

St. Louis Cardinals - 2012

Batter	1	2	3	4	5	6	7	8	9	AB	R	H	RBI	BB	SO	LOB	TOP							
22 Donnie Murphy, R (1,6) 63 Gil Velazquez, R (6,6)	F8		L6		G5-4-3 1B			F9		3	0	1	0	0	0	0								
33 Aaron Rowand, R (1,8) 78 Kevin Mattison, L (5,8)	K				F9	G5-4-3 1-2		BB		3	0	0	0	0	1	1								
2 Hanley Ramirez, R (1,5) 54 Matt Dominguez, R (5,5)	G4-3				27 1B 29 2B			F7		2	1	1	0	0	0	0								
27 Giancarlo Stanton, R (1,9) 6 Scott Cousins, L (5,9)		G6-3			29 2B			K		2	0	0	0	0	1	1								
29 Greg Dobbs, L (1,10) 74 Kyle Skipworth, L (9,PH) (9,10)					15 1B			K		3	2	3	3	0	0	0								
15 Gaby Sanchez, R (1,3) 65 Terry Tiffee, S (5,3)	K	HR			1-H 2-H			2B		2	0	1	1	0	1	0								
11 Bryan Petersen, L (1,7) 84 Kyle Jensen, R (7,7)					2-H			G6-3		2	0	0	0	0	1	0								
14 John Buck, R (1,2) 62 Luke Montz, R (5,2)					L7			G4-3		3	0	0	0	0	1	1								
3 Nick Green, R (1,4) 73 Donovan Solano, R (6,4)					F9	G1-2-3		F7		2	0	0	0	0	0	1								
					K			G5-3		1	0	0	0	0	0	0								
Inning Stats	R: 0 E: 0 K: 1 S: 5	H: 0 LOB: 0 BB: 0 P: 5	R: 1 E: 0 K: 1 S: 7	H: 1 LOB: 0 BB: 0 P: 8	R: 0 E: 0 K: 1 S: 5	H: 0 LOB: 0 BB: 0 P: 5	R: 3 E: 0 K: 1 S: 9	H: 4 LOB: 1 BB: 0 P: 9	R: 0 E: 0 K: 0 S: 3	H: 1 LOB: 0 BB: 0 P: 3	R: 0 E: 0 K: 1 S: 6	H: 1 LOB: 1 BB: 0 P: 6	R: 0 E: 0 K: 0 S: 3	H: 0 LOB: 0 BB: 0 P: 3	R: 0 E: 0 K: 2 S: 7	H: 0 LOB: 1 BB: 1 P: 11	R: 0 E: 0 K: 2 S: 7	H: 0 LOB: 0 BB: 0 P: 7	1B: 4 2B: 2 3B: 0 HR: 1	SF: 0 SAC: 0 DP: 1 HBP: 0	WP: 0 PB: 0 SB: 0 CS: 0	PA: 34		
PITCHER	IP WLS BF H R ER SO BB IBB HBP BLK WP HR S P ERA WHIP	2.0 L 7 1 1 1 2 0 0 0 0 0 1 12 13 4.50 0.500	2.0 L 10 4 3 3 2 0 0 0 0 0 0 14 14 13.50 2.000	1.0 L 3 1 0 0 0 0 0 0 0 0 0 3 3 0.00 1.000	1.0 L 4 1 0 0 1 0 0 0 0 0 0 6 6 0.00 1.000	1.0 L 3 0 0 0 0 0 0 0 0 0 3 3 0.00 0.000	1.0 L 4 0 0 0 2 1 0 0 0 0 0 0 7 11 0.00 1.000	1.0 L 3 0 0 0 2 0 0 0 0 0 0 0 7 7 0.00 0.000																

Miami Marlins @ St. Louis Cardinals
Roger Dean Stadium, Jupiter, FL
Mon Mar 05 2012, 1:07 PM - 3:47 PM EST
Att: 6,235 - Partly Cloudy - 71 F

AB 33
R 4
H 7
RBI 4
BB 1
SO 9
LOB 6



Batter	1	2	3	4	5	6	7	8	9	AB	R	H	RBI	BB	SO	LOB	BOTTOM						
55 Skip Schumaker, L (1,9) 44 Erik Komatsu, L (6,9)	F8		E9 G4-3 7		G3-1 1-2		G6-4-3 1-2			3	0	0	0	0	0	1							
60 Steven Hill, R (9,PH) 58 Pete Kozma, R (9,FR)								1B		1	0	0	0	0	0	1							
19 Jon Jay, L (1,8) 43 Shane Robinson, R (6,8)	K		L9		56 BB			G5-3		2	0	0	0	1	1	1							
7 Matt Holliday, R (1,7) 56 Adron Chambers, L (4,7)	K		G4-3		2-3 BB			G6-3		2	0	0	0	0	1	1							
3 Carlos Beltrán, S (1,10) 84 Zack Cox, L (8,PH) (9,10)		G6-3	K		P4			G4-3		3	0	0	0	0	1	4							
4 Yadier Molina, R (1,2) 61 Bryan Anderson, L (7,2)		L9			F9			G5-3		3	0	0	0	0	0	0							
87 Matt Adams, L (1,3) 38 Mark Hamilton, L (7,3)			27 2B		K			G5-3		3	0	1	0	0	1	0							
27 Tyler Greene, R (1,4) 8 Eugenio Velez, S (7,4)			1B		K			G5-3		0	1	0	0	1	0	0							
33 Daniel Descalso, L (1,5) 13 Matt Carpenter, L (7,5)			2B		K			G5-3		3	0	1	0	0	1	0							
13 Alex Cora, L (1,6) 88 Ryan Jackson, R (6,6) 89 Koltan Wong, L (9,PH)			BB		K			L7		1	0	0	0	1	1	0							
					19 S			44 G6-4-3		1	0	1	0	0	0	0							
					BB			60 1B		1	0	1	0	0	0	0							
Inning Stats	R: 0 E: 0 K: 2 S: 7	H: 2 LOB: 3 BB: 1 P: 9	R: 0 E: 1 K: 1 S: 6	H: 0 LOB: 1 BB: 0 P: 6	R: 0 E: 0 K: 2 S: 7	H: 0 LOB: 0 BB: 0 P: 7	R: 0 E: 0 K: 1 S: 5	H: 0 LOB: 3 BB: 3 P: 17	R: 0 E: 0 K: 0 S: 3	H: 0 LOB: 0 BB: 0 P: 3	R: 0 E: 0 K: 0 S: 3	H: 1 LOB: 0 BB: 0 P: 3	R: 0 E: 0 K: 0 S: 3	H: 0 LOB: 0 BB: 0 P: 3	R: 3 E: 0 K: 1 S: 8	H: 3 LOB: 2 BB: 2 P: 16	1B: 3 2B: 3 3B: 0 HR: 0	SF: 0 SAC: 0 DP: 1 HBP: 0	WP: 1 PB: 0 SB: 1 CS: 0	PA: 39			
PITCHER	IP WLS BF H R ER SO BB IBB HBP BLK WP HR S P ERA WHIP	1.2 W 8 2 0 0 3 0 0 0 0 0 0 14 14 0.00 0.000	1.0 L 6 0 0 0 1 3 0 0 0 0 0 5 17 0.00 3.000	2.0 L 6 1 0 0 0 0 0 0 0 0 6 6 0.00 0.500	1.0 L 3 0 0 0 0 0 0 0 0 0 3 3 0.00 0.000	0.1 L 2 0 0 0 1 0 0 0 0 0 5 5 0.00 1.500	0.2 S 3 1 0 0 1 0 0 0 0 0 5 5 0.00 1.500																

Miami Marlins @ St. Louis Cardinals
Roger Dean Stadium, Jupiter, FL
Mon Mar 05 2012, 1:07 PM - 3:47 PM EST
Att: 6,235 - Partly Cloudy - 71 F

AB 33
R 3
H 6
RBI 3
BB 6
SO 7
LOB 17



Batter	1	2	3	4	5	6	7	8	9	AB	R	H	RBI	BB	SO	LOB	TOP		
43 Shane Robinson, R (1, 8) 84 Zack Cox, L (9, PH) 92 Kyle Conley, R (9, PH)										2	1	0	0	2	0	2	St. Louis Cardinals @ New York Mets Digital Domain Park, Port St. Lucie, FL Tue Mar 06 2012, 1:12 PM - 3:56 PM EST Att: 4,537 - Partly Cloudy - 73 F livebaseballscorecards.com		
55 Skip Schumaker, L (1, 4) 8 Eugenio Velez, S (6, PR)										3	0	1	0	0	1	1			
7 Matt Holliday, R (1, 10) 87 Matt Adams, L (6, PR)										3	0	1	0	0	0	0			
23 David Freese, R (1, 5) 44 Erik Komatsu, L (6, 9)										3	0	0	0	0	0	2			
4 Yadier Molina, R (1, 2) 44 Koyie Hill, S (5, PR)										2	0	1	0	0	0	0			
38 Mark Hamilton, L (1, 3)										4	1	2	1	0	2	2			
13 Matt Carpenter, L (1, 9)										4	0	1	0	0	1	1			
88 Ryan Jackson, R (1, 6) 58 Pete Kozma, R (7, 6)										2	1	0	1	1	1	1			
56 Adron Chambers, L (1, 7) 90 Oscar Taveras, L (8, 9)										3	0	0	0	0	2	2			
Inning Stats	R: 0 E: 0 K: 0 S: 2	H: 0 LOB: 0 BB: 1 P: 6	R: 0 E: 0 K: 0 S: 4	H: 1 LOB: 1 BB: 0 P: 4	R: 0 E: 0 K: 1 S: 5	H: 0 LOB: 0 BB: 0 P: 5	R: 0 E: 0 K: 1 S: 5	H: 2 LOB: 2 BB: 0 P: 7	R: 4 E: 0 K: 1 S: 8	H: 3 LOB: 1 BB: 2 P: 16	R: 0 E: 0 K: 2 S: 7	H: 0 LOB: 0 BB: 0 P: 7	R: 0 E: 0 K: 2 S: 7	H: 0 LOB: 0 BB: 0 P: 7	1B: 6 2B: 2 3B: 0 HR: 1	SF: 0 SAC: 0 DP: 1 HBP: 0		WP: 0 PB: 0 SB: 1 CS: 0	PA: 38
PITCHER	IP WLS BF H R ER SO BB IBB HBP BLK WP HR S P ERA WHIP	57 Johan Santana, L (1, 1) ERA: 0.00	2.0 7 1 0 0 0 0 1 0 0 0 0 0 6 10 0.00 1.000	43 R. A. Dickey, R (3, 1) ERA: 18.0	2.0 6 0 0 0 2 0 0 0 0 0 0 0 10 10 0.00 0.000	60 Jon Rauch, R (5, 1) ERA: 18.0	1.0 6 3 2 2 1 0 0 0 0 0 0 0 8 8 18.00 3.000	75 Jeury's Familia, R (6, 1) ERA: 21.6	1.2 B 11 4 4 4 2 2 0 0 0 0 0 1 13 21 21.60 3.600	27 Pedro Beato, R (7, 1) ERA: 0.00	0.1 W 2 1 0 0 0 0 0 0 0 0 0 0 2 2 0.00 3.000	PITCHER	IP WLS BF H R ER SO BB IBB HBP BLK WP HR S P ERA WHIP	77 D.J. Carrasco, R (8, 1) ERA: 0.00	1.1 H 4 0 0 0 2 0 0 0 0 0 0 0 0 8 8 0.00 0.000	87 Josh Edgin, L (9, 1) ERA: 0.00	0.2 S 2 0 0 0 2 0 0 0 0 0 0 0 0 6 6 0.00 0.000		

Batter	1	2	3	4	5	6	7	8	9	AB	R	H	RBI	BB	SO	LOB	BOTTOM			
56 Andres Torres, S (1, 8) 68 Matthew den Dekker, L (4, PR)										3	1	2	3	0	0	0	St. Louis Cardinals @ New York Mets Digital Domain Park, Port St. Lucie, FL Tue Mar 06 2012, 1:12 PM - 3:56 PM EST Att: 4,537 - Partly Cloudy - 73 F livebaseballscorecards.com			
61 Jordany Valdespin, L (1, 4) 94 Wilfredo Tovar, R (6, PH)										2	0	1	1	0	0	1				
44 Jason Bay, R (1, 10) 87 Brandon Nimmo, L (7, PH)										1	0	0	0	2	0	0				
29 Ike Davis, L (1, 3) 15 Valentino Pascucci, R (6, 3)										3	0	0	0	0	1	2				
2 Justin Turner, R (1, 5) 66 Armando Rodriguez, R (7, 5)										3	0	0	0	0	1	0				
30 Josh Thole, L (1, 2) 4 Mike Nickeas, R (6, 2)										1	1	0	0	1	0	0				
20 Adam Loewen, L (1, 7) 93 Darrell Ceciliani, L (7, 9)										2	2	2	0	1	0	0				
23 Mike Baxter, L (1, 9) 56 Dustin Lawley, R (7, 7)										3	0	1	0	0	0	3				
13 Ronny Cedeno, R (1, 6) 4 Phillip Evans, R (6, PR)										2	1	1	1	1	0	0				
Inning Stats	R: 0 E: 0 K: 1 S: 5	H: 1 LOB: 1 BB: 1 P: 9	R: 0 E: 0 K: 1 S: 5	H: 0 LOB: 1 BB: 1 P: 9	R: 1 E: 1 K: 0 S: 4	H: 1 LOB: 1 BB: 1 P: 8	R: 3 E: 0 K: 0 S: 5	H: 2 LOB: 1 BB: 2 P: 13	R: 0 E: 0 K: 0 S: 3	H: 0 LOB: 0 BB: 0 P: 3	R: 1 E: 0 K: 1 S: 8	H: 3 LOB: 2 BB: 1 P: 8	R: 3 E: 1 K: 0 S: 6	H: 2 LOB: 1 BB: 1 P: 11	R: 0 E: 0 K: 0 S: 3	H: 0 LOB: 0 BB: 0 P: 3		1B: 7 2B: 1 3B: 1 HR: 0	SF: 1 SAC: 0 DP: 0 HBP: 0	WP: 1 PB: 0 SB: 0 CS: 1
PITCHER	IP WLS BF H R ER SO BB IBB HBP BLK WP HR S P ERA WHIP	35 Jake Westbrook, R (1, 1) ERA: 16.2	2.0 10 2 4 3 0 3 0 0 0 0 0 0 7 19 16.20 3.000	40 Scott Linebrink, R (4, 1) ERA: 9.0	1.1 5 1 0 0 0 0 0 0 0 0 0 0 5 5 9.00 0.750	72 Sam Freeman, L (6, 1) ERA: 18.0	1.0 6 3 1 1 1 0 0 0 0 0 0 0 8 8 18.00 3.000	68 Adam Reifer, R (7, 1) ERA: 18.0	1.0 L 7 2 3 2 0 1 0 0 0 0 1 0 6 11 18.00 3.000	PITCHER	IP WLS BF H R ER SO BB IBB HBP BLK WP HR S P ERA WHIP	46 Kyle McClellan, R (8, 1) ERA: 0.00	1.0 3 0 0 0 0 0 0 0 0 0 0 0 3 3 0.00 0.000							

Batter	1	2	3	4	5	6	7	8	9	AB	R	H	RBI	BB	SO	LOB	TOP							
8 Eugenio Velez, S OBP: 0.167, SLG: 0.167 90 Oscar Taveras, L (5, 7)	G6-3		K		G5-3		B2-3	L3		3	0	0	0	0	1	1								
33 Daniel Dessalco, L OBP: 0.571, SLG: 1.000	F7		P6		HR		87 FC4 56 1B 87 E	BB		4	2	2	1	1	0	1								
19 Jon Jay, L OBP: 0.500, SLG: 0.490 56 Adron Chambers, L OBP: 0.250, SLG: 0.143	1B		1B		K		27 1B 87 E	F7		3	0	2	0	0	1	0								
87 Matt Adams, L OBP: 0.444, SLG: 0.778	G4-3		K		1B		FC4 38 G4-3 27 1B	1B		5	0	2	0	0	1	4								
27 Tyler Greene, R OBP: 0.500, SLG: 0.500		4-0 13 F7-4 84 S			F7		38 G4-3	1B		3	0	1	1	2	1	1								
84 Zack Cox, L OBP: 0.250, SLG: 0.250 38 Mark Hamilton, L OBP: 0.429, SLG: 0.500 (7, PH) (7, 10)	K		1B		1B		G4-3	1B		3	0	1	0	0	2	1								
61 Bryan Anderson, L OBP: 0.750, SLG: 1.000 96 Greg Garcia, L (6, PR) 44 Koyie Hill, S (6, 2)					P6		13 FC3-6	1B		2	0	1	0	0	0	1								
13 Alex Cora, L OBP: 0.400, SLG: 0.250 88 Ryan Jackson, R OBP: 0.600, SLG: 0.500 (6, PR) (6, 6)	F7-4				1B		FC3-6 44 FC4-6	1B		3	0	1	0	0	0	3								
44 Erik Komatsu, L OBP: 0.333, SLG: 0.500			1B		G3-1		FC4-6	G3		4	0	1	0	0	0	4								
Inning Stats	R: 0 E: 0 K: 0 S: 4	H: 1 LOB: 1 BB: 0 P: 4	R: 0 E: 0 K: 1 S: 4	H: 0 LOB: 1 BB: 1 P: 10	R: 0 E: 0 K: 2 S: 9	H: 2 LOB: 2 BB: 0 P: 9	R: 0 E: 0 K: 0 S: 5	H: 2 LOB: 1 BB: 0 P: 5	R: 1 E: 0 K: 1 S: 6	H: 2 LOB: 1 BB: 0 P: 6	R: 2 E: 1 K: 0 S: 7	H: 3 LOB: 2 BB: 0 P: 7	R: 0 E: 0 K: 0 S: 4	H: 1 LOB: 2 BB: 1 P: 9	R: 0 E: 0 K: 0 S: 3	H: 1 LOB: 1 BB: 1 P: 7	1B: 12 2B: 1 3B: 0 HR: 1	SF: 0 SAC: 0 DP: 2 HBP: 1	WP: 0 PB: 0 SB: 2 CS: 0	PA: 43				
PITCHER	IP	WLS	BF	H	R	ER	SO	BB	IBB	HBP	BLK	WP	HR	S	P	ERA	WHIP							
27 Jordan Zimmermann, R ERA: 4.5	3.0		13	3	0	0	3	1	0	1	0	0	0	17	23	0.00	1.333							
50 Matt Purke, L ERA: 4.5	2.0	B	10	4	1	1	2	0	0	0	0	0	1	16	18	4.50	2.000							
52 Ryan Matheus, R ERA: 4.5	1.0		4	1	0	0	1	0	0	0	0	0	0	6	6	0.00	1.000							
54 Brad Lidge, R ERA: 4.5	1.0		7	3	2	1	0	0	0	0	0	0	0	7	7	9.00	3.000							
36 Tyler Clippard, R ERA: 4.5	1.0		5	1	0	0	0	1	0	0	0	0	0	4	9	0.00	2.000							

St. Louis Cardinals @ Washington Nationals
Space Coast Stadium, Viera, FL
Wed Mar 07 2012, 1:13 PM - 3:57 PM EST
Att: 4,403 - Cloudy - 78 F


AB 39
R 3
H 13
RBI 2
BB 3
SO 6
LOB 27



Batter	1	2	3	4	5	6	7	8	9	AB	R	H	RBI	BB	SO	LOB	BOTTOM						
20 Ian Desmond, R OBP: 0.091, SLG: 0.182 39 Jarrett Hoffpauir, R OBP: 0.250, SLG: 0.143 (6, 4)	12 1B		P4		F9			19 G5-4-3		2	1	1	0	0	0	0							
1 Steve Lombardozzi, S OBP: 0.167, SLG: 0.227 21 Xavier Paul, L (6, 7)	L4		K				6 WP 19 S	K		2	0	0	0	0	1	1							
24 Rick Ankiel, L OBP: 0.500, SLG: 1.400 19 Carlos Rivero, R (6, 5)	P3		L6-3				K	G5-4-3		2	0	0	0	0	1	2							
18 Chad Tracy, L OBP: 0.273, SLG: 0.300 57 Tyler Moore, R OBP: 0.125, SLG: 0.143 (6, 3)	12 1B		G6-3				K			1	0	0	0	1	0	0							
12 Jason Michaels, R OBP: 0.750, SLG: 0.667 64 Carlos Maldonado, R OBP: 0.500, SLG: 1.333 (7, 10)	1-2 2-H						6 WP	BB		1	0	1	1	1	0	0							
30 Mark Teahan, L (6, 6) 6 Anthony Rendon, R OBP: 0.222, SLG: 0.250 (6, 6)	K		F7				K			2	0	0	0	1	3	2							
2 Roger Bernadina, L OBP: 0.400, SLG: 0.444 (6, 8)			P3		G4-3					4	0	0	0	0	2	1							
26 Jesus Flores, R OBP: 0.429, SLG: 0.667 23 Jhonatan Solano, R (6, 2)			G6-3							2	0	0	0	0	0	0							
10 Corey Brown, L OBP: 0.333, SLG: 0.333 (1, 9)			G5-3							3	0	0	0	0	1	0							
Inning Stats	R: 1 E: 0 K: 1 S: 7	H: 2 LOB: 2 BB: 1 P: 11	R: 0 E: 0 K: 0 S: 3	H: 0 LOB: 0 BB: 0 P: 3	R: 0 E: 0 K: 1 S: 5	H: 0 LOB: 0 BB: 0 P: 5	R: 0 E: 0 K: 0 S: 3	H: 0 LOB: 1 BB: 1 P: 7	R: 0 E: 0 K: 4 S: 12	H: 0 LOB: 2 BB: 1 P: 17	R: 0 E: 0 K: 2 S: 7	H: 0 LOB: 0 BB: 0 P: 7	R: 0 E: 0 K: 1 S: 5	H: 1 LOB: 0 BB: 0 P: 5	R: 2 E: 0 K: 2 S: 10	H: 2 LOB: 0 BB: 0 P: 11	1B: 3 2B: 1 3B: 0 HR: 1	SF: 0 SAC: 0 DP: 1 HBP: 0	WP: 2 PB: 0 SB: 1 CS: 0	PA: 35			
PITCHER	IP	WLS	BF	H	R	ER	SO	BB	IBB	HBP	BLK	WP	HR	S	P	ERA	WHIP						
71 Shelby Miller, R ERA: 4.5	2.0		9	2	1	1	1	1	0	0	0	0	0	10	14	4.50	1.500						
77 Kevin Siegrist, L ERA: 4.5	1.0		3	0	0	0	1	0	0	0	0	0	0	5	5	0.00	0.000						
30 Jason Motte, R ERA: 4.5	1.0		4	0	0	0	0	1	0	0	0	0	0	3	7	0.00	1.000						
73 Tyrell Jenkins, R ERA: 4.5	1.0		3	0	0	0	0	0	0	0	0	0	0	3	3	0.00	0.000						
53 Adam Ottavino, R ERA: 4.5	1.0		5	0	0	0	4	1	0	0	0	2	0	12	17	0.00	1.000						
PITCHER	IP	WLS	BF	H	R	ER	SO	BB	IBB	HBP	BLK	WP	HR	S	P	ERA	WHIP						
34 Marc Rzepczynski, L ERA: 4.5	1.0		3	0	0	0	2	0	0	0	0	0	0	7	7	0.00	0.000						
31 Lance Lynn, R ERA: 4.5	2.0	B	8	3	2	1	3	0	0	0	0	0	1	15	16	4.50	1.500						


St. Louis Cardinals @ Washington Nationals
Space Coast Stadium, Viera, FL
Wed Mar 07 2012, 1:13 PM - 3:57 PM EST
Att: 4,403 - Cloudy - 78 F


AB 32
R 3
H 5
RBI 3
BB 3
SO 11
LOB 12



Batter	1	2	3	4	5	6	7	8	9	AB	R	H	RBI	BB	SO	LOB	TOP									
44 Erik Komatsu, L OBP: 0.385, SLG: 0.583	G5-3		1B		60 FC5-2-5-1		K			4	0	2	1	0	1	0	St. Louis Cardinals @ Miami Marlins Roger Dean Stadium, Jupiter, FL Sat Mar 10 2012, 1:08 PM - 5:16 PM EST Att: 6,623 - Partly Cloudy - 79 F AB 30 R 1 H 5 RBI 1 BB 5 SO 8 LOB 13									
4 Yadier Molina, R OBP: 0.111, SLG: 0.111	G5-3		L6		60 FC5-2-5-1					2	0	0	0	0	0	1										
44 Koyie Hill, S OBP: 0.333, SLG: 0.400	G5-3				BB					1	0	1	0	1	0	0										
12 Lance Berkman, S OBP: 0.667, SLG: 0.500			G5-6-3		FC5-2-5-1					1	0	0	0	1	0	1										
60 Steven Hill, R OBP: 0.500, SLG: 0.500					FC5-2-5-1					1	0	0	0	0	0	2										
38 Mark Hamilton, L OBP: 0.462, SLG: 0.333					1-2					1	0	0	0	0	0	1										
23 David Freese, R OBP: 0.462, SLG: 0.333					3-H					2	0	0	0	0	2	1										
13 Matt Carpenter, L OBP: 0.296, SLG: 0.250	K				G1-3					2	0	0	0	0	0	2										
87 Matt Adams, L OBP: 0.412, SLG: 0.750										4	0	1	0	0	2	0										
55 Skip Schumaker, L OBP: 0.167, SLG: 0.167										2	0	1	0	0	0	0										
8 Eugenio Velez, S OBP: 0.111, SLG: 0.111										2	0	0	0	0	0	1										
27 Tyler Greene, R OBP: 0.500, SLG: 0.333										2	0	0	0	2	1	1										
56 Adron Chambers, L OBP: 0.375, SLG: 0.286										3	1	0	0	1	1	3										
13 Alex Cora, L OBP: 0.333, SLG: 0.200										1	0	0	0	0	0	0										
88 Ryan Jackson, R OBP: 0.400, SLG: 0.250										1	0	0	0	0	0	0										
33 Daniel Descalso, L OBP: 0.538, SLG: 0.727										1	0	0	0	0	1	0										
Inning Stats	R: 0 E: 0 K: 1 S: 5	H: 0 LOB: 1 BB: 1 P: 9	R: 0 E: 0 K: 2 S: 7	H: 0 LOB: 1 BB: 1 P: 12	R: 0 E: 0 K: 0 S: 4	H: 1 LOB: 1 BB: 0 P: 4	R: 0 E: 0 K: 2 S: 8	H: 1 LOB: 1 BB: 0 P: 8	R: 1 E: 0 K: 0 S: 5	H: 1 LOB: 2 BB: 2 P: 14	R: 0 E: 0 K: 0 S: 3	H: 1 LOB: 1 BB: 1 P: 8	R: 0 E: 0 K: 1 S: 6	H: 1 LOB: 0 BB: 0 P: 6	R: 0 E: 0 K: 0 S: 3	H: 0 LOB: 0 BB: 0 P: 7	R: 0 E: 0 K: 2 S: 7	H: 0 LOB: 0 BB: 0 P: 7	1B: 2 2B: 2 3B: 1 HR: 0	SF: 0 SAC: 1 DP: 0 HBP: 0	WP: 1 PB: 0 SB: 1 CS: 1	PA: 36				
PITCHER	IP	WLS	BF	H	R	ER	SO	BB	IBB	HBP	BLK	WP	HR	S	P	ERA	WHIP									
55 Josh Johnson, R ERA:	2.1		10	1	0	0	3	2	0	0	0	0	0	14	23	0.00	1.286									
76 Dan Jennings, L ERA:	0.2	H	2	0	0	0	0	0	0	0	0	0	0	2	2	0.00	0.000									
21 Heath Bell, R ERA:	1.0	H	4	1	0	0	2	0	0	0	0	0	0	8	8	0.00	1.000									
40 Mike Dunn, L ERA: 27.0	0.1	H	2	0	1	1	0	1	0	0	0	1	0	1	6	27.00	3.000									
52 Brad Hand, L ERA:	1.2	W	8	2	0	0	0	2	0	0	0	0	0	7	16	0.00	2.400									
37 Elij Villanueva, R ERA:	2.0	H	7	1	0	0	1	0	0	0	0	0	0	9	9	0.00	0.500									
71 Evan Reed, R ERA:	1.0	S	3	0	0	0	2	0	0	0	0	0	0	7	7	0.00	0.000									

Batter	1	2	3	4	5	6	7	8	9	AB	R	H	RBI	BB	SO	LOB	BOTTOM									
7 José Reyes, S OBP: 0.375, SLG: 0.625	F8									2	0	1	0	0	0	0	St. Louis Cardinals @ Miami Marlins Roger Dean Stadium, Jupiter, FL Sat Mar 10 2012, 1:08 PM - 5:16 PM EST Att: 6,623 - Partly Cloudy - 79 F AB 29 R 3 H 7 RBI 3 BB 2 SO 2 LOB 9									
73 Donovan Solano, R OBP: 0.500, SLG: 0.625										2	1	2	0	0	0	0										
12 Omar Infante, R OBP: 0.571, SLG: 1.167										2	1	1	1	0	0	1										
79 Jeff Dominguez, S OBP: 0.500, SLG: 1.000										2	1	1	1	0	0	1										
14 John Buck, R OBP: 0.444, SLG: 0.286										2	0	1	1	2	0	0										
26 Austin Kearns, R OBP: 0.364, SLG: 0.556										3	0	0	0	0	1	4										
33 Aaron Rowand, R OBP: 0.500, SLG: 1.000										4	0	0	0	0	0	2										
65 Terry Tiffes, S OBP: 0.077, SLG: 0.077										3	0	0	0	0	0	0										
22 Donnie Murphy, R OBP: 0.455, SLG: 0.700										3	0	1	0	0	0	0										
6 Scott Cousins, L OBP: 0.357, SLG: 0.333										3	0	0	0	0	0	1										
9 Brett Hayes, R OBP: 0.200, SLG: 0.200										3	0	0	0	0	1	0										
62 Luke Montz, R OBP: 0.167, SLG: 0.167										0	0	0	0	0	0	0										
Inning Stats	R: 1 E: 0 K: 0 S: 6	H: 1 LOB: 1 BB: 0 P: 8	R: 0 E: 0 K: 0 S: 3	H: 0 LOB: 0 BB: 0 P: 3	R: 0 E: 0 K: 0 S: 4	H: 1 LOB: 2 BB: 1 P: 8	R: 0 E: 0 K: 0 S: 4	H: 1 LOB: 1 BB: 0 P: 4	R: 2 E: 0 K: 2 S: 10	H: 3 LOB: 1 BB: 0 P: 10	R: 0 E: 0 K: 0 S: 3	H: 0 LOB: 0 BB: 0 P: 3	R: 0 E: 0 K: 0 S: 3	H: 1 LOB: 0 BB: 0 P: 3	R: 0 E: 0 K: 0 S: 2	H: 0 LOB: 0 BB: 1 P: 6		1B: 3 2B: 2 3B: 1 HR: 1	SF: 0 SAC: 0 DP: 2 HBP: 1	WP: 0 PB: 0 SB: 0 CS: 0	PA: 32					
PITCHER	IP	WLS	BF	H	R	ER	SO	BB	IBB	HBP	BLK	WP	HR	S	P	ERA		WHIP								
26 Kyle Lohse, R ERA: 3.8	3.0		13	2	1	1	0	1	0	1	0	0	0	13	19	3.00	1.000									
31 Lance Lynn, R ERA: 3.0	1.0		4	1	0	0	0	0	0	0	0	0	0	4	4	0.00	1.000									
65 Brandon Dickson, R ERA: 15.0	1.0	L	6	3	2	2	2	0	0	0	0	0	0	10	10	18.00	3.000									
16 J.C. Romero, L ERA:	1.0		3	0	0	0	0	0	0	0	0	0	0	3	3	0.00	0.000									
34 Marc Rzepczynski, L ERA:	1.0		3	1	0	0	0	0	0	0	0	0	0	3	3	0.00	1.000									
30 Jason Motte, R ERA:	1.0		3	0	0	0	0	0	0	0	0	0	0	2	6	0.00	1.000									

Batter	1	2	3	4	5	6	7	8	9	AB R H RBI BB SO LOB	TOP																								
											<p>Washington Nationals @ St. Louis Cardinals Roger Dean Stadium, Jupiter, FL Sun Mar 11 2012, 1:05 PM EDT</p> <p>livebaseballscorecards.com</p> <p>AB 0 R 0 H 0 RBI 0 BB 0 SO 0 LOB 0</p> 																								
Inning Stats										1B: 0 SF: 0 WP: 0 PA: 0 2B: 0 SAC: 0 FB: 0 3B: 0 DP: 0 SB: 0 HR: 0 HBP: 0 CS: 0																									
PITCHER	IP	WLS	BF	H	R	ER	SO	BB	IBB	HBP	BLK	WP	HR	S	P	ERA	WHIP	PITCHER	IP	WLS	BF	H	R	ER	SO	BB	IBB	HBP	BLK	WP	HR	S	P	ERA	WHIP

Batter	1	2	3	4	5	6	7	8	9	AB R H RBI BB SO LOB	BOTTOM																								
											<p>Washington Nationals @ St. Louis Cardinals Roger Dean Stadium, Jupiter, FL Sun Mar 11 2012, 1:05 PM EDT</p> <p>livebaseballscorecards.com</p> <p>AB 0 R 0 H 0 RBI 0 BB 0 SO 0 LOB 0</p> 																								
Inning Stats										1B: 0 SF: 0 WP: 0 PA: 0 2B: 0 SAC: 0 FB: 0 3B: 0 DP: 0 SB: 0 HR: 0 HBP: 0 CS: 0																									
PITCHER	IP	WLS	BF	H	R	ER	SO	BB	IBB	HBP	BLK	WP	HR	S	P	ERA	WHIP	PITCHER	IP	WLS	BF	H	R	ER	SO	BB	IBB	HBP	BLK	WP	HR	S	P	ERA	WHIP

Batter	1	2	3	4	5	6	7	8	9	AB	R	H	RBI	BB	SO	LOB	TOP					
7 José Reyes, S OBP: 0.250, SLG: 0.375 3 Nick Green, R OBP: 0.091, SLG: 0.091	G1-3		G1-3					L5		3	0	1	0	0	0	0	Miami Marlins @ St. Louis Cardinals Roger Dean Stadium, Jupiter, FL Fri Mar 16 2012, 1:07 PM - 3:23 PM EDT Att: 6,612 - Sunny - 78 F					
1 Emilio Bonifácio, S OBP: 0.294, SLG: 0.313 11 Bryan Petersen, L OBP: 0.333, SLG: 0.300	G3		G6-3				L9	K		3	0	0	0	0	0	1						
2 Hanley Ramirez, R OBP: 0.524, SLG: 0.722 63 Gil Velazquez, R OBP: 0.154, SLG: 0.083	K						L8	K		3	0	1	0	0	1	0						
15 Gaby Sanchez, R OBP: 0.300, SLG: 0.176 79 Jeff Dominguez, S OBP: 0.200, SLG: 0.300			L7	F8			G4-3			3	0	0	0	0	0	1						
12 Omar Infante, R OBP: 0.429, SLG: 0.750 73 Donovan Solano, R OBP: 0.400, SLG: 0.421	E6 26 1B						F8			3	0	0	0	0	1	0						
26 Austin Kearns, R OBP: 0.476, SLG: 0.722							G4-3			3	0	1	0	0	1	0						
33 Aaron Rowand, R OBP: 0.160, SLG: 0.045							F7			2	0	0	0	1	1	2						
9 Brett Hayes, R OBP: 0.286, SLG: 0.462 48 Clint Sammons, R OBP: 0.333, SLG: 0.687							F9			2	0	0	0	1	0	2						
56 Mark Buehrle, L 76 Dan Jennings, L 58 Ryan Webb, R 6 Scott Cousins, L 50 Jose Ceda, R 22 Donnie Murphy, R 57 Chad Gaudin, R 49 Gary Glover, R							K			1	0	0	0	0	1	3						
Inning Stats	R: 0 E: 0 K: 1 S: 5	H: 0 LOB: 0 BB: 0 P: 5	R: 0 E: 1 K: 2 S: 9	H: 1 LOB: 3 BB: 1 P: 13	R: 0 E: 0 K: 0 S: 4	H: 1 LOB: 1 BB: 0 P: 4	R: 0 E: 0 K: 1 S: 5	H: 0 LOB: 0 BB: 0 P: 5	R: 0 E: 0 K: 1 S: 6	H: 1 LOB: 1 BB: 0 P: 6	R: 0 E: 0 K: 0 S: 3	H: 0 LOB: 0 BB: 0 P: 3	R: 0 E: 0 K: 1 S: 4	H: 0 LOB: 1 BB: 1 P: 9	R: 0 E: 0 K: 2 S: 7	H: 0 LOB: 0 BB: 0 P: 7		R: 0 E: 0 K: 2 S: 7	H: 0 LOB: 0 BB: 0 P: 7	1B: 3 2B: 0 3B: 0 HR: 0	SF: 0 SAC: 0 DP: 1 HBP: 1	WP: 1 PB: 0 SB: 0 CS: 0
PITCHER	IP WLS BF H R ER SO BB IBB HBP BLK WP HR S P ERA WHIP																					
35 Jake Westbrook, R ERA: 1.5	4.0 W 16 2 0 0 4 1 0 0 0 0 0 0 23 27 0.00 0.750																					
79 Trevor Rosenthal, R ERA: 1.5	2.0 7 1 0 0 1 0 0 0 0 0 0 0 9 9 0.00 0.500																					
52 Eduardo Sanchez, R ERA: 1.5	1.0 4 0 0 0 1 1 0 0 1 0 0 1 4 9 0.00 1.000																					
66 Victor Marte, R ERA: 2.25	1.0 3 0 0 0 2 0 0 0 0 0 0 0 7 7 0.00 0.000																					
41 Mitchell Boggs, R ERA: 6.75	1.0 3 0 0 0 2 0 0 0 0 0 0 0 7 7 0.00 0.000																					

Batter	1	2	3	4	5	6	7	8	9	AB	R	H	RBI	BB	SO	LOB	BOTTOM			
15 Rafael Furcal, S OBP: 0.176, SLG: 0.353 13 Alex Cora, L OBP: 0.333, SLG: 0.231	F9	G5-3		P2				K		4	0	0	0	0	1	2	Miami Marlins @ St. Louis Cardinals Roger Dean Stadium, Jupiter, FL Fri Mar 16 2012, 1:07 PM - 3:23 PM EDT Att: 6,612 - Sunny - 78 F			
3 Carlos Beltrán, S OBP: 0.222, SLG: 0.222 8 Eugenio Velez, S OBP: 0.154, SLG: 0.154				P4	G3			G4-3		3	1	1	0	0	0	0				
7 Matt Holliday, R OBP: 0.500, SLG: 0.750 44 Erik Komatsu, L OBP: 0.345, SLG: 0.440								F8		3	2	2	1	0	0	0				
23 David Freese, R OBP: 0.350, SLG: 0.588 13 Matt Carpenter, L OBP: 0.407, SLG: 0.478										2	1	0	0	2	2	1				
12 Lance Berkman, S OBP: 0.500, SLG: 0.500 87 Matt Adams, L OBP: 0.323, SLG: 0.600										0	0	0	0	0	0	0				
4 Yadier Molina, R OBP: 0.500, SLG: 0.667										4	1	1	0	0	2	4				
19 Jon Jay, L OBP: 0.333, SLG: 0.304										0	0	0	0	0	0	0				
27 Tyler Greene, R OBP: 0.296, SLG: 0.227 90 Oscar Taveras, L OBP: 0.375, SLG: 0.286 88 Ryan Jackson, R OBP: 0.313, SLG: 0.231										3	0	0	0	0	2	2				
55 Skip Schumaker, L OBP: 0.217, SLG: 0.190 33 Daniel Descalso, L OBP: 0.567, SLG: 0.636										0	0	0	0	1	0	0				
										0	0	0	0	0	0	0				
Inning Stats	R: 2 E: 0 K: 1 S: 8	H: 3 LOB: 2 BB: 1 P: 12	R: 0 E: 0 K: 1 S: 5	H: 0 LOB: 0 BB: 0 P: 5	R: 3 E: 0 K: 0 S: 8	H: 3 LOB: 1 BB: 1 P: 15	R: 0 E: 0 K: 0 S: 3	H: 0 LOB: 0 BB: 0 P: 3	R: 0 E: 0 K: 1 S: 5	H: 0 LOB: 0 BB: 0 P: 5	R: 0 E: 0 K: 3 S: 10	H: 1 LOB: 2 BB: 1 P: 14	R: 0 E: 0 K: 2 S: 7	H: 0 LOB: 1 BB: 1 P: 11	R: 0 E: 0 K: 0 S: 3	H: 0 LOB: 1 BB: 1 P: 7	1B: 4 2B: 2 3B: 0 HR: 1	SF: 1 SAC: 0 DP: 0 HBP: 0	WP: 0 PB: 0 SB: 1 CS: 0	PA: 36
PITCHER	IP WLS BF H R ER SO BB IBB HBP BLK WP HR S P ERA WHIP																			
56 Mark Buehrle, L ERA: 9.95	2.1 L 15 6 5 5 2 2 0 0 0 0 0 0 2 2 0.00 0.000																			
76 Dan Jennings, L ERA: 9.95	0.2 2 0 0 0 0 0 0 0 0 0 0 0 2 2 0.00 0.000																			
58 Ryan Webb, R ERA: 9.95	1.0 3 0 0 0 0 0 0 0 0 0 0 0 3 3 0.00 0.000																			
50 Jose Ceda, R ERA: 9.95	2.0 8 1 0 0 4 1 0 0 0 0 0 0 15 19 0.00 1.000																			
57 Chad Gaudin, R ERA: 1.59	1.0 4 0 0 0 2 1 0 0 0 0 0 0 7 11 0.00 1.000																			
49 Gary Glover, R ERA: 1.59	1.0 4 0 0 0 2 1 0 0 0 0 0 0 7 11 0.00 1.000																			

Batter	1	2	3	4	5	6	7	8	9	AB	R	H	RBI	BB	SO	LOB	TOP																		
27 Tyler Greene, R (1.4) OBP: 0.323, SLG: 0.308 88 Ryan Jackson, R (7.4) OBP: 0.313, SLG: 0.231										4	2	2	0	0	0	2	St. Louis Cardinals @ Detroit Tigers Joker Marchant Stadium, Lakeland, FL Sat Mar 17 2012, 1:14 PM - 3:45 PM EDT Att: 10,024 - Sunny - 77 F livebaseballscores.com AB 31 R 3 H 7 RBI 3 BB 4 SO 6 LOB 14																		
44 Erik Komatsu, L (1.9) OBP: 0.333, SLG: 0.393										3	0	0	0	1	1	2																			
7 Matt Holliday, R (1.7) OBP: 0.474, SLG: 0.842 13 Matt Carpenter, L (5.5) OBP: 0.393, SLG: 0.458										3	1	1	2	0	0	2																			
23 David Freese, R (1.5) OBP: 0.348, SLG: 0.550 8 Eugenio Velez, S (5.7) OBP: 0.143, SLG: 0.143										3	0	1	1	0	1	0																			
12 Lance Berkman, S (1.10) OBP: 0.538, SLG: 0.500 60 Steven Hill, R (8, PH) OBP: 0.250, SLG: 0.250										2	0	1	0	1	0	0																			
43 Shane Robinson, R (1.8) OBP: 0.370, SLG: 0.417										4	0	1	0	0	0	3																			
48 Tony Cruz, R (1.3) OBP: 0.250, SLG: 0.313										4	0	1	0	0	2	2																			
33 Daniel Descalso, L (1.6) OBP: 0.545, SLG: 0.583 90 Ronny Gil, S (7.6)										2	0	0	0	1	1	1																			
61 Bryan Anderson, L (1.2) OBP: 0.615, SLG: 0.778 44 Koyie Hill, S (6.2) OBP: 0.385, SLG: 0.364										2	0	0	0	0	0	2																			
										0	0	0	0	1	0	0																			
Inning Stats	R: 2 E: 0 K: 0 S: 7	H: 2 LOB: 0 BB: 0 P: 9	R: 0 E: 0 K: 1 S: 5	H: 1 LOB: 1 BB: 1 P: 9	R: 1 E: 0 K: 0 S: 5	H: 3 LOB: 2 BB: 1 P: 11	R: 0 E: 0 K: 0 S: 4	H: 1 LOB: 1 BB: 0 P: 4	R: 0 E: 0 K: 1 S: 5	H: 0 LOB: 0 BB: 0 P: 5	R: 0 E: 0 K: 0 S: 2	H: 0 LOB: 1 BB: 1 P: 6	R: 0 E: 0 K: 2 S: 7	H: 0 LOB: 1 BB: 1 P: 11	R: 0 E: 0 K: 0 S: 3	H: 0 LOB: 0 BB: 0 P: 3		R: 0 E: 0 K: 2 S: 7	H: 0 LOB: 0 BB: 0 P: 7	1B: 5 2B: 2 3B: 0 HR: 1	SF: 0 SAC: 0 DP: 2 HBP: 0	WP: 0 PB: 0 SB: 1 CS: 2	PA: 35												
PITCHER	IP WLS BF H R ER SO BB IBB HBP BLK WP HR S P ERA WHIP																																		
57 Adam Wilk, L (1.1) ERA: 5.59	3.0	15	6	3	3	1	2	0	0	0	0	0	0	1	17	29		9.00	2.667																
43 Andy Oliver, L (4.1) ERA:	2.0	7	1	0	0	1	0	0	0	0	0	0	0	9	9	0.00		0.500																	
80 Drew Smyly, L (6.1) ERA: 1.13	4.0	13	0	0	0	4	2	0	0	0	0	0	0	19	27	0.00		0.500																	

Batter	1	2	3	4	5	6	7	8	9	AB	R	H	RBI	BB	SO	LOB	BOTTOM																	
14 Austin Jackson, R (1.8) OBP: 0.367, SLG: 0.423 66 Quintin Berry, L (6.8) OBP: 0.409, SLG: 0.500										3	1	1	0	0	0	0	St. Louis Cardinals @ Detroit Tigers Joker Marchant Stadium, Lakeland, FL Sat Mar 17 2012, 1:14 PM - 3:45 PM EDT Att: 10,024 - Sunny - 77 F livebaseballscores.com AB 32 R 10 H 13 RBI 8 BB 6 SO 2 LOB 15																	
26 Brennan Boesch, L (1.9) OBP: 0.185, SLG: 0.462 73 Matt Young, L (7.9)										3	0	0	2	0	0	0																		
24 Miguel Cabrera, R (1.5) OBP: 0.469, SLG: 0.571 65 Audy Ciriaco, R (5, PR) OBP: 0.357, SLG: 0.250										3	1	2	0	0	0	0																		
28 Prince Fielder, L (1.10) OBP: 0.424, SLG: 0.621 13 Alex Avila, L (6, PH) OBP: 0.370, SLG: 0.429										3	2	3	1	0	0	0																		
21 Delmon Young, R (1.7) OBP: 0.533, SLG: 1.000 72 Jerad Head, R (6.7) OBP: 0.267, SLG: 0.333										2	2	2	4	1	0	0																		
25 Ryan Raburn, R (1.4) OBP: 0.478, SLG: 1.381 29 Danny Worth, R (8.4) OBP: 0.500, SLG: 0.733										4	1	2	1	0	1	3																		
27 Jhonny Peralta, R (1.6) OBP: 0.440, SLG: 0.476 70 Argenis Diaz, R (6.6) OBP: 0.357, SLG: 0.364									1	0	0	0	2	0	1	0																		
32 Don Kelly, L (1.3) OBP: 0.423, SLG: 0.522										1	0	1	0	0	0	0																		
76 Bryan Holaday, R (1.2) OBP: 0.231, SLG: 0.091										4	1	1	0	0	0	5																		
										3	1	1	0	1	1	0																		
Inning Stats	R: 0 E: 0 K: 0 S: 3	H: 0 LOB: 0 BB: 0 P: 3	R: 0 E: 0 K: 1 S: 5	H: 1 LOB: 2 BB: 2 P: 13	R: 0 E: 0 K: 1 S: 5	H: 0 LOB: 0 BB: 0 P: 5	R: 3 E: 0 K: 0 S: 5	H: 3 LOB: 0 BB: 1 P: 9	R: 4 E: 0 K: 0 S: 9	H: 5 LOB: 1 BB: 0 P: 11	R: 2 E: 1 K: 0 S: 4	H: 1 LOB: 1 BB: 2 P: 12	R: 1 E: 0 K: 0 S: 4	H: 2 LOB: 0 BB: 0 P: 5	R: 0 E: 0 K: 0 S: 4	H: 1 LOB: 2 BB: 1 P: 8		1B: 7 2B: 5 3B: 1 HR: 2	SF: 1 SAC: 1 DP: 3 HBP: 0	WP: 2 PB: 0 SB: 0 CS: 0	PA: 40													
PITCHER	IP WLS BF H R ER SO BB IBB HBP BLK WP HR S P ERA WHIP																																	
54 Jaime Garcia, L (1.1) ERA: 5.4	4.1	19	5	4	4	2	3	0	0	0	0	1	1	7	9	40.50		6.000																
67 R.J. Swindle, L (5.1) ERA: 16.2	0.2	6	4	3	3	0	0	0	0	0	0	0	0	4	12	9.00		3.000																
30 Jason Motte, R (6.1) ERA: 3.86	1.0	6	1	2	1	0	2	0	0	0	0	0	0	4	5	9.00		2.000																
46 Kyle McClellan, R (7.1) ERA: 1.5	1.0	4	2	1	1	0	0	0	0	0	0	0	1	4	5	9.00		2.000																
40 Scott Linebrink, R (8.1) ERA:	1.0	5	1	0	0	0	1	0	0	0	0	0	0	4	8	0.00	2.000																	

Batter	1	2	3	4	5	6	7	8	9	AB	R	H	RBI	BB	SO	LOB	TOP								
7 José Reyes, S (1,6) OBP: 0.182, SLG: 0.273 3 Nick Green, R (6,6) OBP: 0.077, SLG: 0.077	G4-3		F8		G6-3			P6		3	0	0	0	0	0	2									
1 Emilio Bonifacio, S (1,8) OBP: 0.260, SLG: 0.250	G5-3		G4-3			L3		22 S 1B		4	0	1	0	0	0	1									
2 Hanley Ramirez, R (1,5) OBP: 0.319, SLG: 0.773 22 Donnie Murphy, R (6,5) OBP: 0.208, SLG: 0.304	F8			F8		F9		K		3	0	0	0	0	0	0									
15 Gaby Sanchez, R (1,3) OBP: 0.333, SLG: 0.217		4-0 12 G5-4-3 BB			K		F7		65 G6-3 1B	3	0	1	0	1	1	0									
12 Omar Infante, R (1,4) OBP: 0.400, SLG: 0.611 64 Beau Jones, L (7,1) 66 Rob Delaney, L (8,1) 65 Terry Tiffee, S (9,PH) OBP: 0.111, SLG: 0.111	G5-4-3			G4-3			K		1-2 G6-3	3	0	0	0	0	1	1									
8 Chris Coghlan, L (1,7) OBP: 0.333, SLG: 0.294	G3				K		F8		6-0 K	4	0	0	0	0	2	0									
14 John Buck, R (1,2) OBP: 0.391, SLG: 0.579 57 Chad Gaudin, R (5,1) 73 Donovan Solano, R (7,PH) OBP: 0.480, SLG: 0.500			38 FC3-5 11 BB 1B		F9			11 WP HBP		2	0	1	0	0	0	0									
11 Bryan Petersen, L (1,9) OBP: 0.321, SLG: 0.240		4-0 BB	38 E BB			4-0 BB	F9		1-2 BB	1	2	0	0	2	0	1									
38 Carlos Zambrano, S (1,1) 48 Clint Sammons, R (5,PH) OBP: 0.400, SLG: 0.800			FC3-5						1-H 2-3 2B	1	0	0	0	0	0	1									
Inning Stats	R: 0 E: 0 K: 0 S: 3	H: 0 LOB: 0 BB: 0 P: 3	R: 0 E: 0 K: 0 S: 2	H: 0 LOB: 0 BB: 1 P: 6	R: 1 E: 1 K: 0 S: 4	H: 1 LOB: 1 BB: 1 P: 8	R: 0 E: 0 K: 1 S: 5	H: 0 LOB: 0 BB: 0 P: 5	R: 1 E: 0 K: 1 S: 6	H: 1 LOB: 1 BB: 1 P: 10	R: 0 E: 0 K: 0 S: 3	H: 0 LOB: 0 BB: 0 P: 3	R: 0 E: 0 K: 1 S: 5	H: 0 LOB: 1 BB: 0 P: 7	R: 0 E: 0 K: 1 S: 6	H: 1 LOB: 1 BB: 0 P: 7	R: 0 E: 0 K: 1 S: 5	H: 1 LOB: 0 BB: 0 P: 5	1B: 3 2B: 1 3B: 0 HR: 0	SF: 0 SAC: 0 DP: 2 HBP: 1	WP: 1 PB: 0 SB: 1 CS: 0	PA: 33			
PITCHER	IP	WLS	BF	H	R	ER	SO	BB	IBB	HBP	BLK	WP	HR	S	P	ERA	WHIP								
50 Adam Wainwright, R (1,1) ERA: 1.42	4.0		14	1	1	0	1	2	0	0	0	0	0	14	22	0.00	0.750								
34 Marc Rzepczynski, L (5,1) ERA: 1.42	2.0		8	1	1	1	1	1	0	0	0	0	0	9	13	4.50	1.000								
52 Eduardo Sanchez, R (7,1) ERA: 1.93	1.0		4	0	0	0	1	0	0	1	0	1	0	5	7	0.00	0.000								
16 J.C. Romero, L (8,1) ERA: 1.93	1.0	W	4	1	0	0	1	0	0	0	0	0	0	6	7	0.00	1.000								
66 Victor Marte, R (9,1) ERA: 1.8	1.0	S	3	1	0	0	1	0	0	0	0	0	0	5	5	0.00	1.000								

Miami Marlins @ St. Louis Cardinals
Roger Dean Stadium, Jupiter, FL
Sun Mar 18 2012, 1:09 PM - 4:06 PM EDT
Att: 7,629 - Cloudy - 78 F

AB 29
R 2
H 4
RBI 1
BB 3
SO 5
LOB 8



Batter	1	2	3	4	5	6	7	8	9	AB	R	H	RBI	BB	SO	LOB	BOTTOM								
15 Rafael Furcal, S (1,6) OBP: 0.238, SLG: 0.381 13 Alex Cora, L (8,6) OBP: 0.333, SLG: 0.231	P4		K							4	0	2	0	0	1	1									
3 Carlos Beltrán, S (1,9) OBP: 0.227, SLG: 0.190 13 Matt Carpenter, L (8,9) OBP: 0.393, SLG: 0.458	F7									3	0	0	0	1	1	4									
7 Matt Holliday, R (1,7) OBP: 0.500, SLG: 0.864 56 Adron Chambers, L (6,7) OBP: 0.364, SLG: 0.400			7 2B BB							3	0	2	1	0	0	2									
12 Lance Berkman, S (1,3) OBP: 0.471, SLG: 0.385 8 Eugenio Velez, S (8,PR) OBP: 0.143, SLG: 0.143 87 Matt Adams, L (9,3) OBP: 0.323, SLG: 0.600			1-3 2-H 2B							1	1	1	0	0	0	0									
23 David Freese, R (1,10) OBP: 0.333, SLG: 0.625										3	0	0	0	1	2	3									
4 Yadier Molina, R (1,2) OBP: 0.480, SLG: 0.625 48 Tony Cruz, R (7,2) OBP: 0.235, SLG: 0.294										0	1	0	0	0	0	0									
19 Jon Jay, L (1,8) OBP: 0.290, SLG: 0.259										4	1	1	3	0	2	2									
27 Tyler Greene, R (1,4) OBP: 0.314, SLG: 0.300										3	0	1	0	0	1	0									
33 Daniel Descalso, L (1,5) OBP: 0.556, SLG: 0.577										4	0	0	0	0	2	2									
										4	0	1	0	0	2	2									
										2	1	1	0	1	0	1									
Inning Stats	R: 0 E: 0 K: 1 S: 6	H: 1 LOB: 1 BB: 0 P: 6	R: 0 E: 0 K: 2 S: 8	H: 1 LOB: 1 BB: 0 P: 8	R: 1 E: 0 K: 1 S: 7	H: 2 LOB: 2 BB: 1 P: 11	R: 0 E: 0 K: 3 S: 9	H: 0 LOB: 0 BB: 0 P: 9	R: 0 E: 0 K: 0 S: 3	H: 1 LOB: 1 BB: 1 P: 7	R: 0 E: 0 K: 2 S: 7	H: 0 LOB: 0 BB: 0 P: 7	R: 0 E: 0 K: 1 S: 7	H: 2 LOB: 2 BB: 0 P: 7	R: 3 E: 0 K: 1 S: 7	H: 2 LOB: 1 BB: 1 P: 11	1B: 6 2B: 2 3B: 0 HR: 1	SF: 0 SAC: 0 DP: 1 HBP: 0	WP: 0 PB: 0 SB: 0 CS: 0	PA: 35					
PITCHER	IP	WLS	BF	H	R	ER	SO	BB	IBB	HBP	BLK	WP	HR	S	P	ERA	WHIP								
38 Carlos Zambrano, R (1,1) ERA: 4.82	4.0		17	4	1	1	7	1	0	0	0	0	0	10	14	0.00	1.000								
57 Chad Gaudin, R (5,1) ERA: 1.17	2.0	H	7	1	0	0	2	1	0	0	0	0	0	7	7	0.00	2.000								
64 Beau Jones, L (7,1) ERA: 8.1	1.0	H	5	2	0	0	1	0	0	0	0	0	0	7	11	27.00	3.000								

Miami Marlins @ St. Louis Cardinals
Roger Dean Stadium, Jupiter, FL
Sun Mar 18 2012, 1:09 PM - 4:06 PM EDT
Att: 7,629 - Cloudy - 78 F

AB 32
R 4
H 9
RBI 4
BB 3
SO 11
LOB 18



Batter	1	2	3	4	5	6	7	8	9	AB	R	H	RBI	BB	SO	LOB	TOP								
15 Rafael Furcal, S OBP: 0.192, SLG: 0.308 (1, 6)	G4-3		F8		P5		F7		P2	5	0	0	0	0	0	1									
19 Jon Jay, L OBP: 0.286, SLG: 0.290 41 Mitchell Boggs, R (7, 1)	K		G4-3		G4-3				F7	4	0	1	0	0	1	0									
40 Scott Linebrink, R (8, 1)										0	0	0	0	0	0	0									
61 Bryan Anderson, L OBP: 0.571, SLG: 0.700 59 Fernando Salas, R (9, 1)										0	0	0	0	0	0	0									
3 Carlos Beltrán, S OBP: 0.260, SLG: 0.375 30 Jason Motte, R (6, 1)			F9							3	1	2	1	0	0	0									
43 Shane Robinson, R (7, PH) OBP: 0.357, SLG: 0.400 (7, 8)										0	0	0	0	0	0	0									
23 David Freese, R OBP: 0.400, SLG: 0.640 44 Erik Komatsu, L (6, PR) OBP: 0.324, SLG: 0.379 (6, 7)										1	0	1	0	2	0	0									
87 Matt Adams, L OBP: 0.286, SLG: 0.529 (1, 3)										1	1	0	0	0	1										
4 Yadier Molina, R OBP: 0.500, SLG: 0.704 48 Tony Cruz, R OBP: 0.278, SLG: 0.294 (6, 2)										4	0	0	0	0	3	4									
13 Matt Carpenter, L OBP: 0.406, SLG: 0.556 (6, 5)										3	1	1	2	1	1	3									
88 Ryan Jackson, R OBP: 0.300, SLG: 0.235 (1, 4)										3	1	1	2	1	1	3									
31 Lance Lynn, S (1, 1)										4	0	1	0	0	1	2									
56 Adron Chambers, L (6, PH) OBP: 0.375, SLG: 0.381 (6, 9)										2	0	0	0	0	2	1									
										1	0	0	0	1	0	3									
Inning Stats	R: 0 E: 0 K: 2 S: 8	H: 1 LOB: 2 BB: 1 P: 12	R: 0 E: 0 K: 2 S: 7	H: 0 LOB: 1 BB: 1 P: 11	R: 0 E: 0 K: 0 S: 3	H: 0 LOB: 0 BB: 0 P: 3	R: 2 E: 0 K: 0 S: 5	H: 2 LOB: 0 BB: 0 P: 10	R: 0 E: 0 K: 1 S: 5	H: 0 LOB: 0 BB: 0 P: 5	R: 2 E: 0 K: 2 S: 12	H: 4 LOB: 3 BB: 0 P: 14	R: 0 E: 0 K: 1 S: 6	H: 1 LOB: 1 BB: 0 P: 6	R: 0 E: 0 K: 1 S: 5	H: 0 LOB: 1 BB: 1 P: 9	R: 0 E: 0 K: 0 S: 2	H: 0 LOB: 0 BB: 1 P: 7	1B: 3 2B: 3 3B: 0 HR: 2	SF: 0 SAC: 0 DP: 1 HBP: 0	WP: 0 PB: 0 SB: 1 CS: 1	PA: 38			
PITCHER	IP	WLS	BF	H	R	ER	SO	BB	IBB	HBP	BLK	WP	HR	S	P	ERA	WHIP								
40 Randall Delgado, R ERA: 6.92 27 Julio Teheran, R ERA: 9.0	5.0	L	20	3	2	2	5	3	0	0	0	0	1	28	41	3.60	1.200								
4.0	18	5	2	2	4	2	0	0	0	0	0	0	1	25	36	4.50	1.750								

St. Louis Cardinals @ Atlanta Braves
Champion Stadium, Lake Buena Vista, FL
Mon Mar 19 2012, 1:06 PM - 3:40 PM EDT
Att: 8,879 - Partly Cloudy - 80 F

AB 33
R 4
H 8
RBI 4
BB 5
SO 9
LOB 16



Batter	1	2	3	4	5	6	7	8	9	AB	R	H	RBI	BB	SO	LOB	BOTTOM								
67 Andrelton Simmons, R OBP: 0.250, SLG: 0.267 (1, 6)	G6-3									4	0	0	0	0	0	1									
22 Jason Heyward, L OBP: 0.250, SLG: 0.391 (1, 9)	F8									4	1	1	0	0	1	0									
16 Brian McCann, L OBP: 0.393, SLG: 0.406 68 Christian Bethancourt, R (8, 2) OBP: 0.353, SLG: 0.667 (1, 2)	F9									3	1	1	1	0	0	0									
26 Dan Uggla, R OBP: 0.405, SLG: 0.706 4 Drew Sutton, S OBP: 0.497, SLG: 0.458 (8, 4)										3	1	1	0	0	0	0									
5 Freddie Freeman, L OBP: 0.214, SLG: 0.195 1 Tyler Pastornicky, R OBP: 0.143, SLG: 0.122 (9, PR)										0	0	0	0	0	0	0									
20 Eric Hinske, L OBP: 0.288, SLG: 0.367 30 Luis Durango, S OBP: 0.625, SLG: 0.526 (7, PR) (8, 9)										4	0	2	1	0	0	0									
73 Joey Teroslavich, S OBP: 0.296, SLG: 0.375 (1, 5)										0	0	0	0	0	0	0									
17 Jose Constanza, L OBP: 0.208, SLG: 0.174 27 Julio Teheran, R (6, 1)										4	0	2	1	0	0	0									
74 Jordan Parraz, R OBP: 0.462, SLG: 0.609 (9, PH)										0	0	0	0	0	0	0									
40 Randall Delgado, R (1, 1)										2	0	1	0	1	0	0									
23 Matt Diaz, R OBP: 0.270, SLG: 0.324 (6, 7)										1	0	1	0	0	0	0									
Inning Stats	R: 0 E: 0 K: 0 S: 3	H: 0 LOB: 0 BB: 0 P: 3	R: 0 E: 0 K: 0 S: 3	H: 0 LOB: 0 BB: 0 P: 3	R: 0 E: 0 K: 1 S: 5	H: 0 LOB: 0 BB: 0 P: 5	R: 0 E: 0 K: 0 S: 3	H: 0 LOB: 0 BB: 0 P: 3	R: 1 E: 0 K: 1 S: 6	H: 2 LOB: 2 BB: 1 P: 10	R: 0 E: 0 K: 1 S: 5	H: 0 LOB: 0 BB: 0 P: 5	R: 1 E: 0 K: 0 S: 5	H: 2 LOB: 1 BB: 0 P: 8	R: 0 E: 0 K: 0 S: 4	H: 1 LOB: 1 BB: 0 P: 4	R: 1 E: 0 K: 1 S: 8	H: 3 LOB: 3 BB: 1 P: 12	1B: 7 2B: 1 3B: 0 HR: 1	SF: 1 SAC: 0 DP: 1 HBP: 0	WP: 0 PB: 0 SB: 0 CS: 2	PA: 36			
PITCHER	IP	WLS	BF	H	R	ER	SO	BB	IBB	HBP	BLK	WP	HR	S	P	ERA	WHIP								
31 Lance Lynn, R ERA: 1.64 30 Jason Motte, R ERA: 3.18 41 Mitchell Boggs, R ERA: 7.2 40 Scott Linebrink, R ERA: 59 Fernando Salas, R ERA: 3.0	5.0	H	17	2	1	1	2	1	0	0	0	0	0	20	24	1.80	0.600								
1.0	3	0	0	0	1	0	0	0	0	0	0	0	0	5	5	0.00	0.000								
1.0	4	2	1	1	0	0	0	0	0	0	0	0	1	5	8	9.00	2.000								
1.0	4	1	0	0	0	0	0	0	0	0	0	0	0	4	4	0.00	1.000								
1.0	7	3	1	1	1	1	1	1	0	0	0	0	0	8	12	9.00	4.000								

St. Louis Cardinals @ Atlanta Braves
Champion Stadium, Lake Buena Vista, FL
Mon Mar 19 2012, 1:06 PM - 3:40 PM EDT
Att: 8,879 - Partly Cloudy - 80 F



AB 32
R 3
H 8
RBI 3
BB 2
SO 4
LOB 10



Batter	1	2	3	4	5	6	7	8	9	AB	R	H	RBI	BB	SO	LOB	TOP			
33 Daniel Descalso, L OBP: 0.537, SLG: 0.533										4	1	1	0	0	0	1	St. Louis Cardinals @ Houston Astros Osceola County Stadium, Kissimmee, FL Tue Mar 20 2012, 1:06 PM - 3:33 PM EDT Att: 5,391 - Cloudy - 80 F			
44 Erik Komatsu, L OBP: 0.359, SLG: 0.471										5	1	3	2	0	0	0				
7 Matt Holliday, R OBP: 0.480, SLG: 0.880										3	1	1	2	0	1	1				
87 Matt Adams, L OBP: 0.278, SLG: 0.514										1	0	0	0	0	0	0				
12 Lance Berkman, S OBP: 0.400, SLG: 0.333										2	0	0	1	0	0	0				
13 Matt Carpenter, L OBP: 0.424, SLG: 0.571										1	0	1	0	0	0	0				
61 Bryan Anderson, L OBP: 0.611, SLG: 0.769										3	1	2	0	1	0	0				
27 Tyler Greene, R OBP: 0.333, SLG: 0.353										4	0	2	0	0	0	3				
56 Adron Chambers, L OBP: 0.333, SLG: 0.333										3	0	0	1	0	0	3				
43 Shane Robinson, R OBP: 0.345, SLG: 0.385										1	0	0	0	0	0	0				
44 Koyie Hill, S OBP: 0.313, SLG: 0.286										3	0	0	0	0	0	1				
60 Steven Hill, R OBP: 0.222, SLG: 0.222										1	0	0	0	0	0	0				
13 Alex Cora, L OBP: 0.333, SLG: 0.250										3	1	1	0	0	0	0				
88 Ryan Jackson, R OBP: 0.333, SLG: 0.278										1	1	1	0	0	0	0				
Inning Stats	R: 3 E: 0 K: 0 S: 7	H: 4 LOB: 1 BB: 0 P: 7	R: 0 E: 0 K: 0 S: 3	H: 0 LOB: 0 BB: 0 P: 3	R: 0 E: 0 K: 0 S: 3	H: 0 LOB: 0 BB: 0 P: 3	R: 0 E: 0 K: 0 S: 3	H: 1 LOB: 1 BB: 0 P: 3	R: 1 E: 0 K: 0 S: 5	H: 2 LOB: 1 BB: 0 P: 5	R: 0 E: 0 K: 0 S: 3	H: 0 LOB: 0 BB: 0 P: 3	R: 0 E: 0 K: 0 S: 3	H: 1 LOB: 1 BB: 0 P: 7	R: 1 E: 0 K: 0 S: 4	H: 2 LOB: 2 BB: 0 P: 5	1B: 8 2B: 2 3B: 2 HR: 0	SF: 1 SAC: 0 DP: 2 HBP: 1	WP: 0 PB: 0 SB: 1 CS: 0	PA: 38
PITCHER	IP WLS BF H R ER SO BB IBB HBP BLK WP HR S P ERA WHIP																			
41 Jordan Lyles, R ERA: 9.55	(1, 1) 5.0 L 21 7 4 4 1 0 0 0 0 0 0 0 0 23 23 7.20 1.400																			
37 Brandon Lyon, R ERA: 3.6	(6, 1) 1.0 5 2 1 1 0 0 0 0 0 0 0 0 0 5 5 9.00 2.000																			
39 Brett Myers, R ERA: 6.75	(7, 1) 1.0 3 0 0 0 0 0 0 0 0 0 0 0 0 3 3 0.00 0.000																			
66 Eneiro Del Rosario, R ERA: 5.06	(8, 1) 1.0 4 1 0 0 0 1 0 0 0 0 0 0 0 3 7 0.00 2.000																			
63 Xavier Cedeño, L ERA: 5.4	(9, 1) 1.0 5 2 1 1 0 0 0 0 1 0 0 0 0 4 5 9.00 2.000																			

Batter	1	2	3	4	5	6	7	8	9	AB	R	H	RBI	BB	SO	LOB	BOTTOM					
8 JB Shuck, L OBP: 0.367, SLG: 0.393										4	0	1	0	0	1	1	St. Louis Cardinals @ Houston Astros Osceola County Stadium, Kissimmee, FL Tue Mar 20 2012, 1:06 PM - 3:33 PM EDT Att: 5,391 - Cloudy - 80 F					
4 Jed Lowrie, S OBP: 0.464, SLG: 0.609										1	0	0	0	1	0	1						
9 Marwin Gonzalez, S OBP: 0.185, SLG: 0.160										2	0	0	0	0	0	2						
19 Brian Bogusevic, L OBP: 0.233, SLG: 0.154										2	0	0	0	1	1	2						
6 Travis Buck, L OBP: 0.412, SLG: 0.765										1	0	0	0	0	0	0						
45 Carlos Lee, R OBP: 0.385, SLG: 0.680										3	0	1	0	0	0	3						
78 Landon Powell, S OBP: 0.273, SLG: 0.300										1	0	0	0	0	0	0						
9 Jack Cust, L OBP: 0.217, SLG: 0.286										4	0	0	0	0	2	3						
23 Chris Johnson, R OBP: 0.367, SLG: 0.733										3	1	1	1	0	0	1						
47 Brad Snyder, L OBP: 0.217, SLG: 0.286										0	0	0	0	0	0	0						
17 Justin Ruggiano, R OBP: 0.333, SLG: 0.214										3	0	0	0	0	1	1						
46 Scott Moore, L OBP: 0.333, SLG: 0.214										0	0	0	0	0	0	0						
18 Chris Snyder, R OBP: 0.381, SLG: 0.684										2	0	0	0	0	0	0						
38 Jimmy Paredes, S OBP: 0.222, SLG: 0.276										1	0	1	0	0	0	0						
3 Joe Thurston, L OBP: 0.222, SLG: 0.333										3	0	0	0	0	0	1						
Inning Stats	R: 0 E: 0 K: 0 S: 3	H: 1 LOB: 0 BB: 0 P: 3	R: 0 E: 0 K: 1 S: 6	H: 1 LOB: 1 BB: 0 P: 6	R: 0 E: 0 K: 0 S: 3	H: 0 LOB: 0 BB: 0 P: 3	R: 0 E: 0 K: 0 S: 2	H: 0 LOB: 1 BB: 2 P: 10	R: 1 E: 0 K: 0 S: 4	H: 1 LOB: 0 BB: 0 P: 4	R: 0 E: 1 K: 1 S: 6	H: 0 LOB: 0 BB: 0 P: 6	R: 0 E: 0 K: 2 S: 7	H: 0 LOB: 0 BB: 0 P: 7	R: 0 E: 0 K: 1 S: 6	H: 1 LOB: 1 BB: 0 P: 6	R: 0 E: 0 K: 0 S: 3	H: 0 LOB: 0 BB: 0 P: 3	1B: 3 2B: 0 3B: 0 HR: 1	SF: 0 SAC: 0 DP: 2 HBP: 0	WP: 0 PB: 0 SB: 0 CS: 0	PA: 32
PITCHER	IP WLS BF H R ER SO BB IBB HBP BLK WP HR S P ERA WHIP																					
26 Kyle Lohse, R ERA: 1.59	(1, 1) 5.0 W 18 3 1 1 1 1 2 0 0 0 0 1 0 0 6 6 1.80 1.000																					
16 J.C. Romero, L ERA: 1.59	(6, 1) 1.0 4 0 0 0 0 1 0 0 0 0 1 0 0 6 6 0.00 0.000																					
79 Trevor Rosenthal, R ERA: 1.25	(7, 1) 1.0 3 0 0 0 0 2 0 0 0 0 0 0 0 7 7 0.00 0.000																					
52 Eduardo Sanchez, R ERA: 1.25	(8, 1) 1.0 4 1 0 0 0 1 0 0 0 0 0 0 0 6 6 1.000 1.000																					
66 Victor Marte, R ERA: 1.5	(9, 1) 1.0 3 0 0 0 0 0 0 0 0 0 0 0 0 3 3 0.00 0.000																					

AB	35
R	6
H	12
RBI	6
BB	1
SO	1
LOB	9



Batter	1	2	3	4	5	6	7	8	9	AB	R	H	RBI	BB	SO	LOB	TOP										
61 Jordany Valdespin, L OBP: 0.364, SLG: 0.533 (1.4)										4	1	1	1	0	0	1											
13 Ronny Cedeno, R OBP: 0.429, SLG: 0.469 (1.6) 6 Omar Quintanilla, L OBP: 0.276, SLG: 0.200 (7.6)										3	0	0	0	0	1	0											
2 Justin Turner, R OBP: 0.189, SLG: 0.229 (1.5) 3 Josh Satin, R OBP: 0.300, SLG: 0.269 (7.5)										3	0	0	0	0	1	0											
21 Lucas Duda, L OBP: 0.483, SLG: 0.714 (1.9) 91 Cory Vaughn, R (9.9)										3	0	1	0	0	1	0											
15 Valentino Pascucci, R OBP: 0.333, SLG: 0.091 (1.3) 20 Adam Loewen, L (7. PH) OBP: 0.343, SLG: 0.387 (7.3)										2	0	0	0	0	1	2											
23 Mike Baxter, L OBP: 0.324, SLG: 0.333 (1.8) 68 Matthew den Dekker, L (7. PH) OBP: 0.316, SLG: 0.375 (7.8)										2	0	0	0	0	0	0											
33 Vinny Rottino, R OBP: 0.207, SLG: 0.241 (1.7)										3	0	2	0	0	1	0											
4 Mike Nickeas, R OBP: 0.263, SLG: 0.368 (1.2) 62 Lucas May, R OBP: 0.250, SLG: 0.350 (7.2)										2	0	0	0	0	0	2											
57 Johan Santana, L (1.1) 46 Manny Acosta, R (7.1) 47 Miguel Batista, R (8.1) 38 Garrett Olson, R (9.1)										2	0	0	0	0	0	2											
Inning Stats	R: 0 E: 0 K: 1 S: 5	H: 0 LOB: 0 BB: 0 P: 5	R: 0 E: 0 K: 0 S: 3	H: 1 LOB: 0 BB: 0 P: 3	R: 0 E: 0 K: 0 S: 4	H: 1 LOB: 1 BB: 0 P: 4	R: 0 E: 0 K: 1 S: 5	H: 0 LOB: 1 BB: 0 P: 6	R: 0 E: 0 K: 0 S: 4	H: 1 LOB: 1 BB: 0 P: 4	R: 0 E: 0 K: 1 S: 5	H: 0 LOB: 0 BB: 0 P: 5	R: 0 E: 0 K: 0 S: 3	H: 0 LOB: 0 BB: 0 P: 3	R: 0 E: 0 K: 1 S: 7	H: 0 LOB: 0 BB: 0 P: 5	R: 1 E: 0 K: 1 S: 7	H: 1 LOB: 0 BB: 0 P: 9	1B: 3 2B: 0 3B: 0 HR: 1	SF: 0 SAC: 0 DP: 1 HBP: 1	WP: 0 PB: 0 SB: 0 CS: 0	PA: 31					
PITCHER	IP	WLS	BF	H	R	ER	SO	BB	IBB	HBP	BLK	WP	HR	S	P	ERA	WHIP										
35 Jake Westbrook, R ERA: 1.1 (1.1)	6.0		21	3	0	0	3	0	0	1	0	0	0	26	27	0.00	0.500										
41 Mitchell Boggs, R ERA: 6.0 (7.1)	1.0	H	3	0	0	0	0	0	0	0	0	0	0	3	3	0.00	0.000										
46 Kyle McClellan, R ERA: 1.29 (8.1)	1.0	H	3	0	0	0	1	0	0	0	0	0	0	5	5	0.00	0.000										
59 Fernando Salas, R ERA: 4.5 (9.1)	1.0	W	4	1	1	1	1	0	0	0	0	0	1	7	9	9.00	1.000										

New York Mets @ St. Louis Cardinals
 Roger Dean Stadium, Jupiter, FL
 Wed Mar 21, 2012, 1:09 PM - 3:13 PM EDT
 Att. 7,539 - Overcast - 77 F

AB	30
R	1
H	4
RBI	1
BB	0
SO	5
LOB	7



Batter	1	2	3	4	5	6	7	8	9	AB	R	H	RBI	BB	SO	LOB	BOTTOM										
27 Tyler Greene, R OBP: 0.333, SLG: 0.351 (1.4)										3	1	1	0	0	0	1											
3 Carlos Beltrán, S OBP: 0.286, SLG: 0.370 (1.9) 8 Eugenio Velez, S OBP: 0.133, SLG: 0.133 (8.9)										3	0	1	0	0	1	0											
7 Matt Holliday, R OBP: 0.464, SLG: 0.821 (1.7) 38 Mark Hamilton, L OBP: 0.428, SLG: 0.300 (7.3) 59 Fernando Salas, R (9.1)										3	0	1	0	0	1	2											
23 David Freese, R OBP: 0.364, SLG: 0.571 (1.5) 13 Matt Carpenter, L OBP: 0.412, SLG: 0.552 (8.5)										3	0	0	0	0	2	3											
12 Lance Berkman, S OBP: 0.435, SLG: 0.389 (1.3) 41 Mitchell Boggs, R (7.1) 46 Kyle McClellan, R (8.1) 87 Matt Adams, L OBP: 0.297, SLG: 0.528 (9.3) 56 Adron Chambers, L (9. PR) OBP: 0.333, SLG: 0.333 (9.3)										3	0	2	1	0	1	0											
4 Yadier Molina, R OBP: 0.452, SLG: 0.633 (1.2) 48 Tony Cruz, R OBP: 0.316, SLG: 0.333 (8.2)										0	0	0	0	0	0	0											
19 Jon Jay, L OBP: 0.282, SLG: 0.286 (1.8)										4	0	1	1	0	1	0											
15 Rafael Furcal, S OBP: 0.207, SLG: 0.310 (1.6)										3	0	1	0	0	0	0											
35 Jake Westbrook, R (1.1) 44 Erik Komatsu, L (7.7) OBP: 0.375, SLG: 0.486 (7.7)										1	0	0	0	0	1	0											
Inning Stats	R: 0 E: 0 K: 0 S: 3	H: 0 LOB: 0 BB: 0 P: 3	R: 0 E: 0 K: 1 S: 5	H: 0 LOB: 0 BB: 0 P: 5	R: 0 E: 0 K: 0 S: 4	H: 1 LOB: 1 BB: 0 P: 4	R: 0 E: 0 K: 2 S: 9	H: 2 LOB: 0 BB: 0 P: 9	R: 0 E: 0 K: 1 S: 5	H: 0 LOB: 0 BB: 0 P: 5	R: 1 E: 0 K: 2 S: 9	H: 3 LOB: 2 BB: 0 P: 9	R: 0 E: 0 K: 1 S: 5	H: 0 LOB: 0 BB: 0 P: 5	R: 0 E: 0 K: 0 S: 4	H: 1 LOB: 1 BB: 0 P: 4	R: 1 E: 0 K: 0 S: 4	H: 3 LOB: 1 BB: 0 P: 4	1B: 10 2B: 0 3B: 0 HR: 0	SF: 0 SAC: 2 DP: 0 HBP: 0	WP: 0 PB: 0 SB: 0 CS: 0	PA: 34					
PITCHER	IP	WLS	BF	H	R	ER	SO	BB	IBB	HBP	BLK	WP	HR	S	P	ERA	WHIP										
57 Johan Santana, L ERA: 3.38 (1.1)	6.0		23	6	1	1	6	0	0	0	0	0	0	35	35	1.50	1.000										
46 Manny Acosta, R ERA: 3.18 (7.1)	1.0		3	0	0	0	1	0	0	0	0	0	0	5	5	0.00	0.000										
47 Miguel Batista, R ERA: 3.18 (8.1)	1.1	L	7	3	1	1	0	0	0	0	0	0	0	7	7	6.75	2.250										
38 Garrett Olson, L ERA: 3.18 (9.1)	0.0		1	1	0	0	0	0	0	0	0	0	0	1	1	∞	∞										

New York Mets @ St. Louis Cardinals
 Roger Dean Stadium, Jupiter, FL
 Wed Mar 21, 2012, 1:09 PM - 3:13 PM EDT
 Att. 7,539 - Overcast - 77 F

AB	32
R	2
H	10
RBI	2
BB	0
SO	7
LOB	10



Batter	1	2	3	4	5	6	7	8	9	AB	R	H	RBI	BB	SO	LOB	TOP		
33 Daniel Descalso, L OBP: 0.479, SLG: 0.459	G4-1	F7			F8		F7		19 WP 1B	5	0	1	0	0	0	1	St. Louis Cardinals @ Miami Marlins Roger Dean Stadium, Jupiter, FL Fri Mar 23 2012, 1:09 PM - 4:02 PM EDT Att: 6,965 - Partly Cloudy - 80 F		
19 Jon Jay, L OBP: 0.295, SLG: 0.282	G3		F8		7 BB BB		1B		G5-3	4	0	1	0	1	0	1			
7 Matt Holliday, R OBP: 0.315, SLG: 0.800			F9							2	0	1	0	1	0	0			
44 Erik Komatsu, L OBP: 0.366, SLG: 0.472	12 2B 1B				1-2 BB		K			1	0	0	0	0	1	1			
12 Lance Berkman, S OBP: 0.462, SLG: 0.524										3	0	2	0	0	0	2			
8 Eugenio Velez, S OBP: 0.167, SLG: 0.118					F7		L8			1	0	0	0	0	0	1			
3 Carlos Beltrán, S OBP: 0.343, SLG: 0.406										3	0	0	0	1	0	4			
46 Kyle McClellan, R OBP: 0.366, SLG: 0.472	G4-3				G4-3				F8	0	0	0	0	0	0	0			
59 Fernando Salas, R OBP: 0.353, SLG: 0.400										0	0	0	0	0	0	0			
13 Matt Carpenter, L OBP: 0.483, SLG: 0.600		13 S 13 1B 2B	G4-3			13 G5-3 BB			G6-3	3	1	1	0	1	0	2			
44 Koyie Hill, S OBP: 0.316, SLG: 0.250		13 1B 13 S 33 CS BB			F8		F7		K	2	1	0	0	1	0	1			
61 Bryan Anderson, L OBP: 0.571, SLG: 0.688										1	0	0	0	0	1	0			
13 Alex Cora, L OBP: 0.292, SLG: 0.227		1-3 2H 33 CS 1B			P5		G5-3		G4-3	4	0	1	1	0	0	1			
50 Adam Wainwright, R OBP: 0.333, SLG: 0.333										2	0	0	0	0	1	2			
92 Kyle Conley, R OBP: 0.333, SLG: 0.333										1	0	0	0	0	1	1			
41 Mitchell Boggs, R OBP: 0.333, SLG: 0.333										0	0	0	0	0	0	0			
52 Eduardo Sanchez, R OBP: 0.333, SLG: 0.333										0	0	0	0	0	0	0			
43 Shane Robinson, R OBP: 0.353, SLG: 0.400										1	0	0	0	1	0	0			
Inning Stats	R: 0 E: 0 K: 0 S: 5	H: 2 LOB: 2 BB: 0 P: 5	R: 2 E: 0 K: 0 S: 4	H: 2 LOB: 0 BB: 1 P: 10	R: 0 E: 0 K: 0 S: 4	H: 1 LOB: 2 BB: 1 P: 8	R: 0 E: 0 K: 1 S: 5	H: 0 LOB: 0 BB: 0 P: 5	R: 0 E: 0 K: 0 S: 3	H: 0 LOB: 2 BB: 2 P: 11	R: 0 E: 0 K: 1 S: 6	H: 1 LOB: 1 BB: 0 P: 6	R: 0 E: 0 K: 1 S: 5	H: 0 LOB: 0 BB: 0 P: 5	R: 0 E: 0 K: 1 S: 6	H: 1 LOB: 1 BB: 0 P: 7	1B: 4 2B: 3 3B: 0 HR: 0	SF: 0 SAC: 0 DP: 0 HBP: 0	WP: 1 PA: 38 PB: 0 SB: 2 CS: 2
PITCHER	IP WLS BF H R ER SO BB IBB HBP BLK WP HR S P ERA WHIP	PITCHER																	
38 Carlos Zambrano, R ERA: 4.61	4.1 L 21 5 2 2 1 4 0 0 0 0 0 0 19 37 4.15 2.077																		
49 Gary Glover, R ERA: 3.18	0.2 2 0 0 0 0 0 0 0 0 0 0 0 2 2 0.00 0.000																		
40 Mike Dunn, L ERA: 3.18	1.0 4 0 0 0 1 1 0 0 0 0 0 0 5 9 0.00 1.000																		
34 Edward Mujica, R ERA: 3.18	1.0 4 1 0 0 1 0 0 0 0 0 0 0 6 6 0.00 1.000																		
60 Robert Ray, R ERA: 3.18	2.0 7 1 0 0 2 0 0 0 0 0 1 0 11 12 0.00 0.500																		
Batter	1	2	3	4	5	6	7	8	9	AB	R	H	RBI	BB	SO	LOB	BOTTOM		
7 José Reyes, S OBP: 0.371, SLG: 0.545	G4-3		2' G6-4-3 1B			2 S BB			K	4	1	2	1	1	1	1	St. Louis Cardinals @ Miami Marlins Roger Dean Stadium, Jupiter, FL Fri Mar 23 2012, 1:09 PM - 4:02 PM EDT Att: 6,965 - Partly Cloudy - 80 F		
1 Emilio Bonifácio, S OBP: 0.219, SLG: 0.226	G4-3		K			F8			L6	4	0	0	0	0	1	3			
2 Hanley Ramirez, R OBP: 0.500, SLG: 0.667	K		G6-4-3			K			K	4	0	1	0	0	2	3			
15 Gaby Sanchez, R OBP: 0.333, SLG: 0.258										3	0	0	0	0	1	1			
12 Omar Infante, R OBP: 0.419, SLG: 0.538										3	0	1	0	1	1	2			
8 Chris Coghlan, L OBP: 0.308, SLG: 0.280										4	0	2	0	0	0	2			
33 Aaron Rowand, R OBP: 0.175, SLG: 0.135										4	0	0	0	0	2	4			
9 Brett Hayes, R OBP: 0.200, SLG: 0.292										4	0	0	0	0	1	4			
38 Carlos Zambrano, S OBP: 0.500, SLG: 0.600										1	0	1	0	0	0	0			
49 Gary Glover, R ERA: 3.18										0	0	0	0	0	0	0			
11 Bryan Petersen, L OBP: 0.308, SLG: 0.257										0	0	0	0	0	0	0			
40 Mike Dunn, L ERA: 3.18										0	0	0	0	0	0	0			
34 Edward Mujica, R ERA: 3.18										0	0	0	0	0	0	0			
22 Donnie Murphy, R OBP: 0.308, SLG: 0.257										0	0	0	0	0	0	0			
60 Robert Ray, R ERA: 3.18										0	0	0	0	0	0	0			
73 Donovan Solano, R OBP: 0.308, SLG: 0.257										1	0	1	0	0	0	0			
Inning Stats	R: 0 E: 0 K: 1 S: 5	H: 0 LOB: 0 BB: 0 P: 5	R: 0 E: 0 K: 1 S: 6	H: 1 LOB: 2 BB: 1 P: 10	R: 0 E: 0 K: 1 S: 6	H: 2 LOB: 1 BB: 0 P: 6	R: 0 E: 0 K: 1 S: 5	H: 0 LOB: 0 BB: 0 P: 5	R: 0 E: 0 K: 1 S: 5	H: 0 LOB: 1 BB: 1 P: 9	R: 0 E: 0 K: 2 S: 9	H: 2 LOB: 2 BB: 0 P: 9	R: 1 E: 0 K: 0 S: 7	H: 2 LOB: 2 BB: 0 P: 9	R: 0 E: 0 K: 2 S: 8	H: 1 LOB: 1 BB: 0 P: 8	1B: 7 2B: 0 3B: 0 HR: 1	SF: 0 SAC: 0 DP: 1 HBP: 1	WP: 0 PA: 37 PB: 0 SB: 1 CS: 0
PITCHER	IP WLS BF H R ER SO BB IBB HBP BLK WP HR S P ERA WHIP	PITCHER																	
50 Adam Wainwright, R ERA: 3.18	5.0 W 18 3 0 0 0 5 1 0 0 0 0 0 27 31 0.00 0.800																		
41 Mitchell Boggs, R ERA: 5.14	1.0 H 4 0 0 0 1 1 0 0 0 0 0 0 5 9 0.00 1.000																		
52 Eduardo Sanchez, R ERA: 3.18	1.0 H 5 2 0 0 2 0 0 0 0 0 0 0 9 9 0.00 2.000																		
46 Kyle McClellan, R ERA: 2.25	1.0 H 6 2 1 1 0 0 0 0 1 0 0 1 7 9 9.00 2.000																		
59 Fernando Salas, R ERA: 3.6	1.0 S 4 1 0 0 2 0 0 0 0 0 0 0 8 8 0.00 1.000																		

Batter	1	2	3	4	5	6	7	8	9	10	AB	R	H	RBI	BB	SO	LOB	TOP		
15 Rafael Furcal, S 40 Scott Linebrink, R 34 Marc Rzepczynski, L 61 Bryan Anderson, L 8 Eugenio Velez, S	G6-3		G4-3	G4-3		L3			3B WP 3B SH3 3B SF		4	1	1	0	0	2		St. Louis Cardinals @ New York Mets Digital Domain Park, Port St. Lucie, FL Sat Mar 24 2012, 1:12 PM - 4:25 PM EDT Att: 6,713 - Partly Cloudy - 86 F		
33 Daniel Descalso, L 88 Ryan Jackson, R	L6		19 1B		F7	G4-3			SH3		4	1	1	2	0	0				
12 Lance Berkman, S 38 Mark Hamilton, L 90 Oscar Taveras, L 68 Victor Marte, R 30 Jason Motte, R	F7		4 F9 19 1B	HBP	F7	F7		F9	SF		2	0	0	0	0	0				
19 Jon Jay, L 43 Shane Robinson, R	G4-3		1-2 2-H 3-H		4 2B			F9	F8		3	1	2	2	0	0				
4 Yadier Molina, R 16 J.C. Romero, S	K		1-2 2-H 3-H		1B				2-3		3	0	1	1	0	1				
13 Alex Cora, L	F7		2-3		2B			E6 27 WP 13 SH1-3	K		2	0	0	0	0	1				
13 Matt Carpenter, L	F7				F7			SH1-3			4	0	0	0	0	3				
27 Tyler Greene, R											4	1	2	0	1	0				
44 Erik Komatsu, L			15 1B 33 2B		G4-3	F7		F8	F8		5	1	1	0	0	4				
31 Lance Lynn, S 48 Tony Cruz, R	K				G6-3	G6-3		P2			2	0	0	0	0	3				
Inning Stats	R: 0 E: 0 K: 0 S: 3	H: 0 LOB: 0 BB: 0 P: 3	R: 0 E: 0 K: 1 S: 5	H: 0 LOB: 0 BB: 0 P: 5	R: 4 E: 1 K: 1 S: 10	H: 4 LOB: 2 BB: 0 P: 11	R: 0 E: 0 K: 0 S: 4	H: 1 LOB: 1 BB: 0 P: 4	R: 1 E: 0 K: 0 S: 5	H: 2 LOB: 2 BB: 0 P: 5	R: 0 E: 0 K: 0 S: 4	H: 0 LOB: 0 BB: 0 P: 3	R: 0 E: 1 K: 1 S: 7	H: 1 LOB: 3 BB: 0 P: 8	R: 0 E: 0 K: 0 S: 3	H: 0 LOB: 0 BB: 0 P: 3	1B: 5 2B: 4 3B: 0 HR: 0	SF: 1 SAC: 2 DP: 0 HBP: 1	WP: 2 PB: 0 SB: 1 CS: 0	
PITCHER	IP WLS BF H R ER SO	IP WLS BF H R ER SO	IP WLS BF H R ER SO	IP WLS BF H R ER SO	IP WLS BF H R ER SO	IP WLS BF H R ER SO	IP WLS BF H R ER SO	IP WLS BF H R ER SO	IP WLS BF H R ER SO	IP WLS BF H R ER SO	IP WLS BF H R ER SO	IP WLS BF H R ER SO	IP WLS BF H R ER SO	IP WLS BF H R ER SO	IP WLS BF H R ER SO	IP WLS BF H R ER SO	ERA WHIP	ERA WHIP		
34 Mike Pelfrey, R 39 Bobby Parnell, R 60 Jon Rauch, R 48 Frank Francisco, R 87 Josh Edgin, L	6.0 1.0 1.0 1.0 1.0	28 3 5 5 3	8 0 0 1 0	5 0 0 1 0	4 0 0 1 0	2 0 0 0 0	0 0 0 0 0	0 0 0 0 0	0 0 0 0 0	0 0 0 0 0	0 0 0 0 0	0 0 0 0 0	0 0 0 0 0	0 0 0 0 0	0 0 0 0 0	0 0 0 0 0	0 0 0 0 0	0 0 0 0 0	6.00 0.00 0.00 9.00 0.00	1.333 0.000 1.000 1.000 0.000

AB	39
R	6
H	9
RBI	6
BB	1
SO	3
LOB	22



Batter	1	2	3	4	5	6	7	8	9	10	AB	R	H	RBI	BB	SO	LOB	BOTTOM			
61 Jordany Valdespin, L 13 Ronny Cedeno, R 44 Jason Bay, R 23 Mike Baxter, L 29 Ike Davis, L 33 Vinny Rotundo, R 21 Lucas Duda, L 20 Adam Loewen, L 2 Justin Turner, R 60 Jon Rauch, R 48 Frank Francisco, R 87 Josh Edgin, R 28 Daniel Murphy, L 68 Matthew den Dekker, L	44 E 29 HR 44 FC5	G3-1		F7		13 PB 13 E		K	P5		4	2	1	0	1	1	4	St. Louis Cardinals @ New York Mets Digital Domain Park, Port St. Lucie, FL Sat Mar 24 2012, 1:12 PM - 4:25 PM EDT Att: 6,713 - Partly Cloudy - 86 F			
44 Jason Bay, R 23 Mike Baxter, L	F9		G4-3		F8	E5		K	P5		5	0	1	1	0	0	1				
29 Ike Davis, L 33 Vinny Rotundo, R	FC5		G5-3		F8	K		K	P4		4	1	0	0	0	1					
29 Ike Davis, L 33 Vinny Rotundo, R	HR		F7		21 1B			P4			3	1	2	3	1	0	0				
21 Lucas Duda, L 20 Adam Loewen, L	K				BB			P4			1	0	0	0	0	1					
2 Justin Turner, R 60 Jon Rauch, R 48 Frank Francisco, R 87 Josh Edgin, R	G4-3				HR			F9	K		4	1	2	1	0	1					
2 Justin Turner, R 60 Jon Rauch, R 48 Frank Francisco, R 87 Josh Edgin, R	G4-3				HR			F9	K		1	0	0	0	0	1					
2 Justin Turner, R 60 Jon Rauch, R 48 Frank Francisco, R 87 Josh Edgin, R	G4-3				HR			F9	K		4	1	2	1	0	1					
2 Justin Turner, R 60 Jon Rauch, R 48 Frank Francisco, R 87 Josh Edgin, R	G4-3				HR			F9	K		3	0	0	0	0	2					
4 Mike Nickeas, R 16 Rob Johnson, R	G6-3				BB			F8	L3-6		2	0	0	0	1	0	1				
34 Mike Pelfrey, R 11 Ruben Tejada, R 39 Bobby Parnell, R 62 Lucas May, R	G4-3				SH3-4			BB			1	0	0	0	0	0					
Inning Stats	R: 3 E: 1 K: 1 S: 9	H: 2 LOB: 0 BB: 0 P: 9	R: 0 E: 0 K: 0 S: 3	H: 0 LOB: 1 BB: 1 P: 7	R: 0 E: 0 K: 0 S: 3	H: 0 LOB: 0 BB: 0 P: 3	R: 1 E: 1 K: 0 S: 5	H: 1 LOB: 2 BB: 1 P: 10	R: 0 E: 0 K: 0 S: 4	H: 1 LOB: 2 BB: 1 P: 8	R: 2 E: 1 K: 1 S: 6	H: 1 LOB: 1 BB: 2 P: 16	R: 0 E: 0 K: 1 S: 5	H: 1 LOB: 0 BB: 0 P: 5	R: 0 E: 0 K: 1 S: 6	H: 1 LOB: 1 BB: 0 P: 6	R: 0 E: 0 K: 0 S: 2	H: 0 LOB: 0 BB: 1 P: 7	1B: 6 2B: 1 3B: 0 HR: 2	SF: 0 SAC: 1 DP: 1 HBP: 1	WP: 1 PB: 1 SB: 3 CS: 1
PITCHER	IP WLS BF H R ER SO	IP WLS BF H R ER SO	IP WLS BF H R ER SO	IP WLS BF H R ER SO	IP WLS BF H R ER SO	IP WLS BF H R ER SO	IP WLS BF H R ER SO	IP WLS BF H R ER SO	IP WLS BF H R ER SO	IP WLS BF H R ER SO	IP WLS BF H R ER SO	IP WLS BF H R ER SO	IP WLS BF H R ER SO	IP WLS BF H R ER SO	IP WLS BF H R ER SO	IP WLS BF H R ER SO	ERA WHIP	ERA WHIP			
31 Lance Lynn, R 16 J.C. Romero, L 40 Scott Linebrink, R 34 Marc Rzepczynski, L 66 Victor Marte, R	4.2 1.0 1.0 1.1 1.0	21 7 5 4 4	4 1 2 1 0	3 2 0 0 0	0 0 0 0 0	0 0 0 0 0	0 0 0 0 0	0 0 0 0 0	0 0 0 0 0	0 0 0 0 0	0 0 0 0 0	0 0 0 0 0	0 0 0 0 0	0 0 0 0 0	0 0 0 0 0	0 0 0 0 0	0 0 0 0 0	0 0 0 0 0	5.79 9.00 0.00 0.750 0.00	1.071 4.000 2.000 0.750 1.000	

AB	36
R	6
H	8
RBI	5
BB	6
SO	4
LOB	16



Batter	1	2	3	4	5	6	7	8	9	AB	R	H	RBI	BB	SO	LOB	TOP								
11 Ben Revere, L (1, 7) Aaron Hicks, S (6, 8)	F9		G3			G5-4-3 1B		K		3	0	1	0	0	0	0	Minnesota Twins @ St. Louis Cardinals Roger Dean Stadium, Jupiter, FL Sun Mar 25 2012, 1:07 PM - 4:21 PM EDT Att: 6,576 - Partly Cloudy - 84 F								
38 Luke Hughes, R (1, 4) 95 James Beresford, L (6, FR)	HR			G3-1		G5-4-3 1B		G3		3	1	2	2	0	0	0									
22 Danny Valencia, R (1, 5) 73 Michael Hollimon, S (6, 5)	K			K		G5-4-3		F7		3	0	0	0	0	2	2									
27 Chris Parmelee, L (1, 9)	K			K		F8			G4-3	4	0	0	0	0	2	2									
18 Ryan Doumit, S (1, 2) 32 René Rivera, R (7, 2)				G3-1		BB		G3		2	0	1	0	1	0	0									
37 Sean Burroughs, L (1, 3)	G3					F9			F7	4	0	1	0	0	0	1									
26 Brian Dinkelman, L (1, 10)	K					1B				3	0	1	0	0	1	2									
63 Joe Benson, R (1, 8) (6, 7)				K		L6		K		3	0	0	0	0	2	4									
77 Brian Dozier, R (1, 6) 71 Pedro Florimón, S (7, PH)				P3		1B		K2-3		2	1	1	0	0	0	0									
						1B				1	0	0	0	0	1	2									
Inning Stats	R: 1 E: 0 K: 2 S: 8	H: 1 LOB: 0 BB: 0 P: 8	R: 0 E: 0 K: 1 S: 5	H: 0 LOB: 0 BB: 0 P: 5	R: 0 E: 0 K: 1 S: 5	H: 0 LOB: 0 BB: 0 P: 5	R: 0 E: 0 K: 2 S: 7	H: 0 LOB: 0 BB: 0 P: 7	R: 0 E: 0 K: 0 S: 3	H: 1 LOB: 1 BB: 1 P: 7	R: 1 E: 0 K: 0 S: 5	H: 3 LOB: 2 BB: 0 P: 5	R: 0 E: 0 K: 2 S: 9	H: 2 LOB: 2 BB: 0 P: 10	R: 0 E: 0 K: 1 S: 5	H: 0 LOB: 0 BB: 0 P: 5	R: 0 E: 0 K: 0 S: 3	H: 0 LOB: 0 BB: 0 P: 3	1B: 6 2B: 1 3B: 0 HR: 1	SF: 0 SAC: 0 DP: 2 HBP: 0	WP: 0 PB: 0 SB: 1 CS: 0	PA: 33			
PITCHER	IP	WLS	BF	H	R	ER	SO	BB	IBB	HBP	BLK	WP	HR	S	P	ERA	WHIP								
26 Kyle Lohse, R (1, 1) ERA: 3.66	6.0	W	22	5	2	2	6	1	0	0	0	0	1	33	37	3.00	1.000								
41 Mitchell Boggs, R (7, 1) ERA: 4.5	1.0	H	5	2	0	0	2	0	0	0	0	0	0	9	10	0.00	2.000								
59 Fernando Salas, R (8, 1) ERA: 3.0	1.0	H	3	0	0	0	1	0	0	0	0	0	0	5	5	0.00	0.000								
30 Jason Motte, R (9, 1) ERA: 2.08	1.0		3	0	0	0	0	0	0	0	0	0	0	3	3	0.00	0.000								

Batter	1	2	3	4	5	6	7	8	9	AB	R	H	RBI	BB	SO	LOB	BOTTOM								
33 Daniel Descalso, L (1, 4) (8, 6)	G5-3			G4-3		SH1-3 1B	G6-3			5	1	2	0	0	0	1	Minnesota Twins @ St. Louis Cardinals Roger Dean Stadium, Jupiter, FL Sun Mar 25 2012, 1:07 PM - 4:21 PM EDT Att: 6,576 - Partly Cloudy - 84 F								
3 Carlos Beltrán, S (1, 9) 43 Shane Robinson, R (6, FR)	K			HR		1B	HR	G6-3		3	1	2	0	0	1	0									
7 Matt Holliday, R (1, 7) 44 Erik Komatsu, L (6, 7)	F9			HR		SH1-3	F7			2	1	1	2	0	0	0									
12 Lance Berkman, S (1, 3) 48 Tony Cruz, R (6, FR)				G4-3		1B		1B		3	0	1	1	0	1	0									
23 David Freese, R (1, 5) 13 Matt Carpenter, L (6, FR)				K		2B		1B		2	0	0	0	0	2	0									
4 Yadier Molina, R (1, 2) 41 Mitchell Boggs, R (7, 1)						1B		HR		1	1	1	1	0	0	0									
27 Tyler Greene, R (8, 4) OBP: 0.373, SLG: 0.455						HR		BB		0	1	0	0	1	0	0									
19 Jon Jay, L (1, 8) 90 Chris Swauger, L (9, 7)				G1-3		FC6-4		HR		4	1	1	3	0	0	3									
15 Rafael Furcal, S (1, 6) Nick Longmire, R (7, PR)				G3		1B		G6-3		2	0	1	0	1	0	0									
59 Fernando Salas, R (8, 1) 8 Eugenio Velez, S (8, PH)						BB		1B		0	0	0	0	0	0	0									
30 Jason Motte, R (9, 1) 26 Kyle Lohse, R (1, 1) 61 Bryan Anderson, L (7, 2)				K		G1-3		G4-3		2	0	0	0	0	1	1									
Inning Stats	R: 0 E: 0 K: 1 S: 5	H: 0 LOB: 0 BB: 0 P: 5	R: 0 E: 0 K: 2 S: 7	H: 0 LOB: 0 BB: 0 P: 7	R: 0 E: 0 K: 1 S: 5	H: 0 LOB: 0 BB: 0 P: 5	R: 2 E: 0 K: 1 S: 7	H: 2 LOB: 0 BB: 0 P: 7	R: 0 E: 0 K: 0 S: 3	H: 0 LOB: 1 BB: 1 P: 7	R: 1 E: 0 K: 1 S: 8	H: 3 LOB: 3 BB: 0 P: 9	R: 2 E: 0 K: 0 S: 8	H: 3 LOB: 1 BB: 0 P: 11	R: 4 E: 0 K: 0 S: 9	H: 4 LOB: 1 BB: 1 P: 14	1B: 7 2B: 2 3B: 0 HR: 3	SF: 0 SAC: 1 DP: 1 HBP: 1	WP: 0 PB: 0 SB: 0 CS: 0	PA: 38					
PITCHER	IP	WLS	BF	H	R	ER	SO	BB	IBB	HBP	BLK	WP	HR	S	P	ERA	WHIP								
53 Nick Blackburn, R (1, 1) ERA: 1.5	5.0		18	2	2	2	5	1	0	0	0	0	1	27	31	3.60	0.600								
52 Brian Duensing, L (6, 1) ERA: 1.29	1.0	L	7	3	1	1	1	0	0	1	0	0	0	8	9	9.00	3.000								
61 Jared Burton, R (7, 1) ERA: 1.29	0.0		0	0	0	0	0	0	0	0	0	0	0	0	0	∞	∞								
66 Brendan Wise, R (7, 1) ERA: 9.0	1.0		5	3	2	2	0	0	0	0	0	0	1	8	11	18.00	3.000								
96 Brad Thompson, R (8, 1) ERA: 54.0	0.2		7	4	4	4	0	1	0	0	0	0	1	8	13	54.00	7.500								

AB	32
R	2
H	7
RBI	2
BB	1
SO	9
LOB	13



AB	34
R	9
H	12
RBI	8
BB	2
SO	6
LOB	10



Batter	1	2	3	4	5	6	7	8	9	AB	R	H	RBI	BB	SO	LOB	TOP									
11 Rubén Tejada, R OBP: 0.419, SLG: 0.500	G5-3		G5-3			L1				4	0	1	2	0	0	0	New York Mets @ St. Louis Cardinals Roger Dean Stadium, Jupiter, FL Mon Mar 26 2012, 1:07 PM - 3:50 PM EDT Att: 6,303 - Sunny - 76 F									
20 Adam Loewen, L OBP: 0.364, SLG: 0.368										1	0	1	0	0	0	0										
28 Daniel Murphy, L OBP: 0.347, SLG: 0.273	L7									5	1	2	0	0	0	3										
5 David Wright, R OBP: 0.507, SLG: 0.590										2	0	1	0	0	0	1										
13 Ronny Cedeno, R OBP: 0.395, SLG: 0.355										1	1	0	0	1	1	0										
21 Lucas Duda, L OBP: 0.415, SLG: 0.625										4	0	0	0	0	1	3										
2 Justin Turner, R OBP: 0.204, SLG: 0.239										4	2	2	1	0	0	0										
23 Mike Baxter, L OBP: 0.381, SLG: 0.359										2	0	0	0	0	0	0										
33 Vinny Rottino, R OBP: 0.311, SLG: 0.333										2	1	2	1	0	0	0										
30 Josh Thole, L OBP: 0.355										3	1	1	1	1	0	0										
16 Rob Johnson, R OBP: 0.261, SLG: 0.409										0	0	0	0	0	0	0										
68 Matthew den Dekker, L OBP: 0.273, SLG: 0.222										4	0	0	0	0	1	4										
57 Johan Santana, L OBP: 0.278, SLG: 0.300										1	0	0	0	0	0	0										
4 Mike Nickeas, R OBP: 0.282, SLG: 0.300										0	0	0	0	0	0	0										
52 Ramon E. Ramirez, R OBP: 0.311, SLG: 0.333										0	0	0	0	0	0	0										
91 Cory Vaughn, R OBP: 0.311, SLG: 0.333										0	0	0	0	0	0	0										
47 Miguel Batista, R OBP: 0.311, SLG: 0.333										1	0	0	0	0	0	0										
75 Sean Kazmar Jr., R OBP: 0.311, SLG: 0.333										0	0	0	0	0	0	0										
46 Manny Acosta, R OBP: 0.311, SLG: 0.333										0	0	0	0	0	0	0										
Inning Stats	R: 0 E: 0 K: 0 S: 4	H: 1 LOB: 1 BB: 0 P: 4	R: 0 E: 0 K: 0 S: 3	H: 0 LOB: 0 BB: 0 P: 3	R: 0 E: 0 K: 1 S: 5	H: 0 LOB: 0 BB: 0 P: 5	R: 0 E: 0 K: 1 S: 5	H: 1 LOB: 0 BB: 0 P: 6	R: 0 E: 0 K: 0 S: 3	H: 0 LOB: 0 BB: 0 P: 3	R: 0 E: 0 K: 0 S: 3	H: 0 LOB: 0 BB: 0 P: 3	R: 5 E: 0 K: 0 S: 7	H: 4 LOB: 2 BB: 3 P: 19	R: 1 E: 1 K: 1 S: 8	H: 3 LOB: 2 BB: 0 P: 8	R: 0 E: 0 K: 0 S: 3	H: 1 LOB: 0 BB: 0 P: 3	1B: 9 2B: 1 3B: 0 HR: 0	SF: 0 SAC: 0 DP: 1 HBP: 0	WP: 1 PB: 0 SB: 0 CS: 1	PA: 38				
PITCHER	IP WLS BF H R ER SO BB IBB HBP BLK WP HR S P ERA WHIP	IP WLS BF H R ER SO BB IBB HBP BLK WP HR S P ERA WHIP	IP WLS BF H R ER SO BB IBB HBP BLK WP HR S P ERA WHIP	IP WLS BF H R ER SO BB IBB HBP BLK WP HR S P ERA WHIP	IP WLS BF H R ER SO BB IBB HBP BLK WP HR S P ERA WHIP	IP WLS BF H R ER SO BB IBB HBP BLK WP HR S P ERA WHIP	IP WLS BF H R ER SO BB IBB HBP BLK WP HR S P ERA WHIP	IP WLS BF H R ER SO BB IBB HBP BLK WP HR S P ERA WHIP	IP WLS BF H R ER SO BB IBB HBP BLK WP HR S P ERA WHIP	IP WLS BF H R ER SO BB IBB HBP BLK WP HR S P ERA WHIP	IP WLS BF H R ER SO BB IBB HBP BLK WP HR S P ERA WHIP	IP WLS BF H R ER SO BB IBB HBP BLK WP HR S P ERA WHIP	IP WLS BF H R ER SO BB IBB HBP BLK WP HR S P ERA WHIP	IP WLS BF H R ER SO BB IBB HBP BLK WP HR S P ERA WHIP	IP WLS BF H R ER SO BB IBB HBP BLK WP HR S P ERA WHIP	IP WLS BF H R ER SO BB IBB HBP BLK WP HR S P ERA WHIP	IP WLS BF H R ER SO BB IBB HBP BLK WP HR S P ERA WHIP	IP WLS BF H R ER SO BB IBB HBP BLK WP HR S P ERA WHIP	IP WLS BF H R ER SO BB IBB HBP BLK WP HR S P ERA WHIP	IP WLS BF H R ER SO BB IBB HBP BLK WP HR S P ERA WHIP	IP WLS BF H R ER SO BB IBB HBP BLK WP HR S P ERA WHIP	IP WLS BF H R ER SO BB IBB HBP BLK WP HR S P ERA WHIP	IP WLS BF H R ER SO BB IBB HBP BLK WP HR S P ERA WHIP	IP WLS BF H R ER SO BB IBB HBP BLK WP HR S P ERA WHIP		
35 Jake Westbrook, R ERA: 1.47	6.1 L 23 4 3 3 2 1 0 0 0 0 0 0 26 31 4.26 0.789	0.1 B 4 1 0 0 0 2 0 0 0 0 1 0 2 10 0.00 9.000	0.1 2 1 2 2 0 0 0 0 0 0 0 0 2 2 54.00 3.000	1.0 6 3 1 1 1 0 0 0 0 0 0 0 8 8 9.00 3.000	1.0 3 1 0 0 0 0 0 0 0 0 0 0 3 3 0.00 1.000																					
34 Marc Rzepczynski, L ERA: 3.0																										
46 Kyle McClellan, R ERA: 2.16																										
40 Scott Linebrink, R ERA: 0.93																										
66 Victor Marte, R ERA: 1.13																										

New York Mets @ St. Louis Cardinals
 Roger Dean Stadium, Jupiter, FL
 Mon Mar 26 2012, 1:07 PM - 3:50 PM EDT
 Att: 6,303 - Sunny - 76 F

AB	35
R	6
H	10
RBI	5
BB	3
SO	3
LOB	11



Batter	1	2	3	4	5	6	7	8	9	AB	R	H	RBI	BB	SO	LOB	BOTTOM									
15 Rafael Furcal, S OBP: 0.233, SLG: 0.268										3	1	0	0	1	0	0	New York Mets @ St. Louis Cardinals Roger Dean Stadium, Jupiter, FL Mon Mar 26 2012, 1:07 PM - 3:50 PM EDT Att: 6,303 - Sunny - 76 F									
44 Erik Komatsu, L OBP: 0.333, SLG: 0.419										1	0	0	1	0	0	1										
3 Carlos Beltrán, S OBP: 0.405, SLG: 0.447										3	1	2	0	1	1	0										
8 Eugenio Velez, S OBP: 0.150, SLG: 0.105										1	0	0	0	0	0	1										
7 Matt Holliday, R OBP: 0.487, SLG: 0.866										4	0	1	1	0	1	2										
40 Scott Linebrink, R ERA: 0.93										0	0	0	0	0	0	0										
66 Victor Marte, R ERA: 1.13										0	0	0	0	0	0	0										
96 Greg Garcia, L OBP: 0.311, SLG: 0.333										1	0	0	0	0	0	1										
23 David Freese, R OBP: 0.357, SLG: 0.486										3	0	1	0	1	0	0										
60 Steven Hill, R OBP: 0.222, SLG: 0.222										0	0	0	0	0	0	0										
13 Matt Carpenter, L OBP: 0.440, SLG: 0.614										4	0	2	0	0	1	5										
27 Tyler Greene, R OBP: 0.345, SLG: 0.426										3	0	0	1	0	0	2										
43 Shane Robinson, R OBP: 0.333, SLG: 0.432										3	0	0	0	0	1	3										
48 Tony Cruz, R OBP: 0.357, SLG: 0.407										3	0	0	0	0	1	2										
34 Marc Rzepczynski, L ERA: 3.0										0	0	0	0	0	0	0										
46 Kyle McClellan, R ERA: 2.16										0	0	0	0	0	0	0										
33 Daniel Descalso, L OBP: 0.486, SLG: 0.478										0	1	0	0	0	0	0										
35 Jake Westbrook, R ERA: 1.47										2	0	0	0	0	1	2										
61 Bryan Anderson, L OBP: 0.577, SLG: 0.714										2	0	1	0	0	0	0										
Inning Stats	R: 2 E: 0 K: 2 S: 8	H: 1 LOB: 2 BB: 3 P: 20	R: 0 E: 0 K: 2 S: 7	H: 0 LOB: 0 BB: 0 P: 7	R: 0 E: 0 K: 1 S: 5	H: 0 LOB: 0 BB: 0 P: 5	R: 0 E: 0 K: 0 S: 4	H: 1 LOB: 2 BB: 0 P: 5	R: 0 E: 0 K: 0 S: 5	H: 2 LOB: 2 BB: 0 P: 5	R: 0 E: 0 K: 0 S: 3	H: 0 LOB: 0 BB: 0 P: 3	R: 0 E: 0 K: 1 S: 6	H: 1 LOB: 1 BB: 0 P: 6	R: 0 E: 0 K: 0 S: 4	H: 1 LOB: 1 BB: 0 P: 4	R: 1 E: 0 K: 0 S: 4	H: 1 LOB: 1 BB: 1 P: 8	1B: 4 2B: 3 3B: 0 HR: 0	SF: 1 SAC: 0 DP: 0 HBP: 1	WP: 0 PB: 0 SB: 0 CS: 0	PA: 39				
PITCHER	IP WLS BF H R ER SO BB IBB HBP BLK WP HR S P ERA WHIP	IP WLS BF H R ER SO BB IBB HBP BLK WP HR S P ERA WHIP	IP WLS BF H R ER SO BB IBB HBP BLK WP HR S P ERA WHIP	IP WLS BF H R ER SO BB IBB HBP BLK WP HR S P ERA WHIP	IP WLS BF H R ER SO BB IBB HBP BLK WP HR S P ERA WHIP	IP WLS BF H R ER SO BB IBB HBP BLK WP HR S P ERA WHIP	IP WLS BF H R ER SO BB IBB HBP BLK WP HR S P ERA WHIP	IP WLS BF H R ER SO BB IBB HBP BLK WP HR S P ERA WHIP	IP WLS BF H R ER SO BB IBB HBP BLK WP HR S P ERA WHIP	IP WLS BF H R ER SO BB IBB HBP BLK WP HR S P ERA WHIP	IP WLS BF H R ER SO BB IBB HBP BLK WP HR S P ERA WHIP	IP WLS BF H R ER SO BB IBB HBP BLK WP HR S P ERA WHIP	IP WLS BF H R ER SO BB IBB HBP BLK WP HR S P ERA WHIP	IP WLS BF H R ER SO BB IBB HBP BLK WP HR S P ERA WHIP	IP WLS BF H R ER SO BB IBB HBP BLK WP HR S P ERA WHIP	IP WLS BF H R ER SO BB IBB HBP BLK WP HR S P ERA WHIP	IP WLS BF H R ER SO BB IBB HBP BLK WP HR S P ERA WHIP	IP WLS BF H R ER SO BB IBB HBP BLK WP HR S P ERA WHIP	IP WLS BF H R ER SO BB IBB HBP BLK WP HR S P ERA WHIP	IP WLS BF H R ER SO BB IBB HBP BLK WP HR S P ERA WHIP	IP WLS BF H R ER SO BB IBB HBP BLK WP HR S P ERA WHIP	IP WLS BF H R ER SO BB IBB HBP BLK WP HR S P ERA WHIP	IP WLS BF H R ER SO BB IBB HBP BLK WP HR S P ERA WHIP	IP WLS BF H R ER SO BB IBB HBP BLK WP HR S P ERA WHIP		
57 Johan Santana, L ERA: 3.44	5.0 W 23 4 2 2 5 3 0 0 0 0 0 0 29 42 3.60 1.400	1.0 W 3 0 0 0 0 0 0 0 0 0 0 0 3 3 0.00 0.000	7.5 H 8 2 0 0 1 0 0 0 0 0 0 0 10 10 0.00 1.000	5.9 5 1 1 1 0 1 0 0 0 0 0 0 4 8 9.00 2.000																						
52 Ramon E Ramirez, R ERA: 7.5																										
47 Miguel Batista, R ERA: 5.99																										
46 Manny Acosta, R ERA: 2.25																										

New York Mets @ St. Louis Cardinals
 Roger Dean Stadium, Jupiter, FL
 Mon Mar 26 2012, 1:07 PM - 3:50 PM EDT
 Att: 6,303 - Sunny - 76 F

AB	33
R	3
H	7
RBI	3
BB	4
SO	6
LOB	19



Batter	1	2	3	4	5	6	7	8	9	AB	R	H	RBI	BB	SO	LOB	TOP			
14 Austin Jackson, R (1.8) OBP: 0.361, SLG: 0.423 21 Steven Moya, L (6.9) OBP: 0.400, SLG: 0.600	F8		E6			K			F8	3	1	0	0	1	1	2	Detroit Tigers @ St. Louis Cardinals Roger Dean Stadium, Jupiter, FL Wed Mar 28, 2012, 1:12 PM - 4:08 PM EDT Att: 6,829 - Partly Cloudy - 78 F			
26 Brennan Boesch, L (1.10) OBP: 0.300, SLG: 0.607 27 Rawley Bishop, R (9. PH)	F8		P3			G3-1			F9	4	1	1	0	0	0	3				
27 Jhonny Peralta, R (1.6) OBP: 0.340, SLG: 0.396 29 Dixon Machado, R (7.6) OBP: 0.333, SLG: 0.556	F7		G6-3			F8			G4-6-3	4	1	1	1	0	0	0				
32 Don Kelly, L (1.3) OBP: 0.396, SLG: 0.500		P5	G5-3			L4			G4-3	4	0	1	0	0	0	2				
12 Andy Dirks, L (1.7) OBP: 0.471, SLG: 0.476			E8			G4-3			G4-3	4	0	2	2	0	0	1				
13 Alex Avila, L (1.2) OBP: 0.340, SLG: 0.349 9 Gerald Laird, R (6.2) OBP: 0.303, SLG: 0.323			G4-3			L3			P3	3	0	1	0	0	0	1				
36 Clete Thomas, L (1.9) OBP: 0.231, SLG: 0.396	F8		G3-1			K			K	3	1	0	0	0	1	2				
15 Brandon Inge, R (1.4) OBP: 0.231, SLG: 0.306 73 Brandon Douglas, R (7.4) OBP: 0.500, SLG: 0.333	G6-3		G4-3			G4-3			G4-3	3	0	1	1	0	0	2				
39 Ramon Santiago, S (1.5) OBP: 0.372, SLG: 0.472 29 Danny Worth, R (6.5) OBP: 0.385, SLG: 0.545			G4-3			G5-4-3			G5-4-3	2	1	1	0	1	0	0				
										1	0	0	0	0	0	1				
Inning Stats	R: 0 E: 0 K: 0 S: 3	H: 0 LOB: 0 BB: 0 P: 3	R: 0 E: 0 K: 0 S: 5	H: 2 LOB: 2 BB: 0 P: 5	R: 3 E: 1 K: 0 S: 6	H: 3 LOB: 1 BB: 1 P: 10	R: 1 E: 1 K: 0 S: 5	H: 1 LOB: 1 BB: 0 P: 5	R: 0 E: 0 K: 0 S: 3	H: 0 LOB: 0 BB: 0 P: 3	R: 1 E: 0 K: 1 S: 6	H: 1 LOB: 2 BB: 1 P: 11	R: 0 E: 0 K: 0 S: 4	H: 1 LOB: 1 BB: 0 P: 4	R: 0 E: 0 K: 1 S: 5	H: 1 LOB: 0 BB: 0 P: 5	1B: 8 2B: 2 3B: 0 HR: 0	SF: 0 SAC: 0 DP: 2 HBP: 1	WP: 0 PB: 0 SB: 0 CS: 0	PA: 39
PITCHER	IP WLS BF H R ER SO BB IBB HBP BLK WP HR S P ERA WHIP																			
50 Adam Wainwright, R (1.1) ERA: 1.45	4.2	22	6	4	3	0	0	1	0	0	0	0	0	0	0	21	25	5.79	1.500	
16 J.C. Romero, L (5.1) ERA: 2.25	0.1	1	0	0	0	0	0	0	0	0	0	0	0	0	1	1	0.00	0.000		
41 Mitchell Boggs, R (6.1) ERA: 4.5	2.0	W	10	2	1	1	1	1	0	0	1	10	15	4.50	1.500					
59 Fernando Salas, R (8.1) ERA: 2.57	1.0	H	3	1	0	0	1	0	0	0	0	5	5	0.00	1.000					
30 Jason Motte, R (9.1) ERA: 1.89	1.0		3	1	0	0	0	0	0	0	0	3	3	0.00	1.000					

Batter	1	2	3	4	5	6	7	8	9	AB	R	H	RBI	BB	SO	LOB	BOTTOM			
15 Rafael Furcal, S (1.6) OBP: 0.239, SLG: 0.295 43 Shane Robinson, R (6.9) OBP: 0.341, SLG: 0.421	G5-3		G4-3			P6			G3	3	1	1	0	0	0	0	Detroit Tigers @ St. Louis Cardinals Roger Dean Stadium, Jupiter, FL Wed Mar 28, 2012, 1:12 PM - 4:08 PM EDT Att: 6,829 - Partly Cloudy - 78 F			
3 Carlos Beltrán, S (1.9) OBP: 0.400, SLG: 0.439 41 Mitchell Boggs, R (6.1)	G4-3		G3-1			G3-1			G3	3	0	1	1	0	0	0				
8 Eugenio Velez, S (7. PH) OBP: 0.182, SLG: 0.143			G6-3			G3-1			G3	2	1	1	0	0	0	1				
7 Matt Holliday, R (1.7) OBP: 0.476, SLG: 0.763 44 Erik Komatsu, L (6. PR) OBP: 0.340, SLG: 0.422	G1-3		G6-3			B1			G3	2	0	0	1	1	0	1				
23 David Freese, R (1.5) OBP: 0.333, SLG: 0.447 13 Matt Carpenter, L (7.5) OBP: 0.442, SLG: 0.652	F8		G3-1			G1-6-3			F9	3	0	0	0	0	0	2				
12 Lance Berkman, S (1.3) OBP: 0.405, SLG: 0.419	F7		F8			K			G4-3	5	1	1	1	0	1	3				
4 Yadier Molina, R (1.2) OBP: 0.442, SLG: 0.564 61 Bryan Anderson, L (7.2) OBP: 0.593, SLG: 0.714			F9			K			G4-3	1	1	0	0	2	0	0				
19 Jon Jay, L (1.8) OBP: 0.327, SLG: 0.388 59 Fernando Salas, R (8.1) 30 Jason Motte, R (9.1)	K		F8			G1-6-3			F9	3	0	1	2	0	1	2				
27 Tyler Greene, R (1.4) OBP: 0.356, SLG: 0.490			K			CS			G4-3	4	1	2	1	0	1	2				
50 Adam Wainwright, R (1.1) 16 J.C. Romero, S (5.1) 96 Greg Garcia, L (5. PH) 33 Daniel Descalso, L (6.6) OBP: 0.467, SLG: 0.468			K			K			F8	0	0	0	0	0	0	0				
										1	0	0	0	1	0	2				
Inning Stats	R: 0 E: 0 K: 0 S: 3	H: 0 LOB: 0 BB: 0 P: 3	R: 0 E: 0 K: 1 S: 5	H: 0 LOB: 1 BB: 1 P: 9	R: 2 E: 0 K: 1 S: 8	H: 2 LOB: 1 BB: 1 P: 12	R: 0 E: 0 K: 0 S: 2	H: 0 LOB: 0 BB: 0 P: 3	R: 1 E: 0 K: 1 S: 7	H: 1 LOB: 0 BB: 0 P: 7	R: 2 E: 0 K: 1 S: 7	H: 2 LOB: 3 BB: 3 P: 19	R: 3 E: 2 K: 0 S: 8	H: 3 LOB: 2 BB: 1 P: 12	R: 1 E: 0 K: 0 S: 4	H: 1 LOB: 1 BB: 1 P: 9	1B: 6 2B: 1 3B: 1 HR: 1	SF: 0 SAC: 0 DP: 0 HBP: 1	WP: 0 PB: 0 SB: 4 CS: 1	PA: 42
PITCHER	IP WLS BF H R ER SO BB IBB HBP BLK WP HR S P ERA WHIP																			
80 Drew Smyly, L (1.1) ERA: 2.84	4.2	19	3	3	3	3	2	0	1	0	0	24	33	5.79	1.071					
60 Bryan Villarreal, R (5.1) ERA: 1.93	1.0	H	7	2	2	2	1	2	0	0	0	7	15	18.00	4.000					
40 Phil Coke, L (6.1) ERA: 4.76	0.2	L	6	3	3	2	0	1	0	0	0	5	9	27.00	6.000					
55 Daniel Schereth, L (7.1) ERA: 1.74	0.2		4	0	0	0	0	1	0	0	0	4	8	0.00	1.500					
19 Jared Gayhart, R (8.1) ERA: 9.0	1.0		5	1	1	1	0	1	0	0	0	4	9	9.00	2.000					

AB	36
R	5
H	10
RBI	4
BB	2
SO	2
LOB	17

AB	33
R	9
H	9
RBI	8
BB	7
SO	4
LOB	18



Batter	1	2	3	4	5	6	7	8	9	AB	R	H	RBI	BB	SO	LOB	TOP										
33 Daniel Descalso, L OBP: 0.438, SLG: 0.431 (1,4) (6,3)										4	0	0	0	0	1	0											
3 Carlos Beltrán, S OBP: 0.408, SLG: 0.511 (1,9)										4	1	2	1	0	1	0											
7 Matt Holliday, R OBP: 0.467, SLG: 0.725 46 Kyle McClellan, R (6,1)										2	0	0	0	1	0	1											
43 Shane Robinson, R OBP: 0.333, SLG: 0.410 (7,8)										0	0	0	0	0	0	0											
12 Lance Berkman, S OBP: 0.400, SLG: 0.412 27 Tyler Greene, R OBP: 0.350, SLG: 0.481 (6, PR) (6,4)										3	0	1	0	0	0	1											
23 David Freese, R OBP: 0.333, SLG: 0.439 13 Matt Carpenter, L OBP: 0.442, SLG: 0.652 (7,5)										3	0	1	0	0	2	0											
4 Yadier Molina, R OBP: 0.413, SLG: 0.524 48 Tony Cruz, R OBP: 0.357, SLG: 0.407 (1,2) (7,2)										3	0	0	0	0	2	0											
19 Jon Jay, L OBP: 0.310, SLG: 0.385 34 Marc Rzepczynski, L OBP: 0.333, SLG: 0.413 (7,1) (8,1)										3	0	0	0	0	0	0											
15 Rafael Furcal, S OBP: 0.224, SLG: 0.277 (1,6)										3	0	0	0	0	0	0											
31 Lance Lynn, S (1,1)										2	0	0	0	1	0	0											
44 Erik Komatsu, L OBP: 0.333, SLG: 0.413 (6,7)										1	0	0	0	0	0	0											
Inning Stats	R: 0 E: 0 K: 1 S: 5	H: 0 LOB: 0 BB: 0 P: 5	R: 0 E: 0 K: 1 S: 5	H: 0 LOB: 0 BB: 0 P: 5	R: 0 E: 0 K: 0 S: 3	H: 0 LOB: 0 BB: 0 P: 3	R: 1 E: 0 K: 1 S: 8	H: 2 LOB: 2 BB: 1 P: 13	R: 0 E: 0 K: 1 S: 4	H: 2 LOB: 1 BB: 0 P: 4	R: 0 E: 0 K: 1 S: 5	H: 0 LOB: 0 BB: 0 P: 5	R: 0 E: 0 K: 0 S: 3	H: 0 LOB: 0 BB: 0 P: 3	R: 0 E: 0 K: 0 S: 3	H: 0 LOB: 0 BB: 0 P: 3	1B: 3 2B: 0 3B: 0 HR: 1	SF: 0 SAC: 0 DP: 0 HBP: 0	WP: 0 PB: 0 SB: 0 CS: 1	PA: 32							
PITCHER	IP	WLS	BF	H	R	ER	SO	BB	IBB	HBP	BLK	WP	HR	S	P	ERA	WHIP										
19 Anibal Sánchez, R ERA: 6.52 (1,1)	5.0		18	2	1	1	4	1	0	0	0	0	1	26	31	1.80	0.600										
57 Chad Gaudin, R ERA: 1.25 (6,1)	3.0	W	10	2	0	0	1	0	0	0	0	0	0	12	12	0.00	0.667										
41 Donnie Webb, R ERA: (9,1)	1.0	S	3	0	0	0	0	0	0	0	0	0	0	3	3	0.00	0.000										

St. Louis Cardinals @ Miami Marlins
Roger Dean Stadium, Jupiter, FL
Thu Mar 29 2012, 1:09 PM - 3:29 PM EDT
Att. 4,244 - Partly Cloudy - 77 F

AB 30
R 1
H 4
RBI 1
BB 1
SO 5
LOB 4

Batter	1	2	3	4	5	6	7	8	9	AB	R	H	RBI	BB	SO	LOB	BOTTOM										
7 José Reyes, S OBP: 0.353, SLG: 0.510 (1,6)										4	0	1	0	0	0	2											
8 Chris Coghlan, L OBP: 0.250, SLG: 0.233 (1,9)										4	1	1	0	0	1	2											
2 Hanley Ramirez, R OBP: 0.491, SLG: 0.600 (1,5)										2	0	1	0	1	0	1											
26 Austin Kearns, R OBP: 0.372, SLG: 0.605 73 Donovan Solano, R OBP: 0.450, SLG: 0.525 (9,3)										4	0	0	0	0	2	3											
22 Donnie Murphy, R OBP: 0.293, SLG: 0.342 (1,4)										2	1	1	0	2	0	0											
9 Brett Hayes, R OBP: 0.250, SLG: 0.355 (1,2)										4	0	2	1	0	1	4											
16 Christian Yelich, L (1,8)										2	0	0	0	2	1	1											
99 Isaac Galloway, R (1,7)										4	0	0	0	0	0	5											
19 Anibal Sánchez, R OBP: 1.000, SLG: 1.000 94 Daniel Peltusati, R OBP: 1.000, SLG: 4.000 57 Chad Gaudin, R (6,1)										1	0	1	0	0	0	0											
98 Pedro Mendoza, R OBP: 1.000, SLG: 1.000 41 Donnie Webb, S (9,1)										1	1	1	0	0	0	0											
Inning Stats	R: 0 E: 0 K: 1 S: 5	H: 1 LOB: 1 BB: 0 P: 6	R: 0 E: 0 K: 0 S: 3	H: 1 LOB: 0 BB: 0 P: 3	R: 0 E: 0 K: 0 S: 3	H: 1 LOB: 0 BB: 0 P: 3	R: 0 E: 0 K: 1 S: 6	H: 1 LOB: 2 BB: 1 P: 10	R: 1 E: 0 K: 1 S: 7	H: 2 LOB: 3 BB: 2 P: 15	R: 0 E: 1 K: 0 S: 3	H: 0 LOB: 1 BB: 1 P: 7	R: 1 E: 0 K: 1 S: 7	H: 2 LOB: 2 BB: 2 P: 15	R: 0 E: 0 K: 0 S: 3	H: 0 LOB: 0 BB: 0 P: 3	1B: 8 2B: 0 3B: 0 HR: 1	SF: 0 SAC: 0 DP: 3 HBP: 1	WP: 0 PB: 0 SB: 1 CS: 1	PA: 36							
PITCHER	IP	WLS	BF	H	R	ER	SO	BB	IBB	HBP	BLK	WP	HR	S	P	ERA	WHIP										
31 Lance Lynn, R ERA: 2.61 (1,1)	5.0		19	5	1	1	3	1	0	1	0	0	1	25	33	1.80	1.200										
46 Kyle McClellan, R ERA: 2.89 (6,1)	1.0	L	7	2	1	1	1	2	0	0	0	0	0	7	15	9.00	4.000										
34 Marc Rzepczynski, L ERA: 2.7 (7,1)	1.0		4	0	0	0	0	1	0	0	0	0	0	3	7	0.00	1.000										
40 Scott Linebrink, R ERA: 1.69 (8,1)	1.0		6	2	1	1	1	2	0	0	0	0	0	7	15	9.00	4.000										

St. Louis Cardinals @ Miami Marlins
Roger Dean Stadium, Jupiter, FL
Thu Mar 29 2012, 1:09 PM - 3:29 PM EDT
Att. 4,244 - Partly Cloudy - 77 F

AB 29
R 3
H 9
RBI 2
BB 6
SO 5
LOB 18

Batter	1	2	3	4	5	6	7	8	9	AB	R	H	RBI	BB	SO	LOB	TOP																						
13 Ronny Cedeno, R OBP: 0.383, SLG: 0.333 3 Michael Fisher, S	F8		E6				F8		K	3	0	0	0	1	0	2																							
6 Omar Quintanilla, L OBP: 0.289, SLG: 0.273	G4-3		E1				F8		G4-3	4	1	0	0	1	0	3																							
5 David Wright, R OBP: 0.167, SLG: 0.455 Matt Tujasosopo, R OBP: 0.200, SLG: 0.400	F9		F8				FC4-6		2B	3	0	0	0	0	0	3																							
21 Lucas Duda, L OBP: 0.426, SLG: 0.682 39 Raul Reyes, L OBP: 1.000, SLG: 1.000		K	K				F8		2B	4	0	1	0	0	2	2																							
33 Vinny Rottino, R OBP: 0.321, SLG: 0.327	F7						P3		1B	4	0	2	1	0	0	0																							
2 Justin Turner, R OBP: 0.213, SLG: 0.228							F8		F9	4	0	1	0	0	1	3																							
23 Mike Baxter, L OBP: 0.327, SLG: 0.306							FC4-6		G6-3	4	0	0	0	0	1	4																							
4 Mike Nickeas, R OBP: 0.267, SLG: 0.321 76 Jeffrey Marte, R							K		G5-3	3	1	1	0	0	1	1																							
35 Dillon Gee, R 71 Pedro Zapata, R 39 Bobby Parnell, R 19 Daniel Herrera, L 30 Josh Thole, L 75 Sean Kazmar, Jr., R							K		1B	2	0	0	0	0	2	1																							
Inning Stats	R: 0 E: 0 K: 0 S: 3	H: 0 LOB: 0 BB: 0 P: 3	R: 0 E: 0 K: 2 S: 8	H: 1 LOB: 1 BB: 0 P: 8	R: 1 E: 2 K: 2 S: 10	H: 1 LOB: 2 BB: 0 P: 10	R: 0 E: 0 K: 1 S: 6	H: 1 LOB: 1 BB: 0 P: 6	R: 0 E: 0 K: 1 S: 5	H: 0 LOB: 0 BB: 1 P: 9	R: 0 E: 0 K: 0 S: 5	H: 0 LOB: 0 BB: 0 P: 5	R: 0 E: 0 K: 0 S: 4	H: 1 LOB: 1 BB: 0 P: 4	R: 2 E: 0 K: 0 S: 5	H: 3 LOB: 1 BB: 1 P: 9	R: 0 E: 0 K: 1 S: 6	H: 1 LOB: 1 BB: 0 P: 6	1B: 6 2B: 2 3B: 0 HR: 0	SF: 0 SAC: 0 DP: 1 HBP: 0	WP: 0 PB: 0 SB: 0 CS: 0	PA: 38																	
PITCHER	IP	WLS	BF	H	R	ER	SO	BB	IBB	HBP	BLK	WP	HR	S	P	ERA	WHIP	PITCHER				IP	WLS	BF	H	R	ER	SO	BB	IBB	HBP	BLK	WP	HR	S	P	ERA	WHIP	
26 Kyle Lohse, R ERA: 2.81	6.0	W	24	3	1	0	7	1	0	0	0	0	0	37	41	0.00	0.667					6.0																	
16 J.C. Romero, L ERA: 2.0	1.0	H	4	1	0	0	0	0	0	0	0	0	0	4	4	0.00	1.000					1.0																	
59 Fernando Salas, R ERA: 5.14	0.0		4	3	2	2	0	1	0	0	0	0	0	3	7	∞	∞					0.0																	
66 Victor Marte, R ERA: 1.0	1.0	H	2	0	0	0	0	0	0	0	0	0	0	2	2	0.00	0.000					1.0																	
30 Jason Motte, R ERA: 1.69	1.0	S	4	1	0	0	1	0	0	0	0	0	0	6	6	0.00	1.000					1.0																	

New York Mets @ St. Louis Cardinals
Roger Dean Stadium, Jupiter, FL
Fri Mar 30 2012, 1:09 PM - 3:28 PM EDT
Att: 5,813 - Partly Cloudy - 78 F

AB 36
R 3
H 8
RBI 2
BB 2
SO 8
LOB 20

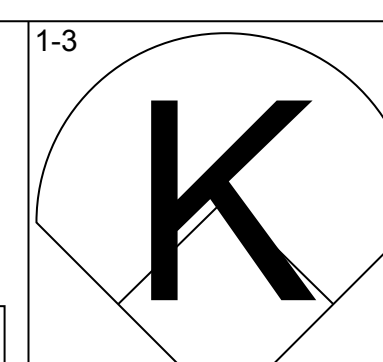
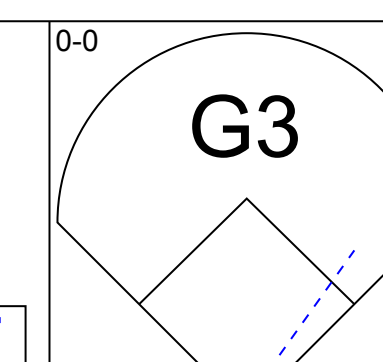
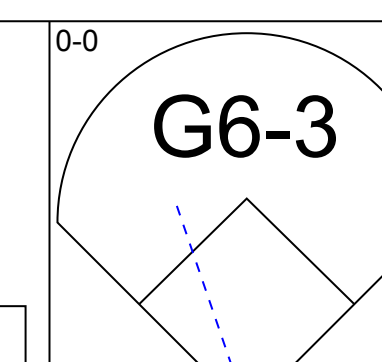
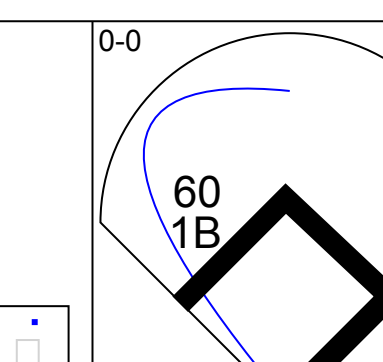
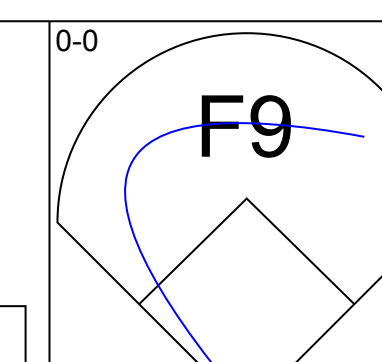
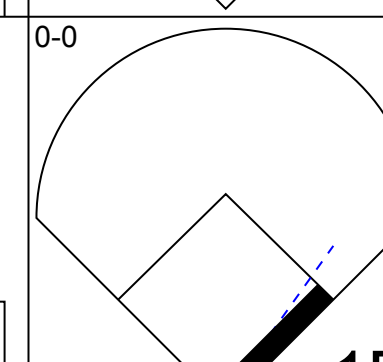
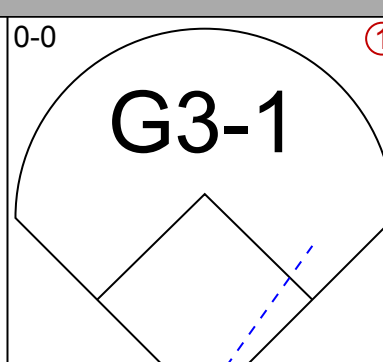
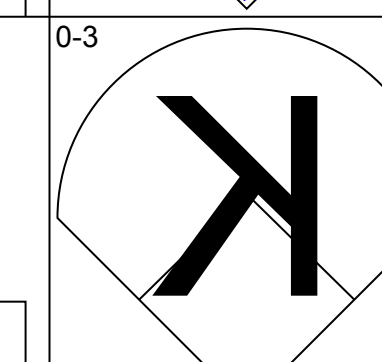
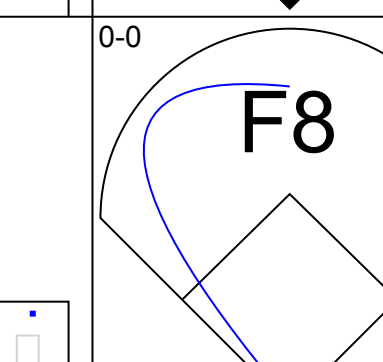
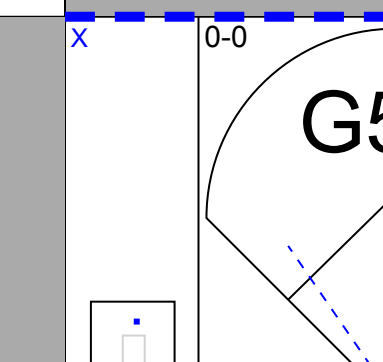
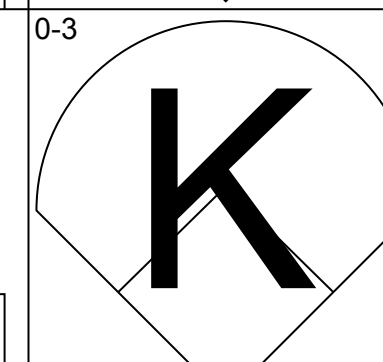
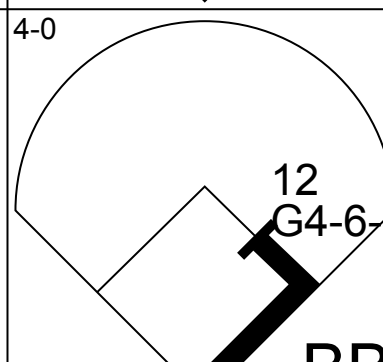
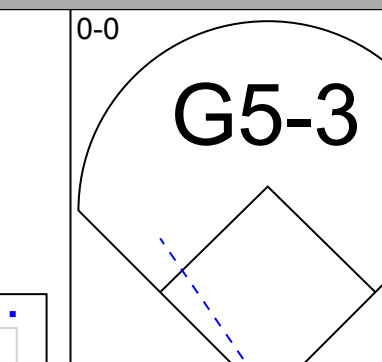
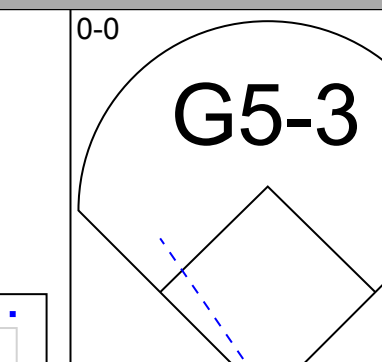
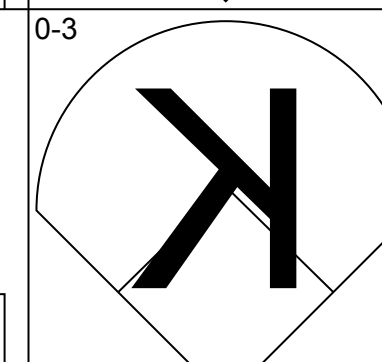
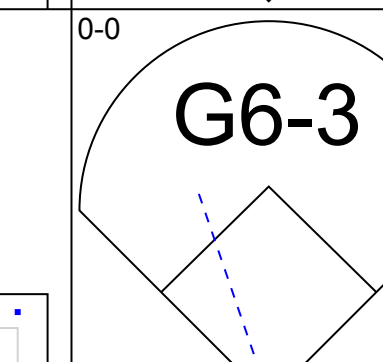
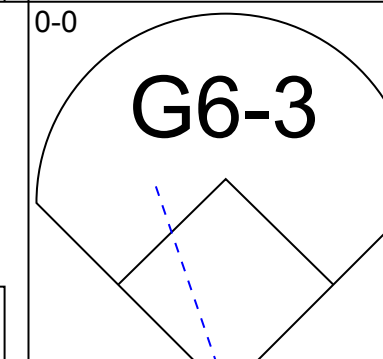
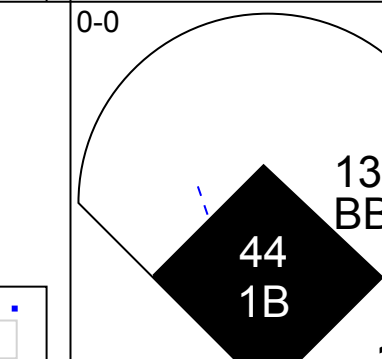
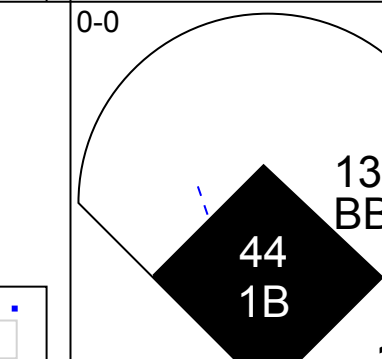
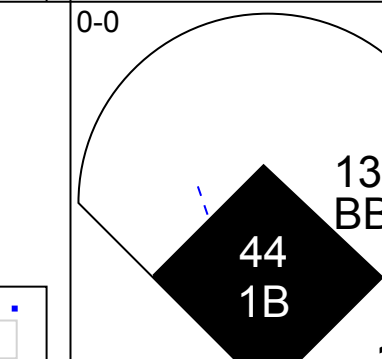
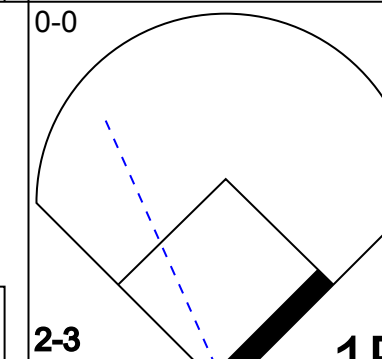
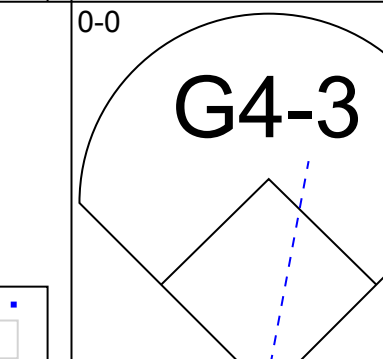
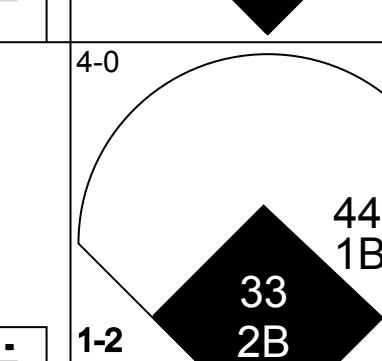
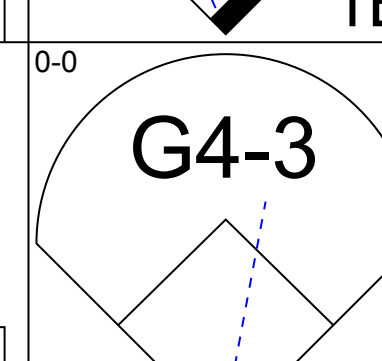
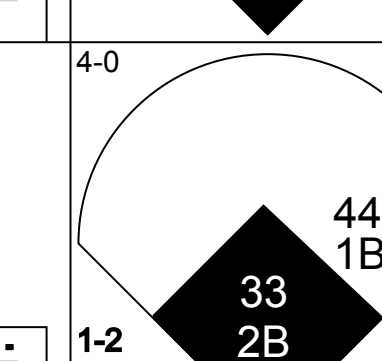
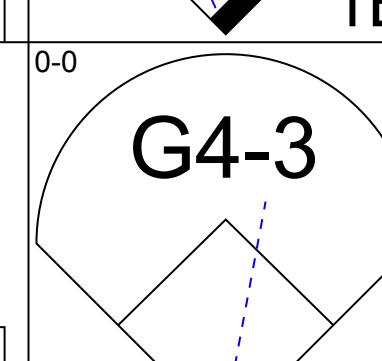
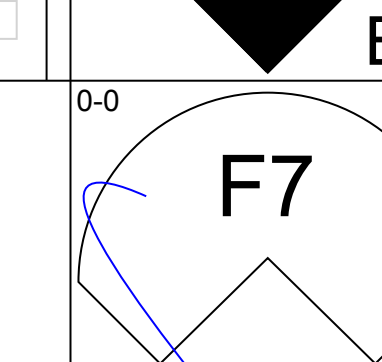
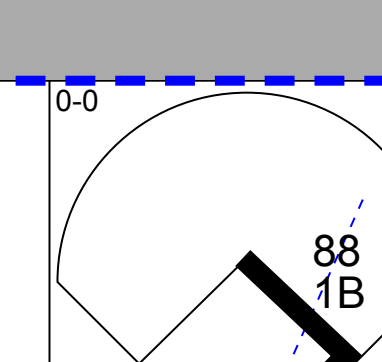
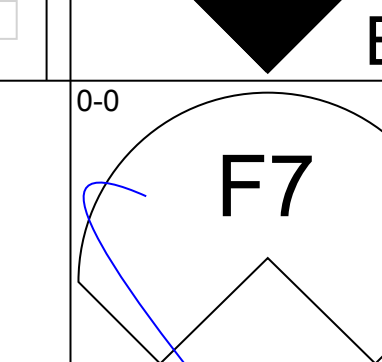
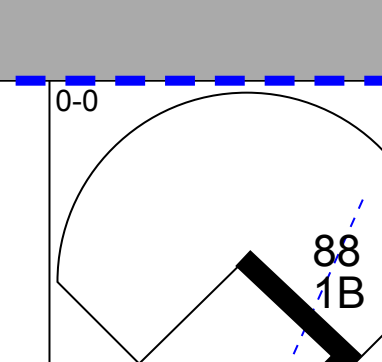
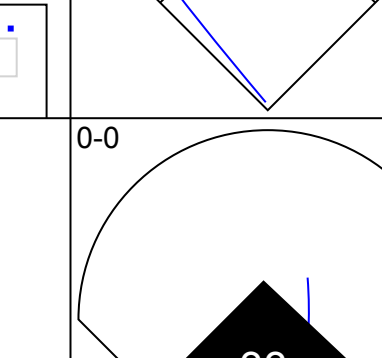
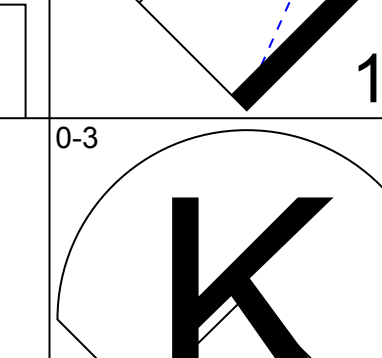
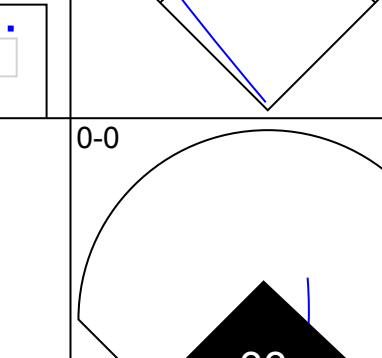
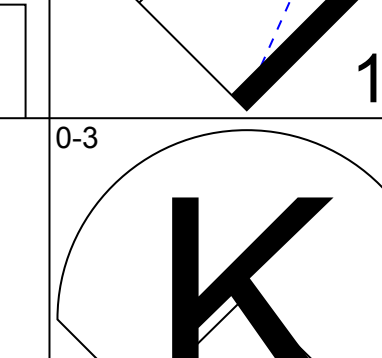
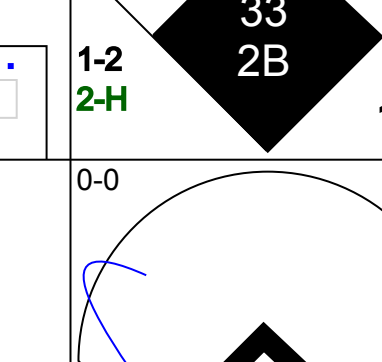
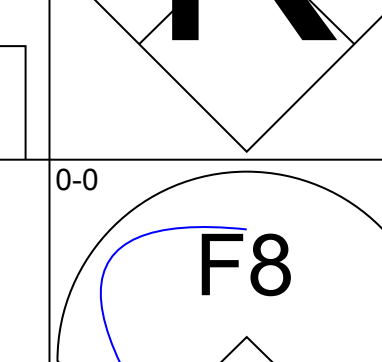
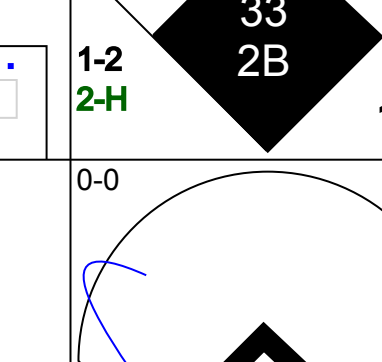

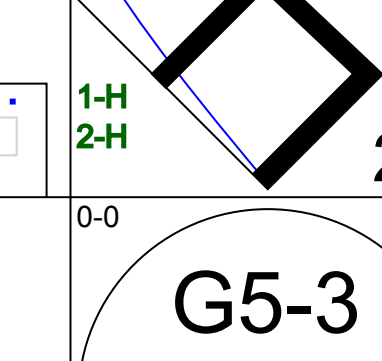
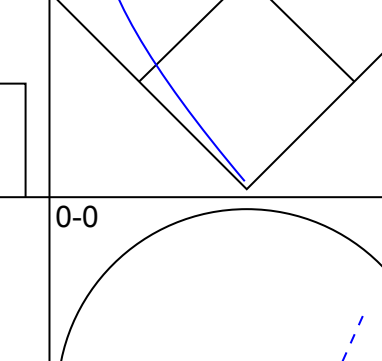
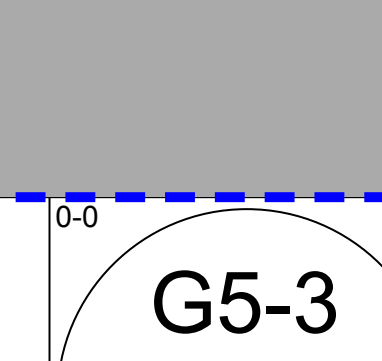
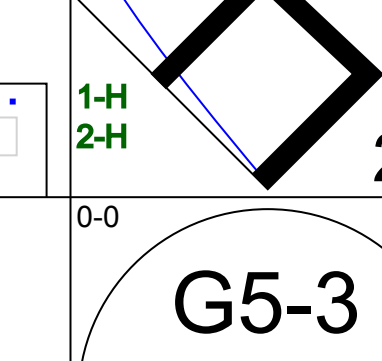
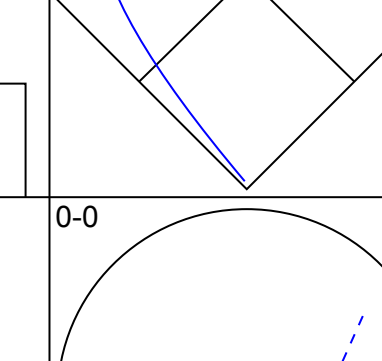




Batter	1	2	3	4	5	6	7	8	9	AB	R	H	RBI	BB	SO	LOB	BOTTOM																						
33 Daniel Descalso, L OBP: 0.412, SLG: 0.400	P6		K	G3					K	4	0	0	0	0	2	3																							
19 Jon Jay, L OBP: 0.306, SLG: 0.357 59 Fernando Salas, R	G4-3								F7	4	0	1	0	0	0	0																							
66 Victor Marte, R 30 Jason Motte, R									F8	0	0	0	0	0	0	0																							
7 Matt Holliday, R OBP: 0.469, SLG: 0.705									F8	4	0	2	0	0	0	1																							
23 David Freese, R OBP: 0.308, SLG: 0.400	F8								G4-3	4	0	0	0	0	0	2																							
13 Matt Carpenter, L OBP: 0.446, SLG: 0.720									K	4	2	2	1	0	1	0																							
4 Yadier Molina, R OBP: 0.417, SLG: 0.523 61 Bryan Anderson, L (4, PR)	F7								F9	2	0	1	1	0	0	0																							
44 Erik Komatsu, L OBP: 0.327, SLG: 0.400									G5-3	4	0	1	0	0	0	2																							
27 Tyler Greene, R OBP: 0.349, SLG: 0.463									K	2	0	0	0	0	1	2																							
26 Kyle Lohse, R OBP: 0.250, SLG: 0.250 Adam Melker, L OBP: 1.000, SLG: 2.000 16 J.C. Romero, S									P3	2	0	1	1	0	0	0																							
43 Shane Robinson, R OBP: 0.333, SLG: 0.410										0	0	0	0	0	0	0																							
Inning Stats	R: 0 E: 0 K: 0 S: 4	H: 1 LOB: 1 BB: 0 P: 4	R: 0 E: 0 K: 1 S: 6	H: 1 LOB: 0 BB: 0 P: 6	R: 0 E: 0 K: 1 S: 6	H: 1 LOB: 1 BB: 0 P: 6	R: 2 E: 0 K: 0 S: 6	H: 3 LOB: 2 BB: 0 P: 7	R: 0 E: 0 K: 0 S: 3	H: 1 LOB: 0 BB: 0 P: 3	R: 2 E: 0 K: 1 S: 8	H: 3 LOB: 1 BB: 0 P: 9	R: 0 E: 0 K: 0 S: 3	H: 0 LOB: 0 BB: 0 P: 3	R: 0 E: 0 K: 1 S: 5	H: 0 LOB: 0 BB: 0 P: 5	1B: 7 2B: 3 3B: 0 HR: 1	SF: 0 SAC: 0 DP: 1 HBP: 1	WP: 1 PB: 0 SB: 0 CS: 0	PA: 34																			
PITCHER	IP	WLS	BF	H	R	ER	SO	BB	IBB	HBP	BLK	WP	HR	S	P	ERA	WHIP	PITCHER				IP	WLS	BF	H	R	ER	SO	BB	IBB	HBP	BLK	WP	HR	S	P	ERA	WHIP	
35 Dillon Gee, R ERA: 3.92	6.0	L	28	10	4	4	3	10	4	4	3	0	1	0	0	0	6.00	1.667					6.0																
39 Bobby Parnell, R ERA: 1.13	1.0		3	0	0	0	0	0	0	0	0	0	0	3	3	0.00	0.000					1.0																	
19 Daniel Herrera, L ERA: 1.13	1.0		3	0	0	0	1	0	0	0	0	0	0	5	5	0.00	0.000					1.0																	

New York Mets @ St. Louis Cardinals
Roger Dean Stadium, Jupiter, FL
Fri Mar 30 2012, 1:09 PM - 3:28 PM EDT
Att: 5,813 - Partly Cloudy - 78 F

AB 33
R 4
H 10
RBI 4
BB 0
SO 4
LOB 10

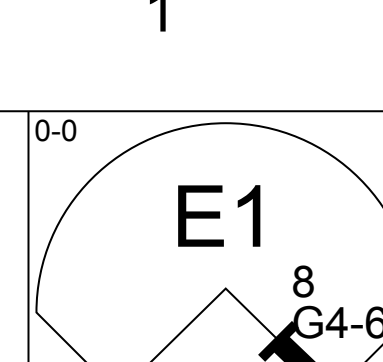
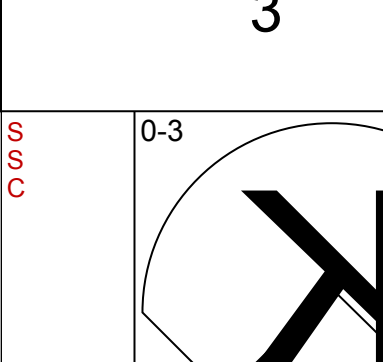
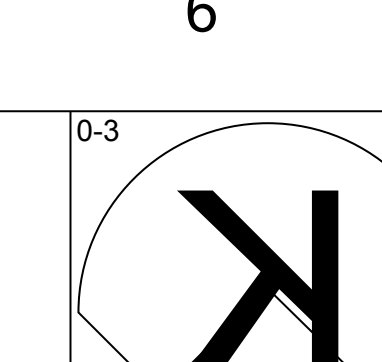
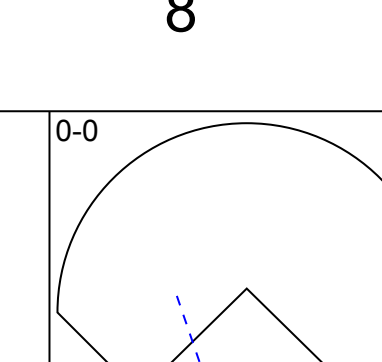
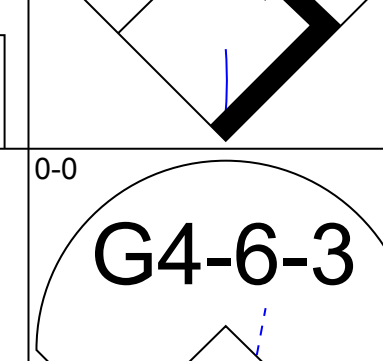
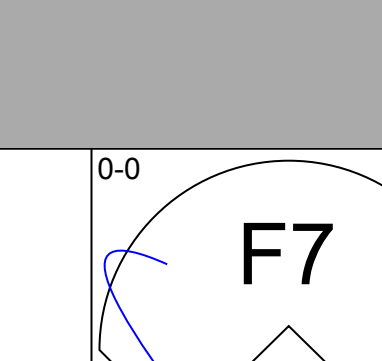
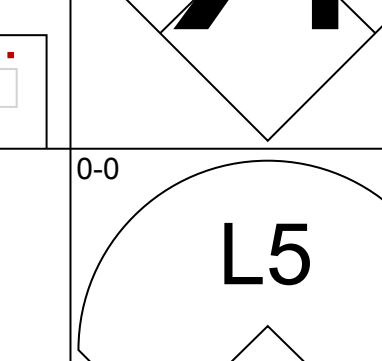
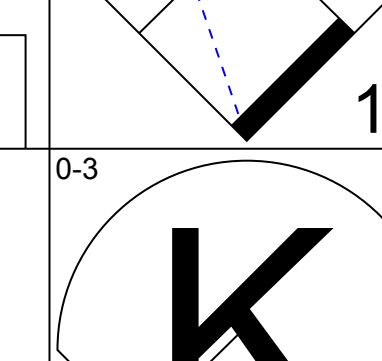
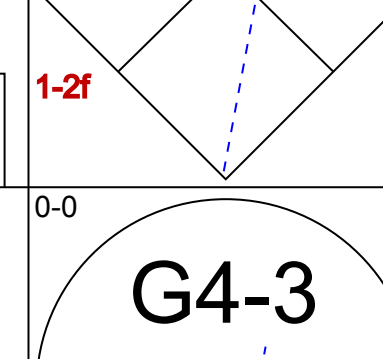
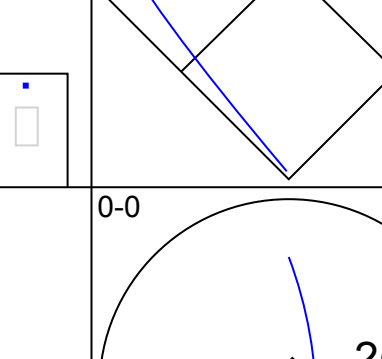
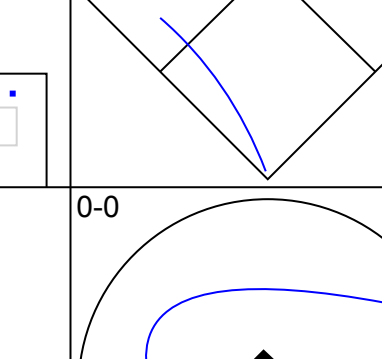
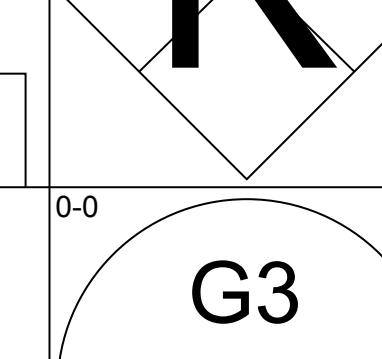
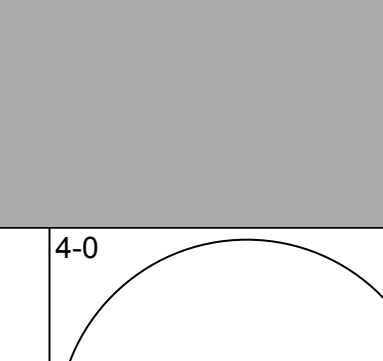
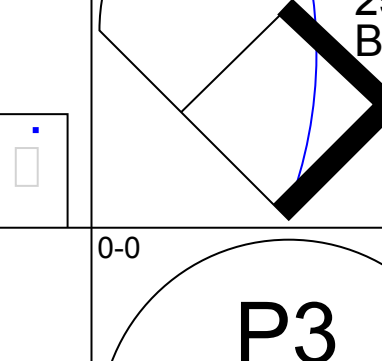
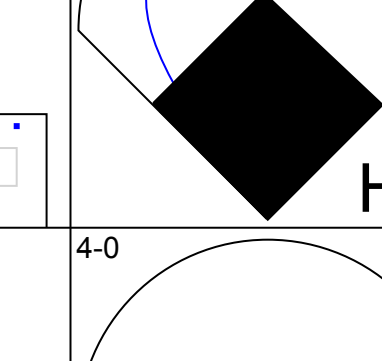
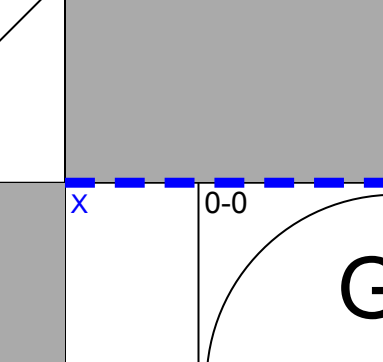
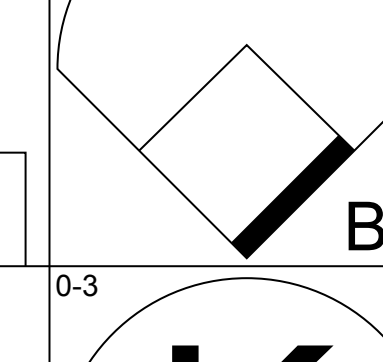
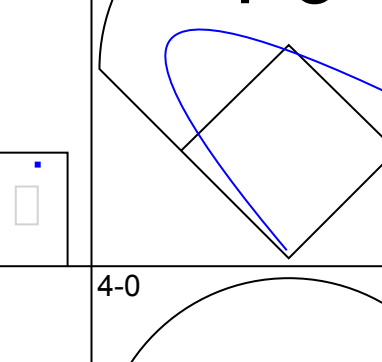
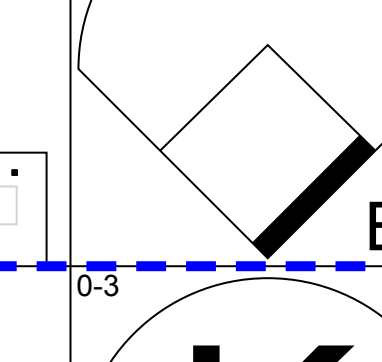
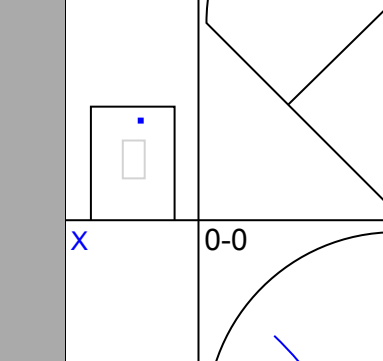
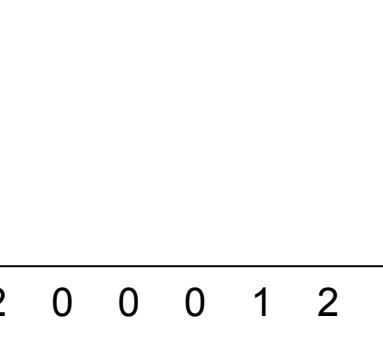

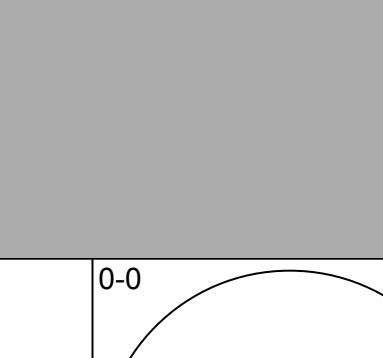
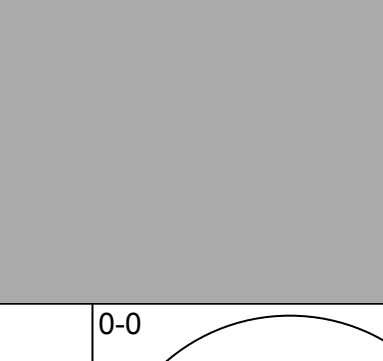

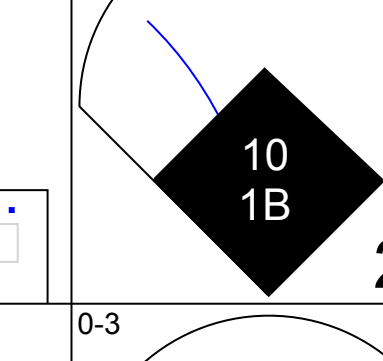
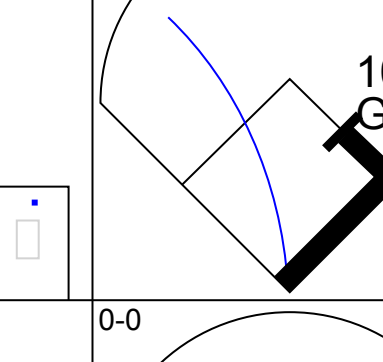
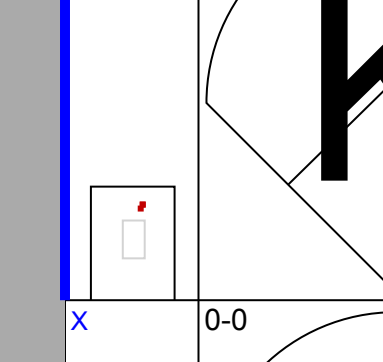
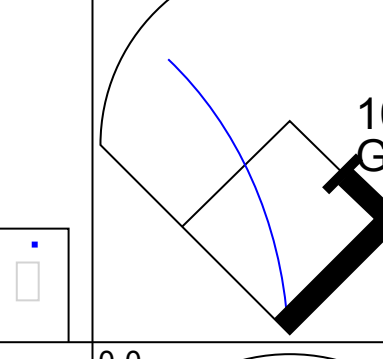

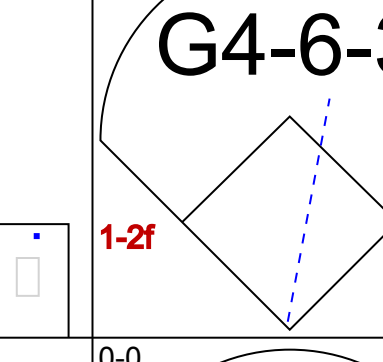
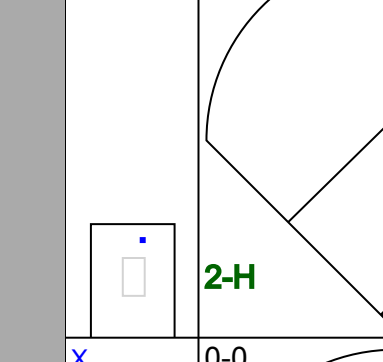
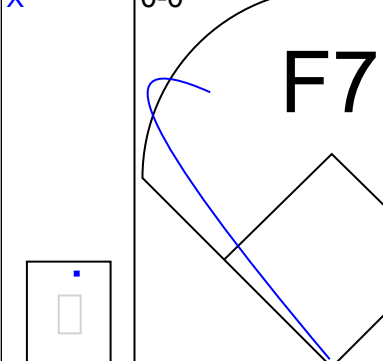
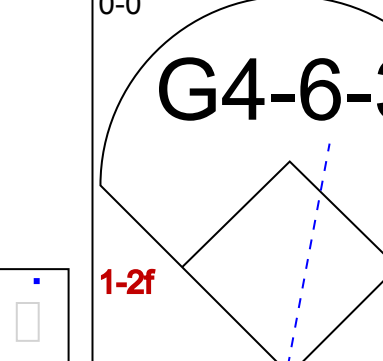
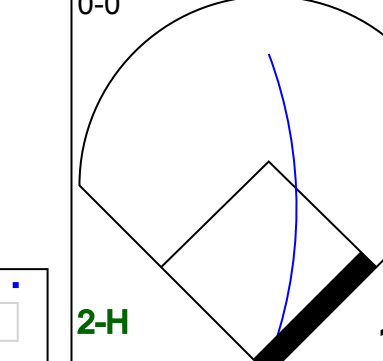

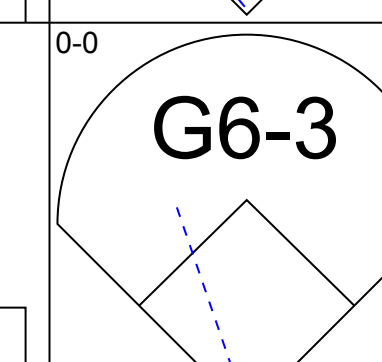



Batter	1	2	3	4	5	6	7	8	9	AB	R	H	RBI	BB	SO	LOB	TOP						
15 Rafael Furcal, S OBP: 0.212, SLG: 0.260 27 Tyler Greene, R OBP: 0.354, SLG: 0.482										3 0 0 0 0 1 0 2 0 1 0 0 0 2													
19 Jon Jay, L OBP: 0.308, SLG: 0.356 43 Shane Robinson, R OBP: 0.319, SLG: 0.390										3 0 1 0 0 1 0 2 0 0 0 0 0 1													
3 Carlos Beltrán, S OBP: 0.404, SLG: 0.489 8 Eugenio Velez, S OBP: 0.167, SLG: 0.130										2 0 0 0 1 1 1 2 0 0 0 0 1 1													
12 Lance Berkman, S OBP: 0.395, SLG: 0.405 60 Steven Hill, R OBP: 0.273, SLG: 0.273										3 0 1 0 0 0 2 2 1 1 0 0 0 0													
13 Matt Carpenter, L OBP: 0.450, SLG: 0.698									3 1 1 0 1 1 2														
48 Tony Cruz, R OBP: 0.406, SLG: 0.452										4 1 3 0 0 0 2													
44 Erik Komatsu, L OBP: 0.322, SLG: 0.389										4 2 1 1 0 1 4													
33 Daniel Descalso, L OBP: 0.417, SLG: 0.441										4 1 2 4 0 0 2													
35 Jake Westbrook, R 46 Kyle McClellan, R 88 Ryan Jackson, R 34 Marc Rzepczynski, L 41 Mitchell Boggs, R										3 0 0 1 0 0 2 0 0 0 0 0 0 0 1 0 1 0 0 0 0 0 0 0 0 0 0 0 0 0 0 0 0 0 0													
Inning Stats	R: 0 E: 0 K: 2 S: 8	H: 1 LOB: 1 BB: 0 P: 9	R: 3 E: 1 K: 0 S: 6	H: 3 LOB: 0 BB: 0 P: 6	R: 0 E: 0 K: 0 S: 2	H: 0 LOB: 0 BB: 1 P: 6	R: 0 E: 0 K: 1 S: 6	H: 1 LOB: 1 BB: 0 P: 6	R: 0 E: 0 K: 0 S: 5	H: 0 LOB: 0 BB: 0 P: 5	R: 3 E: 0 K: 0 S: 6	H: 3 LOB: 2 BB: 1 P: 10	R: 0 E: 0 K: 1 S: 7	H: 2 LOB: 2 BB: 0 P: 7	R: 0 E: 0 K: 1 S: 7	H: 2 LOB: 2 BB: 0 P: 7	R: 0 E: 0 K: 0 S: 3	H: 0 LOB: 0 BB: 0 P: 3	1B: 9 2B: 3 3B: 0 HR: 0	SF: 0 SAC: 0 DP: 1 HBP: 0	WP: 0 PB: 0 SB: 0 CS: 0	PA: 40	
PITCHER	IP WLS BF H R ER SO BB IBB HBP BLK WP HR S P ERA WHIP	IP WLS BF H R ER SO BB IBB HBP BLK WP HR S P ERA WHIP	IP WLS BF H R ER SO BB IBB HBP BLK WP HR S P ERA WHIP	IP WLS BF H R ER SO BB IBB HBP BLK WP HR S P ERA WHIP	IP WLS BF H R ER SO BB IBB HBP BLK WP HR S P ERA WHIP	IP WLS BF H R ER SO BB IBB HBP BLK WP HR S P ERA WHIP	IP WLS BF H R ER SO BB IBB HBP BLK WP HR S P ERA WHIP	IP WLS BF H R ER SO BB IBB HBP BLK WP HR S P ERA WHIP	IP WLS BF H R ER SO BB IBB HBP BLK WP HR S P ERA WHIP	IP WLS BF H R ER SO BB IBB HBP BLK WP HR S P ERA WHIP	IP WLS BF H R ER SO BB IBB HBP BLK WP HR S P ERA WHIP	IP WLS BF H R ER SO BB IBB HBP BLK WP HR S P ERA WHIP	IP WLS BF H R ER SO BB IBB HBP BLK WP HR S P ERA WHIP	IP WLS BF H R ER SO BB IBB HBP BLK WP HR S P ERA WHIP	IP WLS BF H R ER SO BB IBB HBP BLK WP HR S P ERA WHIP	IP WLS BF H R ER SO BB IBB HBP BLK WP HR S P ERA WHIP	IP WLS BF H R ER SO BB IBB HBP BLK WP HR S P ERA WHIP	IP WLS BF H R ER SO BB IBB HBP BLK WP HR S P ERA WHIP	IP WLS BF H R ER SO BB IBB HBP BLK WP HR S P ERA WHIP	IP WLS BF H R ER SO BB IBB HBP BLK WP HR S P ERA WHIP	IP WLS BF H R ER SO BB IBB HBP BLK WP HR S P ERA WHIP	IP WLS BF H R ER SO BB IBB HBP BLK WP HR S P ERA WHIP	IP WLS BF H R ER SO BB IBB HBP BLK WP HR S P ERA WHIP

St. Louis Cardinals @ Washington Nationals
Space Coast Stadium, Viera, FL
Sat Mar 31 2012, 1:10 PM - 3:41 PM EDT
Att: 5,913 - Sunny - 81 F

AB 38
R 6
H 12
RBI 6
BB 2
SO 6
LOB 19



Batter	1	2	3	4	5	6	7	8	9	AB	R	H	RBI	BB	SO	LOB	BOTTOM					
1 Steve Lombardozzi, S OBP: 0.343, SLG: 0.381										4 0 1 0 0 2 0												
8 Danny Espinosa, S OBP: 0.288, SLG: 0.254 54 Brad Lidge, R										4 0 0 0 0 1 2 0 0 0 0 0 0 0												
18 Chad Tracy, L OBP: 0.297, SLG: 0.418										4 1 2 1 0 0 1												
28 Jayson Werth, R OBP: 0.333, SLG: 0.568 7 Wade Moore, L										1 0 0 0 2 0 1 1 0 0 0 0 0 0												
25 Adam LaRoche, L OBP: 0.476, SLG: 0.333 13 Josh Johnson, S OBP: 0.429, SLG: 0.571										2 0 0 0 1 2 2 1 1 1 0 0 0 0												
26 Jesus Flores, R OBP: 0.380, SLG: 0.500 17 Sean Burnett, L Jason Martinson, R										3 0 1 0 0 0 3 0 0 0 0 0 0 0 1 0 0 0 0 1 1												
10 Corey Brown, L OBP: 0.355, SLG: 0.448										4 0 1 1 0 0 2												
15 Brett Carroll, R OBP: 0.292, SLG: 0.271										4 0 0 0 0 0 1												
37 Stephen Strasburg, R OBP: 0.400, SLG: 0.400 31 John Lannan, L 64 Carlos Maldonado, R OBP: 0.500, SLG: 0.588										1 0 0 0 0 1 0 1 0 0 0 0 0 0 1 0 0 0 0 0 0												
Inning Stats	R: 0 E: 1 K: 0 S: 3	H: 0 LOB: 0 BB: 0 P: 3	R: 0 E: 0 K: 1 S: 5	H: 0 LOB: 1 BB: 1 P: 9	R: 0 E: 0 K: 2 S: 7	H: 0 LOB: 0 BB: 0 P: 7	R: 0 E: 0 K: 0 S: 4	H: 1 LOB: 2 BB: 1 P: 8	R: 0 E: 0 K: 0 S: 3	H: 0 LOB: 0 BB: 0 P: 3	R: 1 E: 0 K: 2 S: 8	H: 1 LOB: 1 BB: 1 P: 12	R: 0 E: 0 K: 0 S: 3	H: 1 LOB: 0 BB: 0 P: 3	R: 0 E: 0 K: 1 S: 6	H: 1 LOB: 1 BB: 0 P: 6	R: 1 E: 0 K: 1 S: 7	H: 2 LOB: 1 BB: 0 P: 7	1B: 4 2B: 1 3B: 0 HR: 1	SF: 0 SAC: 0 DP: 2 HBP: 0	WP: 0 PB: 0 SB: 0 CS: 0	PA: 35
PITCHER	IP WLS BF H R ER SO BB IBB HBP BLK WP HR S P ERA WHIP	IP WLS BF H R ER SO BB IBB HBP BLK WP HR S P ERA WHIP	IP WLS BF H R ER SO BB IBB HBP BLK WP HR S P ERA WHIP	IP WLS BF H R ER SO BB IBB HBP BLK WP HR S P ERA WHIP	IP WLS BF H R ER SO BB IBB HBP BLK WP HR S P ERA WHIP	IP WLS BF H R ER SO BB IBB HBP BLK WP HR S P ERA WHIP	IP WLS BF H R ER SO BB IBB HBP BLK WP HR S P ERA WHIP	IP WLS BF H R ER SO BB IBB HBP BLK WP HR S P ERA WHIP	IP WLS BF H R ER SO BB IBB HBP BLK WP HR S P ERA WHIP	IP WLS BF H R ER SO BB IBB HBP BLK WP HR S P ERA WHIP	IP WLS BF H R ER SO BB IBB HBP BLK WP HR S P ERA WHIP	IP WLS BF H R ER SO BB IBB HBP BLK WP HR S P ERA WHIP	IP WLS BF H R ER SO BB IBB HBP BLK WP HR S P ERA WHIP	IP WLS BF H R ER SO BB IBB HBP BLK WP HR S P ERA WHIP	IP WLS BF H R ER SO BB IBB HBP BLK WP HR S P ERA WHIP	IP WLS BF H R ER SO BB IBB HBP BLK WP HR S P ERA WHIP	IP WLS BF H R ER SO BB IBB HBP BLK WP HR S P ERA WHIP	IP WLS BF H R ER SO BB IBB HBP BLK WP HR S P ERA WHIP	IP WLS BF H R ER SO BB IBB HBP BLK WP HR S P ERA WHIP	IP WLS BF H R ER SO BB IBB HBP BLK WP HR S P ERA WHIP	IP WLS BF H R ER SO BB IBB HBP BLK WP HR S P ERA WHIP	IP WLS BF H R ER SO BB IBB HBP BLK WP HR S P ERA WHIP

St. Louis Cardinals @ Washington Nationals
Space Coast Stadium, Viera, FL
Sat Mar 31 2012, 1:10 PM - 3:41 PM EDT
Att: 5,913 - Sunny - 81 F

AB 32
R 2
H 6
RBI 2
BB 3
SO 7
LOB 13



Batter	1	2	3	4	5	6	7	8	9	AB	R	H	RBI	BB	SO	LOB	TOP			
20 Ian Desmond, R OBP: 0.312, SLG: 0.440										4	0	0	0	0	1	1				
8 Danny Espinosa, S OBP: 0.299, SLG: 0.310										4	2	2	1	0	0	0				
11 Ryan Zimmerman, R OBP: 0.304, SLG: 0.711										3	0	1	0	0	0	0				
32 Tom Gorzelanny, R										0	0	0	0	0	0	0				
63 Henry Alberto Rodriguez, R										0	0	0	0	0	0	0				
1 Steve Lombardozzi, S OBP: 0.339, SLG: 0.375										1	0	0	0	0	1	1				
52 Ryan Mattheus, R										0	0	0	0	0	0	0				
28 Jayson Werth, R OBP: 0.315, SLG: 0.532										3	0	0	0	0	1	1				
2 Roger Bernadina, L OBP: 0.411, SLG: 0.458										1	0	1	0	0	0	0				
7 Mark DeRosa, R OBP: 0.581, SLG: 0.594										4	0	2	1	0	2	0				
25 Adam LaRoche, L OBP: 0.440, SLG: 0.278										3	0	0	0	1	1	3				
22 Xavier Nady, R OBP: 0.400, SLG: 0.357										4	0	1	0	0	0	4				
3 Wilson Ramos, R OBP: 0.255, SLG: 0.295										3	0	0	0	0	0	1				
47 Gio González, R OBP: 0.250, SLG: 0.250										1	0	1	0	0	0	0				
26 Jesus Flores, R OBP: 0.353, SLG: 0.489										1	0	0	0	0	0	0				
18 Chad Tracy, L OBP: 0.293, SLG: 0.412										1	0	0	0	0	0	0				
Inning Stats	R: 0 E: 0 K: 0 S: 4	H: 1 LOB: 1 BB: 0 P: 4	R: 0 E: 0 K: 0 S: 3	H: 1 LOB: 0 BB: 0 P: 3	R: 0 E: 0 K: 0 S: 3	H: 1 LOB: 0 BB: 0 P: 3	R: 0 E: 0 K: 1 S: 5	H: 0 LOB: 0 BB: 0 P: 5	R: 0 E: 0 K: 1 S: 6	H: 1 LOB: 1 BB: 0 P: 6	R: 0 E: 0 K: 0 S: 5	H: 0 LOB: 1 BB: 1 P: 9	R: 0 E: 0 K: 0 S: 3	H: 0 LOB: 0 BB: 0 P: 3	R: 1 E: 0 K: 2 S: 10	H: 3 LOB: 2 BB: 0 P: 10	1B: 7 2B: 0 3B: 0 HR: 1	SF: 0 SAC: 0 DP: 2 HBP: 0	WP: 0 PB: 0 SB: 0 CS: 0	PA: 34
PITCHER	IP	WLS	BF	H	R	ER	SO	BB	IBB	HBP	BLK	WP	HR	S	P	ERA	WHIP			
54 Jaime Garcia, L ERA: 2.79	6.0		21	5	1	1	3	0	0	0	0	0	1	27	27	1.50	0.833			
66 Victor Marte, R ERA: 0.9	1.0		4	0	0	0	1	1	0	0	0	0	0	5	9	0.00	1.000			
59 Fernando Salas, R ERA: 4.5	1.0		3	0	0	0	0	0	0	0	0	0	0	3	3	0.00	0.000			
30 Jason Motte, R ERA: 2.31	1.0	L	6	3	1	1	2	0	0	0	0	0	0	10	10	9.00	3.000			

Washington Nationals @ St. Louis Cardinals
Roger Dean Stadium, Jupiter, FL
Sun Apr 01 2012, 1:09 PM - 3:31 PM EDT
Att: 5,030 - Sunny - 78 F

AB	33
R	2
H	8
RBI	2
BB	1
SO	6
LOB	11



Batter	1	2	3	4	5	6	7	8	9	AB	R	H	RBI	BB	SO	LOB	BOTTOM			
27 Tyler Greene, R OBP: 0.348, SLG: 0.483										4	1	1	0	0	1	1				
3 Carlos Beltrán, S OBP: 0.400, SLG: 0.500										3	0	1	1	0	1	0				
44 Erik Komatsu, L OBP: 0.333, SLG: 0.389										0	0	0	0	1	0	0				
7 Matt Holliday, R OBP: 0.442, SLG: 0.660										3	0	0	0	0	1	1				
8 Eugenio Velez, S OBP: 0.160, SLG: 0.125										1	0	0	0	0	0	1				
23 David Freese, R OBP: 0.291, SLG: 0.375										3	0	0	0	0	1	1				
48 Tony Cruz, R OBP: 0.304, SLG: 0.438										1	0	0	0	0	1	1				
4 Yadier Molina, R OBP: 0.392, SLG: 0.489										3	0	0	0	0	2	1				
59 Fernando Salas, R										0	0	0	0	0	0	0				
30 Jason Motte, R										0	0	0	0	0	0	0				
19 Jon Jay, L OBP: 0.318, SLG: 0.367										1	0	1	0	0	0	0				
13 Matt Carpenter, L OBP: 0.438, SLG: 0.661										3	0	0	0	1	1	2				
43 Shane Robinson, R OBP: 0.320, SLG: 0.386										3	0	1	0	0	0	1				
15 Rafael Furcal, S OBP: 0.222, SLG: 0.269										2	0	1	0	0	0	0				
54 Jaime Garcia, L										2	0	0	0	0	2	1				
66 Victor Marte, R										0	0	0	0	0	0	0				
33 Daniel Descalso, L OBP: 0.411, SLG: 0.433										1	0	0	0	0	1	1				
Inning Stats	R: 0 E: 0 K: 2 S: 7	H: 0 LOB: 0 BB: 0 P: 7	R: 0 E: 0 K: 1 S: 5	H: 0 LOB: 0 BB: 0 P: 5	R: 0 E: 0 K: 1 S: 5	H: 0 LOB: 0 BB: 0 P: 5	R: 1 E: 0 K: 2 S: 9	H: 2 LOB: 1 BB: 0 P: 9	R: 0 E: 0 K: 0 S: 3	H: 0 LOB: 0 BB: 0 P: 3	R: 0 E: 0 K: 0 S: 3	H: 0 LOB: 0 BB: 0 P: 3	R: 0 E: 0 K: 2 S: 8	H: 1 LOB: 1 BB: 0 P: 8	R: 0 E: 0 K: 2 S: 8	H: 1 LOB: 2 BB: 1 P: 12	1B: 3 2B: 3 3B: 0 HR: 0	SF: 0 SAC: 1 DP: 1 HBP: 0	WP: 0 PB: 0 SB: 0 CS: 0	PA: 33
PITCHER	IP	WLS	BF	H	R	ER	SO	BB	IBB	HBP	BLK	WP	HR	S	P	ERA	WHIP			
47 Gio González, L ERA: 5.85	5.0		18	3	1	1	7	1	0	0	0	0	0	31	35	1.80	0.800			
32 Tom Gorzelanny, L ERA: 8.1	2.0		6	0	0	0	0	0	0	0	0	0	0	6	6	0.00	0.000			
63 Henry Alberto Rodriguez, R ERA: 1.1	1.0	W	4	1	0	0	2	0	0	0	0	0	0	8	8	0.00	1.000			
52 Ryan Mattheus, R ERA: 3.46	1.0	S	5	1	0	0	2	1	0	0	0	0	0	8	12	0.00	2.000			

Washington Nationals @ St. Louis Cardinals
Roger Dean Stadium, Jupiter, FL
Sun Apr 01 2012, 1:09 PM - 3:31 PM EDT
Att: 5,030 - Sunny - 78 F

AB	30
R	1
H	5
RBI	1
BB	2
SO	11
LOB	11



Batter	1	2	3	4	5	6	7	8	9	AB	R	H	RBI	BB	SO	LOB	TOP			
15 Rafael Furcal, S OBP: 0.600, SLG: 0.800	G6-3	3B				L4			G4-3	5	0	3	1	0	0	2				
3 Carlos Beltrán, S OBP: 0.400, SLG: 0.400	2B					K			P6	5	1	2	0	0	1	2				
7 Matt Holliday, R	F9					K			G4-3	5	0	0	0	0	2	5				
12 Lance Berkman, S OBP: 0.600, SLG: 0.667	2B					IBB			IBB	3	1	1	0	2	0	0				
23 David Freese, R OBP: 0.600, SLG: 0.600	1B					K			F7	5	1	3	2	0	1	4				
4 Yadier Molina, R OBP: 0.500, SLG: 0.750	G4-3					IBB			G1-3	4	0	2	0	0	0	2				
19 Jon Jay, L OBP: 0.250, SLG: 0.250	L1					F7			G1-3	4	0	1	0	0	0	3				
33 Daniel Descalso, L OBP: 0.500, SLG: 0.333	BB					FC2-5			G1	3	1	1	1	1	1	2				
26 Kyle Lohse, R	SH1-3					L4			G4-3	3	0	0	0	0	0	3				
59 Fernando Salas, R						FC2-5			G4-3	0	0	0	0	0	0	0				
34 Marc Rzepczynski, L										0	0	0	0	0	0	0				
30 Jason Motte, R										0	0	0	0	0	0	0				
Inning Stats	R: 2 E: 0 K: 0 S: 15	H: 3 LOB: 1 BB: 0 P: 22	R: 1 E: 0 K: 0 S: 9	H: 2 LOB: 2 BB: 1 P: 18	R: 0 E: 0 K: 0 S: 6	H: 1 LOB: 0 BB: 0 P: 9	R: 0 E: 0 K: 1 S: 9	H: 1 LOB: 0 BB: 0 P: 13	R: 0 E: 0 K: 3 S: 11	H: 2 LOB: 2 BB: 0 P: 20	R: 0 E: 0 K: 1 S: 5	H: 0 LOB: 0 BB: 0 P: 7	R: 1 E: 0 K: 0 S: 8	H: 2 LOB: 1 BB: 0 P: 12	R: 0 E: 0 K: 0 S: 6	H: 1 LOB: 2 BB: 1 P: 13	1B: 10 2B: 5 3B: 0 HR: 0	SF: 0 SAC: 1 DP: 2 HBP: 0	WP: 0 PB: 0 SB: 1 CS: 1	PA: 41
PITCHER	IP WLS BF H R ER SO BB IBB HBP BLK WP HR S P ERA WHIP	IP WLS BF H R ER SO BB IBB HBP BLK WP HR S P ERA WHIP	IP WLS BF H R ER SO BB IBB HBP BLK WP HR S P ERA WHIP	IP WLS BF H R ER SO BB IBB HBP BLK WP HR S P ERA WHIP	IP WLS BF H R ER SO BB IBB HBP BLK WP HR S P ERA WHIP	IP WLS BF H R ER SO BB IBB HBP BLK WP HR S P ERA WHIP	IP WLS BF H R ER SO BB IBB HBP BLK WP HR S P ERA WHIP	IP WLS BF H R ER SO BB IBB HBP BLK WP HR S P ERA WHIP	IP WLS BF H R ER SO BB IBB HBP BLK WP HR S P ERA WHIP	IP WLS BF H R ER SO BB IBB HBP BLK WP HR S P ERA WHIP	IP WLS BF H R ER SO BB IBB HBP BLK WP HR S P ERA WHIP	IP WLS BF H R ER SO BB IBB HBP BLK WP HR S P ERA WHIP	IP WLS BF H R ER SO BB IBB HBP BLK WP HR S P ERA WHIP	IP WLS BF H R ER SO BB IBB HBP BLK WP HR S P ERA WHIP	IP WLS BF H R ER SO BB IBB HBP BLK WP HR S P ERA WHIP	IP WLS BF H R ER SO BB IBB HBP BLK WP HR S P ERA WHIP	IP WLS BF H R ER SO BB IBB HBP BLK WP HR S P ERA WHIP	IP WLS BF H R ER SO BB IBB HBP BLK WP HR S P ERA WHIP	IP WLS BF H R ER SO BB IBB HBP BLK WP HR S P ERA WHIP	IP WLS BF H R ER SO BB IBB HBP BLK WP HR S P ERA WHIP

St. Louis Cardinals @ Miami Marlins
Marlins Park, Miami, FL
Wed Apr 04 2012, 7:16 PM - 9:57 PM EDT
Att: 36,601 - Clear - 79 F

AB	37
R	4
H	13
RBI	4
BB	3
SO	5
LOB	23



Batter	1	2	3	4	5	6	7	8	9	AB	R	H	RBI	BB	SO	LOB	BOTTOM			
7 José Reyes, S OBP: 0.500, SLG: 0.500	F9					F8			FC1-4	4	0	2	0	0	0	0				
1 Emilio Bonifácio, S	G6-3					FC1-6			FC1-4	3	0	0	0	0	0	2				
2 Hanley Ramirez, R	P6					G5-4-3			F7	4	0	0	0	0	1	3				
27 Giancarlo Stanton, R						F8			F8	4	0	0	0	0	1	2				
5 Logan Morrison, L OBP: 0.333, SLG: 0.333						F8			F8	3	0	1	0	0	0	0				
15 Gaby Sanchez, R						L9			K	3	0	0	0	0	2	1				
12 Omar Infante, R						G5-3			F8	3	1	0	0	0	0	1				
14 John Buck, R OBP: 0.333, SLG: 0.667						G1-3			G1-3	3	0	1	1	0	0	0				
55 Josh Johnson, L						K			G4-3	1	0	0	0	0	1	0				
8 Chris Coghlan, L									K	1	0	0	0	0	0	0				
40 Mike Dunn, L									K	0	0	0	0	0	0	0				
58 Ryan Webb, R									K	0	0	0	0	0	0	0				
36 Randy Choate, L									K	0	0	0	0	0	0	0				
29 Greg Dobbs, L									K	0	0	0	0	0	0	0				
26 Austin Kearns, R									K	1	0	0	0	0	1	1				
31 Steve Cishek, R									K	0	0	0	0	0	0	0				
Inning Stats	R: 0 E: 0 K: 0 S: 8	H: 0 LOB: 0 BB: 0 P: 13	R: 0 E: 0 K: 0 S: 7	H: 0 LOB: 0 BB: 0 P: 11	R: 0 E: 0 K: 1 S: 7	H: 0 LOB: 0 BB: 0 P: 11	R: 0 E: 0 K: 0 S: 5	H: 0 LOB: 0 BB: 0 P: 9	R: 0 E: 0 K: 0 S: 5	H: 0 LOB: 0 BB: 0 P: 9	R: 0 E: 0 K: 0 S: 6	H: 1 LOB: 1 BB: 0 P: 11	R: 1 E: 0 K: 2 S: 13	H: 2 LOB: 1 BB: 0 P: 19	R: 0 E: 0 K: 2 S: 12	H: 1 LOB: 1 BB: 0 P: 17	1B: 3 2B: 1 3B: 0 HR: 0	SF: 0 SAC: 0 DP: 1 HBP: 1	WP: 0 PB: 0 SB: 0 CS: 0	PA: 31
PITCHER	IP WLS BF H R ER SO BB IBB HBP BLK WP HR S P ERA WHIP	IP WLS BF H R ER SO BB IBB HBP BLK WP HR S P ERA WHIP	IP WLS BF H R ER SO BB IBB HBP BLK WP HR S P ERA WHIP	IP WLS BF H R ER SO BB IBB HBP BLK WP HR S P ERA WHIP	IP WLS BF H R ER SO BB IBB HBP BLK WP HR S P ERA WHIP	IP WLS BF H R ER SO BB IBB HBP BLK WP HR S P ERA WHIP	IP WLS BF H R ER SO BB IBB HBP BLK WP HR S P ERA WHIP	IP WLS BF H R ER SO BB IBB HBP BLK WP HR S P ERA WHIP	IP WLS BF H R ER SO BB IBB HBP BLK WP HR S P ERA WHIP	IP WLS BF H R ER SO BB IBB HBP BLK WP HR S P ERA WHIP	IP WLS BF H R ER SO BB IBB HBP BLK WP HR S P ERA WHIP	IP WLS BF H R ER SO BB IBB HBP BLK WP HR S P ERA WHIP	IP WLS BF H R ER SO BB IBB HBP BLK WP HR S P ERA WHIP	IP WLS BF H R ER SO BB IBB HBP BLK WP HR S P ERA WHIP	IP WLS BF H R ER SO BB IBB HBP BLK WP HR S P ERA WHIP	IP WLS BF H R ER SO BB IBB HBP BLK WP HR S P ERA WHIP	IP WLS BF H R ER SO BB IBB HBP BLK WP HR S P ERA WHIP	IP WLS BF H R ER SO BB IBB HBP BLK WP HR S P ERA WHIP	IP WLS BF H R ER SO BB IBB HBP BLK WP HR S P ERA WHIP	IP WLS BF H R ER SO BB IBB HBP BLK WP HR S P ERA WHIP

St. Louis Cardinals @ Miami Marlins
Marlins Park, Miami, FL
Wed Apr 04 2012, 7:16 PM - 9:57 PM EDT
Att: 36,601 - Clear - 79 F

AB	30
R	1
H	4
RBI	1
BB	0
SO	6
LOB	10




Batter	1	2	3	4	5	6	7	8	9	AB	R	H	RBI	BB	SO	LOB	TOP					
15 Rafael Furcal, S OBP: 0.636, SLG: 0.800	G6-3	G4-3															5 1 3 1 1 0 1					
3 Carlos Beltrán, S OBP: 0.500, SLG: 0.778																	4 2 2 1 1 1 3					
44 Erik Komatsu, L OBP: 1.000, SLG: 1.000																	1 0 1 0 0 0 0					
7 Matt Holliday, R 46 Kyle McClellan, R																	5 1 1 1 1 1 4					
12 Lance Berkman, S OBP: 0.600, SLG: 0.667																	0 0 0 0 0 0 0					
23 David Freese, R OBP: 0.500, SLG: 0.800																	3 1 1 1 2 0 2					
4 Yadier Molina, R OBP: 0.556, SLG: 1.125																	5 1 2 3 0 1 3					
19 Jon Jay, L OBP: 0.222, SLG: 0.222																	4 2 2 1 1 0 2					
33 Daniel Descalso, L OBP: 0.444, SLG: 0.286																	5 1 1 0 0 0 2					
54 Jaime Garcia, L 43 Shane Robinson, R 16 J.C. Romero, S 41 Mitchell Boggs, R 13 Matt Carpenter, L OBP: 1.000, SLG: 2.000																	4 1 1 0 1 1 2					
																	2 0 0 0 0 0 2 1					
																	1 0 1 1 0 0 0 0					
																	0 0 0 0 0 0 0 0					
																	0 0 0 0 0 0 0 0					
																	1 1 1 2 0 0 0 0					
Inning Stats	R: 0 E: 0 K: 0 S: 9	H: 0 LOB: 2 BB: 2 P: 21	R: 1 E: 0 K: 0 S: 9	H: 2 LOB: 1 BB: 0 P: 12	R: 4 E: 0 K: 2 S: 15	H: 3 LOB: 1 BB: 2 P: 34	R: 1 E: 0 K: 1 S: 14	H: 2 LOB: 2 BB: 1 P: 26	R: 0 E: 0 K: 1 S: 7	H: 0 LOB: 0 BB: 0 P: 9	R: 1 E: 0 K: 2 S: 15	H: 3 LOB: 1 BB: 0 P: 20	R: 1 E: 1 K: 0 S: 15	H: 2 LOB: 2 BB: 1 P: 27	R: 0 E: 0 K: 0 S: 9	H: 0 LOB: 0 BB: 0 P: 11	R: 3 E: 0 K: 0 S: 13	H: 4 LOB: 1 BB: 1 P: 22	1B: 8 2B: 5 3B: 0 HR: 4	SF: 0 SAC: 1 DP: 1 HBP: 0	WP: 0 PB: 0 SB: 2 CS: 0	PA: 48
PITCHER	IP WLS BF H R ER SO BB IBB HBP BLK WP HR S P ERA WHIP																					
49 Yovani Gallardo, R ERA: 14.73	3.2 L 23 7 6 6 3 5 0 0 0 0 0 4 45 89 14.73 3.273																					
41 Marco Estrada, R ERA:	1.1 4 0 0 0 1 0 0 0 0 0 0 9 13 0.00 0.000																					
26 Manny Parra, L ERA: 4.5	2.0 11 5 2 1 2 1 0 0 0 0 0 30 47 4.50 3.000																					
48 Tim Lillard, R ERA: 13.5	2.0 10 4 3 3 0 1 0 0 0 0 0 22 33 13.50 2.500																					

St. Louis Cardinals @ Milwaukee Brewers
Miller Park, Milwaukee, WI
Fri Apr 06 2012, 3:12 PM - 6:18 PM CDT
Att. 46,086 - Roof Closed - 65 F

livebaseballscorecards.com

AB 40
R 11
H 16
RBI 11
BB 7
SO 6
LOB 20




Batter	1	2	3	4	5	6	7	8	9	AB	R	H	RBI	BB	SO	LOB	BOTTOM					
23 Rickie Weeks Jr., R OBP: 0.400, SLG: 0.400																	5 1 2 0 0 1 4					
27 Carlos Gómez, R OBP: 0.400, SLG: 0.800																	5 1 2 1 0 0 3					
8 Ryan Braun, R																	5 0 0 0 0 1 3					
16 Aramis Ramirez, R																	4 0 0 1 0 1 1					
1 Corey Hart, R 45 Travis Ishikawa, L																	2 0 1 0 2 0 1					
11 Alex Gonzalez, R																	0 0 0 0 0 0 0					
24 Mat Gamel, L OBP: 0.500, SLG: 0.500																	4 1 2 0 0 1 0					
20 Jonathan Lucroy, R OBP: 0.750, SLG: 0.667																	3 1 2 0 0 0 0					
49 Yovani Gallardo, R 41 Marco Estrada, R 7 Norichika Aoki, L 26 Manny Parra, L 3 Cesar Izturis, S 2 Nyjer Morgan, L 48 Tim Lillard, R 9 George Kottaras, L OBP: 1.000, SLG: 2.000																	1 0 0 0 0 0 0 0					
																	0 0 0 0 0 0 0 0					
																	1 0 0 0 0 0 1 2					
																	0 0 0 0 0 0 0 0					
																	1 0 0 0 0 0 0 2					
																	0 0 0 0 0 0 0 0					
																	1 1 1 3 0 0 0 0					
Inning Stats	R: 2 E: 0 K: 1 S: 9	H: 2 LOB: 1 BB: 1 P: 17	R: 0 E: 0 K: 0 S: 9	H: 0 LOB: 0 BB: 0 P: 15	R: 0 E: 0 K: 1 S: 10	H: 0 LOB: 0 BB: 0 P: 15	R: 0 E: 0 K: 0 S: 6	H: 0 LOB: 0 BB: 1 P: 10	R: 0 E: 0 K: 1 S: 9	H: 2 LOB: 2 BB: 0 P: 14	R: 0 E: 0 K: 0 S: 11	H: 1 LOB: 1 BB: 0 P: 16	R: 0 E: 0 K: 0 S: 8	H: 2 LOB: 1 BB: 0 P: 12	R: 0 E: 0 K: 2 S: 11	H: 1 LOB: 1 BB: 0 P: 17	R: 3 E: 0 K: 1 S: 16	H: 2 LOB: 1 BB: 0 P: 23	1B: 7 2B: 1 3B: 1 HR: 1	SF: 0 SAC: 0 DP: 2 HBP: 1	WP: 1 PB: 0 SB: 0 CS: 0	PA: 39
PITCHER	IP WLS BF H R ER SO BB IBB HBP BLK WP HR S P ERA WHIP																					
54 Jaime Garcia, L ERA: 3.0	6.0 W 24 5 2 2 3 2 0 0 0 0 0 4 7 3.00 1.167																					
16 J.C. Romero, L ERA:	0.0 2 2 0 0 0 0 0 0 0 0 0 4 7 0.00 0.000																					
41 Mitchell Boggs, R ERA:	2.0 6 1 0 0 2 0 0 0 0 0 0 15 22 0.00 0.500																					
46 Kyle McClellan, R ERA: 27.0	1.0 7 2 3 3 1 0 0 1 0 1 1 16 23 27.00 2.000																					

St. Louis Cardinals @ Milwaukee Brewers
Miller Park, Milwaukee, WI
Fri Apr 06 2012, 3:12 PM - 6:18 PM CDT
Att. 46,086 - Roof Closed - 65 F

livebaseballscorecards.com

AB 36
R 5
H 10
RBI 5
BB 2
SO 6
LOB 19



Batter	1	2	3	4	5	6	7	8	9	AB	R	H	RBI	BB	SO	LOB	TOP								
15 Rafael Furcal, S OBP: 0.550, SLG: 0.684										5	2	3	1	0	1	0									
27 Tyler Greene, R OBP: 0.400, SLG: 0.250										4	0	1	1	0	1	3									
7 Matt Holliday, R OBP: 0.250, SLG: 0.389										4	2	2	1	1	1	2									
3 Carlos Beltrán, S OBP: 0.421, SLG: 0.722										5	1	3	2	0	1	1									
23 David Freese, R OBP: 0.421, SLG: 0.579										5	0	1	1	0	3	3									
13 Matt Carpenter, L OBP: 0.286, SLG: 0.333										4	1	0	0	1	2	2									
48 Tony Cruz, R										4	0	0	0	0	0	2									
41 Mitchell Boggs, R										0	0	0	0	0	0	0									
44 Erik Komatsu, L										0	1	0	0	1	0	0									
30 Jason Motte, R										0	0	0	0	0	0	0									
43 Shane Robinson, R OBP: 0.667, SLG: 1.167										5	2	3	3	0	1	2									
31 Lance Lynn, S OBP: 0.333, SLG: 0.333										3	0	1	0	0	2	1									
4 Yadier Molina, R OBP: 0.357, SLG: 0.692										2	0	0	0	0	0	0									
Inning Stats	R: 1 E: 0 K: 1 S: 10	H: 2 LOB: 1 BB: 0 P: 14	R: 0 E: 0 K: 1 S: 12	H: 1 LOB: 1 BB: 0 P: 15	R: 0 E: 0 K: 2 S: 11	H: 1 LOB: 2 BB: 0 P: 22	R: 1 E: 0 K: 1 S: 19	H: 3 LOB: 2 BB: 0 P: 27	R: 1 E: 0 K: 2 S: 16	H: 2 LOB: 2 BB: 1 P: 30	R: 0 E: 0 K: 2 S: 10	H: 0 LOB: 0 BB: 0 P: 13	R: 2 E: 0 K: 1 S: 14	H: 2 LOB: 0 BB: 0 P: 18	R: 1 E: 0 K: 0 S: 11	H: 2 LOB: 1 BB: 0 P: 16	R: 3 E: 0 K: 2 S: 16	H: 1 LOB: 2 BB: 2 P: 33	1B: 10 2B: 2 3B: 0 HR: 2	SF: 0 SAC: 0 DP: 0 HBP: 1	WP: 0 PB: 0 CS: 0	PA: 45			
PITCHER	IP WLS BF H R ER SO BB IBB HBP BLK WP HR S P ERA WHIP	IP WLS BF H R ER SO BB IBB HBP BLK WP HR S P ERA WHIP	IP WLS BF H R ER SO BB IBB HBP BLK WP HR S P ERA WHIP	IP WLS BF H R ER SO BB IBB HBP BLK WP HR S P ERA WHIP	IP WLS BF H R ER SO BB IBB HBP BLK WP HR S P ERA WHIP	IP WLS BF H R ER SO BB IBB HBP BLK WP HR S P ERA WHIP	IP WLS BF H R ER SO BB IBB HBP BLK WP HR S P ERA WHIP	IP WLS BF H R ER SO BB IBB HBP BLK WP HR S P ERA WHIP	IP WLS BF H R ER SO BB IBB HBP BLK WP HR S P ERA WHIP	IP WLS BF H R ER SO BB IBB HBP BLK WP HR S P ERA WHIP	IP WLS BF H R ER SO BB IBB HBP BLK WP HR S P ERA WHIP	IP WLS BF H R ER SO BB IBB HBP BLK WP HR S P ERA WHIP	IP WLS BF H R ER SO BB IBB HBP BLK WP HR S P ERA WHIP	IP WLS BF H R ER SO BB IBB HBP BLK WP HR S P ERA WHIP	IP WLS BF H R ER SO BB IBB HBP BLK WP HR S P ERA WHIP	IP WLS BF H R ER SO BB IBB HBP BLK WP HR S P ERA WHIP	IP WLS BF H R ER SO BB IBB HBP BLK WP HR S P ERA WHIP	IP WLS BF H R ER SO BB IBB HBP BLK WP HR S P ERA WHIP	IP WLS BF H R ER SO BB IBB HBP BLK WP HR S P ERA WHIP	IP WLS BF H R ER SO BB IBB HBP BLK WP HR S P ERA WHIP	IP WLS BF H R ER SO BB IBB HBP BLK WP HR S P ERA WHIP	IP WLS BF H R ER SO BB IBB HBP BLK WP HR S P ERA WHIP	IP WLS BF H R ER SO BB IBB HBP BLK WP HR S P ERA WHIP	IP WLS BF H R ER SO BB IBB HBP BLK WP HR S P ERA WHIP	IP WLS BF H R ER SO BB IBB HBP BLK WP HR S P ERA WHIP
43 Randy Wolf, L ERA: 5.4	5.0	26	9	3	3	7	1	0	1	0	0	0	0	0	1	24	31	9.00	1.000						
41 Marco Estrada, R ERA: 5.4	2.0	8	2	2	2	3	0	0	0	0	0	0	0	0	1	11	16	9.00	2.000						
48 Tim Lillard, R ERA: 12.0	1.0	5	2	1	1	0	0	0	0	0	0	0	0	0	1	3	6	27.00	3.000						
59 John Axford, R ERA: 27.0	0.2	4	0	2	2	2	2	0	0	0	0	0	0	1	3	6	27.00	3.000							
50 Kameron Loe, R ERA: 27.0	0.1	2	1	1	1	0	0	0	0	0	0	0	0	1	3	6	27.00	3.000							
Batter	1	2	3	4	5	6	7	8	9	AB	R	H	RBI	BB	SO	LOB	BOTTOM								
23 Rickie Weeks Jr, R OBP: 0.308, SLG: 0.538										4	0	0	0	0	2	1									
2 Nyjer Morgan, L										4	0	0	0	0	1	0									
8 Ryan Braun, R OBP: 0.385, SLG: 0.750										4	1	2	1	0	0	0									
16 Aramis Ramirez, R OBP: 0.167, SLG: 0.182										3	0	0	0	1	1	0									
1 Corey Hart, R OBP: 0.545, SLG: 1.556										4	1	1	1	0	2	1									
24 Matt Gamel, L OBP: 0.200, SLG: 0.200										2	0	0	0	0	2	0									
41 Marco Estrada, R										0	0	0	0	0	0	0									
48 Tim Lillard, R										0	0	0	0	0	0	0									
7 Norichika Aoki, L										1	1	1	0	0	0	0									
59 John Axford, R										0	0	0	0	0	0	0									
50 Kameron Loe, R										0	0	0	0	0	0	0									
11 Alex Gonzalez, R OBP: 0.100, SLG: 0.200										3	0	1	1	0	1	0									
9 George Kottaras, L OBP: 0.250, SLG: 1.000										3	0	0	0	0	1	1									
43 Randy Wolf, L										1	0	0	0	0	1	0									
45 Travis Ishikawa, L										2	0	0	0	0	2	1									
Inning Stats	R: 0 E: 0 K: 1 S: 8	H: 1 LOB: 0 BB: 0 P: 12	R: 0 E: 0 K: 2 S: 9	H: 0 LOB: 0 BB: 0 P: 12	R: 0 E: 0 K: 1 S: 11	H: 0 LOB: 0 BB: 0 P: 16	R: 0 E: 0 K: 0 S: 9	H: 0 LOB: 0 BB: 0 P: 14	R: 1 E: 0 K: 2 S: 14	H: 1 LOB: 0 BB: 0 P: 19	R: 0 E: 0 K: 2 S: 8	H: 0 LOB: 0 BB: 0 P: 11	R: 0 E: 0 K: 1 S: 14	H: 0 LOB: 1 BB: 1 P: 23	R: 1 E: 0 K: 2 S: 12	H: 2 LOB: 1 BB: 0 P: 17	R: 1 E: 0 K: 2 S: 9	H: 1 LOB: 0 BB: 0 P: 13	1B: 2 2B: 1 3B: 0 HR: 2	SF: 0 SAC: 0 DP: 0 HBP: 0	WP: 0 PB: 0 CS: 0	PA: 33			
PITCHER	IP WLS BF H R ER SO BB IBB HBP BLK WP HR S P ERA WHIP	IP WLS BF H R ER SO BB IBB HBP BLK WP HR S P ERA WHIP	IP WLS BF H R ER SO BB IBB HBP BLK WP HR S P ERA WHIP	IP WLS BF H R ER SO BB IBB HBP BLK WP HR S P ERA WHIP	IP WLS BF H R ER SO BB IBB HBP BLK WP HR S P ERA WHIP	IP WLS BF H R ER SO BB IBB HBP BLK WP HR S P ERA WHIP	IP WLS BF H R ER SO BB IBB HBP BLK WP HR S P ERA WHIP	IP WLS BF H R ER SO BB IBB HBP BLK WP HR S P ERA WHIP	IP WLS BF H R ER SO BB IBB HBP BLK WP HR S P ERA WHIP	IP WLS BF H R ER SO BB IBB HBP BLK WP HR S P ERA WHIP	IP WLS BF H R ER SO BB IBB HBP BLK WP HR S P ERA WHIP	IP WLS BF H R ER SO BB IBB HBP BLK WP HR S P ERA WHIP	IP WLS BF H R ER SO BB IBB HBP BLK WP HR S P ERA WHIP	IP WLS BF H R ER SO BB IBB HBP BLK WP HR S P ERA WHIP	IP WLS BF H R ER SO BB IBB HBP BLK WP HR S P ERA WHIP	IP WLS BF H R ER SO BB IBB HBP BLK WP HR S P ERA WHIP	IP WLS BF H R ER SO BB IBB HBP BLK WP HR S P ERA WHIP	IP WLS BF H R ER SO BB IBB HBP BLK WP HR S P ERA WHIP	IP WLS BF H R ER SO BB IBB HBP BLK WP HR S P ERA WHIP	IP WLS BF H R ER SO BB IBB HBP BLK WP HR S P ERA WHIP	IP WLS BF H R ER SO BB IBB HBP BLK WP HR S P ERA WHIP	IP WLS BF H R ER SO BB IBB HBP BLK WP HR S P ERA WHIP	IP WLS BF H R ER SO BB IBB HBP BLK WP HR S P ERA WHIP	IP WLS BF H R ER SO BB IBB HBP BLK WP HR S P ERA WHIP	IP WLS BF H R ER SO BB IBB HBP BLK WP HR S P ERA WHIP
31 Lance Lynn, R ERA: 1.35	6.2	22	2	1	1	3	0	0	0	0	0	0	0	0	16	24	6.75	1.500							
41 Mitchell Boggs, R ERA: 2.1	1.1	6	2	1	1	3	0	0	0	0	0	0	0	1	9	13	9.00	1.000							
30 Jason Motte, R ERA: 4.5	1.0	4	1	1	1	2	0	0	0	0	0	0	0	1	9	13	9.00	1.000							

St. Louis Cardinals @ Milwaukee Brewers
Miller Park, Milwaukee, WI
Sun Apr 08 2012, 1:12 PM - 4:19 PM CDT
Att: 33,211 - Roof Closed - 70 F

livebaseballscorecards.com

AB	41
R	9
H	14
RBI	9
BB	3
SO	12
LOB	16



St. Louis Cardinals @ Milwaukee Brewers
Miller Park, Milwaukee, WI
Sun Apr 08 2012, 1:12 PM - 4:19 PM CDT
Att: 33,211 - Roof Closed - 70 F

livebaseballscorecards.com

AB	31
R	3
H	5
RBI	3
BB	1
SO	13
LOB	4



Batter	1	2	3	4	5	6	7	8	9	AB	R	H	RBI	BB	SO	LOB	TOP		
15 Rafael Furcal, S OBP: 0.480, SLG: 0.565	G1-3	F7			G4-3		BB	K		4	0	0	0	1	1	2			
3 Carlos Beltrán, S OBP: 0.375, SLG: 0.591	F8	G5-3			CS BB		K1-3		G3-1	4	0	0	0	1	1	1			
7 Matt Holliday, R OBP: 0.280, SLG: 0.522	HR			P3				G6-3	12 WP 1B	5	1	2	1	0	1	1			
12 Lance Berkman, S OBP: 0.526, SLG: 0.462	23 HR BB			23 G6-4-3 1B				4 2B BB	K	3	2	1	0	2	2	1			
23 David Freese, R OBP: 0.417, SLG: 0.667	1-H HR			G6-4-3			F8	4 2B 1B	K	5	2	2	2	0	1	2			
4 Yadier Molina, R OBP: 0.444, SLG: 0.938	HR			F9				33 BB 13 SF8 2B		3	2	2	3	1	0	0			
19 Jon Jay, L OBP: 0.436, SLG: 0.467	1B			F7				13 SF8 33 BB BB		3	0	2	0	1	0	1			
33 Daniel Descalso, L OBP: 0.313, SLG: 0.154	G1-3			K						3	0	0	0	1	2	2			
35 Jake Westbrook, R 13 Matt Carpenter, L 34 Marc Rzepczynski, L 59 Fernando Salas, R	K			K				F9	SF8	3	0	0	0	0	2	1			
Inning Stats	R: 4 H: 4 E: 0 K: 0 S: 18	H: 4 LOB: 1 BB: 1 P: 26	R: 0 H: 0 E: 0 K: 1 S: 10	H: 0 LOB: 0 BB: 0 P: 15	R: 0 H: 1 E: 0 K: 0 S: 6	H: 1 LOB: 0 BB: 0 P: 10	R: 0 H: 1 E: 0 K: 2 S: 9	H: 1 LOB: 1 BB: 0 P: 15	R: 0 H: 0 E: 0 K: 1 S: 7	H: 0 LOB: 1 BB: 1 P: 15	R: 0 H: 0 E: 0 K: 2 S: 5	H: 0 LOB: 1 BB: 1 P: 15	R: 0 H: 0 E: 0 K: 2 S: 11	H: 2 LOB: 2 BB: 3 P: 37	R: 0 H: 1 E: 0 K: 2 S: 11	H: 1 LOB: 1 BB: 0 P: 17	1B: 4 2B: 3 3B: 0 HR: 3	SF: 1 SAC: 0 DP: 2 HBP: 0	WP: 1 PA: 41 PB: 0 SB: 0 CS: 1
PITCHER	IP WLS BF H R ER SO BB IBB HBP BLK WP HR S P ERA WHIP	IP WLS BF H R ER SO BB IBB HBP BLK WP HR S P ERA WHIP	IP WLS BF H R ER SO BB IBB HBP BLK WP HR S P ERA WHIP	IP WLS BF H R ER SO BB IBB HBP BLK WP HR S P ERA WHIP	IP WLS BF H R ER SO BB IBB HBP BLK WP HR S P ERA WHIP	IP WLS BF H R ER SO BB IBB HBP BLK WP HR S P ERA WHIP	IP WLS BF H R ER SO BB IBB HBP BLK WP HR S P ERA WHIP	IP WLS BF H R ER SO BB IBB HBP BLK WP HR S P ERA WHIP	IP WLS BF H R ER SO BB IBB HBP BLK WP HR S P ERA WHIP	IP WLS BF H R ER SO BB IBB HBP BLK WP HR S P ERA WHIP	IP WLS BF H R ER SO BB IBB HBP BLK WP HR S P ERA WHIP	IP WLS BF H R ER SO BB IBB HBP BLK WP HR S P ERA WHIP	IP WLS BF H R ER SO BB IBB HBP BLK WP HR S P ERA WHIP	IP WLS BF H R ER SO BB IBB HBP BLK WP HR S P ERA WHIP	IP WLS BF H R ER SO BB IBB HBP BLK WP HR S P ERA WHIP	IP WLS BF H R ER SO BB IBB HBP BLK WP HR S P ERA WHIP	IP WLS BF H R ER SO BB IBB HBP BLK WP HR S P ERA WHIP	IP WLS BF H R ER SO BB IBB HBP BLK WP HR S P ERA WHIP	

St. Louis Cardinals @ Cincinnati Reds
Great American Ball Park, Cincinnati, OH
Mon Apr 09 2012, 7:11 PM - 9:54 PM EDT
Att. 16,909 - Clear - 64 F

AB 33
R 7
H 9
RBI 7
BB 7
SO 10
LOB 11



Batter	1	2	3	4	5	6	7	8	9	AB	R	H	RBI	BB	SO	LOB	BOTTOM		
4 Brandon Phillips, R 15 Wilson Valdez, R	G1-3	K			2B 1B			G4-3		3	1	1	0	0	1	2			
2 Zack Cozart, R	19 BB BB			F8	E1 1B			K		3	0	1	0	1	1	0			
19 Joey Votto, L	BB			F7	K			G6-3		3	0	0	0	1	1	1			
27 Scott Rolen, R	F4			F9				F9		4	0	0	0	0	0	2			
32 Jay Bruce, L	F8			E6 28 FC6-4	28 G5-4-3 1B			K		4	0	1	0	0	1	2			
28 Chris Heisey, R				FC6-4 6 CS	G5-4-3			K		3	0	0	0	1	1	2			
6 Drew Stubbs, R	34 FC3-5 BB			G5-3				G4-3		2	0	0	0	1	0	1			
29 Ryan Hanigan, R	34 FC3-5 BB			F9				G6-3		3	0	0	0	0	0	2			
34 Homer Bailey, R 45 Bill Bray, L 9 Willie Harris, L 33 Jose Arredondo, R 31 Alfredo Simon, R	FC3-5			G4-3	G1-3			G4-3		2	0	0	0	0	0	2			
Inning Stats	R: 0 H: 0 E: 0 K: 0 S: 5	H: 0 LOB: 2 BB: 2 P: 16	R: 0 H: 0 E: 0 K: 1 S: 11	H: 0 LOB: 0 BB: 2 P: 19	R: 0 H: 0 E: 0 K: 0 S: 6	H: 0 LOB: 0 BB: 0 P: 9	R: 0 H: 0 E: 1 K: 0 S: 6	H: 0 LOB: 0 BB: 0 P: 9	R: 1 H: 2 E: 1 K: 1 S: 14	H: 2 LOB: 1 BB: 0 P: 17	R: 0 H: 1 E: 0 K: 0 S: 7	H: 1 LOB: 0 BB: 0 P: 9	R: 0 H: 0 E: 0 K: 1 S: 8	H: 0 LOB: 0 BB: 0 P: 12	R: 0 H: 0 E: 0 K: 2 S: 9	H: 0 LOB: 0 BB: 0 P: 13	1B: 3 2B: 0 3B: 0 HR: 0	SF: 0 SAC: 0 DP: 1 HBP: 0	WP: 0 PA: 33 PB: 0 SB: 0 CS: 1
PITCHER	IP WLS BF H R ER SO BB IBB HBP BLK WP HR S P ERA WHIP	IP WLS BF H R ER SO BB IBB HBP BLK WP HR S P ERA WHIP	IP WLS BF H R ER SO BB IBB HBP BLK WP HR S P ERA WHIP	IP WLS BF H R ER SO BB IBB HBP BLK WP HR S P ERA WHIP	IP WLS BF H R ER SO BB IBB HBP BLK WP HR S P ERA WHIP	IP WLS BF H R ER SO BB IBB HBP BLK WP HR S P ERA WHIP	IP WLS BF H R ER SO BB IBB HBP BLK WP HR S P ERA WHIP	IP WLS BF H R ER SO BB IBB HBP BLK WP HR S P ERA WHIP	IP WLS BF H R ER SO BB IBB HBP BLK WP HR S P ERA WHIP	IP WLS BF H R ER SO BB IBB HBP BLK WP HR S P ERA WHIP	IP WLS BF H R ER SO BB IBB HBP BLK WP HR S P ERA WHIP	IP WLS BF H R ER SO BB IBB HBP BLK WP HR S P ERA WHIP	IP WLS BF H R ER SO BB IBB HBP BLK WP HR S P ERA WHIP	IP WLS BF H R ER SO BB IBB HBP BLK WP HR S P ERA WHIP	IP WLS BF H R ER SO BB IBB HBP BLK WP HR S P ERA WHIP	IP WLS BF H R ER SO BB IBB HBP BLK WP HR S P ERA WHIP	IP WLS BF H R ER SO BB IBB HBP BLK WP HR S P ERA WHIP	IP WLS BF H R ER SO BB IBB HBP BLK WP HR S P ERA WHIP	

St. Louis Cardinals @ Cincinnati Reds
Great American Ball Park, Cincinnati, OH
Mon Apr 09 2012, 7:11 PM - 9:54 PM EDT
Att. 16,909 - Clear - 64 F

AB 29
R 1
H 3
RBI 0
BB 4
SO 5
LOB 14



Batter	1	2	3	4	5	6	7	8	9	AB	R	H	RBI	BB	SO	LOB	TOP				
19 Jon Jay, L (1,8) OBP: 0.333, SLG: 0.350	G4-3		L7		F7		K		G4-3	5	0	0	0	0	1	2					
3 Carlos Beltrán, S (1,9) OBP: 0.393, SLG: 0.680	HR		G4-3		K		BB			3	1	1	1	1	1	1					
7 Matt Holliday, R (1,7) OBP: 0.276, SLG: 0.481	23 BB 12 HBP		G6-3		P3		K			4	0	1	0	0	1	2					
12 Lance Berkman, S (1,3) OBP: 0.565, SLG: 0.625	4 G5-3 23 BB		K		HR		G6-4-3 23 1B			3	1	2	0	0	1	0					
15 Rafael Furcal, S (8,6) OBP: 0.490, SLG: 0.595	1-2 HBP		K		3B		1B			0	0	0	0	0	0	0					
23 David Freese, R (1,5) OBP: 0.464, SLG: 0.778	4-2 BB		G5-3		HR		1B			3	1	2	2	1	0	0					
4 Yadier Molina, R (1,2) OBP: 0.409, SLG: 0.850	G5-3		2B		K		G6-4-3			4	0	1	0	0	1	5					
33 Daniel Descalso, L (1,4) OBP: 0.300, SLG: 0.176			K		G3-1		K			4	0	1	0	0	2	3					
27 Tyler Greene, R (1,6) OBP: 0.333, SLG: 0.375			F8		2B		K			4	0	1	0	0	2	1					
26 Kyle Lohse, R (1,1)			B1-6-4		B2		BB			2	0	0	0	0	0	2					
44 Erik Komatsu, L (7,PH) OBP: 1.000, SLG: 1.000							G1-3			0	0	0	0	1	0	0					
41 Mitchell Boggs, R (7,1)										0	0	0	0	0	0	0					
43 Shane Robinson, R (8,PH) OBP: 0.571, SLG: 1.000										1	0	0	0	0	0	0					
30 Jason Motte, R (9,1)										0	0	0	0	0	0	0					
Inning Stats	R: 1 E: 0 K: 0 S: 14	H: 2 LOB: 2 BB: 1 P: 26	R: 0 E: 0 K: 0 S: 5	H: 1 LOB: 0 BB: 0 P: 6	R: 0 E: 0 K: 0 S: 9	H: 0 LOB: 0 BB: 0 P: 13	R: 0 E: 0 K: 2 S: 11	H: 1 LOB: 1 BB: 0 P: 18	R: 0 E: 0 K: 1 S: 13	H: 2 LOB: 2 BB: 2 P: 18	R: 0 E: 0 K: 3 S: 17	H: 0 LOB: 2 BB: 2 P: 26	R: 0 E: 0 K: 1 S: 7	H: 2 LOB: 2 BB: 0 P: 10	R: 0 E: 0 K: 1 S: 7	H: 0 LOB: 0 BB: 0 P: 8	1B: 4 2B: 2 3B: 1 HR: 2	SF: 0 SAC: 0 DP: 3 HBP: 1	WP: 0 PB: 0 SB: 0 CS: 0	PA: 37	
PITCHER	IP WLS BF H R ER SO BB IBB HBP BLK WP HR S P ERA WHIP	IP WLS BF H R ER SO BB IBB HBP BLK WP HR S P ERA WHIP	IP WLS BF H R ER SO BB IBB HBP BLK WP HR S P ERA WHIP	IP WLS BF H R ER SO BB IBB HBP BLK WP HR S P ERA WHIP	IP WLS BF H R ER SO BB IBB HBP BLK WP HR S P ERA WHIP	IP WLS BF H R ER SO BB IBB HBP BLK WP HR S P ERA WHIP	IP WLS BF H R ER SO BB IBB HBP BLK WP HR S P ERA WHIP	IP WLS BF H R ER SO BB IBB HBP BLK WP HR S P ERA WHIP	IP WLS BF H R ER SO BB IBB HBP BLK WP HR S P ERA WHIP	IP WLS BF H R ER SO BB IBB HBP BLK WP HR S P ERA WHIP	IP WLS BF H R ER SO BB IBB HBP BLK WP HR S P ERA WHIP	IP WLS BF H R ER SO BB IBB HBP BLK WP HR S P ERA WHIP	IP WLS BF H R ER SO BB IBB HBP BLK WP HR S P ERA WHIP	IP WLS BF H R ER SO BB IBB HBP BLK WP HR S P ERA WHIP	IP WLS BF H R ER SO BB IBB HBP BLK WP HR S P ERA WHIP	IP WLS BF H R ER SO BB IBB HBP BLK WP HR S P ERA WHIP	IP WLS BF H R ER SO BB IBB HBP BLK WP HR S P ERA WHIP	IP WLS BF H R ER SO BB IBB HBP BLK WP HR S P ERA WHIP	IP WLS BF H R ER SO BB IBB HBP BLK WP HR S P ERA WHIP	IP WLS BF H R ER SO BB IBB HBP BLK WP HR S P ERA WHIP	IP WLS BF H R ER SO BB IBB HBP BLK WP HR S P ERA WHIP

St. Louis Cardinals @ Cincinnati Reds
Great American Ball Park, Cincinnati, OH
Tue Apr 10 2012, 7:10 PM - 9:43 PM EDT
Att: 17,110 - Partly Cloudy - 51 F

AB 33
R 3
H 9
RBI 3
BB 3
SO 9
LOB 16



Batter	1	2	3	4	5	6	7	8	9	AB	R	H	RBI	BB	SO	LOB	BOTTOM					
9 Willie Harris, L (1,4)	G3		G3		F9				F7	4	0	0	0	0	0	0						
2 Zack Cozart, R (1,6) OBP: 0.550, SLG: 1.000	G5-3		HBP				19 SF8 3B		K	3	1	1	0	0	1	0						
19 Joey Votto, L (1,3) OBP: 0.300, SLG: 0.375	1B		L7		SF8				G4-3	3	0	1	1	0	0	1						
27 Scott Rolen, R (1,5) OBP: 0.176, SLG: 0.188	F8		L6		G6-3				F8	4	0	0	0	0	0	2						
32 Jay Bruce, L (1,9) OBP: 0.300, SLG: 0.842			K		1B				P3	4	0	2	0	0	1	0						
28 Chris Heisey, R (1,7) OBP: 0.231, SLG: 0.250	G5-3		F8		P4				K2-3	4	0	0	0	0	1	2						
6 Drew Stubbs, R (1,8) OBP: 0.235, SLG: 0.133	G5-3		K						G5-3	3	0	0	0	0	1	1						
39 Devin Mesoraco, R (1,2) OBP: 0.333, SLG: 0.200					P3				F7	2	0	0	0	1	0	0						
44 Mike Leake, R (1,1)					G5-3				K	2	0	0	0	0	0	2						
63 Sam LeCure, R (7,1)										0	0	0	0	0	0	0						
48 Ryan Ludwick, R (7,PH) OBP: 0.222, SLG: 0.250										1	0	0	0	0	1	0						
66 Logan Ondrusek, R (8,1)										0	0	0	0	0	0	0						
51 Sean Marshall, L (9,1)										0	0	0	0	0	0	0						
Inning Stats	R: 0 E: 0 K: 0 S: 10	H: 1 LOB: 1 BB: 0 P: 13	R: 0 E: 0 K: 0 S: 9	H: 1 LOB: 2 BB: 1 P: 21	R: 0 E: 0 K: 0 S: 11	H: 0 LOB: 0 BB: 0 P: 17	R: 0 E: 0 K: 2 S: 11	H: 0 LOB: 0 BB: 0 P: 16	R: 0 E: 0 K: 0 S: 5	H: 0 LOB: 0 BB: 0 P: 8	R: 1 E: 0 K: 0 S: 11	H: 2 LOB: 1 BB: 0 P: 19	R: 0 E: 0 K: 1 S: 9	H: 0 LOB: 0 BB: 0 P: 14	R: 0 E: 0 K: 1 S: 7	H: 0 LOB: 0 BB: 0 P: 8	R: 0 E: 0 K: 1 S: 9	H: 0 LOB: 0 BB: 0 P: 11	1B: 2 2B: 1 3B: 1 HR: 0	SF: 1 SAC: 0 DP: 0 HBP: 1	WP: 0 PB: 0 SB: 0 CS: 0	PA: 33
PITCHER	IP WLS BF H R ER SO BB IBB HBP BLK WP HR S P ERA WHIP	IP WLS BF H R ER SO BB IBB HBP BLK WP HR S P ERA WHIP	IP WLS BF H R ER SO BB IBB HBP BLK WP HR S P ERA WHIP	IP WLS BF H R ER SO BB IBB HBP BLK WP HR S P ERA WHIP	IP WLS BF H R ER SO BB IBB HBP BLK WP HR S P ERA WHIP	IP WLS BF H R ER SO BB IBB HBP BLK WP HR S P ERA WHIP	IP WLS BF H R ER SO BB IBB HBP BLK WP HR S P ERA WHIP	IP WLS BF H R ER SO BB IBB HBP BLK WP HR S P ERA WHIP	IP WLS BF H R ER SO BB IBB HBP BLK WP HR S P ERA WHIP	IP WLS BF H R ER SO BB IBB HBP BLK WP HR S P ERA WHIP	IP WLS BF H R ER SO BB IBB HBP BLK WP HR S P ERA WHIP	IP WLS BF H R ER SO BB IBB HBP BLK WP HR S P ERA WHIP	IP WLS BF H R ER SO BB IBB HBP BLK WP HR S P ERA WHIP	IP WLS BF H R ER SO BB IBB HBP BLK WP HR S P ERA WHIP	IP WLS BF H R ER SO BB IBB HBP BLK WP HR S P ERA WHIP	IP WLS BF H R ER SO BB IBB HBP BLK WP HR S P ERA WHIP	IP WLS BF H R ER SO BB IBB HBP BLK WP HR S P ERA WHIP	IP WLS BF H R ER SO BB IBB HBP BLK WP HR S P ERA WHIP	IP WLS BF H R ER SO BB IBB HBP BLK WP HR S P ERA WHIP	IP WLS BF H R ER SO BB IBB HBP BLK WP HR S P ERA WHIP	IP WLS BF H R ER SO BB IBB HBP BLK WP HR S P ERA WHIP	

St. Louis Cardinals @ Cincinnati Reds
Great American Ball Park, Cincinnati, OH
Tue Apr 10 2012, 7:10 PM - 9:43 PM EDT
Att: 17,110 - Partly Cloudy - 51 F

AB 30
R 1
H 4
RBI 1
BB 1
SO 5
LOB 8



Batter	1	2	3	4	5	6	7	8	9	AB	R	H	RBI	BB	SO	LOB	TOP					
15 Rafael Furcal, S OBP: 0.467, SLG: 0.593	F9		19 HR 3B		7 1B HBP		P5		K	4	1	1	1	0	1	1						
19 Jon Jay, L OBP: 0.360, SLG: 0.478	L8		HR		L7					3	1	1	2	1	0	1						
7 Matt Holliday, R OBP: 0.273, SLG: 0.452	P3		L7							4	0	1	0	0	0	1						
13 Matt Carpenter, L OBP: 0.250, SLG: 0.300	F7									4	0	1	0	0	2	2						
4 Yadier Molina, R OBP: 0.385, SLG: 0.739	F8									3	0	0	0	1	2	1						
33 Daniel Descalso, L OBP: 0.304, SLG: 0.200										3	0	1	0	0	1	1						
27 Tyler Greene, R OBP: 0.308, SLG: 0.333	PO		G5-3							4	0	1	0	0	1	1						
44 Erik Komatsu, L OBP: 0.571, SLG: 0.400			P6		G4-3		P5			4	0	1	0	0	0	3						
54 Jaime Garcia, L 66 Victor Marte, R 43 Shane Robinson, R 46 Kyle McClellan, R 23 David Freese, R 34 Marc Rzepczynski, L 59 Fernando Salas, R			15 3B							2	1	1	0	0	0	0						
Inning Stats	R: 0 E: 0 K: 0 S: 7	H: 0 LOB: 0 BB: 0 P: 12	R: 0 E: 0 K: 0 S: 7	H: 1 LOB: 0 BB: 0 P: 10	R: 3 E: 0 K: 0 S: 23	H: 3 LOB: 0 BB: 0 P: 32	R: 0 E: 0 K: 1 S: 16	H: 2 LOB: 2 BB: 0 P: 25	R: 0 E: 0 K: 2 S: 8	H: 1 LOB: 2 BB: 0 P: 12	R: 0 E: 0 K: 1 S: 9	H: 0 LOB: 1 BB: 1 P: 15	R: 0 E: 0 K: 0 S: 7	H: 0 LOB: 1 BB: 1 P: 14	R: 0 E: 0 K: 3 S: 10	H: 0 LOB: 0 BB: 0 P: 17	R: 0 E: 0 K: 2 S: 12	H: 1 LOB: 1 BB: 0 P: 18	1B: 6 2B: 0 3B: 1 HR: 1	SF: 0 SAC: 1 DP: 0 HBP: 1	WP: 0 PB: 0 SB: 0 CS: 0	PA: 38
PITCHER	IP WLS BF H R ER SO BB IBB HBP BLK WP HR S P ERA WHIP																					
47 Johnny Cueto, R ERA: 2.25	5.0 22 7 3 3 3 0 0 1 0 0 1 61 21 5.40 1.400																					
33 Jose Arredondo, R ERA: 9.0	1.2 6 0 0 0 1 1 0 0 0 0 0 13 21 0.00 0.600																					
45 Bill Bray, L ERA: 9.0	0.0 1 0 0 0 0 1 0 0 0 0 0 0 2 6 ∞ ∞																					
66 Logan Ondrusek, R ERA: 9.0	0.1 1 0 0 0 0 0 0 0 0 0 0 0 1 2 0.00 0.000																					
54 Aroldis Chapman, L ERA: 9.0	2.0 W 7 1 0 0 5 0 0 0 0 0 0 0 22 35 0.00 0.500																					

St. Louis Cardinals @ Cincinnati Reds
Great American Ball Park, Cincinnati, OH
Wed Apr 11 2012, 12:36 PM - 3:32 PM EDT
Att: 20,672 - Partly Cloudy - 46 F

livebaseballscorecards.com

AB 33
R 3
H 8
RBI 3
BB 2
SO 9
LOB 12



Batter	1	2	3	4	5	6	7	8	9	AB	R	H	RBI	BB	SO	LOB	BOTTOM					
6 Drew Stubbs, R OBP: 0.273, SLG: 0.200	F9		19 2B							5	1	2	0	0	1	1						
2 Zack Cozart, R OBP: 0.520, SLG: 0.864	G1-3		19 2B							5	1	2	0	0	0	1						
19 Joey Votto, L OBP: 0.400, SLG: 0.571			48 FC5-4 1B							5	2	4	1	0	1	0						
48 Ryan Ludwick, R OBP: 0.286, SLG: 0.182	FC5-4									3	0	0	0	2	1	3						
32 Jay Bruce, L OBP: 0.280, SLG: 0.739										4	0	1	1	0	2	4						
43 Miguel Cairo, R 54 Aroldis Chapman, L 28 Chris Heisey, R										3	0	0	0	1	0	5						
15 Wilson Valdez, R OBP: 0.500, SLG: 0.500										4	0	3	1	0	0	1						
29 Ryan Hanigan, R OBP: 0.267, SLG: 0.154										3	0	1	0	1	1	1						
47 Johnny Cueto, R 9 Willie Harris, L 33 Jose Arredondo, R 45 Bill Bray, L 66 Logan Ondrusek, R 27 Scott Rolen, R										1	0	0	0	0	0	2						
Inning Stats	R: 0 E: 0 K: 0 S: 7	H: 1 LOB: 1 BB: 0 P: 11	R: 0 E: 0 K: 0 S: 11	H: 3 LOB: 2 BB: 0 P: 18	R: 1 E: 0 K: 2 S: 14	H: 3 LOB: 2 BB: 0 P: 21	R: 0 E: 0 K: 2 S: 12	H: 1 LOB: 1 BB: 0 P: 15	R: 2 E: 0 K: 0 S: 12	H: 3 LOB: 3 BB: 2 P: 21	R: 0 E: 0 K: 1 S: 7	H: 0 LOB: 0 BB: 0 P: 12	R: 0 E: 0 K: 0 S: 10	H: 0 LOB: 1 BB: 1 P: 16	R: 0 E: 0 K: 1 S: 7	H: 1 LOB: 1 BB: 0 P: 9	R: 1 E: 0 K: 1 S: 6	H: 2 LOB: 2 BB: 1 P: 14	1B: 12 2B: 2 3B: 0 HR: 0	SF: 1 SAC: 1 DP: 1 HBP: 0	WP: 0 PB: 0 SB: 0 CS: 0	PA: 42
PITCHER	IP WLS BF H R ER SO BB IBB HBP BLK WP HR S P ERA WHIP																					
54 Jaime Garcia, L ERA: 4.22	4.2 5 0 0 0 1 1 0 0 0 0 0 0 8 17 0.00 0.750																					
66 Victor Marte, R ERA: 3.38	1.1 5 0 0 0 0 1 0 0 0 0 0 0 8 17 0.00 0.750																					
46 Kyle McClellan, L ERA: 9.0	2.0 8 1 0 0 1 1 0 0 0 0 0 0 17 25 0.00 1.000																					
34 Marc Rzepczynski, L ERA: 5.4	0.1 L 3 1 1 1 1 0 1 0 0 0 0 0 4 12 27.00 3.000																					
59 Fernando Salas, R ERA: 9.0	0.0 1 1 0 0 0 0 0 0 0 0 0 0 2 2 ∞ ∞																					

St. Louis Cardinals @ Cincinnati Reds
Great American Ball Park, Cincinnati, OH
Wed Apr 11 2012, 12:36 PM - 3:32 PM EDT
Att: 20,672 - Partly Cloudy - 46 F

livebaseballscorecards.com

AB 36
R 4
H 14
RBI 4
BB 4
SO 7
LOB 21



Batter	1	2	3	4	5	6	7	8	9	AB	R	H	RBI	BB	SO	LOB	TOP					
9 David DeJesus, L OBP: 0.438, SLG: 0.385										4	2	1	0	1	0	0						
15 Darwin Barney, R OBP: 0.343, SLG: 0.406										5	1	2	0	0	1	0						
13 Starlin Castro, R OBP: 0.400, SLG: 0.419										4	2	3	1	1	0	0						
12 Alfonso Soriano, R OBP: 0.323, SLG: 0.286										5	1	1	0	0	1	5						
2 Ian Stewart, L OBP: 0.379, SLG: 0.538										2	2	1	3	2	0	1						
6 Bryan LaHair, L OBP: 0.409, SLG: 0.750										4	1	1	4	0	3	2						
18 Geovany Soto, R OBP: 0.217, SLG: 0.381										4	0	0	0	0	2	2						
24 Marlon Byrd, R OBP: 0.185, SLG: 0.083										3	0	1	0	0	0	0						
29 Jeff Samardzija, R 21 Jose Mather, R 48 Rafael Dolis, R 11 Blake DeWitt, L 40 James Russell, L 34 Kerry Wood, R 49 Carlos Marmol, R										2	0	0	0	0	1	1						
Inning Stats	R: 4 E: 0 K: 2 S: 16	H: 4 LOB: 0 BB: 0 P: 22	R: 0 E: 0 K: 0 S: 9	H: 0 LOB: 0 BB: 0 P: 12	R: 4 E: 0 K: 1 S: 12	H: 3 LOB: 1 BB: 2 P: 24	R: 1 E: 0 K: 0 S: 7	H: 2 LOB: 1 BB: 1 P: 17	R: 0 E: 0 K: 1 S: 7	H: 0 LOB: 0 BB: 0 P: 8	R: 0 E: 0 K: 1 S: 9	H: 0 LOB: 0 BB: 0 P: 11	R: 0 E: 0 K: 3 S: 10	H: 1 LOB: 2 BB: 1 P: 15	R: 0 E: 0 K: 0 S: 4	H: 0 LOB: 0 BB: 0 P: 7	R: 0 E: 0 K: 0 S: 4	H: 0 LOB: 0 BB: 0 P: 9	1B: 7 2B: 1 3B: 0 HR: 2	SF: 0 SAC: 0 DP: 2 HBP: 1	WP: 0 PB: 0 SB: 1 CS: 0	PA: 40
PITCHER	IP WLS BF H R ER SO BB IBB HBP BLK WP HR S P ERA WHIP	3.0 L 18 7 8 8 3 2 0 0 0 0 2 37 58 24.00 3.000	2.0 8 2 1 1 1 1 0 0 0 0 0 14 25 4.50 1.500	1.0 3 0 0 0 1 0 0 0 0 0 0 9 11 0.00 0.000	2.0 8 1 0 0 3 1 0 1 0 0 0 14 22 0.00 1.000	1.0 3 0 0 0 0 0 0 0 0 0 0 4 9 0.00 0.000																

Chicago Cubs @ St. Louis Cardinals
 Busch Stadium, St. Louis, MO
 Fri Apr 13 2012, 4:01 PM - 6:41 PM CDT
 Att: 46,882 - Cloudy - 49 F

AB	35
R	9
H	10
RBI	8
BB	4
SO	8
LOB	12



Batter	1	2	3	4	5	6	7	8	9	AB	R	H	RBI	BB	SO	LOB	BOTTOM					
15 Rafael Furcal, S OBP: 0.400, SLG: 0.500										5	0	0	0	0	0	2						
19 Jon Jay, L OBP: 0.400, SLG: 0.536										5	1	3	1	0	2	0						
7 Matt Holliday, R OBP: 0.263, SLG: 0.417										5	0	1	0	0	0	3						
3 Carlos Beltrán, S OBP: 0.424, SLG: 0.655										4	1	2	0	1	1	0						
23 David Freese, R OBP: 0.424, SLG: 0.888										4	1	1	1	0	1	4						
4 Yadier Molina, R OBP: 0.397, SLG: 0.667										4	1	1	1	0	1	0						
13 Matt Carpenter, L OBP: 0.313, SLG: 0.500										4	0	2	2	0	0	0						
33 Daniel Descalso, L OBP: 0.296, SLG: 0.250										4	0	1	0	0	2	2						
50 Adam Wainwright, R 66 Victor Marte, R 43 Shane Robinson, R 16 J.C. Romero, S 44 Erik Komatsu, L 46 Kyle McClellan, R 27 Tyler Greene, R 59 Fernando Salas, R										1	0	0	0	0	0	0						
Inning Stats	R: 0 E: 0 K: 2 S: 16	H: 2 LOB: 2 BB: 0 P: 25	R: 0 E: 0 K: 1 S: 12	H: 1 LOB: 1 BB: 0 P: 18	R: 0 E: 0 K: 0 S: 14	H: 1 LOB: 2 BB: 1 P: 25	R: 0 E: 0 K: 1 S: 6	H: 0 LOB: 0 BB: 0 P: 9	R: 5 E: 0 K: 1 S: 16	H: 6 LOB: 1 BB: 0 P: 26	R: 0 E: 0 K: 0 S: 5	H: 1 LOB: 1 BB: 0 P: 10	R: 0 E: 0 K: 0 S: 5	H: 0 LOB: 0 BB: 0 P: 6	R: 0 E: 0 K: 1 S: 9	H: 1 LOB: 1 BB: 0 P: 12	R: 0 E: 0 K: 2 S: 9	H: 0 LOB: 0 BB: 0 P: 14	1B: 9 2B: 2 3B: 1 HR: 0	SF: 0 SAC: 0 DP: 0 HBP: 0	WP: 0 PB: 0 SB: 0 CS: 0	PA: 40
PITCHER	IP WLS BF H R ER SO BB IBB HBP BLK WP HR S P ERA WHIP	5.0 W 26 10 8 5 5 1 0 0 0 0 0 64 103 9.00 2.200	2.0 7 1 0 0 0 0 0 0 0 0 0 10 16 0.00 0.500	0.2 3 1 0 0 1 0 0 0 0 0 0 7 10 0.00 1.500	0.1 1 0 0 0 0 0 0 0 0 0 0 2 2 0.00 0.000	1.0 3 0 0 0 2 0 0 0 0 0 0 9 14 0.00 0.000																

Chicago Cubs @ St. Louis Cardinals
 Busch Stadium, St. Louis, MO
 Fri Apr 13 2012, 4:01 PM - 6:41 PM CDT
 Att: 46,882 - Cloudy - 49 F

AB	39
R	5
H	12
RBI	5
BB	1
SO	8
LOB	13



Batter	1	2	3	4	5	6	7	8	9	AB	R	H	RBI	BB	SO	LOB	TOP										
9 David DeJesus, L (1,9) OBP: 0.444, SLG: 0.379										3	1	1	0	1	1	0	Chicago Cubs @ St. Louis Cardinals Busch Stadium, St. Louis, MO Sat Apr 14 2012, 2:04 PM - 4:51 PM CDT Att: 46,792 - Partly Cloudy - 64 F										
15 Darwin Barney, R (1,4) OBP: 0.308, SLG: 0.361										4	0	0	0	0	1	2											
13 Starlin Castro, R (1,6) OBP: 0.410, SLG: 0.457										4	0	2	1	0	0	0											
12 Alfonso Soriano, R (1,7) OBP: 0.343, SLG: 0.313										4	0	2	0	0	2	2											
2 Ian Stewart, L (1,5) OBP: 0.333, SLG: 0.467										4	0	0	0	0	2	5											
6 Bryan LaHair, L (1,3) OBP: 0.423, SLG: 0.696										3	0	1	0	1	1	2											
18 Geovany Soto, R (1,2) OBP: 0.185, SLG: 0.320										4	0	0	0	0	0	3											
24 Marlon Byrd, R (1,8) OBP: 0.161, SLG: 0.071										4	0	0	0	0	1	3											
32 Chris Volstad, R (1,1)											2	0	0	0	0	1											
11 Blake DeWitt, L (7,PH)										1	0	0	0	0	0	0											
54 Shawn Camp, R (7,1)										0	0	0	0	0	0	0											
Inning Stats	R: 0 E: 0 K: 1 S: 9	H: 0 LOB: 0 BB: 0 P: 12	R: 0 E: 0 K: 0 S: 10	H: 1 LOB: 2 BB: 1 P: 21	R: 0 E: 0 K: 1 S: 9	H: 0 LOB: 0 BB: 0 P: 14	R: 0 E: 0 K: 2 S: 8	H: 0 LOB: 0 BB: 0 P: 14	R: 0 E: 0 K: 1 S: 9	H: 1 LOB: 1 BB: 0 P: 12	R: 1 E: 0 K: 2 S: 16	H: 2 LOB: 2 BB: 1 P: 24	R: 0 E: 0 K: 0 S: 8	H: 0 LOB: 0 BB: 0 P: 11	R: 0 E: 0 K: 2 S: 20	H: 2 LOB: 2 BB: 0 P: 26	R: 0 E: 0 K: 0 S: 6	H: 0 LOB: 0 BB: 0 P: 7	1B: 5 2B: 1 3B: 0 HR: 0	SF: 0 SAC: 0 DP: 0 HBP: 0	WP: 0 PB: 0 SB: 0 CS: 0	PA: 35					
PITCHER	IP WLS BF H R ER SO BB IBB HBP BLK WP HR S P ERA WHIP	IP WLS BF H R ER SO BB IBB HBP BLK WP HR S P ERA WHIP																									
31 Lance Lynn, R (1,1) ERA: 1.5	5.1 W 22 4 1 1 5 2 0 0 0 0 0 0 54 88 1.69 1.125	16 J.C. Romero, L (6,1) ERA: 1.42	0.2 H 2 0 0 0 2 0 0 0 0 0 0 0 7 9 0.00 0.000	41 Mitchell Boggs, R (7,1) ERA: 4.91	1.0 H 3 0 0 0 0 0 0 0 0 0 0 8 11 0.00 0.000	59 Fernando Salas, R (8,1) ERA: 4.91	0.2 4 2 0 0 2 0 0 0 0 0 0 15 20 0.00 3.000	34 Marc Rzepczynski, L (8,1) ERA: 4.5	0.1 H 1 0 0 0 0 0 0 0 0 0 0 5 6 0.00 0.000	30 Jason Motte, R (9,1) ERA: 2.25	1.0 3 0 0 0 0 0 0 0 0 0 0 6 7 0.00 0.000																

AB	33
R	1
H	6
RBI	1
BB	2
SO	9
LOB	18



Batter	1	2	3	4	5	6	7	8	9	AB	R	H	RBI	BB	SO	LOB	BOTTOM			
15 Rafael Furcal, S (1,6) OBP: 0.359, SLG: 0.444										4	0	0	0	0	2	2	Chicago Cubs @ St. Louis Cardinals Busch Stadium, St. Louis, MO Sat Apr 14 2012, 2:04 PM - 4:51 PM CDT Att: 46,792 - Partly Cloudy - 64 F			
19 Jon Jay, L (1,8) OBP: 0.382, SLG: 0.594										4	1	1	1	0	0	1				
7 Matt Holliday, R (1,7) OBP: 0.238, SLG: 0.375										4	1	0	0	0	0	1				
3 Carlos Beltrán, S (1,9) OBP: 0.378, SLG: 0.576										4	0	0	0	0	2	2				
13 Matt Carpenter, L (1,3) OBP: 0.300, SLG: 0.500										4	1	1	0	0	0	1				
4 Yadier Molina, R (1,2) OBP: 0.382, SLG: 0.645										4	1	2	2	0	0	0				
33 Daniel Descalso, L (1,5) OBP: 0.300, SLG: 0.333										3	1	1	1	0	0	1				
27 Tyler Greene, R (1,4) OBP: 0.294, SLG: 0.313										3	0	1	1	0	0	0				
31 Lance Lynn, S (1,1) ERA: 3.40										2	0	1	0	0	1	1				
16 J.C. Romero, S (6,1) ERA: 1.42										0	0	0	0	0	0	0				
41 Mitchell Boggs, R (7,1) ERA: 4.91										0	0	0	0	0	0	0				
44 Erik Komatsu, L (7,PH) OBP: 0.000, SLG: 0.000										0	0	0	0	0	0	0				
59 Fernando Salas, R (8,1) ERA: 4.91										0	0	0	0	0	0	0				
34 Marc Rzepczynski, L (8,1) ERA: 4.5										0	0	0	0	0	0	0				
30 Jason Motte, R (9,1) ERA: 2.25										0	0	0	0	0	0	0				
Inning Stats	R: 0 E: 0 K: 0 S: 7	H: 0 LOB: 0 BB: 0 P: 11	R: 0 E: 0 K: 1 S: 8	H: 1 LOB: 1 BB: 0 P: 13	R: 0 E: 0 K: 1 S: 10	H: 1 LOB: 1 BB: 0 P: 15	R: 4 E: 1 K: 1 S: 17	H: 4 LOB: 1 BB: 0 P: 28	R: 0 E: 0 K: 0 S: 10	H: 0 LOB: 0 BB: 0 P: 15	R: 0 E: 0 K: 0 S: 10	H: 0 LOB: 0 BB: 0 P: 19	R: 1 E: 0 K: 1 S: 10	H: 1 LOB: 0 BB: 0 P: 11	R: 0 E: 0 K: 0 S: 4	H: 0 LOB: 0 BB: 0 P: 6	1B: 4 2B: 1 3B: 1 HR: 1	SF: 0 SAC: 0 DP: 0 HBP: 0	WP: 0 PB: 0 SB: 2 CS: 0	PA: 33
PITCHER	IP WLS BF H R ER SO BB IBB HBP BLK WP HR S P ERA WHIP	IP WLS BF H R ER SO BB IBB HBP BLK WP HR S P ERA WHIP																		
32 Chris Volstad, R (1,1) ERA: 4.91	6.0 L 26 6 4 3 4 0 0 0 0 0 0 1 14 17 4.50 1.000	54 Shawn Camp, R (7,1) ERA: 6.35	2.0 7 1 1 1 1 0 0 0 0 0 0 1 14 17 4.50 0.500																	

AB	33
R	5
H	7
RBI	5
BB	0
SO	5
LOB	9



Batter	1	2	3	4	5	6	7	8	9	AB	R	H	RBI	BB	SO	LOB	TOP										
5 Reed Johnson, R OBP: 0.313, SLG: 0.467	G5-3			FC6 1B	G5-3			G3									4 2 2 1 0 0 1										
11 Blake DeWitt, L OBP: 0.091, SLG: 0.100	G4-3			FC6 1B	G3			G3									4 0 1 0 0 0 2										
13 Starlin Castro, R OBP: 0.395, SLG: 0.436	K			L6				G6-3									4 0 1 1 0 1 2										
3 Jeff Baker, R OBP: 0.294, SLG: 0.154		G6-3		FC6 2 WP				FC5-4									4 0 1 0 0 0 3										
2 Ian Stewart, L OBP: 0.324, SLG: 0.424		F7		FC6-4				L3									3 0 0 0 1 1 1										
21 Joe Mather, R OBP: 0.182, SLG: 0.100	G5-3			FC6-4				L1-3									4 0 0 0 0 0 2										
18 Geovany Soto, R OBP: 0.194, SLG: 0.345				G6-3				L5									4 1 1 0 0 0 0										
24 Marlon Byrd, R OBP: 0.147, SLG: 0.065				E5				K									3 0 0 0 0 1 1										
19 Rodrigo Lopez, R				E4				K									0 0 0 0 0 0 0										
28 Paul Maholm, L				G6-3				F9									1 0 0 0 0 0 1										
9 David DeJesus, L OBP: 0.432, SLG: 0.367				G6-3				G4-3									1 0 0 0 0 0 2										
52 Lendy Castillo, S																	0 0 0 0 0 0 0										
51 Steve Clevenger, L OBP: 0.600, SLG: 0.900																	1 0 0 0 0 0 0										
Inning Stats	R: 0 E: 0 K: 1 S: 8	H: 0 LOB: 0 BB: 0 P: 13	R: 0 E: 0 K: 0 S: 7	H: 0 LOB: 0 BB: 0 P: 10	R: 0 E: 0 K: 0 S: 10	H: 0 LOB: 0 BB: 0 P: 16	R: 1 E: 0 K: 0 S: 13	H: 2 LOB: 2 BB: 1 P: 21	R: 1 E: 1 K: 0 S: 7	H: 1 LOB: 1 BB: 0 P: 11	R: 0 E: 0 K: 0 S: 7	H: 1 LOB: 0 BB: 0 P: 12	R: 0 E: 0 K: 1 S: 6	H: 0 LOB: 0 BB: 0 P: 10	R: 1 E: 0 K: 0 S: 13	H: 2 LOB: 1 BB: 0 P: 19	R: 0 E: 0 K: 1 S: 6	H: 0 LOB: 0 BB: 0 P: 9	1B: 4 2B: 3 3B: 0 HR: 0	SF: 0 SAC: 0 DP: 1 HBP: 0	WP: 1 PB: 0 SB: 0 CS: 1	PA: 34					
PITCHER	IP	WLS	BF	H	R	ER	SO	BB	IBB	HBP	BLK	WP	HR	S	P	ERA	WHIP										
35 Jake Westbrook, R ERA: 0.64	7.0	W	26	4	2	1	2	1	0	0	0	1	0	58	93	1.29	0.714										
46 Kyle McClellan, R ERA: 8.0	1.0		5	2	1	1	0	0	0	0	0	0	0	13	19	9.00	2.000										
66 Victor Marte, R ERA: 3.18	1.0		3	0	0	0	1	0	0	0	0	0	0	6	9	0.00	0.000										

Chicago Cubs @ St. Louis Cardinals
 Busch Stadium, St. Louis, MO
 Sun Apr 15 2012, 1:17 PM - 3:50 PM CDT
 Att: 44,952 - Partly Cloudy - 77 F

AB 33
 R 3
 H 6
 RBI 2
 BB 1
 SO 3
 LOB 15



Batter	1	2	3	4	5	6	7	8	9	AB	R	H	RBI	BB	SO	LOB	BOTTOM										
15 Rafael Furcal, S OBP: 0.341, SLG: 0.439	L3			F8				F7									5 1 1 0 0 1 3										
27 Tyler Greene, R OBP: 0.273, SLG: 0.250	K			F9				FC6-4									4 0 0 0 1 1 3										
7 Matt Holliday, R OBP: 0.234, SLG: 0.356	F9			K				L7									5 1 1 1 0 1 2										
3 Carlos Beltrán, S OBP: 0.425, SLG: 0.588				K				F9									1 3 1 0 1 0 0										
44 Erik Komatsu, L OBP: 0.455, SLG: 0.333				K				P5									2 1 1 0 0 0 2										
4 Yadier Molina, R OBP: 0.421, SLG: 0.735				K				P5									3 3 2 3 1 1 1										
13 Matt Carpenter, L OBP: 0.417, SLG: 0.818				K				P5									4 1 4 5 0 0 0										
43 Shane Robinson, R OBP: 0.365, SLG: 0.615				K				P5									4 0 0 1 0 1 3										
46 Kyle McClellan, R				K				P5									0 0 0 0 0 0 0										
66 Victor Marte, R				K				P5									0 0 0 0 0 0 0										
33 Daniel Descalso, L OBP: 0.294, SLG: 0.300				K				P5									3 0 0 0 0 0 2										
35 Jake Westbrook, R OBP: 0.200, SLG: 0.200				K				P5									2 0 1 0 0 1 1										
48 Tony Cruz, R OBP: 0.200, SLG: 0.400				K				P5									1 0 1 0 0 0 0										
Inning Stats	R: 0 E: 0 K: 1 S: 9	H: 0 LOB: 0 BB: 0 P: 15	R: 2 E: 0 K: 1 S: 13	H: 1 LOB: 1 BB: 1 P: 23	R: 4 E: 0 K: 0 S: 14	H: 5 LOB: 0 BB: 0 P: 23	R: 0 E: 0 K: 0 S: 6	H: 0 LOB: 0 BB: 0 P: 9	R: 2 E: 0 K: 3 S: 14	H: 1 LOB: 0 BB: 1 P: 22	R: 0 E: 0 K: 1 S: 12	H: 1 LOB: 1 BB: 0 P: 18	R: 2 E: 0 K: 0 S: 11	H: 3 LOB: 1 BB: 0 P: 15	R: 0 E: 0 K: 0 S: 6	H: 1 LOB: 2 BB: 1 P: 10	1B: 7 2B: 2 3B: 1 HR: 2	SF: 0 SAC: 1 DP: 1 HBP: 2	WP: 0 PB: 0 SB: 1 CS: 0	PA: 40							
PITCHER	IP	WLS	BF	H	R	ER	SO	BB	IBB	HBP	BLK	WP	HR	S	P	ERA	WHIP										
28 Paul Maholm, L ERA: 13.5	4.0	L	20	6	6	6	2	1	0	2	0	0	1	42	70	13.50	1.750										
52 Lendy Castillo, R ERA: 7.36	2.0		9	2	2	2	4	1	0	0	0	0	1	26	40	9.00	1.500										
19 Rodrigo Lopez, R ERA: 4.5	2.0		11	4	2	2	0	1	0	0	0	0	0	17	25	9.00	2.500										

Chicago Cubs @ St. Louis Cardinals
 Busch Stadium, St. Louis, MO
 Sun Apr 15 2012, 1:17 PM - 3:50 PM CDT
 Att: 44,952 - Partly Cloudy - 77 F

AB 34
 R 10
 H 12
 RBI 10
 BB 3
 SO 6
 LOB 17



Batter	1	2	3	4	5	6	7	8	9	10	AB	R	H	RBI	BB	SO	LOB	TOP									
4 Brandon Phillips, R OBP: 0.231, SLG: 0.240	P4		G5-3			G6-3		L4-3		K	5	0	0	0	0	1	4	Cincinnati Reds @ St. Louis Cardinals Busch Stadium, St. Louis, MO Tue Apr 17 2012, 7:15 PM - 10:29 PM CDT Att: 35,562 - Partly Cloudy - 69 F									
2 Zack Cozart, R OBP: 0.400, SLG: 0.561	K			BB		G4-3					3	0	1	1	1	1	0										
19 Joey Votto, L OBP: 0.429, SLG: 0.447	G1-3			1B		G3-1					4	0	1	0	0	1	1										
27 Scott Rolen, R OBP: 0.179, SLG: 0.189		G5-3									4	0	1	0	0	1	2										
32 Jay Bruce, L OBP: 0.213, SLG: 0.442		F7									4	0	0	0	0	1	3										
48 Ryan Ludwick, R OBP: 0.273, SLG: 0.367		L3-1									4	0	1	0	0	1	3										
6 Drew Stubbs, R OBP: 0.214, SLG: 0.175						F8					4	0	1	0	0	1	2										
29 Ryan Hanigan, R OBP: 0.286, SLG: 0.200											3	0	1	0	0	1	0										
39 Devin Mesoraco, R (B, PR) OBP: 0.286, SLG: 0.308								E4			1	1	1	0	0	0	0										
47 Johnny Cueto, R OBP: 0.269, SLG: 0.290								SH			1	0	0	0	0	1	0										
15 Wilson Valdez, L OBP: 0.141, SLG: 0.203											0	0	0	0	0	0	0										
66 Logan Ondrusek, R OBP: 0.103, SLG: 0.111											0	0	0	0	0	0	0										
9 Willie Harris, L OBP: 0.103, SLG: 0.111											0	0	0	0	0	0	1										
63 Sam LeCure, R OBP: 0.103, SLG: 0.111											0	0	0	0	0	0	0										
45 Bill Bray, L OBP: 0.103, SLG: 0.111											0	0	0	0	0	0	0										
Inning Stats	R: 0 E: 0 K: 1 S: 7	H: 0 LOB: 0 BB: 0 P: 7	R: 0 E: 0 K: 0 S: 9	H: 0 LOB: 0 BB: 0 P: 12	R: 0 E: 0 K: 0 S: 10	H: 2 LOB: 1 BB: 0 P: 14	R: 0 E: 0 K: 3 S: 14	H: 1 LOB: 2 BB: 1 P: 23	R: 0 E: 0 K: 2 S: 10	H: 0 LOB: 0 BB: 0 P: 12	R: 0 E: 0 K: 0 S: 5	H: 0 LOB: 0 BB: 0 P: 8	R: 0 E: 0 K: 0 S: 9	H: 1 LOB: 1 BB: 0 P: 14	R: 1 E: 2 K: 1 S: 11	H: 1 LOB: 1 BB: 0 P: 17	R: 0 E: 0 K: 1 S: 10	H: 1 LOB: 0 BB: 0 P: 14	S: 11 P: 14	1B: 7 2B: 2 3B: 0 HR: 0	SF: 0 SAC: 2 DP: 2 HBP: 0	WP: 0 PB: 0 SB: 0 CS: 1	PA: 37				
PITCHER	IP 7.0	WLS 25	BF 4	H 0	R 0	ER 0	SO 6	BB 1	IBB 0	HBP 0	BLK 0	WP 0	HR 0	S 64	P 90	ERA 0.00	WHIP 0.714										
26 Kyle Lohse, R ERA: 0.89	0.2	B	4	1	1	0	0	0	0	0	0	0	0	8	13	0.00	1.500										
41 Mitchell Boggs, R ERA: 1.29	1.0		4	1	0	0	1	0	0	0	0	0	0	10	14	0.00	1.000										
34 Marc Rzepczynski, L ERA: 3.0	0.1		1	0	0	0	1	0	0	0	0	0	0	3	4	0.00	0.000										
59 Fernando Salas, R ERA: 4.5	1.0	W	3	1	0	0	2	0	0	0	0	0	0	11	14	0.00	1.000										
30 Jason Motte, R ERA: 1.5																											

AB	34
R	1
H	7
RBI	1
BB	1
SO	10
LOB	16



Batter	1	2	3	4	5	6	7	8	9	10	AB	R	H	RBI	BB	SO	LOB	BOTTOM									
15 Rafael Furcal, S OBP: 0.347, SLG: 0.435	P6					FC6-4					5	0	2	0	0	0	3	Cincinnati Reds @ St. Louis Cardinals Busch Stadium, St. Louis, MO Tue Apr 17 2012, 7:15 PM - 10:29 PM CDT Att: 35,562 - Partly Cloudy - 69 F									
3 Carlos Beltrán, S OBP: 0.467, SLG: 0.676								G3			3	1	2	1	2	0	0										
7 Matt Holliday, R OBP: 0.231, SLG: 0.360											5	0	1	0	0	0	6										
12 Lance Berkman, S OBP: 0.550, SLG: 0.524											5	0	1	0	0	2	4										
23 David Freese, R OBP: 0.421, SLG: 0.629											3	0	0	0	2	2	1										
27 Tyler Greene, R (10, PR) OBP: 0.273, SLG: 0.250											0	1	0	0	0	0	0										
4 Yadier Molina, R OBP: 0.405, SLG: 0.676											3	0	0	0	0	0	3										
19 Jon Jay, L OBP: 0.365, SLG: 0.556											4	0	1	0	1	0	3										
33 Daniel Descalso, L OBP: 0.333, SLG: 0.303											3	0	1	0	2	1	2										
26 Kyle Lohse, R ERA: 1.89											2	0	0	0	0	0	1										
41 Mitchell Boggs, R ERA: 1.29											0	0	0	0	0	0	0										
34 Marc Rzepczynski, L ERA: 3.0											0	0	0	0	0	0	0										
59 Fernando Salas, R ERA: 4.5											1	0	0	0	0	0	1										
44 Erik Komatsu, L OBP: 0.103, SLG: 0.111											0	0	0	0	0	0	0										
30 Jason Motte, R ERA: 1.5											0	0	0	0	0	0	0										
13 Matt Carpenter, L OBP: 0.406, SLG: 0.618											0	0	1	0	0	0	0										
Inning Stats	R: 1 E: 0 K: 2 S: 16	H: 2 LOB: 1 BB: 0 P: 24	R: 0 E: 0 K: 0 S: 6	H: 1 LOB: 2 BB: 0 P: 11	R: 0 E: 0 K: 0 S: 11	H: 2 LOB: 3 BB: 1 P: 21	R: 0 E: 0 K: 1 S: 13	H: 1 LOB: 2 BB: 1 P: 23	R: 0 E: 0 K: 2 S: 9	H: 0 LOB: 0 BB: 0 P: 12	R: 0 E: 0 K: 0 S: 6	H: 1 LOB: 1 BB: 0 P: 12	R: 0 E: 0 K: 0 S: 6	H: 0 LOB: 0 BB: 0 P: 10	R: 0 E: 0 K: 0 S: 9	H: 0 LOB: 0 BB: 0 P: 12	R: 0 E: 0 K: 1 S: 11	H: 1 LOB: 3 BB: 0 P: 23	R: 1 E: 0 K: 0 S: 11	H: 0 LOB: 2 BB: 3 P: 26	1B: 6 2B: 1 3B: 0 HR: 1	SF: 1 SAC: 2 DP: 0 HBP: 1	WP: 0 PB: 0 SB: 0 CS: 0	PA: 45			
PITCHER	IP 7.0	WLS 31	BF 7	H 1	R 0	ER 0	SO 5	BB 2	IBB 0	HBP 1	BLK 0	WP 0	HR 1	S 69	P 113	ERA 1.29	WHIP 1.286										
47 Johnny Cueto, R ERA: 1.89	2.0		9	1	0	0	1	1	1	0	0	0	0	20	35	0.00	1.000										
66 Logan Ondrusek, R ERA: 3.0	0.1	L	3	0	1	1	0	1	1	0	0	0	0	4	12	27.00	3.000										
63 Sam LeCure, R OBP: 0.365, SLG: 0.556	0.1		2	0	0	0	0	1	0	0	0	0	0	7	14	0.00	3.000										
45 Bill Bray, L ERA: 5.4																											

AB	34
R	2
H	8
RBI	2
BB	7
SO	6
LOB	24



Batter	1	2	3	4	5	6	7	8	9	AB	R	H	RBI	BB	SO	LOB	TOP					
2 Zack Cozart, R OBP: 0.388, SLG: 0.523										3	0	0	0	1	0	2						
6 Drew Stubbs, R OBP: 0.239, SLG: 0.186										3	0	1	0	0	1	2						
19 Joey Votto, L OBP: 0.434, SLG: 0.439										3	0	1	0	1	1	2						
4 Brandon Phillips, R OBP: 0.233, SLG: 0.241										4	0	1	0	0	0	3						
45 Bill Bray, L										4	0	1	0	0	1	3						
32 Jay Bruce, L OBP: 0.216, SLG: 0.426											4	0	2	0	0	1	1					
27 Scott Rolen, R OBP: 0.209, SLG: 0.244											4	1	1	0	0	0	3					
28 Chris Heisey, R OBP: 0.296, SLG: 0.333											4	0	2	1	0	0	1					
39 Devin Mesoraco, R OBP: 0.333, SLG: 0.353										1	0	0	0	1	1	1						
55 Mat Latos, R										0	0	0	0	0	0	0						
63 Sam LeCure, R										1	0	0	0	0	0	1						
48 Ryan Ludwick, R OBP: 0.285, SLG: 0.355										0	0	0	0	0	0	0						
31 Alfredo Simon, R										0	0	0	0	0	0	0						
9 Willie Harris, L OBP: 0.100, SLG: 0.105										1	0	0	0	0	0	1						
Inning Stats	R: 0 E: 0 K: 1 S: 4	H: 0 LOB: 0 BB: 1 P: 11	R: 0 E: 0 K: 1 S: 8	H: 1 LOB: 1 BB: 0 P: 13	R: 0 E: 0 K: 0 S: 8	H: 0 LOB: 1 BB: 1 P: 15	R: 0 E: 0 K: 0 S: 5	H: 1 LOB: 0 BB: 0 P: 8	R: 1 E: 0 K: 1 S: 10	H: 2 LOB: 1 BB: 0 P: 14	R: 0 E: 0 K: 0 S: 9	H: 1 LOB: 1 BB: 1 P: 17	R: 0 E: 0 K: 0 S: 8	H: 2 LOB: 0 BB: 0 P: 11	R: 0 E: 0 K: 2 S: 14	H: 1 LOB: 2 BB: 0 P: 19	R: 0 E: 0 K: 0 S: 9	H: 1 LOB: 1 BB: 0 P: 13	1B: 7 2B: 1 3B: 1 HR: 0	SF: 0 SAC: 0 DP: 4 HBP: 1	WP: 0 PB: 0 SB: 0 CS: 0	PA: 36
PITCHER	IP WLS BF H R ER SO BB IBB HBP BLK WP HR S P ERA WHIP																					
54 Jaime Garcia, L ERA: 3.06	(1, 1) 7.0 W 27 7 1 1 3 3 0 0 0 0 0 0 52 89 1.29 1.429																					
66 Victor Marte, R ERA: 2.7	(8, 1) 1.0 5 1 0 0 2 0 0 0 1 0 0 0 14 19 0.00 1.000																					
46 Kyle McClellan, R ERA: 5.14	(9, 1) 1.0 4 1 0 0 0 0 0 0 0 0 0 0 9 13 0.00 1.000																					

Cincinnati Reds @ St. Louis Cardinals
 Busch Stadium, St. Louis, MO
 Wed Apr 18 2012, 7:16 PM - 10:02 PM CDT
 Att: 35,907 - Clear - 69 F

AB	32
R	1
H	9
RBI	1
BB	3
SO	5
LOB	20



Batter	1	2	3	4	5	6	7	8	9	AB	R	H	RBI	BB	SO	LOB	BOTTOM			
15 Rafael Furcal, S OBP: 0.389, SLG: 0.510										5	1	4	2	0	0	1				
3 Carlos Beltrán, S OBP: 0.460, SLG: 0.707											4	2	1	2	1	2				
44 Erik Komatsu, L OBP: 0.417, SLG: 0.300											5	0	0	0	0	1				
7 Matt Holliday, R OBP: 0.211, SLG: 0.327										2	1	1	1	0	0	0				
46 Kyle McClellan, R											2	0	0	0	0	1				
12 Lance Berkman, S OBP: 0.500, SLG: 0.522										4	1	2	2	0	2	0				
13 Matt Carpenter, L OBP: 0.370, SLG: 0.750										2	0	0	0	0	1	0				
23 David Freese, R OBP: 0.429, SLG: 0.641										4	1	2	2	0	2	0				
4 Yadier Molina, R OBP: 0.391, SLG: 0.659										4	1	1	0	0	0	2				
19 Jon Jay, L OBP: 0.395, SLG: 0.550											4	1	2	0	0	1				
27 Tyler Greene, R OBP: 0.308, SLG: 0.391										3	2	1	2	1	1	3				
54 Jaime Garcia, L ERA: 8.22	(1, 1) 5.2 L 27 9 8 8 6 3 0 0 0 0 0 0 71 112 12.71 2.118																			
63 Sam LeCure, R	(6, 1) 0.1 2 1 0 0 0 0 0 0 0 0 0 0 4 5 0.00 3.000																			
31 Alfredo Simon, R ERA: 4.26	(7, 1) 1.0 3 0 0 0 1 0 0 0 0 0 0 0 7 9 0.00 0.000																			
45 Bill Bray, L ERA: 13.5	(8, 1) 1.0 7 4 3 3 1 0 0 0 0 0 0 1 13 21 27.00 4.000																			
Inning Stats	R: 3 E: 0 K: 1 S: 14	H: 3 LOB: 1 BB: 1 P: 26	R: 2 E: 0 K: 2 S: 15	H: 1 LOB: 0 BB: 1 P: 22	R: 0 E: 0 K: 1 S: 7	H: 0 LOB: 0 BB: 0 P: 10	R: 0 E: 0 K: 0 S: 10	H: 2 LOB: 2 BB: 1 P: 20	R: 0 E: 0 K: 1 S: 8	H: 0 LOB: 0 BB: 0 P: 10	R: 3 E: 0 K: 1 S: 21	H: 4 LOB: 1 BB: 0 P: 29	R: 0 E: 0 K: 1 S: 7	H: 0 LOB: 0 BB: 0 P: 9	R: 3 E: 0 K: 1 S: 13	H: 4 LOB: 1 BB: 0 P: 21	1B: 6 2B: 5 3B: 1 HR: 2	SF: 0 SAC: 0 DP: 1 HBP: 0	WP: 0 PB: 0 SB: 4 CS: 0	PA: 39
PITCHER	IP WLS BF H R ER SO BB IBB HBP BLK WP HR S P ERA WHIP																			
55 Mat Latos, R	(1, 1) 5.2 L 27 9 8 8 6 3 0 0 0 0 0 0 71 112 12.71 2.118																			
63 Sam LeCure, R	(6, 1) 0.1 2 1 0 0 0 0 0 0 0 0 0 0 4 5 0.00 3.000																			
31 Alfredo Simon, R ERA: 4.26	(7, 1) 1.0 3 0 0 0 1 0 0 0 0 0 0 0 7 9 0.00 0.000																			
45 Bill Bray, L ERA: 13.5	(8, 1) 1.0 7 4 3 3 1 0 0 0 0 0 0 1 13 21 27.00 4.000																			

Cincinnati Reds @ St. Louis Cardinals
 Busch Stadium, St. Louis, MO
 Wed Apr 18 2012, 7:16 PM - 10:02 PM CDT
 Att: 35,907 - Clear - 69 F

AB	36
R	11
H	14
RBI	11
BB	3
SO	8
LOB	14



Batter	1	2	3	4	5	6	7	8	9	AB	R	H	RBI	BB	SO	LOB	TOP					
2 Zack Cozart, R OBP: 0.352, SLG: 0.469	G3		F8		FC5-4 19 BB 4 1B		G6-3		F8	5	1	0	0	0	0	2	Cincinnati Reds @ St. Louis Cardinals Busch Stadium, St. Louis, MO Thu Apr 19 2012, 12:46 PM - 3:19 PM CDT Att: 40,049 - Sunny - 72 F					
6 Drew Stubbs, R OBP: 0.275, SLG: 0.292	G4-3 1B		K		F7		HR		G4-3 1B	5	1	3	1	0	1	1						
19 Joey Votto, L OBP: 0.431, SLG: 0.422	G4-3			K	4 1B BB		G4-3		G4-3 1B	4	0	1	1	1	1	1						
4 Brandon Phillips, R OBP: 0.257, SLG: 0.353	F9			HR	1B		F9		K	5	1	2	2	0	1	3						
32 Jay Bruce, L OBP: 0.236, SLG: 0.431	K			HR	48 HR 1B		K2-3 1B			4	1	2	0	0	2	2						
48 Ryan Ludwick, R OBP: 0.285, SLG: 0.486							G1-3			4	1	2	2	0	0	1						
28 Chris Heisey, R OBP: 0.296, SLG: 0.333									F9	0	0	0	0	0	0	0						
21 Todd Frazier, R OBP: 0.209, SLG: 0.244	L9				G5-3				G6-3	4	0	0	0	0	1	2						
27 Scott Rolen, R OBP: 0.209, SLG: 0.244										0	0	0	0	0	0	0						
29 Ryan Hanigan, R OBP: 0.281, SLG: 0.207					F8		F7		6 1B 19 1B 1B	4	1	1	0	0	1	1						
61 Bronson Arroyo, R OBP: 0.222, SLG: 0.250					F9					4	0	1	0	0	1	1						
51 Sean Marshall, L OBP: 0.222, SLG: 0.250							G6-3		K	0	0	0	0	0	0	0						
Inning Stats	R: 0 E: 0 K: 0 S: 15	H: 1 LOB: 1 BB: 0 P: 21	R: 0 E: 0 K: 2 S: 8	H: 1 LOB: 1 BB: 0 P: 10	R: 0 E: 0 K: 1 S: 10	H: 0 LOB: 0 BB: 0 P: 14	R: 3 E: 0 K: 1 S: 10	H: 3 LOB: 0 BB: 0 P: 17	R: 1 E: 0 K: 1 S: 16	H: 2 LOB: 2 BB: 1 P: 26	R: 0 E: 0 K: 1 S: 9	H: 0 LOB: 0 BB: 0 P: 13	R: 1 E: 0 K: 0 S: 11	H: 1 LOB: 0 BB: 0 P: 15	R: 0 E: 0 K: 0 S: 7	H: 1 LOB: 1 BB: 0 P: 13	R: 1 E: 0 K: 2 S: 17	H: 3 LOB: 2 BB: 0 P: 23	1B: 8 2B: 1 3B: 0 HR: 3	SF: 0 SAC: 0 DP: 0 HBP: 0	WP: 0 PB: 0 SB: 0 CS: 0	PA: 40
PITCHER	IP WLS BF H R ER SO BB IBB HBP BLK WP HR S P ERA WHIP																					
50 Adam Wainwright, R ERA: 9.88	5.0 L 23 7 4 4 5 1 0 0 0 0 0 2 59 88 7.20 1.600																					
46 Kyle McClellan, R ERA: 4.5	1.0 3 0 0 0 1 0 0 0 0 0 0 0 9 13 0.00 0.000																					
66 Victor Marte, R ERA: 3.52	1.0 4 1 1 0 0 0 0 0 0 0 0 1 11 15 9.00 1.000																					
16 J.C. Romero, L ERA: 5.4	1.0 4 1 0 0 0 0 0 0 0 0 0 0 7 13 9.00 1.000																					
59 Fernando Salas, R ERA: 5.4	1.0 6 3 1 1 2 0 0 0 0 0 0 0 17 23 9.00 3.000																					

Batter	1	2	3	4	5	6	7	8	9	AB	R	H	RBI	BB	SO	LOB	BOTTOM					
15 Rafael Furcal, S OBP: 0.397, SLG: 0.509	G4-6-3 1B		F8					G6-3		4	1	2	0	0	0	0	Cincinnati Reds @ St. Louis Cardinals Busch Stadium, St. Louis, MO Thu Apr 19 2012, 12:46 PM - 3:19 PM CDT Att: 40,049 - Sunny - 72 F					
19 Jon Jay, L OBP: 0.391, SLG: 0.535	G4-6-3				G4-3			F8		3	1	1	0	0	0	1						
44 Erik Komatsu, L OBP: 0.385, SLG: 0.273	G4-6-3									1	0	0	0	0	0	0						
7 Matt Holliday, R OBP: 0.230, SLG: 0.390	K				E5 G3-1					4	1	2	3	0	1	0						
3 Carlos Beltrán, S OBP: 0.444, SLG: 0.667					G3-1					4	0	1	0	0	1	2						
13 Matt Carpenter, L OBP: 0.323, SLG: 0.643					F8					4	0	0	0	0	1	3						
48 Tony Cruz, R OBP: 0.111, SLG: 0.222					K					4	0	0	0	0	2	2						
33 Daniel Descalso, L OBP: 0.310, SLG: 0.278					G3					3	0	0	0	0	1	1						
27 Tyler Greene, R OBP: 0.276, SLG: 0.346					L5					3	0	0	0	0	1	0						
50 Adam Wainwright, R ERA: 2.91					K					1	0	0	0	0	1	0						
46 Kyle McClellan, R ERA: 4.5										0	0	0	0	0	0	0						
43 Shane Robinson, R ERA: 4.5										0	0	0	0	0	0	0						
66 Victor Marte, R ERA: 3.52										0	0	0	0	0	0	0						
16 J.C. Romero, S ERA: 5.4										0	0	0	0	0	0	0						
23 David Freese, R OBP: 0.310, SLG: 0.278										1	0	0	0	0	0	0						
59 Fernando Salas, R ERA: 5.4										0	0	0	0	0	0	0						
Inning Stats	R: 0 E: 0 K: 1 S: 6	H: 1 LOB: 0 BB: 0 P: 8	R: 0 E: 0 K: 1 S: 10	H: 1 LOB: 1 BB: 0 P: 14	R: 0 E: 0 K: 1 S: 7	H: 0 LOB: 0 BB: 0 P: 11	R: 0 E: 0 K: 0 S: 9	H: 0 LOB: 1 BB: 0 P: 13	R: 0 E: 0 K: 0 S: 5	H: 0 LOB: 0 BB: 0 P: 9	R: 3 E: 0 K: 0 S: 14	H: 3 LOB: 0 BB: 0 P: 16	R: 0 E: 0 K: 2 S: 9	H: 0 LOB: 0 BB: 0 P: 12	R: 0 E: 0 K: 0 S: 6	H: 0 LOB: 0 BB: 0 P: 7	R: 0 E: 0 K: 3 S: 14	H: 1 LOB: 1 BB: 0 P: 19	1B: 5 2B: 0 3B: 0 HR: 1	SF: 0 SAC: 0 DP: 1 HBP: 0	WP: 0 PB: 0 SB: 0 CS: 0	PA: 33
PITCHER	IP WLS BF H R ER SO BB IBB HBP BLK WP HR S P ERA WHIP																					
61 Bronson Arroyo, R ERA: 2.91	8.0 W 29 5 3 3 3 0 0 0 0 0 0 1 66 90 3.38 0.625																					
51 Sean Marshall, L ERA: 2.09	1.0 S 4 1 0 0 3 0 0 0 0 0 0 0 14 19 0.00 1.000																					



Batter	1	2	3	4	5	6	7	8	9	AB	R	H	RBI	BB	SO	LOB	TOP							
15 Rafael Furcal, S OBP: 0.397, SLG: 0.508										4	0	1	1	1	1	1	St. Louis Cardinals @ Pittsburgh Pirates PNC Park, Pittsburgh, PA Fri Apr 20 2012, 7:09 PM - 9:45 PM EDT Att: 23,509 - Partly Cloudy - 78 F							
13 Matt Carpenter, L OBP: 0.333, SLG: 0.581										3	0	0	0	2	1	2								
7 Matt Holliday, R OBP: 0.227, SLG: 0.375										5	0	1	0	0	0	5								
3 Carlos Beltrán, S OBP: 0.448, SLG: 0.653										4	1	2	1	0	0	2								
23 David Freese, R OBP: 0.404, SLG: 0.591										4	0	1	0	0	1	5								
4 Yadier Molina, R OBP: 0.380, SLG: 0.644										4	0	1	1	0	1	2								
55 Skip Schumaker, L OBP: 0.294, SLG: 0.200										0	0	0	0	0	0	0								
44 Erik Komatsu, L OBP: 0.294, SLG: 0.200										4	0	0	0	0	0	2								
33 Daniel Descalso, L OBP: 0.304, SLG: 0.350										4	1	1	1	0	1	2								
31 Lance Lynn, S OBP: 0.375, SLG: 0.375										3	1	1	0	0	1	0								
41 Mitchell Boggs, R OBP: 0.375, SLG: 0.625										0	0	0	0	0	0	0								
43 Shane Robinson, R OBP: 0.375, SLG: 0.625										1	1	0	0	0	0	0								
30 Jason Motte, R OBP: 0.375, SLG: 0.625										0	0	0	0	0	0	0								
Inning Stats	R: 0 E: 0 K: 1 S: 6	H: 0 LOB: 0 BB: 1 P: 10	R: 1 E: 2 K: 2 S: 19	H: 1 LOB: 1 BB: 0 P: 27	R: 0 E: 1 K: 2 S: 15	H: 0 LOB: 2 BB: 1 P: 25	R: 0 E: 0 K: 1 S: 10	H: 1 LOB: 1 BB: 0 P: 15	R: 1 E: 0 K: 0 S: 9	H: 2 LOB: 2 BB: 1 P: 16	R: 0 E: 0 K: 0 S: 4	H: 0 LOB: 0 BB: 0 P: 5	R: 0 E: 0 K: 0 S: 4	H: 0 LOB: 0 BB: 0 P: 5	R: 0 E: 0 K: 0 S: 9	H: 2 LOB: 1 BB: 0 P: 12	R: 2 E: 1 K: 0 S: 9	H: 2 LOB: 0 BB: 0 P: 17	1B: 5 2B: 2 3B: 0 HR: 1	SF: 0 SAC: 0 DP: 2 HBP: 0	WP: 0 PB: 0 SB: 0 CS: 0	PA: 39		
PITCHER	IP WLS BF H R ER SO BB IBB HBP BLK WP HR S P ERA WHIP	IP WLS BF H R ER SO BB IBB HBP BLK WP HR S P ERA WHIP	IP WLS BF H R ER SO BB IBB HBP BLK WP HR S P ERA WHIP	IP WLS BF H R ER SO BB IBB HBP BLK WP HR S P ERA WHIP	IP WLS BF H R ER SO BB IBB HBP BLK WP HR S P ERA WHIP	IP WLS BF H R ER SO BB IBB HBP BLK WP HR S P ERA WHIP	IP WLS BF H R ER SO BB IBB HBP BLK WP HR S P ERA WHIP	IP WLS BF H R ER SO BB IBB HBP BLK WP HR S P ERA WHIP	IP WLS BF H R ER SO BB IBB HBP BLK WP HR S P ERA WHIP	IP WLS BF H R ER SO BB IBB HBP BLK WP HR S P ERA WHIP	IP WLS BF H R ER SO BB IBB HBP BLK WP HR S P ERA WHIP	IP WLS BF H R ER SO BB IBB HBP BLK WP HR S P ERA WHIP	IP WLS BF H R ER SO BB IBB HBP BLK WP HR S P ERA WHIP	IP WLS BF H R ER SO BB IBB HBP BLK WP HR S P ERA WHIP	IP WLS BF H R ER SO BB IBB HBP BLK WP HR S P ERA WHIP	IP WLS BF H R ER SO BB IBB HBP BLK WP HR S P ERA WHIP	IP WLS BF H R ER SO BB IBB HBP BLK WP HR S P ERA WHIP	IP WLS BF H R ER SO BB IBB HBP BLK WP HR S P ERA WHIP	IP WLS BF H R ER SO BB IBB HBP BLK WP HR S P ERA WHIP	IP WLS BF H R ER SO BB IBB HBP BLK WP HR S P ERA WHIP	IP WLS BF H R ER SO BB IBB HBP BLK WP HR S P ERA WHIP	IP WLS BF H R ER SO BB IBB HBP BLK WP HR S P ERA WHIP	IP WLS BF H R ER SO BB IBB HBP BLK WP HR S P ERA WHIP	IP WLS BF H R ER SO BB IBB HBP BLK WP HR S P ERA WHIP

St. Louis Cardinals @ Pittsburgh Pirates
 PNC Park, Pittsburgh, PA
 Fri Apr 20 2012, 7:09 PM - 9:45 PM EDT
 Att: 23,509 - Partly Cloudy - 78 F

livebaseballscorecards.com

AB 36
R 4
H 8
RBI 4
BB 3
SO 6
LOB 21

Batter	1	2	3	4	5	6	7	8	9	AB	R	H	RBI	BB	SO	LOB	BOTTOM							
7 Alex Presley, L OBP: 0.302, SLG: 0.333										4	1	1	1	0	0	1	St. Louis Cardinals @ Pittsburgh Pirates PNC Park, Pittsburgh, PA Fri Apr 20 2012, 7:09 PM - 9:45 PM EDT Att: 23,509 - Partly Cloudy - 78 F							
31 Jose Tabata, R OBP: 0.190, SLG: 0.150										4	0	2	0	0	0	1								
22 Andrew McCutchen, R OBP: 0.426, SLG: 0.498										4	0	0	0	0	0	3								
18 Neil Walker, S OBP: 0.283, SLG: 0.233										2	0	0	0	1	0	2								
46 Garrett Jones, L OBP: 0.276, SLG: 0.552										3	0	1	0	0	1	1								
26 Rod Barajas, R OBP: 0.125, SLG: 0.133										3	0	0	0	0	0	1								
24 Pedro Alvarez, L OBP: 0.097, SLG: 0.267										3	0	0	0	0	2	0								
12 Clint Barmes, R OBP: 0.146, SLG: 0.179										3	0	0	0	0	2	0								
50 Charlie Morton, R OBP: 0.375, SLG: 0.375										1	0	0	0	0	1	0								
47 Evan Meek, R OBP: 0.375, SLG: 0.375										0	0	0	0	0	0	0								
36 Yamaico Navarro, R OBP: 0.375, SLG: 0.375										1	0	0	0	0	0	0								
48 Jared Hughes, R OBP: 0.375, SLG: 0.375										0	0	0	0	0	0	0								
14 Casey McGehee, R OBP: 0.313, SLG: 0.419										0	0	0	0	1	0	0								
Inning Stats	R: 1 E: 0 K: 0 S: 8	H: 2 LOB: 0 BB: 0 P: 13	R: 0 E: 0 K: 1 S: 8	H: 0 LOB: 0 BB: 0 P: 11	R: 0 E: 0 K: 1 S: 9	H: 0 LOB: 0 BB: 0 P: 12	R: 0 E: 0 K: 0 S: 9	H: 1 LOB: 0 BB: 0 P: 12	R: 0 E: 0 K: 0 S: 5	H: 1 LOB: 0 BB: 0 P: 10	R: 0 E: 0 K: 1 S: 7	H: 0 LOB: 0 BB: 0 P: 10	R: 0 E: 0 K: 1 S: 9	H: 0 LOB: 1 BB: 1 P: 20	R: 0 E: 0 K: 2 S: 7	H: 0 LOB: 0 BB: 0 P: 7	R: 0 E: 0 K: 0 S: 15	H: 0 LOB: 1 BB: 1 P: 23	1B: 3 2B: 0 3B: 0 HR: 1	SF: 0 SAC: 0 DP: 2 HBP: 0	WP: 0 PB: 0 SB: 0 CS: 1	PA: 30		
PITCHER	IP WLS BF H R ER SO BB IBB HBP BLK WP HR S P ERA WHIP	IP WLS BF H R ER SO BB IBB HBP BLK WP HR S P ERA WHIP	IP WLS BF H R ER SO BB IBB HBP BLK WP HR S P ERA WHIP	IP WLS BF H R ER SO BB IBB HBP BLK WP HR S P ERA WHIP	IP WLS BF H R ER SO BB IBB HBP BLK WP HR S P ERA WHIP	IP WLS BF H R ER SO BB IBB HBP BLK WP HR S P ERA WHIP	IP WLS BF H R ER SO BB IBB HBP BLK WP HR S P ERA WHIP	IP WLS BF H R ER SO BB IBB HBP BLK WP HR S P ERA WHIP	IP WLS BF H R ER SO BB IBB HBP BLK WP HR S P ERA WHIP	IP WLS BF H R ER SO BB IBB HBP BLK WP HR S P ERA WHIP	IP WLS BF H R ER SO BB IBB HBP BLK WP HR S P ERA WHIP	IP WLS BF H R ER SO BB IBB HBP BLK WP HR S P ERA WHIP	IP WLS BF H R ER SO BB IBB HBP BLK WP HR S P ERA WHIP	IP WLS BF H R ER SO BB IBB HBP BLK WP HR S P ERA WHIP	IP WLS BF H R ER SO BB IBB HBP BLK WP HR S P ERA WHIP	IP WLS BF H R ER SO BB IBB HBP BLK WP HR S P ERA WHIP	IP WLS BF H R ER SO BB IBB HBP BLK WP HR S P ERA WHIP	IP WLS BF H R ER SO BB IBB HBP BLK WP HR S P ERA WHIP	IP WLS BF H R ER SO BB IBB HBP BLK WP HR S P ERA WHIP	IP WLS BF H R ER SO BB IBB HBP BLK WP HR S P ERA WHIP	IP WLS BF H R ER SO BB IBB HBP BLK WP HR S P ERA WHIP	IP WLS BF H R ER SO BB IBB HBP BLK WP HR S P ERA WHIP	IP WLS BF H R ER SO BB IBB HBP BLK WP HR S P ERA WHIP	IP WLS BF H R ER SO BB IBB HBP BLK WP HR S P ERA WHIP

St. Louis Cardinals @ Pittsburgh Pirates
 PNC Park, Pittsburgh, PA
 Fri Apr 20 2012, 7:09 PM - 9:45 PM EDT
 Att: 23,509 - Partly Cloudy - 78 F

livebaseballscorecards.com

AB 28
R 1
H 4
RBI 1
BB 2
SO 6
LOB 9

Batter	1	2	3	4	5	6	7	8	9	AB	R	H	RBI	BB	SO	LOB	TOP										
15 Rafael Furcal, S OBP: 0.413, SLG: 0.507	F9		G1-3		FC4-6			K		4	0	1	0	0	1	0	St. Louis Cardinals @ Chicago Cubs Wrigley Field, Chicago, IL Mon Apr 23 2012, 7:13 PM - 10:04 PM CDT Att: 37,794 - Clear - 44 F										
55 Skip Schumaker, L OBP: 0.500, SLG: 0.500	G6-3			G4-3	FC4-6			BB		3	1	1	0	0	0	1											
43 Shane Robinson, R OBP: 0.440, SLG: 0.565										0	0	0	0	0	1	0											
7 Matt Holliday, R OBP: 0.266, SLG: 0.378				G4-3	L8					3	1	2	0	1	0	1											
3 Carlos Beltrán, S OBP: 0.380, SLG: 0.525	K			G4-3				L6-4		4	0	0	1	0	1	4											
23 David Freese, R OBP: 0.390, SLG: 0.519		K								3	0	1	0	0	2	0											
4 Yadier Molina, R OBP: 0.339, SLG: 0.564					SF8					3	0	0	1	0	0	1											
13 Matt Carpenter, L OBP: 0.333, SLG: 0.488										2	0	0	0	2	0	0											
30 Jason Motte, R										0	0	0	0	0	0	0											
27 Tyler Greene, R OBP: 0.316, SLG: 0.333										2	0	0	0	1	1	0											
54 Jaime Garcia, L OBP: 0.300, SLG: 0.444										3	0	0	0	0	1	3											
41 Mitchell Boggs, R										0	0	0	0	0	0	0											
33 Daniel Descalso, L OBP: 0.306, SLG: 0.349										0	0	0	0	0	0	0											
Inning Stats	R: 0 E: 0 K: 1 S: 14	H: 1 LOB: 1 BB: 0 P: 23	R: 0 E: 0 K: 1 S: 9	H: 0 LOB: 1 BB: 1 P: 18	R: 0 E: 0 K: 1 S: 6	H: 0 LOB: 0 BB: 0 P: 8	R: 2 E: 0 K: 0 S: 15	H: 2 LOB: 3 BB: 2 P: 28	R: 0 E: 0 K: 1 S: 8	H: 1 LOB: 0 BB: 0 P: 10	R: 0 E: 0 K: 1 S: 7	H: 0 LOB: 0 BB: 0 P: 9	R: 0 E: 0 K: 1 S: 11	H: 0 LOB: 1 BB: 2 P: 23	R: 0 E: 0 K: 0 S: 7	H: 1 LOB: 0 BB: 0 P: 10	1B: 4 2B: 3 3B: 0 HR: 0	SF: 1 SAC: 0 DP: 2 HBP: 1	WP: 1 PB: 0 SB: 0 CS: 1	PA: 34							
PITCHER	IP	WLS	BF	H	R	ER	SO	BB	IBB	HBP	BLK	WP	HR	S	P	ERA	WHIP										
22 Matt Garza, R ERA: 3.38	7.0		28	4	2	2	5	3	0	1	0	1	0	65	108	2.57	1.000										
40 James Russell, L ERA:	0.1		3	0	0	0	1	2	0	0	0	0	0	10	21	0.00	6.000										
48 Rafael Dolis, R ERA: 3.72	1.2	W	4	1	0	0	0	0	0	0	0	0	0	8	12	0.00	0.600										

AB 27
R 2
H 5
RBI 2
BB 5
SO 6
LOB 10



Batter	1	2	3	4	5	6	7	8	9	AB	R	H	RBI	BB	SO	LOB	BOTTOM										
9 David DeJesus, L OBP: 0.375, SLG: 0.283	P6		G4-3		K			K		4	0	0	0	0	2	4	St. Louis Cardinals @ Chicago Cubs Wrigley Field, Chicago, IL Mon Apr 23 2012, 7:13 PM - 10:04 PM CDT Att: 37,794 - Clear - 44 F										
15 Darwin Barney, R OBP: 0.364, SLG: 0.426				F8						3	1	2	0	1	0	1											
13 Starlin Castro, R OBP: 0.389, SLG: 0.478										4	0	1	0	0	0	3											
12 Alfonso Soriano, R OBP: 0.220, SLG: 0.200										3	0	0	1	0	1	0											
3 Jeff Baker, R OBP: 0.280, SLG: 0.238										3	0	0	0	0	0	0											
6 Bryan LaHair, L OBP: 0.467, SLG: 0.639										0	1	0	0	1	0	0											
18 Geovany Soto, R OBP: 0.180, SLG: 0.255										3	1	0	0	1	1	0											
5 Reed Johnson, R OBP: 0.222, SLG: 0.346										3	0	0	0	0	1	1											
48 Rafael Dolis, R										0	0	0	0	0	0	0											
51 Steve Clevenger, L OBP: 0.550, SLG: 0.737										1	0	0	0	0	0	2											
21 Joe Mather, R OBP: 0.417, SLG: 0.350										3	0	2	2	1	0	0											
22 Matt Garza, R OBP: 0.111, SLG: 0.111										1	0	1	0	0	0	0											
40 James Russell, L ERA: 0.96										0	0	0	0	0	0	0											
1 Tony Campana, L OBP: 0.697, SLG: 0.600										1	0	1	0	0	0	0											
Inning Stats	R: 1 E: 0 K: 0 S: 10	H: 2 LOB: 0 BB: 0 P: 14	R: 0 E: 0 K: 0 S: 8	H: 0 LOB: 0 BB: 0 P: 9	R: 0 E: 0 K: 0 S: 6	H: 1 LOB: 1 BB: 0 P: 9	R: 0 E: 0 K: 0 S: 5	H: 0 LOB: 0 BB: 0 P: 8	R: 0 E: 1 K: 1 S: 9	H: 1 LOB: 2 BB: 1 P: 15	R: 0 E: 0 K: 0 S: 7	H: 1 LOB: 0 BB: 0 P: 10	R: 0 E: 0 K: 2 S: 9	H: 0 LOB: 0 BB: 0 P: 12	R: 0 E: 0 K: 1 S: 13	H: 1 LOB: 2 BB: 1 P: 18	R: 2 E: 0 K: 1 S: 18	H: 1 LOB: 1 BB: 2 P: 31	1B: 7 2B: 0 3B: 0 HR: 0	SF: 1 SAC: 1 DP: 2 HBP: 0	WP: 1 PB: 0 SB: 0 CS: 1	PA: 36					
PITCHER	IP	WLS	BF	H	R	ER	SO	BB	IBB	HBP	BLK	WP	HR	S	P	ERA	WHIP										
54 Jaime Garcia, L ERA: 2.49	7.2		28	6	1	1	4	1	0	0	0	1	0	61	85	1.17	0.913										
41 Mitchell Boggs, R ERA: 0.96	0.1	H	2	0	0	0	0	1	0	0	0	0	0	6	10	0.00	3.000										
30 Jason Motte, R ERA: 4.05	0.2	L	5	1	2	2	1	2	0	0	0	0	0	18	31	27.00	4.500										

AB 29
R 3
H 7
RBI 3
BB 4
SO 5
LOB 11



Batter	1	2	3	4	5	6	7	8	9	10	AB	R	H	RBI	BB	SO	LOB	TOP														
15 Rafael Furcal, S OBP: 0.413, SLG: 0.486	G6-3		G4-6-3			K		7 HR BB			3	1	0	0	2	1	1															
55 Skip Schumaker, L OBP: 0.333, SLG: 0.333	G6-3		G6-3					L7		L6	5	0	1	0	0	0	4															
59 Fernando Salas, R (9, 1)	G6-3		G6-3					L6			0	0	0	0	0	0	0															
7 Matt Holliday, R OBP: 0.262, SLG: 0.405	G4-3		G4-3			K		HR			5	1	1	2	0	2	1															
3 Carlos Beltrán, S OBP: 0.368, SLG: 0.492			K			K		G1-3		23 E BB	4	0	0	0	1	2	0															
23 David Freese, R OBP: 0.381, SLG: 0.500						K		F9			4	0	1	0	0	2	1															
34 Marc Rzepczynski, L (8, 1)						K		K			0	0	0	0	0	0	0															
27 Tyler Greene, R (9, 4)						K		F9			1	0	0	0	0	1	0															
4 Yadier Molina, R OBP: 0.348, SLG: 0.576	FC5-4					K		F9			4	0	2	0	0	0	1															
13 Matt Carpenter, L OBP: 0.327, SLG: 0.455						K		F7			3	0	0	0	1	2	2															
43 Shane Robinson, R OBP: 0.448, SLG: 0.577						K		F9			3	0	1	0	1	1	3															
50 Adam Wainwright, R (1, 1)						K		F8			2	0	0	0	0	1	1															
66 Victor Marte, R (7, 1)						K		L7			0	0	0	0	0	0	0															
33 Daniel Descalso, L (8, PH) (8, 5)						K		L7			1	0	0	0	1	0	0															
Inning Stats	R: 0 E: 0 K: 0 S: 7	H: 0 LOB: 0 BB: 0 P: 9	R: 0 E: 0 K: 2 S: 12	H: 1 LOB: 1 BB: 0 P: 17	R: 0 E: 0 K: 1 S: 7	H: 0 LOB: 0 BB: 1 P: 12	R: 0 E: 0 K: 1 S: 7	H: 0 LOB: 0 BB: 0 P: 7	R: 0 E: 0 K: 2 S: 9	H: 1 LOB: 1 BB: 0 P: 14	R: 0 E: 0 K: 2 S: 11	H: 1 LOB: 1 BB: 0 P: 13	R: 0 E: 0 K: 1 S: 11	H: 1 LOB: 2 BB: 1 P: 22	R: 2 E: 1 K: 0 S: 12	H: 1 LOB: 1 BB: 2 P: 27	R: 0 E: 0 K: 1 S: 11	H: 1 LOB: 3 BB: 2 P: 29	R: 0 E: 0 K: 2 S: 11	H: 0 LOB: 0 BB: 0 P: 17	1B: 3 2B: 2 3B: 0 HR: 1	SF: 0 SAC: 0 DP: 1 HBP: 0	WP: 0 PB: 0 SB: 1 CS: 0	PA: 41								
PITCHER	IP 6.2	WLS 9	BF 25	H 4	R 0	ER 0	SO 9	BB 2	IBB 0	HBP 0	BLK 0	WP 0	HR 0	S 63	P 90	ERA 0.00	WHIP 0.900															
29 Jeff Samardzija, R ERA: 4.13																																
54 Shawn Camp, R ERA: 4.09																																
48 Rafael Dolis, R ERA: 4.35																																
49 Carlos Marmol, R ERA: 6.35																																
43 Michael Bowden, R ERA: 2.25																																

St. Louis Cardinals @ Chicago Cubs
Wrigley Field, Chicago, IL
Tue Apr 24 2012, 7:09 PM - 10:29 PM CDT
Att. 38,894 - Partly Cloudy - 57 F


AB	35
R	2
H	6
RBI	2
BB	6
SO	12
LOB	14



Batter	1	2	3	4	5	6	7	8	9	10	AB	R	H	RBI	BB	SO	LOB	BOTTOM																
9 David DeJesus, L OBP: 0.377, SLG: 0.328	SH2-4		K					L7		F7	5	1	2	0	0	1	0																	
1 Tony Campana, L OBP: 0.600, SLG: 0.556	SH2-4							G1-3			4	1	2	0	0	1	1																	
13 Starlin Castro, R OBP: 0.364, SLG: 0.451	SF9		G4-3					K			4	0	0	1	0	3	2																	
6 Bryan LaHair, L OBP: 0.480, SLG: 0.700	K2-3										4	1	2	1	1	2	0																	
12 Alfonso Soriano, R OBP: 0.250, SLG: 0.250	G6-3		G1-3					G3			5	0	3	1	0	0	0																	
2 Ian Stewart, L OBP: 0.246, SLG: 0.283	G1-3							G5-3			4	0	0	0	1	3																		
15 Darwin Barney, R OBP: 0.343, SLG: 0.400	G6-3							G1-3			4	0	0	0	1	3																		
18 Geovany Soto, R OBP: 0.204, SLG: 0.260	F9							G5-3			3	0	1	0	1	0	1																	
29 Jeff Samardzija, R (1, 1)											2	0	0	0	0	0	3																	
54 Shawn Camp, R (7, 1)											0	0	0	0	0	0	0																	
11 Blake DeWitt, L (7, PH) OBP: 0.564, SLG: 0.500											0	0	0	0	0	0	0																	
48 Rafael Dolis, R (8, 1)											0	0	0	0	0	0	0																	
49 Carlos Marmol, R (8, 1)											0	0	0	0	0	0	0																	
43 Michael Bowden, R (8, PH) (8, PH)											0	0	0	0	0	0	0																	
21 Jose Mather, R (8, PH) OBP: 0.429, SLG: 0.333											1	0	0	0	1	2																		
40 James Russell, L (10, 1)											0	0	0	0	0	0	0																	
Inning Stats	R: 1 E: 0 K: 1 S: 8	H: 1 LOB: 1 BB: 0 P: 15	R: 0 E: 0 K: 0 S: 8	H: 1 LOB: 1 BB: 0 P: 16	R: 0 E: 0 K: 1 S: 13	H: 1 LOB: 1 BB: 1 P: 20	R: 0 E: 0 K: 2 S: 13	H: 2 LOB: 3 BB: 1 P: 21	R: 0 E: 0 K: 2 S: 9	H: 1 LOB: 0 BB: 0 P: 11	R: 0 E: 0 K: 1 S: 6	H: 0 LOB: 0 BB: 0 P: 10	R: 0 E: 0 K: 0 S: 6	H: 0 LOB: 0 BB: 0 P: 6	R: 0 E: 0 K: 1 S: 9	H: 0 LOB: 0 BB: 0 P: 13	R: 1 E: 1 K: 1 S: 13	H: 2 LOB: 2 BB: 0 P: 21	R: 1 E: 0 K: 1 S: 10	H: 2 LOB: 2 BB: 1 P: 23	1B: 6 2B: 3 3B: 0 HR: 1	SF: 1 SAC: 1 DP: 0 HBP: 0	WP: 0 PB: 0 SB: 2 CS: 0	PA: 41										
PITCHER	IP 6.0	WLS 3	BF 24	H 6	R 1	ER 0	SO 7	BB 0	IBB 0	HBP 0	BLK 0	WP 0	HR 0	S 57	P 93	ERA 1.50	WHIP 1.000																	
50 Adam Wainwright, R ERA: 7.32																																		
66 Victor Marte, R ERA: 3.12																																		
34 Marc Rzepczynski, L ERA: 3.6																																		
50 Fernando Salas, R ERA: 5.14																																		

St. Louis Cardinals @ Chicago Cubs
Wrigley Field, Chicago, IL
Tue Apr 24 2012, 7:09 PM - 10:29 PM CDT
Att. 38,894 - Partly Cloudy - 57 F

AB	37
R	3
H	10
RBI	3
BB	2
SO	10
LOB	15



Batter	1	2	3	4	5	6	7	8	9	AB	R	H	RBI	BB	SO	LOB	TOP							
15 Rafael Furcal, S OBP: 0.400, SLG: 0.468	G6-3		F7			G4-3	F8		G2-3	5	1	1	0	0	0	4	St. Louis Cardinals @ Chicago Cubs Wrigley Field, Chicago, IL Wed Apr 25 2012, 1:42 PM - 4:15 PM CDT Att: 34,894 - Overcast - 53 F							
13 Matt Carpenter, L OBP: 0.321, SLG: 0.438	G3					G4-3		K		4	0	1	1	0	1	1								
7 Matt Holliday, R OBP: 0.250, SLG: 0.386	G1-3		G1-3			L9		G6-3		4	0	0	0	0	0	3								
3 Carlos Beltrán, S OBP: 0.375, SLG: 0.500		F7			G4-3					3	2	1	1	1	0	0								
23 David Freese, R OBP: 0.388, SLG: 0.565		G4-3			G5-3					4	1	2	3	0	0	0								
4 Yadier Molina, R OBP: 0.329, SLG: 0.540		G6-3			F7					4	0	0	0	0	0	1								
33 Daniel Descalso, L OBP: 0.309, SLG: 0.333										4	1	1	0	0	1	0								
43 Shane Robinson, R OBP: 0.485, SLG: 0.600										4	0	3	0	0	0	0								
31 Lance Lynn, S OBP: 0.273, SLG: 0.273										3	0	0	0	0	3	3								
44 Erik Komatsu, L OBP: 0.283, SLG: 0.176										1	0	0	0	0	0	1								
46 Kyle McClellan, R OBP: 0.329, SLG: 0.540										0	0	0	0	0	0	0								
Inning Stats	R: 0 E: 0 K: 0 S: 6	H: 0 LOB: 0 BB: 0 P: 9	R: 0 E: 0 K: 0 S: 10	H: 0 LOB: 0 BB: 0 P: 15	R: 1 E: 0 K: 1 S: 19	H: 3 LOB: 2 BB: 0 P: 25	R: 0 E: 0 K: 0 S: 11	H: 0 LOB: 0 BB: 0 P: 16	R: 0 E: 0 K: 1 S: 8	H: 0 LOB: 0 BB: 0 P: 14	R: 3 E: 0 K: 0 S: 12	H: 3 LOB: 0 BB: 0 P: 18	R: 0 E: 0 K: 2 S: 13	H: 1 LOB: 1 BB: 0 P: 21	R: 1 E: 0 K: 1 S: 11	H: 1 LOB: 1 BB: 0 P: 17	R: 0 E: 0 K: 0 S: 9	H: 1 LOB: 1 BB: 0 P: 15	1B: 6 2B: 2 3B: 0 HR: 1	SF: 0 SAC: 0 DP: 0 HBP: 0	WP: 1 PB: 0 SB: 3 CS: 0	PA: 37		
PITCHER	IP WLS BF H R ER SO BB IBB HBP BLK WP HR S P ERA WHIP	IP WLS BF H R ER SO BB IBB HBP BLK WP HR S P ERA WHIP	IP WLS BF H R ER SO BB IBB HBP BLK WP HR S P ERA WHIP	IP WLS BF H R ER SO BB IBB HBP BLK WP HR S P ERA WHIP	IP WLS BF H R ER SO BB IBB HBP BLK WP HR S P ERA WHIP	IP WLS BF H R ER SO BB IBB HBP BLK WP HR S P ERA WHIP	IP WLS BF H R ER SO BB IBB HBP BLK WP HR S P ERA WHIP	IP WLS BF H R ER SO BB IBB HBP BLK WP HR S P ERA WHIP	IP WLS BF H R ER SO BB IBB HBP BLK WP HR S P ERA WHIP	IP WLS BF H R ER SO BB IBB HBP BLK WP HR S P ERA WHIP	IP WLS BF H R ER SO BB IBB HBP BLK WP HR S P ERA WHIP	IP WLS BF H R ER SO BB IBB HBP BLK WP HR S P ERA WHIP	IP WLS BF H R ER SO BB IBB HBP BLK WP HR S P ERA WHIP	IP WLS BF H R ER SO BB IBB HBP BLK WP HR S P ERA WHIP	IP WLS BF H R ER SO BB IBB HBP BLK WP HR S P ERA WHIP	IP WLS BF H R ER SO BB IBB HBP BLK WP HR S P ERA WHIP	IP WLS BF H R ER SO BB IBB HBP BLK WP HR S P ERA WHIP	IP WLS BF H R ER SO BB IBB HBP BLK WP HR S P ERA WHIP	IP WLS BF H R ER SO BB IBB HBP BLK WP HR S P ERA WHIP	IP WLS BF H R ER SO BB IBB HBP BLK WP HR S P ERA WHIP	IP WLS BF H R ER SO BB IBB HBP BLK WP HR S P ERA WHIP	IP WLS BF H R ER SO BB IBB HBP BLK WP HR S P ERA WHIP	IP WLS BF H R ER SO BB IBB HBP BLK WP HR S P ERA WHIP	IP WLS BF H R ER SO BB IBB HBP BLK WP HR S P ERA WHIP

AB	36
R	5
H	9
RBI	5
BB	1
SO	5
LOB	13



Batter	1	2	3	4	5	6	7	8	9	AB	R	H	RBI	BB	SO	LOB	BOTTOM								
9 David DeJesus, L OBP: 0.384, SLG: 0.328	F7		G1-3					G6-3		3	0	1	0	1	0	0	St. Louis Cardinals @ Chicago Cubs Wrigley Field, Chicago, IL Wed Apr 25 2012, 1:42 PM - 4:15 PM CDT Att: 34,894 - Overcast - 53 F								
1 Tony Campana, L OBP: 0.423, SLG: 0.385	K		G1-3					G5-3		4	0	0	0	0	2	3									
13 Starlin Castro, R OBP: 0.358, SLG: 0.440			K					P6		4	0	1	0	0	1	3									
6 Bryan LaHair, L OBP: 0.463, SLG: 0.727	K									4	1	1	1	0	2	1									
12 Alfonso Soriano, R OBP: 0.250, SLG: 0.250										4	0	1	0	0	1	0									
2 Ian Stewart, L OBP: 0.246, SLG: 0.270										3	0	0	0	1	0	1									
51 Steve Clevenger, L OBP: 0.522, SLG: 0.727										3	0	1	0	0	0	1									
15 Darwin Barney, R OBP: 0.342, SLG: 0.412										3	0	1	0	0	1	1									
32 Chris Volstad, R OBP: 0.273, SLG: 0.273										2	0	0	0	0	1	1									
57 Scott Maine, L OBP: 0.091, SLG: 0.143										0	0	0	0	0	0	0									
11 Blake DeWitt, L OBP: 0.091, SLG: 0.143										1	0	0	0	0	0	0									
54 Shawn Camp, R OBP: 0.091, SLG: 0.143										0	0	0	0	0	0	0									
49 Carlos Marmol, R OBP: 0.091, SLG: 0.143										0	0	0	0	0	0	0									
Inning Stats	R: 0 E: 0 K: 2 S: 15	H: 1 LOB: 1 BB: 0 P: 23	R: 0 E: 0 K: 1 S: 11	H: 2 LOB: 1 BB: 0 P: 15	R: 0 E: 0 K: 2 S: 10	H: 1 LOB: 1 BB: 0 P: 14	R: 1 E: 0 K: 0 S: 6	H: 1 LOB: 0 BB: 1 P: 11	R: 0 E: 0 K: 1 S: 9	H: 0 LOB: 0 BB: 0 P: 15	R: 0 E: 0 K: 0 S: 5	H: 0 LOB: 0 BB: 0 P: 6	R: 0 E: 0 K: 0 S: 6	H: 0 LOB: 0 BB: 0 P: 9	R: 0 E: 0 K: 1 S: 7	H: 0 LOB: 0 BB: 0 P: 8	R: 0 E: 0 K: 0 S: 9	H: 0 LOB: 0 BB: 0 P: 8	1B: 3 2B: 2 3B: 0 HR: 1	SF: 0 SAC: 0 DP: 2 HBP: 0	WP: 1 PB: 0 SB: 0 CS: 0	PA: 33			
PITCHER	IP WLS BF H R ER SO BB IBB HBP BLK WP HR S P ERA WHIP	IP WLS BF H R ER SO BB IBB HBP BLK WP HR S P ERA WHIP	IP WLS BF H R ER SO BB IBB HBP BLK WP HR S P ERA WHIP	IP WLS BF H R ER SO BB IBB HBP BLK WP HR S P ERA WHIP	IP WLS BF H R ER SO BB IBB HBP BLK WP HR S P ERA WHIP	IP WLS BF H R ER SO BB IBB HBP BLK WP HR S P ERA WHIP	IP WLS BF H R ER SO BB IBB HBP BLK WP HR S P ERA WHIP	IP WLS BF H R ER SO BB IBB HBP BLK WP HR S P ERA WHIP	IP WLS BF H R ER SO BB IBB HBP BLK WP HR S P ERA WHIP	IP WLS BF H R ER SO BB IBB HBP BLK WP HR S P ERA WHIP	IP WLS BF H R ER SO BB IBB HBP BLK WP HR S P ERA WHIP	IP WLS BF H R ER SO BB IBB HBP BLK WP HR S P ERA WHIP	IP WLS BF H R ER SO BB IBB HBP BLK WP HR S P ERA WHIP	IP WLS BF H R ER SO BB IBB HBP BLK WP HR S P ERA WHIP	IP WLS BF H R ER SO BB IBB HBP BLK WP HR S P ERA WHIP	IP WLS BF H R ER SO BB IBB HBP BLK WP HR S P ERA WHIP	IP WLS BF H R ER SO BB IBB HBP BLK WP HR S P ERA WHIP	IP WLS BF H R ER SO BB IBB HBP BLK WP HR S P ERA WHIP	IP WLS BF H R ER SO BB IBB HBP BLK WP HR S P ERA WHIP	IP WLS BF H R ER SO BB IBB HBP BLK WP HR S P ERA WHIP	IP WLS BF H R ER SO BB IBB HBP BLK WP HR S P ERA WHIP	IP WLS BF H R ER SO BB IBB HBP BLK WP HR S P ERA WHIP	IP WLS BF H R ER SO BB IBB HBP BLK WP HR S P ERA WHIP	IP WLS BF H R ER SO BB IBB HBP BLK WP HR S P ERA WHIP	IP WLS BF H R ER SO BB IBB HBP BLK WP HR S P ERA WHIP

AB	31
R	1
H	6
RBI	1
BB	2
SO	8
LOB	11



Batter	1	2	3	4	5	6	7	8	9	AB	R	H	RBI	BB	SO	LOB	TOP										
23 Rickie Weeks Jr., R OBP: 0.303, SLG: 0.390 3 Cesar Izquierdo, S OBP: 0.188, SLG: 0.188										3	0	1	0	0	1	2	Milwaukee Brewers @ St. Louis Cardinals Busch Stadium, St. Louis, MO Fri Apr 27 2012, 7:16 PM - 9:49 PM CDT Att: 43,063 - Partly Cloudy - 58 F										
2 Nyjer Morgan, L OBP: 0.205, SLG: 0.176										3	1	1	0	0	0	1											
8 Ryan Braun, R OBP: 0.341, SLG: 0.542 27 Carlos Gómez, R OBP: 0.378, SLG: 0.639										3	0	1	0	0	1	0											
16 Aramis Ramirez, R OBP: 0.269, SLG: 0.366 9 George Kottaras, L OBP: 0.200, SLG: 0.242										3	0	2	1	0	0	0											
1 Corey Hart, R OBP: 0.392, SLG: 0.710 26 Manny Parra, L										3	0	0	0	0	0	0											
45 Travis Ishikawa, L (9, PH)										1	0	0	0	0	0	0											
24 Mat Gamel, L OBP: 0.313, SLG: 0.377										4	0	0	0	0	1	0											
11 Alex Gonzalez, R OBP: 0.333, SLG: 0.467										3	0	1	0	0	0	0											
20 Jonathan Lucroy, R OBP: 0.351, SLG: 0.449										3	0	1	0	0	0	1											
49 Yovani Gallardo, R (1, 1)										1	0	0	0	0	1	0											
58 Mike McClendon, R (3, 1)										1	0	0	0	0	1	2											
7 Norichika Aoki, L OBP: 0.333, SLG: 0.429										1	0	0	0	0	1	1											
Inning Stats	R: 1 H: 3 E: 0 K: 0 S: 14	H: 3 LOB: 1 BB: 0 P: 19	R: 0 H: 0 E: 0 K: 0 S: 6	H: 0 LOB: 0 BB: 0 P: 9	R: 0 H: 1 E: 0 K: 1 S: 9	H: 1 LOB: 0 BB: 0 P: 13	R: 0 H: 0 E: 0 K: 1 S: 7	H: 0 LOB: 0 BB: 0 P: 11	R: 0 H: 1 E: 0 K: 0 S: 12	H: 1 LOB: 1 BB: 0 P: 17	R: 0 H: 1 E: 0 K: 0 S: 9	H: 1 LOB: 1 BB: 0 P: 14	R: 0 H: 0 E: 0 K: 0 S: 7	H: 0 LOB: 1 BB: 0 P: 7	R: 0 H: 0 E: 0 K: 0 S: 5	H: 0 LOB: 0 BB: 0 P: 7	1B: 6 2B: 1 3B: 0 HR: 0	SF: 0 SAC: 0 DP: 2 HBP: 2	WP: 0 PB: 0 SB: 0 CS: 0	PA: 34							
PITCHER	IP	WLS	BF	H	R	ER	SO	BB	IBB	HBP	BLK	WP	HR	S	P	ERA	WHIP										
35 Jake Westbrook, R ERA: 1.3	7.0	W	27	7	1	1	5	0	0	1	0	0	0	69	101	1.29	1.000										
16 J.C. Romero, L ERA:	1.0		4	0	0	0	0	0	0	1	0	0	0	7	11	0.00	0.000										
59 Fernando Salas, R ERA: 4.5	1.0		3	0	0	0	0	0	0	0	0	0	0	5	7	0.00	0.000										

Batter	1	2	3	4	5	6	7	8	9	AB	R	H	RBI	BB	SO	LOB	BOTTOM										
15 Rafael Furcal, S OBP: 0.404, SLG: 0.456 27 Tyler Greene, R OBP: 0.300, SLG: 0.314										2	2	0	0	2	2	1	Milwaukee Brewers @ St. Louis Cardinals Busch Stadium, St. Louis, MO Fri Apr 27 2012, 7:16 PM - 9:49 PM CDT Att: 43,063 - Partly Cloudy - 58 F										
19 Jon Jay, L OBP: 0.412, SLG: 0.542										5	1	3	3	0	0	0											
7 Matt Holliday, R OBP: 0.283, SLG: 0.407 44 Erik Komatsu, L OBP: 0.300, SLG: 0.222										3	1	3	2	1	0	0											
3 Carlos Beltrán, S OBP: 0.369, SLG: 0.486 43 Shane Robinson, R OBP: 0.471, SLG: 0.581										4	1	1	1	0	1	5											
23 David Freese, R OBP: 0.394, SLG: 0.561 48 Tony Cruz, R OBP: 0.100, SLG: 0.200										4	1	2	1	0	1	2											
4 Yadier Molina, R OBP: 0.347, SLG: 0.552										4	2	2	1	1	0	0											
13 Matt Carpenter, L OBP: 0.311, SLG: 0.434										5	2	1	2	0	1	3											
55 Skip Schumaker, L OBP: 0.462, SLG: 0.583										3	2	2	3	1	1	0											
35 Jake Westbrook, R OBP: 0.111, SLG: 0.111 16 J.C. Romero, S 16 J.C. Romero, S 59 Fernando Salas, R										2	0	0	0	0	1	1											
Inning Stats	R: 0 H: 1 E: 0 K: 2 S: 12	H: 3 LOB: 1 BB: 0 P: 21	R: 2 H: 3 E: 0 K: 1 S: 12	H: 3 LOB: 0 BB: 0 P: 15	R: 8 H: 7 E: 0 K: 0 S: 22	H: 7 LOB: 1 BB: 3 P: 48	R: 0 H: 0 E: 0 K: 1 S: 7	H: 0 LOB: 0 BB: 0 P: 12	R: 2 H: 2 E: 0 K: 0 S: 12	H: 2 LOB: 2 BB: 2 P: 23	R: 0 H: 0 E: 0 K: 2 S: 10	H: 0 LOB: 0 BB: 0 P: 17	R: 0 H: 0 E: 0 K: 2 S: 8	H: 0 LOB: 0 BB: 0 P: 13	R: 1 H: 2 E: 0 K: 1 S: 11	H: 2 LOB: 1 BB: 0 P: 15		1B: 12 2B: 3 3B: 1 HR: 0	SF: 0 SAC: 2 DP: 1 HBP: 0	WP: 0 PB: 0 SB: 0 CS: 0	PA: 43						
PITCHER	IP	WLS	BF	H	R	ER	SO	BB	IBB	HBP	BLK	WP	HR	S	P	ERA	WHIP										
49 Yovani Gallardo, R ERA: 6.08	2.0		16	8	8	8	3	2	0	0	0	0	0	39	68	12.00	2.667										
58 Mike McClendon, R ERA: 10.13	3.0		16	5	4	4	1	3	0	0	0	0	0	26	51	12.00	2.667										
26 Manny Parra, L ERA: 3.27	2.0		6	0	0	0	4	0	0	0	0	0	0	18	30	0.00	0.000										
48 Tim Lillard, R ERA: 5.73	1.0		5	2	1	1	1	0	0	0	0	0	0	11	15	9.00	2.000										

Batter	1	2	3	4	5	6	7	8	9	AB	R	H	RBI	BB	SO	LOB	TOP			
23 Rickie Weeks Jr. R OBP: 0.319, SLG: 0.388	(1,4) C SI 88 B SI 89 B SL 83 B SL 89 FC5-4 16 BB		(0,2) S SL 84 X SL 83 K SL 82 G6-4-3 27 1B		(4,1) S SL 82 B SI 88 B SL 82 BB		(1,3) C SI 94 B SI 93 F SI 84 K		(0,3) C FF 96 F FF 97 F FF 99 K	3	0	1	0	2	2	1	Milwaukee Brewers @ St. Louis Cardinals Busch Stadium, St. Louis, MO Sat Apr 28 2012, 12:08 PM - 2:36 PM CDT Att: 42,586 - Sunny - 76 F			
27 Carlos Gómez, R OBP: 0.341, SLG: 0.575	(1,8) B SI 88 X SL 83 B3		(2,1) D SL 84 F SI 90 X SL 84 G6-4-3 1-2		(1,0) B SI 88 X SL 88 F8		(0,1) C SI 94 X SL 83 F8			4	0	0	0	0	0	4				
8 Ryan Braun, R OBP: 0.326, SLG: 0.513	(1,7) 1 SAFE B SI 88 F SI 89 F SI 89 F SI 89 S CH 80 K				(1,3) F SI 82 B SI 83 C SI 89 K		(0,0) X SI 88 P3		(1,2) C SI 94 B SI 84 F SI 85 K	4	0	0	0	0	3	1				
16 Aramis Ramirez, R OBP: 0.280, SLG: 0.413	(1,5) B SI 89 X SL 89 FC5-4 1-2				(0,1) C SI 89 X SL 89 HR		(1,2) C SI 95 B CH 80 X SL 82 1 2B 9 BB 1B		(0,1) C SI 94 X SL 84 G5-3	4	2	2	1	0	0	1				
1 Corey Hart, R OBP: 0.385, SLG: 0.697	(1,9) T SI 89 B SI 88 F FF 89 X SI 89 G6-3				(3,2) C SI 83 B CH 73 S CH 81 B CH 80 F CH 80 B SI 90 X SL 82 F9		(0,1) F CH 79 X SI 88 9 BB 1-3 2B		(2,2) C SI 95 C SI 95 B SI 94 B SI 95 X SL 85 P4	4	0	1	0	0	0	0				
24 Mat Gamel, L OBP: 0.296, SLG: 0.354	(1,3) C FF 90 X SL 84 G3				(1,2) C CU 74 F CU 74 X CH 81 G4-3		(0,0) X CH 82 F9		(0,3) F SI 96 F CH 88 S SL 87 K	4	0	0	0	0	1	2				
11 Alex Gonzalez, R OBP: 0.343, SLG: 0.508	(1,6) C SI 89 X SL 82 G5-3				(0,0) X SI 88 B SI 84 B SI 84 B SI 89 HR		(4,0) B SI 84 B SI 84 B SI 89 9 BB BB			3	1	1	1	1	0	0				
9 George Kottaras, L OBP: 0.500, SLG: 0.773			(1,1) C SI 88 X SL 82 41 SH3-4 1B		(2,3) F CH 82 B SI 82 B CH 81 S CH 82 K		(4,1) S CH 82 B CH 81 B CH 80 B CH 79 1-2 2-3 3-H BB		(1,2) C FF 96 F FC 91 X FC 82 G4-3	3	0	1	1	1	1	0				
41 Marco Estrada, R	(1,1) 1 SAFE X SI 86 SH3-4				(2,3) C SI 89 B SI 88 S SL 82 K		(0,3) C SI 90 S SL 82 K			2	0	0	0	0	2	3				
50 Kameron Loe, R	(7,1) SH3-4									0	0	0	0	0	0	0				
40 Jose Veras, R	(8,1) SH3-4									0	0	0	0	0	0	0				
7 Norichika Aoki, L OBP: 0.360, SLG: 0.455	(9, PH) 1-2 1B									1	0	1	0	0	0	0				
Inning Stats	R: 0 E: 0 K: 1 S: 8	H: 0 LOB: 1 BB: 1 P: 15	R: 0 E: 0 K: 0 S: 7	H: 0 LOB: 0 BB: 0 P: 8	R: 0 E: 0 K: 0 S: 8	H: 2 LOB: 1 BB: 1 P: 11	R: 1 E: 0 K: 1 S: 12	H: 1 LOB: 0 BB: 0 P: 17	R: 1 E: 0 K: 2 S: 9	H: 1 LOB: 1 BB: 1 P: 18	R: 0 E: 0 K: 2 S: 9	H: 0 LOB: 0 BB: 0 P: 11	R: 0 E: 0 K: 1 S: 8	H: 0 LOB: 0 BB: 0 P: 10	R: 0 E: 0 K: 1 S: 10	H: 1 LOB: 1 BB: 0 P: 11	1B: 4 2B: 1 3B: 0 HR: 2	SF: 0 SAC: 1 DP: 1 HBP: 0	WP: 0 PB: 0 SB: 1 CS: 0	PA: 37
PITCHER	IP WLS BF H R ER SO BB IBB HBP BLK WP HR S P ERA WHIP	IP WLS BF H R ER SO BB IBB HBP BLK WP HR S P ERA WHIP	IP WLS BF H R ER SO BB IBB HBP BLK WP HR S P ERA WHIP	IP WLS BF H R ER SO BB IBB HBP BLK WP HR S P ERA WHIP	IP WLS BF H R ER SO BB IBB HBP BLK WP HR S P ERA WHIP	IP WLS BF H R ER SO BB IBB HBP BLK WP HR S P ERA WHIP	IP WLS BF H R ER SO BB IBB HBP BLK WP HR S P ERA WHIP	IP WLS BF H R ER SO BB IBB HBP BLK WP HR S P ERA WHIP	IP WLS BF H R ER SO BB IBB HBP BLK WP HR S P ERA WHIP	IP WLS BF H R ER SO BB IBB HBP BLK WP HR S P ERA WHIP	IP WLS BF H R ER SO BB IBB HBP BLK WP HR S P ERA WHIP	IP WLS BF H R ER SO BB IBB HBP BLK WP HR S P ERA WHIP	IP WLS BF H R ER SO BB IBB HBP BLK WP HR S P ERA WHIP	IP WLS BF H R ER SO BB IBB HBP BLK WP HR S P ERA WHIP	IP WLS BF H R ER SO BB IBB HBP BLK WP HR S P ERA WHIP	IP WLS BF H R ER SO BB IBB HBP BLK WP HR S P ERA WHIP				
26 Kyle Lohse, R ERA: 1.62	(1,1) 6.0 W 27 6 3 3 5 4 0 0 0 0 0 2 55 89 4.50 1.667																			
66 Victor Marte, R ERA: 2.79	(7,1) 1.0 H 3 0 0 0 2 0 0 0 0 0 0 9 11 0.00 0.000																			
41 Mitchell Boggs, R ERA: 0.87	(8,1) 1.0 H 3 0 0 0 1 0 0 0 0 0 0 8 10 0.00 0.000																			
30 Jason Motte, R ERA: 3.52	(9,1) 1.0 4 1 0 0 1 0 0 0 0 0 0 0 10 11 0.00 1.000																			

AB	32
R	3
H	7
RBI	3
BB	4
SO	9
LOB	12



Batter	1	2	3	4	5	6	7	8	9	AB	R	H	RBI	BB	SO	LOB	BOTTOM			
15 Rafael Furcal, S OBP: 0.383, SLG: 0.429	(1,6) F FF 88 C CU 78 B FF 81 X SI 90 F7		(0,0) X CU 79 E3 19 1B 7 FC5-4 1-3		(1,1) C CU 76 X SI 90 X CH 76 F8		(2,0) B SI 89 B SI 88 F8		(0,1) C CU 78 X SI 94 F7	5	1	0	0	0	0	2	Milwaukee Brewers @ St. Louis Cardinals Busch Stadium, St. Louis, MO Sat Apr 28 2012, 12:08 PM - 2:36 PM CDT Att: 42,586 - Sunny - 76 F			
19 Jon Jay, L OBP: 0.436, SLG: 0.558	(1,8) X FF 90 F7		(0,0) 1 SAFE X SI 79 F7		(1,1) B SI 90 F CH 76 X FF 91 F7		(1,2) C SI 90 F CH 83 B SI 90 X SL 79 3 5 1B			4	0	3	1	0	0	0				
7 Matt Holliday, R OBP: 0.271, SLG: 0.389	(1,7) B SI 91 B FF 90 S FF 92 X FF 92 F8		(1,2) C SI 91 1 SAFE C CU 90 X CU 80 FC5-4		(1,1) 1 SAFE C CU 90 1 SAFE B SI 90 1 SAFE X CU 80 F9		(0,3) 1 SAFE C SI 88 C SI 90 K			4	0	0	1	0	1	3				
3 Carlos Beltrán, S OBP: 0.364, SLG: 0.467		(1,3) B FF 89 C FF 80 F FF 91 S CH 76 K		(0,0) X CH 77 G3		(4,2) B CH 76 F CH 77 F FF 91 B CH 82 B FF 91 B SI 89 B SI 90 4 HR BB		(2,2) 1 SAFE F FF 91 F FF 91 B SI 90 X SL 80 F7	3	1	0	0	1	1	2					
23 David Freese, R OBP: 0.387, SLG: 0.586	(1,5) C FF 91 C FF 80 B FF 88 X CU 80 G6-3				(2,2) S CU 79 F SI 90 B FF 91 B CU 82 X CH 78 HR		(1,0) 1 SAFE B FF 80 1 SAFE X FF 90 F9		(0,0) X CU 77 L6	4	1	1	1	0	0	1				
4 Yadier Molina, R OBP: 0.380, SLG: 0.620		(0,0) X FF 91 1B		(0,0) X FF 91 13 G4-6-3 1B		(0,0) 1 SAFE X CU 80 HR		(0,1) C CU 79 X SI 94 13 BB 55 2B 1B	4	2	4	2	0	0	0					
13 Matt Carpenter, L OBP: 0.323, SLG: 0.446	(1,3) F FF 91 B CU 79 X CU 80 X FF 91 F7		(1,2) F FF 91 B CU 79 X CU 80 X FF 91 G4-6-3		(0,0) X FF 90 1-2 F7		(0,2) C CH 76 F CH 76 X FF 88 55 FB 2B		(4,2) L SI 94 B FS 83 F SI 84 B CU 79 F FS 83 B SI 89 1 SAFE B SI 94 55 2B BB	3	1	1	0	1	0	2				
55 Skip Schumaker, L OBP: 0.412, SLG: 0.563			(0,0) X FF 89 G5-3		(0,1) C CU 79 X FF 91 F7		(1,1) B CH 75 X FF 90 F8		(1,0) B FS 84 X FS 83 2B	4	0	1	2	0	0	1				
26 Kyle Lohse, R	(1,1) IP WLS BF H R ER SO BB IBB HBP BLK WP HR S P ERA WHIP																			
33 Daniel Descalso, L OBP: 0.296, SLG: 0.357	(6, PH) 6.0 L 27 7 5 4 2 2 0 0 0 0 0 2 55 78 6.00 1.500																			
66 Victor Marte, R ERA: 3.12	(7,1) 1.0 4 1 0 0 1 0 0 0 0 0 0 10 15 0.00 1.000																			
41 Mitchell Boggs, R ERA: 0.87	(8,1) 1.0 6 2 2 2 0 1 0 0 0 0 0 13 20 18.00 3.000																			
44 Erik Komatsu, L OBP: 0.286, SLG: 0.276	(8, PH) 15 E 19 1B BB																			
30 Jason Motte, R ERA: 3.52	(9,1) 1.0 4 1 0 0 1 0 0 0 0 0 0 10 11 0.00 1.000																			
Inning Stats	R: 0 E: 0 K: 0 S: 6	H: 0 LOB: 0 BB: 0 P: 10	R: 0 E: 0 K: 1 S: 10	H: 1 LOB: 1 BB: 0 P: 13	R: 2 E: 1 K: 0 S: 12	H: 1 LOB: 1 BB: 1 P: 17	R: 1 E: 0 K: 0 S: 7	H: 2 LOB: 0 BB: 0 P: 9	R: 0 E: 0 K: 1 S: 7	H: 1 LOB: 1 BB: 0 P: 10	R: 2 E: 0 K: 1 S: 13	H: 2 LOB: 1 BB: 1 P: 19	R: 0 E: 0 K: 1 S: 10	H: 1 LOB: 1 BB: 0 P: 15	R: 2 E: 0 K: 0 S: 13	H: 2 LOB: 1 BB: 1 P: 20	1B: 6 2B: 2 3B: 0 HR: 2	SF: 0 SAC: 0 DP: 1 HBP: 0	WP: 0 PB: 0 SB: 1 CS: 0	PA: 37
PITCHER	IP WLS BF H R ER SO BB IBB HBP BLK WP HR S P ERA WHIP	IP WLS BF H R ER SO BB IBB HBP BLK WP HR S P ERA WHIP	IP WLS BF H R ER SO BB IBB HBP BLK WP HR S P ERA WHIP	IP WLS BF H R ER SO BB IBB HBP BLK WP HR S P ERA WHIP	IP WLS BF H R ER SO BB IBB HBP BLK WP HR S P ERA WHIP	IP WLS BF H R ER SO BB IBB HBP BLK WP HR S P ERA WHIP	IP WLS BF H R ER SO BB IBB HBP BLK WP HR S P ERA WHIP	IP WLS BF H R ER SO BB IBB HBP BLK WP HR S P ERA WHIP	IP WLS BF H R ER SO BB IBB HBP BLK WP HR S P ERA WHIP	IP WLS BF H R ER SO BB IBB HBP BLK WP HR S P ERA WHIP	IP WLS BF H R ER SO BB IBB HBP BLK WP HR S P ERA WHIP	IP WLS BF H R ER SO BB IBB HBP BLK WP HR S P ERA WHIP	IP WLS BF H R ER SO BB IBB HBP BLK WP HR S P ERA WHIP	IP WLS BF H R ER SO BB IBB HBP BLK WP HR S P ERA WHIP	IP WLS BF H R ER SO BB IBB HBP BLK WP HR S P ERA WHIP	IP WLS BF H R ER SO BB IBB HBP BLK WP HR S P ERA WHIP				
41 Marco Estrada, R ERA: 3.71	(1,1) 6.0 L 27 7 5 4 2 2 0 0 0 0 0 2 55 78 6.00 1.500																			
50 Kameron Loe, R ERA: 3.12	(7,1) 1.0 4 1 0 0 1 0 0 0 0 0 0 10 15 0.00 1.000																			
40 Jose Veras, R ERA: 6.75	(8,1) 1.0 6 2 2 2 0 1 0 0 0 0 0 13 20 18.00 3.000																			

AB	34
R	7
H	10
RBI	7
BB	3
SO	3
LOB	13



Batter	1	2	3	4	5	6	7	8	9	AB	R	H	RBI	BB	SO	LOB	TOP					
23 Rickie Weeks Jr. R OBP: 0.316, SLG: 0.373										3	0	0	0	1	1	4						
27 Carlos Gómez, R OBP: 0.333, SLG: 0.545										4	1	1	0	0	0	3						
8 Ryan Braun, R OBP: 0.322, SLG: 0.500										4	0	1	0	0	0	3						
16 Aramis Ramirez, R OBP: 0.279, SLG: 0.405										4	1	1	1	0	1	2						
1 Corey Hart, R OBP: 0.378, SLG: 0.671											4	1	1	0	0	2						
11 Alex Gonzalez, R OBP: 0.324, SLG: 0.478										4	0	0	0	0	0	2						
20 Jonathan Lucroy, R OBP: 0.361, SLG: 0.472										4	0	2	2	0	2	0						
45 Travis Ishikawa, L OBP: 0.208, SLG: 0.500										4	0	1	0	0	1	1						
13 Zack Greinke, R OBP: 0.227, SLG: 0.333										2	0	1	0	0	0	2						
7 Norichika Aoki, L OBP: 0.285, SLG: 0.478										1	0	1	0	0	0	0						
40 Jose Veras, R ERA: 6.3										0	0	0	0	0	0	0						
50 Kameron Loe, R ERA: 3.0										0	0	0	0	0	0	0						
57 Francisco Rodríguez, R OBP: 0.179, SLG: 0.178										1	0	0	0	0	0	0						
3 Cesar Izuriaga, S ERA: 1.7										0	0	0	0	0	0	0						
59 John Axford, R ERA: 4.7										0	0	0	0	0	0	0						
Inning Stats	R: 0 H: 0 E: 0 K: 1 S: 10	H: 0 LOB: 1 BB: 1 P: 19	R: 0 H: 0 E: 0 K: 2 S: 7	H: 0 LOB: 0 BB: 0 P: 8	R: 0 H: 1 E: 0 K: 1 S: 10	H: 1 LOB: 1 BB: 0 P: 15	R: 0 H: 1 E: 0 K: 1 S: 7	H: 1 LOB: 0 BB: 0 P: 10	R: 0 H: 2 E: 0 K: 1 S: 12	H: 2 LOB: 2 BB: 0 P: 17	R: 3 H: 4 E: 0 K: 0 S: 13	H: 4 LOB: 1 BB: 0 P: 20	R: 0 H: 1 E: 0 K: 0 S: 4	H: 0 LOB: 0 BB: 0 P: 9	R: 0 H: 0 E: 0 K: 0 S: 7	H: 0 LOB: 0 BB: 0 P: 6	1B: 8 2B: 1 3B: 0 HR: 0	SF: 0 SAC: 0 DP: 1 HBP: 0	WP: 0 PA: 36 PB: 0 CS: 1 SB: 0			
PITCHER	IP WLS BF H R ER SO BB IBB HBP BLK WP HR S P ERA WHIP	IP WLS BF H R ER SO BB IBB HBP BLK WP HR S P ERA WHIP	IP WLS BF H R ER SO BB IBB HBP BLK WP HR S P ERA WHIP	IP WLS BF H R ER SO BB IBB HBP BLK WP HR S P ERA WHIP	IP WLS BF H R ER SO BB IBB HBP BLK WP HR S P ERA WHIP	IP WLS BF H R ER SO BB IBB HBP BLK WP HR S P ERA WHIP	IP WLS BF H R ER SO BB IBB HBP BLK WP HR S P ERA WHIP	IP WLS BF H R ER SO BB IBB HBP BLK WP HR S P ERA WHIP	IP WLS BF H R ER SO BB IBB HBP BLK WP HR S P ERA WHIP	IP WLS BF H R ER SO BB IBB HBP BLK WP HR S P ERA WHIP	IP WLS BF H R ER SO BB IBB HBP BLK WP HR S P ERA WHIP	IP WLS BF H R ER SO BB IBB HBP BLK WP HR S P ERA WHIP	IP WLS BF H R ER SO BB IBB HBP BLK WP HR S P ERA WHIP	IP WLS BF H R ER SO BB IBB HBP BLK WP HR S P ERA WHIP	IP WLS BF H R ER SO BB IBB HBP BLK WP HR S P ERA WHIP	IP WLS BF H R ER SO BB IBB HBP BLK WP HR S P ERA WHIP	IP WLS BF H R ER SO BB IBB HBP BLK WP HR S P ERA WHIP	IP WLS BF H R ER SO BB IBB HBP BLK WP HR S P ERA WHIP	IP WLS BF H R ER SO BB IBB HBP BLK WP HR S P ERA WHIP			
54 Jaime García, L ERA: 2.78	7.0 L 30 9 3 3 6 1 0 0 0 0 0 0 63 98 3.86 1.429	7.0 L 30 9 3 3 6 1 0 0 0 0 0 0 63 98 3.86 1.429	7.0 L 30 9 3 3 6 1 0 0 0 0 0 0 63 98 3.86 1.429	7.0 L 30 9 3 3 6 1 0 0 0 0 0 0 63 98 3.86 1.429	7.0 L 30 9 3 3 6 1 0 0 0 0 0 0 63 98 3.86 1.429	7.0 L 30 9 3 3 6 1 0 0 0 0 0 0 63 98 3.86 1.429	7.0 L 30 9 3 3 6 1 0 0 0 0 0 0 63 98 3.86 1.429	7.0 L 30 9 3 3 6 1 0 0 0 0 0 0 63 98 3.86 1.429	7.0 L 30 9 3 3 6 1 0 0 0 0 0 0 63 98 3.86 1.429	7.0 L 30 9 3 3 6 1 0 0 0 0 0 0 63 98 3.86 1.429	7.0 L 30 9 3 3 6 1 0 0 0 0 0 0 63 98 3.86 1.429	7.0 L 30 9 3 3 6 1 0 0 0 0 0 0 63 98 3.86 1.429	7.0 L 30 9 3 3 6 1 0 0 0 0 0 0 63 98 3.86 1.429	7.0 L 30 9 3 3 6 1 0 0 0 0 0 0 63 98 3.86 1.429	7.0 L 30 9 3 3 6 1 0 0 0 0 0 0 63 98 3.86 1.429	7.0 L 30 9 3 3 6 1 0 0 0 0 0 0 63 98 3.86 1.429	7.0 L 30 9 3 3 6 1 0 0 0 0 0 0 63 98 3.86 1.429	7.0 L 30 9 3 3 6 1 0 0 0 0 0 0 63 98 3.86 1.429	7.0 L 30 9 3 3 6 1 0 0 0 0 0 0 63 98 3.86 1.429	7.0 L 30 9 3 3 6 1 0 0 0 0 0 0 63 98 3.86 1.429		
46 Kyle McClellan, R ERA: 3.27	1.0 3 0 0 0 0 0 0 0 0 0 0 0 7 7 0.00 0.000	1.0 3 0 0 0 0 0 0 0 0 0 0 0 7 7 0.00 0.000	1.0 3 0 0 0 0 0 0 0 0 0 0 0 7 7 0.00 0.000	1.0 3 0 0 0 0 0 0 0 0 0 0 0 7 7 0.00 0.000	1.0 3 0 0 0 0 0 0 0 0 0 0 0 7 7 0.00 0.000	1.0 3 0 0 0 0 0 0 0 0 0 0 0 7 7 0.00 0.000	1.0 3 0 0 0 0 0 0 0 0 0 0 0 7 7 0.00 0.000	1.0 3 0 0 0 0 0 0 0 0 0 0 0 7 7 0.00 0.000	1.0 3 0 0 0 0 0 0 0 0 0 0 0 7 7 0.00 0.000	1.0 3 0 0 0 0 0 0 0 0 0 0 0 7 7 0.00 0.000	1.0 3 0 0 0 0 0 0 0 0 0 0 0 7 7 0.00 0.000	1.0 3 0 0 0 0 0 0 0 0 0 0 0 7 7 0.00 0.000	1.0 3 0 0 0 0 0 0 0 0 0 0 0 7 7 0.00 0.000	1.0 3 0 0 0 0 0 0 0 0 0 0 0 7 7 0.00 0.000	1.0 3 0 0 0 0 0 0 0 0 0 0 0 7 7 0.00 0.000	1.0 3 0 0 0 0 0 0 0 0 0 0 0 7 7 0.00 0.000	1.0 3 0 0 0 0 0 0 0 0 0 0 0 7 7 0.00 0.000	1.0 3 0 0 0 0 0 0 0 0 0 0 0 7 7 0.00 0.000	1.0 3 0 0 0 0 0 0 0 0 0 0 0 7 7 0.00 0.000	1.0 3 0 0 0 0 0 0 0 0 0 0 0 7 7 0.00 0.000	1.0 3 0 0 0 0 0 0 0 0 0 0 0 7 7 0.00 0.000	
34 Marc Rzepczynski, L ERA: 3.0	1.0 3 0 0 0 0 0 0 0 0 0 0 0 6 6 0.00 0.000	1.0 3 0 0 0 0 0 0 0 0 0 0 0 6 6 0.00 0.000	1.0 3 0 0 0 0 0 0 0 0 0 0 0 6 6 0.00 0.000	1.0 3 0 0 0 0 0 0 0 0 0 0 0 6 6 0.00 0.000	1.0 3 0 0 0 0 0 0 0 0 0 0 0 6 6 0.00 0.000	1.0 3 0 0 0 0 0 0 0 0 0 0 0 6 6 0.00 0.000	1.0 3 0 0 0 0 0 0 0 0 0 0 0 6 6 0.00 0.000	1.0 3 0 0 0 0 0 0 0 0 0 0 0 6 6 0.00 0.000	1.0 3 0 0 0 0 0 0 0 0 0 0 0 6 6 0.00 0.000	1.0 3 0 0 0 0 0 0 0 0 0 0 0 6 6 0.00 0.000	1.0 3 0 0 0 0 0 0 0 0 0 0 0 6 6 0.00 0.000	1.0 3 0 0 0 0 0 0 0 0 0 0 0 6 6 0.00 0.000	1.0 3 0 0 0 0 0 0 0 0 0 0 0 6 6 0.00 0.000	1.0 3 0 0 0 0 0 0 0 0 0 0 0 6 6 0.00 0.000	1.0 3 0 0 0 0 0 0 0 0 0 0 0 6 6 0.00 0.000	1.0 3 0 0 0 0 0 0 0 0 0 0 0 6 6 0.00 0.000	1.0 3 0 0 0 0 0 0 0 0 0 0 0 6 6 0.00 0.000	1.0 3 0 0 0 0 0 0 0 0 0 0 0 6 6 0.00 0.000	1.0 3 0 0 0 0 0 0 0 0 0 0 0 6 6 0.00 0.000	1.0 3 0 0 0 0 0 0 0 0 0 0 0 6 6 0.00 0.000	1.0 3 0 0 0 0 0 0 0 0 0 0 0 6 6 0.00 0.000	1.0 3 0 0 0 0 0 0 0 0 0 0 0 6 6 0.00 0.000

Milwaukee Brewers @ St. Louis Cardinals
 Busch Stadium, St. Louis, MO
 Sun Apr 29 2012, 1:15 PM - 4:08 PM CDT
 Att: 45,824 - Cloudy - 57 F

AB	35
R	3
H	9
RBI	3
BB	1
SO	7
LOB	17



Batter	1	2	3	4	5	6	7	8	9	AB	R	H	RBI	BB	SO	LOB	BOTTOM
15 Rafael Furcal, S OBP: 0.384, SLG: 0.427										5	0	2	1	0	0	4	
19 Jon Jay, L OBP: 0.441, SLG: 0.545										3	0	1	0	1	0	3	
7 Matt Holliday, R OBP: 0.277, SLG: 0.376										3	0	0	0	2	0	4	
27 Tyler Greene, R OBP: 0.300, SLG: 0.314										0	0	0	0	0	0	0	
3 Carlos Beltrán, S OBP: 0.376, SLG: 0.462										3	0	1	0	2	1	2	
23 David Freese, R OBP: 0.375, SLG: 0.560										5	0	1	0	0	3	8	
4 Yadier Molina, R OBP: 0.369, SLG: 0.592										5	0	1	0	0	1	4	
13 Matt Carpenter, L OBP: 0.333, SLG: 0.467										4	1	2	0	0	1		
55 Skip Schumaker, L OBP: 0.429, SLG: 0.526										3	1	1	0	1	0	1	
54 Jaime García, L OBP: 0.385, SLG: 0.500																	

Batter	1	2	3	4	5	6	7	8	9	AB	R	H	RBI	BB	SO	LOB	TOP							
7 Alex Presley, L (1,7) OBP: 0.295, SLG: 0.353										5	0	0	0	0	0	3	2							
31 Jose Tabata, R (1,9) OBP: 0.282, SLG: 0.315										4	2	1	2	1	2	1	1							
22 Andrew McCutchen, R (1,8) OBP: 0.357, SLG: 0.393										3	1	1	0	1	0	0	0							
46 Garrett Jones, L (1,3) OBP: 0.273, SLG: 0.491										4	1	1	2	0	1	1								
18 Neil Walker, S (1,4) OBP: 0.361, SLG: 0.320										3	1	2	0	1	1	0								
24 Pedro Alvarez, L (1,5) OBP: 0.258, SLG: 0.571										4	1	2	3	0	1	1								
12 Clint Barmes, R (1,6) 44 Tony Watson, L (7,1) 2 Nate McLouth, L (8,PH) 32 Brad Lincoln, L (8,1)										2	0	0	0	0	0	0	0							
26 Rod Barajas, R (1,2) 50 Charlie Morton, R (1,1) 48 Jared Hughes, R (5,1) 36 Yamaico Navarro, R (7,6)										4	1	1	0	0	0	1								
										1	0	0	0	0	1	0								
										0	0	0	0	0	0	0								
										2	0	1	0	0	0	0								
Inning Stats	R: 0 H: 1 E: 0 K: 1 S: 9	H: 1 LOB: 1 BB: 0 P: 10	R: 0 H: 0 E: 0 K: 2 S: 11	H: 0 LOB: 0 BB: 0 P: 15	R: 2 H: 2 E: 0 K: 1 S: 14	H: 2 LOB: 0 BB: 0 P: 18	R: 0 H: 0 E: 0 K: 0 S: 7	H: 0 LOB: 0 BB: 1 P: 15	R: 0 H: 0 E: 0 K: 1 S: 5	H: 0 LOB: 0 BB: 0 P: 10	R: 0 H: 0 E: 0 K: 0 S: 6	H: 0 LOB: 0 BB: 0 P: 7	R: 2 H: 2 E: 0 K: 1 S: 13	H: 2 LOB: 2 BB: 0 P: 17	R: 3 H: 3 E: 0 K: 1 S: 16	H: 3 LOB: 2 BB: 2 P: 31	R: 0 H: 1 E: 0 K: 2 S: 11	H: 1 LOB: 1 BB: 0 P: 11	1B: 5 2B: 1 3B: 1 HR: 2	SF: 0 SAC: 1 DP: 2 HBP: 1	WP: 1 PB: 0 SB: 0 CS: 0	PA: 38		
PITCHER	IP	WLS	BF	H	R	ER	SO	BB	IBB	HBP	BLK	WP	HR	S	P	ERA	WHIP							
50 Adam Wainwright, R (1,1) ERA: 6.75	7.0	W	26	5	4	4	6	1	0	1	0	0	2	65	92	5.14	0.857							
59 Fernando Salas, R (8,1) ERA: 7.27	0.2		6	2	3	3	1	2	0	0	0	1	0	14	28	40.50	6.000							
16 J.C. Romero, L (8,1) ERA: 2.7	0.0	H	1	1	0	0	0	0	0	0	0	0	0	1	1	∞	∞							
66 Victor Marte, R (8,1) ERA: 2.7	0.1	S	4	1	0	0	0	0	0	0	0	0	0	1	2	0.00	0.000							
30 Jason Motte, R (9,1) ERA: 3.12	1.0		4	1	0	0	2	0	0	0	0	0	0	11	11	0.00	1.000							

Pittsburgh Pirates @ St. Louis Cardinals
 Busch Stadium, St. Louis, MO
 Tue May 01 2012, 7:15 PM - 10:18 PM CDT
 Att: 36,345 - Partly Cloudy - 83 F

AB	33
R	7
H	9
RBI	7
BB	3
SO	9
LOB	8



Batter	1	2	3	4	5	6	7	8	9	AB	R	H	RBI	BB	SO	LOB	BOTTOM							
15 Rafael Furcal, S (1,6) OBP: 0.385, SLG: 0.468										5	2	2	2	0	0	3								
19 Jon Jay, L (1,8) OBP: 0.444, SLG: 0.542										4	0	2	0	0	0	0								
7 Matt Holliday, R (1,7) OBP: 0.292, SLG: 0.418										5	2	3	2	0	1	1								
3 Carlos Beltrán, S (1,9) OBP: 0.378, SLG: 0.444										3	1	0	0	2	3	1								
23 David Freese, R (1,5) OBP: 0.365, SLG: 0.575										5	1	1	3	0	1	4								
4 Yadier Molina, R (1,2) OBP: 0.371, SLG: 0.593										5	3	2	0	0	0	0								
21 Allen Craig, R (1,3) OBP: 0.500, SLG: 0.500										4	1	2	1	0	2	1								
59 Fernando Salas, R (8,1) ERA: 2.31										0	0	0	0	0	0	0								
66 Victor Marte, R (8,1) 30 Jason Motte, R (9,1)										0	0	0	0	0	0	0								
55 Skip Schumaker, L (1,4) OBP: 0.360, SLG: 0.435										4	0	0	0	0	1	4								
50 Adam Wainwright, R (1,1) ERA: 4.22										4	1	2	1	0	2	1								
48 Jared Hughes, R (5,1) ERA: 6.23										0	0	0	0	0	0	0								
44 Tony Watson, L (7,1) ERA: 6.23										0	0	0	0	0	0	0								
32 Brad Lincoln, R (8,1) ERA: 1.13										0	0	0	0	0	0	0								
										3	0	1	0	0	0	0								
										1	0	0	0	0	0	1								
Inning Stats	R: 1 E: 1 K: 2 S: 12	H: 1 LOB: 1 BB: 0 P: 16	R: 0 H: 0 E: 0 K: 1 S: 9	H: 0 LOB: 0 BB: 0 P: 15	R: 0 H: 2 E: 0 K: 0 S: 15	H: 2 LOB: 1 BB: 1 P: 26	R: 1 H: 1 E: 1 K: 2 S: 15	H: 1 LOB: 1 BB: 0 P: 19	R: 4 H: 5 E: 0 K: 0 S: 21	H: 5 LOB: 2 BB: 1 P: 29	R: 1 H: 1 E: 0 K: 1 S: 8	H: 1 LOB: 0 BB: 0 P: 14	R: 3 H: 3 E: 1 K: 1 S: 19	H: 3 LOB: 1 BB: 0 P: 27	R: 0 H: 0 E: 0 K: 1 S: 6	H: 0 LOB: 0 BB: 0 P: 10	1B: 8 2B: 2 3B: 0 HR: 3	SF: 0 SAC: 1 DP: 0 HBP: 0	WP: 0 PB: 0 SB: 5 CS: 0	PA: 42				
PITCHER	IP	WLS	BF	H	R	ER	SO	BB	IBB	HBP	BLK	WP	HR	S	P	ERA	WHIP							
50 Charlie Morton, R (1,1) ERA: 4.22	4.1	L	25	8	6	5	5	2	0	0	0	0	1	64	95	10.38	2.308							
48 Jared Hughes, R (5,1) ERA: 2.31	2.0		10	3	3	2	1	0	0	0	0	0	1	20	30	9.00	1.500							
44 Tony Watson, L (7,1) ERA: 6.23	0.2		4	2	1	0	1	0	0	0	0	0	1	15	21	0.00	3.000							
32 Brad Lincoln, R (8,1) ERA: 1.13	1.0		3	0	0	0	1	0	0	0	0	0	0	6	10	0.00	0.000							

Pittsburgh Pirates @ St. Louis Cardinals
 Busch Stadium, St. Louis, MO
 Tue May 01 2012, 7:15 PM - 10:18 PM CDT
 Att: 36,345 - Partly Cloudy - 83 F

AB	39
R	10
H	13
RBI	8
BB	2
SO	8
LOB	15



Batter	1	2	3	4	5	6	7	8	9	AB	R	H	RBI	BB	SO	LOB	TOP										
7 Alex Presley, L OBP: 0.283, SLG: 0.337	G5-3		G4-3			F7		G4-3		4	0	0	0	0	0	1	Pittsburgh Pirates @ St. Louis Cardinals Busch Stadium, St. Louis, MO Wed May 02 2012, 7:16 PM - 10:27 PM CDT Att: 35,987 - Clear - 85 F										
2 Nate McLouth, L OBP: 0.233, SLG: 0.222	P6		G1-3			G4-3		K		4	0	0	0	0	1												
31 Jose Tabata, R OBP: 0.200, SLG: 0.299 39 Jason Grilli, R	G5-3					K		G5-3	G6-3	4	0	0	0	0	1												
18 Neil Walker, S OBP: 0.349, SLG: 0.308 37 Juan Cruz, R			K			G4-3		K		3	0	0	0	0	2												
14 Casey McGehee, R OBP: 0.339, SLG: 0.358						G4-3			F8	3	0	0	0	0	0												
24 Pedro Alvarez, L OBP: 0.286, SLG: 0.576						G3				3	3	2	0	1	0												
46 Garrett Jones, L OBP: 0.288, SLG: 0.482										3	0	1	0	1	0												
12 Clint Barmes, R OBP: 0.296, SLG: 0.296 30 Chris Resop, R										2	0	1	1	0	0												
5 Josh Harrison, R OBP: 0.240, SLG: 0.333										2	0	2	2	0	0												
26 Rod Barajas, R OBP: 0.220, SLG: 0.204 55 Michael McKenry, R										1	0	0	0	0	1												
34 A.J. Burnett, R										1	0	0	0	0	1												
32 Brad Lincoln, L										0	0	0	0	0	0												
36 Yamaico Navarro, R OBP: 0.333, SLG: 0.364										3	0	1	0	0	1												
Inning Stats	R: 0 E: 0 K: 0 S: 8	H: 0 LOB: 0 BB: 0 P: 11	R: 1 E: 0 K: 1 S: 15	H: 2 LOB: 1 BB: 0 P: 27	R: 0 E: 0 K: 1 S: 6	H: 0 LOB: 0 BB: 0 P: 9	R: 0 E: 0 K: 1 S: 7	H: 0 LOB: 0 BB: 0 P: 11	R: 0 E: 0 K: 1 S: 10	H: 0 LOB: 0 BB: 0 P: 12	R: 0 E: 0 K: 1 S: 9	H: 0 LOB: 0 BB: 0 P: 15	R: 1 E: 0 K: 1 S: 13	H: 2 LOB: 2 BB: 1 P: 22	R: 0 E: 1 K: 1 S: 13	H: 1 LOB: 1 BB: 0 P: 20	R: 1 E: 0 K: 0 S: 13	H: 2 LOB: 2 BB: 1 P: 20	1B: 6 2B: 1 3B: 0 HR: 0	SF: 0 SAC: 0 DP: 0 HBP: 0	WP: 0 PB: 0 SB: 0 CS: 0	PA: 36					
PITCHER	IP	WLS	BF	H	R	ER	SO	BB	IBB	HBP	BLK	WP	HR	S	P	ERA	WHIP										
31 Lance Lynn, R ERA: 1.6	(1, 1)	6.2	W	24	3	2	2	6	1	0	0	0	0	64	100	2.70	0.600										
34 Marc Rzepczynski, L ERA: 2.84	(7, 1)	0.1		2	1	0	0	0	0	0	0	0	0	4	7	0.00	3.000										
46 Kyle McClellan, R ERA: 3.0	(8, 1)	1.0		4	1	0	0	1	0	0	0	0	0	13	20	0.00	1.000										
41 Mitchell Boggs, R ERA: 1.59	(9, 1)	1.0		6	2	1	1	0	1	0	0	0	0	13	20	9.00	3.000										

Batter	1	2	3	4	5	6	7	8	9	AB	R	H	RBI	BB	SO	LOB	BOTTOM										
15 Rafael Furcal, S OBP: 0.389, SLG: 0.474 27 Tyler Greene, R OBP: 0.317, SLG: 0.333			SF8			G4-3				3	2	2	1	0	0	1	Pittsburgh Pirates @ St. Louis Cardinals Busch Stadium, St. Louis, MO Wed May 02 2012, 7:16 PM - 10:27 PM CDT Att: 35,987 - Clear - 85 F										
19 Jon Jay, L OBP: 0.471, SLG: 0.556										4	3	3	0	0	0	2											
7 Matt Holliday, R OBP: 0.312, SLG: 0.430 43 Shane Robinson, R OBP: 0.444, SLG: 0.545										2	3	2	2	1	0	0											
3 Carlos Beltrán, S OBP: 0.398, SLG: 0.535										5	2	4	7	0	0	0											
23 David Freese, R OBP: 0.364, SLG: 0.561 48 Tony Cruz, R OBP: 0.083, SLG: 0.167										2	0	0	0	1	0	1											
4 Yadier Molina, R OBP: 0.372, SLG: 0.576										2	0	0	0	0	0	2											
4 Yadier Molina, R OBP: 0.372, SLG: 0.576										4	0	1	0	1	0	1											
13 Matt Carpenter, L OBP: 0.347, SLG: 0.500										5	1	3	0	0	2	2											
33 Daniel Descalso, L OBP: 0.306, SLG: 0.352										4	1	1	1	1	2	3											
31 Lance Lynn, S OBP: 0.214, SLG: 0.214 34 Marc Rzepczynski, L ERA: 0.57 55 Skip Schumaker, L ERA: 0.57 46 Kyle McClellan, R 41 Mitchell Boggs, R										3	0	0	0	0	1	4											
Inning Stats	R: 4 E: 1 K: 2 S: 16	H: 5 LOB: 2 BB: 0 P: 22	R: 3 E: 0 K: 0 S: 15	H: 3 LOB: 0 BB: 0 P: 26	R: 5 E: 0 K: 0 S: 11	H: 4 LOB: 1 BB: 2 P: 30	R: 0 E: 0 K: 2 S: 12	H: 1 LOB: 1 BB: 0 P: 15	R: 0 E: 0 K: 1 S: 11	H: 2 LOB: 1 BB: 0 P: 13	R: 0 E: 0 K: 1 S: 7	H: 0 LOB: 0 BB: 0 P: 13	R: 0 E: 0 K: 1 S: 10	H: 1 LOB: 1 BB: 1 P: 19	R: 0 E: 0 K: 1 S: 8	H: 1 LOB: 3 BB: 2 P: 18	1B: 13 2B: 1 3B: 2 HR: 2	SF: 1 SAC: 0 DP: 3 HBP: 1	WP: 0 PB: 0 SB: 1 CS: 0	PA: 45							
PITCHER	IP	WLS	BF	H	R	ER	SO	BB	IBB	HBP	BLK	WP	HR	S	P	ERA	WHIP										
34 A.J. Burnett, R ERA: 8.04	(1, 1)	2.2	L	22	12	12	2	1	0	0	0	0	0	24	34	0.00	1.714										
32 Brad Lincoln, R ERA: 0.57	(3, 1)	2.1		10	3	0	0	2	1	0	0	0	0	7	13	0.00	0.000										
30 Chris Resop, R ERA: 2.53	(6, 1)	1.0		3	0	0	0	1	0	0	0	0	0	10	19	0.00	2.000										
37 Juan Cruz, R ERA: 0.57	(7, 1)	1.0		4	1	0	0	1	1	0	0	0	0	10	19	0.00	2.000										
39 Jason Grilli, R ERA: 3.0	(8, 1)	1.0		6	1	0	0	1	2	0	0	0	0	8	18	0.00	3.000										

Batter	1	2	3	4	5	6	7	8	9	AB	R	H	RBI	BB	SO	LOB	TOP							
19 Jon Jay, L (1,8) OBP: 0.432, SLG: 0.494										3	2	1	0	0	0	0								
3 Carlos Beltrán, S (1,9) OBP: 0.398, SLG: 0.587										4	2	2	6	0	2	0								
7 Matt Holliday, R (1,7) OBP: 0.328, SLG: 0.444										4	0	2	0	0	1	0								
21 Allen Craig, R (1,3) OBP: 0.423, SLG: 0.773										3	0	0	0	1	0	2								
46 Kyle McClellan, R (8,1)										0	0	0	0	0	0	0								
41 Mitchell Boggs, R (9,1)										0	0	0	0	0	0	0								
23 David Freese, R (1,5) OBP: 0.357, SLG: 0.543										4	0	0	0	0	1	1								
4 Yadier Molina, R (1,2) OBP: 0.353, SLG: 0.528										4	0	1	0	0	0	1								
48 Tony Cruz, R (9,2) OBP: 0.118, SLG: 0.176										0	0	0	0	0	0	0								
55 Skip Schumaker, L (1,4)										4	1	2	0	0	1	1								
33 Daniel Descalso, L (1,6) OBP: 0.304, SLG: 0.333										4	0	0	0	0	2	4								
35 Jake Westbrook, R (1,1) OBP: 0.214, SLG: 0.154										2	1	0	0	1	0	0								
13 Matt Carpenter, L (8,3) OBP: 0.322, SLG: 0.442										1	0	0	0	0	0	1								
Inning Stats	R: 2 E: 0 K: 0 S: 11	H: 3 LOB: 0 BB: 0 P: 14	R: 4 E: 0 K: 1 S: 15	H: 2 LOB: 0 BB: 1 P: 26	R: 0 E: 0 K: 1 S: 11	H: 1 LOB: 2 BB: 1 P: 21	R: 0 E: 0 K: 1 S: 7	H: 0 LOB: 0 BB: 0 P: 8	R: 0 E: 0 K: 2 S: 10	H: 0 LOB: 0 BB: 0 P: 15	R: 0 E: 0 K: 0 S: 8	H: 0 LOB: 0 BB: 0 P: 10	R: 0 E: 0 K: 1 S: 6	H: 0 LOB: 0 BB: 0 P: 9	R: 0 E: 0 K: 0 S: 7	H: 1 LOB: 0 BB: 0 P: 8	R: 0 E: 0 K: 1 S: 9	H: 1 LOB: 1 BB: 0 P: 13	1B: 3 2B: 2 3B: 1 HR: 2	SF: 0 SAC: 0 DP: 2 HBP: 1	WP: 0 PB: 0 SB: 0 CS: 0	PA: 36		
PITCHER	IP WLS BF H R ER SO BB IBB HBP BLK WP HR S P ERA WHIP	7.0 L 29 6 6 6 6 2 0 1 0 0 2 68 103 7.71 1.143	1.0 3 1 0 0 0 0 0 0 0 0 0 0 7 8 0.00 1.000	1.0 4 1 0 0 1 0 0 0 0 0 0 0 9 13 0.00 1.000																				

St. Louis Cardinals @ Arizona Diamondbacks
Chase Field, Phoenix, AZ
Tue May 08 2012, 6:41 PM - 9:07 PM MST
Att: 30,156 - Partly Cloudy - 90 F


AB 33
R 6
H 8
RBI 6
BB 2
SO 7
LOB 10



Batter	1	2	3	4	5	6	7	8	9	AB	R	H	RBI	BB	SO	LOB	BOTTOM						
8 Gerardo Parra, L (1,8) OBP: 0.311, SLG: 0.400										4	0	0	0	0	1	0							
2 Aaron Hill, R (1,4) OBP: 0.344, SLG: 0.426										4	0	3	0	0	0	0							
10 Justin Upton, R (1,9) OBP: 0.319, SLG: 0.367										4	1	1	0	0	1	3							
26 Miguel Montero, L (1,2) OBP: 0.375, SLG: 0.371										3	0	1	1	1	1	1							
44 Paul Goldschmidt, R (1,3) OBP: 0.292, SLG: 0.326										4	0	0	0	0	1	4							
13 Jason Kubel, L (1,7) OBP: 0.374, SLG: 0.436										2	0	1	0	2	1	0							
1 Cody Ransom, R (1,5) OBP: 0.391, SLG: 0.683										4	0	0	0	0	4	4							
16 John McDonald, R (1,6) OBP: 0.356, SLG: 0.476										3	0	0	0	0	0	1							
49 Mike Zagurski, L (9,1)										0	0	0	0	0	0	0							
37 Lyle Overbay, L (9,PH) OBP: 0.413, SLG: 0.474										1	0	0	0	0	1	2							
31 Ian Kennedy, R (1,1)										2	0	0	0	0	1	0							
29 Brad Ziegler, R (8,1)										0	0	0	0	0	0	0							
14 Ryan Roberts, R (8,PH) OBP: 0.264, SLG: 0.313										1	0	0	0	0	0	0							
Inning Stats	R: 0 E: 0 K: 0 S: 13	H: 1 LOB: 2 BB: 1 P: 25	R: 0 E: 0 K: 1 S: 11	H: 1 LOB: 0 BB: 0 P: 15	R: 0 E: 0 K: 1 S: 7	H: 1 LOB: 1 BB: 0 P: 9	R: 0 E: 0 K: 1 S: 9	H: 0 LOB: 1 BB: 1 P: 19	R: 0 E: 0 K: 2 S: 10	H: 0 LOB: 0 BB: 0 P: 16	R: 0 E: 0 K: 1 S: 14	H: 1 LOB: 0 BB: 0 P: 20	R: 0 E: 0 K: 2 S: 8	H: 0 LOB: 0 BB: 0 P: 11	R: 0 E: 0 K: 0 S: 6	H: 0 LOB: 0 BB: 0 P: 9	R: 1 E: 0 K: 3 S: 14	H: 2 LOB: 2 BB: 1 P: 28	1B: 5 2B: 1 3B: 0 HR: 0	SF: 0 SAC: 0 DP: 1 HBP: 0	WP: 0 PB: 1 SB: 0 CS: 0	PA: 35	
PITCHER	IP WLS BF H R ER SO BB IBB HBP BLK WP HR S P ERA WHIP	7.0 W 26 4 0 0 0 2 0 0 0 0 6 72 115 0.00 0.857	1.0 3 0 0 0 0 0 0 0 0 0 0 0 6 9 0.00 0.000	1.0 6 2 1 1 3 1 0 0 0 0 0 0 14 28 9.00 3.000																			

St. Louis Cardinals @ Arizona Diamondbacks
Chase Field, Phoenix, AZ
Tue May 08 2012, 6:41 PM - 9:07 PM MST
Att: 30,156 - Partly Cloudy - 90 F

AB 32
R 1
H 6
RBI 1
BB 3
SO 11
LOB 15



Batter	1	2	3	4	5	6	7	8	9	AB	R	H	RBI	BB	SO	LOB	TOP					
24 Michael Bourn, L (1.8) OBP: 0.399, SLG: 0.422										6	2	3	2	0	1	3						
14 Martin Prado, R (1.7) OBP: 0.355, SLG: 0.411										6	1	1	0	0	0	5						
5 Freddie Freeman, L (1.3) OBP: 0.311, SLG: 0.492										3	0	0	0	2	0	0						
26 Dan Uggla, R (1.4) OBP: 0.365, SLG: 0.450										3	2	2	1	2	1	1						
16 Brian McCann, L (1.2) OBP: 0.311, SLG: 0.406										4	1	2	2	1	0	2						
10 Chipper Jones, S (1.5) OBP: 0.352, SLG: 0.512										4	0	1	0	1	2	4						
22 Jason Heyward, L (1.9) OBP: 0.352, SLG: 0.468										5	0	0	0	0	4	8						
1 Tyler Pastornicky, R (1.6) OBP: 0.308, SLG: 0.371										4	1	2	1	1	0	3						
37 Brandon Beachy, R (1.1) OBP: 0.235, SLG: 0.133										3	0	1	1	0	2	3						
25 Juan Francisco, L (7. PH) OBP: 1.000, SLG: 1.000										1	0	0	0	0	0	0						
54 Kris Medlen, S (7.1) OBP: 0.400, SLG: 0.515										1	0	0	0	0	0	0						
23 Matt Diaz, R (9. PH) OBP: 0.400, SLG: 0.515										1	0	1	0	0	0	0						
50 Cristhian Martinez, R (9.1) OBP: 0.308, SLG: 0.371										0	0	0	0	0	0	0						
Inning Stats	R: 2 E: 0 K: 2 S: 22	H: 2 LOB: 3 BB: 3 P: 39	R: 0 E: 0 K: 1 S: 10	H: 0 LOB: 0 BB: 1 P: 14	R: 1 E: 0 K: 1 S: 15	H: 3 LOB: 3 BB: 1 P: 22	R: 0 E: 0 K: 0 S: 9	H: 0 LOB: 0 BB: 0 P: 11	R: 2 E: 0 K: 2 S: 19	H: 4 LOB: 3 BB: 1 P: 32	R: 0 E: 0 K: 2 S: 10	H: 0 LOB: 0 BB: 0 P: 18	R: 0 E: 0 K: 1 S: 11	H: 0 LOB: 0 BB: 0 P: 13	R: 1 E: 0 K: 0 S: 10	H: 1 LOB: 1 BB: 1 P: 16	R: 1 E: 0 K: 1 S: 11	H: 3 LOB: 2 BB: 0 P: 19	1B: 11 2B: 1 3B: 0 HR: 1	SF: 0 SAC: 0 DP: 0 HBP: 0	WP: 0 PB: 0 SB: 0 CS: 0	PA: 47
PITCHER	IP WLS BF H R ER SO BB IBB HBP BLK WP HR S P ERA WHIP	4.1 L 27 9 5 5 5 5 0 0 0 0 0 68 108 10.38 3.231	2.2 9 0 0 0 4 1 0 0 0 0 0 28 41 0.00 0.375	2.0 11 4 2 2 1 1 0 0 0 0 1 21 35 9.00 2.500	PITCHER										IP WLS BF H R ER SO BB IBB HBP BLK WP HR S P ERA WHIP							

Atlanta Braves @ St. Louis Cardinals
 Busch Stadium, St. Louis, MO
 Sat May 12 2012, 6:17 PM - 9:11 PM CDT
 Att: 44,157 - Partly Cloudy - 78 F

AB 40
 R 7
 H 13
 RBI 7
 BB 7
 SO 10
 LOB 29



Batter	1	2	3	4	5	6	7	8	9	AB	R	H	RBI	BB	SO	LOB	BOTTOM
15 Rafael Furcal, S (1.6) OBP: 0.432, SLG: 0.508										3	1	2	1	1	0	0	
3 Carlos Beltrán, S (1.9) OBP: 0.406, SLG: 0.641										3	0	0	0	1	1	2	
7 Matt Holliday, R (1.7) OBP: 0.336, SLG: 0.449										3	0	0	0	1	0	0	
21 Allen Craig, R (1.3) OBP: 0.390, SLG: 0.765										3	0	1	1	0	2	0	
23 David Freese, R (1.5) OBP: 0.368, SLG: 0.531																	

Batter	1	2	3	4	5	6	7	8	9	AB	R	H	RBI	BB	SO	LOB	TOP				
15 Rafael Furcal, S OBP: 0.433, SLG: 0.500										4	2	3	0	0	0	0	St. Louis Cardinals @ San Francisco Giants AT&T Park, San Francisco, CA Wed May 16 2012, 7:19 PM - 10:01 PM PDT Att: 41,324 - Overcast - 53 F				
27 Tyler Greene, R OBP: 0.316, SLG: 0.456										3	0	1	0	0	0	1					
55 Skip Schumaker, L (8, PH) OBP: 0.400, SLG: 0.444										1	0	1	2	0	0	0					
7 Matt Holliday, R OBP: 0.337, SLG: 0.456										4	0	0	0	0	0	4					
21 Allen Craig, R OBP: 0.424, SLG: 0.765										4	0	0	1	0	0	2					
33 Daniel Descalso, L (8, PH) OBP: 0.311, SLG: 0.359										0	0	0	0	0	0	0					
12 Lance Berkman, S OBP: 0.419, SLG: 0.444										4	0	0	0	0	1	1					
23 David Freese, R OBP: 0.352, SLG: 0.519										4	1	3	1	0	0	0					
43 Shane Robinson, R OBP: 0.321, SLG: 0.380										4	0	0	0	0	1	1					
48 Tony Cruz, R OBP: 0.138, SLG: 0.172										4	0	0	0	0	0	1					
54 Jaime Garcia, L OBP: 0.300, SLG: 0.388										3	1	1	0	0	1	0					
59 Fernando Salas, R (8, PH)										0	0	0	0	0	0	0					
34 Marc Rzepczynski, L (8, PH)										0	0	0	0	0	0	0					
30 Jason Motte, R (9, PH)										0	0	0	0	0	0	0					
Inning Stats	R: 1 E: 0 K: 1 S: 11	H: 2 LOB: 1 BB: 0 P: 19	R: 0 E: 0 K: 1 S: 11	H: 0 LOB: 0 BB: 0 P: 14	R: 0 E: 0 K: 1 S: 13	H: 1 LOB: 1 BB: 0 P: 20	R: 0 E: 0 K: 0 S: 6	H: 0 LOB: 0 BB: 0 P: 10	R: 0 E: 0 K: 0 S: 3	H: 0 LOB: 0 BB: 0 P: 4	R: 1 E: 0 K: 0 S: 13	H: 1 LOB: 0 BB: 0 P: 21	R: 2 E: 0 K: 0 S: 11	H: 3 LOB: 1 BB: 0 P: 18	R: 0 E: 0 K: 0 S: 10	H: 1 LOB: 1 BB: 0 P: 13	1B: 4 2B: 4 3B: 0 HR: 1	SF: 0 SAC: 0 DP: 0 HBP: 0	WP: 0 PB: 0 SB: 1 CS: 0	PA: 35	
PITCHER	IP WLS BF H R ER SO BB IBB HBP BLK WP HR S P ERA WHIP	7.1 L 28 7 4 4 3 0 0 0 0 0 1 69 104 4.91 0.955	1.2 7 2 0 0 0 0 0 0 0 0 0 15 22 0.00 1.200																		

Batter	1	2	3	4	5	6	7	8	9	AB	R	H	RBI	BB	SO	LOB	BOTTOM					
7 Grégor Blanco, L OBP: 0.400, SLG: 0.403										4	1	1	0	0	1	1	St. Louis Cardinals @ San Francisco Giants AT&T Park, San Francisco, CA Wed May 16 2012, 7:19 PM - 10:01 PM PDT Att: 41,324 - Overcast - 53 F					
33 Charlie Culberson, R OBP: 0.143, SLG: 0.143										3	0	1	0	0	2	1						
16 Ángel Pagán, S OBP: 0.321, SLG: 0.453										4	0	2	0	0	0	0						
28 Buster Posey, R OBP: 0.348, SLG: 0.443										4	0	3	1	0	0	2						
6 Brett Pill, R OBP: 0.305, SLG: 0.463										3	0	0	0	0	1	4						
53 Melky Cabrera, S (8, PH) OBP: 0.378, SLG: 0.483										1	0	0	0	0	0	2						
9 Brandon Belt, L OBP: 0.350, SLG: 0.343										0	0	0	0	0	0	0						
12 Nate Schierholtz, L OBP: 0.302, SLG: 0.469										4	0	1	0	0	2	2						
35 Brandon Crawford, L OBP: 0.265, SLG: 0.321										4	0	0	0	0	2	2						
40 Madison Bumgarner, R (1, PH) ERA: 3.68										3	0	1	0	0	1	0						
65 Steve Edlefsen, R (8, PH) ERA: 1.98										4	0	1	0	0	2	2						
2 Emmanuel Burriss, S OBP: 0.282, SLG: 0.222										4	0	1	0	0	2	2						
Inning Stats	R: 0 E: 0 K: 1 S: 7	H: 0 LOB: 0 BB: 0 P: 12	R: 0 E: 0 K: 1 S: 11	H: 1 LOB: 0 BB: 0 P: 14	R: 0 E: 0 K: 1 S: 7	H: 1 LOB: 0 BB: 0 P: 8	R: 0 E: 0 K: 2 S: 12	H: 1 LOB: 0 BB: 0 P: 14	R: 0 E: 0 K: 2 S: 8	H: 0 LOB: 0 BB: 0 P: 10	R: 1 E: 0 K: 0 S: 8	H: 3 LOB: 1 BB: 0 P: 9	R: 0 E: 0 K: 1 S: 9	H: 1 LOB: 0 BB: 0 P: 16	R: 0 E: 0 K: 1 S: 11	H: 2 LOB: 2 BB: 0 P: 13	R: 0 E: 0 K: 2 S: 18	H: 1 LOB: 1 BB: 0 P: 25	1B: 9 2B: 1 3B: 0 HR: 0	SF: 0 SAC: 1 DP: 1 HBP: 0	WP: 1 PB: 0 SB: 0 CS: 0	PA: 36
PITCHER	IP WLS BF H R ER SO BB IBB HBP BLK WP HR S P ERA WHIP	7.1 W 30 9 0 0 0 0 0 0 0 0 0 0 3 3 1.23 1.227	0.1 H 1 0 0 0 0 0 0 0 0 0 0 0 1 1 0.00 0.000	0.1 H 1 0 0 0 0 0 0 0 0 0 0 0 1 1 0.00 0.000	1.0 S 4 1 0 0 0 2 0 0 0 0 0 0 18 25 0.00 1.000																	



Batter	1	2	3	4	5	6	7	8	9	AB	R	H	RBI	BB	SO	LOB	TOP				
15 Rafael Furcal, S OBP: 0.420, SLG: 0.487	G6-3		SF8		G6-3			K		3	0	0	1	0	1	0	St. Louis Cardinals @ Los Angeles Dodgers Dodger Stadium, Los Angeles, CA Fri May 18 2012, 7:13 PM - 10:22 PM PDT Att: 40,906 - Clear - 64 F				
13 Matt Carpenter, L OBP: 0.356, SLG: 0.521	P6		7 HR			G4-3		3 BB		3	1	1	1	1	0	0					
7 Matt Holliday, R OBP: 0.333, SLG: 0.487	K		1 HR			G4-3		K		4	1	1	2	0	2	1					
3 Carlos Beltrán, S OBP: 0.407, SLG: 0.638		L5	G5-3							4	0	2	0	0	0	0					
56 Adron Chambers, L (8, PR)						1B		1B		0	0	0	0	0	0	0					
23 David Freese, R OBP: 0.333, SLG: 0.493	L9				K			K		4	0	0	0	0	2	3					
4 Yadier Molina, R OBP: 0.345, SLG: 0.508	P4		G5-3							4	0	0	0	0	1	0					
27 Tyler Greene, R OBP: 0.313, SLG: 0.444			31 SH5-4 15 SF8		K			E5		4	1	1	0	0	2	0					
43 Shane Robinson, R OBP: 0.305, SLG: 0.345			K					FC6-4		3	1	0	0	0	2	2					
12 Lance Berkman, S (9, PH)			15 SF8 13 SH5-4 31 SH5-4		K			HR		1	1	1	1	0	0	0					
31 Lance Lynn, S OBP: 0.188, SLG: 0.198			SH5-4		G5-3			K		1	0	0	0	0	0	0					
55 Stephen Schuster, L OBP: 0.275, SLG: 0.470										0	0	0	0	0	0	1					
34 Marc Rzepczynski, L OBP: 0.245, SLG: 0.344										0	0	0	0	0	0	0					
66 Victor Marte, R OBP: 0.245, SLG: 0.344										0	0	0	0	0	0	0					
33 Daniel Descalso, L OBP: 0.245, SLG: 0.344										0	0	0	0	0	1	0					
59 Fernando Salas, R										0	0	0	0	0	0	0					
Inning Stats	R: 0 E: 0 K: 1 S: 10	H: 0 LOB: 0 BB: 0 P: 13	R: 0 E: 0 K: 0 S: 10	H: 0 LOB: 0 BB: 0 P: 17	R: 4 E: 1 K: 1 S: 18	H: 3 LOB: 0 BB: 0 P: 23	R: 0 E: 0 K: 2 S: 7	H: 0 LOB: 0 BB: 0 P: 8	R: 0 E: 0 K: 1 S: 10	H: 1 LOB: 1 BB: 0 P: 14	R: 0 E: 0 K: 0 S: 10	H: 0 LOB: 0 BB: 0 P: 14	R: 0 E: 0 K: 3 S: 19	H: 1 LOB: 2 BB: 1 P: 31	R: 1 E: 0 K: 3 S: 11	H: 1 LOB: 0 BB: 0 P: 12	1B: 4 2B: 0 3B: 0 HR: 2	SF: 1 SAC: 1 DP: 0 HBP: 0	WP: 1 PB: 0 SB: 0 CS: 0	PA: 36	
PITCHER	IP WLS BF H R ER SO BB IBB HBP BLK WP HR S P ERA WHIP	7.0 0 27 4 4 0 6 0 0 0 0 1 1 76 101 0.00 0.571	1.0 H 5 1 0 0 3 1 0 0 0 0 0 0 19 31 0.00 2.000	1.0 W 4 1 1 1 3 0 0 0 0 0 1 11 12 9.00 1.000																	

Batter	1	2	3	4	5	6	7	8	9	AB	R	H	RBI	BB	SO	LOB	BOTTOM					
9 Dee Strange-Gordon, L OBP: 0.239, SLG: 0.255	G3	G4-3		P5		G3		K		5	0	0	0	0	1	3	St. Louis Cardinals @ Los Angeles Dodgers Dodger Stadium, Los Angeles, CA Fri May 18 2012, 7:13 PM - 10:22 PM PDT Att: 40,906 - Clear - 64 F					
14 Mark Ellis, R OBP: 0.373, SLG: 0.364	F8		16 F9 23 BB		F8		L3			4	1	1	0	0	0	1						
33 Scott Van Slyke, R (8, PH)			3 BB					K		1	0	0	0	0	1	1						
23 Bobby Abreu, L OBP: 0.324, SLG: 0.435	F7		7 BB 3 BB		G4-3					3	0	0	1	0	0	0						
74 Kenley Jansen, S			1B					FC4-6		0	1	0	0	1	0	0						
37 Elian Herrera, S (9, PH)			BB					1B		0	1	0	0	1	0	0						
16 Andre Ethier, L OBP: 0.366, SLG: 0.569	F8	F9		3 BB				K		4	1	0	0	1	1	4						
3 Adam Kennedy, L OBP: 0.362, SLG: 0.319		7 BB		1B						4	1	4	1	1	0	0						
7 James Loney, L OBP: 0.328, SLG: 0.358		17 BB		1B						4	1	3	2	1	1	2						
17 A.J. Ellis, R OBP: 0.459, SLG: 0.490		10 BB		1B						4	1	1	2	1	1	7						
10 Tony Gwynn Jr., L OBP: 0.354, SLG: 0.400								F8		4	0	2	1	0	1	0						
29 Ted Lilly, L OBP: 0.133, SLG: 0.071										2	0	0	0	0	2	1						
12 Justin Sellers, R OBP: 0.278, SLG: 0.258	K				SH3-4					1	0	1	0	0	0	0						
Inning Stats	R: 0 E: 0 K: 0 S: 8	H: 0 LOB: 0 BB: 0 P: 12	R: 3 E: 0 K: 1 S: 18	H: 4 LOB: 1 BB: 0 P: 26	R: 1 E: 0 K: 0 S: 14	H: 3 LOB: 2 BB: 1 P: 24	R: 0 E: 0 K: 0 S: 7	H: 1 LOB: 1 BB: 0 P: 10	R: 0 E: 0 K: 2 S: 10	H: 1 LOB: 2 BB: 1 P: 15	R: 0 E: 0 K: 2 S: 11	H: 0 LOB: 0 BB: 0 P: 16	R: 1 E: 0 K: 0 S: 11	H: 2 LOB: 1 BB: 1 P: 18	R: 0 E: 0 K: 2 S: 9	H: 1 LOB: 1 BB: 0 P: 10	R: 1 E: 0 K: 1 S: 10	H: 1 LOB: 3 BB: 3 P: 26	1B: 9 2B: 3 3B: 1 HR: 0	SF: 0 SAC: 1 DP: 1 HBP: 0	WP: 0 PB: 0 SB: 0 CS: 0	PA: 43
PITCHER	IP WLS BF H R ER SO BB IBB HBP BLK WP HR S P ERA WHIP	6.0 0 28 4 4 0 5 2 0 0 0 0 0 68 103 6.00 1.833	1.0 6 2 1 1 0 1 0 0 0 0 0 0 11 18 9.00 3.000	1.0 L 5 1 1 1 1 2 1 0 0 0 0 0 10 26 27.00 9.000																		



Batter	1	2	3	4	5	6	7	8	9	AB	R	H	RBI	BB	SO	LOB	TOP					
15 Rafael Furcal, S (1, 6) OBP: 0.410, SLG: 0.474	F7		G5-3			K		F9		4	0	0	0	0	1	0	St. Louis Cardinals @ Los Angeles Dodgers Dodger Stadium, Los Angeles, CA Sat May 19 2012, 7:11 PM - 9:45 PM PDT Att: 39,383 - Clear - 67 F livebaseballscorecards.com					
3 Carlos Beltrán, S (1, 9) OBP: 0.403, SLG: 0.634	E7		G5-3			G5-3		G6-3		4	0	1	0	0	0	0						
7 Matt Holliday, R (1, 7) OBP: 0.337, SLG: 0.488	F9		F9			F9		G4-6-3		4	0	2	0	0	0	2						
12 Lance Berkman, S (1, 3) OBP: 0.429, SLG: 0.571	P6					CS		G4-6-3		1	0	0	0	0	0	1						
13 Matt Carpenter, L (3, 3) OBP: 0.346, SLG: 0.595										3	0	0	0	0	1	1						
23 David Freese, R (1, 5) OBP: 0.327, SLG: 0.482		F8				G6-3		G5-3		3	0	0	0	0	0	0						
4 Yadier Molina, R (1, 2) OBP: 0.352, SLG: 0.511						G5-3				3	0	2	0	0	0	0						
65 Brandon Dickson, R (8, 1)										0	0	0	0	0	0	0						
27 Tyler Greene, R (1, 4) OBP: 0.301, SLG: 0.427										3	0	0	0	0	0	2						
43 Shane Robinson, R (1, 8) OBP: 0.306, SLG: 0.345										3	0	1	0	0	0	1						
35 Jake Westbrook, R (1, 1) OBP: 0.176, SLG: 0.125										2	0	0	0	0	2	0						
52 Eduardo Sanchez, R (7, 1)										0	0	0	0	0	0	0						
48 Tony Cruz, R (8, PH) OBP: 0.133, SLG: 0.167										1	0	0	0	0	0	1						
Inning Stats	R: 0 H: 0 K: 0 S: 11	H: 0 LOB: 1 BB: 0 P: 14	R: 0 H: 0 K: 0 S: 7	H: 1 LOB: 1 BB: 0 P: 12	R: 0 H: 1 K: 1 S: 9	H: 1 LOB: 1 BB: 0 P: 13	R: 0 H: 0 K: 1 S: 11	H: 0 LOB: 0 BB: 0 P: 17	R: 0 H: 0 K: 1 S: 9	H: 0 LOB: 0 BB: 0 P: 12	R: 0 H: 1 K: 1 S: 11	H: 1 LOB: 1 BB: 0 P: 16	R: 0 H: 1 K: 0 S: 10	H: 1 LOB: 1 BB: 0 P: 15	R: 0 H: 1 K: 0 S: 5	H: 1 LOB: 0 BB: 0 P: 5	R: 0 H: 1 K: 0 S: 8	H: 1 LOB: 0 BB: 0 P: 13	1B: 5 2B: 1 3B: 0 HR: 0	SF: 0 SAC: 0 DP: 2 HBP: 0	WP: 0 PB: 0 SB: 0 CS: 1	PA: 32
PITCHER 22 Clayton Kershaw, L (1, 1) ERA: 1.9	IP: 9.0 WLS: W BF: 31 H: 6 R: 0 ER: 0 SO: 4 BB: 0 IBB: 0 HBP: 0 BLK: 0 WP: 0 HR: 0 S: 81 P: 117 ERA: 0.00 WHIP: 0.667															PITCHER						

Batter	1	2	3	4	5	6	7	8	9	AB	R	H	RBI	BB	SO	LOB	BOTTOM					
10 Tony Gwynn Jr., L (1, 8) OBP: 0.349, SLG: 0.392	E4		F8			G1-3				4	1	1	1	0	0	0	St. Louis Cardinals @ Los Angeles Dodgers Dodger Stadium, Los Angeles, CA Sat May 19 2012, 7:11 PM - 9:45 PM PDT Att: 39,383 - Clear - 67 F livebaseballscorecards.com					
37 Elian Herrera, S (1, 4) OBP: 0.300, SLG: 0.333	G1-3		K					G4-3		4	0	1	0	0	1	2						
23 Bobby Abreu, L (1, 7) OBP: 0.333, SLG: 0.422	G1-3									2	2	0	0	2	1	2						
33 Scott Van Slyke, R (8, 7) OBP: 0.333, SLG: 0.375	G1-3									0	0	0	0	0	0	0						
16 Andre Ethier, L (1, 9) OBP: 0.370, SLG: 0.574	G5-3									4	1	2	1	0	0	1						
3 Adam Kennedy, L (1, 5) OBP: 0.339, SLG: 0.294										4	0	0	1	0	3	1						
7 James Loney, L (1, 3) OBP: 0.326, SLG: 0.363	F8									4	0	1	0	0	0	1						
17 A.J. Ellis, R (1, 2) OBP: 0.460, SLG: 0.510										4	0	2	0	0	0	1						
12 Justin Sellers, R (1, 6) OBP: 0.275, SLG: 0.343	G6-3									4	1	1	1	0	1	3						
22 Clayton Kershaw, L (1, 1) OBP: 0.222, SLG: 0.235	G6-3									4	1	1	0	0	0	1						
Inning Stats	R: 0 H: 0 K: 0 S: 8	H: 1 LOB: 1 BB: 0 P: 15	R: 0 H: 1 K: 1 S: 12	H: 1 LOB: 1 BB: 0 P: 18	R: 0 H: 0 K: 1 S: 6	H: 0 LOB: 0 BB: 0 P: 8	R: 2 H: 2 K: 1 S: 18	H: 2 LOB: 1 BB: 1 P: 30	R: 0 H: 1 K: 1 S: 10	H: 1 LOB: 1 BB: 0 P: 15	R: 0 H: 0 K: 1 S: 9	H: 0 LOB: 0 BB: 0 P: 15	R: 4 H: 4 K: 1 S: 20	H: 4 LOB: 1 BB: 1 P: 29	R: 0 H: 1 K: 0 S: 9	H: 1 LOB: 1 BB: 0 P: 13	R: 0 H: 1 K: 0 S: 8	H: 1 LOB: 1 BB: 0 P: 13	1B: 3 2B: 5 3B: 0 HR: 1	SF: 0 SAC: 0 DP: 0 HBP: 0	WP: 1 PB: 0 SB: 0 CS: 0	PA: 36
PITCHER 35 Jake Westbrook, R (1, 1) ERA: 2.88	IP: 6.1 WLS: L BF: 27 H: 6 R: 4 ER: 3 SO: 5 BB: 1 IBB: 0 HBP: 0 BLK: 0 WP: 1 HR: 1 S: 69 P: 109 ERA: 4.26 WHIP: 1.105															PITCHER						
52 Eduardo Sanchez, R (7, 1) ERA: 6.75	0.2	5	2	2	2	1	1	0	0	0	0	0	0	0	0	0	1	0	14	21	27.00	4.500
65 Brandon Dickson, R (8, 1) ERA:	1.0	4	1	0	0	0	0	0	0	0	0	0	0	0	0	0	0	0	9	13	0.00	1.000

Batter	1	2	3	4	5	6	7	8	9	AB	R	H	RBI	BB	SO	LOB	TOP							
15 Rafael Furcal, S OBP: 0.410, SLG: 0.472										5	1	2	2	0	0	4								
55 Skip Schumaker, L OBP: 0.377, SLG: 0.436										4	1	1	2	1	0	1								
7 Matt Holliday, R OBP: 0.335, SLG: 0.479										3	0	0	0	1	2	2								
3 Carlos Beltrán, S OBP: 0.399, SLG: 0.619										3	0	0	1	1	1	1								
23 David Freese, R OBP: 0.318, SLG: 0.469										4	0	0	0	0	4	3								
34 Marc Rzepczynski, L OBP: 0.355, SLG: 0.469										0	0	0	0	0	0	0								
41 Mitchell Boggs, R OBP: 0.345, SLG: 0.500										0	0	0	0	0	0	0								
4 Yadier Molina, R OBP: 0.348, SLG: 0.504										4	0	1	0	0	0	0								
53 Matt Adams, L OBP: 0.500, SLG: 0.500										4	1	2	0	0	0	0								
33 Daniel Descalso, L OBP: 0.325, SLG: 0.361										3	2	2	0	1	0	0								
26 Kyle Lohse, R OBP: 0.111, SLG: 0.059										1	0	0	0	0	1	3								
66 Victor Marte, R OBP: 0.306, SLG: 0.345										0	0	0	0	0	0	0								
43 Shane Robinson, R OBP: 0.345, SLG: 0.500										1	0	0	0	0	1	3								
13 Matt Carpenter, R OBP: 0.345, SLG: 0.500										0	0	0	0	0	0	0								
Inning Stats	R: 0 E: 0 K: 2 S: 11	H: 1 LOB: 2 BB: 2 P: 22	R: 0 E: 0 K: 1 S: 10	H: 2 LOB: 2 BB: 1 P: 19	R: 0 E: 0 K: 2 S: 7	H: 0 LOB: 0 BB: 0 P: 9	R: 0 E: 0 K: 1 S: 7	H: 0 LOB: 0 BB: 0 P: 10	R: 3 E: 1 K: 1 S: 17	H: 2 LOB: 1 BB: 1 P: 22	R: 2 E: 1 K: 0 S: 9	H: 3 LOB: 1 BB: 0 P: 13	R: 0 E: 0 K: 0 S: 8	H: 0 LOB: 0 BB: 0 P: 13	R: 0 E: 0 K: 1 S: 10	H: 0 LOB: 0 BB: 0 P: 13	1B: 7 2B: 1 3B: 1 HR: 0	SF: 0 SAC: 2 DP: 2 HBP: 0	WP: 0 PB: 0 SB: 1 CS: 2	PA: 38				
PITCHER	IP: 6.0 WLS: 1.0 BF: 29 ERA: 3.91	IP: 1.0 WLS: 0.0 BF: 3 ERA: 4.08	IP: 1.0 WLS: 0.0 BF: 3 ERA: 2.11	IP: 1.0 WLS: 0.0 BF: 3 ERA: 2.49	IP: 6.0 WLS: 1.0 BF: 29 ERA: 3.91	IP: 1.0 WLS: 0.0 BF: 3 ERA: 4.08	IP: 1.0 WLS: 0.0 BF: 3 ERA: 2.11	IP: 1.0 WLS: 0.0 BF: 3 ERA: 2.49	IP: 6.0 WLS: 1.0 BF: 29 ERA: 3.91	IP: 1.0 WLS: 0.0 BF: 3 ERA: 4.08	IP: 1.0 WLS: 0.0 BF: 3 ERA: 2.11	IP: 1.0 WLS: 0.0 BF: 3 ERA: 2.49	IP: 6.0 WLS: 1.0 BF: 29 ERA: 3.91	IP: 1.0 WLS: 0.0 BF: 3 ERA: 4.08	IP: 1.0 WLS: 0.0 BF: 3 ERA: 2.11	IP: 1.0 WLS: 0.0 BF: 3 ERA: 2.49	IP: 6.0 WLS: 1.0 BF: 29 ERA: 3.91	IP: 1.0 WLS: 0.0 BF: 3 ERA: 4.08	IP: 1.0 WLS: 0.0 BF: 3 ERA: 2.11	IP: 1.0 WLS: 0.0 BF: 3 ERA: 2.49	IP: 6.0 WLS: 1.0 BF: 29 ERA: 3.91	IP: 1.0 WLS: 0.0 BF: 3 ERA: 4.08	IP: 1.0 WLS: 0.0 BF: 3 ERA: 2.11	IP: 1.0 WLS: 0.0 BF: 3 ERA: 2.49

St. Louis Cardinals @ Los Angeles Dodgers
Dodger Stadium, Los Angeles, CA
 Sun May 20 2012, 5:06 PM - 8:03 PM PDT
 Att: 44,005 - Clear - 77 F

AB	32
R	5
H	8
RBI	5
BB	4
SO	9
LOB	14



Batter	1	2	3	4	5	6	7	8	9	AB	R	H	RBI	BB	SO	LOB	BOTTOM									
10 Tony Gwynn Jr., L OBP: 0.341, SLG: 0.381										5	0	1	0	0	1	1										
37 Elian Herrera, S OBP: 0.429, SLG: 0.462										4	2	3	0	0	0	0										
23 Bobby Abreu, L OBP: 0.355, SLG: 0.441										4	2	3	0	0	0	2										
52 Josh Lindblom, R OBP: 0.355, SLG: 0.441										0	0	0	0	0	0	0										
74 Kenley Jansen, S OBP: 0.355, SLG: 0.441										0	0	0	0	0	0	0										
16 Andre Ethier, L OBP: 0.373, SLG: 0.572										4	0	2	1	0	1	2										
3 Adam Kennedy, L OBP: 0.354, SLG: 0.340										2	1	1	0	1	0	2										
33 Scott Van Slyke, R OBP: 0.400, SLG: 0.778										1	1	1	3	0	0	0										
7 James Loney, L OBP: 0.331, SLG: 0.367										4	0	2	1	0	1	2										
17 A.J. Ellis, R OBP: 0.446, SLG: 0.491										4	0	0	0	0	1	3										
12 Justin Sellers, R OBP: 0.273, SLG: 0.333										4	0	1	0	0	2	0										
58 Chad Billingsley, R OBP: 0.063, SLG: 0.063										2	0	0	0	0	1	0										
13 Iván De Jesús Jr., R OBP: 0.244, SLG: 0.255										1	0	0	0	0	0	2										
54 Javy Guerra, R OBP: 0.244, SLG: 0.255										0	0	0	0	0	0	0										
9 Dee Strange-Gordon, L OBP: 0.244, SLG: 0.255										0	0	0	0	0	0	0										
Inning Stats	R: 1 E: 0 K: 0 S: 14	H: 3 LOB: 1 BB: 0 P: 19	R: 0 E: 0 K: 1 S: 8	H: 1 LOB: 0 BB: 0 P: 11	R: 0 E: 0 K: 2 S: 10	H: 0 LOB: 0 BB: 0 P: 13	R: 1 E: 0 K: 1 S: 11	H: 2 LOB: 1 BB: 1 P: 18	R: 0 E: 0 K: 0 S: 10	H: 2 LOB: 2 BB: 0 P: 16	R: 1 E: 0 K: 0 S: 14	H: 3 LOB: 0 BB: 0 P: 20	R: 3 E: 0 K: 2 S: 14	H: 3 LOB: 0 BB: 0 P: 23	R: 0 E: 0 K: 1 S: 7	H: 0 LOB: 1 BB: 1 P: 18	1B: 12 2B: 0 3B: 1 HR: 1	SF: 0 SAC: 0 DP: 2 HBP: 0	WP: 0 PB: 0 SB: 0 CS: 1	PA: 37						
PITCHER	IP: 5.2 WLS: 0.2 BF: 26 ERA: 2.91	IP: 0.2 WLS: 0.0 BF: 3 ERA: 4.08	IP: 0.2 WLS: 0.0 BF: 4 ERA: 3.52	IP: 1.0 WLS: 0.0 BF: 4 ERA: 2.55	IP: 5.2 WLS: 1.0 BF: 26 ERA: 2.91	IP: 0.2 WLS: 0.0 BF: 3 ERA: 4.08	IP: 0.2 WLS: 0.0 BF: 4 ERA: 3.52	IP: 1.0 WLS: 0.0 BF: 4 ERA: 2.55	IP: 5.2 WLS: 1.0 BF: 26 ERA: 2.91	IP: 0.2 WLS: 0.0 BF: 3 ERA: 4.08	IP: 0.2 WLS: 0.0 BF: 4 ERA: 3.52	IP: 1.0 WLS: 0.0 BF: 4 ERA: 2.55	IP: 5.2 WLS: 1.0 BF: 26 ERA: 2.91	IP: 0.2 WLS: 0.0 BF: 3 ERA: 4.08	IP: 0.2 WLS: 0.0 BF: 4 ERA: 3.52	IP: 1.0 WLS: 0.0 BF: 4 ERA: 2.55	IP: 1.0 WLS: 0.0 BF: 4 ERA: 2.55	IP: 5.2 WLS: 1.0 BF: 26 ERA: 2.91	IP: 0.2 WLS: 0.0 BF: 3 ERA: 4.08	IP: 0.2 WLS: 0.0 BF: 4 ERA: 3.52	IP: 1.0 WLS: 0.0 BF: 4 ERA: 2.55	IP: 1.0 WLS: 0.0 BF: 4 ERA: 2.55	IP: 5.2 WLS: 1.0 BF: 26 ERA: 2.91	IP: 0.2 WLS: 0.0 BF: 3 ERA: 4.08	IP: 0.2 WLS: 0.0 BF: 4 ERA: 3.52	IP: 1.0 WLS: 0.0 BF: 4 ERA: 2.55

St. Louis Cardinals @ Los Angeles Dodgers
Dodger Stadium, Los Angeles, CA
 Sun May 20 2012, 5:06 PM - 8:03 PM PDT
 Att: 44,005 - Clear - 77 F

AB	35
R	6
H	14
RBI	5
BB	2
SO	7
LOB	14



Batter	1	2	3	4	5	6	7	8	9	AB	R	H	RBI	BB	SO	LOB	TOP								
13 Chris Denorfia, R OBP: 0.343, SLG: 0.374	G4-3		B1-3			K		G4-3		4	1	1	0	0	1	0	San Diego Padres @ St. Louis Cardinals Busch Stadium, St. Louis, MO Mon May 21 2012, 7:17 PM - 9:45 PM CDT Att: 40,360 - Partly Cloudy - 72 F								
24 Cameron Maybin, R OBP: 0.314, SLG: 0.395	1B			G1-3		G6-3		G4-3		4	0	1	0	0	0	1									
7 Chase Headley, S OBP: 0.368, SLG: 0.417	FC5-4				2B			K		4	0	1	0	0	2	2									
23 Yonder Alonso, L OBP: 0.380, SLG: 0.420	CS	1B			2B			1B	BB	3	2	2	0	1	1	1									
15 Jesus Guzman, R OBP: 0.331, SLG: 0.367	G6-3			F9						4	0	2	2	0	0	2									
4 Nick Hundley, R OBP: 0.233, SLG: 0.269	SF8					F8		SH1-4	F9	2	0	0	1	0	0	1									
5 Alexi Amarista, L OBP: 0.263, SLG: 0.333	G1-3					P6		K	G1-3	4	0	0	0	0	1	2									
3 Andy Parrino, S OBP: 0.272, SLG: 0.239				G5-3					G1-6-3	2	0	1	0	1	0	0									
25 Will Venable, L OBP: 0.336, SLG: 0.400										1	0	0	0	0	0	0									
33 Clayton Richard, L OBP: 0.050, SLG: 0.050				K					F8	3	0	0	0	0	3	4									
34 Andrew Cashner, R OBP: 0.362, SLG: 0.375						K				1	0	0	0	0	0	0									
21 John Baker, L																									
Inning Stats	R: 0 H: 1 E: 0 K: 0 S: 13	H: 1 LOB: 0 BB: 0 P: 18	R: 1 H: 1 E: 0 K: 0 S: 6	H: 1 LOB: 0 BB: 0 P: 7	R: 0 H: 0 E: 0 K: 1 S: 6	H: 0 LOB: 0 BB: 0 P: 8	R: 0 H: 1 E: 0 K: 1 S: 8	H: 1 LOB: 1 BB: 0 P: 15	R: 0 H: 1 E: 0 K: 1 S: 10	H: 1 LOB: 1 BB: 0 P: 12	R: 0 H: 0 E: 0 K: 2 S: 8	H: 0 LOB: 0 BB: 0 P: 10	R: 0 H: 2 E: 0 K: 2 S: 11	H: 2 LOB: 3 BB: 1 P: 19	R: 2 H: 2 E: 0 K: 1 S: 13	H: 2 LOB: 1 BB: 1 P: 27	R: 0 H: 0 E: 0 K: 0 S: 8	H: 0 LOB: 0 BB: 0 P: 12	1B: 5 2B: 3 3B: 0 HR: 0	SF: 1 SAC: 1 DP: 0 HBP: 0	WP: 0 PB: 0 SB: 1 CS: 1	PA: 37			
PITCHER	IP WLS BF H R ER SO BB IBB HBP BLK WP HR S P ERA WHIP	IP WLS BF H R ER SO BB IBB HBP BLK WP HR S P ERA WHIP	IP WLS BF H R ER SO BB IBB HBP BLK WP HR S P ERA WHIP	IP WLS BF H R ER SO BB IBB HBP BLK WP HR S P ERA WHIP	IP WLS BF H R ER SO BB IBB HBP BLK WP HR S P ERA WHIP	IP WLS BF H R ER SO BB IBB HBP BLK WP HR S P ERA WHIP	IP WLS BF H R ER SO BB IBB HBP BLK WP HR S P ERA WHIP	IP WLS BF H R ER SO BB IBB HBP BLK WP HR S P ERA WHIP	IP WLS BF H R ER SO BB IBB HBP BLK WP HR S P ERA WHIP	IP WLS BF H R ER SO BB IBB HBP BLK WP HR S P ERA WHIP	IP WLS BF H R ER SO BB IBB HBP BLK WP HR S P ERA WHIP	IP WLS BF H R ER SO BB IBB HBP BLK WP HR S P ERA WHIP	IP WLS BF H R ER SO BB IBB HBP BLK WP HR S P ERA WHIP	IP WLS BF H R ER SO BB IBB HBP BLK WP HR S P ERA WHIP	IP WLS BF H R ER SO BB IBB HBP BLK WP HR S P ERA WHIP	IP WLS BF H R ER SO BB IBB HBP BLK WP HR S P ERA WHIP	IP WLS BF H R ER SO BB IBB HBP BLK WP HR S P ERA WHIP	IP WLS BF H R ER SO BB IBB HBP BLK WP HR S P ERA WHIP	IP WLS BF H R ER SO BB IBB HBP BLK WP HR S P ERA WHIP	IP WLS BF H R ER SO BB IBB HBP BLK WP HR S P ERA WHIP	IP WLS BF H R ER SO BB IBB HBP BLK WP HR S P ERA WHIP	IP WLS BF H R ER SO BB IBB HBP BLK WP HR S P ERA WHIP	IP WLS BF H R ER SO BB IBB HBP BLK WP HR S P ERA WHIP	IP WLS BF H R ER SO BB IBB HBP BLK WP HR S P ERA WHIP	IP WLS BF H R ER SO BB IBB HBP BLK WP HR S P ERA WHIP

AB	32
R	3
H	8
RBI	3
BB	2
SO	8
LOB	13



Batter	1	2	3	4	5	6	7	8	9	AB	R	H	RBI	BB	SO	LOB	BOTTOM								
15 Rafael Furcal, S OBP: 0.407, SLG: 0.466	P3		G5-3			G6-3				4	0	1	1	0	0	0	San Diego Padres @ St. Louis Cardinals Busch Stadium, St. Louis, MO Mon May 21 2012, 7:17 PM - 9:45 PM CDT Att: 40,360 - Partly Cloudy - 72 F								
13 Matt Carpenter, L OBP: 0.350, SLG: 0.505	G6-3			HBP		2B		G4-3		3	0	1	1	0	0	1									
7 Matt Holliday, R OBP: 0.333, SLG: 0.473	1B		L7			F9		G4-3		4	0	1	0	0	0	3									
3 Carlos Beltrán, S OBP: 0.395, SLG: 0.606	BB		F9			G5-3		K		3	0	0	0	1	1	1									
4 Yadier Molina, R OBP: 0.353, SLG: 0.504	F8			G3						4	1	2	0	0	0	2									
53 Matt Adams, L OBP: 0.250, SLG: 0.250	L4			K		G4-6-3		K		4	0	0	0	0	2	2									
27 Tyler Greene, R OBP: 0.322, SLG: 0.494	G6-3									4	2	3	2	0	0	0									
43 Shane Robinson, R OBP: 0.288, SLG: 0.323	E6			G4-3						4	0	0	0	0	0	2									
54 Jaime Garcia, L OBP: 0.304, SLG: 0.364	K					G6-3				3	1	1	0	0	1	1									
41 Mitchell Boggs, R OBP: 0.350, SLG: 0.505										0	0	0	0	0	0	0									
34 Marc Rzepczynski, L OBP: 0.325, SLG: 0.361										0	0	0	0	0	0	0									
30 Jason Motte, R										0	0	0	0	0	0	0									
33 Daniel Descalso, L										0	0	0	0	0	0	0									
Inning Stats	R: 0 H: 1 E: 0 K: 0 S: 11	H: 0 LOB: 2 BB: 1 P: 19	R: 0 H: 0 E: 1 K: 1 S: 9	H: 0 LOB: 1 BB: 0 P: 13	R: 0 H: 0 E: 0 K: 0 S: 5	H: 0 LOB: 1 BB: 0 P: 9	R: 0 H: 1 E: 0 K: 1 S: 9	H: 1 LOB: 1 BB: 0 P: 13	R: 0 H: 1 E: 0 K: 0 S: 6	H: 1 LOB: 1 BB: 0 P: 7	R: 0 H: 1 E: 0 K: 0 S: 5	H: 1 LOB: 0 BB: 0 P: 7	R: 2 H: 3 E: 0 K: 0 S: 9	H: 3 LOB: 1 BB: 0 P: 15	R: 2 H: 2 E: 0 K: 2 S: 10	H: 2 LOB: 0 BB: 0 P: 12	1B: 6 2B: 2 3B: 0 HR: 1	SF: 0 SAC: 0 DP: 1 HBP: 1	WP: 0 PB: 0 SB: 0 CS: 0	PA: 35					
PITCHER	IP WLS BF H R ER SO BB IBB HBP BLK WP HR S P ERA WHIP	IP WLS BF H R ER SO BB IBB HBP BLK WP HR S P ERA WHIP	IP WLS BF H R ER SO BB IBB HBP BLK WP HR S P ERA WHIP	IP WLS BF H R ER SO BB IBB HBP BLK WP HR S P ERA WHIP	IP WLS BF H R ER SO BB IBB HBP BLK WP HR S P ERA WHIP	IP WLS BF H R ER SO BB IBB HBP BLK WP HR S P ERA WHIP	IP WLS BF H R ER SO BB IBB HBP BLK WP HR S P ERA WHIP	IP WLS BF H R ER SO BB IBB HBP BLK WP HR S P ERA WHIP	IP WLS BF H R ER SO BB IBB HBP BLK WP HR S P ERA WHIP	IP WLS BF H R ER SO BB IBB HBP BLK WP HR S P ERA WHIP	IP WLS BF H R ER SO BB IBB HBP BLK WP HR S P ERA WHIP	IP WLS BF H R ER SO BB IBB HBP BLK WP HR S P ERA WHIP	IP WLS BF H R ER SO BB IBB HBP BLK WP HR S P ERA WHIP	IP WLS BF H R ER SO BB IBB HBP BLK WP HR S P ERA WHIP	IP WLS BF H R ER SO BB IBB HBP BLK WP HR S P ERA WHIP	IP WLS BF H R ER SO BB IBB HBP BLK WP HR S P ERA WHIP	IP WLS BF H R ER SO BB IBB HBP BLK WP HR S P ERA WHIP	IP WLS BF H R ER SO BB IBB HBP BLK WP HR S P ERA WHIP	IP WLS BF H R ER SO BB IBB HBP BLK WP HR S P ERA WHIP	IP WLS BF H R ER SO BB IBB HBP BLK WP HR S P ERA WHIP	IP WLS BF H R ER SO BB IBB HBP BLK WP HR S P ERA WHIP	IP WLS BF H R ER SO BB IBB HBP BLK WP HR S P ERA WHIP	IP WLS BF H R ER SO BB IBB HBP BLK WP HR S P ERA WHIP	IP WLS BF H R ER SO BB IBB HBP BLK WP HR S P ERA WHIP	IP WLS BF H R ER SO BB IBB HBP BLK WP HR S P ERA WHIP

AB	33
R	4
H	9
RBI	4
BB	1
SO	4
LOB	12



Batter	1	2	3	4	5	6	7	8	9	AB	R	H	RBI	BB	SO	LOB	TOP			
25 Will Venable, L (1,9) OBP: 0.329, SLG: 0.388	L6		G5-3			K			FC3-6 24 G6-3	4	0	0	0	0	1	3	San Diego Padres @ St. Louis Cardinals Busch Stadium, St. Louis, MO Tue May 22 2012, 7:17 PM - 9:50 PM CDT Att: 39,151 - Clear - 77 F			
24 Cameron Maybin, R (1,8) OBP: 0.307, SLG: 0.295	K			F8		G6-3			G6-3	4	0	0	0	0	1	2				
23 Yonder Alonso, L (1,3)	K			K			21 F7-3 1B		15 FC6-4 BB	3	0	1	0	1	2	0				
15 Jesus Guzman, R (1,7)		F8		G3			K		FC6-4	4	0	0	0	0	1	3				
21 John Baker, L (1,2)	K			G4-3			F7-3			3	0	0	0	0	1	1				
5 Alexi Amarista, L (1,4) OBP: 0.227, SLG: 0.286	G1-3			P6					K	3	0	0	0	0	1	0				
2 Everth Cabrera, S (1,6)			K						G4-3	3	0	0	0	0	1	0				
3 Andy Parrino, S (1,5) OBP: 0.274, SLG: 0.257			G6-3 37 2B			F7			K	3	0	1	0	0	1	0				
37 Edinson Volquez, R (1,1) OBP: 0.167, SLG: 0.176			G6-3							2	0	1	0	0	0	1				
41 Alex Hinshaw, L (7,1)										0	0	0	0	0	0	0				
40 Matt Palmer, R (8,1)										0	0	0	0	0	0	0				
9 Blake Tekotte, L (9,PH) OBP: 0.125, SLG: 0.125									25 FC3-6 1B	1	0	1	0	0	0	0				
Inning Stats	R: 0 K: 2 S: 8	H: 0 BB: 0 P: 11	R: 0 K: 1 S: 7	H: 0 BB: 0 P: 10	R: 0 K: 1 S: 8	H: 1 LOB: 1 BB: 0 P: 13	R: 0 K: 1 S: 8	H: 0 LOB: 0 BB: 0 P: 11	R: 0 K: 1 S: 9	H: 1 LOB: 1 BB: 0 P: 15	R: 0 K: 1 S: 10	H: 1 LOB: 0 BB: 0 P: 14	R: 0 K: 2 S: 10	H: 0 LOB: 0 BB: 0 P: 12	R: 0 K: 0 S: 8	H: 1 LOB: 2 BB: 1 P: 14	1B: 2 2B: 3 3B: 0 HR: 0	SF: 0 SAC: 0 DP: 1 HBP: 0	WP: 0 PB: 0 SB: 0 CS: 0	PA: 31
PITCHER	IP WLS BF H R ER SO BB IBB HBP BLK WP HR S P ERA WHIP																			
50 Adam Wainwright, R (1,1) ERA: 4.78	9.0 W 31 4 0 0 9 1 0 0 0 0 0 0 76 111 0.00 0.556																			

Batter	1	2	3	4	5	6	7	8	9	AB	R	H	RBI	BB	SO	LOB	BOTTOM			
15 Rafael Furcal, S (1,6) OBP: 0.403, SLG: 0.458	G3-1		G4-3		F8				33 G5-3 7 2B	3	1	0	0	1	0	0	San Diego Padres @ St. Louis Cardinals Busch Stadium, St. Louis, MO Tue May 22 2012, 7:17 PM - 9:50 PM CDT Att: 39,151 - Clear - 77 F			
13 Matt Carpenter, L (1,5) OBP: 0.356, SLG: 0.519			G2-3			7 3 FC3 HBP			G5-3	1	0	1	0	0	0	0				
33 Daniel Descalso, L (1,FR) OBP: 0.326, SLG: 0.351	G6-3 3 1B									2	2	0	0	0	0	1				
7 Matt Holliday, R (1,7) OBP: 0.337, SLG: 0.480	G6-3		G4-3			4 27 FC6-4 1B				4	1	2	1	0	0	1				
3 Carlos Beltrán, S (1,9) OBP: 0.404, SLG: 0.607						27 FC3 4 BB				3	0	2	2	1	0	1				
4 Yadier Molina, R (1,2) OBP: 0.350, SLG: 0.493	G5-3		G4-6-3			27 FC6-4 BB			K	3	0	0	0	1	1	5				
53 Matt Adams, L (1,3) OBP: 0.333, SLG: 0.200										2	0	0	0	2	0	5				
27 Tyler Greene, R (1,4) OBP: 0.308, SLG: 0.470	F8				F8					4	0	0	1	0	1	4				
56 Adron Chambers, L (1,8) OBP: 0.500, SLG: 0.333	F8									3	0	1	0	1	0	1				
50 Adam Wainwright, R (1,1) OBP: 0.050, SLG: 0.050	F8									4	0	0	0	0	1	5				
Inning Stats	R: 1 K: 0 S: 11	H: 2 LOB: 2 BB: 0 P: 19	R: 0 K: 0 S: 12	H: 0 LOB: 1 BB: 1 P: 19	R: 0 K: 0 S: 6	H: 0 LOB: 0 BB: 0 P: 9	R: 0 K: 0 S: 8	H: 1 LOB: 1 BB: 1 P: 14	R: 0 K: 0 S: 10	H: 1 LOB: 0 BB: 0 P: 16	R: 2 K: 1 S: 16	H: 1 LOB: 3 BB: 2 P: 31	R: 1 K: 1 S: 9	H: 1 LOB: 2 BB: 2 P: 22	R: 0 K: 1 S: 9	H: 0 LOB: 0 BB: 0 P: 11	1B: 4 2B: 2 3B: 0 HR: 0	SF: 0 SAC: 0 DP: 1 HBP: 1	WP: 0 PB: 0 SB: 1 CS: 1	PA: 36
PITCHER	IP WLS BF H R ER SO BB IBB HBP BLK WP HR S P ERA WHIP																			
37 Edinson Volquez, R (1,1) ERA: 3.49	6.0 L 27 5 3 3 1 3 1 1 0 0 0 0 63 108 4.50 1.333																			
41 Alex Hinshaw, L (7,1) ERA: 5.4	1.0 6 1 1 1 1 1 1 0 0 0 0 9 22 9.00 2.000																			
40 Matt Palmer, R (8,1) ERA:	1.0 3 0 0 0 1 0 0 0 0 0 0 9 11 0.00 0.000																			



Batter	1	2	3	4	5	6	7	8	9	AB	R	H	RBI	BB	SO	LOB	TOP							
11 Jimmy Rollins, S OBP: 0.296, SLG: 0.285	G4-3	FC5-4 1B	G4-3	G4-3	27 1B	K		F7		6	0	2	0	0	1	4								
27 Placido Polanco, R OBP: 0.316, SLG: 0.358	51 HBP FC3-6 2B	F7		8 BB 51 1B	1-2 1B		G5-3	F9	6	1	3	1	0	0	1									
3 Hunter Pence, R OBP: 0.325, SLG: 0.475	8 FC3-6 24 1B BB	FC5-4 51 1B 8 2B		F9	G6-3		K	G4-3	5	2	0	0	1	1	4									
51 Carlos Ruiz, R OBP: 0.417, SLG: 0.590	8 FC3-6 HBP	8 2B		8 BB	1B		F9	K	5	1	3	0	0	1	0									
8 Shane Victorino, S OBP: 0.335, SLG: 0.443	FC3-6 15 BB 24 1B	13 1B		1-2 2-3 3-H	1B		13 1B 24 1B	F7	L7	5	2	2	3	1	0	3								
24 Ty Wigington, R OBP: 0.331, SLG: 0.356	15 BB 13 1B	G4-3		F8	1B		13 1B 18 1B		HR	5	3	3	2	0	0	4								
15 John Mayberry Jr., R OBP: 0.275, SLG: 0.313	13 1B			K			E5	F4	K	4	0	0	0	1	2	2								
13 Freddy Galvis, S OBP: 0.279, SLG: 0.405				K			FC5-4 11 1B 27 1B	18 1B	4 1B	5	1	3	3	0	1	1								
56 Joe Blanton, R ERA: 4.55	K			K			K			3	0	0	0	0	0	3								
46 Raul Valdes, L ERA: 4.32										0	0	0	0	0	0	0								
18 Mike Fontenot, L ERA: 4.32										0	0	0	0	0	0	0								
50 Chad Qualls, R ERA: 4.32										0	0	0	0	0	0	0								
63 Jake Diekman, R ERA: 4.32										0	0	0	0	0	0	0								
4 Pete Orr, L ERA: 7.2										0	0	0	0	0	0	0								
37 Antonio Bastardo, R ERA: 1.98										0	0	0	0	0	0	0								
58 Jonathan Papelbon, R ERA: 1.98										0	0	0	0	0	0	0								
Inning Stats	R: 4 E: 0 K: 1 S: 25	H: 3 LOB: 2 BB: 2 P: 40	R: 2 E: 0 K: 0 S: 10	H: 3 LOB: 1 BB: 0 P: 20	R: 0 E: 0 K: 3 S: 9	H: 0 LOB: 0 BB: 0 P: 10	R: 0 E: 0 K: 0 S: 13	H: 2 LOB: 3 BB: 1 P: 24	R: 1 E: 1 K: 1 S: 21	H: 2 LOB: 2 BB: 0 P: 30	R: 2 E: 0 K: 1 S: 17	H: 4 LOB: 0 BB: 0 P: 21	R: 0 E: 0 K: 2 S: 8	H: 0 LOB: 0 BB: 0 P: 12	R: 1 E: 0 K: 1 S: 12	H: 3 LOB: 2 BB: 0 P: 18	R: 0 E: 0 K: 0 S: 8	H: 1 LOB: 1 BB: 0 P: 11	1B: 14 2B: 3 3B: 0 HR: 1	SF: 0 SAC: 0 DP: 0 HBP: 1	WP: 0 PB: 0 SB: 0 CS: 0	PA: 50		
PITCHER	IP WLS BF H R ER SO BB IBB HBP BLK WP HR S P ERA WHIP	3.2 23 8 6 6 4 3 0 1 0 0 0 56 92 14.73 3.000	1.1 7 2 1 0 1 0 0 0 0 0 0 22 32 0.00 1.500	1.0 L 7 4 2 2 1 0 0 0 0 0 17 21 18.00 4.000	1.2 8 3 1 1 3 0 0 0 0 0 1 18 27 5.40 1.800	1.1 5 1 0 0 0 0 0 0 0 0 0 10 14 0.00 0.750																		

Philadelphia Phillies @ St. Louis Cardinals
 Busch Stadium, St. Louis, MO
 Thu May 24 2012, 7:17 PM - 10:46 PM CDT
 Att: 40,135 - Partly Cloudy - 87 F

AB	46
R	10
H	18
RBI	10
BB	3
SO	9
LOB	22



Batter	1	2	3	4	5	6	7	8	9	AB	R	H	RBI	BB	SO	LOB	BOTTOM						
15 Rafael Furcal, S OBP: 0.398, SLG: 0.449	G3-1		K	1B		F8		7 BB 1B		5	0	2	0	0	1	1							
55 Skip Schumaker, L OBP: 0.371, SLG: 0.452	F8		3 E 2B	F7		G3		SF7		4	1	1	1	0	0	1							
7 Matt Holliday, R OBP: 0.347, SLG: 0.492	3 1B BB		G6-3			HR				3	1	1	2	2	1	1							
3 Carlos Beltrán, S OBP: 0.406, SLG: 0.624			E2 23 2B 1B		23 FC6-5 2B		G6-3	K		5	1	3	1	0	1	2							
23 David Freese, R OBP: 0.325, SLG: 0.513	L8		4 1B 2B		FC6-5 4 HR					5	3	2	2	0	0	3							
4 Yadier Molina, R OBP: 0.381, SLG: 0.516		G5-3								5	1	4	3	0	0	0							
56 Adron Chambers, L (R, FR) OBP: 0.500, SLG: 0.333										0	0	0	0	0	0	0							
53 Matt Adams, L OBP: 0.300, SLG: 0.278										4	0	0	0	0	3	2							
41 Mitchell Boggs, R OBP: 0.322, SLG: 0.347			K	K2-3		K				0	0	0	0	0	0	0							
33 Daniel Descalso, L (R, PH) OBP: 0.322, SLG: 0.347										1	0	0	0	0	1	1							
27 Tyler Greene, R OBP: 0.316, SLG: 0.466										3	0	0	0	0	1	0							
59 Fernando Salas, R OBP: 0.316, SLG: 0.466										0	0	0	0	0	0	0							
66 Victor Marte, R OBP: 0.316, SLG: 0.466										0	0	0	0	0	0	0							
60 Steven Hill, R OBP: 0.333, SLG: 0.667										2	1	1	0	0	0	1							
35 Jake Westbrook, R OBP: 0.222, SLG: 0.176										1	1	1	0	0	0	0							
65 Brandon Dickson, R OBP: 0.222, SLG: 0.176										1	0	0	0	0	1	0							
43 Shane Robinson, R OBP: 0.275, SLG: 0.308			55 2B 7 G6-3 1B							2	0	0	0	0	1	1							
Inning Stats	R: 0 E: 0 K: 0 S: 9	H: 1 LOB: 2 BB: 1 P: 17	R: 0 E: 0 K: 2 S: 7	H: 0 LOB: 0 BB: 0 P: 7	R: 4 E: 1 K: 2 S: 19	H: 5 LOB: 1 BB: 0 P: 27	R: 0 E: 0 K: 1 S: 11	H: 1 LOB: 1 BB: 0 P: 16	R: 3 E: 0 K: 1 S: 16	H: 3 LOB: 0 BB: 0 P: 28	R: 0 E: 0 K: 0 S: 8	H: 0 LOB: 0 BB: 0 P: 11	R: 1 E: 0 K: 1 S: 10	H: 2 LOB: 1 BB: 0 P: 12	R: 1 E: 0 K: 2 S: 17	H: 2 LOB: 2 BB: 1 P: 27	R: 0 E: 0 K: 1 S: 10	H: 1 LOB: 1 BB: 0 P: 16	1B: 8 2B: 4 3B: 0 HR: 3	SF: 1 SAC: 0 DP: 0 HBP: 0	WP: 0 PB: 0 SB: 0 CS: 0	PA: 44	
PITCHER	IP WLS BF H R ER SO BB IBB HBP BLK WP HR S P ERA WHIP	4.1 24 10 7 7 5 1 0 0 0 0 0 6 11 14.54 2.538	0.2 W 2 0 0 0 1 0 0 0 0 0 6 11 0.00 0.000	1.2 H 7 2 1 1 1 0 0 0 0 0 1 15 20 5.40 1.200	0.1 H 1 0 0 0 0 0 0 0 0 0 3 3 0.00 0.000	1.0 H 6 2 1 1 2 1 0 0 0 0 0 17 27 9.00 3.000																	

Philadelphia Phillies @ St. Louis Cardinals
 Busch Stadium, St. Louis, MO
 Thu May 24 2012, 7:17 PM - 10:46 PM CDT
 Att: 40,135 - Partly Cloudy - 87 F

AB	41
R	9
H	15
RBI	9
BB	2
SO	10
LOB	13



Batter	1	2	3	4	5	6	7	8	9	AB	R	H	RBI	BB	SO	LOB	TOP	
11 Jimmy Rollins, S (1,6) OBP: 0.286, SLG: 0.275	F7		P3		K		P3		F8	5	0	0	0	0	1	3	Philadelphia Phillies @ St. Louis Cardinals Busch Stadium, St. Louis, MO Sat May 26 2012, 6:17 PM - 8:42 PM CDT Att. 44,476 - Clear - 94 F	
27 Placido Polanco, R (1,5) OBP: 0.313, SLG: 0.359	K		G1-3			2B	L8			4	1	1	0	0	1	2		
3 Hunter Pence, R (1,9) OBP: 0.330, SLG: 0.486					1B		G6-3			3	2	2	0	1	0	1		
24 Ty Wigginton, R (1,3) OBP: 0.317, SLG: 0.333	F8				K					4	0	0	0	0	2	4		
8 Shane Victorino, S (1,8)		P6			2B		F8			3	1	1	1	1	0	0		
15 John Mayberry Jr., R (1,7) OBP: 0.274, SLG: 0.319		G5-3			G6-3					4	0	1	2	0	1	1		
13 Freddy Galvis, S (1,4) OBP: 0.272, SLG: 0.391					P6		G6-3			4	0	0	1	0	1	2		
23 Brian Schneider, L (1,2) OBP: 0.326, SLG: 0.429					G3		K			4	0	2	0	0	1	1		
38 Kyle Kendrick, R (1,1) OBP: 0.200, SLG: 0.111					SH2-4					1	0	0	0	1	1	0		
Inning Stats	R: 0 H: 1 E: 0 K: 1 S: 8	H: 1 LOB: 1 BB: 0 P: 12	R: 0 H: 0 E: 0 K: 1 S: 6	H: 0 LOB: 0 BB: 0 P: 10	R: 0 H: 1 E: 0 K: 0 S: 9	H: 1 LOB: 1 BB: 0 P: 13	R: 1 H: 2 E: 0 K: 1 S: 12	H: 2 LOB: 1 BB: 0 P: 24	R: 0 H: 0 E: 0 K: 2 S: 8	H: 0 LOB: 0 BB: 1 P: 17	R: 0 H: 0 E: 0 K: 2 S: 9	H: 0 LOB: 0 BB: 0 P: 14	R: 0 H: 1 E: 0 K: 0 S: 6	H: 1 LOB: 1 BB: 0 P: 11	1B: 3 2B: 4 3B: 0 HR: 0	SF: 0 SAC: 2 DP: 0 HBP: 0	WP: 2 PB: 0 SB: 0 CS: 0	PA: 37
PITCHER	IP WLS BF H R ER SO BB IBB HBP BLK WP HR S P ERA WHIP	IP WLS BF H R ER SO BB IBB HBP BLK WP HR S P ERA WHIP	IP WLS BF H R ER SO BB IBB HBP BLK WP HR S P ERA WHIP	IP WLS BF H R ER SO BB IBB HBP BLK WP HR S P ERA WHIP	IP WLS BF H R ER SO BB IBB HBP BLK WP HR S P ERA WHIP	IP WLS BF H R ER SO BB IBB HBP BLK WP HR S P ERA WHIP	IP WLS BF H R ER SO BB IBB HBP BLK WP HR S P ERA WHIP	IP WLS BF H R ER SO BB IBB HBP BLK WP HR S P ERA WHIP	IP WLS BF H R ER SO BB IBB HBP BLK WP HR S P ERA WHIP	IP WLS BF H R ER SO BB IBB HBP BLK WP HR S P ERA WHIP	IP WLS BF H R ER SO BB IBB HBP BLK WP HR S P ERA WHIP	IP WLS BF H R ER SO BB IBB HBP BLK WP HR S P ERA WHIP	IP WLS BF H R ER SO BB IBB HBP BLK WP HR S P ERA WHIP	IP WLS BF H R ER SO BB IBB HBP BLK WP HR S P ERA WHIP	IP WLS BF H R ER SO BB IBB HBP BLK WP HR S P ERA WHIP	IP WLS BF H R ER SO BB IBB HBP BLK WP HR S P ERA WHIP	IP WLS BF H R ER SO BB IBB HBP BLK WP HR S P ERA WHIP	
54 Jaime Garcia, L (1,1) ERA: 3.78	6.0	L	26	6	4	4	6	2	0	0	0	0	1	0	54	91	6.00	1.333
52 Eduardo Sanchez, R (7,1) ERA: 3.95	2.0		7	0	0	0	2	1	0	0	0	0	1	0	17	31	0.00	0.500
44 C.J. Fick, R (9,1) ERA:	1.0		4	1	0	0	0	0	0	0	0	0	0	0	6	11	0.00	1.000

AB	32
R	4
H	7
RBI	4
BB	3
SO	8
LOB	14



Batter	1	2	3	4	5	6	7	8	9	AB	R	H	RBI	BB	SO	LOB	BOTTOM					
55 Skip Schumaker, L (1,8) OBP: 0.365, SLG: 0.439			G1-3			F7		G6-3		4	0	1	0	0	0	1	Philadelphia Phillies @ St. Louis Cardinals Busch Stadium, St. Louis, MO Sat May 26 2012, 6:17 PM - 8:42 PM CDT Att. 44,476 - Clear - 94 F					
27 Tyler Greene, R (1,6) OBP: 0.318, SLG: 0.458			G6-3							4	0	1	0	0	1	1						
7 Matt Holliday, R (1,7) OBP: 0.341, SLG: 0.473					K		G6-3			4	0	0	0	0	1	2						
3 Carlos Beltrán, S (1,9) OBP: 0.391, SLG: 0.595					P6		F8			4	0	1	0	0	0	1						
23 David Freese, R (1,5) OBP: 0.326, SLG: 0.516					G5-3					4	0	2	0	0	1	1						
53 Matt Adams, L (1,3) OBP: 0.370, SLG: 0.440					FC1-6-4		G3-6			3	0	1	0	0	0	2						
48 Tony Cruz, R (1,2) OBP: 0.121, SLG: 0.152					F9		F8			3	0	0	0	0	0	2						
33 Daniel Descalso, L (1,4) OBP: 0.319, SLG: 0.342					FC4-6		G1-3			3	0	0	0	0	0	2						
54 Jaime Garcia, L (1,1) OBP: 0.292, SLG: 0.348					G6-3					1	0	0	0	0	0	0						
56 Adron Chambers, L (6,PH) OBP: 0.333, SLG: 0.200										1	0	0	0	0	1	0						
52 Eduardo Sanchez, R (7,1)										0	0	0	0	0	0	0						
43 Shane Robinson, R (8,PH) OBP: 0.301, SLG: 0.348										1	0	1	0	0	0	0						
44 C.J. Fick, R (9,1)										0	0	0	0	0	0	0						
Inning Stats	R: 0 H: 1 E: 0 K: 1 S: 10	H: 1 LOB: 1 BB: 0 P: 12	R: 0 H: 1 E: 0 K: 0 S: 7	H: 1 LOB: 0 BB: 0 P: 9	R: 0 H: 0 E: 0 K: 0 S: 4	H: 0 LOB: 0 BB: 0 P: 4	R: 0 H: 0 E: 0 K: 1 S: 10	H: 0 LOB: 0 BB: 0 P: 14	R: 0 H: 1 E: 0 K: 0 S: 5	H: 1 LOB: 1 BB: 0 P: 7	R: 0 H: 1 E: 0 K: 1 S: 9	H: 1 LOB: 0 BB: 0 P: 13	R: 0 H: 1 E: 0 K: 0 S: 5	H: 1 LOB: 0 BB: 0 P: 9	R: 0 H: 1 E: 0 K: 0 S: 8	H: 1 LOB: 1 BB: 0 P: 10	R: 0 H: 1 E: 0 K: 1 S: 12	H: 1 LOB: 1 BB: 0 P: 16	1B: 6 2B: 1 3B: 0 HR: 0	SF: 0 SAC: 0 DP: 2 HBP: 0	WP: 0 PB: 0 SB: 0 CS: 0	PA: 32
PITCHER	IP WLS BF H R ER SO BB IBB HBP BLK WP HR S P ERA WHIP	IP WLS BF H R ER SO BB IBB HBP BLK WP HR S P ERA WHIP	IP WLS BF H R ER SO BB IBB HBP BLK WP HR S P ERA WHIP	IP WLS BF H R ER SO BB IBB HBP BLK WP HR S P ERA WHIP	IP WLS BF H R ER SO BB IBB HBP BLK WP HR S P ERA WHIP	IP WLS BF H R ER SO BB IBB HBP BLK WP HR S P ERA WHIP	IP WLS BF H R ER SO BB IBB HBP BLK WP HR S P ERA WHIP	IP WLS BF H R ER SO BB IBB HBP BLK WP HR S P ERA WHIP	IP WLS BF H R ER SO BB IBB HBP BLK WP HR S P ERA WHIP	IP WLS BF H R ER SO BB IBB HBP BLK WP HR S P ERA WHIP	IP WLS BF H R ER SO BB IBB HBP BLK WP HR S P ERA WHIP	IP WLS BF H R ER SO BB IBB HBP BLK WP HR S P ERA WHIP	IP WLS BF H R ER SO BB IBB HBP BLK WP HR S P ERA WHIP	IP WLS BF H R ER SO BB IBB HBP BLK WP HR S P ERA WHIP	IP WLS BF H R ER SO BB IBB HBP BLK WP HR S P ERA WHIP	IP WLS BF H R ER SO BB IBB HBP BLK WP HR S P ERA WHIP	IP WLS BF H R ER SO BB IBB HBP BLK WP HR S P ERA WHIP					
38 Kyle Kendrick, R (1,1) ERA: 4.1	9.0	W	32	7	0	0	4	0	0	0	0	0	0	0	70	94	0.00	0.778				

AB	32
R	0
H	7
RBI	0
BB	0
SO	4
LOB	12



Batter	1	2	3	4	5	6	7	8	9	AB	R	H	RBI	BB	SO	LOB	TOP		
11 Jimmy Rollins, S OBP: 0.284, SLG: 0.278	P5		G4-3				G6-3		F8	5	0	1	0	0	0	3	Philadelphia Phillies @ St. Louis Cardinals Busch Stadium, St. Louis, MO Sun May 27 2012, 1:17 PM - 3:52 PM CDT Att: 42,659 - Sunny - 90 F		
10 Juan Pierre, L OBP: 0.354, SLG: 0.350	F8		G3						F8	5	1	3	2	0	0	1			
3 Hunter Pence, R OBP: 0.332, SLG: 0.489	K		FC6-4						G4-3	5	0	2	0	0	1	3			
51 Carlos Ruiz, R OBP: 0.419, SLG: 0.592			FC6-2						G4-3	4	0	2	0	0	0	2			
8 Shane Victorino, S OBP: 0.329, SLG: 0.429	F9								FC4-6	3	0	0	1	0	0	3			
29 Hector Luna, R OBP: 0.381, SLG: 0.550	FC6-2								F8	4	0	1	0	0	1	3			
13 Freddy Galvis, S OBP: 0.271, SLG: 0.394	G4-1								G4-3	4	1	1	0	0	0	4			
18 Mike Fontenot, L OBP: 0.524, SLG: 0.500									G4-3	3	1	1	0	1	1	0			
34 Roy Halladay, R OBP: 0.231, SLG: 0.231									K	0	0	0	0	0	0	0			
4 Pete Citi, L OBP: 0.317, SLG: 0.450									G4-3	1	0	0	0	0	0	0			
55 Jose Savery, L OBP: 0.317, SLG: 0.450									G6-3	1	0	0	0	0	0	0			
50 Chad Qualls, R OBP: 0.317, SLG: 0.450									P4	1	0	0	0	0	0	0			
27 Placido Polanco, R OBP: 0.311, SLG: 0.395										0	0	0	0	0	0	0			
52 Jose Contreras, R OBP: 0.277, SLG: 0.336										1	0	0	0	0	0	2			
46 Raul Valdes, L OBP: 0.277, SLG: 0.336										0	0	0	0	0	0	0			
15 John Mayberry Jr., R OBP: 0.277, SLG: 0.336										1	0	0	0	0	0	0			
Inning Stats	R: 0 E: 0 K: 1 S: 8	H: 0 LOB: 0 BB: 0 P: 11	R: 0 E: 0 K: 0 S: 9	H: 1 LOB: 1 BB: 0 P: 17	R: 1 E: 0 K: 0 S: 8	H: 2 LOB: 1 BB: 0 P: 12	R: 0 E: 0 K: 1 S: 11	H: 0 LOB: 1 BB: 0 P: 16	R: 0 E: 0 K: 0 S: 14	H: 3 LOB: 2 BB: 0 P: 21	R: 0 E: 0 K: 1 S: 7	H: 0 LOB: 0 BB: 0 P: 11	R: 1 E: 0 K: 0 S: 12	H: 2 LOB: 1 BB: 0 P: 15	R: 1 E: 0 K: 0 S: 13	H: 2 LOB: 2 BB: 1 P: 25	1B: 7 2B: 4 3B: 0 HR: 0	SF: 0 SAC: 1 DP: 1 HBP: 1	WP: 0 PA: 39 PB: 0 SB: 0 CS: 0
PITCHER	IP WLS BF H R ER SO BB IBB HBP BLK WP HR S P ERA WHIP																		
50 Adam Wainwright, R ERA: 4.45	6.0 W 25 7 1 1 2 0 0 0 1 0 0 0 58 87 1.50 1.167																		
34 Marc Rzepczynski, L ERA: 3.63	1.0 3 0 0 0 1 0 0 0 0 0 0 0 7 11 0.00 0.000																		
66 Victor Marte, R ERA: 4.22	1.0 5 2 1 1 0 0 0 0 0 0 0 0 12 15 9.00 2.000																		
44 C.J. Fick, R ERA: 5.4	0.2 5 2 1 1 0 1 0 0 0 0 0 0 9 18 13.50 4.500																		
41 Mitchell Boggs, R ERA: 2.98	0.1 1 0 0 0 0 0 0 0 0 0 0 0 4 7 0.00 0.000																		

Batter	1	2	3	4	5	6	7	8	9	AB	R	H	RBI	BB	SO	LOB	BOTTOM		
15 Rafael Furcal, S OBP: 0.395, SLG: 0.454	G1-3	G4-3							G5-3	3	1	0	0	1	0	0	Philadelphia Phillies @ St. Louis Cardinals Busch Stadium, St. Louis, MO Sun May 27 2012, 1:17 PM - 3:52 PM CDT Att: 42,659 - Sunny - 90 F		
55 Skip Schumaker, L OBP: 0.372, SLG: 0.443	G3-1	G6-3							G3	4	2	2	0	0	0	0			
7 Matt Holliday, R OBP: 0.346, SLG: 0.476	G3-1								L5	3	1	2	0	0	0	2			
34 Marc Rzepczynski, L OBP: 0.297, SLG: 0.343	G3-1								P2	0	0	0	0	0	0	0			
43 Shane Robinson, R OBP: 0.297, SLG: 0.343	G3-1								G3	1	0	0	0	0	0	0			
3 Carlos Beltrán, S OBP: 0.388, SLG: 0.605	G3-1								G3	4	1	1	3	0	0	3			
66 Victor Marte, R ERA: 4.22										0	0	0	0	0	0	0			
44 C.J. Fick, R ERA: 5.4										0	0	0	0	0	0	0			
41 Mitchell Boggs, R ERA: 2.98										0	0	0	0	0	0	0			
23 David Freese, R OBP: 0.326, SLG: 0.509									K	2	1	0	0	1	2	0			
27 Tyler Greene, R OBP: 0.315, SLG: 0.454									K	1	0	0	0	0	1	0			
4 Yadier Molina, R OBP: 0.370, SLG: 0.538										2	1	2	4	0	0	0			
48 Tony Cruz, R OBP: 0.143, SLG: 0.171										2	0	1	0	0	0	0			
53 Matt Adams, L OBP: 0.387, SLG: 0.586										4	1	2	1	0	0	2			
33 Daniel Descalso, L OBP: 0.316, SLG: 0.349	P2								G6-3	4	0	1	0	0	0	2			
50 Adam Wainwright, R OBP: 0.045, SLG: 0.045									G6-3	2	0	0	0	0	1	1			
56 Adron Chambers, L (6, PH) OBP: 0.286, SLG: 0.167									G4-3	1	0	0	0	0	0	0			
Inning Stats	R: 4 E: 0 K: 0 S: 16	H: 4 LOB: 1 BB: 1 P: 26	R: 0 E: 0 K: 0 S: 7	H: 0 LOB: 0 BB: 0 P: 10	R: 0 E: 0 K: 1 S: 7	H: 1 LOB: 0 BB: 0 P: 9	R: 0 E: 0 K: 1 S: 11	H: 2 LOB: 1 BB: 0 P: 16	R: 3 E: 0 K: 1 S: 12	H: 2 LOB: 0 BB: 1 P: 21	R: 1 E: 0 K: 0 S: 6	H: 1 LOB: 0 BB: 0 P: 9	R: 0 E: 0 K: 0 S: 7	H: 0 LOB: 0 BB: 0 P: 10	R: 0 E: 0 K: 1 S: 8	H: 1 LOB: 1 BB: 0 P: 13	1B: 6 2B: 3 3B: 0 HR: 3	SF: 0 SAC: 0 DP: 2 HBP: 0	WP: 0 PA: 35 PB: 0 SB: 0 CS: 0
PITCHER	IP WLS BF H R ER SO BB IBB HBP BLK WP HR S P ERA WHIP																		
34 Roy Halladay, R ERA: 3.98	2.0 L 11 4 4 4 4 0 0 0 0 0 0 1 23 36 18.00 2.500																		
55 Jose Savery, L ERA: 4.5	2.0 9 4 2 2 2 1 0 0 0 0 0 0 22 35 9.00 2.500																		
50 Chad Qualls, R ERA: 4.82	2.0 8 2 2 2 1 0 0 0 0 0 0 2 14 20 9.00 1.000																		
52 Jose Contreras, R ERA: 5.88	1.0 3 0 0 0 0 0 0 0 0 0 0 0 7 10 0.00 0.000																		
46 Raul Valdes, L ERA: 5.88	1.0 4 1 0 0 1 0 0 0 0 0 0 0 8 13 0.00 1.000																		

Batter	1	2	3	4	5	6	7	8	9	AB	R	H	RBI	BB	SO	LOB	TOP						
15 Rafael Furcal, S OBP: 0.400, SLG: 0.473	2-2 7 HBP 55 1B																						
55 Skip Schumaker, L OBP: 0.390, SLG: 0.452	3-2 7 HBP 1B																						
43 Shane Robinson, R OBP: 0.293, SLG: 0.338	1-2 1B																						
7 Matt Holliday, R OBP: 0.356, SLG: 0.479	2-2 1B																						
3 Carlos Beltrán, S OBP: 0.389, SLG: 0.594	0-0 F6																						
53 Matt Adams, L OBP: 0.417, SLG: 0.618	1-3 K																						
4 Yadier Molina, R OBP: 0.365, SLG: 0.527	1-3 K																						
33 Daniel Descalso, L OBP: 0.320, SLG: 0.386																							
27 Tyler Greene, R OBP: 0.310, SLG: 0.461																							
31 Lance Lynn, S OBP: 0.120, SLG: 0.120																							
34 Marc Rzepczynski, L OBP: 0.250, SLG: 0.343																							
56 Adron Chambers, L OBP: 0.250, SLG: 0.343																							
52 Eduardo Sanchez, R OBP: 0.250, SLG: 0.343																							
Inning Stats	R: 0 E: 0 K: 2 S: 21	H: 2 LOB: 3 BB: 0 P: 30	R: 0 E: 0 K: 2 S: 13	H: 1 LOB: 1 BB: 0 P: 16	R: 4 E: 0 K: 1 S: 17	H: 4 LOB: 0 BB: 1 P: 30	R: 2 E: 1 K: 1 S: 13	H: 2 LOB: 2 BB: 2 P: 26	R: 0 E: 0 K: 0 S: 6	H: 0 LOB: 0 BB: 0 P: 10	R: 2 E: 0 K: 2 S: 17	H: 3 LOB: 1 BB: 0 P: 22	R: 0 E: 0 K: 1 S: 8	H: 0 LOB: 0 BB: 0 P: 13	R: 0 E: 0 K: 0 S: 9	H: 1 LOB: 2 BB: 1 P: 19	R: 0 E: 0 K: 2 S: 12	H: 1 LOB: 1 BB: 0 P: 15	1B: 10 2B: 1 3B: 1 HR: 2	SF: 0 SAC: 0 DP: 0 HBP: 1	WP: 0 PB: 1 SB: 0 CS: 2	PA: 45	
PITCHER	IP WLS BF H R ER SO BB IBB HBP BLK WP HR S P ERA WHIP	IP WLS BF H R ER SO BB IBB HBP BLK WP HR S P ERA WHIP	IP WLS BF H R ER SO BB IBB HBP BLK WP HR S P ERA WHIP	IP WLS BF H R ER SO BB IBB HBP BLK WP HR S P ERA WHIP	IP WLS BF H R ER SO BB IBB HBP BLK WP HR S P ERA WHIP	IP WLS BF H R ER SO BB IBB HBP BLK WP HR S P ERA WHIP	IP WLS BF H R ER SO BB IBB HBP BLK WP HR S P ERA WHIP	IP WLS BF H R ER SO BB IBB HBP BLK WP HR S P ERA WHIP	IP WLS BF H R ER SO BB IBB HBP BLK WP HR S P ERA WHIP	IP WLS BF H R ER SO BB IBB HBP BLK WP HR S P ERA WHIP	IP WLS BF H R ER SO BB IBB HBP BLK WP HR S P ERA WHIP	IP WLS BF H R ER SO BB IBB HBP BLK WP HR S P ERA WHIP	IP WLS BF H R ER SO BB IBB HBP BLK WP HR S P ERA WHIP	IP WLS BF H R ER SO BB IBB HBP BLK WP HR S P ERA WHIP	IP WLS BF H R ER SO BB IBB HBP BLK WP HR S P ERA WHIP	IP WLS BF H R ER SO BB IBB HBP BLK WP HR S P ERA WHIP	IP WLS BF H R ER SO BB IBB HBP BLK WP HR S P ERA WHIP	IP WLS BF H R ER SO BB IBB HBP BLK WP HR S P ERA WHIP	IP WLS BF H R ER SO BB IBB HBP BLK WP HR S P ERA WHIP	IP WLS BF H R ER SO BB IBB HBP BLK WP HR S P ERA WHIP	IP WLS BF H R ER SO BB IBB HBP BLK WP HR S P ERA WHIP	IP WLS BF H R ER SO BB IBB HBP BLK WP HR S P ERA WHIP	IP WLS BF H R ER SO BB IBB HBP BLK WP HR S P ERA WHIP

St. Louis Cardinals @ Atlanta Braves
Turner Field, Atlanta, GA
Mon May 28 2012, 1:13 PM - 4:21 PM EDT
Att: 42,426 - Cloudy - 82 F

AB 40
R 8
H 14
RBI 7
BB 4
SO 11
LOB 24



Batter	1	2	3	4	5	6	7	8	9	AB	R	H	RBI	BB	SO	LOB	BOTTOM							
24 Michael Bourn, L OBP: 0.351, SLG: 0.425	2-2 F8																							
14 Martín Prado, R OBP: 0.400, SLG: 0.495	0-1 1B																							
16 Brian McCann, L OBP: 0.323, SLG: 0.406	1-0 P5																							
26 Dan Uggla, R OBP: 0.372, SLG: 0.436	1-3 K																							
22 Jason Heyward, L OBP: 0.330, SLG: 0.424																								
25 Juan Francisco, L OBP: 0.258, SLG: 0.461																								
20 Eric Hinske, L OBP: 0.303, SLG: 0.319																								
1 Tyler Pastornicky, R OBP: 0.287, SLG: 0.331																								
48 Tommy Hanson, R ERA: 3.94																								
54 Kris Medlen, R ERA: 3.49																								
32 Chad Durbin, R ERA: 5.6																								
39 Jonny Venters, L ERA: 3.44																								
50 Cristhian Martinez, R ERA: 4.95																								
Inning Stats	R: 0 E: 0 K: 1 S: 9	H: 1 LOB: 1 BB: 0 P: 13	R: 0 E: 0 K: 2 S: 11	H: 0 LOB: 0 BB: 0 P: 13	R: 0 E: 0 K: 1 S: 8	H: 0 LOB: 0 BB: 0 P: 13	R: 2 E: 0 K: 0 S: 13	H: 3 LOB: 1 BB: 0 P: 24	R: 0 E: 0 K: 1 S: 7	H: 0 LOB: 0 BB: 0 P: 8	R: 0 E: 0 K: 0 S: 8	H: 0 LOB: 0 BB: 0 P: 12	R: 0 E: 0 K: 3 S: 15	H: 1 LOB: 2 BB: 1 P: 24	R: 0 E: 0 K: 1 S: 6	H: 0 LOB: 0 BB: 1 P: 14	R: 0 E: 0 K: 1 S: 9	H: 0 LOB: 0 BB: 0 P: 15	1B: 4 2B: 1 3B: 0 HR: 0	SF: 0 SAC: 0 DP: 1 HBP: 0	WP: 0 PB: 0 SB: 0 CS: 0	PA: 33		
PITCHER	IP WLS BF H R ER SO BB IBB HBP BLK WP HR S P ERA WHIP	IP WLS BF H R ER SO BB IBB HBP BLK WP HR S P ERA WHIP	IP WLS BF H R ER SO BB IBB HBP BLK WP HR S P ERA WHIP	IP WLS BF H R ER SO BB IBB HBP BLK WP HR S P ERA WHIP	IP WLS BF H R ER SO BB IBB HBP BLK WP HR S P ERA WHIP	IP WLS BF H R ER SO BB IBB HBP BLK WP HR S P ERA WHIP	IP WLS BF H R ER SO BB IBB HBP BLK WP HR S P ERA WHIP	IP WLS BF H R ER SO BB IBB HBP BLK WP HR S P ERA WHIP	IP WLS BF H R ER SO BB IBB HBP BLK WP HR S P ERA WHIP	IP WLS BF H R ER SO BB IBB HBP BLK WP HR S P ERA WHIP	IP WLS BF H R ER SO BB IBB HBP BLK WP HR S P ERA WHIP	IP WLS BF H R ER SO BB IBB HBP BLK WP HR S P ERA WHIP	IP WLS BF H R ER SO BB IBB HBP BLK WP HR S P ERA WHIP	IP WLS BF H R ER SO BB IBB HBP BLK WP HR S P ERA WHIP	IP WLS BF H R ER SO BB IBB HBP BLK WP HR S P ERA WHIP	IP WLS BF H R ER SO BB IBB HBP BLK WP HR S P ERA WHIP	IP WLS BF H R ER SO BB IBB HBP BLK WP HR S P ERA WHIP	IP WLS BF H R ER SO BB IBB HBP BLK WP HR S P ERA WHIP	IP WLS BF H R ER SO BB IBB HBP BLK WP HR S P ERA WHIP	IP WLS BF H R ER SO BB IBB HBP BLK WP HR S P ERA WHIP	IP WLS BF H R ER SO BB IBB HBP BLK WP HR S P ERA WHIP	IP WLS BF H R ER SO BB IBB HBP BLK WP HR S P ERA WHIP	IP WLS BF H R ER SO BB IBB HBP BLK WP HR S P ERA WHIP	IP WLS BF H R ER SO BB IBB HBP BLK WP HR S P ERA WHIP

St. Louis Cardinals @ Atlanta Braves
Turner Field, Atlanta, GA
Mon May 28 2012, 1:13 PM - 4:21 PM EDT
Att: 42,426 - Cloudy - 82 F

AB 31
R 2
H 5
RBI 2
BB 2
SO 10
LOB 6



Batter	1	2	3	4	5	6	7	8	9	AB	R	H	RBI	BB	SO	LOB	TOP					
15 Rafael Furcal, S (1,6) OBP: 0.391, SLG: 0.461	F7		G4-3		G4-3		F9		G4-3	5	0	0	0	0	0	0	St. Louis Cardinals @ Atlanta Braves Turner Field, Atlanta, GA Tue May 29 2012, 7:11 PM - 9:54 PM EDT Att: 26,218 - Partly Cloudy - 82 F					
55 Skip Schumaker, L (1,8) OBP: 0.379, SLG: 0.436	K		G4-3		G4-3		G1-3		K	5	0	1	0	0	2	0						
7 Matt Holliday, R (1,7) OBP: 0.362, SLG: 0.485					G4-6-3				K	4	2	2	0	1	1	1						
3 Carlos Beltrán, S (1,9) OBP: 0.391, SLG: 0.592	G3									4	1	2	0	0	0	1						
4 Yadier Molina, R (1,2) OBP: 0.379, SLG: 0.556										4	1	4	3	0	0	0						
53 Matt Adams, L (1,3) OBP: 0.400, SLG: 0.568										3	0	0	0	1	1	5						
27 Tyler Greene, R (1,4) OBP: 0.299, SLG: 0.443										4	0	0	1	0	2	3						
33 Daniel Descalso, L (1,5) OBP: 0.327, SLG: 0.385										3	0	1	0	1	0	1						
35 Jake Westbrook, R (1,1) OBP: 0.200, SLG: 0.158										2	0	0	0	0	0	2						
56 Adron Chambers, L (6,PH) OBP: 0.222, SLG: 0.125										1	0	0	0	0	1	2						
66 Victor Marte, R (6,1)										0	0	0	0	0	0	0						
60 Steven Hill, R (8,PH) OBP: 0.250, SLG: 0.500										1	0	0	0	0	1	0						
52 Eduardo Sanchez, R (8,1)										0	0	0	0	0	0	0						
Inning Stats	R: 0 E: 0 K: 1 S: 12	H: 1 LOB: 1 BB: 0 P: 17	R: 0 E: 0 K: 0 S: 9	H: 1 LOB: 1 BB: 0 P: 14	R: 0 E: 0 K: 0 S: 6	H: 0 LOB: 0 BB: 0 P: 10	R: 2 E: 0 K: 0 S: 15	H: 2 LOB: 2 BB: 2 P: 29	R: 0 E: 0 K: 0 S: 10	H: 1 LOB: 0 BB: 0 P: 18	R: 1 E: 0 K: 2 S: 16	H: 2 LOB: 2 BB: 1 P: 30	R: 1 E: 0 K: 1 S: 11	H: 3 LOB: 2 BB: 0 P: 20	R: 0 E: 0 K: 2 S: 8	H: 0 LOB: 0 BB: 0 P: 12	R: 0 E: 0 K: 2 S: 11	H: 0 LOB: 0 BB: 0 P: 18	1B: 8 2B: 1 3B: 0 HR: 1	SF: 0 SAC: 0 DP: 1 HBP: 0	WP: 0 PB: 0 SB: 1 CS: 0	PA: 39
PITCHER	IP WLS BF H R ER SO BB IBB HBP BLK WP HR S P ERA WHIP																					
40 Randall Delgado, R (1,1) ERA: 4.58	5.1 W 24 6 3 3 1 2 1 0 0 0 0 1 56 98 5.06 1.500																					
32 Chad Durbin, R (6,1) ERA: 5.4	0.2 H 3 1 0 2 0 0 0 0 0 0 0 12 20 0.00 1.500																					
39 Jonny Venters, L (7,1) ERA: 3.72	1.0 H 6 3 1 1 1 0 0 0 0 0 0 11 20 9.00 3.000																					
34 Eric O'Flaherty, L (8,1) ERA: 4.08	1.0 H 3 0 0 2 0 0 0 0 0 0 0 8 12 0.00 0.000																					
46 Craig Kimbrel, R (9,1) ERA: 2.0	1.0 S 3 0 0 2 0 0 0 0 0 0 0 11 18 0.00 0.000																					

AB	36
R	4
H	10
RBI	4
BB	3
SO	8
LOB	15



Batter	1	2	3	4	5	6	7	8	9	AB	R	H	RBI	BB	SO	LOB	BOTTOM			
24 Michael Bourn, L (1,8) OBP: 0.353, SLG: 0.438	HR				F8		G4-3			3	2	1	1	1	0	1	St. Louis Cardinals @ Atlanta Braves Turner Field, Atlanta, GA Tue May 29 2012, 7:11 PM - 9:54 PM EDT Att: 26,218 - Partly Cloudy - 82 F			
14 Martín Prado, R (1,5) OBP: 0.402, SLG: 0.492	G1-3								L5	3	1	1	0	1	0	0				
16 Brian McCann, L (1,2) OBP: 0.314, SLG: 0.394	K								K2-3	4	0	0	0	0	2	3				
26 Dan Uggla, R (1,4) OBP: 0.379, SLG: 0.454										2	1	1	3	2	0	1				
20 Eric Hinske, L (1,3) OBP: 0.288, SLG: 0.301	F8									4	0	0	0	0	2	2				
22 Jason Heyward, L (1,9) OBP: 0.330, SLG: 0.423										3	0	1	0	0	2	0				
1 Tyler Pastornicky, R (1,6) OBP: 0.291, SLG: 0.524										3	0	0	0	0	1	1				
39 Jonny Venters, L (7,1)										0	0	0	0	0	0	0				
34 Eric O'Flaherty, L (8,1)										0	0	0	0	0	0	0				
46 Craig Kimbrel, R (9,1)										0	0	0	0	0	0	0				
40 Randall Delgado, R (1,1) OBP: 0.250, SLG: 0.250										2	0	0	0	0	2	0				
32 Chad Durbin, R (6,1)										0	0	0	0	0	0	0				
2 Jack Wilson, R (7,6) OBP: 0.193, SLG: 0.167										1	0	0	0	0	0	0				
17 Jose Constanza, L (1,7) OBP: 0.167, SLG: 0.167										3	1	1	0	0	1	0				
Inning Stats	R: 1 E: 0 K: 1 S: 13	H: 1 LOB: 1 BB: 1 P: 20	R: 0 E: 0 K: 1 S: 6	H: 1 LOB: 0 BB: 0 P: 10	R: 3 E: 0 K: 1 S: 16	H: 2 LOB: 1 BB: 1 P: 25	R: 0 E: 0 K: 3 S: 11	H: 0 LOB: 0 BB: 0 P: 16	R: 1 E: 0 K: 0 S: 7	H: 1 LOB: 1 BB: 1 P: 17	R: 0 E: 0 K: 2 S: 7	H: 0 LOB: 0 BB: 0 P: 11	R: 0 E: 0 K: 1 S: 6	H: 0 LOB: 0 BB: 0 P: 6	R: 0 E: 0 K: 1 S: 6	H: 0 LOB: 1 BB: 1 P: 13	1B: 3 2B: 0 3B: 0 HR: 2	SF: 0 SAC: 0 DP: 1 HBP: 0	WP: 1 PB: 0 SB: 0 CS: 0	PA: 32
PITCHER	IP WLS BF H R ER SO BB IBB HBP BLK WP HR S P ERA WHIP																			
35 Jake Westbrook, R (1,1) ERA: 3.84	5.0 L 22 5 5 5 6 3 0 0 0 0 0 0 53 88 9.00 1.600																			
66 Victor Marte, R (6,1) ERA: 3.89	2.0 6 0 0 0 3 0 0 0 0 0 0 13 17 0.00 0.000																			
52 Eduardo Sanchez, R (8,1) ERA: 2.7	1.0 4 0 0 0 1 1 0 0 0 0 0 6 13 0.00 1.000																			

AB	28
R	5
H	5
RBI	4
BB	4
SO	10
LOB	8



Batter	1	2	3	4	5	6	7	8	9	AB	R	H	RBI	BB	SO	LOB	TOP						
15 Rafael Furcal, S OBP: 0.391, SLG: 0.460	F7			55 G3 7 1B		FC6-4 55 1B 7 1B		K		5	2	2	0	0	1	3							
55 Skip Schumaker, L OBP: 0.378, SLG: 0.432	K			G3		53 BB 27 1B		F8		3	1	1	0	0	1	1							
23 David Freese, R OBP: 0.322, SLG: 0.503	K									2	0	0	0	0	1	1							
7 Matt Holliday, R OBP: 0.363, SLG: 0.482	K									5	1	2	2	0	3	1							
4 Yadier Molina, R OBP: 0.374, SLG: 0.546	G6-3			F8						5	1	1	0	0	1	3							
53 Matt Adams, L OBP: 0.378, SLG: 0.512	G4-3			F7						4	1	0	0	1	0	3							
27 Tyler Greene, R OBP: 0.288, SLG: 0.436	F7									4	1	1	2	0	0	1							
33 Daniel Descalso, L OBP: 0.333, SLG: 0.383				G4-3						3	0	1	1	1	0	0							
43 Shane Robinson, R OBP: 0.278, SLG: 0.324				F9						3	0	0	1	0	0	2							
26 Kyle Lohse, R OBP: 0.295, SLG: 0.399										1	0	0	0	0	0	0							
56 Adrien Chambers, L OBP: 0.290, SLG: 0.225										0	0	0	0	0	0	0							
34 Marc Rzepczynski, L OBP: 0.285, SLG: 0.459										0	0	0	0	0	0	0							
60 Steven Hill, R OBP: 0.285, SLG: 0.309										0	0	0	0	0	0	0							
41 Mitchell Boggs, R OBP: 0.285, SLG: 0.309										0	0	0	0	0	0	0							
3 Carlos Beltrán, S OBP: 0.285, SLG: 0.309										0	0	0	0	0	0	0							
35 Jake Westbrook, R OBP: 0.285, SLG: 0.309										0	0	0	0	0	0	0							
30 Jason Motte, R OBP: 0.285, SLG: 0.309										0	0	0	0	0	0	0							
Inning Stats	R: 0 E: 0 K: 2 S: 7	H: 0 LOB: 0 BB: 0 P: 12	R: 0 E: 0 K: 0 S: 4	H: 0 LOB: 0 BB: 0 P: 8	R: 0 E: 0 K: 1 S: 7	H: 0 LOB: 0 BB: 0 P: 9	R: 1 E: 0 K: 0 S: 7	H: 2 LOB: 1 BB: 0 P: 10	R: 0 E: 0 K: 0 S: 7	H: 0 LOB: 0 BB: 0 P: 11	R: 4 E: 0 K: 1 S: 17	H: 5 LOB: 2 BB: 1 P: 28	R: 0 E: 0 K: 1 S: 9	H: 1 LOB: 1 BB: 0 P: 15	R: 2 E: 1 K: 1 S: 14	H: 2 LOB: 1 BB: 1 P: 26	R: 0 E: 1 K: 2 S: 11	H: 0 LOB: 1 BB: 0 P: 18	1B: 10 2B: 0 3B: 0 HR: 0	SF: 1 DP: 0 HBP: 0	WP: 0 PA: 41		
PITCHER	IP WLS BF H R ER SO BB IBB HBP BLK WP HR S P ERA WHIP	IP WLS BF H R ER SO BB IBB HBP BLK WP HR S P ERA WHIP	IP WLS BF H R ER SO BB IBB HBP BLK WP HR S P ERA WHIP	IP WLS BF H R ER SO BB IBB HBP BLK WP HR S P ERA WHIP	IP WLS BF H R ER SO BB IBB HBP BLK WP HR S P ERA WHIP	IP WLS BF H R ER SO BB IBB HBP BLK WP HR S P ERA WHIP	IP WLS BF H R ER SO BB IBB HBP BLK WP HR S P ERA WHIP	IP WLS BF H R ER SO BB IBB HBP BLK WP HR S P ERA WHIP	IP WLS BF H R ER SO BB IBB HBP BLK WP HR S P ERA WHIP	IP WLS BF H R ER SO BB IBB HBP BLK WP HR S P ERA WHIP	IP WLS BF H R ER SO BB IBB HBP BLK WP HR S P ERA WHIP	IP WLS BF H R ER SO BB IBB HBP BLK WP HR S P ERA WHIP	IP WLS BF H R ER SO BB IBB HBP BLK WP HR S P ERA WHIP	IP WLS BF H R ER SO BB IBB HBP BLK WP HR S P ERA WHIP	IP WLS BF H R ER SO BB IBB HBP BLK WP HR S P ERA WHIP	IP WLS BF H R ER SO BB IBB HBP BLK WP HR S P ERA WHIP	IP WLS BF H R ER SO BB IBB HBP BLK WP HR S P ERA WHIP	IP WLS BF H R ER SO BB IBB HBP BLK WP HR S P ERA WHIP	IP WLS BF H R ER SO BB IBB HBP BLK WP HR S P ERA WHIP	IP WLS BF H R ER SO BB IBB HBP BLK WP HR S P ERA WHIP	IP WLS BF H R ER SO BB IBB HBP BLK WP HR S P ERA WHIP	IP WLS BF H R ER SO BB IBB HBP BLK WP HR S P ERA WHIP	IP WLS BF H R ER SO BB IBB HBP BLK WP HR S P ERA WHIP
15 Tim Hudson, R ERA: 4.6	5.2	24	6	5	5	4	1	0	0	0	0	0	0	0	0	0	0	0	0	46	73	7.94	1.235
39 Jonny Venters, L ERA: 3.66	0.1	W	2	1	0	0	0	0	0	0	0	0	0	0	0	0	0	0	0	3	5	0.00	3.000
32 Chad Durbin, R ERA: 5.12	1.0	H	4	1	0	0	1	0	0	0	0	0	0	0	0	0	0	0	0	9	15	0.00	1.000
34 Eric O'Flaherty, L ERA: 3.86	1.0	H	7	2	2	0	1	1	0	0	0	0	0	0	0	0	0	0	0	14	26	0.00	3.000
46 Craig Kimbrel, R ERA: 1.89	1.0	S	4	0	0	0	2	0	0	0	0	0	0	0	0	0	0	0	0	11	18	0.00	0.000
Batter	1	2	3	4	5	6	7	8	9	AB	R	H	RBI	BB	SO	LOB	BOTTOM						
24 Michael Bourn, L OBP: 0.354, SLG: 0.439	G3	G3		16 HR 2B		FC1-5 16 PB 16 1B		26 SF9 14 SH3-4 5 1B		4	2	1	0	1	0	2							
14 Martín Prado, R OBP: 0.408, SLG: 0.495	16 HR 1B			K		16 PB 16 1B		SH3-4		3	2	2	0	1	1	1							
16 Brian McCann, L OBP: 0.323, SLG: 0.418	HR			F9		26 1B 1B		5 1B 1B		4	1	2	4	1	0	2							
26 Dan Uggla, R OBP: 0.379, SLG: 0.455	K			5 2B 1B		F8		SF9		4	1	2	1	0	1	0							
5 Freddie Freeman, L OBP: 0.310, SLG: 0.469	HR			17 1B 2B		G1-3		FC4-6		5	2	3	3	0	0	2							
22 Jason Heyward, L OBP: 0.327, SLG: 0.413	F8			17 1B BB		K		G3-1		4	0	0	0	1	2	2							
17 Jose Constanza, L OBP: 0.400, SLG: 0.400				15 SH1-4 1B				G6-3		4	1	3	1	0	0	0							
2 Jack Wilson, R OBP: 0.197, SLG: 0.190	F8			P5				P4		4	0	1	1	0	0	3							
15 Tim Hudson, R ERA: 4.6	5.0	24	6	5	5	3	1	0	0	0	0	0	0	0	0	0	0	0	0	46	73	7.94	1.235
39 Jonny Venters, L ERA: 3.66	0.1	L	8	4	3	0	0	1	0	0	0	0	0	0	0	0	0	0	0	3	5	0.00	3.000
32 Chad Durbin, R ERA: 5.12	1.0	3	0	0	0	0	0	0	0	0	0	0	0	0	0	0	0	0	0	9	15	0.00	1.000
34 Eric O'Flaherty, L ERA: 3.86	1.0	3	0	0	0	0	0	0	0	0	0	0	0	0	0	0	0	0	0	14	26	0.00	3.000
46 Craig Kimbrel, R ERA: 1.89	1.0	7	1	2	2	1	2	1	0	0	0	0	0	0	0	0	0	0	0	11	18	0.00	0.000
Inning Stats	R: 3 E: 0 K: 1 S: 16	H: 3 LOB: 0 BB: 0 P: 23	R: 0 E: 0 K: 0 S: 6	H: 1 LOB: 1 BB: 0 P: 7	R: 2 E: 0 K: 0 S: 17	H: 4 LOB: 2 BB: 1 P: 28	R: 0 E: 0 K: 1 S: 8	H: 1 LOB: 1 BB: 0 P: 10	R: 0 E: 0 K: 1 S: 9	H: 0 LOB: 0 BB: 0 P: 11	R: 3 E: 0 K: 0 S: 15	H: 4 LOB: 2 BB: 1 P: 29	R: 0 E: 0 K: 0 S: 7	H: 0 LOB: 0 BB: 0 P: 12	R: 2 E: 0 K: 1 S: 8	H: 1 LOB: 2 BB: 3 P: 20	1B: 9 2B: 3 3B: 0 HR: 2	SF: 1 DP: 1 HBP: 0	WP: 1 PA: 42				
PITCHER	IP WLS BF H R ER SO BB IBB HBP BLK WP HR S P ERA WHIP	IP WLS BF H R ER SO BB IBB HBP BLK WP HR S P ERA WHIP	IP WLS BF H R ER SO BB IBB HBP BLK WP HR S P ERA WHIP	IP WLS BF H R ER SO BB IBB HBP BLK WP HR S P ERA WHIP	IP WLS BF H R ER SO BB IBB HBP BLK WP HR S P ERA WHIP	IP WLS BF H R ER SO BB IBB HBP BLK WP HR S P ERA WHIP	IP WLS BF H R ER SO BB IBB HBP BLK WP HR S P ERA WHIP	IP WLS BF H R ER SO BB IBB HBP BLK WP HR S P ERA WHIP	IP WLS BF H R ER SO BB IBB HBP BLK WP HR S P ERA WHIP	IP WLS BF H R ER SO BB IBB HBP BLK WP HR S P ERA WHIP	IP WLS BF H R ER SO BB IBB HBP BLK WP HR S P ERA WHIP	IP WLS BF H R ER SO BB IBB HBP BLK WP HR S P ERA WHIP	IP WLS BF H R ER SO BB IBB HBP BLK WP HR S P ERA WHIP	IP WLS BF H R ER SO BB IBB HBP BLK WP HR S P ERA WHIP	IP WLS BF H R ER SO BB IBB HBP BLK WP HR S P ERA WHIP	IP WLS BF H R ER SO BB IBB HBP BLK WP HR S P ERA WHIP	IP WLS BF H R ER SO BB IBB HBP BLK WP HR S P ERA WHIP	IP WLS BF H R ER SO BB IBB HBP BLK WP HR S P ERA WHIP	IP WLS BF H R ER SO BB IBB HBP BLK WP HR S P ERA WHIP	IP WLS BF H R ER SO BB IBB HBP BLK WP HR S P ERA WHIP	IP WLS BF H R ER SO BB IBB HBP BLK WP HR S P ERA WHIP	IP WLS BF H R ER SO BB IBB HBP BLK WP HR S P ERA WHIP	IP WLS BF H R ER SO BB IBB HBP BLK WP HR S P ERA WHIP

St. Louis Cardinals @ Atlanta Braves
Turner Field, Atlanta, GA
Wed May 30 2012, 7:11 PM - 9:54 PM EDT
Att: 28,474 - Partly Cloudy - 89 F

AB 38
R 7
H 10
RBI 7
BB 2
SO 8
LOB 15




St. Louis Cardinals @ Atlanta Braves
Turner Field, Atlanta, GA
Wed May 30 2012, 7:11 PM - 9:54 PM EDT
Att: 28,474 - Partly Cloudy - 89 F

AB 34
R 10
H 14
RBI 10
BB 5
SO 4
LOB 13




Batter	1	2	3	4	5	6	7	8	9	AB	R	H	RBI	BB	SO	LOB	TOP			
15 Rafael Furcal, S OBP: 0.388, SLG: 0.453	F8		F9		L7			BB		3	0	0	0	1	0	1	St. Louis Cardinals @ New York Mets Citi Field, Flushing, NY Fri Jun 01 2012, 7:15 PM - 9:48 PM EDT Att: 27,069 - Cloudy - 66 F			
3 Carlos Beltrán, S OBP: 0.386, SLG: 0.580	K		L6			G5-3		L4		4	0	0	0	0	1	1				
7 Matt Holliday, R OBP: 0.361, SLG: 0.475	F9				BB		K		L8	3	0	0	0	1	1	0				
21 Allen Craig, R OBP: 0.397, SLG: 0.709	F8			P3		P3			F7	4	0	0	0	0	0	1				
23 David Freese, R OBP: 0.321, SLG: 0.494		BB		F8					K	3	0	0	0	1	1	1				
4 Yadier Molina, R OBP: 0.374, SLG: 0.540				P5			L7			2	0	0	0	1	0	1				
53 Matt Adams, L OBP: 0.375, SLG: 0.488							G3			2	0	0	0	1	1	2				
27 Tyler Greene, R OBP: 0.290, SLG: 0.425								F7		3	0	0	0	0	2	3				
50 Adam Wainwright, R (1, 1) OBP: 0.042, SLG: 0.042	G5-3							K		2	0	0	0	0	1	1				
61 Sam Freeman, R (7, 1)										0	0	0	0	0	0	0				
43 Shane Robinson, R (6, PH) OBP: 0.275, SLG: 0.320										1	0	0	0	0	1	0				
63 Maikel Cleto, R (8, 1)										0	0	0	0	0	0	0				
Inning Stats	R: 0 E: 0 K: 1 S: 10	H: 0 LOB: 0 BB: 0 P: 17	R: 0 E: 0 K: 2 S: 11	H: 0 LOB: 2 BB: 2 P: 24	R: 0 E: 0 K: 0 S: 9	H: 0 LOB: 0 BB: 0 P: 9	R: 0 E: 0 K: 0 S: 7	H: 0 LOB: 1 BB: 1 P: 12	R: 0 E: 0 K: 2 S: 10	H: 0 LOB: 0 BB: 0 P: 14	R: 0 E: 0 K: 1 S: 8	H: 0 LOB: 2 BB: 0 P: 14	R: 0 E: 0 K: 1 S: 8	H: 0 LOB: 1 BB: 1 P: 15	R: 0 E: 0 K: 1 S: 7	H: 0 LOB: 0 BB: 0 P: 12	1B: 0 2B: 0 3B: 0 HR: 0	SF: 0 SAC: 0 DP: 0 HBP: 0	WP: 0 PB: 0 SB: 0 CS: 0	PA: 32
PITCHER 57 Johan Santana, L ERA: 2.38	IP: 9.0 WLS: W BF: 32 H: 0 R: 0 ER: 0 SO: 8 BB: 5 IBB: 0 HBP: 0 BLK: 0 WP: 0 HR: 0 S: 77 P: 134 ERA: 0.00 WHIP: 0.556																			

AB	27
R	0
H	0
RBI	0
BB	5
SO	8
LOB	11



Batter	1	2	3	4	5	6	7	8	9	AB	R	H	RBI	BB	SO	LOB	BOTTOM			
23 Mike Baxter, L OBP: 0.392, SLG: 0.523	K2-3		G4-3		F8			G3		3	0	0	0	0	1	0	St. Louis Cardinals @ New York Mets Citi Field, Flushing, NY Fri Jun 01 2012, 7:15 PM - 9:48 PM EDT Att: 27,069 - Cloudy - 66 F			
56 Andres Torres, S (7, 8)							BB			1	1	0	0	1	0	1				
9 Kirk Nieuwenhuis, L OBP: 0.370, SLG: 0.993	K				1B		BB			3	3	2	0	1	1	0				
5 David Wright, R OBP: 0.469, SLG: 0.570	G4-3				2B		BB			2	2	1	1	2	0	0				
21 Lucas Duda, L OBP: 0.344, SLG: 0.429		L6			SF9					3	1	1	4	0	1	3				
28 Daniel Murphy, L OBP: 0.358, SLG: 0.386		G4-3			3B					4	0	2	3	0	0	0				
29 Ike Davis, L OBP: 0.228, SLG: 0.290					G4-3					3	0	0	0	1	1	3				
30 Josh Thole, L OBP: 0.340, SLG: 0.353					G3-1					4	0	0	0	0	2	2				
6 Omar Quintanilla, L OBP: 0.417, SLG: 0.583			G3							4	1	2	0	0	1	0				
57 Johan Santana, L OBP: 0.045, SLG: 0.045	K2-3				G6-3					3	0	0	0	0	2	1				
Inning Stats	R: 0 E: 0 K: 2 S: 8	H: 0 LOB: 0 BB: 0 P: 11	R: 0 E: 0 K: 1 S: 11	H: 0 LOB: 1 BB: 1 P: 16	R: 0 E: 0 K: 1 S: 8	H: 0 LOB: 0 BB: 0 P: 8	R: 2 E: 0 K: 0 S: 10	H: 3 LOB: 1 BB: 0 P: 14	R: 0 E: 0 K: 1 S: 9	H: 0 LOB: 0 BB: 0 P: 13	R: 3 E: 0 K: 1 S: 14	H: 2 LOB: 0 BB: 1 P: 23	R: 3 E: 0 K: 1 S: 14	H: 2 LOB: 2 BB: 3 P: 32	R: 0 E: 0 K: 2 S: 14	H: 1 LOB: 1 BB: 0 P: 21	1B: 5 2B: 1 3B: 1 HR: 1	SF: 1 SAC: 1 DP: 0 HBP: 0	WP: 0 PB: 0 SB: 0 CS: 0	PA: 37
PITCHER 50 Adam Wainwright, R (1, 1) ERA: 4.98	IP: 6.1 WLS: L BF: 28 H: 6 R: 7 ER: 7 SO: 6 BB: 3 IBB: 0 HBP: 0 BLK: 0 WP: 0 HR: 0 S: 64 P: 96 ERA: 9.95 WHIP: 1.421																			
61 Sam Freeman, L (7, 1) ERA: 13.5	0.2	5	1	1	1	1	2	0	0	0	0	10	21	13.50	4.500					
63 Maikel Cleto, R (8, 1) ERA:	1.0	4	1	0	0	2	0	0	0	0	0	14	21	0.00	1.000					

AB	30
R	8
H	8
RBI	8
BB	5
SO	9
LOB	10



Batter	1	2	3	4	5	6	7	8	9	AB	R	H	RBI	BB	SO	LOB	TOP					
15 Rafael Furcal, S OBP: 0.386, SLG: 0.449	G5-3		G6-4-3			F7			G6-4-3	4	0	1	0	0	0	2	St. Louis Cardinals @ New York Mets Citi Field, Flushing, NY Sat Jun 02 2012, 4:11 PM - 6:45 PM EDT Att: 27,914 - Partly Cloudy - 76 F livebaseballscores.com					
33 Daniel Descalso, L OBP: 0.339, SLG: 0.389	K			K					G6-4-3	4	0	2	0	0	2	0						
7 Matt Holliday, R OBP: 0.355, SLG: 0.466	F9			G5-3					G6-4-3	4	0	0	0	0	1	4						
3 Carlos Beltrán, S OBP: 0.383, SLG: 0.579		2B		P2					L9	4	0	1	0	0	0	1						
23 David Freese, R OBP: 0.316, SLG: 0.485	F7				F7					3	0	0	0	0	0	1						
4 Yadier Molina, R OBP: 0.373, SLG: 0.536	G4-6-3				G4-3				G6-3	3	0	1	0	0	0	0						
53 Matt Adams, L OBP: 0.360, SLG: 0.467										2	0	0	0	0	1	2						
66 Victor Marte, R OBP: 0.273, SLG: 0.200	G4-6-3									0	0	0	0	0	0	0						
52 Eduardo Sanchez, R OBP: 0.273, SLG: 0.200										1	0	0	0	0	1	0						
41 Mitchell Boggs, R OBP: 0.286, SLG: 0.417										0	0	0	0	0	0	0						
43 Shane Robinson, R OBP: 0.289, SLG: 0.346										3	0	2	0	0	1	0						
31 Lance Lynn, S OBP: 0.115, SLG: 0.115										1	0	0	0	0	1	1						
27 Tyler Greene, R OBP: 0.286, SLG: 0.417										2	0	0	0	0	2	1						
Inning Stats	R: 0 E: 0 K: 1 S: 7	H: 0 LOB: 0 BB: 0 P: 7	R: 0 E: 0 K: 0 S: 5	H: 2 LOB: 1 BB: 0 P: 7	R: 0 E: 0 K: 1 S: 8	H: 1 LOB: 0 BB: 0 P: 10	R: 0 E: 0 K: 1 S: 8	H: 0 LOB: 0 BB: 0 P: 11	R: 0 E: 0 K: 1 S: 9	H: 0 LOB: 0 BB: 0 P: 15	R: 0 E: 0 K: 2 S: 10	H: 2 LOB: 2 BB: 0 P: 14	R: 0 E: 0 K: 0 S: 8	H: 0 LOB: 0 BB: 0 P: 11	R: 0 E: 0 K: 3 S: 9	H: 0 LOB: 0 BB: 0 P: 12	R: 0 E: 0 K: 0 S: 9	H: 2 LOB: 1 BB: 0 P: 13	1B: 5 2B: 2 3B: 0 HR: 0	SF: 0 SAC: 0 DP: 3 HBP: 0	WP: 0 PB: 0 SB: 0 CS: 0	PA: 31
PITCHER 43 R.A. Dickey, R ERA: 2.69	IP: 9.0 WLS: W BF: 31 H: 7 R: 0 ER: 0 SO: 9 BB: 0 IBB: 0 HBP: 0 BLK: 0 WP: 0 HR: 0 S: 73 P: 100 ERA: 0.00 WHIP: 0.778															PITCHER						

Batter	1	2	3	4	5	6	7	8	9	AB	R	H	RBI	BB	SO	LOB	BOTTOM					
9 Kirk Nieuwenhuis, L OBP: 0.360, SLG: 0.381	K	G3		G4-3		K		G1-3		5	0	0	1	0	2	3	St. Louis Cardinals @ New York Mets Citi Field, Flushing, NY Sat Jun 02 2012, 4:11 PM - 6:45 PM EDT Att: 27,914 - Partly Cloudy - 76 F livebaseballscores.com					
56 Andres Torres, S OBP: 0.342, SLG: 0.295	G3-1	G6-3		G5-3						5	0	1	1	0	1	2						
5 David Wright, R OBP: 0.472, SLG: 0.591	G6-3					G4-3				4	1	2	1	1	0	2						
21 Lucas Duda, L OBP: 0.345, SLG: 0.425										4	0	1	0	1	2	1						
28 Daniel Murphy, L OBP: 0.361, SLG: 0.393	F7									4	1	2	0	0	0	2						
29 Ike Davis, L OBP: 0.235, SLG: 0.291										3	1	1	0	1	1	4						
6 Omar Quintanilla, L OBP: 0.500, SLG: 0.538										1	1	0	0	2	1	1						
30 Josh Thole, L OBP: 0.347, SLG: 0.360										4	1	2	0	0	0	6						
43 R.A. Dickey, R OBP: 0.167, SLG: 0.130										3	0	0	1	0	0	4						
Inning Stats	R: 0 E: 0 K: 1 S: 12	H: 1 LOB: 2 BB: 1 P: 22	R: 3 E: 1 K: 0 S: 17	H: 2 LOB: 1 BB: 0 P: 26	R: 0 E: 0 K: 1 S: 12	H: 0 LOB: 1 BB: 1 P: 23	R: 0 E: 0 K: 0 S: 8	H: 1 LOB: 0 BB: 0 P: 11	R: 0 E: 0 K: 1 S: 13	H: 1 LOB: 1 BB: 2 P: 25	R: 0 E: 0 K: 1 S: 12	H: 1 LOB: 1 BB: 0 P: 15	R: 1 E: 0 K: 2 S: 11	H: 1 LOB: 0 BB: 0 P: 16	R: 1 E: 0 K: 2 S: 11	H: 2 LOB: 2 BB: 1 P: 20		R: 1 E: 0 K: 2 S: 11	H: 1 LOB: 0 BB: 0 P: 16	1B: 6 2B: 2 3B: 0 HR: 1	SF: 0 SAC: 1 DP: 0 HBP: 1	WP: 1 PB: 0 SB: 0 CS: 0
PITCHER 31 Lance Lynn, R ERA: 2.63	IP: 4.2 WLS: L BF: 25 H: 5 R: 3 ER: 2 SO: 3 BB: 4 IBB: 0 HBP: 1 BLK: 0 WP: 0 HR: 0 S: 60 P: 105 ERA: 3.86 WHIP: 1.929															PITCHER						
66 Victor Marte, R ERA: 4.01	1.1	7	3	1	1	1	0	0	0	0	0	18	22	6.75	2.250							
52 Eduardo Sanchez, R ERA: 2.35	1.0	4	0	0	0	1	0	1	0	9	15	0.00	0.000									
41 Mitchell Boggs, R ERA: 2.28	1.0	4	1	1	1	2	0	0	0	1	11	16	9.00	1.000								

Batter	1	2	3	4	5	6	7	8	9	AB	R	H	RBI	BB	SO	LOB	TOP							
15 Rafael Furcal, S OBP: 0.374, SLG: 0.433										5	0	1	1	0	1	4								
3 Carlos Beltrán, S OBP: 0.370, SLG: 0.553										5	0	0	0	0	2	4								
7 Matt Holliday, R OBP: 0.358, SLG: 0.467										4	2	2	0	0	0	0								
4 Yadier Molina, R OBP: 0.373, SLG: 0.527										4	0	0	0	0	2	2								
21 Allen Craig, R OBP: 0.417, SLG: 0.742										3	2	2	3	1	1	0								
23 David Freese, R OBP: 0.318, SLG: 0.480										4	1	2	0	0	1	1								
30 Jason Motte, R										0	0	0	0	0	0	0								
33 Daniel Descalso, L OBP: 0.339, SLG: 0.373										3	0	0	0	1	2	2								
56 Adron Chambers, L OBP: 0.368, SLG: 0.294										3	0	1	0	1	0	1								
26 Kyle Lohse, R OBP: 0.087, SLG: 0.045										2	0	0	0	0	0	1								
53 Matt Adams, L OBP: 0.346, SLG: 0.447										1	0	0	0	0	1	3								
34 Marc Rzepczynski, L										0	0	0	0	0	0	0								
52 Eduardo Sanchez, R										0	0	0	0	0	0	0								
27 Tyler Greene, R OBP: 0.279, SLG: 0.407										0	0	0	0	0	0	0								
Inning Stats	R: 0 E: 0 K: 2 S: 9	H: 0 LOB: 0 BB: 0 P: 10	R: 0 E: 0 K: 3 S: 14	H: 1 LOB: 1 BB: 0 P: 19	R: 0 E: 0 K: 0 S: 7	H: 1 LOB: 1 BB: 0 P: 14	R: 1 E: 0 K: 0 S: 7	H: 2 LOB: 0 BB: 0 P: 9	R: 0 E: 0 K: 1 S: 6	H: 0 LOB: 1 BB: 1 P: 16	R: 0 E: 0 K: 1 S: 6	H: 0 LOB: 0 BB: 0 P: 11	R: 2 E: 1 K: 2 S: 17	H: 2 LOB: 2 BB: 1 P: 27	R: 2 E: 0 K: 2 S: 13	H: 2 LOB: 1 BB: 0 P: 21	R: 0 E: 0 K: 0 S: 9	H: 0 LOB: 1 BB: 1 P: 15	1B: 6 2B: 1 3B: 0 HR: 1	SF: 0 SAC: 1 DP: 1 HBP: 0	WP: 0 PB: 0 SB: 2 CS: 0	PA: 38		
PITCHER	IP	WLS	BF	H	R	ER	SO	BB	IBB	HBP	BLK	WP	HR	S	P	ERA	WHIP							
35 Dillon Gee, R ERA: 4.48	7.0		29	6	3	2	8	2	0	0	0	0	0	67	106	2.57	1.143							
60 Jon Rauch, R ERA: 4.75	0.2	L	4	2	2	2	1	0	0	0	0	0	1	10	17	27.00	3.000							
40 Tim Lincecum, L ERA: 3.0	0.1		2	0	0	0	1	1	0	0	0	0	0	7	12	0.00	3.000							
39 Bobby Parnell, R ERA: 3.0	1.0		3	0	0	0	0	0	0	0	0	0	0	5	7	0.00	0.000							

St. Louis Cardinals @ New York Mets
Citi Field, Flushing, NY
Mon Jun 04 2012, 1:12 PM - 3:46 PM EDT
Att: 25,830 - Overcast - 59 F

AB 34
R 5
H 8
RBI 4
BB 3
SO 10
LOB 18



Batter	1	2	3	4	5	6	7	8	9	AB	R	H	RBI	BB	SO	LOB	BOTTOM							
9 Kirk Nieuwenhuis, L OBP: 0.364, SLG: 0.407										4	0	1	0	0	1	1								
56 Andres Torres, S OBP: 0.344, SLG: 0.333										3	0	0	1	0	0	0								
5 David Wright, R OBP: 0.464, SLG: 0.574										4	1	1	0	0	0	1								
21 Lucas Duda, L OBP: 0.341, SLG: 0.434										4	1	1	1	0	0	1								
28 Daniel Murphy, L OBP: 0.352, SLG: 0.383										4	0	0	0	0	1	1								
29 Iker Davis, L OBP: 0.227, SLG: 0.281										2	0	0	0	0	0	0								
12 Scott Hairston, R OBP: 0.326, SLG: 0.588										1	1	1	2	0	0	0								
60 Jon Rauch, R										0	0	0	0	0	0	0								
40 Tim Lincecum, L										0	0	0	0	0	0	0								
39 Bobby Parnell, R										0	0	0	0	0	0	0								
1 Jordany Valdespin, L OBP: 0.125, SLG: 0.217										1	0	0	0	0	1	0								
6 Omar Quintanilla, L OBP: 0.435, SLG: 0.474										3	0	1	0	0	2	0								
4 Mike Nickeas, R OBP: 0.229, SLG: 0.222										2	0	0	0	0	0	1								
30 Josh Thole, L OBP: 0.359, SLG: 0.366										1	1	1	0	0	0	0								
35 Dillon Gee, R OBP: 0.059, SLG: 0.118										2	0	0	0	0	1	1								
33 Vinny Rottino, R OBP: 0.261, SLG: 0.476										1	0	0	0	0	1	1								
Inning Stats	R: 0 E: 0 K: 1 S: 6	H: 0 LOB: 0 BB: 0 P: 9	R: 0 E: 0 K: 0 S: 6	H: 0 LOB: 0 BB: 0 P: 10	R: 0 E: 0 K: 0 S: 10	H: 1 LOB: 1 BB: 0 P: 16	R: 1 E: 0 K: 0 S: 8	H: 1 LOB: 0 BB: 0 P: 16	R: 0 E: 0 K: 1 S: 10	H: 0 LOB: 0 BB: 0 P: 15	R: 0 E: 0 K: 1 S: 8	H: 0 LOB: 0 BB: 0 P: 10	R: 2 E: 0 K: 1 S: 11	H: 2 LOB: 0 BB: 0 P: 16	R: 1 E: 0 K: 0 S: 11	H: 2 LOB: 1 BB: 0 P: 19	R: 0 E: 0 K: 2 S: 11	H: 0 LOB: 0 BB: 0 P: 14	1B: 2 2B: 2 3B: 0 HR: 2	SF: 1 SAC: 0 DP: 0 HBP: 0	WP: 0 PB: 0 SB: 0 CS: 0	PA: 33		
PITCHER	IP	WLS	BF	H	R	ER	SO	BB	IBB	HBP	BLK	WP	HR	S	P	ERA	WHIP							
26 Kyle Lohse, R ERA: 3.21	6.0		20	4	1	1	3	0	1	48	76	1.50	0.333											
34 Marc Rzepczynski, L ERA: 5.06	1.0	W	5	2	2	2	1	0	0	0	0	0	1	11	16	18.00	2.000							
52 Eduardo Sanchez, R ERA: 3.24	0.2	H	4	2	1	1	0	0	0	0	0	0	0	5	10	13.50	3.000							
30 Jason Motte, R ERA: 3.09	1.1	S	4	0	0	0	2	0	0	0	0	0	0	17	23	0.00	0.000							

St. Louis Cardinals @ New York Mets
Citi Field, Flushing, NY
Mon Jun 04 2012, 1:12 PM - 3:46 PM EDT
Att: 25,830 - Overcast - 59 F

AB 32
R 4
H 6
RBI 4
BB 0
SO 6
LOB 7



Batter	1	2	3	4	5	6	7	8	9	AB	R	H	RBI	BB	SO	LOB	TOP								
15 Rafael Furcal, S OBP: 0.370, SLG: 0.441	E4 G4-3	G1-3	G4-3	G4-3	G4-3	G3-1	G3-1		HR	5	2	1	2	0	0	3									
33 Daniel Descalso, L OBP: 0.328, SLG: 0.359	G4-3		F8		G4-3				P5	4	0	0	0	0	1	1									
3 Carlos Beltrán, S OBP: 0.369, SLG: 0.550	G4-3		L8		L5					1	0	0	0	0	0	0									
7 Matt Holliday, R OBP: 0.291, SLG: 0.459	G6-3				L5					4	0	0	1	1	1	0									
27 Tyler Greene, R OBP: 0.279, SLG: 0.407	G6-3				L5					0	0	0	0	0	0	0									
21 Allen Craig, R OBP: 0.416, SLG: 0.716	1B				G4-3				G6-3	5	1	2	0	0	0	1									
23 David Freese, R OBP: 0.322, SLG: 0.486	L9				G4-3				G6-3	4	1	2	0	0	0	1									
53 Matt Adams, L OBP: 0.357, SLG: 0.510	G4-3				G4-3				G6-3	4	2	2	3	0	0	1									
43 Shane Robinson, R OBP: 0.291, SLG: 0.346	G4-3				HR				48 1B	3	0	1	0	0	0	1									
66 Victor Marte, R OBP: 0.369, SLG: 0.550	G4-3				G4-3				K	0	0	0	0	0	0	0									
41 Mitchell Boggs, R OBP: 0.369, SLG: 0.550	G4-3				G4-3				K	0	0	0	0	0	0	0									
60 Steven Hill, R OBP: 0.167, SLG: 0.333	G4-3				G4-3				K	1	0	0	0	0	1	1									
48 Tony Cruz, R OBP: 0.179, SLG: 0.205	P3				G4-3				K	4	1	2	0	0	0	2									
54 Jaime Garcia, L OBP: 0.320, SLG: 0.375	G4-3				G4-3				K	1	0	1	0	0	0	0									
63 Maikel Cleto, R OBP: 0.320, SLG: 0.375	G4-3				G4-3				K	0	0	0	0	0	0	0									
61 Sam Freeman, R OBP: 0.320, SLG: 0.375	G4-3				G4-3				K	2	1	1	2	0	0	0									
56 Adron Chambers, L OBP: 0.381, SLG: 0.421	G4-3				G4-3				K	2	1	1	2	0	0	0									
Inning Stats	R: 1 E: 1 K: 0 S: 18	H: 1 LOB: 1 BB: 0 P: 20	R: 0 E: 0 K: 0 S: 13	H: 2 LOB: 2 BB: 0 P: 17	R: 3 E: 0 K: 0 S: 16	H: 3 LOB: 0 BB: 0 P: 21	R: 0 E: 0 K: 1 S: 9	H: 1 LOB: 0 BB: 0 P: 10	R: 0 E: 0 K: 0 S: 9	H: 0 LOB: 0 BB: 0 P: 13	R: 0 E: 0 K: 0 S: 12	H: 1 LOB: 1 BB: 0 P: 17	R: 0 E: 0 K: 1 S: 11	H: 0 LOB: 0 BB: 0 P: 13	R: 0 E: 0 K: 1 S: 6	H: 0 LOB: 0 BB: 0 P: 8	R: 4 E: 0 K: 1 S: 16	H: 4 LOB: 1 BB: 1 P: 26	1B: 8 2B: 1 3B: 1 HR: 2	SF: 0 SAC: 0 DP: 0 HBP: 0	WP: 0 PB: 0 SB: 0 CS: 1	PA: 40			
PITCHER	IP WLS BF H R ER SO BB IBB HBP BLK WP HR S P ERA WHIP	6.0 W 26 8 4 3 1 0 0 0 0 0 0 1 77 98 4.50 1.333	1.0 3 0 0 0 1 0 0 0 0 0 0 6 8 0.00 0.000	1.0 3 0 0 0 1 0 0 0 0 0 0 7 10 81.00 9.000	0.2 S 4 1 1 1 0 1 0 0 0 0 0 1 9 16 13.50 3.000																				

St. Louis Cardinals @ Houston Astros
Minute Maid Park, Houston, TX
Tue Jun 05 2012, 7:07 PM - 10:15 PM CDT
Att: 18,911 - Roof Closed - 73 F

AB 39
R 8
H 12
RBI 8
BB 1
SO 4
LOB 12



Batter	1	2	3	4	5	6	7	8	9	AB	R	H	RBI	BB	SO	LOB	BOTTOM						
27 Jose Altuve, R OBP: 0.369, SLG: 0.475	14 1B	44 1B		4 CS		4 E		G6-3		5	3	4	0	0	0	1							
4 Jed Lowrie, S OBP: 0.367, SLG: 0.497	G6-3	G4-3		F9		E1		44 HBP		5	0	1	0	0	0	3							
44 Justin Maxwell, R OBP: 0.341, SLG: 0.487	K	HR		14 BB		K2-3		HBP		4	1	2	2	0	2	2							
14 J.D. Martinez, R OBP: 0.342, SLG: 0.378	29 BB	23 BB		18 WP		G6-3		K		4	1	1	1	1	2								
23 Chris Johnson, R OBP: 0.342, SLG: 0.444	18 WP	29 BB		L5		K		29 2B		3	2	1	0	1	2								
29 Brett Wallace, L OBP: 0.625, SLG: 0.667	18 WP	18 1B		K		K		2B		3	1	1	1	1	2								
18 Chris Snyder, R OBP: 0.298, SLG: 0.341	19 FC6			K		K		K		4	0	2	2	0	2	3							
19 Brian Boguevic, L OBP: 0.306, SLG: 0.331	FC6			HR		F9		F8		4	1	1	1	0	0	2							
64 Lucas Harrell, S ERA: 4.48	K			K		K		E6		3	0	0	0	0	3	0							
53 Wesley Wright, L ERA: 2.51	K			K		K		E6		0	0	0	0	0	0	0							
59 Wilton Lopez, R ERA: 2.35	K			K		K		E6		0	0	0	0	0	0	0							
21 Fernando Martinez, L ERA: 5.4	K			K		K		E6		1	0	0	0	0	0	0							
28 David Carpenter, R ERA: 2.25	K			K		K		E6		0	0	0	0	0	0	0							
39 Brett Myers, R ERA: 2.25	K			K		K		E6		0	0	0	0	0	0	0							
Inning Stats	R: 4 E: 0 K: 1 S: 17	H: 3 LOB: 1 BB: 2 P: 30	R: 2 E: 0 K: 1 S: 12	H: 2 LOB: 0 BB: 0 P: 13	R: 0 E: 0 K: 1 S: 9	H: 1 LOB: 1 BB: 0 P: 11	R: 1 E: 0 K: 1 S: 10	H: 2 LOB: 0 BB: 0 P: 16	R: 0 E: 0 K: 3 S: 15	H: 1 LOB: 2 BB: 1 P: 22	R: 1 E: 1 K: 2 S: 15	H: 1 LOB: 1 BB: 0 P: 21	R: 1 E: 0 K: 1 S: 8	H: 2 LOB: 1 BB: 0 P: 10	R: 0 E: 1 K: 1 S: 11	H: 1 LOB: 2 BB: 0 P: 16	1B: 7 2B: 4 3B: 0 HR: 2	SF: 0 SAC: 0 DP: 1 HBP: 1	WP: 1 PB: 0 SB: 0 CS: 1	PA: 40			
PITCHER	IP WLS BF H R ER SO BB IBB HBP BLK WP HR S P ERA WHIP	2.0 L 13 4 1 1 3 1 0 0 0 0 0 1 28 41 3.86 2.143	1.1 6 1 1 0 3 0 0 0 0 0 0 18 25 0.00 0.750	1.1 6 2 1 1 2 0 0 0 0 0 0 11 14 6.75 1.500	1.0 5 1 0 0 1 0 0 0 1 0 0 11 16 0.00 1.000																		

St. Louis Cardinals @ Houston Astros
Minute Maid Park, Houston, TX
Tue Jun 05 2012, 7:07 PM - 10:15 PM CDT
Att: 18,911 - Roof Closed - 73 F

AB 36
R 9
H 13
RBI 7
BB 3
SO 11
LOB 17



Batter	1	2	3	4	5	6	7	8	9	AB	R	H	RBI	BB	SO	LOB	TOP			
15 Rafael Furcal, S OBP: 0.373, SLG: 0.441 33 Daniel Descalso, L (8, PH) OBP: 0.323, SLG: 0.378										5	2	3	2	0	1	0				
3 Carlos Beltrán, S OBP: 0.367, SLG: 0.561 48 Tony Cruz, R OBP: 0.175, SLG: 0.200										3	2	1	2	1	0	1				
7 Matt Holliday, R OBP: 0.364, SLG: 0.473 53 Matt Adams, L OBP: 0.333, SLG: 0.473										3	1	2	0	2	1	0				
21 Allen Craig, R OBP: 0.437, SLG: 0.737										5	2	3	2	1	1	1				
23 David Freese, R OBP: 0.325, SLG: 0.516										5	2	6	1	3	5					
4 Yadier Molina, R OBP: 0.381, SLG: 0.521 52 Eduardo Sanchez, R (7, 1) 59 Fernando Salas, R (8, 1) 60 Steven Hill, R (9, PH) 61 Sam Freeman, R (9, 1)										2	1	1	0	3	0	0				
27 Tyler Greene, R OBP: 0.274, SLG: 0.395										6	1	1	0	0	2	7				
43 Shane Robinson, R OBP: 0.312, SLG: 0.391										5	3	3	2	1	0	1				
31 Lance Lynn, S OBP: 0.111, SLG: 0.111 56 Adron Chambers, L (7, PH) OBP: 0.333, SLG: 0.333										1	0	0	0	0	1	1				
Inning Stats	R: 0 E: 0 K: 2 S: 10	H: 0 LOB: 0 BB: 0 P: 14	R: 0 E: 0 K: 2 S: 10	H: 0 LOB: 0 BB: 0 P: 13	R: 3 E: 0 K: 1 S: 23	H: 3 LOB: 2 BB: 2 P: 40	R: 0 E: 0 K: 1 S: 10	H: 0 LOB: 1 BB: 1 P: 18	R: 1 E: 0 K: 1 S: 14	H: 2 LOB: 3 BB: 1 P: 25	R: 7 E: 0 K: 2 S: 18	H: 5 LOB: 1 BB: 3 P: 41	R: 0 E: 0 K: 1 S: 6	H: 0 LOB: 1 BB: 0 P: 14	R: 2 E: 1 K: 0 S: 20	H: 3 LOB: 2 BB: 0 P: 27	1B: 12 2B: 0 3B: 0 HR: 4	SF: 1 SAC: 2 DP: 0 HBP: 0	WP: 2 PB: 0 SB: 0 CS: 0	PA: 54
PITCHER	IP: 4.2 WLS: L BF: 24 ERA: 4.54	H: 5 R: 4 ER: 1 SO: 6	BB: 5 IBB: 0 HBP: 0 BLK: 0	WP: 1 HR: 1 S: 64 P: 106	ERA: 7.71 WHIP: 2.143	IP: 1.0 WLS: L BF: 7 ERA: 18.0	H: 3 R: 2 ER: 2 SO: 0	BB: 0 IBB: 0 HBP: 0 BLK: 0	WP: 0 HR: 1 S: 20 P: 27	ERA: 18.00 WHIP: 3.000										
30 J.A. Happ, L ERA: 4.54 28 David Carpenter, R ERA: 5.57 55 Rhiner Cruz, R ERA: 5.4 53 Wesley Wright, L ERA: 3.86 37 Brandon Lyon, R ERA: 2.31	1.0 1.0 0.1 1.0	3 7 2 4	1 3 2 0	0 1 0 1	26 39 9 14	9.00 45.00 54.00 0.00	4.000 5.000 9.000 1.000													

St. Louis Cardinals @ Houston Astros
Minute Maid Park, Houston, TX
Thu Jun 07 2012, 7:07 PM - 10:50 PM CDT
Att: 22,265 - Roof Closed - 73 F

AB 41
R 14
H 16
RBI 14
BB 10
SO 11
LOB 20



Batter	1	2	3	4	5	6	7	8	9	AB	R	H	RBI	BB	SO	LOB	BOTTOM			
1 Jordan Schafer, L OBP: 0.318, SLG: 0.335 37 Brandon Lyon, R										3	0	0	0	1	3	1				
15 Jason Castro, L OBP: 0.341, SLG: 0.378										0	0	0	0	0	0	0				
27 Jose Altuve, R OBP: 0.364, SLG: 0.465										4	0	0	0	0	2	4				
4 Jed Lowrie, S OBP: 0.370, SLG: 0.511										4	1	2	1	0	0	1				
14 J.D. Martinez, R OBP: 0.341, SLG: 0.369										3	0	0	0	1	1	1				
29 Brett Wallace, L OBP: 0.529, SLG: 0.571										4	1	1	0	0	2	2				
23 Chris Johnson, R OBP: 0.336, SLG: 0.449										4	0	1	1	0	1	2				
19 Brian Bogusevic, L OBP: 0.309, SLG: 0.333										4	0	1	0	0	2	1				
18 Chris Snyder, R OBP: 0.296, SLG: 0.337										4	0	1	0	0	1	2				
30 J.A. Happ, L ERA: 2.66 28 David Carpenter, R ERA: 2.7 55 Rhiner Cruz, R ERA: 2.7 53 Wesley Wright, R ERA: 3.86 44 Justin Maxwell, R OBP: 0.318, SLG: 0.448										1	0	0	0	0	1	2				
Inning Stats	R: 1 E: 0 K: 2 S: 12	H: 1 LOB: 0 BB: 0 P: 16	R: 1 E: 0 K: 3 S: 17	H: 3 LOB: 3 BB: 1 P: 28	R: 0 E: 0 K: 1 S: 6	H: 0 LOB: 0 BB: 0 P: 10	R: 0 E: 0 K: 1 S: 10	H: 0 LOB: 0 BB: 0 P: 19	R: 0 E: 0 K: 3 S: 10	H: 1 LOB: 1 BB: 1 P: 12	R: 0 E: 0 K: 1 S: 8	H: 0 LOB: 0 BB: 0 P: 11	R: 0 E: 0 K: 1 S: 10	H: 1 LOB: 1 BB: 0 P: 13	R: 0 E: 0 K: 0 S: 5	H: 0 LOB: 0 BB: 0 P: 6	1B: 3 2B: 3 3B: 0 HR: 1	SF: 0 SAC: 0 DP: 0 HBP: 0	WP: 0 PB: 0 SB: 0 CS: 0	PA: 36
PITCHER	IP: 6.0 WLS: W BF: 26 ERA: 2.66	H: 2 R: 2 ER: 2 SO: 11	BB: 2 IBB: 0 HBP: 0 BLK: 0	WP: 0 HR: 1 S: 63 P: 103	ERA: 3.00 WHIP: 1.333	IP: 1.0 WLS: L BF: 7 ERA: 18.0	H: 3 R: 2 ER: 2 SO: 0	BB: 0 IBB: 0 HBP: 0 BLK: 0	WP: 0 HR: 1 S: 20 P: 27	ERA: 18.00 WHIP: 3.000										
31 Lance Lynn, R ERA: 2.66 52 Eduardo Sanchez, R (7, 1) ERA: 2.7 59 Fernando Salas, R (8, 1) ERA: 5.94 61 Sam Freeman, L (9, 1) ERA: 5.4	1.0 1.0 1.0 1.0	3 4 0 3	0 1 0 0	0 1 0 0	8 13 5 6	0.00 0.000 0.000 0.000														

St. Louis Cardinals @ Houston Astros
Minute Maid Park, Houston, TX
Thu Jun 07 2012, 7:07 PM - 10:50 PM CDT
Att: 22,265 - Roof Closed - 73 F

AB 34
R 2
H 7
RBI 2
BB 2
SO 13
LOB 16

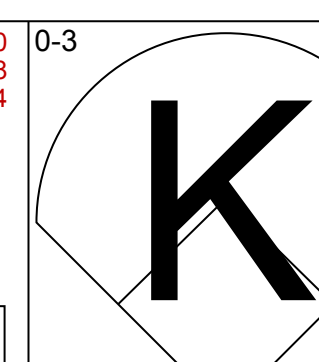
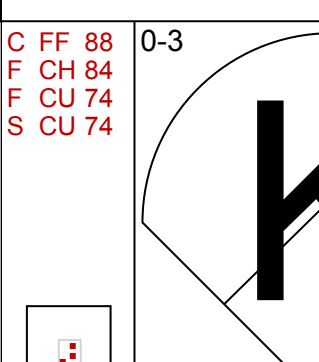
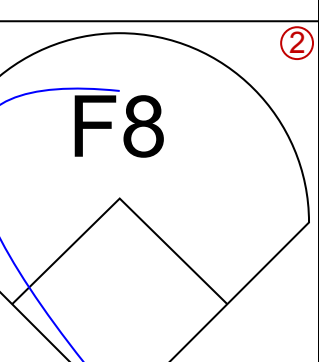
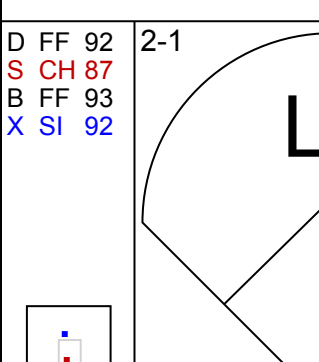
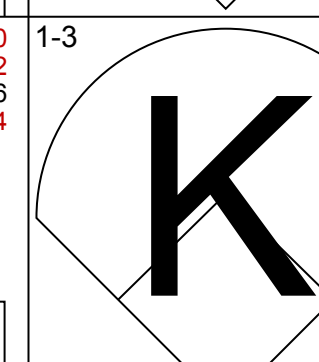
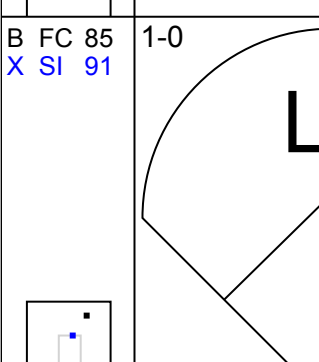
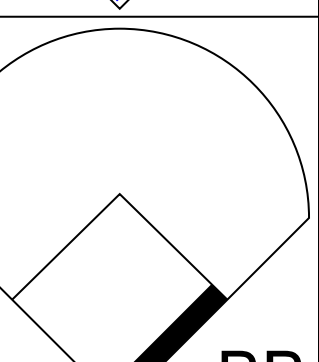
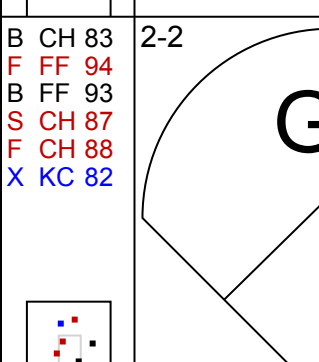
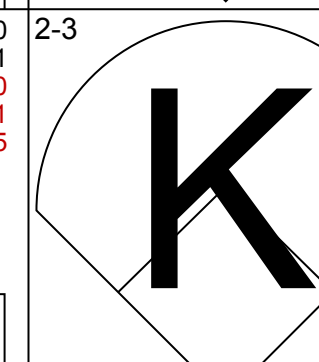
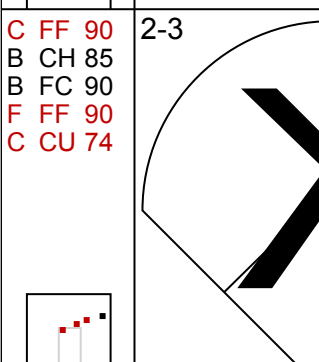
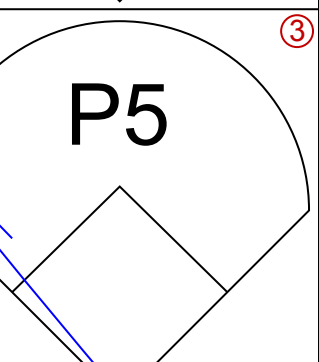
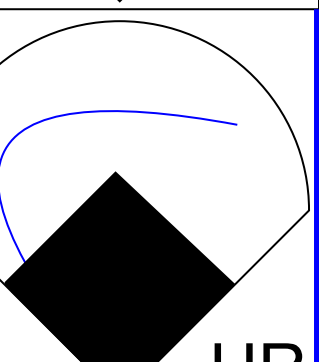

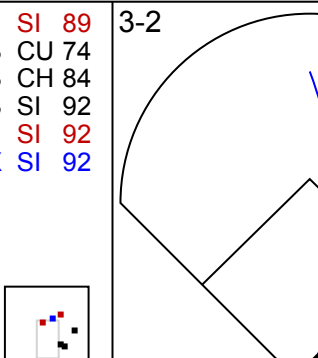

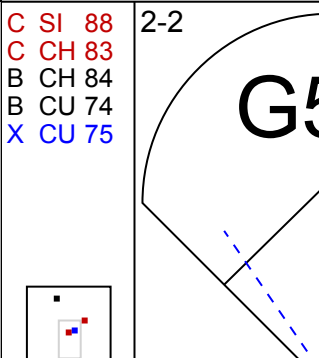
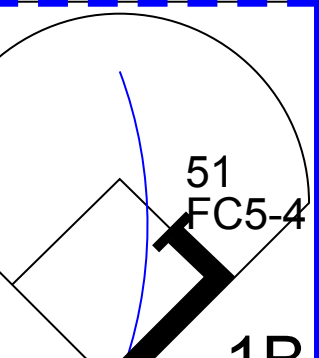


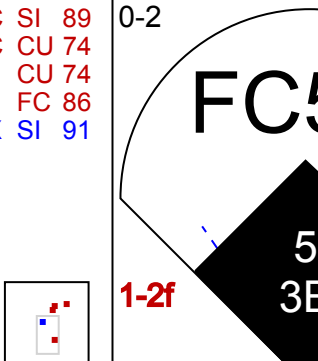

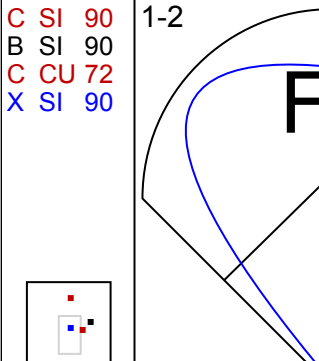
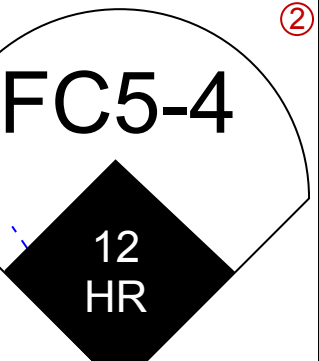


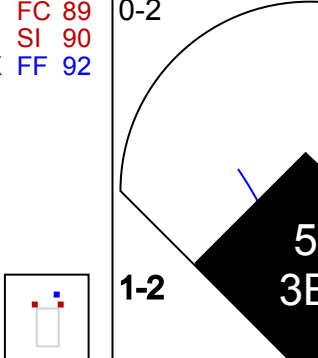

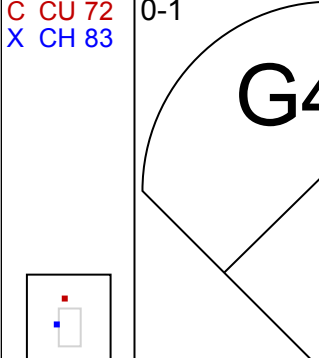
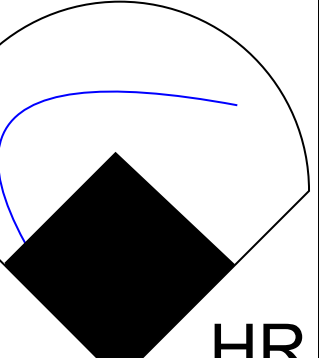



Batter	1	2	3	4	5	6	7	8	9	AB	R	H	RBI	BB	SO	LOB	TOP					
17 Shin-Soo Choo, L (1,9) OBP: 0.369, SLG: 0.388	G4-3		G4-3		G6-3			L5		4	0	0	0	0	0	0	Cleveland Indians @ St. Louis Cardinals Busch Stadium, St. Louis, MO Sat Jun 09 2012, 6:15 PM - 8:29 PM CDT Att: 41,694 - Partly Cloudy - 89 F					
13 Asdrúbal Cabrera, S (1,6) OBP: 0.363, SLG: 0.462	G3-1		F7			P3		22 CS		4	0	1	0	0	0							
22 Jason Kipnis, L (1,4) OBP: 0.344, SLG: 0.438	G6-3				P6			CS	F9	4	0	0	0	0	1	0						
41 Carlos Santana, S (1,2)		K			23 1B			G4-3		3	0	0	0	1	1	0						
23 Michael Brantley, L (1,8) OBP: 0.328, SLG: 0.461		K			BB					4	0	2	0	0	1	0						
33 Johnny Damon, L (1,7) OBP: 0.277, SLG: 0.283					1B					3	0	0	0	0	0	3						
35 Casey Kotchman, L (1,3) OBP: 0.289, SLG: 0.326										2	0	0	0	1	0	3						
8 Lonnie Chisenhall, L (1,5) OBP: 0.212, SLG: 0.394										3	0	0	0	0	0	3						
63 Justin Masterson, R (1,1)										2	0	0	0	0	1	0						
47 Shelby Duncan, R (8,PH) OBP: 0.301, SLG: 0.336										1	0	0	0	0	0	0						
57 Jeremy Accardo, R (8,1)										0	0	0	0	0	0	0						
Inning Stats	R: 0 E: 0 K: 0 S: 5	H: 0 LOB: 0 BB: 0 P: 8	R: 0 E: 1 K: 2 S: 14	H: 0 LOB: 2 BB: 1 P: 22	R: 0 E: 0 K: 0 S: 9	H: 0 LOB: 0 BB: 0 P: 14	R: 0 E: 0 K: 0 S: 10	H: 1 LOB: 2 BB: 1 P: 19	R: 0 E: 0 K: 1 S: 6	H: 0 LOB: 0 BB: 0 P: 8	R: 0 E: 0 K: 1 S: 8	H: 0 LOB: 0 BB: 0 P: 13	R: 0 E: 0 K: 0 S: 10	H: 1 LOB: 1 BB: 0 P: 11	R: 0 E: 0 K: 0 S: 6	H: 1 LOB: 0 BB: 0 P: 11	R: 0 E: 0 K: 0 S: 12	H: 0 LOB: 0 BB: 0 P: 18	1B: 3 2B: 0 3B: 0 HR: 0	SF: 0 SAC: 0 DP: 0 HBP: 0	WP: 0 PB: 0 SB: 0 CS: 1	PA: 33
PITCHER	IP WLS BF H R ER SO BB IBB HBP BLK WP HR S P ERA WHIP	7.2 W 29 3 0 0 4 2 0 0 0 0 0 0 67 105 0.00 0.652	0.1 H 0 0 0 0 0 0 0 0 0 0 0 0 1 1 0.00 0.000	1.0 S 3 0 0 0 0 0 0 0 0 0 0 0 0 12 18 0.00 0.000																		

Batter	1	2	3	4	5	6	7	8	9	AB	R	H	RBI	BB	SO	LOB	BOTTOM					
15 Rafael Furcal, S (1,6) OBP: 0.360, SLG: 0.426	G3-1		L7					SF8		3	0	0	1	0	1	1	Cleveland Indians @ St. Louis Cardinals Busch Stadium, St. Louis, MO Sat Jun 09 2012, 6:15 PM - 8:29 PM CDT Att: 41,694 - Partly Cloudy - 89 F					
3 Carlos Beltrán, S (1,9) OBP: 0.372, SLG: 0.578	G5-3		HR			G3				4	1	3	1	0	0	0						
4 Yadier Molina, R (1,2) OBP: 0.390, SLG: 0.528	G5-3		G6-3							3	0	1	0	1	0	1						
21 Allen Craig, R (1,7) OBP: 0.421, SLG: 0.687	K									4	0	0	0	0	1	4						
53 Matt Adams, L (1,3) OBP: 0.328, SLG: 0.458		F8								3	0	0	0	0	1	0						
23 David Freese, R (1,5) OBP: 0.315, SLG: 0.497		G6-3								3	0	0	0	0	0	0						
33 Daniel Descalso, L (1,4) OBP: 0.321, SLG: 0.381										3	0	1	0	0	1	0						
43 Shane Robinson, R (1,8) OBP: 0.310, SLG: 0.394										3	1	1	0	0	1	1						
26 Kyle Lohse, R (1,1) OBP: 0.120, SLG: 0.083										2	0	1	0	0	1	0						
34 Marc Rzepczynski, L (8,1)										0	0	0	0	0	0	0						
56 Adron Chambers, L (8,PH) OBP: 0.333, SLG: 0.333										0	0	0	0	0	0	0						
30 Jason Motte, R (9,1)										0	0	0	0	0	0	0						
Inning Stats	R: 0 E: 0 K: 1 S: 13	H: 1 LOB: 1 BB: 0 P: 17	R: 0 E: 0 K: 1 S: 11	H: 1 LOB: 1 BB: 0 P: 15	R: 1 E: 0 K: 1 S: 9	H: 1 LOB: 0 BB: 0 P: 13	R: 0 E: 0 K: 0 S: 6	H: 0 LOB: 0 BB: 0 P: 11	R: 0 E: 0 K: 2 S: 11	H: 1 LOB: 1 BB: 0 P: 15	R: 0 E: 0 K: 0 S: 7	H: 1 LOB: 0 BB: 0 P: 10	R: 0 E: 0 K: 1 S: 8	H: 0 LOB: 0 BB: 0 P: 9	R: 1 E: 0 K: 0 S: 9	H: 2 LOB: 2 BB: 1 P: 15	R: 1 E: 0 K: 0 S: 9	H: 0 LOB: 0 BB: 0 P: 15	1B: 3 2B: 3 3B: 0 HR: 1	SF: 1 SAC: 1 DP: 0 HBP: 0	WP: 0 PB: 0 SB: 0 CS: 1	PA: 32
PITCHER	IP WLS BF H R ER SO BB IBB HBP BLK WP HR S P ERA WHIP	7.0 L 25 5 1 1 6 0 0 0 0 0 0 0 9 15 9.00 2.000	1.0 6 2 1 1 0 0 0 1 0 0 0 0 9 15 9.00 2.000																			

Batter	1	2	3	4	5	6	7	8	9	AB	R	H	RBI	BB	SO	LOB	TOP		
17 Shin-Soo Choo, L (1.9) OBP: 0.370, SLG: 0.393	F7		G3 13 G3 41 SF7 2B		G4-3		F8 22 FC4-6 1B		K	5	1	2	0	0	1	1	Cleveland Indians @ St. Louis Cardinals Busch Stadium, St. Louis, MO Sun Jun 10 2012, 1:19 PM - 4:23 PM CDT Att: 43,400 - Partly Cloudy - 87 F		
13 Adrúbal Cabrera, S (1.6) OBP: 0.363, SLG: 0.457	22 1B		G3		G3-1		F8		22 HR BB	4	1	1	0	1	0	2			
22 Jason Kipnis, L (1.4) OBP: 0.345, SLG: 0.460	1B		2-3		G3-1		FC4-6 41 S 1-2		2-2 1-H 2-H HR	4	1	3	3	1	0	1			
41 Carlos Santana, S (1.3) (8.2)	K		3-H		L3		BB		2-3 K	3	0	0	1	1	2	3			
23 Michael Brantley, L (1.8) OBP: 0.325, SLG: 0.396	L5		F7		6 ^{BB} 1B		K		G4-3	5	0	1	0	0	1	5			
4 Jose Lopez, R (1.5) (8.3) (9.5)	F7		P4		F7		G5-3			4	0	0	0	0	0	1			
47 Shelley Duncan, R (1.7) 2 Aaron Cunningham, R (9.7) OBP: 0.294, SLG: 0.233	1B		G5-3 6 WP 1B		K		F7			4	0	2	0	0	1	1			
6 Lou Marson, R (1.2) 8 Lonnie Chisenhall, L (8. PH) OBP: 0.206, SLG: 0.352	K		G5-3		G5-3		G4-3			2	0	0	0	1	1	2			
35 Casey Kotchman, L (9.3)	K		1-3		BB		BB			0	0	0	0	0	0	0			
30 Ubaldo Jiménez, R (1.1) 52 Vinnie Pestano, R (8.1) 33 Johnny Damon, L (9. PH) 54 Chris Perez, R (9.1) OBP: 0.283, SLG: 0.290	K		K		K		K		13 BB 22 HR 1B	3	0	0	0	0	3	4			
Inning Stats	R: 0 E: 0 K: 1 S: 9	H: 2 LOB: 0 P: 14	R: 0 E: 0 K: 2 S: 13	H: 1 LOB: 1 BB: 0 P: 20	R: 1 E: 0 K: 0 S: 10	H: 1 LOB: 1 BB: 1 P: 15	R: 0 E: 0 K: 1 S: 11	H: 1 LOB: 1 BB: 0 P: 18	R: 0 E: 0 K: 2 S: 11	H: 2 LOB: 2 BB: 1 P: 20	R: 0 E: 0 K: 1 S: 10	H: 0 LOB: 0 BB: 1 P: 9	R: 3 E: 0 K: 2 S: 16	H: 2 LOB: 0 BB: 1 P: 29	1B: 7 2B: 2 3B: 0 HR: 1	SF: 1 SAC: 0 DP: 0 HBP: 0	WP: 1 PB: 0 SB: 1 CS: 0	PA: 41	
PITCHER	IP	WLS	BF	H	R	ER	SO	BB	IBB	HBP	BLK	WP	HR	S	P	ERA	WHIP		
58 Joe Kelly, R (1.1) ERA: 1.8	5.0		23	7	1	1	4	1	0	0	0	1	0	51	79	1.80	1.600		
66 Victor Marte, R (6.1) ERA: 3.95	1.0		4	0	0	0	2	1	0	0	0	0	0	9	18	0.00	1.000		
34 Marc Rzepczynski, L (7.1) ERA: 4.78	1.0		5	1	0	0	1	1	0	0	0	0	0	10	20	0.00	2.000		
41 Mitchell Boggs, R (8.1) ERA: 2.03	1.0		3	0	0	0	0	0	0	0	0	0	0	7	9	0.00	0.000		
30 Jason Motte, R (9.1) ERA: 3.71	1.0	L	6	2	3	3	2	1	0	0	0	0	1	16	29	27.00	3.000		

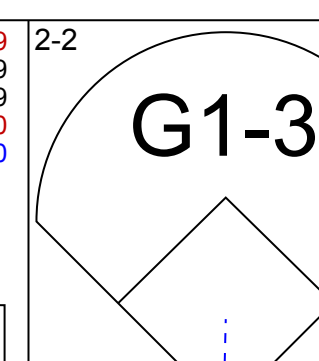
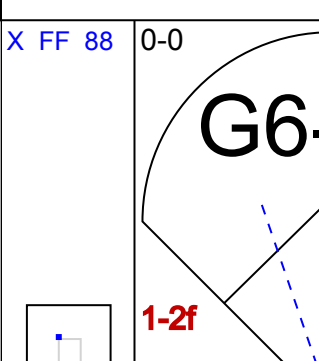
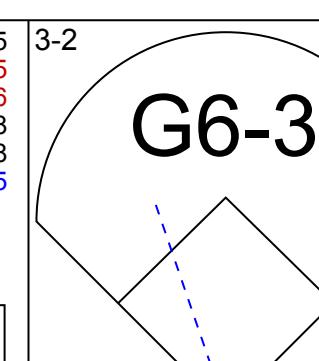
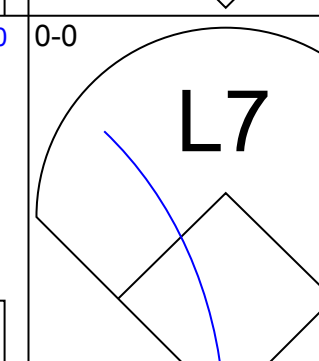
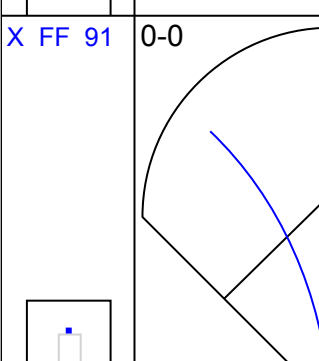
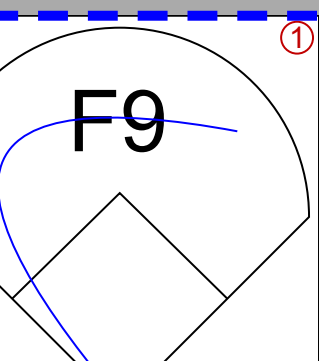
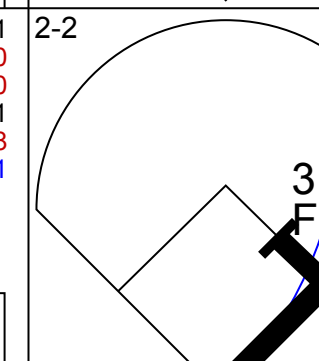
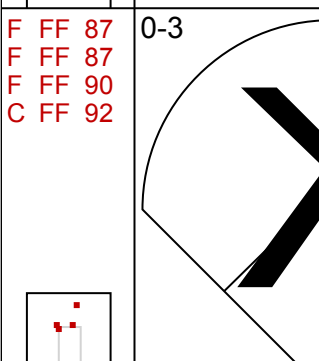
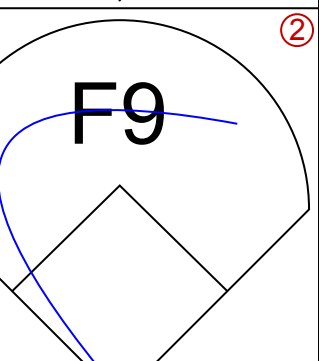
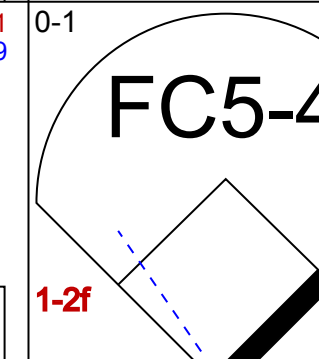

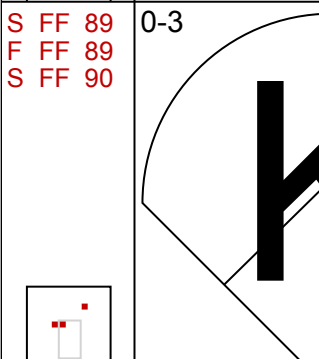
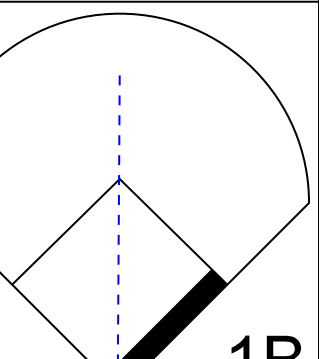

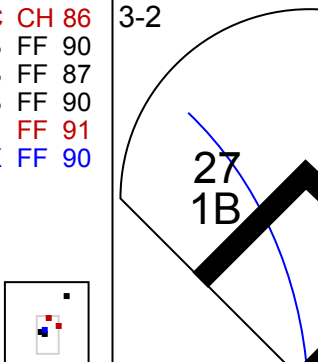

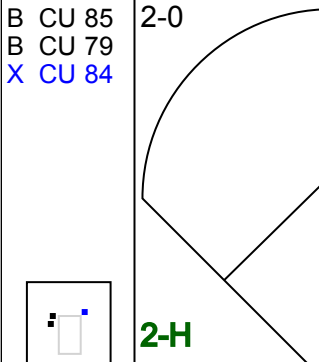
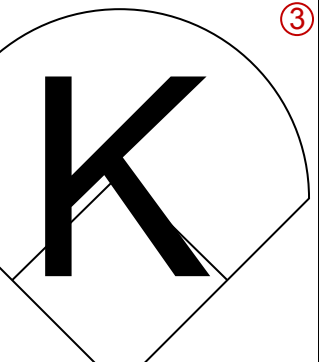


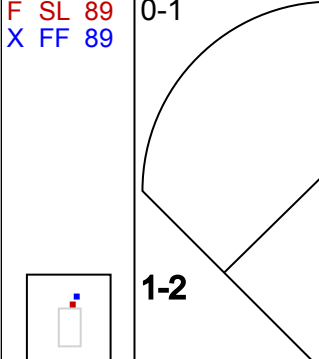



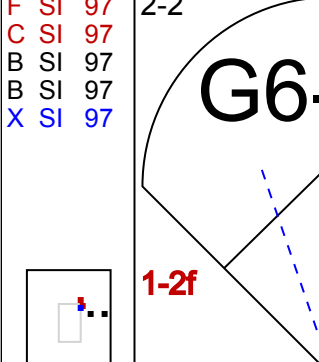





Batter	1	2	3	4	5	6	7	8	9	AB	R	H	RBI	BB	SO	LOB	BOTTOM		
15 Rafael Furcal, S (1.6) OBP: 0.358, SLG: 0.421	G3-1		F7		G4-6-3 1-2		3 BB BB			3	0	0	0	1	0	1	Cleveland Indians @ St. Louis Cardinals Busch Stadium, St. Louis, MO Sun Jun 10 2012, 1:19 PM - 4:23 PM CDT Att: 43,400 - Partly Cloudy - 87 F		
3 Carlos Beltrán, S (1.9) OBP: 0.378, SLG: 0.594	HR		G5-3		4 WP 1B		BB		3	1	2	1	1	0	0	0			
4 Yadier Molina, R (1.2) OBP: 0.383, SLG: 0.517	P4		K		G6-3		BB		4	0	0	0	0	2	4				
21 Allen Craig, R (1.7) OBP: 0.404, SLG: 0.655	F8		K		L9		K		4	0	0	0	0	2	3				
30 Jason Motte, R (9.1)	F8		K		K		K		0	0	0	0	0	0	0				
53 Matt Adams, L (1.3) OBP: 0.309, SLG: 0.429	P6		P6		K		F8		4	0	0	0	0	1	0				
23 David Freese, R (1.5) OBP: 0.318, SLG: 0.498	K		G6-3		1B		1B		4	0	2	0	0	1	0				
33 Daniel Descalso, L (1.4) OBP: 0.319, SLG: 0.377	K		1B		L6		K		4	0	1	0	0	2	2				
56 Adron Chambers, L (1.8) OBP: 0.290, SLG: 0.286	F8		K		K		G6-3		4	0	0	0	0	1	2				
56 Joe Kelly, R (1.1) 66 Victor Marte, R (6.1) 43 Shane Robinson, R (6. PH) 34 Marc Rzepczynski, L (7.1) 41 Mitchell Boggs, R (8.1) 27 Tyler Greene, R (8. PH) OBP: 0.277, SLG: 0.336	K		15 G4-6-3 1B		3 BB 15 S BB		P4		1	0	0	0	0	1	0				
Inning Stats	R: 1 E: 0 K: 0 S: 6	H: 1 LOB: 0 BB: 0 P: 14	R: 0 E: 0 K: 2 S: 10	H: 0 LOB: 0 BB: 0 P: 13	R: 0 E: 0 K: 1 S: 7	H: 0 LOB: 0 BB: 0 P: 12	R: 0 E: 0 K: 0 S: 11	H: 2 LOB: 1 BB: 0 P: 18	R: 0 E: 0 K: 1 S: 11	H: 1 LOB: 1 BB: 0 P: 16	R: 0 E: 0 K: 2 S: 17	H: 0 LOB: 3 BB: 3 P: 32	R: 0 E: 0 K: 1 S: 11	H: 1 LOB: 1 BB: 0 P: 15	1B: 5 2B: 0 3B: 0 HR: 1	SF: 0 SAC: 0 DP: 1 HBP: 0	WP: 1 PB: 0 SB: 1 CS: 0	PA: 35	
PITCHER	IP	WLS	BF	H	R	ER	SO	BB	IBB	HBP	BLK	WP	HR	S	P	ERA	WHIP		
30 Ubaldo Jiménez, R (1.1) ERA: 4.91	7.0		25	5	1	1	7	0	0	0	0	0	0	67	102	1.29	0.714		
52 Vinnie Pestano, R (8.1) ERA: 2.19	1.0	W	6	0	0	0	2	3	0	0	0	0	0	17	32	0.00	3.000		
54 Chris Perez, R (9.1) ERA: 2.59	1.0	S	4	1	0	0	1	0	0	0	0	0	0	11	15	0.00	1.000		

Batter	1	2	3	4	5	6	7	8	9	AB	R	H	RBI	BB	SO	LOB	TOP										
30 Alejandro De Aza, L (1.8) OBP: 0.382, SLG: 0.428											5	1	1	0	0	2											
15 Gordon Beckham, R (1.4) OBP: 0.286, SLG: 0.395											4	0	1	1	1	1											
44 Adam Dunn, L (1.7) 26 Jesse Crain, R (8.1) 43 Addison Reed, L (9.1)											4	1	1	1	0	2											
14 Paul Konerko, R (1.3) 18 Brent Lillibridge, R (8. PR) 51 Alex Rios, R (1.9)											4	2	0	0	0	0	3										
12 A.J. Pierzynski, L (1.2) 10 Alexei Ramirez, R (1.6)											4	2	3	2	0	0											
5 Orlando Hudson, S (1.5) 62 Jose Quintana, R (1.1) 65 Nate Jones, R (6.1) 24 Dayan Viciedo, R (7. PH) 37 Matt Thornton, L (7.1) 7 Jordan Danks, L (8.7)											4	0	1	2	0	0											
Inning Stats	R: 0 E: 0 K: 3 S: 9	H: 0 LOB: 0 BB: 0 P: 12	R: 2 E: 0 K: 1 S: 17	H: 3 LOB: 1 BB: 0 P: 22	R: 0 E: 0 K: 2 S: 8	H: 0 LOB: 0 BB: 0 P: 11	R: 0 E: 0 K: 0 S: 11	H: 2 LOB: 1 BB: 0 P: 15	R: 0 E: 0 K: 0 S: 7	H: 0 LOB: 0 BB: 2 P: 16	R: 0 E: 0 K: 0 S: 8	H: 0 LOB: 0 BB: 0 P: 11	R: 0 E: 0 K: 1 S: 8	H: 0 LOB: 0 BB: 0 P: 12	R: 4 E: 0 K: 0 S: 17	H: 5 LOB: 1 BB: 0 P: 26	R: 0 E: 0 K: 0 S: 10	H: 1 LOB: 1 BB: 0 P: 16	1B: 6 2B: 3 3B: 1 HR: 2	SF: 0 SAC: 0 DP: 1 HBP: 0	WP: 0 PB: 0 SB: 0 CS: 0	PA: 38					
PITCHER	IP	WLS	BF	H	R	ER	SO	BB	IBB	HBP	BLK	WP	HR	S	P	ERA	WHIP										
50 Adam Wainwright, R (1.1) ERA: 4.75	7.0	L	27	5	2	2	7	2	0	0	0	0	0	68	99	2.57	1.000										
34 Marc Rzepczynski, L (8.1) ERA: 5.48	0.1		3	3	2	2	0	0	0	0	0	0	1	9	14	54.00	9.000										
41 Mitchell Boggs, R (8.1) ERA: 2.63	0.2		4	2	2	2	0	0	0	0	0	0	1	8	12	27.00	3.000										
59 Fernando Salas, R (9.1) ERA: 5.3	1.0		4	1	0	0	0	0	0	0	0	0	0	10	16	0.00	1.000										

Chicago White Sox @ St. Louis Cardinals
 Busch Stadium, St. Louis, MO
 Tue Jun 12 2012, 7:17 PM - 9:56 PM CDT
 Att. 40,972 - Clear - 79 F

AB	36
R	6
H	11
RBI	6
BB	2
SO	7
LOB	13



Batter	1	2	3	4	5	6	7	8	9	AB	R	H	RBI	BB	SO	LOB	BOTTOM										
15 Rafael Furcal, S (1.6) OBP: 0.353, SLG: 0.414										4	0	0	0	0	1	1											
4 Yadier Molina, R (1.2) OBP: 0.381, SLG: 0.517										4	0	1	0	0	0	0											
7 Matt Holliday, R (1.7) OBP: 0.364, SLG: 0.463										4	1	2	0	0	1	1											
3 Carlos Beltrán, S (1.9) OBP: 0.376, SLG: 0.588										4	0	1	0	0	1	2											
21 Allen Craig, R (1.3) OBP: 0.408, SLG: 0.659										4	0	2	1	0	1	1											
23 David Freese, R (1.5) OBP: 0.321, SLG: 0.498										4	0	2	0	0	1	1											
27 Tyler Greene, R (1.4) OBP: 0.284, SLG: 0.395										4	0	2	0	0	1	2											
43 Shane Robinson, R (1.8) OBP: 0.305, SLG: 0.384										4	0	0	0	0	0	4											
50 Adam Wainwright, R (1.1) OBP: 0.071, SLG: 0.071	5.1	W	24	10	1	1	4	0	0	0	0	0	0	56	76	1.69	1.875										
65 Nate Jones, R (6.1) ERA: 2.32	0.2	H	1	0	0	0	0	0	0	0	0	0	0	3	5	0.00	0.000										
37 Matt Thornton, L (7.1) ERA: 3.04	1.0	H	3	0	0	0	1	0	0	0	0	0	0	13	19	0.00	0.000										
26 Jesse Crain, R (8.1) ERA: 1.96	1.0		4	1	0	0	1	0	0	0	0	0	0	9	12	0.00	1.000										
43 Addison Reed, R (9.1) ERA: 4.35	1.0		3	0	0	0	1	0	0	0	0	0	0	13	14	0.00	0.000										
PITCHER	IP	WLS	BF	H	R	ER	SO	BB	IBB	HBP	BLK	WP	HR	S	P	ERA	WHIP										
62 Jose Quintana, L (1.1) ERA: 1.98	5.1		24	10	1	1	4	0	0	0	0	0	0	56	76	1.69	1.875										

Chicago White Sox @ St. Louis Cardinals
 Busch Stadium, St. Louis, MO
 Tue Jun 12 2012, 7:17 PM - 9:56 PM CDT
 Att. 40,972 - Clear - 79 F

AB	35
R	1
H	11
RBI	1
BB	0
SO	7
LOB	12



Batter	1	2	3	4	5	6	7	8	9	AB	R	H	RBI	BB	SO	LOB	TOP		
30 Alejandro De Aza, L (1,8) OBP: 0.382, SLG: 0.428	G4-3			B5-3		15 44 HR 1B		G3		4	1	1	0	0	0	0			
15 Gordon Beckham, R (1,4) OBP: 0.282, SLG: 0.379	F8			L8		44 HR 1B		K		4	1	1	0	0	1	0			
44 Adam Dunn, L (1,7) OBP: 0.368, SLG: 0.573	G4-3			K		1B				3	1	1	3	1	1	0			
7 Jordan Danks, L (6,PR) OBP: 0.500, SLG: 0.625	G4-3			K		1-H 2-H HR				0	0	0	0	0	0	0			
14 Paul Konerko, R (1,3) OBP: 0.441, SLG: 0.598										4	0	1	0	0	0	1			
51 Alex Rios, R (1,9) OBP: 0.332, SLG: 0.448										4	0	0	0	0	0	1			
12 A.J. Pierzynski, L (1,2) OBP: 0.336, SLG: 0.515										4	0	1	0	0	0	0			
10 Alexei Ramirez, R (1,6) OBP: 0.238, SLG: 0.269										3	0	0	0	0	0	1			
5 Orlando Hudson, S (1,5) OBP: 0.271, SLG: 0.323										2	0	0	0	1	0	0			
34 Gavin Floyd, R (1,1) 77 Will Ohman, L (5,1) 18 Brent Lillibridge, R (6,PH) 48 Zach Stewart, R (6,1) 24 Dayan Viciedo, R (7,PH) 26 Jesse Crain, R (7,1) 37 Matt Thornton, L (8,1)										1	0	0	0	0	0	0			
Inning Stats	R: 0 E: 0 K: 0 S: 11	H: 0 LOB: 0 BB: 0 P: 15	R: 0 E: 0 K: 0 S: 5	H: 0 LOB: 0 BB: 0 P: 7	R: 0 E: 0 K: 0 S: 7	H: 0 LOB: 0 BB: 0 P: 9	R: 0 E: 0 K: 1 S: 5	H: 2 LOB: 1 BB: 0 P: 11	R: 3 E: 0 K: 0 S: 10	H: 3 LOB: 0 BB: 0 P: 16	R: 0 E: 0 K: 0 S: 10	H: 0 LOB: 2 BB: 1 P: 17	R: 0 E: 0 K: 1 S: 10	H: 0 LOB: 1 BB: 0 P: 17	R: 0 E: 0 K: 0 S: 6	H: 0 LOB: 0 BB: 0 P: 7	1B: 4 2B: 0 3B: 0 HR: 1	SF: 0 SAC: 0 DP: 1 HBP: 1	WP: 1 PA: 34 PB: 0 SB: 0 CS: 0
PITCHER	IP WLS BF H R ER SO BB IBB HBP BLK WP HR S P ERA WHIP																		
35 Jake Westbrook, R (1,1) ERA: 4.27	6.0 W 22 5 3 3 1 0 0 0 0 0 0 1 46 67 4.50 0.833																		
52 Eduardo Sanchez, R (7,1) ERA: 2.53	0.2 H 4 0 0 0 0 1 0 0 1 0 0 8 14 0.00 1.500																		
66 Victor Marte, R (7,1) ERA: 3.81	1.0 H 4 0 0 0 1 1 0 0 0 0 0 9 16 0.00 1.000																		
41 Mitchell Boggs, R (8,1) ERA: 2.6	0.1 H 1 0 0 0 0 0 0 0 0 0 0 3 4 0.00 0.000																		
30 Jason Motte, R (9,1) ERA: 3.45	1.0 S 3 0 0 0 0 0 0 0 0 0 0 6 7 0.00 0.000																		

Chicago White Sox @ St. Louis Cardinals
 Busch Stadium, St. Louis, MO
 Thu Jun 14 2012, 7:16 PM - 9:50 PM CDT
 Att: 43,464 - Clear - 87 F

AB	31
R	3
H	5
RBI	3
BB	2
SO	2
LOB	5



Batter	1	2	3	4	5	6	7	8	9	AB	R	H	RBI	BB	SO	LOB	BOTTOM		
15 Rafael Furcal, S (1,6) OBP: 0.345, SLG: 0.403	K2-3	G4-3		K		G5-3		33 CS 1B		5	0	1	0	0	2	4			
33 Daniel Descalso, L (1,4) OBP: 0.317, SLG: 0.372	F7					E3 4 1B 21 WP 53 1B 7 FC4-6		CS		4	1	2	0	0	0	0			
7 Matt Holliday, R (1,7) OBP: 0.357, SLG: 0.449	G5-3					L6				4	0	0	0	0	0	3			
21 Allen Craig, R (1,9) OBP: 0.418, SLG: 0.667										3	3	2	0	1	0	0			
23 David Freese, R (1,5) OBP: 0.325, SLG: 0.514										4	1	2	3	0	0	2			
4 Yadier Molina, R (1,2) OBP: 0.378, SLG: 0.507										3	0	1	0	1	0	1			
53 Matt Adams, L (1,3) OBP: 0.306, SLG: 0.418										4	0	1	2	0	2	2			
56 Adron Chambers, L (1,8) OBP: 0.278, SLG: 0.250										3	0	0	0	1	1	2			
35 Jake Westbrook, R (1,1) ERA: 5.63										0	0	0	0	2	0	0			
43 Shane Bieber, R (5,PH) ERA: 5.32										1	0	0	0	0	0	0			
52 Eduardo Sanchez, R (7,1) ERA: 2.53										0	0	0	0	0	0	0			
66 Victor Marte, R (7,1) ERA: 3.81										0	0	0	0	0	0	0			
41 Mitchell Boggs, R (8,1) ERA: 2.6										0	0	0	0	0	0	0			
27 Tyler Greene, R (8,PH) ERA: 1.86										1	0	0	0	0	0	0			
30 Jason Motte, R (9,1) ERA: 3.45										0	0	0	0	0	0	0			
Inning Stats	R: 0 E: 0 K: 1 S: 6	H: 0 LOB: 0 BB: 0 P: 10	R: 1 E: 0 K: 1 S: 13	H: 2 LOB: 3 BB: 2 P: 21	R: 2 E: 0 K: 0 S: 8	H: 3 LOB: 0 BB: 0 P: 10	R: 0 E: 0 K: 3 S: 11	H: 0 LOB: 1 BB: 1 P: 16	R: 2 E: 0 K: 0 S: 15	H: 3 LOB: 2 BB: 1 P: 29	R: 0 E: 1 K: 0 S: 12	H: 0 LOB: 1 BB: 0 P: 17	R: 0 E: 0 K: 0 S: 12	H: 0 LOB: 1 BB: 1 P: 21	R: 0 E: 0 K: 0 S: 4	H: 1 LOB: 0 BB: 0 P: 6	1B: 5 2B: 3 3B: 0 HR: 1	SF: 0 SAC: 0 DP: 1 HBP: 0	WP: 1 PA: 38 PB: 0 SB: 1 CS: 1
PITCHER	IP WLS BF H R ER SO BB IBB HBP BLK WP HR S P ERA WHIP																		
34 Gavin Floyd, R (1,1) ERA: 5.63	4.2 L 25 8 8 5 5 3 1 0 0 0 0 0 51 83 9.64 2.357																		
77 Will Ohman, L (5,1) ERA: 5.32	0.1 1 0 0 0 0 0 0 0 0 0 0 2 3 0.00 0.000																		
48 Zach Stewart, R (6,1) ERA: 5.18	1.0 4 0 0 0 0 0 0 0 0 0 0 12 17 0.00 0.000																		
26 Jesse Crain, R (7,1) ERA: 1.86	1.0 4 0 0 0 0 0 1 0 0 0 0 12 21 0.00 1.000																		
37 Matt Thornton, L (8,1) ERA: 2.93	1.0 3 1 0 0 0 0 0 0 0 0 0 4 6 0.00 1.000																		

Chicago White Sox @ St. Louis Cardinals
 Busch Stadium, St. Louis, MO
 Thu Jun 14 2012, 7:16 PM - 9:50 PM CDT
 Att: 43,464 - Clear - 87 F

AB	32
R	5
H	9
RBI	5
BB	5
SO	5
LOB	14



Batter	1	2	3	4	5	6	7	8	9	AB	R	H	RBI	BB	SO	LOB	TOP										
4 Alex Gordon, L OBP: 0.348, SLG: 0.395										4	1	2	0	1	0	1	Kansas City Royals @ St. Louis Cardinals Busch Stadium, St. Louis, MO Fri Jun 15 2012, 7:16 PM - 9:52 PM CDT Att: 42,001 - Clear - 90 F										
17 Chris Getz, L OBP: 0.287, SLG: 0.383									4	1	2	0	0	0	4												
35 Eric Hosmer, L OBP: 0.312, SLG: 0.416									5	0	1	0	0	0	2												
21 Jeff Francoeur, R OBP: 0.312, SLG: 0.416									3	0	1	2	0	0	1												
8 Mike Moustakas, L OBP: 0.333, SLG: 0.462									4	0	1	0	0	2	2												
27 Brayan Peña, S OBP: 0.270, SLG: 0.355									4	0	0	0	0	0	2												
43 Aaron Crow, R									0	0	0	0	0	0	0												
51 Jonathan Broxton, R									0	0	0	0	0	0	0												
2 Alcides Escobar, R OBP: 0.328, SLG: 0.388									4	1	1	0	0	1	0												
1 Jarrod Dyson, L OBP: 0.321, SLG: 0.299									3	0	2	1	1	0	0												
32 Vin Mazzaro, R OBP: 0.500, SLG: 0.500									2	0	1	0	0	1	1												
66 Roman Colon, R									0	0	0	0	0	0	0												
50 Jose Mijares, L									0	0	0	0	0	0	0												
33 Humberto Quintero, R (8, PH) OBP: 0.256, SLG: 0.350									1	0	0	0	0	1	0												
Inning Stats	R: 0 E: 0 K: 0 S: 8	H: 1 LOB: 1 BB: 0 P: 11	R: 1 E: 0 K: 2 S: 13	H: 2 LOB: 1 BB: 0 P: 16	R: 1 E: 0 K: 0 S: 7	H: 2 LOB: 1 BB: 0 P: 12	R: 0 E: 0 K: 0 S: 9	H: 1 LOB: 3 BB: 2 P: 21	R: 0 E: 0 K: 1 S: 8	H: 1 LOB: 1 BB: 0 P: 13	R: 0 E: 0 K: 1 S: 8	H: 1 LOB: 1 BB: 0 P: 10	R: 1 E: 0 K: 1 S: 10	H: 2 LOB: 1 BB: 0 P: 12	R: 0 E: 0 K: 1 S: 9	H: 0 LOB: 0 BB: 0 P: 12	R: 0 E: 0 K: 0 S: 9	H: 1 LOB: 0 BB: 0 P: 14	1B: 9 2B: 2 3B: 0 HR: 0	SF: 1 SAC: 2 DP: 0 HBP: 0	WP: 0 PB: 0 SB: 1 CS: 0	PA: 39					
PITCHER	IP	WLS	BF	H	R	ER	SO	BB	IBB	HBP	BLK	WP	HR	S	P	ERA	WHIP										
26 Kyle Lohse, R ERA: 2.98	7.0	L	33	10	3	3	4	2	0	0	0	0	0	63	95	3.86	1.714										
59 Fernando Salas, R ERA: 5.93	1.0		3	0	0	0	1	0	0	0	0	0	0	9	12	0.00	0.000										
61 Sam Freeman, L ERA: 3.38	1.0		3	1	0	0	0	0	0	0	0	0	0	9	14	0.00	1.000										

AB	34
R	3
H	11
RBI	3
BB	2
SO	5
LOB	13



Batter	1	2	3	4	5	6	7	8	9	AB	R	H	RBI	BB	SO	LOB	BOTTOM										
33 Daniel Descalso, L OBP: 0.315, SLG: 0.364										3	0	0	0	1	1	3	Kansas City Royals @ St. Louis Cardinals Busch Stadium, St. Louis, MO Fri Jun 15 2012, 7:16 PM - 9:52 PM CDT Att: 42,001 - Clear - 90 F										
21 Allen Craig, R OBP: 0.412, SLG: 0.650										4	0	1	0	0	0	2											
56 Adron Chambers, L (8, FR) OBP: 0.278, SLG: 0.250										4	0	0	0	0	0	1											
7 Matt Holliday, R OBP: 0.352, SLG: 0.442										4	0	0	0	0	0	1											
3 Carlos Beltrán, S OBP: 0.384, SLG: 0.603										4	0	2	0	0	1	0											
23 David Freese, R OBP: 0.323, SLG: 0.509										4	1	1	0	0	1	3											
4 Yadier Molina, R OBP: 0.371, SLG: 0.498										4	0	0	0	0	1	2											
53 Matt Adams, L OBP: 0.316, SLG: 0.437										4	1	2	1	0	1	0											
27 Tyler Greene, R OBP: 0.295, SLG: 0.403										4	0	3	0	0	1	1											
26 Kyle Lohse, R OBP: 0.148, SLG: 0.115										2	0	1	0	0	0	2											
43 Shane Robinson, R (7, PH) OBP: 0.300, SLG: 0.375										1	0	1	1	0	0	0											
59 Fernando Salas, R										0	0	0	0	0	0	0											
61 Sam Freeman, R										0	0	0	0	0	0	0											
15 Rafael Furcal, S (8, PH) OBP: 0.345, SLG: 0.403										1	0	0	0	0	0	1											
Inning Stats	R: 0 E: 0 K: 0 S: 9	H: 0 LOB: 0 BB: 0 P: 14	R: 0 E: 0 K: 2 S: 10	H: 1 LOB: 0 BB: 0 P: 13	R: 0 E: 0 K: 0 S: 10	H: 2 LOB: 1 BB: 0 P: 16	R: 0 E: 0 K: 0 S: 4	H: 0 LOB: 0 BB: 0 P: 7	R: 0 E: 0 K: 1 S: 16	H: 2 LOB: 0 BB: 0 P: 21	R: 0 E: 0 K: 1 S: 6	H: 0 LOB: 0 BB: 0 P: 9	R: 2 E: 0 K: 1 S: 12	H: 3 LOB: 1 BB: 0 P: 17	R: 0 E: 0 K: 0 S: 10	H: 2 LOB: 2 BB: 0 P: 14	R: 0 E: 1 K: 1 S: 7	H: 1 LOB: 1 BB: 0 P: 10	1B: 10 2B: 1 3B: 0 HR: 0	SF: 0 SAC: 0 DP: 2 HBP: 0	WP: 0 PB: 1 SB: 2 CS: 1	PA: 37					
PITCHER	IP	WLS	BF	H	R	ER	SO	BB	IBB	HBP	BLK	WP	HR	S	P	ERA	WHIP										
32 Vin Mazzaro, R ERA: 2.57	6.0	W	22	5	0	0	4	1	0	0	0	0	0	55	80	0.00	1.000										
66 Roman Colon, R ERA: 27.0	0.2	H	5	3	2	2	1	0	0	0	0	0	0	11	15	27.00	4.500										
50 Jose Mijares, L ERA: 2.8	0.1	H	1	0	0	0	0	0	0	0	0	0	0	1	2	0.00	0.000										
43 Aaron Crow, R ERA: 2.83	1.0	H	4	2	0	0	0	0	0	0	0	0	0	10	14	0.00	2.000										
51 Jonathan Broxton, R ERA: 1.46	1.0	S	4	1	0	0	1	0	0	0	0	0	0	7	10	0.00	1.000										

AB	35
R	2
H	11
RBI	2
BB	1
SO	6
LOB	15



Batter	1	2	3	4	5	6	7	8	9	AB	R	H	RBI	BB	SO	LOB	TOP			
4 Alex Gordon, L OBP: 0.352, SLG: 0.399										5	0	3	1	0	0	0	Kansas City Royals @ St. Louis Cardinals Busch Stadium, St. Louis, MO Sat Jun 16 2012, 1:18 PM - 4:55 PM CDT Att: 42,018 - Partly Cloudy - 89 F			
17 Chris Getz, L OBP: 0.330, SLG: 0.384										5	2	2	0	0	0	2				
35 Eric Hosmer, L OBP: 0.339, SLG: 0.379										4	1	1	0	1	1	4				
21 Jeff Francoeur, R OBP: 0.313, SLG: 0.414										4	1	1	0	0	1	3				
8 Mike Moustakas, L OBP: 0.339, SLG: 0.479										5	2	3	4	0	1	2				
27 Brayan Peña, S OBP: 0.276, SLG: 0.355										3	0	1	0	1	0	2				
55 Tim Collins, L										0	0	0	0	0	0	0				
56 Greg Holland, R										0	0	0	0	0	0	0				
40 Kelvin Herrera, R										0	0	0	0	0	0	0				
12 Mitch Maier, L (9, PH)										1	0	0	0	0	1	0				
2 Alcides Escobar, R OBP: 0.333, SLG: 0.390										4	0	2	2	1	0	3				
1 Jarrod Dyson, L OBP: 0.324, SLG: 0.305										4	1	1	0	1	1	2				
52 Bruce Chen, L										1	0	0	0	0	1	0				
47 Nate Adcock, R										0	0	0	0	0	0	0				
16 Billy Butler, R										1	0	0	0	0	0	2				
66 Roman Colon, R										1	0	0	0	0	1	0				
11 Yuniesky Betancourt, R										1	0	0	0	0	1	0				
33 Humberto Quintero, R OBP: 0.250, SLG: 0.290										0	0	0	0	0	0	0				
Inning Stats	R: 1 E: 0 K: 0 S: 13	H: 3 LOB: 2 BB: 0 P: 21	R: 0 E: 0 K: 1 S: 6	H: 0 LOB: 0 BB: 0 P: 11	R: 0 E: 0 K: 1 S: 9	H: 1 LOB: 0 BB: 0 P: 14	R: 1 E: 0 K: 1 S: 17	H: 2 LOB: 2 BB: 1 P: 25	R: 1 E: 1 K: 0 S: 13	H: 1 LOB: 3 BB: 1 P: 22	R: 3 E: 1 K: 1 S: 19	H: 4 LOB: 1 BB: 1 P: 30	R: 0 E: 0 K: 0 S: 7	H: 1 LOB: 1 BB: 0 P: 10	R: 0 E: 0 K: 2 S: 12	H: 1 LOB: 0 BB: 0 P: 16	1B: 12 2B: 1 3B: 0 HR: 1	SF: 0 SAC: 0 DP: 1 HBP: 1	WP: 0 PB: 0 SB: 1 CS: 0	PA: 45
PITCHER	IP WLS BF H R ER SO BB IBB HBP BLK WP HR S P ERA WHIP	IP WLS BF H R ER SO BB IBB HBP BLK WP HR S P ERA WHIP	IP WLS BF H R ER SO BB IBB HBP BLK WP HR S P ERA WHIP	IP WLS BF H R ER SO BB IBB HBP BLK WP HR S P ERA WHIP	IP WLS BF H R ER SO BB IBB HBP BLK WP HR S P ERA WHIP	IP WLS BF H R ER SO BB IBB HBP BLK WP HR S P ERA WHIP	IP WLS BF H R ER SO BB IBB HBP BLK WP HR S P ERA WHIP	IP WLS BF H R ER SO BB IBB HBP BLK WP HR S P ERA WHIP	IP WLS BF H R ER SO BB IBB HBP BLK WP HR S P ERA WHIP	4.1 22 7 3 2 3 1 0 1 0 0 0 1 52 81 4.15 1.846	1.1 5 1 0 0 0 0 0 0 0 0 0 6 12 0.00 1.500	1.0 4 1 0 0 2 0 0 0 0 0 0 3 6 =	0.2 4 3 2 2 1 0 0 0 0 0 0 9 13 27.00 4.500	7.1 1 5 1 0 0 0 0 0 0 0 0 14 25 18.00 3.000	9.1 0 4 1 0 2 0 0 0 0 0 0 3 6 =	3.34 4 1 0 0 2 0 0 0 0 0 0 9 12 0.00 0.750	0.9 4 1 0 0 2 0 0 0 0 0 0 12 16 0.00 1.000			
15 Rafael Furcal, S OBP: 0.343, SLG: 0.399										5	1	1	0	0	0	2	Kansas City Royals @ St. Louis Cardinals Busch Stadium, St. Louis, MO Sat Jun 16 2012, 1:18 PM - 4:55 PM CDT Att: 42,018 - Partly Cloudy - 89 F			
3 Carlos Beltrán, S OBP: 0.392, SLG: 0.605										4	2	3	1	1	0	2				
7 Matt Holliday, R OBP: 0.360, SLG: 0.469										5	2	4	5	0	0	1				
30 Jason Motte, R										0	0	0	0	0	0	0				
21 Allen Craig, R OBP: 0.412, SLG: 0.631										3	0	0	0	2	1	2				
23 David Freese, R OBP: 0.325, SLG: 0.511										5	1	2	0	0	2	7				
4 Yadier Molina, R OBP: 0.376, SLG: 0.514										3	1	2	4	1	0	1				
43 Shane Robinson, R OBP: 0.289, SLG: 0.361										4	0	0	0	0	1	3				
27 Tyler Greene, R OBP: 0.295, SLG: 0.401										3	1	1	0	0	0	1				
41 Mitchell Boggs, R										0	0	0	0	0	0	0				
56 Adron Chambers, L (8, PH)										1	1	1	0	0	0	0				
58 Joe Kelly, R										1	0	0	0	0	0	0				
66 Victor Marte, R										0	0	0	0	0	0	0				
61 Sam Freeman, R										0	0	0	0	0	0	0				
52 Eduardo Sanchez, L										0	0	0	0	0	0	0				
34 Marc Rzepczynski, L										0	0	0	0	0	0	0				
33 Daniel Descalso, L OBP: 0.220, SLG: 0.296										0	1	0	0	1	0	0				
Inning Stats	R: 4 E: 0 K: 0 S: 13	H: 4 LOB: 0 BB: 0 P: 20	R: 2 E: 0 K: 1 S: 18	H: 3 LOB: 1 BB: 0 P: 27	R: 0 E: 0 K: 0 S: 7	H: 0 LOB: 0 BB: 0 P: 11	R: 0 E: 0 K: 0 S: 7	H: 1 LOB: 1 BB: 0 P: 11	R: 0 E: 0 K: 1 S: 9	H: 0 LOB: 0 BB: 1 P: 16	R: 3 E: 0 K: 1 S: 12	H: 3 LOB: 2 BB: 2 P: 30	R: 1 E: 0 K: 1 S: 9	H: 2 LOB: 3 BB: 2 P: 20	R: 0 E: 0 K: 2 S: 12	H: 1 LOB: 0 BB: 0 P: 16	1B: 9 2B: 3 3B: 0 HR: 2	SF: 0 SAC: 2 DP: 1 HBP: 0	WP: 0 PB: 0 SB: 0 CS: 1	PA: 41
PITCHER	IP WLS BF H R ER SO BB IBB HBP BLK WP HR S P ERA WHIP	IP WLS BF H R ER SO BB IBB HBP BLK WP HR S P ERA WHIP	IP WLS BF H R ER SO BB IBB HBP BLK WP HR S P ERA WHIP	IP WLS BF H R ER SO BB IBB HBP BLK WP HR S P ERA WHIP	IP WLS BF H R ER SO BB IBB HBP BLK WP HR S P ERA WHIP	IP WLS BF H R ER SO BB IBB HBP BLK WP HR S P ERA WHIP	IP WLS BF H R ER SO BB IBB HBP BLK WP HR S P ERA WHIP	IP WLS BF H R ER SO BB IBB HBP BLK WP HR S P ERA WHIP	IP WLS BF H R ER SO BB IBB HBP BLK WP HR S P ERA WHIP	1.2 12 7 6 6 0 0 0 0 0 0 0 2 27 40 32.40 4.200	1.1 4 1 0 0 1 0 0 0 0 0 0 11 17 0.00 0.750	3.0 10 1 0 0 1 1 0 0 0 0 0 23 38 0.00 0.667	0.1 3 1 2 2 0 1 0 0 0 0 0 2 9 54.00 6.000	0.1 4 2 1 1 1 1 0 0 0 0 0 9 19 27.00 9.000	7.1 1 5 1 0 0 0 0 0 0 0 0 14 25 18.00 3.000	9.1 0 4 1 0 2 0 0 0 0 0 0 3 6 =	3.34 4 1 0 0 2 0 0 0 0 0 0 9 12 0.00 0.750	0.9 4 1 0 0		

Batter	1	2	3	4	5	6	7	8	9	10	AB	R	H	RBI	BB	SO	LOB	TOP						
15 Rafael Furcal, S OBP: 0.342, SLG: 0.391	(1,6) B SI 90 B FF 92 X FF 92	2-0	3-1 B CH 85 B SI 92 B FF 92 C FF 91 X SI 92	G5-3	4-1 1 SAFE B SI 90 B FF 92 F SI 92 B SI 88 B FF 92	4-1 55 2B 7 SF9	0-1 C SI 91 X SL 79	F9	0-0 L FF 82 X CH 84	0-1 55 SH1	4	1	2	0	1	0	1							
55 Skip Schumaker, L OBP: 0.363, SLG: 0.413	(1,8) F SI 91 1 SAFE F FC 88 F CU 80 S CU 79	0-3	4-2 C SI 92 B CU 80 B FF 92 F SI 91 B SI 92		1-1 D SI 92 F FC 84 X SI 91	1-2 7 SF9	1-2 S SL 80 D SL 80 C SL 80 X SL 80	G3-1	0-0 1 SAFE X SI 93	0-0 SH1	3	0	1	0	1	1	2							
7 Matt Holliday, R OBP: 0.363, SLG: 0.483	(1,7) C SI 93 F SI 93 X SI 93	0-2	0-0 X FC 85	P4	2-2 S FC 85 D CU 80 F FC 84 D CH 87 X FF 93	2-3 2-3 3-H	2-3 B FF 92 B FF 92 C CH 84 S SL 82	K	0-0 X SL 87	0-0 F8	4	0	0	1	0	1	4							
3 Carlos Beltrán, S OBP: 0.396, SLG: 0.584	(1,9) S SI 88 C CH 87 F FF 94 B CU 79 1 SAFE B SI 93 C CH 87	2-3	1-2 F FC 85 T SI 91 B FF 90 X CU 79	F8	4-0 I IN 76 I IN 77 I IN 77		3-1 B SI 90 B CH 83 F FF 92 B SI 92 X SI 91	G6-3	4-0 I IN 50 I IN 52 I IN 57 I IN 60		3	0	0	0	2	1	2							
21 Allen Craig, R OBP: 0.391, SLG: 0.588	(1,10) C FF 91 C FC 84 F FC 84 S SI 92	1-3	2-2 F FC 84 D SI 81 C FC 85 X FC 84	G5-3	2-2 C FC 84 D SI 81 C FC 85 X FC 84	F9	0-3 C FF 97 B FF 92 S SI 97	K	0-0 X SL 86	0-0 P6	5	0	0	0	0	2	4							
4 Yadier Molina, R OBP: 0.370, SLG: 0.498	(1,2) X FC 86	0-0	0-1 S FF 92 X FF 91	G5-3	2-2 B SL 81 F FC 82 B SL 82 X SL 80	P6	1-3 C FF 98 B SL 88 F FF 99 S SL 89	K2-3			4	0	0	0	0	1	0							
23 David Freese, R OBP: 0.318, SLG: 0.485	(1,5) B FF 93 B SI 93 C FC 90 B FC 86	4-1	1-2 F FC 92 B CU 78 C FC 89 X SI 92		1-2 C FC 92 B CU 78 C FC 89 X SI 92		0-3 C FF 96 F FF 96 F FF 96 S SL 88	K			3	0	1	0	1	2	0							
53 Matt Adams, L OBP: 0.286, SLG: 0.384	(1,3) D SI 93 S CH 86 C CH 87	1-1	0-0 X SI 93	G6-3	2-3 B FF 93 B FF 93 S FF 93 S FF 94				0-0 X FF 97	0-0 F7	4	0	1	0	0	1	1							
33 Daniel Descalso, L OBP: 0.325, SLG: 0.377	(1,4) B SI 93 B SI 93 C SI 92 B FC 86 F FC 92	3-1	4-1 C FF 89 B CH 85 B SI 91	G3	4-1 C FF 89 B CH 85 B SI 91	15 CS	0-1 C FF 93 X SI 90	G4-3	1-0 B FF 96 X FF 96		3	0	1	0	1	0	2							
Inning Stats	R: 0 E: 0 K: 2 S: 14	H: 1 LOB: 1 BB: 0 P: 18	R: 0 E: 0 K: 1 S: 10	H: 1 LOB: 2 BB: 1 P: 19	R: 0 E: 0 K: 0 S: 9	H: 0 LOB: 1 BB: 1 P: 17	R: 0 E: 0 K: 0 S: 9	H: 1 LOB: 1 BB: 0 P: 12	R: 1 E: 0 K: 0 S: 11	H: 1 LOB: 2 BB: 3 P: 28	R: 0 E: 0 K: 2 S: 9	H: 0 LOB: 0 BB: 0 P: 14	R: 0 E: 0 K: 1 S: 11	H: 1 LOB: 1 BB: 0 P: 14	R: 0 E: 0 K: 2 S: 8	H: 0 LOB: 0 BB: 0 P: 12	R: 0 E: 0 K: 1 S: 6	H: 0 LOB: 0 BB: 0 P: 7	R: 0 E: 0 K: 0 S: 5	H: 1 LOB: 2 BB: 1 P: 9	1B: 4 2B: 2 3B: 0 HR: 0	SF: 1 SAC: 1 DP: 0 HBP: 0	WP: 0 PB: 0 SB: 0 CS: 1	PA: 41
PITCHER	IP WLS BF H R ER SO BB IBB HBP BLK WP HR S P ERA WHIP	50 Jacob Turner, R ERA: 1.8	20 Octavio Dotel, R ERA: 1.19	40 Phil Coke, L ERA: 3.45	60 Bryan Villarreal, R ERA: 1.16	53 Joaquin Benoit, R ERA: 1.53	PITCHER	IP WLS BF H R ER SO BB IBB HBP BLK WP HR S P ERA WHIP	50 Jacob Turner, R ERA: 1.8	20 Octavio Dotel, R ERA: 1.19	40 Phil Coke, L ERA: 3.45	60 Bryan Villarreal, R ERA: 1.16	53 Joaquin Benoit, R ERA: 1.53											

St. Louis Cardinals @ Detroit Tigers
Comerica Park, Detroit, MI
Thu Jun 21 2012, 1:06 PM - 4:10 PM EDT
Att. 40,776 - Partly Cloudy - 92 F

AB	33
R	1
H	6
RBI	1
BB	6
SO	9
LOB	16



Batter	1	2	3	4	5	6	7	8	9	10	AB	R	H	RBI	BB	SO	LOB	BOTTOM						
14 Austin Jackson, R OBP: 0.407, SLG: 0.539	(1,8) B FF 88 B SI 89 X SI 89	2-1	3-3 B SL 84 B SI 90 B SI 90 F FC 90 B SI 84 S SI 91	K	2-2 B SI 89 1 SAFE B SI 84 X SL 84	F7	0-1 C FF 95 X SL 86	F8	1-0 B SI 96 X SI 95	2-1 B SL 81 F FF 93 H SI 94	4	0	0	0	0	1	1							
52 Quintin Berry, L OBP: 0.362, SLG: 0.402	(1,7) C SI 90 CH 81 C FF 90	0-3	2-3 C SI 91 B CH 80 S CH 81 X SI 91	K	0-1 L FF 90 X CH 79	B2-3	1-0 B SI 96 X SI 95	G1-3	0-0 X FS 86	0-0 52 1B HBP	5	0	1	1	0	2	0							
24 Miguel Cabrera, R OBP: 0.365, SLG: 0.529	(1,5) C SL 85 B FF 90 X SI 90	1-1	2-1 C SI 91 B CH 80 S CH 82 X SI 90	F7	3-3 B SI 89 B CH 88 B SI 84 X SL 84	K	0-0 X SI 95	L8	0-0 B SI 92 B SI 92 C SI 92 X SI 87	2-2 1B	4	0	0	0	0	1	0							
28 Prince Fielder, L OBP: 0.386, SLG: 0.502	(1,3) C SI 90 B CH 79 B SI 90 X CH 80	3-1	3-2 C SI 91 B CH 81 B FF 90 X SI 89	F9	3-2 B SI 90 B CH 80 B SI 90 C CU 76 X SI 85	HR	3-2 B SI 90 B CH 80 B SI 90 C CU 76 X SI 85	F7	2-2 B SI 92 B SI 92 C SI 92 X SI 87	2-2 1B	4	1	2	1	0	0	0							
26 Brennan Boesch, L OBP: 0.276, SLG: 0.365	(1,10) F FF 91 B SL 86 X SI 90	1-1	3-2 F SI 91 B FF 90 B SI 90 X SI 89	F9	1-2 F SI 90 B SI 90 X SI 85	P4	1-2 F SI 90 B SI 90 X SI 85	F8	0-0 X SL 80	0-0 F8	3	0	1	0	0	0	0							
21 Delmon Young, R OBP: 0.296, SLG: 0.390	(9,PH) (10,10)		3-2 F SI 90 B SI 90 B SI 84 X CH 81	G6-3	1-2 F SI 90 B SI 90 X SI 85	F8	0-0 X FF 95	F8			4	0	1	0	0	2								
25 Ryan Raburn, R OBP: 0.225, SLG: 0.245	(1,4) (8,9)	0-1	3-2 F SI 90 B SI 90 B SI 84 X CH 81	G6-3	0-1 C SI 91 X CH 81	L3	0-1 C SI 91 X CH 81	L3			4	0	1	0	0	2								
13 Alex Avila, L OBP: 0.335, SLG: 0.424	(1,2)	0-0	0-0 X FF 90	G4-3	0-0 X SI 89	G4-3	0-1 C SI 91 X CH 81	1B			4	0	1	0	0	1	1							
39 Ramon Santiago, S OBP: 0.309, SLG: 0.399	(1,6) (8,4)		1-2 C FF 90 B CH 81 X CH 82	F9	0-2 C FF 90 X FF 90	F9	1-0 B FF 90 X FF 90	L3			4	1	1	0	0	0	1							
32 Don Kelly, L OBP: 0.289, SLG: 0.247	(1,9)	0-1	0-1 C SI 89 X CH 82	G3	4-1 B SI 90 B CH 80 B SI 90 C SI 87		2-0 B SI 95 F FF 94	F9			1	0	0	0	1	0	0							
27 Johnny Peralta, R OBP: 0.347, SLG: 0.405	(8,6)									1-2 52 1B 14 HBP	2	0	1	0	0	0	0							
Inning Stats	R: 0 E: 0 K: 1 S: 7	H: 0 LOB: 0 BB: 0 P: 10	R: 0 E: 0 K: 0 S: 7	H: 1 LOB: 1 BB: 0 P: 11	R: 0 E: 0 K: 1 S: 8	H: 0 LOB: 0 BB: 0 P: 12	R: 1 E: 0 K: 1 S: 19	H: 2 LOB: 1 BB: 0 P: 32	R: 0 E: 0 K: 0 S: 8	H: 0 LOB: 1 BB: 1 P: 14	R: 0 E: 0 K: 1 S: 9	H: 0 LOB: 0 BB: 0 P: 15	R: 0 E: 0 K: 0 S: 10	H: 1 LOB: 1 BB: 0 P: 13	R: 0 E: 0 K: 0 S: 4	H: 0 LOB: 0 BB: 0 P: 7	R: 0 E: 0 K: 0 S: 7	H: 1 LOB: 1 BB: 0 P: 9	R: 1 E: 0 K: 1 S: 8	H: 3 LOB: 3 BB: 0 P: 13	1B: 6 2B: 1 3B: 0 HR: 1	SF: 0 SAC: 0 DP: 0 HBP: 1	WP: 0 PB: 0 SB: 0 CS: 0	PA: 38
PITCHER	IP WLS BF H R ER SO BB IBB HBP BLK WP HR S P ERA WHIP	26 Kyle Lohse, R ERA: 2.85	41 Mitchell Boggs, R ERA: 2.3	34 Marc Rzepczynski, L ERA: 5.47	60 Victor Marte, R ERA: 3.69	PITCHER	IP WLS BF H R ER SO BB IBB HBP BLK WP HR S P ERA WHIP	26 Kyle Lohse, R ERA: 2.85	41 Mitchell Boggs, R ERA: 2.3	34 Marc Rzepczynski, L ERA: 5.47	60 Victor Marte, R ERA: 3.69													

St. Louis Cardinals @ Detroit Tigers
Comerica Park, Detroit, MI
Thu Jun 21 2012, 1:06 PM - 4:10 PM EDT
Att. 40,776 - Partly Cloudy - 92 F

AB	36
R	2
H	8
RBI	2
BB	1
SO	5
LOB	6



Batter	1	2	3	4	5	6	7	8	9	AB	R	H	RBI	BB	SO	LOB	TOP			
15 Rafael Furcal, S OBP: 0.346, SLG: 0.390 33 Daniel Descalso, L OBP: 0.329, SLG: 0.381										3	2	1	0	2	1	3				
19 Jon Jay, L OBP: 0.392, SLG: 0.427										5	2	1	0	0	2	3				
7 Matt Holliday, R OBP: 0.369, SLG: 0.485										5	1	3	0	1	1	3				
3 Carlos Beltrán, S OBP: 0.396, SLG: 0.588										5	2	2	4	0	0	3				
4 Yadier Molina, R OBP: 0.371, SLG: 0.496										5	1	2	1	0	0	1				
23 David Freese, R OBP: 0.327, SLG: 0.494										4	1	3	2	1	0	0				
13 Matt Carpenter, L OBP: 0.356, SLG: 0.528										4	2	2	1	0	0	2				
27 Tyler Greene, R OBP: 0.286, SLG: 0.389										5	0	1	2	0	1	5				
55 Skip Schumaker, L OBP: 0.368, SLG: 0.421 43 Shane Robinson, R (PH) OBP: 0.283, SLG: 0.351										3	0	1	1	1	2	3				
Inning Stats	R: 4 E: 0 K: 2 S: 18	H: 3 LOB: 2 BB: 30	R: 6 E: 0 K: 1 S: 18	H: 7 LOB: 1 BB: 27	R: 0 E: 0 K: 0 S: 7	H: 1 LOB: 1 BB: 0 P: 10	R: 1 E: 0 K: 0 S: 11	H: 2 LOB: 2 BB: 1 P: 21	R: 0 E: 0 K: 0 S: 15	H: 1 LOB: 2 BB: 1 P: 21	R: 0 E: 0 K: 1 S: 15	H: 1 LOB: 0 BB: 12	R: 0 E: 0 K: 0 S: 8	H: 1 LOB: 1 BB: 0 P: 10	R: 0 E: 0 K: 3 S: 12	H: 1 LOB: 0 BB: 21	1B: 11 2B: 6 3B: 0 HR: 0	SF: 1 SAC: 0 DP: 2 HBP: 1	WP: 1 PB: 0 CS: 2	PA: 48
PITCHER	IP WLS BF H R ER SO BB IBB HBP BLK WP HR S P ERA WHIP	IP WLS BF H R ER SO BB IBB HBP BLK WP HR S P ERA WHIP	IP WLS BF H R ER SO BB IBB HBP BLK WP HR S P ERA WHIP	IP WLS BF H R ER SO BB IBB HBP BLK WP HR S P ERA WHIP	IP WLS BF H R ER SO BB IBB HBP BLK WP HR S P ERA WHIP	IP WLS BF H R ER SO BB IBB HBP BLK WP HR S P ERA WHIP	IP WLS BF H R ER SO BB IBB HBP BLK WP HR S P ERA WHIP	IP WLS BF H R ER SO BB IBB HBP BLK WP HR S P ERA WHIP	IP WLS BF H R ER SO BB IBB HBP BLK WP HR S P ERA WHIP	IP WLS BF H R ER SO BB IBB HBP BLK WP HR S P ERA WHIP	IP WLS BF H R ER SO BB IBB HBP BLK WP HR S P ERA WHIP	IP WLS BF H R ER SO BB IBB HBP BLK WP HR S P ERA WHIP	IP WLS BF H R ER SO BB IBB HBP BLK WP HR S P ERA WHIP	IP WLS BF H R ER SO BB IBB HBP BLK WP HR S P ERA WHIP	IP WLS BF H R ER SO BB IBB HBP BLK WP HR S P ERA WHIP	IP WLS BF H R ER SO BB IBB HBP BLK WP HR S P ERA WHIP	IP WLS BF H R ER SO BB IBB HBP BLK WP HR S P ERA WHIP			

St. Louis Cardinals @ Kansas City Royals
Kauffman Stadium, Kansas City, MO
Fri Jun 22 2012, 7:11 PM - 10:14 PM CDT
Att: 37,902 - Clear - 85 F

livebaseballscorecards.com

AB 41
R 11
H 17
RBI 11
BB 5
SO 8
LOB 23

Batter	1	2	3	4	5	6	7	8	9	AB	R	H	RBI	BB	SO	LOB	BOTTOM					
4 Alex Gordon, L OBP: 0.355, SLG: 0.398										5	0	1	0	0	1	3						
11 Yuniesky Betancourt, R OBP: 0.304, SLG: 0.442										3	1	1	0	2	0	3						
16 Billy Butler, R OBP: 0.366, SLG: 0.506										5	0	2	1	0	0	1						
35 Eric Hosmer, L OBP: 0.285, SLG: 0.365										5	0	1	1	0	0	3						
21 Jeff Francoeur, R OBP: 0.304, SLG: 0.392										4	0	0	0	0	1	2						
8 Mike Moustakas, L OBP: 0.344, SLG: 0.468										3	1	1	0	0	1	2						
13 Salvador Perez, R OBP: 0.500, SLG: 1.250										4	1	2	2	0	0	1						
2 Alcides Escobar, R OBP: 0.336, SLG: 0.385										4	0	2	0	0	0	0						
1 Jarrod Dyson, L OBP: 0.323, SLG: 0.294										4	1	1	0	0	0	4						
Inning Stats	R: 1 E: 0 K: 1 S: 16	H: 3 LOB: 0 BB: 24	R: 0 E: 0 K: 0 S: 10	H: 2 LOB: 2 BB: 0 P: 18	R: 0 E: 0 K: 0 S: 5	H: 0 LOB: 0 BB: 0 P: 6	R: 2 E: 0 K: 0 S: 11	H: 2 LOB: 1 BB: 0 P: 20	R: 0 E: 0 K: 0 S: 7	H: 2 LOB: 1 BB: 0 P: 13	R: 0 E: 0 K: 0 S: 6	H: 0 LOB: 1 BB: 0 P: 12	R: 0 E: 0 K: 0 S: 7	H: 0 LOB: 1 BB: 1 P: 14	R: 0 E: 0 K: 1 S: 8	H: 0 LOB: 0 BB: 0 P: 11	R: 1 E: 0 K: 1 S: 18	H: 2 LOB: 2 BB: 1 P: 27	1B: 10 2B: 0 3B: 0 HR: 1	SF: 0 SAC: 0 DP: 1 HBP: 1	WP: 0 PB: 0 CS: 0	PA: 40
PITCHER	IP WLS BF H R ER SO BB IBB HBP BLK WP HR S P ERA WHIP	IP WLS BF H R ER SO BB IBB HBP BLK WP HR S P ERA WHIP	IP WLS BF H R ER SO BB IBB HBP BLK WP HR S P ERA WHIP	IP WLS BF H R ER SO BB IBB HBP BLK WP HR S P ERA WHIP	IP WLS BF H R ER SO BB IBB HBP BLK WP HR S P ERA WHIP	IP WLS BF H R ER SO BB IBB HBP BLK WP HR S P ERA WHIP	IP WLS BF H R ER SO BB IBB HBP BLK WP HR S P ERA WHIP	IP WLS BF H R ER SO BB IBB HBP BLK WP HR S P ERA WHIP	IP WLS BF H R ER SO BB IBB HBP BLK WP HR S P ERA WHIP	IP WLS BF H R ER SO BB IBB HBP BLK WP HR S P ERA WHIP	IP WLS BF H R ER SO BB IBB HBP BLK WP HR S P ERA WHIP	IP WLS BF H R ER SO BB IBB HBP BLK WP HR S P ERA WHIP	IP WLS BF H R ER SO BB IBB HBP BLK WP HR S P ERA WHIP	IP WLS BF H R ER SO BB IBB HBP BLK WP HR S P ERA WHIP	IP WLS BF H R ER SO BB IBB HBP BLK WP HR S P ERA WHIP	IP WLS BF H R ER SO BB IBB HBP BLK WP HR S P ERA WHIP	IP WLS BF H R ER SO BB IBB HBP BLK WP HR S P ERA WHIP					

St. Louis Cardinals @ Kansas City Royals
Kauffman Stadium, Kansas City, MO
Fri Jun 22 2012, 7:11 PM - 10:14 PM CDT
Att: 37,902 - Clear - 85 F

livebaseballscorecards.com

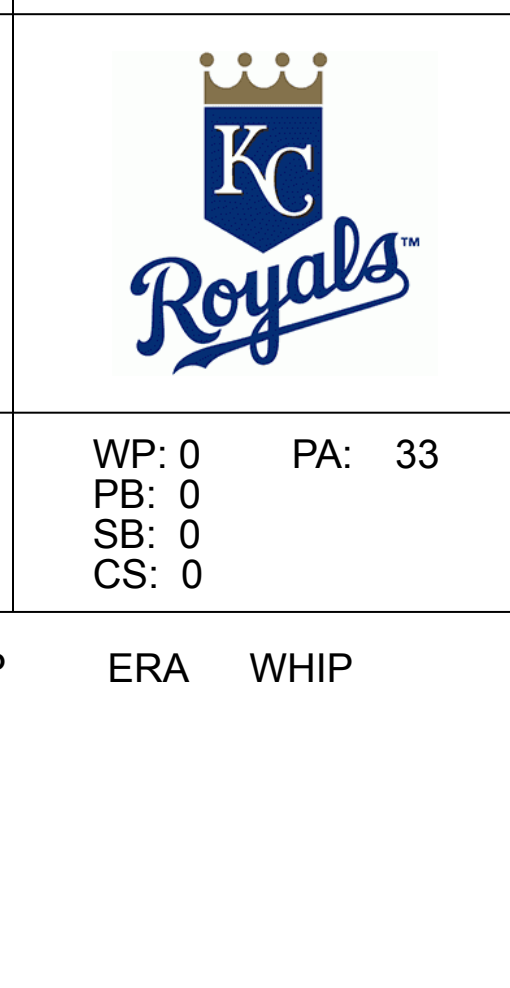
AB 37
R 4
H 11
RBI 4
BB 2
SO 3
LOB 19

Batter	1	2	3	4	5	6	7	8	9	AB	R	H	RBI	BB	SO	LOB	TOP																			
15 Rafael Furcal, S OBP: 0.354, SLG: 0.393	G6-3		BB		1B	1B		BB		3	2	1	2	0	0		St. Louis Cardinals @ Kansas City Royals Kauffman Stadium, Kansas City, MO Sat Jun 23 2012, 1:12 PM - 4:09 PM CDT Att: 37,240 - Cloudy - 77 F																			
19 Jon Jay, L OBP: 0.392, SLG: 0.426	K		1B		1B	G4-3		G4-6-3		5	1	2	1	0	1	2																				
7 Matt Holliday, R OBP: 0.376, SLG: 0.494	F7		1B		1B			2B		5	2	4	2	0	0	0																				
3 Carlos Beltrán, S OBP: 0.396, SLG: 0.585	G3-1		F9		1B			K		5	0	2	1	0	1	3																				
21 Allen Craig, R OBP: 0.392, SLG: 0.605	G5-3		K		F7			HR		5	1	2	3	0	1	2																				
23 David Freese, R OBP: 0.332, SLG: 0.494	1B		BB		FC6-4			1B		4	0	2	0	1	1	4																				
13 Matt Carpenter, L OBP: 0.352, SLG: 0.513	G3		G3-6		G3-6			F8		5	0	1	0	0	0	5																				
48 Tony Cruz, R OBP: 0.163, SLG: 0.204	F8		F8		G6-3			P6		4	1	0	0	0	0	2																				
33 Daniel Descalso, L OBP: 0.327, SLG: 0.377	G3		G3		G2-5-4			K		4	1	1	0	0	1	2																				
Inning Stats	R: 0 E: 0 K: 1 S: 12	H: 0 LOB: 0 BB: 0 P: 19	R: 0 E: 0 K: 0 S: 12	H: 1 LOB: 1 BB: 0 P: 21	R: 1 E: 0 K: 0 S: 12	H: 2 LOB: 2 BB: 1 P: 18	R: 0 E: 0 K: 1 S: 7	H: 0 LOB: 0 BB: 1 P: 13	R: 3 E: 0 K: 0 S: 14	H: 5 LOB: 2 BB: 0 P: 24	R: 1 E: 0 K: 0 S: 10	H: 2 LOB: 1 BB: 0 P: 17	R: 2 E: 0 K: 1 S: 25	H: 3 LOB: 1 BB: 0 P: 37	R: 0 E: 0 K: 1 S: 5	H: 0 LOB: 0 BB: 1 P: 12	R: 1 E: 0 K: 1 S: 12	H: 3 LOB: 1 BB: 0 P: 16	1B: 14 2B: 1 3B: 0 HR: 1	SF: 0 SAC: 0 DP: 4 HBP: 0	WP: 0 PB: 0 SB: 0 CS: 0	PA: 43														
PITCHER	IP	WLS	BF	H	R	ER	SO	BB	IBB	HBP	BLK	WP	HR	S	P	ERA	WHIP	PITCHER	IP	WLS	BF	H	R	ER	SO	BB	IBB	HBP	BLK	WP	HR	S	P	ERA	WHIP	
39 Luis Mendoza, R ERA: 4.85	4.1	L	21	7	4	4	2	2	0	0	0	0	0	50	85	8.31	2.077	43 Aaron Crow, R ERA: 2.93	1.0		5	3	1	1	1	0	0	0	0	0	0	0	0	0	9.00	3.000
40 Kelvin Herrera, R ERA: 2.97	0.2		3	1	0	0	0	0	0	0	0	0	0	7	10	0.00	1.500																			
67 Francisley Bueno, L ERA: 5.0	1.0		5	2	1	1	0	0	0	0	0	0	0	10	17	9.00	2.000																			
56 Greg Holland, R ERA: 4.44	0.1		4	3	2	2	1	0	0	0	0	0	1	19	27	54.00	9.000																			
50 Jose Mijares, L ERA: 1.84	1.2		5	0	0	0	1	1	0	0	0	0	0	11	22	0.00	0.600																			

Batter	1	2	3	4	5	6	7	8	9	AB	R	H	RBI	BB	SO	LOB	BOTTOM																			
4 Alex Gordon, L OBP: 0.360, SLG: 0.408	G4-3		BB		BB	3B		G4-3		3	1	2	1	1	0	0	St. Louis Cardinals @ Kansas City Royals Kauffman Stadium, Kansas City, MO Sat Jun 23 2012, 1:12 PM - 4:09 PM CDT Att: 37,240 - Cloudy - 77 F																			
11 Yuniesky Betancourt, R OBP: 0.293, SLG: 0.444	P6		F7		G5-3		L6		4	0	0	1	0	0	2																					
16 Billy Butler, R OBP: 0.361, SLG: 0.498	G4-3		L8		P4		G5-3		4	0	0	0	0	0	2																					
35 Eric Hosmer, L OBP: 0.281, SLG: 0.360	G3		G4-3		G3		G6-3		4	0	0	0	0	0	1																					
21 Jeff Francoeur, R OBP: 0.300, SLG: 0.386	G6-3		G1		G5-3		G5-3		4	0	0	0	0	0	0																					
8 Mike Moustakas, L OBP: 0.342, SLG: 0.465	K		G6-3		G4-3		K		4	0	1	0	0	2	0																					
2 Alcides Escobar, R OBP: 0.340, SLG: 0.389	G4-3		1B		1B		G4-3		3	0	2	0	0	0	0																					
1 Jarrod Dyson, L OBP: 0.318, SLG: 0.289	F9		K		K		G4-3		3	0	0	0	0	1	3																					
33 Humberto Quintero, R OBP: 0.257, SLG: 0.341	K		K		K		K		3	1	1	0	0	2	2																					
Inning Stats	R: 0 E: 0 K: 0 S: 5	H: 1 LOB: 0 BB: 0 P: 7	R: 0 E: 0 K: 1 S: 9	H: 0 LOB: 0 BB: 0 P: 12	R: 0 E: 0 K: 1 S: 7	H: 0 LOB: 0 BB: 0 P: 10	R: 0 E: 0 K: 0 S: 10	H: 0 LOB: 1 BB: 1 P: 19	R: 0 E: 0 K: 1 S: 13	H: 1 LOB: 1 BB: 0 P: 21	R: 2 E: 0 K: 0 S: 12	H: 2 LOB: 2 BB: 0 P: 22	R: 0 E: 0 K: 1 S: 11	H: 2 LOB: 2 BB: 0 P: 18	R: 0 E: 0 K: 0 S: 8	H: 0 LOB: 0 BB: 0 P: 11	R: 0 E: 0 K: 1 S: 7	H: 0 LOB: 0 BB: 0 P: 8	1B: 5 2B: 0 3B: 1 HR: 0	SF: 0 SAC: 0 DP: 1 HBP: 0	WP: 0 PB: 0 SB: 0 CS: 0	PA: 33														
PITCHER	IP	WLS	BF	H	R	ER	SO	BB	IBB	HBP	BLK	WP	HR	S	P	ERA	WHIP	PITCHER	IP	WLS	BF	H	R	ER	SO	BB	IBB	HBP	BLK	WP	HR	S	P	ERA	WHIP	
50 Adam Wainwright, R ERA: 4.32	7.0	W	27	6	2	2	4	1	0	0	0	0	0	67	109	2.57	1.000																			
41 Mitchell Boggs, R ERA: 2.23	1.0		3	0	0	0	0	0	0	0	0	0	0	8	11	0.00	0.000																			
30 Jason Motte, R ERA: 3.31	1.0		3	0	0	0	1	0	0	0	0	0	0	7	8	0.00	0.000																			

AB	40
R	8
H	16
RBI	8
BB	3
SO	5
LOB	20

AB	32
R	2
H	6
RBI	2
BB	1
SO	5
LOB	10



Batter	1	2	3	4	5	6	7	8	9	AB	R	H	RBI	BB	SO	LOB	TOP				
15 Rafael Furcal, S OBP: 0.351, SLG: 0.387	G6-3	K		G4-3		F9		IBB		4	1	0	0	1	1	2	St. Louis Cardinals @ Kansas City Royals Kauffman Stadium, Kansas City, MO Sun Jun 24 2012, 1:13 PM - 4:20 PM CDT Att: 29,063 - Sunny - 96 F				
21 Allen Craig, R OBP: 0.399, SLG: 0.609	HR	2B		K			F8	E8		4	2	2	2	1	1	0					
19 Jon Jay, L OBP: 0.392, SLG: 0.426										0	0	0	0	0	0	0					
7 Matt Holliday, R OBP: 0.379, SLG: 0.498	HR	BB						SF9		2	2	1	2	2	0	0					
3 Carlos Beltrán, S OBP: 0.393, SLG: 0.589										5	1	1	3	0	0	4					
23 David Freese, R OBP: 0.333, SLG: 0.490										4	0	1	1	1	0	0					
4 Yadier Molina, R OBP: 0.371, SLG: 0.504	F9									4	1	1	1	1	0	1					
13 Matt Carpenter, L OBP: 0.346, SLG: 0.517	F7									5	1	1	0	0	0	2					
43 Shane Robinson, R OBP: 0.290, SLG: 0.345										2	2	0	0	2	0	1					
33 Daniel Descalso, L OBP: 0.331, SLG: 0.377	F7									3	1	1	1	1	1	1					
Inning Stats	R: 3 H: 2 E: 0 K: 0 S: 20	H: 2 LOB: 1 BB: 2 P: 34	R: 2 H: 1 E: 0 K: 1 S: 15	H: 1 LOB: 1 BB: 2 P: 29	R: 0 H: 0 E: 0 K: 0 S: 8	LOB: 0 BB: 1 P: 16	R: 0 H: 0 E: 0 K: 2 S: 9	H: 0 LOB: 0 BB: 0 P: 12	R: 1 H: 1 E: 0 K: 0 S: 5	H: 1 LOB: 1 BB: 1 P: 11	R: 1 H: 1 E: 0 K: 0 S: 5	H: 1 LOB: 1 BB: 1 P: 11	R: 4 H: 3 E: 1 K: 0 S: 18	H: 3 LOB: 2 BB: 2 P: 27	R: 0 H: 0 E: 0 K: 0 S: 6	H: 0 LOB: 0 BB: 0 P: 9	1B: 3 2B: 2 3B: 1 HR: 2	SF: 1 SAC: 0 DP: 0 HBP: 0	WP: 1 PB: 0 SB: 1 CS: 0	PA: 43	
PITCHER	IP WLS BF H R ER SO BB IBB HBP BLK WP HR S P ERA WHIP	57 Jonathan Sánchez, L ERA: 6.21	(1, 1) 5.2 27 4 6 6 3 6 0 0 0 0 1 2 61 111 9.53 1.765	55 Tim Collins, L ERA: 3.13	(6, 1) 1.2 L 10 3 5 4 0 1 2 0 0 0 0 0 18 34 21.60 2.400	43 Aaron Crow, R ERA: 2.78	(8, 1) 1.2 6 1 0 0 0 0 0 0 0 0 0 0 13 16 0.00 0.600														

Batter	1	2	3	4	5	6	7	8	9	AB	R	H	RBI	BB	SO	LOB	BOTTOM				
4 Alex Gordon, L OBP: 0.364, SLG: 0.409	CS									4	1	2	0	1	0	1	St. Louis Cardinals @ Kansas City Royals Kauffman Stadium, Kansas City, MO Sun Jun 24 2012, 1:13 PM - 4:20 PM CDT Att: 29,063 - Sunny - 96 F				
19 Irving Falu, S OBP: 0.313, SLG: 0.404	HR	BB								4	1	0	0	1	0	3					
8 Mike Moustakas, L OBP: 0.347, SLG: 0.492	HR									5	2	3	3	0	1	1					
16 Billy Butler, R OBP: 0.358, SLG: 0.504	L4									5	1	1	2	0	1	2					
21 Jeff Francoeur, R OBP: 0.302, SLG: 0.398	P3									5	2	2	1	0	1	0					
27 Brayan Peña, S OBP: 0.280, SLG: 0.350	F8									4	1	2	0	0	1	0					
13 Salvador Perez, R OBP: 0.375, SLG: 0.750	G6-3									4	0	1	1	0	0	2					
1 Jarrod Dyson, L OBP: 0.322, SLG: 0.305	F8									4	0	2	1	0	0	1					
2 Alcides Escobar, R OBP: 0.338, SLG: 0.390	P4									4	0	1	0	0	2	3					
Inning Stats	R: 2 H: 2 E: 0 K: 0 S: 12	H: 2 LOB: 0 BB: 1 P: 20	R: 0 H: 0 E: 0 K: 0 S: 9	H: 0 LOB: 0 BB: 0 P: 12	R: 0 H: 1 E: 0 K: 0 S: 4	H: 1 LOB: 0 BB: 0 P: 6	R: 3 H: 4 E: 0 K: 2 S: 16	H: 4 LOB: 1 BB: 0 P: 24	R: 0 H: 0 E: 0 K: 0 S: 10	H: 0 LOB: 0 BB: 0 P: 18	R: 1 H: 2 E: 0 K: 0 S: 9	H: 2 LOB: 1 BB: 0 P: 12	R: 0 H: 2 E: 0 K: 2 S: 13	H: 2 LOB: 2 BB: 0 P: 18	R: 2 H: 1 E: 0 K: 2 S: 14	H: 1 LOB: 0 BB: 1 P: 25		1B: 8 2B: 1 3B: 1 HR: 4	SF: 0 SAC: 0 DP: 1 HBP: 0	WP: 0 PB: 0 SB: 1 CS: 1	PA: 41
PITCHER	IP WLS BF H R ER SO BB IBB HBP BLK WP HR S P ERA WHIP	31 Lance Lynn, R ERA: 3.22	(1, 1) 5.1 24 9 6 6 2 1 0 0 0 0 0 0 4 6 0.00 1.500	66 Victor Marte, R ERA: 3.62	(6, 1) 0.2 W 3 1 0 0 0 0 0 0 0 0 0 0 7 11 0.00 1.500	34 Marc Rzepczynski, L ERA: 5.33	(7, 1) 0.2 H 3 1 0 0 0 0 0 0 0 0 0 0 3 3 0.00 0.000	52 Eduardo Sanchez, R ERA: 4.5	(7, 1) 0.1 H 1 0 0 0 0 0 0 0 0 0 0 0 13 18 0.00 2.000	41 Mitchell Boggs, R ERA: 2.16	(8, 1) 1.0 5 2 0 0 2 0 0 0 0 0 0 0 13 18 0.00 2.000										

livebaseballscores.com

livebaseballscores.com



Batter	1	2	3	4	5	6	7	8	9	AB	R	H	RBI	BB	SO	LOB	TOP			
15 Rafael Furcal, S OBP: 0.352, SLG: 0.386										4	1	1	0	1	1	0				
19 Jon Jay, L OBP: 0.383, SLG: 0.415										5	0	2	0	0	1	1				
7 Matt Holliday, R OBP: 0.365, SLG: 0.498 30 Jason Motte, R										3	1	0	0	2	0	3				
3 Carlos Beltrán, S OBP: 0.402, SLG: 0.585										4	1	1	1	1	1	3				
21 Allen Craig, R OBP: 0.395, SLG: 0.593										3	1	2	1	1	1	0				
4 Yadier Molina, R OBP: 0.369, SLG: 0.520										4	1	1	3	0	0	4				
55 Skip Schumaker, L OBP: 0.369, SLG: 0.424										4	0	1	0	0	1	1				
33 Daniel Descalso, L OBP: 0.326, SLG: 0.360										3	0	0	0	1	0	1				
26 Kyle Lohse, R OBP: 0.129, SLG: 0.100 41 Mitchell Boggs, R										4	0	0	0	0	1	2				
43 Shane Robinson, R OBP: 0.291, SLG: 0.339										0	0	0	0	0	0	0				
										0	0	0	0	0	0	0				
Inning Stats	R: 5 H: 5 E: 1 K: 1 S: 24	H: 5 LOB: 0 BB: 0 P: 37	R: 0 H: 1 E: 0 K: 0 S: 8	H: 1 LOB: 2 BB: 1 P: 15	R: 0 H: 1 E: 0 K: 1 S: 11	H: 1 LOB: 2 BB: 1 P: 21	R: 0 H: 0 E: 0 K: 1 S: 7	H: 0 LOB: 0 BB: 0 P: 9	R: 0 H: 0 E: 0 K: 1 S: 6	H: 0 LOB: 0 BB: 0 P: 9	R: 0 H: 1 E: 0 K: 0 S: 11	H: 1 LOB: 3 BB: 3 P: 26	R: 0 H: 0 E: 0 K: 0 S: 15	H: 0 LOB: 1 BB: 0 P: 16	R: 0 H: 0 E: 0 K: 1 S: 9	H: 0 LOB: 1 BB: 1 P: 18	1B: 6 2B: 2 3B: 0 HR: 1	SF: 0 SAC: 0 DP: 2 HBP: 0	WP: 0 PB: 0 SB: 0 CS: 0	PA: 40
PITCHER	IP WLS BF H R ER SO BB IBB HBP BLK WP HR S P ERA WHIP	IP WLS BF H R ER SO BB IBB HBP BLK WP HR S P ERA WHIP	IP WLS BF H R ER SO BB IBB HBP BLK WP HR S P ERA WHIP	IP WLS BF H R ER SO BB IBB HBP BLK WP HR S P ERA WHIP	IP WLS BF H R ER SO BB IBB HBP BLK WP HR S P ERA WHIP	IP WLS BF H R ER SO BB IBB HBP BLK WP HR S P ERA WHIP	IP WLS BF H R ER SO BB IBB HBP BLK WP HR S P ERA WHIP	IP WLS BF H R ER SO BB IBB HBP BLK WP HR S P ERA WHIP	IP WLS BF H R ER SO BB IBB HBP BLK WP HR S P ERA WHIP	IP WLS BF H R ER SO BB IBB HBP BLK WP HR S P ERA WHIP	IP WLS BF H R ER SO BB IBB HBP BLK WP HR S P ERA WHIP	IP WLS BF H R ER SO BB IBB HBP BLK WP HR S P ERA WHIP	IP WLS BF H R ER SO BB IBB HBP BLK WP HR S P ERA WHIP	IP WLS BF H R ER SO BB IBB HBP BLK WP HR S P ERA WHIP	IP WLS BF H R ER SO BB IBB HBP BLK WP HR S P ERA WHIP	IP WLS BF H R ER SO BB IBB HBP BLK WP HR S P ERA WHIP	IP WLS BF H R ER SO BB IBB HBP BLK WP HR S P ERA WHIP	IP WLS BF H R ER SO BB IBB HBP BLK WP HR S P ERA WHIP	IP WLS BF H R ER SO BB IBB HBP BLK WP HR S P ERA WHIP	IP WLS BF H R ER SO BB IBB HBP BLK WP HR S P ERA WHIP

St. Louis Cardinals @ Miami Marlins
Marlins Park, Miami, FL
Tue Jun 26 2012, 7:12 PM - 9:53 PM EDT
Att: 25,444 - Roof Closed - 76 F

AB	34
R	5
H	8
RBI	5
BB	6
SO	6
LOB	15



Batter	1	2	3	4	5	6	7	8	9	AB	R	H	RBI	BB	SO	LOB	BOTTOM			
7 José Reyes, S OBP: 0.350, SLG: 0.386										4	0	2	0	0	0	0				
2 Hanley Ramirez, R OBP: 0.336, SLG: 0.442										3	0	0	0	1	0	2				
27 Giancarlo Stanton, R OBP: 0.355, SLG: 0.536										4	2	2	1	0	0	4				
5 Logan Morrison, L OBP: 0.302, SLG: 0.379										4	0	0	0	0	0	3				
29 Greg Dobbs, L OBP: 0.322, SLG: 0.364										3	0	1	1	0	1	0				
12 Omar Infante, R OBP: 0.311, SLG: 0.461										4	0	0	0	0	0	1				
6 Scott Cousins, L OBP: 0.219, SLG: 0.375 40 Mike Dunn, L 34 Edward Mujica, R										3	0	0	0	0	2	1				
14 John Buck, R OBP: 0.303, SLG: 0.305										3	0	0	0	0	0	1				
38 Carlos Zambrano, S OBP: 0.160, SLG: 0.280 58 Ryan Webb, R										2	0	0	0	0	1	0				
20 Justin Ruggiano, R OBP: 0.448, SLG: 0.707										0	0	0	0	1	0	0				
Inning Stats	R: 1 H: 1 E: 0 K: 0 S: 10	H: 1 LOB: 1 BB: 0 P: 18	R: 0 H: 1 E: 0 K: 1 S: 11	H: 1 LOB: 0 BB: 0 P: 15	R: 0 H: 0 E: 0 K: 1 S: 8	H: 0 LOB: 0 BB: 0 P: 9	R: 1 H: 1 E: 0 K: 0 S: 8	H: 1 LOB: 1 BB: 1 P: 10	R: 0 H: 0 E: 0 K: 0 S: 7	H: 0 LOB: 0 BB: 0 P: 9	R: 0 H: 1 E: 0 K: 0 S: 7	H: 1 LOB: 2 BB: 1 P: 14	R: 0 H: 0 E: 0 K: 0 S: 6	H: 0 LOB: 0 BB: 0 P: 7	R: 0 H: 0 E: 0 K: 1 S: 9	H: 0 LOB: 0 BB: 0 P: 7	1B: 2 2B: 2 3B: 0 HR: 1	SF: 1 SAC: 0 DP: 1 HBP: 0	WP: 0 PB: 0 SB: 0 CS: 0	PA: 33
PITCHER	IP WLS BF H R ER SO BB IBB HBP BLK WP HR S P ERA WHIP	IP WLS BF H R ER SO BB IBB HBP BLK WP HR S P ERA WHIP	IP WLS BF H R ER SO BB IBB HBP BLK WP HR S P ERA WHIP	IP WLS BF H R ER SO BB IBB HBP BLK WP HR S P ERA WHIP	IP WLS BF H R ER SO BB IBB HBP BLK WP HR S P ERA WHIP	IP WLS BF H R ER SO BB IBB HBP BLK WP HR S P ERA WHIP	IP WLS BF H R ER SO BB IBB HBP BLK WP HR S P ERA WHIP	IP WLS BF H R ER SO BB IBB HBP BLK WP HR S P ERA WHIP	IP WLS BF H R ER SO BB IBB HBP BLK WP HR S P ERA WHIP	IP WLS BF H R ER SO BB IBB HBP BLK WP HR S P ERA WHIP	IP WLS BF H R ER SO BB IBB HBP BLK WP HR S P ERA WHIP	IP WLS BF H R ER SO BB IBB HBP BLK WP HR S P ERA WHIP	IP WLS BF H R ER SO BB IBB HBP BLK WP HR S P ERA WHIP	IP WLS BF H R ER SO BB IBB HBP BLK WP HR S P ERA WHIP	IP WLS BF H R ER SO BB IBB HBP BLK WP HR S P ERA WHIP	IP WLS BF H R ER SO BB IBB HBP BLK WP HR S P ERA WHIP	IP WLS BF H R ER SO BB IBB HBP BLK WP HR S P ERA WHIP	IP WLS BF H R ER SO BB IBB HBP BLK WP HR S P ERA WHIP	IP WLS BF H R ER SO BB IBB HBP BLK WP HR S P ERA WHIP	IP WLS BF H R ER SO BB IBB HBP BLK WP HR S P ERA WHIP

St. Louis Cardinals @ Miami Marlins
Marlins Park, Miami, FL
Tue Jun 26 2012, 7:12 PM - 9:53 PM EDT
Att: 25,444 - Roof Closed - 76 F

AB	30
R	2
H	5
RBI	2
BB	2
SO	4
LOB	12



Batter	1	2	3	4	5	6	7	8	9	AB	R	H	RBI	BB	SO	LOB	TOP		
15 Rafael Furcal, S OBP: 0.347, SLG: 0.380	G6-3		P6		L6		G3-1			4	0	0	0	0	0	1	St. Louis Cardinals @ Miami Marlins Marlins Park, Miami, FL Wed Jun 27 2012, 7:11 PM - 9:49 PM EDT Att: 28,397 - Roof Closed - 76 F		
19 Jon Jay, L OBP: 0.380, SLG: 0.405	7 2B 3 SF7 BB		F7		G3-1		K			3	1	0	0	1	1				
7 Matt Holliday, R OBP: 0.383, SLG: 0.498	23 2B		F8		G3		G3-1			4	1	1	0	0	0				
3 Carlos Beltrán, S OBP: 0.400, SLG: 0.582	SF7		G4-3		13 BB 1B		F9			3	0	1	1	0	0				
23 David Freese, R OBP: 0.337, SLG: 0.492	13 1B 2B		F9		F9		P5			4	0	2	1	0	0				
13 Matt Carpenter, L OBP: 0.355, SLG: 0.516	F7		F7		BB		G1-4-3 1B			3	0	2	0	1	0				
27 Tyler Greene, R OBP: 0.285, SLG: 0.386	K		F9		K		F8			3	0	0	0	0	2	3			
33 Daniel Descalso, L (9, PH) OBP: 0.324, SLG: 0.358	K		F9		K		F8			1	0	0	0	0	0	1			
48 Tony Cruz, R OBP: 0.192, SLG: 0.288	L9		L9		15 WP 58 SH2-4 1B		G1-4-3			3	1	2	1	0	0	0			
4 Yadier Molina, R (9, PH) OBP: 0.351, SLG: 0.518	F9		F9		SH2-4		P4			1	0	0	0	0	0	0			
56 Joe Kelly, R OBP: 0.286, SLG: 0.290	F9		F9		SH2-4		P4			1	0	0	0	0	0	0			
55 Skip Schumaker, L OBP: 0.306, SLG: 0.450										0	0	0	0	0	0	0			
59 Fernando Salas, R OBP: 0.305, SLG: 0.395										0	0	0	0	0	0	0			
61 Sam Freeman, R OBP: 0.305, SLG: 0.395										0	0	0	0	0	0	0			
66 Victor Marte, R OBP: 0.308, SLG: 0.328										0	0	0	0	0	0	0			
21 Allen Craig, R OBP: 0.302, SLG: 0.398										0	0	0	0	0	0	1			
Inning Stats	R: 2 E: 0 K: 0 S: 14	H: 3 LOB: 2 BB: 1 P: 23	R: 0 E: 0 K: 1 S: 9	H: 0 LOB: 0 BB: 0 P: 12	R: 0 E: 0 K: 0 S: 7	H: 0 LOB: 0 BB: 0 P: 8	R: 0 E: 0 K: 0 S: 8	H: 1 LOB: 1 BB: 0 P: 11	R: 0 E: 0 K: 1 S: 9	H: 1 LOB: 2 BB: 1 P: 18	R: 0 E: 0 K: 2 S: 11	H: 0 LOB: 0 BB: 0 P: 15	R: 0 E: 0 K: 0 S: 5	H: 1 LOB: 1 BB: 0 P: 15	1B: 5 2B: 2 HR: 1	SF: 1 SAC: 1 DP: 0 HBP: 0	WP: 1 PB: 0 SB: 0 CS: 0	PA: 36	
PITCHER	IP WLS BF H R ER SO BB IBB HBP BLK WP HR S P ERA WHIP																		
19 Anibal Sánchez, R ERA: 3.94	7.0 W 29	7 3 3 4	2 0 0 0	0 0 0 0	0 0 0 0	0 0 0 0	0 0 0 0	0 0 5 10	0.00 0.000										
31 Steve Cishek, R ERA: 2.53	1.0 H 3	0 0 0 0	0 0 0 0	0 0 0 0	0 0 0 0	0 0 0 0	0 0 9 15	0.00 1.000											
21 Heath Bell, R ERA: 6.35	1.0 S 4	1 0 0 0	0 0 0 0	0 0 0 0	0 0 0 0	0 0 0 0	0 0 0 0	0.00 1.000											

Batter	1	2	3	4	5	6	7	8	9	AB	R	H	RBI	BB	SO	LOB	BOTTOM	
7 José Reyes, S OBP: 0.346, SLG: 0.380	K		F8		G4-3		B2			4	0	0	1	0	1	1	St. Louis Cardinals @ Miami Marlins Marlins Park, Miami, FL Wed Jun 27 2012, 7:11 PM - 9:49 PM EDT Att: 28,397 - Roof Closed - 76 F	
2 Hanley Ramirez, R OBP: 0.335, SLG: 0.443	2B		K		L7		G6-3			4	0	1	0	0	1	1		
27 Giancarlo Stanton, R OBP: 0.353, SLG: 0.533	K		29 G6-3 1B		P6		K			4	0	1	0	0	2	1		
29 Greg Dobbs, L OBP: 0.320, SLG: 0.360	G4-3		G6-3		L7		20 1B			4	1	1	0	0	0	2		
6 Scott Cousins, L OBP: 0.219, SLG: 0.375	G4-3		G6-3		L7		12 2B 1B			0	0	0	0	0	0	0		
20 Justin Ruggiano, R OBP: 0.453, SLG: 0.689	F8		G6-3		12 S 1B		12 2B 1B			4	0	2	0	0	0	0		
12 Omar Infante, R OBP: 0.313, SLG: 0.463	F8		G6-3		15 BB 1B		G5-3			3	1	1	1	1	0	1		
15 Gaby Sanchez, R OBP: 0.240, SLG: 0.292	1B		14 1B 7 G4-3 BB		14 BB 7 G4-3 BB		K			3	1	1	0	1	2	1		
14 John Buck, R OBP: 0.308, SLG: 0.328	G5-3		7 G4-3 19 SH3-4 1B		7 G4-3 19 SH3-4 1B		HR			3	1	2	2	0	0	1		
19 Anibal Sánchez, R OBP: 0.091, SLG: 0.182	B5-3		B5-3		SH3-4		HR			1	0	0	0	0	0	0		
5 Logan Morrison, L (7, PH) OBP: 0.305, SLG: 0.395										1	1	1	1	0	0	0		
31 Steve Cishek, R ERA: 6.55										0	0	0	0	0	0	0		
21 Heath Bell, R ERA: 3.67										0	0	0	0	0	0	0		
Inning Stats	R: 0 E: 0 K: 2 S: 10	H: 1 LOB: 1 BB: 0 P: 14	R: 0 E: 0 K: 0 S: 8	H: 1 LOB: 1 BB: 0 P: 12	R: 0 E: 0 K: 1 S: 8	H: 0 LOB: 0 BB: 0 P: 12	R: 0 E: 0 K: 0 S: 8	H: 1 LOB: 0 BB: 0 P: 12	R: 2 E: 0 K: 0 S: 15	H: 1 LOB: 1 BB: 2 P: 24	R: 0 E: 0 K: 0 S: 6	H: 1 LOB: 1 BB: 0 P: 11	R: 2 E: 0 K: 1 S: 9	H: 3 LOB: 1 BB: 0 P: 20	1B: 6 2B: 2 3B: 0 HR: 2	SF: 0 SAC: 1 DP: 1 HBP: 0	WP: 0 PB: 0 SB: 1 CS: 0	PA: 34
PITCHER	IP WLS BF H R ER SO BB IBB HBP BLK WP HR S P ERA WHIP																	
58 Joe Kelly, R ERA: 3.38	6.0 B 24	5 2 2 3	2 0 0 0	0 0 0 0	0 0 0 0	0 0 0 0	0 0 1 5	27.00 3.000										
59 Fernando Salas, R ERA: 5.55	0.1 L 2	1 1 1 0	0 0 0 0	0 0 0 0	0 0 0 0	0 0 0 0	0 0 1 2	27.00 3.000										
61 Sam Freeman, L ERA: 6.55	0.1 L 2	1 1 1 0	0 0 0 0	0 0 0 0	0 0 0 0	0 0 0 0	0 0 1 2	27.00 3.000										
66 Victor Marte, R ERA: 3.67	1.1 B 3	1 1 2	0 0 0 0	0 0 0 0	0 0 0 0	0 0 0 0	0 0 13 22	6.75 2.250										

St. Louis Cardinals @ Miami Marlins
 Marlins Park, Miami, FL
 Wed Jun 27 2012, 7:11 PM - 9:49 PM EDT
 Att: 28,397 - Roof Closed - 76 F

AB 32
 R 3
 H 8
 RBI 3
 BB 2
 SO 4
 LOB 10



St. Louis Cardinals @ Miami Marlins
 Marlins Park, Miami, FL
 Wed Jun 27 2012, 7:11 PM - 9:49 PM EDT
 Att: 28,397 - Roof Closed - 76 F

AB 31
 R 5
 H 10
 RBI 5
 BB 2
 SO 6
 LOB 8



Batter	1	2	3	4	5	6	7	8	9	AB	R	H	RBI	BB	SO	LOB	TOP				
17 Drew Sutton, S OBP: 0.338, SLG: 0.383	1-3 K	2-3 K			1-2 F8	0-1 F9		0-2 22 BB 14 BB 1B	1-2 L6	4	0	0	0	0	2	1					
32 Brad Lincoln, L OBP: 0.125, SLG: 0.125										1	1	1	0	0	0	0					
5 Josh Harrison, R OBP: 0.285, SLG: 0.395										1	0	0	0	0	0	1					
31 Jose Tabata, R OBP: 0.297, SLG: 0.342	1-2 22 BB 18 BB 1B		1-2 K		1-3 K	0-1 G5-3		4-2 14 BB 24 BB BB	1-4 22 HR BB	4	3	2	0	2	1	0					
22 Andrew McCutchen, R OBP: 0.399, SLG: 0.594	1-2 18 BB 2B		3-2 P4		0-1 46 BB 24 BB 1B	0-1 46 HR 1B		4-0 24 BB 14 BB BB	0-0 2-H HR	5	4	4	3	1	0	1					
46 Garrett Jones, L OBP: 0.333, SLG: 0.489	0-0 L3		3-3 K		0-1 18 BB 24 BB 1B	2-1 HR		2-2 24 BB 1B	3-1 G6-3	4	2	2	2	0	1	3					
14 Casey McGehee, R OBP: 0.316, SLG: 0.379					1-3 24 BB BB	1-H HR		1-2 2-H 3-H 1B		2	0	1	1	0	0	0					
18 Neil Walker, S OBP: 0.333, SLG: 0.364	1-0 2-H 3-H 1B		0-0 L7		4-1 24 BB BB	2-2 1B		2-0 F3	1-1 1B	5	1	3	2	1	0	4					
30 Chris Resop, R					1-2 24 BB 2B			1-2 2-3 3-H BB	1-1 1B	0	0	0	0	0	0	0					
24 Pedro Alvarez, L OBP: 0.293, SLG: 0.466	0-0 G4-3		1-2 P6		0-0 1-H 2-H 3-H 2B	1-0 L4		4-1 BB BB BB BB	2-2 L8	5	0	1	4	1	0	3					
26 Rod Barajas, R OBP: 0.277, SLG: 0.382		1-3 K		1-0 F8	0-2 F7		0-0 P2	1-3 K		5	0	0	0	0	2	4					
12 Clint Barnes, R OBP: 0.224, SLG: 0.306		2-3 K		2-2 1B		0-0 HR	0-1 G5-3	1-0 F9		5	1	2	1	0	1	3					
29 Kevin Correia, R OBP: 0.182, SLG: 0.182		2-1 1B		0-3 K		2-2 HR	2-1 G4-3		1-1 31 BB 22 HR 1B	2	0	1	0	0	1	1					
7 Alex Presley, L OBP: 0.269, SLG: 0.382										3	2	2	1	0	0	0					
Inning Stats	R: 2 E: 0 K: 1 S: 12	H: 3 LOB: 1 BB: 0 P: 16	R: 0 E: 0 K: 3 S: 12	H: 1 LOB: 1 BB: 0 P: 19	R: 0 E: 0 K: 1 S: 11	H: 1 LOB: 1 BB: 0 P: 18	R: 0 E: 0 K: 1 S: 11	H: 1 LOB: 1 BB: 0 P: 15	R: 3 E: 0 K: 1 S: 15	H: 3 LOB: 1 BB: 1 P: 24	R: 0 E: 0 K: 0 S: 18	H: 0 LOB: 0 BB: 0 P: 7	R: 2 E: 0 K: 1 S: 17	H: 2 LOB: 3 BB: 3 P: 35	R: 3 E: 0 K: 0 S: 13	H: 3 LOB: 1 BB: 1 P: 25	1B: 13 2B: 2 3B: 0 HR: 4	SF: 0 SAC: 0 DP: 0 HBP: 0	WP: 0 PA: 51 PB: 0 SB: 0 CS: 0		
PITCHER	IP WLS BF H R ER SO BB IBB HBP BLK WP HR S P ERA WHIP	5.0 L 27 11 7 7 7 1 0 0 0 0 2 67 100 12.60 2.400	4.75 6.6 6.6 6.6 6.0 6.0	6.6 6.6 6.6 6.6 6.0 6.0	6.6 6.6 6.6 6.6 6.0 6.0	6.6 6.6 6.6 6.6 6.0 6.0	6.6 6.6 6.6 6.6 6.0 6.0	6.6 6.6 6.6 6.6 6.0 6.0	6.6 6.6 6.6 6.6 6.0 6.0	6.6 6.6 6.6 6.6 6.0 6.0	6.6 6.6 6.6 6.6 6.0 6.0	6.6 6.6 6.6 6.6 6.0 6.0	6.6 6.6 6.6 6.6 6.0 6.0	6.6 6.6 6.6 6.6 6.0 6.0	6.6 6.6 6.6 6.6 6.0 6.0	6.6 6.6 6.6 6.6 6.0 6.0	6.6 6.6 6.6 6.6 6.0 6.0	6.6 6.6 6.6 6.6 6.0 6.0	6.6 6.6 6.6 6.6 6.0 6.0	6.6 6.6 6.6 6.6 6.0 6.0	6.6 6.6 6.6 6.6 6.0 6.0

Pittsburgh Pirates @ St. Louis Cardinals
 Busch Stadium, St. Louis, MO
 Fri Jun 29 2012, 7:17 PM - 10:25 PM CDT
 Att: 45,382 - Clear - 101 F

AB	46
R	14
H	19
RBI	14
BB	5
SO	8
LOB	21



Batter	1	2	3	4	5	6	7	8	9	AB	R	H	RBI	BB	SO	LOB	BOTTOM				
15 Rafael Furcal, S OBP: 0.346, SLG: 0.377	1-0 G4-3		4-1 19 BB 3 BB BB	2-2 G6-3			3-2 P3			3	1	0	0	1	0	0					
19 Jon Jay, L OBP: 0.376, SLG: 0.400	2-2 G1-3		3-1 21 HR 1B		0-1 L1-4-3		1-3 K			4	1	1	0	0	1	0					
7 Matt Holliday, R OBP: 0.365, SLG: 0.498	2-0 1B		2-3 K		0-0 G4-1 1B		1-3 K			4	0	2	0	0	2	2					
43 Shane Robinson, R OBP: 0.291, SLG: 0.339										0	0	0	0	0	0	0					
3 Carlos Beltrán, S OBP: 0.398, SLG: 0.577	2-2 G3		0-1 21 HR 1B		3-2 G4-1			2-2 K		4	1	1	1	0	1	2					
34 Marc Rzepczynski, L										0	0	0	0	0	0	0					
21 Allen Craig, R OBP: 0.395, SLG: 0.614		0-2 4 G5-3 23 G6-3 2B	2-1 1-H 2-H HR		1-3 F8			0-3 K		4	2	2	3	0	1	1					
4 Yadier Molina, R OBP: 0.362, SLG: 0.510	1-2 G5-3		1-3 K			0-0 G5-3		0-0 G4-3		4	0	0	0	0	1	1					
23 David Freese, R OBP: 0.336, SLG: 0.489			0-2 G6-3		1-0 G4-3					4	0	1	1	0	0	0					
33 Daniel Descalso, L OBP: 0.323, SLG: 0.352		3-H 50 FC5-4 BB	4-2 F7		2-2 P4					3	0	0	0	1	0	1					
50 Adam Wainwright, R OBP: 0.263, SLG: 0.363					1-3 K					2	0	0	0	0	1	1					
52 Eduardo Sanchez, R ERA: 4.32										0	0	0	0	0	0	1					
55 Skip Schumaker, L OBP: 0.365, SLG: 0.444										0	0	0	0	0	0	0					
59 Fernando Salas, R ERA: 3.21										0	0	0	0	0	0	0					
61 Sam Freeman, R OBP: 0.331, SLG: 0.512										1	0	0	0	0	1	0					
13 Matt Carpenter, L OBP: 0.331, SLG: 0.512										0	0	0	0	0	0	0					
Inning Stats	R: 0 E: 0 K: 0 S: 9	H: 1 LOB: 1 BB: 0 P: 16	R: 1 E: 0 K: 0 S: 15	H: 1 LOB: 1 BB: 1 P: 20	R: 4 E: 0 K: 2 S: 14	H: 3 LOB: 0 BB: 1 P: 27	R: 0 E: 0 K: 1 S: 9	H: 0 LOB: 0 BB: 0 P: 14	R: 0 E: 0 K: 0 S: 8	H: 1 LOB: 1 BB: 0 P: 13	R: 0 E: 0 K: 0 S: 6	H: 1 LOB: 0 BB: 0 P: 9	R: 0 E: 0 K: 2 S: 10	H: 0 LOB: 0 BB: 0 P: 15	R: 0 E: 0 K: 2 S: 7	H: 0 LOB: 0 BB: 0 P: 9	R: 0 E: 0 K: 1 S: 7	H: 0 LOB: 0 BB: 0 P: 12	1B: 5 2B: 1 3B: 0 HR: 1	SF: 0 SAC: 0 DP: 0 HBP: 0	WP: 0 PA: 36 PB: 0 SB: 0 CS: 0
PITCHER	IP WLS BF H R ER SO BB IBB HBP BLK WP HR S P ERA WHIP	5.0 H 23 1 0 0 4 0 0 0 0 0 0 23 33 0.00 0.333	4.32 3.21 3.76	4.32 3.21 3.76	4.32 3.21 3.76	4.32 3.21 3.76	4.32 3.21 3.76	4.32 3.21 3.76	4.32 3.21 3.76	4.32 3.21 3.76	4.32 3.21 3.76	4.32 3.21 3.76	4.32 3.21 3.76	4.32 3.21 3.76	4.32 3.21 3.76	4.32 3.21 3.76	4.32 3.21 3.76	4.32 3.21 3.76	4.32 3.21 3.76	4.32 3.21 3.76	4.32 3.21 3.76

Pittsburgh Pirates @ St. Louis Cardinals
 Busch Stadium, St. Louis, MO
 Fri Jun 29 2012, 7:17 PM - 10:25 PM CDT
 Att: 45,382 - Clear - 101 F

AB	34
R	5
H	7
RBI	5
BB	2
SO	8
LOB	9



Batter	1	2	3	4	5	6	7	8	9	AB	R	H	RBI	BB	SO	LOB	TOP		
7 Alex Presley, L OBP: 0.272, SLG: 0.379	G3	BB		G5-3		K			SH1-4 1B	4	1	1	0	1	1	1	Pittsburgh Pirates @ St. Louis Cardinals Busch Stadium, St. Louis, MO Sat Jun 30 2012, 1:19 PM - 4:21 PM CDT Att: 37,162 - Sunny - 99 F		
31 Jose Tabata, R OBP: 0.296, SLG: 0.344	G4-3	G4-3			2B	G6-3			SH1-4	4	1	1	0	0	0	1			
22 Andrew McCutchen, R 17 Drew Sutton, S OBP: 0.401, SLG: 0.593 OBP: 0.333, SLG: 0.377	1B			1B		G5-3		F9	FC6	4	1	2	0	0	0	1			
46 Garrett Jones, L 14 Casey McGehee, R(7, PH) OBP: 0.315, SLG: 0.374	1B			K		K		G6-3	G6-3	2	2	1	0	1	1	1			
18 Neil Walker, S OBP: 0.334, SLG: 0.366	BB			K		K		G4-3	K	4	1	1	1	1	2	2			
24 Pedro Alvarez, L OBP: 0.297, SLG: 0.477	HR			F7		IBB		K		3	1	1	4	1	1	1			
12 Clint Barmes, R OBP: 0.224, SLG: 0.302	F8			P4		FC6-4		HBP		3	0	0	1	0	0	2			
55 Michael McKenry, R OBP: 0.327, SLG: 0.471			K			K		K		4	0	1	0	0	3	3			
Jeff Karstens, R			K			G5-3		K		3	0	0	0	0	2	1			
32 Brad Lincoln, L 44 Tony Watson, L 48 Jared Hughes, R										1	0	0	0	0	1	1			
Inning Stats	R: 4 H: 3 E: 0 K: 0 S: 19	L: 3 LOB: 0 BB: 1 P: 31	R: 0 H: 0 E: 0 K: 2 S: 10	R: 0 H: 1 E: 0 K: 2 S: 13	R: 0 H: 1 E: 0 K: 1 S: 10	R: 2 H: 2 E: 0 K: 1 S: 15	R: 0 H: 0 E: 0 K: 1 S: 8	R: 0 H: 0 E: 0 K: 3 S: 10	R: 1 H: 1 E: 0 K: 1 S: 12	1B: 4 2B: 3 3B: 0 HR: 1	SF: 0 SAC: 1 DP: 0 HBP: 1	WP: 1 PB: 0 SB: 1 CS: 0	PA: 41						
PITCHER	IP WLS BF H R ER SO	IP WLS BF H R ER SO	IP WLS BF H R ER SO	IP WLS BF H R ER SO	IP WLS BF H R ER SO	IP WLS BF H R ER SO	IP WLS BF H R ER SO	IP WLS BF H R ER SO	IP WLS BF H R ER SO	ERA WHIP	ERA WHIP	ERA WHIP	ERA WHIP	ERA WHIP	ERA WHIP	ERA WHIP			
31 Lance Lynn, R ERA: 3.62	5.0	L	26	7	6	6	6	3	1	0	0	0	0	0	0	0	0	10.80	2.000
62 Barret Browning, L ERA:	2.0		6	0	0	0	1	0	0	0	0	0	0	0	0	0	0	0.00	0.000
63 Maikel Cleto, R ERA: 4.5	1.0		4	0	0	0	3	0	0	0	1	0	0	0	0	0	0	0.00	0.000
66 Victor Marte, R ERA: 3.82	1.0		5	1	1	1	1	0	0	0	0	0	0	0	0	0	0	9.00	1.000

AB	35
R	7
H	8
RBI	7
BB	4
SO	11
LOB	15



Batter	1	2	3	4	5	6	7	8	9	AB	R	H	RBI	BB	SO	LOB	BOTTOM	
55 Skip Schumaker, L 27 Tyler Greene, R OBP: 0.362, SLG: 0.408 OBP: 0.283, SLG: 0.383	F8			FC4-6 BB		F7		G5-3		2	0	0	0	1	0	0	Pittsburgh Pirates @ St. Louis Cardinals Busch Stadium, St. Louis, MO Sat Jun 30 2012, 1:19 PM - 4:21 PM CDT Att: 37,162 - Sunny - 99 F	
19 Jon Jay, L OBP: 0.372, SLG: 0.403	G3			FC4-6 1B		G3-1		G5-3		4	2	1	1	0	0	1		
7 Matt Holliday, R OBP: 0.389, SLG: 0.500	BB			1B				K		3	0	2	1	1	1	1		
3 Carlos Beltrán, S OBP: 0.396, SLG: 0.576	K			L8		F8		K		4	0	1	1	0	1	3		
21 Allen Craig, R OBP: 0.392, SLG: 0.604	K			1B		P6		G6-3		4	0	1	0	0	1	2		
23 David Freese, R OBP: 0.331, SLG: 0.481	F9			FC5-4		K		G4-3		4	0	0	0	0	1	2		
33 Daniel Descalso, L OBP: 0.316, SLG: 0.343	K			K		K		G4-1		4	0	0	0	0	3	1		
48 Tony Cruz, R OBP: 0.196, SLG: 0.304				G4-3		G5-3		G5-3		4	1	1	0	0	0	1		
31 Lance Lynn, S 43 Shane Robinson, R 62 Barret Browning, L 13 Matt Carpenter, L 63 Maikel Cleto, R 66 Victor Marte, R				SH5-4		F9		K		0	0	0	0	0	0	0		
Inning Stats	R: 0 H: 0 E: 0 K: 1 S: 10	H: 0 LOB: 1 BB: 1 P: 18	R: 0 H: 0 E: 0 K: 2 S: 9	R: 2 H: 2 E: 0 K: 0 S: 11	R: 0 H: 1 E: 0 K: 1 S: 10	R: 0 H: 0 E: 0 K: 0 S: 6	R: 0 H: 1 E: 0 K: 1 S: 8	R: 0 H: 0 E: 0 K: 2 S: 8	R: 1 H: 2 E: 0 K: 1 S: 13	1B: 3 2B: 3 3B: 0 HR: 0	SF: 0 SAC: 1 DP: 0 HBP: 0	WP: 0 PB: 0 SB: 2 CS: 0	PA: 35					
PITCHER	IP WLS BF H R ER SO	IP WLS BF H R ER SO	IP WLS BF H R ER SO	IP WLS BF H R ER SO	IP WLS BF H R ER SO	IP WLS BF H R ER SO	IP WLS BF H R ER SO	IP WLS BF H R ER SO	IP WLS BF H R ER SO	ERA WHIP	ERA WHIP	ERA WHIP	ERA WHIP	ERA WHIP	ERA WHIP	ERA WHIP		
Jeff Karstens, R ERA: 5.25	7.0	W	27	4	2	2	7	2	0	0	0	0	0	0	0	0	2.57	0.857
44 Tony Watson, L ERA: 3.99	0.2		4	2	1	1	1	0	0	0	0	0	0	0	0	0	13.50	3.000
48 Jared Hughes, R ERA: 2.31	1.1	S	4	0	0	0	0	0	0	0	0	0	0	0	0	0	0.00	0.000


AB	32
R	3
H	6
RBI	3
BB	2
SO	8
LOB	11




Batter	1	2	3	4	5	6	7	8	9	AB	R	H	RBI	BB	SO	LOB	TOP				
7 Alex Presley, L (1,8) OBP: 0.275, SLG: 0.389	G5-3		G6-3				G1-6-3		K	5	0	2	0	0	1	0	Pittsburgh Pirates @ St. Louis Cardinals Busch Stadium, St. Louis, MO Sun Jul 01 2012, 1:16 PM - 4:27 PM CDT Att: 37,821 - Sunny - 98 F				
31 Jose Tabata, R (1,9) OBP: 0.295, SLG: 0.341	1B		G4-3		F9		G1-6-3		G6-3	5	0	1	0	0	0	2					
46 Garrett Jones, L (1,3) OBP: 0.279, SLG: 0.476	K		F9		K		E8		K	5	0	0	0	0	3	2					
18 Neil Walker, S (1,4) OBP: 0.338, SLG: 0.369	CS				G4-3		F8			3	1	2	0	0	0	0					
30 Chris Resop, R (5,1)										0	0	0	0	0	0	0					
14 Casey McGehee, R (7,PH) OBP: 0.314, SLG: 0.372		1B								1	0	0	0	0	0	1					
37 Juan Cruz, R (7,1)										0	0	0	0	0	0	0					
44 Tony Watson, L (8,1)		1B								0	0	0	0	0	0	0					
24 Pedro Alvarez, L (1,5) OBP: 0.303, SLG: 0.479		1B								3	0	2	0	1	0	1					
10 Eric Fryer, R (8,7)										0	0	0	0	0	0	0					
17 Drew Sutton, S (1,7) OBP: 0.343, SLG: 0.400	K									4	1	2	0	0	2	3					
12 Clint Barmes, R (1,6) OBP: 0.230, SLG: 0.307	F8									3	1	2	1	0	0	2					
55 Michael McKenry, R (1,2) OBP: 0.324, SLG: 0.495	K									4	1	1	3	0	1	7					
45 Erik Bedard, L (1,1) OBP: 0.087, SLG: 0.087										2	0	0	0	0	1	0					
5 Josh Harrison, R (5,4) OBP: 0.280, SLG: 0.388	K									2	0	0	0	0	0	5					
Inning Stats	R: 0 H: 1 E: 0 K: 1 S: 7	H: 1 LOB: 0 BB: 0 P: 13	R: 0 H: 2 E: 0 K: 2 S: 12	H: 2 LOB: 2 BB: 0 P: 19	R: 0 H: 1 E: 0 K: 1 S: 11	H: 1 LOB: 1 BB: 0 P: 19	R: 4 H: 4 E: 0 K: 0 S: 19	H: 4 LOB: 0 BB: 0 P: 25	R: 0 H: 0 E: 0 K: 1 S: 6	H: 0 LOB: 0 BB: 0 P: 12	R: 0 H: 1 E: 0 K: 1 S: 9	H: 1 LOB: 2 BB: 1 P: 17	R: 0 H: 1 E: 1 K: 0 S: 7	H: 1 LOB: 1 BB: 0 P: 8	R: 0 H: 2 E: 0 K: 0 S: 11	H: 2 LOB: 3 BB: 0 P: 14	R: 0 H: 0 E: 0 K: 2 S: 9	H: 0 LOB: 0 BB: 0 P: 10	1B: 9 2B: 1 3B: 1 HR: 1	SF: 0 SAC: 1 DP: 1 HBP: 0	WP: 0 PA: 40 PB: 0 SB: 0 CS: 1
PITCHER	IP WLS BF H R ER SO BB IBB HBP BLK WP HR S P ERA WHIP	IP WLS BF H R ER SO BB IBB HBP BLK WP HR S P ERA WHIP	IP WLS BF H R ER SO BB IBB HBP BLK WP HR S P ERA WHIP	IP WLS BF H R ER SO BB IBB HBP BLK WP HR S P ERA WHIP	IP WLS BF H R ER SO BB IBB HBP BLK WP HR S P ERA WHIP	IP WLS BF H R ER SO BB IBB HBP BLK WP HR S P ERA WHIP	IP WLS BF H R ER SO BB IBB HBP BLK WP HR S P ERA WHIP	IP WLS BF H R ER SO BB IBB HBP BLK WP HR S P ERA WHIP	IP WLS BF H R ER SO BB IBB HBP BLK WP HR S P ERA WHIP	IP WLS BF H R ER SO BB IBB HBP BLK WP HR S P ERA WHIP	IP WLS BF H R ER SO BB IBB HBP BLK WP HR S P ERA WHIP	IP WLS BF H R ER SO BB IBB HBP BLK WP HR S P ERA WHIP	IP WLS BF H R ER SO BB IBB HBP BLK WP HR S P ERA WHIP	IP WLS BF H R ER SO BB IBB HBP BLK WP HR S P ERA WHIP	IP WLS BF H R ER SO BB IBB HBP BLK WP HR S P ERA WHIP	IP WLS BF H R ER SO BB IBB HBP BLK WP HR S P ERA WHIP					
35 Jake Westbrook, R (1,1) ERA: 3.91	6.0	W	27	9	4	4	6	1	0	0	0	0	0	0	0	0	6.00	1.667			
34 Marc Rzepczynski, L (7,1) ERA: 5.86	0.2	H	3	1	0	0	0	0	0	0	0	0	0	0	0	0	0.00	1.500			
41 Mitchell Boggs, R (7,1) ERA: 2.06	1.0	H	5	2	0	0	0	0	0	0	0	0	0	0	0	0	0.00	2.000			
30 Jason Motte, R (8,1) ERA: 3.25	1.1	S	4	0	0	0	2	0	0	0	0	0	0	0	0	0	0.00	0.000			

Batter	1	2	3	4	5	6	7	8	9	AB	R	H	RBI	BB	SO	LOB	BOTTOM		
15 Rafael Furcal, S (1,6) OBP: 0.345, SLG: 0.375	1B	G5-3		K						4	0	1	0	0	1	2	Pittsburgh Pirates @ St. Louis Cardinals Busch Stadium, St. Louis, MO Sun Jul 01 2012, 1:16 PM - 4:27 PM CDT Att: 37,821 - Sunny - 98 F		
13 Matt Carpenter, L (1,3) OBP: 0.354, SLG: 0.504	K									3	2	1	0	0	2	1			
34 Marc Rzepczynski, L (7,1) ERA: 5.86										0	0	0	0	0	0	0			
41 Mitchell Boggs, R (7,1) ERA: 2.06										0	0	0	0	0	0	0			
19 Jon Jay, L (8,8) OBP: 0.372, SLG: 0.403										0	0	0	0	0	0	0			
7 Matt Holliday, R (1,7) OBP: 0.391, SLG: 0.502	K									3	1	1	1	1	1	2			
21 Allen Craig, R (1,9) OBP: 0.388, SLG: 0.615	G4-3									4	1	1	2	0	1	3			
23 David Freese, R (1,5) OBP: 0.330, SLG: 0.478	F8									4	0	1	0	0	2	2			
30 Jason Motte, R (8,1)										0	0	0	0	0	0	0			
4 Yadier Molina, R (1,2) OBP: 0.364, SLG: 0.519	HR									3	1	1	1	1	0	2			
43 Shane Robinson, R (1,8) OBP: 0.295, SLG: 0.341	1B									4	0	2	1	0	0	1			
27 Tyler Greene, R (1,4) OBP: 0.286, SLG: 0.381	1B									1	0	0	0	1	0	0			
33 Daniel Descalso, L (5,PH) ERA: 3.63	BB									2	0	1	0	0	0	2			
35 Jake Westbrook, R (1,1) OBP: 0.250, SLG: 0.160	SH1-4									1	0	0	0	0	1	0			
55 Skip Schumaker, L (6,PH) OBP: 0.356, SLG: 0.400										2	0	0	0	0	0	1			
Inning Stats	R: 0 H: 1 E: 0 K: 2 S: 14	H: 2 LOB: 1 BB: 1 P: 21	R: 1 H: 2 E: 0 K: 0 S: 15	H: 2 LOB: 2 BB: 1 P: 24	R: 2 H: 3 E: 0 K: 0 S: 13	H: 3 LOB: 1 BB: 0 P: 16	R: 0 H: 0 E: 0 K: 2 S: 10	H: 0 LOB: 0 BB: 0 P: 14	R: 2 H: 2 E: 0 K: 1 S: 14	H: 2 LOB: 2 BB: 1 P: 27	R: 0 H: 0 E: 0 K: 1 S: 8	H: 0 LOB: 0 BB: 0 P: 12	R: 0 H: 0 E: 0 K: 2 S: 11	H: 0 LOB: 1 BB: 1 P: 18	R: 0 H: 1 E: 0 K: 0 S: 8	H: 1 LOB: 0 BB: 0 P: 12	1B: 6 2B: 1 3B: 0 HR: 2	SF: 0 SAC: 1 DP: 1 HBP: 1	WP: 0 PA: 36 PB: 0 SB: 0 CS: 0
PITCHER	IP WLS BF H R ER SO BB IBB HBP BLK WP HR S P ERA WHIP	IP WLS BF H R ER SO BB IBB HBP BLK WP HR S P ERA WHIP	IP WLS BF H R ER SO BB IBB HBP BLK WP HR S P ERA WHIP	IP WLS BF H R ER SO BB IBB HBP BLK WP HR S P ERA WHIP	IP WLS BF H R ER SO BB IBB HBP BLK WP HR S P ERA WHIP	IP WLS BF H R ER SO BB IBB HBP BLK WP HR S P ERA WHIP	IP WLS BF H R ER SO BB IBB HBP BLK WP HR S P ERA WHIP	IP WLS BF H R ER SO BB IBB HBP BLK WP HR S P ERA WHIP	IP WLS BF H R ER SO BB IBB HBP BLK WP HR S P ERA WHIP	IP WLS BF H R ER SO BB IBB HBP BLK WP HR S P ERA WHIP	IP WLS BF H R ER SO BB IBB HBP BLK WP HR S P ERA WHIP	IP WLS BF H R ER SO BB IBB HBP BLK WP HR S P ERA WHIP	IP WLS BF H R ER SO BB IBB HBP BLK WP HR S P ERA WHIP	IP WLS BF H R ER SO BB IBB HBP BLK WP HR S P ERA WHIP	IP WLS BF H R ER SO BB IBB HBP BLK WP HR S P ERA WHIP	IP WLS BF H R ER SO BB IBB HBP BLK WP HR S P ERA WHIP			
45 Erik Bedard, L (1,1) ERA: 4.57	4.2	L	25	8	5	5	5	1	1	1	0	0	0	0	0	0	9.64	1.929	
30 Chris Resop, R (5,1)	1.1		4	0	0	0	1	0	0	0	0	0	0	0	0	0	0.00	0.000	
37 Juan Cruz, R (7,1) ERA: 2.63	1.0		4	0	0	0	2	1	0	0	0	0	0	0	0	0	0.00	1.000	
44 Tony Watson, L (8,1) ERA: 3.81	1.0		3	1	0	0	0	0	0	0	0	0	0	0	0	0	0.00	1.000	

AB 37
R 4
H 12
RBI 4
BB 1
SO 8
LOB 23




AB 31
R 5
H 9
RBI 5
BB 3
SO 8
LOB 16



Batter	1	2	3	4	5	6	7	8	9	AB	R	H	RBI	BB	SO	LOB	TOP																					
21 Tyler Colvin, L (1.8) OBP: 0.333, SLG: 0.601 34 Matt Belisle, R (7.1) 1 Eric Young Jr., S (9, PH) OBP: 0.347, SLG: 0.278 63 Rafael Betancourt, R (9.1)	G4-3		HR	BB			F8		K	3	1	1	3	1	0	0																						
19 Marco Scutaro, R (1.4) OBP: 0.337, SLG: 0.387	F9		L8	BB			K		K	4	0	1	0	0	1	0																						
5 Carlos González, L (1.7) OBP: 0.396, SLG: 0.598	K		BB	P6			G4-3			4	0	1	0	0	1	3																						
3 Michael Cuddyer, R (1.9) OBP: 0.313, SLG: 0.480		F8	BB	G6-3			K		K	4	0	1	0	0	1	0																						
17 Todd Helton, L (1.3) OBP: 0.339, SLG: 0.411	K		BB	K			K		K	3	0	0	0	1	3	0																						
10 Chris Nelson, R (1.5) OBP: 0.328, SLG: 0.427	K		G1-3	G1-3						3	0	0	0	1	1	3																						
20 Wilin Rosario, R (1.2) OBP: 0.280, SLG: 0.533			F8	BB			K		G5-3	3	0	0	0	1	1	1																						
18 Jonathan Herrera, S (1.6) OBP: 0.297, SLG: 0.379			HR	BB			G5-3		G3	3	1	1	0	1	0	0																						
26 Jeff Francis, L (1.1) 30 Josh Roenicke, R (6.1) 49 Rex Brothers, L (7.1) Dexter Fowler, S (7.8) OBP: 0.380, SLG: 0.539			FC2	BB			F8		L4	3	1	0	0	0	0	3																						
Inning Stats	R: 0 E: 0 K: 1 S: 9	H: 0 LOB: 0 BB: 0 P: 12	R: 0 E: 0 K: 2 S: 8	H: 0 LOB: 0 BB: 0 P: 10	R: 3 E: 0 K: 0 S: 22	H: 3 LOB: 3 BB: 2 P: 31	R: 0 E: 0 K: 0 S: 8	H: 2 LOB: 3 BB: 2 P: 21	R: 0 E: 0 K: 1 S: 6	H: 0 LOB: 0 BB: 0 P: 8	R: 0 E: 0 K: 1 S: 9	H: 0 LOB: 0 BB: 0 P: 14	R: 0 E: 0 K: 1 S: 7	H: 0 LOB: 1 BB: 0 P: 8	R: 0 E: 0 K: 2 S: 9	H: 0 LOB: 1 BB: 1 P: 14	R: 0 E: 0 K: 1 S: 6	H: 0 LOB: 0 BB: 0 P: 8	1B: 4 2B: 0 3B: 0 HR: 1	SF: 0 SAC: 0 DP: 1 HBP: 0	WP: 0 PB: 0 SB: 0 CS: 0	PA: 37																
PITCHER	IP	WLS	BF	H	R	ER	SO	BB	IBB	HBP	BLK	WP	HR	S	P	ERA	WHIP	PITCHER				IP	WLS	BF	H	R	ER	SO	BB	IBB	HBP	BLK	WP	HR	S	P	ERA	WHIP
58 Joe Kelly, R (1.1) ERA: 3.29	6.0	L	27	5	3	2	5	4	0	0	0	0	1	62	96	3.00	1.500																					
62 Barret Browning, L (7.1) ERA:	1.0		3	0	0	0	1	0	0	0	0	0	0	7	8	0.00	0.000																					
59 Fernando Salas, R (8.1) ERA: 5.6	2.0		7	0	0	0	3	1	0	0	0	0	0	15	22	0.00	0.500																					

Colorado Rockies @ St. Louis Cardinals
 Busch Stadium, St. Louis, MO
 Tue Jul 03 2012, 7:17 PM - 10:16 PM CDT
 Att: 41,701 - Partly Cloudy - 97 F


AB 32
R 3
H 5
RBI 3
BB 5
SO 9
LOB 10

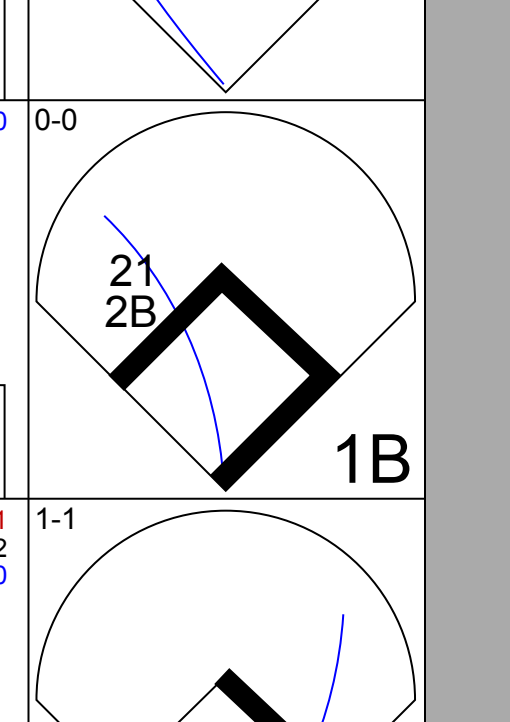
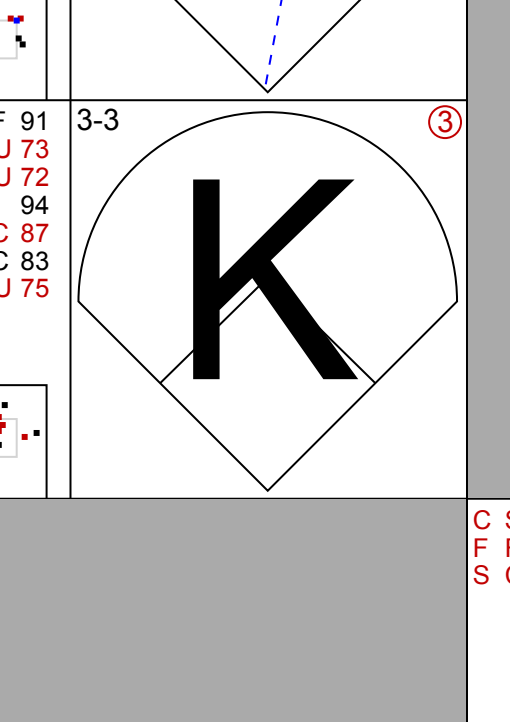
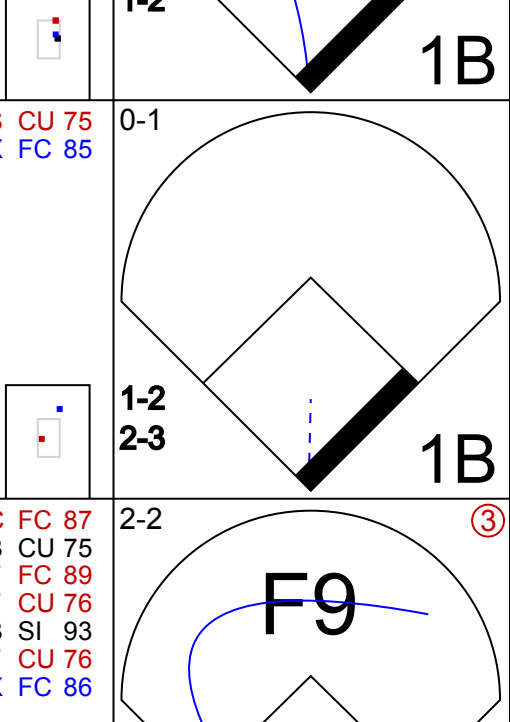

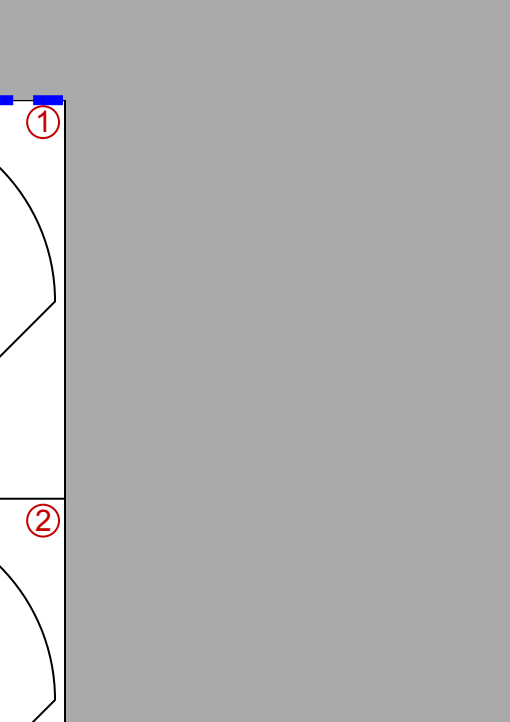
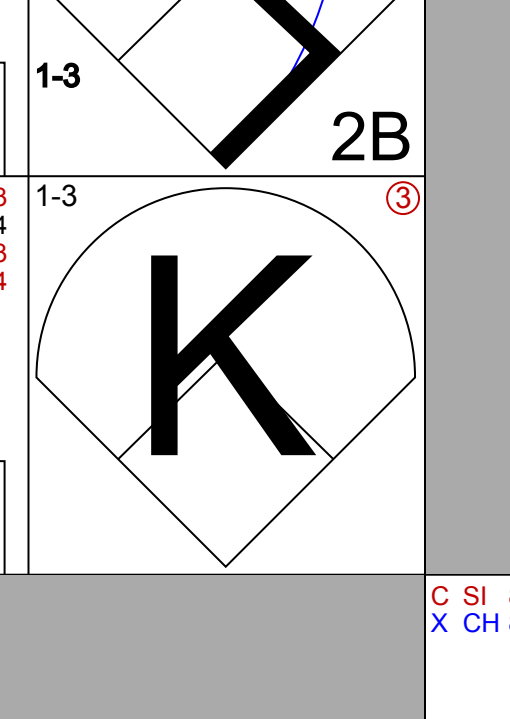
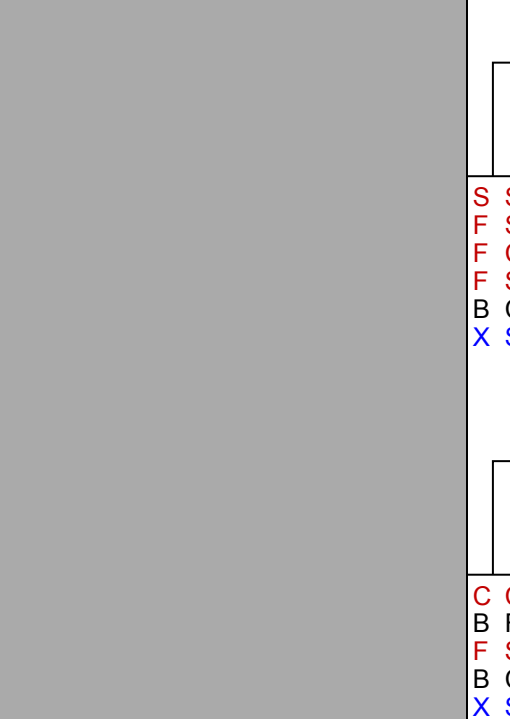
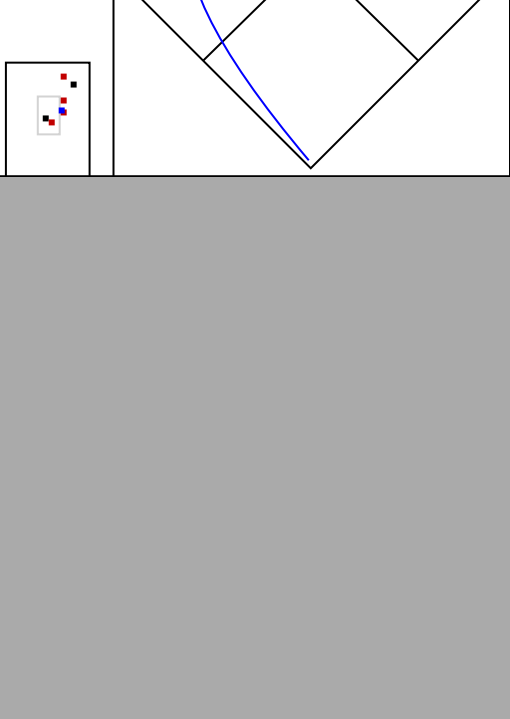

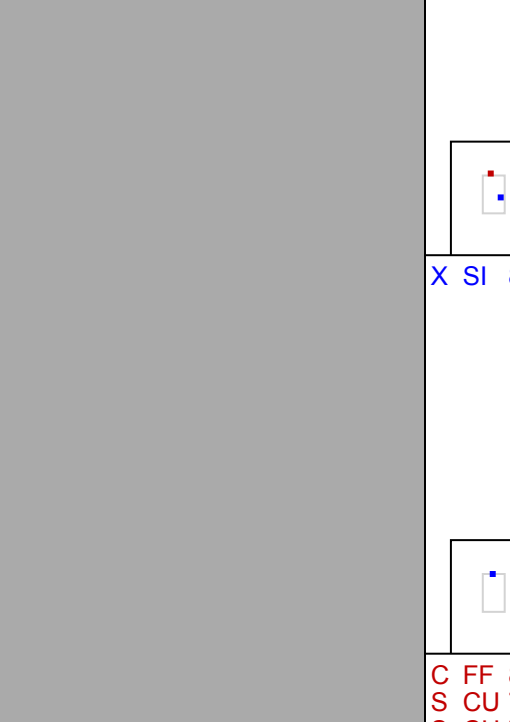

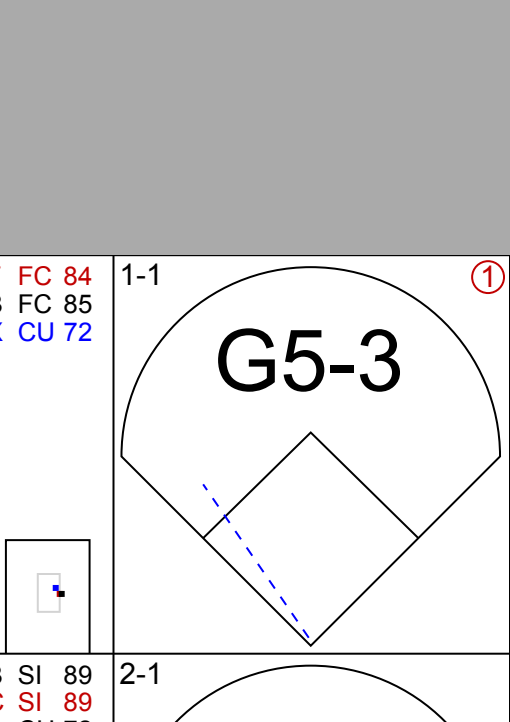

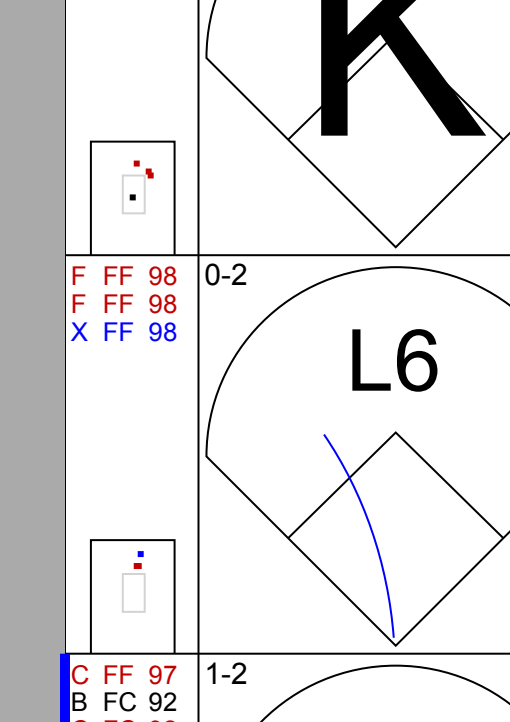
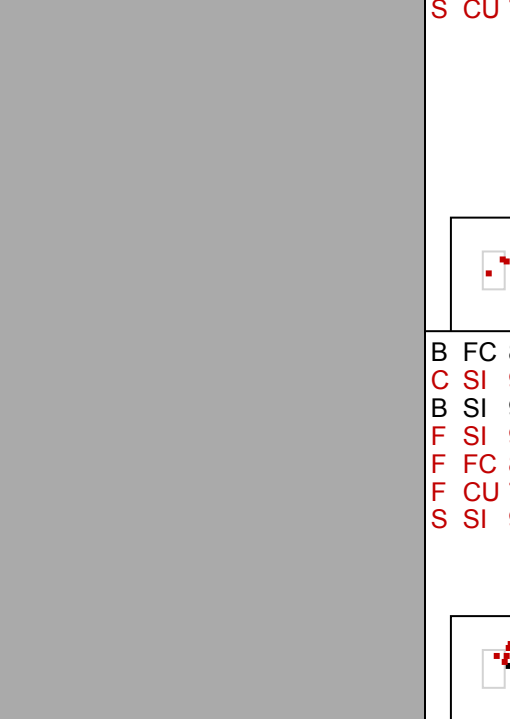

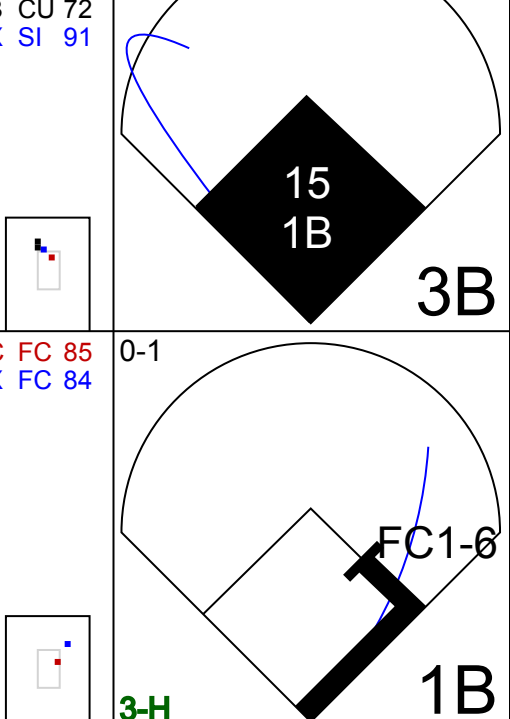
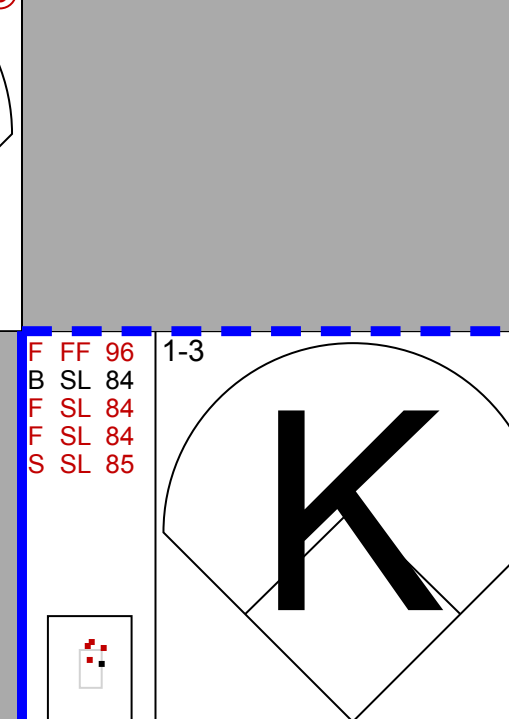
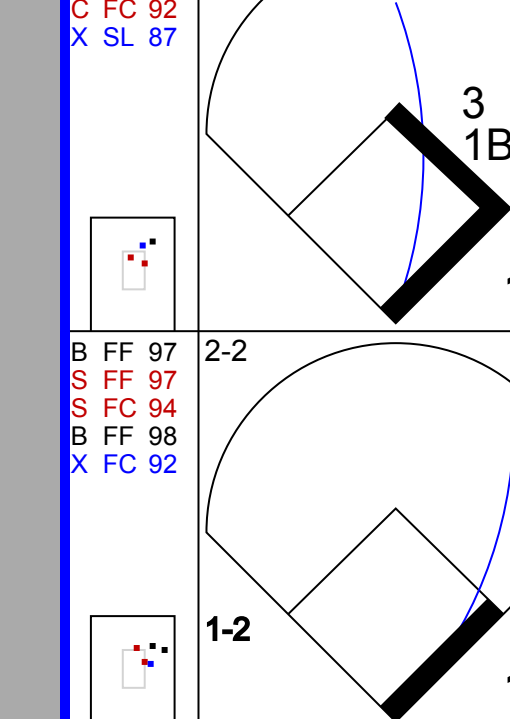
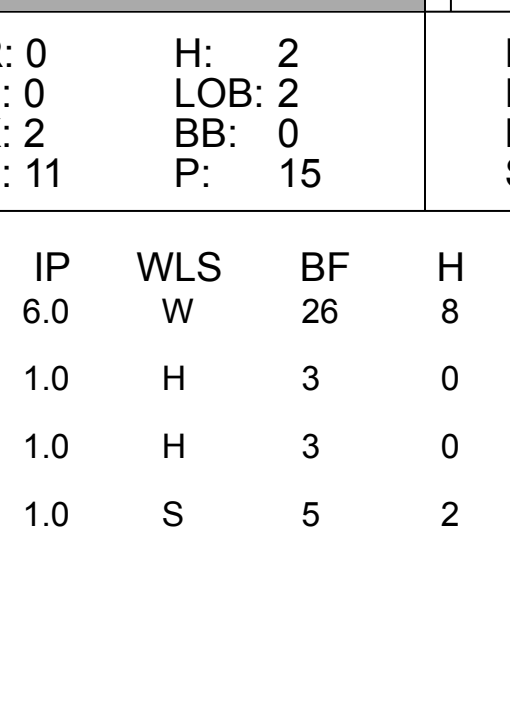
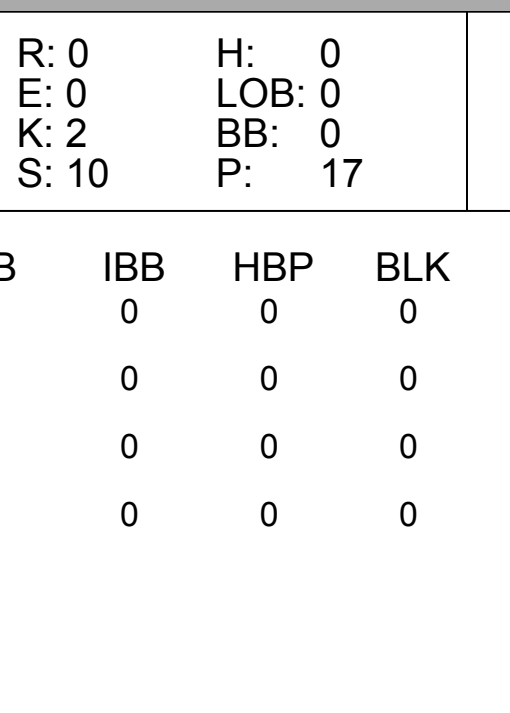
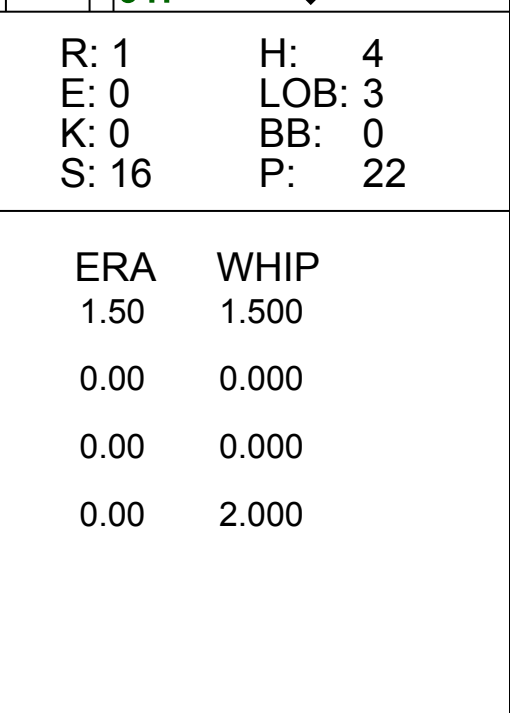
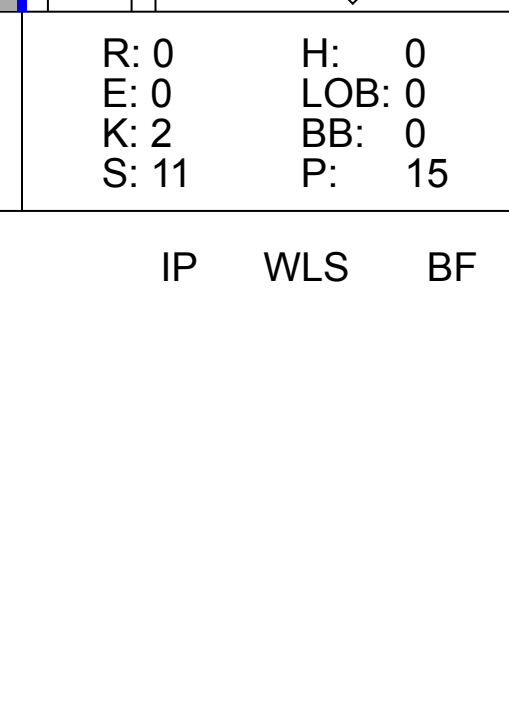
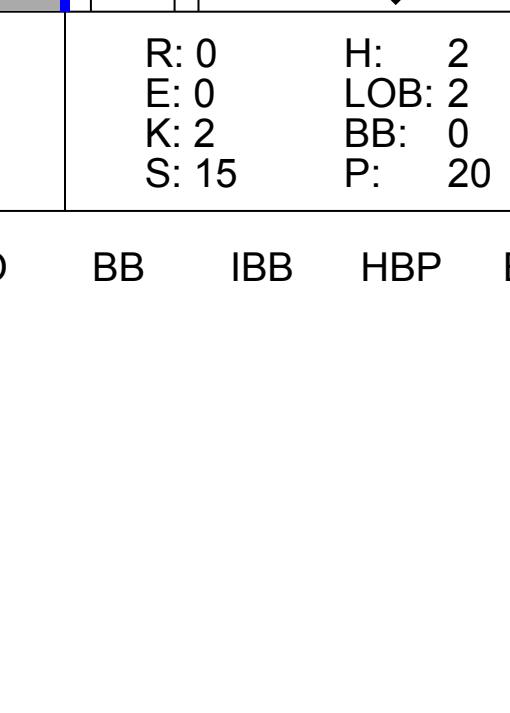
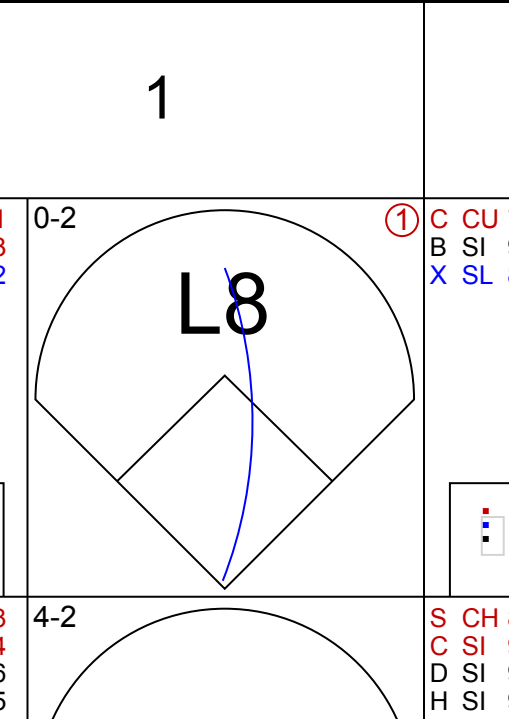


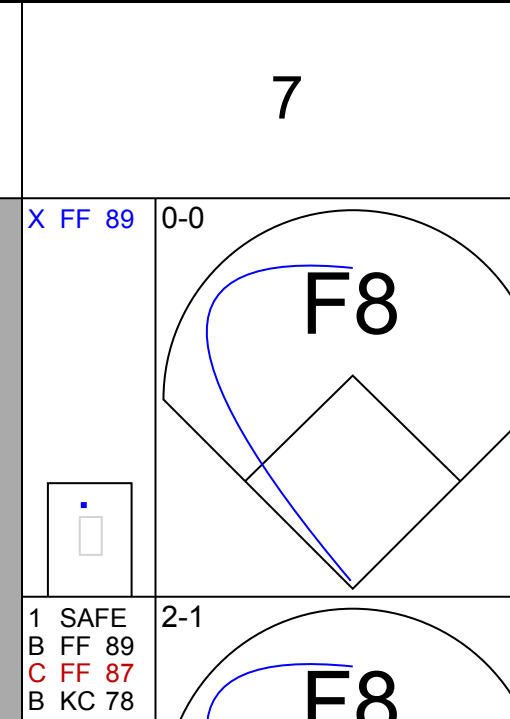

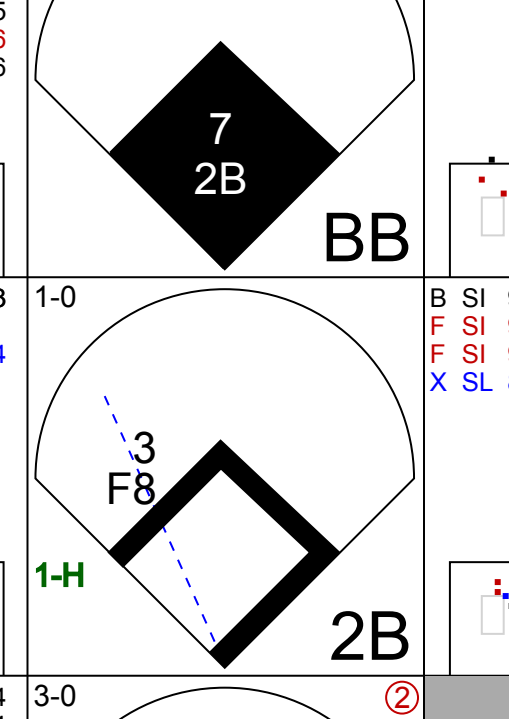

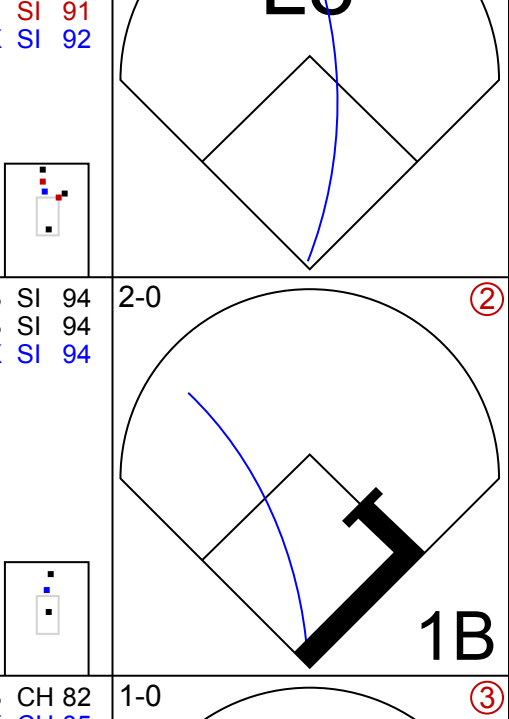
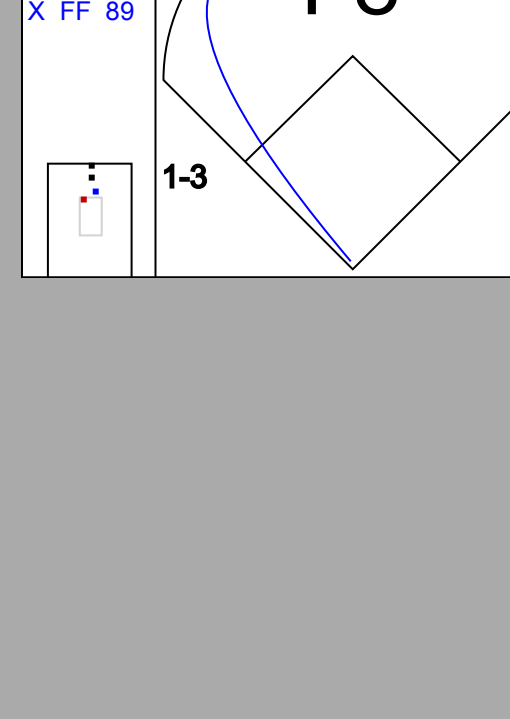
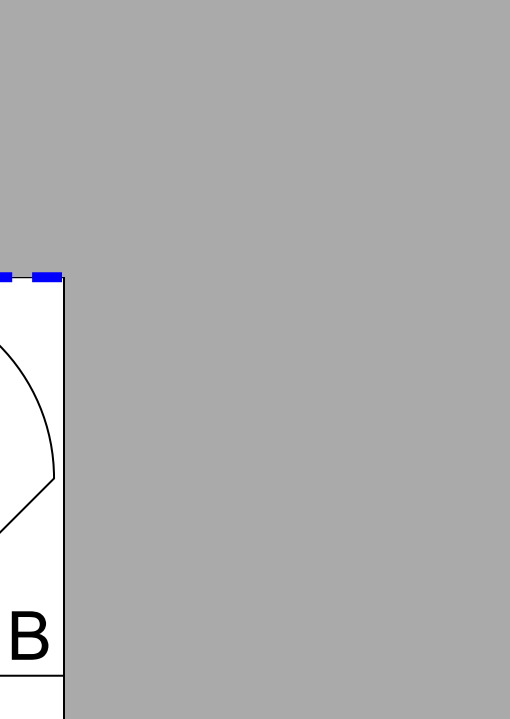
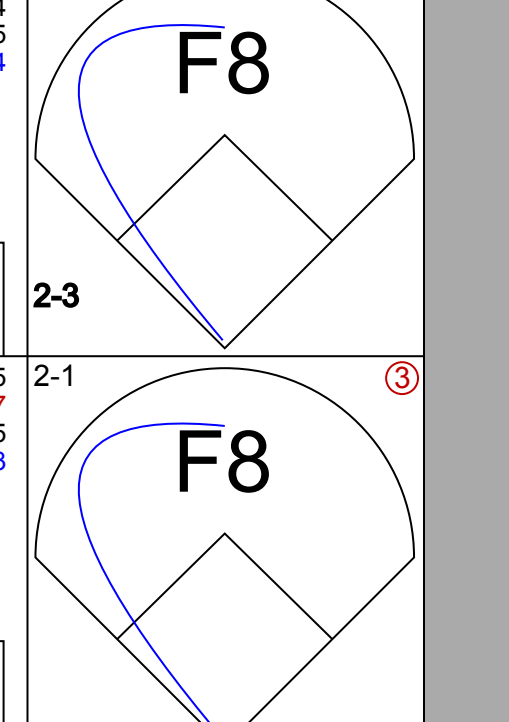
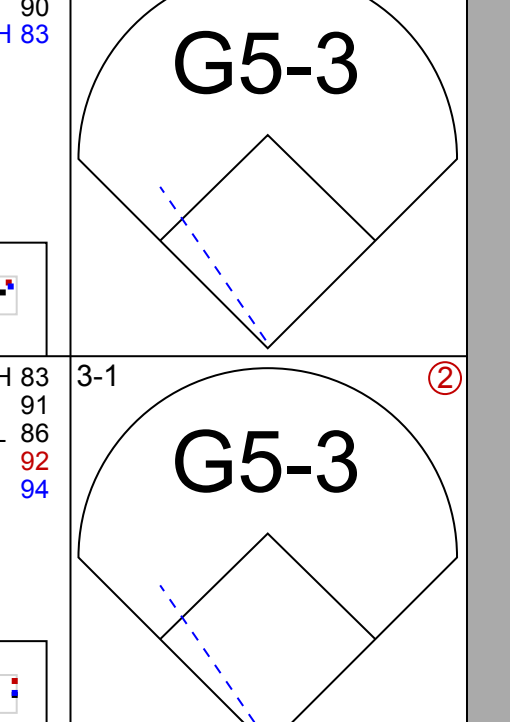
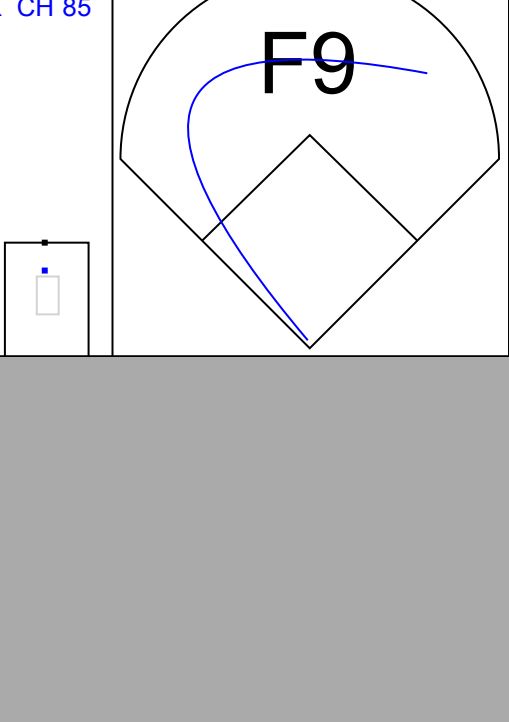

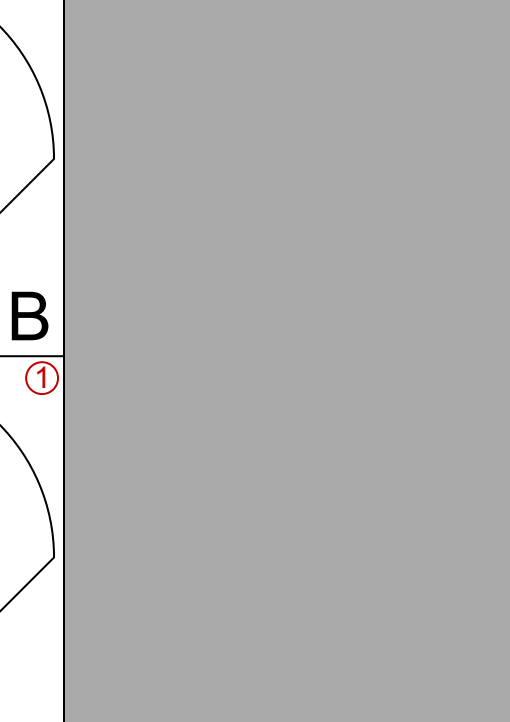
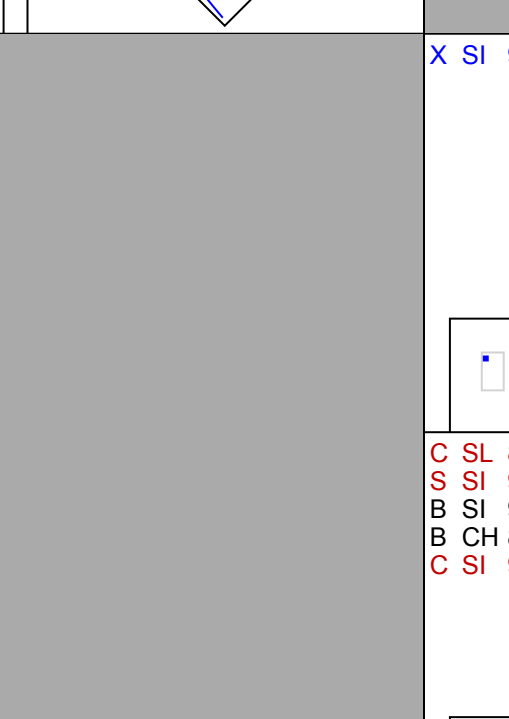
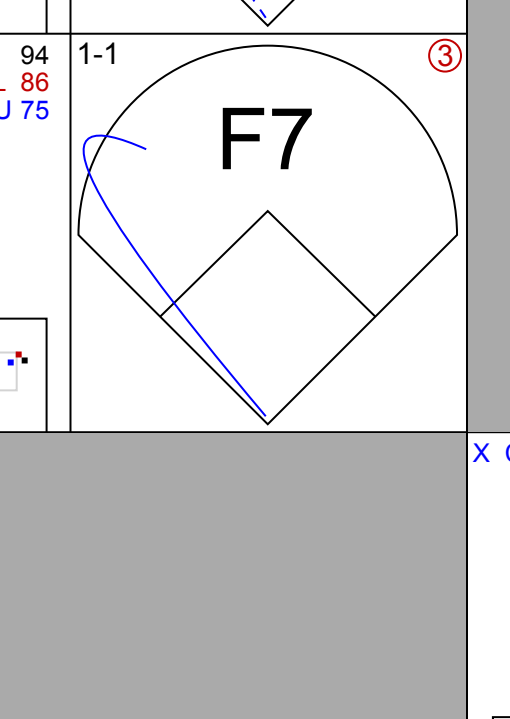


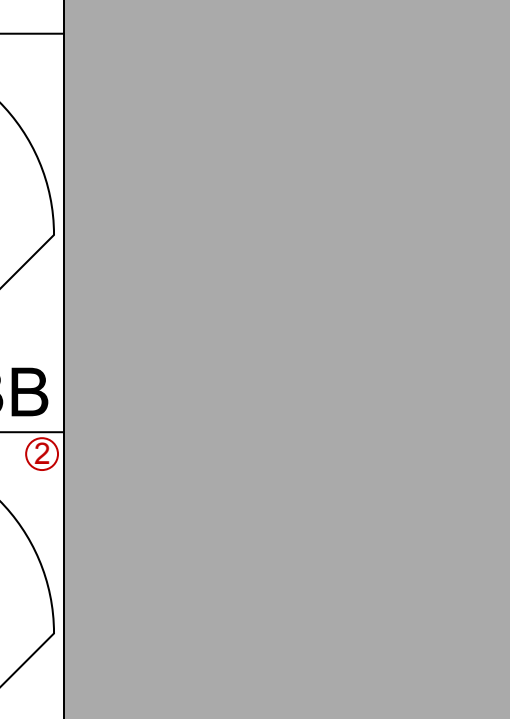
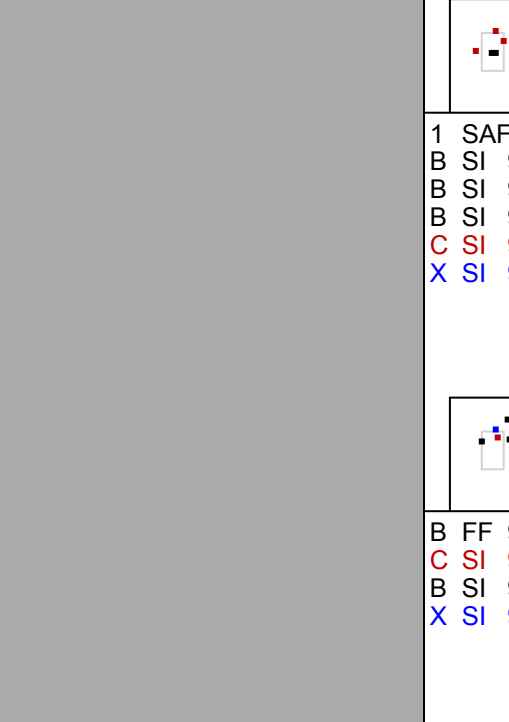
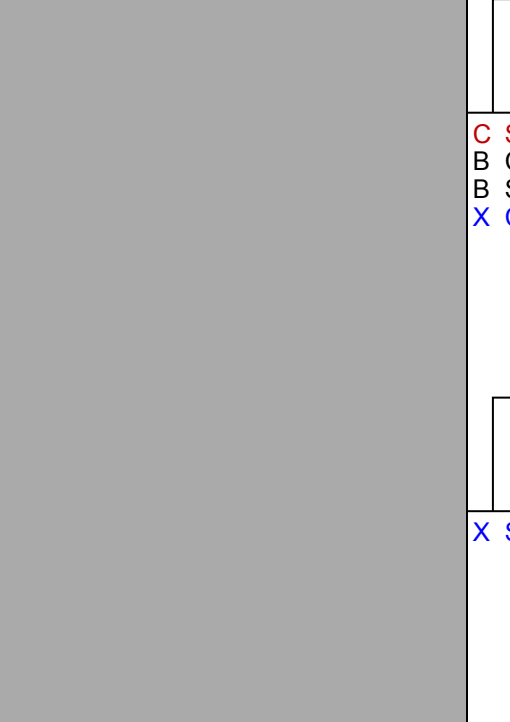

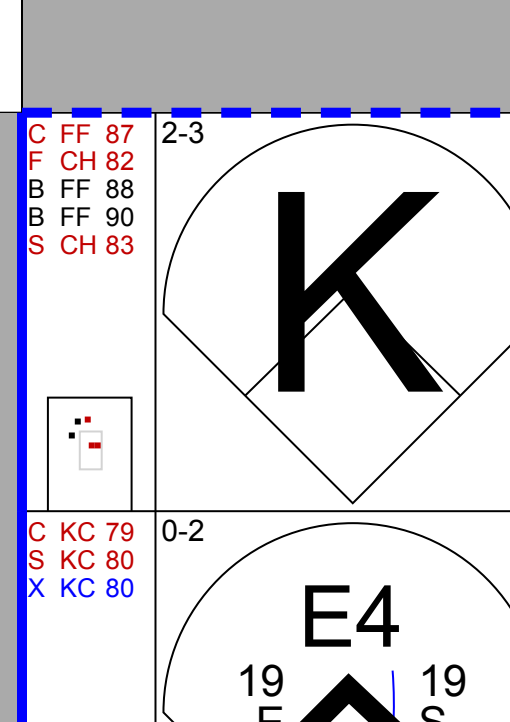
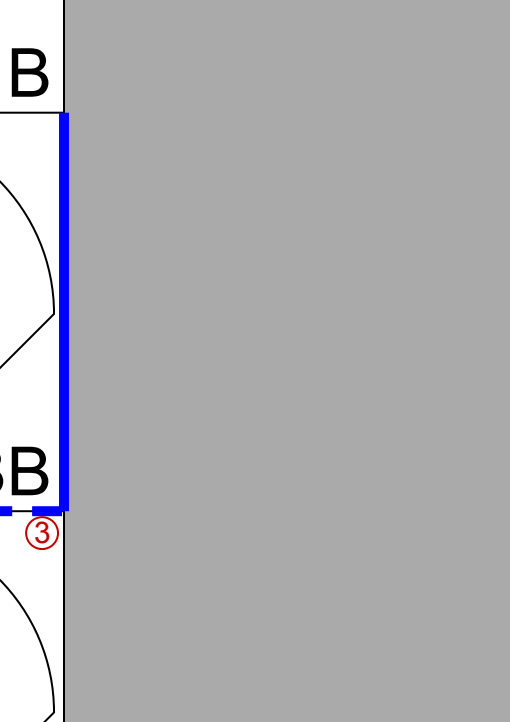


Batter	1	2	3	4	5	6	7	8	9	AB	R	H	RBI	BB	SO	LOB	BOTTOM																					
15 Rafael Furcal, S (1.6) OBP: 0.341, SLG: 0.367	B1-3		G6-3		P4		BB		FC4-6	5	0	1	0	0	0	2																						
19 Jon Jay, L (1.8) OBP: 0.387, SLG: 0.411	HR		BB	G1-3			BB		K	4	1	2	0	1	1	2																						
7 Matt Holliday, R (1.7) OBP: 0.395, SLG: 0.523	HR		BB	F9			G5-3			4	1	2	2	0	0	2																						
3 Carlos Beltrán, S (1.9) OBP: 0.394, SLG: 0.565	G5-3		BB	L3			F7			3	0	0	0	1	0	0																						
21 Allen Craig, R (1.3) OBP: 0.385, SLG: 0.635	F9		L5	G5-3			G6-3			4	0	0	0	0	0	3																						
4 Yadier Molina, R (1.2) OBP: 0.360, SLG: 0.509	F8		G5-3	G5-3			BB		K	4	0	1	0	0	1	0																						
23 David Freese, R (1.5) ERA: 5.18			K	G6-3			G5-3		FC4-6	4	0	1	0	0	1	1																						
43 Shane Robinson, R (9, PR) OBP: 0.295, SLG: 0.341				G6-3			G5-3		BB	0	0	0	0	0	0	0																						
27 Tyler Greene, R (1.4) OBP: 0.288, SLG: 0.382			P4				K		G5-3	2	0	1	0	0	0	0																						
13 Matt Carpenter, L (7, PH) OBP: 0.352, SLG: 0.500										1	0	0	0	0	1	0																						
59 Fernando Salas, R (8.1) 55 Skip Schumaker, L (9, PH) OBP: 0.353, SLG: 0.596										0	0	0	0	0	0	0																						
58 Joe Kelly, R (1.1) OBP: 0.143, SLG: 0.143			F9							1	0	0	0	0	0	1																						
62 Barret Browning, L (7.1) 33 Daniel Descalso, L (7, PH) OBP: 0.318, SLG: 0.341				K			BB		BB	0	0	0	0	0	0	0																						
Inning Stats	R: 2 E: 0 K: 0 S: 10	H: 2 LOB: 0 BB: 0 P: 14	R: 0 E: 0 K: 1 S: 9	H: 0 LOB: 0 BB: 0 P: 12	R: 0 E: 0 K: 0 S: 12	H: 2 LOB: 3 BB: 1 P: 23	R: 0 E: 0 K: 1 S: 10	H: 1 LOB: 1 BB: 0 P: 17	R: 0 E: 0 K: 0 S: 8	H: 0 LOB: 0 BB: 0 P: 11	R: 0 E: 0 K: 0 S: 11	H: 1 LOB: 1 BB: 0 P: 18	R: 0 E: 0 K: 1 S: 13	H: 2 LOB: 2 BB: 1 P: 19	R: 0 E: 0 K: 1 S: 7	H: 0 LOB: 0 BB: 0 P: 13	R: 0 E: 0 K: 1 S: 17	H: 1 LOB: 2 BB: 1 P: 25	1B: 8 2B: 0 3B: 0 HR: 1	SF: 0 SAC: 0 DP: 0 HBP: 0	WP: 0 PB: 0 SB: 1 CS: 1	PA: 38																
PITCHER	IP	WLS	BF	H	R	ER	SO	BB	IBB	HBP	BLK	WP	HR	S	P	ERA	WHIP	PITCHER				IP	WLS	BF	H	R	ER	SO	BB	IBB	HBP	BLK	WP	HR	S	P	ERA	WHIP
26 Jeff Francis, L (1.1) ERA: 5.18	5.0	W	21	5	2	2	2	1	0	0	0	0	0	11	49	3.60	1.200																					
30 Josh Roenicke, R (6.1) ERA: 2.57	1.0	H	4	1	0	0	0	0	0	0	0	0	0	11	17	0.00	1.000																					
49 Rex Brothers, L (7.1) ERA: 3.52	0.2	H	4	2	0	0	1	1	0	0	0	0	0	11	17	0.00	4.500																					
34 Matt Belisle, R (7.1) ERA: 1.83	1.1	H	4	0	0	0	1	0	0	0	0	0	0	9	15	0.00	0.000																					
63 Rafael Betancourt, R (9.1) ERA: 3.03	1.0	S	5	1	0	0	1	1	0	0	0	0	0	17	25	0.00	2.000																					

Colorado Rockies @ St. Louis Cardinals
 Busch Stadium, St. Louis, MO
 Tue Jul 03 2012, 7:17 PM - 10:16 PM CDT
 Att: 41,701 - Partly Cloudy - 97 F

AB 35
R 2
H 9
RBI 2
BB 3
SO 5
LOB 12



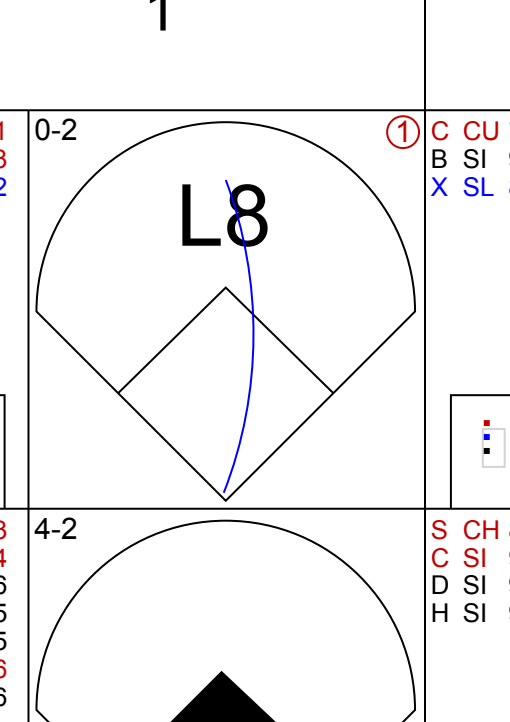
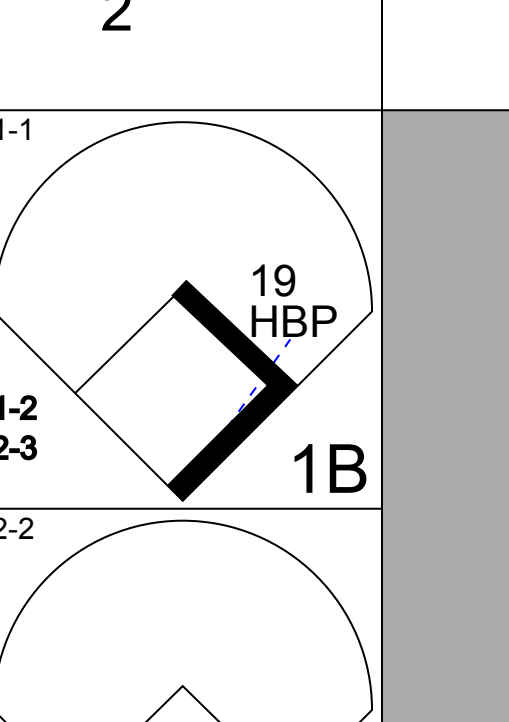
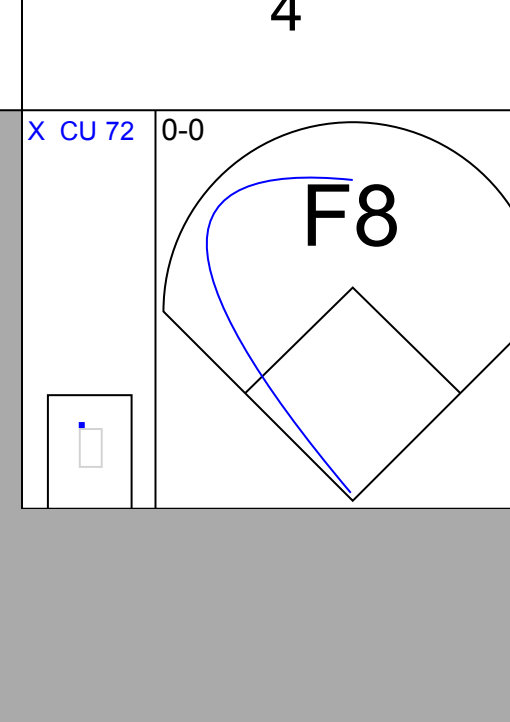
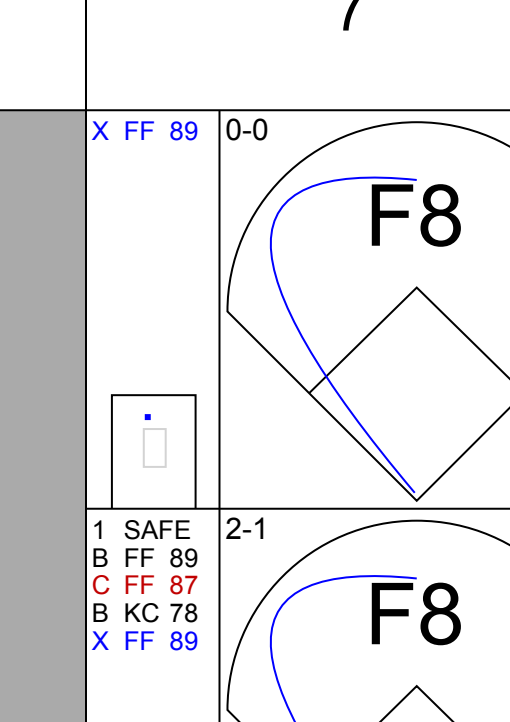
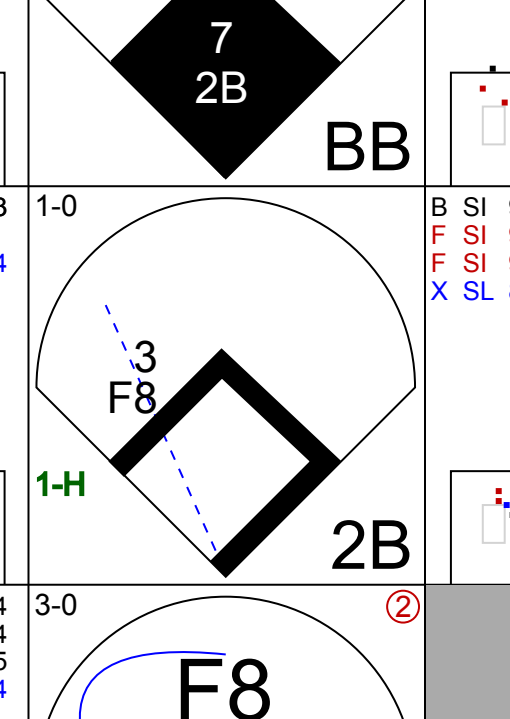
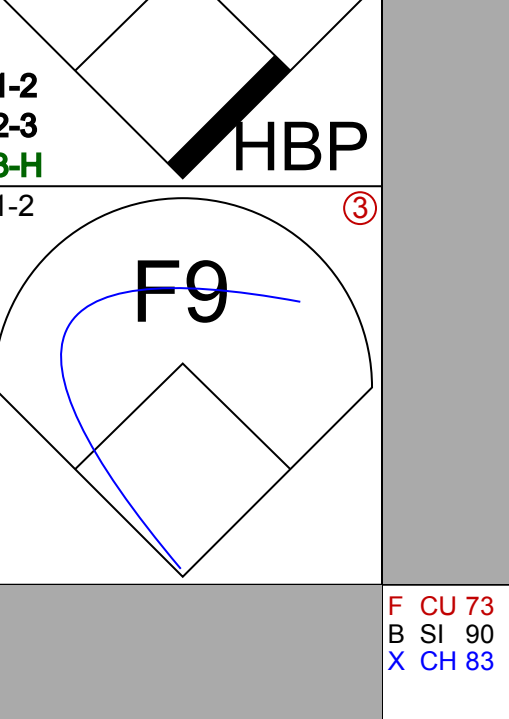

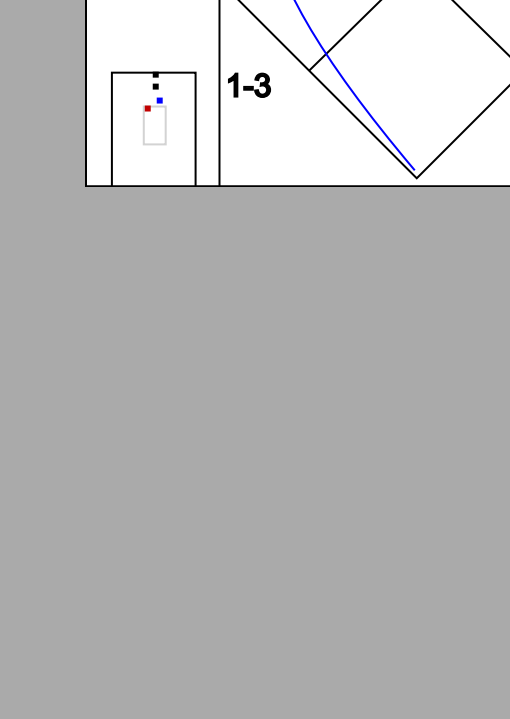
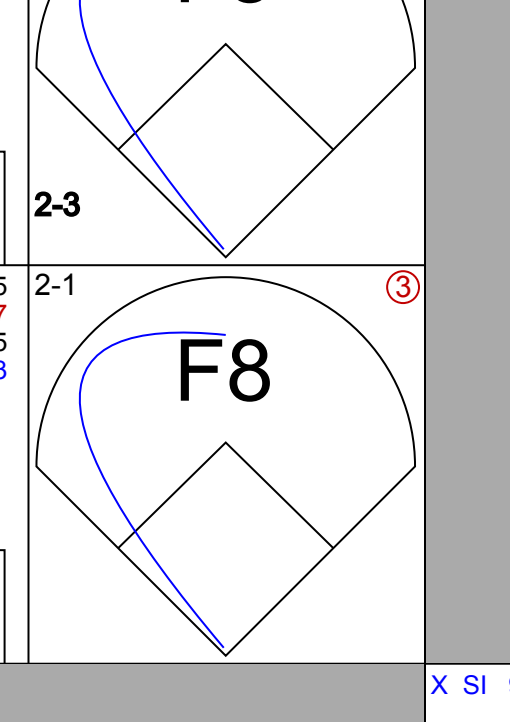
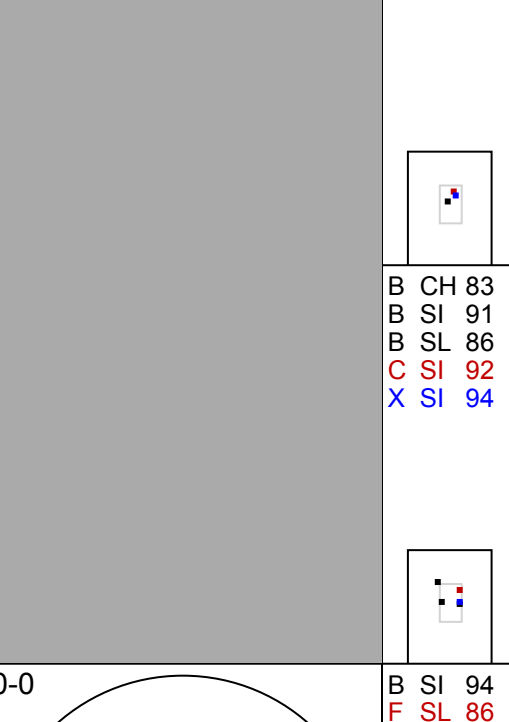

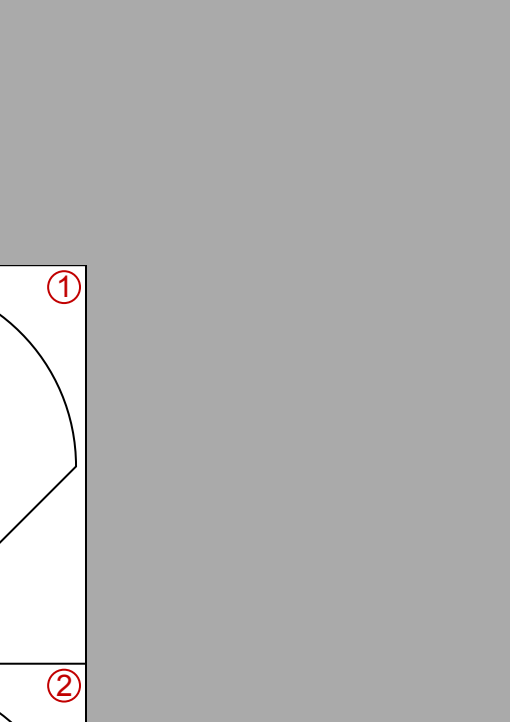
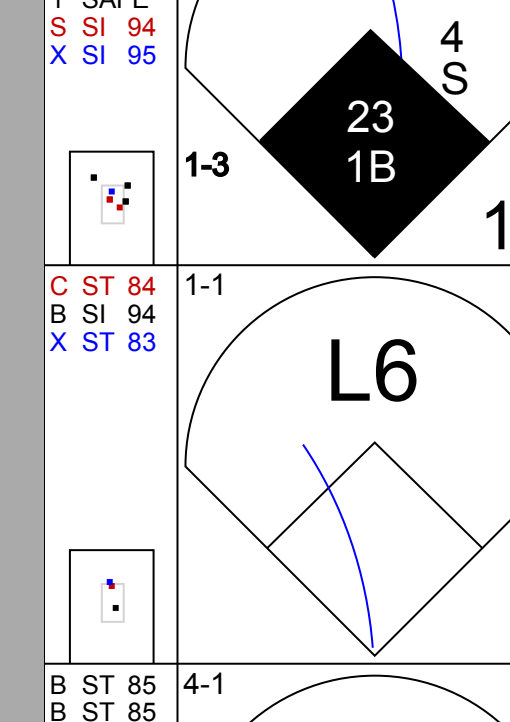
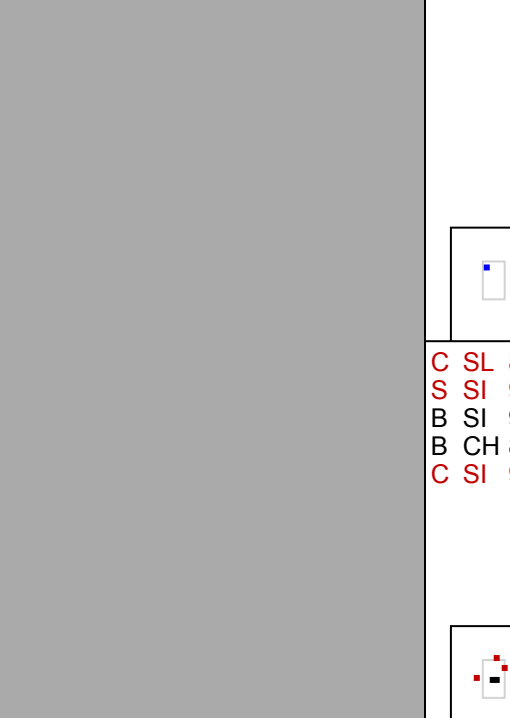
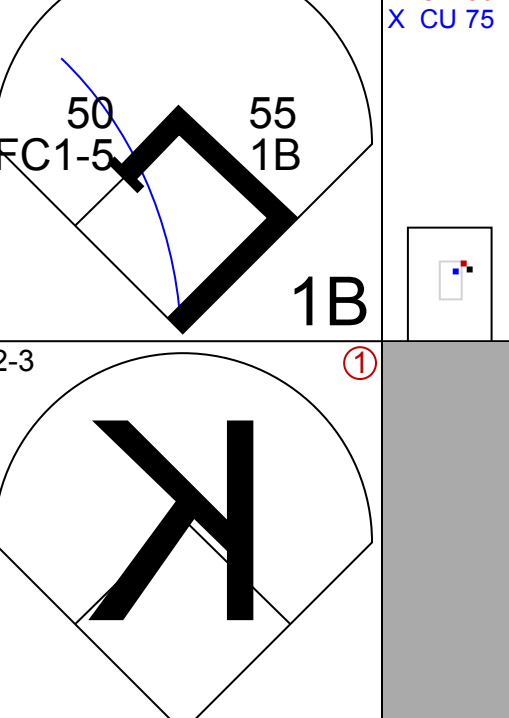
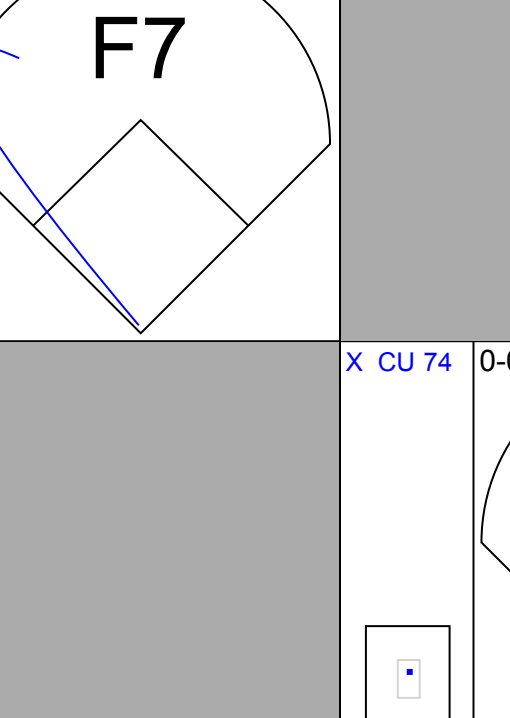

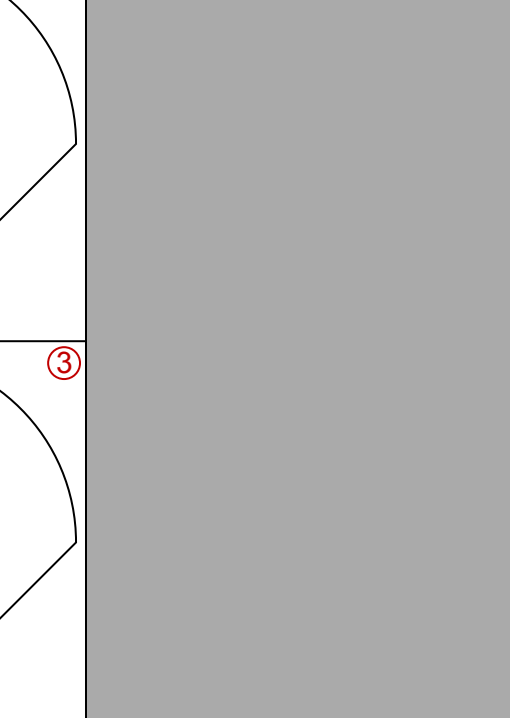
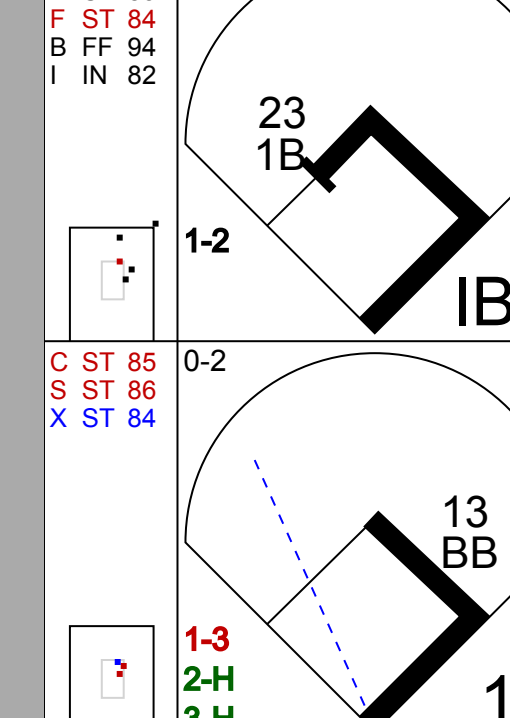
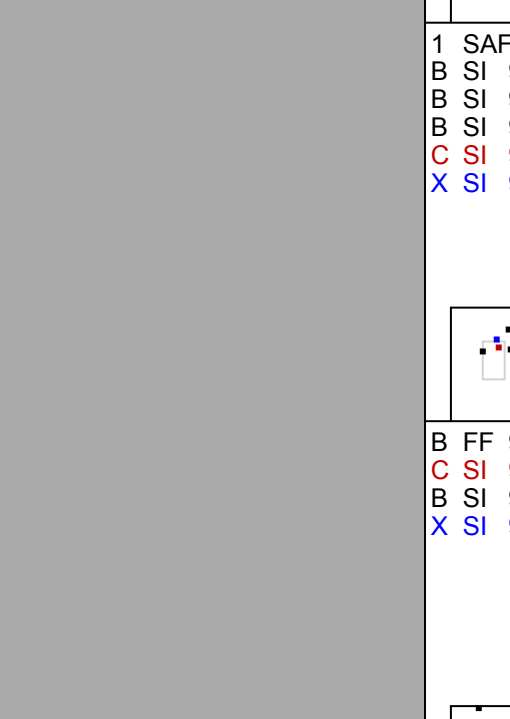
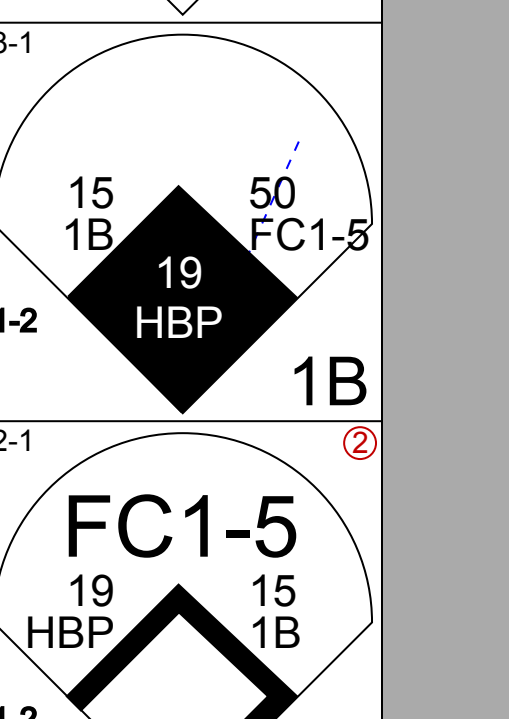
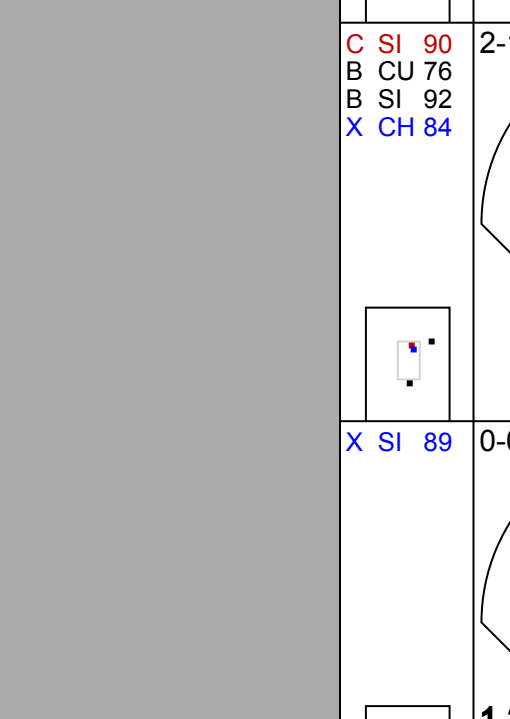

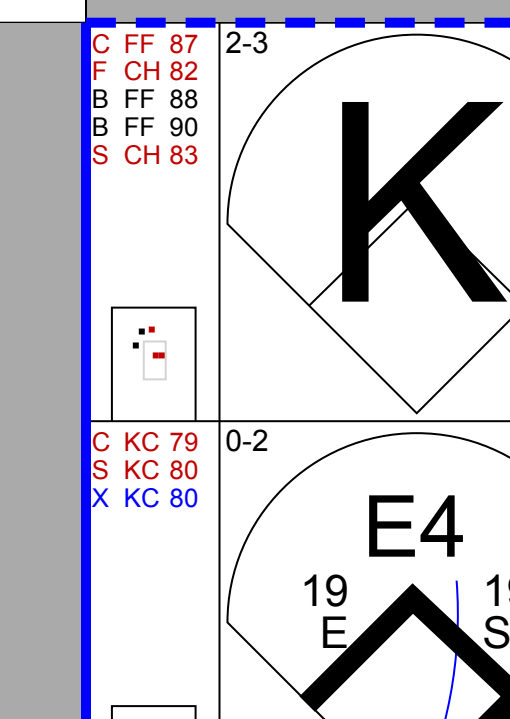
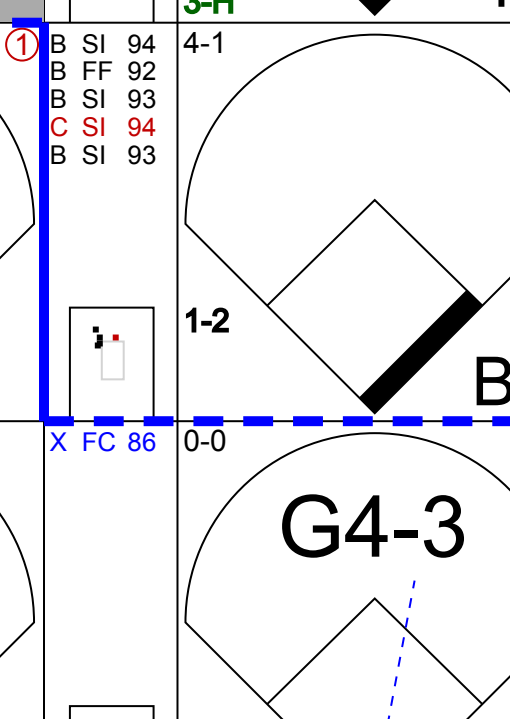
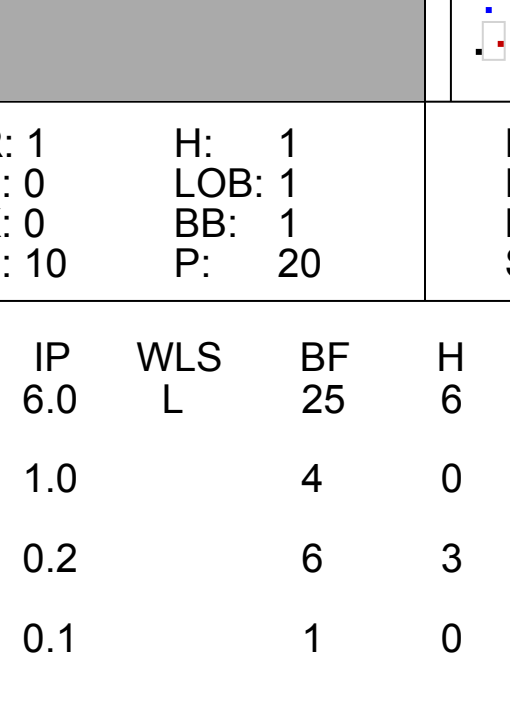
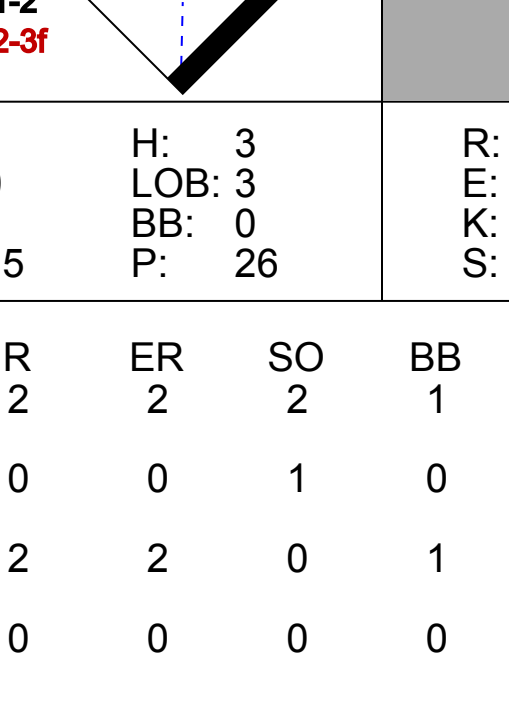
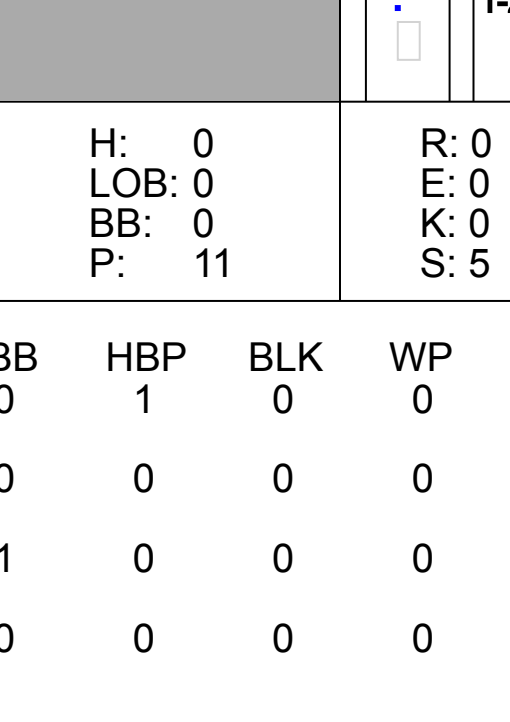
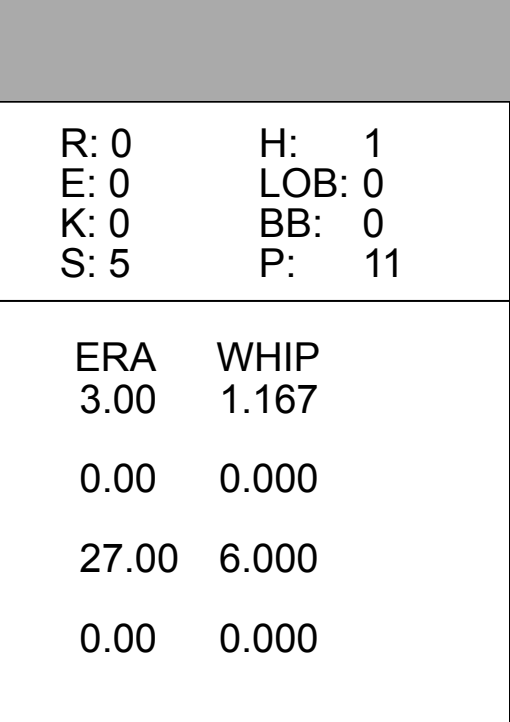
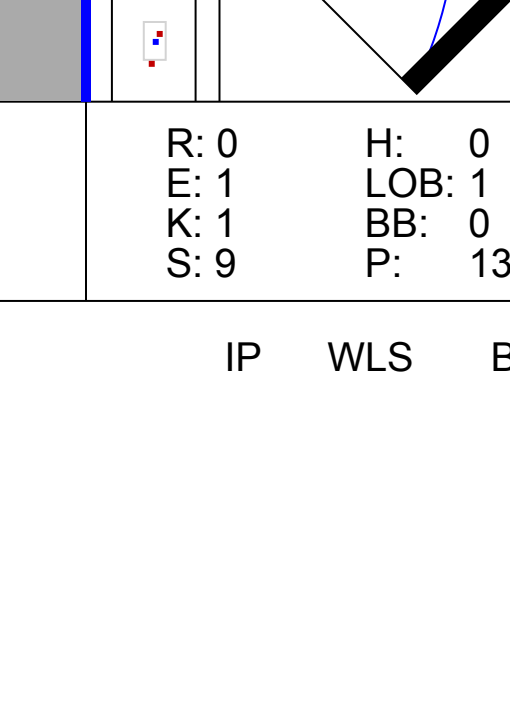
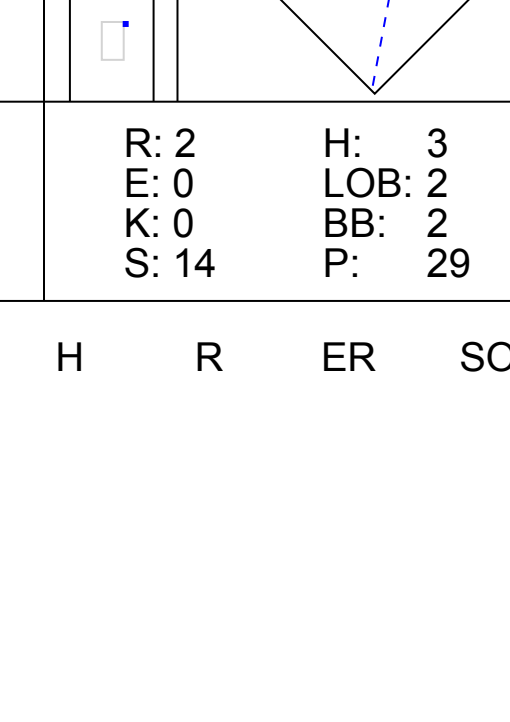






Batter	1	2	3	4	5	6	7	8	9	AB	R	H	RBI	BB	SO	LOB	TOP					
Dexter Fowler, S (1,8) OBP: 0.373, SLG: 0.528										5	0	0	0	0	4	3						
19 Marco Scutaro, R (1,4) OBP: 0.336, SLG: 0.385										4	0	1	0	0	0	0						
5 Carlos González, L (1,7) OBP: 0.397, SLG: 0.597										4	0	2	0	0	2	0						
21 Tyler Colvin, L (1,9) OBP: 0.331, SLG: 0.599										4	0	1	0	0	2	3						
17 Todd Helton, L (1,3) OBP: 0.333, SLG: 0.404										4	0	0	0	0	1	2						
10 Chris Nelson, R (1,5) OBP: 0.328, SLG: 0.422										4	0	1	0	0	1	0						
41 Wil Nieves, R (1,2) OBP: 0.386, SLG: 0.463										3	0	1	0	1	0	0						
18 Jonathan Herrera, S (1,6) OBP: 0.298, SLG: 0.396										3	1	1	0	0	1	3						
22 Jordan Pacheco, R (9, PH) OBP: 0.338, SLG: 0.392										1	0	1	0	0	0	0						
15 Jeremy Guthrie, R (1,1) 1 Eric Young Jr., S (7, PH) 51 Matt Reynolds, L (7,1) 37 Adam Ottavino, S (8,1) 59 Carlos Torres, R (8,1) 3 Michael Cuddyer, R (8, PH) OBP: 0.316, SLG: 0.482										2	0	1	1	0	1	1						
Inning Stats	R: 0 E: 0 K: 2 S: 11	H: 2 LOB: 2 BB: 0 P: 15	R: 0 E: 0 K: 2 S: 11	H: 1 LOB: 1 BB: 0 P: 13	R: 0 E: 0 K: 2 S: 10	H: 0 LOB: 0 BB: 0 P: 17	R: 0 E: 0 K: 1 S: 11	H: 0 LOB: 0 BB: 0 P: 14	R: 0 E: 0 K: 0 S: 16	H: 4 LOB: 3 BB: 0 P: 22	R: 0 E: 0 K: 0 S: 13	H: 1 LOB: 1 BB: 1 P: 23	R: 0 E: 0 K: 2 S: 11	H: 0 LOB: 0 BB: 0 P: 15	R: 0 E: 0 K: 2 S: 8	H: 0 LOB: 0 BB: 0 P: 14	R: 0 E: 0 K: 2 S: 15	H: 2 LOB: 2 BB: 0 P: 20	1B: 7 2B: 2 3B: 1 HR: 0	SF: 0 SAC: 0 DP: 1 HBP: 0	WP: 0 PA: 37 PB: 0 SB: 0 CS: 0	
PITCHER	IP WLS BF H R ER SO BB IBB HBP BLK WP HR S P ERA WHIP	6.0 W 26 8 1 1 7 1 0 0 0 0 0 72 104 1.50 1.500	1.0 H 3 0 0 0 2 0 0 0 0 0 0 8 11 0.00 0.000	1.0 H 3 0 0 0 2 0 0 0 0 0 0 8 14 0.00 0.000	1.0 S 5 2 0 0 2 0 0 0 0 0 0 15 20 0.00 2.000																	

Colorado Rockies @ St. Louis Cardinals
 Busch Stadium, St. Louis, MO
 Wed Jul 04 2012, 6:17 PM - 9:10 PM CDT
 Att: 42,338 - Clear - 103 F

livebaseballscores.com

AB 36
 R 1
 H 10
 RBI 1
 BB 1
 SO 13
 LOB 12



Batter	1	2	3	4	5	6	7	8	9	AB	R	H	RBI	BB	SO	LOB	BOTTOM		
15 Rafael Furcal, S (1,6) OBP: 0.340, SLG: 0.366										4	0	1	0	0	0	2			
19 Jon Jay, L (1,8) OBP: 0.390, SLG: 0.406										2	1	0	1	1	0	1			
7 Matt Holliday, R (1,7) OBP: 0.399, SLG: 0.530										4	1	3	1	0	0	3			
3 Carlos Beltrán, S (1,9) OBP: 0.393, SLG: 0.561										4	1	1	0	0	0	1			
21 Allen Craig, R (1,3) OBP: 0.377, SLG: 0.619										4	0	0	0	0	1	3			
4 Yadier Molina, R (1,2) OBP: 0.361, SLG: 0.507										3	0	1	0	1	0	0			
23 David Freese, R (1,5) OBP: 0.333, SLG: 0.475										4	0	1	2	0	1	1			
55 Skip Schumaker, L (1,4) OBP: 0.364, SLG: 0.407										2	1	2	0	0	0	0			
27 Tyler Greene, R (7, PH) OBP: 0.287, SLG: 0.380										1	0	0	0	0	1	0			
34 Marc Rzepczynski, L (8,1) OBP: 0.356, SLG: 0.500										0	0	0	0	0	0	0			
13 Matt Carpenter, L (8, PH) OBP: 0.356, SLG: 0.500										0	0	0	0	1	0	0			
30 Jason Motte, R (9,1) OBP: 0.315, SLG: 0.337										1	0	0	0	0	0	2			
50 Adam Wainwright, R (1,1) OBP: 0.061, SLG: 0.061										0	0	0	0	0	0	0			
63 Maikel Cleto, R (7,1) OBP: 0.315, SLG: 0.337										2	0	0	0	0	0	2			
Inning Stats	R: 1 E: 0 K: 0 S: 10	H: 1 LOB: 1 BB: 1 P: 20	R: 1 E: 0 K: 1 S: 15	H: 3 LOB: 3 BB: 0 P: 26	R: 0 E: 0 K: 0 S: 6	H: 0 LOB: 0 BB: 0 P: 11	R: 0 E: 0 K: 0 S: 5	H: 1 LOB: 1 BB: 0 P: 7	R: 0 E: 0 K: 0 S: 5	H: 1 LOB: 0 BB: 0 P: 11	R: 0 E: 0 K: 1 S: 6	H: 0 LOB: 0 BB: 0 P: 9	R: 0 E: 1 K: 1 S: 9	H: 0 LOB: 1 BB: 0 P: 13	R: 2 E: 0 K: 0 S: 14	H: 3 LOB: 2 BB: 2 P: 29	1B: 8 2B: 1 3B: 0 HR: 0	SF: 0 SAC: 1 DP: 0 HBP: 1	WP: 0 PA: 36 PB: 0 SB: 3 CS: 0
PITCHER	IP WLS BF H R ER SO BB IBB HBP BLK WP HR S P ERA WHIP	6.0 L 25 8 2 2 2 1 0 0 0 0 0 9 84 3.00 1.167	1.0 4 0 0 0 1 0 0 0 0 0 0 9 13 0.00 0.000	0.2 6 3 2 2 0 1 1 0 0 0 0 13 28 27.00 6.000	0.1 1 0 0 0 0 0 0 0 0 0 0 1 1 0.00 0.000														

Colorado Rockies @ St. Louis Cardinals
 Busch Stadium, St. Louis, MO
 Wed Jul 04 2012, 6:17 PM - 9:10 PM CDT
 Att: 42,338 - Clear - 103 F

livebaseballscores.com

AB 31
 R 4
 H 9
 RBI 4
 BB 3
 SO 3
 LOB 15



Batter	1	2	3	4	5	6	7	8	9	AB	R	H	RBI	BB	SO	LOB	TOP				
7 José Reyes, S OBP: 0.337, SLG: 0.382	F8		L3		E3			G4-3		4	0	0	0	0	0	1	Miami Marlins @ St. Louis Cardinals Busch Stadium, St. Louis, MO Sat Jul 07 2012, 3:11 PM - 5:40 PM CDT Att: 41,312 - Partly Cloudy - 106 F				
2 Hanley Ramirez, R OBP: 0.323, SLG: 0.427	P3		G6-3		PO		P4	G6-3		4	0	0	0	0	0	1					
45 Carlos Lee, R OBP: 0.345, SLG: 0.407	G6-3						P6		L8	3	0	0	0	1	0	0					
27 Giancarlo Stanton, R OBP: 0.364, SLG: 0.554										1	1	1	0	0	0	0					
6 Scott Cousins, L OBP: 0.195, SLG: 0.390										2	0	0	0	0	1	1					
23 Wade LeBlanc, L OBP: 0.345, SLG: 0.432										0	0	0	0	0	0	0					
5 Logan Morrison, L OBP: 0.325, SLG: 0.444										1	0	1	0	0	0	1					
20 Justin Ruggiano, R OBP: 0.476, SLG: 0.795										4	1	2	2	0	1	0					
17 Donovan Solano, R OBP: 0.377, SLG: 0.426										4	0	0	0	0	1	2					
9 Brett Hayes, R OBP: 0.250, SLG: 0.282										3	0	1	0	0	1	0					
38 Carlos Zambrano, S OBP: 0.138, SLG: 0.241										2	0	0	0	0	1	1					
29 Greg Dobbs, L OBP: 0.329, SLG: 0.392										1	0	1	0	0	0	0					
Inning Stats	R: 0 H: 0 E: 0 K: 0 S: 8	H: 0 LOB: 0 BB: 0 P: 10	R: 2 H: 3 E: 0 K: 2 S: 16	H: 3 LOB: 1 BB: 0 P: 23	R: 0 H: 0 E: 0 K: 1 S: 8	H: 0 LOB: 1 BB: 1 P: 17	R: 0 H: 0 E: 0 K: 0 S: 7	H: 0 LOB: 0 BB: 0 P: 11	R: 0 H: 0 E: 0 K: 0 S: 12	H: 0 LOB: 0 BB: 0 P: 15	R: 0 H: 0 E: 0 K: 1 S: 9	H: 0 LOB: 0 BB: 0 P: 16	R: 0 H: 1 E: 0 K: 1 S: 8	H: 1 LOB: 1 BB: 0 P: 12	R: 0 H: 2 E: 0 K: 1 S: 13	H: 2 LOB: 2 BB: 0 P: 19	1B: 4 2B: 1 3B: 0 HR: 1	SF: 0 SAC: 0 DP: 0 HBP: 0	WP: 0 PB: 0 SB: 0 CS: 0	PA: 35	
PITCHER	IP	WLS	BF	H	R	ER	SO	BB	IBB	HBP	BLK	WP	HR	S	P	ERA	WHIP				
26 Kyle Lohse, R ERA: 2.79	7.0	W	25	3	2	2	4	1	0	0	0	0	1	68	102	2.57	0.571				
41 Mitchell Boggs, R ERA: 1.53	1.0	H	4	1	0	0	1	0	0	0	0	0	0	8	12	0.00	1.000				
30 Jason Motte, R ERA: 3.05	1.0	S	5	2	0	0	1	0	0	0	0	0	0	13	19	0.00	2.000				

Batter	1	2	3	4	5	6	7	8	9	AB	R	H	RBI	BB	SO	LOB	BOTTOM				
15 Rafael Furcal, S OBP: 0.336, SLG: 0.364	F9		K		FC1-2			P3		4	0	0	0	0	1	1	Miami Marlins @ St. Louis Cardinals Busch Stadium, St. Louis, MO Sat Jul 07 2012, 3:11 PM - 5:40 PM CDT Att: 41,312 - Partly Cloudy - 106 F				
19 Jon Jay, L OBP: 0.394, SLG: 0.408			G1-3		F8		G4-3			4	0	1	0	0	0	1					
7 Matt Holliday, R OBP: 0.398, SLG: 0.524	L7									3	0	1	0	1	1	1					
3 Carlos Beltrán, S OBP: 0.386, SLG: 0.549	G4-3		G4-3							4	0	0	0	0	2	3					
21 Allen Craig, R OBP: 0.374, SLG: 0.610										4	1	3	0	0	1	0					
23 David Freese, R OBP: 0.346, SLG: 0.481										1	1	1	0	1	0	0					
55 Skip Schumaker, L OBP: 0.365, SLG: 0.416										3	1	1	1	0	0	5					
33 Daniel Descalso, L OBP: 0.311, SLG: 0.332										1	0	0	0	0	0	1					
48 Tony Cruz, R OBP: 0.190, SLG: 0.317										4	0	1	2	0	1	6					
26 Kyle Lohse, R OBP: 0.158, SLG: 0.111										3	0	0	0	0	2	3					
41 Mitchell Boggs, R OBP: 0.293, SLG: 0.339										0	0	0	0	0	0	0					
43 Shane Robinson, R OBP: 0.293, SLG: 0.339										1	0	0	0	0	0	1					
30 Jason Motte, R										0	0	0	0	0	0	0					
Inning Stats	R: 0 H: 1 E: 0 K: 0 S: 9	H: 1 LOB: 1 BB: 0 P: 15	R: 0 H: 1 E: 0 K: 1 S: 17	H: 1 LOB: 2 BB: 0 P: 28	R: 0 H: 0 E: 0 K: 1 S: 8	H: 0 LOB: 1 BB: 1 P: 14	R: 3 H: 3 E: 1 K: 0 S: 15	H: 3 LOB: 1 BB: 1 P: 25	R: 0 H: 2 E: 0 K: 2 S: 14	H: 2 LOB: 3 BB: 0 P: 20	R: 0 H: 0 E: 0 K: 1 S: 7	H: 0 LOB: 0 BB: 0 P: 8	R: 0 H: 0 E: 0 K: 3 S: 9	H: 0 LOB: 0 BB: 0 P: 17	R: 0 H: 1 E: 0 K: 0 S: 5	H: 1 LOB: 1 BB: 0 P: 5	1B: 5 2B: 2 3B: 1 HR: 0	SF: 0 SAC: 0 DP: 0 HBP: 2	WP: 0 PB: 0 SB: 0 CS: 0	PA: 36	
PITCHER	IP	WLS	BF	H	R	ER	SO	BB	IBB	HBP	BLK	WP	HR	S	P	ERA	WHIP				
38 Carlos Zambrano, R ERA: 4.2	5.0	L	26	7	3	3	4	2	0	0	0	0	0	63	102	5.40	1.800				
23 Wade LeBlanc, L ERA:	3.0		10	1	0	0	4	0	0	0	0	0	0	21	30	0.00	0.333				

AB	33
R	2
H	6
RBI	2
BB	1
SO	6
LOB	7



AB	32
R	3
H	8
RBI	3
BB	2
SO	8
LOB	22



Batter	1	2	3	4	5	6	7	8	9	AB	R	H	RBI	BB	SO	LOB	TOP			
15 Rafael Furcal, S (1,6) OBP: 0.338, SLG: 0.363										4	1	1	0	1	0	3				
19 Jon Jay, L (1,8) OBP: 0.385, SLG: 0.394										4	0	1	0	1	2	0				
7 Matt Holliday, R (1,7) OBP: 0.394, SLG: 0.515										5	0	1	1	0	2	4				
3 Carlos Beltrán, S (1,9) OBP: 0.350, SLG: 0.538										4	0	1	0	1	2	3				
21 Allen Craig, R (1,3) OBP: 0.368, SLG: 0.597										5	1	0	0	0	1	5				
4 Yadier Molina, R (1,2) OBP: 0.394, SLG: 0.504										4	1	2	0	0	1	2				
23 David Freese, R (1,5) OBP: 0.350, SLG: 0.478										2	0	0	0	2	1	2				
55 Skip Schumaker, L (1,4) OBP: 0.374, SLG: 0.424										3	0	2	1	0	0	1				
43 Shane Robinson, R (8,PH) OBP: 0.304, SLG: 0.244										1	0	1	1	0	0	0				
62 Barret Browning, L (8,1) OBP: 0.289, SLG: 0.377										0	0	0	0	0	0	0				
50 Adam Wainwright, R (1,1) OBP: 0.057, SLG: 0.057										2	0	0	0	0	2	2				
66 Victor Marte, R (7,1) OBP: 0.289, SLG: 0.377										0	0	0	0	0	0	0				
27 Tyler Greene, R (8,PH) OBP: 0.289, SLG: 0.377										0	0	0	0	1	0	0				
Inning Stats	R: 0 E: 0 K: 2 S: 9	H: 0 LOB: 0 BB: 0 P: 16	R: 1 E: 0 K: 1 S: 15	H: 2 LOB: 2 BB: 2 P: 27	R: 1 E: 0 K: 1 S: 17	H: 2 LOB: 2 BB: 1 P: 25	R: 0 E: 0 K: 1 S: 12	H: 0 LOB: 0 BB: 1 P: 16	R: 0 E: 0 K: 1 S: 10	H: 0 LOB: 0 BB: 0 P: 15	R: 0 E: 0 K: 1 S: 12	H: 1 LOB: 3 BB: 2 P: 21	R: 1 E: 0 K: 0 S: 16	H: 3 LOB: 3 BB: 1 P: 26	R: 0 E: 0 K: 3 S: 12	H: 1 LOB: 1 BB: 0 P: 15	1B: 8 2B: 1 3B: 0 HR: 0	SF: 0 SAC: 1 DP: 2 HBP: 0	WP: 0 PB: 0 SB: 1 CS: 0	PA: 41
PITCHER	IP WLS BF H R ER SO BB IBB HBP BLK WP HR S P ERA WHIP																			
55 Mat Latos, R (1,1) ERA: 4.1	5.0 W 9 4 2 2 5 3 0 0 0 0 0 0 61 97 3.60 1.400																			
31 Alfredo Simon, R (6,1) ERA: 1.97	2.0 H 4 2 1 1 0 3 2 0 0 0 0 0 22 36 0.00 1.500																			
33 Jose Arredondo, R (8,1) ERA: 2.25	0.2 H 3 1 0 0 0 1 0 0 0 0 0 0 7 12 0.00 6.000																			
51 Sean Marshall, L (8,1) ERA: 2.91	1.0 S 4 1 0 0 3 0 0 0 0 0 0 0 12 15 0.00 1.000																			
54 Aroldis Chapman, L (9,1) ERA: 1.79																				

St. Louis Cardinals @ Cincinnati Reds
Great American Ball Park, Cincinnati, OH
Fri Jul 13 2012, 7:12 PM - 10:24 PM EDT
Att: 40,217 - Cloudy - 81 F

AB	34
R	3
H	9
RBI	3
BB	6
SO	11
LOB	22



Batter	1	2	3	4	5	6	7	8	9	AB	R	H	RBI	BB	SO	LOB	BOTTOM			
2 Zack Cozart, R (1,6) OBP: 0.295, SLG: 0.405										3	0	0	1	0	1	0				
6 Drew Stubbs, R (1,8) OBP: 0.282, SLG: 0.361										4	0	0	0	0	2	2				
19 Joey Votto, L (1,3) OBP: 0.465, SLG: 0.608										4	0	0	0	0	0	0				
4 Brandon Phillips, R (1,4) OBP: 0.327, SLG: 0.435										4	2	3	0	0	1	0				
32 Jay Bruce, L (1,9) OBP: 0.328, SLG: 0.503										3	1	1	0	1	2	1				
48 Ryan Ludwick, R (1,7) OBP: 0.312, SLG: 0.486										3	0	1	1	0	0	2				
54 Aroldis Chapman, L (9,1) ERA: 1.79										0	0	0	0	0	0	0				
21 Todd Frazier, R (1,5) OBP: 0.350, SLG: 0.571										2	2	1	1	1	0	2				
33 Jose Arredondo, R (8,1) ERA: 1.97										0	0	0	0	0	0	0				
51 Sean Marshall, L (8,1) ERA: 2.91										0	0	0	0	0	0	0				
28 Chris Heisey, R (8,PH) OBP: 0.313, SLG: 0.390										0	0	0	0	1	0	0				
29 Ryan Hanigan, R (1,2) OBP: 0.354, SLG: 0.351										4	0	1	1	0	0	4				
55 Mat Latos, R (1,1) ERA: 4.1										1	0	0	0	0	0	0				
43 Miguel Cairo, R (5,PH) OBP: 0.171, SLG: 0.221										1	0	0	0	0	0	0				
31 Alfredo Simon, R (6,1) ERA: 1.97										0	0	0	0	0	0	0				
27 Scott Rolen, R (7,PH) OBP: 0.246, SLG: 0.302										0	0	0	0	1	0	0				
Inning Stats	R: 0 E: 0 K: 0 S: 4	H: 1 LOB: 2 BB: 1 P: 8	R: 0 E: 0 K: 0 S: 9	H: 1 LOB: 1 BB: 1 P: 15	R: 0 E: 0 K: 1 S: 6	H: 0 LOB: 0 BB: 0 P: 9	R: 0 E: 0 K: 2 S: 7	H: 0 LOB: 0 BB: 0 P: 12	R: 1 E: 0 K: 0 S: 13	H: 1 LOB: 0 BB: 0 P: 21	R: 0 E: 0 K: 1 S: 7	H: 0 LOB: 0 BB: 0 P: 12	R: 3 E: 1 K: 1 S: 16	H: 3 LOB: 2 BB: 2 P: 35	R: 1 E: 0 K: 1 S: 13	H: 2 LOB: 2 BB: 1 P: 21	1B: 4 2B: 1 3B: 1 HR: 1	SF: 1 SAC: 1 DP: 0 HBP: 0	WP: 0 PB: 0 SB: 0 CS: 0	PA: 35
PITCHER	IP WLS BF H R ER SO BB IBB HBP BLK WP HR S P ERA WHIP																			
50 Adam Wainwright, R (1,1) ERA: 4.62	6.1 L 26 5 4 4 4 4 1 1 0 0 0 0 0 10 19 0.00 1.500																			
66 Victor Marte, R (7,1) ERA: 4.3	0.2 3 0 0 0 1 1 0 0 0 0 0 0 7 11 0.00 1.500																			
62 Barret Browning, L (8,1) ERA: 1.8	0.2 3 1 1 1 1 0 0 0 0 0 0 0 7 11 0.00 1.500																			
59 Fernando Salas, R (8,1) ERA: 5.1	0.1 3 1 0 0 0 1 0 0 0 0 0 0 6 10 0.00 6.000																			

St. Louis Cardinals @ Cincinnati Reds
Great American Ball Park, Cincinnati, OH
Fri Jul 13 2012, 7:12 PM - 10:24 PM EDT
Att: 40,217 - Cloudy - 81 F

AB	29
R	5
H	7
RBI	4
BB	4
SO	6
LOB	11



Batter	1	2	3	4	5	6	7	8	9	AB	R	H	RBI	BB	SO	LOB	TOP
15 Rafael Furcal, S OBP: 0.338, SLG: 0.360	L8		F9		P5		G1-3		G1-3	5	1	1	0	0	0	1	
55 Skip Schumaker, L OBP: 0.397, SLG: 0.435	21 BB 1B		G6-3		G6-3		F7		F7	3	1	1	0	2	0	1	
7 Matt Holliday, R OBP: 0.364, SLG: 0.512	F8		K		F8		F8		F8	5	0	2	2	0	1	2	
21 Allen Craig, R OBP: 0.364, SLG: 0.577	BB		P3		L3		L3		L3	4	0	1	1	1	1	1	
4 Yadier Molina, R OBP: 0.362, SLG: 0.526	G6-3		13 F8 2B		F7		F7		F7	5	0	1	0	0	0	5	
23 David Freese, R OBP: 0.354, SLG: 0.472	1B		BB		BB		BB		BB	2	0	1	0	2	0	1	
30 Jason Motte, R										0	0	0	0	0	0	0	
13 Matt Carpenter, L OBP: 0.361, SLG: 0.489	L9		F8		F7		F7		F7	3	1	0	0	1	0	4	
33 Daniel Descalso, L OBP: 0.315, SLG: 0.332	P3		G1-3		G1-3		G1-3		G1-3	3	0	1	0	0	0	3	
12 Lance Berkman, S OBP: 0.400, SLG: 0.511										1	0	0	0	0	0	1	
19 Jon Jay, L OBP: 0.367, SLG: 0.373										0	0	0	0	0	0	0	
31 Lance Lynn, S OBP: 0.114, SLG: 0.088										3	0	0	0	0	3	2	
62 Barret Browning, L										0	0	0	0	0	0	0	
3 Carlos Beltrán, S OBP: 0.377, SLG: 0.527										1	0	0	0	0	0	1	
Inning Stats	R: 0 H: 1 E: 0 K: 0 S: 10	H: 1 LOB: 2 BB: 1 P: 19	R: 0 H: 0 E: 0 K: 1 S: 7	H: 0 LOB: 0 BB: 0 P: 9	R: 0 H: 1 E: 0 K: 0 S: 13	H: 1 LOB: 2 BB: 1 P: 22	R: 0 H: 0 E: 0 K: 1 S: 10	H: 0 LOB: 1 BB: 0 P: 13	R: 0 H: 1 E: 0 K: 1 S: 10	H: 1 LOB: 1 BB: 0 P: 17	R: 3 H: 3 E: 0 K: 0 S: 20	H: 3 LOB: 2 BB: 2 P: 39	1B: 7 2B: 1 3B: 0 HR: 0	SF: 0 SAC: 0 DP: 0 HBP: 0	WP: 0 PB: 0 SB: 0 CS: 0	PA: 41	
PITCHER	IP WLS BF H R ER SO BB IBB HBP BLK WP HR S P ERA WHIP																
64 Mike Fiers, R ERA: 2.07	7.0 29 4 0 0 4 4 0 0 0 0 0 0 69 112 0.00 1.143																
57 Francisco Rodríguez, R ERA: 3.67	1.0 H 4 1 0 0 1 0 0 0 0 0 0 0 10 17 0.00 1.000																
59 John Axford, R ERA: 5.35	0.2 L 7 3 3 3 0 2 0 0 0 0 0 0 18 36 40.50 7.500																
50 Kameron Loe, R ERA: 4.08	0.1 1 0 0 0 0 0 0 0 0 0 0 0 2 3 0.00 0.000																

St. Louis Cardinals @ Milwaukee Brewers
Miller Park, Milwaukee, WI
Mon Jul 16 2012, 7:11 PM - 10:32 PM CDT
Att: 30,128 - Clear - 95 F

AB 35
R 3
H 8
RBI 3
BB 6
SO 5
LOB 22



Batter	1	2	3	4	5	6	7	8	9	AB	R	H	RBI	BB	SO	LOB	BOTTOM			
7 Norichika Aoki, L OBP: 0.366, SLG: 0.436	P5		F7		G4-3		G4-3		G4-3	3	1	0	0	1	0	0				
27 Carlos Gómez, R OBP: 0.383, SLG: 0.423	BB 1B		BB 1B		BB		BB		BB	4	0	2	0	0	1	1				
8 Ryan Braun, R OBP: 0.397, SLG: 0.614	K		K		K		K		K	4	0	1	1	0	2	1				
16 Aramis Ramirez, R OBP: 0.341, SLG: 0.464	K		P6		P6		P3		P4	4	0	0	0	0	1	2				
1 Corey Hart, R OBP: 0.321, SLG: 0.510	G6-3		F9		F9		HR		K	4	1	1	1	0	1	0				
23 Rickie Weeks Jr., R OBP: 0.316, SLG: 0.344	1B		1B		K		G6-3		K	4	0	1	0	0	2	0				
12 Martín Maldonado, R OBP: 0.331, SLG: 0.425	K		K		K		21 WP 1B		G5-3	4	0	1	0	0	2	1				
21 Cody Ransom, R OBP: 0.310, SLG: 0.420	K		K		K		K		K	3	0	1	0	0	2	2				
64 Mike Fiers, R										2	0	0	0	0	1	1				
57 Francisco Rodríguez, R										0	0	0	0	0	0	0				
14 Jeff Bianchi, R										1	0	0	0	0	0	0				
59 John Axford, R										0	0	0	0	0	0	0				
50 Kameron Loe, R										0	0	0	0	0	0	0				
Inning Stats	R: 0 H: 1 E: 0 K: 2 S: 12	H: 1 LOB: 1 BB: 0 P: 20	R: 0 H: 1 E: 0 K: 1 S: 8	H: 1 LOB: 1 BB: 0 P: 10	R: 0 H: 0 E: 0 K: 0 S: 7	H: 0 LOB: 0 BB: 0 P: 11	R: 0 H: 1 E: 0 K: 2 S: 12	H: 1 LOB: 1 BB: 0 P: 17	R: 0 H: 0 E: 0 K: 2 S: 7	H: 0 LOB: 0 BB: 0 P: 9	R: 1 H: 2 E: 0 K: 1 S: 15	H: 2 LOB: 1 BB: 0 P: 23	R: 1 H: 1 E: 0 K: 0 S: 7	H: 1 LOB: 1 BB: 1 P: 11	R: 0 H: 0 E: 0 K: 2 S: 8	H: 0 LOB: 0 BB: 0 P: 12	1B: 4 2B: 2 3B: 0 HR: 1	SF: 0 SAC: 0 DP: 0 HBP: 0	WP: 1 PB: 0 SB: 1 CS: 0	PA: 34
PITCHER	IP WLS BF H R ER SO BB IBB HBP BLK WP HR S P ERA WHIP																			
31 Lance Lynn, R ERA: 3.27	7.0 26 6 1 1 10 0 0 0 0 0 0 3 7 27.00 3.000																			
62 Barret Browning, L ERA: 3.0	0.1 2 0 1 1 0 1 0 0 0 0 0 0 3 7 27.00 3.000																			
30 Jason Motte, R ERA: 2.93	1.2 W 6 1 0 0 2 0 0 0 0 0 0 0 12 16 0.00 0.600																			

St. Louis Cardinals @ Milwaukee Brewers
Miller Park, Milwaukee, WI
Mon Jul 16 2012, 7:11 PM - 10:32 PM CDT
Att: 30,128 - Clear - 95 F

AB 33
R 2
H 7
RBI 2
BB 1
SO 12
LOB 8



Batter	1	2	3	4	5	6	7	8	9	AB	R	H	RBI	BB	SO	LOB	TOP			
15 Rafael Furcal, S OBP: 0.339, SLG: 0.360	F9		BB		1B		P2			3	1	1	0	1	0	2				
21 Allen Craig, R OBP: 0.367, SLG: 0.575	7 HBP		1B		G1-4-3			K		4	1	2	0	0	1	1				
7 Matt Holliday, R OBP: 0.394, SLG: 0.512	3 G4-3		1B		G6-3			G4-3		0	0	0	0	0	0	0				
19 Jon Jay, L OBP: 0.366, SLG: 0.378	3 HBP		2B					G4-3		3	0	1	1	0	0	0				
3 Carlos Beltrán, S OBP: 0.373, SLG: 0.522	G4-3		2B		2B			K		3	0	0	1	0	2	2				
23 David Freese, R OBP: 0.359, SLG: 0.479								K		4	0	3	0	0	1	0				
4 Yadier Molina, R OBP: 0.358, SLG: 0.525	G4-3				F9					4	0	2	0	0	0	2				
13 Matt Carpenter, L OBP: 0.358, SLG: 0.482	F7				F8			G6-3		4	0	1	0	0	0	4				
27 Tyler Greene, R OBP: 0.282, SLG: 0.368	G6-3									2	0	0	0	0	1	2				
55 Skip Schumaker, L (9, PH)										1	0	0	0	0	1	2				
58 Joe Kelly, R OBP: 0.091, SLG: 0.091										2	0	0	0	0	2	0				
12 Lance Berkman, S (7, PH)										1	0	0	0	0	1	2				
62 Barret Browning, L (7, 1)										0	0	0	0	0	0	0				
59 Fernando Salas, R (7, 1)										0	0	0	0	0	0	0				
33 Daniel Descalso, L (9, PH)										1	0	0	0	0	0	2				
Inning Stats	R: 0 H: 1 E: 0 K: 0 S: 10	H: 1 LOB: 1 BB: 0 P: 14	R: 0 H: 1 E: 0 K: 0 S: 11	H: 1 LOB: 1 BB: 0 P: 14	R: 2 H: 2 E: 0 K: 1 S: 13	H: 2 LOB: 0 BB: 1 P: 21	R: 0 H: 1 E: 0 K: 1 S: 10	H: 1 LOB: 1 BB: 0 P: 15	R: 0 H: 0 E: 0 K: 2 S: 9	H: 0 LOB: 0 BB: 0 P: 15	R: 0 H: 2 E: 0 K: 1 S: 19	H: 2 LOB: 2 BB: 0 P: 26	R: 0 H: 0 E: 0 K: 2 S: 10	H: 0 LOB: 0 BB: 0 P: 15	R: 0 H: 2 E: 0 K: 1 S: 15	H: 2 LOB: 2 BB: 0 P: 19	1B: 8 2B: 3 3B: 0 HR: 0	SF: 1 SAC: 1 DP: 3 HBP: 1	WP: 0 PB: 0 SB: 0 CS: 0	PA: 36
PITCHER	IP WLS BF H R ER SO BB IBB HBP BLK WP HR S P ERA WHIP																			
43 Randy Wolf, L (1, 1)	6.2	W	27	8	2	2	6	1	0	1	0	0	0	0	71	103	2.70	1.350		
40 Jose Veras, R (7, 1)	0.1	H	1	0	0	0	0	0	0	0	0	0	0	7	10	0.00	0.000			
26 Manny Parra, L (8, 1)	1.0	H	3	0	0	0	2	0	0	0	0	0	0	10	15	0.00	0.000			
57 Francisco Rodríguez, R (9, 1)	1.0	S	5	2	0	0	1	0	0	0	0	0	0	15	19	0.00	2.000			

St. Louis Cardinals @ Milwaukee Brewers
Miller Park, Milwaukee, WI
Tue Jul 17 2012, 7:11 PM - 10:16 PM CDT
Att: 30,491 - Cloudy - 85 F

AB 32
R 2
H 10
RBI 2
BB 1
SO 9
LOB 19



Batter	1	2	3	4	5	6	7	8	9	AB	R	H	RBI	BB	SO	LOB	BOTTOM			
7 Norichika Aoki, L (1, 9)	16 FC5-4		BB		F8			E6		3	1	1	0	1	0	1				
27 Carlos Gómez, R (1, 8)	16 FC5-4		BB		P6					3	1	1	0	1	0	1				
8 Ryan Braun, R (1, 7)	K				G3-1			G3		3	0	0	0	0	2	3				
45 Travis Ishikawa, L (7, PH)										0	0	0	0	0	0	0				
26 Manny Parra, L (8, 1)										1	0	0	0	0	0	3				
57 Francisco Rodríguez, R (9, 1)										0	0	0	0	0	0	0				
16 Aramis Ramirez, R (1, 5)	FC5-4									4	0	2	1	0	0	2				
1 Corey Hart, R (1, 3)										4	0	1	1	0	1	2				
23 Rickie Weeks Jr., R (1, 4)	F9									4	1	1	1	0	1	3				
9 George Kottaras, L (1, 2)										2	0	0	0	0	0	0				
12 Martin Maldonado, R (7, PH)										2	0	0	0	0	1	1				
3 Cesar Izturis, S (1, 6)										3	0	2	0	0	0	0				
43 Randy Wolf, L (1, 1)										2	0	0	0	0	0	1				
2 Nyjer Morgan, L (7, 9)										1	0	0	0	0	0	1				
Inning Stats	R: 1 H: 3 E: 0 K: 1 S: 16	H: 3 LOB: 2 BB: 0 P: 21	R: 0 H: 0 E: 0 K: 0 S: 8	H: 0 LOB: 0 BB: 0 P: 14	R: 1 H: 1 E: 1 K: 1 S: 8	H: 1 LOB: 1 BB: 1 P: 14	R: 1 H: 2 E: 0 K: 0 S: 6	H: 2 LOB: 0 BB: 0 P: 10	R: 0 H: 0 E: 0 K: 1 S: 8	H: 0 LOB: 0 BB: 0 P: 11	R: 0 H: 0 E: 0 K: 1 S: 9	H: 0 LOB: 0 BB: 0 P: 14	R: 0 H: 1 E: 1 K: 0 S: 15	H: 1 LOB: 3 BB: 1 P: 22	R: 0 H: 1 E: 0 K: 1 S: 15	H: 1 LOB: 1 BB: 0 P: 20	1B: 7 2B: 0 3B: 0 HR: 1	SF: 0 SAC: 0 DP: 1 HBP: 0	WP: 0 PB: 0 SB: 0 CS: 0	PA: 34
PITCHER	IP WLS BF H R ER SO BB IBB HBP BLK WP HR S P ERA WHIP																			
58 Joe Kelly, R (1, 1)	6.0	L	24	6	3	2	4	1	0	0	0	0	0	0	55	84	3.00	1.167		
62 Barret Browning, L (7, 1)	0.2		4	1	0	0	0	0	0	0	0	0	0	10	13	0.00	1.500			
59 Fernando Salas, R (7, 1)	1.1		6	1	0	0	1	1	0	0	0	0	0	20	29	0.00	1.500			

St. Louis Cardinals @ Milwaukee Brewers
Miller Park, Milwaukee, WI
Tue Jul 17 2012, 7:11 PM - 10:16 PM CDT
Att: 30,491 - Cloudy - 85 F

AB 32
R 3
H 8
RBI 3
BB 2
SO 5
LOB 18



Batter	1	2	3	4	5	6	7	8	9	AB	R	H	RBI	BB	SO	LOB	TOP		
6 Jerry Hairston, R OBP: 0.367, SLG: 0.423	(1,5) E3 FC5-4		(2,2) 2B		(2,1) 1B		(1,2) G6-4-3			4	0	2	0	0	0	1			
14 Mark Ellis, R OBP: 0.357, SLG: 0.355	(1,4) FC5-4		(0,2) G6-3		(1,2) K			(1,2) G6-3		4	0	0	0	0	1	3			
27 Matt Kemp, R OBP: 0.429, SLG: 0.673	(1,8) F8			(3,2) P3	(2,3) K			(1,2) HBP		3	0	0	0	0	1	2			
10 Tony Cwynn Jr., L OBP: 0.286, SLG: 0.308	(8,9) F8			(3,2) P3	(2,3) K			(1,2) HBP		0	0	0	0	0	0	0			
16 Andre Ethier, L OBP: 0.364, SLG: 0.482	(1,9) K			(4,0) BB	(0,0) G5-3			(1,0) E4		3	1	0	0	1	1	3			
54 Javy Guerra, R	(8,1) K			(7,1) BB				(1,3) G3-6		0	0	0	0	0	0	0			
7 James Loney, L OBP: 0.308, SLG: 0.333		(2,0) P5		(1,2) BB				(0,0) G3-6		4	1	2	0	0	0	2			
21 Juan Rivera, R OBP: 0.294, SLG: 0.370	(1,7) K			(0,1) BB				(1,1) G5-3		4	0	1	1	0	1	1			
47 Luis Alfonso Cruz, R OBP: 0.294, SLG: 0.435	(1,6) G5-3			(1,1) BB				(0,1) F9		4	0	1	1	0	0	1			
18 Matt Treanor, R OBP: 0.282, SLG: 0.351			(1,3) K	(2,3) K				(1,3) K		4	0	0	0	0	3	2			
22 Clayton Kershaw, L OBP: 0.182, SLG: 0.161			(1,3) K							2	0	0	0	0	1	2			
52 Josh Lindblom, R			(1,3) K							0	0	0	0	0	0	0			
3 Adam Kennedy, L OBP: 0.331, SLG: 0.340			(1,3) K							1	0	1	0	0	0	0			
38 Shawn Tolleson, R			(1,3) K							0	0	0	0	0	0	0			
5 Juan Uribe, R OBP: 0.250, SLG: 0.293			(1,3) K							0	0	0	0	0	0	0			
Inning Stats	R: 0 E: 1 K: 1 S: 8	H: 0 LOB: 1 BB: 0 P: 12	R: 0 E: 0 K: 1 S: 6	H: 0 LOB: 0 BB: 0 P: 8	R: 0 E: 0 K: 2 S: 12	H: 1 LOB: 1 BB: 0 P: 16	R: 2 E: 0 K: 1 S: 17	H: 3 LOB: 2 BB: 1 P: 28	R: 0 E: 0 K: 0 S: 10	H: 1 LOB: 0 BB: 0 P: 15	R: 0 E: 0 K: 0 S: 9	H: 0 LOB: 1 BB: 0 P: 10	R: 0 E: 1 K: 0 S: 7	H: 0 LOB: 1 BB: 0 P: 9	1B: 5 2B: 2 3B: 0 HR: 0	SF: 0 SAC: 0 DP: 3 HBP: 1	WP: 0 PB: 0 SB: 0 CS: 0	PA: 35	
PITCHER	IP: 7.1 WLS: W BF: 30 ERA: 4.31	WLS: W BF: 2 ERA: 4.96	WLS: W BF: 0 ERA: 1.8	H: 7 R: 2 ER: 2 SO: 7 BB: 1 IBB: 0 HBP: 1 BLK: 0 WP: 0 HR: 0 S: 72 P: 104 ERA: 2.46 WHIP: 1.091	H: 0 R: 0 ER: 0 SO: 0 BB: 0 IBB: 0 HBP: 0 BLK: 0 WP: 0 HR: 0 S: 2 P: 3 ERA: 0.00 WHIP: 0.000	H: 0 R: 0 ER: 0 SO: 1 BB: 0 IBB: 0 HBP: 0 BLK: 0 WP: 0 HR: 0 S: 7 P: 9 ERA: 0.00 WHIP: 0.000	H: 0 R: 0 ER: 0 SO: 0 BB: 0 IBB: 0 HBP: 0 BLK: 0 WP: 0 HR: 0 S: 2 P: 3 ERA: 0.00 WHIP: 0.000	H: 0 R: 0 ER: 0 SO: 0 BB: 0 IBB: 0 HBP: 0 BLK: 0 WP: 0 HR: 0 S: 2 P: 3 ERA: 0.00 WHIP: 0.000	H: 0 R: 0 ER: 0 SO: 0 BB: 0 IBB: 0 HBP: 0 BLK: 0 WP: 0 HR: 0 S: 2 P: 3 ERA: 0.00 WHIP: 0.000	H: 0 R: 0 ER: 0 SO: 0 BB: 0 IBB: 0 HBP: 0 BLK: 0 WP: 0 HR: 0 S: 2 P: 3 ERA: 0.00 WHIP: 0.000	H: 0 R: 0 ER: 0 SO: 0 BB: 0 IBB: 0 HBP: 0 BLK: 0 WP: 0 HR: 0 S: 2 P: 3 ERA: 0.00 WHIP: 0.000	H: 0 R: 0 ER: 0 SO: 0 BB: 0 IBB: 0 HBP: 0 BLK: 0 WP: 0 HR: 0 S: 2 P: 3 ERA: 0.00 WHIP: 0.000	H: 0 R: 0 ER: 0 SO: 0 BB: 0 IBB: 0 HBP: 0 BLK: 0 WP: 0 HR: 0 S: 2 P: 3 ERA: 0.00 WHIP: 0.000	H: 0 R: 0 ER: 0 SO: 0 BB: 0 IBB: 0 HBP: 0 BLK: 0 WP: 0 HR: 0 S: 2 P: 3 ERA: 0.00 WHIP: 0.000	H: 0 R: 0 ER: 0 SO: 0 BB: 0 IBB: 0 HBP: 0 BLK: 0 WP: 0 HR: 0 S: 2 P: 3 ERA: 0.00 WHIP: 0.000	H: 0 R: 0 ER: 0 SO: 0 BB: 0 IBB: 0 HBP: 0 BLK: 0 WP: 0 HR: 0 S: 2 P: 3 ERA: 0.00 WHIP: 0.000	H: 0 R: 0 ER: 0 SO: 0 BB: 0 IBB: 0 HBP: 0 BLK: 0 WP: 0 HR: 0 S: 2 P: 3 ERA: 0.00 WHIP: 0.000	H: 0 R: 0 ER: 0 SO: 0 BB: 0 IBB: 0 HBP: 0 BLK: 0 WP: 0 HR: 0 S: 2 P: 3 ERA: 0.00 WHIP: 0.000	H: 0 R: 0 ER: 0 SO: 0 BB: 0 IBB: 0 HBP: 0 BLK: 0 WP: 0 HR: 0 S: 2 P: 3 ERA: 0.00 WHIP: 0.000

Los Angeles Dodgers @ St. Louis Cardinals
 Busch Stadium, St. Louis, MO
 Tue Jul 24 2012, 7:17 PM - 10:10 PM CDT
 Att: 38,195 - Partly Cloudy - 103 F

AB	33
R	2
H	7
RBI	2
BB	1
SO	8
LOB	17



Batter	1	2	3	4	5	6	7	8	9	AB	R	H	RBI	BB	SO	LOB	BOTTOM			
15 Rafael Furcal, S OBP: 0.347, SLG: 0.361	(1,6) F7		(1,1) FC5-2		(0,0) 1B		(3,2) BB	(4,2) BB		4	1	2	3	1	0	2				
21 Allen Craig, R OBP: 0.368, SLG: 0.580	(1,9) G6-3		(0,0) G6-3		(1,1) G5-3		(0,0) 2B	(4,0) BB		4	0	1	2	1	0	4				
7 Matt Holliday, R OBP: 0.403, SLG: 0.531	(1,7) F9				(0,1) L8			(0,2) G5-3		4	1	0	0	1	1	3				
41 Mitchell Boggs, R	(9,1) F9				(0,1) L8			(0,2) G5-3		0	0	0	0	0	0	0				
3 Carlos Beltrán, S OBP: 0.369, SLG: 0.534		(1,3) K		(1,2) K		(1,1) G6-3		(2,1) G6-3		4	1	1	0	0	2	0				
23 David Freese, R OBP: 0.376, SLG: 0.494		(3,2) G6-3		(0,0) G6-3		(0,0) G6-3		(4,0) BB		3	1	1	1	1	0	0				
4 Yadier Molina, R OBP: 0.357, SLG: 0.505		(0,3) K			(3,2) G5-3		(3,3) K	(1,2) F9		4	0	0	0	0	2	3				
12 Lance Berkman, S OBP: 0.367, SLG: 0.469			(2,2) HBP		(2,2) F8		(0,1) F7	(0,0) F7		0	0	0	0	0	0	0				
13 Matt Carpenter, L OBP: 0.345, SLG: 0.455			(1,4) HBP		(1,4) F8		(0,1) F7	(0,0) F7		3	0	0	0	0	0	3				
33 Daniel Descalso, L OBP: 0.322, SLG: 0.335			(2,2) BB		(2,2) F8		(4,0) BB	(0,0) F9		3	2	2	0	1	0	0				
50 Adam Wainwright, R OBP: 0.125, SLG: 0.128			(2,2) BB		(2,2) F8		(4,0) BB	(0,0) F9		1	2	1	2	1	0	0				
34 Marc Rzepczynski, L			(2,2) BB		(2,2) F8		(4,0) BB	(0,0) F9		0	0	0	0	0	0	0				
19 Jon Jay, L OBP: 0.373, SLG: 0.397			(2,2) BB		(2,2) F8		(4,0) BB	(0,0) F9		1	0	0	0	0	0	0				
Inning Stats	R: 0 E: 0 K: 0 S: 7	H: 0 LOB: 0 BB: 0 P: 12	R: 0 E: 0 K: 2 S: 10	H: 0 LOB: 0 BB: 0 P: 14	R: 0 E: 0 K: 0 S: 11	H: 1 LOB: 3 BB: 0 P: 18	R: 0 E: 0 K: 1 S: 6	H: 0 LOB: 0 BB: 0 P: 7	R: 2 E: 0 K: 2 S: 17	H: 3 LOB: 1 BB: 0 P: 23	R: 6 E: 0 K: 2 S: 16	H: 4 LOB: 1 BB: 3 P: 38	R: 0 E: 0 K: 0 S: 6	H: 0 LOB: 2 BB: 2 P: 13	R: 0 E: 0 K: 0 S: 8	H: 0 LOB: 2 BB: 2 P: 16	1B: 5 2B: 3 3B: 0 HR: 0	SF: 0 SAC: 1 DP: 0 HBP: 1	WP: 0 PB: 0 SB: 1 CS: 0	PA: 39
PITCHER	IP: 5.2 WLS: L BF: 28 ERA: 3.14	WLS: L BF: 2 ERA: 3.18	WLS: L BF: 4 ERA: 5.4	WLS: L BF: 5 ERA: 3.48	H: 8 R: 0 ER: 0 SO: 4 BB: 8 IBB: 1 HBP: 1 BLK: 0 WP: 0 HR: 0 S: 63 P: 105 ERA: 12.71 WHIP: 1.588	H: 0 R: 0 ER: 0 SO: 1 BB: 0 IBB: 0 HBP: 0 BLK: 0 WP: 0 HR: 0 S: 4 P: 7 ERA: 0.00 WHIP: 3.000	H: 0 R: 0 ER: 0 SO: 6 BB: 13 IBB: 0 HBP: 0 BLK: 0 WP: 0 HR: 0 S: 13 P: 16 ERA: 0.00 WHIP: 1.000	H: 0 R: 0 ER: 0 SO: 8 BB: 16 IBB: 0 HBP: 0 BLK: 0 WP: 0 HR: 0 S: 16 P: 20 ERA: 0.00 WHIP: 2.000	H: 0 R: 0 ER: 0 SO: 0 BB: 0 IBB: 0 HBP: 0 BLK: 0 WP: 0 HR: 0 S: 4 P: 7 ERA: 0.00 WHIP: 3.000	H: 0 R: 0 ER: 0 SO: 0 BB: 0 IBB: 0 HBP: 0 BLK: 0 WP: 0 HR: 0 S: 4 P: 7 ERA: 0.00 WHIP: 3.000	H: 0 R: 0 ER: 0 SO: 0 BB: 0 IBB: 0 HBP: 0 BLK: 0 WP: 0 HR: 0 S: 4 P: 7 ERA: 0.00 WHIP: 3.000	H: 0 R: 0 ER: 0 SO: 0 BB: 0 IBB: 0 HBP: 0 BLK: 0 WP: 0 HR: 0 S: 4 P: 7 ERA: 0.00 WHIP: 3.000	H: 0 R: 0 ER: 0 SO: 0 BB: 0 IBB: 0 HBP: 0 BLK: 0 WP: 0 HR: 0 S: 4 P: 7 ERA: 0.00 WHIP: 3.000	H: 0 R: 0 ER: 0 SO: 0 BB: 0 IBB: 0 HBP: 0 BLK: 0 WP: 0 HR: 0 S: 4 P: 7 ERA: 0.00 WHIP: 3.000	H: 0 R: 0 ER: 0 SO: 0 BB: 0 IBB: 0 HBP: 0 BLK: 0 WP: 0 HR: 0 S: 4 P: 7 ERA: 0.00 WHIP: 3.000	H: 0 R: 0 ER: 0 SO: 0 BB: 0 IBB: 0 HBP: 0 BLK: 0 WP: 0 HR: 0 S: 4 P: 7 ERA: 0.00 WHIP: 3.000	H: 0 R: 0 ER: 0 SO: 0 BB: 0 IBB: 0 HBP: 0 BLK: 0 WP: 0 HR: 0 S: 4 P: 7 ERA: 0.00 WHIP: 3.000	H: 0 R: 0 ER: 0 SO: 0 BB: 0 IBB: 0 HBP: 0 BLK: 0 WP: 0 HR: 0 S: 4 P: 7 ERA: 0.00 WHIP: 3.000	H: 0 R: 0 ER: 0 SO: 0 BB: 0 IBB: 0 HBP: 0 BLK: 0 WP: 0 HR: 0 S: 4 P: 7 ERA: 0.00 WHIP: 3.000	

Los Angeles Dodgers @ St. Louis Cardinals
 Busch Stadium, St. Louis, MO
 Tue Jul 24 2012, 7:17 PM - 10:10 PM CDT
 Att: 38,195 - Partly Cloudy - 103 F

AB	31
R	8
H	8
RBI	8
BB	6
SO	5
LOB	15




Batter	1	2	3	4	5	6	7	8	9	10	11	12	AB	R	H	RBI	BB	SO	LOB	TOP		
23 Bobby Abreu, L (1.7) OBP: 0.340, SLG: 0.340 10 Tony Gwynn Jr., L (7.7) OBP: 0.284, SLG: 0.305	B2				G4-3			G4-3		F8			3	0	1	0	0	0	1			
14 Mark Ellis, R (1.4) OBP: 0.353, SLG: 0.356	G5-3			P5				K			G5-3		5	1	1	0	0	1	1			
27 Matt Kemp, R (1.8) OBP: 0.418, SLG: 0.653	G4-3				K			F8			K		5	0	0	0	0	3	1			
16 Andre Ethier, L (1.9) OBP: 0.362, SLG: 0.481													5	0	1	0	0	1	1			
13 Hanley Ramirez, R (1.5) OBP: 0.325, SLG: 0.434													4	1	2	1	1	0	1			
7 James Loney, L (1.3) OBP: 0.303, SLG: 0.328													4	0	0	1	0	1	3			
47 Luis Alfonso Cruz, R (1.6) OBP: 0.288, SLG: 0.416													5	0	1	0	0	1	1			
17 A.J. Ellis, R (1.2) OBP: 0.389, SLG: 0.403													5	0	1	0	0	1	2			
44 Agron Harang, R (1.1) ERA: 2.71 57 Scott Elbert, L (8.1) ERA: 2.48 51 Ronald Belisario, R (8.1) ERA: 2.63 5 Juan Uribe, R (10. PR) ERA: 3.15 52 Josh Lindblom, R (10.1) ERA: 3.15 50 Randy Choate, L (10.1) ERA: 2.33													3	0	0	0	0	0	1			
Inning Stats	R: 0 E: 0 K: 7	H: 0 LOB: 0 BB: 10	R: 1 E: 0 K: 1	H: 1 LOB: 0 BB: 12	R: 0 E: 0 K: 8	H: 1 LOB: 1 BB: 10	R: 0 E: 0 K: 8	H: 2 LOB: 1 BB: 25	R: 0 E: 0 K: 10	H: 1 LOB: 0 BB: 17	R: 0 E: 0 K: 5	H: 1 LOB: 1 BB: 14	R: 0 E: 0 K: 16	H: 0 LOB: 0 BB: 8	R: 0 E: 0 K: 9	H: 0 LOB: 1 BB: 23	R: 0 E: 0 K: 16	H: 0 LOB: 1 BB: 23	1B: 4 2B: 3 3B: 1 HR: 0	SF: 1 SAC: 0 DP: 1 HBP: 0	WP: 0 PB: 0 SB: 0 CS: 0	PA: 44
PITCHER	IP 7.0	WLS 0	BF 27	H 7	R 2	ER 2	SO 4	BB 0	IBB 0	HBP 0	BLK 0	WP 0	HR 0	S 66	P 106	ERA 2.57	WHIP 1.000					
41 Mitchell Boggs, R (8.1) ERA: 1.76	1.0	3	0	0	0	1	0	0	0	0	0	0	0	8	12	0.00	0.000					
30 Jason Motte, R (9.1) ERA: 2.72	2.0	7	1	0	0	1	0	0	0	0	0	0	0	14	22	0.00	0.500					
59 Fernando Salas, R (11.1) ERA: 4.38	2.0	W	7	0	0	0	3	1	0	0	0	0	0	25	37	0.00	0.500					

Los Angeles Dodgers @ St. Louis Cardinals
 Busch Stadium, St. Louis, MO
 Wed Jul 25 2012, 7:16 PM - 11:11 PM CDT
 Att. 37,841 - Partly Cloudy - 102 F

livebaseballscorecards.com

AB 42
 R 2
 H 8
 RBI 2
 BB 1
 SO 9
 LOB 13




Batter	1	2	3	4	5	6	7	8	9	10	11	12	AB	R	H	RBI	BB	SO	LOB	BOTTOM		
15 Rafael Furcal, S (1.6) OBP: 0.347, SLG: 0.359	P3												5	0	1	1	1	1	1			
19 Jon Jay, L (1.8) OBP: 0.369, SLG: 0.389													4	0	0	0	1	2	0			
7 Matt Holliday, R (1.7) OBP: 0.403, SLG: 0.528													4	0	1	0	1	1	3			
3 Carlos Beltrán, S (1.9) OBP: 0.364, SLG: 0.526													5	0	0	0	0	2	2			
21 Allen Craig, R (1.3) OBP: 0.365, SLG: 0.569													4	1	0	0	1	1	2			
4 Yadier Molina, R (1.2) OBP: 0.354, SLG: 0.500													5	0	1	0	0	1	1			
23 David Freese, R (1.5) OBP: 0.377, SLG: 0.497 27 Tyler Greene, R (10. PR) OBP: 0.273, SLG: 0.357 59 Fernando Salas, R (11.1) ERA: 4.38													4	1	2	0	0	0	1			
12 Lance Berkman, S (12. PR) OBP: 0.396, SLG: 0.469 58 Joe Kelly, R (12. PR) OBP: 0.154, SLG: 0.154													0	0	0	0	0	0	0			
55 Skip Schumaker, L (1.4) OBP: 0.387, SLG: 0.427													3	0	0	0	2	1	2			
26 Kyle Lohse, R (1.1) ERA: 3.39 41 Mitchell Boggs, R (8.1) ERA: 1.76 33 Daniel Descalso, L (8. PR) OBP: 0.306, SLG: 0.336 30 Jason Motte, R (9.1) ERA: 2.72 13 Matt Carpenter, L (10. PR) OBP: 0.344, SLG: 0.446													1	0	0	1	0	1	0			
Inning Stats	R: 0 E: 0 K: 8	H: 0 LOB: 1 BB: 18	R: 1 E: 0 K: 0	H: 1 LOB: 0 BB: 15	R: 0 E: 0 K: 1	H: 0 LOB: 0 BB: 10	R: 0 E: 1 K: 2	H: 0 LOB: 0 BB: 16	R: 1 E: 0 K: 11	H: 1 LOB: 0 BB: 15	R: 0 E: 0 K: 8	H: 0 LOB: 2 BB: 20	R: 0 E: 0 K: 12	R: 0 E: 0 K: 9	R: 0 E: 0 K: 15	R: 0 E: 0 K: 8	R: 1 E: 0 K: 12	H: 2 LOB: 2 BB: 23	1B: 5 2B: 2 3B: 0 HR: 0	SF: 1 SAC: 1 DP: 2 HBP: 0	WP: 0 PB: 0 SB: 0 CS: 0	PA: 46
PITCHER	IP 7.1	WLS 0	BF 28	H 7	R 2	ER 2	SO 8	BB 4	IBB 0	HBP 0	BLK 0	WP 0	HR 0	S 69	P 116	ERA 2.46	WHIP 0.818					
28 Jamey Wright, R (11.1) ERA: 3.73	1.1	L	8	3	1	1	1	1	0	0	0	0	0	15	27	6.75	3.000					

Los Angeles Dodgers @ St. Louis Cardinals
 Busch Stadium, St. Louis, MO
 Wed Jul 25 2012, 7:16 PM - 11:11 PM CDT
 Att. 37,841 - Partly Cloudy - 102 F

livebaseballscorecards.com

AB 37
 R 3
 H 6
 RBI 2
 BB 7
 SO 11
 LOB 13



Batter	1	2	3	4	5	6	7	8	9	AB	R	H	RBI	BB	SO	LOB	TOP			
10 Tony Gwynn Jr., L (1,7) OBP: 0.280, SLG: 0.300	G4-3			K	F9		G3-1			4	0	0	0	0	1	2	Los Angeles Dodgers @ St. Louis Cardinals Busch Stadium, St. Louis, MO Thu Jul 26 2012, 12:46 PM - 3:48 PM CDT Att: 36,607 - Partly Cloudy - 91 F			
14 Mark Ellis, R (1,4) OBP: 0.347, SLG: 0.349	G5-3			K	K			P4		4	0	0	0	0	2	1				
27 Matt Kemp, R (1,8) OBP: 0.415, SLG: 0.644	K			K				F9		4	0	1	0	0	2	0				
16 Andre Ethier, L (1,9) OBP: 0.364, SLG: 0.481										4	1	2	0	0	1	1				
13 Hanley Ramirez, R (1,5) OBP: 0.329, SLG: 0.435										2	1	1	0	2	0	1				
21 Juan Rivera, R (1,3) OBP: 0.283, SLG: 0.367										4	1	1	1	0	1	3				
47 Luis Alfonso Cruz, R (1,6) OBP: 0.239, SLG: 0.414										3	1	1	1	0	0	0				
6 Jerry Hairston, R (9,PH) OBP: 0.366, SLG: 0.421										1	0	0	0	0	1	0				
18 Matt Treanor, R (1,2) OBP: 0.284, SLG: 0.351										3	0	1	0	0	0	0				
17 A.J. Ellis, R (9,PH) OBP: 0.387, SLG: 0.402										1	0	0	0	0	1	0				
35 Chris Capuano, L (1,1) OBP: 0.114, SLG: 0.152										1	0	0	0	1	0	0				
54 Javy Guerra, R (5,1) OBP: 0.266, SLG: 0.331										0	0	0	0	0	0	0				
7 James Loney, L (7,PH) OBP: 0.346, SLG: 0.391										1	0	0	0	0	0	0				
50 Randy Choate, L (7,1) OBP: 0.277, SLG: 0.361										0	0	0	0	0	0	0				
52 Josh Lindblom, R (8,1) OBP: 0.340, SLG: 0.338										0	0	0	0	0	0	0				
23 Bobby Abreu, L (9,PH) OBP: 0.340, SLG: 0.338										1	0	0	0	0	1	0				
Inning Stats	R: 0 E: 0 K: 1 S: 6	H: 0 LOB: 0 BB: 0 P: 11	R: 0 E: 0 K: 0 S: 8	H: 1 LOB: 0 BB: 0 P: 13	R: 0 E: 0 K: 1 S: 7	H: 0 LOB: 0 BB: 0 P: 11	R: 0 E: 0 K: 3 S: 11	H: 0 LOB: 0 BB: 0 P: 14	R: 4 E: 1 K: 1 S: 11	H: 5 LOB: 1 BB: 0 P: 14	R: 0 E: 0 K: 0 S: 10	H: 0 LOB: 1 BB: 1 P: 19	R: 0 E: 0 K: 2 S: 12	H: 1 LOB: 2 BB: 0 P: 21	R: 0 E: 0 K: 3 S: 11	H: 0 LOB: 0 BB: 0 P: 15	1B: 8 2B: 0 3B: 0 HR: 0	SF: 1 SAC: 0 DP: 1 HBP: 0	WP: 0 PB: 0 SB: 2 CS: 0	PA: 36
PITCHER	IP WLS BF H R ER SO BB IBB HBP BLK WP HR S P ERA WHIP																			
35 Jake Westbrook, R (1,1) ERA: 3.61	7.0 W 28 7 4 3 6 1 0 0 0 0 0 0 62 94 3.86 1.143																			
41 Mitchell Boggs, R (8,1) ERA: 1.71	1.0 H 5 1 0 0 2 1 0 0 0 0 0 0 12 21 0.00 2.000																			
30 Jason Motte, R (9,1) ERA: 2.66	1.0 S 3 0 0 0 3 0 0 0 0 0 0 0 0 11 15 0.00 0.000																			

Batter	1	2	3	4	5	6	7	8	9	AB	R	H	RBI	BB	SO	LOB	BOTTOM			
15 Rafael Furcal, S (1,6) OBP: 0.345, SLG: 0.357	P3									5	0	1	0	0	0	3	Los Angeles Dodgers @ St. Louis Cardinals Busch Stadium, St. Louis, MO Thu Jul 26 2012, 12:46 PM - 3:48 PM CDT Att: 36,607 - Partly Cloudy - 91 F			
33 Daniel Descalso, L (1,4) OBP: 0.319, SLG: 0.332	L8									5	1	1	0	0	0	2				
7 Matt Holliday, R (1,7) OBP: 0.405, SLG: 0.536										4	2	2	1	1	0	0				
21 Allen Craig, R (1,9) OBP: 0.365, SLG: 0.570										5	2	2	1	0	0	1				
23 David Freese, R (1,5) OBP: 0.382, SLG: 0.502										3	2	3	2	0	0	0				
55 Skip Schumaker, L (6,PH) OBP: 0.394, SLG: 0.434										2	0	2	0	0	0	0				
13 Matt Carpenter, L (1,3) OBP: 0.353, SLG: 0.460										5	0	3	1	0	0	2				
48 Tony Cruz, R (1,2) OBP: 0.211, SLG: 0.347										4	0	2	2	0	1	3				
19 Jon Jay, L (1,8) OBP: 0.372, SLG: 0.388										3	0	1	0	1	1	2				
35 Jake Westbrook, R (1,1) OBP: 0.256, SLG: 0.200										3	0	0	0	0	1	7				
27 Tyler Greene, R (7,PH) OBP: 0.277, SLG: 0.361										1	0	1	0	0	0	0				
41 Mitchell Boggs, R (8,1) ERA: 2.3										0	0	0	0	0	0	0				
30 Jason Motte, R (9,1) ERA: 3.09										0	0	0	0	0	0	0				
Inning Stats	R: 0 E: 0 K: 0 S: 9	H: 1 LOB: 1 BB: 0 P: 12	R: 0 E: 0 K: 1 S: 14	H: 2 LOB: 2 BB: 0 P: 19	R: 0 E: 0 K: 0 S: 3	H: 0 LOB: 0 BB: 0 P: 6	R: 2 E: 0 K: 0 S: 11	H: 4 LOB: 1 BB: 0 P: 17	R: 4 E: 1 K: 1 S: 24	H: 5 LOB: 3 BB: 2 P: 42	R: 1 E: 0 K: 0 S: 9	H: 3 LOB: 2 BB: 0 P: 13	R: 0 E: 0 K: 1 S: 9	H: 2 LOB: 1 BB: 0 P: 12	R: 0 E: 0 K: 0 S: 9	H: 1 LOB: 1 BB: 0 P: 15	1B: 16 2B: 3 3B: 0 HR: 1	SF: 0 SAC: 0 DP: 2 HBP: 0	WP: 0 PB: 0 SB: 0 CS: 0	PA: 42
PITCHER	IP WLS BF H R ER SO BB IBB HBP BLK WP HR S P ERA WHIP																			
35 Chris Capuano, L (1,1) ERA: 3.13	4.1 L 24 11 6 6 1 1 0 1 0 0 0 0 1 19 30 5.40 2.769																			
54 Javy Guerra, R (5,1) ERA: 3.58	1.2 10 4 1 1 1 0 1 0 0 0 0 0 9 12 0.00 2.000																			
50 Randy Choate, L (7,1) ERA: 2.3	1.0 4 2 0 0 1 0 0 0 0 0 0 0 9 12 0.00 2.000																			
52 Josh Lindblom, R (8,1) ERA: 3.09	1.0 4 1 0 0 0 0 0 0 0 0 0 0 9 15 0.00 1.000																			

Batter	1	2	3	4	5	6	7	8	9	AB	R	H	RBI	BB	SO	LOB	TOP			
15 Rafael Furcal, S OBP: 0.341, SLG: 0.352	G6-3	G4-3	F7	K	K			K		5	0	0	0	0	2	3				
19 Jon Jay, L OBP: 0.372, SLG: 0.382	F8	G4-3	G6-3					HBP	BB	3	1	0	0	1	0	1				
7 Matt Holliday, R OBP: 0.407, SLG: 0.545	HR		F8		F9			1B	1B	5	1	3	2	0	0	0				
21 Allen Craig, R OBP: 0.362, SLG: 0.575	K		F7		HR			F9	G5-4-3	5	1	1	1	0	1	2				
12 Lance Berkman, S OBP: 0.400, SLG: 0.515		4 HR	HR		F9			P6		4	2	2	1	0	0	1				
4 Yadier Molina, R OBP: 0.353, SLG: 0.506		HR	K		L9			F8		4	1	1	2	0	1	1				
13 Matt Carpenter, L OBP: 0.356, SLG: 0.476		33 BB	HR		F7			K		3	2	1	1	1	1	0				
33 Daniel Descalso, L OBP: 0.326, SLG: 0.346		31 SF9	P6		P6			15 S	1B	3	1	2	1	1	0	0				
31 Lance Lynn, S OBP: 0.335, SLG: 0.396		SF9						K		0	0	0	1	1	0	0				
27 Tyler Greene, R OBP: 0.276, SLG: 0.289										1	0	0	0	0	1	1				
40 Brian Fuentes, L OBP: 0.276, SLG: 0.289										0	0	0	0	0	0	0				
62 Barret Browning, L OBP: 0.350, SLG: 0.454										0	0	0	0	0	0	0				
55 Skip Schumaker, L OBP: 0.350, SLG: 0.454										0	0	0	0	0	1	1				
59 Fernando Salas, R OBP: 0.350, SLG: 0.454										0	0	0	0	0	0	0				
34 Marc Rzepczynski, L OBP: 0.350, SLG: 0.454										0	0	0	0	0	0	0				
30 Jason Motte, R OBP: 0.350, SLG: 0.454										0	0	0	0	0	0	0				
Inning Stats	R: 1 E: 0 K: 1 S: 10	H: 1 LOB: 0 BB: 0 P: 17	R: 4 E: 0 K: 0 S: 13	H: 3 LOB: 0 BB: 1 P: 24	R: 1 E: 0 K: 1 S: 10	H: 1 LOB: 1 BB: 1 P: 16	R: 1 E: 0 K: 0 S: 10	H: 1 LOB: 0 BB: 0 P: 17	R: 0 E: 0 K: 2 S: 12	H: 0 LOB: 1 BB: 1 P: 18	R: 1 E: 0 K: 0 S: 9	H: 1 LOB: 1 BB: 0 P: 17	R: 0 E: 0 K: 3 S: 13	H: 1 LOB: 0 BB: 0 P: 20	R: 0 E: 0 K: 0 S: 8	H: 1 LOB: 0 BB: 1 P: 15	1B: 4 2B: 0 3B: 1 HR: 5	SF: 1 SAC: 0 DP: 1 HBP: 1	WP: 0 PB: 0 SB: 2 CS: 0	PA: 40
PITCHER	IP WLS BF H R ER SO BB IBB HBP BLK WP HR S P ERA WHIP																			
37 Travis Wood, L ERA: 4.98	5.0 L 24 7 8 8 2 2 0 0 0 0 0 5 51 84 14.40 1.800																			
16 Jeff Beliveau, L ERA: 3.66	1.0 4 0 0 0 2 1 0 0 0 0 0 0 12 17 9.00 1.000																			
60 Manny Corpas, R ERA: 3.55	1.0 5 1 1 1 0 0 0 0 1 0 0 0 9 18 9.00 1.000																			
40 James Russell, L ERA: 3.55	1.0 4 1 0 0 3 0 0 0 0 0 0 0 13 20 0.00 1.000																			
54 Shawn Camp, R ERA: 2.68	1.0 3 1 0 0 0 1 0 0 0 0 0 0 8 15 0.00 2.000																			

St. Louis Cardinals @ Chicago Cubs
Wrigley Field, Chicago, IL
Fri Jul 27 2012, 1:23 PM - 4:25 PM CDT
Att: 40,778 - Partly Cloudy - 77 F

AB	34
R	9
H	10
RBI	9
BB	4
SO	7
LOB	10



Batter	1	2	3	4	5	6	7	8	9	AB	R	H	RBI	BB	SO	LOB	BOTTOM			
9 David DeJesus, L OBP: 0.353, SLG: 0.383	13 1B	L9	K				G6-3		F7	5	1	1	0	0	1	1				
13 Starlin Castro, R OBP: 0.309, SLG: 0.419	44 HR		44 1B		G5-3			5 F8 12 BB	1B	4	2	3	1	0	0	0				
44 Anthony Rizzo, L OBP: 0.357, SLG: 0.557	HR		12 2B		F8			L8		4	2	2	3	0	0	1				
12 Alfonso Soriano, R OBP: 0.326, SLG: 0.504	K		18 1B		G4-3			BB		3	1	1	1	1	1	0				
6 Bryan LaHair, L OBP: 0.351, SLG: 0.475			F7					F8		2	0	0	0	1	1	1				
5 Reed Johnson, R OBP: 0.354, SLG: 0.448										1	0	0	0	0	0	2				
18 Geovany Soto, R OBP: 0.277, SLG: 0.345			15 G6-3		P6			F8		4	0	2	1	0	0	2				
15 Darwin Barney, R OBP: 0.301, SLG: 0.364	G6-3		G6-3		K				G6-3	4	0	0	0	0	1	2				
24 Luis Valbuena, L OBP: 0.256, SLG: 0.353	F7						G6-3		9 D	3	0	1	0	1	0	0				
37 Travis Wood, R ERA: 3.42										2	0	0	0	0	1	1				
16 Jeff Beliveau, L ERA: 6.58										0	0	0	0	0	0	0				
60 Manny Corpas, R ERA: 3.12										0	0	0	0	0	0	0				
3 Jeff Baker, R ERA: 4.34										1	0	0	0	0	0	0				
40 James Russell, L ERA: 4.34										0	0	0	0	0	0	0				
54 Shawn Camp, R ERA: 2.68										0	0	0	0	0	0	0				
21 Joe Mather, R ERA: 4.98										1	0	0	0	0	1	1				
Inning Stats	R: 3 E: 0 K: 1 S: 20	H: 4 LOB: 1 BB: 1 P: 32	R: 0 E: 0 K: 0 S: 10	H: 0 LOB: 0 BB: 0 P: 16	R: 3 E: 0 K: 0 S: 13	H: 4 LOB: 0 BB: 1 P: 21	R: 0 E: 0 K: 2 S: 7	H: 0 LOB: 0 BB: 1 P: 16	R: 0 E: 0 K: 0 S: 7	H: 0 LOB: 0 BB: 0 P: 10	R: 0 E: 0 K: 2 S: 11	H: 0 LOB: 0 BB: 0 P: 13	R: 0 E: 0 K: 0 S: 9	H: 1 LOB: 2 BB: 1 P: 16	R: 0 E: 0 K: 1 S: 11	H: 1 LOB: 1 BB: 0 P: 16	1B: 5 2B: 2 3B: 2 HR: 1	SF: 0 SAC: 0 DP: 1 HBP: 0	WP: 0 PB: 0 SB: 0 CS: 2	PA: 37
PITCHER	IP WLS BF H R ER SO BB IBB HBP BLK WP HR S P ERA WHIP																			
30 Jason Motte, R ERA: 2.6	1.0 S 4 1 0 0 1 0 0 0 0 0 0 11 13 0.00 0.000																			
40 Brian Fuentes, L ERA: 6.58	1.0 H 3 0 0 0 2 0 0 0 0 0 0 0 7 10 0.00 0.000																			
62 Barret Browning, L ERA: 3.12	0.1 H 3 1 0 0 0 1 0 0 0 0 0 0 6 10 0.00 6.000																			
59 Fernando Salas, R ERA: 4.34	0.2 H 2 0 0 0 0 0 0 0 0 0 0 0 3 6 0.00 0.000																			

St. Louis Cardinals @ Chicago Cubs
Wrigley Field, Chicago, IL
Fri Jul 27 2012, 1:23 PM - 4:25 PM CDT
Att: 40,778 - Partly Cloudy - 77 F

AB	34
R	6
H	10
RBI	6
BB	3
SO	6
LOB	11



Batter	1	2	3	4	5	6	7	8	9	AB	R	H	RBI	BB	SO	LOB	TOP												
55 Skip Schumaker, L (1,4) OBP: 0.398, SLG: 0.433										4	1	2	0	1	2	1	St. Louis Cardinals @ Chicago Cubs Wrigley Field, Chicago, IL Sat Jul 28 2012, 12:08 PM - 3:00 PM CDT Att: 41,276 - Partly Cloudy - 76 F												
19 Jon Jay, L (1,8) OBP: 0.368, SLG: 0.374										4	0	0	0	1	0	5													
7 Matt Holliday, R (1,7) OBP: 0.406, SLG: 0.540										3	0	0	0	1	0	1													
3 Carlos Beltrán, S (1,9) OBP: 0.360, SLG: 0.520										4	0	0	1	0	3	2													
12 Lance Berkman, S (1,3) OBP: 0.393, SLG: 0.493										3	1	0	0	1	2	2													
4 Yadier Molina, R (1,2) OBP: 0.355, SLG: 0.505										3	0	1	0	1	1	2													
13 Matt Carpenter, L (1,5)										2	0	0	0	2	0	1													
33 Daniel Descalso, L (1,6) 27 Tyler Greene, R (9, PR) OBP: 0.329, SLG: 0.351 OBP: 0.276, SLG: 0.359										3	0	2	1	0	0	1													
58 Joe Kelly, R (1,1) 40 Brian Fuentes, L (7,1) 62 Barret Browning, L (8,1) 21 Allen Craig, R (9, PH) OBP: 0.125, SLG: 0.125 ERA: 3.47 OBP: 0.361, SLG: 0.573										0	0	0	0	0	0	0													
Inning Stats	R: 1 E: 0 K: 1 S: 10	H: 0 LOB: 2 BB: 3 P: 22	R: 0 E: 0 K: 0 S: 11	H: 2 LOB: 2 BB: 0 P: 17	R: 0 E: 0 K: 2 S: 7	H: 0 LOB: 0 BB: 0 P: 9	R: 0 E: 0 K: 1 S: 13	H: 0 LOB: 1 BB: 2 P: 20	R: 0 E: 0 K: 1 S: 8	H: 1 LOB: 0 BB: 0 P: 14	R: 1 E: 0 K: 2 S: 9	H: 1 LOB: 0 BB: 0 P: 22	R: 0 E: 0 K: 0 S: 6	H: 1 LOB: 1 BB: 0 P: 8	R: 0 E: 0 K: 1 S: 13	H: 0 LOB: 1 BB: 1 P: 17		R: 0 E: 0 K: 1 S: 15	H: 1 LOB: 2 BB: 0 P: 22	1B: 5 2B: 0 3B: 0 HR: 0	SF: 1 SAC: 0 DP: 1 HBP: 0	WP: 1 PB: 0 SB: 1 CS: 0	PA: 38						
PITCHER	IP: 6.0 WLS: 1.0 BF: 27 ERA: 4.19	WLS: 3 H: 1 R: 0 ER: 0 SO: 7	H: 3 R: 2 ER: 2 SO: 7	R: 2 ER: 2 SO: 7	BB: 6 IBB: 0 HBP: 0 BLK: 0	IBB: 0 HBP: 0 BLK: 0	WP: 1 HR: 0 S: 58 P: 104	HR: 0 S: 6 P: 8	ERA: 3.00 WHIP: 1.500	PITCHER	IP: 7.1 WLS: 1.0 BF: 31 ERA: 3.47	WLS: 3 H: 1 R: 0 ER: 0 SO: 1	H: 3 R: 0 ER: 0 SO: 1	H: 3 ER: 0 SO: 1	BB: 1 IBB: 0 HBP: 0 BLK: 0	IBB: 0 HBP: 0 BLK: 0	WP: 0 HR: 0 S: 13 P: 22	HR: 0 S: 17 P: 0	ERA: 0.00 WHIP: 1.000	PITCHER	IP: 8.1 WLS: 1.0 BF: 34 ERA: 2.63	WLS: 4 H: 1 R: 0 ER: 0 SO: 1	H: 4 R: 0 ER: 0 SO: 1	H: 4 ER: 0 SO: 1	BB: 0 IBB: 0 HBP: 0 BLK: 0	IBB: 0 HBP: 0 BLK: 0	WP: 0 HR: 0 S: 17 P: 22	HR: 0 S: 22 P: 0	ERA: 0.00 WHIP: 1.000

Batter	1	2	3	4	5	6	7	8	9	AB	R	H	RBI	BB	SO	LOB	BOTTOM												
9 David DeJesus, L (1,8) OBP: 0.358, SLG: 0.386										3	1	2	0	1	1	0	St. Louis Cardinals @ Chicago Cubs Wrigley Field, Chicago, IL Sat Jul 28 2012, 12:08 PM - 3:00 PM CDT Att: 41,276 - Partly Cloudy - 76 F												
13 Starlin Castro, R (1,6) OBP: 0.308, SLG: 0.420										4	1	1	0	0	2	4													
44 Anthony Rizzo, L (1,3) OBP: 0.349, SLG: 0.535										4	0	0	0	0	1	3													
12 Alfonso Soriano, R (1,7) 49 Carlos Marmol, R (9,1) OBP: 0.325, SLG: 0.507 ERA: 4.88										4	0	1	2	0	1	1													
6 Bryan LaHair, L (1,9) 1 Tony Campana, L (7, PR) OBP: 0.351, SLG: 0.472 OBP: 0.303, SLG: 0.295										2	0	0	0	1	0	1													
18 Geovany Soto, R (1,2) OBP: 0.276, SLG: 0.345										3	0	1	0	0	0	1													
3 Jeff Baker, R (1,4) 15 Darwin Barney, R (8,4) OBP: 0.313, SLG: 0.455 OBP: 0.301, SLG: 0.364										3	0	0	0	0	0	2													
24 Luis Valbuena, L (1,5) OBP: 0.250, SLG: 0.345										3	0	0	0	0	1	2													
29 Jeff Samardzija, R (1,1) 40 James Russell, L (7,1) 5 Reed Johnson, R (7, PH) 54 Shawn Camp, R (8,1) 21 Joe Mather, R (9,7) OBP: 0.216, SLG: 0.147 ERA: 6.41 OBP: 0.358, SLG: 0.452 OBP: 0.276, SLG: 0.357										2	0	0	0	0	2	0													
Inning Stats	R: 2 E: 0 K: 0 S: 11	H: 3 LOB: 1 BB: 0 P: 16	R: 0 E: 0 K: 1 S: 10	H: 0 LOB: 0 BB: 0 P: 15	R: 0 E: 0 K: 3 S: 12	H: 0 LOB: 0 BB: 0 P: 18	R: 0 E: 0 K: 0 S: 5	H: 0 LOB: 0 BB: 0 P: 7	R: 0 E: 0 K: 1 S: 8	H: 0 LOB: 0 BB: 0 P: 12	R: 0 E: 0 K: 1 S: 12	H: 1 LOB: 1 BB: 0 P: 15	R: 1 E: 0 K: 1 S: 10	H: 2 LOB: 3 BB: 2 P: 23	R: 0 E: 0 K: 1 S: 8	H: 0 LOB: 0 BB: 0 P: 10		R: 0 E: 0 K: 1 S: 10	H: 0 LOB: 0 BB: 0 P: 10	1B: 4 2B: 1 3B: 1 HR: 0	SF: 0 SAC: 0 DP: 0 HBP: 0	WP: 0 PB: 0 SB: 1 CS: 0	PA: 32						
PITCHER	IP: 6.1 WLS: 1.0 BF: 25 ERA: 2.96	WLS: 3 H: 3 R: 3 ER: 3 SO: 6	H: 3 R: 3 ER: 3 SO: 6	H: 3 ER: 3 SO: 6	BB: 1 IBB: 0 HBP: 0 BLK: 0	IBB: 0 HBP: 0 BLK: 0	WP: 0 HR: 0 S: 7 P: 14	HR: 0 S: 7 P: 14	ERA: 4.26 WHIP: 0.947	PITCHER	IP: 7.1 WLS: 0.2 BF: 4 ERA: 6.41	WLS: 4 H: 1 R: 0 ER: 0 SO: 1	H: 4 R: 0 ER: 0 SO: 1	H: 4 ER: 0 SO: 1	BB: 1 IBB: 0 HBP: 0 BLK: 0	IBB: 0 HBP: 0 BLK: 0	WP: 0 HR: 0 S: 14 P: 22	HR: 0 S: 14 P: 0	ERA: 0.00 WHIP: 3.000	PITCHER	IP: 8.1 WLS: 1.0 BF: 3 ERA: 2.79	WLS: 3 H: 0 R: 0 ER: 0 SO: 1	H: 3 R: 0 ER: 0 SO: 1	H: 3 ER: 0 SO: 1	BB: 0 IBB: 0 HBP: 0 BLK: 0	IBB: 0 HBP: 0 BLK: 0	WP: 0 HR: 0 S: 8 P: 10	HR: 0 S: 10 P: 0	ERA: 0.00 WHIP: 0.000

AB 30
R 2
H 5
RBI 2
BB 7
SO 9
LOB 20



AB 30
R 3
H 6
RBI 3
BB 2
SO 8
LOB 14



Batter	1	2	3	4	5	6	7	8	9	10	AB	R	H	RBI	BB	SO	LOB	TOP
33 Daniel Descalso, L OBP: 0.327, SLG: 0.344	G3		G6-3		G3-1		BB		G4-3		4	0	0	0	1	0	2	St. Louis Cardinals @ Chicago Cubs Wrigley Field, Chicago, IL Sun Jul 29 2012, 1:24 PM - 4:44 PM CDT Att. 39,534 - Partly Cloudy - 80 F
21 Allen Craig, R OBP: 0.354, SLG: 0.560	G6-3		G6-3		G6-3	L5	F9		K		5	0	0	0	0	1	3	
7 Matt Holliday, R OBP: 0.404, SLG: 0.535	G6-3		G6-3		BB	F9		G4-3			4	0	0	0	1	1	0	
3 Carlos Beltrán, S OBP: 0.358, SLG: 0.524	K		F8		P3			HR		F7	5	1	1	1	0	1	1	
4 Yadier Molina, R OBP: 0.356, SLG: 0.503	K		K		K		K	F9		1B	5	0	2	0	0	2	1	
23 David Freese, R OBP: 0.385, SLG: 0.594	E6		1B		BB		1B	2B		P5	4	1	2	0	1	0	2	
13 Matt Carpenter, L OBP: 0.277, SLG: 0.474					FC4-6		2B				3	0	1	0	1	1	3	
41 Mitchell Boggs, R					FC4-6		2B				0	0	0	0	0	0	0	
64 Trevor Rosenthal, R					FC4-6		2B				0	0	0	0	0	0	0	
27 Tyler Greene, R OBP: 0.277, SLG: 0.360			F8		1B		SF9		G3		2	0	1	1	0	0	0	
55 Skip Schumaker, L OBP: 0.395, SLG: 0.430					1B						1	0	0	0	0	0	2	
50 Adam Wainwright, R OBP: 0.118, SLG: 0.192			K		F8		BB		G3		2	0	0	0	0	1	2	
12 Lance Berkman, S OBP: 0.342, SLG: 0.495											0	0	0	0	0	0	0	
58 Joe Kelly, R OBP: 0.142, SLG: 0.142											0	0	0	0	0	0	0	
62 Barret Browning, L											0	0	0	0	0	0	0	
59 Fernando Salas, R											0	0	0	0	0	0	0	
34 Marc Rzepczynski, L											0	0	0	0	0	0	0	
19 Jon Jay, L											1	0	0	0	0	0	0	
40 James Russell, L ERA: 3.4	Inning Stats R: 0 H: 0 R: 0 H: 1 R: 0 H: 0 R: 0 H: 1 R: 1 H: 2 R: 0 H: 0 R: 0 H: 1 E: 0 LOB: 0 E: 1 LOB: 2 E: 0 LOB: 0 E: 0 LOB: 2 E: 0 LOB: 2 E: 0 LOB: 2 K: 0 BB: 0 K: 2 BB: 1 K: 1 BB: 0 K: 0 BB: 1 K: 1 BB: 2 K: 1 BB: 2 S: 6 P: 14 S: 9 P: 17 S: 8 P: 12 S: 13 P: 16 S: 6 P: 12 S: 13 P: 26 S: 12 P: 25 S: 8 P: 11 S: 9 P: 13										1B: 4 SF: 1 2B: 2 SAC: 0 3B: 0 DP: 0 HR: 1 HBP: 0	WP: 0 PA: 42 PB: 0 SB: 0 CS: 0						
PITCHER IP WLS BF H R ER SO BB IBB HBP BLK WP HR S P ERA WHIP 28 Paul Maholm, L (1.1) 6.2 WLS 28 4 1 1 5 4 0 0 0 0 0 0 2 3 1.35 1.200 60 Manny Corpas, R (7.1) 0.1 H 1 0 0 0 0 0 0 0 0 0 0 1 12 25 9.00 2.000 54 Shawn Camp, R (8.1) 1.0 B 6 2 1 1 0 0 1 0 0 0 0 0 8 11 0.00 0.000 49 Carlos Marmol, R (9.1) 1.0 3 0 0 0 1 0 0 0 0 0 0 0 0 12 11 0.00 0.000 40 James Russell, L (10.1) 1.0 W 4 1 0 0 1 0 0 0 0 0 0 0 9 13 0.00 1.000																		

Batter	1	2	3	4	5	6	7	8	9	10	AB	R	H	RBI	BB	SO	LOB	BOTTOM
9 David DeJesus, L OBP: 0.358, SLG: 0.390	G6-3	G3			L6			G4-3			4	1	1	0	1	0	4	St. Louis Cardinals @ Chicago Cubs Wrigley Field, Chicago, IL Sun Jul 29 2012, 1:24 PM - 4:44 PM CDT Att. 39,534 - Partly Cloudy - 80 F
13 Starlin Castro, R OBP: 0.307, SLG: 0.417	G6-3	G6-3			G6-4-3		F9			HR	5	1	1	1	0	0	3	
44 Anthony Rizzo, L OBP: 0.369, SLG: 0.571	1B		G6-3								4	1	3	2	1	0	0	
12 Alfonso Soriano, R OBP: 0.324, SLG: 0.507	2B		K		K			G5-3			4	0	1	0	0	2	3	
6 Bryan LaHair, L OBP: 0.142, SLG: 0.142	K		K		K			L8			3	0	0	0	0	3	3	
21 Joe Mather, R OBP: 0.275, SLG: 0.355											1	0	0	0	0	0	2	
51 Steve Clevenger, L OBP: 0.265, SLG: 0.336	G1				F7		G5-3		G5-3		4	0	0	0	0	0	2	
15 Darwin Barney, R OBP: 0.306, SLG: 0.375			G6-3		G6-3						4	1	3	0	0	0	0	
24 Luis Valbuena, L OBP: 0.258, SLG: 0.339					P6				P6		2	0	0	0	2	0	1	
28 Paul Maholm, L ERA: 4.24	Inning Stats R: 1 H: 3 R: 1 H: 1 R: 0 H: 0 R: 0 H: 0 R: 0 H: 1 R: 0 H: 0 R: 0 H: 1 E: 0 LOB: 2 E: 1 LOB: 1 E: 0 LOB: 0 E: 0 LOB: 0 E: 0 LOB: 1 E: 0 LOB: 2 K: 1 BB: 0 K: 0 BB: 1 K: 2 BB: 0 K: 0 BB: 1 K: 1 BB: 2 K: 1 BB: 2 S: 15 P: 21 S: 8 P: 16 S: 11 P: 18 S: 6 P: 10 S: 6 P: 12 S: 9 P: 18 S: 8 P: 19 S: 6 P: 12 S: 5 P: 6										1B: 5 SF: 0 2B: 5 SAC: 0 3B: 1 DP: 3 HR: 1 HBP: 0	WP: 0 PA: 39 PB: 0 SB: 0 CS: 2						
PITCHER IP WLS BF H R ER SO BB IBB HBP BLK WP HR S P ERA WHIP 50 Adam Wainwright, R (1.1) 6.0 WLS 23 6 2 2 5 1 0 0 0 0 0 0 0 6 12 3.00 6.000 62 Barret Browning, L (7.1) 0.1 3 1 0 0 0 1 0 0 0 0 0 0 3 6 0.00 0.000 59 Fernando Salas, R (7.1) 0.2 1 0 0 0 1 0 0 0 0 0 0 0 3 6 0.00 0.000 34 Marc Rzepczynski, L (8.1) 0.1 3 0 0 0 0 2 0 0 0 0 0 0 6 16 0.00 6.000 41 Mitchell Boggs, R (8.1) 1.2 7 1 0 0 0 1 0 0 0 0 0 0 8 15 0.00 1.200																		



Batter	1	2	3	4	5	6	7	8	9	AB	R	H	RBI	BB	SO	LOB	TOP			
33 Daniel Descalso, L OBP: 0.327, SLG: 0.338	G4-3	G4-3			G4-3		7 HR			4	1	1	0	1	0	1	St. Louis Cardinals @ Colorado Rockies Coors Field, Denver, CO Wed Aug 01 2012, 6:42 PM - 11:05 PM MDT Att: 29,547 - Cloudy - 68 F			
21 Allen Craig, R OBP: 0.363, SLG: 0.558	7 HR		F7		G4-3		K	G1-3		5	1	1	0	0	1	4				
7 Matt Holliday, R OBP: 0.408, SLG: 0.561	1B		K				3B			4	3	3	5	0	1	0				
3 Carlos Beltrán, S OBP: 0.359, SLG: 0.532	P5		K				HR			5	1	2	0	0	1	0				
23 David Freese, R OBP: 0.383, SLG: 0.510	F8				F8					5	0	1	0	0	1	4				
4 Yadier Molina, R OBP: 0.359, SLG: 0.506					G6-3					5	2	3	1	0	0	2				
19 Jon Jay, L OBP: 0.361, SLG: 0.363		F7					G6-4-3			3	0	0	0	1	0	3				
27 Tyler Greene, R OBP: 0.276, SLG: 0.364		L9								4	0	1	1	0	1	3				
35 Jake Westbrook, R OBP: 0.244, SLG: 0.161		G1-3								2	0	0	0	0	1	3				
55 Scott Scifano, L OBP: 0.222, SLG: 0.125										0	1	0	0	0	0	0				
44 Edward Mujica, R OBP: 0.299, SLG: 0.448										0	0	0	0	0	0	0				
12 Lance Berkman, S OBP: 0.359, SLG: 0.532										0	0	0	0	0	0	0				
41 Mitchell Boggs, R OBP: 0.291, SLG: 0.375										0	0	0	0	0	0	0				
34 Marc Rzepczynski, L OBP: 0.252, SLG: 0.354										0	0	0	0	0	0	0				
Inning Stats	R: 2 H: 2 E: 0 K: 0 S: 15	WLS: 2 BF: 0 BB: 0 P: 25	R: 1 H: 2 E: 0 K: 0 S: 10	H: 2 LOB: 1 BB: 0 P: 16	R: 0 H: 0 E: 0 K: 2 S: 9	H: 0 LOB: 0 BB: 0 P: 12	R: 0 H: 1 E: 0 K: 1 S: 10	H: 1 LOB: 2 BB: 0 P: 19	R: 0 H: 1 E: 0 K: 1 S: 7	H: 1 LOB: 0 BB: 0 P: 10	R: 3 H: 2 E: 0 K: 2 S: 15	H: 2 LOB: 1 BB: 1 P: 22	R: 1 H: 1 E: 0 K: 0 S: 11	H: 1 LOB: 2 BB: 2 P: 20	R: 2 H: 2 E: 0 K: 0 S: 17	H: 2 LOB: 0 BB: 0 P: 22	1B: 7 2B: 3 3B: 0 HR: 2	SF: 0 SAC: 1 DP: 2 HBP: 1	WP: 1 PB: 0 SB: 1 CS: 0	PA: 43
PITCHER	IP: 4.0 WLS: 5.13 ERA: 6.75 WHIP: 1.500	WLS: 2.0 ERA: 2.4 ERA: 4.31 ERA: 2.52 ERA: 3.57	H: 5 R: 3 ER: 3 SO: 3	R: 2 ER: 0 SO: 3	BB: 1 IBB: 0 HBP: 0 BLK: 0	IBB: 0 HBP: 0 BLK: 0	WP: 0 HR: 1 S: 44 P: 72	HR: 1 S: 16 P: 27	ERA: 6.75 WHIP: 1.500	IP: 1.0 WLS: 2.37 ERA: 18.00 WHIP: 2.000	WLS: 1.0 ERA: 2.37 WHIP: 2.000	H: 2 R: 2 ER: 2 SO: 0	H: 2 LOB: 2 BB: 2 P: 20	H: 2 LOB: 0 BB: 0 P: 22	H: 2 LOB: 0 BB: 0 P: 22	WP: 0 HR: 0 S: 17	1B: 0 2B: 0 3B: 0 HR: 0	SF: 0 SAC: 1 DP: 0 HBP: 0	WP: 0 PB: 0 SB: 0 CS: 0	PA: 17

Batter	1	2	3	4	5	6	7	8	9	AB	R	H	RBI	BB	SO	LOB	BOTTOM					
1 Eric Young Jr., S OBP: 0.339, SLG: 0.360	14B	G3			L7				F8	4	0	1	1	1	0	4	St. Louis Cardinals @ Colorado Rockies Coors Field, Denver, CO Wed Aug 01 2012, 6:42 PM - 11:05 PM MDT Att: 29,547 - Cloudy - 68 F					
14 Josh Rutledge, R OBP: 0.394, SLG: 0.706	12B		K		FC4-6		G5-3			5	1	2	1	0	1	1						
5 Carlos González, L OBP: 0.387, SLG: 0.588	F6				G4-3		G4-3			4	0	0	0	1	1	3						
12 Andrew Brown, R OBP: 0.231, SLG: 0.292	G6-4-3		G6-4-3				F8			4	1	1	0	0	0	3						
22 Jordan Pacheco, R OBP: 0.327, SLG: 0.391	G3				F8					4	1	1	1	0	0	0						
21 Tyler Colvin, L OBP: 0.318, SLG: 0.563										4	2	3	1	0	0	0						
55 Ramon Hernandez, R OBP: 0.252, SLG: 0.354					G6-3					4	1	3	2	0	0	0						
9 DJ LeMahieu, R OBP: 0.276, SLG: 0.448										2	0	0	0	0	1	2						
30 Josh Roenicke, R OBP: 0.299, SLG: 0.448										1	0	0	0	0	0	1						
49 Rex Brothers, L OBP: 0.299, SLG: 0.448										0	0	0	0	0	0	0						
34 Matt Belisle, R OBP: 0.299, SLG: 0.448										0	0	0	0	0	0	0						
51 Matt Reynolds, L OBP: 0.299, SLG: 0.448										0	0	0	0	0	0	0						
Dexter Fowler, S OBP: 0.299, SLG: 0.448										1	0	0	0	0	1	1						
59 Carlos Torres, R OBP: 0.299, SLG: 0.448										0	0	0	0	0	0	0						
13 Drew Pomeranz, R OBP: 0.296, SLG: 0.462										0	0	0	0	1	0	0						
18 Jonathan Herrera, S OBP: 0.291, SLG: 0.375										2	0	0	0	1	0	1						
Inning Stats	R: 0 H: 1 E: 0 K: 0 S: 6	WLS: 1 BF: 1 BB: 1 P: 13	R: 0 H: 2 E: 0 K: 1 S: 13	H: 2 LOB: 3 BB: 1 P: 24	R: 0 H: 0 E: 0 K: 1 S: 5	H: 0 LOB: 0 BB: 1 P: 10	R: 1 H: 1 E: 0 K: 0 S: 11	H: 1 LOB: 0 BB: 0 P: 15	R: 0 H: 1 E: 1 K: 0 S: 6	H: 0 LOB: 1 BB: 1 P: 10	R: 4 H: 5 E: 0 K: 0 S: 12	H: 5 LOB: 1 BB: 0 P: 21	R: 0 H: 0 E: 0 K: 0 S: 7	H: 0 LOB: 0 BB: 0 P: 10	R: 0 H: 1 E: 0 K: 1 S: 8	H: 1 LOB: 0 BB: 0 P: 12	R: 1 H: 1 E: 0 K: 1 S: 9	H: 1 LOB: 0 BB: 0 P: 16	1B: 4 2B: 4 3B: 2 HR: 1	SF: 0 SAC: 0 DP: 2 HBP: 0	WP: 0 PB: 0 SB: 0 CS: 0	PA: 39
PITCHER	IP: 6.0 WLS: 3.79 ERA: 7.50 WHIP: 2.167	WLS: 1.0 ERA: 4.28 ERA: 8.1 ERA: 1.56 ERA: 4.93	H: 5 R: 5 ER: 5 SO: 2	R: 2 ER: 0 SO: 2	BB: 4 IBB: 0 HBP: 0 BLK: 0	IBB: 0 HBP: 0 BLK: 0	WP: 0 HR: 0 S: 53 P: 93	HR: 0 S: 7 P: 10	ERA: 7.50 WHIP: 2.167	IP: 1.0 WLS: 4.28 ERA: 18.00 WHIP: 2.000	WLS: 1.0 ERA: 4.28 WHIP: 2.000	H: 2 R: 2 ER: 2 SO: 0	H: 2 LOB: 1 BB: 1 P: 21	H: 2 LOB: 0 BB: 0 P: 20	H: 2 LOB: 0 BB: 0 P: 22	WP: 0 HR: 0 S: 17	1B: 0 2B: 4 3B: 2 HR: 1	SF: 0 SAC: 0 DP: 0 HBP: 0	WP: 0 PB: 0 SB: 0 CS: 0	PA: 17		

Batter	1	2	3	4	5	6	7	8	9	AB	R	H	RBI	BB	SO	LOB	TOP			
27 Carlos Gómez, R (1, 8) OBP: 0.309, SLG: 0.469	F SI 90 X FC 85 0-1 G4-3 2 SF8 2B		1 SAFE C SI 90 S FC 90 B FC 84 X CU 74 1-2 L5			F SI 91 B FC 86 C SI 92 R FC 84 X SI 82 2-2 G4-3			C SI 89 X SI 90 0-1 F7	4	1	1	0	0	0	1				
2 Nyjer Morgan, L (1, 9) OBP: 0.301, SLG: 0.288	B SI 89 F FC 87 L CU 72 X FC 83 2-2 G4-3		C FC 87 F CU 74 S CU 74 0-3 K			B SI 90 B FC 86 C SI 91 X FC 87 1-1 G4-3			C CU 71 B FC 83 C CU 73 X CU 73 1-2 G4-3	4	0	0	0	0	1	2				
8 Ryan Braun, R (1, 7) OBP: 0.397, SLG: 0.604	B FC 85 B CU 75 X SI 92 2-0 SF8		B SI 90 C SI 91 B FC 86 C SI 92 X FC 86 3-3 K			F CU 74 C SI 92 S SI 92 0-3 K			C SI 91 S CU 76 B FC 87 X SI 93 1-2 G6-3	3	0	0	1	0	2	0				
1 Corey Hart, R (1, 3) OBP: 0.330, SLG: 0.505	C SI 92 X SI 90 0-1 G6-3		C FC 88 X CU 74 0-1 P4			X FC 86 0-0 23 G5-4-3 1B				3	0	1	0	0	0	0				
23 Rickie Weeks Jr., R (1, 4) OBP: 0.323, SLG: 0.370		B SI 90 C SI 90 S CU 73 X CU 73 2-2 G5-3		C SI 91 B FC 86 C SI 92 X FC 86 2-3 K			X SI 89 0-0 1-2 G5-4-3			3	0	0	0	0	1	1				
20 Jonathan Lucroy, R (1, 2) OBP: 0.379, SLG: 0.563	C SI 90 X SI 91 0-1 G4-3		F FC 84 X SI 88 0-1 P4			C CU 70 C CH 85 X CU 72 0-2 G6-3				3	0	0	0	0	0	0				
3 Cesar Izturis, S (1, 6) OBP: 0.248, SLG: 0.333	X FF 91 0-0 G3		B SI 88 C SI 90 F FC 86 X FC 86 2-2 G6-3			B SI 88 X SI 88 1-0 G3				3	0	0	0	0	0	0				
21 Cody Ransom, R (1, 5) OBP: 0.309, SLG: 0.404			B SI 88 C SI 90 F FC 86 X FC 86 2-2 27 BLK 1B			F SI 91 B FC 84 B SI 91 F FC 84 C SI 92 2-3 K			B CU 72 F SI 89 S SI 92 X FC 85 1-2 7 1B	3	0	2	0	0	1	0				
37 Mark Rogers, R (1, 1)			M FC 84 L CU 73 0-3 K			F FC 87 C CH 85 X FC 84 0-3 K			X SI 89 0-0 1-3 1B	1	0	0	0	0	1	1				
45 Travis Ishikawa, L (6, PH)										1	0	0	0	0	1	0				
61 Livan Hernandez, R (6, 1)										0	0	0	0	0	0	0				
7 Norichika Aoki, L (8, PH)										1	0	1	0	0	0	0				
57 Francisco Rodríguez, R (8, 1)										0	0	0	0	0	0	0				
Inning Stats	R: 1 E: 0 K: 0 S: 8	H: 1 LOB: 0 BB: 0 P: 12	R: 0 E: 0 K: 0 S: 6	H: 0 LOB: 0 BB: 0 P: 8	R: 0 E: 0 K: 2 S: 12	H: 1 LOB: 1 BB: 0 P: 15	R: 0 E: 0 K: 2 S: 8	H: 0 LOB: 0 BB: 0 P: 13	R: 0 E: 0 K: 1 S: 9	H: 0 LOB: 0 BB: 0 P: 13	R: 0 E: 0 K: 1 S: 5	H: 1 LOB: 0 BB: 0 P: 5	R: 0 E: 0 K: 0 S: 9	H: 2 LOB: 2 BB: 0 P: 11	R: 0 E: 0 K: 0 S: 8	H: 0 LOB: 0 BB: 0 P: 10	1B: 4 2B: 1 3B: 0 HR: 0	SF: 1 SAC: 0 DP: 1 HBP: 0	WP: 0 PB: 0 SB: 0 CS: 0	PA: 30
PITCHER 50 Adam Wainwright, R (1, 1) ERA: 4.03	IP 9.0	WLS W	BF 30	H 5	R 1	ER 1	SO 7	BB 0	IBB 0	HBP 0	BLK 1	WP 0	HR 0	S 73	P 98	ERA 1.00	WHIP 0.556			

Milwaukee Brewers @ St. Louis Cardinals
 Busch Stadium, St. Louis, MO
 Sat Aug 04 2012, 6:27 PM - 8:45 PM CDT
 Att: 42,036 - Partly Cloudy - 97 F

AB	29
R	1
H	5
RBI	1
BB	0
SO	7
LOB	5



Batter	1	2	3	4	5	6	7	8	9	AB	R	H	RBI	BB	SO	LOB	BOTTOM			
15 Rafael Furcal, S (1, 6) OBP: 0.339, SLG: 0.348	F FF 94 B SI 85 X FF 96 0-2 G5-3		L FF 93 B SI 92 B SI 86 X SL 83 2-2 G1-3		C SL 85 X CH 80 0-1 P4			C CU 88 C SI 82 B SI 83 X SL 78 2-2 L8		4	0	0	0	0	0	2				
21 Allen Craig, R (1, 3) OBP: 0.361, SLG: 0.552	C FF 96 X SI 96 0-1 F7		X SI 94 0-0 3 1B 7 1B 4 1B		C SI 92 F SI 81 B SI 81 S SL 81 3-3 K			B SI 84 C SI 83 X CU 83 1-1 F7		4	1	1	1	0	1	0				
7 Matt Holliday, R (1, 7) OBP: 0.405, SLG: 0.552	B FF 97 X FF 96 1-0 F8		C SI 93 C SI 94 D SL 79 X SI 92 1-2 3 1B 4 1B		B FF 92 F SL 80 X SI 91 1-1 F9			C CU 84 B SI 80 S SL 80 X SL 78 1-2 G6-3		4	1	1	0	0	0	0				
3 Carlos Beltrán, S (1, 9)		X FF 94 0-0 HR	C SI 82 S SL 85 0-2 4 1B		X SL 80 0-0 L9			F SI 84 X CU 86 1-1 L9		4	1	2	1	0	0	0				
23 David Freese, R (1, 5) OBP: 0.376, SLG: 0.497	S SL 85 B FF 84 C FF 95 B SL 87 S SL 85 2-3 K		C SI 96 D SL 84 S SL 86 1-3 K		B SI 92 X SL 82 2-0 G6-3			X FF 92 0-0 G5-3		4	0	0	0	0	2	3				
4 Yadier Molina, R (1, 2) OBP: 0.362, SLG: 0.506	C SL 87 X SI 97 0-1 G6-3		X SL 86 0-0 19 S 1B			C SI 82 B SI 84 S SL 80 1-3 K			B FF 84 X SI 92 1-0 G5-3	4	0	1	2	0	1	0				
19 Jon Jay, L (1, 8) OBP: 0.366, SLG: 0.388	C SI 90 F SI 93 X FF 95 0-2 G5-3		B FF 84 D SL 82 B SI 93 B SI 93 1-1 1-3 2-H 3-H 1B			X SI 83 0-0 HR			C SI 92 B CH 83 S CH 84 B CH 86 B CH 82 X FF 82 3-2 G4-3	3	1	1	1	1	0	0				
33 Daniel Descalso, L (1, 4) OBP: 0.326, SLG: 0.345			B SI 91 C SI 83 X SI 83 0-1 2B		C FF 92 B CU 77 S FF 92 1-3 K			C SI 83 X SI 83 0-1 L1-3		3	1	1	0	0	1	3				
50 Adam Wainwright, R (1, 1) OBP: 0.156, SLG: 0.182			L SL 82 X SL 83 0-1 15 G1-3 21 1B 2B		C FF 92 B CU 77 S FF 92 1-3 K			B FF 85 X SL 89 1-0 1B		3	1	2	1	0	1	0				
Inning Stats	R: 0 E: 0 K: 0 S: 6	H: 0 LOB: 0 BB: 0 P: 7	R: 1 E: 0 K: 1 S: 9	H: 1 LOB: 0 BB: 0 P: 11	R: 4 E: 0 K: 2 S: 22	H: 6 LOB: 3 BB: 1 P: 35	R: 0 E: 0 K: 2 S: 8	H: 0 LOB: 0 BB: 0 P: 12	R: 0 E: 0 K: 0 S: 4	H: 0 LOB: 0 BB: 0 P: 7	R: 1 E: 0 K: 1 S: 10	H: 2 LOB: 1 BB: 0 P: 14	R: 0 E: 0 K: 0 S: 8	H: 0 LOB: 0 BB: 0 P: 11	R: 0 E: 0 K: 0 S: 5	H: 0 LOB: 0 BB: 0 P: 9	1B: 5 2B: 2 3B: 0 HR: 2	SF: 0 SAC: 0 DP: 0 HBP: 0	WP: 0 PB: 0 SB: 1 CS: 0	PA: 34
PITCHER 37 Mark Rogers, R (1, 1) ERA: 5.91	IP 5.0	WLS L	BF 23	H 7	R 5	ER 5	SO 5	BB 1	IBB 0	HBP 0	BLK 0	WP 0	HR 0	S 18	P 25	ERA 4.50	WHIP 1.000			
61 Livan Hernandez, R (6, 1) ERA: 5.21	IP 2.0	WLS 8	BF 2	H 2	R 1	ER 1	SO 1	BB 0	IBB 0	HBP 0	BLK 0	WP 0	HR 0	S 5	P 9	ERA 0.00	WHIP 0.000			
57 Francisco Rodríguez, R (8, 1) ERA: 6.13	IP 1.0	WLS 3	BF 0	H 0	R 0	ER 0	SO 0	BB 0	IBB 0	HBP 0	BLK 0	WP 0	HR 0	S 5	P 9	ERA 0.00	WHIP 0.000			

Milwaukee Brewers @ St. Louis Cardinals
 Busch Stadium, St. Louis, MO
 Sat Aug 04 2012, 6:27 PM - 8:45 PM CDT
 Att: 42,036 - Partly Cloudy - 97 F

AB	33
R	6
H	9
RBI	6
BB	1
SO	6
LOB	8




Batter	1	2	3	4	5	6	7	8	9	AB	R	H	RBI	BB	SO	LOB	TOP							
16 Angel Pagán, S OBP: 0.330, SLG: 0.415	3-2 FC4-6 28 HR 1B	4-0 G5-4-3 BB		1-0 F8		0-3 K		1-0 G6-3	4 1 1 0 1 1 3															
19 Marco Scutaro, R OBP: 0.329, SLG: 0.364	1-2 FC4-6 53 1B	0-0 G5-4-3		2-2 G6-3		2-1 1B		1-1 G1-3	5 0 2 0 0 0 3															
53 Melky Cabrera, S OBP: 0.399, SLG: 0.530	1-0 FC4-6 28 HR 1-2 2-3		0-3 K		4-1 BB		2-2 2B		3 1 1 0 1 1 2															
28 Buster Posey, R OBP: 0.394, SLG: 0.542	2-1 HR		1-2 K		1-3 K		1-0 G6-3		4 1 1 3 0 2 1															
8 Hunter Pence, R OBP: 0.324, SLG: 0.432	1-0 P4		0-0 F8		0-0 F9		1-1 F9		4 0 0 0 0 0 1															
41 Jeremy Affeldt, L									0 0 0 0 0 0 0															
9 Brandon Belt, L OBP: 0.346, SLG: 0.386	2-2 F7		3-1 G6-3 13 35 1B		2-0 1B		0-0 G4-3		4 1 2 0 0 0 0															
35 Brandon Crawford, L OBP: 0.289, SLG: 0.333		2-2 13 1B 2B		2-3 K		1-3 K		0-0 1B	4 0 2 0 0 2 2															
13 Joaquin Arias, R OBP: 0.346, SLG: 0.332		0-0 75 SH2-4 1B		1-0 G6-3		2-2 75 G6-3 2B		3-2 F8	4 0 2 1 0 0 2															
75 Barry Zito, L OBP: 0.205, SLG: 0.088		0-0 SH2-4		4-2 BB		3-2 G6-3		1-0 G3	1 0 0 0 1 0 1															
34 Clay Hensley, R									0 0 0 0 0 0 0															
54 Sergio Romo, R									0 0 0 0 0 0 0															
7 Gregor Blanco, L OBP: 0.332, SLG: 0.349		1-2 BB							1 0 0 0 0 0 0															
Inning Stats	R: 3 E: 0 K: 0 S: 16	H: 3 LOB: 0 BB: 0 P: 26	R: 0 E: 0 K: 0 S: 6	H: 2 LOB: 2 BB: 1 P: 12	R: 0 E: 0 K: 2 S: 7	H: 0 LOB: 0 BB: 0 P: 8	R: 0 E: 0 K: 1 S: 11	H: 1 LOB: 2 BB: 1 P: 22	R: 0 E: 0 K: 1 S: 8	H: 0 LOB: 1 BB: 1 P: 15	R: 1 E: 0 K: 2 S: 14	H: 2 LOB: 1 BB: 0 P: 22	R: 0 E: 0 K: 0 S: 6	H: 2 LOB: 0 BB: 0 P: 11	R: 0 E: 0 K: 0 S: 7	H: 1 LOB: 1 BB: 0 P: 10	R: 0 E: 0 K: 0 S: 4	H: 0 LOB: 0 BB: 0 P: 7	1B: 7 2B: 3 3B: 0 HR: 1	SF: 0 SAC: 1 DP: 1 HBP: 0	WP: 0 PB: 0 SB: 2 CS: 1	PA: 38		
PITCHER	IP WLS BF H R ER SO BB IBB HBP BLK WP HR S P ERA WHIP	IP WLS BF H R ER SO BB IBB HBP BLK WP HR S P ERA WHIP	IP WLS BF H R ER SO BB IBB HBP BLK WP HR S P ERA WHIP	IP WLS BF H R ER SO BB IBB HBP BLK WP HR S P ERA WHIP	IP WLS BF H R ER SO BB IBB HBP BLK WP HR S P ERA WHIP	IP WLS BF H R ER SO BB IBB HBP BLK WP HR S P ERA WHIP	IP WLS BF H R ER SO BB IBB HBP BLK WP HR S P ERA WHIP	IP WLS BF H R ER SO BB IBB HBP BLK WP HR S P ERA WHIP	IP WLS BF H R ER SO BB IBB HBP BLK WP HR S P ERA WHIP	IP WLS BF H R ER SO BB IBB HBP BLK WP HR S P ERA WHIP	IP WLS BF H R ER SO BB IBB HBP BLK WP HR S P ERA WHIP	IP WLS BF H R ER SO BB IBB HBP BLK WP HR S P ERA WHIP	IP WLS BF H R ER SO BB IBB HBP BLK WP HR S P ERA WHIP	IP WLS BF H R ER SO BB IBB HBP BLK WP HR S P ERA WHIP	IP WLS BF H R ER SO BB IBB HBP BLK WP HR S P ERA WHIP	IP WLS BF H R ER SO BB IBB HBP BLK WP HR S P ERA WHIP	IP WLS BF H R ER SO BB IBB HBP BLK WP HR S P ERA WHIP	IP WLS BF H R ER SO BB IBB HBP BLK WP HR S P ERA WHIP	IP WLS BF H R ER SO BB IBB HBP BLK WP HR S P ERA WHIP	IP WLS BF H R ER SO BB IBB HBP BLK WP HR S P ERA WHIP	IP WLS BF H R ER SO BB IBB HBP BLK WP HR S P ERA WHIP	IP WLS BF H R ER SO BB IBB HBP BLK WP HR S P ERA WHIP	IP WLS BF H R ER SO BB IBB HBP BLK WP HR S P ERA WHIP	IP WLS BF H R ER SO BB IBB HBP BLK WP HR S P ERA WHIP

San Francisco Giants @ St. Louis Cardinals
Busch Stadium, St. Louis, MO
 Tue Aug 07 2012, 7:20 PM - 10:07 PM CDT
 Att: 41,293 - Partly Cloudy - 95 F

livebaseballscorecards.com

AB 34
R 4
H 11
RBI 4
BB 3
SO 6
LOB 15




Batter	1	2	3	4	5	6	7	8	9	AB	R	H	RBI	BB	SO	LOB	BOTTOM							
55 Skip Schumaker, L OBP: 0.391, SLG: 0.426	1-1 G6-3		3-2 F7		1-2 L7		3-3 K		3-3 K	4 0 0 0 0 1 0														
33 Daniel Descalso, L OBP: 0.325, SLG: 0.351									1 0 0 0 0 1 0															
21 Allen Craig, R OBP: 0.362, SLG: 0.573	2-3 K		2-1 HR		2-2 HR		4-1 BB		3 2 2 2 1 1 0															
7 Matt Holliday, R OBP: 0.403, SLG: 0.550	1-2 2B		2-2 L6		3-2 F8		1-1 F9		4 0 1 0 0 0 1															
3 Carlos Beltrán, S OBP: 0.357, SLG: 0.543	0-0 1B				1-1 F9		0-3 K		4 0 1 0 0 1 0															
23 David Freese, R OBP: 0.377, SLG: 0.495	1-3 2B																							
4 Yadier Molina, R OBP: 0.367, SLG: 0.510					3-2 1B		2-1 P3		4 0 1 0 0 1 2															
19 Jon Jay, L OBP: 0.376, SLG: 0.396					2-0 L8		0-2 1B		4 0 2 0 0 0 1															
15 Rafael Furcal, S OBP: 0.338, SLG: 0.346					1-0 1B		1-2 1B		4 0 2 0 0 0 1															
31 Lance Lynn, S ERA: 3.52																								
59 Fernando Salas, R ERA: 4.65																								
62 Barret Browning, L ERA: 3.65																								
34 Marc Rzepczynski, L ERA: 4.66																								
Inning Stats	R: 0 E: 0 K: 1 S: 10	H: 2 LOB: 2 BB: 0 P: 15	R: 0 E: 0 K: 0 S: 7	H: 0 LOB: 0 BB: 0 P: 11	R: 1 E: 0 K: 1 S: 11	H: 1 LOB: 0 BB: 0 P: 18	R: 0 E: 0 K: 0 S: 8	H: 2 LOB: 2 BB: 0 P: 16	R: 1 E: 0 K: 0 S: 14	H: 1 LOB: 0 BB: 0 P: 20	R: 0 E: 0 K: 1 S: 12	H: 2 LOB: 2 BB: 0 P: 17	R: 0 E: 0 K: 1 S: 8	H: 0 LOB: 1 BB: 1 P: 17	R: 0 E: 0 K: 1 S: 8	H: 1 LOB: 1 BB: 0 P: 12	R: 0 E: 0 K: 1 S: 7	H: 1 LOB: 0 BB: 0 P: 11	1B: 6 2B: 2 3B: 0 HR: 2	SF: 0 SAC: 0 DP: 1 HBP: 0	WP: 0 PB: 0 SB: 0 CS: 0	PA: 37		
PITCHER	IP WLS BF H R ER SO BB IBB HBP BLK WP HR S P ERA WHIP	IP WLS BF H R ER SO BB IBB HBP BLK WP HR S P ERA WHIP	IP WLS BF H R ER SO BB IBB HBP BLK WP HR S P ERA WHIP	IP WLS BF H R ER SO BB IBB HBP BLK WP HR S P ERA WHIP	IP WLS BF H R ER SO BB IBB HBP BLK WP HR S P ERA WHIP	IP WLS BF H R ER SO BB IBB HBP BLK WP HR S P ERA WHIP	IP WLS BF H R ER SO BB IBB HBP BLK WP HR S P ERA WHIP	IP WLS BF H R ER SO BB IBB HBP BLK WP HR S P ERA WHIP	IP WLS BF H R ER SO BB IBB HBP BLK WP HR S P ERA WHIP	IP WLS BF H R ER SO BB IBB HBP BLK WP HR S P ERA WHIP	IP WLS BF H R ER SO BB IBB HBP BLK WP HR S P ERA WHIP	IP WLS BF H R ER SO BB IBB HBP BLK WP HR S P ERA WHIP	IP WLS BF H R ER SO BB IBB HBP BLK WP HR S P ERA WHIP	IP WLS BF H R ER SO BB IBB HBP BLK WP HR S P ERA WHIP	IP WLS BF H R ER SO BB IBB HBP BLK WP HR S P ERA WHIP	IP WLS BF H R ER SO BB IBB HBP BLK WP HR S P ERA WHIP	IP WLS BF H R ER SO BB IBB HBP BLK WP HR S P ERA WHIP	IP WLS BF H R ER SO BB IBB HBP BLK WP HR S P ERA WHIP	IP WLS BF H R ER SO BB IBB HBP BLK WP HR S P ERA WHIP	IP WLS BF H R ER SO BB IBB HBP BLK WP HR S P ERA WHIP	IP WLS BF H R ER SO BB IBB HBP BLK WP HR S P ERA WHIP	IP WLS BF H R ER SO BB IBB HBP BLK WP HR S P ERA WHIP	IP WLS BF H R ER SO BB IBB HBP BLK WP HR S P ERA WHIP	IP WLS BF H R ER SO BB IBB HBP BLK WP HR S P ERA WHIP

San Francisco Giants @ St. Louis Cardinals
Busch Stadium, St. Louis, MO
 Tue Aug 07 2012, 7:20 PM - 10:07 PM CDT
 Att: 41,293 - Partly Cloudy - 95 F

livebaseballscorecards.com

AB 36
R 2
H 10
RBI 2
BB 1
SO 6
LOB 10



Batter	1	2	3	4	5	6	7	8	9	AB	R	H	RBI	BB	SO	LOB	TOP			
16 Angel Pagán, S OBP: 0.332, SLG: 0.411										3	0	0	0	1	1	0	San Francisco Giants @ St. Louis Cardinals Busch Stadium, St. Louis, MO Thu Aug 09 2012, 12:49 PM - 3:25 PM CDT Att: 32,810 - Partly Cloudy - 88 F			
19 Marco Scutaro, R OBP: 0.330, SLG: 0.375										3	0	1	1	0	0	0				
53 Melky Cabrera, S OBP: 0.395, SLG: 0.527										4	0	0	0	0	0	3				
28 Buster Posey, R OBP: 0.400, SLG: 0.540										3	0	1	0	1	0	0				
8 Hunter Pence, R OBP: 0.322, SLG: 0.428										4	0	0	0	0	0	3				
9 Brandon Belt, L OBP: 0.345, SLG: 0.385										3	0	0	0	1	1	3				
35 Brandon Crawford, L OBP: 0.292, SLG: 0.334										4	0	1	0	0	1	1				
13 Joaquin Arias, R OBP: 0.296, SLG: 0.332										3	1	1	0	1	1	2				
40 Madison Bumgarner, R ERA: 3.08										2	0	1	0	0	1	0				
7 Gregor Blanco, L OBP: 0.336, SLG: 0.347										1	0	0	0	0	1	0				
31 Brad Penny, R ERA: 5.0										0	0	0	0	0	0	0				
49 Javier López, L ERA: 2.96										1	0	0	0	0	1	1				
46 Santiago Casilla, R ERA: 3.35										0	0	0	0	0	0	0				
29 Héctor Sánchez, S OBP: 0.298, SLG: 0.331										1	0	0	0	0	1	1				
Inning Stats	R: 0 H: 0 E: 0 K: 1 S: 11	H: 0 LOB: 0 BB: 0 P: 16	R: 0 H: 0 E: 0 K: 2 S: 13	H: 0 LOB: 1 BB: 1 P: 20	R: 0 H: 0 E: 0 K: 1 S: 7	H: 0 LOB: 0 BB: 0 P: 12	R: 0 H: 1 E: 0 K: 0 S: 8	H: 2 LOB: 2 BB: 1 P: 13	R: 1 H: 2 E: 0 K: 0 S: 13	H: 2 LOB: 2 BB: 0 P: 23	R: 0 H: 2 E: 0 K: 2 S: 12	H: 0 LOB: 0 BB: 0 P: 20	R: 0 H: 0 E: 0 K: 1 S: 9	H: 0 LOB: 0 BB: 0 P: 15	R: 0 H: 0 E: 0 K: 1 S: 7	H: 0 LOB: 1 BB: 1 P: 19	1B: 5 2B: 0 3B: 0 HR: 0	SF: 1 SAC: 0 DP: 0 HBP: 0	WP: 0 PB: 0 SB: 0 CS: 0	PA: 36
PITCHER	IP	WLS	BF	H	R	ER	SO	BB	IBB	HBP	BLK	WP	HR	S	P	ERA	WHIP			
50 Adam Wainwright, R ERA: 3.9	7.0	W	29	5	1	1	7	3	0	0	0	0	0	73	119	1.29	1.143			
41 Mitchell Boggs, R ERA: 2.2	1.0	H	3	0	0	0	1	0	0	0	0	0	0	7	11	0.00	0.000			
30 Jason Motte, R ERA: 2.63	1.0	S	4	0	0	0	2	1	0	0	0	0	0	13	19	0.00	1.000			

Batter	1	2	3	4	5	6	7	8	9	AB	R	H	RBI	BB	SO	LOB	BOTTOM			
19 Jon Jay, L OBP: 0.393, SLG: 0.405										3	1	2	0	1	0	1	San Francisco Giants @ St. Louis Cardinals Busch Stadium, St. Louis, MO Thu Aug 09 2012, 12:49 PM - 3:25 PM CDT Att: 32,810 - Partly Cloudy - 88 F			
21 Allen Craig, R OBP: 0.357, SLG: 0.566										3	1	0	1	0	0	3				
30 Jason Motte, R										0	0	0	0	0	0	0				
7 Matt Holliday, R OBP: 0.400, SLG: 0.543										3	0	0	0	0	2	2				
3 Carlos Beltrán, S OBP: 0.356, SLG: 0.545										3	1	1	2	0	1	0				
23 David Freese, R OBP: 0.371, SLG: 0.485										3	0	0	0	0	1	0				
4 Yadier Molina, R OBP: 0.361, SLG: 0.501										3	0	0	0	0	0	0				
33 Daniel Descalso, L OBP: 0.318, SLG: 0.343										3	0	0	0	0	0	0				
15 Rafael Furcal, S OBP: 0.336, SLG: 0.343										3	0	0	0	0	1	0				
50 Adam Wainwright, R OBP: 0.149, SLG: 0.174										2	0	0	0	0	2	0				
41 Mitchell Boggs, R										0	0	0	0	0	0	0				
13 Matt Carpenter, L OBP: 0.380, SLG: 0.500										1	0	1	0	0	0	0				
Inning Stats	R: 2 H: 2 E: 0 K: 2 S: 14	H: 2 LOB: 0 BB: 0 P: 22	R: 0 H: 0 E: 0 K: 1 S: 7	H: 0 LOB: 0 BB: 0 P: 12	R: 0 H: 0 E: 0 K: 2 S: 13	H: 0 LOB: 1 BB: 1 P: 21	R: 0 H: 0 E: 0 K: 1 S: 6	H: 0 LOB: 0 BB: 0 P: 9	R: 0 H: 0 E: 0 K: 1 S: 5	H: 0 LOB: 0 BB: 0 P: 8	R: 1 H: 1 E: 0 K: 0 S: 13	H: 1 LOB: 0 BB: 0 P: 18	R: 0 H: 0 E: 0 K: 0 S: 5	H: 0 LOB: 0 BB: 0 P: 6	R: 0 H: 1 E: 0 K: 0 S: 11	H: 1 LOB: 1 BB: 0 P: 20	1B: 1 2B: 2 3B: 0 HR: 1	SF: 1 SAC: 0 DP: 0 HBP: 0	WP: 0 PB: 0 SB: 2 CS: 0	PA: 29
PITCHER	IP	WLS	BF	H	R	ER	SO	BB	IBB	HBP	BLK	WP	HR	S	P	ERA	WHIP			
40 Madison Bumgarner, L ERA: 3.08	6.0	L	22	3	3	3	7	1	0	0	0	0	0	10	15	0.00	0.750			
31 Brad Penny, R ERA: 5.0	1.1		5	1	0	0	0	0	0	0	0	0	0	3	5	0.00	0.000			
49 Javier López, L ERA: 2.96	0.1		1	0	0	0	0	0	0	0	0	0	0	3	6	0.00	0.000			
46 Santiago Casilla, R ERA: 3.35	0.1		1	0	0	0	0	0	0	0	0	0	0	3	6	0.00	0.000			

AB	31
R	1
H	5
RBI	1
BB	4
SO	10
LOB	13



AB	27
R	3
H	4
RBI	3
BB	1
SO	7
LOB	6




Batter	1	2	3	4	5	6	7	8	9	AB	R	H	RBI	BB	SO	LOB	TOP								
19 Jon Jay, L OBP: 0.391, SLG: 0.402 (1, 8)	L6		1B			K			G4-3	4	0	1	0	0	1	0									
21 Allen Craig, R OBP: 0.355, SLG: 0.565 (1, 3)	P6		K			G4-3			2B	4	0	1	0	0	1	1									
7 Matt Holliday, R OBP: 0.397, SLG: 0.538 (1, 7)	F9					K			L7	4	0	0	0	0	1	1									
3 Carlos Beltrán, S OBP: 0.357, SLG: 0.552 (1, 9)	HR					K			2B	4	1	2	1	0	1	0									
23 David Freese, R OBP: 0.368, SLG: 0.481 (1, 5)	G1-3					K			1B	3	0	0	0	0	1	0									
4 Yadier Molina, R OBP: 0.361, SLG: 0.499 (1, 2)	F8								CS	2	0	0	0	0	0	0									
33 Daniel Descalso, L OBP: 0.314, SLG: 0.339 (1, 4)	G4-3								1B	2	0	0	0	0	0	0									
15 Rafael Furcal, S OBP: 0.334, SLG: 0.341 (1, 6)			K							3	0	0	0	0	2	1									
26 Kyle Lohse, R OBP: 0.120, SLG: 0.085 (1, 1)										2	0	0	0	0	0	1									
13 Matt Carpenter, L (8, PH)										1	0	0	0	0	1	0									
62 Barret Browning, L (8, 1)										0	0	0	0	0	0	0									
Inning Stats	R: 0 E: 0 K: 0 S: 6	H: 0 LOB: 0 BB: 0 P: 10	R: 1 E: 0 K: 0 S: 11	H: 1 LOB: 0 BB: 0 P: 14	R: 0 E: 0 K: 2 S: 11	H: 1 LOB: 1 BB: 0 P: 13	R: 0 E: 0 K: 2 S: 10	H: 0 LOB: 0 BB: 0 P: 15	R: 0 E: 0 K: 0 S: 11	H: 0 LOB: 1 BB: 0 P: 16	R: 0 E: 0 K: 2 S: 8	H: 0 LOB: 0 BB: 0 P: 12	R: 0 E: 0 K: 0 S: 7	H: 0 LOB: 0 BB: 0 P: 9	R: 0 E: 0 K: 2 S: 8	H: 2 LOB: 1 BB: 0 P: 10	R: 0 E: 0 K: 0 S: 16	H: 2 LOB: 1 BB: 0 P: 22	1B: 2 2B: 1 3B: 0 HR: 1	SF: 0 SAC: 0 DP: 0 HBP: 1	WP: 0 PB: 0 SB: 0 CS: 1	PA: 32			
PITCHER	IP WLS BF H R ER SO BB IBB HBP BLK WP HR S P ERA WHIP	8.0 W 27 2 1 1 8 0 0 1 0 0 1 72 99 1.12 0.250	1.0 S 4 2 0 0 0 0 0 0 0 0 0 0 16 22 0.00 2.000																						

St. Louis Cardinals @ Philadelphia Phillies
Citizens Bank Park, Philadelphia, PA
Fri Aug 10 2012, 7:38 PM - 10:51 PM EDT
Att: 43,122 - Cloudy - 82 F

livebaseballscorecards.com

AB 30
R 1
H 4
RBI 1
BB 0
SO 8
LOB 5




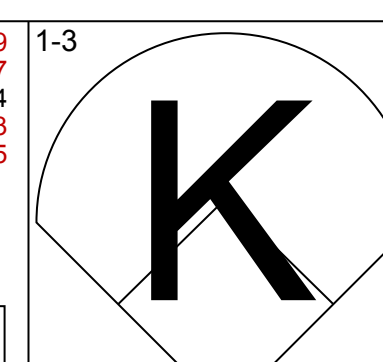
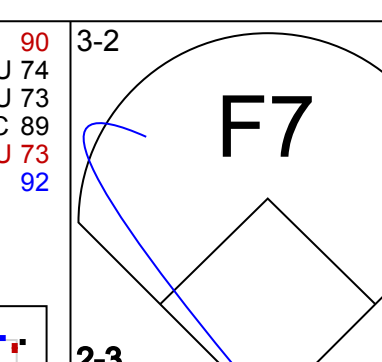
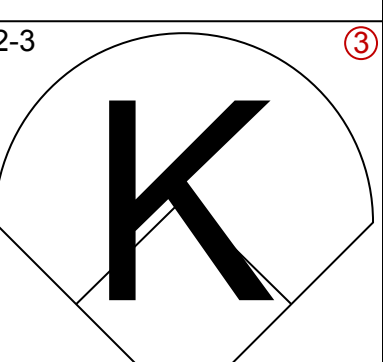
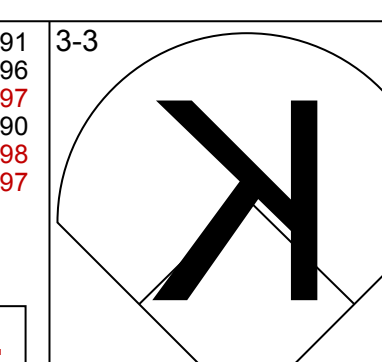
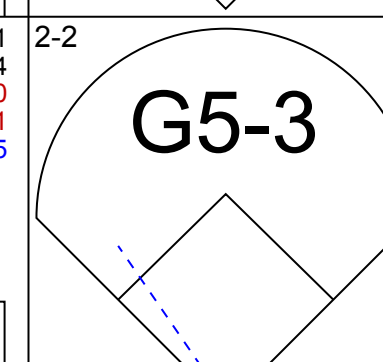
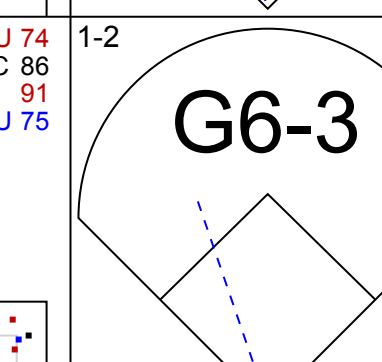
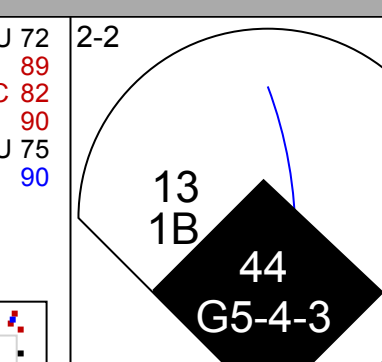
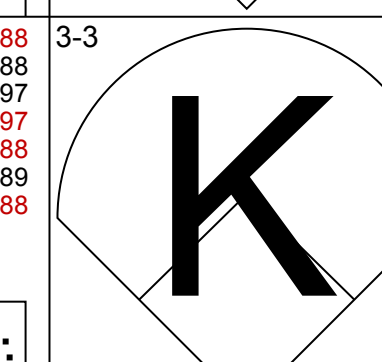
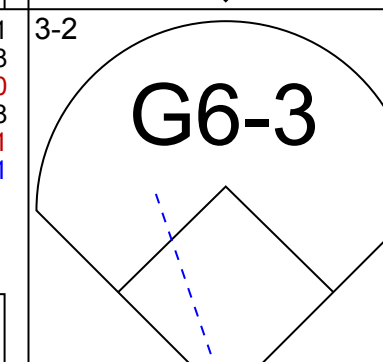

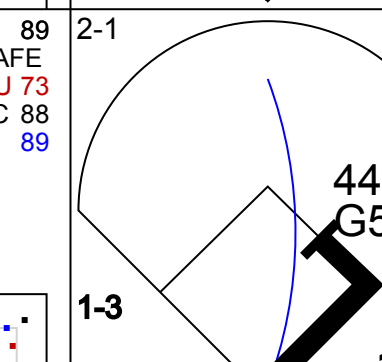
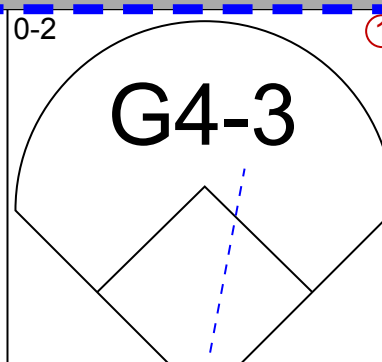
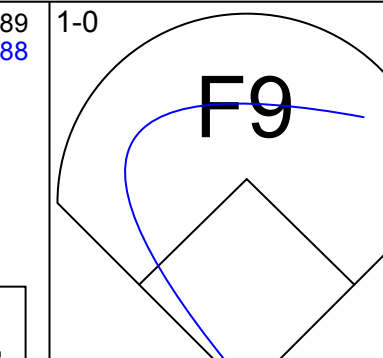
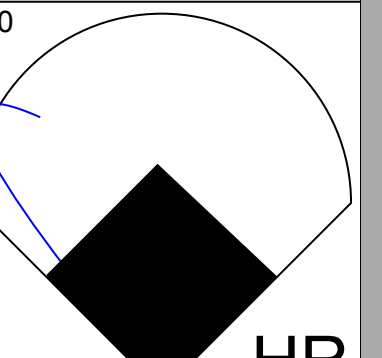
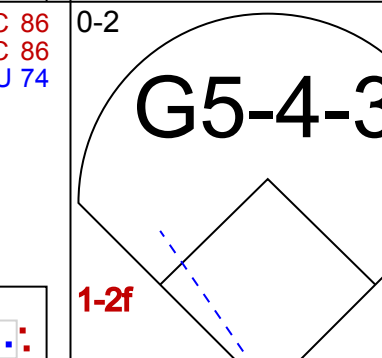
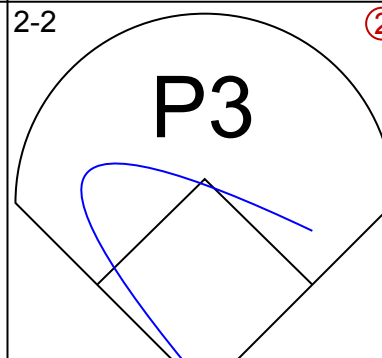


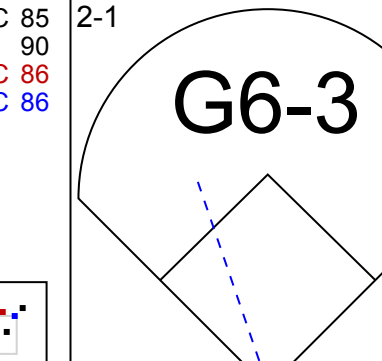
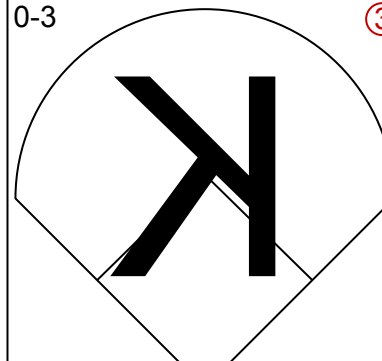
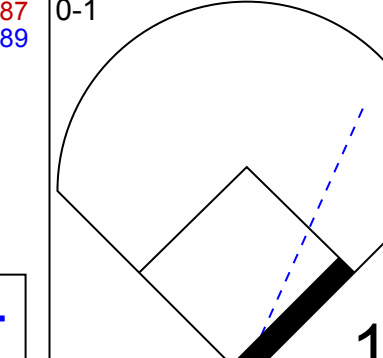
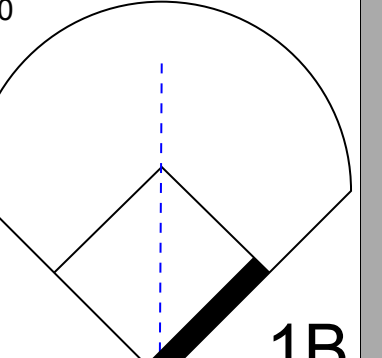
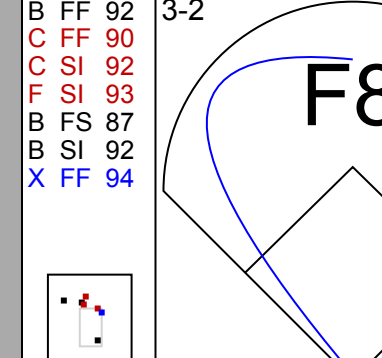


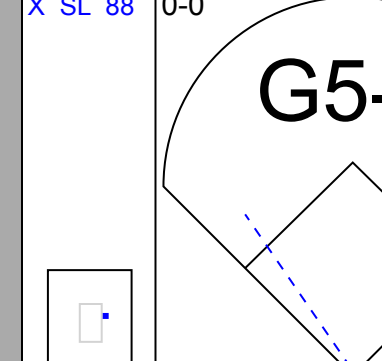
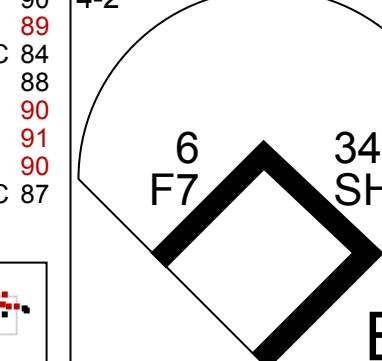
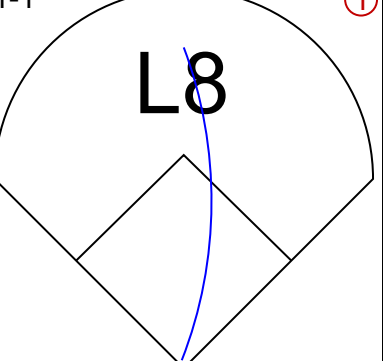

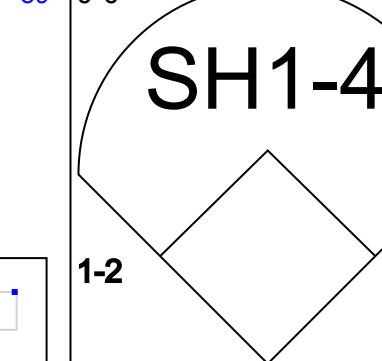
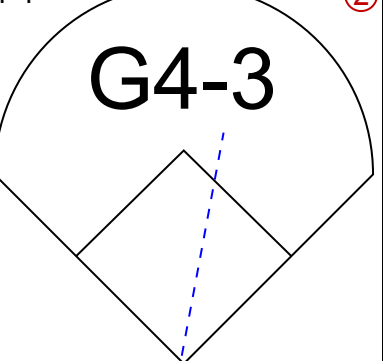
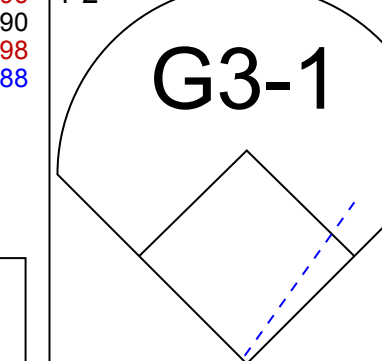
Batter	1	2	3	4	5	6	7	8	9	AB	R	H	RBI	BB	SO	LOB	BOTTOM			
11 Jimmy Rollins, S OBP: 0.306, SLG: 0.413 (1, 6)	G4-3		P5			G4-3			SH2-4	4	1	1	0	0	1					
10 Juan Pierre, L OBP: 0.350, SLG: 0.374 (1, 7)	G4-3		G1-3			BB			SH2-4	2	0	0	0	1	0	0				
15 John Mayberry Jr., R OBP: 0.277, SLG: 0.391 (9, 8)	G4-3		G3-1			F9			HR	0	0	0	0	0	0					
26 Chase Utley, L OBP: 0.345, SLG: 0.492 (1, 4)	G4-3								HR	4	1	1	2	0	0	1				
6 Ryan Howard, L OBP: 0.298, SLG: 0.441 (1, 3)	HR					K			K	4	1	1	0	0	3	1				
9 Domonic Brown, L OBP: 0.361, SLG: 0.375 (9, 7)						K			P6	4	0	1	1	0	1	1				
22 Nate Schierholtz, L OBP: 0.317, SLG: 0.414 (1, 8)	P5					P4			G6-3	3	0	0	0	0	1					
31 Erik Kratz, R OBP: 0.405, SLG: 0.789 (1, 2)	K					G6-3			K	3	0	0	0	0	2	1				
28 Kevin Frandsen, R OBP: 0.390, SLG: 0.421 (1, 5)						SH2-4			1B	2	0	2	0	1	0	0				
34 Roy Halladay, R OBP: 0.176, SLG: 0.176 (1, 1)						SH2-4			1B	2	0	0	0	0	2	3				
56 Jonathan Papelbon, R ERA: 4.11 (9, 1)	K								K	0	0	0	0	0	0	0				
Inning Stats	R: 0 E: 0 K: 0 S: 10	H: 0 LOB: 0 BB: 0 P: 14	R: 1 E: 0 K: 2 S: 12	H: 2 LOB: 2 BB: 1 P: 22	R: 0 E: 0 K: 0 S: 6	H: 0 LOB: 0 BB: 0 P: 9	R: 0 E: 0 K: 2 S: 12	H: 0 LOB: 0 BB: 0 P: 16	R: 0 E: 0 K: 0 S: 7	H: 1 LOB: 1 BB: 0 P: 7	R: 0 E: 0 K: 1 S: 11	H: 0 LOB: 1 BB: 1 P: 19	R: 0 E: 0 K: 2 S: 11	H: 1 LOB: 1 BB: 0 P: 14	R: 2 E: 0 K: 1 S: 9	H: 2 LOB: 0 BB: 0 P: 14	1B: 4 2B: 1 3B: 0 HR: 1	SF: 0 SAC: 2 DP: 0 HBP: 0	WP: 0 PB: 0 SB: 1 CS: 0	PA: 32
PITCHER	IP WLS BF H R ER SO BB IBB HBP BLK WP HR S P ERA WHIP	7.0 27 4 1 1 7 2 0 0 0 0 1 69 101 1.29 0.857	1.0 L 5 2 2 2 1 0 0 0 0 1 0 1 9 14 18.00 2.000																	

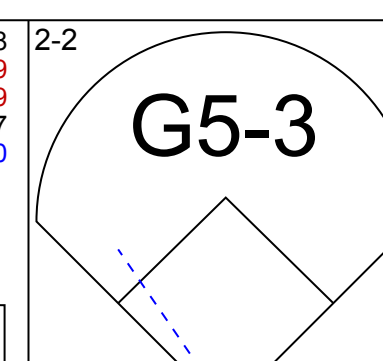
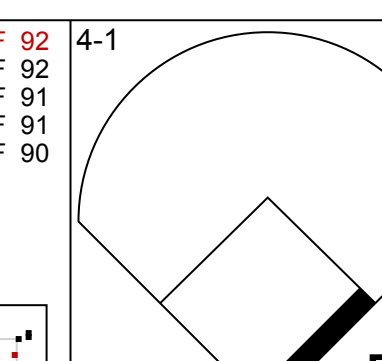
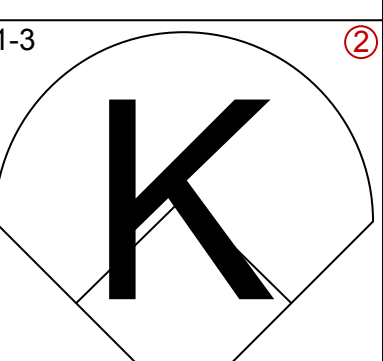
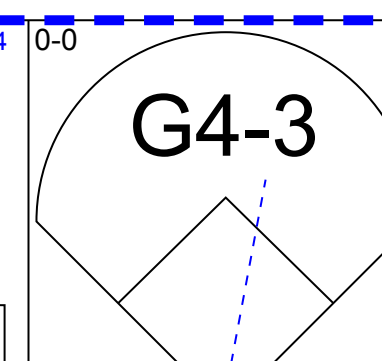
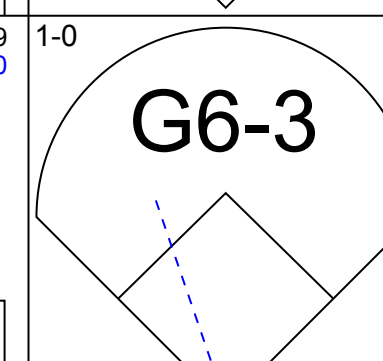
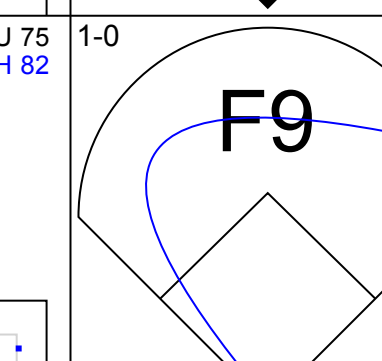
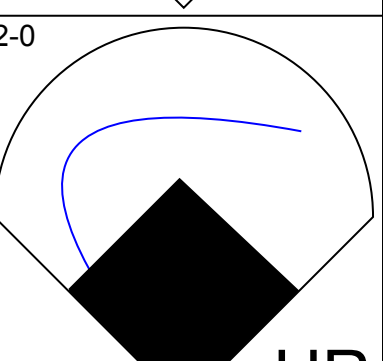
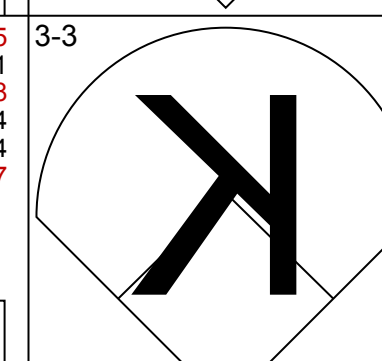
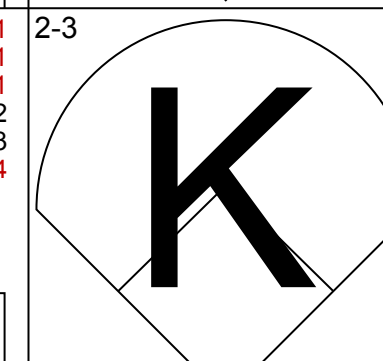
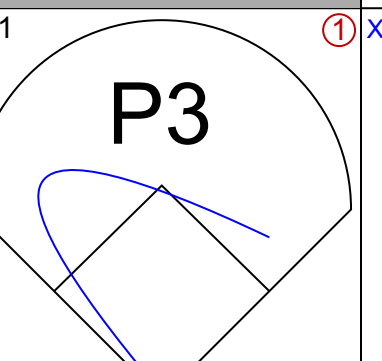
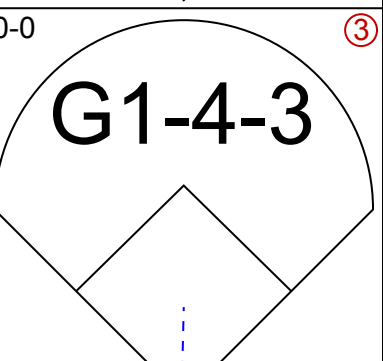
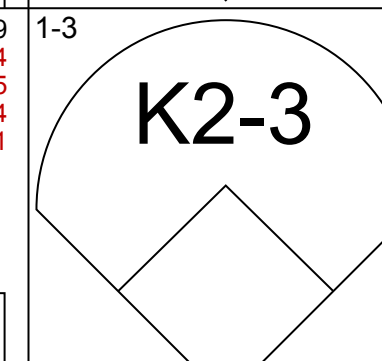
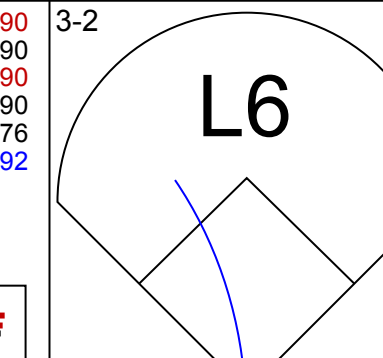
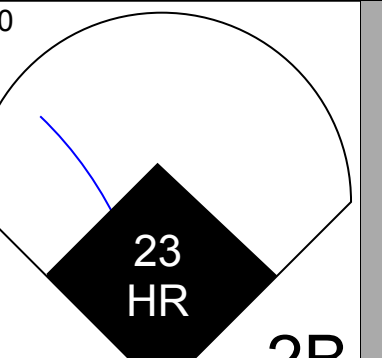
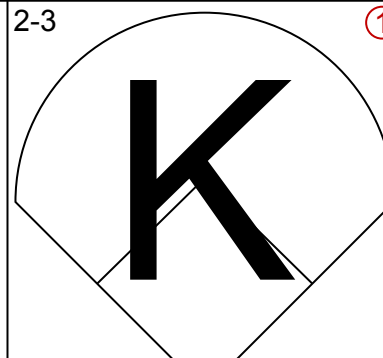
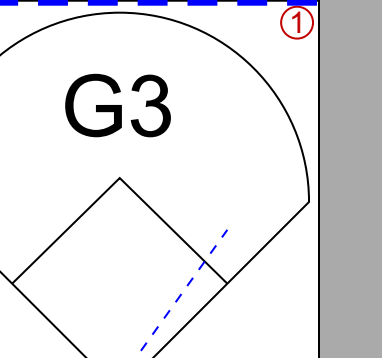
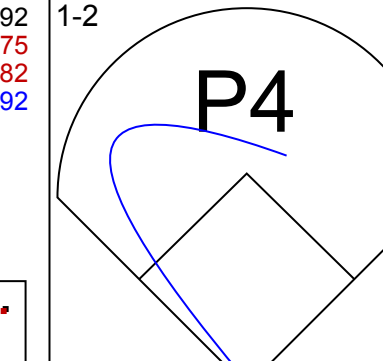
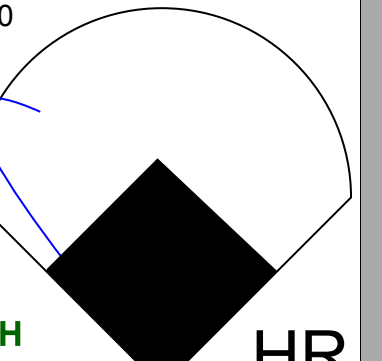
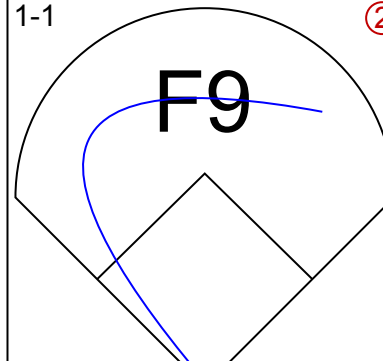
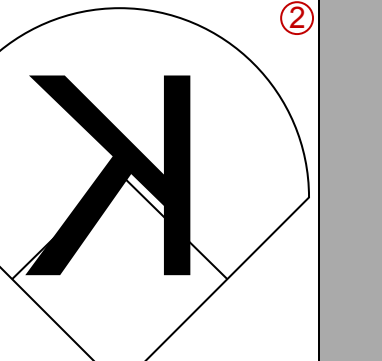
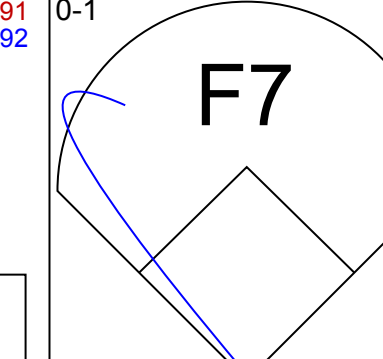
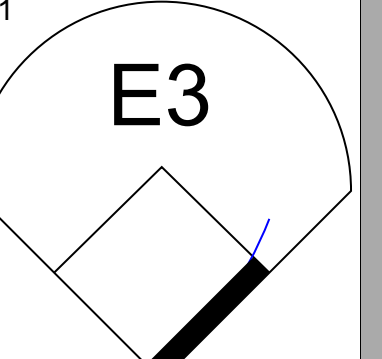
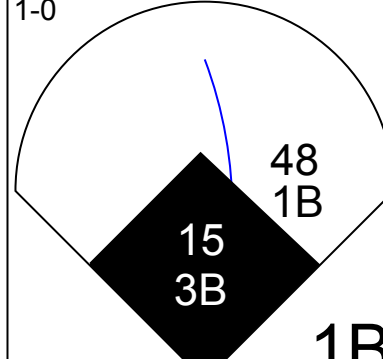
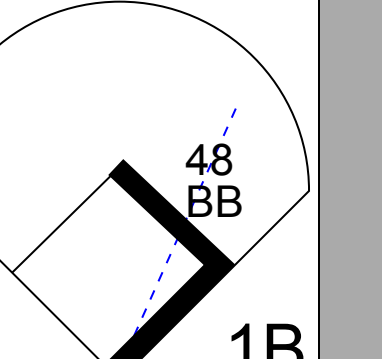
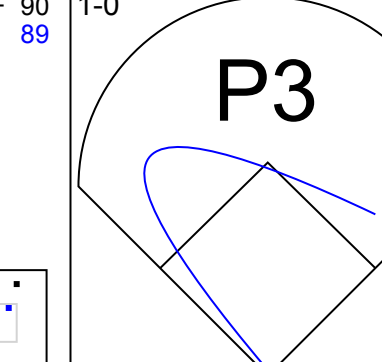
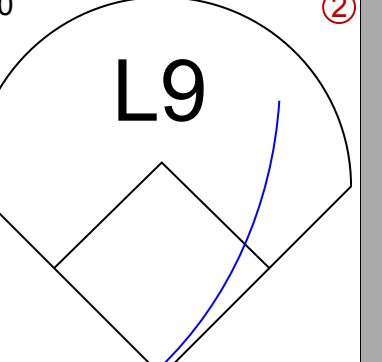
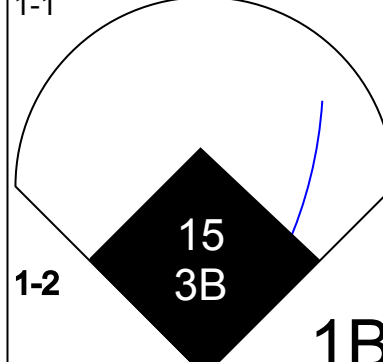
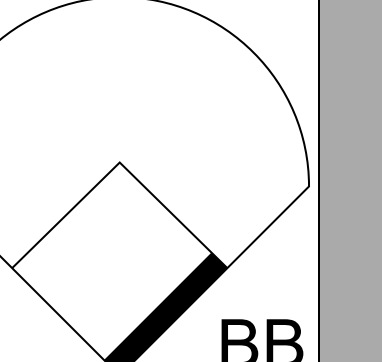
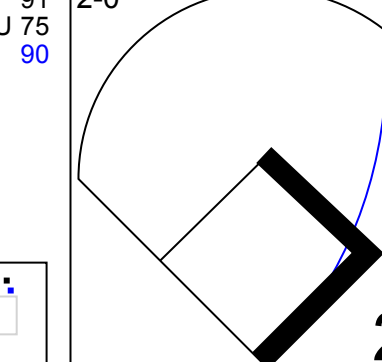
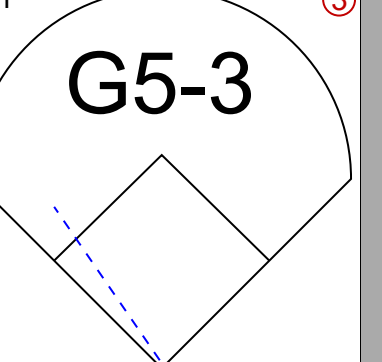
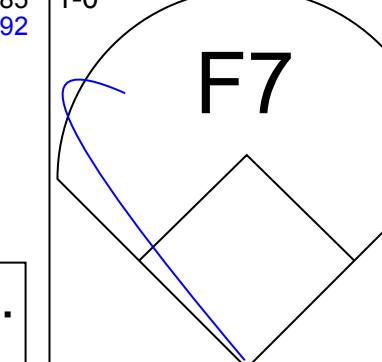
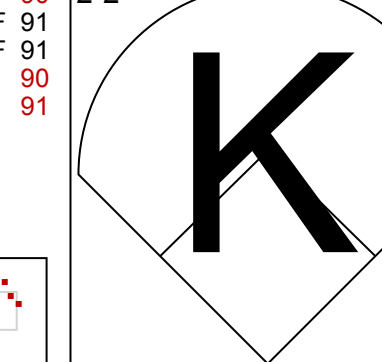
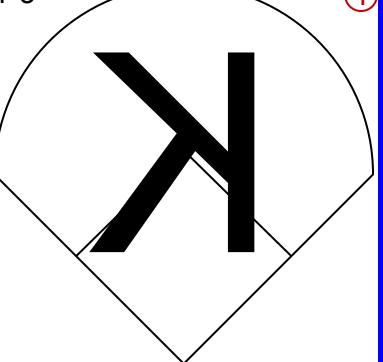
St. Louis Cardinals @ Philadelphia Phillies
Citizens Bank Park, Philadelphia, PA
Fri Aug 10 2012, 7:38 PM - 10:51 PM EDT
Att: 43,122 - Cloudy - 82 F

livebaseballscorecards.com

AB 28
R 3
H 6
RBI 3
BB 2
SO 8
LOB 9



Batter	1	2	3	4	5	6	7	8	9	AB	R	H	RBI	BB	SO	LOB	TOP					
6 Stephen Drew, L (1, 6) OBP: 0.299, SLG: 0.333										4	0	0	0	0	3	1	Arizona Diamondbacks @ St. Louis Cardinals Busch Stadium, St. Louis, MO Wed Aug 15 2012, 7:17 PM - 9:48 PM CDT Att: 33,572 - Clear - 91 F					
2 Aaron Hill, R (1, 4) OBP: 0.345, SLG: 0.478										4	1	1	0	0	1	1						
13 Jason Kubel, L (1, 7) OBP: 0.347, SLG: 0.543										4	0	1	0	0	1	0						
44 Paul Goldschmidt, R (1, 3) OBP: 0.354, SLG: 0.531										4	1	1	1	0	0	1						
10 Justin Upton, R (1, 9) OBP: 0.358, SLG: 0.402										4	0	0	0	0	2	0						
26 Miguel Montero, L (1, 2) OBP: 0.396, SLG: 0.468										3	0	2	0	0	0	0						
28 Chris Johnson, R (1, 5) OBP: 0.324, SLG: 0.448										3	0	0	0	0	1	2						
24 Chris Young, R (1, 8) OBP: 0.312, SLG: 0.416										2	0	0	0	1	1	0						
34 Joe Saunders, L (1, 1) OBP: 0.154, SLG: 0.086										1	0	0	0	0	0	0						
32 Matt Albers, L (7, 1)										0	0	0	0	0	0	0						
21 Ryan Wheeler, L (8, PH) OBP: 0.267, SLG: 0.286										1	0	0	0	0	0	0						
52 Brad Bergesen, L (8, 1)										0	0	0	0	0	0	0						
Inning Stats	R: 0 E: 0 K: 1 S: 10	H: 0 LOB: 0 BB: 0 P: 16	R: 0 E: 0 K: 0 S: 11	H: 1 LOB: 1 BB: 0 P: 15	R: 0 E: 0 K: 0 S: 11	H: 0 LOB: 1 BB: 1 P: 19	R: 1 E: 0 K: 3 S: 12	H: 2 LOB: 1 BB: 0 P: 20	R: 0 E: 0 K: 1 S: 7	H: 0 LOB: 0 BB: 0 P: 11	R: 1 E: 0 K: 0 S: 11	H: 2 LOB: 0 BB: 0 P: 17	R: 0 E: 0 K: 1 S: 8	H: 0 LOB: 0 BB: 0 P: 13	R: 0 E: 0 K: 2 S: 10	H: 0 LOB: 0 BB: 0 P: 17		R: 0 E: 0 K: 1 S: 13	H: 0 LOB: 0 BB: 0 P: 15	1B: 4 2B: 0 3B: 0 HR: 1	SF: 0 SAC: 1 DP: 1 HBP: 0	WP: 0 PB: 0 SB: 0 CS: 0
PITCHER	IP	WLS	BF	H	R	ER	SO	BB	IBB	HBP	BLK	WP	HR	S	P	ERA	WHIP					
50 Adam Wainwright, R (1, 1) ERA: 3.87	6.0	W	23	5	2	2	5	1	0	0	0	0	1	62	98	3.00	1.000					
44 Edward Mujica, R (7, 1) ERA: 3.74	1.0	H	3	0	0	0	1	0	0	0	0	0	0	8	13	0.00	0.000					
41 Mitchell Boggs, R (8, 1) ERA: 2.21	1.0	H	3	0	0	0	2	0	0	0	0	0	0	10	17	0.00	0.000					
30 Jason Motte, R (9, 1) ERA: 2.52	1.0	S	3	0	0	0	1	0	0	0	0	0	0	13	15	0.00	0.000					

Batter	1	2	3	4	5	6	7	8	9	AB	R	H	RBI	BB	SO	LOB	BOTTOM				
19 Jon Jay, L (1, 8) OBP: 0.390, SLG: 0.416										3	0	0	0	1	1	0	Arizona Diamondbacks @ St. Louis Cardinals Busch Stadium, St. Louis, MO Wed Aug 15 2012, 7:17 PM - 9:48 PM CDT Att: 33,572 - Clear - 91 F				
21 Allen Craig, R (1, 3) OBP: 0.361, SLG: 0.576										4	1	1	1	0	1	2					
7 Matt Holliday, R (1, 7) OBP: 0.392, SLG: 0.539										4	0	0	0	0	2	0					
3 Carlos Beltrán, S (1, 9) OBP: 0.350, SLG: 0.540										4	1	1	0	0	1	0					
23 David Freese, R (1, 5) OBP: 0.364, SLG: 0.478										4	1	1	2	0	1	0					
33 Daniel Descalso, L (1, 4) OBP: 0.316, SLG: 0.337										4	1	2	0	0	0	0					
48 Tony Cruz, R (1, 2) OBP: 0.236, SLG: 0.368										3	1	1	0	1	0	1					
15 Rafael Furcal, S (1, 6) OBP: 0.334, SLG: 0.351										4	0	2	2	0	0	3					
50 Adam Wainwright, R (1, 1) OBP: 0.143, SLG: 0.167										2	0	0	0	0	2	1					
43 Shane Robinson, R (6, PH) OBP: 0.306, SLG: 0.333										1	0	0	0	0	0	1					
44 Edward Mujica, R (7, 1) ERA: 2.0										0	0	0	0	0	0	0					
41 Mitchell Boggs, R (8, 1)										0	0	0	0	0	0	0					
30 Jason Motte, R (9, 1) ERA: 1.17										0	0	0	0	0	0	0					
Inning Stats	R: 0 E: 0 K: 1 S: 8	H: 0 LOB: 0 BB: 0 P: 13	R: 0 E: 0 K: 0 S: 8	H: 0 LOB: 0 BB: 0 P: 12	R: 0 E: 0 K: 1 S: 7	H: 1 LOB: 2 BB: 1 P: 17	R: 2 E: 1 K: 0 S: 9	H: 2 LOB: 1 BB: 0 P: 17	R: 1 E: 0 K: 2 S: 10	H: 1 LOB: 0 BB: 0 P: 14	R: 2 E: 0 K: 1 S: 12	H: 3 LOB: 1 BB: 0 P: 19	R: 0 E: 0 K: 2 S: 8	H: 0 LOB: 0 BB: 0 P: 12	R: 0 E: 0 K: 1 S: 9	H: 1 LOB: 2 BB: 1 P: 19	1B: 3 2B: 2 3B: 1 HR: 2	SF: 0 SAC: 0 DP: 0 HBP: 0	WP: 0 PB: 0 SB: 0 CS: 0	PA: 35	
PITCHER	IP	WLS	BF	H	R	ER	SO	BB	IBB	HBP	BLK	WP	HR	S	P	ERA	WHIP				
34 Joe Saunders, L (1, 1) ERA: 3.7	6.0	L	27	7	5	5	5	1	0	0	0	0	2	54	92	7.50	1.333				
32 Matt Albers, R (7, 1) ERA: 2.0	1.0		3	0	0	0	2	0	0	0	0	0	0	8	12	0.00	0.000				
52 Brad Bergesen, R (8, 1) ERA: 1.17	1.0		5	1	0	0	1	1	0	0	0	0	0	9	19	0.00	2.000				

Batter	1	2	3	4	5	6	7	8	9	10	11	12	13	14	15	16	17	18	19	AB	R	H	RBI	BB	SO	LOB	TOP	
31 Jose Tabata, R OBP: 0.297, SLG: 0.344			G4-3			SH1-4		K			P3		BB			FC3-5	L4		2B	7	1	2	0	1	1	4		
5 Josh Harrison, R OBP: 0.295, SLG: 0.386	K			G5-3		SF8			F9		3B		CS	F9		1B			2B	7	0	2	1	1	2	1		
22 Andrew McCutchen, R OBP: 0.420, SLG: 0.592	K			K					K		1B			F8		1B			K	8	0	2	3	1	4	2		
14 Gabby Sanchez, R OBP: 0.285, SLG: 0.344	K			G5-3		G5-3			K		G5-4-3								1B	4	0	0	0	0	0	2	2	
23 Travis Snider, L OBP: 0.285, SLG: 0.344						G3-1			1B		G3			G4-3					P3	6	0	2	0	0	0	1		
55 Michael McKenry, R (1, 2) OBP: 0.328, SLG: 0.550	K			K		G6-4-3			G6-4-3		P4			G5-3					F8	8	0	0	0	0	0	2	3	
24 Pedro Alvarez, L (1, 5) OBP: 0.310, SLG: 0.487				G4-6-3					F8					K					F8	6	1	1	1	2	2	1		
12 Clint Barmes, R (1, 6) OBP: 0.250, SLG: 0.316														K					K	6	2	2	0	1	3	0		
Jeff Karstens, R OBP: 0.080, SLG: 0.080														K						1	1	0	0	0	1	0		
36 Yamaico Navarro, R (PH) OBP: 0.238, SLG: 0.226														K						1	0	0	0	0	0	0		
39 Jason Grilli, R (PH) OBP: 0.316, SLG: 0.538														K						5	0	2	1	0	2	3		
46 Garrett Jones, L OBP: 0.316, SLG: 0.538														K						1	0	0	0	0	1	0		
Inning Stats	R:0 E:0 K:3 S:14	H:1 LOB:1 K:1 P:19	R:0 E:0 K:1 S:7	H:1 LOB:0 K:2 P:11	R:0 E:0 K:2 S:8	H:0 LOB:0 K:1 P:10	R:0 E:0 K:1 S:9	H:0 LOB:0 K:2 P:14	R:0 E:0 K:1 S:9	H:0 LOB:0 K:2 P:14	R:0 E:0 K:1 S:11	H:0 LOB:0 K:1 P:16	R:0 E:0 K:1 S:9	H:0 LOB:0 K:1 P:14	R:0 E:0 K:1 S:9	H:0 LOB:0 K:2 P:13	R:0 E:0 K:1 S:9	H:0 LOB:0 K:1 P:13	R:0 E:0 K:1 S:7	H:2 LOB:1 K:2 P:10	R:0 E:0 K:0 S:11	H:1 LOB:1 K:1 P:15	R:3 E:0 K:0 S:15	H:4 LOB:2 K:0 S:28	1B:11 2B:3 3B:1 HR:1	SF:1 SAC:2 DP:3 HBP:1	WP:1 PB:0 SB:0 CS:2	PA:77
PITCHER	IP 8.0	WLS 25	BF 28	H 5	R 2	ER 0	SO 10	BB 0	IBB 0	HBP 0	BLK 0	WP 0	HR 0	S 7	P 10	ERA 0.00	WHIP 0.00											
54 Jaime Garcia, L (1, 1) ERA: 4.0																												
30 Jason Motte, R (PH) ERA: 2.73																												
41 Mitchell Boggs, R (PH) ERA: 2.09																												
44 Edward Mujica, R (PH) ERA: 3.59																												
58 Joe Kelly, R ERA: 3.27																												
PITCHER	IP 0.1	WLS 0	BF 1	H 0	R 0	ER 0	SO 0	BB 0	IBB 0	HBP 0	BLK 0	WP 0	HR 0	S 0	P 0	ERA 0.00	WHIP 0.00											
34 Marc Rzepczynski, L (17, 1) ERA: 4.89																												
59 Fernando Salas, R (18, 1) ERA: 4.4																												
62 Barret Browning, L (19, 1) ERA: 5.21																												
Batter	1	2	3	4	5	6	7	8	9	10	11	12	13	14	15	16	17	18	19	AB	R	H	RBI	BB	SO	LOB	BOTTOM	
19 Jon Jay, L (1, 8) OBP: 0.396, SLG: 0.404	F9		G3-1			G3		K			G6-3								G3-1	9	0	3	0	0	1	1		
21 Allen Craig, R (1, 3) OBP: 0.388, SLG: 0.573																				4	1	2	0	0	0	0		
33 Daniel Descalso, L (9, PH) OBP: 0.304, SLG: 0.322	G4-3					F9					L8								1B	4	0	0	0	0	2	4		
7 Matt Holliday, R (1, 7) OBP: 0.381, SLG: 0.519	L7																			7	1	0	0	1	1	1		
3 Carlos Beltran, S (1, 9) OBP: 0.348, SLG: 0.530																				7	0	2	2	1	1	1		
23 David Freese, R (1, 5) OBP: 0.361, SLG: 0.469																				8	0	0	0	0	3	4		
4 Yadier Molina, R (1, 2) OBP: 0.288, SLG: 0.504																				6	0	2	0	1	0	1		
8 Ryan Jackson, R (17, PH) ERA: 3.59																				0	1	0	0	0	0	0		
59 Fernando Salas, R (18, 1) ERA: 4.4																				0	0	0	0	0	0	0		
50 Adam Wainwright, R (PH) OBP: 0.166, SLG: 0.167																				0	0	0	0	0	1	0		
62 Barret Browning, L (19, 1) ERA: 5.21																				0	0	0	0	0	0	0		
55 Skip Schumaker, L (1, 4) OBP: 0.377, SLG: 0.408																				8	0	1	0	0	3	6		
15 Rafael Furcal, S (1, 6) OBP: 0.332, SLG: 0.352																				8	0	1	0	0	0	2		
44 Jason Duda, L (1, 1) ERA: 3.79																												
39 Jason Grilli, R (PH) ERA: 2.38																												
29 Kevin Correia, R (PH) ERA: 4.56																												
30 Chris Resop, R (11, 1) ERA: 3.06																												
52 Joel Hanrahan, R (14, 1) ERA: 2.45																												
PITCHER	IP 7.0	WLS 25	BF 25	H 2	R 2	ER 4	SO 4	BB 1	IBB 0	HBP 0	BLK 0	WP 0	HR 0	S 7	P 11	ERA 0.429	WHIP 0.429											
48 Jared Hughes, R (15, 1) ERA: 2.51																												
37 Juan Cruz, R (17, 1) ERA: 2.78																												
51 Wandy Rodriguez, L (16, 1) ERA: 4.0																												
PITCHER	IP 2.0	WLS 8	BF 8	H 1	R 0	ER 0	SO 3	BB 1	IBB 0	HBP 0	BLK 0	WP 0	HR 0	S 7	P 8	ERA 0.00	WHIP 1.000											
Batter	1	2	3	4	5	6	7	8	9	10	11	12	13	14	15	16	17	18	19	AB	R	H	RBI	BB	SO	LOB	BOTTOM	
19 Jon Jay, L (1, 8) OBP: 0.396, SLG: 0.404	F9		G3-1			G3		K			G6-3								G3-1	9	0	3	0	0	1	1		
21 Allen Craig, R (1, 3) OBP: 0.388, SLG: 0.573																				4	1	2	0	0	0	0		
33 Daniel Descalso, L (9, PH) OBP: 0.304, SLG: 0.322	G4-3					F9					L8								1B	4	0	0	0	0	2	4		
7 Matt Holliday, R (1, 7) OBP: 0.381, SLG: 0.519	L7																			7	1	0	0	1	1	1		
3 Carlos Beltran, S (1, 9) OBP: 0.348, SLG: 0.530																				7	0	2	2	1	1	1		
23 David Freese, R (1, 5) OBP: 0.361, SLG: 0.469																				8	0	0	0	0	3	4		
4 Yadier Molina, R (1, 2) OBP: 0.288, SLG: 0.504																				6	0	2	0	1	0	1		
8 Ryan Jackson, R (17, PH) ERA: 3.59																				0	1	0	0	0	0	0		
59 Fernando Salas, R (18, 1) ERA: 4.4																				0	0	0	0	0	0	0		
50 Adam Wainwright, R (PH) OBP: 0.166, SLG: 0.167																				0	0	0	0	0	1	0		
62 Barret Browning, L (19, 1) ERA: 5.21																				0	0	0	0	0	0	0		
55 Skip Schumaker, L (1, 4) OBP: 0.377, SLG: 0.408																				8	0	1	0	0	3	6		
15 Rafael Furcal, S (1, 6) OBP: 0.332, SLG: 0.352																				8	0	1	0	0				

Batter	1	2	3	4	5	6	7	8	9	AB	R	H	RBI	BB	SO	LOB	TOP										
27 Jose Altuve, R OBP: 0.356, SLG: 0.420	L1-4-3		2B		G3			F8		4	0	1	0	0	0	2	Houston Astros @ St. Louis Cardinals Busch Stadium, St. Louis, MO Wed Aug 22 2012, 7:17 PM - 9:47 PM CDT Att: 35,198 - Clear - 88 F										
9 Marwin Gonzalez, S OBP: 0.294, SLG: 0.325	K		E6		G4-3			K		4	0	0	0	0	2	3											
29 Brett Wallace, L OBP: 0.368, SLG: 0.505	HR		F6		F8			L7		4	1	1	1	0	0	2											
3 Ben Francisco, R OBP: 0.290, SLG: 0.369	P3		FC6-4		G6-3			F8		4	0	0	0	0	0	2											
46 Scott Moore, L OBP: 0.289, SLG: 0.435	G4-3		P6		L7			K		4	0	0	0	0	1	0											
13 Steve Pearce, R OBP: 0.340, SLG: 0.411	L6		G6-3		G5-3					3	0	0	0	0	0	0											
2 Brandon Barnes, R 53 Wesley Wright, R 43 Fernando Rodriguez Jr., R	G6-3		P2		L8					3	0	0	0	0	0	0											
18 Chris Snyder, R 44 Justin Maxwell, R 15 Jason Castro, L	HR		K		K			27 F8 19 G4-3 BB		2	1	1	1	1	1	0											
20 Bud Norris, R 19 Brian Bogusevic, L	P2		K		G4-3					2	0	0	0	0	1	0											
Inning Stats	R: 1 E: 0 K: 1 S: 11	H: 1 LOB: 0 BB: 0 P: 13	R: 0 E: 0 K: 0 S: 8	H: 0 LOB: 0 BB: 0 P: 11	R: 1 E: 1 K: 0 S: 13	H: 2 LOB: 2 BB: 0 P: 18	R: 0 E: 0 K: 0 S: 7	H: 0 LOB: 0 BB: 0 P: 10	R: 0 E: 0 K: 2 S: 8	H: 0 LOB: 0 BB: 0 P: 11	R: 0 E: 0 K: 0 S: 8	H: 0 LOB: 0 BB: 0 P: 12	R: 0 E: 0 K: 0 S: 8	H: 0 LOB: 0 BB: 0 P: 12	R: 0 E: 0 K: 1 S: 6	H: 0 LOB: 2 BB: 1 P: 12		R: 0 E: 0 K: 1 S: 7	H: 0 LOB: 0 BB: 0 P: 8	1B: 0 2B: 1 3B: 0 HR: 2	SF: 0 SAC: 0 DP: 0 HBP: 0	WP: 0 PB: 0 SB: 0 CS: 0	PA: 32				
PITCHER	IP	WLS	BF	H	R	ER	SO	BB	IBB	HBP	BLK	WP	HR	S	P	ERA	WHIP										
26 Kyle Lohse, R ERA: 2.61	7.0	W	25	3	2	2	3	0	0	0	0	0	2	63	87	2.57	0.429										
41 Mitchell Boggs, R ERA: 2.05	1.0	H	4	0	0	0	1	1	0	0	0	0	0	6	12	0.00	1.000										
30 Jason Motte, R ERA: 2.68	1.0	S	3	0	0	0	1	0	0	0	0	0	0	7	8	0.00	0.000										

Batter	1	2	3	4	5	6	7	8	9	AB	R	H	RBI	BB	SO	LOB	BOTTOM										
19 Jon Jay, L OBP: 0.391, SLG: 0.413	P6		13 S		G3-1			G6-3		4	1	2	1	0	0	0	Houston Astros @ St. Louis Cardinals Busch Stadium, St. Louis, MO Wed Aug 22 2012, 7:17 PM - 9:47 PM CDT Att: 35,198 - Clear - 88 F										
13 Matt Carpenter, L OBP: 0.374, SLG: 0.490	G3-1		1B		G3-1			G1-3		4	0	0	0	0	0	2											
7 Matt Holliday, R OBP: 0.381, SLG: 0.518	F8		F7		G3-1			4 1B		4	1	2	0	0	0	1											
3 Carlos Beltrán, S OBP: 0.349, SLG: 0.531	G3-1		4 F8		CS			G3		3	0	1	0	1	0	0											
21 Allen Craig, R OBP: 0.373, SLG: 0.568	33 2B		G6-3		L8			K		4	1	1	0	0	1	3											
4 Yadier Molina, R OBP: 0.373, SLG: 0.505	F9		F8		F8			BB		3	0	1	1	1	0	2											
33 Daniel Descalso, L OBP: 0.303, SLG: 0.325	1-H		F7		G4-3			F7		4	0	1	1	0	0	4											
15 Rafael Furcal, S OBP: 0.331, SLG: 0.354	K		19 1B		G4-3			G4-3		3	1	1	0	0	1	1											
26 Kyle Lohse, R 43 Shane Robinson, R 41 Mitchell Boggs, R 30 Jason Motte, R	G1-3		SH3-4		G4-3			G4-3		1	0	0	0	0	0	0											
Inning Stats	R: 0 E: 0 K: 0 S: 9	H: 0 LOB: 0 BB: 0 P: 13	R: 1 E: 0 K: 1 S: 13	H: 2 LOB: 1 BB: 0 P: 20	R: 0 E: 0 K: 0 S: 6	H: 1 LOB: 1 BB: 0 P: 10	R: 0 E: 0 K: 0 S: 10	H: 1 LOB: 1 BB: 0 P: 17	R: 2 E: 0 K: 0 S: 8	H: 3 LOB: 0 BB: 0 P: 14	R: 0 E: 0 K: 0 S: 8	H: 0 LOB: 1 BB: 1 P: 20	R: 0 E: 0 K: 0 S: 5	H: 0 LOB: 0 BB: 0 P: 7	R: 1 E: 0 K: 1 S: 10	H: 2 LOB: 2 BB: 1 P: 18		1B: 6 2B: 3 3B: 0 HR: 0	SF: 0 SAC: 1 DP: 0 HBP: 0	WP: 1 PB: 0 SB: 1 CS: 1	PA: 35						
PITCHER	IP	WLS	BF	H	R	ER	SO	BB	IBB	HBP	BLK	WP	HR	S	P	ERA	WHIP										
20 Bud Norris, R ERA: 5.19	6.0	L	25	7	3	3	1	1	0	0	0	0	0	54	94	4.50	1.333										
53 Wesley Wright, L ERA: 3.23	1.1		4	0	0	0	0	0	0	0	0	0	0	7	10	0.00	0.000										
43 Fernando Rodriguez Jr., R	0.2		5	2	1	1	1	0	1	0	0	0	0	8	15	13.50	3.000										

AB	31
R	2
H	3
RBI	2
BB	1
SO	5
LOB	10



AB	31
R	4
H	9
RBI	3
BB	2
SO	2
LOB	13



Batter	1	2	3	4	5	6	7	8	9	AB	R	H	RBI	BB	SO	LOB	TOP			
27 Jose Altuve, R OBP: 0.356, SLG: 0.420	G1-3	29 E 19 G4-3 2H 1B	SF8	3H	3-1	K	0-0	19 FC4-6 1B		4	0	2	2	0	1	0	Houston Astros @ St. Louis Cardinals Busch Stadium, St. Louis, MO Thu Aug 23 2012, 12:46 PM - 4:05 PM CDT Att: 30,343 - Sunny - 90 F			
19 Brian Boucsevic, L OBP: 0.301, SLG: 0.395	G3-1	G4-3		HBP	4-2	29 1B BB	1-0	FC4-6 1-2		3	0	0	0	1	0	2				
29 Brett Wallace, L OBP: 0.370, SLG: 0.510	3 2B	E5		G3	1-2		1-2	K		5	1	2	0	0	1	3				
3 Ben Francisco, R OBP: 0.301, SLG: 0.386	E1 15 1B	L6			3-2	15 G3 46 SF9 2B	0-3	K		5	1	3	0	0	1	4				
15 Jason Castro, L OBP: 0.330, SLG: 0.366			G3		1-0	G3	0-0			5	0	2	0	0	0	3				
23 Tyler Greene, R OBP: 0.277, SLG: 0.387	K		G5-3		4-2	21 BB BB	1-2	K		4	0	0	0	1	3	4				
46 Scott Moore, L OBP: 0.287, SLG: 0.426		21 2B 60 SF7 HBP	G4-3		2-0	SF9	2-2	K		3	1	0	1	0	1	2				
21 Fernando Martinez, L OBP: 0.178, SLG: 0.318	1 SAFE P FC 85	27 1B 2B		60 SH2-4 27 SF8 2B	4-0		0-1	P6		4	2	2	0	1	0	2				
60 Dallas Keuchel, L OBP: 0.267, SLG: 0.277			SF7		0-1	G1-3		P2		1	0	0	1	0	0	2				
62 Hector Ambriz, L ERA: 5.12					0-0					0	0	0	0	0	0	0				
65 Mickey Storey, R ERA: 3.47					0-0					0	0	0	0	0	0	0				
13 Steve Pearce, R OBP: 0.296, SLG: 0.167					0-0					0	0	0	0	0	0	0				
63 Xavier Cedeño, L ERA: 4.87					0-0					0	0	0	0	0	0	0				
55 Rhiner Cruz, R ERA: 6.9					0-0					0	0	0	0	0	0	0				
Inning Stats	R: 1 E: 1 K: 1 S: 14	H: 3 LOB: 2 BB: 0 P: 23	R: 2 E: 1 K: 0 S: 13	H: 2 LOB: 2 BB: 0 P: 19	R: 0 E: 0 K: 0 S: 5	H: 0 LOB: 0 BB: 0 P: 6	R: 1 E: 0 K: 0 S: 6	H: 1 LOB: 1 BB: 0 P: 10	R: 1 E: 0 K: 2 S: 10	H: 1 LOB: 2 BB: 2 P: 23	R: 0 E: 0 K: 2 S: 14	H: 0 LOB: 0 BB: 0 P: 12	R: 0 E: 0 K: 1 S: 7	H: 1 LOB: 1 BB: 0 P: 11	R: 0 E: 0 K: 1 S: 13	H: 2 LOB: 2 BB: 0 P: 21	1B: 7 2B: 4 3B: 0 HR: 0	SF: 3 DP: 0 HBP: 2	WP: 0 PB: 0 SB: 0 CS: 0	PA: 44
PITCHER	IP WLS BF H R ER SO BB IBB HBP BLK WP HR S P ERA WHIP	IP WLS BF H R ER SO BB IBB HBP BLK WP HR S P ERA WHIP	IP WLS BF H R ER SO BB IBB HBP BLK WP HR S P ERA WHIP	IP WLS BF H R ER SO BB IBB HBP BLK WP HR S P ERA WHIP	IP WLS BF H R ER SO BB IBB HBP BLK WP HR S P ERA WHIP	IP WLS BF H R ER SO BB IBB HBP BLK WP HR S P ERA WHIP	IP WLS BF H R ER SO BB IBB HBP BLK WP HR S P ERA WHIP	IP WLS BF H R ER SO BB IBB HBP BLK WP HR S P ERA WHIP	IP WLS BF H R ER SO BB IBB HBP BLK WP HR S P ERA WHIP	IP WLS BF H R ER SO BB IBB HBP BLK WP HR S P ERA WHIP	IP WLS BF H R ER SO BB IBB HBP BLK WP HR S P ERA WHIP	IP WLS BF H R ER SO BB IBB HBP BLK WP HR S P ERA WHIP	IP WLS BF H R ER SO BB IBB HBP BLK WP HR S P ERA WHIP	IP WLS BF H R ER SO BB IBB HBP BLK WP HR S P ERA WHIP	IP WLS BF H R ER SO BB IBB HBP BLK WP HR S P ERA WHIP	IP WLS BF H R ER SO BB IBB HBP BLK WP HR S P ERA WHIP	IP WLS BF H R ER SO BB IBB HBP BLK WP HR S P ERA WHIP			

Houston Astros @ St. Louis Cardinals
 Busch Stadium, St. Louis, MO
 Thu Aug 23 2012, 12:46 PM - 4:05 PM CDT
 Att: 30,343 - Sunny - 90 F

AB 35
 R 5
 H 11
 RBI 4
 BB 3
 SO 7
 LOB 22



Batter	1	2	3	4	5	6	7	8	9	AB	R	H	RBI	BB	SO	LOB	BOTTOM			
19 Jon Jay, L OBP: 0.393, SLG: 0.418	F7		L8		SH 7 2B	21 1B 2B		21 1B 7 1B		4	3	2	0	0	0	0	Houston Astros @ St. Louis Cardinals Busch Stadium, St. Louis, MO Thu Aug 23 2012, 12:46 PM - 4:05 PM CDT Att: 30,343 - Sunny - 90 F			
21 Allen Craig, R OBP: 0.376, SLG: 0.572	G6-3			F8	7 2B 1B	7 2B 1B		48 1B 7 1B 23 1B		5	2	3	3	0	0	0				
7 Matt Holliday, R OBP: 0.381, SLG: 0.519	G6-3			G6-3	4 1B 2B	4 1B 2B		23 1B 48 1B		5	1	2	4	0	0	1				
13 Matt Carpenter, L OBP: 0.374, SLG: 0.490	G6-3			G6-3	1H 2H 3H	1H 2H 3H		23 1B 48 1B		0	0	0	0	0	0	0				
3 Carlos Beltrán, S OBP: 0.348, SLG: 0.526		F8		4 2B 23 HR BB	K			F7		4	1	0	0	1	1	3				
34 Marc Rzepczynski, L ERA: 4.78								F7		0	0	0	0	0	0	0				
4 Yadier Molina, R OBP: 0.377, SLG: 0.509		G1-3		G1-3	23 HR 2B	2H 1B		23 1B		3	1	2	1	1	0	0				
48 Tony Cruz, R OBP: 0.242, SLG: 0.358				23 HR 2B	2H 1B			23 1B		1	0	1	0	0	0	0				
23 David Freese, R OBP: 0.397, SLG: 0.477		1B		2H HR BB	BB			G5-4-3		4	1	3	4	1	0	1				
33 Daniel Descalso, L OBP: 0.300, SLG: 0.321										3	0	0	0	0	2	2				
44 Edward Mujica, R ERA: 18.0										0	0	0	0	0	0	0				
59 Fernando Salas, R ERA: 3.0										0	0	0	0	0	0	0				
63 Xavier Cedeño, L ERA: 4.87										2	1	1	0	0	1	3				
43 Shane Robinson, R OBP: 0.314, SLG: 0.362										4	2	2	1	0	1	0				
15 Rafael Furcal, S OBP: 0.333, SLG: 0.355			G1-3		19 SH 21 1B	8 1B K		19 1B 21 1B		4	2	2	1	0	1	0				
35 Jake Westbrook, R OBP: 0.204, SLG: 0.156										1	0	0	0	0	1	0				
8 Ryan Jackson, R OBP: 0.286, SLG: 0.167										1	1	1	0	0	0	0				
62 Barret Browning, L ERA: 5.12										0	0	0	0	0	0	0				
55 Skip Schumaker, L OBP: 0.371, SLG: 0.400										2	0	0	0	0	1	1				
Inning Stats	R: 0 E: 0 K: 0 S: 9	H: 0 LOB: 0 BB: 0 P: 11	R: 0 E: 0 K: 1 S: 7	H: 1 LOB: 1 BB: 0 P: 9	R: 0 E: 0 K: 1 S: 8	H: 0 LOB: 0 BB: 0 P: 11	R: 3 E: 0 K: 0 S: 8	H: 2 LOB: 1 BB: 1 P: 16	R: 5 E: 1 K: 2 S: 19	H: 5 LOB: 1 BB: 1 P: 30	R: 1 E: 0 K: 1 S: 14	H: 2 LOB: 1 BB: 0 P: 22	R: 0 E: 0 K: 0 S: 9	H: 0 LOB: 0 BB: 1 P: 16	R: 4 E: 0 K: 2 S: 27	H: 7 LOB: 3 BB: 0 P: 35	1B: 11 2B: 5 3B: 0 HR: 1	SF: 0 DP: 1 HBP: 0	WP: 0 PB: 0 SB: 0 CS: 0	PA: 43
PITCHER	IP WLS BF H R ER SO BB IBB HBP BLK WP HR S P ERA WHIP	IP WLS BF H R ER SO BB IBB HBP BLK WP HR S P ERA WHIP	IP WLS BF H R ER SO BB IBB HBP BLK WP HR S P ERA WHIP	IP WLS BF H R ER SO BB IBB HBP BLK WP HR S P ERA WHIP	IP WLS BF H R ER SO BB IBB HBP BLK WP HR S P ERA WHIP	IP WLS BF H R ER SO BB IBB HBP BLK WP HR S P ERA WHIP	IP WLS BF H R ER SO BB IBB HBP BLK WP HR S P ERA WHIP	IP WLS BF H R ER SO BB IBB HBP BLK WP HR S P ERA WHIP	IP WLS BF H R ER SO BB IBB HBP BLK WP HR S P ERA WHIP	IP WLS BF H R ER SO BB IBB HBP BLK WP HR S P ERA WHIP	IP WLS BF H R ER SO BB IBB HBP BLK WP HR S P ERA WHIP	IP WLS BF H R ER SO BB IBB HBP BLK WP HR S P ERA WHIP	IP WLS BF H R ER SO BB IBB HBP BLK WP HR S P ERA WHIP	IP WLS BF H R ER SO BB IBB HBP BLK WP HR S P ERA WHIP	IP WLS BF H R ER SO BB IBB HBP BLK WP HR S P ERA WHIP	IP WLS BF H R ER SO BB IBB HBP BLK WP HR S P ERA WHIP				

Houston Astros @ St. Louis Cardinals
 Busch Stadium, St. Louis, MO
 Thu Aug 23 2012, 12:46 PM - 4:05 PM CDT
 Att: 30,343 - Sunny - 90 F

AB 39
 R 13
 H 17
 RBI 13
 BB 3
 SO 7
 LOB 11



Batter	1	2	3	4	5	6	7	8	9	AB	R	H	RBI	BB	SO	LOB	TOP						
19 Jon Jay, L (1,8) OBP: 0.390, SLG: 0.414	G3		K		G3-1	FC6-4		F9		5	0	1	0	0	1	1	St. Louis Cardinals @ Cincinnati Reds Great American Ball Park, Cincinnati, OH Fri Aug 24 2012, 7:13 PM - 10:46 PM EDT Att: 36,162 - Clear - 90 F						
3 Carlos Beltrán, S (1,9) OBP: 0.348, SLG: 0.524	K		G4-3					F9		4	1	1	0	1	1	1							
7 Matt Holliday, R (1,7) OBP: 0.379, SLG: 0.516	L9				F9			G6-3		5	1	1	0	0	0	3							
21 Allen Craig, R (1,3) OBP: 0.379, SLG: 0.582					K			G5-3		5	2	3	3	0	1	0							
4 Yadier Molina, R (1,2) OBP: 0.379, SLG: 0.518								F9		5	2	3	1	0	1	1							
23 David Freese, R (1,5) OBP: 0.370, SLG: 0.477								G6-4-3		2	1	1	1	1	0	1							
8 Ryan Jackson, R (9,PH) OBP: 0.250, SLG: 0.143										1	0	0	0	0	0	1							
55 Skip Schumaker, L (1,4) OBP: 0.378, SLG: 0.407										4	1	3	0	0	0	1							
44 Edward Mujica, R (7,1) OBP: 0.378, SLG: 0.407										0	0	0	0	0	0	0							
41 Mitchell Boggs, R (8,1) OBP: 0.378, SLG: 0.407										0	0	0	0	0	0	0							
30 Jason Motte, R (9,1) OBP: 0.378, SLG: 0.407										0	0	0	0	0	0	0							
15 Rafael Furcal, S (1,6) OBP: 0.332, SLG: 0.354										4	0	1	1	0	1	3							
31 Lance Lynn, S (1,1) OBP: 0.311, SLG: 0.371										1	0	0	0	0	0	0							
56 Joe Kelly, R (3,1) OBP: 0.275, SLG: 0.375										1	0	0	0	0	0	0							
13 Matt Carpenter, L (6,PH) OBP: 0.322, SLG: 0.440										0	0	0	1	0	0	0							
59 Fernando Salas, R (6,1) OBP: 0.299, SLG: 0.320										0	0	0	0	0	0	0							
33 Daniel Descalso, L (7,4) OBP: 0.299, SLG: 0.320										1	0	0	0	0	0	0							
Inning Stats	R: 0 H: 0 E: 0 K: 1 S: 7	H: 0 LOB: 0 BB: 0 P: 12	R: 1 H: 3 E: 0 K: 1 S: 11	H: 3 LOB: 1 BB: 1 P: 15	R: 0 H: 0 E: 0 K: 2 S: 9	H: 0 LOB: 0 BB: 0 P: 12	R: 1 H: 2 E: 0 K: 1 S: 12	H: 2 LOB: 1 BB: 0 P: 19	R: 0 H: 0 E: 0 K: 0 S: 10	H: 0 LOB: 0 BB: 0 P: 13	R: 6 H: 6 E: 0 K: 0 S: 23	H: 6 LOB: 2 BB: 2 P: 42	R: 0 H: 1 E: 0 K: 1 S: 13	H: 1 LOB: 2 BB: 0 P: 20	R: 0 H: 1 E: 0 K: 0 S: 8	H: 1 LOB: 1 BB: 0 P: 12	R: 0 H: 1 E: 0 K: 0 S: 6	H: 1 LOB: 0 BB: 0 P: 9	1B: 12 2B: 0 3B: 0 HR: 2	SF: 1 SAC: 0 DP: 2 HBP: 1	WP: 4 PA: 42 PB: 0 SB: 1 CS: 0		
PITCHER	IP WLS BF H R ER SO BB IBB HBP BLK WP HR S P ERA WHIP	IP WLS BF H R ER SO BB IBB HBP BLK WP HR S P ERA WHIP	IP WLS BF H R ER SO BB IBB HBP BLK WP HR S P ERA WHIP	IP WLS BF H R ER SO BB IBB HBP BLK WP HR S P ERA WHIP	IP WLS BF H R ER SO BB IBB HBP BLK WP HR S P ERA WHIP	IP WLS BF H R ER SO BB IBB HBP BLK WP HR S P ERA WHIP	IP WLS BF H R ER SO BB IBB HBP BLK WP HR S P ERA WHIP	IP WLS BF H R ER SO BB IBB HBP BLK WP HR S P ERA WHIP	IP WLS BF H R ER SO BB IBB HBP BLK WP HR S P ERA WHIP	IP WLS BF H R ER SO BB IBB HBP BLK WP HR S P ERA WHIP	IP WLS BF H R ER SO BB IBB HBP BLK WP HR S P ERA WHIP	IP WLS BF H R ER SO BB IBB HBP BLK WP HR S P ERA WHIP	IP WLS BF H R ER SO BB IBB HBP BLK WP HR S P ERA WHIP	IP WLS BF H R ER SO BB IBB HBP BLK WP HR S P ERA WHIP	IP WLS BF H R ER SO BB IBB HBP BLK WP HR S P ERA WHIP	IP WLS BF H R ER SO BB IBB HBP BLK WP HR S P ERA WHIP	IP WLS BF H R ER SO BB IBB HBP BLK WP HR S P ERA WHIP	IP WLS BF H R ER SO BB IBB HBP BLK WP HR S P ERA WHIP	IP WLS BF H R ER SO BB IBB HBP BLK WP HR S P ERA WHIP	IP WLS BF H R ER SO BB IBB HBP BLK WP HR S P ERA WHIP	IP WLS BF H R ER SO BB IBB HBP BLK WP HR S P ERA WHIP	IP WLS BF H R ER SO BB IBB HBP BLK WP HR S P ERA WHIP	IP WLS BF H R ER SO BB IBB HBP BLK WP HR S P ERA WHIP
55 Mat Latos, R (1,1) ERA: 3.84	5.0	L	24	9	7	7	5	1	0	0	0	0	1	2	61	93	12.60	2.000					
31 Alfredo Simon, R (6,1) ERA: 2.52	3.0	W	15	4	1	1	1	1	0	1	0	0	3	0	32	52	3.00	1.667					
63 Sam LeCure, R (9,1) ERA: 3.4	1.0	H	3	1	0	0	0	0	0	0	0	0	0	0	6	9	0.00	1.000					

AB	38
R	8
H	14
RBI	7
BB	2
SO	6
LOB	12



Batter	1	2	3	4	5	6	7	8	9	AB	R	H	RBI	BB	SO	LOB	BOTTOM						
2 Zack Cozart, R (1,6) OBP: 0.295, SLG: 0.414	K	FC5-4		K	F8			E5		5	1	1	0	0	1	5	St. Louis Cardinals @ Cincinnati Reds Great American Ball Park, Cincinnati, OH Fri Aug 24 2012, 7:13 PM - 10:46 PM EDT Att: 36,162 - Clear - 90 F						
6 Drew Stubbs, R (1,8) OBP: 0.293, SLG: 0.374	K	L8		K				K		4	1	0	0	1	3	3							
4 Brandon Phillips, R (1,4) OBP: 0.329, SLG: 0.438	K			K						5	1	2	1	0	2	0							
48 Ryan Ludwick, R (1,7) OBP: 0.342, SLG: 0.564	G5-4-3			K	F7			K		5	0	2	0	0	1	1							
32 Jay Bruce, L (1,9) OBP: 0.334, SLG: 0.520	K			K						5	1	1	0	0	2	3							
21 Todd Frazier, R (1,3) OBP: 0.357, SLG: 0.560				K						4	1	3	1	1	1	0							
27 Scott Rolen, R (1,5) OBP: 0.328, SLG: 0.413				K						5	0	3	1	0	1	2							
29 Ryan Hanigan, R (1,2) OBP: 0.382, SLG: 0.361				K						2	0	0	1	1	1	3							
55 Mat Latos, R (1,1) OBP: 0.250, SLG: 0.275				K						3	0	1	0	0	2	6							
31 Alfredo Simon, R (6,1) ERA: 3.4				K						0	0	0	0	0	0	0							
26 Xavier Paul, L (6,PH) OBP: 0.388, SLG: 0.465				K						1	0	0	0	0	0	0							
63 Sam LeCure, R (9,1) ERA: 3.4				K						0	0	0	0	0	0	0							
Inning Stats	R: 2 H: 2 E: 0 K: 1 S: 16	H: 2 LOB: 1 BB: 1 P: 25	R: 1 H: 2 E: 0 K: 0 S: 16	H: 2 LOB: 1 BB: 1 P: 30	R: 1 H: 4 E: 0 K: 2 S: 18	H: 4 LOB: 3 BB: 0 P: 27	R: 0 H: 0 E: 0 K: 3 S: 11	H: 0 LOB: 0 BB: 0 P: 17	R: 1 H: 3 E: 0 K: 1 S: 18	H: 3 LOB: 1 BB: 1 P: 32	R: 0 H: 0 E: 0 K: 3 S: 10	H: 0 LOB: 0 BB: 0 P: 14	R: 0 H: 0 E: 1 K: 1 S: 7	H: 0 LOB: 1 BB: 0 P: 10	R: 0 H: 0 E: 1 K: 1 S: 12	H: 2 LOB: 2 BB: 0 P: 14	1B: 11 2B: 2 3B: 0 HR: 0	SF: 1 SAC: 0 DP: 1 HBP: 0	WP: 0 PA: 43 PB: 0 SB: 0 CS: 0				
PITCHER	IP WLS BF H R ER SO BB IBB HBP BLK WP HR S P ERA WHIP	IP WLS BF H R ER SO BB IBB HBP BLK WP HR S P ERA WHIP	IP WLS BF H R ER SO BB IBB HBP BLK WP HR S P ERA WHIP	IP WLS BF H R ER SO BB IBB HBP BLK WP HR S P ERA WHIP	IP WLS BF H R ER SO BB IBB HBP BLK WP HR S P ERA WHIP	IP WLS BF H R ER SO BB IBB HBP BLK WP HR S P ERA WHIP	IP WLS BF H R ER SO BB IBB HBP BLK WP HR S P ERA WHIP	IP WLS BF H R ER SO BB IBB HBP BLK WP HR S P ERA WHIP	IP WLS BF H R ER SO BB IBB HBP BLK WP HR S P ERA WHIP	IP WLS BF H R ER SO BB IBB HBP BLK WP HR S P ERA WHIP	IP WLS BF H R ER SO BB IBB HBP BLK WP HR S P ERA WHIP	IP WLS BF H R ER SO BB IBB HBP BLK WP HR S P ERA WHIP	IP WLS BF H R ER SO BB IBB HBP BLK WP HR S P ERA WHIP	IP WLS BF H R ER SO BB IBB HBP BLK WP HR S P ERA WHIP	IP WLS BF H R ER SO BB IBB HBP BLK WP HR S P ERA WHIP	IP WLS BF H R ER SO BB IBB HBP BLK WP HR S P ERA WHIP	IP WLS BF H R ER SO BB IBB HBP BLK WP HR S P ERA WHIP	IP WLS BF H R ER SO BB IBB HBP BLK WP HR S P ERA WHIP	IP WLS BF H R ER SO BB IBB HBP BLK WP HR S P ERA WHIP	IP WLS BF H R ER SO BB IBB HBP BLK WP HR S P ERA WHIP	IP WLS BF H R ER SO BB IBB HBP BLK WP HR S P ERA WHIP	IP WLS BF H R ER SO BB IBB HBP BLK WP HR S P ERA WHIP	IP WLS BF H R ER SO BB IBB HBP BLK WP HR S P ERA WHIP
31 Lance Lynn, R (1,1) ERA: 3.93	2.0	W	13	6	4	4	1	2	0	0	0	0	0	0	37	62	18.00	4.000					
56 Joe Kelly, R (3,1) ERA: 3.25	3.0	W	15	5	1	1	6	0	1	0	0	0	0	0	42	69	3.00	1.667					
59 Fernando Salas, R (6,1) ERA: 4.02	1.0	H	3	0	0	0	3	0	0	0	0	0	0	0	10	14	0.00	0.000					
44 Edward Mujica, R (7,1) ERA: 3.4	1.0	H	3	0	0	0	2	0	0	0	0	0	0	0	10	10	0.00	0.000					
41 Mitchell Boggs, R (8,1) ERA: 2.02	1.0	H	4	0	0	0	1	0	0	0	0	0	0	7	10	0.00	0.000						



Batter	1	2	3	4	5	6	7	8	9	AB	R	H	RBI	BB	SO	LOB	TOP							
19 Jon Jay, L OBP: 0.388, SLG: 0.411	G4-3		13 7 1B		L7		G5-3	K		5	1	1	1	0	1	2								
13 Matt Carpenter, L OBP: 0.375, SLG: 0.495	F7		7 1B				K		7 1B	5	1	3	0	0	1	1								
7 Matt Holliday, R OBP: 0.384, SLG: 0.527	K		3 C6		CS				21 1B	5	2	4	4	4	0	1								
21 Allen Craig, R OBP: 0.378, SLG: 0.584		G6-3								5	1	3	3	0	1	2								
3 Carlos Beltrán, S OBP: 0.344, SLG: 0.516		K			FC6					5	0	1	0	0	1	4								
4 Yadier Molina, R OBP: 0.375, SLG: 0.511																								
59 Fernando Salas, R	F8				F9					5	0	0	0	0	0	4								
55 Skip Schumaker, L 41 Mitchell Boggs, R					G6-3					4	1	2	0	0	1	0								
48 Tony Cruz, R			50 19 1B							0	0	0	0	0	0	0								
15 Rafael Furcal, S					F8					4	0	1	0	0	0	2								
50 Adam Wainwright, R 34 Marc Rzepczynski, L 43 Shane Robinson, R 44 Edward Mujica, R 33 Daniel Descalso, L			13 7 1B							2	1	1	0	0	0	0								
Inning Stats	R: 0 E: 0 K: 1 S: 6	H: 0 LOB: 0 BB: 0 P: 8	R: 0 E: 0 K: 1 S: 7	H: 0 LOB: 0 BB: 0 P: 9	R: 3 E: 0 K: 1 S: 22	H: 5 LOB: 2 BB: 0 P: 35	R: 0 E: 0 K: 0 S: 6	H: 0 LOB: 0 BB: 0 P: 8	R: 0 E: 0 K: 0 S: 8	H: 1 LOB: 0 BB: 0 P: 14	R: 2 E: 0 K: 0 S: 12	H: 3 LOB: 1 BB: 0 P: 20	R: 2 E: 0 K: 1 S: 20	H: 4 LOB: 2 BB: 0 P: 28	R: 0 E: 0 K: 2 S: 11	H: 1 LOB: 1 BB: 0 P: 13	R: 1 E: 0 K: 1 S: 18	H: 3 LOB: 2 BB: 0 P: 26	1B: 12 2B: 3 HR: 1	SF: 0 SAC: 0 HBP: 0	WP: 0 PB: 0 SB: 0 CS: 1	PA: 44		
PITCHER	IP WLS BF H R ER SO BB IBB HBP BLK WP HR S P ERA WHIP	IP WLS BF H R ER SO BB IBB HBP BLK WP HR S P ERA WHIP	IP WLS BF H R ER SO BB IBB HBP BLK WP HR S P ERA WHIP	IP WLS BF H R ER SO BB IBB HBP BLK WP HR S P ERA WHIP	IP WLS BF H R ER SO BB IBB HBP BLK WP HR S P ERA WHIP	IP WLS BF H R ER SO BB IBB HBP BLK WP HR S P ERA WHIP	IP WLS BF H R ER SO BB IBB HBP BLK WP HR S P ERA WHIP	IP WLS BF H R ER SO BB IBB HBP BLK WP HR S P ERA WHIP	IP WLS BF H R ER SO BB IBB HBP BLK WP HR S P ERA WHIP	IP WLS BF H R ER SO BB IBB HBP BLK WP HR S P ERA WHIP	IP WLS BF H R ER SO BB IBB HBP BLK WP HR S P ERA WHIP	IP WLS BF H R ER SO BB IBB HBP BLK WP HR S P ERA WHIP	IP WLS BF H R ER SO BB IBB HBP BLK WP HR S P ERA WHIP	IP WLS BF H R ER SO BB IBB HBP BLK WP HR S P ERA WHIP	IP WLS BF H R ER SO BB IBB HBP BLK WP HR S P ERA WHIP	IP WLS BF H R ER SO BB IBB HBP BLK WP HR S P ERA WHIP	IP WLS BF H R ER SO BB IBB HBP BLK WP HR S P ERA WHIP	IP WLS BF H R ER SO BB IBB HBP BLK WP HR S P ERA WHIP	IP WLS BF H R ER SO BB IBB HBP BLK WP HR S P ERA WHIP	IP WLS BF H R ER SO BB IBB HBP BLK WP HR S P ERA WHIP	IP WLS BF H R ER SO BB IBB HBP BLK WP HR S P ERA WHIP	IP WLS BF H R ER SO BB IBB HBP BLK WP HR S P ERA WHIP	IP WLS BF H R ER SO BB IBB HBP BLK WP HR S P ERA WHIP	IP WLS BF H R ER SO BB IBB HBP BLK WP HR S P ERA WHIP

St. Louis Cardinals @ Cincinnati Reds
Great American Ball Park, Cincinnati, OH
Sun Aug 26 2012, 1:11 PM - 4:25 PM EDT
Att: 31,564 - Partly Cloudy - 88 F

AB 43
R 8
H 17
RBI 8
BB 0
SO 7
LOB 18



Batter	1	2	3	4	5	6	7	8	9	AB	R	H	RBI	BB	SO	LOB	BOTTOM								
2 Zack Cozart, R OBP: 0.290, SLG: 0.406	G5-3				G6-3					4	1	0	0	0	0	2									
28 Chris Heisey, R OBP: 0.315, SLG: 0.402	G4-3				P4					4	0	1	1	0	0	0									
4 Brandon Phillips, R					F8					4	0	1	0	0	1	2									
48 Ryan Ludwick, R 63 Sam LeCure, R 33 Jose Arredondo, R					K					3	0	1	1	0	1	0									
43 Miguel Cairo, R										0	0	0	0	0	0	0									
32 Jay Bruce, L										1	0	0	0	0	0	0									
21 Todd Frazier, R 27 Scott Rolen, R										4	0	1	0	0	1	2									
29 Ryan Hanigan, R										3	0	0	0	0	0	1									
34 Homer Bailey, R 15 Wilson Valdez, R 51 Sean Marshall, L										3	0	1	0	0	0	1									
26 Xavier Paul, L										1	0	0	0	0	0	0									
Inning Stats	R: 0 E: 0 K: 0 S: 8	H: 1 LOB: 1 BB: 0 P: 9	R: 0 E: 0 K: 1 S: 9	H: 1 LOB: 0 BB: 0 P: 12	R: 0 E: 0 K: 0 S: 7	H: 0 LOB: 0 BB: 0 P: 9	R: 0 E: 0 K: 0 S: 16	H: 0 LOB: 0 BB: 0 P: 22	R: 0 E: 0 K: 1 S: 10	H: 0 LOB: 1 BB: 0 P: 14	R: 2 E: 0 K: 0 S: 17	H: 4 LOB: 2 BB: 0 P: 29	R: 0 E: 0 K: 0 S: 11	H: 1 LOB: 1 BB: 0 P: 15	R: 0 E: 0 K: 1 S: 10	H: 0 LOB: 0 BB: 0 P: 15	R: 0 E: 0 K: 0 S: 8	H: 0 LOB: 0 BB: 0 P: 14	1B: 6 2B: 1 3B: 0 HR: 0	SF: 0 SAC: 0 HBP: 1	WP: 0 PB: 0 SB: 0 CS: 0	PA: 33			
PITCHER	IP WLS BF H R ER SO BB IBB HBP BLK WP HR S P ERA WHIP	IP WLS BF H R ER SO BB IBB HBP BLK WP HR S P ERA WHIP	IP WLS BF H R ER SO BB IBB HBP BLK WP HR S P ERA WHIP	IP WLS BF H R ER SO BB IBB HBP BLK WP HR S P ERA WHIP	IP WLS BF H R ER SO BB IBB HBP BLK WP HR S P ERA WHIP	IP WLS BF H R ER SO BB IBB HBP BLK WP HR S P ERA WHIP	IP WLS BF H R ER SO BB IBB HBP BLK WP HR S P ERA WHIP	IP WLS BF H R ER SO BB IBB HBP BLK WP HR S P ERA WHIP	IP WLS BF H R ER SO BB IBB HBP BLK WP HR S P ERA WHIP	IP WLS BF H R ER SO BB IBB HBP BLK WP HR S P ERA WHIP	IP WLS BF H R ER SO BB IBB HBP BLK WP HR S P ERA WHIP	IP WLS BF H R ER SO BB IBB HBP BLK WP HR S P ERA WHIP	IP WLS BF H R ER SO BB IBB HBP BLK WP HR S P ERA WHIP	IP WLS BF H R ER SO BB IBB HBP BLK WP HR S P ERA WHIP	IP WLS BF H R ER SO BB IBB HBP BLK WP HR S P ERA WHIP	IP WLS BF H R ER SO BB IBB HBP BLK WP HR S P ERA WHIP	IP WLS BF H R ER SO BB IBB HBP BLK WP HR S P ERA WHIP	IP WLS BF H R ER SO BB IBB HBP BLK WP HR S P ERA WHIP	IP WLS BF H R ER SO BB IBB HBP BLK WP HR S P ERA WHIP	IP WLS BF H R ER SO BB IBB HBP BLK WP HR S P ERA WHIP	IP WLS BF H R ER SO BB IBB HBP BLK WP HR S P ERA WHIP	IP WLS BF H R ER SO BB IBB HBP BLK WP HR S P ERA WHIP	IP WLS BF H R ER SO BB IBB HBP BLK WP HR S P ERA WHIP	IP WLS BF H R ER SO BB IBB HBP BLK WP HR S P ERA WHIP	IP WLS BF H R ER SO BB IBB HBP BLK WP HR S P ERA WHIP

St. Louis Cardinals @ Cincinnati Reds
Great American Ball Park, Cincinnati, OH
Sun Aug 26 2012, 1:11 PM - 4:25 PM EDT
Att: 31,564 - Partly Cloudy - 88 F

AB 32
R 2
H 7
RBI 2
BB 0
SO 3
LOB 10



Batter	1	2	3	4	5	6	7	8	9	AB	R	H	RBI	BB	SO	LOB	TOP					
19 Jon Jay, L OBP: 0.385, SLG: 0.414 (1, 8)										5	0	1	0	0	0	1						
13 Matt Carpenter, L OBP: 0.377, SLG: 0.498 (1, 5)										3	0	1	0	1	0	2						
7 Matt Holliday, R OBP: 0.385, SLG: 0.533 (1, 7)										4	1	2	1	0	1	2						
21 Allen Craig, R OBP: 0.379, SLG: 0.586 (1, 3)										4	1	2	0	0	0	2						
3 Carlos Beltrán, S OBP: 0.341, SLG: 0.511 (1, 9)										4	0	0	0	0	1	3						
4 Yadier Molina, R OBP: 0.374, SLG: 0.510 (1, 2)										3	1	1	1	0	0	1						
55 Skip Schumaker, L OBP: 0.365, SLG: 0.450 (8, 1)										3	1	2	1	0	0	0						
31 Lance Lynn, S ERA: 3.87 (6, 1)										0	0	0	0	0	0	0						
59 Fernando Salas, R ERA: 3.88 (7, 1)										0	0	0	0	0	0	0						
41 Mitchell Boggs, R ERA: 1.96 (8, 1)										0	0	0	0	0	0	0						
34 Marc Rzepczynski, L ERA: 4.61 (8, 1)										0	0	0	0	0	0	0						
30 Jason Motte, R ERA: 4.61 (8, 1)										0	0	0	0	0	0	0						
15 Rafael Furcal, S OBP: 0.330, SLG: 0.352 (1, 6)										4	0	0	0	0	1	2						
26 Kyle Lohse, R OBP: 0.130, SLG: 0.098 (1, 1)										2	0	1	1	0	1	0						
33 Daniel Descalso, L OBP: 0.296, SLG: 0.316 (6, 4)										2	0	0	0	0	1	0						
Inning Stats	R: 0 E: 1 K: 0 S: 12	H: 1 LOB: 1 BB: 0 P: 16	R: 0 E: 0 K: 0 S: 6	H: 0 LOB: 0 BB: 0 P: 10	R: 0 E: 0 K: 1 S: 9	H: 0 LOB: 0 BB: 0 P: 12	R: 0 E: 0 K: 1 S: 9	H: 0 LOB: 1 BB: 1 P: 14	R: 2 E: 0 K: 1 S: 14	H: 4 LOB: 2 BB: 0 P: 25	R: 2 E: 1 K: 0 S: 15	H: 3 LOB: 1 BB: 0 P: 26	R: 0 E: 0 K: 2 S: 10	H: 1 LOB: 1 BB: 0 P: 15	R: 0 E: 0 K: 1 S: 9	H: 1 LOB: 1 BB: 0 P: 15	R: 0 E: 0 K: 0 S: 8	H: 0 LOB: 0 BB: 0 P: 11	1B: 5 2B: 3 3B: 1 HR: 1	SF: 1 SAC: 0 DP: 0 HBP: 0	WP: 1 PB: 0 SB: 0 CS: 1	PA: 37
PITCHER	IP WLS BF H R ER SO BB IBB HBP BLK WP HR S P ERA WHIP																					
34 A.J. Burnett, R ERA: 3.67 (1, 1)	5.2 L 24 7 4 3 3 1 0 0 0 0 1 1 59 93 4.76 1.412																					
48 Jared Hughes, R ERA: 2.53 (6, 1)	1.1 6 2 0 0 2 0 0 0 0 0 0 0 16 25 0.00 1.500																					
39 Jason Grilli, R ERA: 2.25 (8, 1)	1.0 4 1 0 0 1 0 0 0 0 0 0 0 9 15 0.00 1.000																					
44 Tony Watson, L ERA: 3.92 (9, 1)	1.0 3 0 0 0 0 0 0 0 0 0 0 0 8 11 0.00 1.000																					

St. Louis Cardinals @ Pittsburgh Pirates
PNC Park, Pittsburgh, PA
Mon Aug 27 2012, 7:10 PM - 10:50 PM EDT
Att: 16,700 - Cloudy - 75 F

AB	35
R	4
H	10
RBI	4
BB	1
SO	6
LOB	14



Batter	1	2	3	4	5	6	7	8	9	AB	R	H	RBI	BB	SO	LOB	BOTTOM					
31 Jose Tabata, R OBP: 0.300, SLG: 0.345 (1, 7)										4	1	1	0	0	0	2						
23 Travis Snider, L OBP: 0.346, SLG: 0.438 (1, 9)										4	1	1	0	0	1	1						
22 Andrew McCutchen, R OBP: 0.411, SLG: 0.568 (1, 8)										4	0	2	1	0	0	0						
46 Garrett Jones, L OBP: 0.317, SLG: 0.538 (1, 3)										4	0	0	0	0	0	3						
24 Pedro Alvarez, L OBP: 0.321, SLG: 0.462 (1, 5)										4	0	2	0	0	1	0						
5 Josh Harrison, R OBP: 0.284, SLG: 0.376 (1, 4)										3	1	1	1	0	0	2						
26 Rod Barajas, R OBP: 0.276, SLG: 0.337 (1, 2)										4	0	0	0	0	0	3						
12 Clint Barmes, R OBP: 0.250, SLG: 0.318 (1, 6)										3	0	2	1	0	1	0						
14 Gaby Sanchez, R OBP: 0.259, SLG: 0.319 (9, PH)										1	0	0	0	0	0	0						
34 A.J. Burnett, R ERA: 3.67 (1, 1)										2	0	0	0	0	1	1						
48 Jared Hughes, R ERA: 2.53 (6, 1)										0	0	0	0	0	0	0						
19 Jeff Clement, L ERA: 3.89 (7, PH)										1	0	0	0	0	0	1						
39 Jason Grilli, R ERA: 2.25 (8, 1)										0	0	0	0	0	0	0						
44 Tony Watson, L ERA: 3.92 (9, 1)										0	0	0	0	0	0	0						
55 Michael McKenry, R OBP: 0.320, SLG: 0.353 (9, PH)										1	0	0	0	0	1	0						
Inning Stats	R: 0 E: 0 K: 0 S: 6	H: 0 LOB: 0 BB: 0 P: 8	R: 0 E: 0 K: 1 S: 10	H: 0 LOB: 0 BB: 0 P: 16	R: 0 E: 0 K: 2 S: 9	H: 0 LOB: 0 BB: 0 P: 12	R: 2 E: 0 K: 0 S: 19	H: 4 LOB: 2 BB: 0 P: 30	R: 0 E: 1 K: 0 S: 12	H: 1 LOB: 1 BB: 0 P: 17	R: 0 E: 0 K: 0 S: 9	H: 0 LOB: 0 BB: 0 P: 12	R: 1 E: 0 K: 0 S: 15	H: 2 LOB: 1 BB: 0 P: 25	R: 0 E: 0 K: 1 S: 9	H: 2 LOB: 2 BB: 0 P: 13	R: 0 E: 0 K: 1 S: 6	H: 0 LOB: 0 BB: 0 P: 10	1B: 8 2B: 1 3B: 0 HR: 0	SF: 1 SAC: 0 DP: 0 HBP: 0	WP: 0 PB: 0 SB: 0 CS: 0	PA: 36
PITCHER	IP WLS BF H R ER SO BB IBB HBP BLK WP HR S P ERA WHIP																					
26 Kyle Lohse, R ERA: 2.64 (1, 1)	5.0 W 20 5 2 2 3 0 0 0 0 0 0 0 19 27 0.00 1.500																					
31 Lance Lynn, R ERA: 3.89 (6, 1)	1.1 H 6 2 1 0 0 0 0 0 0 0 0 0 16 25 0.00 1.500																					
59 Fernando Salas, R ERA: 3.88 (7, 1)	0.2 H 2 0 0 0 0 0 0 0 0 0 0 0 5 10 0.00 1.000																					
41 Mitchell Boggs, R ERA: 1.96 (8, 1)	0.2 H 3 1 0 0 1 0 0 0 0 0 0 0 7 10 0.00 1.000																					
34 Marc Rzepczynski, L ERA: 4.61 (8, 1)	0.0 1 1 0 0 0 0 0 0 0 0 0 0 1 1 " " " "																					

St. Louis Cardinals @ Pittsburgh Pirates
PNC Park, Pittsburgh, PA
Mon Aug 27 2012, 7:10 PM - 10:50 PM EDT
Att: 16,700 - Cloudy - 75 F

AB	35
R	3
H	9
RBI	3
BB	0
SO	5
LOB	13



Batter	1	2	3	4	5	6	7	8	9	AB	R	H	RBI	BB	SO	LOB	TOP								
19 Jon Jay, L (1, 8) OBP: 0.384, SLG: 0.416										4	0	1	0	0	1	3									
55 Skip Schumaker, L (1, 4) OBP: 0.375, SLG: 0.411										4	0	0	0	0	2	1									
7 Matt Holliday, R (1, 7) OBP: 0.383, SLG: 0.530										3	0	0	0	0	0	0									
43 Shane Robinson, R (7, 7) OBP: 0.314, SLG: 0.381										1	0	0	0	0	1	0									
21 Allen Craig, R (1, 3) OBP: 0.375, SLG: 0.579										4	0	0	0	0	2	0									
3 Carlos Beltrán, S (1, 9) OBP: 0.341, SLG: 0.509										2	0	0	0	1	0	0									
33 Daniel Descalso, L (7, 6) OBP: 0.296, SLG: 0.316										0	0	0	0	0	0	0									
4 Yadier Molina, R (1, 2) OBP: 0.375, SLG: 0.511										1	0	1	0	0	0	0									
48 Tony Cruz, R (3, 2) OBP: 0.255, SLG: 0.363										2	0	1	0	0	0	1									
23 David Freese, R (1, 5) OBP: 0.369, SLG: 0.475										3	0	1	0	0	1	1									
15 Rafael Furcal, S (1, 6) OBP: 0.329, SLG: 0.350										2	0	0	0	0	0	0									
13 Matt Carpenter, L (7, 9) OBP: 0.376, SLG: 0.495										1	0	0	0	0	1	2									
35 Jake Westbrook, R (1, 1) OBP: 0.200, SLG: 0.152										1	0	0	0	0	1	0									
8 Ryan Jackson, R (6, PH) OBP: 0.222, SLG: 0.125										1	0	0	0	0	0	0									
65 Brandon Dickson, R (6, 1) OBP: 0.500, SLG: 0.500										1	0	1	0	0	0	0									
Inning Stats	R: 0 E: 0 K: 2 S: 8	H: 0 LOB: 0 BB: 0 P: 13	R: 0 E: 0 K: 1 S: 13	H: 1 LOB: 1 BB: 0 P: 21	R: 0 E: 0 K: 1 S: 9	H: 0 LOB: 0 BB: 0 P: 14	R: 0 E: 0 K: 1 S: 9	H: 0 LOB: 0 BB: 0 P: 11	R: 0 E: 0 K: 0 S: 11	H: 0 LOB: 0 BB: 1 P: 15	R: 0 E: 0 K: 1 S: 10	H: 1 LOB: 1 BB: 0 P: 15	R: 0 E: 0 K: 0 S: 7	H: 0 LOB: 0 BB: 0 P: 8	R: 0 E: 0 K: 1 S: 11	H: 3 LOB: 2 BB: 0 P: 17	R: 0 E: 0 K: 2 S: 8	H: 0 LOB: 0 BB: 0 P: 13	1B: 4 2B: 1 3B: 0 HR: 0	SF: 0 SAC: 0 DP: 2 HBP: 0	WP: 0 PB: 0 SB: 0 CS: 0	PA: 31			
PITCHER	IP	WLS	BF	H	R	ER	SO	BB	IBB	HBP	BLK	WP	HR	S	P	ERA	WHIP								
53 James McDonald, R (1, 1) ERA: 3.97	7.0	W	23	2	0	0	6	1	0	0	0	0	0	66	97	0.00	0.429								
30 Chris Resop, R (8, 1) ERA: 3.62	1.0		5	3	0	0	1	0	0	0	0	0	0	11	17	0.00	3.000								
41 Hisanori Takahashi, L (9, 1) ERA: 4.7	1.0		3	0	0	0	2	0	0	0	0	0	0	8	13	0.00	0.000								

St. Louis Cardinals @ Pittsburgh Pirates
PNC Park, Pittsburgh, PA
Tue Aug 28 2012, 7:06 PM - 9:35 PM EDT
Att: 17,492 - Partly Cloudy - 79 F

AB	30
R	0
H	5
RBI	0
BB	1
SO	9
LOB	8



Batter	1	2	3	4	5	6	7	8	9	AB	R	H	RBI	BB	SO	LOB	BOTTOM									
31 Jose Tabata, R (1, 7) OBP: 0.305, SLG: 0.345										3	1	1	0	2	1	3										
23 Travis Snider, L (1, 9) OBP: 0.356, SLG: 0.457										4	0	2	1	1	1	2										
22 Andrew McCutchen, R (1, 8) OBP: 0.410, SLG: 0.565										5	2	2	0	0	1	6										
46 Garrett Jones, L (1, 3) OBP: 0.315, SLG: 0.534										4	1	1	1	0	1	1										
24 Pedro Alvarez, L (1, 5) OBP: 0.327, SLG: 0.484										5	3	4	4	0	1	0										
55 Michael McKenry, R (1, 2) OBP: 0.330, SLG: 0.500										5	1	2	1	0	1	2										
5 Josh Harrison, R (1, 4) OBP: 0.289, SLG: 0.375										3	0	1	0	0	0	0										
12 Clint Barmes, R (1, 6) OBP: 0.250, SLG: 0.317										4	0	1	2	0	0	1										
53 James McDonald, L (1, 1) OBP: 0.283, SLG: 0.156										0	0	0	0	1	0	0										
19 Jeff Clement, L (7, PH)										1	1	0	0	0	0	0										
30 Chris Resop, R (8, 1)										0	0	0	0	0	0	0										
41 Hisanori Takahashi, L (9, 1)										0	0	0	0	0	0	0										
Inning Stats	R: 1 E: 0 K: 1 S: 13	H: 2 LOB: 2 BB: 1 P: 22	R: 0 E: 0 K: 0 S: 9	H: 2 LOB: 0 BB: 0 P: 13	R: 2 E: 0 K: 1 S: 14	H: 2 LOB: 0 BB: 0 P: 18	R: 0 E: 0 K: 0 S: 12	H: 0 LOB: 2 BB: 2 P: 24	R: 4 E: 0 K: 0 S: 13	H: 5 LOB: 3 BB: 1 P: 26	R: 1 E: 0 K: 0 S: 8	H: 2 LOB: 0 BB: 0 P: 10	R: 1 E: 1 K: 1 S: 11	H: 1 LOB: 1 BB: 0 P: 15	R: 0 E: 0 K: 3 S: 9	H: 0 LOB: 0 BB: 0 P: 13	1B: 9 2B: 2 3B: 1 HR: 2	SF: 1 SAC: 2 DP: 0 HBP: 1	WP: 0 PB: 0 SB: 0 CS: 0	PA: 42						
PITCHER	IP	WLS	BF	H	R	ER	SO	BB	IBB	HBP	BLK	WP	HR	S	P	ERA	WHIP									
35 Jake Westbrook, R (1, 1) ERA: 3.94	5.0	L	30	11	7	7	2	4	0	1	0	0	0	1	61	103	12.60	3.000								
65 Brandon Dickson, R (6, 1) ERA: 7.11	3.0		12	3	2	1	4	0	0	0	0	0	1	28	38	3.00	1.000									

St. Louis Cardinals @ Pittsburgh Pirates
PNC Park, Pittsburgh, PA
Tue Aug 28 2012, 7:06 PM - 9:35 PM EDT
Att: 17,492 - Partly Cloudy - 79 F


AB	34
R	9
H	14
RBI	9
BB	4
SO	6
LOB	15



Batter	1	2	3	4	5	6	7	8	9	AB	R	H	RBI	BB	SO	LOB	TOP			
19 Jon Jay, L OBP: 0.388, SLG: 0.414 (1,8)										1	0	0	0	3	1	1				
3 Carlos Beltrán, S OBP: 0.340, SLG: 0.507 (1,9)										4	0	1	0	0	1	2				
7 Matt Holliday, R OBP: 0.380, SLG: 0.525 (1,7)										4	0	0	0	0	1	3				
21 Allen Craig, R OBP: 0.371, SLG: 0.572 (1,3)										4	0	0	0	0	0	1				
23 David Freese, R OBP: 0.370, SLG: 0.475 (1,5)										4	0	2	0	0	1	0				
55 Skjo Schumaker, L OBP: 0.370, SLG: 0.406 (1,4)										3	0	0	0	0	1	2				
64 Trevor Rosenthal, R OBP: 0.295, SLG: 0.315 (6,1)										1	0	0	0	0	0	0				
33 Daniel Descalso, L OBP: 0.295, SLG: 0.315 (9,PH)										4	0	2	0	0	0	1				
48 Tony Cruz, R OBP: 0.284, SLG: 0.368 (1,2)										4	0	2	0	0	1	2				
15 Rafael Furcal, S OBP: 0.326, SLG: 0.347 (1,6)										4	0	0	0	0	1	2				
58 Joe Kelly, R OBP: 0.115, SLG: 0.115 (1,1)										2	0	0	0	0	1	0				
13 Matt Carpenter, L OBP: 0.374, SLG: 0.493 (6,4)										1	0	0	0	0	1	1				
Inning Stats	R: 0 E: 0 K: 0 S: 10	H: 0 LOB: 1 BB: 1 P: 20	R: 0 E: 0 K: 0 S: 6	H: 0 LOB: 0 BB: 0 P: 9	R: 0 E: 0 K: 1 S: 15	H: 1 LOB: 2 BB: 1 P: 23	R: 0 E: 0 K: 1 S: 11	H: 1 LOB: 1 BB: 0 P: 15	R: 0 E: 0 K: 1 S: 9	H: 0 LOB: 1 BB: 1 P: 13	R: 0 E: 0 K: 2 S: 12	H: 1 LOB: 1 BB: 0 P: 17	R: 0 E: 0 K: 2 S: 9	H: 0 LOB: 0 BB: 0 P: 13	R: 0 E: 0 K: 1 S: 11	H: 1 LOB: 1 BB: 0 P: 18	1B: 5 2B: 0 3B: 0 HR: 0	SF: 0 SAC: 0 DP: 0 HBP: 0	WP: 0 PB: 0 SB: 1 CS: 0	PA: 35
PITCHER	IP: 6.0 WLS: W BF: 24 ERA: 3.86	H: 3 R: 0 ER: 0 SO: 3	BB: 3 IBB: 0 HBP: 0 BLK: 0	WP: 0 HR: 0 S: 60 P: 96	ERA: 0.00 WHIP: 1.000	IP: 7.1 WLS: L BF: 4 ERA: 3.53	H: 1 R: 0 ER: 0 SO: 2	BB: 0 IBB: 0 HBP: 0 BLK: 0	WP: 0 HR: 0 S: 12 P: 17	ERA: 0.00 WHIP: 1.000	IP: 8.1 WLS: L BF: 3 ERA: 2.2	H: 0 R: 0 ER: 0 SO: 1	BB: 0 IBB: 0 HBP: 0 BLK: 0	WP: 0 HR: 0 S: 11 P: 18	ERA: 0.00 WHIP: 1.000	IP: 9.1 WLS: L BF: 4 ERA: 2.31	H: 1 R: 0 ER: 0 SO: 1	BB: 0 IBB: 0 HBP: 0 BLK: 0	WP: 0 HR: 0 S: 11 P: 18	ERA: 0.00 WHIP: 1.000

St. Louis Cardinals @ Pittsburgh Pirates
PNC Park, Pittsburgh, PA
Wed Aug 29 2012, 7:14 PM - 9:53 PM EDT
Att: 19,398 - Partly Cloudy - 76 F


AB 32
R 0
H 5
RBI 0
BB 3
SO 8
LOB 13



Batter	1	2	3	4	5	6	7	8	9	AB	R	H	RBI	BB	SO	LOB	BOTTOM			
31 Jose Tabata, R OBP: 0.304, SLG: 0.341 (1,7)										3	0	0	0	1	1	1				
23 Travis Snider, L OBP: 0.380, SLG: 0.462 (1,9)										3	2	1	0	1	0	2				
22 Andrew McCutchen, R OBP: 0.409, SLG: 0.595 (1,8)										4	0	1	0	0	0	2				
46 Garrett Jones, L OBP: 0.317, SLG: 0.536 (1,3)										3	1	1	1	1	2	1				
39 Jason Grilli, R OBP: 0.295, SLG: 0.315 (8,1)										0	0	0	0	0	0	0				
52 Joel Hanrahan, R OBP: 0.295, SLG: 0.315 (9,1)										4	2	2	3	0	1	1				
5 Josh Harrison, R OBP: 0.293, SLG: 0.378 (1,4)										4	0	2	1	0	0	0				
26 Rod Barajas, R OBP: 0.275, SLG: 0.336 (1,2)										4	0	1	0	0	0	2				
12 Clint Barmes, R OBP: 0.250, SLG: 0.316 (1,6)										4	0	1	0	0	2	1				
51 Wandy Rodriguez, S OBP: 0.080, SLG: 0.021 (1,1)										2	0	0	0	0	0	1				
19 Jeff Clement, L OBP: 0.259, SLG: 0.319 (6,PH)										1	0	0	0	0	0	1				
44 Tony Watson, L OBP: 0.259, SLG: 0.319 (7,1)										0	0	0	0	0	0	0				
14 Gaby Sanchez, R OBP: 0.259, SLG: 0.319 (8,3)										0	0	0	0	0	0	0				
Inning Stats	R: 1 E: 0 K: 1 S: 14	H: 2 LOB: 1 BB: 0 P: 19	R: 0 E: 0 K: 0 S: 13	H: 1 LOB: 0 BB: 0 P: 14	R: 3 E: 0 K: 0 S: 11	H: 2 LOB: 1 BB: 2 P: 28	R: 0 E: 0 K: 1 S: 8	H: 0 LOB: 1 BB: 1 P: 12	R: 1 E: 0 K: 1 S: 9	H: 3 LOB: 1 BB: 0 P: 17	R: 0 E: 0 K: 2 S: 10	H: 0 LOB: 0 BB: 0 P: 17	R: 0 E: 0 K: 1 S: 9	H: 0 LOB: 0 BB: 0 P: 14	R: 0 E: 0 K: 1 S: 9	H: 0 LOB: 0 BB: 0 P: 14	1B: 5 2B: 3 3B: 0 HR: 1	SF: 0 SAC: 0 DP: 0 HBP: 0	WP: 0 PB: 0 SB: 1 CS: 1	PA: 35
PITCHER	IP: 5.0 WLS: L BF: 25 ERA: 3.61	H: 8 R: 0 ER: 5 SO: 3	BB: 3 IBB: 0 HBP: 0 BLK: 0	WP: 0 HR: 0 S: 55 P: 90	ERA: 9.00 WHIP: 2.200	IP: 3.0 WLS: L BF: 10 ERA: 2.33	H: 1 R: 0 ER: 0 SO: 3	BB: 0 IBB: 0 HBP: 0 BLK: 0	WP: 0 HR: 0 S: 30 P: 46	ERA: 0.00 WHIP: 0.333	IP: 7.1 WLS: L BF: 4 ERA: 2.33	H: 1 R: 0 ER: 0 SO: 1	BB: 0 IBB: 0 HBP: 0 BLK: 0	WP: 0 HR: 1 S: 30 P: 46	ERA: 0.00 WHIP: 0.333	IP: 9.1 WLS: L BF: 10 ERA: 2.33	H: 0 R: 0 ER: 0 SO: 3	BB: 0 IBB: 0 HBP: 0 BLK: 0	WP: 0 HR: 1 S: 30 P: 46	ERA: 0.00 WHIP: 0.333

St. Louis Cardinals @ Pittsburgh Pirates
PNC Park, Pittsburgh, PA
Wed Aug 29 2012, 7:14 PM - 9:53 PM EDT
Att: 19,398 - Partly Cloudy - 76 F

AB 32
R 5
H 9
RBI 5
BB 3
SO 6
LOB 12



Batter	1	2	3	4	5	6	7	8	9	AB	R	H	RBI	BB	SO	LOB	TOP								
19 Jon Jay, L OBP: 0.391, SLG: 0.410										4	0	0	0	0	2	0	St. Louis Cardinals @ Washington Nationals Nationals Park, Washington, DC Sun Sep 02 2012, 1:50 PM - 4:50 PM EDT Att: 31,096 - Cloudy - 83 F								
3 Carlos Beltrán, S OBP: 0.338, SLG: 0.498										4	0	0	0	0	1	2									
61 Sam Freeman, R										0	0	0	0	0	0	0									
7 Matt Holliday, R OBP: 0.379, SLG: 0.526										4	0	2	0	0	0	0									
21 Allen Craig, R OBP: 0.365, SLG: 0.556										4	0	0	0	0	2	2									
23 David Freese, R OBP: 0.370, SLG: 0.481										3	1	1	0	1	1	2									
16 Bryan Anderson, L OBP: 0.333, SLG: 0.667										2	0	0	0	0	1	2									
48 Tony Cruz, R OBP: 0.265, SLG: 0.376										2	0	1	1	0	0	0									
38 Pete Kozma, R										3	1	1	0	0	2	0									
13 Matt Carpenter, L OBP: 0.373, SLG: 0.493										1	0	0	0	0	0	1									
33 Daniel Descalso, L OBP: 0.294, SLG: 0.321										4	1	1	2	0	1	0									
35 Jake Westbrook, R OBP: 0.192, SLG: 0.146										2	0	0	0	0	1	0									
44 Edward Mujica, R										0	0	0	0	0	0	0									
43 Shane Robinson, R OBP: 0.319, SLG: 0.361										1	0	1	0	0	0	0									
31 Lance Lynn, S OBP: 0.111, SLG: 0.071										0	0	0	0	0	0	0									
55 Skip Schumaker, L OBP: 0.359, SLG: 0.350										1	0	0	0	0	0	0									
Inning Stats	R: 0 E: 1 K: 2 S: 17	H: 1 LOB: 2 BB: 0 P: 26	R: 0 E: 0 K: 2 S: 10	H: 0 LOB: 0 BB: 0 P: 14	R: 0 E: 0 K: 1 S: 6	H: 0 LOB: 0 BB: 0 P: 8	R: 0 E: 1 K: 0 S: 9	H: 0 LOB: 1 BB: 1 P: 17	R: 0 E: 0 K: 2 S: 10	H: 0 LOB: 0 BB: 0 P: 15	R: 0 E: 0 K: 2 S: 13	H: 1 LOB: 1 BB: 0 P: 17	R: 2 E: 0 K: 0 S: 13	H: 3 LOB: 2 BB: 0 P: 24	R: 1 E: 0 K: 1 S: 12	H: 2 LOB: 1 BB: 0 P: 19	R: 0 E: 0 K: 1 S: 5	H: 0 LOB: 0 BB: 0 P: 9	1B: 3 2B: 4 3B: 0 HR: 1	SF: 0 SAC: 0 DP: 1 HBP: 1	WP: 2 PB: 0 SB: 0 CS: 0	PA: 37			
PITCHER	IP WLS BF H R ER SO BB IBB HBP BLK WP HR S P ERA WHIP	IP WLS BF H R ER SO BB IBB HBP BLK WP HR S P ERA WHIP	IP WLS BF H R ER SO BB IBB HBP BLK WP HR S P ERA WHIP	IP WLS BF H R ER SO BB IBB HBP BLK WP HR S P ERA WHIP	IP WLS BF H R ER SO BB IBB HBP BLK WP HR S P ERA WHIP	IP WLS BF H R ER SO BB IBB HBP BLK WP HR S P ERA WHIP	IP WLS BF H R ER SO BB IBB HBP BLK WP HR S P ERA WHIP	IP WLS BF H R ER SO BB IBB HBP BLK WP HR S P ERA WHIP	IP WLS BF H R ER SO BB IBB HBP BLK WP HR S P ERA WHIP	IP WLS BF H R ER SO BB IBB HBP BLK WP HR S P ERA WHIP	IP WLS BF H R ER SO BB IBB HBP BLK WP HR S P ERA WHIP	IP WLS BF H R ER SO BB IBB HBP BLK WP HR S P ERA WHIP	IP WLS BF H R ER SO BB IBB HBP BLK WP HR S P ERA WHIP	IP WLS BF H R ER SO BB IBB HBP BLK WP HR S P ERA WHIP	IP WLS BF H R ER SO BB IBB HBP BLK WP HR S P ERA WHIP	IP WLS BF H R ER SO BB IBB HBP BLK WP HR S P ERA WHIP	IP WLS BF H R ER SO BB IBB HBP BLK WP HR S P ERA WHIP	IP WLS BF H R ER SO BB IBB HBP BLK WP HR S P ERA WHIP	IP WLS BF H R ER SO BB IBB HBP BLK WP HR S P ERA WHIP	IP WLS BF H R ER SO BB IBB HBP BLK WP HR S P ERA WHIP	IP WLS BF H R ER SO BB IBB HBP BLK WP HR S P ERA WHIP	IP WLS BF H R ER SO BB IBB HBP BLK WP HR S P ERA WHIP	IP WLS BF H R ER SO BB IBB HBP BLK WP HR S P ERA WHIP	IP WLS BF H R ER SO BB IBB HBP BLK WP HR S P ERA WHIP	IP WLS BF H R ER SO BB IBB HBP BLK WP HR S P ERA WHIP

AB 35
R 3
H 7
RBI 3
BB 1
SO 11
LOB 9



Batter	1	2	3	4	5	6	7	8	9	AB	R	H	RBI	BB	SO	LOB	BOTTOM								
2 Roger Bernadina, L OBP: 0.382, SLG: 0.400										4	0	0	0	0	2	3	St. Louis Cardinals @ Washington Nationals Nationals Park, Washington, DC Sun Sep 02 2012, 1:50 PM - 4:50 PM EDT Att: 31,096 - Cloudy - 83 F								
57 Tyler Moore, R OBP: 0.347, SLG: 0.504										1	0	0	0	0	0	0									
34 Bryce Harper, L OBP: 0.324, SLG: 0.431										4	0	0	0	0	1	0									
11 Ryan Zimmerman, R OBP: 0.350, SLG: 0.455										4	0	1	0	0	0	1									
38 Michael Morse, R OBP: 0.320, SLG: 0.456										4	0	2	0	0	1	0									
55 Eury Pérez, R										0	1	0	0	0	0	0									
18 Chad Tracy, L OBP: 0.346, SLG: 0.500										4	1	2	0	0	0	2									
20 Ian Desmond, R OBP: 0.321, SLG: 0.495										4	1	2	1	0	1	1									
8 Danny Espinosa, S OBP: 0.316, SLG: 0.409										4	0	3	1	0	1	0									
24 Kurt Suzuki, R OBP: 0.261, SLG: 0.302										3	1	2	2	1	0	0									
37 Stephen Strasburg, R ERA: 2.94										2	0	1	0	0	1	3									
25 Adam Lajoie, L OBP: 0.302, SLG: 0.476										1	0	0	0	0	0	2									
17 Sean Burnett, L ERA: 3.17										0	0	0	0	0	0	0									
52 Ryan Mattheus, R ERA: 4.08										0	0	0	0	0	0	0									
7 Mark DeRosa, R OBP: 0.306, SLG: 0.399										1	0	0	0	0	0	0									
36 Tyler Clippard, R ERA: 2.69										0	0	0	0	0	0	0									
Inning Stats	R: 0 E: 0 K: 0 S: 8	H: 0 LOB: 0 BB: 0 P: 13	R: 0 E: 0 K: 2 S: 13	H: 2 LOB: 3 BB: 1 P: 23	R: 0 E: 0 K: 2 S: 13	H: 2 LOB: 2 BB: 0 P: 17	R: 1 E: 0 K: 1 S: 11	H: 2 LOB: 1 BB: 0 P: 15	R: 0 E: 0 K: 1 S: 7	H: 0 LOB: 0 BB: 0 P: 12	R: 1 E: 0 K: 0 S: 16	H: 3 LOB: 2 BB: 0 P: 22	R: 2 E: 1 K: 0 S: 15	H: 4 LOB: 3 BB: 0 P: 23	R: 0 E: 0 K: 0 S: 9	H: 0 LOB: 0 BB: 0 P: 14	1B: 12 2B: 0 3B: 0 HR: 1	SF: 0 SAC: 0 DP: 1 HBP: 0	WP: 0 PB: 0 SB: 1 CS: 0	PA: 37					
PITCHER	IP WLS BF H R ER SO BB IBB HBP BLK WP HR S P ERA WHIP	IP WLS BF H R ER SO BB IBB HBP BLK WP HR S P ERA WHIP	IP WLS BF H R ER SO BB IBB HBP BLK WP HR S P ERA WHIP	IP WLS BF H R ER SO BB IBB HBP BLK WP HR S P ERA WHIP	IP WLS BF H R ER SO BB IBB HBP BLK WP HR S P ERA WHIP	IP WLS BF H R ER SO BB IBB HBP BLK WP HR S P ERA WHIP	IP WLS BF H R ER SO BB IBB HBP BLK WP HR S P ERA WHIP	IP WLS BF H R ER SO BB IBB HBP BLK WP HR S P ERA WHIP	IP WLS BF H R ER SO BB IBB HBP BLK WP HR S P ERA WHIP	IP WLS BF H R ER SO BB IBB HBP BLK WP HR S P ERA WHIP	IP WLS BF H R ER SO BB IBB HBP BLK WP HR S P ERA WHIP	IP WLS BF H R ER SO BB IBB HBP BLK WP HR S P ERA WHIP	IP WLS BF H R ER SO BB IBB HBP BLK WP HR S P ERA WHIP	IP WLS BF H R ER SO BB IBB HBP BLK WP HR S P ERA WHIP	IP WLS BF H R ER SO BB IBB HBP BLK WP HR S P ERA WHIP	IP WLS BF H R ER SO BB IBB HBP BLK WP HR S P ERA WHIP	IP WLS BF H R ER SO BB IBB HBP BLK WP HR S P ERA WHIP	IP WLS BF H R ER SO BB IBB HBP BLK WP HR S P ERA WHIP	IP WLS BF H R ER SO BB IBB HBP BLK WP HR S P ERA WHIP	IP WLS BF H R ER SO BB IBB HBP BLK WP HR S P ERA WHIP	IP WLS BF H R ER SO BB IBB HBP BLK WP HR S P ERA WHIP	IP WLS BF H R ER SO BB IBB HBP BLK WP HR S P ERA WHIP	IP WLS BF H R ER SO BB IBB HBP BLK WP HR S P ERA WHIP	IP WLS BF H R ER SO BB IBB HBP BLK WP HR S P ERA WHIP	IP WLS BF H R ER SO BB IBB HBP BLK WP HR S P ERA WHIP

AB 36
R 4
H 13
RBI 4
BB 1
SO 7
LOB 12



Batter	1	2	3	4	5	6	7	8	9	AB	R	H	RBI	BB	SO	LOB	TOP			
11 Rubén Tejada, R OBP: 0.340, SLG: 0.366										4	1	1	0	1	1	0	New York Mets @ St. Louis Cardinals Busch Stadium, St. Louis, MO Mon Sep 03 2012, 1:18 PM - 4:26 PM CDT Att: 40,952 - Cloudy - 79 F livebaseballscorecards.com			
28 Daniel Murphy, L OBP: 0.328, SLG: 0.400										4	1	2	2	1	0	1				
5 David Wright, R OBP: 0.402, SLG: 0.501										4	0	0	0	0	1	1				
29 Ike Davis, L OBP: 0.296, SLG: 0.446										3	0	1	0	1	1	1				
21 Lucas Duda, L OBP: 0.327, SLG: 0.384										3	0	0	0	0	1	1				
44 Jason Bay, R OBP: 0.246, SLG: 0.307										1	0	1	0	0	0	0				
23 Mike Baxter, L OBP: 0.392, SLG: 0.446										2	1	1	0	1	0	1				
12 Scott Hairston, R OBP: 0.311, SLG: 0.510										4	0	1	0	0	0	1				
6 Kelly Shoppach, R OBP: 0.340, SLG: 0.497										1	0	0	0	0	0	0				
56 Andres Torres, S OBP: 0.329, SLG: 0.326										1	0	0	0	0	0	0				
36 Collin McHugh, R 19 Zach Lutz, R 46 Manny Acosta, R Justin Turner, R 73 Robert Carson, L 39 Bobby Parnell, R 66 Josh Edgin, R 13 Ronny Cedeno, R										1	0	0	0	0	0	0	New York Mets			
Inning Stats	R: 0 E: 0 K: 1 S: 10	H: 1 LOB: 1 BB: 0 P: 15	R: 0 E: 0 K: 1 S: 12	H: 1 LOB: 1 BB: 0 P: 18	R: 0 E: 0 K: 0 S: 8	H: 0 LOB: 1 BB: 1 P: 15	R: 0 E: 0 K: 0 S: 6	H: 1 LOB: 1 BB: 0 P: 10	R: 0 E: 0 K: 1 S: 6	H: 0 LOB: 0 BB: 0 P: 7	R: 2 E: 0 K: 1 S: 12	H: 2 LOB: 1 BB: 1 P: 23	R: 2 E: 0 K: 1 S: 21	H: 3 LOB: 2 BB: 1 P: 34	R: 0 E: 0 K: 1 S: 14	H: 0 LOB: 1 BB: 1 P: 22		1B: 4 2B: 1 3B: 1 HR: 2	SF: 0 SAC: 0 DP: 0 HBP: 0	WP: 0 PB: 0 SB: 1 CS: 0
PITCHER	IP WLS BF H R ER SO BB IBB HBP BLK WP HR S P ERA WHIP																	PITCHER	IP WLS BF H R ER SO BB IBB HBP BLK WP HR S P ERA WHIP	
58 Joe Kelly, R ERA: 3.54	6.2 W 26 5 2 2 4 2 0 0 0 0 0 1 60 94 2.70 1.050																			
44 Edward Mujica, R ERA: 3.15	0.1 H 1 0 0 0 0 0 0 0 0 0 0 0 2 4 0.00 0.000																			
41 Mitchell Boggs, R ERA: 2.18	0.1 H 4 2 2 2 0 1 0 0 0 0 0 0 1 12 22 54.00 9.000																			
61 Sam Freeman, L ERA: 5.54	0.0 1 1 0 0 0 0 0 0 0 0 0 0 2 3 ∞ ∞																			
30 Jason Motte, R ERA: 2.75	1.2 S 6 0 0 0 2 1 0 0 0 0 0 0 0 21 31 0.00 0.600																			
Batter	1	2	3	4	5	6	7	8	9	AB	R	H	RBI	BB	SO	LOB	BOTTOM			
19 Jon Jay, L OBP: 0.393, SLG: 0.417										2	2	1	0	0	0	0	New York Mets @ St. Louis Cardinals Busch Stadium, St. Louis, MO Mon Sep 03 2012, 1:18 PM - 4:26 PM CDT Att: 40,952 - Cloudy - 79 F livebaseballscorecards.com			
13 Matt Carpenter, L OBP: 0.367, SLG: 0.487										3	0	0	2	0	1	1				
7 Matt Holliday, R OBP: 0.380, SLG: 0.525										4	1	2	0	0	0	0				
21 Allen Craig, R OBP: 0.367, SLG: 0.556										4	0	2	1	0	0	0				
4 Yadier Molina, R OBP: 0.372, SLG: 0.504										4	0	1	1	0	0	2				
23 David Freese, R OBP: 0.369, SLG: 0.477										3	0	0	0	1	1	2				
55 Skip Schumaker, L OBP: 0.361, SLG: 0.407										3	1	2	1	0	0	0				
33 Daniel Descalso, L OBP: 0.290, SLG: 0.317										4	0	0	0	0	2	3				
58 Joe Kelly, R 44 Edward Mujica, R 41 Mitchell Boggs, R 61 Sam Freeman, R 30 Jason Motte, R 43 Shane Robinson, R										3	1	1	0	0	0	2		New York Mets @ St. Louis Cardinals Busch Stadium, St. Louis, MO Mon Sep 03 2012, 1:18 PM - 4:26 PM CDT Att: 40,952 - Cloudy - 79 F livebaseballscorecards.com		
Inning Stats	R: 1 E: 0 K: 0 S: 10	H: 1 LOB: 0 BB: 0 P: 15	R: 0 E: 1 K: 2 S: 13	H: 0 LOB: 1 BB: 0 P: 20	R: 2 E: 0 K: 0 S: 16	H: 4 LOB: 2 BB: 0 P: 20	R: 1 E: 0 K: 0 S: 10	H: 1 LOB: 0 BB: 0 P: 13	R: 0 E: 0 K: 0 S: 6	H: 0 LOB: 0 BB: 0 P: 9	R: 0 E: 1 K: 0 S: 9	H: 1 LOB: 2 BB: 0 P: 11	R: 1 E: 0 K: 1 S: 17	H: 2 LOB: 1 BB: 0 P: 22	R: 0 E: 0 K: 1 S: 10	H: 0 LOB: 1 BB: 1 P: 18			1B: 6 2B: 1 3B: 1 HR: 1	SF: 1 SAC: 2 DP: 1 HBP: 1
PITCHER	IP WLS BF H R ER SO BB IBB HBP BLK WP HR S P ERA WHIP																	PITCHER	IP WLS BF H R ER SO BB IBB HBP BLK WP HR S P ERA WHIP	
36 Collin McHugh, R ERA: 3.27	4.0 L 19 6 4 4 2 0 0 0 0 0 0 0 15 20 9.00 1.500																			
46 Manny Acosta, R ERA: 7.58	2.0 8 1 0 0 0 0 0 0 0 0 0 0 15 20 0.00 0.500																			
73 Robert Carson, L ERA: 4.91	0.1 2 0 1 1 1 0 0 1 0 0 0 0 11 15 27.00 0.000																			
39 Bobby Parnell, R ERA: 2.93	0.2 4 2 0 0 0 0 1 0 0 0 0 0 8 13 0.00 4.500																			
66 Josh Edgin, L ERA: 3.8	1.0 3 0 0 0 1 0 0 0 0 0 0 0 8 12 0.00 0.000																			
New York Cardinals																	New York Cardinals			

Batter	1	2	3	4	5	6	7	8	9	10	11	12	13	AB	R	H	RBI	BB	SO	LOB	TOP							
7 Nonchka Aoki, L OBP: 0.303, SLG: 0.415 53 Brandon Kintzler, R 59 John Axford, R	F7		G3-1		FC5-4 BB		FC4-2		F7			G6-3		5	0	0	0	1	0	2								
23 Rickie Weeks Jr., R OBP: 0.333, SLG: 0.391	G3-1			FC5-4 1B			K						F8	6	1	2	0	0	1	4								
8 Ryan Braun, R OBP: 0.387, SLG: 0.606	G6-3			FC5-4 1B				G5-3					HR	6	1	2	1	0	0	1								
1 Corey Hart, R OBP: 0.336, SLG: 0.511				K									K	6	1	2	0	0	3	3								
5 Taylor Green, L OBP: 0.280, SLG: 0.345	F7			G3			F8							6	0	1	1	0	0	3								
27 Carlos Gómez, R OBP: 0.299, SLG: 0.463	K			G4-3			F8						K2-3	6	1	1	0	0	3	3								
12 Martín Maldonado, R OBP: 0.330, SLG: 0.419	K													4	1	3	1	1	1	1								
14 Jeff Bianchi, R OBP: 0.261, SLG: 0.455				K										5	0	1	0	0	2	1								
40 Travis Green, R 44 Wade Barrett, L 45 Francisco Rodríguez, R 51 Joe Hanson, L 24 Mike Moustakas, L 40 José Valdez, R 50 Adam Lind, R 21 Logan Schafer, L				SH1-4										1	0	0	0	0	0	0								
Inning Stats	R: 0 E: 0 K: 0 S: 8	H: 0 LOB: 0 BB: 0 P: 11	R: 0 E: 0 K: 2 S: 12	H: 1 LOB: 1 BB: 0 P: 17	R: 0 E: 0 K: 1 S: 8	H: 0 LOB: 0 BB: 0 P: 13	R: 1 E: 0 K: 1 S: 15	H: 2 LOB: 1 BB: 0 P: 23	R: 0 E: 0 K: 1 S: 11	H: 1 LOB: 2 BB: 0 P: 17	R: 0 E: 0 K: 0 S: 4	H: 0 LOB: 0 BB: 0 P: 7	R: 1 E: 0 K: 1 S: 14	H: 2 LOB: 2 BB: 1 P: 25	R: 2 E: 1 K: 1 S: 9	H: 3 LOB: 1 BB: 0 P: 13	R: 0 E: 0 K: 1 S: 7	H: 0 LOB: 0 BB: 0 P: 10	R: 0 E: 0 K: 1 S: 12	H: 1 LOB: 1 BB: 0 P: 15	R: 0 E: 0 K: 0 S: 10	H: 0 LOB: 0 BB: 0 P: 14	R: 1 E: 0 K: 2 S: 15	H: 2 LOB: 1 BB: 0 P: 19	1B: 10 2B: 2 3B: 0 HR: 1	SF: 0 SAC: 0 DP: 0 HBP: 0	WP: 0 PB: 0 SB: 2 CS: 1	PA: 51
PITCHER	IP ERA: 2.81	WLS BF: 26	H R: 2	ER ER: 2	SO SO: 5	BB BB: 2	IBB IBB: 0	HBP HBP: 0	BLK BLK: 0	W/P W/P: 0	HR HR: 0	S S: 62	P P: 97	ERA ERA: 2.84	WHIP WHIP: 1.105													
26 Kyle Lohse, R	6.1	26	5	2	5	2	0	0	0	0	0	10	16	0.00	1.500													
44 Edward Mujica, R	7.1	3	1	0	1	0	0	0	0	0	0	10	16	0.00	1.500													
41 Mitchell Boggs, R	8.1	5	3	2	2	0	0	0	0	0	0	9	13	18.00	3.000													
30 Jason Motte, R	9.1	6	1	0	2	0	0	0	0	0	0	15	20	0.00	0.500													
59 Fernando Salas, R	11.1	3	1	0	1	0	0	0	0	0	0	12	15	0.00	1.000													

Milwaukee Brewers @ St. Louis Cardinals
 Busch Stadium, St. Louis, MO
 Fri Sep 07 2012, 9:36 PM - 2:05 AM CDT
 Att. 38,648 - Overcast - 70 F

AB	48
R	5
H	13
RBI	4
BB	2
SO	11
LOB	18



Batter	1	2	3	4	5	6	7	8	9	10	11	12	13	AB	R	H	RBI	BB	SO	LOB	BOTTOM				
19 Jon Jay, L OBP: 0.358, SLG: 0.421	13 2B 1B		FC4-6 1B		G6-3 1B		L4					L9		6	1	3	0	0	1	1					
13 Matt Carpenter, L OBP: 0.369, SLG: 0.479	G4-3 2B		FC4-6 1B		K			4 HR BB					3 BB BB	4	2	2	1	2	2	2					
3 Carlos Beltrán, S OBP: 0.333, SLG: 0.489	G4-3		FC4-6		G6-3			F9					21 G4-6-3 BB	5	0	0	0	1	1	6					
21 Allen Craig, R OBP: 0.302, SLG: 0.546	SF8							L8					G4-6-3 BB	5	0	1	1	0	2	5					
4 Yadier Molina, R OBP: 0.374, SLG: 0.508	G6-3				G6-3			K					L8	6	1	2	2	0	1	0					
23 David Freese, R OBP: 0.367, SLG: 0.472	G4-3				G6-3			L8					FC3-6 1B	4	0	0	0	0	1	0					
30 Jason Motte, R								K					FC3-6 1B	0	0	0	0	0	0	0					
59 Fernando Salas, R								K					FC3-6 1B	0	0	0	0	0	0	0					
8 Ryan Jackson, R OBP: 0.250, SLG: 0.182								K					FC3-6 1B	2	0	0	0	0	1	2					
55 Skip Schumaker, L 7 Matt Holiday, R 38 Pete Kozma, R 16 Ryan Ludwick, R 31 Lance Berkman, S 12 Lance Berkman, S 58 Joe Kelly, R														3	0	0	0	0	0	0					
Inning Stats	R: 2 E: 0 K: 0 S: 12	H: 2 LOB: 0 BB: 0 P: 21	R: 0 E: 0 K: 1 S: 6	H: 0 LOB: 0 BB: 0 P: 14	R: 0 E: 0 K: 1 S: 9	H: 0 LOB: 0 BB: 0 P: 18	R: 0 E: 0 K: 2 S: 12	H: 2 LOB: 2 BB: 0 P: 18	R: 0 E: 0 K: 0 S: 9	H: 1 LOB: 1 BB: 0 P: 18	R: 2 E: 0 K: 1 S: 13	H: 1 LOB: 0 BB: 1 P: 21	R: 0 E: 0 K: 3 S: 11	H: 2 LOB: 3 BB: 1 P: 27	R: 0 E: 0 K: 0 S: 7	H: 0 LOB: 1 BB: 2 P: 17	R: 0 E: 0 K: 1 S: 12	H: 0 LOB: 1 BB: 0 P: 21	1B: 8 2B: 1 3B: 0 HR: 1	SF: 0 SAC: 0 DP: 1 HBP: 0	WP: 1 PB: 1 SB: 2 CS: 0	PA: 53			
PITCHER	IP ERA: 3.76	WLS BF: 24	H R: 6	ER ER: 2	SO SO: 6	BB BB: 0	IBB IBB: 0	HBP HBP: 0	BLK BLK: 0	W/P W/P: 0	HR HR: 0	S S: 61	P P: 100	ERA ERA: 3.00	WHIP WHIP: 1.000										
49 Yovani Gallardo, R	7.1	24	6	2	6	0	0	0	0	0	0	16	27	0.00	3.000										
57 Francisco Rodríguez, R	7.1	10	4	1	0	0	0	0	0	0	0	7	17	0.00	2.000										
51 Jim Henderson, R	8.1	5	1	2	2	1	0	0	0	1	13	21	18.00	2.000											
26 Manny Parra, L	8.1	3	0	0	0	0	0	0	0	8	13	0.00	0.000												
40 Jose Veras, R	10.1	3	0	0	3	0	0	0	0	0	11	17	0.00	0.000											

Milwaukee Brewers @ St. Louis Cardinals
 Busch Stadium, St. Louis, MO
 Fri Sep 07 2012, 9:36 PM - 2:05 AM CDT
 Att. 38,648 - Overcast - 70 F

AB	47
R	4
H	10
RBI	4
BB	5
SO	12
LOB	24



Batter	1	2	3	4	5	6	7	8	9	AB	R	H	RBI	BB	SO	LOB	TOP		
7 Norichika Aoki, L OBP: 0.351, SLG: 0.411	F8			G4-3		P3		G6-3		4	0	0	0	1	0	1			
23 Rickie Weeks Jr., R OBP: 0.332, SLG: 0.395	K	G1-3		K				G6-3		5	1	1	1	0	2	3			
8 Ryan Braun, R OBP: 0.389, SLG: 0.605	G4-3									5	1	3	0	0	1	0			
16 Aramis Ramirez, R OBP: 0.364, SLG: 0.534										3	2	3	1	2	0	0			
1 Corey Hart, R OBP: 0.338, SLG: 0.511										4	1	2	1	1	0	2			
20 Jonathan Lucroy, R OBP: 0.377, SLG: 0.527										5	1	3	0	0	1	4			
27 Carlos Gómez, R OBP: 0.301, SLG: 0.464										4	0	2	2	0	1	6			
14 Jeff Bianchi, R OBP: 0.260, SLG: 0.426										3	0	0	0	1	0	8			
64 Mike Fiers, R ERA: 3.97										2	0	1	1	0	0	1			
61 Livan Hernández, R ERA: 4.94										2	0	1	1	0	0	0			
57 Francisco Rodríguez, R ERA: 4.94										2	0	1	1	0	0	0			
51 Jim Henderson, R ERA: 4.19										2	0	1	1	0	0	0			
59 Fernando Salas, R ERA: 4.01										2	0	1	1	0	0	0			
66 Victor Marte, R ERA: 4.98										2	0	1	1	0	0	0			
Inning Stats	R: 0 E: 0 K: 1 S: 6	H: 0 LOB: 0 BB: 0 P: 12	R: 2 E: 0 K: 0 S: 13	H: 3 LOB: 3 BB: 3 P: 27	R: 1 E: 0 K: 0 S: 10	H: 3 LOB: 2 BB: 0 P: 16	R: 0 E: 0 K: 1 S: 7	H: 0 LOB: 0 BB: 0 P: 11	R: 0 E: 1 K: 1 S: 9	H: 1 LOB: 1 BB: 0 P: 14	R: 1 E: 0 K: 2 S: 16	H: 3 LOB: 3 BB: 1 P: 24	R: 0 E: 0 K: 0 S: 7	H: 0 LOB: 0 BB: 0 P: 13	R: 2 E: 0 K: 2 S: 27	H: 4 LOB: 2 BB: 0 P: 39	1B: 12 2B: 1 3B: 0 HR: 2	SF: 0 SAC: 2 DP: 1 HBP: 0	WP: 0 PB: 0 CS: 1 PA: 45
PITCHER	IP WLS BF H R ER SO BB IBB HBP BLK WP HR S P ERA WHIP	IP WLS BF H R ER SO BB IBB HBP BLK WP HR S P ERA WHIP	IP WLS BF H R ER SO BB IBB HBP BLK WP HR S P ERA WHIP	IP WLS BF H R ER SO BB IBB HBP BLK WP HR S P ERA WHIP	IP WLS BF H R ER SO BB IBB HBP BLK WP HR S P ERA WHIP	IP WLS BF H R ER SO BB IBB HBP BLK WP HR S P ERA WHIP	IP WLS BF H R ER SO BB IBB HBP BLK WP HR S P ERA WHIP	IP WLS BF H R ER SO BB IBB HBP BLK WP HR S P ERA WHIP	IP WLS BF H R ER SO BB IBB HBP BLK WP HR S P ERA WHIP	IP WLS BF H R ER SO BB IBB HBP BLK WP HR S P ERA WHIP	IP WLS BF H R ER SO BB IBB HBP BLK WP HR S P ERA WHIP	IP WLS BF H R ER SO BB IBB HBP BLK WP HR S P ERA WHIP	IP WLS BF H R ER SO BB IBB HBP BLK WP HR S P ERA WHIP	IP WLS BF H R ER SO BB IBB HBP BLK WP HR S P ERA WHIP	IP WLS BF H R ER SO BB IBB HBP BLK WP HR S P ERA WHIP	IP WLS BF H R ER SO BB IBB HBP BLK WP HR S P ERA WHIP	IP WLS BF H R ER SO BB IBB HBP BLK WP HR S P ERA WHIP	IP WLS BF H R ER SO BB IBB HBP BLK WP HR S P ERA WHIP	IP WLS BF H R ER SO BB IBB HBP BLK WP HR S P ERA WHIP

Milwaukee Brewers @ St. Louis Cardinals
 Busch Stadium, St. Louis, MO
 Sat Sep 08 2012, 6:15 PM - 9:47 PM CDT
 Att. 40,422 - Clear - 73 F

AB 38
 R 6
 H 15
 RBI 6
 BB 5
 SO 7
 LOB 27



Batter	1	2	3	4	5	6	7	8	9	AB	R	H	RBI	BB	SO	LOB	BOTTOM				
19 Jon Jay, L OBP: 0.396, SLG: 0.417	G3-1		G5-3							5	0	1	0	0	1	1					
13 Matt Carpenter, L OBP: 0.370, SLG: 0.479	F7									2	0	1	0	0	0	0					
56 Adron Chambers, L (3, PR) OBP: 0.348, SLG: 0.366										2	0	1	1	1	0	1					
7 Matt Holliday, R OBP: 0.379, SLG: 0.518										3	0	0	0	2	2	3					
21 Allen Craig, R OBP: 0.362, SLG: 0.545	L5									4	0	1	0	1	1	3					
4 Yadier Molina, R OBP: 0.373, SLG: 0.505										3	1	0	0	1	1	6					
23 David Freese, R OBP: 0.388, SLG: 0.476										3	1	2	0	0	0	0					
38 Pete Kozma, R OBP: 0.286, SLG: 0.429										1	0	1	0	0	0	0					
55 Skip Schumaker, L OBP: 0.346, SLG: 0.589										3	0	0	1	0	1	2					
33 Daniel Descalso, L OBP: 0.301, SLG: 0.323										4	0	1	1	0	1	1					
35 Jake Westbrook, R ERA: 3.05										1	0	0	0	0	0	1					
8 Ryan Jackson, R ERA: 3.05										1	0	0	0	0	0	0					
64 Trevor Rosenthal, R ERA: 5.18										1	0	0	0	0	0	0					
57 Francisco Rodríguez, R ERA: 4.94										1	0	0	0	0	0	0					
51 Jim Henderson, R ERA: 4.19										1	0	0	0	0	0	0					
59 Fernando Salas, R ERA: 4.01										1	0	0	0	0	0	0					
66 Victor Marte, R ERA: 4.98										1	0	0	0	0	0	0					
Inning Stats	R: 0 E: 0 K: 0 S: 9	H: 0 LOB: 1 BB: 1 P: 18	R: 1 E: 0 K: 3 S: 17	H: 2 LOB: 1 BB: 0 P: 23	R: 0 E: 0 K: 1 S: 14	H: 2 LOB: 3 BB: 0 P: 18	R: 0 E: 0 K: 0 S: 7	H: 0 LOB: 0 BB: 0 P: 10	R: 0 E: 0 K: 1 S: 15	H: 1 LOB: 3 BB: 2 P: 27	R: 0 E: 0 K: 0 S: 8	H: 1 LOB: 1 BB: 0 P: 14	R: 1 E: 0 K: 2 S: 11	H: 2 LOB: 1 BB: 0 P: 17	R: 1 E: 0 K: 1 S: 11	H: 1 LOB: 1 BB: 1 P: 20	R: 0 E: 0 K: 1 S: 11	H: 0 LOB: 1 BB: 1 P: 20	1B: 5 2B: 3 3B: 1 HR: 0	SF: 1 SAC: 0 DP: 1 HBP: 0	WP: 0 PB: 0 CS: 0 PA: 40
PITCHER	IP WLS BF H R ER SO BB IBB HBP BLK WP HR S P ERA WHIP	IP WLS BF H R ER SO BB IBB HBP BLK WP HR S P ERA WHIP	IP WLS BF H R ER SO BB IBB HBP BLK WP HR S P ERA WHIP	IP WLS BF H R ER SO BB IBB HBP BLK WP HR S P ERA WHIP	IP WLS BF H R ER SO BB IBB HBP BLK WP HR S P ERA WHIP	IP WLS BF H R ER SO BB IBB HBP BLK WP HR S P ERA WHIP	IP WLS BF H R ER SO BB IBB HBP BLK WP HR S P ERA WHIP	IP WLS BF H R ER SO BB IBB HBP BLK WP HR S P ERA WHIP	IP WLS BF H R ER SO BB IBB HBP BLK WP HR S P ERA WHIP	IP WLS BF H R ER SO BB IBB HBP BLK WP HR S P ERA WHIP	IP WLS BF H R ER SO BB IBB HBP BLK WP HR S P ERA WHIP	IP WLS BF H R ER SO BB IBB HBP BLK WP HR S P ERA WHIP	IP WLS BF H R ER SO BB IBB HBP BLK WP HR S P ERA WHIP	IP WLS BF H R ER SO BB IBB HBP BLK WP HR S P ERA WHIP	IP WLS BF H R ER SO BB IBB HBP BLK WP HR S P ERA WHIP	IP WLS BF H R ER SO BB IBB HBP BLK WP HR S P ERA WHIP	IP WLS BF H R ER SO BB IBB HBP BLK WP HR S P ERA WHIP	IP WLS BF H R ER SO BB IBB HBP BLK WP HR S P ERA WHIP	IP WLS BF H R ER SO BB IBB HBP BLK WP HR S P ERA WHIP		

Milwaukee Brewers @ St. Louis Cardinals
 Busch Stadium, St. Louis, MO
 Sat Sep 08 2012, 6:15 PM - 9:47 PM CDT
 Att. 40,422 - Clear - 73 F

AB 34
 R 3
 H 9
 RBI 3
 BB 5
 SO 9
 LOB 19



Batter	1	2	3	4	5	6	7	8	9	AB	R	H	RBI	BB	SO	LOB	TOP					
19 Jon Jay, L OBP: 0.393, SLG: 0.414	G4-3		K		G6-3		K		K	5	0	0	0	0	3	3						
3 Carlos Beltrán, S OBP: 0.333, SLG: 0.492	G1-3		K				K		G4-3	4	0	1	0	0	2	0						
16 Bryan Anderson, L OBP: 0.333, SLG: 0.500	G1-3		K						G4-3	1	0	0	0	0	0	1						
7 Matt Holliday, R OBP: 0.379, SLG: 0.524	G4-3						G6-4-3			4	1	2	0	0	0	3						
21 Allen Craig, R OBP: 0.359, SLG: 0.538		F8	FC6-4						K	4	0	1	1	0	1	1						
4 Yadier Molina, R OBP: 0.372, SLG: 0.501					P4				G2-3	3	0	0	0	1	1	1						
23 David Freese, R OBP: 0.371, SLG: 0.476		E7			K					2	1	1	0	0	1	0						
33 Daniel Descalso, L OBP: 0.297, SLG: 0.318		FC3-2			F8		G4-3		F8	4	1	0	0	0	0	5						
38 Pete Kozma, R OBP: 0.455, SLG: 0.818					G3					4	0	3	2	0	0	0						
54 Jaime García, L OBP: 0.281, SLG: 0.320					G4-3					1	0	0	0	0	0	1						
40 Shelby Miller, R OBP: 0.281, SLG: 0.320					G4-3					1	0	0	0	0	0	0						
55 Skip Schumaker, L OBP: 0.281, SLG: 0.320					G4-3					0	0	0	0	0	0	0						
60 Steven Hill, R OBP: 0.281, SLG: 0.320					G4-3					1	0	1	0	0	0	0						
59 Fernando Salas, R OBP: 0.281, SLG: 0.320					G4-3					0	0	0	0	0	0	0						
66 Victor Marte, R OBP: 0.281, SLG: 0.320					G4-3					0	0	0	0	0	0	0						
61 Sam Freeman, R OBP: 0.281, SLG: 0.320					G4-3					0	0	0	0	0	0	0						
56 Adron Chambers, L OBP: 0.281, SLG: 0.320					G4-3					1	0	0	0	0	0	1						
Inning Stats	R: 0 E: 0 K: 0 S: 9	H: 0 LOB: 0 BB: 0 P: 16	R: 2 E: 1 K: 1 S: 16	H: 2 LOB: 1 BB: 1 P: 26	R: 0 E: 0 K: 2 S: 14	H: 1 LOB: 1 BB: 0 P: 21	R: 0 E: 0 K: 1 S: 8	H: 0 LOB: 0 BB: 0 P: 13	R: 0 E: 0 K: 0 S: 10	H: 0 LOB: 0 BB: 0 P: 16	R: 1 E: 0 K: 2 S: 13	H: 2 LOB: 2 BB: 0 P: 21	R: 0 E: 0 K: 1 S: 14	H: 3 LOB: 2 BB: 0 P: 23	R: 0 E: 0 K: 1 S: 9	H: 0 LOB: 1 BB: 0 P: 14	R: 0 E: 0 K: 2 S: 13	H: 1 LOB: 1 BB: 0 P: 16	1B: 6 2B: 2 3B: 1 HR: 0	SF: 0 SAC: 0 DP: 1 HBP: 2	WP: 0 PB: 0 SB: 0 CS: 0	PA: 38
PITCHER	IP WLS BF H R ER SO BB IBB HBP BLK WP HR S P ERA WHIP																					
53 Eric Stults, L ERA: 2.56	5.1 W 22 5 3 3 5 1 0 0 0 0 0 0 64 104 5.06 1.125																					
50 Nick Vincent, R ERA: 1.93	0.2 H 4 1 0 0 1 0 0 0 1 0 0 0 9 15 0.00 1.500																					
54 Joe Thatcher, L ERA: 3.49	0.1 H 2 1 0 0 1 0 0 0 0 0 0 0 6 10 0.00 3.000																					
55 Dale Thayer, R ERA: 4.01	0.2 H 2 1 0 0 0 0 0 0 0 0 0 0 5 7 0.00 1.500																					
61 Cory Burns, R ERA: 3.46	2.0 8 1 0 0 3 0 0 0 1 0 0 0 22 30 0.00 0.500																					

St. Louis Cardinals @ San Diego Padres
Petco Park, San Diego, CA
Mon Sep 10 2012, 7:08 PM - 10:28 PM PDT
Att: 18,081 - Partly Cloudy - 72 F

AB	35
R	3
H	9
RBI	3
BB	1
SO	10
LOB	16



Batter	1	2	3	4	5	6	7	8	9	AB	R	H	RBI	BB	SO	LOB	BOTTOM			
13 Chris Denorfia, R OBP: 0.360, SLG: 0.467	G4-3				G6-3		E5			6	2	4	2	0	0	0				
11 Logan Forsythe, R OBP: 0.362, SLG: 0.402							K		K	6	0	3	1	0	3	4				
7 Chase Headley, S OBP: 0.368, SLG: 0.485					G3		F7		G4-6-3	4	0	0	0	2	0	5				
18 Carlos Quentin, R OBP: 0.370, SLG: 0.509										1	0	0	0	1	0	0				
15 Jesus Guzman, R OBP: 0.320, SLG: 0.411										2	1	1	1	0	0	1				
55 Dale Thayer, R OBP: 0.324, SLG: 0.333										0	0	0	0	1	0	0				
14 Mark Kotsay, L OBP: 0.324, SLG: 0.333										0	0	0	0	1	0	0				
61 Cory Burns, R OBP: 0.324, SLG: 0.333										0	0	0	0	0	0	0				
12 Yasmani Grandal, S OBP: 0.373, SLG: 0.478										2	1	0	0	3	2	6				
23 Yonder Alonso, L OBP: 0.341, SLG: 0.381										5	1	2	1	0	3	6				
24 Cameron Maybin, R OBP: 0.312, SLG: 0.347										4	3	3	2	1	0	2				
2 Everth Cabrera, S OBP: 0.321, SLG: 0.327										4	2	3	0	0	0	0				
53 Eric Stults, L OBP: 0.304, SLG: 0.391										3	0	0	0	0	2	3				
50 Nick Vincent, R ERA: 1.93										0	0	0	0	0	0	0				
54 Joe Thatcher, L ERA: 3.49										0	0	0	0	0	0	0				
25 Will Venable, L OBP: 0.339, SLG: 0.442										2	1	1	3	0	0	0				
Inning Stats	R: 0 E: 0 K: 2 S: 11	H: 1 LOB: 3 BB: 2 P: 24	R: 2 E: 0 K: 0 S: 11	H: 4 LOB: 1 BB: 0 P: 13	R: 2 E: 0 K: 2 S: 13	H: 2 LOB: 1 BB: 1 P: 23	R: 2 E: 0 K: 1 S: 15	H: 3 LOB: 2 BB: 1 P: 24	R: 0 E: 0 K: 1 S: 9	H: 0 LOB: 0 BB: 0 P: 12	R: 0 E: 0 K: 1 S: 12	H: 1 LOB: 2 BB: 1 P: 23	R: 2 E: 0 K: 2 S: 16	H: 2 LOB: 3 BB: 2 P: 32	R: 3 E: 0 K: 1 S: 16	H: 4 LOB: 1 BB: 1 P: 27	1B: 11 2B: 4 3B: 1 HR: 1	SF: 0 SAC: 1 DP: 2 HBP: 0	WP: 2 PB: 0 SB: 0 CS: 0	PA: 48
PITCHER	IP WLS BF H R ER SO BB IBB HBP BLK WP HR S P ERA WHIP																			
54 Jaime García, L ERA: 4.41	3.0 L 18 7 4 4 4 4 3 0 0 0 0 0 36 59 6.00 2.000																			
40 Shelby Miller, R ERA: 3.6	3.0 15 4 2 2 3 2 0 0 0 0 0 0 36 59 6.00 2.000																			
59 Fernando Salas, R ERA: 4.3	0.2 7 2 2 2 1 2 0 0 0 0 0 0 13 28 27.00 6.000																			
66 Victor Marte, R ERA: 5.08	0.1 3 1 2 2 1 1 0 0 0 0 0 0 7 14 54.00 6.000																			
61 Sam Freeman, L ERA: 5.06	1.0 5 3 1 1 1 0 0 0 0 0 0 0 12 17 9.00 3.000																			

St. Louis Cardinals @ San Diego Padres
Petco Park, San Diego, CA
Mon Sep 10 2012, 7:08 PM - 10:28 PM PDT
Att: 18,081 - Partly Cloudy - 72 F


AB	39
R	11
H	17
RBI	10
BB	8
SO	10
LOB	27



Batter	1	2	3	4	5	6	7	8	9	AB	R	H	RBI	BB	SO	LOB	TOP					
19 Jon Jay, L OBP: 0.391, SLG: 0.411	F8		E6	G6-3				K		5	1	1	1	0	1	2						
3 Carlos Beltrán, S OBP: 0.332, SLG: 0.488	L9		F7		G3	P2				4	0	0	0	1	0	3						
7 Matt Holliday, R OBP: 0.379, SLG: 0.522	K					F8		G2-3		4	0	1	0	1	1	4						
21 Allen Craig, R OBP: 0.362, SLG: 0.536										3	1	1	0	2	0	2						
4 Yadier Molina, R OBP: 0.370, SLG: 0.498										5	0	1	0	0	1	4						
23 David Freese, R OBP: 0.372, SLG: 0.480										4	1	1	1	1	1	5						
55 Skip Schumaker, L OBP: 0.353, SLG: 0.392										2	1	1	1	3	0	2						
38 Pete Kozma, R OBP: 0.400, SLG: 0.667										4	0	1	0	0	1	4						
13 Matt Carpenter, L OBP: 0.369, SLG: 0.479										1	0	0	0	0	1	1						
50 Adam Wainwright, R OBP: 0.180, SLG: 0.224										3	0	0	0	0	2	3						
64 Trevor Rosenthal, R OBP: 0.310, SLG: 0.344										0	0	0	0	0	0	0						
43 Shane Robinson, R OBP: 0.310, SLG: 0.344										1	0	0	0	0	0	0						
44 Edward Mujica, R										0	0	0	0	0	0	0						
Inning Stats	R: 0 E: 0 K: 1 S: 8	H: 0 LOB: 0 BB: 0 P: 12	R: 1 E: 0 K: 0 S: 9	H: 2 LOB: 1 BB: 1 P: 16	R: 1 E: 2 K: 0 S: 15	H: 0 LOB: 3 BB: 2 P: 27	R: 0 E: 0 K: 2 S: 9	H: 0 LOB: 2 BB: 1 P: 16	R: 0 E: 0 K: 1 S: 14	H: 1 LOB: 2 BB: 1 P: 22	R: 1 E: 0 K: 1 S: 16	H: 2 LOB: 2 BB: 1 P: 29	R: 1 E: 0 K: 0 S: 14	H: 1 LOB: 1 BB: 1 P: 23	R: 0 E: 1 K: 1 S: 10	H: 0 LOB: 2 BB: 0 P: 16	R: 0 E: 0 K: 1 S: 13	H: 1 LOB: 1 BB: 0 P: 19	1B: 6 2B: 0 3B: 0 HR: 1	SF: 0 SAC: 0 DP: 1 HBP: 0	WP: 0 PB: 0 SB: 1 CS: 0	PA: 44
PITCHER	IP WLS BF H R ER SO BB IBB HBP BLK WP HR S P ERA WHIP																					
37 Edinson Volquez, R ERA: 4.24	5.1 W 27 4 3 2 6 6 0 0 0 0 0 0 63 108 3.38 1.875																					
54 Joe Thatcher, L ERA: 3.49	0.0 1 1 0 0 0 0 0 0 0 0 0 0 4 5 ∞ ∞																					
58 Brad Brach, R ERA: 4.14	1.2 H 7 1 1 0 0 1 0 0 0 0 0 1 18 32 5.40 1.200																					
40 Tommy Layne, L ERA: 1.84	0.1 H 2 0 0 0 1 0 0 0 0 0 0 0 6 8 0.00 0.000																					
57 Luke Gregerson, R ERA: 2.32	1.2 S 7 1 0 0 1 1 0 0 0 0 0 0 17 27 0.00 1.200																					

St. Louis Cardinals @ San Diego Padres
Petco Park, San Diego, CA
Tue Sep 11 2012, 7:09 PM - 10:20 PM PDT
Att: 29,887 - Cloudy - 69 F


AB 36
R 4
H 7
RBI 3
BB 8
SO 8
LOB 30



Batter	1	2	3	4	5	6	7	8	9	AB	R	H	RBI	BB	SO	LOB	BOTTOM			
2 Everth Cabrera, S OBP: 0.323, SLG: 0.327				B2-3	G5-3					3	0	1	0	1	0	0				
25 Will Venable, L OBP: 0.336, SLG: 0.437				E6	G3-1					4	1	0	0	0	2	2				
57 Luke Gregerson, L										0	0	0	0	0	0	0				
7 Chase Headley, S OBP: 0.367, SLG: 0.483	G3									4	1	1	0	0	2	1				
12 Yasmani Grandal, S OBP: 0.376, SLG: 0.479										4	1	2	0	0	2	0				
23 Yonder Alonso, L OBP: 0.346, SLG: 0.384										1	1	1	1	3	0	0				
11 Logan Forsythe, R OBP: 0.361, SLG: 0.404										4	1	1	2	0	0	4				
24 Cameron Maybin, R OBP: 0.311, SLG: 0.347										4	1	1	1	0	1	4				
5 Alexi Amarista, L OBP: 0.296, SLG: 0.411										4	0	1	2	0	0	3				
37 Edinson Volquez, R OBP: 0.096, SLG: 0.098										2	0	0	0	0	2	1				
54 Joe Thatcher, L										0	0	0	0	0	0	0				
58 Brad Brach, R										0	0	0	0	0	0	0				
15 Jesus Guzman, R OBP: 0.319, SLG: 0.416										1	0	0	0	0	1	0				
40 Tommy Layne, L										0	0	0	0	0	0	0				
13 Chris Denorfia, R OBP: 0.306, SLG: 0.467										0	0	0	0	0	0	0				
Inning Stats	R: 0 E: 0 K: 1 S: 6	H: 0 LOB: 0 BB: 1 P: 13	R: 0 E: 0 K: 1 S: 5	H: 0 LOB: 0 BB: 1 P: 12	R: 0 E: 0 K: 2 S: 10	H: 0 LOB: 0 BB: 0 P: 13	R: 5 E: 1 K: 1 S: 20	H: 4 LOB: 1 BB: 1 P: 32	R: 0 E: 0 K: 1 S: 7	H: 0 LOB: 0 BB: 0 P: 11	R: 0 E: 0 K: 0 S: 8	H: 1 LOB: 2 BB: 1 P: 13	R: 0 E: 0 K: 3 S: 12	H: 1 LOB: 1 BB: 0 P: 20	R: 1 E: 0 K: 1 S: 11	H: 2 LOB: 1 BB: 0 P: 13	1B: 5 2B: 2 3B: 1 HR: 0	SF: 0 SAC: 0 DP: 1 HBP: 0	WP: 0 PB: 0 SB: 1 CS: 1	PA: 35
PITCHER	IP WLS BF H R ER SO BB IBB HBP BLK WP HR S P ERA WHIP																			
50 Adam Wainwright, R ERA: 4.01	6.0 L 26 5 5 2 6 4 0 0 0 0 0 0 12 20 3.00 1.500																			
64 Trevor Rosenthal, R ERA: 3.29	1.0 4 1 0 0 3 0 0 0 0 0 0 0 12 20 0.00 1.000																			
44 Edward Mujica, R ERA: 3.16	1.0 5 2 1 1 1 0 0 0 0 0 0 0 11 13 9.00 2.000																			

St. Louis Cardinals @ San Diego Padres
Petco Park, San Diego, CA
Tue Sep 11 2012, 7:09 PM - 10:20 PM PDT
Att: 29,887 - Cloudy - 69 F

AB 31
R 6
H 8
RBI 6
BB 4
SO 10
LOB 15

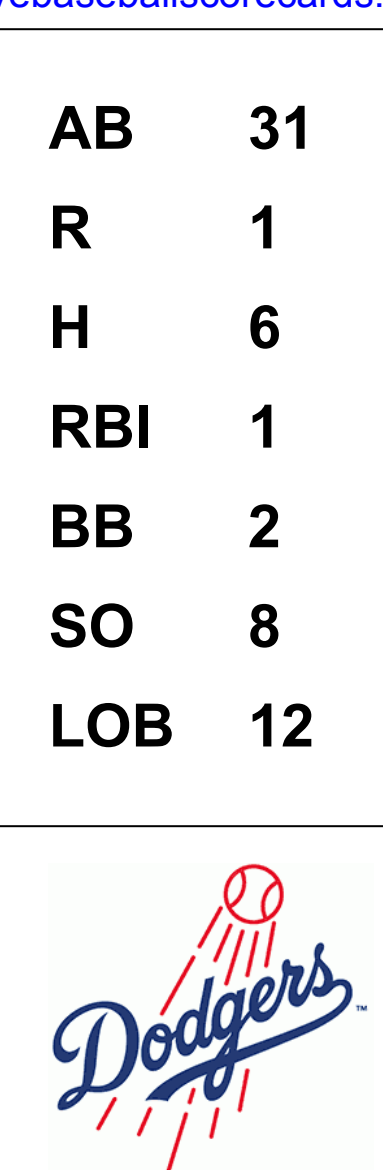


Batter	1	2	3	4	5	6	7	8	9	AB	R	H	RBI	BB	SO	LOB	TOP								
19 Jon Jay, L (1.8) OBP: 0.397, SLG: 0.405	G3		G1-3		G3		B1		G6-3 BB	4	0	0	0	1	0	1	St. Louis Cardinals @ Los Angeles Dodgers Dodger Stadium, Los Angeles, CA Thu Sep 13 2012, 7:12 PM - 10:16 PM PDT Att. 43,309 - Clear - 80 F								
13 Matt Carpenter, L (1.5) OBP: 0.366, SLG: 0.466	G4-3		K		K		21 1B		G6-3	5	0	1	0	0	2	1									
7 Matt Holliday, R (1.7) OBP: 0.375, SLG: 0.514	F8		G6-3		K		L8		G4-6-3 IBB	4	0	0	0	1	1	2									
21 Allen Craig, R (1.3) OBP: 0.362, SLG: 0.537	G4-3				F7		4 1B		G4-6-3	5	0	2	1	0	0	2									
4 Yadier Molina, R (1.2) OBP: 0.371, SLG: 0.497	3 1B		55 1B		55 1B		3 1B		G1-3	4	1	3	0	0	0	2									
3 Carlos Beltrán, S (1.9) OBP: 0.338, SLG: 0.492	55 1B		55 1B		55 1B		55 FC3-6		33 F8	2	0	2	0	2	0	0									
55 Skip Schumaker, L (1.4) OBP: 0.354, SLG: 0.392	1B		1B		1B		IBB		F7	4	0	2	1	0	0	3									
33 Daniel Descalso, L (1.6) OBP: 0.294, SLG: 0.312	F5		K		K		F7		F8	4	0	0	0	0	1	8									
31 Lance Lynn, S (1.1) ERA: 4.94	K		K		K		13 1B		G6-3	2	0	0	0	0	2	5									
43 Shane Robinson, R (7.0) OBP: 0.314, SLG: 0.342										0	1	0	0	1	0	0									
44 Edward Mujica, R (7.1) ERA: 2.35										0	0	0	0	0	0	0									
23 David Freese, R (8.0) ERA: 2.78										0	0	0	0	0	0	1									
41 Mitchell Boggs, R (8.1) ERA: 3.46										0	0	0	0	0	0	0									
30 Jason Motte, R (8.1) ERA: 3.46										0	0	0	0	0	0	0									
Inning Stats	R: 0 E: 0 K: 0 S: 8	H: 0 LOB: 0 BB: 0 P: 14	R: 1 E: 0 K: 1 S: 16	H: 3 LOB: 2 BB: 0 P: 25	R: 0 E: 0 K: 1 S: 7	H: 0 LOB: 0 BB: 0 P: 12	R: 0 E: 0 K: 2 S: 13	H: 2 LOB: 3 BB: 1 P: 24	R: 0 E: 0 K: 2 S: 8	H: 0 LOB: 0 BB: 0 P: 11	R: 0 E: 0 K: 0 S: 12	H: 2 LOB: 2 BB: 1 P: 22	R: 1 E: 0 K: 0 S: 12	H: 2 LOB: 2 BB: 1 P: 18	R: 0 E: 0 K: 0 S: 10	H: 1 LOB: 1 BB: 0 P: 16	R: 0 E: 0 K: 0 S: 5	H: 0 LOB: 1 BB: 2 P: 15	1B: 8 2B: 2 3B: 0 HR: 0	SF: 0 SAC: 0 DP: 1 HBP: 0	WP: 1 PB: 0 SB: 0 CS: 0	PA: 40			
PITCHER	IP	WLS	BF	H	R	ER	SO	BB	IBB	HBP	BLK	WP	HR	S	P	ERA	WHIP								
61 Josh Beckett, R (1.1) ERA: 4.94	5.1		24	7	1	1	6	1	1	0	0	1	0	58	98	1.69	1.500								
75 Paco Rodríguez, L (6.1) ERA: 5.4	1.0	L	5	1	1	1	0	1	0	0	0	0	0	12	21	9.00	2.000								
51 Ronald Belisario, R (7.1) ERA: 2.35	1.2		7	2	0	0	0	0	0	0	0	0	0	16	23	0.00	1.200								
50 Randy Choate, L (9.1) ERA: 2.78	0.1		3	0	0	0	0	1	1	0	0	0	0	3	11	0.00	3.000								
31 Brandon League, R (9.1) ERA: 3.46	0.2		1	0	0	0	0	0	0	0	0	0	0	2	4	0.00	0.000								

AB	35
R	2
H	10
RBI	2
BB	5
SO	6
LOB	25



Batter	1	2	3	4	5	6	7	8	9	AB	R	H	RBI	BB	SO	LOB	BOTTOM								
14 Mark Ellis, R (1.4) OBP: 0.348, SLG: 0.366	G5-4-3 27 BB 23 2B		G5-3		G5-3		K		G6-3	4	1	1	0	0	1	0	St. Louis Cardinals @ Los Angeles Dodgers Dodger Stadium, Los Angeles, CA Thu Sep 13 2012, 7:12 PM - 10:16 PM PDT Att. 43,309 - Clear - 80 F								
16 Andre Ethier, L (1.9) OBP: 0.356, SLG: 0.463	27 BB		G4-3		G4-3		27 FC5-4		F8	3	0	1	0	1	0	0									
27 Matt Kemp, R (1.8) OBP: 0.379, SLG: 0.541	G5-4-3				23 CS		FC5-4		G5-3	4	0	1	0	0	0	3									
23 Adrián González, L (1.3) OBP: 0.337, SLG: 0.456	2B		K		K		BB		P5	3	0	1	1	1	1	1									
13 Hanley Ramirez, R (1.6) OBP: 0.320, SLG: 0.449	K		K		K		F8		2B	4	0	1	0	0	2	3									
8 Shane Victorino, S (1.7) OBP: 0.320, SLG: 0.380	B5-3				1B		K		F7	4	0	1	0	0	1	1									
47 Luis Alfonso Cruz, R (1.5) OBP: 0.332, SLG: 0.437	G5-3						E5			3	0	0	0	0	1	1									
9 Dee Strange-Gordon, L (7.0) OBP: 0.290, SLG: 0.282	G5-3						17 CS			0	0	0	0	0	0	0									
7 Nick Punto, S (8.5) OBP: 0.301, SLG: 0.259	K						G4-3			3	0	0	0	0	1	2									
17 A.J. Ellis, R (1.2) OBP: 0.380, SLG: 0.414	K						G4-3			2	0	0	0	0	0	0									
61 Josh Beckett, R (1.1) ERA: 3.95										2	0	0	0	0	1	1									
75 Paco Rodríguez, L (6.1) ERA: 5.4										0	0	0	0	0	0	0									
51 Ronald Belisario, R (7.1) ERA: 2.35										0	0	0	0	0	0	0									
12 Bobby Abreu, L (8.0) ERA: 3.1										1	0	0	0	0	0	0									
50 Randy Choate, L (9.1) ERA: 2.78										0	0	0	0	0	0	0									
31 Brandon League, R (9.1) ERA: 3.46										0	0	0	0	0	0	0									
Inning Stats	R: 1 E: 0 K: 1 S: 11	H: 2 LOB: 1 BB: 1 P: 17	R: 0 E: 0 K: 1 S: 6	H: 0 LOB: 0 BB: 0 P: 7	R: 0 E: 0 K: 0 S: 9	H: 0 LOB: 0 BB: 0 P: 13	R: 0 E: 0 K: 2 S: 7	H: 1 LOB: 0 BB: 0 P: 10	R: 0 E: 0 K: 2 S: 12	H: 1 LOB: 1 BB: 0 P: 16	R: 0 E: 0 K: 1 S: 10	H: 1 LOB: 2 BB: 1 P: 19	R: 0 E: 1 K: 1 S: 8	H: 0 LOB: 1 BB: 0 P: 11	R: 0 E: 0 K: 0 S: 4	H: 0 LOB: 0 BB: 0 P: 7	R: 0 E: 0 K: 0 S: 9	H: 1 LOB: 1 BB: 0 P: 16	1B: 4 2B: 3 3B: 0 HR: 0	SF: 0 SAC: 0 DP: 2 HBP: 0	WP: 0 PB: 0 SB: 0 CS: 2	PA: 33			
PITCHER	IP	WLS	BF	H	R	ER	SO	BB	IBB	HBP	BLK	WP	HR	S	P	ERA	WHIP								
31 Lance Lynn, R (1.1) ERA: 3.95	6.0		23	5	1	1	7	2	0	0	0	0	0	55	82	1.50	1.167								
44 Edward Mujica, R (7.1) ERA: 3.1	1.0	H	3	0	0	0	1	0	0	0	0	0	0	8	11	0.00	0.000								
41 Mitchell Boggs, R (8.1) ERA: 2.35	1.0	H	3	0	0	0	0	0	0	0	0	0	0	4	7	0.00	0.000								
30 Jason Motte, R (9.1) ERA: 2.86	1.0	S	4	1	0	0	0	0	0	0	0	0	0	9	16	0.00	1.000								



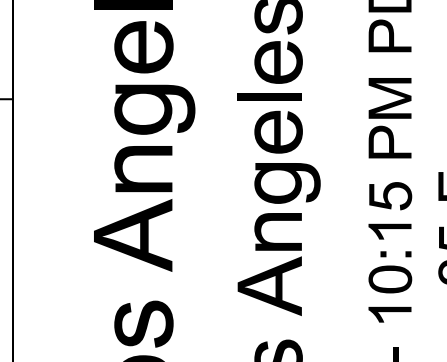
Batter	1	2	3	4	5	6	7	8	9	AB	R	H	RBI	BB	SO	LOB	TOP																				
19 Jon Jay, L OBP: 0.384, SLG: 0.401	G1-3		G1-3		G4-3		G4-3			4	0	0	0	0	0	0	St. Louis Cardinals @ Los Angeles Dodgers Dodger Stadium, Los Angeles, CA Fri Sep 14 2012, 7:11 PM - 10:15 PM PDT Att: 40,167 - Clear - 85 F																				
3 Carlos Beltrán, S OBP: 0.341, SLG: 0.496	F9		7 HR		7 G4-3			21 G4-6-3		4	1	3	0	0	0	0																					
7 Matt Holliday, R OBP: 0.374, SLG: 0.517	G1-3		1-H HR		G4-3			K		4	1	1	2	0	1	2																					
21 Allen Craig, R OBP: 0.361, SLG: 0.534		F8			G6-3			G4-6-3		4	0	1	0	0	0	2																					
4 Yadier Molina, R OBP: 0.374, SLG: 0.504		HR			L7			23 G4-6-3		3	2	2	1	1	0	1																					
23 David Freese, R OBP: 0.365, SLG: 0.471		HR			G4-3			G4-6-3		4	0	0	0	0	0	2																					
13 Matt Carpenter, L 64 Trevor Rosenthal, R 44 Edward Mujica, R 61 Sam Freeman, R 61 Victor Marte, R 34 Marc Rzepczynski, L 59 Fernando Salas, R 55 Skip Schumaker, L					G1-6-3			F7		3	1	1	1	0	0	0																					
38 Pete Kozma, R 56 Adron Chambers, L					K			L8		3	0	1	0	0	1	0																					
58 Joe Kelly, R 33 Daniel Descalso, L					G4-3			G3		2	0	0	0	0	1	1																					
					K					1	0	0	0	0	0	0																					
Inning Stats	R: 0 E: 0 K: 0 S: 9	H: 0 LOB: 0 BB: 0 P: 14	R: 2 E: 0 K: 1 S: 13	H: 2 LOB: 0 BB: 0 P: 23	R: 2 E: 0 K: 0 S: 16	H: 3 LOB: 1 BB: 0 P: 24	R: 0 E: 0 K: 1 S: 11	H: 1 LOB: 1 BB: 0 P: 17	R: 0 E: 0 K: 0 S: 7	H: 0 LOB: 0 BB: 0 P: 9	R: 0 E: 0 K: 0 S: 13	H: 0 LOB: 0 BB: 0 P: 19	R: 0 E: 0 K: 1 S: 8	H: 1 LOB: 0 BB: 0 P: 13	R: 1 E: 0 K: 0 S: 8	H: 1 LOB: 0 BB: 0 P: 12	1B: 5 2B: 1 3B: 0 HR: 3	SF: 0 SAC: 0 DP: 2 HBP: 0	WP: 0 PB: 0 SB: 0 CS: 0	PA: 35																	
PITCHER	IP	WLS	BF	H	R	ER	SO	BB	IBB	HBP	BLK	WP	HR	S	P	ERA	WHIP	PITCHER		IP	WLS	BF	H	R	ER	SO	BB	IBB	HBP	BLK	WP	HR	S	P	ERA	WHIP	
35 Chris Capuano, L ERA: 3.7	4.1		20	7	4	4	2	0	0	0	0	0	0	3	52	82	8.31	1.615	31 Brandon League, R ERA: 3.57		1.0		4	1	1	1	0	0	0	0	0	0	0	8	12	9.00	1.000
55 Matt Guerrier, R ERA: 4.5	0.2		2	0	0	0	0	0	0	0	0	0	0	0	4	5	0.00	0.000																			
38 Shawn Tolleson, R ERA: 4.4	1.1	W	4	0	0	0	0	1	0	0	0	0	0	0	16	23	0.00	0.750																			
50 Randy Choate, L ERA: 2.72	0.2	H	2	0	0	0	0	0	0	0	0	0	0	7	11	0.00	0.000																				
28 Jamey Wright, R ERA: 3.52	1.0		3	1	0	0	1	0	0	0	0	0	0	8	13	0.00	1.000																				

Batter	1	2	3	4	5	6	7	8	9	AB	R	H	RBI	BB	SO	LOB	BOTTOM																			
8 Shane Victorino, S OBP: 0.321, SLG: 0.380	G1-3		16 HR		L7					3	2	1	0	1	0	1	St. Louis Cardinals @ Los Angeles Dodgers Dodger Stadium, Los Angeles, CA Fri Sep 14 2012, 7:11 PM - 10:15 PM PDT Att: 40,167 - Clear - 85 F																			
16 Andre Ethier, L OBP: 0.357, SLG: 0.470	K		1-H HR				13 HBP			4	2	2	2	0	2	2																				
27 Matt Kemp, R OBP: 0.375, SLG: 0.534	L9		G6-3				L8			4	0	0	0	0	1	3																				
23 Adrián González, L OBP: 0.338, SLG: 0.460		13 G3-1	47 G4-3		G1		P5			4	1	2	2	0	0	1																				
13 Hanley Ramirez, R OBP: 0.322, SLG: 0.449		G3-1					47 HR			3	1	1	0	0	1	2																				
47 Luis Alfonso Cruz, R OBP: 0.330, SLG: 0.457		G4-3			G5-4-3					4	1	1	4	0	0	1																				
7 Nick Punto, S OBP: 0.305, SLG: 0.266		G5-3					12 BB			4	0	2	0	0	0	0																				
17 A.J. Ellis, R OBP: 0.377, SLG: 0.409			K		B3		FC6-4			4	0	0	0	0	1	2																				
35 Chris Capuano, L ERA: 3.8 12 Bobby Abreu, L 38 Shawn Tolleson, R 50 Randy Choate, L 37 Elian Herrera, S 28 Jamey Wright, R 31 Brandon League, R			G6-3							1	0	0	0	0	0	0																				
										1	0	0	0	0	0	0																				
Inning Stats	R: 0 E: 0 K: 1 S: 10	H: 0 LOB: 0 BB: 0 P: 15	R: 1 E: 0 K: 0 S: 8	H: 1 LOB: 0 BB: 0 P: 12	R: 2 E: 0 K: 1 S: 8	H: 1 LOB: 0 BB: 1 P: 19	R: 0 E: 0 K: 0 S: 4	H: 1 LOB: 0 BB: 0 P: 4	R: 0 E: 0 K: 0 S: 9	H: 1 LOB: 1 BB: 1 P: 17	R: 3 E: 0 K: 0 S: 13	H: 3 LOB: 1 BB: 0 P: 23	R: 2 E: 0 K: 3 S: 12	H: 2 LOB: 1 BB: 1 P: 22	R: 0 E: 0 K: 0 S: 6	H: 0 LOB: 0 BB: 0 P: 9	1B: 5 2B: 2 3B: 0 HR: 2	SF: 0 SAC: 0 DP: 1 HBP: 1	WP: 0 PB: 0 SB: 0 CS: 0	PA: 35																
PITCHER	IP	WLS	BF	H	R	ER	SO	BB	IBB	HBP	BLK	WP	HR	S	P	ERA	WHIP	PITCHER		IP	WLS	BF	H	R	ER	SO	BB	IBB	HBP	BLK	WP	HR	S	P	ERA	WHIP
58 Joe Kelly, R ERA: 3.8	5.0		19	4	3	3	2	2	0	0	0	0	0	1	39	67	5.40	1.200	34 Marc Rzepczynski, L ERA: 4.4		0.1		2	1	0	0	0	0	0	0	0	4	5	0.00	3.000	
64 Trevor Rosenthal, R ERA: 4.11	0.2	L	4	1	2	2	0	0	0	1	0	0	0	6	14	27.00	1.500	59 Fernando Salas, R ERA: 4.22		1.0		3	0	0	0	0	0	0	0	0	6	9	0.00	0.000		
44 Edward Mujica, R ERA: 3.24	0.1	B	3	2	1	1	0	0	0	0	0	0	0	1	7	9	27.00	6.000																		
61 Sam Freeman, L ERA: 6.06	0.1		3	1	2	2	1	1	0	0	0	0	0	5	12	54.00	6.000																			
66 Victor Marte, R ERA: 5.03	0.1		1	0	0	0	1	0	0	0	0	0	0	3	5	0.00	0.000																			

AB 34
R 5
H 9
RBI 5
BB 1
SO 3
LOB 8



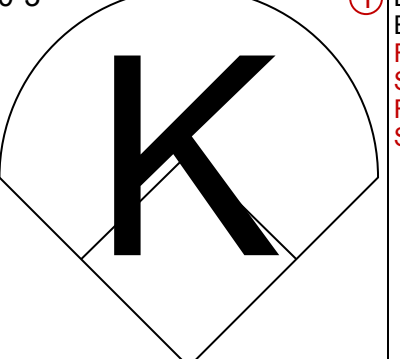
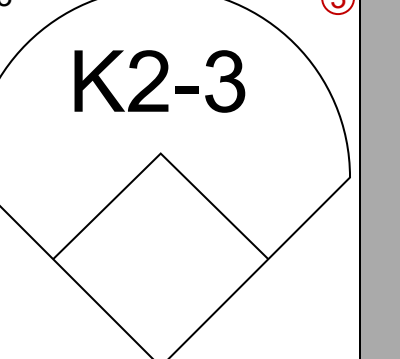
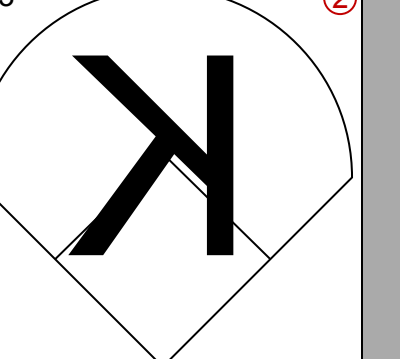
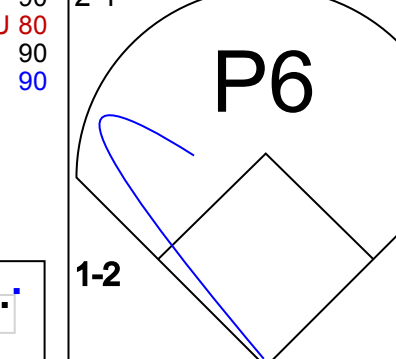
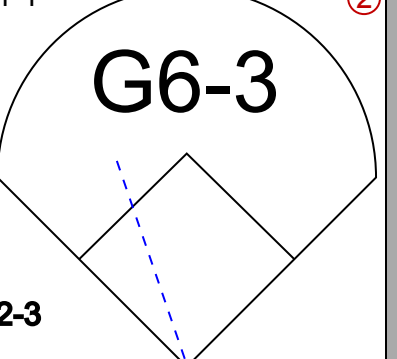
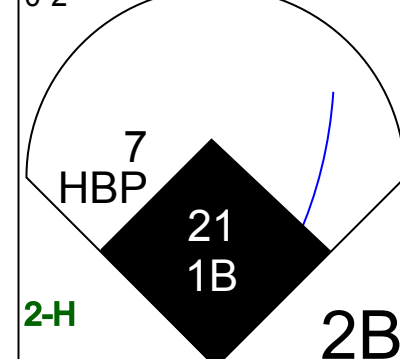
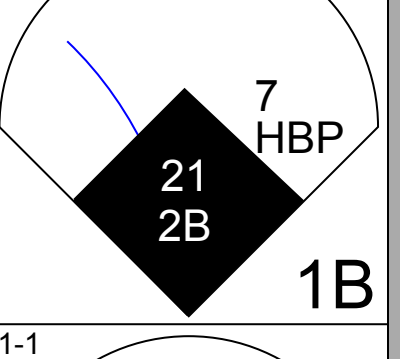

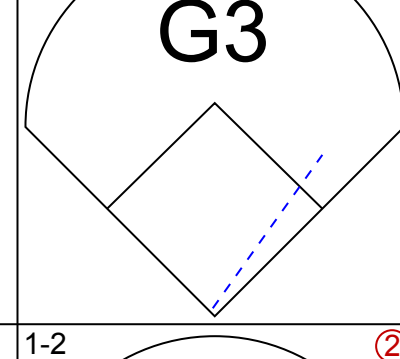
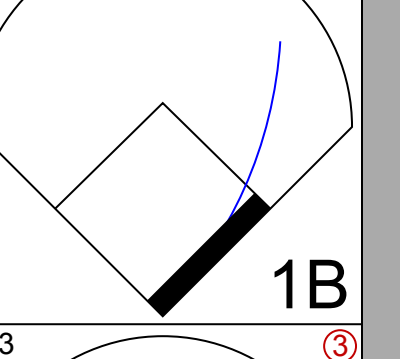
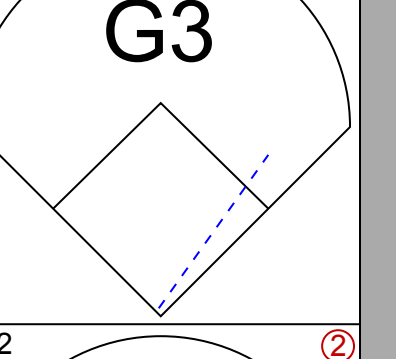
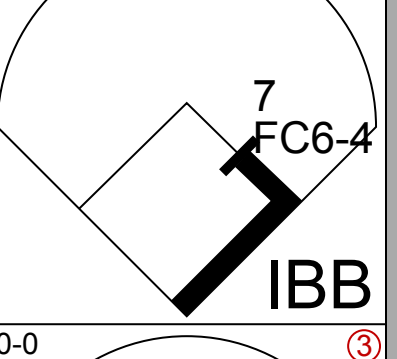
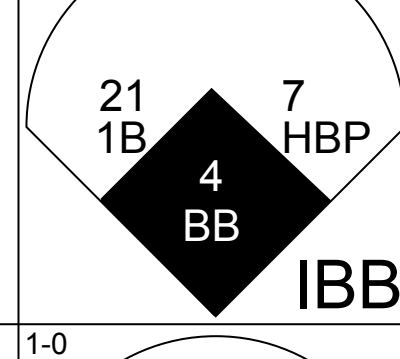
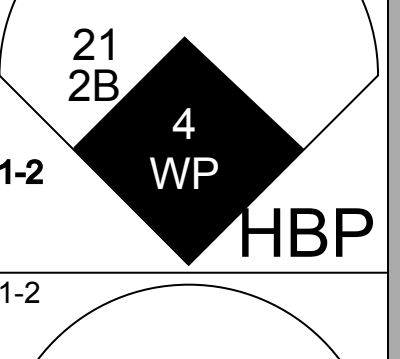
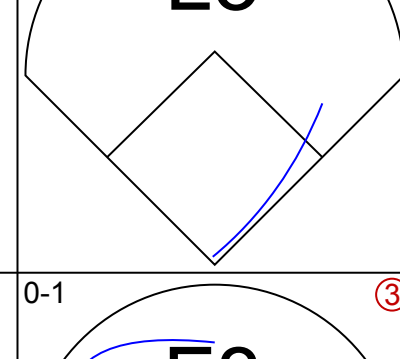

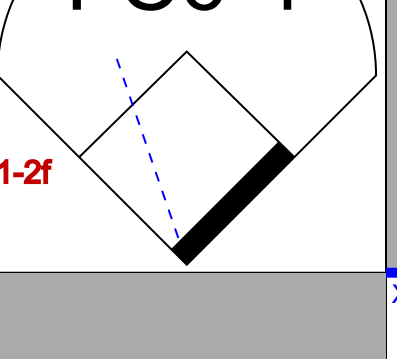
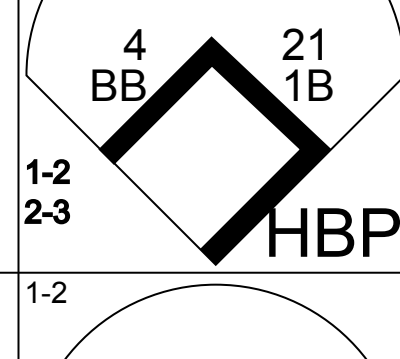
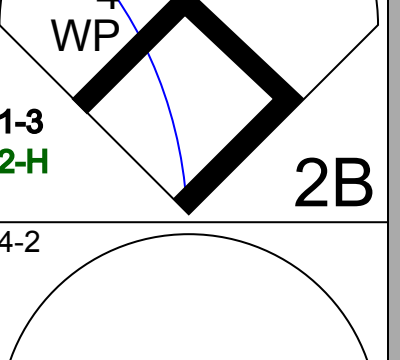

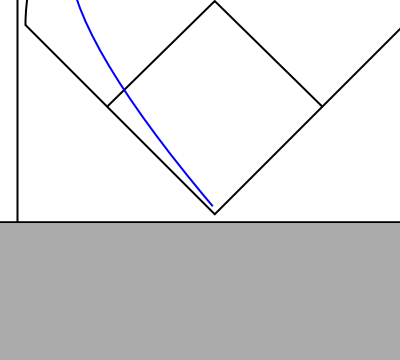
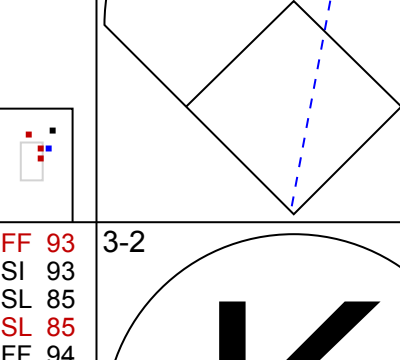
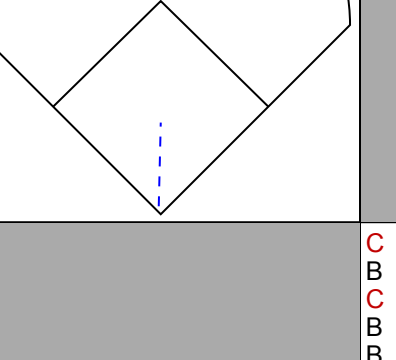
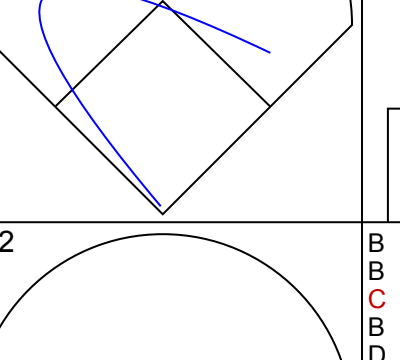
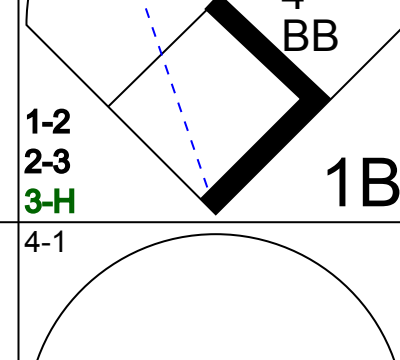
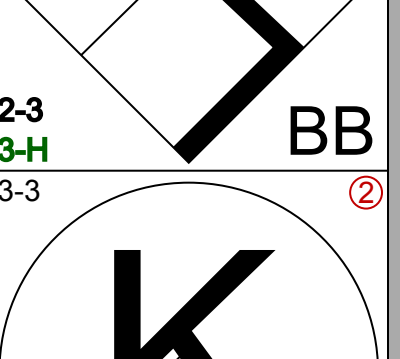

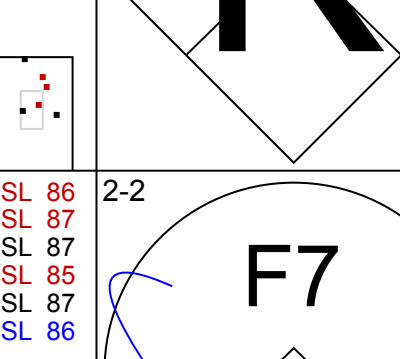
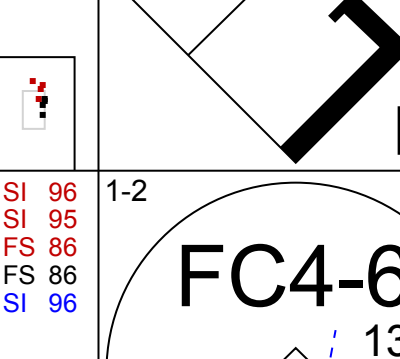
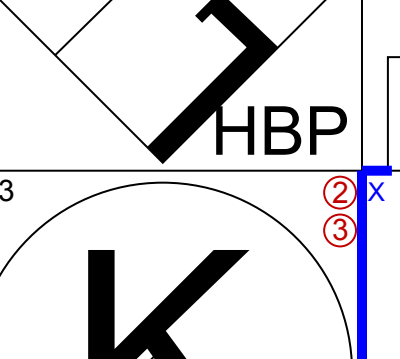
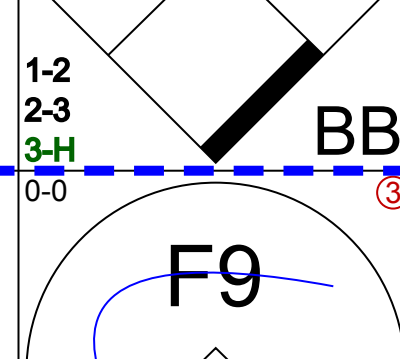
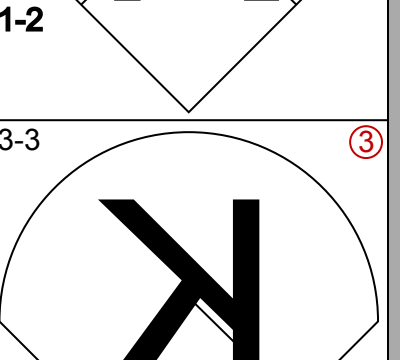


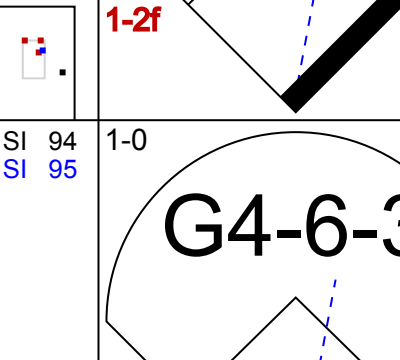
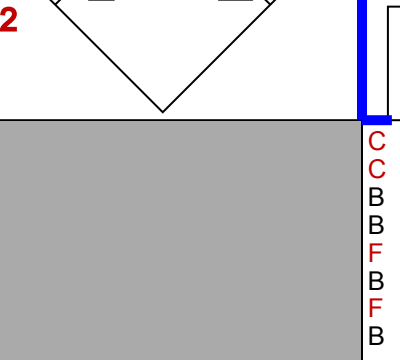
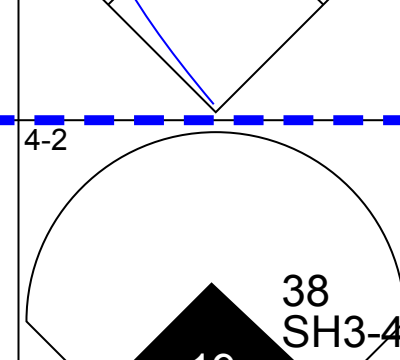
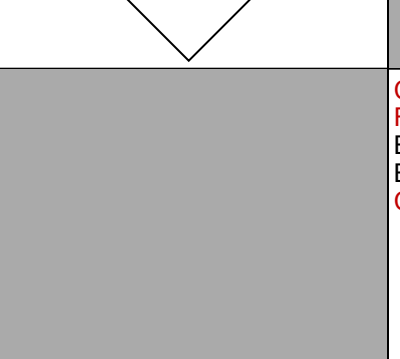


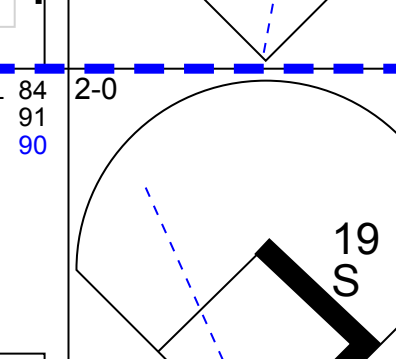
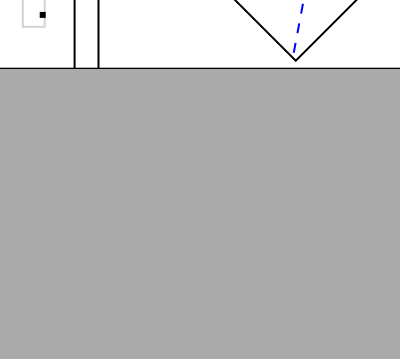
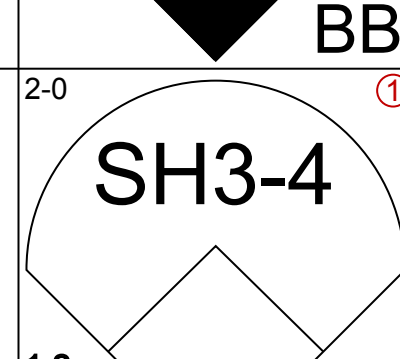


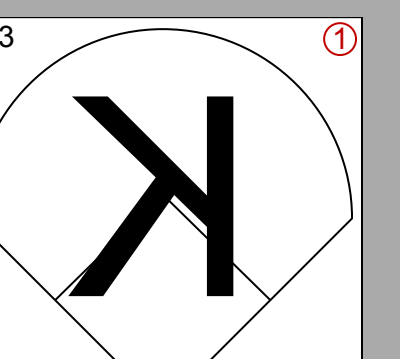
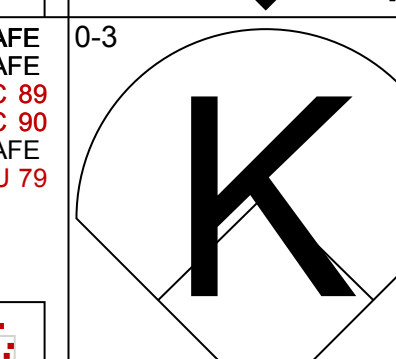

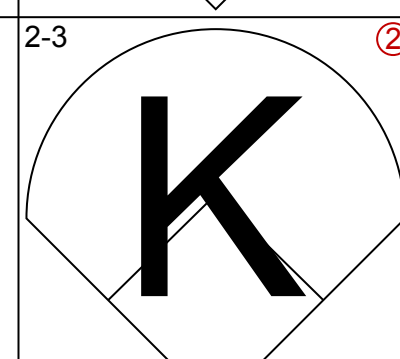
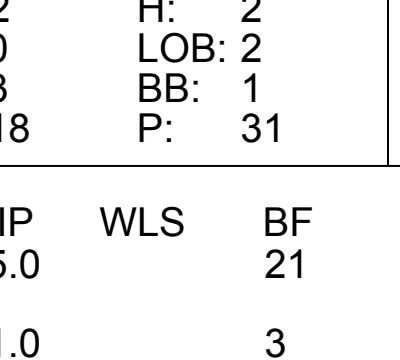
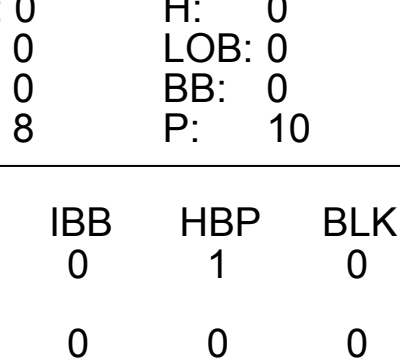
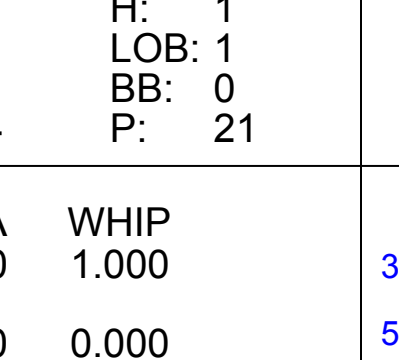
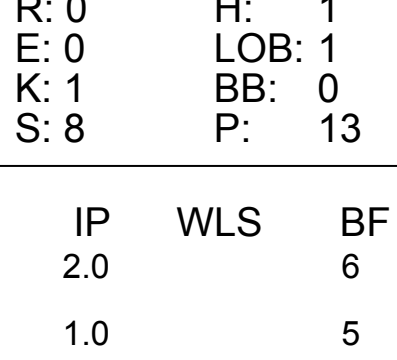
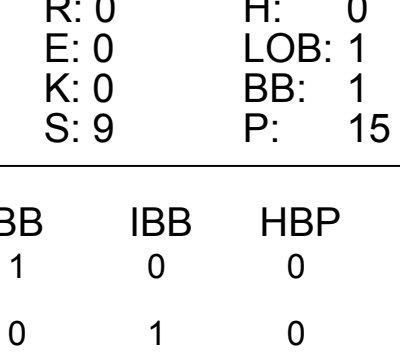
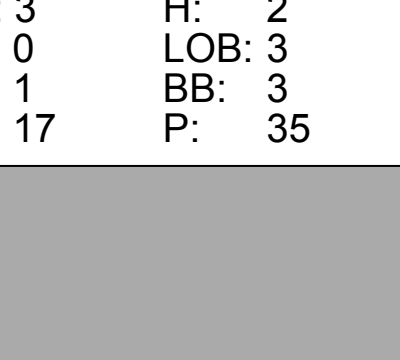
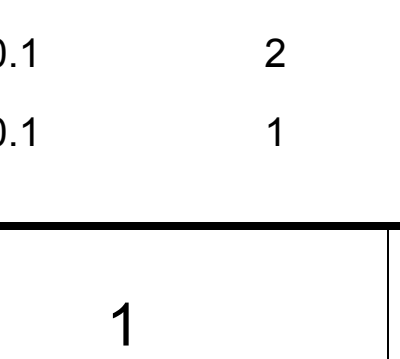
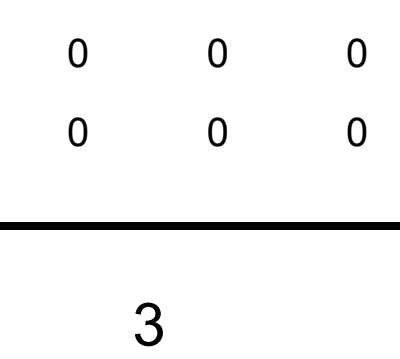

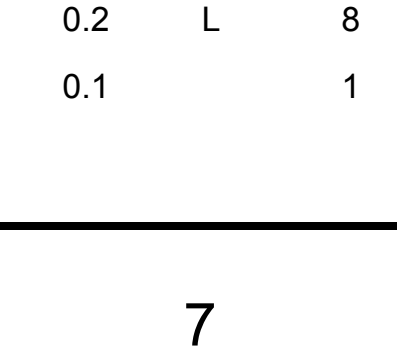
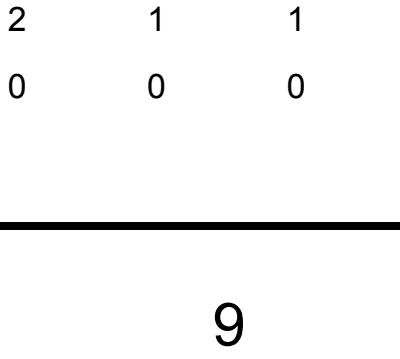

AB 31
R 8
H 9
RBI 8
BB 3
SO 5
LOB 12



Batter	1	2	3	4	5	6	7	8	9	AB	R	H	RBI	BB	SO	LOB	TOP					
19 Jon Jay, L (1,8) OBP: 0.392, SLG: 0.399	G4-3		F8			F8		G4-3		4	0	1	0	0	0	0	St. Louis Cardinals @ Los Angeles Dodgers Dodger Stadium, Los Angeles, CA Sat Sep 15 2012, 6:13 PM - 9:08 PM PDT Att. 42,449 - Clear - 95 F livebaseballscorecards.com					
13 Matt Carpenter, L (1,9) OBP: 0.363, SLG: 0.468	F8		L7			K		G4-3		4	0	0	0	0	1	2						
7 Matt Holliday, R (1,7) OBP: 0.375, SLG: 0.516	21 HR					FC6-4				3	1	1	0	1	1	2						
21 Allen Craig, R (1,3) OBP: 0.362, SLG: 0.541	1 HR					K				4	1	2	3	0	2	1						
4 Yadier Molina, R (1,2) OBP: 0.373, SLG: 0.504	G1-3					G6-3				4	0	1	0	0	0	2						
23 David Freese, R (1,5) OBP: 0.394, SLG: 0.469	G6-3					K				4	0	1	0	0	1	0						
30 Jason Motte, R (9,1)										0	0	0	0	0	0	0						
55 Skip Schumaker, L (1,4) OBP: 0.350, SLG: 0.397	G4-3					G4-3				2	0	0	0	0	0	0						
38 Pete Kozma, R (7,PH) OBP: 0.348, SLG: 0.500	G4-3					L4-3				2	0	0	0	0	0	1						
33 Daniel Descalso, L (1,6) OBP: 0.294, SLG: 0.309						G4-3				2	0	0	0	1	1	0						
54 Jaime Garcia, L (1,1) OBP: 0.294, SLG: 0.313										1	1	0	0	1	1	0						
43 Shane Robinson, R (7,PH) OBP: 0.312, SLG: 0.342						K				1	0	0	0	0	0	1						
44 Edward Mujica, R (7,1) OBP: 0.327, SLG: 0.341										0	0	0	0	0	0	0						
41 Mitchell Boggs, R (8,1) OBP: 0.327, SLG: 0.341										0	0	0	0	0	0	0						
56 Adron Chambers, L (9,9) OBP: 0.327, SLG: 0.341										0	0	0	0	0	0	0						
Inning Stats	R: 2 H: 2 E: 0 K: 0 S: 12	H: 2 LOB: 0 BB: 0 P: 20	R: 0 H: 0 E: 0 K: 1 S: 7	H: 0 LOB: 0 BB: 0 P: 10	R: 0 H: 0 E: 0 K: 1 S: 10	H: 0 LOB: 0 BB: 0 P: 14	R: 0 H: 0 E: 0 K: 2 S: 8	H: 0 LOB: 0 BB: 0 P: 13	R: 0 H: 0 E: 0 K: 1 S: 8	H: 0 LOB: 0 BB: 0 P: 11	R: 1 H: 2 E: 0 K: 1 S: 16	H: 2 LOB: 2 BB: 1 P: 24	R: 0 H: 1 E: 0 K: 0 S: 7	H: 1 LOB: 1 BB: 1 P: 14	R: 0 H: 0 E: 0 K: 1 S: 5	H: 0 LOB: 0 BB: 0 P: 11	R: 0 H: 1 E: 0 K: 0 S: 6	H: 1 LOB: 0 BB: 0 P: 8	1B: 4 2B: 2 3B: 0 HR: 1	SF: 0 SAC: 0 DP: 1 HBP: 0	WP: 0 PB: 0 SB: 0 CS: 0	PA: 34
PITCHER	IP WLS BF H R ER SO BB IBB HBP BLK WP HR S P ERA WHIP																					
56 Joe Blanton, R (1,1) ERA: 4.97	5.2 22 4 3 3 6 1 0 0 0 0 1 60 91 4.76 0.882																					
28 Jamey Wright, R (6,1) ERA: 3.5	0.1 2 1 0 0 0 0 0 0 0 0 0 0 3 4 0.00 3.000																					
75 Paco Rodriguez, L (7,1) ERA: 3.38	1.0 3 0 0 0 0 1 0 0 0 0 0 5 11 0.00 1.000																					
50 Randy Choate, L (8,1) ERA: 2.68	0.2 2 0 0 0 0 0 0 0 0 0 0 2 3 0.00 0.000																					
51 Ronald Belisario, R (8,1) ERA: 2.34	1.1 W 5 1 0 0 1 1 0 0 0 0 0 9 16 0.00 1.500																					

Batter	1	2	3	4	5	6	7	8	9	AB	R	H	RBI	BB	SO	LOB	BOTTOM					
14 Mark Ellis, R (1,4) OBP: 0.347, SLG: 0.373	G4-3		HR			F8		K		4	1	1	1	0	1	1	St. Louis Cardinals @ Los Angeles Dodgers Dodger Stadium, Los Angeles, CA Sat Sep 15 2012, 6:13 PM - 9:08 PM PDT Att. 42,449 - Clear - 95 F livebaseballscorecards.com					
8 Shane Victorino, S (1,7) OBP: 0.321, SLG: 0.378	E6		27 S			F8		G4-3		3	1	0	0	1	0	1						
27 Matt Kemp, R (1,8) OBP: 0.371, SLG: 0.528	K		BB			K				4	0	0	0	0	3	3						
23 Adrián González, L (1,3) OBP: 0.338, SLG: 0.458	13 2B		F7			G4-3				4	0	1	1	0	0	1						
13 Hanley Ramirez, R (1,6) OBP: 0.321, SLG: 0.449	G5-3					K				4	0	1	0	0	2	1						
16 Andre Ethier, L (1,9) OBP: 0.356, SLG: 0.468	G4-3					G5-3				4	0	1	0	0	0	2						
9 Dee Strange-Gordon, L (9,PR) OBP: 0.280, SLG: 0.282	G4-3					P5				0	1	0	0	0	0	0						
47 Luis Alfonso Cruz, R (1,5) OBP: 0.330, SLG: 0.435	G6-3					G6-3				4	0	1	1	0	1	0						
37 Elian Herrera, S (9,PR) OBP: 0.330, SLG: 0.331										0	1	0	0	0	0	0						
17 A.J. Ellis, R (1,2) OBP: 0.374, SLG: 0.406	K					F9				3	0	0	0	0	2	0						
21 Juan Rivera, R (9,PH) OBP: 0.292, SLG: 0.359										1	0	1	1	0	0	0						
56 Joe Blanton, R (1,1) OBP: 0.145, SLG: 0.278	G6-3					E6				2	0	0	0	0	0	0						
28 Jamey Wright, R (6,1) ERA: 3.19										0	0	0	0	0	0	0						
75 Paco Rodriguez, L (7,1) ERA: 3.19										0	0	0	0	0	0	0						
12 Bobby Abreu, L (7,PH) ERA: 3.19										1	0	0	0	0	0	0						
50 Randy Choate, L (8,1) ERA: 2.32										0	0	0	0	0	0	0						
51 Ronald Belisario, R (8,1) ERA: 2.32										0	0	0	0	0	0	0						
Inning Stats	R: 1 H: 2 E: 1 K: 1 S: 18	H: 2 LOB: 2 BB: 0 P: 26	R: 0 H: 0 E: 0 K: 1 S: 7	H: 0 LOB: 0 BB: 0 P: 10	R: 1 H: 1 E: 0 K: 1 S: 15	H: 1 LOB: 1 BB: 1 P: 24	R: 0 H: 0 E: 0 K: 0 S: 7	H: 0 LOB: 0 BB: 0 P: 10	R: 0 H: 0 E: 0 K: 1 S: 11	H: 0 LOB: 1 BB: 0 P: 13	R: 0 H: 0 E: 0 K: 1 S: 9	H: 0 LOB: 0 BB: 0 P: 9	R: 0 H: 0 E: 0 K: 2 S: 14	H: 0 LOB: 0 BB: 0 P: 18	R: 0 H: 0 E: 0 K: 1 S: 11	H: 0 LOB: 0 BB: 0 P: 14	R: 2 H: 3 E: 0 K: 1 S: 12	H: 3 LOB: 2 BB: 0 P: 18	1B: 3 2B: 2 3B: 0 HR: 1	SF: 0 SAC: 0 DP: 0 HBP: 0	WP: 0 PB: 0 SB: 3 CS: 0	PA: 35
PITCHER	IP WLS BF H R ER SO BB IBB HBP BLK WP HR S P ERA WHIP																					
54 Jaime Garcia, L (1,1) ERA: 4.24	6.0 24 3 2 1 5 1 0 0 0 0 1 67 92 1.50 0.667																					
44 Edward Mujica, R (7,1) ERA: 3.19	1.0 H 3 0 0 0 2 0 0 0 0 0 0 14 18 0.00 0.000																					
41 Mitchell Boggs, R (8,1) ERA: 2.32	1.0 H 3 0 0 0 1 0 0 0 0 0 0 11 14 0.00 0.000																					
30 Jason Motte, R (9,1) ERA: 3.11	0.2 L 5 3 2 2 1 0 0 0 0 0 0 0 12 18 27.00 4.500																					




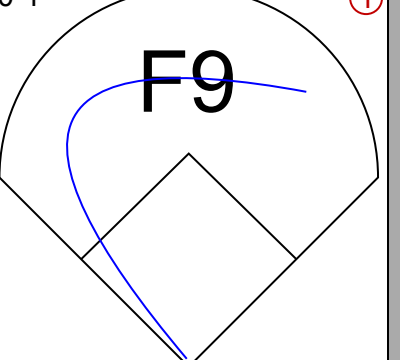
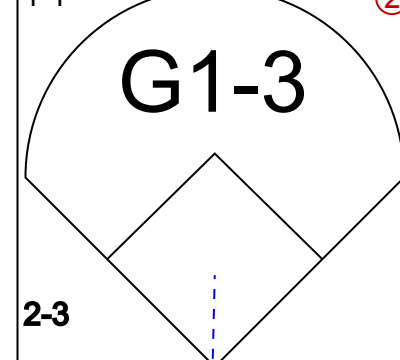
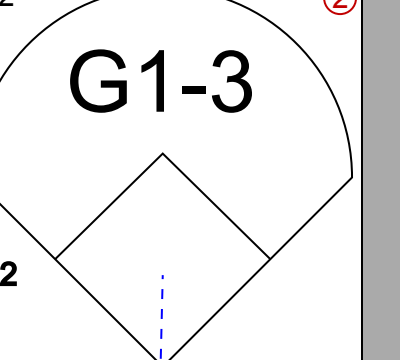
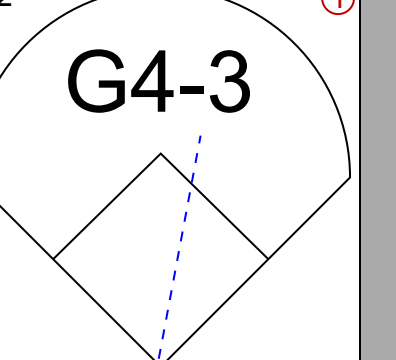
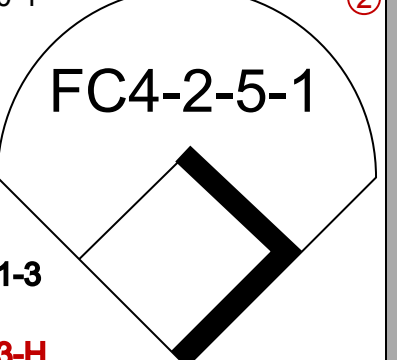
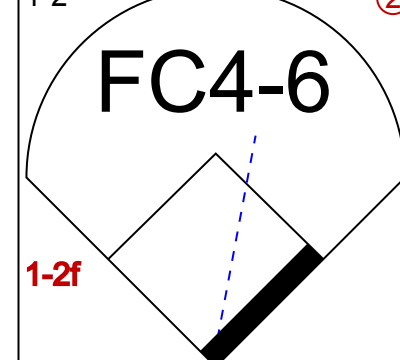
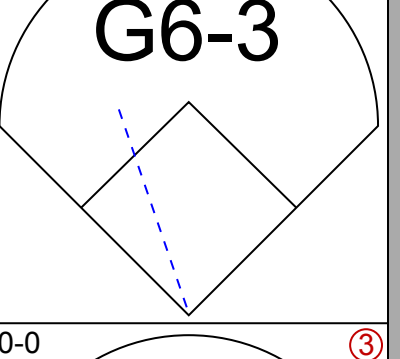
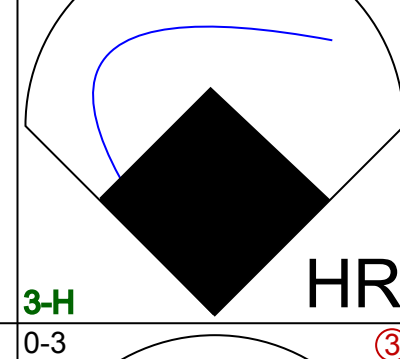
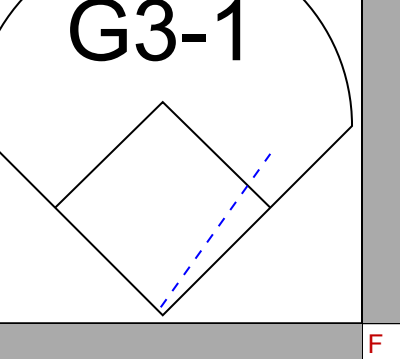
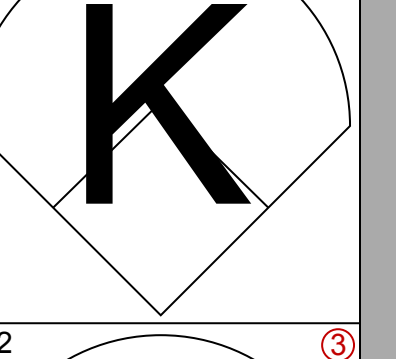
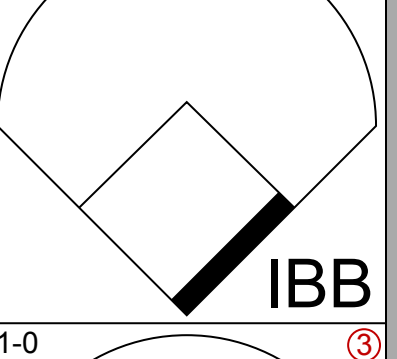
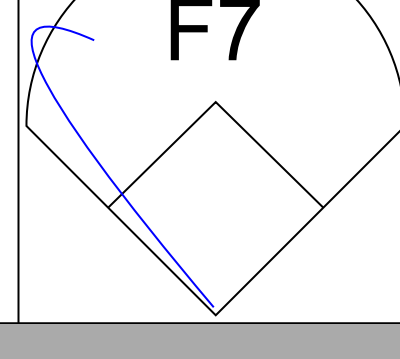
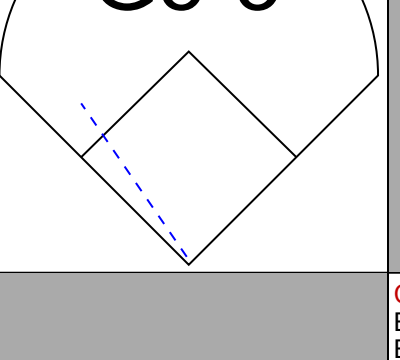


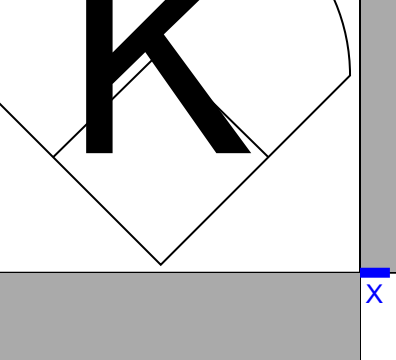
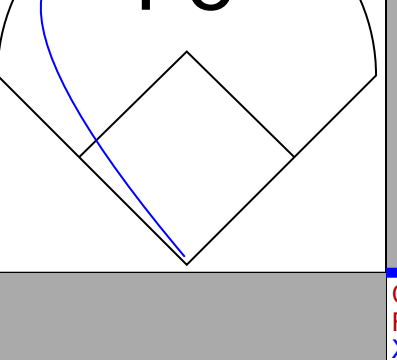

















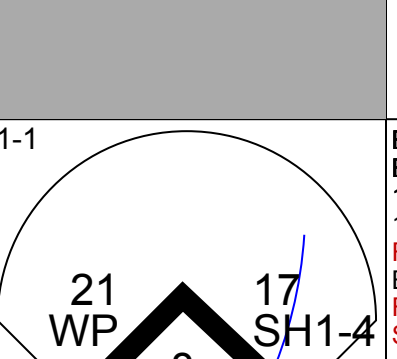


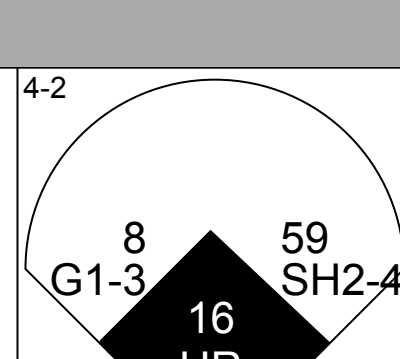
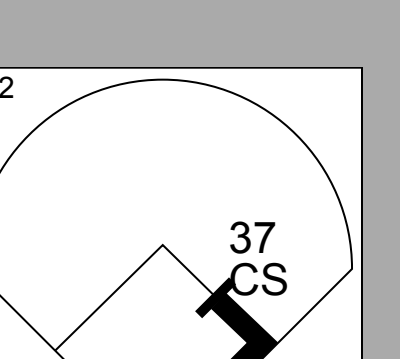

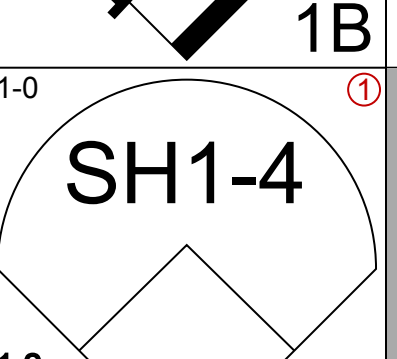
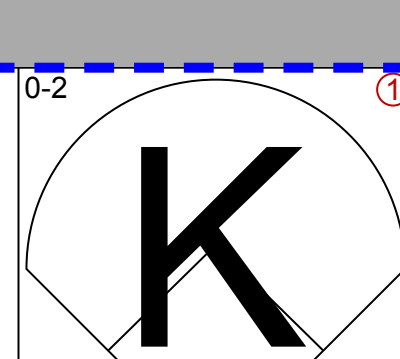

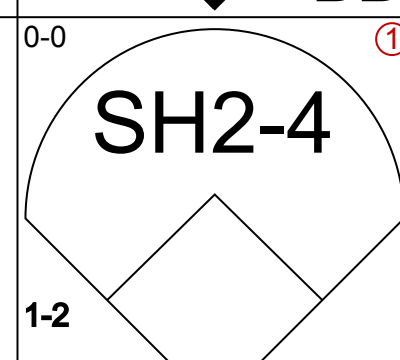
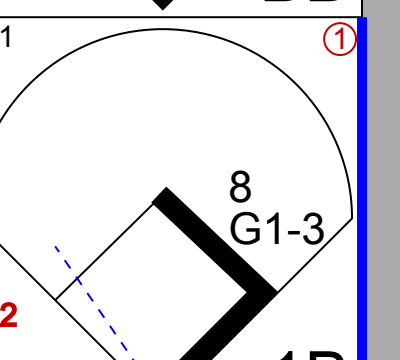

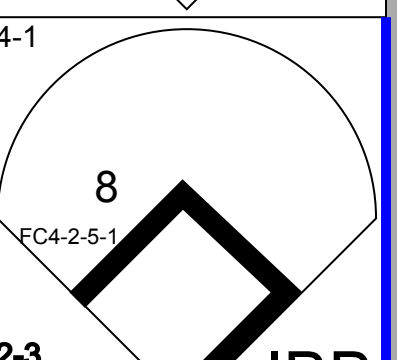
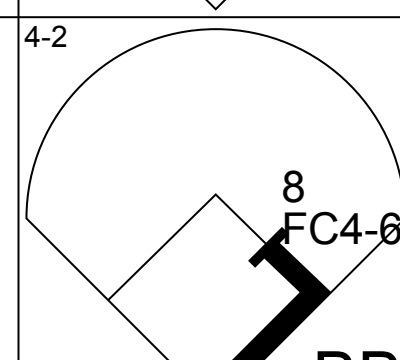
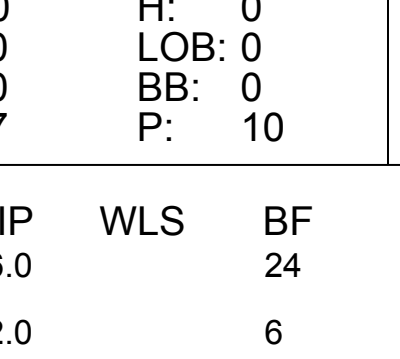
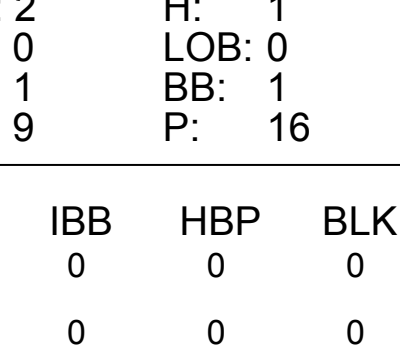
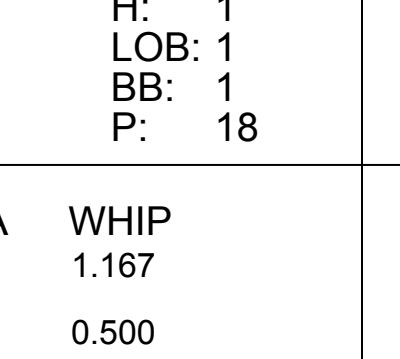
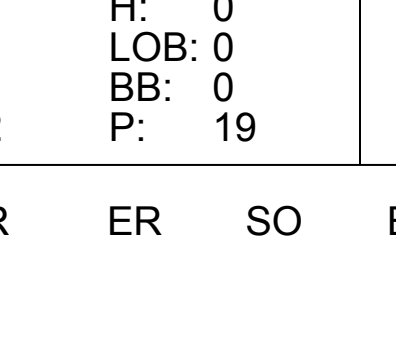
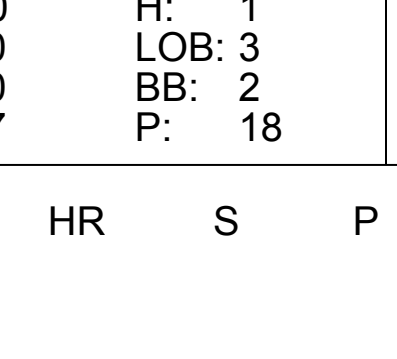







Batter	1	2	3	4	5	6	7	8	9	10	11	12	AB	R	H	RBI	BB	SO	LOB	TOP					
19 Jon Jay, L (1.8) OBP: 0.379, SLG: 0.398													6	1	1	1	0	3	2						
3 Carlos Beltrán, S (1.9) OBP: 0.345, SLG: 0.496													4	2	2	0	2	0	0						
7 Matt Holliday, R (1.7) OBP: 0.374, SLG: 0.513													4	1	0	0	0	2	3						
21 Allen Craig, R (1.3) OBP: 0.361, SLG: 0.540													6	0	2	2	0	0	0						
4 Yadier Molina, R (1.2) OBP: 0.376, SLG: 0.502													2	0	0	1	3	1	0						
23 David Freese, R (1.9) OBP: 0.348, SLG: 0.364													4	0	0	0	0	1	3						
55 Fernando Salas, R (0.9) OBP: 0.332, SLG: 0.544													2	0	0	0	0	1	3						
16 Bryan Anderson, L (1.1) OBP: 0.310, SLG: 0.340													4	0	1	0	0	2	1						
40 Shelby Miller, R (1.1) OBP: 0.364, SLG: 0.466													2	0	0	0	0	2	0						
33 Daniel Descalso, L (7. PH) OBP: 0.294, SLG: 0.313													3	0	1	0	0	2	2						
Inning Stats	R: 2 E: 0 K: 3 S: 18	H: 2 LOB: 2 BB: 1 P: 31	R: 0 E: 0 K: 3 S: 10	H: 0 LOB: 0 BB: 0 P: 14	R: 0 E: 0 K: 0 S: 8	H: 0 LOB: 0 BB: 0 P: 10	R: 0 E: 0 K: 0 S: 10	H: 1 LOB: 1 BB: 0 P: 12	R: 0 E: 0 K: 3 S: 14	H: 1 LOB: 1 BB: 0 P: 21	R: 0 E: 0 K: 1 S: 11	H: 0 LOB: 0 BB: 0 P: 17	R: 0 E: 0 K: 1 S: 6	H: 0 LOB: 1 BB: 1 P: 13	R: 0 E: 0 K: 1 S: 9	H: 0 LOB: 1 BB: 1 P: 15	R: 0 E: 0 K: 1 S: 10	H: 0 LOB: 2 BB: 1 P: 21	R: 3 E: 0 K: 1 S: 17	H: 2 LOB: 3 BB: 3 P: 35	1B: 5 2B: 4 3B: 0 HR: 0	SF: 0 SAC: 1 DP: 2 HBP: 3	WP: 1 PB: 0 SB: 2 CS: 1	PA: 51	
PITCHER	IP 5.0	WLS 5.0	BF 21	H 4	R 2	ER 2	SO 9	BB 0	IBB 0	HBP 0	BLK 0	WP 0	HR 0	S 60	P 17	ERA 0.00	WHIP 1.000								
59 Stephen File, R (1.1) ERA: 2.49																									
38 Shawn Tolleson, R (6.1) ERA: 4.26																									
50 Randy Choate, L (7.1) ERA: 2.55																									
28 Jamey Wright, R (7.1) ERA: 3.48																									
75 Paco Rodríguez, L (7.1) ERA: 3.0																									

St. Louis Cardinals @ Los Angeles Dodgers
Dodger Stadium, Los Angeles, CA
Sun Sep 16 2012, 1:12 PM - 5:36 PM PDT
Att. 35,754 - Sunny - 86 F

livebaseballscorecards.com

AB 41
R 5
H 8
RBI 4
BB 6
SO 15
LOB 19




Batter	1	2	3	4	5	6	7	8	9	10	11	12	AB	R	H	RBI	BB	SO	LOB	BOTTOM					
8 Shane Victorino, S (1.7) OBP: 0.316, SLG: 0.374													6	0	0	0	0	0	5						
16 Andre Ethier, L (1.9) OBP: 0.356, SLG: 0.471													5	1	1	2	1	1	2						
27 Matt Kemp, R (1.8) OBP: 0.369, SLG: 0.526													5	0	1	0	0	2	3						
23 Adrián González, L (1.3) OBP: 0.335, SLG: 0.454													5	0	0	0	0	0	1						
13 Hanley Ramirez, R (1.6) OBP: 0.322, SLG: 0.449													5	0	2	0	0	1	1						
47 Luis Alfonso Cruz, R (1.5) OBP: 0.308, SLG: 0.433													5	0	1	0	0	1	3						
14 Mark Ellis, R (1.4) OBP: 0.283, SLG: 0.284													5	0	1	0	0	3	3						
48 John Ely, R (12.1) OBP: 0.260, SLG: 0.282													0	0	0	0	0	0	0						
46 Josh Wall, R (12.1) OBP: 0.374, SLG: 0.405													0	0	0	0	0	0	0						
18 Matt Treanor, R (1.2) OBP: 0.283, SLG: 0.284													0	1	0	0	3	0	0						
9 Dee Strange-Gordon, L (7. PH) OBP: 0.260, SLG: 0.282													1	0	0	0	0	1	0						
17 A.J. Ellis, R (8.2) OBP: 0.374, SLG: 0.405													0	0	0	0	0	0	0						
69 Braden Loper, R (1.1) OBP: 0.283, SLG: 0.284													0	0	0	0	0	0	0						
37 Shawn Tolleson, R (6.1) ERA: 4.26																									
38 Jamey Wright, R (7.1) ERA: 3.48																									
28 James Wright, R (7.1) ERA: 3.48																									
14 Brandon League, R (12.1) OBP: 0.283, SLG: 0.284																									
21 Jason Motte, R (12.1) ERA: 3.38																									
Inning Stats	R: 0 E: 0 K: 7 S: 7	H: 0 LOB: 0 BB: 0 P: 10	R: 0 E: 0 K: 1 S: 10	H: 1 LOB: 1 BB: 0 P: 17	R: 2 E: 0 K: 1 S: 9	H: 1 LOB: 0 BB: 1 P: 16	R: 0 E: 0 K: 0 S: 12	H: 1 LOB: 1 BB: 0 P: 18	R: 0 E: 0 K: 2 S: 11	H: 0 LOB: 1 BB: 1 P: 21	R: 0 E: 0 K: 2 S: 12	H: 0 LOB: 0 BB: 0 P: 19	R: 0 E: 0 K: 0 S: 8	H: 1 LOB: 3 BB: 2 P: 18	R: 0 E: 0 K: 1 S: 9	H: 1 LOB: 1 BB: 1 P: 14	R: 0 E: 0 K: 1 S: 15	H: 0 LOB: 1 BB: 1 P: 23	1B: 5 2B: 1 3B: 0 HR: 1	SF: 0 SAC: 2 DP: 0 HBP: 0	WP: 1 PB: 0 SB: 0 CS: 2	PA: 47			
PITCHER	IP 6.0	WLS 6.0	BF 24	H 5	R 2	ER 2	SO 4	BB 2	IBB 0	HBP 0	BLK 0	WP 0	HR 0	S 58	P 92	ERA 3.00	WHIP 1.167								
50 Adam Wainwright, R (1.1) ERA: 3.07																									
64 Trevor Rosenthal, R (7.1) ERA: 3.63																									
59 Fernando Salas, R (0.1) ERA: 4.07																									
40 Shelby Miller, R (11.1) ERA: 3.0																									
30 Jason Motte, R (12.1) ERA: 3.38																									

St. Louis Cardinals @ Los Angeles Dodgers
Dodger Stadium, Los Angeles, CA
Sun Sep 16 2012, 1:12 PM - 5:36 PM PDT
Att. 35,754 - Sunny - 86 F

livebaseballscorecards.com

AB 39
R 2
H 7
RBI 2
BB 6
SO 10
LOB 19



Batter	1	2	3	4	5	6	7	8	9	AB	R	H	RBI	BB	SO	LOB	TOP					
27 Jose Altuve, R OBP: 0.340, SLG: 0.394										5	1	2	0	0	1	4						
2 Brandon Barnes, R OBP: 0.250, SLG: 0.301										4	1	2	1	0	1	1						
29 Brett Wallace, L OBP: 0.325, SLG: 0.422										1	0	0	0	0	1	3						
30 Matt Dominguez, R OBP: 0.293, SLG: 0.527											5	0	3	0	0	0						
1 Jordan Schafer, L OBP: 0.297, SLG: 0.294											0	0	0	0	0	0						
44 Justin Maxwell, R OBP: 0.311, SLG: 0.466											3	1	1	1	2	2						
14 J.D. Martinez, R OBP: 0.312, SLG: 0.377											4	0	0	0	0	0						
62 Hector Ambriz, L											0	0	0	0	0	0						
15 Jason Castro, L OBP: 0.341, SLG: 0.366											1	0	0	0	0	1						
13 Brandon Laird, R OBP: 0.368, SLG: 0.529											2	0	1	2	1	0						
53 Wesley Wright, R											0	0	0	0	0	0						
19 Brian Bogusevic, L OBP: 0.293, SLG: 0.294											1	0	0	0	1	1						
22 Carlos Corporan, S OBP: 0.457											3	0	0	0	0	1						
67 Jose Valdez, R											0	0	0	0	0	0						
63 Xavier Cedeño, L											0	0	0	0	0	0						
9 Marwin Gonzalez, S OBP: 0.278, SLG: 0.325											2	0	0	0	0	0						
23 Tyler Greene, R OBP: 0.270, SLG: 0.393											1	0	0	0	0	2						
4 Jed Lowrie, S OBP: 0.341, SLG: 0.446											0	0	0	0	1	0						
20 Bud Norris, R OBP: 0.122, SLG: 0.128											2	0	0	0	0	0						
46 Scott Moore, L OBP: 0.321, SLG: 0.432											1	1	1	0	0	0						
16 Matt Downs, R OBP: 0.251, SLG: 0.378											0	0	0	0	1	0						
Inning Stats	R: 1 E: 0 K: 1 S: 16	H: 2 LOB: 3 BB: 2 P: 26	R: 0 E: 0 K: 0 S: 7	H: 0 LOB: 0 BB: 0 P: 10	R: 2 E: 0 K: 2 S: 12	H: 3 LOB: 1 BB: 0 P: 16	R: 0 E: 0 K: 0 S: 11	H: 1 LOB: 0 BB: 0 P: 15	R: 0 E: 0 K: 2 S: 11	H: 0 LOB: 0 BB: 0 P: 16	R: 0 E: 1 K: 0 S: 9	H: 0 LOB: 1 BB: 0 P: 13	R: 1 E: 0 K: 0 S: 12	H: 3 LOB: 2 BB: 1 P: 20	R: 0 E: 0 K: 2 S: 13	H: 0 LOB: 3 BB: 3 P: 26	R: 0 E: 0 K: 3 S: 12	H: 1 LOB: 2 BB: 0 P: 17	1B: 8 2B: 2 3B: 0 HR: 0	SF: 0 SAC: 1 DP: 2 HBP: 0	WP: 2 PB: 0 SB: 1 CS: 1	PA: 43
PITCHER	IP: 6.0 WLS: 1.0 BF: 26 ERA: 4.25	H: 6 R: 3 ER: 3 SO: 5	BB: 2 IBB: 0 HBP: 0 BLK: 0	WP: 1 HR: 0 S: 12 P: 96	ERA: 4.50 WHIP: 1.333	IP: 1.0 WLS: 0.0 BF: 4 ERA: 2.94	H: 1 R: 0 ER: 0 SO: 3	BB: 0 IBB: 0 HBP: 0 BLK: 0	WP: 0 HR: 0 S: 12 P: 96	ERA: 0.00 WHIP: 6.000	IP: 1.0 WLS: 0.0 BF: 4 ERA: 4.25	H: 1 R: 0 ER: 0 SO: 3	BB: 0 IBB: 0 HBP: 0 BLK: 0	WP: 0 HR: 0 S: 12 P: 96	ERA: 0.00 WHIP: 1.000							

Houston Astros @ St. Louis Cardinals
 Busch Stadium, St. Louis, MO
 Thu Sep 20 2012, 12:47 PM - 4:13 PM CDT
 Att: 34,788 - Partly Cloudy - 76 F

AB	35
R	4
H	10
RBI	4
BB	6
SO	10
LOB	26



Batter	1	2	3	4	5	6	7	8	9	AB	R	H	RBI	BB	SO	LOB	BOTTOM			
19 Jon Jay, L OBP: 0.382, SLG: 0.399										4	0	1	0	1	0	3				
13 Matt Carpenter, L OBP: 0.382, SLG: 0.483										4	1	1	0	0	1	3				
7 Matt Holliday, R OBP: 0.375, SLG: 0.510										4	1	2	0	0	2	0				
21 Allen Craig, R OBP: 0.359, SLG: 0.543										4	1	2	3	0	0	1				
4 Yadier Molina, R OBP: 0.379, SLG: 0.509										4	0	0	0	0	1	2				
23 David Freese, R OBP: 0.386, SLG: 0.472										4	1	2	0	0	2	0				
56 Adron Chambers, L OBP: 0.320, SLG: 0.333										4	1	2	0	0	2	0				
33 Daniel Descalso, L OBP: 0.299, SLG: 0.312										3	0	2	0	1	1	0				
38 Pete Kozma, R OBP: 0.297, SLG: 0.429										1	1	0	0	2	1	1				
54 Jaime Garcia, L OBP: 0.278, SLG: 0.325										3	1	0	0	1	2	5				
3 Carlos Gottfried, S OBP: 0.244, SLG: 0.297										3	1	0	0	1	2	5				
44 Edward Mujica, S ERA: 3.14										3	1	0	0	1	2	5				
41 Mitchell Boggs, R										3	1	0	0	1	2	5				
34 Marc Rzepczynski, L ERA: 4.37										3	1	0	0	1	2	5				
59 Fernando Salas, R ERA: 4.92										3	1	0	0	1	2	5				
55 Skip Schumaker, L ERA: 4.13										3	1	0	0	1	2	5				
30 Jason Motte, R ERA: 2.94										2	0	0	0	0	1	0				
Inning Stats	R: 3 E: 0 K: 1 S: 17	H: 4 LOB: 1 BB: 0 P: 25	R: 0 E: 0 K: 2 S: 13	H: 1 LOB: 1 BB: 0 P: 22	R: 0 E: 0 K: 2 S: 15	H: 1 LOB: 3 BB: 2 P: 30	R: 0 E: 0 K: 0 S: 4	H: 0 LOB: 0 BB: 1 P: 12	R: 0 E: 0 K: 1 S: 6	H: 0 LOB: 0 BB: 0 P: 8	R: 2 E: 0 K: 1 S: 11	H: 1 LOB: 1 BB: 2 P: 22	R: 0 E: 0 K: 1 S: 9	H: 1 LOB: 0 BB: 0 P: 16	R: 0 E: 0 K: 1 S: 10	H: 1 LOB: 1 BB: 1 P: 19	1B: 6 2B: 2 3B: 0 HR: 1	SF: 0 SAC: 1 DP: 0 HBP: 0	WP: 1 PB: 0 SB: 1 CS: 2	PA: 37
PITCHER	IP: 5.1 WLS: 0.2 BF: 26 ERA: 5.05	H: 5 R: 5 ER: 5 SO: 7	BB: 5 IBB: 0 HBP: 0 BLK: 0	WP: 0 HR: 5 S: 61 P: 111	ERA: 8.44 WHIP: 2.062	IP: 1.0 WLS: 0.0 BF: 4 ERA: 2.94	H: 1 R: 0 ER: 0 SO: 3	BB: 0 IBB: 0 HBP: 0 BLK: 0	WP: 0 HR: 5 S: 16 P: 96	ERA: 0.00 WHIP: 1.500	IP: 1.0 WLS: 0.0 BF: 4 ERA: 3.86	H: 1 R: 0 ER: 0 SO: 1	BB: 0 IBB: 0 HBP: 0 BLK: 0	WP: 0 HR: 7 S: 15 P: 96	ERA: 0.00 WHIP: 1.500	IP: 1.0 WLS: 0.1 BF: 4 ERA: 2.16	H: 0 R: 0 ER: 0 SO: 0	BB: 0 IBB: 0 HBP: 0 BLK: 0	WP: 0 HR: 3 S: 4 P: 96	ERA: 0.00 WHIP: 0.000

Houston Astros @ St. Louis Cardinals
 Busch Stadium, St. Louis, MO
 Thu Sep 20 2012, 12:47 PM - 4:13 PM CDT
 Att: 34,788 - Partly Cloudy - 76 F

AB	30
R	5
H	9
RBI	5
BB	6
SO	9
LOB	15



Batter	1	2	3	4	5	6	7	8	9	AB	R	H	RBI	BB	SO	LOB	TOP					
19 Jon Jay, L OBP: 0.376, SLG: 0.396	F7		HBP			G4-3		F9		4	1	0	0	0	1	3						
13 Matt Carpenter, L OBP: 0.397, SLG: 0.460	1B		1B			G3		F8		5	0	2	0	0	0	1						
7 Matt Holliday, R OBP: 0.379, SLG: 0.510	K		1B			G6-3				3	1	1	0	1	1	1						
43 Shane Robinson, R OBP: 0.305, SLG: 0.333	K		1B							1	0	0	0	0	0	1						
21 Allen Craig, R OBP: 0.362, SLG: 0.543	1B		2B							4	1	3	2	1	0	1						
23 David Freese, R OBP: 0.373, SLG: 0.471	L7		1B							2	0	1	1	2	0	2						
56 Adron Chambers, L OBP: 0.308, SLG: 0.319			1B							1	1	0	0	0	0	1						
55 Skip Schumaker, L OBP: 0.342, SLG: 0.375	G6-3		G1-3			F8				4	1	1	0	0	0	3						
33 Daniel Descalso, L OBP: 0.301, SLG: 0.314								L9		1	0	0	0	0	0	1						
48 Tony Cruz, R OBP: 0.264, SLG: 0.358										3	0	1	0	1	0	0						
38 Pete Kozma, R OBP: 0.327, SLG: 0.523										3	1	2	2	0	0	1						
26 Kyle Lohse, R OBP: 0.123, SLG: 0.113										2	0	0	0	0	0	1						
44 Edward Mujica, R ERA: 3.44										0	0	0	0	0	0	0						
3 Carlos Beltrán, S OBP: 0.344, SLG: 0.496										1	0	1	1	0	0	0						
41 Mitchell Boggs, R ERA: 6.06										0	0	0	0	0	0	0						
30 Jason Motte, R ERA: 6.06										0	0	0	0	0	0	0						
Inning Stats	R: 0 H: 2 E: 0 K: 1 S: 14	H: 2 LOB: 2 BB: 0 P: 21	R: 0 H: 1 E: 0 K: 0 S: 9	H: 1 LOB: 0 BB: 0 P: 12	R: 3 H: 4 E: 0 K: 0 S: 14	H: 4 LOB: 1 BB: 0 P: 21	R: 0 H: 1 E: 0 K: 1 S: 6	H: 1 LOB: 2 BB: 1 P: 9	R: 0 H: 1 E: 0 K: 0 S: 11	H: 1 LOB: 0 BB: 1 P: 20	R: 1 H: 1 E: 0 K: 1 S: 12	H: 1 LOB: 0 BB: 0 P: 18	R: 0 H: 0 E: 0 K: 1 S: 9	H: 0 LOB: 2 BB: 1 P: 18	R: 2 H: 2 E: 0 K: 0 S: 15	H: 2 LOB: 2 BB: 2 P: 30	R: 0 H: 0 E: 0 K: 1 S: 8	H: 0 LOB: 1 BB: 1 P: 15	1B: 10 2B: 1 3B: 0 HR: 1	SF: 1 DP: 1 HBP: 1	WP: 1 PB: 0 SB: 0 CS: 0	PA: 43
PITCHER	IP WLS BF H R ER SO BB IBB HBP BLK WP HR S P ERA WHIP																					
41 Justin Germano, R ERA: 5.65	5.2 L 27 10 4 4 3 1 0 1 0 1 1 63 97 6.35 1.941																					
40 James Russell, L ERA: 3.44	0.2 2 0 0 0 1 0 0 0 0 0 0 7 10 0.00 0.000																					
55 Alberto Cabrera, R ERA: 6.06	0.2 5 1 2 2 0 3 0 0 0 0 0 0 11 27 27.00 6.000																					
28 Michael Bowden, R ERA: 3.28	1.0 4 1 0 0 0 0 0 0 0 0 0 9 15 0.00 1.000																					
47 Miguel Socolovich, R ERA: 6.06	1.0 4 0 0 0 1 1 0 0 0 0 0 8 15 0.00 1.000																					
Batter	1	2	3	4	5	6	7	8	9	AB	R	H	RBI	BB	SO	LOB	BOTTOM					
9 David DeJesus, L OBP: 0.353, SLG: 0.405	G3-1		K							4	0	1	0	0	1	0						
15 Darwin Barney, R OBP: 0.309, SLG: 0.369	F8		G6-3							4	0	0	0	0	0	1						
44 Anthony Rizzo, L OBP: 0.342, SLG: 0.466	G4-3		G4-3							4	0	0	0	0	2	1						
12 Alfonso Soriano, R OBP: 0.317, SLG: 0.504										4	1	3	1	0	0	4						
13 Starlin Castro, R OBP: 0.322, SLG: 0.429										4	1	1	0	0	0	2						
53 Wellington Castillo, R OBP: 0.357, SLG: 0.450										4	1	2	1	0	0	1						
17 Dave Sappelt, R OBP: 0.346, SLG: 0.333										4	0	0	0	0	1	4						
21 Joe Mather, R OBP: 0.253, SLG: 0.318										2	0	0	0	1	1	1						
55 Alberto Cabrera, R ERA: 3.14										0	0	0	0	0	0	0						
28 Michael Bowden, R ERA: 3.28										0	0	0	0	0	0	0						
47 Miguel Socolovich, R ERA: 6.06										0	0	0	0	0	0	0						
6 Bryan LaHair, L OBP: 0.333, SLG: 0.444										1	0	0	0	0	0	1						
41 Justin Germano, R OBP: 0.111, SLG: 0.059										2	0	0	0	0	1	3						
40 James Russell, L ERA: 3.44										0	0	0	0	0	0	0						
24 Luis Valbuena, L OBP: 0.317, SLG: 0.348										2	0	0	0	0	2	1						
Inning Stats	R: 0 H: 0 E: 0 K: 0 S: 8	H: 0 LOB: 0 BB: 0 P: 14	R: 0 H: 1 E: 1 K: 2 S: 18	H: 1 LOB: 3 BB: 1 P: 30	R: 0 H: 0 E: 0 K: 1 S: 7	H: 0 LOB: 0 BB: 0 P: 7	R: 2 H: 2 E: 0 K: 1 S: 12	H: 2 LOB: 0 BB: 0 P: 19	R: 0 H: 1 E: 0 K: 1 S: 13	H: 1 LOB: 1 BB: 0 P: 19	R: 1 H: 1 E: 0 K: 0 S: 12	H: 1 LOB: 0 BB: 0 P: 13	R: 0 H: 0 E: 0 K: 1 S: 6	H: 0 LOB: 0 BB: 0 P: 7	R: 0 H: 1 E: 0 K: 1 S: 7	H: 1 LOB: 0 BB: 0 P: 11	R: 0 H: 1 E: 0 K: 1 S: 11	H: 1 LOB: 1 BB: 0 P: 16	1B: 4 2B: 2 3B: 0 HR: 1	SF: 0 DP: 1 HBP: 0	WP: 1 PB: 0 SB: 1 CS: 0	PA: 36
PITCHER	IP WLS BF H R ER SO BB IBB HBP BLK WP HR S P ERA WHIP																					
26 Kyle Lohse, R ERA: 2.77	6.0 W 26 5 3 3 3 1 0 0 0 0 0 0 6 7 0.00 0.000																					
44 Edward Mujica, R ERA: 3.14	1.0 H 3 0 0 0 1 0 0 0 0 0 0 6 7 0.00 0.000																					
41 Mitchell Boggs, R ERA: 2.34	1.0 H 3 1 0 0 1 0 0 0 0 0 0 7 11 0.00 1.000																					
30 Jason Motte, R ERA: 2.86	1.0 S 4 1 0 0 1 0 0 0 0 0 0 0 11 16 0.00 1.000																					

St. Louis Cardinals @ Chicago Cubs
Wrigley Field, Chicago, IL
Sun Sep 23 2012, 1:25 PM - 4:35 PM CDT
Att: 33,354 - Partly Cloudy - 57 F

AB 34
R 6
H 12
RBI 6
BB 5
SO 5
LOB 15



St. Louis Cardinals @ Chicago Cubs
Wrigley Field, Chicago, IL
Sun Sep 23 2012, 1:25 PM - 4:35 PM CDT
Att: 33,354 - Partly Cloudy - 57 F

AB 35
R 3
H 7
RBI 2
BB 1
SO 8
LOB 15



Batter	1	2	3	4	5	6	7	8	9	AB	R	H	RBI	BB	SO	LOB	TOP										
19 Jon Jay, L (1,8) OBP: 0.373, SLG: 0.392										4	0	0	0	0	1	1											
3 Carlos Beltrán, S (1,9) OBP: 0.341, SLG: 0.491										5	0	0	0	0	2	3											
7 Matt Holliday, R (1,7) OBP: 0.377, SLG: 0.507 64 Trevor Rosenthal, R (9,1)										5	0	1	2	0	3	0											
21 Allen Craig, R (1,3) OBP: 0.358, SLG: 0.537										5	0	0	0	0	1	2											
4 Yadier Molina, R (1,2) OBP: 0.379, SLG: 0.510										3	1	2	1	1	0	0											
23 David Freese, R (1,5) OBP: 0.373, SLG: 0.471 13 Matt Carpenter, L (1,5) OBP: 0.372, SLG: 0.482										0	0	0	0	0	0	0											
33 Daniel Descalso, L (1,4) OBP: 0.303, SLG: 0.322										4	1	2	1	0	0	2											
38 Pete Kozma, R (1,6) OBP: 0.358, SLG: 0.596										3	2	2	2	1	0	2											
31 Lance Lynn, S (1,1) OBP: 0.098, SLG: 0.063 55 Skip Schumaker, L (8,PH) OBP: 0.341, SLG: 0.374 61 Sam Freeman, R (8,1) 43 Shane Robinson, R (9,7) OBP: 0.305, SLG: 0.333										2	1	0	0	0	2	0											
Inning Stats	R: 0 E: 0 K: 2 S: 11	H: 0 LOB: 0 BB: 15	R: 3 E: 0 K: 1 S: 16	H: 2 LOB: 1 BB: 29	R: 0 E: 0 K: 2 S: 8	H: 0 LOB: 0 BB: 12	R: 1 E: 0 K: 0 S: 10	H: 3 LOB: 1 BB: 0 P: 19	R: 0 E: 0 K: 1 S: 6	H: 0 LOB: 2 BB: 0 P: 8	R: 0 E: 0 K: 1 S: 12	H: 2 LOB: 2 BB: 0 P: 19	R: 2 E: 2 K: 2 S: 17	H: 1 LOB: 3 BB: 2 P: 29	R: 0 E: 1 K: 0 S: 8	H: 1 LOB: 1 BB: 13	R: 0 E: 0 K: 1 S: 9	H: 0 LOB: 0 BB: 16	1B: 6 2B: 0 3B: 1 HR: 2	SF: 0 SAC: 2 DP: 1 HBP: 0	WP: 0 PB: 0 SB: 0 CS: 0	PA: 40					
PITCHER	IP	WLS	BF	H	R	ER	SO	BB	IBB	HBP	BLK	WP	HR	S	P	ERA	WHIP										
58 Fernando Abad, L (1,1) ERA: 5.12	1.2	L	6	0	1	1	2	1	0	0	0	0	0	18	29	5.40	0.600										
43 Fernando Rodriguez Jr., R (2,1) ERA: 5.5	4.1		19	7	3	3	5	0	0	0	0	0	2	45	73	6.23	1.615										
67 Jose Valdez, R (7,1) ERA: 2.79	1.0		8	1	2	1	2	2	0	0	0	0	0	17	29	9.00	3.000										
28 C.J. Fick, R (8,1) ERA: 4.37	1.0		4	1	0	0	0	0	0	0	0	0	0	8	13	0.00	1.000										
55 Rhiner Cruz, R (9,1) ERA: 6.05	1.0		3	0	0	0	1	0	0	0	0	0	0	9	16	0.00	0.000										

St. Louis Cardinals @ Houston Astros
Minute Maid Park, Houston, TX
Mon Sep 24 2012, 7:08 PM - 10:10 PM CDT
Att. 12,584 - Roof Closed - 73 F

AB	35
R	6
H	9
RBI	6
BB	3
SO	10
LOB	14



Batter	1	2	3	4	5	6	7	8	9	AB	R	H	RBI	BB	SO	LOB	BOTTOM										
4 Jed Lowrie, S (1,6) OBP: 0.344, SLG: 0.457										4	0	2	0	0	0	2											
46 Scott Moore, L (1,9) OBP: 0.337, SLG: 0.467										4	0	2	1	0	0	2											
29 Brett Wallace, L (1,3) OBP: 0.325, SLG: 0.432										2	0	0	0	2	1	2											
44 Justin Maxwell, R (1,8) OBP: 0.309, SLG: 0.464										4	0	0	0	0	2	4											
21 Fernando Martinez, L (1,7) OBP: 0.273, SLG: 0.380 16 Matt Downs, R (8,PH) OBP: 0.249, SLG: 0.374										2	0	0	0	0	0	0											
13 Brandon Laird, R (1,5) OBP: 0.360, SLG: 0.478										4	0	1	0	0	2	3											
15 Jason Castro, L (1,2) OBP: 0.339, SLG: 0.377										4	1	0	0	0	3	1											
9 Marwin Gonzalez, S (1,4) OBP: 0.280, SLG: 0.327 19 Brian Bogusevic, L (4,8) OBP: 0.295, SLG: 0.290										1	0	1	0	0	0	0											
58 Fernando Abad, L (1,1) ERA: 3.85 43 Fernando Rodriguez Jr., R (2,1) ERA: 5.5 67 Jose Valdez, R (7,1) ERA: 2.79 38 Jimmy Paredes, S (7,PH) ERA: 4.37 28 C.J. Fick, R (8,1) 55 Rhiner Cruz, R (9,1) ERA: 6.05										0	0	0	0	0	0	0											
Inning Stats	R: 0 E: 0 K: 2 S: 15	H: 1 LOB: 3 BB: 1 P: 28	R: 1 E: 0 K: 2 S: 13	H: 2 LOB: 2 BB: 0 P: 19	R: 0 E: 0 K: 1 S: 5	H: 0 LOB: 0 BB: 0 P: 7	R: 0 E: 0 K: 1 S: 8	H: 0 LOB: 0 BB: 0 P: 11	R: 0 E: 0 K: 0 S: 6	H: 1 LOB: 1 BB: 1 P: 14	R: 0 E: 0 K: 2 S: 8	H: 0 LOB: 0 BB: 0 P: 12	R: 0 E: 0 K: 1 S: 11	H: 1 LOB: 1 BB: 0 P: 17	R: 0 E: 0 K: 1 S: 6	H: 0 LOB: 0 BB: 8	R: 0 E: 0 K: 1 S: 7	H: 1 LOB: 0 BB: 9	1B: 5 2B: 1 3B: 0 HR: 0	SF: 0 SAC: 0 DP: 2 HBP: 1	WP: 1 PB: 0 SB: 0 CS: 0	PA: 35					
PITCHER	IP	WLS	BF	H	R	ER	SO	BB	IBB	HBP	BLK	WP	HR	S	P	ERA	WHIP										
31 Lance Lynn, R (1,1) ERA: 3.85	7.0	W	29	5	1	1	9	2	0	1	0	1	0	66	108	1.29	1.000										
61 Sam Freeman, L (8,1) ERA: 5.3	1.0		3	0	0	0	1	0	0	0	0	0	0	6	8	0.00	0.000										
64 Trevor Rosenthal, R (9,1) ERA: 3.15	1.0		3	1	0	0	1	0	0	0	0	0	0	7	9	0.00	1.000										

St. Louis Cardinals @ Houston Astros
Minute Maid Park, Houston, TX
Mon Sep 24 2012, 7:08 PM - 10:10 PM CDT
Att. 12,584 - Roof Closed - 73 F

AB	32
R	1
H	6
RBI	1
BB	2
SO	11
LOB	17



Batter	1	2	3	4	5	6	7	8	9	AB	R	H	RBI	BB	SO	LOB	TOP										
19 Jon Jay, L OBP: 0.373, SLG: 0.392										5	1	2	2	0	0	1											
13 Matt Carpenter, L OBP: 0.370, SLG: 0.475										4	0	0	0	1	2	2											
7 Matt Holliday, R OBP: 0.379, SLG: 0.505										2	0	0	0	3	0	0											
21 Allen Craig, R OBP: 0.359, SLG: 0.535										5	0	2	0	0	1	3											
4 Yadier Molina, R OBP: 0.379, SLG: 0.510										4	0	2	1	0	0	0											
3 Carlos Beltrán, S OBP: 0.341, SLG: 0.489										3	0	0	0	1	2	5											
33 Daniel Descalso, L OBP: 0.305, SLG: 0.322										3	1	1	0	1	0	2											
38 Pete Kozma, R OBP: 0.351, SLG: 0.588										4	1	1	1	0	0	5											
54 Jaime Garcia, L OBP: 0.282, SLG: 0.324										3	1	1	0	0	1	0											
16 Bryan Anderson, L OBP: 0.400, SLG: 0.375										0	0	0	0	0	0	0											
41 Mitchell Boggs, R OBP: 0.152, SLG: 0.212										0	0	0	0	0	0	0											
58 Joe Kelly, R OBP: 0.152, SLG: 0.212										0	0	0	0	0	0	0											
Inning Stats	R: 1 E: 0 K: 1 S: 11	H: 2 LOB: 2 BB: 1 P: 20	R: 1 E: 0 K: 0 S: 11	H: 2 LOB: 3 BB: 2 P: 24	R: 0 E: 0 K: 0 S: 6	H: 1 LOB: 1 BB: 1 P: 11	R: 0 E: 0 K: 0 S: 6	H: 0 LOB: 0 BB: 0 P: 8	R: 0 E: 0 K: 0 S: 9	H: 0 LOB: 0 BB: 0 P: 15	R: 0 E: 0 K: 0 S: 7	H: 0 LOB: 0 BB: 0 P: 10	R: 2 E: 0 K: 2 S: 13	H: 2 LOB: 1 BB: 0 P: 18	R: 0 E: 0 K: 1 S: 6	H: 0 LOB: 0 BB: 0 P: 7	1B: 7 2B: 3 3B: 0 HR: 0	SF: 1 SAC: 0 DP: 2 HBP: 1	WP: 1 PB: 0 SB: 1 CS: 0	PA: 41							
PITCHER	IP	WLS	BF	H	R	ER	SO	BB	IBB	HBP	BLK	WP	HR	S	P	ERA	WHIP										
64 Lucas Harrell, R ERA: 3.88	5.0	L	26	7	2	2	1	5	1	0	0	0	0	45	88	3.60	2.400										
63 Xavier Cedeño, L ERA: 3.9	1.0		3	0	0	0	2	0	0	0	0	0	0	9	15	0.00	0.000										
62 Hector Ambriz, R ERA: 4.41	1.1		7	2	2	2	1	0	0	1	0	1	0	16	23	13.50	1.500										
53 Wesley Wright, L ERA: 3.26	0.2		2	0	0	0	1	0	0	0	0	0	0	4	5	0.00	0.000										
65 Mickey Storey, R ERA: 4.28	1.0		3	0	0	0	1	0	0	0	0	0	0	6	7	0.00	0.000										

St. Louis Cardinals @ Houston Astros
Minute Maid Park, Houston, TX
Tue Sep 25 2012, 7:06 PM - 9:48 PM CDT
Att: 16,943 - Roof Closed - 73 F

AB 33
R 4
H 9
RBI 4
BB 6
SO 6
LOB 18



Batter	1	2	3	4	5	6	7	8	9	AB	R	H	RBI	BB	SO	LOB	BOTTOM										
27 Jose Altuve, R OBP: 0.343, SLG: 0.395										4	0	2	0	0	0	1											
2 Brandon Barnes, R OBP: 0.253, SLG: 0.280										3	0	0	0	0	3	2											
29 Brett Wallace, L OBP: 0.323, SLG: 0.430										1	0	0	0	0	0	2											
4 Jed Lowrie, S OBP: 0.341, SLG: 0.451										4	0	0	0	0	0	0											
44 Justin Maxwell, R OBP: 0.308, SLG: 0.461										4	0	1	0	0	1	0											
16 Matt Downs, R OBP: 0.249, SLG: 0.371										4	0	1	0	0	1	1											
13 Brandon Laird, R OBP: 0.393, SLG: 0.500										3	0	2	0	0	0	1											
53 Wesley Wright, R										0	0	0	0	0	0	0											
65 Mickey Storey, R										0	0	0	0	0	0	0											
18 Chris Snyder, R OBP: 0.295, SLG: 0.308										3	0	0	0	0	1	4											
38 Jimmy Paredes, S OBP: 0.234, SLG: 0.229										3	0	0	0	0	0	1											
64 Lucas Harrell, S OBP: 0.172, SLG: 0.158										1	0	0	0	0	0	0											
22 Carlos Corporán, S OBP: 0.289, SLG: 0.451										1	0	0	0	0	0	1											
63 Xavier Cedeño, L										0	0	0	0	0	0	0											
62 Hector Ambriz, L										0	0	0	0	0	0	0											
46 Scott Moore, L OBP: 0.340, SLG: 0.470										1	0	1	0	0	0	0											
Inning Stats	R: 0 E: 0 K: 1 S: 5	H: 0 LOB: 0 BB: 0 P: 7	R: 0 E: 0 K: 2 S: 9	H: 1 LOB: 1 BB: 0 P: 14	R: 0 E: 0 K: 1 S: 12	H: 1 LOB: 0 BB: 0 P: 18	R: 0 E: 0 K: 0 S: 6	H: 0 LOB: 0 BB: 0 P: 10	R: 0 E: 0 K: 1 S: 12	H: 1 LOB: 1 BB: 0 P: 20	R: 0 E: 0 K: 1 S: 7	H: 1 LOB: 0 BB: 0 P: 13	R: 0 E: 0 K: 0 S: 9	H: 2 LOB: 1 BB: 0 P: 10	R: 0 E: 1 K: 0 S: 7	H: 1 LOB: 1 BB: 0 P: 10	R: 0 E: 0 K: 1 S: 7	H: 0 LOB: 0 BB: 0 P: 10	1B: 7 2B: 2 3B: 0 HR: 0	SF: 0 SAC: 0 DP: 3 HBP: 0	WP: 1 PB: 0 SB: 0 CS: 1	PA: 32					
PITCHER	IP	WLS	BF	H	R	ER	SO	BB	IBB	HBP	BLK	WP	HR	S	P	ERA	WHIP										
54 Jaime Garcia, L ERA: 3.99	7.0	W	25	6	0	0	5	0	0	0	0	1	0	60	92	0.00	0.857										
41 Mitchell Boggs, R ERA: 2.3	1.0		4	1	0	0	0	0	0	0	0	0	0	7	10	0.00	1.000										
58 Joe Kelly, R ERA: 3.58	1.0		3	0	0	0	1	0	0	0	0	0	0	7	10	0.00	0.000										

St. Louis Cardinals @ Houston Astros
Minute Maid Park, Houston, TX
Tue Sep 25 2012, 7:06 PM - 9:48 PM CDT
Att: 16,943 - Roof Closed - 73 F

AB 32
R 0
H 7
RBI 0
BB 0
SO 6
LOB 13



Batter	1	2	3	4	5	6	7	8	9	AB	R	H	RBI	BB	SO	LOB	TOP										
19 Jon Jay, L (1.8) OBP: 0.372, SLG: 0.393										4	0	1	0	0	1	3											
13 Matt Carpenter, L (1.5) OBP: 0.366, SLG: 0.472										4	0	1	0	0	1	2											
7 Matt Holliday, R (1.7) OBP: 0.377, SLG: 0.502										4	0	0	0	0	0	2											
21 Allen Craig, R (1.3) OBP: 0.356, SLG: 0.530										4	0	0	0	0	0	1											
4 Yadier Molina, R (1.2) OBP: 0.377, SLG: 0.507										3	0	0	0	0	0	0											
56 Adron Chambers, L (1.9) OBP: 0.309, SLG: 0.306										2	0	0	0	0	0	0											
33 Daniel Descalso, L (1.4) OBP: 0.303, SLG: 0.319										3	0	0	0	0	1	1											
38 Pete Kozma, R (1.6) OBP: 0.333, SLG: 0.556										3	0	0	0	0	3	2											
29 Chris Carpenter, R (1.1) OBP: 0.250, SLG: 0.250										2	0	1	0	0	1	0											
34 Marc Rzepczynski, L (7.1) OBP: 0.340, SLG: 0.448										0	0	0	0	0	0	0											
3 Carlos Beltrán, S (8. PH) OBP: 0.340, SLG: 0.448										1	0	0	0	0	0	2											
40 Shelby Miller, R (8.1)										0	0	0	0	0	0	0											
Inning Stats	R: 0 E: 0 K: 2 S: 10	H: 0 LOB: 0 BB: 0 P: 15	R: 0 E: 0 K: 0 S: 5	H: 0 LOB: 0 BB: 0 P: 8	R: 0 E: 0 K: 2 S: 9	H: 0 LOB: 0 BB: 0 P: 15	R: 0 E: 0 K: 0 S: 8	H: 1 LOB: 1 BB: 0 P: 13	R: 0 E: 0 K: 1 S: 8	H: 0 LOB: 0 BB: 0 P: 11	R: 0 E: 0 K: 1 S: 12	H: 1 LOB: 1 BB: 0 P: 15	R: 0 E: 0 K: 0 S: 7	H: 0 LOB: 0 BB: 0 P: 10	R: 0 E: 1 K: 1 S: 17	H: 0 LOB: 0 BB: 0 P: 27	R: 0 E: 0 K: 0 S: 6	H: 1 LOB: 0 BB: 0 P: 8	1B: 2 2B: 1 3B: 0 HR: 0	SF: 0 SAC: 0 DP: 1 HBP: 1	WP: 0 PB: 0 SB: 0 CS: 0	PA: 31					
PITCHER	IP	WLS	BF	H	R	ER	SO	BB	IBB	HBP	BLK	WP	HR	S	P	ERA	WHIP										
20 Bud Norris, R (1.1) ERA: 4.82	7.1	W	26	2	0	0	7	0	0	1	0	0	0	69	104	0.00	0.273										
59 Wilton Lopez, R (8.1) ERA: 2.11	1.2	S	5	1	0	0	0	0	0	0	0	0	0	13	18	0.00	0.600										

St. Louis Cardinals @ Houston Astros
Minute Maid Park, Houston, TX
Wed Sep 26 2012, 7:10 PM - 9:36 PM CDT
Att: 18,712 - Roof Closed - 73 F

AB 30
R 0
H 3
RBI 0
BB 0
SO 7
LOB 13



Batter	1	2	3	4	5	6	7	8	9	AB	R	H	RBI	BB	SO	LOB	BOTTOM										
27 Jose Altuve, R (1.4) OBP: 0.343, SLG: 0.399										4	1	1	1	0	0	1											
46 Scott Moore, L (1.9) OBP: 0.338, SLG: 0.470										4	0	1	0	0	2	2											
19 Brian Bojosevic, L (9.9) OBP: 0.295, SLG: 0.290										0	0	0	0	0	0	0											
4 Jed Lowrie, S (1.6) OBP: 0.337, SLG: 0.446										4	0	0	0	0	1	1											
44 Justin Maxwell, R (1.8) OBP: 0.305, SLG: 0.456										3	1	0	0	0	0	1											
29 Brett Wallace, L (1.3) OBP: 0.323, SLG: 0.429										3	0	1	1	0	0	0											
15 Jason Castro, L (1.2) OBP: 0.336, SLG: 0.372										3	0	0	0	0	1	1											
21 Fernando Martinez, L (1.7) OBP: 0.286, SLG: 0.366										1	0	1	0	0	0	0											
2 Brandon Barnes, R (7. PH) OBP: 0.261, SLG: 0.289										1	0	1	0	0	0	0											
13 Brandon Laird, R (1.5) OBP: 0.355, SLG: 0.448										3	0	0	0	0	0	3											
20 Bud Norris, R (1.1) OBP: 0.118, SLG: 0.122										2	0	0	0	0	0	1											
59 Wilton Lopez, R (8.1)										0	0	0	0	0	0	0											
Inning Stats	R: 0 E: 0 K: 1 S: 8	H: 0 LOB: 0 BB: 0 P: 13	R: 0 E: 0 K: 1 S: 9	H: 0 LOB: 0 BB: 0 P: 16	R: 0 E: 0 K: 0 S: 6	H: 0 LOB: 0 BB: 0 P: 11	R: 2 E: 0 K: 0 S: 19	H: 3 LOB: 1 BB: 0 P: 29	R: 0 E: 0 K: 0 S: 8	H: 1 LOB: 2 BB: 0 P: 10	R: 0 E: 0 K: 1 S: 10	H: 0 LOB: 0 BB: 0 P: 13	R: 0 E: 0 K: 0 S: 7	H: 1 LOB: 0 BB: 0 P: 11	R: 0 E: 0 K: 1 S: 7	H: 0 LOB: 0 BB: 0 P: 9	1B: 3 2B: 1 3B: 0 HR: 1	SF: 0 SAC: 1 DP: 1 HBP: 1	WP: 0 PB: 0 SB: 1 CS: 0	PA: 30							
PITCHER	IP	WLS	BF	H	R	ER	SO	BB	IBB	HBP	BLK	WP	HR	S	P	ERA	WHIP										
29 Chris Carpenter, R (1.1) ERA: 3.27	6.0	L	23	4	2	2	3	0	0	1	0	0	0	7	11	0.00	1.000										
34 Marc Rzepczynski, L (7.1) ERA: 4.27	1.0		4	1	0	0	0	0	0	0	0	0	0	7	9	0.00	0.000										
40 Shelby Miller, R (8.1) ERA: 2.36	1.0		3	0	0	0	1	0	0	0	0	0	0	7	9	0.00	0.000										

St. Louis Cardinals @ Houston Astros
Minute Maid Park, Houston, TX
Wed Sep 26 2012, 7:10 PM - 9:36 PM CDT
Att: 18,712 - Roof Closed - 73 F

AB 28
R 2
H 5
RBI 2
BB 0
SO 4
LOB 10



Batter	1	2	3	4	5	6	7	8	9	AB	R	H	RBI	BB	SO	LOB	TOP			
28 Jayson Werth, R OBP: 0.393, SLG: 0.440 10 Corey Brown, L OBP: 0.231, SLG: 0.400										3	0	0	0	0	0	2				
34 Bryce Harper, L OBP: 0.338, SLG: 0.468 7 Mark DeRosa, R OBP: 0.304, SLG: 0.234										3	1	2	0	0	0	0				
11 Ryan Zimmerman, R OBP: 0.349, SLG: 0.479 56 Christian Garcia, R OBP: 0.304, SLG: 0.234 57 Tyler Moore, R OBP: 0.331, SLG: 0.500										3	0	1	0	0	1	2				
25 Adam LaRoche, L OBP: 0.338, SLG: 0.503 18 Chad Tracy, L OBP: 0.347, SLG: 0.460										3	0	1	1	0	0	1				
38 Michael Morse, R OBP: 0.319, SLG: 0.454 30 Zach Duke, L OBP: 0.304, SLG: 0.234 55 Eury Pérez, R OBP: 0.333, SLG: 0.333 51 Michael Gonzalez, R OBP: 0.304, SLG: 0.234										3	0	0	0	0	1	2				
20 Ian Desmond, R OBP: 0.338, SLG: 0.518 1 Steve Lombardozzi, S OBP: 0.318, SLG: 0.355										3	0	1	0	0	1	0				
8 Danny Espinosa, S OBP: 0.317, SLG: 0.404										4	0	0	0	0	1	1				
24 Kurt Suzuki, R OBP: 0.273, SLG: 0.327 26 Jesus Flores, R OBP: 0.252, SLG: 0.333										2	0	0	0	0	1	1				
33 Edwin Jackson, R OBP: 0.276, SLG: 0.236 32 Tom Gorzelanny, R OBP: 0.300, SLG: 0.400 2 Roger Bernadina, L OBP: 0.369, SLG: 0.408										0	0	0	0	1	0	0				
Inning Stats	R: 1 H: 2 E: 0 K: 1 S: 12	H: 2 R: 0 ER: 0 LOB: 1 BB: 0 P: 21	R: 0 H: 1 E: 0 K: 1 S: 12	H: 1 R: 0 ER: 0 LOB: 1 BB: 0 P: 19	R: 0 H: 1 E: 0 K: 1 S: 11	H: 0 R: 0 ER: 0 LOB: 0 BB: 0 P: 17	R: 0 H: 0 E: 0 K: 1 S: 6	H: 0 R: 0 ER: 0 LOB: 0 BB: 0 P: 9	R: 0 H: 1 E: 0 K: 0 S: 6	H: 0 R: 0 ER: 0 LOB: 0 BB: 0 P: 9	R: 1 H: 1 E: 0 K: 2 S: 12	H: 1 R: 0 ER: 0 LOB: 1 BB: 1 P: 22	R: 0 H: 0 E: 0 K: 0 S: 14	H: 0 R: 0 ER: 0 LOB: 1 BB: 1 P: 20	R: 0 H: 0 E: 0 K: 1 S: 10	H: 0 R: 0 ER: 0 LOB: 1 BB: 1 P: 17	1B: 3 2B: 2 3B: 0 HR: 1	SF: 0 SAC: 0 DP: 0 HBP: 0	WP: 0 PB: 0 SB: 0 CS: 0	PA: 37
PITCHER	IP: 6.0 WLS: W BF: 24 H: 5 R: 1 ER: 1 SO: 5 BB: 1 IBB: 0 HBP: 0 BLK: 0 WP: 0 HR: 0 S: 53 P: 84 ERA: 1.50 WHIP: 1.000	IP: 1.0 WLS: 5 BF: 5 H: 1 R: 1 ER: 2 SO: 2 BB: 0 IBB: 0 HBP: 0 BLK: 0 WP: 0 HR: 1 S: 12 P: 22 ERA: 9.00 WHIP: 2.000	IP: 1.0 WLS: 4 BF: 0 H: 0 R: 0 ER: 0 SO: 1 BB: 0 IBB: 0 HBP: 0 BLK: 0 WP: 0 HR: 14 S: 20 P: 20 ERA: 0.00 WHIP: 1.000	IP: 1.0 WLS: 4 BF: 0 H: 0 R: 0 ER: 0 SO: 1 BB: 0 IBB: 0 HBP: 0 BLK: 0 WP: 0 HR: 10 S: 17 P: 17 ERA: 0.00 WHIP: 1.000																

Washington Nationals @ St. Louis Cardinals
 Busch Stadium, St. Louis, MO
 Fri Sep 28 2012, 7:16 PM - 10:06 PM CDT
 Att: 39,166 - Partly Cloudy - 66 F

AB	33
R	2
H	6
RBI	2
BB	4
SO	8
LOB	14



Batter	1	2	3	4	5	6	7	8	9	AB	R	H	RBI	BB	SO	LOB	BOTTOM			
19 Jon Jay, L OBP: 0.373, SLG: 0.396										5	2	2	0	0	0	1				
13 Matt Carpenter, L OBP: 0.372, SLG: 0.474										3	3	1	1	2	0	0				
7 Matt Holliday, R OBP: 0.376, SLG: 0.499 43 Shane Robinson, R OBP: 0.308, SLG: 0.356										3	1	0	1	0	1	3				
21 Allen Craig, R OBP: 0.361, SLG: 0.534 8 Ryan Jackson, R OBP: 0.214, SLG: 0.154										4	2	4	2	0	0	0				
4 Yadier Molina, R OBP: 0.378, SLG: 0.512 56 Adron Chambers, L OBP: 0.304, SLG: 0.300										3	2	1	3	1	0	4				
3 Carlos Beltrán, S OBP: 0.343, SLG: 0.487 64 Trevor Rosenthal, R OBP: 0.304, SLG: 0.317 59 Fernando Salas, R OBP: 0.300, SLG: 0.317										1	0	0	1	3	0	0				
33 Daniel Descalso, L OBP: 0.300, SLG: 0.317										3	0	0	1	0	0	4				
38 Pete Kozma, R OBP: 0.328, SLG: 0.534										4	0	1	1	0	1	0				
50 Adam Wainwright, R OBP: 0.199, SLG: 0.197 58 Joe Kelly, R OBP: 0.152, SLG: 0.212 48 Tony Cruz, R OBP: 0.270, SLG: 0.372										3	0	0	0	0	2	2				
Inning Stats	R: 5 H: 3 E: 1 K: 0 S: 15	H: 3 R: 4 ER: 0 LOB: 2 BB: 2 P: 31	R: 0 H: 0 E: 0 K: 1 S: 8	H: 0 R: 0 ER: 0 LOB: 0 BB: 0 P: 9	R: 0 H: 1 E: 0 K: 1 S: 11	H: 0 R: 0 ER: 0 LOB: 3 BB: 2 P: 25	R: 0 H: 0 E: 0 K: 2 S: 9	H: 0 R: 0 ER: 0 LOB: 0 BB: 0 P: 14	R: 0 H: 1 E: 0 K: 0 S: 7	H: 0 R: 0 ER: 0 LOB: 0 BB: 0 P: 11	R: 0 H: 0 E: 0 K: 0 S: 7	H: 0 R: 0 ER: 0 LOB: 0 BB: 0 P: 10	R: 3 H: 3 E: 0 K: 0 S: 11	H: 3 R: 0 ER: 0 LOB: 0 BB: 0 P: 17	1B: 6 2B: 3 3B: 0 HR: 2	SF: 1 SAC: 0 DP: 3 HBP: 1	WP: 2 PB: 0 SB: 0 CS: 0	PA: 41		
PITCHER	IP: 1.1 WLS: L BF: 15 H: 1 R: 0 ER: 0 SO: 2 BB: 4 IBB: 0 HBP: 0 BLK: 0 WP: 0 HR: 0 S: 25 P: 25 ERA: 54.00 WHIP: 7.500	IP: 2.2 WLS: 10 BF: 10 H: 1 R: 0 ER: 0 SO: 2 BB: 2 IBB: 0 HBP: 0 BLK: 0 WP: 0 HR: 16 S: 25 P: 25 ERA: 0.00 WHIP: 1.125	IP: 2.0 WLS: 7 BF: 1 H: 0 R: 0 ER: 2 SO: 0 BB: 0 IBB: 0 HBP: 1 BLK: 0 WP: 0 HR: 7 S: 10 P: 10 ERA: 0.00 WHIP: 0.500	IP: 1.0 WLS: 3 BF: 0 H: 0 R: 0 ER: 0 SO: 0 BB: 0 IBB: 0 HBP: 0 BLK: 0 WP: 0 HR: 1 S: 11 P: 17 ERA: 27.00 WHIP: 3.000																

Washington Nationals @ St. Louis Cardinals
 Busch Stadium, St. Louis, MO
 Fri Sep 28 2012, 7:16 PM - 10:06 PM CDT
 Att: 39,166 - Partly Cloudy - 66 F

AB	33
R	12
H	11
RBI	12
BB	6
SO	4
LOB	14



Batter	1	2	3	4	5	6	7	8	9	AB	R	H	RBI	BB	SO	LOB	TOP						
28 Javson Werth, R OBP: 0.387, SLG: 0.435										4	0	1	0	0	1	0							
34 Bryce Harper, L OBP: 0.339, SLG: 0.476										3	1	1	1	1	0	1							
11 Ryan Zimmerman, R OBP: 0.348, SLG: 0.476										4	0	0	0	0	2	2							
25 Adam LaRoche, L OBP: 0.343, SLG: 0.505										4	1	2	0	0	1	1							
38 Michael Morse, R OBP: 0.318, SLG: 0.457										4	0	1	0	0	2	2							
20 Ian Desmond, R OBP: 0.335, SLG: 0.514										3	1	1	1	0	2	1							
8 Danny Espinosa, S OBP: 0.317, SLG: 0.407										4	1	1	2	0	0	2							
24 Kurt Suzuki, R OBP: 0.274, SLG: 0.328										3	0	0	0	0	1	2							
48 Ross Detwiler, R OBP: 0.265, SLG: 0.344										1	0	0	0	0	1	0							
40 Chien-Ming Wang, R OBP: 0.296, SLG: 0.333										1	0	0	0	0	1	1							
35 Craig Stammen, R ERA: 6.68										0	0	0	0	0	0	0							
56 Christian Garcia, R ERA: 2.4										0	0	0	0	0	0	0							
2 Roger Bernadina, L OBP: 0.309, SLG: 0.420										0	0	0	0	0	0	0							
30 Zach Duke, L ERA: 4.49										0	0	0	0	0	0	0							
18 Chad Tracy, L OBP: 0.260, SLG: 0.449										1	0	0	0	0	0	0							
Inning Stats	R: 0 E: 0 K: 1 S: 15	H: 1 LOB: 1 BB: 0 P: 22	R: 0 E: 0 K: 2 S: 7	H: 0 LOB: 0 BB: 0 P: 8	R: 0 E: 0 K: 2 S: 9	H: 0 LOB: 0 BB: 0 P: 12	R: 4 E: 0 K: 3 S: 23	H: 4 LOB: 1 BB: 1 P: 33	R: 0 E: 0 K: 1 S: 6	H: 0 LOB: 0 BB: 1 P: 11	R: 0 E: 0 K: 0 S: 13	H: 1 LOB: 2 BB: 0 P: 20	R: 0 E: 0 K: 0 S: 6	H: 0 LOB: 0 BB: 0 P: 8	R: 0 E: 0 K: 2 S: 11	H: 1 LOB: 1 BB: 0 P: 16	R: 0 E: 0 K: 0 S: 9	H: 0 LOB: 0 BB: 0 P: 13	1B: 2 2B: 3 3B: 0 HR: 2	SF: 0 SAC: 0 DP: 1 HBP: 2	WP: 0 PB: 0 SB: 0 CS: 0	PA: 36	
PITCHER	IP WLS BF H R ER SO BB IBB HBP BLK WP HR S P ERA WHIP	IP WLS BF H R ER SO BB IBB HBP BLK WP HR S P ERA WHIP	IP WLS BF H R ER SO BB IBB HBP BLK WP HR S P ERA WHIP	IP WLS BF H R ER SO BB IBB HBP BLK WP HR S P ERA WHIP	IP WLS BF H R ER SO BB IBB HBP BLK WP HR S P ERA WHIP	IP WLS BF H R ER SO BB IBB HBP BLK WP HR S P ERA WHIP	IP WLS BF H R ER SO BB IBB HBP BLK WP HR S P ERA WHIP	IP WLS BF H R ER SO BB IBB HBP BLK WP HR S P ERA WHIP	IP WLS BF H R ER SO BB IBB HBP BLK WP HR S P ERA WHIP	IP WLS BF H R ER SO BB IBB HBP BLK WP HR S P ERA WHIP	IP WLS BF H R ER SO BB IBB HBP BLK WP HR S P ERA WHIP	IP WLS BF H R ER SO BB IBB HBP BLK WP HR S P ERA WHIP	IP WLS BF H R ER SO BB IBB HBP BLK WP HR S P ERA WHIP	IP WLS BF H R ER SO BB IBB HBP BLK WP HR S P ERA WHIP	IP WLS BF H R ER SO BB IBB HBP BLK WP HR S P ERA WHIP	IP WLS BF H R ER SO BB IBB HBP BLK WP HR S P ERA WHIP	IP WLS BF H R ER SO BB IBB HBP BLK WP HR S P ERA WHIP	IP WLS BF H R ER SO BB IBB HBP BLK WP HR S P ERA WHIP	IP WLS BF H R ER SO BB IBB HBP BLK WP HR S P ERA WHIP	IP WLS BF H R ER SO BB IBB HBP BLK WP HR S P ERA WHIP	IP WLS BF H R ER SO BB IBB HBP BLK WP HR S P ERA WHIP	IP WLS BF H R ER SO BB IBB HBP BLK WP HR S P ERA WHIP	IP WLS BF H R ER SO BB IBB HBP BLK WP HR S P ERA WHIP

Washington Nationals @ St. Louis Cardinals
 Busch Stadium, St. Louis, MO
 Sun Sep 30 2012, 1:18 PM - 4:23 PM CDT
 Att: 40,084 - Cloudy - 70 F

AB 33
 R 4
 H 7
 RBI 4
 BB 1
 SO 11
 LOB 12



Batter	1	2	3	4	5	6	7	8	9	AB	R	H	RBI	BB	SO	LOB	BOTTOM						
19 Jon Jay, L OBP: 0.375, SLG: 0.400										4	3	2	1	1	0	1							
3 Carlos Beltrán, S OBP: 0.346, SLG: 0.498										4	2	3	5	1	0	0							
7 Matt Holliday, R OBP: 0.376, SLG: 0.496										4	0	1	0	1	2	1							
21 Allen Craig, R OBP: 0.358, SLG: 0.527										5	0	1	0	0	1	4							
4 Yadier Molina, R OBP: 0.377, SLG: 0.506										4	1	0	0	1	1	3							
23 David Freese, R OBP: 0.374, SLG: 0.469										3	2	0	0	2	1	3							
33 Daniel Descalso, L OBP: 0.303, SLG: 0.321										4	1	2	0	0	0	2							
38 Pete Kozma, R OBP: 0.375, SLG: 0.600										3	1	3	3	0	0	0							
31 Lance Lynn, S ERA: 3.4										2	0	0	0	0	1	1							
40 Chien-Ming Wang, R ERA: 6.68										0	0	0	0	0	0	0							
56 Christian Garcia, R ERA: 2.45										0	0	0	0	0	0	0							
30 Zach Duke, L ERA: 4.42										0	0	0	0	0	0	0							
Inning Stats	R: 0 E: 0 K: 1 S: 9	H: 0 LOB: 1 BB: 1 P: 18	R: 5 E: 1 K: 1 S: 27	H: 3 LOB: 1 BB: 3 P: 47	R: 2 E: 0 K: 1 S: 12	H: 1 LOB: 0 BB: 1 P: 26	R: 2 E: 0 K: 0 S: 12	H: 2 LOB: 1 BB: 1 P: 21	R: 0 E: 0 K: 0 S: 9	H: 1 LOB: 1 BB: 0 P: 16	R: 0 E: 0 K: 2 S: 7	H: 0 LOB: 0 BB: 0 P: 7	R: 0 E: 0 K: 1 S: 13	H: 2 LOB: 2 BB: 0 P: 22	R: 1 E: 0 K: 0 S: 11	H: 3 LOB: 2 BB: 0 P: 20	1B: 8 2B: 2 3B: 0 HR: 2	SF: 1 SAC: 1 DP: 0 HBP: 0	WP: 2 PB: 0 SB: 0 CS: 0	PA: 42			
PITCHER	IP WLS BF H R ER SO BB IBB HBP BLK WP HR S P ERA WHIP	IP WLS BF H R ER SO BB IBB HBP BLK WP HR S P ERA WHIP	IP WLS BF H R ER SO BB IBB HBP BLK WP HR S P ERA WHIP	IP WLS BF H R ER SO BB IBB HBP BLK WP HR S P ERA WHIP	IP WLS BF H R ER SO BB IBB HBP BLK WP HR S P ERA WHIP	IP WLS BF H R ER SO BB IBB HBP BLK WP HR S P ERA WHIP	IP WLS BF H R ER SO BB IBB HBP BLK WP HR S P ERA WHIP	IP WLS BF H R ER SO BB IBB HBP BLK WP HR S P ERA WHIP	IP WLS BF H R ER SO BB IBB HBP BLK WP HR S P ERA WHIP	IP WLS BF H R ER SO BB IBB HBP BLK WP HR S P ERA WHIP	IP WLS BF H R ER SO BB IBB HBP BLK WP HR S P ERA WHIP	IP WLS BF H R ER SO BB IBB HBP BLK WP HR S P ERA WHIP	IP WLS BF H R ER SO BB IBB HBP BLK WP HR S P ERA WHIP	IP WLS BF H R ER SO BB IBB HBP BLK WP HR S P ERA WHIP	IP WLS BF H R ER SO BB IBB HBP BLK WP HR S P ERA WHIP	IP WLS BF H R ER SO BB IBB HBP BLK WP HR S P ERA WHIP	IP WLS BF H R ER SO BB IBB HBP BLK WP HR S P ERA WHIP	IP WLS BF H R ER SO BB IBB HBP BLK WP HR S P ERA WHIP	IP WLS BF H R ER SO BB IBB HBP BLK WP HR S P ERA WHIP	IP WLS BF H R ER SO BB IBB HBP BLK WP HR S P ERA WHIP	IP WLS BF H R ER SO BB IBB HBP BLK WP HR S P ERA WHIP	IP WLS BF H R ER SO BB IBB HBP BLK WP HR S P ERA WHIP	IP WLS BF H R ER SO BB IBB HBP BLK WP HR S P ERA WHIP

Washington Nationals @ St. Louis Cardinals
 Busch Stadium, St. Louis, MO
 Sun Sep 30 2012, 1:18 PM - 4:23 PM CDT
 Att: 40,084 - Cloudy - 70 F

AB 34
 R 10
 H 12
 RBI 9
 BB 6
 SO 6
 LOB 17



Batter	1	2	3	4	5	6	7	8	9	AB	R	H	RBI	BB	SO	LOB	TOP								
4 Brandon Phillips, R OBP: 0.323, SLG: 0.433 15 Wilson Valdez, R OBP: 0.294, SLG: 0.224	G6-3		G6-3		G6-3			F9		4	0	1	1	0	0	1	Cincinnati Reds @ St. Louis Cardinals Busch Stadium, St. Louis, MO Mon Oct 01 2012, 7:17 PM - 9:53 PM CDT Att: 38,480 - Overcast - 65 F								
2 Zack Cozart, R OBP: 0.291, SLG: 0.404	G6-3					G5-3		G4-3		4	0	1	0	0	0	0									
19 Joey Votto, L OBP: 0.473, SLG: 0.569	F7		F7			K		E5		4	0	0	0	0	1	2									
48 Ryan Ludwick, R OBP: 0.349, SLG: 0.535 31 Alfredo Simon, R OBP: 0.376, SLG: 0.464 26 Xavier Paul, L OBP: 0.316, SLG: 0.403 60 J.J. Hoover, R		G1-3		G6-3		G5-3		F7		3	0	0	0	0	0	0									
32 Jay Bruce, L OBP: 0.326, SLG: 0.517				K						4	0	1	0	0	2	0									
27 Scott Rolen, R OBP: 0.318, SLG: 0.389				G1-3						4	1	1	0	0	2	1									
29 Ryan Hanigan, R OBP: 0.364, SLG: 0.339			G3					SF7		2	0	0	1	1	1	0									
6 Drew Stubbs, R OBP: 0.280, SLG: 0.337						K				3	1	2	0	0	1	1									
61 Bronson Arroyo, R OBP: 0.154, SLG: 0.206 28 Chris Heisey, R OBP: 0.316, SLG: 0.403			SH3-4					P4		1	0	0	0	0	1	1									
										1	0	0	0	0	0	1									
Inning Stats	R: 0 E: 0 K: 0 S: 8	H: 0 LOB: 0 BB: 0 P: 9	R: 0 E: 0 K: 1 S: 8	H: 1 LOB: 1 BB: 0 P: 9	R: 1 E: 0 K: 0 S: 13	H: 3 LOB: 2 BB: 0 P: 22	R: 0 E: 0 K: 1 S: 5	H: 0 LOB: 0 BB: 0 P: 7	R: 0 E: 0 K: 2 S: 10	H: 0 LOB: 1 BB: 1 P: 18	R: 0 E: 0 K: 1 S: 8	H: 0 LOB: 0 BB: 0 P: 9	R: 1 E: 0 K: 1 S: 12	H: 2 LOB: 1 BB: 0 P: 21	R: 0 E: 1 K: 0 S: 12	H: 0 LOB: 1 BB: 0 P: 17	R: 0 E: 0 K: 2 S: 10	H: 0 LOB: 0 BB: 0 P: 16	1B: 5 2B: 2 3B: 0 HR: 0	SF: 1 SAC: 1 DP: 1 HBP: 0	WP: 1 PB: 1 SB: 0 CS: 1	PA: 34			
PITCHER	IP WLS BF H R ER SO BB IBB HBP BLK WP HR S P ERA WHIP	IP WLS BF H R ER SO BB IBB HBP BLK WP HR S P ERA WHIP	IP WLS BF H R ER SO BB IBB HBP BLK WP HR S P ERA WHIP	IP WLS BF H R ER SO BB IBB HBP BLK WP HR S P ERA WHIP	IP WLS BF H R ER SO BB IBB HBP BLK WP HR S P ERA WHIP	IP WLS BF H R ER SO BB IBB HBP BLK WP HR S P ERA WHIP	IP WLS BF H R ER SO BB IBB HBP BLK WP HR S P ERA WHIP	IP WLS BF H R ER SO BB IBB HBP BLK WP HR S P ERA WHIP	IP WLS BF H R ER SO BB IBB HBP BLK WP HR S P ERA WHIP	IP WLS BF H R ER SO BB IBB HBP BLK WP HR S P ERA WHIP	IP WLS BF H R ER SO BB IBB HBP BLK WP HR S P ERA WHIP	IP WLS BF H R ER SO BB IBB HBP BLK WP HR S P ERA WHIP	IP WLS BF H R ER SO BB IBB HBP BLK WP HR S P ERA WHIP	IP WLS BF H R ER SO BB IBB HBP BLK WP HR S P ERA WHIP	IP WLS BF H R ER SO BB IBB HBP BLK WP HR S P ERA WHIP	IP WLS BF H R ER SO BB IBB HBP BLK WP HR S P ERA WHIP	IP WLS BF H R ER SO BB IBB HBP BLK WP HR S P ERA WHIP	IP WLS BF H R ER SO BB IBB HBP BLK WP HR S P ERA WHIP	IP WLS BF H R ER SO BB IBB HBP BLK WP HR S P ERA WHIP	IP WLS BF H R ER SO BB IBB HBP BLK WP HR S P ERA WHIP	IP WLS BF H R ER SO BB IBB HBP BLK WP HR S P ERA WHIP	IP WLS BF H R ER SO BB IBB HBP BLK WP HR S P ERA WHIP	IP WLS BF H R ER SO BB IBB HBP BLK WP HR S P ERA WHIP	IP WLS BF H R ER SO BB IBB HBP BLK WP HR S P ERA WHIP	IP WLS BF H R ER SO BB IBB HBP BLK WP HR S P ERA WHIP

AB	31
R	2
H	6
RBI	2
BB	1
SO	8
LOB	8



Batter	1	2	3	4	5	6	7	8	9	AB	R	H	RBI	BB	SO	LOB	BOTTOM								
19 Jon Jay, L OBP: 0.372, SLG: 0.396	F7		G3-1		K			L4		4	0	0	0	0	1	0	Cincinnati Reds @ St. Louis Cardinals Busch Stadium, St. Louis, MO Mon Oct 01 2012, 7:17 PM - 9:53 PM CDT Att: 38,480 - Overcast - 65 F								
3 Carlos Beltrán, S OBP: 0.349, SLG: 0.499					G5-3					3	1	2	0	1	0	0									
7 Matt Holliday, R OBP: 0.379, SLG: 0.497										3	1	2	0	1	1	0									
21 Allen Craig, R OBP: 0.357, SLG: 0.527										4	0	1	1	0	1	4									
4 Yadier Molina, R OBP: 0.376, SLG: 0.505	FC6-4		SF8					G6-3		3	1	1	1	0	0	2									
23 David Freese, R OBP: 0.373, SLG: 0.467 30 Jason Motte, R										4	0	1	0	0	2	2									
33 Daniel Descalso, L OBP: 0.303, SLG: 0.325										4	0	1	1	0	1	1									
38 Pete Kozma, R OBP: 0.373, SLG: 0.582										2	0	0	0	1	1	1									
54 Jaime Garcia, L OBP: 0.286, SLG: 0.400 44 Edward Mujica, R 41 Mitchell Boggs, R 13 Matt Carpenter, L OBP: 0.366, SLG: 0.466										3	1	1	1	0	0	2									
										0	0	0	0	0	0	0									
										0	0	0	0	0	0	0									
										0	0	0	0	0	0	0									
Inning Stats	R: 0 E: 0 K: 1 S: 10	H: 2 LOB: 2 BB: 0 P: 17	R: 0 E: 0 K: 1 S: 8	H: 1 LOB: 0 BB: 0 P: 12	R: 3 E: 0 K: 1 S: 12	H: 3 LOB: 1 BB: 1 P: 22	R: 0 E: 0 K: 1 S: 7	H: 0 LOB: 0 BB: 0 P: 9	R: 0 E: 0 K: 2 S: 8	H: 0 LOB: 0 BB: 0 P: 13	R: 1 E: 0 K: 1 S: 12	H: 2 LOB: 2 BB: 1 P: 22	R: 0 E: 0 K: 0 S: 7	H: 1 LOB: 1 BB: 1 P: 15	R: 0 E: 0 K: 0 S: 6	H: 0 LOB: 0 BB: 0 P: 8	R: 0 E: 0 K: 2 S: 10	H: 0 LOB: 0 BB: 0 P: 16	1B: 6 2B: 1 3B: 1 HR: 1	SF: 1 SAC: 0 DP: 1 HBP: 0	WP: 0 PB: 0 SB: 0 CS: 2	PA: 34			
PITCHER	IP WLS BF H R ER SO BB IBB HBP BLK WP HR S P ERA WHIP	IP WLS BF H R ER SO BB IBB HBP BLK WP HR S P ERA WHIP	IP WLS BF H R ER SO BB IBB HBP BLK WP HR S P ERA WHIP	IP WLS BF H R ER SO BB IBB HBP BLK WP HR S P ERA WHIP	IP WLS BF H R ER SO BB IBB HBP BLK WP HR S P ERA WHIP	IP WLS BF H R ER SO BB IBB HBP BLK WP HR S P ERA WHIP	IP WLS BF H R ER SO BB IBB HBP BLK WP HR S P ERA WHIP	IP WLS BF H R ER SO BB IBB HBP BLK WP HR S P ERA WHIP	IP WLS BF H R ER SO BB IBB HBP BLK WP HR S P ERA WHIP	IP WLS BF H R ER SO BB IBB HBP BLK WP HR S P ERA WHIP	IP WLS BF H R ER SO BB IBB HBP BLK WP HR S P ERA WHIP	IP WLS BF H R ER SO BB IBB HBP BLK WP HR S P ERA WHIP	IP WLS BF H R ER SO BB IBB HBP BLK WP HR S P ERA WHIP	IP WLS BF H R ER SO BB IBB HBP BLK WP HR S P ERA WHIP	IP WLS BF H R ER SO BB IBB HBP BLK WP HR S P ERA WHIP	IP WLS BF H R ER SO BB IBB HBP BLK WP HR S P ERA WHIP	IP WLS BF H R ER SO BB IBB HBP BLK WP HR S P ERA WHIP	IP WLS BF H R ER SO BB IBB HBP BLK WP HR S P ERA WHIP	IP WLS BF H R ER SO BB IBB HBP BLK WP HR S P ERA WHIP	IP WLS BF H R ER SO BB IBB HBP BLK WP HR S P ERA WHIP	IP WLS BF H R ER SO BB IBB HBP BLK WP HR S P ERA WHIP	IP WLS BF H R ER SO BB IBB HBP BLK WP HR S P ERA WHIP	IP WLS BF H R ER SO BB IBB HBP BLK WP HR S P ERA WHIP	IP WLS BF H R ER SO BB IBB HBP BLK WP HR S P ERA WHIP	IP WLS BF H R ER SO BB IBB HBP BLK WP HR S P ERA WHIP

AB	30
R	4
H	9
RBI	4
BB	3
SO	7
LOB	12



Batter	1	2	3	4	5	6	7	8	9	AB	R	H	RBI	BB	SO	LOB	TOP							
4 Brandon Phillips, R OBP: 0.322, SLG: 0.431										5	0	1	0	0	2	0	Cincinnati Reds @ St. Louis Cardinals Busch Stadium, St. Louis, MO Tue Oct 02 2012, 7:17 PM - 10:03 PM CDT Att: 39,644 - Cloudy - 64 F							
2 Zack Cozart, R OBP: 0.289, SLG: 0.401										4	0	0	0	0	1	1								
19 Joey Votto, L OBP: 0.476, SLG: 0.571										2	1	1	0	2	1	0								
48 Ryan Ludwick, R OBP: 0.348, SLG: 0.535										4	1	1	0	0	0	3								
28 Chris Heisey, R OBP: 0.316, SLG: 0.403										0	0	0	0	0	0	0								
32 Jay Bruce, L OBP: 0.326, SLG: 0.515										4	0	1	1	0	1	0								
27 Scott Rolen, R OBP: 0.320, SLG: 0.401										4	1	2	1	0	2	2								
30 Dioner Navarro, S OBP: 0.310, SLG: 0.456										4	0	2	1	0	0	1								
6 Drew Stubbs, R OBP: 0.276, SLG: 0.334										4	0	0	0	0	1	3								
55 Mat Latos, R OBP: 0.226, SLG: 0.266										2	0	0	0	0	1	0								
21 Todd Frazier, R OBP: 0.330, SLG: 0.499										1	0	0	0	0	0	2								
63 Sam LeCure, R OBP: 0.285, SLG: 0.372										0	0	0	0	0	0	0								
51 Sean Marshall, L OBP: 0.285, SLG: 0.372										0	0	0	0	0	0	0								
50 Jonathan Broxton, R OBP: 0.305, SLG: 0.352										1	0	0	0	0	0	0								
26 Xavier Paul, L OBP: 0.272, SLG: 0.459										0	0	0	0	0	0	0								
54 Aroldis Chapman, L OBP: 0.372, SLG: 0.467										0	0	0	0	0	0	0								
Inning Stats	R: 0 H: 0 E: 0 K: 1 S: 16	H: 0 LOB: 1 BB: 1 P: 24	R: 0 H: 1 E: 0 K: 2 S: 8	H: 1 LOB: 1 BB: 0 P: 12	R: 0 H: 2 E: 0 K: 2 S: 11	H: 2 LOB: 2 BB: 0 P: 15	R: 1 H: 1 E: 0 K: 1 S: 7	H: 1 LOB: 0 BB: 0 P: 9	R: 0 H: 0 E: 0 K: 0 S: 7	H: 0 LOB: 0 BB: 0 P: 8	R: 2 H: 3 E: 0 K: 1 S: 14	H: 3 LOB: 2 BB: 1 P: 22	R: 0 H: 0 E: 0 K: 2 S: 10	H: 0 LOB: 0 BB: 0 P: 12	R: 0 H: 1 E: 0 K: 0 S: 11	H: 1 LOB: 1 BB: 0 P: 18	R: 0 H: 0 E: 0 K: 0 S: 7	H: 0 LOB: 0 BB: 0 P: 12	1B: 5 2B: 2 3B: 0 HR: 1	SF: 0 SAC: 0 DP: 0 HBP: 0	WP: 0 PB: 0 SB: 0 CS: 0	PA: 37		
PITCHER	IP WLS BF H R ER SO BB IBB HBP BLK WP HR S P ERA WHIP	IP WLS BF H R ER SO BB IBB HBP BLK WP HR S P ERA WHIP	IP WLS BF H R ER SO BB IBB HBP BLK WP HR S P ERA WHIP	IP WLS BF H R ER SO BB IBB HBP BLK WP HR S P ERA WHIP	IP WLS BF H R ER SO BB IBB HBP BLK WP HR S P ERA WHIP	IP WLS BF H R ER SO BB IBB HBP BLK WP HR S P ERA WHIP	IP WLS BF H R ER SO BB IBB HBP BLK WP HR S P ERA WHIP	IP WLS BF H R ER SO BB IBB HBP BLK WP HR S P ERA WHIP	IP WLS BF H R ER SO BB IBB HBP BLK WP HR S P ERA WHIP	IP WLS BF H R ER SO BB IBB HBP BLK WP HR S P ERA WHIP	IP WLS BF H R ER SO BB IBB HBP BLK WP HR S P ERA WHIP	IP WLS BF H R ER SO BB IBB HBP BLK WP HR S P ERA WHIP	IP WLS BF H R ER SO BB IBB HBP BLK WP HR S P ERA WHIP	IP WLS BF H R ER SO BB IBB HBP BLK WP HR S P ERA WHIP	IP WLS BF H R ER SO BB IBB HBP BLK WP HR S P ERA WHIP	IP WLS BF H R ER SO BB IBB HBP BLK WP HR S P ERA WHIP	IP WLS BF H R ER SO BB IBB HBP BLK WP HR S P ERA WHIP	IP WLS BF H R ER SO BB IBB HBP BLK WP HR S P ERA WHIP	IP WLS BF H R ER SO BB IBB HBP BLK WP HR S P ERA WHIP	IP WLS BF H R ER SO BB IBB HBP BLK WP HR S P ERA WHIP	IP WLS BF H R ER SO BB IBB HBP BLK WP HR S P ERA WHIP	IP WLS BF H R ER SO BB IBB HBP BLK WP HR S P ERA WHIP	IP WLS BF H R ER SO BB IBB HBP BLK WP HR S P ERA WHIP	IP WLS BF H R ER SO BB IBB HBP BLK WP HR S P ERA WHIP

AB	35
R	3
H	8
RBI	3
BB	2
SO	9
LOB	12



Batter	1	2	3	4	5	6	7	8	9	AB	R	H	RBI	BB	SO	LOB	BOTTOM							
19 Jon Jay, L OBP: 0.373, SLG: 0.400										4	1	2	0	0	0	2	Cincinnati Reds @ St. Louis Cardinals Busch Stadium, St. Louis, MO Tue Oct 02 2012, 7:17 PM - 10:03 PM CDT Att: 39,644 - Cloudy - 64 F							
3 Carlos Beltrán, S OBP: 0.346, SLG: 0.495										4	0	0	0	0	0	2								
7 Matt Holliday, R OBP: 0.379, SLG: 0.497										3	0	2	1	0	1	0								
21 Allen Craig, R OBP: 0.354, SLG: 0.522										4	0	0	0	0	0	3								
4 Yadier Molina, R OBP: 0.373, SLG: 0.501										4	0	0	0	0	0	2								
23 David Freese, R OBP: 0.372, SLG: 0.467										4	0	1	0	0	1	0								
33 Daniel Descalso, L OBP: 0.303, SLG: 0.324										2	0	0	0	1	1	1								
48 Tony Cruz, R OBP: 0.268, SLG: 0.369										1	0	0	0	0	1	0								
38 Pete Kozma, R OBP: 0.385, SLG: 0.580										2	0	1	0	1	1	0								
29 Chris Carpenter, R OBP: 0.167, SLG: 0.167										2	0	0	0	0	1	2								
64 Trevor Rosenthal, R OBP: 0.285, SLG: 0.372										0	0	0	0	0	0	0								
55 Skip Schumaker, L OBP: 0.251, SLG: 0.312										0	0	0	0	0	0	0								
43 Shane Robinson, R OBP: 0.305, SLG: 0.352										1	0	0	0	0	0	2								
56 Joe Kelly, R OBP: 0.282, SLG: 0.212										0	0	0	0	0	0	0								
Inning Stats	R: 1 H: 1 E: 0 K: 0 S: 14	H: 1 LOB: 0 BB: 0 P: 18	R: 0 H: 1 E: 0 K: 0 S: 9	H: 1 LOB: 1 BB: 1 P: 16	R: 0 H: 2 E: 0 K: 0 S: 13	H: 2 LOB: 2 BB: 0 P: 19	R: 0 H: 0 E: 0 K: 3 S: 10	H: 0 LOB: 0 BB: 0 P: 15	R: 0 H: 0 E: 0 K: 1 S: 8	H: 0 LOB: 0 BB: 0 P: 10	R: 0 H: 0 E: 0 K: 1 S: 8	H: 0 LOB: 0 BB: 0 P: 10	R: 0 H: 1 E: 0 K: 0 S: 13	H: 1 LOB: 2 BB: 1 P: 23	R: 0 H: 1 E: 0 K: 0 S: 6	H: 1 LOB: 1 BB: 0 P: 9	R: 0 H: 0 E: 0 K: 1 S: 10	H: 0 LOB: 0 BB: 0 P: 16	1B: 4 2B: 2 3B: 0 HR: 0	SF: 1 SAC: 0 DP: 1 HBP: 0	WP: 0 PB: 0 SB: 0 CS: 0	PA: 34		
PITCHER	IP WLS BF H R ER SO BB IBB HBP BLK WP HR S P ERA WHIP	IP WLS BF H R ER SO BB IBB HBP BLK WP HR S P ERA WHIP	IP WLS BF H R ER SO BB IBB HBP BLK WP HR S P ERA WHIP	IP WLS BF H R ER SO BB IBB HBP BLK WP HR S P ERA WHIP	IP WLS BF H R ER SO BB IBB HBP BLK WP HR S P ERA WHIP	IP WLS BF H R ER SO BB IBB HBP BLK WP HR S P ERA WHIP	IP WLS BF H R ER SO BB IBB HBP BLK WP HR S P ERA WHIP	IP WLS BF H R ER SO BB IBB HBP BLK WP HR S P ERA WHIP	IP WLS BF H R ER SO BB IBB HBP BLK WP HR S P ERA WHIP	IP WLS BF H R ER SO BB IBB HBP BLK WP HR S P ERA WHIP	IP WLS BF H R ER SO BB IBB HBP BLK WP HR S P ERA WHIP	IP WLS BF H R ER SO BB IBB HBP BLK WP HR S P ERA WHIP	IP WLS BF H R ER SO BB IBB HBP BLK WP HR S P ERA WHIP	IP WLS BF H R ER SO BB IBB HBP BLK WP HR S P ERA WHIP	IP WLS BF H R ER SO BB IBB HBP BLK WP HR S P ERA WHIP	IP WLS BF H R ER SO BB IBB HBP BLK WP HR S P ERA WHIP	IP WLS BF H R ER SO BB IBB HBP BLK WP HR S P ERA WHIP	IP WLS BF H R ER SO BB IBB HBP BLK WP HR S P ERA WHIP	IP WLS BF H R ER SO BB IBB HBP BLK WP HR S P ERA WHIP	IP WLS BF H R ER SO BB IBB HBP BLK WP HR S P ERA WHIP	IP WLS BF H R ER SO BB IBB HBP BLK WP HR S P ERA WHIP	IP WLS BF H R ER SO BB IBB HBP BLK WP HR S P ERA WHIP	IP WLS BF H R ER SO BB IBB HBP BLK WP HR S P ERA WHIP	IP WLS BF H R ER SO BB IBB HBP BLK WP HR S P ERA WHIP

AB	31
R	1
H	6
RBI	1
BB	2
SO	6
LOB	14




Batter	1	2	3	4	5	6	7	8	9	AB	R	H	RBI	BB	SO	LOB	TOP
4 Brandon Phillips, R OBP: 0.321, SLG: 0.429 43 Miguel Cairo, R OBP: 0.210, SLG: 0.280 52 Tony Cingrani, L	G6-3		L7			F9		G6-3		2	0	0	0	0	0	0	Cincinnati Reds @ St. Louis Cardinals Busch Stadium, St. Louis, MO Wed Oct 03 2012, 7:17 PM - 9:51 PM CDT Att: 42,509 - Partly Cloudy - 68 F
2 Zack Cozart, R OBP: 0.288, SLG: 0.399 15 Wilson Valdez, R OBP: 0.236, SLG: 0.227	K			F8				E3 36 G4-3		2	0	0	0	0	1	0	
19 Joey Votto, L OBP: 0.474, SLG: 0.567				K		G3		K		3	0	0	0	1	2	2	
48 Ryan Ludwick, R OBP: 0.346, SLG: 0.531 66 Logan Ondrusek, R 50 Jonathan Broxton, R 36 Henry Alejandro Rodriguez				K			K	G4-3		3	0	0	0	0	2	1	
32 Jay Bruce, L OBP: 0.327, SLG: 0.514								G3-1		3	0	1	0	1	1	1	
27 Scott Rolen, R OBP: 0.318, SLG: 0.398 21 Todd Frazier, R OBP: 0.331, SLG: 0.498										2	0	0	0	0	1	1	
29 Ryan Hanigan, R OBP: 0.306, SLG: 0.449										1	0	0	0	0	0	0	
6 Drew Stubbs, R OBP: 0.277, SLG: 0.333 33 Jose Arredondo, R 60 J.J. Hoover, R 26 Xavier Paul, L OBP: 0.379, SLG: 0.465										2	0	0	0	0	1	1	
34 Homer Bailey, R OBP: 0.127, SLG: 0.129 28 Chris Heisey, R OBP: 0.315, SLG: 0.401										1	0	0	0	0	1	0	
										2	0	0	0	0	1	1	
Inning Stats	R: 0 H: 0 E: 0 K: 1 S: 10	H: 0 LOB: 1 BB: 1 P: 16	R: 0 H: 0 E: 0 K: 0 S: 4	H: 0 LOB: 0 BB: 1 P: 10	R: 0 H: 0 E: 0 K: 1 S: 10	H: 0 LOB: 0 BB: 0 P: 10	R: 0 H: 1 E: 0 K: 0 S: 9	H: 1 LOB: 1 BB: 0 P: 14	R: 0 H: 1 E: 0 K: 1 S: 5	H: 1 LOB: 1 BB: 0 P: 9	R: 0 H: 0 E: 1 K: 1 S: 12	H: 0 LOB: 1 BB: 0 P: 16	1B: 3 2B: 0 3B: 0 HR: 0	SF: 0 SAC: 0 DP: 1 HBP: 1	WP: 0 PB: 0 SB: 0 CS: 1	PA: 32	
PITCHER	IP WLS BF H R ER SO BB IBB HBP BLK WP HR S P ERA WHIP																
40 Shelby Miller, R ERA: 1.32 61 Sam Freeman, L ERA: 5.4 66 Victor Marte, R ERA: 4.91 34 Marc Rzepczynski, L ERA: 4.24 30 Jason Motte, R ERA: 2.75	6.0 1.0 1.0 0.1 0.2	21 4 W 3 H 2 S 2	1 1 0 0 0	0 0 0 0 0	7 1 0 0 0	2 0 0 0 0	0 0 0 0 0	0 0 0 0 0	0 0 0 0 0	52 9 9 8 4	72 10 9 11 5	0.00 0.00 0.00 0.00 0.00	0.500 1.000 1.000 0.000 0.000				

Batter	1	2	3	4	5	6	7	8	9	AB	R	H	RBI	BB	SO	LOB	BOTTOM			
56 Adron Chambers, L OBP: 0.300, SLG: 0.296 43 Shane Robinson, R OBP: 0.309, SLG: 0.355 55 Skip Schumaker, L OBP: 0.339, SLG: 0.368 13 Matt Carpenter, L OBP: 0.365, SLG: 0.463 48 Tony Cruz, R OBP: 0.267, SLG: 0.365 16 Bryan Anderson, L OBP: 0.357, SLG: 0.333 8 Ryan Jackson, R OBP: 0.167, SLG: 0.118 38 Pete Kozma, R OBP: 0.383, SLG: 0.569										4	0	1	0	0	3	2	Cincinnati Reds @ St. Louis Cardinals Busch Stadium, St. Louis, MO Wed Oct 03 2012, 7:17 PM - 9:51 PM CDT Att: 42,509 - Partly Cloudy - 68 F			
40 Shelby Miller, R ERA: 3.68 12 Lance Berkman, S ERA: 2.95 66 Victor Marte, R ERA: 4.91 34 Marc Rzepczynski, L ERA: 4.24 30 Jason Motte, R ERA: 2.75										4	1	2	0	0	0	2				
										3	0	0	0	1	1	3				
										4	0	1	1	0	1	1				
										4	0	1	0	0	1	2				
										4	0	1	0	0	3	1				
										4	0	0	0	0	1	4				
										3	0	1	0	0	1	0				
										2	0	2	0	0	0	0				
										0	0	0	0	0	0	0				
Inning Stats	R: 0 H: 1 E: 0 K: 1 S: 9	H: 0 LOB: 0 BB: 0 P: 13	R: 0 H: 0 E: 0 K: 2 S: 8	H: 0 LOB: 0 BB: 0 P: 12	R: 0 H: 2 E: 0 K: 1 S: 16	H: 2 LOB: 2 BB: 0 P: 25	R: 0 H: 1 E: 0 K: 2 S: 15	H: 1 LOB: 1 BB: 0 P: 20	R: 0 H: 1 E: 0 K: 0 S: 10	H: 1 LOB: 1 BB: 0 P: 18	R: 0 H: 0 E: 0 K: 0 S: 9	H: 0 LOB: 0 BB: 0 P: 14	R: 0 H: 1 E: 0 K: 1 S: 12	H: 1 LOB: 1 BB: 0 P: 16	R: 1 H: 3 E: 0 K: 2 S: 18	H: 3 LOB: 3 BB: 1 P: 25	1B: 8 2B: 1 3B: 0 HR: 0	SF: 0 SAC: 0 DP: 0 HBP: 0	WP: 0 PB: 0 SB: 1 CS: 0	PA: 34
PITCHER	IP WLS BF H R ER SO BB IBB HBP BLK WP HR S P ERA WHIP																			
34 Homer Bailey, R ERA: 3.68 33 Jose Arredondo, R ERA: 2.95 60 J.J. Hoover, R ERA: 2.05 66 Logan Ondrusek, R ERA: 3.46 50 Jonathan Broxton, R ERA: 2.46	4.0 1.0 1.0 1.0 0.1	16 4 3 4 L 2	4 1 0 0 1	0 0 0 0 1	0 0 0 0 0	0 0 0 0 0	0 0 0 0 0	0 0 0 0 0	0 0 0 0 0	10 18 9 14 6	0.00 0.00 0.00 0.00 27.00	0.00 1.000 0.000 0.000 3.000								

Batter	1	2	3	4	5	6	7	8	9	AB	R	H	RBI	BB	SO	LOB	TOP		
19 Jon Jay, L (1.8)										4	0	0	0	0	1	2			
3 Carlos Beltrán, S (1.9) OBP: 0.250, SLG: 0.250										4	1	1	0	0	1	0			
7 Matt Holliday, R (1.7) 30 Jason Motte, R (8.1)										3	2	2	1	0	0	1			
21 Allen Craig, R (1.3) OBP: 0.500, SLG: 0.750										4	1	2	1	0	0	1			
4 Yadier Molina, R (1.2)										4	0	0	1	0	0	3			
23 David Freese, R (1.5) 56 Adron Chambers, L (7.96) 44 Edward Mujica, R (7.19) 34 Marc Rzepczynski, L (7.19) 41 Mitchell Boggs, R (8.1) 43 Shane Robinson, R (8.7)										2	0	0	1	0	1	0			
33 Daniel Descalso, L (1.4)										3	0	0	0	0	0	0			
38 Pete Kozma, R (1.6)										4	1	0	0	0	2	1			
26 Kyle Lohse, R (1.1) 31 Lance Lynn, S (6.1) 13 Matt Carpenter, L (7.7) 13 Craig Kimbrel, R (7.5)										2	0	0	0	0	0	0			
Inning Stats	R: 0 H: 0 E: 0 K: 2 S: 8	H: 0 LOB: 0 BB: 0 P: 13	R: 0 H: 0 E: 0 K: 1 S: 9	H: 0 LOB: 0 BB: 0 P: 14	R: 0 H: 0 E: 0 K: 1 S: 8	H: 0 LOB: 0 BB: 0 P: 14	R: 3 H: 2 E: 1 K: 0 S: 12	H: 2 LOB: 0 BB: 0 P: 19	R: 0 H: 0 E: 0 K: 0 S: 8	H: 0 LOB: 0 BB: 0 P: 12	R: 1 H: 1 E: 0 K: 0 S: 8	H: 1 LOB: 0 BB: 0 P: 11	R: 2 H: 1 E: 2 K: 0 S: 14	H: 1 LOB: 1 BB: 0 P: 21	R: 0 H: 2 E: 0 K: 0 S: 7	H: 0 LOB: 0 BB: 0 P: 11	1B: 4 SF: 1 2B: 1 3B: 0 HR: 1	WP: 0 PA: 35 ERA: 0.00 WHIP: 0.00	
PITCHER	IP WLS BF H R ER SO BB IBB HBP BLK WP HR S P ERA WHIP	IP WLS BF H R ER SO BB IBB HBP BLK WP HR S P ERA WHIP	IP WLS BF H R ER SO BB IBB HBP BLK WP HR S P ERA WHIP	IP WLS BF H R ER SO BB IBB HBP BLK WP HR S P ERA WHIP	IP WLS BF H R ER SO BB IBB HBP BLK WP HR S P ERA WHIP	IP WLS BF H R ER SO BB IBB HBP BLK WP HR S P ERA WHIP	IP WLS BF H R ER SO BB IBB HBP BLK WP HR S P ERA WHIP	IP WLS BF H R ER SO BB IBB HBP BLK WP HR S P ERA WHIP	IP WLS BF H R ER SO BB IBB HBP BLK WP HR S P ERA WHIP	IP WLS BF H R ER SO BB IBB HBP BLK WP HR S P ERA WHIP	IP WLS BF H R ER SO BB IBB HBP BLK WP HR S P ERA WHIP	IP WLS BF H R ER SO BB IBB HBP BLK WP HR S P ERA WHIP	IP WLS BF H R ER SO BB IBB HBP BLK WP HR S P ERA WHIP	IP WLS BF H R ER SO BB IBB HBP BLK WP HR S P ERA WHIP	IP WLS BF H R ER SO BB IBB HBP BLK WP HR S P ERA WHIP	IP WLS BF H R ER SO BB IBB HBP BLK WP HR S P ERA WHIP	IP WLS BF H R ER SO BB IBB HBP BLK WP HR S P ERA WHIP	IP WLS BF H R ER SO BB IBB HBP BLK WP HR S P ERA WHIP	
54 Kris Medlen, R (1.1) ERA: 2.84	6.1 L 25 3 6 2 4 0 0 0 0 0 1 59 92 2.84 0.474	0.0 1 0 0 0 0 0 0 0 0 0 0 0 4 6 ∞ ∞	0.2 1 0 0 0 0 0 0 0 0 0 0 0 4 6 0.00 1.500	1.0 4 2 0 0 0 0 0 0 0 0 0 7 9 0.00 2.000	1.0 3 0 0 0 1 0 0 0 0 0 0 7 11 0.00 0.000														

St. Louis Cardinals @ Atlanta Braves
Turner Field, Atlanta, GA
Fri Oct 05 2012, 5:09 PM - 8:36 PM EDT
Att: 52,631 - Clear - 81 F


AB 32
R 6
H 6
RBI 5
BB 0
SO 5
LOB 8



Batter	1	2	3	4	5	6	7	8	9	AB	R	H	RBI	BB	SO	LOB	BOTTOM		
24 Michael Bourn, L (1.8) OBP: 0.200, SLG: 0.200										5	0	1	1	0	2	3			
14 Martín Prado, R (1.7) OBP: 0.200, SLG: 0.200										5	0	1	0	0	1	1			
22 Jason Heyward, L (1.9) OBP: 0.200, SLG: 0.400										5	0	1	0	0	1	1			
10 Chipper Jones, S (1.5) OBP: 0.200, SLG: 0.200										5	0	1	0	0	1	3			
5 Freddie Freeman, L (1.3) OBP: 0.800, SLG: 1.000										4	0	3	0	1	1	0			
26 Dan Uggla, R (1.4)										4	1	0	0	1	0	5			
8 David Ross, R (1.2) OBP: 0.750, SLG: 1.500										4	1	3	2	0	0	1			
19 Andrelton Simmons, R (1.6) OBP: 0.250, SLG: 0.250										4	0	1	0	0	0	4			
54 Kris Medlen, S (1.1) 32 Chad Durbin, R (7.1) 39 Jonny Venters, L (7.1) 13 Jose Constanza, L (7.7) 34 Eric O'Flaherty, L (8.1) 16 Brian McCann, L (8.7) 1 Tyler Pastornicky, R (8.7) 46 Craig Kimbrel, R (8.1)										2	0	0	0	0	1	3			
Inning Stats	R: 0 H: 0 E: 0 K: 2 S: 9	H: 2 LOB: 1 BB: 1 P: 26	R: 0 H: 1 E: 0 K: 1 S: 8	H: 1 LOB: 0 BB: 0 P: 10	R: 0 H: 2 E: 0 K: 1 S: 10	H: 2 LOB: 2 BB: 0 P: 12	R: 0 H: 0 E: 0 K: 0 S: 8	H: 0 LOB: 0 BB: 0 P: 13	R: 0 H: 1 E: 0 K: 0 S: 8	H: 1 LOB: 1 BB: 0 P: 10	R: 1 H: 3 E: 0 K: 0 S: 15	H: 3 LOB: 2 BB: 0 P: 21	R: 0 H: 1 E: 0 K: 1 S: 15	H: 1 LOB: 3 BB: 2 P: 29	R: 0 H: 2 E: 0 K: 0 S: 13	H: 2 LOB: 2 BB: 0 P: 17	1B: 8 SF: 0 2B: 2 3B: 1 HR: 1	WP: 0 PA: 42 ERA: 0.00 WHIP: 2.250	
PITCHER	IP WLS BF H R ER SO BB IBB HBP BLK WP HR S P ERA WHIP	IP WLS BF H R ER SO BB IBB HBP BLK WP HR S P ERA WHIP	IP WLS BF H R ER SO BB IBB HBP BLK WP HR S P ERA WHIP	IP WLS BF H R ER SO BB IBB HBP BLK WP HR S P ERA WHIP	IP WLS BF H R ER SO BB IBB HBP BLK WP HR S P ERA WHIP	IP WLS BF H R ER SO BB IBB HBP BLK WP HR S P ERA WHIP	IP WLS BF H R ER SO BB IBB HBP BLK WP HR S P ERA WHIP	IP WLS BF H R ER SO BB IBB HBP BLK WP HR S P ERA WHIP	IP WLS BF H R ER SO BB IBB HBP BLK WP HR S P ERA WHIP	IP WLS BF H R ER SO BB IBB HBP BLK WP HR S P ERA WHIP	IP WLS BF H R ER SO BB IBB HBP BLK WP HR S P ERA WHIP	IP WLS BF H R ER SO BB IBB HBP BLK WP HR S P ERA WHIP	IP WLS BF H R ER SO BB IBB HBP BLK WP HR S P ERA WHIP	IP WLS BF H R ER SO BB IBB HBP BLK WP HR S P ERA WHIP	IP WLS BF H R ER SO BB IBB HBP BLK WP HR S P ERA WHIP	IP WLS BF H R ER SO BB IBB HBP BLK WP HR S P ERA WHIP	IP WLS BF H R ER SO BB IBB HBP BLK WP HR S P ERA WHIP	IP WLS BF H R ER SO BB IBB HBP BLK WP HR S P ERA WHIP	
26 Kyle Lohse, R (1.1) ERA: 3.18	5.2 W 24 6 2 2 2 6 1 0 0 0 0 1 57 81 3.18 1.235	0.1 H 1 0 0 0 0 0 0 0 0 0 0 2 2 0.00 0.000	0.2 4 2 1 1 0 0 0 0 0 0 0 0 12 18 13.50 3.000	0.1 H 2 1 0 0 0 0 0 0 0 0 0 3 3 0.00 3.000	0.2 H 4 1 0 0 0 0 1 0 0 0 0 11 18 0.00 3.000														

St. Louis Cardinals @ Atlanta Braves
Turner Field, Atlanta, GA
Fri Oct 05 2012, 5:09 PM - 8:36 PM EDT
Att: 52,631 - Clear - 81 F

AB 39
R 3
H 12
RBI 3
BB 3
SO 7
LOB 21



Batter	1	2	3	4	5	6	7	8	9	AB	R	H	RBI	BB	SO	LOB	TOP								
19 Jon Jay, L (1,8) OBP: 0.227, SLG: 0.300	G6-3		E6 3 SF8		K		K			4	0	0	0	0	2	2									
3 Carlos Beltrán, S (1,9) OBP: 0.391, SLG: 0.684	P6		SF8		FC5-4			K		3	0	0	1	0	1	1									
7 Matt Holliday, R (1,7) OBP: 0.391, SLG: 0.421	G1-3		K			G4-3		K		4	0	0	0	0	2	1									
21 Allen Craig, R (1,3)		F7		1B		G5-4-3 1B			BB	3	0	2	0	1	0	0									
4 Yadier Molina, R (1,2) OBP: 0.273, SLG: 0.111	G4-3		L6			G5-4-3		K		4	0	0	0	0	1	3									
23 David Freese, R (1,5) OBP: 0.400, SLG: 0.529			P4 1B						K	3	0	1	0	1	1	1									
33 Daniel Descalso, L (1,4) OBP: 0.211, SLG: 0.353			G4-3		G3				K	4	0	0	0	0	1	4									
38 Pete Kozma, R (1,6) OBP: 0.381, SLG: 0.400					19 E 3 SF8 26 SH3 BB					1	1	0	0	3	1	0									
26 Kyle Lohse, R (1,1)			SH3							2	0	0	0	0	1	1									
41 Mitchell Boggs, R (8,1)					FC3-6 3 FC5-4					0	0	0	0	0	0	0									
13 Matt Carpenter, L (9,PH) OBP: 0.250, SLG: 0.250										1	0	0	0	0	0	1									
31 Lance Lynn, S (9,1)										0	0	0	0	0	0	0									
Inning Stats	R: 0 H: 0 E: 0 K: 0 S: 6	H: 0 LOB: 0 BB: 0 P: 11	R: 0 H: 1 E: 0 K: 0 S: 12	H: 1 LOB: 1 BB: 0 P: 19	R: 1 H: 0 E: 1 K: 1 S: 9	H: 0 LOB: 1 BB: 1 P: 18	R: 0 H: 1 E: 0 K: 0 S: 8	H: 1 LOB: 1 BB: 0 P: 14	R: 0 H: 0 E: 0 K: 1 S: 10	H: 0 LOB: 0 BB: 1 P: 17	R: 0 H: 1 E: 0 K: 0 S: 14	H: 1 LOB: 2 BB: 1 P: 25	R: 0 H: 0 E: 0 K: 3 S: 9	H: 0 LOB: 0 BB: 0 P: 12	R: 0 H: 0 E: 0 K: 2 S: 11	H: 0 LOB: 1 BB: 1 P: 16	R: 0 H: 0 E: 0 K: 2 S: 13	H: 0 LOB: 1 BB: 1 P: 26	1B: 3 2B: 0 3B: 0 HR: 0	SF: 1 SAC: 1 DP: 0 HBP: 0	WP: 0 PB: 0 SB: 0 CS: 0	PA: 36			
PITCHER	IP	WLS	BF	H	R	ER	SO	BB	IBB	HBP	BLK	WP	HR	S	P	ERA	WHIP								
48 Ross Detwiler, L (1,1) ERA: 11.25	6.0		25	3	1	0	2	2	1	0	0	0	0	59	104	0.00	0.833								
27 Jordan Zimmermann, R (7,1) ERA: 11.25	1.0		3	0	0	0	3	0	0	0	0	0	0	9	12	0.00	0.000								
36 Tyler Clippard, R (8,1) ERA: 11.25	1.0		4	0	0	0	3	1	0	0	0	0	0	11	16	0.00	1.000								
22 Drew Storen, R (9,1) ERA: 11.25	1.0	W	4	0	0	0	2	1	0	0	0	0	0	13	26	0.00	1.000								

St. Louis Cardinals @ Washington Nationals
Nationals Park, Washington, DC
Thu Oct 11 2012, 4:09 PM - 7:03 PM EDT
Att: 44,392 - Sunny - 62 F

AB 29
R 1
H 3
RBI 1
BB 5
SO 10
LOB 14



Batter	1	2	3	4	5	6	7	8	9	AB	R	H	RBI	BB	SO	LOB	BOTTOM								
28 Javson Werth, R (1,9) OBP: 0.368, SLG: 0.438	P6		L6			K			HR	4	1	1	1	0	1	0									
34 Bryce Harper, L (1,8) OBP: 0.056, SLG: 0.111	P4			P5		F8				3	0	0	0	0	0	0									
11 Ryan Zimmerman, R (1,5) OBP: 0.353, SLG: 0.563			K		1B			G1-3		3	0	1	0	0	1	0									
25 Adam LaRoche, L (1,3) OBP: 0.353, SLG: 0.615			HR		P5			G5-4-3 BB		2	1	1	1	1	0	1									
38 Michael Morse, R (1,7) OBP: 0.200, SLG: 0.200			G3		K			G5-4-3		3	0	0	0	0	1	2									
20 Ian Desmond, R (1,6) OBP: 0.487, SLG: 0.533		L5			F7			G6-3		3	0	0	0	0	0	0									
8 Danny Espinosa, S (1,4) OBP: 0.154, SLG: 0.083			K		F9			F9		3	0	0	0	0	1	0									
24 Kurt Suzuki, R (1,2) OBP: 0.200, SLG: 0.077			G4-3		F8				BB	2	0	0	0	1	0	0									
48 Ross Detwiler, R (1,1) ERA: 11.25										1	0	0	0	0	1	0									
1 Steve Lombardozzi, S (6,PH) OBP: 0.330, SLG: 0.330										1	0	0	0	0	0	0									
27 Jordan Zimmermann, R (7,1) OBP: 0.300, SLG: 0.100										0	0	0	0	0	0	0									
36 Tyler Clippard, R (8,1) ERA: 11.25										0	0	0	0	0	0	0									
18 Chad Tracy, L (8,PH) ERA: 11.25										1	0	0	0	0	1	1									
22 Drew Storen, S (9,1) ERA: 11.25										0	0	0	0	0	0	0									
Inning Stats	R: 0 H: 0 E: 0 K: 1 S: 9	H: 1 LOB: 0 BB: 0 P: 14	R: 1 H: 1 E: 0 K: 1 S: 13	H: 1 LOB: 0 BB: 0 P: 19	R: 0 H: 0 E: 0 K: 1 S: 10	H: 0 LOB: 0 BB: 0 P: 15	R: 0 H: 1 E: 0 K: 1 S: 10	H: 1 LOB: 1 BB: 0 P: 14	R: 0 H: 0 E: 0 K: 0 S: 4	H: 0 LOB: 0 BB: 0 P: 4	R: 0 H: 0 E: 0 K: 1 S: 7	H: 0 LOB: 0 BB: 0 P: 11	R: 0 H: 0 E: 0 K: 0 S: 5	H: 0 LOB: 0 BB: 1 P: 10	R: 0 H: 0 E: 0 K: 1 S: 9	H: 0 LOB: 1 BB: 1 P: 14	R: 1 H: 1 E: 0 K: 0 S: 10	H: 1 LOB: 0 BB: 0 P: 13	1B: 1 2B: 0 3B: 0 HR: 2	SF: 0 SAC: 0 DP: 1 HBP: 0	WP: 0 PB: 0 SB: 0 CS: 0	PA: 28			
PITCHER	IP	WLS	BF	H	R	ER	SO	BB	IBB	HBP	BLK	WP	HR	S	P	ERA	WHIP								
26 Kyle Lohse, R (1,1) ERA: 2.13	7.0		23	2	1	1	5	1	0	0	0	0	0	58	87	1.29	0.429								
41 Mitchell Boggs, R (8,1) ERA: 11.25	1.0		4	0	0	0	1	1	0	0	0	0	0	9	14	0.00	1.000								
31 Lance Lynn, R (9,1) ERA: 7.36	0.0	L	1	1	1	1	0	0	0	0	0	0	1	10	13	∞	∞								

St. Louis Cardinals @ Washington Nationals
Nationals Park, Washington, DC
Thu Oct 11 2012, 4:09 PM - 7:03 PM EDT
Att: 44,392 - Sunny - 62 F

AB 26
R 2
H 3
RBI 2
BB 2
SO 6
LOB 4



Batter	1	2	3	4	5	6	7	8	9	AB	R	H	RBI	BB	SO	LOB	TOP										
19 Jon Jay, L OBP: 0.219, SLG: 0.241	G6-3	G4-3		3 HR			L7		K	5	1	1	1	0	1	2											
3 Carlos Beltrán, S OBP: 0.469, SLG: 0.846	L7		G5-3	1 HR			F7			4	1	1	2	0	0	0											
7 Matt Holliday, R OBP: 0.344, SLG: 0.393	G6-3		G6-3	P2			G6-3			4	0	1	0	0	0	0											
21 Allen Craig, R OBP: 0.419, SLG: 0.538		P4	K				G6-3			3	0	0	0	1	1	1											
4 Yadier Molina, R OBP: 0.290, SLG: 0.120		23 HR	L8				E5			4	1	1	0	0	1	2											
23 David Freese, R OBP: 0.414, SLG: 0.600		HR	F8	G4-6-3			K			4	1	1	2	0	1	2											
33 Daniel Descalso, L OBP: 0.321, SLG: 0.615		31 BB	G3-1				K			4	1	2	0	0	1	1											
38 Pete Kozma, R OBP: 0.367, SLG: 0.417	F9		L7	19 1B			K			4	1	1	1	0	1	1											
31 Lance Lynn, S 58 Joe Kelly, R 34 Marc Rzepczynski, L 65 Tim Lincecum, L 64 Trevor Rosenthal, R 44 Edward Mujica, R 41 Mitchell Boggs, R 43 Shane Bieber, R 29 Jason Motte, R																											
Inning Stats	R: 0 E: 0 K: 0 S: 8	H: 0 LOB: 0 BB: 0 P: 11	R: 2 E: 0 K: 0 S: 20	H: 3 LOB: 2 BB: 1 P: 30	R: 0 E: 0 K: 1 S: 8	H: 1 LOB: 1 BB: 0 P: 12	R: 4 E: 0 K: 1 S: 15	H: 4 LOB: 0 BB: 0 P: 22	R: 0 E: 0 K: 1 S: 6	H: 0 LOB: 0 BB: 1 P: 14	R: 0 E: 0 K: 0 S: 6	H: 0 LOB: 0 BB: 0 P: 10	R: 0 E: 0 K: 2 S: 14	H: 0 LOB: 1 BB: 0 P: 19	R: 0 E: 0 K: 2 S: 10	H: 0 LOB: 0 BB: 0 P: 12	1B: 4 2B: 2 3B: 0 HR: 2	SF: 0 SAC: 0 DP: 1 HBP: 0	WP: 0 PB: 0 SB: 2 CS: 0	PA: 37							
PITCHER	IP	WLS	BF	H	R	ER	SO	BB	IBB	HBP	BLK	WP	HR	S	P	ERA	WHIP										
40 Madison Bumgarner, L ERA: 11.25	3.2	L	20	8	6	6	2	1	0	0	0	0	2	50	73	14.73	2.455										
70 George Kontos, R ERA: 1.08	0.1		1	0	0	0	0	0	0	0	0	0	0	1	2	0.00	0.000										
55 Tim Lincecum, R ERA: 1.08	2.0		6	0	0	0	1	1	0	0	0	0	0	12	24	0.00	0.500										
41 Jeremy Afeldt, L ERA: 2.36	1.0		3	0	0	0	0	0	0	0	0	0	0	5	8	0.00	0.000										
46 Santiago Casilla, R ERA: 2.36	1.0		4	0	0	0	2	0	0	0	0	0	0	14	19	0.00	0.000										

St. Louis Cardinals @ San Francisco Giants
 AT&T Park, San Francisco, CA
 Sun Oct 14 2012, 5:18 PM - 8:38 PM PDT
 Att: 42,534 - Partly Cloudy - 61 F

AB	35
R	6
H	8
RBI	6
BB	2
SO	7
LOB	10



Batter	1	2	3	4	5	6	7	8	9	AB	R	H	RBI	BB	SO	LOB	BOTTOM										
16 Angel Pagán, S OBP: 0.214, SLG: 0.320	P4		P5	FC4-6			K		1B	5	0	1	0	0	1	3											
19 Marco Scutaro, R OBP: 0.259, SLG: 0.240	L9			8 1B 9 1B			K		G3-1	5	1	2	0	0	1	1											
48 Pablo Sandoval, S OBP: 0.308, SLG: 0.500	BB			K	G3		K			3	0	0	0	1	2	2											
28 Buster Posey, R OBP: 0.308, SLG: 0.455	F8			F9			K			3	0	0	0	1	1	2											
8 Hunter Pence, R OBP: 0.208, SLG: 0.208	G6-3			9 1B 7 3B			F9			4	1	1	0	0	0	2											
9 Brandon Belt, L OBP: 0.211, SLG: 0.118	G1-3			7 3B			G1-3			4	1	1	1	0	0	2											
7 Gregor Blanco, L OBP: 0.350, SLG: 0.611	G6-3			35 2B			F7			4	1	1	2	0	0	0											
35 Brandon Crawford, L OBP: 0.333, SLG: 0.400				K			L7			4	0	1	1	0	1	0											
40 Madison Bumgarner, R 70 George Kontos, R 17 Aubrey Huff, L 65 Tim Lincecum, L 64 Trevor Rosenthal, R 44 Edward Mujica, R 41 Mitchell Boggs, R 43 Shane Bieber, R 29 Jason Motte, S																											
Inning Stats	R: 0 E: 0 K: 0 S: 11	H: 0 LOB: 1 BB: 1 P: 16	R: 0 E: 0 K: 0 S: 9	H: 0 LOB: 0 BB: 0 P: 14	R: 0 E: 0 K: 2 S: 12	H: 0 LOB: 0 BB: 0 P: 19	R: 4 E: 0 K: 1 S: 23	H: 5 LOB: 2 BB: 1 P: 37	R: 0 E: 0 K: 0 S: 9	H: 1 LOB: 2 BB: 1 P: 15	R: 0 E: 0 K: 1 S: 10	H: 0 LOB: 0 BB: 1 P: 16	R: 0 E: 0 K: 3 S: 10	H: 0 LOB: 0 BB: 0 P: 13	R: 0 E: 0 K: 0 S: 6	H: 0 LOB: 0 BB: 0 P: 10	R: 0 E: 0 K: 0 S: 13	H: 1 LOB: 1 BB: 0 P: 17	1B: 5 2B: 1 3B: 1 HR: 0	SF: 0 SAC: 0 DP: 0 HBP: 0	WP: 0 PB: 0 SB: 0 CS: 0	PA: 38					
PITCHER	IP	WLS	BF	H	R	ER	SO	BB	IBB	HBP	BLK	WP	HR	S	P	ERA	WHIP										
31 Lance Lynn, R ERA: 8.59	3.2		18	5	4	4	3	2	0	0	0	0	0	54	85	9.82	1.909										
58 Joe Kelly, R ERA: 1.69	1.0		5	1	0	0	0	1	0	0	0	0	0	8	13	0.00	2.000										
34 Marc Rzepczynski, L ERA: 1.69	0.1		1	0	0	0	0	0	0	0	0	0	0	2	3	0.00	0.000										
64 Trevor Rosenthal, R ERA: 3.86	1.0	W	3	0	0	0	3	0	0	0	0	0	0	10	16	0.00	1.000										
44 Edward Mujica, R ERA: 3.86	1.0		3	0	0	0	3	0	0	0	0	0	0	10	13	0.00	0.000										

St. Louis Cardinals @ San Francisco Giants
 AT&T Park, San Francisco, CA
 Sun Oct 14 2012, 5:18 PM - 8:38 PM PDT
 Att: 42,534 - Partly Cloudy - 61 F

AB	34
R	4
H	7
RBI	4
BB	4
SO	7
LOB	12



Batter	1	2	3	4	5	6	7	8	9	AB	R	H	RBI	BB	SO	LOB	TOP					
19 Jon Jay, L OBP: 0.194, SLG: 0.212	L8	F7			F7		G4-3			4	0	0	0	0	0	1						
3 Carlos Beltrán, S OBP: 0.500, SLG: 0.897	FC6-4 21 7 1B		2B		2B			P4		3	0	2	0	1	0	0						
7 Matt Holliday, R OBP: 0.333, SLG: 0.375	FC6-4 21 1B		P3		P3			G4-3		4	0	1	0	0	0	2						
21 Allen Craig, R OBP: 0.400, SLG: 0.483	FC6-4 1-2 2-3		K					F8		3	0	0	0	0	1	3						
4 Yadier Molina, R OBP: 0.286, SLG: 0.138	G6-3		P3							4	0	1	0	0	0	4						
23 David Freese, R OBP: 0.364, SLG: 0.517		F9		G4-3				L9		4	0	0	0	0	0	2						
33 Daniel Descalso, L OBP: 0.281, SLG: 0.533		K		G4-3				FC4-6		4	0	0	0	0	1	2						
38 Pete Kozma, R OBP: 0.353, SLG: 0.370		2B		P4				K		3	1	0	0	1	2	1						
29 Chris Carpenter, R 55 Skip Schumaker, L 58 Joe Kelly, R 59 Fernando Salas, R 56 Adron Chambers, L 40 Shelby Miller, R 34 Marc Rzepczynski, L										1	0	1	1	0	0	0						
Inning Stats	R: 0 E: 0 K: 0 S: 9	H: 1 LOB: 2 BB: 1 P: 16	R: 1 E: 0 K: 1 S: 13	H: 1 LOB: 1 BB: 1 P: 22	R: 0 E: 0 K: 1 S: 12	H: 1 LOB: 1 BB: 0 P: 20	R: 0 E: 0 K: 0 S: 7	H: 0 LOB: 0 BB: 0 P: 10	R: 0 E: 0 K: 1 S: 8	H: 1 LOB: 1 BB: 0 P: 10	R: 0 E: 0 K: 0 S: 10	H: 0 LOB: 0 BB: 0 P: 13	R: 0 E: 0 K: 1 S: 10	H: 0 LOB: 0 BB: 0 P: 15	R: 0 E: 0 K: 0 S: 4	H: 1 LOB: 1 BB: 0 P: 8	R: 0 E: 0 K: 1 S: 9	H: 1 LOB: 0 BB: 0 P: 11	1B: 2 2B: 3 3B: 0 HR: 0	SF: 0 SAC: 0 DP: 0 HBP: 1	WP: 0 PB: 0 SB: 0 CS: 0	PA: 35
PITCHER	IP	WLS	BF	H	R	ER	SO	BB	IBB	HBP	BLK	WP	HR	S	P	ERA	WHIP					
32 Ryan Vogelsong, R ERA: 1.5	7.0	W	28	4	1	1	4	2	0	1	0	0	0	69	106	1.29	0.857					
41 Jeremy Afeldt, L ERA: 1.5	1.0		3	0	0	0	0	0	0	0	0	0	0	4	8	0.00	0.000					
54 Sergio Romo, R ERA: 1.69	1.0		4	1	0	0	1	0	0	0	0	0	0	9	11	0.00	1.000					

St. Louis Cardinals @ San Francisco Giants
 AT&T Park, San Francisco, CA
 Mon Oct 15 2012, 5:08 PM - 8:18 PM PDT
 Att. 42,679 - Clear - 69 F

AB 32
 R 1
 H 5
 RBI 1
 BB 2
 SO 5
 LOB 15



Batter	1	2	3	4	5	6	7	8	9	AB	R	H	RBI	BB	SO	LOB	BOTTOM					
16 Angel Pagán, S OBP: 0.273, SLG: 0.448	HR		G5-3	19 1B E		G4-3		48 F9 5 1B		4	2	2	1	1	0	1						
19 Marco Scutaro, R OBP: 0.300, SLG: 0.286			G6-3	E7 1B		L8				3	0	2	2	0	0							
5 Ryan Theriot, R OBP: 0.400, SLG: 0.250	8 BB 1B			1B						2	0	1	2	0	0	1						
48 Pablo Sandoval, S OBP: 0.290, SLG: 0.448	P5		G5-3	28 FC6-4 1B		K		F9		5	0	1	0	0	1	5						
28 Buster Posey, R OBP: 0.290, SLG: 0.407	P3		FC6-4	8 FC5-4 1B				K		5	0	1	0	0	2	4						
8 Hunter Pence, R OBP: 0.214, SLG: 0.185			G6-3	G5-3				K		3	0	0	0	1	0	1						
9 Brandon Belt, L OBP: 0.261, SLG: 0.238	G4-3			7 1B E						4	1	2	0	0	1	2						
7 Gregor Blanco, L OBP: 0.375, SLG: 0.571	F8		FC3-6	32 SH3 19 1B		FC3-6		16 1B 5 1B		3	2	1	0	1	0	2						
35 Brandon Crawford, L OBP: 0.273, SLG: 0.316	G4-3		E1	32 SH3 19 1B		L6		L8		4	1	0	1	0	0	4						
32 Ryan Vogelsong, R ERA: 1.88			SH3							2	0	1	0	0	1	0						
41 Jeremy Afeldt, L ERA: 1.5										0	0	0	0	0	0	0						
17 Aubrey Huff, L OBP: 0.400, SLG: 0.250										1	1	1	0	0	0	0						
54 Sergio Romo, R ERA: 1.69										0	0	0	0	0	0	0						
Inning Stats	R: 1 E: 0 K: 0 S: 14	H: 2 LOB: 2 BB: 1 P: 25	R: 0 E: 0 K: 1 S: 7	H: 0 LOB: 0 BB: 0 P: 11	R: 0 E: 0 K: 0 S: 8	H: 1 LOB: 1 BB: 0 P: 11	R: 4 E: 2 K: 0 S: 17	H: 3 LOB: 1 BB: 1 P: 29	R: 0 E: 0 K: 1 S: 13	H: 2 LOB: 2 BB: 0 P: 17	R: 0 E: 0 K: 1 S: 8	H: 1 LOB: 1 BB: 0 P: 10	R: 0 E: 0 K: 2 S: 9	H: 0 LOB: 0 BB: 0 P: 12	R: 2 E: 0 K: 1 S: 23	H: 3 LOB: 2 BB: 1 P: 30	1B: 9 2B: 2 3B: 0 HR: 1	SF: 0 SAC: 1 DP: 0 HBP: 0	WP: 0 PB: 0 SB: 0 CS: 0	PA: 40		
PITCHER	IP	WLS	BF	H	R	ER	SO	BB	IBB	HBP	BLK	WP	HR	S	P	ERA	WHIP					
29 Chris Carpenter, R ERA: 1.88	4.0	L	21	6	5	2	1	2	0	0	0	0	0	46	76	4.50	2.000					
58 Joe Kelly, R ERA: 1.5	1.0		5	2	0	0	0	0	0	0	0	0	0	13	17	0.00	2.000					
59 Fernando Salas, R ERA: 1.5	1.0		4	1	0	0	1	0	0	0	0	0	0	8	10	0.00	1.000					
40 Shelby Miller, R ERA: 13.5	1.1		8	3	2	2	2	1	0	0	0	0	0	28	37	13.50	3.000					
34 Marc Rzepczynski, L ERA: 1.69	0.2		2	0	0	0	1	0	0	0	0	0	0	4	5	0.00	0.000					

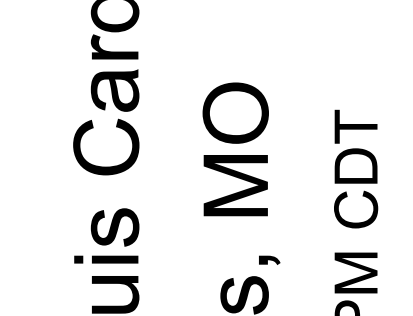
St. Louis Cardinals @ San Francisco Giants
 AT&T Park, San Francisco, CA
 Mon Oct 15 2012, 5:08 PM - 8:18 PM PDT
 Att. 42,679 - Clear - 69 F

AB 36
 R 7
 H 12
 RBI 6
 BB 3
 SO 5
 LOB 20



Batter	1	2	3	4	5	6	7	8	9	AB	R	H	RBI	BB	SO	LOB	TOP					
16 Angel Pagán, S OBP: 0.263, SLG: 0.412										5	1	1	0	0	1	4	San Francisco Giants @ St. Louis Cardinals Busch Stadium, St. Louis, MO Wed Oct 17 2012, 3:09 PM - 9:39 PM CDT Att: 45,850 - Cloudy - 65 F					
19 Marco Scutaro, R OBP: 0.314, SLG: 0.333										5	0	2	0	0	0	0						
48 Pablo Sandoval, S OBP: 0.306, SLG: 0.441										5	0	2	1	0	0	2						
28 Buster Posey, R OBP: 0.343, SLG: 0.414										2	0	1	0	2	0	1						
8 Hunter Pence, R OBP: 0.188, SLG: 0.161										4	0	0	0	0	1	5						
9 Brandon Belt, L OBP: 0.255, SLG: 0.208										3	0	0	0	1	1	2						
7 Gregor Blanco, L OBP: 0.357, SLG: 0.500										3	0	0	0	1	0	1						
35 Brandon Crawford, L OBP: 0.346, SLG: 0.364										3	0	2	0	1	0	0						
18 Matt Cain, R OBP: 0.167, SLG: 0.167										2	0	1	0	0	1	2						
49 Javier López, L ERA: 3.6										0	0	0	0	0	0	0						
17 Aubrey Huff, L OBP: 0.333, SLG: 0.200										1	0	0	0	0	0	0						
50 Jose Mijares, L ERA: 1.23										0	0	0	0	0	0	0						
70 George Kontos, R ERA: 1.23										0	0	0	0	0	0	0						
Inning Stats	R: 0 E: 0 K: 1 S: 10	H: 1 LOB: 1 BB: 0 P: 14	R: 0 E: 0 K: 1 S: 14	H: 0 LOB: 2 BB: 2 P: 25	R: 1 E: 0 K: 0 S: 8	H: 2 LOB: 1 BB: 1 P: 18	R: 0 E: 0 K: 0 S: 15	H: 1 LOB: 2 BB: 1 P: 24	R: 0 E: 0 K: 0 S: 16	H: 2 LOB: 1 BB: 0 P: 21	R: 0 E: 0 K: 2 S: 10	H: 2 LOB: 0 BB: 0 P: 15	R: 0 E: 0 K: 0 S: 7	H: 0 LOB: 0 BB: 0 P: 9	R: 0 E: 0 K: 0 S: 9	H: 0 LOB: 0 BB: 0 P: 10	1B: 8 2B: 1 3B: 0 HR: 0	SF: 0 SAC: 1 DP: 2 HBP: 0	WP: 0 PB: 0 SB: 0 CS: 0	PA: 39		
PITCHER	IP WLS BF H R ER SO BB IBB HBP BLK WP HR S P ERA WHIP	5.2 W 27 7 1 1 2 4 1 0 0 0 0 64 108 1.59 1.941	0.1 H 1 0 0 0 0 0 0 0 0 0 0 4 6 0.00 0.000	0.1 H 3 2 0 0 0 0 0 0 0 0 0 4 6 0.00 6.000	0.2 H 2 0 0 0 2 0 0 0 0 0 0 6 9 0.00 0.000	2.0 S 6 0 0 0 0 0 0 0 0 0 0 0 16 19 0.00 0.000																

Batter	1	2	3	4	5	6	7	8	9	AB	R	H	RBI	BB	SO	LOB	BOTTOM				
19 Jon Jay, L OBP: 0.225, SLG: 0.222										3	1	1	0	0	0	2	San Francisco Giants @ St. Louis Cardinals Busch Stadium, St. Louis, MO Wed Oct 17 2012, 3:09 PM - 9:39 PM CDT Att: 45,850 - Cloudy - 65 F				
3 Carlos Beltrán, S OBP: 0.486, SLG: 0.867										1	0	0	0	0	0	1					
13 Matt Carpenter, L OBP: 0.250, SLG: 0.625										3	1	1	2	0	1	0					
7 Matt Holliday, R OBP: 0.300, SLG: 0.333										4	0	0	0	0	1	0					
21 Allen Craig, R OBP: 0.368, SLG: 0.438										3	0	0	0	0	1	0					
41 Mitchell Boggs, R ERA: 3.6										0	0	0	0	0	0	0					
56 Adron Chambers, L ERA: 1.23										0	0	0	0	1	0	0					
4 Yadier Molina, R OBP: 0.282, SLG: 0.152										4	0	1	0	0	0	1					
23 David Freese, R OBP: 0.389, SLG: 0.563										3	1	2	0	0	0	1					
33 Daniel Descalso, L OBP: 0.286, SLG: 0.500										2	0	0	0	1	0	2					
38 Pete Kozma, R OBP: 0.351, SLG: 0.367										3	0	1	0	0	0	0					
26 Kyle Lohse, R ERA: 4.67										2	0	0	0	0	0	0					
64 Trevor Rosenthal, R ERA: 1.98										0	0	0	0	0	0	0					
44 Edward Mujica, R ERA: 3.6										0	0	0	0	0	0	0					
43 Shane Robinson, R ERA: 13.5										1	0	1	0	0	2	0					
30 Jason Motte, R ERA: 1.23										0	0	0	0	0	0	0					
Inning Stats	R: 0 E: 0 K: 0 S: 7	H: 0 LOB: 0 BB: 0 P: 9	R: 0 E: 0 K: 0 S: 7	H: 1 LOB: 1 BB: 0 P: 11	R: 2 E: 1 K: 0 S: 11	H: 2 LOB: 0 BB: 0 P: 17	R: 0 E: 0 K: 0 S: 9	H: 1 LOB: 1 BB: 0 P: 14	R: 0 E: 0 K: 2 S: 12	H: 0 LOB: 0 BB: 0 P: 16	R: 1 E: 0 K: 0 S: 17	H: 2 LOB: 2 BB: 1 P: 26	R: 0 E: 0 K: 1 S: 10	H: 0 LOB: 1 BB: 1 P: 17	R: 0 E: 0 K: 1 S: 10	H: 0 LOB: 1 BB: 1 P: 17	1B: 4 2B: 1 3B: 0 HR: 1	SF: 0 SAC: 0 DP: 1 HBP: 1	WP: 0 PB: 0 SB: 0 CS: 0	PA: 32	
PITCHER	IP WLS BF H R ER SO BB IBB HBP BLK WP HR S P ERA WHIP	6.2 L 27 7 3 3 2 0 0 1 1 0 0 0 67 100 4.05 0.900	0.1 L 1 0 0 0 0 0 0 0 0 0 0 4 5 0.00 0.000	0.2 S 3 0 0 0 1 1 0 0 0 0 0 7 12 0.00 1.500	0.1 L 1 0 0 0 0 0 0 0 0 0 0 3 5 0.00 0.000																



Batter	1	2	3	4	5	6	7	8	9	AB	R	H	RBI	BB	SO	LOB	TOP					
16 Ángel Pagán, S OBP: 0.286, SLG: 0.474	G6-3							F7		4	0	2	0	0	0	0						
19 Marco Scutaro, R OBP: 0.333, SLG: 0.378	F9									4	1	2	0	0	0	1						
28 Buster Posey, R OBP: 0.308, SLG: 0.364	F8									4	0	0	0	0	0	3						
48 Pablo Sandoval, S OBP: 0.300, SLG: 0.500	F8									4	1	1	2	0	0	2						
29 Héctor Sánchez, S OBP: 0.333, SLG: 0.143	K									4	0	0	0	0	3	0						
8 Hunter Pence, R OBP: 0.194, SLG: 0.257	HR									4	1	1	1	0	0	0						
7 Grégor Blanco, L OBP: 0.323, SLG: 0.444	F7									3	0	0	0	0	0	0						
35 Brandon Crawford, L 70 George Kontos, R 50 Jose Mijares, L 59 Guillermo Mota, R 41 Jeremy Affeldt, L 17 Aubrey Huff, L 49 Javier López, L	F8									2	0	0	0	0	0	1						
55 Tim Lincecum, L	K									1	0	0	0	0	1	0						
13 Joaquin Arias, R OBP: 0.375, SLG: 0.625	K									2	0	0	0	0	0	0						
Inning Stats	R: 0 E: 0 K: 0 S: 11	H: 0 LOB: 0 BB: 0 P: 15	R: 1 E: 1 K: 1 S: 11	H: 1 LOB: 1 BB: 0 P: 14	R: 0 E: 0 K: 1 S: 8	H: 1 LOB: 1 BB: 0 P: 12	R: 0 E: 0 K: 1 S: 10	H: 0 LOB: 0 BB: 0 P: 13	R: 0 E: 0 K: 1 S: 9	H: 0 LOB: 0 BB: 0 P: 13	R: 0 E: 0 K: 1 S: 10	H: 2 LOB: 2 BB: 0 P: 16	R: 0 E: 0 K: 1 S: 11	H: 0 LOB: 0 BB: 0 P: 13	R: 0 E: 0 K: 1 S: 9	H: 0 LOB: 0 BB: 0 P: 12	R: 2 E: 0 K: 0 S: 11	H: 2 LOB: 0 BB: 0 P: 16	1B: 2 2B: 1 3B: 1 HR: 2	SF: 0 SAC: 0 DP: 0 HBP: 0	WP: 0 PB: 0 SB: 0 CS: 0	PA: 33
PITCHER	IP	WLS	BF	H	R	ER	SO	BB	IBB	HBP	BLK	WP	HR	S	P	ERA	WHIP					
50 Adam Wainwright, R ERA: 4.8	7.0	W	25	4	1	1	5	0	0	0	0	0	1	70	96	1.29	0.571					
59 Fernando Salas, R ERA: 4.5	2.0		8	2	2	2	1	0	0	0	0	0	1	20	28	9.00	1.000					

San Francisco Giants @ St. Louis Cardinals
 Busch Stadium, St. Louis, MO
 Thu Oct 18 2012, 7:10 PM - 10:27 PM CDT
 Att: 47,062 - Cloudy - 58 F

AB 33
 R 3
 H 6
 RBI 3
 BB 0
 SO 6
 LOB 6



Batter	1	2	3	4	5	6	7	8	9	AB	R	H	RBI	BB	SO	LOB	BOTTOM				
19 Jon Jay, L OBP: 0.244, SLG: 0.268	7 BB 1B	F8						K2-3		5	1	2	2	0	1	1					
13 Matt Carpenter, L OBP: 0.385, SLG: 0.636	7 BB 21 SF8 BB							K		3	2	1	0	2	1	1					
7 Matt Holliday, R OBP: 0.311, SLG: 0.341 56 Adron Chambers, L	23 BB 1B	F7						F9		5	1	2	2	0	0	3					
21 Allen Craig, R OBP: 0.357, SLG: 0.429	SF8									3	1	1	1	0	1	1					
4 Yadier Molina, R OBP: 0.302, SLG: 0.216	F8									4	1	2	2	0	0	1					
23 David Freese, R OBP: 0.375, SLG: 0.528	1B									4	0	1	0	0	1	2					
33 Daniel Descalso, L OBP: 0.282, SLG: 0.472	K									4	1	1	0	0	1	3					
38 Pete Kozma, R OBP: 0.366, SLG: 0.382	E5 50 CS									4	1	2	1	0	1	0					
50 Adam Wainwright, R										1	0	0	0	1	0	0					
43 Shane Robinson, R(7,PH) 59 Fernando Salas, R	13 BB BB									1	0	0	0	0	1	1					
0	0	0	0	0	0	0	0	0	0	0	0	0	0	0	0	0					
Inning Stats	R: 2 E: 0 K: 1 S: 15	H: 3 LOB: 2 BB: 1 P: 25	R: 0 E: 1 K: 0 S: 8	H: 0 LOB: 2 BB: 2 P: 19	R: 0 E: 0 K: 0 S: 6	H: 0 LOB: 0 BB: 0 P: 8	R: 0 E: 0 K: 1 S: 10	H: 0 LOB: 0 BB: 0 P: 17	R: 2 E: 0 K: 1 S: 13	H: 3 LOB: 1 BB: 0 P: 25	R: 2 E: 0 K: 0 S: 17	H: 3 LOB: 1 BB: 0 P: 32	R: 2 E: 0 K: 2 S: 17	H: 3 LOB: 1 BB: 0 P: 29	R: 0 E: 0 K: 2 S: 9	H: 0 LOB: 0 BB: 0 P: 14	1B: 9 2B: 3 3B: 0 HR: 0	SF: 1 SAC: 1 DP: 0 HBP: 0	WP: 1 PB: 0 SB: 0 CS: 1	PA: 39	
PITCHER	IP	WLS	BF	H	R	ER	SO	BB	IBB	HBP	BLK	WP	HR	S	P	ERA	WHIP				
55 Tim Lincecum, R ERA: 3.46	4.2	L	23	6	4	4	3	0	0	0	0	0	0	8	17	27.00	3.000				
70 George Kontos, R ERA: 3.6	0.2		4	2	2	2	0	0	0	0	0	0	0	6	11	0.00	3.000				
50 Jose Mijares, L ERA: 11.57	0.1		2	1	0	0	0	0	0	0	0	0	0	6	11	0.00	3.000				
59 Guillermo Mota, R ERA: 21.8	0.2		4	2	2	2	1	0	0	0	0	0	0	14	25	27.00	3.000				
41 Jeremy Affeldt, L ERA:	0.2		3	1	0	0	1	0	0	0	0	1	0	7	11	0.00	1.500				
49 Javier López, L ERA:	1.0		3	0	0	0	2	0	0	0	0	0	0	9	14	0.00	0.000				

San Francisco Giants @ St. Louis Cardinals
 Busch Stadium, St. Louis, MO
 Thu Oct 18 2012, 7:10 PM - 10:27 PM CDT
 Att: 47,062 - Cloudy - 58 F

AB 34
 R 8
 H 12
 RBI 8
 BB 3
 SO 7
 LOB 13



Batter	1	2	3	4	5	6	7	8	9	AB	R	H	RBI	BB	SO	LOB	TOP								
16 Ángel Pagán, S OBP: 0.255, SLG: 0.419	G4-3		G3	K			P5		L4	5	0	0	0	0	1	3									
19 Marco Scutaro, R OBP: 0.326, SLG: 0.366	G6-3			FC1 8 1B	G5-3		G6-3			4	1	1	0	0	0	0									
48 Pablo Sandoval, S OBP: 0.318, SLG: 0.571	K				L8			HR		4	2	2	1	0	1	0									
13 Joaquin Arias, R OBP: 0.375, SLG: 0.625	K			FC1 7 1B	G4-3					0	0	0	0	0	0	0									
28 Buster Posey, R OBP: 0.302, SLG: 0.351		K		K				G6-3		4	0	1	0	0	2	2									
8 Hunter Pence, R OBP: 0.175, SLG: 0.231		K		FC1 35 1B	G4-3			K		4	1	0	0	0	2	2									
9 Brandon Belt, L OBP: 0.258, SLG: 0.185		K		P4						3	0	0	0	1	2	2									
7 Gregor Blanco, L OBP: 0.343, SLG: 0.414				SH2-4 75 BB	FC1 35 1B					2	1	0	0	2	1	1									
35 Brandon Crawford, L OBP: 0.313, SLG: 0.321				K	SH2-4 75 1B			L9		4	0	1	2	0	2	1									
75 Barry Zito, L OBP: 0.333, SLG: 0.333				SH2-4				G4-3		2	0	1	1	0	1	0									
46 Santiago Casilla, R										0	0	0	0	0	0	0									
17 Aubrey Huff, L OBP: 0.250, SLG: 0.443										1	0	0	0	0	0	0									
54 Sergio Romo, R										0	0	0	0	0	0	0									
Inning Stats	R: 0 H: 0 E: 0 K: 1 S: 8	H: 0 LOB: 0 BB: 0 P: 11	R: 0 H: 0 E: 0 K: 3 S: 9	H: 0 LOB: 0 BB: 0 P: 12	R: 0 H: 0 E: 0 K: 1 S: 9	H: 0 LOB: 1 BB: 1 P: 15	R: 4 H: 4 E: 1 K: 2 S: 20	H: 4 LOB: 2 BB: 1 P: 32	R: 0 H: 0 E: 0 K: 0 S: 5	H: 0 LOB: 1 BB: 0 P: 8	R: 0 H: 0 E: 0 K: 3 S: 10	H: 0 LOB: 0 BB: 0 P: 13	R: 0 H: 0 E: 0 K: 1 S: 13	H: 0 LOB: 0 BB: 0 P: 14	R: 1 H: 1 E: 0 K: 1 S: 13	H: 1 LOB: 1 BB: 1 P: 24	R: 0 H: 0 E: 0 K: 0 S: 6	H: 0 LOB: 0 BB: 0 P: 7	1B: 5 2B: 0 3B: 0 HR: 1	SF: 0 SAC: 1 DP: 0 HBP: 0	WP: 0 PB: 0 SB: 1 CS: 0	PA: 37			
PITCHER	IP WLS BF H R ER SO BB IBB HBP BLK WP HR S P ERA WHIP	IP WLS BF H R ER SO BB IBB HBP BLK WP HR S P ERA WHIP	IP WLS BF H R ER SO BB IBB HBP BLK WP HR S P ERA WHIP	IP WLS BF H R ER SO BB IBB HBP BLK WP HR S P ERA WHIP	IP WLS BF H R ER SO BB IBB HBP BLK WP HR S P ERA WHIP	IP WLS BF H R ER SO BB IBB HBP BLK WP HR S P ERA WHIP	IP WLS BF H R ER SO BB IBB HBP BLK WP HR S P ERA WHIP	IP WLS BF H R ER SO BB IBB HBP BLK WP HR S P ERA WHIP	IP WLS BF H R ER SO BB IBB HBP BLK WP HR S P ERA WHIP	IP WLS BF H R ER SO BB IBB HBP BLK WP HR S P ERA WHIP	IP WLS BF H R ER SO BB IBB HBP BLK WP HR S P ERA WHIP	IP WLS BF H R ER SO BB IBB HBP BLK WP HR S P ERA WHIP	IP WLS BF H R ER SO BB IBB HBP BLK WP HR S P ERA WHIP	IP WLS BF H R ER SO BB IBB HBP BLK WP HR S P ERA WHIP	IP WLS BF H R ER SO BB IBB HBP BLK WP HR S P ERA WHIP	IP WLS BF H R ER SO BB IBB HBP BLK WP HR S P ERA WHIP	IP WLS BF H R ER SO BB IBB HBP BLK WP HR S P ERA WHIP	IP WLS BF H R ER SO BB IBB HBP BLK WP HR S P ERA WHIP	IP WLS BF H R ER SO BB IBB HBP BLK WP HR S P ERA WHIP	IP WLS BF H R ER SO BB IBB HBP BLK WP HR S P ERA WHIP	IP WLS BF H R ER SO BB IBB HBP BLK WP HR S P ERA WHIP	IP WLS BF H R ER SO BB IBB HBP BLK WP HR S P ERA WHIP	IP WLS BF H R ER SO BB IBB HBP BLK WP HR S P ERA WHIP	IP WLS BF H R ER SO BB IBB HBP BLK WP HR S P ERA WHIP	IP WLS BF H R ER SO BB IBB HBP BLK WP HR S P ERA WHIP

San Francisco Giants @ St. Louis Cardinals
 Busch Stadium, St. Louis, MO
 Fri Oct 19 2012, 7:09 PM - 10:12 PM CDT
 Att: 47,075 - Cloudy - 51 F

AB	33
R	5
H	6
RBI	4
BB	3
SO	12
LOB	11

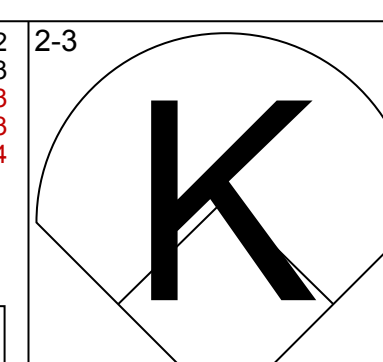
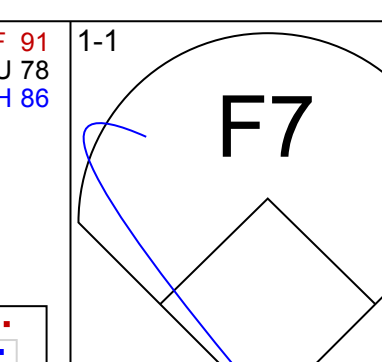
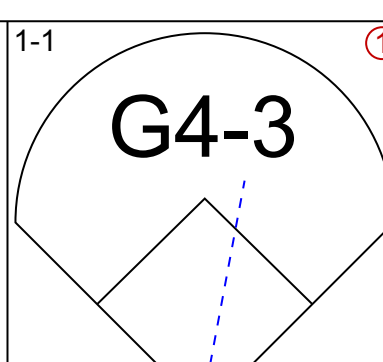
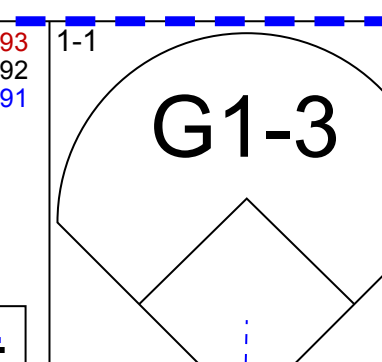
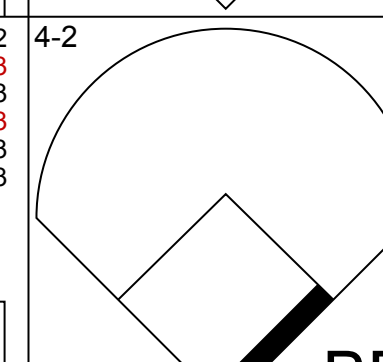
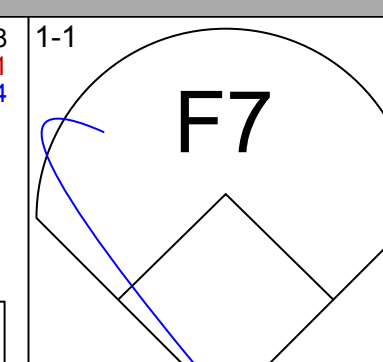
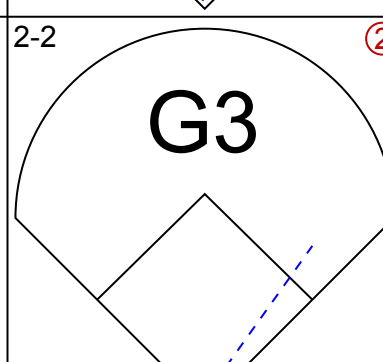
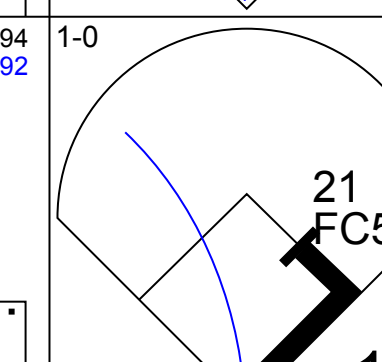
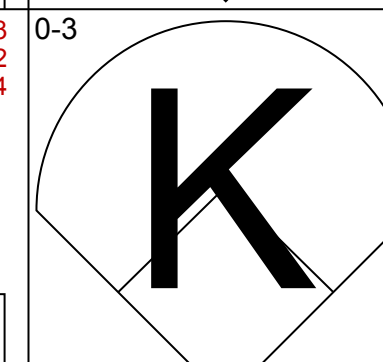
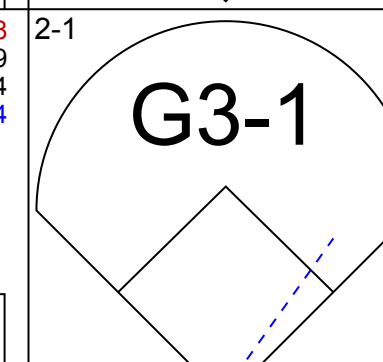
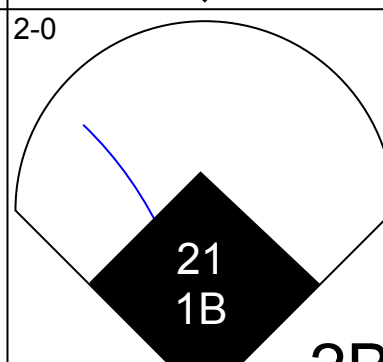
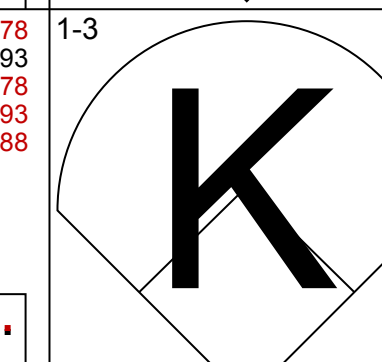
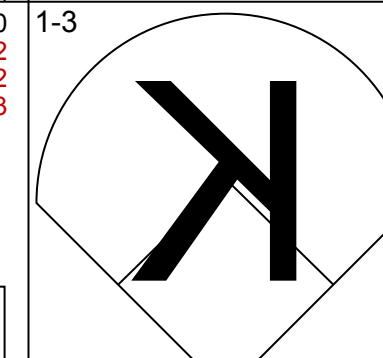
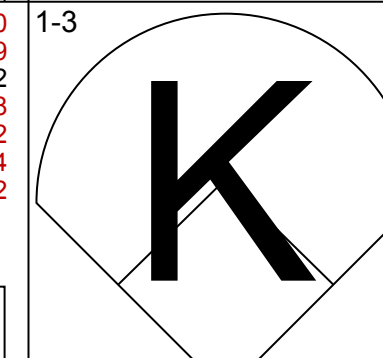
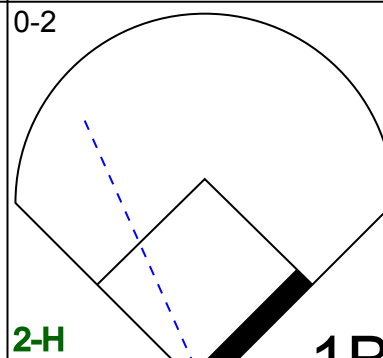
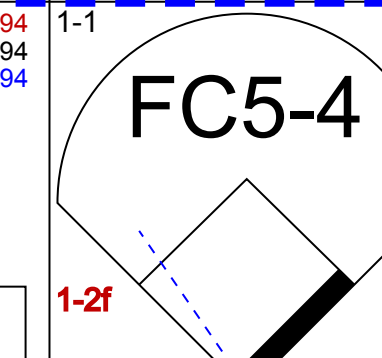
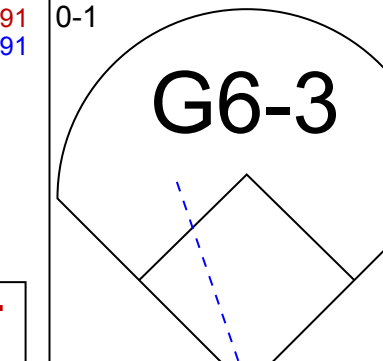
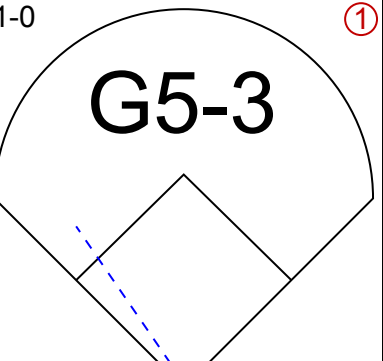
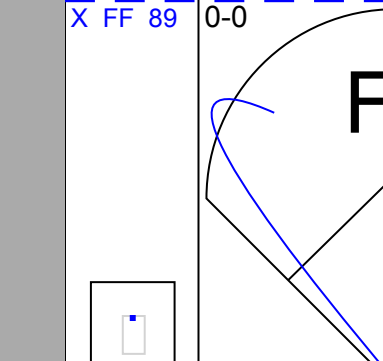
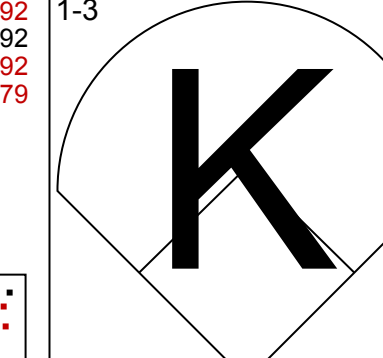
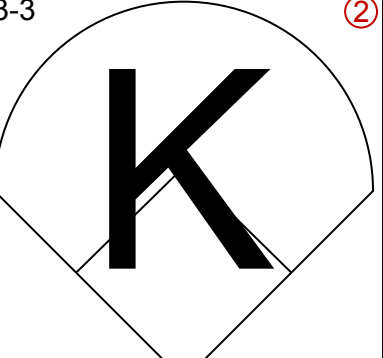
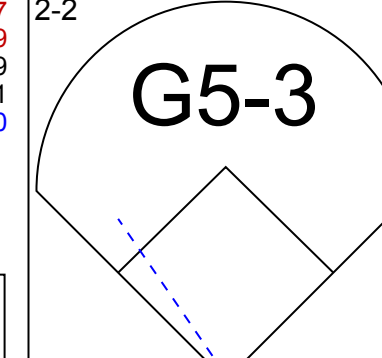
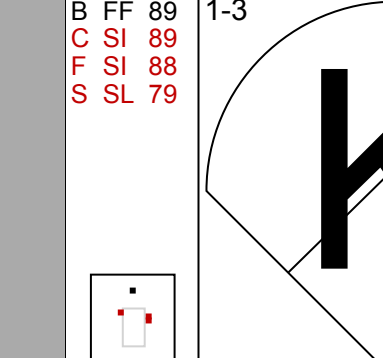
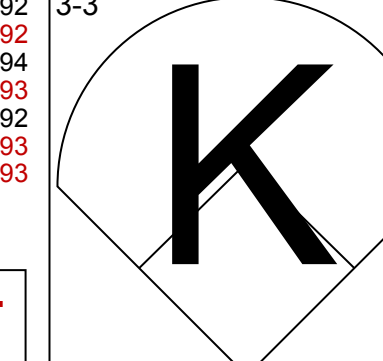
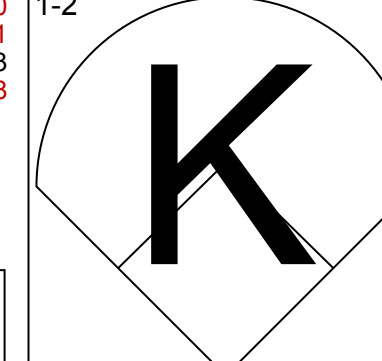
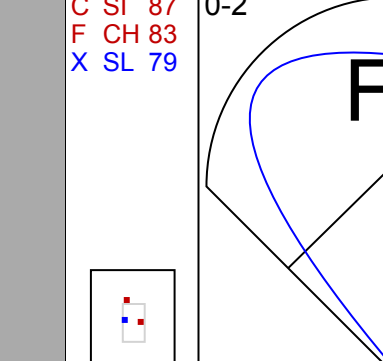
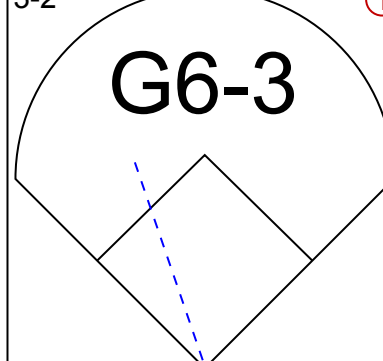
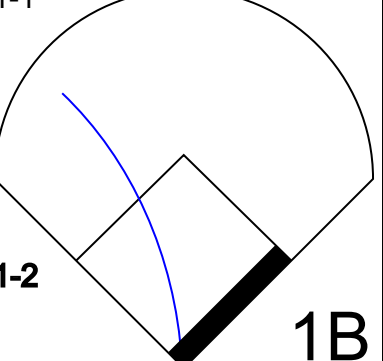
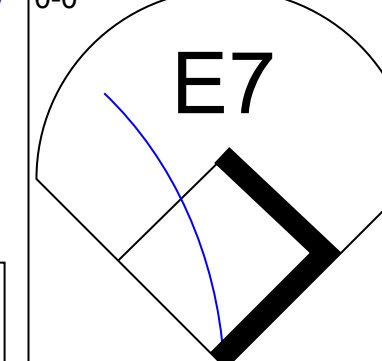

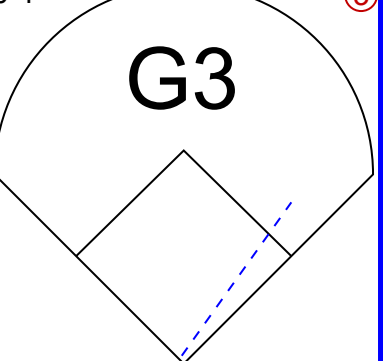


Batter	1	2	3	4	5	6	7	8	9	AB	R	H	RBI	BB	SO	LOB	BOTTOM								
19 Jon Jay, L OBP: 0.245, SLG: 0.267	F7		G4-3		G5-3					4	0	1	0	0	0	0									
3 Carlos Beltrán, S OBP: 0.463, SLG: 0.794			F8			K		F9		4	0	1	0	0	1	1									
7 Matt Holliday, R OBP: 0.286, SLG: 0.311			K			P3		K		4	0	0	0	0	3	2									
21 Allen Craig, R OBP: 0.348, SLG: 0.436			L5		G1-3		L8		L4	4	0	1	0	0	0	1									
4 Yadier Molina, R OBP: 0.319, SLG: 0.244				G1-3		G6-3				4	0	2	0	0	0	1									
23 David Freese, R OBP: 0.364, SLG: 0.525				L6		F8				4	0	1	0	0	1	2									
33 Daniel Descalso, L OBP: 0.279, SLG: 0.450				G4-3						4	0	1	0	0	1	4									
38 Pete Kozma, R OBP: 0.364, SLG: 0.361					F9		K			2	0	0	0	1	1	1									
31 Lance Lynn, S										1	0	0	0	0	0	3									
58 Joe Kelly, R										0	0	0	0	0	0	0									
43 Shane Robinson, R										1	0	0	0	0	0	0									
64 Trevor Rosenthal, R										0	0	0	0	0	0	0									
41 Mitchell Boggs, R										0	0	0	0	0	0	0									
55 Skip Schumaker, L										1	0	0	0	0	1	0									
44 Edward Mujica, R										0	0	0	0	0	0	0									
Inning Stats	R: 0 H: 1 E: 0 K: 1 S: 11	H: 2 LOB: 1 BB: 1 P: 16	R: 0 H: 0 E: 0 K: 1 S: 8	H: 0 LOB: 0 BB: 0 P: 14	R: 0 H: 0 E: 0 K: 1 S: 10	H: 0 LOB: 0 BB: 0 P: 17	R: 0 H: 1 E: 0 K: 0 S: 8	H: 1 LOB: 1 BB: 0 P: 11	R: 0 H: 0 E: 0 K: 0 S: 7	H: 0 LOB: 0 BB: 0 P: 11	R: 0 H: 0 E: 0 K: 1 S: 8	H: 0 LOB: 0 BB: 0 P: 11	R: 0 H: 1 E: 0 K: 1 S: 12	H: 1 LOB: 1 BB: 0 P: 19	R: 0 H: 1 E: 0 K: 2 S: 14	H: 1 LOB: 1 BB: 0 P: 23	R: 0 H: 1 E: 0 K: 1 S: 12	H: 1 LOB: 1 BB: 0 P: 21	1B: 5 2B: 2 3B: 0 HR: 0	SF: 0 SAC: 0 DP: 1 HBP: 0	WP: 0 PB: 0 SB: 1 CS: 0	PA: 34			
PITCHER	IP WLS BF H R ER SO BB IBB HBP BLK WP HR S P ERA WHIP	IP WLS BF H R ER SO BB IBB HBP BLK WP HR S P ERA WHIP	IP WLS BF H R ER SO BB IBB HBP BLK WP HR S P ERA WHIP	IP WLS BF H R ER SO BB IBB HBP BLK WP HR S P ERA WHIP	IP WLS BF H R ER SO BB IBB HBP BLK WP HR S P ERA WHIP	IP WLS BF H R ER SO BB IBB HBP BLK WP HR S P ERA WHIP	IP WLS BF H R ER SO BB IBB HBP BLK WP HR S P ERA WHIP	IP WLS BF H R ER SO BB IBB HBP BLK WP HR S P ERA WHIP	IP WLS BF H R ER SO BB IBB HBP BLK WP HR S P ERA WHIP	IP WLS BF H R ER SO BB IBB HBP BLK WP HR S P ERA WHIP	IP WLS BF H R ER SO BB IBB HBP BLK WP HR S P ERA WHIP	IP WLS BF H R ER SO BB IBB HBP BLK WP HR S P ERA WHIP	IP WLS BF H R ER SO BB IBB HBP BLK WP HR S P ERA WHIP	IP WLS BF H R ER SO BB IBB HBP BLK WP HR S P ERA WHIP	IP WLS BF H R ER SO BB IBB HBP BLK WP HR S P ERA WHIP	IP WLS BF H R ER SO BB IBB HBP BLK WP HR S P ERA WHIP	IP WLS BF H R ER SO BB IBB HBP BLK WP HR S P ERA WHIP	IP WLS BF H R ER SO BB IBB HBP BLK WP HR S P ERA WHIP	IP WLS BF H R ER SO BB IBB HBP BLK WP HR S P ERA WHIP	IP WLS BF H R ER SO BB IBB HBP BLK WP HR S P ERA WHIP	IP WLS BF H R ER SO BB IBB HBP BLK WP HR S P ERA WHIP	IP WLS BF H R ER SO BB IBB HBP BLK WP HR S P ERA WHIP	IP WLS BF H R ER SO BB IBB HBP BLK WP HR S P ERA WHIP	IP WLS BF H R ER SO BB IBB HBP BLK WP HR S P ERA WHIP	IP WLS BF H R ER SO BB IBB HBP BLK WP HR S P ERA WHIP

San Francisco Giants @ St. Louis Cardinals
 Busch Stadium, St. Louis, MO
 Fri Oct 19 2012, 7:09 PM - 10:12 PM CDT
 Att: 47,075 - Cloudy - 51 F

AB	33
R	0
H	7
RBI	0
BB	1
SO	8
LOB	15

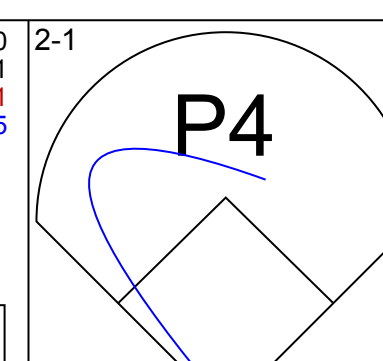
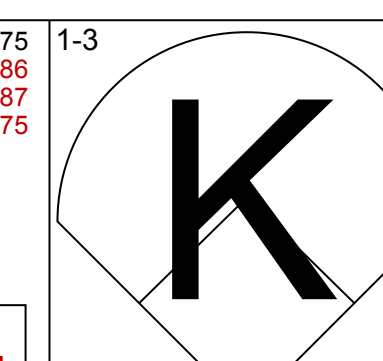
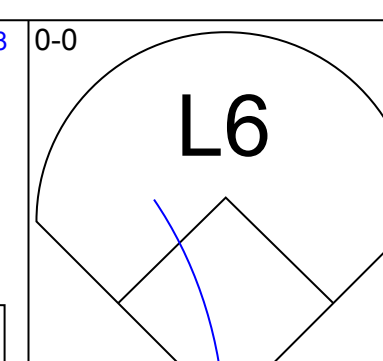
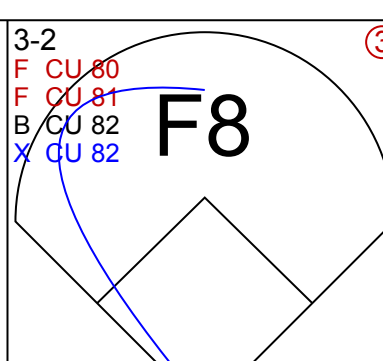
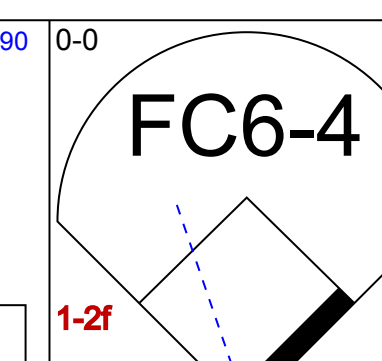
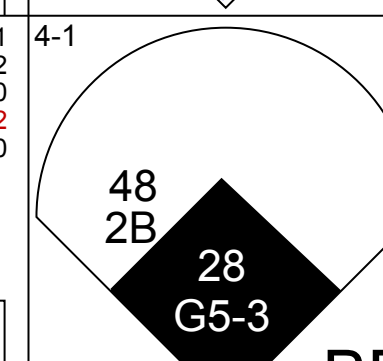
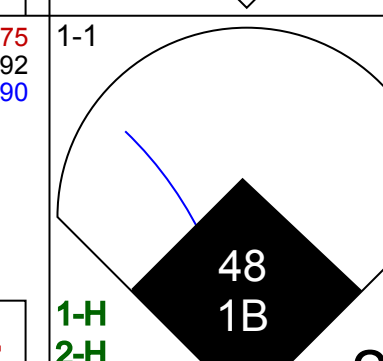
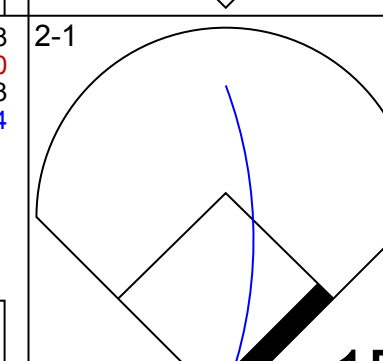

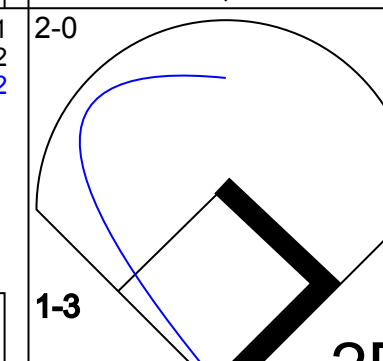
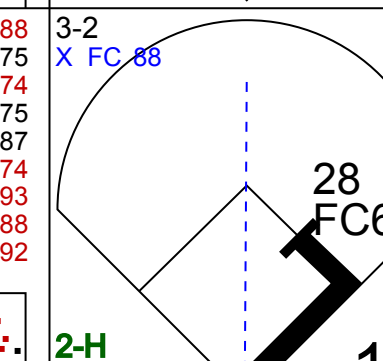
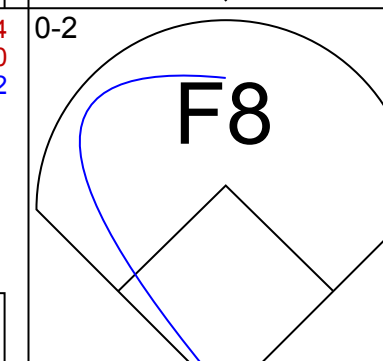

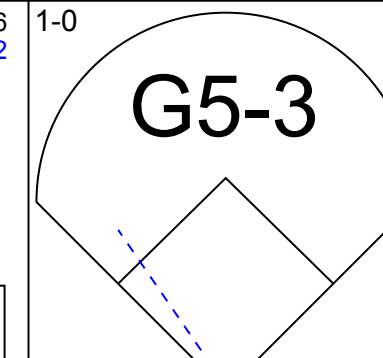
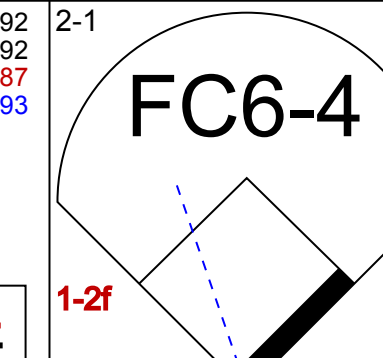

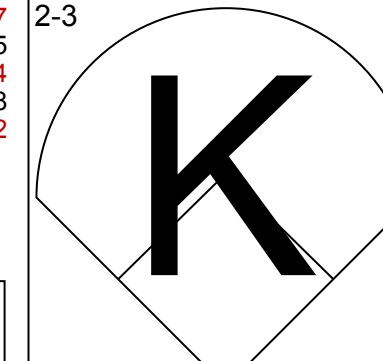

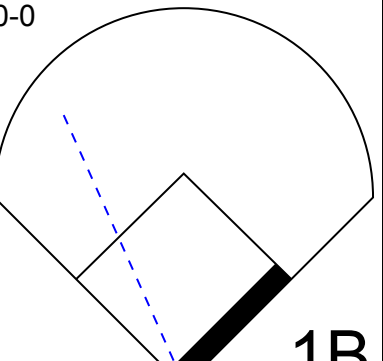


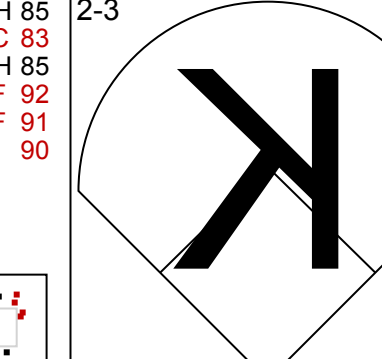
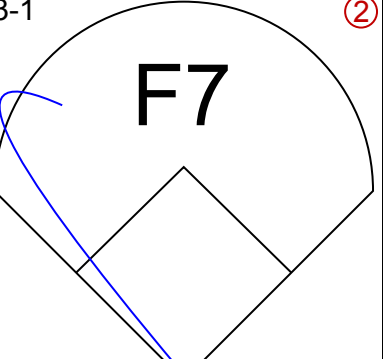
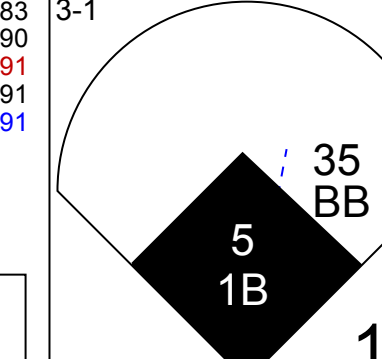
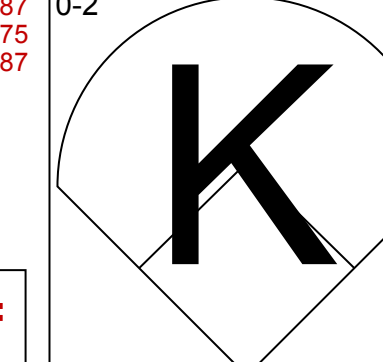
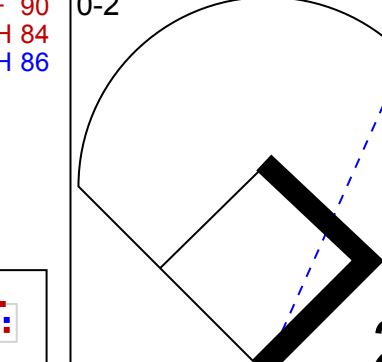
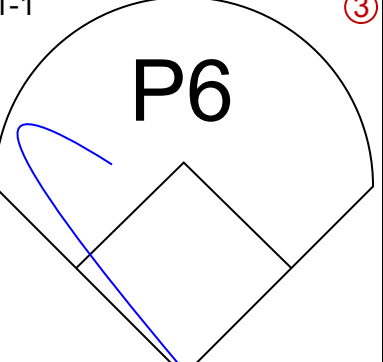
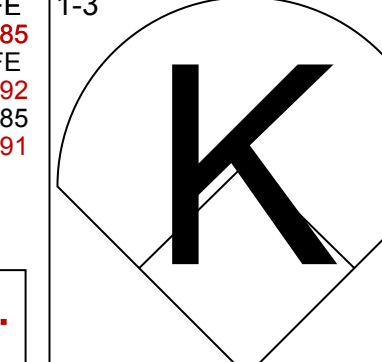

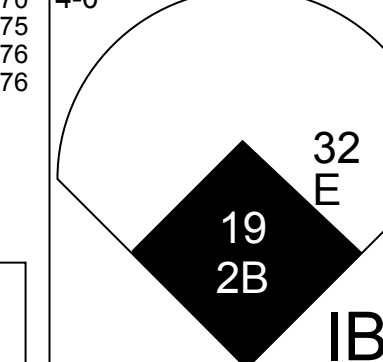
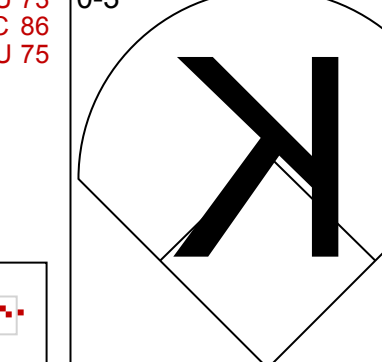

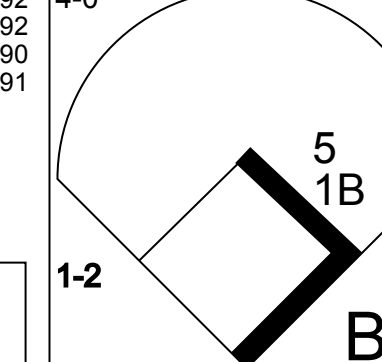
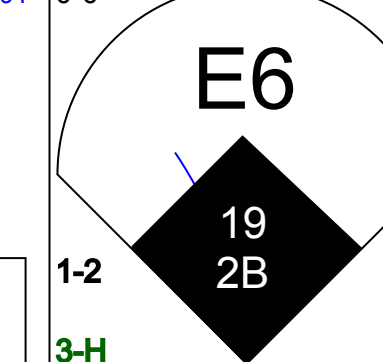


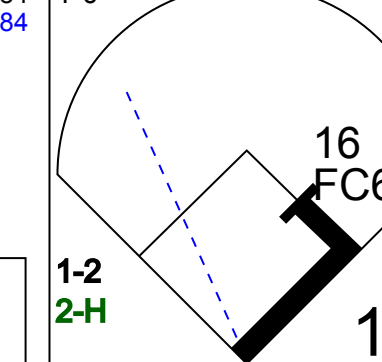
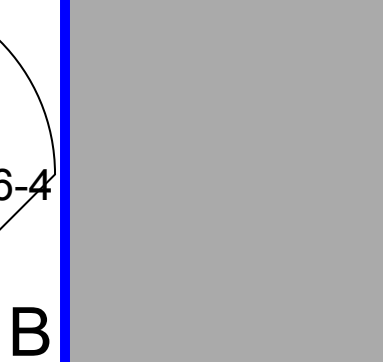
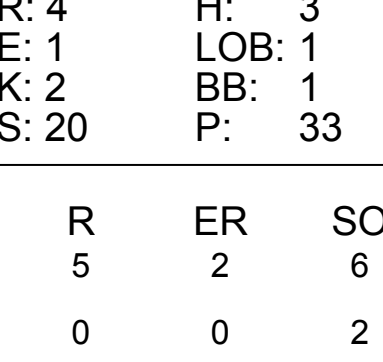
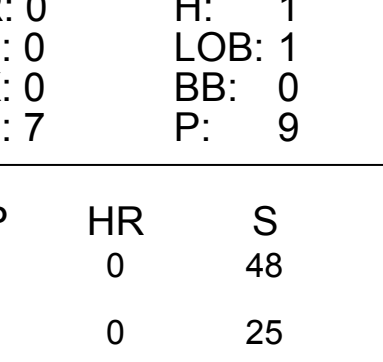
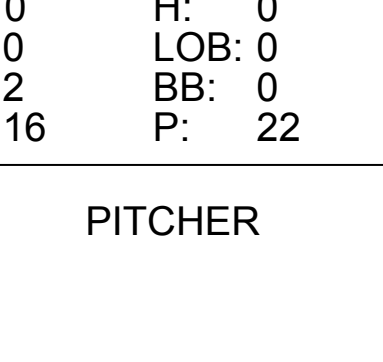



Batter	1	2	3	4	5	6	7	8	9	AB	R	H	RBI	BB	SO	LOB	TOP					
19 Jon Jay, L OBP: 0.226, SLG: 0.245										4	0	0	0	0	1	0						
13 Matt Carpenter, L OBP: 0.412, SLG: 0.571										3	0	1	0	1	0	0						
3 Carlos Beltrán, S OBP: 0.444, SLG: 0.763										4	1	1	0	0	2	2						
21 Allen Craig, R OBP: 0.340, SLG: 0.419										4	0	1	1	0	2	2						
4 Yadier Molina, R OBP: 0.294, SLG: 0.222										4	0	0	0	0	0	1						
23 David Freese, R OBP: 0.333, SLG: 0.477										4	0	0	0	0	3	0						
33 Daniel Descalso, L OBP: 0.277, SLG: 0.432										4	0	1	0	0	2	0						
38 Pete Kozma, R OBP: 0.362, SLG: 0.359										3	0	1	0	0	0	0						
29 Chris Carpenter, R OBP: 0.260, SLG: 1.000										1	0	0	0	0	1	0						
55 Skye Schumaker, L										1	0	0	0	0	0	2						
40 Shelby Miller, R										0	0	0	0	0	0	0						
43 Shane Robinson, R										1	0	0	0	0	0	1						
59 Fernando Salas, R										0	0	0	0	0	0	0						
34 Marc Rzepczynski, L										0	0	0	0	0	0	0						
44 Edward Mujica, R										0	0	0	0	0	0	0						
Inning Stats	R: 0 E: 0 K: 3 S: 11	H: 0 LOB: 1 BB: 1 P: 18	R: 0 E: 0 K: 2 S: 9	H: 0 LOB: 0 BB: 0 P: 13	R: 0 E: 0 K: 1 S: 8	H: 0 LOB: 0 BB: 0 P: 13	R: 0 E: 0 K: 1 S: 10	H: 2 LOB: 2 BB: 0 P: 14	R: 0 E: 0 K: 1 S: 10	H: 2 LOB: 1 BB: 0 P: 17	R: 1 E: 0 K: 0 S: 11	H: 2 LOB: 1 BB: 0 P: 16	R: 0 E: 0 K: 1 S: 8	H: 0 LOB: 1 BB: 0 P: 11	R: 0 E: 0 K: 1 S: 9	H: 1 LOB: 1 BB: 0 P: 13	R: 0 E: 0 K: 1 S: 7	H: 0 LOB: 0 BB: 0 P: 8	1B: 4 2B: 1 3B: 0 HR: 0	SF: 0 SAC: 0 DP: 0 HBP: 0	WP: 0 PB: 0 SB: 0 CS: 0	PA: 34
PITCHER	IP	WLS	BF	H	R	ER	SO	BB	IBB	HBP	BLK	WP	HR	S	P	ERA	WHIP					
32 Ryan Vogelsong, R ERA: 1.42	7.0	W	27	4	1	1	9	1	0	0	0	0	0	67	102	1.29	0.714					
41 Jeremy Affeldt, L ERA:	0.2		3	1	0	0	1	0	0	0	0	0	0	7	10	0.00	1.500					
46 Santiago Casilla, R ERA: 1.8	0.1		1	0	0	0	0	0	0	0	0	0	2	3	0.00	0.000						
54 Sergio Romo, R ERA: 1.23	1.0		3	0	0	0	1	0	0	0	0	0	0	7	8	0.00	0.000					

St. Louis Cardinals @ San Francisco Giants
AT&T Park, San Francisco, CA
Sun Oct 21 2012, 4:48 PM - 7:41 PM PDT
Att: 43,070 - Cloudy - 62 F

AB 33
R 1
H 5
RBI 1
BB 1
SO 11
LOB 8



Batter	1	2	3	4	5	6	7	8	9	AB	R	H	RBI	BB	SO	LOB	BOTTOM					
16 Angel Pagán, S OBP: 0.231, SLG: 0.375										5	0	0	0	0	1	4						
19 Marco Scutaro, R OBP: 0.362, SLG: 0.409										3	2	2	2	1	0	0						
48 Pablo Sandoval, S OBP: 0.333, SLG: 0.587										4	0	2	1	0	0	1						
13 Joaquin Arias, R OBP: 0.375, SLG: 0.625										0	0	0	0	0	0	0						
28 Buster Posey, R OBP: 0.277, SLG: 0.317										4	0	0	1	0	1	2						
8 Hunter Pence, R OBP: 0.182, SLG: 0.233										4	0	1	0	0	3	1						
9 Brandon Belt, L OBP: 0.286, SLG: 0.290										4	2	2	0	0	1	1						
7 Grégor Blanco, L OBP: 0.333, SLG: 0.424										4	0	1	0	0	2	3						
35 Brandon Crawford, L OBP: 0.333, SLG: 0.300										2	1	0	0	0	2	2	1					
32 Ryan Vogelsong, R OBP: 0.206, SLG: 0.300										3	1	0	1	0	1	1						
41 Jeremy Affeldt, L ERA: 5.4										0	0	0	0	0	0	0						
46 Santiago Casilla, R ERA: 3.38										0	0	0	0	0	0	0						
5 Ryan Theriot, R OBP: 0.500, SLG: 0.400										1	0	1	1	0	0	0						
54 Sergio Romo, R ERA: 2.84										0	0	0	0	0	0	0						
Inning Stats	R: 1 E: 0 K: 1 S: 8	H: 1 LOB: 1 BB: 1 P: 19	R: 4 E: 1 K: 2 S: 20	H: 3 LOB: 1 BB: 1 P: 33	R: 0 E: 0 K: 3 S: 13	H: 1 LOB: 1 BB: 0 P: 15	R: 0 E: 0 K: 0 S: 7	H: 1 LOB: 1 BB: 0 P: 9	R: 0 E: 0 K: 2 S: 16	H: 0 LOB: 0 BB: 0 P: 22	R: 0 E: 0 K: 1 S: 8	H: 0 LOB: 0 BB: 0 P: 11	R: 1 E: 0 K: 2 S: 10	H: 2 LOB: 2 BB: 1 P: 20	R: 1 E: 0 K: 2 S: 10	H: 2 LOB: 1 BB: 1 P: 20	1B: 5 2B: 3 3B: 1 HR: 0	SF: 0 SAC: 0 DP: 0 HBP: 0	WP: 0 PB: 0 SB: 0 CS: 0	PA: 37		
PITCHER	IP	WLS	BF	H	R	ER	SO	BB	IBB	HBP	BLK	WP	HR	S	P	ERA	WHIP					
29 Chris Carpenter, R ERA: 2.63	4.0	L	21	6	2	2	6	1	0	0	0	0	0	48	76	4.50	1.750					
40 Shelby Miller, R ERA: 5.4	2.0		7	1	0	0	2	0	0	0	0	0	0	25	37	0.00	0.500					
59 Fernando Salas, R ERA: 3.38	1.1		4	0	0	0	2	0	0	0	0	0	0	11	15	0.00	0.000					
34 Marc Rzepczynski, L ERA: 4.5	0.1		3	1	0	0	1	1	0	0	0	0	0	5	13	0.00	6.000					
44 Edward Mujica, R ERA: 2.84	0.1		2	1	1	1	0	0	0	0	0	0	0	2	3	27.00	3.000					

St. Louis Cardinals @ San Francisco Giants
AT&T Park, San Francisco, CA
Sun Oct 21 2012, 4:48 PM - 7:41 PM PDT
Att: 43,070 - Cloudy - 62 F

AB 34
R 6
H 9
RBI 6
BB 3
SO 11
LOB 14



Batter	1	2	3	4	5	6	7	8	9	AB	R	H	RBI	BB	SO	LOB	TOP
19 Jon Jay, L OBP: 0.241, SLG: 0.245										4	0	1	0	1	2	1	St. Louis Cardinals @ San Francisco Giants AT&T Park, San Francisco, CA Mon Oct 22 2012, 5:09 PM - 8:42 PM PDT Att: 43,056 - Cloudy - 62 F
3 Carlos Beltrán, S OBP: 0.440, SLG: 0.714										4	0	1	0	1	0	2	
7 Matt Holliday, R OBP: 0.296, SLG: 0.306										4	0	1	0	0	0	4	
21 Allen Craig, R OBP: 0.315, SLG: 0.383										4	0	0	0	0	0	4	
4 Yadier Molina, R OBP: 0.345, SLG: 0.286										4	0	4	0	0	0	0	
23 David Freese, R OBP: 0.327, SLG: 0.447										3	0	0	0	1	1	5	
33 Daniel Descalso, L OBP: 0.340, SLG: 0.404										3	0	0	0	0	1	5	
48 Tony Cruz, R OBP: 0.315, SLG: 0.383										3	0	0	0	1	2	3	
38 Pete Kozma, R OBP: 0.353, SLG: 0.333										1	0	0	0	0	0	2	
26 Kyle Lohse, R OBP: 0.241, SLG: 0.245										1	0	0	0	0	0	2	
Inning Stats	R: 0 H: 1 E: 0 K: 1 S: 13	H: 1 LOB: 1 BB: 0 P: 20	R: 0 H: 1 E: 0 K: 1 S: 15	H: 1 LOB: 2 BB: 1 P: 26	R: 0 H: 1 E: 0 K: 0 S: 8	H: 1 LOB: 1 BB: 0 P: 10	R: 0 H: 1 E: 0 K: 1 S: 10	H: 0 LOB: 0 BB: 0 P: 15	R: 0 H: 1 E: 0 K: 1 S: 11	H: 1 LOB: 2 BB: 1 P: 18	R: 0 H: 0 E: 0 K: 2 S: 10	H: 2 LOB: 2 BB: 0 P: 21	R: 0 H: 0 E: 0 K: 1 S: 13	H: 0 LOB: 2 BB: 2 P: 25	1B: 7 2B: 0 3B: 0 HR: 0	SF: 0 SAC: 0 DP: 0 HBP: 1	WP: 2 PA: 39 PB: 0 SB: 2 CS: 0
PITCHER	IP WLS BF H R ER SO BB IBB HBP BLK WP HR S P ERA WHIP																
18 Matt Cain, R ERA: 3.52	5.2 W 24 5 0 0 4 1 0 1 0 0 0 0 64 102 0.00 1.059																
41 Jeremy Affeldt, L ERA: 1.59	1.1 5 0 0 0 2 1 0 0 0 0 0 0 12 18 0.00 0.750																
46 Santiago Casilla, R ERA: 1.59	0.2 4 2 0 0 0 0 0 0 0 0 1 0 14 17 0.00 3.000																
49 Javier López, L ERA: 1.59	1.0 5 0 0 0 2 2 0 0 0 0 0 0 13 25 0.00 2.000																
54 Sergio Romo, R ERA: 1.17	0.1 1 0 0 0 0 0 0 0 0 0 1 0 3 4 0.00 0.000																

Batter	1	2	3	4	5	6	7	8	9	AB	R	H	RBI	BB	SO	LOB	BOTTOM
16 Ángel Pagán, S OBP: 0.246, SLG: 0.377										5	1	2	1	0	1	3	St. Louis Cardinals @ San Francisco Giants AT&T Park, San Francisco, CA Mon Oct 22 2012, 5:09 PM - 8:42 PM PDT Att: 43,056 - Cloudy - 62 F
19 Marco Scutaro, R OBP: 0.404, SLG: 0.438										4	1	3	0	1	0	0	
48 Pablo Sandoval, S OBP: 0.340, SLG: 0.404										4	1	1	1	1	0	6	
46 Santiago Casilla, R ERA: 1.59										0	0	0	0	0	0	0	
49 Javier López, L ERA: 1.59										0	0	0	0	0	0	0	
54 Sergio Romo, R ERA: 1.17										0	0	0	0	0	0	0	
28 Buster Posey, R OBP: 0.288, SLG: 0.311										4	1	1	0	1	0	1	
8 Hunter Pence, R OBP: 0.204, SLG: 0.271										5	1	2	2	0	2	3	
9 Brandon Belt, L OBP: 0.300, SLG: 0.389										5	2	2	1	0	0	3	
7 Gregor Blanco, L OBP: 0.364, SLG: 0.417										3	2	1	0	2	0	1	
35 Brandon Crawford, L OBP: 0.325, SLG: 0.294										4	0	1	1	0	1	3	
18 Matt Cain, R OBP: 0.222, SLG: 0.222										3	0	1	1	0	2	3	
41 Jeremy Affeldt, L ERA: 1.59										0	0	0	0	0	0	0	
17 Aubrey Huff, L OBP: 0.222, SLG: 0.125										1	0	0	0	0	0	1	
13 Joaquin Arias, R OBP: 0.375, SLG: 0.625										0	0	0	0	0	0	0	
Inning Stats	R: 1 H: 2 E: 0 K: 1 S: 11	H: 2 LOB: 1 BB: 0 P: 19	R: 1 H: 2 E: 0 K: 0 S: 11	H: 2 LOB: 1 BB: 0 P: 19	R: 5 H: 4 E: 1 K: 1 S: 19	H: 4 LOB: 3 BB: 3 P: 35	R: 0 H: 1 E: 0 K: 0 S: 11	H: 1 LOB: 1 BB: 0 P: 13	R: 0 H: 0 E: 0 K: 3 S: 10	H: 0 LOB: 0 BB: 0 P: 13	R: 0 H: 1 E: 0 K: 1 S: 13	H: 3 LOB: 2 BB: 1 P: 25	R: 1 H: 1 E: 0 K: 0 S: 10	H: 1 LOB: 0 BB: 0 P: 14	1B: 11 2B: 2 3B: 0 HR: 1	SF: 0 SAC: 0 DP: 0 HBP: 0	WP: 0 PA: 43 PB: 0 SB: 0 CS: 0
PITCHER	IP WLS BF H R ER SO BB IBB HBP BLK WP HR S P ERA WHIP																
26 Kyle Lohse, R ERA: 3.98	2.0 L 13 6 5 5 1 1 0 0 0 0 0 0 14 26 27.00 6.000																
58 Joe Kelly, R ERA: 2.35	0.2 7 2 2 2 1 2 0 0 0 0 0 0 14 26 27.00 6.000																
44 Edward Mujica, R ERA: 2.35	1.1 5 1 0 0 0 0 0 0 0 0 0 0 12 14 0.00 0.750																
64 Trevor Rosenthal, R ERA: 2.35	2.0 8 1 0 0 4 1 0 0 0 0 0 0 23 34 0.00 1.000																
41 Mitchell Boggs, R ERA: 2.35	0.2 5 3 1 1 0 1 0 0 0 0 0 0 10 22 13.50 6.000																
59 Fernando Salas, R ERA: 3.18	0.1 1 0 0 0 0 0 0 0 0 0 0 0 1 10 9.00 1.000																
30 Jason Motte, R ERA: 2.16	1.0 4 1 1 1 1 0 0 0 0 0 0 0 1 10 9.00 1.000																

AB	34
R	0
H	7
RBI	0
BB	4
SO	8
LOB	29

AB	38
R	9
H	14
RBI	7
BB	5
SO	6
LOB	24

