St. Louis Cardinals - 2013

Batter	1	2	3	4	5	6	7	8	9	AB	R	H	RBI	BB	SO	LOB
19 Jon Jay, L (1, 8) OBP: 0.667, SLG: 1.000 43 Shane Robinson, R (4, 8) OBP: 0.500, SLG: 0.500	B B B B 4-0 3 S BB		X 0-0 33 CS 2B	S S S 0-3 ③ K			X 0-0 ① L8		X 0-0 1B	2 0 1 0 1 1 3 2 0 1 0 0 0 2						
33 Daniel Descalso, L (1, 4) 13 Matt Carpenter, L (4, 4)	X 0-0 ① F7		B 2 SAFE S S S 1-3 ② ③ K 2-3		B B B 4-0 87 G4-6-3 BB		C C C 0-3 ② K		X 0-0 ③ G6-3	2 0 0 0 0 1 2 2 0 0 0 1 1 3						
7 Matt Holliday, R (1, 7) 56 Adron Chambers, L (4, PR) (4, 7)	S S S 0-3 ② K			B B B 4-0 23 WP 4 BB 53 1B BB	X 0-0 ① F7		B B B 4-0 1-2 2-3 BB			1 0 0 0 1 1 1 1 1 0 0 1 0 1						
3 Carlos Beltrán, S (1, 9) 87 Oscar Taveras, L (4, 9)	B X 1-0 ③ G4-3 1-2			X 0-0 ① L7	X 0-0 ② ③ G4-6-3 1-2f		X 0-0 ③ F7			2 0 0 0 0 0 2 2 0 0 0 0 0 4						
4 Yadier Molina, R (1, 2) 32 Rob Johnson, R (4, PR) (4, 2)		X 0-0 ① L3		B B B B 4-0 23 WP 53 1B 1-2 BB		X 0-0 ① P3		X 0-0 ① F8		1 0 0 0 1 0 0 2 1 0 0 0 0 0						
23 David Freese, R (1, 5) OBP: 0.500, SLG: 2.000 8 Ryan Jackson, R (4, 5)		B C X 1-1 HR		B X 1-0 ② P3 1-2 2-3		B B B B 4-0 12 G6-4-3 BB		X 0-0 ② G5-3		2 1 1 1 0 0 2 1 0 0 0 1 0 0						
12 Ty Wigginton, R (1, 10) 60 Justin Christian, R (8, PH) (8, 10)		X 0-0 ② G3-1		B B B B 4-0 53 1B BB	X 0-0 ② ③ G6-4-3 1-2f			X 0-0 ③ G5-3		2 0 0 0 1 0 1 1 0 0 0 0 0 0						
53 Matt Adams, L (1, 3) OBP: 0.500, SLG: 0.500		X 0-0 ③ G6-3		X 0-0 38 BB 1-3 2-H 3-H 1B			X 0-0 56 BB 38 1B 1B		S S S 0-3 ① K	4 0 2 2 0 1 0						
38 Pete Kozma, R (1, 6) OBP: 0.500, SLG: 0.333			X 0-0 ① F9	B B B 4-0 1-2 BB			X 0-0 56 BB 1-2 1B		X 0-0 ② L4	3 0 1 0 1 0 0						

TOP

St. Louis Cardinals @ Miami Marlins

Roger Dean Stadium, Jupiter, FL

Sat Feb 23 2013, 1:07 PM - 3:57 PM EST

Att. 3,504 - Sunny - 83 F

livebaseballscorecards.com

	AB	R	H	RBI	BB	SO	LOB
	30	3	6	3	8	5	21

Inning Stats	1	2	3	4	5	6	7	8	9	1B	SF	WP	PA
R	0	1	0	2	0	0	0	0	0	4	0	1	38
E	0	0	0	0	0	0	0	0	0	2B: 1	SAC: 0	PB: 0	
K	1	0	1	1	0	0	1	0	1	3B: 0	DP: 2	SB: 1	
S	5	5	5	6	2	2	7	3	6	HR: 1	HBP: 0	CS: 1	
H	0	1	1	1	0	0	2	0	1				
LOB	1	0	0	3	0	0	3	0	1				
BB	1	0	0	4	1	1	1	0	0				
P	10	6	6	23	6	6	11	3	6				

PITCHER		IP	WLS	BF	H	R	ER	SO	BB	IBB	HBP	BLK	WP	HR	S	P	ERA	WHIP
73 John Maine, R ERA: 4.5	(1, 1)	2.0	W	8	1	1	1	1	1	0	0	0	0	1	10	16	4.50	1.000
34 Tom Koehler, R ERA:	(3, 1)	1.0	H	3	1	0	0	1	0	0	0	0	0	0	5	6	0.00	1.000
52 Brad Hand, L ERA: 27.0	(4, 1)	0.2		7	1	2	2	0	4	0	0	0	1	0	3	20	27.00	7.500
31 Steve Cishek, R ERA:	(4, 1)	1.1	H	4	0	0	0	1	1	0	0	0	0	0	5	9	0.00	0.750
40 Mike Dunn, L ERA:	(6, 1)	1.0	H	3	0	0	0	0	1	0	0	0	0	0	2	6	0.00	1.000

PITCHER		IP	WLS	BF	H	R	ER	SO	BB	IBB	HBP	BLK	WP	HR	S	P	ERA	WHIP
50 Chad Qualls, R ERA:	(7, 1)	1.0		6	2	0	0	1	1	0	0	0	0	0	7	11	0.00	3.000
43 Dan Jennings, L ERA:	(8, 1)	1.0		3	0	0	0	0	0	0	0	0	0	0	3	3	0.00	0.000
39 Chris Hatcher, R ERA:	(9, 1)	1.0		4	1	0	0	1	0	0	0	0	0	0	6	6	0.00	1.000

BOTTOM

St. Louis Cardinals @ Miami Marlins

Roger Dean Stadium, Jupiter, FL

Sat Feb 23 2013, 1:07 PM - 3:57 PM EST

Att. 3,504 - Sunny - 83 F

livebaseballscorecards.com

Batter	1	2	3	4	5	6	7	8	9	AB	R	H	RBI	BB	SO	LOB
9 Juan Pierre, L (1, 7) OBP: 1.000, SLG: 2.000 76 Christian Yelich, L (4, PH) OBP: 0.333, SLG: 0.333 (5, 7)	27 G3-4 3B	30 BB; 27 1B; 3-H 1B		K		K		60 1B; 1-2 1B		2 3	2 0	2 1	1 0	0 0	0 2	0 1
30 Placido Polanco, R (1, 5) 60 Zack Cox, L (4, PH) OBP: 0.333, SLG: 0.333 (5, 5)	G6-3	27 1B; 1-2 BB		G4-3		G4-3; 1-3		1-3 2-H 1B		1 3	0 0	0 1	0 1	1 0	0 0	1 1
27 Giancarlo Stanton, R (1, 9) OBP: 0.333, SLG: 0.333 68 Marcell Ozuna, R (5, 9) OBP: 0.500, SLG: 0.500	G3-4; 3-H	1-2 2-H 1B		G6-3		3-H 1B		K		3 2	0 0	1 1	2 1	0 0	0 1	0 1
25 Joe Mahoney, L (1, 3) OBP: 0.333, SLG: 0.667 15 Kevin Kouzmanoff, R (6, PH) (7, 3)	17 1B 2B	G4-3			G5-3	P6				3 1	1 0	1 0	0 0	0 0	0 0	2 1
17 Donovan Solano, R (1, 4) OBP: 0.500, SLG: 0.500 13 Chris Valaika, R (5, 4)	56 FC5-4; 2-H 1B		E5; 6 1B		K		F8			2 2	1 0	1 0	1 0	0 0	0 1	0 0
56 Alfredo Silverio, R (1, 10) OBP: 0.250, SLG: 1.000	FC5-4; 1-2f		K		HR		K			4	1	1	1	0	2	2
6 Jeff Mathis, R (1, 2) OBP: 0.500, SLG: 0.500 53 Kyle Skipworth, L (4, 2) 74 Jake Jefferies, L (8, 2)		G3; 2 FC6-4; 2-H 1B			BB		K			2 1 0	0 0 0	1 0 0	1 0 0	0 1 0	0 1 0	0 0 0
3 Adeiny Hechavarría, R (1, 6) 22 Nick Green, R (5, 6)		2 F8 9 1B; 2 S BB	K		K			76 1B; 60 1B HBP		1 1	1 1	0 0	0 0	1 0	1 1	1 1
2 Gorkys Hernández, R (1, 8) 77 Jake Marisnick, R (5, 8) OBP: 0.500, SLG: 0.500		F8; 1-3	FC6-4; 1-2f			60 G4-3 60 S 68 1B		P3		2 2	0 1	0 1	0 0	0 0	0 0	2 1
Inning Stats	R: 2 E: 0 K: 0 S: 6 H: 3 LOB: 1 BB: 0 P: 6	R: 2 E: 0 K: 0 S: 5 H: 2 LOB: 2 BB: 2 P: 14	R: 1 E: 1 K: 2 S: 9 H: 1 LOB: 1 BB: 0 P: 10	R: 0 E: 0 K: 1 S: 5 H: 0 LOB: 0 BB: 0 P: 5	R: 1 E: 0 K: 2 S: 10 H: 1 LOB: 1 BB: 1 P: 17	R: 1 E: 0 K: 1 S: 7 H: 2 LOB: 1 BB: 0 P: 8	R: 0 E: 0 K: 2 S: 7 H: 0 LOB: 0 BB: 0 P: 7	R: 1 E: 0 K: 1 S: 6 H: 2 LOB: 1 BB: 0 P: 7		1B: 8 2B: 1 3B: 1 HR: 1	SF: 0 SAC: 0 DP: 0 HBP: 1			WP: 0 PB: 0 SB: 2 CS: 0	PA: 39		

	AB	35
	R	8
	H	11
	RBI	8
	BB	3
	SO	9
	LOB	14

PITCHER		IP	WLS	BF	H	R	ER	SO	BB	IBB	HBP	BLK	WP	HR	S	P	ERA	WHIP
26 Trevor Rosenthal, R ERA: 18.0	(1, 1)	2.0	L	13	5	4	4	0	2	0	0	0	0	0	11	20	18.00	3.500
74 Michael Wacha, R ERA:	(3, 1)	2.0		8	1	1	0	3	0	0	0	0	0	0	14	15	0.00	0.500
36 Randy Choate, L ERA: 9.0	(5, 1)	1.0		5	1	1	1	2	1	0	0	0	0	1	10	17	9.00	2.000
34 Marc Rzepczynski, L ERA: 9.0	(6, 1)	1.0		5	2	1	1	1	0	0	0	0	0	0	7	8	9.00	2.000
52 Eduardo Sanchez, R ERA:	(7, 1)	1.0		3	0	0	0	2	0	0	0	0	0	0	7	7	0.00	0.000

PITCHER		IP	WLS	BF	H	R	ER	SO	BB	IBB	HBP	BLK	WP	HR	S	P	ERA	WHIP
66 Victor Marte, R ERA: 9.0	(8, 1)	1.0		5	2	1	1	1	0	0	1	0	0	0	6	7	9.00	2.000

Boston Red Sox @ St. Louis Cardinals

Roger Dean Stadium, Jupiter, FL

Sun Feb 24 2013, 1:07 PM - 3:52 PM EST

Att. 6,819 - Partly Cloudy - 84 F

TOP

livebaseballscorecards.com

Batter	1	2	3	4	5	6	7	8	9	AB	R	H	RBI	BB	SO	LOB
26 Brock Holt, L (1, 4) OBP: 0.200, SLG: 0.200	C S S 0-3 ① K	S S S 0-3 ③ K			S S S 0-3 ② K		X 0-0 70 1B 1B	S S S 0-3 ③ K		4	0	1	0	0	3	1
16 David Renfroe, R (7, 5)										1	0	0	0	0	1	1
29 Daniel Nava, S (1, 7) OBP: 0.600, SLG: 0.750	X 0-0 20 G6-3 2B		X 0-0 1B		X 0-0 ③ F8		X 0-0 ① F7		X 0-0 ① B1-3	3	0	2	0	0	0	0
80 Jeremy Hazelbaker, L (6, 7) OBP: 0.500, SLG: 0.667										2	0	0	0	0	0	1
20 Ryan Lavarnway, R (1, 2) OBP: 0.333, SLG: 0.333	X 0-0 ② G6-3 2-3		X 0-0 ① F9			X 0-0 50 1B 25 HBP 71 BB 1B	X 0-0 1-2 1B		X 0-0 ② P4	3	1	1	0	0	0	2
70 Christian Vázquez, R (6, 2) OBP: 0.500, SLG: 0.500										2	0	1	0	0	0	0
25 Ryan Sweeney, L (1, 9)	X 0-0 ③ G4-3		C C C 0-3 ② K			H 1-0 71 BB 50 1B 23 SF8 1-2 HBP	C C C 0-3 ② K		X 0-0 ③ L7	2	1	0	0	0	1	2
74 Jackie Bradley Jr., L (6, 8) OBP: 0.333, SLG: 0.333										2	0	0	0	0	1	2
50 Mauro Gomez, R (1, 10) OBP: 0.500, SLG: 0.500		X 0-0 71 1B 23 1B 1B	S S S 0-3 ③ K			X 0-0 71 BB 1-2 2-3 1B	X 0-0 ③ P6			4	1	2	0	0	1	3
71 Mark Hamilton, L (1, 3) OBP: 0.400, SLG: 0.250		X 0-0 48 BB 23 1B 10 G4-6-3 1-3 1B		X 0-0 ① G4-3		B B B B 4-0 1-2 2-3 3-H BB		X 0-0 ① G6-3		3	1	1	1	1	0	0
23 Pedro Ciriaco, R (1, 5) OBP: 0.333, SLG: 0.500		X 0-0 10 G4-6-3 48 BB 1-2 3-H 1B		X 0-0 ② F7		X 0-0 ① SF8 3-H		H 1-0 81 G1-3 81 S 75 1B HBP		2	0	1	2	0	0	0
76 Jonathan Diaz, R (6, 5)										0	1	0	0	0	0	0
(7, 4)																
48 Mitch Maier, L (1, 8)		B B B B 4-0 1-2 2-3 10 G4-6-3 BB		X 0-0 ③ G1-3		X 0-0 ② F8		B X 1-0 ② G1-3 1-3		2	0	0	0	1	0	2
81 Justin Henry, L (6, 9)										1	0	0	0	0	0	1
10 Jose Iglesias, R (1, 6) OBP: 0.200, SLG: 0.800		X 0-0 ① ② G4-6-3 1-2f 2-3 3-H			X 0-0 ① F8	X 0-0 ③ G4-3		X 0-0 3-H 1B		3	0	0	0	0	0	4
75 J.C. Linares, R (8, PH) OBP: 1.000, SLG: 1.000										1	0	1	1	0	0	0
82 Deven Marrero, R (8, 6)										0	0	0	0	0	0	0

	AB	35
	R	5
	H	10
	RBI	4
	BB	2
	SO	7
	LOB	19

Inning Stats	1	2	3	4	5	6	7	8	9
	R: 0 H: 1 E: 0 LOB: 1 K: 1 BB: 0 S: 6 P: 6	R: 2 H: 3 E: 0 LOB: 1 K: 1 BB: 1 S: 7 P: 11	R: 0 H: 1 E: 0 LOB: 1 K: 2 BB: 0 S: 8 P: 8	R: 0 H: 0 E: 0 LOB: 0 K: 0 BB: 0 S: 3 P: 3	R: 0 H: 0 E: 0 LOB: 0 K: 1 BB: 0 S: 5 P: 5	R: 2 H: 2 E: 0 LOB: 2 K: 0 BB: 1 S: 5 P: 10	R: 0 H: 2 E: 0 LOB: 2 K: 1 BB: 0 S: 7 P: 7	R: 1 H: 1 E: 0 LOB: 1 K: 1 BB: 0 S: 6 P: 8	R: 0 H: 0 E: 0 LOB: 0 K: 0 BB: 0 S: 3 P: 3

	1B: 9	SF: 1	WP: 0	PA: 40
	2B: 1	SAC: 0	PB: 0	
	3B: 0	DP: 1	SB: 1	
	HR: 0	HBP: 2	CS: 0	

PITCHER		IP	WLS	BF	H	R	ER	SO	BB	IBB	HBP	BLK	WP	HR	S	P	ERA	WHIP
76 John Gast, L	(1, 1)	2.0	L	10	4	2	2	2	1	0	0	0	0	0	13	17	9.00	2.500
ERA: 9.0																		
70 Tyler Lyons, L	(3, 1)	2.0		7	1	0	0	2	0	0	0	0	0	0	11	11	0.00	0.500
ERA:																		
44 Edward Mujica, R	(5, 1)	1.0		3	0	0	0	1	0	0	0	0	0	0	5	5	0.00	0.000
ERA:																		
71 Sam Freeman, L	(6, 1)	1.0		7	2	2	2	0	1	0	1	0	0	0	5	10	18.00	3.000
ERA: 18.0																		
64 Michael Blazek, R	(7, 1)	1.0		5	2	0	0	1	0	0	0	0	0	0	7	7	0.00	2.000
ERA:																		

PITCHER		IP	WLS	BF	H	R	ER	SO	BB	IBB	HBP	BLK	WP	HR	S	P	ERA	WHIP
67 Eric Fornataro, R	(8, 1)	1.0		5	1	1	1	1	0	0	1	0	0	0	6	8	9.00	1.000
ERA: 9.0																		
59 Fernando Salas, R	(9, 1)	1.0		3	0	0	0	0	0	0	0	0	0	0	3	3	0.00	0.000
ERA:																		

Batter	1	2	3	4	5	6	7	8	9	AB	R	H	RBI	BB	SO	LOB
15 Rafael Furcal, S (1, 10) 21 Allen Craig, R (6, PH) OBP: 0.500, SLG: 0.500 (7, 10)	L3			G6-3		13 2B; 56 SF8; 2-H; 1B	G3			2 2	0 1	0 1	0 1	0 0	0 0	0 2
13 Matt Carpenter, L (1, 4) OBP: 0.429, SLG: 0.500 (6, 3)	G5-3			12 CS; 1B		56 SF8; 1-3; 2B		G6-3		4	0	2	0	0	0	0
3 Carlos Beltrán, S (1, 9) 56 Adron Chambers, L (5, 7)	C C S; K			F8		SF8; 2-3; 3-H		G6-3		2 1	0 0	0 0	0 1	0 0	1 0	1 0
12 Ty Wigginton, R (1, 3) 79 Kolten Wong, L (6, 4)		F8		1 SAFE; CS; 1-2	G5-3; S S S	K		G4-3		2 2	0 0	0 0	0 0	0 0	0 1	0 2
33 Daniel Descalso, L (1, 5) OBP: 0.250, SLG: 1.000 8 Ryan Jackson, R (6, 5)		G3-1			B; 1-0; HR	P4			F9	2 2	1 0	1 0	1 0	0 0	0 0	0 2
48 Tony Cruz, R (1, 2) 46 J.R. Towles, R (6, 2) OBP: 0.500, SLG: 0.500		F8			P4		87 FC4-6; 1B		F8	2 2	0 0	0 1	0 0	0 0	0 0	0 0
87 Oscar Taveras, L (1, 7) OBP: 0.167, SLG: 0.333 (5, 9)			S S S; K		2B	FC4-6; 60 SH1-3; 1-2f			G3	4	0	1	0	0	1	1
60 Justin Christian, R (1, 8)			F7		F9		SH1-3; 1-2			2	0	0	0	0	0	1
16 Ronny Cedeno, R (1, 6) OBP: 0.500, SLG: 1.000 89 Greg Garcia, L (6, PR) (7, 6)			P6			B B B B; 21 1B; 2B		BB		2 0	0 1	1 0	0 0	0 1	0 0	0 0
Inning Stats	R: 0 E: 0 K: 1 S: 5 / H: 0 LOB: 0 BB: 0 P: 5	R: 0 E: 0 K: 0 S: 3 / H: 0 LOB: 0 BB: 0 P: 3	R: 0 E: 0 K: 1 S: 5 / H: 0 LOB: 0 BB: 0 P: 5	R: 0 E: 0 K: 0 S: 3 / H: 1 LOB: 0 BB: 0 P: 3	R: 1 E: 0 K: 0 S: 5 / H: 2 LOB: 1 BB: 0 P: 6	R: 2 E: 0 K: 1 S: 8 / H: 3 LOB: 2 BB: 0 P: 8	R: 0 E: 0 K: 0 S: 4 / H: 1 LOB: 2 BB: 1 P: 8	R: 0 E: 0 K: 0 S: 3 / H: 0 LOB: 0 BB: 0 P: 3	R: 0 E: 0 K: 0 S: 3 / H: 0 LOB: 0 BB: 0 P: 3	1B: 3 2B: 3 3B: 0 HR: 1	SF: 1 SAC: 1 DP: 0 HBP: 0			WP: 0 PB: 0 SB: 0 CS: 1	PA: 35		

PITCHER		IP	WLS	BF	H	R	ER	SO	BB	IBB	HBP	BLK	WP	HR	S	P	ERA	WHIP
31 Jon Lester, L	(1, 1)	2.0	W	6	0	0	0	1	0	0	0	0	0	0	8	8	0.00	0.000
ERA:																		
19 Koji Uehara, R	(3, 1)	1.0	H	3	0	0	0	1	0	0	0	0	0	0	5	5	0.00	0.000
ERA:																		
30 Andrew Miller, L	(4, 1)	1.0	H	3	1	0	0	0	0	0	0	0	0	0	3	3	0.00	1.000
ERA:																		
52 Joel Hanrahan, R	(5, 1)	1.0	H	5	2	1	1	0	0	0	0	0	0	1	5	6	9.00	2.000
ERA: 9.0																		
40 Andrew Bailey, R	(6, 1)	1.0	H	6	3	2	2	1	0	0	0	0	0	0	8	8	18.00	3.000
ERA: 18.0																		

PITCHER		IP	WLS	BF	H	R	ER	SO	BB	IBB	HBP	BLK	WP	HR	S	P	ERA	WHIP
36 Junichi Tazawa, R	(7, 1)	1.0	H	5	1	0	0	0	1	0	0	0	0	0	4	8	0.00	2.000
ERA:																		
62 Rubby De La Rosa, R	(8, 1)	2.0	S	6	0	0	0	0	0	0	0	0	0	0	6	6	0.00	0.000
ERA:																		

BOTTOM

Boston Red Sox @ St. Louis Cardinals

Roger Dean Stadium, Jupiter, FL

Sun Feb 24 2013, 1:07 PM - 3:52 PM EST

Att. 6,819 - Partly Cloudy - 84 F

livebaseballscorecards.com

AB	31
R	3
H	7
RBI	3
BB	1
SO	3
LOB	9

Batter	1	2	3	4	5	6	7	8	9	AB	R	H	RBI	BB	SO	LOB
23 Tyler Greene, R (1, 6) 76 Jonathan Villar, S (5, 6)	K		K		K		K		G3	3 2	0 0	0 0	0 0	0 0	3 1	2 3
9 Marwin Gonzalez, S (1, 4) OBP: 0.625, SLG: 0.750 10 Jake Elmore, R (6, 4) OBP: 0.333, SLG: 0.500	1B		1-3 2B			F8	G4-3		2B	3 2	0 0	2 1	0 0	0 0	0 0	0 3
23 Chris Carter, R (1, 3) OBP: 0.167, SLG: 0.167 56 Nate Freiman, R (6, 3) OBP: 0.571, SLG: 0.714	P3		K			P6		4 PB 75 G6-3 2B	G3	3 2	0 1	0 1	0 0	0 0	1 0	3 1
29 Brett Wallace, L (1, 5) OBP: 0.167, SLG: 0.167 4 Brandon Laird, R (6, 5) OBP: 0.500, SLG: 0.250	G4-3			K		G3-1		2-3 K		3 1	0 0	0 0	0 0	0 0	1 1	1 1
44 Justin Maxwell, R (1, 8) OBP: 0.200, SLG: 0.200 75 George Springer, R (4, 8) OBP: 0.600, SLG: 0.333		K2-3		K			K	3-H G6-3		2 2	0 0	0 0	0 1	0 0	2 1	0 0
46 Rick Ankiel, L (1, 9) OBP: 0.500, SLG: 0.750 38 Jimmy Paredes, S (4, 9) OBP: 0.200, SLG: 0.200		2B		F8			E4 70 1B 77 BB 71 HBP	K 77 HBP		2 2	0 1	1 0	0 0	0 0	0 1	0 0
14 J.D. Martinez, R (1, 7) OBP: 0.250, SLG: 0.250 77 Jake Goebbert, L (6, 7)		G4-3			K		4-0 71 HBP 70 1B 1-2 BB	1-0 1-2 HBP		2 0	0 0	0 0	0 0	0 1	1 0	0 0
22 Carlos Corporán, S (1, 2) OBP: 0.500, SLG: 0.500 70 Carlos Pérez, R (5, 2) OBP: 0.500, SLG: 0.500			9 2B 1B		F9		0-0 71 HBP 1-2 2-3 1B	G5-3		2 2	0 0	1 1	0 0	0 0	0 0	0 2
74 Marc Krauss, L (1, 10) OBP: 0.750, SLG: 0.667 71 Chris Wallace, R (7, PH) (7, 10)			P5		1B		1-0 1-2 2-3 3-H HBP		P4	2 1	0 0	1 0	0 1	0 0	0 0	1 0
Inning Stats	R: 0 E: 0 K: 1 S: 6 H: 1 LOB: 1 BB: 0 P: 6	R: 0 E: 0 K: 1 S: 5 H: 1 LOB: 0 BB: 0 P: 5	R: 0 E: 0 K: 2 S: 9 H: 2 LOB: 2 BB: 0 P: 9	R: 0 E: 0 K: 2 S: 7 H: 0 LOB: 0 BB: 0 P: 7	R: 0 E: 0 K: 2 S: 8 H: 1 LOB: 1 BB: 0 P: 8	R: 0 E: 0 K: 0 S: 3 H: 0 LOB: 0 BB: 0 P: 3	R: 1 E: 1 K: 2 S: 9 H: 1 LOB: 3 BB: 1 P: 14	R: 1 E: 0 K: 2 S: 9 H: 1 LOB: 2 BB: 0 P: 11	R: 0 E: 0 K: 0 S: 4 H: 1 LOB: 1 BB: 0 P: 4	1B: 4 2B: 4 3B: 0 HR: 0	SF: 0 SAC: 0 DP: 0 HBP: 2					

PITCHER		IP	WLS	BF	H	R	ER	SO	BB	IBB	HBP	BLK	WP	HR	S	P	ERA	WHIP
50 Adam Wainwright, R	(1, 1)	2.2	W	11	4	0	0	3	0	0	0	0	0	0	17	17	0.00	1.500
ERA:																		
73 Seth Maness, R	(3, 1)	1.1	H	4	0	0	0	3	0	0	0	0	0	0	10	10	0.00	0.000
ERA:																		
41 Mitchell Boggs, R	(5, 1)	1.0		4	1	0	0	2	0	0	0	0	0	0	8	8	0.00	1.000
ERA:																		
30 Jason Motte, R	(6, 1)	1.0		3	0	0	0	0	0	0	0	0	0	0	3	3	0.00	0.000
ERA:																		
61 Kevin Siegrist, L	(7, 1)	1.0		7	1	1	0	2	1	0	1	0	0	0	9	14	0.00	2.000
ERA:																		

PITCHER		IP	WLS	BF	H	R	ER	SO	BB	IBB	HBP	BLK	WP	HR	S	P	ERA	WHIP
62 Barret Browning, L	(8, 1)	1.0		6	1	1	0	2	0	0	1	0	1	0	9	11	0.00	1.000
ERA:																		
65 Keith Butler, R	(9, 1)	1.0		4	1	0	0	0	0	0	0	0	0	0	4	4	0.00	1.000
ERA:																		

Houston Astros @ St. Louis Cardinals

Roger Dean Stadium, Jupiter, FL

Mon Feb 25 2013, 1:08 PM - 4:06 PM EST

Att. 3,727 - Cloudy - 83 F

TOP

livebaseballscorecards.com

AB	36
R	2
H	8
RBI	2
BB	1
SO	12
LOB	17

WP: 1 PB: 1 SB: 0 CS: 0 PA: 39

Batter	1	2	3	4	5	6	7	8	9	AB	R	H	RBI	BB	SO	LOB
19 Jon Jay, L (1, 8) OBP: 0.333, SLG: 0.400 60 Justin Christian, R (5, 8)	L7	P6	G6-3		G5-3		F8			3 2	0 0	0 0	0 0	0 0	0 0	4 0
79 Kolten Wong, L (1, 4) OBP: 0.333, SLG: 0.500 88 Starlin Rodriguez, R (6, 4)	G3		7 HR 2B	21 S 21 1B 1B	G4-3		G6-3			4 1	2 0	2 0	0 0	0 0	0 0	0 0
7 Matt Holliday, R (1, 7) OBP: 0.400, SLG: 1.000 56 Adron Chambers, L (5, 7) OBP: 0.500, SLG: 0.750	F9		2-H HR	K	80 FC6 1B		2B			3 2	1 0	1 2	2 0	0 0	1 0	1 0
21 Allen Craig, R (1, 10) OBP: 0.800, SLG: 1.500 80 Cody Stanley, L (5, PH) (6, 10) 83 Jesus Montero, R (7, PH) (8, 10)		BB 23 WP 4 BB 23 2B	HR	1-H 4 1B 23 1B 1B	1-2f FC6		K			2 1 1	3 0 0	2 0 0	2 0 0	1 0 1	0 0 1	0 1 1
4 Yadier Molina, R (1, 2) OBP: 0.800, SLG: 0.667 81 Adam Ehrlich, L (4, PR) 32 Rob Johnson, R (5, 2) 82 Audry Pérez, R (9, 2)		1-2 23 2B 23 WP 12 FC6-2 BB	12 G6-3 23 F8 43 2B 1B	1-3 23 1B 43 1B 1B		G6-3		8 G1-6-3 89 E BB		2 0 1 0	1 1 0 0	2 0 0 0	0 0 0 0	1 0 1 0	0 0 0 0	0 0 0 0
23 David Freese, R (1, 5) OBP: 0.600, SLG: 1.400 89 Greg Garcia, L (4, PR) (5, 6) (7, 3)		1-3 2-H 12 FC6-2 2B	F8 1-2	1-2 3-H 43 1B 1B		F8		FC3 8 G1-6-3 1-2		3 2	0 0	2 0	2 0	0 0	0 0	1 1
12 Ty Wigginton, R (1, 3) 8 Ryan Jackson, R (5, 3) (7, 6)	FC6-2 43 BB 2-3 3-H	G6-3 2-3	K			HBP		G1-6-3 1-2f 2-3		3 1	0 0	0 0	0 0	0 0	1 0	5 2
43 Shane Robinson, R (1, 9) OBP: 0.714, SLG: 0.800	1-2 BB	3-H 38 2B 2B	1-3 2-H 38 FC5-4 1B			L4		BB		3	1	2	2	2	0	1
38 Pete Kozma, R (1, 6) OBP: 0.444, SLG: 0.875 (5, 5)	F6	2-H 2B	1-2f FC5-4				HR	G3		5	1	2	2	0	0	7
Inning Stats	R: 0 E: 0 K: 0 S: 3 H: 0 LOB: 0 BB: 0 P: 3	R: 1 E: 0 K: 0 S: 4 H: 1 LOB: 3 BB: 3 P: 17	R: 5 E: 0 K: 0 S: 12 H: 6 LOB: 1 BB: 0 P: 18	R: 3 E: 0 K: 2 S: 12 H: 5 LOB: 2 BB: 0 P: 13	R: 0 E: 0 K: 0 S: 4 H: 1 LOB: 1 BB: 0 P: 4	R: 0 E: 0 K: 0 S: 3 H: 0 LOB: 1 BB: 0 P: 4	R: 1 E: 0 K: 1 S: 8 H: 2 LOB: 1 BB: 0 P: 9	R: 0 E: 1 K: 0 S: 3 H: 0 LOB: 2 BB: 2 P: 11		1B: 7 2B: 5 3B: 0 HR: 3	SF: 0 SAC: 0 DP: 1 HBP: 1		WP: 1 PB: 0 SB: 1 CS: 0	PA: 45		

BOTTOM

Houston Astros @ St. Louis Cardinals

Roger Dean Stadium, Jupiter, FL

Mon Feb 25 2013, 1:08 PM - 4:06 PM EST

Att. 3,727 - Cloudy - 83 F

livebaseballscorecards.com

AB	39
R	10
H	15
RBI	10
BB	5
SO	3
LOB	24

PITCHER		IP	WLS	BF	H	R	ER	SO	BB	IBB	HBP	BLK	WP	HR	S	P	ERA	WHIP
59 Philip Humber, R ERA: 4.5	(1, 1)	2.0	L	10	1	1	1	0	3	0	0	0	1	0	7	20	4.50	2.000
19 Sam Demel, R ERA: 36.0	(3, 1)	0.0		4	4	4	4	0	0	0	0	0	0	2	7	13	∞	∞
81 Josh Zeid, R ERA: 4.5	(3, 1)	1.0		5	2	1	1	0	0	0	0	0	0	0	5	5	9.00	2.000
60 Dallas Keuchel, L ERA: 27.0	(4, 1)	1.0		8	5	3	3	2	0	0	0	0	0	0	12	13	27.00	5.000
28 C.J. Fick, R ERA:	(5, 1)	2.0		8	1	0	0	0	0	0	1	0	0	0	7	8	0.00	0.500

PITCHER		IP	WLS	BF	H	R	ER	SO	BB	IBB	HBP	BLK	WP	HR	S	P	ERA	WHIP
72 Paul Clemens, R ERA: 4.5	(7, 1)	2.0		10	2	1	1	1	2	0	0	0	0	1	11	20	4.50	2.000

Batter	1	2	3	4	5	6	7	8	9	AB	R	H	RBI	BB	SO	LOB
56 Adron Chambers, L (1, 7) OBP: 0.333, SLG: 0.333	F8		33 1B, 33 S, 48 2B, BB		F9	G4-3	L3-6		F8	5	1	0	0	1	0	3
33 Daniel Descalso, L (1, 5) OBP: 0.250, SLG: 0.625 89 Greg Garcia, L (7, 6) OBP: 0.600, SLG: 0.333	K		13 BB, 48 2B, 1-3, 1B		F8		G6-3	87 1B, 88 G5-3, 16 E, 1B	88 2B, BB	4 1	1 1	1 1	0 1	0 0	1 0	0 0
13 Matt Carpenter, L (1, 4) OBP: 0.545, SLG: 0.500 88 Starlin Rodriguez, R (7, 4) OBP: 0.333, SLG: 0.667 (8, 5)	G4-3		48 2B, 1-2, BB			87 1B, 16 E, BB	46 HBP, 87 1B, 1B	G5-3, 1-2	1-3, 2B	2 2	3 0	1 1	0 0	2 0	0 0	0 1
48 Tony Cruz, R (1, 2) OBP: 0.200, SLG: 0.400 46 J.R. Towles, R (6, 2) OBP: 0.500, SLG: 0.333 80 Cody Stanley, L (9, PH) (9, 2)		K	1-H, 2-H, 3-H, 2B			F8	87 1B, 16 1B, 1-2, HBP	P4	K	3 1 1	0 1 0	1 0 0	3 0 0	0 0 0	1 0 1	1 1 2
87 Oscar Taveras, L (1, 8) OBP: 0.364, SLG: 0.455		E4, 60 FC6-4	F8			16 FC5-4, 1-2, 1B	16 1B, 8 1B, 1-2, 2-H, 1B	16 E, 60 1B, 2-3, 1B		5	2	3	1	0	0	1
16 Ronny Cedeno, R (1, 6) OBP: 0.286, SLG: 0.429 (7, 5) 79 Kolten Wong, L (8, 4) OBP: 0.333, SLG: 0.500		F9		K		FC5-4, 60 2B, 8 1B, 1-2f, 2-H	8 1B, 60 BB, 53 BB, 1-3, 2-H, 1B	E6, 60 1B, 60 1B, 1-3, 3-H		5 0	3 0	1 0	1 0	0 0	1 0	3 0
60 Justin Christian, R (1, 9) OBP: 0.300, SLG: 0.333	FC6-4, 1-2f			K		8 1B, 2-3, 2B	53 BB, 8 1B, 1-2, BB	1-H, 3-H, 1B		4	1	2	2	1	1	1
8 Ryan Jackson, R (1, 3) OBP: 0.364, SLG: 0.222			P3	G5-3		53 HR, 2-H, 3-H, 1B	56 L3-6, 53 BB, 1-2, 2-3, 3-H, 1B	K		5	1	2	3	0	1	1
32 Rob Johnson, R (1, 10) 53 Matt Adams, L (6, PH) OBP: 0.667, SLG: 1.200 (6, 10) 82 Audry Pérez, R (9, PH) (9, 10)			G1-3		K	1-H, HR	BB		K	2 1 1	0 1 0	0 1 0	0 3 0	0 1 0	1 0 1	0 0 0
Inning Stats	R: 0 E: 0 K: 1 S: 5 H: 0 LOB: 0 BB: 0 P: 5	R: 0 E: 1 K: 1 S: 6 H: 0 LOB: 1 BB: 0 P: 6	R: 3 E: 0 K: 0 S: 6 H: 2 LOB: 1 BB: 2 P: 14	R: 0 E: 0 K: 2 S: 7 H: 0 LOB: 0 BB: 0 P: 7	R: 0 E: 0 K: 1 S: 5 H: 0 LOB: 0 BB: 0 P: 5	R: 5 E: 1 K: 0 S: 9 H: 4 LOB: 0 BB: 1 P: 16	R: 4 E: 0 K: 0 S: 6 H: 4 LOB: 2 BB: 2 P: 15	R: 3 E: 1 K: 1 S: 9 H: 3 LOB: 1 BB: 0 P: 9	R: 0 E: 0 K: 2 S: 8 H: 1 LOB: 2 BB: 1 P: 12	1B: 10 2B: 4 3B: 0 HR: 1 SF: 0 SAC: 0 DP: 1 HBP: 1						

PITCHER		IP	WLS	BF	H	R	ER	SO	BB	IBB	HBP	BLK	WP	HR	S	P	ERA	WHIP
46 Ryan Dempster, R ERA:	(1, 1)	2.0		7	0	0	0	2	0	0	0	0	0	0	11	11	0.00	0.000
59 Clayton Mortensen, R ERA: 9.0	(3, 1)	2.0	L	10	2	3	3	2	2	0	0	0	0	0	13	21	13.50	2.000
63 Alex Wilson, R ERA:	(5, 1)	1.0		3	0	0	0	1	0	0	0	0	0	0	5	5	0.00	0.000
78 Jose De La Torre, R ERA: 22.5	(6, 1)	1.0		8	4	5	5	0	1	0	0	0	0	1	9	16	45.00	5.000
54 Pedro Beato, R ERA: 27.0	(7, 1)	0.1		7	4	4	4	0	1	0	1	0	0	0	5	10	108.00	15.000

PITCHER		IP	WLS	BF	H	R	ER	SO	BB	IBB	HBP	BLK	WP	HR	S	P	ERA	WHIP
68 Sergio Espinosa, L ERA:	(7, 1)	0.2		2	0	0	0	0	1	0	0	0	0	0	1	5	0.00	1.500
77 Anthony Carter, R ERA:	(8, 1)	1.0		7	3	3	0	1	0	0	0	0	0	0	9	9	0.00	3.000
60 Oscar Villarreal, R ERA: 9.0	(9, 1)	1.0		5	1	0	0	2	1	0	0	0	0	0	8	12	0.00	2.000

TOP

St. Louis Cardinals @ Boston Red Sox

JetBlue Park, Ft. Myers, FL

Tue Feb 26 2013, 1:39 PM - 5:22 PM EST

Att. 9,987 - Partly Cloudy - 82 F

livebaseballscorecards.com

AB	42
R	15
H	14
RBI	13
BB	6
SO	8
LOB	14

WP: 0	PA: 49
PB: 0	
SB: 1	
CS: 0	

BOTTOM

Batter	1	2	3	4	5	6	7	8	9	AB	R	H	RBI	BB	SO	LOB
74 Jackie Bradley Jr., L (1, 8) OBP: 0.636, SLG: 0.667 48 Mitch Maier, L (6, 8) OBP: 0.444, SLG: 0.286	29 1B 1B	K			G3	BB			F9	3 1	0 0	1 0	0 0	0 1	1 0	2 0
29 Daniel Nava, S (1, 7) OBP: 0.444, SLG: 0.500 75 J.C. Linares, R (6, 7) OBP: 0.333, SLG: 0.333	1-2 1B		G6-3		E1 20 2B	G6-3			E5 61 WP 35 3B	3 2	1 1	1 0	0 0	0 0	0 0	0 2
20 Ryan Lavarnway, R (1, 2) OBP: 0.333, SLG: 0.500 61 Dan Butler, R (6, 2) OBP: 0.333, SLG: 0.333	K		G6-3		50 1B 2-H 2B		71 G4-3 1B		K 2-3	3 2	1 0	1 1	1 0	0 0	1 1	2 1
37 Mike Carp, L (1, 10) OBP: 0.250, SLG: 0.500 35 Lyle Overbay, L (5, PH) OBP: 0.250, SLG: 0.429 (6, 10)	F7		K		K		F9		71 2B 3-H 3B	2 3	0 1	0 1	0 1	0 0	1 1	2 2
50 Mauro Gomez, R (1, 3) OBP: 0.455, SLG: 0.500 71 Mark Hamilton, L (6, 3) OBP: 0.444, SLG: 0.429	G6-3			25 FC3-6 BB	1B 2-H		G4-3 1-2		2B 3-H	2 2	0 0	1 1	1 1	1 0	0 0	2 1
25 Ryan Sweeney, L (1, 9) OBP: 0.273, SLG: 0.111 81 Justin Henry, L (6, 9)		F7		FC3-6 10 WP 44 1B 1-2f	G5-3		G6-3		F8	3 2	0 0	0 0	0 0	0 0	0 0	2 2
44 Drew Sutton, S (1, 5) OBP: 0.500, SLG: 0.400 23 Pedro Ciriaco, R (7, 5) OBP: 0.143, SLG: 0.167		10 2B 76 FC5-2 BB		10 WP 1-2 1B		76 G5-3 1B		K		2 1	0 0	2 0	0 0	1 0	0 1	0 0
10 Jose Iglesias, R (1, 6) OBP: 0.333, SLG: 0.778 26 Brock Holt, L (7, 6) OBP: 0.333, SLG: 0.333	1-3 2B		P6 1-2 2-3		L6			F9		3 1	0 0	1 0	0 0	0 0	0 0	3 0
76 Jonathan Diaz, R (1, 4)	FC5-2 3-H		G6-3		G5-3 1-2			K		4	0	0	0	0	1	5
Inning Stats	R: 0 E: 0 K: 1 S: 7 H: 2 LOB: 2 BB: 0 P: 7	R: 0 E: 0 K: 1 S: 6 H: 1 LOB: 2 BB: 1 P: 10	R: 0 E: 0 K: 1 S: 5 H: 0 LOB: 0 BB: 0 P: 5	R: 0 E: 0 K: 0 S: 4 H: 1 LOB: 2 BB: 1 P: 9	R: 2 E: 1 K: 1 S: 8 H: 2 LOB: 1 BB: 0 P: 8	R: 0 E: 0 K: 0 S: 4 H: 1 LOB: 2 BB: 1 P: 8	R: 0 E: 0 K: 0 S: 4 H: 1 LOB: 1 BB: 0 P: 4	R: 0 E: 0 K: 2 S: 7 H: 0 LOB: 0 BB: 0 P: 7	R: 2 E: 1 K: 1 S: 8 H: 2 LOB: 1 BB: 0 P: 9	1B: 6 2B: 3 3B: 1 HR: 0 SF: 0 SAC: 0 DP: 0 HBP: 0						

PITCHER		IP	WLS	BF	H	R	ER	SO	BB	IBB	HBP	BLK	WP	HR	S	P	ERA	WHIP
54 Jaime García, L ERA:	(1, 1)	2.0	W	10	3	0	0	2	1	0	0	0	0	0	13	17	0.00	2.000
63 Maikel Cleto, R ERA:	(3, 1)	2.0	H	8	1	0	0	1	1	0	0	0	1	0	9	14	0.00	1.000
34 Marc Rzepczynski, L ERA: 4.5	(5, 1)	1.0	H	6	2	2	0	1	0	0	0	0	0	0	8	8	0.00	2.000
68 Jorge Rondon, R ERA:	(6, 1)	1.0		5	1	0	0	0	1	0	0	0	0	0	4	8	0.00	2.000
36 Randy Choate, L ERA: 4.5	(7, 1)	1.0		4	1	0	0	0	0	0	0	0	0	0	4	4	0.00	1.000

PITCHER		IP	WLS	BF	H	R	ER	SO	BB	IBB	HBP	BLK	WP	HR	S	P	ERA	WHIP
52 Eduardo Sanchez, R ERA:	(8, 1)	1.0		3	0	0	0	2	0	0	0	0	0	0	7	7	0.00	0.000
66 Victor Marte, R ERA: 4.5	(9, 1)	1.0		6	2	2	0	1	0	0	0	0	1	0	8	9	0.00	2.000

St. Louis Cardinals @ Boston Red Sox

JetBlue Park, Ft. Myers, FL

Tue Feb 26 2013, 1:39 PM - 5:22 PM EST

Att. 9,987 - Partly Cloudy - 82 F

livebaseballscorecards.com

AB	39
R	4
H	10
RBI	4
BB	3
SO	7
LOB	26

Batter	1	2	3	4	5	6	7	8	9	AB	R	H	RBI	BB	SO	LOB
19 Jon Jay, L (1, 8) OBP: 0.444, SLG: 0.625	G6-3		3 2B 1-2 1B	43 S 43 BB 1-H 2B		56 G6-4-3 1B		43 2B 1-2 1B		3	1	2	1	0	0	0
60 Justin Christian, R (6, PH)										2	1	2	0	0	0	0
OBP: 0.417, SLG: 0.455 (6, 8)																
3 Carlos Beltrán, S (1, 9) OBP: 0.286, SLG: 0.333	F9		23 BB 4 FC9-6 1-H 2-H 2B	43 BB 43 S 23 1B BB		G6-4-3 1-2f		K		2	1	1	2	1	0	0
56 Adron Chambers, L (4, PR) OBP: 0.286, SLG: 0.273 (4, 9)										2	1	0	0	0	1	3
7 Matt Holliday, R (1, 7) OBP: 0.429, SLG: 0.800	F9		4 FC9-6 23 BB 53 1B BB	4 BLK 23 1B 4 2B 1-3 2-H BB		HR		79 2B 1-H 2-H 2B		1	0	0	0	1	0	0
43 Shane Robinson, R (3, PR) OBP: 0.800, SLG: 1.429 (3, 7)										2	4	2	3	1	0	0
23 David Freese, R (1, 5) OBP: 0.750, SLG: 1.333		53 1B BB	4 FC9-6 1-2 2-3 BB	4 BLK 4 2B 1-2 3-H 1B		F7		2-H 2B		1	1	1	1	2	0	0
79 Kolten Wong, L (5, 4) OBP: 0.375, SLG: 0.625										2	0	1	1	0	0	0
4 Yadier Molina, R (1, 2) OBP: 0.625, SLG: 0.667	F9	FC9-6 53 1B 1-2f 2-3 3-H	1-H 2-H 2B		G6-3		K		3	0	1	3	0	0	3	
32 Rob Johnson, R (5, 2)										2	0	0	0	0	1	2
53 Matt Adams, L (1, 10) OBP: 0.600, SLG: 0.889	1-3 1B	12 G5-4-3 1-2 3-H 1B	K		F7		8 48 E FC5-4-6 BB		4	0	2	1	0	1	2	
81 Adam Ehrlich, L (9, PH) (9, 10)										0	0	0	0	1	0	0
12 Ty Wigginton, R (1, 3)	P4	G5-4-3 1-2f		G5-3		K		FC5 8 FC5-4-6 1-2		3	0	0	0	0	0	4
48 Tony Cruz, R (5, 3) OBP: 0.143, SLG: 0.286										2	0	0	0	0	1	1
33 Daniel Descalso, L (1, 4)	G4-3		G6-3		G1-5-3			38 FC6-4	FC5-4-6 38 G5-4-3 1-2 2-3f	4	0	1	0	0	0	2
(5, 5)																
8 Ryan Jackson, R (8, PR) OBP: 0.333, SLG: 0.200								1B		1	0	0	0	0	0	2
(8, 6)																
38 Pete Kozma, R (1, 6) OBP: 0.429, SLG: 0.667			19 1B 3 2B BB	19 2B 1B	K			FC6-4 60 1B 1-2f 43 2B	G5-4-3 1-2f	4	3	1	0	1	1	3
(8, 5)																
Inning Stats	R: 0 E: 0 K: 0 S: 3 H: 0 LOB: 0 BB: 0 P: 3	R: 0 E: 0 K: 0 S: 4 H: 1 LOB: 2 BB: 1 P: 8	R: 4 E: 0 K: 0 S: 5 H: 3 LOB: 2 BB: 3 P: 17	R: 4 E: 0 K: 1 S: 9 H: 4 LOB: 2 BB: 2 P: 17	R: 0 E: 0 K: 1 S: 5 H: 0 LOB: 0 BB: 0 P: 5	R: 1 E: 0 K: 0 S: 5 H: 2 LOB: 0 BB: 0 P: 5	R: 0 E: 0 K: 1 S: 5 H: 0 LOB: 0 BB: 0 P: 5	R: 3 E: 0 K: 2 S: 11 H: 4 LOB: 2 BB: 0 P: 11	R: 0 E: 1 K: 0 S: 3 H: 0 LOB: 1 BB: 1 P: 7	1B: 8 2B: 5 3B: 0 HR: 1 SF: 0 SAC: 0 DP: 3 HBP: 0						

TOP

St. Louis Cardinals @ New York Mets

Tradition Field, Port St. Lucie, FL

Wed Feb 27 2013, 1:13 PM - 4:01 PM EST

Att. 3,349 - Partly Cloudy - 80 F

livebaseballscorecards.com

AB	38
R	12
H	14
RBI	12
BB	7
SO	5
LOB	22

PITCHER		IP	WLS	BF	H	R	ER	SO	BB	IBB	HBP	BLK	WP	HR	S	P	ERA	WHIP
60 Darin Gorski, L ERA: 9.0	(1, 1)	2.0	L	12	3	4	4	0	3	0	0	0	0	0	9	21	18.00	3.000
52 Carlos Torres, R ERA: 18.0	(3, 1)	2.0	B	12	5	4	4	1	3	0	0	1	0	0	12	24	18.00	4.000
73 Robert Carson, L ERA: 6.0	(5, 1)	2.0		7	2	1	1	1	0	0	0	0	0	1	10	10	4.50	1.000
46 Greg Burke, R ERA: 9.0	(7, 1)	2.0		10	4	3	3	3	0	0	0	0	0	0	16	16	13.50	2.000
39 Bobby Parnell, R ERA:	(9, 1)	1.0		4	0	0	0	0	1	0	0	0	0	0	3	7	0.00	1.000

PITCHER	IP	WLS	BF	H	R	ER	SO	BB	IBB	HBP	BLK	WP	HR	S	P	ERA	WHIP

BOTTOM

Batter	1	2	3	4	5	6	7	8	9	AB	R	H	RBI	BB	SO	LOB
23 Mike Baxter, L (1, 10) 64 Reese Havens, L (9, PH)	C S C 0-3 K ①	x 0-0 G6-3 ③			C S S 0-3 K ②		x 0-0 F8 ②		S S C 0-3 K ③	4 1	0 0	0 0	0 0	0 0	2 1	0 0
11 Rubén Tejada, R (1, 6) OBP: 0.333, SLG: 0.833 3 Omar Quintanilla, L (6, 6) OBP: 0.571, SLG: 0.600	x 0-0 5 1B 1B		S S C 0-3 K ①		x 0-0 G5-3 ③		B B B 4-0 BB			3 0	0 0	1 0	0 0	0 1	1 0	0 0
5 David Wright, R (1, 5) OBP: 0.333, SLG: 0.333 12 Brandon Hicks, R (7, 5)	x 0-0 1-2 1B		x 0-0 1B			S S C 0-3 K ①	S S C 0-3 K ③			3 1	0 0	2 0	0 0	0 0	1 1	0 1
29 Ike Davis, L (1, 3) OBP: 0.333, SLG: 0.571 19 Zach Lutz, R (6, PR) OBP: 0.300, SLG: 0.333 (7, 3)	x 0-0 P5 ②		x 0-0 F7 ②			B B B B 4-0 6 1B BB		B B B B 4-0 77 G5-4-3 BB		2 0	0 0	0 0	0 0	1 1	0 0	3 0
6 Marlon Byrd, R (1, 9) OBP: 0.375, SLG: 0.500 77 Andrew Brown, R (6, PR) OBP: 0.250, SLG: 0.286 (7, 9)	C S S 0-3 K ③		x 0-0 F7 ③			x 0-0 1-2 1B		x 0-0 G5-4-3 1-2f ① ②		3 1	0 0	1 0	0 0	0 0	1 0	3 1
21 Lucas Duda, L (1, 7) OBP: 0.100, SLG: 0.100 80 Jamie Hoffmann, R (7, 7) OBP: 0.222, SLG: 0.500		x 0-0 F9 44 HR 1B		S S C 0-3 K ①		x 0-0 F7 ②		x 0-0 G6-3 ③		3 1	1 0	1 0	0 0	0 0	1 0	2 0
Justin Turner, R (1, 4) OBP: 0.333, SLG: 0.250 61 Wilmer Flores, R (7, 4)		x 0-0 F9 1-2 ①		C S S 0-3 K ②		x 0-0 G5-3 ③			x 0-0 P4 ①	3 1	0 0	0 0	0 0	0 0	1 0	3 0
44 John Buck, R (1, 2) OBP: 0.333, SLG: 0.800 20 Anthony Recker, R (6, 2) OBP: 0.500, SLG: 2.000		x 0-0 2-H HR		x 0-0 G4-3 ③		C B S S x 1-2 HR			S S S 0-3 K ②	2 2	1 1	1 1	2 1	0 0	0 1	0 0
68 Matthew den Dekker, L (1, 8) OBP: 0.167, SLG: 0.167 4 Collin Cowgill, R (6, 8) OBP: 0.667, SLG: 1.286		C S C 0-3 K ②			S S C 0-3 K ①		S C S 0-3 K2-3 ①		S S B x 1-2 HR	2 2	0 1	0 1	0 1	0 0	2 1	0 0
Inning Stats	R: 0 H: 2 E: 0 LOB: 2 K: 2 BB: 0 S: 9 P: 9	R: 2 H: 2 E: 0 LOB: 0 K: 1 BB: 0 S: 7 P: 7	R: 0 H: 1 E: 0 LOB: 1 K: 1 BB: 0 S: 6 P: 6	R: 0 H: 0 E: 0 LOB: 0 K: 2 BB: 0 S: 7 P: 7	R: 0 H: 0 E: 0 LOB: 0 K: 2 BB: 0 S: 7 P: 7	R: 0 H: 1 E: 0 LOB: 2 K: 1 BB: 1 S: 6 P: 10	R: 1 H: 1 E: 0 LOB: 1 K: 2 BB: 1 S: 10 P: 15	R: 0 H: 0 E: 0 LOB: 0 K: 0 BB: 1 S: 2 P: 6	R: 1 H: 1 E: 0 LOB: 0 K: 2 BB: 0 S: 10 P: 11	1B: 5 SF: 0 2B: 0 SAC: 0 3B: 0 DP: 1 HR: 3 HBP: 0						

PITCHER		IP	WLS	BF	H	R	ER	SO	BB	IBB	HBP	BLK	WP	HR	S	P	ERA	WHIP
31 Lance Lynn, R ERA: 9.0	(1, 1)	2.0	W	10	4	2	2	3	0	0	0	0	0	1	16	16	9.00	2.000
74 Michael Wacha, R ERA:	(3, 1)	3.0	H	10	1	0	0	5	0	0	0	0	0	0	20	20	0.00	0.333
44 Edward Mujica, R ERA:	(6, 1)	1.0		5	1	0	0	1	1	0	0	0	0	0	6	10	0.00	2.000
64 Michael Blazek, R ERA: 4.5	(7, 1)	1.0		5	1	1	1	2	1	0	0	0	0	1	10	15	9.00	2.000
67 Eric Fornataro, R ERA: 4.5	(8, 1)	1.0		3	0	0	0	0	1	0	0	0	0	0	2	6	0.00	1.000

PITCHER		IP	WLS	BF	H	R	ER	SO	BB	IBB	HBP	BLK	WP	HR	S	P	ERA	WHIP
59 Fernando Salas, R ERA: 4.5	(9, 1)	1.0		4	1	1	1	2	0	0	0	0	0	1	10	11	9.00	1.000

St. Louis Cardinals @ New York Mets

Tradition Field, Port St. Lucie, FL

Wed Feb 27 2013, 1:13 PM - 4:01 PM EST

Att. 3,349 - Partly Cloudy - 80 F

livebaseballscorecards.com

AB	34
R	4
H	8
RBI	4
BB	3
SO	13
LOB	13

WP: 0 PA: 37
PB: 0
SB: 0
CS: 0

Miami Marlins @ St. Louis Cardinals

Roger Dean Stadium, Jupiter, FL

Thu Feb 28 2013, 1:12 PM - 4:09 PM EST

Att. 3,608 - Overcast - 64 F

TOP

livebaseballscorecards.com

Batter	1	2	3	4	5	6	7	8	9	AB	R	H	RBI	BB	SO	LOB
9 Juan Pierre, L (1, 7) OBP: 0.375, SLG: 0.625 76 Christian Yelich, L (6, 7) OBP: 0.500, SLG: 0.667	0-0 30 CS 1B	CCC 0-3 K			x 0-0 G1		x 0-0 G4-3			3 0 1 0 0 1 0 1 0 0 0 0 0 0						
30 Placido Polanco, R (1, 5) OBP: 0.375, SLG: 0.286 60 Zack Cox, L (6, 5) OBP: 0.286, SLG: 0.286	SSS 0-3 K 1-2		x 0-0 27 2B 1B			x 0-0 F9		x 0-0 G6-3		3 0 1 0 0 1 1 1 0 0 0 0 0 0						
27 Giancarlo Stanton, R (1, 9) OBP: 0.538, SLG: 1.000 61 Jordan Brown, L (8, PR) OBP: 0.200, SLG: 0.400 (8, 9)	0-0 19 1B 3B		x 0-0 1-3 2B			x 0-0 26 BB 18 2B 1B		BBBB 4-0 79 BB BB		3 2 3 0 1 0 0 0 0 0 0 0 0 0						
19 Rob Brantly, L (1, 2) OBP: 0.250, SLG: 0.250 79 J.T. Realmuto, R (6, 2) OBP: 0.500, SLG: 0.333	0-0 3-H 1B		x 0-0 G3			x 0-0 F7		BBBB 4-0 1-2 26 G1-4-3 BB		3 0 1 1 0 0 3 0 0 0 0 1 0 0						
26 Austin Kearns, R (1, 10)	0-0 F9			x 0-0 G4-3		BBBB 4-0 18 2B 1-2 BB		x 0-0 1-2f G1-4-3		3 0 0 0 1 0 3						
18 Casey Kotchman, L (1, 3) OBP: 0.600, SLG: 1.400 25 Joe Mahoney, L (6, PR) OBP: 0.400, SLG: 0.444 (6, 3)		x 0-0 13 L1-3 1B		x 0-0 F9		x 0-0 1-3 2-H 2B			SSS 0-3 K	3 0 2 1 0 0 0 1 0 0 0 0 1 0						
13 Chris Valaika, R (1, 6) OBP: 0.111, SLG: 0.250 22 Nick Green, R (6, 6) OBP: 0.375, SLG: 0.167		x 0-0 L1-3 1-1		CCC 0-3 K		x 0-0 F7			x 0-0 P2	3 0 0 0 0 1 3 1 0 0 0 0 0 0						
1 Chone Figgins, S (1, 4) 12 Matt Downs, R (7, 4) OBP: 0.333, SLG: 0.778		x 0-0 P6			x 0-0 L7		x 0-0 G5-3		SSS 0-3 K	3 0 0 0 0 0 0 1 0 0 0 0 1 0						
16 Kevin Mattison, L (1, 8) 11 Bryan Petersen, L (7, 8)			x 0-0 B1-3		x 0-0 G1-3		x 0-0 G3			3 0 0 0 0 0 0 0 0 0 0 0 0 0						

Inning Stats										
	R: 1 H: 3 E: 0 LOB: 1 K: 1 BB: 0 S: 7 P: 7	R: 0 H: 1 E: 0 LOB: 0 K: 0 BB: 0 S: 3 P: 3	R: 0 H: 2 E: 0 LOB: 2 K: 1 BB: 0 S: 7 P: 7	R: 0 H: 0 E: 0 LOB: 0 K: 1 BB: 0 S: 5 P: 5	R: 0 H: 0 E: 0 LOB: 0 K: 0 BB: 0 S: 3 P: 3	R: 1 H: 2 E: 0 LOB: 2 K: 0 BB: 1 S: 5 P: 9	R: 0 H: 0 E: 0 LOB: 0 K: 0 BB: 0 S: 3 P: 3	R: 0 H: 0 E: 0 LOB: 2 K: 0 BB: 2 S: 2 P: 10	R: 0 H: 0 E: 0 LOB: 0 K: 2 BB: 0 S: 7 P: 7	1B: 5 SF: 0 2B: 3 SAC: 0 3B: 1 DP: 2 HR: 0 HBP: 0	WP: 0 PA: 35 PB: 0 SB: 0 CS: 1

PITCHER		IP	WLS	BF	H	R	ER	SO	BB	IBB	HBP	BLK	WP	HR	S	P	ERA	WHIP
35 Jake Westbrook, R ERA: 9.0	(1, 1)	1.0	W	6	4	1	1	1	0	0	0	0	0	0	8	8	9.00	4.000
70 Tyler Lyons, L ERA:	(2, 1)	2.0		7	2	0	0	1	0	0	0	0	0	0	9	9	0.00	1.000
26 Trevor Rosenthal, R ERA: 9.0	(4, 1)	3.0	H	12	2	1	1	1	1	0	0	0	0	0	13	17	3.00	1.000
36 Randy Choate, L ERA: 3.0	(7, 1)	1.0		3	0	0	0	0	0	0	0	0	0	0	3	3	0.00	0.000
41 Mitchell Boggs, R ERA:	(8, 1)	1.0		4	0	0	0	0	2	0	0	0	0	0	2	10	0.00	2.000

PITCHER		IP	WLS	BF	H	R	ER	SO	BB	IBB	HBP	BLK	WP	HR	S	P	ERA	WHIP
65 Keith Butler, R ERA:	(9, 1)	1.0		3	0	0	0	2	0	0	0	0	0	0	7	7	0.00	0.000

AB	32
R	2
H	8
RBI	2
BB	3
SO	5
LOB	10

BOTTOM

Miami Marlins @ St. Louis Cardinals

Roger Dean Stadium, Jupiter, FL

Thu Feb 28 2013, 1:12 PM - 4:09 PM EST

Att. 3,608 - Overcast - 64 F

livebaseballscorecards.com

Batter	1	2	3	4	5	6	7	8	9	AB	R	H	RBI	BB	SO	LOB
13 Matt Carpenter, L (1, 4) OBP: 0.500, SLG: 0.364	BB G4-6-3			G4-3		G6-3		56 PB, 43 1B, 56 SF8 BB		3	2	0	0	2	0	2
3 Carlos Beltrán, S (1, 9) OBP: 0.375, SLG: 0.333 43 Shane Robinson, R (2, 9) OBP: 0.714, SLG: 1.091	4 1B, 21 BB, 87 HR 1-2 HBP	21 G6-3 1B		G6-3		F8		56 SF8, 56 PB 1-2 2-H 1B		0 4	1 0	0 2	0 1	0 0	0 0	0 0
7 Matt Holliday, R (1, 7) OBP: 0.400, SLG: 0.571 56 Adron Chambers, L (4, PR) OBP: 0.313, SLG: 0.333 (5, 7)	F9	K		21 BB HBP			21 1B 1B	SF8 1-3 2-H		2 1	0 0	0 1	0 1	0 0	1 0	3 0
21 Allen Craig, R (1, 10) OBP: 0.778, SLG: 1.167 79 Kolten Wong, L (7, PR) OBP: 0.333, SLG: 0.556 (8, 10)	4 1B, 87 HR 1-2 2-3 BB	G6-3 1-2		4 FC4 1-2 BB			1-2 1B	G4-3		2 1	1 0	1 0	0 0	2 0	0 0	1 1
4 Yadier Molina, R (1, 3) OBP: 0.545, SLG: 0.556 53 Matt Adams, L (5, 3) OBP: 0.545, SLG: 0.800	87 HR 1-2 2-3 3-H 1B	F8		FC4 1-2f			K			3 1	1 0	1 0	1 0	0 0	0 1	3 2
87 Oscar Taveras, L (1, 8) OBP: 0.333, SLG: 0.600	HR 1-H 2-H 3-H	G3	F9				K			4	1	1	4	0	1	2
12 Ty Wigginton, R (1, 5) OBP: 0.143, SLG: 0.154 38 Pete Kozma, R (7, 5) OBP: 0.400, SLG: 0.615	48 1B 2B	E8	F8				G2-3			3 1	1 0	1 0	0 0	0 0	0 0	0 2
48 Tony Cruz, R (1, 2) OBP: 0.200, SLG: 0.300 46 J.R. Towles, R (7, 2) OBP: 0.600, SLG: 0.500	16 BB 2-H 1B	F9	G6-3					89 G4-3, 43 1B 1B		3 1	0 1	1 1	1 1	0 0	0 0	1 0
16 Ronny Cedeno, R (1, 6) OBP: 0.300, SLG: 0.333 89 Greg Garcia, L (7, 6) OBP: 0.500, SLG: 0.250	13 G4-6-3 1-2 BB		K			K		G4-3 1-2		2 1	0 0	0 0	0 0	1 0	2 0	1 1
Inning Stats	R: 6 E: 0 K: 0 S: 8 H: 4 LOB: 1 BB: 3 P: 22	R: 0 E: 0 K: 1 S: 6 H: 1 LOB: 1 BB: 0 P: 6	R: 0 E: 1 K: 1 S: 6 H: 0 LOB: 1 BB: 0 P: 6	R: 0 E: 0 K: 0 S: 5 H: 0 LOB: 2 BB: 1 P: 13	R: 0 E: 0 K: 0 S: 3 H: 0 LOB: 0 BB: 0 P: 3	R: 0 E: 0 K: 1 S: 5 H: 0 LOB: 0 BB: 0 P: 5	R: 0 E: 0 K: 2 S: 9 H: 2 LOB: 2 BB: 0 P: 9	R: 2 E: 0 K: 0 S: 5 H: 2 LOB: 1 BB: 1 P: 10		1B: 7 2B: 1 3B: 0 HR: 1 SF: 1 SAC: 0 DP: 1 HBP: 2					

AB	32
R	8
H	9
RBI	8
BB	5
SO	5
LOB	19

WP: 0 PB: 1 SB: 0 CS: 0 PA: 40

PITCHER		IP	WLS	BF	H	R	ER	SO	BB	IBB	HBP	BLK	WP	HR	S	P	ERA	WHIP
33 Jacob Turner, R ERA: 162.0	(1, 1)	0.1	L	9	4	6	6	0	3	0	1	0	0	1	7	21	162.00	21.000
45 Kevin Slowey, R ERA:	(1, 1)	2.2		9	1	0	0	2	0	0	0	0	0	0	13	13	0.00	0.375
36 Sam Dyson, R ERA:	(4, 1)	2.0		8	0	0	0	0	1	0	1	0	0	0	8	16	0.00	0.500
54 Evan Reed, R ERA:	(6, 1)	1.0		3	0	0	0	1	0	0	0	0	0	0	5	5	0.00	0.000
66 Zach Phillips, L ERA: 13.5	(7, 1)	1.0		5	2	0	0	2	0	0	0	0	0	0	9	9	0.00	2.000

PITCHER		IP	WLS	BF	H	R	ER	SO	BB	IBB	HBP	BLK	WP	HR	S	P	ERA	WHIP
49 Arquimedes Caminero, R ERA: 9.0	(8, 1)	1.0		6	2	2	1	0	1	0	0	0	0	0	5	10	9.00	3.000

Batter	1	2	3	4	5	6	7	8	9	AB	R	H	RBI	BB	SO	LOB
19 Jon Jay, L (1, 8) OBP: 0.385, SLG: 0.500	S X 0-1 ① F8		X 0-0 ② G5-3		X 0-0 87 FC4-6 2-3 1B	X 0-0 ③ F8			S S S 0-3 ③ K	4	0	1	0	0	0	1
60 Justin Christian, R (7, 8) OBP: 0.385, SLG: 0.417										1	0	0	0	0	1	0
87 Oscar Taveras, L (1, 10) OBP: 0.263, SLG: 0.474	X 0-0 ② G4-3		X 0-0 ③ F7		X 0-0 ② FC4-6 1-2f 3-H		X 0-0 ① G6-3			4	0	0	1	0	0	1
23 David Freese, R (1, 5) OBP: 0.545, SLG: 0.889	X 0-0 ③ G4-3			S S C 0-3 ① K	X 0-0 ③ F8		X 0-0 ② G6-3			3	0	0	0	0	1	1
8 Ryan Jackson, R (7, PH) OBP: 0.308, SLG: 0.182										1	0	0	0	0	0	0
(7, 6)																
53 Matt Adams, L (1, 3) OBP: 0.500, SLG: 0.667		B B B B 4-0 43 2B 33 1B BB		X 0-0 ② F9		X 0-0 ① P5	X 0-0 ③ G4-3			2	1	0	0	1	0	0
48 Tony Cruz, R (7, PH) OBP: 0.182, SLG: 0.273										1	0	0	0	0	0	0
(7, 3)																
43 Shane Robinson, R (1, 9) OBP: 0.611, SLG: 0.933		X 0-0 1-3 33 1B 2B		S S C 0-3 ③ K		X 0-0 E6 56 BLK 33 1B 56 HR		X 0-0 ① G4-3		4	2	1	0	0	1	0
33 Daniel Descalso, L (1, 4) OBP: 0.400, SLG: 0.571		X 0-0 32 G6-4-3 2-H 3-H 1B			B B B B 4-0 56 SH1-3 32 E 38 2B BB	X 0-0 56 BLK 1-2 56 HR 1B		X 0-0 ② F8		2	2	2	2	1	0	0
79 Kolten Wong, L (7, 4) OBP: 0.300, SLG: 0.500										1	0	0	0	0	0	0
32 Rob Johnson, R (1, 2)		X 0-0 ① ② G6-4-3 1-2f			X 0-0 FC5 56 SH1-3 38 2B 1-2	X 0-0 ② F8		X 0-0 ③ G6-3		3	1	0	0	0	0	4
82 Audry Pérez, R (7, 2)										1	0	0	0	0	0	0
56 Adron Chambers, L (1, 7) OBP: 0.316, SLG: 0.533		X 0-0 ③ G3			X 0-0 ① SH1-3 1-2 2-3	B B B S S X 3-2 1-H 2-H HR			X 0-0 ① B1-3	3	1	1	3	0	0	0
38 Pete Kozma, R (1, 6) OBP: 0.421, SLG: 0.647			S S S 0-3 ① K		X 0-0 19 1B 87 FC4-6 2-H 3-H 2B	X 0-0 1B			X 0-0 ② F9	4	1	2	2	0	1	0
(7, 5)																
Inning Stats	R: 0 E: 0 K: 0 S: 4 / H: 0 LOB: 0 BB: 0 P: 4	R: 2 E: 0 K: 0 S: 4 / H: 2 LOB: 0 BB: 1 P: 8	R: 0 E: 0 K: 1 S: 5 / H: 0 LOB: 0 BB: 0 P: 5	R: 0 E: 0 K: 2 S: 7 / H: 0 LOB: 0 BB: 0 P: 7	R: 3 E: 1 K: 0 S: 6 / H: 2 LOB: 1 BB: 1 P: 10	R: 3 E: 1 K: 0 S: 9 / H: 3 LOB: 1 BB: 0 P: 12	R: 0 E: 0 K: 0 S: 3 / H: 0 LOB: 0 BB: 0 P: 3	R: 0 E: 0 K: 0 S: 3 / H: 0 LOB: 0 BB: 0 P: 3	R: 0 E: 0 K: 1 S: 5 / H: 0 LOB: 0 BB: 0 P: 5	1B: 4 2B: 2 3B: 0 HR: 1	SF: 0 SAC: 1 DP: 1 HBP: 0						

TOP

St. Louis Cardinals @ Houston Astros

Osceola County Stadium, Kissimmee, FL

Fri Mar 01 2013, 1:09 PM - 4:18 PM EST

Att. 2,825 - Cloudy - 59 F

livebaseballscorecards.com

AB	34
R	8
H	7
RBI	8
BB	2
SO	4
LOB	7

WP: 0 PB: 0 SB: 0 CS: 0 PA: 37

PITCHER		IP	WLS	BF	H	R	ER	SO	BB	IBB	HBP	BLK	WP	HR	S	P	ERA	WHIP
20 Bud Norris, R ERA: 5.4	(1, 1)	3.0		11	2	2	2	1	1	0	0	0	0	0	13	17	6.00	1.000
41 Jose Veras, R ERA: 6.0	(4, 1)	1.0		3	0	0	0	2	0	0	0	0	0	0	7	7	0.00	0.000
63 Xavier Cedeño, L ERA: 3.38	(5, 1)	0.2		6	2	3	1	0	1	0	0	0	0	0	5	9	13.50	4.500
72 Paul Clemens, R ERA: 2.7	(5, 1)	1.1		8	3	3	0	0	0	0	0	1	0	1	10	13	0.00	2.250
81 Josh Zeid, R ERA: 3.0	(7, 1)	1.0		3	0	0	0	0	0	0	0	0	0	0	3	3	0.00	0.000

PITCHER		IP	WLS	BF	H	R	ER	SO	BB	IBB	HBP	BLK	WP	HR	S	P	ERA	WHIP
55 Rhiner Cruz, R ERA:	(8, 1)	1.0		3	0	0	0	0	0	0	0	0	0	0	3	3	0.00	0.000
50 Josh Fields, R ERA:	(9, 1)	1.0		3	0	0	0	1	0	0	0	0	0	0	5	5	0.00	0.000

BOTTOM

Batter	1	2	3	4	5	6	7	8	9	AB	R	H	RBI	BB	SO	LOB
23 Tyler Greene, R (1, 6) OBP: 0.333, SLG: 0.182	G5-3		BB		27 G6-3 / 23 HR 2B	1-2 73 G6-3 BB		K		2	1	1	0	1	0	0
10 Jake Elmore, R (6, 6) OBP: 0.333, SLG: 0.364										1	0	0	0	1	1	0
27 Jose Altuve, R (1, 4) OBP: 0.333, SLG: 0.200	L6		F8		G6-3 2-3	1-2f G6-3		F9		3	0	0	0	0	0	2
73 Jose Martinez, R (6, 4) OBP: 0.375, SLG: 0.625										2	0	0	0	0	0	3
12 Carlos Pena, L (1, 3) OBP: 0.250, SLG: 0.182	BB		F9		K		K	F7		2	0	0	0	1	1	2
56 Nate Freiman, R (6, 3) OBP: 0.294, SLG: 0.412										2	0	0	0	0	1	0
23 Chris Carter, R (1, 7) OBP: 0.267, SLG: 0.385	P3		P6		3-H HR		75 1B / 69 1B 2B		HR	3	1	1	2	0	0	2
4 Brandon Laird, R (6, 5) OBP: 0.643, SLG: 1.200										2	2	2	1	0	0	0
29 Brett Wallace, L (1, 5) OBP: 0.500, SLG: 0.786		G3		21 G3 / 22 1B 2B	69 S BB		6 1B / 69 1B / 38 SF8 2-3 1B		G5-3	2	1	1	0	1	0	0
75 George Springer, R (5, PR) OBP: 0.636, SLG: 1.250										2	1	1	0	0	0	0
(6, 8)																
46 Rick Ankiel, L (1, 9) OBP: 0.636, SLG: 1.200		BB		K	G4-3 1-2		38 SF8 / 6 1B 1-2 3-H 1B		6 E / 6 FC6 / 38 WP 1B	1	0	0	0	1	1	1
69 René García, R (5, 2) OBP: 0.571, SLG: 0.400										3	0	2	1	0	0	1
79 Delino DeShields, R (9, PR) OBP: 0.167, SLG: 0.167										0	1	0	0	0	0	0
21 Fernando Martinez, L (1, 10) OBP: 0.222, SLG: 0.667	FC4-6 1-2f		G3 2-3			2 FC1-6 / 38 WP 1B	1-2 2-3 1B		FC6 2 FC6-5 / 38 WP 1-3	2	0	0	0	0	0	2
6 Jason Jaramillo, S (6, PH) OBP: 0.500, SLG: 0.375										3	0	2	0	0	0	1
(7, 10)																
78 Robbie Grossman, S (9, PR) OBP: 0.538, SLG: 0.727										0	0	0	0	0	0	0
22 Carlos Corporán, S (1, 2) OBP: 0.625, SLG: 0.875	F8			3-H 1B		1-2 2 FC1-6 BB	SF8 2-3 3-H		F8 1-2 3-H	2	0	1	1	0	0	1
38 Jimmy Paredes, S (4, PR) OBP: 0.143, SLG: 0.083										1	0	0	1	1	0	1
(5, 9)																
2 Brandon Barnes, R (1, 8) OBP: 0.375, SLG: 0.800		HR	G1-3			1-2f 2-3 FC1-6 10 BB	K		FC6-5 2-3	5	1	1	1	0	1	7
(6, 7)																
Inning Stats	R: 0 E: 0 K: 0 S: 3 / H: 0 LOB: 1 BB: 1 P: 7	R: 0 E: 0 K: 0 S: 3 / H: 0 LOB: 1 BB: 1 P: 7	R: 1 E: 0 K: 0 S: 4 / H: 1 LOB: 1 BB: 1 P: 8	R: 1 E: 0 K: 1 S: 7 / H: 2 LOB: 1 BB: 0 P: 7	R: 2 E: 0 K: 1 S: 9 / H: 2 LOB: 2 BB: 1 P: 18	R: 0 E: 0 K: 0 S: 3 / H: 1 LOB: 2 BB: 2 P: 11	R: 2 E: 0 K: 2 S: 11 / H: 4 LOB: 2 BB: 0 P: 11	R: 0 E: 0 K: 1 S: 5 / H: 0 LOB: 0 BB: 0 P: 5	R: 2 E: 1 K: 0 S: 8 / H: 2 LOB: 2 BB: 0 P: 12	1B: 6 2B: 3 3B: 0 HR: 3 / SF: 1 SAC: 0 DP: 1 HBP: 0							

PITCHER		IP	WLS	BF	H	R	ER	SO	BB	IBB	HBP	BLK	WP	HR	S	P	ERA	WHIP
58 Joe Kelly, R ERA:	(1, 1)	2.0		8	0	0	0	0	2	0	0	0	0	0	6	14	0.00	1.000
76 John Gast, L ERA: 9.0	(3, 1)	2.0	B	10	3	2	2	1	1	0	0	0	0	1	11	15	9.00	2.000
30 Jason Motte, R ERA: 9.0	(5, 1)	1.0	H	6	2	2	2	1	1	0	0	0	0	1	9	18	18.00	3.000
34 Marc Rzepczynski, L ERA: 3.0	(6, 1)	1.0		5	1	0	0	0	2	0	0	0	1	0	3	11	0.00	3.000
68 Jorge Rondon, R ERA: 9.0	(7, 1)	1.0		7	4	2	2	2	0	0	0	0	0	0	11	11	18.00	4.000

PITCHER		IP	WLS	BF	H	R	ER	SO	BB	IBB	HBP	BLK	WP	HR	S	P	ERA	WHIP
52 Eduardo Sanchez, R ERA:	(8, 1)	1.0	H	3	0	0	0	1	0	0	0	0	0	0	5	5	0.00	0.000
66 Victor Marte, R ERA: 6.0	(9, 1)	1.0	B	6	2	2	1	0	0	0	0	0	1	1	8	12	9.00	2.000

St. Louis Cardinals @ Houston Astros

Osceola County Stadium, Kissimmee, FL

Fri Mar 01 2013, 1:09 PM - 4:18 PM EST

Att. 2,825 - Cloudy - 59 F

livebaseballscorecards.com

AB	38
R	8
H	12
RBI	7
BB	6
SO	5
LOB	23

1B: 6 SF: 1
2B: 3 SAC: 0
3B: 0 DP: 1
HR: 3 HBP: 0

WP: 2 PA: 45
PB: 0
SB: 1
CS: 0

Batter	1	2	3	4	5	6	7	8	9	AB	R	H	RBI	BB	SO	LOB
8 Danny Espinosa, S (1, 10) OBP: 0.333, SLG: 0.313				SSS 0-3 ③ K		x 0-0 ③ G3			x 0-0 ② G4-3	4	0	2	0	0	1	2
41 Sandy León, S (9, PH) OBP: 0.143, SLG: 0.286 (9, 10)	x 0-0 1 FC4-6 1B	x 0-0 E6 1-H 1B								1	0	0	0	0	0	0
1 Steve Lombardozzi, S (1, 4) OBP: 0.217, SLG: 0.273	x 0-0 ① FC4-6 20 1B 1-2f	x 0-0 ② P6			x 0-0 ① G6-3		x 0-0 60 G4-6-3 1B		x 0-0 ③ L6	3	0	0	0	0	0	2
17 Will Rhymes, L (5, 4) OBP: 0.308, SLG: 0.308										2	0	1	0	0	0	0
20 Ian Desmond, R (1, 6) OBP: 0.545, SLG: 0.818	x 0-0 12 G5-4-3 1B 1-2	x 0-0 ③ G6-3			BSSX 1-2 HR		x 0-0 ①② G4-6-3 1-2f			3	1	2	1	0	0	1
60 Zach Walters, S (5, 6) OBP: 0.188, SLG: 0.188										1	0	0	0	0	0	1
12 Tyler Moore, R (1, 7) OBP: 0.273, SLG: 0.318	x 0-0 ②③ G5-4-3 1-2f		CCC 0-3 ① K		x 0-0 ② F7		x 0-0 ③ G6-3			3	0	0	0	0	1	2
19 Carlos Rivero, R (5, 7) OBP: 0.167, SLG: 0.250										1	0	0	0	0	0	0
24 Kurt Suzuki, R (1, 2) OBP: 0.250, SLG: 0.375		x 0-0 14 1B 2B	x 0-0 ② G5-3		x 0-0 E6			x 0-0 ① P6		3	1	1	0	0	0	0
7 Chris Snyder, R (5, 2) OBP: 0.300, SLG: 0.600										1	0	0	0	0	0	0
14 Chris Marrero, R (1, 3) OBP: 0.417, SLG: 0.571		x 0-0 6 HR 1B 2-H	BBSSX 2-2 HR		x 0-0 ③ F7			BBBB 4-0 BB		3	2	2	2	0	0	1
26 Matt Skole, L (5, 3) OBP: 0.438, SLG: 0.273										0	0	0	0	1	0	0
10 Corey Brown, L (1, 9) OBP: 0.200, SLG: 0.211		x 0-0 ① F8	x 0-0 ③ G4-3			x 0-0 ① G5-3		SSS 0-3 ② K		3	0	0	0	0	0	1
Destin Hood, R (6, 9) OBP: 0.250, SLG: 0.500										1	0	0	0	0	1	1
6 Anthony Rendon, R (1, 5) OBP: 0.471, SLG: 1.000	B x 1-0 1-H HR			SSS 0-3 ① K		x 0-0 16 G4-3 2B		x 0-0 ③ G6-3		3	1	2	2	0	1	0
Mike Costanzo, L (6, PR) (6, 5)										1	0	0	0	0	0	1
16 Eury Pérez, R (1, 8) OBP: 0.375, SLG: 0.348	x 0-0 8 8 1B E 1B			SSS 0-3 ② K		x 0-0 ② G4-3 2-3			x 0-0 ① G5-3	3	1	1	0	0	1	1
Michael Taylor, R (6, 8) OBP: 0.200, SLG: 0.200										1	0	0	0	0	0	0
Inning Stats	R: 0 E: 0 K: 0 S: 4 H: 2 LOB: 1 BB: 0 P: 4	R: 4 E: 1 K: 0 S: 8 H: 5 LOB: 1 BB: 0 P: 9	R: 1 E: 0 K: 1 S: 8 H: 1 LOB: 0 BB: 0 P: 10	R: 0 E: 0 K: 3 S: 9 H: 0 LOB: 0 BB: 0 P: 9	R: 1 E: 1 K: 0 S: 7 H: 1 LOB: 1 BB: 0 P: 8	R: 0 E: 0 K: 0 S: 4 H: 1 LOB: 2 BB: 0 P: 4	R: 0 E: 0 K: 0 S: 3 H: 1 LOB: 0 BB: 0 P: 3	R: 0 E: 0 K: 1 S: 5 H: 0 LOB: 1 BB: 1 P: 9	R: 0 E: 0 K: 0 S: 3 H: 0 LOB: 0 BB: 0 P: 3	1B: 6 2B: 2 3B: 0 HR: 3 SF: 0 SAC: 0 DP: 2 HBP: 0						

TOP

Washington Nationals @ St. Louis Cardinals

Roger Dean Stadium, Jupiter, FL

Sat Mar 02 2013, 1:07 PM - 3:43 PM EST

Att. 5,238 - Sunny - 66 F

livebaseballscorecards.com

AB	37
R	6
H	11
RBI	5
BB	1
SO	5
LOB	13

WP: 0 PB: 0 SB: 0 CS: 0 PA: 38

PITCHER	IP	WLS	BF	H	R	ER	SO	BB	IBB	HBP	BLK	WP	HR	S	P	ERA	WHIP
50 Adam Wainwright, R (1, 1) ERA: 6.35	3.0	L	16	8	5	4	1	0	0	0	0	0	2	20	23	12.00	2.667
40 Shelby Miller, R (4, 1) ERA: 4.5	2.0		8	1	1	1	3	0	0	0	0	0	1	16	17	4.50	0.500
41 Mitchell Boggs, R (6, 1) ERA:	1.0		4	1	0	0	0	0	0	0	0	0	0	4	4	0.00	1.000
64 Michael Blazek, R (7, 1) ERA: 3.0	1.0		3	1	0	0	0	0	0	0	0	0	0	3	3	0.00	1.000
67 Eric Fornataro, R (8, 1) ERA: 3.0	1.0		4	0	0	0	1	1	0	0	0	0	0	5	9	0.00	1.000

PITCHER	IP	WLS	BF	H	R	ER	SO	BB	IBB	HBP	BLK	WP	HR	S	P	ERA	WHIP
59 Fernando Salas, R (9, 1) ERA: 3.0	1.0		3	0	0	0	0	0	0	0	0	0	0	3	3	0.00	0.000

BOTTOM

Washington Nationals @ St. Louis Cardinals

Roger Dean Stadium, Jupiter, FL

Sat Mar 02 2013, 1:07 PM - 3:43 PM EST

Att. 5,238 - Sunny - 66 F

livebaseballscorecards.com

Batter	1	2	3	4	5	6	7	8	9	AB	R	H	RBI	BB	SO	LOB
19 Jon Jay, L (1, 8) OBP: 0.438, SLG: 0.500	G6-3		7 F8 / 87 1B / 21 1B / 1B	BBBB 4-0 1-2 2-3 / BB			G6-3	P5		2	1	1	0	1	0	0
60 Justin Christian, R (7, 8) OBP: 0.333, SLG: 0.357										2	0	0	0	0	0	3
87 Oscar Taveras, L (1, 9) OBP: 0.348, SLG: 0.500	BBBB 4-0 7 1B / 21 2B / BB		21 1B / 7 F8 / 1-2 / 1B	F8			1B		CCC 0-3 K	3	1	2	0	1	0	3
92 Stephen Piscotty, R (8, 9)										1	0	0	0	0	1	0
7 Matt Holliday, R (1, 7) OBP: 0.385, SLG: 0.500	21 2B / 1-3 / 1B		F8 / 1-2 2-3		G6-3		F9		G6-3	3	0	1	0	0	0	2
56 Adron Chambers, L (6, 7) OBP: 0.286, SLG: 0.471										2	0	0	0	0	0	1
21 Allen Craig, R (1, 10) OBP: 0.750, SLG: 1.111	1-H / 3-H / 2B		2-3 3-H / 1B		G6-3		G3		F7	3	0	2	2	0	0	0
79 Kolten Wong, L (7, PH) (8, 10) OBP: 0.250, SLG: 0.417										2	0	0	0	0	0	1
4 Yadier Molina, R (1, 2) OBP: 0.429, SLG: 0.417	P6		F9		G6-3			CCC 0-3 K		3	0	0	0	0	0	3
46 J.R. Towles, R (8, 2) OBP: 0.500, SLG: 0.400										1	0	0	0	0	1	0
23 David Freese, R (1, 5) OBP: 0.429, SLG: 0.667		F9		G6-3		G4-3		CCC 0-3 K		3	0	0	0	0	0	0
8 Ryan Jackson, R (7, 5) OBP: 0.286, SLG: 0.167										1	0	0	0	0	1	0
33 Daniel Descalso, L (1, 4) OBP: 0.412, SLG: 0.563		F7		19 S / 12 BB / 1B		12 G6-3 / 2B		89 BB / 53 1B / 1B		2	0	1	0	0	0	0
13 Matt Carpenter, L (5, 4) OBP: 0.556, SLG: 0.538										2	0	2	0	0	0	0
12 Ty Wigginton, R (1, 3) OBP: 0.176, SLG: 0.133		G1-3		BBBB 4-0 19 BB / 1-2 / BB		G6-3 / 2-3		89 BB / 1-2 / 1B		2	0	0	0	1	0	1
53 Matt Adams, L (7, 3) OBP: 0.533, SLG: 0.692										1	0	1	0	0	0	0
16 Ronny Cedeno, R (1, 6) OBP: 0.231, SLG: 0.250			F8	P3		P3		BBBB 4-0 1-2 2-3 / BB		3	0	0	0	0	0	3
89 Greg Garcia, L (7, 6) OBP: 0.571, SLG: 0.250										0	0	0	0	1	0	0
Inning Stats	R: 1 E: 0 K: 0 S: 4 / H: 2 LOB: 1 BB: 1 P: 8	R: 0 E: 0 K: 0 S: 3 / H: 0 LOB: 0 BB: 0 P: 3	R: 1 E: 0 K: 0 S: 6 / H: 3 LOB: 2 BB: 0 P: 6	R: 0 E: 0 K: 0 S: 4 / H: 1 LOB: 3 BB: 2 P: 12	R: 0 E: 0 K: 0 S: 3 / H: 0 LOB: 0 BB: 0 P: 3	R: 0 E: 0 K: 0 S: 4 / H: 1 LOB: 1 BB: 0 P: 4	R: 0 E: 0 K: 0 S: 4 / H: 1 LOB: 1 BB: 0 P: 4	R: 0 E: 0 K: 2 S: 9 / H: 2 LOB: 3 BB: 1 P: 13	R: 0 E: 0 K: 1 S: 5 / H: 0 LOB: 0 BB: 0 P: 5	1B: 8 2B: 2 3B: 0 HR: 0	SF: 0 SAC: 0 DP: 0 HBP: 0						

	AB	36
	R	2
	H	10
	RBI	2
	BB	4
	SO	3
	LOB	17

WP: 0 PB: 0 SB: 1 CS: 0 PA: 40

PITCHER		IP	WLS	BF	H	R	ER	SO	BB	IBB	HBP	BLK	WP	HR	S	P	ERA	WHIP
47 Gio González, L	(1, 1)	3.0	W	14	5	2	2	0	1	0	0	0	0	0	13	17	6.00	2.000
ERA: 3.6																		
57 Nate Karns, R	(4, 1)	1.0	H	6	1	0	0	0	2	0	0	0	0	0	4	12	0.00	3.000
ERA:																		
45 Ryan Perry, R	(5, 1)	3.0	H	11	2	0	0	0	0	0	0	0	0	0	11	11	0.00	0.667
ERA: 9.64																		
22 Drew Storen, R	(8, 1)	1.0		6	2	0	0	2	1	0	0	0	0	0	9	13	0.00	3.000
ERA: 3.0																		
55 Erik Davis, R	(9, 1)	1.0		3	0	0	0	1	0	0	0	0	0	0	5	5	0.00	0.000
ERA:																		

PITCHER	IP	WLS	BF	H	R	ER	SO	BB	IBB	HBP	BLK	WP	HR	S	P	ERA	WHIP

Batter	1	2	3	4	5	6	7	8	9	AB	R	H	RBI	BB	SO	LOB
43 Shane Robinson, R (1, 8) OBP: 0.619, SLG: 1.056	0-0 13 S 56 1B 1B		0-1 HR		0-0 ② G5-3		0-0 91 1B 12 G4-3 1-3 1B	4-0 91 1B BB		3	1	2	1	0	0	0
96 James Ramsey, L (7, PH) OBP: 1.000, SLG: 1.000 (7, 8)										1	1	1	0	1	0	0
56 Adron Chambers, L (1, 7) OBP: 0.292, SLG: 0.450	0-0 13 S 1-2 1B		0-0 ① F7		0-0 ③ G4-3		0-0 12 G4-3 79 S 46 1B 1-3 3-H 1B	0-0 1-3 2-H 1B		3	0	1	0	0	0	0
91 C.J. McElroy, R (7, PH) OBP: 1.000, SLG: 1.000 (7, 7)										2	1	2	2	0	0	0
13 Matt Carpenter, L (1, 4) OBP: 0.476, SLG: 0.438	0-3 ① K 1-2 2-3		0-3 ② K			0-0 ① F8	1-3 ① K 1-2	0-0 ③ G1-3		3	0	0	0	0	2	2
79 Kolten Wong, L (6, 4) OBP: 0.214, SLG: 0.357										2	0	0	0	0	1	4
12 Ty Wigginton, R (1, 10) OBP: 0.227, SLG: 0.158	0-3 ② K		0-0 1B			4-0 53 CS BB	0-0 ② G4-3 2-3 3-H		0-0 ① G5-3	4	0	1	1	1	1	3
53 Matt Adams, L (1, 3) OBP: 0.500, SLG: 0.625	0-3 ③ K		0-0 ③ G4-3			0-1 ② 38 1B 48 BB 1-2 1B	0-0 3-H 1B		0-3 ② K	3	0	1	0	0	1	3
46 J.R. Towles, R (6, 3) OBP: 0.500, SLG: 0.429										2	0	1	1	0	1	0
48 Tony Cruz, R (1, 2) OBP: 0.286, SLG: 0.308		0-0 38 1B 60 G5-4-3 1B		0-3 ① K2-3		4-0 60 FC5 38 1B 1-2 BB	0-0 ③ G4-3		0-3 ③ K	2	1	1	0	1	1	0
32 Rob Johnson, R (6, 2)										2	0	0	0	0	1	1
38 Pete Kozma, R (1, 6) OBP: 0.500, SLG: 0.700		0-0 60 G5-4-3 1-3 1B		0-0 60 G6-3 1B		0-0 60 FC5 1-2 2-3 1B		0-0 ① G6-3		3	0	3	0	0	0	0
89 Greg Garcia, L (7, 6) OBP: 0.500, SLG: 0.200										1	0	0	0	0	0	0
60 Justin Christian, R (1, 9) OBP: 0.316, SLG: 0.389	0-0 ① ② G5-4-3 1-2f 3-H		S 0-1 ② ③ 1 SAFE G6-3 1-2			0-0 ③ FC5 1-2 2-3f		0-0 91 1B 2B		4	1	1	0	0	0	5
16 Ronny Cedeno, R (1, 5) OBP: 0.235, SLG: 0.200	0-3 ③ K				0-3 ① K2-3		4-0 96 1B 91 1B BB	0-0 ② G5-3		3	1	0	0	1	2	1
Inning Stats	R: 0 H: 2 E: 0 LOB: 2 K: 3 BB: 0 S: 11 P: 11	R: 1 H: 2 E: 0 LOB: 0 K: 1 BB: 0 S: 6 P: 6	R: 1 H: 2 E: 0 LOB: 1 K: 1 BB: 0 S: 8 P: 8	R: 0 H: 1 E: 0 LOB: 0 K: 1 BB: 0 S: 6 P: 6	R: 0 H: 0 E: 0 LOB: 0 K: 1 BB: 0 S: 5 P: 5	R: 0 H: 2 E: 0 LOB: 3 K: 0 BB: 2 S: 5 P: 13	R: 3 H: 3 E: 0 LOB: 1 K: 1 BB: 1 S: 8 P: 13	R: 1 H: 2 E: 0 LOB: 2 K: 0 BB: 1 S: 5 P: 9	R: 0 H: 0 E: 0 LOB: 0 K: 2 BB: 0 S: 7 P: 7	1B: 12 SF: 0 2B: 1 SAC: 0 3B: 0 DP: 1 HR: 1 HBP: 0						

PITCHER		IP	WLS	BF	H	R	ER	SO	BB	IBB	HBP	BLK	WP	HR	S	P	ERA	WHIP
48 Ross Detwiler, L ERA: 5.79	(1, 1)	2.0		9	4	1	1	4	0	0	0	0	0	0	17	17	4.50	2.000
35 Craig Stammen, R ERA: 2.57	(3, 1)	3.0		11	3	1	1	3	0	0	0	0	0	1	19	19	3.00	1.000
13 Will Ohman, L ERA:	(6, 1)	1.0	H	6	2	0	0	0	2	0	0	0	0	0	5	13	0.00	4.000
51 Brandon Mann, L ERA: 16.2	(7, 1)	1.0	B	7	3	3	3	1	1	0	0	0	0	0	8	13	27.00	4.000
62 Patrick McCoy, L ERA: 12.0	(8, 1)	1.0		6	2	1	1	0	1	0	0	0	0	0	5	9	9.00	3.000

PITCHER		IP	WLS	BF	H	R	ER	SO	BB	IBB	HBP	BLK	WP	HR	S	P	ERA	WHIP
52 Ryan Mattheus, R ERA:	(9, 1)	1.0	W	3	0	0	0	2	0	0	0	0	0	0	7	7	0.00	0.000

TOP

St. Louis Cardinals @ Washington Nationals
Space Coast Stadium, Viera, FL
Sun Mar 03 2013, 1:10 PM - 4:30 PM EST
Att. 6,312 - Sunny - 53 F

livebaseballscorecards.com

AB	38
R	6
H	14
RBI	5
BB	4
SO	10
LOB	19

WP: 0 PA: 42
PB: 0
SB: 3
CS: 1

Batter	1	2	3	4	5	6	7	8	9	AB	R	H	RBI	BB	SO	LOB
2 Denard Span, L (1, 8) OBP: 0.500, SLG: 0.375	BBBB 4-0 28 1B 28 E BB		x 0-0 ① G6-3	BBB 4-0 28 G6-4-3 BB		x 0-0 1B		BBB 4-0 19 1B BB		1	1	0	0	2	0	0
10 Corey Brown, L (4, PR) OBP: 0.273, SLG: 0.250 (5, 8)										1	0	1	0	1	0	0
28 Jayson Werth, R (1, 9) OBP: 0.286, SLG: 0.286	x 0-0 E8 34 G4-3 1-H 1B		x 0-0 34 11 1B 1B	x 0-0 ②③ G6-4-3 1-2f		CCC 0-3 ③ K		x 0-0 ② P4		3	1	2	0	0	0	2
12 Tyler Moore, R (5, 9) OBP: 0.250, SLG: 0.292										2	0	0	0	0	1	3
34 Bryce Harper, L (1, 7) OBP: 0.563, SLG: 0.875	x 0-0 ① G4-3 2-3		x 0-0 25 G3 11 1B 1-2 1B		x 0-0 11 G4-6-3 1B		x 0-0 ① G5-3	x 0-0 ③ 1-3 2-H 1B		3	0	2	0	0	0	1
19 Carlos Rivero, R (5, PR) OBP: 0.200, SLG: 0.278 (6, 7)										2	0	1	1	0	0	0
11 Ryan Zimmerman, R (1, 10) OBP: 0.333, SLG: 0.333	SSS 0-3 ② K		x 0-0 25 G3 1-2 2-H 1B	x 0-0 ①② G4-6-3 1-2f			x 0-0 ② G5-3		x 0-0 14 G4-3 60 1B 2B	3	0	1	1	0	1	2
40 Wilson Ramos, R (7, PH) OBP: 0.500, SLG: 1.000 (8, 10)										2	0	1	0	0	0	0
41 Sandy León, S (9, PR) OBP: 0.143, SLG: 0.286										0	1	0	0	0	0	0
25 Adam LaRoche, L (1, 3) OBP: 0.423, SLG: 0.545	SSS 0-3 ③ K		x 0-0 ② G3 1-2 2-3		x 0-0 ③ G4-3		BBBB 4-0 60 BB BB		x 0-0 ① G4-3 2-3	3	0	0	0	0	1	4
14 Chris Marrero, R (6, 3) OBP: 0.423, SLG: 0.545										1	0	0	0	1	0	1
20 Ian Desmond, R (1, 6) OBP: 0.429, SLG: 0.643		SSS 0-3 ① K	x 0-0 ③ G5-3			x 0-0 ① G3-2-4	BBBB 4-0 1-2 BB		x 0-0 3-H 1B	3	0	0	0	0	1	2
60 Zach Walters, S (7, 6) OBP: 0.278, SLG: 0.235										1	0	1	1	1	0	0
8 Danny Espinosa, S (1, 4) OBP: 0.381, SLG: 0.368		x 0-0 1B		x 0-0 ① F9		x 0-0 23 FC6-4 1B	x 0-0 ③ F8			3	0	2	0	0	0	0
17 Will Rhymes, L (6, PR) OBP: 0.286, SLG: 0.286 (7, 4)										1	0	0	0	0	0	2
24 Kurt Suzuki, R (1, 2) OBP: 0.300, SLG: 0.500		SSS 0-3 ② K		x 0-0 1 1B 2B		x 0-0 ② FC6-4 1-2f 18 HR		x 0-0 ① G4-3		2	1	1	0	0	1	1
23 Jhonatan Solano, R (5, 2) OBP: 0.111, SLG: 0.111										2	1	0	0	0	0	1
1 Steve Lombardozzi, S (1, 5) OBP: 0.240, SLG: 0.292		x 0-0 ③ F9		x 0-0 2-H 1B		B x 1-0 2-H HR		x 0-0 19 1B 2B		2	0	1	1	0	0	1
18 Chad Tracy, L (5, 5) OBP: 0.154, SLG: 0.462										2	2	2	2	0	0	0
Inning Stats	R: 1 H: 1 E: 1 LOB: 1 K: 2 BB: 1 S: 8 P: 12	R: 0 H: 1 E: 0 LOB: 1 K: 2 BB: 0 S: 8 P: 8	R: 1 H: 3 E: 0 LOB: 2 K: 0 BB: 0 S: 6 P: 6	R: 1 H: 2 E: 0 LOB: 2 K: 0 BB: 1 S: 4 P: 8	R: 0 H: 1 E: 0 LOB: 1 K: 0 BB: 0 S: 3 P: 3	R: 2 H: 3 E: 1 LOB: 1 K: 1 BB: 0 S: 8 P: 9	R: 0 H: 0 E: 0 LOB: 2 K: 0 BB: 2 S: 3 P: 11	R: 1 H: 2 E: 0 LOB: 2 K: 0 BB: 1 S: 4 P: 8	R: 1 H: 2 E: 0 LOB: 2 K: 0 BB: 0 S: 3 P: 3	1B: 11 SF: 0 2B: 3 SAC: 0 3B: 0 DP: 2 HR: 1 HBP: 0						WP: 0 PA: 42 PB: 0 SB: 0 CS: 0	

PITCHER		IP	WLS	BF	H	R	ER	SO	BB	IBB	HBP	BLK	WP	HR	S	P	ERA	WHIP
54 Jaime García, L ERA: 3.6	(1, 1)	3.0		15	5	2	2	4	1	0	0	0	0	0	22	26	6.00	2.000
70 Tyler Lyons, L ERA: 1.5	(4, 1)	2.0		8	3	1	1	0	1	0	0	0	0	0	7	11	4.50	2.000
62 Barret Browning, L ERA: 9.0	(6, 1)	1.0		6	3	2	2	1	0	0	0	0	0	1	8	9	18.00	3.000
61 Kevin Siegrist, L ERA:	(7, 1)	1.0		5	0	0	0	0	2	0	0	0	0	0	3	11	0.00	2.000
63 Maikel Cleto, R ERA: 3.0	(8, 1)	1.0	B	5	2	1	1	0	1	0	0	0	0	0	4	8	9.00	3.000

PITCHER		IP	WLS	BF	H	R	ER	SO	BB	IBB	HBP	BLK	WP	HR	S	P	ERA	WHIP
52 Eduardo Sanchez, R ERA: 2.7	(9, 1)	0.1	L	3	2	1	1	0	0	0	0	0	0	0	3	3	27.00	6.000

BOTTOM

St. Louis Cardinals @ Washington Nationals

Space Coast Stadium, Viera, FL

Sun Mar 03 2013, 1:10 PM - 4:30 PM EST

Att. 6,312 - Sunny - 53 F

livebaseballscorecards.com

AB	37
R	7
H	15
RBI	6
BB	5
SO	5
LOB	20

Batter	1	2	3	4	5	6	7	8	9	AB	R	H	RBI	BB	SO	LOB
32 Aaron Hicks, S (1, 8) OBP: 0.304, SLG: 0.545	0-0 2 1B 24 SF8 1B	0-0 P5			S S S 0-3 K		B S X 1-1 1-H HR	0-0 G4-3		5	2	2	2	0	1	1
2 Brian Dozier, R (1, 4) OBP: 0.368, SLG: 0.375	0-0 27 1B 12 1B 1-3 1B		0-0 G1-3		0-0 P2		0-0 F9		F S S 0-3 K	5	1	1	0	0	1	0
24 Trevor Plouffe, R (1, 5) OBP: 0.400, SLG: 0.389 80 Mark Sobolewski, R (7, 5) OBP: 0.400, SLG: 0.667	0-0 SF8 3-H		0-0 27 WP 12 FC6-4/5 1B		0-0 G5-3		0-0 G6-3		0-0 2B	3	0	1	1	0	0	0
										1	0	1	0	0	0	0
27 Chris Parmelee, L (1, 9) OBP: 0.368, SLG: 0.353 11 Clete Thomas, L (6, 9) OBP: 0.214, SLG: 0.286	0-0 12 1B 22 E 1-3 1B		B B B B 4-0 12 FC6-4-5 1-2 BB			0-0 22 1B 1B	0-0 G4-3		S S S 0-3 K	2	1	2	0	1	0	0
										2	0	0	0	0	1	1
12 Joe Benson, R (1, 7) OBP: 0.316, SLG: 0.375 48 Brandon Boggs, S (7, 7) OBP: 0.294, SLG: 0.625	0-0 22 E 1-2 3-H 1B		0-0 FC6-4-5 1-2 2-H			0-0 L6	B B B S S S X 3-2 HR		0-0 G4-3	3	0	1	1	0	0	3
										2	1	1	1	0	0	1
22 Wilkin Ramirez, R (1, 10) OBP: 0.294, SLG: 0.471 82 Josmil Pinto, R (8, PH) OBP: 0.250, SLG: 0.250 (8, 10)	0-0 E1 44 G1-6-3 1-3 2-H			0-0 G5-3		0-0 1-3 1B		0-0 G6-3		3	0	1	0	0	0	1
										1	0	0	0	0	0	0
44 Chris Herrmann, L (1, 2) OBP: 0.273, SLG: 0.222 84 Dan Rohlfing, R (7, 2) OBP: 0.429, SLG: 0.500	0-0 G1-6-3 1-2f			S S S 0-3 K	S S C 0-3 K			0-0 13 G5-3 83 2B 1B		3	0	0	0	0	2	4
										1	1	1	0	0	0	0
26 Brian Dinkelman, L (1, 3) OBP: 0.400, SLG: 0.182 13 Jeff Clement, L (6, 3) OBP: 0.353, SLG: 0.214		0-0 G4-3		B B B B 4-0 BB		0-0 G4-3		0-0 G5-3 1-2		2	0	0	0	1	0	2
										1	0	0	0	0	0	1
25 Pedro Florimón, S (1, 6) OBP: 0.294, SLG: 0.375 83 Danny Santana, S (7, 6) OBP: 0.500, SLG: 0.429		0-0 G3		0-0 F8			0-0 32 HR 1B	0-0 2-H 2B		3	1	1	0	0	0	1
										1	0	1	1	0	0	0
Inning Stats	R: 3 H: 4 E: 1 LOB: 1 K: 0 BB: 0 S: 7 P: 7	R: 0 H: 0 E: 0 LOB: 0 K: 0 BB: 0 S: 3 P: 3	R: 0 H: 1 E: 0 LOB: 1 K: 0 BB: 1 S: 3 P: 7	R: 0 H: 0 E: 0 LOB: 1 K: 1 BB: 1 S: 5 P: 9	R: 0 H: 0 E: 0 LOB: 0 K: 1 BB: 0 S: 5 P: 5	R: 0 H: 2 E: 0 LOB: 2 K: 1 BB: 0 S: 7 P: 7	R: 2 H: 2 E: 0 LOB: 0 K: 0 BB: 0 S: 6 P: 7	R: 2 H: 3 E: 0 LOB: 1 K: 0 BB: 0 S: 8 P: 11	R: 0 H: 1 E: 0 LOB: 1 K: 2 BB: 0 S: 8 P: 8	1B: 9 SF: 1 2B: 3 SAC: 0 3B: 0 DP: 2 HR: 2 HBP: 0						
										WP: 1 PA: 41 PB: 0 SB: 0 CS: 0						

PITCHER		IP	WLS	BF	H	R	ER	SO	BB	IBB	HBP	BLK	WP	HR	S	P	ERA	WHIP
31 Lance Lynn, R ERA: 8.31	(1, 1)	2.1	L	12	5	3	2	0	0	0	0	0	0	0	12	12	7.71	2.143
36 Randy Choate, L ERA: 2.45	(3, 1)	0.2		2	0	0	0	0	1	0	0	0	1	0	1	5	0.00	1.500
74 Michael Wacha, R ERA:	(4, 1)	2.2		11	2	0	0	3	1	0	0	0	0	0	16	20	0.00	1.125
66 Victor Marte, R ERA: 5.4	(6, 1)	0.1		1	0	0	0	0	0	0	0	0	0	0	1	1	0.00	0.000
30 Jason Motte, R ERA: 12.0	(7, 1)	1.0		5	2	2	2	0	0	0	0	0	0	1	6	7	18.00	2.000

PITCHER		IP	WLS	BF	H	R	ER	SO	BB	IBB	HBP	BLK	WP	HR	S	P	ERA	WHIP
44 Edward Mujica, R ERA: 6.0	(8, 1)	1.0		6	3	2	2	0	0	0	0	0	0	1	8	11	18.00	3.000
65 Keith Butler, R ERA:	(9, 1)	1.0		4	1	0	0	2	0	0	0	0	0	0	8	8	0.00	1.000

TOP

Minnesota Twins @ St. Louis Cardinals

Roger Dean Stadium, Jupiter, FL

Mon Mar 04 2013, 1:10 PM - 3:40 PM EST

Att. 4,703 - Sunny - 65 F

livebaseballscorecards.com

AB	38
R	7
H	13
RBI	6
BB	2
SO	5
LOB	15

BOTTOM

Batter	1	2	3	4	5	6	7	8	9	AB	R	H	RBI	BB	SO	LOB
19 Jon Jay, L (1, 8) OBP: 0.421, SLG: 0.471	S S S 0-3 ① K			x 0-0 ① G6-3		x 0-0 1-2 1B			B B B B 4-0 79 G4-6-3 1-2 BB	3	0	1	0	0	1	0
43 Shane Robinson, R (6, PR) OBP: 0.619, SLG: 1.056 (7, 8)										0	0	0	0	0	0	0
81 Adam Ehrlich, L (9, PH)										0	0	0	0	1	0	0
33 Daniel Descalso, L (1, 4) OBP: 0.400, SLG: 0.526	x 0-0 ② F7			x 0-0 7 G6-4-3 1B		x 0-0 ③ F7			x 0-0 ① ② G4-6-3 1-2f 2-3	3	0	1	0	0	0	2
79 Kolten Wong, L (7, 4) OBP: 0.200, SLG: 0.333										1	0	0	0	0	0	2
7 Matt Holliday, R (1, 7) OBP: 0.313, SLG: 0.385	x 0-0 ③ F9			x 0-0 ② ③ G6-4-3 1-2f			x 0-0 ① G3		x 0-0 ③ G5-3	3	0	0	0	0	0	1
56 Adron Chambers, L (8, 9) OBP: 0.280, SLG: 0.429										1	0	0	0	0	0	1
21 Allen Craig, R (1, 10) OBP: 0.733, SLG: 1.000		x 0-0 ① G5-3			B B B B 4-0 87 G6-3 BB		B B B B 4-0 16 G6-4-3 BB			1	0	0	0	2	0	0
60 Justin Christian, R (7, PR) OBP: 0.316, SLG: 0.389 (8, 10)										0	0	0	0	0	0	0
23 David Freese, R (1, 5) OBP: 0.375, SLG: 0.571		x 0-0 ② F9			x 0-0 ① F9		x 0-0 ② ③ G6-4-3 1-2f			2	0	0	0	0	0	1
16 Ronny Cedeno, R (7, 5) OBP: 0.222, SLG: 0.188										1	0	0	0	0	0	1
87 Oscar Taveras, L (1, 9) OBP: 0.320, SLG: 0.458		S S S 0-3 ③ K			x 0-0 ② ③ G6-3 1-2f			x 0-0 ① G1-3		2	0	0	0	0	1	1
88 Starlin Rodriguez, R (8, 7) OBP: 0.250, SLG: 0.500										1	0	0	0	0	0	0
12 Ty Wigginton, R (1, 3) OBP: 0.240, SLG: 0.143			x 0-0 ① F8			x 0-0 ① G5-3		B B B B 4-0 8 G4-3 BB		2	0	0	0	1	0	0
82 Audry Pérez, R (8, PR) (9, 3)										0	0	0	0	0	0	0
38 Pete Kozma, R (1, 6) OBP: 0.458, SLG: 0.636			x 0-0 ② G1-3			x 0-0 ② F9		x 0-0 ② ③ G4-3 1-2f		2	0	0	0	0	0	0
8 Ryan Jackson, R (8, PH) OBP: 0.267, SLG: 0.154 (9, 6)										1	0	0	0	0	0	1
48 Tony Cruz, R (1, 2) OBP: 0.313, SLG: 0.286			x 0-0 ③ G6-3			B B B B 4-0 19 1B BB			B B B B 4-0 79 G4-6-3 81 BB BB	1	0	0	0	1	0	0
46 J.R. Towles, R (9, 2) OBP: 0.556, SLG: 0.429										0	0	0	0	1	0	0
Inning Stats	R: 0 E: 0 K: 1 S: 5 H: 0 LOB: 0 BB: 0 P: 5	R: 0 E: 0 K: 1 S: 5 H: 0 LOB: 0 BB: 0 P: 5	R: 0 E: 0 K: 0 S: 3 H: 0 LOB: 0 BB: 0 P: 3	R: 0 E: 0 K: 0 S: 3 H: 1 LOB: 0 BB: 0 P: 3	R: 0 E: 0 K: 0 S: 2 H: 0 LOB: 0 BB: 1 P: 6	R: 0 E: 0 K: 0 S: 4 H: 1 LOB: 2 BB: 1 P: 8	R: 0 E: 0 K: 0 S: 2 H: 0 LOB: 1 BB: 1 P: 6	R: 0 E: 0 K: 0 S: 2 H: 0 LOB: 1 BB: 1 P: 6	R: 0 E: 0 K: 0 S: 2 H: 0 LOB: 1 BB: 2 P: 10	1B: 2 2B: 0 3B: 0 HR: 0	SF: 0 SAC: 0 DP: 5 HBP: 0						

PITCHER		IP	WLS	BF	H	R	ER	SO	BB	IBB	HBP	BLK	WP	HR	S	P	ERA	WHIP
38 Cole De Vries, R ERA:	(1, 1)	2.0	W	6	0	0	0	2	0	0	0	0	0	0	10	10	0.00	0.000
39 P.J. Walters, R ERA:	(3, 1)	2.0	H	6	1	0	0	0	0	0	0	0	0	0	6	6	0.00	0.500
57 Ryan Pressly, R ERA:	(5, 1)	2.0	H	8	1	0	0	0	2	0	0	0	0	0	6	14	0.00	1.500
66 Alex Meyer, R ERA:	(7, 1)	2.0		6	0	0	0	0	2	0	0	0	0	0	4	12	0.00	1.000
72 Michael Tonkin, R ERA:	(9, 1)	1.0		4	0	0	0	0	2	0	0	0	0	0	2	10	0.00	2.000

PITCHER	IP	WLS	BF	H	R	ER	SO	BB	IBB	HBP	BLK	WP	HR	S	P	ERA	WHIP

Minnesota Twins @ St. Louis Cardinals

Roger Dean Stadium, Jupiter, FL

Mon Mar 04 2013, 1:10 PM - 3:40 PM EST

Att. 4,703 - Sunny - 65 F

livebaseballscorecards.com

AB	24
R	0
H	2
RBI	0
BB	6
SO	2
LOB	10

WP: 0 PA: 30
PB: 0
SB: 0
CS: 0

Miami Marlins @ St. Louis Cardinals

Roger Dean Stadium, Jupiter, FL

Wed Mar 06 2013, 1:08 PM - 3:33 PM EST

Att. 4,736 - Cloudy - 72 F

TOP

livebaseballscorecards.com

Batter	1	2	3	4	5	6	7	8	9	AB	R	H	RBI	BB	SO	LOB
76 Christian Yelich, L (1, 7) OBP: 0.524, SLG: 0.889 65 Kyle Jensen, R (7, PH) OBP: 0.286, SLG: 0.167 (7, 7)	F8		K		2B		K			3 1	0 0	1 0	0 0	0 0	1 1	1 0
77 Jake Marisnick, R (1, 8) OBP: 0.500, SLG: 0.727 2 Gorkys Hernández, R (5, 8) OBP: 0.071, SLG: 0.143	F9		K		17 G4-6-3 HBP			B1-3		2 1	0 0	0 0	0 0	0 0	1 0	1 0
17 Donovan Solano, R (1, 4) OBP: 0.529, SLG: 0.533 64 Ed Lucas, R (6, 4) OBP: 0.250, SLG: 0.250	1B		2-H 1B		G4-6-3 1-2f			F7		3 1	0 0	2 0	1 0	0 0	0 0	2 0
25 Joe Mahoney, L (1, 3) OBP: 0.333, SLG: 0.706 61 Jordan Brown, L (6, 3) OBP: 0.250, SLG: 0.500	F8		F8			K		2B		3 1	0 0	0 1	0 0	0 0	1 0	2 0
12 Matt Downs, R (1, 5) OBP: 0.211, SLG: 0.526		G6-3		3B		G5-3		L9		4	0	1	0	0	0	1
11 Bryan Petersen, L (1, 9) OBP: 0.222, SLG: 0.125 68 Marcell Ozuna, R (7, 9) OBP: 0.500, SLG: 0.400		1B		P6		P3			G6-3	3 1	0 0	1 0	0 0	0 0	0 0	1 0
26 Austin Kearns, R (1, 10) OBP: 0.235, SLG: 0.071 16 Kevin Mattison, L (9, PH)	F8		K				K		G3-1	3 1	0 0	0 0	0 0	0 0	2 0	2 0
3 Adeiny Hechavarría, R (1, 6) OBP: 0.278, SLG: 0.250 85 Danny Black, L (7, 6)	F8		F9				K		K	3 1	0 0	0 0	0 0	0 0	1 1	2 0
53 Kyle Skipworth, L (1, 2) OBP: 0.308, SLG: 0.400 81 Austin Barnes, R (7, PH) OBP: 1.000, SLG: 4.000 (7, 2)			17 1B 2B		P5		HR			2 1	1 1	1 1	0 1	0 0	0 0	0 0
Inning Stats	R: 0 E: 0 K: 0 S: 4 H: 1 LOB: 1 BB: 0 P: 4	R: 0 E: 0 K: 0 S: 4 H: 1 LOB: 1 BB: 0 P: 4	R: 1 E: 0 K: 2 S: 9 H: 2 LOB: 1 BB: 0 P: 9	R: 0 E: 0 K: 1 S: 6 H: 1 LOB: 1 BB: 0 P: 6	R: 0 E: 0 K: 0 S: 3 H: 1 LOB: 1 BB: 0 P: 4	R: 0 E: 0 K: 1 S: 5 H: 0 LOB: 0 BB: 0 P: 5	R: 1 E: 0 K: 3 S: 10 H: 1 LOB: 0 BB: 0 P: 11	R: 0 E: 0 K: 0 S: 4 H: 1 LOB: 1 BB: 0 P: 4	R: 0 E: 0 K: 1 S: 5 H: 0 LOB: 0 BB: 0 P: 5	1B: 3 2B: 3 3B: 1 HR: 1 SF: 0 SAC: 0 DP: 1 HBP: 1						

	AB	34
	R	2
	H	8
	RBI	2
	BB	0
	SO	8
	LOB	12

MIAMI

PITCHER		IP	WLS	BF	H	R	ER	SO	BB	IBB	HBP	BLK	WP	HR	S	P	ERA	WHIP
35 Jake Westbrook, R ERA: 4.5	(1, 1)	3.0	W	13	4	1	1	2	0	0	0	0	0	0	17	17	3.00	1.333
26 Trevor Rosenthal, R ERA: 6.43	(4, 1)	2.0	H	8	2	0	0	1	0	0	1	0	0	0	9	10	0.00	1.000
52 Eduardo Sanchez, R ERA: 2.08	(6, 1)	1.0	H	3	0	0	0	1	0	0	0	0	0	0	5	5	0.00	0.000
61 Kevin Siegrist, L ERA: 3.0	(7, 1)	1.0	H	4	1	1	1	3	0	0	0	0	0	1	10	11	9.00	1.000
67 Eric Fornataro, R ERA: 2.25	(8, 1)	1.0	H	4	1	0	0	0	0	0	0	0	0	0	4	4	0.00	1.000

PITCHER		IP	WLS	BF	H	R	ER	SO	BB	IBB	HBP	BLK	WP	HR	S	P	ERA	WHIP
64 Michael Blazek, R ERA: 2.25	(9, 1)	1.0		3	0	0	0	1	0	0	0	0	0	0	5	5	0.00	0.000

WP: 0 PA: 35
PB: 0
SB: 0
CS: 0

Miami Marlins @ St. Louis Cardinals

Roger Dean Stadium, Jupiter, FL

Wed Mar 06 2013, 1:08 PM - 3:33 PM EST

Att. 4,736 - Cloudy - 72 F

BOTTOM

livebaseballscorecards.com

Batter	1	2	3	4	5	6	7	8	9	AB	R	H	RBI	BB	SO	LOB
19 Jon Jay, L (1, 8) OBP: 0.409, SLG: 0.500	0-0 21 CS 2B	0-0 G5-3		0-3 K			0-3 K			3	0	1	0	0	1	1
43 Shane Robinson, R (5, 8) OBP: 0.591, SLG: 1.000										1	0	0	0	0	1	1
13 Matt Carpenter, L (1, 4) OBP: 0.458, SLG: 0.421	0-0 F7		0-0 7 HR 1B	0-0 F7			1 SAFE 1-0 1-2 HR			3	1	1	0	0	0	1
16 Ronny Cedeno, R (6, 4) OBP: 0.263, SLG: 0.412										1	1	1	1	0	0	0
7 Matt Holliday, R (1, 7) OBP: 0.389, SLG: 0.643	4-0 BB		0-2 1-H HR		0-0 21 G6-4-3 1B		0-0 L8			1	1	1	2	1	0	0
56 Adron Chambers, L (5, 7) OBP: 0.296, SLG: 0.435										2	0	1	0	0	0	0
21 Allen Craig, R (1, 10) OBP: 0.611, SLG: 0.769	0-1 F9 2-3		0-3 K		0-0 G6-4-3 1-2f			1-0 HR		3	0	0	0	0	1	3
53 Matt Adams, L (8, PH) OBP: 0.526, SLG: 0.824 (9, 10)										1	1	1	1	0	0	0
12 Ty Wigginton, R (1, 3) OBP: 0.286, SLG: 0.174		0-0 87 HR 1B	4-0 87 2B BB		0-0 F8			0-2 HR		2	1	1	0	1	0	0
32 Rob Johnson, R (6, 2) OBP: 0.143, SLG: 0.308										1	1	1	1	0	0	0
87 Oscar Taveras, L (1, 9) OBP: 0.357, SLG: 0.630		3-2 1-H HR	0-0 1-3 2B			0-3 K		0-0 G6-3		3	1	2	2	0	1	0
60 Justin Christian, R (8, 9) OBP: 0.300, SLG: 0.368										1	0	0	0	0	0	0
33 Daniel Descalso, L (1, 5) OBP: 0.391, SLG: 0.500	0-0	0-0 46 G4-6-3 38 1B 1B	0-0 P6			0-0 L8		0-0 G6-3		3	0	1	0	0	0	2
92 Patrick Wisdom, R (7, 5)										1	0	0	0	0	0	0
38 Pete Kozma, R (1, 6) OBP: 0.444, SLG: 0.600	0-0	0-0 46 G4-6-3 1-2 1B	0-3 K			0-0 F8		0-3 K		3	0	1	0	0	1	2
8 Ryan Jackson, R (7, 6) OBP: 0.250, SLG: 0.143										1	0	0	0	0	1	0
46 J.R. Towles, R (1, 2) OBP: 0.500, SLG: 0.333		0-0 G4-6-3 1-2f 2-3		0-0 F8			4-0 16 HR BB			2	0	0	0	1	0	2
(6, 3)																
Inning Stats	R: 0 E: 0 K: 0 S: 4 H: 1 LOB: 1 BB: 1 P: 8	R: 2 E: 0 K: 0 S: 8 H: 4 LOB: 1 BB: 0 P: 11	R: 2 E: 0 K: 2 S: 12 H: 3 LOB: 2 BB: 1 P: 16	R: 0 E: 0 K: 1 S: 5 H: 0 LOB: 0 BB: 0 P: 5	R: 0 E: 0 K: 0 S: 3 H: 1 LOB: 0 BB: 0 P: 3	R: 0 E: 0 K: 1 S: 5 H: 0 LOB: 0 BB: 0 P: 5	R: 1 E: 0 K: 1 S: 5 H: 1 LOB: 0 BB: 1 P: 10	R: 2 E: 0 K: 1 S: 9 H: 2 LOB: 0 BB: 0 P: 10		1B: 5 2B: 2 3B: 0 HR: 5	SF: 0 SAC: 0 DP: 2 HBP: 0						

	AB	32
	R	7
	H	12
	RBI	7
	BB	3
	SO	6
	LOB	12

WP: 0 PB: 0 SB: 0 CS: 1 PA: 35

PITCHER		IP	WLS	BF	H	R	ER	SO	BB	IBB	HBP	BLK	WP	HR	S	P	ERA	WHIP
34 Tom Koehler, R ERA: 6.75	(1, 1)	2.1		14	7	4	4	1	2	0	0	0	0	2	19	30	15.43	3.857
45 Kevin Slowey, R ERA:	(3, 1)	2.2		9	2	0	0	2	0	0	0	0	0	0	13	13	0.00	0.750
59 Alex Sanabia, R ERA:	(6, 1)	1.0		3	0	0	0	1	0	0	0	0	0	0	5	5	0.00	0.000
54 Evan Reed, R ERA: 1.8	(7, 1)	1.0		4	1	1	1	1	1	0	0	0	0	1	5	10	9.00	2.000
58 Ryan Webb, R ERA: 12.0	(8, 1)	1.0		5	2	2	2	1	0	0	0	0	0	2	9	10	18.00	2.000

PITCHER	IP	WLS	BF	H	R	ER	SO	BB	IBB	HBP	BLK	WP	HR	S	P	ERA	WHIP

New York Yankees @ St. Louis Cardinals

Roger Dean Stadium, Jupiter, FL

Thu Mar 07 2013, 1:08 PM - 3:58 PM EST

Att. 7,481 - Sunny - 68 F

TOP

livebaseballscorecards.com

Batter	1	2	3	4	5	6	7	8	9	AB	R	H	RBI	BB	SO	LOB
11 Brett Gardner, L (1, 8) OBP: 0.560, SLG: 0.591	B B B B 4-0 31 1B BB	X 0-0 ② F7			X 0-0 ① G6-3		S S C 0-3 ② K		X 0-0 76 WP 76 2B 2-H 1B	3	0	0	0	1	1	1
79 Ramón Flores, L (7, 8) OBP: 0.400, SLG: 0.250										1	1	1	1	0	0	0
31 Ichiro Suzuki, L (1, 9) OBP: 0.444, SLG: 0.471	1 SAFE X 0-0 ① 54 G4-3 29 1B 1-2 1B	B B B B 4-0 1-2 BB			X 0-0 ② G5-3		X 0-0 ③ G1-3		S S S 0-3 ① K	2	1	1	0	1	0	0
78 Zoilo Almonte, S (7, PH) OBP: 0.222, SLG: 0.389										2	0	0	0	0	1	1
54 Juan Rivera, R (1, 3) OBP: 0.350, SLG: 0.474	X 0-0 ② G4-3 1-2	X 0-0 ③ G6-3			X 0-0 ③ F9			X 0-0 66 PB 60 1B 66 1B 1B	X 0-0 ② F9	3	0	0	0	0	0	3
12 Dan Johnson, L (6, 3) OBP: 0.263, SLG: 0.067										2	1	1	0	0	0	1
29 Francisco Cervelli, R (1, 10) OBP: 0.412, SLG: 0.357	X 0-0 22 S 2-H 1B	X 0-0 ① F8			B B B B 4-0 19 2B 95 G4-3 BB			X 0-0 ① F9	B X 1-0 1-H 2B	2	1	1	1	1	0	0
76 John Ryan Murphy, R (8, PH) OBP: 0.500, SLG: 1.111										2	0	1	1	0	0	1
22 Matt Diaz, R (1, 7) OBP: 0.313, SLG: 0.267	B B B B 4-0 1-2 BB	X 0-0 19 CS 1B			X 0-0 ① F9			X 0-0 66 1B 66 PB 1-2 1B	X 0-0 ③ G5-3	2	0	1	0	1	0	1
60 Thomas Neal, R (6, 7) OBP: 0.250, SLG: 0.500										2	0	1	0	0	0	1
19 Chris Stewart, R (1, 2) OBP: 0.308, SLG: 0.615	X 0-0 ③ G5-3	B X 1-0 ② ③ F8 1-2			X 0-0 95 G4-3 1-3 2B			B X 1-0 95 G4-3 1-3 2-H 1B		3	0	1	0	0	0	3
66 Austin Romine, R (7, 2) OBP: 0.286, SLG: 0.286										1	0	1	1	0	0	0
95 Ronnier Mustelier, R (1, 5) OBP: 0.500, SLG: 0.667	H 1-0 97 S 96 E HBP	X 0-0 96 G4-6-3 1B			X 0-0 ② G4-3 2-3 3-H			X 0-0 ② G4-3 1-2		3	1	1	1	0	0	3
97 José Pirela, R (1, 4) OBP: 0.385, SLG: 0.462	S S S 0-3 ① K 1-2	S S C 0-3 ① K			X 0-0 ③ G6-3			X 0-0 ③ F8		3	0	0	0	0	2	3
77 Corban Joseph, L (7, 4) OBP: 0.278, SLG: 0.188										1	0	0	0	0	0	2
96 Addison Maruszak, R (1, 6) OBP: 0.200, SLG: 0.333	X 0-0 E4 31 BB 2-H	X 0-0 ② ③ G4-6-3 1-2f					X 0-0 ① G6-3		X 0-0 79 1B 2B	4	1	1	0	0	0	1

	AB	36
	R	6
	H	11
	RBI	5
	BB	4
	SO	4
	LOB	21

Inning Stats	1	2	3	4	5	6	7	8	9	1B: 8	SF: 0	WP: 1	PA: 41
R:	1	1	0	0	0	1	0	1	2	2B: 3	SAC: 0	PB: 1	
E:	0	1	0	0	0	0	0	0	0	3B: 0	DP: 1	SB: 2	
K:	0	1	0	1	0	1	1	0	1	HR: 0	HBP: 1	CS: 1	
S:	4	6	3	5	3	4	5	6	8				
H:	2	0	1	1	0	1	0	3	3				
LOB:	2	2	0	0	0	1	0	2	1				
BB:	2	1	0	0	0	1	0	0	0				
P:	12	11	4	5	3	8	5	7	9				

PITCHER		IP	WLS	BF	H	R	ER	SO	BB	IBB	HBP	BLK	WP	HR	S	P	ERA	WHIP
58 Joe Kelly, R ERA: 2.25	(1, 1)	2.0		12	2	2	1	1	3	0	1	0	0	0	10	23	4.50	2.500
73 Seth Maness, R ERA:	(3, 1)	3.0		9	2	0	0	1	0	0	0	0	0	0	11	12	0.00	0.667
30 Jason Motte, R ERA: 11.25	(6, 1)	1.0		5	1	1	1	0	1	0	0	0	0	0	4	8	9.00	2.000
34 Marc Rzepczynski, L ERA: 2.25	(7, 1)	1.0		3	0	0	0	1	0	0	0	0	0	0	5	5	0.00	0.000
36 Randy Choate, L ERA: 2.45	(8, 1)	0.0	B	1	1	1	0	0	0	0	0	0	0	0	1	1	∞	∞
68 Jorge Rondon, R ERA: 6.0	(8, 1)	1.0	B	5	2	0	0	0	0	0	0	0	0	0	5	6	0.00	2.000
44 Edward Mujica, R ERA: 9.0	(9, 1)	1.0	W	6	3	2	2	1	0	0	0	0	1	0	8	9	18.00	3.000

Batter	1	2	3	4	5	6	7	8	9	AB	R	H	RBI	BB	SO	LOB
19 Jon Jay, L (1, 8) OBP: 0.360, SLG: 0.435	K		G4-3 1-2 2-3		K		G1-6-3 1-2f		1B 1-3 3-H	3	0	0	0	0	2	2
56 Adron Chambers, L (7, 9) OBP: 0.310, SLG: 0.440										2	0	1	1	0	0	1
87 Oscar Taveras, L (1, 9) OBP: 0.323, SLG: 0.567	G4-3		G6-3 2-3 3-H		K			G6-3		3	0	0	1	0	1	1
60 Justin Christian, R (7, 8) OBP: 0.286, SLG: 0.350										1	0	0	0	0	0	0
21 Allen Craig, R (1, 10) OBP: 0.619, SLG: 0.733	1B		BB			K		G5-3		2	0	1	0	1	1	0
32 Rob Johnson, R (8, PH) OBP: 0.133, SLG: 0.286 (9, 10)										1	0	0	0	0	0	0
53 Matt Adams, L (1, 3) OBP: 0.455, SLG: 0.700	K		G4-3			G4-3		G5-3		3	0	0	0	0	1	3
16 Ronny Cedeno, R (7, 3) OBP: 0.250, SLG: 0.389										1	0	0	0	0	0	0
12 Ty Wigginton, R (1, 5) OBP: 0.290, SLG: 0.192		P2		43 G5-4-3 1B		G5-3			K	3	0	1	0	0	0	0
92 Patrick Wisdom, R (7, 5)										1	0	0	0	0	1	0
43 Shane Robinson, R (1, 7) OBP: 0.560, SLG: 0.909		F9		G5-4-3 1-2f			33 S 33 HR		79 HR	3	0	1	0	0	0	1
91 C.J. McElroy, R (7, PR) OBP: 1.000, SLG: 1.000 (8, 7)							1B		1B	1	2	1	0	0	0	0
33 Daniel Descalso, L (1, 4) OBP: 0.385, SLG: 0.600		G6-3		F9			HR 1-H		HR 1-H	3	1	1	2	0	0	0
79 Kolten Wong, L (8, 4) OBP: 0.250, SLG: 0.563										1	1	1	2	0	0	0
48 Tony Cruz, R (1, 2) OBP: 0.368, SLG: 0.353			19 G4-3 38 1B 87 G6-3 1B		G5-3		38 FC6-4 1B		E9 13 E 56 1B	3	1	2	0	0	0	0
46 J.R. Towles, R (8, 2) OBP: 0.462, SLG: 0.300										1	1	0	0	0	0	0
38 Pete Kozma, R (1, 6) OBP: 0.467, SLG: 0.714			87 G6-3 19 G4-3 1-2 1B		HR		FC6-4 56 G1-6-3 1-2f		E3 56 1B 56 DI 2-3	3	1	2	1	0	0	1
8 Ryan Jackson, R (7, PR) OBP: 0.250, SLG: 0.143 (8, 6)										0	0	0	0	0	0	0
13 Matt Carpenter, L (9, PH) OBP: 0.440, SLG: 0.400										1	0	0	0	0	0	1
Inning Stats	R: 0 E: 0 K: 2 S: 8 H: 1 LOB: 1 BB: 0 P: 8	R: 0 E: 0 K: 0 S: 3 H: 0 LOB: 0 BB: 0 P: 3	R: 1 E: 0 K: 0 S: 5 H: 2 LOB: 2 BB: 1 P: 9	R: 0 E: 0 K: 0 S: 3 H: 1 LOB: 0 BB: 0 P: 3	R: 1 E: 0 K: 2 S: 9 H: 1 LOB: 0 BB: 0 P: 10	R: 0 E: 0 K: 1 S: 5 H: 0 LOB: 0 BB: 0 P: 5	R: 2 E: 0 K: 0 S: 5 H: 3 LOB: 1 BB: 0 P: 8	R: 0 E: 0 K: 0 S: 3 H: 0 LOB: 0 BB: 0 P: 3	R: 3 E: 2 K: 1 S: 8 H: 3 LOB: 2 BB: 0 P: 10	1B: 8 2B: 0 3B: 0 HR: 3	SF: 0 SAC: 0 DP: 2 HBP: 0					WP: 0 PB: 0 SB: 1 CS: 0	PA: 37

PITCHER		IP	WLS	BF	H	R	ER	SO	BB	IBB	HBP	BLK	WP	HR	S	P	ERA	WHIP
47 Iván Nova, R ERA: 1.8	(1, 1)	3.0		13	3	1	1	2	1	0	0	0	0	0	16	20	3.00	1.333
70 Brett Marshall, R ERA: 4.0	(4, 1)	4.0	B	15	5	3	3	3	0	0	0	0	0	2	22	26	6.75	1.250
84 Matt Tracy, L ERA:	(8, 1)	1.0		3	0	0	0	0	0	0	0	0	0	0	3	3	0.00	0.000
98 Kelvin Perez, R ERA: 6.23	(9, 1)	0.1	L	4	2	3	2	1	0	0	0	0	0	1	6	7	54.00	6.000
53 Josh Spence, L ERA:	(9, 1)	0.0		2	1	0	0	0	0	0	0	0	0	0	2	3	∞	∞

PITCHER	IP	WLS	BF	H	R	ER	SO	BB	IBB	HBP	BLK	WP	HR	S	P	ERA	WHIP

BOTTOM

New York Yankees @ St. Louis Cardinals

Roger Dean Stadium, Jupiter, FL

Thu Mar 07 2013, 1:08 PM - 3:58 PM EST

Att. 7,481 - Sunny - 68 F

livebaseballscorecards.com

AB	36
R	7
H	11
RBI	7
BB	1
SO	6
LOB	10

Batter	1	2	3	4	5	6	7	8	9	AB	R	H	RBI	BB	SO	LOB
56 Adron Chambers, L (1, 7) OBP: 0.333, SLG: 0.464 90 Anthony García, R (5, 7)	L6		2B F7		80 BB, 13 1B, 43 HR, 1-2, BB		K		F9	3 2	2 0	1 0	0 0	1 0	0 1	1 0
13 Matt Carpenter, L (1, 4) OBP: 0.517, SLG: 0.583 92 Patrick Wisdom, R (5, PR) OBP: 0.250, SLG: 0.250 (5, 5)	21 G6-4-3, 1B		21 1B, 2-H, 2B	21 G4-3, 2B	80 BB, 43 HR, 1-2, 2-3, 1B		G5-3		1B	4 2	1 1	4 1	1 0	0 0	0 0	0 0
21 Allen Craig, R (1, 3) OBP: 0.583, SLG: 0.667 98 Xavier Scruggs, R (4, 3)	G6-4-3, 1-2f		23 1B, 32 2B, 2-H, 1B	G4-3, 2-3	K		K		K	3 3	1 0	1 0	1 0	0 0	0 3	2 4
23 David Freese, R (1, 10) OBP: 0.421, SLG: 0.563 80 Cody Stanley, L (5, PH) OBP: 0.500, SLG: 1.000 (5, 10) (9, 2)	60 G1-3, 43 1B, 32 G6-3, BB		43 BB, 32 2B, 1-3, 1B	G5-3	43 HR, 1-2, 2-3, 3-H, BB			46 1B, 3B		2 1	2 2	1 1	0 1	1 1	0 0	1 0
43 Shane Robinson, R (1, 8) OBP: 0.586, SLG: 1.000 96 James Ramsey, L (5, 8) OBP: 0.667, SLG: 0.500	60 G1-3, 16 1B, 1-2, 1B	32 2B, 89 1B, 1-2, BB	K	HR, 1-H, 2-H, 3-H			P5		3 1	3 0	2 0	4 0	1 0	1 0	1 1
60 Justin Christian, R (1, 9) OBP: 0.269, SLG: 0.292	G1-3, 1-2, 2-3	F4	E5 F9					8 G5-3, 46 1B, BB		4	1	0	0	1	0	6
32 Rob Johnson, R (1, 2) OBP: 0.222, SLG: 0.471 46 J.R. Towles, R (5, 2) OBP: 0.467, SLG: 0.333 65 Keith Butler, R (9, 1) 66 Victor Marte, R (9, 1)	G6-3, 3-H	89 1B, 1-3, 2-H, 3-H, 2B	16 1B, 1-3, 2B	F7			1-2, 3-H, 1B		3 2 0 0	2 0 0 0	2 1 0 0	3 1 0 0	0 0 0 0	0 0 0 0	1 0 0 0
16 Ronny Cedeno, R (1, 6) OBP: 0.304, SLG: 0.429 8 Ryan Jackson, R (5, 6) OBP: 0.222, SLG: 0.125	2-H, 1B	L4	13 1B, 56 BB, 80 BB, 2-H, 3-H, 1B	F9			G5-3, 2-3f		3 2	1 0	2 0	3 0	0 0	0 0	2 2
89 Greg Garcia, L (1, 5) OBP: 0.385, SLG: 0.200 (5, 4)	K	2-H, 3-H, 1B	F7	G3-1			F7		5	0	1	2	0	1	2
Inning Stats	R: 0 E: 0 K: 0 S: 3 H: 1 LOB: 0 BB: 0 P: 3	R: 2 E: 0 K: 1 S: 7 H: 2 LOB: 1 BB: 1 P: 11	R: 6 E: 0 K: 0 S: 9 H: 6 LOB: 1 BB: 1 P: 13	R: 0 E: 0 K: 1 S: 6 H: 1 LOB: 1 BB: 0 P: 6	R: 7 E: 1 K: 1 S: 10 H: 4 LOB: 1 BB: 2 P: 18	R: 0 E: 0 K: 0 S: 3 H: 0 LOB: 0 BB: 0 P: 3	R: 0 E: 0 K: 2 S: 7 H: 0 LOB: 0 BB: 0 P: 7	R: 1 E: 0 K: 0 S: 4 H: 2 LOB: 1 BB: 1 P: 8	R: 0 E: 0 K: 1 S: 6 H: 1 LOB: 1 BB: 0 P: 6	1B: 10 2B: 5 3B: 1 HR: 1	SF: 0 SAC: 0 DP: 2 HBP: 0					

TOP

St. Louis Cardinals @ Washington Nationals
Space Coast Stadium, Viera, FL
Fri Mar 08 2013, 1:05 PM - 4:17 PM EST
Att. 6,820 - Sunny - 66 F

livebaseballscorecards.com

AB	43
R	16
H	17
RBI	16
BB	5
SO	6
LOB	23

WP: 0 PB: 0 SB: 0 CS: 0 PA: 48

PITCHER	IP	WLS	BF	H	R	ER	SO	BB	IBB	HBP	BLK	WP	HR	S	P	ERA	WHIP
27 Jordan Zimmermann, R (1, 1) ERA: 11.0	3.0	L	19	9	8	8	1	2	0	0	0	0	0	19	27	24.00	3.667
29 Rafael Soriano, R (4, 1) ERA:	1.0		4	1	0	0	1	0	0	0	0	0	0	6	6	0.00	1.000
57 Nate Karns, R (5, 1) ERA: 2.45	0.2		9	4	7	1	1	2	0	0	0	0	1	9	17	13.50	9.000
65 Cole Kimball, R (5, 1) ERA: 4.15	0.1		1	0	0	0	0	0	0	0	0	0	0	1	1	0.00	0.000
63 Henry Alberto Rodriguez, R (6, 1) ERA:	1.0		3	0	0	0	0	0	0	0	0	0	0	3	3	0.00	0.000

PITCHER	IP	WLS	BF	H	R	ER	SO	BB	IBB	HBP	BLK	WP	HR	S	P	ERA	WHIP
36 Tyler Clippard, R (7, 1) ERA:	1.0		3	0	0	0	2	0	0	0	0	0	0	7	7	0.00	0.000
62 Patrick McCoy, L (8, 1) ERA: 9.0	2.0		9	3	1	1	1	1	0	0	0	0	0	10	14	4.50	2.000

Batter	1	2	3	4	5	6	7	8	9	AB	R	H	RBI	BB	SO	LOB
8 Danny Espinosa, S (1, 4) OBP: 0.379, SLG: 0.407 1 Steve Lombardozzi, S (5, 4) OBP: 0.226, SLG: 0.267	28 G6-3 2B		P3 2-3		F7		F9		10 F3 26 1B 1-2 2-H 1B	2 3	0 1	1 1	0 1	0 0	0 0	2 1
28 Jayson Werth, R (1, 9) OBP: 0.231, SLG: 0.231 19 Carlos Rivero, R (6, 9) OBP: 0.296, SLG: 0.348	G6-3 2-3		F9		L3		F9		K	3 2	0 0	0 0	0 0	0 0	0 1	3 3
34 Bryce Harper, L (1, 8) OBP: 0.458, SLG: 0.739 10 Corey Brown, L (6, 8) OBP: 0.303, SLG: 0.387	K		1-H 3-H 3B			11 2B 3B		F8	F3 1-2 2-3	2 3	0 1	1 1	2 0	0 0	1 0	1 2
11 Ryan Zimmerman, R (1, 10) OBP: 0.333, SLG: 0.444 26 Matt Skole, L (8, PH) OBP: 0.417, SLG: 0.333 (9, 10)	F8		L5			3-H 2B		BB	14 2B 2-H 3-H 1B	3 1	0 1	1 1	1 2	0 1	0 0	2 0
25 Adam LaRoche, L (1, 3) OBP: 0.167, SLG: 0.091 14 Chris Marrero, R (6, 3) OBP: 0.364, SLG: 0.483		G4-3		G1-3		K		K	60 HR 1-H 2B	2 3	0 1	0 1	0 1	0 0	0 2	0 2
20 Ian Desmond, R (1, 6) OBP: 0.364, SLG: 0.476 60 Zach Walters, S (5, 6) OBP: 0.333, SLG: 0.435		G5-3		BB		P3		G4-3	HR 2-H	1 3	0 1	0 1	0 2	1 0	0 0	0 2
12 Tyler Moore, R (1, 7) OBP: 0.212, SLG: 0.273 46 Micah Owings, R (6, 7) OBP: 0.300, SLG: 0.700		G6-3		P4		F8			HR G6-3	2 3	0 1	0 1	0 1	0 0	0 0	1 1
40 Wilson Ramos, R (1, 2) OBP: 0.429, SLG: 0.571 23 Jhonatan Solano, R (4, 2) OBP: 0.357, SLG: 0.385			8 WP 18 BB 34 3B 1B	F8			1B		6 HBP 1 1B 1B	1 3	1 1	1 2	0 0	0 0	0 0	0 1
18 Chad Tracy, L (1, 5) OBP: 0.263, SLG: 0.588 6 Anthony Rendon, R (5, 5) OBP: 0.385, SLG: 0.833			1-2 34 3B BB		G6-3		K		10 F3 26 1B 1 1B 1-2 HBP	0 2	1 1	0 0	0 0	1 0	0 1	0 1
Inning Stats	R: 0 E: 0 K: 1 S: 6 H: 1 LOB: 1 BB: 0 P: 6	R: 0 E: 0 K: 0 S: 3 H: 0 LOB: 0 BB: 0 P: 3	R: 2 E: 0 K: 0 S: 5 H: 2 LOB: 1 BB: 1 P: 10	R: 0 E: 0 K: 0 S: 3 H: 0 LOB: 1 BB: 1 P: 7	R: 0 E: 0 K: 0 S: 3 H: 0 LOB: 0 BB: 0 P: 3	R: 1 E: 0 K: 1 S: 7 H: 2 LOB: 1 BB: 0 P: 7	R: 0 E: 0 K: 1 S: 6 H: 1 LOB: 1 BB: 0 P: 6	R: 0 E: 0 K: 1 S: 5 H: 0 LOB: 1 BB: 1 P: 9	R: 7 E: 0 K: 1 S: 13 H: 6 LOB: 0 BB: 0 P: 17	1B: 5 2B: 3 3B: 2 HR: 2	SF: 0 SAC: 0 DP: 0 HBP: 1						

PITCHER		IP	WLS	BF	H	R	ER	SO	BB	IBB	HBP	BLK	WP	HR	S	P	ERA	WHIP
40 Shelby Miller, R ERA: 5.4	(1, 1)	3.0	W	13	3	2	2	1	1	0	0	0	1	0	14	19	6.00	1.333
61 Kevin Siegrist, L ERA: 2.25	(4, 1)	1.0		4	0	0	0	0	1	0	0	0	0	0	3	7	0.00	1.000
70 Tyler Lyons, L ERA: 2.25	(5, 1)	2.0		8	2	1	1	1	0	0	0	0	0	0	10	10	4.50	1.000
52 Eduardo Sanchez, R ERA: 1.69	(7, 1)	1.0		4	1	0	0	1	0	0	0	0	0	0	6	6	0.00	1.000
64 Michael Blazek, R ERA: 1.8	(8, 1)	1.0		4	0	0	0	1	1	0	0	0	0	0	5	9	0.00	1.000

PITCHER		IP	WLS	BF	H	R	ER	SO	BB	IBB	HBP	BLK	WP	HR	S	P	ERA	WHIP
65 Keith Butler, R ERA: 14.73	(9, 1)	0.2		8	5	6	6	1	0	0	1	0	0	1	9	10	81.00	7.500
66 Victor Marte, R ERA: 7.36	(9, 1)	0.1		2	1	1	1	0	0	0	0	0	0	1	4	7	27.00	3.000

BOTTOM

St. Louis Cardinals @ Washington Nationals

Space Coast Stadium, Viera, FL

Fri Mar 08 2013, 1:05 PM - 4:17 PM EST

Att. 6,820 - Sunny - 66 F

livebaseballscorecards.com

AB	39
R	10
H	12
RBI	10
BB	3
SO	5
LOB	22

1B: 5 SF: 0 WP: 1 PA: 43
2B: 3 SAC: 0 PB: 0
3B: 2 DP: 0 SB: 0
HR: 2 HBP: 1 CS: 0

Batter	1	2	3	4	5	6	7	8	9	AB	R	H	RBI	BB	SO	LOB
19 Jon Jay, L (1, 8) OBP: 0.310, SLG: 0.370	F7		FC3-6 87 G4-3 1-2f		F8		G4-3			4	0	0	0	0	0	1
60 Justin Christian, R (7, 8) OBP: 0.269, SLG: 0.292										0	0	0	0	0	0	0
87 Oscar Taveras, L (1, 9) OBP: 0.343, SLG: 0.576	4-0 53 2B BB		G4-3 1-2		2B			P5		3	0	1	0	1	0	1
98 Charles Tilson, L (8, 9)										0	0	0	0	0	0	0
23 David Freese, R (1, 10) OBP: 0.409, SLG: 0.500	0-3 K		0-3 K		4-0 53 FC6 BB			0-3 K		2	0	0	0	1	2	2
16 Ronny Cedeno, R (8, PH) OBP: 0.292, SLG: 0.409										1	0	0	0	0	1	0
(8, 10)																
53 Matt Adams, L (1, 3) OBP: 0.480, SLG: 0.739	0-0 1-3 2B			0-0 33 1B 38 2B 1B	FC6 1-2f			G4-3		3	1	2	0	0	0	2
92 Patrick Wisdom, R (8, PH) OBP: 0.200, SLG: 0.200										1	0	0	0	0	0	0
(8, 3)																
12 Ty Wigginton, R (1, 5) OBP: 0.265, SLG: 0.172	F8			0-3 K		G6-3			G5-3	3	0	0	0	0	1	3
94 Carson Kelly, R (6, 5)										1	0	0	0	0	0	0
33 Daniel Descalso, L (1, 4) OBP: 0.379, SLG: 0.571		L8		0-0 38 2B 1-2 1B		G6-3			0-0 1B	3	1	1	0	0	0	0
79 Kolten Wong, L (6, 4) OBP: 0.294, SLG: 0.588										1	0	1	0	0	0	0
38 Pete Kozma, R (1, 6) OBP: 0.455, SLG: 0.710		G6-3		0-0 1-H 2-H 2B		K			F9	3	0	1	2	0	1	0
89 Greg Garcia, L (6, 6) OBP: 0.357, SLG: 0.182										1	0	0	0	0	0	1
56 Adron Chambers, L (1, 7) OBP: 0.351, SLG: 0.469		G4-3		0-0 48 PO 1B			0-0 48 G6-3 1B		G4-3	4	0	2	0	0	0	1
48 Tony Cruz, R (1, 2) OBP: 0.364, SLG: 0.350			0-0 19 FC3-6 1B	1 SAFE 0-0 PO 1-2	G6-3		0-0 G6-3 1-2f			3	0	1	0	0	0	1
Inning Stats	R: 0 E: 0 K: 1 S: 6 H: 1 LOB: 2 BB: 1 P: 10	R: 0 E: 0 K: 0 S: 3 H: 0 LOB: 0 BB: 0 P: 3	R: 0 E: 0 K: 1 S: 6 H: 1 LOB: 1 BB: 0 P: 6	R: 2 E: 0 K: 1 S: 7 H: 4 LOB: 0 BB: 0 P: 7	R: 0 E: 0 K: 0 S: 4 H: 1 LOB: 2 BB: 1 P: 8	R: 0 E: 0 K: 1 S: 5 H: 0 LOB: 0 BB: 0 P: 5	R: 0 E: 0 K: 0 S: 3 H: 1 LOB: 0 BB: 0 P: 3	R: 0 E: 0 K: 1 S: 5 H: 0 LOB: 0 BB: 0 P: 5	R: 0 E: 0 K: 0 S: 4 H: 1 LOB: 1 BB: 0 P: 4	1B: 6 2B: 3 3B: 0 HR: 0 SF: 0 SAC: 0 DP: 1 HBP: 0						

PITCHER		IP	WLS	BF	H	R	ER	SO	BB	IBB	HBP	BLK	WP	HR	S	P	ERA	WHIP
33 Jacob Turner, R ERA: 16.2	(1, 1)	3.0		12	2	0	0	2	1	0	0	0	0	0	15	19	0.00	1.000
39 Chris Hatcher, R ERA: 15.75	(4, 1)	1.0	L	5	4	2	2	1	0	0	0	0	0	0	7	7	18.00	4.000
58 Ryan Webb, R ERA: 9.0	(5, 1)	1.0		5	1	0	0	0	1	0	0	0	0	0	4	8	0.00	2.000
50 Chad Qualls, R ERA:	(6, 1)	1.0		3	0	0	0	1	0	0	0	0	0	0	5	5	0.00	0.000
43 Dan Jennings, L ERA: 4.5	(7, 1)	1.0		3	1	0	0	0	0	0	0	0	0	0	3	3	0.00	1.000

PITCHER		IP	WLS	BF	H	R	ER	SO	BB	IBB	HBP	BLK	WP	HR	S	P	ERA	WHIP
44 AJ Ramos, R ERA: 5.4	(8, 1)	1.0		3	0	0	0	1	0	0	0	0	0	0	5	5	0.00	0.000
36 Sam Dyson, R ERA:	(9, 1)	1.0		4	1	0	0	0	0	0	0	0	0	0	4	4	0.00	1.000

TOP

St. Louis Cardinals @ Miami Marlins

Roger Dean Stadium, Jupiter, FL

Sat Mar 09 2013, 1:08 PM - 3:32 PM EST

Att. 4,219 - Partly Cloudy - 73 F

livebaseballscorecards.com

AB	33
R	2
H	9
RBI	2
BB	2
SO	5
LOB	12

WP: 0 PB: 0 SB: 0 CS: 0 PA: 36

Batter	1	2	3	4	5	6	7	8	9	AB	R	H	RBI	BB	SO	LOB
9 Juan Pierre, L (1, 7) OBP: 0.348, SLG: 0.435	17 1B		G1-3			G6-3			K	3	0	1	0	0	0	0
99 Isaac Galloway, R (7, 7)										1	0	0	0	0	1	0
17 Donovan Solano, R (1, 4) OBP: 0.542, SLG: 0.591	26 G6-4-3 1-3 1B			19 G4-3 2B		K			13 FC5 26 1B	3	0	2	0	0	1	0
64 Ed Lucas, R (7, 4) OBP: 0.333, SLG: 0.333										1	0	1	0	0	0	0
19 Rob Brantly, L (1, 2) OBP: 0.304, SLG: 0.286	K			G4-3 2-3		K			F8	3	0	0	0	0	2	3
81 Austin Barnes, R (7, 2) OBP: 0.500, SLG: 2.000										1	0	0	0	0	0	1
26 Austin Kearns, R (1, 10) OBP: 0.238, SLG: 0.111	G6-4-3 1-2f			K			G5-3		1-2 1B	4	0	1	0	0	1	3
87 Terrence Dayleg, R (9, PR)										0	0	0	0	0	0	0
18 Casey Kotchman, L (1, 3) OBP: 0.429, SLG: 0.600		K		G4-3			G1-3		FC5 2-3f	3	0	0	0	0	1	1
13 Chris Valaika, R (8, 5) OBP: 0.105, SLG: 0.167										1	0	0	0	0	0	2
20 Justin Ruggiano, R (1, 8)		K		K			G6-3			2	0	0	0	0	2	0
68 Marcell Ozuna, R (6, 9) OBP: 0.375, SLG: 0.286										1	0	0	0	0	0	0
15 Kevin Kouzmanoff, R (1, 5) OBP: 0.308, SLG: 0.846		K		F7				F9		3	0	0	0	0	1	0
(8, 3)																
3 Adeiny Hechavarria, R (1, 6) OBP: 0.333, SLG: 0.400			F9	BB				F8		2	0	0	0	1	0	0
11 Bryan Petersen, L (1, 9) OBP: 0.143, SLG: 0.077			G3-1	F9				K		3	0	0	0	0	1	1
(6, 8)																
Inning Stats	R: 0 H: 2 E: 0 LOB: 1 K: 1 BB: 0 S: 6 P: 6	R: 0 H: 0 E: 0 LOB: 0 K: 3 BB: 0 S: 9 P: 9	R: 0 H: 0 E: 0 LOB: 0 K: 0 BB: 0 S: 3 P: 3	R: 0 H: 1 E: 0 LOB: 1 K: 1 BB: 0 S: 6 P: 6	R: 0 H: 0 E: 0 LOB: 1 K: 1 BB: 1 S: 5 P: 9	R: 0 H: 0 E: 0 LOB: 0 K: 2 BB: 0 S: 7 P: 7	R: 0 H: 0 E: 0 LOB: 0 K: 0 BB: 0 S: 3 P: 3	R: 0 H: 0 E: 0 LOB: 0 K: 1 BB: 0 S: 5 P: 5	R: 0 H: 2 E: 0 LOB: 2 K: 1 BB: 0 S: 7 P: 7	1B: 4 SF: 0 2B: 1 SAC: 0 3B: 0 DP: 1 HR: 0 HBP: 0						

PITCHER	IP	WLS	BF	H	R	ER	SO	BB	IBB	HBP	BLK	WP	HR	S	P	ERA	WHIP
50 Adam Wainwright, R (1, 1) ERA: 3.48	4.2	W	17	3	0	0	6	1	0	0	0	0	0	28	32	0.00	0.857
36 Randy Choate, L (5, 1) ERA: 2.08	0.2	H	2	0	0	0	0	0	0	0	0	0	0	2	2	0.00	0.000
63 Maikel Cleto, R (6, 1) ERA: 2.45	0.2	H	2	0	0	0	2	0	0	0	0	0	0	6	6	0.00	0.000
30 Jason Motte, R (7, 1) ERA: 9.0	1.0	H	3	0	0	0	0	0	0	0	0	0	0	3	3	0.00	0.000
74 Michael Wacha, R (8, 1) ERA:	2.0	S	8	2	0	0	2	0	0	0	0	0	0	12	12	0.00	1.000

PITCHER	IP	WLS	BF	H	R	ER	SO	BB	IBB	HBP	BLK	WP	HR	S	P	ERA	WHIP

BOTTOM

St. Louis Cardinals @ Miami Marlins

Roger Dean Stadium, Jupiter, FL

Sat Mar 09 2013, 1:08 PM - 3:32 PM EST

Att. 4,219 - Partly Cloudy - 73 F

livebaseballscorecards.com

AB	31
R	0
H	5
RBI	0
BB	1
SO	10
LOB	11

MIAMI

Batter	1	2	3	4	5	6	7	8	9	AB	R	H	RBI	BB	SO	LOB
6 Marlon Byrd, R (1, 9) OBP: 0.333, SLG: 0.478	G6-3		G5-3		F9			16 G6-4-3, 3-H, 1B		3	0	0	0	0	0	2
1 Jordany Valdespin, L (5, 9) OBP: 0.385, SLG: 0.600										1	0	1	1	0	0	0
Justin Turner, R (1, 4) OBP: 0.375, SLG: 0.333	1B			BBBB, 4 G6-4-3, BB		G4-3		1-2f, G6-4-3		2	0	1	0	1	0	0
16 Brian Bixler, R (6, 4) OBP: 0.476, SLG: 0.467										1	0	0	0	0	0	1
4 Collin Cowgill, R (1, 8) OBP: 0.483, SLG: 0.625	F9			1-2f, G6-4-3		F8			BBBB, 23 80 2B, BB	3	1	0	0	1	0	2
21 Lucas Duda, L (1, 10) OBP: 0.280, SLG: 0.480	F7			1B		G3			BBBB, 80 2B, 1-2, BB	3	0	1	0	0	0	1
23 Mike Baxter, L (9, PH) OBP: 0.240, SLG: 0.100 (9, 10)										0	1	0	0	1	0	0
77 Andrew Brown, R (1, 7) OBP: 0.160, SLG: 0.208		G4-3		G5-3			SSS, K		1-H, 2-H, 2B	3	0	0	0	0	1	1
80 Jamie Hoffmann, R (7, 7) OBP: 0.200, SLG: 0.368										1	0	1	2	0	0	0
12 Brandon Hicks, R (1, 5) OBP: 0.296, SLG: 0.238		SSS, K			G6-3		SSC, K		L7	4	0	0	0	0	2	0
19 Zach Lutz, R (1, 3) OBP: 0.370, SLG: 0.348		G5-3			22 BB, 1B		SSS, K		SSS, K	4	0	1	0	0	2	0
22 Landon Powell, S (1, 2) OBP: 0.375, SLG: 0.286			3 F7-6-4-3, 1B		BBBB, 1-2, BB			BBBB, 3 G3, 3 WP, 1 1B, BB		1	0	1	0	1	0	0
15 Travis d'Arnaud, R (6, 2) OBP: 0.474, SLG: 0.533										0	1	0	0	1	0	0
3 Omar Quintanilla, L (1, 6) OBP: 0.409, SLG: 0.556			F7-6-4-3, 1-1		F9			B, G3, 1-3		3	0	0	0	0	0	4
Inning Stats	R: 0 E: 0 K: 0 S: 4 H: 1 LOB: 1 BB: 0 P: 4	R: 0 E: 0 K: 1 S: 5 H: 0 LOB: 0 BB: 0 P: 5	R: 0 E: 0 K: 0 S: 3 H: 1 LOB: 0 BB: 0 P: 3	R: 0 E: 0 K: 0 S: 3 H: 1 LOB: 1 BB: 1 P: 7	R: 0 E: 0 K: 0 S: 4 H: 1 LOB: 2 BB: 1 P: 8	R: 0 E: 0 K: 0 S: 3 H: 0 LOB: 0 BB: 0 P: 3	R: 0 E: 0 K: 3 S: 9 H: 0 LOB: 0 BB: 0 P: 9	R: 1 E: 0 K: 0 S: 3 H: 1 LOB: 0 BB: 1 P: 8	R: 2 E: 0 K: 1 S: 5 H: 1 LOB: 0 BB: 2 P: 13	1B: 5 2B: 2 3B: 0 HR: 0 SF: 0 SAC: 0 DP: 3 HBP: 0							

TOP

New York Mets @ St. Louis Cardinals

Roger Dean Stadium, Jupiter, FL

Sun Mar 10 2013, 1:09 PM - 3:32 PM EDT

Att. 6,536 - Partly Cloudy - 76 F

livebaseballscorecards.com

AB	29
R	3
H	6
RBI	3
BB	5
SO	5
LOB	11

PITCHER		IP	WLS	BF	H	R	ER	SO	BB	IBB	HBP	BLK	WP	HR	S	P	ERA	WHIP	PITCHER	IP	WLS	BF	H	R	ER	SO	BB	IBB	HBP	BLK	WP	HR	S	P	ERA	WHIP
54 Jaime García, L ERA: 1.8	(1, 1)	5.0		19	4	0	0	1	2	0	0	0	0	0	19	27	0.00	1.200																	
76 John Gast, L ERA: 7.2	(6, 1)	1.0		3	0	0	0	0	0	0	0	0	0	0	3	3	0.00	0.000																	
26 Trevor Rosenthal, R ERA: 5.63	(7, 1)	1.0		3	0	0	0	3	0	0	0	0	0	0	9	9	0.00	0.000																	
44 Edward Mujica, R ERA: 9.0	(8, 1)	1.0	L	4	1	1	1	0	1	0	0	0	1	0	3	8	9.00	2.000																	
52 Eduardo Sanchez, R ERA: 4.26	(9, 1)	1.0		5	1	2	2	1	2	0	0	0	0	0	5	13	18.00	3.000																	

Batter	1	2	3	4	5	6	7	8	9	AB	R	H	RBI	BB	SO	LOB
33 Daniel Descalso, L (1, 5) OBP: 0.344, SLG: 0.516	G3		L8			K			G6-3	3	0	0	0	0	1	0
8 Ryan Jackson, R (7, 5) OBP: 0.211, SLG: 0.118										1	0	0	0	0	0	0
13 Matt Carpenter, L (1, 4) OBP: 0.469, SLG: 0.519	K			G4-3		K			1B	3	0	0	0	0	2	0
79 Kolten Wong, L (7, 4) OBP: 0.333, SLG: 0.611										1	0	1	0	0	0	0
21 Allen Craig, R (1, 3) OBP: 0.519, SLG: 0.571	G4-3			G1-3			G6-3		G4-3	3	0	0	0	0	0	0
92 Brock Peterson, R (8, 3)										0	0	0	0	0	0	0
96 James Ramsey, L (9, PH) OBP: 0.500, SLG: 0.333										1	0	0	0	0	0	1
53 Matt Adams, L (1, 10) OBP: 0.429, SLG: 0.654		F8		P6			G4-3			3	0	0	0	0	0	0
87 Oscar Taveras, L (1, 8) OBP: 0.342, SLG: 0.543		G3			43 G6-4-3 BB		G6-3			2	0	0	0	1	0	0
90 Anthony García, R (8, 9)										0	0	0	0	0	0	0
43 Shane Robinson, R (1, 9) OBP: 0.581, SLG: 1.000					G6-4-3 1-2f			G6-3		2	0	1	0	0	0	1
60 Justin Christian, R (8, 8) OBP: 0.259, SLG: 0.280	2B									1	0	0	0	0	0	0
32 Rob Johnson, R (1, 2) OBP: 0.238, SLG: 0.450	G5-3				56 S 1B			G5-3		3	0	1	0	0	0	1
56 Adron Chambers, L (1, 7) OBP: 0.325, SLG: 0.429			F7		G4-3 1-2			G3		3	0	0	0	0	0	1
16 Ronny Cedeno, R (1, 6) OBP: 0.269, SLG: 0.375			K			G6-3			G3	2	0	0	0	0	1	0
89 Greg Garcia, L (7, 6) OBP: 0.333, SLG: 0.167										1	0	0	0	0	0	0
Inning Stats	R: 0 E: 0 K: 1 S: 5 H: 0 LOB: 0 BB: 0 P: 5	R: 0 E: 0 K: 0 S: 4 H: 1 LOB: 1 BB: 0 P: 4	R: 0 E: 0 K: 1 S: 5 H: 0 LOB: 0 BB: 0 P: 5	R: 0 E: 0 K: 0 S: 3 H: 0 LOB: 0 BB: 0 P: 3	R: 0 E: 0 K: 0 S: 3 H: 1 LOB: 1 BB: 1 P: 8	R: 0 E: 0 K: 2 S: 7 H: 0 LOB: 0 BB: 0 P: 7	R: 0 E: 0 K: 0 S: 3 H: 0 LOB: 0 BB: 0 P: 3	R: 0 E: 0 K: 0 S: 3 H: 0 LOB: 0 BB: 0 P: 3	R: 0 E: 0 K: 0 S: 6 H: 1 LOB: 1 BB: 0 P: 6	1B: 2 2B: 1 3B: 0 HR: 0	SF: 0 SAC: 0 DP: 1 HBP: 0					

BOTTOM

New York Mets @ St. Louis Cardinals

Roger Dean Stadium, Jupiter, FL

Sun Mar 10 2013, 1:09 PM - 3:32 PM EDT

Att. 6,536 - Partly Cloudy - 76 F

livebaseballscorecards.com

AB	29
R	0
H	3
RBI	0
BB	1
SO	4
LOB	4

PITCHER		IP	WLS	BF	H	R	ER	SO	BB	IBB	HBP	BLK	WP	HR	S	P	ERA	WHIP
38 Shaun Marcum, R ERA: 4.76	(1, 1)	3.2		12	1	0	0	2	0	0	0	0	0	0	16	16	0.00	0.273
55 Pedro Feliciano, L ERA:	(4, 1)	0.1		2	0	0	0	0	1	0	0	0	0	0	1	5	0.00	3.000
50 Scott Atchison, R ERA: 3.38	(5, 1)	1.0		3	1	0	0	0	0	0	0	0	0	0	3	4	0.00	1.000
56 Scott Rice, L ERA: 4.5	(6, 1)	1.0		3	0	0	0	2	0	0	0	0	0	0	7	7	0.00	0.000
27 Jeurys Familia, R ERA: 3.6	(7, 1)	1.0	W	3	0	0	0	0	0	0	0	0	0	0	3	3	0.00	0.000

PITCHER		IP	WLS	BF	H	R	ER	SO	BB	IBB	HBP	BLK	WP	HR	S	P	ERA	WHIP
46 Greg Burke, R ERA: 6.0	(8, 1)	1.0	H	3	0	0	0	0	0	0	0	0	0	0	3	3	0.00	0.000
52 Carlos Torres, R ERA: 8.31	(9, 1)	1.0	S	4	1	0	0	0	0	0	0	0	0	0	6	6	0.00	1.000

WP: 0	PA: 30
PB: 0	
SB: 1	
CS: 0	

Batter	1	2	3	4	5	6	7	8	9	AB	R	H	RBI	BB	SO	LOB
19 Jon Jay, L (1, 8) OBP: 0.281, SLG: 0.333	G4-3		G3 1-2		G3			P5		3	0	0	0	0	0	2
96 James Ramsey, L (7, 8) OBP: 0.400, SLG: 0.250										1	0	0	0	0	0	0
13 Matt Carpenter, L (1, 4) OBP: 0.457, SLG: 0.500	G3		K			53 S 1B		G4-3		3	0	1	0	0	1	1
79 Kolten Wong, L (7, 4) OBP: 0.316, SLG: 0.579										1	0	0	0	0	0	0
23 David Freese, R (1, 5) OBP: 0.400, SLG: 0.476	K			43 FC4-6 1B		F9		HBP		3	0	1	0	0	1	1
92 Patrick Wisdom, R (7, 5) OBP: 0.333, SLG: 0.200										0	0	0	0	0	0	0
53 Matt Adams, L (1, 10) OBP: 0.375, SLG: 0.567		K		F7		K 1-2		G6-3		4	0	0	0	0	2	3
43 Shane Robinson, R (1, 7) OBP: 0.559, SLG: 0.967		S 2B		FC4-6 1-2f		G6-3			G4-3	3	0	1	0	0	0	2
91 C.J. McElroy, R (7, 7) OBP: 0.750, SLG: 0.750										1	0	0	0	0	0	0
Jamie Romak, R (1, 3)		K 2-3		K			P4		P6	4	0	0	0	0	2	2
38 Pete Kozma, R (1, 6) OBP: 0.417, SLG: 0.647		K			G3-1		G4-3		K	3	0	0	0	0	1	1
8 Ryan Jackson, R (7, 6) OBP: 0.200, SLG: 0.111										1	0	0	0	0	1	0
60 Justin Christian, R (1, 9) OBP: 0.267, SLG: 0.286			F7		P6		1B			3	0	1	0	0	0	0
46 J.R. Towles, R (1, 2) OBP: 0.500, SLG: 0.400			19 G3 1B		1B		F7			3	0	2	0	0	0	1
82 Audry Pérez, R (7, 2)										0	0	0	0	0	0	0
Inning Stats	R: 0 E: 0 K: 1 S: 5 H: 0 LOB: 0 BB: 0 P: 5	R: 0 E: 0 K: 3 S: 10 H: 1 LOB: 1 BB: 0 P: 10	R: 0 E: 0 K: 1 S: 6 H: 1 LOB: 1 BB: 0 P: 6	R: 0 E: 0 K: 1 S: 6 H: 1 LOB: 1 BB: 0 P: 6	R: 0 E: 0 K: 0 S: 4 H: 1 LOB: 1 BB: 0 P: 4	R: 0 E: 0 K: 1 S: 6 H: 1 LOB: 1 BB: 0 P: 6	R: 0 E: 0 K: 0 S: 4 H: 1 LOB: 1 BB: 0 P: 4	R: 0 E: 0 K: 0 S: 3 H: 0 LOB: 1 BB: 0 P: 4	R: 0 E: 0 K: 1 S: 5 H: 0 LOB: 0 BB: 0 P: 5	1B: 5 2B: 1 3B: 0 HR: 0 SF: 0 SAC: 0 DP: 0 HBP: 1						

PITCHER	IP	WLS	BF	H	R	ER	SO	BB	IBB	HBP	BLK	WP	HR	S	P	ERA	WHIP
18 Hiroki Kuroda, R (1, 1) ERA: 1.59	4.0	W	15	3	0	0	6	0	0	0	0	0	0	27	27	0.00	0.750
62 Joba Chamberlain, R (5, 1) ERA: 3.6	1.0	H	4	1	0	0	0	0	0	0	0	0	0	4	4	0.00	1.000
30 David Robertson, R (6, 1) ERA:	1.0	H	4	1	0	0	1	0	0	0	0	0	0	6	6	0.00	1.000
Dellin Betances, R (7, 1) ERA:	2.0	H	8	1	0	0	0	0	0	1	0	0	0	7	8	0.00	0.500
27 Shawn Kelley, R (9, 1) ERA:	1.0		3	0	0	0	1	0	0	0	0	0	0	5	5	0.00	0.000

PITCHER	IP	WLS	BF	H	R	ER	SO	BB	IBB	HBP	BLK	WP	HR	S	P	ERA	WHIP

TOP

St. Louis Cardinals @ New York Yankees

George M. Steinbrenner Field, Tampa, FL

Mon Mar 11 2013, 1:07 PM - 3:53 PM EDT

Att. 10,984 - Sunny - 75 F

livebaseballscorecards.com

AB	33
R	0
H	6
RBI	0
BB	0
SO	8
LOB	13

BOTTOM

Batter	1	2	3	4	5	6	7	8	9	AB	R	H	RBI	BB	SO	LOB
11 Brett Gardner, L (1, 7) OBP: 0.486, SLG: 0.467	G3		F7			33 1B; 36 SF9; 1B	78 BB; 1-2 2-3 3-H; HBP			3	1	1	0	0	0	2
22 Matt Diaz, R (7, 7) OBP: 0.261, SLG: 0.190										0	0	0	1	0	0	0
2 Derek Jeter, R (1, 10) OBP: 0.250, SLG: 0.250	G4-3		G4-3; 1-2f			1-3; 1B	K			2	0	0	0	0	0	2
33 Travis Hafner, L (6, PH) (7, 10) OBP: 0.389, SLG: 0.286										2	0	1	0	0	1	3
31 Ichiro Suzuki, L (1, 9) OBP: 0.458, SLG: 0.522	2B			G6-3		K	1-2 2-3 3-H; BB			3	0	1	0	0	1	2
78 Zoilo Almonte, S (7, 9) OBP: 0.250, SLG: 0.368										0	0	0	1	1	0	0
36 Kevin Youkilis, R (1, 3) OBP: 0.250, SLG: 0.462	K			HR		SF9; 3-H	F8			2	1	1	2	0	1	1
94 Luke Murton, R (7, 3) OBP: 0.364, SLG: 0.300										1	0	0	0	0	0	3
26 Eduardo Núñez, R (1, 6) OBP: 0.267, SLG: 0.192		G4-3		L5		L4		F9		3	0	0	0	0	0	1
96 Addison Maruszak, R (8, 6) OBP: 0.158, SLG: 0.263										1	0	0	0	0	0	0
19 Chris Stewart, R (1, 2) OBP: 0.278, SLG: 0.500		G4-3		P3			77 1B; 22 HBP; 1B	F9		3	1	1	0	0	0	0
76 John Ryan Murphy, R (8, 2) OBP: 0.417, SLG: 0.909										1	0	0	0	0	0	0
77 Corban Joseph, L (1, 4) OBP: 0.308, SLG: 0.217	G3				F8		22 HBP; 92 BB; 78 BB; 1-3; 1B	1B		4	1	2	0	0	0	0
95 Ronnier Mustelier, R (1, 5) OBP: 0.391, SLG: 0.550			E3; 92 BB		G6-3		K	G6-3		3	0	0	0	0	1	2
97 José Pirela, R (8, 5) OBP: 0.316, SLG: 0.368										1	0	0	0	0	0	1
92 Slade Heathcott, L (1, 8) OBP: 0.417, SLG: 0.222			2 G4-3; 1-2; BB		P6		78 BB; 22 HBP; 1-2; BB			1	0	0	0	2	0	0
Ramón Flores, L (8, 8) OBP: 0.308, SLG: 0.182										0	0	0	0	0	0	0
Inning Stats	R: 0 E: 0 K: 1 S: 6 / H: 1 LOB: 1 BB: 0 P: 6	R: 0 E: 0 K: 0 S: 3 / H: 0 LOB: 0 BB: 0 P: 3	R: 0 E: 1 K: 0 S: 3 / H: 0 LOB: 1 BB: 1 P: 7	R: 1 E: 0 K: 0 S: 6 / H: 1 LOB: 0 BB: 0 P: 8	R: 0 E: 0 K: 0 S: 3 / H: 0 LOB: 0 BB: 0 P: 3	R: 1 E: 0 K: 1 S: 7 / H: 2 LOB: 1 BB: 0 P: 7	R: 2 E: 0 K: 2 S: 9 / H: 2 LOB: 3 BB: 2 P: 18	R: 0 E: 0 K: 0 S: 4 / H: 1 LOB: 1 BB: 0 P: 4		1B: 5 2B: 1 3B: 0 HR: 1	SF: 1 SAC: 0 DP: 1 HBP: 1					

PITCHER	IP	WLS	BF	H	R	ER	SO	BB	IBB	HBP	BLK	WP	HR	S	P	ERA	WHIP
31 Lance Lynn, R (1, 1) ERA: 5.4	4.0	L	15	2	1	1	1	1	0	0	0	0	1	18	24	2.25	0.750
36 Randy Choate, L (5, 1) ERA: 1.69	1.0		3	0	0	0	0	0	0	0	0	0	0	3	3	0.00	0.000
73 Seth Maness, R (6, 1) ERA: 4.76	1.1		10	4	3	3	2	1	0	1	0	0	0	12	17	20.25	3.750
66 Victor Marte, R (7, 1) ERA: 6.23	0.2		3	0	0	0	1	1	0	0	0	0	0	4	8	0.00	1.500
67 Eric Fornataro, R (8, 1) ERA: 1.8	1.0		4	1	0	0	0	0	0	0	0	0	0	4	4	0.00	1.000

PITCHER	IP	WLS	BF	H	R	ER	SO	BB	IBB	HBP	BLK	WP	HR	S	P	ERA	WHIP

St. Louis Cardinals @ New York Yankees

George M. Steinbrenner Field, Tampa, FL

Mon Mar 11 2013, 1:07 PM - 3:53 PM EDT

Att. 10,984 - Sunny - 75 F

livebaseballscorecards.com

AB	30
R	4
H	7
RBI	4
BB	3
SO	4
LOB	17

WP: 0 PB: 0 SB: 0 CS: 0 PA: 35

Batter	1	2	3	4	5	6	7	8	9	AB	R	H	RBI	BB	SO	LOB
56 Adron Chambers, L (1, 7) OBP: 0.318, SLG: 0.410	B X 1-0 G4-3		C C C 0-3 K			X 0-0 33 E 33 1B 12 CS 1B	X 0-0 FC1-5 3-H		X 0-0 G6-3	4	0	1	0	0	1	1
98 Charles Tilson, L (7, 7)										1	0	0	0	0	0	1
33 Daniel Descalso, L (1, 4) OBP: 0.333, SLG: 0.486	X 0-0 G1-3		X 0-0 G4-3			X 0-0 E1 12 CS 1-3 1B	X 0-0 L3			4	0	1	0	0	0	1
32 Rob Johnson, R (7, 2) OBP: 0.238, SLG: 0.450										0	0	0	0	0	0	0
21 Allen Craig, R (1, 3) OBP: 0.467, SLG: 0.500	X 0-0 F9			C C C 0-3 K		S S S 0-3 K		B B B B 4-0 87 G3 BB		3	0	0	0	0	2	2
79 Kolten Wong, L (7, 4) OBP: 0.350, SLG: 0.579				X 0-0 G6-3		B X 1-0 F8 1-2 3-H		C C C 0-3 K		0	0	0	0	1	0	0
12 Ty Wigginton, R (1, 5) OBP: 0.243, SLG: 0.156		S S S 0-3 K								3	0	0	0	0	1	2
8 Ryan Jackson, R (7, 5) OBP: 0.190, SLG: 0.105				X 0-0 G6-3						1	0	0	0	0	1	1
87 Oscar Taveras, L (1, 8) OBP: 0.333, SLG: 0.538		X 0-0 E4 16 BLK		X 0-0 G6-3			X 0-0 48 WP 48 1B 2B	X 0-0 G3 1-2		4	1	1	0	0	0	1
48 Tony Cruz, R (1, 2) OBP: 0.360, SLG: 0.348		S S S 0-3 K			X 0-0 F8		B X 1-0 16 1B 60 3B 2-H 1B	X 0-0 G4-3		3	1	1	1	0	1	1
53 Matt Adams, L (7, 3) OBP: 0.364, SLG: 0.548										1	0	0	0	0	0	1
16 Ronny Cedeno, R (1, 6) OBP: 0.345, SLG: 0.400	B B B B 4-0 92 FC6-4 1-2 BB				B B B B 4-0 BB		X 0-0 60 3B 1-2 1B		X 0-0 G4-3	1	1	1	0	2	0	0
89 Greg Garcia, L (7, 6) OBP: 0.313, SLG: 0.154										1	0	0	0	0	0	0
92 Stephen Piscotty, R (1, 9)		X 0-0 FC6-4 1-2f			X 0-0 F8		X 0-0 56 FC1-5 1-H 2-H 3B		X 0-0 80 E 1B	2	0	0	0	0	0	3
60 Justin Christian, R (7, PH) OBP: 0.313, SLG: 0.400										2	0	2	2	0	0	0
(7, 9)																
35 Jake Westbrook, R (1, 1)			C C C 0-3 K		S S S 0-3 K		X 0-0 G5-6-3		B X 1-0 F8 1-3	2	0	0	0	0	2	1
70 Tyler Lyons, L (5, 1)										0	0	0	0	0	0	0
59 Fernando Salas, R (6, 1)										0	0	0	0	0	0	0
46 J.R. Towles, R (7, PH) OBP: 0.474, SLG: 0.375										1	0	0	0	0	0	1
44 Edward Mujica, R (7, 1)										0	0	0	0	0	0	0
30 Jason Motte, R (8, 1)										0	0	0	0	0	0	0
80 Cody Stanley, L (9, PH) OBP: 0.400, SLG: 0.750										1	0	0	0	0	0	1
Inning Stats	R: 0 E: 0 K: 0 S: 3 H: 0 LOB: 0 BB: 0 P: 4	R: 0 E: 1 K: 2 S: 8 H: 0 LOB: 2 BB: 1 P: 12	R: 0 E: 0 K: 2 S: 7 H: 0 LOB: 0 BB: 0 P: 7	R: 0 E: 0 K: 1 S: 5 H: 0 LOB: 0 BB: 0 P: 5	R: 0 E: 0 K: 1 S: 5 H: 0 LOB: 1 BB: 1 P: 9	R: 0 E: 1 K: 1 S: 6 H: 2 LOB: 1 BB: 0 P: 7	R: 3 E: 0 K: 0 S: 7 H: 4 LOB: 1 BB: 0 P: 8	R: 0 E: 0 K: 1 S: 5 H: 0 LOB: 1 BB: 1 P: 9	R: 0 E: 0 K: 0 S: 4 H: 1 LOB: 1 BB: 0 P: 5	1B: 5 2B: 1 3B: 1 HR: 0 SF: 0 SAC: 0 DP: 0 HBP: 0						

PITCHER		IP	WLS	BF	H	R	ER	SO	BB	IBB	HBP	BLK	WP	HR	S	P	ERA	WHIP
49 Julio Teheran, R ERA: 1.29	(1, 1)	5.0	W	18	0	0	0	6	2	0	0	1	0	0	28	37	0.00	0.400
34 Eric O'Flaherty, L ERA:	(6, 1)	1.0		4	2	0	0	1	0	0	0	0	0	0	6	7	0.00	2.000
43 Luis Avilán, L ERA: 3.68	(7, 1)	1.0		7	4	3	3	0	0	0	0	0	1	0	7	8	27.00	4.000
78 Ryan Buchter, L ERA: 4.5	(8, 1)	1.0		4	0	0	0	1	1	0	0	0	0	0	5	9	0.00	1.000
81 Gus Schlosser, R ERA: 1.5	(9, 1)	1.0		4	1	0	0	0	0	0	0	0	0	0	4	5	0.00	1.000

PITCHER	IP	WLS	BF	H	R	ER	SO	BB	IBB	HBP	BLK	WP	HR	S	P	ERA	WHIP

St. Louis Cardinals @ Atlanta Braves

Champion Stadium, Lake Buena Vista, FL

Tue Mar 12 2013, 1:08 PM - 3:52 PM EDT

Att. 7,697 - Cloudy - 69 F

TOP

livebaseballscorecards.com

AB	34
R	3
H	7
RBI	3
BB	3
SO	8
LOB	17

WP: 1 PA: 37
PB: 0
SB: 0
CS: 2

St. Louis Cardinals @ Atlanta Braves

Champion Stadium, Lake Buena Vista, FL

Tue Mar 12 2013, 1:08 PM - 3:52 PM EDT

Att. 7,697 - Cloudy - 69 F

BOTTOM

Batter	1	2	3	4	5	6	7	8	9	AB	R	H	RBI	BB	SO	LOB
14 Ramiro Pena, S (1, 6) OBP: 0.462, SLG: 0.500 75 Elmer Reyes, R (5, PR) (6, 6)	G4-3		22 2B; 5 SF9; BB		74 1B; 74 E; 2B	K	G6-3			2 2	1 1	1 0	0 0	1 0	0 1	0 1
22 Jason Heyward, L (1, 9) OBP: 0.278, SLG: 0.529 72 Todd Cunningham, S (4, 9) OBP: 0.364, SLG: 0.345 (8, 8) 81 Gus Schlosser, R (9, 1)	G6-3		2 1B; 2B		74 E; 5 1B; BB		58 2B; 3B	E6 74 S; 58 1B		2 2 0	1 3 0	1 1 0	0 0 0	0 1 0	0 0 0	0 0 0
8 Justin Upton, R (1, 7) OBP: 0.333, SLG: 0.486 74 Jordan Parraz, R (4, 7) OBP: 0.222, SLG: 0.360 95 David Rohm, R (9, 7)	5 1B; BB		F7		E8; 5 1B; 1B		G6-3	F8		1 3 0	0 0 0	0 1 0	0 0 0	1 0 0	0 0 0	2 2 0
5 Freddie Freeman, L (1, 3) OBP: 0.357, SLG: 0.538 58 Ernesto Mejia, R (6, 3) OBP: 0.452, SLG: 0.462	1B		SF9		17 WP; 1B		17 1B; 2B	85 E; 68 2B; 1B		2 2	0 2	2 2	2 2	0 0	0 0	0 0
2 B.J. Upton, R (1, 8) OBP: 0.410, SLG: 0.564 17 Jordan Schafer, L (4, 8) OBP: 0.333, SLG: 0.342 85 Sean Kazmar Jr., R (8, 4)	L9		1B		K		1 1B; 68 2B; 1B	E3 91 BB; 68 2B		2 2 1	0 1 1	1 1 0	1 1 0	0 0 0	0 1 0	2 3 1
26 Dan Uggla, R (1, 4) OBP: 0.302, SLG: 0.289 1 Tyler Pastornicky, R (6, 4) OBP: 0.447, SLG: 0.667 78 Ryan Buchter, L (8, 1) 91 Matt Lipka, R (8, PH) (9, 8)		23 G6-4-3; HBP	F9		P4		68 2B; 73 2B; 1B	68 2B; BB		2 1 0 0	0 1 0 0	0 1 0 0	0 0 0 0	0 0 0 1	0 0 0 0	3 0 0 0
23 Chris Johnson, R (1, 5) OBP: 0.306, SLG: 0.514 34 Eric O'Flaherty, L (6, 1) 68 Evan Gattis, R (7, 2) OBP: 0.484, SLG: 0.857	G6-4-3 1-2f		G4-3		K		73 2B; 2B	2B		3 0 2	0 0 1	0 0 2	0 0 3	0 0 0	1 0 0	3 0 0
11 Gerald Laird, R (1, 2) OBP: 0.250, SLG: 0.077 43 Luis Avilán, L (7, 1) 73 Joey Terdoslavich, S (7, PH) OBP: 0.455, SLG: 0.645 (8, 9)	BB		K			K	2B	P5		2 0 2	0 0 0	0 0 1	0 0 2	1 0 0	2 0 0	0 0 2
49 Julio Teheran, R (1, 1) 23 Blake DeWitt, L (6, 5) OBP: 0.281, SLG: 0.345 Luis Nunez, R (9, 5) OBP: 0.500, SLG: 0.500	G5-3		G1-3		G3-1		F8	F7		2 3 0	0 0 0	0 0 0	0 0 0	0 0 0	0 0 0	1 3 0
Inning Stats	R: 0 E: 0 K: 0 S: 4 H: 1 LOB: 2 BB: 1 P: 8	R: 0 E: 0 K: 0 S: 2 H: 0 LOB: 1 BB: 1 P: 8	R: 2 E: 0 K: 0 S: 5 H: 2 LOB: 1 BB: 1 P: 9	R: 0 E: 0 K: 1 S: 5 H: 0 LOB: 0 BB: 0 P: 5	R: 2 E: 1 K: 2 S: 10 H: 3 LOB: 2 BB: 1 P: 15	R: 0 E: 0 K: 2 S: 7 H: 0 LOB: 0 BB: 0 P: 7	R: 5 E: 0 K: 0 S: 9 H: 6 LOB: 1 BB: 0 P: 9	R: 3 E: 2 K: 0 S: 7 H: 2 LOB: 2 BB: 1 P: 12		1B: 7 2B: 6 3B: 1 HR: 0 SF: 1 SAC: 0 DP: 1 HBP: 1	WP: 1 PB: 0 SB: 1 CS: 0 PA: 45					

livebaseballscorecards.com

AB	38
R	12
H	14
RBI	11
BB	5
SO	5
LOB	23

PITCHER		IP	WLS	BF	H	R	ER	SO	BB	IBB	HBP	BLK	WP	HR	S	P	ERA	WHIP
35 Jake Westbrook, R ERA: 4.5	(1, 1)	4.0	L	18	3	2	2	1	3	0	1	0	0	0	16	30	4.50	1.500
70 Tyler Lyons, L ERA: 4.0	(5, 1)	1.0		7	3	2	2	2	1	0	0	0	1	0	10	15	18.00	4.000
59 Fernando Salas, R ERA: 2.25	(6, 1)	1.0		3	0	0	0	2	0	0	0	0	0	0	7	7	0.00	0.000
44 Edward Mujica, R ERA: 15.0	(7, 1)	1.0		9	6	5	5	0	0	0	0	0	0	0	9	9	45.00	6.000
30 Jason Motte, R ERA: 7.5	(8, 1)	1.0		8	2	3	0	0	1	0	0	0	0	0	7	12	0.00	3.000

PITCHER	IP	WLS	BF	H	R	ER	SO	BB	IBB	HBP	BLK	WP	HR	S	P	ERA	WHIP

Atlanta Braves @ St. Louis Cardinals

Roger Dean Stadium, Jupiter, FL

Thu Mar 14 2013, 1:08 PM - 3:48 PM EDT

Att. 7,089 - Sunny - 70 F

TOP

livebaseballscorecards.com

Batter	1	2	3	4	5	6	7	8	9	AB	R	H	RBI	BB	SO	LOB
17 Jordan Schafer, L (1, 8) OBP: 0.313, SLG: 0.318	P6		1 E, 2-H, 1B		G5-3		FC5-4, 1 BB, 23 1B, 1-2f, 2-3		K	5	1	1	1	0	1	4
1 Tyler Pastornicky, R (1, 6) OBP: 0.432, SLG: 0.600	K		1 SAFE, F8, 1-2			F9, BB, 23 1B, 1-2			L9	4	0	0	0	1	1	2
5 Freddie Freeman, L (1, 3) OBP: 0.354, SLG: 0.578	G3			26, 3-1-4-6-3, 1B		K	1-3, 2-H, 3-H, 1B			3	0	1	0	0	1	0
23 Blake DeWitt, L (6, 4) OBP: 0.303, SLG: 0.367										1	0	1	2	0	0	0
26 Dan Uggla, R (1, 4) OBP: 0.286, SLG: 0.273		P6		G1-4-6-3, 1-2f		23 1B, 1B	K			3	0	1	0	0	0	1
38 Anthony Varvaro, R (6, 1)										0	0	0	0	0	0	0
72 Todd Cunningham, R (7, PH) OBP: 0.353, SLG: 0.333										1	0	0	0	0	1	2
82 Alex Wood, R (7, 1)										0	0	0	0	0	0	0
23 Chris Johnson, R (1, 5) OBP: 0.317, SLG: 0.500		E6, 68 G6-4-3		G4-3		1-3, 1B		K		4	0	1	0	0	1	0
(6, 3)																
68 Evan Gattis, R (1, 2) OBP: 0.457, SLG: 0.781		G6-4-3, 1-2f			74 2B, 36 G4-3, 1B	K		G6-3		3	1	1	0	0	1	3
57 Christian Bethancourt, R (7, 2) OBP: 0.250, SLG: 0.214										1	0	0	0	0	0	0
73 Joey Terdoslavich, S (1, 9) OBP: 0.405, SLG: 0.571			F7		K		K	G5-3		4	0	0	0	0	2	1
74 Jordan Parraz, R (1, 7) OBP: 0.323, SLG: 0.517			17 1B, 36 SH1-4, 1B		36 G4-3, 1-3, 2B		17 FC5-4, 23 1B, 25 1B, 1B		25 G4-3, 2B	4	2	4	0	0	0	0
36 Mike Minor, R (1, 1)			SH1-4, 1-2		G4-3, 2-3, 3-H		17 FC5-4, 1-2, 1B		G4-3, 2-3	1	0	0	1	0	0	1
25 Juan Francisco, L (6, 5) OBP: 0.325, SLG: 0.500										2	0	1	0	0	0	1

Inning Stats	1	2	3	4	5	6	7	8	9
R:	0	0	1	0	1	0	2	0	0
E:	0	1	1	0	0	0	0	0	0
K:	1	0	0	0	1	2	2	1	1
S:	5	3	5	3	9	9	10	5	6
H:	0	0	2	1	2	2	3	0	1
LOB:	0	0	1	0	1	2	2	0	1
BB:	0	0	0	0	0	0	1	0	0
P:	5	3	5	3	9	9	14	5	6

1B:	9
2B:	2
3B:	0
HR:	0
SF:	0
SAC:	1
DP:	2
HBP:	0

WP:	0
PB:	0
SB:	0
CS:	0
PA:	38

AB	36
R	4
H	11
RBI	4
BB	1
SO	8
LOB	15

PITCHER		IP	WLS	BF	H	R	ER	SO	BB	IBB	HBP	BLK	WP	HR	S	P	ERA	WHIP
58 Joe Kelly, R ERA: 2.25	(1, 1)	4.0		14	3	1	1	1	0	0	0	0	0	0	16	16	2.25	0.750
40 Shelby Miller, R ERA: 7.04	(5, 1)	2.2		15	6	3	3	4	1	0	0	0	0	0	24	28	10.12	2.625
26 Trevor Rosenthal, R ERA: 5.4	(7, 1)	0.1	B	2	1	0	0	1	0	0	0	0	0	0	4	4	0.00	3.000
74 Michael Wacha, R ERA:	(8, 1)	2.0	W	7	1	0	0	2	0	0	0	0	0	0	11	11	0.00	0.500

PITCHER		IP	WLS	BF	H	R	ER	SO	BB	IBB	HBP	BLK	WP	HR	S	P	ERA	WHIP

Atlanta Braves @ St. Louis Cardinals

Roger Dean Stadium, Jupiter, FL

Thu Mar 14 2013, 1:08 PM - 3:48 PM EDT

Att. 7,089 - Sunny - 70 F

livebaseballscorecards.com

BOTTOM

Batter	1	2	3	4	5	6	7	8	9	AB	R	H	RBI	BB	SO	LOB
19 Jon Jay, L (1, 8) OBP: 0.250, SLG: 0.294	L5		P5		K		G5-3			4	0	0	0	0	1	2
46 J.R. Towles, R (8, 2) OBP: 0.474, SLG: 0.375										0	0	0	0	0	0	0
13 Matt Carpenter, L (1, 4) OBP: 0.462, SLG: 0.588	7 F8 2B			G4-3	21 1B 3B 1-H 2-H		F7			4	1	2	2	0	0	0
74 Michael Wacha, R (8, 1)										0	0	0	0	0	0	0
7 Matt Holliday, R (1, 7) OBP: 0.381, SLG: 0.563	F8 2-3			G6-3	21 E 21 1B BB		G1-3			2	0	0	0	1	0	1
56 Adron Chambers, L (5, PR) OBP: 0.311, SLG: 0.400										1	0	0	0	0	0	0
(6, 7)																
21 Allen Craig, R (1, 3) OBP: 0.485, SLG: 0.500	G5-3			BB	E8 23 BB 1B 1-3 3-H			23 FC6-4 1B		2	0	1	1	1	0	1
43 Shane Robinson, R (8, 8) OBP: 0.571, SLG: 0.968										1	0	1	0	0	0	0
23 David Freese, R (1, 5) OBP: 0.379, SLG: 0.417		K	K	BB 1-2				FC6-4 87 1B 87 WP 53 2B 1-2f		3	0	0	0	1	2	2
16 Ronny Cedeno, R (8, PR) OBP: 0.345, SLG: 0.400										0	1	0	0	0	0	0
(9, 5)																
87 Oscar Taveras, L (1, 9) OBP: 0.348, SLG: 0.535		F7			1B G6-3			53 2B 1B 1-3		4	0	2	0	0	0	3
38 Pete Kozma, R (1, 6) OBP: 0.400, SLG: 0.605		L7			48 2B 1B		F9	P4		4	1	1	0	0	0	2
48 Tony Cruz, R (1, 2) OBP: 0.357, SLG: 0.385			F9		13 3B 2B 1-H		F9			3	1	1	1	0	0	0
53 Matt Adams, L (8, 3) OBP: 0.382, SLG: 0.594								1-3 3-H 2B		1	0	1	1	0	0	0
58 Joe Kelly, R (1, 1)			G3		13 3B BB		K	L9		1	0	0	0	0	0	0
40 Shelby Miller, R (5, 1)										1	1	0	0	1	1	0
26 Trevor Rosenthal, R (7, 1)										0	0	0	0	0	0	0
8 Ryan Jackson, R (8, 4) OBP: 0.182, SLG: 0.100										1	0	0	0	0	0	3

Inning Stats	1	2	3	4	5	6	7	8	9
	R: 0 E: 0 K: 0 S: 4	H: 1 LOB: 1 BB: 0 P: 4	R: 0 E: 0 K: 1 S: 5	H: 0 LOB: 0 BB: 0 P: 5	R: 0 E: 0 K: 0 S: 3	H: 0 LOB: 0 BB: 0 P: 3	R: 0 E: 0 K: 1 S: 5	H: 0 LOB: 1 BB: 1 P: 9	R: 4 E: 1 K: 1 S: 9	H: 5 LOB: 3 BB: 3 P: 21	R: 0 E: 0 K: 0 S: 5	H: 0 LOB: 0 BB: 0 P: 5	R: 0 E: 0 K: 0 S: 3	H: 0 LOB: 0 BB: 0 P: 3	R: 1 E: 0 K: 0 S: 6	H: 3 LOB: 3 BB: 0 P: 7

1B: 5 SF: 0
2B: 3 SAC: 0
3B: 1 DP: 0
HR: 0 HBP: 0

WP: 1 PA: 36
PB: 0
SB: 0
CS: 0

	AB	R	H	RBI	BB	SO	LOB
	32	5	9	5	4	4	14

PITCHER		IP	WLS	BF	H	R	ER	SO	BB	IBB	HBP	BLK	WP	HR	S	P	ERA	WHIP
36 Mike Minor, L ERA: 3.86	(1, 1)	5.0		24	6	4	4	3	4	0	0	0	0	0	26	42	7.20	2.000
38 Anthony Varvaro, R ERA: 5.63	(6, 1)	1.0		3	0	0	0	1	0	0	0	0	0	0	5	5	0.00	0.000
82 Alex Wood, L ERA: 1.29	(7, 1)	2.0	L	9	3	1	1	0	0	0	0	0	1	0	9	10	4.50	1.500

PITCHER	IP	WLS	BF	H	R	ER	SO	BB	IBB	HBP	BLK	WP	HR	S	P	ERA	WHIP

TOP

Washington Nationals @ St. Louis Cardinals
Roger Dean Stadium, Jupiter, FL

Fri Mar 15 2013, 1:08 PM - 3:29 PM EDT
Att. 7,409 - Sunny - 69 F

livebaseballscorecards.com

Batter	1	2	3	4	5	6	7	8	9	AB	R	H	RBI	BB	SO	LOB
1 Steve Lombardozzi, S (1, 4) OBP: 0.222, SLG: 0.250 12 Rick Hague, R (6, PR) (6, 4)	B X 1-0 F9 ①			X 0-0 F8 ①		X 0-0 FC5-4 ② 1-2f 3-H		X 0-0 F8 ③		3 0 0 1 0 0 1 1 0 0 0 0 0 1						
24 Kurt Suzuki, R (1, 2) OBP: 0.333, SLG: 0.333 23 Jhonatan Solano, R (6, 2) OBP: 0.278, SLG: 0.294	S S S 0-3 K ②			X 0-0 G5-3 ②		X 0-0 F9 ③			X 0-0 G1-4-3 ①	3 0 0 0 0 1 1 1 0 0 0 0 0 0						
12 Tyler Moore, R (1, 9) OBP: 0.238, SLG: 0.357 89 Caleb Ramsey, L (7, 7)	X 0-0 F8 ③			X 0-0 G5-3 ③			S S S 0-3 K ①		X 0-0 E3 14 G6-3 49 BB	3 0 0 0 0 1 0 1 0 0 0 0 0 0						
18 Chad Tracy, L (1, 10) OBP: 0.219, SLG: 0.379 49 Carlos Maldonado, R (9, PH) OBP: 0.667, SLG: 0.667		B B B B 4-0 14 G4-3 BB			X 0-0 G4-3 ①		S S S 0-3 K ②		B B B B 4-0 14 G6-3 1-2 BB	2 0 0 0 1 1 0 0 0 0 0 1 0 0						
14 Chris Marrero, R (1, 3) OBP: 0.311, SLG: 0.375		X 0-0 G4-3 ① ② 1-2f			X 0-0 P3 ②		X 0-0 1B		X 0-0 G6-3 ② 1-2 2-3	4 0 1 0 0 0 3						
19 Carlos Rivero, R (1, 5) OBP: 0.268, SLG: 0.306		S S S 0-3 K ③			X 0-0 F8 ③		S S S 0-3 K ③		B X 1-0 P4 ③	4 0 0 0 0 2 3						
10 Corey Brown, L (1, 8) OBP: 0.300, SLG: 0.375			X 0-0 F8 ①			X 0-0 G4-3 ①		X 0-0 G5-3 1B		3 0 1 0 0 0 0						
46 Micah Owings, R (1, 7) OBP: 0.429, SLG: 0.857 Steven Souza Jr., R (6, PR) (6, 7) (7, 9)			X 0-0 60 L4-3 1B			X 0-0 60 1B 1 FC5-4 1B		X 0-0 G5-3 ① 1-2		2 0 2 0 0 0 0 1 1 0 0 0 0 1						
60 Zach Walters, S (1, 6) OBP: 0.361, SLG: 0.485			X 0-0 L4-3 ② ③ 1-1			X 0-0 1 FC5-4 1-3 1B		X 0-0 F8 ②		3 0 1 0 0 0 2						
Inning Stats	R: 0 E: 0 K: 1 S: 5 H: 0 LOB: 0 BB: 0 P: 6	R: 0 E: 0 K: 1 S: 4 H: 0 LOB: 0 BB: 1 P: 8	R: 0 E: 0 K: 0 S: 3 H: 1 LOB: 0 BB: 0 P: 3	R: 0 E: 0 K: 0 S: 3 H: 0 LOB: 0 BB: 0 P: 3	R: 0 E: 0 K: 0 S: 3 H: 0 LOB: 0 BB: 0 P: 3	R: 1 E: 0 K: 0 S: 5 H: 2 LOB: 1 BB: 0 P: 5	R: 0 E: 0 K: 3 S: 10 H: 1 LOB: 1 BB: 0 P: 10	R: 0 E: 0 K: 0 S: 4 H: 1 LOB: 1 BB: 0 P: 4	R: 0 E: 1 K: 0 S: 4 H: 0 LOB: 2 BB: 1 P: 9	1B: 5 2B: 1 3B: 0 HR: 0 SF: 0 SAC: 0 DP: 2 HBP: 0						

	AB	31
	R	1
	H	5
	RBI	1
	BB	2
	SO	5
	LOB	12

WP: 0 PB: 0 SB: 0 CS: 0 PA: 33

PITCHER	IP	WLS	BF	H	R	ER	SO	BB	IBB	HBP	BLK	WP	HR	S	P	ERA	WHIP
50 Adam Wainwright, R (1, 1) ERA: 2.76	6.0	W	20	3	1	1	2	1	0	0	0	0	0	23	28	1.50	0.667
44 Edward Mujica, R (7, 1) ERA: 12.86	1.0		4	1	0	0	3	0	0	0	0	0	0	10	10	0.00	1.000
36 Randy Choate, L (8, 1) ERA: 1.69	0.0		1	1	0	0	0	0	0	0	0	0	0	1	1	∞	∞
59 Fernando Salas, R (8, 1) ERA: 1.8	1.0		3	0	0	0	0	0	0	0	0	0	0	3	3	0.00	0.000
30 Jason Motte, R (9, 1) ERA: 6.43	1.0		5	0	0	0	0	1	0	0	0	0	0	4	9	0.00	1.000

PITCHER	IP	WLS	BF	H	R	ER	SO	BB	IBB	HBP	BLK	WP	HR	S	P	ERA	WHIP

Batter	1	2	3	4	5	6	7	8	9	AB	R	H	RBI	BB	SO	LOB
19 Jon Jay, L (1, 8) OBP: 0.256, SLG: 0.389 60 Justin Christian, R (6, 8) OBP: 0.303, SLG: 0.387	B B B C C X 3-2 HR	S S S 0-3 ② K		X 0-0 ② SF9 3-H		X 0-0 ③ G4-3				2 1 1 2 0 1 0 1 0 0 0 0 0 1						
33 Daniel Descalso, L (1, 4) OBP: 0.359, SLG: 0.500 16 Ronny Cedeno, R (6, 4) OBP: 0.367, SLG: 0.423	X 0-0 13 1B 53 HR 1B	X 0-0 13 S 1B		S S S 0-3 ③ K			X 0-0 8 2B 92 FC4-2 1B			3 1 2 0 0 1 0 1 0 1 0 0 0 0						
13 Matt Carpenter, L (1, 5) OBP: 0.500, SLG: 0.639 8 Ryan Jackson, R (5, PR) OBP: 0.217, SLG: 0.190 (6, 5)	X 0-0 53 HR 1-3 1B	B B B B 4-0 12 FC5-4 1-2 BB			X 0-0 2B		X 0-0 92 FC4-2 1-3 2B			2 1 2 0 1 0 0 1 0 1 0 0 0 0						
12 Ty Wigginton, R (1, 10) OBP: 0.220, SLG: 0.139	X 0-0 ① P4	X 0-0 ③ FC5-4 1-2f			X 0-0 ① F7		S S S 0-3 ① K			4 0 0 0 0 1 7						
53 Matt Adams, L (1, 3) OBP: 0.378, SLG: 0.657 92 Patrick Wisdom, R (6, 3) OBP: 0.286, SLG: 0.167	B X 1-0 1-H 3-H HR		X 0-0 ① G6-3		X 0-0 ② L3		X 0-0 ② FC4-2 2-3 3-H			3 1 1 3 0 0 1 1 0 0 0 0 0 2						
43 Shane Robinson, R (1, 9) OBP: 0.513, SLG: 0.857	X 0-0 ② F7	X 0-0 ② G6-3			X 0-0 ③ G4-3		S S S 0-3 ③ K2-3			4 0 0 0 0 1 3						
56 Adron Chambers, L (1, 7) OBP: 0.292, SLG: 0.372 91 C.J. McElroy, R (8, PH) OBP: 0.800, SLG: 0.750 (9, 7)	B S S S 1-3 K	X 0-0 ③ B2-3				X 0-0 ① G4-3		B H 2-0 89 CS HBP		3 0 0 0 0 1 0 0 0 0 0 0 0 0						
38 Pete Kozma, R (1, 6) OBP: 0.405, SLG: 0.590 89 Greg Garcia, L (6, 6) OBP: 0.333, SLG: 0.143	X 0-0 ③ F8			B B B B 4-0 32 G5-3 19 SF9 BB		B H 2-0 HBP		B 1 SAFE S S S 1-3 ① ② K 1-2		1 1 0 0 1 0 1 1 0 0 0 0 1 1						
32 Rob Johnson, R (1, 2) OBP: 0.208, SLG: 0.391 46 J.R. Towles, R (7, 2) OBP: 0.450, SLG: 0.353		X 0-0 ① G5-3		X 0-0 ① G5-3 1-3		S S S 0-3 ② K		X 0-0 ③ F7		3 0 0 0 0 1 2 1 0 0 0 0 0 0						
Inning Stats	R: 4 H: 4 E: 0 LOB: 1 K: 1 BB: 0 S: 12 P: 17	R: 0 H: 1 E: 0 LOB: 2 K: 1 BB: 1 S: 6 P: 10	R: 0 H: 0 E: 0 LOB: 0 K: 0 BB: 0 S: 3 P: 3	R: 1 H: 0 E: 0 LOB: 0 K: 1 BB: 1 S: 5 P: 9	R: 0 H: 1 E: 0 LOB: 1 K: 0 BB: 0 S: 4 P: 4	R: 0 H: 0 E: 0 LOB: 1 K: 1 BB: 0 S: 5 P: 7	R: 0 H: 2 E: 0 LOB: 2 K: 2 BB: 0 S: 9 P: 9	R: 0 H: 0 E: 0 LOB: 0 K: 1 BB: 0 S: 4 P: 7		1B: 4 SF: 1 2B: 2 SAC: 0 3B: 0 DP: 0 HR: 2 HBP: 2						

PITCHER	IP	WLS	BF	H	R	ER	SO	BB	IBB	HBP	BLK	WP	HR	S	P	ERA	WHIP
15 Dan Haren, R (1, 1) ERA: 5.79	5.0	L	24	6	5	5	3	2	0	0	0	1	2	30	43	9.00	1.600
31 Yunesky Maya, R (6, 1) ERA: 2.25	1.0		4	0	0	0	1	0	0	1	0	0	0	5	7	0.00	0.000
52 Ryan Mattheus, R (7, 1) ERA: 2.25	1.0		5	2	0	0	2	0	0	0	0	0	0	9	9	0.00	2.000
58 Fernando Abad, L (8, 1) ERA: 2.7	1.0		3	0	0	0	1	0	0	1	0	0	0	4	7	0.00	0.000

PITCHER	IP	WLS	BF	H	R	ER	SO	BB	IBB	HBP	BLK	WP	HR	S	P	ERA	WHIP

BOTTOM

Washington Nationals @ St. Louis Cardinals
Roger Dean Stadium, Jupiter, FL
Fri Mar 15 2013, 1:08 PM - 3:29 PM EDT
Att. 7,409 - Sunny - 69 F

livebaseballscorecards.com

AB	31
R	5
H	8
RBI	5
BB	2
SO	7
LOB	18

1B: 4 SF: 1
2B: 2 SAC: 0
3B: 0 DP: 0
HR: 2 HBP: 2

WP: 1 PA: 36
PB: 0
SB: 1
CS: 1

Detroit Tigers @ St. Louis Cardinals

Roger Dean Stadium, Jupiter, FL

Sat Mar 16 2013, 1:09 PM - 3:39 PM EDT

Att. 7,629 - Sunny - 73 F

TOP

livebaseballscorecards.com

Batter	1	2	3	4	5	6	7	8	9	AB	R	H	RBI	BB	SO	LOB
14 Austin Jackson, R (1, 10) OBP: 0.333, SLG: 0.410	0-0 39 CS 1B		0-3 K		0-0 G5-3 1-2 2-3		0-0 G6			4	0	1	0	0	1	2
39 Ramon Santiago, S (1, 4) OBP: 0.429, SLG: 0.556	1 SAFE 0-0 G5-3 1-2			0-0 G5-3	0-0 SF7 3-H		0-3 K			3	0	0	1	0	1	1
46 Jeff Kobernus, R (1, 7) (7, 8) OBP: 0.300, SLG: 0.311	0-0 E5			0-0 G5-3	0-0 G6-3			BB 4-0 70 CS BB		3	0	0	0	1	0	1
27 Jhonny Peralta, R (1, 6) OBP: 0.250, SLG: 0.316 70 Argenis Diaz, R (6, 6) OBP: 0.333, SLG: 0.292	0-3 K			0-0 79 2B 1B		4-0 79 CS BB		0-3 K 1-2		2 1	1 0	1 0	0 0	1 0	1 1	1 1
34 Avisaíl García, R (1, 9) OBP: 0.270, SLG: 0.324 79 Nick Castellanos, R (2, 9) OBP: 0.517, SLG: 0.609 (7, 7)		0-0 G6-3		0-0 1-H 2B		0-3 K 1-2		4-0 BB		1 2	0 0	0 1	0 1	0 1	0 1	0 1
55 Brayan Peña, S (1, 2) OBP: 0.267, SLG: 0.500 65 Brad Davis, R (7, 2)		0-0 G6-3		0-0 F8		0-0 68 1B 1B		0-3 K		3 1	0 0	1 0	0 0	0 1	0 1	1 1
68 Matt Tuiasosopo, R (1, 3) OBP: 0.378, SLG: 0.594		0-3 K			1-0 HR	0-0 1-2 1B			0-0 G6-3	4	1	2	1	0	1	0
32 Don Kelly, L (1, 5) OBP: 0.382, SLG: 0.633			0-3 K		0-0 14 G5-3 52 1B 39 SF7 1B	0-0 F9			0-0 F7	4	1	1	0	0	1	2
52 Quintin Berry, L (1, 8) OBP: 0.250, SLG: 0.211 72 Tyler Collins, L (7, 9) OBP: 0.393, SLG: 0.704			0-2 F7		0-0 14 G5-3 1-2 1B		0-0 G1-3		0-0 F8	3 1	0 0	1 0	0 0	0 0	0 0	0 0
Inning Stats	R: 0 E: 1 K: 1 S: 6 H: 1 LOB: 1 BB: 0 P: 6	R: 0 E: 0 K: 1 S: 5 H: 0 LOB: 0 BB: 0 P: 5	R: 0 E: 0 K: 2 S: 9 H: 0 LOB: 0 BB: 0 P: 9	R: 1 E: 0 K: 0 S: 5 H: 2 LOB: 1 BB: 0 P: 5	R: 2 E: 0 K: 0 S: 6 H: 3 LOB: 1 BB: 0 P: 7	R: 0 E: 0 K: 1 S: 6 H: 2 LOB: 2 BB: 1 P: 10	R: 0 E: 0 K: 1 S: 5 H: 0 LOB: 0 BB: 0 P: 5	R: 0 E: 0 K: 2 S: 6 H: 0 LOB: 1 BB: 2 P: 14	R: 0 E: 0 K: 0 S: 3 H: 0 LOB: 0 BB: 0 P: 3	1B: 6 2B: 1 3B: 0 HR: 1 SF: 1 SAC: 0 DP: 0 HBP: 0						

	AB	32
	R	3
	H	8
	RBI	3
	BB	3
	SO	8
	LOB	11

PITCHER		IP	WLS	BF	H	R	ER	SO	BB	IBB	HBP	BLK	WP	HR	S	P	ERA	WHIP
54 Jaime García, L ERA: 3.0	(1, 1)	5.0	L	21	6	3	3	4	0	0	0	0	0	1	31	32	5.40	1.200
Michael Blazek, R ERA: 1.5	(6, 1)	1.0		5	2	0	0	1	1	0	0	0	0	0	6	10	0.00	3.000
34 Marc Rzepczynski, L ERA: 1.8	(7, 1)	1.0		3	0	0	0	1	0	0	0	0	0	0	5	5	0.00	0.000
63 Maikel Cleto, R ERA: 1.93	(8, 1)	1.0		4	0	0	0	2	2	0	0	0	0	0	6	14	0.00	2.000
Eric Fornataro, R ERA: 1.5	(9, 1)	1.0		3	0	0	0	0	0	0	0	0	0	0	3	3	0.00	0.000

PITCHER	IP	WLS	BF	H	R	ER	SO	BB	IBB	HBP	BLK	WP	HR	S	P	ERA	WHIP

WP: 0 PA: 36
PB: 0
SB: 0
CS: 3

Batter	1	2	3	4	5	6	7	8	9	AB	R	H	RBI	BB	SO	LOB
33 Daniel Descalso, L (1, 5) OBP: 0.333, SLG: 0.463 8 Ryan Jackson, R (7, 5) OBP: 0.208, SLG: 0.182	G3		F7			K		K		3 0 0 0 0 1 1 1 0 0 0 0 1 1						
13 Matt Carpenter, L (1, 4) OBP: 0.489, SLG: 0.615 79 Kolten Wong, L (6, PR) OBP: 0.333, SLG: 0.550 (7, 4)	K			G3-1		7 FC4-6 1B		F7		3 0 1 0 0 1 0 1 0 0 0 0 0 1						
7 Matt Holliday, R (1, 7) OBP: 0.375, SLG: 0.526 60 Justin Christian, R (6, PR) OBP: 0.294, SLG: 0.375 (7, 7) (8, 8)	F9			21 BB 1B		FC4-6 1-2f		P4		3 0 1 0 0 0 1 1 0 0 0 0 0 1						
21 Allen Craig, R (1, 9) OBP: 0.472, SLG: 0.464 56 Adron Chambers, L (7, 9) OBP: 0.286, SLG: 0.364		G1-4-3		53 G3-6-1 1-2 BB		G4-3			F7	2 0 0 0 1 0 1 1 0 0 0 0 0 0						
53 Matt Adams, L (1, 3) OBP: 0.375, SLG: 0.632 92 Brock Peterson, R (7, PR) (8, 3)		G4-3		G3-6-1 1-2f			87 FC6-4 1B		P3	3 0 1 0 0 0 2 1 0 0 0 0 0 0						
87 Oscar Taveras, L (1, 8) OBP: 0.327, SLG: 0.500 91 Chad Huffman, R (7, PR) (8, 7)		G6-3			K		FC6-4 82 FC6-4 1-2f		F9	3 0 0 0 0 1 1 1 0 0 0 0 0 0						
12 Ty Wigginton, R (1, 10) OBP: 0.205, SLG: 0.128			K		K		K			3 0 0 0 0 3 1						
48 Tony Cruz, R (1, 2) OBP: 0.367, SLG: 0.370 82 Audry Pérez, R (6, 2)			E6		BB		FC6-4 1-2f			1 0 0 0 1 0 0 1 0 0 0 0 0 1						
16 Ronny Cedeno, R (1, 6) OBP: 0.344, SLG: 0.393 89 Greg Garcia, L (6, 6) OBP: 0.368, SLG: 0.267			K		K			2B		2 0 0 0 0 2 2 1 0 1 0 0 0 0						
Inning Stats	R: 0 H: 0 E: 0 LOB: 0 K: 1 BB: 0 S: 5 P: 5	R: 0 H: 0 E: 0 LOB: 0 K: 0 BB: 0 S: 3 P: 3	R: 0 H: 0 E: 1 LOB: 1 K: 2 BB: 0 S: 8 P: 8	R: 0 H: 1 E: 0 LOB: 1 K: 0 BB: 1 S: 3 P: 7	R: 0 H: 0 E: 0 LOB: 1 K: 3 BB: 1 S: 9 P: 13	R: 0 H: 1 E: 0 LOB: 1 K: 1 BB: 0 S: 6 P: 6	R: 0 H: 1 E: 0 LOB: 1 K: 1 BB: 0 S: 6 P: 6	R: 0 H: 1 E: 0 LOB: 1 K: 1 BB: 0 S: 6 P: 6	R: 0 H: 0 E: 0 LOB: 0 K: 0 BB: 0 S: 3 P: 3	1B: 3 SF: 0 2B: 1 SAC: 0 3B: 0 DP: 1 HR: 0 HBP: 0						

PITCHER		IP	WLS	BF	H	R	ER	SO	BB	IBB	HBP	BLK	WP	HR	S	P	ERA	WHIP
66 Shawn Hill, R ERA: 5.0	(1, 1)	4.0	W	14	1	0	0	3	1	0	0	0	0	0	19	23	0.00	0.500
43 Bruce Rondón, R ERA: 3.52	(5, 1)	1.0	H	4	0	0	0	3	1	0	0	0	0	0	9	13	0.00	1.000
71 Jose Alvarez, L ERA: 1.29	(6, 1)	2.0	H	9	3	0	0	2	0	0	0	0	0	0	13	13	0.00	1.500
36 Luke Putkonen, R ERA: 5.06	(8, 1)	2.0	S	6	0	0	0	1	0	0	0	0	0	0	8	8	0.00	0.000

PITCHER	IP	WLS	BF	H	R	ER	SO	BB	IBB	HBP	BLK	WP	HR	S	P	ERA	WHIP

BOTTOM

Detroit Tigers @ St. Louis Cardinals

Roger Dean Stadium, Jupiter, FL

Sat Mar 16 2013, 1:09 PM - 3:39 PM EDT

Att. 7,629 - Sunny - 73 F

livebaseballscorecards.com

AB	31
R	0
H	4
RBI	0
BB	2
SO	9
LOB	13

Batter	1	2	3	4	5	6	7	8	9	AB	R	H	RBI	BB	SO	LOB
19 Jon Jay, L (1, 8) OBP: 0.279, SLG: 0.385	G1-3		43 1B 1B		F9			BB		3	0	1	0	1	0	1
43 Shane Robinson, R (1, 9) OBP: 0.535, SLG: 0.846	21 S 7 G6-3 1B		7 FC6-4 1-2 1B			21 F9 7 G5-3 1B		K		4	0	3	0	0	1	1
7 Matt Holliday, R (1, 7) OBP: 0.333, SLG: 0.455 56 Adron Chambers, L (6, 7) OBP: 0.280, SLG: 0.356	G6-3 1-2		FC6-4 1-2f			G5-3 1-2		G3		3 1	0 0	0 0	0 0	0 0	0 0	4 1
21 Allen Craig, R (1, 3) OBP: 0.462, SLG: 0.452 94 Carson Kelly, R (6, 5)	K 2-3			38 G6-4-3 1B		F9 2-3			P6	3 1	0 0	1 0	0 0	0 0	1 0	2 0
53 Matt Adams, L (1, 10) OBP: 0.341, SLG: 0.571		F8		K		G3			K2-3	4	0	0	0	0	2	2
38 Pete Kozma, R (1, 6) OBP: 0.386, SLG: 0.561 89 Greg Garcia, L (6, 6) OBP: 0.381, SLG: 0.294		K		G6-4-3 1-2f			G4-3		79 WP 1B	2 2	0 0	0 1	0 0	0 0	1 0	1 0
79 Kolten Wong, L (1, 4) OBP: 0.320, SLG: 0.583		G4-3			3B		F8		G3 1-2	4	0	1	0	0	0	1
46 J.R. Towles, R (1, 2) OBP: 0.409, SLG: 0.316 82 Audry Pérez, R (6, 2)			G6-3		K		F9			2 1	0 0	0 0	0 0	0 0	1 0	1 0
92 Patrick Wisdom, R (1, 5) OBP: 0.200, SLG: 0.111 (6, 3)			L7		K			P3		3	0	0	0	0	1	1
Inning Stats	R: 0 H: 1 E: 0 LOB: 1 K: 1 BB: 0 S: 6 P: 7	R: 0 H: 0 E: 0 LOB: 0 K: 1 BB: 0 S: 5 P: 5	R: 0 H: 2 E: 0 LOB: 2 K: 0 BB: 0 S: 5 P: 5	R: 0 H: 1 E: 0 LOB: 0 K: 1 BB: 0 S: 5 P: 5	R: 0 H: 1 E: 0 LOB: 1 K: 2 BB: 0 S: 8 P: 8	R: 0 H: 1 E: 0 LOB: 1 K: 0 BB: 0 S: 4 P: 4	R: 0 H: 0 E: 0 LOB: 0 K: 0 BB: 0 S: 3 P: 3	R: 0 H: 0 E: 0 LOB: 1 K: 1 BB: 1 S: 5 P: 9	R: 0 H: 1 E: 0 LOB: 1 K: 1 BB: 0 S: 6 P: 7	1B: 6 SF: 0 2B: 0 SAC: 0 3B: 1 DP: 1 HR: 0 HBP: 0						

TOP

St. Louis Cardinals @ Miami Marlins

Roger Dean Stadium, Jupiter, FL

Sun Mar 17 2013, 1:08 PM - 3:53 PM EDT

Att. 5,780 - Cloudy - 77 F

livebaseballscorecards.com

AB	33
R	0
H	7
RBI	0
BB	1
SO	7
LOB	15

WP: 1 PA: 34
PB: 0
SB: 1
CS: 0

PITCHER	IP	WLS	BF	H	R	ER	SO	BB	IBB	HBP	BLK	WP	HR	S	P	ERA	WHIP
47 Ricky Nolasco, R (1, 1) ERA: 4.3	6.0	W	23	6	0	0	5	0	0	0	0	0	0	33	34	0.00	1.000
46 Doug Mathis, R (7, 1) ERA:	1.0		3	0	0	0	0	0	0	0	0	0	0	3	3	0.00	0.000
31 Steve Cishek, R (8, 1) ERA: 3.6	1.0		4	0	0	0	1	1	0	0	0	0	0	5	9	0.00	1.000
21 Mitch Talbot, R (9, 1) ERA: 4.5	1.0		4	1	0	0	1	0	0	0	0	1	0	6	7	0.00	1.000

PITCHER	IP	WLS	BF	H	R	ER	SO	BB	IBB	HBP	BLK	WP	HR	S	P	ERA	WHIP

BOTTOM

St. Louis Cardinals @ Miami Marlins

Roger Dean Stadium, Jupiter, FL

Sun Mar 17 2013, 1:08 PM - 3:53 PM EDT

Att. 5,780 - Cloudy - 77 F

livebaseballscorecards.com

Batter	1	2	3	4	5	6	7	8	9	AB	R	H	RBI	BB	SO	LOB
9 Juan Pierre, L (1, 7) OBP: 0.350, SLG: 0.368	G4-3		F7	BB	1B		K			3	1	1	1	1	0	0
76 Christian Yelich, L (6, 7) OBP: 0.457, SLG: 0.795										1	0	0	0	0	1	1
30 Placido Polanco, R (1, 5) OBP: 0.500, SLG: 0.588	2B		1B	G6-3	F7			K		4	2	2	0	0	0	3
13 Chris Valaika, R (6, 5) OBP: 0.129, SLG: 0.138										1	0	0	0	0	1	0
27 Giancarlo Stanton, R (1, 9) OBP: 0.500, SLG: 0.833	F9		2B	BB		1B		K		3	1	2	0	1	0	1
61 Jordan Brown, L (7, 9) OBP: 0.235, SLG: 0.412										1	0	0	0	0	1	0
19 Rob Brantly, L (1, 2) OBP: 0.359, SLG: 0.314	1B		1B	1B		P6		G5-3		4	1	3	3	0	0	1
53 Kyle Skipworth, L (7, 2) OBP: 0.240, SLG: 0.273										1	0	0	0	0	0	0
20 Justin Ruggiano, R (1, 8) OBP: 0.154, SLG: 0.091	K2-3		SF8	FC5		K				2	0	0	1	0	1	3
2 Gorkys Hernández, R (6, 8) OBP: 0.389, SLG: 0.323										1	0	0	0	0	1	1
17 Donovan Solano, R (1, 4) OBP: 0.432, SLG: 0.463		G5-3	1B		F9	L9				4	0	1	0	0	0	1
64 Ed Lucas, R (7, 4) OBP: 0.176, SLG: 0.176										0	0	0	0	0	0	0
18 Casey Kotchman, L (1, 3) OBP: 0.500, SLG: 0.688		2B	1B		G6-3		G6-3			3	0	2	1	0	0	0
15 Kevin Kouzmanoff, R (7, 3) OBP: 0.423, SLG: 0.875										1	0	0	0	0	0	0
3 Adeiny Hechavarría, R (1, 6) OBP: 0.220, SLG: 0.243		E6	F8		1B		F8			3	1	1	0	0	0	3
22 Nick Green, R (7, 6) OBP: 0.333, SLG: 0.333										1	0	0	0	0	0	0
47 Ricky Nolasco, R (1, 1)		G3		F9	BB		BB			2	0	0	0	1	0	1
46 Doug Mathis, L (7, 1)										0	0	0	0	0	0	0
11 Bryan Petersen, L (7, PH) OBP: 0.250, SLG: 0.063										0	0	0	0	1	0	0
31 Steve Cishek, R (8, 1)										0	0	0	0	0	0	0
21 Mitch Talbot, R (9, 1)										0	0	0	0	0	0	0
Inning Stats	R: 1 E: 0 K: 1 S: 7 H: 2 LOB: 1 BB: 0 P: 7	R: 0 E: 1 K: 0 S: 4 H: 1 LOB: 1 BB: 0 P: 4	R: 3 E: 0 K: 0 S: 8 H: 5 LOB: 2 BB: 0 P: 8	R: 1 E: 0 K: 0 S: 4 H: 1 LOB: 2 BB: 2 P: 13	R: 1 E: 0 K: 0 S: 5 H: 2 LOB: 2 BB: 1 P: 9	R: 0 E: 0 K: 1 S: 6 H: 1 LOB: 1 BB: 0 P: 6	R: 0 E: 0 K: 1 S: 5 H: 0 LOB: 1 BB: 1 P: 9	R: 0 E: 0 K: 2 S: 7 H: 0 LOB: 0 BB: 0 P: 7								

AB	35
R	6
H	12
RBI	6
BB	4
SO	5
LOB	15

1B: 9 SF: 1
2B: 3 SAC: 0
3B: 0 DP: 0
HR: 0 HBP: 0

WP: 0 PA: 40
PB: 0
SB: 1
CS: 0

PITCHER	IP	WLS	BF	H	R	ER	SO	BB	IBB	HBP	BLK	WP	HR	S	P	ERA	WHIP
31 Lance Lynn, R (1, 1) ERA: 7.5	3.2	L	22	9	5	5	1	2	0	0	0	0	0	22	31	12.27	3.000
Keith Butler, R (4, 1) ERA: 13.5	0.1		1	0	0	0	0	0	0	0	0	0	0	1	1	0.00	0.000
76 John Gast, L (5, 1) ERA: 7.5	1.0		6	2	1	1	0	1	0	0	0	0	0	5	9	9.00	3.000
59 Fernando Salas, R (6, 1) ERA: 1.5	1.0		4	1	0	0	1	0	0	0	0	0	0	6	6	0.00	1.000
41 Mitchell Boggs, R (7, 1) ERA:	1.0		4	0	0	0	1	1	0	0	0	0	0	5	9	0.00	1.000

PITCHER	IP	WLS	BF	H	R	ER	SO	BB	IBB	HBP	BLK	WP	HR	S	P	ERA	WHIP
26 Trevor Rosenthal, R (8, 1) ERA: 4.82	1.0		3	0	0	0	2	0	0	0	0	0	0	7	7	0.00	0.000

Batter	1	2	3	4	5	6	7	8	9	AB	R	H	RBI	BB	SO	LOB
1 Jordany Valdespin, L (1, 8) (8, 4) OBP: 0.386, SLG: 0.634	G4-3			P5		E3 11 G6-4-3		F7		4	0	0	0	0	0	1
11 Rubén Tejada, R (1, 6) OBP: 0.184, SLG: 0.176	F9			G4-3		G6-4-3 1-2f		F9		4	0	0	0	0	0	2
50 Scott Atchison, R (8, 1)										0	0	0	0	0	0	0
39 Bobby Parnell, R (9, 1)										0	0	0	0	0	0	0
15 Travis d'Arnaud, R (1, 2) OBP: 0.412, SLG: 0.483	G6-3			21 HR 1B			77 1B 2B		F7	3	2	2	0	0	0	0
30 LaTroy Hawkins, R (7, 1)										0	0	0	0	0	0	0
23 Mike Baxter, L (8, 9) OBP: 0.263, SLG: 0.129										1	0	0	0	0	0	0
21 Lucas Duda, L (1, 7) OBP: 0.293, SLG: 0.526		G5-3		1-H HR			19 1B 2-H 1B		F8	2	1	1	2	0	0	0
77 Andrew Brown, R (6, 7) OBP: 0.212, SLG: 0.250										2	0	1	1	0	0	0
19 Zach Lutz, R (1, 3) OBP: 0.413, SLG: 0.359		G5-3		G6-3			68 G3-1 1-3 1B		F7	4	0	1	0	0	0	0
68 Matthew den Dekker, L (1, 9) OBP: 0.216, SLG: 0.278		K			G6-3		G3-1 1-2			3	0	0	0	0	1	1
(8, 8)																
12 Brandon Hicks, R (1, 5) OBP: 0.341, SLG: 0.333			K		K		K			3	0	0	0	0	3	1
3 Omar Quintanilla, L (1, 4) OBP: 0.364, SLG: 0.429			33 G5-6-4-3 1B		G4-3			BB		2	0	1	0	1	0	0
(8, 6)																
33 Matt Harvey, R (1, 1)			G5-6-4-3 1-2f			K		K		2	0	0	0	0	1	1
66 Josh Edgin, R (6, 1)										0	0	0	0	0	0	0
20 Anthony Recker, R (7, 2) OBP: 0.474, SLG: 0.722										1	0	0	0	0	1	1
Inning Stats	R: 0 E: 0 K: 0 S: 3 H: 0 LOB: 0 BB: 0 P: 3	R: 0 E: 0 K: 1 S: 5 H: 0 LOB: 0 BB: 0 P: 5	R: 0 E: 0 K: 1 S: 5 H: 1 LOB: 0 BB: 0 P: 5	R: 2 E: 0 K: 0 S: 5 H: 2 LOB: 0 BB: 0 P: 7	R: 0 E: 0 K: 1 S: 5 H: 0 LOB: 0 BB: 0 P: 5	R: 0 E: 1 K: 1 S: 5 H: 0 LOB: 0 BB: 0 P: 5	R: 1 E: 0 K: 1 S: 7 H: 3 LOB: 1 BB: 0 P: 7	R: 0 E: 0 K: 1 S: 5 H: 0 LOB: 1 BB: 1 P: 9	R: 0 E: 0 K: 0 S: 3 H: 0 LOB: 0 BB: 0 P: 3	1B: 4 2B: 1 3B: 0 HR: 1	SF: 0 SAC: 0 DP: 2 HBP: 0						

PITCHER		IP	WLS	BF	H	R	ER	SO	BB	IBB	HBP	BLK	WP	HR	S	P	ERA	WHIP
35 Jake Westbrook, R ERA: 3.86	(1, 1)	6.0		20	3	2	2	4	0	0	0	0	0	1	28	30	3.00	0.500
34 Marc Rzepczynski, L ERA: 3.0	(7, 1)	1.0	L	5	3	1	1	1	0	0	0	0	0	0	7	7	9.00	3.000
44 Edward Mujica, R ERA: 11.25	(8, 1)	1.0		4	0	0	0	1	1	0	0	0	0	0	5	9	0.00	1.000
30 Jason Motte, R ERA: 5.63	(9, 1)	1.0		3	0	0	0	0	0	0	0	0	0	0	3	3	0.00	0.000

PITCHER	IP	WLS	BF	H	R	ER	SO	BB	IBB	HBP	BLK	WP	HR	S	P	ERA	WHIP

TOP

New York Mets @ St. Louis Cardinals

Roger Dean Stadium, Jupiter, FL

Mon Mar 18 2013, 1:08 PM - 3:36 PM EDT

Att. 6,983 - Partly Cloudy - 77 F

livebaseballscorecards.com

AB	31
R	3
H	6
RBI	3
BB	1
SO	6
LOB	7

1B: 4	SF: 0	WP: 0	PA: 32		
2B: 1	SAC: 0	PB: 0			
3B: 0	DP: 2	SB: 0			
HR: 1	HBP: 0	CS: 0			

BOTTOM

Batter	1	2	3	4	5	6	7	8	9	AB	R	H	RBI	BB	SO	LOB
19 Jon Jay, L (1, 8) OBP: 0.261, SLG: 0.357	S S S 0-3 ① K		x 0-0 ③ G4-3		S S S 0-3 ③ K			x 0-0 ① SH3 1-2		3	0	0	0	0	2	1
60 Justin Christian, R (6, 8) OBP: 0.294, SLG: 0.375										0	0	0	0	0	0	0
13 Matt Carpenter, L (1, 4) OBP: 0.510, SLG: 0.610	x 0-0 1B			x 0-0 ① G4-3		B B B B 4-0 53 L4-3 BB		B B B B 4-0 BB		2	0	1	0	2	0	0
7 Matt Holliday, R (1, 10) OBP: 0.333, SLG: 0.480	x 0-0 ② F7			x 0-0 53 2B 2B		x 0-0 ① F7		x 0-0 ② F7		3	1	1	0	0	0	2
79 Kolten Wong, L (8, PH) (9, 10) OBP: 0.308, SLG: 0.560										1	0	0	0	0	0	2
53 Matt Adams, L (1, 3) OBP: 0.333, SLG: 0.565	x 0-0 ③ G4-3			x 0-0 87 1B 2-H 2B		x 0-0 ② ③ L4-3 1-1		x 0-0 ③ F7		4	1	1	1	0	0	4
87 Oscar Taveras, L (1, 9) OBP: 0.340, SLG: 0.500		x 0-0 ① L6		x 0-0 ② E3 2-H 1B			x 0-0 ① G5-3		x 0-0 33 L6-3 1B	4	0	2	1	0	0	0
33 Daniel Descalso, L (1, 6) OBP: 0.326, SLG: 0.444		S S S 0-3 ② K		S S S 0-3 ③ K			x 0-0 1B		x 0-0 ① ② L6-3 1-1	4	0	1	0	0	2	1
48 Tony Cruz, R (1, 2) OBP: 0.324, SLG: 0.323		S S T 0-2 ③ K			x 0-0 ① F8		x 0-0 ② F8		x 0-0 ③ G6-3	4	0	0	0	0	1	1
56 Adron Chambers, L (1, 7) OBP: 0.283, SLG: 0.354			x 0-0 16 G6-4-3 1B		S S S 0-3 ② K2-3		C C C 0-3 ③ K			3	0	1	0	0	2	1
16 Ronny Cedeno, R (1, 5) OBP: 0.371, SLG: 0.419			x 0-0 ① ② G6-4-3 1-2f		x 0-0 1B			x 0-0 60 SH3 1B		3	0	2	0	0	0	1
Inning Stats	R: 0 E: 0 K: 1 S: 6 H: 1 LOB: 1 BB: 0 P: 6	R: 0 E: 0 K: 2 S: 7 H: 0 LOB: 0 BB: 0 P: 7	R: 0 E: 0 K: 0 S: 3 H: 1 LOB: 0 BB: 0 P: 3	R: 2 E: 1 K: 1 S: 7 H: 3 LOB: 0 BB: 0 P: 7	R: 0 E: 0 K: 2 S: 8 H: 1 LOB: 1 BB: 0 P: 8	R: 0 E: 0 K: 0 S: 2 H: 0 LOB: 0 BB: 1 P: 6	R: 0 E: 0 K: 1 S: 6 H: 1 LOB: 1 BB: 0 P: 6	R: 0 E: 0 K: 0 S: 4 H: 1 LOB: 2 BB: 1 P: 8	R: 0 E: 0 K: 0 S: 3 H: 1 LOB: 0 BB: 0 P: 3	1B: 7 2B: 4 3B: 0 HR: 0	SF: 0 SAC: 1 DP: 3 HBP: 0						

PITCHER	IP	WLS	BF	H	R	ER	SO	BB	IBB	HBP	BLK	WP	HR	S	P	ERA	WHIP
33 Matt Harvey, R (1, 1) ERA: 2.95	5.1		21	6	2	2	6	1	0	0	0	0	0	32	36	3.38	1.312
66 Josh Edgin, L (6, 1) ERA: 4.15	0.2	W	1	0	0	0	0	0	0	0	0	0	0	1	1	0.00	0.000
30 LaTroy Hawkins, R (7, 1) ERA:	1.0	H	4	1	0	0	1	0	0	0	0	0	0	6	6	0.00	1.000
50 Scott Atchison, R (8, 1) ERA: 2.35	1.0	H	5	1	0	0	0	1	0	0	0	0	0	4	8	0.00	2.000
39 Bobby Parnell, R (9, 1) ERA: 3.12	1.0	S	3	1	0	0	0	0	0	0	0	0	0	3	3	0.00	1.000

PITCHER	IP	WLS	BF	H	R	ER	SO	BB	IBB	HBP	BLK	WP	HR	S	P	ERA	WHIP

New York Mets @ St. Louis Cardinals

Roger Dean Stadium, Jupiter, FL

Mon Mar 18 2013, 1:08 PM - 3:36 PM EDT

Att. 6,983 - Partly Cloudy - 77 F

livebaseballscorecards.com

AB	31
R	2
H	9
RBI	2
BB	2
SO	7
LOB	13

1B: 7 2B: 4 3B: 0 HR: 0 SF: 0 SAC: 1 DP: 3 HBP: 0

WP: 0 PB: 0 SB: 0 CS: 0 PA: 34

Miami Marlins @ St. Louis Cardinals

Roger Dean Stadium, Jupiter, FL

Tue Mar 19 2013, 1:09 PM - 3:26 PM EDT

Att. 5,704 - Partly Cloudy - 75 F

livebaseballscorecards.com

Batter	1	2	3	4	5	6	7	8	9	AB	R	H	RBI	BB	SO	LOB
9 Juan Pierre, L (1, 7) OBP: 0.364, SLG: 0.381 76 Christian Yelich, L (7, 7) OBP: 0.469, SLG: 0.857	29 F8 / 27 BB / 1B		B5			G6-3	30 WP / 30 1B / 1-2 2-H / 1B			4 1 2 1 0 0 0 0 0 0 0 0 0 0						
30 Placido Polanco, R (1, 5) OBP: 0.455, SLG: 0.524 13 Chris Valaika, R (7, 5) OBP: 0.182, SLG: 0.290	L8		F8			G5-3	27 FC6-4 / 1-H 2-H / 1B			4 0 1 2 0 0 1 0 0 0 0 0 0 0						
27 Giancarlo Stanton, R (1, 9) OBP: 0.500, SLG: 0.762 1 Chone Figgins, S (7, 9) OBP: 0.367, SLG: 0.308	1-2 / BB			F8		1B	FC6-4 / 1-2f			3 0 1 0 1 0 1 0 0 0 0 0 0 0						
29 Greg Dobbs, L (1, 3) OBP: 0.167, SLG: 0.167 18 Casey Kotchman, L (7, 3) OBP: 0.486, SLG: 0.667	F8 / 2-3			P6		G4-3		G4-3		3 0 0 0 0 0 3 1 0 0 0 0 0 0						
17 Donovan Solano, R (1, 4) OBP: 0.426, SLG: 0.455 64 Ed Lucas, R (8, PH) OBP: 0.167, SLG: 0.167 (8, 4)	K			K			20 G4-6-3 / 19 1B / 3 1B / 1B	F8		3 1 1 0 0 2 2 1 0 0 0 0 0 0						
19 Rob Brantly, L (1, 2) OBP: 0.349, SLG: 0.308 79 J.T. Realmuto, R (8, 2) OBP: 0.300, SLG: 0.556		G4-3			F7		20 G4-6-3 / 1-2 / 1B	G1-3		4 0 1 0 0 0 0 0 0 0 0 0 0 0						
20 Justin Ruggiano, R (1, 8) OBP: 0.188, SLG: 0.214 2 Gorkys Hernández, R (8, 8) OBP: 0.385, SLG: 0.324		L5			3 G4-3 / 2B		G4-6-3 / 1-2f 2-3		B1-3	3 0 1 0 0 0 2 1 0 0 0 0 0 0						
3 Adeiny Hechavarría, R (1, 6) OBP: 0.227, SLG: 0.250 22 Nick Green, R (8, 6) OBP: 0.333, SLG: 0.333		L9			G4-3 / 2-3		61 / 9 1B / 3-H / 1B		L9	3 1 1 1 0 0 1 1 0 0 0 0 0 0						
33 Jacob Turner, R (1, 1) 50 Chad Qualls, R (6, 1) 61 Jordan Brown, L (7, PH) OBP: 0.278, SLG: 0.444 43 Dan Jennings, L (7, 1) 34 Tom Koehler, R (8, 1) 15 Kevin Kouzmanoff, R (9, PH) OBP: 0.367, SLG: 0.750			K		G4-3		30 WP / 9 1B / 30 1B / 1-2 / 1B		G6-3	2 0 0 0 0 1 1 0 0 0 0 0 0 0 1 1 1 0 0 0 0 0 0 0 0 0 0 0 0 0 0 0 0 0 0 1 0 0 0 0 0 0						

Inning Stats									
	R: 0 E: 0 K: 1 S: 6	H: 1 LOB: 2 BB: 1 P: 10	R: 0 E: 0 K: 0 S: 3	H: 0 LOB: 0 BB: 0 P: 3	R: 0 E: 0 K: 1 S: 5	H: 0 LOB: 0 BB: 0 P: 5	R: 0 E: 0 K: 1 S: 5	H: 0 LOB: 0 BB: 0 P: 5	R: 0 E: 0 K: 0 S: 4	H: 1 LOB: 1 BB: 0 P: 4
	R: 0 E: 0 K: 0 S: 4	H: 1 LOB: 1 BB: 0 P: 4	R: 4 E: 0 K: 0 S: 8	H: 6 LOB: 1 BB: 0 P: 9	R: 0 E: 0 K: 0 S: 3	H: 0 LOB: 0 BB: 0 P: 3	R: 0 E: 0 K: 0 S: 3	H: 0 LOB: 0 BB: 0 P: 3		

1B: 8	SF: 0	WP: 1	PA: 36
2B: 1	SAC: 0	PB: 0	
3B: 0	DP: 1	SB: 0	
HR: 0	HBP: 0	CS: 0	

PITCHER		IP	WLS	BF	H	R	ER	SO	BB	IBB	HBP	BLK	WP	HR	S	P	ERA	WHIP
40 Shelby Miller, R ERA: 4.63	(1, 1)	4.0	W	14	1	0	0	3	1	0	0	0	0	0	19	23	0.00	0.500
58 Joe Kelly, R ERA: 4.91	(5, 1)	3.0	H	16	8	4	4	0	0	0	0	0	1	0	16	17	12.00	2.667
26 Trevor Rosenthal, R ERA: 4.35	(8, 1)	1.0	H	3	0	0	0	0	0	0	0	0	0	0	3	3	0.00	0.000
41 Mitchell Boggs, R ERA:	(9, 1)	1.0	S	3	0	0	0	0	0	0	0	0	0	0	3	3	0.00	0.000

PITCHER	IP	WLS	BF	H	R	ER	SO	BB	IBB	HBP	BLK	WP	HR	S	P	ERA	WHIP

TOP

AB	35
R	4
H	9
RBI	4
BB	1
SO	3
LOB	11

Miami Marlins @ St. Louis Cardinals

Roger Dean Stadium, Jupiter, FL

Tue Mar 19 2013, 1:09 PM - 3:26 PM EDT

Att. 5,704 - Partly Cloudy - 75 F

livebaseballscorecards.com

BOTTOM

Batter	1	2	3	4	5	6	7	8	9	AB	R	H	RBI	BB	SO	LOB
33 Daniel Descalso, L (1, 4) OBP: 0.340, SLG: 0.469	13 G5-3 1B		P2		13 2B 1-3 2B	L5				4	1	2	0	0	0	1
13 Matt Carpenter, L (1, 5) OBP: 0.491, SLG: 0.600	G5-3 1-2		F8		21 WP 2-H 3-H 2B		G6-3			4	0	1	2	0	0	1
7 Matt Holliday, R (1, 7) OBP: 0.294, SLG: 0.414 56 Adron Chambers, L (8, 7) OBP: 0.283, SLG: 0.354	K			F9	L6		K			4 0	0 0	0 0	0 0	0 0	2 0	2 0
21 Allen Craig, R (1, 3) OBP: 0.442, SLG: 0.514 53 Matt Adams, L (8, 3) OBP: 0.333, SLG: 0.565	G5-3			HR	G4-3 2-3		G6-3			4 0	1 0	1 0	1 0	0 0	0 0	2 0
87 Oscar Taveras, L (1, 8) (8, 9) OBP: 0.333, SLG: 0.481		L8		43 S 43 1B 1B	G1			F7		4	1	1	0	0	0	1
43 Shane Robinson, R (1, 9) (8, 8) OBP: 0.511, SLG: 0.791		G6-3		1-H 1B		G6-3		K		4	0	1	1	0	1	0
38 Pete Kozma, R (1, 6) OBP: 0.375, SLG: 0.523		BB		K		E3 82 G6-3 58 1B		K		3	1	0	0	1	2	1
82 Audry Pérez, R (1, 2)		G6-3		G6-3		G6-3 1-2				3	0	0	0	0	0	3
40 Shelby Miller, R (1, 1) 58 Joe Kelly, R (5, 1) OBP: 0.667, SLG: 0.667 26 Trevor Rosenthal, R (8, 1) 41 Mitchell Boggs, R (9, 1)			F8		33 2B 13 2B 1B	2-H 1B				1 2 0 0	0 1 0 0	0 2 0 0	0 1 0 0	0 0 0 0	0 0 0 0	0 0 0 0

Inning Stats	1	2	3	4	5	6	7	8	9
	R: 0 H: 1 E: 0 LOB: 1 K: 1 BB: 0 S: 6 P: 6	R: 0 H: 0 E: 0 LOB: 1 K: 0 BB: 1 S: 3 P: 7	R: 0 H: 0 E: 0 LOB: 0 K: 0 BB: 0 S: 3 P: 3	R: 2 H: 3 E: 0 LOB: 1 K: 1 BB: 0 S: 9 P: 10	R: 2 H: 3 E: 0 LOB: 1 K: 0 BB: 0 S: 6 P: 7	R: 1 H: 1 E: 1 LOB: 1 K: 0 BB: 0 S: 5 P: 5	R: 0 H: 0 E: 0 LOB: 0 K: 1 BB: 0 S: 5 P: 5	R: 0 H: 0 E: 0 LOB: 0 K: 2 BB: 0 S: 7 P: 7	

	AB	
AB	33	
R	5	
H	8	
RBI	5	
BB	1	
SO	5	
LOB	11	

| | | | |

Batter	1	2	3	4	5	6	7	8	9	AB	R	H	RBI	BB	SO	LOB
19 Jon Jay, L (1, 8) OBP: 0.255, SLG: 0.326	K	BB		CS	G3-1		G4-3		G3-1	4	0	0	0	1	1	0
13 Matt Carpenter, L (1, 4) 63 Maikel Cleto, R (7, 1) 59 Fernando Salas, R (8, 1) 30 Jason Motte, R (9, 1) OBP: 0.491, SLG: 0.583	21 BB	K			7 G6-4-3 1B		P2			3 0 0 0	0 0 0 0	1 0 0 0	0 0 0 0	1 0 0 0	1 0 0 0	2 0 0 0
7 Matt Holliday, R (1, 7) 56 Adron Chambers, L (8, PR) (8, 7) OBP: 0.289, SLG: 0.424 OBP: 0.283, SLG: 0.354	F8		K		G6-4-3			21 1B 2B		4 0	0 1	1 0	0 0	0 0	1 0	2 0
21 Allen Craig, R (1, 9) OBP: 0.447, SLG: 0.500	BB	G6-3				K		12 G6-4-3 53 BB 1B		3	0	1	1	1	1	0
53 Matt Adams, L (1, 3) OBP: 0.346, SLG: 0.542	F7	F8				23 G5-3 BB		12 G6-4-3 BB		2	0	0	0	2	0	2
23 David Freese, R (1, 5) 12 Ty Wigginton, R (6, 5) OBP: 0.375, SLG: 0.519 OBP: 0.200, SLG: 0.125		K		HR		G5-3		G6-4-3		3 1	1 0	1 0	1 0	0 0	1 0	1 2
38 Pete Kozma, R (1, 6) OBP: 0.404, SLG: 0.532		48 G6-3 50 1B 1B		19 CS 1B		BB		G6-3		3	1	2	0	1	0	2
48 Tony Cruz, R (1, 2) 32 Rob Johnson, R (6, 2) OBP: 0.297, SLG: 0.294 OBP: 0.200, SLG: 0.375		G6-3		P4		G3			G6-3	3 1	0 0	0 0	0 0	0 0	0 0	4 0
50 Adam Wainwright, R (1, 1) 36 Randy Choate, L (5, 1) 73 Seth Maness, R (5, 1) 43 Shane Robinson, R (7, PH) 79 Kolten Wong, L (7, 4) OBP: 0.500, SLG: 0.500 OBP: 0.500, SLG: 0.773 OBP: 0.296, SLG: 0.538		19 BB 1B		F8			F9		G6-3	2 0 0 1 1	0 0 0 0 0	1 0 0 0 0	1 0 0 0 0	0 0 0 0 0	0 0 0 0 0	1 0 0 0 0
Inning Stats	R: 0 E: 0 K: 1 S: 5 H: 0 LOB: 2 BB: 2 P: 13	R: 1 E: 0 K: 2 S: 9 H: 2 LOB: 2 BB: 1 P: 13	R: 0 E: 0 K: 1 S: 5 H: 0 LOB: 0 BB: 0 P: 5	R: 1 E: 0 K: 0 S: 5 H: 2 LOB: 0 BB: 0 P: 5	R: 0 E: 0 K: 0 S: 3 H: 1 LOB: 0 BB: 0 P: 3	R: 0 E: 0 K: 1 S: 5 H: 0 LOB: 2 BB: 2 P: 13	R: 0 E: 0 K: 0 S: 3 H: 0 LOB: 0 BB: 0 P: 3	R: 1 E: 0 K: 0 S: 4 H: 2 LOB: 2 BB: 1 P: 8	R: 0 E: 0 K: 0 S: 3 H: 0 LOB: 0 BB: 0 P: 3	1B: 5 2B: 1 3B: 0 HR: 1	SF: 0 SAC: 0 DP: 2 HBP: 0					

PITCHER	IP	WLS	BF	H	R	ER	SO	BB	IBB	HBP	BLK	WP	HR	S	P	ERA	WHIP
53 Jeremy Hefner, R (1, 1) ERA: 3.1	5.0		21	5	2	2	4	3	0	0	0	0	1	27	39	3.60	1.600
30 LaTroy Hawkins, R (6, 1) ERA:	1.0		5	0	0	0	1	2	0	0	0	0	0	5	13	0.00	2.000
56 Scott Rice, L (7, 1) ERA: 4.15	1.0		3	0	0	0	0	0	0	0	0	0	0	3	3	0.00	0.000
34 Brandon Lyon, R (8, 1) ERA: 2.7	1.0	L	5	2	1	1	0	1	0	0	0	0	0	4	8	9.00	3.000
39 Bobby Parnell, R (9, 1) ERA: 2.79	1.0		3	0	0	0	0	0	0	0	0	0	0	3	3	0.00	0.000

PITCHER	IP	WLS	BF	H	R	ER	SO	BB	IBB	HBP	BLK	WP	HR	S	P	ERA	WHIP

TOP

St. Louis Cardinals @ New York Mets

Tradition Field, Port St. Lucie, FL

Thu Mar 21 2013, 1:11 PM - 4:01 PM EDT

Att. 5,785 - Sunny - 70 F

livebaseballscorecards.com

AB	31
R	3
H	7
RBI	3
BB	6
SO	5
LOB	16

WP: 0 PB: 0 SB: 0 CS: 1 PA: 38

St. Louis Cardinals @ New York Mets

Tradition Field, Port St. Lucie, FL

Thu Mar 21 2013, 1:11 PM - 4:01 PM EDT

Att. 5,785 - Sunny - 70 F

BOTTOM

Batter	1	2	3	4	5	6	7	8	9	AB	R	H	RBI	BB	SO	LOB
6 Marlon Byrd, R (1, 9) OBP: 0.349, SLG: 0.410	F8		G1-3		G5-3	1-3 1B		K		4	0	1	0	0	0	0
16 Brian Bixler, R (7, 4) OBP: 0.417, SLG: 0.633										1	0	0	0	0	1	1
11 Rubén Tejada, R (1, 6) OBP: 0.182, SLG: 0.200	G1-4-3		F7		K	P6		P6		4	0	0	0	0	1	2
56 Scott Rice, L (7, 1)										0	0	0	0	0	0	0
4 Collin Cowgill, R (8, 8) OBP: 0.380, SLG: 0.578										1	0	0	0	0	0	1
29 Ike Davis, L (1, 3) OBP: 0.444, SLG: 0.500	BB		K		21 HBP 19 1B 1B		K		F7	2	0	1	0	1	1	0
12 Brandon Hicks, R (7, 3) OBP: 0.333, SLG: 0.324										2	0	0	0	0	1	0
19 Zach Lutz, R (1, 5) OBP: 0.404, SLG: 0.356	F9			G5-3	21 HBP 1-2 1B		G6-3		K	5	0	1	0	0	1	1
21 Lucas Duda, L (1, 7) OBP: 0.319, SLG: 0.535		2B		44 BB 68 3B 1B	1-2 2-3 HBP		15 BB 1B		BB	2	1	2	0	0	0	0
80 Jamie Hoffmann, R (7, 7) OBP: 0.250, SLG: 0.367										1	0	1	0	1	0	0
44 John Buck, R (1, 2) OBP: 0.414, SLG: 0.680		F8		68 3B 1-2 BB	F8		1-2 BB		F7	2	1	0	0	1	0	4
15 Travis d'Arnaud, R (7, 2) OBP: 0.417, SLG: 0.467										1	0	0	0	1	0	1
68 Matthew den Dekker, L (1, 8) OBP: 0.238, SLG: 0.390	K		1-H 2-H 3B		G4-3	K				4	0	1	2	0	2	3
34 Brandon Lyon, R (8, 1)										0	0	0	0	0	0	0
39 Bobby Parnell, R (9, 1)										0	0	0	0	0	0	0
3 Omar Quintanilla, L (1, 4) OBP: 0.333, SLG: 0.364		BB	L6		K		K	K		3	0	0	0	1	2	1
(7, 6)																
53 Jeremy Hefner, R (1, 1)		G6-3	G4-3		6 1B 1B			BB		2	0	0	0	0	0	3
30 LaTroy Hawkins, R (6, 1)										0	0	0	0	0	0	0
Justin Turner, R (6, PH) OBP: 0.344, SLG: 0.310										1	0	1	0	0	0	0
23 Mike Baxter, L (7, 9) OBP: 0.293, SLG: 0.152										0	0	0	0	1	0	0
Inning Stats	R: 0 E: 0 K: 0 S: 3 H: 0 LOB: 1 BB: 1 P: 7	R: 0 E: 0 K: 1 S: 6 H: 1 LOB: 2 BB: 1 P: 10	R: 0 E: 0 K: 1 S: 5 H: 0 LOB: 0 BB: 0 P: 5	R: 2 E: 0 K: 0 S: 5 H: 2 LOB: 1 BB: 1 P: 9	R: 0 E: 0 K: 1 S: 7 H: 2 LOB: 3 BB: 0 P: 8	R: 0 E: 0 K: 1 S: 7 H: 2 LOB: 2 BB: 0 P: 7	R: 0 E: 0 K: 2 S: 8 H: 1 LOB: 2 BB: 1 P: 12	R: 0 E: 0 K: 2 S: 7 H: 0 LOB: 1 BB: 1 P: 11	R: 0 E: 0 K: 1 S: 5 H: 0 LOB: 1 BB: 1 P: 9	1B: 6 2B: 1 3B: 1 HR: 0	SF: 0 SAC: 0 DP: 0 HBP: 1						

	AB	35
	R	2
	H	8
	RBI	2
	BB	6
	SO	9
	LOB	17

WP: 0 PB: 0 SB: 0 CS: 0 PA: 42

livebaseballscorecards.com

PITCHER	IP	WLS	BF	H	R	ER	SO	BB	IBB	HBP	BLK	WP	HR	S	P	ERA	WHIP
50 Adam Wainwright, R (1, 1) ERA: 3.0	4.2		20	3	2	2	3	3	0	0	0	0	0	23	35	3.86	1.286
36 Randy Choate, L (5, 1) ERA: 1.69	0.0		3	2	0	0	0	0	0	1	0	0	0	2	3	∞	∞
73 Seth Maness, R (5, 1) ERA: 3.86	1.1		6	2	0	0	1	0	0	0	0	0	0	8	8	0.00	1.500
63 Maikel Cleto, R (7, 1) ERA: 1.59	1.0	W	5	1	0	0	2	1	0	0	0	0	0	8	12	0.00	2.000
59 Fernando Salas, R (8, 1) ERA: 1.29	1.0	H	4	0	0	0	2	1	0	0	0	0	0	7	11	0.00	1.000

PITCHER	IP	WLS	BF	H	R	ER	SO	BB	IBB	HBP	BLK	WP	HR	S	P	ERA	WHIP
30 Jason Motte, R (9, 1) ERA: 5.0	1.0	S	4	0	0	0	1	1	0	0	0	0	0	5	9	0.00	1.000

St. Louis Cardinals @ Houston Astros

Osceola County Stadium, Kissimmee, FL

Fri Mar 22 2013, 1:06 PM - 3:44 PM EDT

Att. 4,274 - Sunny - 72 F

TOP

livebaseballscorecards.com

Batter	1	2	3	4	5	6	7	8	9	AB	R	H	RBI	BB	SO	LOB
13 Matt Carpenter, L (1, 4) OBP: 0.459, SLG: 0.538	G4-3		F8			L9	L4			4	0	0	0	0	0	0
19 Jon Jay, L (1, 8) OBP: 0.278, SLG: 0.333 60 Justin Christian, R (6, 7) OBP: 0.286, SLG: 0.364	21 BB 1B		BB			G3		G5-3		2 1	0 0	1 0	0 0	1 0	0 0	0 0
21 Allen Craig, R (1, 3) OBP: 0.460, SLG: 0.487 Jamie Romak, R (6, PR) (6, 3)	1 SAFE 1-2 BB		K			23 1B BB		G6-3		1 1	0 0	0 0	0 0	2 0	1 0	1 0
23 David Freese, R (1, 5) OBP: 0.371, SLG: 0.500 92 Patrick Wisdom, R (6, PR) OBP: 0.182, SLG: 0.100 (6, 5)	K			G6-3		1-2 1B		F9		3 1	0 0	1 0	0 0	0 0	1 0	1 0
87 Oscar Taveras, L (1, 9) OBP: 0.311, SLG: 0.448		G1-3		P4		G1-3			F8	4	0	0	0	0	0	2
43 Shane Robinson, R (1, 7) OBP: 0.500, SLG: 0.792 (6, 8)		2B		F8			33 WP 48 G4-3 2B		F9	4	1	2	0	0	0	0
33 Daniel Descalso, L (1, 6) OBP: 0.352, SLG: 0.462		F7			F8		53 S 48 G4-3 53 SF7 2-3 BB		1B	3	1	1	0	1	0	1
48 Tony Cruz, R (1, 2) OBP: 0.275, SLG: 0.270 46 J.R. Towles, R (7, 2) OBP: 0.391, SLG: 0.300		K			K		G4-3 1-2 3-H		F9	3 1	0 0	0 0	1 0	0 0	2 0	2 1
54 Jaime García, L (1, 1) 53 Matt Adams, L (7, PH) OBP: 0.340, SLG: 0.542 34 Marc Rzepczynski, L (7, 1) 44 Edward Mujica, R (8, 1)			G2-3		P6		SF7 2-H			2 0 0 0	0 0 0 0	0 0 0 0	0 1 0 0	0 0 0 0	0 0 0 0	0 0 0 0

AB	30
R	2
H	5
RBI	2
BB	4
SO	4
LOB	8

Inning Stats	1	2	3	4	5	6	7	8	9
	R: 0 E: 0 K: 1 S: 5	H: 1 LOB: 1 BB: 1 P: 9	R: 0 E: 0 K: 1 S: 6	H: 1 LOB: 1 BB: 0 P: 6	R: 0 E: 0 K: 1 S: 5	H: 0 LOB: 1 BB: 1 P: 9	R: 0 E: 0 K: 0 S: 3	H: 0 LOB: 0 BB: 0 P: 3	R: 0 E: 0 K: 1 S: 5	H: 0 LOB: 0 BB: 0 P: 5	R: 0 E: 0 K: 0 S: 4	H: 1 LOB: 2 BB: 1 P: 8	R: 2 E: 0 K: 0 S: 4	H: 1 LOB: 0 BB: 1 P: 9	R: 0 E: 0 K: 0 S: 3	H: 0 LOB: 0 BB: 0 P: 3	R: 0 E: 0 K: 0 S: 4	H: 1 LOB: 1 BB: 0 P: 4

1B: 3	SF: 1	WP: 1	PA: 35
2B: 2	SAC: 0	PB: 0	
3B: 0	DP: 0	SB: 1	
HR: 0	HBP: 0	CS: 0	

PITCHER		IP	WLS	BF	H	R	ER	SO	BB	IBB	HBP	BLK	WP	HR	S	P	ERA	WHIP
20 Bud Norris, R ERA: 3.92	(1, 1)	6.0		23	3	0	0	4	3	0	0	0	0	0	28	40	0.00	1.000
41 Jose Veras, R ERA: 9.82	(7, 1)	0.2	B	4	1	2	2	0	1	0	0	0	1	0	3	8	27.00	3.000
63 Xavier Cedeño, L ERA: 3.0	(7, 1)	0.1		1	0	0	0	0	0	0	0	0	0	0	1	1	0.00	0.000
67 Jose Valdez, R ERA: 1.93	(8, 1)	1.0	W	3	0	0	0	0	0	0	0	0	0	0	3	3	0.00	0.000
80 Chia-Jen Lo, R ERA: 2.08	(9, 1)	1.0	S	4	1	0	0	0	0	0	0	0	0	0	4	4	0.00	1.000

PITCHER	IP	WLS	BF	H	R	ER	SO	BB	IBB	HBP	BLK	WP	HR	S	P	ERA	WHIP

BOTTOM

St. Louis Cardinals @ Houston Astros

Osceola County Stadium, Kissimmee, FL

Fri Mar 22 2013, 1:06 PM - 3:44 PM EDT

Att. 4,274 - Sunny - 72 F

livebaseballscorecards.com

Batter	1	2	3	4	5	6	7	8	9	AB	R	H	RBI	BB	SO	LOB
27 Jose Altuve, R (1, 4) OBP: 0.407, SLG: 0.463	BBBB 4-0 23 2B 44 WP BB		x 0-0 ② F9			x 0-0 23 1B 2B		x 0-0 44 F8 23 E 1-3 1B		3	2	2	0	1	0	0
2 Brandon Barnes, R (1, 7) OBP: 0.324, SLG: 0.714 46 Rick Ankiel, L (8, PH) OBP: 0.415, SLG: 0.667 (9, 9)	x 0-0 ① F9		x 0-0 ③ F7			x 0-0 ① G6-3		x 0-0 ① SF9 3-H		3 0	0 0	0 0	0 1	0 0	0 0	2 0
23 Chris Carter, R (1, 10) OBP: 0.344, SLG: 0.574	x 0-0 44 WP 1-3 2B			C C C 0-3 ① K		x 0-0 44 FC6-4 2-H 1B		x 0-0 FC5 1-2		4	0	2	1	0	1	1
44 Justin Maxwell, R (1, 8) OBP: 0.220, SLG: 0.404	B x 1-0 ② G6-3 2-3 3-H			C C C 0-3 ② K		x 0-0 ② FC6-4 4 FC6-4 1-2f		x 0-0 ② F8 2-3		4	0	0	0	0	1	4
4 Brandon Laird, R (1, 3) OBP: 0.396, SLG: 0.660	x 0-0 ③ G4-3			x 0-0 ③ F8		x 0-0 ③ FC6-4 1-2f		x 0-0 ③ G5-3		4	0	0	0	0	0	4
15 Jason Castro, L (1, 2) OBP: 0.472, SLG: 0.938		S S S 0-3 ① K			x 0-0 ① G4-3		x 0-0 ① G4-3			3	0	0	0	0	1	0
14 J.D. Martinez, R (1, 9) OBP: 0.340, SLG: 0.426 8 Trevor Crowe, S (9, 7) OBP: 0.333, SLG: 0.500		x 0-0 ② G4-3			x 0-0 1B		S S S 0-3 ② K			3 0	0 0	1 0	0 0	0 0	1 0	0 0
30 Matt Dominguez, R (1, 5) OBP: 0.372, SLG: 0.605		C C C 0-3 ③ K			x 0-0 ② F8		S S S 0-3 ③ K			3	0	0	0	0	2	1
23 Tyler Greene, R (1, 6) OBP: 0.314, SLG: 0.214			C C C 0-3 ① K		x 0-0 ③ FC6-4 1-			x 0-0 27 1B 46 SF9 1B		3	1	1	0	0	1	1
Inning Stats	R: 1 H: 1 E: 0 LOB: 1 K: 0 BB: 1 S: 4 P: 9	R: 0 H: 0 E: 0 LOB: 0 K: 2 BB: 0 S: 7 P: 7	R: 0 H: 0 E: 0 LOB: 0 K: 1 BB: 0 S: 5 P: 5	R: 0 H: 0 E: 0 LOB: 0 K: 2 BB: 0 S: 7 P: 7	R: 0 H: 1 E: 0 LOB: 1 K: 0 BB: 0 S: 4 P: 4	R: 1 H: 2 E: 0 LOB: 1 K: 0 BB: 0 S: 5 P: 5	R: 0 H: 0 E: 0 LOB: 0 K: 2 BB: 0 S: 7 P: 7	R: 1 H: 2 E: 1 LOB: 2 K: 0 BB: 0 S: 6 P: 6		1B: 4 SF: 1 2B: 2 SAC: 0 3B: 0 DP: 0 HR: 0 HBP: 0						

	AB	30
	R	3
	H	6
	RBI	2
	BB	1
	SO	7
	LOB	13

WP: 1 PA: 32
PB: 0
SB: 0
CS: 0

PITCHER		IP	WLS	BF	H	R	ER	SO	BB	IBB	HBP	BLK	WP	HR	S	P	ERA	WHIP
54 Jaime García, L ERA: 3.0	(1, 1)	6.0		23	4	2	2	5	1	0	0	0	1	0	32	37	3.00	0.833
34 Marc Rzepczynski, L ERA: 2.57	(7, 1)	1.0		3	0	0	0	2	0	0	0	0	0	0	7	7	0.00	0.000
44 Edward Mujica, R ERA: 11.0	(8, 1)	1.0	L	6	2	1	1	0	0	0	0	0	0	0	6	6	9.00	2.000

PITCHER	IP	WLS	BF	H	R	ER	SO	BB	IBB	HBP	BLK	WP	HR	S	P	ERA	WHIP

St. Louis Cardinals @ Miami Marlins

Roger Dean Stadium, Jupiter, FL

Sat Mar 23 2013, 1:08 PM - 4:17 PM EDT

Att. 4,851 - Partly Cloudy - 82 F

TOP

livebaseballscorecards.com

Batter	1	2	3	4	5	6	7	8	9	AB	R	H	RBI	BB	SO	LOB
33 Daniel Descalso, L (1, 4) OBP: 0.368, SLG: 0.473	7 2B 1B		G3			7 1B 4 1B 7 E 1B	G6-3		K	3	1	2	0	0	0	0
79 Kolten Wong, L (6, PR) OBP: 0.276, SLG: 0.500 (6, 4)	F7		1B			P6		G4-3	BB	2	1	0	0	0	1	2
7 Matt Holliday, R (1, 7) OBP: 0.317, SLG: 0.472	1-H 2B			G6-3		1 SAFE 4 1B 53 1B 1-3 1B		K	F7	3	0	2	1	0	0	0
60 Justin Christian, R (6, PR) OBP: 0.270, SLG: 0.343 (6, 7)										2	1	0	0	0	1	3
4 Yadier Molina, R (1, 2) OBP: 0.471, SLG: 0.467	G5-3			53 G6-3 53 WP 1B		53 1B 56 1B 1-2 3-H 1B		L6		3	0	2	1	0	0	1
82 Audry Pérez, R (6, PR) (6, 2)										1	0	0	0	0	0	0
53 Matt Adams, L (1, 3) OBP: 0.351, SLG: 0.529	L3			G6-3 1-3		56 1B 1-2 2-H 1B			48 SH5-4 43 1B 38 1B BB	3	0	1	1	1	0	2
96 Tyler Rahmatulla, R (9, PR) 34 Marc Rzepczynski, L (9, 1)										0	1	0	0	0	0	0
										0	0	0	0	0	0	0
12 Ty Wigginton, R (1, 5) OBP: 0.188, SLG: 0.116		G6-3		G5-3		F3			38 1B 48 SH5-4 13 WP 1-2 1B	3	0	0	0	0	0	3
26 Trevor Rosenthal, R (7, 1)										0	0	0	0	0	0	0
41 Mitchell Boggs, R (8, 1)										0	0	0	0	0	0	0
43 Shane Robinson, R (9, PH) OBP: 0.509, SLG: 0.796 (9, 8)										1	1	1	0	0	0	0
56 Adron Chambers, L (1, 8) OBP: 0.286, SLG: 0.353		G6-3			G6-3	1-2 2-H 1B			SH5-4 1-2 2-3	3	0	1	0	0	0	0
48 Tony Cruz, R (9, PH) OBP: 0.275, SLG: 0.270 (9, 3)										0	0	0	0	0	0	0
38 Pete Kozma, R (1, 6) OBP: 0.393, SLG: 0.510		K			F8		F8		87 BB 13 WP 2-3 3-H 1B	4	0	1	1	0	1	0
31 Lance Lynn, S (1, 1)			K		G6-3		L6		87 BB 1-2 3-H BB	2	0	0	0	0	1	0
36 Randy Choate, L (6, 1)										0	0	0	0	0	0	0
59 Fernando Salas, R (6, 1)										0	0	0	0	0	0	0
89 Greg Garcia, L (6, 5) OBP: 0.364, SLG: 0.278										1	0	0	0	0	0	0
13 Matt Carpenter, L (9, PH) OBP: 0.466, SLG: 0.538 (9, 5)										0	0	0	0	1	0	0

	AB	35
	R	5
	H	11
	RBI	4
	BB	3
	SO	4
	LOB	13

Inning Stats	1	2	3	4	5	6	7	8	9	1B: 10	SF: 0	WP: 2	PA: 39
R:	1	0	0	0	0	2	0	0	2	2B: 1	SAC: 1	PB: 0	
E:	0	0	0	1	0	1	0	0	0	3B: 0	DP: 0	SB: 0	
LOB:	1	0	1	1	0	2	0	0	2	HR: 0	HBP: 0	CS: 0	
K:	0	1	1	0	0	0	0	1	1				
BB:	0	0	0	0	0	0	0	0	3				
S:	5	5	5	4	3	7	3	5	7				
P:	5	5	5	5	3	7	3	5	19				

PITCHER		IP	WLS	BF	H	R	ER	SO	BB	IBB	HBP	BLK	WP	HR	S	P	ERA	WHIP
24 Nathan Eovaldi, R ERA: 3.65	(1, 1)	6.0		25	9	3	3	2	0	0	0	0	1	0	29	30	4.50	1.500
40 Mike Dunn, L ERA: 1.13	(7, 1)	1.0	H	3	0	0	0	0	0	0	0	0	0	0	3	3	0.00	0.000
44 AJ Ramos, R ERA: 3.38	(8, 1)	1.0	H	3	0	0	0	1	0	0	0	0	0	0	5	5	0.00	0.000
43 Dan Jennings, L ERA: 6.75	(9, 1)	0.2	B	7	2	2	2	1	3	0	0	0	1	0	6	18	27.00	7.500
66 Zach Phillips, L ERA: 4.26	(9, 1)	0.1	W	1	0	0	0	0	0	0	0	0	0	0	1	1	0.00	0.000

PITCHER	IP	WLS	BF	H	R	ER	SO	BB	IBB	HBP	BLK	WP	HR	S	P	ERA	WHIP

St. Louis Cardinals @ Miami Marlins

Roger Dean Stadium, Jupiter, FL

Sat Mar 23 2013, 1:08 PM - 4:17 PM EDT

Att. 4,851 - Partly Cloudy - 82 F

BOTTOM

Batter	1	2	3	4	5	6	7	8	9	AB	R	H	RBI	BB	SO	LOB
3 Adeiny Hechavarría, R (1, 6) OBP: 0.245, SLG: 0.234	G6-3		G3		30 G5-4-3 1B	FC6-4 1-2f			G1-3	5	0	1	0	0	0	2
30 Placido Polanco, R (1, 5) OBP: 0.355, SLG: 0.400	G5-3		K		G5-4-3 1-2f	K			61 FC6-4 BB	3	0	0	0	0	1	1
1 Wilson Valdez, R (6, 5) OBP: 0.318, SLG: 0.216										1	0	0	0	1	1	0
29 Greg Dobbs, L (1, 3) OBP: 0.214, SLG: 0.214	G6-3		G6-3		L7		F8		FC6-4 26 BB 8 1B 1-2f	4	0	0	0	0	0	0
61 Jordan Brown, L (8, 3) OBP: 0.250, SLG: 0.400										1	1	0	0	0	0	1
26 Austin Kearns, R (1, 9) OBP: 0.256, SLG: 0.065		K		13 FC5-4 8 HBP 2 SF9 HBP		F9	K		8 1B 1-2 BB	3	1	0	0	1	2	0
8 Chris Coghlan, L (1, 8) OBP: 0.352, SLG: 0.431		53 BB 13 1B 2 G4-3 1B		13 FC5-4 1-2 HBP		K		G3	1-2 2-H 1B	4	1	2	1	0	1	0
13 Chris Valaika, R (1, 4) OBP: 0.250, SLG: 0.317		2 G4-3 53 BB 1-2 1B		FC5-4 1-2f 2-3 53 BB		2 BB 53 BB 74 1B 1B		4-0 90 G3-1 2 1B BB		3	1	2	0	0	0	2
22 Nick Green, R (7, 4) OBP: 0.333, SLG: 0.316										0	1	0	0	1	0	0
53 Kyle Skipworth, L (1, 2) OBP: 0.323, SLG: 0.250	2 G4-3 1-2 2-3 BB			1-2 BB		74 1B 2 BB 74 E 1-2 BB		G3-1 1-2		0	1	0	0	3	0	0
90 Taylor Krick, R (8, PH) (9, 2)										1	0	0	0	0	0	1
2 Gorkys Hernández, R (1, 7) OBP: 0.378, SLG: 0.316	G4-3 1-2 2-3 3-H			SF9 3-H		74 E 1-2 2-3 BB		85 WP 2-H 1B		2	0	1	3	1	0	2
24 Nathan Eovaldi, R (1, 1)										2	0	0	0	0	2	4
74 Austin Nola, R (6, PH) OBP: 1.000, SLG: 1.000										1	0	1	1	0	0	0
40 Mike Dunn, L (7, 1)										0	0	0	0	0	0	0
44 AJ Ramos, R (8, 1)										0	0	0	0	0	0	0
85 James Wooster, L (8, PH)										1	0	0	0	0	1	1
43 Dan Jennings, L (9, 1)										0	0	0	0	0	0	0
66 Zach Phillips, L (9, 1)	K			K		E9 3 FC6-4 1-3 2-H 3-H 1B		K 2-3		0	0	0	0	0	0	0
Inning Stats	R: 0 E: 0 K: 0 S: 3 H: 0 LOB: 0 BB: 0 P: 3	R: 1 E: 0 K: 2 S: 9 H: 2 LOB: 2 BB: 1 P: 13	R: 0 E: 0 K: 1 S: 5 H: 0 LOB: 0 BB: 0 P: 5	R: 1 E: 0 K: 1 S: 5 H: 0 LOB: 2 BB: 1 P: 11	R: 0 E: 0 K: 0 S: 3 H: 1 LOB: 0 BB: 0 P: 3	R: 2 E: 1 K: 1 S: 7 H: 2 LOB: 2 BB: 2 P: 15	R: 0 E: 0 K: 2 S: 7 H: 0 LOB: 0 BB: 0 P: 7	R: 1 E: 0 K: 1 S: 6 H: 1 LOB: 1 BB: 1 P: 11	R: 1 E: 0 K: 0 S: 3 H: 1 LOB: 2 BB: 2 P: 11	1B: 7 2B: 0 3B: 0 HR: 0	SF: 1 SAC: 0 DP: 1 HBP: 2						

AB	31
R	6
H	7
RBI	5
BB	7
SO	8
LOB	14

WP: 1 PB: 0 SB: 0 CS: 0 PA: 41

livebaseballscorecards.com

PITCHER		IP	WLS	BF	H	R	ER	SO	BB	IBB	HBP	BLK	WP	HR	S	P	ERA	WHIP
31 Lance Lynn, R ERA: 6.62	(1, 1)	5.2		24	4	3	3	5	2	0	2	0	0	0	30	40	4.76	1.059
36 Randy Choate, L ERA: 1.69	(6, 1)	0.0		1	0	0	0	0	1	0	0	0	0	0	0	4	∞	∞
59 Fernando Salas, R ERA: 1.23	(6, 1)	0.1	B	3	1	1	0	0	1	0	0	0	0	0	2	6	0.00	6.000
26 Trevor Rosenthal, R ERA: 3.97	(7, 1)	1.0		3	0	0	0	2	0	0	0	0	0	0	7	7	0.00	0.000
41 Mitchell Boggs, R ERA: 1.5	(8, 1)	1.0		5	1	1	1	1	1	0	0	0	1	0	6	11	9.00	2.000

PITCHER		IP	WLS	BF	H	R	ER	SO	BB	IBB	HBP	BLK	WP	HR	S	P	ERA	WHIP
34 Marc Rzepczynski, L ERA: 3.52	(9, 1)	0.2	L	5	1	1	1	0	2	0	0	0	0	0	3	11	13.50	4.500

New York Mets @ St. Louis Cardinals

Roger Dean Stadium, Jupiter, FL

Sun Mar 24 2013, 1:07 PM - 4:19 PM EDT

Att. 6,496 - Partly Cloudy - 86 F

TOP

livebaseballscorecards.com

Batter	1	2	3	4	5	6	7	8	9	AB	R	H	RBI	BB	SO	LOB
1 Jordany Valdespin, L (1, 4) OBP: 0.379, SLG: 0.593	L6		F8		G1-3		95 2B 1B	K		5	1	1	0	0	1	2
11 Rubén Tejada, R (1, 6) OBP: 0.180, SLG: 0.178	K		K			L9	P4	F7		3	0	0	0	0	2	1
84 Joshua Rodriguez, R (6, 6) OBP: 0.250, SLG: 0.250										2	0	0	0	0	0	2
4 Collin Cowgill, R (1, 8) OBP: 0.367, SLG: 0.545	21 S 1B			G5-3		21 G4-3 1B 2B	80 HR 2B	K		3	1	2	0	0	0	0
95 Darrell Ceciliani, L (6, 8) OBP: 0.500, SLG: 1.000										2	1	1	2	0	1	0
21 Lucas Duda, L (1, 7) OBP: 0.321, SLG: 0.571	G4-3			L8		G4-3			K	3	0	0	0	0	0	2
80 Jamie Hoffmann, R (6, 7) OBP: 0.250, SLG: 0.441							HR			2	1	1	2	0	1	0
Travis d'Arnaud, R (1, 2) OBP: 0.415, SLG: 0.457		G5-3		P3		23 BB 19 1B 1B	G5-3		K	4	1	1	1	0	0	0
87 Justin Hampson, L (7, 1)										0	0	0	0	0	0	0
97 Mike Wilson, R (9, PH) (9, 9)										1	0	0	0	0	1	0
23 Mike Baxter, L (1, 9) OBP: 0.353, SLG: 0.300		G4-3			16 PB 16 G6-3 2B	19 1B BB	19 HR BB		HR	3	3	2	1	2	0	0
85 Dylan Owen, R (9, 1)										0	0	0	0	0	0	0
19 Zach Lutz, R (1, 5) OBP: 0.383, SLG: 0.404		K			G5-3	1-3 2-H 1B	1-H HR		K	5	1	2	3	0	2	1
16 Brian Bixler, R (1, 3) OBP: 0.422, SLG: 0.622			47 SH2-3 BB		G6-3	G6-3	2B			3	0	1	1	1	0	2
47 Aaron Laffey, L (1, 1)			SH2-3		E6		1B 95 2B BB	K		0	0	0	0	0	0	0
46 Greg Burke, R (4, 1)										0	0	0	0	0	0	0
90 Eric Campbell, R (5, PH)										1	0	0	0	0	0	0
27 Jeurys Familia, R (5, 1)										0	0	0	0	0	0	0
20 Anthony Recker, R (7, PH) OBP: 0.423, SLG: 0.625 (7, 2)										1	1	0	0	1	1	1
Inning Stats	R: 0 E: 0 K: 1 S: 6 H: 1 LOB: 1 BB: 0 P: 7	R: 0 E: 0 K: 1 S: 5 H: 0 LOB: 0 BB: 0 P: 5	R: 0 E: 0 K: 1 S: 5 H: 0 LOB: 1 BB: 1 P: 9	R: 0 E: 0 K: 0 S: 3 H: 0 LOB: 0 BB: 0 P: 3	R: 1 E: 1 K: 0 S: 5 H: 1 LOB: 1 BB: 0 P: 6	R: 2 E: 0 K: 0 S: 6 H: 3 LOB: 2 BB: 1 P: 10	R: 6 E: 0 K: 1 S: 15 H: 5 LOB: 1 BB: 2 P: 25	R: 0 E: 0 K: 2 S: 7 H: 0 LOB: 0 BB: 0 P: 7	R: 1 E: 0 K: 3 S: 10 H: 1 LOB: 0 BB: 0 P: 12	1B: 4 2B: 4 3B: 0 HR: 3	SF: 0 SAC: 1 DP: 0 HBP: 0						

	AB	38
	R	10
	H	11
	RBI	10
	BB	4
	SO	9
	LOB	11

WP: 0 PB: 1 SB: 1 CS: 0 PA: 43

PITCHER		IP	WLS	BF	H	R	ER	SO	BB	IBB	HBP	BLK	WP	HR	S	P	ERA	WHIP
35 Jake Westbrook, R ERA: 3.6	(1, 1)	6.0		26	5	3	2	3	2	0	0	0	0	0	30	40	3.00	1.167
71 Sam Freeman, L ERA: 27.0	(7, 1)	0.1	H	3	1	2	2	0	1	0	0	0	0	0	2	6	54.00	6.000
36 Randy Choate, L ERA: 3.38	(7, 1)	0.0		1	1	0	0	0	0	0	0	0	0	0	1	1	∞	∞
Mitch Harris, R ERA: 81.0	(7, 1)	0.1	L	5	3	4	4	0	1	0	0	0	0	2	9	15	108.00	12.000
63 Maikel Cleto, R ERA: 1.5	(7, 1)	0.1		1	0	0	0	1	0	0	0	0	0	0	3	3	0.00	0.000

PITCHER		IP	WLS	BF	H	R	ER	SO	BB	IBB	HBP	BLK	WP	HR	S	P	ERA	WHIP
44 Edward Mujica, R ERA: 9.9	(8, 1)	1.0		3	0	0	0	2	0	0	0	0	0	0	7	7	0.00	0.000
59 Fernando Salas, R ERA: 2.16	(9, 1)	1.0		4	1	1	1	3	0	0	0	0	0	1	10	12	9.00	1.000

BOTTOM

Batter	1	2	3	4	5	6	7	8	9	AB	R	H	RBI	BB	SO	LOB
19 Jon Jay, L (1, 8) OBP: 0.339, SLG: 0.392	B B B B 4-0 21 FC6-4 7 BB 4 1B BB	X 0-0 13 S 2-H 1B		B B B B 4-0 13 CS BB		X 0-0 13 CS 1B	X 0-0 2-H 2B			3	1	3	2	2	0	0
13 Matt Carpenter, L (1, 4) OBP: 0.463, SLG: 0.509 44 Edward Mujica, R (8, 1) 59 Fernando Salas, R (9, 1)	X 0-0 ① F8	B X 1-0 ③ L9 1-2		1 SAFE B B B B 4-0 ② 7 1B 21 2B 1-2 BB		C B B B B 4-1 ① 32 1B 7 1B 1-2 BB	X 0-0 ③ F8			3 0 0	1 0 0	0 0 0	0 0 0	2 0 0	0 0 0	3 0 0
7 Matt Holliday, R (1, 7) OBP: 0.356, SLG: 0.487 56 Adron Chambers, L (6, PR) OBP: 0.281, SLG: 0.346 (7, 7)	B B B B 4-0 21 FC6-4 1-2 BB		X 0-0 ① G5-3	X 0-0 21 2B 1-2 1B		X 0-0 32 1B 1-2 1B		C S S 0-3 ① K		3 1	1 0	2 0	0 0	1 0	0 1	0 0
21 Allen Craig, R (1, 3) OBP: 0.463, SLG: 0.512 53 Matt Adams, L (7, 3) OBP: 0.362, SLG: 0.538	X 0-0 ② FC6-4 4 1B 1-2f 2-3	X 0-0 4 2B 38 2B 1B	X 0-0 1-H 2-H 2B	C F S 0-3 ② K		X 0-0 32 G5-4-3 1B				4 1	1 0	2 1	2 0	0 0	1 0	4 0
4 Yadier Molina, R (1, 2) OBP: 0.500, SLG: 0.556 32 Rob Johnson, R (5, 2) OBP: 0.222, SLG: 0.385	X 0-0 1-3 3-H 1B	X 0-0 1-3 38 2B 2B	C C S 0-3 ③ K	X 0-0 43 FC6-4 1-2 2-3 1B		X 0-0 ② ③ G5-4-3 1-2f				3 2	1 0	2 1	1 0	0 0	1 0	1 1
43 Shane Robinson, R (1, 9) OBP: 0.483, SLG: 0.736	X 0-0 ③ G5-3	X 0-0 ② G5-3	X 0-0 E6 89 S	X 0-0 ③ FC6-4 1-2f			B B B B 4-0 89 DI BB			4	0	0	0	1	0	7
38 Pete Kozma, R (1, 6) OBP: 0.407, SLG: 0.556 92 Patrick Wisdom, R (6, 5) OBP: 0.154, SLG: 0.083		X 0-0 19 1B 2B	X 0-0 2-H 3-H 2B	X 0-0 ① P4		X 0-0 ① P3			X 0-0 ① F7	3 2	1 0	2 0	2 0	0 0	0 0	1 1
89 Greg Garcia, L (1, 5) OBP: 0.296, SLG: 0.217 (6, 6)		X 0-0 ① F8	C F S 0-3 ③ K	B F F S 1-3 ② K 1-2		X 0-0 ② G5-3			B X 1-0 ② F8 1-2	5	0	0	0	0	2	4
35 Jake Westbrook, R (1, 1) 71 Sam Freeman, R (7, 1) 36 Randy Choate, L (7, 1) Mitch Harris, R (7, 1) 63 Maikel Cleto, R (7, 1) 12 Ty Wigginton, R (7, PH) OBP: 0.204, SLG: 0.159 90 Luis Mateo, R (8, 4) 87 Oscar Taveras, L (9, PH) OBP: 0.313, SLG: 0.429		X 0-0 ② F8		X 0-0 ① G4-3	X 0-0 ③ P4		X 0-0 19 2B 2B		X 0-0 ③ G4-3	3 0 0 0 0 1 0 1	0 0 0 0 0 1 0 0	0 0 0 0 0 1 0 0	0 0 0 0 0 0 0 0	0 0 0 0 0 0 0 0	0 0 0 0 0 0 0 0	2 0 0 0 0 0 0 1
Inning Stats	R: 1 E: 0 K: 0 S: 4 H: 1 LOB: 2 BB: 2 P: 12	R: 1 E: 0 K: 0 S: 5 H: 2 LOB: 1 BB: 0 P: 6	R: 2 E: 0 K: 1 S: 8 H: 3 LOB: 1 BB: 0 P: 8	R: 2 E: 0 K: 1 S: 6 H: 2 LOB: 1 BB: 2 P: 14	R: 0 E: 1 K: 1 S: 6 H: 0 LOB: 1 BB: 0 P: 7	R: 0 E: 0 K: 1 S: 8 H: 3 LOB: 3 BB: 1 P: 12	R: 1 E: 0 K: 0 S: 5 H: 2 LOB: 1 BB: 0 P: 5	R: 0 E: 0 K: 1 S: 5 H: 1 LOB: 0 BB: 0 P: 5	R: 0 E: 0 K: 0 S: 3 H: 0 LOB: 1 BB: 1 P: 8	1B: 8 2B: 6 3B: 0 HR: 0	SF: 0 SAC: 0 DP: 1 HBP: 0						

PITCHER		IP	WLS	BF	H	R	ER	SO	BB	IBB	HBP	BLK	WP	HR	S	P	ERA	WHIP
47 Aaron Laffey, L ERA: 3.0	(1, 1)	3.0		17	6	4	4	1	2	0	0	0	0	0	17	26	12.00	2.667
46 Greg Burke, R ERA: 4.76	(4, 1)	1.0		6	2	2	2	1	2	0	0	0	0	0	6	14	18.00	4.000
27 Jeurys Familia, R ERA: 2.38	(5, 1)	2.0	W	10	3	0	0	2	1	0	0	0	0	0	14	19	0.00	2.000
87 Justin Hampson, L ERA: 4.5	(7, 1)	2.0	H	8	3	1	1	1	0	0	0	0	0	0	10	10	4.50	1.500
85 Dylan Owen, R ERA:	(9, 1)	1.0	S	4	0	0	0	0	1	0	0	0	0	0	3	8	0.00	1.000

PITCHER	IP	WLS	BF	H	R	ER	SO	BB	IBB	HBP	BLK	WP	HR	S	P	ERA	WHIP

New York Mets @ St. Louis Cardinals

Roger Dean Stadium, Jupiter, FL

Sun Mar 24 2013, 1:07 PM - 4:19 PM EDT

Att. 6,496 - Partly Cloudy - 86 F

livebaseballscorecards.com

AB	39
R	7
H	14
RBI	7
BB	6
SO	5
LOB	25

WP: 0 PA: 45
PB: 0
SB: 2
CS: 2

Batter	1	2	3	4	5	6	7	8	9	AB	R	H	RBI	BB	SO	LOB
33 Daniel Descalso, L (1, 6) (6, 4) OBP: 0.387, SLG: 0.475	F8		G3		43 FC5 BB		43 FC6-4 1B		13 G3 53 1B 1B	4	1	2	0	1	0	0
43 Shane Robinson, R (1, 8) OBP: 0.476, SLG: 0.707	13 G1-3 53 2B 1B		G6-3		FC5 1-2 2-3f		FC6-4 13 1B 1-2f		13 G3 53 1B 1-2 1B	5	2	2	0	0	0	3
13 Matt Carpenter, L (1, 4) (6, 5) OBP: 0.444, SLG: 0.483	G1-3 1-2		K		G3		1-2 1B		G3 1-2 2-3	5	0	1	0	0	1	5
53 Matt Adams, L (1, 3) OBP: 0.365, SLG: 0.544	87 1B 2-H 2B			K		F8	K		97 1B 87 1B 56 SF8 2-H 3-H 1B	5	1	2	3	0	2	2
87 Oscar Taveras, L (1, 9) OBP: 0.347, SLG: 0.456	2-3 1B			K		56 BB 1B		48 WP 56 S 1B	97 1B 1-2 1B	5	0	4	0	0	1	0
12 Ty Wigginton, R (1, 5) OBP: 0.212, SLG: 0.170 58 Joe Kelly, R (6, 1) OBP: 0.667, SLG: 0.667 91 Jermaine Curtis, R (8, PH) 26 Trevor Rosenthal, R (8, 1) 97 Adam Melker, L (9, PH) OBP: 1.000, SLG: 1.000 41 Mitchell Boggs, R (9, 1)	F8			1B		F9		F8	1-2 2-3 1B	3 0 1 0 1	0 0 0 0 0	1 0 0 0 0	0 0 0 0 0	0 0 0 0 0	0 0 1 0 0	3 0 1 0 0
56 Adron Chambers, L (1, 7) OBP: 0.274, SLG: 0.327		G5-3		F9		1-2 BB		K 1-2	SF8 3-H	3	0	0	1	1	1	2
48 Tony Cruz, R (1, 2) OBP: 0.295, SLG: 0.275 98 Charles Tilson, L (8, PR) 32 Rob Johnson, R (8, 2) OBP: 0.214, SLG: 0.370		F8			43 FC5 40 SH5-4 1B	K		BB 2-3	F8	3 0 1	0 0 0	1 0 0	0 0 0	1 0 0	1 0 0	2 0 2
40 Shelby Miller, R (1, 1) 44 Edward Mujica, R (5, 1) 89 Greg Garcia, L (6, 6) OBP: 0.286, SLG: 0.208 38 Pete Kozma, R (8, PH) OBP: 0.400, SLG: 0.545 96 Ildemaro Vargas, S (8, 6)		K			SH5-4 1-2		G6-3	F8		1 0 1 1 0	0 0 0 0 0	0 0 0 0 0	0 0 0 0 0	1 0 0 0 0	0 0 0 0 0	0 0 0 2 0
Inning Stats	R: 1 E: 0 K: 0 S: 6 H: 3 LOB: 2 BB: 0 P: 6	R: 0 E: 0 K: 1 S: 5 H: 0 LOB: 0 BB: 0 P: 5	R: 0 E: 0 K: 1 S: 5 H: 0 LOB: 0 BB: 0 P: 5	R: 0 E: 0 K: 2 S: 8 H: 1 LOB: 1 BB: 0 P: 8	R: 0 E: 0 K: 0 S: 4 H: 1 LOB: 2 BB: 1 P: 8	R: 0 E: 0 K: 1 S: 6 H: 1 LOB: 2 BB: 1 P: 10	R: 0 E: 0 K: 1 S: 7 H: 2 LOB: 2 BB: 0 P: 7	R: 0 E: 0 K: 1 S: 6 H: 1 LOB: 2 BB: 1 P: 10	R: 3 E: 0 K: 0 S: 8 H: 5 LOB: 2 BB: 0 P: 8	1B: 13 2B: 1 3B: 0 HR: 0	SF: 1 SAC: 1 DP: 0 HBP: 0						

PITCHER		IP	WLS	BF	H	R	ER	SO	BB	IBB	HBP	BLK	WP	HR	S	P	ERA	WHIP
37 Mike Pelfrey, R ERA: 5.52	(1, 1)	5.0		21	5	1	1	4	1	0	0	0	0	0	28	32	1.80	1.200
57 Ryan Pressly, R ERA: 0.71	(6, 1)	1.2		8	2	0	0	1	1	0	0	0	0	0	9	13	0.00	1.800
64 Tyler Robertson, L ERA: 6.75	(7, 1)	1.1		7	2	0	0	2	1	0	0	0	1	0	10	14	0.00	2.250
96 Jason Lane, L ERA: 27.0	(9, 1)	1.0	L	8	5	3	3	0	0	0	0	0	0	0	8	8	27.00	5.000

PITCHER	IP	WLS	BF	H	R	ER	SO	BB	IBB	HBP	BLK	WP	HR	S	P	ERA	WHIP

St. Louis Cardinals @ Minnesota Twins

Hammond Stadium, Fort Myers, FL

Mon Mar 25 2013, 1:10 PM - 4:34 PM EDT

Att. 8,161 - Sunny - 73 F

TOP

livebaseballscorecards.com

AB	39
R	4
H	14
RBI	4
BB	3
SO	7
LOB	22

WP: 1 PB: 0 SB: 1 CS: 0 PA: 44

BOTTOM

St. Louis Cardinals @ Minnesota Twins

Hammond Stadium, Fort Myers, FL

Mon Mar 25 2013, 1:10 PM - 4:34 PM EDT

Att. 8,161 - Sunny - 73 F

Batter	1	2	3	4	5	6	7	8	9	AB	R	H	RBI	BB	SO	LOB
19 Darin Mastroianni, R (1, 8) OBP: 0.372, SLG: 0.459 32 Aaron Hicks, S (9, PH) OBP: 0.406, SLG: 0.656	F9		G5-3		K		SF8 2-H 3-H		96 G4-6-3 1-2 1B	3 1	0 0	0 1	1 0	0 0	1 0	1 0
8 Jamey Carroll, R (1, 4) OBP: 0.380, SLG: 0.302 96 Jason Christian, L (8, 6)	7 1B 16 WP BB		7 1B BB		7 G3-1 BB		G6-3		G4-6-3 1-2f 2-3	1 1	1 0	0 0	0 0	3 0	0 0	1 2
7 Joe Mauer, L (1, 2) OBP: 0.552, SLG: 0.609 81 Danny Lehmann, R (7, PR) (8, 2)	16 F8 16 WP 1-3 1B		16 1B 1-2 1B		G3-1 1-2 2-3		BB		F7	3 1	0 0	2 0	0 0	1 0	0 0	2 1
16 Josh Willingham, R (1, 7) OBP: 0.434, SLG: 0.489 22 Wilkin Ramirez, R (6, 7) OBP: 0.455, SLG: 0.585	F8 1-3 3-H		1-2 1B		G5-3		F9			3 1	0 0	1 0	0 0	0 0	0 0	3 1
33 Justin Morneau, L (1, 3) OBP: 0.279, SLG: 0.548 84 Dan Rohlfing, R (7, 3) OBP: 0.387, SLG: 0.593	K		F7			F7		97 G5-4-3 25 BB BB		3 0	0 0	0 0	0 0	0 1	1 0	3 0
9 Ryan Doumit, S (1, 10) OBP: 0.320, SLG: 0.391 25 Pedro Florimón, S (8, PH) OBP: 0.315, SLG: 0.255 (9, 10)		24 G3-6-1 27 1B 1B		F7		L4		97 G5-4-3 1-2 BB		3 0	0 0	1 0	0 0	0 1	0 0	0 0
27 Chris Parmelee, L (1, 9) OBP: 0.356, SLG: 0.385 97 Evan Bigley, R (7, 9)		24 G3-6-1 1-2 1B		F7		P4		G5-4-3 1-2f 2-3		3 1	0 0	1 0	0 0	0 0	0 0	0 2
24 Trevor Plouffe, R (1, 5) OBP: 0.425, SLG: 0.486 95 Nate Hanson, R (7, PR) (8, 5)		G3-6-1 1-2f 2-3		G6-3			5 2B 19 WP 1B	K		3 1	0 1	1 0	0 0	0 0	0 1	2 1
5 Eduardo Escobar, S (1, 6) OBP: 0.352, SLG: 0.404 (8, 4)		G3			7 G3-1 2B		19 WP 1-3 19 SF8 2B		96 G4-6-3 32 1B 1B	4	1	3	0	0	0	1

Inning Stats	1	2	3	4	5	6	7	8	9
R	1	0	0	0	0	0	2	0	0
E	0	0	0	0	0	0	0	0	0
H	1	2	2	0	1	0	2	0	2
LOB	1	1	2	0	2	0	1	1	0
K	1	0	0	3	1	0	0	1	0
BB	1	1	1	0	0	0	1	2	0
S	6	4	4	3	6	3	5	4	4
P	11	4	9	3	10	3	10	12	4

1B	8
2B	2
3B	0
HR	0
SF	1
SAC	0
DP	3
HBP	0
WP	2
PB	0
SB	0
CS	0
PA	39

AB	32
R	3
H	10
RBI	1
BB	6
SO	3
LOB	20

livebaseballscorecards.com

PITCHER		IP	WLS	BF	H	R	ER	SO	BB	IBB	HBP	BLK	WP	HR	S	P	ERA	WHIP
40 Shelby Miller, R ERA: 3.94	(1, 1)	4.1		19	6	1	1	2	2	0	0	0	1	0	21	31	2.08	1.846
44 Edward Mujica, R ERA: 9.28	(5, 1)	0.2		3	0	0	0	0	1	0	0	0	0	0	2	6	0.00	1.500
58 Joe Kelly, R ERA: 5.54	(6, 1)	2.0		9	2	2	2	0	1	0	0	0	1	0	8	13	9.00	1.500
26 Trevor Rosenthal, R ERA: 3.65	(8, 1)	1.0	W	4	0	0	0	1	2	0	0	0	0	0	4	12	0.00	2.000
41 Mitchell Boggs, R ERA: 1.29	(9, 1)	1.0	S	4	2	0	0	0	0	0	0	0	0	0	4	4	0.00	2.000

PITCHER	IP	WLS	BF	H	R	ER	SO	BB	IBB	HBP	BLK	WP	HR	S	P	ERA	WHIP

St. Louis Cardinals @ New York Mets

Tradition Field, Port St. Lucie, FL

Tue Mar 26 2013, 1:10 PM - 4:24 PM EDT

Att. 6,149 - Partly Cloudy - 61 F

TOP

livebaseballscorecards.com

Batter	1	2	3	4	5	6	7	8	9	AB	R	H	RBI	BB	SO	LOB
19 Jon Jay, L (1, 8) OBP: 0.365, SLG: 0.436	13 FC4-6 1B		2-3 1B	13 1B 1-3 2B		G5-3		L4-3 1-1		4	0	3	0	0	0	0
96 Tommy Pham, R (8, PH) (8, 8)										1	0	0	0	0	0	1
13 Matt Carpenter, L (1, 5) OBP: 0.434, SLG: 0.476	FC4-6 21 FC5-4 1-2f		SF8 3-H	3 BB 2-3 3-H 1B		K		G1-3		3	0	1	2	0	1	1
97 Jake Lemmerman, R (8, PH) (8, 6)										1	0	0	0	0	0	0
21 Allen Craig, R (1, 3) OBP: 0.431, SLG: 0.468	FC5-4 1-2f		F8	P4		F8			G6-3	4	0	0	0	0	0	4
12 Ty Wigginton, R (6, 3) OBP: 0.208, SLG: 0.167										1	0	0	0	0	0	0
3 Carlos Beltrán, S (1, 9) OBP: 0.500, SLG: 0.375	G4-3			87 1B 4 S 33 BB 1B			4 HR BB		L3	2	1	1	0	2	0	1
56 Adron Chambers, L (7, PR) OBP: 0.270, SLG: 0.321				4-0 1-2 BB						1	1	0	0	0	0	0
(7, 7)																
(9, 9)																
4 Yadier Molina, R (1, 2) OBP: 0.542, SLG: 0.714		33 G3-6-1 1B		33 BB 87 1B 1-2 38 HR BB			1-H HR		HR	3	2	2	2	1	0	3
32 Rob Johnson, R (7, 2) OBP: 0.241, SLG: 0.500				F4						1	1	1	1	0	0	0
87 Oscar Taveras, L (1, 7) OBP: 0.342, SLG: 0.444		F9		33 BB 1-2 2-3 38 HR 1B			F9		89 1B 2B	4	1	1	0	0	0	5
(7, 9)				F8						1	1	1	0	0	0	0
94 Carson Kelly, R (9, PH) OBP: 0.333, SLG: 0.667																
(9, 5)																
33 Daniel Descalso, L (1, 4) OBP: 0.379, SLG: 0.452		G3-6-1 1-2f		4-0 1-2 2-3 3-H 38 HR BB	F8		P5		2-H 1B	3	1	0	1	1	0	2
89 Greg Garcia, L (7, 6) OBP: 0.310, SLG: 0.240										1	0	1	1	0	0	0
(8, 4)																
38 Pete Kozma, R (1, 6) OBP: 0.391, SLG: 0.576			G6-3	1-H 2-H 3-H HR	F7		F9		G4-3	4	1	1	4	0	0	1
93 Nick Greenwood, R (7, 1)										0	0	0	0	0	0	0
63 Maikel Cleto, R (8, 1)										0	0	0	0	0	0	0
53 Matt Adams, L (9, PH) OBP: 0.359, SLG: 0.534										1	0	0	0	0	0	1
34 Marc Rzepczynski, L (9, 1)										0	0	0	0	0	0	0
50 Adam Wainwright, R (1, 1) OBP: 0.600, SLG: 0.750			19 1B 13 SF8 2B	19 2B 13 1B BB	F9			96 L4-3 1B		2	2	1	0	1	0	0
8 Ryan Jackson, R (7, 4) OBP: 0.240, SLG: 0.217										1	0	1	0	0	0	0
(8, 5)																
(9, 7)																
Inning Stats	R: 0 E: 0 K: 0 S: 4 H: 1 LOB: 1 BB: 0 P: 4	R: 0 E: 0 K: 0 S: 3 H: 1 LOB: 0 BB: 0 P: 3	R: 1 E: 0 K: 0 S: 5 H: 2 LOB: 0 BB: 0 P: 5	R: 6 E: 0 K: 0 S: 8 H: 5 LOB: 3 BB: 4 P: 24	R: 0 E: 0 K: 0 S: 3 H: 0 LOB: 0 BB: 0 P: 3	R: 0 E: 0 K: 1 S: 5 H: 0 LOB: 0 BB: 0 P: 5	R: 2 E: 0 K: 0 S: 4 H: 1 LOB: 1 BB: 1 P: 9	R: 0 E: 0 K: 0 S: 3 H: 1 LOB: 0 BB: 0 P: 3	R: 2 E: 0 K: 0 S: 6 H: 3 LOB: 1 BB: 0 P: 6	1B: 8 2B: 4 3B: 0 HR: 3 SF: 1 SAC: 0 DP: 2 HBP: 0							

	AB	38
	R	11
	H	14
	RBI	11
	BB	5
	SO	1
	LOB	19

WP: 0 PB: 0 SB: 1 CS: 0 PA: 44

PITCHER		IP	WLS	BF	H	R	ER	SO	BB	IBB	HBP	BLK	WP	HR	S	P	ERA	WHIP
53 Jeremy Hefner, R ERA: 3.47	(1, 1)	3.0		13	5	2	2	0	0	0	0	0	0	0	13	13	6.00	1.667
85 Randy Fontanez, R ERA:	(4, 1)	0.0	L	7	4	5	5	0	3	0	0	0	0	1	4	16	∞	∞
96 Armando Rodriguez, R ERA:	(4, 1)	2.0		7	0	0	0	0	1	0	0	0	0	0	6	10	0.00	0.500
30 LaTroy Hawkins, R ERA:	(6, 1)	1.0		3	0	0	0	1	0	0	0	0	0	0	5	5	0.00	0.000
94 Chase Huchingson, L ERA: 18.0	(7, 1)	1.0		5	1	2	2	0	1	0	0	0	0	1	4	9	18.00	2.000

PITCHER		IP	WLS	BF	H	R	ER	SO	BB	IBB	HBP	BLK	WP	HR	S	P	ERA	WHIP
95 Hamilton Bennett, L ERA:	(8, 1)	1.0		3	1	0	0	0	0	0	0	0	0	0	3	3	0.00	1.000
85 Dylan Owen, R ERA: 6.75	(9, 1)	1.0		6	3	2	2	0	0	0	0	0	0	1	6	6	18.00	3.000

BOTTOM

St. Louis Cardinals @ New York Mets

Tradition Field, Port St. Lucie, FL

Tue Mar 26 2013, 1:10 PM - 4:24 PM EDT

Att. 6,149 - Partly Cloudy - 61 F

Batter	1	2	3	4	5	6	7	8	9	AB	R	H	RBI	BB	SO	LOB
1 Jordany Valdespin, L (1, 4) OBP: 0.375, SLG: 0.559 86 Danny Muno, S (8, 4)	0-0 29 BB 21 2B 1B	0-3 K		0-0 FC6-4 1-2f 2-3		0-0 P4		4-0 1-2 2-3 BB		4 0	1 0	1 0	0 0	0 1	1 0	3 0
Justin Turner, R (1, 5) OBP: 0.326, SLG: 0.349 91 Richard Lucas, R (8, 3)	0-0 F7		0-0 G5-3	0-0 F8			0-0 29 G6-4-3 1B	0-3 K		4 1	0 0	1 0	0 0	0 0	0 1	3 3
29 Ike Davis, L (1, 3) OBP: 0.418, SLG: 0.447 91 Cory Vaughn, R (8, 7) OBP: 0.500, SLG: 0.500	4-0 21 2B 1-2 BB		0-0 F9		0-3 K		0-0 G6-4-3 1-2f	0-3 K		3 1	0 0	0 0	0 0	1 0	1 1	1 3
6 Marlon Byrd, R (1, 9) OBP: 0.365, SLG: 0.479 30 LaTroy Hawkins, R (6, 1) 94 Chase Huchingson, L (7, 1) 19 Zach Lutz, R (7, PH) OBP: 0.379, SLG: 0.414 (8, 5)	0-0 F8		0-0 21 1B 2B		0-0 1B		0-0 21 HR 2B		0-0 G5-3	3 0 0 2	1 0 0 1	2 0 0 1	0 0 0 0	0 0 0 0	0 0 0 0	2 0 0 0
21 Lucas Duda, L (1, 7) OBP: 0.351, SLG: 0.660 95 Hamilton Bennett, R (8, 1) 95 Darrell Ceciliani, L (9, 8) OBP: 0.667, SLG: 1.000	0-0 1-3 2-H 2B		0-0 2-H 1B		0-0 F8		3-1 2-H HR		0-0 1B	4 0 1	1 0 0	3 0 1	4 0 0	0 0 0	0 0 0	1 0 0
44 John Buck, R (1, 2) OBP: 0.421, SLG: 0.581 20 Anthony Recker, R (7, 2) OBP: 0.393, SLG: 0.577	1-0 HBP		0-0 G5-3		0-0 F8		0-0 F7		0-3 K	2 2	0 0	0 0	0 0	0 0	0 1	2 1
9 Kirk Nieuwenhuis, L (1, 8) OBP: 0.226, SLG: 0.077 85 Dylan Owen, R (9, 1) 22 Landon Powell, S (9, PH) OBP: 0.258, SLG: 0.207	0-3 K			0-0 G4-3		0-0 3 G5-3 1B		0-3 K	0-0 G5-3	4 0 1	0 0 0	1 0 0	0 0 0	0 0 0	2 0 0	3 0 1
3 Omar Quintanilla, L (1, 6) OBP: 0.327, SLG: 0.341 82 Matt Reynolds, R (8, PH) OBP: 1.000, SLG: 1.500 (9, 6)	0-0 F8			0-0 E4 1 FC6-4 96 1B		0-0 G5-3 1-2		0-0 86 BB 23 BB 1B		3 1	0 0	0 1	0 0	0 0	0 0	1 0
53 Jeremy Hefner, R (1, 1) 85 Randy Fontanez, R (4, 1) 96 Armando Rodriguez, R (4, 1) OBP: 1.000, SLG: 1.000 23 Mike Baxter, L (6, 9) OBP: 0.357, SLG: 0.279	0-0 G1-3			0-0 1 FC6-4 1-2 1B		0-0 P5		4-0 86 BB 1-2 BB		1 0 1 1	0 0 0 0	0 0 0 1	0 0 0 0	0 0 0 1	0 0 0 0	0 0 0 1
Inning Stats	R: 1 E: 0 K: 1 S: 7 H: 2 LOB: 3 BB: 1 P: 12	R: 0 E: 0 K: 1 S: 5 H: 0 LOB: 0 BB: 0 P: 5	R: 1 E: 0 K: 0 S: 5 H: 2 LOB: 1 BB: 0 P: 5	R: 0 E: 1 K: 0 S: 5 H: 1 LOB: 2 BB: 0 P: 5	R: 0 E: 0 K: 1 S: 6 H: 1 LOB: 1 BB: 0 P: 6	R: 0 E: 0 K: 0 S: 4 H: 1 LOB: 1 BB: 0 P: 4	R: 2 E: 0 K: 0 S: 6 H: 3 LOB: 0 BB: 0 P: 9	R: 0 E: 0 K: 3 S: 10 H: 1 LOB: 3 BB: 2 P: 18	R: 0 E: 0 K: 1 S: 6 H: 1 LOB: 1 BB: 0 P: 6	1B: 8 2B: 3 3B: 0 HR: 1	SF: 0 SAC: 0 DP: 1 HBP: 1				WP: 0 PB: 0 SB: 0 CS: 0	PA: 43	

livebaseballscorecards.com

	AB	39
	R	4
	H	12
	RBI	4
	BB	3
	SO	7
	LOB	25

PITCHER		IP	WLS	BF	H	R	ER	SO	BB	IBB	HBP	BLK	WP	HR	S	P	ERA	WHIP
50 Adam Wainwright, R ERA: 3.0	(1, 1)	6.0	W	28	7	2	2	3	1	0	1	0	0	0	32	37	3.00	1.333
93 Nick Greenwood, L ERA: 13.5	(7, 1)	1.1		8	4	2	2	1	1	0	0	0	0	1	10	17	13.50	3.750
63 Maikel Cleto, R ERA: 1.35	(8, 1)	0.2		3	0	0	0	2	1	0	0	0	0	0	6	10	0.00	1.500
34 Marc Rzepczynski, L ERA: 3.12	(9, 1)	1.0		4	1	0	0	1	0	0	0	0	0	0	6	6	0.00	1.000

PITCHER	IP	WLS	BF	H	R	ER	SO	BB	IBB	HBP	BLK	WP	HR	S	P	ERA	WHIP

Batter	1	2	3	4	5	6	7	8	9	AB	R	H	RBI	BB	SO	LOB
Michael Taylor, R (1, 8) OBP: 0.200, SLG: 0.200	F8		K		K			K		4	0	0	0	0	3	1
Destin Hood, R (1, 9) OBP: 0.333, SLG: 0.444	F9			1B WP SF7 1B		K		K		4	1	1	0	0	2	0
Mike Costanzo, L (1, 5) OBP: 0.500, SLG: 0.500	1B			1-3 1B		K			F8	3	0	2	0	0	1	0
24 Billy Burns, S (6, 7)										1	0	0	0	0	0	0
Jimmy Van Ostrand, R (1, 7) OBP: 0.143, SLG: 0.167	F7			SF7 3-H		F8			F9	2	0	0	1	0	0	1
25 Michael Crotta, R (6, 1)										0	0	0	0	0	0	0
1 Francisco Soriano, S (7, 6) OBP: 0.333, SLG: 0.500										1	0	0	0	0	0	0
Jason Martinson, R (1, 6) OBP: 0.250, SLG: 0.250		K		7 G6-4-3 1-2 1B			K		G5-3	3	0	1	0	0	2	0
Jose Lozada, S (7, 4)										1	0	0	0	0	0	0
7 Justin Bloxom, S (1, 3)		G1-3		G6-4-3 1-2f			G6-3			3	0	0	0	0	0	2
Adrián Sanchez, R (1, 4) OBP: 0.200, SLG: 0.200		F7			G6-3		E5			3	0	0	0	0	0	0
Aaron Barrett, R (7, 1)										0	0	0	0	0	0	0
31 Pat Lehman, R (8, 1)										0	0	0	0	0	0	0
14 Jeff Howell, R (1, 2) OBP: 1.000, SLG: 1.000			B5-6-3		61 FC6-4		G1-3			2	0	2	0	0	0	0
17 Adrian Nieto, S (6, 2)			1B		1B					1	0	0	0	0	0	1
Taylor Jordan, R (1, 1)			B5-6-3 1-2f		FC6-4 1-2f			G5-3		1	0	0	0	0	0	1
61 Jeff Mandel, S (3, 1)										1	0	0	0	0	0	1
6 Sean Nicol, R (6, 5)										1	0	0	0	0	0	0
Inning Stats	R: 0 E: 0 K: 0 S: 4 H: 1 LOB: 1 BB: 0 P: 4	R: 0 E: 0 K: 1 S: 5 H: 0 LOB: 0 BB: 0 P: 5	R: 0 E: 0 K: 1 S: 5 H: 1 LOB: 0 BB: 0 P: 5	R: 1 E: 0 K: 0 S: 5 H: 3 LOB: 1 BB: 0 P: 6	R: 0 E: 0 K: 1 S: 6 H: 1 LOB: 1 BB: 0 P: 6	R: 0 E: 0 K: 2 S: 7 H: 0 LOB: 0 BB: 0 P: 7	R: 0 E: 1 K: 1 S: 6 H: 0 LOB: 1 BB: 0 P: 6	R: 0 E: 0 K: 2 S: 7 H: 0 LOB: 0 BB: 0 P: 7	R: 0 E: 0 K: 0 S: 3 H: 0 LOB: 0 BB: 0 P: 3	1B: 6 2B: 0 3B: 0 HR: 0 SF: 1 SAC: 0 DP: 2 HBP: 0	WP: 1 PB: 0 SB: 0 CS: 0 PA: 32					

TOP

Washington Nationals @ St. Louis Cardinals

Roger Dean Stadium, Jupiter, FL

Wed Mar 27 2013, 1:08 PM - 3:35 PM EDT

Att. 7,366 - Partly Cloudy - 70 F

livebaseballscorecards.com

AB	31
R	1
H	6
RBI	1
BB	0
SO	8
LOB	7

PITCHER		IP	WLS	BF	H	R	ER	SO	BB	IBB	HBP	BLK	WP	HR	S	P	ERA	WHIP
54 Jaime García, L ERA: 2.48	(1, 1)	8.0	W	29	6	1	1	8	0	0	0	0	1	0	45	46	1.12	0.750
59 Fernando Salas, R ERA: 1.93	(9, 1)	1.0		3	0	0	0	0	0	0	0	0	0	0	3	3	0.00	0.000

PITCHER	IP	WLS	BF	H	R	ER	SO	BB	IBB	HBP	BLK	WP	HR	S	P	ERA	WHIP

Batter	1	2	3	4	5	6	7	8	9	AB	R	H	RBI	BB	SO	LOB
43 Shane Robinson, R (1, 8) OBP: 0.493, SLG: 0.721 97 Adam Melker, L (6, 8) OBP: 0.500, SLG: 0.500	BBBB 4-0 7 BB 33 1B 21 1B BB	x 0-0 33 2B 3-H 2B	x 0-0 33 FC4-6 1-2 3-H 1B		x 0-0 ② F8		x 0-0 ③ G5-3			3 1	2 0	2 0	2 0	1 0	0 0	0 0
33 Daniel Descalso, L (1, 5) OBP: 0.391, SLG: 0.477 12 Ty Wigginton, R (4, 5) OBP: 0.200, SLG: 0.160 (5, 3)	x 0-0 7 BB 21 1B 1-2 1B	x 0-0 7 1B 2-H 2B	x 0-0 ② FC4-6 1-2f 2-H		x 0-0 ③ G6-3			x 0-0 ① P4		3 2	2 0	2 0	1 0	0 0	0 0	1 0
7 Matt Holliday, R (1, 7) OBP: 0.396, SLG: 0.500 56 Adron Chambers, L (3, PR) OBP: 0.266, SLG: 0.316 (4, 7) 96 Matt Williams, R (8, PH) (9, 7)	BBBBB 4-0 21 1B 38 1B 1-2 2-3 BB	x 0-0 2-H 1B	BBBB 4-0 BB			x 0-0 ① G3-1		BBBB 4-0 BB		1 1 0	1 0 0	1 0 0	1 0 0	2 0 1	0 0 0	0 0 0
21 Allen Craig, R (1, 9) OBP: 0.426, SLG: 0.460 87 Oscar Taveras, L (4, 9) OBP: 0.338, SLG: 0.438 92 Jimmy Parque, L (7, 9)	x 0-0 38 1B 1-2 2-H 3-H 1B	x 0-0 ② F8	x 0-0 ③ F8			x 0-0 ② F8		SSS 0-3 ② K		3 1 1	0 0 0	1 0 0	2 0 0	0 0 1	0 0 1	3 0 1
53 Matt Adams, L (1, 3) OBP: 0.358, SLG: 0.541 89 Greg Garcia, L (4, PR) OBP: 0.323, SLG: 0.259 (5, 5) (8, 6)	SSS 0-3 ① K	x 0-0 ③ F8		x 0-0 38 G6-3 48 1B 2B		x 0-0 90 1B 1B		x 0-0 L6		3 2	0 1	1 1	0 0	0 0	1 0	3 1
38 Pete Kozma, R (1, 6) OBP: 0.403, SLG: 0.581 90 Luis Mateo, R (5, 6) OBP: 1.000, SLG: 1.000 (7, 4)	x 0-0 ② 1-3 2-H 1B		x 0-0 48 FC5-4 1B	x 0-0 ① G6-3 2-3		x 0-0 48 FC4-6 1-3 1B				3 1	0 0	2 1	1 0	0 0	0 0	1 0
48 Tony Cruz, R (1, 2) OBP: 0.292, SLG: 0.273 32 Rob Johnson, R (9, 2) OBP: 0.241, SLG: 0.500	SSS 0-3 ③ K	x 0-0 ① FC5-4 54 FC4 8 1B 54 E 1-2f	x 0-0 8 G4-6-3 3-H 1B			x 0-0 ③ FC4-6 1-2f				4 0	1 0	1 0	1 0	0 0	1 0	4 0
8 Ryan Jackson, R (1, 4) OBP: 0.276, SLG: 0.296 (7, 6) 96 Tyler Rahmatulla, R (8, 5)	x 0-0 54 SH1-4 43 2B 2B	x 0-0 54 E 43 1B 1-2 1B	x 0-0 ②③ G4-6-3 1-2f				SSS 0-3 ① K			4 0	2 0	2 0	0 0	0 0	1 0	2 0
54 Jaime García, L (1, 1) 59 Fernando Salas, R (9, 1)	x 0-0 ① SH1-4 2-3	x 0-0 FC4 43 1B 33 E 1-3 2-H			x 0-0 ① G6-3		x 0-0 ② G6-3			3 0	1 0	0 0	0 0	0 0	0 0	1 0
Inning Stats	R: 3 H: 3 E: 0 LOB: 1 K: 2 BB: 2 S: 9 P: 17	R: 3 H: 4 E: 0 LOB: 1 K: 0 BB: 0 S: 7 P: 7	R: 3 H: 3 E: 2 LOB: 2 K: 0 BB: 1 S: 7 P: 11	R: 1 H: 2 E: 0 LOB: 1 K: 0 BB: 0 S: 4 P: 4	R: 0 H: 0 E: 0 LOB: 0 K: 0 BB: 0 S: 3 P: 3	R: 0 H: 2 E: 0 LOB: 2 K: 0 BB: 0 S: 5 P: 5	R: 0 H: 0 E: 0 LOB: 0 K: 1 BB: 0 S: 5 P: 5	R: 0 H: 0 E: 0 LOB: 1 K: 1 BB: 1 S: 5 P: 9		1B: 10 2B: 4 3B: 0 HR: 0	SF: 0 SAC: 1 DP: 1 HBP: 0					

PITCHER		IP	WLS	BF	H	R	ER	SO	BB	IBB	HBP	BLK	WP	HR	S	P	ERA	WHIP
Taylor Jordan, R ERA: 27.0	(1, 1)	2.1	L	19	10	9	7	2	2	0	0	0	0	0	21	29	27.00	5.143
61 Jeff Mandel, R ERA: 4.91	(3, 1)	2.2		10	2	1	1	0	1	0	0	0	0	0	9	13	3.38	1.125
25 Michael Crotta, R ERA:	(6, 1)	1.0		5	2	0	0	0	0	0	0	0	0	0	5	5	0.00	2.000
Aaron Barrett, R ERA:	(7, 1)	1.0		3	0	0	0	1	0	0	0	0	0	0	5	5	0.00	0.000
31 Pat Lehman, R ERA:	(8, 1)	1.0		4	0	0	0	1	1	0	0	0	0	0	5	9	0.00	1.000

PITCHER	IP	WLS	BF	H	R	ER	SO	BB	IBB	HBP	BLK	WP	HR	S	P	ERA	WHIP

BOTTOM

Washington Nationals @ St. Louis Cardinals
Roger Dean Stadium, Jupiter, FL
Wed Mar 27 2013, 1:08 PM - 3:35 PM EDT
Att. 7,366 - Partly Cloudy - 70 F

livebaseballscorecards.com

AB	36
R	10
H	14
RBI	8
BB	4
SO	4
LOB	17

WP: 0 PA: 41
PB: 0
SB: 0
CS: 0

Batter	1	2	3	4	5	6	7	8	9	AB	R	H	RBI	BB	SO	LOB
9 Juan Pierre, L (1, 7) OBP: 0.371, SLG: 0.379	0-0 17 FC1-6 1B		0-0 G4-3			0-0 G3			0-0 G3	4	0	1	0	0	0	0
17 Donovan Solano, R (1, 4) OBP: 0.400, SLG: 0.426 13 Chris Valaika, R (7, 4) OBP: 0.259, SLG: 0.373	0-0 FC1-6 30 FC6 1-2f		0-0 L1			0-0 F8			0-0 G6-3	3 1	0 0	0 0	0 0	0 0	0 0	1 0
27 Giancarlo Stanton, R (1, 9) OBP: 0.435, SLG: 0.718	0-3 K			0-3 K			0-0 1B		0-0 F9	4	0	1	0	0	2	1
30 Placido Polanco, R (1, 5) OBP: 0.317, SLG: 0.375	0-0 FC6 1-2f			0-0 F9			0-0 F9			3	0	0	0	0	0	2
29 Greg Dobbs, L (1, 3) OBP: 0.280, SLG: 0.360		0-0 G6-3		0-0 P6			0-3 K			3	0	0	0	0	1	1
20 Justin Ruggiano, R (1, 8) OBP: 0.216, SLG: 0.229		0-0 19 G3 1B			0-3 K		0-3 K			3	0	1	0	0	2	1
19 Rob Brantly, L (1, 2) OBP: 0.349, SLG: 0.407		0-0 G3 1-2			0-0 F7			0-0 F8		3	0	0	0	0	0	1
3 Adeiny Hechavarría, R (1, 6) OBP: 0.254, SLG: 0.283		0-3 K			0-0 G6-3			0-0 F9		3	0	0	0	0	1	1
34 Justin Nicolino, L (1, 1) 32 Kyle Hill, S (6, PH) OBP: 0.200, SLG: 0.250 60 Jon Rauch, R (6, 1) 31 Steve Cishek, R (7, 1) 8 Chris Coghlan, L (8, PH) OBP: 0.308, SLG: 0.468 40 Mike Dunn, L (8, 1)			0-3 K			0-0 L4		0-0 F8		1 1 0 0 1 0	0 0 0 0 0 0	0 0 0 0 0 0	0 0 0 0 0 0	0 0 0 0 0 0	1 0 0 0 0 0	0 0 0 0 0 0
Inning Stats	R: 0 H: 1 E: 0 LOB: 1 K: 1 BB: 0 S: 6 P: 6	R: 0 H: 1 E: 0 LOB: 1 K: 1 BB: 0 S: 6 P: 6	R: 0 H: 0 E: 0 LOB: 0 K: 1 BB: 0 S: 5 P: 5	R: 0 H: 0 E: 0 LOB: 0 K: 1 BB: 0 S: 5 P: 5	R: 0 H: 0 E: 0 LOB: 0 K: 1 BB: 0 S: 5 P: 5	R: 0 H: 0 E: 0 LOB: 0 K: 0 BB: 0 S: 3 P: 3	R: 0 H: 1 E: 0 LOB: 1 K: 2 BB: 0 S: 8 P: 8	R: 0 H: 0 E: 0 LOB: 0 K: 0 BB: 0 S: 3 P: 3	R: 0 H: 0 E: 0 LOB: 0 K: 0 BB: 0 S: 3 P: 3	1B: 3 SF: 0 2B: 0 SAC: 0 3B: 0 DP: 0 HR: 0 HBP: 0					WP: 0 PA: 30 PB: 0 SB: 0 CS: 0	

PITCHER		IP	WLS	BF	H	R	ER	SO	BB	IBB	HBP	BLK	WP	HR	S	P	ERA	WHIP
31 Lance Lynn, R ERA: 4.94	(1, 1)	6.0	W	20	2	0	0	5	0	0	0	0	0	0	30	30	0.00	0.333
44 Edward Mujica, R ERA: 8.49	(7, 1)	1.0	H	4	1	0	0	2	0	0	0	0	0	0	8	8	0.00	1.000
26 Trevor Rosenthal, R ERA: 3.38	(8, 1)	1.0	H	3	0	0	0	0	0	0	0	0	0	0	3	3	0.00	0.000
41 Mitchell Boggs, R ERA: 1.13	(9, 1)	1.0	S	3	0	0	0	0	0	0	0	0	0	0	3	3	0.00	0.000

PITCHER	IP	WLS	BF	H	R	ER	SO	BB	IBB	HBP	BLK	WP	HR	S	P	ERA	WHIP

TOP

Miami Marlins @ St. Louis Cardinals

Roger Dean Stadium, Jupiter, FL

Thu Mar 28 2013, 1:08 PM - 3:16 PM EDT

Att. 7,162 - Sunny - 70 F

livebaseballscorecards.com

AB	30
R	0
H	3
RBI	0
BB	0
SO	7
LOB	8

MIAMI

Miami Marlins @ St. Louis Cardinals

Roger Dean Stadium, Jupiter, FL

Thu Mar 28 2013, 1:08 PM - 3:16 PM EDT

Att. 7,162 - Sunny - 70 F

livebaseballscorecards.com

BOTTOM

Batter	1	2	3	4	5	6	7	8	9	AB	R	H	RBI	BB	SO	LOB
19 Jon Jay, L (1, 8) OBP: 0.379, SLG: 0.466 96 Tommy Pham, R (6, 7)	0-0 13 SH1-3 7 1B 2B	0-3 K			0-0 1B		0-0 G6-3			3 1	1 0	2 0	0 0	0 0	1 0	2 2
13 Matt Carpenter, L (1, 4) OBP: 0.418, SLG: 0.455	0-0 SH1-3 2-3		0-0 G4-3		0-0 F9			0-3 K		3	0	0	0	0	1	1
7 Matt Holliday, R (1, 7) OBP: 0.420, SLG: 0.524 56 Adron Chambers, L (5, 7) OBP: 0.262, SLG: 0.310 (6, 8) 43 Shane Robinson, R (8, PH) OBP: 0.500, SLG: 0.742 (9, 8)	0-0 3-H 1B		0-0 3 G4-6-3 1B			0-0 P6		0-0 87 F7-4 2B		2 1 1	0 0 0	2 0 1	1 0 0	0 0 0	0 0 0	0 0 0
3 Carlos Beltrán, S (1, 9) OBP: 0.400, SLG: 0.273 87 Oscar Taveras, L (7, 9) OBP: 0.333, SLG: 0.432	0-0 P3		0-0 G4-6-3 1-2f			0-0 F9		0-0 F7-4 2-2		3 1	0 0	0 0	0 0	0 0	0 0	2 1
4 Yadier Molina, R (1, 2) OBP: 0.519, SLG: 0.667	0-0 F9			0-0 53 G4-6-3 1B		0-0 G5-3				3	0	1	0	0	0	1
53 Matt Adams, L (1, 3) OBP: 0.343, SLG: 0.516		0-0 G3-1		0-0 G4-6-3 1-2f			0-3 K			3	0	0	0	0	1	1
12 Ty Wigginton, R (1, 5) OBP: 0.224, SLG: 0.173 96 Tyler Rahmatulla, R (7, PR) (8, 5)		4-0 31 SH5-4 8 1B BB		0-3 K			0-0 97 1B 1B			2 0	0 0	1 0	0 0	1 0	1 0	0 0
8 Ryan Jackson, R (1, 6) OBP: 0.281, SLG: 0.300		0-0 31 SH5-4 1-2 1B			0-0 G6-3		0-0 F7			3	0	1	0	0	0	1
31 Lance Lynn, S (1, 1) 44 Edward Mujica, R (7, 1) 97 Vance Albitz, R (7, PH) OBP: 1.000, SLG: 1.000 26 Trevor Rosenthal, R (8, 1) 41 Mitchell Boggs, R (9, 1)	0-0 SH5-4 1-2 2-3				0-3 K		0-0 1-3 1B			1 0 1 0 0	0 0 0 0 0	0 0 1 0 0	0 0 0 0 0	1 0 0 0 0	0 0 0 0 0	0 0 0 0 0
Inning Stats	R: 1 H: 2 E: 0 LOB: 1 K: 0 BB: 0 S: 5 P: 5	R: 0 H: 1 E: 0 LOB: 2 K: 1 BB: 1 S: 6 P: 10	R: 0 H: 1 E: 0 LOB: 0 K: 0 BB: 0 S: 3 P: 3	R: 0 H: 1 E: 0 LOB: 0 K: 1 BB: 0 S: 5 P: 5	R: 0 H: 1 E: 0 LOB: 1 K: 1 BB: 0 S: 6 P: 6	R: 0 H: 0 E: 0 LOB: 0 K: 0 BB: 0 S: 3 P: 3	R: 0 H: 2 E: 0 LOB: 2 K: 1 BB: 0 S: 7 P: 7	R: 0 H: 1 E: 0 LOB: 0 K: 1 BB: 0 S: 5 P: 5		1B: 7 2B: 3 3B: 0 HR: 0	SF: 0 SAC: 2 DP: 3 HBP: 0					

	AB	28
	R	1
	H	9
	RBI	1
	BB	1
	SO	5
	LOB	11

PITCHER		IP	WLS	BF	H	R	ER	SO	BB	IBB	HBP	BLK	WP	HR	S	P	ERA	WHIP
34 Justin Nicolino, L ERA: 1.8	(1, 1)	5.0	L	20	6	1	1	3	1	0	0	0	0	0	25	29	1.80	1.400
60 Jon Rauch, R ERA: 4.91	(6, 1)	1.0		3	0	0	0	0	0	0	0	0	0	0	3	3	0.00	0.000
31 Steve Cishek, R ERA: 2.25	(7, 1)	1.0		5	2	0	0	1	0	0	0	0	0	0	7	7	0.00	2.000
40 Mike Dunn, L ERA: 1.64	(8, 1)	1.0		3	1	0	0	1	0	0	0	0	0	0	5	5	0.00	1.000

PITCHER	IP	WLS	BF	H	R	ER	SO	BB	IBB	HBP	BLK	WP	HR	S	P	ERA	WHIP

St. Louis Cardinals @ New York Mets

Tradition Field, Port St. Lucie, FL

Fri Mar 29 2013, 12:10 PM - 3:07 PM EDT

Att. 5,362 - Sunny - 70 F

TOP

livebaseballscorecards.com

Batter	1	2	3	4	5	6	7	8	9	AB	R	H	RBI	BB	SO	LOB
19 Jon Jay, L (1, 8) OBP: 0.397, SLG: 0.500	0-0 13 G4-3 1B		0-0 21 WP 2B		4-0 13 G4-3 2B 1-2 BB	0-0 G4-3			0-3 K	2	0	2	0	0	0	0
43 Shane Robinson, R (3, 8) OBP: 0.493, SLG: 0.719										2	1	0	0	1	1	3
13 Matt Carpenter, L (1, 5) OBP: 0.402, SLG: 0.435	0-0 G4-3 1-2f		0-0 F7		0-0 G4-3 1-2 2-3		0-0 F7		0-3 K	3	0	0	0	0	0	4
53 Matt Adams, L (5, 3) OBP: 0.333, SLG: 0.500										2	0	0	0	0	1	0
7 Matt Holliday, R (1, 7) OBP: 0.423, SLG: 0.523	0-0 1B		0-0 F9		0-0 2B 2-H 3-H		1-0 HBP			2	0	1	0	0	0	1
Adron Chambers, L (3, 7) OBP: 0.284, SLG: 0.339										1	0	1	2	0	0	0
21 Allen Craig, R (1, 3) OBP: 0.406, SLG: 0.434	0-0 P3		1-3 K 2-3		0-0 G3		0-3 K			3	0	0	0	0	1	4
34 Marc Rzepczynski, L (5, 1)										0	0	0	0	0	0	0
36 Randy Choate, L (5, 1)										0	0	0	0	0	0	0
58 Joe Kelly, R (5, 1) OBP: 0.667, SLG: 0.667										0	0	0	0	0	0	0
91 Chad Huffman, R (7, PH)										1	0	0	0	0	1	1
92 Ramon Delgado, R (7, 1)										0	0	0	0	0	0	0
3 Carlos Beltrán, S (1, 9) OBP: 0.353, SLG: 0.231		0-3 K 4 BB		0-3 K		0-0 F7	0-0 G3-1			2	0	0	0	0	2	0
87 Oscar Taveras, L (4, 9) OBP: 0.325, SLG: 0.421										2	0	0	0	0	0	1
4 Yadier Molina, R (1, 2) OBP: 0.552, SLG: 0.667		4-0 1-2 BB		4-0 33 G4-6-3 BB		0-0 8 2B 1B		0-0 G6-3		0	0	0	0	2	0	0
48 Tony Cruz, R (4, PR) OBP: 0.300, SLG: 0.283 (4, 2)										2	0	1	0	0	0	0
33 Daniel Descalso, L (1, 4) OBP: 0.375, SLG: 0.456		0-0 F9		0-0 G4-6-3 1-2f		0-0 P4		0-0 G6-3		3	0	0	0	0	0	4
89 Greg Garcia, L (6, 4) OBP: 0.313, SLG: 0.250										1	0	0	0	0	0	0
38 Pete Kozma, R (1, 6) OBP: 0.406, SLG: 0.578		0-0 F7			0-0 13 G4-3 43 BB 2B 1B	0-0 1-3 2B		0-0 F9		2	0	1	0	0	0	2
8 Ryan Jackson, R (5, PR) OBP: 0.294, SLG: 0.344 (5, 6)										2	1	1	0	0	0	0
35 Jake Westbrook, R (1, 1)		0-3 K2-3			0-0 F7	4-0 BB			0-3 K	1	0	0	0	0	1	2
12 Ty Wigginton, R (5, PH) OBP: 0.233, SLG: 0.170 (5, 5)										1	0	0	0	1	0	1
91 Jermaine Curtis, R (6, PR) (6, 5)										1	0	0	0	0	1	0

	AB	R	H	RBI	BB	SO	LOB
	33	2	7	2	4	8	23

Inning Stats																				
	R: 0	H: 2	R: 0	H: 0	R: 0	H: 1	R: 0	H: 0	R: 2	H: 2	R: 0	H: 2	R: 0	H: 0	R: 0	H: 0	R: 0	H: 0	1B: 4	SF: 0	WP: 2	PA: 38
	E: 0	LOB: 1	E: 0	LOB: 2	E: 0	LOB: 1	E: 0	LOB: 1	E: 0	LOB: 2	E: 0	LOB: 3	E: 0	LOB: 1	E: 0	LOB: 0	E: 0	LOB: 0	2B: 3	SAC: 0	PB: 0	
	K: 0	BB: 0	K: 2	BB: 1	K: 1	BB: 0	K: 1	BB: 1	K: 0	BB: 1	K: 0	BB: 1	K: 1	BB: 0	K: 0	BB: 0	K: 3	BB: 0	3B: 0	DP: 2	SB: 0	
	S: 4	P: 4	S: 8	P: 12	S: 6	P: 7	S: 4	P: 8	S: 5	P: 9	S: 5	P: 9	S: 5	P: 6	S: 3	P: 3	S: 9	P: 9	HR: 0	HBP: 1	CS: 0	

PITCHER		IP	WLS	BF	H	R	ER	SO	BB	IBB	HBP	BLK	WP	HR	S	P	ERA	WHIP
33 Matt Harvey, R ERA: 2.96	(1, 1)	4.0	W	16	3	0	0	4	2	0	0	0	2	0	22	31	0.00	1.250
32 LaTroy Hawkins, R ERA: 2.35	(5, 1)	1.0		6	2	2	2	0	1	0	0	0	0	0	5	9	18.00	3.000
34 Brandon Lyon, R ERA: 7.0	(6, 1)	1.0		6	2	0	0	0	1	0	0	0	0	0	5	9	0.00	3.000
56 Scott Rice, L ERA: 2.92	(7, 1)	1.0		4	0	0	0	1	0	0	1	0	0	0	5	6	0.00	0.000
50 Scott Atchison, R ERA: 2.19	(8, 1)	1.0		3	0	0	0	0	0	0	0	0	0	0	3	3	0.00	0.000

PITCHER		IP	WLS	BF	H	R	ER	SO	BB	IBB	HBP	BLK	WP	HR	S	P	ERA	WHIP
39 Bobby Parnell, R ERA: 2.13	(9, 1)	1.0		3	0	0	0	3	0	0	0	0	0	0	9	9	0.00	0.000

BOTTOM

St. Louis Cardinals @ New York Mets

Tradition Field, Port St. Lucie, FL

Fri Mar 29 2013, 12:10 PM - 3:07 PM EDT

Att. 5,362 - Sunny - 70 F

livebaseballscorecards.com

Batter	1	2	3	4	5	6	7	8	9	AB	R	H	RBI	BB	SO	LOB
23 Mike Baxter, L (1, 9) OBP: 0.354, SLG: 0.260	0-0 5 G4-3 28 S 1B		0-0 ① G1-3	0-3 ③ K		0-3 ① K		0-0 ③ G6-3		5	0	1	0	0	2	0
28 Daniel Murphy, L (1, 4) OBP: 0.429, SLG: 0.429 87 Phillip Evans, R (7, 4)	1-0 ① F7 1-2		0-0 ② G3		0-0 6 BB 29 1B 21 1B 1B	0-0 1B				4 0	1 0	2 0	0 0	0 0	1 0	1 0
5 David Wright, R (1, 5) OBP: 0.267, SLG: 0.267 19 Zach Lutz, R (6, 5) OBP: 0.384, SLG: 0.422	0-0 ② G4-3 2-3		0-0 ③ L4		0-0 ① F9	0-0 ② F7				3 1	0 0	0 0	0 0	0 0	0 0	2 1
29 Ike Davis, L (1, 3) OBP: 0.444, SLG: 0.472 56 Scott Rice, L (7, 1) 50 Scott Atchison, R (8, 1) 39 Bobby Parnell, R (9, 1)	4-0 BB			4-0 6 2B 11 2B BB	0-0 21 1B 6 BB 1-2 44 BB 1B	0-0 ③ G5-3				2 0 0 0	2 0 0 0	1 0 0 0	0 0 0 0	2 0 0 0	0 0 0 0	1 0 0 0
6 Marlon Byrd, R (1, 8) OBP: 0.390, SLG: 0.574 34 Brandon Lyon, R (6, 1) 76 Josh Satin, R (7, 3) OBP: 0.688, SLG: 0.700	0-0 ③ F8			0-0 11 2B 1-3 2B	4-0 44 BB 21 1B 11 SF9 1-2 2-3 BB	0-3 ① K				2 0 1	2 0 0	1 0 0	0 0 0	1 0 1	0 0 0	2 0 0
21 Lucas Duda, L (1, 7) OBP: 0.318, SLG: 0.581 87 Brandon Nimmo, L (7, PH) (8, 8)		0-0 ① F9	0-3 ① K2-3	0-0 11 SF9 44 BB 1-2 2-3 3-H 1B	0-0 ② G5-3					3 1	0 0	1 0	1 0	0 0	1 0	2 0
44 John Buck, R (1, 2) OBP: 0.489, SLG: 0.611 93 Blake Forsythe, R (7, PH) (8, 2)	0-0 11 BB 1B		4-0 11 2B BB	4-0 1-2 2-3 3-H BB	0-3 ③ K					1 1	0 0	1 0	1 0	2 0	0 1	0 0
11 Rubén Tejada, R (1, 6) OBP: 0.217, SLG: 0.196 85 Gavin Cecchini, R (8, 6)	4-0 33 G6-4-3 1-2 BB		0-0 ② 4 HR 1-H 2-H 3-H 2B	0-0 ② SF9 2-3 3-H	0-3 ① K					1 1	1 0	1 0	3 0	1 0	0 1	0 0
33 Matt Harvey, R (1, 1) 4 Collin Cowgill, R (4, PH) OBP: 0.194, SLG: 0.619 32 LaTroy Hawkins, R (5, 1) 9 Kirk Nieuwenhuis, L (5, PH) OBP: 0.225, SLG: 0.088 (6, 8) (8, 7)	0-0 ②③ G6-4-3 1-2f		1-2 3-H HR	0-0 ③ G3-1				0-0 ② F8		1 1 0 2	0 1 0 0	0 1 0 0	0 2 0 0	0 0 0 0	0 0 0 0	2 0 0 2
Inning Stats	R: 0 H: 1 E: 0 LOB: 2 K: 0 BB: 1 S: 4 P: 9	R: 0 H: 1 E: 0 LOB: 1 K: 0 BB: 1 S: 3 P: 7	R: 0 H: 0 E: 0 LOB: 0 K: 0 BB: 0 S: 3 P: 3	R: 4 H: 3 E: 0 LOB: 0 K: 2 BB: 2 S: 11 P: 20	R: 3 H: 3 E: 0 LOB: 2 K: 0 BB: 2 S: 6 P: 14	R: 0 H: 1 E: 0 LOB: 1 K: 1 BB: 0 S: 6 P: 6	R: 0 H: 0 E: 0 LOB: 0 K: 2 BB: 0 S: 7 P: 7	R: 0 H: 0 E: 0 LOB: 0 K: 1 BB: 0 S: 5 P: 5		1B: 6 SF: 1 2B: 2 SAC: 0 3B: 0 DP: 1 HR: 1 HBP: 0					WP: 0 PA: 37 PB: 0 SB: 1 CS: 0	

	AB	30
	R	7
	H	9
	RBI	7
	BB	6
	SO	6
	LOB	13

PITCHER		IP	WLS	BF	H	R	ER	SO	BB	IBB	HBP	BLK	WP	HR	S	P	ERA	WHIP
35 Jake Westbrook, R ERA: 4.5	(1, 1)	4.0	L	19	5	4	4	2	4	0	0	0	0	1	21	39	9.00	2.250
34 Marc Rzepczynski, L ERA: 6.0	(5, 1)	0.1		4	2	3	3	0	1	0	0	0	0	0	3	7	81.00	9.000
36 Randy Choate, L ERA: 3.38	(5, 1)	0.0		1	1	0	0	0	0	0	0	0	0	0	1	1	∞	∞
58 Joe Kelly, R ERA: 4.91	(5, 1)	1.2		7	1	0	0	1	1	0	0	0	0	0	8	12	0.00	1.200
92 Ramon Delgado, R ERA:	(7, 1)	2.0		6	0	0	0	3	0	0	0	0	0	0	12	12	0.00	0.000

PITCHER	IP	WLS	BF	H	R	ER	SO	BB	IBB	HBP	BLK	WP	HR	S	P	ERA	WHIP

Batter	1	2	3	4	5	6	7	8	9	AB	R	H	RBI	BB	SO	LOB
19 Jon Jay, L (1, 8) OBP: 0.250, SLG: 0.250	F FF 90 C FF 90 B FF 91 F FF 92 F FF 91 S CH 82 1-3 ① K		S KC 77 B FF 91 X SI 91 1-1 ③ 13 G4-6-3 1B			X FF 89 0-0 ① G4-3		C FF 94 F CH 86 B SI 95 S CU 83 1-3 ③ K		4	0	1	0	0	2	0
13 Matt Carpenter, L (1, 5) OBP: 0.250, SLG: 0.500	C FF 91 F FF 92 B FF 92 F FF 93 X CH 81 1-2 ② 7 2B 2B		C FF 88 X SI 90 0-1 ②③ G4-6-3 1-2f			C FF 90 F FF 91 B FF 92 X FF 92 1-2 ② F7			B SI 85 B SI 86 C SI 86 B SI 85 C SI 85 F SI 86 X SI 86 3-2 ① G4-3	4	1	1	0	0	0	1
7 Matt Holliday, R (1, 7) OBP: 0.250, SLG: 0.500	C FC 87 B FF 89 B FF 90 B FF 88 X SL 86 3-1 ③ 21 FC6-5 2-H 2B			C FF 90 B FF 90 C SI 91 B CH 80 X CH 81 2-2 ① G6-3		S FF 92 S FF 92 X FF 93 0-2 ③ G3			S SI 87 F SI 87 X CU 74 0-2 ② G6-3	4	0	1	1	0	0	0
21 Allen Craig, R (1, 3)	F FF 89 X FF 90 0-1 ② FC6-5 2-3			B FF 89 B SL 86 C FF 91 S CH 81 S CH 81 2-3 ② K			F FF 90 B FF 90 F CH 80 F FF 92 F KC 79 S CH 81 1-3 ① K		C SI 87 X CU 73 0-1 ③ F7	4	0	0	0	0	2	1
3 Carlos Beltrán, S (1, 9)	C FF 90 B SI 90 X FF 90 1-1 ③ F9			C FF 92 B FF 89 B FF 91 F FF 93 S KC 80 2-3 ③ K			B CH 80 B CH 81 X FF 92 2-0 ② L7			3	0	0	0	0	1	1
4 Yadier Molina, R (1, 2) OBP: 0.333, SLG: 0.667		F SI 87 C FF 88 S FF 90 0-3 ① K			C FF 90 F FF 91 B CH 81 S CH 81 1-3 ① K		F KC 80 S CH 81 B CH 82 X CH 82 1-2 33 1B 2B			3	1	1	0	0	2	0
33 Daniel Descalso, L (1, 4) OBP: 0.333, SLG: 0.333		X KC 78 0-0 ② G4-3			C FF 91 S KC 82 B FF 92 S FF 93 1-3 ② K		B KC 78 B KC 77 F FF 91 F FF 91 X FF 92 2-2 ③ 2-H 1B			3	0	1	1	0	1	0
38 Pete Kozma, R (1, 6)		F FF 90 F KC 78 S CH 81 0-3 ③ K			C FF 91 B KC 80 B CH 82 C FF 91 F CH 82 B SI 94 B FF 93 4-2 50 FC6-4 BB			C FF 93 F FF 94 B CU 83 S CU 84 1-3 ① K		2	0	0	0	1	2	0
50 Adam Wainwright, R (1, 1) 59 Fernando Salas, R (7, 1) 34 Marc Rzepczynski, L (7, 1) 12 Ty Wigginton, R (8, PH) 58 Joe Kelly, R (8, 1)			C FF 89 C FF 91 B KC 80 X KC 79 1-2 ① G4-3		X FF 91 0-0 ③ FC6-4 1-2f			S FF 95 C CU 82 B CU 82 B CU 82 X FF 95 2-2 ② G6-3		2 0 0 1 0	0 0 0 0 0	0 0 0 0 0	0 0 0 0 0	0 0 0 0 0	0 0 0 0 0	1 0 0 0 0
Inning Stats	R: 1 E: 0 K: 1 S: 15 H: 2 LOB: 1 BB: 0 P: 21	R: 0 E: 0 K: 2 S: 7 H: 0 LOB: 0 BB: 0 P: 7	R: 0 E: 0 K: 0 S: 7 H: 1 LOB: 0 BB: 0 P: 9	R: 0 E: 0 K: 2 S: 9 H: 0 LOB: 0 BB: 0 P: 15	R: 0 E: 0 K: 2 S: 10 H: 0 LOB: 1 BB: 1 P: 16	R: 0 E: 0 K: 0 S: 7 H: 0 LOB: 0 BB: 0 P: 8	R: 1 E: 0 K: 1 S: 12 H: 2 LOB: 1 BB: 0 P: 18	R: 0 E: 0 K: 2 S: 9 H: 0 LOB: 0 BB: 0 P: 13	R: 0 E: 0 K: 0 S: 9 H: 0 LOB: 0 BB: 0 P: 12	1B: 2 2B: 3 3B: 0 HR: 0 SF: 0 SAC: 0 DP: 1 HBP: 0						

PITCHER		IP	WLS	BF	H	R	ER	SO	BB	IBB	HBP	BLK	WP	HR	S	P	ERA	WHIP
31 Ian Kennedy, R ERA: 2.57	(1, 1)	7.0	W	25	5	2	2	8	1	0	0	0	0	0	67	94	2.57	0.857
30 David Hernandez, R ERA:	(8, 1)	1.0		3	0	0	0	2	0	0	0	0	0	0	9	13	0.00	0.000
29 Brad Ziegler, R ERA:	(9, 1)	1.0		3	0	0	0	0	0	0	0	0	0	0	9	12	0.00	0.000

PITCHER	IP	WLS	BF	H	R	ER	SO	BB	IBB	HBP	BLK	WP	HR	S	P	ERA	WHIP

TOP

St. Louis Cardinals @ Arizona Diamondbacks
Chase Field, Phoenix, AZ
Mon Apr 01 2013, 7:12 PM - 9:56 PM MST
Att. 48,023 - Partly Cloudy - 82 F

livebaseballscorecards.com

AB	30
R	2
H	5
RBI	2
BB	1
SO	10
LOB	4

WP: 0	PA: 31
PB: 0	
SB: 0	
CS: 0	

Batter	1	2	3	4	5	6	7	8	9	AB	R	H	RBI	BB	SO	LOB
8 Gerardo Parra, L (1, 9) OBP: 0.800, SLG: 1.400	B SI 92 X SI 92 1-0 14 G6-3 2B		C SI 92 B CH 86 X CH 85 1-1 ② L1-3		B SI 90 C FC 87 S FC 87 F CU 76 F CU 76 F CU 76 X FF 93 1-2 14 CS 1B		C FF 90 B CH 86 C CH 85 F CH 87 B CH 86 X FF 91 2-2 14 2B 2B	B SI 99 S SI 96 F SI 98 B CH 84 X CH 84 2-2 2B		5	1	4	0	0	0	0
14 Martín Prado, R (1, 5) OBP: 0.400, SLG: 0.800	X SI 92 0-0 ① G6-3 2-3		C SI 90 X CU 75 0-1 ③ P4		B SI 90 B FC 87 C SI 91 X SI 90 2-1 ① 2 E 1-2 2B		F FF 91 F FF 90 F CH 85 X CH 85 0-2 2 1B 26 SF8 2-H 2B	C FF 95 X FF 97 0-1 ③ G4-3		5	2	2	1	0	0	2
2 Aaron Hill, R (1, 4) OBP: 0.500, SLG: 0.500	X SI 92 0-0 ② G3			B FF 89 B CU 76 X SI 92 2-0 ① G5-3	C SI 90 C FC 86 B CU 75 X FC 86 1-2 E4 26 G3-6-3 2-H 1B		D FF 91 B FF 90 C FF 90 F FF 90 X KC 80 2-2 13 FC4-6 26 SF8 2-3 1B			4	0	2	0	0	0	1
26 Miguel Montero, L (1, 2) OBP: 0.250, SLG: 0.333	C SI 92 B FC 90 F SI 92 B FF 94 S CU 78 2-3 ③ K			B SI 90 F FC 88 B FF 91 S SI 91 F FF 93 F CU 78 X FC 87 2-2 44 1B 13 2B 1B	X SI 89 0-0 ②③ G3-6-3 1-2f		C SI 91 X SI 91 0-1 ① SF8 1-2 3-H			3	1	1	1	0	1	2
44 Paul Goldschmidt, R (1, 3) OBP: 0.500, SLG: 0.333		C FC 87 B CU 75 C SI 92 B CU 78 F FF 93 S SI 93 2-3 ① K		S FF 90 F FC 86 B FC 90 B CU 76 X CU 76 2-2 13 2B 11 2B 1-2 1B	B CU 73 B SI 89 C FC 85 X FC 86 2-1 ① G6-3		I IN 86 I IN 88 I IN 87 I IN 86 4-0 13 FC4-6 IBB			3	1	1	0	1	1	0
13 Jason Kubel, L (1, 7) OBP: 0.500, SLG: 0.750		B SI 92 S FC 89 S FC 91 B CU 79 B CU 77 X FF 92 3-2 ② F9		C SI 90 F FF 91 F SI 93 D CU 78 X FC 88 1-2 11 2B 1-3 2-H 2B	B SI 88 X CH 83 1-0 11 1B 1B		S SI 92 B SL 85 B SI 92 F SL 84 B SI 93 F SI 93 X SI 92 3-2 ② FC4-6 1-2f 2-3			4	1	2	1	0	0	2
11 AJ Pollock, R (1, 8) OBP: 0.750, SLG: 1.000		B SI 93 C SI 92 B SI 93 C SI 93 X SI 93 2-2 1B		S CU 75 B CU 76 X SI 93 1-1 2-H 3-H 2B	C SI 88 X SI 88 0-1 1-2 1B		C SI 93 B SI 93 F SI 92 D SL 84 S SL 86 2-3 ③ K			4	0	3	2	0	1	2
4 Cliff Pennington, S (1, 6)		C SI 91 B FC 88 X FC 89 1-1 ③ P6		B CH 84 F SI 90 C CU 75 F CU 75 F FF 90 S CU 77 1-3 ② K	C CU 74 B FC 87 F FC 86 F CU 75 D CU 75 B SI 88 C CU 74 3-3 ② K			C SI 93 F SI 96 B SL 84 S SL 83 1-3 ① K		4	0	0	0	0	3	4
31 Ian Kennedy, R (1, 1)			C SI 90 B FC 86 X FC 88 1-1 ① G6-3	C SI 90 C CU 74 B CU 76 B CU 77 C SI 92 2-3 ③ K	C CU 72 F SI 88 C CU 75 0-3 ③ K			F SI 97 B SL 84 F FF 95 F SL 84 X CH 86 1-2 ② F8		3	0	0	0	0	2	3
30 David Hernandez, R (8, 1)										0	0	0	0	0	0	0
22 Eric Hinske, L (8, PH)										1	0	0	0	0	0	0
29 Brad Ziegler, R (9, 1)										0	0	0	0	0	0	0
Inning Stats	R: 0 E: 0 K: 1 S: 6 H: 1 LOB: 1 BB: 0 P: 9	R: 0 E: 0 K: 1 S: 12 H: 1 LOB: 1 BB: 0 P: 20	R: 0 E: 0 K: 0 S: 6 H: 0 LOB: 0 BB: 0 P: 8	R: 3 E: 0 K: 2 S: 23 H: 4 LOB: 1 BB: 0 P: 34	R: 1 E: 1 K: 0 S: 12 H: 3 LOB: 0 BB: 0 P: 16	R: 0 E: 0 K: 2 S: 12 H: 2 LOB: 2 BB: 0 P: 18	R: 2 E: 0 K: 1 S: 20 H: 3 LOB: 2 BB: 1 P: 33	R: 0 E: 0 K: 1 S: 12 H: 1 LOB: 1 BB: 0 P: 16		1B: 8 2B: 7 3B: 0 HR: 0 SF: 1 SAC: 0 DP: 1 HBP: 0						

BOTTOM

St. Louis Cardinals @ Arizona Diamondbacks

Chase Field, Phoenix, AZ

Mon Apr 01 2013, 7:12 PM - 9:56 PM MST

Att. 48,023 - Partly Cloudy - 82 F

livebaseballscorecards.com

AB	36
R	6
H	15
RBI	5
BB	1
SO	8
LOB	16

WP: 0 PB: 0 SB: 0 CS: 1 PA: 38

PITCHER		IP	WLS	BF	H	R	ER	SO	BB	IBB	HBP	BLK	WP	HR	S	P	ERA	WHIP
50 Adam Wainwright, R ERA: 4.5	(1, 1)	6.0	L	27	11	4	3	6	0	0	0	0	0	0	71	105	4.50	1.833
59 Fernando Salas, R ERA:	(7, 1)	0.0		3	3	2	2	0	0	0	0	0	0	0	11	15	∞	∞
34 Marc Rzepczynski, L ERA:	(7, 1)	1.0		4	0	0	0	1	0	1	0	0	0	0	9	18	0.00	0.000
58 Joe Kelly, R ERA:	(8, 1)	1.0		4	1	0	0	1	0	0	0	0	0	0	12	16	0.00	1.000

PITCHER	IP	WLS	BF	H	R	ER	SO	BB	IBB	HBP	BLK	WP	HR	S	P	ERA	WHIP

Batter	1	2	3	4	5	6	7	8	9	AB	R	H	RBI	BB	SO	LOB
19 Jon Jay, L (1, 8) OBP: 0.333, SLG: 0.625	C SI 91 B SL 88 S SL 87 B CH 81 T SI 90 2-2 ① K		F SI 88 B SI 92 1 SAFE F FF 91 1 SAFE C SI 91 1 SAFE 1-3 ②③ K2-3-2 1-1			B KC 76 B SL 88 C SI 86 H SL 88 3-1 7 HR HBP	X CU 79 0-0 1-H HR	B FC 87 X FC 87 1-0 ③ F8		4	2	1	2	0	2	2
13 Matt Carpenter, L (1, 5) OBP: 0.333, SLG: 0.667	B SI 92 B SI 91 C CH 85 F FF 92 X SI 92 2-2 ② G4-3			C CH 83 S SI 91 B SI 91 B SI 92 F KC 79 B CH 81 X SI 90 3-2 7 G4-3 21 G6-3 2B		1 SAFE C SI 87 1 SAFE B FF 90 X FF 90 1-1 ① F7	B FF 94 C FF 93 X FF 93 1-1 21 1B 2B		C FF 89 C FF 89 F KC 80 X FF 89 0-2 ① F8	5	1	2	0	0	0	1
7 Matt Holliday, R (1, 7) OBP: 0.222, SLG: 0.667	X SL 88 0-0 ③ F8			X SI 89 0-0 ① G4-3 2-3		B SI 91 1 SAFE S CH 79 T SI 89 F SI 90 D CH 80 X CH 80 2-2 1-H HR	F FF 94 F SI 95 B FF 94 C FF 93 1-3 ① K		C FF 91 F FF 89 B FF 90 B CH 82 X CH 82 2-2 ② L5	5	1	1	2	0	1	2
21 Allen Craig, R (1, 3) OBP: 0.111, SLG: 0.111		C SI 91 F SI 90 B SI 89 F CH 83 B SL 87 X SL 86 2-2 ① F8		B SI 92 X SI 92 1-0 ② G6-3 3-H		C SI 89 F SI 91 C SI 92 0-3 ② K	B SI 94 S FF 94 X FF 94 1-1 2-3 1B		S CH 84 X FF 90 0-1 ③ F8	5	0	1	1	0	1	0
3 Carlos Beltrán, S (1, 9) OBP: 0.333, SLG: 0.200 44 Edward Mujica, R (6, 1) 26 Trevor Rosenthal, R (8, 1) 41 Mitchell Boggs, R (9, 1)		C SI 90 B KC 80 S KC 79 B SI 91 C SI 91 2-3 ② K		B SI 88 B SI 91 C CH 84 S SI 86 B SI 91 B SI 90 4-2 4 WP BB		B KC 81 C KC 79 X CH 82 1-1 4 BB 1B	B FC 84 T FC 85 1 SAFE F FF 87 L FC 87 1-3 ② K			2 1 0 0	0 0 0 0	1 0 0 0	0 0 0 0	1 1 0 0	1 0 0 0	0 2 0 0
4 Yadier Molina, R (1, 2) OBP: 0.429, SLG: 0.500	C SI 92 B SL 89 B SL 88 C SI 88 X SI 92 2-2 1B			B SI 91 X SI 92 1-0 ③ G5-3 1-2		B SI 91 B SI 91 B SI 89 S CH 85 B SI 90 4-1 1-2 BB	B FC 87 B FC 88 X CH 77 2-0 ③ F9			3	0	1	0	1	0	3
33 Daniel Descalso, L (1, 4) OBP: 0.143, SLG: 0.143	F SI 91 B SL 86 B FF 91 X CH 84 2-1 ③ G3				C SI 86 C KC 77 B CH 82 C CH 80 1-3 ① K	X SL 76 0-0 ③ F8		B FC 87 B FC 87 S FC 88 F FC 88 F FC 89 S FC 89 2-3 ① K		4	0	0	0	0	2	3
38 Pete Kozma, R (1, 6) OBP: 0.429, SLG: 0.833			C SI 92 B SI 92 B SL 87 F SI 91 X SI 92 2-2 19 42-3-2 1B		F SI 91 S SL 89 B SL 86 B KC 78 B SI 91 C SI 91 3-3 ② K		X SI 94 0-0 HR	B FC 88 F CH 78 B FC 89 X CH 78 2-1 ② G6-3		4	1	2	1	0	1	0
54 Jaime García, L (1, 1) 43 Shane Robinson, R (6, 9) OBP: 1.000, SLG: 1.000			L SI 89 L SI 90 M CH 84 0-3 ① K		F SI 91 B KC 79 X KC 76 1-1 ③ G5-3		C CU 80 F SI 94 F SI 95 B CU 82 B CU 83 B CU 83 F FF 94 B FF 94 4-2 19 HR BB	C FC 88 B CU 72 C CU 69 B FC 89 X FC 89 2-2 1B		2 1	0 1	0 1	0 0	0 1	1 0	1 0
Inning Stats	R: 0 E: 0 K: 1 S: 7 H: 0 LOB: 0 BB: 0 P: 11	R: 0 E: 0 K: 1 S: 12 H: 1 LOB: 1 BB: 0 P: 20	R: 0 E: 0 K: 2 S: 9 H: 1 LOB: 1 BB: 0 P: 12	R: 1 E: 0 K: 0 S: 9 H: 1 LOB: 1 BB: 1 P: 18	R: 0 E: 0 K: 2 S: 8 H: 0 LOB: 0 BB: 0 P: 13	R: 2 E: 0 K: 1 S: 14 H: 2 LOB: 2 BB: 1 P: 25	R: 3 E: 0 K: 2 S: 17 H: 4 LOB: 2 BB: 1 P: 27	R: 0 E: 0 K: 1 S: 10 H: 1 LOB: 1 BB: 0 P: 17	R: 0 E: 0 K: 0 S: 9 H: 0 LOB: 0 BB: 0 P: 11	1B: 5 2B: 3 3B: 0 HR: 3 SF: 0 SAC: 0 DP: 1 HBP: 1						

TOP

St. Louis Cardinals @ Arizona Diamondbacks

Chase Field, Phoenix, AZ

Tue Apr 02 2013, 6:41 PM - 9:37 PM MST

Att. 28,356 - Clear - 82 F

livebaseballscorecards.com

AB	36
R	6
H	10
RBI	6
BB	3
SO	10
LOB	14

WP: 1 PA: 40
PB: 0
SB: 0
CS: 0

PITCHER		IP	WLS	BF	H	R	ER	SO	BB	IBB	HBP	BLK	WP	HR	S	P	ERA	WHIP
35 Trevor Cahill, R ERA: 4.76	(1, 1)	5.2	L	24	5	3	3	7	2	0	1	0	1	1	58	98	4.76	1.235
49 Tony Sipp, L ERA:	(6, 1)	0.1		1	0	0	0	0	0	0	0	0	0	0	1	1	0.00	0.000
21 Heath Bell, R ERA: 81.0	(7, 1)	0.1		6	4	3	3	1	1	0	0	0	0	2	13	20	81.00	15.000
55 Josh Collmenter, R ERA:	(7, 1)	1.2		6	1	0	0	2	0	0	0	0	0	0	14	24	0.00	0.600
45 Matt Reynolds, L ERA:	(9, 1)	1.0		3	0	0	0	0	0	0	0	0	0	0	9	11	0.00	0.000

PITCHER	IP	WLS	BF	H	R	ER	SO	BB	IBB	HBP	BLK	WP	HR	S	P	ERA	WHIP

BOTTOM

St. Louis Cardinals @ Arizona Diamondbacks
Chase Field, Phoenix, AZ
Tue Apr 02 2013, 6:41 PM - 9:37 PM MST
Att. 28,356 - Clear - 82 F

livebaseballscorecards.com

Batter	1	2	3	4	5	6	7	8	9	AB	R	H	RBI	BB	SO	LOB
8 Gerardo Parra, L (1, 9) (7, 8) OBP: 0.556, SLG: 0.889	C FC 87 F SI 89 S SL 85 / 0-3 ① K		X SL 85 / 0-0 ② G3		C SL 85 S CU 75 F SL 84 B CU 75 X CU 75 / 1-2 ③ G4-3		X SI 92 / 0-0 14 FC6-4 1B			4	0	1	0	0	1	1
14 Martín Prado, R (1, 5) (7, 7) OBP: 0.222, SLG: 0.444	B FF 88 B FC 88 B FF 88 C FF 88 C FF 89 X SI 88 / 3-2 ② G4-3		C FF 87 X CU 73 / 0-1 ③ G5-3			C SI 88 B SI 89 F CH 81 F CU 75 B SL 85 F FF 89 X SI 89 / 2-2 ① G5-3	B FF 93 C SI 92 C SI 91 X SI 92 / 1-2 ③ FC6-4 1-2f			4	0	0	0	0	0	1
2 Aaron Hill, R (1, 4) OBP: 0.375, SLG: 0.286	C FF 88 B CH 82 F SI 89 B SL 85 B SL 84 D SI 89 / 4-2 44 FC6-4 BB			B CU 71 C CH 81 F SI 88 B SL 85 B FF 88 F SI 88 X SI 88 / 3-2 ① G5-3		X SI 90 / 0-0 ② G1-3		C FF 97 X FF 98 / 0-1 ① G6-3		3	0	0	0	1	0	0
44 Paul Goldschmidt, R (1, 3) OBP: 0.375, SLG: 0.167	C SI 88 C SI 88 B SL 84 F SL 86 X CH 82 / 1-2 ③ FC6-4 1-2f			C SI 88 F SI 88 F SI 88 B CH 82 B CH 81 S CH 82 / 2-3 ② K		B FF 88 B FF 89 B SI 89 C FF 88 B CH 82 / 4-1 17 BB 26 BB BB		B FF 97 B FF 97 T FF 98 C FF 98 F FF 99 S FF 100 / 2-3 ② K		3	0	0	0	1	2	1
26 Miguel Montero, L (1, 2) OBP: 0.500, SLG: 1.000		X FF 89 / 0-0 HR		B SI 89 X SL 85 / 1-0 1B		B FF 90 B SI 89 B SI 89 C SL 84 B SI 87 / 4-1 17 BB 1-2 BB		B FF 98 C FF 98 B FF 99 S FF 98 S FF 100 / 2-3 ③ K		3	1	2	1	1	1	0
17 Alfredo Marte, R (1, 7) (7, 9)		B FF 89 F SI 89 S CH 82 B SL 85 X CH 81 / 2-2 ① F8		1 SAFE B FF 87 C CH 80 S CH 82 B SI 87 B CH 80 S CH 80 / 3-3 ③ K		C SI 89 F SL 83 B CH 80 D SL 85 D CH 81 B CH 80 / 4-2 1-2 2-3 BB			C FF 94 B SL 89 F FF 94 S SL 90 / 1-3 ① K	3	0	0	0	1	2	1
11 AJ Pollock, R (1, 8) OBP: 0.500, SLG: 0.667 13 Jason Kubel, L (6, PH) (7, 7) OBP: 0.400, SLG: 0.600 55 Josh Collmenter, R (7, 1) 45 Matt Reynolds, L (9, 1) 22 Eric Hinske, L (9, PH)		C SI 88 C CU 72 B SL 84 B CH 82 X CH 81 / 2-2 ② F9			B CU 71 B SI 89 X SI 88 / 2-0 ① G6-3	B FS 85 F FS 86 B FS 86 F FS 86 B FF 94 F FF 94 C FF 94 / 3-3 ③ K			F SI 94 B CH 86 C CH 89 B CH 90 B CH 89 X SI 95 / 3-2 ② G3-1	2 1 0 0 1	0 0 0 0 0	0 0 0 0 0	0 0 0 0 0	0 1 0 0 0	0 3 0 0 0	0 0 0 0 0
4 Cliff Pennington, S (1, 6)	C SI 88 F SI 89 B SI 88 S SL 84 / 1-3 ③ K				X FF 89 / 0-0 E5 35 G1-3		F FF 91 S FS 86 X FS 86 / 0-2 ① G6-3		C SI 94 B CH 89 S CH 88 X FF 95 / 1-2 ③ P5	4	0	0	0	0	1	0
35 Trevor Cahill, R (1, 1) 49 Tony Sipp, L (6, 1) 21 Heath Bell, R (7, 1) 12 Eric Chavez, L (7, 5)			C FF 88 F SI 89 B SL 85 X SL 86 / 1-2 ① F8		X SI 88 / 0-0 ② G1-3 2-3		B FF 92 F FF 92 X FF 92 / 1-1 ② F9			2 0 0 1	0 0 0 0	0 0 0 0	0 0 0 0	0 0 0 0	0 0 0 0	1 0 0 0
Inning Stats	R: 0 E: 0 K: 1 S: 12 / H: 0 LOB: 1 BB: 1 P: 20	R: 1 E: 0 K: 1 S: 10 / H: 1 LOB: 0 BB: 0 P: 15	R: 0 E: 0 K: 0 S: 6 / H: 0 LOB: 0 BB: 0 P: 7	R: 0 E: 0 K: 2 S: 12 / H: 1 LOB: 1 BB: 0 P: 21	R: 0 E: 1 K: 0 S: 7 / H: 0 LOB: 1 BB: 0 P: 10	R: 0 E: 0 K: 1 S: 14 / H: 0 LOB: 3 BB: 3 P: 31	R: 0 E: 0 K: 0 S: 9 / H: 1 LOB: 1 BB: 0 P: 11	R: 0 E: 0 K: 2 S: 9 / H: 0 LOB: 0 BB: 0 P: 13	R: 0 E: 0 K: 1 S: 9 / H: 0 LOB: 0 BB: 0 P: 14	1B: 2 2B: 0 3B: 0 HR: 1	SF: 0 SAC: 0 DP: 0 HBP: 0					

PITCHER		IP	WLS	BF	H	R	ER	SO	BB	IBB	HBP	BLK	WP	HR	S	P	ERA	WHIP
54 Jaime García, L ERA: 1.59	(1, 1)	5.2	W	24	2	1	1	4	4	0	0	0	0	1	57	97	1.59	1.059
44 Edward Mujica, R ERA:	(6, 1)	1.1	H	5	1	0	0	1	0	0	0	0	0	0	13	18	0.00	0.750
26 Trevor Rosenthal, R ERA:	(8, 1)	1.0		3	0	0	0	2	0	0	0	0	0	0	9	13	0.00	0.000
41 Mitchell Boggs, R ERA:	(9, 1)	1.0		3	0	0	0	1	0	0	0	0	0	0	9	14	0.00	0.000

PITCHER	IP	WLS	BF	H	R	ER	SO	BB	IBB	HBP	BLK	WP	HR	S	P	ERA	WHIP

AB	31
R	1
H	3
RBI	1
BB	4
SO	8
LOB	8

PA: 35
WP: 0 PB: 0 SB: 0 CS: 0

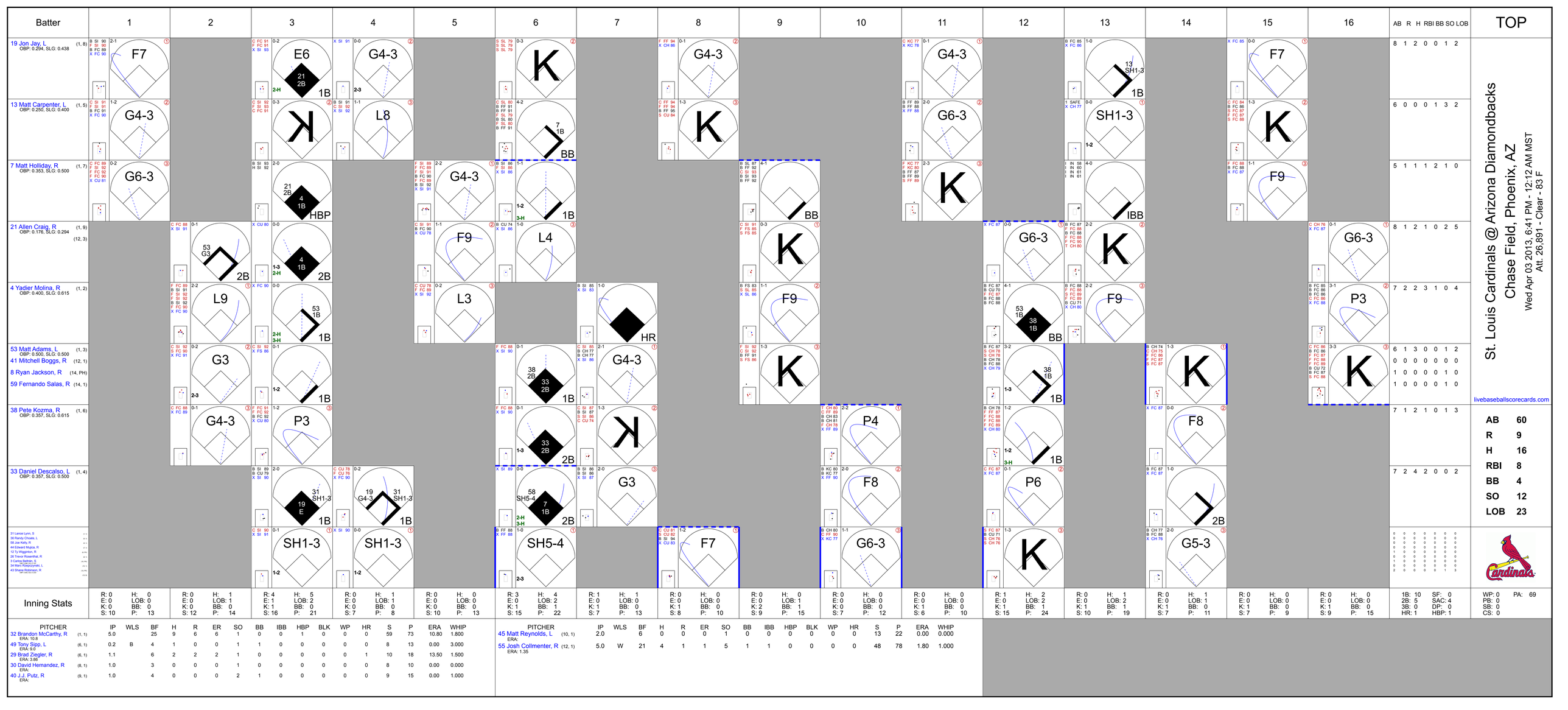
Batter
1
2
3
4
5
6
7
8
9
10
11
12
13
14
15
16
AB R H RBI BB SO LOB
TOP
19 Jon Jay, L (1, 8) OBP: 0.294, SLG: 0.438
13 Matt Carpenter, L (1, 5) OBP: 0.250, SLG: 0.400
7 Matt Holliday, R (1, 7) OBP: 0.353, SLG: 0.500
21 Allen Craig, R (1, 9) (12, 3) OBP: 0.176, SLG: 0.294
4 Yadier Molina, R (1, 2) OBP: 0.400, SLG: 0.615
53 Matt Adams, L (1, 3) OBP: 0.500, SLG: 0.500
41 Mitchell Boggs, R (12, 1)
8 Ryan Jackson, R (14, PH)
59 Fernando Salas, R (14, 1)
38 Pete Kozma, R (1, 6) OBP: 0.357, SLG: 0.615
33 Daniel Descalso, L (1, 4) OBP: 0.357, SLG: 0.500
31 Lance Lynn, S
36 Randy Choate, L
58 Joe Kelly, R
44 Edward Mujica, R
12 Ty Wigginton, R
26 Trevor Rosenthal, R
3 Carlos Beltrán, S
34 Marc Rzepczynski, L
43 Shane Robinson, R
8 1 2 0 0 1 2
6 0 0 0 1 3 2
5 1 1 1 2 1 0
8 1 2 1 0 2 5
7 2 2 3 1 0 4
6 1 3 0 0 1 2
0 0 0 0 0 0 0
1 0 0 0 0 1 0
1 0 0 0 0 1 0
7 1 2 1 0 1 3
7 2 4 2 0 0 2
St. Louis Cardinals @ Arizona Diamondbacks
Chase Field, Phoenix, AZ
Wed Apr 03 2013, 6:41 PM - 12:12 AM MST
Att. 26,891 - Clear - 83 F
livebaseballscorecards.com
AB 60
R 9
H 16
RBI 8
BB 4
SO 12
LOB 23
Inning Stats
R: 0 E: 0 K: 0 S: 10 H: 0 LOB: 0 BB: 0 P: 13
R: 0 E: 0 K: 0 S: 12 H: 1 LOB: 1 BB: 0 P: 14
R: 4 E: 1 K: 1 S: 16 H: 5 LOB: 2 BB: 0 P: 21
R: 0 E: 0 K: 0 S: 7 H: 1 LOB: 1 BB: 0 P: 8
R: 0 E: 0 K: 0 S: 10 H: 0 LOB: 0 BB: 0 P: 13
R: 3 E: 0 K: 1 S: 15 H: 4 LOB: 2 BB: 1 P: 22
R: 1 E: 0 K: 1 S: 7 H: 1 LOB: 0 BB: 0 P: 13
R: 0 E: 0 K: 1 S: 8 H: 0 LOB: 0 BB: 0 P: 10
R: 0 E: 0 K: 2 S: 9 H: 0 LOB: 1 BB: 1 P: 15
R: 0 E: 0 K: 0 S: 7 H: 0 LOB: 1 BB: 0 P: 12
R: 0 E: 0 K: 1 S: 6 H: 0 LOB: 0 BB: 0 P: 10
R: 1 E: 0 K: 1 S: 15 H: 2 LOB: 2 BB: 1 P: 24
R: 0 E: 0 K: 1 S: 10 H: 1 LOB: 2 BB: 1 P: 19
R: 0 E: 0 K: 1 S: 7 H: 1 LOB: 1 BB: 0 P: 11
R: 0 E: 0 K: 1 S: 7 H: 0 LOB: 0 BB: 0 P: 9
R: 0 E: 0 K: 1 S: 9 H: 0 LOB: 0 BB: 0 P: 15
1B: 10 2B: 5 3B: 0 HR: 1
SF: 0 SAC: 4 DP: 0 HBP: 1
WP: 0 PB: 0 SB: 0 CS: 0
PA: 69
PITCHER IP WLS BF H R ER SO BB IBB HBP BLK WP HR S P ERA WHIP
32 Brandon McCarthy, R (1, 1) 5.0 25 9 6 6 1 0 0 1 0 0 0 59 73 10.80 1.800
ERA: 10.8
49 Tony Sipp, L (6, 1) 0.2 B 4 1 0 0 1 1 0 0 0 0 0 8 13 0.00 3.000
ERA: 9.0
29 Brad Ziegler, R (6, 1) 1.1 6 2 2 1 0 0 0 0 0 1 0 18 13.50 1.500
ERA: 3.86
30 David Hernandez, R (8, 1) 1.0 3 0 0 0 1 0 0 0 0 0 0 8 10 0.00 0.000
ERA:
40 J.J. Putz, R (9, 1) 1.0 4 0 0 0 2 1 0 0 0 0 0 9 15 0.00 1.000
ERA:
PITCHER IP WLS BF H R ER SO BB IBB HBP BLK WP HR S P ERA WHIP
45 Matt Reynolds, L (10, 1) 2.0 6 0 0 0 1 0 0 0 0 0 0 13 22 0.00 0.000
ERA:
55 Josh Collmenter, R (12, 1) 5.0 W 21 4 1 1 5 1 1 0 0 0 0 48 78 1.80 1.000
ERA: 1.35

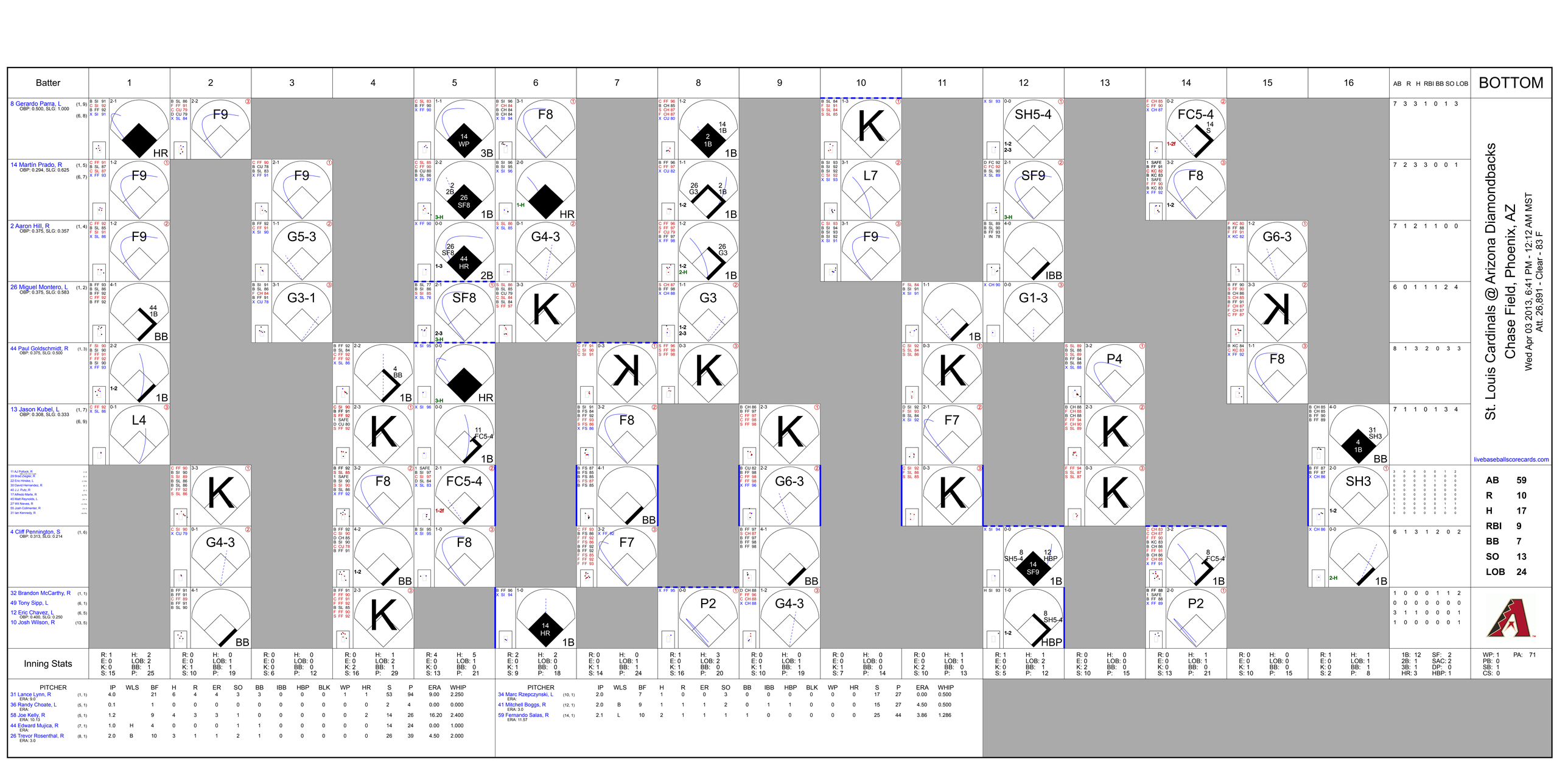
Batter
1
2
3
4
5
6
7
8
9
10
11
12
13
14
15
16
AB R H RBI BB SO LOB
BOTTOM
8 Gerardo Parra, L (1, 9) OBP: 0.500, SLG: 1.000 (6, 8)
14 Martin Prado, R (1, 5) OBP: 0.294, SLG: 0.625 (6, 7)
2 Aaron Hill, R (1, 4) OBP: 0.375, SLG: 0.357
26 Miguel Montero, L (1, 2) OBP: 0.375, SLG: 0.583
44 Paul Goldschmidt, R (1, 3) OBP: 0.375, SLG: 0.500
13 Jason Kubel, L (1, 7) OBP: 0.308, SLG: 0.333 (6, 9)
11 AJ Pollock, R
29 Brad Ziegler, R
22 Eric Hinske, L
30 David Hernandez, R
40 J.J. Putz, R
17 Alfredo Marte, R
46 Matt Reynolds, L
27 Wil Nieves, R
55 Josh Collmenter, R
31 Ian Kennedy, R
4 Cliff Pennington, S OBP: 0.313, SLG: 0.214 (1, 6)
32 Brandon McCarthy, R (1, 1)
49 Tony Sipp, L (6, 1)
12 Eric Chavez, L (6, 5) OBP: 0.400, SLG: 0.250
10 Josh Wilson, R (13, 5)
7 3 3 1 0 1 3
7 2 3 3 0 0 1
7 1 2 1 1 0 0
6 0 1 1 1 2 4
8 1 3 2 0 3 3
7 1 1 0 1 3 4
6 1 3 1 2 0 2
1 0 0 0 1 1 2
0 0 0 0 0 0 0
3 1 1 0 0 0 1
1 0 0 0 0 0 1
St. Louis Cardinals @ Arizona Diamondbacks
Chase Field, Phoenix, AZ
Wed Apr 03 2013, 6:41 PM - 12:12 AM MST
Att. 26,891 - Clear - 83 F
livebaseballscorecards.com
AB 59
R 10
H 17
RBI 9
BB 7
SO 13
LOB 24
Inning Stats
R: 1 E: 0 K: 0 S: 15 H: 2 LOB: 2 BB: 1 P: 25
R: 0 E: 0 K: 1 S: 10 H: 0 LOB: 1 BB: 1 P: 19
R: 0 E: 0 K: 0 S: 6 H: 0 LOB: 0 BB: 0 P: 12
R: 0 E: 0 K: 2 S: 16 H: 1 LOB: 2 BB: 1 P: 29
R: 4 E: 0 K: 0 S: 13 H: 5 LOB: 1 BB: 0 P: 21
R: 2 E: 0 K: 1 S: 9 H: 2 LOB: 0 BB: 0 P: 18
R: 0 E: 0 K: 1 S: 14 H: 0 LOB: 1 BB: 1 P: 24
R: 1 E: 0 K: 1 S: 16 H: 3 LOB: 2 BB: 0 P: 20
R: 0 E: 0 K: 1 S: 10 H: 0 LOB: 1 BB: 1 P: 19
R: 0 E: 0 K: 1 S: 7 H: 0 LOB: 0 BB: 0 P: 14
R: 0 E: 0 K: 2 S: 10 H: 1 LOB: 1 BB: 0 P: 13
R: 1 E: 0 K: 0 S: 5 H: 1 LOB: 2 BB: 1 P: 12
R: 0 E: 0 K: 2 S: 10 H: 0 LOB: 0 BB: 0 P: 15
R: 0 E: 0 K: 0 S: 13 H: 1 LOB: 1 BB: 0 P: 21
R: 0 E: 0 K: 1 S: 10 H: 0 LOB: 0 BB: 0 P: 15
R: 1 E: 0 K: 0 S: 2 H: 1 LOB: 1 BB: 1 P: 8
1B: 12 2B: 1 3B: 1 HR: 3
SF: 2 SAC: 2 DP: 0 HBP: 1
WP: 1 PB: 0 SB: 1 CS: 0
PA: 71
PITCHER IP WLS BF H R ER SO BB IBB HBP BLK WP HR S P ERA WHIP
31 Lance Lynn, R (1, 1) ERA: 9.0 4.0 21 6 4 4 3 3 0 0 0 1 1 53 94 9.00 2.250
36 Randy Choate, L (5, 1) ERA: 0.1 1 0 0 0 0 0 0 0 0 0 0 0 2 4 0.00 0.000
58 Joe Kelly, R (5, 1) ERA: 10.13 1.2 9 4 3 3 1 0 0 0 0 0 0 2 14 26 16.20 2.400
44 Edward Mujica, R (7, 1) ERA: 1.0 H 4 0 0 0 1 1 0 0 0 0 0 0 14 24 0.00 1.000
26 Trevor Rosenthal, R (8, 1) ERA: 3.0 2.0 B 10 3 1 1 2 1 0 0 0 0 0 0 26 39 4.50 2.000
PITCHER IP WLS BF H R ER SO BB IBB HBP BLK WP HR S P ERA WHIP
34 Marc Rzepczynski, L (10, 1) ERA: 2.0 7 1 0 0 3 0 0 0 0 0 0 0 17 27 0.00 0.500
41 Mitchell Boggs, R (12, 1) ERA: 3.0 2.0 B 9 1 1 1 2 0 1 1 0 0 0 0 15 27 4.50 0.500
59 Fernando Salas, R (14, 1) ERA: 11.57 2.1 L 10 2 1 1 1 1 0 0 0 0 0 0 25 44 3.86 1.286

Batter	1	2	3	4	5	6	7	8	9	AB	R	H	RBI	BB	SO	LOB
19 Jon Jay, L (1, 8) OBP: 0.286, SLG: 0.400	B SI 82 B SI 82 B FF 84 C FF 81 C FF 83 X FC 81 3-2 3 G5-4-3 1B		C CU 70 B FF 83 B SI 83 X FF 83 2-1 ② F7			C CU 71 B FC 80 C FC 80 B CH 75 C FC 78 2-3 ② K		C CU 76 X SI 91 0-1 ③ G4-3		4	0	1	0	0	1	0
3 Carlos Beltrán, S (1, 9) OBP: 0.182, SLG: 0.100	S CU 70 1 SAFE X FF 83 0-1 ① ② G5-4-3 1-2f		B CH 75 S FC 80 F CH 76 F CU 71 S FF 84 1-3 ③ K			X CH 75 0-0 ③ G5-3			B FF 86 C FF 88 X SI 87 1-1 ① L9	4	0	0	0	0	1	1
7 Matt Holliday, R (1, 7) OBP: 0.333, SLG: 0.412	B SI 83 B CH 74 F SI 84 B FC 82 B SI 85 4-1 BB			C FF 83 B FC 78 B FC 80 X FF 83 2-1 ① F9			F CH 75 F SI 84 B FF 85 B FF 84 F FF 83 C CU 72 2-3 ① K		C SL 78 X FC 84 0-1 ② G1-3	3	0	0	0	1	1	0
21 Allen Craig, R (1, 3) OBP: 0.238, SLG: 0.333	B CH 76 X FF 82 1-0 ③ G5-3			B CH 74 C CH 73 B CU 71 X CU 70 2-1 4 G5-4-3 1B			C CU 70 B FC 80 B CH 73 B FC 80 X FF 84 3-2 13 BB 1B		C FF 86 B SL 79 F FC 84 B SL 78 F SI 85 C SL 78 2-3 ③ K	4	0	2	0	0	1	1
4 Yadier Molina, R (1, 2) OBP: 0.333, SLG: 0.500		B FC 80 X SI 83 1-0 ① F9		C FC 78 C SI 84 F SI 83 F CU 71 X CH 75 0-2 ② ③ G5-4-3 1-2f			B FC 81 B CH 72 F SI 84 X FC 79 2-1 ② P4			3	0	0	0	0	0	2
13 Matt Carpenter, L (1, 5) OBP: 0.316, SLG: 0.375		C FF 83 B CU 70 C CU 70 F FC 82 B FC 80 B CU 71 F FF 84 B FC 80 4-2 BB			C FF 84 F FF 84 F CU 72 X SI 83 0-2 ① F7		C CU 69 B FC 80 B FF 84 B FC 79 4-1 1-2 BB			1	0	0	0	2	0	0
38 Pete Kozma, R (1, 6) OBP: 0.294, SLG: 0.500		F FF 84 X FC 81 0-1 ② F9			B FC 80 B SI 84 X FC 80 2-0 ② F8		C FC 79 B SI 83 B CU 71 X FC 80 2-1 ③ F8			3	0	0	0	0	0	3
33 Daniel Descalso, L (1, 4) OBP: 0.294, SLG: 0.412		B FF 82 F SI 84 X FF 82 1-1 ③ P5			B FF 83 X FC 80 1-0 ③ F7			B SI 90 X SI 91 1-0 ① G3		3	0	0	0	0	0	1
35 Jake Westbrook, R (1, 1) 36 Randy Choate, L (7, 1) 12 Ty Wigginton, R (8, PH) 26 Trevor Rosenthal, R (8, 1)			B SI 81 C SI 83 C CH 73 B CU 71 X FC 80 2-2 ① G5-3			C SI 83 B CU 71 F FC 80 B FF 84 C FF 84 2-3 ① K		S SI 91 T SI 90 B SI 91 S CH 86 1-3 ② K2-3		2 0 1 0	0 0 0 0	0 0 0 0	0 0 0 0	1 0 1 0	0 0 0 0	0 0 0 0
Inning Stats	R: 0 E: 0 K: 0 S: 7 H: 1 LOB: 1 BB: 1 P: 15	R: 0 E: 0 K: 0 S: 9 H: 0 LOB: 1 BB: 1 P: 15	R: 0 E: 0 K: 1 S: 9 H: 0 LOB: 0 BB: 0 P: 14	R: 0 E: 0 K: 0 S: 9 H: 1 LOB: 0 BB: 0 P: 13	R: 0 E: 0 K: 0 S: 6 H: 0 LOB: 0 BB: 0 P: 9	R: 0 E: 0 K: 2 S: 7 H: 0 LOB: 0 BB: 0 P: 11	R: 0 E: 0 K: 1 S: 12 H: 1 LOB: 2 BB: 1 P: 25	R: 0 E: 0 K: 1 S: 6 H: 0 LOB: 0 BB: 0 P: 8	R: 0 E: 0 K: 1 S: 8 H: 0 LOB: 0 BB: 0 P: 11	1B: 3 2B: 0 3B: 0 HR: 0	SF: 0 SAC: 0 DP: 2 HBP: 0					

TOP

St. Louis Cardinals @ San Francisco Giants
AT&T Park, San Francisco, CA
Fri Apr 05 2013, 1:40 PM - 4:11 PM PDT
Att. 41,581 - Cloudy - 64 F

livebaseballscorecards.com

AB	28
R	0
H	3
RBI	0
BB	3
SO	6
LOB	8

WP: 0 PB: 0 SB: 0 CS: 0 PA: 31

PITCHER		IP	WLS	BF	H	R	ER	SO	BB	IBB	HBP	BLK	WP	HR	S	P	ERA	WHIP
75 Barry Zito, L ERA:	(1, 1)	7.0	W	25	3	0	0	4	3	0	0	0	0	0	59	102	0.00	0.857
41 Jeremy Affeldt, L ERA:	(8, 1)	1.0	H	3	0	0	0	1	0	0	0	0	0	0	6	8	0.00	0.000
54 Sergio Romo, R ERA:	(9, 1)	1.0	S	3	0	0	0	1	0	0	0	0	0	0	8	11	0.00	0.000

PITCHER	IP	WLS	BF	H	R	ER	SO	BB	IBB	HBP	BLK	WP	HR	S	P	ERA	WHIP

Batter	1	2	3	4	5	6	7	8	9	AB	R	H	RBI	BB	SO	LOB
16 Ángel Pagán, S (1, 8) OBP: 0.313, SLG: 0.267	C SI 89 B SI 89 B FS 83 F SI 89 X FS 82 2-2 ① G1-3		F SI 91 B FS 84 S FS 84 D FS 83 X SI 91 2-2 ① FC6 28 BB 19 G5-3 1-2f	D CU 75 B SI 90 B SI 89 B SI 90 4-0 1-2 2-3 3-H BB		T FS 83 B SI 89 X SI 90 1-1 ③ G4-3				3	0	0	1	1	0	2
19 Marco Scutaro, R (1, 4) OBP: 0.125, SLG: 0.067	C SI 89 B SI 89 B SI 89 F SI 90 B SI 92 B SI 92 4-2 28 FC6-4 BB		1 SAFE B SI 90 X SI 89 1-0 ② G5-3 1-2	C SI 91 F FS 84 D SI 91 T CU 80 1-2 ② K			C SI 87 X SI 88 0-1 ① G4-3			3	0	0	0	1	1	4
48 Pablo Sandoval, S (1, 5) OBP: 0.313, SLG: 0.429	B SI 90 X FS 84 1-0 ② P6		B FS 85 C SI 90 F FS 83 B SI 89 D SI 91 B FS 84 4-2 28 BB BB	F SI 90 X FS 83 0-1 ③ G6-3			F SI 89 B FS 82 F SI 88 B FS 82 X FS 82 2-2 ② G6-3			3	0	0	0	1	0	4
28 Buster Posey, R (1, 2) OBP: 0.333, SLG: 0.231	C SI 90 1 SAFE X FC 84 0-1 ③ FC6-4 1-2f		B SI 89 C SI 89 B SI 90 F FS 83 B FS 84 B SI 92 4-2 1-2 2-3 BB		B SI 88 X SI 89 1-0 ① G6-3		C SI 88 F SI 90 F FS 84 X SI 90 0-2 8 BB 1B			3	0	1	0	1	0	1
8 Hunter Pence, R (1, 9) OBP: 0.333, SLG: 0.500		C SI 88 X SI 88 0-1 ① P4	B CU 78 B SI 90 X SI 90 2-0 ③ G3-1		C SI 89 X CU 79 0-1 9 G6-4-3 1B		B SI 90 F SI 90 D CU 80 C SI 91 B SI 92 F SI 91 D SI 91 4-2 1-2 BB			3	0	1	0	1	0	3
9 Brandon Belt, L (1, 3)		B SI 90 B SI 90 F SI 89 B SI 90 X SI 90 3-1 ② L9		X SI 88 0-0 ① G4-3	X SI 89 0-0 ② ③ G6-4-3 1-2f		B SL 76 B SL 76 C SI 85 X SI 86 2-1 ③ L5			4	0	0	0	0	0	3
7 Grégor Blanco, L (1, 7) OBP: 0.429, SLG: 0.333	C SI 90 X SI 91 0-1 1B		B SI 90 F SI 89 S FS 83 B FS 83 F FS 84 B FC 84 F SI 90 B FS 83 4-2 75 SH 35 1B 16 BB BB			B SI 88 C SI 89 B SI 89 X SI 89 2-1 ① G3		X FF 95 0-0 ① B5-3		3	1	1	0	1	0	0
35 Brandon Crawford, L (1, 6) OBP: 0.214, SLG: 0.286	1 SAFE S SI 90 B FS 82 1 SAFE X CH 82 1-1 ③ F7			1 SAFE B CH 82 C SI 88 F FS 82 F SI 90 F FC 85 1 SAFE B SI 88 X FS 82 2-2 16 BB 75 SH 1-2 1B		X SI 89 0-0 75 SH3-4 1B		C FF 96 B CH 87 B CH 86 B FF 97 F FF 96 F FF 98 S FF 97 3-3 ② K		4	0	2	0	0	1	1
75 Barry Zito, L (1, 1) OBP: 1.000, SLG: 1.000 41 Jeremy Affeldt, L (8, 1) 21 Nick Noonan, L (8, PH) 54 Sergio Romo, R (9, 1)			B SI 88 B SI 88 C SI 89 T SI 90 B SI 91 X SI 91 3-2 16 FC6 1B	X SI 90 0-0 SH 16 BB 1-2 2-3		L SI 89 1 SAFE 1 SAFE B SI 88 X SI 89 1-1 ② SH3-4 1-2		C FF 96 B FF 97 B CH 87 T FF 96 F FF 98 S FF 97 2-3 ③ K		1 0 1 0	0 0 0 0	1 0 0 0	0 0 0 0	0 0 1 0	0 0 0 0	0 0 0 0
Inning Stats	R: 0 H: 0 E: 0 LOB: 1 K: 0 BB: 1 S: 8 P: 15	R: 0 H: 1 E: 0 LOB: 1 K: 0 BB: 0 S: 8 P: 12	R: 0 H: 1 E: 0 LOB: 3 K: 0 BB: 2 S: 12 P: 28	R: 1 H: 1 E: 1 LOB: 3 K: 1 BB: 2 S: 16 P: 27	R: 0 H: 1 E: 0 LOB: 0 K: 0 BB: 0 S: 4 P: 5	R: 0 H: 1 E: 0 LOB: 1 K: 0 BB: 0 S: 7 P: 11	R: 0 H: 1 E: 0 LOB: 2 K: 0 BB: 1 S: 14 P: 22	R: 0 H: 0 E: 0 LOB: 0 K: 2 BB: 0 S: 9 P: 14		1B: 6 SF: 0 2B: 0 SAC: 2 3B: 0 DP: 1 HR: 0 HBP: 0					WP: 0 PA: 36 PB: 0 SB: 0 CS: 0	

PITCHER		IP	WLS	BF	H	R	ER	SO	BB	IBB	HBP	BLK	WP	HR	S	P	ERA	WHIP
35 Jake Westbrook, R ERA:	(1, 1)	6.2	L	32	6	1	0	1	6	0	0	0	0	0	67	116	0.00	1.800
36 Randy Choate, L ERA:	(7, 1)	0.1		1	0	0	0	0	0	0	0	0	0	0	2	4	0.00	0.000
26 Trevor Rosenthal, R ERA: 2.25	(8, 1)	1.0		3	0	0	0	2	0	0	0	0	0	0	9	14	0.00	0.000

PITCHER	IP	WLS	BF	H	R	ER	SO	BB	IBB	HBP	BLK	WP	HR	S	P	ERA	WHIP

BOTTOM

St. Louis Cardinals @ San Francisco Giants
AT&T Park, San Francisco, CA
Fri Apr 05 2013, 1:40 PM - 4:11 PM PDT
Att. 41,581 - Cloudy - 64 F

St.

livebaseballscorecards.com

AB	28
R	1
H	6
RBI	1
BB	6
SO	3
LOB	18

Batter	1	2	3	4	5	6	7	8	9	AB	R	H	RBI	BB	SO	LOB
19 Jon Jay, L (1, 8) OBP: 0.240, SLG: 0.333	B FF 89 F SI 89 B FF 90 F FF 90 X FF 89 2-2 ① P3	C CH 83 B SI 86 X SI 89 1-1 ③ FC6-4 1-2f			X CH 84 0-0 ② G6-3 2-3	1 SAFE B FF 89 X FF 89 1-0 ② F8 1-2			X SI 86 0-0 ① SH1-3 1-2	4	0	0	0	0	0	3
13 Matt Carpenter, L (1, 5) OBP: 0.375, SLG: 0.400	B SI 89 F SI 88 S CH 84 F FF 90 B FF 89 X CH 83 2-2 21 WP 7 PB 3 1B 1B		C CU 76 B FF 89 C CU 77 B SL 85 C FF 90 2-3 ① K		B CU 78 B CH 84 B CH 84 C FF 90 B FF 89 4-1 21 1B 7 1B 3 1B BB	C FF 90 F FF 90 D SL 81 X SL 79 1-2 ③ F8			C SI 85 B SL 81 F SI 87 2 SAFE F SI 86 B SL 80 X SI 87 2-2 7 G6-4-3 2-H 1B	4	2	2	1	1	1	1
7 Matt Holliday, R (1, 7) OBP: 0.308, SLG: 0.364 41 Mitchell Boggs, R (9, 1)	S FF 89 B SL 85 F FF 88 S SI 89 1-3 ② K 1-2		F SL 87 F FF 89 X SI 89 0-2 ② F8		C FF 91 X CU 78 0-1 21 1B 3 1B 1-2 3-H 1B		F FF 92 T FF 92 F SL 84 B SL 84 S SL 85 1-3 ① K		C FF 93 B SL 87 F SI 93 X SL 86 1-2 ② ③ G6-4-3 1-2f	5 0	1 0	1 0	1 0	0 0	2 0	2 0
21 Allen Craig, R (1, 3) OBP: 0.280, SLG: 0.333	C CU 77 B FF 88 F SI 90 B CH 85 B FF 90 B FF 90 4-2 3 1B BB 2-3		S FF 89 C CU 77 B FF 90 B CH 84 T FF 90 2-2 ③ K		F SI 89 B SI 89 B SL 87 F FF 89 X SI 88 3-2 3 1B 1B 1-2 2-3		X FF 92 0-0 ② F9			3	0	1	0	1	1	0
3 Carlos Beltrán, S (1, 9) OBP: 0.267, SLG: 0.214	F CH 84 F FF 90 B FF 90 B SL 86 B CH 84 X CH 84 3-2 4 FC6-4 1B 1-3 3-H			C CU 76 F CH 82 S SL 86 0-3 ① K	C CU 77 B FF 89 X FF 89 1-1 1B 1-3 2-H 3-H		C SI 92 X SL 85 0-1 ③ G4-3			4	0	2	3	0	1	0
4 Yadier Molina, R (1, 2) OBP: 0.273, SLG: 0.400	X SI 90 0-0 ③ FC6-4 1-2f			C SL 87 X CU 77 0-1 ② G6-3	S FF 89 B CH 82 X CH 83 1-1 ③ F7			C SL 83 B SL 83 C SL 82 X FF 91 1-2 ① G4-3		4	0	0	0	0	0	4
33 Daniel Descalso, L (1, 4) OBP: 0.286, SLG: 0.381		B SI 88 X SI 88 1-0 ① F9		C CU 77 X CU 77 0-1 ③ P5		X FF 89 0-0 38 S 38 1B 1B		C FF 91 B CH 86 X FF 91 1-1 ② L8		4	1	1	0	0	0	0
38 Pete Kozma, R (1, 6) OBP: 0.381, SLG: 0.550		B SI 88 X FF 89 1-0 19 FC6-4 1B			B FF 87 X FF 87 1-0 19 G6-3 40 SH3-4 7 1B 1B	D CU 77 C SL 85 X CU 74 1-1 19 F8 1-H 1B		F FF 92 B SL 83 X SL 82 1-1 ③ P3		4	1	3	1	0	0	0
40 Shelby Miller, R (1, 1) 36 Randy Choate, L (6, 1) 59 Fernando Salas, R (7, 1) 44 Edward Mujica, R (8, 1) 43 Shane Robinson, R (9, PH) (9, 7) OBP: 0.600, SLG: 0.500		C SI 88 L FF 88 1 SAFE S CU 77 0-3 ② K			1 SAFE D CU 74 X SL 88 1-0 ① SH3-4 1-2	1 SAFE L SL 87 1 SAFE C CU 74 B SI 88 M FF 89 1-3 ① K			B SI 84 C SI 85 B CH 79 X SI 85 2-1 19 SH1-3 13 1B 1B	2 0 0 0 1	0 0 0 0 1	0 0 0 0 1	0 0 0 0 0	2 0 0 0 0	2 0 0 0 0	2 0 0 0 0
Inning Stats	R: 1 E: 0 K: 1 S: 16 H: 2 LOB: 2 BB: 1 P: 28	R: 0 E: 0 K: 1 S: 7 H: 1 LOB: 1 BB: 0 P: 10	R: 0 E: 0 K: 2 S: 9 H: 0 LOB: 0 BB: 0 P: 13	R: 0 E: 0 K: 1 S: 7 H: 0 LOB: 0 BB: 0 P: 7	R: 3 E: 0 K: 0 S: 13 H: 4 LOB: 2 BB: 1 P: 24	R: 1 E: 0 K: 1 S: 10 H: 2 LOB: 1 BB: 0 P: 14	R: 0 E: 0 K: 1 S: 7 H: 0 LOB: 0 BB: 0 P: 8	R: 0 E: 0 K: 0 S: 7 H: 0 LOB: 0 BB: 0 P: 10	R: 1 E: 0 K: 0 S: 10 H: 2 LOB: 0 BB: 0 P: 15	1B: 11 2B: 0 3B: 0 HR: 0 SF: 0 SAC: 2 DP: 1 HBP: 0						

PITCHER		IP	WLS	BF	H	R	ER	SO	BB	IBB	HBP	BLK	WP	HR	S	P	ERA	WHIP
32 Ryan Vogelsong, R ERA: 8.44	(1, 1)	5.1	L	27	9	5	5	6	2	0	0	0	1	0	58	90	8.44	2.062
50 Jose Mijares, L ERA: 13.5	(6, 1)	0.2		2	0	0	0	0	0	0	0	0	0	0	4	6	0.00	0.000
70 George Kontos, R ERA: 7.36	(7, 1)	2.0		6	0	0	0	1	0	0	0	0	0	0	14	18	0.00	0.000
49 Javier López, L ERA: 13.5	(9, 1)	0.1		3	2	1	1	0	0	0	0	0	0	0	7	11	27.00	6.000
46 Santiago Casilla, R ERA: 13.5	(9, 1)	0.2		1	0	0	0	0	0	0	0	0	0	0	3	4	0.00	0.000

PITCHER	IP	WLS	BF	H	R	ER	SO	BB	IBB	HBP	BLK	WP	HR	S	P	ERA	WHIP

TOP

St. Louis Cardinals @ San Francisco Giants
AT&T Park, San Francisco, CA

Sat Apr 06 2013, 1:10 PM - 4:07 PM PDT
Att. 41,402 - Overcast - 59 F

livebaseballscorecards.com

AB	35
R	6
H	11
RBI	6
BB	2
SO	7
LOB	12

WP: 1 PB: 1 SB: 1 CS: 0 PA: 39

Batter	1	2	3	4	5	6	7	8	9	AB	R	H	RBI	BB	SO	LOB
16 Ángel Pagán, S (1, 8) OBP: 0.333, SLG: 0.300	C FF 90 B FF 92 C FF 91 T CU 79 1-2 ① K		X FF 92 0-0 19 G4-3 48 1B 1B		C FF 91 C CU 80 F CU 78 B CU 78 X FF 91 1-2 ② G5-3		B FF 90 F FF 90 S CH 85 C FF 91 1-3 ② K		C SI 94 X CH 87 0-1 1B	5	1	2	0	0	2	1
19 Marco Scutaro, R (1, 4) OBP: 0.190, SLG: 0.105	C FF 91 C FF 92 B FF 94 X CU 80 1-2 1B		1 SAFE 1 SAFE C FF 89 B FF 91 F FF 92 B FF 93 B FF 93 X FF 93 3-2 ② G4-3 1-2		C FC 88 B FF 93 B CU 80 B FF 93 B FF 92 4-1 BB		X FF 90 0-0 ③ F9		X FF 93 0-0 ③ F9	4	0	1	0	1	0	3
48 Pablo Sandoval, S (1, 5) OBP: 0.350, SLG: 0.611	S FF 91 X FF 92 0-1 ② F7		B CH 86 T FF 94 S FF 93 B FF 93 F CU 79 X CU 78 2-2 28 FC6-4 2-H 1B		X FF 92 0-0 ③ G4-3			B FS 88 X FS 89 1-0 HR		4	1	2	2	0	0	2
28 Buster Posey, R (1, 2) OBP: 0.316, SLG: 0.294	C FF 93 C FF 92 B FF 93 C FF 94 1-3 ③ K		F FF 93 C CU 79 D CU 79 X CU 81 1-2 ③ FC6-4 1-2f			C FF 90 B FF 91 C FF 92 X CU 77 1-2 ① F9		X FF 92 0-0 2B		4	0	1	0	0	1	2
8 Hunter Pence, R (1, 9) OBP: 0.368, SLG: 0.647		B CU 79 B CU 78 X FF 91 2-0 HR		C CU 79 B FF 91 C FF 91 B CU 79 S CU 79 2-3 ① K		B CU 78 B FC 88 C FF 93 B FF 94 B FF 94 4-1 9 S BB		C FS 85 F FS 84 B FF 92 D FS 87 S FS 85 2-3 ① K		3	1	1	1	1	2	1
9 Brandon Belt, L (1, 3)		F FF 92 F FF 93 X FF 92 0-2 ① L8		F FF 92 B FF 92 B CU 81 X FF 92 2-1 ② L3		B FF 92 B FF 93 B FC 89 F FF 91 B FF 93 4-1 13 L3 1-2 BB		T FS 85 X FS 85 0-1 ② F7		3	0	0	0	1	0	1
7 Grégor Blanco, L (1, 7) OBP: 0.444, SLG: 0.286 13 Joaquin Arias, R (6, PH) OBP: 0.286, SLG: 0.286 70 George Kontos, R (7, 1) 29 Héctor Sánchez, S (8, PH) OBP: 0.250, SLG: 0.250 49 Javier López, L (9, 1) 46 Santiago Casilla, R (9, 1)		B FF 92 C FF 92 C FF 92 X CU 79 1-2 ② G4-3		C CU 79 B FF 92 B CH 85 B FF 92 C FF 91 F FF 93 B FF 91 4-2 BB		X FF 85 0-0 ②③ L3 1-1		C FS 86 X FS 86 0-1 ③ F7		1 0 0 0 1 0 0 1 0 0 0 0 0 2 0 0 0 0 0 0 0 1 0 0 0 0 0 1 0 0 0 0 0 0 0 0 0 0 0 0 0 0						
35 Brandon Crawford, L (1, 6) OBP: 0.222, SLG: 0.235		C CU 80 B FF 93 B FF 94 F CH 85 X FF 93 2-2 ③ G6-3		1 SAFE B FF 90 B FF 91 X FF 92 2-0 ③ F7			B SI 85 B SI 85 B SI 85 B SI 85 4-0 BB		B SI 93 C FF 94 X SI 93 1-1 ① F9	3	0	0	0	1	0	1
32 Ryan Vogelsong, R (1, 1) 50 Jose Mijares, L (6, 1) 56 Andres Torres, S (7, 7) OBP: 0.111, SLG: 0.111			F FF 90 C FF 92 C FF 92 0-3 ① K		F FF 89 X FF 91 0-1 ① F9		B FF 89 B CH 84 X FF 89 2-0 ① F9		C SI 94 B FF 95 F SI 94 S SL 88 1-3 ② K	2 0 0 0 0 1 0 0 0 0 0 0 0 0 2 0 0 0 0 1 1						
Inning Stats	R: 0 E: 0 K: 2 S: 11 H: 1 LOB: 1 BB: 0 P: 14	R: 1 E: 0 K: 0 S: 10 H: 1 LOB: 0 BB: 0 P: 15	R: 1 E: 0 K: 1 S: 14 H: 2 LOB: 1 BB: 0 P: 20	R: 0 E: 0 K: 1 S: 9 H: 0 LOB: 1 BB: 1 P: 19	R: 0 E: 0 K: 0 S: 8 H: 0 LOB: 1 BB: 1 P: 13	R: 0 E: 0 K: 0 S: 6 H: 0 LOB: 1 BB: 2 P: 15	R: 0 E: 0 K: 1 S: 5 H: 0 LOB: 1 BB: 1 P: 12	R: 1 E: 0 K: 1 S: 9 H: 2 LOB: 1 BB: 0 P: 12	R: 0 E: 0 K: 1 S: 8 H: 1 LOB: 1 BB: 0 P: 10	1B: 4 2B: 2 3B: 0 HR: 2 SF: 0 SAC: 0 DP: 1 HBP: 0						WP: 0 PB: 0 SB: 1 CS: 0 PA: 38	

PITCHER		IP	WLS	BF	H	R	ER	SO	BB	IBB	HBP	BLK	WP	HR	S	P	ERA	WHIP
40 Shelby Miller, R ERA: 3.38	(1, 1)	5.1	W	24	4	2	2	4	4	0	0	0	0	1	57	95	3.38	1.500
36 Randy Choate, L ERA:	(6, 1)	0.2	H	2	0	0	0	0	1	0	0	0	0	0	1	5	0.00	1.500
59 Fernando Salas, R ERA: 8.1	(7, 1)	1.0	H	3	0	0	0	1	0	0	0	0	0	0	5	8	0.00	0.000
44 Edward Mujica, R ERA: 2.7	(8, 1)	1.0	H	5	2	1	1	1	0	0	0	0	0	1	9	12	9.00	2.000
41 Mitchell Boggs, R ERA: 2.25	(9, 1)	1.0	S	4	1	0	0	1	0	0	0	0	0	0	8	10	0.00	1.000

BOTTOM

St. Louis Cardinals @ San Francisco Giants

AT&T Park, San Francisco, CA

Sat Apr 06 2013, 1:10 PM - 4:07 PM PDT

Att. 41,402 - Overcast - 59 F

livebaseballscorecards.com

AB	33
R	3
H	7
RBI	3
BB	5
SO	7
LOB	15

St. Louis Cardinals @ San Francisco Giants

AT&T Park, San Francisco, CA

Sun Apr 07 2013, 1:40 PM - 4:31 PM PDT

Att. 42,201 - Cloudy - 59 F

TOP

livebaseballscorecards.com

Batter	1	2	3	4	5	6	7	8	9	AB	R	H	RBI	BB	SO	LOB
19 Jon Jay, L (1, 8) OBP: 0.290, SLG: 0.414	X FF 88 0-0 ① F8			C CH 87 S CH 84 A SI 89 X FF 89 2-1 E8 13 1B 21 SF9 1B B CU 78 B CH 84 B SI 90 B FF 90 4-0 13 1B 3 1B BB 1-2 2-3		C FF 90 X CH 85 0-1 ① G6-3		C SI 86 B SL 80 C SI 88 F SI 85 X SI 87 1-2 E5 13 2B	B FF 89 B FF 87 B SI 88 C FF 88 X SI 89 3-1 1-H 2-H 3B	5	3	2	2	1	0	0
13 Matt Carpenter, L (1, 4) OBP: 0.414, SLG: 0.480 34 Marc Rzepczynski, L (8, 1) 58 Joe Kelly, R (9, 1)	C FF 88 B SI 89 F FF 89 F CH 85 S CH 85 1-3 ② K			A FF 89 0-0 4 1B 3 BB 53 2B 1B 2-3 C FF 90 C SL 84 B SI 90 B FF 90 B FF 90 X SL 86 3-2 21 HBP 3 1B 1-3 2-H 3-H 1B		C FF 91 F FF 91 B FF 93 B SL 79 F FF 92 S SL 81 2-3 ② K		F SL 80 X CU 73 0-1 21 1B 1-H 2B	C CH 84 F CH 84 B SL 81 S FF 89 1-3 ③ K	5 1 0	3 0 0	3 0 0	3 0 0	0 0 0	2 1 0	0 1 0
21 Allen Craig, R (1, 7) OBP: 0.300, SLG: 0.333	C FF 90 B FF 90 B FF 90 X FF 90 2-1 ③ P6			A FF 90 A FF 90 A SL 87 1-1 SF9 3-H H SL 79 1-0 3 1B 1-2 HBP		C SL 82 F FF 92 F FF 94 X FF 92 0-2 ③ G5-3		B SI 86 B SI 86 X SI 85 2-0 2-H 1B		3	0	1	2	0	0	0
3 Carlos Beltrán, S (1, 9) OBP: 0.316, SLG: 0.235 43 Shane Robinson, R (7, 9) OBP: 0.500, SLG: 0.400		F CH 83 B FF 88 F CH 83 B SL 86 X SI 90 2-2 ① F9		B CH 84 S FF 91 A FF 91 S FF 90 4-0 4 1B 53 2B BB 1-2 C FF 89 C FF 89 X CH 81 0-2 1-2 2-H 3-H 1B			X FF 90 0-0 ① G4-3	D CH 80 X SI 86 1-0 ③ G4-3		3 1	1 0	1 0	2 0	1 0	0 0	0 1
4 Yadier Molina, R (1, 2) OBP: 0.296, SLG: 0.400 (9, 3)		F SI 90 X SL 86 0-1 ② F9		F SL 86 X FF 91 X SL 88 1-2 53 2B 12 1B 1B 1-2 2-3 C FF 90 C SL 77 F FS 90 B FF 90 B FF 90 S FF 90 2-3 ③ K			F FF 92 B FF 92 X FF 91 1-1 ② L9		B FF 91 C SL 82 X SI 90 1-1 12 1B 48 BB 38 SF9 1B	5	2	2	0	0	1	2
53 Matt Adams, L (1, 3) OBP: 0.600, SLG: 0.700 48 Tony Cruz, R (9, PH) (9, 2)		X FF 89 0-0 ③ F7		D CH 85 X FF 90 1-0 12 1B 38 1B 1-3 2-H 3-H 2B	B FF 89 B FF 88 C FF 89 X FF 91 2-1 1B		F FF 92 B CH 87 X CH 86 1-1 1B		S SL 83 S SL 83 D SL 84 F SL 84 B FF 91 B SL 82 B SL 81 4-2 12 1B 19 3B 1-2 BB	4 0	1 1	3 0	2 0	0 1	0 0	0 0
12 Ty Wigginton, R (1, 5) OBP: 0.250, SLG: 0.250			C SL 85 B CU 78 X 1-1 ① G6-3	C SL 88 X SL 86 0-1 19 BB 38 1B 13 1B 2-3 3-H 1B	S FF 90 F FF 91 S FF 92 0-3 ① K		S SL 80 C FF 92 S SL 80 0-3 ③ K		F FF 90 C SI 88 X SL 83 0-2 19 3B 1-2 2-3 1B	5	2	2	1	0	2	2
38 Pete Kozma, R (1, 6) OBP: 0.346, SLG: 0.500			F FF 89 C CU 80 B SL 86 B FF 90 F SL 86 C FF 91 2-3 ② K	B CU 78 L SL 85 F FF 90 B CU 79 X CU 78 2-2 19 BB 13 1B 1-2 3-H 1B	F FF 91 B SL 81 F SL 79 X FF 93 1-2 ② F8			C B F B SI 87 B SI 87 F SI 86 X SI 86 3-2 ① G5-3	X SI 89 0-0 ① SF9 3-H	4	1	1	2	0	1	1
50 Adam Wainwright, R (1, 1) 8 Ryan Jackson, R (8, PH) (8, 4)			C FF 90 B FF 90 X FF 90 1-1 ③ G3	X SI 89 0-0 ② B2	F FF 92 F FF 94 B SL 77 S SL 79 1-3 ③ K			B CH 79 C SI 86 B CU 73 X SI 86 2-1 ② F9	C SL 83 S SL 83 S SL 82 0-3 ② K	3 2	0 0	0 0	0 0	0 0	1 1	3 2

Inning Stats	1	2	3	4	5	6	7	8	9
	R: 0 E: 0 K: 1 S: 7	R: 0 E: 0 K: 0 S: 6	R: 0 E: 0 K: 1 S: 8	R: 9 E: 1 K: 1 S: 25	R: 0 E: 0 K: 2 S: 11	R: 0 E: 0 K: 1 S: 10	R: 0 E: 0 K: 1 S: 8	R: 2 E: 1 K: 0 S: 14	R: 3 E: 0 K: 2 S: 17
	H: 0 LOB: 0 BB: 0 P: 10	H: 0 LOB: 0 BB: 0 P: 8	H: 0 LOB: 0 BB: 0 P: 12	H: 8 LOB: 2 BB: 2 P: 46	H: 1 LOB: 1 BB: 0 P: 15	H: 0 LOB: 0 BB: 0 P: 12	H: 1 LOB: 1 BB: 0 P: 10	H: 2 LOB: 1 BB: 0 P: 23	H: 3 LOB: 1 BB: 1 P: 26

1B: 12	SF: 2
2B: 2	SAC: 0
3B: 1	DP: 0
HR: 0	HBP: 1

WP: 0	PA: 47
PB: 0	
SB: 0	
CS: 0	

AB	41
R	14
H	15
RBI	14
BB	3
SO	9
LOB	12

PITCHER		IP	WLS	BF	H	R	ER	SO	BB	IBB	HBP	BLK	WP	HR	S	P	ERA	WHIP
18 Matt Cain, R ERA: 8.38	(1, 1)	3.2	L	20	7	9	9	2	2	0	0	0	0	0	39	66	22.09	2.455
50 Jose Mijares, L ERA: 9.0	(4, 1)	0.1		4	2	0	0	1	0	0	1	0	0	0	9	14	0.00	6.000
57 Chad Gaudin, R ERA:	(5, 1)	3.0		10	1	0	0	4	0	0	0	0	0	0	27	33	0.00	0.333
49 Javier López, L ERA: 5.4	(8, 1)	1.0		6	2	2	0	0	0	0	0	0	0	0	14	23	0.00	2.000
70 George Kontos, R ERA: 11.57	(9, 1)	1.0		7	3	3	3	2	1	0	0	0	0	0	17	26	27.00	4.000

PITCHER	IP	WLS	BF	H	R	ER	SO	BB	IBB	HBP	BLK	WP	HR	S	P	ERA	WHIP

BOTTOM

St. Louis Cardinals @ San Francisco Giants
AT&T Park, San Francisco, CA
Sun Apr 07 2013, 1:40 PM - 4:31 PM PDT
Att. 42,201 - Cloudy - 59 F

livebaseballscorecards.com

Batter	1	2	3	4	5	6	7	8	9	AB	R	H	RBI	BB	SO	LOB
16 Ángel Pagán, S (1, 8) OBP: 0.360, SLG: 0.458	B SI 91 C SI 91 B CH 84 B FF 92 X SI 92 3-1 3B		F CU 74 X CU 76 0-1 19 G6-3 48 1B 3-H 2B		B SI 88 B FC 88 B SI 88 C FC 84 X FF 88 3-1 ② FC4-6 1-2f			C SI 90 X SI 91 0-1 ① G4-3		4	1	2	1	0	0	1
19 Marco Scutaro, R (1, 4) OBP: 0.160, SLG: 0.087	C SI 90 F SI 90 F FF 92 C FC 88 0-3 ① K		B B SI 89 X FF 90 2-0 ② G6-3 2-3		C FC 83 F CH 86 B FC 83 B FC 88 X FF 88 2-2 ③ G4-3			B SI 91 B SI 91 C SI 92 X SI 91 2-1 ② G1-3		4	0	0	0	0	1	3
48 Pablo Sandoval, S (1, 5) OBP: 0.375, SLG: 0.591	S FF 92 D SI 92 F FC 91 S CU 74 1-3 ② K		F FC 89 X FF 92 0-1 3-H 1B			B CU 67 X CH 79 1-0 28 G4-6-3 1B		X SI 92 0-0 ③ P4		4	0	2	1	0	1	1
28 Buster Posey, R (1, 2) OBP: 0.273, SLG: 0.250 29 Héctor Sánchez, S (8, 2) OBP: 0.200, SLG: 0.200	C CU 76 B FC 86 S CU 75 B FC 88 F SI 92 X CU 77 2-2 ③ G5-3		B FC 85 B SI 90 B CU 75 C FF 90 F FC 87 X CU 76 3-2 ③ G5-3			S CH 86 F CH 87 F CU 71 F FC 84 X FF 89 0-2 ①② G4-6-3 1-2f			C SI 93 B CH 83 F SI 96 F CH 84 X CH 85 1-2 ① G3-1	3 1	0 0	0 0	0 0	0 0	0 0	3 0
8 Hunter Pence, R (1, 9) OBP: 0.348, SLG: 0.619		C SI 89 X FC 84 0-1 ① G6-3		C CH 87 S CU 73 B FC 84 S FF 89 1-3 ① K		S FC 80 B CU 71 X SI 88 1-1 2B			F SL 81 B SL 81 X SI 93 1-1 ② G4-3	4	0	1	0	0	1	0
9 Brandon Belt, L (1, 3) OBP: 0.133, SLG: 0.071		B SI 89 X FC 86 1-0 ② F8		B FC 84 S CU 70 X FC 85 1-1 ② G1-3		C CU 71 B CU 69 S FC 85 T CU 73 1-2 ③ K			C CH 84 B CH 82 X FF 94 1-1 21 1B 12 1B	4	1	1	0	0	1	1
7 Grégor Blanco, L (1, 7) OBP: 0.364, SLG: 0.222		B SI 90 C SI 88 X CH 83 1-1 ③ F7		B CH 87 B CH 87 F CH 85 B SI 89 C SI 87 X FF 89 3-2 ③ P2			C CU 67 B FC 83 B CH 80 X FF 88 2-1 ① F7		F SI 95 X SI 95 0-1 12 1B 1-2 1B	2	0	0	0	0	0	0
35 Brandon Crawford, L (1, 6) OBP: 0.238, SLG: 0.300 49 Javier López, L (8, 1) 70 George Kontos, R (9, 1) 12 Guillermo Quiroz, R (9, PH) OBP: 1.000, SLG: 1.000			C FC 86 B CH 83 X CH 83 1-1 18 SH5-3 16 2B		C CH 85 B CH 86 F FC 84 T CU 71 1-2 ① K		B FC 82 C FC 84 X FC 87 1-1 ② G4-1		B SL 82 B SI 96 X SI 96 2-0 1-2 2-H 1B	3 0 0 1	1 0 0 0	1 0 0 1	0 0 0 1	0 0 0 1	1 0 0 0	0 0 0 0
18 Matt Cain, R (1, 1) 50 Jose Mijares, L (4, 1) 57 Chad Gaudin, R (5, 1) 56 Andres Torres, S (5, 7) OBP: 0.167, SLG: 0.167 21 Nick Noonan, L (7, PH) OBP: 0.250, SLG: 0.250 (8, 6)			B FC 85 X SI 89 1-0 ① SH5-3 2-3		F FF 87 C FC 84 F CU 72 B FF 90 X CU 72 1-2 16 FC4-6 1B		C CH 86 B FC 83 F FC 84 S CU 69 1-3 ③ K		S CH 85 X CH 85 0-1 ③ F7	0 0 0 3 2	0 0 0 0 0	0 0 0 1 0	0 0 0 0 0	0 0 0 1 0	0 0 0 2 0	0 0 0 2 0
Inning Stats	R: 0 E: 0 K: 2 S: 13 H: 1 LOB: 1 BB: 0 P: 19	R: 0 E: 0 K: 0 S: 5 H: 0 LOB: 0 BB: 0 P: 7	R: 2 E: 0 K: 0 S: 11 H: 3 LOB: 1 BB: 0 P: 18	R: 0 E: 0 K: 1 S: 8 H: 0 LOB: 0 BB: 0 P: 13	R: 0 E: 0 K: 1 S: 12 H: 1 LOB: 1 BB: 0 P: 19	R: 0 E: 0 K: 1 S: 11 H: 2 LOB: 1 BB: 0 P: 14	R: 0 E: 0 K: 1 S: 7 H: 0 LOB: 0 BB: 0 P: 11	R: 0 E: 0 K: 0 S: 5 H: 0 LOB: 0 BB: 0 P: 7	R: 1 E: 0 K: 0 S: 13 H: 3 LOB: 2 BB: 0 P: 18	1B: 6 2B: 3 3B: 1 HR: 0 SF: 0 SAC: 1 DP: 1 HBP: 0						

PITCHER		IP	WLS	BF	H	R	ER	SO	BB	IBB	HBP	BLK	WP	HR	S	P	ERA	WHIP
50 Adam Wainwright, R ERA: 3.46	(1, 1)	7.0	W	27	7	2	2	6	0	0	0	0	0	0	67	101	2.57	1.000
34 Marc Rzepczynski, L ERA:	(8, 1)	1.0		3	0	0	0	0	0	0	0	0	0	0	5	7	0.00	0.000
58 Joe Kelly, R ERA: 9.82	(9, 1)	1.0		6	3	1	1	0	0	0	0	0	0	0	13	18	9.00	3.000

PITCHER	IP	WLS	BF	H	R	ER	SO	BB	IBB	HBP	BLK	WP	HR	S	P	ERA	WHIP

AB	35
R	3
H	10
RBI	3
BB	0
SO	6
LOB	11

WP: 0	PA: 36		
PB: 0			
SB: 0			
CS: 0			

Batter	1	2	3	4	5	6	7	8	9	AB	R	H	RBI	BB	SO	LOB
17 Shin-Soo Choo, L (1, 8) OBP: 0.514, SLG: 0.759	C FC 90 S SI 90 B SL 85 B SI 91 B SL 85 X SI 89 3-2 F8 ①		C SL 85 X FF 89 0-1 F7 ③		C SI 90 X CU 76 0-1 G4-3 ③		X SI 89 0-0 28 2B 1-2 1B		19 WP 4 2B BB B SL 84 X SI 93 1-0 28 G4-3 19 1B 1-H 2-H 3-H 2B	5	2	2	3	1	0	1
28 Chris Heisey, R (1, 7) OBP: 0.222, SLG: 0.385	C FC 90 F SI 90 S SI 90 0-3 K ②			S CH 82 X SI 90 0-1 19 WP 4 FC5-2 2B		C SI 89 S CH 82 T SL 84 0-2 K ①	D SL 85 X CH 83 1-0 1-3 2-H 2B		I SI 93 I SAFE X SI 94 0-1 P4 B SL 84 X SI 92 1-0 G4-3 2-3	6	0	2	1	0	2	2
19 Joey Votto, L (1, 3) OBP: 0.472, SLG: 0.320	C SI 90 B SI 90 C CU 74 F SI 90 S CH 84 1-3 K ③			C SI 89 B SI 90 B SI 90 B FF 90 B SI 89 4-1 4 FC5-2 32 1B 2-3 BB		C SI 90 C SI 90 B SL 85 C SI 90 1-3 K ②	B SL 76 B SL 75 B SI 85 X SI 86 3-0 G4-3 ③		I SI 98 I SAFE B SI 94 I IN 73 I IN 72 4-0 4 2B 21 BB 1-2 IBB B SL 85 C SL 84 C SI 84 X SI 92 2-1 32 1B 4 BB 3-H 1B	4	2	1	1	2	2	2
4 Brandon Phillips, R (1, 4) OBP: 0.382, SLG: 0.656		F FF 90 C CH 83 B SL 84 S SL 84 1-3 K ①		X CH 82 0-0 FC5-2 32 1B 1-2 3-H		C CU 75 B SL 85 X CH 83 1-1 HR		B FF 98 S FF 98 S FF 99 F FF 100 B SL 92 B CU 83 X FF 99 3-2 G6-3 ①	C SI 90 X FC 92 0-2 21 BB 9 1B 1-3 2-H 2B B SI 92 C CH 92 F SI 92 B SI 93 S SI 92 4-1 32 1B 1-2 BB	5	2	2	2	1	1	2
32 Jay Bruce, L (1, 9) OBP: 0.361, SLG: 0.441		S SL 84 X SI 90 0-1 P6 ②		D SL 86 F SL 85 D CH 84 X SL 87 2-1 1-2 2-H 1B		F FF 90 C FF 88 B CH 83 X CU 76 1-2 21 FC6-4 1B		X FF 98 0-0 21 HBP 26 1B 1B	I IN 77 I IN 79 I IN 82 I IN 79 4-0 9 1B 21 BB 29 E IBB B SL 85 X SI 93 2-0 1-2 2-3 1B	5	2	4	1	1	0	0
21 Todd Frazier, R (1, 5) OBP: 0.485, SLG: 0.793		S FC 89 F SI 89 B SL 85 C CH 84 1-3 K ③		B SI 90 C CU 74 C SL 87 B SL 86 S CH 83 2-3 K ②		X FF 90 0-0 FC6-4 1-2f ③		H FF 98 1-0 26 1B 1-2 HBP	C SI 90 C FC 93 B FC 92 B FC 92 B FF 95 4-2 29 E 9 1B 3 1B 1-2 2-3 3-H BB C SL 86 B SI 93 C SI 92 C SI 87 C SL 86 1-3 K ③	4	1	0	1	1	3	6
2 Zack Cozart, R (1, 6) OBP: 0.107, SLG: 0.333 26 Xavier Paul, L (8, PH) OBP: 0.444, SLG: 0.778 63 Sam LeCure, R (8, 1) 9 Jack Hannahan, L (9, PH) OBP: 0.600, SLG: 0.600 60 J.J. Hoover, R (9, 1)			B FC 90 C SI 90 X CH 84 1-1 G4-3 ① C SI 89 B SL 85 S CH 84 S CH 83 1-3 K ③			F CH 82 C SL 86 S SL 86 0-3 K ①	D FF 98 F FF 98 D CH 90 F CH 90 F FF 99 F FF 99 F CH 90 X CU 81 2-2 1-3 2-H 1B	X FF 95 0-0 3 1B 29 E 17 2B 1-2 2-3 3-H 1B	3 1 0 1 0	0 0 0 1 0	0 1 0 1 0	0 1 0 0 0	2 0 0 0 0	0 0 0 0 0	2 0 0 0 0
29 Ryan Hanigan, R (1, 2) OBP: 0.167, SLG: 0.050			F FC 91 C SL 85 F SL 85 B SI 90 B CH 84 X SL 86 2-2 G6-3 ② X FF 89 0-0 G5-3 ①			B SI 90 B SI 89 C SI 89 B SI 90 F SI 89 B SI 91 4-2 17 1B 28 2B BB	B FF 98 F FF 100 S FF 99 1-3 K ② B SI 94 F SL 90 T FF 94 B FC 91 X SL 90 2-2 E6 3 1B 17 2B 1-2 2-3 3-H	4	2	0	1	1	1	4
55 Mat Latos, R (1, 1) 15 Derrick Robinson, S (7, PH) OBP: 0.200, SLG: 0.200 31 Alfredo Simon, R (7, 1) 3 Cesar Izturis, S (8, PH) OBP: 0.167, SLG: 0.167 (8, 6)			B FF 90 B FC 89 B SI 89 B FC 89 4-0 BB		B FC 91 X FC 90 1-0 F9 ②		B SL 87 F SI 90 F SL 86 T SL 85 1-2 K ②	C FF 99 F FF 101 X FF 100 0-2 G4-3 ③	F SI 91 B SI 92 X SI 92 1-1 17 2B 1-2 2-3 3-H 1B	1 1 0 2	0 0 0 1	0 0 0 1	0 0 0 1	1 0 0 0	0 1 0 0	0 1 0 2

TOP

Cincinnati Reds @ St. Louis Cardinals

Busch Stadium, St. Louis, MO

Mon Apr 08 2013, 3:20 PM - 6:33 PM CDT

Att. 47,345 - Cloudy - 78 F

livebaseballscorecards.com

AB	42
R	13
H	14
RBI	13
BB	8
SO	12
LOB	22

Inning Stats	1	2	3	4	5	6	7	8	9	1B: 9	SF: 0	WP: 2	PA: 51
	R: 0 E: 0 K: 2 S: 10 H: 0 LOB: 0 BB: 0 P: 14	R: 0 E: 0 K: 2 S: 8 H: 0 LOB: 0 BB: 0 P: 10	R: 0 E: 0 K: 0 S: 8 H: 0 LOB: 1 BB: 1 P: 15	R: 1 E: 0 K: 2 S: 12 H: 2 LOB: 2 BB: 1 P: 21	R: 0 E: 0 K: 0 S: 4 H: 0 LOB: 0 BB: 0 P: 5	R: 1 E: 0 K: 2 S: 12 H: 2 LOB: 1 BB: 0 P: 15	R: 1 E: 0 K: 2 S: 11 H: 2 LOB: 2 BB: 1 P: 20	R: 1 E: 0 K: 1 S: 17 H: 2 LOB: 2 BB: 0 P: 24	R: 9 E: 1 K: 1 S: 23 H: 6 LOB: 3 BB: 5 P: 53	2B: 4 3B: 0 HR: 1	SAC: 0 DP: 0 HBP: 1	PB: 0 SB: 0 CS: 0	

PITCHER		IP	WLS	BF	H	R	ER	SO	BB	IBB	HBP	BLK	WP	HR	S	P	ERA	WHIP
54 Jaime García, L ERA: 2.92	(1, 1)	6.2		29	6	3	3	10	3	0	0	0	1	1	64	96	4.05	1.350
36 Randy Choate, L ERA:	(7, 1)	0.1	H	1	0	0	0	0	0	0	0	0	0	0	1	4	0.00	0.000
26 Trevor Rosenthal, R ERA: 3.6	(8, 1)	1.0	B	6	2	1	1	1	0	0	1	0	0	0	17	24	9.00	2.000
41 Mitchell Boggs, R ERA: 14.54	(9, 1)	0.1	L	8	2	7	7	0	2	2	0	0	1	0	11	29	189.00	12.000
34 Marc Rzepczynski, L ERA: 3.86	(9, 1)	0.2		7	4	2	1	1	1	0	0	0	0	0	12	24	13.50	7.500

PITCHER	IP	WLS	BF	H	R	ER	SO	BB	IBB	HBP	BLK	WP	HR	S	P	ERA	WHIP

BOTTOM

Cincinnati Reds @ St. Louis Cardinals

Busch Stadium, St. Louis, MO

Mon Apr 08 2013, 3:20 PM - 6:33 PM CDT

Att. 47,345 - Cloudy - 78 F

livebaseballscorecards.com

Batter	1	2	3	4	5	6	7	8	9	AB	R	H	RBI	BB	SO	LOB
19 Jon Jay, L (1, 8) OBP: 0.286, SLG: 0.394	B CU 74 F SI 90 F CU 76 B CH 87 F CU 77 X SI 90 2-2 21 WP 7 BB 4 E 1B	B CU 75 X CH 82 1-0 ① F9	B CU 76 C SI 90 F SL 87 B FF 94 B SI 92 S CH 82 3-3 ③ K		B SI 90 S KC 75 F CH 84 S KC 76 1-3 ① K		4	1	1	0	0	2	0
3 Carlos Beltrán, S (1, 9) OBP: 0.261, SLG: 0.190	X SI 89 0-0 ① F8	B SI 91 C FF 91 X SI 92 1-1 ② L9	B SI 90 X SI 88 1-0 ① P6		B SI 91 B SI 90 B FF 93 X SI 91 3-0 ② G4-3		4	0	0	0	0	0	1
7 Matt Holliday, R (1, 7) OBP: 0.333, SLG: 0.360 41 Mitchell Boggs, R (9, 1) 34 Marc Rzepczynski, L (9, 1)	B FF 91 S FF 91 F FF 90 B SL 88 B SL 85 D SL 85 4-2 21 WP 4 E 1-2 BB	C FF 92 F SL 86 B SL 88 B CH 83 F FF 94 F SI 91 F SL 89 F SI 92 F FC 90 3-2 B SI 94 F FC 93 X CU 78 F7	F FF 88 B FF 92 T FC 92 X SL 88 1-2 4 E 1B		F FF 92 C SI 92 B SI 91 F SL 84 F SI 93 X FF 92 1-2 ③ F9		3 0 0	2 0 0	1 0 0	0 0 0	1 0 0	0 0 0	0 0 0
21 Allen Craig, R (1, 3) OBP: 0.294, SLG: 0.355	C SL 86 F FF 91 B SI 91 B CU 78 S SL 88 2-3 ② K 1-2 2-3	F FF 88 B SI 90 X SI 90 1-1 4 1B 2B	C SL 88 B FF 90 C SL 86 X SL 88 1-2 ② F9		C FF 92 B SL 82 C CU 74 B FF 94 F FF 94 F FF 94 C SL 81 2-3 ① K		4	1	1	0	0	2	3
4 Yadier Molina, R (1, 2) OBP: 0.300, SLG: 0.393 48 Tony Cruz, R (9, PH)	F FF 91 C FF 94 F FF 94 B FC 93 B SL 88 B SL 89 X FC 93 3-2 E8 2-H 3-H	B FF 88 B SL 89 X FF 91 2-0 33 G6-3 2-H 1B	C FF 90 B FF 91 X SL 87 1-1 E8 1-H		S FF 94 B FF 94 F FF 93 B SL 82 B FF 95 C FF 94 3-3 ② K		3 1	0 0	1 0	1 0	0 1	0 0	0 0
23 David Freese, R (1, 5) 26 Trevor Rosenthal, R (8, 1) 43 Shane Robinson, R (9, 7) OBP: 0.571, SLG: 0.400	B SL 88 X FC 92 1-0 ③ G4-3	X SL 87 0-0 ① L6	B FF 92 S SL 88 F FF 93 C SL 88 1-3 ③ K		C FF 94 B FF 94 F FF 94 B FF 94 B FF 94 F FF 94 B FF 95 4-2 BB		3 0 0	0 0 0	0 0 0	0 0 0	1 0 1	3 0 0	0 0 0
33 Daniel Descalso, L (1, 4) OBP: 0.240, SLG: 0.320		B SI 90 B SI 90 C SI 90 S SI 91 S CU 79 2-3 ① K2-3	B SI 88 X SI 90 1-0 ②③ G6-3 1-2f		C SI 93 B SI 94 B SI 93 X SI 94 2-1 ① G3-1		X FF 94 0-0 ③ G3-1	4	0	0	0	1	2
38 Pete Kozma, R (1, 6) OBP: 0.310, SLG: 0.444		S SL 87 B FF 94 S SL 87 B SL 88 X FF 94 2-2 ② F7	B FF 91 X FF 90 1-0 ① P3		B SI 94 X SI 94 1-0 ② F8			3	0	0	0	0	0	0
54 Jaime García, L (1, 1) 36 Randy Choate, L (7, 1) 13 Matt Carpenter, L (7, PH) OBP: 0.400, SLG: 0.462 (8, 5)		B SI 92 C SI 92 B FF 92 S SI 91 X SI 93 2-2 ③ G4-3	C SI 90 C CU 76 B SI 92 F FF 92 S CU 78 1-3 ② K2-3		F SI 94 X FS 85 0-1 ③ F8			2 0 1	0 0 0	0 0 0	0 0 0	1 0 0	0 0 0	0 0 0
Inning Stats	R: 2 H: 1 E: 1 LOB: 1 K: 1 BB: 1 S: 15 P: 27	R: 0 H: 0 E: 0 LOB: 0 K: 1 BB: 0 S: 9 P: 15	R: 0 H: 0 E: 0 LOB: 0 K: 0 BB: 0 S: 12 P: 17	R: 1 H: 2 E: 0 LOB: 0 K: 0 BB: 0 S: 5 P: 9	R: 0 H: 0 E: 0 LOB: 0 K: 2 BB: 0 S: 8 P: 13	R: 1 H: 1 E: 1 LOB: 1 K: 1 BB: 0 S: 12 P: 17	R: 0 H: 0 E: 0 LOB: 0 K: 0 BB: 0 S: 5 P: 8	R: 0 H: 0 E: 0 LOB: 0 K: 1 BB: 0 S: 9 P: 14	R: 0 H: 0 E: 0 LOB: 1 K: 2 BB: 1 S: 12 P: 21						

	AB	32
	R	4
	H	4
	RBI	1
	BB	2
	SO	8
	LOB	9

1B: 3 SF: 0 WP: 1 PA: 34
2B: 1 SAC: 0 PB: 0
3B: 0 DP: 1 SB: 0
HR: 0 HBP: 0 CS: 0

PITCHER		IP	WLS	BF	H	R	ER	SO	BB	IBB	HBP	BLK	WP	HR	S	P	ERA	WHIP
55 Mat Latos, R ERA: 2.84	(1, 1)	6.0		24	4	4	1	5	1	0	0	0	1	0	61	98	1.50	0.833
31 Alfredo Simon, R ERA: 3.0	(7, 1)	1.0		3	0	0	0	0	0	0	0	0	0	0	5	8	0.00	0.000
63 Sam LeCure, R ERA: 1.8	(8, 1)	1.0	W	3	0	0	0	1	0	0	0	0	0	0	9	14	0.00	0.000
60 J.J. Hoover, R ERA: 6.75	(9, 1)	1.0		4	0	0	0	2	1	0	0	0	0	0	12	21	0.00	1.000

PITCHER	IP	WLS	BF	H	R	ER	SO	BB	IBB	HBP	BLK	WP	HR	S	P	ERA	WHIP

Cincinnati Reds @ St. Louis Cardinals

Busch Stadium, St. Louis, MO

Tue Apr 09 2013, 7:17 PM - 9:58 PM CDT

Att. 37,731 - Partly Cloudy - 77 F

TOP

livebaseballscorecards.com

Batter	1	2	3	4	5	6	7	8	9	AB	R	H	RBI	BB	SO	LOB
17 Shin-Soo Choo, L (1, 8) OBP: 0.512, SLG: 0.727	S FF 92 S SL 88 B CH 87 B CH 85 F SI 94 F FF 94 T SI 94 2-2 ① K			C SI 91 B FF 92 S CU 80 B FF 93 S SI 93 2-3 ① K		C CU 76 F CU 78 B SI 91 B CH 84 B SI 92 X SI 92 3-2 2 FC6-4 1B		F FF 98 B FF 98 B FF 97 F FF 98 X FF 98 2-2 2 G6-4-3 1B		4	0	2	0	0	2	0
2 Zack Cozart, R (1, 6) OBP: 0.125, SLG: 0.323	B FF 94 X FF 94 1-0 ② G5-3			C FF 93 B CU 81 C FF 94 F FF 94 B SL 87 F FF 94 B SI 93 X FF 94 3-2 19 1B 4 SF7 1B		F FF 91 1 SAFE 1 SAFE C FF 91 X SL 85 0-2 ① FC6-4 4 G3 19 BB 1-2f		X FF 98 0-0 ②③ G6-4-3 1-2f		4	1	1	0	0	0	2
19 Joey Votto, L (1, 3) OBP: 0.475, SLG: 0.321	B SI 94 C SI 93 B CU 80 C SI 93 T FF 95 2-2 ③ K			B FF 93 1 SAFE D SI 92 S SI 91 B SI 89 F FF 93 F SI 91 X FF 93 3-2 1-3 1B		B FF 92 B SI 90 B SI 90 C SI 89 B SI 90 4-1 4 G3 1-2 BB			C SI 95 C SI 95 B CH 91 B SI 97 B SI 94 X SI 94 3-2 ① G4-3	3	0	1	0	1	1	0
4 Brandon Phillips, R (1, 4) OBP: 0.342, SLG: 0.600		C FF 92 X SI 92 0-1 ① G6-3		C FF 94 D CU 82 X SL 86 1-1 ② SF7 3-H		D CU 79 S FF 92 F FF 92 X CH 86 1-2 ② G3 1-2 2-3			C FF 95 S CH 88 S CH 90 0-3 ② K	3	0	0	1	0	1	2
32 Jay Bruce, L (1, 9) OBP: 0.325, SLG: 0.395		B SI 92 F SI 91 F SI 93 B FF 93 F CU 80 S FF 93 2-3 ② K		1 SAFE C SI 90 S FF 90 D CU 80 S CH 84 1-3 ③ K		B SI 90 B SI 91 X SI 90 2-0 ③ G4-3			F SI 96 B SL 88 X CH 90 1-1 ③ G3	4	0	0	0	0	2	3
21 Todd Frazier, R (1, 5) OBP: 0.444, SLG: 0.719		S FF 94 C FF 95 S FF 95 0-3 ③ K			C SI 78 F FF 92 C CU 78 S SL 86 1-3 ① K		B FF 92 B FS 86 X FF 92 2-0 ① F8			3	0	0	0	0	2	0
15 Derrick Robinson, S (1, 7) OBP: 0.250, SLG: 0.250 43 Manny Parra, L (7, 1) OBP: 0.500, SLG: 0.500			C SI 92 F FF 91 B SI 92 B FF 92 B SI 91 S FF 93 3-3 ① K		C CU 79 F FF 93 B FF 93 B FF 94 F FF 93 F SI 92 B FF 92 X FF 92 3-2 1B		C FS 86 S FS 88 F FS 86 F FF 92 T FS 86 0-2 ② K			3 0	0 0	1 0	0 0	0 0	2 0	0 0
29 Ryan Hanigan, R (1, 2) OBP: 0.148, SLG: 0.043			C FF 93 X CU 80 0-1 ② G5-3		1 SAFE 1 SAFE X FF 91 0-0 ② P4		F FF 93 C FS 86 S FS 87 0-3 ③ K			3	0	0	0	0	1	1
61 Bronson Arroyo, R (1, 1) 28 Chris Heisey, R (7, 7) OBP: 0.214, SLG: 0.370			C FF 93 C CU 80 C FF 94 0-3 ③ K		S FF 92 S FF 91 B FF 92 S FF 92 1-3 ③ K			C FF 96 B FF 96 B FF 97 S FF 98 C FF 98 2-3 ① K		2 1	0 0	0 0	0 0	0 0	2 1	1 0

Inning Stats	1	2	3	4	5	6	7	8	9
R:	0	0	0	1	0	0	0	0	0
E:	0	0	0	0	0	0	0	0	0
K:	2	2	2	2	2	0	2	1	1
S:	9	9	8	17	12	11	9	7	8
H:	0	0	0	2	1	1	0	1	0
LOB:	0	0	0	1	2	1	0	0	0
BB:	0	0	0	0	0	1	0	0	0
P:	14	11	11	27	17	21	11	11	12

1B:	5
2B:	0
3B:	0
HR:	0
SF:	1
SAC:	0
DP:	1
HBP:	0
WP:	0
PB:	0
SB:	0
CS:	0
PA:	32

AB	30
R	1
H	5
RBI	1
BB	1
SO	14
LOB	9

PITCHER		IP	WLS	BF	H	R	ER	SO	BB	IBB	HBP	BLK	WP	HR	S	P	ERA	WHIP
31 Lance Lynn, R ERA: 4.5	(1, 1)	6.0	W	23	4	1	1	10	1	0	0	0	0	0	66	101	1.50	0.833
44 Edward Mujica, R ERA: 2.08	(7, 1)	1.0	H	3	0	0	0	2	0	0	0	0	0	0	9	11	0.00	0.000
26 Trevor Rosenthal, R ERA: 3.0	(8, 1)	1.0	H	3	1	0	0	1	0	0	0	0	0	0	7	11	0.00	1.000
41 Mitchell Boggs, R ERA: 11.81	(9, 1)	1.0		3	0	0	0	1	0	0	0	0	0	0	8	12	0.00	0.000

PITCHER		IP	WLS	BF	H	R	ER	SO	BB	IBB	HBP	BLK	WP	HR	S	P	ERA	WHIP

Cincinnati Reds @ St. Louis Cardinals

Busch Stadium, St. Louis, MO

Tue Apr 09 2013, 7:17 PM - 9:58 PM CDT

Att. 37,731 - Partly Cloudy - 77 F

livebaseballscorecards.com

BOTTOM

Batter	1	2	3	4	5	6	7	8	9	AB	R	H	RBI	BB	SO	LOB
19 Jon Jay, L (1, 8) OBP: 0.282, SLG: 0.378	C SI 85 B SI 86 X CU 68 1-1 G5-3			B SI 86 S CH 76 B SI 89 B CU 70 C SL 73 X SI 90 3-2 G5-3		C CH 78 C SI 87 F SI 88 X SI 89 0-2 13 1B 21 G4-3 1B	B SL 83 X FF 94 1-0 L7			4	1	1	0	0	0	2
13 Matt Carpenter, L (1, 5) OBP: 0.412, SLG: 0.467	C SL 74 X SI 87 0-1 F7			B CH 78 B SI 89 C SL 74 C CU 70 X SI 88 2-2 F8		1 SAFE F CH 77 1 SAFE 1 SAFE B SI 88 1 SAFE F SI 87 X SL 78 1-2 21 G4-3 3 1B 1-3 1B		B FF 94 C FF 93 X SL 82 1-1 7 2B 21 WP 1B		4	2	2	0	0	0	0
7 Matt Holliday, R (1, 7) OBP: 0.353, SLG: 0.393	B SI 88 B CH 76 F SL 74 C SL 76 F SI 90 X SL 79 2-2 G1-3			X CU 67 0-0 P3		I IN 59 I IN 59 I IN 58 I IN 57 4-0 21 G4-3 3 1B IBB		1 SAFE B FF 94 1 SAFE C FF 94 B SL 83 X FF 93 3-1 21 WP 1-3 2B		3	0	1	0	1	0	0
21 Allen Craig, R (1, 3) OBP: 0.263, SLG: 0.314		B CH 78 C CH 76 B SI 88 F SI 89 F SI 89 B SL 80 X SL 76 3-2 F7		C CH 75 C SI 89 B SI 88 F SI 90 B SI 90 X SL 78 2-2 F9		B SI 88 X CH 83 1-0 G4-3 1-2 2-3 3-H		C SL 82 B SL 87 F SL 84 X FF 92 1-2 G5-3 2-3 3-H		4	0	0	1	0	0	3
3 Carlos Beltrán, S (1, 9) OBP: 0.259, SLG: 0.200 41 Mitchell Boggs, R (9, 1)		C SI 88 F CH 79 B SI 87 F CH 76 X CH 81 1-2 G4-3		C CH 76 B CH 77 X CH 77 1-1 G4-3		X SI 89 0-0 2-H 3-H 1B		F FF 93 B SL 82 B FF 93 B FF 94 F FF 94 F FF 94 F SL 82 X FF 94 3-2 P5		4 0	0 0	1 0	1 0	0 0	0 0	1 0
4 Yadier Molina, R (1, 2) OBP: 0.294, SLG: 0.375		C CU 68 B CU 66 X SL 74 1-1 L6		F SI 88 F SI 89 B SL 79 X SI 88 1-2 L9			X FF 94 0-0 38 2B 1B	C SL 81 X FF 94 0-1 F8		4	0	1	0	0	0	1
33 Daniel Descalso, L (1, 4) OBP: 0.250, SLG: 0.357			B CU 67 F CU 72 F SL 74 B SL 76 S CU 67 2-3 K			C SI 86 X CH 76 0-1 38 G4-3 53 HR 2B	B FF 93 B FF 94 X FF 93 2-0 F7			3	1	1	0	0	1	1
38 Pete Kozma, R (1, 6) OBP: 0.313, SLG: 0.467			B FF 88 C SI 88 C CH 76 S SL 77 1-3 K			X CH 76 0-0 2-3 G4-3	X FF 93 0-0 1-3 2B			3	0	1	0	0	1	1
31 Lance Lynn, S (1, 1) 53 Matt Adams, L (6, PH) OBP: 0.636, SLG: 1.000 44 Edward Mujica, R (7, 1) 12 Ty Wigginton, R (7, PH) OBP: 0.222, SLG: 0.222 26 Trevor Rosenthal, R (8, 1) 43 Shane Robinson, R (9, 9) OBP: 0.571, SLG: 0.400			C CU 72 C SL 74 X SL 76 0-2 F8			C CU 70 B SL 77 X CU 68 1-1 3-H HR	C SL 83 B FF 94 S SL 83 D SL 85 S FS 86 2-3 K			1 1 0 1 0 0 0	0 1 0 0 0 0 0	0 1 0 0 0 0 0	0 2 0 0 1 0 0	0 0 0 1 0 0 0	0 0 0 2 0 0 0	0 0 0 0 0 0 0
Inning Stats	R: 0 E: 0 K: 0 S: 8 H: 0 LOB: 0 BB: 0 P: 11	R: 0 E: 0 K: 0 S: 10 H: 0 LOB: 0 BB: 0 P: 15	R: 0 E: 0 K: 2 S: 9 H: 0 LOB: 0 BB: 0 P: 12	R: 0 E: 0 K: 0 S: 7 H: 0 LOB: 0 BB: 0 P: 12	R: 0 E: 0 K: 0 S: 9 H: 0 LOB: 0 BB: 0 P: 13	R: 4 E: 0 K: 0 S: 14 H: 5 LOB: 2 BB: 1 P: 21	R: 0 E: 0 K: 1 S: 7 H: 2 LOB: 2 BB: 0 P: 12	R: 1 E: 0 K: 0 S: 14 H: 2 LOB: 1 BB: 0 P: 22		1B: 5 2B: 3 3B: 0 HR: 1 SF: 0 SAC: 0 DP: 0 HBP: 0						

	AB	32
	R	5
	H	9
	RBI	4
	BB	1
	SO	3
	LOB	11

WP: 1 PA: 33
PB: 0
SB: 0
CS: 0

PITCHER		IP	WLS	BF	H	R	ER	SO	BB	IBB	HBP	BLK	WP	HR	S	P	ERA	WHIP
61 Bronson Arroyo, R ERA: 5.25	(1, 1)	6.0	L	23	5	4	4	2	0	1	0	0	0	1	57	84	6.00	0.833
43 Manny Parra, L ERA: 2.25	(7, 1)	2.0		10	4	1	1	1	0	0	0	0	1	0	21	34	4.50	2.000

PITCHER	IP	WLS	BF	H	R	ER	SO	BB	IBB	HBP	BLK	WP	HR	S	P	ERA	WHIP

Cincinnati Reds @ St. Louis Cardinals

Busch Stadium, St. Louis, MO

Wed Apr 10 2013, 12:47 PM - 3:20 PM CDT

Att. 34,882 - Cloudy - 76 F

TOP

livebaseballscorecards.com

Batter	1	2	3	4	5	6	7	8	9	AB	R	H	RBI	BB	SO	LOB
17 Shin-Soo Choo, L (1, 8) OBP: 0.511, SLG: 0.886 15 Derrick Robinson, S (8, 8) OBP: 0.250, SLG: 0.250	C SI 90 F SI 90 B SI 90 F FS 84 B SI 91 B FS 84 B SI 92 4-2 28 G5-4-3 BB		F FS 85 X FS 84 0-1 ② FC6-5 28 FC6 2-3			B SI 89 F FS 83 H SI 89 2-1 4 F8 19 BB HBP		B SI 89 F SI 90 X FS 84 1-1 ① G3		2	0	0	0	1	0	1
28 Chris Heisey, R (1, 7) OBP: 0.188, SLG: 0.323	B SI 91 1 SAFE X SI 91 1-0 ① ② G5-4-3 1-2f		1 SAFE X SI 90 0-0 ③ FC6 1-2f			C SI 90 F SI 89 S FS 84 0-3 ① K		X SI 91 0-0 ② G4-3		4	0	0	0	0	1	3
19 Joey Votto, L (1, 3) OBP: 0.500, SLG: 0.387	C SI 90 X SI 92 0-1 2B			X SI 88 0-0 ① G4-3		B SI 91 F SI 90 B FS 83 B SI 90 B SI 91 4-1 4 F8 1-2 BB		C SI 90 F FS 84 F SI 92 B FS 84 B FS 84 X FS 84 2-2 4 1B 1B		3	0	2	0	1	0	0
4 Brandon Phillips, R (1, 4) OBP: 0.333, SLG: 0.564	C SI 90 C SI 90 B FS 84 X SI 92 1-2 ③ G3			C SI 89 X SI 88 0-1 ② G6-3		X SI 91 0-0 ② F8 1-2 2-3		F SI 92 F CU 78 D FS 84 X CU 81 1-2 1-2 1B		4	0	1	0	0	0	3
32 Jay Bruce, L (1, 9) OBP: 0.318, SLG: 0.381		C SI 88 X FC 86 0-1 ① P2		B SI 90 S FS 84 X SI 92 1-1 21 CS 1B		B FS 85 S FS 84 B FC 83 T FS 83 B SI 90 S FS 84 3-3 ③ K		B SI 92 F SI 91 B FS 84 X SI 91 2-1 ③ G4-3		4	0	1	0	0	1	4
21 Todd Frazier, R (1, 5) OBP: 0.400, SLG: 0.639		X SI 90 0-0 ② G6-3		1 SAFE F SI 90 B FC 84 B SI 91 B SI 91 C FC 84 3-2 ③ CS 1-2	X CH 80 0-0 ① P3		C SI 90 B CU 77 B CU 77 X SI 90 2-1 ① G6-3		C SI 89 B SI 90 B CU 78 B SI 90 X SI 90 3-1 ① F9	4	0	0	0	0	0	0
39 Devin Mesoraco, R (1, 2) OBP: 0.364, SLG: 0.125		B SI 90 C SI 90 C SI 90 S FC 86 1-3 ③ K			B SI 88 B SI 90 B SI 91 B SI 90 4-0 3 FC4-6 BB		C SI 91 S CU 78 B CU 79 B FS 83 B SI 91 F SI 91 B SI 91 4-2 BB		B SI 92 S SI 91 C SI 91 X FS 85 1-2 ② G5-3	2	0	0	0	2	1	0
3 Cesar Izturis, S (1, 6) OBP: 0.200, SLG: 0.200			C SI 89 X SI 89 0-1 17 FC6-5 34 SH1-3 1B		C SI 90 X FS 84 0-1 ② FC4-6 1-2f		X SI 91 0-0 ② L7		C SI 92 X SI 92 0-1 ③ G1-3	4	0	1	0	0	0	2
34 Homer Bailey, R (1, 1) OBP: 0.333, SLG: 0.667 66 Logan Ondrusek, R (6, 1) 9 Jack Hannahan, L (7, PH) OBP: 0.500, SLG: 0.500 31 Alfredo Simon, R (7, 1)			L SI 90 L FS 85 B CU 78 B SI 91 X SI 89 2-2 ① SH1-3 1-2		X SI 91 0-0 ③ G4-3		X SI 90 0-0 ③ L7			1 0 1 0	0 0 0 0	0 0 1 0	0 0 0 0	0 0 0 0	0 0 0 0	1 0 1 0

	AB	29
	R	0
	H	5
	RBI	0
	BB	4
	SO	3
	LOB	15

Inning Stats																		
	R: 0	H: 1	R: 0	H: 0	R: 0	H: 1	R: 0	H: 1	R: 0	H: 0	R: 0	H: 0	R: 0	H: 0	R: 0	H: 2	R: 0	H: 0
	E: 0	LOB: 1	E: 0	LOB: 0	E: 0	LOB: 1	E: 0	LOB: 0	E: 0	LOB: 1	E: 0	LOB: 2	E: 0	LOB: 1	E: 0	LOB: 2	E: 0	LOB: 0
	K: 0	BB: 1	K: 1	BB: 0	K: 0	BB: 0	K: 0	BB: 0	K: 0	BB: 1	K: 2	BB: 1	K: 0	BB: 1	K: 0	BB: 0	K: 0	BB: 0
	S: 9	P: 15	S: 6	P: 7	S: 8	P: 10	S: 7	P: 11	S: 4	P: 8	S: 9	P: 18	S: 7	P: 13	S: 12	P: 18	S: 7	P: 11

	1B: 4	SF: 0
	2B: 1	SAC: 1
	3B: 0	DP: 1
	HR: 0	HBP: 1

	WP: 0	PA: 36
	PB: 0	
	SB: 0	
	CS: 1	

PITCHER	IP	WLS	BF	H	R	ER	SO	BB	IBB	HBP	BLK	WP	HR	S	P	ERA	WHIP
35 Jake Westbrook, R (1, 1) ERA:	9.0	W	35	5	0	0	3	4	0	1	0	0	0	69	111	0.00	1.000

PITCHER	IP	WLS	BF	H	R	ER	SO	BB	IBB	HBP	BLK	WP	HR	S	P	ERA	WHIP

BOTTOM

Cincinnati Reds @ St. Louis Cardinals

Busch Stadium, St. Louis, MO

Wed Apr 10 2013, 12:47 PM - 3:20 PM CDT

Att. 34,882 - Cloudy - 76 F

livebaseballscorecards.com

Batter	1	2	3	4	5	6	7	8	9	AB	R	H	RBI	BB	SO	LOB
19 Jon Jay, L (1, 8) OBP: 0.273, SLG: 0.429	C SI 92 B KC 76 X FF 92 1-1 ① P6		B SL 88 B SI 93 X SI 92 2-0 ② FC1-5 1-2 2-3f		C SI 93 X CH 87 0-1 HR	X FC 88 0-0 ② G4	B CU 78 S SI 93 C FF 93 F FS 85 X FC 90 1-2 ③ L6			5	1	1	1	0	0	5
13 Matt Carpenter, L (1, 4) OBP: 0.462, SLG: 0.629	C SI 92 B SI 92 X CH 87 1-1 7 G6-4-3 1B		B SI 93 F SI 94 F SI 93 F SI 94 S SL 89 1-3 ③ K		C SI 92 X SI 93 0-1 7 2B 1B	C FF 90 B CU 76 D FC 90 X FF 89 2-1 3-H HR		X SI 92 0-0 2B		5	2	4	2	0	1	2
7 Matt Holliday, R (1, 7) OBP: 0.368, SLG: 0.419 12 Ty Wigginton, R (8, 7) OBP: 0.200, SLG: 0.200	B FF 92 X SI 93 1-0 ② ③ G6-4-3 1-2f			B CH 85 B SI 94 C SI 92 B SI 92 B SI 94 4-1 23 1B 4 G3 BB	X SL 88 0-0 3 1-H 2B	X FF 93 0-0 ③ F9		C CU 76 F FC 89 X FC 89 0-2 ① G6-3		3 1	1 0	1 0	1 0	1 0	0 0	1 1
3 Carlos Beltrán, S (1, 9) OBP: 0.290, SLG: 0.321 43 Shane Robinson, R (7, PR) OBP: 0.500, SLG: 0.333 (8, 9)		C SI 92 F SI 91 X FF 93 0-2 ① F9		F CH 89 F SI 93 T SI 92 0-2 ① K	B SI 91 C SI 92 B SI 92 X SI 93 2-1 2-H HR		B SI 94 C SI 94 F FS 87 B CU 78 B FS 85 B SI 95 4-2 4 1B 53 2B BB	S FC 90 C CU 78 B FC 89 B FC 88 S CU 78 2-3 ② K		3 1	1 1	1 0	2 0	1 0	1 1	1 1
4 Yadier Molina, R (1, 2) OBP: 0.282, SLG: 0.351		B CH 88 X SI 92 1-0 ② G5-3		1 SAFE B SI 90 X SI 93 1-0 ② G3 1-2	B SI 94 X SL 84 1-0 ③ F9		D SI 95 X SI 94 1-0 53 2B 35 1B 1-3 1B	F SI 94 X CU 78 0-1 ③ G5-3		5	1	1	0	0	0	2
23 David Freese, R (1, 5) OBP: 0.286, SLG: 0.286		X SI 94 0-0 ③ G5-3		B KC 77 S CH 88 B SI 91 X SL 89 2-1 2-3 1B	C SL 85 B SL 85 C SI 91 F SL 86 B CH 84 X SI 92 2-2 53 HR 1B	C FC 91 F CU 77 B CU 78 S FC 91 1-3 ① K				4	1	2	0	0	1	2
53 Matt Adams, L (1, 3) OBP: 0.667, SLG: 1.214			B SI 92 S SI 92 F SL 87 B SI 91 B SI 92 F SI 93 F SI 94 B CH 86 4-2 19 FC1-5 38 G6-3 BB	B SI 91 X SI 92 1-0 ③ F7		C CH 89 C CH 89 B CH 88 X SL 87 1-2 1-H HR	S FS 84 S FS 86 X FS 85 0-2 35 1B 1-3 3-H 2B			3	1	2	3	1	0	2
38 Pete Kozma, R (1, 6) OBP: 0.306, SLG: 0.471			X SL 87 0-0 ① G6-3 1-2		B SI 87 C SI 92 B SL 88 F SI 92 B SI 93 F SI 91 X SI 93 3-2 ① F9	B SI 91 S SL 86 B CH 86 X SI 93 2-1 35 SH1-3 13 HR 2B	C CU 79 B CU 79 F SI 95 F FC 91 S SI 92 1-3 ② K			4	1	1	0	0	1	4
35 Jake Westbrook, R (1, 1) OBP: 0.400, SLG: 0.250			S SI 92 B SI 92 B SI 93 B SI 92 C SI 92 B SI 93 4-2 19 FC1-5 BB		B FF 92 X SI 92 1-0 ② B1-3	X FF 93 0-0 ① SH1-3 2-3	B SI 94 F SI 94 D FC 90 B SI 93 S SI 93 X SI 94 3-2 2-3 3-H 1B			2	0	1	1	1	0	0
Inning Stats	R: 0 E: 0 K: 0 S: 5 H: 1 LOB: 0 BB: 0 P: 8	R: 0 E: 0 K: 0 S: 5 H: 0 LOB: 0 BB: 0 P: 6	R: 0 E: 0 K: 1 S: 12 H: 0 LOB: 2 BB: 2 P: 23	R: 0 E: 0 K: 1 S: 8 H: 1 LOB: 2 BB: 1 P: 16	R: 4 E: 0 K: 0 S: 13 H: 4 LOB: 0 BB: 0 P: 20	R: 4 E: 0 K: 0 S: 14 H: 4 LOB: 0 BB: 0 P: 21	R: 2 E: 0 K: 2 S: 20 H: 3 LOB: 2 BB: 1 P: 31	R: 0 E: 0 K: 1 S: 9 H: 1 LOB: 1 BB: 0 P: 11		1B: 6 2B: 4 3B: 0 HR: 4	SF: 0 SAC: 1 DP: 1 HBP: 0			WP: 0 PB: 0 SB: 0 CS: 0	PA: 41	

	AB	36
	R	10
	H	14
	RBI	10
	BB	4
	SO	5
	LOB	21

PITCHER		IP	WLS	BF	H	R	ER	SO	BB	IBB	HBP	BLK	WP	HR	S	P	ERA	WHIP
34 Homer Bailey, R ERA: 5.73	(1, 1)	5.0	L	26	9	7	7	2	3	0	0	0	0	3	52	87	12.60	2.400
66 Logan Ondrusek, R ERA: 9.0	(6, 1)	1.0		4	1	1	1	0	0	0	0	0	0	1	5	7	9.00	1.000
31 Alfredo Simon, R ERA: 5.4	(7, 1)	2.0		11	4	2	2	3	1	0	0	0	0	0	29	42	9.00	2.500

PITCHER	IP	WLS	BF	H	R	ER	SO	BB	IBB	HBP	BLK	WP	HR	S	P	ERA	WHIP

Milwaukee Brewers @ St. Louis Cardinals

Busch Stadium, St. Louis, MO

Fri Apr 12 2013, 7:22 PM - 9:36 PM CDT

Att. 42,528 - Cloudy - 45 F

TOP

livebaseballscorecards.com

Batter	1	2	3	4	5	6	7	8	9	AB	R	H	RBI	BB	SO	LOB
7 Norichika Aoki, L (1, 9) OBP: 0.455, SLG: 0.538	C FF 90 B FF 92 F FF 92 B FF 93 F FF 92 X FF 93 2-2 23 S 1B		B FF 91 C CH 86 C CH 86 B CU 80 B CU 80 F FF 93 F FF 93 X FF 92 3-2 ② G6-3			B CU 78 C CU 80 X CU 79 1-1 ② L8			C FF 96 B SI 96 B SI 95 B SI 94 B SI 95 4-1 9 1B BB	3	0	1	0	1	0	0
9 Jean Segura, R (1, 6) OBP: 0.467, SLG: 0.679	1 SAFE F FF 93 L FF 93 F FF 96 S FF 93 0-3 ① K		B CU 80 S FF 92 B FF 94 S FF 92 F FF 94 F FF 93 X FF 95 2-2 ③ G4-3			F CU 80 F FF 92 S FF 94 0-3 ③ K			C SI 95 F SI 95 F FC 92 X SI 95 0-2 1-2 1B	4	0	1	0	0	2	1
8 Ryan Braun, R (1, 7) OBP: 0.519, SLG: 0.682	C FF 93 B FF 94 S FF 94 F FF 94 S CU 80 1-3 ② K			F CU 79 C CU 79 S CU 78 0-3 ① K			F FF 90 F FF 92 B FF 92 X FF 94 1-2 ① G4-3		F FC 93 D FC 93 S SI 96 F SL 90 D FC 93 T FC 92 2-2 ② K	4	0	0	0	0	3	3
23 Rickie Weeks Jr., R (1, 4) OBP: 0.310, SLG: 0.324	C FF 94 F FF 94 1 SAFE F FF 94 F CU 78 F FF 92 D CU 79 F CU 81 B FC 90 3-3 ③ B FF 93 S CU 81 K 1-2			X FF 93 0-0 ② G5-3			F FF 93 T CU 80 X FF 92 0-2 ② G6-3		C FC 93 S SI 96 T FC 93 0-2 ③ K	4	0	0	0	0	2	3
20 Jonathan Lucroy, R (1, 2) OBP: 0.257, SLG: 0.167		C FF 92 F FF 92 F FF 93 F FF 93 B CU 79 F FF 93 X FF 93 1-2 ① F9		C FF 92 C FF 93 F FF 93 B FF 93 B FF 94 F CU 79 F FF 93 F FF 92 X FF 93 2-2 ③ G1-3			C CU 81 B FF 92 T FF 92 F FF 94 B FF 92 B FF 92 X FF 94 3-2 ③ F9			3	0	0	0	0	0	0
11 Alex Gonzalez, R (1, 5) OBP: 0.235, SLG: 0.241 50 Blake Lalli, L (3, 3)		B FF 93 B FF 92 H FF 92 3-0 HBP			B CU 77 C CU 79 X CU 78 1-1 ① G6-3			C SI 94 B FF 95 B CH 89 S FF 97 X FF 98 2-2 ① F7		0 2	0 0	0 0	0 0	0 0	0 0	0 0
27 Carlos Gómez, R (1, 8) OBP: 0.162, SLG: 0.216		C FF 92 S FF 92 F FF 94 C FF 92 0-3 ② K			T CU 78 L CU 79 F FF 92 B FF 92 F CU 78 B FF 94 F FF 92 F FF 93 F FF 93 3-3 B FF 94 C FF 93 K			S FF 98 T FF 97 B FF 97 X FF 97 1-2 ② F9		3	0	0	0	0	2	1
3 Yuniesky Betancourt, R (1, 3) OBP: 0.269, SLG: 0.217 (3, 5)		F FF 91 S FF 93 F CU 79 X FF 94 0-2 ③ G3			X FF 92 0-0 ③ G6-3			C FF 97 F FF 97 B FF 98 F CU 80 B FF 97 F FF 99 X FF 98 2-2 ③ P4		3	0	0	0	0	0	1
26 Kyle Lohse, R (1, 1) 32 Tom Gorzelanny, R (8, 1) 22 Logan Schafer, L (9, PH) OBP: 0.222, SLG: 0.222			F FF 91 F FF 92 F FF 91 X CU 81 0-2 ① G6-3			C FF 90 C CU 79 S FF 93 0-3 ① K			C SI 95 B SI 96 X SI 96 1-1 ① G4-3	2 0 1	0 0 0	0 0 0	0 0 0	0 0 0	1 0 0	0 0 0
Inning Stats	R: 0 E: 0 K: 3 S: 19 H: 1 LOB: 1 BB: 0 P: 25	R: 0 E: 0 K: 1 S: 14 H: 0 LOB: 1 BB: 0 P: 18	R: 0 E: 0 K: 0 S: 14 H: 0 LOB: 0 BB: 0 P: 19	R: 0 E: 0 K: 1 S: 11 H: 0 LOB: 0 BB: 0 P: 13	R: 0 E: 0 K: 1 S: 11 H: 0 LOB: 0 BB: 0 P: 15	R: 0 E: 0 K: 2 S: 8 H: 0 LOB: 0 BB: 0 P: 9	R: 0 E: 0 K: 0 S: 10 H: 0 LOB: 0 BB: 0 P: 14	R: 0 E: 0 K: 0 S: 11 H: 0 LOB: 0 BB: 0 P: 16	R: 0 E: 0 K: 2 S: 14 H: 1 LOB: 2 BB: 1 P: 21	1B: 2 2B: 0 3B: 0 HR: 0 SF: 0 SAC: 0 DP: 0 HBP: 1						

	AB	29
	R	0
	H	2
	RBI	0
	BB	1
	SO	10
	LOB	9

WP: 0 PB: 0 SB: 1 CS: 0 PA: 31

PITCHER		IP	WLS	BF	H	R	ER	SO	BB	IBB	HBP	BLK	WP	HR	S	P	ERA	WHIP
40 Shelby Miller, R ERA: 1.46	(1, 1)	7.0	W	23	1	0	0	8	0	0	1	0	0	0	87	113	0.00	0.143
26 Trevor Rosenthal, R ERA: 2.57	(8, 1)	1.0	H	3	0	0	0	0	0	0	0	0	0	0	11	16	0.00	0.000
41 Mitchell Boggs, R ERA: 9.95	(9, 1)	1.0	S	5	1	0	0	2	1	0	0	0	0	0	14	21	0.00	2.000

PITCHER	IP	WLS	BF	H	R	ER	SO	BB	IBB	HBP	BLK	WP	HR	S	P	ERA	WHIP

Batter	1	2	3	4	5	6	7	8	9	AB	R	H	RBI	BB	SO	LOB
19 Jon Jay, L (1, 8) OBP: 0.250, SLG: 0.391	B SI 90 X SI 90 1-0 ① L9		B CH 83 B SI 91 C SI 90 S CH 82 S FF 89 2-3 ① K		C CH 83 X SI 90 0-1 ③ G4-3			B SL 78 B SI 91 X SI 90 2-0 ② G4-3		4	0	0	0	0	1	1
13 Matt Carpenter, L (1, 4) (8, 5) OBP: 0.419, SLG: 0.564	B SI 90 X SI 90 1-0 ② P6		C SI 90 X CH 81 0-1 ② G4-3			B CU 75 B CH 82 C SI 88 X SI 88 2-1 ① L6-3		L SI 91 B SL 81 F FF 90 B FF 90 B FF 91 X SI 90 3-2 ③ G6-3		4	0	0	0	0	0	0
7 Matt Holliday, R (1, 7) OBP: 0.366, SLG: 0.412	C SI 90 X SI 90 0-1 1B		T SI 90 B SI 90 X SI 90 1-1 ③ F9			X SI 89 0-0 ② F9				3	0	1	0	0	0	0
21 Allen Craig, R (1, 3) OBP: 0.244, SLG: 0.289	F SI 90 X SL 82 0-1 ③ F7			B SI 90 C SL 83 B CH 82 X SI 90 2-1 ① G6-3		C SI 88 B CH 74 C SL 81 X SL 80 1-2 ③ G5-3				3	0	0	0	0	0	1
3 Carlos Beltrán, S (1, 9) OBP: 0.294, SLG: 0.323		B SI 90 B CH 82 B SI 89 C SI 89 X SI 89 3-1 4 2B 23 1B 1B		C CU 74 X CU 76 0-1 ② L9			C CU 73 S SI 88 X CH 80 0-2 ① F8			3	1	1	0	0	0	0
4 Yadier Molina, R (1, 2) OBP: 0.310, SLG: 0.475		C SI 90 F SI 89 B SI 89 B SL 82 X SL 83 2-2 23 1B 1-3 2B		C CU 74 B SI 89 C SL 82 F SI 89 X SL 82 1-2 ③ G5-3			B SL 80 X SI 88 1-0 HR			3	1	2	1	0	0	0
23 David Freese, R (1, 5) OBP: 0.300, SLG: 0.300 26 Trevor Rosenthal, R (8, 1) 41 Mitchell Boggs, R (9, 1)		X SI 89 0-0 40 G6-4-3 2-3 3-H 1B			C CU 74 C SI 86 X SL 80 0-2 ① F9		C CU 75 C SI 88 X SL 81 0-2 ② G5-3			3 0 0	0 0 0	1 0 0	1 0 0	0 0 0	0 0 0	0 0 0
38 Pete Kozma, R (1, 6) OBP: 0.308, SLG: 0.459		B SL 82 S CH 82 F CH 82 F SL 82 C SI 91 1-3 ① K			B CU 73 S SI 88 C SI 88 B SI 89 X SL 82 1-2 40 SH2-4 1B		F FF 88 F SI 88 B CH 81 B SI 88 F SI 89 X SL 82 2-2 ③ G6-3			3	0	1	0	0	1	2
40 Shelby Miller, R (1, 1) 33 Daniel Descalso, L (8, 4) OBP: 0.241, SLG: 0.345		B SL 83 B SI 90 X SI 90 2-0 ② ③ G6-4-3 1-2f			X SI 87 0-0 ② SH2-4 1-3			S FF 89 B SL 79 X FF 88 1-1 ① F8		1 1	0 0	0 0	0 0	0 0	0 0	2 0
Inning Stats	R: 0 E: 0 K: 0 S: 6 H: 1 LOB: 1 BB: 0 P: 8	R: 1 E: 0 K: 1 S: 11 H: 3 LOB: 1 BB: 0 P: 19	R: 0 E: 0 K: 1 S: 7 H: 0 LOB: 0 BB: 0 P: 10	R: 0 E: 0 K: 0 S: 8 H: 0 LOB: 0 BB: 0 P: 11	R: 0 E: 0 K: 0 S: 10 H: 1 LOB: 1 BB: 0 P: 11	R: 0 E: 0 K: 0 S: 6 H: 0 LOB: 0 BB: 0 P: 9	R: 1 E: 0 K: 0 S: 11 H: 1 LOB: 0 BB: 0 P: 14	R: 0 E: 0 K: 0 S: 6 H: 0 LOB: 0 BB: 0 P: 12		1B: 4 2B: 1 3B: 0 HR: 1 SF: 0 SAC: 1 DP: 1 HBP: 0				WP: 0 PB: 0 SB: 0 CS: 0 PA: 29		

PITCHER		IP	WLS	BF	H	R	ER	SO	BB	IBB	HBP	BLK	WP	HR	S	P	ERA	WHIP
26 Kyle Lohse, R ERA: 2.08	(1, 1)	7.0	L	26	6	2	2	2	0	0	0	0	0	1	59	82	2.57	0.857
32 Tom Gorzelanny, L ERA: 1.69	(8, 1)	1.0		3	0	0	0	0	0	0	0	0	0	0	6	12	0.00	0.000

PITCHER	IP	WLS	BF	H	R	ER	SO	BB	IBB	HBP	BLK	WP	HR	S	P	ERA	WHIP

BOTTOM

Milwaukee Brewers @ St. Louis Cardinals

Busch Stadium, St. Louis, MO

Fri Apr 12 2013, 7:22 PM - 9:36 PM CDT

Att. 42,528 - Cloudy - 45 F

livebaseballscorecards.com

AB	28
R	2
H	6
RBI	2
BB	0
SO	2
LOB	6

Milwaukee Brewers @ St. Louis Cardinals

Busch Stadium, St. Louis, MO

Sat Apr 13 2013, 3:19 PM - 5:54 PM CDT

Att. 44,696 - Partly Cloudy - 59 F

livebaseballscorecards.com

Batter	1	2	3	4	5	6	7	8	9	AB	R	H	RBI	BB	SO	LOB
7 Norichika Aoki, L (1, 9) OBP: 0.417, SLG: 0.488	B SI 90 C SI 90 F FC 88 F CU 75 B CU 76 F SI 92 B FC 86 X FF 92 3-2 G4-3			B CH 82 X FC 88 1-0 P6		X SI 91 0-0 G4-3		B SI 88 B SI 89 B FF 89 C CH 86 F SI 88 X FF 90 3-2 P2		4	0	0	0	0	0	1
64 Mike Fiers, R (8, 1)										0	0	0	0	0	0	0
9 Jean Segura, R (1, 6) OBP: 0.441, SLG: 0.625	X SI 91 0-0 G4-3			C SI 90 F SI 89 X FC 87 0-2 23 WP 1B		B SI 89 B FF 89 S FC 86 B SI 89 C FF 90 X CU 74 3-2 G2-3			F SI 89 B FC 84 X SI 89 1-1 P6	4	0	1	0	0	0	0
8 Ryan Braun, R (1, 7) OBP: 0.467, SLG: 0.600	C SI 90 S CU 75 S SI 92 0-3 K			F SI 91 B FC 87 C CU 75 F FC 88 1 SAFE F FF 91 S FF 92 1-3 K			F FF 91 C CU 74 F FC 85 B CU 74 S FC 86 1-3 K		F FC 84 F CU 74 F FF 91 B FC 87 X CU 77 1-2 G5-3	3	0	0	0	0	3	1
59 John Axford, R (7, 1)										0	0	0	0	0	0	0
25 Josh Prince, R (8, 9) OBP: 0.200, SLG: 0.400										1	0	0	0	0	0	0
23 Rickie Weeks Jr., R (1, 4) OBP: 0.304, SLG: 0.341		B FC 85 F SI 89 B FC 86 C SI 92 S FC 88 2-3 K		1 SAFE S FC 86 C FC 85 F FF 92 B CU 77 S FC 88 1-3 K 1-2			X FF 90 0-0 2B		B FF 92 C FC 87 S FC 87 B FF 92 S FC 86 2-3 K	4	0	1	0	0	3	1
22 Logan Schafer, L (1, 8) OBP: 0.167, SLG: 0.167		C SI 90 S CH 85 C CU 74 0-3 K			B CH 81 F FC 87 S CU 73 S CU 77 1-3 K		T FC 86 D CU 74 F FF 91 F CU 76 B CH 83 F SI 91 T FC 88 2-2 K			3	0	0	0	0	3	1
12 Martín Maldonado, R (1, 2) OBP: 0.278, SLG: 0.353		C SI 91 C SI 91 B FC 86 F SI 92 X CU 75 1-2 F7			X FC 86 0-0 L8		C SI 90 B FC 86 B SI 90 B CU 74 X FF 91 3-1 G6-3			3	0	0	0	0	0	1
3 Yuniesky Betancourt, R (1, 5) OBP: 0.276, SLG: 0.269			B FC 86 X SI 90 1-0 G5-3		B SI 89 X SI 90 1-0 2B			F SI 88 S FC 85 S FC 84 0-3 K		3	0	1	0	0	1	0
50 Blake Lalli, L (1, 3)			X FC 87 0-0 L4		C CU 73 B FF 90 X CU 74 1-1 L7			C FC 84 F FF 89 X CU 75 0-2 G4-3		3	0	0	0	0	0	1
49 Yovani Gallardo, R (1, 1) OBP: 0.167, SLG: 0.167			C SI 90 T FC 85 S FF 92 0-3 K			C CU 71 S FC 86 S FC 84 0-3 K		B SI 89 C FC 84 B CU 72 S FF 89 X SI 91 2-2 1B		2	0	0	0	0	2	0
31 Burke Badenhop, R (6, 1)										0	0	0	0	0	0	0
51 Michael Gonzalez, R (6, 1)										0	0	0	0	0	0	0
18 Khris Davis, R (7, 7) OBP: 0.250, SLG: 0.273										1	0	1	0	0	0	0
Inning Stats	R: 0 E: 0 K: 1 S: 9 H: 0 LOB: 0 BB: 0 P: 12	R: 0 E: 0 K: 2 S: 10 H: 0 LOB: 0 BB: 0 P: 13	R: 0 E: 0 K: 1 S: 5 H: 0 LOB: 0 BB: 0 P: 6	R: 0 E: 0 K: 2 S: 13 H: 1 LOB: 1 BB: 0 P: 16	R: 0 E: 0 K: 1 S: 7 H: 1 LOB: 1 BB: 0 P: 10	R: 0 E: 0 K: 1 S: 7 H: 0 LOB: 0 BB: 0 P: 10	R: 0 E: 0 K: 2 S: 12 H: 1 LOB: 1 BB: 0 P: 18	R: 0 E: 0 K: 1 S: 12 H: 1 LOB: 1 BB: 0 P: 17	R: 0 E: 0 K: 1 S: 9 H: 0 LOB: 0 BB: 0 P: 13	1B: 2 2B: 2 3B: 0 HR: 0 SF: 0 SAC: 0 DP: 0 HBP: 0						

PITCHER	IP	WLS	BF	H	R	ER	SO	BB	IBB	HBP	BLK	WP	HR	S	P	ERA	WHIP
50 Adam Wainwright, R (1, 1) ERA: 2.05	9.0	W	31	4	0	0	12	0	0	0	0	1	0	84	115	0.00	0.444

PITCHER	IP	WLS	BF	H	R	ER	SO	BB	IBB	HBP	BLK	WP	HR	S	P	ERA	WHIP

TOP

AB	31
R	0
H	4
RBI	0
BB	0
SO	12
LOB	6

WP: 1 PA: 31
PB: 0
SB: 0
CS: 0

Batter	1	2	3	4	5	6	7	8	9	AB	R	H	RBI	BB	SO	LOB
19 Jon Jay, L (1, 8) OBP: 0.269, SLG: 0.400	B SI 90 F FF 89 C SI 90 F CU 79 X FF 91 1-2 G6-3 ①		B SI 89 F SI 92 X SI 92 1-1 G6-4-3 ②③ 1-2f			C CU 78 0-1 X SI 91 7 1B 13 HBP 1-2 1B X FF 87 0-1 X SL 74 1-2 2-H 1B				4	1	2	1	0	0	1
13 Matt Carpenter, L (1, 4) OBP: 0.404, SLG: 0.524	B SI 90 C FF 90 C CU 80 B SI 90 F FF 91 C SI 91 2-3 K ②			C CU 77 F SI 89 B SI 89 X SI 91 1-2 F7 ①		F FF 91 1-1 H SI 90 7 1B 21 1B 1-2 2-3 HBP D SL 78 3-2 C FF 87 B FF 88 T FF 87 F FF 90 O SL 81 X FF 89 F8 ③				3	1	0	0	0	1	2
7 Matt Holliday, R (1, 7) OBP: 0.364, SLG: 0.405 43 Shane Robinson, R (7, 7) OBP: 0.444, SLG: 0.286	B SI 92 C SI 92 S FF 89 X SL 87 1-2 G1-3 ③			F SL 88 B FF 91 F SI 92 X FF 92 1-2 P3 ②		X SL 88 0-0 21 1B 4 1B 1-3 2-H 3-H 1B	B FF 94 C FF 94 B FF 95 F FF 95 B CU 78 X FF 95 3-2 F9 ①			3 1	1 0	1 0	2 0	0 0	0 0	0 0
3 Carlos Beltrán, S (1, 9) OBP: 0.289, SLG: 0.314		X CU 77 0-0 G6-3 ①		C SI 91 X CU 78 0-1 1B		B SI 90 B SI 90 X CU 77 2-0 P6 ①	B FF 94 C FF 94 C FF 95 B SL 83 S SL 83 2-3 K ②			4	0	1	0	0	1	2
21 Allen Craig, R (1, 3) OBP: 0.250, SLG: 0.293 12 Ty Wigginton, R (7, PH) OBP: 0.182, SLG: 0.182 (8, 3)		C SI 91 B SI 90 B CU 78 B SI 92 C SI 92 X SI 92 3-2 G6-3 ②		C SI 92 X SL 88 0-1 F9 ③		X SI 91 0-0 4 1B 33 E 1-2 3-H 1B	B FF 95 F FF 95 B FF 95 X FF 94 2-1 F7 ③			3 1	1 0	1 0	1 0	0 0	0 0	1 0
4 Yadier Molina, R (1, 2) OBP: 0.304, SLG: 0.455	B SL 89 C SI 92 B SI 92 F FF 92 F SI 92 F CU 78 F SL 88 F FF 92 B FF 93 3-2 G6-3 ③	X SI 92		B SL 87 B SI 91 F FF 90 F SI 90 F FF 92 B FF 93 C CU 78 3-3 K ①		F SI 89 X SI 88 0-1 33 E 50 1B 1-3 2-H 1B		X FF 88 0-0 G6-3 ①		4	1	1	1	0	1	0
23 David Freese, R (1, 5) OBP: 0.286, SLG: 0.357			C SI 91 F FF 91 X SI 92 0-2 33 WP 50 1B 2B	C CU 79 B SL 91 F SI 92 B FF 92 F SL 88 S CU 79 2-3 K ②		C SI 89 F SL 80 S SL 81 0-3 K ②		X FF 89 0-0 L8 ②		4	1	1	0	0	2	2
33 Daniel Descalso, L (1, 6) OBP: 0.212, SLG: 0.303			C CU 79 B SL 88 F SI 90 B FF 92 B CU 80 X SL 88 3-2 G3 ① 2-3	F CU 78 F FF 91 X CU 79 0-2 F7 ③		B SL 79 F SI 88 B FS 84 X FS 84 2-1 50 1B E3 19 1B 1-3 3-H		C FF 90 F FF 90 B FF 89 X CU 72 1-2 P5 ③		4	1	0	0	0	0	2
50 Adam Wainwright, R (1, 1) OBP: 0.375, SLG: 0.375			S FF 89 T FF 90 B FF 89 X FF 89 1-2 19 G6-4-3 3-H 1B			C FF 90 0-1 X CU 78 13 HBP 19 1B 7 1B 1B X SI 89 0-0 1-2 3-H 19 1B 1B				3	1	3	2	0	0	0
Inning Stats	R: 0 E: 0 K: 1 S: 11 H: 0 LOB: 0 BB: 0 P: 15	R: 0 E: 0 K: 0 S: 11 H: 0 LOB: 0 BB: 0 P: 17	R: 1 E: 0 K: 0 S: 11 H: 2 LOB: 0 BB: 0 P: 16	R: 0 E: 0 K: 0 S: 10 H: 1 LOB: 1 BB: 0 P: 12	R: 0 E: 0 K: 2 S: 11 H: 0 LOB: 0 BB: 0 P: 16	R: 7 E: 1 K: 1 S: 22 H: 7 LOB: 2 BB: 0 P: 30	R: 0 E: 0 K: 1 S: 8 H: 0 LOB: 0 BB: 0 P: 15	R: 0 E: 0 K: 0 S: 5 H: 0 LOB: 0 BB: 0 P: 6								

PITCHER		IP	WLS	BF	H	R	ER	SO	BB	IBB	HBP	BLK	WP	HR	S	P	ERA	WHIP
49 Yovani Gallardo, R ERA: 6.61	(1, 1)	5.1	L	23	7	6	5	3	0	0	1	0	1	0	62	87	8.44	1.312
31 Burke Badenhop, R ERA: 7.36	(6, 1)	0.1		4	2	1	0	1	0	0	0	0	0	0	8	10	0.00	6.000
51 Michael Gonzalez, L ERA: 11.57	(6, 1)	0.1		2	1	1	0	0	0	0	0	0	0	0	6	9	0.00	3.000
59 John Axford, R ERA: 18.69	(7, 1)	1.0		3	0	0	0	1	0	0	0	0	0	0	8	15	0.00	0.000
64 Mike Fiers, R ERA: 9.0	(8, 1)	1.0		3	0	0	0	0	0	0	0	0	0	0	5	6	0.00	0.000

PITCHER	IP	WLS	BF	H	R	ER	SO	BB	IBB	HBP	BLK	WP	HR	S	P	ERA	WHIP

BOTTOM

Milwaukee Brewers @ St. Louis Cardinals

Busch Stadium, St. Louis, MO

Sat Apr 13 2013, 3:19 PM - 5:54 PM CDT
Att. 44,696 - Partly Cloudy - 59 F

livebaseballscorecards.com

AB	34
R	8
H	10
RBI	7
BB	0
SO	5
LOB	10

1B: 9	SF: 0	WP: 1	PA: 35
2B: 1	SAC: 0	PB: 0	
3B: 0	DP: 1	SB: 0	
HR: 0	HBP: 1	CS: 0	

Milwaukee Brewers @ St. Louis Cardinals

Busch Stadium, St. Louis, MO

Sun Apr 14 2013, 1:17 PM - 4:36 PM CDT

Att. 42,645 - Sunny - 76 F

livebaseballscorecards.com

TOP

Batter	1	2	3	4	5	6	7	8	9	10	AB	R	H	RBI	BB	SO	LOB
7 Norichika Aoki, L (1, 9) OBP: 0.396, SLG: 0.479	B FF 89 X FF 88 1-0 G4-3		C SI 89 B CU 73 B SL 84 C SI 88 B SL 84 C SI 87 3-3 K		X SL 85 0-0 2B		X FF 89 0-0 F9		L SI 86 X SI 85 0-1 B2		5	0	1	0	0	1	3
9 Jean Segura, R (1, 6) OBP: 0.462, SLG: 0.611	C FF 89 F SL 86 B SL 86 B CH 83 B CH 83 B SI 88 4-2 8 FC6-4 BB		B SI 89 X SI 89 1-0 8 E 1B		C CU 73 S SL 84 S SL 84 0-3 K			C CU 80 F FF 95 B FF 96 F FF 96 X SL 90 1-2 8 HR 1B	B FS 86 S FS 85 D FS 88 X FS 87 2-1 FC1-2 1-2 3-H		4	1	2	0	1	1	3
8 Ryan Braun, R (1, 7) OBP: 0.429, SLG: 0.633	D SI 89 1 SAFE X SI 87 1-0 FC6-4 1-2f		1 SAFE B FF 88 C SI 88 1 SAFE X CH 82 1-1 FC5 23 G5-4-3 1-2		C CH 83 S SL 85 F SL 84 X SL 86 0-2 G5-3			X FF 96 0-0 1-H HR	B SI 93 B SI 93 C SI 94 X SI 93 2-1 G3		5	1	1	2	0	0	5
23 Rickie Weeks Jr., R (1, 4) OBP: 0.294, SLG: 0.311	C SI 88 F SI 87 1 SAFE B CH 82 X SL 84 1-2 G6-3		X SI 88 0-0 G5-4-3 1-2f			B CU 72 S CH 82 B SI 89 B SI 90 B SI 88 4-1 20 G4-6-3 BB		F FF 96 B FF 96 F CU 82 B SL 89 S SL 90 2-3 K		C FF 90 X FF 92 0-1 F9	4	0	0	0	1	1	3
20 Jonathan Lucroy, R (1, 2) OBP: 0.300, SLG: 0.314		C SI 88 X FF 89 0-1 27 1B 1B	B SI 89 X FF 88 1-0 12 G5-4-3 1B			B SI 90 X SI 90 1-0 G4-6-3 1-2f		C CU 81 B SL 89 F FF 98 X FF 97 1-2 G4-3		X FF 92 0-0 HR	5	1	3	1	0	0	1
12 Martín Maldonado, R (1, 3) OBP: 0.217, SLG: 0.273		C SI 87 D CH 82 1 SAFE L SL 83 F SL 84 F CH 81 B CU 71 B CH 80 C SI 88 3-3 K	B FF 89 S FF 88 X CH 83 1-1 G5-4-3 1-2f			C FF 90 B SL 86 B CH 82 B SI 89 X SI 89 3-1 F9		C FF 97 C FF 97 F FF 98 B FF 98 B FF 97 S SL 91 2-3 K		C FF 91 B KC 83 F KC 81 B FF 92 B FF 92 X FF 92 3-2 F9	5	0	0	0	0	2	2
27 Carlos Gómez, R (1, 8) OBP: 0.214, SLG: 0.262		1 SAFE B SI 87 X FF 87 1-0 1-2 1B	C FF 89 B CU 74 B CH 82 X SL 84 2-1 3 FC6-4 1B				S CU 73 S CH 82 B SL 86 B SL 85 F CH 82 X SI 88 2-2 G6-3		B SI 95 F SL 89 F SI 93 X FF 92 1-2 3 2B 1B	F FF 92 S KC 82 F FF 92 X CH 86 0-2 G5-3	5	1	3	0	0	0	0
3 Yuniesky Betancourt, R (1, 5) OBP: 0.303, SLG: 0.333		B FF 87 S CH 82 B CH 81 B SI 87 T SI 86 T SL 81 3-2 K	X CH 82 0-0 FC6-4 1-2f				C CH 82 B SL 85 X SI 89 1-1 1B		1 SAFE 1 SAFE C SI 94 X SL 90 0-1 22 SH 9 FC1-2 1-H 2B		4	0	2	1	0	1	3
41 Marco Estrada, R (1, 1) OBP: 0.250, SLG: 0.375 18 Khris Davis, R (7, PH) OBP: 0.231, SLG: 0.250 32 Tom Gorzelanny, R (7, 1) 29 Jim Henderson, L (8, 1) 22 Logan Schafer, L (9, PH) OBP: 0.167, SLG: 0.167 53 Brandon Kintzler, R (9, 1) 51 Michael Gonzalez, R (10, 1) 31 Burke Badenhop, R (10, 1)		D SI 87 B SI 88 B SI 88 C FF 86 C FC 87 X SI 89 3-2 L3		B SI 89 B SI 90 C FC 89 X SI 89 2-1 G1-3			1 SAFE F SI 89 S SL 83 F SL 85 S CH 82 0-3 K		L SI 94 X SI 94 0-1 SH 9 FC1-2 2-3		2 1 0 0 0 0 0 0	0 0 0 0 0 0 0 0	0 0 0 0 0 0 0 0	0 1 0 0 0 0 0 0	0 1 0 0 0 0 0 0	0 1 0 0 0 0 0 0	2 1 0 0 0 0 0 0
Inning Stats	R: 0 E: 0 K: 0 S: 7 H: 0 LOB: 1 BB: 1 P: 14	R: 0 E: 0 K: 2 S: 14 H: 2 LOB: 2 BB: 0 P: 24	R: 0 E: 1 K: 1 S: 7 H: 1 LOB: 1 BB: 0 P: 12	R: 0 E: 0 K: 0 S: 6 H: 2 LOB: 1 BB: 0 P: 10	R: 0 E: 0 K: 1 S: 10 H: 1 LOB: 1 BB: 0 P: 12	R: 0 E: 0 K: 0 S: 4 H: 0 LOB: 0 BB: 1 P: 12	R: 0 E: 0 K: 1 S: 11 H: 1 LOB: 1 BB: 0 P: 14	R: 2 E: 0 K: 2 S: 15 H: 2 LOB: 0 BB: 0 P: 21	R: 1 E: 0 K: 0 S: 13 H: 2 LOB: 2 BB: 0 P: 18	R: 1 E: 0 K: 0 S: 10 H: 1 LOB: 0 BB: 0 P: 13	1B: 8 2B: 2 3B: 0 HR: 2	SF: 0 SAC: 1 DP: 3 HBP: 0		WP: 0 PB: 0 SB: 0 CS: 0	PA: 43			

PITCHER		IP	WLS	BF	H	R	ER	SO	BB	IBB	HBP	BLK	WP	HR	S	P	ERA	WHIP
54 Jaime García, L ERA: 1.86	(1, 1)	7.0		28	7	0	0	5	2	0	0	0	0	0	59	98	0.00	1.286
26 Trevor Rosenthal, R ERA: 4.5	(8, 1)	1.0	H	5	2	2	2	2	0	0	0	0	0	1	15	21	18.00	2.000
41 Mitchell Boggs, R ERA: 11.37	(9, 1)	0.0	B	3	2	1	1	0	0	0	0	0	0	0	7	8	∞	∞
36 Randy Choate, L ERA:	(9, 1)	0.1		1	0	0	0	0	0	0	0	0	0	0	2	2	0.00	0.000
44 Edward Mujica, R ERA: 1.8	(9, 1)	0.2		2	0	0	0	0	0	0	0	0	0	0	4	8	0.00	0.000

PITCHER		IP	WLS	BF	H	R	ER	SO	BB	IBB	HBP	BLK	WP	HR	S	P	ERA	WHIP
59 Fernando Salas, R ERA: 8.31	(10, 1)	1.0	L	4	1	1	1	0	0	0	0	0	0	1	10	13	9.00	1.000

AB	40
R	4
H	12
RBI	4
BB	2
SO	7
LOB	23

Batter	1	2	3	4	5	6	7	8	9	10	AB	R	H	RBI	BB	SO	LOB
19 Jon Jay, L (1, 8) OBP: 0.286, SLG: 0.396	C FF 89 F FF 88 S CH 75 0-3 ① **K**		B CU 79 X CU 76 1-0 ② **L9**		B CH 78 F FF 88 B FF 90 X CH 77 2-1 **E9** 13 G4-3 1B		B SL 81 1 SAFE C FF 91 C FF 92 D SL 82 D SL 81 D FF 92 4-2 13 G4-6-3 1-2 BB			B SI 93 X SI 92 1-0 ① **SH3-4** 1-2	3	0	1	0	1	1	0
13 Matt Carpenter, L (1, 5) (10, 4) OBP: 0.385, SLG: 0.511	B FF 89 C FF 88 B FF 90 B FF 90 X FF 89 3-1 ② **P6**		X FF 90 0-0 7 1B 2B		X FF 88 0-0 ① **G4-3** 2-3		B SI 92 C FF 92 B SI 93 X FF 92 2-1 ② ③ **G4-6-3** 1-2f			C FF 91 B SL 82 X FF 92 1-1 ② **F7**	5	1	1	0	0	0	4
7 Matt Holliday, R (1, 7) OBP: 0.388, SLG: 0.400	C FF 90 B FF 90 B FF 90 B CU 77 B FF 89 4-1 **BB**		F CU 78 C FF 89 B FF 91 X CH 76 1-2 21 1B 4 2B 2-H 1B		B FF 90 B FF 90 F FF 90 F FF 91 X FF 91 2-2 ② **F9**			F FF 96 F SI 95 F FF 96 B SL 87 C FF 95 1-3 ① **K**		I IN 65 I IN 68 I IN 66 I IN 68 4-0 **IBB**	3	1	1	1	2	1	1
21 Allen Craig, R (1, 9) OBP: 0.250, SLG: 0.289 43 Shane Robinson, R (9, 9) OBP: 0.444, SLG: 0.286 3 Carlos Beltrán, S (10, PH) OBP: 0.282, SLG: 0.306	B CU 77 F FF 89 1 SAFE F CH 76 X FF 90 1-2 ③ **L9**		B FF 89 S CH 76 1 SAFE X FF 89 1-1 4 2B 1-2 1B		C CU 80 B CH 78 X FF 90 1-1 ③ **G5-3**			B SL 87 X FF 94 1-0 ② **F9**		C SL 79 B FS 83 X SI 91 1-1 ③ **G6-3**	4 0 1	0 0 0	1 0 0	0 0 0	0 0 0	0 0 0	2 0 2
4 Yadier Molina, R (1, 2) OBP: 0.300, SLG: 0.458		X FF 90 0-0 ① **F9**	S CH 76 X FF 90 0-1 ③ 1-H 2-H 2B			F FF 90 S FF 90 B CU 79 F FF 91 B CH 77 S FF 91 2-3 ① **K**		F FF 94 S SL 86 X FF 96 0-2 ③ **G5-3**			4	0	1	1	0	1	0
53 Matt Adams, L (1, 3) OBP: 0.632, SLG: 1.222		C FF 89 B FF 89 B FF 90 B FF 89 T FF 89 X FF 91 3-2 1B	S FF 88 S FF 89 B FF 90 B FF 90 F FF 91 F FF 90 B FF 90 X FF 90 3-2 HR			C CU 77 F FF 91 B CU 80 S CH 76 1-3 ② **K**			B SI 91 C SI 92 F CH 86 B CH 87 F SI 94 B FF 94 S CH 86 3-3 ① **K**	4	1	2	1	0	2	0
38 Pete Kozma, R (1, 6) OBP: 0.279, SLG: 0.415		S FF 89 C FF 90 D CH 77 C FF 90 1-3 ② **K**	B CU 77 B CU 78 B FF 90 C FF 88 X FF 90 3-1 ① **G4-3**			C CU 78 C FF 91 X FF 90 0-2 ③ **L9**			X SI 93 0-0 ② **P4**	4	0	0	0	0	1	1
33 Daniel Descalso, L (1, 4) OBP: 0.216, SLG: 0.297 59 Fernando Salas, R (10, 1)		C FF 90 S CH 76 S CH 75 0-3 ③ **K**	C CU 77 B FF 91 X CH 78 1-1 ② **G4-3**				B SL 79 X SI 91 1-0 19 S 1B		C SL 84 X CH 87 0-1 ③ **L9**	4 0	0 0	1 0	0 0	0 0	1 0	1 0
54 Jaime García, L (1, 1) 12 Ty Wigginton, R (7, PH) OBP: 0.167, SLG: 0.167 26 Trevor Rosenthal, R (8, 1) 41 Mitchell Boggs, R (9, 1) 36 Randy Choate, L (9, 1) 44 Edward Mujica, R (9, 1) 23 David Freese, R (10, 5) OBP: 0.333, SLG: 0.357			C FF 89 S CH 75 B FF 90 S FF 91 1-3 ① **K**		S FF 88 B CH 78 B FF 89 F FF 89 S CH 76 2-3 ③ **K**		C FF 90 S CH 83 D CH 85 X SL 78 1-2 ① **F9**			C SL 83 C SI 92 B SL 85 B SL 85 B FF 93 B SL 84 4-2 19 SH3-4 BB	2 1 0 0 0 0 0	0 0 0 0 0 0 0	0 0 0 0 0 0 0	0 0 0 0 0 0 0	0 0 0 0 0 0 1	2 0 0 0 0 0 0	0 1 0 0 0 0 0
Inning Stats	R: 0 H: 0 E: 0 LOB: 1 K: 1 BB: 1 S: 9 P: 17	R: 0 H: 1 E: 0 LOB: 1 K: 2 BB: 0 S: 10 P: 14	R: 2 H: 4 E: 0 LOB: 2 K: 1 BB: 0 S: 12 P: 16	R: 1 H: 1 E: 0 LOB: 0 K: 1 BB: 0 S: 12 P: 21	R: 0 H: 1 E: 1 LOB: 1 K: 0 BB: 0 S: 8 P: 13	R: 0 H: 0 E: 0 LOB: 0 K: 2 BB: 0 S: 10 P: 13	R: 0 H: 1 E: 0 LOB: 1 K: 0 BB: 1 S: 8 P: 16	R: 0 H: 0 E: 0 LOB: 0 K: 1 BB: 0 S: 8 P: 10	R: 0 H: 0 E: 0 LOB: 0 K: 1 BB: 0 S: 7 P: 10	R: 0 H: 0 E: 0 LOB: 2 K: 0 BB: 2 S: 7 P: 18	1B: 5 2B: 2 3B: 0 HR: 1	SF: 0 SAC: 1 DP: 1 HBP: 0		WP: 0 PB: 0 SB: 1 CS: 0	PA: 40		

PITCHER		IP	WLS	BF	H	R	ER	SO	BB	IBB	HBP	BLK	WP	HR	S	P	ERA	WHIP
41 Marco Estrada, R ERA: 4.5	(1, 1)	6.0		25	7	3	3	7	1	0	0	0	0	1	61	94	4.50	1.333
32 Tom Gorzelanny, L ERA: 1.42	(7, 1)	1.0		4	1	0	0	0	1	0	0	0	0	0	8	16	0.00	2.000
29 Jim Henderson, R ERA:	(8, 1)	1.0		3	0	0	0	1	0	0	0	0	0	0	8	10	0.00	0.000
53 Brandon Kintzler, R ERA: 4.15	(9, 1)	1.1	W	5	0	0	0	1	1	0	0	0	0	0	10	18	0.00	0.750
51 Michael Gonzalez, L ERA: 10.13	(10, 1)	0.1	H	2	0	0	0	0	0	1	0	0	0	0	2	7	0.00	0.000

PITCHER		IP	WLS	BF	H	R	ER	SO	BB	IBB	HBP	BLK	WP	HR	S	P	ERA	WHIP
31 Burke Badenhop, R ERA: 6.75	(10, 1)	0.1	S	1	0	0	0	0	0	0	0	0	0	0	2	3	0.00	0.000

BOTTOM

Milwaukee Brewers @ St. Louis Cardinals

Busch Stadium, St. Louis, MO

Sun Apr 14 2013, 1:17 PM - 4:36 PM CDT

Att. 42,645 - Sunny - 76 F

livebaseballscorecards.com

AB	35
R	3
H	8
RBI	3
BB	4
SO	9
LOB	12

Batter	1	2	3	4	5	6	7	8	9	AB	R	H	RBI	BB	SO	LOB
19 Jon Jay, L (1, 8) OBP: 0.311, SLG: 0.421	B FF 89 X FF 90 1-0 7 1B 13 1B 21 FC5 1B	B SI 90 S CH 82 F SI 91 F CH 82 X CH 80 1-2 13 WP 7 E 2-H 3-H 2B	C FF 94 C FF 94 B FF 93 B CU 76 B CU 75 F FF 93 D FF 94 4-2 7 2B 1-2 BB		F SI 93 F FF 92 X FC 86 0-2 ② ③ G4-6-3 1-2f			F FF 93 B FF 94 X FC 88 1-1 ① F8		4	3	2	2	1	0	2
13 Matt Carpenter, L (1, 4) OBP: 0.386, SLG: 0.490	C FF 88 1 SAFE 1 SAFE C FF 91 F CU 74 B SI 91 B CU 75 1 SAFE X FF 90 2-2 21 FC5 7 1B 1-2 1B	D CU 73 B SI 90 B FF 88 B FF 90 4-0 ② 7 E 21 2B 2-3 BB	B FF 92 X FF 93 1-0 ② F8			B FF 94 B FC 90 C FF 94 B FF 93 X FF 94 3-1 ① G3-1		B FF 93 C FF 94 F FF 93 X CU 83 1-2 ② L7		4	1	1	0	1	0	3
7 Matt Holliday, R (1, 7) OBP: 0.389, SLG: 0.422	X FF 90 0-0 ① 1-2 2-3 1B	B SI 89 B SI 89 C FF 90 F FF 90 X FF 91 2-2 E6 21 2B 1-3 3-H 2B	F FC 90 X CU 76 0-1 1-H 2-H 2B			S FF 94 X FF 94 0-1 ② G6-3		C FC 88 S FC 89 X FF 93 0-2 ③ G2-3		5	1	2	2	0	0	2
21 Allen Craig, R (1, 3) OBP: 0.264, SLG: 0.306	X CU 75 0-0 ② FC5 2-3 3-H	D SI 92 C SI 89 X SI 90 1-1 3 1B 1-H 3-H 2B	B SI 94 X CH 87 1-0 ③ G5-3			B FC 89 B FF 94 B SI 94 B SI 94 4-0 BB			C SI 91 C B SI 92 X CH 85 1-2 ① G6-3	4	1	1	3	1	0	2
3 Carlos Beltrán, S (1, 9) OBP: 0.273, SLG: 0.293	X CU 73 0-0 ③ F7	C CU 75 B CU 75 X FF 90 1-1 4 2B 2-H 1B		C FF 92 B CH 86 F CU 75 F SI 93 X FF 92 1-2 ① L7		B FF 93 S FC 89 S FC 90 D FC 90 B FF 93 S FF 93 3-3 ③ K			C SI 92 B SL 84 X SI 91 1-1 ② L5	5	1	1	1	0	1	2
4 Yadier Molina, R (1, 2) OBP: 0.309, SLG: 0.472		G5-3 C CU 75 D CU 75 X FF 90 1-1 1-H 2B		C FF 93 S SI 94 F SI 93 X FF 94 0-2 ② G4-3			F FF 93 B FC 90 F FC 89 X FC 86 1-2 ① G6-3		X SI 92 0-0 1B	5	0	2	1	0	0	0
23 David Freese, R (1, 5) OBP: 0.350, SLG: 0.294		38 2B 19 2B BB L4		C SI 92 B CH 86 X CH 88 1-1 ③ G5-3			B FC 90 F FF 93 B FF 94 B FF 94 F FF 94 B FF 93 4-2 38 G6-4-3 BB		F SI 91 B SI 92 C CH 86 F SI 93 B SL 84 X SL 84 2-2 ③ F7	3	1	0	0	2	0	2
38 Pete Kozma, R (1, 6) OBP: 0.277, SLG: 0.422		F SI 89 X CU 73 0-1 19 2B 1-3 2B	B FF 90 B FF 92 F FF 91 F FF 93 F FF 89 F CU 76 F FF 93 B FF 94 X FF 92 3-2 ① F9		X CH 86 0-0 E5 19 G4-6-3		B FF 94 X FF 94 1-0 ② ③ G6-4-3 1-2f			4	1	1	0	0	0	1
31 Lance Lynn, S (1, 1) 58 Joe Kelly, R (6, 1) 53 Matt Adams, L (8, PH) OBP: 0.650, SLG: 1.222 34 Marc Rzepczynski, L (8, 1) 41 Mitchell Boggs, R (9, 1)		X FF 88 0-0 ② G6-3	B FF 93 B FF 92 C FF 92 C FF 94 B FF 94 F FF 92 D SI 94 4-2 19 BB 7 2B BB		B FF 90 M FF 90 L FF 90 B FF 93 C FF 92 2-3 ① K			B FC 88 F FF 93 B FF 93 B FF 93 F FF 92 B FF 93 4-2 BB		2 0 0 0 0	1 0 0 0 0	0 0 0 0 0	0 0 0 0 0	1 0 1 0 0	1 0 0 0 0	3 0 0 0 0
Inning Stats	R: 1 H: 3 E: 0 LOB: 1 K: 0 BB: 0 S: 8 P: 11	R: 7 H: 5 E: 1 LOB: 1 K: 0 BB: 2 S: 22 P: 40	R: 2 H: 1 E: 0 LOB: 1 K: 0 BB: 2 S: 16 P: 29	R: 0 H: 0 E: 0 LOB: 0 K: 0 BB: 0 S: 10 P: 12	R: 0 H: 0 E: 1 LOB: 0 K: 1 BB: 0 S: 7 P: 9	R: 0 H: 0 E: 0 LOB: 1 K: 1 BB: 1 S: 7 P: 17	R: 0 H: 0 E: 0 LOB: 0 K: 0 BB: 1 S: 6 P: 12	R: 0 H: 0 E: 0 LOB: 1 K: 0 BB: 1 S: 10 P: 16	R: 0 H: 1 E: 0 LOB: 1 K: 0 BB: 0 S: 10 P: 14	1B: 5 SF: 0 2B: 5 SAC: 0 3B: 0 DP: 2 HR: 0 HBP: 0						

PITCHER		IP	WLS	BF	H	R	ER	SO	BB	IBB	HBP	BLK	WP	HR	S	P	ERA	WHIP
53 James McDonald, R ERA: 5.27	(1, 1)	1.2	L	15	8	8	3	0	2	0	0	0	1	0	27	46	16.20	6.000
37 Justin Wilson, L ERA: 1.93	(2, 1)	3.1		13	1	2	2	1	2	0	0	0	0	0	36	55	5.40	0.900
29 Bryan Morris, R ERA:	(6, 1)	3.0		11	0	0	0	1	3	0	0	0	0	0	23	45	0.00	1.000
44 Tony Watson, L ERA: 4.76	(9, 1)	1.0		4	1	0	0	0	0	0	0	0	0	0	10	14	0.00	1.000

PITCHER	IP	WLS	BF	H	R	ER	SO	BB	IBB	HBP	BLK	WP	HR	S	P	ERA	WHIP

TOP

St. Louis Cardinals @ Pittsburgh Pirates

PNC Park, Pittsburgh, PA

Mon Apr 15 2013, 7:06 PM - 10:27 PM EDT

Att. 10,539 - Cloudy - 62 F

livebaseballscorecards.com

AB	36
R	10
H	10
RBI	9
BB	7
SO	2
LOB	17

WP: 1 PA: 43
PB: 0
SB: 0
CS: 0

BOTTOM

St. Louis Cardinals @ Pittsburgh Pirates

PNC Park, Pittsburgh, PA

Mon Apr 15 2013, 7:06 PM - 10:27 PM EDT

Att. 10,539 - Cloudy - 62 F

livebaseballscorecards.com

Batter	1	2	3	4	5	6	7	8	9	AB	R	H	RBI	BB	SO	LOB
6 Starling Marte, R (1, 7) (9, 8) OBP: 0.404, SLG: 0.519	B FF 90 F SL 90 L FF 91 X SL 86 1-2 46 1B 2B		C FF 91 B SI 89 B SI 89 S FF 92 F FF 92 S FF 92 2-3 K ①	X SI 90 0-0 P3 ②		F SI 96 C SL 83 X SI 97 0-2 1B		X SI 92 0-0 23 G2-3 1-2 2-H 1B		5	1	3	1	0	1	2
23 Travis Snider, L (1, 9) OBP: 0.387, SLG: 0.407	B SI 90 F FF 91 C FF 88 B SI 90 B FF 91 B FF 92 4-2 18 G3 46 1B BB		X SI 90 0-0 22 2B 1B	C FF 92 S FF 93 B FF 92 F FF 93 F CU 79 F FF 94 X CU 79 1-2 F8 ③		F SI 94 S CH 87 S CH 85 0-3 K ③		B SI 92 C SI 92 S SL 84 B SL 86 B SI 92 X SI 92 3-2 G2-3 ② 1-2 2-3		4	1	1	0	1	1	5
22 Andrew McCutchen, R (1, 8) OBP: 0.321, SLG: 0.489 44 Tony Watson, L (9, 1)	C FF 91 F FF 91 S FF 92 0-3 K ①		X SL 84 0-0 1-H 18 HR 2B		B FF 91 B FF 91 S FF 91 X FF 91 2-1 G6-3 ①		F SI 94 B SL 84 X CH 85 1-1 G6-3 ①	B SI 92 C SI 91 B SI 92 B SI 92 F SI 91 X SL 85 3-2 G5-3 ③		5 0	1 0	1 0	1 0	0 0	1 0	4 0
46 Garrett Jones, L (1, 3) OBP: 0.350, SLG: 0.447	B SI 89 F FF 91 F FF 90 X CU 78 1-2 18 G3 1-2 2-H 1B		C FF 93 F FF 92 B SI 92 X FF 92 1-2 F8 ②		F SI 90 B CH 84 B CH 82 B FF 92 F FF 91 B FF 92 4-2 18 1B BB		B SI 96 F SI 95 X CH 86 1-1 P6 ②		B SI 93 B SI 95 B SI 93 C SI 94 C SI 94 F SI 94 F CH 89 B FF 93 4-2 18 G4-6-3 BB	3	0	1	1	2	0	1
18 Neil Walker, S (1, 4) OBP: 0.321, SLG: 0.298	C CU 78 X SL 86 0-1 G3 ② 1-2 2-3		B CU 78 B FF 92 X SI 90 2-0 2-H HR		B FF 91 C FF 91 B SL 84 S SI 91 B SI 90 X FF 92 3-2 1-2 1B		B SI 98 C SI 94 B SI 95 B CH 87 F SI 94 X SI 96 3-2 G3 ③		B FF 94 C FF 93 S CH 88 X CH 91 1-2 1-2f G4-6-3 ① ②	5	1	2	2	0	0	3
24 Pedro Alvarez, L (1, 5) OBP: 0.174, SLG: 0.073 29 Bryan Morris, L (6, 1) 31 Jose Tabata, R (8, PH) OBP: 0.263, SLG: 0.278 (9, 7)	C FF 92 F SL 87 B FF 93 B CH 86 B CH 84 F FF 93 F FF 92 X FF 93 3-2 G6-3 ③		X FF 93 0-0 P6 ③		C SI 90 F FF 90 S CH 84 0-3 K ②			B SI 92 X SI 91 1-0 55 HBP 19 1B 1B	C SI 93 F CH 87 F FF 94 X SL 87 0-2 55 DI 1B	3 0 2	0 0 1	0 0 2	0 0 1	0 0 0	1 0 0	4 0 0
55 Russell Martin, R (1, 2) (6, 5) OBP: 0.200, SLG: 0.143		C FF 90 B FF 91 X FF 91 1-1 G5-3 ①		X FF 91 0-0 37 SH1-4 2B	B CU 79 X FF 92 1-0 F9 ③			F SI 91 B SI 91 S CH 85 H SL 84 2-2 19 1B 6 1B 1-2 HBP	B FF 93 B SL 88 C SI 94 C SI 94 B FF 94 S SL 89 3-3 K ③ 1-2	4	1	1	0	0	1	3
12 Clint Barmes, R (1, 6) OBP: 0.171, SLG: 0.182		C FF 91 B FF 92 F FF 92 F FF 92 B SL 87 F FF 93 F FF 93 B CU 80 F FF 93 3-2 X FF 92 G5-3 ②		C FF 91 B SL 85 B FF 91 D SL 86 T FF 91 F FF 92 B SL 84 4-2 37 SH1-4 BB		C SI 95 B SI 94 X SI 94 1-1 G6-3 ①		D SI 92 F SI 93 C SI 92 B CH 85 X CH 86 2-2 F7 ①		3	0	0	0	1	0	2
53 James McDonald, L (1, 1) OBP: 0.400, SLG: 0.250 37 Justin Wilson, L (2, 1) 19 Michael McKenry, R (6, 2) OBP: 0.417, SLG: 1.000		B FF 90 C FF 91 F FF 91 C FF 92 1-3 K ③		L FF 90 X FF 90 0-1 SH1-4 ① 1-2 2-3		B FF 96 B SI 96 F SI 95 B SI 96 S SI 95 X SI 95 3-2 G5-3 ②		C SI 93 X CH 86 0-1 23 G2-3 6 1B 1-2 2-H 1B		0 1 2	0 0 0	0 0 1	0 0 1	0 0 0	0 1 0	0 0 0
Inning Stats	R: 1 E: 0 K: 1 S: 18 H: 2 LOB: 2 BB: 1 P: 27	R: 0 E: 0 K: 1 S: 12 H: 0 LOB: 0 BB: 0 P: 17	R: 3 E: 0 K: 1 S: 11 H: 3 LOB: 0 BB: 0 P: 16	R: 0 E: 0 K: 0 S: 13 H: 1 LOB: 2 BB: 1 P: 18	R: 0 E: 0 K: 1 S: 11 H: 1 LOB: 2 BB: 1 P: 21	R: 0 E: 0 K: 1 S: 11 H: 1 LOB: 1 BB: 0 P: 15	R: 0 E: 0 K: 0 S: 7 H: 0 LOB: 0 BB: 0 P: 12	R: 2 E: 0 K: 0 S: 15 H: 3 LOB: 2 BB: 0 P: 26	R: 0 E: 0 K: 1 S: 14 H: 1 LOB: 1 BB: 1 P: 22	1B: 8 2B: 3 3B: 0 HR: 1 SF: 0 SAC: 1 DP: 1 HBP: 1						

	AB	37
	R	6
	H	12
	RBI	6
	BB	4
	SO	6
	LOB	24

PITCHER		IP	WLS	BF	H	R	ER	SO	BB	IBB	HBP	BLK	WP	HR	S	P	ERA	WHIP
31 Lance Lynn, R ERA: 5.4	(1, 1)	5.0	W	25	7	4	4	4	3	0	0	0	0	1	65	99	7.20	2.000
58 Joe Kelly, R ERA: 6.35	(6, 1)	2.0		7	1	0	0	1	0	0	0	0	0	0	18	27	0.00	0.500
34 Marc Rzepczynski, L ERA: 6.35	(8, 1)	1.0		7	3	2	2	0	0	0	1	0	0	0	15	26	18.00	3.000
41 Mitchell Boggs, R ERA: 9.82	(9, 1)	1.0		4	1	0	0	1	1	0	0	0	0	0	14	22	0.00	2.000

PITCHER	IP	WLS	BF	H	R	ER	SO	BB	IBB	HBP	BLK	WP	HR	S	P	ERA	WHIP

St. Louis Cardinals @ Pittsburgh Pirates

PNC Park, Pittsburgh, PA

Wed Apr 17 2013, 7:09 PM - 9:43 PM EDT

Att. 9,570 - Partly Cloudy - 68 F

TOP

livebaseballscorecards.com

Batter	1	2	3	4	5	6	7	8	9	AB	R	H	RBI	BB	SO	LOB
19 Jon Jay, L (1, 8) OBP: 0.292, SLG: 0.393	C FF 92 C KC 82 S KC 83 0-3 K ①			B SI 92 B KC 81 B FF 91 C SI 92 F FF 92 F SI 92 C KC 82 3-3 K ①		X KC 81 0-0 G4-3 ③			C SI 92 B SI 93 F SI 92 B SL 83 F SI 93 S SL 85 2-3 K ②	4	0	0	0	0	3	1
13 Matt Carpenter, L (1, 4) OBP: 0.367, SLG: 0.463 12 Ty Wigginton, R (9, PH) OBP: 0.154, SLG: 0.154	B FF 93 C SI 93 C KC 82 F SI 94 B KC 83 X KC 82 2-2 G4-3 ②			B KC 82 X FF 92 1-0 G4-3 ②			F FF 90 B SI 92 B KC 80 B SI 92 X FF 91 3-1 L9 ①		B FF 94 S FF 94 S SL 83 S FF 94 1-3 K ③	3 1	0 0	0 0	0 0	0 0	0 1	0 0
7 Matt Holliday, R (1, 7) OBP: 0.368, SLG: 0.396	C SI 94 X FF 93 0-1 G5-3 ③			S KC 83 C KC 83 F FF 92 B KC 83 B SI 93 F KC 85 S KC 84 2-3 K ③			F KC 82 C SI 92 B KC 83 X SI 92 1-2 G1-3 ②			3	0	0	0	0	1	0
3 Carlos Beltrán, S (1, 9) OBP: 0.277, SLG: 0.318		F SI 92 B SI 92 F KC 82 B SI 92 C SI 92 2-3 K ①			B SI 91 C FF 92 X FF 92 1-1 G6-3 ①		C KC 81 X KC 81 0-1 2B			3	0	1	0	0	1	0
4 Yadier Molina, R (1, 2) OBP: 0.293, SLG: 0.446		C SI 94 B KC 84 B KC 83 F FF 93 X FF 93 2-2 G5-3 ②			F KC 83 B KC 83 B SI 91 S FF 93 F KC 82 B KC 84 X FF 92 3-2 L9 ②		B SI 92 F FF 92 C KC 83 X KC 84 1-2 F8 ③			3	0	0	0	0	0	1
53 Matt Adams, L (1, 3) OBP: 0.565, SLG: 1.048		B SI 94 F KC 82 S KC 83 X SI 93 1-2 F8 ③			B KC 81 B FF 92 S FF 92 F SI 92 F KC 82 B SI 92 X KC 83 3-2 F8 ③			B FF 93 S FC 90 S FC 91 S FC 92 1-3 K ①		3	0	0	0	0	1	0
23 David Freese, R (1, 5) OBP: 0.304, SLG: 0.250			B FF 93 F FF 92 B KC 83 B SI 93 C SI 94 F FF 94 F FF 94 C FF 94 3-3 K ①			C SI 92 B KC 83 F SI 92 B KC 84 S KC 83 2-3 K ①		B FC 93 X FC 94 1-0 G1-3 ②		3	0	0	0	0	2	0
33 Daniel Descalso, L (1, 6) OBP: 0.225, SLG: 0.282			X FF 93 0-0 F8 ②			C SI 92 B SI 92 B KC 82 C SI 93 H KC 84 3-2 HBP		X FF 93 0-0 G6-3 ③		2	0	0	0	0	0	0
40 Shelby Miller, R (1, 1) 26 Trevor Rosenthal, R (7, 1) 36 Randy Choate, L (8, 1) 59 Fernando Salas, R (8, 1) 43 Shane Robinson, R (9, PH) OBP: 0.400, SLG: 0.250			C FF 92 S KC 83 B KC 83 S KC 83 1-3 K ③			B SI 90 L FF 89 1 SAFE L FF 90 L FF 91 1-3 K ②			B SI 92 X SI 92 1-0 F9 ①	2 0 0 0 1	0 0 0 0 0	0 0 0 0 0	0 0 0 0 0	0 0 0 0 0	2 0 0 0 0	1 0 0 0 0
Inning Stats	R: 0 E: 0 K: 1 S: 9 H: 0 LOB: 0 BB: 0 P: 11	R: 0 E: 0 K: 1 S: 9 H: 0 LOB: 0 BB: 0 P: 14	R: 0 E: 0 K: 2 S: 9 H: 0 LOB: 0 BB: 0 P: 13	R: 0 E: 0 K: 2 S: 10 H: 0 LOB: 0 BB: 0 P: 16	R: 0 E: 0 K: 0 S: 10 H: 0 LOB: 0 BB: 0 P: 17	R: 0 E: 0 K: 2 S: 9 H: 0 LOB: 1 BB: 0 P: 15	R: 0 E: 0 K: 0 S: 10 H: 1 LOB: 1 BB: 0 P: 15	R: 0 E: 0 K: 1 S: 5 H: 0 LOB: 0 BB: 0 P: 7	R: 0 E: 0 K: 2 S: 8 H: 0 LOB: 0 BB: 0 P: 12	1B: 0 2B: 1 3B: 0 HR: 0 SF: 0 SAC: 0 DP: 0 HBP: 1						

AB	28
R	0
H	1
RBI	0
BB	0
SO	11
LOB	3

WP: 0 PA: 29
PB: 0
SB: 0
CS: 0

PITCHER		IP	WLS	BF	H	R	ER	SO	BB	IBB	HBP	BLK	WP	HR	S	P	ERA	WHIP
34 A.J. Burnett, R ERA: 2.63	(1, 1)	7.0	W	23	1	0	0	8	0	0	1	0	0	0	66	101	0.00	0.143
35 Mark Melancon, R ERA: 1.0	(8, 1)	1.0	H	3	0	0	0	1	0	0	0	0	0	0	5	7	0.00	0.000
44 Tony Watson, L ERA: 4.26	(9, 1)	0.2		2	0	0	0	1	0	0	0	0	0	0	5	8	0.00	0.000
39 Jason Grilli, R ERA:	(9, 1)	0.1		1	0	0	0	1	0	0	0	0	0	0	3	4	0.00	0.000

PITCHER	IP	WLS	BF	H	R	ER	SO	BB	IBB	HBP	BLK	WP	HR	S	P	ERA	WHIP

Batter	1	2	3	4	5	6	7	8	9	AB	R	H	RBI	BB	SO	LOB
6 Starling Marte, R (1, 7) OBP: 0.393, SLG: 0.534	C FF 91 X FF 93 0-1 23 1B 3B		C CU 78 X FF 92 0-1 ① F9			F FF 93 X CU 79 0-1 ① P4	F FF 100 F FF 99 X FF 100 0-2 E5 3-H			4	1	1	0	0	0	0
23 Travis Snider, L (1, 9) OBP: 0.371, SLG: 0.387	C FF 92 B FF 93 F FF 93 F CU 78 X FF 94 1-2 22 G4-3 3-H 1B		C FF 93 F FF 93 B CU 78 B CH 87 S CU 79 2-3 ② K			B CU 79 C FF 94 F FF 94 S FF 95 1-3 ② K	P PO 84 1 SAFE C FF 98 F FF 98 F FF 99 S FF 99 1-3 ③ K			4	0	1	1	0	3	1
22 Andrew McCutchen, R (1, 8) OBP: 0.333, SLG: 0.490	B FF 93 S CU 79 1 SAFE S FF 92 X FF 93 1-2 ① ② G4-3 1-2f		C CU 79 S CU 80 B FF 94 B FF 96 F FF 93 B FF 94 X CU 81 3-2 ③ L7			C FF 95 T FF 93 X FF 95 0-2 E6 18 1B 1B		B SL 87 X FF 96 1-0 14 2B 1B		4	2	2	0	0	0	1
46 Garrett Jones, L (1, 3) OBP: 0.372, SLG: 0.450 14 Gaby Sanchez, R (8, PH) OBP: 0.310, SLG: 0.217 (9, 3)	C FF 93 B FF 92 X FF 93 1-1 18 2B 1B			B FF 92 C CU 79 B FF 92 X FF 93 2-1 ① F8		B FF 94 C CU 81 D CU 82 F FF 94 F CU 80 D CU 79 F CU 81 D CU 81 4-2 18 1B BB		B SI 85 C SI 85 X SI 83 1-1 18 G5-3 24 1B 1-H 2B		2 1	0 1	1 1	0 1	1 0	0 0	0 0
18 Neil Walker, S (1, 4) OBP: 0.333, SLG: 0.333	C FF 92 B CU 80 X CH 86 1-1 1-3 2B			C FF 93 X FF 93 0-1 ② F7		B FF 94 1 SAFE F CU 82 F FF 94 D CU 79 X CU 81 2-2 1-2 2-H 1B		C SL 75 F SL 75 X SI 87 0-2 ① G5-3 2-3		4	0	2	1	0	0	1
24 Pedro Alvarez, L (1, 5) OBP: 0.180, SLG: 0.089	C FF 93 F FF 94 X FF 93 0-2 ③ P5			B FF 93 C CU 80 C CU 81 F CU 79 X CU 79 1-2 ③ G3-1		B FF 94 S FF 94 B FF 94 B FF 94 S FF 93 S FF 95 3-3 ③ K		B SL 76 B SI 85 X FF 86 2-0 55 G1-3 3-H 1B		4	0	1	1	0	1	4
55 Russell Martin, R (1, 2) OBP: 0.205, SLG: 0.154		F FF 92 C FF 93 B FF 93 X CU 77 1-2 ① F7			X FF 92 0-0 ① P4		B FF 97 B FF 97 B FF 98 C FF 98 X FF 98 3-1 7 1B 12 SH1-3 6 E 1B	C FF 91 B FF 92 C FF 91 X KC 81 1-2 ② G1-3 1-2		4	1	1	0	0	0	1
12 Clint Barmes, R (1, 6) OBP: 0.158, SLG: 0.167		B CU 78 C FF 93 C CU 79 F CU 77 C FF 93 1-3 ② K			C FF 93 S FF 93 F CU 79 X CU 78 0-2 ② L8		X FF 98 0-0 ① SH1-3 1-2	S KC 81 F FF 92 S KC 83 0-3 ③ K		3	0	0	0	0	2	1
34 A.J. Burnett, R (1, 1) 7 Alex Presley, L (7, PH) OBP: 1.000, SLG: 1.000 35 Mark Melancon, R (8, 1) 44 Tony Watson, L (9, 1) 39 Jason Grilli, R (9, 1)		C FF 90 B FF 93 C FF 93 B FF 94 B FF 93 S FF 92 3-3 ③ K			C FF 91 B FF 93 B FF 94 F FF 93 S FF 92 2-3 ③ K		D FF 97 B FF 98 X FF 97 2-0 ② 2-3 1B			2 1 0 0 0	0 0 0 0 0	0 1 0 0 0	0 0 0 0 0	0 0 0 0 0	2 0 0 0 0	0 0 0 0 0
Inning Stats	R: 1 E: 0 K: 0 S: 16 H: 4 LOB: 2 BB: 0 P: 20	R: 0 E: 0 K: 2 S: 10 H: 0 LOB: 0 BB: 0 P: 15	R: 0 E: 0 K: 1 S: 9 H: 0 LOB: 0 BB: 0 P: 14	R: 0 E: 0 K: 0 S: 8 H: 0 LOB: 0 BB: 0 P: 11	R: 0 E: 0 K: 1 S: 8 H: 0 LOB: 0 BB: 0 P: 10	R: 1 E: 1 K: 2 S: 18 H: 2 LOB: 2 BB: 1 P: 28	R: 1 E: 1 K: 1 S: 12 H: 2 LOB: 1 BB: 0 P: 17	R: 2 E: 0 K: 1 S: 13 H: 3 LOB: 1 BB: 0 P: 18		1B: 8 2B: 2 3B: 1 HR: 0 SF: 0 SAC: 1 DP: 1 HBP: 0				WP: 0 PB: 0 SB: 0 CS: 0 PA: 35		

PITCHER		IP	WLS	BF	H	R	ER	SO	BB	IBB	HBP	BLK	WP	HR	S	P	ERA	WHIP
40 Shelby Miller, R ERA: 1.96	(1, 1)	6.0	L	24	6	2	2	6	1	0	0	0	0	0	69	98	3.00	1.167
26 Trevor Rosenthal, R ERA: 5.0	(7, 1)	1.0		6	3	2	1	1	0	0	0	0	0	0	13	19	9.00	3.000
36 Randy Choate, L ERA: 3.86	(8, 1)	0.1		3	2	1	1	0	0	0	0	0	0	0	6	9	27.00	6.000
59 Fernando Salas, R ERA: 7.2	(8, 1)	0.2		2	0	0	0	1	0	0	0	0	0	0	6	7	0.00	0.000

PITCHER	IP	WLS	BF	H	R	ER	SO	BB	IBB	HBP	BLK	WP	HR	S	P	ERA	WHIP

BOTTOM

St. Louis Cardinals @ Pittsburgh Pirates

PNC Park, Pittsburgh, PA

Wed Apr 17 2013, 7:09 PM - 9:43 PM EDT

Att. 9,570 - Partly Cloudy - 68 F

livebaseballscorecards.com

AB	33
R	5
H	11
RBI	4
BB	1
SO	8
LOB	9

TOP

St. Louis Cardinals @ Philadelphia Phillies
Citizens Bank Park, Philadelphia, PA
Thu Apr 18 2013, 7:09 PM - 9:58 PM EDT
Att. 34,256 - Cloudy - 64 F

livebaseballscorecards.com

Batter	1	2	3	4	5	6	7	8	9	AB	R	H	RBI	BB	SO	LOB
13 Matt Carpenter, L (1, 4) (8, 5) OBP: 0.344, SLG: 0.431	C FF 92 B FF 93 X FF 93 1-1 ① G4-3		B FC 87 F FF 92 X FF 90 1-1 ② F8		C FF 91 B FF 91 X FF 91 1-1 ② F8			C SI 89 S SL 87 S CH 82 0-3 ① K		4	0	0	0	0	1	0
3 Carlos Beltrán, S (1, 9) OBP: 0.294, SLG: 0.396	C FF 93 F FF 89 X FF 92 0-2 7 CS 1B		B CH 82 S CH 82 F FF 92 S FC 87 1-3 ③ K		C FF 90 C FC 86 F FC 88 X FF 92 0-2 ③ F8			B SL 86 B SI 90 F SL 86 X SI 90 2-1 HR		4	1	2	1	0	1	0
7 Matt Holliday, R (1, 7) OBP: 0.361, SLG: 0.373	B FF 92 F FF 92 B FC 87 S CH 84 B FF 94 C FF 93 3-3 ② ③ K 1-2			B FF 90 S CH 82 T FF 91 B FC 87 B FF 93 F FF 93 B FF 92 4-2 21 2B 4 2B BB		F FF 90 S FF 91 B FF 91 X CH 84 1-2 ① G6-3		X SL 87 0-0 ② G6-3		3	1	0	0	1	1	1
21 Allen Craig, R (1, 3) OBP: 0.281, SLG: 0.327		C FF 91 F FF 91 F FF 93 B FC 86 X CH 84 1-2 ① G5-3		B CH 84 C FF 92 X FF 91 1-1 4 2B 1-3 2B		B CU 73 F FF 91 F FC 86 X FC 86 1-2 ② F8		B SI 89 B SI 88 B CH 80 C SL 86 C SL 85 B SL 85 4-2 4 1B BB		3	1	1	0	1	0	0
4 Yadier Molina, R (1, 2) OBP: 0.323, SLG: 0.483		B FF 92 X FF 92 1-0 38 S 23 BB 1B		X FF 92 0-0 2-H 3-H 2B		F CH 83 X CH 83 0-1 ③ F9		B CU 76 1 SAFE X CH 79 1-0 1-2 1B		4	0	3	2	0	0	0
23 David Freese, R (1, 5) OBP: 0.333, SLG: 0.304 44 Edward Mujica, R (8, 1)		F FF 91 D FF 93 D FC 87 B CH 83 B FF 92 4-1 38 S 1-2 BB		B FF 91 C CH 83 B FF 91 D FC 87 S CH 84 S CH 84 3-3 ① K			X FF 88 0-0 19 SH1-3 38 SF9 2B	C SL 86 C SI 88 D SI 90 F SL 88 B CU 78 S SI 90 2-3 ③ K		3 0	1 0	1 0	0 0	1 0	2 0	3 0
19 Jon Jay, L (1, 8) OBP: 0.279, SLG: 0.375		C FF 92 F CH 84 C FF 93 0-3 ② K		C FF 91 B FF 91 B CH 84 S CH 82 S CH 83 2-3 ② K			X FF 89 0-0 ① SH1-3 2-3		F FF 93 C SI 92 F FF 94 B FF 94 F FS 87 X SI 94 1-2 ① L9	3	0	0	0	0	2	3
38 Pete Kozma, R (1, 6) OBP: 0.255, SLG: 0.396		B FF 93 S CH 84 S CH 84 X FF 93 1-2 ③ G5-3 1-2 2-3		B CH 82 X FF 91 1-0 ③ G4-3			F CH 79 C FF 90 X FF 91 0-2 ② SF9 3-H		C SL 78 F FF 93 X FF 92 0-2 ② P3	3	0	0	1	0	0	3
50 Adam Wainwright, R (1, 1) OBP: 0.273, SLG: 0.273 26 Trevor Rosenthal, R (8, 1) 33 Daniel Descalso, L (8, 4) OBP: 0.220, SLG: 0.275			B FF 89 S FF 90 C FF 90 S CU 75 1-3 ① K		B FF 88 C FF 89 C FF 90 B CH 84 S CH 83 2-3 ① K		B FF 90 C FF 90 S CU 73 B FF 91 S CH 83 2-3 ③ K		B FS 87 X FF 93 1-0 ③ F7	3 0 1	0 0 0	0 0 0	0 0 0	0 0 0	3 0 0	0 0 0

Inning Stats																																	
	R: 0	H: 1	E: 0	LOB: 1	K: 1	BB: 0	S: 8	P: 12	R: 0	H: 1	E: 0	LOB: 2	K: 1	BB: 1	S: 12	P: 19	R: 0	H: 0	E: 0	LOB: 0	K: 2	BB: 0	S: 8	P: 11	R: 2	H: 2	E: 0	LOB: 1	K: 2	BB: 1	S: 13	P: 24
	R: 0	H: 0	E: 0	LOB: 0	K: 1	BB: 0	S: 9	P: 12	R: 0	H: 0	E: 0	LOB: 0	K: 0	BB: 0	S: 8	P: 10	R: 1	H: 1	E: 0	LOB: 0	K: 1	BB: 0	S: 8	P: 10	R: 1	H: 2	E: 0	LOB: 2	K: 2	BB: 1	S: 13	P: 22
	R: 0	H: 0	E: 0	LOB: 0	K: 0	BB: 0	S: 9	P: 11	1B: 3	SF: 1	2B: 4	SAC: 1	3B: 0	DP: 1	HR: 1	HBP: 0	WP: 0	PA: 36	PB: 0	SB: 2	CS: 1											

PITCHER		IP	WLS	BF	H	R	ER	SO	BB	IBB	HBP	BLK	WP	HR	S	P	ERA	WHIP
35 Cole Hamels, L ERA: 6.46	(1, 1)	7.0		27	5	3	3	8	2	0	0	0	0	0	66	98	3.86	1.000
37 Mike Adams, R ERA: 2.57	(8, 1)	1.0	L	6	2	1	1	2	1	0	0	0	0	1	13	22	9.00	3.000
58 Jonathan Papelbon, R ERA: 3.0	(9, 1)	1.0		3	0	0	0	0	0	0	0	0	0	0	9	11	0.00	0.000

PITCHER	IP	WLS	BF	H	R	ER	SO	BB	IBB	HBP	BLK	WP	HR	S	P	ERA	WHIP

BOTTOM

St. Louis Cardinals @ Philadelphia Phillies
Citizens Bank Park, Philadelphia, PA
Thu Apr 18 2013, 7:09 PM - 9:58 PM EDT
Att. 34,256 - Cloudy - 64 F

livebaseballscorecards.com

Batter	1	2	3	4	5	6	7	8	9	AB	R	H	RBI	BB	SO	LOB
11 Jimmy Rollins, S (1, 6) OBP: 0.277, SLG: 0.377	X SI 90 0-0 ① G4-3		C SI 89 B CU 74 F FC 87 B CU 75 B CU 75 X FC 89 3-2 ③ G3			C SI 91 B CH 85 X CH 85 1-1 13 2B 2B	B FC 88 D SI 91 X SI 91 2-0 ③ L9		B FS 86 S FS 87 B FS 88 F FS 86 S FS 87 2-3 ② K	5	1	1	0	0	1	3
13 Freddy Galvis, S (1, 7) OBP: 0.435, SLG: 0.550	C SI 90 X FC 88 0-1 26 G1-6-3 1B			C SI 88 C CU 72 S CU 74 0-3 ① K2-3		B FC 88 X SI 91 1-0 26 1B 2-H 2B		B FF 97 C FF 98 F FF 97 B FF 99 B FF 99 F FF 99 F FF 98 X FF 99 3-2 ① L7	C FS 87 B FS 87 S FS 86 X FS 87 1-2 ③ G4-3	5	1	2	1	0	1	2
26 Chase Utley, L (1, 4) OBP: 0.339, SLG: 0.561	B FF 91 X SI 90 1-0 ② ③ G1-6-3 1-2f			B SI 91 C SI 91 B CH 85 C SI 92 X CU 76 2-2 6 1B 1B		B CU 74 C FC 90 X CH 85 1-1 6 G4-3 2-H 1B		C FF 98 B CH 90 S FF 98 X CH 89 1-2 ② G4-3		4	0	2	1	0	0	1
6 Ryan Howard, L (1, 3) OBP: 0.303, SLG: 0.387 16 Ezequiel Carrera, L (8, PR) (9, 9)		C FF 91 B CU 73 X FC 87 1-1 10 FC1-6 1B		D FF 92 F FC 88 1 SAFE X FF 91 1-1 10 G5-4-3 1-2 1B		B SI 90 B SI 91 S FC 88 S FC 88 X CU 76 2-2 ② G4-3 1-2		B FF 98 F FF 98 S FF 98 B CH 89 X CH 89 2-2 10 1B 1B		4 0	0 0	3 0	0 0	0 0	0 0	1 0
10 Michael Young, R (1, 5) OBP: 0.393, SLG: 0.464		B SI 91 X FC 86 1-0 ① FC1-6 1-2f		C FC 86 S FC 88 B SI 92 X CU 76 1-2 ② ③ G5-4-3 1-2f		B SI 90 C FC 88 B SI 90 X FC 87 2-1 ③ G1-3		X FF 98 0-0 1-2 1B		4	0	1	0	0	0	4
15 John Mayberry Jr., R (1, 9) OBP: 0.394, SLG: 0.536 19 Laynce Nix, L (8, PH) OBP: 0.281, SLG: 0.433 (9, 3)		C SI 91 C SI 90 S FC 87 0-3 ② K			B SI 91 X FC 86 1-0 ① P3		B FC 87 F FF 92 C CU 75 X FC 87 1-2 31 WP 2 SH1-3 31 1B 1B	F FS 86 S FS 85 S FS 88 0-3 ③ K		3 1	1 0	1 0	0 0	0 0	1 1	1 2
2 Ben Revere, L (1, 8) OBP: 0.246, SLG: 0.200		D FF 91 1 SAFE B SI 89 B FF 90 C FF 89 X SI 90 3-1 ③ G4-3			C SI 90 X CU 74 0-1 ② F7		1 SAFE X SI 90 0-0 ① SH1-3 1-2		B FF 91 X FS 86 1-0 31 1B 1B	3	0	1	0	0	0	1
31 Erik Kratz, R (1, 2) OBP: 0.180, SLG: 0.286 33 Cliff Lee, L (9, PR) OBP: 0.222, SLG: 0.125			X SI 90 0-0 ① L9		C SI 91 S FF 91 B FC 88 S CU 76 1-3 ③ K		B FC 88 S CU 75 X CU 76 1-1 9 FC4-6 2-H 1B		1 SAFE 1 SAFE C FS 85 B FF 92 C FS 86 X FS 86 1-2 28 G6-3 1-3 1B	4 0	0 0	2 0	1 0	0 0	1 0	0 0
35 Cole Hamels, L (1, 1) OBP: 0.125, SLG: 0.125 9 Domonic Brown, L (7, PH) OBP: 0.268, SLG: 0.358 37 Mike Adams, R (8, 1) 58 Jonathan Papelbon, R (9, 1) 28 Kevin Frandsen, R (9, PH) OBP: 0.250, SLG: 0.375			C SI 88 X CH 82 0-1 ② G3			C SI 90 B CU 73 F FC 88 S CU 76 1-3 ① K	B SI 90 F SI 90 F CU 74 F FC 88 X FC 88 1-2 ② FC4-6 1-2f		X FS 86 0-0 ① G6-3 1-2	2 1 0 0 1	0 0 0 0 0	0 0 0 0 0	0 0 0 0 0	0 0 0 0 0	1 0 0 0 0	0 1 0 0 2
Inning Stats	R: 0 H: 1 E: 0 LOB: 0 K: 0 BB: 0 S: 4 P: 5	R: 0 H: 1 E: 0 LOB: 1 K: 1 BB: 0 S: 8 P: 13	R: 0 H: 0 E: 0 LOB: 0 K: 0 BB: 0 S: 6 P: 9	R: 0 H: 2 E: 0 LOB: 1 K: 1 BB: 0 S: 11 P: 15	R: 0 H: 0 E: 0 LOB: 0 K: 1 BB: 0 S: 6 P: 8	R: 2 H: 3 E: 0 LOB: 1 K: 1 BB: 0 S: 13 P: 21	R: 1 H: 2 E: 0 LOB: 1 K: 0 BB: 0 S: 11 P: 16	R: 0 H: 2 E: 0 LOB: 2 K: 1 BB: 0 S: 15 P: 21	R: 0 H: 2 E: 0 LOB: 2 K: 1 BB: 0 S: 11 P: 16	1B: 11 2B: 2 3B: 0 HR: 0	SF: 0 SAC: 1 DP: 2 HBP: 0					

	AB	37
	R	3
	H	13
	RBI	3
	BB	0
	SO	6
	LOB	18

| | | | | |

Batter	1	2	3	4	5	6	7	8	9	AB	R	H	RBI	BB	SO	LOB
13 Matt Carpenter, L (1, 4) OBP: 0.343, SLG: 0.417	B SI 89 C CH 81 F FC 87 X CU 77 1-2 ① F8		C SI 90 B FC 89 B CU 78 B CH 84 C SI 91 F CU 79 F SI 90 X FC 91 3-2 ③ L7			B SI 90 C CH 83 F CU 79 F CU 78 B FC 90 B CU 78 B SI 92 4-2 BB				2	0	0	0	1	0	0
19 Jon Jay, L (1, 8) OBP: 0.268, SLG: 0.358	B SI 89 B SI 89 X SI 89 2-0 ② P6			B SI 90 F SI 90 B FC 88 X SI 90 2-1 ① L7		B SI 91 F SI 92 F FC 90 S CU 79 1-3 ③ K				3	0	0	0	0	1	1
7 Matt Holliday, R (1, 7) OBP: 0.359, SLG: 0.426	S CU 78 B SI 90 B SI 90 B CU 78 S SI 89 S FC 89 3-3 ③ K			B FC 90 X CU 78 1-0 ② L7			B SI 90 B SI 89 C SI 89 B FC 89 X SI 90 3-1 HR			3	1	1	1	0	1	0
3 Carlos Beltrán, S (1, 9) OBP: 0.296, SLG: 0.451		X SI 87 0-0 HR		S CU 76 B CU 78 X SI 84 1-1 ③ G3-1			B CH 84 C CU 78 C CU 77 S CU 78 1-3 ① K			3	1	1	1	0	1	0
21 Allen Craig, R (1, 3) OBP: 0.267, SLG: 0.309		X SI 90 0-0 ① G3			B SI 90 C FC 88 X SI 89 1-1 ① P4		C FC 88 S CU 77 B CU 79 F FC 89 B SI 92 B SI 85 S CU 79 3-3 ② K			3	0	0	0	0	1	0
12 Ty Wigginton, R (1, 5) OBP: 0.188, SLG: 0.133		C SI 88 B CH 83 B CU 78 B CH 83 F SI 90 X SI 91 3-2 ② G4-3			C SI 90 C FC 90 S CU 79 0-3 ② K		B CU 78 B FC 90 B FC 88 B SI 91 4-0 BB			2	0	0	0	1	1	0
48 Tony Cruz, R (1, 2)		B SI 91 B FC 90 C FC 89 B SI 90 F FC 89 C FC 89 3-3 ③ K			B SI 92 B SI 89 F SI 90 C SI 91 X SI 91 2-2 ③ G4-3		B SI 90 F SI 90 B SI 91 B SI 89 S FC 90 X FC 90 3-2 ③ G4-3			3	0	0	0	0	1	1
38 Pete Kozma, R (1, 6) OBP: 0.245, SLG: 0.380			B SI 88 B FC 88 X SI 89 2-0 ① G6-3			T SI 88 B CH 82 B FC 89 B SI 90 X SI 90 3-1 ① L8				2	0	0	0	0	0	0
54 Jaime García, L (1, 1) 59 Fernando Salas, R (4, 1) 43 Shane Robinson, R (6, PH) OBP: 0.364, SLG: 0.222 34 Marc Rzepczynski, L (6, 1)			C SI 90 B CU 78 B SI 91 B SI 90 X SI 90 3-1 ② G1-3			F SI 91 B SI 90 F FC 90 X SI 91 1-2 ② G4-3				1 0 1 0	0 0 0 0	0 0 0 0	0 0 0 0	0 0 0 0	0 0 0 0	0 0 0 0

Inning Stats	1	2	3	4	5	6	7	8	9
	R: 0 E: 0 K: 1 S: 7	H: 0 LOB: 0 BB: 0 P: 13	R: 1 E: 0 K: 1 S: 8	H: 1 LOB: 0 BB: 0 P: 14	R: 0 E: 0 K: 0 S: 8	H: 0 LOB: 0 BB: 0 P: 16	R: 0 E: 0 K: 0 S: 5	H: 0 LOB: 0 BB: 0 P: 9	R: 0 E: 0 K: 1 S: 8	H: 0 LOB: 0 BB: 0 P: 11	R: 0 E: 0 K: 1 S: 11	H: 0 LOB: 1 BB: 1 P: 20	R: 1 E: 0 K: 2 S: 12	H: 1 LOB: 1 BB: 1 P: 26

PITCHER	IP	WLS	BF	H	R	ER	SO	BB	IBB	HBP	BLK	WP	HR	S	P	ERA	WHIP
34 Roy Halladay, R (1, 1) ERA: 6.04	7.0	W	25	2	2	2	6	2	0	0	0	0	2	59	109	2.57	0.571

PITCHER	IP	WLS	BF	H	R	ER	SO	BB	IBB	HBP	BLK	WP	HR	S	P	ERA	WHIP

1B: 0	SF: 0	WP: 0	PA: 25
2B: 0	SAC: 0	PB: 0	
3B: 0	DP: 0	SB: 0	
HR: 2	HBP: 0	CS: 0	

TOP

St. Louis Cardinals @ Philadelphia Phillies
Citizens Bank Park, Philadelphia, PA
Fri Apr 19 2013, 7:07 PM - 9:07 PM EDT
Att. 34,092 - Cloudy - 74 F

livebaseballscorecards.com

AB	23
R	2
H	2
RBI	2
BB	2
SO	6
LOB	2

Batter	1	2	3	4	5	6	7	8	9	AB	R	H	RBI	BB	SO	LOB
11 Jimmy Rollins, S (1, 6) OBP: 0.290, SLG: 0.400	B FC 89 F FC 89 X SI 90 1-1 ① F8	F SI 88 C CU 71 X CH 81 0-2 13 G4-3 26 1B 2B	B CU 70 B CH 79 S SI 86 F CH 80 D CU 73 X SI 87 3-2 13 G6-4-3 1B			C SI 92 B SL 85 X SL 85 1-1 ① F8				4	1	2	0	0	0	0
13 Freddy Galvis, S (1, 7) OBP: 0.370, SLG: 0.458	C FC 90 S FF 90 X CH 83 0-2 ② G5-3	L SI 87 X SI 88 0-1 ① G4-3 2-3	C CU 72 F SI 86 X SI 87 0-2 ②③ G6-4-3 1-2f			S SI 91 X SI 92 0-1 ② L3				4	0	0	0	0	0	3
26 Chase Utley, L (1, 4) OBP: 0.348, SLG: 0.550	C FC 90 B SI 90 B SL 86 B SI 90 C FF 90 B FF 89 4-2 10 1B 15 2B BB	B FF 88 S SI 88 S CU 74 X FF 88 1-2 10 FC5-4 1B 3-H		C FF 89 B FF 91 X CH 86 1-1 ① G3-1		C SL 85 C SI 92 S SL 82 0-3 ③ K				3	1	1	1	1	1	0
10 Michael Young, R (1, 5) OBP: 0.391, SLG: 0.458	B SI 91 F SI 90 1 SAFE C SI 90 D SL 86 B CH 84 F CH 83 F SI 88 F SI 88 3-2 F FF 88 X SI 88 15 2B 28 E 1B 1-3	B SI 88 B SI 88 X CH 81 2-0 ② FC5-4 1-2f		B KC 80 C KC 80 C FF 91 B KC 83 X CH 85 2-2 ② G5-3						3	1	1	0	0	0	1
15 John Mayberry Jr., R (1, 9) OBP: 0.417, SLG: 0.581	S CH 83 X CH 82 0-1 28 E 2B 1-3 3-H	1 SAFE B SI 88 F SI 87 B SI 88 S SI 88 C SI 88 2-3 ③ K		F FF 91 C FF 92 B KC 80 B KC 82 X KC 80 2-2 1B						3	1	2	1	0	1	1
28 Kevin Frandsen, R (1, 3) OBP: 0.273, SLG: 0.300	C FF 89 X SL 85 0-1 E5 2 3B 2-H 3-H	B SI 88 B SL 84 B FF 88 C SL 86 B SL 86 4-1 2 1B 12 1B BB	C KC 80 C FF 90 B FF 92 X CH 85 1-2 ③ G5-3							2	2	0	0	1	0	1
2 Ben Revere, L (1, 8) OBP: 0.264, SLG: 0.250	X SI 88 0-0 12 2B 3B 2-H	D SI 87 X SL 86 1-0 12 1B 34 WP 1B 1-3			C FF 90 B FF 90 B FF 90 F SI 90 B FF 91 F FF 91 X CH 85 3-2 ① G6-3					3	2	2	1	0	0	0
12 Humberto Quintero, R (1, 2) OBP: 0.286, SLG: 0.429	S SI 88 X SI 88 0-1 2B 3-H	F SI 87 X CH 81 0-1 34 WP 1B 1-3 3-H			F FF 91 B FF 91 F KC 80 F FF 91 B KC 82 S FF 91 2-3 ② K					3	0	2	2	0	1	0
34 Roy Halladay, R (1, 1)	F SI 88 B CH 82 S SI 88 C SL 83 1-3 ③ K	L SL 85 L SL 86 B SL 84 L CH 84 1-3 ① K 1-2 3-H			S FF 88 B FF 88 S FF 88 C FF 90 1-3 ③ K					3	0	0	0	0	3	2
Inning Stats	R: 5 E: 1 K: 1 S: 24 H: 4 LOB: 1 BB: 1 P: 33	R: 1 E: 0 K: 1 S: 12 H: 2 LOB: 1 BB: 0 P: 17	R: 2 E: 0 K: 1 S: 13 H: 3 LOB: 1 BB: 1 P: 22	R: 0 E: 0 K: 0 S: 11 H: 1 LOB: 1 BB: 0 P: 17	R: 0 E: 0 K: 2 S: 11 H: 0 LOB: 0 BB: 0 P: 17	R: 0 E: 0 K: 1 S: 7 H: 0 LOB: 0 BB: 0 P: 8				1B: 6 2B: 3 3B: 1 HR: 0 SF: 0 SAC: 0 DP: 1 HBP: 0						

PITCHER		IP	WLS	BF	H	R	ER	SO	BB	IBB	HBP	BLK	WP	HR	S	P	ERA	WHIP
54 Jaime García, L ERA: 3.22	(1, 1)	3.0	L	20	9	8	4	3	2	0	0	0	1	0	49	72	12.00	3.667
59 Fernando Salas, R ERA: 5.14	(4, 1)	2.0		7	1	0	0	2	0	0	0	0	0	0	22	34	0.00	0.500
34 Marc Rzepczynski, L ERA: 5.4	(6, 1)	1.0		3	0	0	0	1	0	0	0	0	0	0	7	8	0.00	0.000

PITCHER	IP	WLS	BF	H	R	ER	SO	BB	IBB	HBP	BLK	WP	HR	S	P	ERA	WHIP

BOTTOM

St. Louis Cardinals @ Philadelphia Phillies
Citizens Bank Park, Philadelphia, PA
Fri Apr 19 2013, 7:07 PM - 9:07 PM EDT
Att. 34,092 - Cloudy - 74 F

livebaseballscorecards.com

AB	28
R	8
H	10
RBI	5
BB	2
SO	6
LOB	8

WP: 1 PA: 30
PB: 0
SB: 0
CS: 0

Batter	1	2	3	4	5	6	7	8	9	AB	R	H	RBI	BB	SO	LOB
43 Shane Robinson, R (1, 8) OBP: 0.313, SLG: 0.154	B FF 90 B FF 91 C FF 90 F FF 90 F SI 92 X FC 88 2-2 ① F7		1 SAFE F CH 84 B CH 82 B SI 87 B FF 89 B FF 87 4-1 7 BB 21 1B 1-2 BB	F SI 90 F SI 90 F FF 92 B CU 75 X SI 91 1-2 ③ G4-3			X SI 93 0-0 ① F8		B FF 90 X CH 80 1-0 ② P4	4	1	0	0	1	0	1
3 Carlos Beltrán, S (1, 9) OBP: 0.305, SLG: 0.500	B FF 91 B FF 90 X CH 84 2-0 7 1B 1B		F CU 71 B FC 85 X FC 86 1-1 ② F8		B CH 84 X FF 89 1-0 HR		B SI 94 C FS 83 C FS 83 F CU 78 B SI 93 F CU 78 B CU 77 S CU 76 3-3 ② K		X FF 89 0-0 ③ F7	5	1	2	1	0	1	3
7 Matt Holliday, R (1, 7) OBP: 0.368, SLG: 0.421	B FF 90 C FF 90 X FF 90 1-1 21 G6-4-3 1-2 1B		C FF 89 B FF 89 1 SAFE D CU 74 B CH 84 B FF 90 4-1 21 1B 4 1-2 2-3 BB		B FF 89 F CH 83 F FF 90 F SI 91 X CH 83 1-2 ① G6-3		B SI 93 S CU 77 B CU 76 F SI 92 X CU 77 2-2 ③ G4-3			3	1	1	0	1	0	0
21 Allen Craig, R (1, 3) OBP: 0.266, SLG: 0.305	B FF 91 S CH 84 S CH 84 X FF 91 1-2 ② ③ G6-4-3 1-2f		F FF 89 B FF 90 X FF 90 1-1 4 1B 23 1B 1-2 2-H 3-H 1B		B FF 90 F FF 90 X FF 91 1-1 ② F9			B FF 87 B FF 87 S CH 80 X FF 88 2-1 ① F8		4	1	1	2	0	0	2
4 Yadier Molina, R (1, 2) OBP: 0.348, SLG: 0.500		X SI 89 0-0 ① F8	C CH 84 S FF 90 D CU 76 X FC 87 1-2 23 1B 1-3 2-H 1B		F SI 89 X FF 89 0-1 1B			B CH 82 C SI 89 X FF 89 1-1 1B		4	0	3	1	0	0	0
23 David Freese, R (1, 5) OBP: 0.323, SLG: 0.296		C SI 89 C SI 90 X CH 84 0-2 ② G6-3	S CH 84 B CH 85 B FC 86 X FF 91 2-1 1-2 3-H 1B		B CH 84 F FC 84 B FF 90 B CH 84 C CH 84 F CH 84 F FF 90 F SI 89 X CH 84 3-2 ③ F9			X FF 88 0-0 ② F9		4	0	1	1	0	0	2
33 Daniel Descalso, L (1, 4) OBP: 0.200, SLG: 0.250		B FF 90 C FF 89 F FC 87 B FF 90 S FF 90 2-3 ③ K	C SI 90 F FF 90 F FC 86 F FF 90 S CU 74 0-3 ③ K		S SI 94 F SI 94 B SI 94 X SI 93 1-2 ① L9			C SL 80 C SL 82 B FF 89 B FF 89 F SL 80 X FF 89 2-2 ③ F7		4	0	0	0	0	2	3
38 Pete Kozma, R (1, 6) OBP: 0.263, SLG: 0.365			F FF 88 B FF 90 S FF 90 F CH 84 B FF 91 F FF 90 B CH 84 B FF 90 4-2 7 BB 43 BB 21 1B BB B FF 89 C FC 88 B CH 84 S FF 89 F FF 90 B FF 90 T FF 90 3-2 ① K		B SI 94 F SI 93 B CU 76 B FS 84 F SI 93 X SI 93 3-2 ② F8			B FF 87 B FF 89 F FF 89 B CH 81 D FF 90 4-1 BB	2	1	0	0	2	1	0
31 Lance Lynn, S (1, 1) 26 Trevor Rosenthal, R (8, 1) 12 Ty Wigginton, R (9, PH) OBP: 0.176, SLG: 0.125 41 Mitchell Boggs, R (9, 1)			B FF 89 L FF 90 L FF 90 M FF 90 1-3 ① K C FF 89 S FF 90 S FF 91 0-3 ② K		S SI 93 C SI 93 F SI 94 B CU 79 F SI 92 C CU 78 1-3 ③ K			B CH 80 C FF 89 C FF 90 S SL 82 1-3 ① K	3 0 1 0	0 0 0 0	0 0 0 0	0 0 0 0	0 0 0 0	3 0 1 0	1 0 1 0
Inning Stats	R: 0 E: 0 K: 0 S: 10 H: 2 LOB: 1 BB: 0 P: 16	R: 0 E: 0 K: 1 S: 7 H: 0 LOB: 0 BB: 0 P: 9	R: 4 E: 0 K: 2 S: 23 H: 3 LOB: 2 BB: 3 P: 41	R: 0 E: 0 K: 2 S: 11 H: 0 LOB: 0 BB: 0 P: 15	R: 1 E: 0 K: 0 S: 15 H: 2 LOB: 1 BB: 0 P: 21	R: 0 E: 0 K: 1 S: 11 H: 0 LOB: 0 BB: 0 P: 16	R: 0 E: 0 K: 1 S: 9 H: 0 LOB: 0 BB: 0 P: 14	R: 0 E: 0 K: 0 S: 9 H: 1 LOB: 1 BB: 0 P: 14	R: 0 E: 0 K: 1 S: 6 H: 0 LOB: 1 BB: 1 P: 12	1B: 7 2B: 0 3B: 0 HR: 1 SF: 0 SAC: 0 DP: 1 HBP: 0						

TOP

St. Louis Cardinals @ Philadelphia Phillies
Citizens Bank Park, Philadelphia, PA
Sat Apr 20 2013, 7:09 PM - 9:57 PM EDT
Att. 41,050 - Partly Cloudy - 57 F

livebaseballscorecards.com

AB	34
R	5
H	8
RBI	5
BB	4
SO	8
LOB	13

WP: 0 PA: 38
PB: 0
SB: 0
CS: 0

PITCHER		IP	WLS	BF	H	R	ER	SO	BB	IBB	HBP	BLK	WP	HR	S	P	ERA	WHIP
33 Cliff Lee, L ERA: 2.83	(1, 1)	5.0	L	24	7	5	5	5	3	0	0	0	0	1	66	102	9.00	2.000
48 Phillippe Aumont, R ERA:	(6, 1)	2.0		6	0	0	0	2	0	0	0	0	0	0	20	30	0.00	0.000
47 Jeremy Horst, L ERA: 7.04	(8, 1)	1.0		4	1	0	0	0	0	0	0	0	0	0	9	14	0.00	1.000
55 Joe Savery, L ERA:	(9, 1)	1.0		4	0	0	0	1	1	0	0	0	0	0	6	12	0.00	1.000

PITCHER		IP	WLS	BF	H	R	ER	SO	BB	IBB	HBP	BLK	WP	HR	S	P	ERA	WHIP

BOTTOM

St. Louis Cardinals @ Philadelphia Phillies
Citizens Bank Park, Philadelphia, PA
Sat Apr 20 2013, 7:09 PM - 9:57 PM EDT
Att. 41,050 - Partly Cloudy - 57 F

livebaseballscorecards.com

Batter	1	2	3	4	5	6	7	8	9	AB	R	H	RBI	BB	SO	LOB
11 Jimmy Rollins, S (1, 6) OBP: 0.274, SLG: 0.377	B SI 92 B SI 93 C SI 92 B SI 92 C FF 93 X FF 94 3-2 F8 ①		B SI 91 C FF 90 B CH 85 F FF 90 F SI 92 B CH 86 F FF 92 F SI 91 X SI 93 3-2 F8 ②			B SI 90 X SI 90 1-0 P6 ①		C FF 98 C FF 98 F FF 98 B CH 87 B FF 98 F FF 99 B FF 98 X FF 98 3-2 G3 ③		4	0	0	0	0	0	1
13 Freddy Galvis, S (1, 7) OBP: 0.323, SLG: 0.393	C SI 93 F FF 93 B CU 78 S CU 79 1-3 K ②		C CU 79 S CU 79 B FF 92 F FF 92 F FF 93 S CU 78 1-3 K ③			B SI 90 X SI 90 1-0 F8 ②			C SI 94 B SI 89 X SI 95 1-1 E4 26 FC4-6	4	0	0	0	0	2	0
26 Chase Utley, L (1, 4) OBP: 0.343, SLG: 0.524	B SI 93 B SI 93 C FF 93 B SI 93 C FF 93 B FF 95 4-2 BB			B SI 90 X SI 91 1-0 G3 ①		B SI 91 C SI 89 B SI 91 X SI 90 2-1 F8 ③			C SI 94 B SI 95 F SI 96 B CH 91 X CH 91 2-2 FC4-6 10 1B ① 1-2f	3	0	0	0	1	0	1
10 Michael Young, R (1, 5) OBP: 0.382, SLG: 0.444	F SI 91 F SI 92 1 SAFE T FF 92 0-2 K ③			C CU 79 C SI 92 B SL 84 C FF 94 1-3 K ②			B FF 88 B SL 84 F FF 90 F SI 91 S SL 84 2-3 K ①		X SI 94 0-0 9 G5-4-3 1B 1-2	4	0	1	0	0	3	1
9 Domonic Brown, L (1, 9) OBP: 0.283, SLG: 0.345		B SI 90 B FF 92 B SI 91 C FF 91 F FF 92 B FF 93 4-2 2 G4-3 BB	X FF 93 0-0 L9 ③				B SI 89 B SI 90 T FF 91 F FF 92 B CU 78 D CU 79 4-2 15 G5-4-3 BB		X SI 95 0-0 G5-4-3 ② ③ 1-2f	2	0	0	0	2	0	2
15 John Mayberry Jr., R (1, 3) OBP: 0.410, SLG: 0.588		C FF 92 B SI 90 F SI 89 F FF 92 F CU 78 F FF 93 1 SAFE F FF 92 S SL 86 1-3 K ①	B FF 92 B SI 92 S FF 92 B FF 93 F FF 92 F FF 93 X FF 93 3-2 2B				B SL 85 C FF 91 X SL 82 1-1 G5-4-3 ② ③ 1-2f			3	0	1	0	0	1	2
2 Ben Revere, L (1, 8) OBP: 0.253, SLG: 0.239		1 SAFE B FF 90 L FF 91 B FF 91 X FF 91 2-1 G4-3 ② 1-2	B SI 90 B FF 89 C FF 90 B SI 89 C SI 90 F FF 91 F FF 91 F FF 93 X FF 91 3-2 L7 ①					B FF 95 C FF 95 F FF 96 T CU 79 1-2 K ①		3	0	0	0	0	1	2
31 Erik Kratz, R (1, 2) OBP: 0.189, SLG: 0.288		C FF 92 C FF 92 F FF 92 S CU 77 0-3 K2-3 ③	X FF 91 0-0 F8 ②					S FF 96 S FF 98 F FF 98 X CU 80 0-2 1B		3	0	1	0	0	1	2
33 Cliff Lee, L (1, 1) OBP: 0.200, SLG: 0.111 19 Laynce Nix, L (5, PH) OBP: 0.273, SLG: 0.419 48 Phillippe Aumont, L (6, 1) 47 Jeremy Horst, L (8, 1) 28 Kevin Frandsen, R (8, PH) OBP: 0.250, SLG: 0.273 55 Joe Savery, L (9, 1)			X FF 89 0-0 G3-1 ①			B SI 90 F FF 92 S FF 91 S FF 92 1-3 K ③		F FF 96 F FF 98 F FF 98 F CU 83 F FF 98 F SL 90 S CU 79 0-3 K ②		1 1 0 0 1 0	0 0 0 0 0 0	0 0 0 0 0 0	0 0 0 0 0 0	0 1 0 0 1 0	0 1 0 0 1 0	0 1 0 0 1 0

	AB	R	H	RBI	BB	SO	LOB
	29	0	3	0	3	10	13

Inning Stats	1	2	3	4	5	6	7	8	9	1B: 2	SF: 0	WP: 0	PA: 32
	R: 0 E: 0 K: 2 S: 11	H: 0 LOB: 1 BB: 1 P: 19	R: 0 E: 0 K: 2 S: 15	H: 0 LOB: 1 BB: 1 P: 22	R: 0 E: 0 K: 1 S: 12	H: 0 LOB: 0 BB: 0 P: 16	R: 0 E: 0 K: 1 S: 5	H: 0 LOB: 0 BB: 0 P: 7	R: 0 E: 0 K: 1 S: 14	H: 1 LOB: 1 BB: 0 P: 21	R: 0 E: 0 K: 0 S: 4	H: 0 LOB: 0 BB: 0 P: 8	R: 0 E: 0 K: 1 S: 7	H: 0 LOB: 0 BB: 1 P: 14	R: 0 E: 0 K: 2 S: 19	H: 1 LOB: 1 BB: 0 P: 23	R: 0 E: 1 K: 0 S: 7	H: 1 LOB: 1 BB: 0 P: 10	2B: 1 3B: 0 HR: 0	SAC: 0 DP: 2 HBP: 0	PB: 0 SB: 0 CS: 0	

PITCHER		IP	WLS	BF	H	R	ER	SO	BB	IBB	HBP	BLK	WP	HR	S	P	ERA	WHIP
31 Lance Lynn, R ERA: 3.68	(1, 1)	7.0	W	24	1	0	0	8	3	0	0	0	0	0	68	107	0.00	0.571
26 Trevor Rosenthal, R ERA: 4.22	(8, 1)	1.0		4	1	0	0	2	0	0	0	0	0	0	19	23	0.00	1.000
41 Mitchell Boggs, R ERA: 8.64	(9, 1)	1.0		4	1	0	0	0	0	0	0	0	0	0	7	10	0.00	1.000

PITCHER	IP	WLS	BF	H	R	ER	SO	BB	IBB	HBP	BLK	WP	HR	S	P	ERA	WHIP

Batter	1	2	3	4	5	6	7	8	9	AB	R	H	RBI	BB	SO	LOB
19 Jon Jay, L (1, 8) OBP: 0.250, SLG: 0.333	C SI 90 C SI 90 B CH 85 F CH 84 B SI 91 B CH 83 F SI 90 C SI 91 3-3 ① K	S CH 82 D CH 83 B CH 82 F SI 90 X CH 84 2-2 ③ G3			C SI 88 B FC 86 X SI 89 1-1 ① F8		C FF 91 B SL 81 S SL 83 X FF 91 1-2 E4 13 SH3-4 21 1B	F FF 88 X SL 86 0-1 ③ G6-3		5	1	0	0	0	1	2
13 Matt Carpenter, L (1, 4) OBP: 0.338, SLG: 0.453	C SI 90 B SI 90 F SI 91 B FC 87 F SI 91 B CH 84 X SI 90 3-2 HR		C SI 89 C SI 89 S SI 90 0-3 ① K		B CH 81 F SI 89 B SI 89 B SI 88 F SI 90 C FC 88 3-3 ② K		B FF 92 X FF 91 1-0 ① SH3-4 2-3		C FF 92 X FF 92 0-1 ① F8	4	1	1	1	0	2	0
3 Carlos Beltrán, S (1, 9) OBP: 0.328, SLG: 0.500	B CH 83 S SI 89 B SI 90 X SI 90 2-1 1B		X SI 89 0-0 ② G3		X SI 90 0-0 ③ P6		F SL 82 C FF 91 B FF 92 B FF 93 B FF 93 F FF 92 D SL 83 4-2 4 BB 21 1B BB		B SI 92 C FF 92 B FS 87 X FF 92 2-1 21 FC4-6 1B	4	0	2	0	1	0	0
21 Allen Craig, R (1, 7) OBP: 0.275, SLG: 0.313	B SI 91 F CH 83 F SI 90 1 SAFE F FC 86 F SI 91 F CH 84 F CH 84 B SI 91 2-3 ② K S CH 84		C SI 91 B SI 91 B CH 84 F SI 90 F CH 84 X SI 91 2-2 ③ G5-3			C SI 89 B SI 90 F SI 90 X CH 84 1-2 53 2B 23 G5-3 1B	1 SAFE S SI 86 B SI 87 X SI 87 1-1 4 BB 1-2 3-H 1B		C FF 92 C SL 77 X FF 92 0-2 ② FC4-6 1-2f	5	1	2	1	0	1	2
4 Yadier Molina, R (1, 2) OBP: 0.352, SLG: 0.485	B FC 86 B SI 90 C FC 86 B SI 90 X FC 85 3-1 ③ P5			B SI 90 C SI 89 B CH 82 C SI 89 B CH 84 X SI 90 3-2 53 1B 1B		F FC 86 F SI 90 B FC 86 C SI 90 1-3 ① K	B CU 73 T FC 86 B SI 87 B SI 87 C FC 85 B FC 87 4-2 1-2 2-3 BB		C SL 76 C FF 92 S FS 87 0-3 ③ K	4	0	1	0	1	2	3
53 Matt Adams, L (1, 3) OBP: 0.593, SLG: 1.042		B SI 89 C SI 89 B SI 90 F SI 90 B CH 82 B SI 88 4-2 35 SH1-4 23 1B BB		B CH 81 X SI 89 1-0 1-2 1B		B SI 90 F SI 90 B SI 90 F SI 89 X FC 87 2-2 38 1B 1-3 2B	B SI 88 F FC 84 S FF 88 B FF 86 F SI 87 C CH 84 2-3 ② K			3	0	2	0	1	1	3
23 David Freese, R (1, 5) OBP: 0.314, SLG: 0.290		F SI 89 X SI 90 0-1 35 SH1-4 1-2 1B		B SI 90 B FC 88 C SI 90 F SI 90 B SI 91 C SI 90 3-3 ① K		B SI 89 F CH 83 X SI 91 1-1 ② G5-3 3-H 2-2 ③ L3	S SI 88 D SI 88 F FC 86 D CU 76 F SI 87 F SI 88 X FC 88			4	0	1	1	0	1	6
38 Pete Kozma, R (1, 6) OBP: 0.262, SLG: 0.357		B SI 90 C SI 90 D SI 90 X SI 89 2-1 ① F7		X CH 83 0-0 ② F7		B FC 88 X SI 91 1-0 2-3 1B		X SI 89 0-0 ① P3		4	0	1	0	0	0	4
35 Jake Westbrook, R (1, 1) OBP: 0.286, SLG: 0.167 59 Fernando Salas, R (7, 1) 36 Randy Choate, L (7, 1) 43 Shane Robinson, R (8, PH) OBP: 0.294, SLG: 0.143 41 Mitchell Boggs, R (8, 1) 34 Marc Rzepczynski, L (8, 1)		B SI 89 B SI 89 2 SAFE X SI 89 2-0 ② SH1-4 1-2 2-3		C SI 90 F SI 91 F FC 88 B FC 86 X SI 90 1-2 ③ G1-3		B SI 91 X SI 90 1-0 ③ B1-3		C FF 89 B CH 81 B FF 90 B FF 89 F FF 88 S SL 87 3-3 ② K		2 0 0 1 0 0	0 0 0 0 0 0	0 0 0 0 0 0	0 0 0 0 0 0	0 0 0 1 0 0	0 0 0 0 0 0	4 0 0 0 0 0

Inning Stats	1	2	3	4	5	6	7	8	9
	R: 1 E: 0 K: 2 S: 20	H: 2 LOB: 1 BB: 0 P: 33	R: 0 E: 0 K: 0 S: 10	H: 1 LOB: 2 BB: 1 P: 20	R: 0 E: 0 K: 1 S: 8	H: 0 LOB: 0 BB: 0 P: 10	R: 0 E: 0 K: 1 S: 6	H: 0 LOB: 0 BB: 0 P: 10	R: 1 E: 0 K: 1 S: 13	H: 3 LOB: 2 BB: 0 P: 20	R: 1 E: 1 K: 1 S: 20	H: 1 LOB: 3 BB: 2 P: 35	R: 0 E: 0 K: 1 S: 6	H: 0 LOB: 0 BB: 0 P: 9	R: 0 E: 0 K: 1 S: 10	H: 1 LOB: 1 BB: 0 P: 12

1B: 8	SF: 0	WP: 0	PA: 41
2B: 1	SAC: 2	PB: 0	
3B: 0	DP: 0	SB: 0	
HR: 1	HBP: 0	CS: 0	

PITCHER		IP	WLS	BF	H	R	ER	SO	BB	IBB	HBP	BLK	WP	HR	S	P	ERA	WHIP
38 Kyle Kendrick, R ERA: 3.28	(1, 1)	6.0		27	8	2	2	6	1	0	0	0	0	1	69	113	3.00	1.500
59 Antonio Bastardo, L ERA:	(7, 1)	0.1		3	0	1	0	0	1	0	0	0	0	0	7	13	0.00	3.000
45 Chad Durbin, R ERA: 4.5	(7, 1)	0.2		4	1	0	0	1	1	0	0	0	0	0	13	22	0.00	3.000
37 Mike Adams, R ERA: 2.25	(8, 1)	1.0	W	3	0	0	0	1	0	0	0	0	0	0	6	9	0.00	0.000
58 Jonathan Papelbon, R ERA: 2.57	(9, 1)	1.0		4	1	0	0	1	0	0	0	0	0	0	10	12	0.00	1.000

PITCHER	IP	WLS	BF	H	R	ER	SO	BB	IBB	HBP	BLK	WP	HR	S	P	ERA	WHIP

TOP

St. Louis Cardinals @ Philadelphia Phillies
Citizens Bank Park, Philadelphia, PA
Sun Apr 21 2013, 8:09 PM - 11:37 PM EDT
Att. 35,115 - Cloudy - 50 F

livebaseballscorecards.com

AB	36
R	3
H	10
RBI	3
BB	3
SO	9
LOB	24

BOTTOM

St. Louis Cardinals @ Philadelphia Phillies
Citizens Bank Park, Philadelphia, PA
Sun Apr 21 2013, 8:09 PM - 11:37 PM EDT
Att. 35,115 - Cloudy - 50 F

livebaseballscorecards.com

Batter	1	2	3	4	5	6	7	8	9	AB	R	H	RBI	BB	SO	LOB
11 Jimmy Rollins, S (1, 6) OBP: 0.295, SLG: 0.419	C SI 90 B SI 89 B SI 90 C SI 89 F FS 84 F FS 83 F FS 84 B SI 91 X SI 90 3-2 26 1B 3B		B CU 76 X SI 90 1-0 ② G3		C SI 89 B SI 90 X SI 90 1-1 1B		C FF 89 C FF 90 F FF 91 S CH 86 0-3 ① K	F SI 91 X SL 84 0-1 1-2 1B		5	1	3	0	0	1	1
15 John Mayberry Jr., R (1, 9) OBP: 0.409, SLG: 0.553	B SI 90 F SI 90 B SI 91 S SI 91 B SI 91 B FS 84 4-2 26 1B 6 SF8 BB		B SI 91 C SI 92 B SI 91 F SI 91 X SI 92 2-2 26 S 1B		S SI 89 C FC 84 D SI 90 S FS 84 1-3 ③ K		B FF 91 B FF 92 F FF 90 X FF 92 2-1 ② G6-3 2-3	F SI 91 B SI 92 S SL 85 B SI 92 S SL 86 2-3 ② K		4	1	1	0	1	2	4
26 Chase Utley, L (1, 4) OBP: 0.347, SLG: 0.529	B SI 90 C SI 91 X SI 91 1-1 10 F7-4 6 SF8 1-3 3-H 1B		B FC 86 1 SAFE C SI 91 B FS 84 D FS 84 F FS 83 S FS 83 3-3 ③ K 1-2			C SI 89 B CH 82 B FS 82 X SI 90 2-1 6 G4-3 2B	F SI 86 B SL 77 S SL 77 F SL 76 X SI 87 1-2 ③ F7	D SI 92 C SI 93 X SI 92 1-1 ③ G4-3		5	0	2	1	0	1	4
6 Ryan Howard, L (1, 3) OBP: 0.300, SLG: 0.385	B FC 86 B SI 91 X SI 91 2-0 ① SF8 1-2 3-H			B FC 84 B SI 88 F SI 90 X FC 85 2-1 10 G6-4-3 1B		X FS 82 0-0 ① G4-3 2-3		S SI 95 C SI 94 B CH 90 B CH 91 F SI 95 B CH 92 X SI 95 3-2 ① G6-3		3	0	1	1	0	0	1
10 Michael Young, R (1, 5) OBP: 0.389, SLG: 0.439	D SI 91 X FC 86 1-0 ②③ F7-4 2-2			X SI 89 0-0 ①② G6-4-3 1-2f		B SI 90 B FC 85 B FC 86 D SI 89 4-0 9 BB BB		C SL 89 B SL 90 B SI 95 X SL 89 2-1 9 1B 2 1B 1B		3	1	1	0	1	0	2
9 Domonic Brown, L (1, 7) OBP: 0.313, SLG: 0.351		B SI 89 B FC 86 B SI 89 C SI 89 X SI 89 3-1 ① G4-3		B SI 90 B SI 90 B SI 90 F SI 90 B SI 90 4-1 BB		B FS 82 C SI 90 F FC 85 D FS 84 B FS 82 B CH 81 4-2 2 G6-3 1-2 BB		1 SAFE B SI 94 X SI 93 1-0 2 1B 31 HR 1-3 1B		2	1	1	0	2	0	0
2 Ben Revere, L (1, 8) OBP: 0.253, SLG: 0.240	C SI 90 F FC 86 B FS 84 F SI 90 X FS 83 1-2 ② G4-3			B SI 89 B SI 89 1 SAFE 1 SAFE X SI 89 2-0 ③ G6-3		C SI 89 B SI 89 X SI 88 1-1 ②③ G6-3 1-2f		F SI 95 B SI 95 X SI 94 1-1 31 HR 1-2 3-H 1B		4	1	1	1	0	0	4
31 Erik Kratz, R (1, 2) OBP: 0.211, SLG: 0.357	F SI 91 B SI 91 X SI 91 1-1 ③ G6-3				X SI 87 0-0 ① F9		F SI 87 B SI 88 F FC 84 D CH 82 X FC 83 2-2 19 2B 1B	X SI 93 0-0 1-H 2-H HR		4	2	2	3	0	0	0
38 Kyle Kendrick, R (1, 1) OBP: 0.125, SLG: 0.125 59 Antonio Bastardo, R (7, 1) 45 Chad Durbin, R (7, 1) 19 Laynce Nix, L (7, PH) OBP: 0.294, SLG: 0.469 37 Mike Adams, R (8, 1) 28 Kevin Frandsen, R (8, PH) OBP: 0.308, SLG: 0.333 58 Jonathan Papelbon, R (9, 1)			B SI 88 C SI 88 C SI 89 C SI 90 1-3 ① K		C SI 88 F SI 89 T SI 89 0-2 ② K		B CH 85 C FF 90 S FF 91 B CH 85 F CH 86 B CH 85 F FF 91 F CH 84 F FF 90 3-2 X CH 85 15 G6-3 1-H 2B	B SI 91 C SI 91 B CH 84 X SI 90 2-1 11 1B 1B		2 0 0 1 0 1 0	0 0 0 0 0 0 0	0 0 0 1 0 1 0	0 0 0 0 0 0 0	2 0 0 0 0 0 0	0 0 0 0 0 0 0
Inning Stats	R: 2 E: 0 K: 0 S: 12 H: 2 LOB: 0 BB: 1 P: 23	R: 0 E: 0 K: 0 S: 8 H: 0 LOB: 0 BB: 0 P: 13	R: 0 E: 0 K: 2 S: 10 H: 1 LOB: 1 BB: 0 P: 17	R: 0 E: 0 K: 0 S: 5 H: 1 LOB: 1 BB: 1 P: 13	R: 0 E: 0 K: 2 S: 9 H: 1 LOB: 1 BB: 0 P: 11	R: 0 E: 0 K: 0 S: 7 H: 1 LOB: 2 BB: 2 P: 18	R: 1 E: 0 K: 1 S: 20 H: 2 LOB: 1 BB: 0 P: 28	R: 4 E: 0 K: 1 S: 19 H: 6 LOB: 2 BB: 0 P: 31		1B: 10 2B: 3 3B: 1 HR: 1 SF: 1 SAC: 0 DP: 3 HBP: 0			WP: 0 PB: 0 SB: 1 CS: 0 PA: 39		

PITCHER		IP	WLS	BF	H	R	ER	SO	BB	IBB	HBP	BLK	WP	HR	S	P	ERA	WHIP
35 Jake Westbrook, R ERA: 1.25	(1, 1)	6.0		26	7	3	3	4	4	0	0	0	0	0	54	100	4.50	1.833
59 Fernando Salas, R ERA: 4.7	(7, 1)	0.2	B	3	1	0	0	1	0	0	0	0	0	0	13	18	0.00	1.500
36 Randy Choate, L ERA: 3.38	(7, 1)	0.1		1	0	0	0	0	0	0	0	0	0	0	4	5	0.00	0.000
41 Mitchell Boggs, R ERA: 12.46	(8, 1)	0.1	L	5	4	4	4	0	0	0	0	0	0	1	10	17	108.00	12.000
34 Marc Rzepczynski, L ERA: 4.91	(8, 1)	0.2		4	2	0	0	1	0	0	0	0	0	0	9	14	0.00	3.000

PITCHER	IP	WLS	BF	H	R	ER	SO	BB	IBB	HBP	BLK	WP	HR	S	P	ERA	WHIP

AB	34
R	7
H	14
RBI	7
BB	4
SO	6
LOB	16

Batter	1	2	3	4	5	6	7	8	9	AB	R	H	RBI	BB	SO	LOB
13 Matt Carpenter, L (1, 4) OBP: 0.342, SLG: 0.441	C SI 90 B SI 90 B FC 87 F SI 90 C SI 90 2-3 ① K		C FC 86 B FS 85 B FS 84 B FS 85 B FC 86 4-1 21 2B BB		B FS 83 C FF 88 B FF 89 X FS 85 2-1 ② G4-3 2-3		C SI 91 B SI 91 X SI 91 1-1 7 G5-4-3 21 1B 1B		C FF 95 X SI 94 0-1 ③ G6-3	4	1	1	0	1	1	1
21 Allen Craig, R (1, 3) OBP: 0.288, SLG: 0.338	B FF 91 C FC 86 X FC 87 1-1 ② G1-3		B FC 87 F FC 87 B FS 85 X FC 87 2-1 1-H 2-H 2B		C FF 89 F FF 89 B FS 84 F FS 85 S FS 85 1-3 ③ K		C FC 83 B SI 90 X FC 85 1-1 7 G5-4-3 1-2 1B			4	0	2	2	0	1	1
7 Matt Holliday, R (1, 7) OBP: 0.361, SLG: 0.400	B FF 88 C FF 90 B FF 90 F SI 90 F FF 91 B FF 91 F FC 87 X SI 90 3-2 ③ F8		B FF 90 X FF 89 1-0 ③ P2			S KC 80 B FS 85 H SI 89 2-1 3 1B 4 1B HBP	B FF 90 B SI 90 X SI 91 2-0 ① ② G5-4-3 1-2f 2-3			3	1	0	0	0	0	3
3 Carlos Beltrán, S (1, 9) OBP: 0.338, SLG: 0.500		B FF 88 B FC 86 C FF 87 X FF 89 2-1 4 G6-4-3 1B		F KC 76 B FS 85 F FS 85 F FC 84 X FS 84 1-2 ① G4-3		X FC 86 0-0 23 BB 4 1B 19 G3-2-3 1-2 1B	B SI 91 D KC 80 B SI 91 X SI 90 3-0 ③ G4-3			4	0	2	0	0	0	1
4 Yadier Molina, R (1, 2) OBP: 0.347, SLG: 0.472		B FC 86 S FC 86 B FC 86 F FF 90 F FF 90 F FC 86 X FC 86 2-2 ① ② G6-4-3 1-2f		S FC 86 B FF 90 X SI 89 1-1 ② F8		X FC 85 0-0 19 G3-2-3 23 BB 1-2 2-H 1B		B FF 91 C FF 92 F SI 93 S SL 79 1-3 ① K		4	0	1	1	0	1	1
23 David Freese, R (1, 5) OBP: 0.333, SLG: 0.294		F FF 90 C FF 91 B FS 85 S FS 86 1-3 ③ K		B KC 79 S FC 86 B SI 90 B FF 90 C FC 85 F SI 90 F FF 90 F FC 86 X FF 91 3-2 1B		D FS 84 S FC 86 S FS 84 B FS 85 D FS 86 B SI 88 4-2 19 G3-2-3 BB 1-2 2-3		B FF 92 S SI 92 X SI 94 1-1 ② G4-3		3	0	1	0	1	1	0
19 Jon Jay, L (1, 8) OBP: 0.238, SLG: 0.316			B FF 88 S FC 86 B FC 87 X FF 89 2-1 ① L8	B FC 85 F FC 86 F FC 85 X FS 85 1-2 ③ G1		D SI 91 D SI 91 X SI 90 2-0 ① ② G3-2-3 1-2 2-3 3-Hf		C SI 93 S FS 82 B SI 95 B FS 82 F FS 81 X SI 93 2-2 ③ G4-3		4	0	0	0	0	0	4
38 Pete Kozma, R (1, 6) OBP: 0.292, SLG: 0.362			B FC 86 B FC 87 X FC 86 2-0 40 SH1-4 21 2B 1B		C FC 85 B FS 84 B FC 85 B FF 89 B FS 85 4-1 13 G4-3 40 SH2-4 BB	I I I I 4-0 IBB			F FF 94 C FF 95 B SL 84 C SL 84 1-3 ① K	2	1	1	0	2	1	0
40 Shelby Miller, R (1, 1) 58 Joe Kelly, R (7, 1) 26 Trevor Rosenthal, R (8, 1) 33 Daniel Descalso, L (9, PH) OBP: 0.196, SLG: 0.244 44 Edward Mujica, R (9, 1)			C FF 87 X SI 88 0-1 ② SH1-4 1-2		X FS 86 0-0 ① SH2-4 1-2	D SI 91 S SI 90 B SI 90 S SI 90 S SI 91 2-3 ③ K			X FF 94 0-0 ② P5	1 0 0 1 0	0 0 0 0 0	0 0 0 0 0	0 0 0 0 0	0 0 0 0 0	1 0 0 0 0	3 0 0 0 0
Inning Stats	R: 0 E: 0 K: 1 S: 10 H: 0 LOB: 0 BB: 0 P: 16	R: 0 E: 0 K: 1 S: 10 H: 1 LOB: 0 BB: 0 P: 15	R: 2 E: 0 K: 0 S: 9 H: 2 LOB: 1 BB: 1 P: 20	R: 0 E: 0 K: 0 S: 15 H: 1 LOB: 1 BB: 0 P: 21	R: 0 E: 0 K: 1 S: 8 H: 0 LOB: 1 BB: 1 P: 15	R: 1 E: 0 K: 1 S: 9 H: 2 LOB: 3 BB: 2 P: 23	R: 0 E: 0 K: 0 S: 6 H: 2 LOB: 1 BB: 0 P: 13	R: 0 E: 0 K: 1 S: 9 H: 0 LOB: 0 BB: 0 P: 13	R: 0 E: 0 K: 1 S: 6 H: 0 LOB: 0 BB: 0 P: 7	1B: 7 2B: 1 3B: 0 HR: 0 SF: 0 SAC: 2 DP: 3 HBP: 1						

PITCHER	IP	WLS	BF	H	R	ER	SO	BB	IBB	HBP	BLK	WP	HR	S	P	ERA	WHIP
15 Dan Haren, R (1, 1) ERA: 7.36	5.0	L	24	6	3	3	3	3	0	1	0	0	0	57	98	5.40	1.800
35 Craig Stammen, R (6, 1) ERA: 3.38	2.0		7	2	0	0	1	0	1	0	0	0	0	10	25	0.00	1.000
52 Ryan Mattheus, R (8, 1) ERA: 3.86	1.0		3	0	0	0	1	0	0	0	0	0	0	9	13	0.00	0.000
22 Drew Storen, R (9, 1) ERA: 6.14	1.0		3	0	0	0	1	0	0	0	0	0	0	6	7	0.00	0.000

PITCHER | IP | WLS | BF | H | R | ER | SO | BB | IBB | HBP | BLK | WP | HR | S | P | ERA | WHIP

TOP

St. Louis Cardinals @ Washington Nationals
Nationals Park, Washington, DC
Mon Apr 22 2013, 7:07 PM - 9:48 PM EDT
Att. 27,263 - Cloudy - 51 F

livebaseballscorecards.com

AB	30
R	3
H	8
RBI	3
BB	4
SO	6
LOB	14

BOTTOM

St. Louis Cardinals @ Washington Nationals
Nationals Park, Washington, DC
Mon Apr 22 2013, 7:07 PM - 9:48 PM EDT
Att. 27,263 - Cloudy - 51 F

livebaseballscorecards.com

Batter	1	2	3	4	5	6	7	8	9	AB	R	H	RBI	BB	SO	LOB
2 Denard Span, L (1, 8) OBP: 0.378, SLG: 0.302	C FF 92 F FF 94 C FF 94 0-3 K ①		X FF 94 0-0 G4-3 ③		B FF 92 X FF 93 1-0 L9 ③			C FF 94 B FF 95 S CH 86 X FF 95 1-2 25 G3 34 BB 1B		4	0	1	0	0	1	1
28 Jayson Werth, R (1, 9) OBP: 0.308, SLG: 0.411	C FF 94 S FF 94 B FF 95 B FF 94 S FF 94 2-3 K ②			C FF 92 B FF 91 X FF 93 1-1 E3 20 2B		F FF 92 C FF 94 X FF 93 0-2 F9 ①		C FF 96 1 SAFE F FF 95 F FF 96 F FF 96 B FF 97 F FF 97 B CU 80 S FF 98 2-3 K ①		4	1	0	0	0	2	1
34 Bryce Harper, L (1, 7) OBP: 0.421, SLG: 0.706	B FF 94 C FF 94 F FF 93 X CU 79 1-2 G6-3 ③			1 SAFE B FF 93 F FF 92 S FF 93 X FF 94 1-2 L7 ①		C CU 79 F FF 94 B CU 77 X CU 78 1-2 G1-3 ②		B FF 97 B FF 97 B CH 88 1 SAFE C FF 95 F FF 97 B FF 98 4-2 25 G3 BB 1-2		3	0	0	0	1	0	1
25 Adam LaRoche, L (1, 3) OBP: 0.279, SLG: 0.370		X FF 92 0-0 F8 ①		S FF 94 1 SAFE C FF 94 B FF 95 B FF 94 C FF 94 2-3 K ②		B FF 93 X CU 80 1-0 F7 ③		X FF 97 0-0 G3 ② 1-2 2-3		4	0	0	0	0	1	3
20 Ian Desmond, R (1, 6) OBP: 0.303, SLG: 0.548		C FF 93 F FF 93 B FF 94 S FF 93 1-3 K ②		C FF 95 F FF 94 B FF 96 X CU 79 1-2 6 2B 2B 1-H			X CU 78 0-0 G6-3 ①	C FF 96 B FF 97 S FF 97 C FF 98 1-3 K ③		4	1	1	1	0	2	2
6 Anthony Rendon, R (1, 5) OBP: 0.125, SLG: 0.250		B FF 93 B FF 93 C FF 93 B FF 94 T FF 94 T FF 93 3-2 K ③		C FF 94 B FF 94 F FF 94 B FF 95 F FF 95 F FF 93 B FF 94 X FF 94 3-2 2B 2B 2-H			C FF 92 B FF 91 B FF 91 F FF 91 B CU 79 X FF 93 3-2 G4-3 ②		C FF 91 S FS 86 C FS 86 0-3 K ①	4	0	1	1	0	2	0
8 Danny Espinosa, S (1, 4) OBP: 0.222, SLG: 0.333			F FF 91 B FF 92 F FF 91 X CU 79 1-2 G4-3 ①	B FF 94 C CU 81 X FF 94 1-1 F7 ③			F FF 92 X FF 92 0-1 24 BB 1B		S FS 86 B FS 87 S FS 86 X FS 86 1-2 G4-3 ②	4	0	1	0	0	0	1
24 Kurt Suzuki, R (1, 2) OBP: 0.383, SLG: 0.541			C FF 93 B FF 93 F FF 94 B FF 94 B FF 94 B FF 92 4-2 15 E 15 S BB		C CU 78 C FF 92 B FF 92 S FF 91 1-3 K ①		B FC 90 B FF 92 B FF 93 C FF 92 B FF 92 4-1 1-2 BB		B FF 91 F FF 93 X FF 93 1-1 F8 ③	2	0	0	0	2	1	0
15 Dan Haren, R (1, 1) OBP: 0.143, SLG: 0.286			L FF 92 B FF 92 S FF 92 T FF 92 1-2 K ② 1-3		S FF 91 S FF 93 F FF 93 S FF 92 0-3 K2-3 ②		F SI 96 B CH 85 X CH 85 1-1 F8 ③			2	0	0	0	0	2	1
35 Craig Stammen, R (6, 1)										0	0	0	0	0	0	0
18 Chad Tracy, L (7, PH) OBP: 0.240, SLG: 0.136										1	0	0	0	0	0	2
52 Ryan Mattheus, R (8, 1)										0	0	0	0	0	0	0
22 Drew Storen, S (9, 1)										0	0	0	0	0	0	0
Inning Stats	R: 0 E: 0 K: 2 S: 9 H: 0 LOB: 0 BB: 0 P: 12	R: 0 E: 0 K: 2 S: 7 H: 0 LOB: 0 BB: 0 P: 11	R: 0 E: 0 K: 1 S: 9 H: 0 LOB: 1 BB: 1 P: 15	R: 2 E: 1 K: 1 S: 18 H: 2 LOB: 1 BB: 0 P: 27	R: 0 E: 0 K: 2 S: 8 H: 0 LOB: 0 BB: 0 P: 10	R: 0 E: 0 K: 0 S: 7 H: 0 LOB: 0 BB: 0 P: 9	R: 0 E: 0 K: 0 S: 9 H: 1 LOB: 2 BB: 1 P: 17	R: 0 E: 0 K: 2 S: 15 H: 1 LOB: 2 BB: 1 P: 23	R: 0 E: 0 K: 1 S: 8 H: 0 LOB: 0 BB: 0 P: 10	1B: 2 2B: 2 3B: 0 HR: 0 SF: 0 SAC: 0 DP: 0 HBP: 0						

	AB	32
	R	2
	H	4
	RBI	2
	BB	3
	SO	11
	LOB	12

WP: 0 PB: 0 SB: 1 CS: 0 PA: 35

PITCHER		IP	WLS	BF	H	R	ER	SO	BB	IBB	HBP	BLK	WP	HR	S	P	ERA	WHIP
40 Shelby Miller, R ERA: 1.44	(1, 1)	6.2	W	26	3	2	0	8	2	0	0	0	0	0	65	98	0.00	0.750
58 Joe Kelly, R ERA: 6.0	(7, 1)	0.1	H	1	0	0	0	0	0	0	0	0	0	0	2	3	0.00	0.000
26 Trevor Rosenthal, R ERA: 3.86	(8, 1)	1.0	H	5	1	0	0	2	1	0	0	0	0	0	15	23	0.00	2.000
44 Edward Mujica, R ERA: 1.23	(9, 1)	1.0	S	3	0	0	0	1	0	0	0	0	0	0	8	10	0.00	0.000

PITCHER	IP	WLS	BF	H	R	ER	SO	BB	IBB	HBP	BLK	WP	HR	S	P	ERA	WHIP

Batter	1	2	3	4	5	6	7	8	9	AB	R	H	RBI	BB	SO	LOB
43 Shane Robinson, R (1, 8) OBP: 0.333, SLG: 0.176	X FF 93 0-0 ① F8			C FF 91 X SI 91 0-1 21 2B 1B	B SL 79 S CH 84 F FF 94 F SL 79 B FF 94 F FF 93 F FF 95 X CH 86 2-2 ③ G4-3			B FF 96 B FF 93 B CH 94 C FF 96 B FF 95 4-1 7 G4-3 7 BLK BB		3	1	1	0	1	0	0
21 Allen Craig, R (1, 3) OBP: 0.299, SLG: 0.361	C FF 93 B FF 93 X FF 93 1-1 7 G6-4-3 1B			1 SAFE B SI 91 B CH 84 X FF 93 2-0 7 1B 3 1B 1-H 2B		C SI 91 B CH 86 B FF 92 B FF 93 X SI 91 3-1 ① F8		1 SAFE 1 SAFE B FF 94 C SL 84 1 SAFE D FF 96 F FF 95 C SL 85 2-3 ① K		4	1	2	1	0	1	1
7 Matt Holliday, R (1, 7) OBP: 0.368, SLG: 0.422	S FF 93 F FF 94 B FF 94 F FF 94 F SI 92 B FF 93 B FF 94 X FF 94 3-2 ②③ G6-4-3 1-2f			C FF 93 X FF 93 0-1 3 1B 2-3 1B		B CH 85 F FF 94 F FF 92 B FF 93 F SI 90 X FF 94 2-2 2B		F SL 84 F FF 95 D SL 85 B SL 85 X FF 96 2-2 ② G4-3 1-3		4	0	2	0	0	0	2
3 Carlos Beltrán, S (1, 9) OBP: 0.333, SLG: 0.485		C FF 90 F SI 91 B FF 93 B SI 92 F SI 91 F SI 91 X SI 93 2-2 ① G4-3		F SI 92 F FF 93 X SI 94 0-2 1-2 3-H 1B		B FF 93 C CH 85 B FF 92 X FF 91 2-1 ② P6		F SL 84 D CH 89 C FF 98 D CH 88 S CH 88 2-3 ③ K		4	0	1	1	0	1	2
4 Yadier Molina, R (1, 2) OBP: 0.354, SLG: 0.459		B SI 92 B FF 92 F FF 92 B FF 93 B FF 93 4-1 23 G4-6-3 BB		D FF 94 B CH 85 X FF 93 2-0 ① P3		B SI 92 F SI 91 B FF 94 F FF 94 F FF 95 D SL 80 B SI 93 4-2 BB			F FF 92 B CU 75 B FF 93 X CH 80 2-1 ① P4	2	0	0	0	2	0	2
23 David Freese, R (1, 5) OBP: 0.302, SLG: 0.263 44 Edward Mujica, R (9, 1)		F SI 93 B FF 93 B SI 92 B SI 92 X SI 92 3-1 ②③ G4-6-3 1-2f		B SI 93 X FF 92 1-0 ② F9		X FF 94 0-0 ③ F9			B FF 93 F FF 92 S FC 85 X FF 93 1-2 ② G4-3	4 0	0 0	0 0	0 0	0 0	0 0	5 0
13 Matt Carpenter, L (1, 4) OBP: 0.325, SLG: 0.417 (9, 5)			B FF 92 C SI 91 T SI 91 F SI 92 T SI 92 1-2 ① K	C SI 92 B SI 92 C SI 92 S SI 93 1-3 ③ K			C FF 97 B SI 96 X FF 96 1-1 ① G3		F FF 93 B FF 94 X CH 81 1-1 ③ G3	4	0	0	0	0	2	2
38 Pete Kozma, R (1, 6) OBP: 0.309, SLG: 0.377			X SI 91 0-0 50 B2-6-4 1B		C FF 92 C FF 93 X FF 92 0-2 50 SH5-4-1 1B		S FF 96 C SL 85 X SL 84 0-2 ② L8			3	0	2	0	0	0	0
50 Adam Wainwright, R (1, 1) OBP: 0.231, SLG: 0.231 33 Daniel Descalso, L (9, 4) OBP: 0.196, SLG: 0.244			C FF 93 X FF 92 0-1 ②③ B2-6-4 1-2f	F FF 93 1 SAFE S FF 93 X FF 93 0-2 ①② SH5-4-1 1-3f			S FF 95 B CH 94 B FF 93 X FF 94 2-1 ③ L7			2 0	0 0	0 0	0 0	0 0	0 0	1 0

TOP
St. Louis Cardinals @ Washington Nationals Nationals Park, Washington, DC Tue Apr 23 2013, 7:07 PM - 9:49 PM EDT Att. 29,986 - Clear - 60 F
livebaseballscorecards.com

AB	30
R	2
H	8
RBI	2
BB	3
SO	4
LOB	15

Inning Stats	1	2	3	4	5	6	7	8	9	1B: 6	SF: 0	WP: 0	PA: 34
	R: 0 E: 0 K: 0 S: 8 H: 1 LOB: 0 BB: 0 P: 12	R: 0 E: 0 K: 0 S: 8 H: 0 LOB: 0 BB: 1 P: 17	R: 0 E: 0 K: 1 S: 7 H: 1 LOB: 0 BB: 0 P: 8	R: 2 E: 0 K: 1 S: 13 H: 4 LOB: 2 BB: 0 P: 19	R: 0 E: 0 K: 0 S: 12 H: 1 LOB: 0 BB: 0 P: 14	R: 0 E: 0 K: 0 S: 12 H: 1 LOB: 2 BB: 1 P: 23	R: 0 E: 0 K: 0 S: 7 H: 0 LOB: 0 BB: 0 P: 10	R: 0 E: 0 K: 2 S: 10 H: 0 LOB: 1 BB: 1 P: 20	R: 0 E: 0 K: 0 S: 7 H: 0 LOB: 0 BB: 0 P: 11	2B: 3 3B: 0 HR: 0	SAC: 1 DP: 4 HBP: 0	PB: 0 SB: 0 CS: 0	

PITCHER		IP	WLS	BF	H	R	ER	SO	BB	IBB	HBP	BLK	WP	HR	S	P	ERA	WHIP
48 Ross Detwiler, L ERA: 1.38	(1, 1)	6.0	L	24	8	2	2	2	2	0	0	0	0	0	60	93	3.00	1.667
63 Henry Alberto Rodriguez, R ERA: 3.24	(7, 1)	2.0		7	0	0	0	2	1	0	0	1	0	0	17	30	0.00	0.500
36 Tyler Clippard, R ERA: 4.0	(9, 1)	1.0		3	0	0	0	0	0	0	0	0	0	0	7	11	0.00	0.000

PITCHER		IP	WLS	BF	H	R	ER	SO	BB	IBB	HBP	BLK	WP	HR	S	P	ERA	WHIP

BOTTOM

St. Louis Cardinals @ Washington Nationals
Nationals Park, Washington, DC
Tue Apr 23 2013, 7:07 PM - 9:49 PM EDT
Att. 29,986 - Clear - 60 F

livebaseballscorecards.com

Batter	1	2	3	4	5	6	7	8	9	AB	R	H	RBI	BB	SO	LOB
2 Denard Span, L (1, 8) OBP: 0.372, SLG: 0.299	B SI 90 X SI 90 1-0 G4-3 ①		B SI 90 B FF 91 X SI 91 2-0 G6-3 ③			C SI 90 1 SAFE X CU 74 0-1 34 BB 1-3 1B		C SI 88 F SI 89 B SI 90 X FC 86 1-2 FC4-6 28 WP 1-2f ②		4	0	1	0	0	0	1
28 Jayson Werth, R (1, 9) OBP: 0.293, SLG: 0.390	B SI 92 C SI 92 F FF 92 B SI 92 B CU 73 X FF 93 3-2 L7 ②			C SI 92 B CU 76 B FC 88 F FC 88 C CU 76 2-3 K ①		X SI 90 0-0 P4 ②		C CU 75 F FC 86 D CU 75 B CU 77 X FC 87 2-2 G6-3 ③ 1-2		4	0	0	0	0	1	3
34 Bryce Harper, L (1, 7) OBP: 0.438, SLG: 0.718	B SI 91 X FF 92 1-0 1B			B SI 90 C CU 73 C FC 87 F CU 76 S FF 93 1-3 K ②		S CU 75 B FF 91 D CU 78 B FC 91 D CU 76 4-1 1-2 BB			B FC 87 C CU 74 S FC 89 B CU 74 B FF 91 X FC 88 3-2 2B	3	0	2	0	1	1	0
25 Adam LaRoche, L (1, 3) OBP: 0.262, SLG: 0.345	B SI 91 B SI 91 C FF 93 S FC 89 S CU 75 2-3 K ③			F SI 91 F CU 75 B FC 88 C FF 93 1-3 K ③		C FC 88 S CU 77 D CU 78 B CU 77 F FF 94 S FF 94 2-3 K ③			C CU 75 D CH 86 B CU 75 F FC 88 D CU 77 C CU 76 3-3 K ①	4	0	0	0	0	4	5
20 Ian Desmond, R (1, 6) OBP: 0.288, SLG: 0.519		X FC 87 0-0 G1-3 ①			C SI 91 X FC 88 0-1 G3 ①		S SI 90 X CU 74 0-1 F9 ①		C FS 85 X FS 87 0-1 P4 ②	4	0	0	0	0	0	1
6 Anthony Rendon, R (1, 5) OBP: 0.091, SLG: 0.182 18 Chad Tracy, L (9, PH) OBP: 0.231, SLG: 0.130		C SI 89 B CU 73 S FC 87 F FF 93 F CU 76 B FC 88 X CU 75 2-2 G5-3 ②			X FC 87 0-0 G6-3 ②		X FF 90 0-0 G1-3 ②		X FS 87 0-0 F9 ③	3 1	0 0	0 0	0 0	0 0	0 0	0 1
8 Danny Espinosa, S (1, 4) OBP: 0.211, SLG: 0.315		C SI 91 C CU 74 S CU 74 0-3 K ③			X FC 88 0-0 G4-3 ③		B SI 89 X FC 87 1-0 L4 ③			3	0	0	0	0	1	0
24 Kurt Suzuki, R (1, 2) OBP: 0.380, SLG: 0.525			B FF 91 C SI 91 B FC 88 B FC 90 F FF 91 F SI 92 F FC 90 X FC 87 3-2 F7 ①			C FF 90 B FC 86 F FC 87 B CU 75 X FC 86 2-2 2 1B 1B		B CU 73 X FC 89 1-0 G5-3 ①		3	0	1	0	0	0	0
48 Ross Detwiler, R (1, 1) 33 Roger Bernadina, L (6, PH) 63 Henry Alberto Rodriguez, R (7, PH) 1 Steve Lombardozzi, S (8, PH) OBP: 0.379, SLG: 0.464 36 Tyler Clippard, R (9, 1)			C SI 90 S FC 88 B CU 76 C FF 93 1-3 K ②			C SI 90 F CU 74 D CU 76 C FF 91 1-3 K ①		C SI 89 F FC 85 X CU 74 0-2 2 FC4-6 1B		1 1 0 1 0	0 0 0 0 0	0 0 0 1 0	0 0 0 0 0	1 1 0 0 0	0 1 0 0 0	0 1 0 0 0

Inning Stats	1	2	3	4	5	6	7	8	9
	R: 0 E: 0 K: 1 S: 8 H: 1 LOB: 1 BB: 0 P: 15	R: 0 E: 0 K: 1 S: 9 H: 0 LOB: 0 BB: 0 P: 11	R: 0 E: 0 K: 1 S: 9 H: 0 LOB: 0 BB: 0 P: 15	R: 0 E: 0 K: 3 S: 10 H: 0 LOB: 0 BB: 0 P: 14	R: 0 E: 0 K: 0 S: 4 H: 0 LOB: 0 BB: 0 P: 4	R: 0 E: 0 K: 2 S: 14 H: 2 LOB: 3 BB: 1 P: 23	R: 0 E: 0 K: 0 S: 4 H: 0 LOB: 0 BB: 0 P: 5	R: 0 E: 0 K: 0 S: 10 H: 1 LOB: 1 BB: 0 P: 14	R: 0 E: 0 K: 1 S: 9 H: 1 LOB: 1 BB: 0 P: 15

	AB	32
	R	0
	H	5
	RBI	0
	BB	1
	SO	9
	LOB	12

	1B: 4	SF: 0	WP: 1	PA: 33
	2B: 1	SAC: 0	PB: 0	
	3B: 0	DP: 0	SB: 0	
	HR: 0	HBP: 0	CS: 0	

PITCHER	IP	WLS	BF	H	R	ER	SO	BB	IBB	HBP	BLK	WP	HR	S	P	ERA	WHIP
50 Adam Wainwright, R (1, 1) ERA: 1.93	8.1	W	31	5	0	0	9	1	0	0	0	1	0	74	113	0.00	0.720
44 Edward Mujica, R (9, 1) ERA: 1.13	0.2	S	2	0	0	0	0	0	0	0	0	0	0	3	3	0.00	0.000

PITCHER	IP	WLS	BF	H	R	ER	SO	BB	IBB	HBP	BLK	WP	HR	S	P	ERA	WHIP

Batter	1	2	3	4	5	6	7	8	9	AB	R	H	RBI	BB	SO	LOB
13 Matt Carpenter, L (1, 5) OBP: 0.345, SLG: 0.461	B FF 92 X FF 96 1-0 7 1B 4 1B 2B	C CU 79 B FF 97 B CH 88 B FF 95 X FF 96 3-1 ③ 2B			C CU 79 B CU 80 S CH 89 X FF 97 1-2 ③ L9			C FF 95 1 SAFE B CH 88 F SI 94 B SL 83 F CH 88 B SI 96 F FF 96 1 SAFE 3-2 X SI 85 21 FC1-5 7 1B 1-3 1B		4	2	3	0	0	0	0
21 Allen Craig, R (1, 3) OBP: 0.284, SLG: 0.342	B SI 92 F SI 94 B SI 94 B FF 95 F FF 96 S CH 87 3-3 ① K		C FF 95 C CU 79 S CU 79 0-3 ① K			C FF 95 F CU 78 B FF 96 S CH 89 1-3 ① K		F SI 94 B CH 89 X SL 83 1-1 ① FC1-5 7 1B 1-3 3-H		4	0	0	0	0	3	3
7 Matt Holliday, R (1, 7) OBP: 0.388, SLG: 0.441	F FF 95 X FF 94 0-1 3 BB 4 1B 2-3 1B		B FF 96 X CU 79 1-0 ② G6-3			X CU 79 0-0 1B		S SI 94 X FF 95 0-1 4 FC6-4 2-3 3-H 1B		4	1	3	1	0	0	0
3 Carlos Beltrán, S (1, 9) OBP: 0.329, SLG: 0.465 26 Trevor Rosenthal, R (8, 1) 44 Edward Mujica, R (9, 1)	B SI 94 B FF 95 B CH 88 F SI 95 B SI 95 4-1 4 1B 33 E 1-2 BB		B SI 94 C CH 88 C FF 95 F FF 97 X FF 97 1-2 ③ P4			X FF 94 0-0 ② F8		C FF 94 B CH 88 C SI 95 B SL 82 F SI 94 S CH 89 2-3 ② K		3 0 0	1 0 0	0 0 0	0 0 0	1 0 0	1 0 0	3 0 0
4 Yadier Molina, R (1, 2) OBP: 0.349, SLG: 0.449	B CU 81 B SI 94 C FF 95 X SI 95 2-1 43 G5-3 33 E 1-3 2-H 3-H 1B			C FF 95 B CU 78 C CU 80 F CH 89 F CH 89 B SI 96 F CU 80 X CU 81 2-2 ① F8		B SI 94 C FF 95 X CU 79 1-1 ③ F8		C SL 83 X CH 88 0-1 ③ FC6-4 1-2f		4	0	1	2	0	0	3
33 Daniel Descalso, L (1, 4) OBP: 0.180, SLG: 0.224	C SI 94 S FF 95 F FF 95 X CU 79 0-2 E5 1-2 3-H			F FF 97 X FF 96 0-1 ② L9			B SI 94 C CH 87 B FF 96 C CH 88 F FF 96 F CU 81 F CH 89 F CH 88 F FF 97 3-3 ① K		C FF 89 X SI 89 0-1 ① G3	4	0	0	1	0	1	1
43 Shane Robinson, R (1, 8) OBP: 0.320, SLG: 0.150 (8, 9)	C FF 95 B FF 94 X FF 94 1-1 ②③ G5-3 2-3f			X FF 96 0-0 ③ G4-3			F FF 97 C CU 80 F FF 98 B CH 88 B CU 79 F FF 97 S CU 80 2-3 ② K		C SI 89 C CH 84 B CU 72 B SI 89 F CH 85 B CU 73 D CH 85 4-2 19 S 38 1B BB	3	0	0	0	1	1	2
38 Pete Kozma, R (1, 6) OBP: 0.306, SLG: 0.369		B FF 93 F SI 93 C CU 79 F CH 87 X FF 96 1-2 ① G5-3			F FF 94 B SI 96 S CU 79 B CU 79 X SI 96 2-2 ① G5-3		B SI 96 B CH 89 X FF 97 2-0 ③ L3		1 SAFE 1 SAFE X FF 89 0-0 19 G3-6-3 1-2 1B	4	0	1	0	0	0	0
54 Jaime García, L (1, 1) 58 Joe Kelly, R (6, 1) 19 Jon Jay, L (8, PH) OBP: 0.244, SLG: 0.321 (8, 8)		F FF 94 B SI 94 F SI 94 F FF 97 B CH 89 S FF 98 2-3 ② K			C FF 96 S SI 96 B SI 96 F FF 97 F FF 96 S CU 80 1-3 ② K2-3			B FF 95 F FF 94 B FF 95 X SI 94 2-1 13 1B 21 FC1-5 1B	B SI 90 C CU 74 B FF 88 X SI 90 2-1 ②③ G3-6-3 1-2f 2-3	2 0 2	0 0 0	0 0 1	0 0 0	0 0 0	2 0 2	0 0 2
Inning Stats	R: 3 E: 1 K: 1 S: 15 H: 3 LOB: 1 BB: 1 P: 26	R: 0 E: 0 K: 1 S: 10 H: 1 LOB: 1 BB: 0 P: 16	R: 0 E: 0 K: 1 S: 8 H: 0 LOB: 0 BB: 0 P: 10	R: 0 E: 0 K: 0 S: 9 H: 0 LOB: 0 BB: 0 P: 11	R: 0 E: 0 K: 1 S: 11 H: 0 LOB: 0 BB: 0 P: 15	R: 0 E: 0 K: 1 S: 7 H: 1 LOB: 1 BB: 0 P: 9	R: 0 E: 0 K: 2 S: 16 H: 0 LOB: 0 BB: 0 P: 23	R: 1 E: 0 K: 1 S: 17 H: 3 LOB: 2 BB: 0 P: 25	R: 0 E: 0 K: 0 S: 8 H: 1 LOB: 1 BB: 1 P: 14	1B: 7 2B: 2 3B: 0 HR: 0	SF: 0 SAC: 0 DP: 2 HBP: 0					

PITCHER		IP	WLS	BF	H	R	ER	SO	BB	IBB	HBP	BLK	WP	HR	S	P	ERA	WHIP
37 Stephen Strasburg, R ERA: 3.16	(1, 1)	7.0	L	26	5	3	3	7	1	0	0	0	0	0	76	110	3.86	0.857
22 Drew Storen, R ERA: 6.48	(8, 1)	1.0		6	3	1	1	1	0	0	0	0	0	0	17	25	9.00	3.000
30 Zach Duke, L ERA: 5.91	(9, 1)	1.0		4	1	0	0	0	1	0	0	0	0	0	8	14	0.00	2.000

PITCHER	IP	WLS	BF	H	R	ER	SO	BB	IBB	HBP	BLK	WP	HR	S	P	ERA	WHIP

TOP

St. Louis Cardinals @ Washington Nationals
Nationals Park, Washington, DC
Wed Apr 24 2013, 1:10 PM - 4:04 PM EDT
Att. 33,694 - Sunny - 69 F

livebaseballscorecards.com

AB	34
R	4
H	9
RBI	4
BB	2
SO	8
LOB	14

BOTTOM

St. Louis Cardinals @ Washington Nationals
Nationals Park, Washington, DC
Wed Apr 24 2013, 1:10 PM - 4:04 PM EDT
Att. 33,694 - Sunny - 69 F

livebaseballscorecards.com

Batter	1	2	3	4	5	6	7	8	9	AB	R	H	RBI	BB	SO	LOB
2 Denard Span, L (1, 8) OBP: 0.366, SLG: 0.296	B FF 90 B FF 89 C FF 88 X SI 89 2-1 ① G4-3		C SI 89 F SI 89 X SL 85 0-2 ③ G1-3			F SI 89 X SI 89 0-1 34 G4-3 28 G1-3 1-2 1B		C FF 96 C FF 95 F FF 96 B FF 96 X FF 97 1-2 ① G1-3		4	0	1	0	0	0	0
28 Jayson Werth, R (1, 9) OBP: 0.291, SLG: 0.420	C FF 90 B CU 73 B SI 90 C SI 90 F SL 85 X SI 90 2-2 ② G5-3			B CH 81 C SI 89 S SI 89 B SI 90 X SL 84 2-2 ① G6-3		B FF 89 D CH 81 X SI 88 2-0 ① G1-3 1-2 2-3		C FF 97 B CU 83 F FF 96 X FF 97 1-2 HR		4	1	1	1	0	0	2
34 Bryce Harper, L (1, 7) OBP: 0.429, SLG: 0.689	X SI 90 0-0 ③ F7			C SI 90 B CU 76 B CU 71 F SL 84 X CH 82 2-2 ② G4-3		S SL 85 D CU 74 X SL 85 1-1 ② G4-3 2-3 3-H		C FF 97 B CU 80 C FF 97 B CU 83 B FF 98 B FF 98 4-2 BB		3	0	0	1	1	0	1
12 Tyler Moore, R (1, 3) OBP: 0.227, SLG: 0.333 25 Adam LaRoche, L (8, PH) OBP: 0.258, SLG: 0.339 (9, 3)		C SI 90 F SI 90 F SL 86 B SL 84 S CU 74 1-3 ① K		B CU 71 B CH 81 F SI 88 X SI 88 2-1 2B		D SL 84 C SL 84 B SI 89 B CH 83 D SL 85 4-1 BB		F FF 98 F FF 97 S FF 97 0-3 ② K		2 1	0 0	1 0	0 0	1 1	1 1	0 1
20 Ian Desmond, R (1, 6) OBP: 0.286, SLG: 0.506		B SL 86 B CH 81 F SI 89 X SI 89 2-1 8 F8 8 S 1B		S CH 82 F CH 83 B SL 85 X CU 74 1-2 ③ G5-3		D FF 96 C FF 96 B SI 96 F SI 95 F SI 98 B SI 96 S SL 84 3-3 ③ K		S FF 98 S FF 98 S FF 97 0-3 ③ K		4	0	1	0	0	2	4
8 Danny Espinosa, S (1, 4) OBP: 0.197, SLG: 0.293		1 SAFE B SI 90 S SI 90 F SL 86 X CU 73 1-2 ② F8 1-3			B SI 89 F SI 89 F CH 84 B CU 74 B SL 84 C SI 89 3-3 ① K		X FF 95 0-0 ① G6-3		B FF 91 C FF 92 B FF 92 T FF 93 F FS 86 X FS 87 2-2 ① G3	4	0	0	0	0	1	1
6 Anthony Rendon, R (1, 5) OBP: 0.133, SLG: 0.200		C SI 90 B SL 86 C CH 83 D SL 85 S CU 75 2-3 ③ K			C CH 82 B SL 85 F SI 89 F SL 85 F SL 85 B SI 89 X SL 85 2-2 ② L8		C FF 96 S SL 85 B FF 99 B FF 95 F SL 85 F FF 97 X SL 85 2-2 23 1B 1B		B FF 92 X FF 92 1-0 ② F9	4	0	1	0	0	1	1
23 Jhonatan Solano, R (1, 2) OBP: 0.200, SLG: 0.200			C FF 89 B SI 90 X SI 89 1-1 ① G4-3		C SI 88 X SI 89 0-1 ③ G6-3		B SI 95 C FF 96 B SI 93 1 SAFE X SI 94 2-1 1 CS 1-3 1B		C FF 92 S FS 86 X FS 88 0-2 ③ G6-3	4	0	1	0	0	0	0
37 Stephen Strasburg, R (1, 1) OBP: 0.250, SLG: 0.375 1 Steve Lombardozzi, S (7, PH) OBP: 0.367, SLG: 0.448 22 Drew Storen, S (8, 1) 30 Zach Duke, L (9, 1)			C FF 90 S SL 84 X SL 84 0-2 ② G4-3			C FF 89 C SI 89 F SI 88 F SI 83 X SL 84 0-2 28 G1-3 2 1B 34 G4-3 1B	B CH 84 B SI 95 B SI 96 C SI 93 1 SAFE F SI 95 S SI 94 3-3 ② ③ K 1-2			2 1 0 0	1 0 0 0	1 0 0 0	0 0 0 0	0 1 0 0	0 2 0 0	0 0 0 0
Inning Stats	R: 0 E: 0 K: 0 S: 7 H: 0 LOB: 0 BB: 0 P: 11	R: 0 E: 0 K: 2 S: 12 H: 1 LOB: 1 BB: 0 P: 18	R: 0 E: 0 K: 0 S: 8 H: 0 LOB: 0 BB: 0 P: 9	R: 0 E: 0 K: 0 S: 11 H: 1 LOB: 1 BB: 0 P: 18	R: 0 E: 0 K: 1 S: 10 H: 0 LOB: 0 BB: 0 P: 15	R: 1 E: 0 K: 1 S: 15 H: 2 LOB: 2 BB: 1 P: 25	R: 0 E: 0 K: 1 S: 11 H: 2 LOB: 2 BB: 0 P: 18	R: 1 E: 0 K: 2 S: 15 H: 1 LOB: 1 BB: 1 P: 21	R: 0 E: 0 K: 0 S: 8 H: 0 LOB: 0 BB: 0 P: 11	1B: 5 2B: 2 3B: 0 HR: 1	SF: 0 SAC: 0 DP: 1 HBP: 0		WP: 0 PB: 0 SB: 1 CS: 1	PA: 35			

	AB	R	H	RBI	BB	SO	LOB
	33	2	7	2	2	7	12

PITCHER		IP	WLS	BF	H	R	ER	SO	BB	IBB	HBP	BLK	WP	HR	S	P	ERA	WHIP
54 Jaime García, L ERA: 2.89	(1, 1)	5.2	W	22	4	1	1	3	1	0	0	0	0	0	59	89	1.59	0.882
58 Joe Kelly, R ERA: 4.91	(6, 1)	1.1	H	5	2	0	0	2	0	0	0	0	0	0	15	25	0.00	1.500
26 Trevor Rosenthal, R ERA: 4.26	(8, 1)	1.0	H	5	1	1	1	2	1	0	0	0	0	1	15	21	9.00	2.000
44 Edward Mujica, R ERA: 1.0	(9, 1)	1.0	S	3	0	0	0	0	0	0	0	0	0	0	8	11	0.00	0.000

PITCHER	IP	WLS	BF	H	R	ER	SO	BB	IBB	HBP	BLK	WP	HR	S	P	ERA	WHIP

Pittsburgh Pirates @ St. Louis Cardinals

Busch Stadium, St. Louis, MO

Fri Apr 26 2013, 7:17 PM - 10:31 PM CDT

Att. 44,090 - Cloudy - 56 F

TOP

livebaseballscorecards.com

Batter	1	2	3	4	5	6	7	8	9	AB	R	H	RBI	BB	SO	LOB
6 Starling Marte, R (1, 7) (5, 8) OBP: 0.390, SLG: 0.456	F FF 92 L FF 92 B SI 92 X SI 92 1-2 46 BB 1B		F FF 92 S FF 92 B FF 93 F CU 79 B SL 86 F CU 80 H SI 91 3-2 HBP		B CU 78 F SI 91 F FF 93 H FF 93 2-2 23 S HBP		B FF 93 B CU 78 X FF 92 2-0 ③ F8		B SI 96 X SI 95 1-0 ② F4	3	0	1	0	0	0	2
23 Travis Snider, L (1, 9) OBP: 0.388, SLG: 0.424	1 SAFE C SI 91 F FF 91 D CU 79 B CU 78 1 SAFE T FF 92 2-2 ① K		B CU 78 1 SAFE X SI 90 1-0 ② L8		B SI 92 C CU 79 B CU 79 B FF 93 C SI 93 F FF 93 B FF 93 4-2 22 FC5-4 1-2 BB			C SI 96 B SL 90 B CH 90 X SI 96 2-1 18 BB 14 HBP 1B	C SI 97 B CH 85 S CH 86 T SI 98 1-2 ③ K	4	0	1	0	1	2	4
22 Andrew McCutchen, R (1, 8) OBP: 0.290, SLG: 0.393 48 Jared Hughes, R (5, 1) 14 Gaby Sanchez, R (8, PH) OBP: 0.378, SLG: 0.583 2 Brandon Inge, R (8, 4) OBP: 0.333, SLG: 0.444	X FF 93 0-0 ② P5		C FF 92 1 SAFE C FF 93 B FF 94 C FF 94 1-3 ③ K		B SL 87 B SL 87 C SL 85 F FF 94 X FF 94 2-2 ③ FC5-4 1-2f			C SI 96 D SI 95 H SI 95 2-1 18 BB 1-2 HBP		3 0 0 0	0 0 0 0	0 0 0 0	0 0 0 0	1 0 0 0	0 0 0 0	4 0 0 0
46 Garrett Jones, L (1, 3) OBP: 0.358, SLG: 0.450	1 SAFE B SI 91 B FF 92 B FF 92 C FF 91 B FF 92 4-1 1-2 BB			C FF 91 C CU 76 S FF 92 0-3 ① K		C CU 77 S CU 78 B SI 92 X FF 92 1-2 18 G4-3 24 SF7 2B		S SI 97 S SL 90 D FC 92 C SL 88 1-3 ① K		3	1	1	0	1	2	2
18 Neil Walker, S (1, 4) OBP: 0.352, SLG: 0.342 32 Vin Mazzaro, R (8, 1)	C CU 79 X FF 93 0-1 ③ P6			B CU 79 B SI 92 B FF 92 B FF 93 4-0 BB		F FF 91 X CU 78 0-1 ① G4-3 2-3		B SI 95 F SI 96 B SL 88 B SI 95 B SI 94 4-1 24 G4-6-3 1-2 2-3 BB		2 0	0 0	0 0	0 0	2 0	0 0	3 0
24 Pedro Alvarez, L (1, 5) OBP: 0.250, SLG: 0.347		B SI 90 C FF 92 F CU 78 F CU 78 B CU 79 S FF 93 2-3 ① K		X FF 93 0-0 ② F7		B SI 93 F SI 92 B CU 79 X SI 92 2-1 ② SF7 3-H		S SL 75 B SL 76 C SI 88 B SL 77 B SI 87 F SI 87 X SI 86 3-2 ②③ G4-6-3 1-2f		3	0	0	1	0	1	4
55 Russell Martin, R (1, 2) OBP: 0.320, SLG: 0.379		F SI 92 C FF 92 B SL 88 S SI 92 1-3 ② K		F FF 92 B FF 93 X FF 93 1-1 ③ L8		C FF 93 B CU 80 B CU 80 C FF 93 F SI 93 X CU 80 2-2 ③ G5-3			C SI 95 X SI 97 0-1 31 1B 1B	4	0	1	0	0	1	1
12 Clint Barmes, R (1, 6) OBP: 0.172, SLG: 0.164		C FF 93 X SL 88 0-1 ③ F7			C CU 77 C FF 92 B FF 93 B FF 94 S FF 94 2-3 ① K		C FF 91 F SL 86 F FF 92 C FF 94 0-3 ① K		F SI 94 X SI 95 0-1 ① F8	4	0	0	0	0	2	1
57 Jonathan Sánchez, L (1, 1) 30 Jeanmar Gómez, R (1, 1) OBP: 0.250, SLG: 0.250 31 Jose Tabata, R (5, 7) OBP: 0.231, SLG: 0.222			C FF 91 B FF 92 S FF 93 T SL 86 1-2 ① K		C FF 92 F FF 92 S SL 86 0-3 ② K		F FF 93 X CU 79 0-1 ② G4-3		X SI 96 0-0 1-2 1B	0 2 2	0 0 0	0 0 1	0 0 0	0 0 0	0 2 0	0 0 0
Inning Stats	R: 0 E: 0 K: 1 S: 10 H: 1 LOB: 2 BB: 1 P: 17	R: 0 E: 0 K: 2 S: 9 H: 0 LOB: 0 BB: 0 P: 12	R: 0 E: 0 K: 2 S: 11 H: 0 LOB: 1 BB: 0 P: 17	R: 0 E: 0 K: 1 S: 6 H: 0 LOB: 1 BB: 1 P: 11	R: 0 E: 0 K: 2 S: 14 H: 0 LOB: 2 BB: 1 P: 24	R: 1 E: 0 K: 0 S: 11 H: 1 LOB: 1 BB: 0 P: 16	R: 0 E: 0 K: 1 S: 7 H: 0 LOB: 0 BB: 0 P: 9	R: 0 E: 0 K: 1 S: 11 H: 1 LOB: 2 BB: 1 P: 23	R: 0 E: 0 K: 1 S: 9 H: 2 LOB: 2 BB: 0 P: 11	1B: 4 2B: 1 3B: 0 HR: 0 SF: 1 SAC: 0 DP: 1 HBP: 3						

	AB	30
	R	1
	H	5
	RBI	1
	BB	4
	SO	11
	LOB	21

WP: 0 PA: 38
PB: 0
SB: 1
CS: 0

PITCHER		IP	WLS	BF	H	R	ER	SO	BB	IBB	HBP	BLK	WP	HR	S	P	ERA	WHIP
31 Lance Lynn, R ERA: 3.1	(1, 1)	7.0	W	28	2	1	1	9	3	0	2	0	0	0	68	106	1.29	0.714
41 Mitchell Boggs, R ERA: 12.0	(8, 1)	0.1		4	1	0	0	1	1	0	1	0	0	0	7	16	0.00	6.000
36 Randy Choate, L ERA: 2.7	(8, 1)	0.2	H	1	0	0	0	0	0	0	0	0	0	0	4	7	0.00	0.000
58 Joe Kelly, R ERA: 4.32	(9, 1)	1.0		5	2	0	0	1	0	0	0	0	0	0	9	11	0.00	2.000

PITCHER		IP	WLS	BF	H	R	ER	SO	BB	IBB	HBP	BLK	WP	HR	S	P	ERA	WHIP

BOTTOM

Pittsburgh Pirates @ St. Louis Cardinals

Busch Stadium, St. Louis, MO

Fri Apr 26 2013, 7:17 PM - 10:31 PM CDT

Att. 44,090 - Cloudy - 56 F

livebaseballscorecards.com

Batter	1	2	3	4	5	6	7	8	9	AB	R	H	RBI	BB	SO	LOB
13 Matt Carpenter, L (1, 4) OBP: 0.360, SLG: 0.500	HR	G3-1			3 HR BB	3 BB 1B		L7		4	2	2	1	1	0	3
3 Carlos Beltrán, S (1, 9) OBP: 0.346, SLG: 0.547	HR		G4-3		HR	BB		K		4	2	2	3	1	1	2
7 Matt Holliday, R (1, 7) OBP: 0.412, SLG: 0.451	4 G5-4-3 21 HBP 1B		21 WP 21 1B BB		BB	G1-3		21 WP 21 1B 1B		3	2	2	1	2	0	3
21 Allen Craig, R (1, 3) OBP: 0.302, SLG: 0.350	4 G5-4-3 HBP		1B		K		G4-3	3 1B		4	0	2	3	0	1	1
4 Yadier Molina, R (1, 2) OBP: 0.345, SLG: 0.439	G5-4-3		F9		K		23 G6-3 1B			4	0	1	0	0	1	4
23 David Freese, R (1, 5) OBP: 0.277, SLG: 0.238	L6		G5-3		K		G6-3			4	0	0	0	0	1	4
19 Jon Jay, L (1, 8) OBP: 0.256, SLG: 0.341		E6 31 SH1-4		38 CS 1B		G4-3		38 1B 2B		4	1	2	0	0	0	0
38 Pete Kozma, R (1, 6) OBP: 0.316, SLG: 0.368		K		G5-3		3 BB 13 1B BB		7 1B 12 1B 1B		3	1	1	1	1	1	2
31 Lance Lynn, S (1, 1)										2	0	0	0	0	2	1
41 Mitchell Boggs, R (8, 1)										0	0	0	0	0	0	0
36 Randy Choate, L (8, 1)										0	0	0	0	0	0	0
12 Ty Wigginton, R (8, PH) OBP: 0.222, SLG: 0.176										1	1	1	0	0	0	0
58 Joe Kelly, R (9, 1)		SH1-4		K		K		7 1B 21 1B 1B		0	0	0	0	0	0	0

	AB	33
	R	9
	H	13
	RBI	9
	BB	5
	SO	7
	LOB	20

Inning Stats	1	2	3	4	5	6	7	8	9
	R: 2 E: 0 K: 0 S: 13	H: 3 LOB: 1 BB: 0 P: 24	R: 0 E: 1 K: 1 S: 7	H: 0 LOB: 1 BB: 0 P: 10	R: 1 E: 0 K: 0 S: 13	H: 1 LOB: 1 BB: 1 P: 23	R: 0 E: 0 K: 1 S: 5	H: 1 LOB: 0 BB: 0 P: 9	R: 2 E: 0 K: 3 S: 12	H: 1 LOB: 1 BB: 2 P: 26	R: 0 E: 0 K: 1 S: 12	H: 1 LOB: 3 BB: 2 P: 25	R: 0 E: 0 K: 0 S: 4	H: 1 LOB: 0 BB: 0 P: 7	R: 4 E: 0 K: 1 S: 25	H: 5 LOB: 1 BB: 0 P: 36

	1B: 9	SF: 0	WP: 2	PA: 40
	2B: 1	SAC: 1	PB: 0	
	3B: 0	DP: 2	SB: 0	
	HR: 3	HBP: 1	CS: 1	

PITCHER		IP	WLS	BF	H	R	ER	SO	BB	IBB	HBP	BLK	WP	HR	S	P	ERA	WHIP
57 Jonathan Sánchez, L ERA: 12.71	(1, 1)	0.0	L	4	3	2	2	0	0	0	1	0	0	2	9	17	∞	∞
30 Jeanmar Gómez, R ERA: 2.63	(1, 1)	4.1		18	3	3	3	3	3	0	0	0	1	1	35	67	6.23	1.385
48 Jared Hughes, R ERA: 4.5	(5, 1)	2.2		11	2	0	0	3	2	0	0	0	0	0	22	40	0.00	1.500
32 Vin Mazzaro, R ERA: 5.68	(8, 1)	1.0		7	5	4	4	1	0	0	0	0	1	0	25	36	36.00	5.000

PITCHER		IP	WLS	BF	H	R	ER	SO	BB	IBB	HBP	BLK	WP	HR	S	P	ERA	WHIP

TOP

Pittsburgh Pirates @ St. Louis Cardinals

Busch Stadium, St. Louis, MO

Sat Apr 27 2013, 3:16 PM - 6:57 PM CDT

Att. 40,909 - Overcast - 53 F

livebaseballscorecards.com

Batter	1	2	3	4	5	6	7	8	9	AB	R	H	RBI	BB	SO	LOB
6 Starling Marte, R (1, 7) OBP: 0.390, SLG: 0.447	C SI 89 B FS 83 F CU 76 X SI 90 1-2 ① G4-3		B SI 89 B SI 89 X SI 89 2-0 31 1B 1B		F CU 81 F SI 89 F SI 88 D CH 81 F SI 87 X CU 79 1-2 ②③ L6-4-3 1-1		B SI 94 B SI 94 F SI 95 B SI 94 B SI 95 4-1 22 BB 31 WP 46 G4-3 1-2 BB	F FF 91 C FF 92 S FF 92 0-3 ③ K		4	1	1	0	1	1	2
31 Jose Tabata, R (1, 9) OBP: 0.250, SLG: 0.225	X SI 90 0-0 ② G1-3		1 SAFE 1 SAFE C SI 87 D FS 82 B CU 78 1 SAFE F CH 81 X SI 88 2-2 1-2 1B			C SI 88 B SI 86 B SI 87 C SI 88 B CH 81 X SI 88 3-2 ① G1-3	C FF 96 B FF 97 F FF 97 B SL 88 B FF 97 H FF 97 4-2 46 G4-3 22 BB 1-2 2-3 HBP		C SI 95 X SL 88 0-1 ① F8	4	0	1	0	0	0	0
22 Andrew McCutchen, R (1, 8) OBP: 0.286, SLG: 0.375	C SI 91 B SI 90 B SI 90 B SI 90 F SI 91 X SI 92 3-2 ③ F9		X SI 88 0-0 ③ F9			S CH 81 B CH 81 C CU 80 F SI 87 B CH 81 B SI 89 X SI 88 3-2 ② G4-3	B FF 97 B FF 96 S FF 96 S FF 97 F FF 98 D FF 93 F FF 97 B FF 97 4-2 46 G4-3 1-2 2-3 3-H BB		C SL 86 F FF 95 B SL 88 F SL 88 X SL 88 1-2 ② F8	4	0	0	1	1	0	2
46 Garrett Jones, L (1, 3) OBP: 0.352, SLG: 0.438 17 John McDonald, R (8, 4) OBP: 0.222, SLG: 0.067		C SI 89 S SI 89 B CH 82 S FS 83 1-3 ① K2-3		X CU 73 0-0 ① F9		B CH 80 B SI 88 X CH 80 2-0 1B	B FF 96 D FF 98 D FF 97 C FF 94 F FF 96 X FF 98 3-2 ② G4-3 1-2 2-3 3-H		B FF 94 B SI 94 B FF 93 C SI 94 B CH 92 4-1 51 1B BB	4 0	0 0	1 0	1 0	0 1	1 0	2 0
2 Brandon Inge, R (1, 4) OBP: 0.308, SLG: 0.385 35 Mark Melancon, R (8, 1) 51 Wandy Rodriguez, S (9, PH) OBP: 0.111, SLG: 0.111 39 Jason Grilli, R (9, 1)		C SI 89 S FS 83 B SI 90 B FS 83 C SI 90 2-3 ② K	B SI 88 C SI 87 F CU 75 B CH 81 B CH 80 F SI 87 X SI 88 3-2 1B		C SI 89 B SI 90 X SI 87 1-1 ③ P4	C FF 97 B FF 98 X FF 97 1-1 ③ F9		C FF 94 B SI 94 C FF 93 X FF 94 1-2 1B	4 0 1 0	0 0 0 0	1 0 1 0	0 0 0 0	0 0 0 0	1 0 0 0	3 0 0 0
24 Pedro Alvarez, L (1, 5) OBP: 0.259, SLG: 0.351		B CU 74 B CU 75 B CU 82 F SI 90 F FC 83 X SI 88 3-2 1B	C SI 87 S CH 81 1 SAFE F CH 82 C CH 81 0-3 ② K			S SI 94 B CH 85 B CU 80 X SI 95 2-1 55 HR 1B	X SI 91 0-0 ① G4-3	F SL 88 B CH 89 S CH 88 B CH 88 F SL 87 F SI 94 F CH 89 B SL 90 X CH 88 3-2 ③ L1	5	1	2	0	0	1	3
55 Russell Martin, R (1, 2) OBP: 0.329, SLG: 0.443		B SI 88 X SI 88 1-0 ③ G5-3	X SI 88 0-0 ③ G6-3			X SI 94 0-0 1-H HR	B SI 90 C SI 91 C SL 85 X SL 85 1-2 14 WP 14 SF8 2B		4	2	2	2	0	0	2
12 Clint Barmes, R (1, 6) OBP: 0.206, SLG: 0.188			C SI 87 B SI 89 B SI 89 F SI 89 F SI 89 S FS 82 2-3 ① K2-3		C FC 82 F FC 84 B FS 82 X SI 90 1-2 6 L6-4-3 1B		S SL 83 B SL 83 S SI 94 X SL 84 1-2 31 WP 6 BB 22 BB 1B	D SI 92 B SI 91 B SI 92 C SI 91 B SI 93 4-1 BB	3	1	2	0	1	1	0
34 A.J. Burnett, R (1, 1) 53 James McDonald, L (7, PH) OBP: 0.400, SLG: 0.333 44 Tony Watson, L (7, 1) 14 Gaby Sanchez, R (8, PH) OBP: 0.370, SLG: 0.583 (8, 3)			C SI 89 C SI 90 S SI 89 0-3 ② K		C SI 89 L SI 88 C SI 90 0-3 ① K		B SI 95 1 SAFE M SI 93 B SI 95 L SI 93 B SI 96 L SI 94 3-3 ① K	B FF 91 B KC 82 S FF 91 C FF 92 X KC 81 2-2 ② SF8 2-H	2 1 0 0	0 0 0 0	0 0 0 1	0 0 0 0	2 1 0 0	1 1 0 0	

Inning Stats	1	2	3	4	5	6	7	8	9
	R: 0 E: 0 K: 0 S: 7	H: 0 LOB: 0 BB: 0 P: 11	R: 0 E: 0 K: 2 S: 10	H: 1 LOB: 1 BB: 0 P: 17	R: 0 E: 0 K: 2 S: 12	H: 2 LOB: 2 BB: 0 P: 18	R: 0 E: 0 K: 1 S: 10	H: 1 LOB: 1 BB: 0 P: 13	R: 0 E: 0 K: 1 S: 11	H: 1 LOB: 0 BB: 0 P: 13	R: 0 E: 0 K: 0 S: 10	H: 1 LOB: 1 BB: 0 P: 19	R: 4 E: 0 K: 1 S: 22	H: 3 LOB: 2 BB: 2 P: 44	R: 1 E: 0 K: 1 S: 11	H: 1 LOB: 1 BB: 1 P: 18	R: 0 E: 0 K: 0 S: 16	H: 1 LOB: 2 BB: 1 P: 25

| | | |

BOTTOM

Batter	1	2	3	4	5	6	7	8	9	AB	R	H	RBI	BB	SO	LOB
13 Matt Carpenter, L (1, 5) OBP: 0.355, SLG: 0.488 55 Jermaine Curtis, R (9, PH)	B SI 92 C SI 92 B KC 81 X SI 93 2-1 3 1B 7 G6-4-3 1B		C SI 91 B KC 80 B KC 81 C SI 91 X KC 81 2-2 ① G4-3		B SI 90 C SI 90 C KC 80 B SI 91 X KC 81 2-2 ① L8		C SI 92 S SL 85 B SI 91 D SL 85 F SI 93 F SI 92 X SI 92 2-2 ① P5		B FF 94 C FF 94 C FF 94 F SL 84 B FF 94 F FF 95 F FF 96 S FF 95 2-3 ② K	4 1	1 0	1 0	0 0	0 0	0 1	1 1
3 Carlos Beltrán, S (1, 9) OBP: 0.349, SLG: 0.550	C FF 93 F CH 88 B SI 94 1 SAFE B SI 93 F KC 83 B KC 84 X SI 94 3-2 7 G6-4-3 1-3 1B		S SI 92 F SI 92 F KC 81 X KC 82 0-2 ② L9		B CH 88 C FF 90 S CH 86 S SI 92 1-3 ② K		F SI 93 S CH 85 D CH 85 F CH 85 C SI 92 1-3 ② K		S SL 84 B FF 94 C FF 95 B FF 95 B SL 83 X FF 94 3-2 1-H 2B	5	0	2	1	0	2	1
7 Matt Holliday, R (1, 7) OBP: 0.389, SLG: 0.421	B SI 94 F CH 87 T SI 93 F SI 94 X KC 84 1-2 ① ② G6-4-3 1-2f 3-H		F FF 92 B KC 82 C SI 92 S KC 81 1-3 ③ K		S CH 87 S SI 91 B SI 91 X CH 87 1-2 ③ G6-3		F SI 92 B SI 92 S CH 85 B SI 92 F SI 94 C SI 93 2-3 ③ K		F FF 94 X SL 84 0-1 ③ G6-3	5	0	0	0	0	2	3
21 Allen Craig, R (1, 3) OBP: 0.300, SLG: 0.357	X SI 93 0-0 ③ G5-3			C KC 80 C SI 92 T KC 82 0-2 ① K		X SI 90 0-0 ① G3		C FC 93 S FC 90 B FC 93 X FF 91 1-2 4 G4-3 2B		4	0	1	0	0	1	0
4 Yadier Molina, R (1, 2) OBP: 0.341, SLG: 0.442		C SI 92 C SI 92 F KC 82 B SI 92 F SI 92 X KC 81 1-2 19 L9 2B		B SI 92 X SI 91 1-0 ② F8		C SI 90 X SI 90 0-1 ② P3		C FF 94 C FF 94 B FC 92 D KC 83 X FC 91 2-2 ① G4-3 2-3		4	0	1	0	0	0	1
19 Jon Jay, L (1, 8) OBP: 0.270, SLG: 0.357 26 Trevor Rosenthal, R (7, 1) 34 Marc Rzepczynski, L (8, 1) 59 Fernando Salas, R (8, 1) 12 Ty Wigginton, R (8, PH) OBP: 0.211, SLG: 0.167 41 Mitchell Boggs, R (9, 1)		X SI 91 0-0 ① L9 2-3	C CH 87 S KC 81 H KC 82 1-2 33 BB 38 S HBP		B SI 90 B FF 89 B SI 90 C FF 90 X FF 90 3-1 38 1B 2B		F FC 92 F KC 81 C FC 93 0-3 ② K		2 0 0 0 0 1 0	1 0 0 0 0 0 0	1 0 0 0 0 0 0	0 0 0 0 0 1 0	0 0 0 0 0 0 0	0 0 0 0 0 1 0	1 0 0 0 0 1 0
38 Pete Kozma, R (1, 6) OBP: 0.325, SLG: 0.366		B KC 83 C SI 92 F SI 93 B SI 93 B FF 92 S SI 93 3-3 ② K	F FF 91 1 SAFE B FF 91 F SI 92 D KC 83 B SI 92 B FF 91 4-2 33 BB 1-2 BB		D SI 91 B SI 91 C SI 92 F SI 91 D KC 82 X SI 91 3-2 33 S 2-H 1B		C FF 93 T FF 91 B FF 92 D KC 82 B FC 92 F FF 92 F FF 92 F FS 89 X FF 90 3-2 G6-3		3	0	1	1	1	1	2
33 Daniel Descalso, L (1, 4) OBP: 0.204, SLG: 0.216		I IN 84 I IN 85 I IN 83 I IN 87 4-0 IBB	C KC 81 B KC 81 C SI 93 D KC 83 B SI 90 B KC 81 4-2 1-2 2-3 BB		C SI 91 B FF 89 B KC 78 C SI 90 B CH 85 X SI 90 3-2 F7 1-2				B FF 93 C FF 93 C SL 82 F FF 95 X FF 94 1-2 ① P5	2	0	0	0	2	0	1
35 Jake Westbrook, R (1, 1) OBP: 0.222, SLG: 0.125 58 Joe Kelly, R (7, 1) 43 Shane Robinson, R (7, 8) OBP: 0.370, SLG: 0.190		S FF 92 B SI 92 F SI 91 S SI 92 1-3 ③ K	C SI 90 C SI 91 B SI 91 B SI 91 B FF 91 F FF 91 C SI 92 3-3 ③ K				B SI 91 C SI 91 F SI 91 B SI 92 B SI 92 B SI 92 4-2 BB		C FF 93 B SL 85 X FF 94 1-1 3 DI 3 2B 1B	2 0 1	0 0 1	0 0 1	0 0 0	0 0 1	2 0 0	5 0 0
Inning Stats	R: 1 E: 0 K: 0 S: 11 H: 2 LOB: 0 BB: 0 P: 17	R: 0 E: 0 K: 2 S: 12 H: 1 LOB: 2 BB: 1 P: 21	R: 0 E: 0 K: 1 S: 10 H: 0 LOB: 0 BB: 0 P: 13	R: 0 E: 0 K: 2 S: 14 H: 0 LOB: 3 BB: 2 P: 27	R: 0 E: 0 K: 1 S: 9 H: 0 LOB: 0 BB: 0 P: 13	R: 1 E: 0 K: 0 S: 11 H: 2 LOB: 1 BB: 0 P: 20	R: 0 E: 0 K: 2 S: 15 H: 0 LOB: 1 BB: 1 P: 24	R: 0 E: 0 K: 1 S: 15 H: 1 LOB: 1 BB: 0 P: 21	R: 1 E: 0 K: 1 S: 17 H: 2 LOB: 1 BB: 0 P: 24	1B: 4 2B: 4 3B: 0 HR: 0	SF: 0 SAC: 0 DP: 1 HBP: 1	WP: 0 PB: 0 SB: 2 CS: 0	PA: 39			

PITCHER		IP	WLS	BF	H	R	ER	SO	BB	IBB	HBP	BLK	WP	HR	S	P	ERA	WHIP
34 A.J. Burnett, R ERA: 2.83	(1, 1)	6.0	W	26	5	2	2	6	2	1	1	0	0	0	67	111	3.00	1.167
44 Tony Watson, L ERA: 2.77	(7, 1)	1.0	H	4	0	0	0	2	1	0	0	0	0	0	15	24	0.00	1.000
35 Mark Melancon, R ERA: 0.64	(8, 1)	1.0	H	4	1	0	0	1	0	0	0	0	0	0	15	21	0.00	1.000
39 Jason Grilli, R ERA: 0.82	(9, 1)	1.0	S	5	2	1	1	1	0	0	0	0	0	0	17	24	9.00	2.000

PITCHER	IP	WLS	BF	H	R	ER	SO	BB	IBB	HBP	BLK	WP	HR	S	P	ERA	WHIP

Pittsburgh Pirates @ St. Louis Cardinals

Busch Stadium, St. Louis, MO

Sat Apr 27 2013, 3:16 PM - 6:57 PM CDT

Att. 40,909 - Overcast - 53 F

livebaseballscorecards.com

AB	34
R	3
H	8
RBI	2
BB	4
SO	10
LOB	17

Batter	1	2	3	4	5	6	7	8	9	AB	R	H	RBI	BB	SO	LOB
6 Starling Marte, R (1, 8) OBP: 0.391, SLG: 0.444	C FF 92 X FF 93 0-1 1B		C FF 94 B FF 94 C CU 80 X FF 94 1-2 ①② G4-6-3 1-2f		B CU 79 X FF 92 1-0 ② B5		F FF 90 X KC 81 0-1 ① G1-3		C SL 88 B SI 96 1 SAFE X SL 89 1-1 14 G5-3 31 S 24 1B 1-3 1B	5	1	2	0	0	0	1
31 Jose Tabata, R (1, 7) OBP: 0.265, SLG: 0.295	C FF 92 S FF 93 F FF 94 1 SAFE F FF 94 T FF 94 0-2 ① K		B CU 80 B FF 94 B CU 80 C FF 94 B FF 94 4-1 46 2B BB		C CU 79 F FF 93 B CU 79 F CU 79 F FF 94 B FF 95 F CU 81 X FF 94 2-2 HR		C FF 91 B KC 83 C CH 85 F FF 92 F KC 81 S KC 83 1-3 ② K		B SI 95 S SI 95 B SI 96 F SI 95 S SL 90 2-3 ① K 1-2	4	1	1	1	1	3	3
46 Garrett Jones, L (1, 9) OBP: 0.382, SLG: 0.515	1 SAFE B FF 92 X FF 94 1-0 ② F7		C FF 92 X FF 94 0-1 1-3 2B		B CU 82 C CU 81 X CU 80 1-1 14 FC6-4 1B		X FF 91 0-0 HR		S SI 95 B SI 96 B SI 95 F SI 94 B SI 96 F SL 90 F SI 96 F SI 96 B CH 89 4-2 14 G5-3 24 1B BB	4	2	3	1	1	0	1
14 Gaby Sanchez, R (1, 3) OBP: 0.333, SLG: 0.512	B FF 91 B FF 93 B FF 94 C FF 92 F FF 93 F FF 94 F FF 93 S FF 94 3-3 ③ K		B FF 94 F CU 81 F FF 94 F FF 95 B CU 82 X CU 80 2-2 ③ G5-3		C FF 94 S CU 81 X FF 93 0-2 ③ FC6-4 1-2f		S KC 81 B KC 81 C FF 91 S KC 82 1-3 ③ K2-3		C SI 96 X SI 96 0-1 ② G5-3 1-2 2-3 3-H	5	0	0	1	0	2	6
24 Pedro Alvarez, L (1, 5) OBP: 0.267, SLG: 0.346		C FF 93 B FF 92 S FF 93 C FF 94 1-3 ① K	B CU 78 B FF 93 F FF 92 S FF 92 C CU 79 2-3 ① K		B CU 79 B FF 93 F FF 94 B FF 93 B FF 93 4-1 55 G6-4-3 BB		X CH 85 0-0 ① G3		B SL 85 S SI 92 X SI 92 1-1 55 HR 2-H 3-H 1B	4	1	1	2	1	2	0
55 Russell Martin, R (1, 2) OBP: 0.345, SLG: 0.547		C CU 79 B CU 80 C CU 79 F FF 95 X FF 95 1-2 HR	S FF 93 B FF 94 X FF 94 1-1 2B		F FF 93 B FF 92 C CU 80 B CU 81 X CU 80 2-2 ①② G6-4-3 1-2f		B FF 90 C KC 78 X KC 82 1-1 ② F8		B SI 92 B SI 92 C SI 92 C SI 93 X SI 93 2-2 1-H HR	5	2	3	3	0	0	1
2 Brandon Inge, R (1, 4) OBP: 0.353, SLG: 0.375 37 Justin Wilson, L (8, 1)		F FF 93 B FF 96 C CU 81 C CU 81 1-3 ② K	C FF 93 F FF 94 F CU 82 B CU 79 D CU 80 F FF 94 S CU 82 2-3 ② K		B FF 93 S FF 94 C CU 80 B FF 95 X FF 94 2-2 17 2B 1B		B KC 80 B FF 90 F FF 90 S FF 91 F FF 91 B KC 82 B FF 91 4-2 BB		B SI 93 C SI 92 B SI 92 B SI 92 C SI 92 C SI 92 3-3 ③ K	3 1	1 0	1 0	0 0	1 0	2 1	1 0
17 John McDonald, R (1, 6) OBP: 0.227, SLG: 0.158 (8, 4)		C FF 94 B FF 95 F FF 95 F FF 95 B CU 81 F FF 93 B CU 79 F FF 93 X FF 93 3-2 ③ F9	F FF 93 F CU 81 X FF 95 0-2 ③ G6-3		X FF 90 0-0 1-H 2B		B FF 91 B FF 90 X FF 89 2-0 ③ F8			4	0	1	1	0	0	2
49 Jeff Locke, L (1, 1) 12 Clint Barmes, R (8, 6) OBP: 0.217, SLG: 0.200			B FF 91 B FF 91 B FF 90 B FF 91 4-0 6 G4-6-3 BB		B FF 89 C FF 89 C FF 91 S FF 92 1-3 ① K		C FF 91 X FF 90 0-1 ③ F7		F SI 95 F FF 96 F SL 90 X SL 90 0-2 6 1B 14 G5-3 1B	2 1	0 1	0 1	0 0	1 0	1 0	1 0
Inning Stats	R: 0 E: 0 K: 2 S: 13 H: 1 LOB: 1 BB: 0 P: 17	R: 1 E: 0 K: 2 S: 16 H: 1 LOB: 0 BB: 0 P: 22	R: 0 E: 0 K: 0 S: 10 H: 1 LOB: 2 BB: 2 P: 21	R: 0 E: 0 K: 2 S: 13 H: 1 LOB: 1 BB: 0 P: 18	R: 1 E: 0 K: 1 S: 15 H: 2 LOB: 1 BB: 0 P: 20	R: 1 E: 0 K: 0 S: 10 H: 2 LOB: 1 BB: 1 P: 18	R: 1 E: 0 K: 2 S: 11 H: 1 LOB: 0 BB: 0 P: 13	R: 0 E: 0 K: 0 S: 7 H: 0 LOB: 1 BB: 1 P: 14	R: 5 E: 0 K: 2 S: 24 H: 4 LOB: 0 BB: 1 P: 37	1B: 6 2B: 3 3B: 0 HR: 4 SF: 0 SAC: 0 DP: 2 HBP: 0						

PITCHER		IP	WLS	BF	H	R	ER	SO	BB	IBB	HBP	BLK	WP	HR	S	P	ERA	WHIP
40 Shelby Miller, R ERA: 2.05	(1, 1)	5.2	L	25	7	3	3	7	3	0	0	0	0	2	74	113	4.76	1.765
59 Fernando Salas, R ERA: 4.22	(6, 1)	2.1		10	2	1	1	2	1	0	0	0	0	1	21	30	3.86	1.286
41 Mitchell Boggs, R ERA: 12.66	(9, 1)	0.2		5	2	3	3	1	1	0	0	0	0	0	16	23	40.50	4.500
34 Marc Rzepczynski, L ERA: 7.88	(9, 1)	0.1		3	2	2	2	1	0	0	0	0	0	1	8	14	54.00	6.000

PITCHER	IP	WLS	BF	H	R	ER	SO	BB	IBB	HBP	BLK	WP	HR	S	P	ERA	WHIP

TOP

Pittsburgh Pirates @ St. Louis Cardinals

Busch Stadium, St. Louis, MO

Sun Apr 28 2013, 1:16 PM - 4:19 PM CDT

Att. 41,470 - Cloudy - 57 F

livebaseballscorecards.com

AB	38
R	9
H	13
RBI	9
BB	5
SO	11
LOB	16

WP: 0	PB: 0	SB: 1	CS: 0	PA:	43

BOTTOM

Pittsburgh Pirates @ St. Louis Cardinals

Busch Stadium, St. Louis, MO

Sun Apr 28 2013, 1:16 PM - 4:19 PM CDT

Att. 41,470 - Cloudy - 57 F

livebaseballscorecards.com

Batter	1	2	3	4	5	6	7	8	9	AB	R	H	RBI	BB	SO	LOB
13 Matt Carpenter, L (1, 4) OBP: 0.340, SLG: 0.466	C FF 89 B KC 81 B SI 90 B FF 91 X FF 90 3-1 E1 7 1B		B KC 77 X FF 91 1-0 ② P6		C KC 79 C KC 81 D KC 76 C FF 91 1-3 ③ K			X FF 94 0-0 ② G4-3		4	0	0	0	0	1	1
3 Carlos Beltrán, S (1, 9) OBP: 0.337, SLG: 0.530 19 Jon Jay, L (7, 8) OBP: 0.278, SLG: 0.357	B FF 90 X CH 81 1-0 ① L7		C FF 91 B FF 90 B FF 90 X FF 89 2-1 ③ G6-3			C CH 80 X SI 89 0-1 ① F7		C SI 94 S CU 77 B FC 92 B FC 88 F FF 95 F FF 96 F FF 96 F FC 90 F FF 95 4-2 F FF 85 B CU 79 F FF 95 B FF 94 BB		3 0	0 0	0 0	0 0	0 1	0 0	1 0
7 Matt Holliday, R (1, 7) OBP: 0.394, SLG: 0.418	1 SAFE C FF 91 B FF 89 S FF 91 X FF 91 1-2 1-2 1B			F FF 91 B FF 90 B FF 90 B SI 91 B FF 89 4-1 23 FC4-6 BB		F FF 90 B KC 78 B FF 90 F FF 90 S SI 93 2-3 ② K		F FF 95 B FF 95 F SI 94 F FF 96 X FC 91 1-2 ③ G5-3		3	0	1	0	1	1	1
21 Allen Craig, R (1, 3) OBP: 0.298, SLG: 0.352	C SI 91 F FF 89 B FF 90 X SI 89 1-2 ② F8			C CH 82 B CH 80 F CH 81 B CH 80 F FF 91 F SI 92 S KC 80 2-3 ① K		F SI 92 B KC 81 X SI 87 1-1 4 FC6-4 1B			C FF 91 B CU 74 X FC 88 1-1 ① P4	4	0	1	0	0	1	3
4 Yadier Molina, R (1, 2) OBP: 0.330, SLG: 0.427 48 Tony Cruz, R (9, PH)	F SI 89 F SI 90 B CH 80 X FF 90 1-2 ③ L5			X CH 81 0-0 ② F9		B KC 79 F SI 91 X CH 81 1-1 ③ FC6-4 1-2f			S FF 92 T FC 86 B FF 94 F FF 94 X FC 88 1-2 ② L4	3 1	0 0	0 0	0 0	0 0	0 0	4 0
23 David Freese, R (1, 5) OBP: 0.275, SLG: 0.222		C FF 89 B KC 79 B FF 91 B FF 90 B CH 81 4-1 43 G4-6-3 BB		B SI 89 C SI 90 B SI 90 C SI 91 X SI 91 2-2 ③ FC4-6 1-2f			F FF 91 B KC 79 F CH 80 X KC 81 1-2 ① G4-3		S FC 87 C FF 95 B FF 96 B CU 76 F FC 88 X FF 94 2-2 ③ G3-1	3	0	0	0	1	0	1
43 Shane Robinson, R (1, 8) OBP: 0.333, SLG: 0.167 (7, 9)		B SI 90 1 SAFE F FF 90 1 SAFE X KC 77 1-1 ①② G4-6-3 1-2f			C SI 90 F CH 79 B KC 78 F CH 80 S FF 89 1-3 ① K		X CH 80 0-0 ② G2-3			3	0	0	0	0	1	1
38 Pete Kozma, R (1, 6) OBP: 0.325, SLG: 0.365		F FF 90 C FF 90 X CH 80 0-2 ③ L3			X FF 90 0-0 40 SH2-4 1B		C FF 91 B CH 81 B CH 81 B SI 91 X FF 91 3-1 ③ L9			3	0	1	0	0	0	0
40 Shelby Miller, R (1, 1) 59 Fernando Salas, R (6, 1) 55 Jermaine Curtis, R (8, PH) 41 Mitchell Boggs, R (9, 1) 34 Marc Rzepczynski, L (9, 1)			B SI 88 C FF 88 B SI 90 F FF 90 B FF 90 F FF 90 X FF 90 3-2 ① G4-3		X SI 87 0-0 ② SH2-4 1-2			C FF 94 F FF 94 X CU 77 1-2 ① G4-3		1 0 1 0 0	0 0 0 0 0	0 0 0 0 0	0 0 0 0 0	0 0 0 0 0	0 0 0 0 0	0 0 0 0 0
Inning Stats	R: 0 E: 1 K: 0 S: 12 H: 1 LOB: 2 BB: 0 P: 19	R: 0 E: 0 K: 0 S: 6 H: 0 LOB: 0 BB: 1 P: 11	R: 0 E: 0 K: 0 S: 7 H: 0 LOB: 0 BB: 0 P: 13	R: 0 E: 0 K: 1 S: 10 H: 0 LOB: 1 BB: 1 P: 18	R: 0 E: 0 K: 2 S: 9 H: 1 LOB: 1 BB: 0 P: 11	R: 0 E: 0 K: 1 S: 9 H: 1 LOB: 1 BB: 0 P: 13	R: 0 E: 0 K: 0 S: 6 H: 0 LOB: 0 BB: 0 P: 10	R: 0 E: 0 K: 0 S: 17 H: 0 LOB: 1 BB: 1 P: 23	R: 0 E: 0 K: 0 S: 10 H: 0 LOB: 0 BB: 0 P: 14	1B: 3 2B: 0 3B: 0 HR: 0	SF: 0 SAC: 1 DP: 1 HBP: 0		WP: 0 PB: 0 SB: 0 CS: 0		PA: 33		

	AB	29
	R	0
	H	3
	RBI	0
	BB	3
	SO	4
	LOB	12

PITCHER		IP	WLS	BF	H	R	ER	SO	BB	IBB	HBP	BLK	WP	HR	S	P	ERA	WHIP
49 Jeff Locke, L ERA: 2.83	(1, 1)	7.0	W	26	3	0	0	4	2	0	0	0	0	0	59	95	0.00	0.714
37 Justin Wilson, L ERA: 1.13	(8, 1)	2.0		7	0	0	0	0	1	0	0	0	0	0	27	37	0.00	0.500

PITCHER	IP	WLS	BF	H	R	ER	SO	BB	IBB	HBP	BLK	WP	HR	S	P	ERA	WHIP

Batter	1	2	3	4	5	6	7	8	9	AB	R	H	RBI	BB	SO	LOB
17 Shin-Soo Choo, L (1, 8) OBP: 0.484, SLG: 0.557	X SI 91 0-0 2 SH1-3 19 1B 2B		C FC 88 X FC 89 0-1 ① G3-1		X FF 91 0-0 ① G4-3			B SI 87 C SI 86 B SL 76 B SI 87 C SI 87 F SI 86 X SI 86 3-2 ① G6-3		4	1	1	0	0	0	0
2 Zack Cozart, R (1, 6) OBP: 0.243, SLG: 0.371	L SI 90 B FC 87 B FC 88 X FF 91 2-1 ① SH1-3 2-3		B SI 91 X SI 91 1-0 19 G4-6-3 1B		C SI 90 X CU 74 0-1 ② G6-3			C SI 87 C SL 76 B SI 88 B SI 88 F SI 87 X SL 76 2-2 ② F7		3	0	1	0	0	0	0
19 Joey Votto, L (1, 3) OBP: 0.445, SLG: 0.465	X CU 75 0-0 4 BB 1B 3-H		B FF 89 B SI 91 F FF 90 B SI 90 X FF 92 3-1 ② ③ G4-6-3 1-2f		B SI 89 C SI 90 B CU 76 C SI 91 F CU 78 X SI 93 2-2 ③ L5			X FF 89 0-0 1B		4	0	2	1	0	0	1
4 Brandon Phillips, R (1, 4) OBP: 0.325, SLG: 0.443	B FC 88 B SI 90 F FF 92 D FC 89 B FF 92 4-1 1-2 BB			C FF 90 C CU 75 B FF 93 X SI 90 1-2 32 FC4-6 1B		C FC 87 B CU 77 X CU 76 1-1 ① G1-3		X FF 97 0-0 ③ P4		3	0	1	0	1	0	1
32 Jay Bruce, L (1, 9) OBP: 0.314, SLG: 0.342	C FF 92 B FC 90 C SI 91 D CU 77 B FC 90 S CU 76 3-3 ② K			B FC 89 X SI 92 1-0 ① FC4-6 21 2B 26 G6-3 1-2f		C SI 90 F CU 77 S FF 93 0-3 ② K			C FF 94 B CU 81 F FF 96 S FF 97 1-3 ① K	4	1	0	0	0	3	3
21 Todd Frazier, R (1, 5) OBP: 0.324, SLG: 0.495	X FC 88 0-0 ③ P3			C FF 92 B FC 88 F CU 75 F FC 88 X SI 90 1-2 26 G6-3 1-3 2B		S FC 88 C FC 87 B FC 87 B CU 78 F FF 92 F CU 78 S FC 88 2-3 ③ K			B FF 97 B FF 98 S FF 98 X FF 97 2-1 ② F8	4	0	1	0	0	1	2
26 Xavier Paul, L (1, 7) OBP: 0.318, SLG: 0.366 15 Derrick Robinson, S (9, 7) OBP: 0.381, SLG: 0.235		B SI 88 B FF 88 B SI 93 C SI 89 X FF 91 3-1 ① G4-3		F FC 90 F CU 76 D CU 76 F FF 94 F FF 93 F CU 77 X FF 95 1-2 ② G6-3 2-3 3-H			F CU 74 C FC 88 S SI 92 0-3 ① K		C FF 97 S CH 89 B FF 98 S FF 99 1-3 ③ K	4 0	0 0	0 0	1 0	0 0	2 0	1 0
39 Devin Mesoraco, R (1, 2) OBP: 0.365, SLG: 0.310		C FF 91 C SI 92 F FC 87 F CU 76 B FF 92 B CU 74 F SI 93 T SI 92 2-2 ② K		I IN 69 I IN 71 I IN 69 I IN 67 4-0 IBB			X FC 86 0-0 ② F9			2	0	0	0	1	1	0
55 Mat Latos, R (1, 1) OBP: 0.200, SLG: 0.214 23 Donald Lutz, L (7, PH) 66 Logan Ondrusek, R (7, 1) 51 Jonathan Broxton, R (8, 1) 54 Aroldis Chapman, L (9, 1)		F FF 92 B FC 87 F FC 88 X CU 76 1-2 ③ G5-3		C FC 88 B SI 92 B CU 76 F SI 92 S SI 92 2-3 ③ K			C CU 74 X FC 89 0-1 ③ G4-3			2 1 0 0 0	0 0 0 0 0	0 0 0 0 0	0 0 0 0 0	1 0 0 0 0	2 0 0 0 0	2 0 0 0 0

Inning Stats	1	2	3	4	5	6	7	8	9
	R: 1 E: 0 K: 1 S: 9	H: 2 LOB: 2 BB: 1 P: 18	R: 0 E: 0 K: 1 S: 11	H: 0 LOB: 0 BB: 0 P: 17	R: 0 E: 0 K: 0 S: 5	H: 1 LOB: 0 BB: 0 P: 9	R: 1 E: 0 K: 1 S: 17	H: 2 LOB: 2 BB: 1 P: 27	R: 0 E: 0 K: 0 S: 7	H: 0 LOB: 0 BB: 0 P: 9	R: 0 E: 0 K: 2 S: 10	H: 0 LOB: 0 BB: 0 P: 13	R: 0 E: 0 K: 1 S: 6	H: 0 LOB: 0 BB: 0 P: 6	R: 0 E: 0 K: 0 S: 10	H: 1 LOB: 1 BB: 0 P: 15	R: 0 E: 0 K: 2 S: 8	H: 0 LOB: 0 BB: 0 P: 12

PITCHER		IP	WLS	BF	H	R	ER	SO	BB	IBB	HBP	BLK	WP	HR	S	P	ERA	WHIP
50 Adam Wainwright, R ERA: 2.03	(1, 1)	7.0	L	27	5	2	2	6	1	1	0	0	0	0	65	99	2.57	0.857
36 Randy Choate, L ERA: 2.25	(8, 1)	0.2		3	1	0	0	0	0	0	0	0	0	0	9	14	0.00	1.500
26 Trevor Rosenthal, R ERA: 3.68	(8, 1)	1.1		4	0	0	0	2	0	0	0	0	0	0	9	13	0.00	0.000

PITCHER	IP	WLS	BF	H	R	ER	SO	BB	IBB	HBP	BLK	WP	HR	S	P	ERA	WHIP

TOP

Cincinnati Reds @ St. Louis Cardinals

Busch Stadium, St. Louis, MO

Mon Apr 29 2013, 7:17 PM - 10:10 PM CDT

Att. 36,681 - Clear - 75 F

livebaseballscorecards.com

AB	31
R	2
H	6
RBI	2
BB	2
SO	8
LOB	10

1B: 4	SF: 0	WP: 0	PA: 34
2B: 2	SAC: 1	PB: 0	
3B: 0	DP: 1	SB: 0	
HR: 0	HBP: 0	CS: 0	

Batter	1	2	3	4	5	6	7	8	9	AB	R	H	RBI	BB	SO	LOB
19 Jon Jay, L (1, 8) OBP: 0.295, SLG: 0.349	B SL 89 B SI 89 B FF 90 B FF 90 4-0 21 1B 7 WP BB	C SI 90 F SI 92 B SI 93 H CU 78 2-2 7 FC6-5 13 BB HBP	B SI 91 F SI 91 S CU 76 B SI 92 F CU 78 B CU 79 X SI 92 3-2 ② G4-3			C CU 76 B FC 90 B CU 76 B CU 76 B FC 88 4-1 BB	C FF 98 B SL 87 F FF 98 F FF 99 X FF 100 1-2 ② G6-3		2	0	0	0	2	0	0
13 Matt Carpenter, L (1, 4) OBP: 0.343, SLG: 0.457	C SI 89 C SI 90 C SI 90 0-3 ① K	B SI 89 B SI 90 B SI 89 B FF 90 4-0 7 FC6-5 1-2 BB	B SI 92 B SL 85 X SI 92 2-0 7 1B 1B			C FF 92 D FF 92 C CU 76 B FC 90 F SI 92 S CU 76 2-3 ② K	F FF 98 B FF 98 B SL 86 F FF 97 F FF 99 X FF 100 2-2 ③ F7		4	0	1	0	1	2	2
7 Matt Holliday, R (1, 7) OBP: 0.388, SLG: 0.410	F FF 92 S SI 91 F FF 94 B SL 86 X SI 91 1-2 ② L9 1-2	X SI 92 0-0 ② FC6-5 21 FC5-4 1-2 2-3f	X SI 90 0-0 21 FC4 1-2 1B			C FC 88 X FC 90 0-1 ③ G4-3			4	0	1	0	0	0	4
21 Allen Craig, R (1, 9) OBP: 0.306, SLG: 0.370 (9, 3)	X FF 91 0-0 4 FC6-4 2-3 1B	B FF 90 F SL 82 X SL 87 1-1 ③ FC5-4 1-2f	C SL 86 F SL 85 X SI 95 0-2 ③ FC4 1-2f				X SI 95 0-0 4 2B 2B		4	1	2	0	0	0	4
4 Yadier Molina, R (1, 2) OBP: 0.347, SLG: 0.452	B FC 90 B FC 90 F FC 92 X SI 92 2-1 ③ FC6-4 1-2f			B FC 92 X FC 90 1-0 38 S 12 G5-3 1B	X SI 89 0-0 23 G6-4-3 1B		B SL 91 X SL 86 1-0 23 2-H 2B		4	0	3	1	0	0	2
23 David Freese, R (1, 5) OBP: 0.255, SLG: 0.204		S SL 84 B SL 87 X CU 76 1-1 ① G5-3		C FC 91 D SL 86 S CU 77 D SL 88 S CU 76 2-3 ① K	C SI 89 D SL 84 S CU 78 X SL 83 1-2 ①② G6-4-3 1-2f			X SL 91 0-0 ① FC1-6-5 2-3	4	0	0	0	0	1	3
12 Ty Wigginton, R (1, 3) OBP: 0.227, SLG: 0.150 3 Carlos Beltrán, S (8, PH) OBP: 0.333, SLG: 0.524 (9, 9)		B FF 92 F SL 84 X SI 91 1-1 ② G5-3		C SI 92 B SI 91 B FF 92 S SL 86 D CU 79 X SL 84 3-2 ② G5-3 1-2	B SL 86 B CH 82 B FC 93 B FC 93 4-0 BB		F SI 95 S SL 92 F SL 91 B SI 96 F SI 96 X SL 91 1-2 ② F7		2 1	0 0	0 0	0 0	1 0	0 0	1 1
38 Pete Kozma, R (1, 6) OBP: 0.310, SLG: 0.346		C FF 92 C FC 94 B SI 92 S SL 85 1-3 ③ K		S SL 85 B SL 86 D SL 86 C CU 77 C SI 94 2-3 ③ K 2-3	B SL 86 S SL 88 C FF 94 B SL 89 F CU 78 X SL 86 2-2 ③ L9			B SL 92 S SL 92 X SL 92 1-1 ③ G3-1	4	0	0	0	0	2	3
50 Adam Wainwright, R (1, 1) OBP: 0.200, SLG: 0.200 33 Daniel Descalso, L (7, PH) OBP: 0.200, SLG: 0.212 36 Randy Choate, L (8, 1) 26 Trevor Rosenthal, R (8, 1) 43 Shane Robinson, R (9, PH) OBP: 0.323, SLG: 0.160			C FF 90 B FC 92 X FC 92 1-1 ① G4-3		B FC 91 X FC 90 1-0 ① P4		C FC 88 X CU 78 0-1 ① G3		F FF 96 X FF 97 0-1 ① F9	2 1 0 0 1	0 0 0 0 0	0 0 0 0 0	0 0 0 0 0	0 0 0 0 0	0 0 0 0 0	0 0 0 0 0
Inning Stats	R: 0 H: 1 E: 0 LOB: 2 K: 1 BB: 1 S: 10 P: 17	R: 0 H: 0 E: 0 LOB: 0 K: 1 BB: 0 S: 7 P: 10	R: 0 H: 0 E: 0 LOB: 2 K: 0 BB: 1 S: 7 P: 15	R: 0 H: 1 E: 0 LOB: 1 K: 2 BB: 0 S: 10 P: 18	R: 0 H: 2 E: 0 LOB: 2 K: 0 BB: 0 S: 10 P: 16	R: 0 H: 1 E: 0 LOB: 1 K: 0 BB: 1 S: 8 P: 15	R: 0 H: 0 E: 0 LOB: 1 K: 1 BB: 1 S: 9 P: 15	R: 1 H: 2 E: 0 LOB: 1 K: 0 BB: 0 S: 10 P: 13	R: 0 H: 0 E: 0 LOB: 0 K: 0 BB: 0 S: 10 P: 13	1B: 5 2B: 2 3B: 0 HR: 0	SF: 0 SAC: 0 DP: 1 HBP: 1			WP: 1 PB: 0 SB: 1 CS: 0	PA: 38		

PITCHER		IP	WLS	BF	H	R	ER	SO	BB	IBB	HBP	BLK	WP	HR	S	P	ERA	WHIP
55 Mat Latos, R ERA: 1.83	(1, 1)	6.0	W	26	5	0	0	4	3	0	1	0	1	0	52	91	0.00	1.333
66 Logan Ondrusek, R ERA: 4.5	(7, 1)	1.0	H	4	0	0	0	1	1	0	0	0	0	0	9	15	0.00	1.000
51 Jonathan Broxton, R ERA: 6.35	(8, 1)	1.0	H	5	2	1	1	0	0	0	0	0	0	0	10	13	9.00	2.000
54 Aroldis Chapman, L ERA: 0.68	(9, 1)	1.0	S	3	0	0	0	0	0	0	0	0	0	0	10	13	0.00	0.000

PITCHER	IP	WLS	BF	H	R	ER	SO	BB	IBB	HBP	BLK	WP	HR	S	P	ERA	WHIP

BOTTOM

Cincinnati Reds @ St. Louis Cardinals

Busch Stadium, St. Louis, MO

Mon Apr 29 2013, 7:17 PM - 10:10 PM CDT

Att. 36,681 - Clear - 75 F

livebaseballscorecards.com

AB	33
R	1
H	7
RBI	1
BB	4
SO	5
LOB	20

Batter	1	2	3	4	5	6	7	8	9	AB	R	H	RBI	BB	SO	LOB
17 Shin-Soo Choo, L (1, 8) OBP: 0.477, SLG: 0.554	C FC 90 B SL 86 S SI 90 X SL 85 1-2 G3 ①		S SL 85 1 SAFE D CU 73 X FF 88 1-1 G3 ② 1-2		B SL 83 F SL 84 X CU 75 1-1 2-H 2B ②			C SL 85 X SL 85 0-1 G4-3 ②		4	0	1	1	0	0	1
2 Zack Cozart, R (1, 6) OBP: 0.234, SLG: 0.356	X FF 90 0-0 G6-3 ②		S SL 84 S CU 73 D SL 84 F SL 85 X FF 90 1-2 G4-3 ③		B SL 85 B SI 88 B SI 88 C FC 87 F FC 88 F SL 85 F SL 85 F SI 89 X SI 88 3-2 G5-3 ③			C FF 90 C SL 85 D CU 78 X SL 86 1-2 G1-3 ③		4	0	0	0	0	0	2
19 Joey Votto, L (1, 3) OBP: 0.439, SLG: 0.456	F FC 90 F SI 90 S FF 87 0-3 K ③			C SI 90 B CU 75 B CU 74 S SL 86 X SI 90 2-2 1B		B SL 83 F SI 88 B CH 81 X SL 85 2-1 G4-3 ①			C FF 92 B FF 92 B FF 92 B FS 87 C FS 87 F FS 85 F FS 87 S FS 89 3-3 K ①	4	0	1	0	0	2	0
4 Brandon Phillips, R (1, 4) OBP: 0.331, SLG: 0.445		C FC 90 X SI 90 0-1 21 FC5-4 32 1B 1B		C FF 89 C SL 84 X CU 76 0-2 F8 ①		T SL 85 S CH 81 X SL 86 0-2 32 CS 1B			C FS 88 B FF 93 T FS 87 F FS 87 S FS 87 1-3 K ②	4	0	2	0	0	1	1
32 Jay Bruce, L (1, 9) OBP: 0.312, SLG: 0.339		1 SAFE F SI 90 X SI 89 0-1 21 FC5-4 1-2 1B		C FF 89 F FF 89 C CU 75 0-3 K ②		F FF 87 1 SAFE C SL 86 B SL 85 B CU 75 X SL 84 2-2 F8 ②③ 1-2			S FS 88 S FS 87 F FS 87 B FS 89 B FS 88 S FS 88 2-3 K ③	4	0	1	0	0	2	2
21 Todd Frazier, R (1, 5) OBP: 0.315, SLG: 0.479		X SI 89 0-0 FC5-4 ① 39 G6-4-3 1-2f 2-3		B FF 89 1 SAFE D SI 89 X SI 89 2-0 G5-3 ③			B SL 84 X SI 88 1-0 G1-3 ①			3	0	0	0	0	0	3
39 Devin Mesoraco, R (1, 2) OBP: 0.364, SLG: 0.311		X FF 89 0-0 ②③ G6-4-3 1-2f			X SI 89 0-0 15 FC4-6 1B		B CH 82 C SL 85 F CH 81 F CU 74 X SL 84 1-2 G4-3 ②			3	0	1	0	0	0	2
15 Derrick Robinson, S (1, 7) OBP: 0.375, SLG: 0.250			B FC 89 X FC 90 1-0 17 G3 1B		B SI 89 B SI 87 X FF 88 2-0 FC4-6 ① 61 SH5-4 17 2B 1-2f		C FF 89 F SL 85 F CU 76 X SL 86 0-2 G6-3 ③			3	1	1	0	0	0	1
61 Bronson Arroyo, R (1, 1) 3 Cesar Izturis, S (8, PH) OBP: 0.267, SLG: 0.185 63 Sam LeCure, R (8, 1)			1 SAFE 1 SAFE M SI 87 C SI 90 D SL 86 M SL 84 1-3 K ①		1 SAFE L SI 87 T SL 84 X SL 83 0-2 SH5-4 ② 1-2			B FF 89 F FF 89 X SL 84 1-1 G5-3 ①		1 1 0	0 0 0	0 0 0	0 0 0	0 0 0	1 0 0	1 0 0
Inning Stats	R: 0 E: 0 K: 1 S: 7 H: 0 LOB: 0 BB: 0 P: 8	R: 0 E: 0 K: 0 S: 6 H: 2 LOB: 1 BB: 0 P: 6	R: 0 E: 0 K: 1 S: 10 H: 1 LOB: 1 BB: 0 P: 14	R: 0 E: 0 K: 1 S: 10 H: 1 LOB: 1 BB: 0 P: 14	R: 1 E: 0 K: 0 S: 13 H: 2 LOB: 1 BB: 0 P: 19	R: 0 E: 0 K: 0 S: 8 H: 1 LOB: 0 BB: 0 P: 12	R: 0 E: 0 K: 0 S: 9 H: 0 LOB: 0 BB: 0 P: 11	R: 0 E: 0 K: 0 S: 7 H: 0 LOB: 0 BB: 0 P: 9	R: 0 E: 0 K: 3 S: 13 H: 0 LOB: 0 BB: 0 P: 19	1B: 6 2B: 1 3B: 0 HR: 0	SF: 0 SAC: 1 DP: 1 HBP: 0					

PITCHER		IP	WLS	BF	H	R	ER	SO	BB	IBB	HBP	BLK	WP	HR	S	P	ERA	WHIP
54 Jaime García, L ERA: 2.5	(1, 1)	8.0	W	29	7	1	1	3	0	0	0	0	0	0	70	93	1.12	0.875
44 Edward Mujica, R ERA: 0.9	(9, 1)	1.0	S	3	0	0	0	3	0	0	0	0	0	0	13	19	0.00	0.000

PITCHER		IP	WLS	BF	H	R	ER	SO	BB	IBB	HBP	BLK	WP	HR	S	P	ERA	WHIP

TOP

Cincinnati Reds @ St. Louis Cardinals

Busch Stadium, St. Louis, MO

Tue Apr 30 2013, 7:17 PM - 9:31 PM CDT

Att. 37,535 - Clear - 79 F

livebaseballscorecards.com

AB	31
R	1
H	7
RBI	1
BB	0
SO	6
LOB	13

BOTTOM

Cincinnati Reds @ St. Louis Cardinals

Busch Stadium, St. Louis, MO

Tue Apr 30 2013, 7:17 PM - 9:31 PM CDT

Att. 37,535 - Clear - 79 F

livebaseballscorecards.com

Batter	1	2	3	4	5	6	7	8	9	AB	R	H	RBI	BB	SO	LOB
19 Jon Jay, L (1, 8) OBP: 0.293, SLG: 0.337	C SL 73 X CH 74 0-1 ① F8		C SI 88 C SI 88 B CH 77 B CH 74 B CU 69 F SL 75 B SI 90 4-2 BB			B SI 88 C SI 88 X SI 88 1-1 ① F7		B SI 89 X CH 80 1-0 ① G3		3	0	0	0	1	0	0
3 Carlos Beltrán, S (1, 9) OBP: 0.351, SLG: 0.534	C SI 86 X SI 87 0-1 7 G4-6-3 1B		X CH 79 0-0 ③ F9			B SI 89 X SI 88 1-0 7 HR 1B		C SI 90 X CH 83 0-1 7 G6-4-3 1B		4	1	3	0	0	0	1
7 Matt Holliday, R (1, 7) OBP: 0.382, SLG: 0.437	B SI 88 X CH 80 1-0 ② ③ G4-6-3 1-2f			X SL 75 0-0 ① G6-3		B SI 89 B SI 89 B SI 89 C SL 76 S CU 71 X CU 70 3-2 1-H HR		B SI 89 B SL 82 F SL 80 1 SAFE F FF 90 B SI 92 1 SAFE X SI 91 3-2 ② ③ G6-4-3 1-2f		4	1	1	2	0	0	2
21 Allen Craig, R (1, 3) OBP: 0.297, SLG: 0.358		B SI 87 X CH 80 1-0 ① L6		B SL 75 C SL 75 X CU 71 1-1 ② P6		C CH 79 X SI 90 0-1 ② G3-1				3	0	0	0	0	0	0
4 Yadier Molina, R (1, 2) OBP: 0.347, SLG: 0.448		B SI 84 C CH 80 B SI 88 F SI 88 X SI 89 2-2 38 FC6-4 1B		B SI 88 B CH 79 C CH 80 F SL 74 F SI 89 B SL 77 X SL 73 3-2 ③ F7		X SI 88 0-0 ③ G4-3				3	0	1	0	0	0	0
13 Matt Carpenter, L (1, 5) OBP: 0.333, SLG: 0.442		B SL 77 B CU 72 X CU 71 2-0 ② G3			B CU 69 F SL 73 X CU 71 1-1 ① G3-1		C SI 87 B SI 88 C CU 71 B SI 89 F SL 79 F SI 90 X CU 69 2-2 ① F7			3	0	0	0	0	0	1
38 Pete Kozma, R (1, 6) OBP: 0.311, SLG: 0.346		B CH 77 X CH 80 1-0 ③ FC6-4 1-2f			X SI 87 0-0 33 FC3-6 1B		X CU 70 0-0 ② F9			3	0	1	0	0	0	1
33 Daniel Descalso, L (1, 4) OBP: 0.207, SLG: 0.218			C SI 86 X CH 78 0-1 ① F7		B CU 72 X SL 76 1-0 ② FC3-6 1-2f		B SL 75 C SI 89 X SL 77 1-1 54 FC4-6 1B			3	0	1	0	0	0	1
54 Jaime García, L (1, 1) 44 Edward Mujica, R (9, 1)			C CH 80 B CH 78 X SL 75 1-1 ② G6-3		1 SAFE 1 SAFE S CH 75 X SI 88 0-1 ③ G1-3		F SI 87 F SL 75 X SI 88 0-2 ③ FC4-6 1-2f			3 0	0 0	0 0	0 0	0 0	0 0	2 0
Inning Stats	R: 0 E: 0 K: 0 S: 5 H: 1 LOB: 0 BB: 0 P: 6	R: 0 E: 0 K: 0 S: 6 H: 1 LOB: 1 BB: 0 P: 12	R: 0 E: 0 K: 0 S: 8 H: 0 LOB: 1 BB: 1 P: 13	R: 0 E: 0 K: 0 S: 7 H: 0 LOB: 0 BB: 0 P: 11	R: 0 E: 0 K: 0 S: 6 H: 1 LOB: 1 BB: 0 P: 8	R: 2 E: 0 K: 0 S: 9 H: 2 LOB: 0 BB: 0 P: 14	R: 0 E: 0 K: 0 S: 11 H: 1 LOB: 1 BB: 0 P: 14	R: 0 E: 0 K: 0 S: 6 H: 1 LOB: 0 BB: 0 P: 10		1B: 6 2B: 0 3B: 0 HR: 1 SF: 0 SAC: 0 DP: 2 HBP: 0				WP: 0 PB: 0 SB: 0 CS: 0 PA: 30		

	AB	29
	R	2
	H	7
	RBI	2
	BB	1
	SO	0
	LOB	8

PITCHER		IP	WLS	BF	H	R	ER	SO	BB	IBB	HBP	BLK	WP	HR	S	P	ERA	WHIP
61 Bronson Arroyo, R ERA: 3.95	(1, 1)	7.0	L	27	6	2	2	0	1	0	0	0	0	1	52	78	2.57	1.000
63 Sam LeCure, R ERA: 1.64	(8, 1)	1.0		3	1	0	0	0	0	0	0	0	0	0	6	10	0.00	1.000

PITCHER	IP	WLS	BF	H	R	ER	SO	BB	IBB	HBP	BLK	WP	HR	S	P	ERA	WHIP

Batter	1	2	3	4	5	6	7	8	9	AB	R	H	RBI	BB	SO	LOB
17 Shin-Soo Choo, L (1, 8) OBP: 0.462, SLG: 0.533	C CU 77 F SI 92 B FF 93 F FF 92 S FF 93 1-3 ① K		L SL 85 F FF 91 F CU 78 S FF 92 0-3 ① K		B SI 92 B SI 91 F SI 92 C SI 91 S FF 93 2-3 ③ K			X FF 96 0-0 ① P6		4	0	0	0	0	3	0
2 Zack Cozart, R (1, 6) OBP: 0.225, SLG: 0.343	B CU 78 X FF 92 1-0 ② P4		B CU 80 S FF 93 C CU 80 F FF 93 B FF 94 B FF 94 X FF 94 3-2 ② F9			C FF 92 X CU 79 0-1 ① G3-1		C FF 96 C FF 97 F FF 96 B CH 88 S CH 89 1-3 ② K		4	0	0	0	0	1	0
19 Joey Votto, L (1, 3) OBP: 0.441, SLG: 0.453	F SI 91 B FF 91 F FF 92 F FF 94 F CU 80 X SI 94 1-2 ③ G5-3		S SL 86 X CU 80 0-1 4 FC6-4 1B			B CU 80 B SI 93 C SI 92 B SI 93 F FF 94 F FF 95 B FF 93 4-2 4 2B BB		X FF 97 0-0 ③ F7		3	1	1	0	1	0	0
4 Brandon Phillips, R (1, 4) OBP: 0.336, SLG: 0.482		C CU 78 F SI 90 B CU 79 X SL 86 1-2 ① P3	C SL 86 1 SAFE F FF 93 X SL 84 0-2 ③ FC6-4 1-2f			S SL 86 F FF 94 B FF 93 B SL 88 B SL 87 X SL 85 3-2 1-H 2B			X FF 91 0-0 HR	4	1	2	2	0	0	1
32 Jay Bruce, L (1, 9) OBP: 0.318, SLG: 0.361		C CU 79 B CU 77 F FF 92 B CU 78 B FF 93 X CU 80 3-2 3B		X SI 91 0-0 21 G5-4-3 1B		B SI 93 S FF 92 S FF 93 S FF 94 1-3 ② K			C FS 87 F FS 86 B FS 87 B FF 93 X FS 87 2-2 E4 21 G5-4-3	4	0	2	0	0	1	1
21 Todd Frazier, R (1, 5) OBP: 0.313, SLG: 0.465		B FF 94 B SI 92 C FF 92 C FF 92 B FF 94 H SI 92 4-2 23 F7 HBP		B FF 92 B FF 92 F FF 93 X CU 79 2-2 ① ② G5-4-3 1-2f		S FF 94 B FF 94 S CU 80 B FF 93 S FF 95 2-3 ③ K			F FS 86 X FS 87 0-1 ① ② G5-4-3 1-2f	3	0	0	0	0	1	3
23 Donald Lutz, L (1, 7)		X FF 92 0-0 ② F7 1-2		C FF 93 S FF 93 B CU 79 X CU 79 1-2 ③ F9			F SI 90 B CU 76 B FF 91 F FF 91 X FF 93 2-2 ① F8		S FS 87 F FS 87 F FS 87 X FS 87 0-2 ③ G3-1	4	0	0	0	0	0	2
37 Corky Miller, R (1, 2) OBP: 0.308, SLG: 0.100		B FF 92 B FF 91 B FF 92 B FF 92 4-0 BB			X FF 91 0-0 ① F9		B FF 92 S FF 92 X FF 92 1-1 ② F8			2	0	0	0	1	0	0
34 Homer Bailey, R (1, 1) OBP: 0.333, SLG: 0.444 60 J.J. Hoover, R (6, 1) 9 Jack Hannahan, L (7, PH) OBP: 0.346, SLG: 0.400 66 Logan Ondrusek, R (7, 1)		C FF 94 B FF 94 F FF 93 F FF 94 F FF 94 X CU 79 1-2 ③ G5-3			C FF 91 F FF 92 X FF 93 0-2 ② 1B		C SI 93 S CU 79 X FF 94 0-2 ③ G5-3			2 0 1 0	0 0 0 0	1 0 0 0	0 0 0 0	0 0 0 0	0 0 0 0	3 0 0 0
Inning Stats	R: 0 E: 0 K: 1 S: 10 H: 0 LOB: 0 BB: 0 P: 13	R: 0 E: 0 K: 0 S: 14 H: 1 LOB: 3 BB: 1 P: 27	R: 0 E: 0 K: 1 S: 13 H: 1 LOB: 1 BB: 0 P: 16	R: 0 E: 0 K: 0 S: 7 H: 1 LOB: 0 BB: 0 P: 10	R: 0 E: 0 K: 1 S: 7 H: 1 LOB: 0 BB: 0 P: 9	R: 1 E: 0 K: 2 S: 14 H: 1 LOB: 1 BB: 1 P: 24	R: 0 E: 0 K: 0 S: 8 H: 0 LOB: 0 BB: 0 P: 11	R: 0 E: 0 K: 1 S: 6 H: 0 LOB: 0 BB: 0 P: 7	R: 1 E: 1 K: 0 S: 10 H: 1 LOB: 0 BB: 0 P: 12	1B: 3 2B: 1 3B: 1 HR: 1	SF: 0 SAC: 0 DP: 2 HBP: 1					

PITCHER		IP	WLS	BF	H	R	ER	SO	BB	IBB	HBP	BLK	WP	HR	S	P	ERA	WHIP
31 Lance Lynn, R ERA: 2.75	(1, 1)	7.0	W	27	5	1	1	5	2	0	1	0	0	0	73	110	1.29	1.000
26 Trevor Rosenthal, R ERA: 3.45	(8, 1)	1.0	H	3	0	0	0	1	0	0	0	0	0	0	6	7	0.00	0.000
44 Edward Mujica, R ERA: 1.64	(9, 1)	1.0	S	4	1	1	1	0	0	0	0	0	0	1	10	12	9.00	1.000

PITCHER	IP	WLS	BF	H	R	ER	SO	BB	IBB	HBP	BLK	WP	HR	S	P	ERA	WHIP

TOP

Cincinnati Reds @ St. Louis Cardinals

Busch Stadium, St. Louis, MO

Wed May 01 2013, 12:49 PM - 3:22 PM CDT

Att. 39,821 - Sunny - 81 F

livebaseballscorecards.com

AB	31
R	2
H	6
RBI	2
BB	2
SO	6
LOB	10

BOTTOM

Cincinnati Reds @ St. Louis Cardinals

Busch Stadium, St. Louis, MO

Wed May 01 2013, 12:49 PM - 3:22 PM CDT

Att. 39,821 - Sunny - 81 F

livebaseballscorecards.com

Batter	1	2	3	4	5	6	7	8	9	AB	R	H	RBI	BB	SO	LOB
19 Jon Jay, L (1, 8) OBP: 0.282, SLG: 0.323	B SI 93 B FF 92 C SI 92 X CH 89 2-1 G4-3 ①		C SI 94 F CH 87 B SL 86 F SI 95 B SI 94 F SL 88 F SI 95 X SI 94 2-2 G4-3 ③		X SI 94 0-0 F7 ②	B FF 93 F FF 94 C CU 74 F FF 94 F FF 93 F FF 93 F FF 95 B FF 94 X FF 94 2-2 P4 ③				4	0	0	0	0	0	3
3 Carlos Beltrán, S (1, 9) OBP: 0.347, SLG: 0.554	F SL 88 S CH 85 F SI 93 S SI 94 0-3 K ②			F CH 83 B SL 87 X SL 88 1-1 HR	B SI 93 F SL 87 B SI 94 X SI 96 2-1 P6 ③ 1-2		S SI 93 B SI 93 S CH 82 F CU 75 B SI 95 S CH 81 2-3 K ①			4	1	1	1	0	2	1
7 Matt Holliday, R (1, 7) OBP: 0.368, SLG: 0.418	C SI 93 C SI 93 X SI 92 0-2 G5-3 ③			T SI 94 C CH 86 F SI 94 B CH 86 B SI 96 F SI 95 X SI 96 2-2 G6-3 ①		X FF 93 0-0 F9 ①	C FF 95 B FF 94 S CH 81 B SI 93 X FF 93 2-2 F8 ②			4	0	0	0	0	0	0
21 Allen Craig, R (1, 3) OBP: 0.305, SLG: 0.357		C FF 93 X SL 87 0-1 G6-3 ①		C KC 80 C CH 86 S SI 95 0-3 K ②		C SI 94 B KC 79 F CH 86 B SI 93 B SI 94 F SI 95 B SI 95 4-2 4 1B 13 1B BB	B CU 77 C CU 77 S FF 92 X CH 82 1-2 1B			3	1	1	0	1	1	0
4 Yadier Molina, R (1, 2) OBP: 0.352, SLG: 0.450		F FF 92 X SI 93 0-1 G6-3 ②		C SL 85 C SL 86 B SI 94 X CH 85 1-2 13 2B 1B		B SI 93 X SI 94 1-0 13 1B 38 1B 1-2 1B	F FF 93 F FF 92 F FF 92 F CH 82 B FF 92 B FF 91 X CH 79 2-2 F9 ③			4	1	2	0	0	0	1
13 Matt Carpenter, L (1, 5) OBP: 0.349, SLG: 0.475		C SI 94 X FF 94 0-1 2B		C KC 80 B SI 94 X CH 85 1-1 1-3 2B		B KC 78 F SI 94 B SI 94 X SL 88 2-1 38 1B 33 1B 1-3 2-H 1B		F FF 92 X FF 93 0-1 F7 ①		4	1	3	1	0	0	0
38 Pete Kozma, R (1, 6) OBP: 0.309, SLG: 0.341		X SI 92 0-0 G6-3 ③		C SI 96 D SI 95 X KC 80 1-1 G6-3 ③		P PO 85 1 SAFE B KC 80 1 SAFE X SI 92 2-0 33 1B 1-2 3-H 1B		C FF 92 X CU 76 0-1 P6 ②		4	0	1	1	0	0	3
33 Daniel Descalso, L (1, 4) OBP: 0.210, SLG: 0.220			B SI 92 X CH 83 1-0 G4-1 ①		C SI 92 B CH 86 C SI 94 B SI 94 F SI 96 S SL 90 2-3 K ①	X KC 77 0-0 31 SH2-4 1-3 2-H 1B		C SI 93 B FF 94 S CH 81 X CU 80 1-2 G4-3 ③		4	0	1	1	0	1	0
31 Lance Lynn, S (1, 1) OBP: 0.182, SLG: 0.100 26 Trevor Rosenthal, R (8, 1) 44 Edward Mujica, R (9, 1)			C SI 93 B SI 94 F SI 94 F SI 95 X SL 85 1-2 G3 ②		C SI 94 X SI 93 0-1 3 BLK 1B	B FF 92 X FF 93 1-0 SH2-4 ② 1-2				2 0 0	0 0 0	1 0 0	0 0 0	0 0 0	0 0 0	0 0 0
Inning Stats	R: 0 E: 0 K: 1 S: 9 H: 0 LOB: 0 BB: 0 P: 11	R: 0 E: 0 K: 0 S: 7 H: 1 LOB: 1 BB: 0 P: 7	R: 0 E: 0 K: 0 S: 11 H: 0 LOB: 0 BB: 0 P: 15	R: 1 E: 0 K: 1 S: 17 H: 3 LOB: 2 BB: 0 P: 23	R: 0 E: 0 K: 1 S: 9 H: 1 LOB: 1 BB: 0 P: 13	R: 3 E: 0 K: 0 S: 18 H: 4 LOB: 2 BB: 1 P: 29	R: 0 E: 0 K: 1 S: 15 H: 1 LOB: 1 BB: 0 P: 22	R: 0 E: 0 K: 0 S: 7 H: 0 LOB: 0 BB: 0 P: 8		1B: 7 2B: 2 3B: 0 HR: 1 SF: 0 SAC: 1 DP: 0 HBP: 0				WP: 0 PB: 0 SB: 0 CS: 0 PA: 35	

	AB	33
	R	4
	H	10
	RBI	4
	BB	1
	SO	4
	LOB	8

PITCHER	IP	WLS	BF	H	R	ER	SO	BB	IBB	HBP	BLK	WP	HR	S	P	ERA	WHIP
34 Homer Bailey, R (1, 1) ERA: 3.38	5.1	L	26	9	4	4	3	1	0	0	1	0	1	63	87	6.75	1.875
60 J.J. Hoover, R (6, 1) ERA: 3.38	0.2		2	0	0	0	0	0	0	0	0	0	0	8	11	0.00	0.000
66 Logan Ondrusek, R (7, 1) ERA: 3.6	2.0		7	1	0	0	1	0	0	0	0	0	0	22	30	0.00	0.500

PITCHER	IP	WLS	BF	H	R	ER	SO	BB	IBB	HBP	BLK	WP	HR	S	P	ERA	WHIP

St. Louis Cardinals @ Milwaukee Brewers

Miller Park, Milwaukee, WI

Thu May 02 2013, 7:13 PM - 10:30 PM CDT

Att. 22,204 - Roof Closed - 66 F

TOP

livebaseballscorecards.com

Batter	1	2	3	4	5	6	7	8	9	AB	R	H	RBI	BB	SO	LOB
13 Matt Carpenter, L (1, 4) (7, 5) OBP: 0.351, SLG: 0.471	C FF 92 S SI 95 B FF 96 B SI 95 X SI 96 2-2 3 FC5-6 1B		C SI 95 X CH 84 0-1 7 HBP 21 1B 1-2 1B	C SL 83 B CH 83 X SI 93 1-1 ① F7		B SL 78 C FF 93 B FF 94 B FF 92 C FF 94 X FF 95 3-2 ① G4-3		F SI 91 C SL 78 X SI 90 0-2 ③ F7		5	1	2	0	0	0	0
3 Carlos Beltrán, S (1, 9) OBP: 0.340, SLG: 0.536	F FF 95 B FF 94 X SI 95 1-1 ① FC5-6 1-2f		F SL 86 B FF 94 X FF 94 1-1 ② F9	B SI 95 X SI 94 1-0 7 FC5-4 1B		B SL 80 B FF 96 C FF 93 C FF 95 S SL 83 2-3 ② K			C SL 81 X SI 91 0-1 ① G1-3	5	0	1	0	0	1	3
7 Matt Holliday, R (1, 7) OBP: 0.360, SLG: 0.400	B FF 92 F SI 95 S CH 84 B FF 96 S SI 95 2-3 ② K		H FF 93 1-0 21 1B 4 1B 1-2 2-3 HBP	D CH 82 C CH 82 X SI 94 1-1 ② FC5-4 1-2f		B SL 84 C FF 96 F FF 95 X SL 85 1-2 ③ G5-3			B SI 90 F SI 91 C SL 80 B SL 82 S SI 90 2-3 ② K	4	1	0	0	0	2	2
21 Allen Craig, R (1, 3) OBP: 0.300, SLG: 0.350	B FF 95 X FF 96 1-0 ③ G4-3		B FF 95 X SI 94 1-0 4 1B 23 1B 1-2 2-H 3-H 1B	C SL 84 C CH 84 1 SAFE B SL 86 T SI 93 1-2 ③ K			X FF 96 0-0 ① G4-3		C SL 80 F SL 80 B SI 92 B FS 85 X SI 91 2-2 ③ P6	5	1	1	2	0	1	2
4 Yadier Molina, R (1, 2) OBP: 0.358, SLG: 0.452		X FF 94 0-0 ① F9	B SL 86 X FF 96 1-0 19 1B 23 1B 38 1B 1-3 2-H 1B		B FF 93 F CH 80 F SL 83 S FF 92 1-3 ① K		C FF 96 X SL 85 0-1 1B			4	1	2	1	0	1	0
23 David Freese, R (1, 5) OBP: 0.288, SLG: 0.231 44 Edward Mujica, R (9, 1)		C FF 94 F SL 86 B SL 87 X FF 95 1-2 19 G6-4-3 1B	X SI 95 0-0 19 1B 38 1B 1-2 3-H 1B		C SL 83 F CH 81 F CH 83 B FF 93 B SL 84 B SI 93 B CH 84 4-2 38 19 BB 1B BB		C SL 81 F SL 82 S SL 84 0-3 ② K			3	1	2	1	1	1	1
										0	0	0	0	0	0	0
19 Jon Jay, L (1, 8) OBP: 0.290, SLG: 0.330		B SL 85 X SI 96 1-0 ②③ G6-4-3 1-2f	B CH 83 S CH 82 B SI 94 F SI 94 X FF 96 2-2 38 1B 1-2 2-3 1B		C SL 84 C SI 95 X SI 95 0-2 38 BB 1-2 1B		D SL 82 D FF 97 X FF 94 2-0 ③ G4-3			4	0	2	0	0	0	2
38 Pete Kozma, R (1, 6) OBP: 0.316, SLG: 0.341			L7 2-1 1-3 2-H 3-H 1B		B FF 93 B FF 92 B SI 94 B FF 92 4-0 35 G6-4-3 1-2 2-3 BB			C SI 89 X CH 83 0-1 ① F8		3	0	1	2	1	0	0
35 Jake Westbrook, R (1, 1) OBP: 0.250, SLG: 0.182 58 Joe Kelly, R (7, 1) 41 Mitchell Boggs, R (7, 1) 26 Trevor Rosenthal, R (7, 1) 33 Daniel Descalso, L (7, 4) OBP: 0.206, SLG: 0.217			7 HBP 13 1B 21 1B 1B G5-3		F FF 93 C FF 92 X FF 95 0-2 ②③ G6-4-3 1-2f			C SL 77 C FF 90 X SL 80 0-2 ② P3		3 0 0 0 1	1 0 0 0 0	1 0 0 0 0	0 0 0 0 0	0 0 0 0 0	0 0 0 0 0	5 0 0 0 0
Inning Stats	R: 0 E: 0 K: 1 S: 9 H: 1 LOB: 1 BB: 0 P: 15	R: 0 E: 0 K: 0 S: 5 H: 1 LOB: 0 BB: 0 P: 7	R: 6 E: 0 K: 0 S: 19 H: 7 LOB: 2 BB: 0 P: 28	R: 0 E: 0 K: 1 S: 8 H: 1 LOB: 1 BB: 0 P: 12	R: 0 E: 0 K: 1 S: 12 H: 1 LOB: 2 BB: 2 P: 21	R: 0 E: 0 K: 1 S: 9 H: 0 LOB: 0 BB: 0 P: 15	R: 0 E: 0 K: 1 S: 7 H: 1 LOB: 1 BB: 0 P: 9	R: 0 E: 0 K: 0 S: 8 H: 0 LOB: 0 BB: 0 P: 8	R: 0 E: 0 K: 1 S: 8 H: 0 LOB: 0 BB: 0 P: 12	1B: 12 2B: 0 3B: 0 HR: 0 SF: 0 SAC: 0 DP: 2 HBP: 1						

PITCHER		IP	WLS	BF	H	R	ER	SO	BB	IBB	HBP	BLK	WP	HR	S	P	ERA	WHIP
60 Wily Peralta, R ERA: 6.0	(1, 1)	4.1	L	26	11	6	6	3	2	0	1	0	0	0	50	80	12.46	3.000
45 Alfredo Figaro, R ERA: 2.84	(5, 1)	2.2		8	1	0	0	2	0	0	0	0	0	0	19	27	0.00	0.375
32 Tom Gorzelanny, L ERA: 1.42	(8, 1)	1.0		3	0	0	0	0	0	0	0	0	0	0	8	8	0.00	0.000
31 Burke Badenhop, R ERA: 4.66	(9, 1)	1.0		3	0	0	0	1	0	0	0	0	0	0	8	12	0.00	0.000

PITCHER	IP	WLS	BF	H	R	ER	SO	BB	IBB	HBP	BLK	WP	HR	S	P	ERA	WHIP

AB	37
R	6
H	12
RBI	6
BB	2
SO	6
LOB	15

WP: 0 PA: 40
PB: 0
SB: 0
CS: 0

Batter	1	2	3	4	5	6	7	8	9	AB	R	H	RBI	BB	SO	LOB
7 Norichika Aoki, L (1, 9) OBP: 0.339, SLG: 0.402	C SI 88 X CH 80 0-1 2B		C SI 90 B SI 90 X SI 90 1-1 ② F8		C SI 89 F FC 83 F FS 83 X SI 89 0-2 ① F8		B SI 95 C CH 86 X SI 96 1-1 9 SF9 27 BB 1-3 2B	B FF 97 B FF 97 X FF 98 2-0 FC4 8 1B 1-2		5	1	2	0	0	0	1
9 Jean Segura, R (1, 6) OBP: 0.398, SLG: 0.531	L SI 88 B SI 89 X SI 89 1-1 ① G6-3		B SI 91 B SI 90 S SI 90 F SI 91 B SI 92 B SI 92 4-2 BB		B SI 91 C SI 90 B CU 79 B SI 90 C SI 90 X SI 91 3-2 ② G4-3		X SL 83 0-0 ① SF9 2-3 3-H	S FF 98 C FF 98 F FF 99 S FF 98 0-3 ② K		3	0	0	1	1	1	3
8 Ryan Braun, R (1, 7) OBP: 0.387, SLG: 0.576	B SI 90 C SI 90 B SI 90 X SI 90 2-1 ② L9		B SI 90 X SI 90 1-0 ③ L8		B SI 91 B SI 90 C SI 91 S FC 85 B SI 91 X SI 91 3-2 2B		F SI 96 S SI 96 S SI 97 0-3 ② K	X FF 99 0-0 1-3 2-H 1B		5	0	2	1	0	1	3
3 Yuniesky Betancourt, R (1, 5) OBP: 0.302, SLG: 0.551	B SI 90 B SI 90 B SI 91 C SI 90 F SI 90 B CH 82 4-2 23 FC6-4 BB			F SI 88 B CU 79 F CH 82 S CU 79 1-3 ① K	X SI 91 0-0 ③ G6-3		C SI 97 B SI 95 F FF 97 H SI 94 2-2 27 BB 23 BB HBP	B FF 97 S FF 97 S FF 98 1 SAFE S FF 98 1-3 ③ K		3	0	0	0	1	2	3
23 Rickie Weeks Jr., R (1, 4) OBP: 0.308, SLG: 0.317	X SI 90 0-0 ③ FC6-4 1-2f			C SI 90 B SI 90 F SI 89 B FC 86 X SI 91 2-2 27 1B 12 1B 1B		X SI 88 0-0 11 L6-4 12 BB 1B	B FF 96 C SL 88 T SL 88 B SL 91 D SL 89 B SL 88 4-2 27 BB 1-2 BB		C FF 91 B FF 91 S FF 91 B FF 92 X FS 86 2-2 ① F9	4	1	2	0	1	0	2
27 Carlos Gómez, R (1, 8) OBP: 0.427, SLG: 0.638		C SI 90 C SI 89 B FS 83 F FC 86 S SI 90 1-3 ① K		X SI 90 0-0 11 S 12 1B 1-2 1B		S FC 84 D SI 90 1 SAFE F CU 82 X CU 77 1-2 ① F7	B FF 95 B SI 95 B SI 96 F SI 94 F FF 95 F SL 87 D SI 95 4-2 1-2 2-3 3-H BB		X SI 91 0-0 12 S 11 1B 1B	4	1	2	1	1	1	1
12 Martín Maldonado, R (1, 2) OBP: 0.309, SLG: 0.408		B SI 91 C SI 90 B SI 91 C SI 91 X SI 91 2-2 ② G5-3		C SI 90 B SI 90 X SI 91 1-1 1-2 2-H 1B		B SI 88 C SI 89 F SI 87 F FC 84 B CU 79 1 SAFE B SI 88 D SI 88 4-2 1-2 BB	C FF 95 S FF 95 B FF 96 S FF 98 1-3 ③ K		S FS 86 1 SAFE F FS 86 C FS 87 0-3 ② K 1-2	4	0	1	1	1	2	4
11 Alex Gonzalez, R (1, 3) OBP: 0.211, SLG: 0.225 25 Josh Prince, R (9, PR) OBP: 0.200, SLG: 0.400		X SI 91 0-0 ③ G6-3		C FC 86 B SI 90 S CU 80 F SI 90 B CU 81 C SI 91 2-3 ② K 2-3		B FC 84 X SI 89 1-0 ② ③ L6-4 2-3	B FF 94 B FF 94 F FF 96 S FF 96 F FF 96 B FF 98 F FF 98 X FF 97 3-2 ① P2	B FF 93 B FS 86 X FS 87 2-0 2-H 1B	5 0	0 0	1 0	1 0	0 0	1 0	4 0
60 Wily Peralta, R (1, 1) OBP: 0.333, SLG: 0.273 45 Alfredo Figaro, R (5, 1) 22 Logan Schafer, L (7, PH) OBP: 0.216, SLG: 0.167 32 Tom Gorzelanny, R (8, 1) 50 Blake Lalli, L (8, PH) OBP: 0.176, SLG: 0.176 31 Burke Badenhop, R (9, 1) 20 Jonathan Lucroy, R (9, PH) OBP: 0.287, SLG: 0.384			C SI 89 B SI 90 B SI 90 X SI 91 2-1 ① G4-3	D SI 91 S SI 90 F SI 91 S CU 80 1-3 ③ K			S SI 96 X SI 96 0-1 7 2B 9 SF9 1B	B FF 97 S CH 86 C FF 98 X CH 87 1-2 7 E 8 1B 1B	C FS 86 1 SAFE 1 SAFE F FF 91 B FF 92 1 SAFE S FS 87 1-3 ③ K	2 0 1 0 1 0 1	0 0 1 0 1 0 1	0 0 1 0 0 0 0	0 0 0 0 0 0 0	0 0 0 0 0 0 0	1 0 0 0 0 0 1	2 0 0 0 0 0 1
Inning Stats	R: 0 E: 0 K: 0 S: 9 H: 1 LOB: 2 BB: 1 P: 16	R: 0 E: 0 K: 1 S: 8 H: 0 LOB: 0 BB: 0 P: 11	R: 0 E: 0 K: 0 S: 7 H: 0 LOB: 1 BB: 1 P: 15	R: 1 E: 0 K: 3 S: 16 H: 3 LOB: 2 BB: 0 P: 23	R: 0 E: 0 K: 0 S: 11 H: 1 LOB: 1 BB: 0 P: 17	R: 0 E: 0 K: 0 S: 8 H: 1 LOB: 1 BB: 1 P: 14	R: 2 E: 0 K: 2 S: 18 H: 2 LOB: 3 BB: 2 P: 30	R: 1 E: 1 K: 2 S: 17 H: 2 LOB: 2 BB: 0 P: 24	R: 1 E: 0 K: 2 S: 11 H: 2 LOB: 1 BB: 0 P: 16	1B: 9 2B: 4 3B: 0 HR: 0 SF: 1 SAC: 0 DP: 1 HBP: 1	WP: 0 PB: 0 SB: 2 CS: 0 PA: 45					

PITCHER		IP	WLS	BF	H	R	ER	SO	BB	IBB	HBP	BLK	WP	HR	S	P	ERA	WHIP
35 Jake Westbrook, R ERA: 1.07	(1, 1)	6.0	W	26	6	1	1	4	3	0	0	0	0	0	59	96	1.50	1.500
58 Joe Kelly, R ERA: 9.64	(7, 1)	0.2		5	2	2	2	1	0	0	1	0	0	0	10	13	27.00	3.000
41 Mitchell Boggs, R ERA: 12.66	(7, 1)	0.0		2	0	0	0	0	2	0	0	0	0	0	5	13	∞	∞
26 Trevor Rosenthal, R ERA: 3.18	(7, 1)	1.1	H	7	2	1	0	3	0	0	0	0	0	0	20	28	0.00	1.500
44 Edward Mujica, R ERA: 2.25	(9, 1)	1.0	S	5	2	1	1	2	0	0	0	0	0	0	11	16	9.00	2.000

PITCHER	IP	WLS	BF	H	R	ER	SO	BB	IBB	HBP	BLK	WP	HR	S	P	ERA	WHIP

BOTTOM

St. Louis Cardinals @ Milwaukee Brewers

Miller Park, Milwaukee, WI

Thu May 02 2013, 7:13 PM - 10:30 PM CDT

Att. 22,204 - Roof Closed - 66 F

livebaseballscorecards.com

AB	38
R	5
H	12
RBI	5
BB	5
SO	10
LOB	24

Batter	1	2	3	4	5	6	7	8	9	AB	R	H	RBI	BB	SO	LOB
13 Matt Carpenter, L (1, 4) OBP: 0.353, SLG: 0.472	C SI 90 C SI 91 F SI 92 X CH 81 0-2 E3 7 G6-4-3		B CU 75 C SI 91 C SI 91 X CH 81 1-2 7 HR 2B	B SL 84 C SI 89 B SL 82 B SI 90 F SI 90 F CU 76 B SI 90 4-2 1-2 2-3 BB		C SI 91 F CH 86 B SI 92 X SI 92 1-2 ③ G6-3		C FF 92 B SL 82 F SL 82 B FF 92 X SL 82 2-2 ② L6		4	1	1	0	1	0	0
3 Carlos Beltrán, S (1, 9) OBP: 0.333, SLG: 0.549	F SI 90 X SL 84 0-1 ① F9		B SL 85 B SI 91 X CH 80 2-0 ② P6	X CH 81 0-0 ③ G3-1			C CH 83 B FF 90 F SI 91 X SI 91 1-2 HR	B SL 78 X SL 81 1-0 ③ F7		5	1	1	1	0	0	5
7 Matt Holliday, R (1, 7) OBP: 0.379, SLG: 0.444	C SI 91 F SI 91 B SL 85 F SI 91 F SL 82 1 SAFE X SI 91 1-2 ② ③ G6-4-3 1-2f		B SL 85 C SI 92 S SI 92 B SI 92 B SL 85 X SI 92 3-2 2-H HR		C SI 89 X SI 89 0-1 4 1B 19 2B 1B		B SI 92 B SI 92 B SI 91 F SI 91 C SL 84 F SI 92 B SI 91 4-2 21 1B 23 PB BB		B SL 83 X FF 95 1-0 4 G3 21 WP 1B	4	3	3	2	1	0	1
21 Allen Craig, R (1, 3) OBP: 0.313, SLG: 0.361		B SI 91 X SI 90 1-0 23 2B 1B	C SL 84 X SI 91 0-1 4 2B 1B		C SI 88 B SL 82 1 SAFE F CH 79 B SI 89 X SL 82 2-2 ① L7		B SL 84 C SI 91 B FF 92 S CH 84 X SI 92 2-2 1-3 23 PB 38 1B 1B		S FF 94 B SL 85 X CU 79 1-1 ① F8 1-2	5	0	3	0	0	0	2
4 Yadier Molina, R (1, 2) OBP: 0.360, SLG: 0.459		B SL 82 1 SAFE X CH 80 1-0 ① P2	B SI 91 F SI 90 B SL 82 B CH 81 X SI 90 3-1 ③ 1-H 2B		X SL 84 0-0 19 2B 1-2 1B		B SL 83 D CH 83 X SI 92 2-0 ① P4		B CU 78 B FF 95 S SL 83 C CU 79 B FF 95 F FF 95 X SL 84 3-2 ② G3 2-3	5	1	2	0	0	0	4
23 David Freese, R (1, 5) OBP: 0.297, SLG: 0.263		1 SAFE B SL 85 X SL 84 1-0 1-3 2B		S CU 74 F SI 88 X CU 72 0-2 19 1B 38 FC3-2 1B	S CH 81 X CH 79 0-1 ② L7		B SL 84 S CH 85 X CH 86 1-1 ② G5-3 1-2 3-H		C SL 82 C FF 96 D SL 84 B FF 96 D CU 80 S SL 85 3-3 ③ K	5	0	2	0	0	1	4
19 Jon Jay, L (1, 8) OBP: 0.306, SLG: 0.350		B SL 83 F SI 91 F CH 82 B SI 91 S CH 81 2-3 ② K	B CU 74 C SI 88 X SL 83 1-1 13 BB 38 FC3-2 1-3 1B	C CU 76 S CH 80 B CH 80 B SI 90 X SL 83 2-2 ③ 1-H 2-H 2B	C CU 76 S CH 80 2-2 ③		B CH 86 B SI 91 D CH 86 I IN 75 4-0 38 1B IBB			3	0	2	2	1	1	2
38 Pete Kozma, R (1, 6) OBP: 0.314, SLG: 0.337		C SI 92 F SL 85 B SL 85 F SI 92 X CH 81 1-2 ③ G5-3	C SI 90 B SL 83 X CU 73 1-1 ① FC3-2 13 BB 1-2 3-H		B SL 83 B SI 90 X SI 90 2-0 ① G6-3	X SI 92 0-0 ③ 1-2 2-H 1B			4	0	1	0	0	0	4
40 Shelby Miller, R (1, 1)			C SI 88 B SI 90 B SI 90 F SI 89 S SL 83 2-3 ① K	S SL 83 L SL 81 L SL 82 0-3 ② K		C SI 92 B SI 92 S SI 90 B SL 83 F SI 92 S SI 92 2-3 ② K		B CH 82 B CH 80 B SI 88 C FF 88 S SI 89 C FF 92 3-3 ① K		3	0	0	0	0	3	2
62 Carlos Martinez, R (7, 1)										0	0	0	0	0	0	0
12 Ty Wigginton, R (8, PH) OBP: 0.217, SLG: 0.143										1	0	0	0	0	1	0
43 Seth Maness, R (8, 1)										0	0	0	0	0	0	0
59 Fernando Salas, R (9, 1)										0	0	0	0	0	0	0
Inning Stats	R: 0 E: 1 K: 0 S: 12 H: 0 LOB: 0 BB: 0 P: 13	R: 0 E: 0 K: 1 S: 10 H: 2 LOB: 2 BB: 0 P: 16	R: 2 E: 0 K: 1 S: 14 H: 4 LOB: 2 BB: 0 P: 25	R: 0 E: 0 K: 1 S: 14 H: 2 LOB: 3 BB: 1 P: 20	R: 2 E: 0 K: 0 S: 11 H: 3 LOB: 1 BB: 0 P: 15	R: 0 E: 0 K: 1 S: 8 H: 0 LOB: 0 BB: 0 P: 13	R: 2 E: 0 K: 0 S: 13 H: 3 LOB: 2 BB: 2 P: 27	R: 0 E: 0 K: 1 S: 7 H: 0 LOB: 0 BB: 0 P: 13	R: 0 E: 0 K: 1 S: 10 H: 1 LOB: 1 BB: 0 P: 18	1B: 9 2B: 4 3B: 0 HR: 2 SF: 0 SAC: 0 DP: 1 HBP: 0	WP: 1 PB: 1 SB: 0 CS: 0 PA: 42					

TOP

St. Louis Cardinals @ Milwaukee Brewers

Miller Park, Milwaukee, WI

Fri May 03 2013, 7:12 PM - 10:11 PM CDT

Att. 40,068 - Roof Closed - 66 F

livebaseballscorecards.com

AB	39
R	6
H	15
RBI	5
BB	3
SO	6
LOB	24

PITCHER		IP	WLS	BF	H	R	ER	SO	BB	IBB	HBP	BLK	WP	HR	S	P	ERA	WHIP
26 Kyle Lohse, R ERA: 3.16	(1, 1)	5.0	L	25	11	4	4	3	1	0	0	0	0	1	61	89	7.20	2.400
53 Brandon Kintzler, R ERA: 5.84	(6, 1)	2.0		10	3	2	2	1	1	1	0	0	0	1	21	40	9.00	2.000
51 Michael Gonzalez, L ERA: 3.72	(8, 1)	1.0		3	0	0	0	1	0	0	0	0	0	0	7	13	0.00	0.000
59 John Axford, R ERA: 9.49	(9, 1)	1.0		4	1	0	0	1	0	0	0	0	1	0	10	18	0.00	1.000

PITCHER		IP	WLS	BF	H	R	ER	SO	BB	IBB	HBP	BLK	WP	HR	S	P	ERA	WHIP

Batter	1	2	3	4	5	6	7	8	9	AB	R	H	RBI	BB	SO	LOB
7 Norichika Aoki, L (1, 9) OBP: 0.345, SLG: 0.406	B FF 92 X FF 92 1-0 8 G4-6-3 1B		B FF 94 C FF 93 X FF 93 1-1 8 1B 1B		B FF 95 C FF 94 B CU 80 F FF 95 X CH 85 2-2 ③ G6-3		B FF 97 B SI 92 F FF 96 F SI 94 X SI 95 2-2 ③ G6-3			4	0	2	0	0	0	0
9 Jean Segura, R (1, 6) OBP: 0.384, SLG: 0.510	1 SAFE F FF 92 S FF 93 S FF 94 0-3 ① K		1 SAFE B FF 93 F CU 81 1 SAFE S CU 81 C FF 96 1-3 ② K			F FF 92 B FF 93 F FF 93 F CU 80 B FF 95 F FF 94 F FF 95 F FF 94 F FF 94 2-2 ① F FF 94 X FF 94 L4		X SI 89 0-0 ① G6-3		4	0	0	0	0	2	2
8 Ryan Braun, R (1, 7) OBP: 0.391, SLG: 0.573	X FF 95 0-0 ② ③ G4-6-3 1-2f		B CU 81 C FF 94 X FF 95 1-1 1-3 1B			B FF 94 B FF 92 C FF 94 F CU 81 F FF 94 X FF 94 2-2 23 BB 16 1B 20 SF8 1B		C SI 89 F CU 78 X SL 83 0-2 ② G3-1		4	1	2	0	0	0	1
16 Aramis Ramirez, R (1, 5) OBP: 0.500, SLG: 0.625 11 Alex Gonzalez, R (6, PR) OBP: 0.208, SLG: 0.222 (7, 3)		B FF 93 F CU 78 B FF 94 B FF 95 T FF 95 X FF 96 3-2 27 1B 1B	C FF 95 1 SAFE B FF 95 F FF 96 B FF 96 D CU 81 X CU 82 3-2 ③ F9			X FF 93 0-0 20 SF8 23 BB 1-2 1B		C SI 89 X SI 88 0-1 ③ G1-3		3 1	0 0	2 0	0 0	0 0	0 0	2 0
23 Rickie Weeks Jr., R (1, 4) OBP: 0.306, SLG: 0.308		C FF 95 B FF 95 B FF 95 B FF 94 F FF 94 X FF 95 3-2 ① F9	B CU 78 C CU 79 S CU 79 C FF 95 1-3 ① K		S FF 94 S CU 81 D CU 79 B FF 95 B FF 95 B FF 94 4-2 1-2 2-3 BB			C FF 91 B KC 83 X KC 82 1-1 ① G6-3	3	0	0	0	1	1	1
20 Jonathan Lucroy, R (1, 2) OBP: 0.276, SLG: 0.371		B FF 93 C FF 95 X FF 94 1-1 ② L9	B CU 80 B CU 80 C CU 80 F CU 80 F FF 94 B FF 95 X FF 94 3-2 ② F9			X FF 94 0-0 ② SF8 2-3 3-H			X KC 82 0-0 ② G6-3	3	0	0	1	0	0	1
27 Carlos Gómez, R (1, 8) OBP: 0.421, SLG: 0.622		F FF 95 B FF 94 C FF 95 X FF 96 1-2 3 S 1-3 1B	B CU 81 X CU 81 1-0 ③ G6-3			C FF 93 B FF 95 S FF 93 S FF 93 1-3 ③ K			C FF 91 B FF 91 X KC 82 1-1 ③ F9	4	0	1	0	0	1	2
3 Yuniesky Betancourt, R (1, 3) OBP: 0.303, SLG: 0.543 (7, 5)		S FF 95 B FF 95 X CU 80 1-1 ③ F8 1-2			C CU 79 F CU 81 B FF 95 X CU 80 1-2 ① F8		S FF 96 B FF 97 F FF 97 X CU 80 1-2 22 G1-6-3 1B			3	0	1	0	0	0	2
26 Kyle Lohse, R (1, 1) OBP: 0.077, SLG: 0.077 50 Blake Lalli, L (5, PH) OBP: 0.167, SLG: 0.167 53 Brandon Kintzler, R (6, 1) 22 Logan Schafer, L (7, PH) OBP: 0.212, SLG: 0.161 51 Michael Gonzalez, R (8, 1) 59 John Axford, R (9, 1)			B FF 90 S FF 91 B FF 92 S FF 92 F FF 92 B FF 93 C FF 93 3-3 ① K		S FF 94 B FF 94 S FF 94 X FF 95 1-2 ② L8		B FF 97 C FF 96 B SI 94 B FF 97 X FF 96 3-1 ① ② G1-6-3 1-2f			1 1 0 1 0 0	0 0 0 0 0 0	0 0 0 0 0 0	0 0 0 0 0 0	1 0 0 0 0 0	0 0 0 1 0 0	0 0 0 0 0 0
Inning Stats	R: 0 E: 0 K: 1 S: 5 H: 1 LOB: 0 BB: 0 P: 6	R: 0 E: 0 K: 0 S: 13 H: 2 LOB: 2 BB: 0 P: 22	R: 0 E: 0 K: 2 S: 14 H: 2 LOB: 2 BB: 0 P: 23	R: 0 E: 0 K: 1 S: 8 H: 0 LOB: 0 BB: 0 P: 13	R: 0 E: 0 K: 0 S: 9 H: 0 LOB: 0 BB: 0 P: 13	R: 1 E: 0 K: 1 S: 20 H: 2 LOB: 2 BB: 1 P: 29	R: 0 E: 0 K: 0 S: 8 H: 1 LOB: 0 BB: 0 P: 14	R: 0 E: 0 K: 0 S: 6 H: 0 LOB: 0 BB: 0 P: 6	R: 0 E: 0 K: 0 S: 5 H: 0 LOB: 0 BB: 0 P: 7	1B: 8 2B: 0 3B: 0 HR: 0 SF: 1 SAC: 0 DP: 2 HBP: 0						

BOTTOM

St. Louis Cardinals @ Milwaukee Brewers

Miller Park, Milwaukee, WI

Fri May 03 2013, 7:12 PM - 10:11 PM CDT

Att. 40,068 - Roof Closed - 66 F

livebaseballscorecards.com

AB	32
R	1
H	8
RBI	1
BB	1
SO	5
LOB	12

PITCHER		IP	WLS	BF	H	R	ER	SO	BB	IBB	HBP	BLK	WP	HR	S	P	ERA	WHIP
40 Shelby Miller, R ERA: 1.96	(1, 1)	6.0	W	25	7	1	1	5	1	0	0	0	0	0	69	106	1.50	1.333
62 Carlos Martinez, R ERA:	(7, 1)	1.0		3	1	0	0	0	0	0	0	0	0	0	8	14	0.00	1.000
43 Seth Maness, R ERA:	(8, 1)	1.0		3	0	0	0	0	0	0	0	0	0	0	6	6	0.00	0.000
59 Fernando Salas, R ERA: 3.86	(9, 1)	1.0		3	0	0	0	0	0	0	0	0	0	0	5	7	0.00	0.000

PITCHER	IP	WLS	BF	H	R	ER	SO	BB	IBB	HBP	BLK	WP	HR	S	P	ERA	WHIP

Batter	1	2	3	4	5	6	7	8	9	AB	R	H	RBI	BB	SO	LOB
13 Matt Carpenter, L (1, 4) (6, 5) OBP: 0.339, SLG: 0.451	C FF 88 F SI 89 X FF 90 0-2 ① L8		B CU 77 X SI 90 1-0 ① L8		C CU 78 B SI 91 C CU 77 F CU 78 B FF 91 C FF 92 2-3 ③ K		C SL 79 X SI 93 0-1 ② G3		C FF 94 F SL 84 B FF 95 S FF 95 1-3 ② K	5	0	0	0	0	2	2
3 Carlos Beltrán, S (1, 9) OBP: 0.319, SLG: 0.523	B SI 90 X CU 76 1-0 ② G3		B FF 90 C FF 90 B CU 78 B CU 78 C SI 90 X FF 92 3-2 ② G1-3			B CU 77 B CU 77 X SI 90 2-0 ① G3-1	C SI 92 B FF 87 B SL 82 X CH 85 2-1 ③ L5		S FF 95 B FF 94 B SL 86 S SL 86 S FF 96 2-3 ③ K	5	0	0	0	0	1	2
7 Matt Holliday, R (1, 7) OBP: 0.367, SLG: 0.427 44 Edward Mujica, R (9, 1)	B SI 90 C FF 90 B SL 87 X SI 90 2-1 ③ G4-3		S SL 88 C SL 87 B FF 91 B FF 91 X FF 92 2-2 ③ G6-3			F FF 90 F FF 90 B SL 87 X SL 86 1-2 ② F8		F SI 90 B SI 91 C SI 91 S SL 83 1-3 ① K		4	0	0	0	0	1	0
										0	0	0	0	0	0	0
21 Allen Craig, R (1, 3) OBP: 0.319, SLG: 0.393		C CH 86 B SI 88 X CU 76 1-1 19 HR 23 1B 1B		B SL 85 C FF 89 C FF 90 F FF 91 B FF 92 S SL 87 2-3 ① K		C SI 91 B FF 90 B SL 86 X SL 86 2-1 HR		B SI 91 C SI 90 C SI 91 B SL 82 F SI 90 C SI 90 2-3 ② K		4	2	2	1	0	2	0
4 Yadier Molina, R (1, 2) OBP: 0.356, SLG: 0.460		C SI 89 F FF 88 1 SAFE X FF 90 0-2 ① P3		X CU 78 0-0 ② G5-3		C SI 90 C SI 90 F FF 91 B CU 79 X FF 91 1-2 2B		C SL 79 B SL 81 B SI 90 F SI 90 B FS 85 F SI 88 C SI 89 3-3 ③ K		4	0	1	0	0	1	1
23 David Freese, R (1, 5) OBP: 0.313, SLG: 0.283 58 Joe Kelly, R (6, 1) 59 Fernando Salas, R (7, 1) 36 Randy Choate, L (8, 1) 43 Seth Maness, R (8, 1) 43 Shane Robinson, R (8, 7) OBP: 0.344, SLG: 0.192		B SL 86 B FF 89 F SI 90 X SI 91 2-1 1-2 19 HR 1B		B SL 88 C FF 91 X CU 79 1-1 1B		F FF 91 B SI 91 D CU 79 B SL 87 X CU 79 3-1 ③ G5-3			X FF 93 0-0 19 S E8 19 1B 1B	3 0 0 0 0 0 1	1 0 0 0 0 0 1	2 0 0 0 0 0 1	0 0 0 0 0 0 1	0 0 0 0 0 0 1	0 0 0 0 0 0 0	1 0 0 0 0 0 0
19 Jon Jay, L (1, 8) OBP: 0.322, SLG: 0.388		B FF 91 D CH 85 X SI 90 2-0 1-H 2-H HR		B CU 78 C CU 78 B SL 85 1 SAFE F CU 77 F FF 91 B CU 78 S CU 79 3-3 ③ K			B FF 91 B SL 80 B FF 92 B FF 91 4-0 38 1B BB		B FF 95 L SI 94 C FF 94 F FF 95 F SL 85 B FF 96 X FF 96 2-2 2-H 38 G6-3 1B	3	1	2	4	1	1	1
38 Pete Kozma, R (1, 6) OBP: 0.311, SLG: 0.333		B SL 87 X SI 90 1-0 ② G1-3			X SL 85 0-0 ① G3		X SI 92 0-0 ① 1-3 33 HR 1B		1 SAFE 1 SAFE B SL 82 X FF 92 1-0 ① G6-3 1-2	4	1	1	0	0	0	1
50 Adam Wainwright, R (1, 1) OBP: 0.176, SLG: 0.176 33 Daniel Descalso, L (6, 4) OBP: 0.231, SLG: 0.279		S SI 90 S CU 78 S CU 78 0-3 ③ K2-3			B FF 89 B SI 90 C FF 91 C SI 90 X CU 79 2-2 ② F8		C SL 83 B SI 93 1 SAFE F SL 81 X SL 81 1-2 1-H HR		B FF 94 B FF 94 2 SAFE S FF 94 B FF 95 B FF 95 4-1 BB	2	0	0	0	0	1	0
										1	1	1	2	1	0	0

Inning Stats																																		
	R: 0	E: 0	K: 0	S: 6	H: 0	LOB: 0	BB: 0	P: 9	R: 3	E: 0	K: 1	S: 12	H: 3	LOB: 0	BB: 0	P: 18	R: 0	E: 0	K: 0	S: 7	H: 0	LOB: 0	BB: 0	P: 13	R: 0	E: 0	K: 2	S: 11	H: 1	LOB: 1	BB: 0	P: 17	R: 0	E: 0	K: 1	S: 8	H: 0	LOB: 0	BB: 0	P: 12
	R: 1	E: 0	K: 0	S: 12	H: 2	LOB: 1	BB: 0	P: 21	R: 2	E: 0	K: 0	S: 8	H: 2	LOB: 0	BB: 1	P: 15	R: 0	E: 0	K: 3	S: 11	H: 0	LOB: 0	BB: 0	P: 17	R: 1	E: 1	K: 2	S: 14	H: 2	LOB: 2	BB: 1	P: 24	1B: 6	2B: 1	3B: 0	HR: 3	SF: 0	SAC: 0	DP: 0	HBP: 0	WP: 0	PB: 0	SB: 1	CS: 0	PA: 38

PITCHER	IP	WLS	BF	H	R	ER	SO	BB	IBB	HBP	BLK	WP	HR	S	P	ERA	WHIP
49 Yovani Gallardo, R (1, 1) ERA: 4.5	6.0		24	6	4	4	4	0	0	0	0	0	2	56	90	6.00	1.000
32 Tom Gorzelanny, L (7, 1) ERA: 2.63	1.0	B	5	2	2	2	0	1	0	0	0	0	1	8	15	18.00	3.000
31 Burke Badenhop, R (8, 1) ERA: 4.22	1.0		3	0	0	0	3	0	0	0	0	0	0	11	17	0.00	0.000
29 Jim Henderson, R (9, 1) ERA: 1.38	1.0	L	6	2	1	1	2	1	0	0	0	0	0	14	24	9.00	3.000

PITCHER	IP	WLS	BF	H	R	ER	SO	BB	IBB	HBP	BLK	WP	HR	S	P	ERA	WHIP

TOP

St. Louis Cardinals @ Milwaukee Brewers

Miller Park, Milwaukee, WI

Sat May 04 2013, 3:07 PM - 6:22 PM CDT
Att. 36,156 - Roof Closed - 70 F

livebaseballscorecards.com

AB	36
R	7
H	10
RBI	7
BB	2
SO	9
LOB	8

Batter	1	2	3	4	5	6	7	8	9	AB	R	H	RBI	BB	SO	LOB
7 Norichika Aoki, L (1, 9) OBP: 0.366, SLG: 0.417	B SI 89 X SI 91 1-0 9 HR 1B	C FF 91 C FC 88 B CU 75 B CU 75 H FC 88 3-2 9 G6-4-3 HBP			C FC 82 X CU 74 0-1 9 1B 1B	L SI 91 B FF 90 H FC 87 2-1 9 G1-6-3 1-2 HBP		X SI 86 0-0 SH 1-2 3-H		2	1	2	1	0	0	0
9 Jean Segura, R (1, 6) OBP: 0.385, SLG: 0.533	1 SAFE X FF 90 0-0 1-H HR	S FC 86 X CU 74 0-1 ②③ G6-4-3 1-2f			B FC 86 X SI 90 1-0 1-2 1B	B SL 85 D SL 84 B SI 96 C SI 96 X SI 96 3-1 ②③ G1-6-3 1-2f		F SL 81 X SI 89 0-1 ②③ G5-3 2-3f		5	1	2	2	0	0	5
8 Ryan Braun, R (1, 7) OBP: 0.383, SLG: 0.554	C CU 73 B FF 92 C CU 74 B FC 90 S FC 90 2-3 ① K	X FC 86 0-0 ① G3-1			B SI 91 F FC 88 F FF 93 B FC 88 B FC 89 S FF 93 3-3 ② K		B SL 83 X SL 83 1-0 3 G5-4-3 1B		F FS 85 S FS 86 B FS 87 X FS 87 1-2 ① G1-3	5	0	1	0	0	2	2
3 Yuniesky Betancourt, R (1, 5) (9, 3) OBP: 0.298, SLG: 0.526	C FC 88 X CU 75 0-1 12 1B 27 1B 1B	B FF 90 F FC 86 X FC 88 1-1 ② F8			C FC 89 X FC 88 0-1 ③ G6-3		F SI 94 1 SAFE X SI 94 0-1 ①② G5-4-3 1-2f		F FS 87 S FS 87 F FS 86 F FS 87 X FS 87 0-2 ② G5-3	5	0	1	0	0	0	3
23 Rickie Weeks Jr., R (1, 4) OBP: 0.302, SLG: 0.296	C FC 87 C SI 90 B FC 86 C FC 88 1-3 ② K	F FC 87 X CU 75 0-1 ③ L7			C FF 89 B FC 85 B FF 90 B FC 88 F FF 91 F SI 92 X FC 88 3-2 ① F9	B SI 97 B SI 96 C SI 95 C SI 95 B SI 97 F SI 96 B SI 96 4-2 BB			B FF 92 B FF 92 C FS 86 F FS 86 F FS 88 B FS 87 F FS 88 X FS 88 3-2 ③ L9	4	0	0	0	1	1	1
27 Carlos Gómez, R (1, 8) OBP: 0.423, SLG: 0.647	S CU 75 C FC 88 X FF 92 0-2 12 1B 1-2 1B	F FC 87 F SI 90 X FC 86 0-2 ① F8			F SI 90 S SI 89 X CU 75 0-2 HR	1 SAFE X FF 90 0-0 ③ P4				4	1	2	1	0	0	1
12 Martín Maldonado, R (1, 2) OBP: 0.322, SLG: 0.415	F FF 90 B CU 75 T CU 75 B FC 89 F FC 87 F CU 77 X SI 91 2-2 11 FC6-4 1-2 2-3 1B	C SI 90 B FF 92 S FF 92 F FF 93 B FF 92 F CU 76 B CU 75 X FC 88 3-2 ② F9			F FC 85 B FF 91 B SI 91 X FC 87 2-1 11 2B 20 1B 1B			S FF 90 S FF 90 F FF 90 B KC 83 F FF 90 B KC 82 X CH 85 2-2 ① G5-3		4	1	2	0	0	0	0
11 Alex Gonzalez, R (1, 3) OBP: 0.222, SLG: 0.250 14 Jeff Bianchi, R (8, PR) (9, 5)	B FC 89 T FF 92 X CU 76 1-1 ③ FC6-4 1-2f	C FC 87 B CU 74 F FF 90 B CU 77 T SI 91 2-2 ③ K			B FC 88 C SI 90 X SI 90 1-1 20 1B 1-3 2B			X KC 80 0-0 22 1B 7 SH 1B		4 0	1 1	2 0	0 0	0 0	1 0	3 0
49 Yovani Gallardo, R (1, 1) OBP: 0.250, SLG: 0.688 20 Jonathan Lucroy, R (6, PH) OBP: 0.283, SLG: 0.378 32 Tom Gorzelanny, R (7, 1) 31 Burke Badenhop, R (8, 1) 22 Logan Schafer, L (8, PH) OBP: 0.235, SLG: 0.188 29 Jim Henderson, L (9, 1)		C FC 88 B CU 74 B FC 86 X FF 90 2-1 ① F9			C FF 90 S FC 86 F FF 92 B CU 77 B FC 88 C CU 75 2-3 ① K	C FC 89 T FC 90 X FF 94 0-2 7 HBP 2-H 3-H 1B		C CH 83 X CH 84 0-1 9 G5-3 7 SH 1-3 1B		2 1 0 0 0 1 0	0 0 0 0 0 0 0	0 1 0 0 0 1 0	0 2 0 0 0 0 0	1 0 0 0 0 0 0	0 0 0 0 0 0 0	0 0 0 0 0 0 0

Inning Stats	1	2	3	4	5	6	7	8	9
	R: 2 E: 0 K: 2 S: 20	R: 0 E: 0 K: 0 S: 6	R: 0 E: 0 K: 0 S: 5	R: 0 E: 0 K: 1 S: 11	R: 0 E: 0 K: 2 S: 12	R: 3 E: 0 K: 0 S: 17	R: 0 E: 0 K: 0 S: 7	R: 1 E: 0 K: 0 S: 11	R: 0 E: 0 K: 0 S: 13
	H: 5 LOB: 3 BB: 0 P: 27	H: 0 LOB: 0 BB: 0 P: 11	H: 0 LOB: 0 BB: 0 P: 6	H: 0 LOB: 0 BB: 0 P: 16	H: 2 LOB: 2 BB: 0 P: 18	H: 4 LOB: 1 BB: 0 P: 28	H: 1 LOB: 1 BB: 1 P: 12	H: 2 LOB: 1 BB: 0 P: 13	H: 0 LOB: 0 BB: 0 P: 17

PITCHER		IP	WLS	BF	H	R	ER	SO	BB	IBB	HBP	BLK	WP	HR	S	P	ERA	WHIP
50 Adam Wainwright, R ERA: 2.72	(1, 1)	5.1		28	11	5	5	5	0	0	2	0	0	2	69	101	8.44	2.062
58 Joe Kelly, R ERA: 8.44	(6, 1)	1.1		4	1	0	0	0	1	0	0	0	0	0	8	16	0.00	1.500
59 Fernando Salas, R ERA: 4.38	(7, 1)	0.2	H	4	2	1	1	0	0	0	0	0	0	0	9	11	13.50	3.000
36 Randy Choate, L ERA: 2.25	(8, 1)	0.0	B	1	0	0	0	0	0	0	0	0	0	0	1	1	∞	∞
43 Seth Maness, R ERA:	(8, 1)	0.2	W	1	0	0	0	0	0	0	0	0	0	0	2	2	0.00	0.000

PITCHER		IP	WLS	BF	H	R	ER	SO	BB	IBB	HBP	BLK	WP	HR	S	P	ERA	WHIP
44 Edward Mujica, R ERA: 2.08	(9, 1)	1.0	S	3	0	0	0	0	0	0	0	0	0	0	13	17	0.00	0.000

BOTTOM

St. Louis Cardinals @ Milwaukee Brewers

Miller Park, Milwaukee, WI

Sat May 04 2013, 3:07 PM - 6:22 PM CDT

Att. 36,156 - Roof Closed - 70 F

livebaseballscorecards.com

AB	37
R	6
H	14
RBI	6
BB	1
SO	5
LOB	15

1B: 11	SF: 0	WP: 0	PA: 41
2B: 1	SAC: 1	PB: 0	
3B: 0	DP: 4	SB: 0	
HR: 2	HBP: 2	CS: 0	

Batter	1	2	3	4	5	6	7	8	9	AB	R	H	RBI	BB	SO	LOB
19 Jon Jay, L (1, 8) OBP: 0.339, SLG: 0.393	C FF 89 X CH 78 0-1 7 F7 43 BB 1B	C CU 77 B FF 88 F FF 88 H FF 90 2-2 7 BB 43 BB 21 2B HBP 1-2 2-3	B CU 75 F B X CH 77 2-1 ③ G3			B SL 79 C FF 95 B FF 94 F FF 95 B SL 82 X FF 96 3-2 ① G4-3		C FF 93 B FF 93 B CU 79 C CU 78 B FF 94 X FF 96 3-2 55 BB 43 BB 48 1B 1B	B SI 92 F FF 91 B SI 90 B SL 79 H SI 90 4-1 43 FC6-4 HBP	4	2	2	0	0	0	1
43 Shane Robinson, R (1, 9) OBP: 0.395, SLG: 0.207	C FF 89 B CU 76 1 SAFE D CU 76 1 SAFE B FF 88 B FF 89 4-1 21 S BB 1-2	C CU 77 B FF 91 B FF 89 B FF 90 B CU 77 4-1 7 BB 21 2B BB 1-2 2-3 3-H		B FF 88 X FF 88 1-0 7 HR 1B		X SI 96 0-0 ② F8		B CU 80 B FF 96 B FF 95 B FF 95 4-0 48 1B 55 BB BB 1-2	X CH 83 0-0 ③ FC6-4 1-2f	3	2	1	1	3	0	1
7 Matt Holliday, R (1, 7) OBP: 0.379, SLG: 0.462 55 Jermaine Curtis, R (8, PH) (8, 7)	S CH 77 B FF 89 C FF 88 D CH 77 X FF 89 2-2 ① F7 2-3	B FF 89 D CH 80 B FF 89 C FF 89 B FF 90 4-1 21 2B BB 1-2 2-3 3-H		F CH 78 B FF 89 X FF 89 1-1 1-H HR		C FF 97 C SL 85 F FF 98 X SL 84 0-2 21 3B 1B		D CU 80 C SL 82 B FF 96 B SL 81 B FF 95 4-1 48 1B 1-2 2-3 BB		3 0	3 0	2 0	3 0	1 1	0 0	2 0
21 Allen Craig, R (1, 3) OBP: 0.323, SLG: 0.419	D CH 76 B CH 78 B FF 89 C FF 89 S CH 79 F FF 90 S CH 79 3-3 ② K 1-2	C CU 77 X CH 78 0-1 4 1B 2B 1-H 2-H 3-H		B CU 76 B FF 89 X FF 89 2-0 ① F9		C FF 97 B SL 80 B FF 97 F FF 96 F FF 98 X FF 96 2-2 1-H 3B		B FF 95 C FF 94 X CU 80 1-1 ① F9		5	1	2	4	0	1	5
4 Yadier Molina, R (1, 2) OBP: 0.361, SLG: 0.457 48 Tony Cruz, R (8, PH) OBP: 0.286, SLG: 0.167 (8, 2)	C CH 78 F FF 90 B FF 90 F FF 90 D CH 77 B FF 91 F CH 80 S FF 91 3-3 ③ K	C FF 89 F FF 89 X FF 90 0-2 2-H 1B		F FF 94 B CH 84 B CH 84 X FF 94 2-1 ② F9		B SL 79 B CH 81 C FF 97 H FF 96 2-2 HBP		C CU 78 B FF 96 X SL 83 1-1 1-2 2-3 3-H 1B		3 1	0 0	1 1	1 1	0 0	1 0	2 0
23 David Freese, R (1, 5) OBP: 0.292, SLG: 0.262 62 Carlos Martinez, R (9, 1)	S FF 89 S FF 90 B CU 75 S FF 90 1-3 ① K C CU 76 X CU 77 0-1 ③ L7			B SL 80 B FF 95 F FF 93 B FF 93 C FF 94 S FF 95 3-3 ③ K		D FF 95 S FF 94 S CH 85 B SI 96 X CH 86 2-2 ③ F8		C SI 92 C FF 92 C SI 93 0-3 ② K		5 0	0 0	0 0	0 0	0 0	3 0	6 0
33 Daniel Descalso, L (1, 4) OBP: 0.243, SLG: 0.266		B FF 89 S FF 90 B FF 90 S FF 90 F FF 90 B CH 79 B FF 90 4-2 19 HBP 38 1B 43 BB BB	C CH 77 F FF 88 F FF 89 B CH 76 B FF 89 B FF 89 B FF 89 4-2 38 G4-3 BB		C FF 94 F CH 84 B FF 96 F FF 95 B CH 85 S FF 96 2-3 ① K		B FF 91 F FF 90 B FF 92 F FF 92 S SL 83 2-3 ① K	B SI 92 S CH 85 B SI 93 X SI 92 2-1 ③ G6-3	3	1	0	0	2	2	3
38 Pete Kozma, R (1, 6) OBP: 0.315, SLG: 0.337		D FF 90 X FF 89 1-0 43 BB 19 HBP 7 BB 1B 1-2	F FF 88 X CU 77 0-1 ① G4-3 1-2		B SL 82 F FF 96 F SL 81 X FF 98 1-2 54 G4-6-3 1B		C FF 91 C CH 83 F FF 92 B SL 84 B SL 82 C SL 82 2-3 ② K		X CH 83 0-0 ① G6-3	5	1	2	0	0	1	1
54 Jaime García, L (1, 1) 12 Ty Wigginton, R (9, PH) OBP: 0.208, SLG: 0.136 (9, 5)		S CH 76 S FF 89 F FF 89 L CH 76 0-3 ② K	S CH 78 D CH 77 C FF 88 S CH 78 1-3 ② K		S FF 95 B FF 95 C FF 95 X FF 95 1-2 ② ③ G4-6-3 1-2f		C FF 91 X FF 92 0-1 ③ G1-6-3		C CH 85 S SI 91 B CH 85 B FF 90 S SI 91 2-3 ② K	4 1	0 0	0 0	0 0	0 0	2 1	4 0
Inning Stats	R: 0 E: 0 K: 2 S: 15 H: 1 LOB: 2 BB: 1 P: 27	R: 6 E: 0 K: 2 S: 22 H: 3 LOB: 1 BB: 3 P: 38	R: 0 E: 0 K: 1 S: 10 H: 0 LOB: 1 BB: 1 P: 17	R: 2 E: 0 K: 1 S: 9 H: 2 LOB: 0 BB: 0 P: 18	R: 0 E: 0 K: 1 S: 10 H: 1 LOB: 0 BB: 0 P: 14	R: 1 E: 0 K: 0 S: 17 H: 2 LOB: 2 BB: 0 P: 26	R: 0 E: 0 K: 2 S: 9 H: 0 LOB: 0 BB: 0 P: 13	R: 1 E: 0 K: 1 S: 13 H: 2 LOB: 3 BB: 2 P: 28	R: 0 E: 0 K: 1 S: 6 H: 0 LOB: 1 BB: 0 P: 12	1B: 8 2B: 1 3B: 1 HR: 1 SF: 0 SAC: 0 DP: 1 HBP: 3						

TOP

St. Louis Cardinals @ Milwaukee Brewers

Miller Park, Milwaukee, WI

Sun May 05 2013, 1:11 PM - 4:23 PM CDT

Att. 38,620 - Partly Cloudy - 63 F

livebaseballscorecards.com

AB	37
R	10
H	11
RBI	10
BB	7
SO	11
LOB	25

PITCHER		IP	WLS	BF	H	R	ER	SO	BB	IBB	HBP	BLK	WP	HR	S	P	ERA	WHIP
41 Marco Estrada, R ERA: 6.05	(1, 1)	3.1	L	22	6	8	8	5	5	0	1	0	0	1	51	90	21.60	3.300
45 Alfredo Figaro, R ERA: 2.93	(4, 1)	2.2		11	3	1	1	2	0	0	1	0	0	0	32	50	3.38	1.125
51 Michael Gonzalez, L ERA: 3.38	(7, 1)	1.0		3	0	0	0	2	0	0	0	0	0	0	9	13	0.00	0.000
59 John Axford, R ERA: 9.95	(8, 1)	0.1		5	2	1	1	0	2	0	0	0	0	0	8	21	27.00	12.000
53 Brandon Kintzler, R ERA: 5.54	(8, 1)	0.2		2	0	0	0	1	0	0	0	0	0	0	5	7	0.00	0.000

PITCHER		IP	WLS	BF	H	R	ER	SO	BB	IBB	HBP	BLK	WP	HR	S	P	ERA	WHIP
32 Tom Gorzelanny, L ERA: 2.45	(9, 1)	1.0		4	0	0	0	1	0	0	1	0	0	0	6	12	0.00	0.000

WP: 0	PA: 47					
PB: 0						
SB: 1						
CS: 0						

Batter	1	2	3	4	5	6	7	8	9	AB	R	H	RBI	BB	SO	LOB
7 Norichika Aoki, L (1, 9) OBP: 0.354, SLG: 0.402	B FF 90 B FC 89 C FC 89 B FF 89 X FF 89 3-1 F9 ①		C SI 91 F CU 72 B SI 86 X SL 85 1-2 G4-3 ② 2-3		X SL 84 0-0 F9 ②		F SI 89 B SL 84 X SL 84 1-1 G4-3 ② 2-3			4	0	0	0	0	0	3
9 Jean Segura, R (1, 6) OBP: 0.380, SLG: 0.523	L SI 91 X SI 90 0-1 L8 ②		B SL 85 B SI 88 X SL 84 2-0 P4 ③		C CH 81 B CU 73 X SL 82 1-1 8 1B 1-2 1B		X SL 84 0-0 G4-3 ③			4	0	1	0	0	0	2
8 Ryan Braun, R (1, 7) OBP: 0.398, SLG: 0.573 50 Blake Lalli, L (8, 2) OBP: 0.158, SLG: 0.158	F SI 90 C SL 86 B CU 75 F SL 86 F CH 82 B SL 85 F CH 82 X SI 90 2-2 2B			B FF 90 B SI 89 B SI 89 C FF 88 T FF 90 B SI 89 4-2 BB	F SI 89 T FC 89 B SL 85 F CU 75 X CH 81 1-2 1-2 2-3 1B			X SI 88 0-0 P2 ①		2 1	0 0	2 0	0 0	1 0	0 0	0 0
16 Aramis Ramirez, R (1, 5) OBP: 0.429, SLG: 0.526 14 Jeff Bianchi, R (6, 5) (8, 4)	F FF 90 D SL 86 X CU 71 1-1 G1-3 ③			C SI 89 B FF 88 F SL 84 X CH 80 1-2 L8 ① 1-3 K ③	C SI 88 F SL 85 F SL 86 F SL 85 D SL 81 S SL 84			C SI 88 X CH 80 0-1 P4 ②		3 1	0 0	0 0	0 0	0 0	1 0	5 0
23 Rickie Weeks Jr., R (1, 4) OBP: 0.302, SLG: 0.297 59 John Axford, R (8, 1) 53 Brandon Kintzler, R (8, 1) 12 Martín Maldonado, R (8, PH) OBP: 0.317, SLG: 0.407 32 Tom Gorzelanny, R (9, 1)		C SI 89 B CH 82 B SI 89 X SI 90 2-1 G6-3 ①		C FF 88 B SL 85 F SI 88 S CH 81 1-3 K ②	X SI 89 0-0 20 G6-4-3 1B			C SI 89 B CU 72 C CH 81 F SL 84 F SI 89 B SL 84 X SI 90 2-2 G5-3 ③		3 0 0 1 0	0 0 0 0 0	1 0 0 0 0	0 0 0 0 0	0 0 0 0 0	1 0 0 0 0	1 0 0 0 0
20 Jonathan Lucroy, R (1, 2) OBP: 0.272, SLG: 0.362 (8, 3)		C CU 70 B SL 85 S SL 86 X CH 82 1-2 L7 ②		C SL 84 X FF 88 0-1 F9 ③	D SI 89 X SI 88 1-0 G6-4-3 ①② 1-2f				C FF 98 B SI 93 X SI 94 1-1 G6-3 ①	4	0	0	0	0	0	2
27 Carlos Gómez, R (1, 8) OBP: 0.417, SLG: 0.642		X FF 90 0-0 F7 ③			F SI 88 B CH 82 B SL 86 X SL 84 2-1 3 F9 45 1B 2B	S SI 89 S SI 89 T SL 84 0-2 K ③			B CU 80 B FF 98 C FF 98 B SI 93 F FF 96 F FF 99 T FF 99 3-2 K ②	4	1	1	0	0	2	0
3 Yuniesky Betancourt, R (1, 3) OBP: 0.306, SLG: 0.525 (8, 7)			X SI 90 0-0 7 G4-3 41 SH5-4 1B		C SI 90 X SI 90 0-1 F9 ① 2-3		X SI 88 0-0 7 G4-3 11 G1-4-3 1B		C FF 99 F SI 94 F FF 99 B CU 81 F FF 99 B FF 98 X SI 96 2-2 G6-3 ③	4	0	2	0	0	0	1
41 Marco Estrada, R (1, 1) OBP: 0.214, SLG: 0.286 45 Alfredo Figaro, R (4, 1) OBP: 1.000, SLG: 1.000 51 Michael Gonzalez, R (7, 1) 11 Alex Gonzalez, R (7, PH) OBP: 0.220, SLG: 0.247 (8, 5)			L SI 90 1 SAFE X SI 90 0-1 SH5-4 ① 1-2		C SI 89 X SI 90 0-1 8 1B 9 1B 3-H 1B		C SI 88 X SI 88 0-1 G1-4-3 ① 1-2			0 1 0 1	0 0 0 0	0 1 0 0	0 1 0 0	0 0 0 0	0 0 0 0	0 0 0 1
Inning Stats	R: 0 E: 0 K: 0 S: 12 H: 1 LOB: 1 BB: 0 P: 18	R: 0 E: 0 K: 0 S: 6 H: 0 LOB: 0 BB: 0 P: 9	R: 0 E: 0 K: 0 S: 7 H: 1 LOB: 1 BB: 0 P: 10	R: 0 E: 0 K: 1 S: 10 H: 0 LOB: 1 BB: 1 P: 16	R: 1 E: 0 K: 1 S: 18 H: 4 LOB: 3 BB: 0 P: 23	R: 0 E: 0 K: 0 S: 5 H: 1 LOB: 0 BB: 0 P: 6	R: 0 E: 0 K: 0 S: 6 H: 1 LOB: 1 BB: 0 P: 7	R: 0 E: 0 K: 0 S: 8 H: 0 LOB: 0 BB: 0 P: 10	R: 0 E: 0 K: 1 S: 11 H: 0 LOB: 0 BB: 0 P: 17	1B: 6 2B: 2 3B: 0 HR: 0 SF: 0 SAC: 1 DP: 1 HBP: 0						WP: 0 PB: 0 SB: 0 CS: 0 PA: 35	

PITCHER	IP	WLS	BF	H	R	ER	SO	BB	IBB	HBP	BLK	WP	HR	S	P	ERA	WHIP
54 Jaime García, L (1, 1) ERA: 2.25	8.0	W	32	8	1	1	3	1	0	0	0	0	0	72	99	1.12	1.125
62 Carlos Martinez, R (9, 1) ERA:	1.0		3	0	0	0	1	0	0	0	0	0	0	11	17	0.00	0.000

PITCHER	IP	WLS	BF	H	R	ER	SO	BB	IBB	HBP	BLK	WP	HR	S	P	ERA	WHIP

BOTTOM

St. Louis Cardinals @ Milwaukee Brewers

Miller Park, Milwaukee, WI

Sun May 05 2013, 1:11 PM - 4:23 PM CDT

Att. 38,620 - Partly Cloudy - 63 F

livebaseballscorecards.com

AB	33
R	1
H	8
RBI	1
BB	1
SO	4
LOB	15

Batter	1	2	3	4	5	6	7	8	9	AB	R	H	RBI	BB	SO	LOB
13 Matt Carpenter, L (1, 4) OBP: 0.333, SLG: 0.441	C FF 88 C FF 89 B FC 87 F FC 87 F FC 88 F SL 77 S FF 92 1-3 K		B FC 86 F SL 78 X FF 90 1-1 3 2B 1B		B SL 76 F FC 86 F FC 86 X FF 90 1-2 L5		C SL 77 B CU 73 B FC 86 B SL 76 F FC 86 F FF 89 X FC 87 3-2 L8		L FF 90 B FF 92 X FS 84 1-1 L9	5	0	1	0	0	1	0
3 Carlos Beltrán, S (1, 9) OBP: 0.325, SLG: 0.532	B FF 90 B FC 87 C FC 87 F FC 87 X CH 80 2-2 F8		B FC 89 C FF 88 1 SAFE X FC 87 1-1 1-3 2B		X FF 89 0-0 G1-3		T SL 85 C SL 86 B SL 85 X SL 85 1-2 1B			4	0	2	0	0	0	0
7 Matt Holliday, R (1, 7) OBP: 0.375, SLG: 0.450	T FF 90 S FF 90 S FF 90 0-3 K		B SI 90 B FC 88 X FF 91 2-0 G6-3		B FC 88 B FC 87 C SL 79 B FC 86 B FF 90 4-1 BB		B FF 92 S FF 92 X SL 84 1-1 F8			3	0	0	0	1	1	3
21 Allen Craig, R (1, 3) OBP: 0.320, SLG: 0.438		C FF 88 F FC 88 B FF 90 B CH 80 X FF 91 2-2 HR		C FF 88 B FC 87 B CH 76 C CH 79 X CH 79 2-2 G5-3	C FF 88 F FC 86 B FC 89 X SL 79 1-2 P5			B FF 93 C FF 92 F FF 92 X SL 84 1-2 G6-3		4	1	1	1	0	0	1
4 Yadier Molina, R (1, 2) OBP: 0.365, SLG: 0.458		C SL 76 B FC 87 B FC 87 F FF 89 B SL 80 T FC 87 3-2 K		F CH 76 B FC 87 X SL 79 1-1 23 FC3-6 1B		F SL 77 C CH 77 B FF 89 B SL 78 S FC 88 2-3 K		B SL 85 F SI 92 X FF 93 1-1 38 CS 19 S 1B		4	0	2	0	0	2	0
23 David Freese, R (1, 5) OBP: 0.276, SLG: 0.246		X FC 87 0-0 G6-3		1 SAFE B FF 89 X FC 86 1-0 FC3-6 38 BB 19 1B 1-2f		C FF 89 F FC 88 B FC 88 B SL 78 S FC 87 2-3 K		B SL 83 X SL 81 1-0 F9		4	0	0	0	0	1	2
19 Jon Jay, L (1, 8) OBP: 0.352, SLG: 0.400		B FF 89 B FC 87 X FF 89 2-0 F8		C FC 89 F SL 77 B FC 87 X FC 88 1-2 38 BB 1-2 1B		C SL 79 C CU 73 B FC 87 B SL 77 X FF 87 2-2 38 WP 1B		S SL 84 B SL 84 1 SAFE B FF 93 B FF 91 F SL 85 B SL 82 4-2 1-2 BB		3	0	2	0	1	0	0
38 Pete Kozma, R (1, 6) OBP: 0.313, SLG: 0.327			X FF 86 0-0 P3	B SL 78 B FC 88 C FC 87 F FF 89 B FC 88 D SL 79 4-2 1-2 2-3 BB		1 SAFE 1 SAFE F FC 86 C SL 76 B CH 78 X SL 76 1-2 G5-3 1-2		C SL 84 B SL 84 T FF 93 1-2 CS 2-3	B FF 91 F FF 89 F FF 90 C FF 91 1-3 K	3	0	0	0	1	1	1
31 Lance Lynn, S (1, 1) OBP: 0.143, SLG: 0.077 26 Trevor Rosenthal, R (8, 1) 32 Matt Adams, L (9, PH) OBP: 0.571, SLG: 1.000			C FF 88 B FF 87 C FF 88 F FF 90 B FC 87 F FC 86 C SL 76 2-3 K	F FF 89 B FC 88 C FF 89 S SL 79 1-3 K			C FF 86 S SI 86 S FF 88 0-3 K		B FF 92 B CU 79 F CU 79 B FF 90 X FF 91 3-1 F7	3 0 1	0 0 0	0 0 0	0 0 0	0 0 0	3 0 0	3 0 0
Inning Stats	R: 0 E: 0 K: 2 S: 12 H: 0 LOB: 0 BB: 0 P: 15	R: 1 E: 0 K: 1 S: 8 H: 1 LOB: 0 BB: 0 P: 15	R: 0 E: 0 K: 1 S: 11 H: 2 LOB: 2 BB: 0 P: 17	R: 0 E: 0 K: 1 S: 14 H: 2 LOB: 3 BB: 1 P: 24	R: 0 E: 0 K: 0 S: 8 H: 0 LOB: 1 BB: 1 P: 14	R: 0 E: 0 K: 2 S: 12 H: 1 LOB: 1 BB: 0 P: 19	R: 0 E: 0 K: 1 S: 12 H: 1 LOB: 1 BB: 0 P: 17	R: 0 E: 0 K: 0 S: 10 H: 1 LOB: 1 BB: 1 P: 18	R: 0 E: 0 K: 1 S: 7 H: 0 LOB: 0 BB: 0 P: 12	1B: 6 2B: 1 3B: 0 HR: 1	SF: 0 SAC: 0 DP: 0 HBP: 0					

PITCHER		IP	WLS	BF	H	R	ER	SO	BB	IBB	HBP	BLK	WP	HR	S	P	ERA	WHIP
37 Travis Wood, L ERA: 2.33	(1, 1)	6.2	W	28	6	1	1	8	2	0	0	0	1	1	72	114	1.35	1.200
49 Carlos Marmol, R ERA: 5.14	(7, 1)	1.1	H	6	2	0	0	0	1	0	0	0	0	0	15	25	0.00	2.250
63 Kevin Gregg, R ERA:	(9, 1)	1.0	S	3	0	0	0	1	0	0	0	0	0	0	7	12	0.00	0.000

PITCHER	IP	WLS	BF	H	R	ER	SO	BB	IBB	HBP	BLK	WP	HR	S	P	ERA	WHIP

TOP

St. Louis Cardinals @ Chicago Cubs

Wrigley Field, Chicago, IL

Tue May 07 2013, 7:09 PM - 9:44 PM CDT

Att. 30,161 - Clear - 64 F

livebaseballscorecards.com

AB	34
R	1
H	8
RBI	1
BB	3
SO	9
LOB	10

1B: 6	SF: 0	WP: 1	PA: 38
2B: 1	SAC: 0	PB: 0	
3B: 0	DP: 0	SB: 1	
HR: 1	HBP: 0	CS: 1	

BOTTOM

St. Louis Cardinals @ Chicago Cubs

Wrigley Field, Chicago, IL

Tue May 07 2013, 7:09 PM - 9:44 PM CDT

Att. 30,161 - Clear - 64 F

livebaseballscorecards.com

Batter	1	2	3	4	5	6	7	8	9	AB	R	H	RBI	BB	SO	LOB
9 David DeJesus, L (1, 8) OBP: 0.345, SLG: 0.510	C FF 91 B SI 91 C FF 92 B SI 91 B FF 93 X FF 93 3-2 F7 ①		C FF 92 B CU 80 X FF 92 1-1 G6-3 ③		X SI 90 0-0 G6-3 ③			C FF 96 B FF 97 F CH 88 X FF 98 1-2 G4-3 ②		4	0	0	0	0	0	1
13 Starlin Castro, R (1, 6) OBP: 0.301, SLG: 0.397	C FF 94 B SL 86 X SL 88 1-1 G5-3 ②			S FF 92 F FF 92 S FF 93 0-3 K ①		C FF 91 F FF 91 X FF 92 0-2 F9 ①		F FF 96 B FF 97 S FF 98 F FF 98 F FF 97 B CH 88 F CH 89 F FF 99 F FF 96 2-2 F FF 96 X FF 97 2B		4	0	1	0	0	1	0
44 Anthony Rizzo, L (1, 3) OBP: 0.338, SLG: 0.540	B SI 93 B SI 91 C FF 92 B SI 93 S FF 94 C FF 93 3-3 K ③			B FF 92 C CU 78 S CU 79 B CU 81 B CU 81 S CU 79 3-3 K ②		F FF 92 C FF 92 F FF 93 X FF 92 0-2 G4-3 ②		B FF 98 X FF 96 1-0 F8 ③		4	0	0	0	0	2	1
12 Alfonso Soriano, R (1, 7) OBP: 0.310, SLG: 0.407 63 Kevin Gregg, R (9, 1)		T FF 91 B SL 86 B SL 85 S FF 92 B FF 94 F FF 93 F FF 93 F FF 94 X FF 94 3-2 19 G5-4-3 1B		F FF 93 X SL 86 0-1 19 HR 1B		T FF 93 B FF 93 F FF 93 S CU 80 1-3 K ③				3 0	1 0	2 0	0 0	0 0	1 0	0 0
19 Nate Schierholtz, L (1, 9) OBP: 0.337, SLG: 0.538		B SI 90 F FF 92 X SI 91 1-1 G5-4-3 ①② 1-2f		1 SAFE B SI 91 B FF 92 B FF 91 C FF 90 X FF 91 3-1 1-H HR			C FF 92 B SI 91 S FF 92 S SI 92 1-3 K ①			3	1	1	2	0	1	1
24 Luis Valbuena, L (1, 5) OBP: 0.373, SLG: 0.483		B SI 92 B FF 92 F FF 93 S CU 80 B FF 94 B FF 93 4-2 BB		C SI 93 C CU 80 B FF 93 S FF 92 1-3 K ③			B CU 79 B SI 91 B CU 78 C SI 92 X SI 91 3-1 G1-3 ②			2	0	0	0	1	1	0
53 Welington Castillo, R (1, 2) OBP: 0.347, SLG: 0.400		C FF 92 C FF 92 F FF 93 S SL 86 0-3 K ③			B FF 91 F FF 91 X FF 92 1-1 1B		H FF 92 1-0 HBP			2	0	1	0	0	1	1
15 Darwin Barney, R (1, 4) OBP: 0.275, SLG: 0.250			C FF 91 X SL 84 0-1 G4-3 ①		1 SAFE F SL 85 C FF 91 F FF 91 S FF 92 0-3 K ①		1 SAFE C FF 91 F FF 92 F FF 92 F FF 93 B FF 94 F FF 93 F FF 92 X FF 92 1-2 F9 ③			3	0	0	0	0	1	2
37 Travis Wood, R (1, 1) OBP: 0.200, SLG: 0.143 49 Carlos Marmol, R (7, 1) 6 Ryan Sweeney, L (8, PH) (9, 7)			X FF 91 0-0 F9 ②		X FF 91 0-0 F7 ②			B FF 95 B FF 95 C FF 95 F FF 95 F FF 96 B CH 88 S FF 98 3-3 K ①		2 0 1	0 0 0	0 0 0	0 0 0	0 0 0	0 0 1	1 0 0
Inning Stats	R: 0 E: 0 K: 1 S: 8 H: 0 LOB: 0 BB: 0 P: 15	R: 0 E: 0 K: 1 S: 14 H: 1 LOB: 1 BB: 1 P: 22	R: 0 E: 0 K: 0 S: 5 H: 0 LOB: 0 BB: 0 P: 6	R: 2 E: 0 K: 3 S: 13 H: 2 LOB: 0 BB: 0 P: 20	R: 0 E: 0 K: 1 S: 8 H: 1 LOB: 1 BB: 0 P: 9	R: 0 E: 0 K: 1 S: 10 H: 0 LOB: 0 BB: 0 P: 11	R: 0 E: 0 K: 1 S: 12 H: 0 LOB: 1 BB: 0 P: 18	R: 0 E: 0 K: 1 S: 17 H: 1 LOB: 1 BB: 0 P: 24		1B: 3 2B: 1 3B: 0 HR: 1	SF: 0 SAC: 0 DP: 1 HBP: 1			WP: 0 PB: 0 SB: 0 CS: 0	PA: 30	

	AB	28
	R	2
	H	5
	RBI	2
	BB	1
	SO	9
	LOB	7

PITCHER		IP	WLS	BF	H	R	ER	SO	BB	IBB	HBP	BLK	WP	HR	S	P	ERA	WHIP
31 Lance Lynn, R ERA: 2.72	(1, 1)	7.0	L	26	4	2	2	8	1	0	1	0	0	1	70	101	2.57	0.714
26 Trevor Rosenthal, R ERA: 3.0	(8, 1)	1.0		4	1	0	0	1	0	0	0	0	0	0	17	24	0.00	1.000

PITCHER	IP	WLS	BF	H	R	ER	SO	BB	IBB	HBP	BLK	WP	HR	S	P	ERA	WHIP

St. Louis Cardinals @ Chicago Cubs

Wrigley Field, Chicago, IL

Wed May 08 2013, 1:23 PM - 4:15 PM CDT

Att. 26,354 - Sunny - 60 F

livebaseballscorecards.com

Batter	1	2	3	4	5	6	7	8	9	AB	R	H	RBI	BB	SO	LOB
13 Matt Carpenter, L (1, 4) (6, 5) OBP: 0.351, SLG: 0.455	B FF 86 F FF 86 B SI 86 B SI 87 F FF 87 B FF 87 4-2 3 1B 7 G5-4-3 BB		B CU 70 C FF 84 X CU 73 1-1 ① F7		1 SAFE X CH 78 0-0 3 1B 1-2 1B		C SL 80 B FC 87 F SL 79 F FF 90 F FF 90 X CU 74 1-2 E9 3 1B 2B		C CU 80 B CU 80 F FF 92 B FF 92 F FS 84 B FS 84 B FF 92 4-2 BB	3	2	2	0	2	0	0
3 Carlos Beltrán, S (1, 9) OBP: 0.336, SLG: 0.534	F FF 85 B CU 76 1 SAFE C CH 80 B FF 87 D SL 82 X SI 87 3-2 7 G5-4-3 1-3 1B		B CU 70 S CH 79 B FF 85 X CH 79 2-1 ② G4-3		F CU 75 X FF 87 0-1 ② 7 1B 1-3 2-H 1B		F CH 82 F SI 89 B FF 90 D SL 82 B FF 91 F FF 91 X FF 91 3-2 3-H 1B		S FS 84 B FF 91 S FF 91 F FF 91 1 SAFE X FS 83 1-2 ③ L9	5	0	3	2	0	0	1
7 Matt Holliday, R (1, 7) OBP: 0.371, SLG: 0.442	C SI 88 B SL 84 X SI 88 1-1 ① ② G5-4-3 1-2f 3-H		C SI 87 B FF 87 C CU 74 B FF 88 F SL 81 B FF 88 X CU 74 3-2 ③ G5-3		X SL 81 0-0 1-2 1B		S CH 81 B FC 87 B FC 87 F CH 80 S SL 82 2-3 ③ K			4	0	1	0	0	1	2
21 Allen Craig, R (1, 3) OBP: 0.326, SLG: 0.431	B FF 85 B SI 87 B CH 79 B FF 86 4-0 BB			C CU 72 F SI 85 B CH 79 F CH 80 F SL 81 H FF 87 2-2 4 1B 19 SF8 HBP	B CU 73 C FF 86 B SL 81 F CH 82 F CU 75 D CU 76 F FF 88 X FF 89 3-2 ③ F9			X SL 82 0-0 ① P6		2	1	0	0	1	0	2
4 Yadier Molina, R (1, 2) OBP: 0.369, SLG: 0.460	X CH 79 0-0 ③ F8			X SI 85 0-0 23 G6-4-3 1-3 1B		F CU 73 B CH 80 B FF 86 X CH 79 2-1 ① F8		F FF 92 C FF 91 X FF 91 0-2 19 WP 19 1B 1B		4	1	2	0	0	0	1
19 Jon Jay, L (1, 8) OBP: 0.349, SLG: 0.398		B FF 85 S CH 78 X FF 86 1-1 ① G6-3		B CU 73 B CH 81 X FF 85 2-0 ① SF8 3-H		C CH 79 B FF 88 X FF 87 1-1 ② G6-3		C FF 90 B FS 84 X SI 90 1-1 32 G3-6-1 1-H 1B		3	0	1	2	0	0	0
23 David Freese, R (1, 5) OBP: 0.278, SLG: 0.250 43 Seth Maness, R (6, 1) 32 Matt Adams, L (8, PH) OBP: 0.552, SLG: 0.962 26 Trevor Rosenthal, R (8, 1) 36 Randy Choate, L (8, 1) 44 Edward Mujica, R (9, 1)		C FF 86 B FF 86 S FF 86 B SL 81 B CH 80 X CH 81 3-2 1B		B CU 72 X FF 85 1-0 ② ③ G6-4-3 1-2f		C FF 88 B SL 83 X CU 75 1-1 ③ F8		1 SAFE B SI 89 1 SAFE F FF 89 B FF 90 1 SAFE X SI 90 2-1 ② ③ G3-6-1 1-2f		3 0 1 0 0 0 0	0 0 0 0 0 0 0	1 0 1 0 0 0 0	0 0 0 0 0 0 0	0 0 0 0 0 0 0	1 0 1 0 0 0 0	1 0 1 0 0 0 0
38 Pete Kozma, R (1, 6) OBP: 0.319, SLG: 0.327		X FF 85 0-0 ② F7			C FF 85 B SL 80 X CH 79 1-1 13 3 1B 1B		B FF 86 B CU 74 B FF 85 B CH 82 4-0 33 CS BB		C CU 79 B FF 91 F FF 90 S FF 91 1-3 ① K	3	1	1	0	1	1	1
35 Jake Westbrook, R (1, 1) OBP: 0.214, SLG: 0.154 33 Daniel Descalso, L (6, 4) OBP: 0.236, SLG: 0.258		F FF 86 B CU 73 B CU 69 X FF 86 2-1 ③ G6-3			L FF 84 1 SAFE C SL 80 B SL 81 L SL 81 1-3 ① K		C FF 85 F FF 87 F SL 82 D CU 76 1 SAFE B FF 88 F CH 82 B CH 81 S SL 80 3-3 ① ② K 1-2		B CU 79 B FF 92 F FF 91 F FF 91 F FF 91 B FS 83 C FF 92 3-3 ② K	2 2	0 0	0 0	0 0	1 0	2 2	2 1
Inning Stats	R: 1 E: 0 K: 0 S: 8 H: 1 LOB: 1 BB: 2 P: 20	R: 0 E: 0 K: 0 S: 8 H: 1 LOB: 1 BB: 0 P: 14	R: 0 E: 0 K: 0 S: 8 H: 0 LOB: 0 BB: 0 P: 14	R: 1 E: 0 K: 0 S: 7 H: 1 LOB: 0 BB: 0 P: 12	R: 1 E: 0 K: 1 S: 14 H: 4 LOB: 2 BB: 0 P: 19	R: 0 E: 0 K: 0 S: 6 H: 0 LOB: 0 BB: 0 P: 10	R: 1 E: 1 K: 2 S: 17 H: 2 LOB: 1 BB: 1 P: 30	R: 1 E: 0 K: 0 S: 8 H: 2 LOB: 0 BB: 0 P: 11	R: 0 E: 0 K: 2 S: 15 H: 0 LOB: 1 BB: 1 P: 24	1B: 10 2B: 2 3B: 0 HR: 0 SF: 1 SAC: 0 DP: 4 HBP: 1						

AB	32
R	5
H	11
RBI	4
BB	4
SO	5
LOB	12

WP: 1 PA: 38
PB: 0
SB: 0
CS: 1

PITCHER		IP	WLS	BF	H	R	ER	SO	BB	IBB	HBP	BLK	WP	HR	S	P	ERA	WHIP
33 Carlos Villanueva, R ERA: 3.02	(1, 1)	6.2		27	7	3	3	2	3	0	1	0	0	0	56	101	4.05	1.500
40 James Russell, L ERA: 0.68	(7, 1)	0.1	B	3	2	1	1	1	0	0	0	0	0	0	12	18	27.00	6.000
28 Michael Bowden, R ERA: 4.3	(8, 1)	1.0	L	4	2	1	1	0	0	0	0	0	1	0	8	11	9.00	2.000
63 Kevin Gregg, R ERA:	(9, 1)	1.0		4	0	0	0	2	1	0	0	0	0	0	15	24	0.00	1.000

PITCHER	IP	WLS	BF	H	R	ER	SO	BB	IBB	HBP	BLK	WP	HR	S	P	ERA	WHIP

BOTTOM

St. Louis Cardinals @ Chicago Cubs

Wrigley Field, Chicago, IL

Wed May 08 2013, 1:23 PM - 4:15 PM CDT

Att. 26,354 - Sunny - 60 F

livebaseballscorecards.com

Batter	1	2	3	4	5	6	7	8	9	AB	R	H	RBI	BB	SO	LOB
9 David DeJesus, L (1, 8) OBP: 0.342, SLG: 0.500	B SI 88 X SI 89 1-0 ① P4		F SI 90 F FS 83 B FS 83 F SI 89 X FS 82 1-2 ② G5-3 2-3		B SI 90 B SI 89 X SI 90 2-0 13 G1-4-3 1-2 1B		1 SAFE 1 SAFE 1 SAFE B CH 81 B SI 87 C SI 88 1 SAFE F CH 82 X SI 89 2-2 ②③ G5-4-3 1-2f			4	0	1	0	0	0	2
13 Starlin Castro, R (1, 6) OBP: 0.293, SLG: 0.386	T SI 89 B SI 89 X FC 85 1-1 ② F8		B SI 90 S SI 90 F SI 90 S FS 83 1-3 ③ K		X SI 90 0-0 ①② G1-4-3 1-2f 2-3			B CU 82 C FF 94 S CH 86 S CH 85 1-3 ① K		4	0	0	0	0	2	3
24 Luis Valbuena, L (1, 4) OBP: 0.387, SLG: 0.483	B SI 90 B SI 89 C SI 89 F SI 89 X FS 82 2-2 44 2B 44 E 1B			B SI 87 B SI 88 B SI 89 B SI 87 4-0 44 1B 19 2B BB	B SI 90 C FC 86 D FS 84 F FS 82 B FS 83 X SI 90 3-2 ③ G6-3			B FF 96 B FF 96 B FF 96 B FF 96 4-0 44 1B BB		2	2	1	0	2	0	1
44 Anthony Rizzo, L (1, 3) OBP: 0.349, SLG: 0.554	X SI 89 0-0 E9 19 CS 1-H 2B			B SI 89 B SI 90 C SI 88 S FS 82 X SI 89 2-2 19 2B 1-2 1B		B CH 81 X FC 85 1-0 ① G3-1		B SL 75 F SI 84 X SL 75 1-1 19 G4-6-3 1-3 1B		4	1	3	0	0	0	0
19 Nate Schierholtz, L (1, 9) OBP: 0.343, SLG: 0.546	B FC 83 1-0 ③ CS 2-3	B SI 90 X FC 85 1-0 ① G3		B SI 90 B FC 86 F SI 89 B FC 84 C FS 82 X FS 83 3-2 6 G3-1 30 G4-2-3 1-H 2-H 2B		F CU 73 B SI 89 F FC 85 F FS 82 B SI 89 X SI 89 2-2 6 1B		B SI 87 X SI 85 1-0 ②③ G4-6-3 1-2f		4	1	2	2	0	0	2
6 Ryan Sweeney, L (1, 7) OBP: 0.200, SLG: 0.200		B SI 89 B FS 83 B SI 89 C SI 90 F SI 89 X SI 89 3-2 ② G6-3		B SI 90 C SI 89 X SI 88 1-1 ① G3-1 2-3		B SI 89 1 SAFE 1 SAFE B SI 89 1 SAFE X SI 89 2-0 30 G4-6-3 1-3 1B			C FS 86 S FS 86 X FS 85 0-2 ① G4-3	4	0	1	0	0	0	1
30 Dioner Navarro, S (1, 2) OBP: 0.239, SLG: 0.419		C SI 90 X FC 85 0-1 ③ F8		C SI 89 B SI 89 X CH 81 1-1 ② G4-2-3 3-H		B SI 89 X SI 89 1-0 ②③ G4-6-3 1-2f			X FS 87 0-0 ② P4	4	0	0	1	0	0	2
1 Cody Ransom, R (1, 5) OBP: 0.316, SLG: 0.571			C SI 88 C CU 77 B SI 89 B CH 81 X FC 84 2-2 9 G5-3 33 SH1-4 1B	X SI 89 0-0 ③ G5-3			X SI 88 0-0 9 G5-4-3 1B		B FS 88 F FS 86 B FS 87 S FS 87 S FS 88 2-3 ③ K	4	0	2	0	0	1	0
33 Carlos Villanueva, R (1, 1) OBP: 0.176, SLG: 0.176 40 James Russell, L (7, 1) 20 Julio Borbon, L (7, PH) OBP: 0.333, SLG: 0.286 28 Michael Bowden, R (8, 1) 63 Kevin Gregg, R (9, 1)			C SI 89 L SI 89 1 SAFE X SI 88 0-2 ① SH1-4 1-2		C SI 88 C SI 88 X SI 88 0-2 13 G1-4-3 9 1B 1B		L SI 88 1 SAFE X CH 82 0-1 ① B5-3			1 0 1 0 0	0 0 0 0 0	1 0 0 0 0	0 0 0 0 0	0 0 0 0 0	0 0 0 0 0	0 0 1 0 0

Inning Stats																															
	R: 1	H: 2	R: 0	H: 0	R: 0	H: 1	R: 3	H: 2	R: 0	H: 2	R: 0	H: 2	R: 0	H: 1	R: 0	H: 1	R: 0	H: 0	1B: 9	SF: 0	WP: 0	PA: 36
	E: 1	LOB: 0	E: 0	LOB: 0	E: 0	LOB: 1	E: 0	LOB: 0	E: 0	LOB: 1	E: 0	LOB: 1	E: 0	LOB: 0	E: 0	LOB: 1	E: 0	LOB: 0	2B: 2	SAC: 1	PB: 0	
	K: 0	BB: 0	K: 0	BB: 0	K: 1	BB: 0	K: 0	BB: 1	K: 0	BB: 0	K: 0	BB: 1	K: 0	BB: 0	K: 0	BB: 1	K: 1	BB: 0	3B: 0	DP: 4	SB: 0	
	S: 7	P: 12	S: 6	P: 10	S: 13	P: 17	S: 11	P: 22	S: 8	P: 13	S: 7	P: 13	S: 6	P: 8	S: 6	P: 13	S: 7	P: 9	HR: 0	HBP: 0	CS: 1	

PITCHER		IP	WLS	BF	H	R	ER	SO	BB	IBB	HBP	BLK	WP	HR	S	P	ERA	WHIP
35 Jake Westbrook, R ERA: 1.62	(1, 1)	5.1		24	9	4	3	1	1	0	0	0	0	0	51	85	5.06	1.875
43 Seth Maness, R ERA:	(6, 1)	1.2	W	4	1	0	0	0	0	0	0	0	0	0	7	10	0.00	0.600
26 Trevor Rosenthal, R ERA: 2.95	(8, 1)	0.1	H	2	0	0	0	1	1	0	0	0	0	0	3	8	0.00	3.000
36 Randy Choate, L ERA: 1.93	(8, 1)	0.2	H	2	1	0	0	0	0	0	0	0	0	0	3	5	0.00	1.500
44 Edward Mujica, R ERA: 1.93	(9, 1)	1.0	S	3	0	0	0	1	0	0	0	0	0	0	7	9	0.00	0.000

PITCHER	IP	WLS	BF	H	R	ER	SO	BB	IBB	HBP	BLK	WP	HR	S	P	ERA	WHIP

Batter	1	2	3	4	5	6	7	8	9	AB	R	H	RBI	BB	SO	LOB
1 Eric Young Jr., S (1, 9) OBP: 0.337, SLG: 0.435	C FF 94 B FF 95 B FF 94 B FF 94 X FF 94 3-1 S 1B		B FF 92 F FF 93 B FF 94 F FF 92 F FF 94 X CU 78 2-2 ③ G3			C FF 94 S FF 95 X FF 96 0-2 ③ G3			C FF 94 F FF 94 C FF 95 0-3 ③ K	4	0	1	0	0	1	0
Dexter Fowler, S (1, 8) OBP: 0.381, SLG: 0.521	C FF 93 1 SAFE D FF 94 S FF 94 F FF 95 1 SAFE B FF 95 B CH 85 X FF 96 3-2 ① P6 1-2			B FF 92 C CH 84 F FF 93 S FF 93 1-3 ① K			F CU 79 F FF 95 S FF 95 0-3 ① K			3	0	0	0	0	2	1
5 Carlos González, L (1, 7) OBP: 0.374, SLG: 0.547	B FF 94 C FF 95 C FF 95 C FF 94 1-3 ② K			L FF 94 B CU 77 F CU 78 F CU 78 B FF 94 F FF 94 F FF 94 C FF 95 2-3 ② K			F CU 80 X CU 78 0-1 ② G3-1			3	0	0	0	0	2	1
2 Troy Tulowitzki, R (1, 6) OBP: 0.431, SLG: 0.632	C FF 96 C CU 82 C FF 96 0-3 ③ K			S FF 93 B FF 95 B FF 95 B CU 81 C CU 79 C FF 95 3-3 ③ K			F FF 94 S FF 96 F FF 96 C FF 96 0-3 ③ K			3	0	0	0	0	3	1
20 Wilin Rosario, R (1, 2) OBP: 0.313, SLG: 0.528		C FF 93 C CU 78 B CU 79 B FF 94 X CU 79 2-2 ① F8			C FF 93 F FF 94 B FF 95 X FF 94 1-2 ① F9			C CU 78 S CU 80 X FF 94 0-2 ① F8		3	0	0	0	0	0	0
17 Todd Helton, L (1, 3) OBP: 0.305, SLG: 0.418		F FF 94 B FF 95 C FF 95 B FF 96 S FF 94 2-3 ② K			B FF 93 B FF 94 B FF 92 C FF 92 F FF 93 X FF 94 3-2 ② F8			S FF 93 B FF 94 F FF 94 X FF 95 1-2 ② F7		3	0	0	0	0	1	0
28 Nolan Arenado, R (1, 5) OBP: 0.261, SLG: 0.477		B CU 79 C CU 78 X FF 95 1-1 ③ G6-3			F FF 93 F FF 94 X FF 95 0-2 ③ L8			C FF 93 X FF 95 0-1 ③ G6-3		3	0	0	0	0	0	0
14 Josh Rutledge, R (1, 4) OBP: 0.304, SLG: 0.365			B FF 92 X FF 92 1-0 ① G5-3			C FF 93 B FF 93 T FF 93 C FF 95 1-3 ① K			X CU 80 0-0 ① G6-3	3	0	0	0	0	1	0
27 Jon Garland, R (1, 1) OBP: 0.083, SLG: 0.083 16 Reid Brignac, L (6, PH) OBP: 0.289, SLG: 0.286 61 Edgmer Escalona, R (6, 1) 15 Jordan Pacheco, R (9, PH) OBP: 0.359, SLG: 0.361			C FF 91 F FF 92 S FF 92 0-3 ② K			B FF 93 F FF 93 B FF 94 S FF 93 F FF 94 T FF 95 2-2 ② K			C FF 93 C FF 93 F FF 94 C FF 94 0-3 ② K	1 1 0 1	0 0 0 0	0 0 0 0	0 0 0 0	0 0 0 0	1 1 0 1	0 0 0 0
Inning Stats	R: 0 H: 1 E: 0 LOB: 1 K: 2 BB: 0 S: 12 P: 19	R: 0 H: 0 E: 0 LOB: 0 K: 1 BB: 0 S: 8 P: 13	R: 0 H: 0 E: 0 LOB: 0 K: 1 BB: 0 S: 8 P: 11	R: 0 H: 0 E: 0 LOB: 0 K: 3 BB: 0 S: 12 P: 18	R: 0 H: 0 E: 0 LOB: 0 K: 0 BB: 0 S: 9 P: 13	R: 0 H: 0 E: 0 LOB: 0 K: 2 BB: 0 S: 10 P: 13	R: 0 H: 0 E: 0 LOB: 0 K: 2 BB: 0 S: 9 P: 9	R: 0 H: 0 E: 0 LOB: 0 K: 0 BB: 0 S: 8 P: 9	R: 0 H: 0 E: 0 LOB: 0 K: 2 BB: 0 S: 8 P: 8	1B: 1 2B: 0 3B: 0 HR: 0	SF: 0 SAC: 0 DP: 0 HBP: 0			WP: 0 PB: 0 SB: 1 CS: 0	PA: 28		

PITCHER	IP	WLS	BF	H	R	ER	SO	BB	IBB	HBP	BLK	WP	HR	S	P	ERA	WHIP
40 Shelby Miller, R (1, 1) ERA: 1.58	9.0	W	28	1	0	0	13	0	0	0	0	0	0	84	113	0.00	0.111

PITCHER	IP	WLS	BF	H	R	ER	SO	BB	IBB	HBP	BLK	WP	HR	S	P	ERA	WHIP

TOP

Colorado Rockies @ St. Louis Cardinals

Busch Stadium, St. Louis, MO

Fri May 10 2013, 7:17 PM - 9:52 PM CDT

Att. 37,800 - Cloudy - 61 F

livebaseballscorecards.com

AB	28
R	0
H	1
RBI	0
BB	0
SO	13
LOB	3

Batter	1	2	3	4	5	6	7	8	9	AB	R	H	RBI	BB	SO	LOB
13 Matt Carpenter, L (1, 4) OBP: 0.345, SLG: 0.444	C SI 87 B SI 88 B SI 87 F SI 88 F SI 89 B FF 86 X SI 88 3-2 ① P5		C SI 88 F CH 81 B SI 90 X CU 77 1-2 ① G3	C SI 89 B CU 76 C SI 88 B SI 88 F SL 83 F SI 89 B SI 88 X SI 87 3-2 1B		C SI 93 F SI 93 B SI 95 X CH 87 1-2 ③ F9		F SI 94 B SI 95 B SI 93 F SI 93 B SI 94 X FF 92 3-2 ③ F7		5	0	1	0	0	0	1
3 Carlos Beltrán, S (1, 9) OBP: 0.341, SLG: 0.558	B SI 88 F FF 86 S SI 89 B SI 88 B SI 89 S SI 88 3-3 ② K		X CH 81 0-0 HR	C SI 86 B SI 88 X SI 89 1-1 ③ P5			C SI 93 S SI 93 X SI 95 0-2 4 F8 21 1B 1B			4	1	2	1	0	1	1
7 Matt Holliday, R (1, 7) OBP: 0.375, SLG: 0.440	B SI 88 B FF 87 B SI 88 X FF 86 3-0 ③ G1-3		X FF 85 0-0 4 1B 21 BB 1B		B SI 86 B CH 80 B SI 88 C SI 88 B SL 82 4-1 4 2B 19 SF8 BB		C SI 95 1 SAFE X SL 86 0-1 ① F9			3	1	1	0	1	0	1
21 Allen Craig, R (1, 3) OBP: 0.331, SLG: 0.429		B CU 76 C SI 88 F SI 86 X FF 85 1-2 ① G4-3	B SI 89 D SI 90 B SL 84 B SI 89 4-0 4 1B 1-2 BB		C CU 75 F SI 87 D SI 85 S SI 88 1-3 ① K		F CH 84 S CH 86 X CH 86 0-2 1-2 1B			3	0	1	0	1	1	1
4 Yadier Molina, R (1, 2) OBP: 0.373, SLG: 0.469		C SI 89 F SI 90 X SI 88 0-2 ② G5-3	F SI 89 S SI 89 F CU 78 D CU 76 D CH 81 X CU 78 2-2 1-2 2-3 1B		F CU 76 F SI 88 B FF 85 X SI 88 1-2 1-3 2B		X SL 85 0-0 ② F8 2-3			4	0	2	0	0	0	2
19 Jon Jay, L (1, 8) OBP: 0.346, SLG: 0.397		C SI 89 S CH 81 B CU 78 X SI 89 1-2 23 BB 38 1B 1B	C CH 81 S SI 89 B SI 90 B SI 90 S SI 83 2-3 ② K		X SI 88 0-0 ② SF8 3-H		X SI 95 0-0 ③ F7			3	1	1	1	0	1	5
23 David Freese, R (1, 5) OBP: 0.289, SLG: 0.253		1 SAFE B SI 89 B CU 76 B SI 90 B SI 89 4-0 38 1B 1-2 BB	B SI 89 B FF 85 X SI 89 2-0 ③ G4-3		C FF 87 X CU 77 0-1 ③ G6-3			B SL 83 B CH 81 B SI 94 C SI 94 C CH 84 X SL 84 3-2 38 G1-3 1B		3	0	1	0	1	0	4
38 Pete Kozma, R (1, 6) OBP: 0.317, SLG: 0.324		C SI 89 D CU 78 F SI 89 D FF 86 X SI 90 2-2 1-3 2-H 1B		C SI 86 X SL 84 0-1 ① G5-3		X SI 93 0-0 ① F7		1 SAFE B SI 94 B SI 93 X SI 94 2-0 ① G1-3 1-2		4	0	1	1	0	0	1
40 Shelby Miller, R (1, 1)		B SI 90 B SI 88 F SI 89 S SI 88 S SI 88 2-3 ③ K		C SI 86 F SI 86 B CU 75 S FF 83 1-3 ② K		C SI 93 B SI 94 F SI 93 B SI 95 F SI 92 C SI 93 2-3 ② K		B SL 84 B SL 84 F SI 92 C SI 91 F SI 93 C SI 93 2-3 ② K		4	0	0	0	0	4	3
Inning Stats	R: 0 E: 0 K: 1 S: 8 H: 0 LOB: 0 BB: 0 P: 17	R: 1 E: 0 K: 1 S: 15 H: 2 LOB: 2 BB: 1 P: 25	R: 1 E: 0 K: 1 S: 13 H: 3 LOB: 3 BB: 1 P: 24	R: 0 E: 0 K: 1 S: 12 H: 1 LOB: 1 BB: 0 P: 17	R: 1 E: 0 K: 1 S: 10 H: 1 LOB: 1 BB: 1 P: 16	R: 0 E: 0 K: 1 S: 8 H: 0 LOB: 0 BB: 0 P: 11	R: 0 E: 0 K: 0 S: 10 H: 2 LOB: 2 BB: 0 P: 10	R: 0 E: 0 K: 1 S: 11 H: 1 LOB: 1 BB: 0 P: 21		1B: 8 2B: 1 3B: 0 HR: 1 SF: 1 SAC: 0 DP: 0 HBP: 0				WP: 0 PB: 0 SB: 0 CS: 0 PA: 37		

PITCHER	IP	WLS	BF	H	R	ER	SO	BB	IBB	HBP	BLK	WP	HR	S	P	ERA	WHIP
27 Jon Garland, R (1, 1) ERA: 4.83	5.0	L	25	7	3	3	5	3	0	0	0	0	1	58	99	5.40	2.000
61 Edgmer Escalona, R (6, 1) ERA: 1.69	3.0		12	3	0	0	2	0	0	0	0	0	0	29	42	0.00	1.000

PITCHER	IP	WLS	BF	H	R	ER	SO	BB	IBB	HBP	BLK	WP	HR	S	P	ERA	WHIP

BOTTOM

Colorado Rockies @ St. Louis Cardinals

Busch Stadium, St. Louis, MO

Fri May 10 2013, 7:17 PM - 9:52 PM CDT

Att. 37,800 - Cloudy - 61 F

livebaseballscorecards.com

AB	33
R	3
H	10
RBI	3
BB	3
SO	7
LOB	19

Colorado Rockies @ St. Louis Cardinals

Busch Stadium, St. Louis, MO

Sat May 11 2013, 1:18 PM - 3:57 PM CDT

Att. 43,050 - Partly Cloudy - 70 F

livebaseballscorecards.com

TOP

Batter	1	2	3	4	5	6	7	8	9	AB	R	H	RBI	BB	SO	LOB
1 Eric Young Jr., S (1, 9) OBP: 0.324, SLG: 0.417	B SI 92 C SI 91 S SI 92 B SI 92 F CU 75 X SI 93 2-2 ① F8			X FF 89 0-0 ① G4-3		B CU 76 B FF 89 C SI 91 F FC 89 F CU 78 F FF 93 S FC 88 2-3 ③ K			C FF 88 F CU 73 B SI 91 F FC 86 F CU 74 X FF 90 1-2 ② L8	4	0	0	0	0	1	0
Dexter Fowler, S (1, 8) OBP: 0.378, SLG: 0.512	C CU 73 F FF 89 F SI 93 S CU 76 0-3 ② K2-3			C CU 74 B FF 88 X SI 92 1-1 ② F8			S FF 89 B SI 92 B FC 88 C CU 74 X FC 89 2-2 ① L5		F FC 87 C CU 74 F CU 76 B CU 75 B FC 87 B CU 77 X CU 74 3-2 1B	4	0	1	0	0	1	0
5 Carlos González, L (1, 7) OBP: 0.364, SLG: 0.530	C CU 75 B FC 91 S FF 90 S CU 77 1-3 ③ K2-3			B FF 90 C CU 74 S CU 76 B FC 90 S CU 77 2-3 ③ K			B FC 88 F FF 92 F CU 76 F FF 93 B CU 76 F CU 77 B FC 89 F CU 78 X FF 94 3-2 ② L5		X FF 90 0-0 ③ G4-3	4	0	0	0	0	2	1
2 Troy Tulowitzki, R (1, 6) OBP: 0.420, SLG: 0.612		C CU 72 X FC 88 0-1 ① G6-3			F FC 88 C CU 76 B FC 89 C FF 94 1-3 ① K		S CU 76 C CU 77 F FC 86 F FC 88 S CU 76 0-3 ③ K			3	0	0	0	0	2	0
17 Todd Helton, L (1, 3) OBP: 0.306, SLG: 0.404		C SI 91 X FF 92 0-1 ② G6-3			B FF 89 C SI 92 B SI 93 B CU 74 C FF 92 F FF 93 F SI 93 B SI 93 4-2 16 FC6 BB			X FC 88 0-0 ① G4-3		2	0	0	0	1	0	0
28 Nolan Arenado, R (1, 5) OBP: 0.265, SLG: 0.468		C CU 74 F FC 87 T FF 89 0-2 ③ K			C FC 87 F FC 88 X CU 76 0-2 ② P3			B SI 91 X FC 85 1-0 8 FC5-4 1B		3	0	1	0	0	1	1
16 Reid Brignac, L (1, 4) OBP: 0.271, SLG: 0.267			C CU 74 S FF 89 F SI 94 X CU 76 0-2 ① L8		B FC 88 F FF 91 X SI 91 1-1 ③ FC6 1-2f			B FF 89 C CU 72 F FC 86 B FF 91 X CU 76 2-2 ② F8		3	0	0	0	0	0	2
8 Yorvit Torrealba, R (1, 2) OBP: 0.381, SLG: 0.265			B SI 92 B FC 90 X FF 93 2-0 ② P6			C CU 71 S FC 86 F FC 87 B CU 74 B SI 92 X FC 86 2-2 ① F8		F FF 90 X CU 75 0-1 ③ FC5-4 1-2f		3	0	0	0	0	0	1
45 Jhoulys Chacín, R (1, 1) OBP: 0.143, SLG: 0.154 14 Josh Rutledge, R (6, PH) OBP: 0.302, SLG: 0.362 88 Josh Outman, L (6, 1) 59 Wilton Lopez, R (7, 1) 15 Jordan Pacheco, R (9, PH) OBP: 0.354, SLG: 0.356			B SI 90 F SI 91 X FC 87 1-1 ③ G1-3			C CU 75 X FC 88 0-1 ② G4-3			B FF 89 C CU 71 F FC 86 X CU 74 1-2 ① L5	1 1 0 0 1	0 0 0 0 0	0 0 0 0 0	0 0 0 0 0	0 0 0 0 0	0 0 0 0 0	0 0 0 0 0
Inning Stats	R: 0 E: 0 K: 2 S: 11 H: 0 LOB: 0 BB: 0 P: 14	R: 0 E: 0 K: 1 S: 7 H: 0 LOB: 0 BB: 0 P: 7	R: 0 E: 0 K: 0 S: 7 H: 0 LOB: 0 BB: 0 P: 10	R: 0 E: 0 K: 1 S: 6 H: 0 LOB: 0 BB: 0 P: 9	R: 0 E: 0 K: 1 S: 12 H: 0 LOB: 1 BB: 1 P: 18	R: 0 E: 0 K: 1 S: 11 H: 0 LOB: 0 BB: 0 P: 15	R: 0 E: 0 K: 1 S: 14 H: 0 LOB: 0 BB: 0 P: 19	R: 0 E: 0 K: 0 S: 7 H: 1 LOB: 1 BB: 0 P: 10	R: 0 E: 0 K: 0 S: 13 H: 1 LOB: 1 BB: 0 P: 18	1B: 2 2B: 0 3B: 0 HR: 0 SF: 0 SAC: 0 DP: 0 HBP: 0						

	AB	29
	R	0
	H	2
	RBI	0
	BB	1
	SO	7
	LOB	5

WP: 0 PB: 0 SB: 0 CS: 0 PA: 30

PITCHER	IP	WLS	BF	H	R	ER	SO	BB	IBB	HBP	BLK	WP	HR	S	P	ERA	WHIP
50 Adam Wainwright, R (1, 1) ERA: 2.3	9.0	W	30	2	0	0	7	1	0	0	0	0	0	88	120	0.00	0.333

PITCHER	IP	WLS	BF	H	R	ER	SO	BB	IBB	HBP	BLK	WP	HR	S	P	ERA	WHIP

Batter	1	2	3	4	5	6	7	8	9	AB	R	H	RBI	BB	SO	LOB
13 Matt Carpenter, L (1, 4) OBP: 0.354, SLG: 0.446	C SI 90 X SI 88 0-1 G4-3		B SL 78 B CH 81 B SI 91 C FF 88 D SI 87 4-1 19 G6-3 BB		C SI 88 B CH 80 X CH 81 1-1 7 1B 19 1B 21 SF8 1B	C SL 80 F SL 80 S SL 83 0-3 K		S FS 84 B SI 91 B SI 92 X SI 90 2-1 19 1B 1B		4	1	2	0	1	1	0
19 Jon Jay, L (1, 8) OBP: 0.348, SLG: 0.397	C SI 90 S CH 82 B CH 84 B SI 91 B CH 85 S CH 82 3-3 K		C SI 89 C SI 90 X SI 90 0-2 G6-3 1-2f		X FF 89 0-0 7 1B 32 1B 1-2 1B		B SL 81 M SL 79 F FF 93 X SL 83 1-2 G1-3	C SI 89 1 SAFE B SI 90 B FS 82 S FS 81 D FS 83 F FS 84 X FS 83 3-2 1-2 1B		5	1	2	0	0	1	1
7 Matt Holliday, R (1, 7) OBP: 0.376, SLG: 0.438 43 Shane Robinson, R (9, 7) OBP: 0.395, SLG: 0.207	B FF 92 C FF 91 B SI 90 X CH 83 2-1 P6		S SL 82 C SI 93 B FF 93 F FF 91 X FF 91 1-2 G6-3		F FF 92 X SI 89 0-1 32 1B 1-2 2-3 1B		B FF 94 B FF 91 B CH 84 C FF 93 C FF 93 X FF 93 3-2 21 1B 4 1B 1B	F SI 91 B SI 90 D SI 90 F FS 83 X SI 90 2-2 G3		5 0	1 0	2 0	0 0	0 0	0 0	2 0
21 Allen Craig, R (1, 9) OBP: 0.343, SLG: 0.457		C SL 80 B FF 91 B SI 90 X FF 90 2-1 32 FC5-2 3B	C FF 90 B SL 80 B SL 79 B SL 81 X SI 89 3-1 23 BB 4 1B 1B		X SL 83 0-0 SF8 3-H		C FF 93 C CH 83 B FF 92 X FF 93 1-2 4 1B 1-2 1B			3	0	3	1	0	0	0
4 Yadier Molina, R (1, 2) OBP: 0.384, SLG: 0.473		B FF 91 D FF 94 B SL 81 B FF 91 4-0 23 1B 32 FC5-2 BB	1 SAFE X SI 88 0-0 23 BB 1-2 1B		X SL 81 0-0 F7 ②		F CH 82 X CH 84 0-1 23 FC5-4 1-3 2-H 1B			3	0	2	1	1	0	2
32 Matt Adams, L (1, 3) OBP: 0.515, SLG: 0.867		B CH 83 B SI 90 X SI 89 2-0 FC5-2 23 1B 1-2 3-H	B CH 83 B CH 82 C SI 90 C SI 90 X SI 91 2-2 F7 ①	B CH 81 B SI 92 B CH 82 C FF 91 X CH 81 3-1 1-2 2-H 1B			F FF 95 F FF 94 S SL 86 0-3 K ②			4	0	1	1	0	1	6
23 David Freese, R (1, 5) OBP: 0.299, SLG: 0.256		C SI 89 C SL 83 X SI 90 0-2 1-2 2-3 1B	B SL 81 C SL 81 F SI 92 B SL 83 B SL 92 F SL 81 B SL 83 4-2 1-2 2-3 BB	S FF 93 B FF 94 D FF 92 X SL 82 2-1 G5-3 ③			C SI 90 B SI 92 B SI 90 X FS 83 2-1 FC5-4 1-2f ③			3	0	1	0	1	0	4
38 Pete Kozma, R (1, 6) OBP: 0.307, SLG: 0.313		C SI 91 C FF 92 S CH 84 0-3 K ②	B SI 89 C SI 89 C SI 91 S SL 83 1-3 K ②			B FF 93 B CH 80 X FF 92 2-0 G4-3 ①		B SI 90 B SI 90 C SI 90 C SI 90 F SI 92 T SI 91 2-2 K ①		4	0	0	0	0	3	6
50 Adam Wainwright, R (1, 1) OBP: 0.143, SLG: 0.143		S SL 81 D SL 84 F SI 91 S FF 86 1-3 K ③	S SL 82 B SL 82 C SL 80 B FF 93 B FF 93 S FF 92 3-3 K ③			F FF 93 F CH 81 B FF 93 C FF 93 1-3 K ②		S SI 92 F SI 92 C SI 92 0-3 K ②		4	0	0	0	0	4	6
Inning Stats	R: 0 E: 0 K: 1 S: 7 H: 0 LOB: 0 BB: 0 P: 12	R: 0 E: 0 K: 2 S: 12 H: 2 LOB: 3 BB: 1 P: 21	R: 0 E: 0 K: 0 S: 8 H: 0 LOB: 0 BB: 1 P: 13	R: 0 E: 0 K: 2 S: 15 H: 2 LOB: 3 BB: 1 P: 28	R: 2 E: 0 K: 0 S: 11 H: 4 LOB: 2 BB: 0 P: 17	R: 0 E: 0 K: 2 S: 7 H: 0 LOB: 0 BB: 0 P: 10	R: 1 E: 0 K: 1 S: 16 H: 3 LOB: 2 BB: 0 P: 23	R: 0 E: 0 K: 2 S: 16 H: 2 LOB: 2 BB: 0 P: 25		1B: 12 2B: 0 3B: 1 HR: 0 SF: 1 SAC: 0 DP: 1 HBP: 0					WP: 0 PB: 0 SB: 0 CS: 0 PA: 39	

PITCHER		IP	WLS	BF	H	R	ER	SO	BB	IBB	HBP	BLK	WP	HR	S	P	ERA	WHIP
45 Jhoulys Chacín, R ERA: 2.7	(1, 1)	5.0	L	25	8	2	2	5	3	0	0	0	0	0	53	91	3.60	2.200
88 Josh Outman, L ERA: 3.95	(6, 1)	1.2		8	3	1	1	3	0	0	0	0	0	0	21	29	5.40	1.800
59 Wilton Lopez, R ERA: 4.0	(7, 1)	1.1		6	2	0	0	2	0	0	0	0	0	0	18	29	0.00	1.500

PITCHER	IP	WLS	BF	H	R	ER	SO	BB	IBB	HBP	BLK	WP	HR	S	P	ERA	WHIP

BOTTOM

Colorado Rockies @ St. Louis Cardinals

Busch Stadium, St. Louis, MO

Sat May 11 2013, 1:18 PM - 3:57 PM CDT

Att. 43,050 - Partly Cloudy - 70 F

livebaseballscorecards.com

AB	35
R	3
H	13
RBI	3
BB	3
SO	10
LOB	27

Batter	1	2	3	4	5	6	7	8	9	AB	R	H	RBI	BB	SO	LOB
Dexter Fowler, S (1, 8) OBP: 0.372, SLG: 0.500	B FC 90 C FC 90 S CU 72 S SL 85 1-3 K2-3		C FC 89 S CH 82 S FF 90 0-3 K		B SL 86 S SL 86 X SL 86 1-1 G1-3		C CU 77 B CU 76 B SI 95 S SI 95 S SI 97 B SI 95 S SI 96 3-3 K	B CH 85 X CH 85 1-0 2-H 1B		5	0	1	1	0	3	0
15 Jordan Pacheco, R (1, 3) OBP: 0.357, SLG: 0.372	C FC 88 B SI 91 F SI 90 B SL 84 X SL 84 2-2 2B		C FC 89 S CH 82 X SI 89 0-2 5 1B 2 HR 1B		C SL 84 B SL 86 X FF 87 1-1 G4-3		C SI 96 C SI 96 B SI 97 F SI 98 F CU 79 B SL 82 F CU 78 X SI 97 2-2 G3-1	B FF 89 C FF 90 S FF 91 F CH 84 X FF 91 1-2 F7		5	1	2	0	0	0	1
5 Carlos González, L (1, 7) OBP: 0.374, SLG: 0.533 1 Eric Young Jr., S (9, PH) OBP: 0.320, SLG: 0.412 (9, 7)	F SI 90 C CU 74 S SL 85 0-3 K		B FF 88 X FF 88 1-0 2 HR 1-3 1B		X FF 87 0-0 2 FC5-4 1B		B SI 94 F SI 95 F SI 94 B CU 78 B CU 78 B CH 86 4-2 BB		C FF 88 S KC 79 B KC 82 F FF 91 F CH 84 B FF 90 S FF 90 2-3 K	3 1	1 0	2 0	0 0	1 0	1 1	1 0
2 Troy Tulowitzki, R (1, 6) OBP: 0.415, SLG: 0.627 18 Jonathan Herrera, S (9, PH) OBP: 0.298, SLG: 0.356 (9, 6)	B CU 70 S CH 81 D CH 82 C CU 74 X CH 82 2-2 G5-3		F CH 81 B SL 85 1 SAFE D CU 72 X SL 81 2-1 1-H 3-H HR		1 SAFE C FF 87 X SL 86 0-1 FC5-4 1-2f		C SI 96 1 SAFE B SI 96 X SL 82 1-1 F8		S FF 89 B CH 89 C KC 79 F CH 84 F FF 89 B X CH 84 2-2 P6	4 1	1 0	1 0	3 0	0 0	0 0	3 0
20 Wilin Rosario, R (1, 2) OBP: 0.308, SLG: 0.509		F FC 89 S CH 82 S CH 82 0-3 K	C FC 89 B SI 89 B SI 90 S FF 88 D CH 82 B FC 89 4-2 BB			B FF 88 B CH 79 X FC 88 2-0 G6-3		B FF 98 F FF 98 F SI 94 B CU 81 F FF 98 F SI 94 S CH 86 2-3 K	B KC 79 S FF 90 X FF 90 1-1 F8	4	0	0	0	1	2	0
28 Nolan Arenado, R (1, 5) OBP: 0.283, SLG: 0.490		B SI 89 X SI 89 1-0 2B	B FF 88 F FC 88 D SL 84 C CH 81 D SL 84 S CH 81 3-3 K			X FF 88 0-0 14 F9 19 HR 1B		F FF 98 F SI 95 F CH 87 F FF 99 F CH 86 F CU 82 S CU 80 0-3 K2-3		4	1	2	0	0	2	1
14 Josh Rutledge, R (1, 4) OBP: 0.301, SLG: 0.354		B FC 90 F FC 89 F CH 81 F SL 85 B CU 72 B CH 82 X CH 82 3-2 G6-3	C FC 87 X SI 88 0-1 G4-3			B SI 88 1 SAFE 1 SAFE B CH 79 S SL 87 X SI 87 2-1 F9 1-2		B FF 98 C FF 99 S FF 98 B FF 98 B SI 95 B FF 98 4-2 19 1B 16 2B BB		3	1	0	0	1	0	2
19 Charlie Blackmon, L (1, 9) OBP: 0.500, SLG: 1.250		S SL 84 S CU 74 D SL 85 B CH 82 B SL 84 S CU 73 3-3 K	B FC 88 B FF 87 S FC 88 B SL 83 S SL 83 C SI 87 3-3 K			C SL 84 D CU 73 F SL 82 X CU 72 1-2 2-H HR		B SI 94 1 SAFE X FF 95 1-0 16 2B 1-2 1B		4	2	2	2	0	2	1
29 Jorge De La Rosa, L (1, 1) 16 Reid Brignac, L (8, PH) OBP: 0.286, SLG: 0.304 49 Rex Brothers, L (8, 1) 34 Matt Belisle, R (9, 1)			C FC 89 S SL 84 B SL 84 X FC 88 1-2 G5-3	B FC 87 X FC 87 1-0 G4-3		C FC 87 X FF 86 0-1 G4-3		X SI 93 0-0 1-H 2-H 1B 2B		3 1 0 0	0 1 0 0	0 1 0 0	0 2 0 0	0 0 0 0	0 0 0 0	0 0 0 0

Inning Stats	1	2	3	4	5	6	7	8	9
	R: 0 E: 0 K: 2 S: 12	R: 0 E: 0 K: 2 S: 11	R: 3 E: 0 K: 2 S: 17	R: 0 E: 0 K: 1 S: 6	R: 0 E: 0 K: 0 S: 7	R: 2 E: 0 K: 0 S: 9	R: 0 E: 0 K: 1 S: 14	R: 3 E: 0 K: 2 S: 21	R: 0 E: 0 K: 1 S: 12
	H: 1 LOB: 1 BB: 0 P: 17	H: 1 LOB: 1 BB: 0 P: 18	H: 3 LOB: 1 BB: 1 P: 28	H: 0 LOB: 0 BB: 0 P: 10	H: 1 LOB: 1 BB: 0 P: 9	H: 2 LOB: 0 BB: 0 P: 14	H: 0 LOB: 1 BB: 1 P: 24	H: 3 LOB: 1 BB: 1 P: 30	H: 0 LOB: 0 BB: 0 P: 17

PITCHER		IP	WLS	BF	H	R	ER	SO	BB	IBB	HBP	BLK	WP	HR	S	P	ERA	WHIP
54 Jaime García, L ERA: 2.88	(1, 1)	6.0	L	27	8	5	5	7	1	0	0	0	0	2	62	96	7.50	1.500
58 Joe Kelly, R ERA: 7.71	(7, 1)	1.0		4	0	0	0	1	1	0	0	0	0	0	14	24	0.00	1.000
62 Carlos Martinez, R ERA: 10.13	(8, 1)	0.2		6	3	3	3	2	1	0	0	0	0	0	17	25	40.50	6.000
59 Fernando Salas, R ERA: 3.95	(8, 1)	1.1		4	0	0	0	1	0	0	0	0	0	0	16	22	0.00	0.000

PITCHER	IP	WLS	BF	H	R	ER	SO	BB	IBB	HBP	BLK	WP	HR	S	P	ERA	WHIP

1B: 6	SF: 0	WP: 0	PA: 41
2B: 3	SAC: 0	PB: 0	
3B: 0	DP: 0	SB: 0	
HR: 2	HBP: 0	CS: 0	

TOP

Colorado Rockies @ St. Louis Cardinals

Busch Stadium, St. Louis, MO

Sun May 12 2013, 1:16 PM - 4:20 PM CDT

Att. 40,881 - Sunny - 60 F

livebaseballscorecards.com

AB	38
R	8
H	11
RBI	8
BB	3
SO	11
LOB	9

BOTTOM

Colorado Rockies @ St. Louis Cardinals

Busch Stadium, St. Louis, MO

Sun May 12 2013, 1:16 PM - 4:20 PM CDT

Att. 40,881 - Sunny - 60 F

livebaseballscorecards.com

Batter	1	2	3	4	5	6	7	8	9	AB	R	H	RBI	BB	SO	LOB
13 Matt Carpenter, L (1, 4) OBP: 0.365, SLG: 0.447	B FF 91 B FF 91 B FF 91 B FF 91 4-0 BB		C SL 82 B FF 92 F FS 84 B SL 85 F SL 84 B FF 93 B FF 93 4-2 BB			B CU 73 B FF 92 X FF 93 2-0 ① G4-3		F FF 94 F FF 95 X SL 86 0-2 3 FC4-6 1B		2	0	1	0	2	0	0
3 Carlos Beltrán, S (1, 9) OBP: 0.331, SLG: 0.540	B FF 91 X FF 92 1-0 ① F7		C CU 76 B FF 92 X FF 93 1-1 ③ P4			S FF 90 S SL 84 S SL 85 0-3 ② K		C FF 95 B FF 96 X FF 94 1-1 ② FC4-6 1-2f		4	0	0	0	0	1	3
7 Matt Holliday, R (1, 7) OBP: 0.366, SLG: 0.424	D SL 87 F FS 85 B FF 91 F FF 89 S FF 94 2-3 ② K			S SL 84 X FF 92 0-1 ① L6		C SL 84 C FF 93 B SL 85 B SL 84 B SL 83 F FS 84 C FF 92 3-3 ③ K		X SL 86 0-0 ③ F9		4	0	0	0	0	2	2
21 Allen Craig, R (1, 3) OBP: 0.336, SLG: 0.447 33 Daniel Descalso, L (9, PH) OBP: 0.247, SLG: 0.284	B CU 74 C FS 84 B FF 92 X SL 84 2-1 ③ F8			C FF 89 F SL 84 C CU 76 0-3 ② K			C CU 72 X FF 89 0-1 ① F9		C FF 90 B SI 90 X FF 87 1-1 12 1B 32 1B 2B	3 1	0 1	0 1	0 0	0 0	1 0	1 0
4 Yadier Molina, R (1, 2) OBP: 0.376, SLG: 0.463 48 Tony Cruz, R (9, 2) OBP: 0.250, SLG: 0.143		S FF 91 B SL 83 S FF 92 B FF 93 X FS 84 2-2 ① G6-3		X FF 91 0-0 ③ F8			F CU 72 B FF 90 B FF 92 X FS 83 2-1 ② L7		B SI 90 C SI 91 F CH 87 S SI 91 1-3 ① K	3 1	0 0	0 0	0 0	0 0	0 1	0 1
23 David Freese, R (1, 5) OBP: 0.300, SLG: 0.259 12 Ty Wigginton, R (9, PH) OBP: 0.240, SLG: 0.174		B CU 75 F FF 91 X FF 93 1-1 ② F9			C SL 83 F FS 84 B FF 93 B FF 92 F FS 85 S SL 86 2-3 ① K		B FF 89 X SL 83 1-0 19 2B 1B		F SI 91 X SI 92 0-1 38 WP 38 SF8 2-3 32 1B 1B	3 1	0 1	1 1	0 0	0 0	1 0	0 0
19 Jon Jay, L (1, 8) OBP: 0.348, SLG: 0.403 59 Fernando Salas, R (8, 1) 32 Matt Adams, L (9, PH) OBP: 0.529, SLG: 0.871		B FF 93 F FS 85 B SL 86 F FS 84 B FF 92 X FS 85 3-2 ③ F8			C FF 93 C FF 93 C SL 86 0-3 ② K		C FF 93 D CU 73 B FS 83 B SL 85 X FF 92 3-1 1-3 2B		C SI 93 B SI 89 B SI 92 X SI 92 2-1 38 WP 1-2 3-H 1B	3 0 1	0 0 0	1 0 1	0 0 1	0 0 1	1 0 0	0 0 0
38 Pete Kozma, R (1, 6) OBP: 0.305, SLG: 0.308			C FF 91 C FF 88 B FF 92 F SL 84 X FS 85 1-2 ① F9		C FF 90 B FF 92 F SL 85 B SL 87 B SL 85 B FF 92 4-2 BB		X FF 92 0-0 ③ L3		C SI 92 S SI 88 F FF 92 D CH 87 F FF 92 B CU 76 F SI 92 B FF 92 F SL 86 3-2 X FF 91 1-2 2-H SF8	2	0	0	1	1	0	2
54 Jaime García, L (1, 1) 58 Joe Kelly, R (7, 1) 62 Carlos Martinez, R (8, 1) 43 Shane Robinson, R (8, 8) OBP: 0.375, SLG: 0.194			C FF 91 C FF 92 X CU 77 0-2 ② G4-3		S FF 92 S FF 92 B FF 92 B FF 92 C FF 94 2-3 ③ K			C FF 93 B FF 94 S CH 87 F FF 95 S SL 87 1-3 ① K	F FF 92 B FF 92 B FF 92 X SI 92 2-1 ③ G6-3	2 0 0 2	0 0 0 0	0 0 0 0	0 0 0 0	1 0 0 1	1 0 0 1	1 0 0 1
Inning Stats	R: 0 E: 0 K: 1 S: 6 H: 0 LOB: 1 BB: 1 P: 15	R: 0 E: 0 K: 0 S: 8 H: 0 LOB: 0 BB: 0 P: 14	R: 0 E: 0 K: 0 S: 12 H: 0 LOB: 1 BB: 1 P: 18	R: 0 E: 0 K: 1 S: 6 H: 0 LOB: 0 BB: 0 P: 6	R: 0 E: 0 K: 3 S: 12 H: 0 LOB: 1 BB: 1 P: 20	R: 0 E: 0 K: 2 S: 8 H: 0 LOB: 0 BB: 0 P: 13	R: 0 E: 0 K: 0 S: 8 H: 2 LOB: 2 BB: 0 P: 14	R: 0 E: 0 K: 1 S: 10 H: 1 LOB: 1 BB: 0 P: 12	R: 2 E: 0 K: 1 S: 18 H: 3 LOB: 1 BB: 0 P: 27	1B: 4 2B: 2 3B: 0 HR: 0 SF: 1 SAC: 0 DP: 0 HBP: 0						WP: 1 PB: 0 SB: 0 CS: 0 PA: 36	

PITCHER		IP	WLS	BF	H	R	ER	SO	BB	IBB	HBP	BLK	WP	HR	S	P	ERA	WHIP
29 Jorge De La Rosa, L ERA: 2.98	(1, 1)	7.0	W	26	2	0	0	7	3	0	0	0	0	0	60	100	0.00	0.714
49 Rex Brothers, L ERA: 0.52	(8, 1)	1.0		4	1	0	0	1	0	0	0	0	0	0	10	12	0.00	1.000
34 Matt Belisle, R ERA: 4.19	(9, 1)	1.0		6	3	2	2	1	0	0	0	0	1	0	18	27	18.00	3.000

PITCHER	IP	WLS	BF	H	R	ER	SO	BB	IBB	HBP	BLK	WP	HR	S	P	ERA	WHIP

Batter	1	2	3	4	5	6	7	8	9	AB	R	H	RBI	BB	SO	LOB
23 Mike Baxter, L (1, 9) OBP: 0.375, SLG: 0.339	C FF 91 X FF 92 0-1 ① L8	B CU 78 C SI 90 B CU 78 B SI 92 B FF 93 4-1 28 2B BB		B SI 92 F FF 93 B SL 87 S SI 92 B SI 92 X SI 93 3-2 ② F7			C SI 93 B CH 86 C SI 92 X FF 94 1-2 ② G3		F FF 93 B FS 88 S FS 88 S FS 88 1-3 ③ K	4	1	0	0	1	1	0
28 Daniel Murphy, L (1, 4) OBP: 0.310, SLG: 0.404	X SI 92 0-0 21 BB 29 BB 1B	B FF 93 C FF 93 B FF 93 T FF 93 B CU 81 F CU 79 X FF 94 3-2 5 1B 1-H 2-H 2B		F SL 86 C CH 84 S FF 94 0-3 ③ K			C SI 92 B SI 92 B SI 91 B SI 91 F SI 92 X SI 93 3-2 1B			4	1	3	2	0	1	0
5 David Wright, R (1, 5) OBP: 0.412, SLG: 0.516	C FF 92 B FF 93 B SI 91 S FF 93 T FF 93 2-2 ② K	S CU 81 X SI 91 0-1 2-H 1B			S FF 93 C FF 92 B FF 94 F FF 93 F FF 94 X FF 95 1-2 ① F9		C SI 91 B SI 91 F FF 93 X SL 87 1-2 ③ G6-3			4	0	1	1	0	1	2
29 Ike Davis, L (1, 3) OBP: 0.269, SLG: 0.298	F FF 93 B SI 91 B FF 92 1 SAFE B FF 92 B FF 92 4-1 21 BB 1-2 BB	F FF 93 B CU 80 T FF 92 1 SAFE D CU 81 B FF 93 X CU 78 3-2 ③ L8			C SL 87 F CH 86 X FF 94 0-2 ② F8			X FF 87 0-0 ① L7		3	0	0	0	1	0	1
21 Lucas Duda, L (1, 7) OBP: 0.372, SLG: 0.500	B CU 80 B FF 92 B SI 92 C SI 92 C CU 79 B CU 80 4-2 1-2 2-3 BB		B SI 92 X SI 92 1-0 ① F8		B CU 80 B FF 94 X SI 93 2-0 ③ G4-3			C SI 86 B SL 77 B SI 87 B SI 88 S SI 86 B SI 87 4-2 BB		2	0	0	0	2	0	0
44 John Buck, R (1, 2) OBP: 0.269, SLG: 0.500	S FF 94 S FF 94 B FF 94 F SL 88 S FF 95 1-3 ③ K		F CU 78 B CU 79 B FF 93 B FF 92 B FF 92 4-1 BB			S FF 92 B FF 91 C FF 93 B SI 92 C FF 93 2-3 ① K		C FF 98 S FF 98 S CH 90 0-3 ② K		3	0	0	0	1	3	4
16 Rick Ankiel, L (1, 8) OBP: 0.232, SLG: 0.462		B CU 78 C CU 78 F FF 92 B FF 93 F FF 93 B FF 93 B FF 94 4-2 53 SH3 28 2B BB	S FF 93 F SI 92 F FF 94 T CU 79 0-2 ② K			B SI 92 B SI 91 X SI 92 2-0 ② G4-3		B FF 98 S FF 97 S FF 98 F FF 100 S CH 92 1-3 ③ K		3	1	0	0	1	2	2
11 Rubén Tejada, R (1, 6) OBP: 0.303, SLG: 0.298		X FF 92 0-0 ① F9	C FF 93 B FF 93 X FF 93 1-2 ③ F9			C FF 94 B FF 93 X FF 93 1-1 ③ F8			C FF 92 F FF 92 B FF 91 X FF 92 1-2 ① F9	4	0	0	0	0	0	2
53 Jeremy Hefner, R (1, 1) Justin Turner, R (7, PH) OBP: 0.373, SLG: 0.389 56 Scott Rice, L (7, 1) 50 Scott Atchison, R (7, 1) 46 Greg Burke, R (7, 1) 1 Jordany Valdespin, L (9, PH) OBP: 0.288, SLG: 0.426		L FF 91 X FF 91 0-1 ② SH3 1-2		B FF 90 F FF 91 S FF 91 B FF 93 F FF 93 C FF 93 2-3 ① K			F FF 92 F FF 92 C FF 92 0-3 ① K		C FF 92 F SL 83 X FS 87 0-2 ② G4-3	1 1 0 0 0 1	0 0 0 0 0 0	0 0 0 0 0 0	0 0 0 0 0 0	1 1 0 0 0 0	0 0 0 0 0 0	0 0 0 0 0 0
Inning Stats	R: 0 E: 0 K: 2 S: 13 H: 1 LOB: 3 BB: 2 P: 24	R: 3 E: 0 K: 0 S: 16 H: 2 LOB: 1 BB: 2 P: 30	R: 0 E: 0 K: 1 S: 9 H: 0 LOB: 1 BB: 1 P: 15	R: 0 E: 0 K: 2 S: 10 H: 0 LOB: 0 BB: 0 P: 15	R: 0 E: 0 K: 0 S: 9 H: 0 LOB: 0 BB: 0 P: 12	R: 0 E: 0 K: 1 S: 6 H: 0 LOB: 0 BB: 0 P: 11	R: 0 E: 0 K: 1 S: 12 H: 1 LOB: 1 BB: 0 P: 17	R: 0 E: 0 K: 2 S: 10 H: 0 LOB: 1 BB: 1 P: 15	R: 0 E: 0 K: 1 S: 9 H: 0 LOB: 0 BB: 0 P: 11	1B: 3 2B: 1 3B: 0 HR: 0 SF: 0 SAC: 1 DP: 0 HBP: 0						

PITCHER		IP	WLS	BF	H	R	ER	SO	BB	IBB	HBP	BLK	WP	HR	S	P	ERA	WHIP
31 Lance Lynn, R ERA: 2.88	(1, 1)	7.0	W	30	4	3	3	7	5	0	0	0	0	0	75	124	3.86	1.286
36 Randy Choate, L ERA: 1.8	(8, 1)	0.1	H	2	0	0	0	0	1	0	0	0	0	0	3	7	0.00	3.000
26 Trevor Rosenthal, R ERA: 2.84	(8, 1)	0.2	H	2	0	0	0	2	0	0	0	0	0	0	7	8	0.00	0.000
44 Edward Mujica, R ERA: 1.8	(9, 1)	1.0	S	3	0	0	0	1	0	0	0	0	0	0	9	11	0.00	0.000

PITCHER	IP	WLS	BF	H	R	ER	SO	BB	IBB	HBP	BLK	WP	HR	S	P	ERA	WHIP

TOP

New York Mets @ St. Louis Cardinals

Busch Stadium, St. Louis, MO

Mon May 13 2013, 6:10 PM - 9:04 PM CDT

Att. 38,412 - Clear - 74 F

livebaseballscorecards.com

AB	30
R	3
H	4
RBI	3
BB	6
SO	10
LOB	11

WP: 0	PB: 0	SB: 0	CS: 0	PA: 37

New York Mets @ St. Louis Cardinals

Busch Stadium, St. Louis, MO

Mon May 13 2013, 6:10 PM - 9:04 PM CDT

Att. 38,412 - Clear - 74 F

livebaseballscorecards.com

BOTTOM

Batter	1	2	3	4	5	6	7	8	9	AB	R	H	RBI	BB	SO	LOB
13 Matt Carpenter, L (1, 4) (9, 5) OBP: 0.373, SLG: 0.449	B SI 90 B SI 90 C SI 91 B SI 92 B FF 92 4-1 7 1B 21 2B BB	B FF 92 X FF 91 1-0 3 BB 2-3 3-H 1B		C CU 76 B CH 83 C SL 84 B FF 90 S CU 76 2-3 ③ K			X SL 83 0-0 7 HR 2-H 1B	B SI 87 X SI 89 1-0 ③ G6-3		4	2	2	2	1	1	1
3 Carlos Beltrán, S (1, 9) OBP: 0.328, SLG: 0.528	C SI 91 X CH 85 0-1 ① L8	C CU 76 F FF 91 D SL 87 F CU 78 B FF 92 B SL 85 B SL 85 4-2 7 G6-4-3 1-2 BB			C SI 88 B SI 88 C SL 84 X CU 75 1-2 ① P6		D SI 90 1 SAFE S SI 88 S CH 82 1 SAFE S CH 82 1-3 ② K			3	0	0	0	1	1	2
7 Matt Holliday, R (1, 7) OBP: 0.369, SLG: 0.450	F SI 92 D SI 90 X SI 90 1-1 21 2B 19 SF7-5 1-2 1B	F CH 84 X FF 92 0-1 ② ③ G6-4-3 1-2f			C SL 83 F FF 90 B FF 91 X SL 85 1-2 ② G4-3		B SL 86 F FF 91 B FF 91 X SL 86 2-1 1-H HR			4	2	2	2	0	0	3
21 Allen Craig, R (1, 3) OBP: 0.340, SLG: 0.456	B SL 86 C SL 86 C SI 91 X FF 92 1-2 19 SF7-5 1-3 2-H 2B		B FF 90 B SI 90 X FF 91 2-0 ① P4		C CU 76 B SI 90 X SL 85 1-1 ③ G3		B SL 86 B FF 91 X SL 85 2-0 4 2B 1B			4	0	2	1	0	0	0
4 Yadier Molina, R (1, 2) OBP: 0.379, SLG: 0.467	F FF 92 F SL 87 B SL 86 F FF 92 F CU 77 B FF 92 B SI 86 F FF 93 D CH 86 4-2 BB		B FF 91 B CU 77 B FF 92 C FF 91 C FF 92 X FF 92 3-2 ② G4-3			X SI 89 0-0 ① F9	F FF 90 F CU 76 D SL 86 B FF 90 X FF 90 2-2 1-3 2B			3	0	1	0	1	0	0
19 Jon Jay, L (1, 8) OBP: 0.345, SLG: 0.397	C SL 84 X CH 85 0-1 ② ③ SF7-5 2-3 3-H		L CU 76 F SL 84 B SI 91 F SL 83 B CU 75 F SL 86 B FF 92 B SL 85 4-2 23 FC6-4 BB			B CU 75 X SI 89 1-0 ② G6-3	B SI 87 C SI 86 F SI 87 S SL 79 1-3 ③ K			2	0	0	1	1	1	2
23 David Freese, R (1, 5) OBP: 0.298, SLG: 0.259 38 Pete Kozma, R (9, 6) OBP: 0.305, SLG: 0.308		B SI 91 C SL 85 B SL 85 F FF 91 X SL 86 2-2 33 1B 13 1B 1B	1 SAFE X SI 90 0-0 ③ FC6-4 1-2f			B FF 90 B SL 85 C SL 85 X SI 90 2-1 ③ G6-3		C SI 84 X SL 78 0-1 ① L8		4 0	1 0	1 0	0 0	0 0	0 0	1 0
33 Daniel Descalso, L (1, 6) (9, 4) OBP: 0.260, SLG: 0.296		B SI 89 B SI 91 X SI 90 2-0 13 1B 31 SH5-4 1-3 1B		B CU 75 C SI 89 X CU 75 1-1 ① G4-3			C SI 88 B SL 80 B SL 80 B SI 88 X SI 87 3-1 ① G3	B SI 86 X SI 86 1-0 32 S 1B		4	0	2	0	0	0	0
31 Lance Lynn, S (1, 1) OBP: 0.133, SLG: 0.071 12 Ty Wigginton, R (7, PH) OBP: 0.286, SLG: 0.250 36 Randy Choate, L (8, 1) 26 Trevor Rosenthal, R (8, 1) 32 Matt Adams, L (8, PH) OBP: 0.514, SLG: 0.844 44 Edward Mujica, R (9, 1)		B SL 86 X SI 90 1-0 ① SH5-4 1-2		C SI 90 F SL 85 B CU 75 F FF 91 F SL 86 F FF 90 S CU 76 1-3 ② K			S SI 90 B CH 82 B CH 83 X SI 89 2-1 13 1B 2B	C SI 86 1 SAFE C SI 87 B SL 78 X CH 78 1-2 ② F7		1 1 0 0 1 0	0 1 0 0 0 0	0 1 0 0 0 0	0 0 0 0 0 0	1 0 0 0 0 0	0 0 0 0 1 0	0 0 0 0 0 0
Inning Stats	R: 2 E: 0 K: 0 S: 15 H: 2 LOB: 1 BB: 2 P: 25	R: 1 E: 0 K: 0 S: 11 H: 3 LOB: 2 BB: 1 P: 21	R: 0 E: 0 K: 0 S: 9 H: 0 LOB: 1 BB: 1 P: 18	R: 0 E: 0 K: 2 S: 11 H: 0 LOB: 0 BB: 0 P: 15	R: 0 E: 0 K: 0 S: 8 H: 0 LOB: 0 BB: 0 P: 11	R: 0 E: 0 K: 0 S: 4 H: 0 LOB: 0 BB: 0 P: 7	R: 3 E: 0 K: 2 S: 17 H: 5 LOB: 2 BB: 0 P: 30	R: 0 E: 0 K: 0 S: 7 H: 1 LOB: 1 BB: 0 P: 10		1B: 7 2B: 4 3B: 0 HR: 1 SF: 1 SAC: 1 DP: 2 HBP: 0						

	AB	31
	R	6
	H	11
	RBI	6
	BB	4
	SO	4
	LOB	10

PITCHER		IP	WLS	BF	H	R	ER	SO	BB	IBB	HBP	BLK	WP	HR	S	P	ERA	WHIP
53 Jeremy Hefner, R ERA: 4.61	(1, 1)	6.0		25	5	3	3	2	4	0	0	0	0	0	58	97	4.50	1.500
56 Scott Rice, L ERA: 3.5	(7, 1)	0.2	L	4	2	2	2	1	0	0	0	0	0	0	8	14	27.00	3.000
50 Scott Atchison, R ERA: 4.5	(7, 1)	0.0		3	3	1	1	0	0	0	0	0	0	1	6	12	∞	∞
46 Greg Burke, R ERA: 6.23	(7, 1)	1.1		5	1	0	0	1	0	0	0	0	0	0	10	14	0.00	0.750

PITCHER	IP	WLS	BF	H	R	ER	SO	BB	IBB	HBP	BLK	WP	HR	S	P	ERA	WHIP

Batter	1	2	3	4	5	6	7	8	9	AB	R	H	RBI	BB	SO	LOB
Justin Turner, R (1, 6) OBP: 0.349, SLG: 0.362	C SI 87 C FF 88 S CH 78 0-3 ① **K**		B FF 89 X CH 79 1-0 ③ **G6-3**			C FF 83 X CH 75 0-1 ① **G6-3**	F SI 91 B SI 90 X SI 91 1-1 ③ **G4-3**			4	0	0	0	0	1	0
28 Daniel Murphy, L (1, 4) OBP: 0.315, SLG: 0.407	C FF 89 X SI 90 0-1 ② **G5-3**			C FF 86 X CH 79 0-1 **1B**		B FF 84 C SI 84 B CU 72 F FF 85 X FF 85 2-2 5 BB 44 1B **1B**		F FF 98 S SI 94 S CH 86 0-3 ① **K**		4	1	2	0	0	1	0
5 David Wright, R (1, 5) OBP: 0.414, SLG: 0.512	C FF 89 B CH 80 X CH 81 1-1 44 FC6-4 **1B**			F FF 89 1 SAFE B FF 89 F FF 89 1 SAFE X CH 80 1-2 ① **F9**		B FF 86 D CH 79 B FF 85 B SI 84 4-0 44 1B 21 G3 **1-2 BB**		B FF 99 F FF 98 C SI 95 B CH 87 S SI 95 2-3 ② **K**		3	1	1	0	1	1	1
44 John Buck, R (1, 2) OBP: 0.276, SLG: 0.496	B FF 89 F FF 89 B FF 89 X FF 88 2-1 ③ **FC6-4** **1-2f**			X CU 75 0-0 ② **F8**		B SI 86 X FF 86 1-0 21 G3 6 HR **1-3 2-H 1B**		B FF 99 F FF 97 B SI 96 B SI 95 C FF 98 B FF 100 4-2 **BB**		3	1	1	1	1	0	2
21 Lucas Duda, L (1, 7) OBP: 0.361, SLG: 0.481		B FF 88 C FF 87 C SI 89 X CH 78 1-2 ① **G3**		B FF 91 X SI 90 1-0 ③ **L8**		X SI 85 0-0 ② **G3** **1-2 3-H**		B SI 94 F FF 98 C CH 87 S SI 97 1-3 ③ **K**		4	0	0	1	0	1	3
6 Marlon Byrd, R (1, 9) OBP: 0.301, SLG: 0.458		B FF 88 X FF 88 1-0 ② **G5-3**			X FF 86 0-0 **2B**	S CH 77 X SI 85 0-1 **2-H HR**			C SI 97 B SL 82 C SL 81 T SI 97 1-2 ① **K**	4	1	2	2	0	1	0
29 Ike Davis, L (1, 3) OBP: 0.261, SLG: 0.288		B FF 90 X FF 90 1-0 ③ **G3-1**			D CU 73 B FF 89 X SI 89 2-0 ① **L9**	B CU 72 B CH 77 C FF 85 C FF 85 S CH 78 2-3 ③ **K**			X SI 94 0-0 ② **G4-3**	4	0	0	0	0	1	1
12 Juan Lagares, R (1, 8) OBP: 0.184, SLG: 0.167 1 Jordany Valdespin, L (9, PH) OBP: 0.297, SLG: 0.426			F FF 86 B SI 87 C FF 87 X CH 80 1-2 ① **G6-3**		C FF 89 T FF 89 X CH 80 0-2 ② **P4**		C SI 91 X SI 91 0-1 ① **G5-3**		B SI 98 B SI 96 B SI 97 B SI 95 4-0 **BB**	3 0	0 0	0 0	0 0	0 1	0 0	1 0
35 Dillon Gee, R (1, 1) OBP: 0.071, SLG: 0.071 11 Rubén Tejada, R (5, PH) OBP: 0.301, SLG: 0.295 73 Robert Carson, L (5, 1) 16 Rick Ankiel, L (7, PH) OBP: 0.229, SLG: 0.455 34 Brandon Lyon, R (7, 1) 46 Greg Burke, R (8, 1) 23 Mike Baxter, L (9, PH) OBP: 0.370, SLG: 0.333			C FF 88 T FF 89 B CU 72 F FF 90 S CH 80 1-3 ② **K**		B SI 87 C SI 86 X CH 78 1-1 ③ **F8**		B SI 90 C SI 90 B SI 90 T SI 91 X SI 90 2-2 ② **G4-3**		B SI 96 C CH 86 S CH 86 F CU 79 B SI 97 F CU 78 B CH 84 F CH 84 F SI 95 3-3 C SI 85 ③ **K**	1 1 0 1 0 0 0	0 0 0 0 0 0 0	0 0 0 0 0 0 0	0 0 0 0 0 0 0	0 0 0 0 0 0 0	1 0 0 0 0 0 1	0 1 0 0 0 0 1
Inning Stats	R: 0 E: 0 K: 1 S: 9 H: 1 LOB: 1 BB: 0 P: 12	R: 0 E: 0 K: 0 S: 5 H: 0 LOB: 0 BB: 0 P: 8	R: 0 E: 0 K: 1 S: 8 H: 0 LOB: 0 BB: 0 P: 11	R: 0 E: 0 K: 0 S: 7 H: 1 LOB: 1 BB: 0 P: 9	R: 0 E: 0 K: 0 S: 7 H: 1 LOB: 1 BB: 0 P: 10	R: 4 E: 0 K: 1 S: 12 H: 3 LOB: 0 BB: 1 P: 21	R: 0 E: 0 K: 0 S: 7 H: 0 LOB: 0 BB: 0 P: 10	R: 0 E: 0 K: 3 S: 11 H: 0 LOB: 1 BB: 1 P: 18	R: 0 E: 0 K: 2 S: 11 H: 0 LOB: 1 BB: 1 P: 19	1B: 4 2B: 1 3B: 0 HR: 1 SF: 0 SAC: 0 DP: 0 HBP: 0						

PITCHER		IP	WLS	BF	H	R	ER	SO	BB	IBB	HBP	BLK	WP	HR	S	P	ERA	WHIP
64 John Gast, L ERA: 6.0	(1, 1)	6.0	W	25	6	4	4	3	1	0	0	0	0	1	48	71	6.00	1.167
43 Seth Maness, R ERA:	(7, 1)	1.0		3	0	0	0	0	0	0	0	0	0	0	7	10	0.00	0.000
62 Carlos Martinez, R ERA: 7.36	(8, 1)	1.0		4	0	0	0	3	1	0	0	0	0	0	11	18	0.00	1.000
58 Joe Kelly, R ERA: 7.11	(9, 1)	1.0		4	0	0	0	2	1	0	0	0	0	0	11	19	0.00	1.000

PITCHER	IP	WLS	BF	H	R	ER	SO	BB	IBB	HBP	BLK	WP	HR	S	P	ERA	WHIP

TOP

New York Mets @ St. Louis Cardinals

Busch Stadium, St. Louis, MO

Tue May 14 2013, 7:15 PM - 9:54 PM CDT

Att. 37,460 - Clear - 93 F

livebaseballscorecards.com

AB	33
R	4
H	6
RBI	4
BB	3
SO	8
LOB	10

WP: 0 PA: 36
PB: 0
SB: 0
CS: 0

BOTTOM

New York Mets @ St. Louis Cardinals

Busch Stadium, St. Louis, MO

Tue May 14 2013, 7:15 PM - 9:54 PM CDT

Att. 37,460 - Clear - 93 F

Batter	1	2	3	4	5	6	7	8	9	AB	R	H	RBI	BB	SO	LOB
13 Matt Carpenter, L (1, 4) OBP: 0.386, SLG: 0.453	B FF 90 C CH 84 B SI 90 B SI 90 S CH 83 B FF 91 4-2 3 E 3 FC3 7 2B BB	C KC 74 B FF 90 F CH 85 X SL 81 1-2 3 1B 1B	X SI 90 0-0 3 1B 1-3 3-H 1B		B FF 94 C SL 84 X SL 85 1-1 ① L8		B CU 74 C SI 88 B SL 81 B SI 87 B SL 82 4-1 BB			3	1	2	1	2	0	2
3 Carlos Beltrán, S (1, 9) OBP: 0.338, SLG: 0.553	B SI 88 X SI 90 1-0 FC3 7 2B 21 1B 1-3	B SI 90 B SI 90 B SI 89 C SI 90 X CH 85 3-1 1-2 1B	D CH 84 X SI 90 1-0 1-2 3-H 1B		C FF 94 X FF 94 0-1 1-H 2-H HR		B SI 87 C SL 81 S CU 75 C FF 88 1-3 ② K			5	2	3	4	0	1	2
7 Matt Holliday, R (1, 7) OBP: 0.364, SLG: 0.448 62 Carlos Martinez, R (8, 1) 58 Joe Kelly, R (9, 1)	X SI 91 0-0 21 1B 1-3 3-H 2B	S CH 84 B SI 90 F CH 84 B SI 90 S CH 86 2-3 ② K	S SL 83 B SI 88 S CH 85 X SI 89 1-2 ③ L6		B SL 86 C SL 83 X FF 95 1-1 ② G5-3		B FF 87 F SL 83 B SI 86 F SL 82 B FF 88 X SL 83 3-2 ③ L3			5 0 0	1 0 0	1 0 0	1 0 0	0 0 0	1 0 0	5 0 0
21 Allen Craig, R (1, 3) OBP: 0.344, SLG: 0.457 48 Tony Cruz, R (8, PH) OBP: 0.222, SLG: 0.125 (9, 2)	X SI 91 0-0 2-H 3-H 1B	C KC 76 B SI 89 F SL 81 B CH 85 F CH 84 S FF 90 2-3 ③ K		F FF 88 F KC 74 X KC 75 0-2 23 WP 19 G3 1B	C SL 83 B FF 95 F SL 83 B FF 95 B SL 83 X FF 94 3-2 ③ G5-3			F SI 89 S SL 80 X SL 81 0-2 ① P6		4 1	0 0	2 0	2 0	0 0	1 0	2 0
4 Yadier Molina, R (1, 2) OBP: 0.367, SLG: 0.451 (9, 3)	B FF 90 X KC 75 1-0 ① L9		F FF 88 X SI 90 0-1 ① G6-3	B SL 82 B CH 83 F SI 89 B CH 83 S SL 78 X CH 83 3-2 ① F8		B FF 94 C SL 81 S FF 95 B SL 86 B SL 82 X SL 82 3-2 ① P5		S SI 90 F SI 90 B SL 81 X SL 82 1-2 ② G4-3		5	0	0	0	0	0	2
19 Jon Jay, L (1, 8) OBP: 0.353, SLG: 0.423	B FF 90 B CH 84 B SI 90 B SI 91 4-0 BB		B SI 89 X SI 90 1-0 23 BB 38 1B 1B	S KC 74 X SI 90 0-1 ② G3 1-2		B SL 81 X FF 94 1-0 HR		S SI 90 X SI 91 0-1 ③ G1-3		4	2	2	1	1	0	1
23 David Freese, R (1, 5) OBP: 0.296, SLG: 0.250 43 Seth Maness, R (7, 1) 43 Shane Robinson, R (8, 7) OBP: 0.375, SLG: 0.194	S SL 82 S KC 77 B FF 90 C CH 86 1-3 ② K	B SI 90 B SI 89 C SI 89 1 SAFE B SL 82 C SL 82 F SI 90 B SL 80 4-2 38 1B 13 1B 1-2 BB	F SL 79 F SI 89 B KC 76 X CH 84 1-2 ③ G5-3 2-3			B SL 81 B FF 94 F FF 94 F SL 80 S FF 94 2-3 ② K			3 0 0	1 0 0	0 0 0	0 0 0	1 0 0	2 0 0	3 0 0
38 Pete Kozma, R (1, 6) OBP: 0.311, SLG: 0.308	C SL 83 B SI 91 B KC 76 S CH 85 T FF 91 2-2 ③ K		B SI 90 X SI 89 1-0 13 1B 3 1B 1-3 2-H 1B		B FF 95 B FF 94 B FF 94 C FF 95 B FF 95 4-1 64 BB 3 HR BB	X FF 94 0-0 F8				3	2	1	1	1	1	2
64 John Gast, L (1, 1) 12 Ty Wigginton, R (7, 5) OBP: 0.259, SLG: 0.240		B SI 88 C FF 89 F SI 89 B KC 75 X FF 90 2-2 ① G4-3	M CH 82 L CH 83 B CH 82 F CH 82 L FF 87 1-3 ② K		B FF 92 B FF 92 B FF 95 B FF 92 4-0 3 HR 1-2 BB		B FC 86 X FC 87 1-0 ① G1-3			2 1	1 0	0 0	0 0	1 0	1 0	2 0
Inning Stats	R: 3 E: 1 K: 2 S: 12 H: 2 LOB: 2 BB: 2 P: 25	R: 0 E: 0 K: 2 S: 15 H: 2 LOB: 2 BB: 0 P: 25	R: 3 E: 0 K: 1 S: 16 H: 4 LOB: 2 BB: 1 P: 25	R: 0 E: 0 K: 0 S: 11 H: 1 LOB: 1 BB: 0 P: 15	R: 3 E: 0 K: 0 S: 10 H: 1 LOB: 0 BB: 2 P: 23	R: 1 E: 0 K: 1 S: 8 H: 1 LOB: 0 BB: 0 P: 14	R: 0 E: 0 K: 1 S: 8 H: 0 LOB: 1 BB: 1 P: 17	R: 0 E: 0 K: 0 S: 8 H: 0 LOB: 0 BB: 0 P: 9							

livebaseballscorecards.com

AB	36
R	10
H	11
RBI	10
BB	6
SO	7
LOB	21

1B: 8	SF: 0	WP: 1	PA: 42
2B: 1	SAC: 0	PB: 0	
3B: 0	DP: 0	SB: 0	
HR: 2	HBP: 0	CS: 0	

PITCHER		IP	WLS	BF	H	R	ER	SO	BB	IBB	HBP	BLK	WP	HR	S	P	ERA	WHIP
35 Dillon Gee, R ERA: 6.13	(1, 1)	4.0	L	25	9	6	5	5	3	0	0	0	1	0	54	90	11.25	3.000
73 Robert Carson, L ERA: 12.0	(5, 1)	2.0		10	2	4	4	1	2	0	0	0	0	2	18	37	18.00	2.000
34 Brandon Lyon, R ERA: 3.6	(7, 1)	1.0		4	0	0	0	1	1	0	0	0	0	0	8	17	0.00	1.000
46 Greg Burke, R ERA: 5.59	(8, 1)	1.0		3	0	0	0	0	0	0	0	0	0	0	8	9	0.00	0.000

PITCHER	IP	WLS	BF	H	R	ER	SO	BB	IBB	HBP	BLK	WP	HR	S	P	ERA	WHIP

Batter	1	2	3	4	5	6	7	8	9	AB	R	H	RBI	BB	SO	LOB
23 Mike Baxter, L (1, 9) OBP: 0.351, SLG: 0.313	B FF 93 C FF 93 F FF 94 B FF 95 B CH 83 S FF 93 3-3 ① **K**		B FF 93 S FF 93 B CH 82 F FF 93 F FF 94 F CU 79 X FF 94 2-2 ① F9			B CU 79 S CU 79 C CH 84 C CU 80 1-3 ① **K**	B CH 83 B SI 89 X SI 89 2-0 ③ L9			4	0	0	0	0	2	2
28 Daniel Murphy, L (1, 4) OBP: 0.314, SLG: 0.410	B CH 82 F FF 93 F FF 94 T FF 94 1-2 ② **K**		X CU 78 0-0 ② F7			X FF 94 0-0 5 S 2B		B FF 97 X FF 97 1-0 ① P4		4	0	1	0	0	1	1
5 David Wright, R (1, 5) OBP: 0.410, SLG: 0.504	B FF 94 C CU 78 F FF 95 B FF 96 X FF 95 2-2 29 S 1B		F FF 93 C FF 92 C CU 77 0-3 ③ **K**			B CU 80 C CU 81 F FF 94 B FF 94 B FF 96 T FF 97 3-2 ② **K** 2-3		B CU 83 C CU 81 C CU 82 B CU 82 B FF 99 C CU 81 3-3 ② **K**		4	0	1	0	0	3	2
29 Ike Davis, L (1, 3) OBP: 0.254, SLG: 0.279	F FF 93 B FF 94 F FF 94 B FF 93 B CH 82 T FF 96 3-2 ③ **K** 1-2			C FF 92 X CH 80 0-1 ① P5		X SI 87 0-0 ③ G4-3		X FF 100 0-0 ③ F7		4	0	0	0	0	1	2
21 Lucas Duda, L (1, 7) OBP: 0.350, SLG: 0.464		C FF 94 C FF 94 F CU 79 X FF 95 0-2 ① G1-3		B CH 81 B CH 82 C FF 93 X FF 93 2-1 ② F9			B SI 86 X SI 87 1-0 ① G3		B FF 93 S FS 87 B FS 87 X FS 87 2-1 ① F9	4	0	0	0	0	0	0
44 John Buck, R (1, 2) OBP: 0.290, SLG: 0.496		B CU 79 F CU 78 B FF 94 C FF 96 F FF 96 F FF 95 F FF 96 B CU 77 F FF 95 4-2 F FF 86 F FF 95 B FF 96 11 L8-6 16 1B BB		C FF 94 S FF 94 F FF 94 F CU 75 B FF 94 H FF 92 2-2 16 CS HBP			C SI 91 F SI 91 F FF 92 X CU 80 0-2 16 HR 1B		F FF 92 T FS 87 B FS 88 F FS 87 X FS 88 1-2 ② F8	2	1	1	0	1	0	0
16 Rick Ankiel, L (1, 8) OBP: 0.243, SLG: 0.500	F FF 93 B CU 80 F CU 79 B FF 93 B FF 95 1 SAFE X FF 94 3-2 1-2 1B			B CH 81 1 SAFE S FF 93 S FF 94 1-2 ③ CS 1-2	B FF 93 S FF 94 X FF 94 1-1 ① P5		B SI 90 F SI 90 1 SAFE F SI 90 F CH 84 B FF 91 D CH 84 X SI 90 3-2 1-H HR		B SI 93 C FS 86 X FS 88 1-1 ③ F8	4	1	2	2	0	0	0
11 Rubén Tejada, R (1, 6) OBP: 0.295, SLG: 0.289	F FF 94 X FF 94 0-1 ② ③ L8-6 2-2				C FF 93 X CH 83 0-1 ② G6-3		X SI 91 0-0 ② G1-3			3	0	0	0	0	0	2
38 Shaun Marcum, R (1, 1) 56 Scott Rice, L (7, 1) 32 LaTroy Hawkins, R (8, 1)			C FF 90 B FF 92 F FF 92 F FF 93 B CU 78 F FF 94 X FF 94 2-2 1B		B FF 92 X FF 94 1-0 ③ F7		C SI 91 S SI 90 X FF 91 0-2 1B			3 0 0	0 0 0	2 0 0	0 0 0	0 0 0	0 0 0	0 0 0
Inning Stats	R: 0 E: 0 K: 3 S: 12 H: 1 LOB: 1 BB: 0 P: 21	R: 0 E: 0 K: 0 S: 17 H: 1 LOB: 1 BB: 1 P: 24	R: 0 E: 0 K: 1 S: 14 H: 1 LOB: 1 BB: 0 P: 18	R: 0 E: 0 K: 0 S: 10 H: 0 LOB: 0 BB: 0 P: 15	R: 0 E: 0 K: 0 S: 5 H: 0 LOB: 0 BB: 0 P: 7	R: 0 E: 0 K: 2 S: 8 H: 1 LOB: 1 BB: 0 P: 12	R: 2 E: 0 K: 0 S: 14 H: 3 LOB: 1 BB: 0 P: 20	R: 0 E: 0 K: 1 S: 5 H: 0 LOB: 0 BB: 0 P: 9	R: 0 E: 0 K: 0 S: 8 H: 0 LOB: 0 BB: 0 P: 12	1B: 5 2B: 2 3B: 0 HR: 1	SF: 0 SAC: 0 DP: 1 HBP: 1			WP: 0 PB: 0 SB: 2 CS: 1	PA: 35		

PITCHER		IP	WLS	BF	H	R	ER	SO	BB	IBB	HBP	BLK	WP	HR	S	P	ERA	WHIP
40 Shelby Miller, R ERA: 1.4	(1, 1)	5.2		21	4	0	0	6	1	0	1	0	0	0	65	96	0.00	0.882
36 Randy Choate, L ERA: 1.59	(6, 1)	0.2	H	2	0	0	0	0	0	0	0	0	0	0	2	3	0.00	0.000
43 Seth Maness, R ERA: 3.6	(7, 1)	0.2	W	5	3	2	2	0	0	0	0	0	0	1	13	18	27.00	4.500
26 Trevor Rosenthal, R ERA: 2.7	(8, 1)	1.0	H	3	0	0	0	1	0	0	0	0	0	0	5	9	0.00	0.000
44 Edward Mujica, R ERA: 1.69	(9, 1)	1.0	S	3	0	0	0	0	0	0	0	0	0	0	8	12	0.00	0.000

PITCHER	IP	WLS	BF	H	R	ER	SO	BB	IBB	HBP	BLK	WP	HR	S	P	ERA	WHIP

TOP

New York Mets @ St. Louis Cardinals

Busch Stadium, St. Louis, MO

Wed May 15 2013, 7:18 PM - 10:23 PM CDT

Att. 38,143 - Partly Cloudy - 87 F

livebaseballscorecards.com

AB	32
R	2
H	7
RBI	2
BB	1
SO	7
LOB	9

Batter	1	2	3	4	5	6	7	8	9	AB	R	H	RBI	BB	SO	LOB
13 Matt Carpenter, L (1, 5) OBP: 0.377, SLG: 0.441	C SI 85 F FC 84 X CU 72 0-2 ① L8		C SI 85 B CH 79 C FC 85 F CH 78 F SI 86 F CH 81 B SI 86 B CU 74 S CH 81 3-3 ③ K		B FC 82 X SI 86 1-0 ③ G6-3		C SL 84 X CH 79 0-1 ③ G3			4	0	0	0	0	1	3
3 Carlos Beltrán, S (1, 9) OBP: 0.336, SLG: 0.541	B SI 86 X CU 74 1-0 ② G6-3			C CU 73 X FF 84 0-1 ① P5		X CH 78 0-0 ① F8		B FF 92 C FF 92 C SL 88 F CU 77 B SI 93 B FF 93 B FF 93 4-2 7 FC6-4 BB		3	0	0	0	1	0	0
7 Matt Holliday, R (1, 7) OBP: 0.361, SLG: 0.442	B FF 86 C CH 80 X SI 86 1-1 ③ P3			S FC 83 X SI 84 0-1 19 E 1B		C SI 83 F CH 80 B FF 82 X SI 83 1-2 ② P3		B FF 93 F FF 94 1 SAFE F FF 92 1 SAFE X FF 94 1-2 ① FC6-4 4 1B 1-2f		4	2	1	0	0	0	1
21 Allen Craig, R (1, 3) OBP: 0.342, SLG: 0.448		C CU 72 B FF 85 B SL 77 X FF 86 2-1 ① F7		B FF 83 B CH 79 C CH 80 F SI 84 X FF 85 2-2 ② F8		B SI 84 X CH 80 1-0 ③ G5-3		F FF 92 B FF 92 B FF 95 F SL 88 B FF 93 D FF 90 4-2 4 1B BB		3	0	0	0	1	0	1
19 Jon Jay, L (1, 8) OBP: 0.351, SLG: 0.425		C CU 73 F FF 85 S CH 80 0-3 ② K		B CU 73 X FF 84 1-0 E5 48 1B 1-H 2B			B FF 82 X CH 79 1-0 ① F9	F FF 93 S FF 93 B CU 78 C FF 93 1-3 ② K		4	1	1	1	0	2	2
48 Tony Cruz, R (1, 2) OBP: 0.250, SLG: 0.182 4 Yadier Molina, R (8, PH) OBP: 0.371, SLG: 0.455 (9, 2)		C FF 85 B CU 74 X CU 72 1-1 ③ G5-3		B FF 85 B FC 83 F FF 86 X CU 74 2-1 3-H 1B			F SL 80 B FF 85 F CU 72 B SI 84 B SL 79 X SL 80 3-2 ② F8	X SL 88 0-0 1-3 2-H 1B		3 1	0 0	1 1	1 1	0 0	0 0	0 0
33 Daniel Descalso, L (1, 4) OBP: 0.272, SLG: 0.297			B SI 84 C CU 71 X FF 85 1-1 38 G5-3 1B	C SI 85 D CH 80 C FF 84 B CH 79 1 SAFE F CU 74 S CH 81 2-3 ③ K			B CU 71 F CU 72 B CU 73 B FF 85 C FF 82 F CH 80 B SI 85 4-2 38 1B 12 WP BB	B SI 92 B FF 92 F FF 93 1 SAFE S SI 93 C FF 92 2-3 ③ K		3	1	1	0	1	2	3
38 Pete Kozma, R (1, 6) OBP: 0.312, SLG: 0.309			1 SAFE B SI 85 B CH 79 1 SAFE F FC 83 1 SAFE M FC 82 D CH 80 F FC 82 3-2 ① 1 SAFE F SL 79 X FF 86 G5-3 1-2		C CU 71 S FC 82 B FC 82 F FC 83 F FC 84 X CH 78 1-2 ① P3		X FC 82 0-0 12 WP 1-3 1B			3	0	1	0	0	0	1
40 Shelby Miller, R (1, 1) 36 Randy Choate, L (6, 1) 43 Seth Maness, R (7, 1) 32 Matt Adams, L (7, PH) OBP: 0.514, SLG: 0.844 12 Ty Wigginton, R (7, PH) OBP: 0.286, SLG: 0.240 26 Trevor Rosenthal, R (8, 1) 44 Edward Mujica, R (9, 1)			C CU 72 C SI 85 X CH 79 0-2 ② F9		F FF 85 C CU 72 X FC 81 0-2 ② G6-3		D SI 89 B CH 80 B CH 81 I 4-0 1-2 3-H IBB			2 0 0 0 0 0 0 0	0 0 0 0 0 0 0 0	0 0 0 0 0 0 0 0	0 0 0 0 0 0 0 0	0 0 0 0 1 0 0 0	0 0 0 0 0 0 0 0	1 0 0 0 0 0 0 0
Inning Stats	R: 0 E: 0 K: 0 S: 6 H: 0 LOB: 0 BB: 0 P: 8	R: 0 E: 0 K: 1 S: 7 H: 0 LOB: 0 BB: 0 P: 10	R: 0 E: 0 K: 1 S: 16 H: 1 LOB: 1 BB: 0 P: 23	R: 2 E: 1 K: 1 S: 14 H: 3 LOB: 1 BB: 0 P: 21	R: 0 E: 0 K: 0 S: 9 H: 0 LOB: 0 BB: 0 P: 11	R: 0 E: 0 K: 0 S: 5 H: 0 LOB: 0 BB: 0 P: 7	R: 1 E: 0 K: 0 S: 10 H: 1 LOB: 2 BB: 2 P: 22	R: 1 E: 1 K: 2 S: 15 H: 1 LOB: 2 BB: 2 P: 27		1B: 5 2B: 1 3B: 0 HR: 0	SF: 0 SAC: 0 DP: 0 HBP: 0			WP: 1 PB: 0 SB: 0 CS: 0	PA: 34	

PITCHER		IP	WLS	BF	H	R	ER	SO	BB	IBB	HBP	BLK	WP	HR	S	P	ERA	WHIP
38 Shaun Marcum, R ERA: 6.75	(1, 1)	6.2	L	26	5	3	2	3	1	0	0	0	0	0	65	96	2.70	0.900
56 Scott Rice, L ERA: 3.44	(7, 1)	0.1		2	0	0	0	0	0	1	0	0	1	0	2	6	0.00	0.000
32 LaTroy Hawkins, R ERA: 3.5	(8, 1)	1.0		6	1	1	1	2	2	0	0	0	0	0	15	27	9.00	3.000

PITCHER	IP	WLS	BF	H	R	ER	SO	BB	IBB	HBP	BLK	WP	HR	S	P	ERA	WHIP

BOTTOM

New York Mets @ St. Louis Cardinals

Busch Stadium, St. Louis, MO

Wed May 15 2013, 7:18 PM - 10:23 PM CDT

Att. 38,143 - Partly Cloudy - 87 F

livebaseballscorecards.com

AB	30
R	4
H	6
RBI	3
BB	4
SO	5
LOB	12

New York Mets @ St. Louis Cardinals

Busch Stadium, St. Louis, MO

Thu May 16 2013, 12:47 PM - 3:39 PM CDT

Att. 44,068 - Cloudy - 74 F

TOP

livebaseballscorecards.com

Batter	1	2	3	4	5	6	7	8	9	AB	R	H	RBI	BB	SO	LOB
1 Jordany Valdespin, L (1, 9) OBP: 0.291, SLG: 0.411 39 Bobby Parnell, R (9, 1)	C SI 91 F FF 90 S CU 74 0-3 ① K		C CU 73 X FC 87 0-1 28 2B 1B		B FC 86 C CU 72 B FF 89 S CU 74 B FF 91 X SI 92 3-2 ③ G4-3		B SL 75 X SL 76 1-0 ② B2		B SI 97 F SI 94 B CH 87 B CH 85 X SI 96 3-1 ② L8	5 0	1 0	1 0	0 0	0 0	1 0	2 0
28 Daniel Murphy, L (1, 4) OBP: 0.335, SLG: 0.439	X SI 91 0-0 1B		1 SAFE 1 SAFE B FC 87 C FF 91 X CH 83 1-1 1-H 5 E 2B			B CU 73 X FF 90 1-0 5 E 2B	B SL 77 B SL 77 B SI 86 B SI 86 4-0 1-2 BB		S SI 97 B SI 97 F SL 82 B CU 79 B SI 96 X SI 96 3-2 5 1B 1B	4	2	4	1	1	0	0
5 David Wright, R (1, 5) OBP: 0.416, SLG: 0.515	S SI 91 X CU 73 0-1 ② P4		F SI 90 X FC 88 0-1 E9 3-H 1B			C CU 74 S SI 90 F FF 91 B FF 91 X SI 92 1-2 E8 21 SF8 2-H 2B	B FF 90 D KC 82 C CH 84 X CH 86 2-1 ③ L4		B SI 96 C SI 96 1 SAFE X SI 94 1-1 1-2 1B	5	1	3	2	0	0	4
29 Ike Davis, L (1, 3) OBP: 0.245, SLG: 0.268	B SI 90 B SI 92 B FF 91 C FF 90 F SI 92 S CU 75 3-3 ③ K		F FC 89 S CU 75 B SI 92 C SI 92 1-3 ③ K			C CU 75 S CU 76 S CU 76 0-3 ① K		B CH 85 F CH 85 F SI 90 B FF 90 S FF 89 2-3 ① K	B CH 85 F FF 96 X CH 86 1-1 ③ G4-3	5	0	0	0	0	4	5
21 Lucas Duda, L (1, 7) OBP: 0.355, SLG: 0.474 12 Juan Lagares, R (9, 8) OBP: 0.184, SLG: 0.167		B FF 91 C FF 91 B CU 74 B CU 74 X FC 89 3-1 ① G3-1		F SI 90 B CU 75 B CU 74 B FF 93 B SI 92 4-1 44 CS BB		B FC 88 B FF 92 C CU 75 C CU 76 X CU 77 2-2 ② SF8 3-H		C FF 90 S KC 80 B CH 86 X CH 86 1-2 44 1B 2B		2	1	1	1	1	0	0
44 John Buck, R (1, 2) OBP: 0.289, SLG: 0.488		F SI 91 F FF 87 C CU 75 0-3 ② K		B CU 76 S SI 91 1 SAFE S SI 91 B FC 88 F SI 90 B FF 92 C CU 76 3-3 ① ② K 1-2		B FC 88 X FF 92 1-0 ③ P2		X FF 91 0-0 2-H 1B		4	0	1	1	0	2	1
16 Rick Ankiel, L (1, 8) OBP: 0.244, SLG: 0.500 (9, 9)		B FF 92 F FC 89 B CU 74 C SI 92 B FC 88 S CU 76 3-3 ③ K		B SI 91 X FC 88 1-0 ③ G3			C SI 84 C SL 76 X SI 86 0-2 11 1B 2B	B FF 91 X CH 84 1-0 ② F9		4	0	1	0	0	1	1
11 Rubén Tejada, R (1, 6) OBP: 0.294, SLG: 0.288			C SI 90 S FF 92 X FC 87 0-2 ① G1-3		C SI 88 B FC 86 S FF 90 B CU 75 X CU 76 2-2 ① G6-3		X SI 86 0-0 28 BB 2-3 1B	B FF 90 B FF 89 B FF 88 C FF 88 S FF 89 F FF 90 F FF 90 F FF 89 X FF 90 3-2 ③ F7		4	0	1	0	0	0	1
49 Jonathon Niese, L (1, 1) OBP: 0.214, SLG: 0.154 34 Brandon Lyon, R (8, 1) 23 Mike Baxter, L (9, PH) OBP: 0.346, SLG: 0.308 (9, 7)			X SI 90 0-0 ② F7		C FF 90 F CU 73 B FF 92 C FF 90 1-3 ② K		M SL 75 B SL 76 B SL 76 S SL 76 L SL 75 2-3 ① K		F SI 95 C CU 78 F CU 77 S CH 84 0-3 ① K	3 0 1	0 0 0	0 0 0	0 0 0	0 0 0	2 0 1	2 0 0
Inning Stats	R: 0 E: 0 K: 2 S: 9 H: 1 LOB: 1 BB: 0 P: 12	R: 0 E: 0 K: 2 S: 8 H: 0 LOB: 0 BB: 0 P: 14	R: 2 E: 1 K: 1 S: 13 H: 3 LOB: 1 BB: 0 P: 15	R: 0 E: 0 K: 1 S: 6 H: 0 LOB: 0 BB: 1 P: 14	R: 0 E: 0 K: 1 S: 9 H: 0 LOB: 0 BB: 0 P: 15	R: 2 E: 1 K: 1 S: 12 H: 2 LOB: 0 BB: 0 P: 17	R: 0 E: 0 K: 1 S: 10 H: 2 LOB: 3 BB: 1 P: 19	R: 1 E: 0 K: 1 S: 14 H: 2 LOB: 1 BB: 0 P: 21	R: 0 E: 0 K: 1 S: 13 H: 2 LOB: 2 BB: 0 P: 21	1B: 7 2B: 6 3B: 0 HR: 0 SF: 1 SAC: 0 DP: 1 HBP: 0						

PITCHER	IP	WLS	BF	H	R	ER	SO	BB	IBB	HBP	BLK	WP	HR	S	P	ERA	WHIP
50 Adam Wainwright, R (1, 1) ERA: 2.51	6.0	L	24	6	4	3	8	1	0	0	0	0	0	57	87	4.50	1.167
36 Randy Choate, L (7, 1) ERA: 1.42	0.2		5	2	0	0	1	1	0	0	0	0	0	8	15	0.00	4.500
59 Fernando Salas, R (7, 1) ERA: 4.2	1.1		6	2	1	1	1	0	0	0	0	0	0	16	25	6.75	1.500
58 Joe Kelly, R (9, 1) ERA: 6.59	1.0		5	2	0	0	1	0	0	0	0	0	0	13	21	0.00	2.000

PITCHER	IP	WLS	BF	H	R	ER	SO	BB	IBB	HBP	BLK	WP	HR	S	P	ERA	WHIP

AB	37
R	5
H	12
RBI	5
BB	2
SO	11
LOB	16

WP: 0 PA: 40
PB: 0
SB: 0
CS: 1

BOTTOM

Batter	1	2	3	4	5	6	7	8	9	AB	R	H	RBI	BB	SO	LOB
13 Matt Carpenter, L (1, 4) OBP: 0.380, SLG: 0.445	B FF 91 C FF 91 X FC 88 1-1 ① F8		C CU 74 B FF 92 F FC 90 F FF 93 X CU 78 1-2 ① G3		B FC 88 F FF 90 B SI 92 C FF 92 B FC 90 B FC 90 4-2 1-2 BB			C FF 89 F FC 86 X CU 75 0-2 3 1B 2B		3	1	1	0	1	0	0
43 Shane Robinson, R (1, 8) OBP: 0.364, SLG: 0.176	C FF 92 B FF 92 B FF 92 X SI 92 2-1 ② G4-3		B FF 92 X FF 92 1-0 ② G1-3		B FC 89 C FC 89 D CU 77 C FC 88 F FF 93 F FF 93 B FC 90 X FC 91 3-2 ③ G6-3			B FC 86 B FF 92 C FF 91 F FC 88 F FC 88 B FC 89 B FF 93 4-2 3 1B BB		3	0	0	0	1	0	2
3 Carlos Beltrán, S (1, 9) OBP: 0.347, SLG: 0.554	X FF 92 0-0 2B		C CU 76 X SI 87 0-1 ③ G5-3			X FC 85 0-0 21 G5-4-3 1B		B FF 86 X SI 88 1-0 21 G5-4-3 1-2 2-H 1B		4	0	3	1	0	0	0
21 Allen Craig, R (1, 7) OBP: 0.333, SLG: 0.435	F SI 92 S CU 77 X FF 93 0-2 ③ G4-3			C CU 74 B CH 84 B FC 88 F FF 93 F CU 77 B SI 92 S FC 91 3-3 ① K		C CU 73 D CH 84 X FC 88 1-1 ①② 1-2f G5-4-3		C FC 86 B SL 83 B FF 88 F FC 87 X SL 82 2-2 ②③ 1-2f G5-4-3		4	0	0	0	0	1	4
4 Yadier Molina, R (1, 2) OBP: 0.368, SLG: 0.449		B SI 90 C FC 88 X CU 76 1-1 23 G5-3 38 2B 1B		F SI 92 S FF 90 F FC 90 F CU 78 B FF 94 F FF 93 B FC 89 X CU 78 2-2 ② L9		F CH 84 F FC 88 F CU 77 B FF 90 F CU 76 X FC 87 1-2 ③ G4-3			X FF 93 0-0 ① G6-3	4	1	1	0	0	0	0
23 David Freese, R (1, 5) OBP: 0.287, SLG: 0.242 33 Daniel Descalso, L (9, PH) OBP: 0.268, SLG: 0.293		C FF 92 D CU 77 F FF 92 X FC 90 1-2 ① G5-3 1-2		C CU 76 F CH 85 F FC 90 S FC 89 0-3 ③ K			X FC 85 0-0 ① G4-3		C FF 93 F KC 84 X FF 95 0-2 ② P6	3 1	0 0	0 0	0 0	0 0	1 0	1 0
12 Ty Wigginton, R (1, 3) OBP: 0.258, SLG: 0.214 32 Matt Adams, L (9, PH) OBP: 0.528, SLG: 0.848		B CU 76 B FC 88 B SI 86 C FF 92 X FC 89 3-1 ② L4			C FF 91 C CU 74 C FC 88 0-3 ① K		B SI 88 S FC 86 X CU 75 1-1 ② G6-3		B FF 94 B FF 94 X FF 95 2-0 1B	3 1	0 0	0 1	0 0	0 0	1 0	1 0
38 Pete Kozma, R (1, 6) OBP: 0.310, SLG: 0.315		B CU 77 B FF 92 C FC 89 X CU 77 2-1 2-H 2B			B CU 73 B FC 87 X FC 87 2-0 ② G5-3		C SI 89 F CU 74 B CU 74 X FC 88 1-2 ③ P3		B FF 96 C FF 96 B FF 96 F FF 96 S KC 87 2-3 ③ K	4	0	1	1	0	1	1
50 Adam Wainwright, R (1, 1) OBP: 0.174, SLG: 0.174 36 Randy Choate, L (7, 1) 59 Fernando Salas, R (7, 1) 19 Jon Jay, L (8, PH) OBP: 0.348, SLG: 0.422 58 Joe Kelly, R (9, 1)		S FC 89 B FC 91 B FF 93 F FC 90 F FF 93 X CU 78 2-2 ③ L7			X SI 90 0-0 13 BB 1B			C FC 89 B CU 73 X FC 88 1-1 ① G6-3		2 0 0 0 1 0	0 0 0 0 0 0	1 0 0 0 0 0	0 0 0 0 0 0	0 0 0 0 0 0	0 0 0 0 0 0	1 0 0 0 0 0
Inning Stats	R: 0 H: 1 E: 0 LOB: 1 K: 0 BB: 0 S: 8 P: 11	R: 1 H: 2 E: 0 LOB: 1 K: 0 BB: 0 S: 13 P: 22	R: 0 H: 0 E: 0 LOB: 0 K: 0 BB: 0 S: 7 P: 9	R: 0 H: 0 E: 0 LOB: 0 K: 2 BB: 0 S: 14 P: 19	R: 0 H: 1 E: 0 LOB: 2 K: 1 BB: 1 S: 12 P: 21	R: 0 H: 1 E: 0 LOB: 0 K: 0 BB: 0 S: 8 P: 10	R: 0 H: 0 E: 0 LOB: 0 K: 0 BB: 0 S: 6 P: 8	R: 1 H: 2 E: 0 LOB: 1 K: 0 BB: 1 S: 12 P: 20	R: 0 H: 1 E: 0 LOB: 1 K: 1 BB: 0 S: 8 P: 12	1B: 5 2B: 3 3B: 0 HR: 0	SF: 0 SAC: 0 DP: 2 HBP: 0					

PITCHER	IP	WLS	BF	H	R	ER	SO	BB	IBB	HBP	BLK	WP	HR	S	P	ERA	WHIP
49 Jonathon Niese, L (1, 1) ERA: 5.4	7.1	W	29	6	2	2	3	2	0	0	0	0	0	76	113	2.46	1.091
34 Brandon Lyon, R (8, 1) ERA: 3.45	0.2	H	2	1	0	0	0	0	0	0	0	0	0	4	7	0.00	1.500
39 Bobby Parnell, R (9, 1) ERA: 1.04	1.0	S	4	1	0	0	1	0	0	0	0	0	0	8	12	0.00	1.000

PITCHER	IP	WLS	BF	H	R	ER	SO	BB	IBB	HBP	BLK	WP	HR	S	P	ERA	WHIP

New York Mets @ St. Louis Cardinals

Busch Stadium, St. Louis, MO

Thu May 16 2013, 12:47 PM - 3:39 PM CDT

Att. 44,068 - Cloudy - 74 F

livebaseballscorecards.com

AB	33
R	2
H	8
RBI	2
BB	2
SO	4
LOB	10

WP: 0 PA: 35
PB: 0
SB: 0
CS: 0

Batter	1	2	3	4	5	6	7	8	9	AB	R	H	RBI	BB	SO	LOB
7 Norichika Aoki, L (1, 9) OBP: 0.390, SLG: 0.455	C FC 88 F SI 89 S SL 83 0-3 ① **K**			S FF 88 B CU 73 S SL 85 S SL 84 B CU 76 F SL 82 F CH 82 X SL 83 2-2 9 FC3-6 1B		X FC 87 0-0 9 1B 16 HR 2B	B SI 91 B SI 90 X SI 89 2-0 9 FC6-4 1B			4	1	3	0	0	1	0
9 Jean Segura, R (1, 6) OBP: 0.392, SLG: 0.565	C CH 82 X CU 74 0-1 ② **G6-3**			C CH 82 C SL 83 1 SAFE 1 SAFE F SL 84 X CU 74 0-2 ① **FC3-6** 8 BB 16 HR 1-2f		B SI 88 D CH 80 S CU 72 C SL 79 X CH 80 2-2 8 WP 16 HR 2-3 1B	X CU 78 0-0 ③ **FC6-4** 1-2f			4	2	1	0	0	0	2
8 Ryan Braun, R (1, 7) OBP: 0.408, SLG: 0.581	X FF 88 0-0 ③ **G6-3**			B FF 88 1 SAFE B FF 88 C FC 88 B SI 89 B FF 89 4-1 16 HR 1-2 BB		B SL 84 B CH 80 D SI 87 S CH 79 S SL 82 F SL 83 S CU 73 3-3 ① **K2-3** 1-2		C CH 88 B CH 88 S CH 88 B FF 98 B CH 90 X CH 88 3-2 16 CS 1B		3	1	1	0	1	1	2
16 Aramis Ramirez, R (1, 5) OBP: 0.389, SLG: 0.612		B FC 89 F SI 90 F SI 89 B SL 86 S SL 85 2-3 ① **K**		B SI 89 B FF 89 C FC 88 D FF 89 X FC 87 3-1 1-H 2-H HR		X SL 84 0-0 2-H 3-H HR		B FF 97 B FF 96 B FF 97 C FF 98 F FF 98 S CH 90 3-3 ① ② **K** 1-2		4	2	2	6	0	2	1
27 Carlos Gómez, R (1, 8) OBP: 0.390, SLG: 0.593		S FC 89 X SL 85 0-1 ② **G5-3**		S SI 88 S CH 82 B CH 82 S CU 73 1-3 ② **K**		B SL 85 B SI 86 F SI 87 X CH 78 2-1 3 G4-3 3 S 1B		X FF 97 0-0 ③ **B1**		4	0	1	0	0	1	0
3 Yuniesky Betancourt, R (1, 3) OBP: 0.260, SLG: 0.442		C FC 89 B CU 74 X SI 89 1-1 ③ **F8**		X SI 86 0-0 ③ **L4**		B SI 89 1 SAFE C SI 89 B SI 89 X SI 89 2-1 ② **G4-3** 1-3			C FS 86 X FS 86 0-1 ① **G3**	4	0	0	0	0	0	1
23 Rickie Weeks Jr., R (1, 4) OBP: 0.291, SLG: 0.282			B FC 90 F FC 88 C FF 89 B SL 86 X SL 84 2-2 ① **G5-3**		C SL 86 C CH 80 B SL 82 X CU 72 1-2 ① **L7**	C SI 90 B SI 90 C SI 90 B SI 89 T FF 90 2-2 ③ **K**			C FS 87 S FS 87 B FS 87 F FS 87 F FS 88 F FS 87 S FS 88 1-3 ② **K**	4	0	0	0	0	2	1
12 Martín Maldonado, R (1, 2) OBP: 0.256, SLG: 0.310			B FC 88 S FF 89 X SI 89 1-1 ② **F7**		C FC 87 B CH 80 F SI 87 B SL 83 C CH 80 2-3 ② **K**		C SI 90 B SI 90 X SI 89 1-1 ① **L8**		B FS 89 F FS 87 B FS 87 X FS 87 2-1 ③ **F9**	4	0	0	0	0	1	0
60 Wily Peralta, R (1, 1) OBP: 0.222, SLG: 0.176 59 John Axford, R (6, 1) 22 Logan Schafer, L (7, PH) OBP: 0.239, SLG: 0.190 31 Burke Badenhop, R (7, 1) 51 Michael Gonzalez, R (8, 1)			C FC 87 S SI 89 B SL 84 X SL 85 1-2 ③ **G6-3**		F FC 87 B SI 87 S SI 87 X SI 87 1-2 ③ **P3**		M SI 90 C CU 79 B CU 79 X SI 90 1-2 ② **G6-3**			2 0 1 0 0	0 0 0 0 0	0 0 0 0 0	0 0 0 0 0	0 0 0 0 0	0 0 0 0 0	0 0 0 0 0

Inning Stats	1	2	3	4	5	6	7	8	9
	R: 0 E: 0 K: 1 S: 6	R: 0 E: 0 K: 1 S: 7	R: 0 E: 0 K: 0 S: 8	R: 3 E: 0 K: 1 S: 17	R: 0 E: 0 K: 1 S: 9	R: 3 E: 0 K: 2 S: 16	R: 0 E: 0 K: 0 S: 7	R: 0 E: 0 K: 1 S: 7	R: 0 E: 0 K: 1 S: 10
	H: 0 LOB: 0 BB: 0 P: 6	H: 0 LOB: 0 BB: 0 P: 10	H: 0 LOB: 0 BB: 0 P: 12	H: 2 LOB: 0 BB: 1 P: 27	H: 0 LOB: 0 BB: 0 P: 13	H: 4 LOB: 1 BB: 0 P: 27	H: 1 LOB: 1 BB: 0 P: 11	H: 1 LOB: 0 BB: 0 P: 13	H: 0 LOB: 0 BB: 0 P: 13

1B: 5 SF: 0 WP: 1 PA: 35
2B: 2 SAC: 0 PB: 0
3B: 0 DP: 1 SB: 1
HR: 2 HBP: 0 CS: 1

PITCHER		IP	WLS	BF	H	R	ER	SO	BB	IBB	HBP	BLK	WP	HR	S	P	ERA	WHIP
54 Jaime García, L ERA: 3.58	(1, 1)	5.1	W	23	6	6	6	5	1	0	0	0	1	2	58	86	10.12	1.312
43 Seth Maness, R ERA: 2.7	(6, 1)	1.2	H	6	1	0	0	1	0	0	0	0	0	0	12	20	0.00	0.600
26 Trevor Rosenthal, R ERA: 2.57	(8, 1)	1.0	H	3	1	0	0	1	0	0	0	0	0	0	7	13	0.00	1.000
44 Edward Mujica, R ERA: 1.59	(9, 1)	1.0	S	3	0	0	0	1	0	0	0	0	0	0	10	13	0.00	0.000

PITCHER	IP	WLS	BF	H	R	ER	SO	BB	IBB	HBP	BLK	WP	HR	S	P	ERA	WHIP

TOP

Milwaukee Brewers @ St. Louis Cardinals

Busch Stadium, St. Louis, MO

Fri May 17 2013, 7:16 PM - 10:04 PM CDT

Att. 39,426 - Cloudy - 76 F

livebaseballscorecards.com

AB	34
R	6
H	8
RBI	6
BB	1
SO	8
LOB	7

BOTTOM

Milwaukee Brewers @ St. Louis Cardinals

Busch Stadium, St. Louis, MO

Fri May 17 2013, 7:16 PM - 10:04 PM CDT

Att. 39,426 - Cloudy - 76 F

livebaseballscorecards.com

Batter	1	2	3	4	5	6	7	8	9	AB	R	H	RBI	BB	SO	LOB
13 Matt Carpenter, L (1, 4) OBP: 0.386, SLG: 0.457	C SI 94 X SI 96 0-1 3 G6-3 7 1B 1B	X SI 94 0-0 ① L8		B SL 85 F SL 83 B SI 95 F SI 95 X SI 96 2-2 E7 7 1B 2B		B FF 95 C FF 95 X FF 95 1-1 21 1B 1B		C SL 79 B SL 82 B FF 93 X SL 80 2-1 ② P5		5	2	3	0	0	0	0
3 Carlos Beltrán, S (1, 9) OBP: 0.336, SLG: 0.535	C FF 96 1 SAFE X SL 84 0-1 ① G6-3 1-2	B FF 96 F FF 96 B FF 95 S SL 87 X SL 88 2-2 ② G4-3		F SI 94 D SL 88 S SL 84 B FF 96 S SL 86 2-3 ② K		1 SAFE 1 SAFE C FF 94 B CU 79 T CU 79 D SL 84 F CU 83 S FF 96 2-3 ① K		B FF 92 F SL 81 B FF 90 X SL 82 2-1 ③ F7		5	0	0	0	0	2	3
7 Matt Holliday, R (1, 7) OBP: 0.364, SLG: 0.444	B FF 96 X SI 94 1-0 4 1B 21 BB 23 HR 2-H 1B	B SL 87 X SL 84 1-0 ③ G6-3		F SI 96 X SI 96 0-1 21 1B 3-H 1B		B FF 96 X SL 84 1-0 ② F8				4	1	2	2	0	0	1
21 Allen Craig, R (1, 3) OBP: 0.350, SLG: 0.447	C SL 86 B SI 96 F SI 95 B SL 86 B SI 96 B SL 88 4-2 4 1B 23 HR 1-2 BB		B FF 95 F FF 95 X SI 96 1-1 E6 4 PB 19 1B 1B	X SL 84 0-0 1-3 1B		C FF 96 S CU 80 X CU 79 0-2 1-3 1B				3	2	3	0	1	0	0
4 Yadier Molina, R (1, 2) OBP: 0.365, SLG: 0.444	D SL 86 X FF 96 1-0 23 HR 1-2 2-3 1B		S SI 96 F SI 96 D SL 85 B FF 94 X SI 96 2-2 ① G4-3 2-3	X SI 95 0-0 ③ G5-3		X SL 83 0-0 ③ F9				4	1	1	0	0	0	5
19 Jon Jay, L (1, 8) OBP: 0.346, SLG: 0.417	F SI 96 B SL 85 B CH 87 F SI 94 F SI 97 S SL 90 2-3 ② K		C SL 83 X SI 96 0-1 3-H 1B		C SI 92 B FF 96 X CH 87 1-1 ① F8		B SL 80 C SI 89 F SL 80 X SL 80 1-2 ① L3			4	0	1	1	0	1	3
23 David Freese, R (1, 5) OBP: 0.286, SLG: 0.274	F FF 95 B SI 94 X CH 86 1-1 1-H 2-H 3-H HR		C SL 86 1 SAFE F SL 87 S SL 82 0-3 ② K		T SI 95 B SI 96 C FF 96 S SL 86 1-3 ② K		C SI 91 X SL 81 0-1 ② G6-3			4	1	1	4	0	2	1
38 Pete Kozma, R (1, 6) OBP: 0.315, SLG: 0.321	F FF 95 F FF 96 B CH 88 X FF 95 1-2 54 FC6 1B		1 SAFE B SL 86 B FF 94 C FF 95 F FF 95 1 SAFE D SL 87 1 SAFE T FF 97 3-2 ③ K		B FF 96 X FF 95 1-0 1B		B SL 80 B SI 90 C SI 90 B SI 90 C SI 89 F SI 87 X SI 88 3-2 ③ G6-3			4	0	2	0	0	1	1
54 Jaime García, L (1, 1) 43 Seth Maness, R (6, 1) 26 Trevor Rosenthal, R (8, 1) 32 Matt Adams, L (8, PH) OBP: 0.514, SLG: 0.824 44 Edward Mujica, R (9, 1)	1 SAFE F SI 94 F SI 95 B SI 96 X SI 95 1-2 ③ FC6 1-2f			C SI 92 C SI 94 X SI 95 0-2 ① L7	B SI 93 F SI 94 T SI 92 D SL 84 F SI 96 S SL 84 2-3 ③ K			F FF 91 C FF 92 B FF 91 S SL 86 1-3 ① K2-3	3 0 0 1 0	0 0 0 0 0	0 0 0 0 0	0 0 0 0 0	0 0 0 0 0	1 0 0 0 0	2 0 0 0 0
Inning Stats	R: 5 E: 0 K: 1 S: 20 H: 5 LOB: 1 BB: 1 P: 31	R: 0 E: 0 K: 0 S: 5 H: 0 LOB: 0 BB: 0 P: 8	R: 1 E: 1 K: 2 S: 13 H: 2 LOB: 1 BB: 0 P: 19	R: 1 E: 1 K: 1 S: 13 H: 3 LOB: 2 BB: 0 P: 17	R: 0 E: 0 K: 2 S: 10 H: 1 LOB: 1 BB: 0 P: 15	R: 0 E: 0 K: 1 S: 11 H: 2 LOB: 2 BB: 0 P: 15	R: 0 E: 0 K: 0 S: 9 H: 0 LOB: 0 BB: 0 P: 13	R: 0 E: 0 K: 1 S: 7 H: 0 LOB: 0 BB: 0 P: 12		1B: 11 2B: 1 3B: 0 HR: 1 SF: 0 SAC: 0 DP: 0 HBP: 0						

PITCHER		IP	WLS	BF	H	R	ER	SO	BB	IBB	HBP	BLK	WP	HR	S	P	ERA	WHIP
60 Wily Peralta, R ERA: 5.94	(1, 1)	5.0	L	27	11	7	6	6	1	0	0	0	0	1	61	90	10.80	2.400
59 John Axford, R ERA: 8.44	(6, 1)	1.0		5	2	0	0	1	0	0	0	0	0	0	11	15	0.00	2.000
31 Burke Badenhop, R ERA: 2.81	(7, 1)	1.0		3	0	0	0	0	0	0	0	0	0	0	9	13	0.00	0.000
51 Michael Gonzalez, L ERA: 3.86	(8, 1)	1.0		3	0	0	0	1	0	0	0	0	0	0	7	12	0.00	0.000

PITCHER	IP	WLS	BF	H	R	ER	SO	BB	IBB	HBP	BLK	WP	HR	S	P	ERA	WHIP

AB	37
R	7
H	13
RBI	7
BB	1
SO	8
LOB	16

WP: 0 PB: 1 SB: 0 CS: 0 PA: 38

Milwaukee Brewers @ St. Louis Cardinals

Busch Stadium, St. Louis, MO

Sat May 18 2013, 6:18 PM - 10:04 PM CDT

Att. 42,410 - Partly Cloudy - 84 F

livebaseballscorecards.com

TOP

Batter	1	2	3	4	5	6	7	8	9	10	AB	R	H	RBI	BB	SO	LOB
7 Norichika Aoki, L (1, 9) OBP: 0.395, SLG: 0.456	B FF 90 B FF 91 C FF 90 C SI 92 F FF 93 F FF 92 X SI 92 2-2 ① G5-3		B CU 78 X SI 91 1-0 9 3B 2-3 1B		B CU 80 B SI 92 B SI 92 B FF 92 4-0 9 1B 8 1B BB		X SI 95 0-0 ③ G3-1		B FS 88 X FS 86 1-0 1B		4	2	2	0	1	0	0
9 Jean Segura, R (1, 6) OBP: 0.404, SLG: 0.582	B FF 92 S FF 92 F FF 92 B SL 87 X SL 87 2-2 8 1B 1B		F CU 80 B FF 93 T FF 93 T FF 94 F FF 94 F CU 78 B FF 94 D CU 81 X CU 80 3-2 8 1B 1-H 3-H 3B		C FF 92 X SI 93 0-1 8 1B 1-3 1B			B SI 94 F SI 93 S FF 96 H SI 95 2-2 8 G6-4-3 HBP	C FS 87 C FS 87 1 SAFE F FS 86 D FS 88 S FS 88 1-3 ③ K		4	1	3	2	0	1	1
8 Ryan Braun, R (1, 7) OBP: 0.414, SLG: 0.582	C FF 92 D FF 92 F CU 78 1 SAFE 1 SAFE 1 SAFE B FF 94 B FF 94 C SI 94 3-3 ②③ K 1-2		C SI 92 B FF 93 X SI 92 1-1 16 FC6-4 3-H 1B		F FF 93 D SL 87 C FF 93 1 SAFE X FF 93 1-2 16 G6-4-3 1-3 3-H 1B			1 SAFE X SI 93 0-0 ①② G6-4-3 1-2f		B CU 79 C SI 96 B SL 84 X CH 85 2-1 16 1B 22 FC6-2 1B	5	0	3	2	0	1	2
16 Aramis Ramirez, R (1, 5) OBP: 0.407, SLG: 0.611		B FF 92 B FF 91 F FF 92 T FF 92 B FF 94 F FF 93 X FF 94 3-2 20 G6-4-3 1B	C FF 94 C FF 94 X FF 94 0-2 ③ FC6-4 1-2f		X SI 91 0-0 ②③ G6-4-3 1-2f			C FF 98 B SI 95 S CU 80 X FF 97 1-2 27 WP 20 HBP 1B	X SI 95 0-0 22 FC6-2 20 G5-3 14 1B 1-3 1B	5	1	3	0	0	0	3
20 Jonathan Lucroy, R (1, 2) OBP: 0.276, SLG: 0.339		C FF 92 B FF 91 B FF 91 B SL 88 X FF 92 3-1 ①② G6-4-3 1-2f		B FF 91 B CU 79 C CU 77 B FF 91 B FF 92 4-1 3 FC5-4 BB		C CH 84 B KC 81 F CH 85 F CH 86 F FF 90 F KC 80 X KC 79 1-2 ① F8		B FF 97 C SI 93 D SI 94 S SI 94 F CU 80 H CU 77 3-2 27 WP 1-2 HBP	C SI 96 X SI 95 0-1 ① G5-3 1-2	3	0	0	0	1	0	3
27 Carlos Gómez, R (1, 8) OBP: 0.390, SLG: 0.581		C FF 94 F FF 94 C FF 94 0-3 ③ K		X FF 93 0-0 ① P3		F FF 90 B KC 79 F FF 91 B FF 91 B KC 82 S CH 84 3-3 ② K		B FF 96 C FF 96 S FF 97 F FF 98 F FF 98 B FF 97 F FF 98 F FF 99 4-2 F FF 97 F CH 89 B CH 89 B FF 98 1-2 2-3 BB	I IN 74 I IN 66 I IN 67 I IN 68 4-0 22 FC6-2 14 1B IBB	3	1	0	0	2	2	1
3 Yuniesky Betancourt, R (1, 3) OBP: 0.253, SLG: 0.430 59 John Axford, R (8, 1) 22 Logan Schafer, L (10, PH) OBP: 0.234, SLG: 0.186 29 Jim Henderson, L (10, 1)			B FF 91 X FF 92 1-0 ① G4-3	C FF 92 D CU 79 F SI 91 X SI 91 1-2 FC5-4 1-2f		X FF 90 0-0 ③ F8		F FF 97 S FF 98 F FF 98 S CH 90 0-3 ③ K	X SI 97 0-0 ② FC6-2 14 1B 1-2 2-3 3-Hf	4 0 1 0	0 0 0 0	0 0 0 0	0 0 0 0	1 0 0 0	4 0 0 0	4 0 3 0
14 Jeff Bianchi, R (1, 4) OBP: 0.300, SLG: 0.400			B FF 92 X FF 91 1-0 7 1B 41 SH1-4 9 3B 1B	T FF 91 C FF 92 F FF 92 C FF 93 0-3 ③ K			F FF 97 F SI 95 X SI 96 0-2 ① G3-1		X FF 92 0-0 ① G1-3	X SI 98 0-0 1-3 2-H 3-H 1B	5	1	2	2	0	1	1
41 Marco Estrada, R (1, 1) OBP: 0.186, SLG: 0.250 51 Michael Gonzalez, R (6, 1) 31 Burke Badenhop, R (6, 1) 23 Rickie Weeks Jr., R (7, PH) OBP: 0.289, SLG: 0.280 53 Brandon Kintzler, R (7, 1) 11 Alex Gonzalez, R (8, 3) OBP: 0.212, SLG: 0.234			B FF 90 X FF 90 1-0 ② SH1-4 1-2		B FF 90 C FF 92 F SI 91 B FF 92 F SI 93 F FF 92 F FF 93 X CU 79 2-2 ① G5-3		B FF 98 B SI 94 F FF 98 F SI 96 T FF 97 2-2 ② K		B SI 91 T FF 93 F FF 92 B FF 93 S FF 93 2-3 ② K	B SL 84 S SI 97 B SI 94 F SI 96 B SL 84 S SL 83 3-3 ③ K	1 0 0 1 0 2	0 0 0 0 0 0	0 0 0 0 0 0	0 0 0 0 0 0	0 0 0 1 0 0	0 0 0 0 0 2	0 0 0 0 0 2
Inning Stats	R: 0 E: 0 K: 1 S: 11 H: 1 LOB: 0 BB: 0 P: 18	R: 0 E: 0 K: 1 S: 9 H: 1 LOB: 0 BB: 0 P: 15	R: 3 E: 0 K: 0 S: 15 H: 4 LOB: 1 BB: 0 P: 23	R: 0 E: 0 K: 1 S: 9 H: 0 LOB: 1 BB: 1 P: 14	R: 1 E: 0 K: 0 S: 12 H: 2 LOB: 1 BB: 1 P: 19	R: 0 E: 0 K: 1 S: 10 H: 0 LOB: 0 BB: 0 P: 14	R: 0 E: 0 K: 1 S: 7 H: 0 LOB: 0 BB: 0 P: 9	R: 0 E: 0 K: 1 S: 22 H: 1 LOB: 3 BB: 1 P: 32	R: 0 E: 0 K: 2 S: 9 H: 1 LOB: 1 BB: 0 P: 13	R: 2 E: 0 K: 1 S: 10 H: 3 LOB: 2 BB: 1 P: 19	1B: 12 2B: 0 3B: 1 HR: 0	SF: 0 SAC: 1 DP: 3 HBP: 2	WP: 1 PB: 0 SB: 0 CS: 0	PA: 45			

	AB	38
	R	6
	H	13
	RBI	6
	BB	4
	SO	9
	LOB	20

PITCHER		IP	WLS	BF	H	R	ER	SO	BB	IBB	HBP	BLK	WP	HR	S	P	ERA	WHIP
31 Lance Lynn, R ERA: 3.27	(1, 1)	5.0		22	8	4	4	3	2	0	0	0	0	0	56	89	7.20	2.000
59 Fernando Salas, R ERA: 3.94	(6, 1)	1.0		3	0	0	0	1	0	0	0	0	0	0	10	14	0.00	0.000
62 Carlos Martinez, R ERA: 5.06	(7, 1)	1.2		7	1	0	0	1	0	0	2	0	0	0	16	24	0.00	0.600
26 Trevor Rosenthal, R ERA: 2.53	(8, 1)	0.1		2	0	0	0	1	1	0	0	0	1	0	13	17	0.00	3.000
44 Edward Mujica, R ERA: 1.5	(9, 1)	1.0		4	1	0	0	2	0	0	0	0	0	0	9	13	0.00	1.000

PITCHER		IP	WLS	BF	H	R	ER	SO	BB	IBB	HBP	BLK	WP	HR	S	P	ERA	WHIP
58 Joe Kelly, R ERA: 7.36	(10, 1)	1.0	L	7	3	2	2	1	0	1	0	0	0	0	10	19	18.00	3.000

Batter	1	2	3	4	5	6	7	8	9	10	AB	R	H	RBI	BB	SO	LOB
13 Matt Carpenter, L (1, 4) OBP: 0.386, SLG: 0.452	B FF 88 C FF 88 B CU 77 B FF 89 X FF 88 3-1 ① F8	D CU 78 B CU 78 B FF 90 B FF 90 4-0 1-2 2-3 3-H BB		B CH 78 F FF 89 F FF 89 2 SAFE X CH 77 1-2 ③ F8		B CU 76 C FF 88 C CU 78 X FF 88 1-2 2-H 19 1B 1B			B CU 80 B FF 96 X FF 96 2-0 ① G6-3		4	0	1	2	1	0	1
19 Jon Jay, L (1, 8) OBP: 0.348, SLG: 0.413	B FF 88 S CH 78 B FF 89 S CH 78 X CH 77 2-2 ② G3-1	C FF 90 X CH 79 0-1 ③ G4-3			B CU 75 B CH 77 B CH 78 C FF 87 C FF 88 B CH 79 4-2 BB	C SL 79 B FF 90 B SL 83 C SL 80 X FF 92 1-2 2-H 2-2 1B			C FF 97 B CU 81 B CU 80 S CU 81 B FF 98 C FF 98 3-3 ② K		4	0	1	1	1	1	3
7 Matt Holliday, R (1, 7) OBP: 0.359, SLG: 0.442	X FF 89 0-0 ③ L9		C FF 89 B CH 79 X FF 90 1-1 ① F9		F FF 90 B FF 89 1 SAFE 1 SAFE X FF 88 1-1 ① F8	C SI 90 C SI 90 B SL 82 S SL 83 1-3 ③ K			B FF 99 B CU 82 F FF 97 X FF 98 2-1 4 IBB 2B		5	0	1	0	0	1	3
21 Allen Craig, R (1, 9) OBP: 0.357, SLG: 0.451 (8, 3)		B FF 89 C FF 88 B FF 89 B FF 89 B FF 89 4-1 23 FC6-4 4 1B 38 1B BB	S FF 90 X FF 85 0-1 2B		1 SAFE 1 SAFE C CU 77 B FF 87 X FF 87 1-1 ② P6		B SI 91 C SI 92 S CH 86 B SL 83 T CH 88 2-2 ① K		B CU 80 B CU 79 B CU 80 B FF 97 4-0 4 IBB BB		3	1	1	0	2	1	1
4 Yadier Molina, R (1, 2) OBP: 0.372, SLG: 0.445		D FF 89 X CH 79 1-0 1-2 23 FC6-4 1B	B CH 77 X FF 89 1-0 ② L8		F FF 88 1 SAFE F CH 78 T FF 89 0-2 ③ K		B SI 92 B SI 92 B SI 94 C SI 94 X SI 93 3-1 32 G6-3 1B		B CU 79 B FF 95 B CU 78 C FF 97 I IN 72 4-1 1-2 2-3 IBB		4	0	2	0	1	1	2
32 Matt Adams, L (1, 3) OBP: 0.463, SLG: 0.737 26 Trevor Rosenthal, R (8, 1) 44 Edward Mujica, R (9, 1) 33 Daniel Descalso, L (9, PH) OBP: 0.265, SLG: 0.289 58 Joe Kelly, R (10, 1)		B FF 88 F FF 89 F CU 78 B FF 89 S CH 78 2-3 ① K	B FF 89 C FF 88 X CH 79 1-1 ③ L3			F FF 88 B CU 76 X FF 88 1-1 ① P6	1 SAFE B FF 93 X SI 91 1-0 ② ③ G6-3 1-2f		S SL 84 B FF 97 F SL 84 B FF 98 S SL 84 2-3 ③ K		4 0 0 1 0	0 0 0 0 0	0 0 0 0 0	0 0 0 0 0	0 0 0 1 0	1 0 0 0 0	4 0 0 3 0
23 David Freese, R (1, 5) OBP: 0.282, SLG: 0.270		D CU 78 S CH 76 X FF 90 1-1 ② FC6-4 31 BB 38 1B 13 BB 1-2f 2-3	X FF 88 0-0 31 SH3-4 1B			B CU 78 B CU 77 X FF 89 2-0 ② G6-3		B SI 91 X SL 82 1-0 ① L8		B SL 85 C FF 93 S SL 86 X SL 86 1-2 ① G1-3	5	1	1	0	0	0	2
38 Pete Kozma, R (1, 6) OBP: 0.318, SLG: 0.324		D CU 77 C CH 78 1 SAFE X FF 89 1-1 13 BB 31 BB 1-2 3-H 1B	D CU 79 1 SAFE F FF 88 B CH 78 F FF 88 X CH 78 2-2 ① F8			B CU 76 B FF 90 X FF 89 2-0 12 1B 13 1B 1B		C SI 91 F SL 81 S SL 83 0-3 ② K		B FF 96 C FF 95 B SL 87 X FF 96 2-1 ② P6	5	1	2	1	0	1	1
31 Lance Lynn, S (1, 1) OBP: 0.188, SLG: 0.071 59 Fernando Salas, R (6, 1) 12 Ty Wigginton, R (6, PH) OBP: 0.281, SLG: 0.241 62 Carlos Martinez, R (7, 1) 3 Carlos Beltrán, S (8, 9) OBP: 0.331, SLG: 0.527		B FF 89 C FF 88 D CU 78 B FF 89 C FF 88 F FF 90 F FF 89 D CH 78 4-2 13 BB 1-2 2-3 BB	X FF 87 0-0 ② SH3-4 1-2			X CH 77 0-0 13 1B 19 1B 1-2 1B		B CU 80 C CU 79 B FF 97 S CU 79 B FF 97 S CU 80 3-3 ③ K		B SL 84 X SL 85 1-0 ③ F7	0 0 1 0 2	0 0 1 0 0	0 0 1 0 1	0 0 0 0 0	1 0 0 0 0	0 0 0 0 1	0 0 0 0 0
Inning Stats	R: 0 H: 0 E: 0 LOB: 0 K: 0 BB: 0 S: 6 P: 11	R: 2 H: 2 E: 0 LOB: 3 K: 1 BB: 3 S: 15 P: 32	R: 0 H: 1 E: 0 LOB: 1 K: 0 BB: 0 S: 7 P: 10	R: 0 H: 1 E: 0 LOB: 1 K: 0 BB: 0 S: 8 P: 11	R: 0 H: 0 E: 0 LOB: 1 K: 1 BB: 1 S: 9 P: 15	R: 2 H: 4 E: 0 LOB: 2 K: 1 BB: 0 S: 14 P: 23	R: 0 H: 1 E: 0 LOB: 0 K: 1 BB: 0 S: 6 P: 12	R: 0 H: 0 E: 0 LOB: 0 K: 2 BB: 0 S: 7 P: 11	R: 0 H: 1 E: 0 LOB: 3 K: 2 BB: 2 S: 10 P: 27	R: 0 H: 0 E: 0 LOB: 0 K: 0 BB: 0 S: 6 P: 10	1B: 8 2B: 2 3B: 0 HR: 0	SF: 0 SAC: 1 DP: 1 HBP: 0					

PITCHER		IP	WLS	BF	H	R	ER	SO	BB	IBB	HBP	BLK	WP	HR	S	P	ERA	WHIP
41 Marco Estrada, R ERA: 5.44	(1, 1)	5.2		28	7	4	4	2	4	0	0	0	0	0	53	93	6.35	1.941
51 Michael Gonzalez, L ERA: 3.86	(6, 1)	0.0	B	1	1	0	0	0	0	0	0	0	0	0	3	5	∞	∞
31 Burke Badenhop, R ERA: 2.76	(6, 1)	0.1		1	0	0	0	1	0	0	0	0	0	0	3	4	0.00	0.000
53 Brandon Kintzler, R ERA: 3.86	(7, 1)	1.2		5	1	0	0	2	0	0	0	0	0	0	10	17	0.00	0.600
59 John Axford, R ERA: 7.79	(8, 1)	1.1	W	7	1	0	0	3	1	1	0	0	0	0	13	33	0.00	1.500

PITCHER		IP	WLS	BF	H	R	ER	SO	BB	IBB	HBP	BLK	WP	HR	S	P	ERA	WHIP
29 Jim Henderson, R ERA: 1.0	(10, 1)	1.0	S	3	0	0	0	0	0	0	0	0	0	0	6	10	0.00	0.000

Milwaukee Brewers @ St. Louis Cardinals

Busch Stadium, St. Louis, MO

Sat May 18 2013, 6:18 PM - 10:04 PM CDT

Att. 42,410 - Partly Cloudy - 84 F

BOTTOM

livebaseballscorecards.com

AB	38
R	4
H	10
RBI	4
BB	6
SO	8
LOB	20

PA: 45

WP: 0
PB: 0
SB: 0
CS: 0

Batter	1	2	3	4	5	6	7	8	9	AB	R	H	RBI	BB	SO	LOB
7 Norichika Aoki, L (1, 9) OBP: 0.407, SLG: 0.463	B FF 86 B FF 87 B FF 86 C FF 85 F FF 86 B FF 88 4-2 8 L8 9 1B 3 CS BB		B CH 78 F FF 87 F CH 78 F FF 89 B FF 90 X FF 87 2-2 1B			B FF 84 F FF 86 B CH 78 C CU 72 F CU 72 B FF 90 X FF 89 3-2 8 FC5-4 9 1B 3 1B 1B	L SI 89 F SI 89 D CU 79 X FF 90 1-2 8 G5-4-3 1-2 2-3 1B	B FS 88 B FS 87 F FF 92 C FS 88 F FS 87 X FS 88 2-2 ③ G6-3	4	1	3	0	1	0	0
9 Jean Segura, R (1, 6) OBP: 0.406, SLG: 0.580	1 SAFE B CH 80 C CH 80 1 SAFE B FF 89 X CH 81 2-1 1-2 1B		C FF 89 B CH 80 1 SAFE X CH 81 1-1 ③ G4-3			B FF 88 B FF 88 C SI 89 X SI 89 2-1 8 FC5-4 1-2 1B	S FF 90 B SI 90 X CU 79 1-1 ① F3			4	0	2	0	0	0	4
8 Ryan Braun, R (1, 7) OBP: 0.404, SLG: 0.566	C FF 89 D CU 76 F CH 79 X CU 74 1-2 ① L8 2-3			C FF 86 S CH 78 B CH 76 X CU 72 1-2 ① L7		D CH 77 S CH 79 B FF 89 C SI 90 X CH 79 2-2 ① FC5-4 3 1B 14 1B 1-2f 2-3	B SI 91 T FF 90 D CU 81 B CU 81 F CU 80 X SI 90 3-2 ② ③ G5-4-3 1-2f			4	1	0	0	0	0	7
27 Carlos Gómez, R (1, 8) OBP: 0.380, SLG: 0.566	B FF 90 C FF 89 1 SAFE F FF 90 1 SAFE S CH 80 1-3 ② K			B CH 78 X CH 78 1-0 ② G6-3		C SI 87 F SI 88 F FF 89 S CU 80 0-3 ② K		B FF 95 C FF 94 B FF 95 F FF 97 S FF 96 2-3 ① K		4	0	0	0	0	3	4
3 Yuniesky Betancourt, R (1, 3) OBP: 0.260, SLG: 0.428	F CH 79 C FF 90 B CH 80 3 SAFE 1-2 ③ CS 3-H	B CU 71 C FF 86 X CH 78 1-1 ① G5-3		B FF 89 B FF 88 B FF 88 B FF 89 4-0 BB		X CU 78 0-0 14 1B 1-2 3-H 1B		S FF 96 T FF 97 S FF 97 0-3 ② K		3	0	1	1	1	1	0
14 Jeff Bianchi, R (1, 5) OBP: 0.357, SLG: 0.429		C FF 87 X CU 72 0-1 ② G6-3		F FF 89 F FF 90 D CH 81 X CH 79 1-2 ③ F7		X SI 89 0-0 1-2 2-H 1B		X FF 97 0-0 1B		4	0	2	1	0	0	1
23 Rickie Weeks Jr., R (1, 4) OBP: 0.282, SLG: 0.272		C SI 87 S CH 80 B FF 90 B CH 79 B CH 79 S CH 79 3-3 ③ K			C FF 86 X FF 87 0-1 ① L8	C SI 90 C SI 90 D CU 79 B SI 90 D CU 80 S SI 90 3-3 ③ K		B FF 97 F FF 98 X FF 98 1-1 ③ F9		4	0	0	0	0	2	3
12 Martín Maldonado, R (1, 2) OBP: 0.256, SLG: 0.307			B CU 71 C CH 78 C CU 70 B CH 79 X CH 79 2-2 ① L8		C CH 78 S CU 73 B FF 91 C FF 90 1-3 ② K		X SI 89 0-0 7 1B 22 1B 1B		C FF 92 X FS 85 0-1 ① L8	4	0	1	0	0	1	0
26 Kyle Lohse, R (1, 1) OBP: 0.053, SLG: 0.053 22 Logan Schafer, L (7, PH) OBP: 0.250, SLG: 0.205 57 Francisco Rodríguez, R (7, 1) 64 Mike Fiers, R (8, 1) 11 Alex Gonzalez, R (9, PH) OBP: 0.210, SLG: 0.232			C FF 87 C FF 84 S FF 87 0-3 ② K		C FF 89 S FF 88 S CH 79 0-3 ③ K		X SI 90 0-0 7 1B 1-2 1B		C FF 91 F FF 92 X FF 93 0-2 ② L9	2 1 0 0 1	0 0 0 0 0	0 1 0 0 0	0 0 0 0 0	0 0 0 0 0	2 0 0 0 0	0 0 0 0 0
Inning Stats	R: 0 E: 0 K: 1 S: 12 H: 1 LOB: 1 BB: 1 P: 21	R: 0 E: 0 K: 1 S: 7 H: 0 LOB: 0 BB: 0 P: 11	R: 0 E: 0 K: 1 S: 12 H: 1 LOB: 1 BB: 0 P: 17	R: 0 E: 0 K: 0 S: 7 H: 0 LOB: 1 BB: 1 P: 14	R: 0 E: 0 K: 2 S: 8 H: 0 LOB: 0 BB: 0 P: 9	R: 2 E: 0 K: 2 S: 18 H: 4 LOB: 2 BB: 0 P: 28	R: 0 E: 0 K: 0 S: 10 H: 3 LOB: 2 BB: 0 P: 15	R: 0 E: 0 K: 2 S: 9 H: 1 LOB: 1 BB: 0 P: 12	R: 0 E: 0 K: 0 S: 9 H: 0 LOB: 0 BB: 0 P: 11	1B: 10 2B: 0 3B: 0 HR: 0 SF: 0 SAC: 0 DP: 1 HBP: 0						WP: 0 PB: 0 SB: 0 CS: 1 PA: 38

TOP

Milwaukee Brewers @ St. Louis Cardinals

Busch Stadium, St. Louis, MO

Sun May 19 2013, 1:17 PM - 3:50 PM CDT

Att. 39,878 - Partly Cloudy - 88 F

livebaseballscorecards.com

AB	35
R	2
H	10
RBI	2
BB	2
SO	9
LOB	19

PITCHER		IP	WLS	BF	H	R	ER	SO	BB	IBB	HBP	BLK	WP	HR	S	P	ERA	WHIP
64 John Gast, L ERA: 4.76	(1, 1)	5.1	W	21	4	2	2	5	2	0	0	0	0	0	55	88	3.38	1.125
43 Seth Maness, R ERA: 2.16	(6, 1)	1.2	H	9	5	0	0	2	0	0	0	0	0	0	19	27	0.00	3.000
26 Trevor Rosenthal, R ERA: 2.42	(8, 1)	1.0	H	4	1	0	0	2	0	0	0	0	0	0	9	12	0.00	1.000
44 Edward Mujica, R ERA: 1.42	(9, 1)	1.0	S	3	0	0	0	0	0	0	0	0	0	0	9	11	0.00	0.000

PITCHER	IP	WLS	BF	H	R	ER	SO	BB	IBB	HBP	BLK	WP	HR	S	P	ERA	WHIP

Batter	1	2	3	4	5	6	7	8	9	AB	R	H	RBI	BB	SO	LOB
13 Matt Carpenter, L (1, 4) OBP: 0.378, SLG: 0.440	C SI 89 C SI 90 B SI 91 C SL 85 1-3 ① K		C CU 77 F CH 82 X SI 93 0-2 ③ L8	B CH 82 B SL 87 X CH 81 2-0 ③ P4			C CU 76 F CH 84 X CH 84 0-2 ③ P6			4	0	0	0	0	1	2
3 Carlos Beltrán, S (1, 9) OBP: 0.329, SLG: 0.520	C CU 76 F SI 90 F SL 85 X SI 92 0-2 ② P5			C CH 81 B SI 89 B SI 90 X CU 77 2-1 4 21 1B 1B	B CU 74 C CH 90 B SI 90 B SI 90 X SI 89 3-1 ① F7			B FF 87 C FF 88 B FC 84 X FF 87 2-1 ① P3		4	1	1	0	0	0	0
7 Matt Holliday, R (1, 7) OBP: 0.357, SLG: 0.433 43 Shane Robinson, R (8, PR) OBP: 0.364, SLG: 0.176 (9, 7)	F SI 91 B SI 92 X SL 85 1-1 ③ F9			X CH 82 0-0 ① F9	C SI 91 F SI 90 B SI 92 T SI 92 1-2 ② K			B FF 89 B FF 88 B FF 88 C FF 89 B FF 88 4-1 21 1B BB		3 0	0 0	0 0	0 0	1 0	1 0	1 0
21 Allen Craig, R (1, 3) OBP: 0.360, SLG: 0.452		F SI 90 B SI 91 X CH 81 1-1 ① G5-3		B SI 90 C SI 90 X CU 75 1-1 4 1B 19 2B 1-2 1B	C SI 92 S CH 81 B CH 82 F CH 82 F CH 81 B SI 92 X CH 82 2-2 ③ F7			1 SAFE B FF 87 1 SAFE 1 SAFE F FF 88 X FC 85 1-1 4 S 1-3 1B		4	1	2	0	0	0	0
4 Yadier Molina, R (1, 2) OBP: 0.369, SLG: 0.440		C CU 74 X CH 81 0-1 ② G6-3		X SL 86 0-0 19 2B 23 1B 1-2 2-H 1B		F SI 88 B SI 90 B CH 80 F SI 90 X SI 91 2-2 ① G3		B FF 88 C CU 70 B SI 88 3 SAFE B FF 88 F CH 82 C CU 69 3-3 ② K 1-2		4	1	1	1	0	1	2
19 Jon Jay, L (1, 8) OBP: 0.351, SLG: 0.422		C SI 91 X CU 76 0-1 1B		X CH 82 0-0 23 1B 38 1B 1-3 2-H 2B		C SL 84 B SI 89 X CH 82 1-1 ② F7		B CU 71 X FF 89 1-0 ③ P6		4	1	2	1	0	0	3
23 David Freese, R (1, 5) OBP: 0.292, SLG: 0.282		C SI 90 C SI 90 B CH 81 1 SAFE S CH 81 1-3 ③ K		B SL 85 F SL 84 B CH 82 S CH 82 F CH 82 X SI 90 2-2 64 FC2-4 38 1B 2-3 3-H 1B		C SL 85 B CH 81 B SI 91 X SI 91 2-1 ③ 1B				3	0	2	1	0	1	1
38 Pete Kozma, R (1, 6) OBP: 0.318, SLG: 0.324			F SI 90 X CH 80 0-1 ① G6-3	C CH 82 B CH 81 B SI 91 X CH 82 2-1 64 FC2-4 1-2 3-H 1B			S FF 90 X SI 90 0-1 ① F9			3	0	1	1	0	0	0
64 John Gast, L (1, 1) 43 Seth Maness, R (6, 1) 32 Matt Adams, L (7, PH) OBP: 0.452, SLG: 0.718 26 Trevor Rosenthal, R (8, 1) 44 Edward Mujica, R (9, 1)			C SI 90 C SI 90 B SI 91 F SI 92 S CH 82 1-3 ② K	B SI 93 B SI 93 B SI 93 C SI 90 X SI 92 3-1 ② FC2-4 1-2f 2-3			C FF 90 S CH 82 S CH 85 0-3 ② K			2 0 1 0 0	0 0 0 0 0	0 0 0 0 0	0 0 0 0 0	0 0 1 0 0	1 0 0 0 0	2 0 0 0 0
Inning Stats	R: 0 E: 0 K: 1 S: 9 H: 0 LOB: 0 BB: 0 P: 11	R: 0 E: 0 K: 1 S: 9 H: 1 LOB: 1 BB: 0 P: 11	R: 0 E: 0 K: 1 S: 9 H: 0 LOB: 0 BB: 0 P: 10	R: 4 E: 0 K: 0 S: 16 H: 6 LOB: 2 BB: 0 P: 28	R: 0 E: 0 K: 1 S: 10 H: 0 LOB: 0 BB: 0 P: 16	R: 0 E: 0 K: 0 S: 7 H: 1 LOB: 1 BB: 0 P: 12	R: 0 E: 0 K: 1 S: 8 H: 0 LOB: 0 BB: 0 P: 8	R: 0 E: 0 K: 1 S: 9 H: 1 LOB: 3 BB: 1 P: 20		1B: 8 2B: 1 3B: 0 HR: 0	SF: 0 SAC: 0 DP: 0 HBP: 0		WP: 0 PB: 0 SB: 1 CS: 0	PA: 33	

PITCHER		IP	WLS	BF	H	R	ER	SO	BB	IBB	HBP	BLK	WP	HR	S	P	ERA	WHIP
26 Kyle Lohse, R ERA: 3.76	(1, 1)	6.0	L	25	8	4	4	4	0	0	0	0	0	0	60	88	6.00	1.333
57 Francisco Rodríguez, R ERA:	(7, 1)	1.0		3	0	0	0	1	0	0	0	0	0	0	8	8	0.00	0.000
64 Mike Fiers, R ERA: 6.75	(8, 1)	1.0		5	1	0	0	1	1	0	0	0	0	0	9	20	0.00	2.000

PITCHER	IP	WLS	BF	H	R	ER	SO	BB	IBB	HBP	BLK	WP	HR	S	P	ERA	WHIP

BOTTOM

Milwaukee Brewers @ St. Louis Cardinals

Busch Stadium, St. Louis, MO

Sun May 19 2013, 1:17 PM - 3:50 PM CDT

Att. 39,878 - Partly Cloudy - 88 F

livebaseballscorecards.com

AB	32
R	4
H	9
RBI	4
BB	1
SO	6
LOB	11

TOP

St. Louis Cardinals @ San Diego Padres

Petco Park, San Diego, CA

Mon May 20 2013, 7:13 PM - 9:57 PM PDT

Att. 18,763 - Partly Cloudy - 66 F

livebaseballscorecards.com

Batter	1	2	3	4	5	6	7	8	9	AB	R	H	RBI	BB	SO	LOB
13 Matt Carpenter, L (1, 4) OBP: 0.375, SLG: 0.432	B SI 87 B SI 88 B SI 88 C SI 86 B SI 88 4-1 3 G4-6-3 BB	C SI 87 S SI 87 B SI 85 D CH 76 B CH 76 S CH 72 3-3 K			C CH 78 C SI 88 X SI 87 0-2 G1-3			C FF 85 S SL 77 F SL 79 F FE 86 F SL 79 F FF 86 B FF 86 F FF 86 B SL 80 2-2 F SL 79 X FF 86 F7		3	0	0	0	1	1	3
3 Carlos Beltrán, S (1, 9) OBP: 0.327, SLG: 0.519	B SI 87 B SI 86 C SI 88 C SI 87 X CH 76 2-2 G4-6-3 1-2f		B SI 88 X SI 87 1-0 7 1B 21 G4-6-3 2B		C SI 88 B CH 77 B CH 76 X SL 81 2-1 P3			X SI 88 0-0 F7		4	1	1	0	0	0	1
7 Matt Holliday, R (1, 7) OBP: 0.354, SLG: 0.429	X SI 89 0-0 G4-3		X SI 86 0-0 21 G4-6-3 2-3 1B			B SI 89 F SL 82 SL 81 B SL 81 B SL 82 X SL 81 3-2 F9		B SL 81 C SL 81 T SL 81 F SL 82 F SL 82 X FF 89 1-2 G6-3		4	0	1	0	0	0	0
21 Allen Craig, R (1, 3) OBP: 0.352, SLG: 0.441		B SI 89 S SI 87 X SI 88 1-1 G4-3	C SI 88 X SL 81 0-1 G4-6-3 1-2f 3-H			B SI 90 C SI 89 B SL 80 X SL 79 2-1 G5-3			C SI 89 F SI 90 F SI 90 F SL 84 B SL 84 X SL 83 1-2 L7	4	0	0	0	0	0	1
4 Yadier Molina, R (1, 2) OBP: 0.366, SLG: 0.432		B SI 89 S SI 88 F SI 89 F SI 89 B SI 87 B SL 80 B SL 81 4-2 12 F9 19 1B 40 E BB	B SL 82 B SI 89 S SL 81 B SL 81 C SL 80 F SL 80 F SI 89 X SI 88 3-2 G6-3			X SI 89 0-0 G6-3			B SI 88 S SI 89 X SL 84 1-1 G1-3	3	1	0	0	1	0	0
19 Jon Jay, L (1, 8) OBP: 0.355, SLG: 0.424		C SI 87 B SI 87 T SI 87 B SI 85 F SI 87 X CH 74 2-2 40 E 38 BB 1-2 1B		C SI 87 C SI 87 C SI 88 0-3 K			C FF 93 C FF 93 B FF 92 F FF 93 X SL 82 1-2 12 G3-6-3 1B		C SI 89 B SL 84 X SI 90 1-1 F7	4	0	2	0	0	1	0
12 Ty Wigginton, R (1, 5) OBP: 0.286, SLG: 0.226		D SI 88 X SI 88 1-0 F9 2-3		B SL 79 S SL 79 B SL 80 F SL 79 B SI 89 F SL 79 F SI 89 B SI 88 4-2 38 CS BB			C FF 91 S FF 93 F FF 93 X FF 93 0-2 G3-6-3 1-2f			2	0	0	0	1	0	3
38 Pete Kozma, R (1, 6) OBP: 0.325, SLG: 0.321		B SL 82 S SL 80 D SL 80 B SL 80 B SL 80 4-1 40 E 1-2 BB		C SI 88 B SL 81 S SL 80 X SL 82 1-2 G5-3 1-2			B SL 84 B FF 94 B FF 93 C FF 92 C FF 92 D SL 82 4-2 BB			1	0	0	0	2	0	1
40 Shelby Miller, R (1, 1) 59 Fernando Salas, R (6, 1) 32 Matt Adams, L (7, PH) OBP: 0.442, SLG: 0.700 41 Mitchell Boggs, R (7, 1)		D SI 87 S SI 85 S SI 86 X SI 88 1-2 E5 1-2 2-3 3-H			C SI 88 S SI 87 S SL 80 0-3 K		B SL 77 B FF 85 S FF 84 F FF 86 X SL 78 2-2 F8			2 0 1 0	0 0 0 0	0 0 0 0	0 0 0 0	0 0 0 0	1 0 0 0	2 0 1 0

	AB	28
	R	2
	H	4
	RBI	0
	BB	5
	SO	3
	LOB	12

Inning Stats																																		
	R: 0	E: 0	K: 0	S: 5	H: 0	LOB: 0	BB: 1	P: 11	R: 1	E: 1	K: 1	S: 17	H: 1	LOB: 3	BB: 2	P: 33	R: 1	E: 0	K: 0	S: 9	H: 2	LOB: 0	BB: 0	P: 13	R: 0	E: 0	K: 1	S: 10	H: 0	LOB: 0	BB: 1	P: 15
	R: 0	E: 0	K: 1	S: 8	H: 0	LOB: 0	BB: 0	P: 10	R: 0	E: 0	K: 0	S: 6	H: 0	LOB: 0	BB: 0	P: 11	R: 0	E: 0	K: 0	S: 13	H: 1	LOB: 1	BB: 1	P: 20	R: 0	E: 0	K: 0	S: 15	H: 0	LOB: 0	BB: 0	P: 18
	R: 0	E: 0	K: 0	S: 9	H: 0	LOB: 0	BB: 0	P: 12	1B: 3	2B: 1	3B: 0	HR: 0	SF: 0	SAC: 0	DP: 3	HBP: 0	WP: 0	PB: 0	SB: 0	CS: 1	PA: 33													

PITCHER		IP	WLS	BF	H	R	ER	SO	BB	IBB	HBP	BLK	WP	HR	S	P	ERA	WHIP
21 Jason Marquis, R ERA: 3.27	(1, 1)	6.0	W	23	3	2	1	3	4	0	0	0	0	0	55	93	1.50	1.167
55 Dale Thayer, R ERA: 3.15	(7, 1)	0.2	H	3	1	0	0	0	1	0	0	0	0	0	10	15	0.00	3.000
54 Joe Thatcher, L ERA: 2.13	(7, 1)	0.2	H	2	0	0	0	0	0	0	0	0	0	0	12	16	0.00	0.000
57 Luke Gregerson, R ERA: 0.96	(8, 1)	0.2	H	2	0	0	0	0	0	0	0	0	0	0	6	7	0.00	0.000
16 Huston Street, R ERA: 4.19	(9, 1)	1.0	S	3	0	0	0	0	0	0	0	0	0	0	9	12	0.00	0.000

PITCHER		IP	WLS	BF	H	R	ER	SO	BB	IBB	HBP	BLK	WP	HR	S	P	ERA	WHIP

Batter	1	2	3	4	5	6	7	8	9	AB	R	H	RBI	BB	SO	LOB
2 Everth Cabrera, S (1, 6) OBP: 0.350, SLG: 0.368	B FF 91 C FF 92 X FF 93 1-1 25 G1-3 1B 1B		B FF 92 X FF 93 1-0 3B		B CU 79 B CU 80 B FF 93 C FF 91 B CU 80 4-1 25 F9 BB	B CH 84 F CH 84 B FF 88 F FF 89 X FF 89 2-2 ③ G4-3				3	1	2	0	1	0	3
25 Will Venable, L (1, 8) OBP: 0.306, SLG: 0.459 (8, 9)	C FF 92 B FF 92 X FF 93 1-1 ① G1-3 1-2		B FF 94 S FF 94 F FF 95 F FF 95 T FF 94 1-2 ① K		B FF 91 C FF 92 D CH 86 F FF 93 X CU 80 2-2 ② ③ F9 1-2		C SI 94 X SI 95 0-1 HR			4	1	1	1	0	1	3
Chase Headley, S (1, 5) OBP: 0.400, SLG: 0.472	B FF 93 C FF 93 S FF 94 B FF 94 B FF 94 X FF 95 3-2 2-H 1B		C CU 80 B FF 94 C CU 82 S FF 95 1-3 ② K			B CU 79 C FF 93 C CH 86 F FF 94 X FF 93 1-2 ① G4-3	B CH 88 S FF 94 B CH 89 B SI 95 X SI 94 3-1 ① G3-1			4	0	1	1	0	1	1
18 Carlos Quentin, R (1, 7) OBP: 0.296, SLG: 0.378 57 Luke Gregerson, L (8, 1) 16 Huston Street, R (9, 1)	S FF 94 1 SAFE F FF 94 B FF 93 F FF 94 B FF 94 X FF 94 2-2 ② F8		B FF 96 X FF 95 1-0 ③ P4			B CU 79 B FF 93 B CU 78 C FF 92 B CU 79 4-1 9 BB 13 1B BB	B FF 94 X SI 94 1-0 ② G6-3			3 0 0	1 0 0	0 0 0	0 0 0	1 0 0	0 0 0	2 0 0
23 Yonder Alonso, L (1, 3) OBP: 0.328, SLG: 0.442	1 SAFE C FF 92 B FF 94 F FF 93 F FF 92 X FF 94 1-2 ③ G6-3			B CU 80 B CU 78 C CU 78 S FF 94 F FF 95 B CU 79 X CU 79 3-2 ① G4-3		X FF 92 0-0 ② F9	X SI 95 0-0 ③ G4-3			4	0	0	0	0	0	2
9 Jedd Gyorko, R (1, 4) OBP: 0.337, SLG: 0.416		C FF 93 B CU 78 F CU 78 B FF 95 F FF 95 S FF 94 2-3 ① K		C CU 79 F CU 78 B FF 95 F FF 94 X FF 95 1-2 ② F9		C FF 93 B FF 95 B FF 93 B FF 94 B FF 93 4-1 13 1B 15 HBP 1-2 BB		C FF 93 X SL 86 0-1 ① G5-3		3	1	0	0	1	1	0
13 Chris Denorfia, R (1, 9) OBP: 0.359, SLG: 0.414 (8, 7)	F FF 94 B FF 94 B CU 78 C CU 79 X CU 78 2-2 21 S 1B			C FF 94 B FF 96 B FF 95 X CU 79 2-1 1B		C FF 88 D KC 81 X KC 79 1-1 15 HBP 1-3 2-H 1B		S FC 93 B SL 87 S FF 94 F SI 92 X SL 87 1-2 ② G4-3		4	0	3	1	0	0	0
8 John Baker, L (1, 2) OBP: 0.279, SLG: 0.162	1 SAFE B FF 93 B FF 94 C FF 93 F FF 93 B FF 93 C CU 78 3-3 ② K			D CU 80 F FF 93 C FF 92 C CU 78 1-3 ③ K		B CH 82 D CH 84 B FF 90 B FF 88 4-0 15 HBP BB		X FF 93 0-0 ③ F8		3	0	0	0	1	2	2
21 Jason Marquis, L (1, 1) OBP: 0.158, SLG: 0.158 15 Jesus Guzman, R (6, PH) OBP: 0.296, SLG: 0.302 55 Dale Thayer, R (7, 1) 54 Joe Thatcher, L (7, 1) 5 Alexi Amarista, L (8, 8) OBP: 0.297, SLG: 0.448		B FF 92 S FF 93 B FF 93 C FF 93 X FF 94 2-2 ③ G3 1-2			B FC 91 S CU 79 X FF 93 1-1 ① G6-3	C FF 90 S FF 89 F FF 89 H CH 84 1-2 2-3 3-H HBP				2 0 0 0 0 0	0 0 0 0 0 0	0 0 0 0 0 0	0 1 0 0 0 0	0 0 0 0 0 0	0 0 0 0 0 0	1 0 0 0 0 0
Inning Stats	R: 1 E: 0 K: 0 S: 15 H: 2 LOB: 1 BB: 0 P: 23	R: 0 E: 0 K: 2 S: 13 H: 1 LOB: 1 BB: 0 P: 22	R: 0 E: 0 K: 2 S: 9 H: 1 LOB: 1 BB: 0 P: 13	R: 0 E: 0 K: 1 S: 13 H: 1 LOB: 1 BB: 0 P: 20	R: 0 E: 0 K: 0 S: 6 H: 0 LOB: 1 BB: 1 P: 13	R: 2 E: 0 K: 0 S: 15 H: 1 LOB: 3 BB: 3 P: 32	R: 1 E: 0 K: 0 S: 6 H: 1 LOB: 0 BB: 0 P: 10	R: 0 E: 0 K: 0 S: 7 H: 0 LOB: 0 BB: 0 P: 8		1B: 5 2B: 0 3B: 1 HR: 1 SF: 0 SAC: 0 DP: 0 HBP: 1			WP: 0 PB: 0 SB: 1 CS: 0 PA: 35	

PITCHER		IP	WLS	BF	H	R	ER	SO	BB	IBB	HBP	BLK	WP	HR	S	P	ERA	WHIP
40 Shelby Miller, R ERA: 1.74	(1, 1)	5.2	L	24	5	3	3	5	3	0	0	0	0	0	63	107	4.76	1.412
59 Fernando Salas, R ERA: 3.86	(6, 1)	0.1	B	4	1	0	0	0	1	0	1	0	0	0	8	16	0.00	6.000
41 Mitchell Boggs, R ERA: 11.37	(7, 1)	2.0		7	1	1	1	0	0	0	0	0	0	1	13	18	4.50	0.500

PITCHER	IP	WLS	BF	H	R	ER	SO	BB	IBB	HBP	BLK	WP	HR	S	P	ERA	WHIP

BOTTOM

St. Louis Cardinals @ San Diego Padres

Petco Park, San Diego, CA

Mon May 20 2013, 7:13 PM - 9:57 PM PDT

Att. 18,763 - Partly Cloudy - 66 F

livebaseballscorecards.com

AB	30
R	4
H	7
RBI	4
BB	4
SO	5
LOB	14

Batter	1	2	3	4	5	6	7	8	9	AB	R	H	RBI	BB	SO	LOB
13 Matt Carpenter, L (1, 5) OBP: 0.376, SLG: 0.437	B FF 93 C SI 93 C KC 77 F SI 94 F SI 94 B KC 80 B SI 94 F SI 95 X FF 94 3-2 ① F8		C KC 78 F FF 93 X KC 78 0-2 2-H 2B		F FF 92 D KC 79 B SI 93 S KC 79 D S KC 81 3-3 ② K		C FF 93 S SL 88 B SL 89 S SL 90 1-3 ② K		C FF 94 B SI 93 F SL 83 X SL 84 1-2 E9 3 1B 7 SF9 1B	5	1	2	1	0	2	2
3 Carlos Beltrán, S (1, 9) OBP: 0.329, SLG: 0.516	B CH 81 C SI 94 S SI 94 C FF 94 1-3 ② K		F FF 93 B SI 92 F KC 79 X SI 93 1-2 ③ G1-3		C KC 81 X SI 93 0-1 7 1B 21 2B 1B 2-H 3-H		C FF 94 F FF 92 F SL 88 S SL 89 0-3 ③ K		B FF 92 F FF 92 X SL 82 1-1 21 G5-4-3 1B 2-3	5	1	2	2	0	2	1
7 Matt Holliday, R (1, 7) OBP: 0.350, SLG: 0.424 43 Shane Robinson, R (9, 7) OBP: 0.364, SLG: 0.176	C FF 95 B CH 84 X SI 94 1-1 ③ G3			B FF 92 X FF 93 1-0 ① F9	X FF 93 0-0 21 2B 1B 1-3			S SL 84 F SL 83 B FF 96 S SL 89 1-3 K 4 G3-6-1 21 1B 33 HR	B FF 94 X FF 93 1-0 ① SF9 3-H	4 0	1 0	1 0	1 0	0 0	1 0	0 0
21 Allen Craig, R (1, 3) OBP: 0.354, SLG: 0.446		C SI 92 B KC 78 X KC 79 1-1 ① G5-3		X KC 77 0-0 ② F8	X KC 80 0-0 1-3 3-H 2B			B FF 93 X FC 93 1-0 4 G3-6-1 33 HR 1-2 1B	B FF 92 B FF 93 F FF 92 X SL 82 2-1 ② ③ G5-4-3 1-2f	5	1	2	1	0	0	1
4 Yadier Molina, R (1, 2) OBP: 0.358, SLG: 0.422		C SI 93 F FF 94 B SI 93 C KC 81 1-3 ② K		X FF 92 0-0 ③ L8	B KC 79 B KC 80 S CH 82 C SI 92 X CH 84 2-2 ③ L7			X FF 92 0-0 ① G3-6-1 1-2 2-3		4	0	0	0	0	1	4
19 Jon Jay, L (1, 8) OBP: 0.358, SLG: 0.422		C SI 94 B CH 83 S CH 83 C SI 94 1-3 ③ K			C KC 75 X CH 83 0-1 33 2B 1B	C SI 91 B KC 77 F KC 78 B FF 91 X SI 92 2-2 ① F7		I I IN 67 I IN 64 I IN 65 4-0 33 HR IBB		3	2	1	0	1	1	0
33 Daniel Descalso, L (1, 4) OBP: 0.299, SLG: 0.367			X SI 91 0-0 50 SH2-4 13 2B 1B		C SI 90 X SI 92 0-1 38 1B 3 1B 2B 1-H	B CH 82 B CH 82 B CH 82 C FF 90 S FF 90 B FF 92 4-2 38 CS BB		D FF 91 C FF 91 C FF 93 X SL 86 1-2 1-H 2-H 3-H HR		3	3	3	5	1	0	0
38 Pete Kozma, R (1, 6) OBP: 0.329, SLG: 0.326			F FF 91 B FF 92 F SI 90 S KC 77 1-3 ① K		C KC 79 C KC 78 F KC 80 X FF 92 0-2 50 SH3-4 3 1B 2-3 1B	B SI 90 B FF 91 S FF 90 C FF 90 B KC 80 F FF 92 X FF 92 3-2 ② ③ G5-3 1-2		B SL 84 C FF 92 B SL 86 X FC 91 2-1 50 G6-4-3 1B		4	1	2	0	0	1	2
50 Adam Wainwright, R (1, 1) OBP: 0.160, SLG: 0.160 62 Carlos Martinez, R (8, 1)			X FF 90 0-0 ② SH2-4 1-2		C FF 91 X FF 90 0-1 ① SH3-4 1-2		B FC 93 C FC 92 F FC 93 B SL 89 X SL 86 2-2 ① G5-3	B FF 92 F FF 91 B FF 91 S FF 91 X SL 88 2-2 ② ③ G6-4-3 1-2f		2 0	0 0	0 0	0 0	0 0	0 0	1 0
Inning Stats	R: 0 E: 0 K: 1 S: 11 H: 0 LOB: 0 BB: 0 P: 16	R: 0 E: 0 K: 2 S: 8 H: 0 LOB: 0 BB: 0 P: 11	R: 1 E: 0 K: 1 S: 11 H: 2 LOB: 1 BB: 0 P: 13	R: 0 E: 0 K: 0 S: 3 H: 0 LOB: 0 BB: 0 P: 4	R: 4 E: 0 K: 1 S: 20 H: 6 LOB: 2 BB: 0 P: 25	R: 0 E: 0 K: 0 S: 9 H: 0 LOB: 0 BB: 1 P: 18	R: 0 E: 0 K: 2 S: 10 H: 0 LOB: 0 BB: 0 P: 13	R: 4 E: 0 K: 1 S: 13 H: 3 LOB: 0 BB: 1 P: 24	R: 1 E: 1 K: 0 S: 8 H: 2 LOB: 0 BB: 0 P: 13	1B: 9 2B: 3 3B: 0 HR: 1 SF: 1 SAC: 2 DP: 2 HBP: 0						

PITCHER	IP	WLS	BF	H	R	ER	SO	BB	IBB	HBP	BLK	WP	HR	S	P	ERA	WHIP
37 Edinson Volquez, R (1, 1) ERA: 5.76	6.0	L	26	8	5	5	5	1	0	0	0	0	0	62	87	7.50	1.500
45 Anthony Bass, R (7, 1) ERA: 3.64	2.0		10	3	4	4	3	0	1	0	0	1	1	23	37	18.00	1.500
38 Tyson Ross, R (9, 1) ERA: 2.74	1.0		4	2	1	0	0	0	0	0	0	0	0	8	13	0.00	2.000

PITCHER	IP	WLS	BF	H	R	ER	SO	BB	IBB	HBP	BLK	WP	HR	S	P	ERA	WHIP

TOP

St. Louis Cardinals @ San Diego Padres

Petco Park, San Diego, CA

Tue May 21 2013, 7:14 PM - 9:49 PM PDT

Att. 18,702 - Cloudy - 66 F

livebaseballscorecards.com

AB	35
R	10
H	13
RBI	10
BB	2
SO	8
LOB	11

WP: 1 PA: 40
PB: 0
SB: 0
CS: 1

BOTTOM

St. Louis Cardinals @ San Diego Padres

Petco Park, San Diego, CA

Tue May 21 2013, 7:14 PM - 9:49 PM PDT

Att. 18,702 - Cloudy - 66 F

livebaseballscorecards.com

Batter	1	2	3	4	5	6	7	8	9	AB	R	H	RBI	BB	SO	LOB
2 Everth Cabrera, S (1, 6) OBP: 0.348, SLG: 0.362	F FF 90 B FC 89 C FC 90 F CU 75 B CU 76 B CH 85 X FF 92 3-2 G4-3 ①		F FC 88 C CU 74 C CU 74 0-3 K ②			F FC 88 X FC 87 0-1 B3 ②		B FF 94 B FF 94 D FF 96 B FF 94 4-0 1-2 BB		3	0	0	0	1	1	0
25 Will Venable, L (1, 9) (9, 8) OBP: 0.297, SLG: 0.444	C FF 92 X FC 89 0-1 G4-3 ②		B FC 87 X FC 88 1-0 G3-1 ③			C CU 72 F CU 74 B FF 91 B SI 90 X FC 88 2-2 L6 ③		X CH 86 0-0 G4-3 ③		4	0	0	0	0	0	2
Chase Headley, S (1, 5) OBP: 0.398, SLG: 0.464 15 Jesus Guzman, R (9, 7) OBP: 0.292, SLG: 0.297	B SI 90 C FC 89 B CU 74 B FF 92 B SI 92 4-1 BB			C CU 72 S CU 74 B CU 75 B CU 76 X FF 92 2-2 F8 ①			S CH 83 B CU 73 F FC 87 S CH 84 1-3 K ①		X FF 97 0-0 G6-3 ①	2 1	0 0	0 0	0 0	1 0	1 0	0 0
23 Yonder Alonso, L (1, 3) OBP: 0.326, SLG: 0.438	F FC 89 B CU 74 C CU 75 X FF 92 1-2 F7 ③			C SI 91 C FC 85 X FF 92 0-2 F7 ②			C CU 72 X CH 83 0-1 G4-3 ②		C FF 97 F CH 87 B CH 86 B CH 86 F SI 94 F FF 96 B CH 87 X SI 94 3-2 9 1B 13 1B 1B	4	1	1	0	0	0	1
9 Jedd Gyorko, R (1, 4) OBP: 0.347, SLG: 0.430		B SI 90 B SI 90 S FF 91 B FC 87 X FF 92 3-1 13 1B 5 G6-3 2B		C SI 90 C CU 74 B CU 75 B FF 91 C FC 87 2-3 K ③			F SI 89 C FC 90 F FC 92 B CH 83 X FC 86 1-2 1B		B FF 96 F FF 95 F SI 93 X CU 79 1-2 1-3 13 1B 1B	4	1	3	0	0	1	0
13 Chris Denorfia, R (1, 7) (9, 9) OBP: 0.362, SLG: 0.416		X SI 91 0-0 5 G6-3 2-3 1B			C CU 70 B FF 90 B SI 90 C FF 90 S FF 92 2-3 K ①		F FF 89 S CU 73 S CU 74 0-3 K ③		D SI 93 F SI 93 T SI 93 B SI 93 X FF 96 2-2 5 G4-6-3 1-2 3-H 1B	4	0	2	1	0	2	1
5 Alexi Amarista, L (1, 8) (9, 5) OBP: 0.295, SLG: 0.440		F CU 74 B CU 75 F SI 91 1 SAFE X CU 76 1-2 G6-3 ①② 1-2f 3-H			B SI 89 B CH 84 C FC 90 B SI 89 X SI 90 3-1 8 G6-4-3 1B			B SI 89 C CH 82 B CH 83 C FC 86 F CU 75 F CH 84 F FC 87 X FC 90 2-2 L7 ①	X SI 94 0-0 G4-6-3 ②③ 1-2f	4	0	1	0	0	0	3
8 John Baker, L (1, 2) OBP: 0.261, SLG: 0.150		C SI 90 S CH 85 B FF 92 F CU 75 B FC 87 B SI 90 C FF 91 3-3 K ③			X FC 87 0-0 G6-4-3 ②③ 1-2f			B SI 93 F SI 92 X SI 94 1-1 F8 ②		3	0	0	0	0	1	1
37 Edinson Volquez, R (1, 1) OBP: 0.077, SLG: 0.077 88 Kyle Blanks, R (6, PH) OBP: 0.387, SLG: 0.443 45 Anthony Bass, R (7, 1) 14 Mark Kotsay, L (8, PH) OBP: 0.381, SLG: 0.359 38 Tyson Ross, R (9, 1) OBP: 0.167, SLG: 0.167			C FF 88 B FF 90 X SI 90 1-1 G4-3 ①			C CU 73 B FC 86 T SI 91 X FC 87 1-2 F9 ①		T FF 97 X SI 95 0-1 2 BB 1B		1 1 0 1 0	0 0 0 0 0	0 0 0 0 0	0 0 0 0 0	0 0 0 0 0	0 0 0 0 0	0 0 0 0 0

Inning Stats	1	2	3	4	5	6	7	8	9
	R: 0 E: 0 K: 0 S: 10 H: 0 LOB: 1 BB: 1 P: 18	R: 1 E: 0 K: 1 S: 10 H: 2 LOB: 0 BB: 0 P: 17	R: 0 E: 0 K: 1 S: 6 H: 0 LOB: 0 BB: 0 P: 8	R: 0 E: 0 K: 1 S: 9 H: 0 LOB: 0 BB: 0 P: 13	R: 0 E: 0 K: 1 S: 6 H: 1 LOB: 0 BB: 0 P: 11	R: 0 E: 0 K: 0 S: 8 H: 0 LOB: 0 BB: 0 P: 11	R: 0 E: 0 K: 2 S: 12 H: 1 LOB: 1 BB: 0 P: 14	R: 0 E: 0 K: 0 S: 11 H: 1 LOB: 2 BB: 1 P: 18	R: 1 E: 0 K: 0 S: 13 H: 3 LOB: 1 BB: 0 P: 19

1B: 7	SF: 0	WP: 0
2B: 1	SAC: 0	PB: 0
3B: 0	DP: 3	SB: 0
HR: 0	HBP: 0	CS: 0

PA: 34

PITCHER	IP	WLS	BF	H	R	ER	SO	BB	IBB	HBP	BLK	WP	HR	S	P	ERA	WHIP
50 Adam Wainwright, R (1, 1) ERA: 2.38	7.1	W	25	4	1	1	6	1	0	0	0	0	0	67	100	1.23	0.682
62 Carlos Martinez, R (8, 1) ERA: 5.14	1.2		9	4	1	1	0	1	0	0	0	0	0	18	29	5.40	3.000

PITCHER	IP	WLS	BF	H	R	ER	SO	BB	IBB	HBP	BLK	WP	HR	S	P	ERA	WHIP

TOP

St. Louis Cardinals @ San Diego Padres

Petco Park, San Diego, CA

Wed May 22 2013, 7:14 PM - 9:49 PM PDT

Att. 18,683 - Partly Cloudy - 66 F

livebaseballscorecards.com

Batter	1	2	3	4	5	6	7	8	9	AB	R	H	RBI	BB	SO	LOB
13 Matt Carpenter, L (1, 5) OBP: 0.387, SLG: 0.441	B SI 94 B SI 93 B SI 92 C FF 92 C SI 92 F SI 92 F SI 93 B SI 93 4-2 7 3B BB	B SI 89 C CU 74 C FF 90 X CU 75 1-2 3 1B 7 G5-4-3 1B		C SI 91 B CU 73 X SL 85 1-1 L9		X SI 90 0-0 3 1B 1-2 1B		B SI 87 B FF 87 B SI 87 C FF 87 B SL 81 4-1 BB		3	2	2	0	2	0	0
3 Carlos Beltrán, S (1, 9) OBP: 0.337, SLG: 0.518	X FF 91 0-0 ① F9	X FF 90 0-0 7 G5-4-3 1-3 1B			B CU 71 C SI 90 X SL 85 1-1 21 G6-4-3 7 1B 4 1B	B CU 72 X SL 85 1-0 1-2 2-3 1B		C SI 88 X SL 82 0-1 ③ G3		5	1	3	0	0	0	2
7 Matt Holliday, R (1, 7) OBP: 0.351, SLG: 0.436	S SI 93 1 SAFE S FF 93 F SI 94 X SI 93 0-2 21 1B 1-H 3B	1 SAFE C SI 90 B FF 90 X CH 81 1-1 ① ② G5-4-3 1-2f 3-H			C SI 89 X CH 80 0-1 21 G6-4-3 1-2 1B	F SI 92 S SI 91 F SI 91 F SI 91 C SL 85 0-3 ③ K			C FF 93 X SL 86 0-1 ① L8	5	1	2	1	0	1	4
21 Allen Craig, R (1, 3) OBP: 0.349, SLG: 0.439	S SI 93 S CH 81 F SI 94 D CH 82 X CH 81 1-2 19 BB 33 2B 3-H 1B	C CU 74 B SI 91 F CH 82 B SI 91 S FF 92 2-3 ③ K			B SL 86 F SI 90 X SI 90 1-1 ① ② G6-4-3 1-2f 2-3		X SL 85 0-0 ① F8		X SL 84 0-0 ② G3	5	1	1	1	0	1	2
4 Yadier Molina, R (1, 2) OBP: 0.370, SLG: 0.433	S SI 93 C CU 76 S SI 94 0-3 ② K		S CU 73 B FF 91 F CH 81 B FF 92 F SL 86 B CU 74 F FF 92 X FF 92 3-2 19 CS 1B		X CH 81 0-0 19 FC6-4 3-H 1B		X SL 85 0-0 1B		C FF 94 F FF 94 F SL 86 B FF 96 B FF 94 X SL 86 2-2 1B	5	0	4	1	0	1	1
19 Jon Jay, L (1, 8) OBP: 0.354, SLG: 0.411	B CU 78 C SI 90 1 SAFE B SI 91 B CH 81 B FF 90 4-1 33 2B 1-2 BB		B SI 89 S SL 86 F SL 85 B SI 91 B SI 91 S CH 81 1 SAFE 3-3 ① ② K 1-2		B SI 90 S CU 72 B SI 90 X SI 90 2-1 ③ FC6-4 1-2f		B CH 79 B SI 88 C FF 88 C FF 88 F SI 90 C SI 90 2-3 ② K		C FF 93 B FF 94 F FF 94 X FF 94 1-2 ③ G5-3	4	0	0	0	1	2	4
33 Daniel Descalso, L (1, 4) OBP: 0.297, SLG: 0.373	S CH 79 S CH 80 X FF 91 0-2 1-3 2-H 2B		B CH 81 F SI 91 F SL 87 S CH 81 1-3 ③ K			C CU 72 B CU 72 B SI 90 F CH 80 X CH 80 2-2 ① G3	B FF 87 B FF 86 C FF 86 X FF 87 2-1 ③ G4-3			4	0	1	1	0	1	1
38 Pete Kozma, R (1, 6) OBP: 0.327, SLG: 0.320	I IN 68 I IN 68 I IN 70 I IN 71 4-0 IBB			C FF 90 B CH 82 X SL 86 1-1 ① F8		S FF 91 C SI 90 B FF 91 C SI 90 1-3 ② K		X SI 87 0-0 ① G4-3		3	0	0	0	1	1	0
70 Tyler Lyons, L (1, 1) OBP: 0.333, SLG: 0.333 12 Ty Wigginton, R (8, PH) OBP: 0.278, SLG: 0.219 26 Trevor Rosenthal, R (8, 1) 44 Edward Mujica, R (9, 1)	B SI 90 S SI 91 B SI 92 X SI 91 2-1 ③ F7			C FF 90 S CH 80 B FF 92 F CH 80 S SL 86 1-3 ② K		X FF 91 0-0 3 1B 13 1B 1B		S SL 81 X SI 87 0-1 ② F9		3 1 0 0	0 0 0 0	1 0 0 0	0 0 0 0	0 0 0 0	1 0 0 0	3 0 0 0

	AB	38
	R	5
	H	14
	RBI	4
	BB	4
	SO	8
	LOB	17

Inning Stats	1	2	3	4	5	6	7	8	9
	R: 3 E: 0 K: 1 S: 22	H: 3 LOB: 3 BB: 3 P: 37	R: 1 E: 0 K: 1 S: 9	H: 2 LOB: 0 BB: 0 P: 13	R: 0 E: 0 K: 2 S: 11	H: 1 LOB: 0 BB: 0 P: 18	R: 0 E: 0 K: 1 S: 8	H: 0 LOB: 0 BB: 0 P: 11	R: 1 E: 0 K: 0 S: 9	H: 3 LOB: 1 BB: 0 P: 13	R: 0 E: 0 K: 2 S: 14	H: 3 LOB: 3 BB: 0 P: 18	R: 0 E: 0 K: 1 S: 8	H: 1 LOB: 1 BB: 0 P: 12	R: 0 E: 0 K: 0 S: 6	H: 0 LOB: 1 BB: 1 P: 10	R: 0 E: 0 K: 0 S: 10	H: 1 LOB: 1 BB: 0 P: 13

| | | |

Batter	1	2	3	4	5	6	7	8	9	AB	R	H	RBI	BB	SO	LOB
13 Chris Denorfia, R (1, 8) (9, 9) OBP: 0.364, SLG: 0.411	C FF 90 B SI 91 X SI 89 1-1 F9 ①		B SI 90 B SI 90 C SI 89 B SI 90 B SI 89 4-1 2 L9-3 BB			C CH 81 B SI 90 X SI 89 1-1 G6-3 ①		B FF 95 S FF 95 X FF 96 1-1 1-2 1B	B FS 88 X FS 87 1-0 G6-3 ③	4	0	1	0	1	0	1
2 Everth Cabrera, S (1, 6) OBP: 0.341, SLG: 0.354	B SI 89 C SI 89 F FF 90 B SI 91 F SI 89 F SI 90 B SI 91 X SI 89 3-2 G6-3 ②		1 SAFE D SI 90 C SI 89 X SI 90 1-1 L9-3 ②③ 1-1			X SI 89 0-0 G4-3 ②		C FF 96 F FF 96 D CH 87 T FF 96 1-2 K ①		4	0	0	0	0	1	3
Chase Headley, S (1, 5) OBP: 0.394, SLG: 0.456	C SI 91 B CH 82 B SI 90 X SI 90 2-1 1B			X SI 89 0-0 G5-3 ①		B SI 89 S SI 89 C SI 90 B SL 82 X SL 80 2-2 E5		B FF 96 C FF 96 S FF 97 S CH 89 1-3 K ②		4	0	1	0	0	1	2
15 Jesus Guzman, R (1, 7) OBP: 0.280, SLG: 0.284 14 Mark Kotsay, L (8, PH) OBP: 0.372, SLG: 0.350 38 Tyson Ross, R (9, 1) OBP: 0.167, SLG: 0.167	B FF 90 1 SAFE F FF 90 B FF 92 F CH 82 1 SAFE S SL 82 2-3 K ③			C SI 90 B FF 91 F FF 91 B FF 92 X SI 90 2-2 G4-3 ②		C SI 88 F SI 90 B SL 82 F SI 90 B SL 81 S CH 83 2-3 K ③		F FF 97 B FF 97 S CH 88 F FF 98 S CH 88 1-3 K ③		3 1 0	0 0 0	0 0 0	0 0 0	0 0 0	2 1 0	2 2 0
9 Jedd Gyorko, R (1, 4) OBP: 0.350, SLG: 0.451		C SI 90 B FF 91 B SI 90 F SI 89 B SI 91 X SI 88 3-2 G5-3 ①		B SI 90 F SI 88 B SI 90 X SI 89 2-1 G6-3 ③			X SI 88 0-0 HR		X FF 91 0-0 25 FC4-6 23 1B 5 1B 1B	4	2	2	1	0	0	0
23 Yonder Alonso, L (1, 3) OBP: 0.324, SLG: 0.433		X FF 90 0-0 F9 ②			X FF 88 0-0 F7 ①		C FF 89 X CU 76 0-1 G4-3 ①		C FF 92 X FS 86 0-1 25 FC4-6 1-2 1B	4	0	1	0	0	0	0
88 Kyle Blanks, R (1, 9) OBP: 0.380, SLG: 0.431 (9, 7)		C SI 90 X FF 92 0-1 1B			C SI 89 F FF 91 B CH 82 S SL 81 1-3 K ②		B CH 82 X SI 90 1-0 G6-3 ②		F FS 88 S FS 86 F FS 87 S FS 88 0-3 K ①	4	0	1	0	0	2	2
4 Nick Hundley, R (1, 2) OBP: 0.286, SLG: 0.393 25 Will Venable, L (9, PH) OBP: 0.295, SLG: 0.441		X FF 90 0-0 F9 ③			X SI 90 0-0 2B		X CH 83 0-0 G5-3 ③		C FS 87 S FS 88 F FS 87 F FS 87 F FS 87 F FS 87 X FS 88 0-2 FC4-6 5 DI 5 1B 1-2f 2-3 ②	3 1	0 1	1 0	0 0	0 0	0 0	1 2
26 Burch Smith, R (1, 1) 46 Tim Stauffer, R (2, 1) 54 Joe Thatcher, L (7, 1) 57 Luke Gregerson, L (8, 1) 5 Alexi Amarista, L (8, PH) (9, 8) OBP: 0.309, SLG: 0.452			C SI 88 F SI 90 B SI 91 S SL 80 1-3 K ①		F SI 88 X SI 90 0-1 G4-3 ③			B FF 94 F FF 95 S FF 94 X CH 87 1-2 13 1B 1B	B FS 87 X FS 88 1-0 1-H 3-H 1B	0 2 0 0 2	0 0 0 0 0	0 0 0 0 2	0 0 0 0 2	0 1 0 0 0	0 1 0 0 0	0 1 0 0 0
Inning Stats	R: 0 H: 1 E: 0 LOB: 1 K: 1 BB: 0 S: 12 P: 20	R: 0 H: 1 E: 0 LOB: 1 K: 0 BB: 0 S: 7 P: 10	R: 0 H: 0 E: 0 LOB: 0 K: 1 BB: 1 S: 6 P: 12	R: 0 H: 0 E: 0 LOB: 0 K: 0 BB: 0 S: 6 P: 10	R: 0 H: 1 E: 0 LOB: 1 K: 1 BB: 0 S: 7 P: 8	R: 0 H: 0 E: 1 LOB: 1 K: 1 BB: 0 S: 10 P: 15	R: 1 H: 1 E: 0 LOB: 0 K: 0 BB: 0 S: 5 P: 6	R: 0 H: 2 E: 0 LOB: 2 K: 3 BB: 0 S: 15 P: 20	R: 2 H: 3 E: 0 LOB: 1 K: 1 BB: 0 S: 16 P: 18	1B: 7 SF: 0 2B: 2 SAC: 0 3B: 0 DP: 1 HR: 1 HBP: 0						WP: 0 PA: 37 PB: 0 SB: 0 CS: 0	

PITCHER	IP	WLS	BF	H	R	ER	SO	BB	IBB	HBP	BLK	WP	HR	S	P	ERA	WHIP
70 Tyler Lyons, L (1, 1) ERA: 1.29	7.0	W	26	4	1	1	4	1	0	0	0	0	1	53	81	1.29	0.714
26 Trevor Rosenthal, R (8, 1) ERA: 2.31	1.0		5	2	0	0	3	0	0	0	0	0	0	15	20	0.00	2.000
44 Edward Mujica, R (9, 1) ERA: 2.25	1.0		6	3	2	2	1	0	0	0	0	0	0	16	18	18.00	3.000

PITCHER	IP	WLS	BF	H	R	ER	SO	BB	IBB	HBP	BLK	WP	HR	S	P	ERA	WHIP

BOTTOM

St. Louis Cardinals @ San Diego Padres

Petco Park, San Diego, CA

Wed May 22 2013, 7:14 PM - 9:49 PM PDT

Att. 18,683 - Partly Cloudy - 66 F

livebaseballscorecards.com

AB	36
R	3
H	9
RBI	3
BB	1
SO	8
LOB	16

St. Louis Cardinals @ Los Angeles Dodgers

Dodger Stadium, Los Angeles, CA

Fri May 24 2013, 7:12 PM - 10:09 PM PDT

Att. 45,134 - Partly Cloudy - 68 F

livebaseballscorecards.com

TOP

Batter	1	2	3	4	5	6	7	8	9	AB	R	H	RBI	BB	SO	LOB
13 Matt Carpenter, L (1, 4) OBP: 0.382, SLG: 0.434	B SI 88 C SI 89 C SI 90 X SI 90 1-2 ① G4-3		C SI 88 B CH 79 B SI 88 X SI 88 2-1 7 F9 3 BB 21 2B 1B	B SL 80 C SL 79 B CH 77 B SI 90 C SI 89 F SI 89 X SI 90 3-2 ③ G6-3		C SI 89 C CU 78 X FF 91 0-2 ③ F7		C SI 87 B SI 86 B KC 81 X SI 87 2-1 ② G4-3		5	1	1	0	0	0	0
3 Carlos Beltrán, S (1, 9) OBP: 0.341, SLG: 0.512 36 Randy Choate, L (7, 1) 48 Tony Cruz, R (8, PH) OBP: 0.231, SLG: 0.167 (8, 2)	X SI 90 0-0 ② F9		B CH 77 C SI 88 D CU 77 F CH 78 F CH 79 B SI 88 1 SAFE D CH 78 4-2 21 2B 1-2 BB		B CU 73 X SI 88 1-0 ① G5-3		B CU 76 B FF 88 B SI 89 B SI 89 4-0 21 HBP 7 BB 4 SF9 BB	X SI 87 0-0 ③ P3		2 0 1	2 0 0	0 0 0	0 0 0	2 0 0	0 0 0	0 0 0
7 Matt Holliday, R (1, 7) OBP: 0.347, SLG: 0.425 41 Mitchell Boggs, R (9, 1)	B SI 89 B SI 90 S CH 79 X SI 90 2-1 ③ G4-3		B SI 89 C SI 87 B SI 88 F CH 78 X CH 79 2-2 ① F9 2-3		F SI 89 B CH 80 C CH 76 X SI 90 1-2 ② G6-3		B FF 90 B SI 89 B FC 88 B FF 90 4-0 4 SF9 21 HBP 1-2 BB		C SL 88 F SL 86 B SL 87 F CU 81 B SI 89 X SL 87 2-2 ① G4-3	4 0	0 0	0 0	0 0	1 0	0 0	2 0
21 Allen Craig, R (1, 3) OBP: 0.356, SLG: 0.463 (9, 7)		B CU 76 B CH 78 C SI 88 S CH 79 X CH 80 2-2 ① G5-3	X CH 78 0-0 1-H 3-H 2B		B SI 90 B SI 88 F SI 89 X CH 80 2-1 HR		B SI 90 C FF 90 H SI 89 2-1 23 BB 1-2 2-3 HBP		B FF 89 C CH 82 X SL 88 1-1 ② F7	4	1	2	3	0	0	0
4 Yadier Molina, R (1, 2) OBP: 0.368, SLG: 0.428 43 Seth Maness, R (8, 1) 12 Ty Wigginton, R (9, PH) OBP: 0.270, SLG: 0.212 (9, 3)		C SI 89 F SI 90 X SL 82 0-2 ② G6-3	B SI 89 B SI 89 C SI 88 B SI 90 S CH 77 B SI 89 4-2 BB		B CU 76 S SI 89 F SI 88 X SI 90 1-2 ③ G6-3		F FF 90 D CU 79 X FF 90 1-1 ① SF9 2-3 3-H		B SL 87 B CH 82 F SL 87 B SL 87 S SL 88 X SL 87 3-2 ③ G3	2 0 1	0 0 0	0 0 0	1 0 0	1 0 0	0 0 0	0 0 0
19 Jon Jay, L (1, 8) OBP: 0.351, SLG: 0.407		C SL 81 X SI 90 0-1 E3 23 E	B SI 87 B SI 87 X SI 86 2-0 ② F5			C SL 80 F SI 88 B SI 90 B SI 88 X SL 80 2-2 23 HR 1B	B SI 87 C SI 87 S FF 88 D KC 81 B FF 88 S SI 88 3-3 ② K			4	2	1	0	0	1	4
23 David Freese, R (1, 5) OBP: 0.308, SLG: 0.330		1 SAFE F SI 87 F CH 79 1 SAFE D CH 80 X CH 80 1-2 E6 1-H 2B	C SI 89 S SI 89 B SI 90 S CH 76 1-3 ③ K			1 SAFE F SI 87 F SI 88 1 SAFE B SI 88 B CH 78 X SI 88 2-2 1-H HR	B FF 89 S SI 89 B SI 88 B SI 89 C SI 88 B CH 82 4-2 1-2 BB			3	1	2	3	1	1	2
38 Pete Kozma, R (1, 6) OBP: 0.325, SLG: 0.313		B SI 88 B CH 79 B SI 89 B SI 88 4-0 BB		C CU 75 B CH 78 C SI 88 B SI 89 S CH 78 2-3 ① K		B FC 86 B SI 88 C FC 86 B FC 87 F SI 89 X FC 87 3-2 ① F9	B SI 89 C SI 88 C CH 82 D KC 81 S KC 80 2-3 ③ K			3	0	0	0	1	2	3
31 Lance Lynn, S (1, 1) OBP: 0.158, SLG: 0.059 43 Shane Robinson, R (7, 9) OBP: 0.356, SLG: 0.171		B SI 89 B SI 88 C SI 87 S SI 89 F CH 79 S SI 89 2-3 ③ K		B SI 87 C SI 86 F SI 88 C SI 88 2-3 ② K		B FF 91 B SI 87 F FF 90 F FF 90 S FF 92 2-3 ② K		X SI 87 0-0 ① G1-3		3 1	0 0	0 0	0 0	0 0	3 0	2 0
Inning Stats	R: 0 E: 0 K: 0 S: 6 H: 0 LOB: 0 BB: 0 P: 9	R: 1 E: 2 K: 1 S: 15 H: 1 LOB: 2 BB: 1 P: 24	R: 2 E: 0 K: 1 S: 15 H: 2 LOB: 2 BB: 2 P: 30	R: 0 E: 0 K: 2 S: 10 H: 0 LOB: 0 BB: 0 P: 17	R: 1 E: 0 K: 0 S: 9 H: 1 LOB: 0 BB: 0 P: 14	R: 2 E: 0 K: 1 S: 15 H: 2 LOB: 0 BB: 0 P: 24	R: 1 E: 0 K: 2 S: 11 H: 0 LOB: 3 BB: 3 P: 31	R: 0 E: 0 K: 0 S: 4 H: 0 LOB: 0 BB: 0 P: 6	R: 0 E: 0 K: 0 S: 9 H: 0 LOB: 0 BB: 0 P: 15	1B: 2 2B: 2 3B: 0 HR: 2	SF: 1 SAC: 0 DP: 0 HBP: 1		WP: 0 PB: 0 SB: 0 CS: 0	PA: 41			

	AB	33
	R	7
	H	6
	RBI	7
	BB	6
	SO	7
	LOB	13

PITCHER		IP	WLS	BF	H	R	ER	SO	BB	IBB	HBP	BLK	WP	HR	S	P	ERA	WHIP
35 Chris Capuano, L ERA: 5.6	(1, 1)	5.0	L	25	6	6	5	4	3	0	0	0	0	2	61	104	9.00	1.800
54 Matt Guerrier, R ERA: 3.32	(6, 1)	1.1		7	0	1	1	1	2	0	1	0	0	0	12	28	6.75	1.500
56 J.P. Howell, L ERA: 2.66	(7, 1)	1.2		6	0	0	0	2	1	0	0	0	0	0	12	23	0.00	0.600
75 Paco Rodríguez, L ERA: 3.24	(9, 1)	1.0		3	0	0	0	0	0	0	0	0	0	0	9	15	0.00	0.000

PITCHER	IP	WLS	BF	H	R	ER	SO	BB	IBB	HBP	BLK	WP	HR	S	P	ERA	WHIP

Batter	1	2	3	4	5	6	7	8	9	AB	R	H	RBI	BB	SO	LOB
25 Carl Crawford, L (1, 7) OBP: 0.361, SLG: 0.454	C FF 92 X FF 92 0-1 23 CS 1B		S FF 94 C FF 93 B FF 95 B FF 93 S FF 93 2-3 ③ K			X FF 93 0-0 ② F7			C SL 88 B SL 88 S FC 95 F FC 95 B SL 91 S SL 89 2-3 ② K	4	0	1	0	0	2	2
14 Mark Ellis, R (1, 4) OBP: 0.330, SLG: 0.400 56 J.P. Howell, L (7, 1) 75 Paco Rodríguez, L (9, 1) 33 Scott Van Slyke, R (9, PH) OBP: 0.348, SLG: 0.810	C FF 92 S FF 92 1 SAFE C FF 93 0-3 ① K			B CU 79 C CU 79 X CU 78 1-1 ① G5-3		B FF 92 C FF 91 B FF 92 F FF 91 F FF 93 C FF 92 2-3 ③ K			C FC 95 B FC 96 B SL 89 F FC 95 F SL 90 X SL 91 2-2 ③ F7	3 0 0 1	0 0 0 0	0 0 0 0	0 0 0 0	0 0 0 0	2 0 0 0	2 0 0 0
23 Adrián González, L (1, 3) OBP: 0.357, SLG: 0.434	1 SAFE B FF 92 B SI 92 C FF 93 F SI 94 X FF 95 2-2 ②③ P5 1-2			C CU 79 X CU 80 0-1 ② F8			C FF 86 B SI 86 X SL 78 1-1 ① G3			3	0	0	0	0	0	1
27 Matt Kemp, R (1, 8) OBP: 0.314, SLG: 0.350		C FF 92 F FF 92 B FF 93 B FF 94 S FF 94 2-3 ① K		B CU 81 B FF 93 X FF 94 2-0 ③ F9			C FF 87 B SL 77 F FF 87 B SL 77 S FF 87 2-3 ② K			3	0	0	0	0	2	0
16 Andre Ethier, L (1, 9) OBP: 0.347, SLG: 0.397		X SI 93 0-0 ② G4-3			B SL 86 X FF 93 1-0 ① G6-3		B SL 77 B SL 86 C FF 87 C FF 86 F FF 87 X FF 87 2-2 ③ G6-3			3	0	0	0	0	0	0
17 A.J. Ellis, R (1, 2) OBP: 0.373, SLG: 0.388		C FF 92 B FF 93 C FF 93 F FF 94 B FF 95 S FF 94 2-3 ③ K			C FF 93 C FF 93 B SL 86 S FF 94 1-3 ② K			C SI 90 X SL 82 0-1 ① G3-1		3	0	0	0	0	2	0
7 Nick Punto, S (1, 6) OBP: 0.411, SLG: 0.396 3 Skip Schumaker, L (7, 4) OBP: 0.323, SLG: 0.284			B FF 90 C SL 90 C FF 92 F FF 93 F FF 93 X SI 94 1-2 ① G6-3		F SI 92 B FF 93 B CU 82 F FF 93 C SI 93 2-3 ③ K			B FF 90 C SI 89 X CH 84 1-1 5 G4-6-3 1B		2 1	0 0	0 1	0 0	0 0	1 0	0 0
5 Juan Uribe, R (1, 5) OBP: 0.364, SLG: 0.333			X FF 94 0-0 2B			B SL 90 B SL 89 C SL 90 B FF 91 C FF 91 F FF 92 B FF 92 4-2 BB		B FF 89 B SL 83 X FF 89 2-0 ②③ G4-6-3 1-2f		2	0	1	0	1	0	1
35 Chris Capuano, L (1, 1) 54 Matt Guerrier, R (6, 1) 9 Dee Strange-Gordon, L (6, 6) OBP: 0.266, SLG: 0.250			C FF 92 S FF 93 C FF 94 0-3 ② K			B FF 91 F FF 92 B FF 91 F FF 92 F SI 93 S FF 93 2-3 ① K			B FC 95 X FC 95 1-0 ① L6	1 0 2	0 0 0	0 0 0	0 0 0	0 0 0	1 0 1	1 0 1
Inning Stats	R: 0 E: 0 K: 1 S: 8 H: 1 LOB: 0 BB: 0 P: 10	R: 0 E: 0 K: 2 S: 8 H: 0 LOB: 0 BB: 0 P: 12	R: 0 E: 0 K: 2 S: 12 H: 1 LOB: 1 BB: 0 P: 15	R: 0 E: 0 K: 0 S: 5 H: 0 LOB: 0 BB: 0 P: 8	R: 0 E: 0 K: 2 S: 8 H: 0 LOB: 0 BB: 0 P: 12	R: 0 E: 0 K: 2 S: 12 H: 0 LOB: 1 BB: 1 P: 20	R: 0 E: 0 K: 1 S: 9 H: 0 LOB: 0 BB: 0 P: 14	R: 0 E: 0 K: 0 S: 5 H: 1 LOB: 0 BB: 0 P: 8	R: 0 E: 0 K: 1 S: 9 H: 0 LOB: 0 BB: 0 P: 14	1B: 2 2B: 1 3B: 0 HR: 0		SF: 0 SAC: 0 DP: 1 HBP: 0			WP: 0 PB: 0 SB: 0 CS: 1	PA: 29

PITCHER		IP	WLS	BF	H	R	ER	SO	BB	IBB	HBP	BLK	WP	HR	S	P	ERA	WHIP
31 Lance Lynn, R ERA: 2.95	(1, 1)	6.0	W	20	2	0	0	9	1	0	0	0	0	0	53	77	0.00	0.500
36 Randy Choate, L ERA: 1.23	(7, 1)	1.0		3	0	0	0	1	0	0	0	0	0	0	9	14	0.00	0.000
43 Seth Maness, R ERA: 1.93	(8, 1)	1.0		3	1	0	0	0	0	0	0	0	0	0	5	8	0.00	1.000
41 Mitchell Boggs, R ERA: 10.54	(9, 1)	1.0		3	0	0	0	1	0	0	0	0	0	0	9	14	0.00	0.000

PITCHER	IP	WLS	BF	H	R	ER	SO	BB	IBB	HBP	BLK	WP	HR	S	P	ERA	WHIP

BOTTOM

St. Louis Cardinals @ Los Angeles Dodgers

Dodger Stadium, Los Angeles, CA

Fri May 24 2013, 7:12 PM - 10:09 PM PDT

Att. 45,134 - Partly Cloudy - 68 F

livebaseballscorecards.com

AB	28
R	0
H	3
RBI	0
BB	1
SO	11
LOB	8

St. Louis Cardinals @ Los Angeles Dodgers

Dodger Stadium, Los Angeles, CA

Sat May 25 2013, 4:16 PM - 7:47 PM PDT

Att. 49,368 - Sunny - 71 F

TOP

livebaseballscorecards.com

Batter	1	2	3	4	5	6	7	8	9	AB	R	H	RBI	BB	SO	LOB
13 Matt Carpenter, L (1, 4) OBP: 0.377, SLG: 0.428	C FF 85 X FF 85 0-1 21 E 4 2B 1B	C FF 87 B FF 88 X FF 89 1-1 ③ F7			B FF 88 X SL 80 1-0 ③ G4-3		C SL 88 T SL 87 F SL 86 X FF 90 0-2 ① L7		C SI 97 B SI 97 B FS 88 X SI 96 2-1 ② G6-3	5	1	1	0	0	0	0
3 Carlos Beltrán, S (1, 9) OBP: 0.333, SLG: 0.500 36 Randy Choate, L (7, 1) 41 Mitchell Boggs, R (8, 1) 12 Ty Wigginton, R (9, PH) OBP: 0.263, SLG: 0.206	C FF 88 X CU 66 0-1 ① P5		C FF 88 X FF 88 0-1 ① F9			C CU 65 B CH 78 X FF 86 1-1 ① G6-3	F SL 88 B CH 83 X FF 90 1-1 ② G3-1		B SI 96 F SI 96 X SI 96 1-1 ③ G5-3	4 0 0 1	0 0 0 0	0 0 0 0	0 0 0 0	0 0 0 0	0 0 0 0	1 0 0 0
7 Matt Holliday, R (1, 7) OBP: 0.345, SLG: 0.418	1 SAFE C FF 88 C SI 89 X FF 88 0-2 ② L9		B FF 89 X FF 88 1-0 ② G4-3			F SI 88 B FF 88 B FF 88 B CH 81 B FF 89 4-1 21 FC1-4 BB	B FC 92 F FC 91 B FC 94 S FC 93 T FC 94 2-2 ③ K			3	0	0	0	1	1	1
21 Allen Craig, R (1, 3) OBP: 0.349, SLG: 0.453	C FF 89 F CU 72 1 SAFE F FF 89 B FF 89 B CU 72 X FF 88 2-2 E5 4 2B 1-2		B FF 87 C SL 80 B FF 88 F FF 88 S CU 73 2-3 ③ K			C SI 93 X SI 94 0-1 ② FC1-4 4 1B 23 2B 1-2f		S FC 90 B FC 92 F FC 90 S FC 92 1-3 ① K		4	1	0	0	0	2	2
4 Yadier Molina, R (1, 2) OBP: 0.376, SLG: 0.441	B CU 69 F CH 81 C CU 70 X CU 73 1-2 1-3 2-H 2B			B CH 79 F FF 86 B FF 87 X FF 87 2-1 ① G5-3		F SI 95 B SI 95 X SI 95 1-1 23 2B 38 1B 1-2 1B		B FC 91 X FC 90 1-0 19 1B 1B		4	1	3	1	0	0	0
23 David Freese, R (1, 5) OBP: 0.314, SLG: 0.339	H FF 89 1-0 HBP			B FF 88 F CH 79 B CU 68 F FF 88 X CU 73 2-2 ② G5-3		X SL 89 0-0 38 1B 1-3 2-H 2B		B FC 91 B FC 89 C FC 90 S FC 90 F FC 91 S FC 92 2-3 ② K		3	0	1	1	0	1	1
19 Jon Jay, L (1, 8) OBP: 0.354, SLG: 0.406	B SI 86 X FF 88 1-0 ③ G4-3			B SI 88 F SL 77 B FF 88 X FF 87 2-1 ③ P5		I IN 75 I IN 76 I IN 77 I IN 76 4-0 38 1B IBB		B FC 90 C FC 90 X FC 90 1-1 1-2 1B		3	0	1	0	1	0	3
38 Pete Kozma, R (1, 6) OBP: 0.324, SLG: 0.312		B CH 77 B FF 85 C FF 86 C CH 82 B SL 78 F FF 88 X FF 87 3-2 ① F9			C FF 85 S CH 77 B CH 77 B CH 78 F CH 78 X FF 88 2-2 ① P4	C SI 96 X SI 96 0-1 1-2 2-3 3-H 1B		B FC 93 B FC 92 B FC 92 C FC 90 F FC 90 F FC 91 C FC 93 3-3 ③ K		4	0	1	1	0	1	2
64 John Gast, L (1, 1) 58 Joe Kelly, R (2, 1) 62 Carlos Martinez, R (5, 1) 32 Matt Adams, L (6, PH) OBP: 0.432, SLG: 0.683 43 Seth Maness, R (6, 1) 43 Shane Robinson, R (7, 9) OBP: 0.348, SLG: 0.167		C FF 85 B SL 78 S SL 78 F FF 88 F FF 89 C FF 89 1-3 ② K			C FF 88 F CU 72 B CU 73 F FF 87 S CU 72 1-3 ② K	C CU 81 B CU 80 X CU 80 1-1 ③ P5			C SI 94 C SL 86 B FS 88 S SI 96 1-3 ① K	1 1 0 1 0 0 1	0 0 0 0 0 0 0	0 0 0 0 0 0 0	0 0 0 0 0 0 0	1 1 0 0 0 0 1	0 0 0 0 0 0 0	0 0 0 3 0 0 0
Inning Stats	R: 1 E: 1 K: 0 S: 15 H: 2 LOB: 3 BB: 0 P: 20	R: 0 E: 0 K: 1 S: 11 H: 0 LOB: 0 BB: 0 P: 16	R: 0 E: 0 K: 1 S: 6 H: 0 LOB: 0 BB: 0 P: 9	R: 0 E: 0 K: 0 S: 7 H: 0 LOB: 0 BB: 0 P: 13	R: 0 E: 0 K: 1 S: 9 H: 0 LOB: 0 BB: 0 P: 13	R: 2 E: 0 K: 0 S: 12 H: 3 LOB: 3 BB: 2 P: 23	R: 0 E: 0 K: 1 S: 9 H: 0 LOB: 0 BB: 0 P: 12	R: 0 E: 0 K: 3 S: 14 H: 2 LOB: 2 BB: 0 P: 22	R: 0 E: 0 K: 1 S: 7 H: 0 LOB: 0 BB: 0 P: 11	1B: 5 2B: 2 3B: 0 HR: 0 SF: 0 SAC: 0 DP: 0 HBP: 1						

	AB	35
	R	3
	H	7
	RBI	3
	BB	2
	SO	8
	LOB	13

WP: 0 PB: 0 SB: 0 CS: 0 PA: 38

PITCHER		IP	WLS	BF	H	R	ER	SO	BB	IBB	HBP	BLK	WP	HR	S	P	ERA	WHIP
29 Ted Lilly, L ERA: 4.05	(1, 1)	5.1		21	2	2	1	3	1	0	1	0	0	0	51	79	1.69	0.562
51 Ronald Belisario, R ERA: 3.57	(6, 1)	0.1	B	5	3	1	1	0	0	1	0	0	0	0	7	12	27.00	9.000
75 Paco Rodríguez, L ERA: 3.06	(6, 1)	1.0	W	3	0	0	0	0	0	0	0	0	0	0	8	10	0.00	0.000
74 Kenley Jansen, R ERA: 3.42	(7, 1)	1.1	H	6	2	0	0	4	0	0	0	0	0	0	17	27	0.00	1.500
31 Brandon League, R ERA: 4.91	(9, 1)	1.0	S	3	0	0	0	1	0	0	0	0	0	0	7	11	0.00	0.000

PITCHER	IP	WLS	BF	H	R	ER	SO	BB	IBB	HBP	BLK	WP	HR	S	P	ERA	WHIP

Batter	1	2	3	4	5	6	7	8	9	AB	R	H	RBI	BB	SO	LOB
7 Nick Punto, S (1, 5) OBP: 0.427, SLG: 0.420	C CH 83 B FF 83 B FF 83 F SI 84 B CH 73 B FF 84 4-2 23 2B BB		B SI 95 F SI 94 C SI 95 F SI 96 B SI 96 X SI 96 2-2 23 1B 2B	1 SAFE B SI 94 X SI 93 1-0 1-3 1B		B SI 90 C CH 83 1 SAFE F CH 82 T FF 90 1-2 ② K		B SI 93 B SI 95 C SI 94 F SI 94 F SI 95 F CH 89 B SL 89 F SI 94 X SI 94 3-2 14 FC6-4 1B		4	2	3	0	1	1	1
14 Mark Ellis, R (1, 4) OBP: 0.333, SLG: 0.404	B FF 83 C CH 75 B FF 84 X FF 84 2-1 ① L7		H SI 94 1-0 23 1B HBP	C SL 84 D SI 96 X SI 94 1-1 ③ P3		B SI 90 1 SAFE B SI 90 X SI 90 2-0 1-H 2B		1 SAFE C SI 93 L SL 90 D SL 89 X SI 94 1-2 ① FC6-4 23 BB 5 2B 1-2f		4	1	1	1	0	0	4
23 Adrián González, L (1, 3) OBP: 0.375, SLG: 0.471	B FF 83 B SI 82 X FF 83 2-0 1-H 2B		F SI 97 F SI 96 F CH 86 B SI 96 X FF 96 1-2 1-2 2-H 1B		S CH 85 B CH 85 X CH 85 1-1 HR	I IN 75 I IN 80 I IN 77 I IN 76 4-0 IBB		C SI 95 B FF 94 D SI 94 B SI 94 B SI 95 4-1 5 2B 1-2 BB		3	1	3	3	2	0	0
27 Matt Kemp, R (1, 8) OBP: 0.313, SLG: 0.344 74 Kenley Jansen, S (7, 1) 5 Juan Uribe, R (8, PH) OBP: 0.371, SLG: 0.356 31 Brandon League, R (9, 1)	C FF 83 B FF 82 X FF 82 1-1 ② G5-3		F SI 96 F SI 97 S SI 95 0-3 ① K		B SL 83 B SI 95 B CH 86 B SI 94 4-0 BB	B FF 89 C SI 90 B SI 90 C SI 90 S CH 84 2-3 ③ K		X SI 95 0-0 1-3 2-H 2B		3 0 1 0	0 0 0 0	0 0 1 0	0 0 1 0	1 0 1 0	2 0 0 0	5 0 0 0
16 Andre Ethier, L (1, 9) OBP: 0.343, SLG: 0.387	B FF 85 F SI 84 F SI 84 X SI 86 1-2 ③ G4-3		B FF 95 X CH 87 1-0 ② F5		C SI 95 F SI 96 F FF 98 X CH 87 0-2 ① P3		B SI 84 X FF 85 1-0 ① F7	I IN 72 I IN 76 I IN 80 I IN 78 4-0 3 G4-3 IBB		4	0	0	0	1	0	4
33 Scott Van Slyke, R (1, 7) OBP: 0.346, SLG: 0.739 51 Ronald Belisario, R (6, 1) 75 Paco Rodríguez, L (6, 1) 3 Skip Schumaker, L (7, 8) OBP: 0.326, SLG: 0.289		B FF 82 B CH 73 C CH 75 B FF 84 B CH 75 4-1 BB	S SL 84 D SL 85 B SI 94 B SI 96 C SL 84 X SL 84 3-2 ③ F8		C SI 95 C FF 98 1 SAFE B FF 98 B SI 97 S FF 97 2-3 ② K		B SI 84 C SI 84 S SI 84 X SI 85 1-2 17 BB 1B	C SI 94 F CH 89 D SL 89 X SI 95 1-2 ②③ G4-3 1-2f		2 0 0 2	0 0 0 0	0 0 0 1	0 0 0 0	1 0 0 0	1 0 0 0	3 0 0 3
17 A.J. Ellis, R (1, 2) OBP: 0.370, SLG: 0.379		1 SAFE C SI 96 F FF 96 C SI 98 0-3 ① K	S SI 95 F SL 83 B SL 84 F SL 83 B CH 85 C SI 96 2-3 ① K		C FF 98 S FF 97 F FF 98 F FF 98 D CU 81 T CU 80 1-2 ③ K		B FF 86 B FF 86 B FF 86 B FF 87 4-0 1-2 BB			3	0	0	0	1	3	2
9 Dee Strange-Gordon, L (1, 6) OBP: 0.265, SLG: 0.250		F SI 97 F SI 96 F FF 97 B SI 95 S SI 97 1-3 ② K	B CU 80 X SI 96 1-0 7 1B 1B		C SI 90 X CH 84 0-1 ① L9	B FF 84 X FF 84 1-0 ② F8				4	0	1	0	0	1	3
29 Ted Lilly, L (1, 1) 25 Carl Crawford, L (6, 7) OBP: 0.357, SLG: 0.448		C SI 96 B SI 96 F SI 96 F SI 97 B SI 97 T SI 97 2-2 ③ K	1 SAFE 1 SAFE B SI 94 L SI 93 L SI 94 L SI 94 2-3 ② K		F SI 90 F SI 90 B CH 85 X CH 84 1-2 E4 14 2B	C FF 86 F FF 86 F SL 76 B FF 87 F SL 75 X SL 77 1-2 ③ F8				2 2	0 1	0 0	0 0	0 0	2 0	2 2
Inning Stats	R: 1 E: 0 K: 0 S: 10 H: 1 LOB: 1 BB: 1 P: 20	R: 0 E: 0 K: 3 S: 12 H: 0 LOB: 1 BB: 1 P: 19	R: 1 E: 0 K: 1 S: 15 H: 2 LOB: 2 BB: 0 P: 23	R: 0 E: 0 K: 2 S: 11 H: 2 LOB: 2 BB: 0 P: 18	R: 1 E: 0 K: 2 S: 14 H: 1 LOB: 1 BB: 1 P: 22	R: 1 E: 1 K: 2 S: 12 H: 1 LOB: 2 BB: 1 P: 22	R: 0 E: 0 K: 0 S: 10 H: 1 LOB: 2 BB: 1 P: 18	R: 1 E: 0 K: 0 S: 14 H: 2 LOB: 2 BB: 2 P: 27		1B: 5 2B: 4 3B: 0 HR: 1	SF: 0 SAC: 0 DP: 1 HBP: 1					

PITCHER		IP	WLS	BF	H	R	ER	SO	BB	IBB	HBP	BLK	WP	HR	S	P	ERA	WHIP
64 John Gast, L ERA: 5.11	(1, 1)	1.0		6	1	1	1	0	2	0	0	0	0	0	11	25	9.00	3.000
58 Joe Kelly, R ERA: 7.13	(2, 1)	3.0		16	5	2	2	6	1	0	1	0	0	1	39	62	6.00	2.000
62 Carlos Martinez, R ERA: 4.5	(5, 1)	1.0		3	0	0	0	2	0	0	0	0	0	0	12	15	0.00	0.000
43 Seth Maness, R ERA: 1.74	(6, 1)	1.0	L	6	1	1	0	2	0	1	0	0	0	0	12	22	0.00	1.000
36 Randy Choate, L ERA: 1.08	(7, 1)	1.0		5	1	0	0	0	1	0	0	0	0	0	10	18	0.00	2.000

PITCHER		IP	WLS	BF	H	R	ER	SO	BB	IBB	HBP	BLK	WP	HR	S	P	ERA	WHIP
41 Mitchell Boggs, R ERA: 10.43	(8, 1)	1.0		6	2	1	1	0	1	1	0	0	0	0	14	27	9.00	3.000

BOTTOM

St. Louis Cardinals @ Los Angeles Dodgers

Dodger Stadium, Los Angeles, CA

Sat May 25 2013, 4:16 PM - 7:47 PM PDT

Att. 49,368 - Sunny - 71 F

livebaseballscorecards.com

AB	34
R	5
H	10
RBI	5
BB	7
SO	10
LOB	29

St. Louis Cardinals @ Los Angeles Dodgers

Dodger Stadium, Los Angeles, CA

Sun May 26 2013, 1:12 PM - 4:25 PM PDT

Att. 43,244 - Partly Cloudy - 70 F

livebaseballscorecards.com

Batter	1	2	3	4	5	6	7	8	9	AB	R	H	RBI	BB	SO	LOB
13 Matt Carpenter, L (1, 3) (6, 5) OBP: 0.383, SLG: 0.429	C FF 92 C FF 92 B FF 93 B CU 73 F FF 93 F FF 93 X SL 85 2-2 1B	X FF 93 0-0 ② F7			C FF 90 B FF 91 S SL 84 F FF 93 X CU 72 1-2 ① G3-1		C FF 94 B FF 93 F FF 92 X CU 74 1-2 2-H 1B		I IN 61 I IN 60 I IN 62 4-0 32 1B IBB	4	0	2	1	1	0	1
19 Jon Jay, L (1, 8) OBP: 0.347, SLG: 0.396 26 Trevor Rosenthal, R (7, 1) 32 Matt Adams, L (9, PH) OBP: 0.444, SLG: 0.690 44 Edward Mujica, R (9, 1)	C FF 93 S FF 93 S FF 93 0-3 ① K	F FF 92 B SL 85 F FF 93 D CU 74 C SL 86 2-3 ③ K			T FF 93 C SL 82 B FF 92 F CU 73 S SL 85 1-3 ② K		B FF 93 B FF 93 X FF 93 2-0 ② F8		B SL 88 X SL 87 1-0 1-2 3-H 1B	4 0 1 0	0 0 0 0	0 0 1 0	0 0 1 0	0 0 0 0	3 0 0 0	3 0 0 0
7 Matt Holliday, R (1, 7) OBP: 0.342, SLG: 0.408	F FF 93 X FF 92 0-1 ② L9		B FF 91 B FF 92 X FF 93 2-0 ① G6-3		B FF 94 F FF 93 F FF 93 F FF 94 B SL 88 B CU 75 B FF 94 4-2 BB		X SL 83 0-0 ③ F8		S SL 88 F FF 92 F FF 93 B FF 93 C FF 94 1-3 ② K	4	0	0	0	1	1	4
21 Allen Craig, R (1, 9) OBP: 0.340, SLG: 0.440	B FF 93 F FF 93 F FF 92 1 SAFE X CU 74 1-2 ③ L7		C FF 92 F CH 86 F FF 93 X SL 86 0-2 ② G6-3		B SL 84 C FF 94 T FF 94 B SL 82 X FF 94 2-2 ③ G3			X SI 95 0-0 ① G4-3	C FF 94 S FF 94 F FF 94 F FF 95 B FF 94 S FF 94 1-3 ③ K	5	0	0	0	0	1	4
4 Yadier Molina, R (1, 2) OBP: 0.378, SLG: 0.444		B SL 83 B SL 81 C FF 92 B SL 82 B FF 92 4-1 23 2B 38 2B BB	C CH 84 C CU 72 F FF 94 B FF 94 B CU 72 F SL 84 F FF 93 F CU 73 X FF 92 2-2 2B			X FF 91 0-0 ① F8		C CH 87 B FF 96 B SI 95 C SL 88 X SI 96 2-2 ② F9		3	1	1	0	1	0	0
23 David Freese, R (1, 5) OBP: 0.315, SLG: 0.348 43 Seth Maness, R (6, 1) 43 Shane Robinson, R (7, 8) OBP: 0.362, SLG: 0.189		X FF 92 0-0 1-3 38 2B 2B	B FF 93 B FF 93 X FF 93 2-0 ③ G4-3			B FF 92 B CH 85 C FF 92 X FF 92 2-1 ② G4-3		X SI 95 0-0 33 FC3-6 1B		3 0 1	1 0 0	1 0 1	0 0 0	0 0 0	0 0 0	1 0 0
33 Daniel Descalso, L (1, 4) OBP: 0.295, SLG: 0.360		B FF 93 B FF 93 B FF 93 B FF 92 4-0 38 2B BB		B FF 91 B FF 92 X FF 92 2-0 ① F7		X FF 93 0-0 ③ F8		X SI 94 0-0 ③ FC3-6 1-2f		3	1	0	0	1	0	1
38 Pete Kozma, R (1, 6) OBP: 0.339, SLG: 0.348		X FF 93 0-0 1-H 2-H 3-H 2B		C FF 92 X CH 85 0-1 40 B1-6-4 1B		X FF 92 0-0 13 1B 2B			F FF 90 X FC 88 0-1 12 G3-1 32 1B 2B	4	2	4	3	0	0	0
40 Shelby Miller, R (1, 1) 12 Ty Wigginton, R (6, 3) OBP: 0.250, SLG: 0.194		L FF 92 L FF 92 B FF 91 C CU 72 1-3 ① K		X FF 91 0-0 ② ③ B1-6-4 1-2f		B FF 92 F FF 91 L FF 92 B CU 73 S SL 83 2-3 ① K			C SI 90 X SI 90 0-1 ① G3-1 2-3	2 2	0 0	0 0	0 0	0 0	1 1	2 2
Inning Stats	R: 0 E: 0 K: 1 S: 13 H: 1 LOB: 1 BB: 0 P: 16	R: 3 E: 0 K: 2 S: 10 H: 2 LOB: 1 BB: 2 P: 21	R: 0 E: 0 K: 0 S: 13 H: 1 LOB: 1 BB: 0 P: 19	R: 0 E: 0 K: 0 S: 4 H: 1 LOB: 0 BB: 0 P: 6	R: 0 E: 0 K: 1 S: 14 H: 0 LOB: 1 BB: 1 P: 22	R: 0 E: 0 K: 0 S: 4 H: 0 LOB: 0 BB: 0 P: 6	R: 1 E: 0 K: 1 S: 9 H: 2 LOB: 1 BB: 0 P: 14	R: 0 E: 0 K: 0 S: 6 H: 1 LOB: 1 BB: 0 P: 8	R: 1 E: 0 K: 2 S: 14 H: 2 LOB: 2 BB: 1 P: 21	1B: 5 2B: 5 3B: 0 HR: 0 SF: 0 SAC: 0 DP: 1 HBP: 0						

TOP

AB	36
R	5
H	10
RBI	5
BB	4
SO	7
LOB	18

WP: 0 PA: 40
PB: 0
SB: 0
CS: 0

PITCHER		IP	WLS	BF	H	R	ER	SO	BB	IBB	HBP	BLK	WP	HR	S	P	ERA	WHIP
22 Clayton Kershaw, L ERA: 1.68	(1, 1)	7.0	L	30	7	4	4	5	3	0	0	0	0	0	67	104	5.14	1.429
51 Ronald Belisario, R ERA: 3.42	(8, 1)	1.0		4	1	0	0	0	0	0	0	0	0	0	6	8	0.00	1.000
54 Matt Guerrier, R ERA: 3.72	(9, 1)	0.1		3	1	1	1	0	0	1	0	0	0	0	4	8	27.00	3.000
75 Paco Rodríguez, L ERA: 3.06	(9, 1)	0.0		1	1	0	0	0	0	0	0	0	0	0	1	2	∞	∞
48 Javy Guerra, R ERA: 6.23	(9, 1)	0.2		2	0	0	0	2	0	0	0	0	0	0	9	11	0.00	0.000

PITCHER	IP	WLS	BF	H	R	ER	SO	BB	IBB	HBP	BLK	WP	HR	S	P	ERA	WHIP

Batter	1	2	3	4	5	6	7	8	9	AB	R	H	RBI	BB	SO	LOB
25 Carl Crawford, L (1, 7) OBP: 0.369, SLG: 0.467	B CU 79 B FF 93 B FF 93 B FF 93 4-0 23 HR BB		X CU 82 0-0 2B		F FF 92 F FF 94 D FF 94 B FF 95 X FF 95 2-2 23 1B 1-2 1B		B SI 88 S CH 83 X CH 84 1-1 14 SH5-4 2B		C FF 92 F FF 92 F FS 86 B FS 87 F FF 92 X FS 86 1-2 ① G6-3	4	1	3	0	1	0	0
14 Mark Ellis, R (1, 4) OBP: 0.321, SLG: 0.388	C FF 94 1 SAFE F FF 94 F FF 96 B CU 79 X FF 95 1-2 ① F9		F FF 94 B FF 94 B FF 95 B FF 96 S FF 94 F FF 94 F FF 95 F FF 94 X CU 81 3-2 ② F7		C CU 81 B FF 96 X CU 81 1-1 ② P3		L SI 90 X FF 89 0-1 ① SH5-4 2-3		C SI 92 B FF 92 F FF 91 F FF 92 F FS 87 X FS 87 1-2 ② G5-3	4	0	0	0	0	0	4
23 Adrián González, L (1, 3) OBP: 0.381, SLG: 0.491	F FF 94 B FF 94 X FF 95 1-1 1-H HR		B FF 95 C CH 87 F FF 96 X FF 94 1-2 ③ G4-3		D CU 82 B FF 97 C CU 82 X FF 97 2-1 1-3 2-H 1B		I IN 76 I IN 78 I IN 77 I IN 76 4-0 16 HBP IBB		C FF 92 X FS 86 0-1 ③ L4	4	1	2	3	1	0	1
16 Andre Ethier, L (1, 9) OBP: 0.346, SLG: 0.386	B CU 80 C CU 80 B CU 80 C FF 94 F FF 95 B CU 81 X FF 93 3-2 ② F7			B CU 81 B FF 94 C CH 87 B FF 95 F FF 95 X CH 86 3-2 17 CS 1B	X FF 96 0-0 ③ F8		C FF 96 F FF 97 D CH 90 D CH 90 H FF 98 3-2 1-2 HBP			3	0	1	0	0	0	2
17 A.J. Ellis, R (1, 2) OBP: 0.367, SLG: 0.370	C FF 94 F CU 82 F FF 96 X CU 80 0-2 ③ G5-3			1 SAFE B FF 93 S FF 94 B FF 94 S FF 93 F FF 95 S FF 94 2-3 ①② K 1-2		T FF 93 S FF 94 H FF 94 1-2 5 2B HBP	C FF 98 S FF 99 S FF 100 0-3 ② K			3	0	0	0	0	2	4
3 Skip Schumaker, L (1, 8) OBP: 0.323, SLG: 0.287		B FF 91 X FF 92 1-0 ① L7		B CU 82 F FF 92 C CU 81 X CU 81 1-2 1B		B FF 91 B FF 92 B FF 92 C FF 92 C FF 92 F FF 93 X FF 93 3-2 ① F7	F FF 98 B FF 98 C FF 97 T FF 98 1-2 ③ K			4	0	1	0	0	1	4
5 Juan Uribe, R (1, 5) OBP: 0.370, SLG: 0.368 7 Nick Punto, S (8, PH) OBP: 0.424, SLG: 0.416 (9, 5)		C CU 78 F FF 94 F CU 79 B CU 80 S CU 80 1-3 ② K		B FF 95 F FF 95 F FF 95 B FF 94 B FF 96 F CU 82 X FF 94 3-2 ③ G4-3		F SI 89 B SI 90 B SI 89 B SI 89 S CH 83 X CH 84 3-2 1-3 2B		C FF 96 B CH 88 B CH 89 C FF 97 F FF 98 B CH 90 X FF 97 3-2 ① F7		3 1	0 0	1 0	0 0	0 0	1 0	1 0
9 Dee Strange-Gordon, L (1, 6) OBP: 0.278, SLG: 0.254		B FF 93 L FF 93 B FF 94 T FF 94 X FF 95 2-2 ③ G1-3			B FF 91 X FF 91 1-0 ① F8		I IN 74 I IN 78 I IN 78 I IN 76 4-0 22 G4-6-3 IBB		C SI 97 B FF 96 B FF 96 S FF 97 X FF 98 2-2 27 G6-4-3 1B	3	0	1	0	1	0	0
22 Clayton Kershaw, L (1, 1) OBP: 0.250, SLG: 0.346 51 Ronald Belisario, R (8, 1) 27 Matt Kemp, R (8, PH) OBP: 0.312, SLG: 0.343 54 Matt Guerrier, R (9, 1) 75 Paco Rodríguez, L (9, 1) 48 Javy Guerra, R (9, 1)			C CU 79 B CU 80 B FF 93 S FF 94 C FF 94 2-3 ① K		S CU 80 C CU 80 X CU 79 0-2 25 1B 23 1B 1B		C SI 89 F CH 83 D CH 83 F CH 84 B SI 91 X CH 84 2-2 ②③ G4-6-3 1-2f		B FF 97 1 SAFE X FF 98 1-0 ②③ G6-4-3 1-2f	3 0 1 0 0 0	1 0 0 0 0 0	1 0 0 0 0 0	0 0 0 0 0 0	0 0 1 0 0 0	1 0 0 0 0 0	3 0 1 0 0 0
Inning Stats	R: 2 E: 0 K: 0 S: 14 H: 1 LOB: 0 BB: 1 P: 23	R: 0 E: 0 K: 1 S: 8 H: 0 LOB: 0 BB: 0 P: 12	R: 0 E: 0 K: 1 S: 13 H: 1 LOB: 1 BB: 0 P: 19	R: 0 E: 0 K: 1 S: 14 H: 2 LOB: 1 BB: 0 P: 23	R: 1 E: 0 K: 0 S: 12 H: 3 LOB: 2 BB: 0 P: 18	R: 0 E: 0 K: 0 S: 13 H: 1 LOB: 2 BB: 1 P: 26	R: 0 E: 0 K: 2 S: 12 H: 1 LOB: 3 BB: 1 P: 21	R: 0 E: 0 K: 0 S: 8 H: 1 LOB: 0 BB: 0 P: 14	R: 0 E: 0 K: 0 S: 12 H: 0 LOB: 0 BB: 0 P: 14	1B: 6 2B: 3 3B: 0 HR: 1	SF: 0 SAC: 1 DP: 2 HBP: 2	WP: 0 PB: 0 SB: 0 CS: 1	PA: 39					

PITCHER		IP	WLS	BF	H	R	ER	SO	BB	IBB	HBP	BLK	WP	HR	S	P	ERA	WHIP
40 Shelby Miller, R ERA: 2.02	(1, 1)	5.1		24	7	3	3	3	1	0	1	0	0	1	67	105	5.06	1.500
43 Seth Maness, R ERA: 1.59	(6, 1)	1.0	W	6	2	0	0	0	0	2	0	0	0	0	11	25	0.00	2.000
26 Trevor Rosenthal, R ERA: 2.16	(7, 1)	1.2	H	6	1	0	0	2	0	0	1	0	0	0	16	26	0.00	0.600
44 Edward Mujica, R ERA: 2.14	(9, 1)	1.0	S	3	0	0	0	0	0	0	0	0	0	0	12	14	0.00	0.000

PITCHER	IP	WLS	BF	H	R	ER	SO	BB	IBB	HBP	BLK	WP	HR	S	P	ERA	WHIP

BOTTOM

St. Louis Cardinals @ Los Angeles Dodgers

Dodger Stadium, Los Angeles, CA

Sun May 26 2013, 1:12 PM - 4:25 PM PDT

Att. 43,244 - Partly Cloudy - 70 F

livebaseballscorecards.com

AB	33
R	3
H	10
RBI	3
BB	3
SO	5
LOB	20

St. Louis Cardinals @ Kansas City Royals

Kauffman Stadium, Kansas City, MO

Mon May 27 2013, 2:14 PM - 4:58 PM CDT

Att. 34,746 - Partly Cloudy - 65 F

TOP

livebaseballscorecards.com

Batter	1	2	3	4	5	6	7	8	9	AB	R	H	RBI	BB	SO	LOB
13 Matt Carpenter, L (1, 9) OBP: 0.388, SLG: 0.436 (7, 5)	C FF 93 C FF 94 B FC 90 F CH 87 B CH 87 X FF 95 2-2 4 HR 1B		C SI 92 D KC 81 B CH 86 X FC 88 2-1 ① G1-3 1-2	B FC 90 B FC 90 C FF 93 C CH 85 B FC 89 B CH 85 4-2 1-2 2-3 BB		C FF 92 S CH 85 B FC 87 F CH 85 X FC 88 1-2 1-H 2B		X EP 69 0-0 ① F9 2-3		4	1	2	1	1	0	2
4 Yadier Molina, R (1, 2) OBP: 0.389, SLG: 0.473	F SI 93 X CH 86 0-1 1-H HR		B KC 80 F FF 93 X KC 81 1-1 21 1B 2-H 2B	X FF 93 0-0 ② SF8 3-H		B FC 87 B FC 88 D KC 81 C FC 87 C FC 87 B FF 92 4-2 BB		I IN 64 I IN 62 I IN 63 I IN 62 4-0 IBB		2	2	2	4	2	0	0
3 Carlos Beltrán, S (1, 10) OBP: 0.335, SLG: 0.491	B SI 93 C SI 93 F KC 81 B FC 89 B SI 93 B FC 90 4-2 21 G6-4-3 BB		B FC 90 B KC 80 B FC 89 B FF 93 4-0 32 FC4-6 21 1B BB	X KC 82 0-0 ③ F8		B FF 93 C CH 85 B CH 85 F FC 89 F FC 89 X CH 86 2-2 ③ G4-3		F EP 70 B SI 84 X CH 74 1-1 ② P6		3	0	0	0	2	0	6
21 Allen Craig, R (1, 7) OBP: 0.346, SLG: 0.444	C FF 94 X SI 93 0-1 ① G6-4-3 ② 1-2f		X SI 93 0-0 32 FC4-6 1-2 2-H 1B		C FF 90 X FC 86 0-1 23 G1-4-3 1B		X FF 92 0-0 23 1B 1B	B CU 71 C EP 70 X FF 87 1-1 ③ F9		5	0	3	1	0	0	3
32 Matt Adams, L (1, 3) OBP: 0.400, SLG: 0.617	B FF 94 S CH 86 B CH 86 F CH 86 C FC 90 2-3 ③ K		B KC 81 X CH 86 1-0 ② FC4-6 1-2f 2-3		C KC 77 C FF 92 B FC 84 S CH 85 1-3 ① K		B FF 94 B FF 93 X FF 93 2-0 ① F8		C SL 82 F EP 68 F EP 70 B FF 87 B SI 85 B SI 85 F SL 81 C FF 87 3-3 ① K	5	0	0	0	0	3	4
23 David Freese, R (1, 5) OBP: 0.313, SLG: 0.345 43 Shane Robinson, R (7, PR) OBP: 0.354, SLG: 0.184 (7, 9)		B FF 93 C FF 92 X SI 92 1-1 ① F9	C KC 79 S FC 88 B FF 94 C FF 93 1-3 ③ K		B FC 86 F SI 92 F SI 91 B FC 88 X FF 93 2-2 ②③ G1-4-3 1-2f		C CU 75 B FF 94 F FF 94 B CU 76 F CH 85 F FF 94 B CU 75 X CH 84 3-2 1-2 1B		F FF 86 F FF 86 B CU 73 S SL 84 2-3 ② K	4 1	0 0	1 0	0 0	0 0	1 1	3 0
19 Jon Jay, L (1, 8) OBP: 0.343, SLG: 0.387		C FF 92 C KC 80 X CH 86 0-2 ② G3	B FF 91 B FC 87 X FF 91 2-0 ① G6-3		X FF 91 0-0 ① G3	B CU 76 F FF 94 F CU 75 F FF 94 C FF 94 1-3 ② K		B SL 81 F CH 75 C SI 86 B EP 71 B SI 85 B SL 81 4-2 38 S BB		4	0	0	0	1	1	2
38 Pete Kozma, R (1, 6) OBP: 0.335, SLG: 0.344		C FF 93 X FC 90 0-1 ③ P6	B FF 92 X FF 90 1-0 13 BB 33 BB 4 SF8 1B		C FF 90 B KC 78 F FC 87 B CH 84 S CH 85 2-3 ② K	X CU 77 0-0 ③ G6-3		C FF 85 F CH 74 B FF 87 F SL 83 F FF 86 F FF 86 F FF 85 F SL 83 X CH 75 1-2 ③ P4 1-2		5	1	1	0	0	1	3
33 Daniel Descalso, L (1, 4) OBP: 0.323, SLG: 0.393			C FF 91 B FC 89 B FC 89 B FF 94 F FF 93 X FF 93 3-2 13 G1-3 4 2B 1B	B KC 78 D FC 88 B FF 92 C FF 90 B FF 93 4-1 13 BB 1-2 BB		C FF 92 X FC 88 0-1 13 2B 1B		C SI 82 F EP 70 B SI 85 X CU 75 1-2 13 F9 2B		3	2	3	0	1	0	0

Inning Stats	1	2	3	4	5	6	7	8	9
	R: 2 E: 0 K: 1 S: 13 H: 2 LOB: 0 BB: 1 P: 21	R: 0 E: 0 K: 0 S: 7 H: 0 LOB: 0 BB: 0 P: 8	R: 2 E: 0 K: 1 S: 12 H: 3 LOB: 2 BB: 1 P: 24	R: 1 E: 0 K: 0 S: 7 H: 1 LOB: 2 BB: 2 P: 18	R: 0 E: 0 K: 1 S: 8 H: 1 LOB: 0 BB: 0 P: 11	R: 1 E: 0 K: 1 S: 16 H: 2 LOB: 2 BB: 1 P: 25	R: 0 E: 0 K: 1 S: 12 H: 2 LOB: 2 BB: 0 P: 18	R: 0 E: 0 K: 0 S: 8 H: 1 LOB: 2 BB: 1 P: 15	R: 0 E: 0 K: 2 S: 18 H: 0 LOB: 1 BB: 1 P: 28

| | | |

BOTTOM

Batter	1	2	3	4	5	6	7	8	9	AB	R	H	RBI	BB	SO	LOB
7 David Lough, L (1, 8) OBP: 0.320, SLG: 0.480	B SI 90 C SI 90 X FC 87 1-1 2 G3 4 1B 2B		X SI 90 0-0 2 G1-6-3 1B	B FF 91 X SI 91 1-0 2 1B 1B		C FC 87 C CU 74 S CU 75 0-3 ③ K			C FF 93 C FS 87 F FS 88 X FS 87 0-2 1B	5	1	4	0	0	1	1
2 Alcides Escobar, R (1, 6) OBP: 0.281, SLG: 0.333	F FF 90 X CU 74 0-1 ① G3 2-3		C SI 91 C CU 76 B SI 91 1 SAFE F FC 88 X FC 88 1-2 ①② G1-6-3 1-2f	B FC 86 1 SAFE S FC 86 X CU 76 1-1 1-3 1B			C CU 71 X FC 86 0-1 ① F9		X FF 93 0-0 ③ F7	5	0	1	0	0	0	3
4 Alex Gordon, L (1, 7) OBP: 0.377, SLG: 0.502	B FF 91 B CU 74 X FC 89 2-0 ② 3-H 1B		B CH 86 B SI 92 F FF 93 X CH 85 2-1 16 1B 35 WP 1B	B FC 88 B FF 93 C FC 90 B FC 91 C CU 75 X CU 78 3-2 ③ F8			B FC 87 S FC 87 X CU 74 1-1 ② P6			4	1	2	1	0	0	2
16 Billy Butler, R (1, 10) OBP: 0.374, SLG: 0.402	B CU 73 C FF 91 X FC 86 1-1 1B		F FF 92 X SI 91 0-1 35 WP 35 1B 1-3 1B		C SI 91 B CU 76 B CU 74 F SI 92 X CU 78 2-2 ① G6-3		X FF 89 0-0 ③ F8			4	1	2	0	0	0	0
35 Eric Hosmer, L (1, 3) OBP: 0.330, SLG: 0.339	F FF 91 X FF 92 0-1 ③ G3		C FC 88 T FC 90 F FF 94 B CU 79 F CU 77 X FC 90 1-2 24 HBP 1-H 3-H 1B		B CU 73 X FC 89 1-0 ② G6-3			S CU 72 X FF 90 0-1 ① F7		4	0	1	1	0	0	1
24 Miguel Tejada, R (1, 5) OBP: 0.378, SLG: 0.529		X FF 90 0-0 ① F9	C FC 87 H SI 90 1-1 1-2 HBP		C CU 74 F FC 88 X CU 76 0-2 ③ G5-3			X FC 84 0-0 21 F8-3 1B		3	0	1	0	0	0	0
21 Jeff Francoeur, R (1, 9) OBP: 0.255, SLG: 0.313		C FF 91 S CU 75 B FC 88 B SI 93 F CU 77 X CU 76 2-2 1B	F FC 87 B FF 91 X FC 88 1-1 ③ G4-3			B FF 90 F SI 91 S SI 90 B CU 76 S FF 93 2-3 ① K		X FC 87 0-0 ②③ F8-3 1-1		4	0	1	0	0	1	3
26 George Kottaras, L (1, 2) OBP: 0.375, SLG: 0.333		B SI 90 C SI 91 B SI 91 S FC 88 S FC 88 2-3 ② K		C SI 90 C CU 74 S SI 92 0-3 ① K		B SI 90 C CH 85 X FC 88 1-1 1B			B FF 92 C FF 92 F FS 86 B FS 87 F FS 86 C FS 87 2-3 ① K	4	0	1	0	0	3	1
23 Elliot Johnson, S (1, 4) OBP: 0.286, SLG: 0.324		C FF 91 F FC 87 D CU 75 D CU 76 S CH 84 2-3 ③ K		C FF 91 F CU 76 B FF 92 B FF 92 X CH 85 2-2 ② G1-3		X SI 90 0-0 ② P6			C FF 93 B FS 86 S FS 86 X FS 86 1-2 ② F9	4	0	0	0	0	1	2
Inning Stats	R: 1 H: 3 E: 0 LOB: 1 K: 0 BB: 0 S: 9 P: 13	R: 0 H: 1 E: 0 LOB: 1 K: 2 BB: 0 S: 11 P: 17	R: 2 H: 4 E: 0 LOB: 2 K: 0 BB: 0 S: 17 P: 23	R: 0 H: 2 E: 0 LOB: 2 K: 1 BB: 0 S: 12 P: 19	R: 0 H: 0 E: 0 LOB: 0 K: 0 BB: 0 S: 7 P: 10	R: 0 H: 1 E: 0 LOB: 1 K: 2 BB: 0 S: 9 P: 12	R: 0 H: 0 E: 0 LOB: 0 K: 0 BB: 0 S: 5 P: 6	R: 0 H: 1 E: 0 LOB: 0 K: 0 BB: 0 S: 4 P: 4	R: 0 H: 1 E: 0 LOB: 1 K: 1 BB: 0 S: 12 P: 15	1B: 12 SF: 0 2B: 2 SAC: 0 3B: 0 DP: 2 HR: 0 HBP: 1					WP: 1 PA: 38 PB: 0 SB: 0 CS: 0	

PITCHER	IP	WLS	BF	H	R	ER	SO	BB	IBB	HBP	BLK	WP	HR	S	P	ERA	WHIP
50 Adam Wainwright, R (1, 1) ERA: 2.48	8.0	W	34	12	3	3	5	0	0	1	0	1	0	74	104	3.38	1.500
44 Edward Mujica, R (9, 1) ERA: 2.05	1.0	S	4	1	0	0	1	0	0	0	0	0	0	12	15	0.00	1.000

PITCHER	IP	WLS	BF	H	R	ER	SO	BB	IBB	HBP	BLK	WP	HR	S	P	ERA	WHIP

St. Louis Cardinals @ Kansas City Royals

Kauffman Stadium, Kansas City, MO

Mon May 27 2013, 2:14 PM - 4:58 PM CDT

Att. 34,746 - Partly Cloudy - 65 F

livebaseballscorecards.com

AB	37
R	3
H	13
RBI	2
BB	0
SO	6
LOB	13

Batter	1	2	3	4	5	6	7	8	9	AB	R	H	RBI	BB	SO	LOB
13 Matt Carpenter, L (1, 4) (9, 5) OBP: 0.394, SLG: 0.455	C FF 92 B FF 92 B FF 92 C FF 91 X FF 94 2-2 3 HR 1B		C FF 91 X CH 86 0-1 ① L9			C CH 86 C SL 81 X SL 81 0-2 HR		B FF 90 B FF 89 B FF 90 C FF 92 C FF 92 B FF 93 4-2 3 1B 3 S BB		3	2	2	1	1	0	0
3 Carlos Beltrán, S (1, 9) OBP: 0.339, SLG: 0.508	C FF 92 X SL 84 0-1 1-H HR		B FF 92 B FF 88 X FF 93 2-0 ② G1-3			B FF 91 X FF 92 1-0 ① G5-3		C SI 93 B SI 90 B SI 88 X FF 93 2-1 7 G1-4-3 1-3 1B		4	1	2	2	0	0	0
7 Matt Holliday, R (1, 10) OBP: 0.345, SLG: 0.427	C FF 94 B FF 94 X SL 86 1-1 32 G6-3 21 BB 1B		B FF 95 S FF 94 F FF 94 X FF 95 1-2 ③ G5-3			X FF 92 0-0 HR		D SL 81 S SL 81 D SL 82 S FF 88 F SL 80 X SL 81 2-2 ② ③ G1-4-3 1-2f		4	1	2	1	0	0	2
21 Allen Craig, R (1, 7) OBP: 0.349, SLG: 0.443	B SL 84 C SL 86 F FF 94 F FF 95 F FF 95 B SL 85 D SL 86 F FF 95 1 SAFE 4-2 B SL 86 32 G6-3 1-2 BB			C FF 93 B SL 84 S SL 86 X FF 94 1-2 ① G6-3		C FF 92 C SL 85 S FF 93 0-3 ② K			X FF 88 0-0 1B	3	0	1	0	1	1	0
32 Matt Adams, L (1, 3) OBP: 0.370, SLG: 0.569	B FF 93 X FF 93 1-0 ① ② G6-3 1-2f 2-3			C FF 93 B FF 88 B FF 89 S SL 85 S SL 85 2-3 ② K		B FF 92 C FF 92 B FF 89 S SL 85 X FF 94 2-2 ③ G5-3			C FF 89 F SL 80 D SL 80 B FF 88 X SL 80 2-2 ① F8	4	0	0	0	0	1	3
23 David Freese, R (1, 5) OBP: 0.311, SLG: 0.342 38 Pete Kozma, R (9, 6) OBP: 0.335, SLG: 0.344	B FF 95 F FF 94 C FF 94 S SL 85 1-3 ③ K			X FF 93 0-0 ③ L9			X FF 91 0-0 19 FC4-6 1B		S SL 82 X SL 80 0-1 ② F8	4 0	0 0	1 0	0 0	0 0	1 0	2 0
19 Jon Jay, L (1, 8) OBP: 0.337, SLG: 0.379		C FF 91 X CH 85 0-1 ① G3-1	B FF 92 X FF 90 1-0 ① G4-3			C FF 91 F FF 91 D SL 84 1 SAFE X FF 92 1-2 ① FC4-6 48 G6-4-3 1-2f			F FF 87 F SL 78 1 SAFE X SL 79 0-2 ③ G3-1	4	0	0	0	0	0	2
48 Tony Cruz, R (1, 2) OBP: 0.188, SLG: 0.133		C FF 94 X SL 85 0-1 ② G6-3	B FF 92 B SL 84 X FF 92 2-0 ② G5-3			1 SAFE C SL 82 X FF 91 0-1 ② ③ G6-4-3 1-2f				3	0	0	0	0	0	1
33 Daniel Descalso, L (1, 6) OBP: 0.314, SLG: 0.380 (9, 4)		C FF 92 B CH 87 F SL 83 B FF 94 S SL 83 2-3 ③ K	B CH 87 C SI 93 B FF 88 S SL 86 C FF 94 2-3 ③ K					X FF 91 0-0 ① G6-3		3	0	0	0	0	2	0
Inning Stats	R: 2 E: 0 K: 1 S: 16 H: 3 LOB: 1 BB: 1 P: 25	R: 0 E: 0 K: 1 S: 7 H: 0 LOB: 0 BB: 0 P: 9	R: 0 E: 0 K: 0 S: 6 H: 0 LOB: 0 BB: 0 P: 9	R: 0 E: 0 K: 1 S: 7 H: 0 LOB: 0 BB: 0 P: 10	R: 0 E: 0 K: 1 S: 5 H: 0 LOB: 0 BB: 0 P: 10	R: 2 E: 0 K: 1 S: 11 H: 2 LOB: 0 BB: 0 P: 14	R: 0 E: 0 K: 0 S: 6 H: 1 LOB: 0 BB: 0 P: 7	R: 0 E: 0 K: 0 S: 9 H: 1 LOB: 1 BB: 1 P: 17	R: 0 E: 0 K: 0 S: 9 H: 1 LOB: 1 BB: 0 P: 11	1B: 5 2B: 0 3B: 0 HR: 3 SF: 0 SAC: 0 DP: 3 HBP: 0						

PITCHER		IP	WLS	BF	H	R	ER	SO	BB	IBB	HBP	BLK	WP	HR	S	P	ERA	WHIP
54 Ervin Santana, R ERA: 3.33	(1, 1)	7.1	L	29	7	4	4	5	2	0	0	0	0	3	63	95	4.91	1.227
31 Louis Coleman, R ERA:	(8, 1)	1.2		5	1	0	0	0	0	0	0	0	0	0	13	17	0.00	0.600

PITCHER		IP	WLS	BF	H	R	ER	SO	BB	IBB	HBP	BLK	WP	HR	S	P	ERA	WHIP

TOP

St. Louis Cardinals @ Kansas City Royals

Kauffman Stadium, Kansas City, MO

Tue May 28 2013, 7:12 PM - 9:18 PM CDT

Att. 27,833 - Cloudy - 76 F

livebaseballscorecards.com

AB	32
R	4
H	8
RBI	4
BB	2
SO	5
LOB	10

Batter	1	2	3	4	5	6	7	8	9	AB	R	H	RBI	BB	SO	LOB
4 Alex Gordon, L (1, 7) OBP: 0.374, SLG: 0.495	B FF 90 B FF 90 C FF 90 B FF 90 B FF 90 4-1 6 G4-3 16 2B BB		C CU 76 S SL 81 F CU 78 B FF 91 X SI 91 1-2 ② F8			C FF 89 T FF 91 B SL 82 C CU 78 1-3 ② K			B FF 92 C FF 92 C FF 91 S FF 92 1-3 ① K	3	1	0	0	1	2	0
2 Alcides Escobar, R (1, 6) OBP: 0.276, SLG: 0.327	B FF 88 1 SAFE B SI 89 C SI 89 F CH 83 1 SAFE F SL 82 C FF 90 2-3 ① K		X SI 90 0-0 ③ F7			C SI 90 X CU 76 0-1 ③ G1-3			B SL 82 X FF 92 1-0 ② G5-3	4	0	0	0	0	1	1
6 Lorenzo Cain, R (1, 8) OBP: 0.354, SLG: 0.394	C SI 89 X SI 90 0-1 ② G4-3 1-2			B CH 83 C SI 89 X SI 90 1-1 ① G5-3			C CH 82 B FF 90 C FF 89 S FF 92 1-3 ① K		B FF 92 B FF 92 C FF 92 X FF 93 2-1 ③ G5-3	4	0	0	0	0	1	1
16 Billy Butler, R (1, 10) OBP: 0.379, SLG: 0.413	B SI 90 B SI 89 X SI 89 2-0 2-H 2B			C CH 84 B CU 76 B CU 76 F CH 84 X SI 91 2-2 ② G6-3			B SI 90 B CH 83 F CH 84 X CH 84 2-1 1B			3	0	2	1	0	0	0
35 Eric Hosmer, L (1, 3) OBP: 0.324, SLG: 0.333	B FF 89 C CU 75 F FF 90 X SL 83 1-2 ③ G3			C FF 90 X SI 89 0-1 ③ G3			B SL 81 B SL 81 F FF 89 B SI 89 F FF 90 C SL 82 3-3 ② K			3	0	0	0	0	1	2
24 Miguel Tejada, R (1, 5) OBP: 0.350, SLG: 0.486		X SI 89 0-0 ① G1-3			C FF 90 B SL 81 F CH 83 F FF 91 S SL 82 1-3 ① K1-3		B SI 90 F SI 89 X FF 90 1-1 ③ F9			3	0	0	0	0	1	1
21 Jeff Francoeur, R (1, 9) OBP: 0.252, SLG: 0.309 7 David Lough, L (8, PH) OBP: 0.308, SLG: 0.462 (9, 9)		C CH 83 F SI 91 B SL 83 X SL 82 1-2 ② F8			C SI 90 B CH 84 X CH 84 1-1 ② F9			C FF 95 B FF 96 S CH 88 B FF 97 S CH 89 2-3 ① K		2 1	0 0	0 0	0 0	0 0	0 1	0 0
32 Adam Moore, R (1, 2) 26 George Kottaras, L (8, PH) OBP: 0.366, SLG: 0.323 (9, 2)		C SI 91 B SI 92 B SI 91 B CH 84 S SI 90 X SI 90 3-2 ③ G5-3			B SI 89 S SI 90 F SI 90 B SL 81 F SL 82 X SI 90 2-2 ③ F9			B CH 89 B FF 97 B FF 97 C FF 95 C FF 96 F FF 97 C FF 97 3-3 ② K		2 1	0 0	0 0	0 0	0 0	0 1	0 0
23 Elliot Johnson, S (1, 4) OBP: 0.274, SLG: 0.310			C SI 89 X CH 85 0-1 ① G5-3			C FF 89 F FF 89 X SL 81 0-2 ① L8		B FF 98 B FF 97 F FF 96 X FF 96 2-1 ③ G6-3		3	0	0	0	0	0	0
Inning Stats	R: 1 H: 1 E: 0 LOB: 1 K: 1 BB: 1 S: 11 P: 20	R: 0 H: 0 E: 0 LOB: 0 K: 0 BB: 0 S: 7 P: 11	R: 0 H: 0 E: 0 LOB: 0 K: 0 BB: 0 S: 7 P: 8	R: 0 H: 0 E: 0 LOB: 0 K: 0 BB: 0 S: 7 P: 10	R: 0 H: 0 E: 0 LOB: 0 K: 1 BB: 0 S: 10 P: 14	R: 0 H: 0 E: 0 LOB: 0 K: 1 BB: 0 S: 8 P: 9	R: 0 H: 1 E: 0 LOB: 1 K: 2 BB: 0 S: 10 P: 17	R: 0 H: 0 E: 0 LOB: 0 K: 2 BB: 0 S: 9 P: 16	R: 0 H: 0 E: 0 LOB: 0 K: 1 BB: 0 S: 6 P: 10	1B: 1 2B: 1 3B: 0 HR: 0	SF: 0 SAC: 0 DP: 0 HBP: 0			WP: 0 PB: 0 SB: 0 CS: 0		PA: 30	

PITCHER		IP	WLS	BF	H	R	ER	SO	BB	IBB	HBP	BLK	WP	HR	S	P	ERA	WHIP
70 Tyler Lyons, L ERA: 1.29	(1, 1)	7.0	W	24	2	1	1	5	1	0	0	0	0	0	60	89	1.29	0.429
26 Trevor Rosenthal, R ERA: 2.08	(8, 1)	1.0	H	3	0	0	0	2	0	0	0	0	0	0	9	16	0.00	0.000
44 Edward Mujica, R ERA: 1.96	(9, 1)	1.0	S	3	0	0	0	1	0	0	0	0	0	0	6	10	0.00	0.000

PITCHER	IP	WLS	BF	H	R	ER	SO	BB	IBB	HBP	BLK	WP	HR	S	P	ERA	WHIP

BOTTOM

St. Louis Cardinals @ Kansas City Royals

Kauffman Stadium, Kansas City, MO

Tue May 28 2013, 7:12 PM - 9:18 PM CDT

Att. 27,833 - Cloudy - 76 F

livebaseballscorecards.com

AB	29
R	1
H	2
RBI	1
BB	1
SO	8
LOB	5

Kansas City Royals @ St. Louis Cardinals

Busch Stadium, St. Louis, MO

Wed May 29 2013, 7:17 PM - 10:06 PM CDT

Att. 43,477 - Partly Cloudy - 84 F

TOP

livebaseballscorecards.com

Batter	1	2	3	4	5	6	7	8	9	AB	R	H	RBI	BB	SO	LOB
4 Alex Gordon, L (1, 7) OBP: 0.379, SLG: 0.502	B SI 92 B FF 93 X FF 92 2-0 ① P6			C CU 78 B CU 78 X CU 77 1-1 2 2B 6 SF9 1B	X SI 93 0-0 1-2 1B		C FF 93 B FF 93 F FF 93 B FF 94 F FF 93 X FF 94 2-2 2 1B 2B		C FF 92 X FF 94 0-1 ② L3	5	1	3	0	0	0	0
2 Alcides Escobar, R (1, 6) OBP: 0.279, SLG: 0.333	C FF 92 F FF 91 B FF 94 F FF 93 F SL 87 S SI 92 1-3 ② K			B FF 92 X FF 92 1-0 6 SF9 1-3 2B	C SL 87 B SL 86 T SI 92 S SL 88 1-3 ③ K		X SI 92 0-0 2-3 1B		X FF 93 0-0 ③ F8	5	0	2	0	0	2	2
6 Lorenzo Cain, R (1, 8) OBP: 0.346, SLG: 0.387	C FF 93 X FF 92 0-1 ③ F9			B SI 91 B SI 91 C FF 93 X FF 93 2-1 ① SF9 2-3 3-H		C SL 86 S SI 90 B SL 86 B SI 91 X FF 94 2-2 ① G6-3	C SL 86 F FF 94 F FF 94 X SL 86 0-2 ③ L9			3	0	0	1	0	0	2
16 Billy Butler, R (1, 3) OBP: 0.371, SLG: 0.404 43 Aaron Crow, R (8, 1) 44 Luke Hochevar, R (8, 1)		B SI 92 C FF 92 S SL 87 F FF 94 B SI 90 X SI 92 2-2 ① G6-3		C FF 93 C FF 92 S SL 87 0-3 ② K		B CU 80 X FF 94 1-0 ② G6-3		C SI 91 S CH 84 B FF 91 S SI 92 1-3 ① K		4 0 0	0 0 0	0 0 0	0 0 0	0 0 0	2 0 0	1 0 0
8 Mike Moustakas, L (1, 5) OBP: 0.257, SLG: 0.313		B FF 92 X FF 93 1-0 ② P4		F FF 94 B FF 94 B FF 94 F FF 94 X SI 94 2-2 ③ G2-3		B SI 93 B CU 78 X SI 94 2-0 7 BB 1B		B SI 91 C SI 91 F CH 85 F FF 93 B CH 85 X FF 91 2-2 7 1B 26 G5-3 1B		4	1	2	0	0	0	1
7 David Lough, L (1, 9) OBP: 0.367, SLG: 0.552		X FF 93 0-0 ③ P5		C CU 78 X FF 91 0-1 39 1B 3B	C FF 93 B CH 83 B CH 83 B CU 78 B FF 94 4-1 1-2 BB		1 SAFE B SI 90 1 SAFE X SI 90 1-0 1-3 26 G5-3 1B		3	1	2	0	1	0	0
26 George Kottaras, L (1, 2) OBP: 0.333, SLG: 0.286			B FF 90 C FF 90 C FF 92 X FF 92 1-2 ① P6	C FF 93 F FF 93 B SI 94 B SI 93 X FF 95 2-2 ① P5	B CH 84 C FF 93 S SL 86 S SL 87 1-3 ③ K		B SI 90 X SI 91 1-0 ② G5-3 1-2 3-H		4	0	0	1	0	1	4
17 Chris Getz, L (1, 4) 27 Juan Gutierrez, R (7, 1) 35 Eric Hosmer, L (8, PH) OBP: 0.323, SLG: 0.331 (8, 3)			B FF 92 F FF 92 B SI 93 X FF 92 2-1 ② L4	C FF 94 X FF 95 0-1 ② P6		C FF 92 B CU 76 X FF 92 1-1 ① G3	B SI 87 B SI 87 B SI 89 C SI 87 C SI 88 F SI 88 X SI 87 3-2 ③ G5-3		3 0 1	0 0 0	0 0 0	0 0 0	0 0 0	0 0 0	1 0 1
39 Luis Mendoza, R (1, 1) OBP: 0.250, SLG: 0.250 55 Tim Collins, L (6, 1) 23 Elliot Johnson, S (7, PH) OBP: 0.267, SLG: 0.301 (7, 4)			B FF 93 C FF 92 F FF 93 X FF 94 1-2 ③ G1-3	X FF 95 0-0 4 1B 3-H 1B		B SI 92 X SI 91 1-0 ② G3		F FF 93 F FS 86 T FS 87 0-2 ① K	2 0 2	0 0 0	1 0 0	1 0 0	0 0 0	0 0 1	0 0 0
Inning Stats	R: 0 E: 0 K: 1 S: 8 H: 0 LOB: 0 BB: 0 P: 11	R: 0 E: 0 K: 0 S: 6 H: 0 LOB: 0 BB: 0 P: 9	R: 0 E: 0 K: 0 S: 8 H: 0 LOB: 0 BB: 0 P: 12	R: 1 E: 0 K: 1 S: 11 H: 2 LOB: 1 BB: 0 P: 17	R: 1 E: 0 K: 1 S: 12 H: 3 LOB: 2 BB: 0 P: 15	R: 0 E: 0 K: 1 S: 9 H: 1 LOB: 2 BB: 1 P: 19	R: 0 E: 0 K: 0 S: 12 H: 2 LOB: 2 BB: 0 P: 16	R: 1 E: 0 K: 1 S: 13 H: 2 LOB: 1 BB: 0 P: 21	R: 0 E: 0 K: 1 S: 6 H: 0 LOB: 0 BB: 0 P: 6	1B: 7 2B: 2 3B: 1 HR: 0 SF: 1 SAC: 0 DP: 0 HBP: 0						

AB	36
R	3
H	10
RBI	3
BB	1
SO	6
LOB	12

WP: 0 PA: 38
PB: 0
SB: 0
CS: 0

PITCHER		IP	WLS	BF	H	R	ER	SO	BB	IBB	HBP	BLK	WP	HR	S	P	ERA	WHIP
31 Lance Lynn, R ERA: 2.91	(1, 1)	7.0		30	8	2	2	4	1	0	0	0	0	0	66	99	2.57	1.286
43 Seth Maness, R ERA: 2.25	(8, 1)	0.2		4	2	1	1	1	0	0	0	0	0	0	9	14	13.50	3.000
36 Randy Choate, L ERA: 1.04	(8, 1)	0.1	W	1	0	0	0	0	0	0	0	0	0	0	4	7	0.00	0.000
44 Edward Mujica, R ERA: 1.88	(9, 1)	1.0	S	3	0	0	0	1	0	0	0	0	0	0	6	6	0.00	0.000

PITCHER		IP	WLS	BF	H	R	ER	SO	BB	IBB	HBP	BLK	WP	HR	S	P	ERA	WHIP

Batter	1	2	3	4	5	6	7	8	9	AB	R	H	RBI	BB	SO	LOB
13 Matt Carpenter, L (1, 4) (9, 5) OBP: 0.390, SLG: 0.449	B SI 90 B SI 91 C SI 92 B SI 92 C SI 92 X SI 92 3-2 ① G4-3		B SI 92 F SI 93 X FF 92 1-1 1B		X SI 92 0-0 ② FC4-6 1-2f		B SI 96 1 SAFE P PO 92 C SI 96 1 SAFE B SI 96 F SI 96 F CU 82 X SI 97 3-2 ②③ L6-3 1-1	B KC 80 C KC 79 F FC 91 F KC 81 B FC 90 B FC 91 F FC 91 X SI 96 3-2 ③ G6-3		5	0	1	0	0	0	4
3 Carlos Beltrán, S (1, 9) OBP: 0.337, SLG: 0.519	X SI 93 0-0 ② G3		B SI 93 C FF 92 B CH 85 F SL 83 F FF 93 S SL 84 2-3 ③ K		B SI 92 C CH 84 S SL 84 D FF 93 F SL 82 S SL 83 2-3 ③ K			B SI 95 B SI 95 X SI 95 2-0 HR		4	1	1	1	0	2	2
7 Matt Holliday, R (1, 7) OBP: 0.343, SLG: 0.440	C FF 93 B SI 92 X SI 93 1-1 ③ F8			C FF 92 T SL 84 B FF 93 S SL 85 1-3 ① K		B FF 90 B SI 91 F SI 92 B SL 83 X FF 94 3-1 HR		B SL 86 F SL 84 B SI 95 S SL 84 B SI 96 S SL 85 3-3 ① K		4	1	1	1	0	2	0
21 Allen Craig, R (1, 3) OBP: 0.357, SLG: 0.454		C FF 92 B SI 92 F SI 93 B FF 93 X SL 84 2-2 23 G6-3 4 1B 1B		B SL 82 C SI 93 X SL 84 1-1 4 1B 2B		C CU 78 X SL 83 0-1 ① L4		X SI 96 0-0 4 1B 23 1B 1B		4	1	3	0	0	0	0
4 Yadier Molina, R (1, 2) OBP: 0.396, SLG: 0.478		C SI 93 B FF 93 X SI 92 1-1 23 G6-3 1-2 1B		B SI 92 X SL 82 1-0 ② 2-H 1B		S FF 94 F SI 93 B SL 84 S SL 85 1-3 ② K		B SL 83 C SL 84 X SL 83 1-1 23 1B 33 1B 1-2 1B		4	1	3	0	0	1	0
23 David Freese, R (1, 5) OBP: 0.324, SLG: 0.344 44 Edward Mujica, R (9, 1)		B SI 92 F SI 92 X SI 92 1-1 ①② G6-3 1-2f 2-3		B SI 92 C SI 93 F SL 83 D SL 85 B SL 83 F FF 92 B SL 84 4-2 BB		C SI 94 B SL 86 F SL 82 F SI 94 B SL 85 B SL 86 B SL 83 4-2 BB		F SI 94 B SI 94 X SI 94 1-1 33 1B 1-3 2-H 1B		2 0	1 0	1 0	1 0	2 0	0 0	2 0
19 Jon Jay, L (1, 8) OBP: 0.335, SLG: 0.372		B SI 92 X SL 82 1-0 ③ G3		F FF 92 D CH 86 X SL 83 1-1 ③ G3		B FF 94 C CU 74 B FF 93 C CU 74 D CU 76 F FF 94 S CU 74 3-3 ③ K		I IN 75 I IN 81 I IN 83 I IN 84 4-0 33 1B IBB		3	0	0	0	1	1	4
38 Pete Kozma, R (1, 6) OBP: 0.328, SLG: 0.335			B SI 88 B SI 92 B SI 92 C FF 91 X SI 91 3-1 ① P4		C SI 90 B SI 92 B SI 92 F SI 92 F SI 93 F SI 94 S SL 83 2-3 ① K		B FF 96 X SI 95 1-0 ① P6	S SL 85 C SL 84 C FF 96 0-3 ② K		4	0	0	0	0	2	3
31 Lance Lynn, S (1, 1) OBP: 0.150, SLG: 0.056 Matt Adams, L (7, PH) OBP: 0.382, SLG: 0.577 43 Shane Robinson, R (7, PR) OBP: 0.354, SLG: 0.184 43 Seth Maness, R (8, 1) 36 Randy Choate, L (8, 1) 33 Daniel Descalso, L (8, PH) OBP: 0.320, SLG: 0.387 (9, 4)			B FF 91 C FF 92 T FF 92 X FF 93 1-2 ② G1-3		B FF 93 B FF 92 C FF 92 B FF 93 C FF 92 B FF 92 4-2 13 FC4-6 BB		F SI 96 X CU 82 0-1 13 L6-3 1B	X SI 95 0-0 1-3 2-H 3-H 1B		1 1 0 0 0 1	0 0 0 0 0 0	0 1 0 0 0 1	0 0 0 0 0 2	1 0 0 0 0 0	0 0 0 0 0 0	0 0 0 0 0 0
Inning Stats	R: 0 E: 0 K: 0 S: 6 H: 0 LOB: 0 BB: 0 P: 10	R: 0 E: 0 K: 0 S: 8 H: 2 LOB: 1 BB: 0 P: 13	R: 0 E: 0 K: 1 S: 11 H: 1 LOB: 1 BB: 0 P: 18	R: 0 E: 0 K: 1 S: 11 H: 2 LOB: 2 BB: 1 P: 19	R: 0 E: 0 K: 2 S: 12 H: 0 LOB: 1 BB: 1 P: 20	R: 1 E: 0 K: 2 S: 14 H: 1 LOB: 1 BB: 1 P: 25	R: 0 E: 0 K: 0 S: 8 H: 1 LOB: 1 BB: 0 P: 11	R: 4 E: 0 K: 2 S: 18 H: 5 LOB: 2 BB: 1 P: 32		1B: 9 2B: 2 3B: 0 HR: 2	SF: 0 SAC: 0 DP: 2 HBP: 0			WP: 0 PB: 0 SB: 0 CS: 0	PA: 37	

PITCHER		IP	WLS	BF	H	R	ER	SO	BB	IBB	HBP	BLK	WP	HR	S	P	ERA	WHIP
39 Luis Mendoza, R ERA: 4.63	(1, 1)	5.2		24	6	1	1	5	3	0	0	0	0	1	58	98	1.59	1.588
55 Tim Collins, L ERA: 3.38	(6, 1)	0.1	H	1	0	0	0	1	0	0	0	0	0	0	4	7	0.00	0.000
27 Juan Gutierrez, R ERA: 3.45	(7, 1)	1.0	H	3	1	0	0	0	0	0	0	0	0	0	8	11	0.00	1.000
43 Aaron Crow, R ERA: 4.8	(8, 1)	0.2	L	8	5	4	4	2	0	1	0	0	0	1	13	24	54.00	7.500
44 Luke Hochevar, R ERA: 2.89	(8, 1)	0.1		1	0	0	0	0	0	0	0	0	0	0	5	8	0.00	0.000

PITCHER	IP	WLS	BF	H	R	ER	SO	BB	IBB	HBP	BLK	WP	HR	S	P	ERA	WHIP

BOTTOM

Kansas City Royals @ St. Louis Cardinals

Busch Stadium, St. Louis, MO

Wed May 29 2013, 7:17 PM - 10:06 PM CDT

Att. 43,477 - Partly Cloudy - 84 F

livebaseballscorecards.com

AB	33
R	5
H	12
RBI	5
BB	4
SO	8
LOB	15

Kansas City Royals @ St. Louis Cardinals

Busch Stadium, St. Louis, MO

Thu May 30 2013, 8:16 PM - 3:31 AM CDT

Att. 43,916 - Cloudy - 70 F

TOP

livebaseballscorecards.com

Batter	1	2	3	4	5	6	7	8	9	AB	R	H	RBI	BB	SO	LOB
4 Alex Gordon, L (1, 7) OBP: 0.377, SLG: 0.495	C FF 93 B FF 96 F FF 93 B CH 85 S CH 84 2-3 **K** ①			B FF 93 S CH 84 B FF 94 C FF 92 F FF 95 X CH 84 2-2 G6-3 ①		C FF 94 F CU 77 B FF 95 F CH 87 F FF 96 B CH 86 F CH 85 X FF 94 2-2 P5 ②			B SI 94 B SI 96 T SI 96 B SI 94 B SI 95 4-1 7 E, 2 HBP, 35 2B, BB	3	1	0	0	1	1	0
2 Alcides Escobar, R (1, 6) OBP: 0.278, SLG: 0.329	C FF 93 F FF 95 X CH 86 0-2 G6-3 ②			B CU 76 C FF 92 B CH 84 F FF 94 F FF 95 B FF 94 X FF 93 3-2 G6-3 ②		B FF 94 C FF 93 X FF 93 1-1 L9 ③			1 SAFE 1 SAFE H FF 93 1-0, 1-2 7 E, 35 2B, HBP	3	1	0	0	0	0	0
7 David Lough, L (1, 9) (7, 8) OBP: 0.324, SLG: 0.485	C FF 94 S CH 85 X FF 97 0-2 F7 ③			B CH 84 S CH 83 F FF 94 B CH 86 X CH 85 2-2 G4-3 ③			B CU 74 F FF 90 C CH 84 B CH 86 F CH 84 X FF 94 2-2 G3 ①		X SI 93 0-0, 1-2, 2-3 FC1, 35 2B, 24 G6-2-3	4	0	0	0	0	0	2
35 Eric Hosmer, L (1, 3) OBP: 0.321, SLG: 0.335		B FF 92 C FF 93 B FF 94 X FF 92 2-1 G6-3 ①			B FF 91 C FF 90 X CH 84 1-1 G1-6-3 ①		X FF 92 0-0 F7 ②		B FS 87 S SI 92 X FS 88 1-1, 1-3, 2-H, 3-H 24 G6-2-3, 2B	4	0	1	2	0	0	0
6 Lorenzo Cain, R (1, 8) 31 Louis Coleman, R (7, 1) 17 Chris Getz, L (9, PH) OBP: 0.265, SLG: 0.296 56 Greg Holland, R (9, 1) OBP: 0.346, SLG: 0.392		B FF 94 F FF 93 F FF 94 F FF 96 S CH 86 1-3 K2-3 ②			C FF 94 B FF 92 X FF 93 1-1, 2H 23 1B, 2B		C FF 92 X FF 94 0-1 G3-1 ③		I IN 65 I IN 68 I IN 67 I IN 67 4-0 24 G6-2-3, IBB	3 0 0 0	1 0 0 0	1 0 0 0	0 0 0 0	0 0 1 0	1 0 0 0	0 0 0 0
8 Mike Moustakas, L (1, 5) 24 Miguel Tejada, R (8, PH) (8, 5) OBP: 0.254, SLG: 0.309		F FF 93 S CH 86 B CH 87 B CH 86 F FF 95 X CH 86 2-2 G4-3 ③			D FF 91 B CH 82 X FF 91 2-0 F9 ②			C SI 87 X SI 88 0-1 F9 ①	X SI 95 0-0, 1-2, 2-3, 3-Hf G6-2-3 ①②	2 2	0 0	0 0	0 0	0 0	0 0	1 3
23 Elliot Johnson, S (1, 4) OBP: 0.278, SLG: 0.303			C FF 92 X CH 84 0-1 F8 ①		C FF 92 B CH 84 X CH 85 1-1, 2-H 26 S, 1B			L SI 88 F SI 88 X SI 88 0-2 G1-3 ②	I IN 64 I IN 61 I IN 63 I IN 64 4-0 IBB	3	0	1	1	1	0	0
26 George Kottaras, L (1, 2) 16 Billy Butler, R (8, PH) OBP: 0.369, SLG: 0.401 32 Adam Moore, R (8, 2) OBP: 0.319, SLG: 0.270			C FF 94 S CH 85 T FF 95 0-2 K ②		S FF 91 S CH 86 D CH 85 S CH 86 1-3, 1-2 K ③			B CH 83 S CH 83 B CH 84 S CH 84 X FF 91 2-2 G6-3 ③	C SI 96 C SI 96 X SI 94 0-2 F9 ③	2 1 1	0 0 0	0 0 0	0 0 0	0 0 0	2 0 0	1 0 3
11 Jeremy Guthrie, R (1, 1) OBP: 0.250, SLG: 0.250 55 Tim Collins, L (7, 1) 21 Jeff Francoeur, R (7, 9) OBP: 0.256, SLG: 0.333			C FF 92 C FF 94 B FF 94 C FF 95 1-3 K ③			S CH 90 L FF 91 F FF 93 S CH 86 0-3 K ①			F SI 95 X SL 88 0-1 HR	2 0 1	0 0 1	0 0 1	0 0 1	0 0 0	2 0 0	0 0 0
Inning Stats	R: 0 E: 0 K: 1 S: 9 H: 0 LOB: 0 BB: 0 P: 11	R: 0 E: 0 K: 1 S: 10 H: 0 LOB: 0 BB: 0 P: 15	R: 0 E: 0 K: 2 S: 8 H: 0 LOB: 0 BB: 0 P: 9	R: 0 E: 0 K: 0 S: 11 H: 0 LOB: 0 BB: 0 P: 18	R: 1 E: 0 K: 1 S: 10 H: 2 LOB: 1 BB: 0 P: 16	R: 0 E: 0 K: 1 S: 12 H: 0 LOB: 0 BB: 0 P: 15	R: 0 E: 0 K: 0 S: 7 H: 0 LOB: 0 BB: 0 P: 9	R: 0 E: 0 K: 0 S: 8 H: 0 LOB: 0 BB: 0 P: 10	R: 3 E: 1 K: 0 S: 10 H: 2 LOB: 3 BB: 3 P: 24	1B: 1 2B: 2 3B: 0 HR: 1 SF: 0 SAC: 0 DP: 1 HBP: 1						WP: 0 PB: 0 SB: 1 CS: 0 PA: 35	

	AB	31
	R	4
	H	4
	RBI	4
	BB	3
	SO	6
	LOB	10

PITCHER		IP	WLS	BF	H	R	ER	SO	BB	IBB	HBP	BLK	WP	HR	S	P	ERA	WHIP
52 Michael Wacha, R ERA: 1.29	(1, 1)	7.0		23	2	1	1	6	0	0	0	0	0	0	67	93	1.29	0.286
36 Randy Choate, L ERA: 0.96	(8, 1)	0.2	H	2	0	0	0	0	0	0	0	0	0	0	5	5	0.00	0.000
43 Seth Maness, R ERA: 2.19	(8, 1)	0.1	H	1	0	0	0	0	0	0	0	0	0	0	3	5	0.00	0.000
41 Mitchell Boggs, R ERA: 11.05	(9, 1)	0.0	L	2	1	2	2	0	1	0	0	0	0	1	3	7	∞	∞
66 Victor Marte, R ERA:	(9, 1)	0.0		4	1	1	0	0	0	1	1	0	0	0	3	9	∞	∞

PITCHER		IP	WLS	BF	H	R	ER	SO	BB	IBB	HBP	BLK	WP	HR	S	P	ERA	WHIP
58 Joe Kelly, R ERA: 6.75	(9, 1)	1.0		3	0	0	0	0	0	1	0	0	0	0	4	8	0.00	0.000

BOTTOM

Kansas City Royals @ St. Louis Cardinals

Busch Stadium, St. Louis, MO

Thu May 30 2013, 8:16 PM - 3:31 AM CDT

Att. 43,916 - Cloudy - 70 F

livebaseballscorecards.com

Batter	1	2	3	4	5	6	7	8	9	AB	R	H	RBI	BB	SO	LOB
13 Matt Carpenter, L (1, 4) (9, 5) OBP: 0.395, SLG: 0.455	C FF 90 B CH 84 X CH 84 1-1 3 WP 21 1B 2B	B CH 85 D CU 75 B FF 93 C FF 93 B SI 94 4-1 7 FC1-2 3 1B 1-2 BB		B FF 92 B FF 92 C FF 92 X FF 94 2-1 3 1B 1B			C FF 93 X CU 75 0-1 ① L3		B FF 94 C FF 95 F FF 96 B FS 87 X FF 97 2-2 ② G6-3	4	1	2	0	1	0	0
3 Carlos Beltrán, S (1, 9) OBP: 0.338, SLG: 0.516	B SI 93 C SI 92 C FF 94 B SL 86 S CU 75 2-3 ① K 2-3	B CU 75 B CH 86 X SI 94 2-0 7 FC1-2 1-2 2-3 1B		C CU 76 B FF 93 1 SAFE F SI 93 X SL 85 1-2 7 FC4 1-3 1B			C CU 74 F FF 94 S FF 94 0-3 ② K		X FF 96 0-0 ③ G3-1	5	0	2	0	0	2	1
7 Matt Holliday, R (1, 7) OBP: 0.341, SLG: 0.432	B CU 78 X CU 77 1-0 ② L4	X SI 94 0-0 ② FC1-2 1-2 2-3 3-Hf		C CU 76 B SI 92 X SI 93 1-1 ③ FC4 1-2f			B FF 94 B CU 76 S CH 83 B CU 76 B CH 85 4-1 21 E 21 S BB			3	0	0	0	1	0	6
21 Allen Craig, R (1, 3) OBP: 0.359, SLG: 0.452	F FF 96 X FF 96 0-1 4 1B 23 1B 3-H 1B	C SI 94 B FF 96 X SI 94 1-1 ③ L4			C FF 93 B FF 93 F SL 84 B FF 93 F FF 94 F FF 94 F SI 92 X SL 85 2-2 ① L8		B SL 82 S SL 82 S SL 80 B FF 90 B SL 84 B SL 82 4-2 4 FC5-4 1-3 BB			3	1	1	1	1	0	3
4 Yadier Molina, R (1, 2) OBP: 0.393, SLG: 0.474	C SL 84 B FF 95 B SI 94 X SL 85 2-1 23 1B 1-3 1B		B SL 84 B FF 92 X FF 93 2-0 ① G5-3		C SI 94 C FF 94 X FF 94 0-2 ② G1-3		S SL 82 X SL 81 0-1 ③ FC5-4 1-2f			4	0	1	0	0	0	2
23 David Freese, R (1, 5) OBP: 0.321, SLG: 0.341 33 Daniel Descalso, L (9, 4) OBP: 0.320, SLG: 0.387	D CU 77 C CU 77 B FF 95 X CU 77 2-1 1-2 3-H 1B		F FF 93 C FF 94 X SL 86 0-2 ② G6-3		F FF 94 B FF 94 B CH 87 B FF 93 F FF 94 S SL 84 3-3 ③ K			X FF 89 0-0 ① G4-3		4 0	0 0	1 0	1 0	0 0	1 0	0 0
19 Jon Jay, L (1, 8) OBP: 0.329, SLG: 0.364 41 Mitchell Boggs, R (9, 1) 66 Victor Marte, R (9, 1) 58 Joe Kelly, R (9, 1)	C FF 93 B FF 94 F CU 78 T FF 95 1-2 ③ K		B FF 94 B CH 86 X SI 94 2-0 ③ F8			F FF 90 B FF 91 X CU 73 1-1 ① G4-3		B FF 90 S SI 89 B FF 90 F SL 82 X SI 89 2-2 ② L7		4 0 0 0	0 0 0 0	0 0 0 0	0 0 0 0	1 0 0 0	2 0 0 0	2
38 Pete Kozma, R (1, 6) OBP: 0.321, SLG: 0.327		B CH 87 F FF 92 T FF 93 F FF 94 C FF 95 1-3 ① K		X FF 92 0-0 ① F9		X FF 91 0-0 ② F8		B FF 91 S FF 90 X SL 83 1-1 ③ G6-3		4	0	0	0	0	1	0
52 Michael Wacha, R (1, 1) OBP: 0.333, SLG: 0.333 36 Randy Choate, L (8, 1) 43 Seth Maness, R (8, 1) 43 Shane Robinson, R (9, 8) OBP: 0.347, SLG: 0.179		B FF 94 B FF 94 C SI 93 F FF 95 B FF 94 F FF 95 X FF 95 3-2 3 1B 13 BB 7 FC1-2 1B		C FF 93 S SL 83 B FF 94 T SL 83 1-2 ② K		B FF 92 B FF 90 F FF 90 C FF 92 S SL 83 2-3 ③ K			B FF 95 C FF 93 C FF 94 B SL 87 F FF 94 X FF 94 2-2 ① G1-3	3 0 0 0 1	0 0 0 0 0	1 0 0 0 0	0 0 0 0 0	0 0 0 0 0	2 0 0 0 0	0 0 0 0 0

Inning Stats	1	2	3	4	5	6	7	8	9
	R: 2 E: 0 K: 2 S: 15	H: 4 LOB: 2 BB: 0 P: 24	R: 0 E: 0 K: 1 S: 13	H: 2 LOB: 3 BB: 1 P: 24	R: 0 E: 0 K: 0 S: 5	H: 0 LOB: 0 BB: 0 P: 9	R: 0 E: 0 K: 1 S: 11	H: 2 LOB: 2 BB: 0 P: 16	R: 0 E: 0 K: 1 S: 12	H: 0 LOB: 0 BB: 0 P: 17	R: 0 E: 0 K: 1 S: 6	H: 0 LOB: 0 BB: 0 P: 9	R: 0 E: 0 K: 1 S: 10	H: 0 LOB: 2 BB: 2 P: 18	R: 0 E: 0 K: 0 S: 6	H: 0 LOB: 0 BB: 0 P: 9	R: 0 E: 0 K: 0 S: 8	H: 0 LOB: 0 BB: 0 P: 12

1B: 7	SF: 0	WP: 1
2B: 1	SAC: 0	PB: 0
3B: 0	DP: 0	SB: 1
HR: 0	HBP: 0	CS: 0

PA: 38

AB	35
R	2
H	8
RBI	2
BB	3
SO	7
LOB	14

PITCHER		IP	WLS	BF	H	R	ER	SO	BB	IBB	HBP	BLK	WP	HR	S	P	ERA	WHIP
11 Jeremy Guthrie, R ERA: 3.84	(1, 1)	6.0		27	8	2	2	6	1	0	0	0	1	0	62	99	3.00	1.500
55 Tim Collins, L ERA: 3.24	(7, 1)	0.2		3	0	0	0	1	1	0	0	0	0	0	6	10	0.00	1.500
31 Louis Coleman, R ERA:	(7, 1)	1.1	W	5	0	0	0	0	1	0	0	0	0	0	10	17	0.00	0.750
56 Greg Holland, R ERA: 2.65	(9, 1)	1.0	S	3	0	0	0	0	0	0	0	0	0	0	8	12	0.00	0.000

PITCHER	IP	WLS	BF	H	R	ER	SO	BB	IBB	HBP	BLK	WP	HR	S	P	ERA	WHIP

Batter	1	2	3	4	5	6	7	8	9	AB	R	H	RBI	BB	SO	LOB
7 Grégor Blanco, L (1, 8) OBP: 0.321, SLG: 0.329	F FF 93 B FF 94 B FF 95 B FF 95 C FF 95 X FF 94 3-2 G4-3		B CH 88 B CH 85 F FF 93 B FF 95 F FF 93 X FF 94 3-2 F8		D FF 94 C FF 93 B FF 94 F FF 93 D CH 87 X FF 93 3-2 L1-3 1-2		C CU 80 C FF 94 F FF 94 B FF 95 X CU 78 1-2 G3			4	0	0	0	0	0	3
50 Jose Mijares, L (7, 1)										0	0	0	0	0	0	0
12 Guillermo Quiroz, R (8, 2) OBP: 0.286, SLG: 0.387										0	0	0	0	0	0	0
19 Marco Scutaro, R (1, 4) OBP: 0.385, SLG: 0.431	B FF 93 C FF 95 S FF 95 X FF 95 1-2 8 FC4-6 1B		F FF 93 B CU 79 B CU 80 C CH 88 B FF 95 B CU 80 4-2 8 FC6-4 BB		C CH 85 C FF 96 X CH 87 0-2 P3			X FF 95 0-0 F8		2	0	1	0	1	0	1
13 Joaquin Arias, R (5, 5) OBP: 0.261, SLG: 0.214										1	0	0	0	0	0	0
8 Hunter Pence, R (1, 9) OBP: 0.333, SLG: 0.500	B FF 94 S FF 95 B CH 87 S FF 95 X FF 95 2-2 FC4-6 1-2f		C FF 94 B CU 81 X CU 81 1-1 FC6-4 1-2f			B CU 80 C CU 79 X CU 81 1-1 G6-3		B SL 84 B SI 96 B SI 96 C FF 96 X SL 84 3-1 G5-3		4	0	0	0	0	0	2
28 Buster Posey, R (1, 2) OBP: 0.379, SLG: 0.492	1 SAFE C CU 79 F FF 94 S FF 95 0-3 K			X FF 94 0-0 2B		F CH 85 F CU 80 X CU 77 0-2 F9		C FF 97 B FS 88 B SL 85 X SL 85 2-1 G6-3		4	0	1	0	0	1	1
70 George Kontos, R (8, 1)										0	0	0	0	0	0	0
9 Brandon Belt, L (1, 3) OBP: 0.323, SLG: 0.419		C CH 86 C CU 80 F FF 95 F FF 96 B CU 78 S CU 79 1-3 K		C CU 80 F CU 80 C FF 95 0-3 K		F FF 94 X FF 94 0-1 G3-1			F FF 92 B CH 80 B CH 80 F FF 93 B CU 74 B FF 93 4-2 21 F9 35 1B BB	3	0	0	0	1	2	1
56 Andres Torres, S (1, 7) OBP: 0.319, SLG: 0.394		X FF 94 0-0 P5		X CH 86 0-0 P3			C FF 92 X CH 85 0-1 35 1B 1B		S FF 90 F FF 90 S CH 80 0-3 K	4	0	1	0	0	1	2
(7, 8)																
35 Brandon Crawford, L (1, 6) OBP: 0.357, SLG: 0.455		B FF 94 F FF 95 B FF 94 B CU 80 X CH 89 3-1 1B		C CH 84 S CU 82 B FF 94 F FF 95 F FF 95 F FF 95 S FF 94 1-3 K			C FF 93 B CU 79 1 SAFE X CU 79 1-1 1-2 1B		S CH 79 B FF 92 X FF 92 1-1 1-2 1B	4	0	3	0	0	1	1
21 Nick Noonan, L (1, 5) OBP: 0.271, SLG: 0.236	C FF 94 S FF 93 1 SAFE S FF 94 0-3 K		S FF 92 X FF 93 0-1 7 L1-3 1B			B FF 94 S FF 95 X FF 95 1-1 L7		C CU 75 X FF 92 0-1 2-3 F9		4	0	1	0	0	1	5
(5, 4)																
18 Matt Cain, R (1, 1) OBP: 0.167, SLG: 0.167		B FF 93 B FF 92 C FF 92 F FF 94 C FF 95 2-3 K		F FF 91 B CU 77 S FF 94 S FF 94 1-3 K		B CU 79 B CU 78 B FF 95 C FF 93 X FF 94 3-1 F4		F FF 93 S CU 74 B CU 73 X CU 74 1-2 G5-3		2	0	0	0	0	2	1
6 Brett Pill, R (7, PH) OBP: 0.227, SLG: 0.450										2	0	0	0	0	0	4
(7, 7)																
Inning Stats	R: 0 E: 0 K: 1 S: 12 H: 1 LOB: 1 BB: 0 P: 18	R: 0 E: 0 K: 2 S: 11 H: 1 LOB: 1 BB: 0 P: 15	R: 0 E: 0 K: 1 S: 10 H: 0 LOB: 1 BB: 1 P: 20	R: 0 E: 0 K: 2 S: 11 H: 1 LOB: 1 BB: 0 P: 12	R: 0 E: 0 K: 1 S: 11 H: 1 LOB: 1 BB: 0 P: 15	R: 0 E: 0 K: 0 S: 7 H: 0 LOB: 0 BB: 0 P: 8	R: 0 E: 0 K: 0 S: 12 H: 2 LOB: 2 BB: 0 P: 18	R: 0 E: 0 K: 0 S: 5 H: 0 LOB: 0 BB: 0 P: 10	R: 0 E: 0 K: 1 S: 12 H: 1 LOB: 2 BB: 1 P: 18	1B: 6 2B: 1 3B: 0 HR: 0 SF: 0 SAC: 0 DP: 0 HBP: 0						

PITCHER		IP	WLS	BF	H	R	ER	SO	BB	IBB	HBP	BLK	WP	HR	S	P	ERA	WHIP
40 Shelby Miller, R ERA: 1.82	(1, 1)	7.0	W	28	6	0	0	7	1	0	0	0	0	0	74	106	0.00	1.000
66 Victor Marte, R ERA: 9.0	(8, 1)	1.0		3	0	0	0	0	0	0	0	0	0	0	5	10	0.00	0.000
65 Keith Butler, R ERA:	(9, 1)	1.0		5	1	0	0	1	1	0	0	0	0	0	12	18	0.00	2.000

PITCHER	IP	WLS	BF	H	R	ER	SO	BB	IBB	HBP	BLK	WP	HR	S	P	ERA	WHIP

TOP

San Francisco Giants @ St. Louis Cardinals

Busch Stadium, St. Louis, MO

Sat Jun 01 2013, 12:18 PM - 2:58 PM CDT

Att. 42,359 - Cloudy - 66 F

livebaseballscorecards.com

AB	34
R	0
H	7
RBI	0
BB	2
SO	8
LOB	21

WP: 0	PA: 36
PB: 0	
SB: 0	
CS: 0	

BOTTOM

San Francisco Giants @ St. Louis Cardinals

Busch Stadium, St. Louis, MO

Sat Jun 01 2013, 12:18 PM - 2:58 PM CDT

Att. 42,359 - Cloudy - 66 F

livebaseballscorecards.com

Batter	1	2	3	4	5	6	7	8	9	AB	R	H	RBI	BB	SO	LOB
13 Matt Carpenter, L (1, 5) OBP: 0.392, SLG: 0.451	C FF 89 C FF 90 B CU 78 F SL 88 C FF 92 1-3 ① K	B CU 79 D CH 86 B SL 87 C CH 86 X SI 92 3-1 19 1B, 21 1B 2-3 3-H 1B	B FF 88 S CH 83 F SI 90 C SI 92 1-3 ① K	F FF 89 B FF 90 B SL 78 F FF 90 C SL 80 2-3 ① K						4	1	1	1	0	3	0
19 Jon Jay, L (1, 8) OBP: 0.327, SLG: 0.362	B CH 84 C FF 91 X SL 88 1-1 ② G3-1	X SI 92 0-0 21 1B 1-2 3-H 1B	C SI 90 F FF 92 F SL 88 S CH 87 0-3 ② K	C FF 91 B SL 80 B SL 78 C FF 91 X FF 93 2-2 ② G5-3						4	1	1	1	0	1	0
7 Matt Holliday, R (1, 7) OBP: 0.335, SLG: 0.423 66 Victor Marte, R (8, 1) 65 Keith Butler, R (9, 1)	B FF 92 F FF 91 B CH 87 C SL 89 F FF 93 F FF 92 F SL 88 S FF 93 2-3 ③ K	F SL 88 F SL 89 B FF 92 D FF 89 F SI 93 C FF 93 2-3 ② K	X CU 80 0-0 ③ L7	X SI 89 0-0 ③ G6-3						4 0 0	0 0 0	0 0 0	0 0 0	0 0 0	2 0 0	2 0 0
21 Allen Craig, R (1, 9) OBP: 0.357, SLG: 0.448		C FF 90 C FF 91 B CH 86 S FF 92 1-3 ① K S SL 89 X CH 87 0-1 1B, 48 2B 1-2 2-H 1B	S FF 89 X SL 86 0-1 ① P4				F SI 92 B SI 92 S FF 92 X SL 86 1-2 ① P4			4	1	1	1	0	1	0
Matt Adams, L (1, 3) OBP: 0.390, SLG: 0.564		C SL 87 B CH 87 B CU 79 X SL 87 2-1 ② L3 B FF 92 X SI 92 1-0 48 2B 1-2 2-H 1B	B FF 90 C SL 86 B FF 90 C FF 91 B FF 91 X CH 86 3-2 ② G4-3	B SI 91 B SI 90 B SI 90 B SI 90 4-0 48 2B, 33 SF8 BB						3	2	1	1	1	0	0
48 Tony Cruz, R (1, 2) OBP: 0.250, SLG: 0.316		C CU 78 X SL 87 0-1 ③ F9 F SL 88 C CU 81 B SL 86 B CU 80 F FF 92 F SL 87 X FF 92 2-2 33 1B 1-H 2-H 2B	C CU 79 F SL 87 B FF 94 B SI 93 F SL 84 C SL 83 2-3 ③ K	F SI 90 B SI 90 C SL 84 F SL 84 B SI 90 X SL 82 2-2 1-3 2B						4	1	2	2	0	1	0
33 Daniel Descalso, L (1, 4) OBP: 0.327, SLG: 0.406		B FF 90 B FF 90 X SI 90 2-0 38 1B, 13 1B 2B B CH 86 B SI 92 F SL 89 X FF 91 2-1 38 1B 2-H 1B			C FF 88 X CU 78 0-1 ① F7		C SI 90 D CH 84 X SI 89 1-1 ② SF8 3-H			3	1	2	2	0	0	0
38 Pete Kozma, R (1, 6) OBP: 0.325, SLG: 0.331		C CH 87 X SI 91 0-1 13 1B, 40 SH5-4, 19 1B 2-3 1B X CU 80 0-0 1-2 1B			F FF 90 B CU 78 F SL 87 X SI 92 1-2 ② F9		C SL 83 B SI 90 X SL 83 1-1 ③ F9			4	1	2	0	0	0	1
40 Shelby Miller, R (1, 1) 43 Shane Robinson, R (8, 7) OBP: 0.347, SLG: 0.179		B CH 87 X SL 87 1-0 ① SH5-4 1-2 C SI 92 B SL 87 B SL 87 F SL 89 C SI 91 1-3 ③ K			B FF 90 S FF 90 S CU 79 F CU 79 F SL 87 S FF 92 1-3 ③ K					2 0	0 0	0 0	0 0	0 0	2 0	2 0
Inning Stats	R: 0 E: 0 K: 2 S: 12 H: 0 LOB: 0 BB: 0 P: 16	R: 0 E: 0 K: 1 S: 7 H: 0 LOB: 0 BB: 0 P: 10	R: 7 E: 0 K: 2 S: 26 H: 9 LOB: 2 BB: 0 P: 40	R: 0 E: 0 K: 2 S: 8 H: 0 LOB: 0 BB: 0 P: 9	R: 0 E: 0 K: 1 S: 9 H: 0 LOB: 0 BB: 0 P: 14	R: 0 E: 0 K: 1 S: 10 H: 0 LOB: 0 BB: 0 P: 12	R: 0 E: 0 K: 1 S: 7 H: 0 LOB: 0 BB: 0 P: 11	R: 1 E: 0 K: 0 S: 11 H: 1 LOB: 1 BB: 1 P: 20		1B: 7 2B: 3 3B: 0 HR: 0 SF: 1 SAC: 1 DP: 0 HBP: 0					WP: 0 PB: 0 SB: 0 CS: 0 PA: 35	

	AB	32
	R	8
	H	10
	RBI	8
	BB	1
	SO	10
	LOB	5

PITCHER		IP	WLS	BF	H	R	ER	SO	BB	IBB	HBP	BLK	WP	HR	S	P	ERA	WHIP
18 Matt Cain, R ERA: 5.45	(1, 1)	6.0	L	27	9	7	7	9	0	0	0	0	0	0	72	101	10.50	1.500
50 Jose Mijares, L ERA: 2.0	(7, 1)	1.0		3	0	0	0	1	0	0	0	0	0	0	7	11	0.00	0.000
70 George Kontos, R ERA: 5.27	(8, 1)	1.0		5	1	1	1	0	1	0	0	0	0	0	11	20	9.00	2.000

PITCHER	IP	WLS	BF	H	R	ER	SO	BB	IBB	HBP	BLK	WP	HR	S	P	ERA	WHIP

Batter	1	2	3	4	5	6	7	8	9	AB	R	H	RBI	BB	SO	LOB
7 Grégor Blanco, L (1, 8) OBP: 0.319, SLG: 0.327	X SI 90 0-0 ① P6		B SI 90 F FC 88 B SI 88 C FF 91 S CU 75 2-3 ② K			B FC 85 X SI 90 1-0 19 G5-3 1B		C CU 71 X CH 83 0-1 ② G4-3		4	0	1	0	0	1	1
35 Brandon Crawford, L (1, 6) OBP: 0.350, SLG: 0.446 70 George Kontos, R (8, 1)	C SI 90 X SI 91 0-1 ② G6-3		X SI 90 0-0 ③ G4-3			X FC 87 0-0 ① P4		C CU 73 B CH 83 S CH 84 B CU 75 S CU 75 2-3 ③ K		4 0	0 0	0 0	0 0	0 0	1 0	2 0
19 Marco Scutaro, R (1, 4) OBP: 0.387, SLG: 0.437	C SI 90 F FF 91 B FF 92 B FC 87 S SI 92 2-3 ③ K			B FF 90 C FF 90 B FC 86 X FC 87 2-1 9 G3-6-1 1B		1 SAFE B FF 90 C FC 87 X CU 75 1-1 ② G5-3 1-2			B SI 91 F SI 91 B FF 89 X FF 90 2-1 2B	4	0	2	0	0	1	1
8 Hunter Pence, R (1, 9) OBP: 0.332, SLG: 0.495		F SI 90 X FC 85 0-1 1B		B SI 92 1 SAFE B FF 91 X FC 88 2-0 ① F8		D CU 74 F FC 87 B SI 90 X CU 76 2-1 ③ F7			X FC 87 0-0 ① G5-3	4	0	1	0	0	0	3
9 Brandon Belt, L (1, 3) OBP: 0.321, SLG: 0.421		C FF 91 F FF 90 S FC 87 0-3 ① K		B CU 74 B FC 88 X FF 92 2-0 ②③ G3-6-1 1-2f			B CH 82 B SI 91 C SI 90 F SI 91 B CU 76 X FC 89 3-2 56 1B 2B		F SI 91 F FF 91 F CH 85 F CU 77 X FF 92 0-2 ② P6	4	1	1	0	0	1	3
56 Andres Torres, S (1, 7) OBP: 0.317, SLG: 0.389		B SI 91 B FF 92 C FC 88 S FF 89 S FC 89 2-3 ② K			C CU 70 B CU 72 B FF 91 F FC 88 S CH 84 2-3 ① K		F CH 84 X CU 75 0-1 12 G6-4-3 2-H 1B		B CH 84 B SI 92 F FF 91 S CH 84 S CU 76 2-3 ③ K	4	0	1	1	0	3	2
13 Joaquin Arias, R (1, 5) OBP: 0.265, SLG: 0.222 (8, 6)		C FF 91 S FC 84 D CU 75 C FF 93 1-3 ③ K			F FF 90 B SI 90 X FC 88 1-1 1B		1 SAFE 1 SAFE F FC 86 F SI 90 X FF 92 0-2 ① F8			3	0	1	0	0	1	2
12 Guillermo Quiroz, R (1, 2) OBP: 0.263, SLG: 0.353			X FC 85 0-0 ① G6-3		C SI 90 F FC 87 S CU 76 0-3 ② K		X FF 88 0-0 ②③ G6-4-3 1-2f			3	0	0	0	0	1	2
40 Madison Bumgarner, R (1, 1) OBP: 0.273, SLG: 0.200 52 Ramon E Ramirez, R (7, 1) 21 Nick Noonan, L (8, PH) OBP: 0.267, SLG: 0.232 (8, 5)			B SI 90 C SI 91 X SI 92 1-1 1B		F SI 90 D FC 88 B FC 88 S FC 86 C CU 75 2-3 ③ K			C CU 70 F FF 89 B CU 75 X FC 87 1-2 ① P4		2 0 1	0 0 0	1 0 0	0 0 0	0 0 0	1 0 0	1 0 0
Inning Stats	R: 0 E: 0 K: 1 S: 6 H: 0 LOB: 0 BB: 0 P: 8	R: 0 E: 0 K: 3 S: 11 H: 1 LOB: 1 BB: 0 P: 14	R: 0 E: 0 K: 1 S: 7 H: 1 LOB: 1 BB: 0 P: 10	R: 0 E: 0 K: 0 S: 4 H: 1 LOB: 0 BB: 0 P: 10	R: 0 E: 0 K: 3 S: 11 H: 1 LOB: 1 BB: 0 P: 16	R: 0 E: 0 K: 0 S: 6 H: 1 LOB: 1 BB: 0 P: 10	R: 1 E: 0 K: 0 S: 9 H: 2 LOB: 0 BB: 0 P: 12	R: 0 E: 0 K: 1 S: 8 H: 0 LOB: 0 BB: 0 P: 11	R: 0 E: 0 K: 1 S: 11 H: 1 LOB: 1 BB: 0 P: 15	1B: 6 2B: 2 3B: 0 HR: 0 SF: 0 SAC: 0 DP: 2 HBP: 0						

PITCHER	IP	WLS	BF	H	R	ER	SO	BB	IBB	HBP	BLK	WP	HR	S	P	ERA	WHIP
50 Adam Wainwright, R (1, 1) ERA: 2.33	9.0	W	33	8	1	1	10	0	0	0	0	0	0	73	106	1.00	0.889

PITCHER	IP	WLS	BF	H	R	ER	SO	BB	IBB	HBP	BLK	WP	HR	S	P	ERA	WHIP

TOP

San Francisco Giants @ St. Louis Cardinals

Busch Stadium, St. Louis, MO

Sat Jun 01 2013, 6:17 PM - 8:49 PM CDT

Att. 42,175 - Cloudy - 75 F

livebaseballscorecards.com

AB	33
R	1
H	8
RBI	1
BB	0
SO	10
LOB	17

WP: 0 PA: 33
PB: 0
SB: 0
CS: 0

Batter	1	2	3	4	5	6	7	8	9	AB	R	H	RBI	BB	SO	LOB
19 Jon Jay, L (1, 8) OBP: 0.321, SLG: 0.354	B FF 90 F FF 92 F FC 88 S CU 78 1-3 K ①		B FC 88 X FC 87 1-0 FC3 4 G5-3 3 1B 2-3 3-H		C FC 86 F FF 90 C CU 77 0-3 K ①		F SI 91 X CH 86 0-1 G4-3 ①			4	1	0	1	0	2	1
4 Yadier Molina, R (1, 2) OBP: 0.390, SLG: 0.469	X FF 92 0-0 G5-3 ②		X FC 87 0-0 G5-3 ② 1-2		B FC 86 B CH 83 C FF 89 C FC 85 X CH 83 2-2 F9 ②		F SI 93 B FF 92 B SL 85 F FF 93 F SL 89 B SL 87 X SL 88 3-2 23 BB 3 1B 12 1B 1B			4	1	1	0	0	0	2
3 Carlos Beltrán, S (1, 9) OBP: 0.342, SLG: 0.516	C FF 92 F FC 87 B CU 77 B CU 78 S CH 85 2-3 K ③		S FC 87 S CU 78 D CU 79 X FC 87 1-2 12 HBP 23 1B 2-H 3-H 1B		S CU 77 B FF 90 F FC 86 B CH 84 F CU 78 B CH 83 F FC 86 X FF 90 3-2 L7 ③		D CH 87 S CH 86 X CH 87 1-1 23 BB 12 1B 1-2 1B			4	1	2	2	0	1	0
23 David Freese, R (1, 5) OBP: 0.333, SLG: 0.357		C FC 90 C FC 88 B CU 79 S CH 84 1-3 K ① 1 SAFE C FF 89 B CH 82 C FC 87 F CU 77 X CH 84 1-2 12 HBP 1-2 1B			C FC 86 B CU 76 S FC 85 X CH 83 1-2 12 1B 33 1B 2B	F CH 89 B CH 87 B CH 88 B FF 93 F SL 88 B SL 89 4-2 12 1B 1-2 2-3 BB			3	1	2	0	1	1	0
12 Ty Wigginton, R (1, 3) OBP: 0.295, SLG: 0.231		F FC 88 B FF 91 X FC 86 1-1 L8 ② H CU 78 1-0 1-2 2-3 HBP			F FC 84 X CH 81 0-1 33 1B 43 SF8 2-3 1B	S SL 88 X SL 88 0-1 33 G1-6-3 1-2 2-H 3-H 1B				3	1	2	2	0	0	0
33 Daniel Descalso, L (1, 4) OBP: 0.324, SLG: 0.400		C FF 91 B FF 91 X CU 79 1-1 G4-3 ③ X FC 86 0-0 F7 ③			B FC 86 S CU 76 X CU 75 1-1 38 S 1-3 3-H 1B	C SI 93 B SI 92 X CH 87 1-1 G1-6-3 ② ③ 1-2f				4	0	1	1	0	0	5
43 Shane Robinson, R (1, 7) OBP: 0.321, SLG: 0.167			S FF 90 B FF 91 B FC 88 X FF 90 2-1 F9 ① C FF 90 B FF 89 B FC 86 X FC 89 2-1 F9 ①		B FF 89 1 SAFE B FC 86 X FF 90 2-0 SF8 ① 3-H		C FF 90 F SI 92 B FC 85 C SL 85 1-3 K ①			3	0	0	1	0	1	0
38 Pete Kozma, R (1, 6) OBP: 0.323, SLG: 0.326			B FC 87 B FC 88 B CH 84 C FF 91 B FF 90 4-1 50 2B 19 FC3 BB B CH 83 X FF 90 1-0 L8 ②		C FC 86 B FC 87 X CH 82 1-1 L9 ② 1-2		X FF 92 0-0 G6-3 ②			3	1	0	0	1	0	1
50 Adam Wainwright, R (1, 1) OBP: 0.172, SLG: 0.207			1 SAFE L FC 88 M FC 88 X FC 87 0-2 19 FC3 3 1B 1-3 2B C FF 91 C CU 76 B FC 85 F FC 87 B FF 90 C CU 77 2-3 K ③		S CU 77 C FF 90 F FF 90 D CU 76 C FF 90 1-3 K ③		S SI 92 S SI 91 C SL 83 0-3 K ③			4	1	1	0	0	3	1
Inning Stats	R: 0 E: 0 K: 2 S: 7 H: 0 LOB: 0 BB: 0 P: 10	R: 0 E: 0 K: 1 S: 7 H: 0 LOB: 0 BB: 0 P: 10	R: 3 E: 0 K: 0 S: 16 H: 3 LOB: 3 BB: 1 P: 26	R: 0 E: 0 K: 1 S: 7 H: 0 LOB: 0 BB: 0 P: 12	R: 0 E: 0 K: 1 S: 11 H: 0 LOB: 0 BB: 0 P: 16	R: 2 E: 0 K: 0 S: 14 H: 3 LOB: 1 BB: 0 P: 20	R: 2 E: 0 K: 0 S: 14 H: 3 LOB: 1 BB: 1 P: 23	R: 0 E: 0 K: 2 S: 7 H: 0 LOB: 0 BB: 0 P: 8		1B: 7 2B: 2 3B: 0 HR: 0 SF: 1 SAC: 0 DP: 1 HBP: 1					WP: 0 PB: 0 SB: 1 CS: 0 PA: 36	

PITCHER		IP	WLS	BF	H	R	ER	SO	BB	IBB	HBP	BLK	WP	HR	S	P	ERA	WHIP
40 Madison Bumgarner, L ERA: 3.46	(1, 1)	6.0	L	27	6	5	5	6	1	0	1	0	0	0	62	94	7.50	1.167
52 Ramon E Ramirez, R ERA: 10.8	(7, 1)	1.0		6	3	2	2	0	1	0	0	0	0	0	14	23	18.00	4.000
70 George Kontos, R ERA: 5.08	(8, 1)	1.0		3	0	0	0	2	0	0	0	0	0	0	7	8	0.00	0.000

PITCHER	IP	WLS	BF	H	R	ER	SO	BB	IBB	HBP	BLK	WP	HR	S	P	ERA	WHIP

BOTTOM

San Francisco Giants @ St. Louis Cardinals

Busch Stadium, St. Louis, MO

Sat Jun 01 2013, 6:17 PM - 8:49 PM CDT

Att. 42,175 - Cloudy - 75 F

livebaseballscorecards.com

AB	32
R	7
H	9
RBI	7
BB	2
SO	8
LOB	10

Batter	1	2	3	4	5	6	7	8	9	AB	R	H	RBI	BB	SO	LOB
56 Andres Torres, S (1, 7) OBP: 0.323, SLG: 0.388	B SI 90 F FF 90 B SI 89 F CH 83 B SL 83 B SI 91 4-2 19 FC5-4 BB		C CH 84 F FF 91 S SL 82 0-3 ① K		X SI 90 0-0 19 G5-4-3 1B		C CH 83 B SI 90 F SI 89 X FF 90 1-2 ② G3-1 2-3			3	0	1	0	1	1	1
19 Marco Scutaro, R (1, 4) OBP: 0.380, SLG: 0.429	1 SAFE C SI 90 C FF 91 F SI 91 1 SAFE X SL 82 0-2 ① FC5-4 28 1B 1-2f		C SI 90 B CU 76 B CH 85 X CH 84 2-1 ② G6-3		B FF 90 X FF 90 1-0 ②③ G5-4-3 1-2f		B SI 90 C SI 90 F SI 91 F SI 89 X SL 83 1-2 ③ F9			4	0	0	0	0	0	3
28 Buster Posey, R (1, 2) OBP: 0.391, SLG: 0.514	C FF 91 F FF 91 X SL 82 0-2 8 G5-3 1-3 1B		B CU 77 F CH 85 X CH 84 1-1 8 2B 2B			F SI 90 B FF 91 X SI 90 1-1 8 FC6-5 2B		C SL 82 B SI 94 B SI 95 F SL 84 X CH 89 2-2 8 1B 1B		4	1	4	0	0	0	0
8 Hunter Pence, R (1, 9) OBP: 0.335, SLG: 0.500	C FF 92 B CH 85 F SI 92 X SL 83 1-2 ② G5-3 1-2		B FF 92 F FF 91 X CH 86 1-1 2-H 2B			X SI 90 0-0 ① FC6-5 6 G6-4-3 2-3		C SI 94 1 SAFE F SL 83 B SI 95 X SI 94 1-2 13 G6-4-3 1-2 1B		4	0	2	1	0	0	3
6 Brett Pill, R (1, 3) OBP: 0.192, SLG: 0.375	B FF 92 X CH 85 1-0 ③ L9		F FF 91 F FF 91 S SL 83 0-3 ③ K			1 SAFE 1 SAFE X SI 91 0-0 ②③ G6-4-3 1-2f		S SL 84 C SL 84 S SL 83 0-3 ① K		4	0	0	0	0	2	6
13 Joaquin Arias, R (1, 5) OBP: 0.264, SLG: 0.224 54 Sergio Romo, R (8, 1)		B SI 89 B SI 88 X FF 90 2-0 35 1B 7 G4-6-3 1B	C SI 90 S CH 85 B CH 83 F SL 82 X SL 81 1-2 ① G5-3				C SI 88 X SI 90 0-1 ① G6-3	X SL 84 0-0 ②③ G6-4-3 1-2f		4 0	1 0	1 0	0 0	0 0	0 0	2 0
35 Brandon Crawford, L (1, 6) OBP: 0.353, SLG: 0.447		C FF 90 X SL 82 0-1 7 G4-6-3 1-3 1B	X CU 75 0-0 ② G4-3				C CU 75 X SI 89 0-1 7 BB 9 2B 1B		C FF 91 B CU 72 B CH 79 C FF 91 X FF 92 2-2 ① P4	4	1	2	0	0	0	0
7 Grégor Blanco, L (1, 8) OBP: 0.318, SLG: 0.320		F FF 91 B FF 90 S SL 82 X FF 92 1-2 ①② G4-6-3 1-2f 3-H	B SI 89 C FF 90 C SL 81 X SL 82 1-2 ③ P6				B FF 86 1 SAFE D FF 90 B SL 80 C FF 89 B FF 89 4-1 9 2B 1-2 BB		X FF 91 0-0 ② F8	3	1	0	0	1	0	1
57 Chad Gaudin, R (1, 1) 9 Brandon Belt, L (7, PH) OBP: 0.325, SLG: 0.430 41 Jeremy Affeldt, L (7, 1) 21 Nick Noonan, L (8, 5) OBP: 0.262, SLG: 0.228		C SI 90 S SI 91 F SL 83 S FF 93 0-3 ③ K			C SI 89 B SI 90 X SI 88 1-1 ① P3		F SI 86 B SL 78 X SI 87 1-1 56 G3-1 1-H 2-H 2B		F FF 91 B FF 92 S CH 79 B CH 79 X CH 80 2-2 ③ G3-1	2 1 0 1	0 0 0 0	0 1 0 0	0 2 0 0	1 0 0 0	0 0 0 0	0 0 0 0
Inning Stats	R: 0 E: 0 K: 0 S: 13 H: 1 LOB: 2 BB: 1 P: 19	R: 1 E: 0 K: 1 S: 10 H: 2 LOB: 0 BB: 0 P: 13	R: 1 E: 0 K: 2 S: 12 H: 2 LOB: 1 BB: 0 P: 16	R: 0 E: 0 K: 0 S: 8 H: 0 LOB: 0 BB: 0 P: 10	R: 0 E: 0 K: 0 S: 4 H: 1 LOB: 0 BB: 0 P: 6	R: 0 E: 0 K: 0 S: 4 H: 1 LOB: 0 BB: 0 P: 5	R: 2 E: 0 K: 0 S: 14 H: 2 LOB: 1 BB: 1 P: 21	R: 0 E: 0 K: 1 S: 10 H: 2 LOB: 1 BB: 0 P: 13	R: 0 E: 0 K: 0 S: 7 H: 0 LOB: 0 BB: 0 P: 11	1B: 7 2B: 4 3B: 0 HR: 0 SF: 0 SAC: 0 DP: 4 HBP: 0						WP: 0 PB: 0 SB: 0 CS: 0 PA: 36	

PITCHER	IP	WLS	BF	H	R	ER	SO	BB	IBB	HBP	BLK	WP	HR	S	P	ERA	WHIP
70 Tyler Lyons, L (1, 1) ERA: 2.66	6.1	L	26	8	4	4	3	2	0	0	0	0	0	56	78	5.68	1.579
36 Randy Choate, L (7, 1) ERA: 0.96	0.0		1	1	0	0	0	0	0	0	0	0	0	2	3	∞	∞
43 Seth Maness, R (7, 1) ERA: 2.08	0.2		2	0	0	0	0	0	0	0	0	0	0	7	9	0.00	0.000
66 Victor Marte, R (8, 1) ERA: 4.5	1.0		4	2	0	0	1	0	0	0	0	0	0	10	13	0.00	2.000
65 Keith Butler, R (9, 1) ERA:	1.0		3	0	0	0	0	0	0	0	0	0	0	7	11	0.00	0.000

PITCHER	IP	WLS	BF	H	R	ER	SO	BB	IBB	HBP	BLK	WP	HR	S	P	ERA	WHIP

TOP

San Francisco Giants @ St. Louis Cardinals

Busch Stadium, St. Louis, MO

Sun Jun 02 2013, 1:17 PM - 3:57 PM CDT

Att. 43,817 - Cloudy - 67 F

livebaseballscorecards.com

AB	34
R	4
H	11
RBI	3
BB	2
SO	4
LOB	16

Batter	1	2	3	4	5	6	7	8	9	AB	R	H	RBI	BB	SO	LOB
13 Matt Carpenter, L (1, 4) OBP: 0.394, SLG: 0.452	C FF 91 C FF 91 B FF 93 B FF 94 X SI 92 2-2 ① L8		C FF 92 X CH 86 0-1 1-2 1B		B SL 77 X FF 92 1-0 ③ F7			B CU 76 B SI 92 X SI 92 2-0 1B		4	0	2	0	0	0	0
4 Yadier Molina, R (1, 2) OBP: 0.387, SLG: 0.464 48 Tony Cruz, R (4, 2) OBP: 0.227, SLG: 0.286	S FF 93 F FF 92 F FF 94 X SL 82 0-2 ② P6		F SL 82 S FF 94 X FF 94 0-2 ③ G6-3			F FF 91 B SL 80 F FF 92 S FF 93 1-3 ① K		D SL 78 F SL 79 B FC 86 C SL 78 D SL 79 S SL 79 3-3 ③ K		2 2	0 0	0 0	0 0	0 0	0 2	2 1
7 Matt Holliday, R (1, 7) OBP: 0.329, SLG: 0.415	C FF 93 B SL 80 B FF 94 C FF 93 S SI 94 2-3 ③ K			B SL 82 F FF 93 B FF 93 F FF 93 F SL 83 B SL 82 X FF 94 3-2 ① F9		C FF 94 F FF 93 X SL 80 0-2 ② F9			B FF 87 B FF 90 C SL 79 X FF 89 2-1 ① G4-3	4	0	0	0	0	1	0
21 Allen Craig, R (1, 9) OBP: 0.360, SLG: 0.449		F FF 92 B FF 92 F FF 93 F SL 82 B FF 95 X FF 95 2-2 ① G6-3		X FF 94 0-0 23 HR 1B		F FF 94 B FF 93 B FF 92 X CH 85 2-1 ③ G5-3			C SI 89 X FC 87 0-1 1B	4	1	2	0	0	0	0
Matt Adams, L (1, 3) OBP: 0.365, SLG: 0.525		C SI 94 F FF 94 F FF 94 B FF 94 C FF 94 1-3 ② K	F SI 92 X FF 92 0-1 ② F7				B SI 92 S SI 92 F SI 92 X SI 93 1-2 ① G4-3		C SI 89 F SI 89 B SI 89 B SL 78 B SL 78 X SL 79 3-2 ② F9	4	0	0	0	0	1	2
23 David Freese, R (1, 5) OBP: 0.331, SLG: 0.376		S FF 94 B SL 81 C SL 82 T FF 95 1-2 ③ K	X SL 81 0-0 1-H HR				F SI 92 B SI 92 X SI 92 1-1 ② L9		C SL 78 X SL 77 0-1 ③ G3	4	1	1	2	0	1	1
19 Jon Jay, L (1, 8) OBP: 0.321, SLG: 0.354			F FF 91 X FF 92 0-1 13 1B 1B	B FF 94 B SI 94 X FF 93 2-0 ③ G3-1			B SI 92 C SI 92 B CU 77 C SI 92 F CU 76 X SI 93 2-2 ③ G4-3			3	0	1	0	0	0	0
38 Pete Kozma, R (1, 6) OBP: 0.318, SLG: 0.320			B FF 92 B FF 92 B SI 91 C FF 92 X FF 92 3-1 ① P4		X FF 92 0-0 ① L8			X SI 90 0-0 ① G5-3		3	0	0	0	0	0	1
70 Tyler Lyons, L (1, 1) OBP: 0.200, SLG: 0.200 36 Randy Choate, L (7, 1) 43 Seth Maness, R (7, 1) 66 Victor Marte, R (8, 1) 12 Ty Wigginton, R (8, PH) OBP: 0.289, SLG: 0.225 65 Keith Butler, R (9, 1)			C FF 92 B FF 93 1 SAFE 1 SAFE L FF 92 L FF 93 1-3 ② K		B FF 93 B FF 92 C FF 90 B FF 93 C FF 91 X FF 92 3-2 ② G5-3			C SI 92 B SI 91 B CH 87 X SI 92 2-1 ② L7		2 0 0 0 1 0	0 0 0 0 0 0	0 0 0 0 0 0	0 0 0 0 0 0	1 0 0 0 0 0	0 0 0 0 0 0	1 0 0 0 0 0
Inning Stats	R: 0 E: 0 K: 1 S: 10 H: 0 LOB: 0 BB: 0 P: 14	R: 0 E: 0 K: 2 S: 11 H: 0 LOB: 0 BB: 0 P: 15	R: 0 E: 0 K: 1 S: 12 H: 2 LOB: 2 BB: 0 P: 16	R: 2 E: 0 K: 0 S: 9 H: 2 LOB: 0 BB: 0 P: 14	R: 0 E: 0 K: 0 S: 5 H: 0 LOB: 0 BB: 0 P: 9	R: 0 E: 0 K: 1 S: 8 H: 0 LOB: 0 BB: 0 P: 11	R: 0 E: 0 K: 0 S: 9 H: 0 LOB: 0 BB: 0 P: 13	R: 0 E: 0 K: 1 S: 7 H: 1 LOB: 1 BB: 0 P: 14	R: 0 E: 0 K: 0 S: 9 H: 1 LOB: 1 BB: 0 P: 14	1B: 5 2B: 0 3B: 0 HR: 1	SF: 0 SAC: 0 DP: 0 HBP: 0		WP: 0 PB: 0 SB: 0 CS: 0	PA: 33			

PITCHER		IP	WLS	BF	H	R	ER	SO	BB	IBB	HBP	BLK	WP	HR	S	P	ERA	WHIP
57 Chad Gaudin, R ERA: 2.21	(1, 1)	6.0	W	22	4	2	2	5	0	0	0	0	0	1	55	79	3.00	0.667
41 Jeremy Affeldt, L ERA: 1.93	(7, 1)	1.2	H	6	1	0	0	0	0	0	0	0	0	0	13	21	0.00	0.600
54 Sergio Romo, R ERA: 2.7	(8, 1)	1.1	S	5	1	0	0	1	0	0	0	0	0	0	12	20	0.00	0.750

PITCHER	IP	WLS	BF	H	R	ER	SO	BB	IBB	HBP	BLK	WP	HR	S	P	ERA	WHIP

BOTTOM

San Francisco Giants @ St. Louis Cardinals

Busch Stadium, St. Louis, MO

Sun Jun 02 2013, 1:17 PM - 3:57 PM CDT

Att. 43,817 - Cloudy - 67 F

livebaseballscorecards.com

AB	33
R	2
H	6
RBI	2
BB	0
SO	6
LOB	8

Batter	1	2	3	4	5	6	7	8	9	AB	R	H	RBI	BB	SO	LOB
8 Gerardo Parra, L (1, 9) OBP: 0.378, SLG: 0.480	C CU 77 X CU 78 0-1 1B		X CH 84 0-0 ② G6-3			C FF 91 X SL 86 0-1 14 F9 44 G3 2B		B FF 96 B FF 96 C FF 96 C FF 97 S FF 97 2-3 ① K		4	1	2	0	0	1	1
14 Martín Prado, R (1, 5) OBP: 0.306, SLG: 0.348	C FF 91 B FF 92 F FF 91 T FF 92 1-2 ① K		C FF 93 B FF 92 C SL 86 X FF 93 1-2 ③ L9			X FF 93 0-0 ① F9 2-3		X FF 97 0-0 ② G4-3 2-3		4	0	0	0	0	1	3
44 Paul Goldschmidt, R (1, 3) OBP: 0.413, SLG: 0.592	C FF 92 F FF 92 C FF 92 0-3 ② K			C FF 90 F SI 89 X FF 92 0-2 ① F9		B FF 92 F FF 91 B FF 92 F FF 93 F FF 94 B SI 92 X FF 94 3-2 ② G3 3-H		D FF 97 B FF 98 X FF 97 2-0 ③ F8		4	0	0	1	0	1	2
26 Miguel Montero, L (1, 2) OBP: 0.295, SLG: 0.287	1 SAFE F FF 92 C FF 92 B FF 93 F FF 92 F SL 86 F SI 94 F CU 80 D SL 86 3-2 ③ 1 SAFE F FF 93 D CU 77 X FF 93 L6			C FF 91 B CH 86 F FF 91 X CU 78 1-2 ② G5-3		S FF 93 B FF 93 C FF 93 B FF 94 B FF 94 B FF 94 4-2 BB			X FF 91 0-0 ① F8	3	0	0	0	1	0	1
7 Cody Ross, R (1, 7) OBP: 0.314, SLG: 0.366		B FF 90 B FF 90 C FF 90 B FF 92 F FF 92 F FF 94 X FF 93 3-2 18 CS 1B		C FF 92 X SI 92 0-1 ③ L8		F FF 94 B FF 93 X FF 92 1-1 ③ F9			C FF 92 F FF 92 B FS 83 F FS 87 X FF 92 1-2 ② G4-3	4	0	1	0	0	0	1
18 Willie Bloomquist, R (1, 4) OBP: 0.667, SLG: 0.625		1 SAFE S FF 91 S SL 88 B SL 88 B FF 93 B SL 87 F FF 94 X SI 94 3-2 ①② 1-2 G1-3			T FF 91 C FF 92 X SL 86 0-2 1B		F FF 90 B FF 92 X FF 91 1-1 ① F8		C FF 93 B SL 80 X SL 81 1-1 1 DI 1B	4	0	2	0	0	0	1
1 Didi Gregorius, L (1, 6) OBP: 0.367, SLG: 0.500		B CU 79 F SI 92 F CH 86 X FF 93 1-2 1B			F FF 91 F FF 91 B FF 92 B FF 93 B FF 93 F FF 92 S FF 94 3-3 ① K		F FF 91 B CH 84 B CH 84 S SI 90 B FF 92 X FF 93 3-2 ② F9		B FS 87 F FF 94 B FS 88 S FF 92 X FF 93 2-2 ③ 1-2 F7	4	0	1	0	0	1	2
11 AJ Pollock, R (1, 8) OBP: 0.297, SLG: 0.431		C FF 92 F SL 86 C FF 93 0-3 ③ K			C SL 86 B FF 93 X FF 93 1-1 ② F9		X FF 92 0-0 ③ P4			3	0	0	0	0	1	2
35 Trevor Cahill, R (1, 1) OBP: 0.080, SLG: 0.200 48 Randall Delgado, R (6, 1) 22 Eric Hinske, L (8, PH) OBP: 0.227, SLG: 0.333 38 Will Harris, R (8, 1)			C FF 90 F FF 90 B FF 92 C FF 92 1-3 ① K		C FF 93 F FF 93 B FF 93 C FF 93 1-3 ③ K			C FF 95 C FF 95 F FF 97 X FF 96 0-2 14 G4-3 2B		2 0 1 0	0 0 0 0	0 0 1 0	0 0 0 0	0 0 0 0	2 0 0 0	1 0 0 0
Inning Stats	R: 0 E: 0 K: 2 S: 16 H: 1 LOB: 1 BB: 0 P: 20	R: 0 E: 0 K: 1 S: 14 H: 2 LOB: 1 BB: 0 P: 21	R: 0 E: 0 K: 1 S: 7 H: 0 LOB: 0 BB: 0 P: 9	R: 0 E: 0 K: 0 S: 8 H: 0 LOB: 0 BB: 0 P: 9	R: 0 E: 0 K: 2 S: 12 H: 1 LOB: 1 BB: 0 P: 17	R: 1 E: 0 K: 0 S: 11 H: 1 LOB: 1 BB: 1 P: 19	R: 0 E: 0 K: 0 S: 6 H: 0 LOB: 0 BB: 0 P: 10	R: 0 E: 0 K: 1 S: 9 H: 1 LOB: 1 BB: 0 P: 13	R: 0 E: 0 K: 0 S: 10 H: 1 LOB: 1 BB: 0 P: 14	1B: 5 2B: 2 3B: 0 HR: 0 SF: 0 SAC: 0 DP: 0 HBP: 0						

TOP

Arizona Diamondbacks @ St. Louis Cardinals

Busch Stadium, St. Louis, MO

Mon Jun 03 2013, 7:17 PM - 9:55 PM CDT

Att. 38,042 - Clear - 73 F

livebaseballscorecards.com

AB	33
R	1
H	7
RBI	1
BB	1
SO	7
LOB	14

WP: 0 PB: 0 SB: 0 CS: 1 PA: 34

PITCHER		IP	WLS	BF	H	R	ER	SO	BB	IBB	HBP	BLK	WP	HR	S	P	ERA	WHIP
31 Lance Lynn, R ERA: 2.76	(1, 1)	7.0	W	26	5	1	1	6	1	0	0	0	0	0	74	105	1.29	0.857
26 Trevor Rosenthal, R ERA: 2.0	(8, 1)	1.0		4	1	0	0	1	0	0	0	0	0	0	9	13	0.00	1.000
44 Edward Mujica, R ERA: 1.8	(9, 1)	1.0		4	1	0	0	0	0	0	0	0	0	0	10	14	0.00	1.000

PITCHER	IP	WLS	BF	H	R	ER	SO	BB	IBB	HBP	BLK	WP	HR	S	P	ERA	WHIP

BOTTOM

Arizona Diamondbacks @ St. Louis Cardinals
Busch Stadium, St. Louis, MO
Mon Jun 03 2013, 7:17 PM - 9:55 PM CDT
Att. 38,042 - Clear - 73 F

livebaseballscorecards.com

Batter	1	2	3	4	5	6	7	8	9	AB	R	H	RBI	BB	SO	LOB
13 Matt Carpenter, L (1, 4) OBP: 0.398, SLG: 0.460	C SI 88 X SL 88 0-1 7 BB 21 1B 1B	B SL 89 B SL 88 B SI 88 C SI 89 X SL 88 3-1 ③ F9		B SI 87 C SI 90 B CH 83 X SI 89 2-1 3 1B 2B		C SI 90 X CH 82 0-1 3 HR 1B		B FF 91 F FF 92 B FF 93 F FF 92 X FC 93 2-2 ① G3		5	3	3	0	0	0	2
3 Carlos Beltrán, S (1, 9) OBP: 0.348, SLG: 0.533	T SI 87 X SI 89 0-1 ① F8		C SI 88 B KC 79 X CH 80 1-1 ① G4-3	B SI 88 B KC 76 C SI 87 X SL 88 2-1 7 1B 2-H 1B		F SI 91 X CU 77 0-1 1-H HR		C FF 94 C FF 93 B CU 82 X CU 82 1-2 7 G6-3 1B		5	1	3	3	0	0	1
7 Matt Holliday, R (1, 7) OBP: 0.335, SLG: 0.413 43 Shane Robinson, R (9, 7) OBP: 0.321, SLG: 0.167	B SI 91 1 SAFE B SL 88 B SI 90 B SI 88 4-0 21 1B 1-2 BB		B CH 83 B SI 91 B SL 86 C SI 90 C SI 91 B CH 82 4-2 21 G3 4 1B BB	X SI 89 0-0 1-2 1B		C SI 92 C SI 91 B SI 92 S CH 83 1-3 ② K		X FF 92 0-0 ②③ G6-3 1-2f		3 0	1 0	1 0	0 0	2 0	1 0	1 0
21 Allen Craig, R (1, 3) OBP: 0.362, SLG: 0.455 48 Tony Cruz, R (9, 2) OBP: 0.227, SLG: 0.286	C CH 83 B SI 90 X SI 91 1-1 4 G6-4-3 1-2 2-H 1B		B SL 88 B SI 89 B SI 87 C SI 92 S SI 91 X SI 91 3-2 ② G3 1-2	S SI 90 B SI 91 X CH 81 1-2 ③ G1-3		C CH 83 F SI 92 B SI 93 F CH 83 B SI 94 X SI 93 2-2 2B				4 0	0 0	2 0	1 0	0 0	0 0	3 0
4 Yadier Molina, R (1, 2) OBP: 0.389, SLG: 0.480 (9, 3)	C SI 89 X SI 91 0-1 ②③ G6-4-3 1-2f		X CH 83 0-0 23 WP 23 1B 2-H 1B	B SI 86 F CH 79 B SI 90 B SI 88 X SI 86 3-1 HR		B SI 92 T SI 91 F SI 92 B FF 92 F CH 84 X SI 92 2-2 ③ G5-3				4	2	2	2	0	0	3
23 David Freese, R (1, 5) OBP: 0.342, SLG: 0.382		C SI 89 B SL 86 T CH 80 B CH 84 F SI 91 B SI 91 B SI 90 4-2 31 1B BB	S SI 90 C SI 88 B CH 82 F CH 83 B SI 91 B KC 79 X CH 84 3-2 2-H 1B	B SI 90 X SI 89 1-0 ① G6-3			X SI 92 0-0 19 FC3-6 1B			3	0	2	1	1	0	0
19 Jon Jay, L (1, 8) OBP: 0.316, SLG: 0.347		X SI 88 0-0 ① L4	L SI 88 B SI 89 X SI 88 1-1 ③ G4-3	X SI 87 0-0 ② F7			B SI 91 C SI 92 C SI 92 B SI 90 X CH 83 2-2 ① FC3-6 1-2f			4	0	0	0	0	0	3
38 Pete Kozma, R (1, 6) OBP: 0.312, SLG: 0.314		B SI 91 X SI 90 1-0 ② F9		B SI 89 X SI 88 1-0 ① B2-3	C SI 89 B KC 77 S CH 85 B SL 87 F CH 82 X SI 90 2-2 ③ G5-3		F SI 92 F SI 92 C SI 92 0-3 ② K			4	0	0	0	0	1	2
31 Lance Lynn, S (1, 1) OBP: 0.208, SLG: 0.095 Matt Adams, L (7, PH) OBP: 0.359, SLG: 0.517 26 Trevor Rosenthal, R (8, 1) 44 Edward Mujica, R (9, 1)		C SI 89 B SL 88 C SI 89 F KC 78 X SI 91 1-2 1-3 1B		C SI 86 C SI 90 X CH 79 0-2 ② G4-3		B SI 88 C SI 86 C SI 90 S SI 90 1-3 ① K	S CH 82 S CH 82 B SI 92 F SI 92 X CH 83 1-2 ③ G6-3			3 1 0 0	0 0 0 0	1 0 0 0	0 0 0 0	0 0 0 0	1 0 0 0	0 1 0 0
Inning Stats	R: 1 E: 0 K: 0 S: 8 H: 2 LOB: 1 BB: 1 P: 13	R: 0 E: 0 K: 0 S: 11 H: 1 LOB: 2 BB: 1 P: 20	R: 2 E: 0 K: 0 S: 14 H: 2 LOB: 1 BB: 1 P: 26	R: 1 E: 0 K: 0 S: 12 H: 3 LOB: 2 BB: 0 P: 18	R: 1 E: 0 K: 0 S: 8 H: 1 LOB: 0 BB: 0 P: 14	R: 2 E: 0 K: 2 S: 18 H: 3 LOB: 1 BB: 0 P: 24	R: 0 E: 0 K: 1 S: 11 H: 1 LOB: 1 BB: 0 P: 14	R: 0 E: 0 K: 0 S: 7 H: 1 LOB: 0 BB: 0 P: 10		1B: 10 2B: 2 3B: 0 HR: 2	SF: 0 SAC: 0 DP: 2 HBP: 0				WP: 1 PB: 0 SB: 0 CS: 0	PA: 39	

	AB	36
	R	7
	H	14
	RBI	7
	BB	3
	SO	3
	LOB	16

PITCHER		IP	WLS	BF	H	R	ER	SO	BB	IBB	HBP	BLK	WP	HR	S	P	ERA	WHIP
35 Trevor Cahill, R ERA: 3.27	(1, 1)	5.0	L	26	9	5	5	0	3	0	0	0	1	1	53	91	9.00	2.400
48 Randall Delgado, R ERA: 9.0	(6, 1)	2.0		10	4	2	2	3	0	0	0	0	0	1	29	38	9.00	2.000
38 Will Harris, R ERA: 3.38	(8, 1)	1.0		3	1	0	0	0	0	0	0	0	0	0	7	10	0.00	1.000

PITCHER	IP	WLS	BF	H	R	ER	SO	BB	IBB	HBP	BLK	WP	HR	S	P	ERA	WHIP

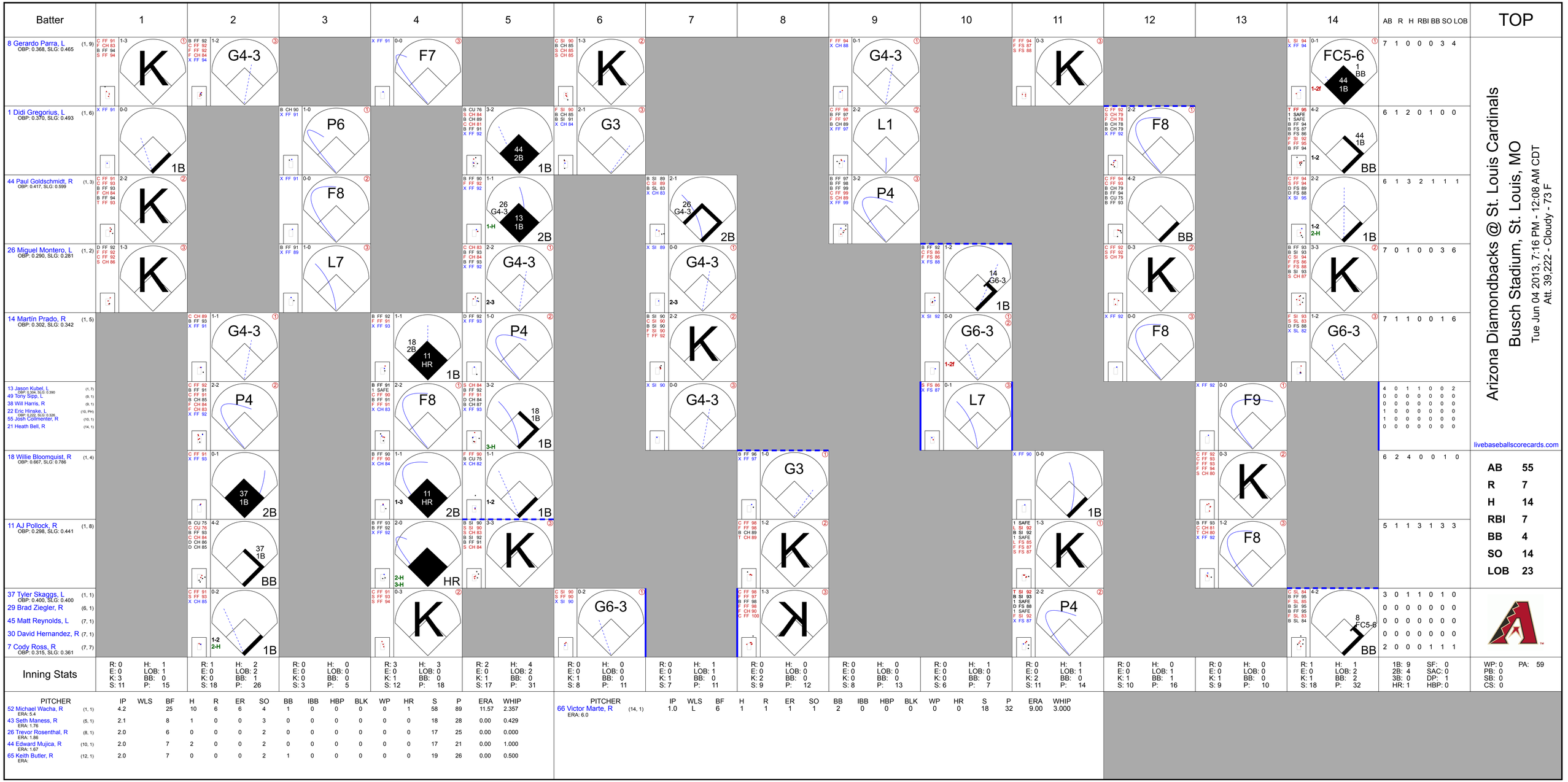
Batter
1
2
3
4
5
6
7
8
9
10
11
12
13
14
AB R H RBI BB SO LOB
TOP
8 Gerardo Parra, L (1, 9) OBP: 0.368, SLG: 0.465
1 Didi Gregorius, L (1, 6) OBP: 0.370, SLG: 0.493
44 Paul Goldschmidt, R (1, 3) OBP: 0.417, SLG: 0.599
26 Miguel Montero, L (1, 2) OBP: 0.290, SLG: 0.281
14 Martín Prado, R (1, 5) OBP: 0.302, SLG: 0.342
13 Jason Kubel, L (1, 7) OBP: 0.304, SLG: 0.390
49 Tony Sipp, L (9, 1)
38 Will Harris, R (9, 1)
22 Eric Hinske, L (10, PH) OBP: 0.222, SLG: 0.326
55 Josh Collmenter, R (10, 1)
21 Heath Bell, R (14, 1)
18 Willie Bloomquist, R (1, 4) OBP: 0.667, SLG: 0.786
11 AJ Pollock, R (1, 8) OBP: 0.298, SLG: 0.441
37 Tyler Skaggs, L (1, 1) OBP: 0.400, SLG: 0.400
29 Brad Ziegler, R (6, 1)
45 Matt Reynolds, L (7, 1)
30 David Hernandez, R (7, 1)
7 Cody Ross, R (7, 7) OBP: 0.315, SLG: 0.361
Arizona Diamondbacks @ St. Louis Cardinals
Busch Stadium, St. Louis, MO
Tue Jun 04 2013, 7:16 PM - 12:08 AM CDT
Att. 39,222 - Cloudy - 73 F
livebaseballscorecards.com
AB 55
R 7
H 14
RBI 7
BB 4
SO 14
LOB 23
Inning Stats
PITCHER IP WLS BF H R ER SO BB IBB HBP BLK WP HR S P ERA WHIP
52 Michael Wacha, R (1, 1) ERA: 5.4
43 Seth Maness, R (5, 1) ERA: 1.76
26 Trevor Rosenthal, R (8, 1) ERA: 1.86
44 Edward Mujica, R (10, 1) ERA: 1.67
65 Keith Butler, R (12, 1) ERA:
66 Victor Marte, R (14, 1) ERA: 6.0
1B: 9 SF: 0
2B: 4 SAC: 0
3B: 0 DP: 1
HR: 1 HBP: 0
WP: 0 PA: 59
PB: 0
SB: 0
CS: 0

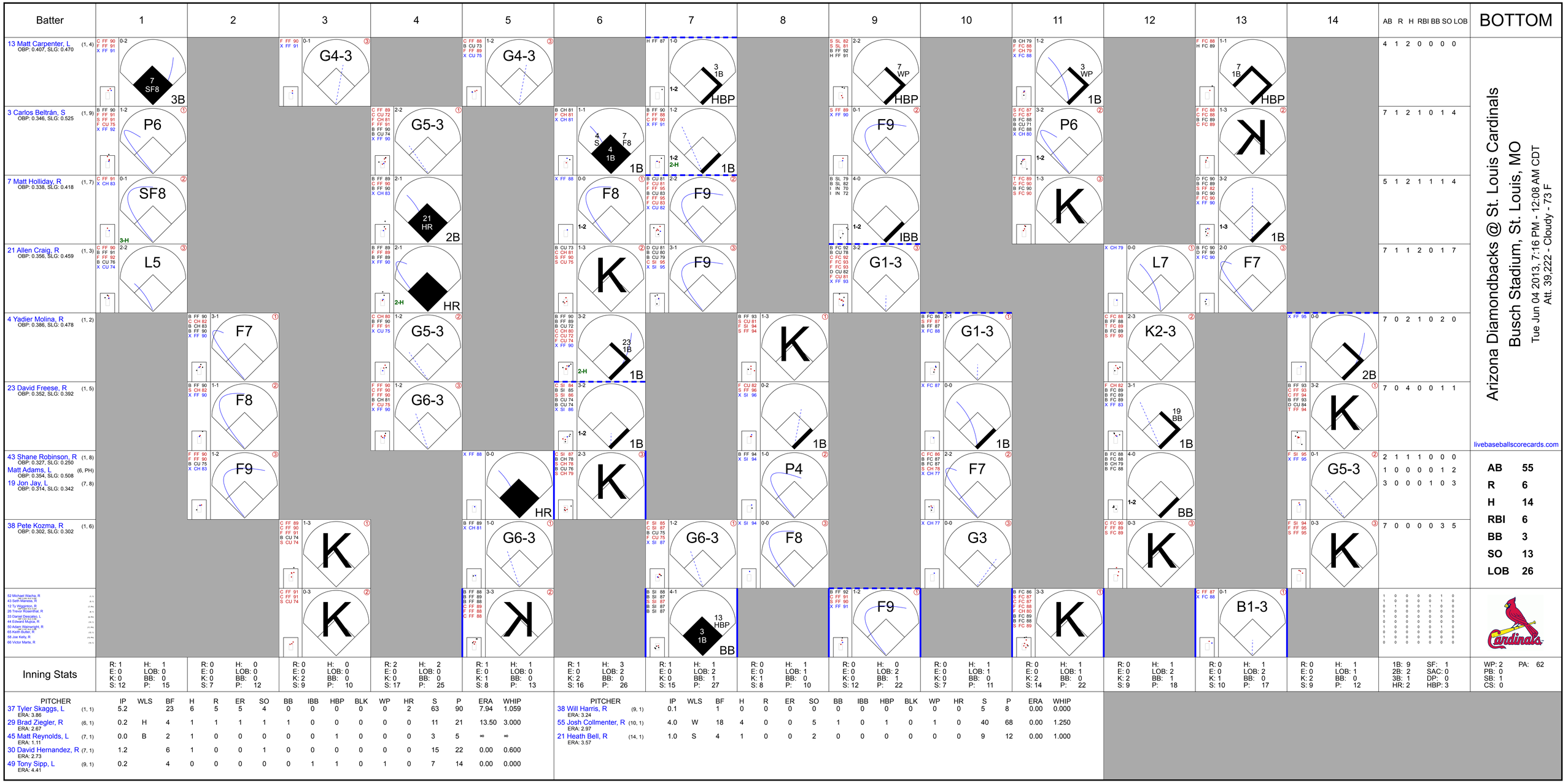
Batter
1
2
3
4
5
6
7
8
9
10
11
12
13
14
AB R H RBI BB SO LOB
BOTTOM
13 Matt Carpenter, L (1, 4) OBP: 0.407, SLG: 0.470
4 1 2 0 0 0 0
3 Carlos Beltrán, S (1, 9) OBP: 0.346, SLG: 0.525
7 1 2 1 0 1 4
7 Matt Holliday, R (1, 7) OBP: 0.338, SLG: 0.418
5 1 2 1 1 1 4
21 Allen Craig, R (1, 3) OBP: 0.356, SLG: 0.459
7 1 1 2 0 1 7
4 Yadier Molina, R (1, 2) OBP: 0.386, SLG: 0.478
7 0 2 1 0 2 0
23 David Freese, R (1, 5) OBP: 0.352, SLG: 0.392
7 0 4 0 0 1 1
43 Shane Robinson, R (1, 8) OBP: 0.327, SLG: 0.250
Matt Adams, L (6, PH) OBP: 0.354, SLG: 0.508
19 Jon Jay, L (7, 8) OBP: 0.314, SLG: 0.342
2 1 1 1 0 0 0
1 0 0 0 0 1 2
3 0 0 0 1 0 3
38 Pete Kozma, R (1, 6) OBP: 0.302, SLG: 0.302
7 0 0 0 0 3 5
52 Michael Wacha, R
43 Seth Maness, R
12 Ty Wigginton, R
26 Trevor Rosenthal, R
33 Daniel Descalso, L
44 Edward Mujica, R
50 Adam Wainwright, R
65 Keith Butler, R
58 Joe Kelly, R
66 Victor Marte, R
1 0 0 0 0 1 0
1 0 0 0 0 0 0
0 1 0 0 1 0 0
0 0 0 0 0 0 0
1 0 0 0 0 0 0
0 0 0 0 0 1 0
1 0 0 0 0 0 0
0 0 0 0 0 0 0
0 0 0 0 0 0 0
Arizona Diamondbacks @ St. Louis Cardinals
Busch Stadium, St. Louis, MO
Tue Jun 04 2013, 7:16 PM - 12:08 AM CDT
Att. 39,222 - Cloudy - 73 F
livebaseballscorecards.com
AB 55
R 6
H 14
RBI 6
BB 3
SO 13
LOB 26
Inning Stats
R: 1 H: 1 E: 0 LOB: 0 K: 0 BB: 0 S: 12 P: 15
R: 0 H: 0 E: 0 LOB: 0 K: 0 BB: 0 S: 7 P: 12
R: 0 H: 0 E: 0 LOB: 0 K: 2 BB: 0 S: 9 P: 10
R: 2 H: 2 E: 0 LOB: 0 K: 0 BB: 0 S: 17 P: 25
R: 1 H: 1 E: 0 LOB: 0 K: 1 BB: 0 S: 8 P: 13
R: 1 H: 3 E: 0 LOB: 2 K: 2 BB: 0 S: 16 P: 26
R: 1 H: 1 E: 0 LOB: 2 K: 0 BB: 1 S: 15 P: 27
R: 0 H: 1 E: 0 LOB: 1 K: 1 BB: 0 S: 8 P: 10
R: 0 H: 0 E: 0 LOB: 2 K: 0 BB: 1 S: 12 P: 22
R: 0 H: 1 E: 0 LOB: 1 K: 0 BB: 0 S: 7 P: 11
R: 0 H: 1 E: 0 LOB: 1 K: 2 BB: 0 S: 14 P: 22
R: 0 H: 1 E: 0 LOB: 2 K: 2 BB: 1 S: 9 P: 18
R: 0 H: 1 E: 0 LOB: 2 K: 1 BB: 0 S: 10 P: 17
R: 0 H: 1 E: 0 LOB: 1 K: 2 BB: 0 S: 9 P: 12
1B: 9 SF: 1 2B: 2 SAC: 0 3B: 1 DP: 0 HR: 2 HBP: 3
WP: 2 PA: 62 PB: 0 SB: 1 CS: 0
PITCHER IP WLS BF H R ER SO BB IBB HBP BLK WP HR S P ERA WHIP
37 Tyler Skaggs, L (1, 1) ERA: 3.86 5.2 23 6 5 5 4 0 0 0 0 0 2 63 90 7.94 1.059
29 Brad Ziegler, R (6, 1) ERA: 2.67 0.2 H 4 1 1 1 1 1 0 0 0 0 0 11 21 13.50 3.000
45 Matt Reynolds, L (7, 1) ERA: 1.11 0.0 B 2 1 0 0 0 0 0 1 0 0 0 3 5 ∞ ∞
30 David Hernandez, R (7, 1) ERA: 2.73 1.2 6 1 0 0 1 0 0 0 0 0 0 15 22 0.00 0.600
49 Tony Sipp, L (9, 1) ERA: 4.41 0.2 4 0 0 0 0 0 1 1 0 1 0 7 14 0.00 0.000
PITCHER IP WLS BF H R ER SO BB IBB HBP BLK WP HR S P ERA WHIP
38 Will Harris, R (9, 1) ERA: 3.24 0.1 1 0 0 0 0 0 0 0 0 0 0 5 8 0.00 0.000
55 Josh Collmenter, R (10, 1) ERA: 2.97 4.0 W 18 4 0 0 5 1 0 1 0 1 0 40 68 0.00 1.250
21 Heath Bell, R (14, 1) ERA: 3.57 1.0 S 4 1 0 0 2 0 0 0 0 0 0 9 12 0.00 1.000

Arizona Diamondbacks @ St. Louis Cardinals

Busch Stadium, St. Louis, MO

Wed Jun 05 2013, 8:01 PM - 11:05 PM CDT

Att. 40,792 - Cloudy - 70 F

TOP

livebaseballscorecards.com

Batter	1	2	3	4	5	6	7	8	9	AB	R	H	RBI	BB	SO	LOB
8 Gerardo Parra, L (1, 8) OBP: 0.365, SLG: 0.460	X CH 83 0-0 G4-3		B SI 94 B CH 85 F SI 93 F SI 94 F CH 84 B SI 96 X SI 95 3-2 G6-3			C CU 77 X CH 83 0-1 G6-3	1 SAFE B SI 85 X SL 76 1-0 FC3 18 HBP 44 HR 1-2 3-H	X FF 97 0-0 18 1B 1-2 2-H 3-H 1B		5	1	1	2	0	0	2
49 Tony Sipp, L (9, 1)										0	0	0	0	0	0	0
18 Willie Bloomquist, R (1, 4) OBP: 0.650, SLG: 0.722	B SI 95 C SI 94 X SI 94 1-1 L6		B CU 79 B CU 76 F SI 92 F SI 92 X SI 93 2-2 G6-3			B CU 76 B SI 95 F SI 93 F SI 93 B CH 82 X SI 92 3-2 13 E 1B	B FF 96 S SL 83 B SL 84 C FF 95 B SL 85 H FF 96 4-2 44 HR 1-2 2-3 HBP	C FF 95 D SL 84 X FF 94 1-1 1-2 2-H 1B		4	2	2	1	0	0	0
44 Paul Goldschmidt, R (1, 3) OBP: 0.417, SLG: 0.608	C SI 98 B SI 96 X SI 97 1-1 13 BB 1B		B SL 83 S CH 84 S CH 84 C CH 82 1-3 K			C CU 76 X SI 95 0-1 F9	B FF 96 D SL 84 F FF 96 F FF 96 X SI 89 2-2 1-H 2-H 3-H HR	B SL 84 S SI 91 F FF 97 S SL 86 1-3 K		5	1	2	4	0	2	3
13 Jason Kubel, L (1, 7) OBP: 0.308, SLG: 0.385	B SI 95 1 SAFE B SI 94 B SI 95 B SI 95 4-0 1-2 BB			B CH 84 B CH 85 X SI 94 2-0 F7		1 SAFE S SI 85 S SL 76 B SL 77 X SI 87 1-2 E7 1-H	B FF 96 C FF 96 C SI 90 C SL 86 1-3	C FF 94 B SI 91 X FF 95 1-1 1B		4	0	1	0	1	1	0
7 Cody Ross, R (1, 9) OBP: 0.305, SLG: 0.349	S SL 84 B SL 81 B SL 83 B SI 97 S CH 85 X SL 82 3-2 G5-3			F SI 96 X SL 84 0-1 F9		C SI 85 B SI 86 B SL 76 X SI 87 2-1 G6-3		S SL 83 S SL 85 B SL 83 B SL 86 S FF 96 2-3 K	B FF 94 B FF 94 F FF 94 S SL 83 C SL 82 2-3 K	5	0	0	0	0	2	4
14 Martín Prado, R (1, 5) OBP: 0.305, SLG: 0.353		C SI 95 X SI 94 0-1 1 1B 2B		B SI 95 B SI 92 C CH 86 B CU 79 X SI 93 3-1 P4			B SI 86 C SI 87 B SI 86 C SI 87 F SI 88 B SI 87 F SI 88 X SI 86 3-2 27 1B 2B	B FF 97 B FF 96 F FF 96 B SL 85 X FF 96 3-1 F8	S FF 94 B FF 94 S SL 82 S SL 84 1-3 K	4	2	2	0	0	0	0
10 Josh Wilson, R (9, PH) OBP: 0.262, SLG: 0.304										1	0	0	0	0	1	1
(9, 5)																
1 Didi Gregorius, L (1, 6) OBP: 0.380, SLG: 0.493		S SI 95 X SI 96 0-1 27 G6-4-3 2-H 1B			B SI 94 C CH 85 B CH 85 S CH 83 F CH 82 X SI 95 2-2 P6		F SI 85 L SI 86 H SL 74 1-2 27 1B 8 FC3 HBP	C FF 97 F FF 96 B FF 97 F SL 85 H SI 91 2-2 27 1B 8 1B HBP	B FF 96 B FF 95 X FF 94 2-0 G4-3	2	1	1	1	0	0	0
4 Cliff Pennington, S (9, PH) OBP: 0.297, SLG: 0.288										1	0	0	0	0	0	1
(9, 6)																
27 Wil Nieves, R (1, 2) OBP: 0.426, SLG: 0.442		C SI 94 S CH 84 F SL 83 B SI 96 X SI 95 1-2 G6-4-3 1-2f			B SI 95 B SI 95 F SI 94 C SI 94 F SL 85 S CH 85 2-3 K		X SI 87 0-0 18 HBP 8 FC3 44 HR 1-3 2-H 1B	B FF 94 X FF 93 1-0 22 BB 8 1B 1-3 1B		4	2	2	1	0	1	1
36 Wade Miley, L (1, 1) OBP: 0.143, SLG: 0.250		C SI 95 X SI 95 0-1 G4-3			B SI 94 C SI 93 B CH 84 X SI 94 2-1 G6-3		L SI 85 S SI 85 S SI 85 0-3 K	B SL 84 D FF 94 B SL 83 B FF 94 4-0 8 1B 18 1B 1-2 BB		3	0	0	0	0	1	2
29 Brad Ziegler, R (7, 1)										0	0	0	0	0	0	0
22 Eric Hinske, L (8, PH) OBP: 0.239, SLG: 0.326										0	1	0	0	1	0	0
38 Will Harris, R (8, 1)										0	0	0	0	0	0	0
11 AJ Pollock, R (9, 8) OBP: 0.298, SLG: 0.441										0	0	0	0	0	0	0
Inning Stats	R: 0 E: 0 K: 0 S: 8 H: 1 LOB: 2 BB: 1 P: 17	R: 1 E: 0 K: 0 S: 10 H: 2 LOB: 0 BB: 0 P: 11	R: 0 E: 0 K: 1 S: 10 H: 0 LOB: 0 BB: 0 P: 16	R: 0 E: 0 K: 0 S: 5 H: 0 LOB: 0 BB: 0 P: 10	R: 0 E: 0 K: 1 S: 10 H: 0 LOB: 0 BB: 0 P: 16	R: 1 E: 1 K: 0 S: 12 H: 1 LOB: 1 BB: 0 P: 18	R: 5 E: 0 K: 2 S: 20 H: 3 LOB: 0 BB: 0 P: 32	R: 3 E: 0 K: 2 S: 15 H: 3 LOB: 2 BB: 1 P: 29	R: 0 E: 0 K: 2 S: 9 H: 1 LOB: 1 BB: 0 P: 15	1B: 8 2B: 2 3B: 0 HR: 1 SF: 0 SAC: 0 DP: 1 HBP: 3						

	AB	38
	R	10
	H	11
	RBI	9
	BB	2
	SO	8
	LOB	14

WP: 0 PB: 0 SB: 0 CS: 0 PA: 43

PITCHER		IP	WLS	BF	H	R	ER	SO	BB	IBB	HBP	BLK	WP	HR	S	P	ERA	WHIP
58 Joe Kelly, R ERA: 5.55	(1, 1)	5.2	L	21	4	2	1	2	1	0	0	0	0	0	50	80	1.59	0.882
36 Randy Choate, L ERA: 3.48	(6, 1)	1.0		7	2	3	3	1	0	0	1	0	0	0	17	25	27.00	2.000
63 Maikel Cleto, R ERA: 19.29	(7, 1)	2.1		15	5	5	5	5	1	0	2	0	0	1	32	59	19.29	2.571

PITCHER	IP	WLS	BF	H	R	ER	SO	BB	IBB	HBP	BLK	WP	HR	S	P	ERA	WHIP

Batter	1	2	3	4	5	6	7	8	9	AB	R	H	RBI	BB	SO	LOB
13 Matt Carpenter, L (1, 4) (9, 9) OBP: 0.415, SLG: 0.482	C FF 91 X SI 91 0-1 G3		B FF 91 C FF 92 B SI 91 C FF 92 X FF 93 2-2 2B		C SL 83 B SI 91 X FF 92 1-1 3 G5-4-3 1B		C FF 93 C FF 93 X FF 94 0-2 3 1B 1-2 2-3 1B		B FF 91 C FF 90 X FF 90 1-1 1-2 1B	5	0	4	0	0	0	0
3 Carlos Beltrán, S (1, 9) OBP: 0.344, SLG: 0.519 33 Daniel Descalso, L (9, 4) OBP: 0.319, SLG: 0.392	B FF 90 C FF 91 F FF 93 S FF 94 1-3 ② K		F CH 83 C FF 92 D SL 84 B FF 94 F SI 92 X FF 91 2-2 ③ G5-3		X FF 92 0-0 ② ③ G5-4-3 1-2f		B CH 83 S SI 92 X FF 92 1-1 ② 1-3 2-H 3-H 1B		B SL 80 X FF 90 1-0 ③ F8	4 1	0 0	1 0	2 0	0 0	1 0	2 2
7 Matt Holliday, R (1, 7) OBP: 0.340, SLG: 0.417 12 Ty Wigginton, R (9, 7) OBP: 0.304, SLG: 0.225	C FF 93 C FF 93 B FF 94 B FF 92 F FF 94 F FF 94 B FF 94 F FF 93 B FF 94 4-2 BB			B FF 90 B SI 91 C SI 91 F FF 93 X FF 92 2-2 23 F9 21 1B 43 1B 1B		B FF 90 S SI 91 F FF 91 S SL 82 1-3 ① K	X SI 86 0-0 ③ G6-3		3 0	1 0	1 0	0 0	1 0	1 0	1 0
21 Allen Craig, R (1, 3) OBP: 0.356, SLG: 0.457 Matt Adams, L (8, PH) OBP: 0.348, SLG: 0.500 (9, 3)	C SI 92 B SI 93 F FF 91 F SL 83 C FF 92 1-3 ③ K			B CH 81 X FF 91 1-0 48 G1-3 43 1B 1-2 1B		X FF 91 0-0 ② L8		C FF 92 X FF 93 0-1 ① G6-3	3 1	0 0	1 0	0 0	0 0	1 0	1 0
23 David Freese, R (1, 5) OBP: 0.350, SLG: 0.388		S CH 83 B FF 91 B FF 90 B CH 83 X FF 92 3-1 ① L9		X FF 92 0-0 ① F9 2-3		C CH 83 B SL 82 B FF 91 C CH 84 B FF 93 X CH 84 3-2 1B		F FF 93 B CU 81 S FC 92 T FC 93 1-2 ② K	4	0	1	0	0	1	2
43 Shane Robinson, R (1, 8) OBP: 0.345, SLG: 0.277 63 Maikel Cleto, R (7, 1)		B SI 90 C FF 91 X FF 92 1-1 48 G5-4-3 1B		B CH 83 B CH 83 F FF 91 1 SAFE X SI 93 2-1 48 G1-3 1-2 3-H 1B		F CH 83 X SL 83 0-1 ③ G5-3		C FC 92 S FC 93 B FF 94 S FF 93 1-3 ③ K	3 1	0 0	2 0	1 0	0 0	0 1	1 0
48 Tony Cruz, R (1, 2) OBP: 0.192, SLG: 0.240		C FF 90 X CH 82 0-1 ② ③ G5-4-3 1-2f		F SI 93 F FF 92 B FF 92 X FF 92 1-2 ② G1-3 1-2 2-3			C SI 89 B FF 90 B FF 91 X SI 90 2-1 ① G1-3		B FF 89 X FF 88 1-0 ① F8	4	0	0	0	0	0	3
38 Pete Kozma, R (1, 6) OBP: 0.301, SLG: 0.301			X FF 89 0-0 ① F8	B FF 92 D CH 83 X CH 84 2-0 ③ G6-3			B FF 90 X SI 90 1-0 13 1B 19 1B 3 1B 1B		X FF 90 0-0 ② P4	4	1	1	0	0	0	2
58 Joe Kelly, R (1, 1) 36 Randy Choate, L (6, 1) 19 Jon Jay, L (7, 8) OBP: 0.316, SLG: 0.343			B FF 90 X FF 89 1-0 ② F9		C SI 90 X SI 91 0-1 ① G3		X FF 91 0-0 13 1B 3 1B 1-2 1B		F FF 91 X FF 90 0-1 E6 13 1B	2 0 2	0 0 1	0 0 1	0 0 0	0 0 0	0 0 0	0 0 0
Inning Stats	R: 0 E: 0 K: 2 S: 14 H: 0 LOB: 1 BB: 1 P: 20	R: 0 E: 0 K: 0 S: 6 H: 1 LOB: 0 BB: 0 P: 10	R: 0 E: 0 K: 0 S: 9 H: 1 LOB: 1 BB: 0 P: 14	R: 1 E: 0 K: 0 S: 11 H: 3 LOB: 2 BB: 0 P: 19	R: 0 E: 0 K: 0 S: 5 H: 1 LOB: 0 BB: 0 P: 6	R: 0 E: 0 K: 1 S: 9 H: 1 LOB: 1 BB: 0 P: 13	R: 2 E: 0 K: 0 S: 10 H: 4 LOB: 1 BB: 0 P: 14	R: 0 E: 0 K: 2 S: 8 H: 0 LOB: 0 BB: 0 P: 10	R: 0 E: 1 K: 0 S: 7 H: 1 LOB: 2 BB: 0 P: 10	1B: 11 2B: 1 3B: 0 HR: 0 SF: 0 SAC: 0 DP: 2 HBP: 0						WP: 0 PB: 0 SB: 0 CS: 0 PA: 38	

PITCHER		IP	WLS	BF	H	R	ER	SO	BB	IBB	HBP	BLK	WP	HR	S	P	ERA	WHIP
36 Wade Miley, L ERA: 4.92	(1, 1)	6.2	W	29	11	3	3	3	1	0	0	0	0	0	63	95	4.05	1.800
29 Brad Ziegler, R ERA: 2.63	(7, 1)	0.1		1	0	0	0	0	0	0	0	0	0	0	1	1	0.00	0.000
38 Will Harris, R ERA: 2.89	(8, 1)	1.0		3	0	0	0	2	0	0	0	0	0	0	8	10	0.00	0.000
49 Tony Sipp, L ERA: 4.15	(9, 1)	1.0		5	1	0	0	0	0	0	0	0	0	0	7	10	0.00	1.000

PITCHER	IP	WLS	BF	H	R	ER	SO	BB	IBB	HBP	BLK	WP	HR	S	P	ERA	WHIP

BOTTOM

Arizona Diamondbacks @ St. Louis Cardinals

Busch Stadium, St. Louis, MO

Wed Jun 05 2013, 8:01 PM - 11:05 PM CDT

Att. 40,792 - Cloudy - 70 F

livebaseballscorecards.com

AB	37
R	3
H	12
RBI	3
BB	1
SO	5
LOB	14

TOP

Arizona Diamondbacks @ St. Louis Cardinals

Busch Stadium, St. Louis, MO

Thu Jun 06 2013, 6:17 PM - 9:36 PM CDT

Att. 43,798 - Partly Cloudy - 78 F

livebaseballscorecards.com

Batter	1	2	3	4	5	6	7	8	9	AB	R	H	RBI	BB	SO	LOB
8 Gerardo Parra, L (1, 9) OBP: 0.373, SLG: 0.469	B FF 93 C FF 94 B FF 94 F FF 94 X FF 96 2-2 1 1B 44 G6-3 2B		B FF 94 B FF 96 F FF 96 F FF 93 X CU 81 2-2 1 1B 1B		C FF 93 C CH 84 F FF 95 F FF 94 B CU 80 X FF 95 1-2 ③ G3-1		C FF 93 B FF 94 C FF 94 X CU 80 1-2 1-3 2-H 1B		B CH 81 B CH 81 B FF 92 C FF 91 B FF 93 4-1 22 BB 1 BB 18 SF8 BB	4	2	3	1	1	0	0
1 Didi Gregorius, L (1, 6) OBP: 0.387, SLG: 0.493	B FF 94 B FF 95 F FF 95 D FF 94 S FF 94 X FF 94 3-2 44 G6-3 26 1B 2-3 1B		T FF 94 1 SAFE B FF 93 S CH 87 X FF 96 1-2 44 G4-3 1-2 1B			C FF 92 C CU 80 F FF 95 F FF 94 B CH 85 B CU 82 S FF 95 2-3 ① K	C FF 93 C FF 95 F FF 93 F FF 94 B FF 94 B CU 80 F FF 95 C SI 92 2-3 ② K		S FF 94 S CH 80 D CH 79 F CH 80 F FF 94 B FF 93 F FF 93 F CH 80 B FF 93 4-2 F FF 92 B CH 80 18 SF8 22 BB 1-2 2-3 3-H BB	4	1	2	1	1	2	2
44 Paul Goldschmidt, R (1, 3) OBP: 0.413, SLG: 0.603 22 Eric Hinske, L (6, PH) OBP: 0.245, SLG: 0.311 (6, 3)	X FF 95 0-0 ① G6-3 2-3 3-H		B CU 81 X CU 81 1-0 ② ③ G4-3 1-2f			C FF 94 C CU 80 S FF 95 0-3 ② K	B CU 78 C FF 95 B CU 79 S FF 94 S FF 95 2-3 ③ K		B FF 92 B FF 92 B SI 90 B SI 90 4-0 1-2 2-3 3-H BB	2	0	0	1	0	0	3
										2	0	0	1	1	2	2
26 Miguel Montero, L (1, 2) OBP: 0.290, SLG: 0.282 49 Tony Sipp, L (7, 1) 7 Cody Ross, R (8, PH) OBP: 0.304, SLG: 0.346 21 Heath Bell, R (8, 1) 18 Willie Bloomquist, R (9, PH) OBP: 0.619, SLG: 0.722	T FF 93 C FF 94 B FF 94 F CH 87 X CU 79 1-2 14 L8-3 3-H 1B			C FF 92 S FF 93 X FF 94 0-2 ① G6-3		B FF 94 S FF 96 S FF 96 S FF 96 1-3 ③ K		C FF 93 C FF 94 B FF 94 F CH 84 X FF 95 1-2 ① P3	X SI 90 0-0 ② SF8 2-3 3-H	3	0	1	1	0	1	0
										0	0	0	0	0	0	0
										1	0	0	0	0	0	0
										0	0	0	0	0	0	0
										0	0	0	1	0	0	0
14 Martín Prado, R (1, 5) OBP: 0.306, SLG: 0.354 10 Josh Wilson, R (6, 5) OBP: 0.250, SLG: 0.288	C FF 96 F FF 95 F FF 96 X CU 80 0-2 ② ③ L8-3 1-1			B CU 79 X FF 94 1-0 1B			X SI 90 0-0 ① G1-3	C FF 94 B CH 83 B FF 94 F FF 94 F CU 79 S FF 90 2-3 ② K	B FF 93 F FF 92 F FF 92 B FS 86 S FS 87 2-3 ③ K	2	0	1	0	0	0	1
										3	0	0	0	0	2	2
13 Jason Kubel, L (1, 7) OBP: 0.306, SLG: 0.381		B FF 94 F FF 93 C FF 94 C CU 78 1-3 ① K	B FF 92 F FF 92 S FF 94 C FF 94 1-3 ② K				C SI 90 F SI 90 B SI 90 B CH 84 X CH 84 2-2 11 1B 4 1B 1B	B CU 79 F FF 94 C CU 79 B CU 80 S FF 95 2-3 ③ K		4	1	1	0	0	3	1
11 AJ Pollock, R (1, 8) OBP: 0.297, SLG: 0.437		F FF 94 F FF 95 B CU 78 X CU 79 1-2 ② F7	F FF 94 F FF 94 B FF 94 B FF 95 C CU 79 2-3 ③ K				B SI 90 X SI 90 1-0 4 1B 27 1B 1-2 1B		C CU 75 S CU 75 X CU 74 0-2 ① G5-3	4	1	1	0	0	1	1
4 Cliff Pennington, S (1, 4) OBP: 0.303, SLG: 0.294	C FF 93 B CU 79 S CU 79 F FF 94 B FF 95 X FF 95 2-2 ③ F9				C FF 92 F FF 93 C CU 78 0-3 ① K		B CH 83 F SI 90 C SI 90 X SI 90 1-2 27 1B 8 1B 1-2 2-H 1B		B FF 93 C FF 92 B CH 80 S CH 82 B FF 93 X FF 92 3-2 27 2B 1 BB 1B	4	2	2	1	0	1	0
31 Ian Kennedy, R (1, 1) OBP: 0.167, SLG: 0.217 45 Matt Reynolds, L (5, 1) 27 Wil Nieves, R (7, PH) OBP: 0.449, SLG: 0.489 (7, 2)		B FF 93 C FF 93 C FF 94 B FF 94 S FF 94 2-3 ① K			B FF 92 S FF 93 S FF 95 C FF 94 1-3 ② K		B SI 90 B SI 90 F SI 90 F SL 83 X SL 84 2-2 8 1B 1-2 2-H 1B		X FF 93 0-0 1 BB 22 BB 1-3 2B	2	0	0	0	0	2	0
										0	0	0	0	0	0	0
										2	1	2	1	0	0	0
Inning Stats	R: 2 E: 0 K: 0 S: 15 H: 3 LOB: 0 BB: 0 P: 21	R: 0 E: 0 K: 1 S: 10 H: 0 LOB: 0 BB: 0 P: 14	R: 0 E: 0 K: 1 S: 10 H: 2 LOB: 1 BB: 0 P: 16	R: 0 E: 0 K: 2 S: 10 H: 1 LOB: 1 BB: 0 P: 14	R: 0 E: 0 K: 2 S: 11 H: 0 LOB: 0 BB: 0 P: 13	R: 0 E: 0 K: 3 S: 11 H: 0 LOB: 0 BB: 0 P: 14	R: 3 E: 0 K: 2 S: 23 H: 5 LOB: 2 BB: 0 P: 34	R: 0 E: 0 K: 2 S: 11 H: 0 LOB: 0 BB: 0 P: 16	R: 3 E: 0 K: 1 S: 19 H: 2 LOB: 2 BB: 3 P: 36	1B: 11 2B: 3 3B: 0 HR: 0 SF: 1 SAC: 0 DP: 2 HBP: 0						

	AB	37
	R	8
	H	13
	RBI	8
	BB	3
	SO	14
	LOB	12

WP: 0 PA: 41
PB: 0
SB: 0
CS: 0

PITCHER		IP	WLS	BF	H	R	ER	SO	BB	IBB	HBP	BLK	WP	HR	S	P	ERA	WHIP
40 Shelby Miller, R ERA: 1.91	(1, 1)	6.0	W	22	6	2	2	9	0	0	0	0	0	0	67	92	3.00	1.000
43 Seth Maness, R ERA: 3.45	(7, 1)	0.1		5	4	3	3	0	0	0	0	0	0	0	11	17	81.00	12.000
46 Kevin Siegrist, L ERA:	(7, 1)	1.2		6	1	0	0	4	0	0	0	0	0	0	23	33	0.00	0.600
65 Keith Butler, R ERA: 6.23	(9, 1)	0.1		6	2	3	3	0	3	0	0	0	0	0	15	30	81.00	15.000
44 Edward Mujica, R ERA: 1.63	(9, 1)	0.2	S	2	0	0	0	1	0	0	0	0	0	0	4	6	0.00	0.000

PITCHER		IP	WLS	BF	H	R	ER	SO	BB	IBB	HBP	BLK	WP	HR	S	P	ERA	WHIP

BOTTOM

Arizona Diamondbacks @ St. Louis Cardinals

Busch Stadium, St. Louis, MO

Thu Jun 06 2013, 6:17 PM - 9:36 PM CDT

Att. 43,798 - Partly Cloudy - 78 F

livebaseballscorecards.com

Batter	1	2	3	4	5	6	7	8	9	AB	R	H	RBI	BB	SO	LOB
13 Matt Carpenter, L (1, 4) (9, 5) OBP: 0.415, SLG: 0.493	C SI 90 B FF 90 S CH 82 X CH 82 1-2 L9 ①	X FC 86 0-0 FC4-6 ③ 1-2f		B FC 85 B SI 90 F SI 88 1 SAFE B SI 89 C SI 88 X CH 78 3-2 4 G1-6-3 21 1B 1-2 1B	C KC 79 F FF 90 X CH 85 0-2 HR		X FF 88 0-0 F7 ①			5	2	2	1	0	0	1
4 Yadier Molina, R (1, 2) OBP: 0.388, SLG: 0.483 48 Tony Cruz, R (7, 2) OBP: 0.185, SLG: 0.231	X FF 92 0-0 7 HR 1B		X FF 89 0-0 7 1B 21 FC5-2 2B	B FF 91 B FF 91 X CH 87 2-0 G1-6-3 ② 1-2 2-3	X CH 85 0-0 G4-3 ①		B FF 88 S FF 89 F FF 89 X FF 91 1-2 L3 ②			4 1	1 0	2 0	0 0	0 0	0 0	2 0
7 Matt Holliday, R (1, 7) OBP: 0.347, SLG: 0.435 12 Ty Wigginton, R (7, 7) OBP: 0.298, SLG: 0.220	B SI 90 X FF 89 1-0 1-H HR	B CH 86 C CH 80 F FF 91 B SI 92 F SI 90 X CH 82 2-2 21 FC5-2 2-3 1B	B SI 92 B FC 85 C SI 91 B SI 92 B CH 81 4-1 21 1B HR BB	B CH 85 B CH 85 B FF 91 C FF 90 C FF 89 X CH 84 3-2 G5-3 ②		X SL 76 0-0 P3 ③				3 1	2 0	2 0	2 0	1 0	0 0	0 0
21 Allen Craig, R (1, 9) OBP: 0.358, SLG: 0.458 43 Shane Robinson, R (7, 9) OBP: 0.339, SLG: 0.271	F FF 91 B FF 92 X FF 91 1-1 1B	B CH 84 B FC 84 X CH 80 2-0 FC5-2 ① 1-2 3-H	C CH 81 X SI 92 0-1 HR 1B 1-3 2-H 3-H	C FF 89 B KC 82 F CH 84 B CH 86 X CH 83 2-2 G5-3 ③			C FF 94 S CU 83 C SI 96 0-3 K ①			4 1	1 0	2 0	2 0	0 0	0 1	2 0
Matt Adams, L (1, 3) OBP: 0.352, SLG: 0.552	F CH 81 B CH 79 F CH 80 C SI 90 1-3 K ②	B CH 82 B CH 80 F FF 90 C SI 90 X CH 81 2-2 F9	C SI 90 D CH 80 F CH 80 B SI 91 B FF 91 X CH 82 3-2 1-H 3-H HR		X FF 90 0-0 23 G3 2B			B CU 81 X SI 94 1-0 L8 ②		5	1	2	3	0	1	3
23 David Freese, R (1, 5) OBP: 0.351, SLG: 0.384 44 Edward Mujica, R (9, 1)	B FC 86 X FF 86 1-0 G5-3 ③	B FF 87 C CH 87 F SI 91 B SI 93 C FF 92 2-3 K ③	B KC 79 F SL 86 F SI 89 B KC 77 F KC 78 F CH 81 B SI 91 B SI 90 4-2 33 HR BB		F FF 87 F FF 89 X FF 89 0-2 G3 ① 2-3			F SI 94 B SI 93 B SI 94 B CU 84 X SI 95 3-1 33 BB 1B		4 0	1 0	1 0	0 0	1 0	1 0	4 0
33 Daniel Descalso, L (1, 6) OBP: 0.339, SLG: 0.443 (9, 4)		B CH 79 C FF 89 C KC 77 X SI 91 1-2 19 G4-6-3 1B	B FF 90 2-1 B KC 77 B SI 91 X FF 90 19 1B 2B X FF 89 0-0 1-H HR		B KC 80 S KC 79 C FF 90 F FF 88 B FF 92 S CH 85 2-3 K2-3 ②			F SI 94 S CU 82 D CU 81 B SI 95 B FF 95 B SI 94 4-2 1-2 BB		4	2	3	2	1	1	1
19 Jon Jay, L (1, 8) OBP: 0.318, SLG: 0.341		C SI 88 F CH 81 X CH 80 0-2 G4-6-3 ① 1-2f ②	C FF 81 2-2 F CH 79 C FF 89 F KC 77 B CH 80 S FF 91 4 13 G1-6-3 1B 21 1B 2-H 1B B CH 80 2-3 ③ F CH 79 C FF 89 F KC 77 B CH 80 S FF 91 K		B KC 82 C KC 79 D CH 85 D CH 84 B KC 80 4-1 40 FC5-4 BB			B SI 94 B SI 94 X FF 94 2-0 F7 ③		4	1	1	1	1	1	3
40 Shelby Miller, R (1, 1) OBP: 0.077, SLG: 0.192 43 Seth Maness, R (7, 1) 46 Kevin Siegrist, L (7, 1) 65 Keith Butler, R (9, 1) 38 Pete Kozma, R (9, 6) OBP: 0.301, SLG: 0.301		B FF 89 C SI 91 B SI 90 B SI 92 X SI 92 3-1 13 FC4-6 1B	L CH 78 L FF 89 L KC 77 0-3 K ①	C FF 88 C FF 89 B KC 81 B FF 88 X FF 90 2-2 HR	C FF 90 B FF 90 X FF 90 1-1 FC5-4 ③ 1-2f					4 0 0 0 0	1 0 0 0 0	2 0 0 0 0	1 0 0 0 0	0 0 0 0 0	1 0 0 0 0	3 0 0 0 0
Inning Stats	R: 2 E: 0 K: 1 S: 11 H: 3 LOB: 1 BB: 0 P: 16	R: 0 E: 0 K: 0 S: 9 H: 2 LOB: 1 BB: 0 P: 13	R: 0 E: 0 K: 1 S: 12 H: 2 LOB: 2 BB: 0 P: 20	R: 8 E: 0 K: 2 S: 28 H: 6 LOB: 0 BB: 2 P: 50	R: 2 E: 0 K: 0 S: 13 H: 2 LOB: 0 BB: 0 P: 20	R: 0 E: 0 K: 1 S: 11 H: 1 LOB: 2 BB: 1 P: 18	R: 0 E: 0 K: 0 S: 5 H: 0 LOB: 0 BB: 0 P: 6	R: 0 E: 0 K: 1 S: 9 H: 1 LOB: 2 BB: 1 P: 19		1B: 9 2B: 3 3B: 0 HR: 5 SF: 0 SAC: 0 DP: 1 HBP: 0					WP: 0 PB: 0 SB: 0 CS: 0	PA: 44

PITCHER		IP	WLS	BF	H	R	ER	SO	BB	IBB	HBP	BLK	WP	HR	S	P	ERA	WHIP
31 Ian Kennedy, R ERA: 5.72	(1, 1)	4.0	L	26	13	10	10	4	2	0	0	0	0	3	60	99	22.50	3.750
45 Matt Reynolds, L ERA: 1.71	(5, 1)	2.0		10	3	2	2	1	1	0	0	0	0	2	24	38	9.00	2.000
49 Tony Sipp, L ERA: 3.93	(7, 1)	1.0		3	0	0	0	0	0	0	0	0	0	0	5	6	0.00	0.000
21 Heath Bell, R ERA: 3.42	(8, 1)	1.0		5	1	0	0	1	1	0	0	0	0	0	9	19	0.00	2.000

PITCHER	IP	WLS	BF	H	R	ER	SO	BB	IBB	HBP	BLK	WP	HR	S	P	ERA	WHIP

AB	40
R	12
H	17
RBI	12
BB	4
SO	6
LOB	19

St. Louis Cardinals @ Cincinnati Reds

Great American Ball Park, Cincinnati, OH

Fri Jun 07 2013, 7:12 PM - 10:22 PM EDT

Att. 38,874 - Partly Cloudy - 77 F

TOP

livebaseballscorecards.com

Batter	1	2	3	4	5	6	7	8	9	AB	R	H	RBI	BB	SO	LOB
13 Matt Carpenter, L (1, 4) OBP: 0.414, SLG: 0.489	C SI 89 C SI 90 B FC 89 B FC 87 B SI 91 X SI 92 3-2 ① G3-1		B SI 90 C FF 90 B SI 90 B CH 84 C SI 91 X FC 89 3-2 ③ P6		C CH 81 B CH 81 C KC 77 B FC 89 B SI 90 F SL 80 B CH 84 4-2 7 G6-4-3 BB	B CU 77 X FF 94 1-0 3-H 1B		B SL 82 B FF 93 C FF 93 X FF 92 2-1 ② G4-3 2-3		4	0	1	1	1	0	1
3 Carlos Beltrán, S (1, 9) OBP: 0.342, SLG: 0.514 43 Shane Robinson, R (6, 9) OBP: 0.350, SLG: 0.286	C SI 88 B SI 89 F KC 78 X FF 92 1-2 ② L7			B SI 89 T FC 86 C SI 92 X FC 88 1-2 7 FC6-4 1B	C SI 89 B SI 90 1 SAFE F SI 90 X KC 80 1-2 ① F7	F FF 92 B FF 92 S CH 82 S CH 82 1-3 ③ K2-3		X SL 82 0-0 7 WP 3-H 1B		4 1	0 0	1 1	0 1	0 0	1 0	2 0
7 Matt Holliday, R (1, 7) OBP: 0.348, SLG: 0.443	C SI 90 B SI 92 B FC 88 X CH 84 2-1 2B			T FC 89 X SI 91 0-1 ① FC6-4 21 1B 23 1B 1-2f	X SI 90 0-0 ②③ G6-4-3 1-2f		B CU 73 F FF 92 X FF 92 1-1 4 F9 23 2B 2B	B SL 82 S FF 94 S FS 86 B FS 85 S SL 84 2-3 ③ K 1-3		5	2	2	0	0	1	3
21 Allen Craig, R (1, 3) OBP: 0.359, SLG: 0.457	C KC 76 D FC 88 C SI 90 B FC 88 F SL 80 B SL 81 S SI 91 3-3 ③ K			B SI 91 C SI 91 B FC 88 B FC 89 S SI 92 F SI 92 F FC 88 F SI 92 F FC 89 3-2 F FC 88 F SI 90 X SI 91 23 1B 19 1B 1-3 1B		C FF 94 B CU 77 X FC 90 1-1 ① L9	F FF 91 X FF 91 0-1 ① F8		B FF 89 B SL 80 F FF 88 X SI 86 2-1 4 1B 1B	5	1	2	0	0	1	2
4 Yadier Molina, R (1, 2) OBP: 0.388, SLG: 0.486		B SI 88 F SI 90 F SI 90 F FC 89 X FC 88 1-2 ① P6		C SI 90 S SL 81 D SL 81 S KC 79 1-3 ② K		B FF 95 X FF 93 1-0 19 2B 2B	B CU 73 B CU 73 X FF 91 2-0 ② F9 2-3		B FF 88 X FF 88 1-0 19 G4-6-3 1-2 1B	5	1	2	0	0	1	3
23 David Freese, R (1, 5) OBP: 0.360, SLG: 0.396 33 Daniel Descalso, L (9, PH) OBP: 0.336, SLG: 0.439 (9, 5)		B SI 90 B SI 90 C SI 91 B KC 80 X FC 88 3-1 ② G4-3		X FC 87 0-0 19 1B 38 1B 1-2 3-H 1B		C CU 75 D CU 76 B FC 88 S FC 88 B CU 77 B FC 88 4-2 19 2B 38 2B BB	C FF 93 B CU 74 F FF 93 B FF 92 F FF 93 X FF 92 2-2 3-H 2B		C KC 73 B CH 79 C KC 73 S KC 74 1-3 ① K	3 1	2 0	2 0	2 0	1 0	0 1	0 2
19 Jon Jay, L (1, 8) OBP: 0.320, SLG: 0.347		B SI 90 B KC 77 F SI 89 B SI 91 X SI 92 3-1 ③ F7		B FF 89 B FC 86 B FC 88 C SI 88 S FC 86 X FC 87 3-2 38 1B 1-3 2-H 1B		B FF 93 S CU 74 C CH 79 X FF 92 1-2 38 2B 1-3 2-H 2B	B CU 72 X FF 91 1-0 ③ F7		C KC 72 C SI 87 F KC 75 F SI 89 X KC 74 0-2 ②③ G4-6-3 1-2f	5	1	2	2	0	0	3
38 Pete Kozma, R (1, 6) OBP: 0.305, SLG: 0.310			S SL 85 C FC 87 B SI 91 B FC 88 B SL 79 T FC 88 3-2 ① K	X SI 89 0-0 1-2 3-H 1B		C CU 75 B CU 77 F FC 89 X CH 79 1-2 50 G4-3 13 1B 2-H 3-H 2B		S SL 82 S FS 83 B FS 84 S FS 85 1-3 ① K2-3		4	1	2	3	0	2	0
50 Adam Wainwright, R (1, 1) OBP: 0.152, SLG: 0.182 12 Ty Wigginton, R (8, PH) OBP: 0.313, SLG: 0.262 36 Randy Choate, L (8, 1) 26 Trevor Rosenthal, R (9, 1)			C SI 90 B FC 87 B SI 91 X SI 92 2-1 ② G5-3	C SI 88 C FC 88 X SL 79 0-2 ③ G6-3		B FF 94 X FF 94 1-0 ② G4-3 2-3		B FF 90 X SL 81 1-0 13 G4-3 43 1B 2B		3 1 0 0	0 1 0 0	0 1 0 0	0 0 0 0	0 0 0 0	0 0 0 0	3 0 0 0
Inning Stats	R: 0 E: 0 K: 1 S: 12 H: 1 LOB: 1 BB: 0 P: 21	R: 0 E: 0 K: 0 S: 8 H: 0 LOB: 0 BB: 0 P: 15	R: 0 E: 0 K: 1 S: 8 H: 0 LOB: 0 BB: 0 P: 16	R: 3 E: 0 K: 1 S: 25 H: 5 LOB: 2 BB: 0 P: 33	R: 0 E: 0 K: 0 S: 7 H: 0 LOB: 0 BB: 1 P: 12	R: 4 E: 0 K: 1 S: 16 H: 4 LOB: 1 BB: 1 P: 27	R: 1 E: 0 K: 0 S: 10 H: 2 LOB: 1 BB: 0 P: 16	R: 1 E: 0 K: 2 S: 10 H: 2 LOB: 1 BB: 0 P: 16	R: 0 E: 0 K: 1 S: 11 H: 2 LOB: 1 BB: 0 P: 15	1B: 9 2B: 7 3B: 0 HR: 0 SF: 0 SAC: 0 DP: 2 HBP: 0						

	AB	41
	R	9
	H	16
	RBI	9
	BB	2
	SO	7
	LOB	19

WP: 2 PB: 0 SB: 0 CS: 0 PA: 43

PITCHER		IP	WLS	BF	H	R	ER	SO	BB	IBB	HBP	BLK	WP	HR	S	P	ERA	WHIP
44 Mike Leake, R ERA: 2.93	(1, 1)	5.0	L	21	6	3	3	3	1	0	0	0	0	0	60	97	5.40	1.400
66 Logan Ondrusek, R ERA: 5.64	(6, 1)	1.0		8	4	4	4	1	1	0	0	0	0	0	16	27	36.00	5.000
60 J.J. Hoover, R ERA: 3.46	(7, 1)	1.0		5	2	1	1	0	0	0	0	0	0	0	10	16	9.00	2.000
43 Manny Parra, L ERA: 8.44	(8, 1)	1.0		5	2	1	1	2	0	0	0	0	1	0	10	16	9.00	2.000
63 Sam LeCure, R ERA: 1.78	(9, 1)	1.0		4	2	0	0	1	0	0	0	0	0	0	11	15	0.00	2.000

PITCHER	IP	WLS	BF	H	R	ER	SO	BB	IBB	HBP	BLK	WP	HR	S	P	ERA	WHIP

BOTTOM

St. Louis Cardinals @ Cincinnati Reds

Great American Ball Park, Cincinnati, OH

Fri Jun 07 2013, 7:12 PM - 10:22 PM EDT

Att. 38,874 - Partly Cloudy - 77 F

livebaseballscorecards.com

Batter	1	2	3	4	5	6	7	8	9	AB	R	H	RBI	BB	SO	LOB
17 Shin-Soo Choo, L (1, 8) OBP: 0.432, SLG: 0.486	B FC 89 F FC 89 S FF 92 B FF 92 B CH 85 S CU 75 3-3 K ①		C FC 88 F FF 92 F CU 75 D CU 75 F CH 84 F FC 88 B CU 76 F FF 93 B CU 76 4-2 F FF 92 F SI 91 B CH 86 2 G5-4-3 BB			F CH 78 F FC 86 X FF 90 0-2 G4-3 ①	C SI 89 X FC 87 0-1 2-H 2B			3	0	1	1	1	1	0
2 Zack Cozart, R (1, 6) OBP: 0.270, SLG: 0.378	X FF 92 0-0 F9 ②		S FC 88 X CU 75 0-1 G5-4-3 ②③ 1-2f			B SI 88 X FC 83 1-0 4 32 1B 1B	C CU 71 C SI 89 D CU 72 F FC 87 C SI 90 1-3 K ③			4	1	1	0	0	1	3
19 Joey Votto, L (1, 3) OBP: 0.441, SLG: 0.504	B SI 91 B FC 89 X FC 89 2-0 1B			X CH 80 0-0 G6-3 ①		F FC 86 B CH 86 B CU 72 F FC 90 D CU 76 X FF 91 3-2 L8 ②		X SL 75 0-0 F7 ①		4	0	1	0	0	0	1
4 Brandon Phillips, R (1, 4) OBP: 0.346, SLG: 0.477	B FF 90 B FC 87 X FC 89 2-0 G4-3 ③			C FF 87 S CU 71 S CU 70 0-3 K ②		C FF 89 X FC 85 0-1 32 1B 1-2 1B		C SI 85 X SI 86 0-1 G3-1 ②		4	0	1	0	0	1	1
32 Jay Bruce, L (1, 9) OBP: 0.317, SLG: 0.457		C SI 90 S CH 83 B FF 92 B CU 76 F FC 89 B CH 84 C FF 92 3-3 K ①		C CH 85 F FC 87 B CU 68 F FF 92 B CU 73 C CU 74 2-3 K ③		C FC 88 X FF 90 0-1 1-3 2-H 1B		B SL 75 B SI 84 T SI 85 X SI 86 2-1 G6-3 ③		4	0	1	1	0	2	0
21 Todd Frazier, R (1, 5) OBP: 0.339, SLG: 0.411		C CU 74 B FF 92 S FC 87 S FF 92 1-3 K ②			B FC 85 B FF 89 F SI 88 X CU 71 2-1 E5 39 G2-3	B FF 91 X FC 87 1-0 L4 ③			X FF 94 0-0 G5-3 ①	4	0	0	0	0	1	2
26 Xavier Paul, L (1, 7) OBP: 0.378, SLG: 0.440		F FC 88 B CH 83 B CH 83 B SI 91 F FC 89 S CU 74 3-3 K ③			S FC 87 X CU 72 0-1 F8 ①		B CU 67 F CH 80 X CH 78 1-1 L9 ①		B FF 95 C FF 94 C FF 95 F FF 97 B CH 87 F FF 96 F FF 96 X FF 97 2-2 2B	4	0	1	0	0	1	1
39 Devin Mesoraco, R (1, 2) OBP: 0.320, SLG: 0.362			B CU 70 F FF 90 B FC 87 X FC 87 2-1 44 SH2-4 1B		B SI 88 F FF 90 S CU 73 D CU 73 F FF 92 F SI 91 F CU 74 F FC 91 X FC 86 2-2 G2-3 ② 1-2		C CU 69 X FF 89 0-1 17 2B 2B		C FF 96 B FF 96 F FF 98 D CH 86 D CH 89 F FF 97 X CH 86 3-2 G6-3 ②	4	1	2	0	0	0	2
44 Mike Leake, R (1, 1) OBP: 0.179, SLG: 0.250 9 Jack Hannahan, L (5, PH) OBP: 0.286, SLG: 0.281 66 Logan Ondrusek, R (6, 1) 60 J.J. Hoover, R (7, 1) 36 Henry Alejandro Rodriguez, S (7, PH) 43 Manny Parra, L (8, 1) OBP: 0.500, SLG: 0.500 63 Sam LeCure, R (9, 1) 23 Donald Lutz, L (9, PH) OBP: 0.265, SLG: 0.333			X FF 88 0-0 SH2-4 ① 1-2		C FC 88 F CU 72 X CU 70 0-2 L3 ③		X FC 85 0-0 F9 ②		C FF 97 X CH 88 0-1 P5 ③	0 1 0 0 0 1 0 0 1	0 0 0 0 0 0 0 0 0	0 0 0 0 0 0 0 0 0	0 0 0 0 0 0 0 0 0	0 1 0 0 1 0 0 0 1	0 0 0 0 0 0 0 0 0	0 1 0 0 1 0 0 0 1
Inning Stats	R: 0 H: 1 E: 0 LOB: 1 K: 1 BB: 0 S: 6 P: 13	R: 0 H: 0 E: 0 LOB: 0 K: 3 BB: 0 S: 10 P: 17	R: 0 H: 1 E: 0 LOB: 1 K: 0 BB: 1 S: 13 P: 19	R: 0 H: 0 E: 0 LOB: 0 K: 2 BB: 0 S: 8 P: 10	R: 0 H: 0 E: 1 LOB: 1 K: 0 BB: 0 S: 14 P: 18	R: 1 H: 3 E: 0 LOB: 2 K: 0 BB: 0 S: 12 P: 17	R: 1 H: 2 E: 0 LOB: 1 K: 1 BB: 0 S: 11 P: 13	R: 0 H: 0 E: 0 LOB: 0 K: 0 BB: 0 S: 5 P: 7	R: 0 H: 1 E: 0 LOB: 1 K: 0 BB: 0 S: 13 P: 18	1B: 5 2B: 3 3B: 0 HR: 0	SF: 0 SAC: 1 DP: 1 HBP: 0			WP: 0 PB: 0 SB: 0 CS: 0	PA: 36		

	AB	34
	R	2
	H	8
	RBI	2
	BB	1
	SO	7
	LOB	13

PITCHER		IP	WLS	BF	H	R	ER	SO	BB	IBB	HBP	BLK	WP	HR	S	P	ERA	WHIP
50 Adam Wainwright, R ERA: 2.34	(1, 1)	7.0	W	29	7	2	2	7	1	0	0	0	0	0	74	107	2.57	1.143
36 Randy Choate, L ERA: 3.18	(8, 1)	1.0		3	0	0	0	0	0	0	0	0	0	0	5	7	0.00	0.000
26 Trevor Rosenthal, R ERA: 1.8	(9, 1)	1.0		4	1	0	0	0	0	0	0	0	0	0	13	18	0.00	1.000

PITCHER	IP	WLS	BF	H	R	ER	SO	BB	IBB	HBP	BLK	WP	HR	S	P	ERA	WHIP

Batter	1	2	3	4	5	6	7	8	9	AB	R	H	RBI	BB	SO	LOB
13 Matt Carpenter, L (1, 4) OBP: 0.414, SLG: 0.485	C FF 94 F SI 93 F CH 79 B SI 93 X SI 95 1-2 21 WP 1B		B FC 92 B CH 82 C SI 91 S CU 79 B SI 93 X SI 94 3-2 ① F7		C SL 81 X CU 77 0-1 ① G3		C SI 92 C CU 77 B FC 93 F CU 80 X SL 87 1-2 ② G3-1		S FF 99 H FF 99 1-1 HBP	4	0	1	0	0	0	0
3 Carlos Beltrán, S (1, 9) OBP: 0.339, SLG: 0.512	B FF 92 X FF 91 1-0 ① F7		C FF 94 B SL 86 X SI 90 1-1 7 G4-3 21 1B 2B		B SI 92 X CU 78 1-0 ② G4-3		B CU 78 B CH 84 C FF 94 B FF 94 F FF 94 S CU 80 3-3 ③ K		X FF 99 0-0 ③ G5-3	5	1	1	0	0	1	3
7 Matt Holliday, R (1, 7) OBP: 0.347, SLG: 0.440	C FC 93 S SL 88 F SL 87 B FF 92 F SL 86 C CU 77 1-3 ② K		X SL 87 0-0 ② G4-3 2-3		C FC 94 B SI 93 X SL 87 1-1 21 FC6 1B			T FF 95 F FF 95 B FF 96 B SL 88 X FF 96 2-2 ① L9		4	0	1	0	0	1	2
21 Allen Craig, R (1, 3) OBP: 0.357, SLG: 0.453	S FC 94 F FC 95 1 SAFE B SL 87 F SL 86 B CU 79 F SL 86 S SI 94 2-3 ③ K 1-2		D SL 88 F SL 86 B SL 87 D FC 94 X FF 96 3-2 1B 3-H		B FC 93 S SL 86 X SL 88 1-1 ③ FC6 1-2f			B FF 95 X SL 92 1-0 ② G5-3		4	0	1	1	0	1	2
4 Yadier Molina, R (1, 2) OBP: 0.390, SLG: 0.489		X SI 93 0-0 ① 23 F9 19 G4-3 2B	C SL 87 B FF 93 S SL 89 S CU 79 1-3 ③ K			X CH 83 0-0 ① L8		F FF 95 S SI 96 B FF 96 B FF 96 B SI 96 F SI 97 F SI 96 B SL 92 4-2 BB		3	1	1	0	1	1	1
23 David Freese, R (1, 5) OBP: 0.358, SLG: 0.392		C FC 92 X CU 78 0-1 ① F9 2-3		S SL 86 X SL 86 0-1 1B		X FC 93 0-0 ② L9		S SL 88 S SL 87 D SL 86 B FF 96 S SL 88 2-3 ③ K		4	0	1	0	0	1	2
19 Jon Jay, L (1, 8) 46 Kevin Siegrist, L (7, 1) 65 Keith Butler, R (8, 1) 12 Ty Wigginton, R (9, PH) OBP: 0.306, SLG: 0.256		B SI 92 X FF 92 1-0 ② G4-3 3-H		B SI 92 B CU 78 1 SAFE X FF 92 2-0 ① L7		B FC 94 C FF 92 C CU 79 B FF 92 B CU 79 X SI 93 3-2 1B			B FF 98 X FF 96 1-0 ① G5-3	3 0 0 1	0 0 0 0	1 0 0 0	1 0 0 0	0 0 0 0	0 0 0 0	1 0 0 0
38 Pete Kozma, R (1, 6) OBP: 0.308, SLG: 0.319		X FC 95 0-0 70 FC6-4 1B		B SL 86 S SL 88 C FF 95 X SI 91 1-2 ② P4		B SL 86 F SI 91 1 SAFE X SL 86 1-1 ③ F8			C FF 98 B FF 99 X FF 97 1-1 2B	4	0	2	0	0	0	2
70 Tyler Lyons, L (1, 1) OBP: 0.143, SLG: 0.143 36 Randy Choate, L (6, 1) 43 Seth Maness, R (6, 1) 43 Shane Robinson, R (6, 8) OBP: 0.339, SLG: 0.275		C FF 94 X SI 93 0-1 ③ FC6-4 1-2f		C FF 94 B CU 79 F FF 94 B SL 86 D CU 79 F FC 95 C SI 93 3-3 ③ K			X SL 86 0-0 ① G6-3		C FF 99 B SL 86 X SL 86 1-1 ② F7	2 0 0 2	0 0 0 0	0 0 0 0	0 0 0 0	0 0 0 0	1 0 0 0	2 0 0 1
Inning Stats	R: 0 E: 0 K: 2 S: 15 H: 1 LOB: 1 BB: 0 P: 20	R: 1 E: 0 K: 0 S: 7 H: 2 LOB: 1 BB: 0 P: 8	R: 1 E: 0 K: 1 S: 12 H: 2 LOB: 1 BB: 0 P: 20	R: 0 E: 0 K: 1 S: 10 H: 1 LOB: 1 BB: 0 P: 16	R: 0 E: 0 K: 0 S: 7 H: 1 LOB: 1 BB: 0 P: 10	R: 0 E: 0 K: 0 S: 7 H: 1 LOB: 1 BB: 0 P: 11	R: 0 E: 0 K: 1 S: 8 H: 0 LOB: 0 BB: 0 P: 12	R: 0 E: 0 K: 1 S: 11 H: 0 LOB: 1 BB: 1 P: 20	R: 0 E: 0 K: 0 S: 7 H: 1 LOB: 2 BB: 0 P: 11	1B: 6 2B: 3 3B: 0 HR: 0 SF: 0 SAC: 0 DP: 0 HBP: 1						

PITCHER	IP	WLS	BF	H	R	ER	SO	BB	IBB	HBP	BLK	WP	HR	S	P	ERA	WHIP
55 Mat Latos, R (1, 1) ERA: 2.87	7.0	W	29	8	2	2	5	0	0	0	0	1	0	66	97	2.57	1.143
51 Jonathan Broxton, R (8, 1) ERA: 4.26	1.0	H	4	0	0	0	1	1	0	0	0	0	0	11	20	0.00	1.000
54 Aroldis Chapman, L (9, 1) ERA: 2.33	1.0	S	5	1	0	0	0	0	0	1	0	0	0	7	11	0.00	1.000

PITCHER	IP	WLS	BF	H	R	ER	SO	BB	IBB	HBP	BLK	WP	HR	S	P	ERA	WHIP

TOP

St. Louis Cardinals @ Cincinnati Reds

Great American Ball Park, Cincinnati, OH

Sat Jun 08 2013, 7:18 PM - 10:12 PM EDT

Att. 40,740 - Partly Cloudy - 79 F

livebaseballscorecards.com

AB	36
R	2
H	9
RBI	2
BB	1
SO	6
LOB	16

BOTTOM

St. Louis Cardinals @ Cincinnati Reds
Great American Ball Park, Cincinnati, OH
Sat Jun 08 2013, 7:18 PM - 10:12 PM EDT
Att. 40,740 - Partly Cloudy - 79 F

livebaseballscorecards.com

Batter	1	2	3	4	5	6	7	8	9	AB	R	H	RBI	BB	SO	LOB
17 Shin-Soo Choo, L (1, 8) OBP: 0.433, SLG: 0.487	C CU 74 F FF 90 B SL 80 B FF 90 X FF 90 2-2 15 FC6-4 1B		F SI 89 X SI 90 0-1 ② G6-3		C SI 89 B SL 81 C SI 90 F FF 92 B FF 92 X SL 81 2-2 ③ G3-1		C CH 84 B FF 90 T FF 90 B CH 84 B FF 91 F FF 91 X FF 92 3-2 15 2B 1B			4	0	2	0	0	0	0
15 Derrick Robinson, S (1, 7) OBP: 0.426, SLG: 0.377	B SI 88 X SI 89 1-0 ① FC6-4 19 G4-6-3 1-2f		F SI 89 B CU 77 B SI 90 X SI 89 2-1 ③ G5-3			B SI 88 C CH 80 X SI 90 1-1 19 E 2B	X SI 90 0-0 1-3 2B			4	1	2	0	0	0	1
19 Joey Votto, L (1, 3) OBP: 0.442, SLG: 0.513	1 SAFE X SI 89 0-0 ②③ G4-6-3 1-2f			X SI 89 0-0 2B		B SI 89 C SI 89 X SI 90 1-1 E6 39 1B 2-H 2B	S FF 92 B FF 93 B SI 94 B FF 93 C FF 93 C FF 94 3-3 ② K			4	1	2	1	0	1	3
4 Brandon Phillips, R (1, 4) OBP: 0.344, SLG: 0.471		B SI 89 X SI 87 1-0 ① G6-3		C SI 88 F SI 89 F SL 81 X SL 80 0-2 ① F9		X CH 82 0-0 ① G6-3	I IN 79 I IN 80 I IN 81 I IN 82 4-0 IBB			3	0	0	0	1	0	2
32 Jay Bruce, L (1, 9) OBP: 0.320, SLG: 0.470		B FF 89 X FF 89 1-0 HR		D SI 90 C SI 89 S SL 80 S SL 82 1-3 ② K		B SI 84 X SI 85 1-0 39 1B 21 BB 1B	B FF 94 C FF 93 B FF 94 S FF 94 C FF 94 2-3 ③ K			4	1	2	1	0	2	4
21 Todd Frazier, R (1, 5) OBP: 0.342, SLG: 0.407		B SI 89 B SI 88 B SI 88 C SI 88 S SI 88 F SI 89 B SL 80 4-2 39 G1-3 BB		D CH 84 F SL 80 B FF 90 S SI 90 X SL 81 2-2 ③ G1-3		C FF 90 B FF 89 B SI 90 C SI 90 D FF 90 B SI 90 4-2 39 1B 1-2 BB		C FF 92 B CU 74 S CH 80 F FF 93 B FF 92 C CH 81 2-3 ① K		2	0	0	0	2	1	1
39 Devin Mesoraco, R (1, 2) OBP: 0.325, SLG: 0.394		X SI 87 0-0 ② G1-3 1-2			B SI 89 X SI 89 1-0 HR	B FF 89 B FF 90 B FF 90 C FF 89 X FF 90 3-1 2 G4-6-3 1-2 2-3 3-H 1B		B CU 75 C CH 81 S CH 79 S CH 78 1-3 ② K		4	1	2	2	0	1	1
2 Zack Cozart, R (1, 6) OBP: 0.266, SLG: 0.372		B SI 88 X SI 89 1-0 ③ G4-3			B SI 89 C CH 81 S CU 76 S SL 82 1-3 ① K	C SI 91 X FF 90 0-1 ②③ G4-6-3 1-2f		X FF 91 0-0 ③ L8		4	0	0	0	0	1	4
55 Mat Latos, R (1, 1) OBP: 0.152, SLG: 0.156 36 Henry Alejandro Rodriguez (7, 1) 51 Jonathan Broxton, R (8, 1) 54 Aroldis Chapman, L (9, 1)			C SI 88 B CU 74 B SI 87 X SI 87 2-1 ① G4-3		S SI 90 B SI 90 F SI 88 F SL 82 F SL 81 B SI 90 B SI 90 X SI 90 3-2 ② F8		T SI 90 B CH 84 F CH 84 S FF 91 1-3 ① K			2 1 0 0	0 0 0 0	0 0 0 0	0 0 0 0	0 0 0 0	0 1 0 0	0 0 0 0
Inning Stats	R: 0 E: 0 K: 0 S: 5 H: 1 LOB: 0 BB: 0 P: 8	R: 1 E: 0 K: 0 S: 7 H: 1 LOB: 1 BB: 1 P: 14	R: 0 E: 0 K: 0 S: 6 H: 0 LOB: 0 BB: 0 P: 10	R: 0 E: 0 K: 1 S: 11 H: 1 LOB: 1 BB: 0 P: 14	R: 1 E: 0 K: 1 S: 13 H: 1 LOB: 0 BB: 0 P: 20	R: 2 E: 1 K: 0 S: 12 H: 4 LOB: 2 BB: 1 P: 22	R: 0 E: 0 K: 3 S: 14 H: 2 LOB: 3 BB: 1 P: 27	R: 0 E: 0 K: 2 S: 8 H: 0 LOB: 0 BB: 0 P: 11		1B: 4 2B: 4 3B: 0 HR: 2	SF: 0 SAC: 0 DP: 2 HBP: 0			WP: 0 PB: 0 SB: 0 CS: 0	PA: 35	

	AB	32
	R	4
	H	10
	RBI	4
	BB	3
	SO	7
	LOB	16

PITCHER	IP	WLS	BF	H	R	ER	SO	BB	IBB	HBP	BLK	WP	HR	S	P	ERA	WHIP
70 Tyler Lyons, L (1, 1) ERA: 3.51	5.1	L	22	6	4	4	2	1	0	0	0	0	2	47	73	6.75	1.312
36 Randy Choate, L (6, 1) ERA: 3.18	0.0		1	1	0	0	0	0	0	0	0	0	0	1	2	∞	∞
43 Seth Maness, R (6, 1) ERA: 3.24	1.0		6	3	0	0	1	1	0	0	0	0	0	14	25	0.00	4.000
46 Kevin Siegrist, L (7, 1) ERA:	0.2		3	0	0	0	2	0	1	0	0	0	0	6	15	0.00	0.000
65 Keith Butler, R (8, 1) ERA: 5.06	1.0		3	0	0	0	2	0	0	0	0	0	0	8	11	0.00	0.000

PITCHER	IP	WLS	BF	H	R	ER	SO	BB	IBB	HBP	BLK	WP	HR	S	P	ERA	WHIP

Batter	1	2	3	4	5	6	7	8	9	10	AB	R	H	RBI	BB	SO	LOB
13 Matt Carpenter, L (1, 4) (10, 5) OBP: 0.412, SLG: 0.481	C CH 74 B SI 86 C SI 87 B SI 88 B SL 75 F SL 75 C CU 71 3-3 K ①		C CU 68 C SL 73 B SL 75 X CU 68 1-2 F9 ③		C SI 89 C SI 90 B SL 76 B SL 76 B SI 90 F SI 89 X SL 73 3-2 L8 ②		S KC 74 B KC 75 F KC 75 B SI 89 F KC 75 F SI 88 X KC 75 2-2 7 CS 2-3 3-H 1B		F FF 97 B SL 86 B FF 98 S FF 97 S FF 100 2-3 K ①	B CU 74 B FF 92 X FF 93 2-0 3 1B 7 HR 1-2 2-H 3-H 1B	6	1	2	3	0	2	2
3 Carlos Beltrán, S (1, 9) OBP: 0.339, SLG: 0.523	X CH 79 0-0 G4-3 ②			B CH 72 C SL 74 B SI 87 B CH 80 X CH 80 3-1 HR	X CH 80 0-0 L7 ③		B SI 93 B FS 85 X FS 86 2-0 SF9 ① 3-H		F FF 98 F FF 98 B SL 89 S SL 88 1-3 K ②	B FF 92 F CU 75 X CH 85 1-1 7 HR 1-2 2-3 1B	5	2	2	2	0	1	1
7 Matt Holliday, R (1, 7) OBP: 0.354, SLG: 0.459	C SI 86 B SI 88 B SI 90 F CH 76 F SI 89 B SL 79 S SI 90 3-3 K ③			F SI 88 X SI 89 0-1 4 2B 2B		F SI 88 C SL 77 B SL 79 B SL 78 B SL 80 D CU 72 4-2 4 1B BB	B FC 89 B FF 93 B SI 93 C FF 94 B SI 94 4-1 1-2 BB ②		C FF 99 B FF 99 X SL 85 1-1 P5 ③	F FF 93 B FF 95 F FF 96 B SL 86 F FF 97 X SL 86 2-2 1-H 2-H 3-H HR	4	2	2	4	2	1	0
21 Allen Craig, R (1, 3) OBP: 0.353, SLG: 0.444		C CU 71 F SL 74 S SL 76 0-3 K ①		C SI 88 X SL 75 0-1 P4 ①		B CH 82 X CU 72 1-0 P5 ① X FC 89 0-0 L8 ③				23 1B 33 2B BB 1-2 G4-3 ③	5	1	0	0	1	1	4
4 Yadier Molina, R (1, 2) OBP: 0.394, SLG: 0.493		F FF 88 B SI 89 X SL 74 1-1 L8 ②		X SI 88 0-0 2-H 2B		X SI 89 0-0 1-2 1B		F SL 87 B SL 88 B FF 93 S SL 91 B SL 91 B SL 91 4-2 33 F8 23 G1-3 BB		F FF 94 C CU 75 B FF 94 F CU 74 X CU 74 1-2 P4 ①	4	0	2	1	1	0	1
23 David Freese, R (1, 5) OBP: 0.354, SLG: 0.387 46 Kevin Siegrist, L (10, 1)		X CH 78 0-0 G6-3 ③		C CU 70 F SL 73 S SL 76 0-3 K ②		B SI 89 B SL 75 X CU 70 2-0 F8 ②		B SL 90 T SL 86 F SL 86 X FF 94 1-2 G1-3 ① 1-2		1 SAFE F FF 92 C CU 73 F FF 94 B FF 94 X FF 94 1-2 33 2B 13 1B 1-2 1B	5 0	1 0	1 0	0 0	0 0	1 0	4 0
33 Daniel Descalso, L (1, 6) OBP: 0.331, SLG: 0.438 (10, 4)			C CH 73 X SI 87 0-1 G4-3 ① B SI 88 X CH 81 1-0 G1-3 ③			B SI 88 F SI 88 S SL 76 X SL 78 1-2 G3 ③		S SL 92 X SL 88 0-1 F8 ② 2-3		C CU 73 D CH 87 B SL 86 S CU 73 X FF 94 2-2 13 1B 1-3 2-H 2B	5	1	1	1	0	0	4
19 Jon Jay, L (1, 8) OBP: 0.333, SLG: 0.356			C CU 72 B SI 87 B SI 88 F CH 81 F SL 78 X SI 88 2-2 31 SH5-4 1B		B SI 86 C SL 72 X SI 88 1-1 31 FC1-6 1B		F FF 89 B CH 81 B SI 88 X SI 88 2-1 2B 13 1B 1B	I IN 80 I IN 85 I IN 86 I IN 85 4-0 IBB		I IN 74 I IN 72 I IN 74 I IN 75 4-0 3 1B 13 1B 7 HR IBB	3	2	3	0	2	0	0
31 Lance Lynn, S (1, 1) Matt Adams, L (7, PH) 43 Shane Robinson, R (7, PR) 36 Randy Choate, L (7, 1) 43 Seth Maness, R (7, 1) 12 Ty Wigginton, R (8, PH) 26 Trevor Rosenthal, R (8, 1) 38 Pete Kozma, R (10, PR) (10, 6)			C SI 88 M SL 77 B SL 76 X SL 75 1-2 SH5-4 ② 1-2		C SI 89 P PO 85 L SL 76 X SL 76 1-2 FC1-6 ① 1-2f		B FF 90 X FF 88 1-0 13 1B 3 SF9 1-3 2B	C FF 94 S FF 95 T FF 95 0-2 K ③	F FF 92 F FF 92 B FF 93 T FF 92 1-2 K ②	1 1 0 0 0 0 1 0	0 0 1 0 0 0 0 0	0 1 0 0 0 0 0 0	0 0 0 0 0 0 1 0	0 0 0 0 0 0 0 0	0 0 0 0 0 1 0 1	1 0 0 0 0 2 0 3
Inning Stats	R: 0 E: 0 K: 2 S: 9 H: 0 LOB: 0 BB: 0 P: 15	R: 0 E: 0 K: 1 S: 6 H: 0 LOB: 0 BB: 0 P: 7	R: 0 E: 0 K: 0 S: 12 H: 1 LOB: 1 BB: 0 P: 16	R: 2 E: 0 K: 1 S: 11 H: 3 LOB: 1 BB: 0 P: 15	R: 0 E: 0 K: 0 S: 11 H: 1 LOB: 1 BB: 0 P: 15	R: 0 E: 0 K: 0 S: 8 H: 1 LOB: 2 BB: 1 P: 16	R: 2 E: 0 K: 0 S: 11 H: 3 LOB: 2 BB: 1 P: 22	R: 0 E: 0 K: 1 S: 10 H: 0 LOB: 2 BB: 2 P: 19	R: 0 E: 0 K: 2 S: 8 H: 0 LOB: 0 BB: 0 P: 12	R: 7 E: 0 K: 1 S: 26 H: 5 LOB: 0 BB: 2 P: 45	1B: 8 2B: 4 3B: 0 HR: 2 SF: 1 SAC: 1 DP: 0 HBP: 0	WP: 0 PB: 0 SB: 0 CS: 1 PA: 49					

TOP

St. Louis Cardinals @ Cincinnati Reds

Great American Ball Park, Cincinnati, OH

Sun Jun 09 2013, 8:08 PM - 11:59 PM EDT

Att. 38,023 - Cloudy - 73 F

livebaseballscorecards.com

AB	41
R	11
H	14
RBI	11
BB	6
SO	8
LOB	22

PITCHER		IP	WLS	BF	H	R	ER	SO	BB	IBB	HBP	BLK	WP	HR	S	P	ERA	WHIP
61 Bronson Arroyo, R ERA: 3.35	(1, 1)	6.0		25	6	2	2	4	1	0	0	0	0	1	57	84	3.00	1.167
63 Sam LeCure, R ERA: 2.49	(7, 1)	0.0		3	3	2	2	0	0	0	0	0	0	0	8	13	∞	∞
31 Alfredo Simon, R ERA: 3.09	(7, 1)	1.0	B	3	0	0	0	0	1	0	0	0	0	0	3	9	0.00	1.000
51 Jonathan Broxton, R ERA: 4.1	(8, 1)	1.0		5	0	0	0	1	1	1	0	0	0	0	10	19	0.00	1.000
54 Aroldis Chapman, L ERA: 2.25	(9, 1)	1.0		3	0	0	0	2	0	0	0	0	0	0	8	12	0.00	0.000

PITCHER		IP	WLS	BF	H	R	ER	SO	BB	IBB	HBP	BLK	WP	HR	S	P	ERA	WHIP
60 J.J. Hoover, R ERA: 5.4	(10, 1)	0.2	L	8	4	6	6	1	1	1	0	0	0	0	19	35	81.00	7.500
46 Curtis Partch, R ERA: 27.0	(10, 1)	0.1		2	1	1	1	0	0	0	0	0	0	1	7	10	27.00	3.000

St. Louis Cardinals @ Cincinnati Reds

Great American Ball Park, Cincinnati, OH

Sun Jun 09 2013, 8:08 PM - 11:59 PM EDT

Att. 38,023 - Cloudy - 73 F

livebaseballscorecards.com

Batter	1	2	3	4	5	6	7	8	9	10	AB	R	H	RBI	BB	SO	LOB
17 Shin-Soo Choo, L (1, 8) OBP: 0.436, SLG: 0.491	C FF 91 T FF 91 X SI 92 0-2 15 SH1-3 4 1B 2B	X FF 92 0-0 ③ F8			C CU 77 X CH 84 0-1 4 F8 15 HBP 32 2B 1B		C SI 84 B SI 84 S SL 76 B SL 76 B SI 85 B SI 85 4-2 15 FC1-6 BB		C FF 98 F FF 97 S FF 98 0-3 ③ K		4	2	2	0	1	1	1
15 Derrick Robinson, S (1, 7) OBP: 0.415, SLG: 0.357	B FF 91 X FF 92 1-0 ① SH1-3 2-3		F FF 91 F CH 82 B FF 93 F FF 92 X CU 78 1-2 ① G3-1		H FF 91 1-0 32 2B 1-2 HBP		X SI 86 0-0 ① FC1-6 19 1B 1-2f			B FF 92 S FF 92 F FF 92 B CU 77 S FF 94 2-3 ① K	3	1	0	0	0	1	1
19 Joey Votto, L (1, 3) OBP: 0.445, SLG: 0.511	B FF 92 B FF 91 F FF 92 F FF 92 B CU 78 F FF 94 F FF 95 B SI 93 4-2 4 1B 32 SF8 BB		B CU 77 B CU 74 B SI 90 F FF 92 F FF 92 F FF 94 B FF 94 4-2 32 1B BB		C FF 91 C FF 92 S FF 94 0-3 ① K		1 SAFE 1 SAFE F SI 86 S SL 77 1 SAFE X SL 77 0-2 4 G6-4-3 1-2 1B			B CU 77 C SI 92 B CU 78 C FF 92 C FF 94 2-3 ② K	3	1	1	0	2	2	2
4 Brandon Phillips, R (1, 4) OBP: 0.341, SLG: 0.465	T FF 94 S FF 93 X FF 93 0-2 1-3 3-H 1B		F FF 93 1 SAFE 1 SAFE X FF 92 0-1 ② P6		X FF 93 0-0 ② F8 2-3		X SI 89 0-0 ②③ G6-4-3 1-2f			B FF 92 B FF 93 X FF 93 2-0 ③ L7	5	0	1	1	0	0	5
32 Jay Bruce, L (1, 9) OBP: 0.322, SLG: 0.476	X FF 92 0-0 ② SF8 3-H		C FF 90 F FF 90 X FF 92 0-2 ③ 1-3 1B		F FF 93 C FF 92 F FF 94 B FF 92 B FF 94 F FF 94 B FF 92 F SI 91 X FF 94 3-2 1-H 3-H 2B			C CU 78 C FF 97 B FF 98 S CH 88 1-3 ① K			3	0	2	3	0	1	0
21 Todd Frazier, R (1, 5) OBP: 0.340, SLG: 0.401	1 SAFE C FF 92 F FF 91 X SL 86 0-2 ③ F9			S FF 90 B FF 91 B CU 78 B FF 92 B FF 91 4-1 BB	C SL 85 S FF 93 S SL 85 0-3 ③ K			F CU 80 C FF 96 B CH 88 S FF 98 1-3 ② K			3	0	0	0	1	2	2
2 Zack Cozart, R (1, 6) OBP: 0.265, SLG: 0.367		C SL 85 F CU 76 B SL 84 F FF 92 H SI 90 2-2 61 B2-5-4 29 E HBP		F FF 91 B SL 84 1 SAFE S FF 91 D CU 78 S SL 86 2-3 ① K		B CU 77 F CU 82 C FF 90 B SL 85 F CU 78 B SL 85 X SL 85 3-2 ① G6-3		C FF 98 S FF 98 C FF 98 0-3 ③ K		3	0	0	0	0	2	1
29 Ryan Hanigan, R (1, 2) OBP: 0.286, SLG: 0.260		1 SAFE C SL 84 F FF 90 B FF 92 B FF 92 F FF 92 X SL 85 2-2 FC5 61 B2-5-4 1-2		S FF 92 F SL 85 B FF 92 C FF 92 1-3 ② K		C FF 92 C FF 92 C FF 93 0-3 ② K			C FF 96 F FF 97 F FF 96 B CH 90 X FF 98 1-2 ① P3	4	0	0	0	0	2	2
61 Bronson Arroyo, R (1, 1) 23 Donald Lutz, L (8, PH) 63 Sam LeCure, R (7, 1) 31 Alfredo Simon, R (7, 1) 51 Jonathan Broxton, R (8, 1) 54 Aroldis Chapman, L (9, 1) 26 Xavier Paul, L (8, PH) 60 J.J. Hoover, R (10, 1) 46 Curtis Partch, R (10, 1)		X FF 89 0-0 ①② B2-5-4 1-2 2-3f		X FF 91 0-0 ③ B2		F FF 93 B CU 78 C FF 92 S FF 93 1-3 ③ K		X FF 96 0-0 ② F7		2 0 0 0 0 0 3 1 0 0 0 0 1 0 0 0 0 0 0 0 0 0 0 0 0 0 0 0 0 0 0 0 0 0 0 0 0 0 0 0 0 0 1 0 0 0 0 0 0 0 0 0 0 0 0 0 0 0 0 0 0 0 0						
Inning Stats	R: 2 H: 2 E: 0 LOB: 1 K: 0 BB: 1 S: 15 P: 20	R: 0 H: 0 E: 1 LOB: 1 K: 0 BB: 0 S: 9 P: 13	R: 0 H: 1 E: 0 LOB: 2 K: 0 BB: 1 S: 12 P: 17	R: 0 H: 0 E: 0 LOB: 1 K: 2 BB: 1 S: 8 P: 15	R: 2 H: 2 E: 0 LOB: 1 K: 2 BB: 0 S: 15 P: 19	R: 0 H: 0 E: 0 LOB: 0 K: 2 BB: 0 S: 10 P: 14	R: 0 H: 1 E: 0 LOB: 1 K: 0 BB: 1 S: 7 P: 11	R: 0 H: 0 E: 0 LOB: 0 K: 3 BB: 0 S: 9 P: 11	R: 0 H: 0 E: 0 LOB: 0 K: 1 BB: 0 S: 8 P: 9	R: 0 H: 0 E: 0 LOB: 0 K: 2 BB: 0 S: 7 P: 13	1B: 4 SF: 1 2B: 2 SAC: 1 3B: 0 DP: 2 HR: 0 HBP: 2						

BOTTOM	
AB	32
R	4
H	6
RBI	4
BB	4
SO	12
LOB	17

WP: 0 PA: 40
PB: 0
SB: 0
CS: 0

PITCHER		IP	WLS	BF	H	R	ER	SO	BB	IBB	HBP	BLK	WP	HR	S	P	ERA	WHIP
31 Lance Lynn, R (1, 1) ERA: 3.0		6.0		27	5	4	4	6	3	0	2	0	0	0	69	98	6.00	1.333
36 Randy Choate, L (7, 1) ERA: 3.09		0.1		3	1	0	0	0	1	0	0	0	0	0	6	10	0.00	6.000
43 Seth Maness, R (7, 1) ERA: 3.12		0.2		1	0	0	0	0	0	0	0	0	0	0	1	1	0.00	0.000
26 Trevor Rosenthal, R (8, 1) ERA: 1.69		2.0	W	6	0	0	0	4	0	0	0	0	0	0	17	20	0.00	0.000
46 Kevin Siegrist, L (10, 1) ERA:		1.0		3	0	0	0	2	0	0	0	0	0	0	7	13	0.00	0.000

PITCHER	IP	WLS	BF	H	R	ER	SO	BB	IBB	HBP	BLK	WP	HR	S	P	ERA	WHIP

Batter	1	2	3	4	5	6	7	8	9	AB	R	H	RBI	BB	SO	LOB
13 Matt Carpenter, L (1, 4) OBP: 0.409, SLG: 0.473	C FF 91 B FF 92 T CU 77 F FF 92 B FF 92 X CU 77 2-2 ① G1-3		B CU 74 C SI 91 C FF 93 S SL 83 1-3 ② K		B FF 93 C SL 86 B FF 93 F FF 93 F CU 78 B SL 86 F SL 85 B FF 94 4-2 7 1B 4 G5-3 21 HR BB		B SI 86 F SI 87 X SL 79 1-1 ① G3-1	B SL 83 X FF 94 1-0 ② L8		4	1	0	0	1	1	0
4 Yadier Molina, R (1, 2) OBP: 0.394, SLG: 0.496	F FF 91 B SL 85 B CH 86 B FF 92 X FF 93 3-1 ② P4		B FF 92 C FF 93 X SL 85 1-1 ③ F8		B SI 92 X SI 92 1-0 ② G5-3 1-2 3-H		C SI 90 B SL 80 S SI 91 B SI 91 F SL 79 B SI 90 F SI 90 X SI 89 3-2 7 1B 2B	B FF 93 B FF 93 X FF 93 2-0 1B		5	1	2	1	0	0	1
7 Matt Holliday, R (1, 7) OBP: 0.359, SLG: 0.462	X FF 92 0-0 ③ F9			B FF 91 X SI 91 1-0 21 1B G4-6-3 1B	F SI 87 B FF 93 X CH 86 1-1 21 HR 2-3 1B		X SI 90 0-0 2B 19 BB 2-H 1B	B FF 92 C FF 92 B FS 86 F FF 93 F SL 82 S SL 83 2-3 ③ K		5	3	3	1	0	1	1
21 Allen Craig, R (1, 9) OBP: 0.355, SLG: 0.457 43 Shane Robinson, R (7, 9) OBP: 0.349, SLG: 0.346		C FF 90 C CU 76 B FF 91 B FF 92 X CH 84 2-2 ① F9		C SL 85 X FF 90 0-1 G4-6-3 1-3 1B	C CU 77 X CH 86 0-1 1-H 3-H HR		C SL 81 B SI 91 B SI 90 F SI 88 B SL 79 S SL 79 3-3 ② K		F FF 91 X SL 81 0-1 HR	4 1	1 1	2 1	3 1	0 0	1 0	1 0
Matt Adams, L (1, 3) OBP: 0.364, SLG: 0.575		C FF 90 T SL 85 F FF 92 X SL 86 0-2 23 1B 1B		B FF 92 S CH 86 B CH 85 B FF 92 X CH 86 3-1 ①② G4-6-3 1-2f 3-H	C CU 76 B FF 92 F SL 86 F FF 90 B CH 86 B SL 84 F SL 85 F FF 92 X CH 85 3-2 ③ G4-3		C SL 79 B SI 88 F SL 80 B SI 89 X SI 89 2-2 19 BB 1-3 2B		S SL 84 X FS 88 0-1 ① G3	5	0	2	0	0	0	1
23 David Freese, R (1, 5) OBP: 0.360, SLG: 0.389		B FF 92 B SL 87 F SI 92 F SL 86 F FF 93 X SL 86 2-2 1-2 1B		X SL 86 0-0 ③ G6-3		C SL 83 B FF 90 C FF 91 X SL 84 1-2 1B	C SL 80 F SI 88 B SL 79 B SL 80 B SI 90 D SL 78 4-2 38 FC5 19 BB BB		T FF 91 F FF 93 B FF 92 F SL 82 C SL 84 1-3 ② K	4	0	2	0	1	1	0
19 Jon Jay, L (1, 8) OBP: 0.331, SLG: 0.350		X CH 85 0-0 ② F7			C CU 75 B CH 86 F FF 91 F FF 91 X CH 86 1-2 38 2B 52 G6-3 E3	F CH 84 B CH 84 1 SAFE F FF 90 B SL 84 F SL 90 F SL 85 F CH 86 X CH 85 2-2 ① F7	B SL 81 S SL 84 D SL 83 B FF 92 B FF 93 4-1 38 FC5 1-2 2-3 3-H BB		F FF 92 S SL 85 X SL 83 0-2 ③ G3	4	1	0	1	1	0	3
38 Pete Kozma, R (1, 6) OBP: 0.306, SLG: 0.321		X SL 85 0-0 ③ P3			1 SAFE F SI 90 X SI 90 0-1 52 G6-3 4 G5-3 1-3 2B	F FF 91 S SL 85 S SL 84 0-3 ② K	B FF 95 B FF 93 C FF 94 B FF 94 X FF 94 3-1 ③ FC5 1-2 2-3f			4	1	1	0	0	1	6
52 Michael Wacha, R (1, 1) OBP: 0.143, SLG: 0.143 36 Randy Choate, L (7, 1) 12 Ty Wigginton, R (8, PH) OBP: 0.294, SLG: 0.244 65 Keith Butler, R (8, 1)			C SI 91 T FF 92 X SL 85 0-2 ① G1-3		B SL 86 X FF 93 1-0 ① G6-3 2-3 3-H	X SL 83 0-0 ③ G6-3		B FF 94 F FF 94 F SL 82 B SL 82 X FF 94 2-2 ① F8		3 0 0 1 0	0 0 0 0 0	0 0 0 0 0	1 0 0 0 0	0 0 0 0 0	0 0 0 0 0	2 0 0 0 0

Inning Stats	1	2	3	4	5	6	7	8	9
	R: 0 E: 0 K: 0 S: 7	H: 0 LOB: 0 BB: 0 P: 12	R: 0 E: 0 K: 0 S: 13	H: 2 LOB: 2 BB: 0 P: 17	R: 0 E: 0 K: 1 S: 8	H: 0 LOB: 0 BB: 0 P: 10	R: 1 E: 0 K: 0 S: 6	H: 2 LOB: 0 BB: 0 P: 10	R: 5 E: 1 K: 0 S: 22	H: 3 LOB: 0 BB: 1 P: 33	R: 0 E: 0 K: 1 S: 13	H: 1 LOB: 1 BB: 0 P: 16	R: 2 E: 0 K: 1 S: 19	H: 3 LOB: 3 BB: 2 P: 39	R: 0 E: 0 K: 1 S: 9	H: 1 LOB: 1 BB: 0 P: 16	R: 1 E: 0 K: 1 S: 11	H: 1 LOB: 0 BB: 0 P: 12

| | | |

BOTTOM

St. Louis Cardinals @ New York Mets

Citi Field, Flushing, NY

Tue Jun 11 2013, 7:12 PM - 10:04 PM EDT

Att. 21,581 - Cloudy - 80 F

Batter	1	2	3	4	5	6	7	8	9	AB	R	H	RBI	BB	SO	LOB
1 Jordany Valdespin, L (1, 4) OBP: 0.302, SLG: 0.381 30 David Aardsma, R (8, 1)	B FF 92 C FF 92 X FF 92 1-1 L4 ① B FF 90 C FF 91 C CH 84 B CH 84 B CU 75 X CH 84 3-2 3 G3 1B				C FC 88 B CU 75 F FF 91 X CH 82 1-2 E6 1B		B SI 84 C SI 85 F SI 84 S SL 75 1-3 K ③			4 0	0 0	2 0	0 0	0 0	1 0	0 0
3 Omar Quintanilla, L (1, 6) OBP: 0.372, SLG: 0.575	C FF 94 F FF 95 B FF 94 X FF 95 1-2 HR	F FF 91 1 SAFE F CH 83 X CH 84 0-2 G3 ② 1-2			F CH 81 C FF 92 S CH 83 0-3 K2-3 ①			B FF 90 C FF 89 S CH 79 B CH 78 B CH 79 X FF 90 3-2 F7 ①		4	1	1	1	0	1	2
5 David Wright, R (1, 5) OBP: 0.372, SLG: 0.459	B FF 94 B FF 94 F FF 93 F FF 93 B CH 83 B FF 93 4-2 21 BB 28 1B 6 SF8 BB	C CU 75 X FF 93 0-1 L4 ③			C FF 91 C FF 92 F FF 94 B FF 94 F CH 82 S CH 84 1-3 K ②			X FF 90 0-0 F7 ②		3	1	0	0	1	1	2
28 Daniel Murphy, L (1, 3) OBP: 0.324, SLG: 0.439	C FF 92 B FF 94 1 SAFE B FF 92 C CH 84 D CH 84 X CH 82 3-2 6 SF8 21 BB 1-2 1B		C CU 75 X FF 93 0-1 G4-3 ①		B CH 82 X CU 74 1-0 L3 ③			B FF 90 C FF 91 X FF 90 1-1 F8 ③		4	0	1	0	0	0	1
21 Lucas Duda, L (1, 7) OBP: 0.335, SLG: 0.434	B FF 92 B CU 75 B CH 82 B FF 92 4-0 44 BB 1-2 2-3 BB		B CU 76 B FF 92 X FF 90 2-0 F9 ②			C CH 89 B CH 84 X FF 92 1-1 F9 ①			C FF 90 C CH 79 B CH 78 B FF 90 S CH 80 2-3 K ①	3	0	0	0	1	1	0
6 Marlon Byrd, R (1, 9) OBP: 0.303, SLG: 0.466 46 Greg Burke, R (7, 1) 66 Josh Edgin, R (7, 1) Justin Turner, R (8, 4) OBP: 0.333, SLG: 0.360	B FF 93 F FF 94 X FF 93 1-1 SF8 ② 2-3 3-H		B FF 92 B FF 91 B FF 92 C FF 92 T FF 91 X FF 92 3-2 F9 ③			B FF 91 X FF 90 1-0 F8 ②			B FF 91 F SI 88 B CU 73 B FF 88 B SI 88 4-1 9 DI BB	2 0 0 0 0	0 0 0 0 0	0 0 0 0 0	1 0 0 0 1	0 0 0 0 0	0 0 0 0 0	0 0 0 0 0
44 John Buck, R (1, 2) OBP: 0.280, SLG: 0.415	B FF 92 S CH 83 S FF 93 B FF 94 B FF 92 D CH 84 4-2 1-2 BB			F CU 74 B FF 92 S CH 84 B FF 94 X CH 85 2-2 9 G4-6-3 1B		B FF 92 S FF 92 F CU 76 B FF 94 X CH 85 2-2 F8 ③			B FF 88 X FF 88 1-0 P6 ②	3	0	1	0	1	0	1
9 Kirk Nieuwenhuis, L (1, 8) OBP: 0.136, SLG: 0.143 (7, 9)	F CH 84 D CH 85 B CH 84 F FF 91 X CH 85 2-2 G6-3 ③			B FF 90 C FF 90 S FF 90 F CH 83 X CH 83 1-2 G4-6-3 ①② 1-2f			B SI 85 X SI 85 1-0 G3-1 ①		C SI 86 S CH 78 B FF 89 S FF 91 1-3 K ③ 1-2	4	0	0	0	0	1	5
53 Jeremy Hefner, R (1, 1) 12 Juan Lagares, R (7, 8) OBP: 0.221, SLG: 0.288		F CH 89 F FF 91 B FF 92 B FF 91 C FF 91 2-3 K ①		C FF 90 C FF 92 C FF 95 0-3 K ③			C SI 84 X SI 85 0-1 G1-3 ②			2 1	0 0	0 0	0 0	0 0	2 0	0 0

Inning Stats	1	2	3	4	5	6	7	8	9
	R: 2 E: 0 K: 0 S: 17	H: 2 LOB: 3 BB: 3 P: 37	R: 0 E: 0 K: 1 S: 11	H: 1 LOB: 1 BB: 0 P: 16	R: 0 E: 0 K: 0 S: 6	H: 0 LOB: 0 BB: 0 P: 11	R: 0 E: 0 K: 1 S: 10	H: 1 LOB: 0 BB: 0 P: 13	R: 0 E: 1 K: 2 S: 12	H: 1 LOB: 1 BB: 0 P: 15	R: 0 E: 0 K: 0 S: 6	H: 0 LOB: 0 BB: 0 P: 10	R: 0 E: 0 K: 1 S: 6	H: 0 LOB: 0 BB: 0 P: 8	R: 0 E: 0 K: 0 S: 6	H: 0 LOB: 0 BB: 0 P: 10	R: 0 E: 0 K: 2 S: 8	H: 0 LOB: 1 BB: 1 P: 16

1B: 4	SF: 1	WP: 0	PA: 35
2B: 0	SAC: 0	PB: 0	
3B: 0	DP: 1	SB: 0	
HR: 1	HBP: 0	CS: 0	

PITCHER	IP	WLS	BF	H	R	ER	SO	BB	IBB	HBP	BLK	WP	HR	S	P	ERA	WHIP
52 Michael Wacha, R (1, 1) ERA: 4.58	6.0	W	25	5	2	2	4	3	0	0	0	0	1	62	102	3.00	1.333
36 Randy Choate, L (7, 1) ERA: 2.84	1.0		3	0	0	0	1	0	0	0	0	0	0	6	8	0.00	0.000
65 Keith Butler, R (8, 1) ERA: 3.68	2.0		7	0	0	0	2	1	0	0	0	0	0	14	26	0.00	0.500

PITCHER	IP	WLS	BF	H	R	ER	SO	BB	IBB	HBP	BLK	WP	HR	S	P	ERA	WHIP

livebaseballscorecards.com

AB	30
R	2
H	5
RBI	2
BB	4
SO	7
LOB	11

Batter	1	2	3	4	5	6	7	8	9	AB	R	H	RBI	BB	SO	LOB
13 Matt Carpenter, L (1, 4) OBP: 0.410, SLG: 0.470	C FF 88 B KC 74 B SI 90 F SI 89 B KC 73 B CH 84 4-2 BB		B KC 73 F SI 87 X FF 87 1-1 ① F8		B KC 75 C KC 75 F FF 88 F SL 81 F KC 76 S CH 83 1-3 ② K		C SI 88 B KC 74 C KC 73 F SI 88 B SL 80 F FF 88 B CH 84 F SI 88 B CH 84 4-2 3 FC6-4 BB			2	0	0	0	2	1	0
3 Carlos Beltrán, S (1, 9) OBP: 0.338, SLG: 0.518	C SI 89 C FF 88 B CH 84 C SI 89 1-3 ① K		X KC 74 0-0 1B		B CH 84 B FF 89 S SI 89 X SI 90 2-1 ③ G1-4-3		S SI 87 X SI 88 0-1 ③ FC6-4 1-2f			4	0	1	0	0	1	2
7 Matt Holliday, R (1, 7) OBP: 0.354, SLG: 0.454	B FF 89 B SI 89 X SI 89 2-0 ② F9		F SI 88 S SL 81 X SI 89 0-2 ② F8			B KC 74 F CH 82 X SI 88 1-1 ① G4-3		C FF 88 B SI 87 B CU 77 X SI 88 2-1 ① G5-3		4	0	0	0	0	0	2
21 Allen Craig, R (1, 3) OBP: 0.353, SLG: 0.466	C SI 90 1 SAFE F SI 89 X SI 89 0-2 ③ G1-3		B SL 82 B SI 89 B SL 82 C FF 88 X FF 88 3-1 ③ G5-3			B KC 75 B SL 82 B FF 88 C FF 88 F FF 89 F FF 89 X FF 88 3-2 HR			C CU 76 C FC 86 B FF 89 B SI 88 B SL 83 F SL 83 X SL 84 3-2 ② F9		4	1	1	1	0	0	2
4 Yadier Molina, R (1, 2) OBP: 0.400, SLG: 0.509		X FF 87 0-0 19 1B 2B	F FF 88 X SL 82 0-1 38 FC4-6 1B			B FF 88 C SL 80 F KC 74 X CH 83 1-2 2B		X CU 74 0-0 ③ G3-1		4	0	3	0	0	0	0
23 David Freese, R (1, 5) OBP: 0.353, SLG: 0.380		F FF 88 S SL 82 F SI 88 X SL 81 0-2 ① G1-3	B SI 88 F SL 82 B FF 89 F FF 89 B SI 90 S FF 90 3-3 ① K			F SL 82 B FF 88 F SI 88 S SI 89 1-3 ② K			C FF 92 X KC 82 0-1 ① G4-3	4	0	0	0	0	2	3
19 Jon Jay, L (1, 8) OBP: 0.329, SLG: 0.348		C KC 74 X CH 84 0-1 2-3 1B	X SI 90 0-0 ② F8			B KC 75 F KC 75 S FF 88 D KC 78 S CH 83 2-3 ③ K			B FS 89 C FF 93 F FS 88 F FF 94 F KC 84 X KC 84 1-2 ② L9	4	0	1	0	0	1	2
38 Pete Kozma, R (1, 6) OBP: 0.300, SLG: 0.315		S FF 88 1 SAFE F FF 89 D SL 82 1 SAFE F SL 81 B SI 88 1 SAFE X FF 89 2-2 ② P5	C FF 89 D SL 83 C SL 83 X SI 90 1-2 ③ FC4-6 1-2f				F CH 85 X FF 87 0-1 ① F9		X FF 93 0-0 ③ F9	4	0	0	0	0	0	3
40 Shelby Miller, R (1, 1) OBP: 0.071, SLG: 0.179		F FF 90 S SL 82 S SL 82 0-3 ③ K			C FF 87 B SL 81 X FF 88 1-1 ① G5-3		C FF 87 S KC 75 S SL 82 0-3 ② K			2	0	0	0	0	1	2
12 Ty Wigginton, R (7, PH) OBP: 0.288, SLG: 0.239										1	0	0	0	0	1	0
43 Seth Maness, R (7, 1)										0	0	0	0	0	0	0
44 Edward Mujica, R (8, 1)										0	0	0	0	0	0	0
Inning Stats	R: 0 E: 0 K: 1 S: 9 H: 0 LOB: 1 BB: 1 P: 16	R: 0 E: 0 K: 1 S: 14 H: 2 LOB: 2 BB: 0 P: 16	R: 0 E: 0 K: 0 S: 8 H: 1 LOB: 1 BB: 0 P: 12	R: 0 E: 0 K: 1 S: 9 H: 1 LOB: 1 BB: 0 P: 13	R: 0 E: 0 K: 1 S: 9 H: 0 LOB: 0 BB: 0 P: 13	R: 1 E: 0 K: 2 S: 15 H: 2 LOB: 1 BB: 0 P: 23	R: 0 E: 0 K: 1 S: 12 H: 0 LOB: 1 BB: 1 P: 16	R: 0 E: 0 K: 0 S: 7 H: 0 LOB: 0 BB: 0 P: 12	R: 0 E: 0 K: 0 S: 8 H: 0 LOB: 0 BB: 0 P: 9	1B: 3 2B: 2 3B: 0 HR: 1 SF: 0 SAC: 0 DP: 0 HBP: 0						

TOP

St. Louis Cardinals @ New York Mets

Citi Field, Flushing, NY

Wed Jun 12 2013, 7:12 PM - 9:43 PM EDT

Att. 23,331 - Clear - 75 F

livebaseballscorecards.com

AB	33
R	1
H	6
RBI	1
BB	2
SO	7
LOB	16

WP: 0 PB: 0 SB: 0 CS: 0 PA: 35

PITCHER		IP	WLS	BF	H	R	ER	SO	BB	IBB	HBP	BLK	WP	HR	S	P	ERA	WHIP
35 Dillon Gee, R ERA: 4.84	(1, 1)	6.2	W	28	6	1	1	7	2	0	0	0	0	1	74	107	1.35	1.200
56 Scott Rice, L ERA: 4.18	(7, 1)	0.1	H	1	0	0	0	0	0	0	0	0	0	0	2	2	0.00	0.000
34 Brandon Lyon, R ERA: 3.12	(8, 1)	1.0		3	0	0	0	0	0	0	0	0	0	0	7	12	0.00	0.000
39 Bobby Parnell, R ERA: 2.93	(9, 1)	1.0		3	0	0	0	0	0	0	0	0	0	0	8	9	0.00	0.000

PITCHER	IP	WLS	BF	H	R	ER	SO	BB	IBB	HBP	BLK	WP	HR	S	P	ERA	WHIP

Batter	1	2	3	4	5	6	7	8	9	AB	R	H	RBI	BB	SO	LOB
1 Jordany Valdespin, L (1, 4) OBP: 0.291, SLG: 0.366	C FF 92 B FF 94 C FF 93 B FF 95 F FF 94 F CU 80 B CU 79 X FF 94 3-2 ① F8		C FF 93 X FF 93 0-1 ① B1-3		C FF 92 S FF 93 X FF 94 0-2 ③ G3			X FS 84 0-0 ① G4-3		4	0	0	0	0	0	0
3 Omar Quintanilla, L (1, 6) OBP: 0.340, SLG: 0.523	C FF 93 S FF 94 B CU 77 S CU 78 1-3 ② K		S FF 92 C FF 94 C FF 94 0-3 ② K			C CU 77 F FF 92 F FF 93 B CU 76 S CU 77 1-3 ① K		C FF 91 F FF 91 B FS 85 S FS 86 1-3 ② K		4	0	0	0	0	4	0
5 David Wright, R (1, 5) OBP: 0.377, SLG: 0.482	X FF 94 0-0 28 1B 2B		B FF 95 S FF 94 C CU 80 T FF 95 1-2 ③ K			F FF 93 B FF 93 B FF 93 B FF 93 X FF 92 3-1 HR		X SI 91 0-0 28 BLK 1B		4	2	3	1	0	1	0
28 Daniel Murphy, L (1, 3) OBP: 0.323, SLG: 0.436	C FF 94 C FF 94 B FF 94 B CU 78 F FF 95 X CU 80 2-2 21 1B 21 1B 2-H 1B			C CU 79 B CU 78 B FF 94 C CU 79 X FF 94 2-2 ① F7		B FF 92 B FF 92 F FF 92 F FF 91 F CU 79 X FF 94 2-2 ② P2		C FF 92 X FS 86 0-1 ③ L8 1-2		4	1	1	1	0	0	1
21 Lucas Duda, L (1, 7) OBP: 0.339, SLG: 0.452	C FF 94 B FF 94 B CH 87 B FF 94 C CU 79 F FF 94 X CU 79 3-2 1-H 1B			C FF 93 X CU 80 0-1 HR		B FF 92 B FF 94 B CH 85 C CU 77 F FF 92 X FF 93 3-2 ③ F8				3	1	2	2	0	0	0
6 Marlon Byrd, R (1, 9) OBP: 0.304, SLG: 0.483	F FF 94 B FF 94 C FF 94 S FF 95 1-3 ③ K			B FF 93 S FF 93 F FF 94 B FF 93 C FF 94 2-3 ② K			B SI 90 X SI 89 1-0 HR			3	1	1	1	0	2	1
44 John Buck, R (1, 2) OBP: 0.276, SLG: 0.409		X FF 93 0-0 ① G6-3		X FF 94 0-0 ③ F9			C SI 90 X SI 90 0-1 ① G6-3			3	0	0	0	0	0	0
9 Kirk Nieuwenhuis, L (1, 8) OBP: 0.120, SLG: 0.125		C FF 92 B FF 93 S FF 93 C FF 95 1-3 ② K			B FF 92 B FF 92 B FF 92 C FF 92 S FF 92 T FF 94 3-2 ① K		B SI 90 X SI 89 1-0 ② G4-3			3	0	0	0	0	2	0
35 Dillon Gee, R (1, 1) OBP: 0.182, SLG: 0.100 56 Scott Rice, L (7, 1) 13 Josh Satin, R (7, PH) 34 Brandon Lyon, R (8, 1) 39 Bobby Parnell, R (9, 1)		F FF 92 B FF 93 S FF 92 S FF 92 1-3 ③ K			C FF 92 S FF 93 B FF 93 S FF 94 1-3 ② K		C SI 90 B CU 79 S CH 83 F SI 90 F FF 90 B CH 84 B CH 84 C SI 91 3-3 ③ K			2 0 1 0 0	0 0 0 0 0	0 0 0 0 0	0 0 0 0 0	0 0 0 0 0	2 0 1 0 0	0 0 0 0 0
Inning Stats	R: 2 E: 0 K: 2 S: 20 H: 3 LOB: 1 BB: 0 P: 30	R: 0 E: 0 K: 2 S: 7 H: 0 LOB: 0 BB: 0 P: 9	R: 0 E: 0 K: 2 S: 8 H: 0 LOB: 0 BB: 0 P: 9	R: 1 E: 0 K: 1 S: 9 H: 1 LOB: 0 BB: 0 P: 13	R: 0 E: 0 K: 2 S: 9 H: 0 LOB: 0 BB: 0 P: 13	R: 1 E: 0 K: 1 S: 13 H: 1 LOB: 0 BB: 0 P: 22	R: 1 E: 0 K: 1 S: 9 H: 1 LOB: 0 BB: 0 P: 14	R: 0 E: 0 K: 1 S: 7 H: 1 LOB: 1 BB: 0 P: 8		1B: 3 2B: 1 3B: 0 HR: 3 SF: 0 SAC: 0 DP: 0 HBP: 0				WP: 0 PB: 0 SB: 0 CS: 0 PA: 31		

PITCHER		IP	WLS	BF	H	R	ER	SO	BB	IBB	HBP	BLK	WP	HR	S	P	ERA	WHIP
40 Shelby Miller, R ERA: 2.21	(1, 1)	6.0	L	23	5	4	4	10	0	0	0	0	0	2	66	96	6.00	0.833
43 Seth Maness, R ERA: 3.44	(7, 1)	1.0		4	1	1	1	1	0	0	0	0	0	1	9	14	9.00	1.000
44 Edward Mujica, R ERA: 1.57	(8, 1)	1.0		4	1	0	0	1	0	0	0	1	0	0	7	8	0.00	1.000

PITCHER	IP	WLS	BF	H	R	ER	SO	BB	IBB	HBP	BLK	WP	HR	S	P	ERA	WHIP

BOTTOM

St. Louis Cardinals @ New York Mets

Citi Field, Flushing, NY

Wed Jun 12 2013, 7:12 PM - 9:43 PM EDT

Att. 23,331 - Clear - 75 F

livebaseballscorecards.com

AB	31
R	5
H	7
RBI	5
BB	0
SO	12
LOB	2

Batter	1	2	3	4	5	6	7	8	9	AB	R	H	RBI	BB	SO	LOB
13 Matt Carpenter, L (1, 4) OBP: 0.411, SLG: 0.478	F FF 97 B FF 95 C CU 84 X FF 96 1-2 F7		C CU 84 B FF 98 B FF 96 X CU 83 2-1 2-H 3B		C FF 96 X FF 95 0-1 G4-3			B SI 89 C SI 89 B SL 81 F SI 88 X SI 90 2-2 3 CS 1B		4	0	2	1	0	0	1
3 Carlos Beltrán, S (1, 9) OBP: 0.340, SLG: 0.518	C FF 96 S FF 97 S FF 97 0-3 K		F CH 88 B FF 97 B FF 96 F FF 96 S CU 84 2-3 K			X FF 95 0-0 7 G4-3 1B		B SI 90 B SI 90 1 SAFE 1 SAFE X SI 89 2-0 7 1B 21 1B 1-2		4	1	2	0	0	2	1
7 Matt Holliday, R (1, 7) OBP: 0.352, SLG: 0.451 26 Trevor Rosenthal, R (8, 1) 44 Edward Mujica, R (9, 1)	F FF 98 S FF 98 S CU 84 0-3 K			C FF 96 B CH 87 B FF 96 X FF 95 2-1 P3		B FF 96 F FF 95 C FF 94 B CH 88 F SL 90 X FF 96 2-2 G4-3 1-2f		C FF 92 X FF 91 0-1 21 1B 1-3 1B		4 0 0	0 0 0	1 0 0	0 0 0	0 0 0	1 0 0	1 0 0
21 Allen Craig, R (1, 3) OBP: 0.356, SLG: 0.466		C FF 97 C CU 83 X FF 96 0-2 G6-3		S CU 85 S FF 95 B FF 98 B CH 87 F SL 91 F FF 98 S CU 86 2-3 K		X SL 91 0-0 1B		X FF 93 0-0 1-2 3-H 1B		4	0	2	1	0	1	0
4 Yadier Molina, R (1, 2) OBP: 0.398, SLG: 0.502		X FF 97 0-0 G1-3		C SL 88 B CH 87 B CH 88 B FF 97 B FF 96 4-1 BB		C CU 84 B FF 95 F CU 85 B CH 87 F FF 96 T FF 95 2-2 K		D SL 88 X FF 92 1-0 F9		3	0	0	0	1	1	3
19 Jon Jay, L (1, 8) OBP: 0.324, SLG: 0.342		B CU 84 C CU 82 B SL 90 B FF 95 X FF 97 3-1 G5-3		C CU 84 B FF 95 S CH 89 B FF 96 X CU 85 2-2 G5-3			F CU 82 S CH 87 B FF 95 F SI 96 B CU 83 X CH 86 2-2 G4-3		X FF 91 0-0 B5	4	0	0	0	0	0	1
33 Daniel Descalso, L (1, 5) OBP: 0.320, SLG: 0.422			C FF 95 F CU 83 B SL 91 B FF 95 T CU 84 2-2 K		S FF 95 S FF 95 T FF 94 0-2 K		B CU 83 C FF 96 X CU 83 1-1 G3		C FF 94 F SL 83 B FF 94 F SL 80 S FF 93 1-3 K	4	0	0	0	0	3	0
38 Pete Kozma, R (1, 6) OBP: 0.308, SLG: 0.327			X FF 96 0-0 50 SH3-4 13 3B 1B		C FF 96 B FF 94 F SI 96 B FF 97 X SL 91 2-2 50 G4-3 2B		B CU 84 C SL 87 F FF 94 F FF 96 X CU 84 1-2 G1-3		F FF 93 B FF 94 B CH 86 F FF 91 F SL 80 X CH 85 2-2 1B	4	1	3	0	0	0	0
50 Adam Wainwright, R (1, 1) OBP: 0.147, SLG: 0.176 43 Shane Robinson, R (8, PH) OBP: 0.338, SLG: 0.333 (8, 7)			X FF 96 0-0 SH3-4 1-2		M CU 85 F FF 95 X FF 97 0-2 G4-3 2-3			X SI 87 0-0 P4	B FF 91 C FF 92 C FF 90 1 SAFE 1 SAFE X FF 92 1-2 F8	1 2	0 0	0 0	0 0	0 0	0 0	1 1

Inning Stats																																			
	R: 0	E: 0	K: 2	S: 9	H: 0	LOB: 0	BB: 0	P: 10	R: 0	E: 0	K: 0	S: 6	H: 0	LOB: 0	BB: 0	P: 9	R: 1	E: 0	K: 2	S: 10	H: 2	LOB: 1	BB: 0	P: 16	R: 0	E: 0	K: 1	S: 11	H: 0	LOB: 1	BB: 1	P: 21	R: 0	E: 0	K: 1	S: 11	H: 1	LOB: 1	BB: 0	P: 13
	R: 0	E: 0	K: 1	S: 10	H: 2	LOB: 1	BB: 0	P: 14	R: 0	E: 0	K: 0	S: 10	H: 0	LOB: 0	BB: 0	P: 14	R: 1	E: 0	K: 0	S: 9	H: 4	LOB: 2	BB: 0	P: 14	R: 0	E: 0	K: 1	S: 12	H: 1	LOB: 1	BB: 0	P: 16	1B: 8	2B: 1	3B: 1	HR: 0	SF: 0	SAC: 1	DP: 1	HBP: 0
	WP: 0	PB: 0	SB: 0	CS: 1	PA: 36																														

PITCHER		IP	WLS	BF	H	R	ER	SO	BB	IBB	HBP	BLK	WP	HR	S	P	ERA	WHIP
33 Matt Harvey, R ERA: 2.04	(1, 1)	7.0	L	26	5	1	1	7	1	0	0	0	0	0	67	97	1.29	0.857
56 Scott Rice, L ERA: 4.4	(8, 1)	0.2		3	2	1	1	0	0	0	0	0	0	0	5	9	13.50	3.000
32 LaTroy Hawkins, R ERA: 4.21	(8, 1)	0.1		3	2	0	0	0	0	0	0	0	0	0	4	5	0.00	6.000
66 Josh Edgin, L ERA: 7.94	(9, 1)	1.0		4	1	0	0	1	0	0	0	0	0	0	12	16	0.00	1.000

PITCHER	IP	WLS	BF	H	R	ER	SO	BB	IBB	HBP	BLK	WP	HR	S	P	ERA	WHIP

St. Louis Cardinals @ New York Mets

Citi Field, Flushing, NY

Thu Jun 13 2013, 1:12 PM - 3:54 PM EDT

Att. 25,471 - Cloudy - 64 F

TOP

livebaseballscorecards.com

AB	34
R	2
H	10
RBI	2
BB	1
SO	8
LOB	9

St. Louis Cardinals @ New York Mets

Citi Field, Flushing, NY

Thu Jun 13 2013, 1:12 PM - 3:54 PM EDT

Att. 25,471 - Cloudy - 64 F

livebaseballscorecards.com

BOTTOM

Batter	1	2	3	4	5	6	7	8	9	AB	R	H	RBI	BB	SO	LOB
1 Jordany Valdespin, L (1, 4) OBP: 0.281, SLG: 0.352	F SI 88 X FF 90 0-1 ① G1-3			B CU 70 C FC 84 X FC 89 1-1 ① G4-3		C FC 86 B CU 74 B FF 90 F FC 87 F CU 75 X FC 87 2-2 ① F8		C FF 95 X FF 96 0-1 ① G4-3		4	0	0	0	0	0	0
3 Omar Quintanilla, L (1, 6) OBP: 0.314, SLG: 0.479	C FC 86 C CU 71 B CU 73 B FC 88 F CU 74 F FF 92 X CU 74 2-2 ② G2-3			C CU 73 X FF 90 0-1 ② G5-3		C FF 90 B SI 89 C CU 72 B CU 73 C FF 91 2-3 ② K		B FF 96 C FF 96 X CH 89 1-1 ② G3-1		4	0	0	0	0	1	0
5 David Wright, R (1, 5) OBP: 0.383, SLG: 0.487	F FC 86 C CU 74 C CU 74 0-3 ③ K			C CU 73 F FC 89 B FC 87 B FF 90 X CU 76 2-2 28 BB 1B		X FC 86 0-0 1B		C FF 97 B FF 96 T FF 97 X FF 98 1-2 1B		4	0	3	0	0	1	0
28 Daniel Murphy, L (1, 3) OBP: 0.322, SLG: 0.430		B FF 90 S FC 87 X FF 90 1-1 ① F7		B FC 86 D CU 74 B FC 91 B FC 86 4-0 1-2 BB		B FF 90 F CU 72 X FC 87 1-1 ③ G4-3		B FF 97 C FF 97 B FF 98 F FF 98 C FF 98 2-3 ③ K		3	0	0	0	1	1	2
21 Lucas Duda, L (1, 7) OBP: 0.333, SLG: 0.443		B FC 88 B SI 88 C FF 91 S CU 74 S CU 74 2-3 ② K		B FF 92 C FC 88 X FF 92 1-1 ③ F8			B FF 91 S CH 84 B CU 75 B CH 84 X FF 92 3-1 ① F7		C FF 89 X SI 91 0-1 ① F7	4	0	0	0	0	1	2
6 Marlon Byrd, R (1, 9) OBP: 0.308, SLG: 0.503		B FC 88 S FC 88 C CU 74 S FC 88 1-3 ③ K			S FC 87 S FC 86 F FF 92 B FC 86 S FC 86 1-3 ① K		S FC 87 S CU 75 B FC 87 X FC 86 1-2 44 G5-3 1B		X FF 91 0-0 HR	4	1	2	1	0	2	0
44 John Buck, R (1, 2) OBP: 0.281, SLG: 0.416 4 Collin Cowgill, R (9, PR) OBP: 0.173, SLG: 0.294			C FF 90 X CU 74 0-1 ① F8		X CU 74 0-0 1B		1 SAFE B FC 88 F FF 91 B FC 88 F FF 91 X CU 76 2-2 ② G5-3 1-2		X FS 86 0-0 9 G4-3 2B	4 0	0 0	2 0	0 0	0 0	0 0	1 0
9 Kirk Nieuwenhuis, L (1, 8) OBP: 0.138, SLG: 0.111			X FC 87 0-0 ② G4-3		B SI 89 C FC 86 C CU 74 B CU 73 S FC 87 2-3 ② K		I IN 66 I IN 64 I IN 66 I IN 64 4-0 IBB		C FS 86 F FS 86 X FS 83 0-2 ② G4-3 2-3	3	0	0	0	1	1	2
33 Matt Harvey, R (1, 1) OBP: 0.138, SLG: 0.172 Justin Turner, R (7, PH) OBP: 0.330, SLG: 0.356 56 Scott Rice, L (8, 1) 32 LaTroy Hawkins, R (8, 1) 66 Josh Edgin, R (9, 1) 13 Josh Satin, R (9, PH)			C FC 87 X CU 74 0-1 ③ G6-3		F FC 85 X FC 86 0-1 ③ G6-3		D CU 74 B FC 87 X FC 87 2-0 ③ G5-3		B FF 89 B FF 91 S FS 85 C FS 85 D FS 86 F FS 87 F FS 85 S FS 87 3-3 ③ K	2 1 0 0 0 1	0 0 0 0 0 0	0 0 0 0 0 0	0 0 0 0 0 0	0 0 0 0 0 1	1 2 0 0 0 2	1 2 0 0 0 0
Inning Stats	R: 0 E: 0 K: 1 S: 10 H: 0 LOB: 0 BB: 0 P: 12	R: 0 E: 0 K: 2 S: 8 H: 0 LOB: 0 BB: 0 P: 12	R: 0 E: 0 K: 0 S: 5 H: 0 LOB: 0 BB: 0 P: 5	R: 0 E: 0 K: 0 S: 9 H: 1 LOB: 2 BB: 1 P: 17	R: 0 E: 0 K: 2 S: 10 H: 1 LOB: 1 BB: 0 P: 13	R: 0 E: 0 K: 1 S: 10 H: 1 LOB: 1 BB: 0 P: 15	R: 0 E: 0 K: 0 S: 9 H: 1 LOB: 2 BB: 1 P: 21	R: 0 E: 0 K: 1 S: 10 H: 1 LOB: 1 BB: 0 P: 14	R: 1 E: 0 K: 1 S: 12 H: 2 LOB: 2 BB: 0 P: 15	1B: 5 2B: 1 3B: 0 HR: 1 SF: 0 SAC: 0 DP: 0 HBP: 0						

	AB	34
	R	1
	H	7
	RBI	1
	BB	2
	SO	8
	LOB	12

WP: 0 PB: 0 SB: 0 CS: 0 PA: 36

PITCHER		IP	WLS	BF	H	R	ER	SO	BB	IBB	HBP	BLK	WP	HR	S	P	ERA	WHIP
50 Adam Wainwright, R ERA: 2.18	(1, 1)	7.0	W	27	4	0	0	6	1	1	0	0	0	0	61	95	0.00	0.714
26 Trevor Rosenthal, R ERA: 1.64	(8, 1)	1.0	H	4	1	0	0	1	0	0	0	0	0	0	10	14	0.00	1.000
44 Edward Mujica, R ERA: 1.82	(9, 1)	1.0	S	5	2	1	1	1	0	0	0	0	0	1	12	15	9.00	2.000

PITCHER	IP	WLS	BF	H	R	ER	SO	BB	IBB	HBP	BLK	WP	HR	S	P	ERA	WHIP

Batter	1	2	3	4	5	6	7	8	9	AB	R	H	RBI	BB	SO	LOB
13 Matt Carpenter, L (1, 4) OBP: 0.408, SLG: 0.473	B FF 94 X FF 95 1-0 7 E 21 1B 1B	C SI 92 C CH 84 F FF 97 S CU 82 0-3 ③ K			B FF 92 S SI 92 C CH 84 B CU 82 B CH 87 C CU 80 3-3 ① K		C CU 82 F SI 94 B CU 81 S CU 82 1-3 ② K		C SL 82 B SI 92 X SL 82 1-1 ③ G3	5	1	1	0	0	3	0
3 Carlos Beltrán, S (1, 9) OBP: 0.339, SLG: 0.513	B FF 95 C FF 95 X CU 80 1-1 ① F7	B SI 92 C CU 78 F SI 92 S CU 83 1-3 ① K			X SI 93 0-0 7 G5-4-3 1B		C CU 82 B CU 83 C SI 93 B CU 84 F CU 84 X CU 78 2-2 ③ G4-3			4	0	1	0	0	1	1
7 Matt Holliday, R (1, 7) OBP: 0.351, SLG: 0.447	B FF 95 T FF 96 F FF 98 B CU 82 X CU 81 2-2 FC5 21 1B 4 1B 1-2	S CU 83 F FF 97 B FF 96 F CU 84 B CU 85 F CU 82 F FF 97 F FF 98 B CU 85 3-3 ② S CU 81 K			C FF 95 B FF 95 X SI 94 1-1 ② ③ G5-4-3 1-2f			X SI 94 0-0 4 G1-3 23 2B 1B		4	2	1	0	0	1	2
21 Allen Craig, R (1, 3) OBP: 0.358, SLG: 0.467	X FF 96 0-0 4 1B 1-2 2-H 1B	C FF 96 F SI 95 C CU 85 0-3 ③ K				F FF 94 B CU 83 S SI 91 X FF 97 1-2 19 2B 1B		B SI 95 F SI 94 T SI 95 C SI 97 1-3 ① K		4	1	2	1	0	2	1
4 Yadier Molina, R (1, 2) OBP: 0.395, SLG: 0.498	D CU 84 X FF 97 1-0 1-3 2-H 1B			X FF 96 0-0 ① G6-3		C SI 93 C FF 96 B CU 86 B FF 97 D CU 81 X FF 97 3-2 ① F9		F SI 94 X SI 95 0-1 ② G1-3 1-2		4	0	1	1	0	0	2
23 David Freese, R (1, 5) OBP: 0.356, SLG: 0.385	B FF 96 B FF 97 C CU 82 F FF 96 C CU 84 2-3 ② K			B CU 82 B FF 94 B FF 94 C FF 95 B FF 95 4-1 19 BB BB		F FF 97 S SI 94 S CU 85 0-3 ② K		B SI 96 F SI 94 B SI 96 X SI 96 2-1 2-H 2B		3	0	1	1	1	2	3
19 Jon Jay, L (1, 8) OBP: 0.327, SLG: 0.346	B CU 82 X SI 93 1-0 ③ G3-1			B CU 81 F SI 92 B CH 84 1 SAFE F CH 85 B CU 81 1 SAFE B CU 80 4-2 1-2 BB		C CU 81 B SI 94 B CU 82 B FF 94 F FF 94 X CU 82 3-2 1-H 2B		C SL 88 B SL 88 C FF 96 D SL 89 B SL 89 T FF 96 3-2 ③ K		3	0	1	1	1	1	3
38 Pete Kozma, R (1, 6) OBP: 0.304, SLG: 0.323 33 Daniel Descalso, L (9, PH) OBP: 0.318, SLG: 0.419		X FF 93 0-0 ① P5		C CU 83 F FF 96 D CU 85 S CU 86 1-3 ② K		X CU 84 0-0 ③ G6-3			X SI 94 0-0 ① G4-3	3 1	0 0	0 0	0 0	1 0	3 0
35 Jake Westbrook, R (1, 1) OBP: 0.188, SLG: 0.133 58 Joe Kelly, R (6, 1) 12 Ty Wigginton, R (7, PH) OBP: 0.283, SLG: 0.234 65 Keith Butler, R (7, 1) 46 Kevin Siegrist, L (8, 1) Matt Adams, L (9, PH) OBP: 0.359, SLG: 0.568	C FF 93 B FF 93 X FF 93 1-1 ② G5-3			C FF 95 F CU 82 S CU 84 0-3 ③ K			B FF 94 F FF 93 X FF 94 1-1 ① P3		B SI 93 B SL 83 F SI 94 S SL 85 C SL 83 2-3 ② K	2 0 1 0 0 1	0 0 0 0 0 0	0 0 0 0 0 0	0 0 0 0 0 0	0 0 0 0 0 0	1 0 0 0 0 1	2 0 0 0 0 0
Inning Stats	R: 2 E: 1 K: 1 S: 12 H: 3 LOB: 2 BB: 0 P: 20	R: 0 E: 0 K: 1 S: 7 H: 0 LOB: 0 BB: 0 P: 8	R: 0 E: 0 K: 3 S: 13 H: 0 LOB: 0 BB: 0 P: 17	R: 0 E: 0 K: 2 S: 10 H: 0 LOB: 2 BB: 2 P: 19	R: 0 E: 0 K: 1 S: 6 H: 1 LOB: 0 BB: 0 P: 10	R: 1 E: 0 K: 1 S: 13 H: 2 LOB: 1 BB: 0 P: 20	R: 0 E: 0 K: 1 S: 9 H: 0 LOB: 0 BB: 0 P: 13	R: 1 E: 0 K: 2 S: 11 H: 2 LOB: 1 BB: 0 P: 17	R: 0 E: 0 K: 1 S: 6 H: 0 LOB: 0 BB: 0 P: 9	1B: 6 2B: 2 3B: 0 HR: 0 SF: 0 SAC: 0 DP: 1 HBP: 0						

PITCHER		IP	WLS	BF	H	R	ER	SO	BB	IBB	HBP	BLK	WP	HR	S	P	ERA	WHIP
16 José Fernández, R ERA: 3.11	(1, 1)	7.0	W	29	6	3	2	10	2	0	0	0	0	0	70	107	2.57	1.143
50 Chad Qualls, R ERA: 2.81	(8, 1)	0.2	H	4	2	1	1	1	0	0	0	0	0	0	8	11	13.50	3.000
40 Mike Dunn, L ERA: 2.83	(8, 1)	0.1	H	1	0	0	0	1	0	0	0	0	0	0	3	6	0.00	0.000
31 Steve Cishek, R ERA: 3.86	(9, 1)	1.0	S	3	0	0	0	1	0	0	0	0	0	0	6	9	0.00	0.000

PITCHER	IP	WLS	BF	H	R	ER	SO	BB	IBB	HBP	BLK	WP	HR	S	P	ERA	WHIP

TOP

St. Louis Cardinals @ Miami Marlins

Marlins Park, Miami, FL

Fri Jun 14 2013, 7:13 PM - 10:00 PM EDT

Att. 15,403 - Roof Closed - 75 F

livebaseballscorecards.com

AB	35
R	4
H	8
RBI	4
BB	2
SO	13
LOB	17

WP: 0 PA: 37
PB: 0
SB: 0
CS: 0

Batter	1	2	3	4	5	6	7	8	9	AB	R	H	RBI	BB	SO	LOB
9 Juan Pierre, L (1, 7) OBP: 0.300, SLG: 0.307	C SI 89 S FS 82 F FS 82 B SI 90 B CH 82 F SI 90 X SI 91 2-2 59 S 1B	C SI 92 X FS 83 0-1 ③ L7			B CU 77 B SI 89 C SI 90 X SI 89 2-1 27 2B 2B	X SI 96 0-0 ③ G6-3				4	1	2	0	0	0	2
59 Ed Lucas, R (1, 5) OBP: 0.396, SLG: 0.333	1 SAFE C SI 88 F SI 90 B SI 92 1 SAFE D FS 83 B FC 86 X SI 91 3-2 ① G1-3 1-2		B CU 78 B FC 86 X SI 88 2-0 ① L5		H SI 90 1-0 27 2B HBP		X FF 88 0-0 ① F7			3	1	0	0	0	0	1
27 Giancarlo Stanton, R (1, 9) OBP: 0.346, SLG: 0.440	B SI 92 D SI 91 X FC 87 2-0 ② G6-3		X SI 91 0-0 48 G6-4-3 1B		B SI 89 B SI 89 B SI 89 X SI 90 3-0 51 G6-3 1-H 2-H 2B		B FF 88 B CH 78 C CH 78 X FF 92 2-1 2B			4	0	3	2	0	0	1
48 Marcell Ozuna, R (1, 8) OBP: 0.343, SLG: 0.433	B SI 92 B SI 91 C SI 91 F FS 84 F FS 84 X CU 79 2-2 ③ G5-3		B SI 89 S FC 86 X SI 90 1-1 ②③ G6-4-3 1-2f		B FC 83 B SI 88 F SI 89 S FC 85 F FC 84 X SI 90 2-2 ① F9		B SI 88 B CH 78 C FF 88 S CH 78 D CH 78 X CH 78 3-2 ② F7			4	0	0	0	0	0	4
51 Derek Dietrich, L (1, 4) OBP: 0.282, SLG: 0.413		C SI 90 S FC 87 B FS 84 F FS 83 B SI 93 X SI 91 2-2 E4 29 G4-3 3 1B 6 G4-3		B FC 88 F SI 90 X SI 90 1-1 3 FC4-6 1B	F CU 78 F FC 85 X FS 83 0-2 ② G6-3 2-3		B CH 79 C FF 88 S CH 79 C FF 92 1-3 ③ K			4	1	1	0	0	1	2
3 Adeiny Hechavarría, R (1, 6) OBP: 0.246, SLG: 0.301		B SI 92 C SI 92 F SI 91 X SI 91 1-2 6 G4-3 29 G4-3 16 1B 1-2 1B		1 SAFE 1 SAFE D FC 86 B SI 90 C SI 89 X SI 90 2-1 ① FC4-6 29 2B 1-2f	B SI 90 X SI 90 1-0 ③ G1-3			S FF 94 C FF 94 F FF 95 F FF 94 F FF 95 B CU 79 X FF 95 1-2 ① F9		4	2	1	0	0	0	2
29 Greg Dobbs, L (1, 3) OBP: 0.280, SLG: 0.278		B FS 84 T SI 91 X SI 91 1-1 ① G4-3 1-2 2-3		S SI 90 C SI 90 1 SAFE F SI 90 B FS 82 F FS 82 F FC 86 B SI 90 X SI 91 2-2 16 B2-5-3 1-H 2B		C CH 84 F SI 96 F SL 82 X CU 79 0-2 ① F8		B FF 94 X FF 96 1-0 ② L7		4	0	1	1	0	0	2
6 Jeff Mathis, R (1, 2) OBP: 0.171, SLG: 0.263		C SI 90 X SI 91 0-1 ② G4-3 2-3 3-H		C CU 79 D CU 81 S FS 82 B SI 91 B FS 82 B SI 91 4-2 BB		B SI 96 X SI 96 1-0 2B		S FF 94 C FF 94 C FF 96 0-3 ③ K		3	0	1	1	1	1	1
16 José Fernández, R (1, 1) OBP: 0.238, SLG: 0.286 50 Chad Qualls, R (8, 1) 40 Mike Dunn, L (8, 1) 31 Steve Cishek, R (9, 1)		F SI 92 X SI 92 0-1 3-H 1B		L SI 91 L SI 90 X CU 81 0-2 ②③ B2-5-3 2-3f		B SL 85 B FF 96 X SI 94 2-0 ② F9				3 0 0 0	0 0 0 0	1 0 0 0	1 0 0 0	0 0 0 0	0 0 0 0	3 0 0 0
Inning Stats	R: 0 E: 0 K: 0 S: 13 H: 1 LOB: 1 BB: 0 P: 22	R: 2 E: 1 K: 0 S: 15 H: 2 LOB: 1 BB: 0 P: 19	R: 0 E: 0 K: 0 S: 4 H: 1 LOB: 0 BB: 0 P: 7	R: 1 E: 0 K: 0 S: 15 H: 2 LOB: 1 BB: 1 P: 24	R: 2 E: 0 K: 0 S: 11 H: 2 LOB: 1 BB: 0 P: 20	R: 0 E: 0 K: 0 S: 7 H: 1 LOB: 1 BB: 0 P: 10	R: 0 E: 0 K: 1 S: 9 H: 1 LOB: 1 BB: 0 P: 15	R: 0 E: 0 K: 1 S: 10 H: 0 LOB: 0 BB: 0 P: 12		1B: 5 2B: 5 3B: 0 HR: 0		SF: 0 SAC: 0 DP: 2 HBP: 1		WP: 0 PB: 0 SB: 1 CS: 0		PA: 35

PITCHER	IP	WLS	BF	H	R	ER	SO	BB	IBB	HBP	BLK	WP	HR	S	P	ERA	WHIP
35 Jake Westbrook, R (1, 1) ERA: 2.05	5.0	L	24	8	5	3	0	1	0	1	0	0	0	58	92	5.40	1.800
58 Joe Kelly, R (6, 1) ERA: 5.33	1.0		4	1	0	0	0	0	0	0	0	0	0	7	10	0.00	1.000
65 Keith Butler, R (7, 1) ERA: 3.24	1.0		4	1	0	0	1	0	0	0	0	0	0	9	15	0.00	1.000
46 Kevin Siegrist, L (8, 1) ERA:	1.0		3	0	0	0	1	0	0	0	0	0	0	10	12	0.00	0.000

PITCHER	IP	WLS	BF	H	R	ER	SO	BB	IBB	HBP	BLK	WP	HR	S	P	ERA	WHIP

BOTTOM

St. Louis Cardinals @ Miami Marlins

Marlins Park, Miami, FL

Fri Jun 14 2013, 7:13 PM - 10:00 PM EDT

Att. 15,403 - Roof Closed - 75 F

livebaseballscorecards.com

AB	33
R	5
H	10
RBI	5
BB	1
SO	2
LOB	18

Batter	1	2	3	4	5	6	7	8	9	AB	R	H	RBI	BB	SO	LOB
19 Jon Jay, L OBP: 0.327, SLG: 0.343 (1, 8)	BB	L6		1-0 G6-3 1B	2-1 G6-3		0-0 G1-3		1-3 K	5	1	1	0	1	1	6
3 Carlos Beltrán, S OBP: 0.343, SLG: 0.546 (1, 9) 43 Shane Robinson, R OBP: 0.338, SLG: 0.333 (9, 9)	1-1 F7	1-2 HR		2-2 G6-3 1-2f		0-2 G4-3		0-1 3B	0-0 HR	6 0	3 0	3 0	2 0	0 0	0 0	2 0
7 Matt Holliday, R OBP: 0.354, SLG: 0.446 (1, 7) 65 Keith Butler, R (9, 1)	2-2 1B 1-2	1-3 K		1-0 G6-3		0-2 FC1-6 1B		4-1 BB	2-3 K	5 0	2 0	2 0	0 0	1 0	2 0	0 0
21 Allen Craig, R OBP: 0.358, SLG: 0.463 (1, 3)	1-1 HBP 1-2 2-3	0-2 L7			0-0 P3	2-1 FC1-6 1-2f		2-1 1B 1-2 3-H		4	2	1	1	0	0	1
4 Yadier Molina, R OBP: 0.395, SLG: 0.496 (1, 2)	0-1 1B 1-2 2-H 3-H	0-2 G6-3			3-3 K	0-2 L4		0-1 G6-4-3 1-2 2-H		5	1	2	3	0	1	1
23 David Freese, R OBP: 0.367, SLG: 0.410 (1, 5)	3-2 1B 1-3 2-H	0-0 HR			4-0 BB		1-0 1B	0-0 G6-4-3 1-2f 2-3		4	3	3	2	1	0	2
33 Daniel Descalso, L OBP: 0.336, SLG: 0.446 (1, 4)	3-1 2B 1-3 3-H	2-1 G3-1		3-1 1B 1-2			3-2 2B 1-3	4-2 BB 3-H		4	1	3	1	1	0	0
38 Pete Kozma, R OBP: 0.302, SLG: 0.320 (1, 6)	0-0 FC3 2-3 3-H	0-0 F8		1-0 1B 1-2 2-3			0-3 K	0-2 FC5-4 1-2f		5	0	1	1	0	1	4
31 Lance Lynn, S OBP: 0.222, SLG: 0.125 (1, 1) 43 Seth Maness, R (6, 1) Matt Adams, L OBP: 0.354, SLG: 0.560 (7, PH) 36 Randy Choate, L (7, 1) 26 Trevor Rosenthal, R (8, 1) 12 Ty Wigginton, R OBP: 0.278, SLG: 0.229 (9, PH) (9, 7)	0-0 SH1-3 1-2	2-3 K		1-0 1B 1-3 2-H 3-H			2-3 K		2-1 F9	2 0 1 0 0 1	0 0 0 0 0 0	1 0 0 0 0 0	2 0 0 0 0 0	0 0 0 0 0 0	1 0 1 0 0 0	0 0 2 0 0 0
Inning Stats	R: 5 E: 0 K: 0 S: 20 H: 4 LOB: 2 BB: 1 P: 36	R: 1 E: 0 K: 1 S: 13 H: 1 LOB: 0 BB: 0 P: 15	R: 1 E: 0 K: 1 S: 7 H: 1 LOB: 0 BB: 0 P: 11	R: 0 E: 0 K: 0 S: 5 H: 1 LOB: 0 BB: 0 P: 9	R: 2 E: 0 K: 1 S: 11 H: 3 LOB: 2 BB: 1 P: 25	R: 0 E: 0 K: 0 S: 12 H: 1 LOB: 1 BB: 0 P: 14	R: 0 E: 0 K: 2 S: 12 H: 2 LOB: 2 BB: 0 P: 18	R: 3 E: 0 K: 0 S: 13 H: 3 LOB: 1 BB: 2 P: 23	R: 1 E: 0 K: 2 S: 9 H: 1 LOB: 0 BB: 0 P: 14	1B: 11 2B: 2 3B: 1 HR: 3 SF: 0 SAC: 1 DP: 2 HBP: 1						

PITCHER		IP	WLS	BF	H	R	ER	SO	BB	IBB	HBP	BLK	WP	HR	S	P	ERA	WHIP
34 Tom Koehler, R ERA: 5.09	(1, 1)	4.2	L	25	8	9	9	3	2	0	1	0	0	2	52	88	17.36	2.143
58 Ryan Webb, R ERA: 3.58	(5, 1)	0.1		3	2	0	0	0	0	0	0	0	0	0	4	8	0.00	6.000
44 AJ Ramos, R ERA: 4.89	(6, 1)	2.0		12	5	3	3	2	1	0	0	0	0	0	29	43	13.50	3.000
43 Dan Jennings, L ERA: 0.87	(8, 1)	1.0		4	1	0	0	0	1	0	0	0	1	0	8	12	0.00	2.000
67 Edgar Olmos, L ERA: 7.2	(9, 1)	1.0		4	1	1	1	2	0	0	0	0	0	1	9	14	9.00	1.000

PITCHER	IP	WLS	BF	H	R	ER	SO	BB	IBB	HBP	BLK	WP	HR	S	P	ERA	WHIP

TOP

St. Louis Cardinals @ Miami Marlins

Marlins Park, Miami, FL

Sat Jun 15 2013, 4:13 PM - 7:28 PM EDT

Att. 16,098 - Roof Closed - 76 F

livebaseballscorecards.com

AB	42
R	13
H	17
RBI	12
BB	4
SO	7
LOB	18

WP: 1 PB: 0 SB: 0 CS: 0 PA: 48

BOTTOM

St. Louis Cardinals @ Miami Marlins

Marlins Park, Miami, FL

Sat Jun 15 2013, 4:13 PM - 7:28 PM EDT

Att. 16,098 - Roof Closed - 76 F

livebaseballscorecards.com

Batter	1	2	3	4	5	6	7	8	9	AB	R	H	RBI	BB	SO	LOB
9 Juan Pierre, L (1, 7) OBP: 0.302, SLG: 0.318	C FF 88 B FF 90 X FF 90 1-1 59 1B 3B	C FF 91 B CH 82 X CH 83 1-1 ① L8		C SI 90 F SI 90 F FF 92 B SI 92 B CU 78 B FF 91 X FF 91 3-2 48 F8 27 BB 1B	F FF 92 S CU 77 D CU 76 X FF 93 1-2 ③ G4-3			C FF 97 B CH 88 B CH 89 X FF 96 2-1 ①② G4-6-3 1-2f		5	1	2	0	0	0	2
59 Ed Lucas, R (1, 5) (8, 3) OBP: 0.415, SLG: 0.370	B FF 90 F FF 91 F FF 91 B FF 92 X SL 83 2-2 3 1B 51 BB 1B 3-H	B CU 77 B CU 77 C FF 92 F FF 92 F SL 85 B SI 91 B FF 93 4-2 27 HR BB		S FF 92 F SI 90 B FF 94 C SI 89 1-3 ① K		B SI 89 C SI 90 F SI 90 F CH 83 X SI 91 1-2 ① G3		S FF 98 C CU 80 X CH 89 0-2 2B		4	2	2	1	1	1	1
27 Giancarlo Stanton, R (1, 9) OBP: 0.358, SLG: 0.474	B FF 92 C FF 92 B FF 91 X FF 92 2-1 ① F9	B FF 93 F FF 93 S SI 91 X FF 92 1-2 1-H HR		B FF 92 B FF 91 B FF 91 4-0 1-2 BB		C SI 91 B CH 83 X FF 89 1-1 48 FC6-4 1B		C FF 99 S FF 99 F FF 99 X FF 99 0-2 ③ F9		4	1	2	2	1	0	2
48 Marcell Ozuna, R (1, 8) OBP: 0.333, SLG: 0.420	C FF 92 C FF 91 C FF 92 0-3 ② K	B CU 76 C CU 76 B SI 89 X CU 77 2-1 ② G6-3		X FF 93 0-0 ② F8 2-3		X SI 90 0-0 ② FC6-4 1-2f			B FF 90 F FF 90 B FF 90 C FF 89 B CH 79 S FF 91 3-3 ① K	5	0	0	0	0	2	4
51 Derek Dietrich, L (1, 4) OBP: 0.279, SLG: 0.400	F FF 92 B SI 91 B FF 91 B FF 91 B SI 90 4-1 29 HBP 19 1B 3 1B 1-2 BB	B SL 86 X SI 91 1-0 ③ G6-3		C FF 92 B FF 92 B CH 84 F FF 92 B FF 93 X FF 93 3-2 ③ P5		X SI 89 0-0 ③ G4-3			F FF 88 B CU 73 B CH 80 S CH 80 S CH 80 2-3 ② K	4	1	0	0	1	1	3
3 Adeiny Hechavarría, R (1, 6) OBP: 0.250, SLG: 0.304	C FF 92 B FF 92 X CU 78 1-1 29 HBP 19 1B 1-2 2-H 1B	X FF 89 0-0 ① F9		F FF 90 B FF 91 X FF 92 1-1 29 2B 19 SF8 1B			B SI 86 X SI 85 1-0 ① G6-3		X FF 90 0-0 ③ L9	5	2	2	1	0	0	0
29 Greg Dobbs, L (1, 3) 67 Edgar Olmos, L (9, 1) OBP: 0.284, SLG: 0.284	H FF 92 1-0 19 1B 1-2 2-3 HBP	B SI 90 S SI 89 B SL 88 F SI 90 B CH 84 F FF 93 S FF 92 3-3 ② K		B SI 91 D FF 92 F SI 91 X SI 88 2-1 1-3 2B			B SL 76 B SI 86 S SI 86 C SI 85 S SL 77 2-3 ② K			3	0	1	0	0	2	0
19 Rob Brantly, L (1, 2) OBP: 0.292, SLG: 0.299	X FF 92 0-0 1-2 2-H 3-H 1B	C SI 91 B CH 84 B CH 82 X SI 91 2-1 2B		X FF 91 0-0 ① SF8 3-H			B SL 78 F SI 86 F SI 86 C SL 76 1-3 ③ K			0	0	0	0	0	0	0
34 Tom Koehler, R (1, 1) OBP: 0.083, SLG: 0.083 58 Ryan Webb, R (5, 1) 54 Jordan Brown, L (5, PH) OBP: 0.364, SLG: 0.444 44 AJ Ramos, R (6, 1) 43 Dan Jennings, L (8, 1) 30 Placido Polanco, R (8, 5) OBP: 0.289, SLG: 0.256	C FF 92 F FF 93 S FF 92 0-3 ③ K	S FF 92 B FF 91 F FF 92 B FF 91 B FF 93 F FF 92 S FF 92 3-3 ③ K		C FF 91 B CH 84 F FF 91 S FF 93 1-3 ② K				C FF 96 F FF 96 B FF 97 F FF 97 F FF 99 B FF 98 F FF 98 B FF 95 4-2 H FF 98 9 G4-6-3 HBP		2 0 1 0 0 0	0 0 0 0 0 0	0 0 0 0 0 0	0 0 0 0 0 0	2 0 1 0 0 0	3 0 1 0 0 0

Inning Stats	1	2	3	4	5	6	7	8	9
	R: 4 E: 0 K: 2 S: 17	H: 4 LOB: 2 BB: 1 P: 28	R: 2 E: 0 K: 0 S: 11	H: 1 LOB: 0 BB: 1 P: 20	R: 0 E: 0 K: 2 S: 11	H: 1 LOB: 1 BB: 0 P: 19	R: 0 E: 0 K: 1 S: 11	H: 1 LOB: 2 BB: 1 P: 22	R: 1 E: 0 K: 1 S: 11	H: 2 LOB: 1 BB: 0 P: 16	R: 0 E: 0 K: 0 S: 8	H: 1 LOB: 1 BB: 0 P: 10	R: 0 E: 0 K: 2 S: 7	H: 0 LOB: 0 BB: 0 P: 11	R: 0 E: 0 K: 0 S: 15	H: 1 LOB: 1 BB: 0 P: 21	R: 0 E: 0 K: 2 S: 7	H: 0 LOB: 0 BB: 0 P: 12

1B: 6	SF: 1
2B: 3	SAC: 0
3B: 1	DP: 1
HR: 1	HBP: 2

WP: 0	PA: 42
PB: 0	
SB: 0	
CS: 0	

AB	36
R	7
H	11
RBI	7
BB	3
SO	10
LOB	16

PITCHER		IP	WLS	BF	H	R	ER	SO	BB	IBB	HBP	BLK	WP	HR	S	P	ERA	WHIP
31 Lance Lynn, R ERA: 3.56	(1, 1)	5.0	W	28	9	7	7	6	3	0	1	0	0	1	61	105	12.60	2.400
43 Seth Maness, R ERA: 3.26	(6, 1)	1.0	H	4	1	0	0	0	0	0	0	0	0	0	8	10	0.00	1.000
36 Randy Choate, L ERA: 2.63	(7, 1)	1.0	H	3	0	0	0	2	0	0	0	0	0	0	7	11	0.00	0.000
26 Trevor Rosenthal, R ERA: 1.59	(8, 1)	1.0		4	1	0	0	0	0	0	1	0	0	0	15	21	0.00	1.000
65 Keith Butler, R ERA: 2.89	(9, 1)	1.0		3	0	0	0	2	0	0	0	0	0	0	7	12	0.00	0.000

PITCHER	IP	WLS	BF	H	R	ER	SO	BB	IBB	HBP	BLK	WP	HR	S	P	ERA	WHIP

St. Louis Cardinals @ Miami Marlins

Marlins Park, Miami, FL

Sun Jun 16 2013, 1:11 PM - 3:57 PM EDT

Att. 18,468 - Roof Closed - 79 F

livebaseballscorecards.com

Batter	1	2	3	4	5	6	7	8	9	AB	R	H	RBI	BB	SO	LOB
13 Matt Carpenter, L (1, 4) OBP: 0.405, SLG: 0.467	B SI 89 B SI 89 F SI 89 X SI 88 2-1 L9 ①		B FS 80 B SI 91 C FS 80 B CU 74 B 4-1 19 1B 2-3 BB			B FF 89 X SI 89 1-0 F7 ①		C SL 89 D SL 89 C FF 94 S FF 95 1-3 K ②		3	0	0	0	1	1	1
19 Jon Jay, L (1, 8) OBP: 0.326, SLG: 0.342	C FF 89 B FS 79 S FS 79 X SL 79 1-2 P6 ②		B CU 73 B FS 79 B FF 89 C FF 90 X SI 90 3-1 1-2 1B 3-H			B FF 90 C FS 81 S FS 80 B SL 81 B SI 91 F SL 83 X SL 83 3-2 G3-1 ②		L FF 96 C FF 94 D SL 90 F SL 89 X FF 95 1-2 G5-3 ③		4	0	1	1	0	0	1
3 Carlos Beltrán, S (1, 9) OBP: 0.337, SLG: 0.537	B FF 90 C CU 72 X FS 81 1-1 F7 ③		C CU 75 B FF 91 B CU 74 T FS 82 F SL 81 S SL 82 2-3 K ③			B CU 73 F FS 79 B CU 74 S FF 90 X FS 80 2-2 F7 ③			X SI 93 0-0 G6-3 ①	4	0	0	0	0	1	2
21 Allen Craig, R (1, 7) OBP: 0.357, SLG: 0.458		B FF 89 C FF 90 X SI 90 1-1 F7 ①		C SL 82 X SL 83 0-1 G6-3 ①			B SL 81 X SL 82 1-0 G5-3 ①		B SI 94 B SI 92 B SI 93 C SI 93 B SI 90 4-1 23 G4-3 1B BB	3	1	0	0	1	0	0
23 David Freese, R (1, 5) OBP: 0.365, SLG: 0.407		B SI 91 B SI 90 F SI 90 S SL 83 X SL 82 2-2 G5-3 ②		B SL 82 B FF 91 B SI 92 C FF 90 X SI 90 3-1 L5 ②			X SI 91 0-0 E8 F9 1B		C SI 94 B SL 86 X SI 94 1-1 G4-3 ② 1-2	4	0	1	0	0	0	1
Matt Adams, L (1, 3) OBP: 0.349, SLG: 0.544		B FF 91 S FS 81 S FS 82 B SL 81 B SL 81 F FF 91 X FF 91 3-2 G4-3 ③		B CU 76 C FF 91 B FF 92 S SL 84 B SL 84 F FF 91 S FF 90 3-3 K ③			B CU 72 C FS 79 X SL 83 1-1 F9 ② 2-3		C SI 95 B SL 90 B SI 95 S SI 95 B SL 91 X SI 96 3-2 33 E 33 1B 2-H 1B	4	0	1	1	0	1	1
33 Daniel Descalso, L (1, 6) OBP: 0.341, SLG: 0.448			B SI 88 X FF 89 1-0 13 WP 19 1B 70 SH5-3 1B		C SI 90 F FF 90 S SL 80 0-3 K ①		C FS 82 B CU 75 F SL 80 F SL 81 F FS 81 X SL 81 1-2 G3 ③		X SI 94 0-0 E9 4 BB 1-3 1B	4	1	2	0	0	1	1
48 Tony Cruz, R (1, 2) OBP: 0.167, SLG: 0.207 4 Yadier Molina, R (9, PH) OBP: 0.398, SLG: 0.496			X SL 80 0-0 P5 ①		C SL 80 B FF 91 F FF 92 S SL 83 1-3 K ②			B FF 94 C FF 92 B FF 93 F FF 94 X SL 90 2-2 L8 ①	B SL 90 C SI 96 B SI 97 B SI 96 B SI 96 4-1 1-2 BB	3 0	0 0	0 0	0 0	0 1	1 0	1 0
70 Tyler Lyons, L (1, 1) OBP: 0.125, SLG: 0.125 58 Joe Kelly, R (6, 1) 43 Seth Maness, R (7, 1) 43 Shane Robinson, R (8, PH) OBP: 0.348, SLG: 0.333 46 Kevin Siegrist, L (8, 1) 7 Matt Holliday, R (9, PH) OBP: 0.353, SLG: 0.444			X FF 86 0-0 SH5-3 ② 1-2		C FF 91 B FF 92 C CU 75 B CU 76 F SL 80 B FF 92 X FF 90 3-2 G4-3 ③			B FF 94 B FF 94 B FF 93 C FF 94 C FF 95 B FF 94 4-2 BB	C SI 91 C SI 92 B SL 84 B SL 84 C SI 92 2-3 K ③	1 0 0 0 0 1	0 0 0 0 0 0	0 0 0 0 1 0	0 0 0 0 0 0	0 0 0 0 0 1	0 0 0 0 0 3	0 0 0 0 0 3
Inning Stats	R: 0 E: 0 K: 0 S: 7 H: 0 LOB: 0 BB: 0 P: 11	R: 0 E: 0 K: 0 S: 9 H: 0 LOB: 0 BB: 0 P: 15	R: 1 E: 0 K: 1 S: 10 H: 2 LOB: 2 BB: 1 P: 20	R: 0 E: 0 K: 1 S: 8 H: 0 LOB: 0 BB: 0 P: 14	R: 0 E: 0 K: 2 S: 10 H: 0 LOB: 0 BB: 0 P: 14	R: 0 E: 0 K: 0 S: 8 H: 0 LOB: 0 BB: 0 P: 14	R: 0 E: 1 K: 0 S: 9 H: 1 LOB: 1 BB: 0 P: 12	R: 0 E: 0 K: 1 S: 12 H: 0 LOB: 1 BB: 1 P: 20	R: 1 E: 1 K: 1 S: 12 H: 2 LOB: 3 BB: 2 P: 26	1B: 5 2B: 0 3B: 0 HR: 0 SF: 0 SAC: 1 DP: 0 HBP: 0						

TOP	
AB	31
R	2
H	5
RBI	2
BB	4
SO	6
LOB	11

PITCHER		IP	WLS	BF	H	R	ER	SO	BB	IBB	HBP	BLK	WP	HR	S	P	ERA	WHIP
47 Ricky Nolasco, R ERA: 3.61	(1, 1)	7.0	W	25	3	1	1	4	1	0	0	0	1	0	61	100	1.29	0.571
40 Mike Dunn, L ERA: 2.73	(8, 1)	1.0		4	0	0	0	1	1	0	0	0	0	0	12	20	0.00	1.000
50 Chad Qualls, R ERA: 3.08	(9, 1)	0.2		6	2	1	1	0	2	0	0	0	0	0	9	21	13.50	6.000
31 Steve Cishek, R ERA: 3.81	(9, 1)	0.1	S	1	0	0	0	1	0	0	0	0	0	0	3	5	0.00	0.000

PITCHER	IP	WLS	BF	H	R	ER	SO	BB	IBB	HBP	BLK	WP	HR	S	P	ERA	WHIP

Batter	1	2	3	4	5	6	7	8	9	AB	R	H	RBI	BB	SO	LOB
9 Juan Pierre, L (1, 7) OBP: 0.304, SLG: 0.320	B FF 90 X FF 89 1-0 27 2B 20 1B 1B		C SL 80 X CU 78 0-1 ① G4-3	B CU 75 C SL 80 X SI 89 1-1 1-2 2-H 3-H 1B		C CH 82 S CH 82 D CH 82 X SL 82 1-2 ① F7		C FF 94 X FF 93 0-1 ① G6-3		5	1	2	2	0	0	1
59 Ed Lucas, R (1, 3) OBP: 0.379, SLG: 0.333	1 SAFE 1 SAFE 1 SAFE B FF 90 C CH 81 X FF 90 1-1 ① F8		S CH 84 X SI 92 0-1 ② F9	S CH 83 C SL 82 B FF 92 S SL 83 1-3 ③ K		C SI 94 B SI 93 F SI 94 B CU 77 X CU 76 2-2 ② FC5-4 1-2f		B FF 92 X FF 95 1-0 ② F9		5	0	0	0	0	1	4
27 Giancarlo Stanton, R (1, 9) OBP: 0.360, SLG: 0.475	B SI 90 F SI 89 1 SAFE X SI 90 1-1 20 1B 1-3 2B		B FF 93 B SL 83 B FF 92 B SI 90 4-0 BB		C FF 90 X CH 82 0-1 ① G6-3	B SL 84 S SI 94 1 SAFE S SL 83 S SL 81 1-3 ③ K		S CH 82 B FF 95 F CH 82 X FF 95 1-2 ③ G4-3		4	1	1	0	1	1	1
20 Justin Ruggiano, R (1, 8) OBP: 0.296, SLG: 0.388	B CU 76 X SI 90 1-0 51 S 2-H 3-H 1B		B SI 89 S CH 83 X SL 80 1-1 ③ F8		X SI 90 0-0 3 1B 30 2B 1B		B CU 78 S SI 89 X SI 90 1-1 ① G6-3			4	1	2	2	0	0	1
51 Derek Dietrich, L (1, 4) OBP: 0.279, SLG: 0.403	B FF 90 S SL 81 S SL 81 2 SAFE B SL 81 F FF 92 B SL 81 S SL 81 3-3 ② K 1-2			B FF 89 C FF 90 S CU 76 S SL 83 1-3 ① K	C FF 89 1 SAFE 1 SAFE B FF 89 F FF 88 B SL 80 X SI 88 2-2 ② P3		B SI 89 X SI 90 1-0 3 1B 2B			4	1	1	0	0	2	2
3 Adeiny Hechavarría, R (1, 6) OBP: 0.255, SLG: 0.308	C CU 75 S FF 91 C SL 82 0-3 ③ K			B FF 92 X SI 89 1-0 ② G4-3	D CH 81 F FF 89 B SI 89 F SI 88 X SL 80 2-2 30 2B 1-3 1B		C SI 88 D CU 77 X SL 82 1-1 6 G1-3 30 1B 2-H 1B			4	1	2	1	0	1	1
30 Placido Polanco, R (1, 5) OBP: 0.297, SLG: 0.270		C FF 91 F SL 82 S SL 83 0-3 ① K		X SI 92 0-0 47 BB 6 HBP 9 1B 1B	B SL 81 D CH 82 F SI 89 X CH 83 2-1 1-H 3-H 2B		B SI 89 T SI 90 B SI 88 X CH 82 2-1 6 G1-3 1-2 1B			4	1	3	2	0	1	0
6 Jeff Mathis, R (1, 2) OBP: 0.178, SLG: 0.244		X SI 92 0-0 ② G4-3		C CH 82 C FF 91 B FF 91 H SL 84 2-2 47 BB 9 1B 1-2 HBP	B FF 90 S SL 81 C SL 81 B FF 90 X SL 81 2-2 ③ F7		C SI 90 X SI 89 0-1 ② G1-3 1-2 2-3			3	1	0	0	0	0	3
47 Ricky Nolasco, R (1, 1) OBP: 0.192, SLG: 0.167 54 Jordan Brown, L (7, PH) OBP: 0.333, SLG: 0.400 40 Mike Dunn, L (8, 1) 50 Chad Qualls, R (9, 1) 31 Steve Cishek, R (9, 1)		C SI 91 S CH 84 S FF 93 0-3 ③ K		C CH 82 B FF 90 B FF 89 B FF 88 B FF 89 4-1 9 1B 1-2 2-3 BB	C SI 88 T SI 90 B SI 91 B FF 90 B FF 89 B SI 89 4-2 59 FC5-4 BB		S CH 82 X SI 90 0-1 ③ G4-3			1 1 0 0 0	0 0 0 0 0	0 0 0 0 0	0 0 0 0 0	2 0 0 0 0	1 0 0 0 0	0 2 0 0 0
Inning Stats	R: 2 E: 0 K: 2 S: 13 H: 3 LOB: 1 BB: 0 P: 20	R: 0 E: 0 K: 2 S: 7 H: 0 LOB: 0 BB: 0 P: 7	R: 0 E: 0 K: 0 S: 6 H: 0 LOB: 1 BB: 1 P: 11	R: 2 E: 0 K: 2 S: 13 H: 2 LOB: 2 BB: 1 P: 23	R: 2 E: 0 K: 0 S: 14 H: 3 LOB: 1 BB: 0 P: 22	R: 0 E: 0 K: 1 S: 11 H: 0 LOB: 1 BB: 1 P: 19	R: 1 E: 0 K: 0 S: 11 H: 3 LOB: 2 BB: 0 P: 16	R: 0 E: 0 K: 0 S: 6 H: 0 LOB: 0 BB: 0 P: 8		1B: 8 2B: 3 3B: 0 HR: 0 SF: 0 SAC: 0 DP: 0 HBP: 1						

PITCHER		IP	WLS	BF	H	R	ER	SO	BB	IBB	HBP	BLK	WP	HR	S	P	ERA	WHIP
70 Tyler Lyons, L ERA: 4.65	(1, 1)	5.1	L	28	8	6	6	6	3	0	1	0	0	0	58	93	10.12	2.062
58 Joe Kelly, R ERA: 5.19	(6, 1)	0.2		2	0	0	0	1	0	0	0	0	0	0	6	9	0.00	0.000
43 Seth Maness, R ERA: 3.54	(7, 1)	1.0		6	3	1	1	0	0	0	0	0	0	0	11	16	9.00	3.000
46 Kevin Siegrist, L ERA:	(8, 1)	1.0		3	0	0	0	0	0	0	0	0	0	0	6	8	0.00	0.000

PITCHER	IP	WLS	BF	H	R	ER	SO	BB	IBB	HBP	BLK	WP	HR	S	P	ERA	WHIP

BOTTOM

St. Louis Cardinals @ Miami Marlins

Marlins Park, Miami, FL

Sun Jun 16 2013, 1:11 PM - 3:57 PM EDT

Att. 18,468 - Roof Closed - 79 F

livebaseballscorecards.com

AB	35
R	7
H	11
RBI	7
BB	3
SO	7
LOB	15

1B: 8	SF: 0	WP: 0	PA: 39
2B: 3	SAC: 0	PB: 0	
3B: 0	DP: 0	SB: 1	
HR: 0	HBP: 1	CS: 0	

Batter	1	2	3	4	5	6	7	8	9	AB	R	H	RBI	BB	SO	LOB
24 Luis Valbuena, L (1, 5) OBP: 0.365, SLG: 0.418	B FF 93 B FF 93 B FF 92 C FF 94 B FF 93 4-1 BB		B CU 79 C FF 92 B CH 85 X FF 94 2-1 1B		B FF 93 X FF 94 1-0 ③ F9			C FF 96 B FF 98 B FF 98 B CH 88 C FF 98 B FF 98 4-2 13 1B 19 1B BB		2	1	1	0	2	0	1
13 Starlin Castro, R (1, 6) OBP: 0.277, SLG: 0.336	C FF 94 C FF 93 B FF 96 F FF 96 B CU 79 S CU 80 2-3 ① K		B FF 94 1 SAFE F FF 94 F FF 94 B FF 93 F FF 94 T FF 94 2-2 ② K			B FF 92 X FF 93 1-0 ① F9		C FF 98 X FF 98 0-1 19 1B 1-2 1B		4	0	1	0	0	2	2
19 Nate Schierholtz, L (1, 9) OBP: 0.342, SLG: 0.560	F FF 93 C FF 92 D CU 79 X CU 80 1-2 ② L9		F FF 93 C FF 93 D CU 77 B FF 93 C FF 94 2-3 ③ K			B FF 93 B FF 93 B FF 94 C FF 93 B FF 93 4-1 BB		B FF 97 X FF 96 1-0 1-2 2-H 1B		3	0	1	1	1	1	2
12 Alfonso Soriano, R (1, 7) OBP: 0.285, SLG: 0.398	B FF 92 F FF 94 F FF 95 D CU 80 B FF 95 F CU 81 T CU 82 3-2 ③ K			C FF 93 B FF 94 F FF 94 X FF 95 1-2 ① G6-3		1 SAFE C FF 93 F FF 93 X FF 93 0-2 ② F9		C FF 97 S FF 97 T FF 97 0-2 ② K		4	0	0	0	0	2	4
44 Anthony Rizzo, L (1, 3) OBP: 0.327, SLG: 0.444		X FF 95 0-0 ① G3		C FF 93 B CH 85 B CH 84 S CH 83 X FF 94 2-2 ② F8		C FF 93 1 SAFE C FF 93 B FF 93 B FF 94 B CU 80 F FF 94 F FF 93 C FF 94 3-3 ③ K		F FS 86 B FS 86 X FS 86 1-1 ③ L9		4	0	0	0	0	1	3
6 Ryan Sweeney, L (1, 8) OBP: 0.354, SLG: 0.452		C FF 95 X FF 95 0-1 ② F7		C CU 79 X FF 93 0-1 ③ G4-3			B FF 93 B FF 93 X FF 92 2-0 ① G6-3		C FF 91 F FF 91 X FF 90 0-2 ① F7	4	0	0	0	0	0	0
53 Welington Castillo, R (1, 2) OBP: 0.317, SLG: 0.337		C FF 94 F FF 95 B FF 95 B FF 94 B FF 95 B FF 92 4-2 15 WP BB			F FF 90 B CU 78 B CU 78 B FF 93 X FF 93 3-1 1B		B SI 91 F SI 91 X SI 92 1-1 ② G4-3		F FF 92 F FF 93 F FF 91 B FF 92 X FF 93 1-2 ② F9	3	0	1	0	1	0	0
15 Darwin Barney, R (1, 4) OBP: 0.282, SLG: 0.327		C FF 93 C CU 81 B FF 95 F CU 81 F FF 95 F FF 95 F FF 96 X CU 79 1-2 ③ F8			C CU 79 C FF 93 X FF 94 0-2 ① F7		B SI 92 X SI 91 1-0 ③ G3		X FF 92 0-0 HR	4	1	1	1	0	0	2
37 Travis Wood, R (1, 1) OBP: 0.323, SLG: 0.517 20 Julio Borbon, L (8, PH) OBP: 0.274, SLG: 0.281 62 Henry Alberto Rodriguez, R (8, PH) 30 Dioner Navarro, S (9, PH) OBP: 0.341, SLG: 0.494			B CU 78 C CU 78 X CU 80 1-1 ① F7		M CU 80 B FF 94 B FF 92 S FF 92 C FF 94 2-3 ② K			F FF 94 C CH 87 F FF 97 F FF 96 F FF 98 S CH 87 0-3 ① K	B FS 87 X FS 85 1-0 ③ L7	2 1 0 1	0 0 0 0	0 0 0 0	0 0 0 0	0 0 0 0	1 1 0 0	1 0 0 0
Inning Stats	R: 0 E: 0 K: 2 S: 12 H: 0 LOB: 1 BB: 1 P: 22	R: 0 E: 0 K: 0 S: 12 H: 0 LOB: 1 BB: 1 P: 17	R: 0 E: 0 K: 2 S: 11 H: 1 LOB: 1 BB: 0 P: 18	R: 0 E: 0 K: 0 S: 8 H: 0 LOB: 0 BB: 0 P: 11	R: 0 E: 0 K: 1 S: 9 H: 1 LOB: 1 BB: 0 P: 15	R: 0 E: 0 K: 1 S: 10 H: 0 LOB: 1 BB: 1 P: 18	R: 0 E: 0 K: 0 S: 4 H: 0 LOB: 0 BB: 0 P: 8	R: 1 E: 0 K: 2 S: 16 H: 2 LOB: 2 BB: 1 P: 22	R: 1 E: 0 K: 0 S: 9 H: 1 LOB: 0 BB: 0 P: 11	1B: 4 2B: 0 3B: 0 HR: 1	SF: 0 SAC: 0 DP: 0 HBP: 0					

PITCHER		IP	WLS	BF	H	R	ER	SO	BB	IBB	HBP	BLK	WP	HR	S	P	ERA	WHIP
40 Shelby Miller, R ERA: 2.08	(1, 1)	5.0	W	19	2	0	0	5	2	0	0	0	1	0	52	83	0.00	0.800
46 Kevin Siegrist, L ERA: 3.43	(6, 1)	1.1	H	5	0	0	0	1	1	0	0	0	0	0	11	21	0.00	0.750
43 Seth Maness, R ERA: 1.82	(7, 1)	0.2	H	2	0	0	0	0	0	0	0	0	0	0	3	5	0.00	0.000
26 Trevor Rosenthal, R ERA: 2.03	(8, 1)	0.2		5	2	1	1	2	1	0	0	0	0	0	14	19	13.50	4.500
44 Edward Mujica, R	(8, 1)	1.1	S	5	1	1	1	0	0	0	0	0	0	1	11	14	6.75	0.750

PITCHER	IP	WLS	BF	H	R	ER	SO	BB	IBB	HBP	BLK	WP	HR	S	P	ERA	WHIP

TOP

Chicago Cubs @ St. Louis Cardinals

Busch Stadium, St. Louis, MO

Mon Jun 17 2013, 8:06 PM - 10:48 PM CDT

Att. 44,172 - Rain - 69 F

livebaseballscorecards.com

AB	32
R	2
H	5
RBI	2
BB	4
SO	8
LOB	15

Batter	1	2	3	4	5	6	7	8	9	AB	R	H	RBI	BB	SO	LOB
13 Matt Carpenter, L (1, 4) OBP: 0.400, SLG: 0.460	B FC 88 C FF 89 C FC 87 B SL 79 T FF 91 2-2 **K** ①		X SL 75 0-0 F8 ③		C FC 88 C FF 91 B FF 92 X FC 88 1-2 L8 ③		C FF 89 X FC 87 0-1 L7 ③			4	0	0	0	0	1	2
3 Carlos Beltrán, S (1, 9) OBP: 0.340, SLG: 0.535	B FF 89 F FF 90 B FC 89 B FF 90 X FF 90 3-1 P4 ②			X FF 88 0-0 21 F9 7 1B 4 2B 1B		C FF 88 B FC 86 B FC 87 X FC 87 2-1 F7 ①		B FF 99 H SI 99 2-0 7 E 7 1B 21 SF9 HBP		3	2	1	0	0	0	0
7 Matt Holliday, R (1, 7) OBP: 0.355, SLG: 0.445	C FF 90 F FF 89 B FF 93 S SL 77 1-3 **K** ③			B FF 89 B SI 89 X FC 88 2-0 **1-2** 4 2B 1B		X FC 87 0-0 L5 ②		S FF 97 1 SAFE F FF 98 X SL 84 0-2 E7 21 SF9 **1-3** 1B		4	1	2	0	0	1	0
21 Allen Craig, R (1, 3) OBP: 0.352, SLG: 0.453		B SI 89 B FC 88 F FF 90 T FF 92 B FF 92 S FC 90 3-3 **K** ①		X CH 80 0-0 F9 ① **2-3**		C FC 88 B FF 90 X FF 88 1-1 L8 ③		D SL 83 X FF 97 1-0 SF9 ① **2-3** **3-H**		3	0	0	1	0	1	2
4 Yadier Molina, R (1, 2) OBP: 0.399, SLG: 0.500		S FF 91 X FC 89 0-1 G4-3 ②		D SL 79 X CH 80 1-0 **1-H** **3-H** 2B			F FC 86 X FF 88 0-1 19 SH5-3 23 1B 38 E 1B	X SI 97 0-0 G6-3 ②		4	1	2	2	0	0	1
23 David Freese, R (1, 5) OBP: 0.362, SLG: 0.403		C FF 90 X SL 77 0-1 G4-3 ③		X FC 87 0-0 G5-3 ②			F FC 87 B FC 86 B FC 86 1 SAFE X SI 89 2-1 **1-2** 38 E 19 SH5-3 43 SF7 1B	X FF 97 0-0 F8 ③		4	1	1	0	0	0	2
19 Jon Jay, L (1, 8) OBP: 0.324, SLG: 0.339			C FC 88 X FC 88 0-1 G4-3 ① B FF 89 X FC 87 1-0 P6 ③				X FC 88 0-0 SH5-3 ① **1-2** **2-3**			2	0	0	0	0	0	1
38 Pete Kozma, R (1, 6) OBP: 0.306, SLG: 0.329			C FF 90 B FC 88 B SL 78 C FC 88 F FF 90 F FC 88 B SL 77 X FC 88 3-2 2B		B FC 88 X FC 87 1-0 F8 ①		F FF 87 F FC 87 X FF 90 0-2 E3 **2-3** **3-H** 1B			3	0	2	0	0	0	0
40 Shelby Miller, R (1, 1) 12 Ty Wigginton, R (5, PH) OBP: 0.273, SLG: 0.224 46 Kevin Siegrist, L (6, 1) 43 Seth Maness, R (7, 1) 43 Shane Robinson, R (7, PH) OBP: 0.343, SLG: 0.333 26 Trevor Rosenthal, R (8, 1) 44 Edward Mujica, R (8, 1)			X FF 88 0-0 P3 ②		B FC 88 B FF 88 B SI 89 C SI 89 S FF 90 S FF 90 3-3 **K** ②		B SI 87 1 SAFE F SI 88 B FC 87 F FF 88 1 SAFE 1 SAFE X FF 88 2-2 SF7 ② **3-H**			1 1 0 0 0 0 0	0 0 0 0 0 0 0	0 0 0 0 0 1 0	0 0 0 0 0 0 0	0 1 0 0 0 0 0	0 0 0 0 0 0 0	1 0 0 0 0 0 0
Inning Stats	R: 0 E: 0 K: 2 S: 8 H: 0 LOB: 0 BB: 0 P: 14	R: 0 E: 0 K: 1 S: 7 H: 0 LOB: 0 BB: 0 P: 10	R: 0 E: 0 K: 0 S: 9 H: 1 LOB: 1 BB: 0 P: 12	R: 2 E: 0 K: 0 S: 6 H: 3 LOB: 1 BB: 0 P: 10	R: 0 E: 0 K: 1 S: 7 H: 0 LOB: 0 BB: 0 P: 12	R: 0 E: 0 K: 0 S: 5 H: 0 LOB: 0 BB: 0 P: 8	R: 2 E: 1 K: 0 S: 13 H: 3 LOB: 1 BB: 0 P: 17	R: 1 E: 1 K: 0 S: 6 H: 1 LOB: 1 BB: 0 P: 9		1B: 6 2B: 2 3B: 0 HR: 0 SF: 2 SAC: 1 DP: 0 HBP: 1				WP: 0 PB: 0 SB: 0 CS: 0 PA: 33		

PITCHER		IP	WLS	BF	H	R	ER	SO	BB	IBB	HBP	BLK	WP	HR	S	P	ERA	WHIP
37 Travis Wood, L ERA: 2.74	(1, 1)	7.0	L	28	7	4	3	4	0	0	0	0	0	0	55	83	3.86	1.000
62 Henry Alberto Rodriguez, R ERA: 3.79	(8, 1)	1.0		5	1	1	0	0	0	0	1	0	0	0	6	9	0.00	1.000

PITCHER	IP	WLS	BF	H	R	ER	SO	BB	IBB	HBP	BLK	WP	HR	S	P	ERA	WHIP

BOTTOM

Chicago Cubs @ St. Louis Cardinals

Busch Stadium, St. Louis, MO

Mon Jun 17 2013, 8:06 PM - 10:48 PM CDT

Att. 44,172 - Rain - 69 F

livebaseballscorecards.com

AB	29
R	5
H	8
RBI	4
BB	0
SO	4
LOB	9

Batter	1	2	3	4	5	6	7	8	9	AB	R	H	RBI	BB	SO	LOB
24 Luis Valbuena, L (1, 5) OBP: 0.363, SLG: 0.420	C SI 91 X FC 89 0-1 ① F8	B SI 92 X CH 85 1-0 2B			C SI 90 X CU 73 0-1 ② G3		B CU 75 X FC 88 1-0 ③ G6-3			4	0	1	0	0	0	1
13 Starlin Castro, R (1, 6) OBP: 0.273, SLG: 0.331	S SI 93 B FC 90 S FC 88 X FF 94 1-2 ② G6-3	C FF 90 B CU 77 C SI 93 X FF 89 1-2 ③ F9			C CU 74 B FF 89 X FC 87 1-1 ③ F9			B FF 90 F SI 88 B CU 75 B CH 80 C FF 91 X FF 93 3-2 ① G5-3		4	0	0	0	0	0	1
19 Nate Schierholtz, L (1, 9) OBP: 0.345, SLG: 0.562	B SI 92 B CH 85 X FF 90 2-0 12 2B		F FC 88 C CU 73 B CU 74 B SI 92 X CU 76 2-2 ① G3			B CH 82 B FC 88 C CU 72 B FC 88 F SI 93 X CU 74 3-2 ① F8		B CU 74 B CH 80 B CH 80 C CH 80 S FF 91 F FF 92 B FF 94 4-2 BB		3	1	1	0	1	0	0
12 Alfonso Soriano, R (1, 7) OBP: 0.285, SLG: 0.399	B FC 87 F FF 92 B FC 89 C CU 74 B FC 89 X FF 94 3-2 6 HR 2-H 2B		S FC 87 B CH 83 F SI 91 X CU 77 1-2 ② G1			B FC 89 X FC 88 1-0 ② G1-3		C FF 91 B FF 91 C CH 80 X CU 76 1-2 ② P6		4	1	1	1	0	0	1
6 Ryan Sweeney, L (1, 8) OBP: 0.361, SLG: 0.506	F FC 90 B CU 75 X FC 90 1-1 2-H HR		C SI 91 C CH 83 F CU 77 B CU 74 B SI 92 S FF 92 2-3 ③ K			C FC 88 X SI 92 0-1 2B		B FF 90 C CH 79 1 SAFE B FF 90 X CH 80 2-1 ③ P4		4	1	2	2	0	1	1
1 Cody Ransom, R (1, 3) OBP: 0.327, SLG: 0.580	B SI 92 S FF 92 B CU 75 B SI 92 X SI 92 3-1 HR			X SI 92 0-0 ① F8		B CU 74 F FC 88 S CU 76 S CU 76 1-3 ③ K			X SI 96 0-0 ① G5-3	4	1	1	1	0	1	1
53 Welington Castillo, R (1, 2) OBP: 0.316, SLG: 0.335	C SI 92 S FC 88 B CU 77 F FC 87 X CU 76 1-2 ③ G6-3			F SI 91 X FC 85 0-1 ② L8			S FC 87 B SI 90 F CU 74 F FC 88 F SI 91 B CH 85 F FC 89 B CU 74 X FC 88 3-2 ① G6-3		X SI 94 0-0 1B	4	0	1	0	0	0	0
15 Darwin Barney, R (1, 4) OBP: 0.282, SLG: 0.325		C SI 90 B SI 91 B FF 88 X FC 88 2-1 ① G4-3		B SI 91 C FC 86 F FF 91 F CU 76 S FC 90 1-3 ③ K			C SI 91 F FC 88 F FF 92 X CU 76 0-2 29 SH2-4 1B		X SI 94 0-0 ② F9	4	0	1	0	0	1	1
29 Jeff Samardzija, R (1, 1) OBP: 0.120, SLG: 0.250 63 Kevin Gregg, R (9, 1)		F SI 91 B FC 88 B FC 89 X SI 92 2-1 ② P4			C CU 71 C FC 87 X CU 75 0-2 ① G6-3		L FC 85 X CU 73 0-1 ② SH2-4 1-2		C SI 97 C SI 97 S SI 97 0-3 ③ K	3 0	0 0	0 0	0 0	0 0	1 0	1 0
Inning Stats	R: 4 E: 0 K: 0 S: 17 H: 4 LOB: 0 BB: 0 P: 28	R: 0 E: 0 K: 0 S: 8 H: 1 LOB: 1 BB: 0 P: 14	R: 0 E: 0 K: 1 S: 10 H: 0 LOB: 0 BB: 0 P: 15	R: 0 E: 0 K: 1 S: 7 H: 0 LOB: 0 BB: 0 P: 8	R: 0 E: 0 K: 0 S: 7 H: 0 LOB: 0 BB: 0 P: 8	R: 0 E: 0 K: 1 S: 9 H: 1 LOB: 1 BB: 0 P: 14	R: 0 E: 0 K: 0 S: 13 H: 1 LOB: 1 BB: 0 P: 17	R: 0 E: 0 K: 0 S: 11 H: 0 LOB: 1 BB: 1 P: 21	R: 0 E: 0 K: 1 S: 6 H: 1 LOB: 1 BB: 0 P: 6	1B: 2 2B: 4 3B: 0 HR: 2 SF: 0 SAC: 1 DP: 0 HBP: 0						

PITCHER		IP	WLS	BF	H	R	ER	SO	BB	IBB	HBP	BLK	WP	HR	S	P	ERA	WHIP
50 Adam Wainwright, R ERA: 2.37	(1, 1)	7.0	L	28	7	4	4	3	0	0	0	0	0	2	71	104	5.14	1.000
65 Keith Butler, R ERA: 2.61	(8, 1)	1.0		4	0	0	0	0	1	0	0	0	0	0	11	21	0.00	1.000
58 Joe Kelly, R ERA: 5.0	(9, 1)	1.0		4	1	0	0	1	0	0	0	0	0	0	6	6	0.00	1.000

PITCHER	IP	WLS	BF	H	R	ER	SO	BB	IBB	HBP	BLK	WP	HR	S	P	ERA	WHIP

TOP

Chicago Cubs @ St. Louis Cardinals

Busch Stadium, St. Louis, MO

Tue Jun 18 2013, 7:17 PM - 9:53 PM CDT

Att. 44,139 - Partly Cloudy - 84 F

livebaseballscorecards.com

AB	34
R	4
H	8
RBI	4
BB	1
SO	4
LOB	7

WP: 0 PA: 36
PB: 0
SB: 0
CS: 0

Batter	1	2	3	4	5	6	7	8	9	AB	R	H	RBI	BB	SO	LOB
13 Matt Carpenter, L (1, 4) OBP: 0.395, SLG: 0.453	C FF 94 B SI 96 X FF 96 1-1 ① L6		C FF 96 B SL 87 X SI 96 1-1 ③ G4-3			B SI 96 X FC 91 1-0 ② P6		C SI 96 X FS 84 0-1 ③ F9		4	0	0	0	0	0	0
3 Carlos Beltrán, S (1, 9) OBP: 0.346, SLG: 0.552	X SI 95 0-0 2B			B SI 94 B SL 83 B SI 95 C SI 94 F SI 94 B FC 91 4-2 7 G4-3 BB		B FS 81 B FC 92 X FC 90 2-0 HR			C SI 96 B SI 96 C SI 96 X FS 84 1-2 ① G4-3	3	1	2	1	1	0	0
7 Matt Holliday, R (1, 7) OBP: 0.353, SLG: 0.442	C SI 96 X SI 94 0-1 ② G5-3			F SI 95 S FS 84 1 SAFE X FF 96 0-2 ① ② G4-3 1-2f		B SI 94 F SI 94 B SI 93 X SI 94 2-1 ③ G5-3			X SI 96 0-0 21 1B 4 1B 1B	4	1	1	0	0	0	2
21 Allen Craig, R (1, 3) OBP: 0.351, SLG: 0.450	F SI 96 F SI 95 X SL 87 0-2 ③ G4-3			C FF 97 B FF 97 C FS 86 S FS 84 1-3 ③ K			C SL 82 F FS 83 B FF 96 S FS 84 1-3 ① K		B SI 94 C SL 85 F SI 96 B SI 95 B FS 83 X SI 95 3-2 23 G6-3-4-6 4 1B 1-2 1B	4	0	1	0	0	2	1
4 Yadier Molina, R (1, 2) OBP: 0.408, SLG: 0.506 43 Shane Robinson, R (9, PR) OBP: 0.343, SLG: 0.333		B SL 84 F FF 96 C SL 84 F FF 97 B SI 96 X SL 82 2-2 23 G5-4-3 1B			C SI 95 B SI 96 C SI 97 H FS 84 2-2 23 G6-4-3 HBP		B SL 85 S FS 84 B FS 82 B SI 96 X SI 95 3-1 1B		F FF 90 F FF 91 B FS 92 B FS 83 X FF 91 2-2 23 G6-3-4-6 1-2 2-H 1B	3 0	0 0	3 0	1 0	0 0	0 0	0 0
23 David Freese, R (1, 5) OBP: 0.355, SLG: 0.395		D SI 95 C SI 95 X SI 95 1-1 ① ② G5-4-3 1-2f			B SI 95 X SI 93 1-0 ① ② G6-4-3 1-2f		C SI 94 C SI 94 F FS 82 F SI 94 S SI 95 0-3 ② K		B FF 91 F FF 91 D CU 80 B FF 90 X FF 92 3-1 ② ③ G6-3-4-6 1-2f 2-3	4	0	0	0	0	1	5
19 Jon Jay, L (1, 8) OBP: 0.324, SLG: 0.339		C SI 96 S SL 85 B FF 96 C FF 97 1-3 ③ K			S FF 97 X FF 96 0-1 1B		X SI 96 0-0 ③ P5			3	0	1	0	0	1	1
38 Pete Kozma, R (1, 6) OBP: 0.303, SLG: 0.325			C FF 94 X FF 94 0-1 ① G5-3		1 SAFE C SL 83 F SI 94 1 SAFE 1 SAFE F FS 83 D SI 95 1 SAFE D FS 84 3-3 ③ K			B FF 94 X SI 94 1-0 ① G6-3		3	0	0	0	0	1	1
50 Adam Wainwright, R (1, 1) OBP: 0.139, SLG: 0.167 65 Keith Butler, R (8, 1) Matt Adams, L (8, PH) OBP: 0.345, SLG: 0.538 58 Joe Kelly, R (9, 1)			B FF 95 B SI 95 C FF 93 B SI 95 C FF 94 X FF 94 3-2 ② G4-3			F SI 93 B FS 83 C SI 95 F FS 82 B SI 94 X SI 94 2-2 ① G5-3		C SI 95 S FS 82 B FS 83 B FS 82 F SI 96 F FS 82 B FS 84 C SI 95 3-3 ② K		2 0 1 0	0 0 0 0	0 0 0 0	0 0 0 0	0 0 1 0	0 0 0 0	0 0 0 0
Inning Stats	R: 0 H: 1 E: 0 LOB: 1 K: 0 BB: 0 S: 8 P: 9	R: 0 H: 1 E: 0 LOB: 0 K: 1 BB: 0 S: 9 P: 13	R: 0 H: 0 E: 0 LOB: 0 K: 0 BB: 0 S: 7 P: 11	R: 0 H: 0 E: 0 LOB: 0 K: 1 BB: 1 S: 8 P: 13	R: 0 H: 1 E: 0 LOB: 1 K: 1 BB: 0 S: 10 P: 16	R: 1 H: 1 E: 0 LOB: 0 K: 0 BB: 0 S: 8 P: 15	R: 0 H: 1 E: 0 LOB: 1 K: 2 BB: 0 S: 11 P: 15	R: 0 H: 0 E: 0 LOB: 0 K: 1 BB: 0 S: 8 P: 12	R: 1 H: 3 E: 0 LOB: 2 K: 0 BB: 0 S: 12 P: 21	1B: 6 2B: 2 3B: 0 HR: 1	SF: 0 SAC: 0 DP: 4 HBP: 1			WP: 0 PB: 0 SB: 0 CS: 0	PA: 33		

PITCHER		IP	WLS	BF	H	R	ER	SO	BB	IBB	HBP	BLK	WP	HR	S	P	ERA	WHIP
29 Jeff Samardzija, R ERA: 3.35	(1, 1)	8.1	W	31	7	2	2	6	1	0	1	0	0	1	76	115	2.16	0.960
63 Kevin Gregg, R ERA: 0.81	(9, 1)	0.2	S	2	1	0	0	0	0	0	0	0	0	0	5	10	0.00	1.500

PITCHER	IP	WLS	BF	H	R	ER	SO	BB	IBB	HBP	BLK	WP	HR	S	P	ERA	WHIP

BOTTOM

Chicago Cubs @ St. Louis Cardinals

Busch Stadium, St. Louis, MO

Tue Jun 18 2013, 7:17 PM - 9:53 PM CDT

Att. 44,139 - Partly Cloudy - 84 F

livebaseballscorecards.com

AB	31
R	2
H	8
RBI	2
BB	1
SO	6
LOB	10

Batter	1	2	3	4	5	6	7	8	9	AB	R	H	RBI	BB	SO	LOB
24 Luis Valbuena, L (1, 5) OBP: 0.360, SLG: 0.416	F SI 89 F SI 90 B FC 86 X FS 82 1-2 ① G3		C SI 90 B SI 90 B SI 89 F SI 90 X SI 91 2-2 13 CS 1B		X SI 90 0-0 ②③ G5-4-3 1-2f			C FF 96 F FF 97 C FF 99 0-3 ② K		4	0	1	0	0	1	2
13 Starlin Castro, R (1, 6) OBP: 0.269, SLG: 0.327	C SI 90 S CU 79 B SI 90 B CH 81 B SI 89 X SI 89 3-2 ② G6-3		P PO 82 X SI 91 1-0 ①② G3-1 1-2			B SI 88 B SI 89 X SI 89 2-0 ① G6-3		B FF 98 C CH 86 F CU 82 D CH 89 S CH 88 2-3 ③ K 1-2		4	0	0	0	0	1	2
19 Nate Schierholtz, L (1, 9) OBP: 0.343, SLG: 0.553	C SI 91 X SI 89 0-1 ③ P5		B FS 82 F SI 91 F SI 90 B SI 90 F FS 82 S FC 86 2-3 ③ K			F SI 90 C CH 81 B CH 80 F SI 89 B FC 83 B FS 82 F SI 89 F SI 89 F SI 90 4-2 B SI 91 12 G6-4-3 BB			B FF 92 X FF 92 1-0 ① F7	3	0	0	0	1	1	0
12 Alfonso Soriano, R (1, 7) OBP: 0.280, SLG: 0.393		X SI 89 0-0 ① G6-3		C SI 89 B SI 90 B CH 80 S CU 78 F CH 82 F CU 78 S CH 81 2-3 ① K		C SI 89 X SI 90 0-1 ②③ G6-4-3 1-2f			B SL 85 T FF 92 X FF 92 1-1 ② P6	4	0	0	0	0	1	1
44 Anthony Rizzo, L (1, 3) OBP: 0.329, SLG: 0.443		C SI 89 C CH 82 X CU 78 0-2 ③ 6 E 6 FC4 15 SF8 1B		C SI 90 F CH 82 F FC 85 H SI 90 1-2 6 G6-3 HBP			B CU 74 C SI 88 B SI 89 B FC 85 X SI 89 3-1 ① G4-3		C SI 92 F FF 94 X FF 93 0-2 ③ F8	3	1	1	0	0	0	0
6 Ryan Sweeney, L (1, 8) OBP: 0.349, SLG: 0.488		B SI 89 1 SAFE C SI 89 X SI 90 1-1 FC4 15 E 1-3		C SI 90 D SI 90 1 SAFE S CH 82 D FS 83 B SI 89 X SI 89 3-2 ② G6-3 1-2			C SI 89 B SI 89 F SI 89 X CH 81 1-2 ② G4-3			3	0	0	0	0	0	2
53 Welington Castillo, R (1, 2) OBP: 0.316, SLG: 0.332		S SI 89 D SI 90 F SI 90 B CU 81 B SI 91 B CU 80 4-2 15 E BB		S SI 91 X SI 90 0-1 ③ G6-3			F SI 89 C SI 89 X SI 90 0-2 ③ G6-3			2	0	0	0	1	0	1
15 Darwin Barney, R (1, 4) OBP: 0.283, SLG: 0.323		X SI 91 0-0 ② SF8 1-2 2-3 3-H			B SI 89 X SI 89 1-0 ① F8			B FF 96 B FF 95 B FF 96 C FF 96 B FF 96 4-1 13 PB BB		1	0	0	1	1	0	0
36 Edwin Jackson, R (1, 1) OBP: 0.130, SLG: 0.136 33 Carlos Villanueva, R (6, 1) OBP: 0.176, SLG: 0.176 54 Shawn Camp, R (7, 1) 20 Julio Borbon, L (8, PH) OBP: 0.270, SLG: 0.276 50 Blake Parker, R (8, 1)		B SI 91 X SI 90 1-0 ③ G5-3			B SI 90 B SI 89 F SI 88 F SI 89 B SI 89 B SI 88 4-2 24 G5-4-3 BB			S FF 96 L FF 97 F FF 97 B FF 96 X CH 88 1-2 ① P4		1 0 0 1 0	0 0 0 0 0	0 0 0 0 0	0 0 0 0 0	1 0 0 0 0	0 0 0 0 0	2 0 0 1 0
Inning Stats	R: 0 E: 0 K: 0 S: 8 H: 0 LOB: 0 BB: 0 P: 12	R: 1 E: 2 K: 0 S: 10 H: 1 LOB: 2 BB: 1 P: 16	R: 0 E: 0 K: 1 S: 9 H: 1 LOB: 0 BB: 0 P: 13	R: 0 E: 0 K: 1 S: 13 H: 0 LOB: 1 BB: 0 P: 19	R: 0 E: 0 K: 0 S: 4 H: 0 LOB: 0 BB: 1 P: 9	R: 0 E: 0 K: 0 S: 9 H: 0 LOB: 0 BB: 1 P: 15	R: 0 E: 0 K: 0 S: 8 H: 0 LOB: 0 BB: 0 P: 12	R: 0 E: 0 K: 2 S: 11 H: 0 LOB: 1 BB: 1 P: 18	R: 0 E: 0 K: 0 S: 6 H: 0 LOB: 0 BB: 0 P: 8	1B: 2 2B: 0 3B: 0 HR: 0	SF: 1 SAC: 0 DP: 2 HBP: 1			WP: 0 PB: 1 SB: 0 CS: 1	PA: 32		

TOP

Chicago Cubs @ St. Louis Cardinals

Busch Stadium, St. Louis, MO

Wed Jun 19 2013, 7:16 PM - 10:08 PM CDT

Att. 43,878 - Partly Cloudy - 83 F

livebaseballscorecards.com

AB	26
R	1
H	2
RBI	1
BB	4
SO	4
LOB	11

PITCHER		IP	WLS	BF	H	R	ER	SO	BB	IBB	HBP	BLK	WP	HR	S	P	ERA	WHIP
35 Jake Westbrook, R ERA: 1.76	(1, 1)	7.0	W	25	2	1	0	2	3	0	1	0	0	0	61	96	0.00	0.714
26 Trevor Rosenthal, R ERA: 1.77	(8, 1)	1.0	H	4	0	0	0	2	1	0	0	0	0	0	11	18	0.00	1.000
44 Edward Mujica, R ERA: 1.97	(9, 1)	1.0	S	3	0	0	0	0	0	0	0	0	0	0	6	8	0.00	0.000

PITCHER		IP	WLS	BF	H	R	ER	SO	BB	IBB	HBP	BLK	WP	HR	S	P	ERA	WHIP

Batter	1	2	3	4	5	6	7	8	9	AB	R	H	RBI	BB	SO	LOB
13 Matt Carpenter, L (1, 4) OBP: 0.396, SLG: 0.454	B FF 91 C SI 91 X SI 94 1-1 3 BB 21 1B 1B	X SI 93 0-0 ③ F7			C SI 94 F SI 94 F SI 94 B SI 94 F SL 86 X SL 86 1-2 3 WP 1B	C CU 75 B FF 88 B SI 84 C CU 75 F SL 85 F SL 83 D SL 79 X CH 83 3-2 ③ G3-1				4	1	2	0	0	0	3
3 Carlos Beltrán, S (1, 9) OBP: 0.348, SLG: 0.550	B SL 82 D SL 84 B SI 92 B FF 91 4-0 21 1B 1-2 BB		B FF 94 C CH 85 B FF 95 X SL 83 2-1 7 G4-3 1B		B SI 94 C SL 85 C FF 96 B SI 96 B SI 94 X SI 93 3-2 ③ G6-3 1-2		B SL 78 C SI 86 B SI 86 X SI 87 2-1 ① G3			3	0	1	0	1	0	1
7 Matt Holliday, R (1, 7) OBP: 0.355, SLG: 0.443 43 Shane Robinson, R (9, 7) OBP: 0.343, SLG: 0.333	B FF 92 C FF 94 F FF 92 F SL 87 X FF 92 1-2 ① F8		B FF 92 F FF 92 1 SAFE 1 SAFE B FF 94 C SL 85 B SI 93 X SL 87 3-2 ① ② G4-3 1-2f			X SI 92 0-0 21 FC6-4 1B	F SI 88 X SL 78 0-1 21 G4-6-3 1B			4 0	0 0	2 0	0 0	0 0	0 0	3 0
21 Allen Craig, R (1, 3) OBP: 0.349, SLG: 0.447	C SL 85 B FF 94 B SI 92 F SL 85 X FF 93 2-2 1-2 2-H 1B		B SL 88 C SL 87 F FF 95 B SL 88 S SI 93 2-3 ③ K			1 SAFE S SI 92 X FF 92 0-1 ① FC6-4 4 HR 1-2f	C SI 86 1 SAFE X SI 87 0-1 ② ③ G4-6-3 1-2f			4	1	1	1	0	1	2
4 Yadier Molina, R (1, 2) OBP: 0.406, SLG: 0.514	X SL 83 0-0 ② P3			B SI 92 B FF 91 C SL 85 B CH 86 F FF 95 X SL 86 3-2 ① G5-3		C FF 92 B FF 93 F FF 94 F SI 92 X FF 93 1-2 1-H HR		S FF 93 S FF 92 F FF 92 X CU 79 0-2 ① F8		4	1	1	2	0	0	2
19 Jon Jay, L (1, 8) OBP: 0.323, SLG: 0.335	B SI 93 F SI 95 C SI 93 X FF 96 1-2 ③ G3-1			B SI 94 F FF 95 B FF 95 F SI 94 X FF 94 2-2 ② G5-3		S FF 96 B SL 86 B SL 85 B FF 95 H FF 95 4-1 33 1B 38 1B HBP		B SI 92 C FF 93 S CU 80 F FS 83 B FF 92 B FS 82 F FF 92 C CU 78 3-3 ② K		3	1	0	0	0	1	2
33 Daniel Descalso, L (1, 5) OBP: 0.338, SLG: 0.442		B SI 93 B SI 94 X FF 94 2-0 ① F7		S FF 93 X SI 94 0-1 ③ G6-3		1 SAFE X FF 90 0-0 35 SH1-4 38 1B 1-3 1B		C CU 78 B FS 86 C FF 92 S FS 84 1-3 ③ K2-3		4	0	1	0	0	1	0
38 Pete Kozma, R (1, 6) OBP: 0.303, SLG: 0.325		X FF 94 0-0 ② G6-3			B FF 92 C SL 84 B FF 93 F SI 92 F SL 86 X SI 92 2-2 ① F8	B FF 89 F SL 81 X SI 89 1-1 35 SH1-4 1-2 3-H 1B				3	0	1	1	0	0	0
35 Jake Westbrook, R (1, 1) OBP: 0.222, SLG: 0.125 26 Trevor Rosenthal, R (8, 1) 44 Edward Mujica, R (9, 1)		C FF 95 B FF 95 F FF 94 B FF 94 B SL 86 B SI 94 4-2 BB			C SI 92 X SI 93 0-1 ② G3	X 0-0 ② SH1-4 1-2 2-3				1 0 0	0 0 0	0 0 0	0 0 0	1 0 0	0 0 0	0 0 0
Inning Stats	R: 1 E: 0 K: 0 S: 13 H: 2 LOB: 2 BB: 1 P: 22	R: 0 E: 0 K: 0 S: 5 H: 0 LOB: 1 BB: 1 P: 11	R: 0 E: 0 K: 1 S: 8 H: 1 LOB: 0 BB: 0 P: 15	R: 0 E: 0 K: 0 S: 8 H: 0 LOB: 0 BB: 0 P: 13	R: 0 E: 0 K: 0 S: 14 H: 1 LOB: 1 BB: 0 P: 20	R: 3 E: 0 K: 0 S: 17 H: 4 LOB: 2 BB: 0 P: 26	R: 0 E: 0 K: 0 S: 6 H: 1 LOB: 0 BB: 0 P: 8	R: 0 E: 0 K: 2 S: 12 H: 0 LOB: 0 BB: 0 P: 16		1B: 8 2B: 0 3B: 0 HR: 1	SF: 0 SAC: 1 DP: 2 HBP: 1			WP: 1 PB: 0 SB: 0 CS: 0	PA: 34	

BOTTOM

Chicago Cubs @ St. Louis Cardinals

Busch Stadium, St. Louis, MO

Wed Jun 19 2013, 7:16 PM - 10:08 PM CDT

Att. 43,878 - Partly Cloudy - 83 F

livebaseballscorecards.com

AB	30
R	4
H	9
RBI	4
BB	2
SO	3
LOB	13

PITCHER		IP	WLS	BF	H	R	ER	SO	BB	IBB	HBP	BLK	WP	HR	S	P	ERA	WHIP
36 Edwin Jackson, R ERA: 5.49	(1, 1)	5.1	L	24	6	4	4	1	2	0	1	0	1	1	56	94	6.75	1.500
33 Carlos Villanueva, R ERA: 3.76	(6, 1)	0.2		4	2	0	0	0	0	0	0	0	0	0	9	13	0.00	3.000
54 Shawn Camp, R ERA: 7.13	(7, 1)	1.0		3	1	0	0	0	0	0	0	0	0	0	6	8	0.00	1.000
50 Blake Parker, R ERA: 1.04	(8, 1)	1.0		3	0	0	0	2	0	0	0	0	0	0	12	16	0.00	0.000

PITCHER	IP	WLS	BF	H	R	ER	SO	BB	IBB	HBP	BLK	WP	HR	S	P	ERA	WHIP

Chicago Cubs @ St. Louis Cardinals

Busch Stadium, St. Louis, MO

Thu Jun 20 2013, 7:18 PM - 10:19 PM CDT

Att. 43,651 - Partly Cloudy - 88 F

livebaseballscorecards.com

Batter	1	2	3	4	5	6	7	8	9	AB	R	H	RBI	BB	SO	LOB
24 Luis Valbuena, L (1, 5) OBP: 0.363, SLG: 0.411	B FF 92 C FF 92 C SI 93 F FF 94 X FF 94 1-2 ① F8		B CU 77 B SI 91 B CU 76 C FF 93 B SI 91 4-1 BB		C SI 94 C SI 93 F SI 94 B FF 93 B FF 94 F FF 94 F SL 88 D CU 81 B FF 93 4-2 1-2 2-3 BB			C SI 85 F SI 85 B SL 75 B SL 75 S SI 86 2-3 ① K		2	0	0	0	2	1	0
13 Starlin Castro, R (1, 6) OBP: 0.266, SLG: 0.322	B FF 93 B FF 93 S FF 94 F FF 93 F FF 94 T SL 88 2-2 ② K		C SL 84 C FF 92 B FF 93 S FF 94 1-3 ③ K		F FF 94 B FF 93 F FF 94 B FF 95 X FF 94 2-2 ③ P2			F SI 86 X SI 84 0-1 ② G6-3		4	0	0	0	0	2	4
19 Nate Schierholtz, L (1, 9) OBP: 0.338, SLG: 0.545 21 Scott Hairston, R (8, PH) OBP: 0.208, SLG: 0.344 (8, 9)	C SI 92 B SI 92 B CU 78 X SI 92 2-1 ③ L7			S CU 78 F SI 90 F FF 93 B FF 92 S SI 93 1-3 ① K		C SI 89 F FF 91 X CU 78 0-2 ① G3-1		B SI 86 F SI 87 F SI 86 C SI 87 1-3 ③ K		3 1	0 0	0 0	0 0	0 0	1 1	0 0
12 Alfonso Soriano, R (1, 7) OBP: 0.276, SLG: 0.387		B FF 91 F FF 92 S FF 92 F SL 88 C CH 84 1-3 ① K		B FF 93 X SL 87 1-0 ② F8		B CU 80 F FF 92 F FF 93 B FF 94 B FF 94 S FF 94 3-3 ② K			C FF 95 F CH 84 B FF 97 X CU 77 1-2 ① L7	4	0	0	0	0	2	0
44 Anthony Rizzo, L (1, 3) OBP: 0.328, SLG: 0.440		F FF 93 F FF 93 B CH 84 S FF 93 1-3 ② K		B FF 92 C CU 79 X FF 92 1-1 ③ F8		C FF 93 X FF 94 0-1 ③ P4			F CU 80 B CU 79 B FF 95 X FF 94 2-1 53 DI 1B	4	0	1	0	0	1	0
6 Ryan Sweeney, L (1, 8) OBP: 0.337, SLG: 0.470 1 Cody Ransom, R (9, PH) OBP: 0.323, SLG: 0.573		C SI 90 C FF 91 B CH 85 X CH 84 1-2 ③ G3-1			C SI 88 B CH 83 F SI 91 X FF 93 1-2 ① F7		C SI 91 X CH 86 0-1 ① F8		B FF 95 F FF 94 C FF 94 B FF 95 X FF 95 2-2 ② P4	3 1	0 0	0 0	0 0	0 0	0 0	0 1
53 Welington Castillo, R (1, 2) OBP: 0.324, SLG: 0.355			X FF 91 0-0 HR		X SL 86 0-0 46 FC2-5 15 1B 1B		C SI 91 B SI 92 X SI 91 1-1 15 FC6-4 1B		C FF 95 B FF 96 X FF 95 1-1 ③ F9 1-2	4	1	3	1	0	0	1
15 Darwin Barney, R (1, 4) OBP: 0.283, SLG: 0.324			T FF 92 B FF 92 X FF 92 1-1 ① F9		B FF 92 X FF 92 1-0 24 BB 46 FC2-5 1-2 1B		C SI 91 X SI 90 0-1 ② FC6-4 1-2f			3	0	1	0	0	0	1
46 Scott Feldman, L (1, 1) OBP: 0.194, SLG: 0.355 56 Héctor Rondón, R (6, 1) 20 Julio Borbon, L (7, PH) OBP: 0.266, SLG: 0.271 62 Henry Alberto Rodriguez, R (7, 1) 49 Carlos Marmol, R (8, 1)			C FF 91 B SI 91 F SI 92 F CH 83 X CU 78 1-2 ② G4-3		L FF 91 B FF 92 C FF 93 X SI 92 1-2 ② FC2-5 24 BB 1-2 2-3f		S SI 85 B FF 86 F SI 84 B SL 76 X SI 85 2-2 ③ G4-3			2 0 1 0 0	0 0 0 0 0	0 0 0 0 0	0 0 0 0 0	0 0 0 0 0	0 0 1 0 0	2 0 1 0 0

Inning Stats	1	2	3	4	5	6	7	8	9
R:	0	0	1	0	0	0	0	0	0
E:	0	0	0	0	0	0	0	0	0
K:	1	2	1	1	0	1	0	2	0
S:	10	10	11	7	16	8	9	8	10
H:	0	0	1	0	2	0	1	0	1
LOB:	0	0	1	0	3	0	0	0	1
BB:	0	0	1	0	1	0	0	0	0
P:	15	13	18	10	25	11	12	11	16

1B:	4
2B:	0
3B:	0
HR:	1
SF:	0
SAC:	0
DP:	0
HBP:	0
WP:	0
PB:	0
SB:	0
CS:	0
PA:	34

TOP	
AB	32
R	1
H	5
RBI	1
BB	2
SO	8
LOB	10

PITCHER		IP	WLS	BF	H	R	ER	SO	BB	IBB	HBP	BLK	WP	HR	S	P	ERA	WHIP
31 Lance Lynn, R ERA: 3.42	(1, 1)	6.0	W	23	3	1	1	6	2	0	0	0	0	1	62	92	1.50	0.833
43 Seth Maness, R ERA: 3.32	(7, 1)	0.2		3	1	0	0	0	0	0	0	0	0	0	6	7	0.00	1.500
36 Randy Choate, L ERA: 2.4	(7, 1)	1.1		4	0	0	0	2	0	0	0	0	0	0	11	16	0.00	0.000
46 Kevin Siegrist, L ERA:	(9, 1)	1.0		4	1	0	0	0	0	0	0	0	0	0	10	16	0.00	1.000

PITCHER		IP	WLS	BF	H	R	ER	SO	BB	IBB	HBP	BLK	WP	HR	S	P	ERA	WHIP

Batter	1	2	3	4	5	6	7	8	9	AB	R	H	RBI	BB	SO	LOB
13 Matt Carpenter, L (1, 4) OBP: 0.397, SLG: 0.458	C SI 88 C SI 89 B FC 89 B SI 92 F FC 90 X SI 91 2-2 ① L4		C CH 86 B CU 75 B CH 86 X FC 89 2-1 7 1B 2B		B CU 74 B CU 76 C SI 89 C SI 90 B SI 91 S FC 90 3-3 ② K	B SI 93 F FF 94 F SI 94 D SL 80 X FF 96 2-2 1-2 3-H 1B				4	1	2	1	0	1	0
3 Carlos Beltrán, S (1, 9) OBP: 0.347, SLG: 0.543	B SI 90 C FC 89 B SI 91 F FC 90 S CU 78 2-3 ② K		D CU 78 B CH 86 B FC 90 C FF 89 F FC 90 D CU 79 4-2 4 BB 7 1B BB		B CH 87 B CH 83 B FC 89 F SI 90 F SI 90 X CU 77 3-2 ③ G3	B SL 80 C FF 95 F SI 94 B SL 80 F SI 95 B SI 96 X SI 93 3-2 ③ P5				3	0	0	0	1	1	2
7 Matt Holliday, R (1, 7) OBP: 0.357, SLG: 0.456	F SI 91 B SI 91 X SI 91 1-1 ③ L5		B FC 88 C SI 92 B FC 89 S FF 90 F SI 92 X SI 93 2-2 4 BB 1-2 2-H 1B			X SI 88 0-0 HR	B FF 99 S FF 96 X FF 101 1-1 ① L8			4	1	2	2	0	0	0
4 Yadier Molina, R (1, 2) OBP: 0.411, SLG: 0.518		B SI 90 B FC 88 B SI 91 B SI 89 4-0 2B 23 G6-3 BB	B FC 88 F SI 92 D CU 77 B FC 89 T CU 76 F SI 91 F SI 92 F CU 76 B SI 92 4-2 G4-6-3 1-2 2-3 BB			S SI 90 C FC 87 B FC 89 F CU 73 F FC 88 B CU 76 F CU 77 X SI 90 2-2 19 1B 21 1B 2B	B FF 100 S FF 100 B FF 100 X SI 101 2-1 ② L9			2	2	1	0	2	0	0
Matt Adams, L (1, 3) OBP: 0.341, SLG: 0.536		C FC 88 X SI 91 0-1 19 G3 1-3 2B	B CU 74 F FC 89 X CU 75 1-1 ② ③ G4-6-3 1-2f			B CU 74 B FC 87 X CU 72 2-0 ① F8	B FF 101 B SI 100 X FF 100 2-0 ③ G4-3			4	0	1	0	0	0	4
23 David Freese, R (1, 5) OBP: 0.353, SLG: 0.389		B CU 75 B FC 90 B SI 90 X FC 89 3-0 ① G6-3 3-H		B SI 91 C FC 88 X SI 91 1-1 ① G6-3		B SI 90 B FC 87 F SI 88 F SI 90 D CU 76 B SI 90 4-2 19 1B 21 1B BB		B FF 94 X FF 94 1-0 ① P3		3	1	0	1	1	0	1
19 Jon Jay, L (1, 8) OBP: 0.325, SLG: 0.337		C FC 90 X FF 90 0-1 ② G3 2-3	C CU 77 B FC 89 S CU 79 X SI 92 1-2 38 G6-3 1B			X SI 95 0-0 21 1B 13 1B 1-2 2-3 1B		C FF 95 S SL 86 C SL 88 0-3 ② K		4	1	2	0	0	1	1
38 Pete Kozma, R (1, 6) OBP: 0.302, SLG: 0.324		B CU 76 X CU 76 1-0 ③ F7	1 SAFE C FC 89 C SI 90 1 SAFE X SI 91 0-2 ② ③ G6-3 1-2f			X SI 95 0-0 ② F5		B FF 96 F FF 96 C SL 88 X SL 86 1-2 1B		4	0	1	0	0	0	5
31 Lance Lynn, S (1, 1) OBP: 0.207, SLG: 0.115 21 Allen Craig, R (6, PH) OBP: 0.351, SLG: 0.449 43 Seth Maness, R (7, 1) 36 Randy Choate, L (7, 1) 12 Ty Wigginton, R (8, PH) OBP: 0.286, SLG: 0.220 46 Kevin Siegrist, L (9, 1)			C SI 88 C SI 90 B FC 89 C SI 91 1-3 ① K		C SI 91 S FC 88 B SI 92 B CU 78 S SI 90 2-3 ① K	B SL 80 B SI 95 B FF 94 C FF 93 F FF 93 X SI 94 3-2 13 1B 1-3 2-H 3-H 1B		F FF 94 X FF 96 0-1 ③ L1		2 1 0 0 0 1 0	0 0 0 0 0 0 0	0 1 0 0 0 0 0	0 2 0 0 0 0 0	2 0 0 0 0 0 1	0 0 0 0 0 1 0	0 0 0 0 0 1 0
Inning Stats	R: 0 E: 0 K: 1 S: 9 H: 0 LOB: 0 BB: 0 P: 14	R: 1 E: 0 K: 0 S: 6 H: 1 LOB: 1 BB: 1 P: 14	R: 1 E: 0 K: 1 S: 18 H: 2 LOB: 2 BB: 2 P: 32	R: 0 E: 0 K: 0 S: 8 H: 1 LOB: 0 BB: 0 P: 10	R: 0 E: 0 K: 2 S: 9 H: 0 LOB: 0 BB: 0 P: 17	R: 4 E: 0 K: 0 S: 22 H: 5 LOB: 2 BB: 1 P: 38	R: 0 E: 0 K: 0 S: 5 H: 0 LOB: 0 BB: 0 P: 10	R: 0 E: 0 K: 1 S: 9 H: 1 LOB: 1 BB: 0 P: 11		1B: 6 2B: 3 3B: 0 HR: 1 SF: 0 SAC: 0 DP: 2 HBP: 0		WP: 0 PB: 0 SB: 0 CS: 0 PA: 36		

PITCHER		IP	WLS	BF	H	R	ER	SO	BB	IBB	HBP	BLK	WP	HR	S	P	ERA	WHIP
46 Scott Feldman, R ERA: 3.39	(1, 1)	5.1	L	24	6	5	5	4	4	0	0	0	0	1	60	105	8.44	1.875
56 Héctor Rondón, R ERA: 5.84	(6, 1)	0.2		5	3	1	1	0	0	0	0	0	0	0	12	20	13.50	4.500
62 Henry Alberto Rodriguez, R ERA: 3.6	(7, 1)	1.0		3	0	0	0	0	0	0	0	0	0	0	5	10	0.00	0.000
49 Carlos Marmol, R ERA: 5.86	(8, 1)	1.0		4	1	0	0	1	0	0	0	0	0	0	9	11	0.00	1.000

PITCHER	IP	WLS	BF	H	R	ER	SO	BB	IBB	HBP	BLK	WP	HR	S	P	ERA	WHIP

BOTTOM

Chicago Cubs @ St. Louis Cardinals

Busch Stadium, St. Louis, MO

Thu Jun 20 2013, 7:18 PM - 10:19 PM CDT

Att. 43,651 - Partly Cloudy - 88 F

livebaseballscorecards.com

AB	32
R	6
H	10
RBI	6
BB	4
SO	5
LOB	14

Texas Rangers @ St. Louis Cardinals

Busch Stadium, St. Louis, MO

Fri Jun 21 2013, 7:17 PM - 10:20 PM CDT

Att. 45,228 - Partly Cloudy - 88 F

TOP

livebaseballscorecards.com

Batter	1	2	3	4	5	6	7	8	9	AB	R	H	RBI	BB	SO	LOB
5 Ian Kinsler, R (1, 4) OBP: 0.374, SLG: 0.473	B CH 84 C FF 90 B FF 90 X FF 90 2-1 G1-3	B CU 74 B CU 73 C SL 81 B CH 83 B SL 81 4-1 1 1B 17 1B 1-2 2-3 BB		B SI 95 F SI 94 F SL 82 X SI 96 1-2 1 FC1-6 1B		1 SAFE 1 SAFE C SI 92 B SI 93 C SI 94 D FF 95 F CH 82 S SL 82 2-3 K		C FF 96 F FF 98 X FF 99 0-2 1 SH 17 1B 1B	4	2	2	0	1	1	1
1 Elvis Andrus, R (1, 6) OBP: 0.296, SLG: 0.284	B FF 92 B SI 89 B SI 89 C SI 90 C SI 90 F SI 90 D SI 90 4-2 BB	B SI 90 B SI 90 B SI 89 C FF 89 C FF 88 X FF 89 3-2 17 1B 1B 1-2 2-H 3-H		B SI 94 C SI 94 B SL 82 C SI 94 D SL 82 1 SAFE X SI 93 3-2 FC1-6 ② 1-2f			C SI 94 X SL 82 0-1 G5-3 ①		1 SAFE C FF 97 X FF 98 0-1 SH 17 WP 17 1B 1-3	3	1	1	2	1	0	1
17 Nelson Cruz, R (1, 9) OBP: 0.330, SLG: 0.517	C SI 90 1 SAFE X CH 82 0-1 F8 ②	S SI 94 B CH 84 X SI 95 1-1 1B 1-2 2-H		B SI 92 X SI 94 1-0 P4 ③			B SL 84 C CH 84 X SL 82 1-1 P3 ②		B FF 98 F CH 90 B FF 98 T FF 100 X CH 91 2-2 29 G3-6-3 1B 1-H 3-H	5	0	2	3	0	0	2
29 Adrián Beltré, R (1, 5) OBP: 0.345, SLG: 0.502	D FF 90 B FF 89 B FF 90 C CU 76 C FF 91 S FF 91 3-3 K ③	B SL 81 S SL 81 B SI 95 B CH 86 C SL 82 F SI 96 X SI 95 3-2 L8 ③			F SI 94 C SI 93 X SI 95 0-2 G1-3 ①		X SL 82 0-0 12 2B 1B		B FF 98 F FF 99 X CH 90 1-1 G3-6-3 ①② 1-2f	5	0	1	0	0	1	4
12 A.J. Pierzynski, L (1, 2) OBP: 0.338, SLG: 0.461		C SL 80 X SL 82 0-1 18 2B 2B	F SI 94 F SI 94 F SI 97 B SI 94 F SI 95 F SL 83 B CH 87 X CH 84 2-2 G4-3 ①		S CH 84 F CH 85 B SI 95 F SI 93 F SI 94 B CU 78 F CH 82 X CH 82 2-2 G4-3 ②		C SI 85 B SI 85 F SI 85 X SI 86 1-2 1-3 2B		F FF 98 B CH 90 F CH 89 F FF 99 F FF 100 X CH 90 1-2 G4-3 ③	5	1	2	0	0	0	0
18 Mitch Moreland, L (1, 3) OBP: 0.336, SLG: 0.559		C FF 90 X FF 91 0-1 5 BB 1 1B 2B 2-H	B SI 96 X SI 96 1-0 L7 ②		B SI 94 S CH 85 B SI 94 F SI 94 B CH 84 S CH 86 3-3 K ③		C SL 77 X SI 86 0-1 G4-3 ③			4	1	1	1	0	1	2
7 David Murphy, L (1, 7) OBP: 0.274, SLG: 0.382		B FF 90 C SL 81 X SL 81 1-1 F8 ①	B SI 95 F SI 95 X CH 85 1-1 1B			X CH 83 0-0 L9 ①		X FF 97 0-0 G3 ①		4	0	1	0	0	0	1
2 Leonys Martin, L (1, 8) OBP: 0.333, SLG: 0.420		C FF 90 S SL 81 X FF 92 0-2 L6 ②	X SI 95 0-0 G3 ③			C SI 92 S CH 84 X SI 97 0-2 1B		C FF 97 T FF 98 B CH 89 S FF 100 1-3 K ②		4	0	1	0	0	1	2
45 Derek Holland, S (1, 1) 13 Jurickson Profar, S (8, PH) OBP: 0.324, SLG: 0.376 56 Neal Cotts, L (8, 1) 36 Joe Nathan, R (9, 1)		D SI 88 B FF 90 C FF 89 F FF 90 B FF 90 B FF 88 4-2 5 BB 1 1B BB		B SI 95 C SI 93 B SI 95 X SI 94 2-1 G1-3 ①		L SI 92 1 SAFE B M SI 93 L SI 92 1-3 K ②		B FF 99 C FF 99 C FF 99 T FF 99 1-2 K ③		2 1 0 0	1 0 0 0	0 0 0 0	0 0 0 0	1 0 0 0	1 1 0 0	1 0 0 0
Inning Stats	R: 0 E: 0 K: 1 S: 10 H: 0 LOB: 1 BB: 1 P: 19	R: 4 E: 0 K: 0 S: 21 H: 4 LOB: 2 BB: 2 P: 37	R: 0 E: 0 K: 0 S: 10 H: 1 LOB: 1 BB: 0 P: 14	R: 0 E: 0 K: 0 S: 9 H: 1 LOB: 1 BB: 0 P: 16	R: 0 E: 0 K: 1 S: 12 H: 0 LOB: 0 BB: 0 P: 17	R: 0 E: 0 K: 2 S: 11 H: 1 LOB: 1 BB: 0 P: 14	R: 0 E: 0 K: 0 S: 10 H: 2 LOB: 2 BB: 0 P: 12	R: 0 E: 0 K: 2 S: 7 H: 0 LOB: 0 BB: 0 P: 9	R: 2 E: 1 K: 0 S: 15 H: 2 LOB: 0 BB: 0 P: 19	1B: 8 2B: 3 3B: 0 HR: 0 SF: 0 SAC: 1 DP: 1 HBP: 0						

	AB	37
	R	6
	H	11
	RBI	6
	BB	3
	SO	6
	LOB	14

PITCHER		IP	WLS	BF	H	R	ER	SO	BB	IBB	HBP	BLK	WP	HR	S	P	ERA	WHIP
70 Tyler Lyons, L ERA: 5.51	(1, 1)	1.2		11	3	4	4	1	3	0	0	0	0	0	25	46	21.60	3.600
58 Joe Kelly, R ERA: 4.22	(2, 1)	5.0		20	5	0	0	3	0	0	0	0	0	0	53	77	0.00	1.000
36 Randy Choate, L ERA: 2.35	(7, 1)	0.1		2	1	0	0	0	0	0	0	0	0	0	5	6	0.00	3.000
26 Trevor Rosenthal, R ERA: 1.91	(8, 1)	2.0	L	8	2	2	1	2	0	0	0	0	1	0	22	28	4.50	1.000

PITCHER		IP	WLS	BF	H	R	ER	SO	BB	IBB	HBP	BLK	WP	HR	S	P	ERA	WHIP

WP: 1 PB: 0 SB: 0 CS: 0 PA: 41

BOTTOM

Batter	1	2	3	4	5	6	7	8	9	AB	R	H	RBI	BB	SO	LOB
13 Matt Carpenter, L (1, 4) OBP: 0.397, SLG: 0.459	C SI 94 X SI 95 0-1 3 2B 2B	B SL 84 C SI 92 B SL 84 B SL 84 X SI 92 3-1 ② F7 3-H		C SI 92 X SI 92 0-1 ③ F8			C SI 94 B SI 94 C SI 95 F SI 96 F SI 84 F SI 94 S SL 85 1-3 ③ K		B SI 92 B SI 92 C SI 92 B SI 93 B SI 92 4-1 3 DI BB	4	1	1	0	1	1	1
3 Carlos Beltrán, S (1, 9) OBP: 0.348, SLG: 0.543	X SI 93 0-0 21 2B 2-H 2B	B SI 94 B CH 84 B SI 94 C SI 93 B SI 94 4-1 BB			C CH 81 C SI 92 B SL 82 F SL 83 X SI 95 1-2 ① P3			C SL 88 S SL 89 B FF 94 X FF 94 1-2 ① L7	B SI 92 C SL 87 X FF 93 1-1 ③ L7 1-2	4	1	1	1	1	0	1
7 Matt Holliday, R (1, 7) OBP: 0.356, SLG: 0.450	B SL 82 B SI 94 B SL 83 B SI 94 4-0 21 2B BB	C CH 85 X SI 94 0-1 ③ G4-3			F SI 94 S SI 94 X SI 95 0-2 ② P3			S FF 93 B SL 90 C FF 94 B FF 92 S SL 89 2-3 ② K		3	1	0	0	1	1	1
21 Allen Craig, R (1, 3) OBP: 0.353, SLG: 0.453	C SI 93 C SL 84 D SL 82 F SI 93 X SI 93 1-2 4 G6-3 23 FC5-2 1-H 2-H 2B		B SI 94 F KC 75 F SL 83 B SL 82 F SL 83 B SI 95 F SL 83 X CH 85 3-2 ① F8		F SI 93 F SI 94 X FF 94 0-2 ③ P4			C SL 88 B FF 94 F SL 87 B FF 95 X SL 86 2-2 4 2B 1B		4	0	2	2	0	0	0
4 Yadier Molina, R (1, 2) OBP: 0.408, SLG: 0.517	F SL 84 X CH 84 0-1 ① G6-3 2-3		B SI 93 X SI 94 1-0 ② P3			B CH 82 X SI 92 1-0 ① F9		B FF 94 X SL 88 1-0 1-3 2B		4	0	1	0	0	0	1
23 David Freese, R (1, 5) OBP: 0.352, SLG: 0.383	S KC 76 B CH 83 X FF 92 1-1 ② FC5-2 3-H		X FF 92 0-0 ③ F8			B FF 93 C SI 94 F SI 94 B SI 94 C SL 83 2-3 ② K		I IN 61 I I IN 61 I IN 60 4-0 IBB		3	0	0	0	1	1	1
19 Jon Jay, L (1, 8) OBP: 0.324, SLG: 0.333	F SI 93 X SI 92 0-1 ③ L4			B FF 93 B SL 83 B SI 93 C FF 92 F SI 94 B SI 92 4-2 58 SH2-3 BB		B SI 94 F SI 92 X KC 76 1-1 ③ L3		B FC 92 B FF 92 F FC 92 F FF 93 B SL 90 X SL 86 3-2 ③ G3-1		3	0	0	0	1	0	4
38 Pete Kozma, R (1, 6) OBP: 0.302, SLG: 0.326		C KC 74 B KC 76 X KC 78 1-1 58 SH5-4 13 PB 2B		X SI 92 0-0 ① F8			F SI 92 C SI 93 T SI 94 0-2 ① K		B SL 86 C FF 91 X SL 87 1-1 ① P2	4	1	1	0	0	1	1
70 Tyler Lyons, L (1, 1) OBP: 0.125, SLG: 0.125 58 Joe Kelly, R (2, 1) 36 Randy Choate, L (7, 1) 12 Ty Wigginton, R (7, PH) OBP: 0.263, SLG: 0.216 26 Trevor Rosenthal, R (8, 1) Matt Adams, L (9, PH) OBP: 0.337, SLG: 0.529		2 SAFE X SI 91 0-0 ① SH5-4 2-3		B X FF 91 1-0 ② SH2-3 1-2			C FF 93 F SI 95 S SI 94 0-3 ② K		B FF 93 C SI 93 C SI 92 F CU 81 B FF 94 S SL 88 2-3 ② K	0 0 0 1 0 1	0 0 0 0 0 0	0 0 0 0 0 0	0 0 0 0 0 0	0 0 0 1 0 0	0 0 0 0 0 0	0 0 0 0 0 0
Inning Stats	R: 3 H: 3 E: 0 LOB: 1 K: 0 BB: 1 S: 13 P: 19	R: 1 H: 1 E: 0 LOB: 1 K: 0 BB: 1 S: 8 P: 16	R: 0 H: 0 E: 0 LOB: 0 K: 0 BB: 0 S: 7 P: 11	R: 0 H: 0 E: 0 LOB: 1 K: 0 BB: 1 S: 6 P: 11	R: 0 H: 0 E: 0 LOB: 0 K: 0 BB: 0 S: 10 P: 11	R: 0 H: 0 E: 0 LOB: 0 K: 1 BB: 0 S: 6 P: 10	R: 0 H: 0 E: 0 LOB: 0 K: 3 BB: 0 S: 12 P: 13	R: 0 H: 2 E: 0 LOB: 3 K: 1 BB: 1 S: 13 P: 26	R: 0 H: 0 E: 0 LOB: 1 K: 1 BB: 1 S: 9 P: 17	1B: 1 SF: 0 2B: 5 SAC: 2 3B: 0 DP: 0 HR: 0 HBP: 0						

PITCHER		IP	WLS	BF	H	R	ER	SO	BB	IBB	HBP	BLK	WP	HR	S	P	ERA	WHIP
45 Derek Holland, L ERA: 3.43	(1, 1)	7.0		28	4	4	4	4	3	0	0	0	0	0	62	91	5.14	1.000
56 Neal Cotts, L ERA: 0.52	(8, 1)	1.0	W	6	2	0	0	1	0	1	0	0	0	0	13	26	0.00	2.000
36 Joe Nathan, R ERA: 1.78	(9, 1)	1.0	S	4	0	0	0	1	1	0	0	0	0	0	9	17	0.00	1.000

PITCHER	IP	WLS	BF	H	R	ER	SO	BB	IBB	HBP	BLK	WP	HR	S	P	ERA	WHIP

Texas Rangers @ St. Louis Cardinals

Busch Stadium, St. Louis, MO

Fri Jun 21 2013, 7:17 PM - 10:20 PM CDT

Att. 45,228 - Partly Cloudy - 88 F

livebaseballscorecards.com

AB	31
R	4
H	6
RBI	3
BB	5
SO	6
LOB	10

WP: 0 PA: 38
PB: 1
SB: 0
CS: 0

Texas Rangers @ St. Louis Cardinals

Busch Stadium, St. Louis, MO

Sat Jun 22 2013, 7:23 PM - 9:49 PM CDT

Att. 44,651 - Cloudy - 70 F

TOP

livebaseballscorecards.com

Batter	1	2	3	4	5	6	7	8	9	AB	R	H	RBI	BB	SO	LOB
5 Ian Kinsler, R (1, 4) OBP: 0.370, SLG: 0.466	B FF 92 F FF 90 C CU 78 F CU 78 T FF 95 1-2 ① K		C CU 78 F FF 94 F FF 95 B CU 79 F CU 79 B FF 95 X FF 95 2-2 ③ 1 FC5-4 1B		C CU 80 C FF 92 X FF 93 0-2 ① L7	C SI 90 D CH 83 X SI 90 1-1 ③ FC5 1-2 2-3f			C SL 83 B SL 85 C SL 83 B SL 85 X FF 96 2-2 ③ G3-1	5	0	1	0	0	1	3
1 Elvis Andrus, R (1, 6) OBP: 0.295, SLG: 0.284	B FF 94 C FF 93 X FF 95 1-1 ② F8		C FF 92 B CU 80 1 SAFE C CU 80 D CU 81 X CU 80 2-2 ① FC5-4 17 HR 1-2f		F FF 94 C CU 80 B FF 95 F FF 94 X CU 79 1-2 17 F8 1B		B SI 92 B SI 91 C SI 92 B SI 92 F SI 91 F SI 92 F CH 83 F SI 92 F SI 91 3-2 ① F8			4	1	1	0	0	0	1
17 Nelson Cruz, R (1, 9) OBP: 0.332, SLG: 0.528	C FF 95 C FF 94 F FF 96 S FF 95 0-3 ③ K		1 SAFE X FF 94 0-0 1-H HR		X FF 93 0-0 ② F8 1-2		B SI 92 T SI 92 B SI 90 X SI 91 2-1 29 G6-4-3 1B			4	1	2	2	0	1	1
29 Adrian Beltré, R (1, 5) OBP: 0.344, SLG: 0.502		C FF 93 B FF 93 F FF 92 X FF 93 1-2 12 HR 2B	B FF 94 F FF 95 S CU 82 X CU 83 1-2 ② F8		X FF 94 0-0 ③ L7		C SI 90 X SI 90 0-1 ② ③ G6-4-3 1-2f			4	1	1	0	0	0	2
12 A.J. Pierzynski, L (1, 2) OBP: 0.337, SLG: 0.472		X FF 93 0-0 2-H HR	B FF 95 S CH 88 C CH 87 B CH 85 B CU 82 X CU 82 2-2 ③ F8			B FF 94 X CH 84 1-0 ① F8		X FF 93 0-0 ① G6-3		4	1	1	2	0	0	0
18 Mitch Moreland, L (1, 3) OBP: 0.335, SLG: 0.551		B CU 79 X CH 86 1-0 ① L3		C FF 94 S CH 87 F CU 81 B CH 85 B CU 79 C FF 96 2-3 ① K		B FF 95 B FF 95 B CU 79 B FF 92 4-0 33 E 2 1B BB		C FF 94 B FF 95 F FF 94 C CU 78 1-3 ② K		3	0	0	0	1	2	0
7 David Murphy, L (1, 7) OBP: 0.274, SLG: 0.380		X FF 92 0-0 1B	C CU 81 X CU 82 0-1 ② L7			B FF 94 B CH 86 T FF 94 B CH 86 X FF 92 3-1 ② F7		B FF 94 C FF 94 F FF 95 B CU 81 X CU 79 2-2 ③ G3		4	0	1	0	0	0	1
2 Leonys Martin, L (1, 8) OBP: 0.337, SLG: 0.422		B CU 80 S CH 86 C CU 79 F CU 76 F FF 94 X CH 84 1-2 ② F8		X FF 96 0-0 1B		B FF 94 F CU 78 X FF 92 1-1 5 FC5 33 E 1-2 1B			F FF 94 C CU 75 F SL 83 S CU 75 0-3 ① K	4	0	2	0	0	1	1
33 Martín Pérez, L (1, 1) 52 Tanner Scheppers, R (8, 1) 13 Jurickson Profar, S (9, PH) OBP: 0.320, SLG: 0.372 36 Joe Nathan, R (9, 1)		D FF 92 C FF 93 C FF 95 S FF 95 1-3 ③ K	C FF 93 S FF 94 S FF 95 0-3 ③ K		C FF 92 X FF 93 0-1 1-2 2-3 E1 5 FC5				S FF 96 F FF 96 F CU 77 F FF 96 F CU 77 B CU 77 T FF 96 1-2 ② K	3 0 1 0	0 0 0 0	0 0 0 0	0 0 0 0	0 0 1 0	2 0 0 0	4 0 0 0

	AB	36
	R	4
	H	9
	RBI	4
	BB	1
	SO	8
	LOB	13

Inning Stats																				
	R: 0 E: 0 K: 2 S: 10	H: 0 LOB: 0 BB: 0 P: 12	R: 2 E: 0 K: 1 S: 14	H: 3 LOB: 1 BB: 0 P: 18	R: 2 E: 0 K: 0 S: 15	H: 2 LOB: 0 BB: 0 P: 22	R: 0 E: 0 K: 2 S: 10	H: 1 LOB: 1 BB: 0 P: 12	R: 0 E: 0 K: 0 S: 9	H: 1 LOB: 1 BB: 0 P: 10	R: 0 E: 1 K: 0 S: 9	H: 1 LOB: 3 BB: 1 P: 19	R: 0 E: 0 K: 0 S: 11	H: 1 LOB: 0 BB: 0 P: 16	R: 0 E: 0 K: 1 S: 7	H: 0 LOB: 0 BB: 0 P: 10	R: 0 E: 0 K: 2 S: 13	H: 0 LOB: 0 BB: 0 P: 16	1B: 6 2B: 1 3B: 0 HR: 2	SF: 0 SAC: 0 DP: 1 HBP: 0	WP: 0 PB: 0 SB: 0 CS: 0	PA: 37

PITCHER		IP	WLS	BF	H	R	ER	SO	BB	IBB	HBP	BLK	WP	HR	S	P	ERA	WHIP
40 Shelby Miller, R ERA: 2.35	(1, 1)	5.2	L	27	8	4	4	5	1	0	0	0	0	2	65	90	6.35	1.588
43 Seth Maness, R ERA: 3.13	(6, 1)	1.1		4	1	0	0	0	0	0	0	0	0	0	13	19	0.00	0.750
46 Kevin Siegrist, L ERA:	(8, 1)	1.0		3	0	0	0	1	0	0	0	0	0	0	7	10	0.00	0.000
67 Michael Blazek, R ERA:	(9, 1)	1.0		3	0	0	0	2	0	0	0	0	0	0	13	16	0.00	0.000

PITCHER	IP	WLS	BF	H	R	ER	SO	BB	IBB	HBP	BLK	WP	HR	S	P	ERA	WHIP

Batter	1	2	3	4	5	6	7	8	9	AB	R	H	RBI	BB	SO	LOB
13 Matt Carpenter, L (1, 4) OBP: 0.399, SLG: 0.459	C FF 95 C FF 95 X FF 96 0-2 ① F7		C SL 82 X CU 76 0-1 7 G5-4-3 1B		C SI 95 C FF 95 X CH 86 0-2 ② G3			B FF 98 F FF 96 F FF 97 B CU 86 B FF 97 X FF 97 3-2 3 1B 1B		4	0	2	0	0	0	0
3 Carlos Beltrán, S (1, 9) OBP: 0.350, SLG: 0.542	B SI 96 X SI 95 1-0 7 G5-3 21 1B 1B		X SI 94 0-0 ① L8		C FF 95 B FF 95 X CH 88 1-1 ③ L8			X FF 97 0-0 7 G5-4-3 1-3 1B		4	1	2	0	0	0	1
7 Matt Holliday, R (1, 7) OBP: 0.351, SLG: 0.444	S SI 95 F FF 97 D CH 86 1 SAFE X CH 89 1-2 ② G5-3 1-2		B CH 85 X CH 84 1-0 ②③ G5-4-3 1-2f			C FF 93 S SL 84 B FF 96 X SL 84 1-2 ① G6-3		X FF 97 0-0 ②③ G5-4-3 1-2f		4	0	0	0	0	0	4
21 Allen Craig, R (1, 3) OBP: 0.352, SLG: 0.450	B FF 96 F CH 87 X SI 96 1-1 2-H 1B			C SL 82 B FF 95 B CH 86 X CH 86 2-1 ① G5-3		B SL 84 B CH 85 X CH 85 2-0 ② G5-3			C FF 91 S SL 87 B SL 87 B SL 87 F FF 93 B FF 93 S SL 88 3-3 ① K	4	0	1	1	0	1	0
4 Yadier Molina, R (1, 2) OBP: 0.403, SLG: 0.509	F CH 84 C CU 78 D FF 96 F CH 86 F SL 83 S CH 88 1-3 ③ K			B SL 82 X CH 84 1-0 ② F9		C CH 86 F FF 95 B FF 94 F SL 84 S CH 87 1-3 ③ K			X FF 93 0-0 ② P6	4	0	0	0	0	2	1
23 David Freese, R (1, 5) OBP: 0.354, SLG: 0.395		B FF 95 B FF 95 B CH 86 C SI 95 X SI 94 3-1 43 SF9 3B		B FF 94 X SL 83 1-0 43 BB 1B			F FF 93 X FF 94 0-1 ① F9		F FF 93 B SI 92 X FF 92 1-1 ③ P4	4	1	2	0	0	0	0
43 Shane Robinson, R (1, 8) OBP: 0.343, SLG: 0.327 67 Michael Blazek, R (9, 1)		X SI 95 0-0 ① SF9 3-H		B SI 92 1 SAFE S CH 84 B FF 94 D CH 86 B SI 94 4-1 1-2 BB			X FF 95 0-0 ② F9			1 0	0 0	0 0	1 0	1 0	0 0	0 0
38 Pete Kozma, R (1, 6) OBP: 0.298, SLG: 0.322		B CU 79 S CH 85 B FF 95 B FF 94 X SI 95 3-1 ② G4-3		F CH 85 C FF 96 F SL 82 X FF 95 0-2 ③ F7			B FF 93 C FF 94 X CH 85 1-1 ③ F8			3	0	0	0	0	0	2
40 Shelby Miller, R (1, 1) OBP: 0.065, SLG: 0.161 43 Seth Maness, R (6, 1) 46 Kevin Siegrist, L (8, 1) 12 Ty Wigginton, R (8, PH) OBP: 0.283, SLG: 0.216 19 Jon Jay, L (8, PH) OBP: 0.323, SLG: 0.332 (9, 8)		B SI 94 T SI 94 X SI 95 1-1 ③ G1-3			B FF 93 C SI 93 S CH 85 S CH 85 1-3 ① K			S FF 97 B CU 85 F FF 98 F CU 84 X FF 98 1-2 ① F7		2 0 0 0 1	0 0 0 0 0	0 0 0 0 0	0 0 0 0 0	1 0 0 0 0	0 0 0 0 0	0 0 0 0 0
Inning Stats	R: 1 E: 0 K: 1 S: 14 H: 2 LOB: 1 BB: 0 P: 18	R: 1 E: 0 K: 0 S: 7 H: 1 LOB: 0 BB: 0 P: 14	R: 0 E: 0 K: 0 S: 4 H: 1 LOB: 0 BB: 0 P: 5	R: 0 E: 0 K: 0 S: 9 H: 1 LOB: 2 BB: 1 P: 17	R: 0 E: 0 K: 1 S: 8 H: 0 LOB: 0 BB: 0 P: 10	R: 0 E: 0 K: 1 S: 8 H: 0 LOB: 0 BB: 0 P: 12	R: 0 E: 0 K: 0 S: 5 H: 0 LOB: 0 BB: 0 P: 6	R: 0 E: 0 K: 0 S: 9 H: 2 LOB: 1 BB: 0 P: 13	R: 0 E: 0 K: 1 S: 7 H: 0 LOB: 0 BB: 0 P: 11	1B: 6 2B: 0 3B: 1 HR: 0	SF: 1 SAC: 0 DP: 2 HBP: 0					

PITCHER		IP	WLS	BF	H	R	ER	SO	BB	IBB	HBP	BLK	WP	HR	S	P	ERA	WHIP
33 Martín Pérez, L ERA: 3.65	(1, 1)	7.0	W	26	5	2	2	3	1	0	0	0	0	0	55	82	2.57	0.857
52 Tanner Scheppers, R ERA: 0.97	(8, 1)	1.0	H	4	2	0	0	0	0	0	0	0	0	0	9	13	0.00	2.000
36 Joe Nathan, R ERA: 1.72	(9, 1)	1.0	S	3	0	0	0	1	0	0	0	0	0	0	7	11	0.00	0.000

PITCHER	IP	WLS	BF	H	R	ER	SO	BB	IBB	HBP	BLK	WP	HR	S	P	ERA	WHIP

BOTTOM

Texas Rangers @ St. Louis Cardinals

Busch Stadium, St. Louis, MO

Sat Jun 22 2013, 7:23 PM - 9:49 PM CDT

Att. 44,651 - Cloudy - 70 F

livebaseballscorecards.com

AB	31
R	2
H	7
RBI	2
BB	1
SO	4
LOB	8

Texas Rangers @ St. Louis Cardinals

Busch Stadium, St. Louis, MO

Sun Jun 23 2013, 10:05 PM - 1:07 AM CDT

Att. 44,063 - Drizzle - 69 F

TOP

livebaseballscorecards.com

Batter	1	2	3	4	5	6	7	8	9	AB	R	H	RBI	BB	SO	LOB
5 Ian Kinsler, R (1, 4) OBP: 0.373, SLG: 0.467	X SI 93 0-0 ① P6		B SI 92 B FC 88 F FF 88 C FC 88 F CU 77 X FC 90 2-2 ③ P2			C FC 88 X CU 75 0-1 1 BB 1B	B FF 96 B FF 96 X FF 96 2-0 1-2 2-H 1B			4	0	2	1	0	0	0
1 Elvis Andrus, R (1, 6) OBP: 0.294, SLG: 0.281	C SI 92 B FF 92 X SI 92 1-1 ② L9			C SI 92 C FC 88 B CU 73 S CU 76 1-3 ① K		1 SAFE 1 SAFE B FC 86 1 SAFE B FC 87 B SI 92 C FF 89 F FF 91 B CU 75 4-2 1-2 BB	F FF 96 T CH 88 F CH 87 B FF 97 B FF 96 B FF 96 F FF 97 F FF 97 3-3 ③ K			3	0	0	0	1	2	2
17 Nelson Cruz, R (1, 9) OBP: 0.331, SLG: 0.524	C CU 74 C CU 75 X FC 90 0-2 1B			B FC 89 C CU 74 S SI 92 B CU 78 B CU 76 S CU 77 3-3 ② K		X SI 91 0-0 ② F7		B CH 83 C SI 90 F CH 83 X SL 83 1-2 ① F9		4	0	1	0	0	1	2
29 Adrián Beltré, R (1, 5) OBP: 0.340, SLG: 0.495	B FC 88 B FC 89 B SI 93 C FF 91 X SI 93 3-1 ③ F9			F FC 89 S FC 87 F CU 75 F SI 92 S FC 84 0-3 ③ K		C FF 89 B FC 87 F SI 92 F CU 76 B FC 89 X CU 76 2-2 ③ P5		C SI 91 B SI 90 B SI 91 F CH 84 S FF 91 2-3 ② K		4	0	0	0	0	2	3
12 A.J. Pierzynski, L (1, 2) OBP: 0.335, SLG: 0.467		B SI 91 X FC 89 1-0 18 G6-4-3 1B			B CU 70 X CU 73 1-0 ① G6-3		C CH 82 F SI 91 F CU 76 X FF 94 0-2 ① L6	F SL 75 F SL 76 S SL 75 0-3 ③ K		4	0	1	0	0	1	0
18 Mitch Moreland, L (1, 3) OBP: 0.329, SLG: 0.541		C CU 72 B FC 89 B SI 92 B CU 74 F FC 90 F CU 75 X FF 93 3-2 ① ② G6-4-3 1-2f			C CU 73 F CH 83 S CU 75 0-3 ② K		C CU 73 S SI 92 B CU 76 B CH 84 B FF 93 X FF 93 3-2 ② G4-3		B SI 84 S SI 85 X SI 84 1-1 ① G6-3	4	0	0	0	0	1	1
7 David Murphy, L (1, 7) OBP: 0.277, SLG: 0.386		B SI 93 X SI 93 1-0 ③ G6-3			B SI 91 B SI 92 X FC 86 2-0 1B		B CU 73 B SI 90 C CU 72 C CU 73 F SI 93 B CH 84 X CU 75 3-2 2 1B 2B		S SL 77 F SL 76 B SL 76 B SL 75 B SI 86 X SI 85 3-2 ② G6-3	4	1	2	0	0	0	0
2 Leonys Martin, L (1, 8) OBP: 0.335, SLG: 0.418			X SI 91 0-0 ① L9		B CU 73 S FC 88 S CU 75 D CU 76 F SI 91 S CU 75 2-3 ③ K		F FC 87 S FC 89 D CU 77 B FF 93 D CU 77 F FC 89 X FF 94 3-2 13 E 5 1B 2-H 1B		C SL 75 C SI 85 S SL 76 0-3 ③ K	4	1	1	1	0	2	1
49 Nick Tepesch, R (1, 1) 46 Robbie Ross Jr., L (6, 1) 13 Jurickson Profar, S (7, PH) OBP: 0.317, SLG: 0.368 56 Neal Cotts, L (7, 1) 52 Tanner Scheppers, R (8, 1) 36 Joe Nathan, R (9, 1)			C SI 90 B FC 87 X FC 86 1-1 ② G5-3			C SI 91 C SI 92 B CU 77 C CU 76 1-3 ① K	C FF 94 1 SAFE B CH 90 X FF 96 1-1 E6 5 1B 1-2			2 0 1 0 0 0	0 0 0 0 0 0	0 0 0 0 0 0	0 0 0 0 0 0	0 0 0 0 0 0	1 0 0 0 0 0	0 0 1 0 0 0
Inning Stats	R: 0 E: 0 K: 0 S: 8 H: 1 LOB: 1 BB: 0 P: 12	R: 0 E: 0 K: 0 S: 6 H: 1 LOB: 0 BB: 0 P: 11	R: 0 E: 0 K: 0 S: 7 H: 0 LOB: 0 BB: 0 P: 10	R: 0 E: 0 K: 3 S: 11 H: 0 LOB: 0 BB: 0 P: 15	R: 0 E: 0 K: 2 S: 9 H: 1 LOB: 1 BB: 0 P: 14	R: 0 E: 0 K: 1 S: 12 H: 1 LOB: 2 BB: 1 P: 19	R: 2 E: 1 K: 1 S: 26 H: 3 LOB: 2 BB: 0 P: 41	R: 0 E: 0 K: 2 S: 9 H: 0 LOB: 0 BB: 0 P: 12	R: 0 E: 0 K: 1 S: 8 H: 0 LOB: 0 BB: 0 P: 12	1B: 6 2B: 1 3B: 0 HR: 0 SF: 0 SAC: 0 DP: 1 HBP: 0						WP: 0 PB: 0 SB: 0 CS: 0 PA: 35

	AB	34
	R	2
	H	7
	RBI	2
	BB	1
	SO	10
	LOB	10

PITCHER		IP	WLS	BF	H	R	ER	SO	BB	IBB	HBP	BLK	WP	HR	S	P	ERA	WHIP
50 Adam Wainwright, R ERA: 2.31	(1, 1)	6.2	L	26	6	2	1	6	1	0	0	0	0	0	68	105	1.35	1.050
26 Trevor Rosenthal, R ERA: 1.89	(7, 1)	0.1		3	1	0	0	1	0	0	0	0	0	0	11	17	0.00	3.000
43 Seth Maness, R ERA: 3.04	(8, 1)	0.2		2	0	0	0	1	0	0	0	0	0	0	6	9	0.00	0.000
36 Randy Choate, L ERA: 2.16	(8, 1)	1.1		4	0	0	0	2	0	0	0	0	0	0	11	15	0.00	0.000

PITCHER		IP	WLS	BF	H	R	ER	SO	BB	IBB	HBP	BLK	WP	HR	S	P	ERA	WHIP

BOTTOM

Texas Rangers @ St. Louis Cardinals

Busch Stadium, St. Louis, MO

Sun Jun 23 2013, 10:05 PM - 1:07 AM CDT

Att. 44,063 - Drizzle - 69 F

livebaseballscorecards.com

Batter	1	2	3	4	5	6	7	8	9	AB	R	H	RBI	BB	SO	LOB
13 Matt Carpenter, L (1, 4) OBP: 0.403, SLG: 0.472	C SI 90 B SI 91 C SI 90 F SI 92 X SL 85 1-2 ① G1-3			B CU 76 B SL 83 B SI 90 B SI 91 4-0 BB		B SI 88 C SI 89 C SL 83 F FF 91 F SI 91 B CU 78 X SI 91 2-2 HR		C FF 92 B FF 92 C SL 89 F SL 89 F SL 88 X SL 85 1-2 3 FC3-6 1B		3	1	2	1	1	0	0
3 Carlos Beltrán, S (1, 9) OBP: 0.345, SLG: 0.534	X SI 91 0-0 ② G4-3			C SI 92 B SL 85 1 SAFE B SI 91 F SI 91 1 SAFE X SL 86 2-2 ① F9		C CU 78 B SI 91 C SI 91 C CU 79 1-3 ① K		X FF 96 0-0 ① FC3-6 1-2f		4	0	0	0	0	1	2
7 Matt Holliday, R (1, 7) OBP: 0.350, SLG: 0.439	B SI 92 F SI 91 X SL 86 1-1 ③ P3			C SL 85 X SI 90 0-1 ② P2		B CU 78 S SL 86 S SL 85 B SI 94 F SI 92 F SL 86 B SL 86 F SI 92 F SL 86 4-2 F SL 86 F SL 87 B CU 79 21 1B BB		B FF 96 B FF 97 X FF 96 2-0 ② P3		3	0	0	0	1	0	2
21 Allen Craig, R (1, 3) OBP: 0.354, SLG: 0.449		B CU 77 F SI 91 F SL 85 B SL 86 H SI 93 3-2 4 G6-4-3 HBP		C SL 85 C SI 92 1 SAFE B FF 92 1 SAFE B SL 86 B SL 87 S SI 91 3-3 ③ K		B SI 92 B SI 90 X SI 91 2-0 1-2 1B		C FF 97 X FF 97 0-1 ③ G4-3		3	0	1	0	0	1	2
4 Yadier Molina, R (1, 2) OBP: 0.397, SLG: 0.502		S SI 92 C SI 91 D SI 91 B SL 88 F SL 87 B SI 93 X SI 88 3-2 ①② G6-4-3 1-2f			C CU 77 X SI 90 0-1 ① G6-3	S SL 85 X SI 90 0-1 ② F8			C SL 88 B SL 86 F FF 93 X FF 93 1-2 ① P4	4	0	0	0	0	0	3
23 David Freese, R (1, 5) OBP: 0.354, SLG: 0.394 26 Trevor Rosenthal, R (7, 1) 43 Seth Maness, R (8, 1) 36 Randy Choate, L (8, 1) Matt Adams, L (9, PH) OBP: 0.344, SLG: 0.535 43 Shane Robinson, R (9, PR) OBP: 0.343, SLG: 0.327		C CU 79 C CU 78 B SL 86 X SL 87 1-2 ③ F8			B SI 90 X SI 90 1-0 50 FC5 19 1B 1B	B FF 92 X FF 92 1-0 ③ G5-3			X SL 87 0-0 38 L5-4 19 1B 1B	3 0 0 0 1 0	0 0 0 0 0 0	1 0 0 0 1 0	0 0 0 0 0 0	0 0 0 0 0 0	0 0 0 0 0 0	2 0 0 0 0 0
19 Jon Jay, L (1, 8) OBP: 0.326, SLG: 0.335		C SI 90 C SL 86 B CU 78 X CU 77 1-2 ① G6-3			F SI 90 X SI 90 0-1 50 FC5 1-2 1B		C FF 92 S FF 92 B FF 92 C FF 93 1-3 ① K		1 SAFE F SI 91 1 SAFE F SI 90 1 SAFE B FF 92 X FF 93 1-2 1B	4	0	2	0	0	1	0
38 Pete Kozma, R (1, 6) OBP: 0.294, SLG: 0.317		X SI 91 0-0 ② F8			B SI 90 B SL 85 C SI 90 S SI 91 S SL 87 2-3 ② K		F SL 88 F SL 88 X FF 93 0-2 ② F9		X SL 88 0-0 ②③ L5-4 2-2	4	0	0	0	0	1	4
50 Adam Wainwright, R (1, 1) OBP: 0.132, SLG: 0.158 33 Daniel Descalso, L (7, 5) OBP: 0.336, SLG: 0.438		C SI 91 F SL 86 F CU 79 S SL 85 0-3 ③ K			C SL 84 X SI 91 0-1 ③ FC5 1-2 2-3f		F SL 88 B FF 92 F FF 91 F SL 88 B FF 91 F SL 88 F FF 93 B SL 89 X FF 92 3-2 ③ G4-3			2 1	0 0	0 0	0 0	0 0	1 0	2 0

	AB	R	H	RBI	BB	SO	LOB
	32	1	7	1	2	5	17

Inning Stats	1	2	3	4	5	6	7	8	9
	R: 0 E: 0 K: 0 S: 7	R: 0 E: 0 K: 0 S: 9	R: 0 E: 0 K: 1 S: 8	R: 0 E: 0 K: 1 S: 8	R: 0 E: 0 K: 1 S: 10	R: 1 E: 0 K: 1 S: 20	R: 0 E: 0 K: 1 S: 12	R: 0 E: 0 K: 0 S: 9	R: 0 E: 0 K: 0 S: 8
	H: 0 LOB: 0 BB: 0 P: 9	H: 0 LOB: 0 BB: 0 P: 16	H: 0 LOB: 0 BB: 0 P: 9	H: 0 LOB: 1 BB: 1 P: 17	H: 2 LOB: 2 BB: 0 P: 13	H: 2 LOB: 2 BB: 1 P: 30	H: 0 LOB: 0 BB: 0 P: 16	H: 1 LOB: 1 BB: 0 P: 12	H: 2 LOB: 1 BB: 0 P: 10

| | | |

Batter	1	2	3	4	5	6	7	8	9	AB	R	H	RBI	BB	SO	LOB
13 Matt Carpenter, L (1, 4) OBP: 0.399, SLG: 0.473	C SI 92 C FF 92 F FF 93 F CU 81 B SL 90 X SI 94 1-2 L6 ①		B SI 92 B CU 81 C SI 93 B SI 92 C SI 92 C FF 93 3-3 K ②	X CU 81 0-0 4 1B 3B 1-H 2-H 3-H		B FF 92 C FF 92 F SI 90 B SL 80 C SI 92 2-3 K ②	B FF 87 B SI 92 B FF 87 C SI 91 C SI 92 X SI 92 3-2 F8 ③		F FF 92 C FF 93 D CU 82 S CU 78 1-3 K ③	6	1	1	3	0	3	1
4 Yadier Molina, R (1, 2) OBP: 0.399, SLG: 0.505 48 Tony Cruz, R (8, PH) OBP: 0.194, SLG: 0.233 (8, 2)	F SI 93 X FF 93 0-1 G5-3 ②		C CU 80 F CU 82 F SI 93 B FF 93 B CU 83 B FF 94 F SI 93 F SI 94 C CU 81 3-3 K ③	B SI 91 B SI 92 X FF 92 2-0 21 WP 1B 3-H		B CU 76 X FF 91 1-0 3 HR 2B		C FF 95 S FF 94 F FF 94 B KC 79 X FF 94 1-2 21 HR 1B		4	1	2	1	0	1	0
										1	1	1	0	0	0	0
3 Carlos Beltrán, S (1, 9) OBP: 0.347, SLG: 0.548 12 Ty Wigginton, R (8, PH) OBP: 0.259, SLG: 0.212 (8, 7)	B CU 80 B SI 93 B SI 94 C SI 93 C FF 93 C SI 93 3-3 K ③			21 1B 2B K		X CU 73 0-0 2-H HR		X FF 94 0-0 P3 ①		4	2	2	2	0	2	1
										1	0	0	0	0	0	1
21 Allen Craig, R (1, 7) OBP: 0.361, SLG: 0.466 43 Shane Robinson, R (8, 9) OBP: 0.343, SLG: 0.327		C FF 92 C FF 93 B SL 90 B SL 90 X SI 93 2-2 G4-6-3 7 1B 1B		19 BB 7 BB 1B 2-H 1-3 K ③ 1-2		S FF 88 X CH 79 0-1 1B		X FF 94 0-0 1-H HR		5	2	4	3	0	1	1
										0	0	0	0	0	0	0
7 Matt Holliday, R (1, 10) OBP: 0.350, SLG: 0.436		C SI 93 D FF 93 X FF 93 1-1 G4-6-3 1-2 1B		C CU 82 D FF 93 B SI 92 F FF 92 B SI 93 1 SAFE F SI 93 B SI 92 4-2 19 BB 38 1B BB 1-2	X FF 87 0-0 F8 ①	T FF 88 B FF 90 F SL 81 B SI 90 T FF 88 2-2 K ③		C KC 77 X KC 78 0-1 G4-3 ②		4	1	1	0	1	1	1
Matt Adams, L (1, 3) OBP: 0.347, SLG: 0.522		C CU 80 B SI 92 S CH 83 D CH 84 F SI 92 X CH 83 2-2 G4-6-3 ① ② 1-2f 2-3		D CU 81 B SI 92 B FF 92 B SI 92 4-0 38 1B 19 BB 13 3B BB 1-2 2-3	F SL 79 C SI 92 B SL 80 S SL 81 1-3 K ②		S SI 88 X SI 92 0-1 23 HR 1B	C KC 78 C CH 82 B KC 79 X FF 93 1-2 G4-3 ③		4	2	1	0	1	1	2
23 David Freese, R (1, 5) OBP: 0.357, SLG: 0.408 33 Daniel Descalso, L (8, 5) OBP: 0.333, SLG: 0.435		C SI 93 B SL 90 B SI 93 B CU 82 B CU 81 4-1 19 FC5-4 BB		C SI 92 B CU 81 C CU 82 D CU 82 C FF 92 2-3 K ① 1-2 2-3	X SI 91 0-0 E6		X SI 92 0-0 1-H HR		C FF 92 F CU 77 B FF 94 S SL 86 1-3 K ①	3	1	1	2	1	1	3
										1	0	0	0	0	1	0
19 Jon Jay, L (1, 8) OBP: 0.323, SLG: 0.330		C CU 81 B SI 93 X SI 92 1-1 FC5-4 ③ 1-2f		S CU 81 B CH 83 C FF 92 B FC 93 D CU 83 B FF 93 4-2 38 1B 13 3B BB 1-2 2-3 3-H	C FF 91 S SL 82 D SL 82 X SL 80 1-2 G3 ③		C SI 88 B CU 74 X SI 92 1-1 G3 ①		B CU 75 X FF 92 1-0 G4-3 ②	4	1	0	1	1	0	3
38 Pete Kozma, R (1, 6) OBP: 0.296, SLG: 0.319			B FF 92 F SI 92 S CU 81 B FF 93 C CU 82 2-3 K ①	B SI 93 X SI 93 1-0 13 3B 1B 1-2 2-3 3-H		C FF 90 C CH 78 B SL 82 B FF 88 C SI 91 2-3 K ①	S SI 92 C CU 77 B CU 77 F FC 86 F SI 92 B CH 82 B CU 75 S FC 87 3-3 K ②		F FF 93 F FF 94 B SL 86 X FF 93 1-2 1B	5	1	2	1	0	3	0
Inning Stats	R: 0 E: 0 K: 1 S: 10 H: 0 LOB: 0 BB: 0 P: 14	R: 0 E: 0 K: 0 S: 12 H: 2 LOB: 2 BB: 1 P: 22	R: 0 E: 0 K: 3 S: 12 H: 0 LOB: 0 BB: 0 P: 20	R: 7 E: 0 K: 3 S: 22 H: 5 LOB: 1 BB: 3 P: 46	R: 0 E: 1 K: 1 S: 8 H: 0 LOB: 1 BB: 0 P: 10	R: 2 E: 0 K: 3 S: 13 H: 3 LOB: 1 BB: 0 P: 20	R: 2 E: 0 K: 1 S: 13 H: 2 LOB: 0 BB: 0 P: 20	R: 2 E: 0 K: 0 S: 11 H: 2 LOB: 0 BB: 0 P: 13	R: 0 E: 0 K: 2 S: 10 H: 1 LOB: 1 BB: 0 P: 14	1B: 9 2B: 2 3B: 1 HR: 3 SF: 0 SAC: 0 DP: 1 HBP: 0	WP: 1 PB: 0 SB: 0 CS: 0 PA: 46					

PITCHER		IP	WLS	BF	H	R	ER	SO	BB	IBB	HBP	BLK	WP	HR	S	P	ERA	WHIP
64 Lucas Harrell, R ERA: 4.84	(1, 1)	3.1	L	20	7	7	7	5	4	0	0	0	0	0	48	91	18.90	3.300
60 Dallas Keuchel, L ERA: 4.34	(4, 1)	2.2		12	3	2	2	6	0	0	0	0	1	1	29	41	6.75	1.125
54 Travis Blackley, L ERA: 4.74	(7, 1)	1.0		5	2	2	2	1	0	0	0	0	0	1	13	20	18.00	2.000
35 Josh Fields, R ERA: 4.7	(8, 1)	1.0		5	2	2	2	0	0	0	0	0	0	1	11	13	18.00	2.000
62 Hector Ambriz, R ERA: 4.94	(9, 1)	1.0		4	1	0	0	2	0	0	0	0	0	0	10	14	0.00	1.000

PITCHER	IP	WLS	BF	H	R	ER	SO	BB	IBB	HBP	BLK	WP	HR	S	P	ERA	WHIP

TOP

St. Louis Cardinals @ Houston Astros

Minute Maid Park, Houston, TX

Tue Jun 25 2013, 7:12 PM - 10:21 PM CDT

Att. 19,272 - Roof Closed - 73 F

livebaseballscorecards.com

AB	42
R	13
H	15
RBI	13
BB	4
SO	14
LOB	13

BOTTOM

Batter	1	2	3	4	5	6	7	8	9	AB	R	H	RBI	BB	SO	LOB
27 Jose Altuve, R (1, 4) OBP: 0.328, SLG: 0.379	B SI 88 C SI 89 C SI 89 S FS 83 · 1-3 · K ①		X SI 90 · 0-0 · F8 ③			F SI 90 F SI 90 B FC 83 X FC 82 · 1-2 · 29 3B 1B		B FF 92 B FF 90 B FF 90 C FF 88 X FF 91 · 3-1 · G6-3 ①		4	1	1	0	0	1	0
29 Brett Wallace, L (1, 10) OBP: 0.133, SLG: 0.143	X SI 90 · 0-0 · L7 ②			C SI 87 B FC 85 B CH 80 X SI 89 · 2-1 · G3-1 ①		X SI 90 · 0-0 · 15 SF7 · 1-H 2-H 3B		C CH 80 B CH 79 F FF 93 B FF 93 X CH 80 · 2-2 · G1-3 ②		4	1	1	2	0	0	0
15 Jason Castro, L (1, 2) OBP: 0.327, SLG: 0.480	B SI 89 B SI 87 F SI 90 B SI 90 X SI 90 · 3-1 · G6-3 ③			B SI 90 T FC 86 F FS 82 B FS 83 B FC 83 F FS 82 X SI 91 · 3-2 · G4-3 ②		S FC 82 C SI 91 B FC 82 B SI 90 X FS 82 · 2-2 · SF7 ① · 3-H		B FF 91 C CH 79 S CH 79 B CH 78 X FF 92 · 2-2 · F7 ③		3	0	0	1	0	0	0
23 Chris Carter, R (1, 7) OBP: 0.316, SLG: 0.460		B SI 89 B CH 81 S SI 89 B SI 89 B SI 90 · 4-1 · 12 SH1-3 BB		B FS 84 C SI 91 B CU 81 C SI 91 B FS 83 C SI 92 · 3-3 · K ③		B SI 91 S FC 83 B FS 83 B SI 90 F SI 90 X SI 91 · 3-2 · F9 ②			B FF 91 S FF 91 F FF 92 F SL 82 B SL 83 F FF 92 S FF 92 · 2-3 · K ①	3	0	0	0	1	2	0
12 Carlos Pena, L (1, 3) OBP: 0.329, SLG: 0.381 59 Marc Krauss, L (9, PH) OBP: 0.143, SLG: 0.286		B SI 88 X SI 90 · 1-0 · SH1-3 ①			X FC 86 · 0-0 · L7 ①	X SI 91 · 0-0 · 2B			X FF 92 · 0-0 · 14 G1-3 13 1B 2B	2 1	0 1	1 1	0 0	0 0	0 0	0 0
44 Justin Maxwell, R (1, 9) OBP: 0.306, SLG: 0.367 14 J.D. Martinez, R (4, 9) OBP: 0.271, SLG: 0.407		C SI 89 B SI 90 X SI 90 · 1-1 · G6-3 ②			B SI 91 X SI 90 · 1-0 · G5-3 ②	B FC 86 X SI 91 · 1-0 · G6-3 ③			C SI 93 D SL 83 X SI 93 · 1-1 · G1-3 ② · 2-3	1 3	0 0	0 0	0 0	0 0	0 0	1 2
13 Ronny Cedeno, R (1, 6) OBP: 0.279, SLG: 0.345		C SI 90 F SI 90 X CH 82 · 0-2 · G5-3 ③			C SI 90 X SI 90 · 0-1 · G5-3 ③		C SI 91 C FF 91 X CH 84 · 0-2 · G5-3 ①		X FS 88 · 0-0 · 30 BB 1B · 3-H	4	0	1	1	0	0	1
30 Matt Dominguez, R (1, 5) OBP: 0.270, SLG: 0.419			F SI 89 S CH 81 B CU 80 B CH 81 T CU 81 · 2-2 · K ①			C SI 89 B SI 89 B SI 90 X SI 90 · 2-1 · HR	C SI 91 C FF 91 B CH 84 F CH 84 C FF 91 · 1-3 · K ②		B FF 93 B FF 93 F FF 92 F FF 93 B FF 94 B FF 93 · 4-2 · 1-2 BB	3	1	1	1	1	2	0
2 Brandon Barnes, R (1, 8) OBP: 0.315, SLG: 0.368			B SI 90 B SI 89 B SI 90 C SI 89 X SI 88 · 3-1 · G6-3 ②			C SI 91 B FS 82 B CU 78 B SI 90 B SI 90 · 4-1 · 27 1B 29 3B BB	X SI 91 · 0-0 · G4-3 ③		C CU 75 S SL 85 F SL 84 B FF 97 X SL 85 · 1-2 · F9 ③	3	1	0	0	1	0	2
Inning Stats	R: 0 E: 0 K: 1 S: 6 · H: 0 LOB: 0 BB: 0 P: 10	R: 0 E: 0 K: 0 S: 7 · H: 0 LOB: 1 BB: 1 P: 13	R: 0 E: 0 K: 1 S: 6 · H: 0 LOB: 0 BB: 0 P: 11	R: 0 E: 0 K: 1 S: 9 · H: 0 LOB: 0 BB: 0 P: 17	R: 0 E: 0 K: 0 S: 4 · H: 0 LOB: 0 BB: 0 P: 5	R: 4 E: 0 K: 0 S: 15 · H: 4 LOB: 1 BB: 1 P: 28	R: 0 E: 0 K: 1 S: 8 · H: 0 LOB: 0 BB: 0 P: 9	R: 0 E: 0 K: 0 S: 8 · H: 0 LOB: 0 BB: 0 P: 15	R: 1 E: 0 K: 1 S: 15 · H: 2 LOB: 2 BB: 1 P: 23	1B: 2 2B: 2 3B: 1 HR: 1 · SF: 1 SAC: 1 DP: 0 HBP: 0							

PITCHER		IP	WLS	BF	H	R	ER	SO	BB	IBB	HBP	BLK	WP	HR	S	P	ERA	WHIP
35 Jake Westbrook, R ERA: 2.21	(1, 1)	6.0	W	24	4	4	4	3	2	0	0	0	0	1	47	84	6.00	1.000
43 Seth Maness, R ERA: 2.92	(7, 1)	1.0		3	0	0	0	1	0	0	0	0	0	0	8	9	0.00	0.000
65 Keith Butler, R ERA: 2.38	(8, 1)	1.0		3	0	0	0	0	0	0	0	0	0	0	8	15	0.00	0.000
44 Edward Mujica, R ERA: 2.2	(9, 1)	0.2		5	2	1	1	1	1	0	0	0	0	0	11	18	13.50	4.500
67 Michael Blazek, R ERA:	(9, 1)	0.1		1	0	0	0	0	0	0	0	0	0	0	4	5	0.00	0.000

PITCHER	IP	WLS	BF	H	R	ER	SO	BB	IBB	HBP	BLK	WP	HR	S	P	ERA	WHIP

St. Louis Cardinals @ Houston Astros

Minute Maid Park, Houston, TX

Tue Jun 25 2013, 7:12 PM - 10:21 PM CDT

Att. 19,272 - Roof Closed - 73 F

livebaseballscorecards.com

AB	31
R	5
H	6
RBI	5
BB	3
SO	5
LOB	6

Batter	1	2	3	4	5	6	7	8	9	AB	R	H	RBI	BB	SO	LOB
13 Matt Carpenter, L (1, 4) OBP: 0.396, SLG: 0.468	X FF 85 0-0 4 HR 1B		F FF 90 B SI 84 X SI 89 1-1 ① G3-1		C SI 91 X SI 92 0-1 ② G3		C SI 90 F SI 90 B SI 92 S SL 83 1-3 ③ K		X FS 86 0-0 ③ F9	5	1	1	0	0	1	2
4 Yadier Molina, R (1, 3) OBP: 0.400, SLG: 0.516	X FF 87 0-0 1-H HR		F SI 92 C FS 80 B CU 75 X FS 80 1-2 ② L4		B FS 81 X SI 92 1-0 3 FC5-4 1B			B FF 94 B FF 94 C FF 95 B FF 96 S FF 95 X FF 96 3-2 ① G3-1		4	1	2	2	0	0	0
3 Carlos Beltrán, S (1, 10) OBP: 0.349, SLG: 0.546	C SI 86 X SI 89 0-1 21 G6-4-3 1B		B CU 77 F CU 76 F FS 82 X FF 92 1-2 ③ F8		B FS 82 X CU 76 1-0 ③ FC5-4 1-2f			C FF 94 B SL 82 B FF 96 B FF 96 4-1 BB		3	0	1	0	1	0	1
21 Allen Craig, R (1, 9) OBP: 0.360, SLG: 0.473	B CU 74 C SI 90 X FS 80 1-1 ① ② G6-4-3 1-2f			C FF 90 B SI 92 B FS 80 X FF 92 2-1 HR		B CU 74 B SI 90 B CU 74 C SI 89 F SI 91 F FS 79 S CU 76 3-3 ① K		C FF 95 S FF 94 C FF 96 0-3 ② K		4	1	1	1	0	2	2
7 Matt Holliday, R (1, 7) OBP: 0.349, SLG: 0.437	B SI 89 S SI 89 B SI 90 X FF 90 2-1 ③ P3			X SI 92 0-0 ① F9		B FF 92 C FF 91 F FF 91 B CU 78 B SI 93 X SI 93 3-2 23 S 2B		1 SAFE S FF 95 F FF 96 B FF 94 B FF 95 B FF 94 S FF 93 3-3 ③ K		4	0	1	0	0	1	1
23 David Freese, R (1, 5) OBP: 0.350, SLG: 0.400		C SI 87 F SI 91 B CU 75 S CU 77 1-3 ① K		B SI 92 C CU 74 F SI 92 B CU 77 C SI 92 2-3 ② K		B SI 92 C CU 77 C FF 93 D CU 76 B SI 92 S CU 77 3-3 ② K 2-3			X SI 94 0-0 ① L8	4	0	0	0	0	3	1
43 Shane Robinson, R (1, 8) OBP: 0.342, SLG: 0.345 19 Jon Jay, L (9, PH) OBP: 0.326, SLG: 0.332		F SI 91 X SI 91 0-1 ② P4		B SI 92 C CU 74 B SI 92 B SI 93 C SI 84 X FF 91 3-2 2B		C CU 76 B SI 92 X CU 74 1-1 ③ G6-3			C CU 75 X FS 82 0-1 BB 1B	3 1	0 0	1 1	0 0	0 0	0 0	1 0
38 Pete Kozma, R (1, 6) OBP: 0.296, SLG: 0.316 Matt Adams, L (9, PH) OBP: 0.354, SLG: 0.522 58 Joe Kelly, R (9, PR)		C SI 92 B SI 92 B SI 92 F SI 92 B CU 77 B SI 92 4-2 BB		C SI 90 B CU 76 C FS 82 X CU 74 1-2 ③ P4			F FF 93 F KC 79 B FF 92 F KC 79 F FF 94 B KC 81 T FF 94 2-2 ① K		B CU 76 B SI 94 1 SAFE T SI 94 B FS 83 B SI 93 4-1 1-2 BB	2 0 0	0 0 0	0 0 0	0 0 0	1 1 0	1 0 0	1 0 0
48 Tony Cruz, R (1, 2) OBP: 0.176, SLG: 0.212 33 Daniel Descalso, L (9, PH) OBP: 0.331, SLG: 0.432		C SI 90 F SI 91 F SI 91 B SI 93 F CU 76 B FS 79 F FF 91 B CU 76 S FS 80 3-3 ③ K			C SI 90 B SI 92 S FS 79 F SI 92 T CU 76 1-2 ① K		X FF 92 0-0 ② P3		B SI 94 B FS 85 C SI 94 F CU 77 S CU 79 2-3 ② K	3 1	0 0	0 0	0 0	0 0	2 1	1 2

Inning Stats										
	R: 2 E: 0 K: 0 S: 8	H: 3 LOB: 0 BB: 0 P: 11	R: 0 E: 0 K: 2 S: 13	H: 0 LOB: 1 BB: 1 P: 21	R: 0 E: 0 K: 0 S: 8	H: 0 LOB: 0 BB: 0 P: 11	R: 1 E: 0 K: 1 S: 12	H: 2 LOB: 1 BB: 0 P: 20	R: 0 E: 0 K: 1 S: 8	H: 1 LOB: 1 BB: 0 P: 11
	R: 0 E: 0 K: 2 S: 12	H: 1 LOB: 1 BB: 0 P: 22	R: 0 E: 0 K: 2 S: 9	H: 0 LOB: 0 BB: 0 P: 12	R: 0 E: 0 K: 2 S: 10	H: 0 LOB: 1 BB: 1 P: 20	R: 0 E: 0 K: 1 S: 8	H: 1 LOB: 2 BB: 1 P: 14	1B: 4 2B: 2 3B: 0 HR: 2	SF: 0 SAC: 0 DP: 1 HBP: 0

PITCHER		IP	WLS	BF	H	R	ER	SO	BB	IBB	HBP	BLK	WP	HR	S	P	ERA	WHIP
45 Erik Bedard, L ERA: 4.44	(1, 1)	6.0	W	25	7	3	3	6	1	0	0	0	0	2	61	96	4.50	1.333
35 Josh Fields, R ERA: 4.32	(7, 1)	0.2	H	2	0	0	0	1	0	0	0	0	0	0	6	8	0.00	0.000
53 Wesley Wright, L ERA: 4.55	(7, 1)	0.1	H	1	0	0	0	1	0	0	0	0	0	0	3	4	0.00	0.000
68 José Cisnero, R ERA: 2.14	(8, 1)	1.0	H	4	0	0	0	2	1	0	0	0	0	0	10	20	0.00	1.000
41 Jose Veras, R ERA: 3.71	(9, 1)	1.0	S	5	1	0	0	1	1	0	0	0	0	0	8	14	0.00	2.000

PITCHER	IP	WLS	BF	H	R	ER	SO	BB	IBB	HBP	BLK	WP	HR	S	P	ERA	WHIP

TOP

St. Louis Cardinals @ Houston Astros

Minute Maid Park, Houston, TX

Wed Jun 26 2013, 7:11 PM - 9:57 PM CDT

Att. 17,427 - Roof Closed - 73 F

livebaseballscorecards.com

AB	34
R	3
H	8
RBI	3
BB	3
SO	11
LOB	12

WP: 0 PA: 37
PB: 0
SB: 1
CS: 0

BOTTOM

St. Louis Cardinals @ Houston Astros

Minute Maid Park, Houston, TX

Wed Jun 26 2013, 7:11 PM - 9:57 PM CDT

Att. 17,427 - Roof Closed - 73 F

livebaseballscorecards.com

Batter	1	2	3	4	5	6	7	8	9	AB	R	H	RBI	BB	SO	LOB
10 Jake Elmore, R (1, 6) (9, 7) OBP: 0.267, SLG: 0.333	C FF 91 F FF 91 C FF 93 0-3 ① K		C FF 92 C CU 79 X CU 79 0-2 ③ G6-3	B SI 91 B SI 91 C FF 93 X SI 91 2-1 ③ G5-3			B SL 87 X FF 91 1-0 ① F9			4	0	0	0	0	1	2
27 Jose Altuve, R (1, 4) OBP: 0.327, SLG: 0.377	B FF 92 C FF 93 F FF 93 B FF 93 B SL 88 C FF 94 3-3 ② K			B CU 75 B CU 75 C FF 91 F FF 91 X CU 78 2-2 23 BB 15 1B 12 BB 1B	C FF 92 C FF 91 B SI 91 X FF 93 1-2 ① L8		C FF 92 X SI 90 0-1 ② G6-3			4	1	1	0	0	1	0
15 Jason Castro, L (1, 2) OBP: 0.330, SLG: 0.478	F FF 93 F SL 86 B FF 94 B CH 86 B SL 87 B FF 94 4-2 BB			X SI 90 0-0 12 BB 23 BB 14 FC5-4 1-2 1B	C FF 93 X CU 79 0-1 ② G6-3		X CH 85 0-0 ③ F7			3	1	1	0	1	0	0
23 Chris Carter, R (1, 7) OBP: 0.318, SLG: 0.463 13 Ronny Cedeno, R (9, 6) OBP: 0.279, SLG: 0.345	S FF 93 C FF 93 S SL 88 0-3 ③ K			B SL 85 B SL 84 B SL 87 B FF 93 4-0 14 FC5-4 12 BB 29 1B 1-2 2-3 BB	C FF 93 S FF 94 X FF 94 0-2 2B			F FF 91 X SL 86 0-1 ① G6-3		3 0	1 0	1 0	0 0	1 0	1 0	1 0
12 Carlos Pena, L (1, 10) OBP: 0.331, SLG: 0.378		S CH 84 F FF 92 B FF 93 X FF 93 1-2 ① F8		B CH 85 B CH 85 B FF 93 B CU 78 4-0 14 FC5-4 1-2 2-3 3-H BB	F FF 92 S SL 88 B CH 86 B SL 86 D SL 87 B CH 84 4-2 BB			C CH 83 B CH 84 S CH 83 S SL 85 1-3 K 14 G1-3		2	0	0	1	2	1	0
14 J.D. Martinez, R (1, 9) OBP: 0.266, SLG: 0.399		C FF 92 B SL 88 X FF 91 1-1 ② P3		F FF 93 X SI 91 0-1 ① FC5-4 30 FC5 29 1B 1-2f 2-3 3-H	B FF 93 F FF 93 B SL 86 F FF 93 X FF 93 2-2 ③ F8			B SI 91 X FF 92 1-0 ② G1-3 1-2		4	0	0	1	0	0	5
29 Brett Wallace, L (1, 3) OBP: 0.147, SLG: 0.156		B FF 93 X FF 92 1-0 ③ F8		B SL 85 B SL 86 X FF 93 2-0 30 FC5 2 1B 1-2 3-H 1B			S CH 82 X CH 83 0-1 ① G1-3	B FF 94 C FF 95 F FF 96 S SI 95 1-3 ③ K		4	1	1	1	0	1	1
30 Matt Dominguez, R (1, 5) OBP: 0.268, SLG: 0.414			X FF 92 0-0 ① F9	B FF 92 B FF 94 X SI 91 2-0 FC5 2 1B 1-2 2-3f			C FF 91 B FF 92 F SI 90 B CU 80 F FF 93 X SL 86 2-2 ② G5-3			3	0	0	0	0	0	2
2 Brandon Barnes, R (1, 8) OBP: 0.315, SLG: 0.367			C FF 93 X SL 87 0-1 ② F9	X SL 87 0-0 1-3 2-H 1B			F FF 92 B FF 92 S SL 86 B SI 94 X SL 87 2-2 ③ F8			3	0	1	1	0	0	0
Inning Stats	R: 0 E: 0 K: 3 S: 11 H: 0 LOB: 1 BB: 1 P: 18	R: 0 E: 0 K: 0 S: 6 H: 0 LOB: 0 BB: 0 P: 9	R: 0 E: 0 K: 0 S: 6 H: 0 LOB: 0 BB: 0 P: 6	R: 4 E: 0 K: 0 S: 11 H: 4 LOB: 2 BB: 2 P: 27	R: 0 E: 0 K: 0 S: 13 H: 1 LOB: 2 BB: 1 P: 20		R: 0 E: 0 K: 0 S: 9 H: 0 LOB: 0 BB: 0 P: 13	R: 0 E: 0 K: 0 S: 4 H: 0 LOB: 0 BB: 0 P: 5	R: 0 E: 0 K: 2 S: 9 H: 0 LOB: 1 BB: 0 P: 12	1B: 4 2B: 1 3B: 0 HR: 0	SF: 0 SAC: 0 DP: 0 HBP: 0			WP: 1 PB: 0 SB: 0 CS: 0	PA: 34		

	AB	30
	R	4
	H	5
	RBI	4
	BB	4
	SO	5
	LOB	11

PITCHER		IP	WLS	BF	H	R	ER	SO	BB	IBB	HBP	BLK	WP	HR	S	P	ERA	WHIP
31 Lance Lynn, R ERA: 3.52	(1, 1)	7.2	L	33	5	4	4	4	4	0	0	0	1	0	66	106	4.70	1.174
46 Kevin Siegrist, L ERA:	(8, 1)	0.1		1	0	0	0	1	0	0	0	0	0	0	3	4	0.00	0.000

PITCHER	IP	WLS	BF	H	R	ER	SO	BB	IBB	HBP	BLK	WP	HR	S	P	ERA	WHIP

Batter	1	2	3	4	5	6	7	8	9	AB	R	H	RBI	BB	SO	LOB
13 Matt Carpenter, L (1, 4) OBP: 0.397, SLG: 0.468	C FF 88 B FF 90 B FF 89 B SI 89 X SI 89 3-1 ① F7			C CH 81 B CH 82 F SI 88 B FF 92 B FF 91 X SI 90 3-2 ① F8		C SI 87 F FF 91 F SI 87 B SL 84 X CH 83 1-2 4 G5-4-3 1B		C FF 92 B SI 90 B SI 91 C SI 90 F FF 94 X SL 85 2-2 4 G6-4-3 1B		4	0	2	0	0	0	0
4 Yadier Molina, R (1, 2) OBP: 0.395, SLG: 0.509	C SI 89 F FF 91 C SI 90 0-3 ② K			F SI 88 X SI 90 0-1 ② G1-3		B SI 87 F SI 88 X SI 88 1-1 ①② G5-4-3 1-2f		F SI 88 F CH 80 F SI 89 X SI 85 0-2 ②③ G6-4-3 1-2f		4	0	0	0	0	1	2
3 Carlos Beltrán, S (1, 9) OBP: 0.345, SLG: 0.538	B FF 90 X SI 89 1-0 ③ F7			C CH 82 C FF 92 B FF 93 X SL 83 1-2 ③ G6-3		X CH 83 0-0 ③ F9			F FF 90 B SI 89 X SI 89 1-1 ① G1-3	4	0	0	0	0	0	0
21 Allen Craig, R (1, 10) OBP: 0.355, SLG: 0.466		C SI 87 X FF 88 0-1 ① G5-3			F SL 82 X SL 80 0-1 ① F7		C SI 87 S FF 92 B FF 92 F FF 92 X SI 89 1-2 ① G1-3		B FF 90 C FF 89 B SI 90 F FF 90 F SI 90 S CH 82 2-3 ② K	4	0	0	0	0	1	0
7 Matt Holliday, R (1, 7) OBP: 0.354, SLG: 0.439		F SI 86 S CH 82 F CH 83 B FF 92 S SL 82 1-3 ② K			B SL 81 B SI 88 B SI 88 B SI 88 4-0 1B 23 1B BB		B SI 88 X SI 89 1-0 23 1B 1B		F FF 91 B SL 84 F SI 89 X FF 91 1-2 1B	3	1	2	0	1	1	0
Matt Adams, L (1, 3) OBP: 0.350, SLG: 0.511		X FF 91 0-0 ③ F8			C SI 89 F SI 89 B FF 92 F CH 82 B SI 89 D SL 84 X SI 89 3-2 23 1B 1-2 1B		B SI 87 B SL 79 X SI 86 2-0 ② F8		C SI 90 X CH 82 0-1 ③ G3	4	0	1	0	0	0	2
23 David Freese, R (1, 5) OBP: 0.354, SLG: 0.404			B SI 86 F SI 86 B SI 88 X SI 87 2-1 ① F9		F SI 89 X SI 91 0-1 1-2 2-H 1B		X SI 87 0-0 1-3 1B			3	0	2	1	0	0	0
19 Jon Jay, L (1, 8) OBP: 0.322, SLG: 0.328			C FF 89 B SI 89 F FF 89 F FF 92 S FF 92 1-3 ② K		X SI 91 0-0 ② F7		C SI 90 B SI 89 B FF 92 F FF 89 B FF 92 X SI 91 3-2 ③ F7			3	0	0	0	0	1	4
38 Pete Kozma, R (1, 6) OBP: 0.293, SLG: 0.313			C SI 89 F FF 92 C SI 92 0-3 ③ K		F SI 90 F FF 92 F FF 94 S FF 87 0-3 ③ K			B SL 81 F SI 87 X FF 91 1-1 ① F8		3	0	0	0	0	2	2
Inning Stats	R: 0 E: 0 K: 1 S: 6 H: 0 LOB: 0 BB: 0 P: 10	R: 0 E: 0 K: 1 S: 7 H: 0 LOB: 0 BB: 0 P: 8	R: 0 E: 0 K: 2 S: 9 H: 0 LOB: 0 BB: 0 P: 12	R: 0 E: 0 K: 0 S: 8 H: 0 LOB: 0 BB: 0 P: 12	R: 1 E: 0 K: 1 S: 13 H: 2 LOB: 2 BB: 1 P: 20	R: 0 E: 0 K: 0 S: 7 H: 1 LOB: 0 BB: 0 P: 9	R: 0 E: 0 K: 0 S: 10 H: 2 LOB: 2 BB: 0 P: 17	R: 0 E: 0 K: 0 S: 10 H: 1 LOB: 0 BB: 0 P: 13	R: 0 E: 0 K: 1 S: 11 H: 1 LOB: 1 BB: 0 P: 15	1B: 7 2B: 0 3B: 0 HR: 0 SF: 0 SAC: 0 DP: 2 HBP: 0						

PITCHER		IP	WLS	BF	H	R	ER	SO	BB	IBB	HBP	BLK	WP	HR	S	P	ERA	WHIP
40 Bartolo Colon, R ERA: 2.79	(1, 1)	8.0	W	29	6	1	1	5	1	0	0	0	0	0	70	101	1.12	0.875
61 Dan Otero, R ERA: 4.76	(9, 1)	1.0		4	1	0	0	1	0	0	0	0	0	0	11	15	0.00	1.000

PITCHER		IP	WLS	BF	H	R	ER	SO	BB	IBB	HBP	BLK	WP	HR	S	P	ERA	WHIP

TOP

St. Louis Cardinals @ Oakland Athletics

O.co Coliseum, Oakland, CA

Fri Jun 28 2013, 10:08 PM - 12:49 AM EDT

Att. 24,208 - Clear - 75 F

livebaseballscorecards.com

AB	32
R	1
H	7
RBI	1
BB	1
SO	6
LOB	10

WP: 0 PA: 33
PB: 0
SB: 0
CS: 0

Batter	1	2	3	4	5	6	7	8	9	AB	R	H	RBI	BB	SO	LOB
4 Coco Crisp, S (1, 8) OBP: 0.369, SLG: 0.466	B FF 91 B FF 92 C FF 92 C FF 93 X FF 95 2-2 15 G5-4-3 1B	B FF 93 F CH 84 B FF 93 F FF 93 B FF 93 B FF 93 4-2 15 1B 8 2B 1-2 BB		C SI 94 F SI 95 X CU 77 0-2 ② G3		F SI 94 X SI 94 0-1 1-2 1B		B FF 94 C FF 95 C SI 92 S FF 96 1-3 ③ K		4	1	2	0	1	1	1
15 Seth Smith, L (1, 10) OBP: 0.354, SLG: 0.429	C FF 93 T FF 94 X FF 94 0-2 ①② G5-4-3 1-2f	F FF 92 D CU 82 S FF 94 D CU 79 B FF 95 F CH 86 X FF 93 3-2 8 2B 1-3 2-H 3-H 1B		B CH 85 X SI 94 1-0 ③ F8		D CH 86 C SI 94 S CU 77 S CU 77 1-3 ② K				4	0	1	2	0	1	3
8 Jed Lowrie, S (1, 6) OBP: 0.380, SLG: 0.423	B FF 93 X FF 93 1-0 ③ L9	C FF 93 B FF 92 F CH 84 X CU 84 1-2 1-3 3-H 2B			F SI 95 B SI 94 B CH 85 F CH 86 B SI 94 B SI 92 4-2 20 WP BB	X SI 96 0-0 ③ G6-3				3	0	1	1	1	0	2
52 Yoenis Cespedes, R (1, 7) OBP: 0.289, SLG: 0.455		C FF 93 B FF 92 S FF 93 X FF 94 1-2 37 G4-3 20 1B 1B F SI 93 X SL 82 0-1 L6			1 SAFE D SI 94 F SI 94 F CH 84 X SL 82 1-2 ① F8		C CU 77 X SI 95 0-1 ① G3-1			4	1	1	0	0	0	3
37 Brandon Moss, L (1, 3) OBP: 0.322, SLG: 0.470		C FF 92 B FF 92 F FF 93 F CU 79 F CH 84 X FF 94 1-2 ① G4-3 1-2 F SI 93 B SI 92 B CH 84 B CH 83 F SI 93 F SI 94 X SI 93 3-2 ① P5			C SI 92 X SI 90 0-1 ② L7		B CH 88 C SI 92 F CU 77 B SI 95 C CU 78 2-3 ② K			4	0	0	0	0	1	2
20 Josh Donaldson, R (1, 5) OBP: 0.380, SLG: 0.508	B FF 94 C FF 94 B FF 95 S FF 94 F FF 94 B FF 94 X FF 96 3-2 16 2B 2-H 1B	B CU 75 C SI 95 B SI 94 S CH 84 B SI 95 F CH 86 X SI 95 3-2 16 G1-6-3 1B			S SI 96 C SI 96 B SL 83 B SL 82 D SL 82 F CH 84 F SI 96 F SI 93 F SI 95 4-2 D CH 86 1-2 BB		B SI 96 X SI 94 1-0 ③ F7			3	1	2	1	1	0	0
16 Josh Reddick, L (1, 9) OBP: 0.300, SLG: 0.333	B FF 93 F CH 85 F FF 93 D CU 78 B CH 85 F FF 93 X CH 86 3-2 21 L8 15 1B 2-H 2B	B SI 94 X SI 92 1-0 ②③ G1-6-3 1-2f			F SI 94 F CH 84 B CU 76 S CU 76 1-3 ③ K			C FF 94 B FF 94 B SI 95 F FF 94 B FF 94 F FF 94 X FF 95 3-2 ① L6		4	1	1	1	0	1	3
21 Stephen Vogt, L (1, 2) OBP: 0.091, SLG: 0.400	C FF 94 X FF 93 0-1 ② L8 2-3			C SI 92 F CH 83 X SI 93 0-2 HR		C CH 83 X CH 83 0-1 ① F9		C FF 95 B FF 95 B CU 78 F FF 95 X CU 79 2-2 ② G4-3		4	1	1	1	0	0	1
28 Eric Sogard, L (1, 4) OBP: 0.350, SLG: 0.345		C FF 93 B FF 95 B FF 94 F FF 95 F CU 80 B FF 93 F FF 93 B FF 94 4-2 4 BB 15 1B BB		B SI 93 B CH 84 C SI 93 F SI 93 C CU 77 2-3 ① K		B SI 95 B FF 93 B SI 91 4-0 4 1B BB		C FF 95 B FF 95 C SI 95 B SI 96 B SI 96 B FF 95 4-2 BB		1	1	0	0	3	1	0
Inning Stats	R: 0 E: 0 K: 0 S: 7 H: 1 LOB: 0 BB: 0 P: 10	R: 5 E: 0 K: 0 S: 33 H: 5 LOB: 2 BB: 2 P: 53	R: 0 E: 0 K: 0 S: 9 H: 1 LOB: 0 BB: 0 P: 16	R: 1 E: 0 K: 1 S: 10 H: 1 LOB: 0 BB: 0 P: 13	R: 0 E: 0 K: 1 S: 16 H: 0 LOB: 2 BB: 2 P: 26	R: 0 E: 0 K: 1 S: 8 H: 1 LOB: 2 BB: 1 P: 13	R: 0 E: 0 K: 1 S: 6 H: 0 LOB: 0 BB: 0 P: 9	R: 0 E: 0 K: 1 S: 12 H: 0 LOB: 1 BB: 1 P: 22								

PITCHER		IP	WLS	BF	H	R	ER	SO	BB	IBB	HBP	BLK	WP	HR	S	P	ERA	WHIP
40 Shelby Miller, R ERA: 2.79	(1, 1)	1.2	L	12	6	5	5	0	2	0	0	0	0	0	38	61	27.00	4.800
58 Joe Kelly, R ERA: 3.86	(2, 1)	5.1		21	3	1	1	4	3	0	0	0	1	1	51	79	1.69	1.125
46 Kevin Siegrist, L ERA:	(8, 1)	1.0		4	0	0	0	1	1	0	0	0	0	0	12	22	0.00	1.000

PITCHER	IP	WLS	BF	H	R	ER	SO	BB	IBB	HBP	BLK	WP	HR	S	P	ERA	WHIP

BOTTOM

St. Louis Cardinals @ Oakland Athletics

O.co Coliseum, Oakland, CA

Fri Jun 28 2013, 10:08 PM - 12:49 AM EDT

Att. 24,208 - Clear - 75 F

livebaseballscorecards.com

AB	31
R	6
H	9
RBI	6
BB	6
SO	5
LOB	15

1B: 6	SF: 0	WP: 1	PA: 37
2B: 2	SAC: 0	PB: 0	
3B: 0	DP: 2	SB: 0	
HR: 1	HBP: 0	CS: 0	

St. Louis Cardinals @ Oakland Athletics

O.co Coliseum, Oakland, CA

Sat Jun 29 2013, 4:09 PM - 6:56 PM EDT

Att. 35,067 - Sunny - 84 F

TOP

livebaseballscorecards.com

Batter	1	2	3	4	5	6	7	8	9	AB	R	H	RBI	BB	SO	LOB
13 Matt Carpenter, L (1, 4) OBP: 0.394, SLG: 0.464	C FF 92 C SI 93 F CH 83 C FF 94 0-3 K		X SI 93 0-0 P6		D CU 75 C FF 91 B SI 91 C FF 91 F CU 76 X FC 90 2-2 2-H 1B	X SI 91 0-0 F8			C SL 80 F SI 89 B SI 89 B CH 82 F SI 89 B SI 89 S SI 88 3-3 K	5	0	1	1	0	2	2
4 Yadier Molina, R (1, 2) OBP: 0.392, SLG: 0.503	C SL 83 S SI 94 B CH 85 F SI 94 B SI 94 F SL 84 X SI 94 2-2 G6-3			X SL 83 0-0 P3	C FF 91 F SI 93 X CU 75 0-2 F8		B SL 80 C SL 81 F SL 81 B SL 84 F SL 82 F SL 82 F SL 82 F SL 82 X SL 82 2-2 F9		F SL 82 X SI 89 0-1 3 G4-6-3 1B	5	0	1	0	0	0	1
3 Carlos Beltrán, S (1, 10) OBP: 0.342, SLG: 0.535	S CH 84 X SI 92 0-1 L7			C SI 90 B SI 90 X CH 81 1-1 F7		B CU 74 B SI 90 C FC 90 X CH 85 2-1 21 1B 7 1B 2B	C SI 90 B CH 70 B SI 91 S CH 69 F SI 90 S SL 82 2-3 K		B FF 90 B SI 89 B SI 88 C SI 90 F SI 89 X SI 90 3-2 1-2f G4-6-3	5	1	1	0	0	1	1
21 Allen Craig, R (1, 9) OBP: 0.357, SLG: 0.470		C SL 82 F SI 89 B FF 94 S CH 83 1-3 K		B CH 80 X SL 82 1-0 2B		S SI 93 X SI 92 0-1 7 1B HR 2-3 1B	C SL 80 F SL 83 C SL 84 0-3 K			4	1	2	0	0	2	0
7 Matt Holliday, R (1, 7) OBP: 0.353, SLG: 0.437		X SI 92 0-0 G5-3		C SI 91 C CU 76 F SI 93 F CU 77 X CU 77 0-2 G5-3		1 SAFE 1 SAFE F SI 91 X SI 91 0-1 HR 1-2 3-H 1B		S SL 81 B SL 82 X SL 82 1-1 G6-3		4	1	1	1	0	0	1
Matt Adams, L (1, 3) OBP: 0.365, SLG: 0.577		B SL 83 S SI 88 S CH 79 F CH 83 S SI 95 1-3 K			B FC 89 B FC 90 C FF 92 B FF 91 F FF 93 B FC 90 4-2 19 SH5-4 23 HBP 33 SF8 BB	X SL 88 0-0 1-H 2-H HR		B SI 90 B SI 90 C SL 79 X SI 88 2-1 HR		3	3	2	4	1	1	0
23 David Freese, R (1, 5) OBP: 0.353, SLG: 0.398			C SL 82 S SI 92 B CH 83 B FF 92 F SI 93 F SI 93 B CH 81 F SI 91 F SL 84 3-2 F SI 84 F SL 82 X SI 93 G6-3		H CU 73 1-0 19 SH5-4 13 1B 1-2 HBP	B SI 91 B SI 91 F SI 92 S SI 92 F SL 87 S SI 92 2-3 K		X SL 81 0-0 F7		3	1	0	0	0	1	0
19 Jon Jay, L (1, 8) OBP: 0.323, SLG: 0.332			F SL 84 B CH 81 X FF 93 1-1 G3		X FC 89 0-0 SH5-4 1-2 2-3	S SL 87 C SI 92 B CU 73 B SL 88 F SL 86 X CU 73 2-2 F9		B SI 90 F SL 81 C SI 89 X CH 70 2-2 2B		3	0	1	0	0	0	0
33 Daniel Descalso, L (1, 6) OBP: 0.336, SLG: 0.433			S SI 93 F SL 87 X CH 82 0-2 1B		B FC 90 C FC 91 X CH 86 1-1 SF8 3-H	H SI 91 1-0 HBP		B FF 90 F FF 90 B SI 89 B CH 81 X SI 90 3-1 F8		2	0	1	1	0	0	1

Inning Stats	1	2	3	4	5	6	7	8	9
	R: 0 E: 0 K: 1 S: 11	R: 0 E: 0 K: 2 S: 8	R: 0 E: 0 K: 0 S: 15	R: 0 E: 0 K: 0 S: 9	R: 2 E: 0 K: 0 S: 12	R: 4 E: 0 K: 1 S: 16	R: 0 E: 0 K: 2 S: 14	R: 1 E: 0 K: 0 S: 10	R: 0 E: 0 K: 1 S: 9
	H: 0 LOB: 0 BB: 0 P: 13	H: 0 LOB: 0 BB: 0 P: 10	H: 1 LOB: 1 BB: 0 P: 19	H: 1 LOB: 1 BB: 0 P: 11	H: 1 LOB: 1 BB: 1 P: 20	H: 4 LOB: 1 BB: 0 P: 23	H: 0 LOB: 0 BB: 0 P: 18	H: 2 LOB: 1 BB: 0 P: 18	H: 1 LOB: 0 BB: 0 P: 15

1B: 5 SF: 1
2B: 3 SAC: 1
3B: 0 DP: 1
HR: 2 HBP: 2

WP: 0 PA: 39
PB: 0
SB: 0
CS: 0

	AB	34
	R	7
	H	10
	RBI	7
	BB	1
	SO	7
	LOB	6

PITCHER		IP	WLS	BF	H	R	ER	SO	BB	IBB	HBP	BLK	WP	HR	S	P	ERA	WHIP
11 Jarrod Parker, R ERA: 4.11	(1, 1)	3.2		13	2	0	0	3	0	0	0	0	0	0	38	48	0.00	0.545
60 Jesse Chavez, R ERA: 3.76	(4, 1)	1.1	L	9	3	4	4	0	1	0	1	0	0	0	21	31	27.00	3.000
13 Jerry Blevins, L ERA: 3.12	(6, 1)	1.0		6	2	2	2	1	0	0	1	0	0	1	12	17	18.00	2.000
47 Pat Neshek, R ERA: 2.3	(7, 1)	1.2		7	2	1	1	2	0	0	0	0	0	1	22	31	5.40	1.200
61 Dan Otero, R ERA: 3.86	(8, 1)	1.1		4	1	0	0	1	0	0	0	0	0	0	11	20	0.00	0.750

PITCHER	IP	WLS	BF	H	R	ER	SO	BB	IBB	HBP	BLK	WP	HR	S	P	ERA	WHIP

Batter	1	2	3	4	5	6	7	8	9	AB	R	H	RBI	BB	SO	LOB
4 Coco Crisp, S (1, 8) OBP: 0.367, SLG: 0.460	F SI 90 X CU 73 0-1 ① G3		B SI 91 F FC 88 B CU 73 X FC 88 2-1 ③ G1-3			C SI 89 F FC 86 D CU 74 B CU 75 X SI 91 2-2 ①② G4-6-3 1-2f		S CU 72 D CU 74 B CU 73 B FC 87 C FC 87 B CU 75 4-2 BB		3	0	0	0	1	0	2
15 Seth Smith, L (1, 10) OBP: 0.349, SLG: 0.422	B FC 89 B CU 72 X FC 88 2-0 ② L3			C SI 90 C CH 82 B CU 74 X CU 76 1-2 ① G3-1		C CU 73 F FC 88 F CU 74 B CU 76 S FF 92 1-3 ③ K		F FC 87 S CU 76 B CU 75 B CU 76 D CH 85 F CU 76 S SI 93 3-3 ③ K		4	0	0	0	0	2	2
8 Jed Lowrie, S (1, 6) OBP: 0.380, SLG: 0.422 7 Nate Freiman, R (9, PH) OBP: 0.330, SLG: 0.412	C FC 87 F FF 91 F FC 89 C CU 75 0-3 ③ K			B SI 92 B SI 92 X FC 88 2-0 1B			X CU 70 0-0 ① F7		C CU 73 X FC 86 0-1 ① G6-3	3 1	0 0	1 0	0 0	0 0	1 0	0 0
52 Yoenis Cespedes, R (1, 7) OBP: 0.285, SLG: 0.448		C CU 72 B FC 88 B FC 87 F SI 90 F CU 75 S SI 92 2-3 ① K		C SI 93 F FC 88 F FC 88 F CU 76 S SI 92 0-3 ② K			B CU 72 F FC 88 F FC 87 S CU 75 1-3 ② K		C SI 92 B CH 82 B SI 92 F FC 86 X CU 76 2-2 ② L7	4	0	0	0	0	3	1
37 Brandon Moss, L (1, 3) OBP: 0.321, SLG: 0.464		S FC 89 X FF 92 0-1 E3 20 G4-3		F FC 87 B SI 91 B CU 73 F FC 88 F CU 76 S CU 76 2-3 ③ K			B CU 71 X FC 87 1-0 ③ G3-1		B SI 92 S FC 89 S CU 76 B SI 93 B CU 77 B FC 88 4-2 BB	3	0	0	0	1	1	1
20 Josh Donaldson, R (1, 5) OBP: 0.380, SLG: 0.510 17 Adam Rosales, R (9, 5) OBP: 0.270, SLG: 0.331		D FC 88 S SI 92 X SI 92 1-1 ②③ G4-3 1-2f			B CU 72 F CH 82 X FC 88 1-1 ① F9			C CU 72 S CH 82 F SI 91 X FF 93 0-2 16 1B 2B	X SI 90 0-0 ③ P4	3 1	1 0	1 0	0 0	0 0	0 0	1 1
16 Josh Reddick, L (1, 9) OBP: 0.300, SLG: 0.333			C CU 70 X FC 88 0-1 ① F7		C FC 88 X CU 74 0-1 ② G1-3			S FC 87 X FC 88 0-1 36 L8 28 G4-3 2-H 1B		3	0	1	1	0	0	0
28 Eric Sogard, L (1, 4) OBP: 0.345, SLG: 0.339			B SI 91 X SI 91 1-0 ② G1-5-3		C SI 90 F FC 86 C SI 92 0-3 ③ K			X SI 90 0-0 ① G4-3 1-2		3	0	0	0	0	1	1
36 Derek Norris, R (1, 2) OBP: 0.305, SLG: 0.310			B FC 87 B SI 91 C SI 91 F FF 91 X CU 76 2-2 1B			X SI 90 0-0 4 G4-6-3 1B		X SI 90 0-0 ② L8 2-3		3	0	2	0	0	0	1
Inning Stats	R: 0 E: 0 K: 1 S: 7 H: 0 LOB: 0 BB: 0 P: 9	R: 0 E: 1 K: 1 S: 8 H: 0 LOB: 0 BB: 0 P: 11	R: 0 E: 0 K: 0 S: 8 H: 1 LOB: 1 BB: 0 P: 13	R: 0 E: 0 K: 2 S: 13 H: 1 LOB: 1 BB: 0 P: 18	R: 0 E: 0 K: 1 S: 7 H: 0 LOB: 0 BB: 0 P: 8	R: 0 E: 0 K: 1 S: 8 H: 1 LOB: 0 BB: 0 P: 11	R: 0 E: 0 K: 1 S: 5 H: 0 LOB: 0 BB: 0 P: 7	R: 1 E: 0 K: 1 S: 14 H: 2 LOB: 2 BB: 1 P: 21	R: 0 E: 0 K: 0 S: 8 H: 0 LOB: 1 BB: 1 P: 14	1B: 4 2B: 1 3B: 0 HR: 0	SF: 0 SAC: 0 DP: 2 HBP: 0		WP: 0 PB: 0 SB: 0 CS: 0	PA: 33			

PITCHER	IP	WLS	BF	H	R	ER	SO	BB	IBB	HBP	BLK	WP	HR	S	P	ERA	WHIP
50 Adam Wainwright, R (1, 1) ERA: 2.22	9.0	W	33	5	1	1	8	2	0	0	0	0	0	78	112	1.00	0.778

PITCHER	IP	WLS	BF	H	R	ER	SO	BB	IBB	HBP	BLK	WP	HR	S	P	ERA	WHIP

BOTTOM

St. Louis Cardinals @ Oakland Athletics

O.co Coliseum, Oakland, CA

Sat Jun 29 2013, 4:09 PM - 6:56 PM EDT

Att. 35,067 - Sunny - 84 F

livebaseballscorecards.com

AB	31
R	1
H	5
RBI	1
BB	2
SO	8
LOB	10

St. Louis Cardinals @ Oakland Athletics

O.co Coliseum, Oakland, CA

Sun Jun 30 2013, 4:09 PM - 6:43 PM EDT

Att. 20,673 - Sunny - 76 F

TOP

livebaseballscorecards.com

Batter	1	2	3	4	5	6	7	8	9	AB	R	H	RBI	BB	SO	LOB
13 Matt Carpenter, L (1, 4) OBP: 0.397, SLG: 0.482	C FF 85 F FF 86 B FF 86 F FF 88 X CU 74 1-2 3 HR 2B	C FF 86 F FC 85 B FF 87 X FF 87 1-2 HR	X FF 85 0-0 ③ P5			C FF 93 B FF 95 X FF 96 1-1 2B		B SI 94 C FF 94 C SI 94 B SL 84 X FF 94 2-2 ③ G6-3	5	2	3	1	0	0	2
4 Yadier Molina, R (1, 2) OBP: 0.387, SLG: 0.497	F CH 82 F CH 81 F FF 86 C FF 87 0-3 ① K	B CU 74 B CH 80 F FF 88 B CH 80 F CH 82 X FF 87 3-2 ① F9			B CH 79 X FF 86 1-0 ① L9		F FF 94 X FF 95 0-1 ① P4			4	0	0	0	0	1	2
3 Carlos Beltrán, S (1, 9) OBP: 0.348, SLG: 0.549	B CU 75 X FF 87 1-0 2-H HR	B CH 80 X FF 86 1-0 21 G1-3 7 E 1B			B SI 87 F CH 80 F CH 80 B SI 87 X FF 87 2-2 21 BB 1B		F FF 96 F FF 96 B FF 97 X FF 95 1-2 ② P4			4	2	3	2	0	0	1
21 Allen Craig, R (1, 7) OBP: 0.359, SLG: 0.479 (8, 3) B CH 81 F CH 81 B FF 88 B FF 88 F CH 82 X CH 81 3-2 HR	B FF 88 B FF 87 S CH 81 S CH 81 X CH 80 2-2 ② G1-3 1-2	B FF 89 B CH 81 C FF 89 D FF 87 F FF 89 1 SAFE B CH 80 4-2 1-2 BB	X FF 96 0-0 ③ G5-3						3	1	1	1	1	0	2
7 Matt Holliday, R (1, 10) OBP: 0.349, SLG: 0.431	B FF 87 X CH 81 1-0 ② L8	D CU 76 X CH 81 1-0 E6 23 CS 2-H	F FF 88 X CH 80 0-1 ② F8			C FF 96 X SI 94 0-1 ① G6-3			4	0	0	0	0	0	2
23 David Freese, R (1, 5) OBP: 0.351, SLG: 0.400	C CU 74 X FF 86 0-1 ③ P4	1 SAFE 0-0 ③ CS 1-2	X SI 86 0-0 2B	X CH 80 0-0 ③ P3			C FF 97 S SL 87 F SL 86 X SL 86 0-2 ② G6-3		4	0	1	0	0	0	2
12 Ty Wigginton, R (1, 3) OBP: 0.246, SLG: 0.200	B CH 79 C FF 86 F FF 85 B FF 86 T CH 79 2-2 ① K	X CH 80 0-0 ① G6-3	F CU 76 F CH 80 B FF 86 B FF 87 B CH 79 S CH 80 3-3 ① K			F SI 96 B FF 95 B SI 95 C FF 96 B FF 97 S FF 96 3-3 ③ K			3	0	0	0	0	2	1
19 Jon Jay, L (8, PH) OBP: 0.322, SLG: 0.331 (8, 8)									1	0	0	0	0	1	0
43 Shane Robinson, R (1, 8) OBP: 0.342, SLG: 0.333 (8, 7)	B FF 87 C CH 81 C FF 87 B CH 80 S CH 80 2-3 ② K	B FF 86 B FF 86 B FF 87 C FF 86 B CH 81 4-1 BB	B FF 87 B FF 87 X FF 88 2-0 ② P3				S FF 94 B FF 94 S FF 94 X FF 94 1-2 ① F8		2	0	0	0	1	1	0
33 Daniel Descalso, L (9, PH) OBP: 0.333, SLG: 0.430									1	0	0	0	0	0	0
38 Pete Kozma, R (1, 6) OBP: 0.290, SLG: 0.309	C SI 87 B SI 87 X CH 81 1-1 ③ F8	B CH 80 S CH 80 S CH 79 B CH 79 C FF 86 2-3 ② K	C CH 81 C FF 88 X CU 74 0-2 ③ F7				C FF 94 C SI 93 B SI 93 B SL 84 B FF 93 S FF 92 3-3 ② K		3	0	0	0	0	1	2
Matt Adams, L (9, PH) OBP: 0.362, SLG: 0.571									1	0	0	0	0	1	0

	AB	R	H	RBI	BB	SO
	35	5	8	4	2	7
LOB	14					

Inning Stats	1	2	3	4	5	6	7	8	9	1B: 2 SF: 0	WP: 0 PA: 38
R:	3	0	2	0	0	0	0	0	0	2B: 3 SAC: 0	PB: 0
E:	0	0	1	0	0	0	0	0	0	3B: 0 DP: 0	SB: 0
K:	1	2	0	1	0	1	0	1	1	HR: 3 HBP: 0	CS: 1
S:	15	8	11	7	9	7	8	9	9		
H:	3	0	2	1	1	0	1	0	0		
LOB:	0	0	0	0	2	0	0	0	0		
BB:	0	0	0	1	1	0	0	0	0		
P:	21	13	19	13	16	12	10	12	15		

PITCHER	IP	WLS	BF	H	R	ER	SO	BB	IBB	HBP	BLK	WP	HR	S	P	ERA	WHIP
57 Tommy Milone, L (1, 1) ERA: 4.17	6.0	W	27	7	5	4	5	2	0	0	0	0	3	57	94	6.00	1.500
62 Sean Doolittle, L (7, 1) ERA: 3.19	1.0	H	4	1	0	0	0	0	0	0	0	0	0	8	10	0.00	1.000
48 Ryan Cook, R (8, 1) ERA: 2.8	1.0	H	3	0	0	0	1	0	0	0	0	0	0	9	12	0.00	0.000
50 Grant Balfour, R (9, 1) ERA: 1.97	1.0	S	3	0	0	0	1	0	0	0	0	0	0	9	15	0.00	0.000

PITCHER	IP	WLS	BF	H	R	ER	SO	BB	IBB	HBP	BLK	WP	HR	S	P	ERA	WHIP

BOTTOM

St. Louis Cardinals @ Oakland Athletics

O.co Coliseum, Oakland, CA

Sun Jun 30 2013, 4:09 PM - 6:43 PM EDT

Att. 20,673 - Sunny - 76 F

livebaseballscorecards.com

Batter	1	2	3	4	5	6	7	8	9	AB	R	H	RBI	BB	SO	LOB
4 Coco Crisp, S (1, 8) OBP: 0.365, SLG: 0.456	C SI 87 B FC 85 X CH 81 1-1 L9 ①	1 SAFE C SI 90 1 SAFE B SI 89 C SI 89 X SI 89 1-2 G4-3 ②③ 1-2f		C SI 87 X CU 77 0-1 8 HR 2B		C SI 90 B SI 90 B SI 90 F CH 83 F FF 91 X SI 91 2-2 F9 ①		C SI 86 F SI 85 C SL 76 0-3 K ③		2	0	0	0	0	0	1
25 Chris Young, R (4, 8) OBP: 0.272, SLG: 0.370										3	1	1	0	0	1	0
15 Seth Smith, L (1, 10) OBP: 0.351, SLG: 0.427	B SI 88 F SI 88 S CH 80 F SI 89 X FC 82 1-2 8 1B 2B		X SI 88 0-0 52 E, 52 1B, 37 2B 1B	C FC 84 X CU 76 0-1 F8 ①		B CH 84 F SI 91 X CH 84 1-1 G6-3 ②				4	2	2	0	0	0	1
8 Jed Lowrie, S (1, 6) OBP: 0.381, SLG: 0.433	B SI 88 C SI 89 B SI 89 F SI 89 F CH 81 X SI 88 2-2 52 2B 1B 2-H		X SI 88 0-0 F7 ①	B SI 88 X SI 87 1-0 2-H HR		C SI 91 B SI 90 B SI 91 X CH 85 2-1 G6-3 ③				4	2	2	3	0	0	1
52 Yoenis Cespedes, R (1, 7) OBP: 0.288, SLG: 0.453	X SI 90 0-0 1-H 2B		B SI 89 X SI 88 1-0 E8 37 2B, 37 E 1-3 1B	C CU 78 B CH 80 B CH 80 B CU 78 F CU 82 C CU 80 3-3 K ②			C FF 95 S FF 96 S FF 96 0-3 K ①			4	1	2	1	0	2	0
37 Brandon Moss, L (1, 3) OBP: 0.320, SLG: 0.465	B FC 85 X FC 84 1-0 P6 ②		F SI 89 S CU 81 B CH 80 X SI 89 1-2 E4 20 FC6-5 1-H 3-H 2B	X CU 73 0-0 G4-3 ③			B FF 97 B FF 96 B FF 97 C FF 95 C FF 97 T FF 98 3-2 K ②			4	0	1	1	0	1	1
20 Josh Donaldson, R (1, 5) OBP: 0.384, SLG: 0.525	B SI 89 D CH 81 B CH 80 C SI 87 F CH 80 D CU 80 4-2 BB		B CU 77 B SI 87 C SI 88 B SI 89 S CH 80 X CH 81 3-2 FC6-5 21 1B, 16 BB ② 2-3		B SI 90 X FF 90 1-0 16 G4-3 2B		S FF 98 X FF 97 0-1 HR			3	1	2	1	1	0	1
16 Josh Reddick, L (1, 9) OBP: 0.299, SLG: 0.328	B SI 89 F SI 90 F FC 85 B CH 80 F SI 90 D CU 77 S CU 80 3-3 K ③		D CU 76 D SI 89 B SI 88 C SI 88 C SI 88 B SI 89 4-2 21 1B 1-2 BB	X SI 89 0-0 G4-3 ① 2-3			B FF 96 C FF 96 X CH 87 1-1 F8 ③			3	0	0	0	1	1	3
21 Stephen Vogt, L (1, 2) OBP: 0.143, SLG: 0.385		B SI 88 C SI 88 F SI 89 C FC 85 1-3 K ①	F FC 84 B CU 79 C CU 76 X CH 80 1-2 1-2 2-3 1B	B SI 89 X CH 84 1-0 G4-3 ②				C FF 84 X SI 85 0-1 F8 ①		3	0	1	0	0	1	1
36 Derek Norris, R (8, PH) OBP: 0.303, SLG: 0.308 (9, 2)										1	0	0	0	0	0	0
28 Eric Sogard, L (1, 4) OBP: 0.343, SLG: 0.337		C SI 89 X SI 89 0-1 4 G4-3 1B	C SI 90 F FC 84 B CH 80 B FC 83 F CH 81 X SI 90 2-2 L8 ③	C SI 90 X SI 90 0-1 G4-3 ③				C SI 84 X SI 85 0-1 G4-3 ②		4	0	1	0	0	0	4
Inning Stats	R: 2 E: 0 K: 1 S: 18 H: 3 LOB: 2 BB: 1 P: 30	R: 0 E: 0 K: 1 S: 8 H: 1 LOB: 0 BB: 0 P: 10	R: 2 E: 2 K: 0 S: 18 H: 4 LOB: 3 BB: 1 P: 30	R: 2 E: 0 K: 1 S: 9 H: 2 LOB: 0 BB: 0 P: 13	R: 0 E: 0 K: 0 S: 5 H: 1 LOB: 1 BB: 0 P: 7	R: 0 E: 0 K: 0 S: 8 H: 0 LOB: 0 BB: 0 P: 13	R: 1 E: 0 K: 2 S: 10 H: 1 LOB: 0 BB: 0 P: 14	R: 0 E: 0 K: 1 S: 7 H: 0 LOB: 0 BB: 0 P: 7		1B: 5 2B: 5 3B: 0 HR: 2 SF: 0 SAC: 0 DP: 1 HBP: 0					WP: 0 PB: 0 SB: 0 CS: 0 PA: 37	

	AB	35
	R	7
	H	12
	RBI	6
	BB	2
	SO	6
	LOB	13

PITCHER		IP	WLS	BF	H	R	ER	SO	BB	IBB	HBP	BLK	WP	HR	S	P	ERA	WHIP
35 Jake Westbrook, R ERA: 2.95	(1, 1)	4.0	L	23	10	6	6	3	2	0	0	0	0	1	53	83	13.50	3.000
43 Seth Maness, R ERA: 2.7	(5, 1)	2.0		7	1	0	0	0	0	0	0	0	0	0	13	20	0.00	0.500
26 Trevor Rosenthal, R ERA: 2.08	(7, 1)	1.0		4	1	1	1	2	0	0	0	0	0	1	10	14	9.00	1.000
36 Randy Choate, L ERA: 2.04	(8, 1)	1.0		3	0	0	0	1	0	0	0	0	0	0	7	7	0.00	0.000

PITCHER	IP	WLS	BF	H	R	ER	SO	BB	IBB	HBP	BLK	WP	HR	S	P	ERA	WHIP

Batter	1	2	3	4	5	6	7	8	9	AB	R	H	RBI	BB	SO	LOB
13 Matt Carpenter, L (1, 4) OBP: 0.395, SLG: 0.483	B SI 86 B SI 86 C SI 87 C SI 86 X FF 91 2-2 ① G3-1		C CU 70 B CU 71 F FF 88 X SL 80 1-2 2B		B CH 79 C CU 72 C CU 72 F FF 88 B SI 88 F CU 73 X CH 80 2-2 ② G3-1		B SI 85 X CU 72 1-0 ③ F8			4	0	1	0	0	0	0
4 Yadier Molina, R (1, 2) OBP: 0.388, SLG: 0.497	X FF 87 0-0 E5		X FF 88 0-0 ③ F9		C SL 80 B FF 89 X FF 88 1-1 1B			F FF 97 F FF 96 B CU 83 B FC 91 X FF 96 2-2 21 1B 3 1B 1B		4	0	2	0	0	0	1
3 Carlos Beltrán, S (1, 9) OBP: 0.346, SLG: 0.545	B SI 88 C CU 74 B SI 88 1 SAFE X SI 88 2-1 ② F9			S CU 73 X CH 79 0-1 ① G3	C SI 83 S SI 90 B FF 87 F CU 72 B SI 89 S CH 78 2-3 ③ K			C SI 96 C FF 96 B SI 96 X SI 97 1-2 21 1B 1-2 1B		4	0	1	0	0	1	2
21 Allen Craig, R (1, 7) OBP: 0.360, SLG: 0.479	C FF 87 B FF 89 X FC 84 1-1 ③ F9			C FF 89 B SI 88 B SL 82 S FF 88 X FF 91 2-2 2B 23 G5-3 1B		B SI 88 C SL 82 F CH 76 S SL 83 1-3 ① K		C FF 95 D FF 92 F SI 96 B FC 91 F FF 96 F SI 97 X FF 96 2-2 23 G3-6-1 1-2 2-3 1B		4	1	2	0	0	1	1
Matt Adams, L (1, 3) OBP: 0.358, SLG: 0.569		B SI 86 X SI 87 1-0 ① L3		B CH 78 C SI 87 X CH 78 1-1 1-3 2B		C CU 71 S FF 87 B SL 80 C SI 86 1-3 ② K		B SI 89 S SI 88 B SI 88 S SI 90 S SI 90 2-3 ① K		4	0	1	0	0	2	3
23 David Freese, R (1, 10) OBP: 0.353, SLG: 0.406		B FF 88 B FF 88 F FF 88 F SL 82 B CU 73 X SL 83 3-2 19 G3-6-3 1B		B FF 90 X SL 82 1-0 ② G5-3 3-H		C SL 81 S CH 78 B SI 86 F FF 89 B FC 84 X CH 75 2-2 2B		B SI 89 S SI 89 B SI 90 S SI 89 X SI 90 2-2 ②③ G3-6-1 1-2f		4	0	2	1	0	0	4
19 Jon Jay, L (1, 8) OBP: 0.321, SLG: 0.327		B SI 88 X CU 73 1-0 ②③ G3-6-3 1-2f		C CH 79 F SI 88 D CU 72 H SI 89 2-2 33 FC6-4 HBP		B CU 73 B SI 86 S CH 79 F CH 78 S FF 89 2-3 ③ K			B FF 94 C FF 94 X FF 96 1-1 ① G4-3	3	0	0	0	0	1	2
33 Daniel Descalso, L (1, 5) OBP: 0.325, SLG: 0.417			C SI 86 B CU 71 F SI 86 X SI 88 1-2 ① P5	F SI 89 B SI 89 X CH 78 1-1 ③ FC6-4 1-2f			B SI 83 F SI 85 F CH 75 F SI 87 X CU 73 1-2 ① P6		C FF 96 X FF 96 0-1 ② F7	4	0	0	0	0	0	2
38 Pete Kozma, R (1, 6) OBP: 0.286, SLG: 0.305			B FF 86 X FF 86 1-0 ② F9		C FF 88 B SL 82 B FF 86 F FF 87 F CH 77 F FF 88 B FC 84 F FF 88 S SL 81 3-3 ① K		X FF 85 0-0 ② L9		F FF 96 C SL 82 S FF 98 0-3 ③ K	4	0	0	0	0	2	0
Inning Stats	R: 0 H: 0 E: 1 LOB: 1 K: 0 BB: 0 S: 8 P: 13	R: 0 H: 1 E: 0 LOB: 0 K: 0 BB: 0 S: 5 P: 10	R: 0 H: 1 E: 0 LOB: 1 K: 0 BB: 0 S: 8 P: 11	R: 1 H: 2 E: 0 LOB: 2 K: 0 BB: 0 S: 12 P: 19	R: 0 H: 1 E: 0 LOB: 1 K: 2 BB: 0 S: 17 P: 25	R: 0 H: 1 E: 0 LOB: 1 K: 3 BB: 0 S: 13 P: 19	R: 0 H: 0 E: 0 LOB: 0 K: 0 BB: 0 S: 6 P: 8	R: 0 H: 3 E: 0 LOB: 2 K: 1 BB: 0 S: 17 P: 26	R: 0 H: 0 E: 0 LOB: 0 K: 1 BB: 0 S: 7 P: 8	1B: 6 2B: 3 3B: 0 HR: 0	SF: 0 SAC: 0 DP: 2 HBP: 1					

PITCHER		IP	WLS	BF	H	R	ER	SO	BB	IBB	HBP	BLK	WP	HR	S	P	ERA	WHIP
36 Jered Weaver, R ERA: 3.79	(1, 1)	7.0	W	28	6	1	1	5	0	0	1	0	0	0	69	105	1.29	0.857
40 Kevin Jepsen, R ERA: 4.12	(8, 1)	0.0		3	3	0	0	0	0	0	0	0	0	0	11	16	∞	∞
37 Scott Downs, L ERA: 1.54	(8, 1)	1.0	H	2	0	0	0	1	0	0	0	0	0	0	6	10	0.00	0.000
65 Dane De La Rosa, R ERA: 3.08	(9, 1)	1.0		3	0	0	0	1	0	0	0	0	0	0	7	8	0.00	0.000

PITCHER	IP	WLS	BF	H	R	ER	SO	BB	IBB	HBP	BLK	WP	HR	S	P	ERA	WHIP

TOP

St. Louis Cardinals @ Los Angeles Angels

Angel Stadium of Anaheim, Anaheim, CA

Tue Jul 02 2013, 7:09 PM - 9:48 PM PDT

Att. 39,455 - Partly Cloudy - 71 F

livebaseballscorecards.com

AB	35
R	1
H	9
RBI	1
BB	0
SO	7
LOB	15

Batter	1	2	3	4	5	6	7	8	9	AB	R	H	RBI	BB	SO	LOB
39 JB Shuck, L (1, 7) OBP: 0.344, SLG: 0.365	C FF 92 X FF 93 0-1 5 CS 1B	B CU 79 C CH 86 X FF 94 1-1 27 E 2-3 3-H 1B		B FF 94 X SI 93 1-0 ③ G3			X FF 96 0-0 ① F8			4	0	2	1	0	0	0
19 Collin Cowgill, R (8, 7) OBP: 0.206, SLG: 0.311										0	0	0	0	0	0	0
27 Mike Trout, R (1, 8) OBP: 0.388, SLG: 0.539	1 SAFE B FF 93 C FF 93 F SI 92 B SL 90 B FF 94 X SL 87 3-2 ① L8	D CU 81 X SI 92 1-0 E4 1-2 3-H			B SI 91 B SL 87 B FF 93 C FF 92 C FF 93 S FF 94 3-3 ① K		B FF 97 B FF 98 C CU 78 X FF 97 2-1 ② G6-3			4	0	0	1	0	1	2
5 Albert Pujols, R (1, 10) OBP: 0.322, SLG: 0.425	1 SAFE F FF 94 B FF 93 B FF 92 F FF 93 1 SAFE B FF 94 S SI 93 3-3 ②③ K 1-2	C CU 80 F FF 94 B FF 94 B FF 94 S SI 93 2-3 ② K			B CU 78 F CU 78 B CU 78 F CU 79 B SL 87 D SL 90 4-2 47 1B BB		S FF 97 F FF 97 F FF 97 F CU 80 X CU 80 0-2 ③ G5-3			3	0	0	0	1	2	3
32 Josh Hamilton, L (1, 9) OBP: 0.282, SLG: 0.390		47 1B 44 1B 1B 0-3 ③ K			C FF 93 D CU 82 X SL 86 1-1 ② F7			B FF 92 C FF 92 F FS 88 X FS 88 1-2 ① G3		4	1	1	0	0	1	3
47 Howie Kendrick, R (1, 4) OBP: 0.367, SLG: 0.475	C FF 92 X SI 92 0-1 44 1B 6 1-2 1B C FF 91 B FF 92 F SL 88 F CU 80 X SL 86 1-2 6 G1-6-3 1B				F FF 93 B SL 86 S CU 81 B FF 93 F FF 93 X CU 82 2-2 1-2 1B			C FF 93 F FF 94 B FF 94 S FS 89 1-3 ② K		4	1	3	0	0	1	0
44 Mark Trumbo, R (1, 3) OBP: 0.320, SLG: 0.467		B FF 94 X SI 92 1-0 6 2 1B 1-3 2-H 1B F FF 94 F SI 91 S SL 88 0-3 ① K			C SI 93 B SI 93 B SI 92 S SL 86 C FF 95 2-3 ③ K			B SL 87 S SL 83 F FS 89 S FS 89 1-3 ③ K		4	1	1	1	0	3	3
6 Alberto Callaspo, S (1, 5) OBP: 0.333, SLG: 0.368		C FF 93 B FF 93 F FF 92 D CH 87 D CU 79 X FF 93 3-2 2 1B 39 1-2 1B 3-H 1 SAFE 1 SAFE C SI 91 X SL 84 0-1 ②③ G1-6-3 1-2f					C SI 91 B CU 80 X SI 90 1-1 ① G1-3			3	1	1	1	0	0	1
17 Chris Iannetta, R (1, 2) OBP: 0.359, SLG: 0.351		C FF 94 B CU 81 X CU 80 1-1 ① P3		F FF 90 F FF 91 B CU 79 B FF 93 S SL 89 2-3 ① K			F FF 94 B CU 81 B CU 81 F SL 86 F FF 94 F SL 87 B CU 80 T SL 87 3-2 ② K			3	0	0	0	0	2	2
2 Erick Aybar, S (1, 6) OBP: 0.304, SLG: 0.378		C FF 92 X FF 93 0-1 39 1B 27 E 1-3 2-H 1B		T FF 93 B CU 80 X SL 88 1-1 ② L4			L SI 93 C CU 80 B CU 81 B FF 94 F FF 93 B FF 94 X FF 93 3-2 ③ F8			3	1	1	1	0	0	0
Inning Stats	R: 0 H: 1 E: 0 LOB: 1 K: 1 BB: 0 S: 8 P: 14	R: 5 H: 6 E: 1 LOB: 2 K: 2 BB: 0 S: 21 P: 31	R: 0 H: 1 E: 0 LOB: 0 K: 1 BB: 0 S: 9 P: 10	R: 0 H: 0 E: 0 LOB: 0 K: 1 BB: 0 S: 6 P: 10	R: 0 H: 1 E: 0 LOB: 2 K: 2 BB: 1 S: 14 P: 26		R: 0 H: 0 E: 0 LOB: 0 K: 1 BB: 0 S: 11 P: 18	R: 0 H: 0 E: 0 LOB: 0 K: 0 BB: 0 S: 8 P: 10	R: 0 H: 0 E: 0 LOB: 0 K: 2 BB: 0 S: 9 P: 12							

PITCHER	IP	WLS	BF	H	R	ER	SO	BB	IBB	HBP	BLK	WP	HR	S	P	ERA	WHIP
31 Lance Lynn, R (1, 1) ERA: 3.75	6.0	L	27	9	5	5	8	1	0	0	0	0	0	69	109	7.50	1.667
67 Michael Blazek, R (7, 1) ERA:	1.0		3	0	0	0	0	0	0	0	0	0	0	8	10	0.00	0.000
44 Edward Mujica, R (8, 1) ERA: 2.14	1.0		3	0	0	0	2	0	0	0	0	0	0	9	12	0.00	0.000

PITCHER	IP	WLS	BF	H	R	ER	SO	BB	IBB	HBP	BLK	WP	HR	S	P	ERA	WHIP

BOTTOM

St. Louis Cardinals @ Los Angeles Angels

Angel Stadium of Anaheim, Anaheim, CA

Tue Jul 02 2013, 7:09 PM - 9:48 PM PDT

Att. 39,455 - Partly Cloudy - 71 F

livebaseballscorecards.com

AB	32
R	5
H	9
RBI	5
BB	1
SO	10
LOB	14

1B: 9 SF: 0
2B: 1 SAC: 0
3B: 0 DP: 2
HR: 0 HBP: 0

WP: 0 PA: 33
PB: 0
SB: 0
CS: 1

St. Louis Cardinals @ Los Angeles Angels

Angel Stadium of Anaheim, Anaheim, CA

Wed Jul 03 2013, 7:07 PM - 10:29 PM PDT

Att. 35,025 - Partly Cloudy - 74 F

TOP

livebaseballscorecards.com

Batter	1	2	3	4	5	6	7	8	9	AB	R	H	RBI	BB	SO	LOB
13 Matt Carpenter, L (1, 4) OBP: 0.397, SLG: 0.495	C SI 92 X SI 94 0-1 G1-3	B SI 92 X CH 85 1-0 19 HR 2-H 1B	D SL 88 X FF 95 1-0 E1 19 CS 3-H		D SL 83 C FF 88 X SL 81 1-1 19 WP 19 1B 2-H 2B		B FF 86 C SI 86 B CU 76 X SI 88 2-1 HR		F SI 86 C CH 80 B CU 79 F CH 79 B CH 81 B CU 76 X SI 85 3-2 F8	6	3	3	3	0	0	0
19 Jon Jay, L (1, 8) OBP: 0.321, SLG: 0.338	C SI 92 S FC 90 C SI 94 0-3 K	C SI 92 1 SAFE 1 SAFE X CH 84 0-1 1-H HR	C FF 96 0-1 CS 1-2	B SI 96 C FF 95 B CU 79 B FF 94 X FF 95 3-1 L5	C FF 87 B SI 87 B SL 83 X FF 88 2-1 2-H 1B		C FF 87 C CU 77 B CU 80 X CH 83 1-2 G6-3		S CH 81 B SI 88 F SI 88 B SI 89 B CH 83 X SI 88 3-2 F7	6	1	2	3	0	1	0
3 Carlos Beltrán, S (1, 9) OBP: 0.345, SLG: 0.539 43 Shane Robinson, R (7, 9) OBP: 0.351, SLG: 0.333	F SI 93 B SI 93 B FF 94 B SI 94 X SI 93 3-1 G4-3	B SL 80 B SI 93 B SI 93 B SI 93 4-0 21 BB 4 1B BB		C FF 96 X FF 96 0-1 G3-1	C FF 87 F CU 78 S CH 81 0-3 K			C CH 79 B FF 85 C CU 75 B CU 78 B SI 88 B FF 85 4-2 4 1B 1B BB		3 0	1 1	0 0	0 0	1 1	1 0	1 0
21 Allen Craig, R (1, 7) OBP: 0.368, SLG: 0.481 12 Ty Wigginton, R (8, PH) OBP: 0.242, SLG: 0.196 (8, 7)	B FF 91 C SI 93 B SL 81 B SI 92 F FC 90 F SV 94 F FF 93 F CH 87 B FC 90 4-2 4 1B 23 G5-3 BB BB B FF 91 C SI 93 B SL 81 B SI 92 F FC 90 D SL 83 B FC 89 4-2 4 1B 1-2 BB			B FF 95 C FF 95 S SL 88 H FF 96 2-2 4 BB HBP		F FF 87 B FF 89 X SI 88 1-1 FC4-6 1B		F SI 87 S CU 76 D CU 78 S CH 81 1-3 K	1 1	1 0	1 0	0 0	2 0	0 1	0 1
4 Yadier Molina, R (1, 2) OBP: 0.394, SLG: 0.500 65 Keith Butler, R (8, 1) 36 Randy Choate, L (9, 1)	R FC 94 X SI 85 23 G5-3 1-2 BB 33 2B 1B S FF 96 X SL 87 0-2 1-2 2-H 1B			S SL 88 B FF 96 D SL 88 B FF 96 B FC 94 4-1 1-2 BB		B FF 88 C CH 80 X FF 88 1-1 F9		B CH 82 C CU 75 X FF 87 1-1 1B 1-2 1B	4 0 0	1 0 0	3 0 0	1 0 0	1 0 0	0 0 0	1 0 0
Matt Adams, L (1, 3) OBP: 0.360, SLG: 0.557	F SI 93 C CH 94 B SI 94 F CH 85 B SI 93 B SI 92 B CH 84 4-2 23 G5-3 33 2B 1-2 2-3 BB D FF 96 X SI 96 1-0 G3			B SI 89 B FF 89 D SL 83 C FF 89 F FF 89 X SL 83 3-2 G3-1		C SI 86 B SI 87 X CH 82 1-1 FC4-6 1-2f		C CH 80 F FF 88 B SI 86 B FF 88 F CH 79 D CU 78 X SI 87 3-2 1-2 2-H 1B	4	1	1	1	1	0	5
23 David Freese, R (1, 10) OBP: 0.356, SLG: 0.405 48 Tony Cruz, R (8, PH) OBP: 0.171, SLG: 0.206 (8, 2)	F SI 93 F SI 94 F SI 92 D SL 85 F SI 93 X SI 94 1-2 G5-3 1-2 2-3 3-H	C FF 97 F FF 97 B FF 96 F FF 95 B FF 97 X FF 96 2-2 38 G6-3 13 E 33 1B 1B			B CH 80 B SI 89 B SI 88 B SI 88 4-0 38 CS 33 HBP BB	C CH 80 B CU 77 X FF 89 1-1 L4		C FF 88 X CU 77 0-1 L8	3 1	1 0	1 0	1 0	1 0	0 0	3 2
33 Daniel Descalso, L (1, 5) OBP: 0.333, SLG: 0.427	X CH 86 0-0 13 1B 2-H 3-H 2B	C FF 96 S SL 88 B SL 87 F FF 96 F SL 86 F SL 86 1 SAFE B SI 96 X FF 96 2-2 38 G6-3 1-2 1B			C FF 89 F SL 83 B SL 83 H FF 87 2-2 38 CS 13 2B 1-2 HBP		C FF 85 X CU 75 0-1 F7	F SI 86 B SI 88 X CH 82 1-1 L8		4	2	2	2	0	0	2
38 Pete Kozma, R (1, 6) OBP: 0.281, SLG: 0.299	C SI 93 S FC 90 B SI 93 F FC 90 S SL 84 1-3 K	C FF 98 X FF 97 0-1 G6-3 1-2f 2-3			S FF 87 B CH 79 B CH 79 C SL 82 X SL 82 2-2 F8 1-2 2-3		C CU 75 B CH 80 X SI 87 1-1 F8		F FF 84 B FF 85 F CU 73 F SI 85 X CH 80 1-2 L4	5	0	0	0	0	1	5

Inning Stats																								
	R: 0	H: 0	R: 7	H: 5	R: 1	H: 2	R: 0	H: 0	R: 2	H: 2	R: 0	H: 1	R: 1	H: 1	R: 1	H: 2	R: 0	H: 0	1B: 9	SF: 0	WP: 1	PA: 48
	E: 0	LOB: 0	E: 0	LOB: 2	E: 1	LOB: 0	E: 0	LOB: 2	E: 0	LOB: 1	E: 0	LOB: 1	E: 0	LOB: 0	E: 0	LOB: 2	E: 0	LOB: 0	2B: 2	SAC: 0	PB: 0	
	K: 1	BB: 0	K: 1	BB: 4	K: 0	BB: 0	K: 0	BB: 1	K: 1	BB: 1	K: 0	BB: 0	K: 0	BB: 0	K: 1	BB: 1	K: 0	BB: 0	3B: 0	DP: 1	SB: 0	
	S: 7	P: 10	S: 29	P: 50	S: 14	P: 19	S: 10	P: 22	S: 12	P: 23	S: 8	P: 12	S: 9	P: 13	S: 15	P: 25	S: 11	P: 18	HR: 2	HBP: 2	CS: 3	

PITCHER		IP	WLS	BF	H	R	ER	SO	BB	IBB	HBP	BLK	WP	HR	S	P	ERA	WHIP
57 Jerome Williams, R ERA: 3.89	(1, 1)	1.2	L	13	4	7	7	2	4	0	0	0	0	1	32	55	37.80	4.800
Garrett Richards, R ERA: 5.12	(2, 1)	2.0		10	3	1	0	0	1	0	1	0	0	0	25	40	0.00	2.000
51 Michael Roth, L ERA: 9.6	(4, 1)	1.0		6	2	2	2	0	1	0	1	0	1	0	12	26	18.00	3.000
31 Billy Buckner, R ERA: 3.45	(5, 1)	4.1		18	4	2	2	2	1	0	0	0	0	1	46	71	4.15	1.154

PITCHER	IP	WLS	BF	H	R	ER	SO	BB	IBB	HBP	BLK	WP	HR	S	P	ERA	WHIP

AB	38
R	12
H	13
RBI	11
BB	7
SO	4
LOB	20

Batter	1	2	3	4	5	6	7	8	9	AB	R	H	RBI	BB	SO	LOB
39 JB Shuck, L (1, 7) OBP: 0.342, SLG: 0.363	C FF 94 B FF 96 F FF 96 B CU 82 B FF 96 X FF 93 3-2 F7 ①		C FF 93 X FF 95 0-1 G5-3 ①		C FF 96 C FF 96 X FF 97 0-2 1B			B FF 89 B SI 89 C FF 88 F FF 90 X FF 93 2-2 F9 ①		4	0	1	0	0	0	0
27 Mike Trout, R (1, 8) OBP: 0.390, SLG: 0.540 20 Brendan Harris, R (7, 6) OBP: 0.262, SLG: 0.343	B CU 81 C CU 82 B FF 97 B FF 96 S FF 96 F FF 96 X FF 96 3-2 1B		C FF 95 F FF 96 B FF 96 B CU 80 X CU 82 2-2 32 BB 1B		C FF 96 D CH 88 S CH 88 X CH 84 1-2 P6 ②			B FF 90 B FF 92 B FF 90 C FF 90 F FF 91 F FF 93 X FF 93 3-2 G4-3 ②		3 1	0 0	2 0	0 0	0 0	0 0	1 0
5 Albert Pujols, R (1, 10) OBP: 0.319, SLG: 0.420	B FF 95 F FF 96 F CU 83 X FF 96 1-2 L8 ②		S FF 96 B FF 97 F FF 96 C CU 81 1-3 K ②		C FF 96 X FF 97 0-1 F8 ③			X FF 92 0-0 F9 ③		4	0	0	0	0	1	3
32 Josh Hamilton, L (1, 9) OBP: 0.286, SLG: 0.391 19 Collin Cowgill, R (7, 8) OBP: 0.203, SLG: 0.306	1 SAFE F FF 96 F FF 95 S FF 95 0-3 K ③		1 SAFE B FF 96 1 SAFE C FF 95 F FF 95 B FF 96 B FF 95 B CU 84 4-2 1-2 BB			C FF 95 B FF 96 X FF 95 1-1 44 G6-4-3 1B			B FF 88 X FF 89 1-0 P2 ①	2 1	0 0	1 0	0 0	1 0	1 0	1 0
47 Howie Kendrick, R (1, 4) OBP: 0.362, SLG: 0.469		C FF 96 S FF 96 S FF 97 0-3 K ① C CU 82 S CU 80 X FF 96 0-2 P3 ②	F FF 97 B FF 96 S FF 96 B FF 95 F FF 97 F CU 83 S CU 83 2-3 K2-3 ③	X CU 80 0-0 F9 ①		C CU 81 F FF 96 F FF 95 F FF 96 B FF 96 B FF 95 B CU 82 F FF 96 F FF 95 3-2 L8 ① C FF 95 C FF 95 D CU 81 F FF 96 X FF 96 1-2 G6-4-3 ②③ 1-2f		C CU 75 X FF 92 0-1 F9 ② B FF 90 X FF 91 1-0 2B	4 4	0 0	0 1	0 0	0 0	2 0	3 1
6 Alberto Callaspo, S (1, 5) OBP: 0.332, SLG: 0.363		B FF 96 B FF 96 F FF 95 B FF 95 B FF 94 4-1 16 HR BB	B FF 94 F FF 95 C FF 96 B CU 82 S CU 81 2-3 K ②				C FF 95 X FF 97 0-1 G1-3 ①		T SI 84 X SI 86 0-1 G6-3 ③	3	1	0	0	1	1	1
16 Hank Conger, L (1, 2) OBP: 0.313, SLG: 0.457		B FF 95 F FF 94 C FF 94 X CU 78 1-2 1-H HR	B CU 82 C FF 96 X FF 97 1-1 F7 ③				C FF 96 B FF 96 B FF 96 B SI 96 F FF 96 F FF 97 S FF 96 3-3 K ②			3	1	1	2	0	1	0
2 Erick Aybar, S (1, 6) OBP: 0.301, SLG: 0.375 10 Brad Hawpe, L (7, 9) OBP: 0.391, SLG: 0.222		S FF 96 X FF 96 0-1 F7 ③			B FF 94 C FF 94 B FF 95 F FF 95 S FF 97 2-3 K ①		C FF 96 C CU 80 B FF 98 B FF 96 B FF 97 S FF 96 3-3 K ③			2 1	0 0	0 0	0 0	0 0	1 1	0 0
Inning Stats	R: 0 H: 1 E: 0 LOB: 1 K: 1 BB: 0 S: 13 P: 20	R: 2 H: 1 E: 0 LOB: 0 K: 1 BB: 1 S: 12 P: 17	R: 0 H: 1 E: 0 LOB: 2 K: 2 BB: 1 S: 15 P: 24	R: 0 H: 0 E: 0 LOB: 0 K: 1 BB: 0 S: 6 P: 9	R: 0 H: 1 E: 0 LOB: 1 K: 1 BB: 0 S: 11 P: 14	R: 0 H: 1 E: 0 LOB: 0 K: 0 BB: 0 S: 13 P: 18	R: 0 H: 0 E: 0 LOB: 0 K: 2 BB: 0 S: 9 P: 15	R: 0 H: 0 E: 0 LOB: 0 K: 0 BB: 0 S: 8 P: 13	R: 0 H: 1 E: 0 LOB: 1 K: 0 BB: 0 S: 6 P: 8	1B: 4 SF: 0 2B: 1 SAC: 0 3B: 0 DP: 1 HR: 1 HBP: 0						WP: 0 PA: 34 PB: 0 SB: 0 CS: 0	

PITCHER	IP	WLS	BF	H	R	ER	SO	BB	IBB	HBP	BLK	WP	HR	S	P	ERA	WHIP
40 Shelby Miller, R (1, 1) ERA: 2.8	6.0	W	24	5	2	2	6	2	0	0	0	0	1	70	102	3.00	1.167
46 Kevin Siegrist, L (7, 1) ERA:	1.0		3	0	0	0	2	0	0	0	0	0	0	9	15	0.00	0.000
65 Keith Butler, R (8, 1) ERA: 2.08	1.2		6	1	0	0	0	0	0	0	0	0	0	12	19	0.00	0.600
36 Randy Choate, L (9, 1) ERA: 2.0	0.1		1	0	0	0	0	0	0	0	0	0	0	2	2	0.00	0.000

PITCHER	IP	WLS	BF	H	R	ER	SO	BB	IBB	HBP	BLK	WP	HR	S	P	ERA	WHIP

BOTTOM

St. Louis Cardinals @ Los Angeles Angels

Angel Stadium of Anaheim, Anaheim, CA

Wed Jul 03 2013, 7:07 PM - 10:29 PM PDT

Att. 35,025 - Partly Cloudy - 74 F

livebaseballscorecards.com

AB	32
R	2
H	6
RBI	2
BB	2
SO	8
LOB	10

St. Louis Cardinals @ Los Angeles Angels

Angel Stadium of Anaheim, Anaheim, CA

Thu Jul 04 2013, 6:09 PM - 8:59 PM PDT

Att. 42,707 - Clear - 76 F

TOP

livebaseballscorecards.com

Batter	1	2	3	4	5	6	7	8	9	AB	R	H	RBI	BB	SO	LOB
13 Matt Carpenter, L (1, 4) OBP: 0.392, SLG: 0.489	C FF 88 F FF 89 B FC 86 S CH 84 1-3 ① K		C CH 84 B FF 89 C SI 89 X SL 79 1-2 ③ L9		B CH 82 1 SAFE 1 SAFE 1 SAFE X CH 83 1-0 ① SF8 3-H	B FF 94 C FF 95 F FF 96 B FF 96 X FF 95 2-2 ③ F7			1 SAFE S SI 88 B SI 88 1 SAFE X SI 89 1-1 ② FC4-6 1-2f	4	0	0	1	0	1	4
3 Carlos Beltrán, S (1, 9) OBP: 0.346, SLG: 0.537	B FF 89 X FF 89 1-0 1B			B CH 83 S CH 83 B CH 84 X SI 88 2-1 7 BB 21 HR 1B	F FC 86 1 SAFE F FF 90 F FF 90 B CH 83 1 SAFE P PO 80 S CH 83 2-3 ② K 1-2		F FF 94 F CH 90 X FF 95 0-2 ① P5		B SI 89 D SI 88 F SI 90 F SI 88 F CU 74 S SL 84 2-3 ③ K	5	1	2	0	0	2	2
7 Matt Holliday, R (1, 10) OBP: 0.347, SLG: 0.426	F FF 90 X SI 89 0-1 ② F8			1 SAFE C FF 89 S FC 85 B FF 90 F FC 84 F FF 90 F FC 85 F FF 91 D CH 85 4-2 B ~~CH 84~~ 1 SAFE F FC 86 1 SAFE B SI 90 1-2 21 HR BB	F SI 90 F FF 90 F CH 84 S FF 92 0-3 ③ K		C FF 94 B FF 95 F FF 94 T FF 94 1-2 ② K			3	1	0	0	1	2	2
21 Allen Craig, R (1, 7) OBP: 0.370, SLG: 0.490	F FF 90 F FF 86 F CH 84 1 SAFE B FF 90 C FF 89 1-3 ③ K			F FF 89 D CH 85 X FF 90 1-1 1-H 2-H HR		X FF 90 0-0 4 G6-4-3 1B	B SL 88 S FF 95 C SL 89 B FF 95 S FF 94 2-3 ③ K			4	1	2	3	0	2	1
4 Yadier Molina, R (1, 2) OBP: 0.393, SLG: 0.497		F FF 89 S FC 85 B FF 88 F CH 84 B FF 88 X SI 89 2-2 ① G6-3		C CU 78 X FC 84 0-1 G4-6-3 1B		T CH 83 X FF 90 0-1 ①② G6-4-3 1-2f		B FF 96 F FF 98 F FF 97 S FF 98 1-3 ① K		4	0	1	0	0	1	1
Matt Adams, L (1, 3) OBP: 0.347, SLG: 0.536		B CH 88 C CU 77 F CH 84 C FC 85 1-3 ② K		B CU 76 X CH 83 1-0 ①② G4-6-3 1-2f		C FF 89 B FF 90 X FF 90 1-1 E3 23 1B 33 1B		X FF 97 0-0 ② G5-3		4	1	0	0	0	1	1
23 David Freese, R (1, 5) OBP: 0.354, SLG: 0.403		C FF 90 F SI 89 B SL 80 B FC 85 S CH 84 2-3 ③ K	C FC 85 X CH 83 0-1 ③ F9			X FF 89 0-0 33 1B 1-2 1B		F FF 97 B FF 97 C FF 96 S FF 98 1-3 ③ K		4	0	1	0	0	2	0
33 Daniel Descalso, L (1, 6) OBP: 0.344, SLG: 0.442			C CU 76 X CU 76 0-1 ① G6-3		B CH 86 X FF 88 1-0 19 1B 13 SF8 2B	X CU 78 0-0 19 BB 1-3 2-H 1B			C SI 88 B SI 87 B SI 88 X SI 88 2-1 13 FC4-6 1B	4	1	3	1	0	0	0
19 Jon Jay, L (1, 8) OBP: 0.323, SLG: 0.338			F FF 88 B CH 88 B FF 89 S CH 83 F CH 83 C FC 84 2-3 ② K		X FF 86 0-0 3 S 2-3 1B	B FF 94 B FF 94 B FF 94 C FF 94 B FF 96 4-1 1-2 BB			1 SAFE X CU 73 0-0 ① B2	3	0	1	0	1	1	1
Inning Stats	R: 0 E: 0 K: 2 S: 10 H: 1 LOB: 1 BB: 0 P: 13	R: 0 E: 0 K: 2 S: 10 H: 0 LOB: 0 BB: 0 P: 15	R: 0 E: 0 K: 1 S: 9 H: 0 LOB: 0 BB: 0 P: 12	R: 3 E: 0 K: 0 S: 16 H: 3 LOB: 0 BB: 1 P: 24	R: 1 E: 0 K: 2 S: 12 H: 2 LOB: 1 BB: 0 P: 15	R: 1 E: 1 K: 0 S: 11 H: 3 LOB: 3 BB: 1 P: 18	R: 0 E: 0 K: 2 S: 9 H: 0 LOB: 0 BB: 0 P: 12	R: 0 E: 0 K: 2 S: 7 H: 0 LOB: 0 BB: 0 P: 9	R: 0 E: 0 K: 1 S: 9 H: 1 LOB: 1 BB: 0 P: 14	1B: 8 2B: 1 3B: 0 HR: 1 SF: 1 SAC: 0 DP: 2 HBP: 0						

	AB	35
	R	5
	H	10
	RBI	5
	BB	2
	SO	12
	LOB	12

WP: 0 PA: 38
PB: 0
SB: 1
CS: 0

PITCHER		IP	WLS	BF	H	R	ER	SO	BB	IBB	HBP	BLK	WP	HR	S	P	ERA	WHIP
55 Joe Blanton, R ERA: 5.14	(1, 1)	5.2		26	9	5	4	7	1	0	0	0	0	1	64	87	6.35	1.765
58 Michael Kohn, R ERA: 1.85	(6, 1)	1.1		5	0	0	0	2	1	0	0	0	0	0	13	22	0.00	0.750
40 Kevin Jepsen, R ERA: 3.92	(8, 1)	1.0		3	0	0	0	2	0	0	0	0	0	0	7	9	0.00	0.000
37 Scott Downs, L ERA: 1.48	(9, 1)	1.0	W	4	1	0	0	1	0	0	0	0	0	0	9	14	0.00	1.000

PITCHER	IP	WLS	BF	H	R	ER	SO	BB	IBB	HBP	BLK	WP	HR	S	P	ERA	WHIP

Batter	1	2	3	4	5	6	7	8	9	AB	R	H	RBI	BB	SO	LOB
39 JB Shuck, L (1, 7) OBP: 0.342, SLG: 0.362	C SI 92 B FC 90 F FF 92 S CU 76 1-3 K ①		X FC 90 0-0 SH1-3 ② 1-2 2-3		C CU 72 B CH 84 F CH 84 B FF 93 F CU 76 B SI 94 X SI 92 3-2 1B			F FC 90 D CU 76 C CU 75 X FC 88 1-2 G6-4-3 ①② 1-2f		3	0	1	0	0	1	1
27 Mike Trout, R (1, 8) OBP: 0.389, SLG: 0.537	C FF 93 B CU 75 C CU 76 X FC 90 1-2 G3-1 ②		X SI 93 0-0 2-H 3-H 1B		B FC 88 X FC 89 1-0 L6 ③			C CU 77 B CU 78 X CH 85 1-1 F8 ③		4	0	1	2	0	0	1
5 Albert Pujols, R (1, 10) OBP: 0.318, SLG: 0.418	C SI 92 B FC 90 X FC 89 1-1 G6-3 ③		1 SAFE F FF 91 B CU 76 X FC 89 1-1 G5-3 ③			C FF 91 F SI 92 X CU 78 0-2 G5-3 ①			B FC 88 C CU 74 F FC 89 F CU 79 B FC 91 X CU 79 2-2 32 HR 1B	4	1	1	0	0	0	1
32 Josh Hamilton, L (1, 9) OBP: 0.288, SLG: 0.400		B FC 90 B FF 91 C FC 90 B CU 73 F FF 92 B FC 90 4-2 47 G4-6-3 BB		B CU 72 S CU 73 S CU 75 S CU 76 1-3 K ①		C SI 93 X FC 90 0-1 L3 ②			B FS 86 X FS 86 1-0 1-H HR	3	1	1	2	1	1	0
47 Howie Kendrick, R (1, 4) OBP: 0.361, SLG: 0.466		B FC 89 B SI 92 F SI 93 S FC 90 F CU 77 F FC 90 X SI 93 2-2 G4-6-3 ①② 1-2f		C CU 73 B FC 89 B SI 92 F FC 88 X CU 78 2-2 F9 ②		B FC 89 F FF 92 X SI 93 1-1 G6-3 ③			X FF 93 0-0 44 1B 2 1B 1B	4	1	1	0	0	0	1
44 Mark Trumbo, R (1, 3) OBP: 0.322, SLG: 0.477		B CU 74 C FC 88 B SI 92 X SI 92 2-1 P2 ③		B FC 89 C SI 94 X SI 94 1-1 HR			B FF 91 F CU 74 C CU 78 X FC 87 1-2 G4-3 ①		F SI 93 1 SAFE B FS 86 1 SAFE S FS 88 B FS 88 1 SAFE D FS 87 X FS 87 3-2 2 1B 1-3 1B	4	1	2	1	0	0	0
6 Alberto Callaspo, S (1, 5) OBP: 0.331, SLG: 0.361			X SI 89 0-0 39 SH1-3 2 1B 27 1B 1B	F FC 88 B CU 74 B CH 83 X FC 88 2-1 P3 ③			B SI 92 X FC 88 1-0 P3 ②		S FS 87 S FS 87 B FS 88 X FS 88 1-2 F7 ①	4	1	1	0	0	0	2
16 Hank Conger, L (1, 2) OBP: 0.302, SLG: 0.440			C FC 88 C FF 91 S CU 76 0-3 K ①		X FC 89 0-0 F9 ①		B FF 93 C SI 92 B CH 87 F FC 91 F CU 76 B CU 78 X FF 94 3-2 L9 ③		X FS 86 0-0 F9 ②	4	0	0	0	0	1	3
2 Erick Aybar, S (1, 6) OBP: 0.308, SLG: 0.381			1 SAFE F FC 88 B SI 91 X FF 92 1-1 39 SH1-3 27 1B 1-2 1B		C SI 91 X FC 88 0-1 L3 ②			B SI 92 X FF 92 1-0 39 G6-4-3 1B	B FS 87 C FS 86 B FS 86 X FS 87 2-1 1-2 3-H 1B	4	1	3	1	0	0	0
Inning Stats	R: 0 E: 0 K: 1 S: 8 H: 0 LOB: 0 BB: 0 P: 11	R: 0 E: 0 K: 0 S: 9 H: 0 LOB: 0 BB: 1 P: 17	R: 2 E: 0 K: 1 S: 10 H: 3 LOB: 1 BB: 0 P: 12	R: 1 E: 0 K: 1 S: 10 H: 1 LOB: 0 BB: 0 P: 16	R: 0 E: 0 K: 0 S: 8 H: 1 LOB: 1 BB: 0 P: 12	R: 0 E: 0 K: 0 S: 7 H: 0 LOB: 0 BB: 0 P: 8	R: 0 E: 0 K: 0 S: 8 H: 0 LOB: 0 BB: 0 P: 13	R: 0 E: 0 K: 0 S: 6 H: 1 LOB: 0 BB: 0 P: 9	R: 3 E: 0 K: 0 S: 15 H: 5 LOB: 2 BB: 0 P: 24	1B: 9 2B: 0 3B: 0 HR: 2 SF: 0 SAC: 1 DP: 2 HBP: 0						

PITCHER	IP	WLS	BF	H	R	ER	SO	BB	IBB	HBP	BLK	WP	HR	S	P	ERA	WHIP
50 Adam Wainwright, R (1, 1) ERA: 2.36	8.0		30	7	4	4	3	1	0	0	0	0	1	70	104	4.50	1.000
44 Edward Mujica, R (9, 1) ERA: 2.62	0.2	L	6	4	2	2	0	0	0	0	0	0	1	11	18	27.00	6.000

PITCHER	IP	WLS	BF	H	R	ER	SO	BB	IBB	HBP	BLK	WP	HR	S	P	ERA	WHIP

BOTTOM

St. Louis Cardinals @ Los Angeles Angels

Angel Stadium of Anaheim, Anaheim, CA

Thu Jul 04 2013, 6:09 PM - 8:59 PM PDT

Att. 42,707 - Clear - 76 F

livebaseballscorecards.com

AB	34
R	6
H	11
RBI	6
BB	1
SO	3
LOB	9

Miami Marlins @ St. Louis Cardinals

Busch Stadium, St. Louis, MO

Fri Jul 05 2013, 7:16 PM - 9:32 PM CDT

Att. 46,177 - Clear - 82 F

TOP

livebaseballscorecards.com

Batter	1	2	3	4	5	6	7	8	9	AB	R	H	RBI	BB	SO	LOB
20 Justin Ruggiano, R (1, 7) OBP: 0.296, SLG: 0.422	C SI 90 C SI 90 F FC 85 X SI 89 0-2 ① G6-3		H CU 77 1-0 HBP		D SI 90 B SI 89 F SI 89 X SI 89 2-1 ③ G6-3			C FF 98 S FF 98 S FF 98 0-3 ③ K		3	0	0	0	0	1	1
59 Ed Lucas, R (1, 5) OBP: 0.357, SLG: 0.330	B SI 90 C SI 90 X SI 90 1-1 ② G3-1		1 SAFE S SI 89 X SI 90 0-1 ③ G4-3			X SI 88 0-0 ① G1-6-3			C FF 91 B FF 90 B FF 91 C FS 86 S FF 90 2-3 ① K	4	0	0	0	0	1	1
27 Giancarlo Stanton, R (1, 9) OBP: 0.337, SLG: 0.439	B SI 91 S SI 90 X SI 90 1-1 ③ G6-3			C SI 88 B CH 81 X CH 80 1-1 ① F7		B SI 88 X SI 89 1-0 E4 5 G4-6-3			C FF 92 S FF 92 B FS 87 X FS 87 1-2 ② G5-3	4	0	0	0	0	0	0
5 Logan Morrison, L (1, 3) OBP: 0.408, SLG: 0.597		B SI 88 X SI 89 1-0 HR		F FC 84 B CH 81 F CH 81 B FC 83 B SI 89 F CH 82 X SI 90 3-2 ② G4-3		B SI 89 C SI 90 B SI 90 B SI 88 X SI 89 3-1 ②③ G4-6-3 1-2f			C FF 93 F FS 86 F FS 87 F FS 86 S FF 92 0-3 ③ K	4	1	1	1	0	1	1
48 Marcell Ozuna, R (1, 8) OBP: 0.324, SLG: 0.425		C SI 89 X CU 77 0-1 ① L8		C SI 89 B SI 90 B SI 91 F SI 89 X SI 89 2-2 1B			B SI 88 B SI 89 F SI 88 X SI 90 2-1 ① G5-3			3	0	1	0	0	0	0
51 Derek Dietrich, L (1, 4) OBP: 0.274, SLG: 0.400		F SI 89 T FC 84 B CH 82 B SI 90 F FS 82 F SI 90 B SI 89 F SI 89 X SI 91 3-2 ② L7		1 SAFE F FC 85 B CU 79 F CH 79 X CH 81 1-2 ③ G4-3			C SI 90 F CH 82 B CH 81 F SI 89 X SI 88 1-2 ② G4-3			3	0	0	0	0	0	1
3 Adeiny Hechavarría, R (1, 6) OBP: 0.263, SLG: 0.306		X SI 90 0-0 ③ G6-3			C SI 89 B SI 90 B SI 90 X SI 90 2-1 33 B2-5 6 E 1B		B SI 89 X SI 89 1-0 ③ G6-3			3	0	1	0	0	0	0
6 Jeff Mathis, R (1, 2) OBP: 0.253, SLG: 0.342			B CU 77 F SI 88 C FC 84 X CH 81 1-2 ① G1		1 SAFE F SI 90 X SI 90 0-1 FC6 33 B2-5 1-2			B FF 95 C FF 95 S FF 96 S CH 87 1-3 ① K		3	0	0	0	0	1	1
33 Jacob Turner, R (1, 1) OBP: 0.071, SLG: 0.071 43 Dan Jennings, L (7, 1) 17 Donovan Solano, R (8, PH) OBP: 0.339, SLG: 0.333 58 Ryan Webb, R (8, 1)			C SI 88 B SI 90 F SI 90 X SI 91 1-2 ② G6-3		L SI 89 B SI 89 X SI 88 1-1 ①② B2-5 1-2 2-3f			C FF 97 S FF 97 F FF 99 C FF 97 0-3 ② K		2 0 1 0	0 0 0 0	0 0 0 0	0 0 0 0	0 0 1 0	0 0 0 0	2 0 0 0
Inning Stats	R: 0 E: 0 K: 0 S: 8 H: 0 LOB: 0 BB: 0 P: 10	R: 1 E: 0 K: 0 S: 10 H: 1 LOB: 0 BB: 0 P: 14	R: 0 E: 0 K: 0 S: 8 H: 0 LOB: 1 BB: 0 P: 11	R: 0 E: 0 K: 0 S: 12 H: 1 LOB: 1 BB: 0 P: 19	R: 0 E: 1 K: 0 S: 8 H: 1 LOB: 1 BB: 0 P: 13	R: 0 E: 1 K: 0 S: 4 H: 0 LOB: 0 BB: 0 P: 8	R: 0 E: 0 K: 0 S: 7 H: 0 LOB: 0 BB: 0 P: 11	R: 0 E: 0 K: 3 S: 10 H: 0 LOB: 0 BB: 0 P: 11	R: 0 E: 0 K: 2 S: 11 H: 0 LOB: 0 BB: 0 P: 14	1B: 2 2B: 0 3B: 0 HR: 1	SF: 0 SAC: 0 DP: 2 HBP: 1					

AB	30
R	1
H	3
RBI	1
BB	0
SO	5
LOB	7

WP: 0 PA: 31
PB: 0
SB: 0
CS: 0

PITCHER		IP	WLS	BF	H	R	ER	SO	BB	IBB	HBP	BLK	WP	HR	S	P	ERA	WHIP
35 Jake Westbrook, R ERA: 2.78	(1, 1)	7.0	W	25	3	1	1	0	0	0	1	0	0	1	57	86	1.29	0.429
26 Trevor Rosenthal, R ERA: 2.03	(8, 1)	1.0	H	3	0	0	0	3	0	0	0	0	0	0	10	11	0.00	0.000
44 Edward Mujica, R ERA: 2.55	(9, 1)	1.0	S	3	0	0	0	2	0	0	0	0	0	0	11	14	0.00	0.000

PITCHER		IP	WLS	BF	H	R	ER	SO	BB	IBB	HBP	BLK	WP	HR	S	P	ERA	WHIP

Batter	1	2	3	4	5	6	7	8	9	AB	R	H	RBI	BB	SO	LOB
13 Matt Carpenter, L (1, 4) OBP: 0.393, SLG: 0.488	B FF 91 C SI 91 B CU 78 F SI 93 T FC 85 2-2 ① K		C CU 76 C CU 78 B FC 85 X FF 93 1-2 19 1B 7 2B 1B	C SI 93 X SI 92 0-1 ③ F7			B FF 93 C FF 94 B FF 94 B FF 93 B FF 92 4-1 BB			3	1	1	0	1	1	0
19 Jon Jay, L (1, 8) OBP: 0.322, SLG: 0.337	C SI 92 B CH 87 X CH 87 1-1 ② L7		1 SAFE X SI 92 0-0 7 2B 21 SF9 1-3 1B		B SI 92 F CH 84 B SI 92 F SI 92 X CU 78 2-2 ① G4-3		1 SAFE C FF 94 C SL 83 1 SAFE D SL 84 B SL 83 X FF 93 2-2 ③ G6-3			4	1	1	0	0	0	1
7 Matt Holliday, R (1, 7) OBP: 0.349, SLG: 0.434	F FF 95 B FC 86 F SI 94 B SI 95 F SI 94 X FC 86 2-2 21 2B 2B		B SI 93 S SI 92 S SI 93 1 SAFE B FF 93 X SI 94 2-2 21 SF9 1-3 3-H 2B		C SI 92 F FC 84 F SI 93 B CU 79 X FC 85 1-2 ② L8			B SI 94 B SI 95 F SI 93 X SI 94 2-1 ① L9		4	2	2	1	0	0	0
21 Allen Craig, R (1, 9) OBP: 0.368, SLG: 0.492	C FC 84 B FC 85 X SI 94 1-1 2-H 2B		F FC 85 B FC 86 X FC 85 1-1 ① SF9 2-3 3-H		B SI 92 C FC 84 B FC 85 S SI 93 S CU 79 2-3 ③ K			C SI 94 B SL 83 F SL 84 B SI 94 X SI 94 2-2 ② G4-3		3	0	1	2	0	1	0
4 Yadier Molina, R (1, 2) OBP: 0.388, SLG: 0.490	B FC 85 F SI 93 X SI 94 1-1 ③ L9		B CU 78 X CU 80 1-0 ② G5-3			F SI 92 B SI 92 C SI 92 F CU 78 X CU 80 1-2 ① G5-3		F SI 94 C SI 93 F SI 94 X SL 82 0-2 ③ G4-3		4	0	0	0	0	0	2
Matt Adams, L (1, 3) OBP: 0.364, SLG: 0.554		C CU 76 X SI 92 0-1 1B	B CU 79 C CH 87 S CU 79 B CU 82 F CU 81 B FC 86 X CU 79 3-2 3-H 2B			B CU 76 B SI 93 B FF 93 B FF 92 4-0 23 G5-4-3 BB				2	0	2	1	1	0	0
23 David Freese, R (1, 5) OBP: 0.350, SLG: 0.397		C FF 92 B SI 93 F SI 92 D CU 80 C SI 94 2-3 ① K	X SI 92 0-0 ③ L5			C FF 92 B FC 85 X SI 92 1-1 ②③ G5-4-3 1-2f				3	0	0	0	0	1	3
33 Daniel Descalso, L (1, 6) OBP: 0.337, SLG: 0.433		B SI 93 B CH 86 B SI 93 C SI 93 X SI 92 3-1 ② F9		B SI 91 B SI 91 B SI 92 C SI 92 X SI 92 3-1 ① G3-1			C FF 93 B SL 82 B FF 92 F FF 93 X SL 83 2-2 ① G3			3	0	0	0	0	0	1
35 Jake Westbrook, R (1, 1) OBP: 0.200, SLG: 0.111 12 Ty Wigginton, R (7, PH) OBP: 0.238, SLG: 0.193 26 Trevor Rosenthal, R (8, 1) 44 Edward Mujica, R (9, 1)		F SI 92 C FF 93 X SI 94 0-2 ③ G6-3		B SI 92 B SI 92 C SI 93 X SI 93 2-1 ② P4			S SL 82 B FF 93 X FF 93 1-1 ② G6-3			2 0 0 0 0 0 1 1 0 0 0 0 0 0 0 0 0 0 0 0 0 0 0 0 0 0 0 0						
Inning Stats	R: 1 H: 2 E: 0 LOB: 1 K: 1 BB: 0 S: 13 P: 20	R: 0 H: 1 E: 0 LOB: 1 K: 1 BB: 0 S: 10 P: 15	R: 3 H: 4 E: 0 LOB: 1 K: 0 BB: 0 S: 15 P: 23	R: 0 H: 0 E: 0 LOB: 0 K: 0 BB: 0 S: 6 P: 11	R: 0 H: 0 E: 0 LOB: 0 K: 1 BB: 0 S: 10 P: 15	R: 0 H: 0 E: 0 LOB: 0 K: 0 BB: 1 S: 6 P: 12	R: 0 H: 0 E: 0 LOB: 1 K: 0 BB: 1 S: 9 P: 18	R: 0 H: 0 E: 0 LOB: 0 K: 0 BB: 0 S: 9 P: 13		1B: 3 SF: 1 2B: 4 SAC: 0 3B: 0 DP: 1 HR: 0 HBP: 0						

PITCHER		IP	WLS	BF	H	R	ER	SO	BB	IBB	HBP	BLK	WP	HR	S	P	ERA	WHIP
33 Jacob Turner, R ERA: 2.3	(1, 1)	6.0	L	25	7	4	4	3	1	0	0	0	0	0	60	96	6.00	1.333
43 Dan Jennings, L ERA: 3.45	(7, 1)	1.0		4	0	0	0	0	1	0	0	0	0	0	9	18	0.00	1.000
58 Ryan Webb, R ERA: 3.29	(8, 1)	1.0		3	0	0	0	0	0	0	0	0	0	0	9	13	0.00	0.000

PITCHER	IP	WLS	BF	H	R	ER	SO	BB	IBB	HBP	BLK	WP	HR	S	P	ERA	WHIP

BOTTOM

Miami Marlins @ St. Louis Cardinals

Busch Stadium, St. Louis, MO

Fri Jul 05 2013, 7:16 PM - 9:32 PM CDT

Att. 46,177 - Clear - 82 F

livebaseballscorecards.com

AB	29
R	4
H	7
RBI	4
BB	2
SO	3
LOB	8

WP: 0 PA: 32
PB: 0
SB: 0
CS: 0

Miami Marlins @ St. Louis Cardinals

Busch Stadium, St. Louis, MO

Sat Jul 06 2013, 1:16 PM - 3:59 PM CDT

Att. 45,475 - Partly Cloudy - 82 F

TOP

livebaseballscorecards.com

Batter	1	2	3	4	5	6	7	8	9	AB	R	H	RBI	BB	SO	LOB
20 Justin Ruggiano, R (1, 7) OBP: 0.292, SLG: 0.415	F SI 93 B SI 95 X SI 95 1-1 ① L9		C CU 76 B SI 93 X SI 93 1-1 ① G5-3	S SL 82 B SL 82 X SI 95 1-1 ③ P4			C SI 89 B SL 84 B SL 85 S SI 91 B CU 80 F CH 83 X SI 91 3-2 ② G3 2-3			4	0	0	0	0	0	2
30 Placido Polanco, R (1, 5) OBP: 0.302, SLG: 0.283	B SI 93 B SI 94 B SI 95 B SI 93 4-0 BB		B SI 95 B SI 94 B SI 95 C SI 93 B SI 92 4-1 5 HR BB		B CU 78 X SI 93 1-0 ① G3		X SI 91 0-0 ③ G3-1			2	1	0	0	2	0	1
27 Giancarlo Stanton, R (1, 9) OBP: 0.340, SLG: 0.437	B SI 93 X SI 94 1-0 ② F8		D SL 84 B SI 94 B SI 93 X SI 94 3-0 ② F9		B SI 95 B CU 77 X CU 78 2-0 5 G6-3 1B			B SL 90 B FF 97 B SL 90 B SL 89 4-0 5 FC4-6 BB		3	0	1	0	1	0	2
5 Logan Morrison, L (1, 3) OBP: 0.400, SLG: 0.621	B CH 84 C SI 94 F SI 94 X CU 77 1-2 ③ G6-3		C SI 95 F SI 96 B CH 84 B SI 94 X CU 78 2-2 1-H HR		X CH 84 0-0 ② ③ G6-3 1-2f			C FF 97 B FF 98 F FF 98 B FF 98 X CH 86 2-2 ① FC4-6 1-2f		4	1	1	2	0	0	3
48 Marcell Ozuna, R (1, 8) OBP: 0.318, SLG: 0.418		B SI 95 F SI 94 C SL 82 S SL 82 1-3 ① K	X SL 82 0-0 ③ G5-3			C SI 93 B SI 93 S CU 77 S SL 84 1-3 ① K		S FF 96 C FF 97 B FF 98 X FF 99 1-2 ② P3		4	0	0	0	0	2	1
51 Derek Dietrich, L (1, 4) OBP: 0.278, SLG: 0.425		B SI 95 S CH 87 B SI 96 X SI 93 2-1 3 1B 2B	X CH 83 0-0 HR			C CU 78 X SI 95 0-1 ② P6		C CH 86 C CU 78 S FF 99 0-3 ③ K		4	2	2	1	0	1	1
3 Adeiny Hechavarría, R (1, 6) OBP: 0.263, SLG: 0.305		B SI 93 B SI 95 F SI 95 2 SAFE B CU 77 X CU 78 3-1 2-H 1B	C SI 94 B SI 92 X SI 92 1-1 E6 19 F8 24 FC4-2			X SI 97 0-0 ③ B5-3			C SL 83 F FF 91 B SL 84 F FF 93 B FS 87 F FS 87 X FS 88 2-2 ① G5-3	4	0	1	1	0	0	0
19 Rob Brantly, L (1, 2) OBP: 0.295, SLG: 0.291	C CH 88 C SI 96 B CH 85 F SI 96 S CH 86 1-3 ② K		F CU 77 X CH 84 0-1 ① F8 2-3				B SI 89 X SI 90 1-0 20 G3 24 SH1-4 1B		S FS 88 B FS 87 F FS 87 X FS 88 1-2 ② G3-1	4	0	1	0	0	1	2
24 Nathan Eovaldi, R (1, 1) 40 Mike Dunn, L (7, 1) 50 Chad Qualls, R (8, 1) 29 Greg Dobbs, L (9, PH) OBP: 0.300, SLG: 0.299 44 AJ Ramos, R (9, 1)	B SI 94 F SI 93 B SI 95 F SI 93 C SI 96 2-3 ③ K		B SI 94 X SI 94 1-0 ② FC4-2 3-H				X SI 89 0-0 ① SH1-4 1-2		X FS 86 0-0 ③ G6-3	2 0 0 1 0	0 0 0 0 0	0 0 0 0 0	0 0 0 0 0	0 0 0 0 0	1 0 0 0 0	2 0 0 0 0
Inning Stats	R: 0 E: 0 K: 0 S: 6 H: 0 LOB: 1 BB: 1 P: 13	R: 1 E: 0 K: 3 S: 14 H: 2 LOB: 1 BB: 0 P: 23	R: 2 E: 0 K: 0 S: 8 H: 1 LOB: 0 BB: 1 P: 18	R: 1 E: 1 K: 0 S: 8 H: 1 LOB: 1 BB: 0 P: 11	R: 0 E: 0 K: 0 S: 3 H: 1 LOB: 0 BB: 0 P: 6	R: 0 E: 0 K: 1 S: 6 H: 0 LOB: 0 BB: 0 P: 7	R: 0 E: 0 K: 0 S: 7 H: 1 LOB: 1 BB: 0 P: 11	R: 0 E: 1 K: 1 S: 9 H: 0 LOB: 1 BB: 1 P: 16	R: 0 E: 0 K: 0 S: 9 H: 0 LOB: 0 BB: 0 P: 12	1B: 3 2B: 1 3B: 0 HR: 2 SF: 0 SAC: 1 DP: 1 HBP: 0						

	AB	32
	R	4
	H	6
	RBI	4
	BB	3
	SO	5
	LOB	14

WP: 0 PB: 0 SB: 0 CS: 0 PA: 36

PITCHER		IP	WLS	BF	H	R	ER	SO	BB	IBB	HBP	BLK	WP	HR	S	P	ERA	WHIP
58 Joe Kelly, R ERA: 4.15	(1, 1)	6.0		25	5	4	4	4	2	0	0	0	0	2	45	78	6.00	1.167
43 Seth Maness, R ERA: 2.6	(7, 1)	1.0		4	1	0	0	0	0	0	0	0	0	0	7	11	0.00	1.000
26 Trevor Rosenthal, R ERA: 1.98	(8, 1)	1.0		4	0	0	0	1	1	0	0	0	0	0	9	16	0.00	1.000
44 Edward Mujica, R ERA: 2.48	(9, 1)	1.0	W	3	0	0	0	0	0	0	0	0	0	0	9	12	0.00	0.000

PITCHER		IP	WLS	BF	H	R	ER	SO	BB	IBB	HBP	BLK	WP	HR	S	P	ERA	WHIP

Miami Marlins @ St. Louis Cardinals

Busch Stadium, St. Louis, MO

Sat Jul 06 2013, 1:16 PM - 3:59 PM CDT

Att. 45,475 - Partly Cloudy - 82 F

BOTTOM

livebaseballscorecards.com

Batter	1	2	3	4	5	6	7	8	9	AB	R	H	RBI	BB	SO	LOB
13 Matt Carpenter, L (1, 4) OBP: 0.391, SLG: 0.491	C FF 96 X FF 96 0-1 ① L8		L CU 77 X FF 95 0-1 3 1B 1-H 3B		B CU 77 C FF 95 B CH 86 C FF 95 X SL 86 2-2 ② F7		L FF 95 C SL 90 B SL 90 X SL 89 1-2 ③ G1-3			4	1	1	1	0	0	1
3 Carlos Beltrán, S (1, 9) OBP: 0.345, SLG: 0.533	C FF 96 C CU 78 X FF 97 0-2 ② G6-3		B FF 96 S SL 88 B SL 87 X FF 97 2-1 7 G6-3 3-H 1B		B FF 97 C FF 97 B CU 78 F CH 87 S CU 76 2-3 ③ K			F SL 89 F FF 94 F SL 90 B FF 95 F FF 92 B FF 95 F SL 90 X CU 78 2-2 ① P3		4	0	1	1	0	1	1
7 Matt Holliday, R (1, 7) OBP: 0.348, SLG: 0.430	B FF 98 B FF 97 B FF 96 C FF 96 B FF 98 4-1 BB		F CU 78 X FF 97 0-1 ② ③ G6-3 1-2f			C CU 78 B SL 88 X FF 96 1-1 ① P4		C SI 96 S SL 89 X SI 95 0-2 ② G6-3		3	0	0	0	1	0	1
21 Allen Craig, R (1, 3) OBP: 0.370, SLG: 0.491	B FF 96 C SL 87 B FF 96 F B CU 78 F FF 97 X FF 96 3-2 ③ F9			B FF 96 B CU 77 B FF 94 C FF 95 B FF 95 4-1 23 G4-6-3 BB		B FF 94 B FF 96 B FF 97 C FF 97 X FF 96 3-1 ② G5-3		B SI 97 S SI 95 F SI 97 F SI 96 X SI 97 1-2 1B		3	0	1	0	1	0	1
23 David Freese, R (1, 5) OBP: 0.345, SLG: 0.391		B FF 96 S FF 96 X FF 96 1-1 ① F8		F FF 95 C CU 75 X SL 87 0-2 ① ② G4-6-3 1-2f		B CU 76 B FF 97 X FF 96 2-0 ③ F9		F SI 96 F SL 88 S SL 89 0-3 ③ K		4	0	0	0	0	1	2
33 Daniel Descalso, L (1, 6) OBP: 0.335, SLG: 0.425		C FF 95 F FF 96 B SL 90 F FF 96 B FF 96 X FF 96 2-2 ② P6		B CU 76 B FF 95 F FF 96 B FF 97 F FF 96 B FF 95 4-2 BB			X FF 93 0-0 ① G4-3		X FF 94 0-0 ① L8	3	0	0	0	1	0	0
48 Tony Cruz, R (1, 2) OBP: 0.179, SLG: 0.211		C FF 96 F FF 96 B FF 95 T FF 96 1-2 ③ K		B FF 95 B FF 95 T FF 95 F FF 95 X FF 96 2-2 ③ G4-3			B FF 96 C FF 95 F FF 95 X SL 88 1-2 HR 1B		B CU 77 F FF 95 B SL 82 B FF 95 X FF 93 3-1 ② F9	4	1	1	0	0	1	1
19 Jon Jay, L (1, 8) OBP: 0.324, SLG: 0.337			C FF 94 S FF 95 B FF 96 B FF 96 S FF 94 2-3 ① K		B FF 96 X FF 94 1-0 58 FC1-6 1B		B SI 94 B FF 93 X FF 94 2-0 ② F7		B SI 94 B CH 84 B FF 95 C FF 94 C FF 95 B FF 94 4-2 43 1B 43 E BB	3	1	1	0	1	1	1
58 Joe Kelly, R (1, 1) OBP: 0.167, SLG: 0.167 43 Seth Maness, R (7, 1) Matt Adams, L (7, PH) OBP: 0.369, SLG: 0.584 26 Trevor Rosenthal, R (8, 1) 44 Edward Mujica, R (9, 1) 43 Shane Robinson, R (9, PH) OBP: 0.359, SLG: 0.344			B FF 95 C FF 95 X FF 96 1-1 13 3B 1B		X FF 95 0-0 ① FC1-6 1-2f		C FF 94 B SL 89 S SL 90 X FF 95 1-2 1-H HR		1 SAFE B CH 82 B FF 94 F FF 92 1 SAFE B FF 94 F FF 93 X FF 96 3-2 1-H E9 1B	2 0 1 0 0 0 1	1 0 1 0 0 0 0	1 0 1 0 0 0 1	0 0 2 0 0 0 0	0 0 0 0 0 0 0	0 0 0 0 0 0 0	1 0 0 0 0 0 0
Inning Stats	R: 0 E: 0 K: 0 S: 10 H: 0 LOB: 1 BB: 1 P: 17	R: 0 E: 0 K: 1 S: 9 H: 0 LOB: 0 BB: 0 P: 13	R: 2 E: 0 K: 1 S: 11 H: 3 LOB: 0 BB: 0 P: 16	R: 0 E: 0 K: 0 S: 9 H: 0 LOB: 1 BB: 2 P: 19	R: 0 E: 0 K: 1 S: 8 H: 1 LOB: 1 BB: 0 P: 13	R: 0 E: 0 K: 0 S: 5 H: 0 LOB: 0 BB: 0 P: 11	R: 2 E: 0 K: 0 S: 11 H: 2 LOB: 0 BB: 0 P: 16	R: 0 E: 0 K: 1 S: 16 H: 1 LOB: 1 BB: 0 P: 19	R: 1 E: 1 K: 0 S: 8 H: 1 LOB: 1 BB: 1 P: 18	1B: 6 2B: 0 3B: 1 HR: 1 SF: 0 SAC: 0 DP: 2 HBP: 0						

PITCHER		IP	WLS	BF	H	R	ER	SO	BB	IBB	HBP	BLK	WP	HR	S	P	ERA	WHIP
24 Nathan Eovaldi, R ERA: 2.55	(1, 1)	6.2		26	5	3	3	3	3	0	0	0	0	0	57	97	4.05	1.200
40 Mike Dunn, L ERA: 3.16	(7, 1)	0.2	B	3	1	1	1	0	0	0	0	0	0	1	12	16	13.50	1.500
50 Chad Qualls, R ERA: 3.27	(8, 1)	0.2		3	1	0	0	1	0	0	0	0	0	0	10	11	0.00	1.500
44 AJ Ramos, R ERA: 3.86	(9, 1)	0.2	L	4	1	1	0	0	1	0	0	0	0	0	8	18	0.00	3.000

PITCHER	IP	WLS	BF	H	R	ER	SO	BB	IBB	HBP	BLK	WP	HR	S	P	ERA	WHIP

AB	32
R	5
H	8
RBI	4
BB	4
SO	4
LOB	9

WP: 0 PA: 36
PB: 0
SB: 0
CS: 0

Miami Marlins @ St. Louis Cardinals

Busch Stadium, St. Louis, MO

Sun Jul 07 2013, 1:17 PM - 3:55 PM CDT

Att. 43,741 - Partly Cloudy - 87 F

TOP

livebaseballscorecards.com

Batter	1	2	3	4	5	6	7	8	9	AB	R	H	RBI	BB	SO	LOB
9 Juan Pierre, L (1, 7) OBP: 0.286, SLG: 0.296	C FF 92 B CU 79 X SI 91 1-1 ① G6-3		C CU 75 B CH 83 L CH 83 B CU 79 F SI 92 X SI 92 2-2 ① G4-3		C CH 83 X CH 82 0-1 59 G6-4-3 1B		S CU 79 B CU 80 X CH 86 1-1 ②③ G4-6-3 1-2f		B SL 84 S FS 87 X FS 87 1-1 ③ F8	4	0	1	0	0	0	1
20 Justin Ruggiano, R (9, PH) OBP: 0.290, SLG: 0.414										1	0	0	0	0	0	0
59 Ed Lucas, R (1, 5) OBP: 0.353, SLG: 0.327 (8, 6)	C FF 92 X SI 91 0-1 1B		C SI 91 B CU 79 C CU 80 F SI 91 B SL 90 F FF 93 X CU 78 2-2 ② G6-3		M SI 89 B SL 86 1 SAFE 1 SAFE F CU 79 1 SAFE X SI 91 1-2 ①② G6-4-3 1-2f			C CU 80 F FF 97 F CH 88 B FF 99 S FF 98 1-3 ① K		4	0	1	0	0	1	1
27 Giancarlo Stanton, R (1, 9) OBP: 0.338, SLG: 0.439	B SI 93 C FF 93 B SL 87 S SI 91 S SI 93 2-3 ② K		S SL 88 B FF 90 B FF 93 S FF 93 B SL 90 F SI 93 S SI 93 3-3 ③ K		B FF 93 B FF 94 C FF 94 S SL 88 S SL 88 2-3 ③ K			B SL 93 S FF 97 X FF 99 1-1 5 1B 2B		4	0	1	0	0	3	1
5 Logan Morrison, L (1, 3) OBP: 0.392, SLG: 0.600	B CH 86 X CH 85 1-0 ③ G3			B FF 92 F SI 92 X SL 86 1-1 ① F8		C CH 85 F FF 92 X FF 93 0-2 ① L1		B FF 98 C CH 88 B FF 99 X FF 98 2-1 51 HBP 2-3 1B		4	0	1	0	0	0	1
48 Marcell Ozuna, R (1, 8) OBP: 0.317, SLG: 0.424		C FF 92 C FF 92 B FF 93 B FF 93 F FF 94 X SL 86 2-2 ① F8		C CU 77 S CU 79 B FF 94 B FF 94 X SI 94 2-2 6 1B 3B		S SL 87 F SL 88 X SL 87 0-2 ② G6-3		C FF 99 B CU 84 F FF 98 S FF 99 1-3 ② K		4	1	1	0	0	1	2
51 Derek Dietrich, L (1, 4) OBP: 0.293, SLG: 0.433		F SL 87 B CH 86 F FF 91 B CU 77 F FF 94 F SL 85 B CH 85 F SI 92 X SI 90 3-2 3 1B 2B		C FF 93 S SL 90 B CH 86 B SI 93 H SL 88 3-2 6 1B HBP		B CH 85 F SI 92 B SL 87 B SI 90 B CH 84 4-1 BB		H FF 99 1-0 1-2 HBP		1	1	1	0	1	0	0
3 Adeiny Hechavarría, R (1, 6) OBP: 0.264, SLG: 0.305 29 Greg Dobbs, L (8, PH) OBP: 0.298, SLG: 0.297 58 Ryan Webb, R (8, 1)		X SI 92 0-0 2-H 1B		B FF 94 F SI 91 F SI 92 S SI 92 1-3 ② K		C SL 87 B SI 90 X SI 91 1-1 ③ P6		C CU 82 F CU 82 X CU 83 0-2 ③ G4-3		3	0	1	1	0	1	3
										1	0	0	0	0	0	3
										0	0	0	0	0	0	0
6 Jeff Mathis, R (1, 2) OBP: 0.253, SLG: 0.338		1 SAFE C FF 92 C SL 88 F SL 87 1 SAFE S SI 91 0-3 ② K		X FF 94 0-0 1-2 3-H 1B			F FF 91 F SL 86 B CH 87 S SI 92 1-3 ① K		S SL 81 B SL 82 B FS 85 F FS 86 B FS 86 X FF 92 3-2 ① F9	4	0	1	1	0	2	1
16 José Fernández, R (1, 1) OBP: 0.172, SLG: 0.207 30 Placido Polanco, R (7, PH) OBP: 0.304, SLG: 0.286 43 Dan Jennings, L (7, 1) 17 Donovan Solano, R (8, 5) OBP: 0.336, SLG: 0.330		C FF 92 L SI 90 S CU 80 0-3 ③ K2-3		X SI 92 0-0 ③ G4-3			S FF 92 B CU 79 B SI 90 X SI 90 2-1 9 G4-6-3 1B		C FF 93 X SL 82 0-1 ② F8	2	0	0	0	0	1	3
										1	0	1	0	0	0	0
										0	0	0	0	0	0	0
										1	0	0	0	0	0	0

	AB	34
	R	2
	H	9
	RBI	2
	BB	1
	SO	9
	LOB	16

MIAMI

Inning Stats	1	2	3	4	5	6	7	8	9	1B: 6	SF: 0	WP: 0	PA: 37
R:	0	1	0	1	0	0	0	0	0	2B: 2	SAC: 0	PB: 0	
E:	0	0	0	0	0	0	0	0	0	3B: 1	DP: 2	SB: 0	
K:	1	2	1	1	0	0	1	2	0	HR: 0	HBP: 2	CS: 0	
S:	8	18	13	12	8	9	7	14	7				
H:	1	2	0	2	1	0	1	2	0				
LOB:	1	1	0	2	0	1	0	3	0				
BB:	0	0	0	0	0	1	0	0	0				
P:	12	23	20	19	11	14	11	20	11				

PITCHER		IP	WLS	BF	H	R	ER	SO	BB	IBB	HBP	BLK	WP	HR	S	P	ERA	WHIP
31 Lance Lynn, R ERA: 3.67	(1, 1)	7.0	W	28	7	2	2	7	1	0	1	0	0	0	75	110	2.57	1.143
26 Trevor Rosenthal, R ERA: 1.93	(8, 1)	1.0	H	6	2	0	0	2	0	0	1	0	0	0	14	20	0.00	2.000
44 Edward Mujica, R ERA: 2.41	(9, 1)	1.0	S	3	0	0	0	0	0	0	0	0	0	0	7	11	0.00	0.000

PITCHER	IP	WLS	BF	H	R	ER	SO	BB	IBB	HBP	BLK	WP	HR	S	P	ERA	WHIP

Miami Marlins @ St. Louis Cardinals

Busch Stadium, St. Louis, MO

Sun Jul 07 2013, 1:17 PM - 3:55 PM CDT

Att. 43,741 - Partly Cloudy - 87 F

BOTTOM

livebaseballscorecards.com

Batter	1	2	3	4	5	6	7	8	9	AB	R	H	RBI	BB	SO	LOB
13 Matt Carpenter, L (1, 4) OBP: 0.390, SLG: 0.487	X FF 94 0-0 ① F8		H CU 79 1-0 7 BB, 3 1B, 21 SF9 HBP	B SI 94 C CU 80 S CH 84 S CU 84 1-3 ③ K			C SL 83 B SL 84 C SL 83 S SL 84 1-3 ② K			3	1	0	0	0	2	1
3 Carlos Beltrán, S (1, 9) OBP: 0.347, SLG: 0.533	C FF 94 B FF 95 S CU 81 B CU 82 X FF 97 2-2 ② G4-3		X CU 80 0-0 21 SF9, 7 BB, 23 S 1-2 1B		C CU 79 C CH 83 F CU 83 F CU 83 X CU 83 0-2 7 G5-4-3 1B		C FF 93 X FF 92 0-1 ③ G6-3			4	1	2	0	0	0	0
7 Matt Holliday, R (1, 7) OBP: 0.350, SLG: 0.439	F FF 97 B CU 83 X FF 96 1-1 HR		B FF 96 B SI 94 C FF 97 B FF 98 S CU 82 F FF 97 B FF 97 4-2 23 S 1-2 2-3 BB		C FF 96 X SI 95 0-1 ① ② G5-4-3 1-2f			F SI 93 X SL 81 0-1 ① P3		3	1	1	1	1	0	1
21 Allen Craig, R (1, 3) OBP: 0.368, SLG: 0.492	X FF 97 0-0 ③ P4		B CU 85 X CU 85 1-0 ① SF9 2-3 3-H		C FF 97 B CU 86 C CU 82 F SI 96 S CU 85 1-3 ③ K			B SI 94 F SI 93 C SI 94 B SL 83 X SL 81 2-2 48 1B 2B		3	0	1	1	0	1	0
23 David Freese, R (1, 5) OBP: 0.343, SLG: 0.386 44 Edward Mujica, R (9, 1)		C FF 96 F SI 92 B SI 94 F CU 82 B CU 83 S CU 84 2-3 ① K	S CU 85 B CU 87 B FF 96 C CU 85 B CU 86 S CU 85 3-3 ② K 1-2 3-H			B FF 95 B FF 96 B FF 95 C FF 94 B FF 94 4-1 19 G5-4-3 BB		C SI 93 B SI 91 X SI 93 1-1 ② G6-3		3 0	0 0	0 0	0 0	1 0	2 0	2 0
19 Jon Jay, L (1, 8) OBP: 0.326, SLG: 0.340		C CU 79 S CU 80 B CU 84 B FF 96 X FF 95 2-2 2B	C CU 82 S CU 82 X CU 84 0-2 ③ G4-3			F CU 80 X SI 94 0-1 ① ② G5-4-3 1-2f		I IN 78 I IN 79 I IN 81 I IN 81 4-0 48 1B IBB		3	0	1	0	1	0	2
48 Tony Cruz, R (1, 2) OBP: 0.209, SLG: 0.220		B FF 96 F FF 97 C FF 97 S FF 97 1-3 ② K		F FF 93 B FF 94 X FF 95 1-1 ① L7		B CU 83 C FF 96 F FF 96 F FF 97 H CU 80 2-2 HBP		S SI 93 X SI 92 0-1 ③ 1-2 2-H 1B		3	0	1	0	0	1	1
38 Pete Kozma, R (1, 6) OBP: 0.281, SLG: 0.297		I IN 66 I IN 66 I IN 65 I IN 65 4-0 IBB		X SI 94 0-0 ② G1-3		C CU 80 X CU 82 0-1 ③ P4				2	0	0	0	1	0	1
31 Lance Lynn, S (1, 1) OBP: 0.226, SLG: 0.111 43 Shane Robinson, R (7, PH) OBP: 0.354, SLG: 0.339 26 Trevor Rosenthal, R (8, 1) 33 Daniel Descalso, L (9, 5) OBP: 0.335, SLG: 0.425		F FF 97 X CU 83 0-1 ③ L9		B SI 93 B FF 92 B SI 94 B SI 93 4-0 BB			T SL 81 B SL 83 S FF 92 B SL 84 X FF 92 2-2 ① G6-3			1 1 0 0	0 0 0 0	0 0 0 0	0 0 0 0	1 0 0 0	0 0 0 0	2 0 0 0
Inning Stats	R: 1 H: 1 E: 0 LOB: 0 K: 0 BB: 0 S: 7 P: 10	R: 0 H: 1 E: 0 LOB: 2 K: 2 BB: 1 S: 12 P: 21	R: 2 H: 1 E: 0 LOB: 1 K: 1 BB: 1 S: 11 P: 20	R: 0 H: 0 E: 0 LOB: 1 K: 1 BB: 1 S: 6 P: 12	R: 0 H: 1 E: 0 LOB: 0 K: 1 BB: 0 S: 11 P: 12	R: 0 H: 0 E: 0 LOB: 1 K: 0 BB: 1 S: 8 P: 14	R: 0 H: 0 E: 0 LOB: 0 K: 1 BB: 0 S: 8 P: 11	R: 0 H: 2 E: 0 LOB: 2 K: 0 BB: 1 S: 9 P: 16		1B: 3 SF: 1 2B: 2 SAC: 0 3B: 0 DP: 2 HR: 1 HBP: 2					WP: 0 PA: 34 PB: 0 SB: 2 CS: 0	

	AB	26
	R	3
	H	6
	RBI	2
	BB	5
	SO	6
	LOB	10

PITCHER	IP	WLS	BF	H	R	ER	SO	BB	IBB	HBP	BLK	WP	HR	S	P	ERA	WHIP
16 José Fernández, R (1, 1) ERA: 2.83	6.0	L	26	4	3	3	5	3	1	2	0	0	1	55	89	4.50	1.167
43 Dan Jennings, L (7, 1) ERA: 3.24	1.0		3	0	0	0	1	0	0	0	0	0	0	8	11	0.00	0.000
58 Ryan Webb, R (8, 1) ERA: 3.2	1.0		5	2	0	0	0	0	1	0	0	0	0	9	16	0.00	2.000

PITCHER	IP	WLS	BF	H	R	ER	SO	BB	IBB	HBP	BLK	WP	HR	S	P	ERA	WHIP

Batter	1	2	3	4	5	6	7	8	9	AB	R	H	RBI	BB	SO	LOB
27 Jose Altuve, R (1, 4) OBP: 0.319, SLG: 0.358	C SI 91 F FF 91 F FF 88 X CU 73 0-2 G5-3		X FC 89 0-0 FC6-4 1-2f			C FF 92 S SI 92 X FC 88 0-2 G4-3	F FC 88 B SI 92 F FC 88 D CU 68 X FC 88 2-2 G1-3		B SL 84 X SI 95 1-0 29 G3 1-3 3-H 1B	5	0	1	1	0	0	2
29 Brett Wallace, L (1, 5) OBP: 0.250, SLG: 0.409	B FC 90 F FC 90 B CU 73 S FC 90 F CU 76 F CU 75 X FC 90 2-2 G6-3		C CU 74 B FC 90 C FF 92 F CU 77 F FC 89 F FC 89 S CU 75 1-3 K			C FC 89 B FF 93 X FC 88 1-1 14 1B 2B		S CU 79 B CU 79 B FF 96 F FF 95 T FF 95 2-2 K	B FF 94 1 SAFE 1 SAFE C FF 94 F SI 95 X FF 95 1-2 G3 1-2 3-H	5	1	1	1	0	2	2
15 Jason Castro, L (1, 2) OBP: 0.332, SLG: 0.475	X FC 89 0-0 G6-3			C FF 90 F CU 74 S CU 73 0-3 K2-3		H SI 93 1-0 14 1B HBP		B FF 95 C FF 97 B FF 96 S FF 95 B FF 97 S FF 95 3-3 K	B CH 85 F FF 94 B FF 93 B CH 84 F FF 94 F FF 94 F FF 94 B SL 82 4-2 BB	3	0	0	0	1	2	0
14 J.D. Martinez, R (1, 9) (6, 7) OBP: 0.279, SLG: 0.402		B SI 91 C SI 91 C SI 92 X FC 88 1-2 G1-3		F FC 88 C CU 73 B FC 88 B SI 92 F SI 92 C CU 76 2-3 K		X FC 90 0-0 1-3 2-H 1B		B FF 96 B CH 87 C FF 96 B FF 95 X FF 95 3-1 F7	S FS 86 B FS 85 F FS 87 D FS 88 B FS 87 F FS 87 F FS 87 S FS 88 3-3 K	5	0	1	1	0	2	2
12 Carlos Pena, L (1, 3) OBP: 0.328, SLG: 0.361 30 Matt Dominguez, R (9, PH) OBP: 0.256, SLG: 0.385		C CU 74 B FC 91 T SI 92 S CU 77 1-3 K2-3		X FC 89 0-0 1B		S CU 75 S FC 92 B CU 78 S FC 90 1-3 K			C SI 86 B SI 86 B SI 87 X SI 86 2-1 2 BB 23 BB 10 1B 1B	3	0	1	0	0	2	2
59 Marc Krauss, L (1, 7) OBP: 0.231, SLG: 0.360 64 Lucas Harrell, S (6, 1) OBP: 0.500, SLG: 0.250 23 Chris Carter, R (9, PH) OBP: 0.323, SLG: 0.463		B FF 90 C FC 88 B CU 73 S FC 89 B CU 76 B CU 76 4-2 BB		B FF 91 C FC 89 C CU 74 S CU 75 1-3 K		B CU 76 X FC 91 1-0 G6-3			B FF 96 C SL 84 S SL 85 B SL 85 B FF 97 B SL 85 4-2 10 1B 2 BB 38 FC3-6 1-2 BB	2 0 0	0 0 1	0 0 0	0 0 0	1 0 1	1 0 0	3 0 0
2 Brandon Barnes, R (1, 8) OBP: 0.305, SLG: 0.348		C SI 90 F FC 88 F SI 93 S CU 76 0-3 K			C FC 86 X SI 91 0-1 G3-1		B FC 87 C FF 91 X CU 74 1-1 G1-3		B FF 97 F FF 95 B SL 84 F FF 96 B CU 74 B FF 96 4-2 38 FC3-6 10 1B 27 1B 1-2 2-3 BB	3	1	0	0	1	1	1
13 Ronny Cedeno, R (1, 6) OBP: 0.262, SLG: 0.301 10 Jake Elmore, R (5, 6) OBP: 0.304, SLG: 0.341			C SI 91 B FF 90 F FC 88 B FC 86 S CU 76 2-3 K		F SI 90 B FC 88 X CU 75 1-1 G6-3		C FC 87 X CU 73 0-1 1B		F FF 95 D CU 76 C FF 96 F FF 96 X CU 79 1-2 38 FC3-6 1-2 2-3 3-H 1B	2 2	0 0	0 2	0 1	0 0	1 0	0 0
20 Bud Norris, R (1, 1) OBP: 0.250, SLG: 0.250 38 Jimmy Paredes, S (6, 9) OBP: 0.229, SLG: 0.248			C SI 91 B FF 91 X SI 93 1-1 27 FC6-4 1B		B SI 91 C FF 90 B FC 88 F SI 91 X FF 92 2-2 L9		C FC 88 F FF 90 S CU 76 0-3 K		X FF 94 0-0 FC3-6 27 1B 29 G3 1-2f 2-3 3-H	2 2	0 1	1 0	0 1	0 0	0 1	0 3
Inning Stats	R: 0 E: 0 K: 0 S: 10 H: 0 LOB: 0 BB: 0 P: 12	R: 0 E: 0 K: 2 S: 12 H: 0 LOB: 1 BB: 1 P: 18	R: 0 E: 0 K: 2 S: 12 H: 1 LOB: 1 BB: 0 P: 16	R: 0 E: 0 K: 3 S: 11 H: 1 LOB: 1 BB: 0 P: 14	R: 0 E: 0 K: 0 S: 7 H: 0 LOB: 0 BB: 0 P: 10	R: 1 E: 0 K: 1 S: 10 H: 2 LOB: 2 BB: 0 P: 14	R: 0 E: 0 K: 1 S: 10 H: 1 LOB: 1 BB: 0 P: 13	R: 0 E: 0 K: 2 S: 8 H: 0 LOB: 0 BB: 0 P: 16	R: 4 E: 0 K: 1 S: 24 H: 3 LOB: 2 BB: 3 P: 44	1B: 7 2B: 1 3B: 0 HR: 0 SF: 0 SAC: 0 DP: 0 HBP: 1						

TOP

Houston Astros @ St. Louis Cardinals

Busch Stadium, St. Louis, MO

Tue Jul 09 2013, 7:19 PM - 10:36 PM CDT

Att. 43,836 - Partly Cloudy - 92 F

livebaseballscorecards.com

AB	35
R	5
H	8
RBI	5
BB	4
SO	12
LOB	15

WP: 0 PB: 0 SB: 0 CS: 0 PA: 40

PITCHER		IP	WLS	BF	H	R	ER	SO	BB	IBB	HBP	BLK	WP	HR	S	P	ERA	WHIP
50 Adam Wainwright, R ERA: 2.3	(1, 1)	7.0	W	28	5	1	1	9	1	0	1	0	0	0	72	97	1.29	0.857
46 Kevin Siegrist, L ERA:	(8, 1)	1.0		3	0	0	0	2	0	0	0	0	0	0	8	16	0.00	0.000
36 Randy Choate, L ERA: 2.5	(9, 1)	0.0		1	1	1	1	0	0	0	0	0	0	0	2	4	∞	∞
67 Michael Blazek, R ERA: 9.0	(9, 1)	0.2		7	2	3	3	0	3	0	0	0	0	0	17	32	40.50	7.500
44 Edward Mujica, R ERA: 2.39	(9, 1)	0.1	S	1	0	0	0	1	0	0	0	0	0	0	5	8	0.00	0.000

PITCHER		IP	WLS	BF	H	R	ER	SO	BB	IBB	HBP	BLK	WP	HR	S	P	ERA	WHIP

BOTTOM

Houston Astros @ St. Louis Cardinals

Busch Stadium, St. Louis, MO

Tue Jul 09 2013, 7:19 PM - 10:36 PM CDT

Att. 43,836 - Partly Cloudy - 92 F

livebaseballscorecards.com

Batter	1	2	3	4	5	6	7	8	9	AB	R	H	RBI	BB	SO	LOB
13 Matt Carpenter, L (1, 4) OBP: 0.393, SLG: 0.496	C FF 93 B SL 84 X FF 94 1-1 7 HR 1B	C FF 95 B SL 83 S SL 88 X SI 95 1-2 ② SF7 3-H		C SI 94 F SL 89 X SL 90 0-2 3 1B 2-H 3-H 2B		B SI 93 X SI 92 1-0 21 1B 2B		C SI 92 X CU 82 0-1 ① G4-3		4	3	3	3	0	0	0
3 Carlos Beltrán, S (1, 9) OBP: 0.347, SLG: 0.534	X SI 93 0-0 ① F7	F SL 85 S SL 87 C FF 95 0-3 ③ K		C SI 95 D SL 88 S FF 90 D SL 87 F CH 86 B CH 86 F SL 90 X SL 82 3-2 2-H 1B		B CH 84 X CU 81 1-0 ① P5		X SI 92 0-0 21 1B 2B		5	1	2	1	0	1	4
7 Matt Holliday, R (1, 7) OBP: 0.352, SLG: 0.447 43 Shane Robinson, R (8, PH) OBP: 0.363, SLG: 0.339 (9, 7)	C SL 79 F FF 94 X SL 82 0-2 1-H HR		X SI 93 0-0 ① P5	B FF 95 F FF 96 B FF 95 F SL 86 F FF 95 S SL 83 2-3 ③ K		H SI 92 1-0 21 1B HBP		B SI 93 C SI 94 B CU 83 B SI 94 C SI 93 F SI 94 B SI 93 4-2 21 1B BB		3 0	1 0	1 0	2 0	0 1	1 0	1 0
21 Allen Craig, R (1, 3) OBP: 0.372, SLG: 0.494	C FF 94 S SL 86 B FF 95 B SL 85 X SI 96 2-2 ② L8		C FF 92 F CH 86 B FF 95 F FF 95 X SL 87 1-2 4 G5-4-3 1B		X FF 92 0-0 ① P3	B FF 90 B FF 94 F SI 92 C SI 94 B FF 91 F SI 94 X SI 94 3-2 1-3 2-H 1B		B SI 92 X SI 94 1-0 48 G6-3 1-3 2-H 1B		5	0	3	2	0	0	0
4 Yadier Molina, R (1, 2) OBP: 0.389, SLG: 0.487 48 Tony Cruz, R (8, 2) OBP: 0.205, SLG: 0.214	S FF 92 C SI 95 F SL 85 X SI 95 0-2 ③ G1-3		F SL 81 B SL 86 F FF 94 X SL 86 1-2 ② ③ G5-4-3 1-2f		B FF 91 F SL 84 H FF 94 2-1 23 1B 19 1B HBP	I IN 46 I I I 4-0 23 G5-4-3 IBB		X SI 92 0-0 ② ③ G6-3 1-2f		2 1	1 0	0 0	0 0	1 0	0 0	1 2
23 David Freese, R (1, 5) OBP: 0.349, SLG: 0.392		X FF 92 0-0 33 2B 13 SF7 1B		X FF 92 0-0 33 2B 19 FC5-2 1B	S SL 81 C SL 86 F FF 94 F SL 84 X SI 95 0-2 19 1B 1-2 1B	B CU 81 C SI 94 B SI 93 X SI 94 2-1 ② ③ G5-4-3 1-2f				4	1	3	0	0	0	3
33 Daniel Descalso, L (1, 6) OBP: 0.339, SLG: 0.439		C CH 86 B SL 86 B CH 85 X FF 93 2-1 1-3 2B		B CH 85 X SI 92 1-0 50 SH2-4 13 2B 1-3 2B	C SL 81 F CH 86 F SL 84 B SI 94 B SI 94 F CH 88 F CH 87 F SL 88 B SL 86 3-3 ② S SL 84 K		C SI 92 F CH 82 B SI 94 F CH 83 F SI 94 X CU 83 1-2 ① G3		4	1	2	0	0	1	2
19 Jon Jay, L (1, 8) OBP: 0.328, SLG: 0.340		B CH 87 B FF 94 B SI 93 B SI 92 4-0 BB		X SL 86 0-0 ① FC5-2 50 SH2-4 13 2B 3-H	B SL 85 X FF 92 1-0 1-2 2-H 1B		X SI 93 0-0 ② G4-3		3	1	1	1	1	0	2
50 Adam Wainwright, R (1, 1) OBP: 0.125, SLG: 0.150 Matt Adams, L (7, PH) OBP: 0.366, SLG: 0.579 46 Kevin Siegrist, L (8, 1) 36 Randy Choate, L (9, 1) 67 Michael Blazek, R (9, 1) 44 Edward Mujica, R (9, 1)		S SL 85 C FF 94 S FF 95 0-3 ① K		X SL 85 0-0 ② SH2-4 1-2 2-3	S FF 94 C FF 94 D SL 86 S SL 84 1-3 ③ K		B SI 94 X CH 86 1-0 ③ G3		2 1 0 0 0 0	0 0 0 0 0 0	0 0 0 0 0 0	0 0 0 0 0 0	2 0 0 0 0 0	2 0 0 0 0 0	5 0 0 0 0 0
Inning Stats	R: 2 E: 0 K: 0 S: 13 H: 2 LOB: 0 BB: 0 P: 16	R: 1 E: 0 K: 2 S: 12 H: 2 LOB: 2 BB: 1 P: 19	R: 0 E: 0 K: 0 S: 8 H: 1 LOB: 0 BB: 0 P: 10	R: 3 E: 0 K: 1 S: 16 H: 4 LOB: 1 BB: 0 P: 22	R: 1 E: 0 K: 2 S: 18 H: 2 LOB: 2 BB: 0 P: 25	R: 1 E: 0 K: 0 S: 8 H: 2 LOB: 2 BB: 1 P: 20	R: 0 E: 0 K: 0 S: 7 H: 0 LOB: 0 BB: 0 P: 9	R: 1 E: 0 K: 0 S: 8 H: 2 LOB: 1 BB: 1 P: 13		1B: 9 2B: 5 3B: 0 HR: 1 SF: 1 SAC: 1 DP: 3 HBP: 2				WP: 0 PB: 0 SB: 0 CS: 0 PA: 41	

	AB	34
	R	9
	H	15
	RBI	9
	BB	3
	SO	5
	LOB	20

PITCHER		IP	WLS	BF	H	R	ER	SO	BB	IBB	HBP	BLK	WP	HR	S	P	ERA	WHIP
20 Bud Norris, R ERA: 3.63	(1, 1)	5.0	L	27	11	7	7	5	1	0	1	0	0	1	67	92	12.60	2.400
64 Lucas Harrell, R ERA: 5.06	(6, 1)	3.0		14	4	2	2	0	1	1	1	0	0	0	23	42	6.00	1.667

PITCHER	IP	WLS	BF	H	R	ER	SO	BB	IBB	HBP	BLK	WP	HR	S	P	ERA	WHIP

Batter	1	2	3	4	5	6	7	8	9	AB	R	H	RBI	BB	SO	LOB
10 Jake Elmore, R (1, 6) OBP: 0.314, SLG: 0.318	4-2 27 G5-4-3 BB	4-2 1-2 2-3 BB		2-2 FC6-4 1-2f		0-2 P6		2-2 P6		3	0	0	0	2	0	2
27 Jose Altuve, R (1, 4) OBP: 0.320, SLG: 0.358	0-0 G5-4-3 1-2f	0-2 F9		0-1 F9			1-2 23 BB 29 1B 1B	1-2 1-3 1B		5	1	2	0	0	0	5
15 Jason Castro, L (1, 2) OBP: 0.330, SLG: 0.474	2-1 F8		3-3 K		3-2 29 G3-1 14 1B 2B		1-2 L4	2-3 K		5	1	1	0	0	2	3
23 Chris Carter, R (1, 7) OBP: 0.327, SLG: 0.472		0-0 HR	4-0 29 1B BB		0-3 K		4-2 29 1B 1-2 BB		2-3 K	3	1	1	1	2	2	1
29 Brett Wallace, L (1, 3) OBP: 0.286, SLG: 0.437	0-0 2 G4-3 14 BB 30 E 1B	1-2 1-3 1B		3-2 G3-1 2-3			2-1 1-3 2-H 1B		1-2 14 E 1B	5	1	4	1	0	0	1
14 J.D. Martinez, R (1, 9) OBP: 0.281, SLG: 0.399	4-2 30 E 2 G4-3 18 FC3-2 1-2 BB	0-3 K		0-1 3-H 1B			1-3 K		2-2 FC5 12 G4-6-3 1-2	4	0	1	1	1	2	5
2 Brandon Barnes, R (1, 8) OBP: 0.299, SLG: 0.341 12 Carlos Pena, L (9, PH) OBP: 0.327, SLG: 0.360	2-0 G4-3 1-2 2-3	1-3 K		0-1 P4			1-3 K		0-1 G4-6-3 1-2f	4 1	0 0	0 0	0 0	0 0	2 0	7 2
30 Matt Dominguez, R (1, 5) OBP: 0.255, SLG: 0.381	0-1 E4 10 BB 18 FC3-2 2-3 3-H		4-2 10 FC6-4 BB		2-2 G6-3			0-3 K		3	0	0	1	1	1	1
18 Jordan Lyles, R (1, 1) 53 Wesley Wright, R (7, 1) 56 Paul Clemens, R (7, 1) 59 Marc Krauss, L (8, PH) OBP: 0.259, SLG: 0.385 38 Jimmy Paredes, S (8, PR) OBP: 0.229, SLG: 0.248 68 José Cisnero, R (8, 1)	0-0 FC3-2 10 BB 1-2 3-H	1-3 K		1-0 27 1B 1B						3 0 0 1 0 0	0 0 0 0 0 0	0 0 0 1 0 0	0 0 0 0 0 0	0 0 0 0 0 0	2 0 0 0 0 0	3 0 0 0 0 0
Inning Stats	R: 0 E: 0 K: 0 S: 5 H: 0 LOB: 0 BB: 1 P: 11	R: 2 E: 1 K: 0 S: 13 H: 2 LOB: 3 BB: 2 P: 23	R: 0 E: 0 K: 3 S: 13 H: 1 LOB: 2 BB: 1 P: 22	R: 0 E: 0 K: 1 S: 11 H: 0 LOB: 1 BB: 1 P: 17	R: 1 E: 0 K: 1 S: 15 H: 2 LOB: 1 BB: 0 P: 21	R: 0 E: 0 K: 1 S: 14 H: 0 LOB: 0 BB: 0 P: 17	R: 1 E: 0 K: 2 S: 21 H: 2 LOB: 2 BB: 1 P: 31	R: 0 E: 0 K: 2 S: 13 H: 2 LOB: 2 BB: 0 P: 19	R: 0 E: 1 K: 1 S: 17 H: 1 LOB: 1 BB: 0 P: 22	1B: 8 2B: 1 3B: 0 HR: 1 SF: 0 SAC: 0 DP: 2 HBP: 0						

PITCHER		IP	WLS	BF	H	R	ER	SO	BB	IBB	HBP	BLK	WP	HR	S	P	ERA	WHIP
40 Shelby Miller, R ERA: 2.92	(1, 1)	5.0		25	5	3	3	5	5	0	0	0	0	1	57	94	5.40	2.000
43 Seth Maness, R ERA: 2.73	(6, 1)	2.0	W	9	2	1	1	3	1	0	0	0	0	0	35	48	4.50	1.500
26 Trevor Rosenthal, R ERA: 1.88	(8, 1)	1.0	H	5	2	0	0	2	0	0	0	0	0	0	13	19	0.00	2.000
44 Edward Mujica, R ERA: 2.33	(9, 1)	1.0	S	4	1	0	0	1	0	0	0	0	0	0	17	22	0.00	1.000

PITCHER	IP	WLS	BF	H	R	ER	SO	BB	IBB	HBP	BLK	WP	HR	S	P	ERA	WHIP

TOP

Houston Astros @ St. Louis Cardinals

Busch Stadium, St. Louis, MO

Wed Jul 10 2013, 7:17 PM - 10:39 PM CDT

Att. 44,313 - Partly Cloudy - 87 F

livebaseballscorecards.com

AB	37
R	4
H	10
RBI	4
BB	6
SO	11
LOB	30

BOTTOM

Houston Astros @ St. Louis Cardinals

Busch Stadium, St. Louis, MO

Wed Jul 10 2013, 7:17 PM - 10:39 PM CDT

Att. 44,313 - Partly Cloudy - 87 F

livebaseballscorecards.com

Batter	1	2	3	4	5	6	7	8	9	AB	R	H	RBI	BB	SO	LOB
13 Matt Carpenter, L (1, 4) OBP: 0.394, SLG: 0.503	C SI 92 B SL 88 B SL 88 X SI 93 2-1 G1 ①		C CU 79 B SL 88 C SI 94 B CU 80 F CU 81 B CU 80 X SI 93 3-2 G4-3 ③		1 SAFE B CU 80 B SI 92 B SI 92 B SI 92 4-0 7 1B 1-2 BB		B SI 91 B SI 91 S SI 91 1 SAFE X SI 91 2-1 1-H HR			3	1	1	2	1	0	0
19 Jon Jay, L (1, 8) OBP: 0.325, SLG: 0.336	B SI 94 X SI 93 1-0 G3 ②			C SI 92 X CH 82 0-1 F7 ①	F CU 79 B SL 86 F CH 82 S CH 83 1-3 K ②		B FF 91 C SL 84 B FF 92 X SL 84 2-1 F8 ②			4	0	0	0	0	1	3
7 Matt Holliday, R (1, 7) OBP: 0.353, SLG: 0.451	B SI 94 B CU 80 C FF 94 B SI 93 F SI 94 F CU 81 X SI 93 3-2 G6-3 ③			X SL 86 0-0 1B 2B	B SI 91 B CU 81 B FF 94 C SI 92 C SI 92 X SI 93 3-2 1-3 2-H 3-H 1B		F FF 95 X CU 77 0-1 G6-3 ③			4	0	2	2	0	0	0
21 Allen Craig, R (1, 9) OBP: 0.373, SLG: 0.491		C FF 93 B SI 92 S SL 86 F SL 86 B SI 92 B SL 86 B SI 95 4-2 WP 1B BB		X SL 86 0-0 G6-3 ②	B SI 95 B SL 85 C SI 94 F SL 86 X SI 92 2-2 G2-3 ③			C FF 94 B FF 96 F SL 84 B FF 95 B SL 83 B FF 95 4-2 S BB		2	1	0	0	2	0	3
Matt Adams, L (1, 3) OBP: 0.370, SLG: 0.576		B SI 93 X SI 93 1-0 33 G4-6-3 1-H 1B		C CU 78 B CH 80 D CH 82 X SI 93 2-1 2-3 1B		X SI 92 0-0 G6-3 ①		B FF 92 B CH 85 B SI 92 S FF 94 S FF 92 F FF 94 S FF 94 3-3 1-2 K ①		4	0	2	1	0	1	1
23 David Freese, R (1, 5) OBP: 0.344, SLG: 0.386 44 Edward Mujica, R (9, 1)		C CU 79 X CU 80 0-1 F9 ①		X CU 81 0-0 G5-3 ③		C SI 94 S CH 82 B CU 80 F CU 81 F SI 92 X CU 81 1-2 G1-3 ②		B FF 95 F FF 95 F FF 93 F FF 95 S SL 83 1-3 K ②		4 0	0 0	0 0	0 0	0 0	1 0	4 0
33 Daniel Descalso, L (1, 6) OBP: 0.337, SLG: 0.431 (9, 5)		D CU 79 C SI 93 X CH 81 1-1 G4-6-3 ②③ 1-2f			B CH 85 X CU 76 1-0 G6-3 ①	X CH 82 0-0 P5 ③		I IN 71 I IN 75 I IN 76 I IN 76 4-0 48 FC6-4 IBB		3	0	0	0	1	0	1
48 Tony Cruz, R (1, 2) OBP: 0.229, SLG: 0.222			C SI 93 C SI 94 X CU 81 0-2 G4-3 ①		C SI 95 X CU 80 0-1 43 1B 7 1B 1B		H CU 74 1-0 13 HR HBP	S FF 94 S FF 94 X FF 95 0-2 FC6-4 ③ 1-2f		3	2	1	0	0	0	2
40 Shelby Miller, R (1, 1) OBP: 0.063, SLG: 0.156 43 Shane Robinson, R (5, PH) OBP: 0.370, SLG: 0.349 43 Seth Maness, R (6, 1) 4 Yadier Molina, R (7, PH) OBP: 0.388, SLG: 0.485 26 Trevor Rosenthal, R (8, 1) 38 Pete Kozma, R (9, 6) OBP: 0.281, SLG: 0.297			C SI 93 B SI 95 B SI 95 X SI 94 2-1 G6-3 ②		B SL 86 B FF 92 C SI 92 F SI 92 B SI 92 F SI 92 X SI 91 3-2 13 BB 7 1B 1-3 1B		C CU 77 S CH 85 F CU 80 F SI 90 B SI 89 S SI 89 1-3 K ①			1 1 0 1 0 0	0 1 0 0 0 0	0 1 0 0 0 0	0 0 0 0 0 0	0 0 0 1 0 0	0 0 0 1 0 0	0 0 0 1 0 0

	AB	30
	R	5
	H	7
	RBI	5
	BB	4
	SO	4
	LOB	15

Inning Stats	1	2	3	4	5	6	7	8	9
	R: 0 E: 0 K: 0 S: 7	H: 0 LOB: 0 BB: 0 P: 13	R: 1 E: 0 K: 0 S: 8	H: 1 LOB: 0 BB: 1 P: 14	R: 0 E: 0 K: 0 S: 9	H: 0 LOB: 0 BB: 0 P: 14	R: 0 E: 0 K: 0 S: 7	H: 2 LOB: 2 BB: 0 P: 9	R: 2 E: 0 K: 1 S: 16	H: 3 LOB: 2 BB: 1 P: 30	R: 0 E: 0 K: 0 S: 7	H: 0 LOB: 0 BB: 0 P: 8	R: 2 E: 0 K: 1 S: 11	H: 1 LOB: 0 BB: 0 P: 17	R: 0 E: 0 K: 2 S: 13	H: 0 LOB: 2 BB: 2 P: 25

	1B: 5	SF: 0	WP: 1	PA: 35
	2B: 1	SAC: 0	PB: 0	
	3B: 0	DP: 1	SB: 1	
	HR: 1	HBP: 1	CS: 0	

PITCHER		IP	WLS	BF	H	R	ER	SO	BB	IBB	HBP	BLK	WP	HR	S	P	ERA	WHIP
18 Jordan Lyles, R ERA: 4.02	(1, 1)	6.1		27	6	4	4	2	2	0	1	0	1	0	59	95	5.68	1.263
53 Wesley Wright, L ERA: 4.41	(7, 1)	0.1	L	2	1	1	1	0	0	0	0	0	0	1	4	8	27.00	3.000
56 Paul Clemens, R ERA: 5.19	(7, 1)	0.1		1	0	0	0	0	0	0	0	0	0	0	2	2	0.00	0.000
68 José Cisnero, R ERA: 2.87	(8, 1)	1.0		5	0	0	0	2	1	1	0	0	0	0	13	25	0.00	1.000

PITCHER		IP	WLS	BF	H	R	ER	SO	BB	IBB	HBP	BLK	WP	HR	S	P	ERA	WHIP

Batter	1	2	3	4	5	6	7	8	9	AB	R	H	RBI	BB	SO	LOB
13 Matt Carpenter, L (1, 4) OBP: 0.390, SLG: 0.497	C FF 90 B SL 82 B FF 91 X SI 92 2-1 ① G4-3		C FF 94 B SL 85 B CU 78 F SI 93 F FF 93 B SL 85 X SI 92 3-2 ③ G4-3			C SI 92 B FF 92 B SL 84 T FF 92 X SL 86 2-2 ② F8		B SL 80 F FF 88 B SL 80 B FF 88 X FF 88 3-1 ② L8		4	0	0	0	0	0	2
3 Carlos Beltrán, S (1, 9) OBP: 0.343, SLG: 0.527	S CU 78 C SI 93 X FF 93 0-2 ② P6			C SL 83 B CU 79 X SL 83 1-1 ① F9		C SI 93 C FF 93 B SI 95 F FF 95 F CU 81 S SL 87 1-3 ③ K		B SL 81 B SI 95 C SL 81 S SI 95 S SL 82 2-3 ③ K 1-2 2-3		4	0	0	0	0	2	2
7 Matt Holliday, R (1, 7) OBP: 0.351, SLG: 0.448 Matt Adams, L (4, 3) OBP: 0.364, SLG: 0.567	C FF 92 B SI 92 B FF 92 B SI 91 F SI 91 F SI 92 X SL 85 3-2 ③ G6-3			S FF 92 B FF 92 X FF 93 1-1 ② G6-3			B SL 82 X SL 83 1-0 ① F8		C FF 90 F FF 90 C FF 90 0-3 ① K	2 2	0 0	0 0	0 0	0 0	0 1	0 0
21 Allen Craig, R (1, 3) (4, 7) OBP: 0.374, SLG: 0.494		B FF 91 C FF 90 B CU 78 F SI 89 X SI 93 2-2 ① G6-3		C SL 85 X SI 93 0-1 1B			C SL 86 X SL 86 0-1 4 G5-3 2B		C FF 90 C FF 91 B FF 90 F CU 78 B FS 83 X FF 90 2-2 E1 23 BB	4	0	2	0	0	0	0
4 Yadier Molina, R (1, 2) OBP: 0.383, SLG: 0.479		B FF 91 X FF 91 1-0 ② G1-3		F FF 92 X SL 86 0-1 ③ F7			F SL 86 X FF 93 0-1 ② G5-3 2-3		X FF 91 0-0 ② F9	4	0	0	0	0	0	3
23 David Freese, R (1, 5) OBP: 0.346, SLG: 0.389		B FF 92 F FF 92 X FF 94 1-1 2B		C SL 81 B SL 85 B FF 92 F SI 92 B SL 85 S SL 84 3-3 ① K			S SL 87 B FF 92 S SL 87 D SL 87 B FF 92 S SL 85 3-3 ③ K		B FF 91 D CU 81 C FF 90 B FF 92 B FF 91 4-1 BB 1-2	3	0	1	0	1	2	1
19 Jon Jay, L (1, 8) OBP: 0.324, SLG: 0.334		B SL 81 X FF 92 1-0 ③ G4-3		C FF 91 X FF 93 0-1 ② G4-3				C FF 92 S CU 78 B CU 79 F CU 78 X FF 92 1-2 3 WP 33 BB 1B	C CU 79 B FF 91 X FF 90 1-1 ③ L7	4	0	1	0	0	0	3
38 Pete Kozma, R (1, 6) OBP: 0.279, SLG: 0.293			C FF 92 S SL 84 S SL 85 0-3 ① K		C FF 92 B SL 85 B SL 86 X SI 91 2-1 ③ G6-3			C FF 91 1 SAFE C FF 92 C FF 92 0-3 ① K		3	0	0	0	0	2	1
35 Jake Westbrook, R (1, 1) OBP: 0.182, SLG: 0.100 33 Daniel Descalso, L (8, PH) OBP: 0.341, SLG: 0.431 36 Randy Choate, L (8, 1)			B SI 93 B FF 92 C FF 92 F FF 92 B SI 92 X FF 92 3-2 ② P6			C FF 91 F SI 92 B SL 85 C SL 85 1-3 ① K		S CU 79 B CU 78 F FF 92 1 SAFE 1 SAFE B FF 91 D FS 86 B CU 78 4-2 3 WP BB 1-2		2 0 0	0 0 0	0 0 0	0 0 0	0 1 0	1 0 0	0 0 0
Inning Stats	R: 0 E: 0 K: 0 S: 9 H: 0 LOB: 0 BB: 0 P: 14	R: 0 E: 0 K: 0 S: 7 H: 1 LOB: 1 BB: 0 P: 12	R: 0 E: 0 K: 1 S: 10 H: 0 LOB: 0 BB: 0 P: 16	R: 0 E: 0 K: 0 S: 8 H: 1 LOB: 1 BB: 0 P: 10	R: 0 E: 0 K: 1 S: 7 H: 0 LOB: 0 BB: 0 P: 12	R: 0 E: 0 K: 2 S: 11 H: 0 LOB: 0 BB: 0 P: 15	R: 0 E: 0 K: 1 S: 8 H: 1 LOB: 1 BB: 0 P: 12	R: 0 E: 0 K: 2 S: 14 H: 1 LOB: 2 BB: 1 P: 24	R: 0 E: 1 K: 1 S: 11 H: 0 LOB: 2 BB: 1 P: 18	1B: 2 2B: 2 3B: 0 HR: 0 SF: 0 SAC: 0 DP: 0 HBP: 0	WP: 1 PB: 0 SB: 0 CS: 0 PA: 34					

TOP

St. Louis Cardinals @ Chicago Cubs

Wrigley Field, Chicago, IL

Thu Jul 11 2013, 7:09 PM - 9:52 PM CDT

Att. 35,379 - Clear - 72 F

livebaseballscorecards.com

AB	32
R	0
H	4
RBI	0
BB	2
SO	8
LOB	12

PITCHER		IP	WLS	BF	H	R	ER	SO	BB	IBB	HBP	BLK	WP	HR	S	P	ERA	WHIP
36 Edwin Jackson, R ERA: 5.11	(1, 1)	7.0	W	24	3	0	0	5	0	0	0	0	0	0	60	91	0.00	0.429
50 Blake Parker, R ERA: 2.08	(8, 1)	0.1	H	3	1	0	0	1	1	0	0	0	0	0	9	14	0.00	6.000
40 James Russell, L ERA: 2.91	(8, 1)	0.1	H	1	0	0	0	0	0	0	0	0	0	0	2	5	0.00	0.000
46 Pedro Strop, R ERA: 6.0	(8, 1)	0.1	H	1	0	0	0	1	0	0	0	0	1	0	3	5	0.00	0.000
63 Kevin Gregg, R ERA: 1.72	(9, 1)	1.0	S	5	0	0	0	1	1	0	0	0	0	0	11	18	0.00	1.000

PITCHER	IP	WLS	BF	H	R	ER	SO	BB	IBB	HBP	BLK	WP	HR	S	P	ERA	WHIP

Batter	1	2	3	4	5	6	7	8	9	AB	R	H	RBI	BB	SO	LOB
24 Luis Valbuena, L (1, 5) OBP: 0.348, SLG: 0.386	C SI 88 F SI 88 X CH 81 0-2 ① G4-3		B FC 83 B FC 83 B SI 88 C SI 87 B SI 88 4-1 44 WP 13 1B 44 1B BB	C SI 88 F SI 87 X FC 84 0-2 ② F6			C SI 86 B SI 87 F FC 83 B FC 84 B CH 81 F SI 88 X SI 88 3-2 ② G3			3	1	0	0	1	0	2
13 Starlin Castro, R (1, 6) OBP: 0.272, SLG: 0.336	B SI 89 B SI 89 X SI 89 2-0 44 2B 1B		C SI 89 1 SAFE D FC 84 X SI 88 1-1 44 WP 44 1B 1-2 1B	C FC 84 D CH 81 F FC 83 D CH 81 F FC 84 F CU 76 X FC 82 2-2 ③ F9			X FC 83 0-0 1B			4	2	3	0	0	0	2
44 Anthony Rizzo, L (1, 3) OBP: 0.330, SLG: 0.450	F FC 85 B SI 89 D SI 88 X SI 88 2-1 1-H 2B		C SI 89 B FC 85 B FC 85 B FC 85 S CH 81 X CH 81 3-2 1-H 2-H 1B		B FC 84 B FC 84 B SI 88 C SI 88 B SI 88 4-1 12 G6-4-3 BB		1 SAFE S FC 83 B SI 87 1 SAFE C SI 88 X FC 83 1-2 ③ F9			3	0	2	3	1	0	1
12 Alfonso Soriano, R (1, 7) OBP: 0.288, SLG: 0.470	C SI 89 C SI 89 D FS 82 S FS 82 1-3 ② K		X SI 88 0-0 ① P2		C SI 88 B FC 85 1 SAFE X SI 87 1-1 ①② G6-4-3 1-2f			B SI 84 B SI 85 X SI 84 2-0 ① G5-3		4	0	0	0	0	1	3
19 Nate Schierholtz, L (1, 9) OBP: 0.328, SLG: 0.504	S SI 89 B CH 82 B CH 82 B FC 83 B CH 80 4-1 BB		C SI 89 B SI 89 B SI 88 X SI 86 2-1 ② P6		X FC 84 0-0 ③ P4			F SI 85 S SI 84 S SL 75 0-3 ② K		3	0	0	0	1	1	1
47 Brian Bogusevic, L (1, 8) OBP: 0.306, SLG: 0.371	X FC 85 0-0 ③ G3-1		1 SAFE D SI 88 C SI 87 X SI 87 1-1 ③ G4-3			B CH 80 X FC 83 1-0 53 G6-4-3 1B		F SI 84 C SI 85 X SL 76 0-2 ③ F8		4	0	1	0	0	0	3
15 Darwin Barney, R (1, 4) OBP: 0.267, SLG: 0.330		C SI 87 B SI 88 X SI 88 1-1 ① G5-3		X SI 87 0-0 53 BB 1B		B SI 88 S FC 84 X CU 82 1-1 ① F7				3	0	1	0	0	0	1
53 Welington Castillo, R (1, 2) OBP: 0.324, SLG: 0.353		C SI 88 B SI 88 B SI 88 X SI 88 2-1 ② G1-3		C CU 82 C SI 87 D FS 84 B SI 87 B SI 88 B SI 87 4-2 1-2 BB		X SI 87 0-0 ②③ G6-4-3 1-2f				2	0	0	0	1	0	1
36 Edwin Jackson, R (1, 1) OBP: 0.138, SLG: 0.143 17 Dave Sappelt, R (7, PH) OBP: 0.266, SLG: 0.262 50 Blake Parker, R (8, 1) 40 James Russell, L (8, 1) 46 Pedro Strop, R (8, 1) 63 Kevin Gregg, R (9, 1)		C SI 89 X SI 89 0-1 ③ G5-3		B SI 86 L SI 87 C SI 87 L SI 87 1-3 ① K			B FS 86 X SI 87 1-0 ① F9			2 0 0 0 0 1 2 1 0 0 0 0 0 0 0 0 0 0 0 0 0 0 0 0 0 0 0 0 0 0 0 0 0 0 0 0 0 0 0 0 0 0						
Inning Stats	R: 1 E: 0 K: 1 S: 11 H: 2 LOB: 2 BB: 1 P: 20	R: 0 E: 0 K: 0 S: 6 H: 0 LOB: 0 BB: 0 P: 9	R: 2 E: 0 K: 0 S: 11 H: 2 LOB: 1 BB: 1 P: 22	R: 0 E: 0 K: 1 S: 14 H: 1 LOB: 2 BB: 1 P: 21	R: 0 E: 0 K: 0 S: 4 H: 0 LOB: 0 BB: 0 P: 9	R: 0 E: 0 K: 0 S: 4 H: 1 LOB: 0 BB: 0 P: 6	R: 0 E: 0 K: 0 S: 9 H: 1 LOB: 1 BB: 0 P: 14	R: 0 E: 0 K: 1 S: 7 H: 0 LOB: 0 BB: 0 P: 9		1B: 6 2B: 1 3B: 0 HR: 0 SF: 0 SAC: 0 DP: 2 HBP: 0						

PITCHER	IP	WLS	BF	H	R	ER	SO	BB	IBB	HBP	BLK	WP	HR	S	P	ERA	WHIP
35 Jake Westbrook, R (1, 1) ERA: 2.88	7.0	L	30	7	3	3	2	4	0	0	0	1	0	59	101	3.86	1.571
36 Randy Choate, L (8, 1) ERA: 2.37	1.0		3	0	0	0	1	0	0	0	0	0	0	7	9	0.00	0.000

PITCHER	IP	WLS	BF	H	R	ER	SO	BB	IBB	HBP	BLK	WP	HR	S	P	ERA	WHIP

BOTTOM

St. Louis Cardinals @ Chicago Cubs

Wrigley Field, Chicago, IL

Thu Jul 11 2013, 7:09 PM - 9:52 PM CDT

Att. 35,379 - Clear - 72 F

livebaseballscorecards.com

AB	29
R	3
H	7
RBI	3
BB	4
SO	3
LOB	16

1B: 6 SF: 0 WP: 1 PA: 33
2B: 1 SAC: 0 PB: 0
3B: 0 DP: 2 SB: 0
HR: 0 HBP: 0 CS: 0

Batter	1	2	3	4	5	6	7	8	9	AB	R	H	RBI	BB	SO	LOB
13 Matt Carpenter, L (1, 4) OBP: 0.392, SLG: 0.500	B SI 86 F SI 87 T SI 88 F SL 83 B SI 89 B CU 76 X SI 89 3-2 3 3B 1B	B FF 84 B SI 87 B FF 86 C FF 84 C CH 78 B CU 73 4-2 BB			B CH 79 C FF 86 B CU 76 X CH 77 2-1 ① G6-3		C CU 76 C FF 91 X CU 79 0-2 3-H 2B		B SL 81 F FC 88 F SL 82 X FF 90 1-2 ③ F7	4	1	2	1	1	0	0
19 Jon Jay, L (1, 8) OBP: 0.320, SLG: 0.330	X FF 88 0-0 ① F7	C CH 78 X CU 75 0-1 ③ G4-3			C CH 79 B SI 88 B CU 77 F CH 80 F FF 89 S SL 82 2-3 ② K		B FF 88 B CU 77 F SI 88 B SI 88 X FF 89 3-1 ③ G4-3			4	0	0	0	0	1	3
3 Carlos Beltrán, S (1, 9) OBP: 0.348, SLG: 0.539	1 SAFE C FF 88 1 SAFE S CH 79 1 SAFE X CU 75 0-2 1-H 21 1B 3B		B FF 87 B CU 75 C CH 80 X CH 80 2-1 1B		C FF 89 C FF 89 X SL 83 0-2 ③ G6-3			B SI 94 B SI 95 X SI 95 2-0 2B		4	1	3	1	0	0	0
21 Allen Craig, R (1, 7) OBP: 0.373, SLG: 0.491	B SL 82 F CH 82 X FF 88 1-1 BB 3-H 1B		B CH 79 D SI 88 C CH 80 1 SAFE C SL 82 1 SAFE X SL 83 2-2 ① F9			B SL 79 X CH 78 1-0 ① P3		C SL 81 B SI 95 B SL 81 F SL 80 S SI 95 2-3 ① K		4	0	1	1	0	1	2
4 Yadier Molina, R (1, 2) OBP: 0.382, SLG: 0.475	C SI 88 F CH 81 S CU 77 0-3 ② K		C CH 81 S CU 77 1 SAFE D SL 84 X CU 77 1-2 ② P4			C FF 87 B FF 90 C EP 62 X CH 77 1-2 ② G4-3		D SL 81 B SL 80 B SL 81 C SI 94 B SI 94 4-1 BB		3	0	0	0	1	1	2
Matt Adams, L (1, 3) OBP: 0.361, SLG: 0.553	B CH 80 B CH 79 F CH 81 B SI 88 1 SAFE F CH 79 B SL 81 4-2 1-2 BB		B SI 87 X CH 81 1-0 ③ G6-3			C CH 79 B FF 89 C FF 90 B SL 83 B CH 81 F CH 81 X FF 91 3-2 ③ G5-3		C SI 95 S SL 81 F SL 81 B SI 96 F SI 96 B SL 81 F CH 86 B SI 95 F SL 81 3-3 ② K		3	0	0	0	1	1	3
23 David Freese, R (1, 5) OBP: 0.342, SLG: 0.383 26 Trevor Rosenthal, R (8, 1) 44 Edward Mujica, R (9, 1)	B SI 87 F CH 80 D SL 81 S CH 80 X SL 83 2-2 ③ F9			X CH 77 0-0 ① F8			B CU 77 X FC 87 1-0 ① G6-3	B SL 82 C SI 96 S SL 83 S SL 82 1-3 ③ K		4 0 0	0 0 0	0 0 0	0 0 0	0 0 0	1 0 0	4 0 0
38 Pete Kozma, R (1, 6) OBP: 0.275, SLG: 0.289		C FF 85 X CH 78 0-1 ① F9		C FF 87 C FF 88 F FF 89 S SL 83 0-3 ② K			B FF 90 B SI 90 F FF 91 C FF 90 F FC 87 B SI 91 X FF 90 3-2 ② P2		F FF 91 F FF 92 B FF 88 X FF 92 1-2 ① G6-3	4	0	0	0	0	1	0
58 Joe Kelly, R (1, 1) OBP: 0.125, SLG: 0.125 36 Randy Choate, L (6, 1) 32 Rob Johnson, R (7, PH) OBP: 1.000, SLG: 3.000 43 Seth Maness, R (7, 1) 46 Kevin Siegrist, L (7, 1) 33 Daniel Descalso, L (8, 5) OBP: 0.339, SLG: 0.429		C FF 86 X FF 87 0-1 ② F9		L SI 87 C CU 72 B SL 82 T CH 83 1-2 ③ K			C FF 91 X FC 87 0-1 13 2B 3B		C FC 88 B FC 88 C SL 82 B FF 90 X SL 83 2-2 ② F8	2 0 1 0 0 1	0 0 1 0 0 0	0 0 1 0 0 0	0 0 0 0 0 0	1 0 0 0 0 0	0 0 0 0 0 0	0 0 0 0 0 0
Inning Stats	R: 2 E: 0 K: 1 S: 18 H: 3 LOB: 2 BB: 1 P: 28	R: 0 E: 0 K: 0 S: 8 H: 0 LOB: 1 BB: 1 P: 12	R: 0 E: 0 K: 0 S: 9 H: 1 LOB: 1 BB: 0 P: 15	R: 0 E: 0 K: 2 S: 8 H: 0 LOB: 0 BB: 0 P: 9	R: 0 E: 0 K: 1 S: 9 H: 0 LOB: 0 BB: 0 P: 13	R: 0 E: 0 K: 0 S: 8 H: 0 LOB: 0 BB: 0 P: 13	R: 1 E: 0 K: 0 S: 12 H: 2 LOB: 1 BB: 0 P: 19	R: 0 E: 0 K: 3 S: 17 H: 1 LOB: 2 BB: 1 P: 29	R: 0 E: 0 K: 0 S: 9 H: 0 LOB: 0 BB: 0 P: 13	1B: 3 2B: 2 3B: 2 HR: 0 SF: 0 SAC: 0 DP: 0 HBP: 0						

TOP

St. Louis Cardinals @ Chicago Cubs

Wrigley Field, Chicago, IL

Fri Jul 12 2013, 3:10 PM - 6:06 PM CDT

Att. 37,322 - Sunny - 77 F

livebaseballscorecards.com

AB	34
R	3
H	7
RBI	3
BB	3
SO	7
LOB	14

| | | | | | |

St. Louis Cardinals @ Chicago Cubs

Wrigley Field, Chicago, IL

Fri Jul 12 2013, 3:10 PM - 6:06 PM CDT

Att. 37,322 - Sunny - 77 F

BOTTOM

livebaseballscorecards.com

Batter	1	2	3	4	5	6	7	8	9	AB	R	H	RBI	BB	SO	LOB
24 Luis Valbuena, L (1, 5) OBP: 0.346, SLG: 0.381	G4-3		BB		G4-3		K			3	1	0	0	1	1	1
13 Starlin Castro, R (1, 6) OBP: 0.277, SLG: 0.347	1B		HBP		G6-3			HR		3	1	2	1	0	0	0
44 Anthony Rizzo, L (1, 3) OBP: 0.329, SLG: 0.450	K		FC6-4			2B		K		4	0	1	0	0	2	3
12 Alfonso Soriano, R (1, 7) OBP: 0.291, SLG: 0.468	BB		1B			F9		G5-3		3	0	1	1	1	0	1
19 Nate Schierholtz, L (1, 9) OBP: 0.327, SLG: 0.498	K		G4-3			BB		K		3	0	0	0	1	2	4
47 Brian Bogusevic, L (1, 8) OBP: 0.275, SLG: 0.333		G4-3		G4-3		G4-6-3			G3	4	0	0	0	0	0	2
15 Darwin Barney, R (1, 4) OBP: 0.263, SLG: 0.325		F7		G4-3			K		G4-3	4	0	0	0	0	1	0
53 Welington Castillo, R (1, 2) OBP: 0.324, SLG: 0.353		K		K			1B		G4-3	3	0	1	0	0	2	0
30 Dioner Navarro, S (9, PH) OBP: 0.361, SLG: 0.525										1	0	0	0	0	0	0
33 Carlos Villanueva, R (1, 1) OBP: 0.200, SLG: 0.200			G4-3		L4		K			2	0	0	0	0	0	0
51 Matt Guerrier, R (7, 1)										0	0	0	0	0	0	0
20 Julio Borbon, L (7, PH) OBP: 0.284, SLG: 0.256										1	0	0	0	0	1	1
46 Pedro Strop, R (8, 1)										0	0	0	0	0	0	0
28 Michael Bowden, R (9, 1)										0	0	0	0	0	0	0
40 James Russell, L (9, 1)										0	0	0	0	0	0	0

Inning Stats	1	2	3	4	5	6	7	8	9
	R: 0 E: 0 K: 2 S: 12	H: 1 LOB: 2 BB: 1 P: 21	R: 0 E: 0 K: 1 S: 7	H: 0 LOB: 0 BB: 0 P: 10	R: 1 E: 0 K: 0 S: 6	H: 1 LOB: 2 BB: 1 P: 13	R: 0 E: 0 K: 1 S: 7	H: 0 LOB: 0 BB: 0 P: 13	R: 0 E: 0 K: 0 S: 5	H: 0 LOB: 0 BB: 0 P: 9	R: 0 E: 0 K: 0 S: 5	H: 1 LOB: 1 BB: 1 P: 12	R: 0 E: 0 K: 3 S: 11	H: 1 LOB: 1 BB: 0 P: 18	R: 1 E: 0 K: 2 S: 11	H: 1 LOB: 0 BB: 0 P: 15	R: 0 E: 0 K: 0 S: 6	H: 0 LOB: 0 BB: 0 P: 6

1B: 3	SF: 0	WP: 0
2B: 1	SAC: 0	PA: 35
3B: 0	DP: 1	PB: 0
HR: 1	HBP: 1	SB: 0
		CS: 0

AB	31
R	2
H	5
RBI	2
BB	3
SO	9
LOB	12

PITCHER		IP	WLS	BF	H	R	ER	SO	BB	IBB	HBP	BLK	WP	HR	S	P	ERA	WHIP
58 Joe Kelly, R ERA: 3.88	(1, 1)	5.1	W	22	3	1	1	4	2	0	1	0	0	0	41	73	1.69	0.938
36 Randy Choate, L ERA: 2.29	(6, 1)	0.2	H	2	0	0	0	0	1	0	0	0	0	0	1	5	0.00	1.500
43 Seth Maness, R ERA: 2.7	(7, 1)	0.1	H	2	1	0	0	1	0	0	0	0	0	0	5	7	0.00	3.000
46 Kevin Siegrist, L ERA: 0.69	(7, 1)	1.0	H	4	1	1	1	3	0	0	0	0	0	1	12	20	9.00	1.000
26 Trevor Rosenthal, R ERA: 1.85	(8, 1)	0.2	H	2	0	0	0	1	0	0	0	0	0	0	5	6	0.00	0.000

PITCHER		IP	WLS	BF	H	R	ER	SO	BB	IBB	HBP	BLK	WP	HR	S	P	ERA	WHIP
44 Edward Mujica, R ERA: 2.27	(9, 1)	1.0	S	3	0	0	0	0	0	0	0	0	0	0	6	6	0.00	0.000

St. Louis Cardinals @ Chicago Cubs

Wrigley Field, Chicago, IL

Sat Jul 13 2013, 6:22 PM - 9:45 PM CDT

Att. 42,240 - Clear - 79 F

TOP

livebaseballscorecards.com

Batter	1	2	3	4	5	6	7	8	9	AB	R	H	RBI	BB	SO	LOB
13 Matt Carpenter, L (1, 4) OBP: 0.393, SLG: 0.499	C FF 89 B FF 93 C SI 92 B SI 92 B FF 90 X FF 93 3-2 ① G4-3		C FF 91 B CH 84 C FF 92 B SI 93 B SL 85 B FF 94 4-2 33 FC3-6 BB		C FF 92 B FF 92 X FF 92 1-1 ① G4-3		C SI 90 C CU 74 B SL 86 X SI 90 1-2 33 1B 21 1B 1B	B FC 89 C FF 90 B FF 87 F FF 90 B FC 88 X FF 91 3-2 ② SF7 3-H		3	1	1	1	1	0	0
33 Daniel Descalso, L (1, 6) OBP: 0.335, SLG: 0.422	C SI 91 B SI 90 X SI 92 1-1 ② G3		C CU 73 X CU 74 0-1 ① FC3-6 3 CS 1-2f		B FF 93 F FF 91 X CU 74 1-1 ② G3-1		C SI 90 F FF 92 B SL 84 B SL 83 B FF 92 X SL 83 3-2 21 1B 1-3 1B	F SL 83 X SL 84 0-1 ③ F8		5	0	1	0	0	0	3
3 Carlos Beltrán, S (1, 9) OBP: 0.346, SLG: 0.534	B SI 92 F FF 92 S SI 93 F SI 92 B SL 85 X FF 92 2-2 ③ F8		C SI 92 D CU 76 B SI 93 1 SAFE 1 SAFE B SI 93 F SI 93 S SL 85 3-3 ②③ K 1-2		C CU 75 B FF 92 B CU 75 F FF 93 B SI 94 X SI 94 3-2 21 FC6 1B		C SI 91 F SL 83 B FF 91 B SL 84 F SL 85 F FF 93 S SI 93 2-3 ② K	C FF 90 B FS 83 C FF 90 B FF 90 X FF 90 2-2 ① F8		5	0	1	0	0	2	3
21 Allen Craig, R (1, 7) OBP: 0.371, SLG: 0.487		F FF 91 X FF 90 0-1 ① G4-3		X FF 92 0-0 ① G5-3	B SL 83 S SL 83 B SL 84 F FF 92 X FF 91 2-2 ③ FC6 1-2f		C SI 84 X SL 84 0-1 1-2 3-H 1B	C FF 91 C FF 91 F FF 91 S FF 91 0-3 ② K		5	0	1	1	0	1	1
Matt Adams, L (1, 3) OBP: 0.370, SLG: 0.551		C FF 90 F SI 92 X FF 93 0-2 19 1B 48 1B 1B		B SI 93 B FF 91 X FF 93 2-0 23 2B 1B		B CU 74 C SI 90 C CU 73 S SL 85 1-3 ① K	B SI 89 C CU 77 B FF 91 B FF 91 F FF 91 X FC 87 3-2 ③ F7		B FF 92 B FF 90 B FF 90 B FF 91 4-0 23 BB 19 1B BB	4	2	2	0	1	1	2
23 David Freese, R (1, 5) OBP: 0.343, SLG: 0.385		F FF 91 X SI 92 0-1 ② F8		B SL 84 F SL 84 F FF 93 F SL 84 F FF 93 B FF 93 X FF 94 2-2 1-3 2B		F FF 94 B FF 94 X SL 85 1-1 ② G5-3		C FF 92 B CU 79 B FF 92 F FF 92 S CU 79 2-3 ① K	C FF 91 B CU 79 B FF 91 B FF 91 F FF 91 B FF 92 4-2 19 1B 1-2 BB	4	0	1	0	1	1	1
19 Jon Jay, L (1, 8) OBP: 0.327, SLG: 0.341		B FF 91 F FF 91 B CU 73 X FF 92 2-1 48 1B 1-2 1B		C CU 75 X FF 93 0-1 ② F8		C FF 93 X FF 94 0-1 1B		S CU 77 B FS 86 B FF 91 F FF 92 B CU 78 X FF 92 3-2 4 E 13 SF7 2B	C FF 92 B CU 80 X FF 92 1-1 1-3 2-H 1B	5	1	4	1	0	0	2
48 Tony Cruz, R (1, 2) OBP: 0.255, SLG: 0.234 62 Carlos Martinez, R (6, 1) 43 Shane Robinson, R (8, PH) OBP: 0.378, SLG: 0.349 36 Randy Choate, L (8, 1) 43 Seth Maness, R (8, 1) 38 Pete Kozma, R (9, PH) OBP: 0.274, SLG: 0.288		X SI 92 0-0 1-2 2-H 1B		I IN 79 I IN 79 I IN 75 I IN 69 4-0 IBB		B SL 83 C FF 92 C SL 84 S SL 85 1-3 ③ K		S FF 93 C FF 93 B FF 92 D CU 79 B FF 93 B FF 92 4-2 4 E BB	B CU 79 X FF 91 1-0 ③ G6-3	2 0 0 0 0 1	0 0 0 0 0 0	1 0 0 0 0 0	1 0 0 0 0 0	1 0 1 0 0 0	1 0 0 0 0 2	1 0 0 0 0 2
31 Lance Lynn, S (1, 1) OBP: 0.212, SLG: 0.103 65 Keith Butler, R (5, 1) 32 Rob Johnson, R (6, 2) OBP: 0.500, SLG: 1.500 4 Yadier Molina, R (8, PH) OBP: 0.381, SLG: 0.473 (8, 2)		B SI 93 X FF 92 1-0 ③ L8		S SL 84 X SL 84 0-1 ③ G4-3			C SI 91 X SI 90 0-1 ① P6	X FF 92 0-0 1-2 2-3 E9		2 0 1 1	0 0 0 0	0 0 0 0	0 0 0 0	0 0 0 0	0 0 0 0	5 0 0 2
Inning Stats	R: 0 E: 0 K: 0 S: 9 H: 0 LOB: 0 BB: 0 P: 15	R: 1 E: 0 K: 0 S: 11 H: 3 LOB: 2 BB: 0 P: 14	R: 0 E: 0 K: 1 S: 7 H: 0 LOB: 1 BB: 1 P: 14	R: 0 E: 0 K: 0 S: 11 H: 2 LOB: 3 BB: 1 P: 19	R: 0 E: 0 K: 0 S: 10 H: 1 LOB: 1 BB: 0 P: 17	R: 0 E: 0 K: 2 S: 10 H: 1 LOB: 1 BB: 0 P: 13	R: 1 E: 0 K: 1 S: 18 H: 3 LOB: 2 BB: 0 P: 27	R: 1 E: 1 K: 1 S: 14 H: 1 LOB: 2 BB: 1 P: 26	R: 1 E: 0 K: 1 S: 12 H: 1 LOB: 2 BB: 2 P: 24	1B: 10 2B: 3 3B: 0 HR: 0 SF: 1 SAC: 0 DP: 1 HBP: 0						

AB	38
R	4
H	12
RBI	4
BB	5
SO	6
LOB	22

WP: 0 PB: 0 SB: 0 CS: 1 PA: 44

PITCHER		IP	WLS	BF	H	R	ER	SO	BB	IBB	HBP	BLK	WP	HR	S	P	ERA	WHIP
22 Matt Garza, R ERA: 3.17	(1, 1)	6.2	W	31	10	2	2	4	1	1	0	0	0	0	73	113	2.70	1.650
51 Matt Guerrier, R ERA: 4.17	(7, 1)	0.1	H	1	0	0	0	0	0	0	0	0	0	0	3	6	0.00	0.000
50 Blake Parker, R ERA: 2.04	(8, 1)	0.1		4	1	1	0	1	1	0	0	0	0	0	9	18	0.00	6.000
40 James Russell, L ERA: 2.8	(8, 1)	0.2	H	2	0	0	0	0	0	0	0	0	0	0	5	8	0.00	0.000
63 Kevin Gregg, R ERA: 1.95	(9, 1)	1.0	S	6	1	1	1	1	2	0	0	0	0	0	12	24	9.00	3.000

PITCHER	IP	WLS	BF	H	R	ER	SO	BB	IBB	HBP	BLK	WP	HR	S	P	ERA	WHIP

BOTTOM

Batter	1	2	3	4	5	6	7	8	9	AB	R	H	RBI	BB	SO	LOB
24 Luis Valbuena, L (1, 5) OBP: 0.344, SLG: 0.390	C SI 90 S FF 90 B SI 93 X CH 85 1-2 ① G3	S CH 83 F FF 92 B CH 85 S CH 85 1-3 ② K		F FF 92 X FF 92 0-1 1-H HR	C FF 91 X CH 79 0-1 ③ F9			C SI 86 B SL 76 B SL 76 S SI 85 S SL 76 2-3 ② K		5	1	1	2	0	2	7
13 Starlin Castro, R (1, 6) OBP: 0.281, SLG: 0.352	C FF 92 X SL 87 0-1 ② G5-3	C SI 92 B SI 92 X SL 87 1-1 1-2 2-3 3-H 1B		X CU 77 0-0 2B		B FF 96 B FF 96 B FF 96 C FF 95 F FF 97 F FF 97 S FF 98 3-3 ① K		X SI 87 0-0 44 BB 2-3 1B		5	0	3	1	0	1	0
44 Anthony Rizzo, L (1, 3) OBP: 0.330, SLG: 0.446	B SI 92 X SI 91 1-0 ③ L7	B FF 93 F FF 93 S FF 93 F FF 94 B CH 86 X CH 86 2-2 ③ G6-3		B CH 83 B CH 82 C SI 91 B SL 87 B CH 82 4-1 12 G5-4-3 BB		C CU 80 B CH 86 B FF 98 B CH 86 C FF 96 F FF 97 S FF 97 3-3 ② K		B SI 87 B SI 87 B SL 76 B SI 86 4-0 12 FC5-4 1-2 BB		3	0	0	0	2	1	3
12 Alfonso Soriano, R (1, 7) OBP: 0.292, SLG: 0.479		B FF 92 B FF 92 X FF 92 2-0 30 E 2B	X SL 86 0-0 HR	B SI 91 X SI 91 1-0 ②③ G5-4-3 1-2f		B FF 98 S FF 96 X FF 97 1-1 ③ G6-3		C SI 90 X SI 90 0-1 ③ FC5-4 1-2f		5	2	2	1	0	0	5
30 Dioner Navarro, S (1, 2) OBP: 0.358, SLG: 0.516		B SI 91 F CH 85 X FF 93 1-1 E9 47 G4-3 17 1B 47 PB 2-H 1B	B SI 91 F SI 90 C SI 92 B CH 85 X CH 85 2-2 ① L5		B SI 90 X SI 90 1-0 ① G4-3		C CH 90 B CU 77 B CH 84 F FF 94 B FF 96 F FF 95 X FF 96 3-2 ① F8			4	1	1	0	0	0	0
47 Brian Bogusevic, L (1, 8) OBP: 0.273, SLG: 0.326		C FF 92 B FF 92 B FF 93 X CH 86 2-1 ① G4-3 1-3	F CH 84 C SI 92 B FF 93 B SL 87 B FF 93 X SI 93 3-2 ② G1-3		F SI 90 X CH 84 0-1 15 S 17 1B 1B		F FF 95 B FF 96 S CU 79 X FF 96 1-2 ② G6-3			4	0	1	0	0	0	1
17 Dave Sappelt, R (1, 9) OBP: 0.279, SLG: 0.277 50 Blake Parker, R (8, 1) 40 James Russell, L (8, 1) 63 Kevin Gregg, R (9, 1)		B FF 93 X SL 87 1-0 22 1B 15 1B 13 1B 3-H 1B	C FF 92 B FF 92 F FF 93 C FF 93 1-3 ③ K		F SI 91 X SI 90 0-1 15 S 1-2 1B		B CU 79 C FF 95 F CU 79 X FF 94 1-2 ③ F9			4 0 0 0	1 0 0 0	2 0 0 0	1 0 0 0	0 0 0 0	1 0 0 0	0 0 0 0
15 Darwin Barney, R (1, 4) OBP: 0.266, SLG: 0.327		1 SAFE C SL 86 B FF 92 B SI 90 B SL 86 X SI 91 3-1 13 1B 22 1B 1-2 1B		F CU 76 X SI 90 0-1 24 HR 1B	C CU 73 C CU 73 B FF 91 B FF 92 B FF 92 F FF 91 F CU 74 S CU 72 3-3 ② K 1-2 2-3			B SI 86 X SI 85 1-0 ① G5-3		4	1	2	0	0	1	2
22 Matt Garza, R (1, 1) OBP: 0.263, SLG: 0.278 51 Matt Guerrier, R (7, 1) 20 Julio Borbon, L (8, 9) OBP: 0.291, SLG: 0.275		X FF 91 0-0 13 1B 1-2 2-3 1B		X SI 90 0-0 ① B3	B FF 90 H CU 72 2-0 HBP			S SI 84 B SL 76 B SI 85 C SI 85 F SI 86 F SL 75 X SI 86 2-2 13 1B 2B		2 0 1	0 0 0	1 0 1	0 0 0	0 0 0	0 0 0	1 0 0
Inning Stats	R: 0 E: 0 K: 0 S: 6 H: 0 LOB: 0 BB: 0 P: 8	R: 3 E: 1 K: 1 S: 18 H: 6 LOB: 3 BB: 0 P: 31	R: 1 E: 0 K: 1 S: 10 H: 1 LOB: 0 BB: 0 P: 16	R: 2 E: 0 K: 0 S: 8 H: 3 LOB: 1 BB: 1 P: 13	R: 0 E: 0 K: 1 S: 12 H: 2 LOB: 3 BB: 0 P: 18	R: 0 E: 0 LOB: 0 BB: 0 S: 10 P: 17	R: 0 E: 0 K: 0 S: 10 H: 0 LOB: 0 BB: 0 P: 15	R: 0 E: 0 K: 1 S: 12 H: 2 LOB: 3 BB: 1 P: 21		1B: 9 2B: 3 3B: 0 HR: 2 SF: 0 SAC: 0 DP: 1 HBP: 1					WP: 0 PB: 1 SB: 2 CS: 0 PA: 40	

PITCHER		IP	WLS	BF	H	R	ER	SO	BB	IBB	HBP	BLK	WP	HR	S	P	ERA	WHIP
31 Lance Lynn, R ERA: 4.0	(1, 1)	4.1	L	25	12	6	6	2	1	0	0	0	0	2	47	74	12.46	3.000
65 Keith Butler, R ERA: 1.98	(5, 1)	0.2		3	0	0	0	1	0	0	1	0	0	0	7	12	0.00	0.000
62 Carlos Martinez, R ERA: 3.6	(6, 1)	2.0		6	0	0	0	2	0	0	0	0	0	0	20	32	0.00	0.000
36 Randy Choate, L ERA: 2.21	(8, 1)	0.2		5	2	0	0	1	1	0	0	0	0	0	10	19	0.00	4.500
43 Seth Maness, R ERA: 2.67	(8, 1)	0.1		1	0	0	0	0	0	0	0	0	0	0	2	2	0.00	0.000

PITCHER	IP	WLS	BF	H	R	ER	SO	BB	IBB	HBP	BLK	WP	HR	S	P	ERA	WHIP

St. Louis Cardinals @ Chicago Cubs

Wrigley Field, Chicago, IL

Sat Jul 13 2013, 6:22 PM - 9:45 PM CDT

Att. 42,240 - Clear - 79 F

AB	37
R	6
H	14
RBI	5
BB	2
SO	6
LOB	19

livebaseballscorecards.com

St. Louis Cardinals @ Chicago Cubs

Wrigley Field, Chicago, IL

Sun Jul 14 2013, 7:09 PM - 10:55 PM CDT

Att. 35,178 - Clear - 81 F

TOP

livebaseballscorecards.com

Batter	1	2	3	4	5	6	7	8	9	AB	R	H	RBI	BB	SO	LOB
13 Matt Carpenter, L (1, 4) OBP: 0.394, SLG: 0.497	C FF 87 X FF 88 0-1 F8	C SL 76 F FC 86 B FF 91 B FC 87 F SL 76 B FC 86 B FF 90 4-2 BB		B FF 87 X FF 88 1-0 L7		C FF 88 X FC 86 0-1 21 BB 1B	C FF 88 B SL 82 F FF 91 B FF 91 X SL 83 2-2 1-3 3-H 1B		F FF 89 C FS 81 X CU 77 0-2 F9	5	0	2	1	1	0	0
3 Carlos Beltrán, S (1, 9) OBP: 0.346, SLG: 0.533	B SI 88 X SI 87 1-0 21 4 1B 1B	F CH 80 F FC 87 D SL 77 X FC 88 1-2 G6-3		B CU 68 S FC 87 B FC 86 S CH 76 B SI 89 X FC 88 3-2 L8		S CU 67 F FC 85 1 SAFE X FC 86 0-2 F9	C FF 89 F CH 83 B FF 90 1 SAFE S SL 82 1-3 K		C CU 76 B CU 77 F FF 89 F FF 89 B FF 90 X FF 90 2-2 E9 21 1B 2B	6	2	2	0	0	1	5
21 Allen Craig, R (1, 7) OBP: 0.378, SLG: 0.494	C FC 86 X SI 88 0-1 4 1B 1-2 1B		C CU 68 B CH 76 S CH 76 S CH 77 1-3 K	C FF 88 X FF 87 0-1 23 1B 2B		B CH 75 B SI 89 B FC 88 C FC 87 B FC 87 4-1 23 FC6-4 1-2 BB		C CU 78 B CU 78 B CU 78 C FF 92 F FF 91 F CU 79 B FF 93 X FF 92 3-2 23 FC5-4 1B	X CU 78 0-0 23 4 HR 3-H 1B	5	2	4	1	1	1	0
23 David Freese, R (1, 5) OBP: 0.342, SLG: 0.383	C FC 86 X FC 87 0-1 L3		S FC 86 F FC 86 B FC 88 F FF 91 B SL 77 X SI 90 2-2 P4	D CH 77 B FC 86 C FC 86 F FC 86 F SI 89 X FC 87 2-2 2-H 1B		X SI 94 0-0 FC6-4 1-2f		B CU 78 C FF 91 B CU 79 F CU 78 X CU 79 2-2 FC5-4 1-2f 2B	X FF 90 0-0 4 HR 1-2 1B	6	2	2	1	0	0	5
4 Yadier Molina, R (1, 2) OBP: 0.386, SLG: 0.489	X FC 86 0-0 FC6 1-2 2-H 1B		X FF 87 0-0 1B 38 1B 1B	B CH 74 B CH 76 X FC 86 2-0 L5			X FC 87 0-0 G3-1 38 1B 2B	B FF 93 X CU 78 1-0 F8	F FF 91 F FS 84 X FS 84 0-2 1-H 2-H HR	6	3	4	4	0	0	2
Matt Adams, L (1, 3) OBP: 0.368, SLG: 0.549	B SL 78 B FF 87 F FC 86 X FC 86 2-1 FC6 1-2f		B FF 88 C FC 85 B SI 88 B FC 86 F FF 87 X FC 87 3-2 19 BB 38 1B 1-3 1B		B SL 75 C SI 87 T FC 86 B FF 87 X FC 87 2-2 L3		F CH 83 B FF 91 X FF 91 1-1 G3-1 2-3	B CU 77 B FF 92 B CU 77 C FF 92 X FF 92 3-1 38 1B 1-H 2B	T CU 80 X FF 91 0-1 F7	6	0	2	1	0	0	3
38 Pete Kozma, R (1, 6) OBP: 0.278, SLG: 0.293		C FF 87 X CH 74 0-1 L7	B FC 87 X FC 87 1-0 19 BB 1-2 3-H 1B		C FF 88 B FF 88 F FC 87 X FC 88 1-2 G6-3		B FC 88 C FF 90 B FF 91 D CU 79 C SI 90 X SI 90 3-2 33 1B 13 1B 3-H 1B	B CU 80 C FF 92 C FF 91 F FF 92 D CU 79 B CU 78 X FF 90 3-2 19 HBP 2-3 1B	T FF 91 B FF 91 X CU 79 1-1 F8	6	1	3	2	0	0	0
19 Jon Jay, L (1, 8) OBP: 0.331, SLG: 0.341		B FC 87 X FC 86 1-0 50 SH2-4 1B	B FF 89 B FF 89 B FF 88 C SL 76 B FF 88 4-1 1-2 2-3 BB		B SI 90 F FF 90 F FF 89 B CU 68 B FC 88 X FC 88 3-2 L7		1 SAFE B FF 90 X SI 88 1-0 F8	B CU 77 B FF 91 H FF 91 3-0 1-2 HBP		3	0	1	0	1	0	1
50 Adam Wainwright, R (1, 1) OBP: 0.119, SLG: 0.143 33 Daniel Descalso, L (7, PH) OBP: 0.339, SLG: 0.425 36 Randy Choate, L (7, 1) 26 Trevor Rosenthal, R (7, 1) 44 Edward Mujica, R (8, 1)		X FF 87 0-0 SH2-4 1-2	C FC 87 X FC 86 0-1 P4			X FF 87 0-0 F7	X FF 91 0-0 13 1B 1-3 1B	B FF 91 C FF 90 C FF 92 S FF 92 1-3 K		2 1 0 1 0	0 0 0 0 0	0 1 0 0 0	0 0 0 0 0	0 0 0 0 0	0 0 0 1 0	3 0 0 3 0
Inning Stats	R: 1 E: 0 K: 0 S: 10 H: 3 LOB: 2 BB: 0 P: 13	R: 0 E: 0 K: 0 S: 10 H: 1 LOB: 2 BB: 1 P: 16	R: 1 E: 0 K: 1 S: 15 H: 3 LOB: 3 BB: 1 P: 26	R: 1 E: 0 K: 0 S: 11 H: 2 LOB: 1 BB: 0 P: 19	R: 0 E: 0 K: 0 S: 9 H: 0 LOB: 0 BB: 0 P: 15	R: 0 E: 0 K: 0 S: 8 H: 1 LOB: 2 BB: 1 P: 12	R: 2 E: 0 K: 1 S: 14 H: 4 LOB: 2 BB: 0 P: 22	R: 1 E: 0 K: 1 S: 18 H: 3 LOB: 3 BB: 0 P: 34	R: 4 E: 1 K: 0 S: 16 H: 4 LOB: 0 BB: 0 P: 19	1B: 16 2B: 4 3B: 0 HR: 1 SF: 0 SAC: 1 DP: 0 HBP: 1						

	AB	47
	R	10
	H	21
	RBI	10
	BB	3
	SO	3
	LOB	22

WP: 0 PB: 0 SB: 0 CS: 0 PA: 52

PITCHER		IP	WLS	BF	H	R	ER	SO	BB	IBB	HBP	BLK	WP	HR	S	P	ERA	WHIP
37 Travis Wood, L ERA: 2.79	(1, 1)	5.2		30	10	3	3	1	3	0	0	0	0	0	62	100	4.76	2.294
46 Pedro Strop, R ERA: 5.72	(6, 1)	0.1		1	0	0	0	0	0	0	0	0	0	0	1	1	0.00	0.000
51 Matt Guerrier, R ERA: 4.58	(7, 1)	0.2	B	5	3	2	2	0	0	0	0	0	0	0	8	13	27.00	4.500
40 James Russell, L ERA: 2.78	(7, 1)	0.1		2	1	0	0	1	0	0	0	0	0	0	6	9	0.00	3.000
50 Blake Parker, R ERA: 2.45	(8, 1)	0.2		6	3	1	1	0	0	0	1	0	0	0	15	30	13.50	4.500

PITCHER		IP	WLS	BF	H	R	ER	SO	BB	IBB	HBP	BLK	WP	HR	S	P	ERA	WHIP
28 Michael Bowden, R ERA: 3.63	(8, 1)	0.1		1	0	0	0	1	0	0	0	0	0	0	3	4	0.00	0.000
63 Kevin Gregg, R ERA: 2.97	(9, 1)	1.0	L	7	4	4	4	0	0	0	0	0	0	1	16	19	36.00	4.000

Batter	1	2	3	4	5	6	7	8	9	AB	R	H	RBI	BB	SO	LOB
24 Luis Valbuena, L (1, 5) OBP: 0.345, SLG: 0.394	B SI 90 C FC 88 C CU 71 B CU 75 F FC 90 F SI 92 X CU 74 2-2 ① G4-3		B SI 90 X FC 87 1-0 44 G4-6-3 2B		B SI 90 X SI 89 1-0 13 FC6-4 1B		C SI 85 B SL 77 C SL 75 B SL 76 F SL 77 F SI 86 X SI 86 2-2 ① G4-3	F FS 87 F FF 92 X FS 87 0-2 ③ L9		5	0	2	0	0	0	1
13 Starlin Castro, R (1, 6) OBP: 0.283, SLG: 0.357	B FC 88 B FC 88 F FF 92 B FC 89 F FC 90 F CU 74 X SI 92 3-2 3B		H SI 90 1-0 44 G4-6-3 HBP		C FC 87 B CU 77 S CU 77 X FC 88 1-2 ② FC6-4 1-2f		C FF 97 B FF 96 S CH 88 F FF 98 B CH 87 F CH 86 S CH 86 2-3 ② K		C FF 90 C SI 91 B FS 85 F FS 86 X SI 92 1-2 ① G6-3	4	0	1	0	0	1	1
44 Anthony Rizzo, L (1, 3) OBP: 0.328, SLG: 0.441	B FF 92 B FC 90 X FC 89 2-0 ② L4		C CU 74 B FC 90 B FC 90 F FC 90 X CU 77 2-2 ①② G4-6-3 1-2f 2-3		X FC 88 0-0 ③ F9		C CU 79 B CU 80 S CH 89 B CH 87 B FF 98 B FF 99 4-2 BB		C FF 92 X SI 91 0-1 ② G4-3	4	0	0	0	1	0	4
12 Alfonso Soriano, R (1, 7) OBP: 0.288, SLG: 0.472	C FC 89 S CU 75 B FC 88 D CU 76 B FF 94 X CU 77 3-2 ③ F8		C FC 89 B SI 91 F FC 88 B FC 89 F CU 78 B FC 88 S CU 76 3-3 ③ K			X FF 90 0-0 ① F9	C FF 99 S FF 99 F FF 101 F FF 100 D CH 87 C FF 99 1-3 ③ K		B FF 91 C SI 92 F FF 92 X SI 92 1-2 ③ G6-3	5	0	0	0	0	2	3
30 Dioner Navarro, S (1, 2) OBP: 0.362, SLG: 0.512		B SI 88 F SI 91 B SI 92 S FC 88 X CU 75 2-2 ① G5-3		B FC 86 T FF 89 B CH 84 F FC 88 B FC 89 F SI 90 F FC 89 F CU 75 B FF 92 4-2 17 FC4-6 BB		C FF 90 B SI 89 X CU 74 1-1 47 1B 15 HR 1B		C FF 95 B FF 96 X FF 96 1-1 ① G3-1		3	1	1	0	1	0	0
47 Brian Bogusevic, L (1, 8) OBP: 0.277, SLG: 0.326 2 Cole Gillespie, R (8, PH) OBP: 0.182, SLG: 0.100 (9, 8)		C SI 90 B CH 81 B FC 88 X FF 91 2-1 ② G3		C FC 88 S FF 90 F CU 75 F FC 87 F CU 74 B FF 91 F FF 91 S FC 87 1-3 ① K		F FC 88 X FF 91 0-1 15 HR 1-2 1B		B FF 96 B FF 96 F FF 95 B FF 97 C FF 98 F FF 98 X FF 97 3-2 15 1B 1 2B 1B		3 1	1 1	1 1	0 0	0 0	1 0	1 0
17 Dave Sappelt, R (1, 9) OBP: 0.278, SLG: 0.290		B SI 90 C FF 91 B FC 87 X FC 87 2-1 15 1B 2B		S FC 87 B CU 76 B FC 88 X FC 88 2-1 ② FC4-6 1-2f		C CU 74 D FC 88 C CU 76 S CU 77 1-3 ② K		C FF 98 F FF 97 D CH 88 D CH 88 S CH 87 2-3 ② K		4	1	1	0	0	2	4
15 Darwin Barney, R (1, 4) OBP: 0.272, SLG: 0.344		C FF 90 F FC 89 B FC 88 B CU 76 D FC 88 X CU 76 3-2 2-H 1B		C FF 89 F FC 86 F CU 75 B CH 80 X FC 87 1-2 ③ F9		X FC 87 0-0 1-H 2-H HR		C FF 98 C FF 99 X FF 100 0-2 1 2B 1-2 1B		4	2	3	4	0	0	1
37 Travis Wood, R (7, 1) 46 Pedro Strop, R (8, 1) 20 Julio Borbon, L (8, PH) OBP: 0.000, SLG: 0.000 51 Matt Guerrier, R (7, 1) 40 James Russell, L (7, 1) 50 Blake Parker, R (8, 1) 28 Michael Bowden, R (8, 1) 1 Cody Ransom, R (8, PH) OBP: 0.000, SLG: 0.000 63 Kevin Gregg, R (9, 1)		S FC 87 F FF 91 S CU 76 0-3 ③ K	C CU 71 F FC 86 B CU 76 F SI 91 B FC 88 X FC 87 2-2 ① P3		X SI 91 0-0 ③ B1		S FS 86 B FS 86 T FS 86 B FS 87 B FS 87 X FS 87 3-2 1-H 2-H 2B		2 0 0 0 0 1 1 0 0 0 0 0 0 0 1 0 0 0 0 0 0 0 0 0 0 0 0 0 0 0 0 0 0 0 0 0 0 0 0 0 0 0 0 0 0 0 0 0 0 1 0 1 2 0 0 0 0 0 0 0 0 0 0						
Inning Stats	R: 0 H: 1 E: 0 LOB: 1 K: 0 BB: 0 S: 13 P: 23	R: 1 H: 2 E: 0 LOB: 1 K: 1 BB: 0 S: 13 P: 22	R: 0 H: 1 E: 0 LOB: 1 K: 1 BB: 0 S: 8 P: 15	R: 0 H: 0 E: 0 LOB: 1 K: 1 BB: 1 S: 18 P: 26	R: 0 H: 1 E: 0 LOB: 1 K: 0 BB: 0 S: 9 P: 13	R: 3 H: 3 E: 0 LOB: 0 K: 1 BB: 0 S: 10 P: 12	R: 0 H: 0 E: 0 LOB: 1 K: 2 BB: 1 S: 17 P: 26	R: 2 H: 3 E: 0 LOB: 1 K: 1 BB: 0 S: 18 P: 27	R: 0 H: 0 E: 0 LOB: 0 K: 0 BB: 0 S: 9 P: 11	1B: 6 2B: 3 3B: 1 HR: 1	SF: 0 SAC: 0 DP: 1 HBP: 1						

PITCHER	IP	WLS	BF	H	R	ER	SO	BB	IBB	HBP	BLK	WP	HR	S	P	ERA	WHIP
50 Adam Wainwright, R (1, 1) ERA: 2.45	6.0		27	8	4	4	4	1	0	1	0	0	1	71	111	6.00	1.500
36 Randy Choate, L (7, 1) ERA: 2.18	0.1	H	1	0	0	0	0	0	0	0	0	0	0	5	7	0.00	0.000
26 Trevor Rosenthal, R (7, 1) ERA: 2.2	1.1	H	7	2	2	2	3	1	0	0	0	0	0	24	37	13.50	2.250
44 Edward Mujica, R (8, 1) ERA: 2.2	1.1	W	5	1	0	0	0	0	0	0	0	0	0	15	20	0.00	0.750

PITCHER	IP	WLS	BF	H	R	ER	SO	BB	IBB	HBP	BLK	WP	HR	S	P	ERA	WHIP

BOTTOM

St. Louis Cardinals @ Chicago Cubs

Wrigley Field, Chicago, IL

Sun Jul 14 2013, 7:09 PM - 10:55 PM CDT

Att. 35,178 - Clear - 81 F

St.

livebaseballscorecards.com

AB	37
R	6
H	11
RBI	6
BB	2
SO	7
LOB	16

1B: 6	SF: 0	WP: 0	PA: 40	
2B: 3	SAC: 0	PB: 0		
3B: 1	DP: 1	SB: 0		
HR: 1	HBP: 1	CS: 0		

San Diego Padres @ St. Louis Cardinals

Busch Stadium, St. Louis, MO

Fri Jul 19 2013, 7:16 PM - 10:09 PM CDT

Att. 43,929 - Partly Cloudy - 93 F

TOP

livebaseballscorecards.com

Batter	1	2	3	4	5	6	7	8	9	AB	R	H	RBI	BB	SO	LOB
2 Everth Cabrera, S (1, 6) OBP: 0.373, SLG: 0.396	C SI 89 B CH 81 X SI 89 1-1 G4-3 ①		C CH 81 C CU 75 F FS 82 B SI 89 X FC 84 1-2 G1-3 ②		C SI 89 X FS 84 0-1 F8 ②		B SI 89 B SI 89 X SI 91 2-0 G6-4-3 1-2 2-H 3-H 1B		F FF 97 F FF 98 B CH 87 B FF 99 X SI 95 2-2 2B 18 G3-1 1-2 1B	5	1	2	2	0	0	0
Chase Headley, S (1, 5) OBP: 0.333, SLG: 0.365	C SI 88 F FC 86 B CH 81 B FS 83 T SI 90 2-2 K ②		C CH 81 B SI 90 C SI 91 F SI 91 B CU 82 F CH 81 B FC 84 B SI 90 4-2 18 FC6-4 BB		X SI 90 0-0 18 PO 1B		B SI 90 F SI 90 D CH 84 X CH 84 2-1 G6-4-3 ②③ 1-2f		X FF 96 0-0 18 G3-1 23 1B 1-3 2-H 2B	4	1	2	1	1	1	2
18 Carlos Quentin, R (1, 7) OBP: 0.366, SLG: 0.492	X SI 90 0-0 23 1B 1B		1 SAFE X SI 90 0-0 FC6-4 ③ 1-2f		1 SAFE 0-0 PO ③ 1-2	B SI 89 X SI 90 1-0 G1-3 ①		B FF 90 S FF 91 B FF 92 B FF 91 B FF 90 4-1 25 1B 5 1B BB	B CU 79 F SI 95 X FF 100 1-1 G3-1 ① 2-3 3-H	4	1	1	1	1	0	2
23 Yonder Alonso, L (1, 3) OBP: 0.323, SLG: 0.397	B SI 89 B SI 89 B SI 89 C SI 89 X SI 89 3-1 1-2 1B			B SI 88 B CH 80 X SI 89 2-0 L7 ①		F SI 89 X FC 84 0-1 G1-3 ②		B FF 90 F FF 90 F CH 86 F FF 90 D CH 86 S CH 86 2-3 K ①	D CH 89 B CU 79 X SI 94 2-0 25 DI 3-H 1B	5	0	2	1	0	1	1
9 Jedd Gyorko, R (1, 4) OBP: 0.327, SLG: 0.435	B SI 90 S FS 82 B SI 90 S CH 81 X SI 90 2-2 L9 ③			B SI 90 X SI 90 1-0 5 BB 25 1B 1B		C SI 90 X FC 84 0-1 F8 ③		F FF 90 X FF 91 0-1 F8 ②	C SI 90 F FS 90 D FS 86 F FS 87 X SI 92 1-2 F9 ②	5	0	1	0	0	0	4
25 Will Venable, L (1, 9) OBP: 0.271, SLG: 0.422		B SI 89 B SI 88 C SI 89 X SI 89 2-1 L7 ①		B FC 85 F SI 90 F SI 90 X FC 84 1-2 5 BB 1-2 1B			B SI 88 X SI 89 1-0 F8 ①	B SI 91 C FF 90 F FF 90 X CH 84 1-2 5 1B 1-2 1B	C FF 93 S FS 86 S FS 87 0-3 K2-3 ③ 1-2	5	0	2	0	0	1	1
5 Alexi Amarista, L (1, 8) OBP: 0.297, SLG: 0.408		C SI 89 X SI 90 0-1 L8 ②		B CH 81 B CH 81 F CH 81 B CH 81 B CH 80 4-1 4 G4-6-3 1-2 2-3 BB			C SI 88 X FC 84 0-1 14 BB 4 1B 2 1B 1B	C CH 84 S FF 90 F FF 90 X CH 87 0-2 1-2 2-H 1B		3	1	2	1	1	0	0
4 Nick Hundley, R (1, 2) OBP: 0.294, SLG: 0.393		C SI 90 B SI 90 B CH 82 B SI 90 X SI 90 3-1 F8 ③		B SI 90 F SI 90 X SI 90 1-1 G4-6-3 ② ③ 1-2f			B SI 89 F SI 89 X SI 90 1-1 14 BB 2 1B 1-2 1B	F FF 89 F KC 79 F FF 91 B FF 91 X CH 85 1-2 F8 ③		4	1	1	0	0	0	5
21 Jason Marquis, L (1, 1) OBP: 0.119, SLG: 0.143 56 Colt Hynes, L (6, 1) 14 Mark Kotsay, L (7, PH) OBP: 0.248, SLG: 0.237 59 Sean O'Sullivan, R (7, 1) OBP: 0.500, SLG: 1.000 15 Jesus Guzman, R (9, PH) OBP: 0.294, SLG: 0.376			C SI 88 X SI 88 0-1 G4-3 ①		B SI 88 X SI 88 1-0 G6-3 ①		B SI 90 C SI 90 D CH 82 B CH 82 B SI 89 4-1 2 1B 1-2 2-3 BB		F FF 96 B FF 97 C SI 92 B CU 78 B CH 87 B FF 99 4-2 2 1B 2B BB	2 0 0 0 0	0 0 0 0 1	0 0 0 0 0	0 0 0 0 0	0 0 1 0 1	0 0 0 0 0	0 0 0 0 0
Inning Stats	R: 0 E: 0 K: 1 S: 11 H: 2 LOB: 2 BB: 0 P: 19	R: 0 E: 0 K: 0 S: 6 H: 0 LOB: 0 BB: 0 P: 11	R: 0 E: 0 K: 0 S: 11 H: 0 LOB: 1 BB: 1 P: 16	R: 0 E: 0 K: 0 S: 8 H: 2 LOB: 2 BB: 1 P: 17	R: 0 E: 0 K: 0 S: 4 H: 1 LOB: 0 BB: 0 P: 5	R: 0 E: 0 K: 0 S: 5 H: 0 LOB: 0 BB: 0 P: 6	R: 2 E: 0 K: 0 S: 9 H: 3 LOB: 1 BB: 1 P: 19	R: 1 E: 0 K: 1 S: 18 H: 2 LOB: 2 BB: 1 P: 26	R: 3 E: 0 K: 1 S: 16 H: 3 LOB: 1 BB: 1 P: 26	1B: 12 2B: 1 3B: 0 HR: 0 SF: 0 SAC: 0 DP: 2 HBP: 0						

	AB	37
	R	6
	H	13
	RBI	6
	BB	5
	SO	3
	LOB	15

WP: 0 PB: 0 SB: 0 CS: 0 PA: 43

PITCHER		IP	WLS	BF	H	R	ER	SO	BB	IBB	HBP	BLK	WP	HR	S	P	ERA	WHIP
35 Jake Westbrook, R ERA: 2.88	(1, 1)	6.1	W	28	8	2	2	1	3	0	0	0	0	0	52	89	2.84	1.737
43 Seth Maness, R ERA: 2.61	(7, 1)	0.2	H	1	0	0	0	0	0	0	0	0	0	0	2	4	0.00	0.000
59 Fernando Salas, R ERA: 4.15	(8, 1)	1.0		6	2	1	1	1	1	0	0	0	0	0	18	26	9.00	3.000
62 Carlos Martinez, R ERA: 6.1	(9, 1)	0.1		5	3	3	3	0	1	0	0	0	0	0	9	18	81.00	12.000
44 Edward Mujica, R ERA: 2.16	(9, 1)	0.2	S	2	0	0	0	1	0	0	0	0	0	0	7	8	0.00	0.000

PITCHER	IP	WLS	BF	H	R	ER	SO	BB	IBB	HBP	BLK	WP	HR	S	P	ERA	WHIP

Batter	1	2	3	4	5	6	7	8	9	AB	R	H	RBI	BB	SO	LOB
13 Matt Carpenter, L (1, 4) OBP: 0.399, SLG: 0.506	C SI 86 B SI 86 X CH 76 1-1 ① G4-3		C SI 86 B CH 77 B CH 76 D CH 76 B SI 86 4-1 19 SH2-3 1-2 BB		B SI 85 X SI 86 1-0 19 SH1-3 3 SF9 2-H 2B	B FF 90 B FF 90 F FF 91 S FF 91 F FF 91 B SL 80 F FF 91 F SL 79 X FF 90 3-2 19 G4-6-3 1-2 2-H 3-H 1B		C SI 90 C SI 91 B SL 78 X CH 76 1-2 2B		4	1	3	3	1	0	0
19 Jon Jay, L (1, 8) OBP: 0.328, SLG: 0.337	C SI 86 X CH 79 0-1 ② G3-1		X SI 86 0-0 ① SH2-3 1-2 2-3		X SI 85 0-0 ① SH1-3 2-3	B FF 90 C SL 79 X SL 80 1-1 ② ③ G4-6-3 1-2f		B FF 91 B SI 88 X CH 75 2-0 ① F7		3	0	0	0	0	0	3
3 Carlos Beltrán, S (1, 9) OBP: 0.344, SLG: 0.532	B SI 87 B SI 87 X SI 87 2-0 ③ L8		B SI 85 X SI 83 1-0 ② SF8 3-H		F CH 77 X CH 77 0-1 ② SF9 3-H		C CU 68 B FC 84 X SI 87 1-1 21 1B 4 2B 1B	B SI 90 S CU 68 F FF 91 S CU 72 1-3 ② K		3	1	1	2	0	1	1
21 Allen Craig, R (1, 7) OBP: 0.378, SLG: 0.493		C SI 85 B SL 80 B SI 87 F SI 86 B SL 81 F SL 83 X SI 83 3-2 38 FC5 23 BB 1B	C SL 82 C SI 87 X CH 78 0-2 ③ P4		C CH 75 F CH 77 F SL 81 B CH 75 X CH 76 1-2 ③ F7		B SI 90 C SI 90 X SI 89 1-1 4 2B 1-2 1B	D SL 81 T CH 75 X SI 90 1-1 ③ L4		5	1	2	0	0	0	2
4 Yadier Molina, R (1, 2) OBP: 0.387, SLG: 0.491		B SI 87 X SI 87 1-0 ① L9	X SL 80 0-0 ① F9		F CH 77 B CH 74 S SL 78 F CH 76 B CH 76 B SL 80 B CH 75 4-2 1B 23 FC5-2 BB	F SL 78 X CU 68 0-1 23 G4-6-3 38 1B 1-H 2-H 2B			3	1	1	2	1	0	1
Matt Adams, L (1, 3) OBP: 0.372, SLG: 0.544		C SI 87 X CH 76 0-1 ② L9	C CH 75 S SL 80 B SL 81 B SL 82 X CH 78 2-2 ② G5-3		B SL 80 S SL 80 B SL 81 F SL 81 F CH 77 X CH 76 2-2 38 1B 23 FC5-2 35 1B 1-3 1B	B CH 76 B FF 89 B CH 72 C SI 89 B FF 89 4-1 23 G4-6-3 BB			3	1	1	0	1	0	1
23 David Freese, R (1, 5) OBP: 0.344, SLG: 0.383		B SI 88 B SI 87 C SL 83 F SL 81 F SL 83 D SL 82 B SI 82 4-2 38 FC5 1-2 BB	B SI 87 X SL 81 1-0 1B		B SI 86 F SI 86 B CH 77 B CH 76 X CH 75 3-1 ① FC5-2 35 1B 38 1B 13 1B 1-2 3-H	B FF 90 F SL 78 B SL 78 B FF 90 X FF 89 3-1 ① ② G4-6-3 1-2f 2-3			3	1	1	0	1	0	4
38 Pete Kozma, R (1, 6) OBP: 0.281, SLG: 0.296		X SL 83 0-0 ③ FC5 1-2 2-3f	F SL 81 X SI 86 0-1 ③ B1-3		B SI 86 B SL 82 X SL 81 2-0 35 1B 13 1B 1-2 2-3 1B	X FF 90 0-0 32 FC5-4 3-H 1B				4	1	2	1	0	0	3
35 Jake Westbrook, R (1, 1) OBP: 0.280, SLG: 0.261 43 Seth Maness, R (7, 1) 32 Rob Johnson, R (7, PH) OBP: 0.333, SLG: 1.000 59 Fernando Salas, R (8, 1) 62 Carlos Martinez, R (9, 1) 44 Edward Mujica, R (9, 1)			C SI 84 B CH 78 B CH 80 X SI 85 2-1 19 SH2-3 13 BB 3 SF8 1B		C SI 85 X SL 82 0-1 13 2B	X SI 87 0-0 13 1B 1-2 2-3 3-H 1B	C SI 91 X SL 77 0-1 ③ FC5-4 1-2f			3 0 1 0 0 0 0	2 0 0 0 0 0 0	3 0 0 0 0 0 0	1 0 0 0 0 0 0	0 0 0 0 0 0 0	0 0 1 0 0 0 0	0 0 1 0 0 0 0
Inning Stats	R: 0 E: 0 K: 0 S: 5 H: 0 LOB: 0 BB: 0 P: 8	R: 0 E: 0 K: 0 S: 11 H: 1 LOB: 2 BB: 1 P: 19	R: 1 E: 0 K: 0 S: 8 H: 1 LOB: 1 BB: 1 P: 15	R: 0 E: 0 K: 0 S: 7 H: 1 LOB: 1 BB: 0 P: 10	R: 2 E: 0 K: 0 S: 10 H: 2 LOB: 0 BB: 0 P: 12	R: 3 E: 0 K: 0 S: 19 H: 4 LOB: 1 BB: 1 P: 34	R: 3 E: 0 K: 0 S: 12 H: 4 LOB: 1 BB: 1 P: 21	R: 0 E: 0 K: 1 S: 9 H: 1 LOB: 1 BB: 0 P: 14		1B: 10 2B: 4 3B: 0 HR: 0	SF: 2 SAC: 2 DP: 2 HBP: 0				WP: 0 PB: 0 SB: 0 CS: 0	PA: 40	

BOTTOM

San Diego Padres @ St. Louis Cardinals

Busch Stadium, St. Louis, MO

Fri Jul 19 2013, 7:16 PM - 10:09 PM CDT

Att. 43,929 - Partly Cloudy - 93 F

livebaseballscorecards.com

AB	32
R	9
H	14
RBI	9
BB	4
SO	1
LOB	16

PITCHER		IP	WLS	BF	H	R	ER	SO	BB	IBB	HBP	BLK	WP	HR	S	P	ERA	WHIP
21 Jason Marquis, R ERA: 4.05	(1, 1)	5.1	L	27	8	6	6	0	3	0	0	0	0	0	52	86	10.12	2.062
56 Colt Hynes, L ERA:	(6, 1)	0.2		2	1	0	0	0	0	0	0	0	0	0	8	12	0.00	1.500
59 Sean O'Sullivan, R ERA: 6.43	(7, 1)	2.0		11	5	3	3	1	1	0	0	0	0	0	21	35	13.50	3.000

PITCHER	IP	WLS	BF	H	R	ER	SO	BB	IBB	HBP	BLK	WP	HR	S	P	ERA	WHIP

San Diego Padres @ St. Louis Cardinals

Busch Stadium, St. Louis, MO

Sat Jul 20 2013, 6:18 PM - 9:59 PM CDT

Att. 45,288 - Cloudy - 92 F

TOP

livebaseballscorecards.com

Batter	1	2	3	4	5	6	7	8	9	AB	R	H	RBI	BB	SO	LOB
2 Everth Cabrera, S (1, 6) OBP: 0.368, SLG: 0.391	G5-3	SF8 3-H		F8		G3 1-2 2-3			K	4	0	0	1	0	1	2
Chase Headley, S (1, 5) OBP: 0.334, SLG: 0.365	18 BB 9 1B 1B	F9		F8		K			18 2B 1B	5	2	2	0	0	1	3
18 Carlos Quentin, R (1, 7) OBP: 0.370, SLG: 0.496	9 1B 1-2 BB		F7	F8			23 FC4-6 1B		1-H 2B	4	0	2	1	1	0	0
23 Yonder Alonso, L (1, 3) OBP: 0.320, SLG: 0.392	P6		5 BB 25 1B 4 WP 1B		F8		FC4-6 9 FC6-4 1-2f		F7	5	1	1	0	0	0	4
9 Jedd Gyorko, R (1, 4) OBP: 0.325, SLG: 0.431	1-3 2-H 1B	F9		K			FC6-4 1-2f		F8	5	0	1	1	0	1	3
25 Will Venable, L (1, 9) OBP: 0.270, SLG: 0.420 (8, 8)	G3		4 WP 5 BB 4 1B 1-2 1B		L3		K			4	1	1	0	0	1	3
5 Alexi Amarista, L (1, 8) OBP: 0.307, SLG: 0.411 13 Chris Denorfia, R (8, PH) OBP: 0.327, SLG: 0.393 (8, 9)		37 SH1-4 4 BB 2 SF8 1B	4 1B 4 WP 1-2 2-3 BB	2 G3 4 BB BB				0-0 G6-3		1 1	1 0	1 0	0 0	2 0	0 0	0 0
4 Nick Hundley, R (1, 2) OBP: 0.302, SLG: 0.394		37 SH1-4 1-2 BB		2 G3 1-2 BB				2-2 L9		2	0	1	1	2	0	0
37 Edinson Volquez, R (1, 1) OBP: 0.154, SLG: 0.308 11 Logan Forsythe, R (6, PH) OBP: 0.300, SLG: 0.346 50 Nick Vincent, R (6, 1) 55 Dale Thayer, R (7, 1) 14 Mark Kotsay, L (8, PH) OBP: 0.245, SLG: 0.235 54 Joe Thatcher, L (8, 1) 16 Huston Street, R (9, 1)	SH1-4 1-2 2-3		G6-3		L8			G4-3		1 1 0 0 1 0 0	0 0 0 0 0 0 0	0 0 0 0 0 0 0	0 0 0 0 0 0 0	0 0 0 0 0 0 0	0 0 0 0 0 0 0	2 2 0 0 0 0 0

Inning Stats																								
	R: 1	H: 2	R: 1	H: 1	R: 2	H: 3	R: 0	H: 0	R: 0	H: 0	R: 0	H: 1	R: 0	H: 0	R: 1	H: 2	1B: 8	SF: 1	WP: 1	PA: 41
	E: 0	LOB: 2	E: 0	LOB: 1	E: 0	LOB: 2	E: 0	LOB: 0	E: 0	LOB: 2	E: 0	LOB: 1	E: 0	LOB: 0	E: 0	LOB: 1	2B: 1	SAC: 1	PB: 0	
	K: 0	BB: 1	K: 0	BB: 1	K: 0	BB: 1	K: 0	BB: 0	K: 1	BB: 2	K: 1	BB: 0	K: 0	BB: 0	K: 1	BB: 0	3B: 0	DP: 0	SB: 0	
	S: 12	P: 20	S: 13	P: 22	S: 15	P: 26	S: 5	P: 9	S: 11	P: 14	S: 15	P: 31	S: 7	P: 11	S: 7	P: 9	HR: 0	HBP: 0	CS: 0	
															S: 17	P: 21				

PITCHER		IP	WLS	BF	H	R	ER	SO	BB	IBB	HBP	BLK	WP	HR	S	P	ERA	WHIP
31 Lance Lynn, R ERA: 4.13	(1, 1)	5.0	L	24	6	4	4	1	3	0	0	0	1	0	56	91	7.20	1.800
46 Kevin Siegrist, L ERA: 0.69	(6, 1)	0.0		2	0	0	0	0	2	0	0	0	0	0	2	10	∞	∞
43 Seth Maness, R ERA: 2.48	(6, 1)	1.2		6	1	0	0	1	0	0	0	0	0	0	17	26	0.00	0.600
36 Randy Choate, L ERA: 2.14	(7, 1)	0.1		1	0	0	0	1	0	0	0	0	0	0	3	6	0.00	0.000
26 Trevor Rosenthal, R ERA: 2.33	(8, 1)	1.1		6	2	1	1	1	0	0	0	0	0	0	16	21	6.75	1.500

PITCHER		IP	WLS	BF	H	R	ER	SO	BB	IBB	HBP	BLK	WP	HR	S	P	ERA	WHIP
59 Fernando Salas, R ERA: 4.0	(9, 1)	0.2		2	0	0	0	0	0	0	0	0	0	0	8	9	0.00	0.000

AB	34
R	5
H	9
RBI	4
BB	5
SO	4
LOB	19

Batter	1	2	3	4	5	6	7	8	9	AB	R	H	RBI	BB	SO	LOB
13 Matt Carpenter, L (1, 4) OBP: 0.398, SLG: 0.501	B SI 91 C FF 90 B KC 76 C SI 92 B SI 93 X SI 92 3-2 F7 ①			B KC 78 C KC 76 B SI 93 B SI 94 B SI 93 4-1 21 WP, 19 1B, 21 1B BB	B SI 94 B KC 78 C CH 83 X CH 83 2-1 G1-3 ② 2-3			B FC 86 F FC 86 F FF 87 B SL 80 B FF 86 F FF 85 X FC 85 3-2 F8 ②		3	1	0	0	1	0	1
19 Jon Jay, L (1, 8) OBP: 0.330, SLG: 0.337	B SI 93 C SI 93 S SI 93 F SI 94 F SI 94 S KC 78 1-3 K ②			B SI 94 B CH 82 B SI 93 C FF 91 X SI 94 3-1 21 WP, 21 1B 1B 1-2	B KC 79 B KC 78 C CH 82 B CH 85 X CH 82 3-1 F9 ③			C SL 78 C SL 79 B FC 86 B SL 79 B SL 78 B FC 85 4-2 BB		3	1	1	0	1	1	1
3 Carlos Beltrán, S (1, 9) OBP: 0.340, SLG: 0.525	C CH 84 B KC 80 X KC 79 1-1 L3 ③			S KC 78 F KC 80 D KC 81 F SI 92 D KC 80 X KC 79 2-2 L9 ①		B SL 88 X CH 84 1-0 F7 ①		F FC 86 1 SAFE F FF 86 B FC 86 1 SAFE C FC 86 1-3 K ③		4	0	0	0	0	1	3
21 Allen Craig, R (1, 7) OBP: 0.377, SLG: 0.490		B SI 92 C SI 92 X SI 94 1-1 G3-1 ①		S SI 95 S SI 94 B SI 91 X SI 96 1-2 1-H 2-H 1B		C SI 91 F SL 89 X SL 88 0-2 F9 ②			B SI 90 B SL 85 C SI 91 S SL 84 S SL 85 2-3 K ①	4	0	1	2	0	1	0
4 Yadier Molina, R (1, 2) OBP: 0.383, SLG: 0.485		S SI 93 B SI 94 F SI 93 B FF 94 F SI 94 B SI 95 X SI 93 3-2 G6-3 ②		D SI 94 D KC 79 B SI 94 C SI 92 X SI 93 3-1 F7 ②		F FF 89 F FF 91 F FF 91 B SL 88 X SL 87 1-2 L9 ③			X SL 85 0-0 G4-3 ②	4	0	0	0	0	0	1
Matt Adams, L (1, 3) OBP: 0.368, SLG: 0.532		B CH 82 F FF 94 B FF 94 F CH 83 B SI 95 X SI 94 3-2 L5 ③		C KC 78 D KC 79 S CH 82 B KC 80 B FF 94 X CH 83 3-2 L9 ③			B FF 94 C FF 94 B FF 95 B FF 94 S FF 94 B FF 95 4-2 23 G4-6-3 BB		B SL 85 C SI 91 F SL 85 X SI 91 1-2 F7 ③	3	0	0	0	1	0	1
23 David Freese, R (1, 5) OBP: 0.344, SLG: 0.382 26 Trevor Rosenthal, R (8, 1) 59 Fernando Salas, R (9, 1)			B KC 78 F KC 76 C SI 93 F CH 86 X SI 93 1-2 G6-3 ①		C CH 80 F CH 84 B KC 81 F CH 84 B KC 78 F SI 92 F CH 85 F SI 94 B KC 80 3-2 X SI 93 41 WP, 33 1B, 41 G6-3 1B		B FF 94 F FF 93 B SL 80 F FF 94 X FF 94 2-2 G4-6-3 ①② 1-2f			3 0 0	1 0 0	1 0 0	0 0 0	0 0 0	0 0 0	1 0 0
33 Daniel Descalso, L (1, 6) (8, 5) OBP: 0.339, SLG: 0.424			C CH 84 B KC 79 X SI 92 1-1 L7 ②		S SI 92 B KC 80 C CH 83 D CH 84 X SI 92 2-2 13 G1-3, 41 WP 1-2 1B		B FF 92 X SI 93 1-0 G3-1 ③			3	0	1	0	0	0	0
31 Lance Lynn, S (1, 1) OBP: 0.226, SLG: 0.100 41 Brock Peterson, R (5, PH) 46 Kevin Siegrist, L (6, 1) 43 Seth Maness, R (6, 1) 36 Randy Choate, L (7, 1) 38 Pete Kozma, R (8, 6) OBP: 0.280, SLG: 0.295			B SI 92 C SI 91 B SI 94 X SI 94 2-1 G4-3 ③		F SI 91 B KC 79 B CH 84 S CH 85 F CH 84 F KC 81 F CH 84 B SI 93 X CH 84 3-2 G6-3 ① 1-2 2-H			C FF 87 B SL 78 X FC 86 1-1 F7 ①		1 1 0 0 0 1	0 0 0 0 0 0	0 1 0 0 0 0	0 0 0 0 0 0	0 1 0 0 0 0	0 0 0 0 0 0	0 1 0 0 0 0
Inning Stats	R: 0 E: 0 K: 1 S: 10 H: 0 LOB: 0 BB: 0 P: 15	R: 0 E: 0 K: 0 S: 9 H: 0 LOB: 0 BB: 0 P: 16	R: 0 E: 0 K: 0 S: 8 H: 0 LOB: 0 BB: 0 P: 12	R: 2 E: 0 K: 0 S: 15 H: 2 LOB: 1 BB: 1 P: 31	R: 1 E: 0 K: 0 S: 20 H: 2 LOB: 1 BB: 0 P: 33	R: 0 E: 0 K: 0 S: 8 H: 0 LOB: 0 BB: 0 P: 10	R: 0 E: 0 K: 0 S: 6 H: 0 LOB: 0 BB: 1 P: 13	R: 0 E: 0 K: 1 S: 11 H: 0 LOB: 1 BB: 1 P: 20	R: 0 E: 0 K: 1 S: 7 H: 0 LOB: 0 BB: 0 P: 10	1B: 4 2B: 0 3B: 0 HR: 0 SF: 0 SAC: 0 DP: 1 HBP: 0						WP: 2 PB: 0 SB: 0 CS: 0 PA: 33	

BOTTOM

San Diego Padres @ St. Louis Cardinals

Busch Stadium, St. Louis, MO

Sat Jul 20 2013, 6:18 PM - 9:59 PM CDT

Att. 45,288 - Cloudy - 92 F

livebaseballscorecards.com

AB	30
R	3
H	4
RBI	3
BB	3
SO	3
LOB	9

PITCHER		IP	WLS	BF	H	R	ER	SO	BB	IBB	HBP	BLK	WP	HR	S	P	ERA	WHIP
37 Edinson Volquez, R ERA: 5.73	(1, 1)	5.0	W	20	4	3	3	1	1	0	0	0	2	0	62	107	5.40	1.000
50 Nick Vincent, R ERA: 1.59	(6, 1)	1.0	H	3	0	0	0	0	0	0	0	0	0	0	8	10	0.00	0.000
55 Dale Thayer, R ERA: 2.86	(7, 1)	1.0	H	3	0	0	0	0	1	0	0	0	0	0	6	13	0.00	1.000
54 Joe Thatcher, L ERA: 2.28	(8, 1)	1.0	H	4	0	0	0	1	1	0	0	0	0	0	11	20	0.00	1.000
16 Huston Street, R ERA: 4.02	(9, 1)	1.0	S	3	0	0	0	1	0	0	0	0	0	0	7	10	0.00	0.000

PITCHER	IP	WLS	BF	H	R	ER	SO	BB	IBB	HBP	BLK	WP	HR	S	P	ERA	WHIP

Batter	1	2	3	4	5	6	7	8	9	AB	R	H	RBI	BB	SO	LOB
2 Everth Cabrera, S (1, 6) OBP: 0.370, SLG: 0.394	F SI 91 F SI 92 X FF 89 0-2 G3' 23 1B 2B		B SI 90 C FC 88 B CU 74 B FF 89 C FF 91 B SI 91 4-2 G4-6-3 BB		C FC 90 B SI 92 C CU 76 D CU 78 B CU 75 X FC 90 3-2 ② G6-3		C FC 90 B CU 76 F FF 92 B CU 77 F CU 79 F FC 90 B FC 88 F CU 78 C FC 89 3-3 ③ K			3	1	1	0	1	1	2
Chase Headley, S (1, 5) OBP: 0.333, SLG: 0.364	X FF 90 0-0 ① G3 2-3		X SI 92 0-0 ①② G4-6-3 1-2f		S FC 90 C CU 77 F FC 89 B FC 91 C CU 76 1-3 ③ K			F CU 76 B CH 83 B CU 78 F FC 89 X CU 78 2-2 18 G5-4-3 1B		4	0	1	0	0	1	3
18 Carlos Quentin, R (1, 7) OBP: 0.369, SLG: 0.496	S FC 90 B SI 92 C CU 77 S FC 90 1-3 ② K		X FC 89 0-0 ③ G6-3			B FC 87 X FF 88 1-0 23 1B 25 G4-6-3 2B		F SI 92 F SI 92 B SI 90 X FC 88 1-2 ①② G5-4-3 1-2f		4	1	1	0	0	1	2
23 Yonder Alonso, L (1, 3) OBP: 0.328, SLG: 0.399	S FC 89 X CU 76 0-1 25 BB 3-H 1B			X SI 90 0-0 11 FC6-4 1B		F FC 88 X FC 88 0-1 25 G4-6-3 2-3 1B		B CU 76 C FC 90 C FF 92 B CU 78 F FC 88 S CU 78 2-3 ③ K		4	0	3	1	0	1	0
25 Will Venable, L (1, 9) OBP: 0.270, SLG: 0.415	B SI 92 B FF 92 S FC 88 B SI 91 F FF 92 B FF 92 4-2 1-2 BB			B SI 91 F FF 88 F FC 90 B CU 75 B CU 76 F FC 89 F SI 92 S CU 75 3-3 ① K		F FC 88 X FF 92 0-1 ①② G4-6-3 1-2f 3-H			S FS 86 C FS 86 B FS 87 B FS 88 F FS 87 X FS 88 2-2 ① G4-1	3	0	0	0	1	1	2
5 Alexi Amarista, L (1, 8) OBP: 0.306, SLG: 0.408	B CU 73 X SI 92 1-0 ③ G4-1			C FC 87 F CU 74 F FC 87 S CU 74 0-3 ② K		X FC 89 0-0 ③ G4-3			B FS 88 C FS 88 S FS 88 X FS 87 1-2 15 2B 1B	4	0	1	0	0	1	3
11 Logan Forsythe, R (1, 4) OBP: 0.298, SLG: 0.342		B SI 90 X SI 90 1-0 ① F9		D FC 87 X SI 90 1-0 ③ FC6-4 1-2f			C FF 90 X SI 91 0-1 14 G4-3 44 G6-3 1B		D SI 94 F SI 92 B FS 88 X FS 87 2-1 ② F9	4	0	1	0	0	0	2
44 René Rivera, R (1, 2) OBP: 0.111, SLG: 0.111 15 Jesus Guzman, R (9, PH) OBP: 0.297, SLG: 0.385		B SI 91 B CU 72 F SI 92 X FC 87 2-1 ② F8			C CU 71 S CU 73 X CU 74 0-2 53 SH1-3 1B		F FC 88 X FC 88 0-1 ① G6-3 1-2		1 SAFE C FS 88 X FS 88 0-1 1-3 2B	3 1	0 0	1 1	0 0	0 0	0 0	1 0
53 Eric Stults, L (1, 1) OBP: 0.175, SLG: 0.275 14 Mark Kotsay, L (7, PH) OBP: 0.243, SLG: 0.232 50 Nick Vincent, R (7, 1) 54 Joe Thatcher, L (8, 1) 9 Jedd Gyorko, R (9, PH) OBP: 0.324, SLG: 0.429		C SI 91 F FC 87 S CU 75 0-3 ③ K			B SI 90 X SI 90 1-0 ① SH1-3 1-2		C CU 75 X FC 88 0-1 ② G4-3 2-3		B SI 94 F FS 89 X FS 88 1-1 ③ F7	1 1 0 0 1	0 0 0 0 0	0 0 0 0 0	0 0 0 0 0	1 0 0 0 0	0 0 0 0 2	0 1 0 0 0
Inning Stats	R: 1 H: 2 E: 0 LOB: 2 K: 1 BB: 1 S: 12 P: 18	R: 0 H: 0 E: 0 LOB: 0 K: 1 BB: 0 S: 6 P: 9	R: 0 H: 0 E: 0 LOB: 0 K: 0 BB: 1 S: 4 P: 8	R: 0 H: 1 E: 0 LOB: 1 K: 2 BB: 0 S: 11 P: 15	R: 0 H: 1 E: 0 LOB: 1 K: 1 BB: 0 S: 11 P: 16	R: 1 H: 2 E: 0 LOB: 0 K: 0 BB: 0 S: 6 P: 7	R: 0 H: 1 E: 0 LOB: 1 K: 1 BB: 0 S: 12 P: 15	R: 0 H: 1 E: 0 LOB: 0 K: 1 BB: 0 S: 10 P: 15	R: 0 H: 2 E: 0 LOB: 2 K: 0 BB: 0 S: 13 P: 19	1B: 7 SF: 0 2B: 3 SAC: 1 3B: 0 DP: 3 HR: 0 HBP: 0						

PITCHER	IP	WLS	BF	H	R	ER	SO	BB	IBB	HBP	BLK	WP	HR	S	P	ERA	WHIP
50 Adam Wainwright, R (1, 1) ERA: 2.44	8.0	W	31	8	2	2	7	2	0	0	0	0	0	72	103	2.25	1.250
44 Edward Mujica, R (9, 1) ERA: 2.11	1.0	S	5	2	0	0	0	0	0	0	0	0	0	13	19	0.00	2.000

PITCHER IP WLS BF H R ER SO BB IBB HBP BLK WP HR S P ERA WHIP

TOP

San Diego Padres @ St. Louis Cardinals

Busch Stadium, St. Louis, MO

Sun Jul 21 2013, 1:17 PM - 4:09 PM CDT

Att. 44,033 - Cloudy - 79 F

livebaseballscorecards.com

AB	33
R	2
H	10
RBI	1
BB	2
SO	7
LOB	18

Batter	1	2	3	4	5	6	7	8	9	AB	R	H	RBI	BB	SO	LOB
13 Matt Carpenter, L (1, 4) OBP: 0.399, SLG: 0.504	B FF 85 C FF 86 C FF 86 B CH 77 X FF 89 2-2 23 FC6-4 1B		C CH 76 F FF 86 B SL 79 F CH 78 X FF 86 1-2 21 1B 2B		C CU 63 F CH 78 B SL 78 X CH 78 1-2 ① G3 1B		C SL 88 F SL 87 B SI 91 C SL 88 1-3 ① K			4	1	2	0	0	1	0
4 Yadier Molina, R (1, 2) OBP: 0.384, SLG: 0.483	B CH 76 B FF 87 X CH 77 2-0 ① F7		B CU 65 B FF 87 S FF 87 B CH 79 B FF 88 4-1 21 1B 23 2B BB		B FF 86 F FF 87 X FF 87 1-1 23 1B 1B		X SL 87 0-0 ② F9			3	1	1	0	1	0	1
21 Allen Craig, R (1, 9) OBP: 0.376, SLG: 0.488 (7, 7)	C SI 85 X CH 77 0-1 ② P4		B FF 87 C CH 78 D CH 78 B FF 88 F CH 79 X FF 89 3-2 23 2B 1-3 2-H 1B		B CH 75 C CH 77 1 SAFE C FF 88 D CU 66 F CH 77 X FF 89 2-2 ② F9		C SI 91 B SL 88 S FF 91 F SI 91 B SL 87 X SL 88 2-2 ③ L7			4	1	1	1	0	0	2
23 David Freese, R (1, 5) OBP: 0.346, SLG: 0.388 44 Edward Mujica, R (9, 1)	B FF 87 F FF 86 F FF 86 X FF 89 1-2 ③ FC6-4 1-2f		X CH 79 0-0 ① 1-H 3-H 2B		C FF 88 B CU 64 X FF 87 1-1 1-3 1B			C SL 87 F SI 91 F FF 90 X SL 87 0-2 ① G1-3		4 0	0 0	2 0	2 0	0 0	0 0	1 0
Matt Adams, L (1, 3) OBP: 0.359, SLG: 0.517		C SL 78 C FF 87 B SL 77 X FF 90 1-2 ① G4-3	F FF 89 B SL 80 X SL 80 1-1 ② G4-3		C SL 81 D SL 80 B FF 89 B FF 90 C SL 78 F SL 79 X FF 90 3-2 ③ F7			B SL 88 X SL 87 1-0 ② G6-3		4	0	0	0	0	0	2
41 Brock Peterson, R (1, 7) 19 Jon Jay, L (7, 8) OBP: 0.329, SLG: 0.336		B FF 85 C FF 86 B FF 86 X CH 76 2-1 E5 43 1B	C FF 87 B FF 88 F CH 78 B CU 66 B SL 79 F CH 78 F CH 78 F FF 88 F SL 78 3-2 ③ F SL 80 F FF 88 X CH 79 G4-3		C CU 63 F CU 64 B FF 89 F CU 65 F FF 89 B CH 77 X CH 78 2-2 ① G6-3		C FF 84 F FC 86 B FF 86 B SL 79 S FC 86 2-3 ③ K		3 1	0 0	0 0	0 0	0 0	0 1	0 0
43 Shane Robinson, R (1, 8) OBP: 0.376, SLG: 0.348 (7, 9)		C CH 75 B CH 77 C SL 79 F FF 90 B FF 89 1 SAFE X CH 78 2-2 1-2 1B		F FF 86 C CU 65 F SL 82 B FF 89 B CU 67 X CH 79 2-2 ① F9		C FF 87 F FF 89 F FF 88 B FF 88 B CH 77 X CU 64 2-2 ② G6-3			3	0	1	0	0	0	0
38 Pete Kozma, R (1, 6) OBP: 0.281, SLG: 0.295		X FF 88 0-0 ② L8		C CU 64 B CH 78 B FF 88 S FF 88 S FF 90 2-3 ② K		X CU 64 0-0 1B			3	0	1	0	0	1	2
50 Adam Wainwright, R (1, 1) OBP: 0.111, SLG: 0.133 33 Daniel Descalso, L (9, 5) OBP: 0.339, SLG: 0.424		S CH 78 S CH 78 B FF 90 S CH 79 1-3 ③ K		B FF 88 C FF 87 B FF 89 F FF 87 B FF 90 F FF 88 X FF 88 3-2 ③ P2		S CH 76 D CH 76 C FF 88 X CH 76 1-2 ③ F8			3 0	0 0	0 0	0 0	0 0	1 0	3 0
Inning Stats	R: 0 H: 1 E: 0 LOB: 1 K: 0 BB: 0 S: 9 P: 14	R: 0 H: 1 E: 1 LOB: 2 K: 1 BB: 0 S: 13 P: 19	R: 3 H: 3 E: 0 LOB: 0 K: 0 BB: 1 S: 20 P: 32	R: 0 H: 0 E: 0 LOB: 0 K: 1 BB: 0 S: 11 P: 18	R: 0 H: 2 E: 0 LOB: 2 K: 0 BB: 0 S: 15 P: 23	R: 0 H: 1 E: 0 LOB: 1 K: 0 BB: 0 S: 13 P: 18	R: 0 H: 0 E: 0 LOB: 0 K: 1 BB: 0 S: 8 P: 11	R: 0 H: 0 E: 0 LOB: 0 K: 1 BB: 0 S: 8 P: 11		1B: 6 SF: 0 2B: 2 SAC: 0 3B: 0 DP: 0 HR: 0 HBP: 0						

BOTTOM

San Diego Padres @ St. Louis Cardinals

Busch Stadium, St. Louis, MO

Sun Jul 21 2013, 1:17 PM - 4:09 PM CDT

Att. 44,033 - Cloudy - 79 F

livebaseballscorecards.com

AB	32
R	3
H	8
RBI	3
BB	1
SO	4
LOB	11

PITCHER		IP	WLS	BF	H	R	ER	SO	BB	IBB	HBP	BLK	WP	HR	S	P	ERA	WHIP
53 Eric Stults, L ERA: 3.45	(1, 1)	6.0	L	27	8	3	3	2	1	0	0	0	0	0	81	124	4.50	1.500
50 Nick Vincent, R ERA: 1.45	(7, 1)	1.2		5	0	0	0	1	0	0	0	0	0	0	13	17	0.00	0.000
54 Joe Thatcher, L ERA: 2.25	(8, 1)	0.1		1	0	0	0	1	0	0	0	0	0	0	3	5	0.00	0.000

PITCHER	IP	WLS	BF	H	R	ER	SO	BB	IBB	HBP	BLK	WP	HR	S	P	ERA	WHIP

Philadelphia Phillies @ St. Louis Cardinals

Busch Stadium, St. Louis, MO

Tue Jul 23 2013, 7:17 PM - 10:06 PM CDT

Att. 44,780 - Partly Cloudy - 90 F

TOP

livebaseballscorecards.com

Batter	1	2	3	4	5	6	7	8	9	AB	R	H	RBI	BB	SO	LOB
11 Jimmy Rollins, S (1, 6) OBP: 0.317, SLG: 0.352	G4-3		L9			10 F9 2B		K		4	0	1	0	0	1	0
10 Michael Young, R (1, 5) OBP: 0.346, SLG: 0.413	26 1B BB			K		F9		G4-3		3	0	0	0	1	1	1
26 Chase Utley, L (1, 4) OBP: 0.344, SLG: 0.523	9 G6-3 1B			1B		F7			3 1B	4	0	3	0	0	0	1
9 Domonic Brown, L (1, 7) OBP: 0.316, SLG: 0.531	G6-3			P6			G6-3		P4	4	0	0	0	0	0	4
3 Delmon Young, R (1, 9) OBP: 0.325, SLG: 0.422		F9		F9			K		1B	4	0	1	0	0	1	1
18 Darin Ruf, R (1, 3) OBP: 0.396, SLG: 0.537		F9			K		15 2B 1B		K	4	1	1	0	0	2	2
15 John Mayberry Jr., R (1, 8) OBP: 0.304, SLG: 0.434		K			P3		1-H 2B		P3	4	0	1	1	0	1	2
51 Carlos Ruiz, R (1, 2) OBP: 0.303, SLG: 0.281			L6		K		G5-3			3	0	0	0	0	1	1
44 Jonathan Pettibone, L (1, 1) OBP: 0.188, SLG: 0.138			K			K			F9	1	0	0	0	0	1	0
19 Laynce Nix, L (6, PH) OBP: 0.243, SLG: 0.288										1	0	0	0	0	1	0
46 Raul Valdes, L (6, 1) OBP: 0.333, SLG: 0.667										0	0	0	0	0	0	0
30 Justin De Fratus, S (7, 1)										0	0	0	0	0	0	0
63 Jake Diekman, R (7, 1)										0	0	0	0	0	0	0
28 Kevin Frandsen, R (8, PH) OBP: 0.374, SLG: 0.425										1	0	0	0	0	0	0
57 Luis Garcia, R (8, 1)										0	0	0	0	0	0	0
Inning Stats	R: 0 E: 0 K: 0 S: 13 H: 1 LOB: 1 BB: 1 P: 20	R: 0 E: 0 K: 1 S: 8 H: 0 LOB: 0 BB: 0 P: 11	R: 0 E: 0 K: 1 S: 13 H: 0 LOB: 0 BB: 0 P: 16	R: 0 E: 0 K: 1 S: 9 H: 1 LOB: 1 BB: 0 P: 11	R: 0 E: 0 K: 2 S: 9 H: 0 LOB: 0 BB: 0 P: 13	R: 0 E: 0 K: 1 S: 10 H: 1 LOB: 1 BB: 0 P: 14	R: 1 E: 0 K: 1 S: 12 H: 2 LOB: 1 BB: 0 P: 21	R: 0 E: 0 K: 1 S: 10 H: 0 LOB: 0 BB: 0 P: 13	R: 0 E: 0 K: 1 S: 11 H: 2 LOB: 2 BB: 0 P: 15	1B: 5 2B: 2 3B: 0 HR: 0	SF: 0 SAC: 0 DP: 1 HBP: 0						

AB	33
R	1
H	7
RBI	1
BB	1
SO	9
LOB	12

WP: 0 PB: 0 SB: 0 CS: 0 PA: 34

PITCHER		IP	WLS	BF	H	R	ER	SO	BB	IBB	HBP	BLK	WP	HR	S	P	ERA	WHIP
40 Shelby Miller, R ERA: 2.77	(1, 1)	6.0	W	21	3	0	0	6	1	0	0	0	0	0	62	85	0.00	0.667
36 Randy Choate, L ERA: 2.11	(7, 1)	0.1	H	1	0	0	0	0	0	0	0	0	0	0	2	5	0.00	0.000
43 Seth Maness, R ERA: 2.7	(7, 1)	0.2	H	4	2	1	1	1	0	0	0	0	0	0	10	16	13.50	3.000
26 Trevor Rosenthal, R ERA: 2.28	(8, 1)	1.0	H	3	0	0	0	1	0	0	0	0	0	0	10	13	0.00	0.000
44 Edward Mujica, R ERA: 2.06	(9, 1)	1.0	S	5	2	0	0	1	0	0	0	0	0	0	11	15	0.00	2.000

PITCHER	IP	WLS	BF	H	R	ER	SO	BB	IBB	HBP	BLK	WP	HR	S	P	ERA	WHIP

Batter	1	2	3	4	5	6	7	8	9	AB	R	H	RBI	BB	SO	LOB
13 Matt Carpenter, L (1, 4) OBP: 0.399, SLG: 0.501	B FF 91 B SI 91 X FF 91 2-0 3 FC4-6 21 FC6-4 19 1B 1B		C FF 92 X SL 89 0-1 ① G4-3 1-2	C CH 83 B FF 92 X SL 86 1-1 ③ P5		X SI 87 0-0 ②③ B1-3 1-1f		B SL 85 C SI 95 B SI 96 F SI 93 B SI 95 F SL 85 B SL 84 4-2 BB		4	1	1	0	1	0	4
19 Jon Jay, L (1, 8) OBP: 0.330, SLG: 0.340	C SI 90 C FF 91 X CH 84 0-2 3 FC4-6 1-2 1B		B SL 92 S CH 84 C FF 92 X SI 93 1-2 ② G6-3 2-3		B SL 86 B FF 91 X CH 82 2-0 BB 2B		S CU 77 B FF 87 C FF 88 C FF 88 1-3 ① K	B FF 95 T SL 83 F FF 94 F SI 96 S SL 86 1-3 ③ K		5	0	2	0	0	2	3
3 Carlos Beltrán, S (1, 9) OBP: 0.339, SLG: 0.528	B CH 85 X SI 92 1-0 ① FC4-6 21 FC6-4 1-2f 2-3		X SL 86 0-0 ③ G3		C CH 82 F SI 91 F SI 92 S CH 84 0-3 ① K		C CU 77 X FF 88 0-1 21 1B 3B			4	1	1	0	0	1	4
21 Allen Craig, R (1, 7) OBP: 0.379, SLG: 0.492	B SL 88 C CH 84 F FF 92 X SL 85 1-2 ② FC6-4 1-2f 3-H			C SI 92 B SI 90 F FF 92 F SI 92 F CH 86 B CH 85 F CH 85 X SL 83 2-2 4 2B 2B	B FF 91 B FF 91 B CH 82 B FF 92 4-0 BB BB		C SL 85 B SL 83 C SL 84 D SL 84 B SI 95 F SL 84 F SL 83 X SI 95 3-2 3-H 1B			3	1	2	2	1	0	1
4 Yadier Molina, R (1, 2) OBP: 0.383, SLG: 0.484	B SL 89 B CH 85 X SI 94 2-0 ③ G6-3			X CH 84 0-0 1B 23 1B 2-H 2B	F FF 92 X SI 92 0-1 ② F9		X FF 94 0-0 ② P3			4	1	1	1	0	0	4
Matt Adams, L (1, 3) OBP: 0.363, SLG: 0.514		C SI 92 C SI 92 B FF 92 B SI 92 B SL 88 S CH 85 3-3 ① K		X SI 91 0-0 40 SH1-4 23 1B 2-3 1B	B CH 84 F CH 85 B SI 92 B SI 92 B SL 88 4-1 1-2 2-3 BB		C SI 96 F SI 96 C SL 83 0-3 ③ K			3	0	1	0	1	2	1
23 David Freese, R (1, 5) OBP: 0.345, SLG: 0.386 44 Edward Mujica, R (9, 1)		B CH 85 B SL 87 B CH 85 C SI 93 X SI 93 3-1 ② G6-3		B SI 93 F FF 92 S CH 85 X SI 92 1-2 40 SH1-4 1-2 3-H 1B	C CH 85 B SL 87 B FF 93 F SI 94 B SL 86 S FF 94 3-3 ③ K			F FF 94 X SL 86 0-1 ① G6-3		4 0	0 0	1 0	1 0	0 0	1 0	3 0
38 Pete Kozma, R (1, 6) OBP: 0.283, SLG: 0.298		X 0-0 ③ G6-3		B CH 84 F CH 85 F FF 93 B SL 85 F FF 94 B FF 94 F SL 86 S FF 93 3-3 ① K		F FF 87 B FF 88 B CU 78 B FF 88 F FF 88 F FF 88 X FF 88 3-2 13 B1-3 1B		B SL 86 B FF 96 B SI 94 C SI 94 F FF 96 X FF 96 3-2 33 S 1B		4	0	2	0	0	1	2
40 Shelby Miller, R (1, 1) OBP: 0.091, SLG: 0.156 41 Brock Peterson, R (6, PH) 36 Randy Choate, L (7, 1) 43 Seth Maness, R (7, 1) 26 Trevor Rosenthal, R (8, 1) 33 Daniel Descalso, L (8, PH) OBP: 0.337, SLG: 0.421 (9, 5)			B SI 92 B SI 92 B SI 91 C FF 92 B FF 93 4-1 19 G6-3 13 G4-3 BB	X CH 84 0-0 ② SH1-4 1-2 2-3		F CU 76 B CH 76 F FF 86 F CH 77 S CH 77 1-3 ① K		C SI 94 B SI 95 B FF 94 F SI 93 1 SAFE B SL 84 F SL 84 F SI 95 S SI 93 3-3 ② K 1-2		0 1 0 0 0 0 1	0 0 0 0 0 0 0	0 0 0 0 0 0 0	1 0 0 0 0 0 1	0 1 0 0 0 0 1	0 1 0 0 0 0 1	0 1 0 0 0 0 1
Inning Stats	R: 1 E: 0 K: 0 S: 9 H: 2 LOB: 1 BB: 0 P: 15	R: 0 E: 0 K: 1 S: 6 H: 0 LOB: 0 BB: 0 P: 12	R: 0 E: 0 K: 0 S: 7 H: 0 LOB: 1 BB: 1 P: 12	R: 2 E: 0 K: 1 S: 19 H: 4 LOB: 2 BB: 0 P: 26	R: 0 E: 0 K: 2 S: 11 H: 1 LOB: 3 BB: 2 P: 24	R: 0 E: 0 K: 1 S: 9 H: 1 LOB: 0 BB: 0 P: 13	R: 1 E: 0 K: 2 S: 14 H: 2 LOB: 1 BB: 0 P: 18	R: 0 E: 0 K: 2 S: 17 H: 1 LOB: 2 BB: 1 P: 28		1B: 7 2B: 4 3B: 1 HR: 0 SF: 0 SAC: 1 DP: 1 HBP: 0						

PITCHER		IP	WLS	BF	H	R	ER	SO	BB	IBB	HBP	BLK	WP	HR	S	P	ERA	WHIP
44 Jonathan Pettibone, R ERA: 3.97	(1, 1)	5.0	L	25	7	3	3	4	3	0	0	0	0	0	52	89	5.40	2.000
46 Raul Valdes, L ERA: 7.59	(6, 1)	1.1		5	2	1	1	2	0	0	0	0	0	0	14	19	6.75	1.500
30 Justin De Fratus, R ERA: 5.57	(7, 1)	0.1		2	1	0	0	0	0	0	0	0	0	0	6	9	0.00	3.000
63 Jake Diekman, L ERA: 3.46	(7, 1)	0.1		1	0	0	0	1	0	0	0	0	0	0	3	3	0.00	0.000
57 Luis García, R ERA:	(8, 1)	1.0		5	1	0	0	2	1	0	0	0	0	0	17	28	0.00	2.000

PITCHER	IP	WLS	BF	H	R	ER	SO	BB	IBB	HBP	BLK	WP	HR	S	P	ERA	WHIP

BOTTOM

Philadelphia Phillies @ St. Louis Cardinals

Busch Stadium, St. Louis, MO

Tue Jul 23 2013, 7:17 PM - 10:06 PM CDT

Att. 44,780 - Partly Cloudy - 90 F

livebaseballscorecards.com

AB	33
R	4
H	11
RBI	4
BB	4
SO	9
LOB	24

WP: 0 PA: 38
PB: 0
SB: 1
CS: 0

Batter	1	2	3	4	5	6	7	8	9	AB	R	H	RBI	BB	SO	LOB
11 Jimmy Rollins, S (1, 6) OBP: 0.316, SLG: 0.351	C SI 89 F FC 86 B FS 83 F SI 91 F FS 82 F SI 90 S FS 82 1-3 **K** ①		T SI 90 X FS 83 0-1 L8 ③			B SI 87 X SI 88 1-0 G3-1 ① B CH 81 C SI 89 D CH 81 X SI 89 2-1 10 FC6-4 **1-2** 1B				4	0	1	0	0	1	1
10 Michael Young, R (1, 5) OBP: 0.343, SLG: 0.409	C SI 91 B CH 82 C SI 90 B FC 85 B FS 83 F SI 90 X SI 92 3-2 L3 ②			B SI 90 B SI 90 X SI 90 2-0 L9 ①		C SI 88 X SI 88 0-1 G6-3 ② X FC 84 0-0 FC6-4 **1-2f** ③				4	0	0	0	0	0	2
26 Chase Utley, L (1, 4) OBP: 0.346, SLG: 0.520	B SI 90 C SI 90 B FC 86 X SI 91 2-1 L8 ③			C SI 91 F CU 77 F FC 84 S SI 90 0-3 **K** ②		B SI 89 X SI 88 1-0 1B		B FF 94 B FF 95 B FF 94 C FF 95 B FF 94 4-1 28 HBP BB		3	0	1	0	1	1	0
3 Delmon Young, R (1, 9) OBP: 0.325, SLG: 0.421 30 Justin De Fratus, S (6, 1) 28 Kevin Frandsen, R (8, PH) OBP: 0.379, SLG: 0.425 63 Jake Diekman, R (8, 1)		C SI 89 S CU 78 B CH 82 X SI 89 1-2 18 G6-4-3 1B		X SI 90 0-0 L8 ③		B FC 84 B SI 90 F SI 90 B SI 91 F SI 90 X SI 91 3-2 L9 ③		B FF 94 F FF 95 F FF 94 F FF 96 H CU 81 2-2 19 G1-6-3 **1-2** HBP		3 0 0 0	0 0 0 0	1 0 0 0	0 0 0 0	0 0 0 0	0 0 0 0	1 0 0 0
18 Darin Ruf, R (1, 3) OBP: 0.385, SLG: 0.511		B SI 90 X SI 90 1-0 G6-4-3 ①② **1-2f**	F SI 90 X CH 82 0-1 15 1B 51 1B 1B			B SI 88 F SI 88 B SI 88 X SI 88 2-1 G5-3 ①	C FF 94 S FF 96 B FF 95 X FF 94 1-2 F8 ①			4	1	1	0	0	0	3
19 Laynce Nix, L (1, 7) OBP: 0.243, SLG: 0.287		B SI 91 C SI 90 B SI 90 F SI 90 X SI 92 2-2 L7 ③	C FC 85 X SI 91 0-1 L7 ①			B SI 90 X SI 88 1-0 15 2B 1B	C FF 96 B FF 95 X FF 94 1-1 G1-6-3 ②③ **1-2f**			4	1	1	0	0	0	3
15 John Mayberry Jr., R (1, 8) OBP: 0.308, SLG: 0.440 (6, 9)			C SI 90 B FS 82 X SI 90 1-1 E5 51 G4-3		C SI 90 C SI 92 B SI 91 B SI 90 X SI 91 2-2 51 1B **1-2** 1B	F SI 89 X SI 88 0-1 7 1B **1-H** 2B		B FF 97 C FF 98 T SI 95 X FF 98 1-2 F9 ①		4	1	2	1	0	0	0
51 Carlos Ruiz, R (1, 2) OBP: 0.301, SLG: 0.280			X SI 89 0-0 G4-3 ① **2-3**		X SI 90 0-0 4 G4-6-3 **1-2** **2-H** 1B	D FS 85 S SI 90 C FC 84 B CH 81 X FC 83 2-2 P4 ②		F FF 99 C CU 82 B SI 96 F FF 99 F CU 82 B SI 95 X FF 98 2-2 G6-3 ②		4	0	1	1	0	0	2
27 John Lannan, L (1, 1) OBP: 0.278, SLG: 0.294 4 John McDonald, R (5, PH) OBP: 0.173, SLG: 0.106 66 JC Ramirez, R (5, 1) 7 Michael Martinez, S (6, 8) OBP: 0.167, SLG: 0.167			B SI 90 F SI 90 X SI 91 1-1 G4-3 ②		D SI 90 C SI 91 X SI 91 1-1 G4-6-3 ②③ **1-2f**	X SI 89 0-0 11 1B **2-H** 1B		B FF 98 X FF 98 1-0 G6-3 ③		1 1 0 2	0 0 0 0	0 0 0 1	0 0 0 1	0 0 0 0	0 0 0 0	1 2 0 0
Inning Stats	R: 0 E: 0 K: 1 S: 12 H: 0 LOB: 0 BB: 0 P: 18	R: 0 E: 0 K: 0 S: 7 H: 1 LOB: 0 BB: 0 P: 11	R: 0 E: 1 K: 0 S: 7 H: 0 LOB: 1 BB: 0 P: 9	R: 0 E: 0 K: 1 S: 6 H: 0 LOB: 0 BB: 0 P: 8	R: 1 E: 0 K: 0 S: 10 H: 3 LOB: 1 BB: 0 P: 13	R: 0 E: 0 K: 0 S: 7 H: 1 LOB: 1 BB: 0 P: 12	R: 2 E: 0 K: 0 S: 12 H: 4 LOB: 2 BB: 0 P: 19	R: 0 E: 0 K: 0 S: 9 H: 0 LOB: 1 BB: 1 P: 17	R: 0 E: 0 K: 0 S: 9 H: 0 LOB: 0 BB: 0 P: 13	1B: 8 2B: 1 3B: 0 HR: 0		SF: 0 SAC: 0 DP: 3 HBP: 1		WP: 0 PB: 0 SB: 0 CS: 0		PA: 36

PITCHER		IP	WLS	BF	H	R	ER	SO	BB	IBB	HBP	BLK	WP	HR	S	P	ERA	WHIP
35 Jake Westbrook, R ERA: 2.95	(1, 1)	7.0	W	29	9	3	3	2	0	0	0	0	0	0	61	90	3.86	1.286
46 Kevin Siegrist, L ERA: 0.64	(8, 1)	1.0		4	0	0	0	0	1	0	1	0	0	0	9	17	0.00	1.000
62 Carlos Martinez, R ERA: 5.56	(9, 1)	1.0		3	0	0	0	0	0	0	0	0	0	0	9	13	0.00	0.000

PITCHER	IP	WLS	BF	H	R	ER	SO	BB	IBB	HBP	BLK	WP	HR	S	P	ERA	WHIP

TOP

Philadelphia Phillies @ St. Louis Cardinals
Busch Stadium, St. Louis, MO
Wed Jul 24 2013, 7:17 PM - 10:21 PM CDT
Att. 44,317 - Clear - 78 F

livebaseballscorecards.com

AB	34
R	3
H	9
RBI	3
BB	1
SO	2
LOB	15

BOTTOM

Batter	1	2	3	4	5	6	7	8	9	AB	R	H	RBI	BB	SO	LOB
13 Matt Carpenter, L (1, 4) OBP: 0.402, SLG: 0.501	C FF 86 B FF 87 B FF 87 C FF 88 X FF 87 2-2 G3		X FF 87 0-0 21 FC5-4 4 1B 43 1B 1B	C SL 81 B FF 87 C FF 87 F CU 72 F SL 78 B CH 84 F CH 84 F FF 87 B SI 88 3-2 X SI 88 1-H 43 1B 1B	B SI 93 B SL 86 B SI 96 B SI 95 4-0 43 3B BB		C FF 92 B SL 84 F CH 86 H FF 93 2-2 HBP	B SI 96 S SI 96 F SL 85 F SI 97 X SL 84 1-2 ③ F9		4	2	2	1	1	0	2
43 Shane Robinson, R (1, 8) OBP: 0.389, SLG: 0.394 (7, 9)	B SI 88 X SI 88 1-0 ② G4-3		X CH 85 0-0 21 FC5-4 1-2 1B	B SI 88 C CH 83 B CH 81 C CH 83 F FF 87 1 SAFE F SI 87 B CU 72 X FF 87 3-2 1-2 1B	D SL 86 B FF 95 F FF 94 X FF 95 2-1 1-H 2-H 3-H 3B		B SL 81 F FF 91 B SL 82 C SL 81 C FF 92 2-3 ② K			5	0	3	3	0	1	1
3 Carlos Beltrán, S (1, 9) OBP: 0.335, SLG: 0.522 19 Jon Jay, L (7, 8) OBP: 0.329, SLG: 0.339	C SI 89 X SI 89 0-1 ③ P6		C CH 82 B FF 87 F FF 88 X SI 88 1-2 ① F4	F FF 87 F FF 87 F CU 73 S CH 83 0-3 ③ K	C SL 86 F SL 86 F SI 96 B SL 87 B FF 93 B FF 95 X SL 84 3-2 ③ P3		F CH 86 X SL 85 0-1 ③ G4-3			4 1	0 0	0 0	0 0	0 0	1 0	5 1
21 Allen Craig, R (1, 7) OBP: 0.382, SLG: 0.495		B SI 87 B FF 88 C SI 87 C CH 84 B FF 86 X FF 88 3-2 23 BB 4 1B 1B 1B	C CU 71 F SL 79 B CU 73 X CH 84 1-2 ② FC5-4 4 1B 1-2f 2-3		B SI 97 X FF 95 1-0 23 2B 2B	B FF 93 B SL 84 B SI 92 B FF 93 4-0 4 L1-6-3 BB		B SI 97 B SI 96 F SI 96 B CH 87 S SI 97 X SI 97 3-2 ① G6-3		4	2	2	0	1	0	2
4 Yadier Molina, R (1, 2) OBP: 0.385, SLG: 0.488 62 Carlos Martinez, R (9, 1)		F SI 88 F SI 89 X FF 86 0-2 23 BB 1-2 1B 1B	X FF 88 0-0 23 FC5-4 1-3 3-H 1B		S SL 83 S SL 84 B FF 96 B FF 96 X SL 85 2-2 ① P3	C SL 82 X FF 93 0-1 ① L1-6-3 1-2		F SL 86 B CH 89 C SL 84 X SI 98 1-2 48 1B 41 1B 2B		5 0	2 0	3 0	1 0	0 0	0 0	2 0
23 David Freese, R (1, 5) OBP: 0.350, SLG: 0.390 46 Kevin Siegrist, L (8, 1) 48 Tony Cruz, R (8, PH) OBP: 0.269, SLG: 0.250 (9, 2)		B FF 88 F SI 88 B CH 83 F SI 89 D SL 80 B CH 82 4-2 1B 38 L9-2 1-2 2-3 BB	C CU 72 B FF 86 S CU 71 X CH 83 1-2 ③ FC5-4 1-2f		B FF 96 F FF 97 B SL 84 S FF 96 F SL 87 X SL 87 2-2 2-H 2B 2B	D SL 84 B FF 92 B SI 92 B FF 93 4-0 BB		T SI 96 F SL 85 F SI 97 X CH 87 0-2 41 1B 38 1B 2-3 1B		2 0 1	1 0 1	1 0 1	1 0 0	2 0 0	0 0 0	2 0 0
Matt Adams, L (1, 3) OBP: 0.366, SLG: 0.520 41 Brock Peterson, R (8, PH) OBP: 0.167, SLG: 0.167 (9, 3)		T FF 87 F FF 88 X SL 79 0-2 35 FC6-4 1-3 2-H 3-H 1B		B CH 83 B SI 87 T FF 88 C FF 87 B CH 83 T FF 87 3-2 ① K	C FF 95 F FF 96 F FF 95 F SL 88 X FF 97 0-2 35 SH2-4 43 3B 2-H 2B	F FF 92 S CH 87 D SL 84 F FF 93 F SL 84 F SI 93 B SI 93 F SL 83 3-2 ② X SL 83 F8		B CH 88 B SI 98 S SI 97 X SI 97 2-1 33 FC5-4 38 1B 1-3 3-H 1B		4 1	1 0	2 1	3 1	0 0	1 0	2 0
38 Pete Kozma, R (1, 6) OBP: 0.285, SLG: 0.297		S CH 82 F FF 88 B CU 72 X CH 82 1-2 ① ② L9-2 3-H		F FF 88 B SL 81 C FF 87 F CU 74 S CU 73 1-3 ② K	B SI 96 B SL 86 D SL 85 B FF 94 4-0 35 SH2-4 43 3B BB	D SL 84 B FF 92 F SI 92 F FF 91 S SL 82 2-3 ③ K		C SI 97 B CH 90 X SI 96 1-1 33 FC5-4 1-2 3-H 1B		4	1	1	1	1	2	4
35 Jake Westbrook, R (1, 1) OBP: 0.296, SLG: 0.250 33 Daniel Descalso, L (7, PH) OBP: 0.333, SLG: 0.416 (8, 5)		S FF 87 F FF 87 X CH 83 0-2 ③ FC6-4 1-2f		B CH 83 C FF 87 L FF 87 B FF 87 B CH 85 B FF 86 4-2 13 S 13 1B BB	L FF 93 B FF 94 C FF 93 X FF 94 1-2 ② SH2-4 1-2 2-3		C SI 91 S CH 86 X CH 87 0-2 ① G4-3	X SI 96 0-0 ② FC5-4 1-2f 2-3		1 2	1 0	0 0	0 0	1 0	0 0	1 2
Inning Stats	R: 0 E: 0 K: 0 S: 6 H: 0 LOB: 0 BB: 0 P: 9	R: 2 E: 0 K: 0 S: 17 H: 3 LOB: 1 BB: 1 P: 25	R: 1 E: 0 K: 0 S: 12 H: 3 LOB: 2 BB: 0 P: 15	R: 1 E: 0 K: 3 S: 25 H: 2 LOB: 2 BB: 1 P: 39	R: 5 E: 0 K: 0 S: 22 H: 4 LOB: 1 BB: 2 P: 41	R: 0 E: 0 K: 1 S: 12 H: 0 LOB: 2 BB: 2 P: 25	R: 0 E: 0 K: 1 S: 10 H: 0 LOB: 1 BB: 0 P: 14	R: 2 E: 0 K: 0 S: 19 H: 4 LOB: 2 BB: 0 P: 27		1B: 11 2B: 5 3B: 1 HR: 0 SF: 0 SAC: 1 DP: 1 HBP: 1						

PITCHER		IP	WLS	BF	H	R	ER	SO	BB	IBB	HBP	BLK	WP	HR	S	P	ERA	WHIP
27 John Lannan, L ERA: 4.13	(1, 1)	4.0	L	21	8	4	4	3	2	0	0	0	0	0	60	88	9.00	2.500
66 JC Ramírez, R ERA: 8.0	(5, 1)	1.0		9	4	5	5	0	2	0	0	0	0	0	22	41	45.00	6.000
30 Justin De Fratus, R ERA: 5.09	(6, 1)	2.0		9	0	0	0	2	2	0	1	0	0	0	22	39	0.00	1.000
63 Jake Diekman, L ERA: 4.5	(8, 1)	1.0		7	4	2	2	0	0	0	0	0	0	0	19	27	18.00	4.000

PITCHER	IP	WLS	BF	H	R	ER	SO	BB	IBB	HBP	BLK	WP	HR	S	P	ERA	WHIP

Philadelphia Phillies @ St. Louis Cardinals
Busch Stadium, St. Louis, MO
Wed Jul 24 2013, 7:17 PM - 10:21 PM CDT
Att. 44,317 - Clear - 78 F

livebaseballscorecards.com

AB	38
R	11
H	16
RBI	11
BB	6
SO	5
LOB	24

WP: 0 PA: 46
PB: 0
SB: 1
CS: 0

Batter	1	2	3	4	5	6	7	8	9	AB	R	H	RBI	BB	SO	LOB
11 Jimmy Rollins, S (1, 6) OBP: 0.320, SLG: 0.356	B FF 93 X FF 93 1-0 2B		C SI 93 B SI 93 B CU 78 B FF 93 S FF 93 F SI 93 B FF 94 4-2 3 FC5 26 S BB		C SI 91 B SI 92 S CU 79 B SI 92 S SI 92 2-3 ① K			C FF 96 B CH 86 X FF 97 1-1 3 FC5-4 1B		3	0	2	0	1	1	0
10 Michael Young, R (1, 5) OBP: 0.342, SLG: 0.405	C FF 93 B FF 93 S FF 94 B FF 94 B FF 95 B SL 88 4-2 3 L1-3 BB		1 SAFE 1 SAFE C FF 93 B FF 93 F SI 90 B FF 95 S FF 94 2-3 ② K		C CU 79 X FF 92 0-1 ② F8			F FF 96 B FF 97 F FF 98 S FF 98 1-3 ① K		3	0	0	0	1	2	2
26 Chase Utley, L (1, 4) OBP: 0.344, SLG: 0.515	C SI 94 C FF 94 F FF 94 B FF 95 F FF 94 S SI 94 1-3 ① K		B FF 93 C SI 91 B FF 93 D CU 80 B CU 79 4-1 3 FC5 1-2 BB		B SI 93 X SI 93 1-0 ③ G1-3			F FF 97 F FF 98 F FF 98 F FF 98 X FF 99 0-2 ② P6		3	0	0	0	1	1	3
3 Delmon Young, R (1, 9) OBP: 0.320, SLG: 0.414	C FF 95 S SI 92 F SI 92 F FF 94 X SL 86 0-2 ②③ L1-3 1-1		C FF 94 F FF 94 X SI 93 0-2 ③ FC5 1-2 2-3f			F SL 85 S CU 79 B FF 93 F FF 94 X SI 92 1-2 ① G5-3		X CU 80 0-0 ③ FC5-4 1-2f		4	0	0	0	0	0	5
18 Darin Ruf, R (1, 3) OBP: 0.393, SLG: 0.500		C CU 79 S FF 93 B SI 92 F FF 93 F SI 91 S SI 93 1-3 ① K	B FF 92 B FF 92 B FF 92 C FF 92 F FF 92 F SI 92 B FF 93 4-2 19 FC4-6 BB			C FF 94 C FF 94 B FF 94 B SI 92 X FF 93 2-2 ② L9			B FF 91 F FF 91 X FF 92 1-1 19 FC4-6 1B	3	0	1	0	1	1	0
19 Laynce Nix, L (1, 7) OBP: 0.235, SLG: 0.277		B SI 94 C SI 92 F FF 93 S SI 94 1-3 ② K	F SI 92 X SI 91 0-1 ① FC4-6 15 31 1B 1-2f			C SI 93 F FF 93 B SI 93 X SI 94 1-2 ③ G3-1			D FS 86 C FS 87 X SI 92 1-1 ① FC4-6 1-2f	4	1	0	0	0	1	2
15 John Mayberry Jr., R (1, 8) OBP: 0.311, SLG: 0.441		B FF 94 F FF 95 C FF 94 X SL 88 1-2 1B	T FF 94 X FF 93 0-1 38 B1-5-4 31 1B 1-2 1B				C SI 92 S SI 91 S SI 92 0-3 ① K		C FS 88 B FS 86 C FS 87 D FS 88 S FS 88 2-3 ② K	4	0	2	0	0	2	1
31 Erik Kratz, R (1, 2) OBP: 0.290, SLG: 0.429		C FF 94 C FF 93 B FF 95 B FF 93 1 SAFE B FF 95 F FF 95 F FF 94 X SI 93 3-2 ③ G5-3	B FF 94 X SL 88 1-0 1-2 2-H 1B				B FF 93 S SI 92 B SI 93 S SI 93 F SI 93 F SI 93 F FF 94 X SL 86 2-2 43 G1-4-6-3 1B		F FS 88 S FS 88 S FS 87 0-3 ③ K	4	0	2	1	0	1	2
38 Kyle Kendrick, R (1, 1) OBP: 0.159, SLG: 0.167 43 Steve Susdorf, L (7, PH) 59 Antonio Bastardo, R (7, 1)			C FF 91 C FF 91 X SI 91 0-2 ① G1-3	C FF 89 T FF 90 B FF 93 X FF 91 1-2 ②③ B1-5-4 2-3f			B SI 91 X SI 92 1-0 ②③ G1-4-6-3 1-2f			2 1 0	0 0 0	0 0 0	0 0 0	0 0 0	0 0 0	2 1 0

Inning Stats	1	2	3	4	5	6	7	8	9
	R: 0 E: 0 K: 1 S: 13	H: 1 LOB: 1 BB: 1 P: 19	R: 0 E: 0 K: 2 S: 16	H: 1 LOB: 1 BB: 0 P: 22	R: 0 E: 0 K: 1 S: 13	H: 0 LOB: 2 BB: 2 P: 23	R: 1 E: 0 K: 0 S: 11	H: 2 LOB: 1 BB: 1 P: 17	R: 0 E: 0 K: 1 S: 6	H: 0 LOB: 0 BB: 0 P: 9	R: 0 E: 0 K: 0 S: 10	H: 0 LOB: 0 BB: 0 P: 14	R: 0 E: 0 K: 1 S: 11	H: 1 LOB: 0 BB: 0 P: 14	R: 0 E: 0 K: 1 S: 11	H: 1 LOB: 1 BB: 0 P: 13	R: 0 E: 0 K: 2 S: 10	H: 1 LOB: 1 BB: 0 P: 14

1B: 6 SF: 0 WP: 0 PA: 35
2B: 2 SAC: 0 PB: 0
3B: 0 DP: 3 SB: 1
HR: 0 HBP: 0 CS: 0

PITCHER		IP	WLS	BF	H	R	ER	SO	BB	IBB	HBP	BLK	WP	HR	S	P	ERA	WHIP
31 Lance Lynn, R ERA: 3.98	(1, 1)	7.0	W	27	5	1	1	6	4	0	0	0	0	0	80	118	1.29	1.286
26 Trevor Rosenthal, R ERA: 2.23	(8, 1)	1.0	H	4	1	0	0	1	0	0	0	0	0	0	11	13	0.00	1.000
44 Edward Mujica, R ERA: 2.01	(9, 1)	1.0	S	4	1	0	0	2	0	0	0	0	0	0	10	14	0.00	1.000

PITCHER	IP	WLS	BF	H	R	ER	SO	BB	IBB	HBP	BLK	WP	HR	S	P	ERA	WHIP

TOP

Philadelphia Phillies @ St. Louis Cardinals

Busch Stadium, St. Louis, MO

Thu Jul 25 2013, 6:17 PM - 8:54 PM CDT

Att. 45,567 - Partly Cloudy - 81 F

livebaseballscorecards.com

AB	31
R	1
H	7
RBI	1
BB	4
SO	9
LOB	18

Batter	1	2	3	4	5	6	7	8	9	AB	R	H	RBI	BB	SO	LOB
13 Matt Carpenter, L (1, 4) OBP: 0.401, SLG: 0.499	B SI 89 X SI 88 1-0 F7 ①		C FF 88 D CH 83 X CH 82 1-1 19 3B 1B 2-H	C CH 81 X CH 82 0-1 F7 ③			C FF 91 S SL 83 C SL 83 0-3 K ③			4	1	1	1	0	1	1
19 Jon Jay, L (1, 8) OBP: 0.328, SLG: 0.344	B SI 89 B SI 89 C SI 88 F FF 87 X FC 88 2-2 E3 21 G4-3		X SI 90 0-0 1B 1-H 3B		C SI 88 S CH 81 B FF 87 F SI 90 X CH 83 1-2 G4-3 ①			X SL 84 0-0 F7 ①		4	1	1	1	0	0	0
21 Allen Craig, R (1, 7) OBP: 0.381, SLG: 0.491	1 SAFE B SI 88 C SI 90 F FC 88 1 SAFE B FC 87 F CH 83 B SI 91 1 SAFE 3-2 X SI 91 G4-3 ② 1-2		B FC 89 B SI 91 B FF 89 B SI 90 4-0 1B BB		C SI 90 F SL 78 B CH 84 B CH 83 F FC 88 X SI 92 2-2 P6 ②			C FF 92 C SL 84 S SL 84 0-3 K2-3 ②		3	0	0	0	1	1	1
Matt Adams, L (1, 3) OBP: 0.363, SLG: 0.513	C CH 82 S CH 83 B SI 91 B SI 91 D CH 84 X FC 88 3-2 G4-3 ③		C FC 87 B SI 90 B FC 88 S SI 90 B SI 91 F FC 89 F SI 91 X FC 88 3-2 1-3 1B 3-H		X CH 82 0-0 P5 ③			C SL 85 C FF 92 S SL 85 0-3 K ③		4	0	1	1	0	1	1
4 Yadier Molina, R (1, 2) OBP: 0.382, SLG: 0.484		B FF 87 C SI 89 B FC 88 F SI 90 X FC 87 2-2 G4-3 ①	S CH 82 X SI 90 0-1 P6 ②			X SL 77 0-0 L9 ①				3	0	0	0	0	0	2
23 David Freese, R (1, 5) OBP: 0.350, SLG: 0.387		B SI 90 C SI 91 B SL 77 F FC 88 B CH 84 F FC 88 B SI 91 4-2 43 L1-3 BB	D FC 87 C CH 82 F CH 83 F SI 90 C SI 91 1-3 K ③			C SI 90 B CH 82 X CH 82 1-1 G5-3 ②				2	0	0	0	1	1	2
43 Shane Robinson, R (1, 9) OBP: 0.387, SLG: 0.392		X FC 87 0-0 L1-3 ② ③ 1-1		B SI 88 C SI 89 B CH 81 B FC 87 F SI 88 X SI 90 3-2 31 SH3-4 1B		B SI 90 C FC 88 C CH 82 B FC 89 B CH 83 X FC 88 3-2 L9 ③				3	0	1	0	0	0	1
38 Pete Kozma, R (1, 6) OBP: 0.286, SLG: 0.297			C SI 88 S CH 82 B SI 90 X SI 91 1-2 31 SH3-4 13 1B 1B	1 SAFE F FC 85 B SI 87 F CH 81 B SI 89 D CH 82 X SI 90 3-2 L8 ①			B FF 91 B FF 92 B FF 91 C FF 92 X FF 92 3-1 P2 ①			3	1	1	0	0	0	1
31 Lance Lynn, S (1, 1) OBP: 0.206, SLG: 0.100 41 Brock Peterson, R (7, PH) OBP: 0.143, SLG: 0.143 26 Trevor Rosenthal, R (8, 1) 44 Edward Mujica, R (9, 1)			X SI 88 0-0 SH3-4 ① 1-2	X SI 88 0-0 SH3-4 ② 1-2			B FF 91 X FF 92 1-0 L9 ②			0 1 0 0	0 0 0 0	0 0 0 0	0 0 0 0	0 0 0 0	0 0 0 0	0 0 0 0
Inning Stats	R: 0 E: 1 K: 0 S: 11 H: 0 LOB: 1 BB: 0 P: 20	R: 0 E: 0 K: 0 S: 7 H: 0 LOB: 0 BB: 1 P: 13	R: 3 E: 0 K: 1 S: 18 H: 4 LOB: 2 BB: 1 P: 28	R: 0 E: 0 K: 0 S: 9 H: 1 LOB: 1 BB: 0 P: 15	R: 0 E: 0 K: 0 S: 9 H: 0 LOB: 0 BB: 0 P: 12	R: 0 E: 0 K: 0 S: 6 H: 0 LOB: 0 BB: 0 P: 10	R: 0 E: 0 K: 1 S: 6 H: 0 LOB: 0 BB: 0 P: 10	R: 0 E: 0 K: 2 S: 7 H: 0 LOB: 0 BB: 0 P: 7		1B: 4 2B: 1 3B: 1 HR: 0 SF: 0 SAC: 2 DP: 1 HBP: 0				WP: 0 PB: 0 SB: 0 CS: 0 PA: 31	

PITCHER		IP	WLS	BF	H	R	ER	SO	BB	IBB	HBP	BLK	WP	HR	S	P	ERA	WHIP
38 Kyle Kendrick, R ERA: 3.96	(1, 1)	6.0	L	25	5	3	3	1	2	0	0	0	0	0	60	98	4.50	1.167
59 Antonio Bastardo, L ERA: 2.39	(7, 1)	2.0		6	0	0	0	3	0	0	0	0	0	0	13	17	0.00	0.000

PITCHER		IP	WLS	BF	H	R	ER	SO	BB	IBB	HBP	BLK	WP	HR	S	P	ERA	WHIP

BOTTOM

Philadelphia Phillies @ St. Louis Cardinals

Busch Stadium, St. Louis, MO

Thu Jul 25 2013, 6:17 PM - 8:54 PM CDT

Att. 45,567 - Partly Cloudy - 81 F

livebaseballscorecards.com

AB	27
R	3
H	5
RBI	3
BB	2
SO	4
LOB	9

Batter	1	2	3	4	5	6	7	8	9	AB	R	H	RBI	BB	SO	LOB
13 Matt Carpenter, L (1, 4) OBP: 0.400, SLG: 0.499	B FF 92 C FF 92 B FF 91 B FF 92 X FF 91 3-1 ① F8		B KC 80 X SL 85 1-0 ② F9			C SI 92 B SI 92 C KC 81 B KC 81 B FF 92 X FF 90 3-2 2B		C FF 95 B CH 88 B CH 87 X FF 96 2-1 ③ L4		4	0	1	0	0	0	1
43 Shane Robinson, R (1, 8) OBP: 0.375, SLG: 0.377 19 Jon Jay, L (9, PH) OBP: 0.327, SLG: 0.343	C SI 92 B SL 85 B CH 87 X FF 92 2-1 ② P3		B CH 87 C SL 84 F SI 91 D KC 82 X CH 87 2-2 ③ G1-3			S KC 81 X FF 92 0-1 ② G6-3			B FF 95 T FF 96 C FF 97 S KC 86 1-3 ① K	3 1	0 0	0 0	0 0	0 0	0 1	2 0
3 Carlos Beltrán, S (1, 9) OBP: 0.334, SLG: 0.517	S CH 86 C KC 81 S KC 81 0-3 ③ K			X SL 84 0-0 ① F7		B FF 92 B FF 91 B FF 91 C FF 91 X SI 91 3-1 ③ G6-3			B FF 96 B KC 84 S KC 85 B FF 96 B FF 96 4-1 4 FC6-4 BB	3	0	0	0	1	1	1
21 Allen Craig, R (1, 7) OBP: 0.377, SLG: 0.485		F SI 91 B SL 85 F KC 80 F FF 91 X FF 92 1-2 ① P6		C SI 91 C SI 91 B CH 87 B KC 82 F SL 86 X SL 87 2-2 ② L9			C SI 89 B CH 84 F KC 79 F FF 90 F FF 92 C CH 86 1-3 ① K		B FF 97 C KC 86 F FF 98 F KC 85 B FF 98 F FF 97 C KC 87 2-3 ② K	4	0	0	0	0	2	1
4 Yadier Molina, R (1, 2) OBP: 0.381, SLG: 0.490		X CH 85 0-0 HR		C SL 86 B SL 86 C KC 82 B SL 87 B CH 86 F FF 92 S FF 93 3-3 ③ K			C KC 79 B CH 84 X SL 84 1-1 ② G5-3		X FF 97 0-0 ③ FC6-4 1-2f	4	1	1	1	0	1	1
23 David Freese, R (1, 5) OBP: 0.350, SLG: 0.387		C FF 91 X FF 91 0-1 ② F9			B KC 78 B SL 84 B SL 84 C FF 90 F FF 91 F SL 85 F SI 92 X FF 91 3-2 ① L9		C SL 85 X FF 90 0-1 1B			3	0	1	0	0	0	0
Matt Adams, L (1, 3) OBP: 0.357, SLG: 0.503		C SL 86 B FF 91 B SL 86 S CH 85 F SL 85 F FF 92 F SL 86 C SI 92 2-3 ③ K			B KC 79 F SL 85 B SL 84 X KC 80 2-1 ② P5		B FF 89 C SL 83 X SL 83 1-1 ③ F7			3	0	0	0	0	1	1
38 Pete Kozma, R (1, 6) OBP: 0.286, SLG: 0.301			C SI 91 X CH 86 0-1 50 SH5-4 2B		L SI 92 B KC 80 S FF 90 F CH 87 C FF 91 1-3 ③ K			B FF 96 X FF 96 1-0 ① F9		3	0	1	0	0	1	0
50 Adam Wainwright, R (1, 1) OBP: 0.109, SLG: 0.130 33 Daniel Descalso, L (8, PH) OBP: 0.332, SLG: 0.414 36 Randy Choate, L (8, 1)			X SI 90 0-0 ① SH5-4 2-3			C SI 91 B FF 91 B KC 79 C SI 90 F FF 92 X SI 91 2-2 ① G4-3			X FF 96 0-0 ② P5	1 1 0	0 0 0	0 0 0	0 0 0	0 0 0	0 0 0	0 0 0
Inning Stats	R: 0 E: 0 K: 1 S: 7 H: 0 LOB: 0 BB: 0 P: 12	R: 1 E: 0 K: 1 S: 13 H: 1 LOB: 0 BB: 0 P: 16	R: 0 E: 0 K: 0 S: 7 H: 1 LOB: 1 BB: 0 P: 10	R: 0 E: 0 K: 1 S: 9 H: 0 LOB: 0 BB: 0 P: 14	R: 0 E: 0 K: 1 S: 11 H: 0 LOB: 0 BB: 0 P: 17	R: 0 E: 0 K: 0 S: 11 H: 1 LOB: 1 BB: 0 P: 19	R: 0 E: 0 K: 1 S: 12 H: 1 LOB: 1 BB: 0 P: 15	R: 0 E: 0 K: 0 S: 4 H: 0 LOB: 0 BB: 0 P: 7	R: 0 E: 0 K: 2 S: 10 H: 0 LOB: 1 BB: 1 P: 17	1B: 1 2B: 2 3B: 0 HR: 1 SF: 0 SAC: 1 DP: 0 HBP: 0						

TOP

St. Louis Cardinals @ Atlanta Braves

Turner Field, Atlanta, GA

Fri Jul 26 2013, 7:39 PM - 10:11 PM EDT

Att. 50,124 - Cloudy - 80 F

livebaseballscorecards.com

AB	30
R	1
H	4
RBI	1
BB	1
SO	7
LOB	7

WP: 0 PB: 0 SB: 0 CS: 0 PA: 32

PITCHER		IP	WLS	BF	H	R	ER	SO	BB	IBB	HBP	BLK	WP	HR	S	P	ERA	WHIP
36 Mike Minor, L ERA: 2.89	(1, 1)	7.0	W	25	4	1	1	5	0	0	0	0	0	1	70	103	1.29	0.571
52 Jordan Walden, R ERA: 2.43	(8, 1)	1.0	H	3	0	0	0	0	0	0	0	0	0	0	4	7	0.00	0.000
46 Craig Kimbrel, R ERA: 1.41	(9, 1)	1.0	S	4	0	0	0	2	1	0	0	0	0	0	10	17	0.00	1.000

PITCHER	IP	WLS	BF	H	R	ER	SO	BB	IBB	HBP	BLK	WP	HR	S	P	ERA	WHIP

BOTTOM

St. Louis Cardinals @ Atlanta Braves

Turner Field, Atlanta, GA

Fri Jul 26 2013, 7:39 PM - 10:11 PM EDT

Att. 50,124 - Cloudy - 80 F

livebaseballscorecards.com

Batter	1	2	3	4	5	6	7	8	9	AB	R	H	RBI	BB	SO	LOB
19 Andrelton Simmons, R (1, 6) OBP: 0.279, SLG: 0.358	B FF 92 B SI 93 C FC 92 S FF 93 F FC 90 X CU 77 2-2 ① G5-3	C FF 93 B SI 92 X FF 92 1-1 ③ G6-3			F SI 92 B SI 92 C FF 92 B FC 89 X FC 88 2-2 ② G3		B FC 88 X SI 90 1-0 ② B5			4	0	0	0	0	0	3
22 Jason Heyward, L (1, 9) OBP: 0.325, SLG: 0.370	B FF 93 X FC 91 1-0 ② P5		B CU 74 B FC 90 B FF 92 C FF 89 X FC 90 3-1 ① L9		B CU 74 C FC 86 X FC 83 1-1 HR		B FC 89 X FC 90 1-0 ③ G3			4	1	1	1	0	0	1
5 Freddie Freeman, L (1, 3) OBP: 0.379, SLG: 0.469	B CU 74 B FC 91 F FC 91 F FC 90 F CU 78 S FC 91 2-3 ③ K		F CU 75 F FC 90 B CU 74 S CH 85 1-3 ② K		F FC 88 B FC 92 S CU 75 S CU 76 1-3 ③ K2-3			B SI 85 C SI 86 S SL 77 S SL 77 1-3 ① K		4	0	0	0	0	4	0
24 Evan Gattis, R (1, 7) OBP: 0.317, SLG: 0.548 7 Reed Johnson, R (7, 8) OBP: 0.323, SLG: 0.363		C CU 76 X SI 93 0-1 ① P6	X FC 90 0-0 1B			C FF 91 C CU 75 B CU 76 B FF 91 F CU 76 B FF 94 B CU 80 4-2 26 G5-4-3 BB		X SI 86 0-0 16 G3-6 1B		2	0	1	0	1	0	0
										1	0	1	0	0	0	0
16 Brian McCann, L (1, 2) OBP: 0.372, SLG: 0.527		C SI 92 B FC 88 F FC 90 X CU 75 1-2 26 1B 23 1B 2B	C CU 75 D CH 85 B SI 91 F FC 90 B CH 84 X FF 92 3-2 ③ L9			B SI 91 C FC 88 B FF 91 F FC 90 C FF 92 2-3 ① K		F SI 86 X SI 86 0-1 ② ③ G3-6 1-2f		4	1	1	0	0	1	3
26 Dan Uggla, R (1, 4) OBP: 0.321, SLG: 0.438		X FC 93 0-0 13 FC6-4 23 1B 36 1B 2-3 1B		C FC 89 B FC 88 B SI 93 S FC 92 B FC 90 F FF 94 S CU 76 3-3 ① K		B FF 90 C FC 87 X SI 89 1-1 ② ③ G5-4-3 1-2f				3	1	1	0	0	1	1
23 Chris Johnson, R (1, 5) OBP: 0.368, SLG: 0.458 4 Paul Janish, R (9, 5)		B FC 89 S FC 90 S SI 94 F FC 90 X CU 79 1-2 13 FC6-4 1-2 1B 3-H	C FF 92 B FC 87 S CH 84 B FF 92 F FF 93 S FC 89 2-3 ② K				B FC 86 C SI 92 F FF 91 B FC 89 X FF 92 2-2 25 FC6 25 E 1B			3	1	2	1	0	1	0
										0	0	0	0	0	0	0
13 Jose Constanza, L (1, 8) OBP: 0.182, SLG: 0.182 (7, 7)		T FC 90 B SI 92 F FC 89 X FF 94 1-2 ② FC6-4 36 1B 1-2f 2-3		B FC 88 C SI 89 B CU 75 B FF 91 C FF 91 C FF 92 3-3 ③ K			L SI 90 C CU 72 X CU 75 0-2 ① L4			3	0	0	0	0	1	3
36 Mike Minor, R (1, 1) OBP: 0.154, SLG: 0.237 25 Joey Terdoslavich, S (7, PH) OBP: 0.250, SLG: 0.231 52 Jordan Walden, R (8, 1) 46 Craig Kimbrel, R (9, 1)		X FC 89 0-0 1-2 3-H 1B			B FF 89 C SI 90 C FF 91 B CU 77 F FF 92 B CU 75 S FF 91 3-3 ① K		C CU 73 S FC 88 D CU 75 X FC 88 1-2 FC6 1-H			2	0	1	1	0	1	0
										1	0	0	0	0	0	0
										0	0	0	0	0	0	0
										0	0	0	0	0	0	0
Inning Stats	R: 0 E: 0 K: 1 S: 9 H: 0 LOB: 0 BB: 0 P: 14	R: 2 E: 0 K: 0 S: 16 H: 4 LOB: 2 BB: 0 P: 20	R: 0 E: 0 K: 1 S: 9 H: 1 LOB: 1 BB: 0 P: 16	R: 0 E: 0 K: 3 S: 11 H: 0 LOB: 0 BB: 0 P: 19	R: 1 E: 0 K: 2 S: 12 H: 1 LOB: 0 BB: 0 P: 19	R: 0 E: 0 K: 1 S: 8 H: 0 LOB: 0 BB: 1 P: 15	R: 1 E: 1 K: 0 S: 11 H: 1 LOB: 1 BB: 0 P: 16	R: 0 E: 0 K: 1 S: 6 H: 1 LOB: 0 BB: 0 P: 7		1B: 6 2B: 1 3B: 0 HR: 1 SF: 0 SAC: 0 DP: 2 HBP: 0						

	AB	31
	R	4
	H	8
	RBI	3
	BB	1
	SO	9
	LOB	11

PITCHER	IP	WLS	BF	H	R	ER	SO	BB	IBB	HBP	BLK	WP	HR	S	P	ERA	WHIP
50 Adam Wainwright, R (1, 1) ERA: 2.51	7.0	L	29	7	4	3	8	1	0	0	0	0	1	76	119	3.86	1.143
36 Randy Choate, L (8, 1) ERA: 2.01	1.0		3	1	0	0	1	0	0	0	0	0	0	6	7	0.00	1.000

PITCHER	IP	WLS	BF	H	R	ER	SO	BB	IBB	HBP	BLK	WP	HR	S	P	ERA	WHIP

Batter	1	2	3	4	5	6	7	8	9	AB	R	H	RBI	BB	SO	LOB
13 Matt Carpenter, L (1, 4) OBP: 0.396, SLG: 0.494	C FF 92 X FF 92 0-1 ① G3		C CU 71 B CH 81 B CH 82 X SI 89 2-1 ② G6-3			C CU 71 B SI 90 B FF 92 B SI 90 C SI 89 T FF 94 3-2 ① K			B FF 96 F FF 96 S KC 84 S FF 97 1-3 ① K	4	0	0	0	0	2	0
3 Carlos Beltrán, S (1, 9) OBP: 0.331, SLG: 0.511	B SI 90 F SI 90 T CU 72 B SL 82 B SL 83 X FF 93 3-2 ② G4-3		X SI 88 0-0 ③ P5			B SI 91 X CU 72 1-0 ② G6-3			C FF 96 X KC 85 0-1 ② G5-3	4	0	0	0	0	0	0
7 Matt Holliday, R (1, 7) OBP: 0.350, SLG: 0.449	F CU 71 X SI 91 0-1 2B			C FF 91 B SL 82 F SL 83 T FF 90 1-2 ① K		B SI 90 B SI 90 S FF 93 X SL 82 2-1 ③ P2			X FF 97 0-0 ③ G4-3	4	0	1	0	0	1	0
21 Allen Craig, R (1, 3) OBP: 0.377, SLG: 0.483	C CU 73 B FF 93 B CH 82 D CU 74 B FF 92 4-1 BB			S CH 82 B CU 71 B CH 80 B SI 88 F FF 93 C FF 94 3-3 ② K			C CU 71 B SL 82 F CH 81 B FF 94 X CU 70 2-2 ① F7			2	0	0	0	1	1	0
4 Yadier Molina, R (1, 2) OBP: 0.378, SLG: 0.486	B SL 82 X FF 93 1-0 ③ L1			X FF 94 0-0 ③ G5-3			X SI 89 0-0 ② G5-3			3	0	0	0	0	0	2
23 David Freese, R (1, 5) OBP: 0.347, SLG: 0.383 43 Seth Maness, R (7, 1) 36 Randy Choate, L (8, 1) 26 Trevor Rosenthal, R (8, 1)		C FF 92 F FF 92 B CH 88 B FF 91 X CH 82 2-2 ① P6			B FF 91 S CU 70 C FF 91 T FF 93 1-2 ① K		F FF 93 B FF 93 F FF 92 B FF 94 B CU 73 X FF 94 3-2 ③ G4-3			3 0 0 0	0 0 0 0	0 0 0 0	0 0 0 0	0 0 0 0	1 0 0 0	0 0 0 0
19 Jon Jay, L (1, 8) OBP: 0.327, SLG: 0.346		B CU 72 B CH 82 X SI 89 2-0 ② F7			C CU 73 B FF 92 B FF 92 F SI 88 B SL 83 X FF 92 3-2 2B			X SI 92 0-0 ① G4-3		3	0	1	0	0	0	0
33 Daniel Descalso, L (1, 6) OBP: 0.327, SLG: 0.407 (7, 5)		C CU 72 X SI 92 0-1 ③ F9			F FF 94 2 SAFE F FF 93 F SI 91 C SL 84 0-3 ② K			C SI 93 B CU 76 T SI 92 X SI 93 1-2 ② G4-3		3	0	0	0	0	1	1
58 Joe Kelly, R (1, 1) OBP: 0.100, SLG: 0.100 38 Pete Kozma, R (7, 6) OBP: 0.285, SLG: 0.300			B FF 92 C FF 91 X FF 92 1-1 ① F9		F FF 94 S SL 84 B FF 94 S FF 94 1-3 ③ K			T SI 94 B SI 94 F SI 92 B CU 77 B SI 94 C SI 94 3-3 ③ K		2 1	0 0	0 0	0 0	1 0	1 1	1 0
Inning Stats	R: 0 E: 0 K: 0 S: 9 H: 1 LOB: 2 BB: 1 P: 17	R: 0 E: 0 K: 0 S: 6 H: 0 LOB: 0 BB: 0 P: 10	R: 0 E: 0 K: 0 S: 5 H: 0 LOB: 0 BB: 0 P: 8	R: 0 E: 0 K: 2 S: 7 H: 0 LOB: 0 BB: 0 P: 11	R: 0 E: 0 K: 3 S: 13 H: 1 LOB: 1 BB: 0 P: 18	R: 0 E: 0 K: 1 S: 6 H: 0 LOB: 0 BB: 0 P: 12	R: 0 E: 0 K: 0 S: 7 H: 0 LOB: 0 BB: 0 P: 12	R: 0 E: 0 K: 1 S: 7 H: 0 LOB: 0 BB: 0 P: 11	R: 0 E: 0 K: 1 S: 6 H: 0 LOB: 0 BB: 0 P: 7	1B: 0 2B: 2 3B: 0 HR: 0	SF: 0 SAC: 0 DP: 0 HBP: 0			WP: 0 PB: 0 SB: 0 CS: 0	PA: 30		

PITCHER		IP	WLS	BF	H	R	ER	SO	BB	IBB	HBP	BLK	WP	HR	S	P	ERA	WHIP
49 Julio Teheran, R ERA: 3.07	(1, 1)	7.0		24	2	0	0	6	1	0	0	0	0	0	53	88	0.00	0.429
43 Luis Avilán, L ERA: 1.32	(8, 1)	1.0	W	3	0	0	0	1	0	0	0	0	0	0	7	11	0.00	0.000
46 Craig Kimbrel, R ERA: 1.37	(9, 1)	1.0	S	3	0	0	0	1	0	0	0	0	0	0	6	7	0.00	0.000

PITCHER	IP	WLS	BF	H	R	ER	SO	BB	IBB	HBP	BLK	WP	HR	S	P	ERA	WHIP

TOP

St. Louis Cardinals @ Atlanta Braves

Turner Field, Atlanta, GA

Sat Jul 27 2013, 3:08 PM - 5:39 PM EDT

Att. 48,312 - Cloudy - 81 F

livebaseballscorecards.com

AB	29
R	0
H	2
RBI	0
BB	1
SO	8
LOB	4

Batter	1	2	3	4	5	6	7	8	9	AB	R	H	RBI	BB	SO	LOB
22 Jason Heyward, L (1, 8) OBP: 0.324, SLG: 0.366	X SI 92 0-0 ① F7		C SI 92 X SI 93 0-1 ① F7		B SI 95 B FF 94 C SI 93 F FF 94 X FF 93 2-2 ② G4-3		I IN 50 I IN 52 I IN 48 I IN 50 4-0 8 G6-4-3 IBB			3	0	0	0	1	0	0
8 Justin Upton, R (1, 9) OBP: 0.341, SLG: 0.436	C SI 94 C FF 95 F FF 97 X SI 97 0-2 ② F9		S SL 83 B CH 86 B CH 83 C SL 82 B SI 96 X SI 93 3-2 5 G6-3 1B		X SI 95 0-0 ③ F8		X FF 91 0-0 ②③ G6-4-3 1-2f			4	0	1	0	0	0	3
5 Freddie Freeman, L (1, 3) OBP: 0.380, SLG: 0.466	B CH 85 B SL 84 B SI 94 C SI 94 B SI 95 4-1 BB		B SI 92 X SI 94 1-0 ②③ G6-3 1-2f			C CH 85 F SI 94 S SI 95 0-3 ① K		S SL 76 B SI 84 B SL 76 B SI 85 B SI 84 4-1 23 BB 16 1B 19 2B BB		2	1	0	0	2	1	1
24 Evan Gattis, R (1, 7) OBP: 0.315, SLG: 0.542 46 Craig Kimbrel, R (9, 1)	X SI 94 0-0 ③ F8			X SI 94 0-0 ① G6-3		B SI 96 C SI 94 B SI 97 X SI 95 2-1 1B		B SI 86 F SI 86 F SI 87 S SL 77 1-3 ① K		4 0	0 0	1 0	0 0	0 0	1 0	2 0
16 Brian McCann, L (1, 2) OBP: 0.374, SLG: 0.527		C SI 95 F SI 94 X CH 84 0-2 23 1B 1B		C SI 95 B CH 87 X CH 85 1-1 ② F8		B SI 94 F SI 93 1 SAFE F SI 93 F CU 78 X CU 75 1-2 ② L9		X SI 85 0-0 23 BB 19 2B 1-2 1B		4	1	2	0	0	0	1
26 Dan Uggla, R (1, 4) OBP: 0.320, SLG: 0.434		C FF 95 X SI 94 0-1 ① F9		B CH 86 B SI 96 C SI 92 F SI 94 B SL 84 B CH 86 4-2 23 1B BB		F FF 97 B SI 94 S CU 77 C SI 96 1-3 ③ K		B FF 96 B FF 96 C FF 97 B FF 96 C FF 97 S FF 99 3-3 ② K		3	0	0	0	1	2	4
23 Chris Johnson, R (1, 5) OBP: 0.372, SLG: 0.461		B SI 95 B FF 94 X SI 94 2-0 1-2 1B		C SI 94 X SI 94 0-1 1-3 1B			S SL 83 C SL 83 B SI 96 X SI 96 1-2 ① G3	F FF 98 B FF 98 B FF 98 B FF 97 D CH 88 4-1 19 2B 1-2 2-3 BB		3	0	2	0	1	0	0
19 Andrelton Simmons, R (1, 6) OBP: 0.281, SLG: 0.362		F FF 95 B SI 94 X SL 82 1-1 ② P5		C SI 95 X SI 94 0-1 ③ G6-3			X SI 96 0-0 25 2B 1B	B FF 98 C FF 98 B FF 98 X FF 99 2-1 1-3 2-H 3-H 2B		4	0	2	2	0	0	4
49 Julio Teheran, R (1, 1) OBP: 0.233, SLG: 0.220 25 Joey Terdoslavich, S (7, PH) OBP: 0.276, SLG: 0.296 43 Luis Avilán, L (8, 1) 13 Jose Constanza, L (8, PH) OBP: 0.174, SLG: 0.174 (9, 7)		C SI 94 F FF 94 B SL 82 D SL 81 X SL 81 2-2 ③ G4-3			C SI 91 C SI 92 C SI 92 0-3 ① K		X SI 94 0-0 1-3 2B	F FF 98 F FF 97 S CH 89 0-3 ③ K		2 1 0 1	0 0 0 0	0 1 0 0	0 0 0 0	0 0 0 0	1 0 0 1	2 0 0 2
Inning Stats	R: 0 E: 0 K: 0 S: 7 H: 0 LOB: 1 BB: 1 P: 11	R: 0 E: 0 K: 0 S: 11 H: 2 LOB: 2 BB: 0 P: 16	R: 0 E: 0 K: 0 S: 6 H: 1 LOB: 0 BB: 0 P: 10	R: 0 E: 0 K: 0 S: 9 H: 1 LOB: 2 BB: 1 P: 14	R: 0 E: 0 K: 1 S: 7 H: 0 LOB: 0 BB: 0 P: 9	R: 0 E: 0 K: 2 S: 12 H: 1 LOB: 1 BB: 0 P: 16	R: 0 E: 0 K: 0 S: 6 H: 2 LOB: 2 BB: 1 P: 11	R: 2 E: 0 K: 3 S: 14 H: 2 LOB: 2 BB: 2 P: 28		1B: 7 2B: 2 3B: 0 HR: 0 SF: 0 SAC: 0 DP: 2 HBP: 0				WP: 0 PB: 0 SB: 0 CS: 0 PA: 36		

PITCHER		IP	WLS	BF	H	R	ER	SO	BB	IBB	HBP	BLK	WP	HR	S	P	ERA	WHIP
58 Joe Kelly, R ERA: 3.44	(1, 1)	6.1		28	7	0	0	3	2	1	0	0	0	0	57	86	0.00	1.421
43 Seth Maness, R ERA: 2.65	(7, 1)	0.2		1	0	0	0	0	0	0	0	0	0	0	1	1	0.00	0.000
36 Randy Choate, L ERA: 2.78	(8, 1)	0.1	L	3	1	2	2	1	1	0	0	0	0	0	5	10	54.00	6.000
26 Trevor Rosenthal, R ERA: 2.2	(8, 1)	0.2		4	1	0	0	2	1	0	0	0	0	0	9	18	0.00	3.000

PITCHER	IP	WLS	BF	H	R	ER	SO	BB	IBB	HBP	BLK	WP	HR	S	P	ERA	WHIP

BOTTOM

St. Louis Cardinals @ Atlanta Braves

Turner Field, Atlanta, GA

Sat Jul 27 2013, 3:08 PM - 5:39 PM EDT

Att. 48,312 - Cloudy - 81 F

livebaseballscorecards.com

AB	31
R	2
H	9
RBI	2
BB	5
SO	6
LOB	19

Batter	1	2	3	4	5	6	7	8	9	AB	R	H	RBI	BB	SO	LOB
13 Matt Carpenter, L (1, 4) OBP: 0.392, SLG: 0.489	C FF 89 B CH 81 S CH 82 B CU 75 F SI 89 B SI 90 X SI 90 3-2 ① F7		C CU 77 D CH 82 B SI 89 X CH 83 2-1 ①② G3-6 1-2f		C SI 90 D CU 78 X SI 89 1-1 ② F7			B FF 96 F FF 96 F FF 94 B CH 86 B FF 96 F FF 95 F FF 97 F FF 96 X FF 97 3-2 ① F8		4	0	0	0	0	0	2
3 Carlos Beltrán, S (1, 9) OBP: 0.332, SLG: 0.511	C SI 90 C FC 88 X SI 90 0-2 ② F8		X CH 82 0-0 1B		B CU 76 C SI 89 F CU 77 F CU 76 X CH 82 1-2 2-H 1B			C FF 97 B FF 95 C SL 82 S SL 82 1-3 ② K		4	0	2	1	0	1	0
7 Matt Holliday, R (1, 7) OBP: 0.349, SLG: 0.445	F FC 86 B SI 91 B FF 91 B CU 78 C FC 86 B FF 92 4-2 BB		B SI 90 1 SAFE C SI 90 S CH 82 S CH 83 1-3 ③ K		B SI 90 1 SAFE D CU 78 X SI 91 2-0 ③ G4-3			B CH 86 X FF 96 1-0 ③ P3		3	0	0	0	1	1	2
21 Allen Craig, R (1, 3) OBP: 0.373, SLG: 0.478	C CU 78 C SI 90 S CH 82 0-3 ③ K			B SI 89 X FF 89 1-0 ① G1-3		C FF 88 S CH 82 B CH 82 S CU 78 1-3 ① K			S FF 96 X FF 97 0-1 ① L8	4	0	0	0	0	2	1
4 Yadier Molina, R (1, 2) OBP: 0.379, SLG: 0.486		B SI 88 B FC 86 F SI 89 C CU 76 B FF 90 F SI 91 F SI 90 X SI 91 3-2 23 G6-4-3 1B		F SI 90 X SI 89 0-1 ② G6-3		C CH 82 B CU 78 C SI 91 X CH 83 1-2 23 G6-4-3 1B			F FF 97 B KC 86 F FF 97 X FF 98 1-2 ② L9	4	0	2	0	0	0	0
23 David Freese, R (1, 5) OBP: 0.343, SLG: 0.378		S CH 82 B SI 90 C FC 87 D CH 83 X CU 78 2-2 ①② G6-4-3 1-2f		B CU 77 F CH 82 F FF 90 B SI 93 B CH 83 X FF 91 3-2 ③ G4-3		C SI 88 B CU 77 B FF 90 B SI 90 1 SAFE X SI 90 3-1 ②③ G6-4-3 1-2f			B FF 98 X FF 97 1-0 ③ P3	4	0	0	0	0	0	2
19 Jon Jay, L (1, 8) OBP: 0.327, SLG: 0.346		B SI 90 S CH 83 B CH 82 F SI 90 X SI 91 2-2 1B			B CH 81 X CH 81 1-0 ① F8		C SI 94 B SI 93 S SI 93 C SI 93 1-3 ① K			3	0	1	0	0	1	0
38 Pete Kozma, R (1, 6) OBP: 0.286, SLG: 0.304		L CU 77 1 SAFE C SI 90 B FC 88 1 SAFE S CH 84 1-3 ③ K			C SI 89 X FC 86 0-1 40 2B 2B		F SI 94 B CU 75 F CU 75 F SI 94 B SI 94 S FF 94 2-3 ② K			3	1	1	0	0	2	1
40 Shelby Miller, R (1, 1) OBP: 0.143, SLG: 0.235 43 Seth Maness, R (6, 1) 46 Kevin Siegrist, L (6, 1) 48 Tony Cruz, R (7, PH) OBP: 0.264, SLG: 0.245 34 Marc Rzepczynski, L (7, 1) 59 Fernando Salas, R (8, 1)			B SI 88 C SI 88 B SI 90 X SI 89 2-1 13 G3-6 1B		C SI 90 B CH 82 X SI 90 1-1 3 1B 2-H 2B		X CU 75 0-0 ③ G5-3			2 0 0 1 0 0	1 0 0 0 0 0	2 0 0 0 0 0	1 0 0 0 0 0	0 0 0 0 0 0	0 0 0 0 0 0	0 0 0 0 0 0

Inning Stats	1	2	3	4	5	6	7	8	9
	R: 0 E: 0 K: 1 S: 12	H: 0 LOB: 1 BB: 1 P: 19	R: 0 E: 0 K: 1 S: 14	H: 2 LOB: 1 BB: 0 P: 22	R: 0 E: 0 K: 1 S: 8	H: 2 LOB: 1 BB: 0 P: 13	R: 0 E: 0 K: 0 S: 6	H: 0 LOB: 0 BB: 0 P: 10	R: 2 E: 0 K: 0 S: 12	H: 3 LOB: 1 BB: 0 P: 18	R: 0 E: 0 K: 1 S: 8	H: 1 LOB: 0 BB: 0 P: 13	R: 0 E: 0 K: 2 S: 8	H: 0 LOB: 0 BB: 0 P: 11	R: 0 E: 0 K: 1 S: 10	H: 0 LOB: 0 BB: 0 P: 15	R: 0 E: 0 K: 0 S: 6	H: 0 LOB: 0 BB: 0 P: 8

	1B	SF	WP	PA
	2B	SAC	PB	
	3B	DP	SB	
	HR	HBP	CS	

PITCHER		IP	WLS	BF	H	R	ER	SO	BB	IBB	HBP	BLK	WP	HR	S	P	ERA	WHIP
54 Kris Medlen, R ERA: 3.74	(1, 1)	6.0	W	24	8	2	2	4	1	0	0	0	0	0	60	95	3.00	1.500
43 Luis Avilán, L ERA: 1.29	(7, 1)	1.0	H	3	0	0	0	2	0	0	0	0	0	0	8	11	0.00	0.000
52 Jordan Walden, R ERA: 2.36	(8, 1)	1.0	H	3	0	0	0	1	0	0	0	0	0	0	10	15	0.00	0.000
46 Craig Kimbrel, R ERA: 1.34	(9, 1)	1.0	S	3	0	0	0	0	0	0	0	0	0	0	6	8	0.00	0.000

PITCHER	IP	WLS	BF	H	R	ER	SO	BB	IBB	HBP	BLK	WP	HR	S	P	ERA	WHIP

TOP

St. Louis Cardinals @ Atlanta Braves

Turner Field, Atlanta, GA

Sun Jul 28 2013, 8:10 PM - 11:07 PM EDT

Att. 34,478 - Cloudy - 81 F

livebaseballscorecards.com

AB	32
R	2
H	8
RBI	2
BB	1
SO	7
LOB	8

BOTTOM

Batter	1	2	3	4	5	6	7	8	9	AB	R	H	RBI	BB	SO	LOB
22 Jason Heyward, L (1, 8) OBP: 0.328, SLG: 0.379	C FF 93 B FF 95 T FF 95 B FF 95 F FF 95 B FF 94 B CU 79 4-2 24 FC5-4 BB		C FF 92 S FC 89 B FF 94 X FF 94 1-2 HR		B CU 77 C FF 94 C FF 94 F FF 96 X CU 78 1-2 ② G3-1	C FF 95 C FF 97 D FF 96 B FF 96 X FF 96 2-2 1-3 2-H 1B		F FF 90 S CH 86 1 SAFE B CH 86 X CH 87 1-2 ③ G6-3		4	1	2	2	1	0	1
8 Justin Upton, R (1, 9) OBP: 0.343, SLG: 0.436	L FF 93 B FF 93 S FF 94 1 SAFE F FF 94 X CU 80 1-2 ① F8		B CU 80 B CU 78 B CH 87 B FF 93 4-0 BB		B CU 76 X FF 94 1-0 5 1B 1B	B FF 94 X FF 96 1-0 ③ P3				3	0	1	0	1	0	3
5 Freddie Freeman, L (1, 3) OBP: 0.379, SLG: 0.464	1 SAFE F FF 93 B FF 93 B FF 93 X FF 94 2-1 ② F8		B FF 92 X CH 87 1-0 ① F7		X FF 93 0-0 1-3 1B		F SI 92 S SI 92 S SL 87 0-3 ① K			4	0	1	0	0	1	2
24 Evan Gattis, R (1, 7) OBP: 0.314, SLG: 0.537 52 Jordan Walden, R (8, 1) 46 Craig Kimbrel, R (9, 1)	C FF 94 B CU 79 F FF 93 B FF 94 X CU 79 2-2 ③ FC5-4 1-2f		1 SAFE F FF 93 S FF 94 B FF 94 S FF 93 1-3 ② K		C FF 94 T FF 95 F FF 95 S FF 96 0-3 ③ K		B SI 92 X SI 92 1-0 16 G4-6-3 1B			4 0 0	0 0 0	1 0 0	0 0 0	0 0 0	2 0 0	4 0 0
16 Brian McCann, L (1, 2) OBP: 0.368, SLG: 0.517		B FF 91 B CU 77 X FF 93 2-0 ① P3	B FF 93 B CH 87 C CH 87 F FF 94 1 SAFE F CH 86 B CU 80 F CU 79 X FF 93 3-2 ③ F8			C FF 92 C FC 90 B FF 93 B CH 85 F CU 79 B FF 93 X FF 94 3-2 ① G4-3	B SI 92 X SI 93 1-0 ②③ G4-6-3 1-2f			4	0	0	0	0	0	2
26 Dan Uggla, R (1, 4) OBP: 0.317, SLG: 0.429		S FF 93 B FF 94 B CU 78 F CU 79 F FF 94 C FF 95 2-3 ② K		X FF 91 0-0 ① G5-3		S FF 92 B FC 91 F FF 93 B FC 92 B CH 87 S CU 80 3-3 ② K		S FF 89 F FF 90 C FF 91 0-3 ① K		4	0	0	0	0	3	0
23 Chris Johnson, R (1, 5) OBP: 0.377, SLG: 0.468		C FF 94 F FF 94 F FF 94 B FF 94 F FF 96 B CU 80 X CU 81 2-2 E9 19 1B 1B		C CU 78 B CH 85 X CH 85 1-1 ② G5-3		C CU 79 B FF 92 F FF 93 B FC 91 F FF 93 B CH 88 F FF 94 F FC 91 X FF 94 3-2 19 1B 25 1B 1B		C FF 91 F CH 85 B KC 84 X CH 86 1-2 7 E 2B		4	3	3	0	0	0	0
19 Andrelton Simmons, R (1, 6) OBP: 0.283, SLG: 0.363		B FF 94 C CU 80 B FF 94 X FF 94 2-1 3-H 1B		B CU 78 C FF 93 C CU 80 X FF 95 1-2 ③ F9		C B FF 90 X SI 91 1-1 25 1B 22 1B 1-3 1B		F FF 91 B KC 80 X FF 91 1-1 ② F7		4	1	2	1	0	0	1
54 Kris Medlen, S (1, 1) OBP: 0.250, SLG: 0.324 25 Joey Terdoslavich, S (6, PH) OBP: 0.300, SLG: 0.321 43 Luis Avilan, L (7, 1) 7 Reed Johnson, R (8, 7) OBP: 0.328, SLG: 0.368 13 Jose Constanza, L (8, PR) OBP: 0.174, SLG: 0.174 (9, 7)		S FF 92 S FF 94 F FF 94 S FF 94 0-3 ③ K			C FC 90 S CU 77 S FF 93 0-3 ① K	S CH 84 D CH 85 X CH 84 1-1 22 1B 1-2 3-H 1B		F FF 90 D KC 83 X CH 85 1-1 E6 2-H 1B		2 1 0 1 0	0 0 0 0 0	0 1 0 1 0	0 1 0 0 0	0 0 0 0 0	2 0 0 0 0	1 0 0 0 0
Inning Stats	R: 0 E: 0 K: 0 S: 12 H: 0 LOB: 1 BB: 1 P: 21	R: 1 E: 1 K: 2 S: 16 H: 2 LOB: 1 BB: 0 P: 24	R: 1 E: 0 K: 1 S: 12 H: 1 LOB: 1 BB: 1 P: 22	R: 0 E: 0 K: 0 S: 6 H: 0 LOB: 0 BB: 0 P: 8	R: 0 E: 0 K: 2 S: 13 H: 2 LOB: 2 BB: 0 P: 15	R: 2 E: 0 K: 1 S: 21 H: 4 LOB: 2 BB: 0 P: 35	R: 0 E: 0 K: 1 S: 5 H: 1 LOB: 0 BB: 0 P: 7	R: 1 E: 1 K: 1 S: 13 H: 2 LOB: 1 BB: 0 P: 17		1B: 10 2B: 1 3B: 0 HR: 1 SF: 0 SAC: 0 DP: 1 HBP: 0						

PITCHER		IP	WLS	BF	H	R	ER	SO	BB	IBB	HBP	BLK	WP	HR	S	P	ERA	WHIP
40 Shelby Miller, R ERA: 2.79	(1, 1)	5.2	L	25	6	3	2	6	2	0	0	0	0	1	72	112	3.18	1.412
43 Seth Maness, R ERA: 2.91	(6, 1)	0.0		2	2	0	0	0	0	0	0	0	0	0	4	6	∞	∞
46 Kevin Siegrist, L ERA: 0.63	(6, 1)	0.1		2	1	1	1	0	0	0	0	0	0	0	4	7	27.00	3.000
34 Marc Rzepczynski, L ERA: 7.0	(7, 1)	1.0		3	1	0	0	1	0	0	0	0	0	0	5	7	0.00	1.000
59 Fernando Salas, R ERA: 3.79	(8, 1)	1.0		5	2	1	0	1	0	0	0	0	0	0	13	17	0.00	2.000

PITCHER	IP	WLS	BF	H	R	ER	SO	BB	IBB	HBP	BLK	WP	HR	S	P	ERA	WHIP

St. Louis Cardinals @ Atlanta Braves

Turner Field, Atlanta, GA

Sun Jul 28 2013, 8:10 PM - 11:07 PM EDT

Att. 34,478 - Cloudy - 81 F

livebaseballscorecards.com

AB	35
R	5
H	12
RBI	4
BB	2
SO	8
LOB	14

St. Louis Cardinals @ Pittsburgh Pirates

PNC Park, Pittsburgh, PA

Mon Jul 29 2013, 7:09 PM - 9:58 PM EDT

Att. 32,084 - Partly Cloudy - 74 F

TOP

livebaseballscorecards.com

Batter	1	2	3	4	5	6	7	8	9	AB	R	H	RBI	BB	SO	LOB
13 Matt Carpenter, L (1, 4) OBP: 0.391, SLG: 0.486	C SI 93 B SI 94 S SL 88 S SL 90 1-3 ① **K**			B SI 94 X SL 85 1-0 ① F8		X SL 87 0-0 7 G5-4-3 3-H 1B		B SI 94 F SI 95 F SI 95 B SL 86 X SL 86 2-2 ② F8		4	0	1	1	0	1	0
3 Carlos Beltrán, S (1, 9) OBP: 0.332, SLG: 0.508 19 Jon Jay, L (8, 8) OBP: 0.327, SLG: 0.346	B SI 94 B CH 86 C SI 92 B SL 87 X SI 94 3-1 ② G6-3			B CH 86 C SI 93 X SI 92 1-1 7 1B 1B		C SL 86 B SI 92 T SL 85 F SL 88 F SL 86 D CH 88 S CH 86 2-3 ① **K**		B CH 88 B SI 95 X SI 96 2-1 ③ G4-3		4 0	0 0	1 0	0 0	0 0	1 0	1 0
7 Matt Holliday, R (1, 7) OBP: 0.351, SLG: 0.445	C SI 93 B SI 93 B CH 87 X CH 86 2-1 ③ F9			X SI 93 0-0 1-2 1B		S CH 86 X SL 86 0-1 ②③ G5-4-3 1-2f			C FF 96 F FF 96 B CU 83 B FF 96 F FF 96 F CU 83 X FF 97 2-2 32 1B 21 G6-3 43 1B 1B	4	1	2	0	0	0	1
21 Allen Craig, R (1, 3) OBP: 0.370, SLG: 0.473		F SI 92 B CH 85 S SL 86 B SL 87 S SL 89 2-3 ① **K**		B SL 86 F SL 87 S SL 86 S SL 87 1-3 ② **K**			B SI 90 F SI 92 B SI 93 S SL 86 S CH 87 2-3 ① **K**		B FF 98 S FF 96 F FF 96 B CU 84 X FF 95 2-2 ① G6-3 1-2	4	0	0	0	0	3	3
4 Yadier Molina, R (1, 2) OBP: 0.376, SLG: 0.482 32 Rob Johnson, R (8, 2) OBP: 0.500, SLG: 1.000		C CH 86 S SL 86 B SI 94 C SL 88 1-3 ② **K**		F CH 86 F SL 86 S SL 89 0-3 ③ **K**			B SI 92 C SL 88 B SI 92 B SL 88 C SI 93 X SL 89 3-2 ② G6-3		X FF 97 0-0 43 1B 23 HBP 2-3 1B	3 1	0 0	0 1	0 0	0 0	2 0	2 0
23 David Freese, R (1, 5) OBP: 0.344, SLG: 0.375		B SI 94 X SI 94 1-0 ③ G1-6-3			B SL 84 C SL 85 S CH 86 F CH 86 F SL 87 X CH 87 1-2 ① G1-3		C SI 92 B SI 94 F SI 93 F CH 87 B CH 87 B SL 88 B SL 86 4-2 43 BB BB		B FF 97 F FF 94 B FF 97 S FF 96 H FF 95 3-2 43 1B 1-2 HBP	2	0	0	0	1	0	0
43 Shane Robinson, R (1, 8) OBP: 0.380, SLG: 0.375 (8, 9)			B FF 92 X SI 93 1-0 ① L7		B SI 92 C SL 86 B CH 86 B SI 93 X SI 93 3-1 ② G6-3		B CH 86 B SI 92 B SI 92 B SI 90 4-0 1-2 BB		B FF 96 C FF 96 B FF 95 X FF 96 2-1 1-2 2-3 3-H 1B	3	0	1	1	1	0	0
38 Pete Kozma, R (1, 6) OBP: 0.283, SLG: 0.301 59 Fernando Salas, R (7, 1) Matt Adams, L (9, PH) OBP: 0.355, SLG: 0.500			C SI 93 C CH 87 B SL 87 T SL 87 1-2 ② **K**		B SI 94 X SI 94 1-0 ③ G4-3		B SL 87 C CH 87 1 SAFE B SL 88 F SL 87 D CH 88 X SL 88 3-2 ③ F8		C FF 96 B FF 96 F FF 96 F FF 96 S CU 82 1-3 ② **K**	3 0 1	0 0 0	0 0 0	0 0 0	0 0 0	1 0 1	2 0 3
35 Jake Westbrook, R (1, 1) OBP: 0.286, SLG: 0.240 48 Tony Cruz, R (6, PH) OBP: 0.278, SLG: 0.300 Marc Rzepczynski, L (6, 1) 33 Daniel Descalso, L (7, 6) OBP: 0.323, SLG: 0.402			B FF 93 C SI 94 S SL 89 X SL 88 1-2 ③ G6-3			B SI 92 S SL 86 B CH 85 X SL 86 2-1 13 1B 3B		C SI 94 S SL 84 F SL 85 S SI 95 0-3 ① **K**	B FF 95 X FF 95 1-0 ③ F8	1 1 0 2	0 1 0 0	0 1 0 0	0 0 0 0	0 0 0 1	0 0 0 3	0 0 0 3

	AB	33
	R	2
	H	7
	RBI	2
	BB	2
	SO	10
	LOB	15

Inning Stats	1	2	3	4	5	6	7	8	9
	R: 0 E: 0 K: 1 S: 7 H: 0 LOB: 0 BB: 0 P: 13	R: 0 E: 0 K: 2 S: 7 H: 0 LOB: 0 BB: 0 P: 11	R: 0 E: 0 K: 1 S: 7 H: 0 LOB: 0 BB: 0 P: 10	R: 0 E: 0 K: 2 S: 10 H: 2 LOB: 2 BB: 0 P: 13	R: 0 E: 0 K: 0 S: 8 H: 0 LOB: 0 BB: 0 P: 13	R: 1 E: 0 K: 1 S: 10 H: 2 LOB: 0 BB: 0 P: 14	R: 0 E: 0 K: 1 S: 12 H: 0 LOB: 2 BB: 2 P: 28	R: 0 E: 0 K: 1 S: 9 H: 0 LOB: 0 BB: 0 P: 13	R: 1 E: 0 K: 1 S: 18 H: 3 LOB: 3 BB: 0 P: 29

1B: 6	SF: 0	WP: 0	PA: 36
2B: 0	SAC: 0	PB: 0	
3B: 1	DP: 1	SB: 0	
HR: 0	HBP: 1	CS: 0	

PITCHER		IP	WLS	BF	H	R	ER	SO	BB	IBB	HBP	BLK	WP	HR	S	P	ERA	WHIP
47 Francisco Liriano, L ERA: 2.16	(1, 1)	7.0	W	26	4	1	1	8	2	0	0	0	0	0	61	102	1.29	0.857
44 Tony Watson, L ERA: 3.12	(8, 1)	1.0		3	0	0	0	1	0	0	0	0	0	0	9	13	0.00	0.000
68 Vic Black, R ERA: 6.75	(9, 1)	1.0		7	3	1	1	1	0	0	1	0	0	0	18	29	9.00	3.000

PITCHER		IP	WLS	BF	H	R	ER	SO	BB	IBB	HBP	BLK	WP	HR	S	P	ERA	WHIP

BOTTOM

St. Louis Cardinals @ Pittsburgh Pirates

PNC Park, Pittsburgh, PA

Mon Jul 29 2013, 7:09 PM - 9:58 PM EDT

Att. 32,084 - Partly Cloudy - 74 F

livebaseballscorecards.com

Batter	1	2	3	4	5	6	7	8	9	AB	R	H	RBI	BB	SO	LOB
31 Jose Tabata, R (1, 9) OBP: 0.327, SLG: 0.370	C SI 88 B SI 88 B CU 78 B CH 81 B SI 88 4-1 18 HBP 22 1B BB	B SI 89 B SI 89 C SI 89 B SI 88 C SI 88 B SI 90 4-2 22 FC6-4 18 1B BB		C SI 89 B FC 86 X SI 88 1-1 L9 ②		B SI 92 X SI 92 1-0 L4 ② ③ 2-2	F FF 89 B FF 88 C FF 88 C CH 83 1-3 K ③			3	1	0	0	2	1	2
44 Tony Watson, L (8, 1)										0	0	0	0	0	0	0
68 Vic Black, R (9, 1)										0	0	0	0	0	0	0
18 Neil Walker, S (1, 4) OBP: 0.349, SLG: 0.385	H FC 84 1-0 22 1B 24 HR 1-2 HBP	C SI 89 1 SAFE X SI 88 0-1 22 FC6-4 1-2 1B		C SI 89 F SI 89 B FC 84 B CH 81 H FC 84 3-2 HBP			B SI 90 B SI 90 B SI 90 B SI 91 4-0 24 G3 22 1B 14 SF9 BB	X FF 89 0-0 ① G4-3		2	2	1	0	1	0	0
22 Andrew McCutchen, R (1, 8) OBP: 0.373, SLG: 0.491	B SI 90 F SI 89 X SI 89 1-1 24 HR 1-2 2-H 1B	B FC 86 X FC 85 1-0 ② FC6-4 24 BB 1-2f 2-3		F SI 90 B FC 85 B CU 81 1 SAFE F SI 89 D FC 85 X FC 85 3-2 ③ G6-3			B SI 92 X SI 92 1-0 24 G3 7 1B 1-2 1B	C FF 89 F KC 80 B CH 84 B CH 85 B FF 89 X FF 90 3-2 ② F9		5	2	2	1	0	0	3
24 Pedro Alvarez, L (1, 5) OBP: 0.306, SLG: 0.503	X SI 89 0-0 1-H 2-H HR	B SI 88 B CH 81 F SI 89 F FC 86 F CH 81 F CU 81 B CH 82 F FS 82 F SI 90 4-2 B CU 80 1-2 BB			S CH 79 B FC 85 B SI 89 B SI 89 F SI 90 C SI 90 3-3 ① K		B SL 86 D SI 92 X SI 92 2-0 ① G3 1-2 2-3	B CH 85 F FF 90 B KC 80 S FF 89 T FF 89 2-2 ③ K		4	1	1	3	1	2	2
55 Russell Martin, R (1, 2) OBP: 0.356, SLG: 0.404	B SI 89 S SI 89 C SI 90 X FC 82 1-2 ① G5-3	B SI 90 F FC 84 B SI 89 S SI 89 B SI 90 F SI 90 S FC 85 3-3 ③ K			H FC 83 1-0 46 G4-3 HBP		B KC 82 B CH 86 B KC 82 I IN 72 4-0 7 1B 12 2B IBB			2	1	0	0	1	1	3
46 Garrett Jones, L (1, 3) OBP: 0.304, SLG: 0.438 14 Gaby Sanchez, R (7, 3) OBP: 0.345, SLG: 0.404	B SI 88 B SI 89 C SI 89 S CH 81 X CH 80 2-2 2B		B FC 86 B SI 89 B SI 89 X SI 89 3-0 ① F8		1 SAFE C SI 88 X SI 89 0-1 ② G4-3 1-2		C FF 91 D KC 83 B FF 91 B CH 84 F FF 92 X FF 92 3-2 ② SF9 3-H			3	0	1	0	0	0	1
										0	0	0	1	0	0	0
7 Alex Presley, L (1, 7) OBP: 0.289, SLG: 0.444	B SI 89 X SI 89 1-0 ② F8		B CU 76 B SI 90 B SI 89 C SI 89 C SI 90 X SI 89 3-2 ② G4-3		C SI 88 S CH 81 F CH 81 B SI 88 X CU 78 1-2 ③ G4-3		X CH 86 0-0 12 2B 1-2 2-H 1B			4	1	1	1	0	0	2
(8, 9)																
12 Clint Barmes, R (1, 6) OBP: 0.269, SLG: 0.304	F SI 89 F FC 86 D CU 79 X SI 90 1-2 ③ G6-3		B SI 89 C SI 89 X FC 85 1-1 ③ F8			C SI 91 B SI 91 F SI 89 B SL 84 X SL 86 2-2 31 L4 2B	F FF 90 B KC 80 X FF 90 1-1 6 1B 1-H 2-H 2B			4	1	2	2	0	0	1
47 Francisco Liriano, L (1, 1) OBP: 0.125, SLG: 0.097		C SI 88 X SI 89 0-1 ① L8		B SI 87 C SI 87 F SI 88 B SI 88 X SI 89 2-2 ① F8		D SI 92 C SI 91 L SI 92 X SL 86 1-2 ① B2-4	F KC 81 B FF 90 F FF 90 F CH 82 X KC 80 1-2 2-H 1B			3	0	0	0	0	0	1
6 Starling Marte, R (7, PH) OBP: 0.332, SLG: 0.440										1	0	1	1	0	0	0
(8, 7)																
Inning Stats	R: 4 H: 3 E: 0 LOB: 1 K: 0 BB: 1 S: 14 P: 25	R: 0 H: 1 E: 0 LOB: 3 K: 1 BB: 2 S: 17 P: 29	R: 0 H: 0 E: 0 LOB: 0 K: 0 BB: 0 S: 6 P: 13	R: 0 H: 0 E: 0 LOB: 0 K: 0 BB: 0 S: 10 P: 19	R: 0 H: 0 E: 0 LOB: 1 K: 1 BB: 0 S: 9 P: 14	R: 0 H: 1 E: 0 LOB: 0 K: 0 BB: 0 S: 7 P: 11	R: 5 H: 4 E: 0 LOB: 1 K: 1 BB: 2 S: 15 P: 32	R: 0 H: 0 E: 0 LOB: 0 K: 1 BB: 0 S: 7 P: 12		1B: 5 SF: 1 2B: 4 SAC: 0 3B: 0 DP: 1 HR: 1 HBP: 3						

| | | | | | | | | | | | | | | | |

Batter	1	2	3	4	5	6	7	8	9	10	11	AB	R	H	RBI	BB	SO	LOB
13 Matt Carpenter, L (1, 4) OBP: 0.389, SLG: 0.481	B FF 93 B SI 93 C FF 93 X SI 93 2-1 G3-1 ①		S KC 84 B SI 94 B CH 89 F KC 84 B FF 94 B FF 94 4-2 7 G5-3 1-2 BB		C SI 92 B SI 92 B SI 92 X FF 93 2-1 G6-3 ③			C FF 97 B FF 98 F FF 98 X CU 82 1-2 L3 ①		1 SAFE B FC 91 1 SAFE X FC 91 1-0 L8 ①		4	0	0	0	1	0	1
19 Jon Jay, L (1, 8) OBP: 0.328, SLG: 0.345	B FF 94 F FF 92 B KC 84 B KC 83 F FF 94 F SI 93 B SI 95 4-2 7 1B BB		B KC 84 F FF 94 F SI 93 B KC 84 F KC 84 S KC 84 2-3 K ①			C SI 92 S KC 91 S KC 82 0-3 K		C FF 97 B FF 97 F FF 98 F FF 99 F CU 82 C FF 99 1-3 K ②		1 SAFE X FC 91 0-0 7 G6-4-3 1-3 1B		4	0	1	0	1	3	3
7 Matt Holliday, R (1, 7) OBP: 0.351, SLG: 0.445	B KC 83 B FF 94 1 SAFE X SI 93 2-0 3 L8-3 1-2 1B		C FF 93 F CH 89 F KC 86 B FF 94 X KC 85 1-2 G5-3 ② 1-2 2-3 3-H			B FF 93 B FF 93 T FF 93 F FF 94 S FF 94 2-3 K ①		C FF 99 S FF 99 X FF 100 0-2 1B		F FC 90 B SI 95 X FF 95 1-1 G6-4-3 ②③ 1-2f		5	0	2	1	0	1	5
3 Carlos Beltrán, S (1, 9) OBP: 0.327, SLG: 0.501	F KC 83 B SI 94 X KC 82 1-1 L8-3 ②③ 1-1		C FF 94 B KC 83 D SI 90 F FF 94 X KC 83 2-2 L3 ③			B FF 94 X SI 93 1-0 F7 ②		B SI 99 X FF 98 1-0 F7 ③			B SI 92 B SI 94 B SI 92 C SI 93 X SI 93 3-1 G3-1 ①	5	0	0	0	0	0	6
Matt Adams, L (1, 3) OBP: 0.350, SLG: 0.488		F CH 88 C KC 82 S KC 83 0-3 K ①		C SI 91 F KC 82 F KC 82 T SI 91 0-2 K ①		C KC 82 C KC 82 X FF 95 0-2 G1-3 ③			C FF 94 X FC 92 0-1 G3 ①		B SI 93 F SI 94 B FF 90 B SL 89 B SI 94 4-1 48 FC5-4 BB	4	0	0	0	1	2	1
48 Tony Cruz, R (1, 2) OBP: 0.271, SLG: 0.291		C FF 93 S SI 93 B KC 84 F SI 92 F FF 94 B KC 84 X FF 94 2-2 G5-3 ②		C SI 92 B KC 82 F SI 92 X KC 84 1-2 F9 ②			F FF 91 B FF 92 B FF 93 X FF 93 2-1 F8 ①		C FC 93 X FC 92 0-1 33 E 33 G3 1B		B SI 93 B SI 94 X SI 94 2-0 FC5-4 ② 1-2f	5	0	1	0	0	0	1
33 Daniel Descalso, L (1, 5) OBP: 0.315, SLG: 0.391 46 Kevin Siegrist, L (11, 1)		B SI 94 C FF 89 C CH 89 S KC 84 1-3 K ③		X FF 93 0-0 G3 ③			B SI 93 S FF 93 F KC 83 S KC 83 1-3 K ②		C FC 91 X FC 91 0-1 G3 ② 1-3		S FF 95 B FF 92 B FF 94 F SI 94 F SL 88 B SL 89 F FF 95 X SI 94 3-2 L7 ③	5 0	0 0	0 0	0 0	0 0	2 0	2 0
38 Pete Kozma, R (1, 6) OBP: 0.286, SLG: 0.304			B FF 92 X SI 92 1-0 31 1B 7 G5-3 2B		B FF 90 F FF 91 C KC 80 X KC 82 1-2 L7 ①		B FF 93 B FF 93 B FF 93 C FF 93 B FF 93 4-1 BB		X FC 92 0-0 P4 ③			3	1	1	0	1	0	1
31 Lance Lynn, S (1, 1) OBP: 0.222, SLG: 0.125 21 Allen Craig, R (7, PH) OBP: 0.369, SLG: 0.472 43 Seth Maness, R (7, 1) 36 Randy Choate, L (8, 1) 26 Trevor Rosenthal, R (9, 1) 43 Shane Robinson, R (10, PH) OBP: 0.286, SLG: 0.372 67 Michael Blazek, R (10, 1) 23 David Freese, R (11, 5) OBP: 0.344, SLG: 0.375			M SI 91 L SI 92 B SI 93 B SI 92 X SI 92 2-2 7 G5-3 13 BB 2-3 1B		B FF 91 C SI 91 F SI 91 B FF 93 S FF 93 2-3 K ②		B SI 93 B FF 93 C FF 93 F FF 93 S KC 84 2-3 K ③		B FF 95 B FC 92 B FF 95 C FF 95 B FF 96 4-1 19 1B BB		2 1 0 0 0 0 0 0 0	0 0 0 0 0 0 0 0 0	1 0 0 0 0 0 0 0 0	0 0 0 0 0 1 0 0 0	0 1 0 0 0 0 0 0 0	1 1 0 0 0 0 0 0 0	0 1 0 0 0 0 0 0 0
Inning Stats	R: 0 E: 0 K: 0 S: 8 H: 1 LOB: 1 BB: 1 P: 17	R: 0 E: 0 K: 2 S: 11 H: 0 LOB: 0 BB: 0 P: 14	R: 1 E: 0 K: 1 S: 17 H: 2 LOB: 2 BB: 1 P: 29	R: 0 E: 0 K: 1 S: 8 H: 0 LOB: 0 BB: 0 P: 9	R: 0 E: 0 K: 1 S: 8 H: 0 LOB: 0 BB: 0 P: 13	R: 0 E: 0 K: 2 S: 10 H: 0 LOB: 1 BB: 0 P: 13	R: 0 E: 0 K: 2 S: 9 H: 0 LOB: 1 BB: 1 P: 18	R: 0 E: 0 K: 1 S: 12 H: 1 LOB: 1 BB: 0 P: 15	R: 0 E: 1 K: 0 S: 7 H: 1 LOB: 1 BB: 0 P: 7	R: 0 E: 0 K: 0 S: 5 H: 1 LOB: 1 BB: 1 P: 11	R: 0 E: 0 K: 0 S: 9 H: 0 LOB: 1 BB: 1 P: 21	1B: 5 2B: 2 3B: 0 HR: 0	SF: 0 SAC: 0 DP: 2 HBP: 0	WP: 1 PB: 0 SB: 0 CS: 0	PA: 43			

PITCHER		IP	WLS	BF	H	R	ER	SO	BB	IBB	HBP	BLK	WP	HR	S	P	ERA	WHIP
34 A.J. Burnett, R ERA: 2.86	(1, 1)	7.0		27	3	1	1	9	3	0	0	0	1	0	71	113	1.29	0.857
37 Justin Wilson, L ERA: 2.08	(8, 1)	1.0		4	1	0	0	1	0	0	0	0	0	0	12	15	0.00	1.000
35 Mark Melancon, R ERA: 0.89	(9, 1)	1.0		4	1	0	0	0	0	0	0	0	0	0	7	7	0.00	1.000
29 Bryan Morris, R ERA: 2.78	(10, 1)	1.0		4	1	0	0	0	1	0	0	0	0	0	5	11	0.00	2.000
32 Vin Mazzaro, R ERA: 3.04	(11, 1)	1.0	W	4	0	0	0	0	1	0	0	0	0	0	9	21	0.00	1.000

PITCHER	IP	WLS	BF	H	R	ER	SO	BB	IBB	HBP	BLK	WP	HR	S	P	ERA	WHIP

TOP

St. Louis Cardinals @ Pittsburgh Pirates

PNC Park, Pittsburgh, PA

Tue Jul 30 2013, 4:09 PM - 7:58 PM EDT

Partly Cloudy - 76 F

livebaseballscorecards.com

AB	38
R	1
H	6
RBI	1
BB	5
SO	10
LOB	21

Batter	1	2	3	4	5	6	7	8	9	10	11	AB	R	H	RBI	BB	SO	LOB
6 Starling Marte, R (1, 7) OBP: 0.331, SLG: 0.439	C FF 92 F SI 91 B FF 94 X SI 92 1-2 G6-3 ①		C SL 87 C CU 79 F FF 95 B SI 93 B SL 90 X SL 88 2-2 G5-3 ②		C CU 80 B SI 92 B SI 91 B SI 92 F FF 93 F SL 90 X SL 86 3-2 E8 1B			1 SAFE L SI 91 X SI 90 0-1 SH1-3 ① 1-2		B CU 77 S FF 96 C CU 78 S CU 79 1-3 K2-3 ②		4	0	1	0	0	1	0
18 Neil Walker, S (1, 4) OBP: 0.347, SLG: 0.379	B SI 92 X SI 92 1-0 G6-3 ②		C FF 94 C CU 81 B FF 95 B CH 86 X SL 89 2-2 P4 ③		B FF 94 B FF 93 X CH 85 2-0 F8 ③			C SI 90 D CH 84 X SI 91 1-1 L8 ②		B FF 96 B CH 88 B FF 96 C CH 87 B CU 79 4-1 BB		4	0	0	0	1	0	2
22 Andrew McCutchen, R (1, 8) OBP: 0.374, SLG: 0.491	C FF 94 B SL 90 X SI 92 1-1 24 2B 2B			F SL 87 F SL 88 B FF 94 B FF 94 S FF 94 2-3 K ①		B SL 87 B FF 92 S FF 94 C FF 95 B FF 94 T FF 94 3-2 K ①		I IN 61 I IN 57 I IN 54 4-0 IBB		1 SAFE S CU 79 1 SAFE F CU 78 B FF 97 B FF 96 B CU 79 F FF 96 S SL 85 3-3 K ③		4	1	1	0	1	3	1
24 Pedro Alvarez, L (1, 5) OBP: 0.307, SLG: 0.503	B CH 86 X CH 86 1-0 2-H 2B			B FF 94 C FF 94 B SL 89 B CU 82 C FF 94 B SI 95 4-2 46 BB BB		C SL 88 B SI 92 B SL 88 F FF 94 B SI 92 F FF 94 X SL 88 3-2 G3-1 ②		B SL 77 B SI 88 B SI 89 C SI 88 X SI 89 3-1 G3-1 ③			B SI 96 B FF 96 F SI 95 S FF 96 X SI 97 2-2 F8 ①	4	0	1	1	1	0	2
55 Russell Martin, R (1, 2) OBP: 0.354, SLG: 0.399	C FF 93 F SL 88 B FF 94 F FF 96 B SL 90 D CU 83 S SL 88 3-3 K ③			F SI 92 F SL 89 C FF 94 0-3 K ②		F FF 92 B SL 88 B CU 81 X FF 93 2-1 F7 ③			X FF 95 0-0 P4 ①		F FF 96 B CH 87 B CH 87 B FF 96 B SI 96 4-1 14 BB 7 1B BB	4	1	0	0	1	2	2
46 Garrett Jones, L (1, 3) OBP: 0.304, SLG: 0.433 14 Gaby Sanchez, R (11, PH) OBP: 0.348, SLG: 0.404		F FF 92 S FF 93 X FF 94 0-2 P5 ①		B FF 93 B SI 91 B SI 92 B SI 90 4-0 1-2 BB			B SI 90 F SI 90 B CH 84 X CH 84 2-1 F9 ①		B FF 97 F FF 97 S CH 88 F FF 98 S FF 99 1-3 K ②		1 SAFE B SI 95 C FF 91 B FF 96 B SI 94 B FF 95 4-1 7 1B 1-2 BB	3 0	0 0	0 0	0 0	1 1	1 0	0 0
7 Alex Presley, L (1, 9) OBP: 0.300, SLG: 0.440		C CH 87 B FF 94 X FF 93 1-1 L7 ②		S SL 88 S SI 94 B SI 93 F SL 89 S SL 90 1-3 K ③			B CU 79 C SI 91 X SI 91 2-1 G3-1 ②		C FF 99 B CH 89 B CH 88 X FF 99 2-1 E5 1B		C FF 95 B FF 95 F FF 95 B CU 83 B FF 96 X FF 96 3-2 1-2 2-H 1B	5	0	2	1	0	1	2
12 Clint Barmes, R (1, 6) OBP: 0.264, SLG: 0.298		C FF 94 S SL 89 S SL 90 0-3 K ③			B SL 88 X SL 86 1-0 F7 ①		C FF 91 B SI 90 B SI 91 X SI 91 2-1 G4-3 ③		X FF 98 0-0 L8 ③			4	0	0	0	0	1	1
34 A.J. Burnett, R (1, 1) OBP: 0.081, SLG: 0.081 37 Justin Wilson, L (8, 1) 5 Josh Harrison, R (8, PH) OBP: 0.292, SLG: 0.391 35 Mark Melancon, R (9, 1) 29 Bryan Morris, L (10, 1) OBP: 0.200, SLG: 0.200 31 Jose Tabata, R (10, PH) OBP: 0.325, SLG: 0.367 32 Vin Mazzaro, R (11, 1) OBP: 0.200, SLG: 0.200			C FF 90 C FF 92 B SL 87 S FF 93 1-3 K ①		B FF 92 C FF 92 X FF 91 1-1 F9 ②			C SL 84 S SI 90 B CH 85 B FF 91 B SL 85 X SI 91 3-2 6 SH1-3 1B		B SL 82 F FF 96 F FF 96 S CU 78 1-3 K ①	2 0 0 1 0 0 0 1 0	0 0 0 0 0 0 0 0 0	0 0 1 0 0 0 0 0 0	0 0 0 0 0 0 0 0 0	0 0 0 0 0 0 0 1 0	1 0 0 0 0 0 0 0 0	0 0 0 0 0 0 0 0 0
Inning Stats	R: 1 H: 2 E: 0 LOB: 1 K: 1 BB: 0 S: 11 P: 18	R: 0 H: 0 E: 0 LOB: 0 K: 1 BB: 0 S: 8 P: 9	R: 0 H: 0 E: 0 LOB: 0 K: 1 BB: 0 S: 10 P: 15	R: 0 H: 0 E: 0 LOB: 2 K: 3 BB: 2 S: 12 P: 23	R: 0 H: 1 E: 1 LOB: 1 K: 0 BB: 0 S: 8 P: 15	R: 0 H: 0 E: 0 LOB: 0 K: 1 BB: 0 S: 9 P: 17	R: 0 H: 0 E: 0 LOB: 0 K: 0 BB: 0 S: 6 P: 12	R: 0 H: 1 E: 0 LOB: 2 K: 0 BB: 1 S: 9 P: 20	R: 0 H: 1 E: 1 LOB: 1 K: 1 BB: 0 S: 8 P: 11	R: 0 H: 0 E: 0 LOB: 1 K: 3 BB: 1 S: 11 P: 20	R: 1 H: 1 E: 0 LOB: 2 K: 0 BB: 2 S: 8 P: 21	1B: 4 SF: 0 2B: 2 SAC: 1 3B: 0 DP: 0 HR: 0 HBP: 0						

PITCHER		IP	WLS	BF	H	R	ER	SO	BB	IBB	HBP	BLK	WP	HR	S	P	ERA	WHIP
31 Lance Lynn, R ERA: 3.87	(1, 1)	6.0		23	3	1	1	7	2	0	0	0	0	0	58	97	1.50	0.833
43 Seth Maness, R ERA: 2.78	(7, 1)	1.2		7	1	0	0	0	0	1	0	0	0	0	13	27	0.00	0.600
36 Randy Choate, L ERA: 2.74	(8, 1)	0.1		1	0	0	0	0	0	0	0	0	0	0	2	5	0.00	0.000
26 Trevor Rosenthal, R ERA: 2.16	(9, 1)	1.0		4	1	0	0	1	0	0	0	0	0	0	8	11	0.00	1.000
67 Michael Blazek, R ERA: 6.75	(10, 1)	1.0		4	0	0	0	3	1	0	0	0	0	0	11	20	0.00	1.000

PITCHER		IP	WLS	BF	H	R	ER	SO	BB	IBB	HBP	BLK	WP	HR	S	P	ERA	WHIP
46 Kevin Siegrist, L ERA: 1.23	(11, 1)	0.1	L	4	1	1	1	0	2	0	0	0	0	0	8	21	27.00	9.000

BOTTOM

St. Louis Cardinals @ Pittsburgh Pirates

PNC Park, Pittsburgh, PA

Tue Jul 30 2013, 4:09 PM - 7:58 PM EDT

Partly Cloudy - 76 F

livebaseballscorecards.com

AB	36
R	2
H	6
RBI	2
BB	6
SO	11
LOB	10

WP: 0 PA: 43
PB: 0
SB: 0
CS: 0

St. Louis Cardinals @ Pittsburgh Pirates

PNC Park, Pittsburgh, PA

Tue Jul 30 2013, 8:37 PM - 11:07 PM EDT

Att. 33,861 - Partly Cloudy - 75 F

TOP

livebaseballscorecards.com

Batter	1	2	3	4	5	6	7	8	9	AB	R	H	RBI	BB	SO	LOB
13 Matt Carpenter, L (1, 4) OBP: 0.386, SLG: 0.477	B SI 92 C SI 93 B CH 84 F SI 92 B SI 93 X SI 92 3-2 ① L8		B CH 83 C SI 92 C SI 93 X SL 83 1-2 ① F8		B SI 92 X CH 83 1-0 ① F7			B SI 91 B SI 90 X SI 89 2-0 ① F8		4	0	0	0	0	0	1
19 Jon Jay, L (1, 8) OBP: 0.330, SLG: 0.345	F SI 94 C SI 94 X SL 85 0-2 ② G4-3		C SI 93 F CH 84 F SI 92 X SI 93 0-2 21 E 1B		F SL 84 F SI 93 T SL 84 0-2 ② K			C CH 82 F SI 92 B SL 80 B CH 82 B CH 83 F SI 91 B SI 89 4-2 7 WP BB		3	0	1	0	1	1	1
7 Matt Holliday, R (1, 7) OBP: 0.350, SLG: 0.442	X SI 93 0-0 21 FC5-4 1B		C SI 92 S SL 85 1 SAFE F SL 84 F SI 92 S SI 92 0-3 ② K		X SI 92 0-0 ③ FC5-4 1-2f			B SL 83 X SI 92 1-0 ② G5-3 1-2		4	0	1	0	0	1	3
21 Allen Craig, R (1, 9) OBP: 0.365, SLG: 0.467	C SI 93 B SI 93 X SL 84 1-1 ③ FC5-4 1-2f		1 SAFE 1 SAFE X SL 85 0-0 E5 1-2			B SI 93 C SI 93 B CH 84 X SI 92 2-1 ① G5-3		B SI 91 C SI 93 X SL 86 1-1 ③ G6-3		4	0	0	0	0	0	3
4 Yadier Molina, R (1, 2) OBP: 0.374, SLG: 0.479 32 Rob Johnson, R (4, 2) OBP: 0.333, SLG: 0.667		B SI 93 F SI 93 B SL 83 B SI 92 X SI 93 3-1 ① G4-3	F SI 93 B SL 85 F SI 94 X SL 83 1-2 ③ F8			C SI 93 C SI 92 F SL 83 B SL 84 F SI 93 F SI 94 S SL 84 1-3 ② K		X SI 91 0-0 ① G5-3	2 0 0 0 0 0 2 2 0 0 0 0 1 0						
Matt Adams, L (1, 3) OBP: 0.348, SLG: 0.479		C SI 93 B SI 93 B CH 84 B SI 92 B SI 90 4-1 23 E BB	X SI 93 0-0 ① F8			C CH 84 B CH 84 F SL 84 T SI 92 1-2 ③ K		C SI 90 F SI 92 S SL 81 0-3 ② K		3	0	0	0	1	2	0
23 David Freese, R (1, 5) OBP: 0.340, SLG: 0.370		C SI 92 F SI 93 X SL 83 0-2 FC3 1-2	B SL 85 C SI 93 C SI 93 X SI 93 1-2 ② G4-3				B SI 93 C SI 92 X SI 91 1-1 ① G4-3	B SI 92 F SI 92 X SI 91 1-1 ③ G6-3		4	0	0	0	0	0	1
38 Pete Kozma, R (1, 6) OBP: 0.283, SLG: 0.301		X SI 92 0-0 ② P3	C SI 93 B SL 85 X SL 85 1-1 ③ G6-3				C SL 82 C SI 93 X SL 84 0-2 ② G6-3			3	0	0	0	0	0	2
70 Tyler Lyons, L (1, 1) OBP: 0.200, SLG: 0.200 33 Daniel Descalso, L (7, PH) OBP: 0.314, SLG: 0.389 65 Keith Butler, R (7, 1)		C SI 93 C SI 92 C SL 83 0-3 ③ K			C SI 92 X CH 84 0-1 7 FC5-4 1B		B SI 93 X SI 93 1-0 ③ F8			2 0 1 0 0 1 2 1 0 0 0 0 0 0 0 0 0 0 0 0 0						
Inning Stats	R: 0 E: 0 K: 0 S: 9 H: 1 LOB: 1 BB: 0 P: 13	R: 0 E: 1 K: 1 S: 10 H: 0 LOB: 2 BB: 1 P: 17	R: 0 E: 1 K: 1 S: 16 H: 1 LOB: 2 BB: 0 P: 18	R: 0 E: 0 K: 0 S: 6 H: 0 LOB: 0 BB: 0 P: 8	R: 0 E: 0 K: 1 S: 7 H: 1 LOB: 1 BB: 0 P: 8	R: 0 E: 0 K: 2 S: 11 H: 0 LOB: 0 BB: 0 P: 15	R: 0 E: 0 K: 0 S: 6 H: 0 LOB: 0 BB: 0 P: 8	R: 0 E: 0 K: 0 S: 7 H: 0 LOB: 1 BB: 1 P: 15	R: 0 E: 0 K: 1 S: 6 H: 0 LOB: 0 BB: 0 P: 7	1B: 3 2B: 0 3B: 0 HR: 0 SF: 0 SAC: 0 DP: 0 HBP: 0						

	AB	32
	R	0
	H	3
	RBI	0
	BB	2
	SO	6
	LOB	15

WP: 1 PA: 34
PB: 0
SB: 0
CS: 0

PITCHER	IP	WLS	BF	H	R	ER	SO	BB	IBB	HBP	BLK	WP	HR	S	P	ERA	WHIP
58 Brandon Cumpton, R (1, 1) ERA: 2.78	7.0	W	27	3	0	0	5	1	0	0	0	0	0	65	87	0.00	0.571
30 Jeanmar Gómez, R (8, 1) ERA: 2.5	2.0		7	0	0	0	1	1	0	0	0	1	0	13	22	0.00	0.500

PITCHER	IP	WLS	BF	H	R	ER	SO	BB	IBB	HBP	BLK	WP	HR	S	P	ERA	WHIP

BOTTOM

St. Louis Cardinals @ Pittsburgh Pirates
PNC Park, Pittsburgh, PA
Tue Jul 30 2013, 8:37 PM - 11:07 PM EDT
Att. 33,861 - Partly Cloudy - 75 F

livebaseballscorecards.com

Batter	1	2	3	4	5	6	7	8	9	AB	R	H	RBI	BB	SO	LOB
6 Starling Marte, R (1, 7) OBP: 0.332, SLG: 0.442	B SI 91 X SI 90 1-0 ① B1-3	C SI 88 S SL 82 B SL 83 B CU 79 H SL 83 3-2 1-3 3-H HBP			B FF 88 C CH 82 C CU 74 F FF 91 B SL 81 X SI 88 2-2 10 1B 3B	X CU 75 0-0 ② FC1-5-2 3-H		B FF 91 B CH 77 B FF 91 F FF 90 S FF 91 X CU 74 3-2 ① P4		4	1	1	0	0	0	2
10 Jordy Mercer, R (1, 6) OBP: 0.335, SLG: 0.407	B SI 91 B SI 90 X SI 91 2-0 22 G4-3 2B	F CH 83 C SI 90 F SL 82 F SI 91 B FF 92 F SI 91 T SL 81 1-2 ③ K			X SI 90 0-0 22 HR 3-H 1B	D SL 82 X SI 90 1-0 ③ G5-3		C CH 77 F FF 91 B FF 91 D CU 74 F CH 77 F FF 91 S CH 77 2-3 ② K		5	1	2	1	0	2	4
22 Andrew McCutchen, R (1, 8) OBP: 0.374, SLG: 0.497	C SI 91 B CH 83 X CU 75 1-1 ② G4-3 2-3		C CU 75 B SL 81 F SL 81 B SI 91 B FF 90 X CH 84 3-2 ① F7		1 SAFE 1 SAFE F SI 88 X CH 82 0-1 1-H HR		B FF 91 B FF 90 B SI 88 X FF 89 3-0 14 2B 1B	F FF 93 C CU 74 X FF 91 0-2 ③ G6-3		5	2	2	2	0	0	2
14 Gaby Sanchez, R (1, 3) OBP: 0.354, SLG: 0.413	B FF 92 D FF 92 B CH 82 B SI 91 4-0 BB		F SI 89 C SL 82 X FF 92 0-2 ② G6-3		B CU 72 B SI 88 C SI 87 C SL 80 F FF 90 X SL 81 2-2 59 G4-3 24 F8 1B		B FF 87 C CH 78 X FF 90 1-1 24 G3-4-1 59 SF7 1-H 2B			3	1	2	1	1	0	0
24 Pedro Alvarez, L (1, 5) OBP: 0.304, SLG: 0.497	C SL 82 S SL 84 S SL 84 0-3 ③ K		B SL 80 B SI 90 B SI 88 C FF 90 C FF 89 S SL 82 3-3 ③ K		B SL 79 F FF 88 B SL 81 F SL 82 B SL 83 X SL 81 2-2 ① F8 1-2		B CH 78 B FF 91 S CH 77 B FF 91 X CH 77 3-1 ① G3-4-1 2-3			4	0	0	0	0	2	4
59 Tony Sanchez, R (1, 2) OBP: 0.167, SLG: 0.273		B SI 89 X CH 82 1-0 ① F9		B SI 89 F CH 82 F FF 89 F SL 83 B SL 83 X SI 90 2-2 ① F8	X CU 74 0-0 ② G4-3 2-3		F CU 74 F CH 77 B FF 91 D CH 76 X CU 75 2-2 ② SF7 3-H			3	0	0	1	0	0	1
31 Jose Tabata, R (1, 9) OBP: 0.329, SLG: 0.367 30 Jeanmar Gómez, R (8, 1) OBP: 0.091, SLG: 0.091		B SI 89 F CH 82 B CU 76 B SI 88 F SI 89 X CU 76 3-2 E5 5 1B 6 PB		B CU 73 S FF 88 B SI 90 X CH 82 2-1 1B	X SI 91 0-0 ③ G1-3		C CU 75 B CH 78 B CH 78 B FF 93 B FF 87 4-1 5 FC6-4 BB			3 0	1 0	1 0	0 0	1 0	0 0	1 0
5 Josh Harrison, R (1, 4) OBP: 0.321, SLG: 0.481		F SI 88 X SI 91 0-1 6 PB 6 S 1-3 1B		B SI 88 F SI 88 1 SAFE 1 SAFE B SI 87 X SI 88 2-1 ② L8		B SI 89 C FF 90 B CU 75 X FF 90 2-1 6 FC1-5-2 3B	C CU 74 X FF 91 0-1 ③ FC6-4 1-2f			4	0	2	0	0	0	2
58 Brandon Cumpton, R (1, 1) 7 Alex Presley, L (8, 9) OBP: 0.314, SLG: 0.490		M SI 87 1 SAFE L SI 88 L SL 81 0-3 ② K		F SI 87 C SI 89 S SL 82 0-3 ③ K		C FF 89 B SI 90 C SI 88 F SL 82 B CU 78 X SI 89 2-2 ① L1		B FF 90 X FF 89 1-0 3B		3 1	0 0	0 1	0 0	0 0	2 0	4 0
Inning Stats	R: 0 E: 0 K: 1 S: 7 H: 1 LOB: 2 BB: 1 P: 15	R: 1 E: 1 K: 2 S: 17 H: 1 LOB: 2 BB: 0 P: 25	R: 0 E: 0 K: 1 S: 9 H: 0 LOB: 0 BB: 0 P: 15	R: 0 E: 0 K: 1 S: 11 H: 1 LOB: 1 BB: 0 P: 17	R: 3 E: 0 K: 0 S: 17 H: 4 LOB: 1 BB: 0 P: 23	R: 0 E: 0 K: 0 S: 8 H: 1 LOB: 1 BB: 0 P: 13	R: 2 E: 0 K: 0 S: 11 H: 2 LOB: 1 BB: 1 P: 24	R: 0 E: 0 K: 1 S: 12 H: 1 LOB: 1 BB: 0 P: 18								

AB	35
R	6
H	11
RBI	5
BB	2
SO	6
LOB	20

1B: 5 SF: 1
2B: 2 SAC: 0
3B: 3 DP: 0
HR: 1 HBP: 1

WP: 0 PA: 39
PB: 1
SB: 1
CS: 0

PITCHER		IP	WLS	BF	H	R	ER	SO	BB	IBB	HBP	BLK	WP	HR	S	P	ERA	WHIP
70 Tyler Lyons, L ERA: 5.35	(1, 1)	6.0	L	29	8	4	3	5	1	0	1	0	0	1	69	108	4.50	1.500
65 Keith Butler, R ERA: 2.87	(7, 1)	2.0		10	3	2	2	1	1	0	0	0	0	0	23	42	9.00	2.000

PITCHER	IP	WLS	BF	H	R	ER	SO	BB	IBB	HBP	BLK	WP	HR	S	P	ERA	WHIP

St. Louis Cardinals @ Pittsburgh Pirates

PNC Park, Pittsburgh, PA

Wed Jul 31 2013, 7:13 PM - 10:26 PM EDT

Att. 31,679 - Cloudy - 74 F

TOP

livebaseballscorecards.com

Batter	1	2	3	4	5	6	7	8	9	AB	R	H	RBI	BB	SO	LOB
19 Jon Jay, L (1, 8) OBP: 0.331, SLG: 0.346	B SI 91 B FF 91 B FF 91 C SI 92 C SI 92 X SI 92 3-2 ① G3-1	C KC 80 B SI 88 D KC 81 X FF 90 2-1 1-2 1B		B SI 89 B SI 90 C FF 90 C FF 91 C FF 89 2-3 ① K		C SI 93 D SL 89 B SI 92 F SI 93 F SL 88 B SL 87 C SL 87 3-3 ① K		C SI 95 X SL 85 0-1 1B		5	0	2	0	0	2	1
3 Carlos Beltrán, S (1, 9) OBP: 0.328, SLG: 0.503	X KC 81 0-0 ② 21 1B; 7 1B; 1B	C SI 90 F CH 81 S CH 80 0-3 ② K		C SI 91 B FF 90 B CH 82 X CH 82 2-1 7 1B; 2B		X SI 94 0-0 ② L8		1 SAFE X SI 94 0-0 ② L8		5	2	2	0	0	1	4
21 Allen Craig, R (1, 3) OBP: 0.363, SLG: 0.463	B SI 91 B FF 91 S CH 82 X FF 91 2-1 7 1B; 33 1B 1-2 1B	C FF 90 X KC 78 0-1 ③ L9		F KC 80 C SI 90 B SI 90 F CH 81 X FF 90 1-2 ② L8		X SI 93 0-0 ③ FC5-4 1-2f		1 SAFE 1 SAFE D CH 86 S CH 86 1 SAFE S CH 85 X CH 86 1-2 ③ G1-3		5	1	1	0	0	0	5
7 Matt Holliday, R (1, 7) OBP: 0.354, SLG: 0.445	B SI 91 X SI 91 1-0 48 S; 33 1B 1-2 2-H 1B	F SI 87 B CH 80 X SI 91 1-1 33 1B; 23 S; 48 G6-3 1B	C KC 77 B CH 80 B KC 79 X CH 80 2-1 2-H 1B				B SI 95 C SI 94 B SL 84 B SI 95 F SI 95 T SL 86 3-2 ① K		B FC 93 F FC 94 C FF 94 B FC 94 X FC 94 2-2 ① G4-3	5	1	3	2	0	1	0
23 David Freese, R (1, 5) OBP: 0.338, SLG: 0.367	F KC 79 C CH 81 B SI 91 F SI 90 S CH 82 1-3 ② K	S CH 80 B KC 77 B FF 89 F FF 89 S CH 80 2-3 ① K 1-2	B SI 89 X SI 88 1-0 ③ G4-3				B SI 96 S CH 87 X SI 95 1-1 48 G1-3; 33 E 1B		B FC 93 S FC 93 X FF 93 1-1 ② L4	5	0	1	0	0	2	4
33 Daniel Descalso, L (1, 4) OBP: 0.316, SLG: 0.389	C SI 91 B KC 82 F SI 92 B KC 82 X FF 92 2-2 48 S 1-2 2-H 1B	X KC 79 0-0 48 G6-3 2-3 1B			B FF 92 F FF 92 B SL 87 X SL 88 2-1 ① G3-1		B SL 86 1 SAFE B SI 95 C SI 94 1 SAFE F SI 94 X SI 96 2-2 FC5 48 G1-3 1-2		C FC 93 F FF 92 C KC 83 0-3 ③ K	5	0	2	1	0	1	1
48 Tony Cruz, R (1, 2) OBP: 0.254, SLG: 0.271	C SI 91 S CH 82 F SI 91 B SI 91 B CH 81 B SI 91 X FF 90 3-2 ③ G6-3 1-2 2-3	S CH 80 1 SAFE F FF 88 F CH 80 X FF 90 0-2 ② G6-3 1-2 3-H			B SL 85 F SI 93 C SL 87 B SL 87 F SI 93 X SI 94 2-2 ② G1-3		C SI 95 F SI 94 X CH 86 0-2 ② G1-3 1-2 2-3			4	0	0	1	0	0	5
38 Pete Kozma, R (1, 6) OBP: 0.283, SLG: 0.298		C SI 90 B CH 82 C KC 78 C SI 90 1-3 ① K	I IN 68 I IN 71 I IN 80 I IN 75 4-0 IBB		X FF 93 0-0 ③ G4-3		F SI 96 D CH 86 F SI 94 F SL 86 S CH 87 1-3 ③ K			3	0	0	0	1	2	2
50 Adam Wainwright, R (1, 1) OBP: 0.143, SLG: 0.163 41 Brock Peterson, R (8, PH) OBP: 0.125, SLG: 0.125 26 Trevor Rosenthal, R (8, 1)		C SI 91 F CH 82 F SI 89 B KC 81 X SI 92 1-2 19 1B 1B	C FF 89 D KC 80 S CH 80 C CH 80 1-3 ③ K			C SI 92 X SL 85 0-1 21 FC5-4 1B		S SI 94 B SI 94 S SI 95 F SI 95 F CH 88 B SI 94 B SI 95 F SI 94 F SI 95 3-3 ① K S CH 87		3 1 0	0 0 0	2 0 0	0 0 0	0 0 0	1 1 0	2 0 0
Inning Stats	R: 2 E: 0 K: 1 S: 18 H: 4 LOB: 2 BB: 0 P: 30	R: 0 E: 0 K: 2 S: 14 H: 2 LOB: 2 BB: 0 P: 18	R: 1 E: 0 K: 2 S: 13 H: 2 LOB: 2 BB: 1 P: 21	R: 1 E: 0 K: 1 S: 12 H: 2 LOB: 1 BB: 0 P: 20	R: 0 E: 0 K: 0 S: 7 H: 0 LOB: 0 BB: 0 P: 11	R: 0 E: 0 K: 1 S: 8 H: 1 LOB: 1 BB: 0 P: 11	R: 0 E: 1 K: 2 S: 15 H: 1 LOB: 2 BB: 0 P: 22	R: 0 E: 0 K: 1 S: 13 H: 1 LOB: 1 BB: 0 P: 17	R: 0 E: 0 K: 1 S: 8 H: 0 LOB: 0 BB: 0 P: 11	1B: 12 2B: 1 3B: 0 HR: 0	SF: 0 SAC: 0 DP: 0 HBP: 0						

	AB	41
	R	4
	H	13
	RBI	4
	BB	1
	SO	11
	LOB	24

WP: 0 PB: 0 SB: 3 CS: 0 PA: 42

PITCHER		IP	WLS	BF	H	R	ER	SO	BB	IBB	HBP	BLK	WP	HR	S	P	ERA	WHIP
49 Jeff Locke, L ERA: 2.36	(1, 1)	4.0		23	10	4	4	6	0	1	0	0	0	0	57	89	9.00	2.500
32 Vin Mazzaro, R ERA: 2.92	(5, 1)	2.0		7	1	0	0	1	0	0	0	0	0	0	15	22	0.00	0.500
44 Tony Watson, L ERA: 3.0	(7, 1)	2.0	W	9	2	0	0	3	0	0	0	0	0	0	28	39	0.00	1.000
35 Mark Melancon, R ERA: 0.88	(9, 1)	1.0	S	3	0	0	0	1	0	0	0	0	0	0	8	11	0.00	0.000

PITCHER		IP	WLS	BF	H	R	ER	SO	BB	IBB	HBP	BLK	WP	HR	S	P	ERA	WHIP

Batter	1	2	3	4	5	6	7	8	9	AB	R	H	RBI	BB	SO	LOB
6 Starling Marte, R (1, 7) OBP: 0.333, SLG: 0.441	C FC 90 S SI 90 B FC 88 B CU 76 F FC 89 B SI 92 B FF 93 4-2 18 G1-4-3 24 1B BB		X FC 87 0-0 ① G6-3		C CU 75 X FC 88 0-1 18 G1 18 S 22 SF8 1B		C CU 76 F FC 86 B CU 76 B FF 92 B FC 86 S CU 77 3-3 ③ K2-3			3	2	1	0	1	1	0
18 Neil Walker, S (1, 4) OBP: 0.349, SLG: 0.391	B SI 92 C FC 90 X SI 92 1-1 ① G1-4-3 1-2		C SI 89 X CU 75 0-1 HR		1 SAFE B FC 88 B CH 85 X FC 89 2-0 ① G1 1-3			X FF 94 0-0 24 F7 55 1B 1B		4	2	2	1	0	0	2
22 Andrew McCutchen, R (1, 8) OBP: 0.371, SLG: 0.494	C FC 90 S CU 78 F CU 76 B FF 92 D CH 86 B FC 88 X FF 92 3-2 ② P3		B CU 75 X FC 87 1-0 ② F9		D CH 85 C FF 93 F SI 93 X FF 93 1-2 ② SF8 3-H			B CU 78 B FF 96 X FF 96 2-0 ① F9		3	0	0	1	0	0	2
24 Pedro Alvarez, L (1, 5) OBP: 0.304, SLG: 0.494	C FC 90 B FC 89 D CU 77 X FF 93 2-1 2-H 1B		B SI 90 X CH 86 1-0 ③ L9		B FC 90 F FC 88 C CU 75 B CU 76 B FC 88 S CU 77 3-3 ③ K			B FF 96 C CH 88 B CH 87 X CH 90 2-1 ② F7 1-2		4	0	1	1	0	1	1
55 Russell Martin, R (1, 2) OBP: 0.356, SLG: 0.400	F FF 91 F FC 87 D CU 76 F CU 78 C SI 92 1-3 ③ K			S FC 87 F CU 75 B CU 77 X FF 91 1-2 ① F8		B SI 92 C FC 88 B FC 88 X FC 88 2-1 7 CS 1B		C CU 81 X SL 92 0-1 46 CS 2-H 1B		4	0	2	1	0	1	1
46 Garrett Jones, L (1, 3) OBP: 0.307, SLG: 0.436 14 Gaby Sanchez, R (9, 3) OBP: 0.354, SLG: 0.413		C SI 91 X FC 89 0-1 7 G1-6-3 1B		F FC 88 F CH 84 X FC 82 0-2 7 FC4-6 1B		B SI 91 X FC 90 1-0 ① L9		F FF 97 F FF 98 B FF 98 1-2 ③ CS 1-2		3 0	0 0	2 0	0 0	0 0	0 0	1 0
7 Alex Presley, L (1, 9) OBP: 0.296, SLG: 0.463 44 Tony Watson, L (7, 1) 35 Mark Melancon, R (9, 1)		1 SAFE B FF 89 C FF 90 B SI 91 B FC 90 C SI 90 F FF 91 F SI 91 X FC 88 3-2 ① ② G1-6-3 1-2f		X FC 88 0-0 ② FC4-6 12 2B 1-2f		C FC 89 C SI 91 D CU 76 D FC 88 B SI 91 S CU 77 3-3 ② ③ K 1-2				3 0 0	1 0 0	0 0 0	0 0 0	0 0 0	1 0 0	3 0 0
12 Clint Barmes, R (1, 6) OBP: 0.269, SLG: 0.308		B FC 90 X SI 90 1-0 1B		1 SAFE C FC 87 B CU 74 X SI 90 1-1 1-H 2B			C FC 87 F FC 88 F CU 77 B CU 72 S FC 86 1-3 ① K			3	0	2	1	0	1	0
49 Jeff Locke, L (1, 1) OBP: 0.135, SLG: 0.086 5 Josh Harrison, R (4, PH) OBP: 0.310, SLG: 0.464 32 Vin Mazzaro, R (5, 1) OBP: 0.200, SLG: 0.200 31 Jose Tabata, R (7, 9) OBP: 0.327, SLG: 0.364		B SI 90 B FC 89 C SI 88 C FC 90 F FC 87 F SI 92 S CU 75 2-3 ③ K		B CU 75 F FC 88 B FC 90 C SI 92 F CU 78 X CU 76 2-2 ③ G5-3			X CU 76 0-0 ② G6-3			1 1 0 1	0 0 0 0	0 0 0 0	0 0 0 0	1 0 0 0	1 0 0 0	1 1 0 0
Inning Stats	R: 1 E: 0 K: 1 S: 15 H: 1 LOB: 1 BB: 1 P: 26	R: 0 E: 0 K: 1 S: 13 H: 2 LOB: 1 BB: 0 P: 19	R: 1 E: 0 K: 0 S: 5 H: 1 LOB: 0 BB: 0 P: 7	R: 1 E: 0 K: 0 S: 13 H: 2 LOB: 1 BB: 0 P: 17	R: 1 E: 0 K: 1 S: 9 H: 1 LOB: 0 BB: 0 P: 15	R: 0 E: 0 K: 1 S: 6 H: 1 LOB: 1 BB: 0 P: 12	R: 0 E: 0 K: 2 S: 8 H: 0 LOB: 0 BB: 0 P: 12	R: 1 E: 0 K: 0 S: 8 H: 2 LOB: 0 BB: 0 P: 13		1B: 8 2B: 2 3B: 0 HR: 1 SF: 1 SAC: 0 DP: 2 HBP: 0				WP: 0 PB: 0 SB: 1 CS: 2 PA: 33		

PITCHER		IP	WLS	BF	H	R	ER	SO	BB	IBB	HBP	BLK	WP	HR	S	P	ERA	WHIP
50 Adam Wainwright, R ERA: 2.61	(1, 1)	7.0		28	8	4	4	6	1	0	0	0	0	1	69	108	5.14	1.286
26 Trevor Rosenthal, R ERA: 2.29	(8, 1)	1.0	L	4	2	1	1	0	0	0	0	0	0	0	8	13	9.00	2.000

PITCHER	IP	WLS	BF	H	R	ER	SO	BB	IBB	HBP	BLK	WP	HR	S	P	ERA	WHIP

BOTTOM

St. Louis Cardinals @ Pittsburgh Pirates

PNC Park, Pittsburgh, PA

Wed Jul 31 2013, 7:13 PM - 10:26 PM EDT

Att. 31,679 - Cloudy - 74 F

livebaseballscorecards.com

AB	30
R	5
H	10
RBI	5
BB	1
SO	6
LOB	12

TOP

St. Louis Cardinals @ Pittsburgh Pirates

PNC Park, Pittsburgh, PA

Thu Aug 01 2013, 7:07 PM - 10:28 PM EDT

Att. 31,999 - Partly Cloudy - 81 F

livebaseballscorecards.com

Batter	1	2	3	4	5	6	7	8	9	AB	R	H	RBI	BB	SO	LOB
13 Matt Carpenter, L (1, 4) OBP: 0.384, SLG: 0.473 44 Edward Mujica, R (9, 1)	B FF 95 C SI 94 F SI 94 X FF 94 1-2 G6-3		C CU 78 B CU 79 C CU 79 B CU 79 C SI 93 2-3 K	C SI 92 B CU 79 D CU 79 X SI 94 2-1 FC6-4 1-2f		B SI 91 X SI 90 1-0 SH5-3 1-2	X CH 84 0-0 SF9 3-H	D CU 83 F FF 96 B FF 96 B FF 95 S FF 96 B FF 97 4-2 BB		3	0	0	1	1	1	2
										0	0	0	0	0	0	0
3 Carlos Beltrán, S (1, 9) OBP: 0.332, SLG: 0.505 56 Adron Chambers, L (7, PR) (7, 9)	X SI 94 0-0 G6-3		B SI 94 B FS 88 B SI 93 C SI 92 X SI 93 3-1 F8		C FS 87 F SI 92 F CU 79 B CU 80 B CU 80 F SI 93 X SI 94 2-2 7 G3 21 1B 1B	B CU 77 C CU 77 X SI 91 1-1 2-H 2B	C SI 92 B SL 81 S CH 83 D CH 83 F SI 94 D SL 84 B SI 92 4-2 21 2B 7 G3 1-2 2-3 BB	F FF 95 X FF 96 0-1 F7		4	0	2	1	1	0	0
										1	1	0	0	0	0	2
21 Allen Craig, R (1, 3) OBP: 0.366, SLG: 0.466 41 Brock Peterson, R (7, 7) OBP: 0.111, SLG: 0.111	C SI 95 B SI 93 X SI 93 1-1 G5-3			C SI 93 B SI 92 B CU 80 B SI 92 B SI 93 4-1 23 1B 7 1B 19 HBP BB	X SI 93 0-0 7 G3 1-2 1B	B SI 92 B FF 93 X SI 92 2-0 G6-3	F FF 96 C CU 82 D CU 84 B CU 81 X FF 95 2-2 7 G3 23 2B 1-3 2-H 3-H 2B		B FF 94 X FF 94 1-0 F8	4	2	2	2	1	0	1
										1	0	0	0	0	0	0
7 Matt Holliday, R (1, 7) OBP: 0.354, SLG: 0.447 43 Seth Maness, R (7, 1) 32 Rob Johnson, R (8, 2) OBP: 0.286, SLG: 0.571		B SI 93 F SI 93 S FF 95 B FF 94 S CU 78 2-3 K		X SI 92 0-0 19 HBP 23 1B 48 G5-3 1-2 1B	X SI 93 0-0 G3 1-2 2-3		19 1B 2B G3 2-3 3-H		C FF 94 F FF 94 X CU 80 0-2 G4-3	5	2	2	1	0	1	4
										0	0	0	0	0	0	0
										1	0	0	0	0	0	0
23 David Freese, R (1, 5) OBP: 0.345, SLG: 0.373 67 Michael Blazek, R (8, 1) 33 Daniel Descalso, L (9, PH) OBP: 0.314, SLG: 0.387 (9, 4)		C FF 94 C SI 93 S CU 77 0-3 K		B SI 93 X SI 94 1-0 48 G5-3 19 HBP 1-2 2-3 1B	H SI 92 1-0 HBP		48 2B 1B BB 2B 3-H		F FF 94 F FF 96 X FF 97 0-2 G3-1	3	1	2	1	1	1	0
										0	0	0	0	0	0	0
										1	0	0	0	0	0	0
19 Jon Jay, L (1, 8) OBP: 0.334, SLG: 0.347		B SI 93 F FF 93 B SI 93 B SI 93 F FF 95 X SI 94 3-2 48 1B 38 WP 1B		C SI 94 B CU 78 F FF 94 B CU 79 H FF 94 3-2 48 G5-3 38 1B 1-2 2-3 3-H HBP	S CU 79 C SI 92 F CU 79 B CU 79 S CU 79 1-3 K		X SI 93 0-0 48 2B 1-2 2-H 1B			4	3	2	2	0	1	5
48 Tony Cruz, R (1, 2) OBP: 0.279, SLG: 0.313 (8, 5)		X FF 94 0-0 38 WP 1-3 1B		F SI 92 F SI 93 F CU 79 F CU 78 X SI 93 0-2 G5-3 1-2 2-3f 3-H	B SI 93 C SI 92 X SI 93 1-1 G6-3		D SI 92 X SL 81 1-0 1B 13 SF9 1-H 2-H 2B	F FF 95 X SI 93 0-1 WP 1B		5	1	3	2	0	0	5
38 Pete Kozma, R (1, 6) OBP: 0.282, SLG: 0.297		B SI 93 F SI 94 D SI 93 X SI 94 2-1 G6-3 1-2 3-H		B SI 92 C SI 92 D CU 78 S SI 92 B CU 79 X SI 92 3-2 58 1B 2-H 1B		B SI 92 X SI 92 1-0 G4-3	C SI 93 X CH 82 0-1 E5 3 BB 1B 21 2B	C CU 82 S CU 83 C CU 80 0-3 K		5	1	1	1	0	1	3
58 Joe Kelly, R (1, 1) OBP: 0.231, SLG: 0.231 Matt Adams, L (7, PH) OBP: 0.350, SLG: 0.479 (7, 3)			C SI 93 B SI 92 S SI 93 B SI 94 S SI 94 2-3 K	L SI 92 S SI 93 X CU 78 0-2 13 FC6-4 1-2 1B		B SI 92 C SI 91 X SI 92 1-1 13 SH5-3 3 2B 1B	F FF 91 B CH 82 F CH 82 F SL 79 B SI 91 D CH 84 X SI 92 3-2 3 BB 21 2B 1-2 2-3 1B	C FF 93 B FF 96 S CU 81 F FF 96 X CU 84 1-2 F8 1-2		3	1	2	0	0	1	0
										2	1	1	0	0	0	1
Inning Stats	R: 0 E: 0 K: 0 S: 6 H: 0 LOB: 0 BB: 0 P: 8	R: 1 E: 0 K: 2 S: 12 H: 2 LOB: 1 BB: 0 P: 19	R: 0 E: 0 K: 2 S: 8 H: 0 LOB: 0 BB: 0 P: 15	R: 3 E: 0 K: 0 S: 18 H: 4 LOB: 2 BB: 1 P: 31	R: 0 E: 0 K: 1 S: 13 H: 2 LOB: 3 BB: 0 P: 18	R: 1 E: 0 K: 0 S: 7 H: 2 LOB: 1 BB: 0 P: 13	R: 8 E: 1 K: 0 S: 27 H: 6 LOB: 2 BB: 2 P: 47	R: 0 E: 0 K: 1 S: 13 H: 1 LOB: 2 BB: 1 P: 18	R: 0 E: 0 K: 0 S: 7 H: 0 LOB: 0 BB: 0 P: 8	1B: 12 2B: 5 3B: 0 HR: 0 SF: 1 SAC: 1 DP: 1 HBP: 2	WP: 2 PB: 0 SB: 0 CS: 0 PA: 50					

PITCHER		IP	WLS	BF	H	R	ER	SO	BB	IBB	HBP	BLK	WP	HR	S	P	ERA	WHIP
50 Charlie Morton, R ERA: 4.07	(1, 1)	6.0	L	30	10	5	5	5	1	0	2	0	1	0	64	104	7.50	1.833
30 Jeanmar Gómez, R ERA: 3.26	(7, 1)	0.1		8	4	7	6	0	2	0	0	0	0	0	18	32	162.00	18.000
68 Vic Black, R ERA: 4.5	(7, 1)	2.2		12	3	1	0	1	1	0	0	0	1	0	29	41	0.00	1.500

PITCHER	IP	WLS	BF	H	R	ER	SO	BB	IBB	HBP	BLK	WP	HR	S	P	ERA	WHIP

AB	42
R	13
H	17
RBI	11
BB	4
SO	6
LOB	23

BOTTOM

St. Louis Cardinals @ Pittsburgh Pirates

PNC Park, Pittsburgh, PA

Thu Aug 01 2013, 7:07 PM - 10:28 PM EDT

Att. 31,999 - Partly Cloudy - 81 F

livebaseballscorecards.com

Batter	1	2	3	4	5	6	7	8	9	AB	R	H	RBI	BB	SO	LOB
6 Starling Marte, R (1, 7) (8, 8) OBP: 0.335, SLG: 0.444	C SI 96 B SI 94 B SI 93 X SI 96 2-1 G1-3 ①		C CU 77 C SI 95 B SI 94 F CU 79 F CU 78 F SI 95 B CH 84 B SI 94 F SI 95 3-3 K ①		B SI 94 C CH 84 D CH 83 B SI 93 X SI 95 3-1 1-3 2B			B FF 94 F FF 94 F CU 75 X FF 96 1-2 18 FC3-6 1B		4	0	2	0	0	1	0
18 Neil Walker, S (1, 4) OBP: 0.344, SLG: 0.386	C SI 97 C SI 96 C CH 86 0-3 K ②		F CH 86 X CH 87 0-1 F8 ②		B SI 95 C SI 95 B SI 95 X CH 84 2-1 G3-1 ③			X FF 94 0-0 FC3-6 ① 1-2f		4	0	0	0	0	1	3
22 Andrew McCutchen, R (1, 8) OBP: 0.370, SLG: 0.491 7 Alex Presley, L (8, 7) OBP: 0.291, SLG: 0.455	X SI 98 0-0 G1-3 ③		C SI 95 B SL 85 B SI 95 C CH 87 X SI 95 2-2 P5 ③			B CU 79 F SI 95 B SL 83 B CH 86 B SI 93 4-1 BB		C FF 95 S CH 86 B SL 84 D CH 86 F FF 96 F FF 95 S FF 95 2-3 K ②		2 1	0 0	0 0	0 0	1 0	0 1	0 1
24 Pedro Alvarez, L (1, 5) OBP: 0.302, SLG: 0.490 5 Josh Harrison, R (8, 5) OBP: 0.300, SLG: 0.448		X SI 95 0-0 G1-3 ①		B SI 94 C CH 83 F CH 84 C SI 94 1-3 K ①		B SI 93 F SI 94 D CH 86 X SI 95 2-1 F7 ①		B FF 96 B FF 95 S FF 95 X FF 96 2-1 F9 ③		3 1	0 0	0 0	0 0	0 0	1 0	1 1
46 Garrett Jones, L (1, 3) OBP: 0.304, SLG: 0.431 30 Jeanmar Gómez, R (7, 1) OBP: 0.091, SLG: 0.091 68 Vic Black, R (7, 1) 12 Clint Barmes, R (9, PH) OBP: 0.268, SLG: 0.306		B SI 96 X SI 95 1-0 L4 ②		C CH 85 B SI 95 F SI 96 B CU 78 F CH 85 B CH 86 F CH 85 X SI 95 3-2 P5 ②		C CH 84 F SI 94 X SI 94 0-2 F7 ②			C FF 91 C SL 82 S FS 86 0-3 K ①	3 0 0 1	0 0 0 0	0 0 0 0	0 0 0 0	0 0 0 1	0 0 0 0	1 0 0 0
59 Tony Sanchez, R (1, 2) OBP: 0.250, SLG: 0.286		B SI 98 C SI 97 B SI 95 C SI 96 B CU 79 B SI 96 4-2 10 BB 31 BB BB		C SI 95 B SI 96 X SI 94 1-1 G6-3 ③		B SI 95 1 SAFE C SI 94 B SI 93 B SI 92 F SI 94 X SI 94 3-2 G6-3 ③			C SL 83 X FF 92 0-1 10 FC6-4 1B	3	0	1	0	1	0	1
31 Jose Tabata, R (1, 9) OBP: 0.331, SLG: 0.364		B SI 95 B SI 95 C FF 94 F CH 84 D SL 83 F CH 84 F SI 96 B CU 79 4-2 10 BB 1-2 BB			B CU 77 X SI 93 1-0 10 G6-4-3 1B		C SI 91 B SI 90 X SI 90 1-1 G3 ①		F FS 87 F FS 86 B FF 92 B FF 92 X FS 87 2-2 F9 ②	3	0	1	0	1	0	1
10 Jordy Mercer, R (1, 6) OBP: 0.333, SLG: 0.401		B SI 95 C SI 94 D SL 85 C SI 95 D SL 83 D SL 84 4-2 1-2 2-3 BB			C SI 92 X SI 92 0-1 G6-4-3 ①② 1-2f		C SI 91 C SI 91 B CU 81 X FF 92 1-2 G3-1 ②		C SL 83 F SI 90 F FS 87 D FS 88 X FF 93 1-2 FC6-4 ③ 1-2f	3	0	0	0	1	0	2
50 Charlie Morton, R (1, 1) OBP: 0.067, SLG: 0.067 14 Gaby Sanchez, R (7, 3) OBP: 0.353, SLG: 0.411		F SI 94 C SI 94 F SI 96 B CU 78 S CU 79 1-3 K ③			B FF 95 C SI 94 X SI 96 1-1 6 2B 1B		B SI 91 X SI 91 1-0 G1-6-3 ③			2 1	0 0	1 0	0 0	0 0	1 0	3 0
Inning Stats	R: 0 E: 0 K: 1 S: 6 H: 0 LOB: 0 BB: 0 P: 8	R: 0 E: 0 K: 1 S: 14 H: 0 LOB: 3 BB: 3 P: 28	R: 0 E: 0 K: 1 S: 12 H: 0 LOB: 0 BB: 0 P: 17	R: 0 E: 0 K: 1 S: 10 H: 0 LOB: 0 BB: 0 P: 15	R: 0 E: 0 K: 0 S: 9 H: 3 LOB: 2 BB: 0 P: 16	R: 0 E: 0 K: 0 S: 9 H: 0 LOB: 1 BB: 1 P: 18	R: 0 E: 0 K: 0 S: 6 H: 0 LOB: 0 BB: 0 P: 9	R: 0 E: 0 K: 1 S: 11 H: 1 LOB: 1 BB: 0 P: 16	R: 0 E: 0 K: 1 S: 12 H: 1 LOB: 1 BB: 0 P: 15	1B: 4 2B: 1 3B: 0 HR: 0 SF: 0 SAC: 0 DP: 1 HBP: 0						WP: 0 PB: 0 SB: 0 CS: 0 PA: 35	

PITCHER	IP	WLS	BF	H	R	ER	SO	BB	IBB	HBP	BLK	WP	HR	S	P	ERA	WHIP
58 Joe Kelly, R (1, 1) ERA: 3.1	6.0	W	24	3	0	0	4	4	0	0	0	0	0	60	102	0.00	1.167
43 Seth Maness, R (7, 1) ERA: 2.7	1.0		3	0	0	0	0	0	0	0	0	0	0	6	9	0.00	0.000
67 Michael Blazek, R (8, 1) ERA: 5.4	1.0		4	1	0	0	1	0	0	0	0	0	0	11	16	0.00	1.000
44 Edward Mujica, R (9, 1) ERA: 1.97	1.0		4	1	0	0	1	0	0	0	0	0	0	12	15	0.00	1.000

PITCHER	IP	WLS	BF	H	R	ER	SO	BB	IBB	HBP	BLK	WP	HR	S	P	ERA	WHIP

AB	31
R	0
H	5
RBI	0
BB	4
SO	6
LOB	14

St. Louis Cardinals @ Cincinnati Reds

Great American Ball Park, Cincinnati, OH

Fri Aug 02 2013, 7:12 PM - 10:33 PM EDT

Att. 39,095 - Cloudy - 82 F

TOP

livebaseballscorecards.com

Batter	1	2	3	4	5	6	7	8	9	AB	R	H	RBI	BB	SO	LOB
13 Matt Carpenter, L (1, 4) OBP: 0.379, SLG: 0.466	B CU 72 B CU 72 B CU 70 C CH 79 C SI 86 X SI 86 3-2 ① G6-3	C SI 88 B SL 78 C SL 74 B SI 88 X SI 88 2-2 ② F7		C SI 86 C SL 74 B SL 74 F SI 87 C SI 87 1-3 ② K	C CH 86 B SL 84 B FF 95 B FF 93 X FF 93 3-1 ② L7		C FF 95 C CU 78 S CU 81 0-3 ② K		C FF 93 B FF 93 B FF 92 F FF 93 C CU 74 2-3 ① K	6	0	0	0	0	3	2
38 Pete Kozma, R (9, 6) OBP: 0.282, SLG: 0.297										0	0	0	0	0	0	0
3 Carlos Beltrán, S (1, 9) OBP: 0.338, SLG: 0.515	C SL 74 X SI 87 0-1 21 1B 23 2B 2B	C SI 87 B SI 88 X CH 78 1-1 21 1B 2B		F SL 77 B SI 88 B SI 87 F SI 87 B SI 88 X SI 87 3-2 7 BB 21 BB 23 BB 1B 1-3	B FF 97 B CH 85 B FF 95 B FF 95 4-0 21 HR BB		C CU 76 X CH 82 0-1 2B		C FF 94 S CU 73 S FF 94 0-3 ② K	3	4	3	0	1	0	0
56 Adron Chambers, L (5, 9) OBP: 0.333, SLG: 0.667										2	0	1	0	0	1	1
21 Allen Craig, R (1, 3) OBP: 0.372, SLG: 0.478	C SI 87 S SL 77 B SL 75 X SI 86 1-2 7 BB 23 2B 2-3 1B	B CU 67 C CU 70 S SL 76 B SL 77 X SL 74 2-2 2-H 1B		B FF 95 B CH 84 B FF 96 B FF 94 4-0 23 BB 7 BB 19 2B 1-2 BB	C FF 98 X FF 96 0-1 1-H HR		D CU 76 D CU 76 B FF 94 C FF 94 B FF 94 4-1 BB		C FF 94 X FF 93 0-1 1-2 1B	3	3	3	3	1	0	0
(6, 7)										1	0	1	0	1	0	0
41 Brock Peterson, R (7, PH) OBP: 0.273, SLG: 0.200																
(7, 7)																
7 Matt Holliday, R (1, 7) OBP: 0.356, SLG: 0.444	F SI 88 B SI 88 F SL 78 B SI 86 B SI 89 B SI 89 1-2 23 2B BB	B SI 88 B SI 87 X SI 87 2-0 ③ L4		C CH 84 B FF 97 B FF 97 B CH 85 D FF 97 4-1 23 BB 19 2B 1-2 2-3 3-H BB	C SL 86 X SL 86 0-1 ③ F9		C FF 93 F FC 89 D CU 79 S CU 79 1-3 ③ K		C CU 73 F FF 94 T FF 93 0-2 ③ K	2	2	0	1	2	0	1
Matt Adams, L (6, 3) OBP: 0.346, SLG: 0.473										2	0	0	0	0	2	4
23 David Freese, R (1, 5) OBP: 0.346, SLG: 0.375	B SI 88 B SI 88 C SL 75 X SI 89 2-1 19 1B 1-H 2-H 3-H 2B	B CH 76 X CH 75 1-0 ① G5-3		C FF 98 B SL 85 F SL 85 F CH 85 D CH 86 D FF 98 B FF 98 4-2 19 2B 1-2 2-3 3-H BB		B CU 77 C SI 94 B FC 90 B FC 89 X SI 94 3-1 ① G6-3		C SI 89 C SL 81 B KC 74 C SI 88 1-3 ① K		4	1	1	4	1	1	0
65 Keith Butler, R (8, 1)										0	0	0	0	0	0	0
19 Jon Jay, L (1, 8) OBP: 0.335, SLG: 0.351	B SI 87 X CH 78 1-0 2-H 1B	C SL 73 S SL 76 B SI 85 B CH 78 B SL 77 F CH 78 F SI 87 C SI 88 3-3 ② K		F FF 96 X FF 98 0-1 1-3 2-H 3-H 2B		C SI 95 B CU 78 B CU 77 F SI 94 F FC 90 S FS 86 2-3 ② K		B SI 91 F CH 82 B FF 88 C SI 88 B SL 83 F FF 92 X SI 88 3-2 ② L5		5	0	2	3	0	2	0
48 Tony Cruz, R (1, 2) OBP: 0.274, SLG: 0.294	1 SAFE B SI 86 F SI 87 C SL 74 X SL 76 1-2 ② P5	F CH 74 C SL 77 T SL 76 0-2 ③ K	C SL 85 X CH 86 0-1 ③ G5-3		B FC 92 X SI 94 1-0 ③ G6-3			B CH 81 B FF 90 B SI 90 C FF 86 B SI 89 4-1 BB		4	0	0	0	1	1	3
(8, 5)																
33 Daniel Descalso, L (1, 6) OBP: 0.321, SLG: 0.423	C SI 87 B SI 88 B CH 79 X SL 74 2-1 ③ G6-3			F SI 87 X CH 73 0-1 3 1B 7 BB 1B	C FF 93 B FF 93 F SL 84 B FF 96 F FF 95 B SL 86 X FF 93 3-2 HR		B CU 73 X FC 88 1-0 HR	F SI 89 B FF 90 B KC 71 B SI 89 X SI 88 3-1 ③ G4-3		5	3	3	2	0	0	2
(9, 4)																
40 Shelby Miller, R (1, 1) OBP: 0.132, SLG: 0.216		C SI 85 F SL 74 B SL 76 F SL 76 F SI 84 C SI 88 1-3 ① K		L SL 74 P PO 83 L SL 76 L SL 76 1-3 ① K	B FF 94 B FF 93 C FF 93 F FF 95 B FF 95 X FF 94 3-2 ① F8		C FF 94 F FF 96 S SI 96 0-3 ① K		B FF 94 B FF 92 B FF 93 B FF 92 4-0 41 1B BB	3	0	0	0	0	2	1
46 Kevin Siegrist, L (6, 1)										1	0	0	0	0	1	0
32 Rob Johnson, R (8, 2) OBP: 0.375, SLG: 0.571										0	0	0	0	1	0	0

	AB	R	H	RBI	BB	SO	LOB
AB	41						
R		13					
H			14				
RBI				13			
BB					8		
SO						13	
LOB							14

Inning Stats	1	2	3	4	5	6	7	8	9			
	R: 4 E: 0 K: 0 S: 18	H: 4 LOB: 1 BB: 1 P: 32	R: 1 E: 0 K: 1 S: 14	H: 2 LOB: 1 BB: 0 P: 22	R: 0 E: 0 K: 2 S: 9	H: 0 LOB: 0 BB: 0 P: 13	R: 4 E: 0 K: 2 S: 21	H: 3 LOB: 2 BB: 3 P: 37	R: 3 E: 0 K: 0 S: 13	H: 2 LOB: 0 BB: 1 P: 26	R: 0 E: 0 K: 1 S: 7	H: 0 LOB: 0 BB: 0 P: 13
	R: 1 E: 0 K: 3 S: 13	H: 2 LOB: 2 BB: 1 P: 19	R: 0 E: 0 K: 1 S: 10	H: 0 LOB: 1 BB: 1 P: 21	R: 0 E: 0 K: 3 S: 11	H: 1 LOB: 2 BB: 1 P: 17	1B: 6 2B: 5 3B: 0 HR: 3	SF: 0 SAC: 0 DP: 0 HBP: 0	WP: 0 PB: 0 SB: 0 CS: 0	PA: 49		

PITCHER		IP	WLS	BF	H	R	ER	SO	BB	IBB	HBP	BLK	WP	HR	S	P	ERA	WHIP
61 Bronson Arroyo, R ERA: 3.62	(1, 1)	3.2	L	20	8	7	7	5	1	0	0	0	0	0	54	84	17.18	2.455
46 Curtis Partch, R ERA: 5.89	(4, 1)	1.1		11	3	5	5	0	4	0	0	0	0	2	21	46	33.75	5.250
31 Alfredo Simon, R ERA: 3.07	(6, 1)	1.0		3	0	0	0	1	0	0	0	0	0	0	7	13	0.00	0.000
Logan Ondrusek, R ERA: 4.28	(7, 1)	1.0		6	2	1	1	3	1	0	0	0	0	1	13	19	9.00	3.000
63 Sam LeCure, R ERA: 2.14	(8, 1)	1.0		4	0	0	0	1	1	0	0	0	0	0	10	21	0.00	1.000

PITCHER		IP	WLS	BF	H	R	ER	SO	BB	IBB	HBP	BLK	WP	HR	S	P	ERA	WHIP
60 J.J. Hoover, R ERA: 3.15	(9, 1)	1.0		5	1	0	0	3	1	0	0	0	0	0	11	17	0.00	2.000

St. Louis Cardinals @ Cincinnati Reds

Great American Ball Park, Cincinnati, OH

Fri Aug 02 2013, 7:12 PM - 10:33 PM EDT

Att. 39,095 - Cloudy - 82 F

BOTTOM

Batter	1	2	3	4	5	6	7	8	9	AB	R	H	RBI	BB	SO	LOB
17 Shin-Soo Choo, L (1, 8) OBP: 0.419, SLG: 0.460 Logan Ondrusek, R (7, 1) 37 Corky Miller, R (7, PH) OBP: 0.314, SLG: 0.207 (8, 2)	C FF 91 B FF 91 B CH 85 C FF 92 X FF 92 2-2 15 FC6-4 1B	C FF 94 T CU 80 B CH 85 S FF 94 1-3 ② K	B CH 83 F FF 93 B CH 83 F CH 82 B CH 82 F FF 93 B FF 92 4-2 15 1B 19 HR BB	C CH 85 F CH 87 F FF 96 F FF 95 F FF 95 B CH 86 B CU 80 X FF 95 2-2 ③ P4			2 0 1	1 0 0	1 0 0	0 0 0	1 0 0	1 0 0	0 0 0
15 Derrick Robinson, S (1, 7) OBP: 0.333, SLG: 0.339 (7, 8)	C FF 92 X FF 92 0-1 ① FC6-4 19 BB 1-2f	S FF 94 F FF 94 B FF 94 F FF 94 C CU 80 1-3 ③ K	D CH 85 B FF 90 X FF 92 2-0 19 HR 1-2 1B	X FF 88 0-0 G6-3 ①			4	1	1	0	0	1	1
19 Joey Votto, L (1, 3) OBP: 0.435, SLG: 0.514 60 J.J. Hoover, R (9, 1)	B FF 92 1 SAFE B FF 93 S CH 85 B CH 85 F FF 92 B FF 92 4-2 1-2 BB	C FF 92 B FF 93 B FF 94 B CH 85 B FF 92 4-1 32 G3-6-3 BB	B FF 93 B FF 93 F FF 92 X FF 93 2-1 1-H 2-H HR	X FF 87 0-0 1B			2 0	1 0	2 0	3 0	2 0	0 0	0 0
4 Brandon Phillips, R (1, 4) OBP: 0.312, SLG: 0.404	S CH 84 B FF 93 F FF 94 S FF 93 1-3 ② K	B FF 93 F FF 93 F CU 79 S CU 78 1-3 ① K	B FF 92 F FF 92 B CH 85 X FF 93 2-1 32 FC4-6 1B	B FF 88 X FF 91 1-0 ② P6			4	0	1	0	0	2	4
32 Jay Bruce, L (1, 9) OBP: 0.325, SLG: 0.503	F FF 92 S FF 93 B FF 93 S FF 95 1-3 ③ K	S CH 84 S FF 94 B CU 78 F FF 95 B CH 84 B FF 94 F FF 94 X FF 93 3-2 ②③ G3-6-3 1-2f	B CH 94 B FF 94 S FF 94 X FF 94 2-1 ① FC4-6 1-2f	B CH 78 B FF 86 B FF 89 C FF 87 F FF 86 X FF 91 3-2 ③ G4-3			4	0	0	0	0	1	5
21 Todd Frazier, R (1, 5) OBP: 0.327, SLG: 0.391	C FF 93 F CU 77 B CU 78 B FF 94 F FF 94 C FF 94 2-3 ① K	C FF 92 F FF 94 X CU 79 0-2 ① G6-3	C CH 82 F FF 95 F CH 85 S CH 86 0-3 ② K	B CU 73 F FF 86 X CH 77 1-1 ① G4-3			4	0	0	0	0	2	1
2 Zack Cozart, R (1, 6) OBP: 0.270, SLG: 0.369 31 Alfredo Simon, R (6, 1) OBP: 0.143, SLG: 0.143 28 Chris Heisey, R (6, PH) OBP: 0.266, SLG: 0.401 (7, 7)	C CU 78 B FF 94 S FF 94 T FF 94 1-2 ② K	S FF 93 B CU 80 B CU 78 X FF 93 2-1 ② F8	B CU 80 C FF 95 X FF 95 1-1 ③ G4-3	B FF 92 C CH 78 C CU 74 X FF 91 1-2 ② F7			2 0 2	0 0 0	0 0 0	0 0 0	0 0 0	1 0 0	0 0 1
39 Devin Mesoraco, R (1, 2) OBP: 0.313, SLG: 0.385 63 Sam LeCure, R (8, 1) 9 Jack Hannahan, L (9, 3) OBP: 0.313, SLG: 0.273	B CU 79 B FF 94 F FF 93 X FF 93 2-1 ③ G5-3	X FF 92 0-0 1B	C FF 93 B CH 85 F FF 94 S FF 94 1-3 ① K	B FF 85 B FF 92 X FF 87 2-0 ③ L8			3 0 1	0 0 0	1 0 0	0 0 0	0 0 0	1 0 0	0 0 0
61 Bronson Arroyo, R (1, 1) OBP: 0.079, SLG: 0.079 46 Curtis Partch, R (4, 1) 3 Cesar Izturis, S (5, PH) OBP: 0.246, SLG: 0.226 (6, 6)	C FF 91 C CU 77 B FF 93 B FF 92 F FF 92 S FF 93 2-3 ① K	B FF 92 C FF 91 D CH 84 X FF 92 2-1 ③ G3-1	F FF 93 B FF 94 F FF 96 T FF 95 1-2 ② K				1 0 2	0 0 0	0 0 0	0 0 0	0 0 0	1 0 1	0 0 1

Inning Stats										
	R: 0 E: 0 K: 2 S: 13	H: 1 LOB: 2 BB: 1 P: 21	R: 0 E: 0 K: 2 S: 9	H: 0 LOB: 0 BB: 0 P: 14	R: 0 E: 0 K: 3 S: 11	H: 0 LOB: 0 BB: 0 P: 15	R: 0 E: 0 K: 1 S: 9	H: 0 LOB: 0 BB: 1 P: 17	R: 0 E: 0 K: 0 S: 8	H: 1 LOB: 1 BB: 0 P: 12
	R: 3 E: 0 K: 1 S: 16	H: 3 LOB: 1 BB: 1 P: 29	R: 0 E: 0 K: 2 S: 12	H: 0 LOB: 0 BB: 0 P: 16	R: 0 E: 0 K: 0 S: 6	H: 1 LOB: 1 BB: 0 P: 10	R: 0 E: 0 K: 0 S: 6	H: 0 LOB: 0 BB: 0 P: 10	1B: 5 2B: 0 3B: 0 HR: 1	SF: 0 SAC: 0 DP: 1 HBP: 0	WP: 0 PB: 0 SB: 0 CS: 0	PA: 35

PITCHER		IP	WLS	BF	H	R	ER	SO	BB	IBB	HBP	BLK	WP	HR	S	P	ERA	WHIP
40 Shelby Miller, R ERA: 2.89	(1, 1)	5.0	W	22	5	3	3	8	3	0	0	0	0	1	58	97	5.40	1.600
46 Kevin Siegrist, L ERA: 1.08	(6, 1)	2.0		6	0	0	0	3	0	0	0	0	0	0	20	27	0.00	0.000
65 Keith Butler, R ERA: 2.55	(8, 1)	2.0		7	1	0	0	0	0	0	0	0	0	0	12	20	0.00	0.500

PITCHER	IP	WLS	BF	H	R	ER	SO	BB	IBB	HBP	BLK	WP	HR	S	P	ERA	WHIP

livebaseballscorecards.com

TOP

St. Louis Cardinals @ Cincinnati Reds

Great American Ball Park, Cincinnati, OH

Sat Aug 03 2013, 7:12 PM - 10:13 PM EDT

Att. 41,598 - Partly Cloudy - 81 F

livebaseballscorecards.com

Batter	1	2	3	4	5	6	7	8	9	AB	R	H	RBI	BB	SO	LOB
19 Jon Jay, L (1, 8) OBP: 0.334, SLG: 0.348	B FF 91 C FF 92 F FF 92 B FF 92 B SL 77 F FF 92 B FF 90 4-2 3 2B BB	B FF 92 X FF 89 1-0 ③ F7			C FF 87 B SL 76 C FF 90 B FF 89 C FF 90 2-3 ① K		X FF 94 0-0 ① B1-3			3	1	0	0	1	1	1
3 Carlos Beltrán, S (1, 9) OBP: 0.337, SLG: 0.514	C FF 92 B FF 92 1 SAFE X FF 93 1-1 21 WP 1-H 2B		B CU 71 C FF 91 S FF 92 B FF 93 F FF 92 S SL 79 2-3 ① K		C CH 85 B FF 91 F FF 92 B SL 79 B FF 91 F FF 92 X FF 91 3-2 ② G6-3		C FF 94 X SL 86 0-1 ② G6-3			4	0	1	1	0	1	0
21 Allen Craig, R (1, 3) OBP: 0.369, SLG: 0.473	B CU 75 S FF 93 F FF 94 S FF 92 1-3 ① K 2-3		B FF 91 C CH 85 C CH 85 S FF 93 1-3 ② K		B CH 84 X CH 85 1-0 ③ F9		C FF 94 S FS 87 C FS 87 0-3 ③ K			4	0	0	0	0	3	1
7 Matt Holliday, R (1, 7) OBP: 0.357, SLG: 0.446	C FF 93 B FF 93 B FF 93 C FF 94 B FF 94 B FF 93 4-2 BB		B CU 74 S FF 91 F FF 92 B FF 94 F FF 93 X FF 92 2-2 ③ L7			B CU 71 C FF 90 B FF 91 X FF 90 2-1 33 1B 32 FC4-6 2B		B CU 74 B FF 92 B FF 92 C FF 92 C FF 92 F FF 94 S FF 94 3-3 ① K		3	1	1	0	1	1	0
23 David Freese, R (1, 5) OBP: 0.347, SLG: 0.378	F FF 92 C FF 92 F FF 94 B FF 91 B FF 92 S FF 93 2-3 ② K			X FF 90 0-0 33 SH1-3 2B		C FF 90 B CH 83 B FF 90 B FF 90 B FF 91 4-1 32 FC4-6 33 1B 13 G4-3 BB		B CU 76 C FF 94 F CU 74 B FF 94 B FF 94 S FF 94 3-3 ② K		3	1	1	0	1	2	2
33 Daniel Descalso, L (1, 4) (6, 6) OBP: 0.321, SLG: 0.422	B FF 92 C FF 92 B FF 92 X FF 92 2-1 ③ F9			X FF 91 0-0 ① SH1-3 2-3		B FF 90 X FF 90 1-0 32 FC4-6 1-2 2-3 1B		C FF 94 C CU 75 B FF 94 X CU 75 1-2 ③ G3-1		3	0	1	0	0	0	2
32 Rob Johnson, R (1, 2) OBP: 0.333, SLG: 0.400		B FF 91 B FF 91 B FF 92 B FF 91 4-0 BB		C FF 91 S FF 92 B FF 92 F FF 92 B FF 92 X FF 91 2-2 ② P3		C SI 95 X SI 96 0-1 ① FC4-6 13 G4-3 1-2f 2-3 3-H			B FF 98 C FF 96 C SL 86 B FF 100 X FF 99 2-2 ① G5-3	3	0	0	1	1	0	3
38 Pete Kozma, R (1, 6) OBP: 0.283, SLG: 0.296 13 Matt Carpenter, L (6, PH) OBP: 0.377, SLG: 0.464 (6, 4)		C FF 90 C CH 85 B FF 92 B FF 90 B FF 92 F FF 91 1 SAFE X FF 92 3-2 ① L8		I IN 66 I IN 63 I IN 58 I IN 60 4-0 IBB		F FF 94 X FF 95 0-1 ② G4-3 1-2 3-H			C FF 99 F FF 100 S FF 101 0-3 ② K	1 2	0 0	0 0	0 1	1 0	0 1	1 1
35 Jake Westbrook, R (1, 1) OBP: 0.267, SLG: 0.222 41 Brock Peterson, R (6, PH) OBP: 0.250, SLG: 0.182 43 Seth Maness, R (6, 1) 36 Randy Choate, L (7, 1) 67 Michael Blazek, R (7, 1) 65 Keith Butler, R (8, 1) 48 Tony Cruz, R (9, PH) OBP: 0.270, SLG: 0.290		C FF 91 B FF 91 C FF 92 L FF 92 1-3 ② K		S FF 88 S FF 88 M FF 89 0-3 ③ K		B SL 84 C FF 95 B FF 95 F SL 85 B FF 96 S FS 87 3-3 ③ K			C FF 100 C SL 89 S FF 101 0-3 ③ K	2 1 0 0 0 0 1	0 0 0 0 0 0 0	0 0 0 0 0 0 0	0 0 0 0 0 0 0	0 1 0 0 0 0 1	2 1 0 0 0 0 0	3 1 0 0 0 0 0

	AB	30
	R	3
	H	4
	RBI	3
	BB	5
	SO	13
	LOB	15

Inning Stats																												
	R: 1	H: 1	R: 0	H: 0	R: 0	H: 0	R: 0	H: 1	R: 0	H: 0	R: 2	H: 2	R: 0	H: 0	R: 0	H: 0	R: 0	H: 0	1B: 1	SF: 0	WP: 1	PA: 36
	E: 0	LOB: 2	E: 0	LOB: 1	E: 0	LOB: 0	E: 0	LOB: 2	E: 0	LOB: 0	E: 0	LOB: 1	E: 0	LOB: 0	E: 0	LOB: 0	E: 0	LOB: 0	2B: 3	SAC: 1	PB: 0	
	K: 2	BB: 2	K: 1	BB: 1	K: 2	BB: 0	K: 1	BB: 1	K: 1	BB: 0	K: 1	BB: 1	K: 1	BB: 0	K: 2	BB: 0	K: 2	BB: 0	3B: 0	DP: 0	SB: 0	
	S: 16	P: 30	S: 8	P: 17	S: 11	P: 16	S: 9	P: 15	S: 8	P: 14	S: 11	P: 21	S: 6	P: 6	S: 10	P: 17	S: 9	P: 11	HR: 0	HBP: 0	CS: 0	

PITCHER		IP	WLS	BF	H	R	ER	SO	BB	IBB	HBP	BLK	WP	HR	S	P	ERA	WHIP
52 Tony Cingrani, L ERA: 3.05	(1, 1)	5.0	W	24	4	3	3	7	4	1	0	0	1	0	56	103	5.40	1.600
31 Alfredo Simon, R ERA: 3.05	(6, 1)	0.1	H	1	0	0	0	0	0	0	0	0	0	0	2	2	0.00	0.000
43 Manny Parra, L ERA: 3.54	(6, 1)	1.2	H	5	0	0	0	2	0	0	0	0	0	0	11	14	0.00	0.000
60 J.J. Hoover, R ERA: 3.09	(8, 1)	1.0	H	3	0	0	0	2	0	0	0	0	0	0	10	17	0.00	0.000
54 Aroldis Chapman, L ERA: 2.91	(9, 1)	1.0		3	0	0	0	2	0	0	0	0	0	0	9	11	0.00	0.000

PITCHER		IP	WLS	BF	H	R	ER	SO	BB	IBB	HBP	BLK	WP	HR	S	P	ERA	WHIP

BOTTOM

St. Louis Cardinals @ Cincinnati Reds

Great American Ball Park, Cincinnati, OH

Sat Aug 03 2013, 7:12 PM - 10:13 PM EDT

Att. 41,598 - Partly Cloudy - 81 F

livebaseballscorecards.com

Batter	1	2	3	4	5	6	7	8	9	AB	R	H	RBI	BB	SO	LOB
17 Shin-Soo Choo, L (1, 8) OBP: 0.417, SLG: 0.465	C SI 86 F FC 84 F SI 87 C SI 87 0-3 K ①	L FS 82 B CH 80 X FC 84 1-1 F8 ③			C SI 87 F SI 86 B FS 85 F FC 84 B CU 81 S CU 80 2-3 K ①	C SI 90 C SI 89 B FF 90 X FF 90 1-2 L7 ③		X FF 93 0-0 1-H HR		5	1	1	2	0	2	1
28 Chris Heisey, R (1, 7) OBP: 0.270, SLG: 0.397	X SI 89 0-0 4 G5-3 9 1B 19 PB 1B		B SI 87 X FC 84 1-0 G1-3 ①		X CU 76 0-0 L8 ②		S SL 84 B SL 84 L SI 91 F CH 85 H SI 90 2-2 19 E HBP	C CU 76 S SI 84 B FF 94 S CU 78 1-3 K2-3 ①		4	1	1	0	0	1	0
19 Joey Votto, L (1, 3) OBP: 0.439, SLG: 0.514	B SI 89 C SI 88 1 SAFE S CH 80 B SI 88 B CU 80 D CH 80 4-2 4 G5-3 9 1B 1-2 BB		C SI 89 T FC 84 C FC 84 0-3 K ②		B SI 89 F CU 80 F FC 84 B CU 80 B SI 87 B CU 81 4-2 4 2B BB		X CH 83 0-0 E9 1-3 1B	B CU 76 B FF 93 B FF 94 C FF 94 D CH 86 4-1 4 1B BB		2	2	1	0	3	1	0
4 Brandon Phillips, R (1, 4) OBP: 0.316, SLG: 0.408	C SI 89 X SI 88 0-1 G5-3 ② 1-2 2-3		F SI 88 S FC 85 S CH 80 0-3 K ③		S FC 84 F FC 83 B SI 89 X CU 80 1-2 1-H 2B		I IN 60 I IN 70 I IN 73 I IN 72 4-0 IBB	C CU 73 B FF 90 X CH 77 1-1 1-2 1B		4	0	2	1	1	1	2
32 Jay Bruce, L (1, 9) OBP: 0.326, SLG: 0.500	B SI 89 B SI 88 B SI 88 I IN 80 4-0 9 1B IBB			S CH 79 F FC 84 B CH 81 F CH 81 X SI 89 1-2 L7 ①	B CU 83 B FC 84 F FC 83 B FC 84 B CU 79 4-1 BB		B SI 85 F SI 84 S SL 77 S SL 76 1-3 K ①	T FF 86 S CH 78 S CH 76 0-3 K ②		3	0	0	0	2	2	5
9 Jack Hannahan, L (1, 5) OBP: 0.314, SLG: 0.275 43 Manny Parra, L (6, 1) OBP: 0.500, SLG: 0.500 15 Derrick Robinson, S (7, PH) OBP: 0.332, SLG: 0.337 60 J.J. Hoover, R (8, 1) 26 Xavier Paul, L (8, PH) OBP: 0.397, SLG: 0.398 54 Aroldis Chapman, L (9, 1)	B CH 81 F SI 90 B SI 89 C SI 90 X CH 81 2-2 1-3 2-H 3-H 1B			C SI 90 B FC 84 B FC 84 B CH 80 X SI 90 3-2 G1-3 ② C FC 83 X CU 82 0-1 F8 ③		X SI 94 0-0 F7 ②	B CH 77 C CH 78 B FF 92 B CH 79 X FF 91 3-1 F7 ③		3 0 1 0 1 0	0 0 0 0 0 0	1 0 0 0 0 0	2 0 0 0 0 0	0 0 0 0 0 0	0 0 3 0 2 0	2 0 0 0 0 0
2 Zack Cozart, R (1, 6) OBP: 0.272, SLG: 0.368	X SI 90 0-0 L5 ③		B FC 84 B SI 89 B SI 88 F SI 88 F SI 90 B SI 90 4-2 39 HR BB		X SI 90 0-0 21 G1-3 39 G3 1B	B CU 74 B FF 95 C FF 95 F FF 95 S CU 77 2-3 K ③				3	1	1	0	1	1	5
39 Devin Mesoraco, R (1, 2) OBP: 0.316, SLG: 0.414		B SI 88 X SI 88 1-0 F9 ①		X SI 89 0-0 1-H HR	1 SAFE S SL 85 F CH 83 B FF 90 F CH 84 X SL 84 1-2 G3 ① 1-2			B SL 82 X FF 94 1-0 HR		4	2	2	3	0	0	1
52 Tony Cingrani, L (1, 1) OBP: 0.261, SLG: 0.304 31 Alfredo Simon, R (6, 1) OBP: 0.143, SLG: 0.143 21 Todd Frazier, R (6, 5) OBP: 0.328, SLG: 0.390		B SI 88 C SI 90 S SI 90 S SI 90 1-3 K ②		B SI 89 B SI 90 C SI 88 C SI 89 X SI 89 2-2 G2-3 ③	C FF 90 D CH 84 S CH 88 B FF 90 X FF 91 2-2 2-3 G1-3 ②			B FF 94 B CU 77 B FF 94 B FF 94 4-0 17 HR BB		2 0 1	0 0 1	0 0 1	0 0 0	0 0 1	1 0 0	0 0 1
Inning Stats	R: 2 E: 0 K: 1 S: 13 H: 2 LOB: 2 BB: 2 P: 23	R: 0 E: 0 K: 1 S: 6 H: 0 LOB: 0 BB: 0 P: 9	R: 0 E: 0 K: 2 S: 7 H: 0 LOB: 0 BB: 0 P: 8	R: 2 E: 0 K: 0 S: 13 H: 1 LOB: 0 BB: 1 P: 23	R: 1 E: 0 K: 1 S: 13 H: 1 LOB: 2 BB: 2 P: 24	R: 0 E: 0 K: 0 S: 11 H: 1 LOB: 1 BB: 0 P: 15	R: 0 E: 1 K: 2 S: 11 H: 1 LOB: 3 BB: 1 P: 20	R: 3 E: 0 K: 2 S: 13 H: 3 LOB: 2 BB: 2 P: 27		1B: 5 2B: 1 3B: 0 HR: 3 SF: 0 SAC: 0 DP: 0 HBP: 1					

AB	33
R	8
H	9
RBI	8
BB	8
SO	9
LOB	22

WP: 0 PB: 1 SB: 0 CS: 0 PA: 42

PITCHER		IP	WLS	BF	H	R	ER	SO	BB	IBB	HBP	BLK	WP	HR	S	P	ERA	WHIP
35 Jake Westbrook, R ERA: 3.48	(1, 1)	5.0	L	24	4	5	5	5	4	1	0	0	0	1	52	87	9.00	1.600
43 Seth Maness, R ERA: 2.63	(6, 1)	1.0		7	2	0	0	0	0	1	1	0	0	0	15	25	0.00	2.000
36 Randy Choate, L ERA: 2.7	(7, 1)	0.1		1	0	0	0	1	0	0	0	0	0	0	3	4	0.00	0.000
67 Michael Blazek, R ERA: 9.0	(7, 1)	1.0		7	2	3	3	2	2	0	0	0	0	2	10	22	27.00	4.000
65 Keith Butler, R ERA: 2.45	(8, 1)	0.2		3	1	0	0	1	0	0	0	0	0	0	7	11	0.00	1.500

PITCHER		IP	WLS	BF	H	R	ER	SO	BB	IBB	HBP	BLK	WP	HR	S	P	ERA	WHIP

St. Louis Cardinals @ Cincinnati Reds

Great American Ball Park, Cincinnati, OH

Sun Aug 04 2013, 1:11 PM - 4:11 PM EDT

Att. 39,618 - Partly Cloudy - 75 F

livebaseballscorecards.com

Batter	1	2	3	4	5	6	7	8	9	AB	R	H	RBI	BB	SO	LOB
13 Matt Carpenter, L (1, 4) OBP: 0.379, SLG: 0.466	C SI 87 X FC 87 0-1 ① F8	B FC 86 C CH 83 F SI 90 B FC 88 F KC 78 C SI 90 2-3 ③ K			B FC 86 X FC 86 1-0 ② G3-1	B FC 90 B CU 75 X FC 90 2-0 1-3 2-H 3-H 2B		B SI 93 B SI 93 B FF 94 B SL 90 4-0 21 19 1B BB	B CH 81 X KC 73 1-0 2-3 19 2B 1B	5	2	2	2	1	1	0
19 Jon Jay, L (1, 8) OBP: 0.339, SLG: 0.354	C SI 88 F FC 86 X FC 88 0-2 ② L8		B SI 87 X KC 76 1-0 21 G6-4-3 1B		B KC 76 B KC 78 B SI 90 B SI 89 4-0 21 FC6-4 BB	X SI 92 0-0 ① G4-3		S FF 92 F SL 90 B FF 93 X CU 84 1-2 21 1B 1B	B SI 87 X CH 80 1-0 1-H 3-H 2B	5	0	3	2	1	0	2
21 Allen Craig, R (1, 9) OBP: 0.369, SLG: 0.472 38 Pete Kozma, R (8, 6) OBP: 0.282, SLG: 0.295	B SI 89 B CH 82 B SI 89 C SI 90 X FC 88 3-1 7 2B 1B		C KC 76 F SI 89 F SI 90 X KC 79 0-2 ① ② G6-4-3 1-2f		B CH 85 B SI 90 B SI 90 C FF 90 X FF 90 3-1 ③ FC6-4 1-2f	B SI 93 X SI 93 1-0 ② P4		C CU 82 X SI 93 0-1 1-2 2-H 1B	S FF 90 C SL 82 B KC 75 C SI 89 1-3 ② K	5 1	1 0	2 0	1 0	0 0	0 1	4 1
7 Matt Holliday, R (1, 7) OBP: 0.359, SLG: 0.450 56 Adron Chambers, L (7, 7) OBP: 0.200, SLG: 0.400 (8, 9)	B KC 77 B SI 89 X FC 88 2-0 1-H 23 2B 2B		B FF 90 X SI 90 1-0 ③ F8			X KC 76 0-0 1B 23 1B E 1B B SI 93 S FF 94 X FF 94 2-1 ③ G6-3		S SI 93 F SI 92 B CU 85 B FF 93 S SL 89 2-3 ② K	C KC 72 S FF 89 F SI 87 S KC 74 0-3 ③ K	4 2	2 0	2 0	1 0	0 0	0 2	2 3
23 David Freese, R (1, 5) OBP: 0.352, SLG: 0.395 41 Brock Peterson, R (8, PH) OBP: 0.231, SLG: 0.167 (8, 7)	C KC 76 B CH 83 X FC 88 1-1 2-H HR 2B			B SI 87 C KC 77 B CH 84 S SI 89 F FC 86 S SL 80 2-3 ① K		B CH 84 B SI 89 C SI 89 X SI 90 2-1 1-2 E 48 1B 1B	F FF 92 B SL 90 B SL 90 X SI 93 2-1 HR	B CU 82 S SL 90 F FF 91 S CU 85 1-3 ③ K		4 1	3 0	3 0	2 0	0 0	1 1	0 2
Matt Adams, L (1, 3) OBP: 0.347, SLG: 0.489	F SI 89 B FC 87 X CH 84 1-1 2-H HR			B SI 89 B SL 77 B FC 87 X SI 89 3-0 ② F8		B FC 87 X FC 88 1-0 1-3 2-H E9 48 1B 33 2B 1B	B SL 89 B SI 93 X SL 89 2-0 ① F8		B SI 86 X CH 79 1-0 ① G4-3	5	2	2	2	0	0	0
48 Tony Cruz, R (1, 2) OBP: 0.291, SLG: 0.342 (9, 5)	C SI 89 X SI 89 0-1 ③ G5-3			B KC 76 B CH 85 B SI 89 B SI 89 4-0 BB		D CU 77 X FF 94 1-0 33 2B 1-2 3-H 13 2B 1B	C SI 92 B SL 89 B FF 94 X SL 89 2-1 ② L8		F SL 84 F SL 79 F SI 89 X SL 80 0-2 HR	4	2	2	2	1	0	0
33 Daniel Descalso, L (1, 6) OBP: 0.323, SLG: 0.431 (8, 5) 26 Trevor Rosenthal, R (9, 1)		C KC 74 X KC 77 0-1 ① L7		X FF 90 0-0 ③ L7		C FF 92 B CU 74 X CU 75 1-1 1-3 2-H 13 2B 2B	B SI 93 F FF 93 F SL 89 B CU 85 X FF 93 2-2 ③ P5		B CH 78 S CH 79 B KC 70 X FF 87 2-1 32 2B 2B	5 0	2 0	2 0	1 0	0 0	0 0	1 0
31 Lance Lynn, S (1, 1) OBP: 0.200, SLG: 0.111 32 Rob Johnson, R (9, PH) OBP: 0.385, SLG: 0.545 (9, 2)		C SI 88 B SI 88 X KC 77 1-1 ② L9			C SI 88 F FC 86 S SL 80 0-3 ① K	B FF 94 C FF 93 F FF 93 X CU 78 1-2 E5 13 2B		B FF 90 B FF 92 X SI 93 2-0 ① G4-3	C KC 71 C KC 73 B SI 89 B KC 75 X KC 73 2-2 2-H 13 1B 19 2B 2B	4 1	0 1	0 1	0 1	0 0	1 0	2 0

Inning Stats																								
	R: 4	E: 0	K: 0	S: 14	H: 4	LOB: 0	BB: 0	P: 21	R: 0	E: 0	K: 1	S: 8	H: 0	LOB: 0	BB: 0	P: 11	R: 0	E: 0	K: 0	S: 6	H: 1	LOB: 0	BB: 0	P: 8
	R: 0	E: 0	K: 1	S: 6	H: 0	LOB: 1	BB: 1	P: 15	R: 0	E: 0	K: 1	S: 6	H: 0	LOB: 1	BB: 1	P: 14	R: 5	E: 2	K: 0	S: 15	H: 6	LOB: 2	BB: 0	P: 26
	R: 1	E: 0	K: 0	S: 8	H: 1	LOB: 0	BB: 0	P: 16	R: 1	E: 0	K: 2	S: 12	H: 2	LOB: 2	BB: 1	P: 22	R: 4	E: 0	K: 2	S: 19	H: 5	LOB: 1	BB: 0	P: 27

1B: 9	2B: 7	3B: 0	HR: 3	SF: 0	SAC: 0	DP: 1	HBP: 0	WP: 0	PB: 0	SB: 0	CS: 0	PA: 49																								

PITCHER		IP	WLS	BF	H	R	ER	SO	BB	IBB	HBP	BLK	WP	HR	S	P	ERA	WHIP
44 Mike Leake, R ERA: 2.94	(1, 1)	5.0	L	24	8	7	7	3	2	0	0	0	0	1	44	76	12.60	2.000
Logan Ondrusek, R ERA: 4.81	(6, 1)	0.0		4	3	2	2	0	0	0	0	0	0	0	7	12	∞	∞
31 Alfredo Simon, R ERA: 3.0	(6, 1)	1.0		3	0	0	0	0	0	0	0	0	0	0	4	7	0.00	0.000
65 Pedro Villarreal, R ERA: 12.71	(7, 1)	2.0		10	3	2	2	2	1	0	0	0	0	1	20	38	9.00	2.000
63 Sam LeCure, R ERA: 2.93	(9, 1)	1.0		8	5	4	4	2	0	0	0	0	0	1	19	27	36.00	5.000

PITCHER	IP	WLS	BF	H	R	ER	SO	BB	IBB	HBP	BLK	WP	HR	S	P	ERA	WHIP

TOP

AB	46
R	15
H	19
RBI	14
BB	3
SO	7
LOB	17

Batter	1	2	3	4	5	6	7	8	9	AB	R	H	RBI	BB	SO	LOB
17 Shin-Soo Choo, L (1, 8) OBP: 0.416, SLG: 0.461	C FF 91 F SL 88 S FF 92 0-3 ① K		B SL 86 C FF 92 B CH 86 F SI 92 B SL 88 X FF 93 3-2 ② F8			F CU 80 B CH 84 C SL 86 B CU 79 S FF 93 2-3 ② K		S CH 83 B CH 84 C SI 93 B FF 93 B FF 93 B SL 87 4-2 1-2 2-3 BB		3	0	0	0	1	2	0
26 Xavier Paul, L (1, 7) OBP: 0.330, SLG: 0.389	S SL 87 F SL 89 B FF 94 X CH 87 1-2 ② L1		B FF 92 B FF 92 B FF 92 C FF 92 C SI 93 X SI 94 3-2 ③ F7			F FF 92 B CH 87 S FF 93 B FF 94 B SL 89 F FF 94 C SI 93 3-3 ③ K		S SL 86 S SI 91 B SI 91 D CU 79 S SL 88 2-3 ③ K		4	0	0	0	0	2	3
19 Joey Votto, L (1, 3) OBP: 0.438, SLG: 0.512 15 Derrick Robinson, S (9, PH) OBP: 0.330, SLG: 0.335	B FF 93 F FF 92 F SL 88 C SI 93 1-3 ③ K			X SL 86 0-0 ① L8			B FF 91 C FF 92 X SL 89 1-1 32 G5-6-3 1B		S FF 95 F FF 96 X FF 97 0-2 ① G4-3	3 1	0 0	1 0	0 0	0 0	1 0	0 0
4 Brandon Phillips, R (1, 4) OBP: 0.313, SLG: 0.405 37 Corky Miller, R (9, PH) OBP: 0.306, SLG: 0.200		B SL 87 S FF 92 X SL 90 1-1 ① G4-3		C FF 92 B SI 89 X SI 91 1-1 ② G6-3			C FF 91 F SL 87 B FF 92 B SI 91 F SI 91 S CU 79 2-3 ① K		B FF 98 B FF 98 X FF 98 2-0 ② G3	3 1	0 0	0 0	0 0	0 0	1 0	1 0
32 Jay Bruce, L (1, 9) OBP: 0.326, SLG: 0.499 28 Chris Heisey, R (9, PH) OBP: 0.269, SLG: 0.395		B FF 92 X CH 86 1-0 2 HR 1B		F SI 92 B SI 93 B SI 92 F SL 90 S FF 93 2-3 ③ K			D CH 84 X SI 91 1-0 ②③ G5-6-3 1-2f		S FF 98 X CU 82 0-1 ③ G5-3	3 1	1 0	1 0	0 0	0 0	1 0	1 0
21 Todd Frazier, R (1, 5) OBP: 0.325, SLG: 0.387	B SL 87 F FF 90 S SL 88 1 SAFE B FF 94 S CU 79 2-3 ② K				B SL 87 X FF 93 1-0 ① L9			X FF 90 0-0 ① F8		3	0	0	0	0	1	1
2 Zack Cozart, R (1, 6) OBP: 0.275, SLG: 0.378	B CU 77 B FF 93 X SL 87 2-0 1-H HR				C FF 93 F FF 92 B FF 94 F FF 93 B CU 78 X SI 93 2-2 ② G6-3			C FF 91 B FF 91 B CU 78 X SI 91 2-1 39 FC4 1B		3	1	2	2	0	0	0
39 Devin Mesoraco, R (1, 2) OBP: 0.312, SLG: 0.409	F SI 92 B FF 93 F SL 88 B CU 80 X CU 80 2-2 ③ L5				S CU 79 F SL 89 C SI 94 0-3 ③ K			C SL 87 X SI 90 0-1 ② FC4 17 PB 9 BB 1-2f		3	0	0	0	0	1	1
44 Mike Leake, R (1, 1) OBP: 0.184, SLG: 0.245 Logan Ondrusek, R (6, 1) 31 Alfredo Simon, R (6, 1) OBP: 0.143, SLG: 0.143 3 Cesar Izturis, S (6, PH) OBP: 0.243, SLG: 0.224 65 Pedro Villarreal, R (7, 1) 9 Jack Hannahan, L (8, PH) OBP: 0.319, SLG: 0.275 63 Sam LeCure, R (9, 1)			C FF 90 S SL 86 B SL 88 F SI 92 S SL 86 1-3 ① K			C FF 90 S FF 91 S FF 91 0-3 ① K		B FF 91 B FF 92 F FF 92 B SI 91 B SI 90 4-1 17 PB 1-2 BB		1 0 0 1 0 0 0 0	0 0 0 0 0 0 0 0	0 0 0 0 0 0 0 0	0 0 0 0 0 0 0 0	1 0 0 0 1 0 1 0	0 0 0 0 0 0 0 0	0 0 0 0 0 0 0 0
Inning Stats	R: 0 E: 0 K: 2 S: 9 H: 0 LOB: 0 BB: 0 P: 11	R: 2 E: 0 K: 1 S: 10 H: 2 LOB: 0 BB: 0 P: 18	R: 0 E: 0 K: 1 S: 10 H: 0 LOB: 0 BB: 0 P: 17	R: 0 E: 0 K: 1 S: 6 H: 0 LOB: 0 BB: 0 P: 9	R: 0 E: 0 K: 1 S: 8 H: 0 LOB: 0 BB: 0 P: 11	R: 0 E: 0 K: 3 S: 10 H: 0 LOB: 0 BB: 0 P: 15	R: 0 E: 0 K: 1 S: 7 H: 1 LOB: 0 BB: 0 P: 11	R: 0 E: 0 K: 1 S: 11 H: 1 LOB: 3 BB: 2 P: 23	R: 0 E: 0 K: 0 S: 6 H: 0 LOB: 0 BB: 0 P: 8	1B: 3 2B: 0 3B: 0 HR: 1	SF: 0 SAC: 0 DP: 1 HBP: 0		WP: 0 PB: 1 SB: 0 CS: 0	PA: 32		

PITCHER		IP	WLS	BF	H	R	ER	SO	BB	IBB	HBP	BLK	WP	HR	S	P	ERA	WHIP
31 Lance Lynn, R ERA: 3.78	(1, 1)	8.0	W	29	4	2	2	11	2	0	0	0	0	1	71	115	2.25	0.750
26 Trevor Rosenthal, R ERA: 2.25	(9, 1)	1.0		3	0	0	0	0	0	0	0	0	0	0	6	8	0.00	0.000

PITCHER	IP	WLS	BF	H	R	ER	SO	BB	IBB	HBP	BLK	WP	HR	S	P	ERA	WHIP

BOTTOM

St. Louis Cardinals @ Cincinnati Reds

Great American Ball Park, Cincinnati, OH

Sun Aug 04 2013, 1:11 PM - 4:11 PM EDT

Att. 39,618 - Partly Cloudy - 75 F

livebaseballscorecards.com

AB	30
R	2
H	4
RBI	2
BB	2
SO	11
LOB	7

Batter	1	2	3	4	5	6	7	8	9	AB	R	H	RBI	BB	SO	LOB
25 Carl Crawford, L (1, 7) OBP: 0.328, SLG: 0.408	C SI 91 X FF 89 0-1 14 G5-4-3 1B		C CU 72 F FC 88 B CU 72 S CU 75 1-3 K ②		X FC 90 0-0 G4-1 ② 2-3		X CU 74 0-0 L4 ③			4	0	1	0	0	1	2
14 Mark Ellis, R (1, 4) OBP: 0.319, SLG: 0.357	B SI 90 C SI 92 B SI 91 X FC 88 2-1 G5-4-3 ① ② 1-2f		C SI 90 F CU 75 B FC 87 B SI 92 X CU 76 2-2 F8 ③		D SI 89 B FC 91 C FF 93 F FF 93 X FC 90 2-2 G1-3 ③			B FF 96 C FF 95 F FF 95 X FF 96 1-2 F9 ①		4	0	0	0	0	0	2
23 Adrián González, L (1, 3) OBP: 0.349, SLG: 0.462	B SI 91 C SI 91 B CH 85 F SI 91 X FC 88 2-2 1B			B CH 81 B SI 90 B FF 90 B FF 90 4-0 66 2B 16 1B BB		B CU 72 B FF 90 C FC 89 F CU 76 C FF 92 2-3 K ①			C FF 97 X CU 80 0-1 G3 ②	3	1	1	0	1	1	0
66 Yasiel Puig, R (1, 9) OBP: 0.426, SLG: 0.598	B SI 90 D FC 89 F FC 88 B SI 92 F FF 91 C CU 75 3-3 K ③			B SI 91 B FC 88 X FC 89 2-0 16 1B 17 FC6-4 1-3 2B		S CU 77 B CU 77 B FF 91 F FF 91 S CU 79 2-3 K ②			B CH 88 B FF 96 C FF 96 F FF 95 F FF 94 B FF 97 X FF 97 3-2 F8 ③	4	1	1	0	0	2	1
16 Andre Ethier, L (1, 8) OBP: 0.353, SLG: 0.395		F FC 89 F FC 89 B FF 91 F CH 84 B CU 75 F FC 89 B FC 89 X FF 93 3-2 L4 ①		X FC 88 0-0 17 FC6-4 2-3 3-H 1B		X CH 83 0-0 G6-3 ③			C FF 95 B FF 96 B FF 94 F FF 95 T FF 96 2-2 K ①	4	0	1	1	0	1	0
17 A.J. Ellis, R (1, 2) OBP: 0.338, SLG: 0.367		C SI 90 B SI 89 B SI 92 X FC 87 2-1 L8 ②		C CU 74 F SI 90 X CU 75 0-2 FC6-4 ① 5 G6-4-3 1-2f 3-H			B CU 73 C SI 90 X FC 88 1-1 L9 ①		C SI 91 F CH 84 B SL 84 B CH 84 F FF 91 B SI 92 X CH 85 3-2 G5-3 ②	4	0	0	1	0	0	1
5 Juan Uribe, R (1, 5) OBP: 0.323, SLG: 0.387		B FC 87 C FF 89 X CU 74 1-1 7 FC4-6 1B		B FC 88 B FF 91 X FC 90 2-0 G6-4-3 ② ③ 1-2f			F SI 91 B FC 88 F FF 91 X FC 87 1-2 G4-3 ②		C SI 92 C SI 91 X SL 85 0-2 G6-3 ③	4	0	1	0	0	0	1
7 Nick Punto, S (1, 6) OBP: 0.320, SLG: 0.307		B SI 89 B FF 90 X SI 90 2-0 FC4-6 ③ 1-2f			C FF 89 B CU 73 F FC 89 F SI 92 F CU 76 B FC 86 B CU 75 F SI 90 B FF 91 4-2 25 G4-1 21 SH1-4 BB		C SI 92 X FC 88 0-1 21 1B 2B			2	1	1	0	1	0	1
21 Zack Greinke, R (1, 1) OBP: 0.476, SLG: 0.459 54 Ronald Belisario, R (7, 1) 75 Paco Rodríguez, L (8, 1) 55 Skip Schumaker, L (8, 7) OBP: 0.325, SLG: 0.332			C FF 90 B FC 88 B FC 89 C SI 91 F CU 76 B SI 91 C FF 90 3-3 K ①		D CU 73 L FC 86 X FC 86 1-1 SH1-4 ① 1-2		X CU 75 0-0 2-H 1B			2 0 0 0	0 0 0 0	1 0 0 0	1 0 0 0	0 0 0 0	1 0 0 0	0 0 0 0

Los Angeles Dodgers @ St. Louis Cardinals

Busch Stadium, St. Louis, MO

Mon Aug 05 2013, 6:12 PM - 9:17 PM CDT

Att. 42,464 - Cloudy - 73 F

livebaseballscorecards.com

TOP

AB	31
R	3
H	7
RBI	3
BB	2
SO	6
LOB	8

Inning Stats	1	2	3	4	5	6	7	8	9
	R: 0 E: 0 K: 1 S: 10	H: 2 LOB: 1 BB: 0 P: 17	R: 0 E: 0 K: 0 S: 10	H: 1 LOB: 1 BB: 0 P: 18	R: 0 E: 0 K: 2 S: 10	H: 0 LOB: 0 BB: 0 P: 16	R: 2 E: 0 K: 0 S: 6	H: 2 LOB: 0 BB: 1 P: 14	R: 0 E: 0 K: 0 S: 11	H: 0 LOB: 1 BB: 1 P: 18	R: 0 E: 0 K: 2 S: 7	H: 0 LOB: 0 BB: 0 P: 11	R: 1 E: 0 K: 0 S: 9	H: 2 LOB: 1 BB: 0 P: 11	R: 0 E: 0 K: 0 S: 9	H: 0 LOB: 0 BB: 0 P: 13	R: 0 E: 0 K: 1 S: 10	H: 0 LOB: 0 BB: 0 P: 15

1B: 5	SF: 0	WP: 0
2B: 2	SAC: 1	PB: 0
3B: 0	DP: 2	SB: 0
HR: 0	HBP: 0	CS: 0

PA: 34

PITCHER		IP	WLS	BF	H	R	ER	SO	BB	IBB	HBP	BLK	WP	HR	S	P	ERA	WHIP
50 Adam Wainwright, R ERA: 2.66	(1, 1)	7.0	L	28	7	3	3	5	2	0	0	0	0	0	63	105	3.86	1.286
46 Kevin Siegrist, L ERA: 1.0	(8, 1)	1.1		4	0	0	0	1	0	0	0	0	0	0	12	18	0.00	0.000
43 Seth Maness, R ERA: 2.58	(9, 1)	0.2		2	0	0	0	0	0	0	0	0	0	0	7	10	0.00	0.000

PITCHER	IP	WLS	BF	H	R	ER	SO	BB	IBB	HBP	BLK	WP	HR	S	P	ERA	WHIP

BOTTOM

Los Angeles Dodgers @ St. Louis Cardinals

Busch Stadium, St. Louis, MO

Mon Aug 05 2013, 6:12 PM - 9:17 PM CDT

Att. 42,464 - Cloudy - 73 F

livebaseballscorecards.com

Batter	1	2	3	4	5	6	7	8	9	AB	R	H	RBI	BB	SO	LOB
13 Matt Carpenter, L (1, 4) OBP: 0.379, SLG: 0.467	C FF 91 C CU 74 B SL 80 B FF 94 X FF 93 2-2 E9 3 FC6 2B		C FF 93 B FF 93 X CH 86 1-1 ② L8	B FF 94 C FF 93 B CH 87 C FF 93 S FC 89 2-3 ③ K			L CH 86 F FF 94 B CH 88 B CH 87 X SI 94 2-2 21 G3 3 SH1-3 1-2 1B		B SL 87 B CU 78 S SL 87 X SL 88 2-1 ③ F8	5	1	2	0	0	1	2
3 Carlos Beltrán, S (1, 9) OBP: 0.337, SLG: 0.516	B FF 93 X CH 87 1-0 FC6 7 L8 21 F8 3-H		X CU 77 0-0 7 1B 2B		S FF 91 C FF 92 X CU 78 0-2 ① G4-3		X FC 86 0-0 ① SH1-3 1-2 2-3			3	0	1	1	0	0	0
21 Allen Craig, R (1, 3) OBP: 0.370, SLG: 0.471	X FF 94 0-0 ① F8 1-2		D SI 93 H CH 86 2-0 7 1B HBP		S CH 86 C CU 77 B CH 88 B FC 87 X FC 87 2-2 23 2B 1B		B SI 94 X SI 94 1-0 ② G3 2-3 3-H			3	0	1	1	0	0	2
7 Matt Holliday, R (1, 7) OBP: 0.358, SLG: 0.448	D SI 94 C FF 93 X FF 94 1-1 ② L8 2-3		B FF 95 S FF 95 F FF 95 X CU 72 1-2 23 FC4 1-2 2-3 1B		B SI 93 F SI 94 X SI 94 1-1 ② P3		X SI 94 0-0 ③ G6-3			4	0	1	0	0	0	3
23 David Freese, R (1, 5) OBP: 0.354, SLG: 0.398 38 Pete Kozma, R (8, PR) OBP: 0.282, SLG: 0.295 (9, 6)	C FF 95 F FF 94 X FF 95 0-2 ③ G5-3		B SI 96 B FF 95 F SI 95 X SI 95 2-1 ③ FC4 1-2f		X FF 93 0-0 ③ 1-H 2B			C SI 94 F SI 95 B SI 95 H SI 94 3-2 48 G6-4-3 HBP		3 0	0 0	1 0	0 0	0 0	0 0	4 0
19 Jon Jay, L (1, 8) OBP: 0.338, SLG: 0.353		C CU 73 B CH 87 S CH 87 B FC 87 C SI 94 2-3 ① K	B CH 86 T CH 87 C CU 78 B CH 88 X SI 94 2-2 48 1B 1B		C FF 92 B FC 86 B CU 77 F CH 87 B FC 86 S CH 88 3-3 ① K		X SL 86 0-0 ① B3			4	0	1	0	0	2	1
48 Tony Cruz, R (1, 2) OBP: 0.289, SLG: 0.338		C FC 86 B CU 75 F FF 92 F FC 86 B FF 95 B SI 95 X SI 94 3-2 ② G6-3	1 SAFE F SI 92 C SI 94 B FF 90 B SI 95 B FF 89 1 SAFE X SI 94 3-2 50 SH1-4 1-3 1B		F CH 87 F SI 94 B SI 93 B SI 94 X CH 88 2-2 ② F9		B SI 90 B SL 88 C SI 89 1 SAFE B SL 87 X SL 88 3-1 ②③ G6-4-3 1-2f		4	0	1	0	0	0	1
33 Daniel Descalso, L (1, 6) OBP: 0.317, SLG: 0.423 (9, 5)		B FF 92 X CH 86 1-0 ③ G6-3	F CH 88 B CH 88 B FF 94 F CH 88 S FC 87 2-3 ① K		B CU 76 C FF 92 X CH 87 1-1 ③ G4-3				C SL 87 T CU 79 S CU 78 0-3 ① K	4	0	0	0	0	2	2
50 Adam Wainwright, R (1, 1) OBP: 0.140, SLG: 0.160 56 Adron Chambers, L (7, PH) OBP: 0.333, SLG: 0.400 46 Kevin Siegrist, L (8, 1) 43 Seth Maness, R (9, 1) Matt Adams, L (9, PH) OBP: 0.346, SLG: 0.486			B FF 94 C FF 93 X FF 92 1-1 ① F9	3 SAFE X SI 89 0-0 ② SH1-4 1-2			C FF 91 B FF 93 S CH 87 B FC 86 B CH 85 B FF 91 4-2 3 SH1-3 13 1B 21 G3 BB		C CU 79 B CU 79 X SL 86 1-1 ② G3	1 0 0 0 1	0 1 0 0 0	0 0 0 0 0	0 0 0 0 0	0 1 0 0 0	0 0 0 0 0	0 0 0 0 0
Inning Stats	R: 1 E: 1 K: 0 S: 10 H: 1 LOB: 1 BB: 0 P: 14	R: 0 E: 0 K: 1 S: 8 H: 0 LOB: 0 BB: 0 P: 14	R: 0 E: 0 K: 0 S: 10 H: 2 LOB: 3 BB: 0 P: 17	R: 0 E: 0 K: 2 S: 13 H: 2 LOB: 2 BB: 0 P: 22	R: 0 E: 0 K: 0 S: 9 H: 2 LOB: 2 BB: 0 P: 12	R: 0 E: 0 K: 1 S: 8 H: 0 LOB: 0 BB: 0 P: 14	R: 1 E: 0 K: 0 S: 8 H: 1 LOB: 1 BB: 1 P: 15	R: 0 E: 0 K: 0 S: 5 H: 0 LOB: 1 BB: 0 P: 11	R: 0 E: 0 K: 1 S: 7 H: 0 LOB: 0 BB: 0 P: 10	1B: 5 2B: 3 3B: 0 HR: 0 SF: 0 SAC: 2 DP: 1 HBP: 2						

AB	32
R	2
H	8
RBI	2
BB	1
SO	5
LOB	15

PITCHER		IP	WLS	BF	H	R	ER	SO	BB	IBB	HBP	BLK	WP	HR	S	P	ERA	WHIP
21 Zack Greinke, R ERA: 3.4	(1, 1)	6.1	W	29	8	2	2	4	1	0	1	0	0	0	64	105	2.84	1.421
54 Ronald Belisario, R ERA: 3.4	(7, 1)	0.2	H	3	0	0	0	0	0	0	1	0	0	0	4	8	0.00	0.000
75 Paco Rodríguez, L ERA: 2.25	(8, 1)	2.0	S	5	0	0	0	1	0	0	0	0	0	0	10	16	0.00	0.000

PITCHER	IP	WLS	BF	H	R	ER	SO	BB	IBB	HBP	BLK	WP	HR	S	P	ERA	WHIP

Los Angeles Dodgers @ St. Louis Cardinals

Busch Stadium, St. Louis, MO

Tue Aug 06 2013, 7:17 PM - 10:30 PM CDT

Att. 41,770 - Clear - 86 F

livebaseballscorecards.com

TOP

Batter	1	2	3	4	5	6	7	8	9	AB	R	H	RBI	BB	SO	LOB
25 Carl Crawford, L (1, 7) OBP: 0.333, SLG: 0.415	B SI 94 B SI 94 C SI 94 F SI 94 X SI 95 2-2 14 G5-4-3 1B	X CH 84 0-0 ② L9	B SI 94 F SI 95 X SL 83 1-1 14 G4-3 23 1B 2B	B FF 95 F FF 94 F FF 94 B CU 81 B FF 95 B FF 95 4-2 1-2 BB						3	1	2	0	1	0	2
14 Mark Ellis, R (1, 4) OBP: 0.315, SLG: 0.352 56 J.P. Howell, L (7, 1) 43 Brandon League, R (8, 1) 49 Carlos Marmol, R (8, 1)	1 SAFE C SI 95 B SI 93 1 SAFE B CH 83 X SI 95 2-1 ①② G5-4-3 1-2f	C CU 76 B CU 77 F SI 94 D CH 84 B CU 76 X SI 96 3-2 ③ G5-3	B SI 95 C SI 94 B SI 94 F SI 95 X SI 94 2-2 ① G4-3 2-3	B FF 98 B FF 99 B FF 97 C FF 98 X FF 97 3-1 ③ P6						4 0 0 0	0 0 0 0	0 0 0 0	0 0 0 0	0 0 0 0	0 0 0 0	6 0 0 0
23 Adrián González, L (1, 3) OBP: 0.348, SLG: 0.460	B SI 95 F SI 96 X SI 95 1-1 ③ G6-3	C SI 95 X CH 86 0-1 ① G6-3	B SI 95 X SI 95 1-0 16 1B 66 1B 3-H 1B	B FF 96 B FF 97 F CH 88 B FF 98 F FF 98 F FF 98 X FF 98 3-2 ① F7						4	0	1	1	0	0	0
66 Yasiel Puig, R (1, 9) OBP: 0.427, SLG: 0.594		B SI 94 S SI 94 B SI 94 F CU 77 B SI 95 X SI 96 3-2 ① G1-3	B CU 77 B CU 80 F SI 94 B SI 95 B SI 95 4-1 16 G4-6-3 BB	C SI 94 B SI 94 F SI 93 D SI 95 B SI 95 X SI 96 3-2 16 1B 1-2 1B			F CU 82 B FF 98 F CH 89 F CU 82 S FF 100 1-3 ② K			3	0	1	0	1	1	0
16 Andre Ethier, L (1, 8) OBP: 0.352, SLG: 0.394		B CH 83 F FF 94 X CH 85 1-1 ② L8	B SI 96 1 SAFE B SI 96 B CH 85 X SI 95 3-0 ②③ G4-6-3 1-2f	C SI 86 B SL 76 B SI 86 C SI 87 B SI 86 X SI 87 3-2 17 G6-4-3 1-2 1B 2-3			C CH 89 B FF 99 F FF 100 B CH 89 B CH 87 S CH 89 3-3 ③ K			4	0	1	0	0	1	1
17 A.J. Ellis, R (1, 2) OBP: 0.337, SLG: 0.365		C SI 95 B SI 95 B SI 93 B SI 96 C SI 95 F SI 96 F CH 85 F SI 97 X SI 94 3-2 ③ L8		C SL 83 B SI 94 B SI 95 X CH 83 2-1 5 G6-3 1B	C SI 90 D CH 83 T SI 90 X SI 91 1-2 ②③ G6-4-3 1-2f			C FF 91 B SL 82 F FF 92 F FS 85 F FF 93 X FS 87 1-2 ① G1-3	4	0	1	0	0	0	3
5 Juan Uribe, R (1, 5) OBP: 0.322, SLG: 0.388			F SI 94 B SI 93 X SI 93 1-1 E5 7 1B		X SI 96 0-0 ①② G6-3 1-2f		C SI 90 X CH 85 0-1 7 FC2-5 2B	C SL 82 B FF 92 C SL 83 F SL 82 X SI 91 1-2 ② G5-3	4	0	1	0	0	0	1
7 Nick Punto, S (1, 6) OBP: 0.327, SLG: 0.312			B SI 96 X SI 95 1-0 1-2 1B	C CH 86 F CU 77 B SI 95 B SI 93 B CH 84 F CH 85 B SI 95 4-2 BB			X SI 90 0-0 ① FC2-5 55 FC5-4 2-3	X SI 92 0-0 1B	3	0	2	0	1	0	1
22 Clayton Kershaw, L (1, 1) OBP: 0.207, SLG: 0.226 55 Skip Schumaker, L (7, PH) OBP: 0.323, SLG: 0.329 (7, 4)			M CH 84 C CH 82 L CH 83 0-3 ① K	S SI 94 B SI 96 B SI 94 X SI 94 2-1 ③ G6-3			C FF 95 B FF 94 C FF 94 1 SAFE X FF 95 1-2 ② FC5-4 25 BB 1-2f	X FF 92 0-0 ③ G4-3	2 2	0 0	0 0	0 0	1 0	3 2	3 0
Inning Stats	R: 0 E: 0 K: 0 S: 7 H: 1 LOB: 0 BB: 0 P: 12	R: 0 E: 0 K: 0 S: 11 H: 0 LOB: 0 BB: 0 P: 18	R: 0 E: 1 K: 1 S: 10 H: 1 LOB: 2 BB: 0 P: 15	R: 0 E: 0 K: 0 S: 4 H: 0 LOB: 0 BB: 1 P: 11	R: 0 E: 0 K: 0 S: 8 H: 1 LOB: 1 BB: 1 P: 16	R: 1 E: 0 K: 0 S: 15 H: 4 LOB: 2 BB: 0 P: 26	R: 0 E: 0 K: 0 S: 10 H: 1 LOB: 2 BB: 1 P: 18	R: 0 E: 0 K: 2 S: 11 H: 0 LOB: 0 BB: 0 P: 18	R: 0 E: 0 K: 0 S: 11 H: 1 LOB: 1 BB: 0 P: 13	1B: 7 2B: 2 3B: 0 HR: 0 SF: 0 SAC: 0 DP: 4 HBP: 0						

	AB	33
	R	1
	H	9
	RBI	1
	BB	3
	SO	3
	LOB	19

WP: 0 PB: 0 SB: 0 CS: 0 PA: 36

PITCHER		IP	WLS	BF	H	R	ER	SO	BB	IBB	HBP	BLK	WP	HR	S	P	ERA	WHIP
58 Joe Kelly, R ERA: 2.98	(1, 1)	5.1	W	22	6	1	1	1	2	0	0	0	0	0	49	88	1.69	1.500
36 Randy Choate, L ERA: 2.7	(6, 1)	0.0		1	1	0	0	0	0	0	0	0	0	0	3	6	∞	∞
43 Seth Maness, R ERA: 2.52	(6, 1)	1.0	H	3	1	0	0	0	0	0	0	0	0	0	6	7	0.00	1.000
46 Kevin Siegrist, L ERA: 0.98	(7, 1)	0.1	H	2	0	0	0	0	1	0	0	0	0	0	5	10	0.00	3.000
26 Trevor Rosenthal, R ERA: 2.19	(7, 1)	1.1	H	4	0	0	0	2	0	0	0	0	0	0	13	23	0.00	0.000

PITCHER		IP	WLS	BF	H	R	ER	SO	BB	IBB	HBP	BLK	WP	HR	S	P	ERA	WHIP
44 Edward Mujica, R ERA: 1.93	(9, 1)	1.0		4	1	0	0	0	0	0	0	0	0	0	11	13	0.00	1.000

Batter	1	2	3	4	5	6	7	8	9	AB	R	H	RBI	BB	SO	LOB
13 Matt Carpenter, L (1, 4) OBP: 0.376, SLG: 0.463	X FF 93 0-0 ① F8		C FF 94 B CU 72 C CU 75 F FF 94 B FF 95 S SL 88 2-3 ③ K		C FF 94 X FF 93 0-1 ③ G6-3			C SI 88 X SI 87 0-1 ① G4-3		4	0	0	0	0	1	1
3 Carlos Beltrán, S (1, 9) OBP: 0.339, SLG: 0.523	C FF 92 B SL 89 F SL 88 S CU 75 1-3 ② K			F SL 87 X SL 86 0-1 21 L1-3 1B		X FF 92 0-0 ① L9		B FS 86 B FS 84 B SI 95 C SI 95 X SI 96 3-1 HR		4	1	2	1	0	1	0
21 Allen Craig, R (1, 3) OBP: 0.369, SLG: 0.469	X FF 94 0-0 1B			C FF 93 B CH 87 T SL 88 1 SAFE D SL 89 B CU 74 F SL 86 F FF 95 F FF 95 3-2 ①② F SL 87 X FF 93 L1-3 1-2		B SL 85 F FF 94 C CU 74 F SL 89 B CU 75 F SL 86 F FF 94 X CH 86 2-2 ② G3		B FS 87 C SI 94 S FS 86 S FS 87 1-3 ② K		4	0	1	0	0	1	1
7 Matt Holliday, R (1, 7) OBP: 0.359, SLG: 0.447 56 Adron Chambers, L (8, PR) OBP: 0.333, SLG: 0.400 (9, 7)	F FF 93 1 SAFE S SL 88 S SL 87 0-3 ③ K			S SL 86 C CU 74 S SL 86 0-3 ③ K2-3		C FF 93 S SL 87 B SL 88 B CU 76 X SL 86 2-2 23 BB 1B		C SI 95 B FS 86 B FS 88 B SI 95 B SI 95 4-1 HR BB		3 0	0 1	1 0	0 0	1 0	2 0	1 0
23 David Freese, R (1, 5) OBP: 0.353, SLG: 0.395 26 Trevor Rosenthal, R (7, 1) Matt Adams, L (8, PH) OBP: 0.349, SLG: 0.506 44 Edward Mujica, R (9, 1)		B FF 93 C SL 86 B CU 73 F FF 93 S SL 87 2-3 ① K			C SL 87 B CU 73 X FF 94 1-1 ① G6-3	C FF 94 B FF 94 B SL 86 1 SAFE F CU 74 B SL 86 F FF 94 D CU 73 D FF 94 4-2 1-2 BB		B SI 94 1 SAFE F SI 95 D FS 86 F SI 95 1 SAFE X FS 86 2-2 1-H HR		2 0 1 0	0 0 1 0	0 0 1 0	0 0 2 0	1 0 0 0	1 0 0 0	0 0 0 0
19 Jon Jay, L (1, 8) OBP: 0.340, SLG: 0.355		B FF 94 F FF 94 B FF 94 B FF 94 B FF 95 4-1 48 G6-4-3 BB			X FF 94 0-0 48 1B 2B	C FF 93 B FF 94 X FF 94 1-1 ③ L7		X FF 95 0-0 ③ G4-3		3	1	1	0	1	0	3
48 Tony Cruz, R (1, 2) OBP: 0.291, SLG: 0.338		1 SAFE C FF 94 X FF 95 0-1 ②③ G6-4-3 1-2f			S FF 93 B FF 94 X SL 88 1-1 38 2B 58 G4-3 2-H 1B		X SI 88 0-0 ① G5-3			3	1	1	1	0	0	1
38 Pete Kozma, R (1, 6) OBP: 0.283, SLG: 0.299			C FF 93 X SL 87 0-1 ① P4		B FF 94 B FF 92 F FF 92 1 SAFE F FF 93 X SL 84 2-2 58 G4-3 1-3 2B		X SI 88 0-0 ② L9			3	0	1	0	0	0	0
58 Joe Kelly, R (1, 1) OBP: 0.200, SLG: 0.200 36 Randy Choate, L (6, 1) 43 Seth Maness, R (6, 1) 46 Kevin Siegrist, L (7, 1) 33 Daniel Descalso, L (7, 5) OBP: 0.316, SLG: 0.421			C FF 94 X FF 94 0-1 ② G6-3		C FF 93 B FF 93 D FF 94 F FF 94 X CU 73 2-2 ② G4-3 2-3 3-H		C SI 89 S KC 81 B KC 80 F KC 81 B KC 81 B SI 89 C SI 88 3-3 ③ K			2 0 0 0 0 1	0 0 0 0 0 0	0 0 0 0 0 0	1 0 0 0 0 0	0 0 0 0 0 1	0 0 0 0 0 0	1 0 0 0 0 0
Inning Stats	R: 0 E: 0 K: 2 S: 8 H: 1 LOB: 1 BB: 0 P: 9	R: 0 E: 0 K: 1 S: 6 H: 0 LOB: 0 BB: 1 P: 12	R: 0 E: 0 K: 1 S: 8 H: 0 LOB: 0 BB: 0 P: 10	R: 0 E: 0 K: 1 S: 12 H: 1 LOB: 0 BB: 0 P: 15	R: 2 E: 0 K: 0 S: 13 H: 3 LOB: 1 BB: 0 P: 19	R: 0 E: 0 K: 0 S: 16 H: 1 LOB: 2 BB: 1 P: 25	R: 0 E: 0 K: 1 S: 6 H: 0 LOB: 0 BB: 0 P: 9	R: 3 E: 0 K: 1 S: 12 H: 2 LOB: 1 BB: 1 P: 22		1B: 4 2B: 3 3B: 0 HR: 2		SF: 0 SAC: 0 DP: 2 HBP: 0		WP: 0 PB: 0 SB: 0 CS: 0		PA: 33

PITCHER	IP	WLS	BF	H	R	ER	SO	BB	IBB	HBP	BLK	WP	HR	S	P	ERA	WHIP
22 Clayton Kershaw, L (1, 1) ERA: 1.91	6.0	L	24	6	2	2	5	2	0	0	0	0	0	63	90	3.00	1.333
56 J.P. Howell, L (7, 1) ERA: 2.11	1.1		4	0	0	0	1	0	0	0	0	0	0	8	11	0.00	0.000
43 Brandon League, R (8, 1) ERA: 5.53	0.1		4	2	3	3	1	1	0	0	0	0	2	9	19	81.00	9.000
49 Carlos Marmol, R (8, 1) ERA: 6.25	0.1		1	0	0	0	0	0	0	0	0	0	0	1	1	0.00	0.000

PITCHER	IP	WLS	BF	H	R	ER	SO	BB	IBB	HBP	BLK	WP	HR	S	P	ERA	WHIP

BOTTOM

Los Angeles Dodgers @ St. Louis Cardinals

Busch Stadium, St. Louis, MO

Tue Aug 06 2013, 7:17 PM - 10:30 PM CDT

Att. 41,770 - Clear - 86 F

livebaseballscorecards.com

AB	30
R	5
H	8
RBI	5
BB	3
SO	7
LOB	8

Los Angeles Dodgers @ St. Louis Cardinals

Busch Stadium, St. Louis, MO

Wed Aug 07 2013, 7:17 PM - 11:04 PM CDT

Att. 43,523 - Partly Cloudy - 88 F

TOP

livebaseballscorecards.com

Batter	1	2	3	4	5	6	7	8	9	AB	R	H	RBI	BB	SO	LOB
25 Carl Crawford, L (1, 7) OBP: 0.343, SLG: 0.425	B FF 93 X FF 93 1-0 66 1B 2B	I IN 74 I IN 74 I IN 76 I IN 76 4-0 6 1B 23 1B IBB	B CH 81 B SI 88 B FS 85 C SI 88 F SI 89 X CH 81 3-2 6 S 1B		B FC 83 X FC 84 1-0 2-H 1B		B SL 76 C SI 86 S SL 77 X SL 77 1-2 ① P5		C CH 78 X FF 91 0-1 66 BB 16 2B 1-2 1B	5	2	4	1	1	0	0
6 Jerry Hairston, R (1, 5) OBP: 0.309, SLG: 0.336	C FF 93 X CU 77 0-1 ① P4	B SI 90 X SI 90 1-0 23 1B 16 L1-3 1-2 2-H 3-H 1B	B FC 85 C SI 89 1 SAFE 1 SAFE S CH 80 D FS 82 F FC 85 X SI 88 2-2 ③ G5-3 1-2		B CH 80 X CU 82 1-0 ③ F7		B SI 86 F SI 87 C SL 76 X SI 88 1-2 ② G5-3		B FF 92 B CU 74 F SI 86 F SI 86 X FF 92 2-2 ① F4	6	1	1	2	0	0	5
23 Adrián González, L (1, 3) OBP: 0.346, SLG: 0.456	S CH 86 F FF 96 S FF 96 0-3 ② K	B SI 90 S SI 90 X CH 82 1-1 16 L1-3 66 BB 55 1B 1-3 2-H 1B		C SI 88 B FC 86 S FC 85 B SI 90 F CH 81 B FC 83 X CH 81 3-2 ① G1		B FS 85 C SI 86 S FC 87 X FC 83 1-2 ① F7	S SL 77 F SL 77 F SL 76 X SI 88 0-2 E5 66 BB		D SI 86 B CH 78 X CH 79 2-0 ② F8	6	1	1	1	0	1	3
66 Yasiel Puig, R (1, 9) OBP: 0.433, SLG: 0.591	B CU 76 F FF 96 S CU 80 X CU 79 1-2 16 BB 2-3 1B	B SI 89 B SI 91 B SI 90 C SI 91 F SI 91 B SI 92 4-2 16 L1-3 55 1B 1-2 BB		X FC 85 0-0 ② G1-3		B CH 80 B SI 87 S SI 88 F FS 85 X CU 83 2-2 ② G4-3	B SI 88 F SI 87 B SI 87 B SI 88 F SL 78 F SI 87 F CH 79 B SI 88 4-2 1-2 BB		B FF 92 B FF 90 B CU 73 B FF 92 4-0 16 2B 1-2 2-3 BB	3	2	1	0	3	0	0
16 Andre Ethier, L (1, 8) OBP: 0.356, SLG: 0.404	C FF 96 B FF 97 B SI 96 S CH 86 B FF 96 F SL 85 B FF 97 4-2 1-2 BB	B FC 85 F SI 91 B FC 85 C SI 91 F SI 90 B FC 86 F SI 91 X SI 91 3-2 ② L1-3 1-2 2-3 3-H		B CH 80 S FC 85 B CH 82 X SI 90 2-1 1B		C CU 75 C FC 84 B CH 80 B CH 80 F CH 80 X CH 82 2-2 55 1B 3B	B SI 87 X SI 86 1-0 ③ G4-3		B SI 87 C FF 91 X CH 79 1-1 55 1B 1-H 2-H 3-H 2B	5	2	3	4	1	0	4
55 Skip Schumaker, L (1, 4) OBP: 0.327, SLG: 0.333	S CH 85 S CU 77 D CH 86 B FF 96 X FF 95 2-2 ③ F8	X SI 91 0-0 2-H 3-H 1B		B SI 90 B FC 86 F SI 88 F FC 85 F FC 87 X SI 90 2-2 ③ G4-3		C CH 80 B CH 80 B SI 80 S CH 80 F CH 79 X FC 84 2-2 18 1B 9 1B 3-H 1B		F SI 87 C CU 74 F CU 72 S CH 78 0-3 ① K	F SI 87 B FF 92 C CU 73 X FF 92 1-2 18 BB 2-H 1B	6	1	3	4	0	1	4
18 Tim Federowicz, R (1, 2) OBP: 0.276, SLG: 0.367	9 1B 6 1B 1B C FC 86 S FS 82 S CH 82 0-3 ③ K		B CU 75 S FC 82 B CH 81 C FC 82 X FC 84 2-2 47 SH2-4 25 1B 1B	X SI 88 0-0 9 1B 1-2 1B		C CU 74 S CU 76 S CU 74 0-3 ② K	B CU 75 B FF 87 C FF 90 S CU 73 F CU 74 B CU 73 B CU 71 4-2 1-2 BB		5	2	3	0	1	2	1
9 Dee Strange-Gordon, L (1, 6) 44 Chris Withrow, R (6, 1) 5 Juan Uribe, R (8, PH) OBP: 0.321, SLG: 0.387 75 Paco Rodríguez, L (8, 1) 49 Carlos Marmol, R (9, 1)	C SI 90 X FS 82 0-1 47 SH1-3 6 1B 1-3 1B	X SI 88 0-0 ① F8	B SI 89 X FC 84 1-0 ① F8		B SI 88 C CH 80 X CH 80 1-1 1-2 2-H 1B	B FF 93 F CU 74 S CU 76 B FF 93 S CU 74 2-3 ③ K	C CH 84 C CH 88 B FF 90 C FF 88 1-3 ③ K		4 0 1 1 0	1 0 0 0 0	2 0 0 0 0	1 0 0 0 0	0 0 0 0 0	0 0 1 1 0	1 0 0 2 0
47 Ricky Nolasco, R (1, 1) OBP: 0.225, SLG: 0.194 7 Nick Punto, S (6, PH) OBP: 0.328, SLG: 0.311 (6, 6)	1 SAFE B SI 89 X SI 88 1-0 ① SH1-3 1-2	C SI 89 B SI 90 X SI 90 1-1 ② G4-3	M SI 87 D CH 80 C SI 87 X CU 77 1-2 ② SH2-4 1-2	F SI 86 F SI 87 C SL 75 0-3 ③ K		B CU 74 B FF 88 B CH 78 C FF 88 B FF 91 4-1 66 BB 25 1B 16 2B BB		1 1	0 1	0 0	0 0	0 1	0 1	0 2

AB	44
R	13
H	18
RBI	13
BB	7
SO	7
LOB	22

Inning Stats	1	2	3	4	5	6	7	8	9	1B: 15	SF: 0	WP: 0	PA: 53
	R: 0 E: 0 K: 1 S: 15 H: 2 LOB: 3 BB: 1 P: 23	R: 6 E: 0 K: 1 S: 19 H: 5 LOB: 1 BB: 2 P: 34	R: 0 E: 0 K: 0 S: 10 H: 1 LOB: 1 BB: 0 P: 16	R: 0 E: 0 K: 0 S: 11 H: 1 LOB: 1 BB: 0 P: 18	R: 1 E: 0 K: 0 S: 9 H: 2 LOB: 1 BB: 0 P: 15	R: 2 E: 0 K: 1 S: 20 H: 4 LOB: 2 BB: 0 P: 28	R: 0 E: 1 K: 0 S: 15 H: 0 LOB: 2 BB: 1 P: 22	R: 0 E: 0 K: 3 S: 10 H: 0 LOB: 0 BB: 0 P: 12	R: 4 E: 0 K: 1 S: 18 H: 3 LOB: 2 BB: 3 P: 37	2B: 2 3B: 1 HR: 0	SAC: 2 DP: 0 HBP: 0	PB: 0 SB: 1 CS: 0	

PITCHER		IP	WLS	BF	H	R	ER	SO	BB	IBB	HBP	BLK	WP	HR	S	P	ERA	WHIP
40 Shelby Miller, R ERA: 2.89	(1, 1)	0.0		1	1	0	0	0	0	0	0	0	0	0	1	2	∞	∞
67 Michael Blazek, R ERA: 7.71	(1, 1)	1.0		5	1	0	0	1	1	0	0	0	0	0	14	21	0.00	2.000
35 Jake Westbrook, R ERA: 4.11	(2, 1)	4.2	L	29	13	9	9	1	1	1	0	0	0	0	66	108	17.36	3.000
36 Randy Choate, L ERA: 2.55	(6, 1)	1.1		6	0	0	0	1	1	0	0	0	0	0	18	25	0.00	0.750
65 Keith Butler, R ERA: 4.05	(8, 1)	1.2		11	3	4	4	3	3	0	0	0	0	0	25	45	21.60	3.600

PITCHER		IP	WLS	BF	H	R	ER	SO	BB	IBB	HBP	BLK	WP	HR	S	P	ERA	WHIP
32 Rob Johnson, R ERA:	(9, 1)	0.1		1	0	0	0	1	0	0	0	0	0	0	3	4	0.00	0.000

BOTTOM

Los Angeles Dodgers @ St. Louis Cardinals

Busch Stadium, St. Louis, MO

Wed Aug 07 2013, 7:17 PM - 11:04 PM CDT

Att. 43,523 - Partly Cloudy - 88 F

livebaseballscorecards.com

Batter	1	2	3	4	5	6	7	8	9	AB	R	H	RBI	BB	SO	LOB
13 Matt Carpenter, L (1, 4) OBP: 0.378, SLG: 0.463	C FF 89 B FS 79 B CU 73 B FS 79 C SI 89 X FF 90 3-2 ① G1-3		C CU 74 B SI 92 B SI 92 X FF 92 2-1 E6 19 1B		B FF 93 B SL 82 C FF 92 B SL 82 F SI 90 X SI 91 3-2 19 1B 3 1B 3-H 1B	B FF 96 C FF 96 B SL 89 F FF 95 X FF 96 2-2 1-2 1B			B SI 95 B SI 96 B FF 95 C FF 94 B FF 95 4-1 19 WP BB	4	1	2	1	1	0	0
19 Jon Jay, L (1, 8) OBP: 0.343, SLG: 0.358	B FS 79 B SL 80 F SL 81 X SI 90 2-1 3 1B 1B		B CU 74 B SL 84 C SI 92 F SL 79 X CU 75 2-2 1-3 1B		B FS 81 S SL 82 B SI 92 X SL 80 2-1 3 1B 7 1B 1-2 1B	F SL 89 X SL 89 0-1 ③ F7			B SL 86 S SL 86 F FF 95 B SL 87 S SL 87 2-3 ② K 1-2	5	1	3	0	0	1	3
3 Carlos Beltrán, S (1, 9) OBP: 0.341, SLG: 0.523 56 Adron Chambers, L (9, PH) OBP: 0.286, SLG: 0.333	B CU 72 1 SAFE B FS 78 C FF 90 C CU 73 B FF 91 F FS 80 X SI 91 3-2 7 G6-4-3 1-3 1B		S FS 81 C CU 75 B FS 81 F FF 92 X FS 82 1-2 ③ G1-3		B CU 75 S FS 81 X FS 81 1-1 7 1B 1-2 2-H 1B		C FF 95 S SL 86 B SL 88 S CH 87 1-3 ① K		C SL 86 C SL 87 F SL 87 B FF 95 X SL 87 1-2 ③ G4-3	4 1	0 0	2 0	1 0	0 0	1 0	2 1
7 Matt Holliday, R (1, 7) OBP: 0.360, SLG: 0.446	C CU 75 F SI 90 X FF 91 0-2 ②③ G6-4-3 1-2f			B SL 78 S CU 74 B SL 80 B SI 90 B SI 92 4-1 23 G5-4-3 BB	F SI 91 S CU 77 B SI 92 F CU 76 B SI 92 X CU 76 2-2 1-2 2-H 1B		F FF 95 X CU 77 0-1 ② F8			3	0	1	1	1	0	2
23 David Freese, R (1, 5) OBP: 0.351, SLG: 0.391 36 Randy Choate, L (6, 1) 41 Brock Peterson, R (7, PH) OBP: 0.214, SLG: 0.154 65 Keith Butler, R (8, 1) 32 Rob Johnson, R (9, 1) OBP: 0.385, SLG: 0.545		C SI 90 B SL 81 S SL 82 B SL 83 F SL 81 C CU 74 2-3 ① K		B FS 80 F SL 83 X SI 91 1-1 ①② G5-4-3 1-2f	C SL 83 B CU 77 C SL 82 S SL 83 1-3 ③ K		B FF 96 S SL 89 X FF 94 1-1 ③ G6-3			3 0 0 1 0 0	0 0 0 0 0 0	0 0 0 0 0 0	0 0 0 0 0 0	0 0 0 0 0 0	2 0 0 0 0 0	3 0 0 0 0 0
Matt Adams, L (1, 3) OBP: 0.347, SLG: 0.500		B CU 72 B FS 80 B SI 91 C SI 90 F SI 92 C SI 91 3-3 ② K		C SL 84 B FS 82 S CU 75 B FF 92 F CU 75 F SI 92 F SL 83 S SL 84 2-3 ③ K		C FF 94 B CH 86 F FF 95 X CU 76 1-2 48 G6-3 48 WP 33 1B 1B		C SL 86 F CU 79 C CU 79 0-3 ① K		4	1	1	0	0	3	0
48 Tony Cruz, R (1, 2) OBP: 0.278, SLG: 0.321		C SI 93 B CU 76 C FS 82 X SL 83 1-2 ③ F8			X SL 83 0-0 ① G3-1	B FF 96 B FF 95 B SL 89 C FF 96 C FF 96 F FF 96 F FF 97 X SL 91 3-2 ① G6-3 1-3		B SI 90 X SI 88 1-0 ② G1-3		4	0	0	0	0	0	1
33 Daniel Descalso, L (1, 6) OBP: 0.315, SLG: 0.418 (6, 5)			B SI 90 C SI 92 S SL 81 X CU 75 1-2 ① F7		C FF 89 X FS 82 0-1 E1 13 1B	F FF 95 B FF 95 S SL 89 X FF 96 1-2 13 1B 3-H 1B		F SL 88 X CU 79 0-1 ③ P6		4	1	1	1	0	0	0
40 Shelby Miller, R (1, 1) OBP: 0.132, SLG: 0.216 67 Michael Blazek, R (1, 1) 35 Jake Westbrook, R (2, 1) OBP: 0.250, SLG: 0.207 38 Pete Kozma, R (6, 6) OBP: 0.281, SLG: 0.297			C FF 92 S SL 82 B SL 81 S SL 82 1-3 ② K		M SL 82 C CU 75 X SL 82 0-2 ② G1-3	C SL 89 S SL 90 D SL 88 F FF 97 S FF 96 1-3 ② K			F FF 95 S FF 95 S FF 95 0-3 ① K	0 0 2 2	0 0 0 0	0 0 0 0	0 0 0 0	0 0 1 2	0 0 1 1	0 0 1 0
Inning Stats	R: 0 E: 0 K: 0 S: 12 H: 2 LOB: 1 BB: 0 P: 20	R: 0 E: 0 K: 2 S: 10 H: 0 LOB: 0 BB: 0 P: 16	R: 0 E: 1 K: 1 S: 15 H: 1 LOB: 2 BB: 0 P: 22	R: 0 E: 0 K: 1 S: 9 H: 0 LOB: 0 BB: 1 P: 16	R: 3 E: 1 K: 1 S: 20 H: 4 LOB: 2 BB: 0 P: 29	R: 1 E: 0 K: 1 S: 20 H: 3 LOB: 2 BB: 0 P: 28	R: 0 E: 0 K: 1 S: 7 H: 0 LOB: 0 BB: 0 P: 9	R: 0 E: 0 K: 1 S: 6 H: 0 LOB: 0 BB: 0 P: 7	R: 0 E: 0 K: 2 S: 11 H: 0 LOB: 1 BB: 1 P: 18	1B: 10 2B: 0 3B: 0 HR: 0 SF: 0 SAC: 0 DP: 2 HBP: 0						WP: 2 PB: 0 SB: 0 CS: 0 PA: 39	

PITCHER		IP	WLS	BF	H	R	ER	SO	BB	IBB	HBP	BLK	WP	HR	S	P	ERA	WHIP
47 Ricky Nolasco, R ERA: 3.65	(1, 1)	5.0	W	23	7	3	0	5	1	0	0	0	0	0	66	103	0.00	1.600
44 Chris Withrow, R ERA: 2.76	(6, 1)	2.0		9	3	1	1	2	0	0	0	0	1	0	27	37	4.50	1.500
75 Paco Rodríguez, L ERA: 2.2	(8, 1)	1.0		3	0	0	0	1	0	0	0	0	0	0	6	7	0.00	0.000
49 Carlos Marmol, R ERA: 6.06	(9, 1)	1.0		4	0	0	0	2	1	0	0	0	1	0	11	18	0.00	1.000

PITCHER	IP	WLS	BF	H	R	ER	SO	BB	IBB	HBP	BLK	WP	HR	S	P	ERA	WHIP

AB	37
R	4
H	10
RBI	4
BB	2
SO	10
LOB	14

Batter	1	2	3	4	5	6	7	8	9	AB	R	H	RBI	BB	SO	LOB
25 Carl Crawford, L (1, 7) OBP: 0.344, SLG: 0.425	C FF 96 B SI 95 B FF 98 T FF 97 X FF 99 2-2 66 1B 14 G5-3 1B		C CH 86 F FF 98 B CU 80 X CU 80 1-2 14 1B 23 SF7 1B	B FF 97 X CU 80 1-0 ③ F8		C SI 90 X CH 85 0-1 ③ G4-3		X FF 95 0-0 ③ P6		5	1	2	0	0	0	2
14 Mark Ellis, R (1, 4) OBP: 0.314, SLG: 0.349	C FF 98 B SI 96 B CU 81 C FF 98 1 SAFE X SI 96 2-2 ① G5-3 1-2		1 SAFE C FF 98 1 SAFE X SI 94 0-1 66 G5-3 23 SF7 1-3 1B		B FF 96 B SI 91 B FF 95 C FF 93 X FF 96 3-1 ① F8		B FF 93 X FF 95 1-0 ① P4		C FF 95 B FF 94 F FF 94 B FF 95 X FF 94 2-2 ① L7	5	0	1	0	0	0	1
23 Adrián González, L (1, 3) OBP: 0.344, SLG: 0.452	C CU 80 S FF 99 B FF 99 T FF 99 1-2 ② K		X SI 95 0-0 ① SF7 1-2 3-H		B SI 94 C CU 80 B CH 85 F FF 97 B CH 85 B FF 97 4-2 16 FC3-6 66 1B 17 HR BB		B FF 95 C FF 94 S FS 84 F FF 96 B FS 85 S FF 96 2-3 ② K		B CU 81 T FF 96 X FF 95 1-1 ② L7	3	1	0	1	1	2	1
66 Yasiel Puig, R (1, 9) OBP: 0.437, SLG: 0.600	B SI 97 F FF 100 S SI 96 X SI 96 1-2 2-3 1B		X SI 96 0-0 ② G5-3 2-3		F SI 94 F SI 95 B SI 94 B CU 79 B SI 95 X SI 95 3-2 16 FC3-6 1-2 1B		C FF 95 S FS 86 T FF 97 0-2 ③ K		X FF 95 0-0 3B	5	0	3	0	0	1	1
16 Andre Ethier, L (1, 8) OBP: 0.355, SLG: 0.400	C FF 99 B FF 98 B FF 99 C FF 99 F FF 99 X FF 99 2-2 ③ G3		B FF 98 B SI 95 D SI 94 C FF 97 F FF 97 F FF 99 B FF 98 4-2 17 BB BB		B SI 93 X SI 94 1-0 ② FC3-6 17 HR 1-2f 2-3			B FF 94 F FF 94 C FF 95 F FS 85 F FF 96 X FS 85 1-2 ① F9	F FF 94 F FF 94 B FF 95 S CU 81 1-3 ③ K	4	1	0	0	1	1	5
17 A.J. Ellis, R (1, 2) OBP: 0.342, SLG: 0.379		C FF 97 B SI 94 B SI 93 B FF 98 X FF 97 3-1 ① F9	B SI 95 S SI 96 B SI 95 F SI 95 B SI 95 B FF 99 4-2 1-2 BB		B SI 92 C SI 93 D CU 78 B CH 90 X FF 93 3-1 1-H 3-H HR			C FF 95 C CU 77 B CU 77 X FF 96 1-2 9 BB 6 1B 1B		3	2	2	3	1	0	0
5 Juan Uribe, R (1, 5) OBP: 0.316, SLG: 0.381		B CU 78 F FF 98 B CU 83 C SI 95 S CU 83 2-3 ② K	F CU 80 X SI 96 0-1 ③ G4-3		F SI 94 C SI 91 D CU 79 B SI 89 X SI 91 2-2 ③ G4-3			F FF 96 X FF 95 0-1 ② F8		4	0	0	0	0	1	4
9 Dee Strange-Gordon, L (1, 6) OBP: 0.300, SLG: 0.271		C FF 98 C FF 98 F CU 80 F CU 83 X FF 100 0-2 99 S 1B	C FF 95 X FF 96 0-1 ① F7		C CH 83 L SI 91 X CU 80 0-2 ① G6-3			B FF 95 B FF 95 B FF 94 C SI 94 B FF 95 4-1 6 1B 1-2 BB		3	0	1	0	1	0	0
99 Hyun Jin Ryu, R (1, 1) OBP: 0.233, SLG: 0.310 6 Jerry Hairston, R (8, PH) OBP: 0.313, SLG: 0.340 75 Paco Rodríguez, L (8, 1) 74 Kenley Jansen, S (9, 1)		F FF 98 B FF 99 B FF 97 F FF 98 F FF 99 X FF 98 2-2 ③ F9 1-2	X FF 93 0-0 ② G6-3		C SI 90 B SL 84 C SI 91 B SL 85 C SI 91 2-3 ② K			S SL 84 C SL 84 D SL 85 F FF 96 X CU 78 1-2 1-3 2-H 1B		3 1 0 0	0 0 0 0	0 1 0 0	0 1 0 0	1 1 0 0	1 0 0 0	1 0 0 0
Inning Stats	R: 0 E: 0 K: 1 S: 16 H: 2 LOB: 2 BB: 0 P: 24	R: 0 E: 0 K: 1 S: 14 H: 1 LOB: 1 BB: 0 P: 21	R: 1 E: 0 K: 0 S: 14 H: 2 LOB: 3 BB: 2 P: 23	R: 0 E: 0 K: 0 S: 4 H: 0 LOB: 0 BB: 0 P: 5	R: 3 E: 0 K: 0 S: 13 H: 2 LOB: 0 BB: 1 P: 29	R: 0 E: 0 K: 1 S: 8 H: 0 LOB: 0 BB: 0 P: 10	R: 0 E: 0 K: 2 S: 8 H: 0 LOB: 0 BB: 0 P: 11	R: 1 E: 0 K: 0 S: 16 H: 2 LOB: 2 BB: 1 P: 23	R: 0 E: 0 K: 1 S: 9 H: 1 LOB: 1 BB: 0 P: 13	1B: 8 2B: 0 3B: 1 HR: 1 SF: 1 SAC: 0 DP: 0 HBP: 0						

PITCHER	IP	WLS	BF	H	R	ER	SO	BB	IBB	HBP	BLK	WP	HR	S	P	ERA	WHIP
62 Carlos Martinez, R (1, 1) ERA: 6.19	4.2	L	24	7	4	4	2	3	0	0	0	0	1	58	97	7.71	2.143
43 Seth Maness, R (5, 1) ERA: 2.43	1.1		4	0	0	0	1	0	0	0	0	0	0	11	15	0.00	0.000
71 Sam Freeman, L (7, 1) ERA:	1.1		4	0	0	0	2	0	0	0	0	0	0	13	17	0.00	0.000
67 Michael Blazek, R (8, 1) ERA: 8.22	0.2		5	2	1	1	0	1	0	0	0	0	0	11	17	13.50	4.500
46 Kevin Siegrist, L (9, 1) ERA: 0.93	1.0		4	1	0	0	1	0	0	0	0	0	0	9	13	0.00	1.000

PITCHER	IP	WLS	BF	H	R	ER	SO	BB	IBB	HBP	BLK	WP	HR	S	P	ERA	WHIP

TOP

Los Angeles Dodgers @ St. Louis Cardinals

Busch Stadium, St. Louis, MO

Thu Aug 08 2013, 7:17 PM - 10:17 PM CDT

Att. 42,567 - Overcast - 79 F

livebaseballscorecards.com

AB	36
R	5
H	10
RBI	5
BB	4
SO	6
LOB	15

WP: 0 PA: 41
PB: 0
SB: 1
CS: 0

Batter	1	2	3	4	5	6	7	8	9	AB	R	H	RBI	BB	SO	LOB
13 Matt Carpenter, L (1, 4) OBP: 0.379, SLG: 0.463	B FF 88 B SL 82 C FF 90 F FF 90 F CH 79 F SL 83 F SL 82 X FF 90 2-2 ① L9		C SL 86 B CU 74 S CH 79 B FF 92 S CH 78 2-3 ③ K			B FF 91 B FF 92 C FF 90 F FF 92 X SL 87 2-2 3 FC6-4 1B		C SL 88 B FF 89 X SI 90 1-1 3 FC5-4 1B		4	0	2	0	0	1	0
3 Carlos Beltrán, S (1, 9) OBP: 0.337, SLG: 0.518	B FF 89 B FF 90 X CH 79 2-0 ② P4			B SL 81 F SI 90 X FF 90 1-1 ① G3		X CH 80 0-0 ① FC6-4 1-2f		B SI 91 F SL 88 X CU 80 1-1 ③ FC5-4 1-2f		4	0	0	0	0	0	2
21 Allen Craig, R (1, 3) OBP: 0.366, SLG: 0.464	B SL 82 C SI 90 C CU 72 C SL 82 1-3 ③ K			B FF 90 C SL 82 B CH 78 X CH 78 2-1 ② G6-3		F CU 70 F SL 80 B SI 90 F CH 80 B CU 72 B SL 81 F FF 92 F CH 81 F CH 79 3-3 S FF 93 ② K			C FC 93 B FC 92 S FC 92 S FC 93 1-3 ① K	4	0	0	0	0	3	1
7 Matt Holliday, R (1, 7) OBP: 0.362, SLG: 0.446		B FF 87 F SL 83 B SL 79 X FF 90 2-1 19 FC5 23 1B 1B		B SL 82 X SL 82 1-0 23 1B 23 E 1B		B FF 90 C FF 91 C FF 91 B FF 91 B CH 77 X CH 80 3-2 ③ F9			B FC 94 S FC 92 B FC 94 F FC 94 B FC 94 F FC 94 S FC 94 3-3 ② K	4	1	2	0	0	1	1
23 David Freese, R (1, 5) OBP: 0.355, SLG: 0.396		X FF 89 0-0 19 FC5 1-2 1B		D CU 72 B FF 91 C FF 90 B CU 71 F CH 79 X SL 80 3-2 E8 1-H 1B			B SL 81 F FF 91 S FF 92 1-3 ① K		B FC 94 F FC 90 C FC 93 B FC 94 X FC 94 2-2 19 DI 1B	4	0	3	0	0	1	0
19 Jon Jay, L (1, 8) OBP: 0.339, SLG: 0.355		B FF 89 T SL 81 B FF 91 F FF 91 X SL 84 2-2 ① FC5 32 G4-6-3 1-2 2-3f		C SL 82 F CH 79 B SL 81 B FF 91 X CH 78 2-2 ③ G3			B SL 81 X SL 81 1-0 ② G4-6-3		C FC 92 B FF 94 X FC 94 1-1 ③ G1 1-2	4	0	0	0	0	0	4
32 Rob Johnson, R (1, 2) OBP: 0.313, SLG: 0.429 67 Michael Blazek, R (8, 1) 46 Kevin Siegrist, L (9, 1)		B CH 80 C FF 91 X CH 80 1-1 ② ③ G4-6-3 1-2f			C FF 88 B FF 90 F FF 90 F CU 73 X CH 76 1-2 ① F7		S CH 79 F FF 91 B FF 92 B FF 92 F CH 80 X SI 92 2-2 ③ G4-3			3 0 0	0 0 0	0 0 0	0 0 0	0 0 0	0 0 0	2 0 0
38 Pete Kozma, R (1, 6) OBP: 0.279, SLG: 0.294			B CU 69 B CH 78 S FF 91 F SI 91 S CH 80 2-3 ① K		C CH 78 B SL 83 C FF 90 X FF 90 1-2 ② G6-3			C SI 90 B CH 82 B CH 85 F SL 88 X CU 79 2-2 ① P2		3	0	0	0	0	1	0
62 Carlos Martinez, R (1, 1) 43 Seth Maness, R (5, 1) 71 Sam Freeman, R (7, 1) 48 Tony Cruz, R (8, 2) OBP: 0.275, SLG: 0.318			B FF 91 C FF 92 F CH 79 F FF 92 S CU 72 1-3 ② K		C FF 89 F FF 89 F CH 76 S CU 72 0-3 ③ K			S SL 87 B SL 88 X SI 91 1-1 ② F9		1 1 0 1	0 0 0 0	0 0 0 0	0 0 0 0	0 0 0 0	1 1 0 0	0 0 0 0
Inning Stats	R: 0 E: 0 K: 1 S: 10 H: 0 LOB: 0 BB: 0 P: 15	R: 0 E: 0 K: 0 S: 8 H: 2 LOB: 1 BB: 0 P: 13	R: 0 E: 0 K: 3 S: 10 H: 0 LOB: 0 BB: 0 P: 15	R: 1 E: 1 K: 0 S: 11 H: 2 LOB: 1 BB: 0 P: 20	R: 0 E: 0 K: 1 S: 11 H: 0 LOB: 0 BB: 0 P: 13	R: 0 E: 0 K: 1 S: 14 H: 1 LOB: 1 BB: 0 P: 22	R: 0 E: 0 K: 1 S: 8 H: 0 LOB: 0 BB: 0 P: 12	R: 0 E: 0 K: 0 S: 9 H: 1 LOB: 1 BB: 0 P: 14	R: 0 E: 0 K: 2 S: 12 H: 1 LOB: 1 BB: 0 P: 19	1B: 7 2B: 0 3B: 0 HR: 0	SF: 0 SAC: 0 DP: 1 HBP: 0					

PITCHER		IP	WLS	BF	H	R	ER	SO	BB	IBB	HBP	BLK	WP	HR	S	P	ERA	WHIP
99 Hyun Jin Ryu, L ERA: 2.99	(1, 1)	7.0	W	25	5	1	0	7	0	0	0	0	0	0	72	110	0.00	0.714
75 Paco Rodríguez, L ERA: 2.14	(8, 1)	1.0		4	1	0	0	0	0	0	0	0	0	0	9	14	0.00	1.000
74 Kenley Jansen, R ERA: 2.01	(9, 1)	1.0		4	1	0	0	2	0	0	0	0	0	0	12	19	0.00	1.000

PITCHER	IP	WLS	BF	H	R	ER	SO	BB	IBB	HBP	BLK	WP	HR	S	P	ERA	WHIP

BOTTOM

Los Angeles Dodgers @ St. Louis Cardinals

Busch Stadium, St. Louis, MO

Thu Aug 08 2013, 7:17 PM - 10:17 PM CDT

Att. 42,567 - Overcast - 79 F

livebaseballscorecards.com

AB	33
R	1
H	7
RBI	0
BB	0
SO	9
LOB	10

Batter	1	2	3	4	5	6	7	8	9	AB	R	H	RBI	BB	SO	LOB
21 Junior Lake, R (1, 7) OBP: 0.354, SLG: 0.489	S SI 92 C SI 92 B FF 95 B FF 90 B SI 92 X SL 89 3-2 ① F7		B CU 79 B SL 89 B FF 93 C FF 93 B SI 92 4-1 2 G1-6-3 BB		1 SAFE 1 SAFE 1 SAFE F SL 88 B SL 88 B SI 92 B SL 88 1 SAFE X FF 93 3-1 ③ P4		B SL 88 B SL 88 B SL 86 F SL 88 X SL 87 3-1 ③ 44 1B 1-3 2-H 1B	B SI 89 F SI 90 X SI 90 1-1 ③ F9		4	1	1	1	1	0	4
2 Cole Gillespie, R (1, 9) OBP: 0.300, SLG: 0.233	B FF 93 B FF 93 C FF 94 S SI 94 S FF 94 2-3 ② K		B SI 92 B FF 94 F SI 93 B SL 87 C SI 93 X SI 94 3-2 ②③ G1-6-3 1-2f			C CH 87 B SL 86 B CU 79 F FF 92 B SI 92 X FF 92 3-2 ① L6	H SI 92 1-0 44 1B HBP		C FF 90 X SL 80 0-1 ① F9	4	0	0	0	0	1	2
44 Anthony Rizzo, L (1, 3) OBP: 0.329, SLG: 0.447	C SI 93 F SL 89 B CH 86 B SI 94 B SL 89 C FF 95 3-3 ③ K			B FF 92 B SL 89 F CH 85 T SL 88 B SI 94 X SI 95 3-2 ① L1-3		X CH 86 0-0 ② G4-3	B SL 77 C SI 87 F SI 86 B SL 76 X SI 87 2-2 1-3 2-H 3-H 1B		C FS 84 F FS 86 X FS 85 0-2 ② L7	5	0	1	2	0	1	0
9 David DeJesus, L (1, 8) OBP: 0.330, SLG: 0.430		B CU 76 C SL 88 B SI 92 X SI 93 2-1 ① F8		C SL 88 B CH 86 H SL 89 2-1 HBP		C SI 94 B SL 85 B SL 88 B CH 86 F SL 89 B FF 94 4-2 BB	C SI 87 B SL 77 S SL 76 S SL 77 1-3 ③ K		F FF 92 B FS 86 F FS 86 F FS 86 S FF 92 1-3 ③ K	3	0	0	0	1	2	2
8 Donnie Murphy, R (1, 5) OBP: 0.368, SLG: 0.941		B SI 92 C SI 92 X SL 89 1-1 ② G6-3		X SL 89 0-0 ② F8		B CU 79 C SI 92 1 SAFE F SI 92 S FF 93 1-3 ③ K		B CU 79 F FF 95 F FF 95 B FF 96 F CH 88 S CH 89 2-3 ① K		4	0	0	0	0	2	2
53 Welington Castillo, R (1, 2) OBP: 0.352, SLG: 0.369		F SI 92 S SI 93 B FF 94 F SI 92 X SI 93 1-2 1B		B SI 92 C SL 88 X FF 92 1-1 ③ F9			B SL 86 B SI 90 B FF 92 C FF 92 F SI 93 F FF 93 B SI 93 4-2 13 SH1 21 1B BB	B FF 98 B FF 96 H FF 97 3-0 13 1B HBP		2	1	1	0	1	0	1
13 Starlin Castro, R (1, 6) OBP: 0.282, SLG: 0.351		C SL 90 B SI 92 B FF 94 X SL 88 2-1 ③ G6-3			C CU 78 X SI 89 0-1 ① G6-3		X FF 91 0-0 ① SH1 1-2	C FF 97 X CH 88 0-1 1-3 1B		3	0	1	0	0	0	1
15 Darwin Barney, R (1, 4) OBP: 0.263, SLG: 0.321			C SL 87 B SL 86 X FF 91 1-1 18 SH1-3 1B		B FF 89 B CH 88 B SI 93 C FF 92 B SI 92 4-1 BB		B FF 92 B SL 87 B FF 92 B FF 90 4-0 21 1B 44 1B BB	F FF 98 F FF 97 F FF 98 B FF 99 B CU 81 X FF 98 2-2 ② G6-3		2	1	1	0	2	0	2
18 Chris Rusin, L (1, 1) OBP: 0.125, SLG: 0.125 22 Logan Watkins, L (7, PH) OBP: 0.333, SLG: 0.250 40 James Russell, L (7, 1) 50 Blake Parker, R (7, 1) 1 Cody Ransom, R (8, PH) OBP: 0.304, SLG: 0.450 46 Pedro Strop, R (8, 1) 63 Kevin Gregg, R (9, 1)			X SI 91 0-0 ① SH1-3 1-2		C SI 91 M SI 91 M SI 92 0-3 ② K		B FF 92 C FF 93 C FF 93 S SL 89 1-3 ② K	D CH 88 B FF 99 S CH 90 B FF 98 B CH 88 4-1 BB		1 1 0 0 0 0 0	0 0 0 0 0 0 0	0 0 0 0 0 0 0	0 0 0 0 1 0 0	1 1 0 0 0 0 0	1 2 0 0 0 0 0	1 2 0 0 0 0 0
Inning Stats	R: 0 E: 0 K: 2 S: 9 H: 0 LOB: 0 BB: 0 P: 17	R: 0 E: 0 K: 0 S: 10 H: 1 LOB: 1 BB: 0 P: 16	R: 0 E: 0 K: 0 S: 7 H: 1 LOB: 1 BB: 1 P: 15	R: 0 E: 0 K: 0 S: 7 H: 0 LOB: 1 BB: 0 P: 13	R: 0 E: 0 K: 1 S: 8 H: 0 LOB: 1 BB: 1 P: 15	R: 0 E: 0 K: 1 S: 9 H: 0 LOB: 1 BB: 1 P: 17	R: 3 E: 0 K: 2 S: 15 H: 2 LOB: 2 BB: 2 P: 31	R: 0 E: 0 K: 1 S: 13 H: 1 LOB: 3 BB: 1 P: 25	R: 0 E: 0 K: 1 S: 9 H: 0 LOB: 0 BB: 0 P: 10	1B: 5 2B: 0 3B: 0 HR: 0 SF: 0 SAC: 2 DP: 1 HBP: 3						

PITCHER		IP	WLS	BF	H	R	ER	SO	BB	IBB	HBP	BLK	WP	HR	S	P	ERA	WHIP
31 Lance Lynn, R ERA: 3.79	(1, 1)	6.2	L	29	3	3	3	5	5	0	2	0	0	0	59	115	4.05	1.200
36 Randy Choate, L ERA: 2.52	(7, 1)	0.1		2	1	0	0	1	0	0	0	0	0	0	6	9	0.00	3.000
26 Trevor Rosenthal, R ERA: 2.17	(8, 1)	0.2		5	1	0	0	1	1	0	1	0	0	0	11	22	0.00	3.000
43 Seth Maness, R ERA: 2.41	(8, 1)	0.1		1	0	0	0	0	0	0	0	0	0	0	2	3	0.00	0.000
44 Edward Mujica, R ERA: 1.89	(9, 1)	1.0		3	0	0	0	1	0	0	0	0	0	0	9	10	0.00	0.000

PITCHER	IP	WLS	BF	H	R	ER	SO	BB	IBB	HBP	BLK	WP	HR	S	P	ERA	WHIP

TOP

Chicago Cubs @ St. Louis Cardinals

Busch Stadium, St. Louis, MO

Fri Aug 09 2013, 7:18 PM - 10:30 PM CDT

Att. 42,664 - Cloudy - 78 F

livebaseballscorecards.com

AB	29
R	3
H	5
RBI	3
BB	6
SO	8
LOB	17

BOTTOM

Batter	1	2	3	4	5	6	7	8	9	AB	R	H	RBI	BB	SO	LOB
13 Matt Carpenter, L (1, 4) OBP: 0.375, SLG: 0.458	C FF 87 B FC 86 B SI 89 B FF 89 S SI 89 X SI 89 3-2 ① G3		B FF 88 B FC 83 C SI 88 B SI 90 F SI 89 X SI 88 3-2 ① L7		C CU 78 X FC 84 0-1 ① F7		B SL 82 B FF 88 L FF 90 S FC 89 B FF 89 S FC 89 3-3 ② K		C FF 90 B CU 79 F FF 90 B FS 83 B FC 87 X FC 88 3-2 ③ L9 1-2	5	0	0	0	0	1	1
23 David Freese, R (1, 5) OBP: 0.354, SLG: 0.394	C FF 90 B FC 86 F FC 86 C SI 90 1-3 ② K		C CH 78 T CU 80 X FF 88 0-2 ② L9		B FC 85 S CH 78 B FC 85 F CH 78 X SI 89 2-2 7 1B 1B		B FF 92 B FF 92 C FF 93 F FF 92 X FF 94 2-2 ③ G3			4	0	1	0	0	1	0
21 Allen Craig, R (1, 9) OBP: 0.365, SLG: 0.462	C FF 90 C FC 85 C SI 90 0-3 ③ K		B CH 80 B FC 86 X SI 89 2-0 1B		X SI 89 0-0 ② F7			C SL 82 X SI 96 0-1 ① G6-3		4	0	1	0	0	1	1
7 Matt Holliday, R (1, 7) OBP: 0.365, SLG: 0.448		B FC 84 X FF 88 1-0 19 2B 1B	C FF 89 B FC 86 X FC 85 1-1 ③ F8		B FF 88 X FC 86 1-0 1-3 1B			B SI 97 H SI 96 2-0 HBP		3	0	2	0	0	0	1
Matt Adams, L (1, 3) OBP: 0.340, SLG: 0.489		B SI 88 B FF 87 C SI 88 1 SAFE F FC 86 X FC 82 2-2 ① L6		C CU 75 C SI 88 S SI 89 0-3 ① K	B CU 76 F FC 86 X SI 88 1-1 ③ G1-3			C SI 96 B SI 97 B SI 97 B SI 96 X SL 83 3-1 ② F8		4	0	0	0	0	1	4
48 Tony Cruz, R (1, 2) OBP: 0.263, SLG: 0.303		B SI 89 X FC 85 1-0 ② P3		B CU 79 C FC 85 C SI 89 S CH 80 1-3 ② K		X CU 79 0-0 ① L6		C SI 96 D SI 97 B SI 96 F SI 96 C SL 84 2-3 ③ K		4	0	0	0	0	2	2
19 Jon Jay, L (1, 8) OBP: 0.343, SLG: 0.364		C FF 89 S FF 88 F SI 88 F FF 89 1 SAFE D FC 84 X SI 88 1-2 1-3 2B		X CU 76 0-0 2B		C FF 88 X SI 85 0-1 38 G6-4-3 1B			B FF 91 F FF 90 X CU 77 1-1 ① G3	4	0	3	0	0	0	0
38 Pete Kozma, R (1, 6) OBP: 0.282, SLG: 0.293 33 Daniel Descalso, L (9, PH) OBP: 0.313, SLG: 0.416		I IN 67 I IN 70 I IN 68 I IN 68 4-0 IBB		I IN 72 I IN 70 I IN 68 I IN 65 4-0 IBB		1 SAFE B FF 86 1 SAFE B SI 89 S SI 87 B SI 88 F SI 88 X SI 90 3-2 ② ③ G6-4-3 1-2f			C CU 78 B CU 78 S FF 90 B FS 84 B FF 91 F FC 86 F FF 92 C FF 91 3-3 ② K	1	0	0	0	2	0	1
										1	0	0	0	0	1	0
31 Lance Lynn, S (1, 1) OBP: 0.105, SLG: 0.105 36 Randy Choate, L (7, 1) 56 Adron Chambers, L (7, PH) OBP: 0.250, SLG: 0.286 26 Trevor Rosenthal, R (8, 1) 43 Seth Maness, R (8, 1) 44 Edward Mujica, R (9, 1) 3 Carlos Beltrán, S (9, PH) OBP: 0.339, SLG: 0.518		B SI 89 D SI 88 C FF 87 F SI 88 C SI 90 2-3 ③ K		S FC 83 F FC 86 D FC 82 X SI 89 1-2 ③ G5-3			B FF 89 F FF 90 B SL 80 F FF 90 T SL 82 2-2 ① K		B CU 77 B FF 90 B FF 90 B FF 90 4-0 13 DI BB	2	0	0	0	0	1	5
										0	0	0	0	0	0	0
										1	0	0	0	0	0	0
										0	0	0	0	0	0	0
										0	0	0	0	0	0	0
										0	0	0	0	0	0	0
										0	0	0	0	1	0	0
Inning Stats	R: 0 E: 0 K: 2 S: 9 H: 0 LOB: 0 BB: 0 P: 13	R: 0 E: 0 K: 1 S: 13 H: 2 LOB: 3 BB: 1 P: 24	R: 0 E: 0 K: 0 S: 9 H: 1 LOB: 1 BB: 0 P: 15	R: 0 E: 0 K: 2 S: 10 H: 1 LOB: 2 BB: 1 P: 16	R: 0 E: 0 K: 0 S: 9 H: 2 LOB: 2 BB: 0 P: 13	R: 0 E: 0 K: 0 S: 6 H: 1 LOB: 0 BB: 0 P: 9	R: 0 E: 0 K: 2 S: 9 H: 0 LOB: 0 BB: 0 P: 16	R: 0 E: 0 K: 1 S: 7 H: 0 LOB: 1 BB: 0 P: 14	R: 0 E: 0 K: 1 S: 10 H: 0 LOB: 1 BB: 1 P: 21	1B: 5 2B: 2 3B: 0 HR: 0 SF: 0 SAC: 0 DP: 1 HBP: 1						

PITCHER		IP	WLS	BF	H	R	ER	SO	BB	IBB	HBP	BLK	WP	HR	S	P	ERA	WHIP
18 Chris Rusin, L ERA: 3.08	(1, 1)	6.0	W	26	7	0	0	5	0	2	0	0	0	0	56	90	0.00	1.167
40 James Russell, L ERA: 2.85	(7, 1)	0.2	H	2	0	0	0	2	0	0	0	0	0	0	6	11	0.00	0.000
50 Blake Parker, R ERA: 2.36	(7, 1)	0.1	H	1	0	0	0	0	0	0	0	0	0	0	3	5	0.00	0.000
46 Pedro Strop, R ERA: 5.4	(8, 1)	1.0	H	4	0	0	0	1	0	0	1	0	0	0	7	14	0.00	0.000
63 Kevin Gregg, R ERA: 2.84	(9, 1)	1.0	S	4	0	0	0	1	1	0	0	0	0	0	10	21	0.00	1.000

PITCHER	IP	WLS	BF	H	R	ER	SO	BB	IBB	HBP	BLK	WP	HR	S	P	ERA	WHIP

Chicago Cubs @ St. Louis Cardinals

Busch Stadium, St. Louis, MO

Fri Aug 09 2013, 7:18 PM - 10:30 PM CDT

Att. 42,664 - Cloudy - 78 F

livebaseballscorecards.com

AB	33
R	0
H	7
RBI	0
BB	3
SO	9
LOB	15

WP: 0 PA: 37
PB: 0
SB: 0
CS: 0

Batter	1	2	3	4	5	6	7	8	9	AB	R	H	RBI	BB	SO	LOB
9 David DeJesus, L (1, 8) OBP: 0.328, SLG: 0.423	C FF 92 C CU 74 F FF 95 X FF 95 0-2 ① L7		B FF 93 S CH 85 F CH 86 F FF 96 B CU 76 B FF 94 B CH 85 4-2 44 G4-3 21 BB BB		B CH 82 C FF 91 B FF 90 F FF 92 X FF 93 2-2 ① L8		B FF 92 B FF 94 C FF 94 B FF 94 X FF 94 3-1 ① F9	B SL 75 X SI 86 1-0 ③ G6-3		4	0	0	0	1	0	2
21 Junior Lake, R (1, 7) OBP: 0.366, SLG: 0.500	B FF 96 B CH 84 X FF 95 2-0 ② G6-3		C FF 93 D CH 86 1 SAFE S CH 84 B FF 95 B FF 95 B FF 91 4-2 44 G4-3 1-2 BB		B CU 72 X FF 94 1-0 44 1B 53 SF7 1B		1 SAFE B FF 95 S CH 85 1 SAFE C FF 95 X CH 86 1-2 ② F8		B FF 94 B CU 75 X FF 94 2-0 44 G3 19 1B 2B	4	2	2	0	1	0	1
44 Anthony Rizzo, L (1, 3) OBP: 0.328, SLG: 0.444	C CU 75 S CH 85 S FF 96 0-3 ③ K		C FF 93 C FF 93 B FF 95 F FF 94 F FF 93 F CH 86 X FF 94 1-2 ② G4-3 1-2 2-3		F FF 92 F FF 93 B FF 94 B FF 94 X FF 92 2-2 1-3 1B		C FF 95 B FF 94 B CU 80 B FF 95 X FF 95 3-1 ③ P5		C CU 75 F FF 96 X SL 84 1-2 ① G3 2-3	5	0	1	0	0	1	4
53 Welington Castillo, R (1, 2) OBP: 0.359, SLG: 0.381		B FF 92 B FF 92 X FF 93 2-0 HR	C FF 93 B FF 94 B CH 86 B FF 93 B FF 94 4-1 BB		X FF 90 0-0 ② SF7 3-H			B FF 98 B FF 98 B FF 99 C FF 98 F FF 98 F FF 99 B FF 98 4-2 19 BB 15 2B BB	B CU 76 C SL 84 H FF 95 2-1 19 1B HBP	1	2	1	2	2	0	0
19 Nate Schierholtz, L (1, 9) OBP: 0.331, SLG: 0.508		C FF 94 S FF 95 S FF 95 0-3 ① K	D FF 92 B FF 93 F FF 93 X FF 93 2-1 ③ P5		S CH 82 D CH 85 B FF 91 B CH 84 X FF 91 3-1 ③ L9			B FF 98 B FF 98 B FF 98 C FF 99 B FF 98 4-1 1-2 15 2B BB	1 SAFE B SI 94 X SI 93 1-0 1-3 3-H 1 BB 1B	4	1	1	1	1	1	4
13 Starlin Castro, R (1, 6) OBP: 0.283, SLG: 0.351		B CU 76 C FF 95 C CU 75 B CH 87 F FF 96 X FF 94 2-2 1B		C FF 92 B FF 94 B CU 73 C FF 89 X CH 83 2-2 ① G6-3		C SI 91 S CH 84 B CU 80 F SL 84 X CH 85 1-2 1 G6-4-3 1B		C FF 99 C FF 99 F FF 100 S FF 100 0-3 ① K	C CU 75 S SL 85 S SL 84 0-3 ② K	5	0	2	0	0	2	4
1 Cody Ransom, R (1, 5) OBP: 0.307, SLG: 0.458		C FF 94 S CH 84 F FF 94 S FF 95 0-3 ② K		X FF 92 0-0 3B		X SI 90 0-0 ①② G6-4-3 1-2f		C FF 100 S FF 99 B FF 100 F FF 100 B SI 100 B FF 100 S FF 100 3-3 ② K	C SL 83 B CU 76 B FF 95 B SL 84 B FF 96 4-1 1-2 BB	4	0	1	0	1	2	4
15 Darwin Barney, R (1, 4) OBP: 0.262, SLG: 0.322		B FF 94 1 SAFE C FF 92 B CU 76 X FF 92 2-1 ③ F9		D FF 92 C FF 92 F FF 92 F FF 93 F CH 84 X FF 92 1-2 ② P2		C SI 91 X CH 85 0-1 ③ G5-3		C FF 99 B FF 99 F FF 99 B FF 100 F FF 99 X FF 100 2-2 1-H 2-H 30 2B 2B	C CU 76 B SL 84 F FF 95 X SI 95 1-2 ③ G6-3	5	1	1	2	0	0	5
33 Carlos Villanueva, R (1, 1) OBP: 0.161, SLG: 0.161 2 Cole Gillespie, R (7, PH) OBP: 0.314, SLG: 0.233 50 Blake Parker, R (7, 1) 30 Dioner Navarro, S (8, PH) OBP: 0.360, SLG: 0.500 37 Travis Wood, R (8, PR) OBP: 0.286, SLG: 0.489 46 Pedro Strop, R (8, 1) 63 Kevin Gregg, R (9, 1)			B FF 91 C FF 90 C FF 93 B CU 77 B FF 93 X FF 91 3-2 ① P4	B FF 92 F FF 91 C FF 92 C FF 95 1-3 ③ K			B SI 90 B SI 90 B SI 90 C SI 89 B SI 90 4-1 BB	B FF 98 C FF 98 D CU 83 X FF 97 2-1 2-H 2B		2 0 0 1 0 0 0	0 0 0 0 0 0 0	0 0 0 1 0 0 0	0 1 0 1 0 0 0	1 0 0 0 0 0 0	1 0 0 0 0 0 0
Inning Stats	R: 0 E: 0 K: 1 S: 8 H: 0 LOB: 0 BB: 0 P: 10	R: 1 E: 0 K: 2 S: 14 H: 2 LOB: 1 BB: 0 P: 20	R: 0 E: 0 K: 0 S: 17 H: 0 LOB: 3 BB: 3 P: 35	R: 0 E: 0 K: 1 S: 12 H: 1 LOB: 1 BB: 0 P: 16	R: 1 E: 0 K: 0 S: 10 H: 2 LOB: 1 BB: 0 P: 18	R: 0 E: 0 K: 0 S: 7 H: 1 LOB: 0 BB: 0 P: 8	R: 0 E: 0 K: 0 S: 8 H: 0 LOB: 1 BB: 1 P: 19	R: 3 E: 0 K: 2 S: 19 H: 2 LOB: 1 BB: 2 P: 35	R: 1 E: 0 K: 1 S: 13 H: 2 LOB: 3 BB: 1 P: 24	1B: 5 2B: 3 3B: 1 HR: 1 SF: 1 SAC: 0 DP: 1 HBP: 1				WP: 0 PB: 0 SB: 0 CS: 0	PA: 44	

PITCHER		IP	WLS	BF	H	R	ER	SO	BB	IBB	HBP	BLK	WP	HR	S	P	ERA	WHIP
52 Michael Wacha, R ERA: 4.37	(1, 1)	5.0		23	5	2	2	4	3	0	0	0	0	1	61	99	3.60	1.600
43 Seth Maness, R ERA: 2.36	(6, 1)	1.0	H	4	1	0	0	0	1	0	0	0	0	0	8	13	0.00	2.000
46 Kevin Siegrist, L ERA: 0.89	(7, 1)	1.0	H	3	0	0	0	0	0	0	0	0	0	0	7	14	0.00	0.000
26 Trevor Rosenthal, R ERA: 2.63	(8, 1)	0.2	L	6	2	3	3	2	2	0	0	0	0	0	18	33	40.50	6.000
36 Randy Choate, L ERA: 2.49	(8, 1)	0.1		1	0	0	0	0	0	0	0	0	0	0	1	2	0.00	0.000

PITCHER		IP	WLS	BF	H	R	ER	SO	BB	IBB	HBP	BLK	WP	HR	S	P	ERA	WHIP
67 Michael Blazek, R ERA: 8.31	(9, 1)	1.0		7	2	1	1	1	1	0	1	0	0	0	13	24	9.00	3.000

TOP

Chicago Cubs @ St. Louis Cardinals

Busch Stadium, St. Louis, MO

Sat Aug 10 2013, 6:17 PM - 9:24 PM CDT

Att. 43,908 - Clear - 87 F

livebaseballscorecards.com

AB	35
R	6
H	10
RBI	6
BB	7
SO	7
LOB	25

BOTTOM

Chicago Cubs @ St. Louis Cardinals

Busch Stadium, St. Louis, MO

Sat Aug 10 2013, 6:17 PM - 9:24 PM CDT

Att. 43,908 - Clear - 87 F

livebaseballscorecards.com

Batter	1	2	3	4	5	6	7	8	9	AB	R	H	RBI	BB	SO	LOB
13 Matt Carpenter, L (1, 4) OBP: 0.376, SLG: 0.461	C FF 87 C SI 88 B SI 88 F SL 78 B SL 82 F FF 91 C FF 91 2-3 ① K			C SI 88 X CU 77 0-1 21 F8 3 1B 7 HR 1B		C SI 88 S FF 89 B SI 84 X FF 90 1-2 3 2B 2B		B SI 96 B SI 97 C SI 96 X SI 97 2-1 ② G5-3		4	2	2	0	0	1	0
3 Carlos Beltrán, S (1, 9) OBP: 0.340, SLG: 0.520	B CH 81 S CU 74 C FF 90 S FF 91 1-3 ② K			X CU 74 0-0 7 HR 1-2 1B		B SI 88 B CU 78 X CH 81 2-0 2-H 2B		B SL 84 X SI 96 1-0 ③ G4-3		4	1	2	1	0	1	0
21 Allen Craig, R (1, 3) OBP: 0.362, SLG: 0.458	B FF 90 F CH 82 B SL 78 F SL 82 F CH 83 F FF 90 X SL 78 2-2 ③ G4-3			C CH 80 X SI 88 0-1 ① F8 2-3		B CH 82 C SI 88 B SL 81 F CH 82 X SI 89 2-2 ① G5-3			F FF 89 F FF 89 F FF 89 B FS 83 X FS 82 1-2 ① P6	4	0	0	0	0	0	3
7 Matt Holliday, R (1, 7) OBP: 0.369, SLG: 0.466		X SI 88 0-0 ① G5-3		C SI 89 1 SAFE B SI 88 X CH 82 1-1 1-H 3-H HR		S CH 83 B FF 88 B SI 88 B FF 88 B SI 88 4-1 23 G6-4-3 BB			B CU 78 F FF 90 B FF 90 B FF 90 X FF 91 3-1 HR	3	2	2	4	1	0	0
23 David Freese, R (1, 5) OBP: 0.353, SLG: 0.392		C FF 88 B SI 88 X CH 83 1-1 19 CS 1B		F CH 81 C CU 78 X SL 84 0-2 ② G1-3		X SL 82 0-0 ② ③ G6-4-3 1-2f			X FF 88 0-0 ② L1-6-3	4	0	1	0	0	0	2
19 Jon Jay, L (1, 8) OBP: 0.340, SLG: 0.360		B SI 88 S SL 77 B SI 89 S CU 77 S FF 90 2-3 ② ③ K 1-2		B CU 76 B SI 89 F CH 81 X CU 76 2-1 ③ L3			C CU 78 B FF 93 F FF 92 S FF 94 1-3 ① K		X FC 86 0-0 ③ G1-3	4	0	0	0	0	2	1
32 Rob Johnson, R (1, 2) OBP: 0.368, SLG: 0.471			C FF 87 X SI 88 0-1 ① F7		B SI 86 C SI 88 B SL 83 C CH 81 F FF 90 F FF 89 B SL 82 X FF 90 3-2 33 G4-6-3 1B		C FF 93 B CU 79 X FF 93 1-1 ② 1B			3	0	2	0	0	0	0
33 Daniel Descalso, L (1, 6) OBP: 0.309, SLG: 0.410			B CH 80 C CH 79 S CU 76 S SL 83 1-3 ② K2-3		S CU 75 X FF 89 0-1 ① ② G4-6-3 1-2f		C CU 78 S CU 79 F CU 79 S FF 93 0-3 ③ K			3	0	0	0	0	2	1
52 Michael Wacha, R (1, 1) OBP: 0.111, SLG: 0.111 43 Seth Maness, R (6, 1) 46 Kevin Siegrist, L (7, 1) 26 Trevor Rosenthal, R (8, 1) 36 Randy Choate, L (8, 1) 56 Adron Chambers, L (8, PH) OBP: 0.222, SLG: 0.250 67 Michael Blazek, R (9, 1)			C FF 86 X SI 90 0-1 ③ L9		B SI 88 X SI 89 1-0 ③ G6-3			B SI 95 C SI 95 F SI 96 B SL 82 F SL 84 X SI 96 2-2 ① F8		2 0 0 0 0 1 0	0 0 0 0 0 0 0	0 0 0 0 0 0 0	0 0 0 0 0 0 0	0 0 0 0 0 0 0	0 0 0 0 0 0 0	0 0 0 0 0 0 0
Inning Stats	R: 0 E: 0 K: 2 S: 13 H: 0 LOB: 0 BB: 0 P: 18	R: 0 E: 0 K: 1 S: 6 H: 1 LOB: 0 BB: 0 P: 9	R: 0 E: 0 K: 1 S: 7 H: 0 LOB: 0 BB: 0 P: 8	R: 3 E: 0 K: 0 S: 12 H: 3 LOB: 0 BB: 0 P: 15	R: 0 E: 0 K: 0 S: 8 H: 1 LOB: 0 BB: 0 P: 12	R: 1 E: 0 K: 0 S: 9 H: 2 LOB: 1 BB: 1 P: 18	R: 0 E: 0 K: 2 S: 9 H: 1 LOB: 0 BB: 0 P: 11	R: 0 E: 0 K: 0 S: 7 H: 0 LOB: 0 BB: 0 P: 12	R: 1 E: 0 K: 0 S: 8 H: 1 LOB: 0 BB: 0 P: 12	1B: 5 2B: 2 3B: 0 HR: 2	SF: 0 SAC: 0 DP: 2 HBP: 0	WP: 0 PB: 0 SB: 0 CS: 1	PA: 33			

	AB	32
	R	5
	H	9
	RBI	5
	BB	1
	SO	6
	LOB	7

PITCHER		IP	WLS	BF	H	R	ER	SO	BB	IBB	HBP	BLK	WP	HR	S	P	ERA	WHIP
33 Carlos Villanueva, R ERA: 4.26	(1, 1)	6.0		23	7	4	4	4	1	0	0	0	0	1	55	80	6.00	1.333
50 Blake Parker, R ERA: 2.28	(7, 1)	1.0	W	3	1	0	0	2	0	0	0	0	0	0	9	11	0.00	1.000
46 Pedro Strop, R ERA: 5.26	(8, 1)	1.0	H	3	0	0	0	0	0	0	0	0	0	0	7	12	0.00	0.000
63 Kevin Gregg, R ERA: 2.98	(9, 1)	1.0	S	4	1	1	1	0	0	0	0	0	0	1	8	12	9.00	1.000

PITCHER		IP	WLS	BF	H	R	ER	SO	BB	IBB	HBP	BLK	WP	HR	S	P	ERA	WHIP

Batter	1	2	3	4	5	6	7	8	9	AB	R	H	RBI	BB	SO	LOB
9 David DeJesus, L (1, 8) OBP: 0.325, SLG: 0.417	B SI 95 C CH 85 B SI 96 B SI 94 X SI 95 3-1 ① F8		B SI 96 C SI 96 B CH 86 F CH 85 B CH 84 B SI 95 4-2 21 2B BB		B SI 94 B SI 94 B SI 94 C SI 95 F SI 96 F SI 95 X CH 85 3-2 ① G4-3	F SI 86 X SL 76 0-1 ③ P6		C FF 92 C FF 94 B SI 94 F FF 93 B FF 93 F FF 93 X FF 92 2-2 ③ F7		4	1	0	0	1	0	3
21 Junior Lake, R (1, 7) OBP: 0.358, SLG: 0.495	S SI 96 X SI 95 0-1 ② P3		1 SAFE C CU 78 B SI 96 X SI 95 1-1 1-H 2B		B SL 84 B SI 93 F SI 94 X SI 95 2-1 ② L6		C CH 84 B FF 94 B FF 95 F FF 93 S FF 96 2-3 ① K		B FF 90 F FF 91 B FS 86 X FF 92 2-1 ① F9	5	0	1	1	0	1	0
44 Anthony Rizzo, L (1, 3) OBP: 0.327, SLG: 0.440	B SI 96 X CH 87 1-0 ③ G3-1		X SI 95 0-0 ③ G3		B SI 94 B SI 95 C CH 84 B CH 84 F SI 94 X SI 96 3-2 ③ F7		B CU 78 C FF 95 C FF 95 B CU 81 F FF 96 F FF 95 B CU 80 B FF 95 4-2 16 BB BB		S FS 86 X FS 86 0-1 ② G5-3	4	0	0	0	1	0	1
53 Welington Castillo, R (1, 2) OBP: 0.359, SLG: 0.380		B SI 96 B SI 96 C CH 85 C SI 95 S CU 80 2-3 ① K	B CU 79 F SI 96 C CU 80 B SI 96 B SI 98 B SI 96 4-2 13 1B 15 1B BB		C SI 94 B CH 84 B CH 85 C SI 94 F CH 83 B CU 77 X SI 95 3-2 8 1B 13 1B 1B	1 SAFE B FF 94 1 SAFE X CH 84 1-0 ② P6		C FF 92 B SL 81 B FF 92 X FF 92 2-1 ③ L8	4	2	1	0	1	1	1
19 Nate Schierholtz, L (1, 9) OBP: 0.331, SLG: 0.506 16 Darnell McDonald, R (7, PH) (7, 9)		C SI 96 F SI 97 X SI 97 0-2 8 E 8 S 1B	B SI 95 F SI 96 B CH 85 B CH 83 X SI 95 3-1 ① F8		L SI 95 F SI 95 B SI 93 1 SAFE B CU 77 T SI 96 2-2 ① K	B FF 93 F FF 93 B FF 94 B CH 82 B FF 94 4-1 1-2 BB				3	0	1	0	0	1	2
8 Donnie Murphy, R (1, 5) OBP: 0.348, SLG: 0.810		B SI 96 B SI 94 C SI 97 F CH 86 F SI 95 D SL 82 X SI 95 3-2 ② G5-3 1-3	B SI 81 X SI 96 1-0 ② F8		X SI 95 0-0 13 1B 15 1B 1-2 1B	C FF 94 B FF 94 B CU 80 F FF 95 S FF 96 2-3 ③ K				4	1	1	0	0	1	4
13 Starlin Castro, R (1, 6) OBP: 0.287, SLG: 0.357		C SI 96 B SI 97 F CU 80 T CU 77 1-2 ③ K	F SI 95 X SI 95 0-1 15 1B 1-3 1B		F SI 90 B SI 90 F SI 90 D SL 80 X SI 90 2-2 22 FC3-6 15 1B 1-2 2-H 1B			C FF 91 B SI 91 X SI 92 1-1 2B		4	0	3	1	0	1	1
15 Darwin Barney, R (1, 4) OBP: 0.264, SLG: 0.324			B SI 95 B CU 78 C SI 95 X CU 78 2-1 ① G6-3	C SI 96 B CH 84 C CU 80 X CU 77 1-2 1-2 3-H 1B	C SI 91 C SI 91 F SI 91 F CH 84 X SI 91 0-2 22 FC3-6 1-2 2-H 1B			B SL 84 B SI 92 B SI 93 C FF 94 C SI 94 F FF 93 X FF 93 3-2 ① P4		4	0	2	2	0	0	1
36 Edwin Jackson, R (1, 1) OBP: 0.098, SLG: 0.100 22 Logan Watkins, L (6, PH) OBP: 0.300, SLG: 0.222 50 Blake Parker, R (6, 1) 40 James Russell, L (6, 1) 56 Héctor Rondón, R (7, 1) 30 Dioner Navarro, S (8, PH) OBP: 0.358, SLG: 0.497 28 Michael Bowden, R (8, 1)			X SI 95 0-0 ② G6-3	B CU 77 F SI 93 C SI 94 X CU 79 1-2 ③ F8	F SI 91 B CH 84 X SI 90 1-1 ② FC3-6 1-2f 2-3			S FF 92 F FF 93 X FF 95 0-2 ② F7		2 1 0 0 0 1 0	0 0 0 0 0 0 0	0 0 0 0 0 0 0	0 0 0 0 0 0 0	0 0 0 0 0 0 0	0 2 0 0 0 0 1	2 2 0 0 0 0 0
Inning Stats	R: 0 E: 0 K: 0 S: 5 H: 0 LOB: 0 BB: 0 P: 9	R: 0 E: 0 K: 2 S: 13 H: 1 LOB: 1 BB: 0 P: 19	R: 1 E: 0 K: 0 S: 8 H: 1 LOB: 1 BB: 1 P: 15	R: 1 E: 0 K: 0 S: 13 H: 2 LOB: 2 BB: 1 P: 23	R: 0 E: 0 K: 0 S: 9 H: 0 LOB: 0 BB: 0 P: 17	R: 2 E: 0 K: 1 S: 20 H: 4 LOB: 2 BB: 0 P: 28	R: 0 E: 0 K: 2 S: 12 H: 0 LOB: 2 BB: 2 P: 25	R: 0 E: 0 K: 0 S: 14 H: 1 LOB: 1 BB: 0 P: 20	R: 0 E: 0 K: 0 S: 6 H: 0 LOB: 0 BB: 0 P: 10	1B: 7 2B: 2 3B: 0 HR: 0 SF: 0 SAC: 0 DP: 0 HBP: 0						

PITCHER		IP	WLS	BF	H	R	ER	SO	BB	IBB	HBP	BLK	WP	HR	S	P	ERA	WHIP
58 Joe Kelly, R ERA: 3.27	(1, 1)	5.1		24	6	4	4	3	2	0	0	0	0	0	56	96	6.75	1.500
43 Seth Maness, R ERA: 2.34	(6, 1)	0.1	B	3	2	0	0	0	0	0	0	0	0	0	10	13	0.00	6.000
36 Randy Choate, L ERA: 2.45	(6, 1)	0.1	W	1	0	0	0	0	0	0	0	0	0	0	2	2	0.00	0.000
46 Kevin Siegrist, L ERA: 0.84	(7, 1)	1.0	H	5	0	0	0	2	2	0	0	0	0	0	12	25	0.00	2.000
44 Edward Mujica, R ERA: 1.81	(8, 1)	2.0	S	7	1	0	0	0	0	0	0	0	0	0	20	30	0.00	0.500

PITCHER	IP	WLS	BF	H	R	ER	SO	BB	IBB	HBP	BLK	WP	HR	S	P	ERA	WHIP

TOP

Chicago Cubs @ St. Louis Cardinals

Busch Stadium, St. Louis, MO

Sun Aug 11 2013, 1:18 PM - 5:00 PM CDT

Att. 43,240 - Sunny - 82 F

livebaseballscorecards.com

AB	36
R	4
H	9
RBI	4
BB	4
SO	5
LOB	18

WP: 0	PA: 40
PB: 0	
SB: 1	
CS: 0	

BOTTOM

Chicago Cubs @ St. Louis Cardinals

Busch Stadium, St. Louis, MO

Sun Aug 11 2013, 1:18 PM - 5:00 PM CDT

Att. 43,240 - Sunny - 82 F

livebaseballscorecards.com

Batter	1	2	3	4	5	6	7	8	9	AB	R	H	RBI	BB	SO	LOB
13 Matt Carpenter, L (1, 4) OBP: 0.378, SLG: 0.467	C FF 92 B SI 92 B SI 92 C FF 92 X FF 94 2-2 ① F8		C SI 92 B SI 94 S SL 84 X FF 95 1-2 3 PB 23 G5-3 2B		X SI 92 0-0 21 1B 1B	C FC 86 1 SAFE 1 SAFE C SL 82 X SL 82 0-2 ③ F8		B FF 92 1 SAFE X FF 90 1-0 1-H 21 2B 2B		5	2	3	1	0	0	2
3 Carlos Beltrán, S (1, 9) OBP: 0.340, SLG: 0.519 Matt Adams, L (6, 3) OBP: 0.342, SLG: 0.486	C SI 92 S CU 77 B SL 85 F FF 94 B SI 94 F SL 86 F SI 93 X SI 94 2-2 21 BB 7 1B 1B		B SI 94 X SL 85 1-0 ① G4-3 2-3		C SI 92 F SI 94 F FF 94 1 SAFE D SL 86 F SL 85 S SI 94 1-3 ① K		B SL 80 S FC 87 X SI 88 1-1 ① F8	D FS 84 F FS 83 D FF 93 B FS 82 D FF 92 4-1 21 CS BB		3 1	1 0	1 0	0 0	0 1	1 0	2 0
21 Allen Craig, R (1, 3) OBP: 0.368, SLG: 0.464 (6, 9)	B SI 93 D FF 94 B SI 94 D FF 94 4-0 7 1B 23 SF8 1-2 BB		B SI 93 B SI 92 F SL 85 B SI 93 B SL 85 4-1 23 G5-3 7 BB BB		1 SAFE B SL 84 S SL 85 X SI 93 1-1 7 G6-4-3 1-2 1B		B FF 92 C SI 96 X FF 93 1-1 23 WP 7 1B 19 SF9 1B	B SL 87 B FF 87 S FF 92 1 SAFE B FC 92 F FF 92 X FF 93 3-2 ② 1-2 2-H 2B		3	2	3	1	2	0	0
7 Matt Holliday, R (1, 7) OBP: 0.374, SLG: 0.468	C SI 91 B SI 95 X SI 94 1-1 19 S 19 1B 1-3 2-H 1B		B SI 93 1 SAFE F SL 85 1 SAFE B SI 92 B SI 93 C SL 86 B SL 86 4-2 23 G5-3 1-2 BB		B FF 92 F FF 94 T FF 95 F FF 96 D SL 88 X FF 96 2-2 ② ③ G6-4-3 1-2f		B SI 95 X SI 94 1-0 23 WP 1-2 1B	I IN 66 I IN 66 I IN 67 I IN 72 4-0 IBB		3	1	2	1	2	0	2
23 David Freese, R (1, 5) OBP: 0.352, SLG: 0.390 44 Edward Mujica, R (8, 1)	D SL 86 X SL 85 1-0 ② SF8 3-H		X SL 84 0-0 ② G5-3 1-2 2-3 3-H			C CU 79 B CU 80 B CU 77 S FF 93 F FF 93 F FF 94 X CU 78 2-2 ① F8	C SI 94 S SI 96 F SI 94 B SI 96 B SL 82 B SL 80 B SI 93 4-2 1-2 2-3 BB	F FF 89 F FF 92 S SL 87 0-3 ③ K		2 1	0 0	0 0	2 0	1 0	0 1	2 2
19 Jon Jay, L (1, 8) OBP: 0.339, SLG: 0.360	B CU 78 B FF 94 X FF 94 2-0 48 PO 1-H 1B		X SL 84 0-0 ③ L3			B CU 77 C FF 94 S CU 78 B FF 93 X CU 79 2-2 ② G3-1	S FF 90 X FF 91 0-1 ② SF9 3-H			3	0	1	2	0	0	2
48 Tony Cruz, R (1, 2) OBP: 0.263, SLG: 0.312	B SI 93 B SI 94 1 SAFE 2-0 ③ PO 1-2	X FF 92 0-0 ① G1	B SL 84 S SL 85 B SI 93 X FF 94 2-1 ① G6-3			B CU 77 X FF 93 1-0 38 1B 2B	F SI 95 X SI 96 0-1 ③ G1-3			4	1	1	0	0	0	2
38 Pete Kozma, R (1, 6) OBP: 0.282, SLG: 0.293		C FF 92 C SL 84 B SL 84 X FF 92 1-2 ② F7	C SI 93 B FF 94 B SI 94 X SI 93 2-1 ② L9			F FF 94 X FF 93 0-1 56 E 2-H 1B		B FF 91 B FF 90 X FF 91 2-0 ① P3		4	0	1	1	0	0	0
58 Joe Kelly, R (1, 1) OBP: 0.176, SLG: 0.176 43 Seth Maness, R (6, 1) 36 Randy Choate, L (6, 1) 56 Adron Chambers, L (6, PH) OBP: 0.200, SLG: 0.222 46 Kevin Siegrist, L (7, 1) 33 Daniel Descalso, L (8, 5) OBP: 0.312, SLG: 0.413		B FF 94 B FF 94 C FF 91 L FF 93 S FF 94 2-3 ③ K	C SI 93 B FF 94 B FF 93 X FF 92 2-1 ③ G5-3			C SL 82 B SL 83 F FC 89 X SL 82 1-2 E5 2-3		B FF 88 X FF 92 1-0 13 2B 1B		2 0 0 0 1 0 1 1	0 0 0 0 0 0 0 1	0 0 0 0 0 0 0 1	0 0 0 0 0 0 0 1	1 0 0 0 0 0 0 0	0 0 0 1 0 0 0 0	0 0 0 1 0 0 0 0
Inning Stats	R: 3 E: 0 K: 0 S: 13 H: 3 LOB: 0 BB: 1 P: 27	R: 0 E: 0 K: 1 S: 7 H: 0 LOB: 0 BB: 0 P: 10	R: 1 E: 0 K: 0 S: 9 H: 1 LOB: 2 BB: 2 P: 19	R: 0 E: 0 K: 0 S: 6 H: 0 LOB: 0 BB: 0 P: 12	R: 0 E: 0 K: 1 S: 12 H: 2 LOB: 1 BB: 0 P: 16	R: 1 E: 1 K: 0 S: 17 H: 2 LOB: 2 BB: 0 P: 23	R: 1 E: 0 K: 0 S: 12 H: 2 LOB: 2 BB: 1 P: 19	R: 2 E: 0 K: 1 S: 10 H: 3 LOB: 2 BB: 2 P: 25		1B: 9 2B: 4 3B: 0 HR: 0 SF: 2 SAC: 0 DP: 1 HBP: 0						

AB	33
R	8
H	13
RBI	8
BB	6
SO	3
LOB	15

WP: 1 PA: 42
PB: 1
SB: 1
CS: 1

PITCHER		IP	WLS	BF	H	R	ER	SO	BB	IBB	HBP	BLK	WP	HR	S	P	ERA	WHIP
36 Edwin Jackson, R ERA: 5.05	(1, 1)	5.0		22	6	4	4	2	3	0	0	0	0	0	47	84	7.20	1.800
50 Blake Parker, R ERA: 2.54	(6, 1)	0.2	L	4	2	1	1	0	0	0	0	0	0	0	11	16	13.50	3.000
40 James Russell, L ERA: 2.81	(6, 1)	0.2		3	0	0	0	0	0	0	0	0	0	0	8	10	0.00	0.000
56 Héctor Rondón, R ERA: 5.85	(7, 1)	0.2		5	2	1	1	0	1	0	0	0	1	0	10	16	13.50	4.500
28 Michael Bowden, R ERA: 4.91	(8, 1)	1.0		7	3	2	2	1	1	1	0	0	0	0	10	25	18.00	4.000

PITCHER	IP	WLS	BF	H	R	ER	SO	BB	IBB	HBP	BLK	WP	HR	S	P	ERA	WHIP

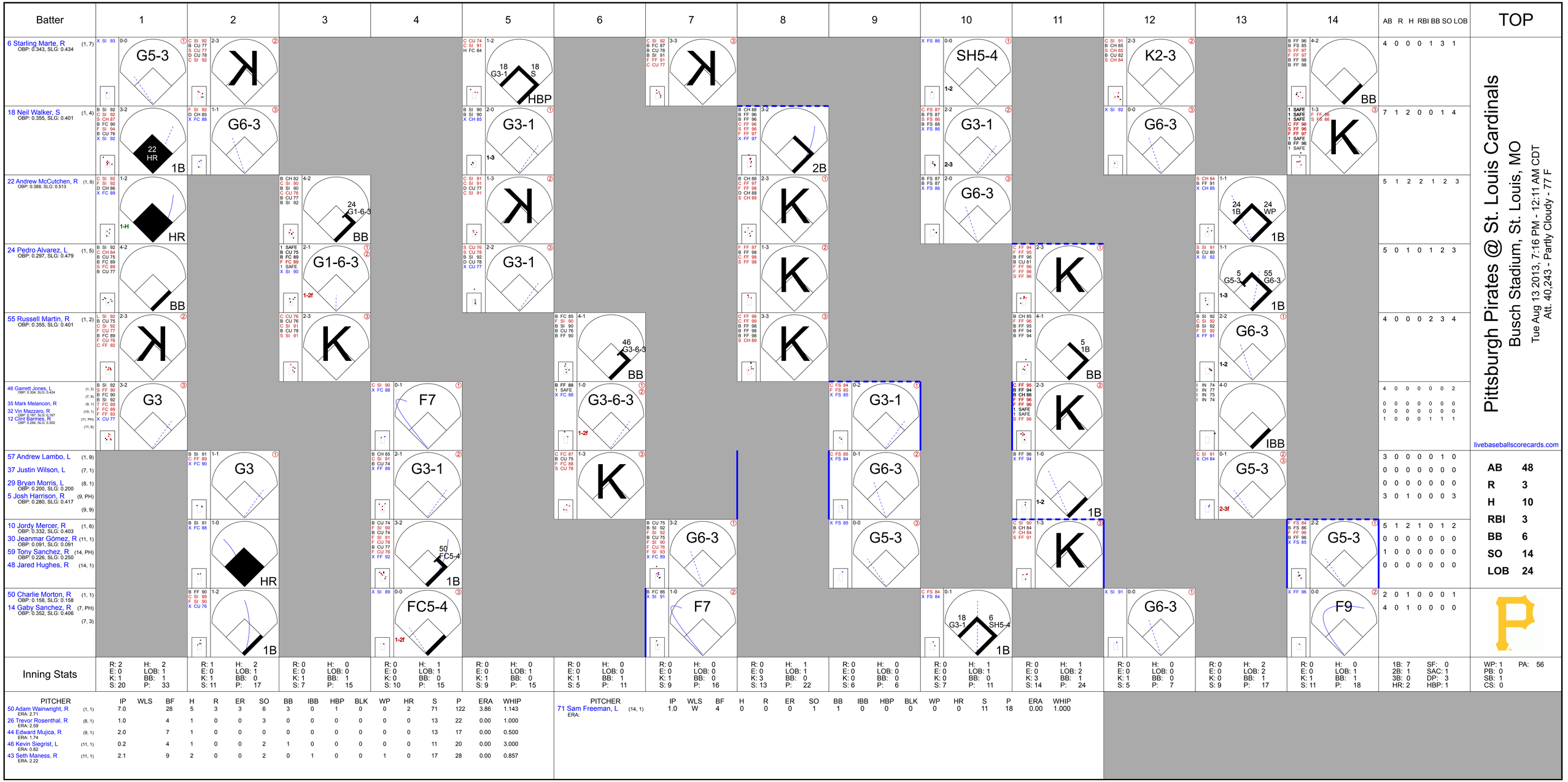
Batter
1
2
3
4
5
6
7
8
9
10
11
12
13
14
AB R H RBI BB SO LOB
TOP
6 Starling Marte, R (1, 7) OBP: 0.343, SLG: 0.434
18 Neil Walker, S (1, 4) OBP: 0.355, SLG: 0.401
22 Andrew McCutchen, R (1, 8) OBP: 0.388, SLG: 0.513
24 Pedro Alvarez, L (1, 5) OBP: 0.297, SLG: 0.479
55 Russell Martin, R (1, 2) OBP: 0.355, SLG: 0.401
46 Garrett Jones, L (1, 3) OBP: 0.304, SLG: 0.424 (7, 5)
35 Mark Melancon, R (9, 1)
32 Vin Mazzaro, R (10, 1) OBP: 0.167, SLG: 0.167
12 Clint Barmes, R (11, PH) OBP: 0.264, SLG: 0.302 (11, 6)
57 Andrew Lambo, L (1, 9)
37 Justin Wilson, L (7, 1)
29 Bryan Morris, L (8, 1) OBP: 0.200, SLG: 0.200
5 Josh Harrison, R (9, PH) OBP: 0.280, SLG: 0.417 (9, 9)
10 Jordy Mercer, R (1, 6) OBP: 0.332, SLG: 0.403
30 Jeanmar Gómez, R (11, 1) OBP: 0.091, SLG: 0.091
59 Tony Sanchez, R (14, PH) OBP: 0.226, SLG: 0.250
48 Jared Hughes, R (14, 1)
50 Charlie Morton, R (1, 1) OBP: 0.158, SLG: 0.158
14 Gaby Sanchez, R (7, PH) OBP: 0.352, SLG: 0.406 (7, 3)
Inning Stats
PITCHER IP WLS BF H R ER SO BB IBB HBP BLK WP HR S P ERA WHIP
50 Adam Wainwright, R (1, 1) ERA: 2.71 7.0 28 5 3 3 6 3 0 1 0 0 2 71 122 3.86 1.143
26 Trevor Rosenthal, R (8, 1) ERA: 2.59 1.0 4 1 0 0 3 0 0 0 0 0 0 13 22 0.00 1.000
44 Edward Mujica, R (9, 1) ERA: 1.74 2.0 7 1 0 0 0 0 0 0 0 0 0 13 17 0.00 0.500
46 Kevin Siegrist, L (11, 1) ERA: 0.82 0.2 4 1 0 0 2 1 0 0 0 0 0 11 20 0.00 3.000
43 Seth Maness, R (11, 1) ERA: 2.22 2.1 9 2 0 0 2 0 1 0 0 1 0 17 28 0.00 0.857
PITCHER IP WLS BF H R ER SO BB IBB HBP BLK WP HR S P ERA WHIP
71 Sam Freeman, L (14, 1) ERA: 1.0 W 4 0 0 0 1 1 0 0 0 0 0 0 11 18 0.00 1.000
Pittsburgh Pirates @ St. Louis Cardinals
Busch Stadium, St. Louis, MO
Tue Aug 13 2013, 7:16 PM - 12:11 AM CDT
Att. 40,243 - Partly Cloudy - 77 F
livebaseballscorecards.com
AB 48
R 3
H 10
RBI 3
BB 6
SO 14
LOB 24
WP: 1 PB: 0 SB: 1 CS: 0
PA: 56
1B: 7 2B: 1 3B: 0 HR: 2
SF: 0 SAC: 1 DP: 3 HBP: 1

BOTTOM

Pittsburgh Pirates @ St. Louis Cardinals

Busch Stadium, St. Louis, MO

Tue Aug 13 2013, 7:16 PM - 12:11 AM CDT

Att. 40,243 - Partly Cloudy - 77 F

livebaseballscorecards.com

Batter	1	2	3	4	5	6	7	8	9	10	11	12	13	14	AB	R	H	RBI	BB	SO	LOB
13 Matt Carpenter, L (1, 4) OBP: 0.381, SLG: 0.469	BB		1B		G4-3		FC4-6		K		3 G4-3 3 WP 1B		21 IBB 2B		6	0	3	0	1	1	2
3 Carlos Beltrán, S (1, 9) OBP: 0.342, SLG: 0.515	L4-3		P5			7 1B 21 1B 23 G6-3 1B	G5-3		21 1B BB		G4-3		21 IBB IBB		5	1	1	0	2	0	5
21 Allen Craig, R (1, 3) OBP: 0.371, SLG: 0.463	L8			G6-3		23 G6-3 7 1B 19 1B 1B		G1-3	1B		43 G6-9-3 IBB		IBB		5	1	2	1	2	0	0
7 Matt Holliday, R (1, 7) OBP: 0.377, SLG: 0.468		F7		P3		23 G6-3 1B		19 1B 1B		19 SH1-4 32 E BB		G6-9-3		K	4	0	2	0	1	0	0
58 Joe Kelly, R (10, PR) OBP: 0.176, SLG: 0.176															0	0	0	0	0	0	0
46 Kevin Siegrist, L (11, 1)															0	0	0	0	0	0	0
43 Seth Maness, R (11, 1)															2	0	0	0	0	1	5
71 Sam Freeman, R (14, 1)															0	0	0	0	0	0	0
23 David Freese, R (1, 5) OBP: 0.351, SLG: 0.387		G6-3		19 2B BB		G6-3		L9		FC3 19 SH1-4		K		K	3	0	0	0	1	0	3
32 Rob Johnson, R (9, 2) OBP: 0.318, SLG: 0.400						1-2f 2-3 3-H				1-2				56 S 56 1B 1B	3	0	0	0	0	2	1
19 Jon Jay, L (1, 8) OBP: 0.344, SLG: 0.367		K		2B		3-H 1B		1-3 1B		SH1-4 1-2 2-3		F7			6	1	4	1	0	1	0
48 Tony Cruz, R (1, 2) OBP: 0.265, SLG: 0.313			38 FC6-4 1B	G4-3	G5-3			L4		IBB		K		1-H 1B	3	0	1	0	0	0	3
Matt Adams, L (8, PH) OBP: 0.340, SLG: 0.484															1	0	0	0	0	0	2
44 Edward Mujica, R (9, 1)															0	0	0	0	0	0	0
56 Adron Chambers, L (10, PH) OBP: 0.308, SLG: 0.273															2	0	1	1	1	1	0
(11, 7)																					
38 Pete Kozma, R (1, 6) OBP: 0.277, SLG: 0.288			FC6-4 13 1B		G6-3		G4-3		G4-3	K			F9		6	0	0	0	0	1	4
			1-2f																		
50 Adam Wainwright, R (1, 1) OBP: 0.135, SLG: 0.154			K		K		HBP		E7 21 1B	F8			G4-3		2	0	0	0	0	2	1
55 Jermaine Curtis, R (7, PH)															0	0	0	0	0	0	0
26 Trevor Rosenthal, R (8, 1)															0	0	0	0	0	0	0
33 Daniel Descalso, L (9, 5) OBP: 0.308, SLG: 0.407															3	1	0	0	0	0	3
Inning Stats	R: 0 E: 0 K: 0 S: 5 H: 0 LOB: 0 BB: 1 P: 10	R: 0 E: 0 K: 1 S: 7 H: 0 LOB: 0 BB: 0 P: 9	R: 0 E: 0 K: 1 S: 11 H: 2 LOB: 2 BB: 0 P: 17	R: 0 E: 0 K: 0 S: 11 H: 1 LOB: 2 BB: 1 P: 22	R: 0 E: 0 K: 1 S: 11 H: 0 LOB: 0 BB: 0 P: 18	R: 2 E: 0 K: 0 S: 16 H: 4 LOB: 1 BB: 0 P: 23	R: 0 E: 0 K: 0 S: 7 H: 0 LOB: 1 BB: 0 P: 12	R: 0 E: 0 K: 0 S: 16 H: 2 LOB: 2 BB: 0 P: 23	R: 1 E: 1 K: 1 S: 8 H: 1 LOB: 1 BB: 1 P: 16	R: 0 E: 1 K: 1 S: 12 H: 0 LOB: 3 BB: 2 P: 27	R: 0 E: 0 K: 0 S: 11 H: 1 LOB: 1 BB: 1 P: 18	R: 0 E: 0 K: 2 S: 10 H: 0 LOB: 0 BB: 0 P: 14	R: 0 E: 0 K: 1 S: 10 H: 1 LOB: 3 BB: 2 P: 24	R: 1 E: 0 K: 1 S: 8 H: 2 LOB: 1 BB: 0 P: 11	1B: 12 2B: 3 3B: 0 HR: 0 SF: 0 SAC: 1 DP: 3 HBP: 1						

	AB	51
	R	4
	H	14
	RBI	3
	BB	8
	SO	9
	LOB	29

WP: 1 PB: 0 SB: 1 CS: 0 PA: 61

PITCHER	IP	WLS	BF	H	R	ER	SO	BB	IBB	HBP	BLK	WP	HR	S	P	ERA	WHIP
50 Charlie Morton, R (1, 1) ERA: 3.79	6.0		25	7	2	2	3	2	0	0	0	0	0	61	99	3.00	1.500
37 Justin Wilson, L (7, 1) ERA: 2.07	1.0	H	4	0	0	0	0	0	0	1	0	0	0	7	12	0.00	0.000
29 Bryan Morris, R (8, 1) ERA: 2.65	1.0	H	5	2	0	0	0	0	0	0	0	0	0	16	23	0.00	2.000
35 Mark Melancon, R (9, 1) ERA: 0.81	1.0	B	5	1	1	0	1	1	0	0	0	0	0	8	16	0.00	2.000
32 Vin Mazzaro, R (10, 1) ERA: 2.65	1.0		6	0	0	0	1	1	1	0	0	0	0	12	27	0.00	1.000

PITCHER	IP	WLS	BF	H	R	ER	SO	BB	IBB	HBP	BLK	WP	HR	S	P	ERA	WHIP
30 Jeanmar Gómez, R (11, 1) ERA: 3.0	3.0		13	2	0	0	3	0	3	0	0	1	0	31	56	0.00	0.667
48 Jared Hughes, R (14, 1) ERA: 4.22	0.1	L	3	2	1	1	1	0	0	0	0	0	0	8	11	27.00	6.000

Batter	1	2	3	4	5	6	7	8	9	AB	R	H	RBI	BB	SO	LOB
6 Starling Marte, R (1, 7) OBP: 0.342, SLG: 0.434	C FF 96 X FF 96 0-1 L7		M CU 80 X CU 79 0-1 ① G6-3	S CU 80 B FF 94 B FF 94 D CH 88 F FF 94 X FF 93 3-2 2-H 3-H 2B		B FF 94 F FF 95 B FF 91 X FF 93 2-1 ③ G6-3			S SL 76 C SI 86 B SL 76 B SL 76 C SI 86 2-3 ③ K	5	0	1	2	0	1	0
10 Jordy Mercer, R (1, 6) OBP: 0.327, SLG: 0.397	C FF 96 C FF 96 F FF 96 B CU 81 F FF 95 X FF 96 1-2 ② G4-3		C FF 94 B CU 80 F CU 80 X FF 94 1-2 ② G6-3	C FF 94 D CU 81 B CU 80 C FF 94 X FF 94 2-2 ③ G5-3			C FF 93 F FF 95 S FF 96 0-3 ① K			4	0	0	0	0	1	1
22 Andrew McCutchen, R (1, 8) OBP: 0.389, SLG: 0.513	F FF 96 F CU 81 S CU 80 0-3 ③ K		C CH 88 F CU 81 X CU 79 0-2 1B		C FF 92 S FF 93 X FF 93 0-2 24 CS 1B		C CH 86 X CH 85 0-1 ② G6-3			4	0	2	0	0	1	0
24 Pedro Alvarez, L (1, 5) OBP: 0.296, SLG: 0.484		B FF 94 X FF 95 1-0 HR	1 SAFE B FF 93 C FF 94 1 SAFE B CU 80 S CH 88 S FF 95 2-3 ③ K		B FF 94 1 SAFE 1 SAFE C CH 85 T CH 86 F CH 85 X FF 94 1-2 ① ② G3 1-2		B FF 96 F FF 94 S CH 87 S FF 97 1-3 ③ K			4	1	1	1	0	2	2
18 Neil Walker, S (1, 4) OBP: 0.356, SLG: 0.405		B FF 94 C CH 88 F FF 94 X FF 94 1-2 ① P6		B FF 94 F FF 94 S FF 93 X FF 95 1-2 46 E 59 1B 1B	X FF 93 0-0 2B			B CH 84 C CH 85 S CH 85 S CH 87 1-3 ① K		4	1	2	0	0	1	0
46 Garrett Jones, L (1, 3) OBP: 0.306, SLG: 0.432 14 Gaby Sanchez, R (8, 3) OBP: 0.352, SLG: 0.406		B CH 88 X FF 95 1-0 HR		F FF 94 B CH 87 1 SAFE B CH 86 F CH 86 F FF 94 X FF 94 2-2 E5 47 SH1-4 59 1B 6 2B 1-2	B CH 86 B FF 93 B FF 92 B FF 93 4-0 BB			C FF 94 S FF 96 S FF 97 0-3 ② K		3 0	2 0	1 0	1 0	1 0	1 0	1 0
57 Andrew Lambo, L (1, 9) 31 Jose Tabata, R (8, 9) OBP: 0.335, SLG: 0.381		B CU 81 C CH 86 B FF 94 B CH 88 B FF 95 4-1 BB		S CH 85 C FF 94 B FF 94 D CU 81 X FF 93 2-2 ① F8	D FF 93 C FF 93 C FF 93 F CH 87 S FF 93 1-3 ③ K			S FF 95 S FF 96 B CH 88 F FF 98 F FF 96 X CH 87 1-2 ③ L7		3 0	0 0	0 0	1 0	1 0	1 0	4 0
59 Tony Sanchez, R (1, 2) OBP: 0.229, SLG: 0.250		B FF 94 X FF 95 1-0 ② F8		B FF 93 X FF 94 1-0 47 SH1-4 6 2B 1-2 2-H 1B		C CU 78 F FF 94 B CU 80 F CU 79 B FF 93 F FF 93 B CU 81 X FF 94 3-2 ① P3			C SI 84 B CH 76 T SI 85 S SL 75 1-3 ① K	4	1	1	1	0	1	1
47 Francisco Liriano, L (1, 1) OBP: 0.103, SLG: 0.079		B FF 93 S FF 93 B FF 94 B FF 94 S FF 94 S FF 92 3-3 ③ K		X FF 92 0-0 ② SH1-4 1-2 2-3		B FF 92 B FF 92 C FF 93 S FF 94 B FF 93 F FF 94 S FF 93 3-3 ② K			C SI 84 C SI 85 B SI 85 C SI 85 1-3 ② K	3	0	0	0	0	3	1
Inning Stats	R: 0 E: 0 K: 1 S: 10 H: 0 LOB: 0 BB: 0 P: 11	R: 2 E: 0 K: 1 S: 10 H: 2 LOB: 1 BB: 1 P: 21	R: 0 E: 0 K: 1 S: 11 H: 1 LOB: 1 BB: 0 P: 14	R: 3 E: 1 K: 0 S: 18 H: 3 LOB: 1 BB: 0 P: 29	R: 0 E: 0 K: 1 S: 12 H: 2 LOB: 2 BB: 1 P: 18	R: 0 E: 0 K: 1 S: 11 H: 0 LOB: 0 BB: 0 P: 19	R: 0 E: 0 K: 2 S: 8 H: 0 LOB: 0 BB: 0 P: 9	R: 0 E: 0 K: 2 S: 11 H: 0 LOB: 0 BB: 0 P: 13	R: 0 E: 0 K: 3 S: 9 H: 0 LOB: 0 BB: 0 P: 13	1B: 4 2B: 2 3B: 0 HR: 2 SF: 0 SAC: 1 DP: 0 HBP: 0						

PITCHER		IP	WLS	BF	H	R	ER	SO	BB	IBB	HBP	BLK	WP	HR	S	P	ERA	WHIP
40 Shelby Miller, R ERA: 2.97	(1, 1)	6.0	L	28	8	5	3	5	2	0	0	0	0	2	72	112	4.50	1.667
52 Michael Wacha, R ERA: 4.01	(7, 1)	2.0		6	0	0	0	4	0	0	0	0	0	0	19	22	0.00	0.000
36 Randy Choate, L ERA: 2.36	(9, 1)	1.0		3	0	0	0	3	0	0	0	0	0	0	9	13	0.00	0.000

PITCHER	IP	WLS	BF	H	R	ER	SO	BB	IBB	HBP	BLK	WP	HR	S	P	ERA	WHIP

TOP

Pittsburgh Pirates @ St. Louis Cardinals

Busch Stadium, St. Louis, MO

Wed Aug 14 2013, 7:16 PM - 9:46 PM CDT

Att. 40,644 - Partly Cloudy - 70 F

livebaseballscorecards.com

AB	34
R	5
H	8
RBI	5
BB	2
SO	12
LOB	10

BOTTOM

Pittsburgh Pirates @ St. Louis Cardinals

Busch Stadium, St. Louis, MO

Wed Aug 14 2013, 7:16 PM - 9:46 PM CDT

Att. 40,644 - Partly Cloudy - 70 F

livebaseballscorecards.com

Batter	1	2	3	4	5	6	7	8	9	AB	R	H	RBI	BB	SO	LOB
13 Matt Carpenter, L (1, 4) OBP: 0.380, SLG: 0.470	C SI 94 B FF 94 C CH 87 B SL 91 X SL 88 2-2 ① G3-1		B SI 95 C CH 88 B SL 88 S SI 95 X SL 89 2-2 ③ G4-3			C SI 95 C SI 95 X SI 96 0-2 E6			C SI 94 X SL 88 0-1 3 WP 3 G5-3 2B	4	1	1	0	0	0	0
3 Carlos Beltrán, S (1, 9) OBP: 0.341, SLG: 0.512	F FF 94 B CH 88 X CH 87 1-1 ② P3			B SI 92 B CH 87 C SI 93 X SL 86 2-1 7 L3 1B		B SI 93 B CH 88 S CH 87 C SL 87 X SL 87 2-2 ③ P4			B CH 86 X SI 93 1-0 ② G5-3 2-H	4	0	1	1	0	0	1
21 Allen Craig, R (1, 3) OBP: 0.370, SLG: 0.460	B SL 86 C SI 94 X CH 88 1-1 ③ G6-3			C SL 86 S SL 87 D SL 85 F CH 88 D SL 87 F SL 87 C SI 94 2-3 ① K			B SL 85 B SL 86 B FF 93 B SI 93 4-0 7 G6-4-3 BB		C SI 94 X SL 94 0-1 ③ L9	3	0	0	0	1	1	1
7 Matt Holliday, R (1, 7) OBP: 0.376, SLG: 0.467		X SI 92 0-0 23 G6-3 1B		X CH 88 0-0 ②③ L3 1-2			C SL 86 C SI 93 X SL 87 0-2 ①② G6-4-3 1-2f			3	0	1	0	0	0	2
23 David Freese, R (1, 5) OBP: 0.348, SLG: 0.383		C SL 84 X CH 87 0-1 ①② G6-3 1-2f			C SL 84 B SL 86 B SI 92 F SI 93 S SL 86 2-3 ① K		X SI 95 0-0 ③ G6-3			3	0	0	0	0	1	1
19 Jon Jay, L (1, 8) OBP: 0.343, SLG: 0.367		B FF 95 X SI 95 1-0 1B			B CH 87 C SI 94 B SL 88 L SL 87 S SL 91 2-3 ② K2-3			C SL 85 B CH 86 X SI 92 1-1 ① G3		3	0	1	0	0	1	0
48 Tony Cruz, R (1, 2) OBP: 0.257, SLG: 0.303		F FF 94 C SL 85 X SL 88 0-2 ③ P3			F SI 94 X CH 88 0-1 ③ G1			B SI 94 X SI 93 1-0 ② G5-3		3	0	0	0	0	0	1
38 Pete Kozma, R (1, 6) OBP: 0.275, SLG: 0.285			L FF 92 B CH 88 S SL 86 S SL 87 1-3 ① K2-3			C CH 86 S CH 87 S CH 89 0-3 ① K		X SL 86 0-0 ③ G6-3		3	0	0	0	0	2	0
40 Shelby Miller, R (1, 1) OBP: 0.128, SLG: 0.211 55 Jermaine Curtis, R (6, PH) 52 Michael Wacha, R (7, 1) OBP: 0.111, SLG: 0.111 36 Randy Choate, L (9, 1) 32 Rob Johnson, R (9, PH) OBP: 0.304, SLG: 0.381			B SI 92 C SI 95 B FF 94 S SI 94 S SL 88 2-3 ② K2-3			X SI 94 0-0 ② L8			B SL 82 S SL 83 B SI 92 B SI 93 X SI 94 3-1 ① G6-3	1 1 0 0 1	0 0 0 0 0	0 0 0 0 0	0 0 0 0 0	1 0 0 0 0	0 0 0 0 0	0 0 0 0 0
Inning Stats	R: 0 E: 0 K: 0 S: 7 H: 0 LOB: 0 BB: 0 P: 11	R: 0 E: 0 K: 0 S: 7 H: 2 LOB: 1 BB: 0 P: 8	R: 0 E: 0 K: 2 S: 9 H: 0 LOB: 0 BB: 0 P: 14	R: 0 E: 0 K: 1 S: 8 H: 1 LOB: 0 BB: 0 P: 12	R: 0 E: 0 K: 2 S: 8 H: 0 LOB: 0 BB: 0 P: 12	R: 0 E: 1 K: 1 S: 10 H: 0 LOB: 1 BB: 0 P: 12	R: 0 E: 0 K: 0 S: 4 H: 0 LOB: 0 BB: 1 P: 8	R: 0 E: 0 K: 0 S: 4 H: 0 LOB: 0 BB: 0 P: 6	R: 1 E: 0 K: 0 S: 7 H: 1 LOB: 0 BB: 0 P: 11	1B: 3 2B: 2 3B: 0 HR: 0 SF: 0 SAC: 0 DP: 3 HBP: 0						

	AB	29
	R	1
	H	4
	RBI	1
	BB	1
	SO	6
	LOB	6

WP: 1 PA: 30
PB: 0
SB: 0
CS: 0

PITCHER		IP	WLS	BF	H	R	ER	SO	BB	IBB	HBP	BLK	WP	HR	S	P	ERA	WHIP
47 Francisco Liriano, L ERA: 2.68	(1, 1)	9.0	W	30	4	1	1	6	1	0	0	0	1	0	64	94	1.00	0.556

PITCHER	IP	WLS	BF	H	R	ER	SO	BB	IBB	HBP	BLK	WP	HR	S	P	ERA	WHIP

Batter	1	2	3	4	5	6	7	8	9	10	11	12	AB	R	H	RBI	BB	SO	LOB
6 Starling Marte, R (1, 7) OBP: 0.342, SLG: 0.440	B CU 78 X FF 91 1-0 24 CS 2B		C FF 93 B SI 90 S SI 93 F SL 86 S SI 91 1-3 K ②		F SL 88 F FF 93 F SI 94 F SI 91 X SL 85 0-2 18 SF8 3B		X SI 90 0-0 SH5-3 2-3 ①		S FF 98 C FF 99 F CH 89 B CH 89 S FF 99 1-3 K ①		C FS 87 B FF 92 1 SAFE S FS 87 S FS 88 1-3 K ②		5	1	2	0	0	3	3
18 Neil Walker, S (1, 4) OBP: 0.351, SLG: 0.399	B FF 91 X SI 91 1-0 P2 ①		B FF 91 B SL 86 X FF 93 2-0 L4 ③		C SI 90 B FF 93 B SI 92 F FF 92 B CU 80 F CH 86 X FF 94 3-2 SF8 ② 3-H		C SI 90 S CH 84 X CH 84 0-2 FC3-2 ② 3-H		B CH 89 S CH 89 S CH 89 F FF 100 F CH 89 F CH 89 C CH 87 1-3 K ②		F FS 88 S FS 88 X FS 87 0-2 G3 ③		5	0	0	1	0	1	5
22 Andrew McCutchen, R (1, 8) OBP: 0.386, SLG: 0.507	F FF 93 C FF 93 F FF 93 T SL 86 0-2 K ②			F FF 92 F FF 91 B SI 90 F FF 94 B FF 93 X SI 92 2-2 G5-3 ①	S FF 93 B FF 93 S CU 81 B FF 94 B SI 94 X SI 94 3-2 F8 ③		I IN 70 I IN 70 I IN 71 I IN 70 4-0 IBB		S FF 100 B FF 99 F FF 99 X FF 100 1-2 L8 ③			C FF 94 B CH 85 X CH 85 1-1 G6-3 ①	5	0	0	0	1	1	1
24 Pedro Alvarez, L (1, 5) OBP: 0.295, SLG: 0.479	B FF 92 C FF 93 D CU 78 B SI 88 3-1 CS ③ 2-3	S CU 79 F CH 93 B SL 86 F SI 90 C CU 79 1-3 K ①		B CU 78 B SL 85 S SL 87 S SI 92 X SI 92 2-2 55 G5-4-3 1B		B CU 77 B FF 91 X SI 88 2-0 F8 ①	B SI 87 B SI 84 B SL 75 B SL 76 S SI 85 S SI 85 3-3 K ③			X FF 91 0-0 L8 ①		B CU 79 B FF 96 F FF 96 F FF 96 F FF 96 B CU 81 C CU 80 3-3 K ②	6	0	1	0	0	3	2
55 Russell Martin, R (1, 2) OBP: 0.357, SLG: 0.410		B FF 92 C CU 78 B CU 78 B SI 91 B SI 91 4-1 BB		B FF 92 S SL 87 X SI 91 1-1 G5-4-3 ②③ 1-2f		C SI 92 B CU 80 B SL 88 B SL 85 X FF 92 3-1 31 2B 1B		B FF 97 X FF 97 1-0 HR		C FF 91 F FS 85 B FS 86 X FS 86 1-2 G6-3 ②		S CH 84 F CH 86 B CH 89 B CH 85 B CH 86 F CH 87 F FF 95 S FF 97 3-3 K ③	5	1	2	1	1	1	1
46 Garrett Jones, L (1, 3) OBP: 0.307, SLG: 0.432 14 Gaby Sanchez, R (6, PH) OBP: 0.347, SLG: 0.400 (6, 3)		F FF 92 F SI 89 B SI 92 1 SAFE S FF 92 1-3 K ②			C CU 78 F CH 83 X SL 87 0-2 57 2B 1B	B FF 94 B FF 94 B FF 93 C FF 92 C FF 94 X FF 94 3-2 L9 ②		C CU 83 F CU 81 F FF 98 B FF 97 X FF 98 1-2 G4-3 ①		X SI 92 0-0 F8 ③			2 3	1 0	1 0	0 0	0 0	1 1	1 1
57 Andrew Lambo, L (1, 9) OBP: 0.222, SLG: 0.250 31 Jose Tabata, R (6, PH) OBP: 0.345, SLG: 0.402 (6, 9)		B FF 91 B FF 91 B CH 87 C FF 90 T FF 91 X FF 92 3-2 P5 ③			X SI 91 0-0 12 HR 1-H 2B	B FF 93 S FF 94 C FF 94 1 SAFE F FF 95 B FS 85 B FS 84 F FS 84 X FF 95 3-2 1-3 2B		X CU 82 0-0 2B			C FF 89 B FS 85 X FF 91 1-1 12 SH3-4 1B	2 3	1 0	1 3	1 0	0 0	0 0	1 0
12 Clint Barmes, R (1, 6) OBP: 0.268, SLG: 0.318			F FF 90 X SI 89 0-1 1B		C FF 92 B SL 88 X FF 92 1-1 2-H HR	F SI 90 C FF 90 B SI 91 F SI 91 S FF 91 1-3 K ③		C SI 98 X FF 97 0-1 G6-3 ②			1 SAFE B FS 84 X FF 90 1-0 SH3-4 ① 1-2		4	1	2	2	0	1	3
34 A.J. Burnett, R (1, 1) OBP: 0.095, SLG: 0.068 32 Vin Mazzaro, R (5, 1) OBP: 0.167, SLG: 0.167 5 Josh Harrison, R (7, PH) OBP: 0.294, SLG: 0.449 37 Justin Wilson, L (7, 1) 10 Jordy Mercer, R (8, PH) OBP: 0.295, SLG: 0.295 44 Tony Watson, L (8, 1) 59 Tony Sanchez, R (11, PH) 29 Bryan Morris, L (11, 1) OBP: 0.200, SLG: 0.200			C FF 89 L FF 90 B FF 92 B CH 86 M SL 88 2-3 K ①		F FF 91 S FF 92 B FF 92 F FF 92 C FF 92 1-3 K ①		C SI 90 B CH 84 B SI 90 B SI 90 X FF 90 3-1 6 SH5-3 18 FC3-2 2B		C FF 97 S CH 89 B CH 89 X CH 88 1-2 F7 ③		B FS 87 C FS 87 F FS 85 D FS 87 B FS 87 B FS 88 4-2 BB	2 0 1 0 1 0 0 0 0 0	0 0 0 0 0 0 0 0 0 0	0 0 1 0 0 0 0 0 0 0	0 0 0 0 0 0 0 1 0 0	0 0 0 0 0 0 0 0 1 0	2 0 0 0 0 0 0 0 0 0	1 0 0 0 0 0 0 0 0 0
Inning Stats	R: 0 E: 0 K: 1 S: 7 H: 1 LOB: 0 BB: 0 P: 12	R: 0 E: 0 K: 2 S: 11 H: 0 LOB: 1 BB: 1 P: 20	R: 0 E: 0 K: 2 S: 10 H: 1 LOB: 1 BB: 0 P: 15	R: 0 E: 0 K: 0 S: 9 H: 1 LOB: 0 BB: 0 P: 14	R: 4 E: 0 K: 1 S: 22 H: 4 LOB: 0 BB: 0 P: 30	R: 0 E: 0 K: 1 S: 15 H: 2 LOB: 2 BB: 0 P: 27	R: 0 E: 0 K: 1 S: 9 H: 1 LOB: 2 BB: 1 P: 19	R: 1 E: 0 K: 0 S: 11 H: 2 LOB: 1 BB: 0 P: 14	R: 0 E: 0 K: 2 S: 13 H: 0 LOB: 0 BB: 0 P: 16	R: 0 E: 0 K: 0 S: 5 H: 0 LOB: 0 BB: 0 P: 6	R: 0 E: 0 K: 1 S: 11 H: 1 LOB: 2 BB: 1 P: 18	R: 0 E: 0 K: 2 S: 11 H: 0 LOB: 0 BB: 0 P: 18	1B: 5 2B: 5 3B: 1 HR: 2	SF: 1 SAC: 2 DP: 1 HBP: 0	WP: 0 PB: 0 SB: 0 CS: 1	PA: 51

PITCHER		IP	WLS	BF	H	R	ER	SO	BB	IBB	HBP	BLK	WP	HR	S	P	ERA	WHIP
31 Lance Lynn, R ERA: 3.89	(1, 1)	5.1		23	8	4	4	6	1	0	0	0	0	1	62	99	6.75	1.688
71 Sam Freeman, L ERA:	(6, 1)	0.1	H	2	1	0	0	0	0	0	0	0	0	0	8	14	0.00	3.000
43 Seth Maness, R ERA: 2.17	(6, 1)	1.0	H	5	1	0	0	1	0	1	0	0	0	0	10	18	0.00	1.000
36 Randy Choate, L ERA: 2.33	(7, 1)	0.1	H	1	0	0	0	1	0	0	0	0	0	0	3	6	0.00	0.000
26 Trevor Rosenthal, R ERA: 2.65	(8, 1)	2.0	B	8	2	1	1	2	0	0	0	0	0	1	24	30	4.50	1.000

PITCHER		IP	WLS	BF	H	R	ER	SO	BB	IBB	HBP	BLK	WP	HR	S	P	ERA	WHIP
44 Edward Mujica, R ERA: 1.68	(10, 1)	2.0		8	1	0	0	1	1	0	0	0	0	0	16	24	0.00	1.000
46 Kevin Siegrist, L ERA: 0.78	(12, 1)	1.0	W	3	0	0	0	2	0	0	0	0	0	0	11	18	0.00	0.000

TOP

Pittsburgh Pirates @ St. Louis Cardinals

Busch Stadium, St. Louis, MO

Thu Aug 15 2013, 12:46 PM - 4:58 PM CDT

Att. 41,502 - Partly Cloudy - 74 F

livebaseballscorecards.com

AB	44
R	5
H	13
RBI	5
BB	3
SO	13
LOB	20

Batter	1	2	3	4	5	6	7	8	9	10	11	12	AB	R	H	RBI	BB	SO	LOB
13 Matt Carpenter, L (1, 4) OBP: 0.385, SLG: 0.480	C SI 92 C SI 91 X CH 88 0-2 19 G6-3 1B			C KC 81 B SI 91 B SI 93 C SI 92 X KC 83 2-2 21 G5-3 2B	1 SAFE C CH 88 D CH 88 B KC 82 C FF 93 F SI 94 F SI 93 1 SAFE F KC 85 2-2 X SI 94 19 1B 1-H 3B	B CH 87 B CH 88 F SL 88 F SL 88 X SI 95 2-2 ③ L7			F SI 95 S SI 95 X SI 96 0-2 1B			B FC 90 B SI 92 C SI 95 B FC 92 C FC 90 B FC 91 4-2 19 1B 7 1B BB	5	2	4	1	1	0	2
19 Jon Jay, L (1, 8) OBP: 0.343, SLG: 0.366	B SI 92 1 SAFE X CH 88 1-0 ① ② G6-3 1-2f			L SI 92 L SI 93 D KC 83 S KC 81 1-3 ① K	F KC 83 B KC 84 F KC 83 F KC 83 B SI 93 F KC 83 X KC 83 2-2 7 2B 3-H 1B		X FF 95 0-0 ① F7		C SL 85 1 SAFE 1 SAFE X SL 83 0-1 ③ L8			1 SAFE 1 SAFE X SI 93 0-0 7 1B 1-3 1B	6	1	2	1	0	1	3
7 Matt Holliday, R (1, 7) OBP: 0.378, SLG: 0.469	C SI 92 B CH 87 B FF 92 S FF 92 S FF 93 2-3 ③ K			B SI 93 B KC 82 B FF 94 B SI 93 4-0 21 G5-3 BB	X SI 91 0-0 1-H 2B		C FF 95 F FC 92 F FF 95 S FF 96 0-3 ② K			C CH 86 F CH 84 B SI 94 X SL 84 1-2 ① G5-3		B SI 94 1 SAFE S SI 95 S SI 96 B SI 94 B FC 90 X SI 95 3-2 1-2 3-H 1B	5	0	2	2	1	2	0
21 Allen Craig, R (1, 9) (12, 3) OBP: 0.367, SLG: 0.455		B SI 92 C KC 81 C KC 81 X KC 82 1-2 ① G6-3		C SI 94 X KC 83 0-1 ② G5-3 1-2 2-3	S SL 87 C CH 87 X CH 87 0-2 ② L9		B FC 90 B FF 95 F FF 93 F FF 94 B FC 92 X SI 96 3-2 ③ F9			S SI 95 B SI 94 B SI 94 F SI 94 F CH 86 F SI 95 F SL 84 X CH 87 2-2 ② F8			5	0	0	0	0	0	3
4 Yadier Molina, R (1, 2) OBP: 0.370, SLG: 0.473		X FF 92 0-0 ② P3		T KC 83 F KC 83 D KC 84 F FF 95 X KC 83 1-2 ③ G6-3	X SI 92 0-0 ③ L6			C CH 86 B SI 95 B CH 84 T CH 85 S CH 86 2-3 ① K		X SI 94 0-0 ③ L9			5	0	0	0	0	1	3
Matt Adams, L (1, 3) OBP: 0.337, SLG: 0.476 46 Kevin Siegrist, L (12, 1)		C SI 93 B CH 88 X KC 82 1-1 ③ G6-3			B CH 87 B SI 92 B SI 91 C FF 91 X SI 93 3-1 23 2B 33 1B 1B	S CH 87 X SI 93 0-1 ① L7		S SL 84 X SI 96 0-1 ② G4-3			C FC 91 X CU 84 0-1 ① F8		5 0	1 0	1 0	0 0	0 0	0 0	0 0
23 David Freese, R (1, 5) OBP: 0.348, SLG: 0.386 38 Pete Kozma, R (7, 6) OBP: 0.273, SLG: 0.284			C SI 91 S KC 82 B KC 81 B KC 84 S FF 94 2-3 ① K	C SI 94 S SI 93 S SI 94 X FF 95 0-2 33 1B 1-3 2B	X SI 94 0-0 ② G4-3			C CH 86 B SI 95 C CH 85 B CH 86 B CH 87 S SI 95 3-3 ③ K			X FC 90 0-0 ② G5-3		3 2	1 0	1 0	0 0	1 1	0 0	0 0
33 Daniel Descalso, L (1, 6) OBP: 0.310, SLG: 0.404 (7, 5)			X FF 93 0-0 ② G4-3	B SI 93 B SI 92 X SI 93 2-0 13 3B 2-H 3-H 1B	B SI 93 L SI 93 S CH 88 B CH 88 B CH 87 B SL 87 4-2 43 1B BB				B SI 95 C SI 93 F SI 93 B SL 83 X SI 95 2-2 ① P6		B SI 95 T FC 91 S FC 89 B FC 86 F FC 88 X SI 95 2-2 ③ L9		4	1	1	2	1	0	0
31 Lance Lynn, S (1, 1) OBP: 0.167, SLG: 0.150 71 Sam Freeman, R (6, 1) 43 Seth Maness, R (6, 1) OBP: 0.000, SLG: 0.200 36 Randy Choate, L (7, 1) 26 Trevor Rosenthal, R (8, 1) 3 Carlos Beltrán, S (9, PH) OBP: 0.340, SLG: 0.511 44 Edward Mujica, R (10, 1) 56 Adron Chambers, L (12, 9) OBP: 0.286, SLG: 0.250			C SI 93 F SI 92 C FF 92 0-3 ③ K	X SI 91 0-0 ① B3	X SI 92 0-0 1-2 1B				C SI 95 B CH 88 B CH 86 F CH 86 F SI 95 X CH 87 2-2 ② P6			X SI 95 0-0 ① G6-3	2 0 1 0 0 0 1 1	0 0 0 0 0 0 0 0	0 0 1 0 0 0 0 0	0 0 0 0 0 0 0 0	1 0 0 0 0 0 0 0	1 0 0 0 0 0 0 0	0 0 0 0 0 0 0 0
Inning Stats	R: 0 E: 0 K: 1 S: 7 H: 1 LOB: 0 BB: 0 P: 10	R: 0 E: 0 K: 0 S: 6 H: 0 LOB: 0 BB: 0 P: 8	R: 0 E: 0 K: 2 S: 7 H: 0 LOB: 0 BB: 0 P: 9	R: 0 E: 0 K: 1 S: 12 H: 1 LOB: 2 BB: 1 P: 20	R: 5 E: 0 K: 0 S: 24 H: 6 LOB: 1 BB: 0 P: 33	R: 0 E: 0 K: 0 S: 9 H: 1 LOB: 2 BB: 1 P: 15	R: 0 E: 0 K: 1 S: 8 H: 0 LOB: 0 BB: 0 P: 11	R: 0 E: 0 K: 2 S: 8 H: 0 LOB: 0 BB: 0 P: 13	R: 0 E: 0 K: 0 S: 12 H: 1 LOB: 1 BB: 0 P: 16	R: 0 E: 0 K: 0 S: 10 H: 0 LOB: 0 BB: 0 P: 13	R: 0 E: 0 K: 0 S: 7 H: 0 LOB: 0 BB: 0 P: 9	R: 1 E: 0 K: 0 S: 7 H: 2 LOB: 2 BB: 1 P: 14	1B: 8 2B: 3 3B: 1 HR: 0 SF: 0 SAC: 0 DP: 1 HBP: 0	WP: 0 PB: 0 SB: 0 CS: 0 PA: 48	

PITCHER	IP	WLS	BF	H	R	ER	SO	BB	IBB	HBP	BLK	WP	HR	S	P	ERA	WHIP
34 A.J. Burnett, R (1, 1) ERA: 3.18	4.1		21	8	5	5	4	1	0	0	0	0	0	52	76	10.38	2.077
32 Vin Mazzaro, R (5, 1) ERA: 2.57	1.2		7	1	0	0	0	1	0	0	0	0	0	13	19	0.00	1.200
37 Justin Wilson, L (7, 1) ERA: 2.03	1.0		3	0	0	0	1	0	0	0	0	0	0	8	11	0.00	0.000
44 Tony Watson, L (8, 1) ERA: 2.95	3.0		10	1	0	0	2	0	0	0	0	0	0	30	42	0.00	0.333
29 Bryan Morris, R (11, 1) ERA: 2.75	1.1	L	7	2	1	1	0	1	0	0	0	0	0	14	23	6.75	2.250

PITCHER	IP	WLS	BF	H	R	ER	SO	BB	IBB	HBP	BLK	WP	HR	S	P	ERA	WHIP

BOTTOM

Pittsburgh Pirates @ St. Louis Cardinals

Busch Stadium, St. Louis, MO

Thu Aug 15 2013, 12:46 PM - 4:58 PM CDT

Att. 41,502 - Partly Cloudy - 74 F

livebaseballscorecards.com

AB	45
R	6
H	12
RBI	6
BB	3
SO	7
LOB	12

Batter	1	2	3	4	5	6	7	8	9	AB	R	H	RBI	BB	SO	LOB
13 Matt Carpenter, L (1, 5) (7, 4) OBP: 0.384, SLG: 0.477	B FF 95 C FF 96 C SI 96 B CU 84 F SI 96 F SL 92 X SI 96 2-2 G4-3		C SI 96 C CU 81 X CU 82 0-2 G3-1			D CU 79 B SI 92 B SI 94 B FF 92 4-0 19 FC3-6 1-2 BB		B FF 90 X FF 90 1-0 F7		3	0	0	0	1	0	0
19 Jon Jay, L (1, 8) OBP: 0.340, SLG: 0.363	C FF 96 X SL 92 0-1 G3-1			B CU 81 F SI 94 C SL 90 C FF 96 1-3 K		C SI 92 X CU 79 0-1 FC3-6 1-2f 2-3			B FF 92 S FF 92 S FF 93 B FF 93 B FF 93 F FF 92 F FF 91 F FF 93 F FF 92 3-2 F FF 93 F FF 92 X FF 93 P6	4	0	0	0	0	1	2
7 Matt Holliday, R (1, 7) OBP: 0.375, SLG: 0.464	B FF 96 X CU 82 1-0 F9			B SL 92 X SI 96 1-0 F9		S CU 79 B SI 94 B SI 94 C FF 94 C FF 94 2-3 K			B FF 93 F FF 93 X FF 93 1-1 P6	4	0	0	0	0	1	2
21 Allen Craig, R (1, 3) OBP: 0.368, SLG: 0.453		C SI 95 H SI 94 1-1 16 G4-6-3 3 1B HBP		B SL 91 S SL 92 B SI 94 B SL 90 S FF 95 F SL 90 C FF 96 3-3 K			C SI 91 F SL 87 C FF 94 0-3 K		B FF 92 F FF 91 B FF 92 B CU 79 B FF 91 4-1 BB	2	0	0	0	1	2	0
3 Carlos Beltrán, S (1, 9) OBP: 0.342, SLG: 0.513		C SI 95 B SL 89 B CU 79 1 SAFE F SI 96 F SL 85 F SI 94 X CH 88 2-2 16 G4-6-3 1-2 1B			B CU 80 B SI 94 X SI 94 2-0 F7		X SI 93 0-0 16 G3-1 2B		C FF 92 S CU 79 X FF 93 0-2 F8	4	0	2	0	0	0	1
16 Kolten Wong, L (1, 4) 71 Sam Freeman, R (7, 1)		D CU 82 B SI 95 X SI 96 2-0 G4-6-3 1-2f 2-3			C SI 92 B CU 80 F SI 95 F SL 91 C CU 80 1-3 K		X SI 93 0-0 G3-1 2-3			3 0	0 0	0 0	0 0	0 0	1 0	3 0
32 Rob Johnson, R (1, 2) OBP: 0.269, SLG: 0.333		B FF 95 C SI 96 B SI 94 X SI 96 2-1 G6-3			B SI 94 B SI 94 C SI 95 F FF 95 B SL 89 X SI 94 3-2 G1-3		X SI 91 0-0 L5			3	0	0	0	0	0	2
33 Daniel Descalso, L (1, 6) OBP: 0.306, SLG: 0.399			C FF 96 B SI 96 S CU 82 S FF 96 1-3 K			B SI 92 B CU 78 C SI 93 B FF 94 X SI 93 3-1 F8		C FF 90 S SL 82 X SL 82 0-2 G1-3		3	0	0	0	0	1	0
35 Jake Westbrook, R (1, 1) OBP: 0.265, SLG: 0.200 23 David Freese, R (7, 5) OBP: 0.347, SLG: 0.385			C FF 94 B FF 95 B SI 95 S FF 94 S FF 96 2-3 K			C FF 91 B FF 92 S FF 92 B FF 93 B FF 93 B FF 93 4-2 19 FC3-6 13 BB BB		B FF 90 C FF 90 B CH 82 F SI 90 S CH 81 2-3 K		1 1	0 0	0 0	0 0	1 0	1 1	0 0
Inning Stats	R: 0 E: 0 K: 0 S: 8 H: 0 LOB: 0 BB: 0 P: 11	R: 0 E: 0 K: 0 S: 9 H: 1 LOB: 1 BB: 0 P: 16	R: 0 E: 0 K: 2 S: 9 H: 0 LOB: 0 BB: 0 P: 12	R: 0 E: 0 K: 2 S: 8 H: 0 LOB: 0 BB: 0 P: 13	R: 0 E: 0 K: 1 S: 8 H: 0 LOB: 0 BB: 0 P: 14	R: 0 E: 0 K: 1 S: 9 H: 0 LOB: 2 BB: 2 P: 22	R: 0 E: 0 K: 1 S: 6 H: 1 LOB: 1 BB: 0 P: 6	R: 0 E: 0 K: 1 S: 7 H: 0 LOB: 0 BB: 0 P: 10	R: 0 E: 0 K: 0 S: 15 H: 0 LOB: 1 BB: 1 P: 23	1B: 1 2B: 1 3B: 0 HR: 0 SF: 0 SAC: 0 DP: 1 HBP: 1						

PITCHER		IP	WLS	BF	H	R	ER	SO	BB	IBB	HBP	BLK	WP	HR	S	P	ERA	WHIP
49 Jake Arrieta, R ERA: 4.91	(1, 1)	7.0	W	25	2	0	0	7	2	0	1	0	0	0	57	94	0.00	0.571
40 James Russell, L ERA: 2.66	(8, 1)	1.0		3	0	0	0	1	0	0	0	0	0	0	7	10	0.00	0.000
50 Blake Parker, R ERA: 2.37	(9, 1)	1.0		4	0	0	0	0	1	0	0	0	0	0	15	23	0.00	1.000

PITCHER	IP	WLS	BF	H	R	ER	SO	BB	IBB	HBP	BLK	WP	HR	S	P	ERA	WHIP

TOP

St. Louis Cardinals @ Chicago Cubs

Wrigley Field, Chicago, IL

Fri Aug 16 2013, 3:10 PM - 5:44 PM CDT

Att. 35,258 - Sunny - 74 F

livebaseballscorecards.com

AB	28
R	0
H	2
RBI	0
BB	3
SO	8
LOB	10

1B: 1	SF: 0	WP: 0	PA: 32
2B: 1	SAC: 0	PB: 0	
3B: 0	DP: 1	SB: 0	
HR: 0	HBP: 1	CS: 0	

Batter	1	2	3	4	5	6	7	8	9	AB	R	H	RBI	BB	SO	LOB
9 David DeJesus, L (1, 8) OBP: 0.332, SLG: 0.410	B SI 87 B SI 88 C SI 88 B SI 89 B SI 89 4-1 44 BB 21 BB 19 1B BB	C SI 90 C FC 85 X SI 89 0-2 ③ F9			S CH 78 B SI 88 B FC 84 F SI 89 B CH 82 X SI 88 3-2 21 FC5-4 1B	B SI 88 C FC 84 X CH 82 1-1 ③ G4-3		C SI 92 C CU 78 S FS 85 0-3 ③ K		4	1	1	0	1	1	0
21 Junior Lake, R (1, 7) OBP: 0.336, SLG: 0.451	B SI 89 S SI 89 B SI 89 B SI 89 1 SAFE T SI 88 F SI 89 B SI 90 4-2 44 BB 19 1B 1-2 BB		S CH 80 S CH 82 B CH 81 B CH 81 C SI 92 2-3 ① K		S CH 78 1 SAFE L SI 88 1 SAFE F CH 81 B FC 83 X SI 88 1-2 ① FC5-4 44 1B 19 SF7 1-2f		X CH 79 0-0 ① F7			3	2	0	0	1	1	1
44 Anthony Rizzo, L (1, 3) OBP: 0.326, SLG: 0.432	C CH 82 B SI 87 F FC 84 B FC 84 F CH 81 B SI 90 B SI 89 4-2 53 G5-4-3 19 1B 8 1B 1-2 2-3 BB		B SI 90 C SI 91 X FC 85 1-1 ② F8		X FC 84 0-0 53 FC6-4 1-3 1B		C SI 87 B FC 83 B SI 88 B FC 84 B SI 87 4-1 53 1B 8 WP BB			2	2	1	0	2	0	0
19 Nate Schierholtz, L (1, 9) OBP: 0.324, SLG: 0.501	B SI 90 X SI 90 1-0 53 G5-4-3 1-2 2-H 3-H 1B		F SI 90 B FC 85 B FC 85 F CH 82 X CH 82 2-2 ③ G4-3		X CH 81 0-0 ② SF7 3-H		B CH 81 B SI 88 S SI 88 F FS 87 X CU 80 2-2 ② F9			3	0	1	3	0	0	1
53 Welington Castillo, R (1, 2) OBP: 0.355, SLG: 0.373	C SI 90 B SI 89 B FC 84 T SI 90 F SI 90 X SI 89 2-2 ①② G5-4-3 1-2f 2-3			B SI 89 C FC 85 F SI 89 B CU 79 B FS 83 F SI 90 X SI 89 3-2 13 8 G5-4-3 1B	1 SAFE C FC 84 X SI 87 0-1 ③ FC6-4 1-2f		B FC 83 B SI 87 B SI 87 C SI 88 X SI 88 3-1 8 WP 1-2 1B			4	0	2	0	0	0	3
8 Donnie Murphy, R (1, 5) OBP: 0.405, SLG: 0.788	F SI 89 X SI 88 0-1 3-H 1B			C SI 89 X SI 88 0-1 13 G5-4-3 1-2 1B		C SI 88 C FC 84 B CH 82 H FS 82 2-2 15 E HBP	B SI 93 B FF 94 B FF 90 C FF 94 F FF 93 F FF 94 B FF 95 4-2 1-3 2-H BB			2	1	2	1	1	0	0
13 Starlin Castro, R (1, 6) OBP: 0.279, SLG: 0.347	X SI 89 0-0 ③ G4-3			C SI 90 X FC 84 0-1 ①② G5-4-3 1-2f 2-3		F SI 89 B SI 88 X SI 89 1-1 ① F7	C FF 94 F FS 85 S FF 96 0-3 ③ K			4	0	0	0	0	1	6
15 Darwin Barney, R (1, 4) OBP: 0.267, SLG: 0.326		C SI 89 B SI 88 C FC 85 B SI 89 B SI 89 X SI 89 3-2 ① G6-3		I IN 72 I IN 71 I IN 72 I IN 70 4-0 49 FC4-6 IBB		B SI 88 C SI 87 B SI 88 F SI 87 B SI 89 F SI 88 X SI 88 3-2 E6 49 SH5-3 1-H 2B		B SI 93 B SI 93 C FF 92 C SI 92 X SI 93 2-2 54 G6-4-3 1B		3	1	2	1	1	0	0
49 Jake Arrieta, R (1, 1) 40 James Russell, L (8, 1) 54 Darnell McDonald, R (8, PH) OBP: 0.286, SLG: 0.167 50 Blake Parker, R (9, 1)		C SI 87 B SI 90 F SI 88 C SI 91 1-3 ② K		B SI 88 C SI 88 X SI 88 1-1 ③ FC4-6 1-2f		C SI 88 X SI 88 0-1 ② SH5-3 3-H		C SI 92 X FS 83 0-1 ①② G6-4-3 1-2f		2 0 1 0	0 0 0 0	0 0 0 0	1 0 0 0	0 0 0 0	1 0 0 0	2 0 1 0
Inning Stats	R: 3 H: 2 E: 0 LOB: 1 K: 0 BB: 3 S: 15 P: 30	R: 0 H: 0 E: 0 LOB: 0 K: 1 BB: 0 S: 9 P: 13	R: 0 H: 0 E: 0 LOB: 0 K: 1 BB: 0 S: 8 P: 13	R: 0 H: 2 E: 0 LOB: 2 K: 0 BB: 1 S: 10 P: 18	R: 1 H: 2 E: 0 LOB: 1 K: 0 BB: 0 S: 11 P: 15	R: 2 H: 1 E: 1 LOB: 0 K: 0 BB: 0 S: 12 P: 19	R: 1 H: 1 E: 0 LOB: 2 K: 1 BB: 2 S: 13 P: 26	R: 0 H: 1 E: 0 LOB: 0 K: 1 BB: 0 S: 8 P: 10		1B: 8 SF: 1 2B: 1 SAC: 1 3B: 0 DP: 3 HR: 0 HBP: 1						WP: 2 PA: 37 PB: 0 SB: 0 CS: 0	

PITCHER	IP	WLS	BF	H	R	ER	SO	BB	IBB	HBP	BLK	WP	HR	S	P	ERA	WHIP
35 Jake Westbrook, R (1, 1) ERA: 4.35	6.2	L	32	8	7	6	2	4	1	1	0	0	0	72	124	8.10	1.800
71 Sam Freeman, L (7, 1) ERA:	1.1		5	1	0	0	2	1	0	0	0	1	0	14	20	0.00	1.500

PITCHER	IP	WLS	BF	H	R	ER	SO	BB	IBB	HBP	BLK	WP	HR	S	P	ERA	WHIP

BOTTOM

St. Louis Cardinals @ Chicago Cubs

Wrigley Field, Chicago, IL

Fri Aug 16 2013, 3:10 PM - 5:44 PM CDT

Att. 35,258 - Sunny - 74 F

livebaseballscorecards.com

AB	28
R	7
H	9
RBI	6
BB	6
SO	4
LOB	14

Batter	1	2	3	4	5	6	7	8	9	AB	R	H	RBI	BB	SO	LOB
13 Matt Carpenter, L (1, 4) OBP: 0.383, SLG: 0.478	F FF 88 X FF 88 0-1 F7			C FC 85 B FC 84 B FC 87 C FF 87 X FF 85 2-2 3 2B 2B	C FF 88 S SL 75 X SL 76 0-2 SF6 1-2 2-3 3-H		B SI 92 B FF 92 C FF 92 F FF 91 B FF 92 X FF 92 3-2 G6-3			3	1	1	1	0	0	0
3 Carlos Beltrán, S (1, 9) OBP: 0.341, SLG: 0.513	B FF 88 B FC 86 C FF 88 X CH 78 2-1 L8			X CH 76 0-0 2-H 2B	C FF 88 F FC 86 B SL 81 B FC 85 F FF 89 F SL 78 F FF 89 X FC 85 2-2 P4			C FF 98 B SL 84 F FF 93 X SL 82 1-2 F8		4	0	1	1	0	0	2
7 Matt Holliday, R (1, 7) OBP: 0.374, SLG: 0.460 36 Randy Choate, L (8, 1) 52 Michael Wacha, R (9, 1) OBP: 0.111, SLG: 0.111	C FF 88 X FC 86 0-1 F9			C FC 88 C FC 85 S SL 76 0-3 K		F FC 86 H FC 84 1-1 4 HR HBP		B FF 95 C SI 96 S SL 83 C FF 97 1-3 K		3 0 0	1 0 0	0 0 0	0 0 0	0 0 0	2 0 0	1 0 0
21 Allen Craig, R (1, 3) OBP: 0.365, SLG: 0.449		X FF 86 0-0 G6-3		C CH 79 B FC 85 X CH 79 1-1 L1		B SI 87 B CH 79 S FC 87 F FF 88 1 SAFE B FF 89 S FF 88 3-3 K		F FF 95 C SL 83 S SL 82 0-3 K		4	0	0	0	0	2	2
4 Yadier Molina, R (1, 2) OBP: 0.371, SLG: 0.484		B SI 87 C SI 87 B FC 86 F FF 89 F FF 90 F SL 80 F SL 76 F FF 88 F FF 90 3-2 F SL 78 B FC 88 X FC 85 L7		F CH 78 F CH 79 S SL 79 0-3 K		B FF 88 C FC 88 X SL 77 1-1 1-H HR			X FF 94 0-0 19 WP 38 FC3-2 2B	4	1	2	2	0	1	1
23 David Freese, R (1, 5) OBP: 0.343, SLG: 0.380		X FF 88 0-0 L5			B CH 76 B FF 86 C FC 85 F FF 88 F FC 88 B SL 76 F FF 89 X FF 89 3-2 P4	B FF 90 F FF 90 B CU 79 F FF 91 F FF 92 S CU 78 2-3 K			B SI 94 B SI 93 F FF 93 S FF 94 F FF 95 C SL 81 2-3 K	4	0	0	0	0	2	1
19 Jon Jay, L (1, 8) OBP: 0.342, SLG: 0.365			B CU 68 B FC 84 C FF 87 X FF 88 2-1 F8		C FF 88 X FC 85 0-1 58 HBP 13 SF6 2B	C FF 92 S CU 77 S CU 78 0-3 K			B FC 90 S SL 81 B FF 93 F FF 93 B SL 79 B SI 94 4-2 38 FC3-2 2-3 BB	3	1	1	0	1	1	0
38 Pete Kozma, R (1, 6) OBP: 0.273, SLG: 0.281			B FF 87 F FF 87 C FF 87 F FF 89 X SL 78 1-2 G6-3		F FF 86 C FC 84 D SL 77 B CH 80 F FF 87 D SL 78 D CH 78 4-2 13 SF6 58 HBP BB		B FF 90 B FF 91 X FF 91 2-0 F9		F FF 92 F FF 94 F FF 94 1 SAFE 1 SAFE B SL 80 B SL 80 F FF 95 X FF 95 2-2 FC3-2 1-2 3-H	3	0	0	0	1	0	2
58 Joe Kelly, R (1, 1) OBP: 0.211, SLG: 0.167 16 Kolten Wong, L (7, PH) 43 Seth Maness, R (7, 1) OBP: 0.200, SLG: 0.200 43 Shane Robinson, R (8, 7) OBP: 0.382, SLG: 0.370			C FC 86 S FF 87 F FF 88 F SL 78 X FC 86 0-2 L4		L FF 86 M CH 77 H SL 75 1-2 13 SF6 1-2 2-3 HBP		F FF 91 C FS 84 S FS 84 0-3 K		C FF 94 B FF 94 X FF 94 1-1 F9	1 1 0 1	0 0 0 0	0 0 0 0	0 0 0 0	0 1 0 0	0 0 0 0	0 0 0 2
Inning Stats	R: 0 E: 0 K: 0 S: 6 H: 0 LOB: 0 BB: 0 P: 8	R: 0 E: 0 K: 0 S: 11 H: 0 LOB: 0 BB: 0 P: 14	R: 0 E: 0 K: 0 S: 11 H: 0 LOB: 0 BB: 0 P: 14	R: 1 E: 0 K: 2 S: 12 H: 2 LOB: 1 BB: 0 P: 15	R: 1 E: 0 K: 0 S: 21 H: 1 LOB: 2 BB: 1 P: 31	R: 2 E: 0 K: 3 S: 13 H: 1 LOB: 0 BB: 0 P: 20	R: 0 E: 0 K: 1 S: 7 H: 0 LOB: 0 BB: 0 P: 12	R: 0 E: 0 K: 2 S: 9 H: 0 LOB: 0 BB: 0 P: 11	R: 0 E: 0 K: 1 S: 14 H: 1 LOB: 2 BB: 1 P: 23	1B: 0 2B: 4 3B: 0 HR: 1 SF: 1 SAC: 0 DP: 0 HBP: 2						

TOP

St. Louis Cardinals @ Chicago Cubs

Wrigley Field, Chicago, IL

Sat Aug 17 2013, 3:07 PM - 6:18 PM CDT

Att. 41,981 - Sunny - 73 F

livebaseballscorecards.com

AB	31
R	4
H	5
RBI	4
BB	2
SO	9
LOB	11

WP: 1 PB: 0 SB: 0 CS: 0 PA: 36

PITCHER		IP	WLS	BF	H	R	ER	SO	BB	IBB	HBP	BLK	WP	HR	S	P	ERA	WHIP
37 Travis Wood, L ERA: 3.13	(1, 1)	5.1	L	23	4	4	4	3	1	0	2	0	0	1	67	93	6.75	0.938
50 Blake Parker, R ERA: 2.32	(6, 1)	0.2		2	0	0	0	2	0	0	0	0	0	0	7	9	0.00	0.000
28 Michael Bowden, R ERA: 4.6	(7, 1)	1.0		3	0	0	0	1	0	0	0	0	0	0	7	12	0.00	0.000
56 Héctor Rondón, R ERA: 5.57	(8, 1)	2.0		8	1	0	0	3	1	0	0	0	1	0	23	34	0.00	1.000

PITCHER	IP	WLS	BF	H	R	ER	SO	BB	IBB	HBP	BLK	WP	HR	S	P	ERA	WHIP

BOTTOM

St. Louis Cardinals @ Chicago Cubs

Wrigley Field, Chicago, IL

Sat Aug 17 2013, 3:07 PM - 6:18 PM CDT

Att. 41,981 - Sunny - 73 F

livebaseballscorecards.com

Batter	1	2	3	4	5	6	7	8	9	AB	R	H	RBI	BB	SO	LOB
9 David DeJesus, L (1, 8) OBP: 0.328, SLG: 0.404	C SI 93 B SI 95 F SI 94 S SI 96 1-3 K ①		B SI 95 X CH 84 1-0 FC2-5 21 BB ① 1-2 2-3f		B SI 93 B SI 95 X SI 95 2-0 FC1-6 ② 2-3			S SI 85 C SL 74 X SL 75 0-2 G6-3 ①		4	0	0	0	0	1	3
21 Junior Lake, R (1, 7) OBP: 0.333, SLG: 0.440	X SI 96 0-0 L5 ②		F SL 85 B SI 94 B SI 95 D CH 84 F SI 95 B CH 84 4-2 BB 1-2 2-3		B SI 96 B SI 95 S SI 96 C SI 96 C SI 95 2-3 K ③			X SI 85 0-0 L3 ②		3	0	0	0	1	1	1
44 Anthony Rizzo, L (1, 3) OBP: 0.326, SLG: 0.429	B SI 96 B SI 96 B CH 87 C SI 93 C CH 83 F SI 95 B SI 97 4-2 BB		F SI 96 C SI 95 F SI 96 S SI 95 0-3 K ②			F SI 95 B CH 83 F SI 94 X CH 84 1-2 G3-1 ①		B SI 85 X SI 86 1-0 G4-3 ③		3	0	0	0	1	1	3
19 Nate Schierholtz, L (1, 9) OBP: 0.326, SLG: 0.504	B SI 96 F SI 95 B SI 96 S CH 85 S CH 84 2-3 K ③		C SI 95 F SI 95 B SI 96 F SI 95 D CH 83 F CH 86 F SI 95 X CU 78 2-2 G4-3 ③			B CH 84 F SI 95 X SI 96 1-1 53 F9 2B			B SI 83 C SI 86 F SI 84 X SL 76 1-2 1B	4	0	2	0	0	1	4
53 Welington Castillo, R (1, 2) OBP: 0.351, SLG: 0.368		B SL 83 S CH 83 X CH 85 1-1 G5-3 ①		C SL 81 B CU 72 B CU 76 C CH 83 B SI 94 C SI 94 3-3 K ①		C SI 94 C SI 95 B SI 94 D CH 85 X SI 96 2-2 F9 ② 2-3			D FF 94 C FF 93 F FF 93 F CH 85 F FF 96 D FF 95 S CH 84 2-3 K ①	4	0	0	0	0	2	2
8 Donnie Murphy, R (1, 5) OBP: 0.390, SLG: 0.730 (6, 6)		C SL 84 F SI 96 X SI 96 0-2 13 G6-4-3 1B		S SI 96 X SI 97 0-1 F9 ②		C SI 95 B SI 96 X SI 95 1-1 G6-3 ③			S FF 93 S CH 84 F FF 96 B FF 96 S CH 86 1-3 K ②	4	0	1	0	0	1	2
13 Starlin Castro, R (1, 6) OBP: 0.278, SLG: 0.345 1 Cody Ransom, R (6, 5) OBP: 0.298, SLG: 0.443		X SI 94 0-0 G6-4-3 ②③ 1-2f		C SI 98 B CH 86 F SL 85 B SI 97 B SI 95 F CH 86 S CH 84 3-3 K ③			C SI 91 B SI 91 B SL 84 F SI 91 B CH 84 C SI 91 3-3 K ①		F FF 94 S FF 95 F FF 96 B CH 86 D CH 86 B CH 84 F FF 94 C CH 85 3-3 K ③	2 2	0 0	0 0	0 0	0 0	1 2	1 1
15 Darwin Barney, R (1, 4) OBP: 0.270, SLG: 0.327			C SI 96 C SL 86 B SI 96 B SI 97 F SL 86 F CU 75 B CH 84 F SL 84 X SI 96 3-2 9 FC2-5 37 1B 1B		C SL 83 B SI 94 B SI 96 B SI 93 B SI 94 4-1 9 FC1-6 37 G6-3 BB		B SI 91 C SI 91 C SI 91 F FF 92 F FF 91 B SL 86 F FF 92 F FF 91 B CH 85 3-2 X FF 91 F8 ②			2	0	1	0	1	0	0
37 Travis Wood, R (1, 1) OBP: 0.294, SLG: 0.469 50 Blake Parker, R (6, 1) 28 Michael Bowden, R (7, 1) 22 Logan Watkins, L (7, PH) OBP: 0.250, SLG: 0.143 56 Héctor Rondón, R (8, 1)			F SI 96 C SI 94 F SI 96 F SI 93 1 SAFE X SL 84 0-2 21 BB 9 FC2-5 1B 1-2		B SI 94 1 SAFE L SI 94 M SI 91 X SI 97 1-2 G6-3 ① 1-2		F SI 89 B SI 91 S CH 84 C SI 91 1-3 K ③			2 0 0 1 0	0 0 0 0 0	1 0 0 0 0	0 0 0 0 0	0 0 0 1 0	0 0 0 0 0	1 0 0 0 0
Inning Stats	R: 0 H: 0 E: 0 LOB: 1 K: 2 BB: 1 S: 10 P: 17	R: 0 H: 1 E: 0 LOB: 0 K: 0 BB: 0 S: 6 P: 7	R: 0 H: 2 E: 0 LOB: 3 K: 1 BB: 1 S: 24 P: 34	R: 0 H: 0 E: 0 LOB: 0 K: 2 BB: 0 S: 9 P: 15	R: 0 H: 0 E: 0 LOB: 1 K: 1 BB: 1 S: 8 P: 17	R: 0 H: 1 E: 0 LOB: 1 K: 0 BB: 0 S: 10 P: 15	R: 0 H: 0 E: 0 LOB: 0 K: 2 BB: 0 S: 13 P: 20	R: 0 H: 0 E: 0 LOB: 0 K: 0 BB: 0 S: 5 P: 6	R: 0 H: 1 E: 0 LOB: 1 K: 3 BB: 0 S: 17 P: 24	1B: 4 2B: 1 3B: 0 HR: 0	SF: 0 SAC: 0 DP: 1 HBP: 0			WP: 0 PB: 0 SB: 0 CS: 0	PA: 34		

	AB	31
	R	0
	H	5
	RBI	0
	BB	3
	SO	11
	LOB	18

PITCHER		IP	WLS	BF	H	R	ER	SO	BB	IBB	HBP	BLK	WP	HR	S	P	ERA	WHIP
58 Joe Kelly, R ERA: 3.01	(1, 1)	6.0	W	24	4	0	0	6	3	0	0	0	0	0	67	105	0.00	1.167
43 Seth Maness, R ERA: 2.12	(7, 1)	1.0		3	0	0	0	2	0	0	0	0	0	0	13	20	0.00	0.000
36 Randy Choate, L ERA: 2.25	(8, 1)	1.0		4	1	0	0	0	0	0	0	0	0	0	8	10	0.00	1.000
52 Michael Wacha, R ERA: 3.86	(9, 1)	1.0		3	0	0	0	3	0	0	0	0	0	0	14	20	0.00	0.000

PITCHER	IP	WLS	BF	H	R	ER	SO	BB	IBB	HBP	BLK	WP	HR	S	P	ERA	WHIP

St. Louis Cardinals @ Chicago Cubs

Wrigley Field, Chicago, IL

Sun Aug 18 2013, 1:25 PM - 4:34 PM CDT

Att. 33,830 - Sunny - 72 F

TOP

livebaseballscorecards.com

Batter	1	2	3	4	5	6	7	8	9	AB	R	H	RBI	BB	SO	LOB
13 Matt Carpenter, L (1, 5) OBP: 0.383, SLG: 0.476	C FF 92 C SI 94 F SI 94 B SL 84 F SI 94 S SL 86 1-3 K	B SI 94 X FF 94 1-0 1-3 2-H 3-H 1B		C FF 95 B SI 96 B CU 78 F FF 94 X FF 95 2-2 G6-3 2-3		D CU 79 C FF 94 B SI 94 C FF 94 B FF 95 B FF 94 4-2 1-2 BB		C FF 90 X FS 85 0-1 G4-3		4	0	1	2	1	1	1
3 Carlos Beltrán, S (1, 9) OBP: 0.337, SLG: 0.507	S CU 77 B SI 94 T CH 85 B FF 95 X FF 94 2-2 G6-3	B SL 84 D SL 84 F CH 86 F SI 94 B FF 95 F SL 84 F SI 94 F FF 93 X FF 92 3-2 G4-3		X FF 94 0-0 F8		X SI 94 0-0 F8		B FS 85 C FF 91 B FS 85 X FF 91 2-1 L6		5	0	0	0	0	0	5
7 Matt Holliday, R (1, 7) OBP: 0.369, SLG: 0.455	B FF 94 X FF 94 1-0 F9		X FF 93 0-0 G5-3		C FF 94 X FF 93 0-1 G4-3		C FF 88 X FF 88 0-1 L6		B FF 90 X FF 89 1-0 G5-3	5	0	0	0	0	0	0
21 Allen Craig, R (1, 3) OBP: 0.367, SLG: 0.448		C CU 77 S FF 95 B FF 95 S FF 94 1-3 K	C FF 93 X SI 94 0-1 19 BB 1B		B SL 84 B SL 85 B FF 93 B FF 93 4-0 BB		B CU 74 B CH 81 B CH 80 B SI 88 4-0 4 2B 19 HR BB		C CU 77 B FF 90 X FF 89 1-1 G5-3	3	1	1	0	2	1	0
4 Yadier Molina, R (1, 2) OBP: 0.371, SLG: 0.488		S CU 78 B SL 85 X CH 86 1-1 19 2B 2B	D FF 94 1 SAFE F FF 94 X SL 86 1-1 P3		B FF 95 1 SAFE S SL 84 B FF 91 F SL 85 X FF 93 2-2 P3		C CU 77 1 SAFE B SL 84 S SI 90 F FF 89 B SL 79 D SL 84 F FF 90 X CH 81 3-2 1-3 19 HR 2B		X FC 87 0-0 G4-3	5	2	2	0	0	0	2
19 Jon Jay, L (1, 8) OBP: 0.345, SLG: 0.376		B FF 95 B FF 94 F FF 95 X FF 94 2-1 16 E 13 1B 2-H 2B	B SL 84 S CU 77 B FF 93 B SI 93 C FF 94 F FF 93 D SL 84 4-2 1-2 BB		1 SAFE C FF 93 X CU 78 0-1 G4-3		D SL 81 S SL 82 X SL 80 1-1 2-H 3-H HR			3	2	2	4	1	0	1
16 Kolten Wong, L (1, 4)		B CU 78 C FF 94 S SL 84 D SL 85 F SL 84 B FF 95 F FF 94 F SL 85 X FF 92 3-2 E8 13 1B 2-3	B CU 76 X SI 92 1-0 L5			C SI 93 S CU 76 F SL 85 B CU 78 B FF 96 B CU 79 X FF 95 3-2 F8	C FF 88 F SL 83 F SL 82 X FF 90 0-2 F9			4	1	0	0	0	0	3
33 Daniel Descalso, L (1, 6) OBP: 0.310, SLG: 0.403		I IN 82 I IN 80 I IN 80 I IN 79 4-0 13 1B IBB		C CU 76 B FF 93 X SI 93 1-1 13 G6-3 2B		B CU 78 B SL 84 C SL 83 B CH 86 F FF 93 T FF 93 3-2 K	B FF 90 S SL 82 F SI 88 S FF 90 1-3 K			3	0	1	0	1	2	0
50 Adam Wainwright, R (1, 1) OBP: 0.145, SLG: 0.164 43 Shane Robinson, R (8, PH) OBP: 0.379, SLG: 0.366 46 Kevin Siegrist, L (8, 1) 26 Trevor Rosenthal, R (9, 1)		X FF 91 0-0 F7		C FF 91 X FF 93 0-1 G5-3		C FF 94 C SI 94 B SL 88 B FF 94 F FF 94 B FF 94 F FF 94 F FF 94 X FF 94 3-2 13 BB 1B		C FF 89 C FF 92 F FF 92 B SL 84 F FF 90 B SL 84 B FF 91 X FF 89 3-2 F8		3 1 0 0	0 0 0 0	1 0 0 0	0 0 0 0	0 0 0 0	0 0 0 0	4 0 0 0
Inning Stats	R: 0 E: 0 K: 1 S: 9 H: 0 LOB: 0 BB: 0 P: 13	R: 3 E: 1 K: 1 S: 21 H: 3 LOB: 2 BB: 1 P: 36	R: 0 E: 0 K: 0 S: 9 H: 1 LOB: 2 BB: 1 P: 15	R: 0 E: 0 K: 0 S: 8 H: 1 LOB: 1 BB: 0 P: 11	R: 0 E: 0 K: 0 S: 7 H: 0 LOB: 1 BB: 1 P: 13	R: 0 E: 0 K: 1 S: 16 H: 1 LOB: 2 BB: 1 P: 29	R: 3 E: 0 K: 1 S: 16 H: 2 LOB: 0 BB: 1 P: 25	R: 0 E: 0 K: 0 S: 9 H: 0 LOB: 0 BB: 0 P: 14	R: 0 E: 0 K: 0 S: 4 H: 0 LOB: 0 BB: 0 P: 6	1B: 3 2B: 4 3B: 0 HR: 1 SF: 0 SAC: 0 DP: 0 HBP: 0	WP: 0 PB: 0 SB: 0 CS: 0 PA: 41					

	AB	36
	R	6
	H	8
	RBI	6
	BB	5
	SO	4
	LOB	16

PITCHER		IP	WLS	BF	H	R	ER	SO	BB	IBB	HBP	BLK	WP	HR	S	P	ERA	WHIP
36 Edwin Jackson, R ERA: 4.89	(1, 1)	6.0	L	29	6	3	1	3	3	1	0	0	0	0	70	117	1.50	1.500
33 Carlos Villanueva, R ERA: 4.58	(7, 1)	0.1		3	1	2	2	0	1	0	0	0	0	0	7	14	54.00	6.000
40 James Russell, L ERA: 2.82	(7, 1)	0.2		3	1	1	1	1	0	0	0	0	0	1	9	11	13.50	1.500
28 Michael Bowden, R ERA: 4.45	(8, 1)	1.0		3	0	0	0	0	0	0	0	0	0	0	9	14	0.00	0.000
63 Kevin Gregg, R ERA: 2.85	(9, 1)	1.0		3	0	0	0	0	0	0	0	0	0	0	4	6	0.00	0.000

PITCHER		IP	WLS	BF	H	R	ER	SO	BB	IBB	HBP	BLK	WP	HR	S	P	ERA	WHIP

BOTTOM

Batter	1	2	3	4	5	6	7	8	9	AB	R	H	RBI	BB	SO	LOB
David DeJesus, L (1, 7) OBP: 0.330, SLG: 0.401	C SI 91 C FC 89 C CU 75 0-3 ① K		F FC 87 B CU 76 B CU 75 F SI 91 X CU 77 2-2 ③ FC4-6 1-2f			B CU 74 B FF 92 C SI 91 S CU 75 F FF 93 B CU 77 B FF 91 4-2 21 2B BB		B FF 94 B FF 95 B FF 95 C FF 94 C FF 94 B FF 94 4-2 21 1B 44 F7-2 BB		2	1	0	0	2	1	1
21 Junior Lake, R (1, 8) OBP: 0.346, SLG: 0.458	S FC 88 M CU 74 X FC 87 0-2 44 G3-6-3 1B			C CU 74 F SI 91 S CU 76 0-3 ① K		X FC 88 0-0 1-H 2B		C FF 93 F FF 94 B FF 95 X FF 94 1-2 1-3 1B		4	0	3	1	0	1	0
44 Anthony Rizzo, L (1, 3) OBP: 0.323, SLG: 0.425	X FC 89 0-0 ② ③ G3-6-3 1-2f			C SI 90 B CU 74 X FF 91 1-1 ② P6		B FC 90 C FC 89 F FF 91 B FC 87 F CU 78 C CU 78 2-3 ③ K		C FF 94 B FF 94 X FF 94 1-1 ② ③ F7-2 3-H		4	0	0	0	0	1	4
19 Nate Schierholtz, L (1, 9) OBP: 0.325, SLG: 0.501		C SI 90 C CU 73 F FC 88 X SI 91 0-2 ① F9		B SI 91 B FF 90 F SI 90 C FC 87 B FF 92 C CU 76 3-3 ③ K			B SI 88 F FC 87 C CU 74 X SI 92 1-2 53 1B 1B		B FF 94 B FF 95 C FF 94 F FF 93 S FF 96 2-3 ① K	4	0	1	0	0	2	0
53 Welington Castillo, R (1, 2) OBP: 0.350, SLG: 0.366		C FF 90 F FC 88 B FC 87 B CU 76 B SI 91 X FC 89 3-2 ② P3			C CU 73 C SI 89 S FC 87 0-3 ① K		C FC 86 B SI 89 X SI 89 1-1 1-2 1B		C FF 95 F FF 94 F FF 96 F FF 97 C CH 86 0-3 ② K	4	0	1	0	0	2	0
8 Donnie Murphy, R (1, 5) OBP: 0.378, SLG: 0.675		B FC 86 F SI 90 B CU 74 F FF 89 F SI 92 B CU 76 S FF 93 3-3 ③ K			C CU 73 X FC 87 0-1 ② G6-3		C CU 75 F FC 87 S CU 77 0-3 ① K		B CU 78 B CH 86 F FF 96 B FF 97 F FF 95 F FF 96 B CH 87 4-2 13 DI BB	3	0	0	0	1	2	2
13 Starlin Castro, R (1, 6) OBP: 0.280, SLG: 0.345			C FF 90 C CU 75 B FC 86 F FC 88 F FF 93 X CU 76 1-2 FC4-6 1B		C CU 74 B FC 88 S SI 90 F FC 88 S CU 73 1-3 ③ K		C FF 91 T FF 91 T FF 92 0-2 ② K		B FF 96 B CH 88 B FF 96 B FF 96 4-0 1-2 BB	3	0	1	0	1	2	2
15 Darwin Barney, R (1, 4) OBP: 0.267, SLG: 0.324			B FF 90 C FC 87 C SI 91 X FF 92 1-2 ① F8			C FF 91 C FC 87 B SI 92 X FC 87 1-2 ① L8	C FF 91 F FF 92 F CU 78 D CU 76 F FF 93 S FC 88 1-3 ③ K		B FF 96 B FF 95 C FF 96 B FF 97 C FF 97 F FF 97 F FF 95 F FF 97 F FF 97 3-2 ③ F FF 88 X FF 96 F8	4	0	0	0	0	1	5
36 Edwin Jackson, R (1, 1) OBP: 0.095, SLG: 0.098 22 Logan Watkins, L (6, PH) OBP: 0.235, SLG: 0.133 33 Carlos Villanueva, R (7, 1) OBP: 0.161, SLG: 0.161 40 James Russell, L (7, 1) 28 Michael Bowden, R (8, 1) 2 Cole Gillespie, R (8, PH) OBP: 0.302, SLG: 0.222 63 Kevin Gregg, R (9, 1)			C SI 92 L FC 86 B FC 86 C CU 76 1-3 ② K			C CU 74 F FC 86 B CU 76 X FC 89 1-2 ② L4		B FF 94 S FF 93 T FF 95 F FF 93 S FF 95 1-3 ① K		1 1 0 0 0 1 0	0 0 0 0 0 0 0	0 0 0 0 0 0 0	0 0 0 0 0 0 0	0 0 0 0 0 1 0	1 0 0 0 0 0 0	1 0 0 0 0 0 0
Inning Stats	R: 0 E: 0 K: 1 S: 7 H: 1 LOB: 0 BB: 0 P: 7	R: 0 E: 0 K: 1 S: 11 H: 0 LOB: 0 BB: 0 P: 17	R: 0 E: 0 K: 1 S: 14 H: 1 LOB: 1 BB: 0 P: 19	R: 0 E: 0 K: 2 S: 8 H: 0 LOB: 0 BB: 0 P: 12	R: 0 E: 0 K: 2 S: 9 H: 0 LOB: 0 BB: 0 P: 10	R: 1 E: 0 K: 1 S: 14 H: 1 LOB: 1 BB: 1 P: 22	R: 0 E: 0 K: 3 S: 16 H: 2 LOB: 2 BB: 0 P: 19	R: 0 E: 0 K: 1 S: 11 H: 1 LOB: 1 BB: 1 P: 18	R: 0 E: 0 K: 2 S: 19 H: 0 LOB: 2 BB: 2 P: 32	1B: 5 2B: 2 3B: 0 HR: 0 SF: 0 SAC: 0 DP: 2 HBP: 0						

PITCHER	IP	WLS	BF	H	R	ER	SO	BB	IBB	HBP	BLK	WP	HR	S	P	ERA	WHIP
50 Adam Wainwright, R (1, 1) ERA: 2.66	7.0	W	26	5	1	1	11	1	0	0	0	0	0	79	106	1.29	0.857
46 Kevin Siegrist, L (8, 1) ERA: 0.74	1.1		5	1	0	0	2	1	0	0	0	0	0	14	23	0.00	1.500
26 Trevor Rosenthal, R (9, 1) ERA: 2.62	0.2		4	0	0	0	1	2	0	0	0	0	0	16	27	0.00	3.000

PITCHER	IP	WLS	BF	H	R	ER	SO	BB	IBB	HBP	BLK	WP	HR	S	P	ERA	WHIP

St. Louis Cardinals @ Chicago Cubs

Wrigley Field, Chicago, IL

Sun Aug 18 2013, 1:25 PM - 4:34 PM CDT

Att. 33,830 - Sunny - 72 F

livebaseballscorecards.com

AB	31
R	1
H	6
RBI	1
BB	4
SO	14
LOB	15

Batter	1	2	3	4	5	6	7	8	9	AB	R	H	RBI	BB	SO	LOB
13 Matt Carpenter, L (1, 5) OBP: 0.383, SLG: 0.474	B FF 89 C FF 89 B CU 78 F CH 78 F FF 91 F CU 78 C FF 90 2-3 ① K		B FF 89 F FF 90 F FF 89 B CU 80 B CU 78 F CU 78 B FF 90 4-2 3 G4-3 BB		B FF 89 C CU 76 B FF 89 F FF 89 B FF 90 F FF 90 X FF 90 3-2 ② F7		C SI 89 S SL 85 F FS 84 X SL 85 0-2 ① F8	X SI 92 0-0 3 1B 23 2B 1-2 3-H 1B		4	1	1	1	1	1	0
3 Carlos Beltrán, S (1, 9) OBP: 0.340, SLG: 0.515	C FF 90 B FF 89 B FF 89 X CH 78 2-1 HR		1 SAFE C CU 77 X CU 77 0-1 ② G4-3 1-2		X CU 78 0-0 1B		B SI 89 C SL 85 X SL 85 1-1 ② P3	B SI 92 F SI 92 X SI 92 1-1 23 2B 1-2 2-3 1B		5	1	3	1	0	0	1
7 Matt Holliday, R (1, 7) OBP: 0.368, SLG: 0.455 52 Michael Wacha, R (7, 1) OBP: 0.111, SLG: 0.111 23 David Freese, R (8, PH) OBP: 0.345, SLG: 0.385 46 Kevin Siegrist, L (8, 1) 44 Edward Mujica, R (9, 1)	S FF 88 S FF 89 X FF 90 0-2 ② F8		C FF 90 X FF 89 0-1 ③ P6		F FF 89 1 SAFE S FF 88 X FF 88 0-2 ③ F8		B FF 90 C SL 84 F FF 88 B SL 85 B SI 89 X SL 85 3-2 2B	X SL 81 0-0 1-3 2-H 3-H 2B		4 0 1 0 0	0 0 0 0 0	1 0 1 0 0	0 0 2 0 0	0 0 0 0 0	0 0 0 0 0	2 0 0 0 0
21 Allen Craig, R (1, 3) OBP: 0.365, SLG: 0.446 (8, 7)	B FF 89 B FF 90 F FF 89 X FF 90 2-1 ③ G3			C CU 77 X FF 88 0-1 4 2B 1B		B CU 79 F CH 77 F CH 78 X FF 89 1-2 ① F8	B SL 84 C SL 83 X FS 84 1-1 ③ G5-3	C SI 89 X SI 89 0-1 ③ G2-3		5	1	1	0	0	0	3
4 Yadier Molina, R (1, 2) OBP: 0.377, SLG: 0.495		B CU 78 X FF 89 1-0 19 FC3-6 1B		S CU 79 D CU 79 F FF 89 B FF 88 D CU 78 1 SAFE 1 SAFE X FF 88 3-2 19 G3 1-H 2B		B CU 79 X CU 77 1-0 19 HR 1B		C SI 93 B SI 93 F SI 93 F SI 94 B SI 95 F SI 94 F SI 95 X SI 94 2-2 19 G3-6-1 1B	C SL 80 B SI 89 B SI 90 F SI 90 B SI 90 F SI 90 X SI 89 3-2 ① G1-3	5	1	4	1	0	0	0
19 Jon Jay, L (1, 8) OBP: 0.346, SLG: 0.382		D CU 78 S CU 78 B FF 89 F FF 88 X CU 76 2-2 ① FC3-6 16 FC6-4 1-2f		X CU 78 0-0 ① G3 2-3		C FF 88 F CU 78 B FF 88 B FF 90 X CU 77 2-2 1-H HR		C SI 92 B SI 93 B SI 93 F SI 93 F SI 94 F SI 92 X SI 89 2-2 ① ② G3-6-1 1-2f	B SI 90 B FS 83 B SI 90 B SI 90 4-0 16 FC4 BB	4	1	1	2	1	0	3
16 Kolten Wong, L (1, 4) OBP: 0.154, SLG: 0.154		X FF 88 0-0 ② FC6-4 1-2f		S CH 78 S CH 77 S CH 76 0-3 ② K		B CH 78 X FF 89 1-0 38 S 1B		B SI 92 F SI 92 X SI 93 1-1 33 1B 1B	X SI 89 0-0 ② FC4 33 S 1-2f	5	1	2	0	0	1	3
38 Pete Kozma, R (1, 6) OBP: 0.271, SLG: 0.279 33 Daniel Descalso, L (8, PH) OBP: 0.311, SLG: 0.403 (8, 6)		D FF 90 1 SAFE B CU 77 X FF 89 2-0 ③ F8		B CU 78 C CU 77 S FF 89 F FF 90 X CU 79 1-2 ③ G6-3		1 SAFE B CU 76 X FF 88 1-0 ② L9 1-2		1 SAFE 1 SAFE S FF 92 1 SAFE 1 SAFE B SI 92 B SI 92 1 SAFE X SI 92 2-1 1B 13 1B 1-2 1B	C SI 88 B FS 83 D FS 82 C SI 88 B SL 80 F SL 80 X SI 89 3-2 ③ G4-3 1-2	3 2	0 1	0 1	0 0	0 0	0 0	3 1
40 Shelby Miller, R (1, 1) OBP: 0.119, SLG: 0.195 43 Seth Maness, R (6, 1) OBP: 0.200, SLG: 0.200 43 Shane Robinson, R (7, 7) OBP: 0.379, SLG: 0.366 Matt Adams, L (8, PH) OBP: 0.340, SLG: 0.479 (8, 3)			C FF 88 B FF 89 S FF 89 B FF 89 S FF 89 2-3 ① K		B FF 88 S FF 88 B FF 89 F FF 88 S FF 90 2-3 ① K	B FF 88 X FF 88 1-0 ③ F9		C CH 87 B SI 92 S SI 92 F SI 93 X CH 88 1-2 3 1B 13 1B 23 2B 1-3 2-H 1B		3 0 0 1	0 0 0 1	0 0 0 1	0 0 0 1	2 0 0 0	0 0 0 0	1 0 0 0

Inning Stats	1	2	3	4	5	6	7	8	9
	R: 1 E: 0 K: 1 S: 12	H: 1 LOB: 0 BB: 0 P: 18	R: 0 E: 0 K: 0 S: 6	H: 1 LOB: 1 BB: 0 P: 11	R: 0 E: 0 K: 1 S: 10	H: 0 LOB: 1 BB: 1 P: 16	R: 1 E: 0 K: 1 S: 13	H: 2 LOB: 1 BB: 0 P: 17	R: 0 E: 0 K: 1 S: 11	H: 1 LOB: 0 BB: 1 P: 16	R: 2 E: 0 K: 0 S: 10	H: 3 LOB: 1 BB: 0 P: 17	R: 0 E: 0 K: 0 S: 11	H: 1 LOB: 0 BB: 0 P: 16	R: 4 E: 0 K: 0 S: 25	H: 7 LOB: 2 BB: 0 P: 34	R: 0 E: 0 K: 0 S: 9	H: 0 LOB: 1 BB: 1 P: 19

1B: 11	SF: 0
2B: 3	SAC: 0
3B: 0	DP: 1
HR: 2	HBP: 0

WP: 0	PA: 44
PB: 0	
SB: 2	
CS: 0	

PITCHER		IP	WLS	BF	H	R	ER	SO	BB	IBB	HBP	BLK	WP	HR	S	P	ERA	WHIP
41 Marco Estrada, R ERA: 4.8	(1, 1)	6.0		27	8	4	4	4	1	0	0	0	0	2	62	95	6.00	1.500
47 Rob Wooten, R ERA: 0.69	(7, 1)	1.0		4	1	0	0	0	0	0	0	0	0	0	11	16	0.00	1.000
53 Brandon Kintzler, R ERA: 2.98	(8, 1)	0.2	L	7	6	4	4	0	0	0	0	0	0	0	22	31	54.00	9.000
31 Burke Badenhop, R ERA: 3.38	(8, 1)	1.1		6	1	0	0	0	1	0	0	0	0	0	12	22	0.00	1.500

PITCHER	IP	WLS	BF	H	R	ER	SO	BB	IBB	HBP	BLK	WP	HR	S	P	ERA	WHIP

TOP

St. Louis Cardinals @ Milwaukee Brewers

Miller Park, Milwaukee, WI

Mon Aug 19 2013, 7:13 PM - 10:37 PM CDT

Att. 32,972 - Overcast - 79 F

livebaseballscorecards.com

AB	42
R	8
H	16
RBI	8
BB	2
SO	4
LOB	17

Batter	1	2	3	4	5	6	7	8	9	AB	R	H	RBI	BB	SO	LOB
7 Norichika Aoki, L (1, 9) OBP: 0.337, SLG: 0.361	C FF 94 B CH 84 X CU 79 1-1 ① G4-3		B CH 83 B CH 86 X FF 92 2-0 20 1B 1-2 1B		B CH 83 X FF 93 1-0 HR	B SI 90 B CH 84 C CH 84 X SI 91 2-1 ③ G5-3		X FF 95 0-0 ② L7		5	1	2	1	0	0	2
9 Jean Segura, R (1, 6) OBP: 0.343, SLG: 0.456	C FF 94 F CU 80 X FC 89 0-2 ② G4-3		B FC 90 F FF 95 X FF 93 1-1 ① F8 2-3		C FF 93 B FC 91 C CU 79 F FF 94 B FC 91 S CU 79 2-3 ① K		C FF 94 B FF 95 X FF 94 1-1 E1 20 1B 1B	B FF 95 B FF 94 X FF 93 2-0 ③ L7		5	1	1	0	0	1	2
20 Jonathan Lucroy, R (1, 2) OBP: 0.339, SLG: 0.485	B FF 94 C FF 94 B FC 89 C FF 94 F FC 92 X CU 79 2-2 16 BB 1B		C FF 91 F CU 83 X FF 94 0-2 1-2 3-H 1B		B CU 81 B FC 92 C CU 79 F CH 85 F FF 94 F FC 92 B FC 93 B CH 87 4-2 BB		B FF 95 D FF 94 C FF 94 X FF 95 2-1 2-H 16 HR 1B		X FF 90 0-0 ① P2	4	1	3	2	1	0	0
16 Aramis Ramirez, R (1, 5) OBP: 0.348, SLG: 0.398	B FF 94 C FF 94 B FF 95 B FF 96 B FF 95 4-1 1-2 BB		B CU 80 X CU 80 1-0 ② F3		C FF 94 B FF 95 C FF 94 B FC 93 S FF 92 2-3 ② K		C FF 95 B FF 96 B FF 95 B CH 85 X FF 94 3-1 1-H HR		B FF 90 X FF 90 1-0 ② F9	4	1	1	2	1	1	3
21 Juan Francisco, L (1, 3) OBP: 0.308, SLG: 0.463 53 Brandon Kintzler, R (8, 1) 31 Burke Badenhop, R (8, 1) 14 Jeff Bianchi, R (9, PH) OBP: 0.283, SLG: 0.291	S FF 95 B FF 95 S CU 82 S FF 95 1-3 ③ K		B CH 87 C CU 80 S FF 95 T FF 96 1-2 ③ K		S FF 95 B FF 94 S FF 95 S FF 96 1-3 ③ K		C CH 86 B CH 88 B FF 95 S FF 93 S FF 95 2-3 ① K		S FF 90 S FF 90 B FF 89 F FS 84 F FF 90 F FF 90 X FS 84 1-2 18 2B 1B	4 0 0 1	0 0 0 0	0 0 0 1	0 0 0 0	0 0 0 0	4 0 0 0	5 0 0 0
18 Khris Davis, R (1, 7) OBP: 0.375, SLG: 0.667		F CU 78 S FF 93 B FF 95 F FF 95 X FF 93 1-2 ① G6-3		S CH 84 C CH 84 S FF 94 0-3 ① K		H CH 82 1-0 2 SH5-3 HBP	F FF 95 F FF 94 F CH 86 B CH 85 B CH 86 B CH 86 X CH 86 3-2 ② G1-3		C FF 90 X FF 90 0-1 1-3 2B	4	0	1	0	0	1	0
2 Scooter Gennett, L (1, 4) OBP: 0.367, SLG: 0.548		B CU 79 C CU 78 X CH 85 1-1 ② F8		F FF 93 F FF 94 F FF 94 X FF 94 0-2 1B		X FF 93 0-0 ① SH5-3 1-2	F FF 94 X CH 86 0-1 1B		S FS 86 S FS 87 F FS 86 F FS 86 F FS 86 X FS 86 0-2 ③ G3	4	0	2	0	0	0	2
22 Logan Schafer, L (1, 8) OBP: 0.275, SLG: 0.315		C FF 93 C FF 93 F FF 95 S FF 95 0-3 ③ K		X FF 93 0-0 ② P5		S FF 95 B FF 95 F FF 95 F FF 94 D CU 78 D CU 79 F CH 85 F FF 95 B FF 94 4-2 BB	F FF 93 D CH 86 C CH 84 X CH 86 1-2 ③ G4-3			3	0	0	0	1	1	2
41 Marco Estrada, R (1, 1) OBP: 0.273, SLG: 0.286 11 Sean Halton, R (6, PH) OBP: 0.220, SLG: 0.292 47 Rob Wooten, R (7, 1) 3 Yuniesky Betancourt, R (8, 3) OBP: 0.230, SLG: 0.360			B FF 91 B FF 92 B FF 91 C FF 91 B FF 91 4-1 9 F8 7 1B 20 1B BB	B FF 93 F FF 93 C FF 94 S FF 94 1-3 ③ K		F SI 90 B SI 91 F SI 89 B FF 91 X FF 91 2-2 ② L8		C FF 92 S FF 93 F FF 94 S FF 94 0-3 ① K	1 1 0 1	1 0 0 0	0 0 0 0	0 0 0 0	1 0 0 0	1 0 0 0	1 2 0 0
Inning Stats	R: 0 E: 0 K: 1 S: 13 H: 1 LOB: 2 BB: 1 P: 21	R: 0 E: 0 K: 1 S: 10 H: 0 LOB: 0 BB: 0 P: 12	R: 1 E: 0 K: 1 S: 11 H: 2 LOB: 2 BB: 1 P: 20	R: 0 E: 0 K: 2 S: 11 H: 1 LOB: 1 BB: 0 P: 12	R: 1 E: 0 K: 3 S: 15 H: 1 LOB: 1 BB: 1 P: 25	R: 0 E: 0 K: 0 S: 11 H: 0 LOB: 2 BB: 1 P: 20	R: 3 E: 1 K: 1 S: 18 H: 4 LOB: 1 BB: 0 P: 30	R: 0 E: 0 K: 1 S: 6 H: 0 LOB: 0 BB: 0 P: 8	R: 0 E: 0 K: 0 S: 16 H: 2 LOB: 2 BB: 0 P: 18	1B: 8 2B: 1 3B: 0 HR: 2 SF: 0 SAC: 1 DP: 0 HBP: 1						

PITCHER		IP	WLS	BF	H	R	ER	SO	BB	IBB	HBP	BLK	WP	HR	S	P	ERA	WHIP
40 Shelby Miller, R ERA: 2.98	(1, 1)	5.1		26	5	2	2	8	4	0	1	0	0	1	66	101	3.38	1.688
43 Seth Maness, R ERA: 2.09	(6, 1)	0.2	H	2	0	0	0	0	0	0	0	0	0	0	5	9	0.00	0.000
52 Michael Wacha, R ERA: 4.73	(7, 1)	1.0	W	7	4	3	3	1	0	0	0	0	0	1	18	30	27.00	4.000
46 Kevin Siegrist, L ERA: 0.71	(8, 1)	1.0	H	3	0	0	0	1	0	0	0	0	0	0	6	8	0.00	0.000
44 Edward Mujica, R ERA: 1.65	(9, 1)	1.0	S	5	2	0	0	0	0	0	0	0	0	0	16	18	0.00	2.000

PITCHER	IP	WLS	BF	H	R	ER	SO	BB	IBB	HBP	BLK	WP	HR	S	P	ERA	WHIP

BOTTOM

St. Louis Cardinals @ Milwaukee Brewers

Miller Park, Milwaukee, WI

Mon Aug 19 2013, 7:13 PM - 10:37 PM CDT

Att. 32,972 - Overcast - 79 F

livebaseballscorecards.com

AB	37
R	5
H	11
RBI	5
BB	4
SO	10
LOB	19

Batter	1	2	3	4	5	6	7	8	9	AB	R	H	RBI	BB	SO	LOB
19 Jon Jay, L (1, 8) OBP: 0.344, SLG: 0.379	F SI 88 C SL 85 H SL 86 1-2 16 G6-4-3 HBP		C CU 74 B SI 88 X SL 85 1-1 ② G1-3		B SL 85 C SI 90 X SL 85 1-1 ② G4-3		B FF 97 F FF 95 F FF 96 B CU 80 X CU 79 2-2 ② G3-1		C FF 95 B FF 94 S FF 95 C FF 97 1-3 ② K	4	0	0	0	0	1	1
16 Kolten Wong, L (1, 4) OBP: 0.278, SLG: 0.333	B SI 89 B SI 88 F SI 90 1 SAFE X SI 90 2-1 ①② G6-4-3 1-2f		C CH 81 B SI 89 B SI 88 F CH 80 X SL 85 2-2 1B		B SI 91 X CH 82 1-0 7 S 1B		X FF 95 0-0 2B		B FF 95 X FF 96 1-0 ③ L1-3 1-2	5	0	3	0	0	0	2
7 Matt Holliday, R (1, 7) OBP: 0.367, SLG: 0.452	B SI 91 F SL 86 S SI 90 X SI 91 1-2 ③ F9		C SI 90 F SI 89 1 SAFE X SI 90 0-2 ③ F9		B SI 90 S SI 90 F SI 90 1 SAFE D SL 85 B SI 90 B SI 90 4-2 1-2 BB		B FF 96 X FF 97 1-0 ③ L9			3	0	0	0	1	0	2
3 Carlos Beltrán, S (1, 9) OBP: 0.341, SLG: 0.517		B SI 90 F CU 75 F CU 75 B SI 92 C SL 86 2-3 ① K		B FF 88 F SL 85 X CU 74 1-1 4 HR 1B	F SL 85 B SI 89 B SI 90 C SL 85 X SI 90 2-2 ③ F9			C SL 83 X SI 92 0-1 2B		4	1	2	0	0	1	2
4 Yadier Molina, R (1, 2) OBP: 0.378, SLG: 0.505		B SI 90 B SI 90 C SI 90 S SL 85 B SI 90 F SL 85 X SI 91 3-2 1B 2B		B CU 74 B SL 84 F SL 85 X SI 89 2-1 1-H HR		B CU 73 B SI 87 C SL 84 B SL 84 F SI 88 X SL 86 3-2 ① F8		C SL 82 X SI 93 0-1 ① G5-3		4	2	2	2	0	0	1
Matt Adams, L (1, 3) OBP: 0.343, SLG: 0.477		C SI 91 B SI 90 S CH 81 X CH 82 1-2 23 FC6-4 2-H 1B		X SI 90 0-0 ① G6-3		B SI 88 C SI 89 B SI 89 F SL 84 F SL 85 B SL 84 F SI 89 B SI 89 4-2 BB		B SI 92 B SI 92 B SI 92 C SI 92 F SI 92 F SI 93 C FF 93 3-3 ② K		3	0	1	1	1	1	1
23 David Freese, R (1, 5) OBP: 0.342, SLG: 0.381		B SL 86 F SL 87 C SI 90 X SL 85 1-2 ② FC6-4 1-2f		F SI 88 S SL 85 B SI 90 X CU 74 1-2 ② L8		B SL 85 C SL 85 F SL 85 B SL 85 F SI 89 B SI 89 X SL 85 3-2 ② L8		C SI 93 C SI 93 F SI 94 F SI 93 B SI 93 B SI 93 X SI 94 2-2 ③ G1		4	0	0	0	0	0	3
33 Daniel Descalso, L (1, 6) OBP: 0.306, SLG: 0.397		B SI 90 X CH 81 1-0 ③ F9		B CU 73 C CU 74 C SL 84 F SL 84 B SI 90 S SL 85 2-3 ③ K		B CU 74 F SL 84 C SL 85 B SI 90 X SL 86 2-2 ③ G3		C FF 93 F FF 95 B FF 96 F SL 86 X FF 95 1-2 ① P4		4	0	0	0	0	1	2
31 Lance Lynn, S (1, 1) OBP: 0.174, SLG: 0.095 43 Shane Robinson, R (7, PH) OBP: 0.375, SLG: 0.361 70 Tyler Lyons, L (7, 1) OBP: 0.200, SLG: 0.200 13 Matt Carpenter, L (9, PH) OBP: 0.385, SLG: 0.474			C SI 89 C SI 90 S SL 82 0-3 ① K		C SI 89 C SI 90 B SL 84 C SI 91 1-3 ① K		B FF 96 B FF 96 C FF 96 F FF 97 X FF 97 2-2 ① G4-3		B FF 95 B SI 94 C FF 95 B FF 96 C FF 96 B FF 95 4-2 16 DI BB	2 1 0 0	0 0 0 0	0 0 0 0	0 0 0 0	2 0 0 1	0 0 0 0	0 0 0 0

Inning Stats										
	R: 0 E: 0 K: 0 S: 7	H: 0 LOB: 0 BB: 0 P: 11	R: 1 E: 0 K: 1 S: 14	H: 2 LOB: 1 BB: 0 P: 22	R: 0 E: 0 K: 1 S: 11	H: 1 LOB: 1 BB: 0 P: 14	R: 2 E: 0 K: 1 S: 12	H: 2 LOB: 0 BB: 0 P: 18	R: 0 E: 0 K: 1 S: 11	H: 1 LOB: 2 BB: 1 P: 20
	R: 0 E: 0 K: 0 S: 14	H: 0 LOB: 1 BB: 1 P: 26	R: 0 E: 0 K: 0 S: 8	H: 1 LOB: 1 BB: 0 P: 13	R: 0 E: 0 K: 1 S: 13	H: 1 LOB: 1 BB: 0 P: 18	R: 0 E: 0 K: 1 S: 10	H: 0 LOB: 1 BB: 1 P: 17	1B: 4 2B: 3 3B: 0 HR: 1	SF: 0 SAC: 0 DP: 1 HBP: 1

PITCHER		IP	WLS	BF	H	R	ER	SO	BB	IBB	HBP	BLK	WP	HR	S	P	ERA	WHIP
26 Kyle Lohse, R ERA: 3.22	(1, 1)	6.0	W	26	6	3	3	4	2	0	1	0	0	1	69	111	4.50	1.333
59 John Axford, R ERA: 4.26	(7, 1)	1.0	H	4	1	0	0	0	0	0	0	0	0	0	8	13	0.00	1.000
53 Brandon Kintzler, R ERA: 2.93	(8, 1)	1.0	H	4	1	0	0	1	0	0	0	0	0	0	13	18	0.00	1.000
29 Jim Henderson, R ERA: 1.75	(9, 1)	1.0	S	4	0	0	0	1	1	0	0	0	0	0	10	17	0.00	1.000

PITCHER	IP	WLS	BF	H	R	ER	SO	BB	IBB	HBP	BLK	WP	HR	S	P	ERA	WHIP

TOP

St. Louis Cardinals @ Milwaukee Brewers

Miller Park, Milwaukee, WI

Tue Aug 20 2013, 7:11 PM - 10:06 PM CDT

Att. 38,093 - Clear - 83 F

livebaseballscorecards.com

AB	34
R	3
H	8
RBI	3
BB	3
SO	6
LOB	14

WP: 0	PA: 38
PB: 0	
SB: 1	
CS: 0	

Batter	1	2	3	4	5	6	7	8	9	AB	R	H	RBI	BB	SO	LOB
7 Norichika Aoki, L (1, 9) OBP: 0.337, SLG: 0.361	C FF 91 X SL 87 0-1 F7 ①		F SI 93 D SI 93 F FF 93 F SI 92 F SI 94 B CH 86 B SL 85 B CU 80 4-2 BB	X FF 94 0-0 SF7 ② 2-3 3-H		B CU 76 B CH 85 C SI 93 B SI 93 L SI 92 X SI 94 3-2 G5-3 ②		C FF 91 B CH 82 B SI 88 C SL 81 X SI 91 2-2 9 G4-6-3 1B		3	0	1	1	1	0	0
9 Jean Segura, R (1, 6) OBP: 0.342, SLG: 0.453	F FF 92 X SI 91 0-1 G5-3 ②		B SL 88 S SL 88 F SI 92 F SI 92 S SL 90 1-3 K ③	F SI 93 F SL 88 X SI 93 0-2 G6-3 ③		B CU 83 C FF 93 X SI 93 1-1 20 S 1B		1 SAFE X SI 89 0-0 G4-6-3 ②③ 1-2f		5	0	1	0	0	1	4
20 Jonathan Lucroy, R (1, 2) OBP: 0.340, SLG: 0.483	B FF 93 C FF 93 X SI 92 1-1 G5-3 ③			F SI 91 X SL 86 0-1 18 E 16 1B 2 1B 1B	B CU 79 B SL 88 X SI 90 2-0 G6-3 ①	C FF 93 B SI 92 B FF 94 B FF 93 B FF 93 4-1 1-2 BB				3	1	1	0	1	0	0
16 Aramis Ramirez, R (1, 5) OBP: 0.346, SLG: 0.395		C SI 92 S SL 88 X SL 87 0-2 F9 ①		X SI 92 0-0 2 1B 18 E 11 1B 1-2 1B	B FF 92 B FF 92 S FF 93 F SL 89 F SI 94 B SI 92 X SL 89 3-2 P3 ②	X FF 94 0-0 P3 ③				4	1	1	0	0	0	2
18 Khris Davis, R (1, 7) OBP: 0.368, SLG: 0.642		B SI 92 B SL 88 B SL 88 C SI 93 X SI 93 3-1 G3-1 ②		X SI 91 0-0 E1 2 1B 11 1B 1-2 2-3	B SL 88 F SI 92 X SL 88 1-1 2 BB 11 1B 1B		F FF 90 F SL 82 S SL 84 0-3 K ①			4	2	1	0	0	1	2
2 Scooter Gennett, L (1, 4) OBP: 0.372, SLG: 0.540		B SI 93 F SI 92 T SI 93 B SI 93 X SI 94 2-2 G4-3 ③		C SI 93 X SI 94 0-1 11 1B 22 1B 1-2 2-3 3-H 1B	1 SAFE 1 SAFE B SI 90 C SI 92 B SL 86 B SL 88 B SI 91 4-1 11 1B 1-2 BB		B FF 90 F FF 91 F SL 82 F FF 91 C SL 82 1-3 K ②			3	1	1	1	1	1	0
11 Sean Halton, R (1, 3) OBP: 0.259, SLG: 0.314 29 Jim Henderson, L (9, 1)			C SI 91 B SL 86 X SL 87 1-1 G6-3 ①	S SL 90 F SI 92 B SL 89 X SL 90 1-2 26 SH5-4 22 1B 7 SF7 1-2 2-H 3-H 1B	B SI 92 X SI 91 1-0 1-2 2-H 1B		B SI 89 B CH 81 C SL 80 B CH 81 B SL 81 4-1 BB			3 0	1 0	2 0	3 0	1 0	0 0	0 0
22 Logan Schafer, L (1, 8) OBP: 0.278, SLG: 0.318			C SI 92 B FF 91 B SL 90 F SI 92 B SI 93 F SI 94 X SI 94 3-2 26 SH1-4 1B	B CU 80 C SL 89 B SL 86 S SI 90 X CH 85 2-2 7 SF7 26 SH5-4 1-2 2-H 1B	C CU 78 S CU 81 D CU 81 B SL 90 X FF 94 2-2 G5-3 ③		L FF 88 C SL 81 X SL 81 0-2 P5 ③			4	0	2	1	0	0	3
26 Kyle Lohse, R (1, 1) OBP: 0.178, SLG: 0.159 14 Jeff Bianchi, R (6, PH) OBP: 0.282, SLG: 0.289 59 John Axford, R (7, 1) 53 Brandon Kintzler, R (8, 1) 3 Yuniesky Betancourt, R (8, PH) OBP: 0.229, SLG: 0.358 (9, 3)			B FF 92 X FF 91 1-0 SH1-4 ② 1-2	B SL 90 B SL 89 L SI 92 B SI 92 X SI 92 3-1 SH5-4 ① 1-2 2-3		S SL 84 S CU 79 C SI 93 0-3 K ①		F SI 87 B SI 89 F SI 88 F CH 81 F SL 83 F CH 83 X SI 90 1-2 F8 ①		0 1 0 0 0 1	0 0 0 0 0 0	0 0 0 0 0 0	0 0 0 0 0 0	0 1 0 0 0 0	0 0 0 0 0 0	0 0 0 0 0 0
Inning Stats	R: 0 E: 0 K: 0 S: 6 H: 0 LOB: 0 BB: 0 P: 7	R: 0 E: 0 K: 0 S: 8 H: 0 LOB: 0 BB: 0 P: 13	R: 0 E: 0 K: 1 S: 15 H: 1 LOB: 2 BB: 1 P: 25	R: 5 E: 1 K: 0 S: 18 H: 5 LOB: 1 BB: 0 P: 24	R: 1 E: 0 K: 0 S: 12 H: 2 LOB: 2 BB: 1 P: 25	R: 0 E: 0 K: 1 S: 10 H: 1 LOB: 2 BB: 1 P: 18	R: 0 E: 0 K: 2 S: 11 H: 0 LOB: 1 BB: 1 P: 16	R: 0 E: 0 K: 0 S: 10 H: 1 LOB: 0 BB: 0 P: 13		1B: 10 2B: 0 3B: 0 HR: 0 SF: 1 SAC: 2 DP: 1 HBP: 0						

PITCHER		IP	WLS	BF	H	R	ER	SO	BB	IBB	HBP	BLK	WP	HR	S	P	ERA	WHIP
31 Lance Lynn, R ERA: 3.97	(1, 1)	6.0	L	31	9	6	4	2	3	0	0	0	0	0	69	112	6.00	2.000
70 Tyler Lyons, L ERA: 5.09	(7, 1)	2.0		7	1	0	0	2	1	0	0	0	0	0	21	29	0.00	1.000

PITCHER	IP	WLS	BF	H	R	ER	SO	BB	IBB	HBP	BLK	WP	HR	S	P	ERA	WHIP

BOTTOM

St. Louis Cardinals @ Milwaukee Brewers

Miller Park, Milwaukee, WI

Tue Aug 20 2013, 7:11 PM - 10:06 PM CDT

Att. 38,093 - Clear - 83 F

livebaseballscorecards.com

AB	31
R	6
H	10
RBI	6
BB	4
SO	4
LOB	11

St. Louis Cardinals @ Milwaukee Brewers

Miller Park, Milwaukee, WI

Wed Aug 21 2013, 1:11 PM - 4:29 PM CDT

Att. 37,028 - Cloudy - 84 F

livebaseballscorecards.com

TOP

Batter	1	2	3	4	5	6	7	8	9	AB	R	H	RBI	BB	SO	LOB
13 Matt Carpenter, L (1, 4) (8, 5) OBP: 0.383, SLG: 0.472	C FF 89 B SI 90 S SL 78 S SL 80 1-3 K ①	S SL 82 B SL 82 S FF 93 F SL 83 B SI 94 F FF 94 X SL 82 2-2 SF9 ① 2-3 3-H		C SI 89 X SL 82 0-1 7 G6-3 3 S 1B		B CU 79 X FF 96 1-0 G6-3 ①			C FF 90 B FF 92 F SL 81 S FF 94 1-3 K ①	4	0	1	1	0	2	0
3 Carlos Beltrán, S (1, 9) OBP: 0.342, SLG: 0.523	C SI 90 S FF 90 X FF 91 0-2 21 E 1B	F SL 80 F FF 93 F SL 81 X FF 92 0-2 3-H HR		C SI 89 F SI 91 1 SAFE B FF 92 1 SAFE F SL 80 1 SAFE B SI 90 B FF 90 3-3 F SL 78 S SL 80 K ① 1-2		C FF 96 X CU 79 0-1 F8 ②			F FF 92 B FF 93 B FF 93 S SL 81 S FF 93 2-3 K ②	5	2	2	2	0	2	1
7 Matt Holliday, R (1, 7) OBP: 0.366, SLG: 0.456 19 Jon Jay, L (9, 8) OBP: 0.344, SLG: 0.379	B FF 89 F FF 90 B SL 78 F FF 90 S SL 80 2-3 K ②	S CH 85 B CH 86 F FF 92 F CH 84 S SL 81 1-3 K ②		F SL 81 X SI 92 0-1 G6-3 ② 2-3		C CU 80 B SL 82 B FF 96 X FF 96 2-1 G6-3 ③			C FF 94 F CH 84 B FF 92 B SL 83 X SL 81 2-2 HR	5 0	1 0	1 0	1 0	0 0	2 0	2 0
21 Allen Craig, R (1, 3) OBP: 0.368, SLG: 0.455	1 SAFE B FF 90 X SI 91 1-0 E3 1-H 2B	B SL 80 B CH 86 C SI 92 X CH 85 2-1 HR		B CU 68 F SI 89 X SI 88 1-1 L8 ③			B FF 96 F FF 96 B CU 81 B SL 81 B FF 95 4-1 4 G5-4-3 BB		C FF 93 F FF 92 B FF 92 B FF 93 B SI 88 S FF 92 3-3 K ③	4	1	2	2	1	1	1
4 Yadier Molina, R (1, 2) OBP: 0.374, SLG: 0.500	F SL 79 F FF 92 F FF 92 D SL 81 X FF 91 1-2 G4-3 ③	F FF 91 B SI 91 C SL 81 B CH 87 F FF 92 F SL 81 X FF 91 2-2 F7 ③			B CU 68 X SI 88 1-0 G1-3 ①		F FF 95 X CU 79 0-1 G5-4-3 ①② 1-2f			4	0	0	0	0	0	2
23 David Freese, R (1, 5) OBP: 0.343, SLG: 0.382 26 Trevor Rosenthal, R (7, 1) 16 Kolten Wong, L (8, 4) OBP: 0.278, SLG: 0.333		X SI 90 0-0 38 BB 35 2B 43 1B 1B	X CH 85 0-0 38 G4-3 43 1B 1B		C SI 89 X SI 89 0-1 G1-4-3 ②		C CU 78 F FF 96 F FF 96 B CU 79 F FF 97 X CU 78 1-2 G5-3 ③			4 0 0	1 0 0	2 0 0	0 0 0	0 0 0	0 0 0	0 0 0
43 Shane Robinson, R (1, 8) (9, 7) OBP: 0.389, SLG: 0.379		C SL 78 C FF 90 B SL 78 X SL 79 1-2 38 BB 35 2B 1B	C FF 90 X CH 85 0-1 38 G4-3 1-2 1B		X SI 89 0-0 38 S 1B			X SI 88 0-0 L4 ①		4	1	3	0	0	0	0
38 Pete Kozma, R (1, 6) OBP: 0.273, SLG: 0.277		C FF 91 D CH 85 B CH 85 B FF 91 B FF 90 4-1 35 2B 13 SF9 1-2 2-3 BB	X FF 91 0-0 G4-3 ①② 1-2f 2-3		1 SAFE C SL 81 B SI 89 1 SAFE 1 SAFE B SL 82 D SL 83 C SL 82 B SL 82 4-2 1-2 BB			B SI 88 B SI 88 X SI 88 2-0 G4-3 ②		2	1	0	0	2	0	2
35 Jake Westbrook, R (1, 1) OBP: 0.270, SLG: 0.242 46 Kevin Siegrist, L (5, 1) 43 Seth Maness, R (6, 1) OBP: 0.200, SLG: 0.200 33 Daniel Descalso, L (7, 5) OBP: 0.305, SLG: 0.395 44 Edward Mujica, R (8, 1)		B SI 92 X SI 90 1-0 13 SF9 3 HR 1-3 2-H 3-H 2B	B SI 92 C SL 80 C SI 91 D CH 87 S SL 80 2-3 K ③		C CU 68 B SL 83 B SI 90 S SI 89 F SI 90 X SI 90 2-2 P4 ③			C SI 89 B FS 83 F FS 82 S SL 81 1-3 K ③		3 0 0 1 0	1 0 0 0 0	1 0 0 0 0	2 0 0 0 0	0 0 0 1 0	1 0 0 0 0	3 0 0 0 0
Inning Stats	R: 1 E: 1 K: 2 S: 14 H: 2 LOB: 1 BB: 0 P: 19	R: 6 E: 0 K: 1 S: 26 H: 5 LOB: 0 BB: 1 P: 39	R: 0 E: 0 K: 1 S: 7 H: 2 LOB: 1 BB: 0 P: 9	R: 0 E: 0 K: 1 S: 11 H: 1 LOB: 1 BB: 0 P: 15	R: 0 E: 0 K: 0 S: 10 H: 1 LOB: 2 BB: 1 P: 17	R: 0 E: 0 K: 0 S: 5 H: 0 LOB: 0 BB: 0 P: 8	R: 0 E: 0 K: 0 S: 8 H: 0 LOB: 0 BB: 1 P: 13	R: 0 E: 0 K: 1 S: 5 H: 0 LOB: 0 BB: 0 P: 8	R: 1 E: 0 K: 3 S: 12 H: 1 LOB: 0 BB: 0 P: 20	1B: 7 2B: 2 3B: 0 HR: 3 SF: 1 SAC: 0 DP: 2 HBP: 0						

AB	36
R	8
H	12
RBI	8
BB	3
SO	9
LOB	11

WP: 0 PA: 40
PB: 0
SB: 2
CS: 0

PITCHER		IP	WLS	BF	H	R	ER	SO	BB	IBB	HBP	BLK	WP	HR	S	P	ERA	WHIP
32 Tom Gorzelanny, L (ERA: 3.6)	(1, 1)	3.2	L	21	10	7	7	5	1	0	0	0	0	2	56	79	17.18	3.000
48 Donovan Hand, R (ERA: 3.75)	(4, 1)	1.1		6	1	0	0	0	1	0	0	0	0	0	12	20	0.00	1.500
59 John Axford, R (ERA: 4.1)	(6, 1)	2.0		6	0	0	0	0	1	0	0	0	0	0	13	21	0.00	0.500
31 Burke Badenhop, R (ERA: 3.32)	(8, 1)	1.0		3	0	0	0	1	0	0	0	0	0	0	5	8	0.00	0.000
51 Michael Gonzalez, L (ERA: 4.26)	(9, 1)	1.0		4	1	1	1	3	0	0	0	0	0	1	12	20	9.00	1.000

PITCHER		IP	WLS	BF	H	R	ER	SO	BB	IBB	HBP	BLK	WP	HR	S	P	ERA	WHIP

BOTTOM

St. Louis Cardinals @ Milwaukee Brewers

Miller Park, Milwaukee, WI

Wed Aug 21 2013, 1:11 PM - 4:29 PM CDT

Att. 37,028 - Cloudy - 84 F

livebaseballscorecards.com

Batter	1	2	3	4	5	6	7	8	9	AB	R	H	RBI	BB	SO	LOB
2 Scooter Gennett, L (1, 4) OBP: 0.360, SLG: 0.516	C SI 89 F FC 84 F FS 83 B CH 81 S SI 91 1-3 **K** ①	X FS 82 0-0 **G3-1** ③		F SI 89 B SI 90 B SI 90 X SI 90 2-1 **L6** ③		F FF 94 C CU 78 B CU 80 C FF 95 1-3 **K** ①		C FF 96 X CH 88 0-1 18 HBP 16 BB 1B	X FS 85 0-0 **P4** ②	6	0	1	0	0	2	3
9 Jean Segura, R (1, 6) OBP: 0.340, SLG: 0.452	B SI 91 F FC 85 X FS 82 1-1 **F9** ②		C SI 90 C CU 77 X FC 84 0-2 **E6** 20 1B 16 HR		C SI 89 B SI 90 B SI 89 C SI 90 X SI 89 3-2 **G6-3** ①	M CH 84 X FF 95 0-1 2B		C FF 97 B FF 98 S CH 90 S FF 99 1-3 **K** ①	C FF 93 B FS 87 F FF 93 F FS 87 X FS 87 1-2 **G6-3** ③	6	1	1	0	0	1	2
20 Jonathan Lucroy, R (1, 2) OBP: 0.341, SLG: 0.487	C SI 89 C CH 81 B CU 80 X SI 90 1-2 3B		C SI 91 B SI 91 C FC 83 D FS 82 F FC 86 B SI 91 F SI 90 X SI 92 3-2 16 HR 1-3 1B		B SI 89 B FC 84 X SI 90 2-0 **L6** ②	X SI 90 0-0 **L9** ②		B FF 98 B FF 98 1 SAFE F FF 97 C FF 98 B FF 98 X CH 90 3-2 **F7** ②		5	1	2	0	0	0	2
16 Aramis Ramirez, R (1, 5) OBP: 0.355, SLG: 0.413	B SI 91 B FC 84 B FC 85 C FC 84 D SI 90 4-1 BB		D SI 90 X FC 84 1-0 1-H 3-H HR		B SI 90 B FC 86 X SI 90 2-0 18 1B 21 1B 1B	C SI 91 B SI 90 C SI 90 D CH 83 X CH 84 2-2 **G4-3** ③		B FF 98 B FF 98 S FF 98 B FF 97 B FF 98 4-1 18 HBP 1-2 BB		3	2	2	3	2	0	1
18 Khris Davis, R (1, 7) OBP: 0.395, SLG: 0.648	X SI 90 0-0 **G4-3** ③		C SI 91 X SI 91 0-1 21 G1-6-3 1B		B SI 90 X SI 90 1-0 21 1B 11 1B 1-3 1B		C CH 83 C SI 90 B SL 84 F CH 84 X SL 84 1-2 21 G6-3 1B	H FS 89 1-0 1-2 2-3 HBP		4	1	3	0	0	0	2
21 Juan Francisco, L (1, 3) OBP: 0.306, SLG: 0.458 51 Michael Gonzalez, R (9, 1)		C SI 90 X CH 80 0-1 **L8** ① 0-0 **G1-6-3** ①②	1 SAFE X SI 89 1-2f		B SI 91 X SI 90 1-0 22 BB 11 1B 1-2 3-H 1B		B SI 90 S SI 90 X SI 90 1-1 **G6-3** ① 1-2	F FS 86 S FS 87 S FS 86 0-3 **K** ③		5 0	0 0	1 0	1 0	0 0	1 0	5 0
11 Sean Halton, R (1, 9) OBP: 0.271, SLG: 0.309	C SI 89 H SI 89 1-1 32 FC1-5 22 1B HBP	C SI 90 B SI 91 B SI 91 B SI 90 X SI 89 3-1 **F9** ③			X SI 90 0-0 22 BB 1-2 2-H 1B		C SI 91 B SI 90 S CH 84 F FF 90 F SI 91 S CH 84 1-3 **K** ②		B FF 88 B FS 82 C FS 84 C FS 84 X FS 84 2-2 **G6-3** ①	4	0	1	1	0	1	1
22 Logan Schafer, L (1, 8) OBP: 0.288, SLG: 0.335	C SI 90 X SI 89 0-1 32 FC1-5 1-2 1B			L SI 88 X SI 89 0-1 **G4-3** ①	B FF 92 F FF 94 B FF 94 B FF 94 C FF 94 F FF 94 B FF 96 4-2 1-2 2-3 BB		B CH 84 C SI 91 B CH 84 F SI 91 B CH 84 B FF 90 4-2 BB		C FS 85 B FS 86 X FS 84 1-1 HR	3	1	2	1	2	0	0
32 Tom Gorzelanny, R (1, 1) OBP: 0.063, SLG: 0.063 48 Donovan Hand, R (4, 1) OBP: 0.167, SLG: 0.091 14 Jeff Bianchi, R (5, PH) OBP: 0.289, SLG: 0.287 59 John Axford, R (6, 1) 7 Norichika Aoki, L (7, PH) OBP: 0.337, SLG: 0.360 31 Burke Badenhop, R (8, 1) 3 Yuniesky Betancourt, R (9, 3) OBP: 0.231, SLG: 0.363	T SI 88 C SI 89 X SI 89 0-2 **FC1-5** ② 1-2 2-3f			C SI 88 B SI 89 X SI 89 1-1 **G6-3** ②	C FF 95 S FF 95 B FF 96 B FF 94 T FF 95 2-2 **K** ③		B FF 97 B CH 89 D CH 90 C FF 98 X CH 89 3-1 **F9** ③		C FF 92 F FF 92 X FF 93 0-2 2B	1 1 1 0 1 0 1	0 0 0 0 0 0 0	0 0 0 0 0 0 1	0 0 0 0 0 0 0	0 0 1 0 0 0 0	0 0 1 0 0 0 0	2 0 3 0 2 0 0
Inning Stats	R: 0 E: 0 K: 1 S: 11 H: 1 LOB: 2 BB: 1 P: 18	R: 0 E: 0 K: 0 S: 9 H: 1 LOB: 2 BB: 0 P: 10	R: 3 E: 1 K: 0 S: 14 H: 3 LOB: 0 BB: 0 P: 21	R: 0 E: 0 K: 0 S: 6 H: 0 LOB: 0 BB: 0 P: 9	R: 2 E: 0 K: 1 S: 14 H: 4 LOB: 3 BB: 1 P: 29	R: 0 E: 0 K: 1 S: 9 H: 1 LOB: 1 BB: 0 P: 12	R: 0 E: 0 K: 1 S: 15 H: 1 LOB: 2 BB: 1 P: 25	R: 0 E: 0 K: 2 S: 12 H: 1 LOB: 3 BB: 1 P: 21	R: 1 E: 0 K: 0 S: 13 H: 2 LOB: 1 BB: 0 P: 17	1B: 9 2B: 2 3B: 1 HR: 2 SF: 0 SAC: 0 DP: 1 HBP: 2						

	AB	
	R	6
	H	14
	RBI	6
	BB	4
	SO	6
	LOB	23

		WP: 0	PA: 47
		PB: 0	
		SB: 0	
		CS: 0	

PITCHER		IP	WLS	BF	H	R	ER	SO	BB	IBB	HBP	BLK	WP	HR	S	P	ERA	WHIP
35 Jake Westbrook, R ERA: 4.49	(1, 1)	4.2		25	9	5	4	1	1	0	1	0	0	1	48	75	7.71	2.143
46 Kevin Siegrist, L ERA: 0.69	(5, 1)	0.2	W	4	1	0	0	2	1	0	0	0	0	0	11	18	0.00	3.000
43 Seth Maness, R ERA: 2.03	(6, 1)	1.1	H	6	1	0	0	1	1	0	0	0	0	0	17	26	0.00	1.500
26 Trevor Rosenthal, R ERA: 2.58	(7, 1)	1.0	H	5	1	0	0	1	1	0	0	0	0	0	11	22	0.00	2.000
44 Edward Mujica, R ERA: 1.77	(8, 1)	1.1	S	7	2	1	1	1	0	0	1	0	0	1	16	21	6.75	1.500

PITCHER		IP	WLS	BF	H	R	ER	SO	BB	IBB	HBP	BLK	WP	HR	S	P	ERA	WHIP

Batter	1	2	3	4	5	6	7	8	9	AB	R	H	RBI	BB	SO	LOB
17 Jordan Schafer, L (1, 8) OBP: 0.364, SLG: 0.401	B SI 93 B SI 93 B SI 95 C SI 93 F SI 95 C SI 97 3-3 ① K		C SI 94 F CH 86 X SL 84 0-2 ① G3		B SI 95 X SI 96 1-0 ① F8		B FF 96 S FF 95 B FF 96 B FF 95 S FF 94 F FF 96 F FF 96 S FF 96 3-3 ② K		C FF 99 B FF 98 X CH 89 1-1 ③ G3-1	5	0	0	0	0	2	1
8 Justin Upton, R (1, 9) OBP: 0.363, SLG: 0.492	C SL 85 B SI 97 B CH 86 S SI 96 F SI 96 B SL 85 X SI 95 3-2 ② G4-3		B SI 94 B SI 96 X SI 94 2-0 ② G4-3		X SL 84 0-0 1-H HR		B FF 96 F FF 95 B CH 85 C FF 96 F FF 96 B FF 96 B FF 96 4-2 BB			3	1	1	2	1	0	0
5 Freddie Freeman, L (1, 3) OBP: 0.391, SLG: 0.478	B SI 94 F CH 84 B SI 94 X SI 95 2-1 1B		B FF 95 B CH 86 B SI 95 B SI 95 4-0 BB		F SI 95 B SI 95 X SI 95 1-1 ② G4-3		X FF 95 0-0 ③ G3			3	0	1	0	1	0	1
23 Chris Johnson, R (1, 5) OBP: 0.366, SLG: 0.471	B SI 95 S SL 84 B CH 85 C SI 96 C SI 95 B SI 96 F SL 84 S SI 96 3-3 ③ K		C SL 84 B SL 83 F SI 96 D CH 87 F SI 97 F SL 85 X SI 95 2-2 ③ G6-3		T SI 97 B SI 97 F CH 86 F SI 97 F SI 95 B CH 85 B SI 96 F SI 97 B SI 95 4-2 BB			F FF 94 B FF 96 X FF 95 1-1 ① F9		3	0	0	0	1	1	2
16 Brian McCann, L (1, 2) OBP: 0.347, SLG: 0.509		B CH 86 C SI 95 X CH 84 1-1 ① G4-3		B SI 94 C SI 94 B SI 95 B SI 95 C SI 94 X SI 94 3-2 24 G4-6-3 1B	D CH 87 X CH 85 1-0 ③ P3			B FF 94 B CH 87 X FF 95 2-0 24 WP 1B		4	0	2	0	0	0	1
24 Evan Gattis, R (1, 7) OBP: 0.296, SLG: 0.471		S SL 86 C SI 97 B SI 98 X SI 96 1-2 ② G4-3		X SI 95 0-0 ① ② G4-6-3 1-2f 1B	T SI 95 B SI 97 S CH 84 B CH 84 S SI 96 2-3 ① K			B FF 96 S FF 94 C FF 96 B CH 88 B FF 95 S FF 95 3-3 ② K 1-2		4	0	0	0	0	2	2
19 Andrelton Simmons, R (1, 6) OBP: 0.296, SLG: 0.365		B SI 97 C SL 85 X SL 86 1-1 30 1B 1B		X SI 95 0-0 1B	B SI 94 B CH 86 C SI 96 C SI 95 B CH 86 F SI 95 F SI 95 X SI 95 3-2 ② F8			B FF 95 B FF 94 X FF 94 2-0 ③ G5-3		4	0	2	0	0	0	1
30 Elliot Johnson, S (1, 4) OBP: 0.224, SLG: 0.247		1 SAFE X SI 94 0-0 1-2 1B		B CH 86 B SI 94 T SI 93 F SI 95 X SI 95 2-2 ③ G4-3	B CH 87 X SI 94 1-0 ③ F8				C FF 97 X FF 97 0-1 25 G6-4-3 1B	4	0	2	0	0	0	1
28 Paul Maholm, L (1, 1) OBP: 0.133, SLG: 0.156 20 Luis Ayala, R (6, 1) 32 Scott Downs, L (6, 1) 2 B.J. Upton, R (7, PH) OBP: 0.265, SLG: 0.294 38 Anthony Varvaro, R (7, 1) 25 Joey Terdoslavich, S (9, PH) OBP: 0.361, SLG: 0.327		B SI 96 B SI 95 C SI 95 S SI 95 X SI 96 2-2 ③ G5-3			B SI 94 B SI 93 C SI 94 B SI 95 F SI 94 X SI 93 3-2 8 HR 1B		B FF 94 X FF 95 1-0 ① G3-1		B FF 97 S FF 98 B FF 98 B FF 99 X FF 98 3-1 ① ② G6-4-3 1-2f	2 0 0 1 0 1	1 0 0 0 0 0	1 0 0 0 0 0	0 0 0 0 0 0	0 0 0 0 0 0	0 0 0 0 0 0	2 0 0 0 0 1
Inning Stats	R: 0 E: 0 K: 2 S: 14 H: 1 LOB: 1 BB: 0 P: 25	R: 0 E: 0 K: 0 S: 11 H: 2 LOB: 2 BB: 0 P: 16	R: 0 E: 0 K: 0 S: 9 H: 0 LOB: 1 BB: 1 P: 17	R: 0 E: 0 K: 0 S: 8 H: 2 LOB: 1 BB: 0 P: 13	R: 2 E: 0 K: 0 S: 13 H: 2 LOB: 1 BB: 1 P: 23	R: 0 E: 0 K: 1 S: 9 H: 0 LOB: 0 BB: 0 P: 15	R: 0 E: 0 K: 1 S: 10 H: 0 LOB: 1 BB: 1 P: 18	R: 0 E: 0 K: 1 S: 7 H: 1 LOB: 1 BB: 0 P: 15	R: 0 E: 0 K: 0 S: 6 H: 1 LOB: 0 BB: 0 P: 10	1B: 8 2B: 0 3B: 0 HR: 1 SF: 0 SAC: 0 DP: 2 HBP: 0						

PITCHER		IP	WLS	BF	H	R	ER	SO	BB	IBB	HBP	BLK	WP	HR	S	P	ERA	WHIP
58 Joe Kelly, R ERA: 3.01	(1, 1)	6.0	W	26	7	2	2	3	2	0	0	0	0	1	64	109	3.00	1.500
46 Kevin Siegrist, L ERA: 0.67	(7, 1)	1.0	H	4	0	0	0	1	1	0	0	0	0	0	10	18	0.00	1.000
52 Michael Wacha, R ERA: 4.55	(8, 1)	1.0		4	1	0	0	1	0	0	0	0	1	0	7	15	0.00	1.000
26 Trevor Rosenthal, R ERA: 2.54	(9, 1)	1.0		3	1	0	0	0	0	0	0	0	0	0	6	10	0.00	1.000

PITCHER	IP	WLS	BF	H	R	ER	SO	BB	IBB	HBP	BLK	WP	HR	S	P	ERA	WHIP

TOP

Atlanta Braves @ St. Louis Cardinals

Busch Stadium, St. Louis, MO

Thu Aug 22 2013, 7:17 PM - 10:11 PM CDT

Att. 37,363 - Cloudy - 89 F

livebaseballscorecards.com

AB	34
R	2
H	9
RBI	2
BB	3
SO	5
LOB	12

WP: 1 PA: 37
PB: 0
SB: 0
CS: 0

Batter	1	2	3	4	5	6	7	8	9	AB	R	H	RBI	BB	SO	LOB
13 Matt Carpenter, L (1, 4) OBP: 0.383, SLG: 0.473	B FF 86 C FF 84 X SL 79 1-1 ① G4-3		B CU 71 C CU 73 B SL 77 B SI 87 X SI 85 3-1 ② G4-3		C SL 78 B FF 87 C SL 78 B SL 78 X CU 71 2-2 3 2B 2-H 2B		C FF 93 F FF 93 F CU 81 B FF 95 B CU 81 F FF 95 F FF 94 B CH 87 X FF 93 3-2 7 G5-4-3 3 1B 23 1B 1B	B FF 92 X FF 91 1-0 ③ L8		5	2	2	1	0	0	1
3 Carlos Beltrán, S (1, 9) OBP: 0.343, SLG: 0.525	B SI 86 C CU 71 F FC 84 S CH 80 1-3 ② K		S CH 81 X FF 87 0-1 ③ P5		D SI 87 F CH 82 F FC 84 X CH 78 1-2 7 2B 2-H 2B		X FF 93 0-0 7 G5-4-3 1-2 1B			4	1	2	1	0	1	0
7 Matt Holliday, R (1, 7) OBP: 0.369, SLG: 0.462	F FC 84 B FC 84 B SI 86 B CH 80 B FF 86 4-1 21 BB BB			B SI 86 C CH 80 F FC 83 B SI 87 B FF 87 F FC 82 F FC 84 F FF 88 F SI 87 3-2 X SL 80 21 F8 23 G6-3 2B	B FF 88 X CU 72 1-0 2-H 2B		X FF 94 0-0 ① ② G5-4-3 1-2f 2-3			3	1	2	1	1	0	2
21 Allen Craig, R (1, 3) OBP: 0.369, SLG: 0.453	B FF 86 C CU 72 B FC 82 F CH 79 F SL 77 B FF 86 B FC 83 4-2 1-2 BB			X CU 72 0-0 ① F8 2-3	C SI 88 F FC 84 B FF 88 S SL 79 1-3 ③ K		B FF 96 F CH 87 B FF 96 D CU 82 B FF 94 4-1 23 1B BB			2	0	0	0	2	1	2
23 David Freese, R (1, 5) OBP: 0.342, SLG: 0.380	B CH 81 F FC 83 F FC 84 B FC 83 B CH 81 X CU 73 3-2 ③ G5-3			D CH 81 F FF 85 D CH 78 F FC 82 X SI 85 2-2 ② G6-3 3-H		X FF 87 0-0 ① G4-3	X FF 94 0-0 43 FC6 1-2 3-H 1B			4	0	1	2	0	0	2
43 Shane Robinson, R (1, 8) OBP: 0.384, SLG: 0.374		C SI 87 L FF 86 F FF 88 F SL 80 F CH 81 B FF 88 X CH 79 1-2 ① G6-3		F SI 88 S CH 80 B EP 62 S CH 81 1-3 ③ K		B SI 87 X FF 87 1-0 32 E 32 FC6 WP 1B	C CU 80 B CU 80 B FF 95 B FF 94 X FF 94 3-1 ③ FC6 1-2f			4	1	1	0	0	1	2
32 Rob Johnson, R (1, 2) OBP: 0.233, SLG: 0.286		C SI 87 X FC 84 0-1 ② F9			C CU 70 F CH 81 B SL 78 F CH 81 S CU 72 1-3 ① K	B FF 86 1 SAFE 1 SAFE X SI 86 1-0 FC6 WP 1-3		X FF 92 0-0 ① L4-3		4	0	0	0	0	1	1
38 Pete Kozma, R (1, 6) OBP: 0.275, SLG: 0.277 Matt Adams, L (6, PH) OBP: 0.341, SLG: 0.474 46 Kevin Siegrist, L (7, 1) 52 Michael Wacha, R (8, 1) OBP: 0.111, SLG: 0.111 16 Kolten Wong, L (8, PH) OBP: 0.263, SLG: 0.316 26 Trevor Rosenthal, R (9, 1)		B CH 82 C SI 87 F CU 66 B SL 78 X CH 80 2-2 ③ G5-3			C SI 88 B FF 87 B CU 72 C SI 84 B CH 81 B FC 86 4-2 58 SH1-4 13 2B BB	B CH 84 C CH 86 1 SAFE B SI 91 B SL 83 C CH 86 S SL 85 3-3 ② K 1-2 3-H		C FF 92 C CU 79 C CH 87 0-3 ② K		1 1 0 0 1 0	1 0 0 0 0 0	0 0 0 0 0 0	0 1 0 0 0 0	1 0 0 0 0 0	0 1 0 0 1 0
58 Joe Kelly, R (1, 1) OBP: 0.200, SLG: 0.158 33 Daniel Descalso, L (6, PH) OBP: 0.307, SLG: 0.396 (7, 6)			B SI 85 C CH 83 X CH 79 1-1 ① G5-3		L FC 85 X FC 86 0-1 ② SH1-4 1-2	C FF 86 X SI 87 0-1 ③ G4-3		X FF 93 0-0 1B		1 2	0 0	0 1	0 0	0 0	0 1	0 1
Inning Stats	R: 0 H: 0 E: 0 LOB: 2 K: 1 BB: 2 S: 12 P: 25	R: 0 H: 0 E: 0 LOB: 0 K: 0 BB: 0 S: 11 P: 14	R: 0 H: 0 E: 0 LOB: 0 K: 0 BB: 0 S: 6 P: 10	R: 1 H: 1 E: 0 LOB: 0 K: 1 BB: 0 S: 14 P: 20	R: 3 H: 3 E: 0 LOB: 1 K: 2 BB: 1 S: 18 P: 28	R: 1 H: 1 E: 1 LOB: 1 K: 1 BB: 0 S: 8 P: 13	R: 1 H: 3 E: 0 LOB: 2 K: 0 BB: 1 S: 12 P: 22	R: 0 H: 1 E: 0 LOB: 1 K: 1 BB: 0 S: 6 P: 7		1B: 5 SF: 0 2B: 4 SAC: 1 3B: 0 DP: 1 HR: 0 HBP: 0						

PITCHER		IP	WLS	BF	H	R	ER	SO	BB	IBB	HBP	BLK	WP	HR	S	P	ERA	WHIP
28 Paul Maholm, L ERA: 4.51	(1, 1)	5.1	L	25	5	5	4	4	3	0	0	0	0	0	64	102	6.75	1.500
20 Luis Ayala, R ERA: 3.18	(6, 1)	0.1		1	0	0	0	1	0	0	0	0	1	0	3	6	0.00	0.000
32 Scott Downs, L ERA: 1.69	(6, 1)	0.1		1	0	0	0	0	0	0	0	0	0	0	2	2	0.00	0.000
38 Anthony Varvaro, R ERA: 3.14	(7, 1)	2.0		10	4	1	1	1	1	0	0	0	0	0	18	29	4.50	2.500

PITCHER	IP	WLS	BF	H	R	ER	SO	BB	IBB	HBP	BLK	WP	HR	S	P	ERA	WHIP

BOTTOM

Atlanta Braves @ St. Louis Cardinals

Busch Stadium, St. Louis, MO

Thu Aug 22 2013, 7:17 PM - 10:11 PM CDT

Att. 37,363 - Cloudy - 89 F

livebaseballscorecards.com

AB	32
R	6
H	9
RBI	5
BB	4
SO	6
LOB	12

PA: 37

WP: 1
PB: 0
SB: 0
CS: 0

Batter	1	2	3	4	5	6	7	8	9	AB	R	H	RBI	BB	SO	LOB
17 Jordan Schafer, L (1, 7) (6, 9) OBP: 0.358, SLG: 0.394	F SI 91 B FC 90 F SI 91 B FF 93 C CU 76 2-3 ① K		C SI 92 X FC 89 0-1 ② G4-3			F FC 89 X FC 88 0-1 ① SH1-3 1-2		C CU 74 X FC 89 0-1 ② P6		3	0	0	0	0	1	0
8 Justin Upton, R (1, 9) OBP: 0.361, SLG: 0.489 24 Evan Gattis, R (6, 7) OBP: 0.295, SLG: 0.469	B SI 93 C CU 75 X SI 93 1-1 ② G6-3		B FC 89 C FC 88 S CU 77 B SI 95 C FC 88 2-3 ③ K			C FF 92 X FC 88 0-1 ② G4-3 2-3		B CU 75 C CU 77 S FF 92 C FF 94 1-3 ③ K		3 1	0 0	0 0	0 0	0 0	1 1	1 0
5 Freddie Freeman, L (1, 3) OBP: 0.392, SLG: 0.478	F FF 90 B CU 75 F FF 92 F CU 76 F SI 93 B CH 85 B CU 75 X FC 89 3-2 1B			F FF 89 B CU 75 B CH 84 B SI 90 F FC 90 F CU 76 X FF 94 3-2 ① G3-1		D CH 84 B CU 75 S FC 89 F FC 89 B SI 93 X FC 90 3-2 23 1B 3-H 1B			S SI 91 B CU 76 F SI 92 B FF 94 X CU 77 2-2 ① F7	4	0	2	1	0	0	0
23 Chris Johnson, R (1, 5) OBP: 0.368, SLG: 0.471	C FF 89 C CU 75 B SI 94 S FC 88 1-3 ③ K			S SI 92 F FF 92 S FC 88 0-3 ② K		F FF 91 X FC 86 0-1 1-3 1B			S CU 74 B SI 92 F SI 92 X SI 93 1-2 1B	4	0	2	0	0	2	1
16 Brian McCann, L (1, 2) OBP: 0.343, SLG: 0.502		X SI 91 0-0 ① G4-3		B SI 93 F FC 89 X CH 86 1-1 ③ F7		F FC 88 X FF 92 0-1 ③ P5			B FC 89 C SI 92 F FC 90 D CU 77 F SI 93 S CU 79 2-3 ② K	4	0	0	0	0	1	3
19 Andrelton Simmons, R (1, 6) OBP: 0.294, SLG: 0.362		C SI 90 C FF 88 B SI 92 S CU 77 1-3 ② K2-3			F FC 88 B SI 93 F SI 92 B CU 78 F FF 93 F CU 78 X FC 88 2-2 ① P5		C CU 74 B SI 91 C FF 92 B FC 88 B FC 88 S CU 77 3-3 ① K		X FC 87 0-0 ③ F7	4	0	0	0	0	2	1
2 B.J. Upton, R (1, 8) OBP: 0.266, SLG: 0.294		B FF 91 X SI 91 1-0 1B			B SI 91 C FC 87 B CU 76 B FC 86 X FF 90 3-1 ② L9		B FC 88 B CU 76 F FC 87 C CU 76 C FF 93 2-3 ② K			3	0	1	0	0	1	0
30 Elliot Johnson, S (1, 4) OBP: 0.220, SLG: 0.243		B SI 91 X FC 88 1-0 ③ F7			C SI 91 S CU 75 B FC 85 X CU 76 1-2 ③ G3		X FC 89 0-0 ③ G4-3			3	0	0	0	0	0	1
54 Kris Medlen, S (1, 1) OBP: 0.255, SLG: 0.326 32 Scott Downs, L (7, 1) 25 Joey Terdoslavich, S (8, PH) OBP: 0.355, SLG: 0.321 48 David Carpenter, R (8, 1)			B SI 90 C SI 91 F FC 86 X CU 76 1-2 ① G4-3			B SI 91 C SI 90 B SI 91 C FF 92 F SI 93 X CU 76 2-2 8 G4-3 17 SH1-3 5 1B 1B		C CU 73 F FC 88 B CU 76 F FC 89 X FF 92 1-2 ① G5-3		2 0 1 0	1 0 0 0	1 0 0 0	0 0 0 0	0 0 0 0	0 0 0 0	0 0 0 0
Inning Stats	R: 0 E: 0 K: 2 S: 13 H: 1 LOB: 1 BB: 0 P: 20	R: 0 E: 0 K: 1 S: 6 H: 1 LOB: 1 BB: 0 P: 9	R: 0 E: 0 K: 1 S: 8 H: 0 LOB: 0 BB: 0 P: 11	R: 0 E: 0 K: 1 S: 9 H: 0 LOB: 0 BB: 0 P: 13	R: 0 E: 0 K: 0 S: 10 H: 0 LOB: 0 BB: 0 P: 16	R: 1 E: 0 K: 0 S: 15 H: 3 LOB: 2 BB: 0 P: 20	R: 0 E: 0 K: 2 S: 7 H: 0 LOB: 0 BB: 0 P: 12	R: 0 E: 0 K: 1 S: 9 H: 0 LOB: 0 BB: 0 P: 11	R: 0 E: 0 K: 1 S: 11 H: 1 LOB: 1 BB: 0 P: 16	1B: 6 2B: 0 3B: 0 HR: 0	SF: 0 SAC: 1 DP: 0 HBP: 0					

PITCHER	IP	WLS	BF	H	R	ER	SO	BB	IBB	HBP	BLK	WP	HR	S	P	ERA	WHIP
50 Adam Wainwright, R (1, 1) ERA: 2.58	9.0	W	33	6	1	1	9	0	0	0	0	0	0	88	128	1.00	0.667

PITCHER	IP	WLS	BF	H	R	ER	SO	BB	IBB	HBP	BLK	WP	HR	S	P	ERA	WHIP

Atlanta Braves @ St. Louis Cardinals

Busch Stadium, St. Louis, MO

Fri Aug 23 2013, 7:17 PM - 9:47 PM CDT

Att. 41,134 - Clear - 91 F

TOP

livebaseballscorecards.com

AB	32
R	1
H	6
RBI	1
BB	0
SO	9
LOB	7

1B: 6	SF: 0	WP: 0	PA: 33
2B: 0	SAC: 1	PB: 0	
3B: 0	DP: 0	SB: 0	
HR: 0	HBP: 0	CS: 0	

Atlanta Braves @ St. Louis Cardinals

Busch Stadium, St. Louis, MO

Fri Aug 23 2013, 7:17 PM - 9:47 PM CDT

Att. 41,134 - Clear - 91 F

livebaseballscorecards.com

BOTTOM

Batter	1	2	3	4	5	6	7	8	9	AB	R	H	RBI	BB	SO	LOB
13 Matt Carpenter, L (1, 5) (8, 4) OBP: 0.382, SLG: 0.471	C CH 88 S CH 80 X SI 90 0-2 ① G4-3		X CH 81 0-0 ① F8			B FF 88 B FF 89 C FF 90 C FF 90 B SI 90 B CH 83 4-2 3 F8-3 BB	C SI 88 B SI 88 F SI 88 F SI 88 X SI 88 1-2 ③ G3-1			3	0	0	0	1	0	2
3 Carlos Beltrán, S (1, 9) OBP: 0.342, SLG: 0.522	C SI 90 B SI 89 F CU 76 B SI 90 X CH 82 2-2 1B		B FF 89 C FF 90 X CU 76 1-1 ② F8			X FF 89 0-0 ①② F8-3 1-1		F SI 94 B FF 95 X SL 85 1-1 ① G3		4	0	1	0	0	0	1
7 Matt Holliday, R (1, 7) OBP: 0.368, SLG: 0.467	C SI 90 1 SAFE X SI 89 0-1 ② P4		S CH 82 B CH 82 X FF 90 1-1 ③ G4-3			C CH 82 F SI 90 F FF 92 F FF 92 F CH 82 B CU 78 X CH 84 1-2 HR		F FF 96 S FF 96 T FF 96 0-2 ② K		4	1	1	1	0	1	1
21 Allen Craig, R (1, 3) OBP: 0.368, SLG: 0.451	1 SAFE S CH 83 1 SAFE F SI 90 D CU 78 1 SAFE C SI 91 1-3 ③ K			B FF 89 F CU 76 B CH 83 X SI 90 2-1 ① G6-3		X CU 78 0-0 ③ G6-3		B SL 87 X SL 86 1-0 4 1B 1B		4	0	1	0	0	1	1
4 Yadier Molina, R (1, 2) OBP: 0.378, SLG: 0.508		S CH 88 B FF 90 B CU 75 X SI 90 2-1 19 2B 2B		C SI 89 B FF 89 C CU 76 X FF 90 1-2 ② G5-3			B FF 89 X SI 88 1-0 19 1B 50 SF8 2B	1 SAFE B FF 96 B FF 96 C FF 96 F FF 96 X FF 95 2-2 ③ 1-3 1B		4	2	3	0	0	0	0
19 Jon Jay, L (1, 8) OBP: 0.346, SLG: 0.383		B CU 76 C CH 81 X CH 83 1-1 33 G3 2-H 2B		B CH 83 F FF 90 X CU 76 1-1 ③ G3			X CH 88 0-0 50 SF8 23 WP 2-3 1B			3	0	2	1	0	0	0
16 Kolten Wong, L (1, 4) OBP: 0.238, SLG: 0.286 23 David Freese, R (7, PH) OBP: 0.341, SLG: 0.379 38 Pete Kozma, R (8, 6) OBP: 0.275, SLG: 0.277		C SI 89 X SI 89 0-1 ① P6		B CH 81 B CH 81 F SI 89 S FF 90 X CH 82 2-2 ① G3-1			F SI 85 B SI 86 C SI 87 B SI 88 B CU 74 S CU 73 3-3 ① K 1-2			2 1 0	0 0 0	0 0 0	0 0 0	0 1 0	0 2 0	1 2 0
33 Daniel Descalso, L (1, 6) (8, 5) OBP: 0.307, SLG: 0.393		C CU 76 X SI 90 0-1 ② G3 2-3		B SI 90 C CU 76 B CU 76 F CH 83 C SI 91 2-3 ② K			B SI 88 S SI 88 B SI 88 B SI 88 S SI 87 B SI 88 4-2 50 SF8 BB			2	0	0	0	1	1	1
50 Adam Wainwright, R (1, 1) OBP: 0.138, SLG: 0.158		S SI 90 S CU 76 C CH 82 0-3 ③ K		C SI 90 B SI 90 C CU 77 X CH 83 1-2 ③ G5-3			B SI 88 X SI 88 1-0 ② SF8 1-2 2-3 3-H			2	0	0	1	0	1	1
Inning Stats	R: 0 E: 0 K: 1 S: 11 H: 1 LOB: 1 BB: 0 P: 14	R: 1 E: 0 K: 1 S: 11 H: 2 LOB: 1 BB: 0 P: 14	R: 0 E: 0 K: 0 S: 5 H: 0 LOB: 0 BB: 0 P: 7	R: 0 E: 0 K: 0 S: 7 H: 0 LOB: 0 BB: 0 P: 11	R: 0 E: 0 K: 1 S: 9 H: 0 LOB: 0 BB: 0 P: 14	R: 1 E: 0 K: 0 S: 10 H: 1 LOB: 0 BB: 1 P: 15	R: 1 E: 0 K: 1 S: 12 H: 2 LOB: 2 BB: 1 P: 22	R: 0 E: 0 K: 1 S: 9 H: 2 LOB: 2 BB: 0 P: 13		1B: 4 2B: 4 3B: 0 HR: 1 SF: 1 SAC: 0 DP: 1 HBP: 0					WP: 1 PB: 0 SB: 0 CS: 0 PA: 32	

	AB	29
	R	3
	H	8
	RBI	3
	BB	2
	SO	5
	LOB	10

PITCHER		IP	WLS	BF	H	R	ER	SO	BB	IBB	HBP	BLK	WP	HR	S	P	ERA	WHIP
54 Kris Medlen, R ERA: 3.74	(1, 1)	6.0	L	24	6	3	3	3	1	0	0	0	0	1	55	78	4.50	1.167
32 Scott Downs, L ERA: 1.64	(7, 1)	1.0		4	0	0	0	1	1	0	0	0	1	0	10	19	0.00	1.000
48 David Carpenter, R ERA: 1.81	(8, 1)	1.0		4	2	0	0	1	0	0	0	0	0	0	9	13	0.00	2.000

PITCHER	IP	WLS	BF	H	R	ER	SO	BB	IBB	HBP	BLK	WP	HR	S	P	ERA	WHIP

Batter	1	2	3	4	5	6	7	8	9	AB	R	H	RBI	BB	SO	LOB
17 Jordan Schafer, L (1, 7) (7, 8) OBP: 0.350, SLG: 0.384	C FF 93 C FF 93 B FF 94 S FF 94 1-3 ① K	F FF 93 S FF 93 F FF 94 B FF 92 X CH 84 1-2 ② L8	F FF 92 B FC 90 C FC 88 B FF 94 C FF 95 2-3 ① K	X FF 98 0-0 ② FC6-4 8 FC6-4 1-2f		4	0	0	0	0	2	2
8 Justin Upton, R (1, 9) OBP: 0.358, SLG: 0.484	C FF 95 C FF 96 S FC 93 0-3 ② K	F FF 94 B FF 94 X FC 91 1-1 ③ F8	B FC 91 S FF 94 B FC 91 C FF 94 X FF 95 2-2 ② G6-3	C FF 97 B FF 98 S FF 98 X FF 99 1-2 ③ FC6-4 1-2f		4	0	0	0	0	1	2
5 Freddie Freeman, L (1, 3) OBP: 0.393, SLG: 0.484	C FF 94 C FF 95 B FF 96 X FF 95 1-2 HR	B CU 76 X FC 90 1-0 ① G4-3	X CU 78 0-0 ③ G4-3	F SI 87 H SL 75 1-1 23 G4-6-3 HBP		3	1	1	1	0	0	0
23 Chris Johnson, R (1, 5) OBP: 0.367, SLG: 0.469	S FF 95 S FC 91 B FF 96 B FF 92 B FC 92 X FC 93 3-2 ③ F8	B CU 76 B FF 94 C FF 94 C FF 96 B FC 92 F FF 95 F FC 90 X FC 91 3-2 1B	C FC 90 S FF 94 B FC 93 X FC 92 1-2 ① G6-3	B SI 86 X SI 86 1-0 ② G4-6-3 1-2f		4	0	1	0	0	0	1
16 Brian McCann, L (1, 2) OBP: 0.342, SLG: 0.498	B FF 92 B FF 94 C FF 94 F FF 94 X FC 90 2-2 ① P5	C FF 94 B FF 94 C FF 94 F FF 95 X CH 84 1-2 ② F8	B CU 77 B CH 83 F FC 90 B FF 95 X FF 94 3-1 ② F8	X SI 87 0-0 19 1B 11 2B 1B		4	1	1	0	0	0	1
19 Andrelton Simmons, R (1, 6) OBP: 0.295, SLG: 0.363	B FF 93 X FC 91 1-0 ② G6-3	C FF 94 B FF 96 F FF 95 F FC 92 F CU 77 S FF 94 1-3 ③ K	S FF 94 S FF 95 X FF 96 0-2 2 FC6-4 1B	C FF 90 B SI 91 C FF 91 D CH 83 F FF 92 X SI 92 2-2 11 2B 1-2 1B		4	0	2	0	0	1	1
2 B.J. Upton, R (1, 8) OBP: 0.263, SLG: 0.292 43 Luis Avilán, L (7, 1) 38 Anthony Varvaro, R (8, 1) 11 Gerald Laird, R (9, PH) OBP: 0.376, SLG: 0.398	F FF 94 B FF 95 C FF 94 B FC 91 C FC 91 2-3 ③ K	C FF 93 C FF 94 B FC 91 S FC 90 1-3 ① K	F FF 95 B FF 95 C FF 94 X FF 95 1-2 ③ FC6-4 1-2f	C SI 91 C SI 91 F CH 85 X SI 91 0-2 1-3 2-H 2B		3	0	0	0	0	2	1
						0	0	0	0	0	0	0
						0	0	0	0	0	0	0
						1	0	1	1	0	0	0
30 Elliot Johnson, S (1, 4) OBP: 0.215, SLG: 0.237		B FF 91 B FF 92 X FF 92 2-0 ① P6	B FF 94 X FF 92 1-0 ② F8	B FF 96 B FF 96 C FF 96 S FF 97 F FF 98 X FF 97 2-2 ① L4	S FS 86 S FS 86 S FS 86 0-3 ③ K	4	0	0	0	0	1	2
49 Julio Teheran, R (1, 1) OBP: 0.255, SLG: 0.286 48 David Carpenter, R (7, 1) 25 Joey Terdoslavich, S (7, 7) OBP: 0.365, SLG: 0.333		C FF 92 F FF 94 X FF 93 0-2 E6	B FF 95 B FF 92 C FF 93 X FF 95 2-1 ③ G4-3	B FF 97 S FF 97 B CH 88 S FF 97 X FF 97 2-2 17 FC6-4 1B		2	0	0	0	0	0	0
						0	0	0	0	0	0	0
						1	0	1	0	0	0	0
Inning Stats	R: 1 E: 0 K: 2 S: 12 H: 1 LOB: 0 BB: 0 P: 17	R: 0 E: 0 K: 1 S: 7 H: 0 LOB: 0 BB: 0 P: 12	R: 0 E: 1 K: 0 S: 10 H: 0 LOB: 1 BB: 0 P: 14	R: 0 E: 0 K: 1 S: 15 H: 1 LOB: 1 BB: 0 P: 21	R: 0 E: 0 K: 1 S: 6 H: 0 LOB: 0 BB: 0 P: 10	R: 0 E: 0 K: 1 S: 7 H: 0 LOB: 0 BB: 0 P: 11	R: 0 E: 0 K: 0 S: 11 H: 1 LOB: 1 BB: 0 P: 16	R: 0 E: 0 K: 0 S: 11 H: 1 LOB: 1 BB: 0 P: 16	R: 1 E: 0 K: 1 S: 14 H: 3 LOB: 2 BB: 0 P: 18	1B: 5 2B: 1 3B: 0 HR: 1 SF: 0 SAC: 0 DP: 1 HBP: 1						

TOP

Atlanta Braves @ St. Louis Cardinals

Busch Stadium, St. Louis, MO

Sat Aug 24 2013, 6:17 PM - 9:15 PM CDT

Att. 43,633 - Clear - 92 F

livebaseballscorecards.com

AB	34
R	2
H	7
RBI	2
BB	0
SO	7
LOB	10

WP: 0 PB: 0 SB: 0 CS: 0 PA: 35

PITCHER		IP	WLS	BF	H	R	ER	SO	BB	IBB	HBP	BLK	WP	HR	S	P	ERA	WHIP
40 Shelby Miller, R ERA: 2.9	(1, 1)	7.0	W	25	3	1	1	6	0	0	0	0	0	1	68	101	1.29	0.429
26 Trevor Rosenthal, R ERA: 2.49	(8, 1)	1.0		4	1	0	0	0	0	0	0	0	0	0	11	16	0.00	1.000
36 Randy Choate, L ERA: 2.51	(9, 1)	0.2		3	1	1	1	0	0	0	1	0	0	0	3	5	13.50	1.500
43 Seth Maness, R ERA: 2.03	(9, 1)	0.0		2	2	0	0	0	0	0	0	0	0	0	8	10	∞	∞
44 Edward Mujica, R ERA: 1.76	(9, 1)	0.1	S	1	0	0	0	1	0	0	0	0	0	0	3	3	0.00	0.000

PITCHER	IP	WLS	BF	H	R	ER	SO	BB	IBB	HBP	BLK	WP	HR	S	P	ERA	WHIP

BOTTOM

Atlanta Braves @ St. Louis Cardinals

Busch Stadium, St. Louis, MO

Sat Aug 24 2013, 6:17 PM - 9:15 PM CDT

Att. 43,633 - Clear - 92 F

livebaseballscorecards.com

Batter	1	2	3	4	5	6	7	8	9	AB	R	H	RBI	BB	SO	LOB
13 Matt Carpenter, L (1, 5) OBP: 0.382, SLG: 0.476	B FF 90 C FF 91 C CH 81 F SI 92 X SL 82 1-2 HR		B SI 89 B FF 92 C SI 91 F FF 92 B FF 92 S FF 93 3-3 ① K		C FF 92 X FF 92 0-1 ① P6		1 SAFE C SI 92 1 SAFE B CU 75 1 SAFE X SI 89 1-1 7 2B 1-3 1B	B FF 94 F CH 87 1 SAFE C FF 93 C FF 94 1-3 ② K		5	2	2	1	0	2	1
3 Carlos Beltrán, S (1, 9) OBP: 0.345, SLG: 0.530	X FF 90 0-0 ① G3		C CU 73 B FF 92 B CU 74 F FF 92 F FF 93 F CU 73 X SL 82 2-2 HR		B CU 73 C SI 90 B CU 75 C FF 92 X FF 93 2-2 7 PB 1B		B FF 95 B FF 96 F FF 95 X FF 95 2-1 ① P5	C CH 86 1 SAFE B CU 81 S CU 82 B CU 83 X FF 96 2-2 1-H 1B		5	1	3	2	0	0	2
7 Matt Holliday, R (1, 7) OBP: 0.367, SLG: 0.468 26 Trevor Rosenthal, R (8, 1) Matt Adams, L (8, PH) OBP: 0.340, SLG: 0.472 36 Randy Choate, L (9, 1) 43 Seth Maness, R (9, 1) OBP: 0.200, SLG: 0.200 44 Edward Mujica, R (9, 1)	B FF 91 X SI 89 1-0 ② G5-3		S FF 92 B SI 90 F SI 89 F SL 81 B SL 82 F FF 93 S FF 93 2-3 ② K		B SL 80 B FF 92 F FF 92 S FF 93 F FF 93 S FF 93 2-3 ② K 1-2		X FF 95 0-0 21 1B 4 1B 1-H 3-H 2B	C CH 88 F FF 94 F CU 81 B FF 93 S FF 94 1-3 ③ K		4 0 1 0 0 0	1 0 0 0 0 0	1 0 0 0 0 0	2 0 1 0 0 0	0 0 0 0 0 0	2 0 1 0 0 0	1 0 1 0 0 0
21 Allen Craig, R (1, 3) OBP: 0.371, SLG: 0.451	B FF 92 B FF 92 B FF 94 B FF 92 4-0 BB		B CU 73 B CU 74 C FF 92 X SL 82 2-1 ③ P6		B CU 74 B FF 92 B FF 92 B FF 92 4-0 BB		C SL 86 C FF 96 F FF 96 X SL 86 0-2 19 FC4-6 4 1B 2-3 1B			2	0	1	0	2	0	0
4 Yadier Molina, R (1, 2) OBP: 0.376, SLG: 0.505	C SL 82 C FF 92 F FF 91 S SI 93 0-3 ③ K			C CU 72 F SL 80 S SL 82 0-3 ① K	X SL 81 0-0 ③ F8		F FF 93 F FF 95 X FF 96 0-2 19 FC4-6 1-2 3-H 1B			4	0	1	1	0	2	3
19 Jon Jay, L (1, 8) OBP: 0.345, SLG: 0.380		C FF 92 B SI 91 F CU 72 B FF 92 F FF 93 X FF 93 2-2 ① G4-3		B FF 92 F CU 73 F FF 91 B FF 94 B FF 93 B SI 93 4-2 16 G3 BB		F SI 89 B FF 90 F FF 92 S FF 94 1-3 ① K	F SI 92 S SI 92 B SI 94 B SI 91 X SI 93 2-2 ② FC4-6 1-2f 2-3			3	0	0	0	1	1	2
16 Kolten Wong, L (1, 4) OBP: 0.240, SLG: 0.250		B CU 73 B FF 92 B SI 90 B FF 93 4-0 33 FC3-6 BB		1 SAFE P PO 85 B FF 92 1 SAFE L FF 92 F SI 91 1 SAFE 1 SAFE B SI 91 3-2 ② X FF 92 G3 1-2		X FF 92 0-0 ② F7	F SI 93 X SI 93 0-1 ③ G4-3			3	0	0	0	1	0	3
33 Daniel Descalso, L (1, 6) OBP: 0.306, SLG: 0.388		B FF 92 X SI 91 1-0 ② FC3-6 1-2f		I IN 64 I IN 69 I IN 67 I IN 70 4-0 IBB		B CU 74 F FF 91 X CU 73 1-1 ③ L9		C FF 93 X CH 85 0-1 ① F7		3	0	0	0	1	0	1
40 Shelby Miller, R (1, 1) OBP: 0.114, SLG: 0.186 43 Shane Robinson, R (7, PH) OBP: 0.395, SLG: 0.387 (8, 7)		C FF 93 F FF 93 B FF 92 C FF 93 1-3 ③ K		B SL 79 F FF 92 F FF 92 C SL 80 1-3 ③ K			C SL 81 X FF 92 0-1 13 1B 7 2B 1B	B CU 79 F CH 85 B CU 79 X FF 93 2-1 3 S 3 1B 1B		2 2	0 2	0 2	0 0	0 0	2 0	3 0
Inning Stats	R: 1 E: 0 K: 1 S: 10 H: 1 LOB: 1 BB: 1 P: 16	R: 0 E: 0 K: 1 S: 8 H: 0 LOB: 1 BB: 1 P: 16	R: 1 E: 0 K: 2 S: 15 H: 1 LOB: 0 BB: 0 P: 24	R: 0 E: 0 K: 2 S: 12 H: 0 LOB: 2 BB: 2 P: 23	R: 0 E: 0 K: 1 S: 10 H: 1 LOB: 2 BB: 1 P: 18	R: 0 E: 0 K: 1 S: 6 H: 0 LOB: 0 BB: 0 P: 8	R: 3 E: 0 K: 0 S: 19 H: 5 LOB: 2 BB: 0 P: 24	R: 1 E: 0 K: 2 S: 14 H: 2 LOB: 1 BB: 0 P: 20		1B: 7 2B: 1 3B: 0 HR: 2 SF: 0 SAC: 0 DP: 0 HBP: 0				WP: 0 PB: 1 SB: 1 CS: 0 PA: 39		

	AB	34
	R	6
	H	10
	RBI	6
	BB	5
	SO	10
	LOB	17

PITCHER		IP	WLS	BF	H	R	ER	SO	BB	IBB	HBP	BLK	WP	HR	S	P	ERA	WHIP
49 Julio Teheran, R ERA: 3.08	(1, 1)	6.0	L	28	5	4	4	8	4	1	0	0	0	2	65	110	6.00	1.500
48 David Carpenter, R ERA: 1.98	(7, 1)	0.1		4	3	1	1	0	0	0	0	0	0	0	10	12	27.00	9.000
43 Luis Avilán, L ERA: 1.17	(7, 1)	0.2		2	0	0	0	0	0	0	0	0	0	0	5	7	0.00	0.000
38 Anthony Varvaro, R ERA: 3.24	(8, 1)	1.0		5	2	1	1	2	0	0	0	0	0	0	14	20	9.00	2.000

PITCHER	IP	WLS	BF	H	R	ER	SO	BB	IBB	HBP	BLK	WP	HR	S	P	ERA	WHIP

Batter	1	2	3	4	5	6	7	8	9	AB	R	H	RBI	BB	SO	LOB
17 Jordan Schafer, L (1, 8) (8, 9) OBP: 0.353, SLG: 0.405	C FF 93 F FF 91 F FF 94 X SL 89 0-2 30 1B 3B	B SI 93 X SI 92 1-0 1-3 3-H 2B			L CU 81 F CU 80 X CU 79 0-2 ② G3-1		C FF 94 S FF 93 B FF 94 D CU 82 B SI 94 F FF 95 F FF 94 S SI 94 3-3 ③ K			4	1	2	1	0	1	1
30 Elliot Johnson, S (1, 4) OBP: 0.222, SLG: 0.243	B SI 94 X FF 93 1-0 5 G6-3 3-H 1B	B CU 80 C CH 84 X CU 81 1-1 ③ G4-3			S CU 81 S CU 82 B CU 80 X CU 81 1-2 ③ L8			C SI 85 X SI 85 0-1 8 WP 5 S 11 SF9 1B		4	1	2	1	0	0	2
5 Freddie Freeman, L (1, 3) OBP: 0.390, SLG: 0.480	X SI 92 0-0 ① ② G6-3 1-2f		B CU 78 F FF 92 S CH 85 S CU 79 1-3 ① K			F CU 80 F FF 94 X CU 79 0-2 ① G3		S SL 76 F SL 75 1 SAFE C SL 76 0-3 ① K 1-2		4	0	0	0	0	2	2
8 Justin Upton, R (1, 9) (7, 7) OBP: 0.358, SLG: 0.481	C SI 92 B SI 93 X SI 92 1-1 ③ P3		B FF 95 B SL 89 C FF 94 X SI 94 2-1 ② G4-3			C FF 94 B SL 89 B FF 93 C SI 94 C SI 93 S FF 94 2-3 ② K		F FF 94 B FF 94 S CH 84 B CH 85 F CH 85 F FF 96 B FF 95 B CH 86 4-2 2-3 BB		3	0	0	0	1	1	0
11 Gerald Laird, R (1, 2) OBP: 0.381, SLG: 0.400		C FF 92 B SL 89 X SI 91 1-1 25 1B 4 1B 1B	X SI 91 0-0 ③ G1-3			B FF 94 C FF 94 C FF 93 B SL 89 B FF 92 B FF 94 4-2 25 CS BB		C FF 94 B FF 94 D CH 86 B FF 94 X FF 94 3-1 ② SF9 3-H		2	1	1	1	1	0	0
25 Joey Terdoslavich, S (1, 7) OBP: 0.379, SLG: 0.351 57 Todd Cunningham, S (7, 9) OBP: 0.286, SLG: 0.286 46 Craig Kimbrel, R (8, 1)		B SI 90 X SI 90 1-0 4 1B 17 2B 1-2 1B		T FF 92 C CU 80 X FF 94 0-2 4 G6-3 1B		D CH 85 C FF 93 D CU 81 B SI 93 S FF 94 3-2 ③ CS 1-2	C CU 79 B CH 85 F SI 92 X CH 88 1-2 ① G4-3	B FF 94 F FF 94 C CH 85 S CH 86 1-3 ③ K		3 1 0	1 0 0	2 0 0	0 0 0	0 0 0	0 1 0	0 1 0
19 Andrelton Simmons, R (1, 6) OBP: 0.295, SLG: 0.368		C SI 92 B SL 89 D FF 90 X FF 93 2-1 ① L7		B SL 89 C CU 81 S CU 81 F CU 80 X SL 86 1-2 ① F8			B FF 93 C FF 94 B FF 93 B SI 92 X FF 93 3-1 HR		C FF 92 X CH 85 0-1 ① F8	4	1	1	1	0	0	3
4 Paul Janish, R (1, 5) OBP: 0.206, SLG: 0.167		B SL 89 X FF 95 1-0 17 2B 1-3 2-H 1B		B SL 87 1 SAFE B SL 90 F FF 95 S SI 93 X SI 92 2-2 ② ③ G6-3 1-2f			C SL 87 F CU 80 B SL 89 B CU 81 F SL 90 T FF 95 2-2 ② K		S FF 94 F FF 93 B CH 86 B CH 86 S CH 87 2-3 ② K	4	0	1	1	0	2	1
36 Mike Minor, R (1, 1) OBP: 0.180, SLG: 0.245 43 Luis Avilán, L (8, 1) 2 B.J. Upton, R (8, 8) OBP: 0.263, SLG: 0.291		X FF 94 0-0 ② B2			B SI 90 C FF 91 C FF 91 B FF 92 S SL 88 2-3 ① K		X FF 94 0-0 1B		S FF 95 B FF 94 T FF 95 S FF 96 1-3 ③ K	3 0 1	0 0 0	1 0 0	0 0 0	0 0 0	1 0 1	2 0 0
Inning Stats	R: 1 E: 0 K: 0 S: 8 H: 2 LOB: 0 BB: 0 P: 10	R: 2 E: 0 K: 0 S: 10 H: 4 LOB: 2 BB: 0 P: 17	R: 0 E: 0 K: 1 S: 6 H: 0 LOB: 0 BB: 0 P: 9	R: 0 E: 0 K: 0 S: 10 H: 1 LOB: 0 BB: 0 P: 13	R: 0 E: 0 K: 1 S: 9 H: 0 LOB: 0 BB: 0 P: 12	R: 0 E: 0 K: 1 S: 11 H: 0 LOB: 0 BB: 1 P: 20	R: 1 E: 0 K: 2 S: 15 H: 2 LOB: 1 BB: 0 P: 24	R: 1 E: 0 K: 2 S: 15 H: 1 LOB: 1 BB: 1 P: 23	R: 0 E: 0 K: 2 S: 8 H: 0 LOB: 0 BB: 0 P: 11	1B: 7 2B: 1 3B: 1 HR: 1 SF: 1 SAC: 0 DP: 2 HBP: 0						

PITCHER		IP	WLS	BF	H	R	ER	SO	BB	IBB	HBP	BLK	WP	HR	S	P	ERA	WHIP
31 Lance Lynn, R ERA: 4.02	(1, 1)	7.0	L	28	9	4	4	5	1	0	0	0	0	1	69	105	5.14	1.429
36 Randy Choate, L ERA: 2.79	(8, 1)	0.1		2	1	1	1	1	0	0	0	0	0	0	5	5	27.00	3.000
52 Michael Wacha, R ERA: 4.3	(8, 1)	1.2		6	0	0	0	3	1	0	0	0	1	0	18	29	0.00	0.600

PITCHER	IP	WLS	BF	H	R	ER	SO	BB	IBB	HBP	BLK	WP	HR	S	P	ERA	WHIP

TOP

Atlanta Braves @ St. Louis Cardinals

Busch Stadium, St. Louis, MO

Sun Aug 25 2013, 1:18 PM - 3:57 PM CDT

Att. 44,009 - Sunny - 88 F

livebaseballscorecards.com

AB	33
R	5
H	10
RBI	5
BB	2
SO	9
LOB	12

BOTTOM

Atlanta Braves @ St. Louis Cardinals

Busch Stadium, St. Louis, MO

Sun Aug 25 2013, 1:18 PM - 3:57 PM CDT

Att. 44,009 - Sunny - 88 F

livebaseballscorecards.com

Batter	1	2	3	4	5	6	7	8	9	AB	R	H	RBI	BB	SO	LOB
13 Matt Carpenter, L (1, 4) OBP: 0.383, SLG: 0.478	B FF 91 C FF 91 B SL 85 B FF 91 X FF 92 3-1 F7 ①		B SL 87 X SL 87 1-0 3 G6-4-3 1B			C FF 91 B SI 89 X FF 90 1-1 3 F7 7 G3 2B		C SI 94 B SI 94 X SI 92 1-1 G3 ①		4	1	2	0	0	0	0
3 Carlos Beltrán, S (1, 9) OBP: 0.342, SLG: 0.525	B FF 92 F CH 85 F SL 84 F FF 93 B FF 93 X CH 85 2-2 F8 ②		X KC 79 0-0 G6-4-3 ②③ 1-2f			C SI 90 B KC 80 C SL 85 D KC 80 B SI 91 F SL 85 X SI 90 3-2 F7 ① 2-3		B SI 94 F SI 92 B SI 94 X SI 94 2-1 G5-3 ②		4	0	0	0	0	0	2
7 Matt Holliday, R (1, 7) OBP: 0.366, SLG: 0.468	C FF 93 F FF 92 B FF 93 X FF 93 1-2 L8 ③			X CH 85 0-0 P4 ①		C SI 92 B SI 91 F CH 86 X FF 92 1-2 G3 ② 3-H		B SI 95 B SI 92 X SI 93 2-0 21 1B 2B		4	1	1	1	0	0	0
21 Allen Craig, R (1, 3) OBP: 0.374, SLG: 0.454		F FF 92 F FF 92 B KC 80 F CH 86 X FF 93 1-2 23 1B 1B		C FF 91 B SL 85 F KC 80 B FF 91 F SL 85 C SI 91 2-3 K ②		B CH 84 X CH 84 1-0 1B		X SI 94 0-0 2-H 1B		4	0	3	1	0	1	0
4 Yadier Molina, R (1, 2) OBP: 0.375, SLG: 0.503		F FF 92 X FF 91 0-1 L9 ①		C SI 91 B KC 79 F FF 92 X FF 93 1-2 1B		F SL 84 X CH 86 0-1 L7 ③		B KC 85 X FF 97 1-0 G5-3 ③		4	0	1	0	0	0	3
23 David Freese, R (1, 5) OBP: 0.341, SLG: 0.378		C FF 92 S FF 92 X FF 90 0-2 1-2 1B		B CH 86 F CH 85 B FF 91 X FF 91 2-1 F8 ③			B FF 90 X CH 83 1-0 F8 ①		B FF 96 F FF 97 B FF 98 S FF 97 X FF 98 2-2 G6-3 ①	4	0	1	0	0	0	1
43 Shane Robinson, R (1, 8) OBP: 0.385, SLG: 0.375 19 Jon Jay, L (9, PH) OBP: 0.345, SLG: 0.380		F SL 86 X FF 91 0-1 L9 ②			X FF 91 0-0 G4-3 ①		B CH 84 C FF 91 X SL 84 1-1 G6-3 ②		F SI 97 B KC 86 X FF 98 1-1 L6 ②	3 1	0 0	0 0	0 0	0 0	0 0	2 0
38 Pete Kozma, R (1, 6) OBP: 0.275, SLG: 0.275 33 Daniel Descalso, L (9, PH) OBP: 0.305, SLG: 0.386		F FF 92 C SI 91 D KC 80 F SL 86 X FF 92 1-2 F9 ③			C FF 91 F KC 78 B SI 91 B SI 91 C SI 91 2-3 K ②		B SL 85 B FF 91 F FF 91 F FF 90 B FF 90 B SI 91 4-2 BB		X FF 98 0-0 G4-3 ③	2 1	0 0	0 0	0 0	1 0	1 0	2 0
31 Lance Lynn, S (1, 1) OBP: 0.167, SLG: 0.091 16 Kolten Wong, L (7, PH) OBP: 0.231, SLG: 0.240 36 Randy Choate, L (8, 1) 52 Michael Wacha, R (8, 1) OBP: 0.111, SLG: 0.111			B FF 92 C FF 91 B FF 92 S FF 92 X FF 92 2-2 G1-3 ①		B FF 92 F FF 91 C FF 92 X CH 85 1-2 F7 ③		C SL 84 1 SAFE B FF 91 X FF 90 1-1 P6 ③			2 1 0 0	0 0 0 0	0 0 0 0	0 0 0 0	0 0 0 0	0 1 0 0	0 0 0 0

Inning Stats																																	
	R: 0	H: 0		R: 0	H: 2		R: 0	H: 1		R: 0	H: 1		R: 0	H: 0		R: 1	H: 2		R: 0	H: 0		R: 1	H: 2		R: 0	H: 0		1B: 6	SF: 0		WP: 0	PA: 35	
	E: 0	LOB: 0		E: 0	LOB: 2		E: 0	LOB: 0		E: 0	LOB: 1		E: 0	LOB: 0		E: 0	LOB: 1		E: 0	LOB: 1		E: 0	LOB: 1		E: 0	LOB: 0		2B: 2	SAC: 0		PB: 0		
	K: 0	BB: 0		K: 0	BB: 0		K: 0	BB: 0		K: 1	BB: 0		K: 1	BB: 0		K: 0	BB: 0		K: 0	BB: 1		K: 0	BB: 0		K: 0	BB: 0		3B: 0	DP: 1		SB: 0		
	S: 9	P: 15		S: 15	P: 17		S: 5	P: 8		S: 10	P: 15		S: 7	P: 10		S: 12	P: 18		S: 7	P: 14		S: 7	P: 13		S: 6	P: 9		HR: 0	HBP: 0		CS: 0		

PITCHER		IP	WLS	BF	H	R	ER	SO	BB	IBB	HBP	BLK	WP	HR	S	P	ERA	WHIP
36 Mike Minor, L ERA: 2.99	(1, 1)	7.0	W	27	6	1	1	2	1	0	0	0	0	0	65	97	1.29	1.000
43 Luis Avilán, L ERA: 1.33	(8, 1)	0.2		4	2	1	1	0	0	0	0	0	0	0	6	11	13.50	3.000
46 Craig Kimbrel, R ERA: 1.03	(8, 1)	1.1	S	4	0	0	0	0	0	0	0	0	0	0	7	11	0.00	0.000

PITCHER	IP	WLS	BF	H	R	ER	SO	BB	IBB	HBP	BLK	WP	HR	S	P	ERA	WHIP

Batter	1	2	3	4	5	6	7	8	9	AB	R	H	RBI	BB	SO	LOB
17 Shin-Soo Choo, L (1, 8) OBP: 0.411, SLG: 0.442	B FF 91 B FF 90 B FF 90 D FF 90 4-0 BB	C SL 79 C SL 81 S SL 83 0-3 ② K	B FF 91 S FF 90 B SL 82 C SL 80 B FF 90 F FF 88 C FF 89 3-3 ③ K	X FF 97 0-0 ① G4-3	B FF 92 F FF 93 S FS 86 F FS 87 B FS 87 B FS 87 X FS 88 3-2 ② G3-1	4	0	0	0	1	2	2
21 Todd Frazier, R (1, 5) OBP: 0.320, SLG: 0.391	1 SAFE C SI 88 C FF 90 B SI 91 1 SAFE F SL 82 S SL 82 1-3 ① K	S FF 91 B SI 91 X FF 90 1-1 1-H 3-H 3B	X CH 81 0-0 ① F8	C FF 98 F CH 88 F SI 94 H CH 87 1-2 HBP	B FF 94 S FF 92 F FS 86 X FS 88 1-2 ③ G5-3	4	0	1	2	0	1	1
19 Joey Votto, L (1, 3) OBP: 0.432, SLG: 0.504	F FF 91 1 SAFE C SL 83 F SL 83 C FF 92 0-3 ② K	C FF 89 H SL 81 1-1 HBP	C FF 90 B SL 82 B CH 83 B SL 80 F FF 89 S SL 79 3-3 ② K	B SI 96 X FF 95 1-0 ② L8		3	0	0	0	0	2	2
4 Brandon Phillips, R (1, 4) OBP: 0.310, SLG: 0.406	C SI 91 X SI 91 0-1 ③ G1-3	B CU 74 F CH 83 S CH 82 F CH 83 F SL 82 X CH 84 1-2 ③ G6-3	B SL 81 X SI 89 1-0 ③ L8	B FF 99 F SI 95 X FF 98 1-1 ③ L8		4	0	0	0	0	0	4
32 Jay Bruce, L (1, 9) OBP: 0.323, SLG: 0.484		C SL 80 B FF 91 X FF 90 1-1 39 1B 2 3B 1B	C FF 90 F SI 90 C SL 82 0-3 ① K	X FF 97 0-0 ① F7	C SI 90 X CH 84 0-1 HR	4	2	2	1	0	1	0
48 Ryan Ludwick, R (1, 7) OBP: 0.325, SLG: 0.361 Logan Ondrusek, R (8, 1)		X FF 91 0-0 ① P4	B SI 90 B CH 83 F SI 88 B CH 81 X SI 87 3-1 ② G6-3	C FF 99 B FF 99 S SI 95 S FF 99 1-3 ② K	B SI 92 C SI 92 C SI 91 F CH 84 S FF 92 1-3 ① K	4 0	0 0	0 0	0 0	0 0	2 0	1 0
39 Devin Mesoraco, R (1, 2) OBP: 0.314, SLG: 0.392		B FF 90 C CU 75 B SL 82 1 SAFE D SL 81 C CU 74 X SI 89 3-2 2 3B 1-3 1B	B SI 88 B FF 89 X CH 82 2-0 ③ G1-3	X FF 99 0-0 2 2B 1B	C SI 91 B CH 84 B CH 86 X SI 91 2-1 ② G4-3	4	2	2	0	0	0	0
2 Zack Cozart, R (1, 6) OBP: 0.275, SLG: 0.375		B SI 90 X FF 90 1-0 21 3B 1-H 3-H 3B	B SI 87 B SI 87 C SI 89 X CH 82 2-1 ① F8	B FF 98 F FF 98 B FF 95 S SI 96 X FF 97 2-2 1-H 2B	F FF 91 X SI 90 0-1 ③ G3-1	4	1	2	3	0	0	0
44 Mike Leake, R (1, 1) OBP: 0.207, SLG: 0.263 43 Manny Parra, L (7, 1) OBP: 0.500, SLG: 0.500 60 J.J. Hoover, R (7, 1) 28 Chris Heisey, R (8, 7) OBP: 0.270, SLG: 0.419		S SI 91 P PO 80 B SI 90 B SL 83 F SI 89 F SI 90 B SI 88 4-2 21 3B BB	B SI 89 B SI 89 C FF 90 F FF 90 F FF 91 C SL 82 2-3 ② K	F FF 99 X FF 98 0-1 ③ P3	C FF 92 B FS 86 X FF 92 1-1 ① F8	2 0 0 1	1 0 0 0	0 0 0 0	0 0 0 0	1 0 0 0	1 0 0 0	1 0 0 0

TOP

Cincinnati Reds @ St. Louis Cardinals

Busch Stadium, St. Louis, MO

Mon Aug 26 2013, 6:11 PM - 8:59 PM CDT

Att. 35,159 - Partly Cloudy - 93 F

livebaseballscorecards.com

AB	34
R	6
H	7
RBI	6
BB	2
SO	9
LOB	11

Inning Stats	1	2	3	4	5	6	7	8	9	1B: 3	SF: 0	WP: 0	PA: 38
	R: 0 E: 0 K: 2 S: 10 H: 0 LOB: 1 BB: 1 P: 15	R: 4 E: 0 K: 1 S: 22 H: 4 LOB: 2 BB: 1 P: 33	R: 0 E: 0 K: 1 S: 6 H: 0 LOB: 0 BB: 0 P: 11	R: 0 E: 0 K: 2 S: 10 H: 0 LOB: 0 BB: 0 P: 17	R: 0 E: 0 K: 1 S: 5 H: 0 LOB: 0 BB: 0 P: 9	R: 1 E: 0 K: 1 S: 10 H: 2 LOB: 1 BB: 0 P: 13	R: 0 E: 0 K: 0 S: 7 H: 0 LOB: 1 BB: 0 P: 10	R: 1 E: 0 K: 1 S: 10 H: 1 LOB: 0 BB: 0 P: 13	R: 0 E: 0 K: 0 S: 9 H: 0 LOB: 0 BB: 0 P: 14	2B: 1 3B: 2 HR: 1 SAC: 0 DP: 0 HBP: 2	PB: 0 SB: 0 CS: 0

PITCHER		IP	WLS	BF	H	R	ER	SO	BB	IBB	HBP	BLK	WP	HR	S	P	ERA	WHIP
70 Tyler Lyons, L ERA: 5.32	(1, 1)	5.0		22	4	4	4	7	2	0	1	0	0	0	53	85	7.20	1.200
62 Carlos Martinez, R ERA: 6.0	(6, 1)	2.0	W	9	2	1	1	1	0	0	1	0	0	0	17	23	4.50	1.000
43 Seth Maness, R ERA: 2.17	(8, 1)	1.0	H	4	1	1	1	1	0	0	0	0	0	1	10	13	9.00	1.000
44 Edward Mujica, R ERA: 1.73	(9, 1)	1.0	S	3	0	0	0	0	0	0	0	0	0	0	9	14	0.00	0.000

PITCHER	IP	WLS	BF	H	R	ER	SO	BB	IBB	HBP	BLK	WP	HR	S	P	ERA	WHIP

Batter	1	2	3	4	5	6	7	8	9	AB	R	H	RBI	BB	SO	LOB
13 Matt Carpenter, L (1, 4) OBP: 0.384, SLG: 0.477	B SI 89 C SI 90 C SI 90 B SL 80 B FC 89 X SI 92 3-2 ① G6-3		C SI 90 B FC 89 B CH 84 C SI 91 F FC 89 X SI 92 2-2 19 BB, 7 HR, 1B		C SI 90 B KC 79 C CH 85 B SI 92 B SI 92 X SI 92 3-2 ② G4-3		C SL 83 B FF 95 B FF 94 B SL 83 B SL 82 4-1 19 G3, 21 HR, BB			3	2	1	0	1	0	0
19 Jon Jay, L (1, 8) OBP: 0.346, SLG: 0.379	X SI 90 0-0 21 2B, 1B		S KC 77 B SI 91 T SI 91 B KC 81 B FC 88 1 SAFE B SI 91 4-2 7 HR, 1-2, BB		B SI 92 F SI 91 S FC 89 C SI 92 1-3 ③ K		B SL 82 B FF 94 X FF 94 2-0 ② G3, 1-2, 2-3, 3-H			3	1	1	1	1	1	2
7 Matt Holliday, R (1, 7) OBP: 0.367, SLG: 0.474	B SI 91 B SI 90 X SI 91 2-0 ② F9		B FF 89 X SI 91 1-0 1-H, 2-H, HR			F SI 90 B SI 92 S SI 92 X SI 88 1-2 ① G6-3	F FF 95 B FF 95 B FF 95 B FF 96 F FF 95 B FF 96 4-2 21 HR, BB			3	2	1	3	1	0	1
21 Allen Craig, R (1, 9) OBP: 0.376, SLG: 0.465	B KC 78 B SI 90 1 SAFE B SI 89 1 SAFE C SI 90 X SI 92 3-1 1-3, 2B		C KC 78 B SL 80 F SI 92 B FC 89 F SL 81 F SI 92 X SL 81 2-2 ② F9			X KC 79 0-0 4, FC1-6-4, 1B	X FF 95 0-0 1-H, 2-H, 3-H, HR			4	1	3	4	0	0	0
4 Yadier Molina, R (1, 2) OBP: 0.372, SLG: 0.498	F SI 92 B SI 91 B KC 80 C KC 79 F FC 90 S SL 81 2-3 ③ K		F FC 88 X SL 80 0-1 ③ L9			F SI 92 B SL 81 X KC 80 1-1 ② FC1-6-4, FC5-6, 1-2f	C CU 75 X FF 94 0-1 ③ G6-3			4	0	0	0	0	1	3
Matt Adams, L (1, 3) OBP: 0.333, SLG: 0.463		B SI 88 X SI 90 1-0 ① F8		C KC 76 C SI 90 C FC 87 0-3 ① K		B SI 91 X SI 92 1-0 ③ FC5-6, 1-2f		C CU 78 F FF 96 B CU 82 S FF 95 1-3 ① K		4	0	0	0	0	2	1
23 David Freese, R (1, 5) OBP: 0.340, SLG: 0.377 44 Edward Mujica, R (9, 1)		X KC 76 0-0 ② G5-3		B CH 84 B SI 90 B CH 85 C SI 91 X SI 91 3-1 ② G6-3			C SI 91 S SI 90 B FC 89 F SL 80 B FC 89 B CH 86 X SI 87 3-2 3, 2B, 19 G3, 1B	B FF 95 B FF 96 F FF 97 B FF 97 C FF 96 S FF 97 3-3 ② K		4 0	1 0	1 0	0 0	0 0	1 0	0 0
33 Daniel Descalso, L (1, 6) OBP: 0.300, SLG: 0.380 (9, 5)		C SI 91 B SI 90 X CH 83 1-1 ③ G1		B CH 85 C KC 78 X SI 91 1-1 ③ G4-3			B SI 92 F SI 91 F SI 92 X SI 92 1-2 ① L9	X SI 96 0-0 ③ G3-1		4	0	0	0	0	0	1
70 Tyler Lyons, L (1, 1) OBP: 0.182, SLG: 0.182 16 Kolten Wong, L (5, PH) OBP: 0.222, SLG: 0.231 62 Carlos Martínez, R (6, 1) 3 Carlos Beltrán, S (7, PH) OBP: 0.344, SLG: 0.528 43 Seth Maness, R (8, 1) OBP: 0.200, SLG: 0.200 38 Pete Kozma, R (9, 6) OBP: 0.275, SLG: 0.275			B SI 89 C SI 90 B KC 78 X SI 90 2-1 ① G6-3		B KC 75 X SI 90 1-0 ① G6-3		B SI 91 D SI 87 F SI 92 X SI 92 2-1 19 G3, 21 HR, 1-3, 2B			1 1 0 1 0 0	0 0 0 1 0 0	0 0 0 1 0 0	0 0 0 0 0 0	0 0 0 0 0 0	0 0 0 0 0 0	0 0 0 0 0 0
Inning Stats	R: 0 H: 2 E: 0 LOB: 2 K: 1 BB: 0 S: 11 P: 21	R: 0 H: 0 E: 0 LOB: 0 K: 0 BB: 0 S: 4 P: 6	R: 3 H: 2 E: 0 LOB: 0 K: 0 BB: 1 S: 16 P: 27	R: 0 H: 0 E: 0 LOB: 0 K: 1 BB: 0 S: 7 P: 11	R: 0 H: 0 E: 0 LOB: 0 K: 1 BB: 0 S: 7 P: 12	R: 0 H: 1 E: 0 LOB: 1 K: 0 BB: 0 S: 7 P: 10	R: 5 H: 3 E: 0 LOB: 0 K: 0 BB: 2 S: 16 P: 32	R: 0 H: 0 E: 0 LOB: 0 K: 2 BB: 0 S: 7 P: 11		1B: 4 SF: 0 2B: 2 SAC: 0 3B: 0 DP: 0 HR: 2 HBP: 0				WP: 0 PA: 35 PB: 0 SB: 0 CS: 0		

PITCHER		IP	WLS	BF	H	R	ER	SO	BB	IBB	HBP	BLK	WP	HR	S	P	ERA	WHIP
44 Mike Leake, R ERA: 3.27	(1, 1)	6.1		27	7	5	5	3	1	0	0	0	0	1	61	102	7.11	1.263
43 Manny Parra, L ERA: 3.82	(7, 1)	0.1	L	2	0	0	0	0	1	0	0	0	0	0	2	8	0.00	3.000
60 J.J. Hoover, R ERA: 3.09	(7, 1)	0.1	B	3	1	3	3	0	1	0	0	0	0	1	5	9	81.00	6.000
Logan Ondrusek, R ERA: 4.02	(8, 1)	1.0		3	0	0	0	2	0	0	0	0	0	0	7	11	0.00	0.000

PITCHER	IP	WLS	BF	H	R	ER	SO	BB	IBB	HBP	BLK	WP	HR	S	P	ERA	WHIP

BOTTOM

Cincinnati Reds @ St. Louis Cardinals

Busch Stadium, St. Louis, MO

Mon Aug 26 2013, 6:11 PM - 8:59 PM CDT

Att. 35,159 - Partly Cloudy - 93 F

livebaseballscorecards.com

AB	32
R	8
H	8
RBI	8
BB	3
SO	5
LOB	8

Batter	1	2	3	4	5	6	7	8	9	AB	R	H	RBI	BB	SO	LOB
17 Shin-Soo Choo, L (1, 8) OBP: 0.412, SLG: 0.448	C SI 93 C SI 96 B SI 96 B CH 84 B SI 96 X SI 95 3-2 21 FC5-4 1B	B CH 85 C CH 85 X SI 94 1-1 ③ G3-1			B CU 77 C SI 94 F SI 94 F CH 83 F SI 96 B SL 84 X CH 85 2-2 HR		S FF 96 B FF 97 B FF 96 B FF 96 F FF 95 C FF 97 3-3 ① K			4	1	2	1	0	1	2
21 Todd Frazier, R (1, 5) OBP: 0.320, SLG: 0.390	X SI 93 0-0 ① FC5-4 4 1B 1-2f		B SI 95 B SI 94 F SI 93 X SI 92 2-1 19 G6-4-3 1B		B SI 95 X SL 84 1-0 ① G6-3		F FF 97 S FF 98 S FF 97 0-3 ② K			4	0	1	0	0	1	1
19 Joey Votto, L (1, 3) OBP: 0.431, SLG: 0.501	B SI 96 B SI 95 S SI 94 S CH 85 F SI 97 X CH 84 2-2 ② F8		F SI 93 F SI 93 B SI 95 X SI 93 1-2 ① ② G6-4-3 1-2f		F CU 77 B CU 78 B SL 84 F SI 95 B SI 95 D SI 94 4-2 4 G5-3 BB		S FF 97 B CU 82 C CU 81 B FF 98 C FF 97 2-3 ③ K			3	0	0	0	1	1	2
4 Brandon Phillips, R (1, 4) OBP: 0.310, SLG: 0.404	B SI 96 B SL 84 X SI 96 2-0 1-3 1B		F SI 95 F SL 84 B CU 78 B SL 83 X CH 86 2-2 ③ L7		B SI 94 C SL 83 X SI 96 1-1 ② G5-3 1-2			B FF 96 B FF 96 B FF 97 C FF 96 S FF 97 S FF 98 3-3 ① K		4	0	1	0	0	1	1
32 Jay Bruce, L (1, 9) OBP: 0.324, SLG: 0.485	F SI 95 X SI 94 0-1 ③ G5-3			X CH 84 0-0 55 1B 2B	B SI 92 B CU 77 B SI 94 B SI 93 4-0 BB			B FF 97 C CH 86 S FF 98 X FF 98 1-2 ② F9		3	0	1	0	1	0	2
48 Ryan Ludwick, R (1, 7) OBP: 0.295, SLG: 0.325 31 Alfredo Simon, R (8, 1) OBP: 0.143, SLG: 0.143		F SI 96 F SL 84 B SI 96 X SL 82 1-2 ① G5-3		X SI 94 0-0 ① G6-3	B SI 95 F SI 93 D SL 85 C SL 83 X SI 96 2-2 ③ F9			B FF 96 C FF 97 F FF 96 F FF 98 X CH 87 1-2 ③ G5-3		4 0	0 0	0 0	0 0	0 0	0 0	3 0
39 Devin Mesoraco, R (1, 2) OBP: 0.310, SLG: 0.386		B SL 82 S SI 94 B CU 79 B SL 82 X SI 95 3-1 ② G5-3		B SL 83 D SI 94 B SL 82 C SI 94 C SI 96 C SI 96 3-3 ② K		S SL 83 X SL 82 0-1 ① F7			C SI 90 C SI 90 F CH 83 F FF 92 F SL 84 X CH 84 0-2 ① F7	4	0	0	0	0	1	1
2 Zack Cozart, R (1, 6) OBP: 0.276, SLG: 0.375		C SI 97 X SL 84 0-1 55 1B 1B		B SL 85 B CU 79 I I 4-0 55 1B IBB		B SI 94 X SI 93 1-0 ② F7			C SI 92 C SI 92 B FF 92 X FF 92 1-2 ② G4-3	3	0	1	0	1	0	0
55 Mat Latos, R (1, 1) OBP: 0.159, SLG: 0.177 43 Manny Parra, L (7, 1) OBP: 0.500, SLG: 0.500 28 Chris Heisey, R (8, 7) OBP: 0.269, SLG: 0.417		X SI 94 0-0 1-3 1B		D SL 83 B SI 94 C SI 94 X SI 94 2-1 ③ 1-3 2-3 1B		B SI 96 B SI 93 C SI 94 F SI 95 X SL 85 2-2 ③ G5-3			C SI 92 B SI 91 B SI 91 B FF 92 X SI 91 3-1 ③ G4-3	3 0 1	0 0 0	2 0 0	0 0 0	0 0 0	0 0 0	0 0 0
Inning Stats	R: 0 E: 0 K: 0 S: 11 H: 2 LOB: 2 BB: 0 P: 18	R: 0 E: 0 K: 0 S: 10 H: 2 LOB: 2 BB: 0 P: 15	R: 0 E: 0 K: 0 S: 8 H: 1 LOB: 0 BB: 0 P: 13	R: 0 E: 0 K: 1 S: 7 H: 2 LOB: 3 BB: 1 P: 16	R: 1 E: 0 K: 0 S: 13 H: 1 LOB: 2 BB: 2 P: 27	R: 0 E: 0 K: 0 S: 6 H: 0 LOB: 0 BB: 0 P: 9	R: 0 E: 0 K: 3 S: 9 H: 0 LOB: 0 BB: 0 P: 14	R: 0 E: 0 K: 1 S: 10 H: 0 LOB: 0 BB: 0 P: 15	R: 0 E: 0 K: 0 S: 11 H: 0 LOB: 0 BB: 0 P: 15	1B: 6 2B: 1 3B: 0 HR: 1 SF: 0 SAC: 0 DP: 1 HBP: 0						

PITCHER		IP	WLS	BF	H	R	ER	SO	BB	IBB	HBP	BLK	WP	HR	S	P	ERA	WHIP
58 Joe Kelly, R ERA: 2.91	(1, 1)	6.0	W	27	8	1	1	1	2	1	0	0	0	1	55	98	1.50	1.667
46 Kevin Siegrist, L ERA: 0.64	(7, 1)	1.0	H	3	0	0	0	3	0	0	0	0	0	0	9	14	0.00	0.000
26 Trevor Rosenthal, R ERA: 2.45	(8, 1)	1.0	H	3	0	0	0	1	0	0	0	0	0	0	10	15	0.00	0.000
43 Seth Maness, R ERA: 2.13	(9, 1)	1.0		3	0	0	0	0	0	0	0	0	0	0	11	15	0.00	0.000

PITCHER	IP	WLS	BF	H	R	ER	SO	BB	IBB	HBP	BLK	WP	HR	S	P	ERA	WHIP

TOP

Cincinnati Reds @ St. Louis Cardinals

Busch Stadium, St. Louis, MO

Tue Aug 27 2013, 7:18 PM - 10:18 PM CDT

Att. 35,201 - Partly Cloudy - 91 F

livebaseballscorecards.com

AB	33
R	1
H	8
RBI	1
BB	3
SO	5
LOB	12

Cincinnati Reds @ St. Louis Cardinals

Busch Stadium, St. Louis, MO

Tue Aug 27 2013, 7:18 PM - 10:18 PM CDT

Att. 35,201 - Partly Cloudy - 91 F

livebaseballscorecards.com

BOTTOM

Batter	1	2	3	4	5	6	7	8	9	AB	R	H	RBI	BB	SO	LOB
13 Matt Carpenter, L (1, 4) OBP: 0.383, SLG: 0.476	C FF 91 B FF 91 C SI 91 B SL 88 X SI 92 2-2 3 1B 7 1B 1B		C CU 77 X SL 85 0-1 ① L8		C SI 93 B FF 95 B FF 94 C SI 93 C SI 94 2-3 ③ K		X FF 95 0-0 ② SF8 3-H			3	1	1	1	0	1	0
3 Carlos Beltrán, S (1, 9) OBP: 0.345, SLG: 0.528	D SI 91 C SI 90 F FF 92 B SL 87 F CU 77 X SI 92 2-2 7 E 7 1B 21 G1-6-3 1-3 1B		C SI 93 B FF 93 B SI 93 F CH 83 F SI 94 F SL 87 X CU 78 2-2 ② G3			F FF 93 B CH 87 B FF 94 C CU 78 X SI 94 2-2 7 F8 21 2B 1B	F FF 94 B FF 95 S FS 88 F SL 82 F FS 88 F FS 88 F FF 95 X SL 83 1-2 ③ F8			4	2	2	0	0	0	1
7 Matt Holliday, R (1, 7) OBP: 0.370, SLG: 0.476 43 Shane Robinson, R (8, PR) OBP: 0.385, SLG: 0.375 (9, 7)	X SI 93 0-0 E9 21 G1-6-3 1-3 3-H 1B		F FC 96 F SI 94 X SI 96 0-2 21 FC5-4 1B			F FF 96 X SI 92 0-1 ① F8 1-2		B SI 96 F SI 96 B SI 95 H SI 95 3-1 4 1B 21 G5-3 23 1B HBP		3 0	0 1	2 0	1 0	0 0	0 0	1 0
21 Allen Craig, R (1, 3) OBP: 0.375, SLG: 0.465	D SL 88 X SI 92 1-0 ①② G1-6-3 1-2f 3-H		B FF 94 X SI 91 1-0 ③ FC5-4 1-2f			B SI 94 X SL 89 1-0 4 G1-3 2-H 2B		1 SAFE B SI 93 1 SAFE C SI 95 B SI 95 F SI 94 X SI 95 2-2 ① G5-3 1-2		4	0	1	1	0	0	3
4 Yadier Molina, R (1, 2) OBP: 0.373, SLG: 0.498	B SL 87 B SI 93 C SI 93 B CU 78 X SI 95 3-1 23 FC6-4 1B			S SL 88 B SI 93 C SI 94 S SL 88 1-3 ① K		B SI 94 B SI 93 C CU 79 C CU 81 X SL 88 2-2 ② G1-3 2-3		X SI 95 0-0 19 BB 23 1B 33 FC4-6 2-3 1B		4	1	2	0	0	1	1
23 David Freese, R (1, 5) OBP: 0.339, SLG: 0.375	B FF 95 X SL 88 1-0 ③ FC6-4 1-2f			S FF 95 B SI 94 B CU 79 F SL 87 C SI 94 2-3 ② K2-3		F SI 94 S SI 95 X SI 95 0-2 ③ P3		B SI 95 C SI 95 X SI 95 1-1 33 FC4-6 19 BB 1-2 3-H 1B		4	0	1	1	0	1	2
19 Jon Jay, L (1, 8) OBP: 0.347, SLG: 0.379		B CU 77 B SI 91 C SI 90 X SI 92 2-1 ① G5-3	B FF 95 F FF 93 F SI 93 F SI 95 B SL 88 S SL 89 2-3 ③ K				C FF 94 X FF 93 0-1 S 33 1B 13 SF8 1B	C CU 78 T FC 90 B CU 78 D CU 79 B FC 88 B SI 95 4-2 33 FC4-6 1-2 2-3 BB		3	1	1	0	1	1	0
33 Daniel Descalso, L (1, 6) OBP: 0.300, SLG: 0.378		C SI 90 B SI 92 X CH 86 1-1 ② L3			X SI 90 0-0 ① F8		1 SAFE C SI 91 1 SAFE X SI 92 0-1 S 1-2 1B	B CU 78 F SI 96 D SI 97 F SI 96 X SI 96 2-2 ② FC4-6 1-2f 2-3 3-H		4	0	1	1	0	0	2
58 Joe Kelly, R (1, 1) OBP: 0.182, SLG: 0.143 46 Kevin Siegrist, L (7, 1) Matt Adams, L (7, PH) OBP: 0.352, SLG: 0.460 26 Trevor Rosenthal, R (8, 1) 16 Kolten Wong, L (8, PH) OBP: 0.214, SLG: 0.222 43 Seth Maness, R (9, 1) OBP: 0.200, SLG: 0.200		C FF 93 S FF 93 B CH 87 F SL 87 X CU 79 1-2 ③ G5-3			C SI 91 B FF 92 S FF 93 F FC 94 F SI 92 X SI 92 1-2 ② F8		B FF 94 B SL 84 C FF 95 C SL 83 B SL 84 F FF 94 S SL 84 3-3 ① K 1-2 2-3	C CU 78 C FS 85 B CU 78 B FS 86 S FS 86 2-3 ③ K		2 0 0 1 0 0 1 0	0 0 0 0 0 0 0 0	0 0 0 0 0 0 0 0	0 0 0 0 0 0 0 0	0 0 1 0 0 1 0 0	0 0 2 0 0 2 0 0	0 0 2 0 0 2 0 0
Inning Stats	R: 2 E: 1 K: 0 S: 12 H: 4 LOB: 1 BB: 0 P: 21	R: 0 E: 0 K: 0 S: 8 H: 0 LOB: 0 BB: 0 P: 12	R: 0 E: 0 K: 0 S: 11 H: 1 LOB: 1 BB: 0 P: 14	R: 0 E: 0 K: 3 S: 10 H: 0 LOB: 0 BB: 0 P: 15	R: 0 E: 0 K: 1 S: 9 H: 0 LOB: 0 BB: 0 P: 12	R: 1 E: 0 K: 0 S: 12 H: 2 LOB: 1 BB: 0 P: 17	R: 1 E: 0 K: 1 S: 16 H: 2 LOB: 1 BB: 0 P: 20	R: 2 E: 0 K: 1 S: 15 H: 2 LOB: 2 BB: 1 P: 29		1B: 10 2B: 1 3B: 0 HR: 0 SF: 1 SAC: 0 DP: 1 HBP: 1						

	AB	33
	R	6
	H	11
	RBI	5
	BB	1
	SO	6
	LOB	14

WP: 0 PB: 0 SB: 2 CS: 0 PA: 36

PITCHER		IP	WLS	BF	H	R	ER	SO	BB	IBB	HBP	BLK	WP	HR	S	P	ERA	WHIP
55 Mat Latos, R ERA: 3.03	(1, 1)	6.0	L	26	9	4	4	4	0	0	0	0	0	0	66	95	6.00	1.500
43 Manny Parra, L ERA: 3.72	(7, 1)	1.0		3	0	0	0	1	0	0	0	0	0	0	12	16	0.00	0.000
31 Alfredo Simon, R ERA: 3.46	(8, 1)	1.0		7	2	2	2	1	1	0	1	0	0	0	15	29	18.00	3.000

PITCHER	IP	WLS	BF	H	R	ER	SO	BB	IBB	HBP	BLK	WP	HR	S	P	ERA	WHIP

Cincinnati Reds @ St. Louis Cardinals

Busch Stadium, St. Louis, MO

Wed Aug 28 2013, 7:18 PM - 10:17 PM CDT

Att. 35,698 - Clear - 96 F

TOP

livebaseballscorecards.com

Batter	1	2	3	4	5	6	7	8	9	AB	R	H	RBI	BB	SO	LOB
17 Shin-Soo Choo, L (1, 8) OBP: 0.412, SLG: 0.447			C CH 86 F FF 97 B FF 97 S CH 88 1-3 ③ K		B CH 86 F FF 95 F FF 94 X CH 87 1-2 ③ G3-1			B SI 93 B SI 92 B FF 94 B FF 94 4-0 BB		4	1	1	0	1	1	3
4 Brandon Phillips, R (1, 4) OBP: 0.311, SLG: 0.404	X SI 91 0-0 19 BB 32 1B 1-2 1B	X FF 90 0-0 19 BB 32 HR 1B		C FF 94 B FC 88 B CH 85 S FF 95 S CH 87 2-3 ① K		B CU 74 F FF 95 F CH 88 B FF 95 F FF 94 F CH 88 F FF 95 T FF 94 2-2 ① K		B CU 77 F FF 95 B FF 96 B FF 95 F FF 95 X FF 96 3-2 ② F8		5	2	2	0	0	2	1
19 Joey Votto, L (1, 3) OBP: 0.435, SLG: 0.504 3 Cesar Izturis, S (8, PH) OBP: 0.232, SLG: 0.207 (8, 5)	F FF 91 B SI 92 B FC 90 S CU 76 B SI 93 F SI 92 B CU 75 4-2 32 1B 48 2B 1-2 2-3 BB	B SI 90 B FC 88 C FF 91 S CU 75 D CU 76 B FF 90 4-2 32 HR 1-2 BB		B FF 95 B CH 85 C FF 95 F FF 95 B FF 96 B FF 94 4-2 BB		B CU 75 X FF 96 1-0 2B		X FF 90 0-0 ③ L9		1 1	2 0	1 0	0 0	3 0	0 0	0 1
32 Jay Bruce, L (1, 9) OBP: 0.325, SLG: 0.491 28 Chris Heisey, R (8, 9) OBP: 0.272, SLG: 0.436	C FC 90 B SI 90 C CU 75 X FF 93 1-2 48 2B 21 G4-3 1-2 2-H 3-H 1B	C CU 73 S FC 88 B CU 73 X FC 86 1-2 1-H 2-H HR		C FF 92 S CH 86 S CH 88 0-3 ② K		B CH 84 S CH 84 S CH 86 F CH 88 B FF 96 C FF 95 2-3 ② K			F FF 90 B CH 86 X CH 85 1-1 HR	4 1	2 1	2 1	5 1	0 0	2 0	2 0
48 Ryan Ludwick, R (1, 7) OBP: 0.292, SLG: 0.341 26 Xavier Paul, L (9, PH) OBP: 0.324, SLG: 0.395 (9, 7)	X SI 91 0-0 21 G4-3 29 WP 1-3 2-H 2B	X FC 87 0-0 ① L8		S FF 94 S CU 77 F FF 96 F CH 87 S CH 86 0-3 ③ K		B CU 76 B FF 95 C FF 95 S CH 87 B FF 96 X FF 96 3-2 ③ G4-3			C FF 89 B SI 90 C FF 90 X KC 81 1-2 ① F7	4 1	1 0	1 0	1 0	0 0	1 0	2 0
21 Todd Frazier, R (1, 5) OBP: 0.318, SLG: 0.387 9 Jack Hannahan, L (7, PH) OBP: 0.324, SLG: 0.273 (7, 5) (8, 3)	X FC 90 0-0 ① G4-3 2-3 3-H	C FC 87 C CU 74 S SI 91 0-3 ② K			C FF 94 X FF 93 0-1 ① L8		C FF 95 C CU 78 B SL 83 B FF 95 B CU 78 X FF 96 3-2 ① F7		B FF 91 S FF 90 B FF 91 B FF 90 C FF 90 S FF 91 3-3 ② K	3 2	0 0	0 0	1 0	0 0	1 1	1 0
2 Zack Cozart, R (1, 6) OBP: 0.280, SLG: 0.377	B FF 88 X FF 89 1-0 29 G5-3 29 WP 34 1B 1B	C SI 91 F CU 74 S CU 75 0-3 ③ K			S FF 96 X CU 78 0-1 34 1B 1B		C CU 78 X FF 96 0-1 ② P3		C FF 91 B KC 82 X FF 91 1-1 1B	5	1	3	0	0	1	0
29 Ryan Hanigan, R (1, 2) OBP: 0.315, SLG: 0.277	B SI 93 C FC 88 B SI 90 T CU 74 X CU 76 2-2 ② G5-3 1-3 3-H	X FF 93 0-0 ① G5-3			B FF 94 F FF 94 B FF 94 X FF 94 2-1 ② P4		C FF 96 B CU 79 C CU 77 X SL 84 1-2 ③ G5-3		C FF 90 X FF 91 0-1 ③ F9	5	0	0	0	0	0	3
34 Homer Bailey, R (1, 1) OBP: 0.196, SLG: 0.184 60 J.J. Hoover, R (8, 1) 63 Sam LeCure, R (9, 1)	S FC 88 B FC 87 S FF 91 B CU 77 F FF 89 B FF 92 F FF 92 F FC 91 F FC 90 3-2 X FC 88 3-H 1B	C FF 93 T FF 94 B FF 95 C FF 95 1-3 ② K			F FF 95 B FF 94 X FF 93 1-1 1-2 1B			C FF 94 B FF 93 S SI 93 B CU 75 X FF 95 2-2 ① G4-3		4 0 0	0 0 0	2 0 0	1 0 0	0 0 0	1 0 0	0 0 0
Inning Stats	R: 6 E: 0 K: 0 S: 23 H: 6 LOB: 1 BB: 1 P: 35	R: 3 E: 0 K: 2 S: 13 H: 2 LOB: 0 BB: 1 P: 18	R: 0 E: 0 K: 2 S: 7 H: 0 LOB: 0 BB: 0 P: 9	R: 0 E: 0 K: 3 S: 13 H: 0 LOB: 1 BB: 1 P: 19	R: 0 E: 0 K: 0 S: 11 H: 2 LOB: 2 BB: 0 P: 15	R: 0 E: 0 K: 2 S: 14 H: 1 LOB: 1 BB: 0 P: 22	R: 0 E: 0 K: 0 S: 8 H: 0 LOB: 0 BB: 0 P: 12	R: 0 E: 0 K: 0 S: 7 H: 0 LOB: 1 BB: 1 P: 16	R: 1 E: 0 K: 1 S: 12 H: 2 LOB: 1 BB: 0 P: 18	1B: 9 2B: 2 3B: 0 HR: 2 SF: 0 SAC: 0 DP: 0 HBP: 0						WP: 1 PB: 0 SB: 0 CS: 0 PA: 44	

	AB	40
	R	10
	H	13
	RBI	9
	BB	4
	SO	10
	LOB	13

PITCHER		IP	WLS	BF	H	R	ER	SO	BB	IBB	HBP	BLK	WP	HR	S	P	ERA	WHIP
50 Adam Wainwright, R	(1, 1)	2.0	L	16	8	9	9	2	2	0	0	0	1	1	36	53	40.50	5.000
ERA: 2.96																		
52 Michael Wacha, R	(3, 1)	4.0		16	3	0	0	7	1	0	0	0	0	0	45	65	0.00	1.000
ERA: 3.78																		
67 Michael Blazek, R	(7, 1)	1.2		6	0	0	0	0	1	0	0	0	0	0	14	27	0.00	0.600
ERA: 6.97																		
59 Fernando Salas, R	(8, 1)	1.1		6	2	1	1	1	0	0	0	0	0	1	13	19	6.75	1.500
ERA: 4.91																		

PITCHER	IP	WLS	BF	H	R	ER	SO	BB	IBB	HBP	BLK	WP	HR	S	P	ERA	WHIP

BOTTOM

Batter	1	2	3	4	5	6	7	8	9	AB	R	H	RBI	BB	SO	LOB
13 Matt Carpenter, L (1, 4) OBP: 0.383, SLG: 0.476	B SI 94 C FF 94 C SI 95 F KC 80 B FF 94 X SI 95 2-2 ① G6-3		C FF 96 B KC 81 C CH 87 X SI 96 1-2 1-2 1B			B FF 96 F KC 80 B SI 97 S KC 80 X SI 96 2-2 ② G4-3		B CU 73 B FF 93 B FF 93 C FF 92 F FF 93 X FF 95 3-2 ② L9		2	0	1	0	0	0	0
16 Kolten Wong, L (6, 4) OBP: 0.200, SLG: 0.207										2	0	0	0	0	0	1
19 Jon Jay, L (1, 8) OBP: 0.346, SLG: 0.378	C KC 80 B KC 81 C KC 78 F SI 94 X KC 80 1-2 ② L6		F SI 95 B KC 82 B SI 98 F KC 82 F SI 97 S CH 87 2-3 ③ K			B SI 95 C FF 96 B KC 82 X KC 80 2-1 BB 1B		F FF 94 B FF 94 F FF 94 T FF 93 1-2 ③ K		4	0	1	0	0	2	3
7 Matt Holliday, R (1, 7) OBP: 0.369, SLG: 0.473	B SI 95 B SI 96 X SI 94 2-0 ③ G4-3			C KC 80 X SL 88 0-1 ① G3		C SI 95 D SI 96 B SI 95 F SI 94 D CH 88 B KC 80 4-2 1-2 BB			B SI 89 X SI 90 1-0 ① P6	2	0	0	0	0	0	0
Matt Adams, L (6, 3) OBP: 0.333, SLG: 0.458										1	0	0	0	1	0	0
21 Allen Craig, R (1, 3) OBP: 0.376, SLG: 0.465		C KC 79 S SL 88 S CH 87 0-3 ① K		F SL 89 B KC 82 X SI 95 1-1 3 G6-3 1B		C KC 80 B SI 96 C KC 80 F KC 82 X KC 80 1-2 ③ P4			B SI 91 B SL 82 B SI 91 C SI 88 C SI 91 B SI 90 4-2 38 FC6-4 BB	2	0	1	0	0	1	0
43 Shane Robinson, R (6, 9) OBP: 0.387, SLG: 0.371										1	0	0	0	1	0	2
3 Carlos Beltrán, S (1, 9) OBP: 0.343, SLG: 0.526		C SI 95 X CH 85 0-1 ② L9		X SI 95 0-0 ② ③ G6-3 1-2f			C KC 79 B CH 86 C FF 90 B SI 97 F KC 82 F SI 96 S KC 82 2-3 ① K		C SI 90 D KC 77 B SI 91 X SI 89 2-1 ② FC6-4 23 E3 1-2f	2	0	0	0	0	0	1
38 Pete Kozma, R (6, 7) OBP: 0.274, SLG: 0.274										2	0	0	0	0	1	1
23 David Freese, R (1, 5) OBP: 0.338, SLG: 0.374		C FF 96 B KC 81 S FF 96 S KC 81 1-3 ③ K			C KC 81 B KC 80 B KC 79 F SL 90 B SI 98 S SL 90 3-3 ① K		X SI 96 0-0 32 G4-6-3 1B		X SI 92 0-0 E5 1-3	4	0	1	0	0	2	1
32 Rob Johnson, R (1, 2) OBP: 0.235, SLG: 0.281			C SI 94 B CH 89 X SL 86 1-1 52 FC1-6 1B		C FF 98 F FF 97 B CH 89 B SL 87 F SI 97 S CH 87 2-3 ② K		F SL 87 X SI 95 0-1 ② ③ G4-6-3 1-2f		B SI 91 B SI 92 B SI 91 C FF 87 C SI 91 X SI 91 3-2 ③ G4-3	4	0	1	0	0	1	3
33 Daniel Descalso, L (1, 6) OBP: 0.300, SLG: 0.375			F SI 96 F SI 94 B SI 96 X SI 96 1-2 ① F9		C KC 81 B KC 82 B SL 88 C KC 81 X KC 82 2-2 ③ G3-1			S CH 84 F SI 93 B SI 94 F CH 87 B CH 85 F CH 86 B SI 96 B FF 96 4-2 59 G5-3 BB		2	0	0	0	1	0	1
50 Adam Wainwright, R (1, 1) OBP: 0.138, SLG: 0.158			B SI 95 B SI 95 C SI 96 X FF 95 2-1 ② FC1-6 13 1B 1-2f			C FF 94 S KC 81 B SI 96 B KC 81 F SI 96 B CH 87 S FF 95 3-3 ① K		C FF 93 F SI 95 F SI 94 B KC 80 X KC 80 1-2 ① G5-3 1-2		0	0	0	0	0	0	0
52 Michael Wacha, R (3, 1) OBP: 0.091, SLG: 0.091										2	0	0	0	0	1	1
67 Michael Blazek, R (7, 1)										0	0	0	0	0	0	0
59 Fernando Salas, R (8, 1)										1	0	0	0	0	0	1
Inning Stats	R: 0 E: 0 K: 0 S: 9 H: 0 LOB: 0 BB: 0 P: 14	R: 0 E: 0 K: 2 S: 8 H: 0 LOB: 0 BB: 0 P: 9	R: 0 E: 0 K: 1 S: 14 H: 2 LOB: 2 BB: 0 P: 21	R: 0 E: 0 K: 0 S: 5 H: 1 LOB: 0 BB: 0 P: 6	R: 0 E: 0 K: 2 S: 10 H: 0 LOB: 0 BB: 0 P: 17	R: 0 E: 0 K: 1 S: 15 H: 1 LOB: 2 BB: 1 P: 27	R: 0 E: 0 K: 1 S: 8 H: 1 LOB: 0 BB: 0 P: 10	R: 0 E: 0 K: 1 S: 14 H: 0 LOB: 1 BB: 1 P: 23	R: 0 E: 1 K: 0 S: 9 H: 0 LOB: 2 BB: 1 P: 19	1B: 5 2B: 0 3B: 0 HR: 0 SF: 0 SAC: 0 DP: 2 HBP: 0				WP: 0 PB: 0 SB: 0 CS: 0		PA: 34

PITCHER		IP	WLS	BF	H	R	ER	SO	BB	IBB	HBP	BLK	WP	HR	S	P	ERA	WHIP
34 Homer Bailey, R ERA: 3.55	(1, 1)	7.1	W	27	5	0	0	7	2	0	0	0	0	0	77	117	0.00	0.955
60 J.J. Hoover, R ERA: 3.05	(8, 1)	0.2		2	0	0	0	1	0	0	0	0	0	0	6	10	0.00	0.000
63 Sam LeCure, R ERA: 2.98	(9, 1)	1.0		5	0	0	0	0	1	0	0	0	0	0	9	19	0.00	1.000

PITCHER	IP	WLS	BF	H	R	ER	SO	BB	IBB	HBP	BLK	WP	HR	S	P	ERA	WHIP

Cincinnati Reds @ St. Louis Cardinals

Busch Stadium, St. Louis, MO

Wed Aug 28 2013, 7:18 PM - 10:17 PM CDT

Att. 35,698 - Clear - 96 F

livebaseballscorecards.com

AB	31
R	0
H	5
RBI	0
BB	3
SO	8
LOB	15

Batter	1	2	3	4	5	6	7	8	9	AB	R	H	RBI	BB	SO	LOB
13 Matt Carpenter, L (1, 4) OBP: 0.381, SLG: 0.473	B SI 93 B SI 93 C SI 94 B SI 95 C SI 95 C SL 89 3-3 ① K		C B SI 95 X SL 87 1-1 ② G6-3			C SI 92 B SL 87 F SI 93 B SI 94 B SL 88 X SL 88 3-2 ① P5		C SI 92 B SI 94 C SL 86 X SL 86 1-2 ③ G4-3		4	0	0	0	0	1	0
3 Carlos Beltrán, S (1, 9) OBP: 0.343, SLG: 0.524	B SI 93 C SI 93 B SL 87 F CH 86 F SL 88 X CH 87 2-2 ② F9		C SI 94 B SI 92 B SI 94 X CH 87 2-1 1B			B SI 91 F SL 85 X CH 86 1-1 ② F8			C FF 92 B FS 87 S FC 93 X FC 93 1-2 ① G4-3	4	0	1	0	0	0	0
7 Matt Holliday, R (1, 7) OBP: 0.372, SLG: 0.475	B SI 93 B SL 85 B CH 87 F SI 93 B SI 94 4-1 BB		X CH 86 0-0 ③ L7			B SL 85 X SI 92 1-0 1B			F FF 94 X FF 94 0-1 21 1B	3	0	2	0	1	0	1
21 Allen Craig, R (1, 3) OBP: 0.375, SLG: 0.463	S CH 87 F CH 86 D SL 87 F CH 87 S SL 87 1-3 ③ K			X SI 91 0-0 ① G6-3		D CH 86 X SL 86 1-0 ③ L5			B FF 94 X FC 90 1-0 4 G3-6-1 1-2 1B	4	0	1	0	0	1	2
4 Yadier Molina, R (1, 2) OBP: 0.370, SLG: 0.493		B SI 91 X CH 86 1-0 ① F8		C SI 91 C SI 93 B CH 87 F SL 88 X SL 88 1-2 ② L7			F SI 90 B CH 85 X CH 87 1-1 ① G3		B FC 93 X FC 92 1-0 ② ③ G3-6-1 1-2f	4	0	0	0	0	0	2
23 David Freese, R (1, 5) OBP: 0.336, SLG: 0.371		B SL 84 F SL 86 B SI 92 X CH 87 2-1 ② G5-3		X SI 94 0-0 ③ F9			X SI 92 0-0 ② F9			3	0	0	0	0	0	0
43 Shane Robinson, R (1, 8) OBP: 0.385, SLG: 0.364		B SI 93 B SL 84 B SI 92 B SI 92 4-0 BB			X SI 91 0-0 ① L9		C SI 91 B SL 85 X CH 87 1-1 ③ G6-3			2	0	0	0	1	0	0
38 Pete Kozma, R (1, 6) OBP: 0.272, SLG: 0.272		C SL 84 B CH 86 C SL 86 S CH 88 1-3 ③ K			C SI 91 C CH 87 F SL 86 B SI 94 C SI 93 1-3 ② K			B CH 87 B SI 91 C SL 83 F SI 91 X CH 86 2-2 ① G6-3		3	0	0	0	0	2	1
40 Shelby Miller, R (1, 1) OBP: 0.109, SLG: 0.178			C SI 92 S CH 87 S SL 87 0-3 ① K		C SI 93 B SI 94 B SI 93 F SI 93 S SL 88 2-3 ③ K			X SI 92 0-0 ② G4-3		2	0	0	0	0	2	0
71 Sam Freeman, R (5, 1)										0	0	0	0	0	0	0
59 Fernando Salas, R (7, 1)										0	0	0	0	0	0	0
16 Kolten Wong, L (8, PH) OBP: 0.194, SLG: 0.200										1	0	0	0	0	0	0
36 Randy Choate, L (8, 1)										0	0	0	0	0	0	0
Inning Stats	R: 0 E: 0 K: 2 S: 12 H: 0 LOB: 1 BB: 1 P: 22	R: 0 E: 0 K: 1 S: 6 H: 0 LOB: 1 BB: 1 P: 14	R: 0 E: 0 K: 1 S: 8 H: 1 LOB: 1 BB: 0 P: 11	R: 0 E: 0 K: 0 S: 6 H: 0 LOB: 0 BB: 0 P: 7	R: 0 E: 0 K: 2 S: 8 H: 0 LOB: 0 BB: 0 P: 11	R: 0 E: 0 K: 0 S: 7 H: 1 LOB: 1 BB: 0 P: 13	R: 0 E: 0 K: 0 S: 5 H: 0 LOB: 0 BB: 0 P: 7	R: 0 E: 0 K: 0 S: 7 H: 0 LOB: 0 BB: 0 P: 10	R: 0 E: 0 K: 0 S: 7 H: 2 LOB: 1 BB: 0 P: 10	1B: 4 2B: 0 3B: 0 HR: 0	SF: 0 SAC: 0 DP: 1 HBP: 0			WP: 0 PB: 0 SB: 0 CS: 0	PA: 32		

TOP

St. Louis Cardinals @ Pittsburgh Pirates

PNC Park, Pittsburgh, PA

Fri Aug 30 2013, 7:10 PM - 9:37 PM EDT

Att. 38,026 - Partly Cloudy - 85 F

livebaseballscorecards.com

AB	30
R	0
H	4
RBI	0
BB	2
SO	6
LOB	6

PITCHER		IP	WLS	BF	H	R	ER	SO	BB	IBB	HBP	BLK	WP	HR	S	P	ERA	WHIP
47 Francisco Liriano, L ERA: 2.57	(1, 1)	8.0	W	28	2	0	0	6	2	0	0	0	0	0	59	95	0.00	0.500
35 Mark Melancon, R ERA: 0.9	(9, 1)	1.0		4	2	0	0	0	0	0	0	0	0	0	7	10	0.00	2.000

PITCHER	IP	WLS	BF	H	R	ER	SO	BB	IBB	HBP	BLK	WP	HR	S	P	ERA	WHIP

BOTTOM

St. Louis Cardinals @ Pittsburgh Pirates

PNC Park, Pittsburgh, PA

Fri Aug 30 2013, 7:10 PM - 9:37 PM EDT

Att. 38,026 - Partly Cloudy - 85 F

livebaseballscorecards.com

Batter	1	2	3	4	5	6	7	8	9	AB	R	H	RBI	BB	SO	LOB
31 Jose Tabata, R (1, 7) OBP: 0.339, SLG: 0.409 26 Felix Pie, L (8, 7) OBP: 0.385, SLG: 0.417	B FF 93 F FF 93 X FC 91 1-1 18 2B 46 2B 1B	B FF 93 B CU 78 C FF 94 F FF 94 X CU 79 2-2 ② F9		B CU 79 B CU 78 F FF 94 X FF 93 2-1 1-3 2B		B FF 94 B FS 84 C FS 84 F FS 84 X FF 96 2-2 ① G4-3		S SI 87 C SL 76 X SL 76 0-2 ③ G3		4 1	1 0	2 0	0 0	0 0	0 0	1 0
18 Neil Walker, S (1, 4) OBP: 0.348, SLG: 0.401	F FF 93 X FF 94 0-1 46 2B 1-3 2B	C FF 94 B CH 86 X CH 86 1-1 ③ FC1-4-6 1-2f		X CH 86 0-0 ② F9		X FF 95 0-0 1B				4	1	2	0	0	0	3
22 Andrew McCutchen, R (1, 8) OBP: 0.398, SLG: 0.507	B FF 96 C FC 92 F CU 78 F FC 92 F FF 95 B FC 92 S FF 97 2-3 ① K		B CU 77 X CU 77 1-0 ① F7	C FF 95 F FF 95 X FC 90 0-2 ③ L9		S FS 85 B FS 86 B FS 85 T FS 86 D FS 86 S FS 86 3-3 ② K				4	0	0	0	0	2	5
24 Pedro Alvarez, L (1, 5) OBP: 0.296, SLG: 0.484	H FF 96 1-0 46 2B HBP		B CH 84 B CU 78 F CH 84 F FF 94 F CU 79 B CH 86 X CH 85 3-2 ② G3-1		C CU 75 B CH 83 B CU 76 F CH 85 S FF 95 2-3 ① K	X SI 97 0-0 ③ G6-3				3	0	0	0	0	1	1
2 Marlon Byrd, R (1, 9) OBP: 0.328, SLG: 0.519	B FC 92 S FC 92 B FF 97 B FF 96 F FF 96 F FC 93 S FF 96 3-3 ② K		B FF 94 C CU 78 X FC 89 1-1 ③ G1-3		B CU 77 S CU 77 B FC 89 X FF 93 2-1 46 1B 2B		S KC 80 X KC 81 0-1 ① G1-3			4	1	1	0	0	1	3
46 Garrett Jones, L (1, 3) OBP: 0.297, SLG: 0.423 17 Gaby Sanchez, R (8, 3) OBP: 0.353, SLG: 0.398	B FF 96 S FF 96 B FF 95 X FF 96 2-1 1-3 2-H 3-H 2B			F CU 76 F FF 93 F FC 90 X FF 92 0-2 HR	C CH 84 F FF 93 B FF 94 B CH 84 X CH 84 2-2 12 E 55 BB 2-H 1B		B CH 86 F CH 86 B KC 80 F CH 86 C FF 90 2-3 ② K			4 0	1 0	3 0	4 0	0 0	1 0	0 0
55 Russell Martin, R (1, 2) OBP: 0.343, SLG: 0.395	C CU 79 C FF 96 B FF 96 F FF 96 X CU 78 1-2 ③ P4			X FC 90 0-0 HR	C FF 94 B FF 93 B FF 93 C CU 79 B FF 95 B CU 79 4-2 12 E 1-2 BB		B KC 80 B KC 78 X CH 85 2-0 ③ L5			3	1	1	1	1	0	2
12 Clint Barmes, R (1, 6) OBP: 0.257, SLG: 0.315		C CU 76 B FC 89 B CU 74 F FC 89 B FF 93 X FC 90 3-2 ① G6-3		X CU 77 0-0 ① P4	B FF 94 C FF 95 X FS 85 1-1 FC1 47 G6-3 1-2 2-3			C SI 86 X SI 86 0-1 ① G3-1		4	0	0	0	0	0	2
47 Francisco Liriano, L (1, 1) OBP: 0.136, SLG: 0.073 5 Josh Harrison, R (8, PH) OBP: 0.310, SLG: 0.441 35 Mark Melancon, R (9, 1)		B FF 91 B FF 93 B FF 91 B FF 91 4-0 18 FC1-4-6 BB		C CU 78 B CU 77 B CU 76 C FF 91 B FF 92 B FF 93 4-2 31 2B BB	X SI 95 0-0 ② ③ G6-3 1-2f			C SI 87 B SL 74 C SL 75 X SI 87 1-2 ② L9		1 1 0	0 0 0	0 0 0	0 0 0	2 0 0	0 0 0	3 0 0
Inning Stats	R: 2 E: 0 K: 2 S: 19 H: 3 LOB: 2 BB: 0 P: 29	R: 0 E: 0 K: 0 S: 8 H: 0 LOB: 1 BB: 1 P: 18	R: 0 E: 0 K: 0 S: 7 H: 0 LOB: 0 BB: 0 P: 12	R: 2 E: 0 K: 0 S: 14 H: 3 LOB: 2 BB: 1 P: 20	R: 1 E: 1 K: 1 S: 13 H: 2 LOB: 2 BB: 1 P: 24	R: 0 E: 0 K: 1 S: 8 H: 1 LOB: 1 BB: 0 P: 13	R: 0 E: 0 K: 1 S: 6 H: 0 LOB: 0 BB: 0 P: 10	R: 0 E: 0 K: 0 S: 8 H: 0 LOB: 0 BB: 0 P: 9		1B: 3 2B: 4 3B: 0 HR: 2 SF: 0 SAC: 0 DP: 1 HBP: 1						

	AB	33
	R	5
	H	9
	RBI	5
	BB	3
	SO	5
	LOB	20

WP: 0 PA: 37
PB: 0
SB: 0
CS: 0

PITCHER		IP	WLS	BF	H	R	ER	SO	BB	IBB	HBP	BLK	WP	HR	S	P	ERA	WHIP
40 Shelby Miller, R ERA: 3.13	(1, 1)	4.1	L	25	8	5	5	3	3	0	1	0	0	2	58	99	10.38	2.538
71 Sam Freeman, L ERA:	(5, 1)	1.2		6	1	0	0	1	0	0	0	0	0	0	11	17	0.00	0.600
59 Fernando Salas, R ERA: 4.7	(7, 1)	1.0		3	0	0	0	1	0	0	0	0	0	0	6	10	0.00	0.000
36 Randy Choate, L ERA: 2.7	(8, 1)	1.0		3	0	0	0	0	0	0	0	0	0	0	8	9	0.00	0.000

PITCHER	IP	WLS	BF	H	R	ER	SO	BB	IBB	HBP	BLK	WP	HR	S	P	ERA	WHIP

Batter	1	2	3	4	5	6	7	8	9	AB	R	H	RBI	BB	SO	LOB
13 Matt Carpenter, L (1, 5) OBP: 0.382, SLG: 0.472	C SI 93 B SI 92 X SI 91 1-1 ① G3		B SI 94 F SI 94 B KC 83 B KC 82 D FF 94 4-1 3 1B BB		C SI 94 B CH 88 B CH 89 F SI 94 F KC 84 S KC 85 2-3 ③ K			C SI 93 B CH 89 B FF 94 B FF 92 X SI 93 3-1 1B		3	0	1	0	1	1	1
3 Carlos Beltrán, S (1, 9) OBP: 0.343, SLG: 0.522 46 Kevin Siegrist, L (6, 1) 32 Rob Johnson, R (7, 2) OBP: 0.229, SLG: 0.273	B SI 93 C SI 93 C FF 93 X KC 83 1-2 ② F7		C KC 82 X SI 93 0-1 1-3 2-H 1B			B B F FF 92 X SI 92 2-1 ① F8		C SI 94 S SL 88 B SL 89 S SL 90 1-3 ③ K		3 0 1	0 0 0	1 0 0	1 0 0	0 0 0	0 0 1	0 0 1
7 Matt Holliday, R (1, 7) OBP: 0.369, SLG: 0.470	B SI 93 B KC 83 X FF 92 2-0 ③ F7		B CH 89 C KC 86 S KC 85 F KC 84 S KC 86 1-3 ③ K2-3			F FF 92 F CH 87 B CH 88 S KC 84 1-3 ② K			X SI 92 0-0 ① G6-3	4	0	0	0	0	2	2
21 Allen Craig, R (1, 3) OBP: 0.376, SLG: 0.464		F FF 93 B CH 88 F FF 94 B KC 84 X SI 94 2-2 19 L6-3 1B	B SI 94 C SI 93 B KC 83 C SI 94 S KC 83 2-3 ① K			X CH 89 0-0 ③ G5-3			C SI 92 B CH 88 X SI 94 1-1 G3-1 1B	4	0	2	0	0	1	0
4 Yadier Molina, R (1, 2) OBP: 0.367, SLG: 0.489 34 John Axford, R (7, 1) 59 Fernando Salas, R (8, 1) Matt Adams, L (9, PH) OBP: 0.332, SLG: 0.456		X KC 84 0-0 ① F9	B SI 93 B FF 94 F SI 93 X SI 93 2-1 ② G6-3				S FF 92 B FF 93 F KC 84 B CH 89 B KC 83 F SI 93 X FF 92 3-2 ① G5-3		B SI 93 C CH 88 D SL 90 F SL 89 B FF 93 X SI 94 3-2 ② G3-1 1-2	3 0 0 1	0 0 0 0	0 0 0 0	0 0 0 0	0 0 0 0	0 0 0 0	1 0 0 1
19 Jon Jay, L (1, 8) OBP: 0.344, SLG: 0.374		C FF 94 B KC 83 D SI 90 X FF 94 2-1 ② ③ L6-3 1-1	C FF 94 C KC 83 B KC 83 F KC 82 B SI 91 B KC 85 X SI 94 3-2 ③ F7				C FF 93 C KC 83 F KC 83 C KC 82 0-3 ② K		B FF 93 X SL 89 1-0 ③ L7	4	0	0	0	0	1	2
16 Kolten Wong, L (1, 4) OBP: 0.206, SLG: 0.212			C SI 93 B KC 82 B KC 82 X SI 92 2-1 33 G4-3 3 1B 1B		B SI 92 B CH 88 F SI 94 B FF 94 X FF 94 3-1 ① L7		X FF 92 0-0 ③ G6-3			3	1	1	0	0	0	0
33 Daniel Descalso, L (1, 6) OBP: 0.300, SLG: 0.375			F SI 94 1 SAFE X FF 94 0-1 ① G4-3 1-2		B FF 93 X SI 93 1-0 38 G6-3 1B			B SI 92 F SI 92 X CH 87 1-1 ① G4-3		3	0	1	0	0	0	1
31 Lance Lynn, S (1, 1) OBP: 0.163, SLG: 0.089 38 Pete Kozma, R (5, PH) OBP: 0.271, SLG: 0.271 43 Seth Maness, R (5, 1) OBP: 0.200, SLG: 0.200 43 Shane Robinson, R (6, 9) OBP: 0.382, SLG: 0.360			F SI 92 F SI 92 C KC 82 0-3 ② K		X SI 94 0-0 ② G6-3 1-2			C SI 92 B SL 89 F SL 88 F SI 94 B SL 90 X SI 94 2-2 ② F8		1 1 0 1	0 0 0 0	0 0 0 0	0 0 0 0	1 0 0 0	1 0 0 0	1 1 0 0
Inning Stats	R: 0 E: 0 K: 0 S: 6 H: 0 LOB: 0 BB: 0 P: 10	R: 0 E: 0 K: 0 S: 6 H: 1 LOB: 0 BB: 0 P: 10	R: 1 E: 0 K: 2 S: 14 H: 2 LOB: 2 BB: 1 P: 21	R: 0 E: 0 K: 1 S: 9 H: 0 LOB: 0 BB: 0 P: 16	R: 0 E: 0 K: 1 S: 8 H: 1 LOB: 1 BB: 0 P: 14	R: 0 E: 0 K: 1 S: 6 H: 0 LOB: 0 BB: 0 P: 9	R: 0 E: 0 K: 1 S: 9 H: 0 LOB: 0 BB: 0 P: 12	R: 0 E: 0 K: 1 S: 11 H: 1 LOB: 1 BB: 0 P: 18	R: 0 E: 0 K: 0 S: 7 H: 1 LOB: 1 BB: 0 P: 12	1B: 6 2B: 1 3B: 0 HR: 0 SF: 0 SAC: 0 DP: 1 HBP: 0						

PITCHER		IP	WLS	BF	H	R	ER	SO	BB	IBB	HBP	BLK	WP	HR	S	P	ERA	WHIP
34 A.J. Burnett, R ERA: 3.09	(1, 1)	7.0	W	25	4	1	1	6	1	0	0	0	0	0	58	92	1.29	0.714
32 Vin Mazzaro, R ERA: 2.37	(8, 1)	2.0		8	2	0	0	1	0	0	0	0	0	0	18	30	0.00	1.000

PITCHER	IP	WLS	BF	H	R	ER	SO	BB	IBB	HBP	BLK	WP	HR	S	P	ERA	WHIP

TOP

St. Louis Cardinals @ Pittsburgh Pirates

PNC Park, Pittsburgh, PA

Sat Aug 31 2013, 7:08 PM - 9:55 PM EDT

Att. 39,514 - Cloudy - 83 F

livebaseballscorecards.com

AB	32
R	1
H	6
RBI	1
BB	1
SO	7
LOB	11

Cardinals @ Pittsburgh Pirates

PNC Park, Pittsburgh, PA

Sat Aug 31 2013, 7:08 PM - 9:55 PM EDT

Att. 39,514 - Cloudy - 83 F

livebaseballscorecards.com

BOTTOM

Batter	1	2	3	4	5	6	7	8	9	AB	R	H	RBI	BB	SO	LOB
31 Jose Tabata, R (1, 7) OBP: 0.340, SLG: 0.409 32 Vin Mazzaro, R (8, 1) OBP: 0.167, SLG: 0.167	F SI 91 S SI 92 S SL 89 0-3 K	C FF 93 B SL 91 X SI 93 1-1 18 WP 1-2 3-H 1B	B CU 82 B CU 80 B FF 94 C FF 92 C SI 93 X SI 94 3-2 18 3B 1B		B SI 91 X SI 91 1-0 FC6-2 18 1B 3-H		B CU 81 X FF 97 1-0 L9			5 0	1 0	2 0	1 0	0 0	1 0	1 0
18 Neil Walker, S (1, 4) OBP: 0.353, SLG: 0.409	B SI 94 X FF 94 1-0 1B	S CU 81 F CH 87 B CU 78 B SL 90 B CU 80 B CH 85 4-2 1-2 2-3 BB	1 SAFE D CH 87 X SL 89 1-0 1-H 3B		B SI 91 X SI 91 1-0 1-3 1B			B FF 91 X FF 90 1-0 F7		4	0	3	1	1	0	0
22 Andrew McCutchen, R (1, 8) OBP: 0.394, SLG: 0.502	B SI 93 C SI 93 B SL 88 T SL 90 B SI 95 C SL 91 3-3 K	F SI 95 S FF 95 B FF 95 B FF 95 B SL 90 F SL 92 X FF 95 3-2 P4	B SL 91 S SI 94 S FF 94 T FF 96 1-2 K		C SI 91 B FF 92 F CH 85 F FF 92 B CH 84 B FF 91 S CH 84 3-3 K			B FF 91 B FF 90 X FF 89 2-0 F9		5	0	0	0	0	3	7
24 Pedro Alvarez, L (1, 5) OBP: 0.295, SLG: 0.483	B SI 93 B SI 92 B SI 94 C CU 82 S SI 94 X FF 95 3-2 G4-3		X SI 89 0-0 2 1B 2B	B CH 89 B CH 85 B SI 90 X SI 90 3-0 G4-3		F FF 97 X FF 97 0-1 G6-3		F FF 92 B KC 80 S CH 85 B CH 87 B FF 91 X FF 91 3-2 F7		5	1	1	0	0	0	1
2 Marlon Byrd, R (1, 9) OBP: 0.330, SLG: 0.522		B FF 93 C SL 88 B SL 89 X CU 81 2-1 46 G6-3 12 FC5-2 2B	B SL 87 S SL 89 F FF 92 X SL 87 1-2 46 BB 55 HR 2-H 1B	C FF 93 F FF 92 F SI 94 B SI 93 X SI 94 1-2 G6-3		X FF 96 0-0 F7				4	1	2	1	0	0	0
46 Garrett Jones, L (1, 3) OBP: 0.300, SLG: 0.424 17 Gaby Sanchez, R (6, PH) OBP: 0.355, SLG: 0.405 (7, 3)		B SI 93 X SI 92 1-0 G6-3 2-3	B SI 92 B FF 93 B SI 91 B SI 92 4-0 55 HR 1-2 BB	T FF 94 X SI 94 0-1 1B		C FF 97 F FF 96 F FF 97 B FF 97 B CU 81 X FF 96 2-2 2B				2 1	1 0	1 1	0 0	1 0	0 0	1 0
55 Russell Martin, R (1, 2) OBP: 0.345, SLG: 0.403		B SL 88 B SL 88 B SL 90 F SI 93 B SL 89 4-1 12 FC5-2 34 1B BB	B FF 93 B FF 93 F FF 94 X FF 94 2-1 1-H 2-H HR	C SI 92 C FF 93 C SL 89 0-3 K		X FF 97 0-0 F8				3	2	1	3	1	1	2
12 Clint Barmes, R (1, 6) OBP: 0.257, SLG: 0.318		D FF 91 F SL 90 X SI 93 1-1 FC5-2 34 1B 31 1B 1-2 3-H	B FF 94 C FF 95 F SI 93 F SL 89 F CU 80 X CU 79 1-2 F7		C SI 91 B SL 83 B SL 83 F SI 91 X FF 92 2-2 34 PB 31 FC6-2 2B		C FF 97 X CU 79 0-1 F9			4	1	1	0	0	0	2
34 A.J. Burnett, R (1, 1) OBP: 0.096, SLG: 0.078 26 Felix Pie, L (7, PH) OBP: 0.357, SLG: 0.385 (8, 7)		X SI 94 0-0 18 WP 31 1B 1-3 2-H 1B	X FF 94 0-0 L9		B SI 90 C SI 90 F SI 90 S SI 91 1-3 K 2-3		B FF 97 F FF 96 B FF 96 X FF 98 2-1 G4-3			3 1	0 0	1 0	1 0	0 0	1 0	1 0
Inning Stats	R: 0 E: 0 K: 2 S: 10 H: 1 LOB: 1 BB: 0 P: 17	R: 2 E: 0 K: 0 S: 15 H: 3 LOB: 3 BB: 2 P: 31	R: 5 E: 0 K: 1 S: 19 H: 5 LOB: 1 BB: 1 P: 32	R: 0 E: 0 K: 1 S: 10 H: 1 LOB: 1 BB: 0 P: 14	R: 0 E: 0 K: 2 S: 12 H: 2 LOB: 2 BB: 0 P: 20	R: 0 E: 0 K: 0 S: 8 H: 1 LOB: 1 BB: 0 P: 10	R: 0 E: 0 K: 0 S: 5 H: 0 LOB: 0 BB: 0 P: 8	R: 0 E: 0 K: 0 S: 5 H: 0 LOB: 0 BB: 0 P: 11		1B: 7 2B: 4 3B: 1 HR: 1	SF: 0 SAC: 0 DP: 0 HBP: 0			WP: 1 PB: 1 SB: 0 CS: 0	PA: 40	

	AB	37
	R	7
	H	13
	RBI	7
	BB	3
	SO	6
	LOB	15

PITCHER		IP	WLS	BF	H	R	ER	SO	BB	IBB	HBP	BLK	WP	HR	S	P	ERA	WHIP
31 Lance Lynn, R ERA: 4.29	(1, 1)	4.0	L	25	10	7	7	4	3	0	0	0	1	1	54	94	15.75	3.250
43 Seth Maness, R ERA: 2.09	(5, 1)	1.0		5	2	0	0	2	0	0	0	0	0	0	12	20	0.00	2.000
46 Kevin Siegrist, L ERA: 0.62	(6, 1)	1.0		4	1	0	0	0	0	0	0	0	0	0	8	10	0.00	1.000
34 John Axford, R ERA: 4.37	(7, 1)	1.0		3	0	0	0	0	0	0	0	0	0	0	5	8	0.00	0.000
59 Fernando Salas, R ERA: 4.5	(8, 1)	1.0		3	0	0	0	0	0	0	0	0	0	0	5	11	0.00	0.000

PITCHER	IP	WLS	BF	H	R	ER	SO	BB	IBB	HBP	BLK	WP	HR	S	P	ERA	WHIP

Batter	1	2	3	4	5	6	7	8	9	AB	R	H	RBI	BB	SO	LOB
13 Matt Carpenter, L (1, 4) OBP: 0.382, SLG: 0.473	B SI 90 X SI 91 1-0 21 WP 21 1B 2B	F FF 92 C SL 83 X CH 82 0-2 ② G3		C SI 88 B CH 81 S CH 85 S SL 78 1-3 ① K		B FF 96 B SI 95 X FF 95 2-0 43 BB 7 1B 1-2 1B		B SI 94 C SL 84 B SI 94 C SL 84 X CH 86 2-2 ② F8		5	2	2	0	0	1	0
43 Shane Robinson, R (1, 9) OBP: 0.398, SLG: 0.369	B SI 92 C SI 92 B CU 74 B SI 92 C SI 91 F SI 92 D SI 92 4-2 21 1B 21 WP 4 1B BB	B SI 91 X SI 91 1-0 1B		X SI 91 0-0 ② G4-3		B FF 96 B FF 95 B SI 95 C SI 95 C FF 95 B FF 96 4-2 7 1B 1-2 2-3 BB		X SI 94 0-0 7 FC6-4 1B		3	1	2	0	2	0	0
7 Matt Holliday, R (1, 7) OBP: 0.367, SLG: 0.467 26 Trevor Rosenthal, R (8, 1) 44 Edward Mujica, R (9, 1)	D SL 84 B SI 92 X SI 92 2-0 ① F8	F SI 92 1 SAFE D CH 83 X SI 92 1-1 ③ G3		C SI 92 B CH 84 X SI 92 1-1 ③ G5-3		C FF 96 X FF 96 0-1 1-2 2-H 3-H 1B		B SI 95 B CH 87 X SI 95 2-0 ③ FC6-4 1-2f		5 0 0	0 0 0	1 0 0	2 0 0	0 0 0	0 0 0	4 0 0
21 Allen Craig, R (1, 3) OBP: 0.378, SLG: 0.464	B CU 75 B CH 83 B SI 92 C SI 92 X SI 92 3-1 23 BB 4 1B 19 SF8 1-3 2-H 1B	X SI 92 0-0 4 1B 23 2B 1B			C CU 76 B CH 81 H SI 91 2-1 4 G6-4-3 HBP	B CU 81 B FF 96 B FF 92 C FF 96 F FF 96 F SI 97 X SI 96 3-2 ③ P4			F FF 95 S SL 86 B CH 88 S SI 91 1-3 ① K	4	2	2	1	0	1	2
4 Yadier Molina, R (1, 2) OBP: 0.367, SLG: 0.488	F SI 92 F CH 84 X SI 93 0-2 38 WP 23 BB 1-2 3-H 1B	1 SAFE D CH 83 X SI 91 1-0 23 2B 1-2 1B			B SI 91 1 SAFE X SL 79 1-0 ①② G6-4-3 1-2f		B SI 95 X SI 95 1-0 ① G5-3		F SI 91 X FC 90 0-1 ② L4	5	1	2	1	0	0	1
23 David Freese, R (1, 5) OBP: 0.336, SLG: 0.372	B CU 77 B CH 84 C SI 92 B SI 93 B SI 92 4-1 38 WP 1-2 2-3 BB	S SI 92 D CH 84 X SI 91 1-1 38 G6-3 1-H 2-H 2B			C SI 91 B SI 93 B SL 82 C SI 92 B CH 85 C SI 94 3-3 ③ K		B SI 96 F FC 92 S SI 95 F SI 95 B SI 94 X SI 95 3-2 ② G6-3		C FC 91 B SI 93 B SI 88 F SI 91 B SL 87 S SL 85 3-3 ③ K	4	0	1	2	1	2	0
19 Jon Jay, L (1, 8) OBP: 0.343, SLG: 0.374	D SL 83 B SI 92 D SI 92 C SI 92 F SI 92 X SI 93 3-2 ② SF8 3-H	B SI 90 S SI 90 X CH 83 1-1 ① F8				B FF 94 X FF 90 1-0 ① G3-1	C SI 95 B SI 95 F FC 90 B CU 85 X SI 95 2-2 1B			3	0	1	1	0	0	1
38 Pete Kozma, R (1, 6) OBP: 0.268, SLG: 0.268	C SI 92 F SL 84 D CH 85 F SI 93 B SL 84 S CH 84 2-3 ③ K 1-2 2-3	B SI 91 C SL 79 B CH 81 D SL 82 X SI 91 3-1 ② G6-3 2-3				B FF 94 C SI 94 B SI 95 F SI 94 B FF 97 X FF 94 3-2 ② L6	C FF 95 D FC 90 B FF 93 1 SAFE F SI 94 C FC 89 2-3 ③ K			4	0	0	0	0	2	4
58 Joe Kelly, R (1, 1) OBP: 0.200, SLG: 0.167 43 Seth Maness, R (7, 1) OBP: 0.200, SLG: 0.200 56 Adron Chambers, L (8, PH) OBP: 0.267, SLG: 0.231 (8, 7)		C SI 90 F SI 90 X SL 82 0-2 ① G5-3	C SI 92 X SI 92 0-1 ③ G6-3			B FF 95 B FF 94 S FF 95 S FF 95 F FF 96 F FF 96 X CU 82 2-2 43 BB 13 1B 7 1B 1B		S SI 94 B SL 84 X SI 94 1-1 ① G4-3		3 0 1	1 0 0	1 0 0	0 0 0	0 0 0	0 0 0	1 0 0
Inning Stats	R: 3 E: 0 K: 1 S: 18 H: 3 LOB: 2 BB: 2 P: 37	R: 0 E: 0 K: 0 S: 9 H: 1 LOB: 1 BB: 0 P: 11	R: 2 E: 0 K: 0 S: 10 H: 3 LOB: 1 BB: 0 P: 16	R: 0 E: 0 K: 1 S: 6 H: 0 LOB: 0 BB: 0 P: 8	R: 0 E: 0 K: 1 S: 5 H: 0 LOB: 0 BB: 0 P: 11	R: 2 E: 0 K: 0 S: 18 H: 3 LOB: 2 BB: 1 P: 33	R: 0 E: 0 K: 1 S: 11 H: 1 LOB: 1 BB: 0 P: 19	R: 0 E: 0 K: 0 S: 7 H: 1 LOB: 1 BB: 0 P: 12	R: 0 E: 0 K: 2 S: 8 H: 0 LOB: 0 BB: 0 P: 12	1B: 10 2B: 2 3B: 0 HR: 0 SF: 1 SAC: 0 DP: 1 HBP: 1						

PITCHER	IP	WLS	BF	H	R	ER	SO	BB	IBB	HBP	BLK	WP	HR	S	P	ERA	WHIP
60 Kris Johnson, L (1, 1) ERA: 7.88	2.0	L	15	7	5	5	1	2	0	0	0	2	0	31	54	22.50	4.500
30 Jeanmar Gómez, R (3, 1) ERA: 3.11	3.0		9	0	0	0	2	0	0	1	0	0	0	17	29	0.00	0.000
37 Justin Wilson, L (6, 1) ERA: 2.25	1.0		7	3	2	2	0	1	0	0	0	0	0	18	33	18.00	4.000
29 Bryan Morris, R (7, 1) ERA: 3.07	1.0		4	1	0	0	1	0	0	0	0	0	0	11	19	0.00	1.000
44 Tony Watson, L (8, 1) ERA: 2.66	1.0		4	1	0	0	0	0	0	0	0	0	0	7	12	0.00	1.000

PITCHER	IP	WLS	BF	H	R	ER	SO	BB	IBB	HBP	BLK	WP	HR	S	P	ERA	WHIP
25 Kyle Farnsworth, R (9, 1) ERA: 5.58	1.0		3	0	0	0	2	0	0	0	0	0	0	8	12	0.00	0.000

TOP

St. Louis Cardinals @ Pittsburgh Pirates

PNC Park, Pittsburgh, PA

Sun Sep 01 2013, 1:38 PM - 4:46 PM EDT

Att. 37,912 - Cloudy - 75 F

livebaseballscorecards.com

AB	37
R	7
H	12
RBI	7
BB	3
SO	6
LOB	13

WP: 2 PA: 42
PB: 0
SB: 0
CS: 0

Batter	1	2	3	4	5	6	7	8	9	AB	R	H	RBI	BB	SO	LOB
18 Neil Walker, S (1, 4) OBP: 0.352, SLG: 0.408	C SI 93 F SI 95 B CU 76 X CU 78 1-2 22 1B 1B		C CH 86 B SL 84 X SI 95 1-1 ② G4-3		B CH 84 X SI 96 1-0 ③ G4-3		C SI 92 C FF 92 S CH 86 0-3 ③ K			4	0	1	0	0	1	0
46 Garrett Jones, L (1, 9) OBP: 0.297, SLG: 0.419	C SI 95 F SI 95 B SI 96 F SI 96 B CH 84 X CH 86 2-2 ① L9		B SI 95 B SI 91 F SI 94 B SI 93 C SI 93 C SI 93 3-3 ③ K			C SI 94 F SI 94 X SI 95 0-2 ① F7		C FF 95 F FF 96 S CH 87 0-3 ① K		4	0	0	0	0	2	1
22 Andrew McCutchen, R (1, 8) OBP: 0.395, SLG: 0.501	C SI 96 F SI 94 B SI 97 F SL 84 X SI 96 1-2 **1-2** 1B			F SI 96 B SI 96 B SI 95 B SI 96 X SI 95 3-1 ① G4-3		H CU 76 1-0 24 G6-3 2 1B HBP		B CU 79 C FF 96 F FF 96 S FF 97 1-3 ② K		3	1	1	0	0	1	0
24 Pedro Alvarez, L (1, 5) OBP: 0.293, SLG: 0.479	X SI 95 0-0 ② F7			C CH 85 B CU 79 B CH 84 X SI 95 2-1 ② F7		S SI 93 B SI 91 S SI 95 F SI 94 D CH 83 X CH 84 2-2 ② G6-3 **1-2**		F FF 98 F FF 98 F FF 97 B CH 87 S CH 88 1-3 ③ K		4	0	0	0	0	1	3
2 Marlon Byrd, R (1, 7) OBP: 0.333, SLG: 0.525	B SL 84 X SI 94 1-0 ③ F9			B SI 96 B SI 96 B SI 93 B SI 94 4-0 66 BB BB		F SI 95 S SI 92 B SI 96 F SI 94 X CU 81 1-2 66 1B **2-H** 1B			C FF 91 F SI 91 B FF 92 F FF 92 F FS 86 X FS 86 1-2 66 F8 14 1B 2B	3	1	2	1	1	0	2
66 Justin Morneau, L (1, 3) OBP: 0.316, SLG: 0.426		C SI 95 C SI 95 B CH 83 F SI 97 B CU 77 X CH 83 2-2 ① G3		C SI 94 B SI 95 F SI 93 D CH 85 F CH 83 B SI 94 F SI 95 B CH 86 4-2 **1-2** BB		B SI 94 C SI 92 F SI 96 F CU 77 X SI 94 1-2 **1-2** 1B			F FS 88 X FS 87 0-1 ① F8 **2-3**	3	0	1	0	1	0	1
14 John Buck, R (1, 2) OBP: 0.290, SLG: 0.371		B SI 98 B SI 94 C SI 94 F SI 96 F SI 94 F SL 81 S SI 96 2-3 ② K		F SI 96 F SI 92 F SL 83 D SL 84 S SL 82 1-3 ③ K		X SI 92 0-0 ③ F9			B FF 94 B SL 83 B FF 93 C FF 93 X FF 92 3-1 10 G6-4-3 **3-H** 1B	4	0	1	1	0	2	4
10 Jordy Mercer, R (1, 6) OBP: 0.326, SLG: 0.396		C SL 84 B SL 85 C CU 79 C SI 95 1-3 ③ K			C SI 97 F SL 83 F CU 77 X SL 81 0-2 ① G6-3		C SI 90 B SL 84 B SI 91 C SI 91 F CH 85 C FF 92 2-3 ① K		C FF 93 F SI 92 X FS 87 0-2 ② ③ G6-4-3 **1-2f**	4	0	0	0	0	2	1
60 Kris Johnson, L (1, 1) 30 Jeanmar Gómez, R (3, 1) OBP: 0.077, SLG: 0.077 23 Travis Snider, L (5, PH) OBP: 0.286, SLG: 0.321 37 Justin Wilson, L (6, 1) 29 Bryan Morris, L (7, 1) OBP: 0.200, SLG: 0.200 26 Felix Pie, L (7, PH) OBP: 0.333, SLG: 0.357 44 Tony Watson, L (8, 1) 25 Kyle Farnsworth, R (9, 1)			C SI 91 B SI 94 C SI 93 C SI 96 1-3 ① K		B SI 95 C SI 92 X CH 84 1-1 ② G3-1		C SI 91 B CH 84 X SI 92 1-1 ② G4-3			0 1 1 0 0 0 1 0 0	0 0 0 0 0 0 0 0 0	0 0 0 0 0 0 0 0 0	0 0 0 0 0 0 0 0 0	0 0 0 0 0 0 0 0 0	0 1 0 0 0 0 0 0 0	0 0 0 0 0 0 0 0 0
Inning Stats	R: 0 E: 0 K: 0 S: 13 H: 2 LOB: 2 BB: 0 P: 18	R: 0 E: 0 K: 2 S: 12 H: 0 LOB: 0 BB: 0 P: 17	R: 0 E: 0 K: 2 S: 8 H: 0 LOB: 0 BB: 0 P: 13	R: 0 E: 0 K: 1 S: 12 H: 0 LOB: 2 BB: 2 P: 26	R: 0 E: 0 K: 0 S: 7 H: 0 LOB: 0 BB: 0 P: 9	R: 1 E: 0 K: 0 S: 16 H: 2 LOB: 2 BB: 0 P: 21	R: 0 E: 0 K: 2 S: 9 H: 0 LOB: 0 BB: 0 P: 12	R: 0 E: 0 K: 3 S: 10 H: 0 LOB: 0 BB: 0 P: 12	R: 1 E: 0 K: 0 S: 12 H: 2 LOB: 0 BB: 0 P: 16	1B: 5 2B: 1 3B: 0 HR: 0 SF: 0 SAC: 0 DP: 1 HBP: 1						

PITCHER		IP	WLS	BF	H	R	ER	SO	BB	IBB	HBP	BLK	WP	HR	S	P	ERA	WHIP
58 Joe Kelly, R ERA: 2.82	(1, 1)	6.0	W	25	4	1	1	5	2	0	1	0	0	0	68	104	1.50	1.000
43 Seth Maness, R ERA: 2.05	(7, 1)	1.0		3	0	0	0	2	0	0	0	0	0	0	9	12	0.00	0.000
26 Trevor Rosenthal, R ERA: 2.42	(8, 1)	1.0		3	0	0	0	3	0	0	0	0	0	0	10	12	0.00	0.000
44 Edward Mujica, R ERA: 1.85	(9, 1)	1.0		4	2	1	1	0	0	0	0	0	0	0	12	16	9.00	2.000

PITCHER	IP	WLS	BF	H	R	ER	SO	BB	IBB	HBP	BLK	WP	HR	S	P	ERA	WHIP

BOTTOM

St. Louis Cardinals @ Pittsburgh Pirates

PNC Park, Pittsburgh, PA

Sun Sep 01 2013, 1:38 PM - 4:46 PM EDT

Att. 37,912 - Cloudy - 75 F

livebaseballscorecards.com

AB	32
R	2
H	6
RBI	2
BB	2
SO	10
LOB	12

Batter	1	2	3	4	5	6	7	8	9	AB	R	H	RBI	BB	SO	LOB
13 Matt Carpenter, L (1, 4) (7, 5) OBP: 0.381, SLG: 0.473	B FF 93 X FC 92 1-0 ① F8		C SI 91 B FC 92 B SI 90 B FC 92 C SI 92 X SI 92 3-2 19 SH5-3 7 SF7 2-H 2B		C FF 91 X SL 87 0-1 ③ F8			B SI 90 C FF 89 C CU 79 X SI 91 1-2 ② F7		4	1	1	1	0	0	0
19 Jon Jay, L (1, 8) OBP: 0.341, SLG: 0.372	C FC 95 C FC 94 B SI 94 B FF 93 F FC 95 F CU 80 S SL 89 2-3 ② K		X CU 77 0-0 ① SH5-3 2-3			B CU 76 X FC 90 1-0 ① G4-3		C SI 90 B FC 88 B FC 93 X FF 90 2-1 ③ G6-3		3	0	0	0	0	1	0
7 Matt Holliday, R (1, 7) OBP: 0.368, SLG: 0.469	X FC 96 0-0 1B		S SI 93 F FF 94 F SL 89 X FF 92 0-2 ② SF7 3-H			S FC 93 F FC 94 X SL 87 0-2 21 FC5-6-4 1B			X FC 93 0-0 ① L7	3	0	2	1	0	0	0
21 Allen Craig, R (1, 9) OBP: 0.375, SLG: 0.460	B FC 94 S SL 87 C FF 93 X SL 88 1-2 ③ G6-3		B SL 88 F FC 94 B FF 94 X SL 87 2-1 ③ L8			B FF 90 C CU 78 X SI 92 1-1 ② FC5-6-4 1-2f			C FC 93 F SI 94 B SL 88 B CU 79 X FC 93 2-2 ② G6-3	4	0	0	0	0	0	2
4 Yadier Molina, R (1, 2) OBP: 0.366, SLG: 0.486 32 Rob Johnson, R (5, 2) OBP: 0.216, SLG: 0.257		B FC 90 X SL 86 1-0 ① G5-3		B SL 86 B FF 92 X FC 92 2-0 ① F9		X FC 92 0-0 ③ P3			C FC 96 X SI 95 0-1 ③ G5-3	2 2	0 0	0 0	0 0	0 0	0 0	0 1
Matt Adams, L (1, 3) OBP: 0.327, SLG: 0.449		C FC 91 C FF 92 B FF 92 T CU 79 1-2 ② K		B FF 91 F FF 91 B FF 93 B FF 91 X SI 91 3-1 ② G4-3			C CU 73 X FF 92 0-1 ① F8			3	0	0	0	0	1	0
23 David Freese, R (1, 5) OBP: 0.336, SLG: 0.371 71 Sam Freeman, R (7, 1) 34 John Axford, R (8, 1) 36 Randy Choate, L (8, 1) 59 Fernando Salas, R (8, 1)		B FC 95 B SI 92 C FC 93 S SL 87 B SL 88 B SL 86 4-2 BB		C FC 94 X FF 93 0-1 ③ G5-3			C SL 86 X SI 91 0-1 ② L6			2 0 0 0 0	0 0 0 0 0	0 0 0 0 0	0 0 0 0 0	1 0 0 0 0	0 0 0 0 0	0 0 0 0 0
33 Daniel Descalso, L (1, 6) OBP: 0.297, SLG: 0.370		X FF 92 0-0 ③ L7			C SI 88 F SI 91 B FC 92 B SL 86 F SL 85 B SI 93 X SI 91 3-2 ① G2		C FF 91 B FF 90 X CU 78 1-1 ③ G3			3	0	0	0	0	0	1
50 Adam Wainwright, R (1, 1) OBP: 0.150, SLG: 0.186 16 Kolten Wong, L (7, 4) OBP: 0.200, SLG: 0.206			C FF 92 X FC 92 0-1 13 2B 2B		B FC 95 F FF 93 X FF 94 1-1 ② G6-3			B FF 90 X SI 90 1-0 ① G4-3		2 1	1 0	1 0	0 0	0 0	0 0	0 0
Inning Stats	R: 0 H: 1 E: 0 LOB: 1 K: 1 BB: 0 S: 10 P: 14	R: 0 H: 0 E: 0 LOB: 1 K: 1 BB: 1 S: 7 P: 13	R: 2 H: 2 E: 0 LOB: 0 K: 0 BB: 0 S: 12 P: 17	R: 0 H: 0 E: 0 LOB: 0 K: 0 BB: 0 S: 5 P: 10	R: 0 H: 0 E: 0 LOB: 0 K: 0 BB: 0 S: 8 P: 12	R: 0 H: 1 E: 0 LOB: 1 K: 0 BB: 0 S: 7 P: 9	R: 0 H: 0 E: 0 LOB: 0 K: 0 BB: 0 S: 6 P: 7	R: 0 H: 0 E: 0 LOB: 0 K: 0 BB: 0 S: 6 P: 10	R: 0 H: 0 E: 0 LOB: 0 K: 0 BB: 0 S: 6 P: 8	1B: 2 SF: 1 2B: 2 SAC: 1 3B: 0 DP: 0 HR: 0 HBP: 0						

PITCHER		IP	WLS	BF	H	R	ER	SO	BB	IBB	HBP	BLK	WP	HR	S	P	ERA	WHIP
55 Mat Latos, R ERA: 2.98	(1, 1)	9.0	W	32	4	2	2	2	1	0	0	0	0	0	67	100	2.00	0.556

PITCHER		IP	WLS	BF	H	R	ER	SO	BB	IBB	HBP	BLK	WP	HR	S	P	ERA	WHIP

TOP

St. Louis Cardinals @ Cincinnati Reds

Great American Ball Park, Cincinnati, OH

Mon Sep 02 2013, 1:11 PM - 3:40 PM EDT

Att. 32,951 - Partly Cloudy - 87 F

livebaseballscorecards.com

AB	29
R	2
H	4
RBI	2
BB	1
SO	2
LOB	4

1B: 2	SF: 1	WP: 0	PA: 32
2B: 2	SAC: 1	PB: 0	
3B: 0	DP: 0	SB: 0	
HR: 0	HBP: 0	CS: 0	

Batter	1	2	3	4	5	6	7	8	9	AB	R	H	RBI	BB	SO	LOB
17 Shin-Soo Choo, L (1, 8) OBP: 0.415, SLG: 0.466	C CU 72 F FC 91 F SI 92 F CU 76 B CU 76 B FC 91 B SI 91 X FF 92 3-2 19 G3 4 SH1-3 48 1B 1B	B FC 91 X FC 91 1-0 2-H HR		F FF 91 C CU 74 B CU 76 X CU 77 1-2 G4-3 ①		C CU 73 B CH 82 F CU 72 X SI 90 1-2 G6-3 ①		C FF 95 X CU 79 0-1 L7 ②		5	2	2	2	0	0	1
4 Brandon Phillips, R (1, 4) OBP: 0.318, SLG: 0.418	X FC 87 0-0 SH1-3 ① 1-2	C CU 74 S FC 90 X CU 76 0-2 G6-3 ②		B FF 92 B CU 76 S FC 88 F SI 91 X CU 76 2-2 G5-3 ②		C FC 85 F SI 88 X SI 91 0-2 G1-3 ②		B FF 96 B CU 79 D FF 97 B FF 96 4-0 32 BB 19 BB BB		3	0	0	0	1	0	0
19 Joey Votto, L (1, 3) OBP: 0.430, SLG: 0.498	C FC 90 X FF 92 0-1 G3 ② 2-3	B FF 90 C SI 91 B CU 75 C FF 90 F CU 77 B CU 76 T SI 93 3-2 K ③		F FF 92 F CU 76 B CU 76 X FF 92 1-2 HR		X CU 72 0-0 L7 ③		B SL 76 B SL 75 B FF 86 B FF 86 4-0 32 BB 1-2 2-3 BB		4	1	1	1	1	1	1
32 Jay Bruce, L (1, 9) OBP: 0.329, SLG: 0.491	D FC 91 B CU 76 B CU 76 B SI 90 4-0 48 1B BB		B SI 90 X SI 92 1-0 39 E 21 1B 2B	C SI 91 X CU 75 0-1 2B			F FF 95 B FF 95 X FS 84 1-1 G1-3 ①	C SI 86 B SL 76 S SI 87 B SL 77 B SI 85 B SI 87 4-2 1-2 2-3 3-H BB		3	1	2	1	2	0	0
48 Ryan Ludwick, R (1, 7) OBP: 0.317, SLG: 0.424 15 Derrick Robinson, S (9, 7) OBP: 0.323, SLG: 0.328	F FC 89 X CU 77 0-1 1-2 3-H 1B		B FF 91 F FF 92 B CU 77 X CU 77 2-1 F8 ①	C FC 87 X CU 75 0-1 L4 ③			B FF 94 S FS 84 X SI 95 1-1 2B	F FF 90 C FF 91 X FF 90 0-2 L9 ③		5 0	0 0	2 0	1 0	0 0	0 0	5 0
39 Devin Mesoraco, R (1, 2) OBP: 0.303, SLG: 0.375	C FF 92 F FC 89 S CU 77 0-3 K ③		S SI 91 X CU 76 0-1 E5 2 FC4-6 21 1B 2-3		C CU 74 F FC 85 X CU 76 0-2 L7 ①		F FS 85 F SI 95 X FS 85 0-2 L8 ②			4	0	0	0	0	1	4
21 Todd Frazier, R (1, 5) OBP: 0.316, SLG: 0.387		F FC 90 B CU 75 X FC 88 1-1 2 1B 2B	B SI 91 B CU 77 F CU 76 X SI 91 2-1 2 FC4-6 1-2 3-H 1B	C CU 74 B SI 90 X FC 87 1-1 G5-3 ②			B FF 95 F SI 95 B SI 95 F SI 95 F SI 96 X FS 85 2-2 G6-3 ③			4	1	2	1	0	0	1
2 Zack Cozart, R (1, 6) OBP: 0.285, SLG: 0.377		X FC 88 0-0 55 SH1-3 17 HR 2-H 1B	C CU 74 B CU 74 X FC 91 1-1 FC4-6 ② 1-2f 2-3	B SI 89 C CU 74 B SI 90 B FC 85 C SI 90 B SI 92 4-2 BB				B FF 96 B FF 96 B FF 96 C FF 96 X FF 97 3-1 19 BB 55 SH3-4 32 BB 1B		3	2	2	1	1	0	2
55 Mat Latos, R (1, 1) OBP: 0.154, SLG: 0.172		X FC 90 0-0 SH1-3 ① 1-2	S FC 86 C CU 76 D CU 77 B FC 86 S CU 76 2-3 K ③	C SI 91 1 SAFE 1 SAFE B CU 76 X SI 91 1-1 G6-3 ③				X FF 96 0-0 SH3-4 ① 1-2		2	0	0	0	0	1	3
Inning Stats	R: 1 E: 0 K: 1 S: 13 H: 2 LOB: 2 BB: 1 P: 20	R: 3 E: 0 K: 1 S: 12 H: 3 LOB: 0 BB: 0 P: 17	R: 1 E: 1 K: 1 S: 12 H: 2 LOB: 2 BB: 0 P: 20	R: 1 E: 0 K: 0 S: 13 H: 2 LOB: 1 BB: 0 P: 17	R: 0 E: 0 K: 0 S: 9 H: 0 LOB: 1 BB: 1 P: 15	R: 0 E: 0 K: 0 S: 7 H: 0 LOB: 0 BB: 0 P: 8	R: 0 E: 0 K: 0 S: 11 H: 1 LOB: 1 BB: 0 P: 15	R: 1 E: 0 K: 0 S: 10 H: 1 LOB: 3 BB: 3 P: 25		1B: 5 2B: 4 3B: 0 HR: 2 SF: 0 SAC: 3 DP: 0 HBP: 0					

PITCHER	IP	WLS	BF	H	R	ER	SO	BB	IBB	HBP	BLK	WP	HR	S	P	ERA	WHIP
50 Adam Wainwright, R (1, 1) ERA: 3.14	6.0	L	30	9	6	6	3	2	0	0	0	0	2	66	97	9.00	1.833
71 Sam Freeman, L (7, 1) ERA:	1.0		4	1	0	0	0	0	0	0	0	0	0	11	15	0.00	1.000
34 John Axford, R (8, 1) ERA: 4.47	0.2		4	1	1	1	0	1	0	0	0	0	0	5	12	13.50	3.000
36 Randy Choate, L (8, 1) ERA: 2.7	0.0		2	0	0	0	0	2	0	0	0	0	0	2	10	∞	∞
59 Fernando Salas, R (8, 1) ERA: 4.44	0.1		1	0	0	0	0	0	0	0	0	0	0	3	3	0.00	0.000

PITCHER	IP	WLS	BF	H	R	ER	SO	BB	IBB	HBP	BLK	WP	HR	S	P	ERA	WHIP

BOTTOM

St. Louis Cardinals @ Cincinnati Reds

Great American Ball Park, Cincinnati, OH

Mon Sep 02 2013, 1:11 PM - 3:40 PM EDT

Att. 32,951 - Partly Cloudy - 87 F

livebaseballscorecards.com

AB	33
R	7
H	11
RBI	7
BB	5
SO	3
LOB	17

Batter	1	2	3	4	5	6	7	8	9	AB	R	H	RBI	BB	SO	LOB
13 Matt Carpenter, L (1, 5) OBP: 0.382, SLG: 0.474	B FF 93 C FF 93 C KC 79 F KC 79 B SI 94 F CH 85 X FF 95 2-2 3 BB 1B		C KC 80 C KC 82 X FF 96 0-2 7 S 1B			C SL 87 B CH 86 C SI 95 X SL 88 1-2 ① G3-1		C FF 95 X FF 94 0-1 ③ L7		4	0	2	0	0	0	1
3 Carlos Beltrán, S (1, 9) OBP: 0.342, SLG: 0.519	B CH 86 1 SAFE B SI 94 B SI 94 D KC 80 4-0 21 G6-4-3 1-2 BB		1 SAFE B CH 86 C SL 89 B SI 93 X FF 96 2-1 ② L8			B CH 87 B SL 89 S SL 90 B KC 82 S SL 90 F FF 97 X SL 90 3-2 ② L8			C FF 101 S SL 90 B SL 91 T SL 90 1-2 ① K	3	0	0	0	1	1	1
7 Matt Holliday, R (1, 7) OBP: 0.365, SLG: 0.464	C FF 94 B FF 94 S SI 94 F FF 94 B KC 80 S SL 91 2-3 ① K		S KC 83 B KC 82 C FF 96 D SL 87 S KC 81 2-3 ③ K 1-2			C FF 96 S KC 80 B KC 82 B SL 89 S SL 90 2-3 ③ K			B FF 100 F FF 100 C FF 103 F FF 103 S FF 103 1-3 ② K	4	0	0	0	0	4	3
21 Allen Craig, R (1, 3) OBP: 0.373, SLG: 0.457	C KC 80 X SL 88 0-1 ② G6-4-3 1-2f ③			X SL 89 0-0 ① G6-3			T FF 94 C KC 79 F CH 86 F FF 94 S SL 89 0-3 ① K		S FF 102 B FF 103 S SL 91 B SL 92 S SL 92 2-3 ③ K	4	0	0	0	0	2	2
4 Yadier Molina, R (1, 2) OBP: 0.363, SLG: 0.482		C KC 79 B FF 93 B KC 80 X KC 80 2-1 ① L1		C FF 96 F FF 95 B CH 83 S SL 85 1-3 ② K			F CH 87 B KC 81 S SI 96 F SL 88 F KC 80 F SL 86 B KC 82 X FF 96 2-2 ② G4-3			3	0	0	0	0	1	0
19 Jon Jay, L (1, 8) OBP: 0.341, SLG: 0.370		B CH 87 C FF 94 F KC 80 B CH 87 B CH 87 H FF 94 4-2 16 FC5-4 HBP		C KC 80 C KC 80 B CH 86 B CH 87 X CH 85 2-2 ③ F8			B CH 88 C SI 96 B FF 94 X KC 82 2-1 ③ F8			2	0	0	0	0	0	0
16 Kolten Wong, L (1, 4) OBP: 0.189, SLG: 0.194 43 Shane Robinson, R (8, PH) OBP: 0.395, SLG: 0.365 8 Ryan Jackson, R (8, 4)		C SI 95 D SI 95 S FF 94 X FF 94 1-2 ② FC5-4 1-2f			B KC 79 C FF 94 C KC 79 S CH 86 1-3 ① K			B SL 81 X FF 93 1-0 ① F8		2 1 0	0 0 0	0 0 0	0 0 0	0 0 0	1 0 0	1 0 0
33 Daniel Descalso, L (1, 6) OBP: 0.295, SLG: 0.367 41 Brock Peterson, R (8, PH) OBP: 0.200, SLG: 0.143 46 Kevin Siegrist, L (8, 1)		1 SAFE X KC 81 0-0 ③ P5			B FF 95 C SL 89 F KC 81 T FF 95 1-2 ② K			S SL 82 B FS 86 B FS 86 B FF 94 F FF 94 C FF 95 3-3 ② K		2 1 0	0 0 0	0 0 0	0 0 0	0 0 0	1 1 0	1 0 0
52 Michael Wacha, R (1, 1) OBP: 0.077, SLG: 0.077 43 Seth Maness, R (7, 1) OBP: 0.200, SLG: 0.200 23 David Freese, R (8, PH) OBP: 0.338, SLG: 0.371 38 Pete Kozma, R (8, PR) OBP: 0.268, SLG: 0.268 (8, 6)			C FF 93 B KC 79 F FF 96 X SL 88 1-2 ① G6-3		C FF 95 B CH 87 S SI 96 B SL 87 C FF 96 2-3 ③ K			B FS 88 C FF 94 S FS 87 B FS 86 B FS 86 F FF 94 D FS 88 4-2 BB		2 0 0 0	0 0 0 0	0 0 0 0	0 0 0 0	1 0 1 0	0 0 0 0	0 0 0 0
Inning Stats	R: 0 E: 0 K: 1 S: 11 H: 1 LOB: 1 BB: 1 P: 19	R: 0 E: 0 K: 0 S: 8 H: 0 LOB: 1 BB: 0 P: 15	R: 0 E: 0 K: 1 S: 11 H: 1 LOB: 1 BB: 0 P: 16	R: 0 E: 0 K: 1 S: 7 H: 0 LOB: 0 BB: 0 P: 10	R: 0 E: 0 K: 3 S: 9 H: 0 LOB: 0 BB: 0 P: 13	R: 0 E: 0 K: 1 S: 10 H: 0 LOB: 0 BB: 0 P: 16	R: 0 E: 0 K: 1 S: 13 H: 0 LOB: 0 BB: 0 P: 17	R: 0 E: 0 K: 1 S: 9 H: 0 LOB: 1 BB: 1 P: 17	R: 0 E: 0 K: 3 S: 10 H: 0 LOB: 0 BB: 0 P: 14	1B: 2 2B: 0 3B: 0 HR: 0 SF: 0 SAC: 0 DP: 1 HBP: 1						

PITCHER		IP	WLS	BF	H	R	ER	SO	BB	IBB	HBP	BLK	WP	HR	S	P	ERA	WHIP
34 Homer Bailey, R ERA: 3.42	(1, 1)	7.0	W	24	2	0	0	8	1	0	1	0	0	0	69	106	0.00	0.429
43 Manny Parra, L ERA: 3.55	(8, 1)	1.0	H	4	0	0	0	1	1	0	0	0	0	0	9	17	0.00	1.000
54 Aroldis Chapman, L ERA: 2.82	(9, 1)	1.0	S	3	0	0	0	3	0	0	0	0	0	0	10	14	0.00	0.000

PITCHER	IP	WLS	BF	H	R	ER	SO	BB	IBB	HBP	BLK	WP	HR	S	P	ERA	WHIP

TOP

St. Louis Cardinals @ Cincinnati Reds

Great American Ball Park, Cincinnati, OH

Tue Sep 03 2013, 7:12 PM - 9:51 PM EDT

Att. 20,219 - Clear - 75 F

livebaseballscorecards.com

AB	28
R	0
H	2
RBI	0
BB	2
SO	12
LOB	9

WP: 0	PA: 31		
PB: 0			
SB: 1			
CS: 0			

Batter	1	2	3	4	5	6	7	8	9	AB	R	H	RBI	BB	SO	LOB
17 Shin-Soo Choo, L (1, 8) OBP: 0.417, SLG: 0.465	C FF 92 B CH 84 B FF 93 F FF 93 B CH 84 F FF 93 B FF 94 4-2 4 G6-4-3 BB		X CU 75 0-0 ② L8			C FF 92 B CH 85 B CH 85 B FF 91 D FF 92 4-1 19 FC4-6 BB		S FF 96 B FF 97 C FF 97 B FF 97 B FF 98 B FF 96 4-2 BB		1	0	0	0	3	0	0
4 Brandon Phillips, R (1, 4) OBP: 0.316, SLG: 0.415	B FF 93 B FF 93 X FF 93 2-0 ① ② G6-4-3 1-2f		B CU 76 S FF 94 F CU 76 X CH 87 1-2 ③ G4-3			F FF 92 X FF 93 0-1 ① L9		1 SAFE F FF 97 B FF 96 F FF 97 1 SAFE F FF 97 F SI 98 C CH 89 1-3 ① K		4	0	0	0	0	1	3
19 Joey Votto, L (1, 3) OBP: 0.429, SLG: 0.496	C FF 93 B CH 86 B CH 85 X FF 94 2-1 1B			X CU 76 0-0 ① F8		1 SAFE B FF 92 C FF 92 B FF 93 F FF 92 X FF 93 2-2 ② FC4-6 1-2f		B FF 98 C FF 97 C FF 98 F FF 97 C FF 97 1-3 ② K		4	0	1	0	0	1	2
32 Jay Bruce, L (1, 9) OBP: 0.327, SLG: 0.487	B CH 84 F FF 92 C FF 92 S FF 94 1-3 ③ K			B FF 94 S CH 87 X CH 85 1-1 ② F8		B FF 93 F FF 93 X CH 84 1-1 ③ G1-3		X FF 97 0-0 ③ G6-3		4	0	0	0	0	1	3
48 Ryan Ludwick, R (1, 7) OBP: 0.318, SLG: 0.419 6 Billy Hamilton, S (7, PR) 43 Manny Parra, L (8, 1) OBP: 0.500, SLG: 0.500 54 Aroldis Chapman, L (9, 1)		F FF 93 X FC 90 0-1 ① F9		C CU 75 B FF 93 B FF 93 C FF 94 F FF 95 F CH 86 B CH 86 X FF 93 3-2 ③ F7			C FF 90 B SI 90 X FF 91 1-1 21 S 21 2B 1B			3 0 0 0	0 1 0 0	1 0 0 0	0 0 0 0	0 0 0 0	0 0 0 0	0 0 0 0
21 Todd Frazier, R (1, 5) OBP: 0.316, SLG: 0.389		X FF 94 0-0 ② F9			C FF 93 B CH 86 F CH 85 B FC 88 X FF 92 2-2 ① F7		1 SAFE 1 SAFE 1 SAFE B FF 90 L FF 90 M CH 83 X CH 84 1-2 29 G6-3 1-H 2B			3	0	1	1	0	0	0
2 Zack Cozart, R (1, 6) OBP: 0.285, SLG: 0.376		B FF 93 C FF 93 X FC 90 1-1 1B			B CU 76 C FF 93 F FF 94 B CH 87 S CH 88 2-3 ② K		B SI 91 L SI 90 X FF 91 1-1 ① B3			3	0	1	0	0	1	2
29 Ryan Hanigan, R (1, 2) OBP: 0.324, SLG: 0.285		C FF 92 F FF 94 1 SAFE S CH 84 0-3 ③ K			X FF 93 0-0 34 WP 1B		F SI 90 B FF 91 C FF 90 F FF 92 B FF 91 X SI 91 2-2 ② G6-3 2-3			3	0	1	0	0	1	3
34 Homer Bailey, R (1, 1) OBP: 0.189, SLG: 0.176 28 Chris Heisey, R (7, PH) OBP: 0.288, SLG: 0.448 (8, 7)			C FF 93 B FF 92 S CU 74 B FF 95 X FF 94 2-2 ① G4-3		S FF 93 C FF 93 B CH 88 D CH 85 X CH 85 2-2 ③ G6-3 1-2		C SI 90 C SI 91 B FF 91 S CH 84 1-3 ③ K			2 1	0 0	0 0	0 0	0 1	0 2	1 2
Inning Stats	R: 0 E: 0 K: 1 S: 9 H: 1 LOB: 1 BB: 1 P: 18	R: 0 E: 0 K: 1 S: 8 H: 1 LOB: 1 BB: 0 P: 9	R: 0 E: 0 K: 0 S: 7 H: 0 LOB: 0 BB: 0 P: 10	R: 0 E: 0 K: 0 S: 8 H: 0 LOB: 0 BB: 0 P: 12	R: 0 E: 0 K: 1 S: 10 H: 1 LOB: 1 BB: 0 P: 16	R: 0 E: 0 K: 0 S: 8 H: 0 LOB: 1 BB: 1 P: 15	R: 1 E: 0 K: 1 S: 14 H: 2 LOB: 2 BB: 0 P: 20	R: 0 E: 0 K: 2 S: 12 H: 0 LOB: 1 BB: 1 P: 18		1B: 4 2B: 1 3B: 0 HR: 0 SF: 0 SAC: 0 DP: 1 HBP: 0						

PITCHER		IP	WLS	BF	H	R	ER	SO	BB	IBB	HBP	BLK	WP	HR	S	P	ERA	WHIP
52 Michael Wacha, R ERA: 3.2	(1, 1)	6.0		22	3	0	0	3	2	0	0	0	1	0	50	80	0.00	0.833
43 Seth Maness, R ERA: 2.18	(7, 1)	1.0	L	5	2	1	1	1	0	0	0	0	0	0	14	20	9.00	2.000
46 Kevin Siegrist, L ERA: 0.6	(8, 1)	1.0		4	0	0	0	2	1	0	0	0	0	0	12	18	0.00	1.000

PITCHER	IP	WLS	BF	H	R	ER	SO	BB	IBB	HBP	BLK	WP	HR	S	P	ERA	WHIP

BOTTOM

St. Louis Cardinals @ Cincinnati Reds

Great American Ball Park, Cincinnati, OH

Tue Sep 03 2013, 7:12 PM - 9:51 PM EDT

Att. 20,219 - Clear - 75 F

livebaseballscorecards.com

AB	28
R	1
H	5
RBI	1
BB	3
SO	6
LOB	16

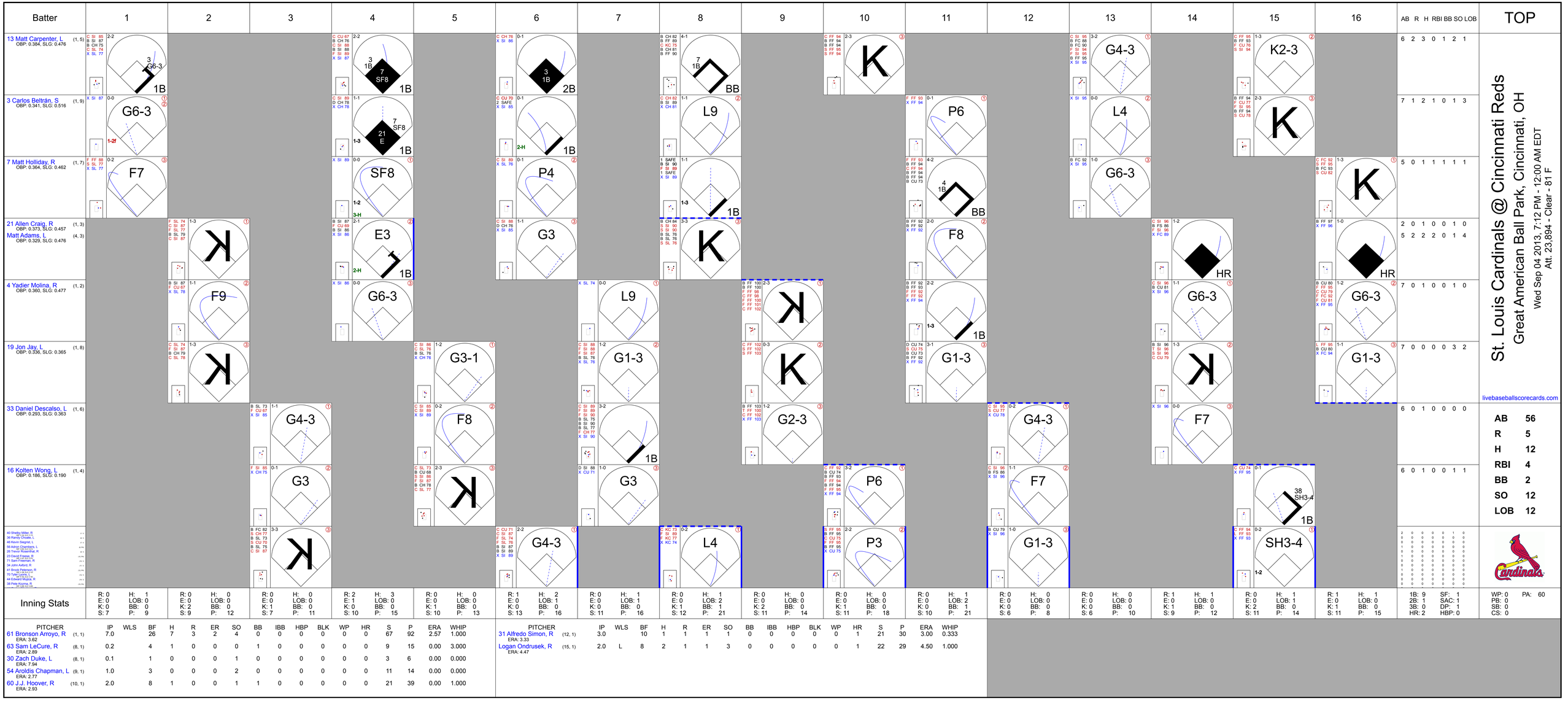

PITCHER		IP	WLS	BF	H	R	ER	SO	BB	IBB	HBP	BLK	WP	HR	S	P	ERA	WHIP
61 Bronson Arroyo, R	(1, 1)	7.0		26	7	3	2	4	0	0	0	0	0	0	67	92	2.57	1.000
ERA: 3.62																		
63 Sam LeCure, R	(8, 1)	0.2		4	1	0	0	0	1	0	0	0	0	0	9	15	0.00	3.000
ERA: 2.89																		
30 Zach Duke, L	(8, 1)	0.1		1	0	0	0	1	0	0	0	0	0	0	3	6	0.00	0.000
ERA: 7.94																		
54 Aroldis Chapman, L	(9, 1)	1.0		3	0	0	0	2	0	0	0	0	0	0	11	14	0.00	0.000
ERA: 2.77																		
60 J.J. Hoover, R	(10, 1)	2.0		8	1	0	0	1	1	0	0	0	0	0	21	39	0.00	1.000
ERA: 2.93																		

PITCHER		IP	WLS	BF	H	R	ER	SO	BB	IBB	HBP	BLK	WP	HR	S	P	ERA	WHIP
31 Alfredo Simon, R	(12, 1)	3.0		10	1	1	1	3	0	0	0	0	0	1	22	29	4.50	1.000
ERA: 3.33																		
Logan Ondrusek, R	(15, 1)	2.0	L	8	2	1	1	3	0	0	0	0	0	0	21	30	3.00	0.333
ERA: 4.47																		

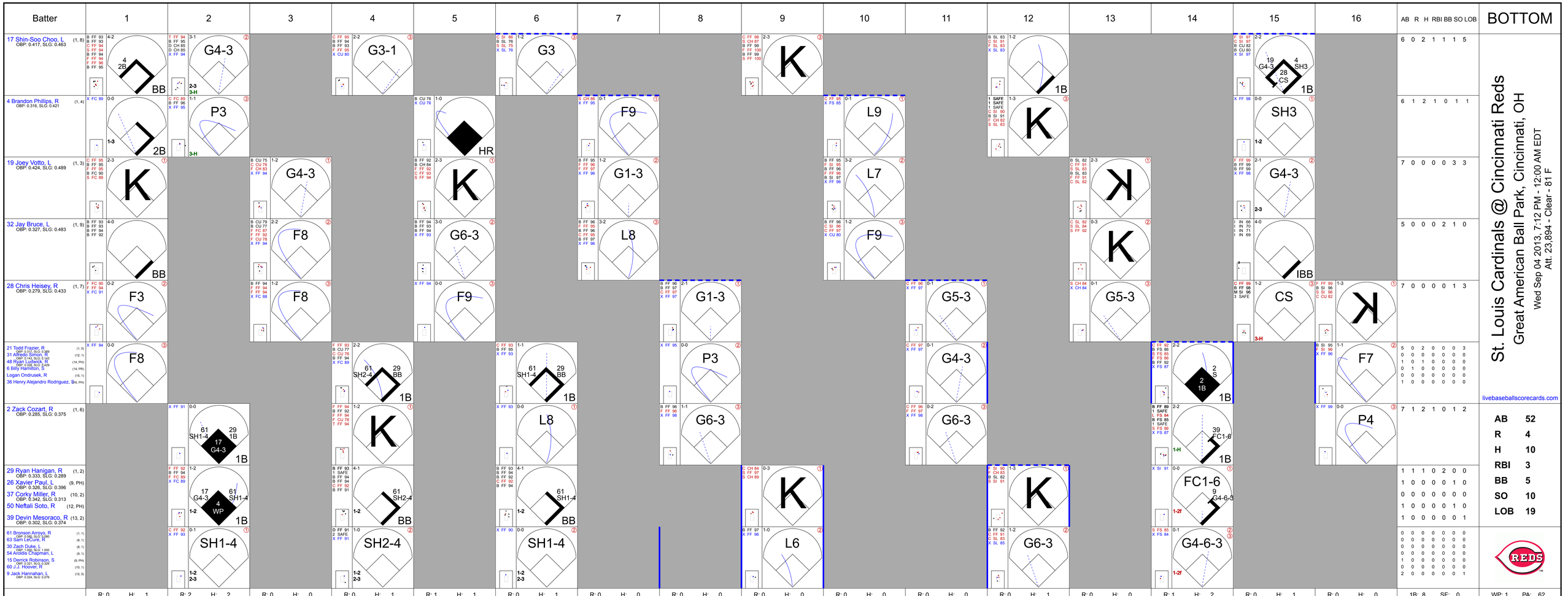

PITCHER	IP	WLS	BF	H	R	ER	SO	BB	IBB	HBP	BLK	WP	HR	S	P	ERA	WHIP
40 Shelby Miller, R (1, 1) ERA: 3.19	5.2		27	6	3	3	3	4	0	0	0	1	1	55	95	4.76	1.765
36 Randy Choate, L (6, 1) ERA: 2.67	0.1		1	0	0	0	0	0	0	0	0	0	0	3	4	0.00	0.000
46 Kevin Siegrist, L (7, 1) ERA: 0.58	1.0		3	0	0	0	0	0	0	0	0	0	0	8	12	0.00	0.000
26 Trevor Rosenthal, R (8, 1) ERA: 2.34	2.0		6	0	0	0	2	0	0	0	0	0	0	13	19	0.00	0.000
71 Sam Freeman, L (10, 1) ERA:	1.0		3	0	0	0	0	0	0	0	0	0	0	8	12	0.00	0.000

PITCHER	IP	WLS	BF	H	R	ER	SO	BB	IBB	HBP	BLK	WP	HR	S	P	ERA	WHIP
34 John Axford, R (11, 1) ERA: 4.4	1.0		3	0	0	0	0	0	0	0	0	0	0	7	7	0.00	0.000
70 Tyler Lyons, L (12, 1) ERA: 5.1	2.0		7	1	0	0	4	0	0	0	0	0	0	21	27	0.00	0.500
44 Edward Mujica, R (14, 1) ERA: 1.97	1.0	B	4	2	1	1	0	0	0	0	0	0	0	10	14	9.00	2.000
44 Carlos Martinez, R (15, 1) ERA: 5.4	2.0	W	7	1	0	0	1	0	1	0	0	0	0	14	25	0.00	0.500

St. Louis Cardinals @ Cincinnati Reds

Great American Ball Park, Cincinnati, OH

Thu Sep 05 2013, 7:12 PM - 10:15 PM EDT

Att. 21,418 - Partly Cloudy - 85 F

livebaseballscorecards.com

Batter	1	2	3	4	5	6	7	8	9	AB	R	H	RBI	BB	SO	LOB
13 Matt Carpenter, L (1, 4) OBP: 0.383, SLG: 0.478	B FF 92 B FF 91 B FF 91 C FF 91 C FF 93 X FF 94 3-2 ① F7		C FF 89 B SL 83 C FF 90 B SL 83 S FF 92 2-3 ③ K			C FF 88 X FF 88 0-1 43 WP 3B		B SI 89 F SI 88 X SL 81 1-1 ③ L9		4	1	1	0	0	1	0
43 Shane Robinson, R (1, 8) OBP: 0.398, SLG: 0.364	B FF 92 B FF 91 C FF 91 C FF 92 X FF 88 2-2 ② G6-3			B CH 83 C FF 88 B CH 83 B FF 90 B FF 89 4-1 7 CS BB		C FF 91 B CH 84 X FF 90 1-1 7 BB 3-H 1B			S FF 98 F SL 89 X FF 101 0-2 ① L5	3	0	1	0	1	0	0
7 Matt Holliday, R (1, 7) OBP: 0.367, SLG: 0.462	B FF 92 B FF 92 X FF 94 2-0 1B			F FF 89 1 SAFE B FF 92 B FF 90 B FF 92 B FF 91 4-1 ① 3 G6-4-3 1-2 BB		B FF 90 B FF 90 B FF 90 B FF 89 4-0 3 G5-4-3 1-2 BB			C SL 88 B FF 100 X FF 99 1-1 ② L1-3	2	0	1	0	2	0	0
3 Carlos Beltrán, S (1, 9) OBP: 0.340, SLG: 0.512	X FF 92 0-0 ③ G5-3			C FF 91 B FF 92 1 SAFE C CH 84 B FF 92 X FF 91 2-2 ②③ G6-4-3 1-2f		B SI 89 X CH 84 1-0 ②③ G5-4-3 1-2f			F FF 101 S FF 101 F FF 102 B SL 93 B FF 102 B SL 89 B FF 101 4-2 23 1B BB	3	0	0	0	1	0	4
23 David Freese, R (1, 5) OBP: 0.341, SLG: 0.379		C FF 90 S FF 91 B FF 91 S FF 93 1-3 ① K			X FF 90 0-0 HR		B FF 92 B FF 92 S FF 93 F FF 93 B FF 94 B FF 91 4-2 G4-6-3 BB		B FF 98 C FF 98 F FF 97 X FF 101 1-2 1-3 1B	3	1	2	1	1	1	0
Matt Adams, L (1, 3) OBP: 0.325, SLG: 0.470 4 Yadier Molina, R (9, PH) OBP: 0.359, SLG: 0.476		B FF 93 C FF 93 B FF 93 F FF 92 C FF 93 2-3 ② K			B FF 88 C FF 89 B SL 83 S FF 89 S FF 91 2-3 ① K		C FF 93 S SL 84 B FF 94 X SL 82 1-2 ①② G4-6-3 1-2f		S FF 100 F FF 100 S FF 102 0-3 ③ K	3 1	0 0	0 0	0 0	0 0	2 1	1 2
48 Tony Cruz, R (1, 2) OBP: 0.250, SLG: 0.294		C FF 90 F FF 93 S FF 93 0-3 ③ K			X FF 89 0-0 ② L8		C SL 83 B FS 87 F SL 83 F FF 94 B FS 87 S FS 85 2-3 ③ K			3	0	0	0	0	2	0
8 Ryan Jackson, R (1, 6) 19 Jon Jay, L (8, PH) OBP: 0.336, SLG: 0.364 36 Randy Choate, L (8, 1) 59 Fernando Salas, R (8, 1)			C FF 89 C FF 90 F FF 92 B FF 92 B FF 91 X FF 90 2-2 ① G3		X FF 89 0-0 ③ P4			C KC 72 F KC 73 F KC 74 C SI 88 0-3 ① K		2 1 0 0	0 0 0 0	0 0 0 0	0 0 0 0	0 1 0 0	0 0 0 0	0 0 0 0
31 Lance Lynn, S (1, 1) OBP: 0.160, SLG: 0.087 41 Brock Peterson, R (6, PH) OBP: 0.176, SLG: 0.125 71 Sam Freeman, R (6, 1) 43 Seth Maness, R (6, 1) OBP: 0.200, SLG: 0.200 33 Daniel Descalso, L (8, PH) OBP: 0.292, SLG: 0.362 (8, 6)			C FF 86 B FF 92 B FF 91 S FF 89 S FF 87 2-3 ② K			C FF 89 B CH 83 F CH 83 S FF 90 1-3 ① K		B SI 88 B SI 88 C SI 88 C SI 87 X KC 74 2-2 ② F9		1 1 0 0 1	0 0 0 0 0	0 0 0 0 0	0 0 0 0 0	1 1 0 0 0	0 0 0 0 0	0 0 0 0 0
Inning Stats	R: 0 E: 0 K: 0 S: 8 H: 1 LOB: 1 BB: 0 P: 15	R: 0 E: 0 K: 3 S: 9 H: 0 LOB: 0 BB: 0 P: 12	R: 0 E: 0 K: 2 S: 10 H: 0 LOB: 0 BB: 0 P: 16	R: 0 E: 0 K: 0 S: 5 H: 0 LOB: 0 BB: 2 P: 15	R: 1 E: 0 K: 1 S: 6 H: 1 LOB: 0 BB: 0 P: 8	R: 1 E: 0 K: 1 S: 8 H: 2 LOB: 1 BB: 1 P: 15	R: 0 E: 0 K: 1 S: 9 H: 0 LOB: 0 BB: 1 P: 16	R: 0 E: 0 K: 1 S: 9 H: 0 LOB: 0 BB: 0 P: 12	R: 0 E: 0 K: 1 S: 14 H: 1 LOB: 2 BB: 1 P: 20	1B: 3 2B: 0 3B: 1 HR: 1 SF: 0 SAC: 0 DP: 3 HBP: 0						

PITCHER		IP	WLS	BF	H	R	ER	SO	BB	IBB	HBP	BLK	WP	HR	S	P	ERA	WHIP
52 Tony Cingrani, L ERA: 2.8	(1, 1)	5.1	W	21	4	2	2	7	3	0	0	0	1	1	45	79	3.38	1.312
30 Zach Duke, L ERA: 7.71	(6, 1)	0.2	H	1	0	0	0	0	0	0	0	0	0	0	1	2	0.00	0.000
43 Manny Parra, L ERA: 3.46	(7, 1)	1.0	H	3	0	0	0	1	1	0	0	0	0	0	9	16	0.00	1.000
63 Sam LeCure, R ERA: 2.83	(8, 1)	1.0		3	0	0	0	1	0	0	0	0	0	0	9	12	0.00	0.000
54 Aroldis Chapman, L ERA: 2.72	(9, 1)	1.0		5	1	0	0	1	1	0	0	0	0	0	14	20	0.00	2.000

PITCHER	IP	WLS	BF	H	R	ER	SO	BB	IBB	HBP	BLK	WP	HR	S	P	ERA	WHIP

AB	28
R	2
H	5
RBI	1
BB	5
SO	10
LOB	7

WP: 1 PA: 33
PB: 0
SB: 0
CS: 1

BOTTOM

St. Louis Cardinals @ Cincinnati Reds

Great American Ball Park, Cincinnati, OH

Thu Sep 05 2013, 7:12 PM - 10:15 PM EDT

Att. 21,418 - Partly Cloudy - 85 F

livebaseballscorecards.com

Batter	1	2	3	4	5	6	7	8	9	AB	R	H	RBI	BB	SO	LOB
17 Shin-Soo Choo, L (1, 8) OBP: 0.420, SLG: 0.470	F FF 91 X SI 91 0-1 ① G4-3	S FF 93 S SL 89 B FF 93 B FF 95 B SL 88 B CU 82 4-2 4 1B 1-3 BB		C CU 78 X SI 91 0-1 HR		B FF 95 F FF 95 C FS 87 B SI 95 X SI 96 2-2 19 BB 32 1B 1B	B CH 83 B SI 90 C CH 83 F CH 83 B FF 90 D CH 84 4-2 3 FC5 1-2 BB			3	2	2	1	2	0	0
4 Brandon Phillips, R (1, 4) OBP: 0.316, SLG: 0.420 3 Cesar Izturis, S (7, PH) OBP: 0.236, SLG: 0.220 (8, 4)	B FF 94 F FF 92 C SL 87 S CU 80 1-3 ② K2-3	B SI 93 X SI 92 1-0 1-2 3-H 1B		F FF 94 S SL 86 F SI 92 X CU 80 0-2 ② G5-3		S SI 94 1 SAFE S FS 85 X FS 84 0-2 ② P4	X SI 90 0-0 ③ FC5 1-2 2-3f			4 1	0 0	1 0	1 0	0 0	1 0	1 2
19 Joey Votto, L (1, 3) OBP: 0.424, SLG: 0.486	B CH 84 S SL 88 F FF 92 F FF 94 B CH 86 B SI 94 B SI 93 4-2 48 BB 32 BB BB	B SL 89 S FF 93 B FF 94 B FF 94 C FF 93 F FF 95 S FF 94 3-3 ③ K		C FF 94 B SL 88 B CU 81 X SL 85 2-2 ③ F8		B FS 84 B SI 95 C FF 95 S FF 95 B FF 95 4-2 32 1B 1-2 BB		B SI 84 C SI 85 B SI 84 C SI 84 F SI 85 X SI 86 2-2 ① G6-3		3	0	0	0	2	1	2
32 Jay Bruce, L (1, 9) OBP: 0.329, SLG: 0.488	B SI 91 C SI 91 B SL 88 B SI 91 B SI 91 4-1 48 BB 1-2 BB	S CH 83 F SI 91 S FF 93 0-3 ① K	F SL 85 B CH 84 F SI 90 F FF 93 B CH 84 F FF 94 B SI 93 X SI 93 3-2 HR	C FF 95 B FF 95 F FF 95 B FS 85 X SI 95 2-2 1-3 2-H 1B		B SL 75 S SI 85 F SI 85 S SL 76 1-3 ② K			4	1	2	2	1	2	0
48 Ryan Ludwick, R (1, 7) OBP: 0.319, SLG: 0.403 54 Aroldis Chapman, L (9, 1)	B SI 92 B SL 88 B SI 93 C FF 93 B FF 93 4-1 1-2 2-3 BB	F FF 93 B SL 89 F SI 91 C SI 92 1-3 ② K	C FF 93 S FF 93 B FF 94 S CU 80 1-3 ① K	C FF 89 C FF 90 X SI 91 0-2 ③ G4-3		C CH 83 S KC 83 X FF 92 0-2 ③ F8				4 0	0 0	0 0	0 0	1 0	2 0	2 0
21 Todd Frazier, R (1, 5) OBP: 0.320, SLG: 0.405	F FF 94 S CU 81 D CU 82 S FF 95 1-3 ③ K	X SL 89 0-0 HR	F SL 93 S FF 93 X SI 93 0-2 1B			C CU 77 X CU 78 0-1 HR				4	2	3	2	0	1	3
2 Zack Cozart, R (1, 6) OBP: 0.285, SLG: 0.374	F FF 90 B SL 86 S FF 92 B FF 94 B SL 87 X FF 93 3-2 ① F9	B CU 79 C CU 80 B FF 93 S FF 92 X SI 92 2-2 29 FC6-4 1B	X FF 92 0-0 ② P3			F SI 89 F SI 90 B SL 84 S CH 85 1-3 ① K				4	0	1	0	0	1	1
29 Ryan Hanigan, R (1, 2) OBP: 0.327, SLG: 0.283	C FF 93 X SL 86 0-1 ② G5-3	1 SAFE 1 SAFE C FF 92 F FF 92 B FF 93 1 SAFE X SL 86 1-2 ③ FC6-4 1-2f	C FF 90 B FF 91 S CU 80 X FF 92 1-2 ③ G3			X SI 90 0-0 ② G4-3				4	0	0	0	0	0	2
52 Tony Cingrani, L (1, 1) OBP: 0.250, SLG: 0.286 30 Zach Duke, L (6, 1) OBP: 1.000, SLG: 1.000 50 Neftali Soto, R (6, PH) 43 Manny Parra, L (7, 1) OBP: 0.500, SLG: 0.500 36 Henry Alejandro Rodriguez, S (7, PH) 63 Sam LeCure, R (8, 1) 15 Derrick Robinson, S (9, 7) OBP: 0.321, SLG: 0.326	C SI 92 X SL 88 0-1 17 WP 17 S 4 1B 1B			C FF 91 X SI 90 0-1 ① B1-3		F SI 94 C FF 95 S FF 95 0-3 ① K	C SI 90 B CH 84 B FF 89 F SI 90 B SI 91 F SI 90 B CH 84 4-2 3 FC5 17 WP BB			2 0 1 0 0 0 0 0	1 0 0 0 0 0 0 0	1 0 0 0 0 0 0 0	0 0 0 0 1 0 0 0	0 0 1 0 0 0 0 0	0 0 0 0 0 0 0 0	0 0 0 0 0 0 0 0
Inning Stats	R: 0 E: 0 K: 2 S: 13 H: 0 LOB: 3 BB: 3 P: 27	R: 1 E: 0 K: 1 S: 14 H: 2 LOB: 2 BB: 1 P: 25	R: 1 E: 0 K: 2 S: 13 H: 2 LOB: 1 BB: 0 P: 17	R: 1 E: 0 K: 0 S: 11 H: 1 LOB: 0 BB: 0 P: 13	R: 1 E: 0 K: 1 S: 15 H: 2 LOB: 1 BB: 0 P: 20	R: 1 E: 0 K: 1 S: 17 H: 2 LOB: 2 BB: 1 P: 25	R: 1 E: 0 K: 1 S: 12 H: 1 LOB: 2 BB: 2 P: 21	R: 0 E: 0 K: 1 S: 10 H: 0 LOB: 0 BB: 0 P: 13		1B: 6 2B: 0 3B: 0 HR: 4	SF: 0 SAC: 0 DP: 0 HBP: 0	WP: 2 PB: 0 SB: 1 CS: 0	PA: 41			

	AB	34
	R	6
	H	10
	RBI	6
	BB	7
	SO	9
	LOB	13

PITCHER		IP	WLS	BF	H	R	ER	SO	BB	IBB	HBP	BLK	WP	HR	S	P	ERA	WHIP
31 Lance Lynn, R ERA: 4.37	(1, 1)	5.0	L	26	7	4	4	6	4	0	0	0	1	3	66	102	7.20	2.200
71 Sam Freeman, L ERA: 1.08	(6, 1)	0.2		5	2	1	1	1	1	0	0	0	0	0	14	22	13.50	4.500
43 Seth Maness, R ERA: 2.29	(6, 1)	1.1		7	1	1	1	1	2	0	0	0	1	1	15	24	6.75	2.250
36 Randy Choate, L ERA: 2.61	(8, 1)	0.2		2	0	0	0	1	0	0	0	0	0	0	7	10	0.00	0.000
59 Fernando Salas, R ERA: 4.38	(8, 1)	0.1		1	0	0	0	0	0	0	0	0	0	0	3	3	0.00	0.000

PITCHER	IP	WLS	BF	H	R	ER	SO	BB	IBB	HBP	BLK	WP	HR	S	P	ERA	WHIP

Batter	1	2	3	4	5	6	7	8	9	AB	R	H	RBI	BB	SO	LOB
31 Jose Tabata, R (1, 7) OBP: 0.338, SLG: 0.406	C SI 94 F SI 97 F SI 95 F SI 98 F SI 98 B SL 84 S SL 83 1-3 **K** ①	B SI 95 X SI 95 1-0 1-2 1B		B SI 92 D SL 84 X SI 94 2-0 **FC4-6** ③ 1-2f		B SI 96 B SI 95 C SI 95 X SL 85 2-1 **G5-3** ② 2-3		B SI 92 C FC 84 B SI 93 B SI 92 X SI 91 3-1 **G6-3** ② 2-3	C CU 82 X FF 99 0-1 1-3 2-H 3-H 2B	6	0	2	2	0	1	4
18 Neil Walker, S (1, 4) OBP: 0.350, SLG: 0.412 5 Josh Harrison, R (8, PH) OBP: 0.303, SLG: 0.466 (8, 5)	X SI 97 0-0 2 E 22 1B 1B	C SI 95 S CU 80 B CU 79 F CU 78 B CH 84 S CU 80 2-3 **K** ③			X CH 87 0-0 **G6-3** ①	B CH 86 B SI 94 B SI 94 C SI 94 F SI 94 C SI 96 3-3 **K** ③		C SI 91 X SI 91 0-1 3-H HR	C FS 84 X FS 85 0-1 **F8** ③	4 2	0 1	1 1	0 2	0 0	2 0	3 2
22 Andrew McCutchen, R (1, 8) OBP: 0.401, SLG: 0.513 26 Felix Pie, L (8, PH) OBP: 0.263, SLG: 0.278 (8, 8)	X SI 96 0-0 2 E 1-2 1B		B SI 96 B SI 95 B SI 94 C SI 94 B SI 95 4-1 66 G6-3 BB		B SI 96 C SI 94 B SL 82 B SL 84 C SI 95 B SI 96 4-2 2 1B 66 G6-3 24 1B BB		B FF 96 C FF 96 C FF 96 C FF 97 1-3 **K** ①	B SI 92 X SI 91 1-0 **G4-3** ③		2 1	1 0	1 0	0 0	2 0	1 0	0 0
66 Justin Morneau, L (1, 3) OBP: 0.321, SLG: 0.426 17 Gaby Sanchez, R (8, 3) OBP: 0.356, SLG: 0.403	X SI 94 0-0 **L8** ②		C SI 94 S CH 85 X CH 84 0-2 1-2f **G6-3** ① ②		B SI 93 B SI 94 X SI 94 2-0 **G6-3** ② 1-2		C FF 97 B FF 97 C FF 97 B CU 81 S CU 82 2-3 **K** ②		C SI 90 S SI 89 B FS 84 H CU 77 2-2 59 1B 14 1B 12 BB HBP	4 0	0 1	0 0	0 0	0 0	1 0	4 0
2 Marlon Byrd, R (1, 9) OBP: 0.336, SLG: 0.524 10 Jordy Mercer, R (8, 4) OBP: 0.324, SLG: 0.392	C SI 96 X SI 95 0-1 **E5** 1-2 2-3		C SL 84 B SL 85 F SL 85 X SL 84 1-2 **F8** ③		X SI 97 0-0 24 1B 2-3 1B		F FF 98 X FF 98 0-1 **L7** ③		C SI 91 B SI 92 F SI 90 B SI 92 B SI 92 C CU 81 3-3 **K** ①	4 1	0 0	1 0	0 0	0 0	0 1	2 1
24 Pedro Alvarez, L (1, 5) OBP: 0.296, SLG: 0.477 25 Kyle Farnsworth, R (8, 1) 14 John Buck, R (9, PH) OBP: 0.291, SLG: 0.371	B SI 96 X SI 94 1-0 **G4-3** ③			B SI 96 B SI 94 C SI 94 X CH 87 2-1 **G1-3** ①	D CH 88 C CU 80 S CH 87 B CU 79 F CU 79 X SI 96 2-2 1-2 3-H 1B			B FF 96 C FF 96 B CU 81 X FF 95 2-1 12 FC6 12 E 2B	F SI 92 X SI 92 0-1 12 BB 59 1B 31 2B 1-2 1B	4 0 1	1 0 1	2 0 1	1 0 0	0 0 0	0 0 0	3 0 0
55 Russell Martin, R (1, 2) OBP: 0.341, SLG: 0.395 59 Tony Sanchez, R (8, PH) OBP: 0.298, SLG: 0.357 (8, 2)		B SI 95 C SL 83 X CU 80 1-1 34 FC1-6 1B		B SL 86 S SL 84 S SL 86 B SI 98 F SI 98 B SI 97 F SI 95 B SI 95 4-2 23 FC6-4 12 1B BB	B SL 83 C SI 95 F SI 94 D SL 83 B SL 83 C SL 83 3-3 **K** ③			H FF 96 1-0 12 E 46 G5-3 HBP	S SI 92 B FC 85 S SI 90 X SI 91 1-2 12 BB 31 2B 1-2 2-3 1B	2 1	0 2	1 1	0 0	1 0	1 0	2 0
12 Clint Barmes, R (1, 6) OBP: 0.261, SLG: 0.320		C SI 96 F SI 96 F SL 84 D SL 83 X CU 77 1-2 **F8** ①		B SI 94 F SI 93 D SL 85 X SI 95 2-1 23 FC6-4 1-2 1B	C SI 94 B SL 85 X SL 84 1-1 **F9** ①			C SI 89 X SI 90 0-1 FC6 31 G6-3 5 HR 1-3 2-H	B SI 89 B SI 90 B SI 90 B SI 89 4-0 31 2B 1-2 2-3 3-H BB	4	1	1	1	1	0	2
34 A.J. Burnett, R (1, 1) 23 Travis Snider, L (8, PH) 60 Kris Johnson, L (8, 1) 57 Andrew Lambo, L (8, PH) 48 Jared Hughes, R (8, 1) 29 Bryan Morris, L (7, 1) 32 Vin Mazzaro, R (7, 1) 46 Garrett Jones, L (8, PH) (8, 9)		L SI 94 X SI 95 0-1 **FC1-6** ② 31 1B 1-2f		X SI 94 0-0 **FC6-4** ② 31 FC4-6 1-2f 2-3	B SL 82 B SI 94 B SI 93 C SI 93 X SI 94 3-1 31 G5-3 2B			F FC 83 B FC 87 X SI 92 1-1 **G5-3** ① 3-H	F FF 98 S SI 96 F SI 96 F FF 100 F CH 90 F FF 99 C CU 82 0-3 **K** ②	1 1 0 1 0 0 0 2	0 0 0 0 1 0 0 0	0 0 0 0 0 0 0 0	0 0 0 0 0 0 0 1	0 0 0 0 0 0 0 0	0 0 0 0 0 0 0 1	1 2 0 0 0 0 0 4

| Inning Stats | | |

BOTTOM

Batter	1	2	3	4	5	6	7	8	9	AB	R	H	RBI	BB	SO	LOB
13 Matt Carpenter, L (1, 4) OBP: 0.385, SLG: 0.484	B SI 93 B SI 93 C SI 93 B SI 93 B SI 93 4-1 19 1B 3 1B BB	C SI 93 B CH 88 X KC 83 1-1 19 2B 3B	B SI 94 X SI 93 1-0 ③ G4-3							3	3	2	1	1	0	0
16 Kolten Wong, L (7, PH) OBP: 0.182, SLG: 0.186 (8, 4)							1-3 3-H 19 1B 2B 3-3 ③ K 1-2 2-3			1	0	0	0	0	1	2
19 Jon Jay, L (1, 8) OBP: 0.340, SLG: 0.369	B SI 93 1 SAFE 1 SAFE B SI 94 C SI 96 F SI 95 X KC 82 2-2 3 S 3 E 1-3 1B	B FF 93 F SI 93 B SI 94 F FF 95 F KC 85 B SI 95 X SI 94 3-2 7 2B 3-H 2B	C SI 93 B SI 92 H SI 92 2-1 3 CS HBP				S FC 90 F FC 90 D FC 90 D CU 85 X SI 95 2-2 7 2B 2-H 3-H 1B	X SI 92 0-0 G3 ①		4	3	3	3	0	0	0
7 Matt Holliday, R (1, 7) OBP: 0.368, SLG: 0.466	C SI 95 S KC 86 T KC 86 0-2 ① K	D KC 85 B CH 88 F FF 94 T SI 94 B KC 84 F SI 95 X SI 95 3-2 3 2B 2-H 2B	C SI 93 S SL 83 B FF 92 1 SAFE X SL 84 1-2 ① F7				B FC 88 S FC 90 D SI 94 S FC 88 B FC 87 F FC 88 X FC 89 3-2 3 1B 4 HR 1-H 2B	F FF 96 B SL 88 X SI 93 1-1 2B		4	1	2	2	0	1	3
43 Shane Robinson, R (7, PR) OBP: 0.403, SLG: 0.380 (8, 9)										1	1	1	0	0	0	0
3 Carlos Beltrán, S (1, 9) OBP: 0.344, SLG: 0.516	C FF 95 1 SAFE C SI 94 B FF 95 X SI 95 1-2 E8 4 G6-3 1-H 3-H 1B	X SI 95 0-0 4 G1-6-3 2-H 2B	B SL 83 B SL 84 F SI 92 B SL 85 F SL 85 F SI 93 F SI 82 S SI 93 3-3 ②③ K 1-2				B FC 89 D SI 94 X FC 88 2-0 4 HR 2-3 1B	C FF 96 F SI 93 F SI 90 S SL 86 0-3 ② K		4	0	3	2	0	1	1
56 Adron Chambers, L (7, PR) OBP: 0.235, SLG: 0.200 (8, 7)										1	1	0	0	0	1	1
4 Yadier Molina, R (1, 2) OBP: 0.358, SLG: 0.481	B KC 84 S FF 94 S SI 95 X KC 84 1-2 ② G6-3 2-3	F KC 84 B KC 84 X FF 93 1-1 ① G1-6-3 2-3				B FF 91 X SI 92 1-0 ① G5-3	B FC 88 F FC 88 F FC 89 B SI 94 B FC 89 X FC 90 3-2 1-H 3-H HR	B FF 95 S FF 94 C FF 95 F FF 95 B SL 86 S FF 96 2-3 ③ K		4	1	1	3	0	0	2
34 John Axford, R (8, 1)										0	0	0	0	0	0	0
35 Jake Westbrook, R (8, 1) OBP: 0.263, SLG: 0.235										1	0	0	0	0	1	1
44 Carlos Martinez, R (9, 1)										0	0	0	0	0	0	0
44 Edward Mujica, R (9, 1)										0	0	0	0	0	0	0
Matt Adams, L (1, 3) OBP: 0.324, SLG: 0.466	B KC 86 B SI 96 F FF 95 C KC 84 S KC 85 2-3 ③ K2-3	F CH 87 F CH 87 S KC 84 0-3 ② K	X SI 92 0-0 ② G4-3	F SL 88 C SI 92 B SL 88 F CH 87 X SI 94 1-2 16 WP 48 1B 1B						4	0	1	0	0	2	2
23 David Freese, R (1, 5) OBP: 0.339, SLG: 0.377	F SI 93 C SI 93 B KC 84 B KC 85 C KC 85 2-3 ① K	B KC 85 B SI 95 F SI 94 X CH 89 2-1 ③ G5-3				C FF 92 X SI 92 0-1 ③ G5-3	C SI 94 S SI 94 X SI 94 0-2 16 WP 1-2 1B			3	0	0	0	0	1	1
46 Kevin Siegrist, L (7, 1)										0	0	0	0	0	0	0
48 Tony Cruz, R (7, PH) OBP: 0.257, SLG: 0.301 (8, 2)										1	0	1	0	0	0	0
33 Daniel Descalso, L (1, 6) OBP: 0.291, SLG: 0.364 (7, 5)	C FF 94 F FF 95 B SI 95 X SI 95 1-2 ② G4-3	C SI 92 S SI 93 B SL 84 B SL 84 B SL 84 S SL 83 3-3 ① K					F FF 91 X SI 91 0-1 38 1B 13 2B 2B 3-2 F9			4	1	1	0	0	1	2
58 Joe Kelly, R (1, 1) OBP: 0.185, SLG: 0.154	C FF 95 X SI 94 0-1 ③ L4	S FF 94 B FF 93 S SL 84 B SL 84 F SI 93 C SI 93 2-3 ② K					1-1 13 2B 19 1B 2-3 1B 0-0 ② L9			2	0	0	0	0	1	0
38 Pete Kozma, R (7, 6) OBP: 0.269, SLG: 0.269										2	1	1	0	0	0	2
Inning Stats	R: 2 H: 2 E: 1 LOB: 1 K: 2 BB: 1 S: 16 P: 26	R: 0 H: 0 E: 0 LOB: 0 K: 1 BB: 0 S: 8 P: 11	R: 3 H: 4 E: 0 LOB: 1 K: 1 BB: 0 S: 18 P: 28	R: 0 H: 0 E: 0 LOB: 0 K: 2 BB: 0 S: 8 P: 14	R: 0 H: 0 E: 0 LOB: 1 K: 1 BB: 0 S: 9 P: 15	R: 0 H: 0 E: 0 LOB: 0 K: 0 BB: 0 S: 4 P: 5	R: 7 H: 9 E: 0 LOB: 3 K: 1 BB: 0 S: 33 P: 52	R: 0 H: 1 E: 0 LOB: 1 K: 2 BB: 0 S: 11 P: 14		1B: 7 SF: 0 2B: 8 SAC: 0 3B: 1 DP: 1 HR: 1 HBP: 1						

PITCHER		IP	WLS	BF	H	R	ER	SO	BB	IBB	HBP	BLK	WP	HR	S	P	ERA	WHIP
34 A.J. Burnett, R ERA: 3.31	(1, 1)	3.0	L	16	6	5	5	4	1	0	0	0	0	0	42	65	15.00	2.333
60 Kris Johnson, L ERA: 6.3	(4, 1)	2.0		6	0	0	0	3	0	0	1	0	0	0	17	29	0.00	0.000
48 Jared Hughes, R ERA: 5.2	(6, 1)	1.0		6	3	3	3	0	0	0	0	0	0	0	10	13	27.00	3.000
29 Bryan Morris, R ERA: 3.68	(7, 1)	0.0		4	4	4	4	0	0	0	0	0	0	1	11	21	∞	∞
32 Vin Mazzaro, R ERA: 2.39	(7, 1)	1.0		5	2	0	0	1	0	0	0	0	1	0	16	23	0.00	2.000

PITCHER		IP	WLS	BF	H	R	ER	SO	BB	IBB	HBP	BLK	WP	HR	S	P	ERA	WHIP
25 Kyle Farnsworth, R ERA: 5.4	(8, 1)	1.0		4	1	0	0	2	0	0	0	0	0	0	11	14	0.00	1.000

Pittsburgh Pirates @ St. Louis Cardinals

Busch Stadium, St. Louis, MO

Fri Sep 06 2013, 7:18 PM - 11:03 PM CDT

Att. 40,608 - Clear - 85 F

livebaseballscorecards.com

AB	39
R	12
H	16
RBI	11
BB	1
SO	10
LOB	17

Pittsburgh Pirates @ St. Louis Cardinals

Busch Stadium, St. Louis, MO

Sat Sep 07 2013, 6:17 PM - 9:12 PM CDT

Att. 45,110 - Partly Cloudy - 95 F

livebaseballscorecards.com

Batter	1	2	3	4	5	6	7	8	9	AB	R	H	RBI	BB	SO	LOB
31 Jose Tabata, R (1, 7) OBP: 0.337, SLG: 0.407	F SI 91 X CU 75 0-1 ① G5-3		C CU 75 X FF 89 0-1 ② G4-3			B FC 87 B FF 92 C CU 74 F FC 90 F FC 90 F CU 78 B FF 94 X SI 92 3-2 ① P4			B SI 92 X SI 91 1-0 18 F7 2B	4	0	1	0	0	0	0
18 Neil Walker, S (1, 4) OBP: 0.347, SLG: 0.408	C SI 92 B CH 86 B CU 76 F SI 93 F CU 78 F CH 86 X CU 77 2-2 ② G6-3		C FC 90 B CU 75 S CH 85 B CU 77 S FC 90 2-3 ③ K			C CU 75 B CU 75 T SI 91 B FC 86 X SI 92 2-2 ② G1			D CH 84 X SI 91 1-0 ① F7 2-3	4	0	0	0	0	1	1
22 Andrew McCutchen, R (1, 8) OBP: 0.402, SLG: 0.514	B SI 94 X CU 75 1-0 1B			C CU 74 X FC 88 0-1 2 G6-3 2B		B FC 86 C SI 94 S FF 93 C SI 94 1-3 ③ K			F SI 91 F FF 92 D SL 84 D SL 84 D CH 84 X FF 92 3-2 ② G1-3	4	0	2	0	0	1	1
66 Justin Morneau, L (1, 3) OBP: 0.320, SLG: 0.423	B FC 91 B FC 91 C SI 93 B SI 93 S CU 77 F FC 91 S CU 78 3-3 ③ K			B FC 89 B SI 93 B SI 93 C FF 92 B CU 75 4-1 2 G6-3 BB			B CU 74 C SI 90 B CH 84 C CU 75 S CU 77 2-3 ① K		F SI 86 B SI 84 C SL 75 S SL 75 1-3 ③ K	3	0	0	0	1	3	2
2 Marlon Byrd, R (1, 9) OBP: 0.334, SLG: 0.521		C FF 91 S FC 88 F FC 90 S CU 77 0-3 ① K		B FC 90 X FC 90 1-0 ① ② G6-3 1-2f 2-3			S FF 92 S SI 92 F FC 87 S CU 78 0-3 ② K			3	0	0	0	0	2	2
24 Pedro Alvarez, L (1, 5) OBP: 0.295, SLG: 0.474		B SI 92 B CU 74 X SI 92 2-0 ② L7		C CU 77 S CU 78 S CU 78 0-3 ③ K			F FC 89 S CH 84 B CU 77 C FF 94 1-3 ③ K			3	0	0	0	0	2	1
55 Russell Martin, R (1, 2) OBP: 0.341, SLG: 0.393		C FF 89 F CU 76 B FC 88 B SI 92 B CU 78 F FC 89 B SI 93 4-2 BB			F FC 88 S CU 76 F CU 75 X SI 94 0-2 ① G1-3			C CU 78 F CU 80 B FF 97 B FF 97 C FF 98 2-3 ① K		2	0	0	0	1	1	0
12 Clint Barmes, R (1, 6) OBP: 0.259, SLG: 0.317 5 Josh Harrison, R (8, PH) OBP: 0.299, SLG: 0.459 (8, 6)		F FC 88 F SI 92 1 SAFE X CU 77 0-2 ③ P4			B FF 93 X FC 88 1-0 ② L9			B FF 97 S FF 98 F FF 97 F FF 98 X CH 87 1-2 ② P3		2 1	0 0	0 0	0 0	0 0	0 0	1 0
49 Jeff Locke, L (1, 1) OBP: 0.130, SLG: 0.091 30 Jeanmar Gómez, R (6, 1) OBP: 0.077, SLG: 0.077 23 Travis Snider, L (8, PH) OBP: 0.289, SLG: 0.336 39 Jason Grilli, R (8, 1) 44 Tony Watson, L (8, 1)			C SI 90 X SI 91 0-1 ① G5-3		B SI 91 B SI 90 B FF 89 C SI 89 C FF 89 F FF 90 F SI 90 X FF 91 3-2 ③ L8			F FF 97 F FF 99 X CH 87 0-2 ③ F7		2 0 1 0 0	0 0 0 0 0	0 0 0 0 0	0 0 0 0 0	0 0 0 0 0	0 0 0 0 0	0 0 0 0 0
Inning Stats	R: 0 E: 0 K: 1 S: 12 H: 1 LOB: 1 BB: 0 P: 18	R: 0 E: 0 K: 1 S: 11 H: 0 LOB: 1 BB: 1 P: 17	R: 0 E: 0 K: 1 S: 7 H: 0 LOB: 0 BB: 0 P: 9	R: 0 E: 0 K: 1 S: 7 H: 1 LOB: 1 BB: 1 P: 12	R: 0 E: 0 K: 0 S: 10 H: 0 LOB: 0 BB: 0 P: 14	R: 0 E: 0 K: 1 S: 11 H: 0 LOB: 0 BB: 0 P: 17	R: 0 E: 0 K: 3 S: 10 H: 0 LOB: 0 BB: 0 P: 13	R: 0 E: 0 K: 1 S: 10 H: 0 LOB: 0 BB: 0 P: 13	R: 0 E: 0 K: 1 S: 8 H: 1 LOB: 1 BB: 0 P: 14	1B: 1 2B: 2 3B: 0 HR: 0 SF: 0 SAC: 0 DP: 1 HBP: 0						

TOP	
AB	29
R	0
H	3
RBI	0
BB	2
SO	10
LOB	8

PITCHER		IP	WLS	BF	H	R	ER	SO	BB	IBB	HBP	BLK	WP	HR	S	P	ERA	WHIP
50 Adam Wainwright, R ERA: 3.03	(1, 1)	7.0	W	24	2	0	0	8	2	0	0	0	0	0	68	100	0.00	0.571
26 Trevor Rosenthal, R ERA: 2.31	(8, 1)	1.0		3	0	0	0	1	0	0	0	0	0	0	10	13	0.00	0.000
43 Seth Maness, R ERA: 2.26	(9, 1)	0.2		3	1	0	0	0	0	0	0	0	0	0	5	10	0.00	1.500
36 Randy Choate, L ERA: 2.59	(9, 1)	0.1		1	0	0	0	1	0	0	0	0	0	0	3	4	0.00	0.000

PITCHER		IP	WLS	BF	H	R	ER	SO	BB	IBB	HBP	BLK	WP	HR	S	P	ERA	WHIP

Batter	1	2	3	4	5	6	7	8	9	AB	R	H	RBI	BB	SO	LOB
13 Matt Carpenter, L (1, 4) OBP: 0.385, SLG: 0.482	B FF 93 C SI 93 B FF 92 B FF 93 B SI 93 4-1 7 G4-6-3 BB		C FF 90 D KC 77 F FF 92 B KC 81 S CH 80 2-3 ① K2-3		H FF 90 1-0 43 E 43 FC6 7 G6-3 HBP		B FF 91 F SI 90 F SI 91 B CH 79 X SL 80 2-2 ① F8	B SI 95 B SL 85 F SI 96 S SI 95 X SL 86 2-2 ③ F9		3	1	0	0	1	1	3
43 Shane Robinson, R (1, 8) OBP: 0.391, SLG: 0.366 (8, 7)	B SI 92 B SI 93 C FF 92 1 SAFE F SI 92 1 SAFE S CH 82 2-3 ① K		S CH 81 D KC 76 B FF 91 X CH 80 2-1 ② G5-3		1 SAFE 1 SAFE B FF 90 C CH 79 1 SAFE 1 SAFE X CH 79 1-1 FC6 7 G6-3 1-3 3 FC5-2		X SI 92 0-0 ② G6-3			4	0	0	0	0	1	3
7 Matt Holliday, R (1, 7) OBP: 0.367, SLG: 0.463 19 Jon Jay, L (7, PR) OBP: 0.340, SLG: 0.369 (8, 8)	B CH 82 X SI 92 1-0 ②③ G4-6-3 1-2f		X KC 78 0-0 ③ G5-3		C FF 91 D KC 77 S SI 92 F FF 92 F KC 78 X CH 80 1-2 ① G6-3 2-3 3-H		F SI 94 C CH 82 B SI 86 F CH 86 B SI 93 B SL 85 B SI 94 4-2 BB			3 0	0 0	0 0	1 0	1 0	0 0	3 0
3 Carlos Beltrán, S (1, 9) OBP: 0.343, SLG: 0.513		C SI 92 B SI 92 F CH 82 F KC 81 B CH 81 F SI 92 B KC 82 X CH 81 3-2 ① L8		B KC 74 C FF 91 B FF 92 B FF 91 4-1 4 2B 23 SF7 BB	S FF 90 X KC 76 0-1 ② FC5-2 3-H		C SI 92 X CH 85 0-1 ③ L7			3	1	0	0	1	0	2
4 Yadier Molina, R (1, 2) OBP: 0.362, SLG: 0.486		B SI 92 B SI 93 B SI 93 B SI 93 4-0 41 F8 23 BB BB		1 SAFE C FF 89 C FF 92 B FF 92 1 SAFE D CH 82 X SI 92 2-2 41 WP 38 1B 1-3 2B	D CH 81 C SI 92 X CH 81 1-1 ③ G5-3			B FF 93 B FF 94 F FF 93 F SL 83 F FF 94 X SL 80 2-2 23 G4-3 33 1B 2B		3	2	2	0	1	0	1
23 David Freese, R (1, 5) OBP: 0.340, SLG: 0.385 43 Seth Maness, R (9, 1) OBP: 0.200, SLG: 0.200 36 Randy Choate, L (9, 1)		C SI 93 B CH 82 B SI 92 F FF 92 B SI 93 B SI 92 4-2 41 F8 1-2 BB		S CH 80 X SI 91 0-1 ① SF7 3-H	C SI 92 B SL 84 X SL 79 1-1 HR			C FF 94 X SI 94 0-1 ① G4-3 2-3		2 0 0	1 0 0	1 0 0	2 0 0	1 0 0	0 0 0	1 0 0
41 Brock Peterson, R (1, 3) OBP: 0.158, SLG: 0.111 Matt Adams, L (6, PH) OBP: 0.321, SLG: 0.462 (7, 3)		S KC 77 C SI 91 D CH 81 B SI 92 F SI 92 F CH 82 B SI 92 X SI 92 3-2 ② F8 1-2 2-3		C KC 75 B KC 78 S CH 80 S CH 81 1-3 ② K 2-3	B SI 92 B CH 81 F SI 91 F CH 82 B SL 81 C SI 92 3-3 ① K			C FF 92 B FF 94 B SI 93 C SL 82 X FF 93 2-2 ② P5		2 2	0 0	0 0	0 0	0 0	1 1	3 1
38 Pete Kozma, R (1, 6) OBP: 0.272, SLG: 0.270		X CH 81 0-0 ③ L6		B KC 74 F CH 81 C SI 91 X CH 80 1-2 3-H 1B	C SI 93 X SI 92 0-1 ② G1-3			B FF 93 B FF 93 B FF 92 C FF 92 C FF 93 F FF 94 B SL 83 4-2 33 1B BB		3	0	1	1	1	0	2
50 Adam Wainwright, R (1, 1) OBP: 0.159, SLG: 0.210 26 Trevor Rosenthal, R (8, 1) 33 Daniel Descalso, L (8, PH) OBP: 0.293, SLG: 0.366 (9, 5)			C FF 90 X SI 90 0-1 2B	S FF 92 S CH 82 D CH 80 F CH 81 S KC 76 1-3 ③ K	X SI 93 0-0 ③ G5-3			B SI 95 F SI 95 X SI 95 1-1 1-2 3-H 1B		3 0 1	0 0 0	1 0 1	0 0 1	0 0 1	1 0 0	1 0 0
Inning Stats	R: 0 E: 0 K: 1 S: 5 H: 0 LOB: 0 BB: 1 P: 12	R: 0 E: 0 K: 0 S: 13 H: 0 LOB: 2 BB: 2 P: 27	R: 0 E: 0 K: 1 S: 8 H: 1 LOB: 1 BB: 0 P: 12	R: 2 E: 0 K: 2 S: 16 H: 2 LOB: 1 BB: 1 P: 25	R: 1 E: 1 K: 0 S: 11 H: 0 LOB: 1 BB: 0 P: 15	R: 1 E: 0 K: 1 S: 8 H: 1 LOB: 0 BB: 0 P: 12	R: 0 E: 0 K: 0 S: 9 H: 0 LOB: 1 BB: 1 P: 15	R: 1 E: 0 K: 0 S: 17 H: 2 LOB: 2 BB: 1 P: 28		1B: 2 2B: 3 3B: 0 HR: 1 SF: 1 SAC: 0 DP: 1 HBP: 1				WP: 1 PB: 0 SB: 0 CS: 0 PA: 37	

PITCHER		IP	WLS	BF	H	R	ER	SO	BB	IBB	HBP	BLK	WP	HR	S	P	ERA	WHIP
49 Jeff Locke, L ERA: 3.23	(1, 1)	5.0	L	23	3	3	2	4	4	0	1	0	1	0	53	91	3.60	1.400
30 Jeanmar Gómez, R ERA: 3.07	(6, 1)	2.0		8	1	1	1	1	1	0	0	0	0	1	17	27	4.50	1.000
39 Jason Grilli, R ERA: 2.45	(8, 1)	0.2		4	1	1	1	0	1	0	0	0	0	0	12	20	13.50	3.000
44 Tony Watson, L ERA: 2.6	(8, 1)	0.1		2	1	0	0	0	0	0	0	0	0	0	5	8	0.00	3.000

PITCHER	IP	WLS	BF	H	R	ER	SO	BB	IBB	HBP	BLK	WP	HR	S	P	ERA	WHIP

BOTTOM

Pittsburgh Pirates @ St. Louis Cardinals

Busch Stadium, St. Louis, MO

Sat Sep 07 2013, 6:17 PM - 9:12 PM CDT

Att. 45,110 - Partly Cloudy - 95 F

livebaseballscorecards.com

AB	29
R	5
H	6
RBI	5
BB	6
SO	5
LOB	20

Batter	1	2	3	4	5	6	7	8	9	AB	R	H	RBI	BB	SO	LOB
18 Neil Walker, S (1, 4) OBP: 0.345, SLG: 0.405 5 Josh Harrison, R (7, 4) OBP: 0.308, SLG: 0.459	B CU 74 X FF 94 1-0 ① G3-1		B FF 94 C FF 94 C FF 95 F FF 96 B CH 86 S CH 86 2-3 ③ K			F FF 94 X FF 94 0-1 ③ F7			B FF 94 C FF 95 B FS 84 B FS 85 B FF 93 4-1 46 2B BB	3 0	0 1	0 0	0 0	0 1	1 0	1 0
46 Garrett Jones, L (1, 9) OBP: 0.293, SLG: 0.416	C FF 93 F FF 90 B CH 88 X CH 86 1-2 ② F7			C FF 92 F CH 87 F FF 96 B CH 87 B FF 95 F CU 75 D CH 88 F FF 94 X FF 94 3-2 ① F8			C FF 92 X FF 94 0-1 ① G5-3		F FF 95 B FF 96 F FF 95 F FF 97 X FF 97 1-2 26 E 17 SF9 1-H 2B	4	1	1	1	0	0	0
22 Andrew McCutchen, R (1, 8) OBP: 0.403, SLG: 0.514 26 Felix Pie, L (7, 8) OBP: 0.250, SLG: 0.263	B FF 95 S FF 94 C FF 95 F FF 97 B FF 97 F FF 97 X FF 97 2-2 ③ L4			B FF 96 C FF 94 B FF 95 B FF 94 B FF 92 4-1 66 G4-6-3 BB			B FF 95 C CU 76 X FF 94 1-1 1B		C FF 96 B FF 97 B FF 96 F FF 96 X FS 85 2-2 E1 24 DI 2-3	2 1	0 0	1 0	0 0	1 0	0 0	0 1
66 Justin Morneau, L (1, 3) OBP: 0.319, SLG: 0.421 17 Gaby Sanchez, R (7, 3) OBP: 0.355, SLG: 0.403		F FF 91 X CH 86 0-1 ① L7		D FF 92 X FF 93 1-0 ②③ G4-6-3 1-2f			D FF 92 B FF 93 B FF 92 C FF 91 X FF 92 3-1 ② F7		C FF 89 D KC 82 F FF 90 X KC 82 1-2 ① SF9 3-H	3 0	0 0	0 0	0 1	0 0	0 0	2 0
2 Marlon Byrd, R (1, 7) OBP: 0.334, SLG: 0.518 37 Justin Wilson, L (7, 1) 25 Kyle Farnsworth, R (8, 1) 23 Travis Snider, L (9, PH) OBP: 0.288, SLG: 0.335		C CU 76 B FC 88 B FF 94 X FF 94 2-1 ② G5-3			C CU 75 B FC 88 B FC 88 B FF 94 S FF 94 B FF 94 4-2 14 G6-4-3 BB		F FF 94 B FC 88 X FC 88 1-1 ③ L6		F CH 86 B FF 91 B CH 85 C FF 91 T FF 91 2-2 ② K	2 0 0 1	0 0 0 0	0 0 0 0	0 0 0 1	1 0 0 1	0 0 0 0	1 0 0 1
24 Pedro Alvarez, L (1, 5) OBP: 0.294, SLG: 0.472		C FF 94 B FF 95 B FF 94 X CH 86 2-1 ③ G4-3			D FF 93 B FF 92 B FF 92 C FF 92 X FF 92 3-1 ① F8			X FF 96 0-0 E7 1B	B CH 86 X CH 87 1-0 ③ L9 1-2	4	0	1	0	0	0	2
14 John Buck, R (1, 2) OBP: 0.290, SLG: 0.369 48 Jared Hughes, R (5, 1) 57 Andrew Lambo, L (7, 7) OBP: 0.320, SLG: 0.318			C FF 93 B FF 94 X FF 94 1-1 ① F9		B FF 94 F FF 93 S FF 93 D CH 86 B FC 89 F FF 93 X FF 94 3-2 ②③ G6-4-3 1-2f			B FF 96 S FF 97 F FF 97 F CU 80 B CU 80 F FF 99 F FF 98 B FF 98 F FF 98 3-2 ① K		2 0 1	0 0 0	0 0 0	0 0 0	0 0 1	0 0 1	1 0 1
10 Jordy Mercer, R (1, 6) OBP: 0.324, SLG: 0.395			C FF 94 B FC 89 X FF 93 1-1 38 G6-3 2B			C FF 92 F FC 88 B FF 95 X CH 86 1-2 ① F8		C FF 98 F FF 98 D CU 80 C CU 81 1-3 ② K		3	0	1	0	0	1	1
50 Charlie Morton, R (1, 1) OBP: 0.143, SLG: 0.143 38 Stolmy Pimentel, R (2, 1) 32 Vin Mazzaro, R (5, 1) OBP: 0.167, SLG: 0.167 59 Tony Sanchez, R (5, 2) OBP: 0.286, SLG: 0.341			B FF 92 C FF 93 X FF 91 1-1 ② G6-3 2-3			C FF 93 T FF 95 B FF 90 B CH 87 B CH 84 S FF 95 3-3 ② K		C CU 79 B FF 98 B FF 97 S FF 98 C FF 99 2-3 ③ K		0 1 0 2	0 0 0 0	0 0 0 0	0 0 0 0	0 0 0 2	0 0 0 2	0 1 0 1
Inning Stats	R: 0 E: 0 K: 0 S: 9 H: 0 LOB: 0 BB: 0 P: 13	R: 0 E: 0 K: 0 S: 6 H: 0 LOB: 0 BB: 0 P: 10	R: 0 E: 0 K: 1 S: 10 H: 1 LOB: 1 BB: 0 P: 15	R: 0 E: 0 K: 0 S: 8 H: 0 LOB: 0 BB: 1 P: 16	R: 0 E: 0 K: 0 S: 8 H: 0 LOB: 0 BB: 1 P: 18	R: 0 E: 0 K: 1 S: 8 H: 0 LOB: 0 BB: 0 P: 12	R: 0 E: 0 K: 0 S: 8 H: 1 LOB: 1 BB: 0 P: 13	R: 0 E: 1 K: 3 S: 15 H: 1 LOB: 1 BB: 0 P: 21	R: 2 E: 1 K: 1 S: 15 H: 1 LOB: 1 BB: 1 P: 26	1B: 2 2B: 2 3B: 0 HR: 0 SF: 1 SAC: 0 DP: 2 HBP: 0						

PITCHER		IP	WLS	BF	H	R	ER	SO	BB	IBB	HBP	BLK	WP	HR	S	P	ERA	WHIP
52 Michael Wacha, R ERA: 2.72	(1, 1)	7.0	W	23	2	0	0	2	2	0	0	0	0	0	57	97	0.00	0.571
34 John Axford, R ERA: 4.47	(8, 1)	1.0		4	1	0	0	3	0	0	0	0	0	0	15	21	0.00	1.000
71 Sam Freeman, L ERA: 3.24	(9, 1)	0.0		3	1	2	2	0	1	0	0	0	0	0	8	15	∞	∞
59 Fernando Salas, R ERA: 4.21	(9, 1)	1.0		3	0	0	0	1	0	0	0	0	0	0	7	11	0.00	0.000

PITCHER	IP	WLS	BF	H	R	ER	SO	BB	IBB	HBP	BLK	WP	HR	S	P	ERA	WHIP

TOP

Pittsburgh Pirates @ St. Louis Cardinals

Busch Stadium, St. Louis, MO

Sun Sep 08 2013, 1:17 PM - 4:36 PM CDT

Att. 40,156 - Overcast - 73 F

livebaseballscorecards.com

AB	29
R	2
H	4
RBI	2
BB	3
SO	6
LOB	13

WP: 0 PA: 33
PB: 0
SB: 0
CS: 0

Batter	1	2	3	4	5	6	7	8	9	AB	R	H	RBI	BB	SO	LOB
13 Matt Carpenter, L (1, 4) OBP: 0.386, SLG: 0.483	C SI 94 X FS 86 0-1 19 1B 3 SF8 1B	B FF 93 F SI 93 C CU 79 F CU 80 F SI 93 F CU 79 D CU 77 B SI 93 F FS 86 3-2 X SI 93 19 2B 3-H 2B		C SI 93 C FF 95 S SL 88 0-3 ① K	F SI 92 B CH 87 B SI 93 T SI 93 F CH 88 F SI 92 T SL 87 2-2 ② K		C SI 95 B FF 96 X FC 91 1-1 ② FC4-6 1-2f			5	2	2	1	0	2	3
71 Sam Freeman, R (9, 1)										0	0	0	0	0	0	0
59 Fernando Salas, R (9, 1)										0	0	0	0	0	0	0
19 Jon Jay, L (1, 8) OBP: 0.343, SLG: 0.372	B SI 92 X SI 91 1-0 3 SF8 7 BB 4 FC4 1-3 1B	C SI 92 F FF 93 X SI 94 0-2 7 F9 3 WP 2-H 2B		X SI 96 0-0 ② G4-3	F SI 92 B CH 87 B SI 93 B SI 91 F SI 93 F SL 88 B SL 87 4-2 7 1B 1-2 BB		C SI 94 B FC 90 S SI 96 B FF 97 X FC 86 2-2 ③ F8			4	2	2	1	1	0	1
7 Matt Holliday, R (1, 7) OBP: 0.368, SLG: 0.463	B SI 94 1 SAFE B SI 92 B SI 92 C SI 93 B SI 91 4-1 4 FC4 1-2 BB	F SI 94 B CU 77 X SI 92 1-1 ② F9 2-3		C SL 93 F SL 91 F SL 88 B SL 89 F FF 97 X SL 91 1-2 ③ G6-3	B SI 91 F SI 91 B SL 84 X SI 92 2-1 1-2 2-3 3-H 1B			X SI 90 0-0 ① G4-3		3	0	1	1	1	0	1
34 John Axford, R (8, 1)										0	0	0	0	0	0	0
16 Kolten Wong, L (8, PH) OBP: 0.178, SLG: 0.182 (9, 4)										1	0	0	0	0	0	0
3 Carlos Beltrán, S (1, 9) OBP: 0.344, SLG: 0.515	X SI 94 0-0 ① SF8 2-3 3-H	C SI 93 B CU 79 S FS 86 B CU 79 B SI 93 B FS 86 4-2 3-H BB			B SI 95 1-0 X FF 93 23 1B 2B G4-3			C SL 83 B SL 86 X SI 94 1-1 ② P5		2	1	1	1	1	0	3
43 Shane Robinson, R (7, 9) OBP: 0.388, SLG: 0.363										1	0	0	0	0	0	0
4 Yadier Molina, R (1, 2) OBP: 0.359, SLG: 0.482	B SI 93 X SI 93 1-0 ② FC4 23 1B 1-2f 3-H	B FF 95 C FF 95 S SL 89 S SL 87 1-3 ③ K			B SL 92 F FF 97 F FF 96 D SL 87 S SL 89 2-3 ① K	C SI 92 X SI 91 0-1 ① G4-3		B SL 86 F SI 90 C FF 97 S SL 86 1-3 ③ K		4	0	0	1	0	2	3
48 Tony Cruz, R (8, 2) OBP: 0.255, SLG: 0.298										1	0	0	0	0	1	0
23 David Freese, R (1, 5) OBP: 0.341, SLG: 0.386	B SI 94 B SI 92 S SI 94 B SI 93 X SI 93 3-1 1-2 1B		X FF 95 0-0 ① L7		C SL 90 B FF 96 D SL 86 B FF 96 F FF 96 F SI 96 X FF 96 3-2 38 1B 52 1B 2-H 1B	B SI 92 B SI 92 B SI 92 C FF 92 C FF 93 S SI 92 3-3 ② K				4	1	2	1	0	1	0
8 Ryan Jackson, R (9, 5)										0	0	0	0	0	0	0
Matt Adams, L (1, 3) OBP: 0.320, SLG: 0.458	B CU 79 S FS 85 D SI 92 B FS 86 X SI 92 3-1 G4-3		B SI 96 C FF 96 B SL 87 S FF 96 B FF 96 X SI 94 3-2 F7		B SI 92 B SI 91 X SI 92 2-0 38 1B 52 1B 1-2 1B	B SI 91 B SI 90 F SI 91 F SI 92 F SI 92 X SL 83 2-2 F9				4	1	1	0	0	0	2
38 Pete Kozma, R (1, 6) OBP: 0.276, SLG: 0.275		X SI 93 0-0 52 SH2-4 13 2B 2B	B SL 91 S FF 95 B FF 96 C FF 96 F FF 96 B SL 88 B FF 95 4-2 BB		B SI 92 X SL 87 1-0 52 1B 7 1B 1-2 2-3 1B		X FF 94 0-0 ① G4-3			3	2	2	0	1	0	0
52 Michael Wacha, R (1, 1) OBP: 0.133, SLG: 0.133		X SI 92 0-0 ① SH2-4 2-3	B FF 97 C FF 96 F FF 96 C FF 96 1-3 ③ K		X SI 92 0-0 7 1B 19 BB 1-3 2-H 3-H 1B		C SI 96 X FC 91 0-1 E5 13 FC4-6			2	0	1	2	0	1	1
41 Brock Peterson, R (7, PH) OBP: 0.150, SLG: 0.105										1	0	0	0	0	0	0
56 Adron Chambers, L (8, 7) OBP: 0.235, SLG: 0.200										0	0	0	0	0	0	0
Inning Stats	R: 2 E: 0 K: 0 S: 10 H: 3 LOB: 2 BB: 1 P: 22	R: 3 E: 0 K: 1 S: 19 H: 3 LOB: 1 BB: 1 P: 28	R: 0 E: 0 K: 1 S: 10 H: 0 LOB: 1 BB: 1 P: 18	R: 0 E: 0 K: 1 S: 9 H: 0 LOB: 0 BB: 0 P: 10	R: 4 E: 0 K: 2 S: 23 H: 6 LOB: 3 BB: 1 P: 42	R: 0 E: 0 K: 1 S: 9 H: 0 LOB: 0 BB: 0 P: 14	R: 0 E: 1 K: 0 S: 8 H: 0 LOB: 1 BB: 0 P: 11	R: 0 E: 0 K: 1 S: 6 H: 0 LOB: 0 BB: 0 P: 8		1B: 8 2B: 4 3B: 0 HR: 0 SF: 1 SAC: 1 DP: 0 HBP: 0					

PITCHER	IP	WLS	BF	H	R	ER	SO	BB	IBB	HBP	BLK	WP	HR	S	P	ERA	WHIP
50 Charlie Morton, R (1, 1) ERA: 3.44	1.2	L	13	6	5	5	0	2	0	0	0	1	0	26	46	27.00	4.800
38 Stolmy Pimentel, R (2, 1) ERA: 4.15	2.2		11	2	2	2	4	1	0	0	0	0	0	30	46	6.75	1.125
32 Vin Mazzaro, R (5, 1) ERA: 2.65	0.1		5	3	1	1	1	1	0	0	0	0	0	11	20	27.00	12.000
48 Jared Hughes, R (5, 1) ERA: 4.97	1.1		5	1	1	1	1	0	0	0	0	0	0	13	22	6.75	0.750
37 Justin Wilson, L (7, 1) ERA: 2.22	1.0		4	0	0	0	0	0	0	0	0	0	0	8	11	0.00	0.000

PITCHER	IP	WLS	BF	H	R	ER	SO	BB	IBB	HBP	BLK	WP	HR	S	P	ERA	WHIP
25 Kyle Farnsworth, R (8, 1) ERA: 5.23	1.0		3	0	0	0	1	0	0	0	0	0	0	6	8	0.00	0.000

BOTTOM

Pittsburgh Pirates @ St. Louis Cardinals

Busch Stadium, St. Louis, MO

Sun Sep 08 2013, 1:17 PM - 4:36 PM CDT

Att. 40,156 - Overcast - 73 F

livebaseballscorecards.com

AB	35
R	9
H	12
RBI	8
BB	4
SO	7
LOB	14

WP: 1 PA: 41
PB: 0
SB: 0
CS: 0

Batter	1	2	3	4	5	6	7	8	9	AB	R	H	RBI	BB	SO	LOB
7 Norichika Aoki, L (1, 9) OBP: 0.349, SLG: 0.359	B FF 94 C FF 92 B CH 86 C FF 93 B FF 94 F FF 93 F FF 93 X SI 92 3-2 G5-3 ①		C CH 84 C FF 92 B CH 84 C CH 84 1-3 K ①		F FF 92 S FC 88 B CU 77 S FC 88 1-3 K ②		C FF 96 C FF 98 F FF 98 S FF 98 0-3 K ③		C FS 85 F FS 84 X FS 84 0-2 G6-3 ③	5	0	0	0	0	3	1
9 Jean Segura, R (1, 6) OBP: 0.332, SLG: 0.429	B FF 94 L FC 89 X FF 94 1-1 G4-3 ②		B CU 79 C FF 89 X FC 86 1-1 G6-3 ②		S FF 94 B FC 87 B FF 93 C FF 92 B FC 90 X FC 90 3-2 P3 ③			C FF 97 B FF 98 C FF 97 F FF 98 B FF 99 F CH 89 S FF 99 2-3 K ①		4	0	0	0	0	1	0
20 Jonathan Lucroy, R (1, 3) OBP: 0.339, SLG: 0.466	B FF 94 C FF 96 S FF 94 X FF 95 1-2 G3 ③		C FC 86 F FF 94 B FC 90 B CU 78 X FC 90 2-2 1B			B CU 78 C CU 79 X FC 88 1-1 G3 ①		F FF 97 F FF 99 B FF 99 B CH 90 S CH 90 2-3 K ②		4	0	1	0	0	1	0
16 Aramis Ramirez, R (1, 5) OBP: 0.368, SLG: 0.453		S FF 92 X FF 93 0-1 15 G3 2 1B 1B	C FF 94 X FF 94 0-1 G5-3 ③			F CU 78 X CU 79 0-1 1B		B FF 96 B FF 98 F FF 99 B FF 98 B FF 98 4-1 BB		3	0	2	0	1	0	1
27 Carlos Gómez, R (1, 8) OBP: 0.334, SLG: 0.492		B FF 94 X FF 92 1-0 L8 ①		B FF 93 B FF 94 S FF 93 B FF 94 F FF 94 F FF 94 X FF 96 3-2 G4-3 ①		F FF 95 F FF 94 F FC 88 F FF 94 B FF 91 B FC 90 F FC 90 S FF 94 2-3 K ②		F FF 99 F FF 99 F FF 100 B FF 99 S CH 90 1-3 K ③		4	0	0	0	0	2	3
2 Scooter Gennett, L (1, 4) OBP: 0.372, SLG: 0.541		C FF 92 F FF 92 X FF 94 0-2 15 G3 1-2 1B		B CU 79 F FF 93 B CU 79 X CH 85 2-1 L9 ②		C FF 93 B CU 79 X CU 81 1-1 F7 ③			C FF 89 F FF 89 F FS 83 F FS 83 X SI 90 0-2 15 G4-3 22 HR 2B	4	1	2	0	0	0	1
15 Caleb Gindl, L (1, 7) OBP: 0.336, SLG: 0.415		X CU 81 0-0 G3 ② 1-2 2-3		C CU 79 B FF 94 F CH 86 X FF 95 1-2 2B			C FF 93 B CU 78 F CU 79 F CU 79 B FC 90 F CU 80 F FF 94 F FF 96 B FF 93 3-3 S CU 81 K ①		F FS 85 S FS 85 D FS 85 F FS 86 X FS 85 1-2 G4-3 ① 2-3	4	0	1	0	0	1	3
12 Martín Maldonado, R (1, 2) OBP: 0.240, SLG: 0.280 22 Logan Schafer, L (9, PH) OBP: 0.288, SLG: 0.348		C FF 96 B FF 96 B FF 95 B FF 95 B FF 95 4-1 BB	C FC 90 B FF 94 X CU 80 1-1 F8 ③				B CU 80 F FF 90 B FF 95 S FF 93 B FF 94 B FF 93 4-2 60 SH2-4 BB		F FS 85 X FF 91 0-1 3-H HR	1 1	0 1	0 1	0 2	2 0	0 0	1 0
60 Wily Peralta, R (1, 1) OBP: 0.167, SLG: 0.149 51 Michael Gonzalez, R (7, 1) 48 Donovan Hand, R (8, 1) OBP: 0.167, SLG: 0.091 31 Burke Badenhop, R (8, 1) 21 Juan Francisco, L (9, PH) OBP: 0.304, SLG: 0.443		S FF 93 X FF 95 0-1 G4-3 ③		C FF 91 X SI 92 0-1 F7 ①			L X FF 93 0-1 1-2 SH2-4 ②		B FS 86 B FS 85 X FS 85 2-0 F9 ②	2 0 0 0 1	0 0 0 0 0	0 0 0 0 0	0 0 0 0 0	0 0 0 0 0	0 0 0 0 0	3 0 0 0 0
Inning Stats	R: 0 E: 0 K: 0 S: 10 H: 0 LOB: 0 BB: 0 P: 15	R: 0 E: 0 K: 0 S: 10 H: 2 LOB: 3 BB: 1 P: 15	R: 0 E: 0 K: 1 S: 10 H: 1 LOB: 1 BB: 0 P: 14	R: 0 E: 0 K: 0 S: 11 H: 1 LOB: 1 BB: 0 P: 18	R: 0 E: 0 K: 1 S: 8 H: 0 LOB: 0 BB: 0 P: 12	R: 0 E: 0 K: 1 S: 12 H: 1 LOB: 1 BB: 0 P: 16	R: 0 E: 0 K: 2 S: 15 H: 0 LOB: 1 BB: 1 P: 22	R: 0 E: 0 K: 3 S: 13 H: 0 LOB: 1 BB: 1 P: 22	R: 2 E: 0 K: 0 S: 15 H: 2 LOB: 0 BB: 0 P: 18	1B: 4 2B: 2 3B: 0 HR: 1	SF: 0 SAC: 1 DP: 0 HBP: 0					

PITCHER		IP	WLS	BF	H	R	ER	SO	BB	IBB	HBP	BLK	WP	HR	S	P	ERA	WHIP
40 Shelby Miller, R ERA: 3.05	(1, 1)	6.2	W	27	5	0	0	4	2	0	0	0	0	0	72	108	0.00	1.050
46 Kevin Siegrist, L ERA: 0.56	(7, 1)	0.1	H	1	0	0	0	1	0	0	0	0	0	0	4	4	0.00	0.000
26 Trevor Rosenthal, R ERA: 2.27	(8, 1)	1.0	H	4	0	0	0	3	1	0	0	0	0	0	13	22	0.00	1.000
44 Edward Mujica, R ERA: 2.23	(9, 1)	1.0		5	2	2	2	0	0	0	0	0	0	1	15	18	18.00	2.000

PITCHER	IP	WLS	BF	H	R	ER	SO	BB	IBB	HBP	BLK	WP	HR	S	P	ERA	WHIP

TOP

Milwaukee Brewers @ St. Louis Cardinals

Busch Stadium, St. Louis, MO

Tue Sep 10 2013, 7:19 PM - 10:24 PM CDT

Att. 35,050 - Partly Cloudy - 94 F

livebaseballscorecards.com

AB	33
R	2
H	7
RBI	2
BB	3
SO	8
LOB	13

1B: 4	SF: 0	WP: 0	PA: 37
2B: 2	SAC: 1	PB: 0	
3B: 0	DP: 0	SB: 0	
HR: 1	HBP: 0	CS: 0	

Batter	1	2	3	4	5	6	7	8	9	AB	R	H	RBI	BB	SO	LOB
13 Matt Carpenter, L (1, 4) OBP: 0.386, SLG: 0.482	C FF 94 B SL 84 X SI 95 1-1 F7 ①		D SL 84 X SI 95 1-0 FC4-6 ③ 1-2f			B SL 81 C SL 82 B SI 96 B SI 96 B FF 97 4-1 7 HR BB	X SL 84 0-0 1-3 2-H 1B ②			3	1	1	1	1	0	1
19 Jon Jay, L (1, 8) OBP: 0.340, SLG: 0.369	B FF 96 F SI 95 B SI 97 F SI 96 C SI 97 2-3 K ②			X SL 82 0-0 F8 ①		1 SAFE 1 SAFE B SI 94 X SI 94 1-0 F8 ②	C SL 83 F FF 92 B FF 93 X SL 84 1-2 G3 ③			4	0	0	0	0	1	3
7 Matt Holliday, R (1, 7) OBP: 0.369, SLG: 0.468 43 Shane Robinson, R (9, 9) OBP: 0.388, SLG: 0.363	S FF 96 F SI 96 F SI 97 F FF 98 B FF 96 B SL 86 B SI 98 S FF 97 3-3 K ③			B FF 96 F FF 96 B FF 97 F SI 97 F SL 85 B SI 98 B SI 98 4-2 3 FC4-6 BB		X SI 95 0-0 1-H HR		C CU 68 C SI 90 C SI 92 0-3 K ①		3 0	1 0	1 0	2 0	1 0	2 0	0 0
3 Carlos Beltrán, S (1, 9) OBP: 0.345, SLG: 0.514 56 Adron Chambers, L (8, PR) OBP: 0.235, SLG: 0.200 (9, 7)		B SL 82 B FF 95 F SI 96 B SI 94 X SI 96 3-1 F7 ①		D SL 84 X SI 97 1-0 FC4-6 ② 1-2f		D SL 82 C SL 82 C SL 82 B SL 85 B SI 98 D SI 97 4-2 4 E BB		S CU 68 S CU 68 B SI 92 B CU 71 F SI 91 F CU 68 X SL 81 2-2 4 BB 1B 1B		3 0	0 1	1 0	0 0	1 0	0 0	1 0
4 Yadier Molina, R (1, 2) OBP: 0.358, SLG: 0.479		C SL 84 S SL 85 S SL 85 0-3 K ②		C FF 96 1 SAFE B FF 97 X SL 84 1-1 F8 ③		F FF 95 F SI 96 1 SAFE B FF 94 1 SAFE D SL 86 X SL 85 2-2 G6-3 ③ 1-2		1 SAFE 1 SAFE B SI 90 B SI 91 F SI 90 B SI 89 1 SAFE D SL 83 4-1 38 1B 1B 1-2 BB		3	0	0	0	1	1	2
23 David Freese, R (1, 5) OBP: 0.339, SLG: 0.383 33 Daniel Descalso, L (8, 5) OBP: 0.292, SLG: 0.365		B FF 96 B SI 96 S FF 94 F FF 96 S SI 98 2-3 K ③			C FF 95 C SL 85 B SL 86 B SL 84 B SI 98 X SI 97 3-2 L9 ①		C SL 82 B SL 84 S SI 94 B SL 84 F FF 96 S SI 96 2-3 K ①	F CU 68 F SI 88 F SL 83 C SI 90 0-3 K ②		3 1	0 0	0 0	0 0	0 1	2 2	0 2
Matt Adams, L (1, 3) OBP: 0.323, SLG: 0.459			C FF 94 B SL 86 C SL 84 F SL 87 S SL 85 1-3 K2-3 ①		B SL 80 X SI 96 1-0 F7 ②		F SI 95 B FF 93 X SL 83 1-1 16 WP 13 1B 1B	C SI 90 B SI 90 F CU 68 D CU 70 X SL 83 2-2 38 1B 1-2 2-H 1B		4	1	2	1	0	1	0
38 Pete Kozma, R (1, 6) OBP: 0.276, SLG: 0.275			C FF 97 B FF 97 X SI 96 1-1 E3 40 FC1-6		C SI 97 B FF 98 X FF 97 1-1 F8 ③		C FF 94 F FF 96 1 SAFE C SL 83 0-3 K ②	X SL 82 0-0 1-2 2-3 1B		4	0	1	0	0	1	1
40 Shelby Miller, R (1, 1) OBP: 0.100, SLG: 0.163 46 Kevin Siegrist, L (7, 1) 16 Kolten Wong, L (7, PH) OBP: 0.196, SLG: 0.182 26 Trevor Rosenthal, R (8, 1) 41 Brock Peterson, R (8, PH) OBP: 0.143, SLG: 0.100 44 Edward Mujica, R (9, 1)			1 SAFE X SI 95 0-0 FC1-6 ② 13 FC4-6 1-2f		B FF 93 C FF 94 X FF 95 1-1 F9 ①		C SL 82 B SL 84 D SI 96 B SI 96 F SI 95 F SL 84 D SL 86 4-2 13 1B 1-2 BB	C SI 90 F SI 91 B SL 82 B SL 82 F SI 90 S FF 89 2-3 K ③		2 0 0 0 1 0	0 0 0 0 0 0	0 0 0 0 0 0	0 0 0 0 1 0	0 0 1 0 3 0	1 0 0 0 0 0	0 0 0 0 0 0
Inning Stats	R: 0 E: 0 K: 2 S: 10 H: 0 LOB: 0 BB: 0 P: 16	R: 0 E: 0 K: 2 S: 8 H: 0 LOB: 0 BB: 0 P: 13	R: 0 E: 1 K: 1 S: 8 H: 0 LOB: 1 BB: 0 P: 11	R: 0 E: 0 K: 0 S: 7 H: 0 LOB: 1 BB: 1 P: 13	R: 0 E: 0 K: 0 S: 6 H: 0 LOB: 0 BB: 0 P: 11	R: 2 E: 1 K: 0 S: 10 H: 1 LOB: 1 BB: 2 P: 22	R: 1 E: 0 K: 2 S: 16 H: 2 LOB: 2 BB: 1 P: 24	R: 1 E: 0 K: 3 S: 21 H: 3 LOB: 3 BB: 1 P: 31		1B: 5 2B: 0 3B: 0 HR: 1	SF: 0 SAC: 0 DP: 0 HBP: 0		WP: 1 PB: 0 SB: 0 CS: 0	PA: 36		

BOTTOM

Milwaukee Brewers @ St. Louis Cardinals

Busch Stadium, St. Louis, MO

Tue Sep 10 2013, 7:19 PM - 10:24 PM CDT

Att. 35,050 - Partly Cloudy - 94 F

livebaseballscorecards.com

AB	31
R	4
H	6
RBI	4
BB	5
SO	10
LOB	14

PITCHER		IP	WLS	BF	H	R	ER	SO	BB	IBB	HBP	BLK	WP	HR	S	P	ERA	WHIP
60 Wily Peralta, R ERA: 4.49	(1, 1)	6.2	L	27	2	3	3	7	4	0	0	0	1	1	61	105	4.05	0.900
51 Michael Gonzalez, L ERA: 4.44	(7, 1)	0.1		2	1	0	0	0	0	0	0	0	0	0	4	5	0.00	3.000
48 Donovan Hand, R ERA: 3.73	(8, 1)	0.2		5	2	1	1	2	1	0	0	0	0	0	16	24	13.50	4.500
31 Burke Badenhop, R ERA: 3.6	(8, 1)	0.1		2	1	0	0	1	0	0	0	0	0	0	5	7	0.00	3.000

PITCHER	IP	WLS	BF	H	R	ER	SO	BB	IBB	HBP	BLK	WP	HR	S	P	ERA	WHIP

Milwaukee Brewers @ St. Louis Cardinals

Busch Stadium, St. Louis, MO

Wed Sep 11 2013, 7:18 PM - 10:18 PM CDT

Att. 35,134 - Clear - 91 F

TOP

livebaseballscorecards.com

Batter	1	2	3	4	5	6	7	8	9	AB	R	H	RBI	BB	SO	LOB
7 Norichika Aoki, L (1, 9) OBP: 0.351, SLG: 0.360	C FF 92 C SI 93 C FF 94 0-3 ① K		B CU 80 X CH 84 1-0 9 FC6-4 1B		C FF 96 F CU 82 X SI 95 0-2 9 WP 1B			X FF 97 0-0 ① SH3-4 1-2		3	0	2	0	0	1	0
9 Jean Segura, R (1, 6) OBP: 0.332, SLG: 0.428	B FF 94 B FF 93 F FF 94 B SI 92 F FF 93 X FF 94 3-2 20 G6-4-3 1B		L SI 90 C SI 91 X CU 80 0-2 ① FC6-4 20 CS 1-2f		D CU 82 B SI 92 B FF 94 C FF 95 S SL 89 C FF 95 3-3 ③ K 1-2			C FF 98 D CH 89 B FF 97 B FF 98 S FF 98 S FF 98 3-3 ② K		4	0	1	0	0	2	3
20 Jonathan Lucroy, R (1, 2) OBP: 0.336, SLG: 0.462	C SI 92 B FF 93 B SL 87 X SI 92 2-1 ②③ G6-4-3 1-2f		C CU 81 1 SAFE C FF 93 S SI 95 0-3 ②③ K 1-2			C FF 93 F FF 93 B FF 95 S CU 82 1-3 ① K		F FF 97 C FF 98 F CH 88 X FF 97 0-2 ③ G6-3		4	0	0	0	0	2	3
16 Aramis Ramirez, R (1, 5) OBP: 0.363, SLG: 0.446		T FF 92 B FF 93 X FF 93 1-1 ① P3		B SL 89 X SL 89 1-0 ① G4-3		B FF 94 T FF 95 B FF 96 F FF 94 X SL 90 2-2 ② F8			C FF 96 F FF 98 B FF 98 B CU 79 S FF 97 2-3 ① K	4	0	0	0	0	1	0
27 Carlos Gómez, R (1, 8) OBP: 0.333, SLG: 0.489		B SI 94 B SL 88 B FF 94 C FF 92 X FF 92 3-1 22 S 2 BB 22 E 1B		S FF 94 F FF 95 F FF 95 S CU 81 0-3 ② K2-3		X FF 95 0-0 ③ P3			S FF 98 X FF 98 0-1 ② G6-3	4	1	1	0	0	1	0
2 Scooter Gennett, L (1, 4) OBP: 0.381, SLG: 0.550		C FF 92 B FF 91 1 SAFE B SI 90 S CH 84 B FF 92 B FF 92 4-2 22 S 1-2 BB		B CH 86 F FF 94 B FF 94 X SI 93 2-1 2B			F SI 86 S SI 86 B SL 78 B SL 78 X SI 87 2-2 ① G3		C FF 96 X FF 96 0-1 15 DI 1B	3	0	2	0	1	0	0
21 Juan Francisco, L (1, 3) OBP: 0.302, SLG: 0.441 3 Yuniesky Betancourt, R (7, PH) OBP: 0.234, SLG: 0.359 (7, 3) 53 Brandon Kintzler, R (7, 1) 51 Michael Gonzalez, R (8, 1) 15 Caleb Gindl, L (9, PH) OBP: 0.333, SLG: 0.411		F FF 93 F SL 85 S FF 94 0-3 ② K		C FF 94 B FF 93 T FF 94 S FF 94 1-3 ③ K			C SI 87 B SL 77 B SI 87 B SI 86 X SI 86 3-1 ② G1-3		C FF 96 S FF 96 F FF 98 S CU 80 0-3 ③ K2-3 1-2	2 1 0 0 1	0 0 0 0 0	0 0 0 0 0	0 0 0 0 0	2 0 0 0 1	3 0 0 0 1	3 0 0 0 1
22 Logan Schafer, L (1, 7) OBP: 0.289, SLG: 0.346		B CH 85 B SI 92 B SI 93 B SI 88 4-0 1-2 2-H BB			C SL 90 F SL 88 F FF 94 B CU 80 C SI 96 1-3 ① K		B SI 86 B SI 87 X SI 87 2-0 ③ G3			2	0	0	0	1	1	0
41 Marco Estrada, R (1, 1) OBP: 0.214, SLG: 0.222 11 Sean Halton, R (7, 3) OBP: 0.308, SLG: 0.322		C FF 94 F FF 94 B FF 94 B CU 79 F FF 95 C FF 94 2-3 ③ K			C SI 94 B CU 82 B SI 95 F SI 93 B SI 94 F SI 93 T FF 95 3-2 ② K			B FF 95 B FF 96 F FF 97 S FF 98 B FF 98 B FF 98 4-2 7 SH3-4 BB		2 0	0 0	0 0	0 0	0 1	2 0	2 0
Inning Stats	R: 0 E: 0 K: 1 S: 8 H: 1 LOB: 0 BB: 0 P: 13	R: 1 E: 0 K: 2 S: 13 H: 1 LOB: 2 BB: 2 P: 27	R: 0 E: 0 K: 1 S: 7 H: 1 LOB: 0 BB: 0 P: 8	R: 0 E: 0 K: 2 S: 10 H: 1 LOB: 1 BB: 0 P: 14	R: 0 E: 0 K: 3 S: 14 H: 1 LOB: 1 BB: 0 P: 21	R: 0 E: 0 K: 1 S: 7 H: 0 LOB: 0 BB: 0 P: 10	R: 0 E: 0 K: 0 S: 6 H: 0 LOB: 0 BB: 0 P: 13	R: 0 E: 0 K: 1 S: 10 H: 0 LOB: 1 BB: 1 P: 17	R: 0 E: 0 K: 2 S: 11 H: 1 LOB: 1 BB: 0 P: 13	1B: 5 2B: 1 3B: 0 HR: 0 SF: 0 SAC: 1 DP: 1 HBP: 0						

PITCHER		IP	WLS	BF	H	R	ER	SO	BB	IBB	HBP	BLK	WP	HR	S	P	ERA	WHIP
31 Lance Lynn, R ERA: 4.23	(1, 1)	6.0		23	5	1	0	10	2	0	0	0	1	0	59	93	0.00	1.167
36 Randy Choate, L ERA: 2.51	(7, 1)	1.0		3	0	0	0	0	0	0	0	0	0	0	6	13	0.00	0.000
26 Trevor Rosenthal, R ERA: 2.24	(8, 1)	1.0	W	4	0	0	0	1	1	0	0	0	0	0	10	17	0.00	1.000
34 John Axford, R ERA: 4.4	(9, 1)	1.0		4	1	0	0	2	0	0	0	0	0	0	11	13	0.00	1.000

PITCHER	IP	WLS	BF	H	R	ER	SO	BB	IBB	HBP	BLK	WP	HR	S	P	ERA	WHIP

AB	30
R	1
H	6
RBI	0
BB	3
SO	13
LOB	12

WP: 1 PA: 34
PB: 0
SB: 2
CS: 1

BOTTOM

Milwaukee Brewers @ St. Louis Cardinals

Busch Stadium, St. Louis, MO

Wed Sep 11 2013, 7:18 PM - 10:18 PM CDT

Att. 35,134 - Clear - 91 F

livebaseballscorecards.com

Batter	1	2	3	4	5	6	7	8	9	AB	R	H	RBI	BB	SO	LOB
13 Matt Carpenter, L (1, 4) OBP: 0.387, SLG: 0.482	B FF 89 B FF 89 F FF 88 B FF 89 C FF 89 S FF 90 3-3 ① **K**		C FF 90 C CU 79 B FF 90 S FF 90 1-3 ③ **K**			C CU 77 S CH 78 B FF 90 F FF 89 X CH 78 1-2 **1B**		C SI 93 F FF 93 F FF 94 B FF 94 F SI 94 X SL 84 1-2 7 1B, 19 BB, 3 SF7 **1B**		4	1	2	0	0	2	0
19 Jon Jay, L (1, 8) OBP: 0.339, SLG: 0.367	F FF 90 B FF 88 B FF 89 F FF 88 S FF 90 2-3 ② **K**			C CU 78 B FF 89 B FF 89 C FF 89 F FF 90 X CH 80 2-2 ① **G3**		1 SAFE X CU 78 0-0 ③ **L7**		1 SAFE B SI 92 1 SAFE B SI 92 1 SAFE B SI 92 C SI 91 F SI 93 1 SAFE 4-2 1 SAFE F SI 93 F FF 94 1 SAFE B SI 93 S 7 1B, E **BB** 1-2		3	1	0	0	1	1	1
7 Matt Holliday, R (1, 7) OBP: 0.370, SLG: 0.468	X FF 89 0-0 ③ **F7**			X FF 90 0-0 ② **F7**			C FF 89 C FF 90 F FF 89 B CH 78 X FF 90 1-2 23 BB, 33 1B **1B**	B SI 92 X SI 94 1-0 E, HR **1B** 1-2 2-3		4	2	2	0	0	0	0
3 Carlos Beltrán, S (1, 9) OBP: 0.345, SLG: 0.512		B FF 88 B FF 88 B FF 89 B FF 88 4-0 23 G6-4-3, BB **BB**		C CU 79 T FF 90 B FF 91 S CH 79 1-3 ③ **K**			B CU 78 1 SAFE B CH 80 C FF 90 X CU 79 2-1 ① **F7**	D SL 83 F FF 93 X FF 93 1-1 ② **SF7** 3-H		2	0	0	1	1	1	1
Matt Adams, L (1, 3) OBP: 0.325, SLG: 0.470		1 SAFE C CH 78 F FF 88 1 SAFE B FF 89 1 SAFE F CH 76 B CH 77 B FF 89 4-2 D CH 77, 23 G6-4-3, **BB** 1-2			C CU 78 B FF 88 B FF 88 S FF 90 B FF 90 F FF 90 S FF 90 3-3 ① **K**		B CU 78 B FF 89 C FF 89 F FF 89 X FF 90 2-2 ② **F8**	B SL 82 B FF 93 X FF 94 2-0 **HR** 1-H 2-H		3	1	1	2	1	1	1
23 David Freese, R (1, 5) OBP: 0.339, SLG: 0.381 38 Pete Kozma, R (7, PR) OBP: 0.275, SLG: 0.274 (8, 6)		C CU 77 C FF 89 D CU 77 F FF 90 X CU 78 1-2 ① ② **G6-4-3** 1-2f 2-3			S CU 79 F CU 80 X CU 78 0-2 ② **F9**		B CU 79 B CU 79 C FF 90 B FF 90 B FF 90 4-1 33 1B, **BB** 1-2	F SL 79 B FF 92 B FF 92 F SL 80 B FF 92 T FF 91 3-2 ③ **K**		2 1	0 0	0 0	0 0	1 0	0 1	2 0
33 Daniel Descalso, L (1, 6) OBP: 0.293, SLG: 0.364 (8, 5)		S CH 79 F CH 78 F FF 89 X FF 90 0-2 ③ **L8**			C CH 78 F FF 90 B CH 78 X CH 78 1-2 ③ **G4-3**		C SI 93 X SI 94 0-1 **1B** 1-2 2-H			3	0	1	1	0	0	1
48 Tony Cruz, R (1, 2) OBP: 0.248, SLG: 0.290			C FF 88 F FF 89 X CU 78 0-2 ① **G4-3**			X FF 89 0-0 ① **L8**	B SI 93 B FF 93 B SI 94 C SI 93 X SI 94 3-1 ③ **G5-3**			3	0	0	0	0	0	2
31 Lance Lynn, S (1, 1) OBP: 0.157, SLG: 0.085 43 Shane Robinson, R (6, PH) OBP: 0.386, SLG: 0.360 36 Randy Choate, L (7, 1) 26 Trevor Rosenthal, R (8, 1) 16 Kolten Wong, L (8, PH) OBP: 0.191, SLG: 0.178 34 John Axford, R (9, 1)			F FF 89 B CU 78 T FF 89 S CU 78 1-3 ② **K**			C CU 77 B FF 89 C CU 78 B FF 89 F FF 90 F FF 90 X CH 78 2-2 ② **L4**		B SL 84 B SI 93 C SI 93 F SI 93 B SI 94 F SI 92 X SI 94 3-2 ① **G4-3**		1 1 0 0 1 0	0 0 0 0 0 0	0 0 0 0 0 0	0 0 0 0 0 0	1 0 0 0 0 0	0 0 0 0 0 0	0 0 0 0 0 0
Inning Stats	R: 0 E: 0 K: 2 S: 7 H: 0 LOB: 0 BB: 0 P: 12	R: 0 E: 0 K: 0 S: 11 H: 0 LOB: 1 BB: 2 P: 20	R: 0 E: 0 K: 2 S: 9 H: 0 LOB: 0 BB: 0 P: 11	R: 0 E: 0 K: 1 S: 8 H: 0 LOB: 0 BB: 0 P: 11	R: 0 E: 0 K: 1 S: 10 H: 0 LOB: 0 BB: 0 P: 14	R: 0 E: 0 K: 0 S: 11 H: 1 LOB: 1 BB: 0 P: 14	R: 1 E: 0 K: 0 S: 14 H: 2 LOB: 2 BB: 1 P: 26	R: 4 E: 0 K: 1 S: 20 H: 3 LOB: 0 BB: 1 P: 35		1B: 5 2B: 0 3B: 0 HR: 1 SF: 1 SAC: 0 DP: 1 HBP: 0						

	AB	28
	R	5
	H	6
	RBI	4
	BB	4
	SO	7
	LOB	8

WP: 0 PA: 33
PB: 0
SB: 1
CS: 0

PITCHER		IP	WLS	BF	H	R	ER	SO	BB	IBB	HBP	BLK	WP	HR	S	P	ERA	WHIP
41 Marco Estrada, R ERA: 4.29	(1, 1)	6.2		24	2	1	1	6	3	0	0	0	0	0	66	101	1.35	0.750
53 Brandon Kintzler, R ERA: 3.04	(7, 1)	0.2	L	6	3	3	3	0	1	0	0	0	0	0	18	30	40.50	6.000
51 Michael Gonzalez, L ERA: 4.56	(8, 1)	0.2		3	1	1	1	1	0	0	0	0	0	1	6	12	13.50	1.500

PITCHER	IP	WLS	BF	H	R	ER	SO	BB	IBB	HBP	BLK	WP	HR	S	P	ERA	WHIP

Batter	1	2	3	4	5	6	7	8	9	AB	R	H	RBI	BB	SO	LOB
7 Norichika Aoki, L (1, 9) OBP: 0.351, SLG: 0.363	B SI 93 X SI 93 1-0 ① G4-3	L SI 96 B CU 80 X SI 95 1-1 ②③ G4-6-3 1-2f		B CU 78 C SI 94 C CU 78 B CU 76 B SI 94 B SI 95 4-2 BB			X FF 100 0-0 ② B1-3		B FF 96 X FF 95 1-0 2 CS 3B 1-H	4	0	1	1	1	0	2
2 Scooter Gennett, L (1, 4) OBP: 0.382, SLG: 0.545	C SI 95 X SI 95 0-1 16 WP, 20 1B, 16 G6-3 1B		S CU 78 C CU 78 S CU 74 0-3 ① K2-3	B CU 78 T CU 78 F SI 94 B CU 76 C CU 76 2-3 ③ K			X CU 83 0-0 20 1B 1B		B FF 96 S FF 95 F FF 96 B CU 81 X FF 96 2-2 ②③ G5-3 3-H	5	1	2	0	0	2	3
20 Jonathan Lucroy, R (1, 2) OBP: 0.337, SLG: 0.463	B SI 95 B SI 95 X SI 95 2-0 16 WP 1-2 1B		C SI 96 B SI 96 C CU 79 B CH 86 B SI 96 X SI 96 3-2 ② F9		B CU 78 C SI 94 X SI 95 1-1 ① G1-3		S FF 99 B FF 98 X SI 96 1-1 1-3 1B			4	0	2	0	0	0	0
16 Aramis Ramirez, R (1, 5) OBP: 0.359, SLG: 0.440	C SI 95 F SI 96 2 SAFE F SI 94 B SL 81 X CU 80 1-2 ② G6-3 1-2 2-H		B SI 97 B CU 78 X SI 94 2-0 ③ F8		B SI 95 F SI 95 X CU 79 1-1 ② G5-3		X FF 99 0-0 ③ F8			4	0	0	1	0	0	3
27 Carlos Gómez, R (1, 8) OBP: 0.333, SLG: 0.488	S CU 79 B SI 97 B SI 96 S CH 85 B SI 98 S CH 85 3-3 ③ K			S SI 94 B SI 95 B SL 83 X SI 94 2-1 22 G3, 11 HR 1B	B SL 81 B CU 78 S CH 87 C SI 96 S SL 82 2-3 ③ K			C SI 90 C SI 91 B SL 84 X SI 91 1-2 ① G4-3		4	1	1	0	0	2	1
22 Logan Schafer, L (1, 7) OBP: 0.288, SLG: 0.344		C SI 94 F SI 94 F SI 96 B CH 85 X CH 82 1-2 11 E, 11 1B 1B		B SI 94 1 SAFE F SI 94 1 SAFE B CH 86 X SI 95 2-1 ① G3 1-2		C SI 97 F SI 96 X CU 82 0-2 ① G3-1		B CH 85 X SI 92 1-0 ② F7		4	1	1	0	0	0	1
11 Sean Halton, R (1, 3) OBP: 0.319, SLG: 0.381 29 Jim Henderson, L (9, 1)		1 SAFE B SI 95 B SI 94 B SI 96 C SI 95 X SI 94 3-1 63 E 1-H 1B		B CU 80 D CH 86 C SI 94 X CH 85 2-1 2-H HR		F FF 99 S CU 82 C CU 83 0-3 ② K		C SI 91 B SI 91 B SL 84 C SI 91 C SI 92 2-3 ③ K		4 0	1 0	2 0	3 0	0 0	2 0	0 0
14 Jeff Bianchi, R (1, 6) OBP: 0.281, SLG: 0.294		B SI 96 C CH 84 F SI 95 B SL 82 X SL 82 2-2 ① P4		C SI 95 B SI 94 B CU 80 B SI 95 F SI 95 F SI 95 X SI 93 3-2 63 SH1-4 1B		S CU 83 B CU 82 F FF 100 B FF 101 S CU 83 2-3 ③ K			C SI 90 F SI 91 B FF 92 X SL 84 1-2 ① L5	4	0	1	0	0	1	1
63 Tyler Thornburg, R (1, 1) 21 Juan Francisco, L (7, PH) OBP: 0.301, SLG: 0.439 47 Rob Wooten, R (7, 1) 53 Brandon Kintzler, R (8, 1) 3 Yuniesky Betancourt, R (9, PH) OBP: 0.236, SLG: 0.360 (9, 3)		L SI 95 B SI 94 C SI 94 X SI 96 1-2 FC1, 7 G4-6-3 1-2		X SI 94 0-0 ② SH1-4 1-2			S FF 99 B FF 98 S FF 99 X FF 99 1-2 ① F7		X CU 79 0-0 7 3B 1B	1 1 0 0 1	0 0 0 0 0	0 0 0 0 0	0 0 0 0 0	0 0 0 0 0	0 0 0 0 0	1 0 0 0 0
Inning Stats	R: 1 E: 0 K: 1 S: 11 H: 2 LOB: 1 BB: 0 P: 18	R: 1 E: 2 K: 0 S: 14 H: 2 LOB: 1 BB: 0 P: 22	R: 0 E: 0 K: 1 S: 7 H: 0 LOB: 0 BB: 0 P: 12	R: 2 E: 0 K: 1 S: 16 H: 3 LOB: 2 BB: 1 P: 31	R: 0 E: 0 K: 1 S: 7 H: 0 LOB: 0 BB: 0 P: 11	R: 0 E: 0 K: 2 S: 9 H: 0 LOB: 0 BB: 0 P: 11	R: 0 E: 0 K: 0 S: 8 H: 2 LOB: 2 BB: 0 P: 10	R: 0 E: 0 K: 1 S: 7 H: 0 LOB: 0 BB: 0 P: 11	R: 1 E: 0 K: 0 S: 8 H: 2 LOB: 0 BB: 0 P: 12	1B: 9 2B: 0 3B: 1 HR: 1 SF: 0 SAC: 1 DP: 1 HBP: 0						

PITCHER		IP	WLS	BF	H	R	ER	SO	BB	IBB	HBP	BLK	WP	HR	S	P	ERA	WHIP
58 Joe Kelly, R ERA: 2.87	(1, 1)	5.0	L	23	7	4	3	4	1	0	0	0	1	1	55	94	5.40	1.600
44 Carlos Martinez, R ERA: 4.84	(6, 1)	2.0		8	2	0	0	2	0	0	0	0	0	0	17	21	0.00	1.000
43 Seth Maness, R ERA: 2.37	(8, 1)	1.1		5	1	1	1	1	0	0	0	0	0	0	11	16	6.75	0.750
46 Kevin Siegrist, L ERA: 0.55	(9, 1)	0.2		2	1	0	0	0	0	0	0	0	0	0	4	7	0.00	1.500

PITCHER	IP	WLS	BF	H	R	ER	SO	BB	IBB	HBP	BLK	WP	HR	S	P	ERA	WHIP

TOP

Milwaukee Brewers @ St. Louis Cardinals

Busch Stadium, St. Louis, MO

Thu Sep 12 2013, 7:17 PM - 10:18 PM CDT

Att. 35,208 - Clear - 81 F

livebaseballscorecards.com

AB	36
R	5
H	11
RBI	5
BB	1
SO	7
LOB	12

Batter	1	2	3	4	5	6	7	8	9	AB	R	H	RBI	BB	SO	LOB
13 Matt Carpenter, L (1, 4) OBP: 0.386, SLG: 0.480	B FF 90 C FF 88 C FF 91 B FF 94 F FF 92 F CU 76 X FF 93 2-2 ① G6-3		1 SAFE 1 SAFE C CU 77 C FF 92 T FF 92 0-2 ③ K			C CU 73 C FF 92 F CH 85 B FF 92 F FF 93 F FF 93 X FF 92 1-2 ① F7		C SI 92 B SI 93 B FF 93 X SI 93 2-1 7 L6-3 1B		4	0	1	0	0	1	1
19 Jon Jay, L (1, 8) OBP: 0.342, SLG: 0.368	C FF 92 B FF 93 C FF 93 B FF 94 B FF 92 B FF 92 4-2 3 CS BB			C CU 74 B FF 91 F FF 91 F FF 92 B CU 76 X FF 90 2-2 7 2B 1B		C FF 91 C FF 92 F CH 84 H FF 92 1-2 7 BB HBP		F SI 92 X FF 92 0-1 ① F7		2	1	1	0	1	0	1
7 Matt Holliday, R (1, 7) OBP: 0.371, SLG: 0.470	B FF 92 1 SAFE X FF 91 1-0 ② P5			X FF 91 0-0 3 F9 23 SF9 1-H 2B		B FF 91 B FF 92 B FF 92 B FF 90 4-0 1-2 BB		1 SAFE B SI 94 X SI 94 1-0 ②③ L6-3 1-1		3	1	1	1	1	0	2
3 Carlos Beltrán, S (1, 9) OBP: 0.342, SLG: 0.508	B FF 93 1 SAFE B CU 75 2-0 ③ CS 1-2	B CU 75 C FF 90 C FF 90 B CU 78 B FF 91 F FF 90 F FF 92 X CH 82 3-2 ① F9		B CU 76 B FF 91 X CU 76 2-0 ① F9 2-3		X CU 76 0-0 ② L9			C FF 96 S FF 97 B FF 96 S FF 97 1-3 ① K	4	0	0	0	0	1	3
23 David Freese, R (1, 5) OBP: 0.336, SLG: 0.378		C FF 92 F FF 93 B CU 79 C CU 77 1-3 ② K		D CU 78 B CU 78 B FF 91 C FF 92 X FF 93 3-1 ② SF9 3-H		S CU 78 S CU 78 D CU 80 B FF 92 B CU 77 F CU 76 X CU 76 3-2 ③ G5-3			B FF 96 C FF 96 S FF 97 F FF 97 B SL 85 X FF 96 2-2 ② L6	3	0	0	1	0	1	2
Matt Adams, L (1, 3) OBP: 0.328, SLG: 0.483		C FF 93 B FF 93 F FF 92 B FF 94 S CU 79 2-3 ③ K2-3		B FF 92 C FF 93 F CU 79 B CU 79 S CU 77 2-3 ③ K			B SL 84 S SL 84 X SL 83 1-1 33 FC4 1B		C FF 96 S FF 95 F FF 97 F SL 86 B FF 96 B SL 85 X FF 97 2-2 HR	4	1	2	1	0	2	0
48 Tony Cruz, R (1, 2) OBP: 0.248, SLG: 0.288			X FF 91 0-0 1B		C CU 74 B CU 77 C FF 92 S CU 79 1-3 ① K2-3		X SL 83 0-0 ① L8		B FF 95 B FF 95 S FF 95 X FF 96 2-1 ③ L9	4	0	1	0	0	1	1
38 Pete Kozma, R (1, 6) OBP: 0.274, SLG: 0.273 33 Daniel Descalso, L (7, PH) OBP: 0.292, SLG: 0.363 (8, 6)			C CU 74 B FF 92 1 SAFE C FF 90 X CU 78 1-2 ① F7		X FF 93 0-0 ② L4		F SL 83 C SL 83 X FS 84 0-2 ② FC4 1-2f			2 1	0 0	0 0	0 0	0 0	0 0	1 1
58 Joe Kelly, R (1, 1) OBP: 0.179, SLG: 0.148 16 Kolten Wong, L (5, PH) OBP: 0.188, SLG: 0.174 44 Carlos Martínez, R (6, 1) 56 Adron Chambers, L (7, PH) OBP: 0.222, SLG: 0.188 43 Seth Maness, R (8, 1) OBP: 0.200, SLG: 0.200 46 Kevin Siegrist, L (9, 1)			B CU 75 C FF 89 L FF 92 L CU 76 1-3 ② K		B CU 76 S FF 90 C FF 93 F CU 79 X CH 82 1-2 ③ G6-3		S FS 84 F FS 84 C FS 83 0-3 ③ K			1 1 0 1 0 0 0	0 0 0 0 0 0 0	0 0 0 0 0 0 0	0 0 0 0 0 0 0	0 0 0 0 0 0 0	1 0 0 1 0 0 0	1 0 0 1 0 0 0
Inning Stats	R: 0 E: 0 K: 0 S: 8 H: 0 LOB: 0 BB: 1 P: 17	R: 0 E: 0 K: 2 S: 11 H: 0 LOB: 0 BB: 0 P: 17	R: 0 E: 0 K: 2 S: 10 H: 1 LOB: 1 BB: 0 P: 12	R: 2 E: 0 K: 1 S: 11 H: 2 LOB: 0 BB: 0 P: 20	R: 0 E: 0 K: 1 S: 8 H: 0 LOB: 0 BB: 0 P: 10	R: 0 E: 0 K: 0 S: 14 H: 0 LOB: 2 BB: 1 P: 23	R: 0 E: 0 K: 1 S: 9 H: 1 LOB: 1 BB: 0 P: 10	R: 0 E: 0 K: 0 S: 5 H: 1 LOB: 0 BB: 0 P: 8	R: 1 E: 0 K: 1 S: 14 H: 1 LOB: 0 BB: 0 P: 21	1B: 4 2B: 2 3B: 0 HR: 1	SF: 1 SAC: 0 DP: 1 HBP: 1			WP: 0 PB: 0 SB: 0 CS: 1	PA: 35		

PITCHER		IP	WLS	BF	H	R	ER	SO	BB	IBB	HBP	BLK	WP	HR	S	P	ERA	WHIP
63 Tyler Thornburg, R ERA: 2.18	(1, 1)	6.0	W	23	3	2	2	6	2	0	1	0	0	0	62	99	3.00	0.833
47 Rob Wooten, R ERA: 3.0	(7, 1)	1.0	H	4	1	0	0	1	0	0	0	0	0	0	9	10	0.00	1.000
53 Brandon Kintzler, R ERA: 3.0	(8, 1)	1.0	H	3	1	0	0	0	0	0	0	0	0	0	5	8	0.00	1.000
29 Jim Henderson, R ERA: 2.32	(9, 1)	1.0	S	4	1	1	1	1	0	0	0	0	0	1	14	21	9.00	1.000

PITCHER	IP	WLS	BF	H	R	ER	SO	BB	IBB	HBP	BLK	WP	HR	S	P	ERA	WHIP

BOTTOM

Milwaukee Brewers @ St. Louis Cardinals

Busch Stadium, St. Louis, MO

Thu Sep 12 2013, 7:17 PM - 10:18 PM CDT

Att. 35,208 - Clear - 81 F

livebaseballscorecards.com

AB	30
R	3
H	6
RBI	3
BB	2
SO	8
LOB	14

Batter	1	2	3	4	5	6	7	8	9	10	AB	R	H	RBI	BB	SO	LOB
5 Brad Miller, L (1, 6) OBP: 0.313, SLG: 0.401	X SI 90 0-0 F7 ①		B SI 90 F SI 92 F FC 88 S CU 77 1-3 K2-3 ③		1 SAFE C FC 88 C CU 76 X CU 77 0-2 G3 ② 1-2			B CH 82 X SI 89 1-0 F7 ①		F FF 96 B FF 96 B FF 96 X FF 96 2-1 G5-3 ② 1-2 2-3	5	0	0	0	0	1	3
36 Abraham Almonte, S (1, 8) OBP: 0.310, SLG: 0.410	C SI 90 X FC 88 0-1 L5 ②			C CU 72 S CH 84 B CU 77 B CH 85 F FC 90 X SI 93 2-2 G4-3 ①	D CH 85 F FC 89 B CU 77 X CH 85 2-1 2-H 1B ③			M CU 74 C CU 76 B CU 76 C FF 91 1-3 K ②		F FF 96 B FF 96 C FF 95 X FF 97 1-2 F8 ③	5	0	1	0	0	1	2
15 Kyle Seager, L (1, 5) OBP: 0.347, SLG: 0.454	B SI 91 C FF 89 F FF 89 B CU 75 B CU 76 X FC 89 3-2 F8 ③			B CU 76 B CH 85 C SI 92 C FF 92 X SI 91 2-2 8 1B 1B		B SI 91 B SI 91 X FC 90 2-0 55 1B 55 S 1B		C CU 76 C CU 77 B CU 75 F FF 93 B CH 84 B CH 84 F CU 76 X CU 77 3-2 G4-3 ③			4	0	2	0	0	0	0
8 Kendrys Morales, S (1, 3) OBP: 0.341, SLG: 0.454 9 Endy Chavez, L (9, PR) OBP: 0.294, SLG: 0.332 (9, 7)		B SI 91 X CH 83 1-0 G4-3 ①		C FF 89 X FF 91 0-1 1-2 1B		B SI 91 C FF 89 X SI 92 1-1 F7 ①			B FS 85 S FS 86 X FS 85 1-1 55 CS 1B		4 0	0 0	2 0	0 0	0 0	0 0	1 0
55 Michael Saunders, L (1, 9) OBP: 0.323, SLG: 0.381		B SI 91 B FC 89 C SI 91 B CH 85 X SI 91 3-1 L8 ②		C FC 90 D CU 77 S CU 78 B CH 86 S CU 78 2-3 K ②		C FF 91 B FC 88 S CU 77 F CU 77 X CH 86 1-2 13 G6-3 1-3 1B			D FS 86 1 SAFE L FS 84 L FS 84 B FS 86 B FS 87 S FS 86 3-3 K ①② 1-2		4	0	1	0	0	2	3
13 Dustin Ackley, L (1, 7) OBP: 0.314, SLG: 0.342 (9, 3)		C SI 90 C FC 87 B CU 73 B CH 86 B CU 76 4-2 BB		B FC 90 X FC 90 1-0 L7 ③		F FC 88 F FF 91 D CU 78 D CU 79 X FC 89 2-2 G6-3 ②③ 1-2f			C FS 85 S FS 85 B FS 85 B FS 86 X FS 86 2-2 3 CS 1B		3	0	1	0	1	0	4
3 Mike Zunino, R (1, 2) OBP: 0.304, SLG: 0.326		C SI 92 B FC 88 F FC 89 X CU 77 1-2 L6 ③		B FC 88 B SI 89 X FC 86 2-0 HR			X FF 90 0-0 G4-3 ①		B SI 92 1-0 CS ③ 1-2	C FF 94 C FF 95 B FF 95 F FF 96 F FF 94 X FF 95 1-2 5 G5-3 21 1B 1B	4	1	2	1	0	0	1
6 Nick Franklin, S (1, 4) OBP: 0.292, SLG: 0.387			C SI 90 F FF 87 X SI 91 0-2 F8 ①	B SI 90 B SI 89 B SI 91 C SI 88 B SI 92 4-1 5 G3 36 1B BB			C SI 90 C CU 73 C CU 69 0-3 K ②			L FF 96 X FF 94 0-1 B3 ①	3	0	0	0	1	1	1
18 Hisashi Iwakuma, R (1, 1) 41 Charlie Furbush, L (8, 1) 31 Yoervis Medina, R (8, 1) 21 Franklin Gutierrez, R (10, PH) OBP: 0.270, SLG: 0.491 57 Chance Ruffin, R (10, 1) 59 Oliver Pérez, L (10, 1)			C FF 89 B FF 91 C SI 91 S SI 92 1-3 K ②		1 SAFE L SI 90 L FC 86 D CU 76 D CU 76 C FF 91 2-3 K ①		C SI 89 B CU 75 X SI 90 1-1 G4-3 ③			C FF 96 S FF 96 F FF 96 X SI 97 0-2 5 G5-3 1-2 1B	3 0 0 1 0 0	0 0 0 0 0 0	0 0 0 1 0 0	0 0 0 0 0 0	2 0 0 0 0 0	0 0 0 0 0 0	1 0 0 0 0 0
Inning Stats	R: 0 E: 0 K: 0 S: 6 H: 0 LOB: 0 BB: 0 P: 9	R: 0 E: 0 K: 0 S: 8 H: 0 LOB: 1 BB: 1 P: 17	R: 0 E: 0 K: 2 S: 9 H: 0 LOB: 0 BB: 0 P: 11	R: 0 E: 0 K: 1 S: 13 H: 2 LOB: 2 BB: 0 P: 20	R: 1 E: 0 K: 1 S: 10 H: 2 LOB: 2 BB: 1 P: 20	R: 0 E: 0 K: 0 S: 10 H: 2 LOB: 1 BB: 0 P: 16	R: 0 E: 0 K: 1 S: 6 H: 0 LOB: 0 BB: 0 P: 7	R: 0 E: 0 K: 1 S: 9 H: 0 LOB: 0 BB: 0 P: 14	R: 0 E: 0 K: 1 S: 8 H: 2 LOB: 1 BB: 0 P: 15	R: 0 E: 0 K: 0 S: 16 H: 2 LOB: 2 BB: 0 P: 20	1B: 9 2B: 1 3B: 0 HR: 1 SF: 0 SAC: 0 DP: 2 HBP: 0						

PITCHER		IP	WLS	BF	H	R	ER	SO	BB	IBB	HBP	BLK	WP	HR	S	P	ERA	WHIP
50 Adam Wainwright, R ERA: 2.96	(1, 1)	8.0		30	6	1	1	6	2	0	0	0	0	1	71	114	1.12	1.000
44 Edward Mujica, R ERA: 2.19	(9, 1)	1.0		3	2	0	0	1	0	0	0	0	0	0	8	15	0.00	2.000
46 Kevin Siegrist, L ERA: 0.53	(10, 1)	1.0	W	5	2	0	0	0	0	0	0	0	0	0	16	20	0.00	2.000

PITCHER	IP	WLS	BF	H	R	ER	SO	BB	IBB	HBP	BLK	WP	HR	S	P	ERA	WHIP

TOP

Seattle Mariners @ St. Louis Cardinals

Busch Stadium, St. Louis, MO

Fri Sep 13 2013, 7:17 PM - 10:31 PM CDT

Att. 40,506 - Clear - 70 F

livebaseballscorecards.com

AB	36
R	1
H	10
RBI	1
BB	2
SO	7
LOB	16

WP: 0	PA: 39		
PB: 0			
SB: 1			
CS: 2			

Batter	1	2	3	4	5	6	7	8	9	10	AB	R	H	RBI	BB	SO	LOB
13 Matt Carpenter, L (1, 4) OBP: 0.388, SLG: 0.481	C FF 90 C SI 90 X FS 84 0-2 ① L4		B FF 91 X SI 90 1-0 2B			C SI 87 B SI 88 X FS 84 1-1 ① L9		C SL 81 F SL 82 B FF 93 B SL 81 B FF 93 F SL 80 B FF 92 4-2 19 FC4-6 2-3 BB		B FF 91 B SI 91 B SL 79 C SI 91 B SL 81 4-1 7 PB 19 BB 1-2 BB	3	0	1	0	2	0	0
19 Jon Jay, L (1, 8) OBP: 0.341, SLG: 0.365	B SI 89 F SI 90 X FS 84 1-1 ② G6-3		C SI 86 F FS 86 B FS 86 F SI 92 F SI 92 F FS 85 D SI 87 F SI 92 X CU 76 2-2 ③ G3-1			B CU 71 X SI 89 1-0 ② L7		F FF 92 X FF 92 0-1 ② FC4-6 7 FC6-4 1-2f 3-H		B SL 81 B FF 92 C SI 92 C SL 80 B SL 79 B SL 82 4-2 7 PB 1-2 2-3 BB	4	0	0	1	1	0	3
7 Matt Holliday, R (1, 7) OBP: 0.370, SLG: 0.467	C FF 90 B FF 90 B FC 84 C SI 91 B SI 86 B SI 92 4-2 BB			C CU 72 S SL 81 B FF 91 B SI 88 B SI 91 F SL 82 X SL 81 3-2 ① F8		B SI 89 B SI 91 X SI 90 2-0 ③ G6-3		F FF 95 C FF 96 F CU 85 1 SAFE X CU 85 0-2 ③ FC6-4 1-2f		B FF 94 1-0 PB 1-2 2-3 3-H	4	0	0	0	1	0	4
3 Carlos Beltrán, S (1, 9) OBP: 0.343, SLG: 0.509	X SI 90 0-0 ③ L7			B CU 74 C SI 91 B CU 73 T FS 86 B FS 87 B FF 92 4-2 BB			B SI 89 T FS 85 F FS 85 B FF 92 X SI 86 2-2 G6-3 2B		X FF 94 0-0 ① L3		3	0	1	0	1	0	1
4 Yadier Molina, R (1, 2) OBP: 0.355, SLG: 0.475		C SI 89 F SL 80 F FF 92 B SI 89 F SL 81 X SI 90 1-2 ① G6-3		X FS 83 0-0 ② F8			F SL 81 F SI 89 X SL 80 0-2 ① L6		C CU 86 B FF 94 X CU 85 1-1 ② G1-4-3		4	0	0	0	0	0	2
Matt Adams, L (1, 3) OBP: 0.323, SLG: 0.475		C SI 90 S SI 87 B FS 87 F FS 87 B SI 92 X FS 84 2-2 ② G3		C CU 73 B SI 89 S SI 90 B SI 92 X FS 86 2-2 ③ G6-3			B FS 85 F FF 91 X FS 85 1-1 ② G6-3 2-3		C FF 95 S CH 88 B CH 88 S CU 86 1-3 ③ K2-3		4	0	0	0	0	1	2
23 David Freese, R (1, 5) OBP: 0.335, SLG: 0.377	B FF 91 C SL 82 F SI 89 B SL 81 X FS 85 2-2 ③ G6-3		B FF 90 X CU 72 1-0 33 FC4-6 1B				C SL 81 D FS 85 S FF 92 S FF 94 1-3 ③ K		C SI 92 C SL 86 B SI 93 B SI 91 B SL 87 S FF 93 3-3 ① K	4	0	1	0	0	2	1
33 Daniel Descalso, L (1, 6) OBP: 0.290, SLG: 0.360 43 Shane Robinson, R (8, PH) OBP: 0.383, SLG: 0.357 44 Edward Mujica, R (9, 1) 46 Kevin Siegrist, L (10, 1) 16 Kolten Wong, L (10, PH) OBP: 0.184, SLG: 0.170			C SI 88 X SI 89 0-1 ① G4-3			X SI 90 0-0 ① FC4-6 50 CS 1-2f		C FF 92 B SL 80 S SL 81 F FF 94 B FF 92 F FF 93 C FF 94 2-3 ① K		S SI 92 C CU 75 B SI 93 F CU 75 S CU 74 1-3 ② K	2 1 0 0 1	0 0 0 0 0	0 0 0 0 0	0 0 0 0 0	0 1 0 0 1	0 0 0 0 0	1 0 0 0 0
50 Adam Wainwright, R (1, 1) OBP: 0.154, SLG: 0.203 41 Brock Peterson, R (8, PH) OBP: 0.136, SLG: 0.095 38 Pete Kozma, R (8, PR) OBP: 0.276, SLG: 0.275 (9, 6)			B SI 90 C FF 90 X SI 91 1-1 ② G4-3			1 SAFE T SI 90 S SI 90 X SI 90 0-2 ② ③ G1-3 1-2		S FF 92 X FF 94 0-1 E4 13 S 19 FC4-6		B FF 92 B FF 93 X SI 93 2-0 19 BB 13 BB 7 PB 1B	2 1 1	0 0 2	0 0 1	0 0 0	0 0 0	0 0 0	1 0 0
Inning Stats	R: 0 E: 0 K: 0 S: 8 H: 0 LOB: 1 BB: 1 P: 13	R: 0 E: 0 K: 0 S: 12 H: 0 LOB: 0 BB: 0 P: 17	R: 0 E: 0 K: 0 S: 12 H: 1 LOB: 1 BB: 0 P: 16	R: 0 E: 0 K: 0 S: 10 H: 0 LOB: 1 BB: 1 P: 19	R: 0 E: 0 K: 0 S: 5 H: 1 LOB: 0 BB: 0 P: 6	R: 0 E: 0 K: 0 S: 4 H: 0 LOB: 0 BB: 0 P: 8	R: 0 E: 0 K: 1 S: 11 H: 1 LOB: 1 BB: 0 P: 15	R: 1 E: 1 K: 1 S: 16 H: 0 LOB: 2 BB: 1 P: 22	R: 0 E: 0 K: 1 S: 6 H: 0 LOB: 0 BB: 0 P: 8	R: 1 E: 0 K: 2 S: 11 H: 1 LOB: 2 BB: 2 P: 26	1B: 2 2B: 2 3B: 0 HR: 0		SF: 0 SAC: 0 DP: 0 HBP: 0			WP: 0 PB: 1 SB: 1 CS: 1	PA: 39

PITCHER	IP	WLS	BF	H	R	ER	SO	BB	IBB	HBP	BLK	WP	HR	S	P	ERA	WHIP
18 Hisashi Iwakuma, R (1, 1) ERA: 2.87	7.0		25	3	0	0	1	2	0	0	0	0	0	62	94	0.00	0.714
41 Charlie Furbush, L (8, 1) ERA: 3.03	0.2	B	4	0	1	0	1	1	0	0	0	0	0	12	18	0.00	1.500
31 Yoervis Medina, R (8, 1) ERA: 2.89	1.1		4	0	0	0	1	0	0	0	0	0	0	10	12	0.00	0.000
57 Chance Ruffin, R (10, 1) ERA: 5.4	0.2	L	3	1	1	0	2	0	0	0	0	0	0	8	14	0.00	1.500
59 Oliver Pérez, L (10, 1) ERA: 3.62	0.0		3	0	0	0	0	2	0	0	0	0	0	3	12	∞	∞

PITCHER	IP	WLS	BF	H	R	ER	SO	BB	IBB	HBP	BLK	WP	HR	S	P	ERA	WHIP

BOTTOM

Seattle Mariners @ St. Louis Cardinals

Busch Stadium, St. Louis, MO

Fri Sep 13 2013, 7:17 PM - 10:31 PM CDT

Att. 40,506 - Clear - 70 F

livebaseballscorecards.com

AB	34
R	2
H	4
RBI	1
BB	5
SO	5
LOB	15

Batter	1	2	3	4	5	6	7	8	9	AB	R	H	RBI	BB	SO	LOB
5 Brad Miller, L (1, 6) OBP: 0.314, SLG: 0.402	F FF 94 B FF 94 X FF 94 1-1 P6 ①		B CH 85 S CH 86 S CH 88 F CH 89 F FF 95 X CH 88 1-2 1-2 2-3 1B		X FF 94 0-0 SH1-4 ① 1-2 2-3		1 SAFE X SI 89 0-0 SH1-3 ① 1-2		M FF 90 F FF 93 X KC 82 0-2 SF9 ① 1-3 2-H	2	0	1	0	0	0	0
1 Carlos Triunfel, R (5, 6) OBP: 0.115, SLG: 0.083										0	0	0	1	0	0	0
21 Franklin Gutierrez, R (1, 9) OBP: 0.270, SLG: 0.491	C FF 94 B FF 94 F FF 95 F CH 87 B CH 88 S CH 87 2-3 K ②		C FF 95 F FF 95 S CH 89 0-3 K ②		X FF 93 0-0 2B 2-H 3-H		C CH 82 S SL 82 B SL 84 B SL 83 F CH 82 S SL 84 2-3 K ②		T FF 92 F FF 92 C FF 92 0-3 K ②	4	0	1	2	0	3	4
54 Tom Wilhelmsen, R (7, 1)										0	0	0	0	0	0	0
41 Charlie Furbush, L (7, 1)										0	0	0	0	0	0	0
35 Humberto Quintero, R (9, PH) OBP: 0.281, SLG: 0.375										1	0	0	0	0	1	1
40 Danny Farquhar, R (9, 1)										0	0	0	0	0	0	0
15 Kyle Seager, L (1, 5) OBP: 0.346, SLG: 0.451	C FF 93 B CU 77 B CH 87 S FF 95 S CH 89 2-3 K ③		F FF 94 C CH 88 B FF 96 F CH 88 S FF 94 1-3 K ③		F CH 87 S CH 87 D CH 88 D CH 89 B CH 86 B CU 76 4-2 BB		S SL 84 C SL 82 B SL 84 D SL 84 B SL 83 F SL 82 C FF 91 3-3 K ③		F SI 85 X SI 86 0-1 L7 ③	4	0	0	0	1	3	5
8 Kendrys Morales, S (1, 3) OBP: 0.342, SLG: 0.460		B FF 93 B CH 85 X FF 93 2-0 G3 ①		B CU 73 B CH 86 X CH 86 2-0 1B	F FF 92 S CH 86 D CH 88 F FF 93 F CH 87 F FF 92 F CH 87 X CU 76 1-2 L9 ②			F SI 90 B CH 82 S CH 81 X SL 82 1-2 HR		4	1	2	1	0	0	2
17 Justin Smoak, S (8, 3) OBP: 0.339, SLG: 0.408										0	0	0	0	0	0	0
28 Raul Ibanez, L (1, 7) OBP: 0.308, SLG: 0.496		B FF 92 B FF 93 F FF 93 X FF 94 2-1 G4-3 ②		B FF 93 F FF 93 F FF 93 D CH 87 S CH 87 2-3 K ①	S CH 85 C CH 86 F FF 94 B FF 95 B FF 94 S FF 94 2-3 K ③			C FF 90 X FF 90 0-1 F8 ①		4	0	0	0	0	2	3
9 Endy Chavez, L (8, 7) OBP: 0.294, SLG: 0.332										0	0	0	0	0	0	0
55 Michael Saunders, L (1, 8) OBP: 0.320, SLG: 0.376		X FF 93 0-0 G6-3 ③		B FF 95 X FF 92 1-0 F7 ②		C FF 90 X SL 83 0-1 G4-3 ①		B FF 90 C SL 82 F FF 90 X FF 92 1-2 G5-3 ②		4	0	0	0	0	0	1
3 Mike Zunino, R (1, 2) OBP: 0.303, SLG: 0.319			B FF 92 S FF 93 C FF 93 B FF 96 B CH 88 F FF 93 B FF 94 4-2 5 1B 13 BB BB	C FF 92 X FF 94 0-1 F7 ③		B SI 91 S FF 90 X FF 92 1-1 G5-3 ②		X SI 90 0-0 G5-3 ③		3	0	0	0	1	0	1
13 Dustin Ackley, L (1, 4) OBP: 0.318, SLG: 0.343			C FF 93 C FF 94 B FF 96 D CH 88 B CH 88 B CH 86 4-2 5 1B 1-2 BB		C FF 91 X CU 75 0-1 5 SH1-4 65 BB 21 2B 1B	C FF 91 S SL 83 B SL 84 B FF 92 X SL 82 2-2 G6-3 ③			S FF 90 B FF 92 B FF 91 B FF 91 C FF 91 B FF 92 4-2 1 WP 36 1B 1 SF9 BB	2	2	1	0	2	0	0
65 James Paxton, L (1, 1)			L FF 93 B FF 94 C FF 94 L CH 86 1-3 K ①		B FF 92 B FF 91 B FF 92 B FF 92 4-0 5 SH1-4 21 2B 1-2 BB		B SI 90 F SI 89 X FF 90 1-1 1 SH1-3 1B		1 SAFE F FF 90 X CH 84 0-1 1 SF9 1 WP 1-2 1B	1	1	0	0	1	1	2
36 Abraham Almonte, S (7, PH) OBP: 0.341, SLG: 0.439 (7, 9)										2	0	2	0	0	0	0

| Inning Stats | | | | | | | | | |

BOTTOM

Seattle Mariners @ St. Louis Cardinals

Busch Stadium, St. Louis, MO

Sat Sep 14 2013, 6:17 PM - 9:07 PM CDT

Att. 41,374 - Clear - 73 F

livebaseballscorecards.com

Batter	1	2	3	4	5	6	7	8	9	AB	R	H	RBI	BB	SO	LOB
13 Matt Carpenter, L (1, 4) OBP: 0.389, SLG: 0.482	C FF 93 C FF 93 B KC 82 F FF 94 X FF 94 1-2 G5-3 ①		B FF 93 C FF 94 B FC 90 B FF 95 F FF 94 F FF 96 B FF 96 4-2 1-2 BB		B FF 95 F FF 96 B KC 81 C FF 96 S FF 96 2-3 K ③			F FF 92 F FF 91 F CU 77 X SL 81 0-2 43 G4-3 7 WP 2B		3	1	1	0	1	1	2
43 Shane Robinson, R (1, 8) OBP: 0.372, SLG: 0.345	B FF 93 B FF 92 F FF 94 X FF 94 2-1 G6-3 ②		F FF 94 X CH 88 0-1 G6-3 ③			C FF 94 X CH 87 0-1 L8 ①		X SI 89 0-0 2-3 G4-3 ②		4	0	0	0	0	0	3
7 Matt Holliday, R (1, 7) OBP: 0.369, SLG: 0.464	C FF 94 S CH 87 B FF 96 F FF 97 C KC 81 1-3 K ③			B FF 94 B CH 87 S FF 95 C CH 88 F FF 96 S FF 96 2-3 K ①		S CH 86 B FF 95 S KC 82 B FF 97 F CH 88 X KC 83 2-2 L8 ②		B SI 93 S SI 89 F FF 93 B SI 89 B SL 82 B FF 92 4-2 3-H BB		3	0	0	0	1	2	0
3 Carlos Beltrán, S (1, 9) OBP: 0.341, SLG: 0.505		F FF 94 B CH 86 B CH 85 F FF 94 B FF 95 F FF 95 X FF 96 3-2 L8 ①		B KC 82 C FF 96 S CH 88 X FF 96 1-2 P6 ②		C FF 95 X KC 83 0-1 G6-3 ③		C FF 91 B FF 91 B SL 80 B FF 92 F FF 93 X FF 92 3-2 L9 ③		4	0	0	0	0	0	1
4 Yadier Molina, R (1, 2) OBP: 0.352, SLG: 0.470		C FF 94 X CH 88 0-1 G5-3 ②		T FF 95 B KC 83 X CH 88 1-1 G5-3 ③			X FF 95 0-0 F9 ①		B FF 93 X FF 92 1-0 L8 ①	4	0	0	0	0	0	0
23 David Freese, R (1, 5) OBP: 0.335, SLG: 0.376		F FF 95 C KC 83 B KC 83 T FF 96 1-2 K ③			B FF 93 C CH 87 F CH 87 X FF 95 1-2 32 BB 1B		C CH 91 B CU 78 X FF 95 1-1 F9 ②		T FC 90 B CU 78 X FC 90 1-1 G1-3 ②	4	0	1	0	0	1	0
41 Brock Peterson, R (1, 3) OBP: 0.125, SLG: 0.087 Matt Adams, L (7, PH) OBP: 0.324, SLG: 0.473 (8, 3)			C FF 94 B FF 93 X CH 86 1-1 F9 ①		S FF 93 F FF 95 B CH 87 F KC 82 F FF 96 B CH 88 S FF 95 2-3 K ①		C CH 88 B CU 78 S CH 88 B FF 95 B CH 89 B SI 96 4-2 BB		C FC 90 B SI 95 S CU 77 C FF 96 1-3 K ③	2 1	0 0	0 0	0 0	0 1	1 1	1 0
38 Pete Kozma, R (1, 6) OBP: 0.274, SLG: 0.273 33 Daniel Descalso, L (7, PH) OBP: 0.289, SLG: 0.359 (8, 6)			C FF 95 C FF 95 B KC 82 F FF 95 X FF 95 1-2 G1-3 ②		B FF 94 B CH 88 C FF 95 F FF 95 F FF 96 X FF 96 2-2 L9 ②		C FF 91 S SL 81 B SL 81 X FF 92 1-2 P6 ③			2 1	0 0	0 0	0 0	0 0	0 0	1 1
52 Michael Wacha, R (1, 1) OBP: 0.188, SLG: 0.188 32 Rob Johnson, R (5, PH) OBP: 0.237, SLG: 0.257 70 Tyler Lyons, L (6, 1) OBP: 0.182, SLG: 0.182 43 Seth Maness, R (8, 1) OBP: 0.200, SLG: 0.200 48 Tony Cruz, R (8, PH) OBP: 0.246, SLG: 0.286 59 Fernando Salas, R (9, 1) 36 Randy Choate, L (9, 1)			C FF 94 B FF 94 X FF 94 1-1 13 BB 1B		B FF 96 B CH 88 S FF 94 B FF 96 B FF 96 4-1 1-2 BB			C SI 90 X SI 89 0-1 L9 ①		1 0 0 0 1 0 0	0 0 0 0 0 0 0	1 0 0 0 0 0 0	0 0 0 0 0 0 0	0 1 0 0 0 0 0	0 0 0 0 0 0 0	0 0 0 0 0 0 0
Inning Stats	R: 0 E: 0 K: 1 S: 10 H: 0 LOB: 0 BB: 0 P: 14	R: 0 E: 0 K: 1 S: 9 H: 0 LOB: 0 BB: 0 P: 13	R: 0 E: 0 K: 0 S: 13 H: 1 LOB: 2 BB: 1 P: 20	R: 0 E: 0 K: 1 S: 9 H: 0 LOB: 0 BB: 0 P: 13	R: 0 E: 0 K: 2 S: 16 H: 1 LOB: 2 BB: 1 P: 27	R: 0 E: 0 K: 0 S: 8 H: 0 LOB: 0 BB: 0 P: 10	R: 0 E: 0 K: 0 S: 8 H: 0 LOB: 1 BB: 1 P: 14	R: 1 E: 0 K: 0 S: 12 H: 1 LOB: 1 BB: 1 P: 19	R: 0 E: 0 K: 1 S: 6 H: 0 LOB: 0 BB: 0 P: 9	1B: 2 2B: 1 3B: 0 HR: 0 SF: 0 SAC: 0 DP: 0 HBP: 0						

	AB	30
	R	1
	H	3
	RBI	0
	BB	4
	SO	6
	LOB	9

WP: 1 PA: 34
PB: 0
SB: 0
CS: 0

PITCHER		IP	WLS	BF	H	R	ER	SO	BB	IBB	HBP	BLK	WP	HR	S	P	ERA	WHIP
65 James Paxton, L ERA: 0.75	(1, 1)	6.0	W	22	2	0	0	5	2	0	0	0	0	0	65	97	0.00	0.667
54 Tom Wilhelmsen, R ERA: 3.93	(7, 1)	0.2	H	3	0	0	0	0	1	0	0	0	0	0	5	10	0.00	1.500
41 Charlie Furbush, L ERA: 3.12	(7, 1)	1.1	H	6	1	1	1	0	1	0	0	0	1	0	15	23	6.75	1.500
40 Danny Farquhar, R ERA: 4.62	(9, 1)	1.0	S	3	0	0	0	1	0	0	0	0	0	0	6	9	0.00	0.000

PITCHER	IP	WLS	BF	H	R	ER	SO	BB	IBB	HBP	BLK	WP	HR	S	P	ERA	WHIP

Batter	1	2	3	4	5	6	7	8	9	AB	R	H	RBI	BB	SO	LOB
13 Dustin Ackley, L (1, 4) (6, 7) OBP: 0.320, SLG: 0.343	C FF 92 B FF 93 F FF 94 B FF 94 B FF 93 F FF 94 B CH 85 4-2 BB		C FF 93 B FF 95 F FF 94 B FF 94 F FF 94 B FF 93 X FF 95 3-2 ③ G6-3		C FF 93 D FF 93 B FF 92 C CH 84 B FF 92 X FF 91 3-2 15 CS 1-3 1B			B FF 95 S FF 94 F FF 95 X FF 97 1-2 ① F7		3	0	1	0	1	0	0
36 Abraham Almonte, S (1, 8) OBP: 0.333, SLG: 0.455	B FF 93 X FF 93 1-0 ① F7			B FF 92 B FF 93 B FF 92 C FF 91 F FF 91 X FF 91 3-2 15 G3-1 21 1B 2B	D CU 78 D CH 85 F FF 93 F FF 94 F FF 95 D CH 86 F FF 93 X FF 94 3-2 ② SF8 3-H			B FF 95 F FF 95 F FF 96 B FF 97 X FS 86 2-2 ② G1-3		3	1	1	1	0	0	1
15 Kyle Seager, L (1, 5) OBP: 0.344, SLG: 0.447	S FF 92 1 SAFE B FF 92 B CH 84 X FF 94 2-1 ② F7			F FF 93 F FF 94 F FF 95 B CH 84 B CU 78 B CH 84 X FF 95 3-2 ① G3-1 2-3	C FF 92 S FF 94 F FF 94 B CU 78 1-2 ③ CS 1-2	C SI 84 B SL 76 C SL 76 S SL 76 1-3 ① K		C FF 97 C FF 97 B CU 82 X FF 98 1-2 ③ F8		4	0	0	0	0	1	2
8 Kendrys Morales, S (1, 3) OBP: 0.341, SLG: 0.458	S FF 94 B FF 94 B FF 93 C FF 95 1 SAFE B CH 84 X CH 83 3-2 ③ F8			B FF 95 B FF 93 B FF 95 B FF 94 4-0 21 1B BB		F SI 86 B SI 86 X SI 87 1-1 ② G4-3			X FF 93 0-0 ① F8	3	0	0	0	1	0	1
21 Franklin Gutierrez, R (1, 9) OBP: 0.277, SLG: 0.491		B FF 93 X FC 86 1-0 ① G5-3		B FC 90 F FF 95 B FC 88 S FC 89 B FF 95 F FC 90 X FC 92 3-2 1-2 3-H 1B		C SI 85 B SI 86 X SL 76 1-1 1B			B FF 93 C FF 93 B FF 95 F FF 96 F FF 96 B SL 88 X FF 96 3-2 ② F8	4	0	2	1	0	0	0
55 Michael Saunders, L (1, 7) 57 Chance Ruffin, R (6, 1) 44 Lucas Luetge, L (8, 1) 3 Mike Zunino, R (9, PH) OBP: 0.301, SLG: 0.316		C FF 92 B FF 93 X CH 83 1-1 ② F8		X FF 94 0-0 ② F6		B SI 85 F SI 86 S SL 76 S SL 76 1-3 ③ K			F SL 89 F FF 97 B FF 98 S FF 98 1-3 ③ K	3 0 0 1	0 0 0 0	0 0 0 0	0 0 0 0	0 0 0 1	1 0 0 0	3 0 0 0
35 Humberto Quintero, R (1, 2) OBP: 0.275, SLG: 0.366		X FF 93 0-0 ③ G4-3		C FF 95 B FF 97 B FF 95 S FF 95 F FF 96 S FC 90 2-3 ③ K			B FF 96 B FF 96 S FF 95 F FF 96 X FF 97 2-2 ① G4-3			3	0	0	0	0	1	2
1 Carlos Triunfel, R (1, 6) OBP: 0.138, SLG: 0.111			B FF 91 X FF 92 1-0 ① G5-3		B FF 91 C FF 91 F FF 92 F FC 88 F FF 92 F FF 93 F FC 88 X CU 76 1-2 ① P3		S FF 96 F FF 97 B FF 95 B CU 81 F FF 97 F FF 97 F FF 96 X CU 80 2-2 6 G4-6-3 1B			3	0	1	0	0	0	0
50 Erasmo Ramírez, R (1, 1) 9 Endy Chavez, L (5, PH) OBP: 0.293, SLG: 0.331 58 Carter Capps, R (5, 1) 30 Bobby LaFromboise, L (5, 1) 6 Nick Franklin, S (6, 4) OBP: 0.292, SLG: 0.386			B FF 90 X FF 90 1-0 ② G5-3		C FF 91 X FF 93 0-1 E6 13 1B 36 SF8		B FF 94 B FF 95 C FF 95 B FF 96 S FF 95 F FF 96 F FF 95 X FF 96 3-2 ②③ G4-6-3 1-2f			1 1 0 0 1	0 1 0 0 0	0 0 0 0 0	0 0 0 0 0	0 0 0 0 0	0 0 0 0 0	0 0 0 0 1
Inning Stats	R: 0 E: 0 K: 0 S: 9 H: 0 LOB: 1 BB: 1 P: 19	R: 0 E: 0 K: 0 S: 4 H: 0 LOB: 0 BB: 0 P: 6	R: 0 E: 0 K: 0 S: 6 H: 0 LOB: 0 BB: 0 P: 11	R: 1 E: 0 K: 1 S: 16 H: 2 LOB: 2 BB: 1 P: 31	R: 1 E: 1 K: 0 S: 20 H: 1 LOB: 0 BB: 0 P: 28	R: 0 E: 0 K: 2 S: 10 H: 1 LOB: 1 BB: 0 P: 14	R: 0 E: 0 K: 0 S: 14 H: 1 LOB: 0 BB: 0 P: 21	R: 0 E: 0 K: 0 S: 9 H: 0 LOB: 0 BB: 0 P: 13	R: 0 E: 0 K: 1 S: 8 H: 0 LOB: 0 BB: 0 P: 12	1B: 4 2B: 1 3B: 0 HR: 0	SF: 1 SAC: 0 DP: 1 HBP: 0			WP: 0 PB: 0 SB: 0 CS: 1	PA: 34		

PITCHER		IP	WLS	BF	H	R	ER	SO	BB	IBB	HBP	BLK	WP	HR	S	P	ERA	WHIP
40 Shelby Miller, R ERA: 3.01	(1, 1)	5.0	W	20	3	2	1	1	2	0	0	0	0	0	55	95	1.80	1.000
36 Randy Choate, L ERA: 2.41	(6, 1)	1.0		4	1	0	0	2	0	0	0	0	0	0	10	14	0.00	1.000
34 John Axford, R ERA: 4.33	(7, 1)	1.0		3	1	0	0	0	0	0	0	0	0	0	14	21	0.00	1.000
71 Sam Freeman, L ERA: 2.89	(8, 1)	1.0		3	0	0	0	0	0	0	0	0	0	0	9	13	0.00	0.000
26 Trevor Rosenthal, R ERA: 2.21	(9, 1)	1.0		3	0	0	0	1	0	0	0	0	0	0	8	12	0.00	0.000

PITCHER	IP	WLS	BF	H	R	ER	SO	BB	IBB	HBP	BLK	WP	HR	S	P	ERA	WHIP

TOP

Seattle Mariners @ St. Louis Cardinals

Busch Stadium, St. Louis, MO

Sun Sep 15 2013, 1:18 PM - 4:25 PM CDT
Att. 40,526 - Partly Cloudy - 77 F

livebaseballscorecards.com

AB	30
R	2
H	5
RBI	2
BB	2
SO	4
LOB	10

BOTTOM

Seattle Mariners @ St. Louis Cardinals

Busch Stadium, St. Louis, MO

Sun Sep 15 2013, 1:18 PM - 4:25 PM CDT

Att. 40,526 - Partly Cloudy - 77 F

livebaseballscorecards.com

Batter	1	2	3	4	5	6	7	8	9	AB	R	H	RBI	BB	SO	LOB
13 Matt Carpenter, L (1, 4) OBP: 0.390, SLG: 0.483 63 Audry Pérez, R (8, 2)	C FF 89 F SI 91 B FF 91 B FF 93 B CH 80 X SI 93 3-2 ① G3		B SI 90 X SI 92 1-0 19 G4-3 1B	C SI 93 B SI 92 X CH 80 1-1 7 1B 19 HBP 1B 1-2 2-H 3-H	C SI 89 B SL 81 F SI 89 X SL 82 1-2 ② G1-3		B SI 94 B SI 92 X SI 91 2-0 7 2B 3 1B 1B 1-3			5 1 3 2 0 0 1 0 0 0 0 0 0 0						
19 Jon Jay, L (1, 8) OBP: 0.343, SLG: 0.366	B FF 92 X SI 91 1-0 7 FC4-6 1B		1 SAFE 1 SAFE X FF 90 0-0 ② G4-3 1-2	C CU 76 F SI 92 F SI 94 H SL 87 1-2 7 1B HBP 1-2 2-3	X SI 89 0-0 7 1B 1B 3-H		S CH 87 C SI 94 X CU 76 0-2 ① F7			4 0 2 1 0 0 3						
7 Matt Holliday, R (1, 7) OBP: 0.371, SLG: 0.467 43 Shane Robinson, R (8, 9) OBP: 0.372, SLG: 0.345	B SI 92 1 SAFE X SI 91 1-0 ② FC4-6 1-2f		B SI 91 B SI 92 X SL 86 2-0 ③ P3	B SI 90 F SI 94 X SI 92 1-1 1-2 2-3 3-H 1B	C SI 90 C SI 89 D SL 82 D CH 82 B SI 90 F SL 84 F SI 90 F SI 90 X SI 90 3-2 1-3 1B		T SI 92 B SI 95 S CU 76 X CU 76 1-2 3 1B 2B 1-3 3-H			5 1 3 2 0 0 2 0 0 0 0 0 0 0						
3 Carlos Beltrán, S (1, 9) OBP: 0.339, SLG: 0.502 56 Adron Chambers, L (7, PR) OBP: 0.222, SLG: 0.188 (8, 7)	C CU 76 B SI 92 S CU 78 B SI 92 F SI 93 F CU 78 B SL 86 X SL 85 3-2 ③ F8			C SI 91 C CU 78 B SI 92 F SI 93 X SL 86 1-2 ③ G3 B CU 77 C SI 93 D CH 80 F SI 93 X SI 94 2-2 ③ G4-3	B SI 90 B SI 90 S SI 89 X SI 89 2-1 ③ L5		X CH 88 0-0 2-H 3-H 1B			5 0 1 2 0 0 6 0 0 0 0 0 0 0						
4 Yadier Molina, R (1, 2) OBP: 0.356, SLG: 0.480 71 Sam Freeman, R (8, 1) 26 Trevor Rosenthal, R (9, 1)		F SL 88 B FF 93 B SI 92 F FF 92 F SI 92 X CU 77 2-2 HR		C FF 93 B FF 93 X SI 92 1-1 23 HBP 33 1B 1B 1B	F FF 95 B FF 96 X FF 95 1-1 HR 1B	X SL 88 0-0 23 HBP 1B	F FF 89 F SI 93 B SL 87 B FF 93 X FF 93 2-2 ② F9			5 3 4 1 0 0 1 0 0 0 0 0 0 0 0 0 0 0 0 0 0						
Matt Adams, L (1, 3) OBP: 0.326, SLG: 0.484		B FF 91 B SI 92 B CH 79 C FF 90 X SI 90 3-1 ① G4-3		B SI 92 X SI 92 1-0 33 1B 23 HBP 13 1B 1B 1-2	B FF 95 X FF 93 1-0 1-H HR	B SI 93 F SI 91 F SL 86 C CU 76 1-3 ① K	S CU 75 F CU 76 S CU 75 0-3 ③ K			5 2 2 2 0 2 2						
23 David Freese, R (1, 5) OBP: 0.338, SLG: 0.379 8 Ryan Jackson, R (8, PH) (9, 5)		B FF 91 B SL 85 F SI 91 B FF 91 F FF 91 S SI 92 3-3 ② K		B FF 86 C FF 93 H SI 91 2-1 33 1B 13 1B 1-2 2-3 HBP	X FF 96 0-0 33 2B 2B	B FF 95 F SI 93 S SI 93 H CU 74 2-2 33 G4-6-3 1-2 HBP		C SI 91 X SL 87 0-1 ① L8		2 2 1 0 0 1 0 1 0 0 0 0 0 0						
33 Daniel Descalso, L (1, 6) OBP: 0.291, SLG: 0.363		B SI 92 B CU 76 X CH 79 2-0 ③ G3		X SI 93 0-0 19 HBP 13 1B 7 1B 1B 1-2 2-3 3-H	F SI 90 L SL 80 X SL 81 0-2 41 G5-3 19 1B 2B 2-H	B CH 86 X SI 93 1-0 ② ③ G4-6-3 1-2f		B SI 92 F SI 92 B SL 89 F SL 89 B CU 76 X SI 91 3-2 ② G4-3		5 2 2 2 0 0 2						
40 Shelby Miller, R (1, 1) OBP: 0.096, SLG: 0.157 41 Brock Peterson, R (5, PH) OBP: 0.120, SLG: 0.083 36 Randy Choate, L (6, 1) 34 John Axford, R (7, 1) 16 Kolten Wong, L (7, PH) OBP: 0.196, SLG: 0.184 (8, 4)			C SI 92 B SL 83 B SL 87 B FF 92 X SI 92 3-1 ① G1-3	F SL 83 B SI 93 X SL 86 1-1 ② P3	X SI 90 0-0 ① G5-3 2-3		B SI 93 X SI 92 1-0 13 1B 7 2B 1B		B SL 88 B FF 91 X SI 89 2-0 ③ L7	2 0 0 0 0 0 3 1 0 0 0 0 0 1 0 0 0 0 0 0 0 0 0 0 0 0 0 0 2 1 1 0 0 0 0						
Inning Stats	R: 0 E: 0 K: 0 S: 10 H: 1 LOB: 1 BB: 0 P: 18	R: 1 E: 0 K: 1 S: 10 H: 1 LOB: 0 BB: 0 P: 20	R: 0 E: 0 K: 0 S: 5 H: 1 LOB: 1 BB: 0 P: 11	R: 4 E: 0 K: 0 S: 20 H: 5 LOB: 3 BB: 0 P: 31	R: 4 E: 0 K: 0 S: 20 H: 6 LOB: 2 BB: 0 P: 28	R: 0 E: 0 K: 1 S: 7 H: 1 LOB: 1 BB: 0 P: 11	R: 3 E: 0 K: 1 S: 15 H: 4 LOB: 1 BB: 0 P: 21	R: 0 E: 0 K: 0 S: 6 H: 0 LOB: 0 BB: 0 P: 11		1B: 14 2B: 3 3B: 0 HR: 2 SF: 0 SAC: 0 DP: 1 HBP: 3					WP: 0 PB: 0 SB: 0 CS: 0 PA: 45	

	AB	R	H	RBI	BB	SO
	42	12	19	12	0	3

LOB 21

PITCHER		IP	WLS	BF	H	R	ER	SO	BB	IBB	HBP	BLK	WP	HR	S	P	ERA	WHIP
50 Erasmo Ramírez, R ERA: 4.98	(1, 1)	4.0	L	22	8	5	5	1	0	0	2	0	0	1	45	80	11.25	2.000
58 Carter Capps, R ERA: 5.87	(5, 1)	0.0		3	3	3	3	0	0	0	0	0	0	1	4	6	∞	∞
30 Bobby LaFromboise, L ERA: 8.53	(5, 1)	1.0		6	3	1	1	0	0	0	0	0	0	0	16	22	9.00	3.000
57 Chance Ruffin, R ERA: 7.71	(6, 1)	2.0		11	5	3	3	2	0	0	1	0	0	0	22	32	13.50	2.500
44 Lucas Luetge, L ERA: 4.67	(8, 1)	1.0		3	0	0	0	0	0	0	0	0	0	0	6	11	0.00	0.000

PITCHER		IP	WLS	BF	H	R	ER	SO	BB	IBB	HBP	BLK	WP	HR	S	P	ERA	WHIP

Batter	1	2	3	4	5	6	7	8	9	AB	R	H	RBI	BB	SO	LOB
13 Matt Carpenter, L (1, 4) OBP: 0.391, SLG: 0.485	C FF 90 X SI 91 0-1 1B		B CU 70 C SI 90 B CH 84 C SI 92 F FC 89 F FC 88 X CU 71 2-2 ② F9			C FF 92 B FF 91 C FF 93 C KC 80 1-3 ① K		C FF 95 S SL 81 B CU 79 X SL 79 1-2 2-H 2B		4	0	2	1	0	1	0
19 Jon Jay, L (1, 8) OBP: 0.343, SLG: 0.365	S FF 91 1 SAFE B FF 91 F SI 91 X CU 73 1-2 ① F7		B FC 86 X CH 81 1-0 ③ L8			B FF 93 F FF 93 F FF 92 F FF 93 B KC 82 B FF 92 X FF 92 3-2 7 G5-4-3 1B		B FF 95 X FF 95 1-0 ③ G6-3		4	0	1	0	0	0	3
7 Matt Holliday, R (1, 7) OBP: 0.369, SLG: 0.463	C SI 90 B SI 89 X FF 90 1-1 ② F8			C CU 71 X FF 89 0-1 ① G6-3		B FF 92 1 SAFE X FF 90 1-0 ②③ G5-4-3 1-2f			F FF 91 F FF 92 S SL 87 0-3 ① K	4	0	0	0	0	1	2
3 Carlos Beltrán, S (1, 9) OBP: 0.337, SLG: 0.498	B CU 71 B CU 70 B SI 91 F FF 90 C SI 92 F SI 92 F CU 72 X SI 92 3-2 ③ G3			B SI 90 C FC 87 S CU 71 B SI 92 F FC 88 F SI 91 B CU 70 S FC 87 3-3 ② K			B CU 70 X FF 90 1-0 ① G6-3		B FF 91 C FF 91 B FF 92 F FF 92 F SL 87 S SL 88 2-3 ② K	4	0	0	0	0	2	1
4 Yadier Molina, R (1, 2) OBP: 0.356, SLG: 0.478		X FF 90 0-0 ① F9		B CU 72 F SI 92 X FF 90 1-1 ③ L7			X FF 89 0-0 ② F9		X FF 93 0-0 DI 1B	4	0	1	0	0	0	0
Matt Adams, L (1, 3) OBP: 0.328, SLG: 0.488		C FF 91 B CH 85 F SI 92 B CU 74 F FC 88 B SI 92 X FC 86 3-2 1B			X SI 90 0-0 23 1B 2B		B CU 70 B FF 89 F FF 90 B FF 88 C FF 90 F SL 87 X FF 91 3-2 ③ G4-3		C FF 93 S SL 87 D SL 88 S SL 87 1-3 ③ K 1-2	4	1	2	0	0	1	1
23 David Freese, R (1, 5) OBP: 0.340, SLG: 0.379 38 Pete Kozma, R (8, PR) OBP: 0.274, SLG: 0.273 (8, 6)		B FF 91 X FF 92 1-0 ② F8			C CU 70 B SI 89 S CU 72 B FF 89 X CU 72 2-2 33 G3-6 2-H 1B			C FF 94 B SL 88 B FF 95 H FF 95 3-1 33 SH1-4 13 2B HBP		2 0	0 1	1 0	1 0	0 0	0 0	1 0
33 Daniel Descalso, L (1, 6) OBP: 0.289, SLG: 0.361 (8, 5)		C CU 71 B FF 91 B SI 91 F FC 86 X CU 73 2-2 ③ L9			C FF 90 S FF 91 B FF 92 B FF 91 F CU 73 X FC 87 2-2 ①② G3-6 1-2f			X FF 93 0-0 ① SH1-4 1-2		2	0	0	0	0	0	2
31 Lance Lynn, S (1, 1) OBP: 0.151, SLG: 0.082 46 Kevin Siegrist, L (7, 1) 43 Seth Maness, R (7, 1) OBP: 0.200, SLG: 0.200 16 Kolten Wong, L (8, PH) OBP: 0.192, SLG: 0.180 26 Trevor Rosenthal, R (8, 1) 34 John Axford, R (8, 1)			C FF 89 B FC 85 X FF 89 1-1 ① G3-1		F FF 89 F FC 87 S FF 91 0-3 ③ K			C FF 94 S CU 80 D CU 80 C FF 96 1-3 ② K		2 0 0 1 0 0	0 0 0 0 0 0	0 0 0 0 0 0	0 0 0 0 0 0	1 0 0 1 0 0	0 0 0 2 0 0	0 0 0 2 0 0
Inning Stats	R: 0 E: 0 K: 0 S: 12 H: 1 LOB: 1 BB: 0 P: 17	R: 0 E: 0 K: 0 S: 9 H: 1 LOB: 1 BB: 0 P: 15	R: 0 E: 0 K: 0 S: 8 H: 0 LOB: 0 BB: 0 P: 12	R: 0 E: 0 K: 1 S: 9 H: 0 LOB: 0 BB: 0 P: 13	R: 1 E: 0 K: 1 S: 11 H: 2 LOB: 0 BB: 0 P: 15	R: 0 E: 0 K: 1 S: 8 H: 1 LOB: 0 BB: 0 P: 13	R: 0 E: 0 K: 0 S: 6 H: 0 LOB: 0 BB: 0 P: 10	R: 1 E: 0 K: 1 S: 9 H: 1 LOB: 2 BB: 0 P: 15	R: 0 E: 0 K: 3 S: 11 H: 1 LOB: 1 BB: 0 P: 14	1B: 5 2B: 2 3B: 0 HR: 0 SF: 0 SAC: 1 DP: 2 HBP: 1						

TOP

St. Louis Cardinals @ Colorado Rockies

Coors Field, Denver, CO

Mon Sep 16 2013, 6:44 PM - 9:34 PM MDT

Att. 31,117 - Clear - 72 F

livebaseballscorecards.com

AB	31
R	2
H	7
RBI	2
BB	0
SO	7
LOB	12

WP: 0 PA: 33
PB: 0
SB: 0
CS: 0

PITCHER		IP	WLS	BF	H	R	ER	SO	BB	IBB	HBP	BLK	WP	HR	S	P	ERA	WHIP
43 Collin McHugh, R ERA: 7.94	(1, 1)	5.0		18	4	1	1	2	0	0	0	0	0	0	49	72	1.80	0.800
13 Drew Pomeranz, L ERA: 7.64	(6, 1)	1.0		3	1	0	0	1	0	0	0	0	0	0	8	13	0.00	1.000
34 Matt Belisle, R ERA: 4.57	(7, 1)	1.0		3	0	0	0	0	0	0	0	0	0	0	6	10	0.00	0.000
35 Chad Bettis, R ERA: 4.87	(8, 1)	1.0	W	5	1	1	1	1	0	0	1	0	0	0	9	15	9.00	1.000
49 Rex Brothers, L ERA: 1.74	(9, 1)	1.0		4	1	0	0	3	0	0	0	0	0	0	11	14	0.00	1.000

PITCHER	IP	WLS	BF	H	R	ER	SO	BB	IBB	HBP	BLK	WP	HR	S	P	ERA	WHIP

St. Louis Cardinals @ Colorado Rockies

Coors Field, Denver, CO

Mon Sep 16 2013, 6:44 PM - 9:34 PM MDT

Att. 31,117 - Clear - 72 F

livebaseballscorecards.com

BOTTOM

Batter	1	2	3	4	5	6	7	8	9	AB	R	H	RBI	BB	SO	LOB
6 Corey Dickerson, L (1, 7) OBP: 0.331, SLG: 0.459 5 Carlos González, L (8, 7) OBP: 0.367, SLG: 0.591 24 Dexter Fowler, S (8, PH) OBP: 0.371, SLG: 0.410 (9, 8)	C FF 92 B FF 91 B SI 91 B FF 93 F FF 92 B FF 94 4-2 9 SH3-4 2 2B BB	X CU 80 0-0 ① G4-3	D SI 91 1 SAFE B FF 90 C FF 94 B FF 94 X FF 92 3-1 ② ③ F8 1-2	B FF 96 C FF 96 B FF 97 S FF 95 B FF 96 F FF 96 B FF 96 4-2 1-2 2-3 BB	C CU 78 F FF 95 X CU 78 0-2 1-2 1B	2 1 0 0 2 0 1 0 0 0 0 0 0 0 1 0 1 0 0 0 0									
9 DJ LeMahieu, R (1, 4) OBP: 0.319, SLG: 0.373 (3, 5)	X SI 90 0-0 ① SH3-4 1-2	C FF 92 X CU 79 0-1 1B	B SI 90 F FF 90 F SI 91 S FF 93 1-3 ① K	C SI 90 X SI 90 0-1 ③ G3	B FF 95 F FF 96 F CU 79 S FF 96 1-3 ③ K	4 0 1 0 0 2 5										
2 Troy Tulowitzki, R (1, 6) OBP: 0.388, SLG: 0.539	B FF 93 X FF 92 1-0 3 G1-3 2-H 2B	C FF 91 B FF 91 B SI 91 C FF 94 F FF 95 S FF 94 2-3 ② K	S FF 94 S FF 94 B SL 88 S FF 94 1-3 ② K	B CU 79 B FF 96 F FF 95 B FF 97 F FF 96 B FF 97 4-2 17 1B 20 1B BB	3 1 1 1 1 2 1										
3 Michael Cuddyer, R (1, 9) OBP: 0.387, SLG: 0.537	C SI 92 X FF 92 0-1 ② G1-3 2-3	B SI 91 F SI 91 B FF 94 F FF 94 X SL 87 2-2 ③ G6-3	F FF 94 B FF 93 X SI 91 1-1 ③ G6-3	C FF 98 S FF 97 F FF 97 C FF 98 0-3 ① K	4 0 0 0 0 1 3										
17 Todd Helton, L (1, 3) OBP: 0.315, SLG: 0.406	C SI 92 S FF 93 S FF 93 0-3 ③ K	B FF 92 B FF 92 F FF 91 F FF 93 X FF 93 2-2 ① F8	F FF 92 B FF 92 B SI 91 F FF 92 B FF 94 F FF 94 F FF 94 F FF 93 X FF 94 3-2 ① P2	F FF 93 B FF 98 X FF 98 1-1 20 1B 14 FC5-2 1-3 1B	4 0 1 0 0 1 1										
20 Wilin Rosario, R (1, 2) OBP: 0.316, SLG: 0.487 32 Tyler Chatwood, R (8, PR) OBP: 0.351, SLG: 0.343 8 Yorvit Torrealba, R (9, 2) OBP: 0.286, SLG: 0.272		X FF 92 0-0 ① F9	X FF 93 0-0 ② F9	C SI 92 B SI 91 X SI 92 1-1 14 1B 19 1B 1B	C FF 97 D SL 88 X CH 89 1-1 14 FC5-2 19 2B 1-3 3-H 1B	4 1 2 1 0 0 0 0 1 0 0 0 0 0 0 0 0 0 0 0 0										
28 Nolan Arenado, R (1, 5) OBP: 0.300, SLG: 0.407 14 Josh Rutledge, R (3, 4) OBP: 0.288, SLG: 0.344		B FF 93 B FF 93 S FF 93 S FF 92 X FF 93 2-2 ② G4-3	C FF 94 B FF 94 F FF 93 F FF 94 B SL 89 F SI 93 B FF 95 X FF 95 3-2 ③ G6-3	B FF 92 B SI 91 X FF 91 2-0 6 BB 19 1B 1-3 1B	B FF 97 B FF 96 B FF 97 C FF 94 X FF 97 3-1 ② FC5-2 19 2B 4 1B 1-2 3-H	1 0 0 0 0 0 0 3 1 1 0 0 0 2										
19 Charlie Blackmon, L (1, 8) OBP: 0.313, SLG: 0.435 (9, 7)		C FF 94 F FF 92 X CH 87 0-2 1B	C SI 90 B SL 91 B FF 92 C FF 92 F FF 93 X FF 95 2-2 ① F8	S FF 96 X FF 95 0-1 6 BB 1-2 3-H 1B	C FF 95 X CH 87 0-1 4 1B 1-3 2-H 2B	4 1 3 2 0 0 0										
43 Collin McHugh, R (1, 1) 23 Charlie Culberson, R (5, PH) OBP: 0.261, SLG: 0.388 13 Drew Pomeranz, R (6, 1) 34 Matt Belisle, R (7, 1) 15 Jordan Pacheco, R (7, PH) OBP: 0.277, SLG: 0.315 35 Chad Bettis, R (8, 1) 4 Ryan Wheeler, L (8, PH) OBP: 0.182, SLG: 0.242 49 Rex Brothers, L (9, 1)		X FF 92 0-0 ③ F9		F FF 94 F SL 88 F FF 94 B FF 94 F FF 94 B FF 94 X FF 94 2-2 6 CS 1B	C FF 96 B FF 96 C FF 94 B FF 95 B FF 95 T FF 97 3-2 ② K	T FF 95 X FF 96 0-1 24 1B 2-H 3-H 1B	1 0 0 0 0 0 1 1 0 1 0 0 0 0 0 0 0 0 0 0 0 0 0 0 0 0 0 0 1 0 0 0 0 1 2 0 0 0 0 0 0 0 1 0 1 2 0 0 0 0 0 0 0 0 0 0							
Inning Stats	R: 1 H: 1 E: 0 LOB: 1 K: 1 BB: 1 S: 9 P: 14	R: 0 H: 1 E: 0 LOB: 1 K: 0 BB: 0 S: 8 P: 10	R: 0 H: 1 E: 0 LOB: 1 K: 1 BB: 0 S: 11 P: 15	R: 0 H: 0 E: 0 LOB: 0 K: 0 BB: 0 S: 9 P: 14	R: 0 H: 1 E: 0 LOB: 0 K: 0 BB: 0 S: 11 P: 18	R: 0 H: 0 E: 0 LOB: 0 K: 2 BB: 0 S: 8 P: 11	R: 1 H: 3 E: 0 LOB: 3 K: 1 BB: 1 S: 19 P: 32	R: 4 H: 5 E: 0 LOB: 2 K: 2 BB: 1 S: 22 P: 32		1B: 10 SF: 0 2B: 2 SAC: 1 3B: 0 DP: 0 HR: 0 HBP: 0						

PITCHER		IP	WLS	BF	H	R	ER	SO	BB	IBB	HBP	BLK	WP	HR	S	P	ERA	WHIP
31 Lance Lynn, R ERA: 4.18	(1, 1)	6.1		25	6	2	2	4	1	0	0	0	0	0	65	97	2.84	1.105
46 Kevin Siegrist, L ERA: 0.52	(7, 1)	0.1		3	1	0	0	1	1	0	0	0	0	0	8	15	0.00	6.000
43 Seth Maness, R ERA: 2.34	(7, 1)	0.1		1	0	0	0	0	0	0	0	0	0	0	2	2	0.00	0.000
26 Trevor Rosenthal, R ERA: 2.7	(8, 1)	0.2	L	6	3	4	4	1	1	0	0	0	0	0	14	23	54.00	6.000
34 John Axford, R ERA: 4.3	(8, 1)	0.1		3	2	0	0	1	0	0	0	0	0	0	8	9	0.00	6.000

PITCHER	IP	WLS	BF	H	R	ER	SO	BB	IBB	HBP	BLK	WP	HR	S	P	ERA	WHIP

AB	34
R	6
H	12
RBI	6
BB	3
SO	7
LOB	16

WP: 0 PA: 38
PB: 0
SB: 0
CS: 1

Batter	1	2	3	4	5	6	7	8	9	AB	R	H	RBI	BB	SO	LOB
13 Matt Carpenter, L (1, 4) OBP: 0.393, SLG: 0.486	C CH 88 C FF 89 S SL 86 0-3 K ①	C FF 92 F SL 84 X FF 92 0-2 2-H 1B	S CH 84 F CH 85 B FF 94 B FF 93 F FF 93 F SL 85 B FF 92 X FF 94 3-2 19 1B 7 1B 3-H 1B		B SI 94 C SL 88 F FF 95 H SL 88 2-2 7 HR HBP		C SI 85 B SI 85 F SI 87 S CH 78 1-3 K ②		X SI 90 0-0 19 2B 4 WP 1B	5	3	3	2	0	2	0
19 Jon Jay, L (1, 8) OBP: 0.346, SLG: 0.369	B FF 89 B FF 89 C FF 91 B SL 82 F FF 91 B FF 93 4-2 3 FC4-6 7 S 4 1B BB	1 SAFE S FF 90 X FF 89 0-1 G6-3 ③	B SI 94 X CH 86 1-0 7 1B 1-3 1B		S SI 94 B SI 94 1 SAFE S SI 94 B SI 94 S SL 88 2-3 K ②		C CU 73 B SI 85 X SI 86 1-1 3 BB 7 1B 1B		X SI 89 0-0 4 WP 1-3 2B	5	1	3	0	1	1	2
7 Matt Holliday, R (1, 7) OBP: 0.374, SLG: 0.476 43 Shane Robinson, R (7, PR) OBP: 0.370, SLG: 0.342 (7, 9)	C SL 89 D FF 91 C FF 89 B FF 89 1 SAFE B FF 91 B FF 92 4-2 3 FC4-6 1-2 BB	B FF 90 1-1 4 2B B FF 95 1-0 X SI 93 3 FC6 1-3 3-H 1B			X SL 87 0-0 1-H HR		F SI 85 X SI 84 0-1 3 BB 1-2 1B		D SL 83 B SL 79 X SL 80 2-0 L6 ①	4 1	2 0	4 0	3 0	1 0	0 0	0 2
3 Carlos Beltrán, S (1, 9) OBP: 0.336, SLG: 0.494 56 Adron Chambers, L (7, PR) OBP: 0.211, SLG: 0.176 (7, 7)	B FF 90 B FF 90 F CH 82 C FF 91 X SL 84 2-2 FC4-6 4 1B ② 1-2f 2-3	B FF 90 1-0 X FF 90 L6 ① B SI 93 1-0 X SI 94 FC6 ③ 1-2f			B SI 94 S CH 90 B FF 95 F SI 94 C SL 86 2-3 ③		C SI 85 D CH 78 S CH 79 B SI 84 F CU 69 B SI 84 F CH 79 B SI 85 4-2 1-2 2-3 BB		X SI 91 0-0 G4-3 ②	4 1	0 0	0 0	0 0	1 0	1 0	5 2
4 Yadier Molina, R (1, 2) OBP: 0.355, SLG: 0.479	X FF 91 0-0 1-2 3-H 1B	F SL 84 B SL 82 B SL 83 F FF 92 F SL 84 F SL 82 B FF 93 X SL 83 3-2 1B 2-H 2B	X SL 88 0-0 F7 ①		S CH 78 X SI 86 0-1 G6-3 ①		C CU 71 X SI 85 0-1 G3 ③		B SL 84 D SL 82 C SI 90 S SL 83 B FF 89 X FF 92 3-2 P6 ③ 2-3 3-H	6	1	2	2	0	0	4
Matt Adams, L (1, 3) OBP: 0.330, SLG: 0.486	B FF 91 B CH 85 X FF 89 2-0 F8 ③		B FF 90 X FF 90 1-0 23 BB 33 3B 2-H 1B	B SI 94 F SL 89 X FF 96 1-1 F7 ②		C CH 80 B CH 80 C SI 85 S CU 72 1-3 K ②		C FF 94 B SL 88 X FF 94 1-1 33 G4-6-3 23 BB 1B		5	1	2	1	0	1	2
23 David Freese, R (1, 5) OBP: 0.345, SLG: 0.384		C FF 91 S SL 84 B SL 84 C FF 93 1-3 K ①	D FF 91 B SL 83 B SL 82 C FF 91 C FF 91 B SL 84 4-2 33 3B 1-2 BB	X FF 96 0-0 2B		B SI 86 B CH 78 S CH 78 B SI 82 S CH 78 X SI 86 3-2 1B		D FF 94 B FF 93 C SI 94 B FF 94 B FF 93 4-1 33 G4-6-3 1-2 BB		3	1	2	0	2	1	0
33 Daniel Descalso, L (1, 6) OBP: 0.291, SLG: 0.368		C SL 83 F FF 92 X FF 94 0-2 58 SH1-4 13 1B 1B	X FF 90 0-0 1-H 2-H 13 1B 3B	B SL 86 X SL 86 1-0 G4-3 ③		C SI 84 F CU 71 C SI 85 0-3 K ③		C FF 93 B FF 95 X FF 94 1-1 G4-6-3 ① ② 1-2f 2-3		5	2	2	2	0	1	4
58 Joe Kelly, R (1, 1) OBP: 0.167, SLG: 0.138 44 Carlos Martinez, R (6, 1) 43 Seth Maness, R (7, 1) OBP: 0.200, SLG: 0.200 16 Kolten Wong, L (8, PH) OBP: 0.189, SLG: 0.176 34 John Axford, R (8, 1) 46 Kevin Siegrist, L (8, 1)	B FF 92 T FF 90 X SL 80 1-1 SH1-4 ② 1-2	B FF 93 X FF 94 1-0 F9 ②	X FF 94 0-0 G6-3 ①		C SI 86 X SI 84 0-1 G1-3 ①		B FF 94 F FF 94 F FF 93 B FF 92 X FF 94 2-2 G6-3 ③		2 1 0 1 0 0	0 0 0 0 0 0	0 0 0 0 0 0	0 0 0 0 0 0	0 0 0 1 0 0	0 0 0 0 0 0	1 0 0 1 0 0
Inning Stats	R: 1 E: 0 K: 1 S: 12 H: 1 LOB: 2 BB: 2 P: 24	R: 1 E: 0 K: 1 S: 13 H: 2 LOB: 1 BB: 0 P: 15	R: 6 E: 0 K: 0 S: 21 H: 7 LOB: 2 BB: 1 P: 38	R: 0 E: 0 K: 0 S: 5 H: 1 LOB: 1 BB: 0 P: 7	R: 2 E: 0 K: 2 S: 10 H: 1 LOB: 0 BB: 0 P: 16	R: 0 E: 0 K: 2 S: 11 H: 1 LOB: 1 BB: 0 P: 15	R: 0 E: 0 K: 1 S: 15 H: 2 LOB: 3 BB: 1 P: 21	R: 0 E: 0 K: 0 S: 8 H: 1 LOB: 1 BB: 1 P: 16	R: 1 E: 0 K: 0 S: 7 H: 2 LOB: 1 BB: 0 P: 12	1B: 12 2B: 4 3B: 1 HR: 1 SF: 0 SAC: 1 DP: 1 HBP: 1						

PITCHER		IP	WLS	BF	H	R	ER	SO	BB	IBB	HBP	BLK	WP	HR	S	P	ERA	WHIP
12 Juan Nicasio, R ERA: 4.98	(1, 1)	2.2	L	19	8	8	8	2	3	0	0	0	0	0	43	71	27.00	4.125
62 Rob Scahill, R ERA: 4.6	(3, 1)	2.1		12	4	2	2	2	0	0	1	0	0	1	18	29	7.71	1.714
26 Jeff Francis, L ERA: 6.79	(6, 1)	2.0		10	3	0	0	3	1	0	0	0	0	0	26	36	0.00	2.000
41 Mitchell Boggs, R ERA: 8.85	(8, 1)	1.0		4	1	0	0	0	1	0	0	0	0	0	8	16	0.00	2.000
60 Manny Corpas, R ERA: 4.78	(9, 1)	1.0		5	2	1	1	0	0	0	0	0	1	0	7	12	9.00	2.000

PITCHER	IP	WLS	BF	H	R	ER	SO	BB	IBB	HBP	BLK	WP	HR	S	P	ERA	WHIP

TOP

St. Louis Cardinals @ Colorado Rockies

Coors Field, Denver, CO

Tue Sep 17 2013, 6:43 PM - 10:05 PM MDT

Att. 27,107 - Partly Cloudy - 81 F

livebaseballscorecards.com

AB	43
R	11
H	18
RBI	10
BB	5
SO	7
LOB	23

WP: 1 PA: 50
PB: 0
SB: 1
CS: 0

Batter	1	2	3	4	5	6	7	8	9	AB	R	H	RBI	BB	SO	LOB
6 Corey Dickerson, L (1, 7) OBP: 0.328, SLG: 0.451 (8, 8)	C FF 93 B SI 95 X CU 78 1-1 ① G3-1		C FF 95 B SI 94 C CU 78 F FF 96 X CU 77 1-2 9 G4-3 1B		B SI 95 X SI 95 1-0 ② G4-3		C CU 81 S FF 97 B CU 80 C CU 81 1-3 ② K	C FF 94 B FF 95 F FF 95 X CU 80 1-2 ③ L8		5	0	1	0	0	1	3
9 DJ LeMahieu, R (1, 5) OBP: 0.317, SLG: 0.371	F FF 95 X SI 93 0-1 ② G6-3		B SI 95 C SI 93 B SI 92 X SI 94 2-1 ② G4-3 1-2		B SI 95 B SI 96 C SI 95 X SI 93 2-1 ③ G6-3		C CU 81 B FF 96 B CU 84 X FF 96 2-1 18 1B 3 1B 1B 3-H		B FF 94 C FF 94 F FF 94 B FF 95 B FF 94 X FF 93 3-2 ① G5-3	5	1	1	1	0	0	1
2 Troy Tulowitzki, R (1, 6) OBP: 0.387, SLG: 0.536 18 Jonathan Herrera, S (7, 6) OBP: 0.330, SLG: 0.358	C SI 96 B CU 78 S SL 83 B SI 97 B SI 97 F SI 96 D SL 85 4-2 3 1B BB		C SI 95 X CU 81 0-1 ③ F7			B FF 98 F FF 99 B FF 99 F FF 100 X CU 82 2-2 ① L7	B FF 97 X FF 96 1-0 3 1B 1B 1-2		C FF 94 B FF 94 B FF 94 F FF 94 C FF 95 2-3 ② K	2 2	0 0	0 1	0 0	1 1	0 0	1 0
3 Michael Cuddyer, R (1, 9) OBP: 0.390, SLG: 0.538 41 Mitchell Boggs, R (8, 1) 60 Manny Corpas, R (9, 1) 15 Jordan Pacheco, R (9, PH) OBP: 0.276, SLG: 0.314	S SL 82 B SI 93 X SI 94 1-1 1-3 1B			B SI 94 B SI 93 B SI 94 B SI 91 4-0 14 WP 8 1B BB		C FF 99 B FF 99 F FF 99 S CU 83 1-3 ② K	C CU 81 X FF 97 0-1 4 FC4-6 1B 1-3 2-H		C FF 94 B FF 95 S FF 94 F FF 95 B CU 79 F FF 95 T FF 95 2-2 ③ K	3 0 0 1	0 0 0 0	2 0 0 0	1 0 0 0	1 0 0 0	1 0 0 1	0 0 0 0
17 Todd Helton, L (1, 3) OBP: 0.312, SLG: 0.403 4 Ryan Wheeler, L (7, 3) OBP: 0.176, SLG: 0.235	B SI 94 X FF 94 1-0 ③ L7			B SI 94 B SI 95 X SI 94 2-0 ① L9		B FF 99 B FF 97 C FF 97 F FF 99 X CU 82 2-2 ③ G3	B SI 89 B SI 89 S FF 89 F FF 90 X SI 90 2-2 FC4-6 1-2f			3 1	0 0	0 0	0 0	0 0	0 0	3 2
20 Wilin Rosario, R (1, 2) OBP: 0.315, SLG: 0.486 8 Yorvit Torrealba, R (3, 2) OBP: 0.287, SLG: 0.273		B SI 94 B SI 94 F SI 93 B SI 92 F SI 92 X SI 94 3-2 ① G6-3		B SI 95 B SI 95 F SI 94 S SI 94 B SI 96 X SI 93 3-2 14 WP 1-2 1B			C CU 80 C CU 80 X FF 98 0-2 ① G4-3	C FF 95 B FF 95 S SL 81 B CU 81 S FF 96 2-3 ① K		1 3	0 0	0 1	0 0	0 0	0 1	0 0
19 Charlie Blackmon, L (1, 8) OBP: 0.312, SLG: 0.437 (8, 9)		C SI 94 X SI 94 0-1 ② L7		S CU 80 S CU 79 F CU 77 B SI 94 F SI 95 X CU 77 1-2 ② L7			X FF 98 0-0 23 1B 2B	C FF 95 B FF 95 F CU 81 C FF 96 1-3 ② K		4	1	1	0	0	1	2
14 Josh Rutledge, R (1, 4) OBP: 0.291, SLG: 0.344		C SI 95 B FF 95 B SL 84 B SI 94 F SI 94 F SI 94 X SI 95 3-2 ③ G6-3		C SI 94 B SI 95 B SL 82 X SI 94 2-1 ③ L3 1-2 2-3			B FF 98 B CU 79 F FF 97 F CU 80 B CU 81 F FF 98 F FF 97 B CU 83 4-2 23 1B 23 E BB	B FF 95 B FF 96 S FF 96 B FF 95 F FF 96 X FF 96 3-2 23 DI 1B		3	1	1	0	1	0	2
12 Juan Nicasio, R (1, 1) OBP: 0.237, SLG: 0.147 62 Rob Scahill, L (3, 1) 24 Dexter Fowler, S (5, PH) OBP: 0.370, SLG: 0.409 26 Jeff Francis, L (6, 1) 23 Charlie Culberson, R (7, PH) OBP: 0.282, SLG: 0.397 (8, 7)			C SI 92 X SI 94 0-1 ① F7		B SI 94 S SI 94 B SI 95 X SI 93 2-1 ① L7		B FF 97 X FF 97 1-0 E9 9 1B 1B 1-H 2-H	B SL 82 F FF 96 B CU 80 S FF 96 F FF 96 D SL 81 4-2 1-2 BB		0 1 1 0 1	0 0 0 0 1	0 0 0 0 1	0 0 0 0 1	0 0 0 0 1	0 0 0 0 0	0 0 0 0 0
Inning Stats	R: 0 H: 1 E: 0 LOB: 2 K: 0 BB: 1 S: 10 P: 17	R: 0 H: 0 E: 0 LOB: 0 K: 0 BB: 0 S: 9 P: 15	R: 0 H: 1 E: 0 LOB: 1 K: 0 BB: 0 S: 10 P: 13	R: 0 H: 1 E: 0 LOB: 2 K: 0 BB: 1 S: 11 P: 23	R: 0 H: 0 E: 0 LOB: 0 K: 0 BB: 0 S: 5 P: 10	R: 0 H: 0 E: 0 LOB: 0 K: 1 BB: 0 S: 9 P: 14	R: 4 H: 5 E: 1 LOB: 2 K: 1 BB: 1 S: 20 P: 31	R: 0 H: 1 E: 0 LOB: 2 K: 2 BB: 1 S: 15 P: 26	R: 0 H: 0 E: 0 LOB: 0 K: 2 BB: 0 S: 11 P: 18	1B: 8 2B: 1 3B: 0 HR: 0	SF: 0 SAC: 0 DP: 0 HBP: 0			WP: 1 PB: 0 SB: 0 CS: 0	PA: 40		

PITCHER		IP	WLS	BF	H	R	ER	SO	BB	IBB	HBP	BLK	WP	HR	S	P	ERA	WHIP
58 Joe Kelly, R ERA: 2.74	(1, 1)	5.0	W	20	3	0	0	0	2	0	0	0	1	0	45	78	0.00	1.000
44 Carlos Martinez, R ERA: 6.0	(6, 1)	1.2		11	5	4	4	2	1	0	0	0	0	0	26	40	21.60	3.600
43 Seth Maness, R ERA: 2.33	(7, 1)	0.1		1	0	0	0	0	0	0	0	0	0	0	3	5	0.00	0.000
34 John Axford, R ERA: 4.26	(8, 1)	0.2		4	1	0	0	2	1	0	0	0	0	0	12	22	0.00	3.000
46 Kevin Siegrist, L ERA: 0.5	(8, 1)	1.1		4	0	0	0	2	0	0	0	0	0	0	14	22	0.00	0.000

PITCHER	IP	WLS	BF	H	R	ER	SO	BB	IBB	HBP	BLK	WP	HR	S	P	ERA	WHIP

BOTTOM

St. Louis Cardinals @ Colorado Rockies

Coors Field, Denver, CO

Tue Sep 17 2013, 6:43 PM - 10:05 PM MDT

Att. 27,107 - Partly Cloudy - 81 F

livebaseballscorecards.com

AB	36
R	4
H	9
RBI	3
BB	4
SO	6
LOB	14

Batter	1	2	3	4	5	6	7	8	9	AB	R	H	RBI	BB	SO	LOB
13 Matt Carpenter, L (1, 4) OBP: 0.395, SLG: 0.486	X FF 90 0-0 ① G3-1		B FF 94 C SI 94 C FF 94 B FF 95 D SL 86 F CH 82 X FF 94 3-2 7 FC5-4 19 1B 2-H 1B	C SI 93 B CH 83 X FF 94 1-1 ③ F7			C SL 82 C SI 91 D SL 84 B SL 85 B FF 94 1 SAFE B SL 82 4-2 7 F8 19 FC2-5 1-2 BB		S SL 86 B SL 86 B FF 94 X FF 92 2-1 1B	4	0	2	1	1	0	2
19 Jon Jay, L (1, 8) OBP: 0.345, SLG: 0.367	B SI 90 B FF 90 C SI 90 B FF 91 X SI 90 3-1 ② L4		F FF 93 1 SAFE F SI 93 X FF 93 0-2 7 FC5-4 1-2 1B		B CU 76 B SI 92 C FF 91 S FF 91 X CU 78 2-2 ① G1-3		X SL 82 0-0 ① FC2-5 1-2 2-3f		B FF 92 F FF 93 F FF 94 B SL 85 F FF 93 S SL 87 2-3 ③ K	5	0	1	0	0	1	3
7 Matt Holliday, R (1, 7) OBP: 0.373, SLG: 0.476	C SI 91 B FF 93 X SI 93 1-1 ③ G6-3		F FF 94 X FF 94 0-1 ② FC5-4 1-2f 2-3		B SL 88 F SI 93 X SI 94 1-1 4 1B 2B		F SI 90 B SL 83 F SI 90 X SL 84 1-2 ② F8 2-3			4	1	1	0	0	0	4
23 David Freese, R (1, 5) OBP: 0.342, SLG: 0.380 44 Edward Mujica, R (9, 1)		C SI 91 C FF 94 B SL 85 X FF 93 1-2 ① G1-3	B SI 94 B SI 94 X FF 93 2-0 ③ G5-3		F SI 94 C SL 86 B FF 96 B SL 86 F SI 94 F SI 93 S SL 85 2-3 ② K		B FF 92 C SI 91 B FF 91 C SL 84 X FS 86 2-2 ③ G5-3			4 0	0 0	0 0	0 0	0 0	1 0	5 0
4 Yadier Molina, R (1, 2) OBP: 0.356, SLG: 0.481		B SL 87 S SL 84 X SI 93 1-1 ② G6-3		B FF 92 B FF 94 X FF 92 2-0 G4-3 50 1B 2B	F FF 93 X SI 94 0-1 ③ 2-H 1B			B ST 84 B ST 82 B FF 90 C FF 91 X FF 92 3-1 ① F9		4	1	2	1	0	0	0
Matt Adams, L (1, 3) OBP: 0.326, SLG: 0.481 41 Brock Peterson, R (7, 3) OBP: 0.115, SLG: 0.080		B SI 93 C FF 93 C SI 94 X FF 94 1-2 ③ G5-3		C FF 94 B FF 94 B FF 94 X SI 94 2-1 ① G4-3 2-3		C CU 76 X FF 89 0-1 ① G3-1		C ST 83 F ST 84 C ST 83 0-3 ② K		3 1	0 0	0 0	0 0	0 1	0 0	1 0
43 Shane Robinson, R (1, 9) OBP: 0.360, SLG: 0.331			C FF 92 X SL 84 0-1 ① G5-3	D SL 86 D SL 86 F FF 93 X SL 84 2-1 ② G6-3		C FF 91 B SI 89 X FF 91 1-1 ② G4-3		C ST 84 C FF 93 S ST 82 0-3 ③ K		4	0	0	0	0	1	1
33 Daniel Descalso, L (1, 6) OBP: 0.293, SLG: 0.371 (9, 5)			X SI 91 0-0 50 2B 2B	I IN 50 I IN 49 I IN 52 4-0 50 1B IBB		C CH 79 F FF 93 X SL 84 0-2 ③ L9			X FF 90 0-0 ① F8	3	1	1	0	1	0	0
50 Adam Wainwright, R (1, 1) OBP: 0.191, SLG: 0.254 26 Trevor Rosenthal, R (8, 1) 48 Tony Cruz, R (9, PH) OBP: 0.244, SLG: 0.283 38 Pete Kozma, R (9, 6) OBP: 0.274, SLG: 0.273			X FF 93 0-0 13 WP 13 1B 2-H 2B	X CU 74 0-0 1-2 3-H 1B			X SI 90 0-0 19 FC2-5 13 BB 1B		B FF 91 C FF 92 F CH 84 B SL 87 S SL 86 2-3 ② K	3 0 1 0	1 0 0 0	3 0 0 0	2 0 0 0	0 0 1 0	0 0 0 0	0 0 0 0

| Inning Stats | | |

BOTTOM

St. Louis Cardinals @ Colorado Rockies

Coors Field, Denver, CO

Wed Sep 18 2013, 6:42 PM - 9:34 PM MDT

Att. 26,955 - Overcast - 68 F

livebaseballscorecards.com

Batter	1	2	3	4	5	6	7	8	9	AB	R	H	RBI	BB	SO	LOB
6 Corey Dickerson, L (1, 7) (7, 8) OBP: 0.326, SLG: 0.446	C SI 90 X FC 90 0-1 9 2B 2 1B 1B	B FF 90 C FF 91 F CU 76 X FC 88 1-2 G4-3 ③		B CU 76 F CU 77 C FC 91 F FF 93 S CU 77 1-3 K ③			B FC 90 F FF 91 F FC 92 X FF 93 1-2 L9 ①		B FS 84 S FS 83 X FS 84 1-1 SH1-4 ① 1-2	4	1	1	0	0	1	3
9 DJ LeMahieu, R (1, 5) OBP: 0.316, SLG: 0.371	C SI 90 X CU 74 0-1 2 1B 1-3 2B		B FC 90 B FF 91 X FF 92 2-0 L9 ①		B FC 90 C FC 91 B CU 77 C CU 75 S FF 93 2-3 K ①		X FF 91 0-0 G4-3 ②		X FS 84 0-0 F9 ②	5	1	1	0	0	1	1
2 Troy Tulowitzki, R (1, 6) OBP: 0.389, SLG: 0.536	F FF 92 D CU 77 C CU 77 X FC 89 1-2 17 G3-6-1 3 1B 2-H 3-H 1B		C CU 75 B CU 75 F FF 92 X CU 74 1-2 1B		F CU 76 S FC 91 X SI 93 0-2 G3-1 ②		X FF 92 0-0 F9 ③		B FS 86 B FF 92 I IN 74 I IN 76 4-0 23 1B IBB	4	0	2	2	1	0	0
3 Michael Cuddyer, R (1, 9) OBP: 0.390, SLG: 0.536 23 Charlie Culberson, R (7, 7) OBP: 0.288, SLG: 0.400	X SI 92 0-0 17 G3-6-1 1-2 1B		X FC 87 0-0 L9 ②		C CU 76 S CU 75 F FF 93 S CU 77 0-3 K ③			C CU 73 B CU 74 B CU 76 F FF 92 S CU 78 2-3 K2-3 ①	X FS 85 0-0 1-2 2-3 1B	3 2	0 0	1 1	0 0	0 0	1 1	1 0
17 Todd Helton, L (1, 3) OBP: 0.311, SLG: 0.403	F FC 89 X FF 92 0-1 G3-6-1 ① ② 1-2f 2-3		B FC 90 B FF 91 S FC 90 F FC 90 S CU 78 2-3 K ③			C FF 90 B CU 75 C CU 74 X FC 87 1-2 19 2B 2B		C FF 91 C CU 77 X CU 78 0-2 G3-1 ②	C FS 86 D FS 86 F FS 85 S FF 93 1-3 K ③	5	1	1	0	0	2	6
15 Jordan Pacheco, R (1, 2) OBP: 0.275, SLG: 0.313	D CU 77 B FF 92 C FC 88 B FC 89 F FF 94 X FC 90 3-2 L3 ③			F FC 91 X FC 91 0-1 G5-3 ①		F FC 90 X FC 91 0-1 L3 ①		C FF 92 X CU 77 0-1 14 BB 1B		4	0	1	0	0	0	2
14 Josh Rutledge, R (1, 4) OBP: 0.290, SLG: 0.340		C FF 89 B FF 90 C CU 74 F CU 75 F FC 87 F CU 73 F FF 92 B FC 91 B SI 91 3-3 K ①	C FF 92 B CU 77 C CU 75 F FC 88 B CU 77 B FC 92 C FC 87 3-3 K ②			D CU 75 C FF 91 F FF 91 B FF 92 X CU 79 2-2 G5-3 ②		B FF 91 S CU 77 C CU 77 B FF 92 B CU 79 F CU 78 B FC 92 4-2 1-2 BB		3	0	0	0	1	2	1
19 Charlie Blackmon, L (1, 8) (7, 9) OBP: 0.316, SLG: 0.443		F FC 89 C CU 76 S CU 76 0-3 K ②		B FC 91 X FC 88 1-0 32 1B 1B		B CU 76 C CU 75 S FF 92 X CU 77 1-2 2-H 2B		F FF 96 X FF 98 0-1 G3-1 ③		4	0	2	1	0	1	2
32 Tyler Chatwood, R (1, 1) OBP: 0.359, SLG: 0.351 4 Ryan Wheeler, L (6, PH) OBP: 0.171, SLG: 0.229 88 Josh Outman, L (7, 1) 59 Wilton Lopez, R (7, 1) 0 Adam Ottavino, S (8, 1) OBP: 0.111, SLG: 0.111 49 Rex Brothers, L (9, 1) 24 Dexter Fowler, S (9, PH) OBP: 0.371, SLG: 0.410		C CU 74 X FF 92 0-1 E3		1 SAFE 1 SAFE B FC 88 C FC 90 X FC 88 1-1 1-2 1B		X FF 92 0-0 L7 ③			F FF 91 B FS 83 X FS 83 1-1 23 1B 6 SH1-4 1B	2 1 0 0 0 0 1	0 0 0 0 0 0 0	1 0 0 0 0 0 1	0 0 0 0 0 0 0	0 0 0 0 0 0 0	0 0 0 0 0 0 0	0 1 0 0 0 0 0
Inning Stats	R: 2 E: 0 K: 0 S: 13 H: 4 LOB: 1 BB: 0 P: 17	R: 0 E: 1 K: 2 S: 17 H: 0 LOB: 1 BB: 0 P: 21	R: 0 E: 0 K: 1 S: 8 H: 1 LOB: 1 BB: 0 P: 13	R: 0 E: 0 K: 2 S: 13 H: 2 LOB: 2 BB: 0 P: 19	R: 0 E: 0 K: 2 S: 10 H: 0 LOB: 0 BB: 0 P: 12	R: 1 E: 0 K: 0 S: 12 H: 2 LOB: 1 BB: 0 P: 16	R: 0 E: 0 K: 0 S: 5 H: 0 LOB: 0 BB: 0 P: 6	R: 0 E: 0 K: 1 S: 13 H: 1 LOB: 2 BB: 1 P: 19	R: 0 E: 0 K: 1 S: 9 H: 2 LOB: 3 BB: 1 P: 16	1B: 9 2B: 3 3B: 0 HR: 0	SF: 0 SAC: 1 DP: 1 HBP: 0					

	AB	38
	R	3
	H	12
	RBI	3
	BB	2
	SO	9
	LOB	17

WP: 0 PB: 0 SB: 0 CS: 0 PA: 41

PITCHER		IP	WLS	BF	H	R	ER	SO	BB	IBB	HBP	BLK	WP	HR	S	P	ERA	WHIP
50 Adam Wainwright, R ERA: 2.98	(1, 1)	7.2	W	34	10	3	3	8	1	0	0	0	0	0	89	121	3.52	1.435
26 Trevor Rosenthal, R ERA: 2.69	(8, 1)	0.1	H	1	0	0	0	0	0	0	0	0	0	0	2	2	0.00	0.000
44 Edward Mujica, R ERA: 2.15	(9, 1)	1.0	S	6	2	0	0	1	0	1	0	0	0	0	9	16	0.00	2.000

PITCHER	IP	WLS	BF	H	R	ER	SO	BB	IBB	HBP	BLK	WP	HR	S	P	ERA	WHIP

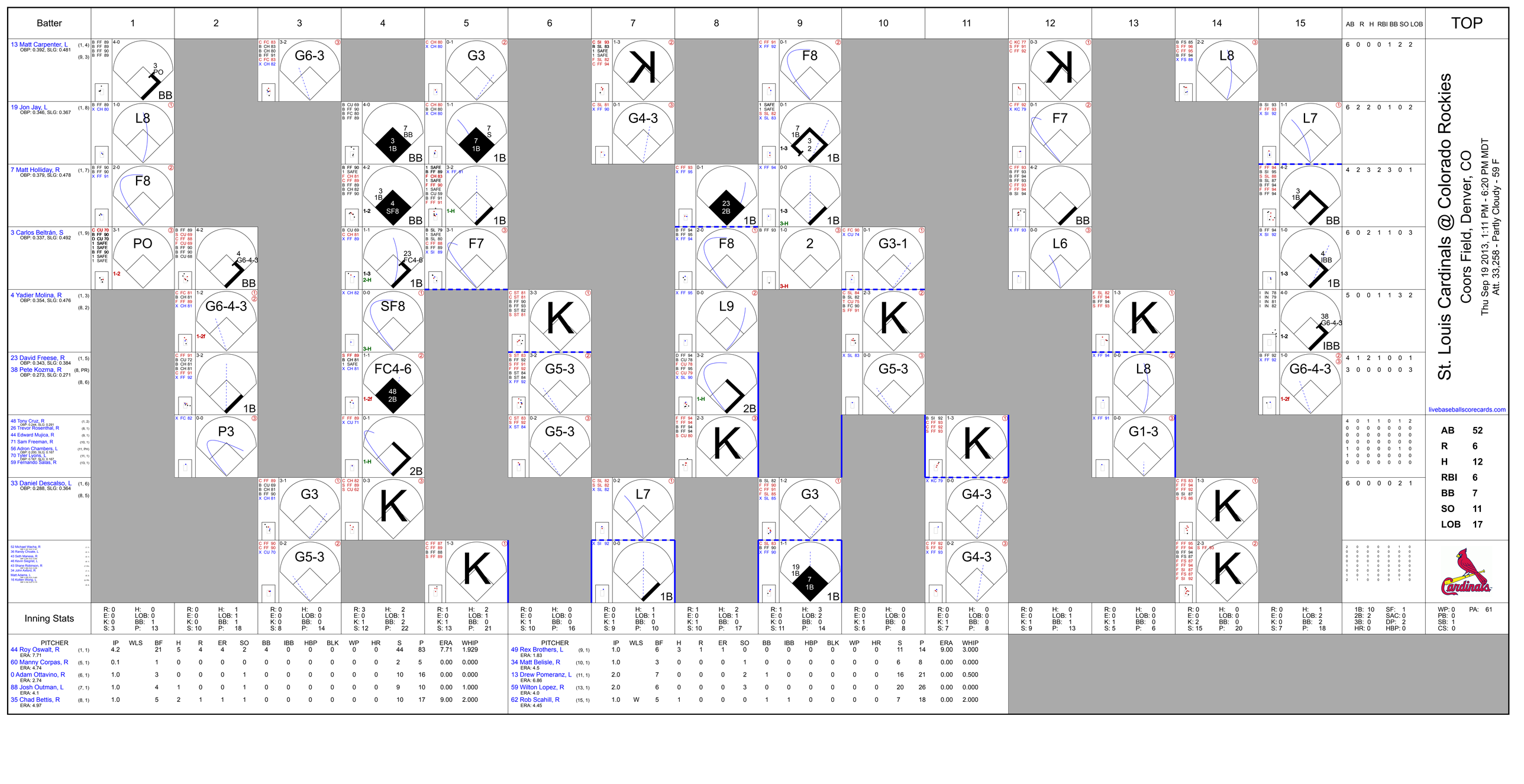
Batter
1
2
3
4
5
6
7
8
9
10
11
12
13
14
15
AB R H RBI BB SO LOB
TOP
13 Matt Carpenter, L
OBP: 0.392, SLG: 0.481
(1, 4)
(9, 3)
3 PO BB
G6-3
G3
K
F8
K
L8
6 0 0 0 1 2 2
19 Jon Jay, L
OBP: 0.346, SLG: 0.367
(1, 8)
L8
7 BB 3 1B BB
7 S 7 1B 1B
G4-3
7 1B 3 2 1B
F7
L7
6 2 2 0 1 0 2
7 Matt Holliday, R
OBP: 0.379, SLG: 0.478
(1, 7)
F8
3 1B 4 SF8 BB
1B
23 2B 1B
F8
4 1B BB
4 2 3 2 3 0 1
3 Carlos Beltrán, S
OBP: 0.337, SLG: 0.492
(1, 9)
PO
4 G6-4-3 BB
23 FC4-6 1B
F7
F8
2
G3-1
L6
4 IBB 1B
6 0 2 1 1 0 3
4 Yadier Molina, R
OBP: 0.354, SLG: 0.476
(1, 3)
(8, 2)
G6-4-3
SF8
K
L9
K
K
38 G6-4-3 IBB
5 0 0 1 1 3 2
23 David Freese, R
OBP: 0.343, SLG: 0.384
(1, 5)
38 Pete Kozma, R
OBP: 0.273, SLG: 0.271
(8, PR)
(8, 6)
1B
FC4-6 48 2B
G5-3
G5-3
2B
K
G5-3
L8
G6-4-3
4 1 2 1 0 0 1
3 0 0 0 0 0 3
48 Tony Cruz, R
OBP: 0.244, SLG: 0.293
26 Trevor Rosenthal, R
44 Edward Mujica, R
71 Sam Freeman, R
56 Adron Chambers, L
OBP: 0.200, SLG: 0.167
70 Tyler Lyons, L
OBP: 0.000, SLG: 0.167
59 Fernando Salas, R
(1, 2)
(8, 1)
(9, 1)
(10, 1)
(11, PH)
(11, 1)
(13, 1)
P3
2B
G5-3
K
G1-3
4 0 1 1 0 1 2
0 0 0 0 0 0 0
0 0 0 0 0 0 0
0 0 0 0 0 0 0
1 0 0 0 0 1 0
1 0 0 0 0 0 0
0 0 0 0 0 0 0
33 Daniel Descalso, L
OBP: 0.288, SLG: 0.364
(1, 6)
(8, 5)
G3
K
L7
G3
G4-3
K
K
6 0 0 0 0 2 1
52 Michael Wacha, R
36 Randy Choate, L
43 Seth Maness, R
49 Kevin Siegrist, L
43 Shane Robinson, R
34 John Axford, R
Matt Adams, L
16 Kolten Wong, L
G5-3
K
L7
G5-3
G4-3
G4-3
K
K
2 0 0 0 0 1 0
0 0 0 0 0 0 0
0 0 0 0 0 0 0
1 0 1 0 0 0 0
1 0 1 0 0 0 0
1 0 1 0 0 0 0
2 1 0 0 0 1 0
Inning Stats
R: 0 H: 0
E: 0
K: 0 LOB: 0
S: 3 BB: 1
P: 13
R: 0 H: 1
E: 0
K: 0 LOB: 1
S: 10 BB: 1
P: 18
R: 0 H: 0
E: 0
K: 0 LOB: 0
S: 8 BB: 0
P: 14
R: 3 H: 2
E: 0
K: 1 LOB: 1
S: 12 BB: 2
P: 22
R: 1 H: 2
E: 0
K: 1 LOB: 1
S: 13 BB: 0
P: 21
R: 0 H: 0
E: 0
K: 1 LOB: 0
S: 10 BB: 0
P: 16
R: 0 H: 1
E: 0
K: 1 LOB: 1
S: 9 BB: 0
P: 10
R: 1 H: 2
E: 0
K: 1 LOB: 1
S: 10 BB: 0
P: 17
R: 1 H: 3
E: 0
K: 0 LOB: 2
S: 11 BB: 0
P: 14
R: 0 H: 0
E: 0
K: 1 LOB: 0
S: 6 BB: 0
P: 8
R: 0 H: 0
E: 0
K: 1 LOB: 0
S: 7 BB: 0
P: 8
R: 0 H: 0
E: 0
K: 1 LOB: 1
S: 9 BB: 1
P: 13
R: 0 H: 0
E: 0
K: 1 LOB: 0
S: 5 BB: 0
P: 6
R: 0 H: 0
E: 0
K: 2 LOB: 0
S: 15 BB: 0
P: 20
R: 0 H: 1
E: 0
K: 0 LOB: 2
S: 7 BB: 2
P: 18
1B: 10 SF: 1
2B: 2 SAC: 0
3B: 0 DP: 2
HR: 0 HBP: 0
WP: 0 PA: 61
PB: 0
SB: 1
CS: 0
PITCHER
IP WLS BF H R ER SO BB IBB HBP BLK WP HR S P ERA WHIP
44 Roy Oswalt, R (1, 1) ERA: 7.71 4.2 21 5 4 4 2 4 0 0 0 0 0 0 44 83 7.71 1.929
60 Manny Corpas, R (5, 1) ERA: 4.74 0.1 1 0 0 0 0 0 0 0 0 0 0 0 2 5 0.00 0.000
0 Adam Ottavino, R (6, 1) ERA: 2.74 1.0 3 0 0 0 1 0 0 0 0 0 0 0 10 16 0.00 0.000
88 Josh Outman, L (7, 1) ERA: 4.1 1.0 4 1 0 0 1 0 0 0 0 0 0 0 9 10 0.00 1.000
35 Chad Bettis, R (8, 1) ERA: 4.97 1.0 5 2 1 1 1 0 0 0 0 0 0 0 10 17 9.00 2.000
PITCHER
IP WLS BF H R ER SO BB IBB HBP BLK WP HR S P ERA WHIP
49 Rex Brothers, L (9, 1) ERA: 1.83 1.0 6 3 1 1 0 0 0 0 0 0 0 0 11 14 9.00 3.000
34 Matt Belisle, R (10, 1) ERA: 4.5 1.0 3 0 0 0 1 0 0 0 0 0 0 0 6 8 0.00 0.000
13 Drew Pomeranz, L (11, 1) ERA: 6.86 2.0 7 0 0 0 2 1 0 0 0 0 0 0 16 21 0.00 0.500
59 Wilton Lopez, R (13, 1) ERA: 4.0 2.0 6 0 0 0 3 0 0 0 0 0 0 0 20 26 0.00 0.000
62 Rob Scahill, R (15, 1) ERA: 4.45 1.0 W 5 1 0 0 0 1 1 0 0 0 0 0 7 18 0.00 2.000
St. Louis Cardinals @ Colorado Rockies
Coors Field, Denver, CO
Thu Sep 19 2013, 1:11 PM - 6:20 PM MDT
Att. 33,258 - Partly Cloudy - 59 F
livebaseballscorecards.com
AB 52
R 6
H 12
RBI 6
BB 7
SO 11
LOB 17

St. Louis Cardinals @ Colorado Rockies

Coors Field, Denver, CO

Thu Sep 19 2013, 1:11 PM - 6:20 PM MDT

Att. 33,258 - Partly Cloudy - 59 F

livebaseballscorecards.com

BOTTOM

Batter	1	2	3	4	5	6	7	8	9	10	11	12	13	14	15	AB	R	H	RBI	BB	SO	LOB
19 Charlie Blackmon, L (1, 9) OBP: 0.323, SLG: 0.450	B FC 91 C FC 88 F FF 92 X CH 84 1-2 1B	S CH 85 F FF 93 F FF 93 X CH 86 0-2 1-2 1B		B FF 92 B FF 92 F CH 88 B FF 90 X CH 86 3-1 1B		B CU 79 B FF 95 F FF 96 C FF 95 X FF 96 2-2 F7		F FF 97 X FF 98 0-1 6 3B 2B		C SI 95 C SI 96 X FF 96 0-2 G6-3		S SL 81 F SI 90 F SL 83 F FT 90 F SL 82 F SL 83 S SL 84 0-3 K		C CH 84 C FF 92 C FF 92 0-3 K	8	1	4	0	0	2	0
9 DJ LeMahieu, R (1, 5) OBP: 0.314, SLG: 0.369	1 SAFE 1 SAFE B FF 92 F FF 90 F FC 87 S CH 84 1-3 K	X CH 85 0-0 L1-3		F FF 91 1 SAFE 1 SAFE C FF 92 S FF 93 0-3 K		F FF 95 B FF 96 F FF 96 F FF 96 F CU 79 S FF 96 1-3 K		D FF 96 S FF 96 C FF 96 F FF 97 S FF 97 1-3 K		F SI 95 X FS 85 0-1 F7		X CH 80 0-0 2 BB 1B		X FF 92 0-0 6 3B 1B	8	1	2	0	0	4	5
6 Corey Dickerson, L (1, 8) OBP: 0.333, SLG: 0.468	P PO 86 1 SAFE B CH 82 S FC 91 C FC 90 S FF 93 2-3 K		B CH 85 X CH 85 1-0 2 HR 1B	1 SAFE T FF 93 C FF 93 X FF 93 0-2 P5		B FF 97 B FF 96 F FF 95 B FF 97 F FF 96 F FF 97 F FF 96 F CU 81 B SI 96 4-2 BB		C FF 96 F FF 98 X FF 97 0-2 2-H 3B		S SI 96 S SI 97 X SI 97 0-2 L7		B FF 88 X SI 87 1-0 B5 1B		X CH 83 0-0 1-H 3B	7	1	3	2	1	1	3
2 Troy Tulowitzki, R (1, 6) OBP: 0.388, SLG: 0.538	F FC 92 1 SAFE B CH 84 S FC 88 B FC 90 S CH 85 2-3 K		M FC 88 1 SAFE C FC 89 D CH 86 B CH 85 X FC 89 2-2 1-H HR	T FF 93 C FF 93 B FF 92 D FC 88 F CH 87 C CH 86 2-3 K		B FF 96 D CH 88 C FF 96 C FF 95 F SI 95 D CU 82 F SI 96 C CH 87 3-3 K		S FF 98 B FF 98 S FF 98 F FF 98 X CH 88 1-2 G6-3		F CH 82 X SI 91 0-1 G4-3		1 SAFE B SI 89 B SI 88 D SI 89 F FF 98 C SI 89 C SI 89 D CH 80 4-2 1-2 BB			6	1	1	2	1	3	4
17 Todd Helton, L (1, 3) OBP: 0.313, SLG: 0.413		B FF 92 X FC 90 1-0 23 1B 8 1B 2B	C FF 92 X CH 87 0-1 G1-3		S CH 85 X CH 87 0-1 G4-3		S FF 94 C FF 95 B FF 96 B CU 80 B CU 78 F FF 95 B FF 95 4-2 18 FC4-6 BB		C FF 90 X SL 84 0-1 HR		C SL 82 B SL 83 B FF 90 C SI 89 F SL 83 S FF 91 2-3 K		B SI 90 C SI 90 C SI 91 X FF 90 1-2 F8			6	2	2	1	1	1	2
23 Charlie Culberson, R (1, 7) OBP: 0.300, SLG: 0.416		B FF 92 F FF 92 X CH 85 1-1 8 1B 18 G6-3 2-3 1B	B CU 73 F FF 93 C FF 93 B FF 93 S CH 86 2-3 K		C FF 92 B FC 89 C FF 93 B CH 87 X FF 93 2-2 18 1B 2B		B FF 93 S FF 94 B FF 94 C FF 96 S FF 95 2-3 K		F FF 91 B SI 92 S SL 85 B SL 84 F SL 83 S FS 84 2-3 K		F CH 82 F CH 83 B SI 91 X CH 82 1-2 1B		F KG 82 F FF 92 C FF 92 0-3 K			7	1	3	0	0	4	3
8 Yorvit Torrealba, R (1, 2) OBP: 0.286, SLG: 0.273 62 Rob Scahill, L (15, 1)		C CU 73 1 SAFE X FC 88 0-1 18 G6-3 1-3 3-H 1B	F FF 92 F FF 93 B FF 94 B CH 87 X FF 94 2-2 18 1B 1B		S CH 86 S CH 86 S FF 94 0-3 K		D CU 79 F FF 95 B FF 95 F FF 96 F FF 96 X FF 96 2-2 F9		S SL 82 C SL 82 F FS 87 B FS 86 F FF 91 F SL 83 X FF 92 1-2 F9		B SI 89 1 SAFE S CH 82 F SI 89 X CH 82 1-2 F8			B FF 89 C FF 89 X FF 90 1-1 P6		7	0	2	1	0	1	3
18 Jonathan Herrera, S (1, 4) OBP: 0.333, SLG: 0.366		C FC 92 X FC 83 0-1 G6-3 1-2f 3-H	X FF 91 0-0 1-2 1B		C SI 82 X SI 82 0-1 24 FC4-6 2-3 1B		C FF 95 B FF 96 F FF 96 F FF 96 F CU 79 X FF 96 1-2 FC4-6 1-2f		F FF 91 B FS 86 X FS 86 1-1 2B		B SI 88 X SI 88 X SI 89 1-1 B2			C FF 89 C FF 91 X CH 86 0-2 G4-3		7	0	3	0	0	0	2
44 Roy Oswalt, R 60 Manny Corpas, R 24 Dexter Fowler, S 0 Adam Ottavino, S 88 Josh Outman, L 35 Chad Bettis, R 14 Josh Rutledge, R 49 Rex Brothers, L 4 Ryan Wheeler, L 34 Matt Belisle, R 13 Drew Pomeranz, R 32 Tyler Chatwood, R	C FF 91 C FF 94 B FC 89 F CH 92 X FF 94 1-2 19 1B 1B	B FC 91 D FF 92 C FF 92 X FF 91 2-1 G6-3		B FF 88 S FF 89 B FF 89 F CH 82 X FF 90 2-2 FC4-6 1-2f		B FF 96 C FF 97 F FF 96 C FF 97 1-3		B FS 85 B FS 86 X FS 86 2-0 G1-3		C SI 88 C HI 81 0-1 G5-3		F FF 91 X FF 91 0-1 F9									
Inning Stats	R: 0 E: 0 K: 3 S: 13 H: 1 LOB: 1 BB: 0 P: 18	R: 2 E: 0 K: 0 S: 16 H: 5 LOB: 2 BB: 0 P: 19	R: 2 E: 0 K: 1 S: 15 H: 4 LOB: 2 BB: 0 P: 24	R: 0 E: 0 K: 2 S: 12 H: 1 LOB: 1 BB: 0 P: 17	R: 0 E: 0 K: 1 S: 13 H: 2 LOB: 2 BB: 0 P: 17	R: 0 E: 0 K: 2 S: 18 H: 0 LOB: 1 BB: 1 P: 28	R: 0 E: 0 K: 1 S: 16 H: 0 LOB: 1 BB: 1 P: 25	R: 1 E: 0 K: 2 S: 16 H: 2 LOB: 1 BB: 0 P: 19	R: 1 E: 0 K: 1 S: 15 H: 2 LOB: 1 BB: 0 P: 21	R: 0 E: 0 K: 0 S: 8 H: 0 LOB: 0 BB: 0 P: 8	R: 0 E: 0 K: 1 S: 12 H: 1 LOB: 1 BB: 0 P: 16	R: 0 E: 0 K: 1 S: 11 H: 0 LOB: 0 BB: 0 P: 12	R: 0 E: 0 K: 1 S: 10 H: 1 LOB: 2 BB: 1 P: 16	R: 0 E: 0 K: 0 S: 7 H: 0 LOB: 0 BB: 0 P: 8	R: 1 E: 0 K: 1 S: 5 H: 2 LOB: 1 BB: 0 P: 5							

	AB	63
	R	7
	H	21
	RBI	6
	BB	3
	SO	17
	LOB	27

1B: 13 SF: 0
2B: 4 SAC: 0
3B: 2 DP: 1
HR: 2 HBP: 0

WP: 0 PA: 66
PB: 0
SB: 0
CS: 0

PITCHER		IP	WLS	BF	H	R	ER	SO	BB	IBB	HBP	BLK	WP	HR	S	P	ERA	WHIP
52 Michael Wacha, R ERA: 3.21	(1, 1)	4.2		25	12	4	4	7	0	0	0	1	0	0	64	88	7.71	2.571
36 Randy Choate, L ERA: 2.41	(5, 1)	0.0		1	1	0	0	0	0	0	0	0	0	0	2	2	∞	∞
43 Seth Maness, R ERA: 2.31	(5, 1)	0.1		1	0	0	0	0	0	0	0	0	0	0	3	5	0.00	0.000
46 Kevin Siegrist, L ERA: 0.49	(6, 1)	1.0		4	0	0	0	2	1	0	0	0	0	0	18	28	0.00	1.000
34 John Axford, R ERA: 4.19	(7, 1)	1.0		4	0	0	0	1	1	0	0	0	0	0	16	25	0.00	1.000

PITCHER		IP	WLS	BF	H	R	ER	SO	BB	IBB	HBP	BLK	WP	HR	S	P	ERA	WHIP
26 Trevor Rosenthal, R ERA: 2.78	(8, 1)	1.0	B	5	2	1	1	2	0	0	0	0	0	0	16	19	9.00	2.000
44 Edward Mujica, R ERA: 2.26	(9, 1)	1.0	B	5	2	1	1	1	0	0	0	0	0	1	15	21	9.00	2.000
71 Sam Freeman, L ERA: 2.61	(10, 1)	1.0		3	0	0	0	0	0	0	0	0	0	0	8	8	0.00	0.000
70 Tyler Lyons, L ERA: 4.75	(11, 1)	2.2		11	2	0	0	2	1	0	0	0	0	0	30	41	0.00	1.125
59 Fernando Salas, R ERA: 4.5	(13, 1)	1.2	L	7	2	1	1	2	0	0	0	0	0	0	15	16	5.40	1.200

Batter	1	2	3	4	5	6	7	8	9	10	AB	R	H	RBI	BB	SO	LOB
13 Matt Carpenter, L (1, 4) OBP: 0.395, SLG: 0.486	C SI 91 B SI 92 B SI 92 B SI 94 C SI 93 B SI 93 4-2 3 G6-3 7 1B BB		C SI 93 C CU 80 B SI 94 B SI 95 F SI 95 X SI 95 2-2 3 G6-4-3 1B		B CU 77 B SI 94 C SI 93 X SI 92 2-1 ① F7		B FF 94 F FF 93 B SL 85 X FF 93 2-1 3 2B 2B	F FF 85 C SL 81 S FF 96 0-3 ② K		C FF 93 1 SAFE B FF 93 B CU 76 B SI 91 X SI 93 3-1 3 SF9 1-3 2B	5	2	3	0	1	1	3
3 Carlos Beltrán, S (1, 9) OBP: 0.337, SLG: 0.492	B SI 93 1 SAFE 1 SAFE X SI 93 1-0 ① G6-3 1-2		B SI 94 B SI 95 1 SAFE X SI 94 2-0 ①② G6-4-3 1-2f		B CU 79 B SI 94 B SI 94 C SI 93 B SI 93 4-1 7 1B 1-2 BB		F FF 94 X CH 83 0-1 1B 2-H 2B	B FF 96 S S FF 98 S FF 98 1-3 ③ K		B FF 94 B FF 94 X SI 92 2-0 ① SF9 2-3 3-H	4	1	1	2	1	1	4
7 Matt Holliday, R (1, 7) OBP: 0.382, SLG: 0.479	B SI 93 B SI 94 C SI 92 X SI 94 2-1 ② 2-H 1B		B SI 97 C SI 95 F SI 96 B CU 82 B CU 82 X SI 96 3-2 FC5-6 1B		F CU 80 X SI 94 0-1 BB 1-3 2-H 1B		S SI 94 F SI 94 B SI 93 B SI 95 S SI 93 2-3 ② K		B SL 86 B FF 94 B FF 96 B FF 95 4-0 HR BB	F FF 95 B FF 95 X FF 94 1-1 ② P4	5	1	3	2	1	1	2
Matt Adams, L (1, 3) OBP: 0.336, SLG: 0.496	B CU 80 S CU 80 B SI 94 X SI 94 2-1 1B		C CU 81 F FF 95 F CU 83 D CU 83 B SI 95 F SI 96 1 SAFE X CH 85 2-2 ③ FC5-6 1-2f		C SI 93 B SI 95 F CH 86 B SI 94 B CH 86 B SI 94 4-2 4 G6-4-3 1-2 BB		C FF 94 B FF 93 F SI 92 X FF 95 2-2 4 1B 2-H 1B		1 SAFE B FF 96 B SI 97 F FF 96 X FF 97 2-1 1-H HR	C CU 77 F FF 95 X SL 83 0-2 ③ P5	5	1	3	3	1	0	2
4 Yadier Molina, R (1, 2) OBP: 0.354, SLG: 0.475	C SI 95 C CU 81 X SI 94 0-2 ③ L5			C CU 79 C SI 94 B SI 94 X SI 94 1-2 23 G6-4-3 19 WP 1B	B SI 95 B SI 95 X SI 95 2-0 ②③ G6-4-3 1-2f		F SI 93 X FF 93 0-1 1-2 1B		B CU 68 C SL 83 F SI 89 F SI 84 F SI 90 B SL 84 B CU 68 F SI 88 F SI 89 3-2 ① X SI 89 G6-3		5	0	2	0	0	0	4
19 Jon Jay, L (1, 8) OBP: 0.346, SLG: 0.366		C CU 79 B CU 79 S SI 94 X SI 95 1-2 ① 1B		C SI 94 B CH 85 F SI 94 B FF 94 F SI 93 1 SAFE B SI 94 B SI 93 4-2 23 G6-4-3 1-2 BB		C SL 84 B FS 85 F SL 83 B FS 86 S SL 83 2-3 ① K	F SI 92 X CH 88 0-1 ③ L7		C CU 66 B SI 89 X SI 88 1-1 ② G5-3	4	0	1	0	1	1	2
23 David Freese, R (1, 5) OBP: 0.343, SLG: 0.382 38 Pete Kozma, R (8, PR) OBP: 0.274, SLG: 0.273 (8, 6)		B SI 94 B SI 95 C SI 94 F SI 95 B SI 97 F SI 94 S SI 96 3-3 ② K	B SI 95 X SI 94 1-0 ①② G6-4-3 1-2f 2-3		S SL 83 F SL 82 X SI 89 0-2 ② G6-3		B SI 90 C SI 91 X SI 91 1-1 56 1B 33 SH2-3 1B	C SI 89 B SL 84 B SL 80 X SI 89 2-1 1B		4 1	0 0	1 1	0 0	0 0	1 0	2 0
33 Daniel Descalso, L (1, 6) OBP: 0.287, SLG: 0.360 (8, 5)		B FF 95 B SI 95 B SI 94 B SI 94 4-0 BB	B CU 80 F SI 94 B SI 93 X CH 84 2-1 ③ L9		C SL 84 X SI 88 0-1 ③ P2		X SI 92 0-0 ① SH2-3 1-2	1 SAFE B SL 81 B SI 88 D SI 88 C SI 89 F SL 82 S SL 81 3-3 ③ K		3	0	0	0	1	1	2
40 Shelby Miller, R (1, 1) (NW, 1 PO, 5-0, 5 GF) 43 Shane Robinson, R (7, PH) (NW, 1 PO, 5-0, 5 GF) 71 Sam Freeman, R (7, 1) 43 Seth Maness, R (7, 1) 56 Adron Chambers, L (8, PH) (NW, 0 GB, 5-0, 5 FLY) 26 Trevor Rosenthal, R (8, 1) 44 Edward Mujica, R (8, 1) 34 John Axford, R (8, 1) 16 Kolten Wong, L (10, PH) 44 Carlos Martinez, R (10, 1)		C SI 95 B SI 94 X SI 94 1-1 ③ G4-3			H SI 91 1-0 3 BB 7 1B HBP		C FF 91 B FF 93 X CH 84 1-1 ① F7	C SI 92 D CH 88 B FF 93 F SI 94 B SI 93 X SI 93 3-2 2-3 1B		C FF 95 S FF 94 F FF 95 B FF 95 B SL 84 F FF 94 F SL 82 B FF 96 F FF 94 4-2 F FF 95 B FF 94 13 2B 3 SF9 BB	1 1 0 0 0 1 0 0 0 0 0	1 1 0 0 0 0 0 0 0 0 0	0 0 0 0 1 0 0 0 0 1 0	0 0 0 0 0 0 0 0 0 0 0	0 0 0 0 0 0 0 0 0 0 0	0 0 0 0 0 0 0 0 0 0 0	1 0 0 0 0 0 0 0 0 0 0
Inning Stats	R: 1 E: 0 K: 0 S: 10 H: 2 LOB: 1 BB: 1 P: 19	R: 0 E: 0 K: 1 S: 9 H: 1 LOB: 1 BB: 1 P: 18	R: 0 E: 0 K: 0 S: 13 H: 2 LOB: 1 BB: 0 P: 22	R: 0 E: 0 K: 0 S: 9 H: 1 LOB: 1 BB: 1 P: 17	R: 1 E: 0 K: 0 S: 8 H: 1 LOB: 2 BB: 2 P: 21	R: 0 E: 0 K: 1 S: 8 H: 0 LOB: 0 BB: 0 P: 10	R: 2 E: 0 K: 1 S: 16 H: 4 LOB: 2 BB: 0 P: 23	R: 0 E: 0 K: 2 S: 13 H: 2 LOB: 2 BB: 0 P: 18	R: 2 E: 0 K: 1 S: 16 H: 2 LOB: 1 BB: 1 P: 31	R: 1 E: 0 K: 0 S: 16 H: 1 LOB: 1 BB: 1 P: 26	1B: 12 2B: 3 3B: 0 HR: 1 SF: 1 SAC: 1 DP: 3 HBP: 1	WP: 1 PB: 0 SB: 0 CS: 0 PA: 49					

PITCHER		IP	WLS	BF	H	R	ER	SO	BB	IBB	HBP	BLK	WP	HR	S	P	ERA	WHIP
40 Johnny Hellweg, R ERA: 7.43	(1, 1)	5.0		23	7	2	2	1	5	0	1	0	1	0	49	97	3.60	2.400
47 Rob Wooten, R ERA: 2.63	(6, 1)	1.0	H	3	0	0	0	1	0	0	0	0	0	0	8	10	0.00	0.000
51 Michael Gonzalez, L ERA: 4.74	(7, 1)	0.1	H	3	2	2	2	0	0	0	0	0	0	0	6	9	54.00	6.000
53 Brandon Kintzler, R ERA: 2.88	(7, 1)	1.0	B	7	4	0	0	1	0	0	0	0	0	0	17	25	0.00	4.000
29 Jim Henderson, R ERA: 2.53	(8, 1)	0.2		4	1	2	2	2	1	0	0	0	0	1	8	15	27.00	3.000

PITCHER		IP	WLS	BF	H	R	ER	SO	BB	IBB	HBP	BLK	WP	HR	S	P	ERA	WHIP
48 Donovan Hand, R ERA: 3.68	(9, 1)	1.0		4	1	0	0	1	0	0	0	0	0	0	14	23	0.00	1.000
54 Michael Blazek, R ERA: 6.46	(10, 1)	1.0	L	5	1	1	1	0	1	0	0	0	0	0	16	26	9.00	2.000

TOP

St. Louis Cardinals @ Milwaukee Brewers

Miller Park, Milwaukee, WI

Fri Sep 20 2013, 7:11 PM - 11:07 PM CDT

Att. 37,148 - Cloudy - 66 F

livebaseballscorecards.com

AB	39
R	7
H	16
RBI	7
BB	7
SO	6
LOB	22

Batter	1	2	3	4	5	6	7	8	9	10	AB	R	H	RBI	BB	SO	LOB
7 Norichika Aoki, L (1, 9) OBP: 0.354, SLG: 0.361	B SI 92 X FF 92 1-0 20 1B 16 HR 1B		B FF 92 F FC 87 B CU 75 F FC 84 X CU 75 2-2 1B		B CU 76 C CH 84 F FF 93 B CH 84 B CH 84 B CH 85 4-2 20 FC4-6 2 1B 16 SF9 BB		B FF 94 C CU 79 X FF 95 1-1 2 SH5-3 16 1B 1B		C FF 90 D FS 85 B FF 90 F FS 85 X FS 86 2-2 20 BB 22 1B 16 1B 2-3 1B		4	3	4	0	1	0	0
2 Scooter Gennett, L (1, 4) 29 Jim Henderson, L (8, 1) 48 Donovan Hand, R (9, 1) OBP: 0.167, SLG: 0.091 22 Logan Schafer, L (9, PH) OBP: 0.288, SLG: 0.337 54 Michael Blazek, R (10, 1)	C FF 92 F FF 92 B CU 75 X CU 76 1-2 ① L8		B FF 92 B FF 93 F FF 93 S CH 84 1 SAFE F CH 82 X FF 93 2-2 ① F8		F FF 93 F FF 93 B CH 84 1 SAFE X CH 84 1-2 20 FC4-6 1-2 1B		X FF 95 0-0 ① SH5-3 1-2		D FS 86 C FS 85 B FS 84 B FS 84 C FS 84 X FS 85 3-2 16 1B 20 BB 27 G5-2-3 1-2 3-H 1B		3 0 0 1 0	0 0 0 0 0	1 0 0 1 0	0 0 0 1 0	0 0 0 1 0	0 0 0 0 0	2 0 0 0 0
20 Jonathan Lucroy, R (1, 2) OBP: 0.336, SLG: 0.452	F FF 93 C FC 87 B FF 95 1 SAFE F FC 87 1 SAFE X FF 92 1-2 16 HR 1B		X FC 88 0-0 ② F9		B FF 93 B FF 92 C FF 95 X FF 94 2-1 ① FC4-6 1-2f 2-3		C SI 89 X SI 89 0-1 ② G6-3		B SL 84 B FS 89 B SI 91 B FF 91 4-0 16 1B 1-2 2-3 BB		4	1	1	0	1	0	4
16 Aramis Ramirez, R (1, 5) OBP: 0.369, SLG: 0.453	F FF 92 X CU 78 0-1 1-H 2-H HR		F FF 93 X FC 87 0-1 ③ F8		C FF 94 X FF 95 0-1 ② SF9 3-H		B SI 90 C SI 90 B SI 90 X SI 90 2-1 ③ 2-H 1B		B FF 95 C FF 95 C FF 95 B FF 97 F FF 95 F FF 96 X FF 96 2-2 1-2 2-3 3-H 1B		4	1	3	5	0	0	1
27 Carlos Gómez, R (1, 8) OBP: 0.337, SLG: 0.496	X FF 94 0-0 ② F9			F FF 92 B FF 95 F FF 92 X FC 88 1-2 ① L7	S FF 94 B FF 93 B FF 95 X FF 94 2-1 ③ F8			S FF 96 L FF 96 F CH 87 B FF 98 S FF 97 1-3 ① K	F FF 95 X CU 78 0-1 ② ③ G5-2-3 3-Hf		5	0	0	0	0	1	4
15 Caleb Gindl, L (1, 7) OBP: 0.345, SLG: 0.463	C FF 91 C FF 94 X FC 88 0-2 ③ F9			B FF 92 S FF 93 B CH 84 B CH 85 F FF 92 F FF 93 S CH 86 3-3 ② K		B FF 90 F CH 84 S FF 93 B FF 92 B CH 83 B SI 90 4-2 11 SH1-3 BB		X FF 97 0-0 ② F7		B FF 98 B FF 98 C FF 98 X SI 96 2-1 ① G6-3		4	0	0	0	1	1	0
11 Sean Halton, R (1, 3) OBP: 0.330, SLG: 0.446		B FF 94 C FF 93 C FF 92 B FC 86 X FC 85 2-2 ① G3		B FF 93 F FF 92 S FF 93 X FC 86 1-2 14 1B 1B		L FF 92 B FF 93 X FF 92 1-1 ① SH1-3 1-2		C FF 96 S FF 96 S FF 98 0-3 ③ K		S SI 98 F FF 95 B CU 82 S CU 83 1-3 ② K		4	0	1	0	0	2	0
14 Jeff Bianchi, R (1, 6) OBP: 0.281, SLG: 0.294		C FF 93 B FF 91 X FC 85 1-1 ② F8		X FF 93 0-0 1-2 1B		S FC 85 X FC 85 0-1 ② G5-3			C FF 90 F FF 89 B SL 84 X FS 84 1-2 7 1B 22 1B 2B	B SI 96 F FF 96 C SI 96 X SI 96 1-2 ③ G5-3	5	1	2	0	0	0	1
40 Johnny Hellweg, R (1, 1) 47 Rob Wooten, R (6, 1) 21 Juan Francisco, L (6, PH) OBP: 0.298, SLG: 0.430 51 Michael Gonzalez, R (7, 1) 53 Brandon Kintzler, R (7, 1) 3 Yuniesky Betancourt, R (8, 4) OBP: 0.236, SLG: 0.361		C FF 93 C FF 93 F FF 93 F FF 92 F FC 89 S FF 93 0-3 ③ K		B FF 93 S FF 93 S FF 94 F FF 94 S FF 92 1-3 ③ K		F FF 95 B FF 92 C FF 91 F FF 94 D CH 84 S FF 92 2-3 ③ K			C FF 91 B FF 91 B FF 91 X FF 90 2-1 ① G6-3		2 0 1 0 0 1	0 0 0 0 0 0	0 0 0 0 0 0	0 0 0 0 0 0	2 0 0 0 0 1	2 0 1 0 0 0	2 0 1 0 0 1
Inning Stats	R: 3 H: 3 E: 0 LOB: 0 K: 0 BB: 0 S: 14 P: 17	R: 0 H: 0 E: 0 LOB: 0 K: 1 BB: 0 S: 11 P: 14	R: 0 H: 1 E: 0 LOB: 1 K: 0 BB: 0 S: 10 P: 14	R: 0 H: 2 E: 0 LOB: 2 K: 2 BB: 0 S: 15 P: 21	R: 1 H: 1 E: 0 LOB: 1 K: 0 BB: 1 S: 11 P: 20	R: 0 H: 0 E: 0 LOB: 1 K: 1 BB: 1 S: 10 P: 17	R: 0 H: 2 E: 0 LOB: 2 K: 0 BB: 0 S: 7 P: 10	R: 0 H: 0 E: 0 LOB: 0 K: 2 BB: 0 S: 8 P: 9	R: 2 H: 4 E: 0 LOB: 2 K: 0 BB: 1 S: 18 P: 32	R: 0 H: 0 E: 0 LOB: 0 K: 1 BB: 0 S: 8 P: 12	1B: 11 2B: 1 3B: 0 HR: 1	SF: 1 SAC: 2 DP: 1 HBP: 0	WP: 0 PB: 0 SB: 0 CS: 0	PA: 44			

PITCHER		IP	WLS	BF	H	R	ER	SO	BB	IBB	HBP	BLK	WP	HR	S	P	ERA	WHIP
40 Shelby Miller, R ERA: 3.12	(1, 1)	6.0		27	7	4	4	4	2	0	0	0	0	1	71	103	6.00	1.500
71 Sam Freeman, L ERA: 2.53	(7, 1)	0.1		2	1	0	0	0	0	0	0	0	0	0	3	4	0.00	3.000
43 Seth Maness, R ERA: 2.29	(7, 1)	0.2		2	1	0	0	0	0	0	0	0	0	0	4	6	0.00	1.500
26 Trevor Rosenthal, R ERA: 2.74	(8, 1)	1.0		3	0	0	0	2	0	0	0	0	0	0	8	9	0.00	0.000
44 Edward Mujica, R ERA: 2.53	(9, 1)	0.1	H	5	3	2	2	0	1	0	0	0	0	0	11	23	54.00	12.000

PITCHER		IP	WLS	BF	H	R	ER	SO	BB	IBB	HBP	BLK	WP	HR	S	P	ERA	WHIP
34 John Axford, R ERA: 4.14	(9, 1)	0.2	W	2	1	0	0	0	0	0	0	0	0	0	7	9	0.00	1.500
44 Carlos Martinez, R ERA: 5.76	(10, 1)	1.0	S	3	0	0	0	1	0	0	0	0	0	0	8	12	0.00	0.000

BOTTOM

St. Louis Cardinals @ Milwaukee Brewers

Miller Park, Milwaukee, WI

Fri Sep 20 2013, 7:11 PM - 11:07 PM CDT

Att. 37,148 - Cloudy - 66 F

livebaseballscorecards.com

AB	38
R	6
H	13
RBI	6
BB	3
SO	7
LOB	16

Batter	1	2	3	4	5	6	7	8	9	AB	R	H	RBI	BB	SO	LOB
13 Matt Carpenter, L (1, 4) OBP: 0.393, SLG: 0.485	B FF 90 X FF 89 1-0 G3	B CU 78 C CU 78 D SL 86 C FF 92 D SL 86 F SL 86 X FF 91 3-2 F7			B CU 79 C FF 91 C FF 91 B CU 79 F SL 84 X FF 91 2-2 2B			C SI 89 C SL 85 B SI 88 C SL 84 1-3 K	B FF 93 F FF 94 F FF 96 X CH 87 1-2 G6-3	5	0	1	0	0	1	1
3 Carlos Beltrán, S (1, 9) OBP: 0.337, SLG: 0.491	C FF 90 C FF 91 B FF 90 X CU 78 1-2 G4-3		B CU 77 C SI 91 X SI 91 1-1 L8		B CU 78 F CU 78 F FF 91 B CU 79 X FF 92 2-2 F9			X SL 84 0-0 1B 7 1B 4 BB 1B	B FF 96 B SL 83 B SI 96 B FF 96 4-0 7 G6-4-3 BB	4	1	1	0	1	0	1
7 Matt Holliday, R (1, 7) OBP: 0.382, SLG: 0.479	F FF 91 B FF 91 S FF 91 B FF 91 X FF 92 2-2 HR 1B		B CU 78 B FF 91 S CU 79 C FF 92 X FF 92 2-2 L8			B FF 90 F CU 79 B CU 79 F FF 91 S FF 92 2-3 K		C CU 74 B SI 88 1 SAFE B SI 87 F SL 82 F FS 84 F SI 88 X SL 83 2-2 4 BB 23 1B 1-2 1B	S FF 96 F SL 83 B FF 94 X FF 96 1-2 1-2f G6-4-3	5	2	2	0	0	1	1
Matt Adams, L (1, 3) OBP: 0.338, SLG: 0.507	C CU 78 B FF 91 C FF 91 1 SAFE 1 SAFE X CU 79 1-2 1-H HR		B CU 79 B SL 86 F SL 86 C FF 92 F SL 85 S FF 92 2-3 K			B SL 87 B FF 91 X SL 85 2-0 P6		C SL 84 B FS 83 X SL 84 1-1 4 BB 23 1B 1-2 2-3 1B		4	2	2	2	0	1	0
4 Yadier Molina, R (1, 2) OBP: 0.355, SLG: 0.473	S CU 79 B FF 92 B CU 79 B SL 86 B FF 91 4-1 BB			F SL 85 C CU 78 B CU 79 B FF 91 F CU 78 S FF 91 2-3 K		F SL 89 F FF 92 X FF 92 0-2 L9		F SI 88 S SL 84 F SI 89 B SL 84 F FS 86 B SI 90 B SL 84 F SL 82 B SL 84 4-2 23 1B 33 2B 1-2 2-3 3-H BB		2	1	0	1	2	1	0
19 Jon Jay, L (1, 8) OBP: 0.346, SLG: 0.365	C FF 91 B FF 91 B SL 86 X FF 91 2-1 G4-3			B FF 91 X SL 85 1-0 G4-3			C SL 85 X CU 78 0-1 E4 23 S 1B	F SL 83 B SI 87 B FS 84 F SL 83 F SL 84 S SL 84 2-3 K		4	0	1	0	0	1	4
23 David Freese, R (1, 5) OBP: 0.342, SLG: 0.381 38 Pete Kozma, R (8, PR) OBP: 0.274, SLG: 0.273 (8, 6)		C FF 90 B CU 78 S CU 78 S CU 78 1-3 K		X FF 91 0-0 L8			F CU 77 B CU 78 D SI 90 C CU 78 S CU 78 2-3 K 2-3	B SL 83 C FF 88 X CU 74 1-1 33 2B 1-3 2-H 3-H 1B		4 0	0 1	1 0	2 0	0 0	2 0	1 0
33 Daniel Descalso, L (1, 6) OBP: 0.290, SLG: 0.363 (8, 5)		B FF 90 B FF 90 B FF 90 B FF 90 4-0 31 SH3 BB	B CU 77 C CU 78 B FF 90 S SL 86 X SL 85 2-2 L7				B CU 78 B SL 85 F SL 85 F FF 90 B CU 80 S SL 84 3-3 K	B SL 79 S FF 94 F SI 96 B SL 83 F FF 96 X SL 82 2-2 2-H 3-H 2B		3	0	1	2	1	1	1
31 Lance Lynn, S (1, 1) OBP: 0.145, SLG: 0.078 36 Randy Choate, L (7, 1) 56 Adron Chambers, L (8, PH) OBP: 0.227, SLG: 0.200 43 Seth Maness, R (8, 1) OBP: 0.200, SLG: 0.200 46 Kevin Siegrist, L (9, 1)		B FF 90 X FF 89 1-0 SH3 1-2			C FF 90 X SL 84 0-1 G1-5-3		C CU 79 B FF 92 B FF 92 F FF 92 S CU 80 2-3 K	X FF 97 0-0 L9		2 0 1 0 0	0 0 0 0 0	0 0 0 0 0	0 0 0 0 0	0 0 0 0 0	1 0 0 0 0	1 0 1 0 0

| Inning Stats | | | |

Batter	1	2	3	4	5	6	7	8	9	AB	R	H	RBI	BB	SO	LOB
7 Norichika Aoki, L (1, 9) OBP: 0.354, SLG: 0.361	B FF 91 C FF 93 F FF 92 X FF 94 1-2 ① L8	B SI 93 C FF 94 B SI 93 B CH 86 X FF 94 3-1 ③ F7			X SI 91 0-0 20 BB 1B		B SI 85 F SI 84 B SI 84 S SI 84 X SI 84 2-2 ② G5-3 1-2		C FF 95 B CU 81 X CU 79 1-1 1B	5	0	2	0	0	0	2
2 Scooter Gennett, L (1, 4) OBP: 0.355, SLG: 0.492	C FF 94 F FF 92 X CU 80 0-2 20 1B 18 G5-3 2B		B FF 92 F SI 91 X SI 93 1-1 20 S 1B		1 SAFE X FF 93 0-0 ② F9		L SI 85 B SI 86 X SI 86 1-1 ③ G4-3		X FF 95 0-0 ③ F7	5	1	2	0	0	0	3
20 Jonathan Lucroy, R (1, 2) OBP: 0.339, SLG: 0.455	D SI 92 B FF 92 C FF 93 X FF 92 2-1 18 G5-3 27 BB 2-3 1B		B SI 91 S SI 94 X SL 88 1-1 ① G5-3 1-2		B SI 92 B SI 92 F SI 93 B FF 93 B FF 93 4-1 1-2 BB			C FF 89 F SI 88 B FF 90 B CH 84 B FF 91 X SI 90 3-2 18 2B 2B		3	1	2	0	1	0	1
27 Carlos Gómez, R (1, 8) OBP: 0.336, SLG: 0.493	B SI 93 B FF 94 F FF 94 F FF 94 B SL 88 D SL 88 4-2 18 G5-3 1-2 BB		F FF 93 F FF 95 S FF 95 0-3 ② K		B FF 95 B SI 92 F FF 94 S FF 95 B FF 95 X FF 94 3-2 ③ P3			F SI 91 B SI 90 S SI 90 S SI 91 1-3 ① K		3	0	0	0	1	2	4
18 Khris Davis, R (1, 7) OBP: 0.358, SLG: 0.612	B SI 93 S SI 93 X SI 93 1-1 ② G5-3 1-2 2-3 3-H		B SI 93 F FF 94 B SI 92 C FF 95 B FF 96 S SL 88 3-3 ③ K			F SL 84 C FF 92 B FF 93 X SI 91 1-2 ① G5-3		C SI 90 X SI 91 0-1 14 F8 2-H 2B		4	0	1	2	0	1	3
14 Jeff Bianchi, R (1, 6) OBP: 0.276, SLG: 0.288	C FF 94 B SL 86 F SI 92 C FF 95 1-3 ③ K		B FF 93 F FF 92 S FF 93 S SL 88 1-3 ① K			F FF 94 F SI 92 B FF 94 F FF 93 X FF 95 1-2 ② F9		S SI 90 B SI 90 F FF 90 D CH 84 F SI 90 X SI 91 2-2 ② F8 2-3		4	0	0	0	0	2	3
11 Sean Halton, R (1, 3) OBP: 0.316, SLG: 0.425		C FF 91 S FF 91 X FF 93 0-2 ① G4-3	S SI 93 S FF 94 B FF 95 B SL 90 F FF 94 F SI 93 B SL 90 X FF 95 3-2 ② G6-3			F FF 94 F SI 94 B SI 92 S SI 93 1-3 ③ K		F SI 90 X FF 90 0-1 ③ G5-3		4	0	0	0	0	1	1
3 Yuniesky Betancourt, R (1, 5) OBP: 0.236, SLG: 0.358		B FF 92 S FF 93 B SI 92 F FF 92 F FF 94 B SI 93 B FF 93 4-2 49 SH1-4 BB	S FF 95 F FF 95 B FF 95 B SL 89 S FF 95 2-3 ③ K				B FF 91 X FF 93 1-0 ① F9		B SI 89 X FF 90 1-0 ① G4-3	3	0	0	0	1	1	0
49 Yovani Gallardo, R (1, 1) OBP: 0.218, SLG: 0.364 15 Caleb Gindl, L (7, PH) OBP: 0.350, SLG: 0.463 47 Rob Wooten, R (8, 1) 45 Alfredo Figaro, R (8, 1) OBP: 0.250, SLG: 0.250 21 Juan Francisco, L (9, PH) OBP: 0.298, SLG: 0.430 12 Martin Maldonado, R (9, PH) OBP: 0.240, SLG: 0.273		X FF 93 0-0 ② SH1-4 1-2			S FF 93 C FF 92 S FF 93 0-3 ① K		B SI 91 C FF 92 B SI 92 F FF 93 B SI 94 B FF 94 4-2 7 G5-3 BB		S FF 95 B FF 96 C FF 95 X FF 96 1-2 ② P4	1 0 0 0 0 1 0 0 0 0 0 1 0 0 0 0 0 0 0 0 0 0 0 0 0 0 0 0 0 0 0 0 0 0 0 1 0 0 0 0 0 0						
Inning Stats	R: 1 E: 0 K: 1 S: 15 H: 2 LOB: 2 BB: 1 P: 24	R: 0 E: 0 K: 0 S: 9 H: 0 LOB: 1 BB: 1 P: 16	R: 0 E: 0 K: 2 S: 10 H: 1 LOB: 1 BB: 0 P: 15	R: 0 E: 0 K: 2 S: 11 H: 0 LOB: 0 BB: 0 P: 17	R: 0 E: 0 K: 1 S: 9 H: 1 LOB: 2 BB: 1 P: 16	R: 0 E: 0 K: 1 S: 10 H: 0 LOB: 0 BB: 0 P: 13	R: 0 E: 0 K: 0 S: 8 H: 0 LOB: 1 BB: 1 P: 16	R: 1 E: 0 K: 1 S: 14 H: 2 LOB: 1 BB: 0 P: 20	R: 0 E: 0 K: 0 S: 7 H: 1 LOB: 1 BB: 0 P: 10	1B: 4 2B: 3 3B: 0 HR: 0 SF: 0 SAC: 1 DP: 0 HBP: 0						

BOTTOM

St. Louis Cardinals @ Milwaukee Brewers

Miller Park, Milwaukee, WI

Sat Sep 21 2013, 6:11 PM - 9:23 PM CDT

Att. 35,008 - Roof Closed - 68 F

livebaseballscorecards.com

AB	33
R	2
H	7
RBI	2
BB	4
SO	8
LOB	17

PITCHER		IP	WLS	BF	H	R	ER	SO	BB	IBB	HBP	BLK	WP	HR	S	P	ERA	WHIP
31 Lance Lynn, R ERA: 4.09	(1, 1)	6.1	W	27	4	1	1	7	4	0	0	0	0	0	67	109	1.42	1.263
36 Randy Choate, L ERA: 2.36	(7, 1)	0.2	H	2	0	0	0	0	0	0	0	0	0	0	5	8	0.00	0.000
43 Seth Maness, R ERA: 2.39	(8, 1)	1.1		6	2	1	1	1	0	0	0	0	0	0	15	22	6.75	1.500
46 Kevin Siegrist, L ERA: 0.48	(9, 1)	0.2		3	1	0	0	0	0	0	0	0	0	0	6	8	0.00	1.500

PITCHER	IP	WLS	BF	H	R	ER	SO	BB	IBB	HBP	BLK	WP	HR	S	P	ERA	WHIP

Batter	1	2	3	4	5	6	7	8	9	AB	R	H	RBI	BB	SO	LOB
13 Matt Carpenter, L (1, 4) OBP: 0.396, SLG: 0.491	C FF 93 F SI 96 B FF 97 B SL 88 B SI 98 F SI 96 F FF 97 B FF 98 4-2 3 G3-6-1 BB		B FF 94 X FF 93 1-0 HR		B FF 93 B SI 95 B FF 94 B FF 93 4-0 3 BB 19 1B BB	C CU 68 B CU 67 D SI 89 B CU 68 S SL 81 S CU 68 3-3 ③ K			F FF 94 B FF 94 F FF 95 X FF 96 1-2 19 1B 3 1B 1B	3	2	2	1	2	1	1
19 Jon Jay, L (1, 8) OBP: 0.346, SLG: 0.366	C FF 96 F SI 97 F FF 97 S SL 90 0-3 ① K		B SL 84 C SI 96 B SI 96 X FF 96 2-1 ② L6		C SL 84 B CH 84 B SI 95 B FF 95 X SI 95 3-1 1-2 3 BB 1B		X CU 67 0-0 ① G4-3		C FF 94 B SL 85 X FF 94 1-1 1-2 3 1B 1B	5	0	2	0	0	1	1
3 Carlos Beltrán, S (1, 9) OBP: 0.340, SLG: 0.490	1 SAFE X SL 87 0-0 ②③ G3-6-1 1-2f		B SI 96 B SI 97 B FF 96 B FF 94 4-0 BB		B SL 83 B SI 95 C SL 82 B SL 82 F SI 94 B SL 84 4-2 1-2 2-3 BB		C SI 88 F CU 67 S FF 89 0-3 ② K		S SL 88 C SL 86 X SL 85 0-2 1-2 2-H 1B	3	0	1	1	2	1	1
Matt Adams, L (1, 3) OBP: 0.332, SLG: 0.498		C FF 95 B FF 96 C SI 96 S SL 88 1-3 ① K	B SL 84 B SI 96 X SI 94 2-0 ③ F8		B SI 95 X FF 95 1-0 ③ G4-3		B CU 68 C SL 80 F SL 83 B CU 69 B SI 90 S CU 68 3-3 ③ K		B FF 97 B FF 96 C FF 97 S FF 97 C FF 98 2-3 ③ K	5	0	0	0	0	3	6
4 Yadier Molina, R (1, 2) OBP: 0.356, SLG: 0.472		F FF 97 B SI 96 C SL 86 F FF 98 F FF 97 B SL 88 B SL 87 B FF 97 4-2 23 WP BB		B FF 94 X FF 95 1-0 ① F8		B SL 82 B FF 94 C FF 92 X FF 94 2-1 33 1B 23 1B 43 SF9 1B		C SL 84 B SI 92 C SI 92 B SL 84 B SI 94 F SI 94 F SI 93 S SL 85 3-3 ① K		3	1	1	0	1	1	0
23 David Freese, R (1, 5) OBP: 0.343, SLG: 0.381		B FF 95 S SI 97 S SI 96 H SI 96 2-2 1-2 HBP		X FF 94 0-0 ② F9		X SI 92 0-0 43 SF9 33 1B 58 SF9 1-2 1B		B SI 92 B SI 91 C SI 93 X SI 93 2-1 ② G4-3		3	1	1	0	0	0	0
33 Daniel Descalso, L (1, 6) OBP: 0.289, SLG: 0.362		B FF 95 B FF 96 X FF 94 2-0 ② L8		C FF 93 X SI 95 0-1 ③ G4-3		B SL 83 F FF 94 X FF 95 1-1 58 SF9 43 SF9 1-2 2-3 1B		C SI 92 F SL 85 B SL 85 B SI 94 B SI 93 X SI 93 3-2 ③ F8		4	0	1	0	0	0	2
43 Shane Robinson, R (1, 7) OBP: 0.353, SLG: 0.326		F FF 96 F FF 97 X SL 89 0-2 ③ L3			B FF 94 X FF 94 1-0 ① P4	C SL 81 B SL 82 X SI 88 1-1 ① SF9 1-2 2-3 3-H			B FF 92 B FF 95 C FF 94 B FF 95 C FF 94 F FF 96 X FF 96 3-2 ① G1-3	3	0	0	1	0	0	2
58 Joe Kelly, R (1, 1) OBP: 0.152, SLG: 0.129 34 John Axford, R (8, 1) 56 Adron Chambers, L (9, PH) OBP: 0.217, SLG: 0.190			B FF 92 B FF 93 C FF 93 X FF 93 2-1 ① F9		B FF 94 C FF 93 C SI 94 C SL 84 1-3 ② K	C SI 89 X SI 89 0-1 ② SF9 2-3 3-H			B FF 94 C FF 95 B FF 93 S FF 96 S FF 95 2-3 ② K	2 0 1	0 0 0	0 0 0	1 0 0	0 0 0	1 0 1	0 0 0
Inning Stats	R: 0 E: 0 K: 1 S: 9 H: 0 LOB: 0 BB: 1 P: 13	R: 0 E: 0 K: 1 S: 13 H: 0 LOB: 2 BB: 1 P: 22	R: 1 E: 0 K: 0 S: 6 H: 1 LOB: 1 BB: 1 P: 17	R: 0 E: 0 K: 0 S: 4 H: 0 LOB: 0 BB: 0 P: 5	R: 0 E: 0 K: 1 S: 9 H: 1 LOB: 3 BB: 2 P: 23	R: 2 E: 0 K: 1 S: 12 H: 3 LOB: 1 BB: 0 P: 19	R: 0 E: 0 K: 2 S: 7 H: 0 LOB: 0 BB: 0 P: 10	R: 0 E: 0 K: 1 S: 10 H: 0 LOB: 0 BB: 0 P: 18	R: 1 E: 0 K: 2 S: 18 H: 3 LOB: 2 BB: 0 P: 27	1B: 7 2B: 0 3B: 0 HR: 1 SF: 2 SAC: 0 DP: 1 HBP: 1						

TOP

St. Louis Cardinals @ Milwaukee Brewers

Miller Park, Milwaukee, WI

Sun Sep 22 2013, 7:10 PM - 10:08 PM CDT

Att. 27,389 - Roof Closed - 67 F

livebaseballscorecards.com

AB	32
R	4
H	8
RBI	4
BB	5
SO	9
LOB	13

PITCHER		IP	WLS	BF	H	R	ER	SO	BB	IBB	HBP	BLK	WP	HR	S	P	ERA	WHIP	PITCHER	IP	WLS	BF	H	R	ER	SO	BB	IBB	HBP	BLK	WP	HR	S	P	ERA	WHIP
60 Wily Peralta, R ERA: 4.37	(1, 1)	5.0	W	25	5	3	3	3	5	0	1	0	1	1	46	88	5.40	2.000																	
48 Donovan Hand, R ERA: 3.56	(6, 1)	2.0	H	6	0	0	0	3	0	0	0	0	0	0	14	21	0.00	0.000																	
53 Brandon Kintzler, R ERA: 2.84	(8, 1)	1.0	H	3	0	0	0	1	0	0	0	0	0	0	10	18	0.00	0.000																	
29 Jim Henderson, R ERA: 2.64	(9, 1)	1.0	S	6	3	1	1	2	0	0	0	0	0	0	18	27	9.00	3.000																	

Batter	1	2	3	4	5	6	7	8	9	AB	R	H	RBI	BB	SO	LOB
7 Norichika Aoki, L (1, 9) OBP: 0.358, SLG: 0.365	B SI 93 B SI 94 X SI 94 2-0 20 2B 16 1B 1B	D SI 96 X SI 94 1-0 2 E 2-H 2B			B CH 84 B SI 94 F SI 94 B CH 86 F SI 95 B SI 94 4-2 20 FC6-4 2 1B BB		C SL 82 B CU 81 B CH 86 B CH 86 B SI 95 4-1 2 E BB			2	3	2	1	2	0	0
2 Scooter Gennett, L (1, 4) OBP: 0.358, SLG: 0.497	S SI 94 F CH 85 D CU 75 S CU 78 1-3 K ①	S CH 86 X CU 80 0-1 E1 2-H			C SI 95 X CH 86 0-1 20 FC6-4 1-2 1B		D CH 87 1 SAFE X SI 95 1-0 E2 20 SF7 1-H 2B			4	1	2	1	0	1	1
20 Jonathan Lucroy, R (1, 3) OBP: 0.338, SLG: 0.457 3 Yuniesky Betancourt, R (9, 3) OBP: 0.236, SLG: 0.358	1 SAFE C SI 93 F SI 94 X CU 77 0-2 16 1B 27 FC1-4 1-3 2B	C SI 95 X SI 94 0-1 L8 ③			X SI 96 0-0 FC6-4 16 G4-3 ① 1-2f 2-3		B SI 95 B SI 95 C SI 94 C SI 96 X SI 95 2-2 SF7 ② 3-H			3 0	1 0	1 0	1 0	0 0	0 0	3 0
16 Aramis Ramirez, R (1, 5) OBP: 0.368, SLG: 0.451	X SI 94 0-0 27 FC1-4 2-3 3-H 1B	X SI 95 0-0 G6-3 ①			B SI 97 F SI 96 F SI 96 D SL 82 X CH 84 2-2 G4-3 ② ③ 1-2f		X SL 86 0-0 G6-3 ③			4	0	1	1	0	0	2
27 Carlos Gómez, R (1, 8) OBP: 0.336, SLG: 0.495	C SI 96 S SI 96 X SI 96 0-2 FC1-4 22 S ② 1-2f 3-H	F SI 96 X SL 82 0-1 L5 ②			C SI 96 X SI 94 0-1 14 FC5-2-5-1 3B			B FF 96 S FF 97 X FF 94 1-1 F8 ①		4	0	1	1	0	0	1
22 Logan Schafer, L (1, 7) OBP: 0.284, SLG: 0.332	1 SAFE P PO 84 X SI 95 1-0 F8 ③ 1-2	C SI 95 C SI 94 B CU 79 X CH 86 1-2 F8 ③			D CH 88 B SI 96 F SI 96 S CH 84 C SI 97 2-3 K ①			X FF 94 0-0 F7 ②		4	0	0	0	0	1	2
14 Jeff Bianchi, R (1, 6) OBP: 0.276, SLG: 0.288		B SI 93 X SI 95 1-0 G6-3 ①		C SI 94 S SL 84 B CU 77 X CU 78 1-2 G6-3 ①		B SI 98 X SI 97 1-0 FC5-2-5-1 ② 3-H		C FF 96 B CU 79 S FF 96 B CU 80 X FF 96 2-2 1B		4	0	1	0	0	0	1
12 Martín Maldonado, R (1, 2) OBP: 0.235, SLG: 0.267		B SI 96 C SI 96 C SI 96 X SI 97 1-2 E5 60 SH1-4 7 2B		B SI 95 C SI 95 B SI 94 X SI 95 2-1 F9 ②		D SL 87 B SI 96 B SI 96 C SI 96 F SI 97 F SI 97 X SI 96 3-2 G6-3 ③		C FF 96 1 SAFE B FF 96 F FF 96 S FF 95 1-3 K ③		4	1	0	0	0	1	2
60 Wily Peralta, R (1, 1) OBP: 0.157, SLG: 0.140 48 Donovan Hand, R (6, 1) OBP: 0.167, SLG: 0.091 21 Juan Francisco, L (7, PH) OBP: 0.297, SLG: 0.429 53 Brandon Kintzler, R (8, 1) 29 Jim Henderson, L (9, 1)		X SI 94 0-0 SH1-4 ② 1-2		B SI 96 X SI 96 1-0 G6-3 ③			B SI 96 B CH 85 C SI 95 B SI 97 S SI 95 X SI 96 3-2 G3-1 ①			1 0 0 1 0 0	0 0 0 0 0 0	0 0 0 0 0 0	0 0 0 0 0 0	0 0 0 0 0 0	0 0 0 0 0 0	0 0 0 0 0 0
Inning Stats	R: 2 E: 0 K: 1 S: 13 H: 3 LOB: 1 BB: 0 P: 16	R: 2 E: 2 K: 0 S: 10 H: 1 LOB: 1 BB: 0 P: 13	R: 0 E: 0 K: 0 S: 6 H: 0 LOB: 0 BB: 0 P: 7	R: 0 E: 0 K: 0 S: 6 H: 0 LOB: 0 BB: 0 P: 10	R: 0 E: 0 K: 0 S: 8 H: 1 LOB: 1 BB: 1 P: 14	R: 0 E: 0 K: 1 S: 10 H: 1 LOB: 1 BB: 0 P: 16	R: 2 E: 1 K: 0 S: 9 H: 1 LOB: 0 BB: 1 P: 19	R: 0 E: 0 K: 1 S: 9 H: 1 LOB: 1 BB: 0 P: 13		1B: 4 2B: 3 3B: 1 HR: 0	SF: 1 SAC: 1 DP: 1 HBP: 0			WP: 0 PB: 0 SB: 1 CS: 0	PA: 35	

PITCHER		IP	WLS	BF	H	R	ER	SO	BB	IBB	HBP	BLK	WP	HR	S	P	ERA	WHIP
58 Joe Kelly, R ERA: 2.81	(1, 1)	7.0	L	31	7	6	3	2	2	0	0	0	0	0	62	95	3.86	1.286
34 John Axford, R ERA: 4.08	(8, 1)	1.0		4	1	0	0	1	0	0	0	0	0	0	9	13	0.00	1.000

PITCHER	IP	WLS	BF	H	R	ER	SO	BB	IBB	HBP	BLK	WP	HR	S	P	ERA	WHIP

BOTTOM

St. Louis Cardinals @ Milwaukee Brewers

Miller Park, Milwaukee, WI

Sun Sep 22 2013, 7:10 PM - 10:08 PM CDT

Att. 27,389 - Roof Closed - 67 F

livebaseballscorecards.com

AB	31
R	6
H	8
RBI	5
BB	2
SO	3
LOB	12

Batter	1	2	3	4	5	6	7	8	9	AB	R	H	RBI	BB	SO	LOB
2 Denard Span, L (1, 8) OBP: 0.329, SLG: 0.382	B SI 92 F SI 92 B FC 90 F FC 90 F FF 93 B CU 75 X SI 94 3-2 28 HR 1B		B SI 91 S FC 88 F FC 88 X SI 92 1-2 ② F7		S FC 88 D CU 76 X FF 93 1-1 ③ G3-1			L SI 84 B SI 84 X SI 84 1-1 ① SH1-3 1-2 2-3		3	1	1	0	0	0	1
11 Ryan Zimmerman, R (1, 5) OBP: 0.351, SLG: 0.476	B SI 93 X SI 92 1-0 ① F8		C FF 91 S SI 91 X FC 89 0-2 ③ G3-1			C CU 75 B CU 78 F FC 88 C FC 89 1-3 ① K		X SI 96 0-0 ② G6-3 3-H		4	0	0	1	0	1	2
28 Jayson Werth, R (1, 9) OBP: 0.397, SLG: 0.532	B FF 91 C FF 93 C FF 90 D FF 91 1 SAFE F FC 90 X CU 77 2-2 1-H HR			C CU 75 F FC 87 S CU 74 0-3 ① K		B SI 91 F SI 91 C FF 92 B FC 91 F FC 87 S FF 92 2-3 ② K		C SI 97 X SI 97 0-1 ③ G5-3		4	1	1	2	0	2	1
34 Bryce Harper, L (1, 7) OBP: 0.374, SLG: 0.496	B SI 92 C SI 93 B CU 75 F SI 93 F FC 89 F FF 94 F CU 77 X CU 77 2-2 ② G4-3			C CU 75 F SI 91 B FC 85 B SI 92 B CU 76 F CU 77 F FF 92 F CU 78 X FF 89 3-2 20 1B 1B		F FC 90 B CU 77 C FC 89 B FF 93 X CU 78 2-2 ③ G4-3		X FF 96 0-0 ① G4-3	4	0	1	0	0	0	0
20 Ian Desmond, R (1, 6) OBP: 0.337, SLG: 0.463	X FC 88 0-0 ③ G5-3			B FC 86 C CU 75 X FC 86 1-1 25 G4-6-3 1-3 1B			C FC 88 B SI 93 X FF 93 1-1 ① L9		C FF 95 S FF 97 F FF 98 S FF 97 0-3 ② K	4	0	1	0	0	1	0
25 Adam LaRoche, L (1, 3) OBP: 0.331, SLG: 0.405		B CU 73 C FF 92 B CU 74 X FF 89 2-1 ① P5		C SI 92 C FC 88 B FF 92 X CU 77 1-2 ②③ G4-6-3 1-2f			B SI 91 C FF 92 S CU 78 S CU 78 1-3 ② K		C FF 97 B FF 98 X FF 99 1-1 ③ P6	4	0	0	0	0	1	2
40 Wilson Ramos, R (1, 2) OBP: 0.315, SLG: 0.478		B FF 92 C SI 92 B FF 92 F SI 92 F CU 77 B FC 88 X FF 92 3-2 ② F9			F CU 73 B SI 91 X SI 91 1-1 59 SH1-3 1B		X FC 88 0-0 ③ L9			3	0	1	0	0	0	0
6 Anthony Rendon, R (1, 4) OBP: 0.325, SLG: 0.395		C SI 90 B CU 76 S SI 91 B FC 88 C FC 87 2-3 ③ K			C FC 88 B SI 90 B CU 76 X FC 89 2-1 ① L7			C FF 91 C FC 87 B CU 76 X SI 92 1-2 2 SH1-3 1 1B 11 G6-3 1B		3	1	1	0	0	1	1
59 Tanner Roark, R (1, 1) OBP: 0.273, SLG: 0.364 58 Fernando Abad, L (6, 1) 1 Steve Lombardozzi, S (8, PH) OBP: 0.279, SLG: 0.342 52 Ryan Mattheus, R (8, 1)			F SI 90 B FF 90 X SI 90 1-1 ① G6-3		L FC 85 L FC 85 D CU 76 X FC 87 1-2 ② SH1-3 1-2			B SI 89 X FC 88 1-0 2 SH1-3 1-2 1B		1 0 1 0	0 0 0 0	0 0 1 0	0 0 0 0	0 0 0 0	0 0 0 0	0 0 0 0
Inning Stats	R: 2 H: 2 E: 0 LOB: 0 K: 0 BB: 0 S: 16 P: 24	R: 0 H: 0 E: 0 LOB: 0 K: 1 BB: 0 S: 9 P: 16	R: 0 H: 0 E: 0 LOB: 0 K: 0 BB: 0 S: 8 P: 10	R: 0 H: 2 E: 0 LOB: 1 K: 1 BB: 0 S: 14 P: 19	R: 0 H: 1 E: 0 LOB: 1 K: 0 BB: 0 S: 9 P: 14	R: 0 H: 0 E: 0 LOB: 0 K: 2 BB: 0 S: 10 P: 15	R: 0 H: 0 E: 0 LOB: 0 K: 1 BB: 0 S: 6 P: 8	R: 1 H: 2 E: 0 LOB: 1 K: 0 BB: 0 S: 9 P: 12	R: 0 H: 0 E: 0 LOB: 0 K: 1 BB: 0 S: 7 P: 8	1B: 6 SF: 0 2B: 0 SAC: 2 3B: 0 DP: 1 HR: 1 HBP: 0						

TOP

Washington Nationals @ St. Louis Cardinals
Busch Stadium, St. Louis, MO
Mon Sep 23 2013, 7:19 PM - 10:00 PM CDT
Att. 39,783 - Clear - 73 F

livebaseballscorecards.com

AB	31
R	3
H	7
RBI	3
BB	0
SO	6
LOB	7

PITCHER		IP	WLS	BF	H	R	ER	SO	BB	IBB	HBP	BLK	WP	HR	S	P	ERA	WHIP
50 Adam Wainwright, R ERA: 3.01	(1, 1)	7.0	W	27	7	3	3	5	0	0	0	0	0	1	76	112	3.86	1.000
36 Randy Choate, L ERA: 2.34	(8, 1)	0.1	H	1	0	0	0	0	0	0	0	0	0	0	2	3	0.00	0.000
44 Carlos Martinez, R ERA: 5.61	(8, 1)	0.2	H	2	0	0	0	0	0	0	0	0	0	0	3	3	0.00	0.000
46 Kevin Siegrist, L ERA: 0.48	(9, 1)	0.1	H	1	0	0	0	0	0	0	0	0	0	0	1	1	0.00	0.000
26 Trevor Rosenthal, R ERA: 2.71	(9, 1)	0.2	S	2	0	0	0	1	0	0	0	0	0	0	6	7	0.00	0.000

PITCHER	IP	WLS	BF	H	R	ER	SO	BB	IBB	HBP	BLK	WP	HR	S	P	ERA	WHIP

Batter	1	2	3	4	5	6	7	8	9	AB	R	H	RBI	BB	SO	LOB
13 Matt Carpenter, L (1, 4) OBP: 0.397, SLG: 0.490	C SI 92 B SI 92 F CU 76 B SI 93 B SL 85 B SI 93 4-2 1B 4 1B BB		C SI 93 X CH 84 0-1 ① L7	B SI 94 C SL 85 C SI 94 D SL 85 F SI 94 C SI 94 2-3 ③ K		X SI 93 0-0 1-2 1B				3	1	1	0	1	1	2
19 Jon Jay, L (1, 8) OBP: 0.346, SLG: 0.365	C SI 93 B SL 84 F SI 92 1 SAFE X SI 93 1-2 ① L7		C CU 74 B CH 84 X SI 93 1-1 ② G6-3		C CH 83 B SI 93 B SI 92 S CH 84 X SI 93 2-2 3 HR 1B	S KC 82 C FF 96 B KC 81 D KC 83 B KC 82 F FF 96 F FF 95 F FF 94 X FF 96 3-2 ③ L8				4	1	1	0	0	0	3
3 Carlos Beltrán, S (1, 9) OBP: 0.341, SLG: 0.495	C SI 93 C SI 93 B SL 84 B SI 94 F CU 77 T SI 93 2-2 ② K		S SI 93 X CU 75 0-1 1B		1 SAFE 1 SAFE B SI 92 B SI 93 B CH 84 C SI 92 X SI 92 3-1 1-H HR		B KC 75 C KC 75 F CH 75 B FF 94 F KC 80 X SI 92 2-2 ① P3			4	1	2	2	0	1	1
Matt Adams, L (1, 3) OBP: 0.334, SLG: 0.498	C SI 93 X SI 93 0-1 4 1B 1-3 1B		F SI 93 C SI 93 B SI 93 B SI 93 F SI 94 F SL 84 F SI 93 F SI 93 X SI 94 2-2 ③ L7		F SI 92 B SI 92 X SI 93 1-1 23 G5-4-3 1B		B KC 80 B KC 80 F FF 94 C FF 95 X KC 81 2-2 ② G3			4	0	2	0	0	0	1
4 Yadier Molina, R (1, 2) OBP: 0.355, SLG: 0.471	S SL 85 F SI 94 B CH 86 X SI 93 1-2 23 FC3-6 1-2 3-H 1B			C SI 92 C SI 92 B SL 84 C SI 93 1-3 ① K	C SI 92 C SL 84 F SI 92 S SL 84 0-3 ① K		F SI 92 B CH 79 B CH 76 X SI 92 2-1 ③ G5-3			4	0	1	1	0	2	1
23 David Freese, R (1, 5) OBP: 0.342, SLG: 0.380 46 Kevin Siegrist, L (9, 1) 26 Trevor Rosenthal, R (9, 1)	C SI 93 X SI 93 0-1 ③ FC3-6 1-2f			B SI 93 C SL 84 F SI 92 B SI 93 X SI 92 2-2 33 1B 43 1B 1B	C SI 92 S SI 92 B SL 84 D SL 84 F SI 93 X SI 92 2-2 ②③ G5-4-3 1-2f			X FF 93 0-0 ① G6-3		4 0 0	1 0 0	1 0 0	0 0 0	0 0 0	0 0 0	3 0 0
33 Daniel Descalso, L (1, 6) OBP: 0.289, SLG: 0.361 (9, 5)		C SI 92 C CH 83 B SI 93 B SL 85 F SI 93 X CU 77 2-2 ① G3		X SI 93 0-0 43 1B 1-2 1B		C SI 91 S FF 95 X KC 82 0-2 ① P6		C SI 93 B SI 93 B FS 83 X SI 92 2-1 ② G6-3		4	0	1	0	0	0	0
43 Shane Robinson, R (1, 7) OBP: 0.350, SLG: 0.323		C SI 93 B SL 85 B SL 85 X SI 94 2-1 ② G3-1		B SI 92 B SI 92 C SI 93 X SI 92 2-1 50 SH2-4 1-3 2-H 1B		X FF 93 0-0 ② F8		C SL 82 B SL 81 C FF 93 B FS 84 X FF 93 2-2 ③ G3		4	0	1	1	0	0	0
50 Adam Wainwright, R (1, 1) OBP: 0.200, SLG: 0.261 36 Randy Choate, L (8, 1) 44 Carlos Martinez, R (8, 1) 38 Pete Kozma, R (9, 6) OBP: 0.274, SLG: 0.273		C SI 93 C SI 93 S SL 84 0-3 ③ K		X SL 84 0-0 ② SH2-4 1-2		X FF 92 0-0 13 1B 1B				2 0 0 0	0 0 0 0	1 0 0 0	0 0 0 0	0 0 0 0	1 0 0 0	0 0 0 0
Inning Stats	R: 1 E: 0 K: 1 S: 16 H: 2 LOB: 2 BB: 1 P: 24	R: 0 E: 0 K: 1 S: 9 H: 0 LOB: 0 BB: 0 P: 13	R: 0 E: 0 K: 0 S: 13 H: 1 LOB: 1 BB: 0 P: 16	R: 1 E: 0 K: 2 S: 14 H: 3 LOB: 2 BB: 0 P: 21	R: 2 E: 0 K: 1 S: 15 H: 3 LOB: 0 BB: 0 P: 23	R: 0 E: 0 K: 0 S: 12 H: 2 LOB: 2 BB: 0 P: 15	R: 0 E: 0 K: 0 S: 9 H: 0 LOB: 0 BB: 0 P: 15	R: 0 E: 0 K: 0 S: 6 H: 0 LOB: 0 BB: 0 P: 10		1B: 10 2B: 0 3B: 0 HR: 1 SF: 0 SAC: 1 DP: 1 HBP: 0						

PITCHER	IP	WLS	BF	H	R	ER	SO	BB	IBB	HBP	BLK	WP	HR	S	P	ERA	WHIP
59 Tanner Roark, R (1, 1) ERA: 1.74	5.0	L	24	9	4	4	5	1	0	0	0	0	1	67	97	7.20	2.000
58 Fernando Abad, L (6, 1) ERA: 2.92	2.0		8	2	0	0	0	0	0	0	0	0	0	21	30	0.00	1.000
52 Ryan Mattheus, R (8, 1) ERA: 5.97	1.0		3	0	0	0	0	0	0	0	0	0	0	6	10	0.00	0.000

PITCHER	IP	WLS	BF	H	R	ER	SO	BB	IBB	HBP	BLK	WP	HR	S	P	ERA	WHIP

BOTTOM

Washington Nationals @ St. Louis Cardinals
Busch Stadium, St. Louis, MO
Mon Sep 23 2013, 7:19 PM - 10:00 PM CDT
Att. 39,783 - Clear - 73 F

livebaseballscorecards.com

AB	33
R	4
H	11
RBI	4
BB	1
SO	5
LOB	11

Batter	1	2	3	4	5	6	7	8	9	AB	R	H	RBI	BB	SO	LOB
2 Denard Span, L (1, 8) OBP: 0.327, SLG: 0.379	C FF 93 X FF 95 0-1 ① G6-3			C FF 93 X FF 94 0-1 ① L7		L FF 96 X FF 95 0-1 ③ G4-3			C FF 95 F FF 97 F CH 90 B FF 91 B CH 90 F FF 97 B FF 95 C CH 87 3-3 ② K	4	0	0	0	0	1	0
11 Ryan Zimmerman, R (1, 5) OBP: 0.352, SLG: 0.476	B FF 96 C FF 95 F FF 95 S CH 87 1-3 ② K			B CU 75 C FF 95 F CH 88 B FF 97 C FF 96 2-3 ② K			B FF 95 B FF 94 S CH 86 C CH 88 B CH 89 B CH 87 4-2 BB		X FF 96 0-0 28 DI 1B	3	0	1	0	1	2	0
28 Jayson Werth, R (1, 9) OBP: 0.394, SLG: 0.528	C FF 95 C FF 95 F FF 97 X CH 90 0-2 ③ G5-3			B CU 77 C FF 96 X FF 95 1-1 ③ F9			X FF 94 0-0 ① P4		C FF 98 B FF 98 B FF 98 B FF 99 C FF 98 X FF 99 3-2 ③ G3 1-2	4	0	0	0	0	0	2
34 Bryce Harper, L (1, 7) OBP: 0.372, SLG: 0.493		B FF 93 B FF 95 C FF 94 F FF 94 X CH 88 2-2 ① F8			F FF 94 X CH 87 0-1 ① F8		D CH 87 F FF 95 S FF 94 F FF 96 S CH 88 1-3 ② K			3	0	0	0	0	1	1
20 Ian Desmond, R (1, 6) OBP: 0.335, SLG: 0.461		B FF 94 C FF 96 S CH 87 B FF 98 F FC 89 F CH 87 B FC 92 F FF 95 S FF 95 3-3 ② K			B CH 86 C FF 95 F FF 95 S CH 88 1-3 ② K		B FF 95 B CH 87 C FF 94 X FF 94 2-1 ③ G4-3			3	0	0	0	0	2	1
25 Adam LaRoche, L (1, 3) OBP: 0.331, SLG: 0.404		C FF 95 F FF 95 C CH 89 0-3 ③ K			C CU 75 F CH 88 B CH 89 F CH 89 F FF 97 B FF 97 F FF 96 X FF 97 2-2 E4			C CH 86 B CH 88 C FF 95 B FF 96 B CH 89 B CH 88 4-2 40 G6-4-3 BB		2	0	0	0	1	1	0
40 Wilson Ramos, R (1, 2) OBP: 0.312, SLG: 0.473			X FF 94 0-0 ① G6-3		B FF 95 F FF 95 F FF 95 F CH 86 X FF 96 1-2 ③ L9			B FF 94 D FF 94 X FF 94 2-0 ① ② G6-4-3 1-2f		3	0	0	0	0	0	2
6 Anthony Rendon, R (1, 4) OBP: 0.323, SLG: 0.391			C FF 95 F FF 96 B FF 97 S FF 95 1-3 ② K			B FF 95 X FF 94 1-0 ① L6		B CH 87 F FF 94 F FF 95 X CH 88 1-2 ③ L7		3	0	0	0	0	1	0
47 Gio González, R (1, 1) OBP: 0.121, SLG: 0.161 22 Drew Storen, S (8, 1) 1 Steve Lombardozzi, S (9, PH) OBP: 0.278, SLG: 0.341			S FF 93 C FF 94 S FF 96 0-3 ③ K			B FF 94 X FF 94 1-0 ② L7			B FF 94 B FF 94 F FF 95 X FF 94 2-1 ① G6-3	2 0 1	0 0 0	0 0 0	0 0 0	0 0 0	1 0 0	0 0 0
Inning Stats	R: 0 E: 0 K: 1 S: 9 H: 0 LOB: 0 BB: 0 P: 10	R: 0 E: 0 K: 2 S: 12 H: 0 LOB: 0 BB: 0 P: 17	R: 0 E: 0 K: 2 S: 7 H: 0 LOB: 0 BB: 0 P: 8	R: 0 E: 0 K: 1 S: 7 H: 0 LOB: 0 BB: 0 P: 10	R: 0 E: 1 K: 1 S: 15 H: 0 LOB: 1 BB: 0 P: 19	R: 0 E: 0 K: 0 S: 4 H: 0 LOB: 0 BB: 0 P: 6	R: 0 E: 0 K: 1 S: 9 H: 0 LOB: 1 BB: 1 P: 16	R: 0 E: 0 K: 0 S: 6 H: 0 LOB: 0 BB: 1 P: 13	R: 0 E: 0 K: 1 S: 11 H: 1 LOB: 1 BB: 0 P: 19	1B: 1 2B: 0 3B: 0 HR: 0 SF: 0 SAC: 0 DP: 1 HBP: 0						

PITCHER		IP	WLS	BF	H	R	ER	SO	BB	IBB	HBP	BLK	WP	HR	S	P	ERA	WHIP
52 Michael Wacha, R ERA: 2.78	(1, 1)	8.2	W	29	1	0	0	9	2	0	0	0	0	0	77	112	0.00	0.346
26 Trevor Rosenthal, R ERA: 2.7	(9, 1)	0.1	S	1	0	0	0	0	0	0	0	0	0	0	3	6	0.00	0.000

PITCHER	IP	WLS	BF	H	R	ER	SO	BB	IBB	HBP	BLK	WP	HR	S	P	ERA	WHIP

TOP

Washington Nationals @ St. Louis Cardinals

Busch Stadium, St. Louis, MO

Tue Sep 24 2013, 7:17 PM - 9:27 PM CDT

Att. 38,940 - Partly Cloudy - 77 F

livebaseballscorecards.com

AB	28
R	0
H	1
RBI	0
BB	2
SO	9
LOB	6

Batter	1	2	3	4	5	6	7	8	9	AB	R	H	RBI	BB	SO	LOB
13 Matt Carpenter, L (1, 4) OBP: 0.396, SLG: 0.490	B FF 91 F FF 92 F FF 92 X CU 80 1-2 ① F7		C CU 78 B CU 79 B FF 94 B FF 94 X FF 92 3-1 43 1B 2B		B FF 92 C CH 82 X SI 92 1-1 ③ G4-3			B SI 95 X FF 95 1-0 ② F7		4	1	1	0	0	0	0
43 Shane Robinson, R (1, 7) OBP: 0.348, SLG: 0.321	B FF 94 F SI 94 X FF 93 1-1 ② L7		B FF 93 B FF 93 C FF 92 X CH 84 2-1 2-H 1B			X FF 92 0-0 ① P5		F FF 95 B SL 85 B SL 83 B SI 96 X FF 94 3-1 ③ G6-3		4	0	1	1	0	0	0
3 Carlos Beltrán, S (1, 9) OBP: 0.341, SLG: 0.496	B FF 94 C CH 86 X FF 94 1-1 2B		C FF 92 D CU 78 1 SAFE C FF 92 X FF 93 1-2 ③ F9			C CH 84 S CU 79 B FF 93 S CH 84 1-3 ② K				3	0	1	0	0	1	1
Matt Adams, L (1, 3) OBP: 0.334, SLG: 0.496	C FF 94 B CU 80 B CU 78 B FF 94 X FF 94 3-1 ③ G3-1			C CU 76 B FF 91 S FF 93 F FF 93 X FF 93 1-2 4 2B 1B		B FF 93 B CU 79 C FF 93 C FF 93 B SI 92 X FF 93 3-2 ③ G4-3				3	1	1	0	0	0	1
4 Yadier Molina, R (1, 2) OBP: 0.355, SLG: 0.472		X FF 92 0-0 ① G6-3		B FF 93 F CH 85 B CU 78 F FF 93 B FF 93 X FF 93 3-2 1-H 23 G4-3 19 FC4-2 2B			X CH 81 0-0 ① G5-3			3	0	1	1	0	0	0
23 David Freese, R (1, 5) OBP: 0.340, SLG: 0.377		C FF 93 C CU 79 F CU 79 F CH 84 S CH 86 0-3 ② K		X SI 93 0-0 ① G4-3 2-3			B FF 92 B FF 91 B FF 92 C FF 91 F CH 84 X CH 83 3-2 ② G5-3			3	0	0	0	0	1	1
19 Jon Jay, L (1, 8) OBP: 0.345, SLG: 0.364		B FF 94 B FF 93 C FF 93 X FF 92 2-1 ③ G6-3		B FF 92 D CU 78 F FF 92 F FF 91 D CU 79 F FF 94 F FF 94 F FF 93 X FF 94 3-2 3-H FC4-2 38 CS			L FF 92 F FF 92 B FF 92 X CU 80 1-2 1B			3	0	1	0	0	0	1
38 Pete Kozma, R (1, 6) OBP: 0.272, SLG: 0.271			C SI 92 S CH 85 F FF 93 F CU 79 B CU 79 B FF 94 S CH 85 2-3 ① K	F CH 84 1 SAFE B FF 92 1 SAFE 1-1 ③ CS 1-2	X FF 91 0-0 ① F9		F FF 92 B FF 92 F FF 93 F FF 92 1 SAFE B CH 82 S CH 83 2-3 ③ K			3	0	0	0	0	2	1
52 Michael Wacha, R (1, 1) OBP: 0.143, SLG: 0.143 26 Trevor Rosenthal, R (9, 1)			C FF 92 B FF 93 S FF 93 S CU 79 1-3 ② K		B FF 92 B FF 92 C FF 91 S FF 91 F FF 91 C FF 92 2-3 ② K			B FF 95 C FF 95 C FF 96 F FF 96 C SL 85 1-3 ① K		3 0	0 0	0 0	0 0	0 0	3 0	0 0
Inning Stats	R: 0 E: 0 K: 0 S: 9 H: 1 LOB: 1 BB: 0 P: 15	R: 0 E: 0 K: 1 S: 8 H: 0 LOB: 0 BB: 0 P: 10	R: 1 E: 0 K: 2 S: 15 H: 2 LOB: 1 BB: 0 P: 24	R: 1 E: 0 K: 0 S: 15 H: 2 LOB: 0 BB: 0 P: 23	R: 0 E: 0 K: 1 S: 7 H: 0 LOB: 0 BB: 0 P: 10	R: 0 E: 0 K: 1 S: 7 H: 0 LOB: 0 BB: 0 P: 11	R: 0 E: 0 K: 1 S: 11 H: 1 LOB: 1 BB: 0 P: 17	R: 0 E: 0 K: 1 S: 7 H: 0 LOB: 0 BB: 0 P: 12		1B: 3 2B: 3 3B: 0 HR: 0 SF: 0 SAC: 0 DP: 0 HBP: 0						

PITCHER		IP	WLS	BF	H	R	ER	SO	BB	IBB	HBP	BLK	WP	HR	S	P	ERA	WHIP
47 Gio González, L ERA: 3.36	(1, 1)	7.0	L	26	6	2	2	6	0	0	0	0	0	0	72	110	2.57	0.857
22 Drew Storen, R ERA: 4.6	(8, 1)	1.0		3	0	0	0	1	0	0	0	0	0	0	7	12	0.00	0.000

PITCHER	IP	WLS	BF	H	R	ER	SO	BB	IBB	HBP	BLK	WP	HR	S	P	ERA	WHIP

BOTTOM

Washington Nationals @ St. Louis Cardinals

Busch Stadium, St. Louis, MO

Tue Sep 24 2013, 7:17 PM - 9:27 PM CDT

Att. 38,940 - Partly Cloudy - 77 F

livebaseballscorecards.com

AB	29
R	2
H	6
RBI	2
BB	0
SO	7
LOB	5

Batter	1	2	3	4	5	6	7	8	9	AB	R	H	RBI	BB	SO	LOB
2 Denard Span, L (1, 8) OBP: 0.328, SLG: 0.379	B FF 92 B FF 91 F FF 93 C FF 91 B CH 85 B FF 92 4-2 11 G2-3 11 S 34 1B BB		F FF 90 B FF 93 X FF 93 1-1 ① P6		X FF 92 0-0 ② F9			C FF 97 B FF 98 B FF 97 X FF 97 2-1 11 G1-4-3 1B		3	1	1	0	1	0	1
11 Ryan Zimmerman, R (1, 5) OBP: 0.349, SLG: 0.472	1 SAFE T FF 92 C FF 95 F FF 94 F FF 95 X FF 94 0-2 ① G2-3 1-3		B FF 94 C FF 94 F CH 85 B FF 94 X FF 94 2-2 ② G4-3		C FC 88 F FF 94 C FF 94 0-3 ③ K			C SI 97 B SI 97 B CU 83 S SI 98 F SI 97 F FF 98 X CU 83 2-2 ② G1-4-3 1-2		4	0	0	0	0	1	3
28 Jayson Werth, R (1, 9) OBP: 0.395, SLG: 0.526	C FF 95 B FC 90 S FF 95 B FF 95 B FF 91 B FF 96 4-2 34 1B BB		C FF 94 C FC 87 B FF 96 F FC 88 F FF 95 F FF 95 X CU 74 1-2 ③ F7			X FF 92 0-0 20 G6-4-3 1B		B FF 99 F FF 98 C SI 97 B CU 82 S CU 82 2-3 ③ K		3	0	1	0	1	1	1
34 Bryce Harper, L (1, 7) OBP: 0.371, SLG: 0.490	B FF 95 C FF 94 B FF 94 X FF 95 2-1 1-2 3-H 1B			F CH 84 B CU 76 B CU 75 B FF 93 X FF 93 3-1 ① G4-3		X FF 93 0-0 ① F7			S FF 94 B FF 95 S CH 87 S CH 87 1-3 ① K	4	0	1	1	0	1	1
20 Ian Desmond, R (1, 6) OBP: 0.333, SLG: 0.458	B FF 93 F FF 92 F FF 94 B FC 89 X FF 94 2-2 ② L8			X FC 86 0-0 ② G3		C FF 93 X FF 93 0-1 ②③ G6-4-3 1-2f			S FF 98 X CU 86 0-1 ② G6-3	4	0	0	0	0	0	3
25 Adam LaRoche, L (1, 3) OBP: 0.332, SLG: 0.403	X FF 94 0-0 ③ L8			B CU 74 B CH 85 X FF 94 2-0 1B			B FF 91 C FF 92 B FF 92 B CH 84 F FF 93 F FF 94 F FF 93 B FF 95 4-2 40 G5-4-3 BB		B FF 98 F FF 98 F FF 98 F FF 100 S CH 90 1-3 ③ K	3	0	1	0	1	1	2
40 Wilson Ramos, R (1, 2) OBP: 0.308, SLG: 0.468		X FF 93 0-0 ① G6-3		B FF 93 B FF 94 C FC 87 S FF 93 T FF 95 2-2 ③ K			C SI 89 X SI 90 0-1 ①② G5-4-3 1-2f			3	0	0	0	0	1	2
1 Steve Lombardozzi, S (1, 4) OBP: 0.276, SLG: 0.337		B FF 92 F FF 93 B CU 74 B FF 91 F FF 91 X CH 90 3-2 ② F9			F FF 90 C CU 76 F FF 94 C FF 95 0-3 ① K		B SI 90 X SI 90 1-0 ③ G6-3			3	0	0	0	0	1	0
27 Jordan Zimmermann, R (1, 1) OBP: 0.134, SLG: 0.138 18 Chad Tracy, L (8, PH) OBP: 0.221, SLG: 0.288 7 Scott Hairston, R (8, PH) OBP: 0.243, SLG: 0.425 35 Craig Stammen, R (8, 1)		B FF 91 X FF 90 1-0 ③ P2			C FF 93 B FC 88 B FF 92 X FF 92 2-1 1B			F FF 96 X FF 97 0-1 ① P4		2 0 1 0	0 0 0 0	1 0 0 0	0 0 0 0	0 0 0 0	0 0 0 0	0 0 0 0
Inning Stats	R: 1 E: 0 K: 0 S: 15 H: 1 LOB: 2 BB: 2 P: 27	R: 0 E: 0 K: 0 S: 5 H: 0 LOB: 0 BB: 0 P: 9	R: 0 E: 0 K: 0 S: 11 H: 0 LOB: 0 BB: 0 P: 15	R: 0 E: 0 K: 1 S: 7 H: 1 LOB: 1 BB: 0 P: 14	R: 0 E: 0 K: 2 S: 10 H: 1 LOB: 1 BB: 0 P: 12	R: 0 E: 0 K: 0 S: 4 H: 1 LOB: 0 BB: 0 P: 4	R: 0 E: 0 K: 0 S: 8 H: 0 LOB: 0 BB: 1 P: 13	R: 0 E: 0 K: 1 S: 12 H: 1 LOB: 1 BB: 0 P: 18	R: 0 E: 0 K: 2 S: 9 H: 0 LOB: 0 BB: 0 P: 11	1B: 5 2B: 0 3B: 0 HR: 0 SF: 0 SAC: 0 DP: 2 HBP: 0						

TOP

Washington Nationals @ St. Louis Cardinals
Busch Stadium, St. Louis, MO
Wed Sep 25 2013, 12:48 PM - 3:14 PM CDT
Att. 40,597 - Partly Cloudy - 77 F

livebaseballscorecards.com

AB	30
R	1
H	5
RBI	1
BB	3
SO	6
LOB	13

WP: 0 PB: 0 SB: 1 CS: 0 PA: 33

PITCHER		IP	WLS	BF	H	R	ER	SO	BB	IBB	HBP	BLK	WP	HR	S	P	ERA	WHIP
40 Shelby Miller, R ERA: 3.06	(1, 1)	6.0	W	24	4	1	1	3	3	0	0	0	0	0	57	90	1.50	1.167
43 Seth Maness, R ERA: 2.35	(7, 1)	1.0	H	2	0	0	0	0	0	0	0	0	0	0	3	4	0.00	0.000
46 Kevin Siegrist, L ERA: 0.47	(8, 1)	0.1	H	2	1	0	0	0	0	0	0	0	0	0	4	6	0.00	3.000
44 Carlos Martinez, R ERA: 5.47	(8, 1)	0.2	H	2	0	0	0	1	0	0	0	0	0	0	8	12	0.00	0.000
26 Trevor Rosenthal, R ERA: 2.66	(9, 1)	1.0	S	3	0	0	0	2	0	0	0	0	0	0	9	11	0.00	0.000

PITCHER	IP	WLS	BF	H	R	ER	SO	BB	IBB	HBP	BLK	WP	HR	S	P	ERA	WHIP

Batter	1	2	3	4	5	6	7	8	9	AB	R	H	RBI	BB	SO	LOB
13 Matt Carpenter, L (1, 4) OBP: 0.394, SLG: 0.487	C FF 93 F FF 94 B CH 88 X FF 94 1-2 ① F7		X FF 95 0-0 ② G3 3-H		B CU 76 C CH 86 X FF 95 1-1 ② G4-3		C CH 88 B FF 94 X CH 88 1-1 ③ F9			4	0	0	1	0	0	0
3 Carlos Beltrán, S (1, 9) OBP: 0.338, SLG: 0.493	B FF 93 C FF 94 X CH 88 1-1 ② F8		C SI 94 B FF 95 B SI 95 X CH 89 2-1 ③ P6		B CU 77 B FF 94 C FF 94 X FF 95 2-1 ③ L7			B SI 92 C SI 92 X KC 81 1-1 ① G4-3		4	0	0	0	0	0	0
7 Matt Holliday, R (1, 7) OBP: 0.382, SLG: 0.476 26 Trevor Rosenthal, R (9, 1)	B SL 86 F FF 95 S FF 95 B FF 95 B FF 95 X FF 95 3-2 ③ P3			H FF 94 1-0 2B 4 1B HBP	B SL 86 B SL 88 F FF 94 F FF 94 X SL 88 2-2 ① F9			B SI 93 F FC 89 B SI 92 F SI 93 X SI 94 2-2 ② G4-3		3 0	1 0	0 0	0 0	0 0	0 0	0 0
Matt Adams, L (1, 3) OBP: 0.337, SLG: 0.511		B FF 94 C CU 76 C FF 95 F FF 94 X CH 87 1-2 ① G4-3		C FF 93 F CH 87 X FF 95 0-2 4 1B 1-3 2B	F FF 95 B FF 94 S SL 89 X FF 96 1-2 HR			C KC 83 X SI 93 0-1 ③ G4-3		4	2	2	1	0	0	0
4 Yadier Molina, R (1, 2) OBP: 0.355, SLG: 0.471		B FF 95 X FF 95 1-0 E6		F FF 95 B SL 88 B FF 94 X FF 95 2-1 2-H 3-H 1B	X FF 95 0-0 ② G5-3					3	0	1	2	0	0	0
19 Jon Jay, L (1, 8) OBP: 0.347, SLG: 0.366		X FF 95 0-0 23 G6-4-3 1B		1 SAFE B FF 94 X FF 94 1-0 ① L7	B FF 95 F FF 94 F SL 87 X FF 95 1-2 1B					3	0	2	0	0	0	1
23 David Freese, R (1, 5) OBP: 0.338, SLG: 0.375 46 Kevin Siegrist, L (8, 1) 44 Carlos Martinez, R (8, 1) 43 Shane Robinson, R (9, 7) OBP: 0.348, SLG: 0.321		B FF 96 S FF 95 F FF 94 F FF 96 B CH 88 X FF 96 2-2 ② ③ G6-4-3 1-2f		F FF 95 F FF 95 S SL 87 0-3 ② K	B FF 94 S SL 86 1 SAFE F FF 94 S SL 87 1-3 ③ K					3 0 0 0	0 0 0 0	0 0 0 0	0 0 0 0	2 0 0 0	0 0 0 0	4 0 0 0
33 Daniel Descalso, L (1, 6) OBP: 0.289, SLG: 0.363 (7, 5)			C FF 93 F CU 78 B FF 95 F FF 95 F FF 96 X CH 89 1-2 40 SH2-4 13 G3 2B	C FF 94 X CH 87 0-1 ③ G5-3			F FF 93 B SL 89 C CH 87 X FF 94 1-2 ① G3			3	1	1	0	0	0	1
40 Shelby Miller, R (1, 1) OBP: 0.109, SLG: 0.151 43 Seth Maness, R (7, 1) OBP: 0.200, SLG: 0.200 38 Pete Kozma, R (7, 6) OBP: 0.272, SLG: 0.270			B FF 93 B FF 93 X FF 93 2-0 ① SH2-4 2-3		C FF 92 B FF 94 F FF 93 B SL 86 X FF 94 2-2 ① F8		X FF 93 0-0 ② L8			1 0 1	0 0 0	0 0 0	0 0 0	0 0 0	0 0 0	0 0 0
Inning Stats	R: 0 E: 0 K: 0 S: 8 H: 0 LOB: 0 BB: 0 P: 13	R: 0 E: 1 K: 0 S: 10 H: 1 LOB: 1 BB: 0 P: 14	R: 1 E: 0 K: 0 S: 9 H: 1 LOB: 0 BB: 0 P: 14	R: 2 E: 0 K: 1 S: 11 H: 2 LOB: 1 BB: 0 P: 15	R: 0 E: 0 K: 0 S: 7 H: 0 LOB: 0 BB: 0 P: 12	R: 1 E: 0 K: 1 S: 13 H: 2 LOB: 1 BB: 0 P: 18	R: 0 E: 0 K: 0 S: 6 H: 0 LOB: 0 BB: 0 P: 8	R: 0 E: 0 K: 0 S: 7 H: 0 LOB: 0 BB: 0 P: 10		1B: 3 2B: 2 3B: 0 HR: 1 SF: 0 SAC: 1 DP: 1 HBP: 1				WP: 0 PB: 0 SB: 0 CS: 0 PA: 31		

BOTTOM

Washington Nationals @ St. Louis Cardinals

Busch Stadium, St. Louis, MO

Wed Sep 25 2013, 12:48 PM - 3:14 PM CDT

Att. 40,597 - Partly Cloudy - 77 F

livebaseballscorecards.com

AB	29
R	4
H	6
RBI	4
BB	0
SO	2
LOB	6

PITCHER		IP	WLS	BF	H	R	ER	SO	BB	IBB	HBP	BLK	WP	HR	S	P	ERA	WHIP
27 Jordan Zimmermann, R ERA: 3.25	(1, 1)	7.0	L	28	6	4	4	2	0	0	1	0	0	1	64	94	5.14	0.857
35 Craig Stammen, R ERA: 2.76	(8, 1)	1.0		3	0	0	0	0	0	0	0	0	0	0	7	10	0.00	0.000

PITCHER	IP	WLS	BF	H	R	ER	SO	BB	IBB	HBP	BLK	WP	HR	S	P	ERA	WHIP

Chicago Cubs @ St. Louis Cardinals

Busch Stadium, St. Louis, MO

Fri Sep 27 2013, 7:17 PM - 10:10 PM CDT

Att. 44,030 - Clear - 82 F

TOP

livebaseballscorecards.com

Batter	1	2	3	4	5	6	7	8	9	AB	R	H	RBI	BB	SO	LOB
13 Starlin Castro, R (1, 6) OBP: 0.286, SLG: 0.348	C FF 92 B FF 94 X SI 92 1-1 1B		B FF 94 B FF 94 X FF 94 2-0 1B			B SL 86 F FF 92 B FF 93 F FF 93 X FF 94 2-2 44 F8 2B		F FF 97 B CU 84 S CU 84 B SI 98 C CU 84 2-3 ②		4	0	3	0	0	1	0
8 Donnie Murphy, R (1, 5) OBP: 0.321, SLG: 0.538	B FF 94 B SI 91 C FF 93 S FF 93 F FF 94 F FF 94 S FF 95 2-3 ① K		F SL 88 C FF 93 F FF 94 B FF 95 S SL 87 1-3 ③ K			C SI 91 B FF 94 S SL 87 F FF 95 B FF 93 F FF 94 F SL 88 X FF 95 2-2 ① F8		F SI 98 B FF 100 S SI 98 X SI 99 1-2 1B		4	0	1	0	0	2	3
44 Anthony Rizzo, L (1, 3) OBP: 0.323, SLG: 0.414	F FF 93 B SI 92 X FF 94 1-1 ② L9			X FF 93 0-0 1B		B FF 94 C FF 93 B FF 93 X FF 94 2-1 ② F8 2-3		C SI 96 X SI 97 0-1 ③ G4-3		4	0	1	0	0	0	3
30 Dioner Navarro, S (1, 2) OBP: 0.369, SLG: 0.498	C SI 91 B FF 93 S FF 93 T FF 94 1-2 ③ K			B SI 90 F FF 92 1 SAFE B FF 93 F FF 94 X FF 94 2-2 ① F8		H FF 94 1-0 HBP		B FF 97 X FF 97 1-0 47 1B 1B		3	0	1	0	0	1	2
19 Nate Schierholtz, L (1, 9) OBP: 0.299, SLG: 0.466		B SI 92 F FF 93 F SI 91 B SI 94 S FF 95 2-3 ① K		T FF 93 X FF 94 0-1 ② P4		X FF 93 0-0 ③ G3			C FF 98 F FF 98 B FF 99 F CH 89 S CH 89 1-3 ① K	4	0	0	0	0	2	4
6 Ryan Sweeney, L (1, 8) OBP: 0.332, SLG: 0.460		C FF 93 T FF 94 B FF 94 S FF 94 1-3 ② K		B FF 94 C FF 94 B SI 92 S FF 94 B FF 94 F FF 94 X FF 94 3-2 ③ P4			C FF 96 C FF 97 B SI 98 B CU 80 X FF 97 2-2 ① G1-3		B FF 99 F FF 98 C FF 99 S CH 89 1-3 ② K	4	0	0	0	0	2	2
47 Brian Bogusevic, L (1, 7) OBP: 0.329, SLG: 0.474		C FF 94 F FF 94 B SI 92 F FF 94 S CU 81 1-3 ③ K			C SL 87 S CU 79 F FF 94 B FF 94 F FF 93 F FF 94 F FF 93 B CU 80 B FF 94 3-2 X FF 94 ① G4-3		F FF 98 C FF 97 B FF 98 F FF 98 B CU 82 B CU 81 X FF 98 3-2 ② G4-3		C FF 99 X FF 100 0-1 1-2 1B	4	0	1	0	0	1	0
15 Darwin Barney, R (1, 4) OBP: 0.268, SLG: 0.306		C FF 92 B FF 92 B FF 93 F FF 92 T FF 94 2-2 ① K			F FF 93 X FF 93 0-1 ② L8		X FF 90 0-0 ③ P4		C FF 99 X FF 99 0-1 ③ G4-3	4	0	0	0	0	1	2
37 Travis Wood, R (1, 1) OBP: 0.258, SLG: 0.381 43 Brooks Raley, L (2, 1) 22 Logan Watkins, L (5, PH) OBP: 0.270, SLG: 0.206 55 Alberto Cabrera, R (5, 1) 50 Blake Parker, R (6, 1) 56 Héctor Rondón, R (7, 1) 21 Junior Lake, R (8, PH) OBP: 0.335, SLG: 0.435 12 Chang-Yong Lim, R (8, 1)		B FF 93 C FF 92 F FF 93 B FF 93 T FF 94 2-2 ② K		C SI 94 F FF 94 S FF 94 0-3 ③ K			S FF 100 C CU 81 B FF 101 F SI 97 B CU 83 T FF 100 2-2 ① K		0 0 0 0 0 0 0 1 0 0 0 0 1 0 1 0 0 0 0 1 0 0 0 0 0 0 0 0 0 0 0 0 0 0 0 0 0 0 0 0 0 0 1 0 0 0 0 1 0 0 0 0 0 0 0 0						
Inning Stats	R: 0 E: 0 K: 2 S: 12 H: 1 LOB: 1 BB: 0 P: 17	R: 0 E: 0 K: 3 S: 10 H: 0 LOB: 0 BB: 0 P: 14	R: 0 E: 0 K: 3 S: 11 H: 1 LOB: 1 BB: 0 P: 18	R: 0 E: 0 K: 0 S: 10 H: 1 LOB: 1 BB: 0 P: 15	R: 0 E: 0 K: 1 S: 12 H: 0 LOB: 0 BB: 0 P: 15	R: 0 E: 0 K: 0 S: 12 H: 1 LOB: 2 BB: 0 P: 19	R: 0 E: 0 K: 0 S: 8 H: 0 LOB: 0 BB: 0 P: 13	R: 0 E: 0 K: 2 S: 12 H: 1 LOB: 1 BB: 0 P: 17	R: 0 E: 0 K: 2 S: 12 H: 2 LOB: 2 BB: 0 P: 15	1B: 6 2B: 1 3B: 0 HR: 0 SF: 0 SAC: 0 DP: 0 HBP: 1						

	AB	34
	R	0
	H	7
	RBI	0
	BB	0
	SO	13
	LOB	16

WP: 0 PB: 0 SB: 0 CS: 0 PA: 35

PITCHER		IP	WLS	BF	H	R	ER	SO	BB	IBB	HBP	BLK	WP	HR	S	P	ERA	WHIP
31 Lance Lynn, R ERA: 3.97	(1, 1)	6.0	W	23	4	0	0	9	0	0	1	0	0	0	67	98	0.00	0.667
46 Kevin Siegrist, L ERA: 0.47	(7, 1)	0.2		2	0	0	0	0	0	0	0	0	0	0	7	12	0.00	0.000
44 Edward Mujica, R ERA: 2.52	(7, 1)	0.1		1	0	0	0	0	0	0	0	0	0	0	1	1	0.00	0.000
44 Carlos Martinez, R ERA: 5.27	(8, 1)	1.0		4	1	0	0	2	0	0	0	0	0	0	12	17	0.00	1.000
26 Trevor Rosenthal, R ERA: 2.63	(9, 1)	1.0		5	2	0	0	2	0	0	0	0	0	0	12	15	0.00	2.000

PITCHER	IP	WLS	BF	H	R	ER	SO	BB	IBB	HBP	BLK	WP	HR	S	P	ERA	WHIP

Batter	1	2	3	4	5	6	7	8	9	AB	R	H	RBI	BB	SO	LOB
13 Matt Carpenter, L (1, 4) OBP: 0.395, SLG: 0.486	C FF 90 S FC 86 B FF 91 X SL 81 1-2 ① P6	B FF 89 B FF 90 C FF 89 X FF 89 2-1 ① 1B		C FF 89 B SL 82 B SI 90 B SI 90 C CU 79 B SL 81 4-2 7 BB 3 1B 7 E BB	B CH 86 X SI 93 1-0 ②③ G4-6-3 1-2f			B FF 89 S SI 89 B SI 89 B SI 89 F SI 89 F SI 88 B SI 91 4-2 7 BB BB		3	1	1	0	2	0	2
3 Carlos Beltrán, S (1, 9) OBP: 0.340, SLG: 0.493 43 Shane Robinson, R (6, 9) OBP: 0.343, SLG: 0.317	C FC 88 B SL 75 X FC 87 1-1 ② P1	B SI 90 B CH 83 B SI 90 B SI 90 4-0 7 HBP BB		C SI 89 X CU 76 0-1 7 E 4 FC6-4 1-2 1B		B FF 92 F FF 90 X FF 93 1-1 ① F9		B SI 89 B SI 88 S FF 88 C SI 90 S SI 90 2-3 ① K		2 2	1 0	1 0	0 0	1 0	0 1	0 1
7 Matt Holliday, R (1, 7) OBP: 0.387, SLG: 0.484	B FC 88 C FF 91 X CH 83 1-1 1B 4 2B 1B	C FF 90 1 SAFE F FF 91 F SL 82 F SL 82 F SI 91 1 SAFE H SL 82 1-2 HBP		B FF 91 B SI 90 S SI 91 C SI 90 F SI 89 F SI 90 D CU 80 2 SAFE F SI 91 4-2 B SI 90 E2 4 FC6-4 1-3 2-H BB		X CU 79 0-0 HR		C SI 89 B SL 78 S SL 77 B FF 93 B SI 91 B SI 90 4-2 G6-3 1-2 BB		2	2	2	1	2	0	0
Matt Adams, L (1, 3) OBP: 0.334, SLG: 0.505	B FC 88 F FC 87 F SL 80 F FF 90 B FF 92 F FC 86 X FF 91 2-2 4 2B 1-3 1B	C CU 80 B FF 90 F FF 91 B FF 90 F CU 79 F SL 81 T FF 90 2-2 ② K		B SI 89 S SI 90 S SI 90 S SI 90 1-3 ① K		B FF 92 S FF 93 X FF 91 1-1 ② L7		C SI 89 X FF 91 0-1 ②③ G6-3 1-2f		5	1	1	0	0	2	6
4 Yadier Molina, R (1, 2) OBP: 0.356, SLG: 0.473	B SL 73 F FF 90 X FC 87 1-1 19 1B 1-H 3-H 2B	B SI 90 F SI 91 X SI 91 1-1 ③ F8		X CH 85 0-0 ② FC6-4 1-2f 3-H		C FF 93 F FF 93 B FF 92 B CU 81 B CU 80 X FF 92 3-2 1B				4	1	2	3	0	0	3
23 David Freese, R (1, 5) OBP: 0.340, SLG: 0.381	B FF 90 C FC 87 B FC 90 S FF 89 F FC 86 F FF 89 B FF 91 B FC 86 4-2 19 1B BB		B CU 74 T FF 89 X CH 83 1-1 HR	X FF 91 0-0 ③ L6		C FF 92 T FF 93 T FF 92 0-2 ③ K				3	1	1	1	1	1	2
19 Jon Jay, L (1, 8) OBP: 0.348, SLG: 0.369	X FF 90 0-0 1-3 2-H 1B		C FF 89 C FF 90 B CU 80 X SL 81 1-2 ① G6-3		B SI 94 X SI 93 1-0 31 FC1-6 2B		B FF 98 C FF 97 B SL 85 F FF 97 B FF 99 X SI 98 3-2 ① G1-3			4	0	2	1	0	0	0
38 Pete Kozma, R (1, 6) OBP: 0.274, SLG: 0.269	I IN 64 I IN 67 I IN 70 I IN 66 4-0 IBB		B CU 74 X FF 90 1-0 ② P6		D SL 83 B SI 94 B SI 92 C SI 94 F SI 91 B SI 95 4-2 31 FC1-6 BB		F FF 98 F FF 98 B SI 98 B FF 98 F FF 98 F SI 97 B SL 85 X FF 97 3-2 ② F9			2	0	0	0	2	0	0
31 Lance Lynn, S (1, 1) OBP: 0.138, SLG: 0.074 46 Kevin Siegrist, L (7, 1) 44 Edward Mujica, R (7, 1) 16 Kolten Wong, L (7, PH) OBP: 0.193, SLG: 0.167 44 Carlos Martinez, R (8, 1) 26 Trevor Rosenthal, R (9, 1)	B FC 89 S FC 89 S FF 89 S FF 91 1-3 ③ K		C FF 89 S SI 90 S SI 89 0-3 ③ K		X SI 90 0-0 ① FC1-6 13 G4-6-3 1-2f 2-3		B SL 83 S FF 98 F FF 98 B FF 97 F FF 97 B FF 98 X FF 97 3-2 ③ F8			3 0 0 1 0 0	0 0 0 0 0 0	0 0 0 0 0 0	0 0 0 0 0 0	2 0 0 0 0 0	5 0 0 0 0 0
Inning Stats	R: 3 E: 0 K: 1 S: 22 H: 4 LOB: 3 BB: 2 P: 37	R: 0 E: 0 K: 1 S: 14 H: 1 LOB: 2 BB: 1 P: 24	R: 1 E: 0 K: 1 S: 9 H: 1 LOB: 0 BB: 0 P: 12	R: 2 E: 1 K: 1 S: 14 H: 1 LOB: 1 BB: 2 P: 23	R: 0 E: 0 K: 0 S: 5 H: 1 LOB: 1 BB: 1 P: 11	R: 1 E: 0 K: 1 S: 11 H: 2 LOB: 1 BB: 0 P: 16	R: 0 E: 0 K: 0 S: 12 H: 0 LOB: 0 BB: 0 P: 21	R: 0 E: 0 K: 1 S: 10 H: 0 LOB: 1 BB: 2 P: 20		1B: 6 2B: 2 3B: 0 HR: 2	SF: 0 SAC: 0 DP: 2 HBP: 1			WP: 0 PB: 0 SB: 0 CS: 0	PA: 40	

PITCHER		IP	WLS	BF	H	R	ER	SO	BB	IBB	HBP	BLK	WP	HR	S	P	ERA	WHIP
37 Travis Wood, L ERA: 3.11	(1, 1)	1.0	L	9	4	3	3	1	1	1	0	0	0	0	22	37	27.00	5.000
43 Brooks Raley, L ERA: 5.14	(2, 1)	3.0		15	3	3	2	3	3	0	1	0	0	1	37	59	6.00	2.000
55 Alberto Cabrera, R ERA: 4.5	(5, 1)	1.0		4	1	0	0	0	1	0	0	0	0	0	5	11	0.00	2.000
50 Blake Parker, R ERA: 2.78	(6, 1)	1.0		5	2	1	1	1	0	0	0	0	0	1	11	16	9.00	2.000
56 Héctor Rondón, R ERA: 4.86	(7, 1)	1.0		3	0	0	0	0	0	0	0	0	0	0	12	21	0.00	0.000

PITCHER		IP	WLS	BF	H	R	ER	SO	BB	IBB	HBP	BLK	WP	HR	S	P	ERA	WHIP
12 Chang-Yong Lim, R ERA: 5.4	(8, 1)	1.0		4	0	0	0	1	2	0	0	0	0	0	10	20	0.00	2.000

BOTTOM

Chicago Cubs @ St. Louis Cardinals

Busch Stadium, St. Louis, MO

Fri Sep 27 2013, 7:17 PM - 10:10 PM CDT

Att. 44,030 - Clear - 82 F

livebaseballscorecards.com

AB	31
R	7
H	10
RBI	6
BB	8
SO	6
LOB	19

Batter	1	2	3	4	5	6	7	8	9	AB	R	H	RBI	BB	SO	LOB
13 Starlin Castro, R (1, 6) OBP: 0.286, SLG: 0.349	C SI 90 X CU 74 0-1 L9		B FC 87 B FC 89 F FF 92 F FC 88 B CU 76 F FC 89 X FF 93 3-2 F9			B FC 88 B SI 92 B SI 92 C FF 88 C FF 93 X FF 94 3-2 F9		X FF 97 0-0 2B		4	0	1	0	0	0	1
21 Junior Lake, R (1, 7) OBP: 0.333, SLG: 0.430	C FF 91 F CU 73 B FC 88 B SI 91 S CU 76 2-3 K			B FF 91 X SI 91 1-0 G5-3		C FF 95 S SI 96 F SI 96 B FF 97 B SI 96 F FS 86 F FS 86 B FF 97 B FF 96 4-2 BB		C FF 98 S CU 81 B FF 97 B FF 98 C FF 98 2-3 K		3	0	0	0	1	2	1
44 Anthony Rizzo, L (1, 3) OBP: 0.324, SLG: 0.419	C SI 91 B CU 74 B CH 86 B FC 89 F SI 93 F CU 77 C FF 93 3-3 K			C FC 88 B CU 74 B CU 74 B FF 92 C FF 91 B FF 91 4-2 19 1B BB		B SI 96 X FF 95 1-0 F8			B FS 84 X FF 91 1-0 HR	3	1	1	1	1	1	1
30 Dioner Navarro, S (1, 2) OBP: 0.365, SLG: 0.492 7 J.C. Boscan, R (9, PH) OBP: 0.429, SLG: 0.500		C SI 90 C CU 72 S CU 73 0-3 K		C SI 90 B SI 90 B SI 90 F FC 89 F FC 88 B FF 91 X FF 92 3-2 L7		B SI 96 1 SAFE X SI 95 1-0 P4			S FF 90 B FF 92 B FF 92 S FF 93 X FF 92 2-2 8 2B 2B	3 1	0 1	0 1	0 1	0 0	1 0	2 0
19 Nate Schierholtz, L (1, 9) OBP: 0.299, SLG: 0.464		C SI 90 S FC 88 X SI 92 0-2 G6-3		B FC 87 X FF 90 1-0 1-3 1B			B FF 95 S FF 94 C FF 95 F CU 79 B FF 97 X FF 95 2-2 F8		S FS 86 X FS 87 0-1 G1-3	4	0	1	0	0	0	1
8 Donnie Murphy, R (1, 5) OBP: 0.319, SLG: 0.537		S SI 90 X FC 87 0-1 P3		C FC 87 S CU 76 S CU 77 0-3 K			S FS 85 F FF 97 B FS 87 B FS 84 X FS 84 2-2 P3		S FS 87 C FS 86 B FS 85 D FS 87 F FS 87 X FS 87 2-2 54 1B 2-H 2B	4	0	1	1	0	1	2
47 Brian Bogusevic, L (1, 8) OBP: 0.329, SLG: 0.471 54 Darnell McDonald, R (9, PH) OBP: 0.339, SLG: 0.423			X SI 91 0-0 36 SH2-3 1B		B FC 87 B FC 88 B SI 91 C FF 88 X SI 91 3-1 F7		F FS 86 B FS 87 T SI 96 F SI 97 S CU 82 1-3 K		C SI 86 X SI 83 0-1 15 G6-4-3 2-3 1B	3 1	0 0	1 1	0 0	0 0	1 0	0 0
15 Darwin Barney, R (1, 4) OBP: 0.266, SLG: 0.303			B FF 90 B SI 91 C SI 92 X FC 88 2-1 F7		C SI 90 C FF 90 S CU 75 0-3 K			B FF 96 B FF 97 F FF 96 X FF 96 2-1 F7	F SI 89 X SI 89 0-1 1-2f G6-4-3	4	0	0	0	0	1	3
36 Edwin Jackson, R (1, 1) OBP: 0.111, SLG: 0.154 33 Carlos Villanueva, R (3, 1) OBP: 0.156, SLG: 0.156 59 Zac Rosscup, R (6, 1) 52 Justin Grimm, R (7, 1) 6 Ryan Sweeney, L (8, PH) OBP: 0.330, SLG: 0.457 50 Blake Parker, R (8, 1)			M SI 90 X FC 86 0-1 SH2-3 1-2		C FF 90 X SI 90 0-1 G1-3			C FF 97 B FF 97 X FF 96 1-1 G6-3		0 1 0 0 1 0	0 0 0 0 0 0	0 0 0 0 0 0	0 0 0 0 0 0	0 0 0 0 0 0	0 0 0 0 0 0	0 0 0 0 0 0
Inning Stats	R: 0 E: 0 K: 2 S: 9 H: 0 LOB: 0 BB: 0 P: 14	R: 0 E: 0 K: 1 S: 8 H: 0 LOB: 0 BB: 0 P: 8	R: 0 E: 0 K: 0 S: 9 H: 1 LOB: 1 BB: 0 P: 14	R: 0 E: 0 K: 1 S: 11 H: 1 LOB: 2 BB: 1 P: 20	R: 0 E: 0 K: 1 S: 7 H: 0 LOB: 0 BB: 0 P: 10	R: 0 E: 0 K: 0 S: 10 H: 0 LOB: 1 BB: 1 P: 19	R: 0 E: 0 K: 1 S: 11 H: 0 LOB: 0 BB: 0 P: 16	R: 0 E: 0 K: 1 S: 8 H: 1 LOB: 1 BB: 0 P: 13	R: 2 E: 0 K: 0 S: 14 H: 4 LOB: 1 BB: 0 P: 19	1B: 3 2B: 3 3B: 0 HR: 1 SF: 0 SAC: 1 DP: 1 HBP: 0						

TOP

Chicago Cubs @ St. Louis Cardinals

Busch Stadium, St. Louis, MO

Sat Sep 28 2013, 3:18 PM - 6:18 PM CDT

Att. 42,520 - Partly Cloudy - 82 F

livebaseballscorecards.com

AB	32
R	2
H	7
RBI	2
BB	2
SO	7
LOB	11

PITCHER		IP	WLS	BF	H	R	ER	SO	BB	IBB	HBP	BLK	WP	HR	S	P	ERA	WHIP
50 Adam Wainwright, R ERA: 2.94	(1, 1)	5.1	W	19	2	0	0	5	1	0	0	0	0	0	47	72	0.00	0.562
71 Sam Freeman, L ERA: 2.19	(6, 1)	1.2		6	0	0	0	1	1	0	0	0	0	0	18	29	0.00	0.600
34 John Axford, R ERA: 4.02	(8, 1)	1.0		4	1	0	0	1	0	0	0	0	0	0	8	13	0.00	1.000
44 Edward Mujica, R ERA: 2.78	(9, 1)	0.1		4	3	2	2	0	0	0	0	0	0	1	10	15	54.00	9.000
36 Randy Choate, L ERA: 2.34	(9, 1)	0.0		1	1	0	0	0	0	0	0	0	0	0	2	2	∞	∞

PITCHER		IP	WLS	BF	H	R	ER	SO	BB	IBB	HBP	BLK	WP	HR	S	P	ERA	WHIP
43 Seth Maness, R ERA: 2.32	(9, 1)	0.2	S	1	0	0	0	0	0	0	0	0	0	0	2	2	0.00	0.000

WP: 0 PA: 35
PB: 0
SB: 0
CS: 0

BOTTOM

Chicago Cubs @ St. Louis Cardinals

Busch Stadium, St. Louis, MO

Sat Sep 28 2013, 3:18 PM - 6:18 PM CDT

Att. 42,520 - Partly Cloudy - 82 F

livebaseballscorecards.com

Batter	1	2	3	4	5	6	7	8	9	AB	R	H	RBI	BB	SO	LOB
13 Matt Carpenter, L (1, 4) OBP: 0.394, SLG: 0.484 (6, 5) 8 Ryan Jackson, R (6, PR) (7, 5)	X FF 90 0-0 ① G3	B SI 90 C SI 92 X CH 85 1-1 ③ G4-3	C FF 88 B CH 81 B FF 89 F CH 80 X SL 83 2-2 ③ G3-1			C FF 93 B SL 84 S SL 84 B FF 93 B FF 94 B FF 94 4-2 BB		B CU 78 B FF 94 B FF 92 C FF 92 X FF 92 3-1 ③ F8		3 0 0 0 1 0 2 1 0 0 0 0 0 1						
19 Jon Jay, L (1, 8) OBP: 0.348, SLG: 0.369 41 Brock Peterson, R (6, PH) OBP: 0.111, SLG: 0.077 (7, 7)	C CH 88 S CH 86 X CH 84 0-2 7 HR 1B	C CH 85 B SI 91 X FF 92 1-1 ① L7	B FF 88 F CH 76 B CH 77 F FF 88 F CU 76 X SL 83 2-2 ① L6			C FF 93 B FF 93 C FF 92 B FF 92 S FF 92 2-3 ③ K				3 1 1 0 0 0 0 1 0 0 0 0 1 1						
7 Matt Holliday, R (1, 7) OBP: 0.389, SLG: 0.490 43 Shane Robinson, R (3, PR) OBP: 0.345, SLG: 0.319 (4, 9) (7, 8)	B FF 91 X FF 90 1-0 1-H HR	B SL 85 B SL 84 B SI 91 C FF 93 S SL 85 F FF 94 F FF 93 F FF 95 B SL 85 4-2 BB 4 2B BB	B SL 80 X CH 78 1-0 ② F8				B FF 93 X FF 94 1-0 1B			1 1 1 2 1 0 0 2 1 1 0 0 0 0						
Matt Adams, L (1, 3) OBP: 0.333, SLG: 0.500	B CH 84 S CH 86 F SI 91 F SL 83 B SL 84 S SI 92 2-3 ② K	B CH 86 B FF 93 1 SAFE B SI 91 B SI 91 4-0 1-2 4 2B BB	C CH 80 F FF 89 S SL 84 0-3 ③ K				C FF 94 C CH 85 B SL 87 B FF 92 F CH 85 X FF 94 2-2 ① F8			3 1 0 0 1 2 1						
4 Yadier Molina, R (1, 2) OBP: 0.359, SLG: 0.477 48 Tony Cruz, R (5, PH) OBP: 0.240, SLG: 0.286 (6, 2)	B SI 91 B FF 92 X FF 93 2-0 33 1B 1B	C SL 85 B FF 94 X FF 93 1-1 38 2B 1-H 2-H 2B	B SI 89 B CH 78 S FF 86 F CH 79 B FF 85 S FF 91 3-3 ① K				B FF 94 F FF 94 F FF 94 B FF 94 S SL 86 2-3 ② K			2 1 2 2 0 0 0 2 0 0 0 0 2 1						
33 Daniel Descalso, L (1, 5) OBP: 0.280, SLG: 0.363 71 Sam Freeman, R (6, 1) 63 Audry Pérez, R (7, PH) 34 John Axford, R (8, 1) 44 Edward Mujica, R (9, 1) 36 Randy Choate, L (9, 1) 43 Seth Maness, R (9, 1) OBP: 0.200, SLG: 0.200	B CH 86 X FF 92 1-0 1-3 1B	C CH 86 F CU 77 B SI 92 B SI 93 X SL 83 2-2 ② P3	B CU 72 X CH 80 1-0 ② F7				S SL 84 B SL 86 S SL 86 B SL 86 F FF 95 S FF 94 2-3 ③ K			3 0 1 0 0 0 2 0 0 0 0 0 0 0 1 0 0 0 0 1 1 0 0 0 0 0 0 0 0 0 0 0 0 0 0 0 0 0 0 0 0 0 0 0 0 0 0 0 0						
38 Pete Kozma, R (1, 6) OBP: 0.276, SLG: 0.274	C FF 92 B FF 92 C SL 85 X FF 94 1-2 ③ G6-3	C SL 83 B FF 92 F SI 91 D SL 85 X SL 83 2-2 50 1B 2-H 2B	B SI 89 C FF 89 X FF 91 1-1 ③ G4-3					F FF 92 C CU 78 F FF 92 X FF 93 0-2 16 G1-3 1B		4 1 2 1 0 0 2						
56 Adron Chambers, L (1, 9) OBP: 0.259, SLG: 0.208 (4, 7) (7, 9)		C CH 88 S CU 78 B SL 83 X SL 84 1-2 50 CS 1B	I IN 81 I IN 81 I IN 80 I IN 78 4-0 50 1B IBB			B FF 93 B SI 93 F FF 94 F FF 93 F FF 93 B SL 84 F FF 93 C FF 92 3-3 ① K		C FF 92 C FF 92 B FF 92 C FF 93 1-3 ① K		3 0 1 0 1 2 1						
50 Adam Wainwright, R (1, 1) OBP: 0.208, SLG: 0.268 16 Kolten Wong, L (6, 4) OBP: 0.186, SLG: 0.161		1 SAFE M CH 88 B SL 85 X SL 84 1-1 ① ② G5-3 1-2	X SL 81 0-0 1-2 2-H 1B			B FF 93 X FF 94 1-0 ② L7		F FF 92 B CU 78 B CU 77 F FF 92 X CU 78 2-2 ② G1-3 1-2		2 0 1 1 0 0 1 2 0 0 0 0 0 1						
Inning Stats	R: 2 E: 0 K: 1 S: 14 H: 4 LOB: 2 BB: 0 P: 21	R: 0 E: 0 K: 0 S: 7 H: 1 LOB: 0 BB: 0 P: 10	R: 4 E: 0 K: 0 S: 19 H: 3 LOB: 2 BB: 3 P: 39	R: 0 E: 0 K: 1 S: 8 H: 0 LOB: 0 BB: 0 P: 11	R: 0 E: 0 K: 1 S: 6 H: 0 LOB: 0 BB: 0 P: 11	R: 0 E: 0 K: 2 S: 11 H: 0 LOB: 1 BB: 1 P: 21	R: 0 E: 0 K: 2 S: 12 H: 1 LOB: 1 BB: 0 P: 19	R: 0 E: 0 K: 1 S: 12 H: 1 LOB: 1 BB: 0 P: 18		1B: 7 2B: 2 3B: 0 HR: 1 SF: 0 SAC: 0 DP: 0 HBP: 0				WP: 0 PB: 0 SB: 0 CS: 1 PA: 37		

	AB	33
	R	6
	H	10
	RBI	6
	BB	4
	SO	8
	LOB	14

PITCHER		IP	WLS	BF	H	R	ER	SO	BB	IBB	HBP	BLK	WP	HR	S	P	ERA	WHIP
36 Edwin Jackson, R ERA: 4.98	(1, 1)	2.2	L	18	8	6	6	1	2	1	0	0	0	1	37	65	20.25	3.750
33 Carlos Villanueva, R ERA: 4.06	(3, 1)	2.1		7	0	0	0	2	0	0	0	0	0	0	17	27	0.00	0.000
59 Zac Rosscup, L ERA: 1.42	(6, 1)	1.0		4	0	0	0	2	1	0	0	0	0	0	11	21	0.00	1.000
52 Justin Grimm, R ERA: 5.97	(7, 1)	1.0		4	1	0	0	2	0	0	0	0	0	0	12	19	0.00	1.000
50 Blake Parker, R ERA: 2.72	(8, 1)	1.0		4	1	0	0	1	0	0	0	0	0	0	12	18	0.00	1.000

PITCHER	IP	WLS	BF	H	R	ER	SO	BB	IBB	HBP	BLK	WP	HR	S	P	ERA	WHIP

Batter	1	2	3	4	5	6	7	8	9	AB	R	H	RBI	BB	SO	LOB
13 Starlin Castro, R (1, 6) OBP: 0.284, SLG: 0.347	F SI 91 B SI 90 C SI 91 B FS 84 X SI 92 2-2 ① G6-3		B SI 97 C SI 97 C SI 96 B CU 79 C CU 77 2-3 ③ K			C CU 78 F SI 97 X SI 96 0-2 ② G3-1		B FF 100 B SI 96 F FF 100 F SI 98 B CU 82 X CU 82 3-2 ③ G5-3		4	0	0	0	0	1	0
22 Logan Watkins, L (1, 4) OBP: 0.268, SLG: 0.237	B SI 90 F SI 92 X SI 92 1-1 ② G1-3			B SI 95 F SI 95 C CH 84 B CH 83 X SI 96 2-2 ① F9		B CH 86 F SI 96 B SI 97 B CH 87 X SI 95 3-1 2B			B FF 96 B FF 97 C FF 96 S FF 98 B FF 98 X FF 96 3-2 ① G6-3	4	0	1	0	0	0	0
44 Anthony Rizzo, L (1, 3) OBP: 0.323, SLG: 0.419	X SI 92 0-0 2B			F SI 97 S SI 96 B SI 95 X CH 85 1-2 ② G4-3		C SI 96 B SI 96 X SI 96 1-1 ③ F8			C FF 98 C FF 97 F FF 99 X FF 99 0-2 ② G3	4	0	1	0	0	0	1
19 Nate Schierholtz, L (1, 9) OBP: 0.301, SLG: 0.470 54 Darnell McDonald, R (9, PH) OBP: 0.351, SLG: 0.434	B SI 91 B SI 92 F SI 90 F SI 91 X SI 90 2-2 ③ F9			X SI 96 0-0 2B			B SI 95 X SI 95 1-0 6 G4-3 2B		C FF 98 S FF 99 B FF 99 F FF 99 B CH 89 F FF 99 X FF 99 2-2 1B	3 1	0 0	2 1	0 0	0 0	0 0	1 0
6 Ryan Sweeney, L (1, 8) OBP: 0.324, SLG: 0.448		C SI 94 F SI 95 S SI 96 0-3 ① K		C SI 95 X CH 86 0-1 ③ P5			S SI 96 F SI 95 B SI 94 X CH 83 1-2 ① G4-3 2-3		X FF 98 0-0 ③ G5-3	4	0	0	0	0	1	3
8 Donnie Murphy, R (1, 5) OBP: 0.319, SLG: 0.530		C CU 79 F SI 95 B SI 97 S CU 77 1-3 ② K			B SI 95 F SI 96 B CU 77 F CH 86 F SI 96 S SI 97 2-3 ① K		F SI 97 H SI 94 1-1 47 G6-4-3 HBP			2	0	0	0	0	2	0
47 Brian Bogusevic, L (1, 7) OBP: 0.323, SLG: 0.462		F SI 96 X SI 96 0-1 ③ F7			F SI 97 B SI 97 X CH 86 1-1 ② G4-3		X FF 85 0-0 ②③ G6-4-3 1-2f			3	0	0	0	0	0	2
7 J.C. Boscan, R (1, 2) OBP: 0.300, SLG: 0.333			B SI 96 C SI 94 X SI 95 1-1 ① G3		X SI 96 0-0 ③ G5-3			C FF 98 X FF 99 0-1 ① F9		3	0	0	0	0	0	0
29 Jeff Samardzija, R (1, 1) OBP: 0.127, SLG: 0.194 56 Héctor Rondón, R (7, 1) 21 Junior Lake, R (8, PH) OBP: 0.332, SLG: 0.428 46 Pedro Strop, R (8, 1) 59 Zac Rosscup, R (8, 1)			C SI 94 B SL 86 B SI 96 S SI 95 C SI 96 2-3 ② K			S SI 95 F SI 98 B SI 97 X CU 78 1-2 ① G5-3		B FF 99 X CU 82 1-0 ② F8		2 0 1 0 0	0 0 0 0 0	0 0 0 0 0	0 0 0 0 0	1 0 0 0 0	0 0 0 0 0	0 0 0 0 0
Inning Stats	R: 0 H: 1 E: 0 LOB: 1 K: 0 BB: 0 S: 9 P: 14	R: 0 H: 0 E: 0 LOB: 0 K: 2 BB: 0 S: 8 P: 9	R: 0 H: 0 E: 0 LOB: 0 K: 2 BB: 0 S: 8 P: 13	R: 0 H: 1 E: 0 LOB: 1 K: 0 BB: 0 S: 9 P: 12	R: 0 H: 0 E: 0 LOB: 0 K: 1 BB: 0 S: 7 P: 10	R: 0 H: 1 E: 0 LOB: 1 K: 0 BB: 0 S: 10 P: 15	R: 0 H: 1 E: 0 LOB: 1 K: 0 BB: 0 S: 6 P: 9	R: 0 H: 0 E: 0 LOB: 0 K: 0 BB: 0 S: 6 P: 10	R: 0 H: 1 E: 0 LOB: 1 K: 0 BB: 0 S: 13 P: 18	1B: 1 SF: 0 2B: 4 SAC: 0 3B: 0 DP: 1 HR: 0 HBP: 1						

PITCHER		IP	WLS	BF	H	R	ER	SO	BB	IBB	HBP	BLK	WP	HR	S	P	ERA	WHIP
35 Jake Westbrook, R ERA: 4.63	(1, 1)	1.0		4	1	0	0	0	0	0	0	0	0	0	9	14	0.00	1.000
58 Joe Kelly, R ERA: 2.69	(2, 1)	5.1	W	20	3	0	0	5	0	0	1	0	0	0	47	67	0.00	0.562
36 Randy Choate, L ERA: 2.29	(7, 1)	0.2	H	1	0	0	0	0	0	0	0	0	0	0	1	1	0.00	0.000
44 Carlos Martinez, R ERA: 5.08	(8, 1)	1.0	H	3	0	0	0	0	0	0	0	0	0	0	6	10	0.00	0.000
46 Kevin Siegrist, L ERA: 0.45	(9, 1)	1.0		4	1	0	0	0	0	0	0	0	0	0	13	18	0.00	1.000

PITCHER	IP	WLS	BF	H	R	ER	SO	BB	IBB	HBP	BLK	WP	HR	S	P	ERA	WHIP

TOP

Chicago Cubs @ St. Louis Cardinals

Busch Stadium, St. Louis, MO

Sun Sep 29 2013, 1:18 PM - 3:50 PM CDT

Att. 44,808 - Sunny - 70 F

livebaseballscorecards.com

AB	31
R	0
H	5
RBI	0
BB	0
SO	5
LOB	7

BOTTOM

Chicago Cubs @ St. Louis Cardinals

Busch Stadium, St. Louis, MO

Sun Sep 29 2013, 1:18 PM - 3:50 PM CDT

Att. 44,808 - Sunny - 70 F

livebaseballscorecards.com

Batter	1	2	3	4	5	6	7	8	9	AB	R	H	RBI	BB	SO	LOB
13 Matt Carpenter, L (1, 5) OBP: 0.392, SLG: 0.481	C SI 94 X SI 94 0-1 ① G4-3		B SI 94 C SL 87 F FF 96 B SI 95 B FS 87 X SL 88 3-2 ② G4-3 2-3		B FC 93 C SI 96 X FF 94 1-1 ① G3-1		C FF 94 C SI 97 D SI 98 B SI 97 F SI 98 B SI 98 F SL 82 T FF 97 3-2 ③ K			4	0	0	0	0	1	2
19 Jon Jay, L (1, 8) OBP: 0.351, SLG: 0.370	B SI 94 B FF 94 B SI 94 C FF 94 F FF 95 X SI 95 3-2 1B		D SL 88 D SI 87 B FS 87 C SI 95 T SL 88 F SL 88 X FF 96 3-2 3 CS 1B 3-H		C FC 93 B FF 94 B FS 86 F FS 88 S FS 87 2-3 ② K			B SI 97 F FF 97 S CH 91 B SI 98 F CH 91 F SL 85 B SI 98 B SI 93 4-2 56 G4-3 48 2B BB		3	1	2	1	1	1	0
3 Carlos Beltrán, S (1, 9) OBP: 0.339, SLG: 0.491 56 Adron Chambers, L (5, 9) OBP: 0.241, SLG: 0.192 (6, 7)	C SL 85 S SL 86 B SI 96 1 SAFE S SL 86 1-3 ② K		1 SAFE B FS 85 1-0 ③ CS 1-2	B SI 95 F SL 86 B FS 87 S SI 95 F FS 87 B SI 96 X SL 87 3-2 ① P5	B SL 88 B SI 96 S FF 94 X SI 96 2-1 ③ G6-3			B SI 97 C SI 98 1 SAFE X SI 98 1-1 ① G4-3 1-2		2 2	0 0	0 0	0 0	0 0	1 0	1 1
Matt Adams, L (1, 3) OBP: 0.335, SLG: 0.503	1 SAFE C SI 95 B SI 95 C SI 96 1 SAFE B SI 96 B SI 95 S SL 87 3-3 ③ K			T FS 86 B SI 96 C SI 96 F FS 86 B SI 97 F FS 86 B FS 84 X SI 97 3-2 33 2B 2B	X SI 94 0-0 48 G4-6-3 1B			C SI 98 B CH 92 S CH 92 B SI 98 B SI 98 F SI 92 S SL 86 3-3 ② K		4	1	2	0	0	2	2
4 Yadier Molina, R (1, 2) OBP: 0.359, SLG: 0.477 48 Tony Cruz, R (1, 2) OBP: 0.240, SLG: 0.293		C FF 95 X SL 86 0-1 ① G5-3		C SI 96 B SI 95 F SL 87 S SI 96 1-3 ② K		B SL 87 X SI 94 1-0 ①② G4-6-3 1-2f		S SL 84 B FF 99 B SI 99 C FF 99 X SL 86 2-2 2-H 2B		0 4	0 0	0 1	0 1	0 0	0 1	0 2
33 Daniel Descalso, L (1, 6) OBP: 0.290, SLG: 0.366 38 Pete Kozma, R (8, PH) OBP: 0.275, SLG: 0.273 (9, 6)		B SI 95 C SL 86 B SI 95 C SL 86 F SI 96 X SL 86 2-2 ② G3-1		X SL 86 0-0 43 1B 2-H 2B		B SI 95 B SI 94 X FF 94 2-0 ③ G4-3		C FF 93 S FF 93 D SL 83 F FF 94 C SL 82 1-3 ③ K		3 1	1 0	1 0	1 0	0 0	0 1	0 1
43 Shane Robinson, R (1, 7) OBP: 0.345, SLG: 0.319 (6, 9)		X SI 96 0-0 ③ L5		B SL 87 B SI 96 C SL 86 B SI 96 F SI 97 X SL 87 3-2 16 1B 2-H 1B			C SL 85 B SI 97 X SI 97 1-1 ① G1-3			3	0	1	1	0	0	0
16 Kolten Wong, L (1, 4) OBP: 0.194, SLG: 0.169			C FS 86 X SI 94 0-1 ① B1	X SI 96 0-0 1-2 1B			C SL 85 B SI 98 F FF 98 B FF 97 S FF 99 2-3 ② K			3	0	1	0	0	1	0
35 Jake Westbrook, R (1, 1) OBP: 0.263, SLG: 0.235 58 Joe Kelly, R (2, 1) OBP: 0.171, SLG: 0.182 36 Randy Choate, L (7, 1) 41 Brock Peterson, R (7, PH) OBP: 0.143, SLG: 0.077 44 Carlos Martínez, R (8, 1) 46 Kevin Siegrist, L (9, 1)			B SI 96 C SI 96 F SI 96 B SI 96 X FF 97 2-2 13 G4-3 19 1B 2B	F SI 95 X SL 87 0-1 ③ F7			B SL 84 B SI 97 S SL 83 B FF 98 F SI 97 B FF 97 4-2 BB		0 2 0 0 0 0 0	0 1 0 0 0 0 0	0 1 0 0 0 0 0	0 0 0 0 0 0 0	0 0 0 1 0 0 0	0 0 0 0 0 0 0	0 2 0 0 0 0 0
Inning Stats	R: 0 H: 1 E: 0 LOB: 1 K: 2 BB: 0 S: 11 P: 18	R: 0 H: 0 E: 0 LOB: 0 K: 0 BB: 0 S: 7 P: 9	R: 1 H: 2 E: 0 LOB: 0 K: 0 BB: 0 S: 12 P: 21	R: 2 H: 4 E: 0 LOB: 2 K: 1 BB: 0 S: 19 P: 29	R: 0 H: 0 E: 0 LOB: 0 K: 1 BB: 0 S: 7 P: 12	R: 0 H: 1 E: 0 LOB: 0 K: 0 BB: 0 S: 3 P: 6	R: 0 H: 0 E: 0 LOB: 1 K: 2 BB: 1 S: 12 P: 22	R: 1 H: 1 E: 0 LOB: 1 K: 2 BB: 1 S: 17 P: 28		1B: 5 2B: 4 3B: 0 HR: 0	SF: 0 SAC: 0 DP: 1 HBP: 0			WP: 0 PB: 0 SB: 0 CS: 1	PA: 34	

	AB	31
	R	4
	H	9
	RBI	4
	BB	2
	SO	8
	LOB	11

PITCHER		IP	WLS	BF	H	R	ER	SO	BB	IBB	HBP	BLK	WP	HR	S	P	ERA	WHIP
29 Jeff Samardzija, R ERA: 4.34	(1, 1)	6.0	L	24	8	3	3	4	0	0	0	0	0	0	59	95	4.50	1.333
56 Héctor Rondón, R ERA: 4.77	(7, 1)	1.0		4	0	0	0	2	1	0	0	0	0	0	12	22	0.00	1.000
46 Pedro Strop, R ERA: 4.55	(8, 1)	0.2		4	1	1	1	1	1	0	0	0	0	0	13	23	13.50	3.000
59 Zac Rosscup, L ERA: 1.35	(8, 1)	0.1		1	0	0	0	1	0	0	0	0	0	0	4	5	0.00	0.000

PITCHER	IP	WLS	BF	H	R	ER	SO	BB	IBB	HBP	BLK	WP	HR	S	P	ERA	WHIP

Batter	1	2	3	4	5	6	7	8	9	AB	R	H	RBI	BB	SO	LOB
6 Starling Marte, R (1, 7) OBP: 0.222, SLG: 0.333	S SI 93 B FC 91 S CU 76 S CU 78 1-3 ① K			B FF 92 B SI 92 C FF 92 F FC 88 B CU 79 F SI 94 F FF 94 F SI 93 F FC 90 3-3 ① K		B SI 90 C SI 93 S CU 77 B CU 77 X SI 93 2-2 ① G3-1			S FF 96 B FF 98 F FF 98 F FF 98 F CH 89 F FF 99 X FF 99 1-2 ① F8	4	0	0	0	0	2	0
18 Neil Walker, S (1, 4) OBP: 0.222, SLG: 0.333	B CH 86 C CU 76 X FF 95 1-1 ② G1-3			B FC 83 B SI 92 X FC 89 2-0 ② G4-3		B SI 90 B FF 91 C CU 74 B SI 92 F FF 91 X CU 78 3-2 ② G3-1			C FF 98 S FF 98 F FF 100 B CH 89 S CH 89 1-3 ② K	4	0	0	0	0	1	0
22 Andrew McCutchen, R (1, 8) OBP: 0.667, SLG: 0.571	B SI 95 B SI 95 C FF 97 F SI 96 X CU 80 2-2 ③ G5-3			B SI 92 C SI 92 F FF 93 B CH 86 X SI 93 2-2 66 1B 1B		B CU 77 X SI 92 1-0 ③ G6-3			X FF 99 0-0 1B	4	0	2	0	0	0	0
66 Justin Morneau, L (1, 3) OBP: 0.333, SLG: 0.250		S CU 75 B FF 93 B FF 94 C SI 94 F CU 78 X CU 78 2-2 ① G4-3		B FC 88 X FF 92 1-0 1-2 1B			C FC 89 F CU 75 S CU 77 0-3 ① K		C FF 98 B FF 99 C FF 98 F FF 100 X CH 89 1-2 ③ G4-3	4	0	1	0	0	1	1
2 Marlon Byrd, R (1, 9) OBP: 0.286, SLG: 0.714		C CU 76 B FC 88 S FF 94 B FC 90 S CU 80 2-3 ② K2-3		F SI 92 B FC 90 S CU 79 S CU 79 1-3 ③ K2-3			T FC 86 F CU 76 B FC 88 B CU 78 X FF 94 2-2 ② G3			3	0	0	0	0	2	2
24 Pedro Alvarez, L (1, 5) OBP: 0.143, SLG: 0.667		F FF 93 B CU 77 F CU 77 B FF 96 F CU 79 X SI 96 2-2 ③ G4-3			X CH 83 0-0 HR		B SI 93 B FF 92 C SI 92 S CU 76 B CU 80 F CU 78 S CU 78 3-3 ③ K			3	1	1	1	0	1	0
55 Russell Martin, R (1, 2) OBP: 0.429, SLG: 1.286			C FF 91 C SI 91 B FC 88 F SI 93 S CU 79 1-3 ① K		X SI 92 0-0 ① G1-4-3			B SI 96 C SI 96 X SI 97 1-1 ① G1-3		3	0	0	0	0	1	0
12 Clint Barmes, R (1, 6) OBP: 0.167, SLG: 0.167 31 Jose Tabata, R (8, PH) 29 Bryan Morris, L (8, 1)			F FC 88 C CU 76 B FC 88 X CU 78 1-2 ② L5		C SI 91 F FF 92 T FC 89 0-2 ② K			X FF 100 0-0 ② G5-3		2 1 0	0 0 0	0 0 0	0 0 0	0 0 0	1 0 0	0 0 0
34 A.J. Burnett, R (1, 1) 30 Jeanmar Gómez, R (3, 1) 32 Vin Mazzaro, R (7, 1) 10 Jordy Mercer, R (8, PH) (8, 6)			B FF 93 C FF 92 B SI 93 S FF 92 X CU 78 2-2 ③ G4-3		C SI 92 C CU 74 S FC 84 0-3 ③ K			C FF 99 F SI 97 S CU 82 0-3 ③ K		1 1 0 1	0 0 0 0	0 0 0 0	0 0 0 0	0 0 0 0	0 1 0 1	0 0 0 0
Inning Stats	R: 0 E: 0 K: 1 S: 8 H: 0 LOB: 0 BB: 0 P: 12	R: 0 E: 0 K: 1 S: 11 H: 0 LOB: 0 BB: 0 P: 17	R: 0 E: 0 K: 1 S: 10 H: 0 LOB: 0 BB: 0 P: 14	R: 0 E: 0 K: 2 S: 17 H: 2 LOB: 2 BB: 0 P: 26	R: 1 E: 0 K: 2 S: 8 H: 1 LOB: 0 BB: 0 P: 8	R: 0 E: 0 K: 0 S: 7 H: 0 LOB: 0 BB: 0 P: 13	R: 0 E: 0 K: 2 S: 10 H: 0 LOB: 0 BB: 0 P: 15	R: 0 E: 0 K: 1 S: 6 H: 0 LOB: 0 BB: 0 P: 7	R: 0 E: 0 K: 1 S: 15 H: 1 LOB: 1 BB: 0 P: 18	1B: 3 2B: 0 3B: 0 HR: 1 SF: 0 SAC: 0 DP: 0 HBP: 0						

PITCHER		IP	WLS	BF	H	R	ER	SO	BB	IBB	HBP	BLK	WP	HR	S	P	ERA	WHIP
50 Adam Wainwright, R ERA: 1.29	(1, 1)	7.0	W	24	3	1	1	9	0	0	0	0	0	1	71	105	1.29	0.429
44 Carlos Martinez, R ERA:	(8, 1)	1.0		3	0	0	0	1	0	0	0	0	0	0	6	7	0.00	0.000
26 Trevor Rosenthal, R ERA:	(9, 1)	1.0		4	1	0	0	1	0	0	0	0	0	0	15	18	0.00	1.000

PITCHER	IP	WLS	BF	H	R	ER	SO	BB	IBB	HBP	BLK	WP	HR	S	P	ERA	WHIP

TOP

Pittsburgh Pirates @ St. Louis Cardinals

Busch Stadium, St. Louis, MO

Thu Oct 03 2013, 4:10 PM - 7:05 PM CDT

Att. 45,693 - Partly Cloudy - 86 F

livebaseballscorecards.com

AB	31
R	1
H	4
RBI	1
BB	0
SO	11
LOB	3

Batter	1	2	3	4	5	6	7	8	9	AB	R	H	RBI	BB	SO	LOB
13 Matt Carpenter, L (1, 4) OBP: 0.200, SLG: 0.200	B SI 94 B SI 94 C SI 95 X SI 95 2-1 G4-3 ①		B SI 94 3-1 3 HR 1B 1-2 B SI 93 2-2 P5 ③		C SI 86 B SI 93 B SI 92 F CH 86 B SI 93 X SI 92 3-2 F7 ③			X SI 96 0-0 G6-3 ①		5	1	1	0	0	0	2
3 Carlos Beltrán, S (1, 9) OBP: 0.200, SLG: 0.800	C FF 94 C KC 85 F KC 84 F SI 94 B KC 85 X SI 94 1-2 G4-3 ②		B SI 94 C SI 94 B CH 87 X SI 92 2-1 1-H 2-H HR	C SI 90 S SI 91 F CH 83 B SI 87 B SI 92 X SL 84 2-2 P5 ①		C SL 83 B SL 86 C SI 92 X SL 84 1-2 G4-3 ①		B SI 96 C SI 96 X FC 90 1-1 P2 ②		5	1	1	3	0	0	0
7 Matt Holliday, R (1, 7) OBP: 0.600, SLG: 0.750	F KC 83 B KC 84 C SI 94 B KC 84 B SI 95 F SI 94 F KC 84 B KC 86 4-2 BB		B SI 95 X KC 83 1-0 4 BB 19 BB 2B	X SI 93 0-0 G6-3 ②		X SI 93 0-0 F8 ②		C FC 91 X CU 84 0-1 1B		4	1	2	0	1	0	0
Matt Adams, L (1, 3) OBP: 0.600, SLG: 0.333	C SI 94 B SI 93 F KC 84 X KC 85 1-2 G4-3 ③		S KC 82 H KC 82 1-1 19 BB 4 BB 23 1B HBP	C SI 93 B CH 86 X SL 86 1-1 1B		B SI 93 B SI 92 B SI 92 B SI 92 4-0 4 2B 4 E BB		B SI 96 B SI 96 F FC 91 S SI 96 F SI 96 T CU 84 2-2 K ③		3	2	1	0	1	1	2
4 Yadier Molina, R (1, 2) OBP: 0.750, SLG: 1.000		S FF 94 B SI 94 B SI 94 X FF 93 2-1 23 FC4-6 19 1B 1B	B SI 94 C SI 94 B KC 84 F SI 93 B KC 84 B SI 95 4-2 19 BB 23 1B 1-2 2-3 BB	B SI 93 X SI 94 1-0 G5-3 ③		X SI 93 0-0 E8 1-H 2B				3	1	2	0	1	0	1
19 Jon Jay, L (1, 8) OBP: 0.750, SLG: 0.500		F FF 94 D KC 84 B SI 94 F SI 93 X SI 95 2-2 23 FC4-6 1-2 1B	B KC 82 B SI 94 F SI 94 F FF 94 B KC 83 D FF 94 4-2 23 1B 23 E 1-2 2-3 3-H BB		B SI 91 F SI 92 B SI 86 F CH 85 F SL 84 B SI 86 B SI 92 4-2 23 1B 33 E BB		F CH 85 C SI 93 B CH 86 F SL 85 X SI 93 1-2 G4-3 ③		2	2	1	1	2	0	1
23 David Freese, R (1, 5) OBP: 0.500, SLG: 0.500 38 Pete Kozma, R (8, 6)	D KC 85 C SI 95 X SI 95 1-1 FC4-6 33 G6-3 ① 1-2f 2-3	B SI 95 S FF 94 C SI 94 B KC 84 X FF 94 2-2 E9 33 G6-3 1-H 2-H 3-H 1B	C SI 92 1 SAFE X SI 92 0-1 33 FC4-6 1-2 1B		C SL 87 B SI 94 F SI 94 F SI 94 B SL 88 F SI 94 C FF 94 2-3 K ①				4 0	0 0	2 0	2 0	0 0	1 0	2 0
33 Daniel Descalso, L (1, 6) (8, 5)	X SI 95 0-0 G6-3 ② ③ 1-2f	C SI 92 B CH 86 X CH 85 1-1 G6-3 ① 2-3	X SI 92 0-0 FC4-6 50 SH1-4 ① 1-2f 2-H		B SI 94 S SL 89 B CH 89 B SI 94 X SI 94 3-1 F8 ②				4	0	0	0	0	0	4
50 Adam Wainwright, R (1, 1) 16 Kolten Wong, L (7, PH) 44 Carlos Martinez, R (8, 1) 26 Trevor Rosenthal, R (9, 1)			F FF 92 4-2 B SI 92 T SI 92 B KC 81 F SI 92 B FF 93 3 HR 1B BB B SI 92 1-0 G5-3 ②		X SI 91 0-0 SH1-4 ② 1-2		X SL 87 0-0 G4-3 ③			1 1 0 0	1 0 0 0	0 0 0 0	0 0 0 0	1 0 0 0	0 0 0 0	1 0 0 0
Inning Stats	R: 0 E: 0 K: 0 S: 14 H: 0 LOB: 1 BB: 1 P: 22	R: 0 E: 0 K: 0 S: 8 H: 2 LOB: 1 BB: 0 P: 13	R: 7 E: 1 K: 0 S: 22 H: 4 LOB: 1 BB: 3 P: 47	R: 0 E: 0 K: 0 S: 8 H: 1 LOB: 1 BB: 0 P: 12	R: 1 E: 1 K: 0 S: 10 H: 1 LOB: 1 BB: 1 P: 17	R: 1 E: 1 K: 0 S: 9 H: 1 LOB: 1 BB: 1 P: 15	R: 0 E: 0 K: 1 S: 8 H: 0 LOB: 0 BB: 0 P: 13	R: 0 E: 0 K: 1 S: 9 H: 1 LOB: 1 BB: 0 P: 12		1B: 7 2B: 2 3B: 0 HR: 1	SF: 0 SAC: 1 DP: 1 HBP: 1			WP: 0 PB: 0 SB: 0 CS: 0	PA: 40	

PITCHER		IP	WLS	BF	H	R	ER	SO	BB	IBB	HBP	BLK	WP	HR	S	P	ERA	WHIP
34 A.J. Burnett, R ERA: 31.5	(1, 1)	2.0	L	16	6	7	7	0	4	0	1	0	0	1	38	72	31.50	5.000
30 Jeanmar Gómez, R ERA:	(3, 1)	4.0		17	3	2	0	0	2	0	0	0	0	0	33	54	0.00	1.250
32 Vin Mazzaro, R ERA:	(7, 1)	1.0		3	0	0	0	1	0	0	0	0	0	0	8	13	0.00	0.000
29 Bryan Morris, R ERA:	(8, 1)	1.0		4	1	0	0	1	0	0	0	0	0	0	9	12	0.00	1.000

PITCHER	IP	WLS	BF	H	R	ER	SO	BB	IBB	HBP	BLK	WP	HR	S	P	ERA	WHIP

BOTTOM

Pittsburgh Pirates @ St. Louis Cardinals

Busch Stadium, St. Louis, MO

Thu Oct 03 2013, 4:10 PM - 7:05 PM CDT

Att. 45,693 - Partly Cloudy - 86 F

livebaseballscorecards.com

AB	32
R	9
H	10
RBI	6
BB	6
SO	2
LOB	13

Pittsburgh Pirates @ St. Louis Cardinals

Busch Stadium, St. Louis, MO

Fri Oct 04 2013, 12:10 PM - 3:11 PM CDT

Att. 45,999 - Partly Cloudy - 81 F

TOP

livebaseballscorecards.com

Batter	1	2	3	4	5	6	7	8	9	AB	R	H	RBI	BB	SO	LOB
6 Starling Marte, R (1, 7) OBP: 0.357, SLG: 0.583	B FF 94 F SI 93 M CU 81 S CU 82 1-3 ① K	H SI 92 1-0 1-2 2-3 HBP		C FF 94 B SI 93 B CU 83 S CU 82 X FF 95 2-2 ② G3		B FF 96 B SI 97 F FF 96 B FF 96 B FF 97 F FF 97 B FF 97 4-2 22 S BB		F FF 95 X FF 96 0-1 HR		3	1	1	1	1	1	0
18 Neil Walker, S (1, 4) OBP: 0.143, SLG: 0.214	C CU 82 B SI 88 F FF 94 S CU 82 1-3 ② K	X SI 92 0-0 ③ G4-3		B FF 94 B SI 94 B SI 94 C FF 94 X FF 94 3-1 ③ G3		1 SAFE 1 SAFE B FF 94 X FF 95 1-0 ① F9		B FF 95 B CU 82 B FF 95 C FF 94 X FF 94 3-1 ① F7		5	0	0	0	0	1	4
22 Andrew McCutchen, R (1, 8) OBP: 0.571, SLG: 0.455	B SI 93 C FF 94 B CU 82 X SI 95 2-1 1B		X SI 92 0-0 ① F9		C FF 93 B CU 81 C CU 80 F SI 93 F FF 94 F CU 81 S CU 81 1-3 ① K	F FF 96 1 SAFE B CU 78 F CU 78 D CU 80 B FF 97 D CU 80 4-2 66 G4-6-3 1-2 BB		B CU 81 C CU 79 X CU 80 1-1 ② F8		4	0	1	0	1	1	0
66 Justin Morneau, L (1, 3) OBP: 0.357, SLG: 0.385	F FF 93 B SI 92 C SI 92 B CU 82 D CU 82 X CU 83 3-2 ③ L9		C SI 91 F SI 93 X FF 95 0-2 24 HR 1B		X CU 81 0-0 2 2B	C SI 86 X SI 86 0-1 ② G4-6-3 ③ 1-2f		S FF 95 S CU 81 F FF 96 S CU 79 0-3 ③ K2-3		5	2	2	0	0	1	3
2 Marlon Byrd, R (1, 9) OBP: 0.250, SLG: 0.583		B SL 89 C SI 90 C FF 94 B FF 90 B CU 82 S CU 82 3-3 ① K	D FF 92 1 SAFE X SI 91 1-0 ② L9		X SL 88 0-0 55 1B 2-H 2B		X FF 97 0-0 E5 24 G4-3 55 SF9		X SL 83 0-0 ① G5-3	5	2	1	1	0	1	1
24 Pedro Alvarez, L (1, 5) OBP: 0.333, SLG: 1.000		S CU 83 B FF 94 X FF 95 1-1 45 1B 2B	B SI 92 X FF 93 1-0 1-H HR		D CU 82 B CU 79 B SI 92 B SI 89 4-0 10 FC6-4 55 1B BB		B FF 98 X FF 97 1-0 ① G4-3 2-3		F FF 90 S FS 86 X FS 86 0-2 ② G1-3	4	2	2	2	1	0	1
55 Russell Martin, R (1, 2) OBP: 0.417, SLG: 1.000		F SI 93 B CU 82 S CU 82 D CU 82 S CU 82 2-3 ② K	B FF 90 B CU 83 B SI 94 C FF 94 F SI 94 B FF 95 4-2 BB		C SI 91 B SI 91 B SI 91 B SI 91 X SI 91 3-1 10 FC6-4 1-2 2-H 1B		B FF 98 B FF 96 B FF 98 S FF 95 X FF 98 3-1 ② SF9 3-H		X SL 83 0-0 ③ P6	3	0	1	2	1	1	1
10 Jordy Mercer, R (1, 6) 44 Tony Watson, L (7, 1) 35 Mark Melancon, R (8, 1) 39 Jason Grilli, R (9, 1)		I IN 80 I IN 80 I IN 79 I IN 79 4-0 6 HBP 45 1B IBB	1 SAFE C FF 94 S CU 82 X CU 79 0-2 ③ G5-3		X SI 91 0-0 ② FC6-4 1-2f 2-3		B FF 99 B FF 98 S FF 97 F FF 96 B CU 83 F FF 98 X FF 97 3-2 1B			3 0 0 0	0 0 0 0	1 0 0 0	0 0 0 0	1 0 0 0	0 0 0 0	3 0 0 0
45 Gerrit Cole, R (1, 1) OBP: 0.333, SLG: 0.333 17 Gaby Sanchez, R (7, PH) 12 Clint Barmes, R (7, 6) OBP: 0.167, SLG: 0.167		B FF 95 X FF 94 1-0 6 HBP 1-2 2-H 1B		C FF 92 S FF 93 C CU 82 0-3 ① K	F SI 92 F FF 92 B FF 92 F FF 92 X SI 92 1-2 ③ L3		C FF 97 C FF 97 X FF 97 0-2 ③ P4			3 1 0	0 0 0	1 0 0	1 0 0	0 0 0	1 0 0	2 1 0
Inning Stats	R: 0 E: 0 K: 2 S: 11 H: 1 LOB: 1 BB: 0 P: 18	R: 1 E: 0 K: 2 S: 10 H: 2 LOB: 3 BB: 1 P: 22	R: 2 E: 0 K: 0 S: 11 H: 2 LOB: 1 BB: 1 P: 17	R: 0 E: 0 K: 1 S: 8 H: 0 LOB: 0 BB: 0 P: 13	R: 2 E: 0 K: 1 S: 15 H: 3 LOB: 2 BB: 1 P: 24	R: 0 E: 0 K: 0 S: 7 H: 0 LOB: 1 BB: 2 P: 16	R: 1 E: 1 K: 0 S: 11 H: 1 LOB: 1 BB: 0 P: 18	R: 1 E: 0 K: 1 S: 10 H: 1 LOB: 0 BB: 0 P: 14	R: 0 E: 0 K: 0 S: 5 H: 0 LOB: 0 BB: 0 P: 5	1B: 5 2B: 3 3B: 0 HR: 2 SF: 1 SAC: 0 DP: 1 HBP: 1						

	AB	36
	R	7
	H	10
	RBI	7
	BB	5
	SO	7
	LOB	16

WP: 0 PB: 0 SB: 1 CS: 0 PA: 43

PITCHER		IP	WLS	BF	H	R	ER	SO	BB	IBB	HBP	BLK	WP	HR	S	P	ERA	WHIP
31 Lance Lynn, R ERA: 10.38	(1, 1)	4.1	L	24	7	5	5	6	2	1	1	0	0	1	48	83	10.38	2.077
43 Seth Maness, R ERA:	(5, 1)	0.2		3	1	0	0	0	0	0	0	0	0	0	7	11	0.00	1.500
34 John Axford, R ERA:	(6, 1)	0.1		3	0	0	0	0	2	0	0	0	0	0	5	14	0.00	6.000
36 Randy Choate, L ERA:	(6, 1)	0.2		1	0	0	0	0	0	0	0	0	0	0	2	2	0.00	0.000
46 Kevin Siegrist, L ERA:	(7, 1)	1.0		5	1	1	0	0	0	0	0	0	0	0	11	18	0.00	1.000

PITCHER		IP	WLS	BF	H	R	ER	SO	BB	IBB	HBP	BLK	WP	HR	S	P	ERA	WHIP
40 Shelby Miller, R ERA: 9.0	(8, 1)	1.0		4	1	1	1	1	0	0	0	0	0	1	10	14	9.00	1.000
44 Edward Mujica, R ERA:	(9, 1)	1.0		3	0	0	0	0	0	0	0	0	0	0	5	5	0.00	0.000

Batter	1	2	3	4	5	6	7	8	9	AB	R	H	RBI	BB	SO	LOB
13 Matt Carpenter, L (1, 4) OBP: 0.222, SLG: 0.125	B FF 98 C FF 95 C SL 86 B FF 98 X KC 84 2-2 G4-3 ①		C FF 95 C CH 87 S SI 98 0-3 K ③			C CH 86 B SI 97 B SI 97 B FF 97 F FF 97 B SL 89 4-2 BB		C FF 95 X FF 94 0-1 G4-3 ②		3	0	0	0	1	1	0
3 Carlos Beltrán, S (1, 9) OBP: 0.222, SLG: 0.667	F KC 84 X FF 97 0-1 2B			B CH 85 L KC 85 B KC 84 X SL 86 2-1 G3-1 ①		D SL 87 C CH 87 S KC 84 B SI 100 F SI 98 D SL 87 F SL 91 C FF 98 3-3 K ②		C FS 88 S FF 93 X KC 83 0-2 G3 ③		4	0	1	0	0	1	1
7 Matt Holliday, R (1, 7) OBP: 0.333, SLG: 0.375	C FF 96 X CH 87 0-1 F7 ②			F SL 86 B SI 97 B FF 97 F SI 96 B FF 96 C SI 97 3-3 K ②		C SL 89 S FF 100 B SI 100 B SL 88 B KC 86 F FF 99 X SI 100 3-2 G6-3 ③			B FF 94 B FF 94 F FF 94 C SI 95 F SL 82 C FF 94 2-3 K ①	4	0	0	0	0	2	2
Matt Adams, L (1, 3) OBP: 0.556, SLG: 0.571	B FF 96 S SL 88 B FF 97 X SL 88 2-1 F9 ③			C SL 90 S CH 87 B CH 85 X SI 99 1-2 G4-3 ③			B SL 85 B SI 96 F SI 95 X SI 96 2-1 23 BB 1B		B FF 94 C SL 82 F FF 94 F SL 84 B FF 94 X SL 82 2-2 2B	4	0	2	0	0	0	1
4 Yadier Molina, R (1, 2) OBP: 0.500, SLG: 1.000		X SI 94 0-0 L8 ①			B SI 95 X FF 93 1-0 HR		C SI 96 F CH 89 B SI 95 F SI 96 B CH 89 X CH 89 2-2 F9 ①		C SL 82 C FF 94 B SL 83 C FF 95 1-3 K ②	4	1	1	1	0	1	2
19 Jon Jay, L (1, 8) OBP: 0.375, SLG: 0.167		C FF 95 S SL 89 B KC 85 F SL 87 F KC 84 B FF 97 F SL 87 X SI 98 2-2 G6-3 ②			B SI 95 B FF 98 C SI 94 B SL 87 C FF 96 S FF 97 3-3 K ①		F SI 96 C SI 97 C SI 97 0-3 K ②		C FF 94 F SL 82 S FF 93 0-3 K ③	4	0	0	0	0	3	2
23 David Freese, R (1, 5) OBP: 0.429, SLG: 0.333	B FF 96 F FF 94 B SL 86 C FF 95 X SL 88 2-2 G1-3 ③				C FF 97 C SL 86 X KC 82 0-2 G5-3 ②		C CH 89 S CH 88 B CH 89 B SI 96 F CH 88 B SI 97 B CH 88 4-2 1-2 BB			2	0	0	0	1	0	0
33 Daniel Descalso, L (1, 6)			C FF 95 B KC 84 C KC 84 X SL 87 1-2 L9 ①		X SI 94 0-0 L7 ③		B SI 96 F SI 95 X SI 96 1-1 G1 ③			3	0	0	0	0	0	2
31 Lance Lynn, S (1, 1) 43 Seth Maness, R (8, 1) 34 John Axford, R (8, 1) 36 Randy Choate, L (8, 1) 56 Adron Chambers, L (8, PH) 46 Kevin Siegrist, L (7, 1) 40 Shelby Miller, R (8, 1) 16 Kolten Wong, L (8, PH) 44 Edward Mujica, R (9, 1)			C FF 95 C FF 95 S KC 84 0-3 K ②			B FF 96 X SI 96 1-0 F8 ①		C FC 93 X FF 94 0-1 F8 ①		1 0 0 0 0 1 0 0 0 0 0 0 0 0 0 0 0 0 0 0 0 0 0 0 0 0 0 0 1 0 0 0 0 0 0 0 0 0 0 0 0 0 0 0 0 0 0 0 0 0 0 0 0 0 0 0 1 0 0 0 0 0 0 0 0 0 0 0 0 0						
Inning Stats	R: 0 E: 0 K: 0 S: 9 H: 1 LOB: 1 BB: 0 P: 13	R: 0 E: 0 K: 0 S: 10 H: 0 LOB: 0 BB: 0 P: 14	R: 0 E: 0 K: 2 S: 9 H: 0 LOB: 0 BB: 0 P: 10	R: 0 E: 0 K: 1 S: 8 H: 0 LOB: 0 BB: 0 P: 14	R: 1 E: 0 K: 1 S: 8 H: 1 LOB: 0 BB: 0 P: 12	R: 0 E: 0 K: 1 S: 12 H: 0 LOB: 1 BB: 1 P: 23	R: 0 E: 0 K: 1 S: 14 H: 1 LOB: 2 BB: 1 P: 23	R: 0 E: 0 K: 0 S: 7 H: 0 LOB: 0 BB: 0 P: 7	R: 0 E: 0 K: 3 S: 14 H: 1 LOB: 1 BB: 0 P: 19	1B: 1 2B: 2 3B: 0 HR: 1	SF: 0 SAC: 0 DP: 0 HBP: 0	WP: 0 PB: 0 SB: 0 CS: 0	PA: 33				

PITCHER		IP	WLS	BF	H	R	ER	SO	BB	IBB	HBP	BLK	WP	HR	S	P	ERA	WHIP
45 Gerrit Cole, R ERA: 1.5	(1, 1)	6.0	W	21	2	1	1	5	1	0	0	0	0	1	56	86	1.50	0.500
44 Tony Watson, L ERA: 4.5	(7, 1)	1.0		5	1	0	0	1	1	0	0	0	0	0	14	23	0.00	2.000
35 Mark Melancon, R ERA:	(8, 1)	1.0		3	0	0	0	0	0	0	0	0	0	0	7	7	0.00	0.000
39 Jason Grilli, R ERA:	(9, 1)	1.0		4	1	0	0	3	0	0	0	0	0	0	14	19	0.00	1.000

PITCHER	IP	WLS	BF	H	R	ER	SO	BB	IBB	HBP	BLK	WP	HR	S	P	ERA	WHIP

BOTTOM

Pittsburgh Pirates @ St. Louis Cardinals

Busch Stadium, St. Louis, MO

Fri Oct 04 2013, 12:10 PM - 3:11 PM CDT

Att. 45,999 - Partly Cloudy - 81 F

livebaseballscorecards.com

AB	31
R	1
H	4
RBI	1
BB	2
SO	9
LOB	10

Batter	1	2	3	4	5	6	7	8	9	AB	R	H	RBI	BB	SO	LOB
13 Matt Carpenter, L (1, 4) OBP: 0.231, SLG: 0.091	C SI 93 C SI 95 F SL 90 B SL 88 B SL 89 S SL 89 2-3 ① **K**		C SI 95 H SI 94 1-1 3 BB HBP		D SL 90 D SL 89 B SI 95 C SI 94 C SI 93 C SI 95 3-3 ② **K** 1-2 2-3		B SI 96 1 SAFE 1 SAFE X SI 95 1-0 ③ G1-3			3	0	0	0	0	2	3
3 Carlos Beltrán, S (1, 9) OBP: 0.385, SLG: 0.917	C SI 94 F SL 88 X SL 87 0-2 ② G5-3		B CH 88 F SL 87 B CH 88 S SI 89 D CH 89 F SI 88 F SL 88 D SI 90 4-2 1-2 2-3 BB		D SL 89 B SI 94 D CH 88 F SL 88 X SI 94 3-1 2-H 3-H 1B			C FC 93 X FF 93 0-1 HR		3	1	2	3	1	0	0
7 Matt Holliday, R (1, 7) OBP: 0.231, SLG: 0.250	S SI 94 B CH 88 B CH 87 S SL 87 B SL 88 X SL 88 3-2 ③ G6-3		S CH 88 X CH 88 0-1 ③ L9		X SL 88 0-0 ③ L9			C FC 94 B FC 92 B FC 92 B FC 92 C FC 92 X FC 94 3-2 ① G3-4-1		4	0	0	0	0	0	4
4 Yadier Molina, R (1, 2) OBP: 0.417, SLG: 0.727		C SI 93 F SI 93 B SL 87 B CH 86 F SI 95 F SL 88 S SL 89 2-1 ① G6-3		F CH 85 B CH 86 X CH 86 1-1 ① L6		B SL 86 C SI 91 S CH 86 X CH 86 1-2 ① F9		F FC 92 X FF 94 0-1 23 G1-6-3 1B		4	0	1	0	0	0	0
23 David Freese, R (1, 5) OBP: 0.273, SLG: 0.200 44 Carlos Martinez, R (8, 1) 46 Kevin Siegrist, L (8, 1)		C SI 92 F SI 93 B SL 87 B CH 86 F SI 95 F SL 88 S SL 89 2-3 ② **K**		X SI 94 0-0 ② L9		B CH 86 F SL 87 B CH 88 B FF 89 X SI 94 3-1 ② L7		X FC 91 0-0 ② ③ G1-6-3 1-2f		4 0 0	0 0 0	0 0 0	0 0 0	0 0 0	1 0 0	1 0 0
Matt Adams, L (1, 3) OBP: 0.462, SLG: 0.455		B SL 90 C SI 95 F SL 89 X SL 88 1-2 ③ F8		C SI 95 B SI 96 B SL 90 B SI 96 X SI 96 3-1 ③ G6-3		B SI 94 X SI 95 1-0 ③ G6-3			C SL 82 B FF 93 F FF 94 F FF 93 X FF 94 1-2 1B	4	0	1	0	0	0	0
19 Jon Jay, L (1, 8) OBP: 0.333, SLG: 0.200			B SI 93 F SI 93 C SL 88 B SL 88 X SL 89 2-2 ① G4-3		B SI 91 S SL 88 B SI 94 C SI 94 B FF 92 X SI 95 3-2 13 S 38 BB 3 1B 1B		B SI 95 F SI 93 B SI 95 X SI 94 2-1 ① G6-3		C SL 81 F FF 93 D SL 82 X FF 94 1-2 ① L6	4	1	1	0	0	0	1
38 Pete Kozma, R (1, 6) OBP: 0.750, SLG: 1.000			B SL 86 X CH 86 1-0 3 WP 2B		1 SAFE B FF 93 1 SAFE F CH 86 D CH 87 1 SAFE B SI 93 B SI 92 4-1 1-2 13 S 3 1B BB		C SI 95 F CH 87 B SI 95 X CH 87 1-2 43 FC6-4 1B		X FF 93 0-0 ② F8	3	1	2	0	1	0	1
58 Joe Kelly, R (1, 1) 43 Seth Maness, R (6, 1) 43 Shane Robinson, R (7, PH) 34 John Axford, R (7, 1) 33 Daniel Descalso, L (8, 5)			B SI 94 F SI 93 S CH 88 S SL 88 1-3 ② K2-3		B SI 93 M SI 92 M SI 93 B SI 93 L SI 92 2-3 ① **K**		C SI 95 X SI 95 0-1 ② FC6-4 1-2f		X FF 92 0-0 ③ G3	2 0 1 0 1	0 0 0 0 0	0 0 0 0 0	0 0 0 0 0	2 0 0 0 0	3 0 1 0 1	
Inning Stats	R: 0 H: 0 E: 0 LOB: 0 K: 1 BB: 0 S: 10 P: 15	R: 0 H: 0 E: 0 LOB: 0 K: 1 BB: 0 S: 10 P: 15	R: 0 H: 1 E: 0 LOB: 3 K: 1 BB: 1 S: 14 P: 23	R: 0 H: 0 E: 0 LOB: 0 K: 0 BB: 0 S: 5 P: 9	R: 2 H: 2 E: 0 LOB: 1 K: 2 BB: 1 S: 13 P: 28	R: 0 H: 0 E: 0 LOB: 0 K: 0 BB: 0 S: 6 P: 11	R: 0 H: 1 E: 0 LOB: 1 K: 0 BB: 0 S: 8 P: 12	R: 1 H: 2 E: 0 LOB: 0 K: 0 BB: 0 S: 8 P: 11	R: 0 H: 1 E: 0 LOB: 1 K: 0 BB: 0 S: 9 P: 11	1B: 5 2B: 1 3B: 0 HR: 1	SF: 0 SAC: 0 DP: 1 HBP: 1			WP: 1 PB: 0 SB: 2 CS: 0	PA: 36		

TOP

St. Louis Cardinals @ Pittsburgh Pirates

PNC Park, Pittsburgh, PA

Sun Oct 06 2013, 4:41 PM - 7:37 PM EDT

Att. 40,489 - Partly Cloudy - 84 F

livebaseballscorecards.com

AB	33
R	3
H	7
RBI	3
BB	2
SO	5
LOB	15

PITCHER		IP	WLS	BF	H	R	ER	SO	BB	IBB	HBP	BLK	WP	HR	S	P	ERA	WHIP
47 Francisco Liriano, L ERA: 2.08	(1, 1)	6.0		24	3	2	2	5	2	0	1	0	1	0	58	101	3.00	0.833
44 Tony Watson, L ERA: 3.0	(7, 1)	1.0	H	4	1	0	0	0	0	0	0	0	0	0	8	12	0.00	1.000
35 Mark Melancon, R ERA: 4.5	(8, 1)	1.0	W	4	2	1	1	0	0	0	0	0	0	1	8	11	9.00	2.000
39 Jason Grilli, R ERA:	(9, 1)	1.0	S	4	1	0	0	0	0	0	0	0	0	0	9	11	0.00	1.000

PITCHER	IP	WLS	BF	H	R	ER	SO	BB	IBB	HBP	BLK	WP	HR	S	P	ERA	WHIP

Batter	1	2	3	4	5	6	7	8	9	AB	R	H	RBI	BB	SO	LOB
6 Starling Marte, R (1, 7) OBP: 0.278, SLG: 0.438	C SI 94 B CU 77 B SI 94 X SI 94 2-1 F8 ①	X SI 96 0-0 G5-3 ③			C SI 96 S CU 80 B CU 76 D CU 77 D CU 78 X FF 96 3-2 P3 ②		B CU 79 B CU 78 X FF 96 2-0 G6-3 ②			4	0	0	0	0	0	2
18 Neil Walker, S (1, 4) OBP: 0.111, SLG: 0.167	B CU 79 B SI 95 C SI 95 C SI 96 T CH 84 2-2 K ②		X CH 84 0-0 G3 ①		C CH 85 F SI 95 X CU 78 0-2 G3 ③		X FF 96 0-0 G3-1 ③			4	0	0	0	0	1	1
22 Andrew McCutchen, R (1, 8) OBP: 0.667, SLG: 0.615	B SI 98 C SI 96 B CU 80 B CU 80 C SI 95 B SI 96 4-2 66 E 66 1B 2 1B BB		C SI 94 B SI 95 X CU 80 1-1 66 L3 1B			B SI 96 B SL 85 B SI 96 F SI 93 B SI 93 4-1 2 2B 55 SF8 BB		F FF 101 B CU 84 B FF 98 X SI 98 2-1 66 FC6-5 2B		2	2	2	0	2	0	0
66 Justin Morneau, L (1, 3) OBP: 0.333, SLG: 0.353 5 Josh Harrison, R (8, PR) 39 Jason Grilli, R (9, 1)	C SI 95 B SI 96 B SI 95 S SI 95 B SI 96 X CH 84 3-2 E6 2 1B 1-3 1B		1 SAFE X CH 85 0-0 L3 ②③ 1-1			B SI 95 X SI 95 1-0 F7 ①		X SI 98 0-0 FC6-5 ① 2 BB 24 1B 2-3		4 0 0	1 1 0	1 0 0	0 0 0	0 0 0	0 0 0	3 0 0
2 Marlon Byrd, R (1, 9) OBP: 0.375, SLG: 0.667	B SI 94 X SI 95 1-0 2-H 3-H 1B			B SI 95 S CU 79 F CU 76 X SI 97 1-2 G4-3 ①		1 SAFE X SI 93 0-0 1-3 2B		C CU 82 D CU 84 B CU 83 S CU 83 F CU 83 B CU 82 F FF 100 1 SAFE B CU 82 4-2 24 1B 55 1B 1-2 BB		3	1	2	2	1	0	0
24 Pedro Alvarez, L (1, 5) OBP: 0.375, SLG: 0.846	C SI 95 B SI 95 B CH 85 B FF 95 S CH 86 T CH 83 3-2 K ③			B CU 79 C CU 80 B CU 77 B CH 85 S CH 86 S SI 96 3-3 K ②		I IN 49 I IN 51 I IN 48 I IN 46 4-0 31 FC6-4 IBB		S FF 96 B FF 97 X FF 95 1-1 55 1B 1-3 2-H 1B		3	0	1	1	1	2	1
55 Russell Martin, R (1, 2) OBP: 0.375, SLG: 0.846		C CU 77 B SL 83 C SI 94 C CU 76 1-3 K ①		F SI 96 C CU 80 B SI 96 S SI 96 1-3 K ③		X SI 91 0-0 SF8 ② 3-H		L FF 96 C FF 97 F FF 97 B FF 96 X FF 96 1-2 17 G5-4-3 1-2 3-H 1B		3	0	1	2	0	2	0
12 Clint Barmes, R (1, 6) OBP: 0.250, SLG: 0.250 31 Jose Tabata, R (6, PH) 44 Tony Watson, L (7, 1) 35 Mark Melancon, R (8, 1) 17 Gaby Sanchez, R (8, PH) (9, 3)		S SI 96 C SI 96 X CU 77 0-2 G5-3 ②			B SI 94 X SI 94 1-0 47 SH1-3 1B	C SI 91 D FF 91 B FF 92 X SI 92 2-1 FC6-4 ③ 1-2f		F FF 97 B CH 86 S CH 86 X CH 89 1-2 G5-4-3 ②③ 1-2f		2 1 0 0 1	0 0 0 0 0	1 0 0 0 0	0 0 0 0 0	0 0 0 0 0	0 2 0 0 2	0 0 0 0 0
47 Francisco Liriano, L (1, 1) OBP: 0.667, SLG: 0.500 10 Jordy Mercer, R (7, 6) OBP: 0.333, SLG: 0.200		B SI 93 B SI 93 B SI 93 C FF 93 B FF 93 4-1 BB			X SI 94 0-0 SH1-3 ① 1-2		C CU 77 B FF 96 B CU 78 F FF 96 B FF 97 X FF 97 3-2 F8 ①			0 1	0 0	0 0	0 0	1 0	0 0	0 0
Inning Stats	R: 2 E: 1 K: 2 S: 14 H: 2 LOB: 1 BB: 1 P: 29	R: 0 E: 0 K: 1 S: 8 H: 0 LOB: 1 BB: 1 P: 13	R: 0 E: 0 K: 0 S: 4 H: 1 LOB: 0 BB: 0 P: 5	R: 0 E: 0 K: 2 S: 9 H: 0 LOB: 0 BB: 0 P: 14	R: 0 E: 0 K: 0 S: 8 H: 1 LOB: 1 BB: 0 P: 12	R: 1 E: 0 K: 0 S: 6 H: 1 LOB: 2 BB: 2 P: 17	R: 0 E: 0 K: 0 S: 5 H: 0 LOB: 0 BB: 0 P: 10	R: 2 E: 0 K: 0 S: 16 H: 3 LOB: 2 BB: 1 P: 25		1B: 6 2B: 3 3B: 0 HR: 0	SF: 1 SAC: 1 DP: 2 HBP: 0			WP: 0 PB: 0 SB: 0 CS: 0	PA: 35	

BOTTOM

St. Louis Cardinals @ Pittsburgh Pirates

PNC Park, Pittsburgh, PA

Sun Oct 06 2013, 4:41 PM - 7:37 PM EDT

Att. 40,489 - Partly Cloudy - 84 F

livebaseballscorecards.com

AB	28
R	5
H	8
RBI	5
BB	5
SO	5
LOB	11

PITCHER		IP	WLS	BF	H	R	ER	SO	BB	IBB	HBP	BLK	WP	HR	S	P	ERA	WHIP
58 Joe Kelly, R ERA: 3.38	(1, 1)	5.1		24	5	3	2	5	3	1	0	0	0	0	46	85	3.38	1.500
43 Seth Maness, R ERA:	(6, 1)	0.2		2	0	0	0	0	0	0	0	0	0	0	3	5	0.00	0.000
34 John Axford, R ERA:	(7, 1)	1.0		3	0	0	0	0	0	0	0	0	0	0	5	10	0.00	0.000
44 Carlos Martinez, R ERA: 13.5	(8, 1)	0.1	L	3	1	2	2	0	1	0	0	0	0	0	7	13	54.00	6.000
46 Kevin Siegrist, L ERA:	(8, 1)	0.2		3	2	0	0	0	0	0	0	0	0	0	9	12	0.00	3.000

PITCHER	IP	WLS	BF	H	R	ER	SO	BB	IBB	HBP	BLK	WP	HR	S	P	ERA	WHIP

Batter	1	2	3	4	5	6	7	8	9	AB	R	H	RBI	BB	SO	LOB
13 Matt Carpenter, L (1, 4) OBP: 0.176, SLG: 0.067	C FF 94 S CU 79 S CU 80 0-3 ① K		B CU 78 B SI 91 B SI 91 C SI 91 X FF 91 3-1 ③ G4-3		C CU 78 D CU 78 F SI 91 F CU 79 S CU 78 1-3 ③ K2-3		C SI 97 S FF 98 S FF 98 0-3 ③ K			4	0	0	0	0	3	2
3 Carlos Beltrán, S (1, 9) OBP: 0.412, SLG: 0.786	B FF 93 B SI 92 C FF 94 F CU 79 B CU 77 X SI 93 3-2 ② G4-3			B SI 91 B CU 79 B SI 91 B SI 92 4-0 7 FC6-4 BB		B SI 90 B SI 90 B SI 90 B SI 90 4-0 7 HR BB		F FF 96 B FC 91 B CU 80 X FF 95 2-1 ① P6		2	1	0	0	2	0	0
7 Matt Holliday, R (1, 7) OBP: 0.294, SLG: 0.500	F SI 93 B FS 88 S FF 93 F SI 94 B CU 79 X SI 93 2-2 1B			C SI 91 X SI 90 0-1 ① FC6-4 1-2f		B SI 90 F SI 90 1 SAFE C SI 91 F SI 90 B CU 78 X SI 90 2-2 1-H HR		B FF 96 X FC 90 1-0 ② G6-3		4	1	2	2	0	0	1
Matt Adams, L (1, 3) OBP: 0.353, SLG: 0.333	D SI 92 X FF 93 1-0 ③ G4-3			C FF 91 L SI 91 S CU 78 0-3 ② K		X SI 91 0-0 ① G1-3		B FF 95 B FF 95 S FF 95 F FF 95 F FF 97 F FC 92 S SI 98 2-3 ③ K		4	0	0	0	0	2	2
4 Yadier Molina, R (1, 2) OBP: 0.313, SLG: 0.533		C FF 93 F CU 77 B CU 77 B CU 77 B SI 93 X SI 93 3-2 ① G6-3		1 SAFE F SI 91 F SI 91 X FC 92 0-2 ③ F8		X SI 90 0-0 ② G5-3			S FC 93 F KC 81 B FC 94 F FF 94 C FC 92 1-3 ① K	4	0	0	0	0	1	1
19 Jon Jay, L (1, 8) OBP: 0.313, SLG: 0.154		C SI 92 S CU 78 X SI 92 0-2 ② G4-3			C CU 78 B SI 90 S CU 77 F CU 78 F CU 77 B CU 78 F SI 91 X CU 77 2-2 ① G3	B SI 91 B FF 88 B FF 90 B SI 90 4-0 BB			T FF 93 B KC 81 F FC 91 F KC 81 F KC 80 B FC 92 T FF 93 2-2 ② K	3	0	0	0	1	1	0
23 David Freese, R (1, 5) OBP: 0.267, SLG: 0.154 26 Trevor Rosenthal, R (9, 1)		B SI 91 B SI 92 X SI 91 2-0 ③ G6-3			B SI 91 B FF 90 B SI 91 C FF 91 B FF 90 4-1 52 SH3-4 38 1B BB	B FF 92 1 SAFE X FF 93 1-0 ③ G5-3			B FC 92 C FC 92 F KC 80 X FC 92 1-2 ③ G5-3	3 0	0 0	0 0	0 0	1 0	0 0	1 0
38 Pete Kozma, R (1, 6) OBP: 0.571, SLG: 0.667			C SI 91 F SI 92 X CU 78 0-2 ① F7		1 SAFE 1 SAFE X SI 91 0-0 52 SH3-4 1B 1-2		B SI 95 B SI 94 C SI 94 X SI 96 2-1 ① L9			3	0	1	0	0	0	0
52 Michael Wacha, R (1, 1) 44 Carlos Martinez, R (8, 1) 33 Daniel Descalso, L (9, 5)			C SI 92 C SI 91 B CU 77 F SI 91 C CU 78 1-3 ② K		L SI 89 M SI 89 X SI 90 0-2 ② SH3-4 1-2 2-3		B SI 95 S SI 95 S SI 96 B FF 97 C FF 96 2-3 ② K			2 0 0	0 0 0	0 0 0	0 0 0	0 0 0	2 0 0	0 0 0
Inning Stats	R: 0 E: 0 K: 1 S: 11 H: 1 LOB: 1 BB: 0 P: 17	R: 0 E: 0 K: 0 S: 7 H: 0 LOB: 0 BB: 0 P: 12	R: 0 E: 0 K: 1 S: 9 H: 0 LOB: 0 BB: 0 P: 13	R: 0 E: 0 K: 1 S: 8 H: 0 LOB: 1 BB: 1 P: 12	R: 0 E: 0 K: 1 S: 15 H: 1 LOB: 2 BB: 1 P: 22	R: 2 E: 0 K: 0 S: 7 H: 1 LOB: 1 BB: 2 P: 18	R: 0 E: 0 K: 2 S: 8 H: 0 LOB: 0 BB: 0 P: 12	R: 0 E: 0 K: 1 S: 8 H: 0 LOB: 0 BB: 0 P: 13	R: 0 E: 0 K: 2 S: 12 H: 0 LOB: 0 BB: 0 P: 16	1B: 2 2B: 0 3B: 0 HR: 1 SF: 0 SAC: 1 DP: 0 HBP: 0						

PITCHER		IP	WLS	BF	H	R	ER	SO	BB	IBB	HBP	BLK	WP	HR	S	P	ERA	WHIP
50 Charlie Morton, R ERA: 3.18	(1, 1)	5.2	L	24	3	2	2	4	4	0	0	0	0	1	56	92	3.18	1.235
32 Vin Mazzaro, R ERA:	(6, 1)	0.1		1	0	0	0	0	0	0	0	0	0	0	1	2	0.00	0.000
37 Justin Wilson, L ERA:	(7, 1)	2.0		6	0	0	0	3	0	0	0	0	0	0	16	25	0.00	0.000
35 Mark Melancon, R ERA: 3.0	(9, 1)	1.0		3	0	0	0	2	0	0	0	0	0	0	12	16	0.00	0.000

PITCHER	IP	WLS	BF	H	R	ER	SO	BB	IBB	HBP	BLK	WP	HR	S	P	ERA	WHIP

TOP

St. Louis Cardinals @ Pittsburgh Pirates

PNC Park, Pittsburgh, PA

Mon Oct 07 2013, 3:10 PM - 5:45 PM EDT

Att. 40,493 - Cloudy - 58 F

livebaseballscorecards.com

AB	29
R	2
H	3
RBI	2
BB	4
SO	9
LOB	7

BOTTOM

St. Louis Cardinals @ Pittsburgh Pirates

PNC Park, Pittsburgh, PA

Mon Oct 07 2013, 3:10 PM - 5:45 PM EDT

Att. 40,493 - Cloudy - 58 F

livebaseballscorecards.com

Batter	1	2	3	4	5	6	7	8	9	AB	R	H	RBI	BB	SO	LOB
6 Starling Marte, R (1, 7) OBP: 0.227, SLG: 0.350	B FF 92 X FF 92 1-0 ① P6			C FF 93 C FF 94 X FF 96 0-2 ① G4-3		B FF 93 C FF 92 S FF 93 F FF 95 D CU 78 S CU 76 2-3 ③ K			L FF 98 F FF 99 F FF 99 B FF 99 B CH 90 B FF 99 X FF 99 3-2 ② G6-3	4	0	0	0	0	1	1
18 Neil Walker, S (1, 4) OBP: 0.136, SLG: 0.143	C FF 93 B FF 95 F FF 93 F CH 88 S CH 86 1-3 ② K			S CH 88 F FF 96 B FF 96 B FF 96 X CH 87 2-2 ② G3			B FF 93 B FF 92 X FF 92 2-0 ① F7		B FF 98 B CH 90 B FF 99 B FF 98 4-0 BB	3	0	0	0	1	1	0
22 Andrew McCutchen, R (1, 8) OBP: 0.545, SLG: 0.471	C FF 95 B FF 96 S FF 95 F FF 96 C FF 96 1-3 ③ K			F FF 95 C FF 95 B FA 89 X CU 78 1-2 ③ F9			X FF 94 0-0 ② F9		D FF 98 B FF 97 B FF 98 C FF 98 X FF 96 3-1 ③ P4	4	0	0	0	0	1	1
66 Justin Morneau, L (1, 3) OBP: 0.286, SLG: 0.300		B CH 86 B FF 94 X FF 92 2-0 ① P5			X CH 87 0-0 ① G4-3		B FF 94 C FF 94 F FF 94 X CH 89 1-2 ③ G6-3			3	0	0	0	0	0	0
2 Marlon Byrd, R (1, 9) OBP: 0.316, SLG: 0.556		C FF 94 B FF 94 B FF 93 S CU 78 B FF 97 F FF 96 F FF 95 F CH 88 C FF 97 3-3 ② K			C FF 93 S CU 77 B CU 78 B CU 78 S FF 95 2-3 ② K			F FF 93 F CU 77 S FF 96 0-3 ① K		3	0	0	0	0	3	0
24 Pedro Alvarez, L (1, 5) OBP: 0.368, SLG: 0.938		C CH 87 B CH 88 S FF 95 S FF 97 1-3 ③ K			B CH 88 B FF 95 B CH 85 X FF 94 3-0 ③ F8			F FF 94 B CH 88 B FF 94 B FF 94 X FF 93 3-1 HR		3	1	1	1	0	1	0
55 Russell Martin, R (1, 2) OBP: 0.421, SLG: 0.786 5 Josh Harrison, R (8, PR) 14 John Buck, R (9, 2)			B FF 94 C CU 76 C CU 76 B FF 96 S CH 88 2-3 ① K			B FF 92 B CU 76 B FF 92 B FF 93 4-0 BB		B FF 95 B CU 78 S FF 96 B FF 95 B FF 94 4-1 31 CS BB		1 0 0	0 0 0	0 0 0	0 0 0	2 0 0	1 0 0	0 0 0
12 Clint Barmes, R (1, 6) OBP: 0.222, SLG: 0.222 46 Garrett Jones, L (6, PH) 37 Justin Wilson, L (7, 1) 31 Jose Tabata, R (8, PH) 35 Mark Melancon, R (9, 1)			C FF 94 B FF 95 X CU 77 1-1 ② P4			C FF 92 F CH 85 S CH 88 0-3 ① K		B SI 96 S SI 95 B SI 95 S FF 95 B CU 85 S CU 81 3-3 ② ③ K 1-2		1 1 0 1 0	0 0 0 0 0	0 0 0 0 0	0 0 0 0 0	0 0 0 0 0	0 1 0 1 0	0 1 0 1 0
50 Charlie Morton, R (1, 1) 32 Vin Mazzaro, R (6, 1) 10 Jordy Mercer, R (6, PH) OBP: 0.250, SLG: 0.143 (7, 6)			C FF 94 T FF 94 X CU 78 0-2 ③ G4-3			1 SAFE X FF 92 0-0 ② F8			B FF 97 C FF 97 B FF 97 S FF 98 S FF 99 2-3 ① K	1 0 2	0 0 0	0 0 0	0 0 0	0 0 0	0 0 1	0 0 1
Inning Stats	R: 0 E: 0 K: 2 S: 9 H: 0 LOB: 0 BB: 0 P: 12	R: 0 E: 0 K: 2 S: 10 H: 0 LOB: 0 BB: 0 P: 16	R: 0 E: 0 K: 1 S: 8 H: 0 LOB: 0 BB: 0 P: 11	R: 0 E: 0 K: 0 S: 9 H: 0 LOB: 0 BB: 0 P: 12	R: 0 E: 0 K: 1 S: 5 H: 0 LOB: 0 BB: 0 P: 10	R: 0 E: 0 K: 2 S: 8 H: 0 LOB: 1 BB: 1 P: 14	R: 0 E: 0 K: 0 S: 5 H: 0 LOB: 0 BB: 0 P: 8	R: 1 E: 0 K: 2 S: 9 H: 1 LOB: 1 BB: 1 P: 19	R: 0 E: 0 K: 1 S: 9 H: 0 LOB: 1 BB: 1 P: 21	1B: 0 2B: 0 3B: 0 HR: 1	SF: 0 SAC: 0 DP: 0 HBP: 0	WP: 0 PB: 0 SB: 0 CS: 1	PA: 30			

	AB	27
	R	1
	H	1
	RBI	1
	BB	3
	SO	11
	LOB	5

PITCHER		IP	WLS	BF	H	R	ER	SO	BB	IBB	HBP	BLK	WP	HR	S	P	ERA	WHIP
52 Michael Wacha, R ERA: 1.23	(1, 1)	7.1	W	25	1	1	1	9	2	0	0	0	0	1	60	96	1.23	0.409
44 Carlos Martinez, R ERA: 9.0	(8, 1)	0.2	H	1	0	0	0	1	0	0	0	0	0	0	3	6	0.00	0.000
26 Trevor Rosenthal, R ERA:	(9, 1)	1.0	S	4	0	0	0	1	1	0	0	0	0	0	9	21	0.00	1.000

PITCHER	IP	WLS	BF	H	R	ER	SO	BB	IBB	HBP	BLK	WP	HR	S	P	ERA	WHIP

Batter	1	2	3	4	5	6	7	8	9	AB	R	H	RBI	BB	SO	LOB
6 Starling Marte, R (1, 7) OBP: 0.192, SLG: 0.292	C FF 94 F SI 94 B CU 79 C CU 78 1-3 ① K		B CU 77 B FF 94 X SI 94 2-0 ③ P3			C SI 93 X SI 93 0-1 ②③ G6-4-3 1-2f		F CU 78 F CU 78 X FC 90 0-2 ②③ L4-3 1-1		4	0	0	0	0	1	2
35 Mark Melancon, R (8, 1)										0	0	0	0	0	0	0
39 Jason Grilli, R (8, 1)										0	0	0	0	0	0	0
18 Neil Walker, S (1, 4) OBP: 0.154, SLG: 0.125	B SI 93 B FC 90 B CU 75 C FF 92 F SI 94 B CU 77 4-2 BB			C FC 91 S FF 94 F CU 79 B CU 78 B SI 88 F FF 94 B CU 78 X FC 90 3-2 ① L6			C FC 91 B CU 77 B FC 91 C FC 90 F CU 80 S CU 79 2-3 ① K		B FC 90 X SI 92 1-0 ① G4-3	3	0	0	0	1	1	0
22 Andrew McCutchen, R (1, 8) OBP: 0.462, SLG: 0.381	F FF 93 F FF 94 B SI 95 B CU 78 1 SAFE S CU 79 2-3 ② K			B FF 94 F CU 76 X SI 94 1-1 ② G5-3			X SI 93 0-0 ② G6-3		B CU 77 F SI 93 X CU 78 1-1 ② F8	4	0	0	0	0	1	1
66 Justin Morneau, L (1, 3) OBP: 0.320, SLG: 0.333	X FC 91 0-0 ③ G5-3			C FF 90 X CU 77 0-1 ③ G6-3			C FC 90 X CU 77 0-1 2 1B 24 1B 1B		B CU 76 X FC 90 1-0 2 1B 1B	4	1	2	0	0	0	1
2 Marlon Byrd, R (1, 9) OBP: 0.391, SLG: 0.591		B FC 89 C FC 89 S CU 78 X FC 89 1-2 24 L4-3 1B			X CU 77 0-0 ① F9		F FC 88 F FC 89 X CU 78 0-2 24 1B 1-2 1B		X FC 89 0-0 1-2 1B	4	0	3	0	0	0	0
24 Pedro Alvarez, L (1, 5) OBP: 0.348, SLG: 0.800		F FC 90 D CU 78 X CU 78 1-1 ①② L4-3 1-1			C CU 76 B FC 89 S CU 78 F FF 94 B CU 78 C CU 78 2-3 ② K		S CU 78 D CU 80 B CU 78 F FC 92 B CU 79 X CU 80 3-2 55 FC6-4 1-3 2-H 1B		S CU 78 S CU 79 S CU 80 0-3 ③ K	4	0	1	1	0	2	3
55 Russell Martin, R (1, 2) OBP: 0.364, SLG: 0.647		B CU 77 C FF 93 B SI 92 X FF 93 2-1 ③ F8			T FC 88 S CU 79 X FF 95 0-2 ③ F9		X FC 90 0-0 ③ FC6-4 1-2f			3	0	0	0	0	0	2
12 Clint Barmes, R (1, 6) OBP: 0.273, SLG: 0.273			C FF 89 X FC 88 0-1 ① G1-3			F FC 88 F CU 78 B CU 77 B CU 80 B FC 90 X FF 93 3-2 6 G6-4-3 1B		C FC 90 S CU 79 X CU 78 0-2 ① G5-3		2	0	1	0	0	0	0
31 Jose Tabata, R (8, PH) (8, 7)										1	0	0	0	0	0	0
45 Gerrit Cole, R (1, 1) OBP: 0.250, SLG: 0.250			C FF 92 S CU 77 B CU 78 B FF 95 C CU 78 2-3 ② K			X FF 92 0-0 ① F8		B FC 91 X FC 90 1-0 6 L4-3 1B		1	0	0	0	0	1	0
46 Garrett Jones, L (6, PH)										1	0	0	0	0	0	1
37 Justin Wilson, L (6, 1)										0	0	0	0	0	0	0
32 Vin Mazzaro, R (6, 1)										0	0	0	0	0	0	0
44 Tony Watson, L (7, 1)										0	0	0	0	0	0	0
10 Jordy Mercer, R (8, PH) OBP: 0.333, SLG: 0.250										1	0	1	0	0	0	0
(8, 6)																
Inning Stats	R: 0 E: 0 K: 2 S: 9 H: 0 LOB: 1 BB: 1 P: 16	R: 0 E: 0 K: 0 S: 7 H: 1 LOB: 0 BB: 0 P: 11	R: 0 E: 0 K: 1 S: 6 H: 0 LOB: 0 BB: 0 P: 10	R: 0 E: 0 K: 0 S: 9 H: 0 LOB: 0 BB: 0 P: 13	R: 0 E: 0 K: 1 S: 8 H: 0 LOB: 0 BB: 0 P: 10	R: 0 E: 0 K: 0 S: 6 H: 1 LOB: 0 BB: 0 P: 9	R: 1 E: 0 K: 1 S: 14 H: 3 LOB: 2 BB: 0 P: 19	R: 0 E: 0 K: 0 S: 7 H: 1 LOB: 0 BB: 0 P: 8	R: 0 E: 0 K: 1 S: 8 H: 2 LOB: 2 BB: 0 P: 11	1B: 8 2B: 2 3B: 0 HR: 0 SF: 0 SAC: 0 DP: 3 HBP: 0						

PITCHER	IP	WLS	BF	H	R	ER	SO	BB	IBB	HBP	BLK	WP	HR	S	P	ERA	WHIP
50 Adam Wainwright, R (1, 1) ERA: 1.13	9.0	W	33	8	1	1	6	1	0	0	0	0	0	74	107	1.00	1.000

PITCHER	IP	WLS	BF	H	R	ER	SO	BB	IBB	HBP	BLK	WP	HR	S	P	ERA	WHIP

TOP

Pittsburgh Pirates @ St. Louis Cardinals

Busch Stadium, St. Louis, MO

Wed Oct 09 2013, 7:10 PM - 9:48 PM CDT

Att. 47,231 - Clear - 72 F

livebaseballscorecards.com

AB	32
R	1
H	8
RBI	1
BB	1
SO	6
LOB	10

PA: 33

WP: 0
PB: 0
SB: 0
CS: 0

BOTTOM

Pittsburgh Pirates @ St. Louis Cardinals

Busch Stadium, St. Louis, MO

Wed Oct 09 2013, 7:10 PM - 9:48 PM CDT

Att. 47,231 - Clear - 72 F

livebaseballscorecards.com

Batter	1	2	3	4	5	6	7	8	9	AB	R	H	RBI	BB	SO	LOB
13 Matt Carpenter, L (1, 4) OBP: 0.143, SLG: 0.053	B FF 96 B FF 96 C FF 94 X FF 96 2-1 G5-3 ①		B FF 98 X SI 96 1-0 L7 ②		B FF 97 B SI 96 C SL 87 B SI 97 X SL 89 3-1 F8 ③		B SI 96 C SI 97 X SI 96 1-1 G4-3 ③			4	0	0	0	0	0	0
3 Carlos Beltrán, S (1, 9) OBP: 0.333, SLG: 0.611	C FF 96 X SL 90 0-1 P6 ②		C CH 89 B KC 84 C FF 98 X KC 85 1-2 G4-3 ③			C FF 96 X FC 92 0-1 G6-3 ①		C FF 94 X KC 81 0-1 P5 ①		4	0	0	0	0	0	0
7 Matt Holliday, R (1, 7) OBP: 0.333, SLG: 0.500	S FF 98 B FF 100 C SI 98 B KC 85 X FF 96 2-2 G5-3 ③			F SI 97 S KC 84 B SI 98 B KC 83 X FF 99 2-2 F9 ①		F FF 97 X FC 92 0-1 4 BB 19 1B 1B		F FF 94 S KC 82 B FF 93 B KC 82 X FC 93 2-2 HR 1B		4	2	2	0	0	0	0
Matt Adams, L (1, 3) OBP: 0.381, SLG: 0.526		F FF 96 X SL 87 0-1 F7 ①		C FF 97 X SI 97 0-1 4 E 4 1B 19 FC4-2 1B		B SI 96 X FF 96 1-0 P6 ②		X FC 92 0-0 1-H HR		4	1	2	2	0	0	1
4 Yadier Molina, R (1, 2) OBP: 0.400, SLG: 0.529		C SI 96 S KC 85 S KC 82 0-3 K2-3 ②		D SL 85 S FF 98 F FF 98 F FF 99 D SL 90 X KC 83 2-2 E5 19 FC4-2 1-3 1B		B FF 96 S FC 92 B FF 98 B FF 96 F FC 92 B SI 97 4-2 19 1B 1-2 BB		S FF 95 B FF 93 B KC 82 B FC 92 B FF 94 4-1 19 FC3-6 BB		2	0	1	0	2	1	0
19 Jon Jay, L (1, 8) OBP: 0.350, SLG: 0.188		C FF 96 B KC 84 C FF 96 B KC 84 B FF 97 F FF 95 F KC 86 B CH 88 4-2 23 HR BB		S SL 86 S KC 84 X KC 83 0-2 FC4-2 ② 2-3 3-H		B FF 96 B SI 97 X FF 97 2-0 1-2 2-H 1B		S FF 92 C FF 92 X KC 81 0-2 FC3-6 ② 33 1B 38 1B 1-2f		3	2	1	1	1	0	3
23 David Freese, R (1, 5) OBP: 0.278, SLG: 0.375 33 Daniel Descalso, L (8, 5) OBP: 0.111, SLG: 0.111	B FF 98 1 SAFE F FF 97 F SL 89 1 SAFE X KC 82 1-2 1-H HR			F FF 99 F FF 99 C SI 98 0-3 K ③		S SI 94 B SI 94 F SI 94 S SL 87 1-3 K ③		B FF 93 1 SAFE S FF 93 X FF 92 1-1 38 1B 1-3 1B		3 1	1 0	1 1	2 0	0 0	2 0	4 0
38 Pete Kozma, R (1, 6) OBP: 0.455, SLG: 0.500	C SL 86 B FF 97 C SI 98 B SL 88 S FF 98 2-3 K ③				B FF 97 C FF 94 F FF 95 B FF 97 F SI 98 S SL 88 2-3 K ①		C SI 95 B SI 95 B CH 87 X SI 95 2-1 L7 ①	B SL 82 X FF 94 1-0 1-2 3-H 1B		4	0	1	1	0	2	0
50 Adam Wainwright, R (1, 1)			B FA 91 X FF 92 1-0 G5-3 ①		B FF 95 C FF 94 F FF 94 C FF 100 1-3 K ②		X SI 96 0-0 G5-3 ②	X FF 93 0-0 F8 ③		4	0	0	0	0	1	2
Inning Stats	R: 0 E: 0 K: 0 S: 7 H: 0 LOB: 0 BB: 0 P: 11	R: 2 E: 0 K: 2 S: 15 H: 1 LOB: 0 BB: 1 P: 22	R: 0 E: 0 K: 0 S: 5 H: 0 LOB: 0 BB: 0 P: 8	R: 0 E: 1 K: 1 S: 15 H: 2 LOB: 2 BB: 0 P: 19	R: 0 E: 0 K: 2 S: 9 H: 0 LOB: 0 BB: 0 P: 15	R: 1 E: 0 K: 1 S: 11 H: 2 LOB: 2 BB: 1 P: 19	R: 0 E: 0 K: 0 S: 5 H: 0 LOB: 0 BB: 0 P: 8	R: 3 E: 0 K: 0 S: 14 H: 4 LOB: 2 BB: 1 P: 22		1B: 7 2B: 0 3B: 0 HR: 2 SF: 0 SAC: 0 DP: 0 HBP: 0					

	AB	33
	R	6
	H	9
	RBI	6
	BB	3
	SO	6
	LOB	10

WP: 0 PB: 0 SB: 0 CS: 0 PA: 36

PITCHER		IP	WLS	BF	H	R	ER	SO	BB	IBB	HBP	BLK	WP	HR	S	P	ERA	WHIP
45 Gerrit Cole, R ERA: 2.45	(1, 1)	5.0	L	19	3	2	2	5	1	0	0	0	0	1	51	75	3.60	0.800
37 Justin Wilson, L ERA: 3.38	(6, 1)	0.2		5	2	1	1	0	1	0	0	0	0	0	8	15	13.50	4.500
32 Vin Mazzaro, R ERA:	(6, 1)	0.1		1	0	0	0	1	0	0	0	0	0	0	3	4	0.00	0.000
44 Tony Watson, L ERA: 2.25	(7, 1)	1.0		3	0	0	0	0	0	0	0	0	0	0	5	8	0.00	0.000
35 Mark Melancon, R ERA: 9.82	(8, 1)	0.2		6	3	3	3	0	1	0	0	0	0	1	12	19	40.50	6.000

PITCHER		IP	WLS	BF	H	R	ER	SO	BB	IBB	HBP	BLK	WP	HR	S	P	ERA	WHIP
39 Jason Grilli, R ERA:	(8, 1)	0.1		2	1	0	0	0	0	0	0	0	0	0	2	3	0.00	3.000

Batter	1	2	3	4	5	6	7	8	9	10	11	12	13	AB	R	H	RBI	BB	SO	LOB
25 Carl Crawford, L (1, 7) OBP: 0.400, SLG: 0.783	C SL 81 S CU 77 S CU 78 0-3 K		S CU 79 X SI 95 0-1 14 G6-3 66 FC1-2 2B	X SI 97 0-0 L7			X SL 75 0-0 P5			B CH 87 B FF 96 C FF 97 F FF 98 F FF 97 X CH 88 2-2 F9		C FF 95 F FF 95 B SI 95 B FF 96 F FF 95 B FF 96 X FF 94 3-2 14 SH3-4 1B		6	0	2	0	0	1	0
14 Mark Ellis, R (1, 4) OBP: 0.391, SLG: 0.500	B SI 94 X SI 94 1-0 23 WP 13 HBP 1B		X SI 96 0-0 G6-3 2-3		B SI 96 C SI 95 X SL 85 1-1 F8		C FF 91 C SI 92 F FF 92 B FF 92 B SL 84 B SI 92 X SI 92 3-2 G4-3			C FF 96 F FF 98 B FF 97 F FF 98 X FF 98 1-2 10 F9-2 3B		1 SAFE F FF 93 B FF 94 B FF 93 X FF 94 2-1 SH3-4 1-2		5	0	2	0	0	0	1
13 Hanley Ramirez, R (1, 6) OBP: 0.583, SLG: 0.944	B SI 94 C SI 95 S SL 86 H SI 95 2-2 23 WP 1-2 HBP		F CU 81 B SI 98 B SL 88 D SL 86 F SL 84 D SL 84 4-2 66 FC1-2 23 BB 5 1B BB		S CU 81 B SI 97 B CH 85 X SI 94 2-1 G3-1		S SL 84 B SI 91 F SI 93 F SI 91 B CH 86 B SL 85 F SL 84 S SI 91 3-3 K			I IN 63 I IN 60 I IN 61 I IN 58 4-0 IBB		I IN 80 I IN 80 I IN 80 I IN 76 4-0 10 G6-3 IBB		2	1	0	0	3	1	0
23 Adrián González, L (1, 3) OBP: 0.409, SLG: 0.500 9 Dee Strange-Gordon, L (8, PR) 10 Michael Young, R (8, 3) OBP: 0.200, SLG: 0.200	C CU 80 F SI 96 B SI 96 B SI 96 B CU 80 S CH 86 3-3 K 1-2 2-3		B SI 95 B SI 96 B SI 96 B SI 96 4-0 66 FC1-2 5 1B 1-2 BB		B SI 96 X SI 96 0-0 1B		B SI 84 D SL 85 B SI 95 C SI 95 C SI 96 X SL 84 3-2 P5		B CU 84 B CU 85 S SI 96 B SI 98 B SI 96 4-1 66 FC6-4 BB		B FF 97 X FF 98 1-0 F9-2 3-H		C SI 92 F FF 94 B SL 88 X SI 93 1-2 G6-3 1-2f		2 0 2	1 0 0	1 0 0	0 0 0	2 0 0	1 0 0	2 0 4
66 Yasiel Puig, R (1, 9) OBP: 0.375, SLG: 0.391	C SI 96 S SL 87 B SL 86 B SL 85 S SL 85 2-3 K		B SI 95 C SI 96 B SI 95 X SI 96 2-1 FC1-2 5 1B 1-2 2-3 3-Hf					S SI 97 B SI 97 1 SAFE X SI 97 1-1 FC6-4 5 G4-6-3 1-2f			B CU 79 B CU 78 S FF 96 T FF 96 F FF 98 C FF 97 2-3 K		B FF 94 B CU 82 X SI 92 2-0 F9		6	0	0	0	0	2	7
5 Juan Uribe, R (1, 5) OBP: 0.364, SLG: 0.682		C CU 80 F CU 78 B SI 98 B SI 96 F SI 95 X SI 96 2-2 G4-3	X SI 96 0-0 1B 1-2 2-H 3-H			C SI 94 F CH 85 F SL 82 B SL 83 X CU 78 1-2 17 G5-3 1B	X SI 97 0-0 G4-6-3 1-2f			B CU 80 B FF 98 X FF 97 2-0 G6-3		B CU 82 S FF 95 S FF 95 B FF 96 S FF 96 2-3 K		6	0	2	2	0	1	1
16 Andre Ethier, L (1, 8) OBP: 0.300, SLG: 0.125 74 Kenley Jansen, S (13, 1)		C SI 96 F SI 96 F SI 96 F CU 80 B SL 81 B CH 85 X CH 84 2-2 17 FC6-4 1B	X CH 87 0-0 F8			F SI 94 B CH 85 S CH 85 B CH 83 C SI 96 2-3 K			B CH 88 B FF 98 F FF 97 B FF 98 C FF 98 S FF 98 3-3 K		B CU 80 B CU 78 F CU 80 B FF 95 B FF 95 4-1 17 1B BB		B SI 94 X SI 93 1-0 G6-3		5	0	1	0	1	2	3
17 A.J. Ellis, R (1, 2) OBP: 0.400, SLG: 0.412	C SI 95 X SI 95 0-1 FC6-4 1-2f			C SI 94 B SL 83 C SI 93 B SI 94 S SI 96 2-3 K		B SI 96 C SI 95 F SI 95 B SI 96 B SI 96 X SL 85 3-2 G5-3 1-2			B CU 82 C FF 97 B FF 97 T FF 98 X FF 98 2-2 F8		B FF 96 C FF 96 X FF 96 1-1 1-2 1B				5	0	1	0	0	1	2
21 Zack Greinke, R (1, 1) 55 Skip Schumaker, L (9, PH) OBP: 0.294, SLG: 0.214 0 Brian Wilson, R (9, 1) 54 Ronald Belisario, R (10, 1) 7 Nick Punto, S (11, PH) 56 J.P. Howell, L (11, 1) 44 Chris Withrow, R (12, 1) 33 Scott Van Slyke, R (13, 8)	X SI 95 0-0 G1-3		X SI 95 0-0 G3-1		D SI 97 B SI 95 X SI 94 2-0 F8		C FF 98 B FF 98 F FF 98 B CH 90 S FF 99 2-3 K			C FF 96 C FF 96 D CU 81 T FF 97 1-2 K				3 1 0 0 1 0 0 0	0 0 0 0 0 0 0 0	0 0 0 0 0 0 0 0	0 0 0 0 0 0 0 0	0 1 0 0 1 0 0 0	0 0 0 0 2 0 0 0	2 0 0 0 2 0 0 0

Inning Stats																						
	R: 0 E: 0 K: 3 S: 12	H: 1 LOB: 2 BB: 0 P: 20	R: 0 E: 0 K: 0 S: 12	H: 1 LOB: 1 BB: 0 P: 16	R: 2 E: 0 K: 0 S: 9	H: 2 LOB: 2 BB: 2 P: 19	R: 0 E: 0 K: 1 S: 5	H: 0 LOB: 0 BB: 0 P: 7	R: 0 E: 0 K: 0 S: 8	H: 1 LOB: 1 BB: 0 P: 14	R: 0 E: 0 K: 1 S: 11	H: 1 LOB: 1 BB: 0 P: 19	R: 0 E: 0 K: 1 S: 10	H: 0 LOB: 0 BB: 0 P: 16	R: 0 E: 0 K: 0 S: 4	H: 0 LOB: 1 BB: 1 P: 9	R: 0 E: 0 K: 2 S: 9	H: 0 LOB: 0 BB: 0 P: 16	R: 0 E: 0 K: 0 S: 9	H: 1 LOB: 1 BB: 1 P: 17	R: 0 E: 0 K: 2 S: 11	H: 1 LOB: 2 BB: 1 P: 21	R: 0 E: 0 K: 0 S: 9	H: 1 LOB: 1 BB: 1 P: 19	R: 0 E: 0 K: 1 S: 5	H: 0 LOB: 0 BB: 0 P: 10	1B: 7 2B: 2 3B: 1 HR: 0	SF: 0 SAC: 1 DP: 3 HBP: 1	WP: 1 PB: 0 SB: 0 CS: 0	PA: 52

PITCHER		IP	WLS	BF	H	R	ER	SO	BB	IBB	HBP	BLK	WP	HR	S	P	ERA	WHIP
58 Joe Kelly, R ERA: 3.18	(1, 1)	6.0		27	6	2	2	5	2	0	1	0	1	0	57	95	3.00	1.333
36 Randy Choate, L ERA:	(7, 1)	0.1		1	0	0	0	0	0	0	0	0	0	0	1	1	0.00	0.000
43 Seth Maness, R ERA:	(7, 1)	0.2		2	0	0	0	1	0	0	0	0	0	0	9	15	0.00	0.000
44 Carlos Martinez, R ERA: 6.0	(8, 1)	1.0		3	0	0	0	0	1	0	0	0	0	0	4	9	0.00	1.000
26 Trevor Rosenthal, R ERA:	(9, 1)	2.0		7	1	0	0	2	0	1	0	0	0	0	18	33	0.00	0.500

PITCHER		IP	WLS	BF	H	R	ER	SO	BB	IBB	HBP	BLK	WP	HR	S	P	ERA	WHIP
34 John Axford, R ERA:	(11, 1)	1.0		5	1	0	0	2	1	0	1	0	0	0	11	21	0.00	2.000
31 Lance Lynn, R ERA: 7.11	(12, 1)	2.0	W	7	1	0	0	1	0	1	0	0	0	0	14	29	0.00	0.500

TOP

Los Angeles Dodgers @ St. Louis Cardinals

Busch Stadium, St. Louis, MO

Fri Oct 11 2013, 7:39 PM - 12:25 AM CDT

Att. 46,691 - Clear - 66 F

livebaseballscorecards.com

AB	44
R	2
H	9
RBI	2
BB	6
SO	11
LOB	24

Batter	1	2	3	4	5	6	7	8	9	10	11	12	13	AB	R	H	RBI	BB	SO	LOB
13 Matt Carpenter, L (1, 4) OBP: 0.222, SLG: 0.087	C FF 91 B CU 74 X FF 92 1-1 G4-3 ①		C SI 92 B CH 89 T CH 89 B FC 89 B SL 88 D CH 89 4-2 1-2 3 2B BB		S SI 92 B FF 92 C CU 73 F SI 92 B SI 94 C SL 87 2-3 K ③			F CH 88 B FC 83 F SI 92 C FF 94 1-3 K ③			B SI 88 B SI 87 B SI 88 C SI 87 X SI 87 3-1 1B		B FF 95 B FF 96 1 SAFE D FF 95 B FF 97 4-0 1-2 3 1B BB	4	1	1	0	2	2	0
3 Carlos Beltrán, S (1, 9) OBP: 0.333, SLG: 0.583	C FF 92 C FF 94 C SL 87 0-3 K ②		B FC 86 B FF 93 C FF 93 B FF 94 X CH 90 3-1 1-H 2-H 2B			S CU 72 X CU 70 0-1 G1-3 ①			C SL 89 B FF 93 B SL 89 C SL 91 B SI 95 X SL 91 3-2 F8 ①			F SI 87 B SI 88 X SI 88 1-1 F8 ①		C FC 93 B FC 93 B FC 94 B FC 93 X FC 92 3-1 1-2 2-H 1B	6	0	2	3	0	1	1
7 Matt Holliday, R (1, 7) OBP: 0.269, SLG: 0.400	B FF 93 X SI 93 1-0 L6 ③		X SI 94 0-0 P4 ③			B FF 91 S CU 74 F SI 92 B FF 91 X CU 70 2-2 L8 ②			C FF 96 B SI 94 F FF 94 F SL 90 B FF 95 S SL 88 2-3 K ②			X SI 88 0-0 L6 ②			5	0	0	0	0	1	2
Matt Adams, L (1, 3) OBP: 0.346, SLG: 0.435		B FF 92 C CH 87 F CU 72 F CU 77 B FF 95 F CU 72 S CH 90 2-3 K ①		C FF 92 F SI 92 B FC 82 S FF 94 1-3 K ①		B CU 71 C SI 89 B FC 84 X CU 73 2-1 G4-3 ③			C FF 95 B FF 94 B SL 90 F SL 91 B SL 91 B SL 91 4-2 4 BB			D SI 88 D SI 88 S KC 81 D KC 80 X KC 80 3-2 G3 ③			4	0	0	0	1	2	1
4 Yadier Molina, R (1, 2) OBP: 0.440, SLG: 0.524		F FF 94 B FF 95 X CU 75 1-1 G5-3 ②		S FF 93 B FF 93 S SI 94 B SI 94 F SI 95 X SI 95 2-2 23 FC6 1B			S FC 84 B FF 91 B CU 73 X SI 91 2-1 19 FC1-6 1B		B FF 92 B SL 90 B SL 92 B SL 90 4-0 1-2 BB			S FF 96 S CU 79 X FF 97 0-2 L9 ①		4	0	2	0	1	0	0
19 Jon Jay, L (1, 8) OBP: 0.280, SLG: 0.143	C FF 94 B SI 95 C SL 87 B FC 86 X FC 86 2-2 F8 ③		X CH 89 0-0 F7 ②				1 SAFE X CU 70 0-0 FC1-6 ① 23 L9-3 1-2f		C SL 91 B FF 92 F FF 92 B SI 95 B SI 96 X SI 95 3-2 F8 ③			B CU 79 B FF 96 X FF 96 2-0 G4-3 ②			5	0	0	0	0	0	4
23 David Freese, R (1, 5) OBP: 0.217, SLG: 0.286	C FF 90 F SI 92 B SI 93 S CU 72 1-3 K ①		B CU 73 X SI 94 1-0 FC6 ③ 1-2f				B FC 84 1 SAFE C SI 92 S SI 93 D FC 85 B FC 85 X SI 94 3-2 L9-3 ②③ 1-1			C SI 94 X SL 86 0-1 F9 ①		B FF 93 S SL 90 F FF 93 S CU 79 1-3 K2-3 ③		5	0	0	0	0	2	2
38 Pete Kozma, R (1, 6) OBP: 0.313, SLG: 0.333	C FF 91 B FC 84 C FF 92 S SI 93 1-3 K ②		C FF 92 B FF 92 B SI 93 X SI 93 2-1 13 BB 3 2B 1B		F SL 85 S FC 83 S CU 71 0-3 K ①			X FC 83 0-0 P3 ①			M SL 88 S SL 88 B SL 87 B SI 95 T SI 96 2-2 K ②		C FF 95 B SL 90 B FF 98 F FF 97 X FF 97 2-2 L4 ①		5	0	0	0	0	3	0
58 Joe Kelly, R (0-0, ERA: 0.0, 0.0 IP) 36 Randy Choate, L 43 Seth Maness, R 44 Carlos Martinez, R 56 Adron Chambers, L 26 Trevor Rosenthal, R 16 Kolten Wong, L 34 John Axford, R 31 Lance Lynn, S 33 Daniel Descalso, L (0-0, ERA: 54.0, 0.67)								C FF 91 F FF 91 B CU 68 C FC 85 1-3 K ②			B SI 96 X SI 94 1-0 G6-3 ③		B CU 78 B SL 90 C FF 97 C FF 96 B CU 81 X FF 97 3-2 13 BB 3 1B 1B						
Inning Stats	R: 0 E: 0 K: 1 S: 6 H: 0 LOB: 0 BB: 0 P: 8	R: 0 E: 0 K: 1 S: 10 H: 0 LOB: 0 BB: 0 P: 15	R: 2 E: 0 K: 2 S: 13 H: 2 LOB: 1 BB: 1 P: 24	R: 0 E: 0 K: 1 S: 9 H: 1 LOB: 1 BB: 0 P: 13	R: 0 E: 0 K: 3 S: 10 H: 0 LOB: 0 BB: 0 P: 13	R: 0 E: 0 K: 0 S: 7 H: 0 LOB: 0 BB: 0 P: 11	R: 0 E: 0 K: 0 S: 6 H: 1 LOB: 0 BB: 0 P: 11	R: 0 E: 0 K: 2 S: 7 H: 0 LOB: 0 BB: 0 P: 9	R: 0 E: 0 K: 1 S: 12 H: 0 LOB: 2 BB: 2 P: 28	R: 0 E: 0 K: 1 S: 6 H: 0 LOB: 0 BB: 0 P: 9	R: 0 E: 0 K: 0 S: 8 H: 1 LOB: 1 BB: 0 P: 15	R: 0 E: 0 K: 1 S: 7 H: 0 LOB: 0 BB: 0 P: 10	R: 1 E: 0 K: 0 S: 8 H: 2 LOB: 2 BB: 1 P: 20	1B: 6 2B: 2 3B: 0 HR: 0 SF: 0 SAC: 0 DP: 1 HBP: 0	WP: 0 PB: 0 SB: 0 CS: 0 PA: 47					

PITCHER		IP	WLS	BF	H	R	ER	SO	BB	IBB	HBP	BLK	WP	HR	S	P	ERA	WHIP
21 Zack Greinke, R ERA: 2.57	(1, 1)	8.0		28	4	2	2	10	1	0	0	0	0	0	68	104	2.25	0.625
0 Brian Wilson, R ERA:	(9, 1)	1.0		5	0	0	0	1	2	0	0	0	0	0	12	28	0.00	2.000
54 Ronald Belisario, R ERA: 4.5	(10, 1)	1.0		3	0	0	0	1	0	0	0	0	0	0	6	9	0.00	0.000
56 J.P. Howell, L ERA:	(11, 1)	1.0		4	1	0	0	0	0	0	0	0	0	0	8	15	0.00	1.000
44 Chris Withrow, R ERA: 13.5	(12, 1)	1.1	L	6	1	1	1	1	1	0	0	0	0	0	13	25	6.75	1.500

PITCHER		IP	WLS	BF	H	R	ER	SO	BB	IBB	HBP	BLK	WP	HR	S	P	ERA	WHIP
74 Kenley Jansen, R ERA:	(13, 1)	0.0		1	1	0	0	0	0	0	0	0	0	0	2	5	∞	∞

BOTTOM

Los Angeles Dodgers @ St. Louis Cardinals

Busch Stadium, St. Louis, MO

Fri Oct 11 2013, 7:39 PM - 12:25 AM CDT

Att. 46,691 - Clear - 66 F

livebaseballscorecards.com

AB	43
R	3
H	7
RBI	3
BB	4
SO	13
LOB	10

Batter	1	2	3	4	5	6	7	8	9	AB	R	H	RBI	BB	SO	LOB
25 Carl Crawford, L (1, 7) OBP: 0.379, SLG: 0.704	B CU 76 C FF 94 F CH 86 B FF 97 X FF 95 2-2 ① P6		C CH 87 F CU 76 X FF 97 0-2 ③ F7			B FF 94 X FF 94 1-0 E4 1-3 1B		C SI 85 F SL 75 X SL 75 0-2 ① P5		4	0	1	0	0	0	0
14 Mark Ellis, R (1, 4) OBP: 0.370, SLG: 0.458	C FF 94 C CU 77 F FF 97 B FF 94 B CH 89 B FF 95 X FF 95 3-2 66 S 1B			C FF 92 F FF 94 F FF 96 B FF 96 F CH 90 X CU 78 1-2 ① G5-3		B FF 94 X FF 94 1-0 ① P4		B CU 83 C FF 99 S SI 95 S CU 83 1-3 ② K		4	0	1	0	0	1	2
23 Adrián González, L (1, 3) OBP: 0.385, SLG: 0.435	B FF 94 C FF 94 F FF 95 F CH 89 S CH 87 1-3 ② K			B CH 90 X FF 96 1-0 ② F8		I IN 60 I IN 60 I IN 60 I 4-0 IBB		C SI 98 S CU 85 B SI 98 S CU 85 1-3 ③ K		3	0	0	0	1	2	1
66 Yasiel Puig, R (1, 9) OBP: 0.321, SLG: 0.333	B CU 76 S CH 87 C FF 95 F CH 88 F FF 96 D CH 89 S CH 87 2-3 ③ K 1-2			B CU 78 S CU 77 C FF 97 B FF 98 F FF 97 F CH 90 F CH 88 B CU 80 S FF 97 3-3 ③ K		S FF 95 C FF 95 B FF 96 D CH 89 B CH 89 S FF 94 3-3 ② K			B FF 97 B FF 98 C FF 98 S FF 99 B FF 99 F FF 97 C FF 98 3-3 ① K	4	0	0	0	0	4	4
5 Juan Uribe, R (1, 5) OBP: 0.308, SLG: 0.577		C CU 76 B CH 86 X CU 77 1-1 ① G6-3			S CH 85 F FF 93 S CH 87 0-3 ① K2-3	S FF 95 B FF 96 F FF 96 S CH 89 1-3 ③ K			B FF 99 F FF 98 S FF 99 S FF 99 1-3 ② K	4	0	0	0	0	3	3
55 Skip Schumaker, L (1, 8) OBP: 0.250, SLG: 0.176 16 Andre Ethier, L (9, PH) OBP: 0.273, SLG: 0.111		B CU 76 F FF 95 B FF 94 X FF 94 2-1 ② G6-3			C CH 86 B FF 94 S CH 88 F CH 89 B CH 90 X FF 94 2-2 ② G4-3		F FF 92 X CH 86 0-1 ① G6-3		S FF 98 S FF 101 S FF 98 0-3 ③ K	3 1	0 0	0 0	0 0	0 0	0 1	0 0
17 A.J. Ellis, R (1, 2) OBP: 0.391, SLG: 0.450		B FF 94 X FF 96 1-0 ③ F8			C FF 94 X FF 94 0-1 2B		C CU 76 B FF 95 C FF 94 F FF 95 B FF 95 B FF 94 X FF 96 3-2 ② F8			3	0	1	0	0	0	0
7 Nick Punto, S (1, 6) OBP: 0.250, SLG: 0.250			B FF 93 B FF 92 C FF 94 C FF 94 B CH 89 S FF 94 3-3 ① K		B FF 96 B FF 94 S CH 88 F FF 95 D FF 89 C CH 89 3-3 ③ K		C FF 94 F FF 96 X CH 88 0-2 10 WP 1B			3	0	1	0	0	2	1
22 Clayton Kershaw, L (1, 1) OBP: 0.143, SLG: 0.143 10 Michael Young, R (7, PH) OBP: 0.167, SLG: 0.167 54 Ronald Belisario, R (7, 1) 56 J.P. Howell, L (8, 1)			B CU 75 C FF 94 X CH 86 1-1 ② G6-3			C FF 92 C FF 94 X CH 88 0-2 25 E 25 1B 1B	B FF 96 F FF 96 1 SAFE C CH 87 F FF 98 F FF 98 B FF 90 B CH 90 X FF 97 3-2 ③ F9 1-3			2 1 0 0	0 0 0 0	1 0 0 0	0 0 0 0	0 0 0 0	0 0 0 0	0 1 0 0
Inning Stats	R: 0 H: 1 E: 0 LOB: 1 K: 2 BB: 0 S: 16 P: 24	R: 0 H: 0 E: 0 LOB: 0 K: 0 BB: 0 S: 5 P: 9	R: 0 H: 0 E: 0 LOB: 0 K: 1 BB: 0 S: 8 P: 12	R: 0 H: 0 E: 0 LOB: 0 K: 1 BB: 0 S: 12 P: 17	R: 0 H: 1 E: 0 LOB: 1 K: 2 BB: 0 S: 12 P: 17	R: 0 H: 2 E: 1 LOB: 3 K: 2 BB: 1 S: 11 P: 21	R: 0 H: 1 E: 0 LOB: 1 K: 0 BB: 0 S: 14 P: 20	R: 0 H: 0 E: 0 LOB: 0 K: 2 BB: 0 S: 9 P: 11	R: 0 H: 0 E: 0 LOB: 0 K: 3 BB: 0 S: 10 P: 14	1B: 4 SF: 0 2B: 1 SAC: 0 3B: 0 DP: 0 HR: 0 HBP: 0					WP: 2 PA: 33 PB: 0 SB: 1 CS: 0	

PITCHER		IP	WLS	BF	H	R	ER	SO	BB	IBB	HBP	BLK	WP	HR	S	P	ERA	WHIP
52 Michael Wacha, R ERA: 0.64	(1, 1)	6.2	W	26	5	0	0	8	0	1	0	0	0	0	73	112	0.00	0.750
46 Kevin Siegrist, L ERA:	(7, 1)	0.1	H	1	0	0	0	0	0	0	0	0	1	0	5	8	0.00	0.000
36 Randy Choate, L ERA:	(8, 1)	0.1	H	1	0	0	0	0	0	0	0	0	0	0	3	3	0.00	0.000
44 Carlos Martinez, R ERA: 4.91	(8, 1)	0.2	H	2	0	0	0	2	0	0	0	0	0	0	6	8	0.00	0.000
26 Trevor Rosenthal, R ERA:	(9, 1)	1.0	S	3	0	0	0	3	0	0	0	0	0	0	10	14	0.00	0.000

PITCHER	IP	WLS	BF	H	R	ER	SO	BB	IBB	HBP	BLK	WP	HR	S	P	ERA	WHIP

TOP

Los Angeles Dodgers @ St. Louis Cardinals

Busch Stadium, St. Louis, MO

Sat Oct 12 2013, 3:08 PM - 5:48 PM CDT

Att. 46,872 - Sunny - 75 F

livebaseballscorecards.com

AB	32
R	0
H	5
RBI	0
BB	1
SO	13
LOB	12

BOTTOM

Los Angeles Dodgers @ St. Louis Cardinals

Busch Stadium, St. Louis, MO

Sat Oct 12 2013, 3:08 PM - 5:48 PM CDT

Att. 46,872 - Sunny - 75 F

livebaseballscorecards.com

Batter	1	2	3	4	5	6	7	8	9	AB	R	H	RBI	BB	SO	LOB
13 Matt Carpenter, L (1, 4) OBP: 0.233, SLG: 0.192	X FF 93 0-0 3B		B FF 96 B FF 96 X FF 96 2-0 ③ G6-3			C SL 85 C CU 75 B FF 95 X SL 86 1-2 ② G3				3	0	1	0	0	0	0
3 Carlos Beltrán, S (1, 9) OBP: 0.333, SLG: 0.538	X FF 93 0-0 ① P5			C FF 92 C FF 93 B CU 75 B SL 88 B FF 94 B FF 94 4-2 7 G6-4-3 BB		B CU 74 C SL 84 S CU 74 B FF 95 S SL 86 2-3 ③ K				2	0	0	0	1	1	1
7 Matt Holliday, R (1, 7) OBP: 0.241, SLG: 0.357	B FF 94 T FF 94 C SL 84 D SL 88 S CU 74 2-3 ② K			X FF 94 0-0 ①② G6-4-3 1-2f			X SI 95 0-0 ① F8			3	0	0	0	0	1	2
4 Yadier Molina, R (1, 2) OBP: 0.393, SLG: 0.458	F FF 94 B FF 93 X FF 94 1-1 ③ G6-3			B CH 86 B CH 86 B FF 93 X FF 93 3-0 ③ G5-3			B SI 95 B SL 84 C SI 94 X SI 95 2-1 ② G6-3			3	0	0	0	0	0	1
23 David Freese, R (1, 5) OBP: 0.231, SLG: 0.333 33 Daniel Descalso, L (8, 5) OBP: 0.200, SLG: 0.200		B SL 84 X FF 93 1-0 ① G5-3			C FF 93 B CU 74 S SL 87 B SL 88 X CU 75 2-2 PB 19 SF7 2B		B SL 87 B SI 95 B SI 95 C SI 95 X SI 94 3-1 ③ G4-3			3 0	1 0	1 0	0 0	0 0	0 0	0 0
Matt Adams, L (1, 3) OBP: 0.310, SLG: 0.385		B FF 94 S SL 85 X SL 87 1-1 ② L3			B FF 95 B FF 94 B FF 94 F FF 94 T FF 94 S SL 87 3-3 ① K 2-3			B SI 87 B SL 79 C SI 87 C SI 87 B KC 80 X SI 88 3-2 ① G6-3		3	0	0	0	0	1	1
19 Jon Jay, L (1, 8) OBP: 0.250, SLG: 0.130		S FF 94 B CU 75 C SL 86 B SL 88 X SL 86 2-2 ③ G4-3			B FF 96 S FF 94 L FF 95 X SL 85 1-2 ② SF7 3-H			C KC 79 B SI 88 C SI 87 B KC 80 X KC 80 2-2 ② F8		2	0	0	1	0	0	0
38 Pete Kozma, R (1, 6) OBP: 0.316, SLG: 0.294			C FF 94 X CU 74 0-1 ① G4-3		B SL 87 X FF 94 1-0 ③ P3			T SI 88 B SI 86 F KC 79 B KC 78 B CH 80 B SI 89 4-2 BB		2	0	0	0	1	0	0
52 Michael Wacha, R (1, 1) 46 Kevin Siegrist, L (7, 1) 36 Randy Choate, L (8, 1) 44 Carlos Martinez, R (8, 1) 43 Shane Robinson, R (8, PH) 26 Trevor Rosenthal, R (9, 1)			C FF 93 F FF 94 B FF 96 S CU 73 1-3 ② K			C FF 92 T FF 93 F CU 74 B FF 95 F FF 94 C CU 74 1-3 ① K		B SI 87 F CH 81 1 SAFE 1 SAFE X KC 80 1-1 ③ F9		2 0 0 0 1 0	0 0 0 0 0 0	0 0 0 0 0 0	0 0 0 0 0 0	2 0 0 0 0 0	0 0 0 0 1 0	0 0 0 0 1 0
Inning Stats	R: 0 E: 0 K: 1 S: 7 H: 1 LOB: 1 BB: 0 P: 10	R: 0 E: 0 K: 0 S: 6 H: 0 LOB: 0 BB: 0 P: 10	R: 0 E: 0 K: 1 S: 6 H: 0 LOB: 0 BB: 0 P: 9	R: 0 E: 0 K: 0 S: 4 H: 0 LOB: 0 BB: 1 P: 11	R: 1 E: 0 K: 1 S: 10 H: 1 LOB: 0 BB: 0 P: 17	R: 0 E: 0 K: 2 S: 11 H: 0 LOB: 0 BB: 0 P: 15	R: 0 E: 0 K: 0 S: 5 H: 0 LOB: 0 BB: 0 P: 10	R: 0 E: 0 K: 0 S: 10 H: 0 LOB: 1 BB: 1 P: 20		1B: 0 2B: 1 3B: 1 HR: 0 SF: 1 SAC: 0 DP: 1 HBP: 0						

	AB	24
	R	1
	H	2
	RBI	1
	BB	2
	SO	5
	LOB	6

WP: 0 PA: 27
PB: 1
SB: 0
CS: 0

PITCHER		IP	WLS	BF	H	R	ER	SO	BB	IBB	HBP	BLK	WP	HR	S	P	ERA	WHIP
22 Clayton Kershaw, L ERA: 0.47	(1, 1)	6.0	L	20	2	1	0	5	1	0	0	0	0	0	44	72	0.00	0.500
54 Ronald Belisario, R ERA: 3.0	(7, 1)	1.0		3	0	0	0	0	0	0	0	0	0	0	5	10	0.00	0.000
56 J.P. Howell, L ERA:	(8, 1)	1.0		4	0	0	0	0	1	0	0	0	0	0	10	20	0.00	1.000

PITCHER		IP	WLS	BF	H	R	ER	SO	BB	IBB	HBP	BLK	WP	HR	S	P	ERA	WHIP

St. Louis Cardinals @ Los Angeles Dodgers

Dodger Stadium, Los Angeles, CA

Mon Oct 14 2013, 5:07 PM - 8:01 PM PDT

Att. 53,940 - Clear - 79 F

livebaseballscorecards.com

TOP

Batter	1	2	3	4	5	6	7	8	9	AB	R	H	RBI	BB	SO	LOB
13 Matt Carpenter, L (1, 4) (8, 5) OBP: 0.206, SLG: 0.167	B FF 93 X FF 93 1-0 ① F7		B SL 85 C FF 94 X CU 77 1-1 ③ G3-1			C SI 91 S CH 81 F CH 81 X SL 86 0-2 ② G4-3		C SI 94 1 SAFE F SL 90 C SL 90 0-3 ③ K		4	0	0	0	0	1	1
3 Carlos Beltrán, S (1, 9) OBP: 0.324, SLG: 0.483	C FF 93 F CU 76 F FF 94 B CH 84 B CH 85 B CH 84 B FF 95 4-2 BB			C CH 80 C FF 91 B FF 93 B CH 78 B CU 75 X FF 93 3-2 ① G6-3		B CU 72 X FF 90 1-0 ③ F7			C FC 91 B FF 94 X FC 92 1-1 ① P2	3	0	0	0	1	0	0
7 Matt Holliday, R (1, 7) OBP: 0.212, SLG: 0.313	F FF 93 B FF 93 B CH 84 X CH 84 2-1 ② F9			B SL 84 B CH 81 F CH 82 X FF 93 2-1 ② G3-1			F CH 77 F SL 80 B CH 80 B FF 91 X FF 92 2-2 ① G4-3		S FC 93 B FC 94 F FC 95 B FC 96 F FC 95 X FC 95 2-2 ② G4-3	4	0	0	0	0	0	1
4 Yadier Molina, R (1, 2) OBP: 0.375, SLG: 0.429	C CH 82 C CU 74 1 SAFE F FF 93 B CH 80 C SL 86 1-3 ③ K			C CU 74 B CU 73 B CH 78 S CH 82 B FF 94 X CH 85 3-2 ③ F8			B FF 92 B FF 92 C CH 80 X SL 83 2-1 33 FC3-6 1B		B FC 92 S FC 90 F FC 94 F FC 97 F FC 96 F FC 96 X SL 82 1-2 ③ G6-3	4	0	1	0	0	1	1
23 David Freese, R (1, 5) OBP: 0.250, SLG: 0.346 33 Daniel Descalso, L (5, PR) (5, 5) (8, 6) OBP: 0.182, SLG: 0.182		C CU 73 B FF 92 S FF 93 F FF 93 X SL 86 1-2 ① G5-3			B CH 78 F FF 91 C FF 91 B FF 93 X SI 92 2-2 19 F7-4 1B 1B		C FF 90 F FF 90 F SI 90 B FF 91 B SL 85 F SL 83 X CH 80 2-2 ② FC3-6 1-2f			2 1	0 0	1 0	0 0	0 0	0 0	0 1
Matt Adams, L (1, 3) OBP: 0.313, SLG: 0.379		B SL 87 B FF 94 C SL 85 F FF 94 C FF 95 2-3 ② K			B SL 82 X FF 92 1-0 38 FC5-4 1B 1-2		D SL 85 C CH 79 C FF 91 F CU 76 S FF 91 1-3 ③ K			3	0	1	0	0	2	1
19 Jon Jay, L (1, 8) OBP: 0.258, SLG: 0.154		C FF 94 B CH 82 F CU 76 B FF 94 B CU 77 F CH 82 X FF 95 3-2 ③ G3			B SI 92 F SI 92 F SL 86 X CH 81 1-2 ① ② F7-4 2-2			C SL 88 X CU 78 0-1 56 FC4-6 1B		3	0	1	0	0	0	2
38 Pete Kozma, R (1, 6) OBP: 0.286, SLG: 0.263 16 Kolten Wong, L (8, PH) (8, 4)			M CH 80 X FF 92 0-1 ① F8		D CH 81 C CH 81 C FF 92 F FF 92 X CU 76 1-2 ③ FC5-4 1-2f			C SL 89 B SI 93 1 SAFE F SI 92 B FF 94 C SI 93 2-3 ① K		2 1	0 0	0 0	0 0	0 1	0 1	2 1
50 Adam Wainwright, R (1, 1) 56 Adron Chambers, L (8, PH) 46 Kevin Siegrist, L (8, 1) 43 Seth Maness, R (8, 1) 36 Randy Choate, L (8, 1)			C SI 93 S CH 79 B CH 80 S CU 75 1-3 ② K			B FF 90 F FF 90 S CH 80 B CH 81 X CH 79 2-2 ① G5-3		B SL 90 C SL 90 B FF 94 X SL 90 2-1 ② FC4-6 1-2f		2 1 0 0 0	0 0 0 0 0	0 0 0 0 0	0 0 0 0 0	1 0 0 0 0	0 1 0 0 0	0 1 0 0 0
Inning Stats	R: 0 H: 0 E: 0 LOB: 1 K: 1 BB: 1 S: 10 P: 18	R: 0 H: 0 E: 0 LOB: 0 K: 1 BB: 0 S: 11 P: 17	R: 0 H: 0 E: 0 LOB: 0 K: 1 BB: 0 S: 7 P: 9	R: 0 H: 0 E: 0 LOB: 0 K: 0 BB: 0 S: 8 P: 16	R: 0 H: 2 E: 0 LOB: 2 K: 0 BB: 0 S: 11 P: 16	R: 0 H: 0 E: 0 LOB: 0 K: 0 BB: 0 S: 8 P: 11	R: 0 H: 1 E: 0 LOB: 1 K: 1 BB: 0 S: 14 P: 21	R: 0 H: 1 E: 0 LOB: 1 K: 2 BB: 0 S: 10 P: 14	R: 0 H: 0 E: 0 LOB: 0 K: 0 BB: 0 S: 12 P: 16	1B: 4 2B: 1 3B: 0 HR: 0	SF: 0 SAC: 0 DP: 1 HBP: 0					

	AB	30
	R	0
	H	4
	RBI	0
	BB	1
	SO	6
	LOB	11

PITCHER		IP	WLS	BF	H	R	ER	SO	BB	IBB	HBP	BLK	WP	HR	S	P	ERA	WHIP
99 Hyun Jin Ryu, L ERA: 3.6	(1, 1)	7.0	W	24	3	0	0	4	1	0	0	0	0	0	69	108	0.00	0.571
0 Brian Wilson, R ERA:	(8, 1)	1.0	H	4	1	0	0	2	0	0	0	0	0	0	10	14	0.00	1.000
74 Kenley Jansen, R ERA:	(9, 1)	1.0	S	3	0	0	0	0	0	0	0	0	0	0	12	16	0.00	0.000

PITCHER	IP	WLS	BF	H	R	ER	SO	BB	IBB	HBP	BLK	WP	HR	S	P	ERA	WHIP

Batter	1	2	3	4	5	6	7	8	9	AB	R	H	RBI	BB	SO	LOB
25 Carl Crawford, L (1, 7) OBP: 0.364, SLG: 0.645	B CU 72 C FC 89 X FF 92 1-1 G6-3 ①		S CU 76 B CU 76 B FC 90 X CU 77 2-1 G4-3 ③		B FC 90 F FC 91 S FC 91 S CU 80 1-3 K ②			S FF 96 X FF 96 0-1 14 1B / 13 1B / 1B		4	1	1	0	0	1	1
14 Mark Ellis, R (1, 4) OBP: 0.387, SLG: 0.500	C CU 74 F FC 88 B SI 92 B CU 76 B FC 90 S CU 77 3-3 K ②			C FC 88 F FF 90 B FC 89 B FF 94 X CU 79 2-2 13 F9 / 23 2B / 2B	X FC 89 0-0 G6-3 ③			P PO 87 B SI 91 F SI 89 1 SAFE X SI 90 2-1 23 G5-3 / 13 1B / 1-2 1B		4	1	2	0	0	1	1
13 Hanley Ramirez, R (1, 6) OBP: 0.571, SLG: 0.864 74 Kenley Jansen, S (9, 1)	X FC 90 0-0 1B			F FF 92 B FC 90 B SI 93 X FC 90 2-1 F9 ① 2-3		X CU 75 0-0 G5-3 ①		B FF 91 X SI 92 1-0 23 G5-3 / 1-2 2-H 1B		4 0	0 0	2 0	1 0	0 0	0 0	1 0
23 Adrián González, L (1, 3) OBP: 0.367, SLG: 0.444	C FF 92 B CU 76 D CU 77 B SI 93 X FC 89 3-1 P4 ③			D CU 79 F FC 91 X FC 91 1-1 16 G4-3 / 66 3B / 3-H 2B		C SI 90 B CH 84 F FC 90 X CU 78 1-2 F7 ②		X FF 88 0-0 G5-3 ② 1-2 2-3		4	1	1	1	0	0	3
16 Andre Ethier, L (1, 8) OBP: 0.200, SLG: 0.077		C CU 73 C SI 91 X CU 76 0-2 G4-3 ①		X FC 90 0-0 G4-3 ② 2-3		C CU 76 X FC 91 0-1 P4 ③		B SI 87 B SL 78 C SI 88 C SI 88 S SL 77 2-3 K ③		4	0	0	0	0	1	3
66 Yasiel Puig, R (1, 9) OBP: 0.355, SLG: 0.433		F FF 92 B FC 88 B CU 78 C CU 77 B CU 77 F CU 78 C FF 94 3-3 K ②		B SI 93 T CU 78 B SI 93 X SI 93 2-1 3B 3-H			S CU 76 C CU 76 B CU 76 B FF 92 X CU 79 2-2 5 G6-4-3 / 1B			3	0	2	1	0	1	0
5 Juan Uribe, R (1, 5) OBP: 0.276, SLG: 0.517		X FC 88 0-0 G1-3 ③		C FC 89 S CU 78 S CU 79 0-3 K ③			X FC 89 0-0 G6-4-3 ① ② 1-2f			3	0	0	0	0	1	2
17 A.J. Ellis, R (1, 2) OBP: 0.385, SLG: 0.522			C FF 92 B SI 90 C CU 74 B FF 92 B FC 90 F FC 88 F FF 93 X FF 93 3-2 G6-3 ①		B FC 88 X SI 92 1-0 3B		B CU 76 C FC 89 F FF 92 X CU 78 1-2 G5-3 ③			3	0	1	0	0	0	0
99 Hyun Jin Ryu, R (1, 1) 0 Brian Wilson, R (8, 1) 10 Michael Young, R (8, PH) OBP: 0.143, SLG: 0.143 7 Nick Punto, S (9, 6) OBP: 0.250, SLG: 0.250			S FF 91 B FC 86 S FC 87 F CU 77 B CU 76 C FF 93 2-3 K ②		D SI 92 D FC 89 X FC 89 2-0 G1-4-3 ①			B FF 96 F FF 95 X FF 97 1-1 G6-3 ①		2 0 1 0	0 0 0 0	0 0 0 0	0 0 0 0	0 0 0 0	1 0 0 0	1 0 0 0
Inning Stats	R: 0 E: 0 K: 1 S: 8 H: 1 LOB: 1 BB: 0 P: 15	R: 0 E: 0 K: 1 S: 8 H: 0 LOB: 0 BB: 0 P: 11	R: 0 E: 0 K: 1 S: 11 H: 0 LOB: 0 BB: 0 P: 18	R: 2 E: 0 K: 1 S: 13 H: 3 LOB: 1 BB: 0 P: 20	R: 0 E: 0 K: 1 S: 6 H: 1 LOB: 1 BB: 0 P: 10	R: 0 E: 0 K: 0 S: 6 H: 0 LOB: 0 BB: 0 P: 7	R: 0 E: 0 K: 0 S: 7 H: 1 LOB: 0 BB: 0 P: 10	R: 1 E: 0 K: 1 S: 12 H: 3 LOB: 2 BB: 0 P: 17		1B: 5 2B: 2 3B: 2 HR: 0	SF: 0 SAC: 0 DP: 1 HBP: 0			WP: 0 PB: 0 SB: 0 CS: 0	PA: 32	

PITCHER	IP	WLS	BF	H	R	ER	SO	BB	IBB	HBP	BLK	WP	HR	S	P	ERA	WHIP
50 Adam Wainwright, R (1, 1) ERA: 1.57	7.0	L	26	6	2	2	5	0	0	0	0	0	0	59	91	2.57	0.857
46 Kevin Siegrist, L (8, 1) ERA: 3.86	0.1		2	1	1	1	0	0	0	0	0	0	0	4	5	27.00	3.000
43 Seth Maness, R (8, 1) ERA:	0.0		2	2	0	0	0	0	0	0	0	0	0	4	6	∞	∞
36 Randy Choate, L (8, 1) ERA:	0.2		2	0	0	0	1	0	0	0	0	0	0	4	6	0.00	0.000

PITCHER	IP	WLS	BF	H	R	ER	SO	BB	IBB	HBP	BLK	WP	HR	S	P	ERA	WHIP

BOTTOM

St. Louis Cardinals @ Los Angeles Dodgers

Dodger Stadium, Los Angeles, CA

Mon Oct 14 2013, 5:07 PM - 8:01 PM PDT

Att. 53,940 - Clear - 79 F

livebaseballscorecards.com

AB	32
R	3
H	9
RBI	3
BB	0
SO	6
LOB	12

St. Louis Cardinals @ Los Angeles Dodgers

Dodger Stadium, Los Angeles, CA

Tue Oct 15 2013, 5:08 PM - 8:25 PM PDT

Att. 53,992 - Clear - 82 F

livebaseballscorecards.com

Batter	1	2	3	4	5	6	7	8	9	AB	R	H	RBI	BB	SO	LOB
13 Matt Carpenter, L (1, 4) OBP: 0.231, SLG: 0.206	G3-1		2-0 G4-3 3 7 HR 2-H 2B		0-2 F7		3-3 K		4-0 56 S BB	4	1	1	1	1	1	1
3 Carlos Beltrán, S (1, 9) OBP: 0.333, SLG: 0.438	P5		G4-3 2-3		4-2 7 FC5-4 1-3 BB		4-0 7 1B BB		F9	3	0	0	0	2	0	2
7 Matt Holliday, R (1, 7) OBP: 0.243, SLG: 0.417 44 Carlos Martinez, R (7, 1) 56 Adron Chambers, L (9, PH) 26 Trevor Rosenthal, R (9, 1)	P3		0-0 HR 3-H		1-1 FC5-4 1-2f		1-2 1B 1-2		K 2-3 1-2	4 0 1 0	1 0 0 0	2 0 0 0	2 0 0 0	0 0 1 0	0 0 1 0	2 0 1 0
Matt Adams, L (1, 3) OBP: 0.270, SLG: 0.324		G3 2-2	K 1-3			G4-3 2-1	K 1-3		K 3-3	5	0	0	0	0	3	3
4 Yadier Molina, R (1, 2) OBP: 0.389, SLG: 0.400		BB 4-1	F8 0-0			19 CI BB 4-2		G5-3 1-0		2	0	0	0	2	0	0
19 Jon Jay, L (1, 8) OBP: 0.265, SLG: 0.172		K 1-3	K2-3 1-3			CI 23 G5-4-3 1-2		38 HBP 1B 0-0		3	0	1	0	0	2	1
23 David Freese, R (1, 5) OBP: 0.226, SLG: 0.310 38 Pete Kozma, R (6, 6) OBP: 0.318, SLG: 0.263		K 1-2	F8 2-2			G5-4-3 3-1 1-2f		HBP 1-2		3 0	0 0	0 0	0 0	0 0	1 0	3 0
33 Daniel Descalso, L (1, 6) OBP: 0.200, SLG: 0.200 (6, 5)			31 SH3-4 13 2B 1B 0-1		K 2-3		K 2-3	K 2-3		4	1	1	0	0	3	2
31 Lance Lynn, S (1, 1) 43 Seth Maness, R (6, 1) 43 Shane Robinson, R (7, PH) OBP: 0.250, SLG: 1.000 (7, 7)			SH3-4 1-2 0-0		3 BLK 3 WP BB 4-2		HR 1-0	F8 1-0		0 0 2	0 0 1	0 0 1	0 0 1	1 0 0	0 0 0	0 0 2

Inning Stats	1	2	3	4	5	6	7	8	9
	R: 0 H: 0 E: 0 LOB: 0 K: 0 BB: 0 S: 4 P: 6	R: 0 H: 0 E: 0 LOB: 1 K: 2 BB: 1 S: 14 P: 22	R: 3 H: 3 E: 0 LOB: 0 K: 1 BB: 0 S: 12 P: 18	R: 0 H: 0 E: 0 LOB: 0 K: 1 BB: 0 S: 9 P: 12	R: 0 H: 0 E: 0 LOB: 2 K: 1 BB: 2 S: 14 P: 25	R: 0 H: 0 E: 1 LOB: 1 K: 0 BB: 1 S: 9 P: 19	R: 1 H: 2 E: 0 LOB: 2 K: 3 BB: 1 S: 14 P: 26	R: 0 H: 1 E: 0 LOB: 2 K: 1 BB: 0 S: 7 P: 13	R: 0 H: 0 E: 0 LOB: 1 K: 2 BB: 1 S: 9 P: 18

1B: 3 SF: 0
2B: 1 SAC: 1
3B: 0 DP: 1
HR: 2 HBP: 1

WP: 1 PA: 40
PB: 0
SB: 1
CS: 0

TOP	
AB	31
R	4
H	6
RBI	4
BB	6
SO	11
LOB	17

PITCHER		IP	WLS	BF	H	R	ER	SO	BB	IBB	HBP	BLK	WP	HR	S	P	ERA	WHIP
47 Ricky Nolasco, R ERA: 6.75	(1, 1)	4.0	L	16	3	3	3	4	1	0	0	0	0	1	39	58	6.75	1.000
44 Chris Withrow, R ERA: 6.75	(5, 1)	2.0		9	0	0	0	1	3	0	0	1	1	0	23	44	0.00	1.500
56 J.P. Howell, L ERA: 1.69	(7, 1)	1.0		6	2	1	1	3	1	0	0	0	0	1	14	26	9.00	3.000
54 Ronald Belisario, R ERA: 2.7	(8, 1)	0.1		3	1	0	0	0	0	0	1	0	0	0	2	5	0.00	3.000
49 Carlos Marmol, R ERA:	(8, 1)	1.2		6	0	0	0	3	1	0	0	0	0	0	14	26	0.00	0.600

PITCHER	IP	WLS	BF	H	R	ER	SO	BB	IBB	HBP	BLK	WP	HR	S	P	ERA	WHIP

Batter	1	2	3	4	5	6	7	8	9	AB	R	H	RBI	BB	SO	LOB
25 Carl Crawford, L (1, 7) OBP: 0.351, SLG: 0.600	C FF 93 X FF 93 0-1 F8		B CU 80 B CU 80 X FF 93 2-0 P6		C FF 93 B CU 81 X FF 93 1-1 1B		2 SAFE C FF 99 X CU 84 0-1 G3 2-3			4	0	1	0	0	0	1
14 Mark Ellis, R (1, 4) OBP: 0.343, SLG: 0.438	C FF 93 S CU 83 B FF 94 S FF 94 1-3 K		C SL 90 X SI 92 0-1 G5-3		C FF 93 B SL 87 B SL 86 C FF 94 X FF 95 2-2 P4			C FF 98 F FF 98 B CU 85 B CU 84 X FF 100 2-2 G5-3		4	0	0	0	0	1	1
13 Hanley Ramirez, R (1, 6) OBP: 0.516, SLG: 0.760 56 J.P. Howell, L (7, 1) 54 Ronald Belisario, R (8, 1) 10 Michael Young, R (8, 6) OBP: 0.125, SLG: 0.125	B FF 94 F FF 94 B SL 84 F CU 82 F FF 95 S SI 94 2-3 K		S FF 95 F CU 82 F CU 81 B CU 81 S CU 82 1-3 K		C FF 95 C FF 94 C FF 94 0-3 K			X FF 100 0-0 G6-3		3 0 0 1	0 0 0 0	0 0 0 0	0 0 0 0	0 0 0 0	3 0 0 0	1 0 0 0
23 Adrián González, L (1, 3) OBP: 0.353, SLG: 0.452		F FF 92 C CU 80 F FF 93 B FF 93 X FF 94 1-2 F7		S FF 92 X CU 81 0-1 66 1B 2B	X FF 95 0-0 F8			B FF 97 B SI 97 C FF 100 F FF 99 X CU 85 2-2 G3		4	1	1	0	0	0	1
16 Andre Ethier, L (1, 8) OBP: 0.316, SLG: 0.188		B SI 92 B FF 93 X FF 93 2-0 17 BB 66 BB 1B		F FF 92 B FF 94 S FF 93 D CU 82 B FF 95 B FF 93 4-2 5 F9 66 1B 17 1B BB	C FF 93 B FF 94 F FF 93 X CU 80 1-2 L7				F FF 97 B CH 89 C FF 99 B FF 98 X FF 100 2-2 66 G4-3 1B	3	1	2	0	1	0	0
66 Yasiel Puig, R (1, 9) OBP: 0.400, SLG: 0.455		B SI 92 B SI 92 F SI 92 B FF 94 B SI 93 4-1 17 BB 1-2 BB		B SI 93 C FF 91 B FF 93 C CU 82 D CU 82 X CU 82 3-2 17 1B 1-2 2-H 1B	X FF 95 0-0 5 G6-4-3 1B				B FF 99 D FF 100 X FF 98 2-0 G4-3 1-2f	3	0	2	1	1	0	1
5 Juan Uribe, R (1, 5) OBP: 0.242, SLG: 0.455		X FF 92 0-0 L4		X FF 94 0-0 F9 2-3	B SI 91 C SI 91 1 SAFE X SI 91 1-1 G6-4-3 1-2f				C FF 96 S FF 98 B FF 98 B FF 99 S FF 98 2-3 K	4	0	0	0	0	1	5
17 A.J. Ellis, R (1, 2) OBP: 0.414, SLG: 0.520		D CU 82 C FF 94 C SI 95 B FF 94 F FF 96 B SL 90 B SL 89 4-2 1-2 2-3 BB		F FF 95 X FF 93 0-1 55 G6-3 1-2 3-H 1B			B FF 100 C FF 99 X FF 99 1-1 P4			2	0	1	1	1	0	0
47 Ricky Nolasco, R (1, 1) 55 Skip Schumaker, L (4, PH) OBP: 0.238, SLG: 0.167 44 Chris Withrow, R (5, 1) 7 Nick Punto, S (7, 6) OBP: 0.400, SLG: 0.600 49 Carlos Marmol, R (8, 1)		C FF 93 C FF 95 B FF 96 C FF 96 1-3 K		F FF 94 X SI 94 0-1 G6-3 1-2f			B SI 97 X SI 96 1-0 25 G3 2B			1 1 0 1 0	0 0 0 0 0	0 0 0 1 0	0 0 0 0 0	0 0 0 0 0	1 0 0 0 0	3 2 0 0 0
Inning Stats	R: 0 E: 0 K: 2 S: 9 H: 0 LOB: 0 BB: 0 P: 12	R: 0 E: 0 K: 1 S: 13 H: 1 LOB: 3 BB: 2 P: 25	R: 0 E: 0 K: 1 S: 7 H: 0 LOB: 0 BB: 0 P: 10	R: 2 E: 0 K: 0 S: 12 H: 3 LOB: 1 BB: 1 P: 19	R: 0 E: 0 K: 1 S: 9 H: 1 LOB: 1 BB: 0 P: 12	R: 0 E: 0 K: 0 S: 6 H: 1 LOB: 0 BB: 0 P: 8	R: 0 E: 0 K: 0 S: 5 H: 1 LOB: 0 BB: 0 P: 7	R: 0 E: 0 K: 0 S: 7 H: 0 LOB: 0 BB: 0 P: 11	R: 0 E: 0 K: 1 S: 7 H: 1 LOB: 0 BB: 0 P: 13	1B: 6 2B: 2 3B: 0 HR: 0 SF: 0 SAC: 0 DP: 3 HBP: 0						

PITCHER		IP	WLS	BF	H	R	ER	SO	BB	IBB	HBP	BLK	WP	HR	S	P	ERA	WHIP
31 Lance Lynn, R ERA: 5.4	(1, 1)	5.1	W	24	6	2	2	5	3	0	0	0	0	0	54	83	3.38	1.688
43 Seth Maness, R ERA:	(6, 1)	0.2	H	1	0	0	0	0	0	0	0	0	0	0	2	3	0.00	0.000
44 Carlos Martinez, R ERA: 3.18	(7, 1)	2.0	H	6	1	0	0	0	0	0	0	0	0	0	12	18	0.00	0.500
26 Trevor Rosenthal, R ERA:	(9, 1)	1.0	S	3	1	0	0	1	0	0	0	0	0	0	7	13	0.00	1.000

PITCHER	IP	WLS	BF	H	R	ER	SO	BB	IBB	HBP	BLK	WP	HR	S	P	ERA	WHIP

BOTTOM

St. Louis Cardinals @ Los Angeles Dodgers

Dodger Stadium, Los Angeles, CA

Tue Oct 15 2013, 5:08 PM - 8:25 PM PDT

Att. 53,992 - Clear - 82 F

livebaseballscorecards.com

AB	31
R	2
H	8
RBI	2
BB	3
SO	6
LOB	15

WP: 0	PB: 0	SB: 0	CS: 0	PA: 34														

Batter	1	2	3	4	5	6	7	8	9	AB	R	H	RBI	BB	SO	LOB
13 Matt Carpenter, L (1, 4) OBP: 0.256, SLG: 0.237	B FF 92 X FF 92 1-0 7 1B 3 BB 1B		B SI 92 C CH 87 B FF 94 C CU 74 F FC 86 X CU 74 2-2 3 3B 1B		C SI 93 X FC 83 0-1 ② G3-1			X FF 94 0-0 ② G4-3		4	1	2	0	0	0	0
3 Carlos Beltrán, S (1, 9) OBP: 0.349, SLG: 0.486	B FF 93 B FF 94 D SL 87 B FF 92 4-0 4 G5-3 7 1B 1-2 BB		B CU 74 C SI 94 B SI 93 F FC 86 1 SAFE D FC 86 X CU 73 3-2 7 2B 1-H 3B		B SI 93 X FF 92 1-0 ③ G3			S CU 78 B SL 90 C SL 90 F FF 95 B SI 95 C SL 91 2-3 ③ K		3	1	1	1	1	1	0
7 Matt Holliday, R (1, 7) OBP: 0.293, SLG: 0.500	F FF 92 B FF 94 X FF 95 1-1 1-2 2-3 1B		S SL 87 D FC 85 B SI 94 B SI 95 X FC 86 3-1 1B 3-H 2B			B CU 76 B FF 92 C SI 94 X FF 93 2-1 ① G5-3			C FC 95 B FC 94 X FC 94 1-1 1B 2B	4	1	3	1	0	0	0
Matt Adams, L (1, 3) OBP: 0.293, SLG: 0.342	C FF 94 D CU 70 B CU 74 F CH 90 S CU 77 2-3 ① K		B FF 94 F CH 87 B FF 94 C FF 94 X FF 94 2-2 4 G1-4-3 2-3 1B			C CU 75 F FF 94 B FF 94 F CU 70 B FC 82 B FF 94 X CU 75 3-2 ② F7			C FF 93 B FF 94 B FC 92 C FC 94 X FC 94 2-2 19 1B 38 1B 2-H 1B	4	1	2	1	0	1	3
4 Yadier Molina, R (1, 2) OBP: 0.350, SLG: 0.353	S FF 94 B FF 94 D CU 74 S FF 95 F SI 95 X CU 78 2-2 ②③ G5-3 2-3f		C FF 93 B FF 94 D CU 73 B CU 74 X SI 93 3-1 ②③ G1-4-3 1-2f			B FF 92 S FC 84 C CU 73 B FC 82 S FF 94 2-3 ③ K			S FC 95 S FC 96 F FC 97 S FC 96 0-3 ① K	4	0	0	0	0	2	6
19 Jon Jay, L (1, 8) OBP: 0.263, SLG: 0.182		B CU 74 F CH 86 F FF 93 S FC 83 1-3 ① K2-3		C CH 86 C SL 85 X CU 71 0-2 ① F8			C CU 75 B SL 87 X FC 86 1-1 ① G4-3		F FC 93 S SL 82 X SL 82 0-2 38 1B 1-2 1B	4	0	1	0	0	1	0
23 David Freese, R (1, 5) OBP: 0.200, SLG: 0.273		X FF 92 0-0 ② L9		B FC 85 X FC 85 1-0 ② G6-3			C FF 93 B SI 93 B SI 94 F FF 93 F CU 77 B SI 93 X SI 92 3-2 ② G5-3		B FC 94 S FC 93 C FC 95 S FC 96 1-3 ② K	4	0	0	0	0	1	2
38 Pete Kozma, R (1, 6) OBP: 0.308, SLG: 0.261		C FF 92 C CU 74 B FF 93 B SI 92 X SI 94 2-2 ③ G1-3		C FC 84 C CU 73 B FC 84 X SL 85 1-2 ③ L8			X FC 84 0-0 ③ G5-3		B FC 94 B FC 92 X FC 91 2-0 1-2 2-H 1B	4	0	1	1	0	0	0
58 Joe Kelly, R (1, 1) OBP: 0.167, SLG: 0.167 36 Randy Choate, L (6, 1) 44 Edward Mujica, R (6, 1) 46 Kevin Siegrist, L (7, 1) 33 Daniel Descalso, L (8, PH) OBP: 0.188, SLG: 0.188 34 John Axford, R (8, 1) 56 Adron Chambers, L (9, PH)			C FF 93 F CU 71 B FC 84 X FC 86 1-2 ① G1-3		C FF 92 C FF 93 S FC 83 0-3 ① K			C SL 88 B SL 89 S SL 90 X SL 89 1-2 ① G1-3	F FC 93 C FC 94 B FC 94 C FC 94 1-3 ③ K	2 0 0 0 0 1 0 0	0 0 0 0 0 0 0 0	0 0 0 0 0 0 0 0	0 0 0 0 0 0 0 0	0 0 0 0 0 0 0 0	1 0 0 0 0 0 0 1	0 0 0 0 0 0 0 2
Inning Stats	R: 0 E: 0 K: 1 S: 10 H: 2 LOB: 2 BB: 1 P: 20	R: 0 E: 0 K: 1 S: 7 H: 0 LOB: 0 BB: 0 P: 10	R: 2 E: 0 K: 0 S: 17 H: 4 LOB: 1 BB: 0 P: 31	R: 0 E: 0 K: 0 S: 7 H: 0 LOB: 0 BB: 0 P: 9	R: 0 E: 0 K: 1 S: 6 H: 0 LOB: 0 BB: 0 P: 7	R: 0 E: 0 K: 1 S: 9 H: 0 LOB: 0 BB: 0 P: 16	R: 0 E: 0 K: 0 S: 7 H: 0 LOB: 0 BB: 0 P: 11	R: 0 E: 0 K: 1 S: 8 H: 0 LOB: 0 BB: 0 P: 11	R: 2 E: 0 K: 3 S: 19 H: 4 LOB: 2 BB: 0 P: 26	1B: 7 2B: 2 3B: 1 HR: 0 SF: 0 SAC: 0 DP: 2 HBP: 0						

PITCHER		IP	WLS	BF	H	R	ER	SO	BB	IBB	HBP	BLK	WP	HR	S	P	ERA	WHIP
21 Zack Greinke, R ERA: 2.57	(1, 1)	7.0	W	26	6	2	2	4	1	0	0	0	0	0	63	104	2.57	1.000
0 Brian Wilson, R ERA:	(8, 1)	1.0	H	3	0	0	0	1	0	0	0	0	0	0	8	11	0.00	0.000
74 Kenley Jansen, R ERA: 4.15	(9, 1)	1.0		7	4	2	2	3	0	0	0	0	0	0	19	26	18.00	4.000

PITCHER	IP	WLS	BF	H	R	ER	SO	BB	IBB	HBP	BLK	WP	HR	S	P	ERA	WHIP

TOP

St. Louis Cardinals @ Los Angeles Dodgers

Dodger Stadium, Los Angeles, CA

Wed Oct 16 2013, 1:08 PM - 4:18 PM PDT

Att. 53,183 - Sunny - 82 F

livebaseballscorecards.com

AB	35
R	4
H	10
RBI	4
BB	1
SO	8
LOB	13

WP: 0	PA: 36
PB: 0	
SB: 0	
CS: 0	

Batter	1	2	3	4	5	6	7	8	9	AB	R	H	RBI	BB	SO	LOB
25 Carl Crawford, L (1, 7) OBP: 0.341, SLG: 0.641	B SI 93 S CU 80 B CU 78 F CU 79 B SI 96 F SI 94 F SI 95 X SI 94 3-2 G4-3 ①	B SI 96 C SI 96 B SI 94 S SL 82 B SI 96 S SL 81 3-3 K ③			B FF 97 B SI 96 B SI 94 C SI 95 F SI 96 F SI 96 X SI 96 3-2 HR		C FF 97 F FF 96 B FF 98 B CU 83 S FF 98 2-3 K ③			4	1	1	1	0	2	2
14 Mark Ellis, R (1, 4) OBP: 0.333, SLG: 0.417	X SI 95 0-0 L6 ②		B SI 96 C SI 95 B SL 86 X SI 95 2-1 13 G6-3 1B		C CU 80 X CU 79 0-1 L8 ②			B FF 95 X FF 95 1-0 G6-3 ①		4	0	1	0	0	0	0
13 Hanley Ramirez, R (1, 6) OBP: 0.471, SLG: 0.679 7 Nick Punto, S (7, 6) OBP: 0.333, SLG: 0.500	B CU 78 B SL 82 F SI 95 F CU 80 F SI 96 B SI 98 C SI 96 3-3 K ③		X SI 96 0-0 G6-3 ①② 1-2f		B CU 80 B CU 80 C SL 86 B SI 97 X SI 97 3-1 G1-3 ③			B FF 94 B FF 95 C FF 96 C FF 96 F FF 96 S FF 97 2-3 K ②		3 1	0 0	0 0	0 0	0 0	1 1	1 0
23 Adrián González, L (1, 3) OBP: 0.395, SLG: 0.657		B CH 85 B SI 94 X SI 95 2-0 66 1B 5 1B 1B	B SI 97 B SI 96 F SI 96 X SI 96 2-1 HR			B SL 78 X SI 85 1-0 G3-1 ①		C FF 96 X CU 79 0-1 HR		4	3	3	2	0	0	0
16 Andre Ethier, L (1, 8) OBP: 0.261, SLG: 0.150		F SI 95 B CH 86 X SI 95 1-1 F7 ①	B CH 87 S CH 88 X CH 84 1-1 G4-3 ③			C SL 76 B SL 77 B SL 78 F SI 87 B SL 75 X SI 87 3-2 L6 ②		C FF 96 C FF 97 F FF 97 F FF 98 S CU 82 0-3 K2-3 ③		4	0	0	0	0	1	1
66 Yasiel Puig, R (1, 9) OBP: 0.395, SLG: 0.444		C SL 82 C SI 95 B SL 85 B SL 85 X SI 97 2-2 17 P4 5 1B 21 1B 1-2 1B	C SL 81 C SI 98 B SI 99 F SI 99 C SI 97 1-3 K ①			B FS 86 X FS 86 1-0 G5-3 ③				3	1	1	0	0	1	0
5 Juan Uribe, R (1, 5) OBP: 0.250, SLG: 0.444		B SI 97 X SI 97 1-0 21 1B 1-2 2-H 1B	X SL 82 0-0 G6-3 ②				B FF 92 F FS 86 F FS 86 X FS 86 1-2 G1-3 ①			3	0	1	1	0	0	0
17 A.J. Ellis, R (1, 2) OBP: 0.406, SLG: 0.607		C SI 95 B SL 87 B CU 79 X SI 95 2-1 P4 ② 2-3	C SI 98 F SI 98 X SL 81 0-2 G5-3 ③				C FF 92 C SL 85 X FS 86 0-2 HR			3	1	1	1	0	0	2
21 Zack Greinke, R (1, 1) OBP: 0.143, SLG: 0.143 10 Michael Young, R (7, PH) OBP: 0.111, SLG: 0.111 0 Brian Wilson, R (8, 1) 74 Kenley Jansen, S (9, 1)		C SI 97 F SI 95 B SI 98 F SI 97 X CU 81 1-2 1-2 3-H 1B		S SI 96 S SL 86 X SI 98 0-2 G4-3 ①			B SL 86 F FF 92 B FF 93 S FS 87 X FF 91 2-2 L8 ②			2 1 0 0	0 0 0 0	1 0 0 0	1 0 0 0	0 0 0 0	0 0 0 0	0 0 0 0
Inning Stats	R: 0 E: 0 K: 1 S: 10 H: 0 LOB: 0 BB: 0 P: 16	R: 2 E: 0 K: 1 S: 16 H: 4 LOB: 2 BB: 0 P: 28	R: 1 E: 0 K: 0 S: 7 H: 2 LOB: 0 BB: 0 P: 12	R: 0 E: 0 K: 1 S: 8 H: 0 LOB: 0 BB: 0 P: 9	R: 1 E: 0 K: 0 S: 11 H: 1 LOB: 0 BB: 0 P: 17	R: 0 E: 0 K: 0 S: 5 H: 0 LOB: 0 BB: 0 P: 10	R: 1 E: 0 K: 1 S: 12 H: 1 LOB: 0 BB: 0 P: 17	R: 1 E: 0 K: 2 S: 12 H: 1 LOB: 0 BB: 0 P: 15		1B: 5 2B: 0 3B: 0 HR: 4	SF: 0 SAC: 0 DP: 1 HBP: 0			WP: 0 PB: 0 SB: 0 CS: 0	PA: 32	

PITCHER		IP	WLS	BF	H	R	ER	SO	BB	IBB	HBP	BLK	WP	HR	S	P	ERA	WHIP
58 Joe Kelly, R ERA: 4.41	(1, 1)	5.0	L	21	7	4	4	3	0	0	0	0	0	2	52	82	7.20	1.400
36 Randy Choate, L ERA:	(6, 1)	0.2		2	0	0	0	0	0	0	0	0	0	0	4	8	0.00	0.000
44 Edward Mujica, R ERA: 4.5	(6, 1)	1.0		4	1	1	1	0	0	0	0	0	0	1	10	14	9.00	1.000
46 Kevin Siegrist, L ERA: 3.38	(7, 1)	0.1		1	0	0	0	1	0	0	0	0	0	0	3	5	0.00	0.000
34 John Axford, R ERA: 2.7	(8, 1)	1.0		4	1	1	1	2	0	0	0	0	0	1	12	15	9.00	1.000

PITCHER	IP	WLS	BF	H	R	ER	SO	BB	IBB	HBP	BLK	WP	HR	S	P	ERA	WHIP

BOTTOM

St. Louis Cardinals @ Los Angeles Dodgers

Dodger Stadium, Los Angeles, CA

Wed Oct 16 2013, 1:08 PM - 4:18 PM PDT

Att. 53,183 - Sunny - 82 F

livebaseballscorecards.com

AB	32
R	6
H	9
RBI	6
BB	0
SO	6
LOB	6

Batter	1	2	3	4	5	6	7	8	9	AB	R	H	RBI	BB	SO	LOB
25 Carl Crawford, L (1, 7) OBP: 0.356, SLG: 0.619	C FF 95 F CH 89 B CH 88 X CH 89 1-2 14 G5-4-3 1B			C CU 74 B FF 95 B CH 84 B FF 94 B FF 94 4-1 BB		B CH 85 F FF 93 X CH 87 1-1 ② L4			X FF 96 0-0 ② L7	3	0	1	0	1	0	1
14 Mark Ellis, R (1, 4) OBP: 0.302, SLG: 0.375	C FF 94 F FF 95 B FF 96 X CH 88 1-2 ① ② G5-4-3 1-2f			C FF 92 X FF 95 0-1 ① P3		F FF 93 B FF 94 F CU 74 X FF 96 1-2 ③ G4-3			B FF 97 C FF 97 F FF 97 B FF 98 F FF 100 T FF 100 2-2 ③ K	4	0	0	0	0	1	3
23 Adrián González, L (1, 3) OBP: 0.366, SLG: 0.605	B FF 96 B FF 97 B CH 88 C CH 87 S FF 95 X FF 96 3-2 ③ G5-3			B CH 86 B FF 94 S FF 94 F CH 86 X FF 96 2-2 ② P5			F FF 93 C FF 94 B CH 87 X CH 87 1-2 ① G1-3			3	0	0	0	0	0	1
13 Hanley Ramirez, R (1, 6) OBP: 0.432, SLG: 0.613		X FF 93 0-0 ① F8		B FF 94 F CU 76 B FF 93 B FF 93 X FF 92 3-1 ③ P4			B FF 93 T FF 93 B FF 94 X FF 94 2-1 ② L8			3	0	0	0	0	0	1
16 Andre Ethier, L (1, 8) OBP: 0.231, SLG: 0.130		C FF 94 B CH 88 T CH 84 T FF 95 1-2 ② K			B FF 92 F FF 92 S CH 86 X CH 89 1-2 ① G4-3		C CU 75 F FF 95 S CH 87 0-3 ③ K			3	0	0	0	0	2	0
66 Yasiel Puig, R (1, 9) OBP: 0.366, SLG: 0.410		B FF 95 B FF 95 S FF 93 F FF 93 C FF 96 2-3 ③ K			T CU 76 X CH 89 0-1 ② F7			C CU 81 S SI 96 C CU 82 0-3 ① K		3	0	0	0	0	2	0
5 Juan Uribe, R (1, 5) OBP: 0.231, SLG: 0.410			F FF 94 B FF 94 F FF 93 F CH 87 B FF 95 F CH 87 B FF 95 F CH 87 S FF 94 3-3 ① K		C CU 75 B CU 80 F CU 76 F FF 97 X FF 96 1-2 ③ L9			F FF 99 B FF 100 B SI 96 X SI 97 2-1 ② G5-3		3	0	0	0	0	1	0
17 A.J. Ellis, R (1, 2) OBP: 0.400, SLG: 0.613			C FF 94 C CU 76 B CU 78 B FF 96 X CU 76 2-2 ② G6-3		B FF 94 X FF 94 1-0 2B			C FF 97 C CU 83 F FF 100 F CU 83 B SI 96 F CU 80 F FF 100 S SI 97 1-3 ③ K		3	0	1	0	0	1	0
22 Clayton Kershaw, L (1, 1) OBP: 0.125, SLG: 0.125 54 Ronald Belisario, R (5, 1) 56 J.P. Howell, L (5, 1) 55 Skip Schumaker, L (6, PH) OBP: 0.227, SLG: 0.158 44 Chris Withrow, R (6, 1) 49 Carlos Marmol, R (7, 1) 10 Michael Young, R (9, PH) OBP: 0.100, SLG: 0.100			C FF 95 C FF 95 F FF 95 X FF 97 0-2 ③ G3-1		B FF 92 S FF 90 B FF 92 F FF 92 S CH 85 2-3 ① K				B FF 94 B FF 96 F FF 96 B FF 95 X FF 96 3-1 ① F8	1 0 0 1 0 0 1	0 0 0 0 0 0 0	0 0 0 0 0 0 0	0 0 0 0 0 0 0	0 0 0 0 0 0 0	0 0 0 1 0 0 0	0 0 0 1 0 0 0
Inning Stats	R: 0 E: 0 K: 0 S: 9 H: 1 LOB: 0 BB: 0 P: 14	R: 0 E: 0 K: 2 S: 7 H: 0 LOB: 0 BB: 0 P: 10	R: 0 E: 0 K: 1 S: 13 H: 0 LOB: 0 BB: 0 P: 18	R: 0 E: 0 K: 0 S: 8 H: 0 LOB: 1 BB: 1 P: 17	R: 0 E: 0 K: 0 S: 9 H: 0 LOB: 0 BB: 0 P: 11	R: 0 E: 0 K: 1 S: 9 H: 1 LOB: 1 BB: 0 P: 14	R: 0 E: 0 K: 1 S: 8 H: 0 LOB: 0 BB: 0 P: 11	R: 0 E: 0 K: 2 S: 12 H: 0 LOB: 0 BB: 0 P: 15	R: 0 E: 0 K: 1 S: 7 H: 0 LOB: 0 BB: 0 P: 12	1B: 1 2B: 1 3B: 0 HR: 0 SF: 0 SAC: 0 DP: 1 HBP: 0						

PITCHER		IP	WLS	BF	H	R	ER	SO	BB	IBB	HBP	BLK	WP	HR	S	P	ERA	WHIP
52 Michael Wacha, R ERA: 0.43	(1, 1)	7.0	W	23	2	0	0	5	1	0	0	0	0	0	63	95	0.00	0.429
44 Carlos Martinez, R ERA: 2.7	(8, 1)	1.0		3	0	0	0	2	0	0	0	0	0	0	12	15	0.00	0.000
26 Trevor Rosenthal, R ERA:	(9, 1)	1.0		3	0	0	0	1	0	0	0	0	0	0	7	12	0.00	0.000

PITCHER	IP	WLS	BF	H	R	ER	SO	BB	IBB	HBP	BLK	WP	HR	S	P	ERA	WHIP

TOP

Los Angeles Dodgers @ St. Louis Cardinals

Busch Stadium, St. Louis, MO

Fri Oct 18 2013, 7:39 PM - 10:37 PM CDT

Att. 46,899 - Partly Cloudy - 52 F

livebaseballscorecards.com

AB	28
R	0
H	2
RBI	0
BB	1
SO	8
LOB	7

WP: 0	PA: 29		
PB: 0			
SB: 0			
CS: 0			

Batter	1	2	3	4	5	6	7	8	9	AB	R	H	RBI	BB	SO	LOB
13 Matt Carpenter, L (1, 4) OBP: 0.250, SLG: 0.262	C FF 93 B FF 94 C CU 73 B FF 94 S FF 95 2-3 ① K		B SL 89 F FF 94 F FF 94 F FF 94 F CU 75 F SL 88 F SL 86 F FF 94 B FF 93 2-2 F FF 94 X SL 86 3 1B 2B	C FF 92 B SL 86 F SL 86 X FF 92 1-2 ① G4-3	B SI 87 X SI 87 1-0 ② SF7 1-2 2-3 3-H		C FF 95 B SL 86 C SL 84 B SL 88 X SL 88 2-2 ③ F8		4	1	1	1	0	1	0
3 Carlos Beltrán, S (1, 9) OBP: 0.383, SLG: 0.538 19 Jon Jay, L (8, 8) OBP: 0.282, SLG: 0.206	B FF 94 B FF 94 X FF 93 2-0 2B		B FF 94 C SL 85 B FF 94 X FF 94 2-1 4 1B 2-H 1B	S SL 85 B CU 73 B SL 85 X SL 83 2-1 ② F7	C SI 87 F SI 88 D KC 79 B KC 79 X KC 78 2-2 2-H 3-H 1B			B FF 95 T SL 89 S SL 88 X SL 86 1-2 1B		4 1	1 0	3 1	2 0	0 0	0 0	0 0
7 Matt Holliday, R (1, 7) OBP: 0.261, SLG: 0.444	C FF 94 B FF 94 F FF 94 S SL 89 1-3 ② K		S SL 87 C FF 94 C FF 95 0-3 ② K	B FF 93 X CH 86 1-0 ③ F8	X SI 88 0-0 ③ F8			F FF 96 B FF 95 F FF 94 B SL 88 F SL 86 X FF 94 2-2 ① P4		5	0	0	0	0	2	4
4 Yadier Molina, R (1, 2) OBP: 0.356, SLG: 0.359	F FF 94 D CU 75 B SL 84 S SL 85 F SL 87 X FF 95 2-2 ③ G4-3		C FF 94 S FF 94 D FF 95 B CU 74 X SL 86 2-2 BB 23 1B 43 1B 2-H 1B		X SL 86 0-0 E9 23 1B 2B 1B	C FF 93 B FF 94 B CU 77 F FF 94 F SL 88 B FF 95 X SL 89 3-2 ① F8		C FF 96 B FF 95 S FF 95 F FF 95 B SL 88 S SL 87 2-3 ② K		5	2	2	1	0	1	2
23 David Freese, R (1, 5) OBP: 0.250, SLG: 0.297		C SL 85 X FF 92 0-1 ① P4	B FF 93 1 SAFE B FF 92 F FF 94 X SL 85 2-1 BB 43 1B 1-2 1B		B FF 92 F FF 92 B FF 92 X FF 92 2-1 2B 43 FC6-2-5 2-3 1B	S SL 90 C CU 77 B FF 95 B SL 90 B SL 87 B FF 95 4-2 1B BB		D FF 95 B FF 92 C SL 85 S SL 84 T SL 86 2-2 ③ K		4	1	2	0	1	1	1
Matt Adams, L (1, 3) OBP: 0.333, SLG: 0.390		B FF 93 X SL 86 1-0 ② P6	B FF 94 C FF 94 S FF 94 B FF 94 B FF 94 B FF 94 4-2 43 E 43 1B 1-2 2-3 BB		F FF 92 X FF 92 0-1 43 FC6-2-5 52 FC4 1-3 3-H 2B	C FF 94 B FF 95 S FF 94 X FF 95 1-2 43 G6-4-3 1-2 1B				3	1	2	1	1	0	0
43 Shane Robinson, R (1, 8) OBP: 0.375, SLG: 0.750 (8, 9)		B FF 93 C FF 94 B SL 86 F SL 87 X FF 93 2-2 38 WP 1B	C FF 93 X FF 94 0-1 E9 1-3 2-H 3-H 1B		F SI 93 X SI 94 0-1 ① FC6-2-5 52 FC4 13 SF7 2-3 3-H	B SL 89 X SL 89 1-0 ② ③ G6-4-3 1-2f			4	1	2	2	0	0	4
38 Pete Kozma, R (1, 6) OBP: 0.333, SLG: 0.240		C FF 93 1 SAFE T SL 85 B CU 76 B CU 75 B SL 86 S FF 94 3-3 ③ K 1-3	I IN 52 I IN 54 I IN 51 I		I IN 76 I IN 75 I IN 76 I IN 74 4-0 13 SF7 52 FC4 3 WP IBB		B FF 96 B FF 95 B FF 94 C FF 93 C FF 95 X FF 94 3-2 ① P5			2	1	0	0	2	1	1
52 Michael Wacha, R (1, 1) 16 Kolten Wong, L (7, PH) 44 Carlos Martinez, R (8, 1) 26 Trevor Rosenthal, R (9, 1)			C FF 93 S FF 93 B FF 94 X CU 74 1-2 ① G5-3 B FF 93 F FF 93 F FF 93 C FF 93 1-3 ③ K		C SI 95 S SI 94 B SI 94 X SI 94 1-2 FC4 3 WP 13 SF7 3 1B 1-2 2-3 3-H		B SL 88 C SL 87 B SL 87 X FF 95 2-1 ② P2			3 1 0 0	1 0 0 0	0 0 0 0	1 0 0 0	0 0 0 0	1 0 0 0	5 0 0 0
Inning Stats	R: 0 E: 0 K: 2 S: 11 H: 1 LOB: 1 BB: 0 P: 18	R: 0 E: 0 K: 1 S: 9 H: 1 LOB: 1 BB: 0 P: 15	R: 4 E: 1 K: 2 S: 30 H: 5 LOB: 3 BB: 2 P: 48	R: 0 E: 0 K: 0 S: 6 H: 0 LOB: 0 BB: 0 P: 10	R: 5 E: 1 K: 0 S: 15 H: 4 LOB: 1 BB: 1 P: 25	R: 0 E: 0 K: 0 S: 10 H: 1 LOB: 1 BB: 1 P: 19	R: 0 E: 0 K: 0 S: 8 H: 0 LOB: 0 BB: 0 P: 15	R: 0 E: 0 K: 2 S: 14 H: 1 LOB: 1 BB: 0 P: 21		1B: 10 2B: 3 3B: 0 HR: 0 SF: 1 SAC: 0 DP: 1 HBP: 0			WP: 3 PB: 0 SB: 0 CS: 0 PA: 41		

PITCHER		IP	WLS	BF	H	R	ER	SO	BB	IBB	HBP	BLK	WP	HR	S	P	ERA	WHIP
22 Clayton Kershaw, L ERA: 3.13	(1, 1)	4.0	L	24	10	7	7	5	1	1	0	0	1	0	61	98	15.75	2.750
54 Ronald Belisario, R ERA: 7.36	(5, 1)	0.1		3	0	0	0	0	0	1	0	0	0	0	5	10	0.00	0.000
56 J.P. Howell, L ERA: 1.5	(5, 1)	0.2		3	1	2	2	0	0	0	0	0	1	0	5	8	27.00	1.500
44 Chris Withrow, R ERA: 5.4	(6, 1)	1.0		4	1	0	0	0	1	0	0	0	0	0	10	19	0.00	2.000
49 Carlos Marmol, R ERA:	(7, 1)	2.0		7	1	0	0	2	0	0	0	0	0	0	22	36	0.00	0.500

PITCHER	IP	WLS	BF	H	R	ER	SO	BB	IBB	HBP	BLK	WP	HR	S	P	ERA	WHIP

BOTTOM

Los Angeles Dodgers @ St. Louis Cardinals

Busch Stadium, St. Louis, MO

Fri Oct 18 2013, 7:39 PM - 10:37 PM CDT

Att. 46,899 - Partly Cloudy - 52 F

livebaseballscorecards.com

AB	36
R	9
H	13
RBI	8
BB	4
SO	7
LOB	17

Batter	1	2	3	4	5	6	7	8	9	AB	R	H	RBI	BB	SO	LOB
13 Matt Carpenter, L (1, 4) OBP: 0.250, SLG: 0.261	B FF 94 C FF 93 X FF 94 1-1 ① G6-3		C FF 93 B CU 76 F FC 86 C FC 87 1-3 ③ K		C CU 73 B FC 88 F FF 93 B FF 94 X FF 94 2-2 E7 1-3 1B			B CU 73 C FF 92 B SI 90 X FC 86 2-1 ② F8		4	0	1	0	0	1	0
3 Carlos Beltrán, S (1, 9) OBP: 0.375, SLG: 0.525 19 Jon Jay, L (3, 8) OBP: 0.286, SLG: 0.194	F FF 94 F FF 95 F CU 79 S FF 91 0-3 ② K			B FF 91 S FF 91 F FF 93 B FC 90 B FC 87 F FF 92 B FF 92 4-2 4 1B 21 1B 23 G1-2-3 BB	B FF 89 C FC 88 F FF 94 B CU 78 F FC 86 X FF 94 2-2 ③ G6-3			F FF 94 F CU 77 F FF 95 B FF 91 B FO 89 C FF 94 2-3 ③ K		1	0	0	0	0	1	0
										2	0	0	0	1	1	2
7 Matt Holliday, R (1, 7) OBP: 0.280, SLG: 0.510	X FF 95 0-0 1B			F FF 90 D FF 90 B FF 92 F FF 92 F FF 94 S CU 75 2-3 ① K		X FF 93 0-0 ① F9			C FF 90 B FF 89 F FS 81 X FS 83 1-2 HR	4	1	2	1	0	1	1
21 Allen Craig, R (1, 10) OBP: 0.250, SLG: 0.250	F FF 94 F CU 76 B FC 90 X FF 94 1-2 ③ P4			C FF 94 B FF 93 B FC 90 F FC 91 F CU 76 X FC 88 2-2 4 1B 1-2 1B		B FF 92 B FF 93 F FF 93 C FF 92 F FC 90 C FC 89 2-3 ② K			B SL 84 C FF 90 F SL 85 X FS 83 1-2 ① F9	4	0	1	0	0	1	1
4 Yadier Molina, R (1, 2) OBP: 0.347, SLG: 0.349		B SI 91 C FC 87 F FF 92 C FC 88 1-3 ① K		X FC 90 0-0 1-2 2-3 1B		B SI 92 S FF 93 S FF 94 B FC 90 F FF 94 X CU 77 2-2 ③ P3			C SI 90 B SL 84 B SL 84 F SL 84 X FF 90 2-2 ② P4	4	0	1	0	0	1	0
23 David Freese, R (1, 5) OBP: 0.250, SLG: 0.293		C FF 93 B CU 75 S FC 89 C FC 88 1-3 ② K		B CU 77 F FF 94 B FC 91 X FC 90 2-1 ② ③ G1-2-3 3-Hf			F CU 74 B FF 93 F CU 74 B FC 87 S FF 92 2-3 ① K		F SL 84 F FF 90 B FS 81 B SL 85 X SL 84 2-2 1B	4	0	1	0	0	2	3
Matt Adams, L (1, 3) OBP: 0.306, SLG: 0.356		B FF 94 X FF 94 1-0 ③ G4-3			C FF 92 B FC 89 S FC 88 X FF 93 1-2 ① L7		C FC 87 X FC 86 0-1 ② G5-3		C FF 90 F FS 82 B SL 84 F FS 82 S FF 91 1-3 ③ K	4	0	0	0	0	1	1
43 Shane Robinson, R (1, 8) OBP: 0.364, SLG: 0.636 (3, 9)			C FF 91 F FF 88 F CU 75 X FC 87 0-2 ① G6-3		B FF 93 X FC 89 1-0 13 E 13 1B 1B		C FF 93 S CH 84 F CU 77 S CH 83 0-3 ③ K			3	0	1	0	0	1	0
38 Pete Kozma, R (1, 6) OBP: 0.303, SLG: 0.214			B FF 91 C FF 92 S FF 92 B FF 92 X FC 89 2-2 ② P3		D FF 90 X FF 92 1-0 ② F9			B FF 90 C FF 90 C CH 84 B FF 90 B FF 92 X FC 86 3-2 ① G6-3		3	0	0	0	0	0	1
Inning Stats	R: 0 E: 0 K: 1 S: 10 H: 1 LOB: 1 BB: 0 P: 12	R: 0 E: 0 K: 2 S: 7 H: 0 LOB: 0 BB: 0 P: 10	R: 0 E: 0 K: 1 S: 10 H: 0 LOB: 0 BB: 0 P: 13	R: 0 E: 0 K: 1 S: 14 H: 2 LOB: 2 BB: 1 P: 24	R: 0 E: 1 K: 0 S: 12 H: 2 LOB: 2 BB: 0 P: 19	R: 0 E: 0 K: 1 S: 9 H: 0 LOB: 0 BB: 0 P: 13	R: 0 E: 0 K: 2 S: 9 H: 0 LOB: 0 BB: 0 P: 11	R: 0 E: 0 K: 1 S: 9 H: 0 LOB: 0 BB: 0 P: 16	R: 1 E: 0 K: 1 S: 16 H: 2 LOB: 1 BB: 0 P: 23	1B: 6 2B: 0 3B: 0 HR: 1 SF: 0 SAC: 0 DP: 1 HBP: 0						

PITCHER		IP	WLS	BF	H	R	ER	SO	BB	IBB	HBP	BLK	WP	HR	S	P	ERA	WHIP
31 Jon Lester, L ERA: 1.67	(1, 1)	7.2	W	28	5	0	0	8	1	0	0	0	0	0	76	112	0.00	0.783
36 Junichi Tazawa, R ERA: 1.69	(8, 1)	0.1		1	0	0	0	1	0	0	0	0	0	0	4	6	0.00	0.000
46 Ryan Dempster, R ERA: 3.0	(9, 1)	1.0		5	2	1	1	1	0	0	0	0	0	1	16	23	9.00	2.000

PITCHER	IP	WLS	BF	H	R	ER	SO	BB	IBB	HBP	BLK	WP	HR	S	P	ERA	WHIP

TOP

St. Louis Cardinals @ Boston Red Sox

Fenway Park, Boston, MA

Wed Oct 23 2013, 8:10 PM - 11:26 PM EDT

Att. 38,345 - Cloudy - 50 F

livebaseballscorecards.com

AB	33
R	1
H	7
RBI	1
BB	1
SO	10
LOB	9

WP: 0	PA: 34					
PB: 0						
SB: 0						
CS: 0						

Batter	1	2	3	4	5	6	7	8	9	AB	R	H	RBI	BB	SO	LOB
2 Jacoby Ellsbury, L (1, 8) OBP: 0.449, SLG: 0.488	B FC 91 B FC 89 F FC 89 C FC 89 F CU 78 B FF 94 B CU 77 4-2 34 E 15 1B 12 2B BB	F FC 90 X FC 89 0-1 ① F7		F SI 88 F FC 90 B CU 74 C CU 75 1-3 ② K			B SI 85 X SI 82 1-0 ① G4-3			3	1	0	0	1	1	2
18 Shane Victorino, S (1, 9) OBP: 0.313, SLG: 0.310	C FC 89 B CU 76 1 SAFE C FC 92 X FC 86 1-2 ① L7	B CU 77 C CU 77 B FC 91 X CU 78 2-1 E6 34 SF9 15 1B 1-2 2-3		B FC 90 C SI 90 B FC 86 C CU 74 X FC 84 2-2 ③ F8			C SI 89 X SI 90 0-1 ② L3			4	0	0	0	0	0	3
15 Dustin Pedroia, R (1, 4) OBP: 0.327, SLG: 0.326	1 SAFE C FF 92 B FC 87 S CU 76 D CU 78 X FC 88 2-2 34 E 12 2B 1-2 1B	D CU 78 B FC 91 B FC 90 C FC 90 F FF 91 X CU 77 3-2 1-2 2-3 3-H 1B			B FC 88 B SI 88 X SI 90 2-0 ① F9		C SI 90 X CH 84 0-1 E5 34 HR			4	2	2	1	0	0	0
34 David Ortiz, L (1, 10) OBP: 0.362, SLG: 0.579	B FF 93 C FC 90 B CU 78 X FC 92 2-1 FC4 12 2B 1-2 2-3	B CU 76 C FF 92 S FF 92 X FF 93 1-2 ② SF9 2-3 3-H			C CU 73 F FC 86 B CU 76 X CU 76 1-2 12 FC1-6 1B		X FF 96 0-0 1-H HR			3	2	2	3	0	0	2
12 Mike Napoli, R (1, 3) OBP: 0.333, SLG: 0.514	B FF 91 B FC 91 X FC 90 2-0 5 G3 1-H 2-H 3-H 2B	C FF 91 C CU 78 B FF 91 X FF 92 1-2 ③ G1-3			F SI 91 B FC 87 S CU 77 F CU 77 B FC 90 X CU 77 2-2 ② FC1-6 5 FC6-4 1-2f		F FF 93 B FF 96 S CH 86 B CH 86 X CH 84 2-2 ③ F8			4	0	1	3	0	0	3
5 Jonny Gomes, R (1, 7) OBP: 0.233, SLG: 0.250 29 Daniel Nava, S (8, PH) OBP: 0.467, SLG: 0.417 (9, 7)	C CU 75 B FF 91 X FF 93 1-1 ② G3 2-3	S FC 86 F CU 75 X FF 91 0-2 ① P3			X FC 87 0-0 ③ FC6-4 1-2f			C FF 98 C FF 96 B CU 80 B CU 82 X SI 95 2-2 72 WP 72 SF7 2B		3 1	0 1	0 1	0 0	0 0	0 0	2 0
72 Xander Bogaerts, R (1, 5) OBP: 0.533, SLG: 0.667	C FF 92 C CU 77 D CU 78 B CU 76 S FC 87 2-3 ③ K	S FC 85 X CU 75 0-1 ② L6				C FF 94 B FF 95 B CU 78 S FF 95 B FF 96 C FF 95 3-3 ① K		F FF 98 B SI 96 B FF 96 C CU 82 X CU 83 2-2 ① SF7 2-H		3	0	0	1	0	2	1
7 Stephen Drew, L (1, 6) OBP: 0.125, SLG: 0.154		C FC 89 B FC 87 F FF 90 B CU 78 X FC 87 2-2 18 E 3 1B 15 1B 1B	C CU 73 B FC 90 F CU 75 S CU 75 1-3 ③ K				F FF 94 C FF 94 B CU 79 B FF 95 F FF 95 S CU 79 2-3 ② K		B SI 94 B SI 93 F FF 96 X SI 95 2-1 ② G3	4	1	1	0	0	2	0
3 David Ross, R (1, 2) OBP: 0.357, SLG: 0.462		C FC 92 B FF 91 1 SAFE C CU 76 X CU 77 1-2 15 1B 18 E 34 SF9 1-2 1B		F FC 88 C CU 74 S FC 84 0-3 ① K2-3			S FF 96 B FF 96 B FF 96 F FF 96 C FF 96 2-3 ③ K		B FF 98 B SI 97 X FF 98 2-0 ③ F9	4	1	1	0	0	2	0
Inning Stats	R: 3 E: 1 K: 1 S: 17 H: 2 LOB: 1 BB: 1 P: 31	R: 2 E: 1 K: 0 S: 19 H: 3 LOB: 2 BB: 0 P: 29	R: 0 E: 0 K: 1 S: 8 H: 0 LOB: 0 BB: 0 P: 9	R: 0 E: 0 K: 2 S: 9 H: 0 LOB: 0 BB: 0 P: 12	R: 0 E: 0 K: 0 S: 9 H: 1 LOB: 1 BB: 0 P: 14	R: 0 E: 0 K: 3 S: 10 H: 0 LOB: 0 BB: 0 P: 17	R: 2 E: 1 K: 0 S: 9 H: 1 LOB: 0 BB: 0 P: 12	R: 1 E: 0 K: 0 S: 9 H: 1 LOB: 0 BB: 0 P: 17		1B: 5 2B: 2 3B: 0 HR: 1 SF: 2 SAC: 0 DP: 0 HBP: 0					

BOTTOM

St. Louis Cardinals @ Boston Red Sox

Fenway Park, Boston, MA

Wed Oct 23 2013, 8:10 PM - 11:26 PM EDT

Att. 38,345 - Cloudy - 50 F

livebaseballscorecards.com

AB	33
R	8
H	8
RBI	8
BB	1
SO	7
LOB	13

WP: 1 PB: 0 SB: 0 CS: 0 PA: 36

PITCHER	IP	WLS	BF	H	R	ER	SO	BB	IBB	HBP	BLK	WP	HR	S	P	ERA	WHIP
50 Adam Wainwright, R (1, 1) ERA: 2.25	5.0	L	24	6	5	3	4	1	0	0	0	0	0	62	95	5.40	1.400
34 John Axford, R (6, 1) ERA: 2.08	1.0		3	0	0	0	3	0	0	0	0	0	0	10	17	0.00	0.000
36 Randy Choate, L (7, 1) ERA:	0.1		1	0	0	0	0	0	0	0	0	0	0	1	2	0.00	0.000
43 Seth Maness, R (7, 1) ERA:	0.1		2	0	0	0	0	0	0	0	0	0	0	4	4	0.00	0.000
46 Kevin Siegrist, L (7, 1) ERA: 6.0	0.1		2	1	2	1	0	0	0	0	0	0	1	4	6	27.00	3.000

PITCHER	IP	WLS	BF	H	R	ER	SO	BB	IBB	HBP	BLK	WP	HR	S	P	ERA	WHIP
44 Carlos Martinez, R (8, 1) ERA: 3.52	1.0		4	1	1	1	0	0	0	0	0	1	0	9	17	9.00	1.000

Batter	1	2	3	4	5	6	7	8	9	AB	R	H	RBI	BB	SO	LOB
13 Matt Carpenter, L (1, 4) OBP: 0.228, SLG: 0.240	C FF 93 C FF 93 X FF 94 0-2 ① G6-3		C CU 78 B CU 79 C FF 92 F FF 93 B FF 92 F FF 92 T FC 85 2-2 ② K		C FF 91 F FF 91 F FF 92 X FF 92 0-2 ③ G6-3		X SI 88 0-0 ② SF7 1-3 2-H 3-H		F FF 89 X FF 89 0-1 ③ L5	4	0	0	1	0	1	0
3 Carlos Beltrán, S (1, 9) OBP: 0.385, SLG: 0.523	B FF 93 B FF 92 C FF 91 B FC 86 X FF 91 3-1 1B		X CU 79 0-0 ③ G4-3			B FC 83 X CU 82 1-0 ① F8	B SI 89 F SI 90 B FF 90 B FF 88 X SI 90 3-1 1B 3-H			4	0	2	1	0	0	0
7 Matt Holliday, R (1, 7) OBP: 0.278, SLG: 0.528	C FF 93 B FF 92 F FF 93 S FF 93 1-3 ② K			S FF 92 X FF 92 0-1 4 G4-3 3B		F FF 90 F FF 92 S FC 84 0-3 ② K	B FF 92 S FF 93 F FF 93 X FF 94 1-2 ③ G4-3			4	1	1	0	0	2	3
Matt Adams, L (1, 3) OBP: 0.302, SLG: 0.347	C FF 93 X FF 92 0-1 ③ F7			B FF 92 T CU 81 X FF 92 1-1 ① L4		C CU 76 S FC 83 X CU 79 0-2 1B		X FF 91 0-0 ① L7		4	0	1	0	0	0	2
4 Yadier Molina, R (1, 2) OBP: 0.340, SLG: 0.340		B FF 92 S FC 84 S FF 92 F FF 93 X CU 80 1-2 1B		B FC 85 F FF 92 X FC 83 1-1 ② G4-3 3-H		X FC 82 0-0 ③ G4-3		C FF 92 C FF 93 B KC 77 B KC 77 F FC 87 F FF 93 X FF 93 2-2 ② F8		4	0	1	1	0	0	1
21 Allen Craig, R (1, 10) OBP: 0.375, SLG: 0.286		1 SAFE F FF 92 T FF 92 X FF 93 0-2 ① F9		F FF 92 C FC 84 B FC 84 B CU 81 B FC 86 B FC 84 4-2 BB			F FC 81 F FF 90 C FF 92 0-3 ① K	B FF 94 X FF 93 1-0 1B		3	0	1	0	1	1	1
23 David Freese, R (1, 5) OBP: 0.255, SLG: 0.279 38 Pete Kozma, R (7, PR) OBP: 0.294, SLG: 0.207 (7, 6)		S FC 84 T FF 93 F FF 93 B FF 92 S CU 80 1-3 ② K		F FF 91 X FF 90 0-1 ③ G6-3			B FC 84 B FC 84 F FF 91 C FC 83 F FF 92 B FF 91 F FF 91 B FC 84 4-2 33 S 19 1B 13 SF7 BB	X FF 91 0-0 ③ P4		2 1	0 1	0 0	0 0	1 0	1 0	2 1
19 Jon Jay, L (1, 8) OBP: 0.283, SLG: 0.200		B FF 93 F CU 78 X FF 92 1-1 ③ G4-3			C SI 90 F FC 84 B FF 92 B FF 91 X FC 84 2-2 ① F8		F SI 90 F FF 90 B FF 91 X FC 84 1-2 33 S 13 E 1-2 1B		B FF 88 B FS 80 C FF 88 F FS 80 B FS 80 X FS 80 3-2 ① F7	4	1	1	0	0	0	1
33 Daniel Descalso, L (1, 6) OBP: 0.200, SLG: 0.158 (7, 5)			C FF 92 B FC 86 T SI 91 F CU 80 S FC 85 1-3 ① K		S CU 78 F FC 84 X FC 83 0-2 ② G6-3		B SI 88 C SL 84 D SL 84 F SI 89 B FF 89 F SL 82 B SL 85 4-2 13 E 3 1B 1-2 2-3 BB		F FF 88 X FS 82 0-1 ② G6-3	3	1	0	0	1	1	0

| Inning Stats | | |

Batter	1	2	3	4	5	6	7	8	9	AB	R	H	RBI	BB	SO	LOB
2 Jacoby Ellsbury, L (1, 8) OBP: 0.434, SLG: 0.468	B FF 91 C FF 90 F FF 92 X FF 94 1-2 P5 ①		C CU 75 F FF 94 F FF 96 B CH 88 X FF 94 1-2 1B		F FF 93 B FF 93 X FF 91 1-1 P5 ③			C SI 95 X SI 97 0-1 E4 34 1B		4	0	1	0	0	0	1
18 Shane Victorino, S (1, 9) OBP: 0.288, SLG: 0.283	C FF 94 B FF 95 S FF 95 F FF 95 B CH 86 F FF 95 F CH 86 S CH 86 2-3 K ②		B FF 93 X FF 92 1-0 F8 ③			B FF 91 C CU 73 F CU 75 X CH 84 1-2 G5-3 ①		F SI 96 T SI 95 C CU 82 0-3 K ①		4	0	0	0	0	2	2
15 Dustin Pedroia, R (1, 4) OBP: 0.340, SLG: 0.348	C FF 93 B FF 95 F FF 95 B FF 95 T CH 87 2-2 K ③			C FF 91 B CU 76 B CU 74 B FF 92 X FF 93 3-1 12 G6-4-3 2B		C FF 92 B FF 94 B FF 94 B CH 87 B FF 92 4-1 34 HR BB		C FF 96 F SI 96 F CU 83 F SI 96 S CU 83 0-3 K ②		3	1	1	0	1	2	1
34 David Ortiz, L (1, 10) OBP: 0.392, SLG: 0.659		B FF 93 C CH 85 B CH 87 X CH 86 2-1 G4-3 ①		B FF 94 B FF 93 B FF 92 C CH 85 B CH 86 4-1 12 G6-4-3 BB		1 SAFE B FF 92 F FF 90 B CH 84 F CH 85 D CH 86 X CH 85 3-2 1-H HR		X SI 96 0-0 1-2 1B		3	1	2	2	1	0	0
12 Mike Napoli, R (1, 3) OBP: 0.326, SLG: 0.475		S FF 93 B FF 95 B FF 94 B CH 86 D CH 85 4-1 BB		C CH 84 X FF 92 0-1 G6-4-3 ① ② 1-2f 2-3		B CU 75 T CH 86 B CH 87 B FF 93 S CH 86 C FF 91 3-3 K ②		C FF 96 B FF 95 X FF 95 1-1 P6 ③		3	0	0	0	1	1	4
5 Jonny Gomes, R (1, 7) OBP: 0.206, SLG: 0.219		B FF 92 B FF 93 C FF 92 F FF 93 D CH 87 F CH 87 F CH 86 F FF 94 X FF 93 3-2 F8 ②		B FF 94 C CH 85 X FF 93 1-1 P4 ③		B FF 92 S CU 74 B FF 92 F FF 93 X CH 86 2-2 G5-3 ③			C FF 96 F FF 97 B FF 97 C FF 98 1-3 K ①	4	0	0	0	0	1	2
39 Jarrod Saltalamacchia, S (1, 2) OBP: 0.258, SLG: 0.241		S FF 92 B CH 87 X FF 93 1-1 F8 ③			B CH 85 B CU 74 B FF 93 C FF 93 T FF 93 F CH 86 B CH 86 4-2 BB		B SI 96 F FF 97 T FF 98 B CU 82 S SI 96 2-3 K2-3 ①		C FF 97 C FF 98 S FF 98 0-3 K ②	3	0	0	0	1	2	1
7 Stephen Drew, L (1, 6) OBP: 0.116, SLG: 0.143 29 Daniel Nava, S (9, PH) OBP: 0.438, SLG: 0.385			C CU 73 S CH 88 S FF 95 0-3 K ①	B FF 92 C FF 89 B CH 84 X CH 84 2-1 F7 ①		S SI 94 B SI 96 X SI 95 1-1 G1-6-3 ②			B FF 95 C FF 97 C FF 98 S FF 99 1-3 K ③	3 1	0 0	0 0	0 0	1 1	1 0	1 0
72 Xander Bogaerts, R (1, 5) OBP: 0.444, SLG: 0.500			C FF 94 F FF 94 B FF 93 B CH 88 S CH 85 2-3 K ②	1 SAFE S FF 91 B FF 92 C CU 74 F CH 85 B CH 86 S CH 85 2-3 K ②		B SI 96 X FF 97 1-0 G6-3 ③				3	0	0	0	0	2	1
Inning Stats	R: 0 E: 0 K: 2 S: 12 H: 0 LOB: 0 BB: 0 P: 17	R: 0 E: 0 K: 0 S: 11 H: 0 LOB: 1 BB: 1 P: 21	R: 0 E: 0 K: 2 S: 11 H: 1 LOB: 1 BB: 0 P: 15	R: 0 E: 0 K: 0 S: 7 H: 1 LOB: 1 BB: 1 P: 15	R: 0 E: 0 K: 1 S: 11 H: 0 LOB: 1 BB: 1 P: 20	R: 2 E: 0 K: 1 S: 13 H: 1 LOB: 0 BB: 1 P: 26	R: 0 E: 0 K: 1 S: 6 H: 0 LOB: 0 BB: 0 P: 10	R: 0 E: 1 K: 2 S: 13 H: 1 LOB: 2 BB: 0 P: 14	R: 0 E: 0 K: 3 S: 9 H: 0 LOB: 0 BB: 0 P: 11	1B: 2 2B: 1 3B: 0 HR: 1 SF: 0 SAC: 0 DP: 1 HBP: 0						WP: 0 PB: 0 SB: 0 CS: 0 PA: 35	

BOTTOM

St. Louis Cardinals @ Boston Red Sox

Fenway Park, Boston, MA

Thu Oct 24 2013, 8:10 PM - 11:15 PM EDT

Att. 38,436 - Clear - 49 F

livebaseballscorecards.com

AB	31
R	2
H	4
RBI	2
BB	4
SO	12
LOB	13

PITCHER		IP	WLS	BF	H	R	ER	SO	BB	IBB	HBP	BLK	WP	HR	S	P	ERA	WHIP
52 Michael Wacha, R ERA: 1.0	(1, 1)	6.0	W	24	3	2	2	6	4	0	0	0	0	1	65	114	3.00	1.167
44 Carlos Martinez, R ERA: 2.79	(7, 1)	2.0	H	8	1	0	0	3	0	0	0	0	0	0	19	24	0.00	0.500
26 Trevor Rosenthal, R ERA:	(9, 1)	1.0	S	3	0	0	0	3	0	0	0	0	0	0	9	11	0.00	0.000

PITCHER	IP	WLS	BF	H	R	ER	SO	BB	IBB	HBP	BLK	WP	HR	S	P	ERA	WHIP

Batter	1	2	3	4	5	6	7	8	9	AB	R	H	RBI	BB	SO	LOB
2 Jacoby Ellsbury, L (1, 8) OBP: 0.431, SLG: 0.462	C SI 96 B SI 97 F SI 96 C SI 98 1-3 ① K			X SI 97 0-0 ③ 34 BB 1B	B SI 95 C SI 95 F CH 87 B CU 81 F CU 80 F CH 86 S SI 96 2-3 ③ K			C SI 96 B SI 97 C SI 97 B CU 84 X SI 98 2-2 15 G6-3 18 HBP 29 FC4-6 1B	F FF 97 C CH 87 X FF 99 0-2 ③ G5-3	5	1	2	0	0	2	1
18 Shane Victorino, S (1, 9) OBP: 0.304, SLG: 0.271	C SI 98 X SI 95 0-1 ② G1-3			1 SAFE X SI 95 0-0 ① P3		C SI 95 B CU 79 S SL 85 B CU 79 F SI 97 B SL 88 B SI 95 4-2 34 1B 29 1B BB		D SI 98 C SI 97 C CU 83 F CU 83 H CU 81 2-2 29 FC4-6 15 G6-3 72 1B 1-2 HBP		2	2	0	0	1	0	1
15 Dustin Pedroia, R (1, 4) OBP: 0.316, SLG: 0.320	C SI 98 B SI 96 B SI 95 F SI 97 X SI 98 2-2 ③ G3-1			C SI 96 S CU 81 F SI 98 1 SAFE X SI 97 0-2 ② F8		C SI 95 B SI 94 F SI 94 1 SAFE 1 SAFE D CH 87 X CH 86 2-2 ① L5		C SI 98 B FF 97 B FF 99 F SI 96 B CU 82 X SI 97 3-2 ① G6-3 1-2 2-3		4	0	0	0	0	0	4
34 David Ortiz, L (1, 3) OBP: 0.418, SLG: 0.651		C SI 96 B CU 80 B CH 87 F SI 96 X CU 79 2-2 ① G3		B SI 95 1 SAFE B SI 96 B SI 95 B SI 95 4-0 1-2 BB		B SL 76 C SI 85 S SL 76 X SI 86 1-2 29 1B 1-3 1B		I IN 67 I IN 70 I IN 69 I IN 64 4-0 29 FC4-6 IBB		2	0	1	0	2	0	0
29 Daniel Nava, S (1, 7) OBP: 0.400, SLG: 0.353		B SI 98 C SI 96 X SI 97 1-1 ② G4-3		F SI 94 B CU 80 D CH 86 C CU 79 F SI 95 D CU 80 S CH 88 3-3 ③ K		X SI 89 0-0 72 G4-6-3 1-2 3-H 1B		C FF 98 F FF 99 X FF 99 0-2 ② FC4-6 72 1B 1-2f 2-3 3-H		4	0	1	2	0	1	4
72 Xander Bogaerts, R (1, 5) OBP: 0.455, SLG: 0.625 (7, 6)		C SL 87 B CU 79 X SI 96 1-1 ③ G6-3			B CU 77 X SI 94 1-0 37 FC4-6 3B	C SI 88 B SI 89 C SI 90 B CH 82 X SI 90 2-2 ②③ G4-6-3 1-2f		B FF 99 C FF 99 X FF 99 1-1 1-3 3-H 1B		4	1	2	1	0	0	2
39 Jarrod Saltalamacchia, S (1, 2) OBP: 0.257, SLG: 0.219			C SI 97 B CU 78 F CH 86 F SI 97 S SI 97 1-3 ① K		B SI 96 B SI 97 D CH 87 C SI 96 F CH 88 B CH 86 4-2 37 FC4-6 BB		B FF 98 F FF 96 S FF 96 S FF 98 1-3 ① K	B FF 98 S FF 98 S FF 98 X FF 99 1-2 ③ G4-3		3	0	0	0	1	2	2
7 Stephen Drew, L (1, 6) OBP: 0.111, SLG: 0.136 16 Will Middlebrooks, R (7, PH) OBP: 0.250, SLG: 0.240 (7, 5)			C SI 97 S SI 97 B SI 97 F SI 98 B CU 79 S CU 79 2-3 ② K		F SI 96 B CH 87 C CU 80 D CU 79 B CH 87 T CH 87 3-2 ① K		X FF 97 0-0 ② F8		B FF 94 C FF 95 F FF 96 S CH 87 1-3 ① K	2 2	0 0	0 0	0 0	0 0	2 1	2 0
44 Jake Peavy, R (1, 1) 37 Mike Carp, L (5, PH) 22 Felix Doubront, L (5, 1) 5 Jonny Gomes, R (7, PH) OBP: 0.200, SLG: 0.212 32 Craig Breslow, L (7, 1) 36 Junichi Tazawa, R (7, 1) 67 Brandon Workman, R (8, 1) 19 Koji Uehara, R (9, 1)			X SI 96 0-0 ③ G4-3		B SI 94 C SI 94 B CH 86 B SI 96 X SI 95 3-1 ② FC4-6 1-2f 3-H		B FF 98 B FF 98 X FF 97 2-0 ③ F8		C FF 97 S FF 97 C FF 98 0-3 ② K	1 1 0 1 0 0 0 1	0 0 0 0 0 0 0 0	0 1 0 0 0 0 0 0	0 0 0 0 0 0 0 0	0 0 0 0 0 0 0 0	0 1 0 0 0 1 0 0	0 1 0 0 0 0 0 0
Inning Stats	R: 0 E: 0 K: 1 S: 8 H: 0 LOB: 0 BB: 0 P: 11	R: 0 E: 0 K: 0 S: 7 H: 0 LOB: 0 BB: 0 P: 11	R: 0 E: 0 K: 2 S: 9 H: 0 LOB: 0 BB: 0 P: 12	R: 0 E: 0 K: 1 S: 10 H: 1 LOB: 2 BB: 1 P: 17	R: 1 E: 0 K: 2 S: 13 H: 1 LOB: 1 BB: 1 P: 26	R: 1 E: 0 K: 0 S: 13 H: 2 LOB: 1 BB: 1 P: 22	R: 0 E: 0 K: 1 S: 5 H: 0 LOB: 0 BB: 0 P: 8	R: 2 E: 0 K: 0 S: 17 H: 2 LOB: 2 BB: 1 P: 30	R: 0 E: 0 K: 2 S: 9 H: 0 LOB: 0 BB: 0 P: 10	1B: 5 2B: 0 3B: 1 HR: 0	SF: 0 SAC: 0 DP: 1 HBP: 1					

TOP

Boston Red Sox @ St. Louis Cardinals

Busch Stadium, St. Louis, MO

Sat Oct 26 2013, 7:10 PM - 11:04 PM CDT

Att. 47,432 - Clear - 58 F

livebaseballscorecards.com

AB	32
R	4
H	6
RBI	4
BB	4
SO	9
LOB	17

PITCHER		IP	WLS	BF	H	R	ER	SO	BB	IBB	HBP	BLK	WP	HR	S	P	ERA	WHIP
58 Joe Kelly, R ERA: 4.15	(1, 1)	5.1		21	2	2	2	6	3	0	0	0	0	0	53	89	3.38	0.938
36 Randy Choate, L ERA:	(6, 1)	0.0		1	1	0	0	0	0	0	0	0	0	0	3	4	∞	∞
43 Seth Maness, R ERA:	(6, 1)	0.2	B	2	1	0	0	0	0	0	0	0	0	0	4	6	0.00	1.500
46 Kevin Siegrist, L ERA: 4.5	(7, 1)	1.0		3	0	0	0	1	0	0	0	0	0	0	5	8	0.00	0.000
44 Carlos Martinez, R ERA: 4.5	(8, 1)	0.1	H	4	1	2	2	0	0	1	1	0	0	0	9	20	54.00	3.000

PITCHER		IP	WLS	BF	H	R	ER	SO	BB	IBB	HBP	BLK	WP	HR	S	P	ERA	WHIP
26 Trevor Rosenthal, R ERA:	(8, 1)	1.2	W	6	1	0	0	2	0	0	0	0	0	0	17	20	0.00	0.600

WP: 0	PA: 37
PB: 0	
SB: 0	
CS: 0	

BOTTOM

Boston Red Sox @ St. Louis Cardinals

Busch Stadium, St. Louis, MO

Sat Oct 26 2013, 7:10 PM - 11:04 PM CDT

Att. 47,432 - Clear - 58 F

livebaseballscorecards.com

Batter	1	2	3	4	5	6	7	8	9	AB	R	H	RBI	BB	SO	LOB
13 Matt Carpenter, L (1, 4) (8, 5) OBP: 0.242, SLG: 0.255	C SI 89 F SI 91 B SI 91 F FF 91 X CU 81 1-2 3 SH1-3 7 1B 1B	C SI 91 C CU 80 B SI 90 F SI 91 X FF 91 1-2 ③ P6		C SI 90 B FF 91 X FF 91 1-1 ③ P6			F FF 88 B SL 85 C SI 87 X FF 90 1-2 3 HBP 7 2B 1B	B SI 90 1 SAFE X SI 91 1-0 ② P6		5	2	2	0	0	0	4
3 Carlos Beltrán, S (1, 9) OBP: 0.393, SLG: 0.500	C CU 81 B FF 92 B SI 91 B FC 88 X SI 90 3-1 ① SH1-3 1-2		C CU 77 B CU 78 F FC 86 B CH 83 F CU 80 F FF 91 B SL 82 T FF 91 3-2 ① K		X FF 90 0-0 ① F8		H FF 89 1-0 7 2B 1-2 HBP	1 SAFE B SI 90 1 SAFE C SI 91 B KC 76 B SI 91 I IN 60 4-1 1-2 IBB		2	1	0	0	1	1	0
7 Matt Holliday, R (1, 7) OBP: 0.288, SLG: 0.534	F SI 92 X FF 93 0-1 4 1B 1B 2-H 1B		X SL 84 0-0 ② E8		C FF 90 B FF 91 C CH 83 F FF 92 X CH 83 1-2 ② G6-3		B FO 89 T FF 95 X FO 88 1-1 1-H 2-H 2B	F SI 91 B SI 90 X FF 91 1-1 ③ F7		5	1	2	3	0	0	2
Matt Adams, L (1, 3) OBP: 0.310, SLG: 0.370	B SI 92 X FC 87 1-0 4 1B 1-2 1B		B CU 80 C FF 90 C FF 91 C SI 91 1-3 ③ K		X FF 89 0-0 2B		B CU 76 B FF 94 S FO 87 S FO 90 B FF 96 S FF 95 3-3 ① K		B KC 73 S SI 92 F SI 91 F SI 93 S KC 77 1-3 ① K2-3	5	0	2	0	0	3	1
4 Yadier Molina, R (1, 2) OBP: 0.379, SLG: 0.373	X FC 84 0-0 1-2 2-H 1B			C CU 80 X FF 89 0-1 19 1B 23 BB 1B	I IN 68 I IN 66 I IN 66 I IN 66 4-0 IBB		D SL 77 F FF 94 B FF 96 T FF 94 D FO 91 S FF 96 3-3 ② K		B KC 77 B KC 75 B SI 91 C SI 91 C SI 92 F SI 93 X SI 93 3-2 21 2B 19 FC4-2 1B	4	0	3	1	1	1	1
23 David Freese, R (1, 5) OBP: 0.275, SLG: 0.267 33 Daniel Descalso, L (7, PR) OBP: 0.200, SLG: 0.158 (8, 5) 26 Trevor Rosenthal, R (8, 1) 21 Allen Craig, R (9, PH) OBP: 0.444, SLG: 0.500	S FC 84 B FF 92 X FF 92 1-1 ② L9			B SI 90 C CU 82 F SI 90 B CH 83 F FF 91 D CU 80 B SL 83 4-2 19 1B 1-2 BB	D CU 75 C FC 88 C FF 89 B CU 76 F FF 92 B FF 90 X FF 90 3-2 ③ F9		B FF 95 B FF 95 F FF 95 B FF 96 B FF 94 4-1 BB		X SI 88 0-0 19 E 1-3 2B	2 0 0 0 1	0 0 0 0 1	0 0 0 0 0	0 0 0 0 0	2 0 0 0 0	0 0 0 0 0	4 0 0 0 0
19 Jon Jay, L (1, 8) OBP: 0.275, SLG: 0.200	F FF 91 B SI 92 X SI 92 1-1 ③ G4-3			X SI 90 0-0 1-2 2-3 1B		X FF 89 0-0 ① B4-3	F FF 94 B FF 93 B FF 93 X FF 93 2-1 ③ F8		F SI 89 X FS 81 0-1 ② FC4-2 2-H 3-H	5	0	1	0	0	0	5
38 Pete Kozma, R (1, 6) OBP: 0.263, SLG: 0.182		B SI 90 X FF 90 1-0 ① P4		D SL 83 F SL 83 B FC 86 C SI 91 C SL 83 2-3 ① K		B FF 90 B FF 89 X FF 89 2-0 ② F7		C SI 92 C SI 92 B KC 77 X SI 94 1-2 ① F7		4	0	0	0	0	1	3
58 Joe Kelly, R (1, 1) OBP: 0.125, SLG: 0.125 36 Randy Choate, L (6, 1) 43 Seth Maness, R (6, 1) 43 Shane Robinson, R (6, PH) OBP: 0.333, SLG: 0.583 46 Kevin Siegrist, L (7, 1) 44 Carlos Martinez, R (8, 1) 16 Kolten Wong, L (8, 4) OBP: 0.167, SLG: 0.167		C SI 91 F FF 91 S CH 84 0-3 ② K		D SL 84 X FC 86 1-0 ② F4		C FF 90 B CH 82 X FF 90 1-1 ③ P4		B SI 93 F SI 93 B KC 76 X SI 90 2-1 3 S 1B		2 0 0 1 0 0 0 1	0 0 0 0 0 0 0 0	0 0 0 0 0 0 0 1	0 0 0 0 0 0 0 0	1 0 0 0 0 0 0 0	0 0 0 0 0 0 0 0	3 0 0 0 0 0 0 0
Inning Stats	R: 2 E: 0 K: 0 S: 14 H: 4 LOB: 2 BB: 0 P: 21	R: 0 E: 0 K: 1 S: 8 H: 0 LOB: 0 BB: 0 P: 10	R: 0 E: 1 K: 2 S: 9 H: 0 LOB: 0 BB: 0 P: 13	R: 0 E: 0 K: 1 S: 12 H: 2 LOB: 3 BB: 1 P: 20	R: 0 E: 0 K: 0 S: 10 H: 1 LOB: 2 BB: 1 P: 18	R: 0 E: 0 K: 0 S: 4 H: 0 LOB: 0 BB: 0 P: 7	R: 2 E: 0 K: 2 S: 14 H: 2 LOB: 2 BB: 1 P: 29	R: 0 E: 0 K: 0 S: 9 H: 1 LOB: 2 BB: 1 P: 18	R: 1 E: 1 K: 1 S: 11 H: 2 LOB: 2 BB: 0 P: 15	1B: 9 2B: 3 3B: 0 HR: 0 SF: 0 SAC: 1 DP: 0 HBP: 1						

	AB	37
	R	5
	H	12
	RBI	4
	BB	4
	SO	7
	LOB	23

WP: 0 PA: 43
PB: 0
SB: 1
CS: 0

PITCHER		IP	WLS	BF	H	R	ER	SO	BB	IBB	HBP	BLK	WP	HR	S	P	ERA	WHIP
44 Jake Peavy, R ERA: 7.11	(1, 1)	4.0		19	6	2	2	4	1	0	0	0	0	0	43	64	4.50	1.750
22 Felix Doubront, L ERA:	(5, 1)	2.0		8	1	0	0	0	0	1	0	0	0	0	14	25	0.00	0.500
32 Craig Breslow, L ERA: 2.45	(7, 1)	0.0		2	1	2	2	0	0	0	1	0	0	0	3	5	∞	∞
36 Junichi Tazawa, R ERA: 1.35	(7, 1)	1.0		5	1	0	0	2	1	0	0	0	0	0	11	24	0.00	2.000
67 Brandon Workman, R ERA:	(8, 1)	1.1	L	7	2	1	0	1	0	1	0	0	0	0	17	30	0.00	1.500

PITCHER		IP	WLS	BF	H	R	ER	SO	BB	IBB	HBP	BLK	WP	HR	S	P	ERA	WHIP
19 Koji Uehara, R ERA: 0.87	(9, 1)	0.1		2	1	0	0	0	0	0	0	0	0	0	3	3	0.00	3.000

Boston Red Sox @ St. Louis Cardinals

Busch Stadium, St. Louis, MO

Sun Oct 27 2013, 7:18 PM - 10:52 PM CDT

Att. 47,469 - Clear - 52 F

TOP

livebaseballscorecards.com

Batter	1	2	3	4	5	6	7	8	9	AB	R	H	RBI	BB	SO	LOB
2 Jacoby Ellsbury, L (1, 8) OBP: 0.403, SLG: 0.429	F SI 93 X FF 93 0-1 ① P6			F FF 93 B SI 92 B FF 93 S FF 93 F FF 94 B FF 95 X FF 95 3-2 ① G3-1		C FF 91 C SI 92 X FF 93 0-2 ① P6	C SL 75 F SI 85 X SL 75 0-2 ③ F9			4	0	0	0	0	0	0
29 Daniel Nava, S (1, 9) OBP: 0.333, SLG: 0.286	C FF 94 B FF 94 F FF 94 B FF 96 F SI 95 B FF 94 X FF 94 3-2 ② G3			B FF 94 F FF 94 F FF 94 X FF 94 1-2 ② F8		F FF 93 X SI 92 0-1 ② G5-3		C FF 95 X FF 96 0-1 ① P4		4	0	0	0	0	0	0
15 Dustin Pedroia, R (1, 4) OBP: 0.311, SLG: 0.315	C FF 94 B SI 93 S FF 93 S FF 96 1-3 ③ K			F FF 95 B SL 83 B FF 93 F FF 94 C FF 95 2-3 ③ K		X FF 94 0-0 34 BB 5 HR 1B		B FF 96 C FF 96 B FF 95 X FF 95 2-1 ② F7		4	1	1	0	0	2	0
34 David Ortiz, L (1, 3) 50 Quintin Berry, L (8, PR) 41 John Lackey, R (8, 1) 19 Koji Uehara, R (9, 1)		B CU 80 F FF 92 B SI 93 X SI 94 2-1 5 G5-4-3 1B			F FF 94 B SI 94 B FF 94 X SI 92 2-1 72 BB 7 SF7 2B	B SL 89 B SL 88 B SI 92 B FF 92 4-0 5 HR 1-2 BB		X FF 97 0-0 5 S 1B		3 0 0 0	2 0 0 0	3 0 0 0	0 0 0 0	1 0 0 0	0 0 0 0	0 0 0 0
5 Jonny Gomes, R (1, 7) OBP: 0.256, SLG: 0.314		C FF 94 X SI 91 0-1 ①② G5-4-3 1-2f			C FF 94 C SI 90 F FF 94 B FF 95 F FF 95 B SI 92 F FF 96 B FF 95 F FF 95 4-2 B SL 88 72 BB BB	B SI 90 C SI 90 B SI 89 F FF 90 X FF 90 2-2 1-H 2-H HR		1 SAFE 1 SAFE B FF 95 B FF 95 B FF 94 C FF 95 C FF 96 B FF 97 4-2 1-2 BB		2	1	1	3	2	0	1
72 Xander Bogaerts, R (1, 5) OBP: 0.462, SLG: 0.579		C FF 94 B SI 92 B SL 89 X SI 93 2-1 ③ G6-3			B SI 91 C SL 88 B SI 92 B SL 88 B SI 93 4-1 1-2 2-3 BB	X SI 90 0-0 1B		B FF 96 F FF 96 C CU 78 D CU 79 B FF 97 C CU 78 3-3 ③ K		3	0	1	0	1	1	2
7 Stephen Drew, L (1, 6) OBP: 0.102, SLG: 0.128			F SI 92 X FF 92 0-1 ① P5		X SI 93 0-0 ① SF7 3-H	C SI 90 X CH 83 0-1 ③ G4-3			B FF 94 F FF 94 B FF 94 B FF 95 S FF 96 F FF 96 X FF 96 3-2 ① F8	3	0	0	1	0	0	1
3 David Ross, R (1, 2) OBP: 0.278, SLG: 0.353			F FF 93 F SI 91 B FF 96 F CU 81 S FF 95 1-3 ② K		L FF 94 B SI 91 S FF 94 B FF 94 F FF 93 F FF 94 D CU 82 S SI 93 3-3 ② K	C CH 82 F SI 88 B SI 89 X SL 81 1-2 ① F8			F FF 96 B FF 96 F CU 78 X CU 79 1-2 ② L7	4	0	0	0	0	2	2
11 Clay Buchholz, L (1, 1) 37 Mike Carp, L (5, PH) 22 Felix Doubront, L (5, 1) 32 Craig Breslow, L (7, 1) 36 Junichi Tazawa, R (7, 1) 12 Mike Napoli, R (8, 3) OBP: 0.319, SLG: 0.463			C FF 93 F SI 93 B FF 95 S FF 94 1-3 ③ K		X FF 93 0-0 ③ G3	C SI 90 B SI 89 B CH 83 C SI 89 F SI 88 S FF 90 2-3 ② K			C FF 96 B CU 80 B CU 78 B FF 96 F FF 96 F FF 96 C CU 80 3-3 ③ K	1 1 1 0 0 1	0 0 0 0 0 0	0 0 0 0 0 0	0 0 0 0 0 0	1 0 1 0 0 1	0 2 0 0 0 0	0 0 0 0 0 0
Inning Stats	R: 0 E: 0 K: 1 S: 9 H: 0 LOB: 0 BB: 0 P: 13	R: 0 E: 0 K: 0 S: 6 H: 1 LOB: 0 BB: 0 P: 10	R: 0 E: 0 K: 2 S: 9 H: 0 LOB: 0 BB: 0 P: 11	R: 0 E: 0 K: 1 S: 10 H: 0 LOB: 0 BB: 0 P: 16	R: 1 E: 0 K: 1 S: 16 H: 1 LOB: 2 BB: 2 P: 29	R: 3 E: 0 K: 0 S: 12 H: 3 LOB: 1 BB: 1 P: 18	R: 0 E: 0 K: 1 S: 10 H: 0 LOB: 0 BB: 0 P: 13	R: 0 E: 0 K: 1 S: 10 H: 1 LOB: 2 BB: 1 P: 19	R: 0 E: 0 K: 1 S: 11 H: 0 LOB: 0 BB: 0 P: 18	1B: 4 2B: 1 3B: 0 HR: 1	SF: 1 SAC: 0 DP: 1 HBP: 0			WP: 0 PB: 0 SB: 1 CS: 0	PA: 36		

	AB	31
	R	4
	H	6
	RBI	4
	BB	4
	SO	8
	LOB	8

PITCHER		IP	WLS	BF	H	R	ER	SO	BB	IBB	HBP	BLK	WP	HR	S	P	ERA	WHIP
31 Lance Lynn, R ERA: 5.19	(1, 1)	5.2	L	22	3	3	3	5	3	0	0	0	0	0	56	89	4.76	1.059
43 Seth Maness, R ERA: 1.93	(6, 1)	1.0		5	2	1	1	1	0	0	0	0	0	1	13	18	9.00	2.000
36 Randy Choate, L ERA:	(7, 1)	0.1		1	0	0	0	0	0	0	0	0	0	0	3	3	0.00	0.000
46 Kevin Siegrist, L ERA: 3.86	(8, 1)	0.2		3	1	0	0	0	0	0	0	0	0	0	5	7	0.00	1.500
34 John Axford, R ERA: 1.59	(8, 1)	1.1		5	0	0	0	2	1	0	0	0	0	0	16	30	0.00	0.750

PITCHER		IP	WLS	BF	H	R	ER	SO	BB	IBB	HBP	BLK	WP	HR	S	P	ERA	WHIP

Boston Red Sox @ St. Louis Cardinals

Busch Stadium, St. Louis, MO

Sun Oct 27 2013, 7:18 PM - 10:52 PM CDT

Att. 47,469 - Clear - 52 F

livebaseballscorecards.com

BOTTOM

Batter	1	2	3	4	5	6	7	8	9	AB	R	H	RBI	BB	SO	LOB
13 Matt Carpenter, L (1, 4) OBP: 0.254, SLG: 0.267	B FS 86 C SI 88 C CH 83 X SI 88 1-2 ① G4-3		T CH 84 B FC 85 B CU 74 X SI 90 2-1 E8 3 1B 1B		C FF 90 S SI 91 C FF 92 0-3 ① K		C FF 88 B FF 88 B SI 88 X FF 89 2-1 3 BB 2-H 1B		B FF 88 C FS 79 B SI 88 X FF 88 2-1 ② P4	5	1	2	1	0	1	1
3 Carlos Beltrán, S (1, 9) OBP: 0.400, SLG: 0.490	T FS 86 X CH 80 0-1 ② F8		B SI 90 X SI 90 1-0 2-H 1B		B SI 91 B FF 91 X FF 90 2-0 ② L7		B FF 88 B FF 88 B FF 89 D FF 86 4-0 1-2 BB		B FS 80 C FF 88 1 SAFE 1-1 ③ PO 1-2	3	0	1	1	1	0	0
7 Matt Holliday, R (1, 7) OBP: 0.270, SLG: 0.500	B CU 77 F SI 88 B FS 87 C FF 88 F SI 89 B CU 76 X SI 90 3-2 ③ G5-3		X SI 89 0-0 ② F7		C FF 93 C CU 77 C FF 93 0-3 ③ K		C FF 93 X FF 95 0-1 ③ G4-3			4	0	0	0	0	1	3
Matt Adams, L (1, 3) OBP: 0.290, SLG: 0.345		X FS 85 0-0 ① G4-3	D CH 81 C SI 88 X CH 78 1-1 ③ F8			C FF 90 T CU 74 C FF 91 0-3 ① K		B SI 91 B SI 89 C FF 89 F SI 92 X CU 79 2-2 ① G5-3		4	0	0	0	0	1	1
4 Yadier Molina, R (1, 2) OBP: 0.371, SLG: 0.382		X SI 88 0-0 2B		X FS 86 0-0 ① G1-3		B FF 90 B FF 90 X FF 90 2-0 ② F7		C CU 78 B SI 92 B FF 91 B FF 92 C FF 91 X FC 83 3-2 E5 19 WP		4	0	1	0	0	0	0
19 Jon Jay, L (1, 8) OBP: 0.291, SLG: 0.191	B CU 73 D SI 88 B FS 85 C SI 87 S FS 85 F SI 90 B SI 89 4-2 BB			B CU 73 B CU 74 B SI 87 D SI 89 4-0 23 FC6-4 BB		B FF 90 S FF 90 S FF 91 B FF 90 B FF 92 X FF 91 3-2 ③ G4-3		B SI 91 B FC 84 X SI 92 2-0 ② P6 2-3		2	0	0	0	2	0	1
23 David Freese, R (1, 5) OBP: 0.255, SLG: 0.245	B SI 89 C CU 76 F SI 89 C SI 88 1-3 ② K			C CH 85 S CH 78 B SI 89 X CH 78 1-2 ② FC6-4 33 WP 1-2f			B CU 73 C FF 88 C CU 73 B FF 90 X CU 73 2-2 ① G6-3	B FF 92 C FF 92 X FF 93 1-1 ③ G6-3		4	0	0	0	0	1	4
33 Daniel Descalso, L (1, 6) OBP: 0.208, SLG: 0.136		B SI 89 B CH 80 S FF 86 X SI 89 2-1 ③ G6-3		B SI 89 C CU 75 B CH 79 I IN 63 I IN 65 4-1 ② 1-2 IBB			B FF 88 B FF 88 B FF 88 C FF 88 X FC 86 3-1 ② P4		C FS 81 S FS 81 B SI 89 X FS 81 1-2 ① G4-3	3	0	0	0	1	0	2
31 Lance Lynn, S (1, 1) 43 Seth Maness, R (6, 1) 36 Randy Choate, L (7, 1) 43 Shane Robinson, R (7, PH) OBP: 0.385, SLG: 0.692 46 Kevin Siegrist, L (8, 1) 34 John Axford, R (8, 1) 21 Allen Craig, R (9, PH) OBP: 0.500, SLG: 0.556 16 Kolten Wong, L (9, PR) OBP: 0.167, SLG: 0.167			C FS 87 S SI 89 B FS 87 B SI 90 F SI 88 F CH 83 B SI 89 C FF 89 3-3 ① K	S SI 88 B SI 89 C CU 75 X SI 90 1-2 ③ L9			X FF 90 0-0 13 1B 2B		B SI 90 C SI 89 X SI 90 1-1 3 PO 1B	2 0 0 1 0 0 1 0	0 0 0 1 0 0 0 0	0 0 0 1 0 0 0 0	0 0 0 1 0 0 0 0	0 0 0 0 0 0 0 0	1 0 0 0 0 0 0 0	2 0 0 1 0 0 0 0
Inning Stats	R: 0 E: 0 K: 0 S: 9 H: 0 LOB: 0 BB: 0 P: 13	R: 0 E: 0 K: 1 S: 10 H: 1 LOB: 2 BB: 1 P: 17	R: 1 E: 1 K: 1 S: 11 H: 2 LOB: 1 BB: 0 P: 18	R: 0 E: 0 K: 0 S: 8 H: 0 LOB: 2 BB: 2 P: 18	R: 0 E: 0 K: 2 S: 7 H: 0 LOB: 0 BB: 0 P: 9	R: 0 E: 0 K: 1 S: 7 H: 0 LOB: 0 BB: 0 P: 12	R: 1 E: 0 K: 0 S: 10 H: 2 LOB: 2 BB: 1 P: 21	R: 0 E: 1 K: 0 S: 9 H: 0 LOB: 1 BB: 0 P: 17	R: 0 E: 0 K: 0 S: 8 H: 1 LOB: 1 BB: 0 P: 13	1B: 4 2B: 2 3B: 0 HR: 0 SF: 0 SAC: 0 DP: 0 HBP: 0						

AB	33
R	2
H	6
RBI	2
BB	4
SO	5
LOB	14

WP: 2 PB: 0 SB: 0 CS: 0 PA: 38

PITCHER		IP	WLS	BF	H	R	ER	SO	BB	IBB	HBP	BLK	WP	HR	S	P	ERA	WHIP
11 Clay Buchholz, R ERA: 4.35	(1, 1)	4.0		18	3	1	0	2	2	1	0	0	1	0	38	66	0.00	1.250
22 Felix Doubront, L ERA: 1.29	(5, 1)	2.2	W	9	1	1	1	3	0	0	0	0	0	0	20	32	3.38	0.375
32 Craig Breslow, L ERA: 2.45	(7, 1)	0.0		2	1	0	0	0	1	0	0	0	0	0	2	8	∞	∞
36 Junichi Tazawa, R ERA: 1.29	(7, 1)	0.1	H	1	0	0	0	0	0	0	0	0	0	0	2	2	0.00	0.000
41 John Lackey, R ERA: 3.26	(8, 1)	1.0	H	4	0	0	0	0	0	0	0	0	1	0	9	17	0.00	0.000

PITCHER		IP	WLS	BF	H	R	ER	SO	BB	IBB	HBP	BLK	WP	HR	S	P	ERA	WHIP
19 Koji Uehara, R ERA: 0.79	(9, 1)	1.0	S	3	1	0	0	0	0	0	0	0	0	0	8	13	0.00	1.000

Boston Red Sox @ St. Louis Cardinals

Busch Stadium, St. Louis, MO

Mon Oct 28 2013, 7:10 PM - 10:00 PM CDT

Att. 47,436 - Clear - 61 F

TOP

livebaseballscorecards.com

Batter	1	2	3	4	5	6	7	8	9	AB	R	H	RBI	BB	SO	LOB
2 Jacoby Ellsbury, L (1, 8) OBP: 0.394, SLG: 0.417	B SI 92 B FF 93 C FF 93 F FC 90 C FC 90 2-3 ① K		B FC 89 X FF 91 1-0 ② P5		B CU 76 F FC 88 S CU 77 D CU 80 S CU 78 2-3 ③ K		S FC 89 X FF 92 0-1 ③ 1B 2-H 3-H			4	0	1	1	0	2	2
15 Dustin Pedroia, R (1, 4) OBP: 0.308, SLG: 0.328	C FF 92 F SI 93 X CU 78 0-2 34 2B 2B		B CU 76 B CU 77 C SI 92 X FC 86 2-1 ③ G6-3			F FC 87 B SI 91 B FC 88 F FC 88 X FF 92 2-2 ① G4-3		F FF 99 C FF 100 X FF 99 0-2 ① F9		4	1	1	0	0	0	0
34 David Ortiz, L (1, 3) OBP: 0.476, SLG: 0.720 19 Koji Uehara, R (8, 1)	X FC 91 0-0 2-H 2B			F FF 91 X FF 90 0-1 29 G4-6-3 1B		F FC 88 B CU 75 F CU 78 B CU 78 F FF 93 X CU 78 2-2 ② L8		B CU 84 B FF 97 F SI 98 S SI 97 X SI 97 2-2 1B		4 0	0 0	3 0	1 0	0 0	0 0	0 0
5 Jonny Gomes, R (1, 7) OBP: 0.233, SLG: 0.282	B FC 89 C FC 89 C SI 93 B FF 94 B FF 92 C CU 78 3-3 ② K			S FC 88 B FC 86 F FF 90 X FC 88 1-2 ① F7		C CU 77 F FC 86 B CU 77 B FF 93 S CU 78 2-3 ③ K		C SI 97 S SI 96 S CU 82 0-3 ② K		4	0	0	0	0	3	3
29 Daniel Nava, S (1, 9) OBP: 0.286, SLG: 0.240	C FF 92 B FC 90 F FC 89 D CU 77 F FC 90 C FF 93 2-3 ③ K			C FF 90 X FC 88 0-1 ②③ G4-6-3 1-2f			C CU 75 C CU 76 F FF 93 T CU 78 0-2 ① K	D SI 96 X SI 97 1-0 ③ F7		4	0	0	0	0	2	3
72 Xander Bogaerts, R (1, 5) OBP: 0.467, SLG: 0.565		B FC 88 S FC 87 B SI 91 S SI 90 S CU 78 2-3 ① K			C CU 75 S CU 77 X FC 85 0-2 3 1B 1B		S FC 85 X CU 78 0-1 7 3 2B BB 1B		B FF 96 C FF 96 S FF 97 F FF 97 S FF 97 1-3 ① K	4	1	2	0	0	2	0
7 Stephen Drew, L (1, 6) OBP: 0.113, SLG: 0.120		B FC 88 C SI 91 C SI 92 F FC 89 S CU 77 1-3 ② K			X SI 90 0-0 ① F9		B SI 90 C CU 76 F FC 89 B CU 77 B CU 78 B CU 79 4-2 3 2B 2 1B BB 1-2		C FF 97 F FF 97 F FF 98 B CH 88 B FF 98 S FF 98 2-3 ② K	3	1	0	0	1	2	1
3 David Ross, R (1, 2) OBP: 0.318, SLG: 0.429		B FF 91 B FF 92 F SI 91 F FC 87 B FF 92 S FF 92 3-3 ③ K			X SI 90 0-0 1-2 1B		C FC 88 B FF 92 F FC 88 X CU 79 1-2 2 1B 2B 1-3 2-H		C FF 98 S FF 98 B FF 99 S FF 98 1-3 ③ K	4	0	2	1	0	2	0
31 Jon Lester, L (1, 1) 12 Mike Napoli, R (8, 3) OBP: 0.319, SLG: 0.463			C FF 89 F SI 90 B CU 76 X FF 91 1-2 ① G2-3		T FC 86 C CU 74 D CU 76 B CU 76 L FF 92 2-3 ② K		F FC 87 P PO 78 X FC 87 1-1 ② G1-3			3 0	0 0	0 0	0 0	0 0	1 0	4 0
Inning Stats	R: 1 E: 0 K: 3 S: 14 H: 2 LOB: 1 BB: 0 P: 21	R: 0 E: 0 K: 3 S: 10 H: 0 LOB: 0 BB: 0 P: 16	R: 0 E: 0 K: 0 S: 6 H: 0 LOB: 0 BB: 0 P: 10	R: 0 E: 0 K: 0 S: 7 H: 1 LOB: 0 BB: 0 P: 8	R: 0 E: 0 K: 2 S: 11 H: 2 LOB: 2 BB: 0 P: 15	R: 0 E: 0 K: 1 S: 10 H: 0 LOB: 0 BB: 0 P: 16	R: 2 E: 0 K: 1 S: 16 H: 3 LOB: 2 BB: 1 P: 21	R: 0 E: 0 K: 1 S: 10 H: 1 LOB: 1 BB: 0 P: 13	R: 0 E: 0 K: 3 S: 11 H: 0 LOB: 0 BB: 0 P: 15	1B: 6 2B: 3 3B: 0 HR: 0 SF: 0 SAC: 0 DP: 1 HBP: 0						

AB	34
R	3
H	9
RBI	3
BB	1
SO	14
LOB	13

WP: 0 PA: 35
PB: 0
SB: 0
CS: 0

PITCHER		IP	WLS	BF	H	R	ER	SO	BB	IBB	HBP	BLK	WP	HR	S	P	ERA	WHIP
50 Adam Wainwright, R ERA: 2.57	(1, 1)	7.0	L	28	8	3	3	10	1	0	0	0	0	0	74	107	3.86	1.286
44 Carlos Martinez, R ERA: 4.09	(8, 1)	1.0		4	1	0	0	1	0	0	0	0	0	0	10	13	0.00	1.000
26 Trevor Rosenthal, R ERA:	(9, 1)	1.0		3	0	0	0	3	0	0	0	0	0	0	11	15	0.00	0.000

PITCHER		IP	WLS	BF	H	R	ER	SO	BB	IBB	HBP	BLK	WP	HR	S	P	ERA	WHIP

BOTTOM

Batter	1	2	3	4	5	6	7	8	9	AB	R	H	RBI	BB	SO	LOB
13 Matt Carpenter, L (1, 4) OBP: 0.239, SLG: 0.250	B FF 92 F FF 92 F FF 93 F FF 94 X CU 77 1-2 ① G3		B FC 90 C FC 89 B FC 88 F FF 94 B FF 95 C FC 89 3-3 ③ K			C FF 91 X FF 91 0-1 ② G3			B FF 88 S FF 87 B FS 80 F FF 88 C SI 89 2-3 ① K	4	0	0	0	0	2	1
43 Shane Robinson, R (1, 8) OBP: 0.313, SLG: 0.563 19 Jon Jay, L (9, PH) OBP: 0.286, SLG: 0.188	B FF 94 C FF 94 X FF 94 1-1 ② G1-4-3			B FC 92 C FF 92 F FC 93 C FC 89 1-3 ① K		B CH 87 B FF 94 X FC 90 2-0 ③ G6-3			C FF 89 B FS 82 F FS 80 B SI 89 F SI 90 X FS 80 2-2 ② G3-1	3 1	0 0	0 0	0 0	0 0	1 0	0 0
7 Matt Holliday, R (1, 7) OBP: 0.269, SLG: 0.530	B FC 90 S FF 94 B FF 95 F FC 91 B FF 94 S FF 94 3-3 ③ K			B FC 90 X FF 93 1-0 HR			B FC 87 F FF 93 F FC 88 X CU 77 1-2 ① F8		X SI 90 0-0 ③ F9	4	1	1	1	0	1	0
3 Carlos Beltrán, S (1, 9) OBP: 0.397, SLG: 0.481		C FF 93 X CU 76 0-1 21 G6-4-3 1B		C FC 94 B FF 94 X FF 94 1-1 ② F7			B FC 89 X FC 88 1-0 ② P6			3	0	1	0	0	0	0
4 Yadier Molina, R (1, 2) OBP: 0.354, SLG: 0.362		B CH 84 S FF 93 S FC 94 F FF 95 B CU 76 F FF 95 C FC 89 2-3 ① K		B CH 87 F FF 94 X FC 93 1-1 ③ L6			B FC 88 F FF 91 C CU 74 B CU 77 B FC 93 X FF 93 3-2 ③ L4			3	0	0	0	0	1	1
21 Allen Craig, R (1, 3) OBP: 0.385, SLG: 0.417		C FF 94 X CU 78 0-1 ②③ G6-4-3 1-2f			C FC 89 S FC 89 X FC 93 0-2 ① G4-3			F FC 88 B FC 92 S CU 73 X FC 87 1-2 ① G5-3		3	0	0	0	0	0	1
23 David Freese, R (1, 5) OBP: 0.276, SLG: 0.288			B FF 93 X FF 93 1-0 38 SH1-3 1B		B FF 92 C FC 89 F FC 88 B FC 88 S FF 92 2-3 ② K			F FC 88 B CU 74 C FF 92 X FC 85 1-2 2B		3	0	2	0	0	1	0
38 Pete Kozma, R (1, 6) OBP: 0.250, SLG: 0.171			X FF 93 0-0 ① SH1-3 1-2		X FF 93 0-0 ③ P3			B FC 92 X FF 92 1-0 ② F7		2	0	0	0	0	0	1
50 Adam Wainwright, R (1, 1) 44 Carlos Martinez, R (8, 1) Matt Adams, L (8, PH) OBP: 0.286, SLG: 0.339 26 Trevor Rosenthal, R (9, 1)			S FC 90 F FF 94 B FC 91 S FC 90 1-3 ② K			C FF 92 B FC 89 B FF 92 S FC 90 C FF 94 2-3 ① K		C FS 80 S FS 82 S FS 81 0-3 ③ K		2 0 1 0	0 0 0 0	0 0 0 0	0 0 0 0	0 0 0 0	2 0 1 0	1 0 1 0
Inning Stats	R: 0 E: 0 K: 1 S: 9 H: 0 LOB: 0 BB: 0 P: 14	R: 0 E: 0 K: 1 S: 9 H: 1 LOB: 0 BB: 0 P: 11	R: 0 E: 0 K: 2 S: 8 H: 1 LOB: 1 BB: 0 P: 13	R: 1 E: 0 K: 1 S: 8 H: 1 LOB: 0 BB: 0 P: 12	R: 0 E: 0 K: 1 S: 7 H: 0 LOB: 0 BB: 0 P: 9	R: 0 E: 0 K: 1 S: 6 H: 0 LOB: 0 BB: 0 P: 10	R: 0 E: 0 K: 0 S: 7 H: 0 LOB: 0 BB: 0 P: 12	R: 0 E: 0 K: 1 S: 10 H: 1 LOB: 1 BB: 0 P: 13	R: 0 E: 0 K: 1 S: 8 H: 0 LOB: 0 BB: 0 P: 12	1B: 2 2B: 1 3B: 0 HR: 1	SF: 0 SAC: 1 DP: 1 HBP: 0			WP: 0 PB: 0 SB: 0 CS: 0	PA: 30		

PITCHER		IP	WLS	BF	H	R	ER	SO	BB	IBB	HBP	BLK	WP	HR	S	P	ERA	WHIP
31 Jon Lester, L ERA: 1.56	(1, 1)	7.2	W	26	4	1	1	7	0	0	0	0	0	1	61	91	1.17	0.522
19 Koji Uehara, R ERA: 0.71	(8, 1)	1.1	S	4	0	0	0	2	0	0	0	0	0	0	11	15	0.00	0.000

PITCHER	IP	WLS	BF	H	R	ER	SO	BB	IBB	HBP	BLK	WP	HR	S	P	ERA	WHIP

Boston Red Sox @ St. Louis Cardinals

Busch Stadium, St. Louis, MO

Mon Oct 28 2013, 7:10 PM - 10:00 PM CDT

Att. 47,436 - Clear - 61 F

livebaseballscorecards.com

AB	29
R	1
H	4
RBI	1
BB	0
SO	9
LOB	6

Batter	1	2	3	4	5	6	7	8	9	AB	R	H	RBI	BB	SO	LOB
13 Matt Carpenter, L (1, 4) OBP: 0.263, SLG: 0.290	C FF 92 B FF 93 B FF 92 C FF 92 X FF 94 2-2 ① F7		X SI 92 0-0 3 G6-3 1B		C FF 92 B FF 92 X SI 91 1-1 1-2 1B		C FF 90 B CU 78 C CU 78 F FF 92 X FF 92 1-2 3 1B 1-3 2B		C FF 90 B FS 81 B FS 80 F FF 88 F FF 89 F FS 81 S FS 81 2-3 ③ K	5	0	3	0	0	1	0
3 Carlos Beltrán, S (1, 9) OBP: 0.388, SLG: 0.464	B FF 93 B FC 86 X SI 91 2-0 ② L4-3		X SI 92 0-0 ②③ G6-3 1-2f		B SI 92 C CU 78 B FF 92 F FF 91 X FF 92 2-2 ② F9 2-3		C FF 91 F CU 79 X FF 92 0-2 7 WP 2-3 3-H 1B			4	0	1	1	0	0	3
7 Matt Holliday, R (1, 7) OBP: 0.268, SLG: 0.507	C FF 93 X FF 94 0-1 ③ G3			X FC 84 0-0 ① G5-3	S FF 93 F FF 93 X FF 93 0-2 ③ F9		B FF 92 F FF 92 B FF 92 B FC 83 F FF 92 F FF 92 B FF 92 4-2 1-2 BB			3	0	0	0	1	0	2
21 Allen Craig, R (1, 10) OBP: 0.412, SLG: 0.438		S FF 91 B FF 93 T FF 93 F FF 93 B FF 94 B CU 81 F FF 94 X FF 93 3-2 19 WP 4 1B 1B		B FF 92 C FF 91 B FC 85 F FF 91 F FF 93 X CU 80 2-2 4 E 1B		B CU 82 X FF 90 1-0 ① F8	B FF 94 X FF 94 1-0 ③ G3-1			4	0	2	0	0	0	3
4 Yadier Molina, R (1, 2) OBP: 0.348, SLG: 0.355		C FF 92 S FF 93 F FF 93 X FF 93 0-2 19 WP 1-2 1B		S FC 84 X FC 84 0-1 E4 1-2		X FF 91 0-0 ② G4-3		F FF 91 S FF 93 B FF 94 B KC 78 X FF 93 2-2 ① L9		4	0	1	0	0	0	1
Matt Adams, L (1, 3) OBP: 0.269, SLG: 0.317		B CU 79 F SI 92 B FF 92 X FF 91 2-1 ① L7		C CU 79 X CU 79 0-1 ② L7		C FF 90 F FF 91 S CU 80 0-3 ③ K		B FF 92 X FF 92 1-0 ② G4-3		4	0	0	0	0	1	4
23 David Freese, R (1, 5) OBP: 0.258, SLG: 0.268		B CU 80 S CU 80 C FF 92 F FF 93 D CU 81 B FC 85 X CU 80 3-2 ② F9		S FC 85 B FF 92 F FF 92 C FF 93 1-3 ③ K			C FF 89 C FF 91 S FC 84 0-3 ① K	C KC 75 X FF 92 0-1 ③ G5-3		4	0	0	0	0	2	4
19 Jon Jay, L (1, 8) OBP: 0.283, SLG: 0.192		C FF 93 C FF 93 B CU 82 S CU 82 1-3 ③ K 1-2 2-3			C FF 89 B FF 90 F FC 83 B FF 90 X FF 91 2-2 3 F9 13 1B 1B		X FF 90 0-0 ② G4-3		C FF 88 X FS 82 0-1 ① F7	4	0	1	0	0	1	2
33 Daniel Descalso, L (1, 6) OBP: 0.214, SLG: 0.154			C SI 92 C FF 92 C FF 92 0-3 ① K		C CU 77 B FF 91 F FF 90 X CU 80 1-2 ① L6		B FF 91 F FF 89 X FC 81 1-1 13 2B 3 1B 1B		B FF 89 C FF 88 C FF 89 X FS 82 1-2 ② F7	4	1	1	0	0	1	1
Inning Stats	R: 0 H: 0 E: 0 LOB: 0 K: 0 BB: 0 S: 6 P: 10	R: 0 H: 2 E: 0 LOB: 2 K: 1 BB: 0 S: 18 P: 27	R: 0 H: 1 E: 0 LOB: 0 K: 1 BB: 0 S: 5 P: 5	R: 0 H: 1 E: 1 LOB: 2 K: 1 BB: 0 S: 12 P: 15	R: 0 H: 2 E: 0 LOB: 2 K: 0 BB: 0 S: 14 P: 20	R: 0 H: 0 E: 0 LOB: 0 K: 1 BB: 0 S: 5 P: 6	R: 1 H: 3 E: 0 LOB: 3 K: 1 BB: 1 S: 17 P: 24	R: 0 H: 0 E: 0 LOB: 0 K: 0 BB: 0 S: 6 P: 9	R: 0 H: 0 E: 0 LOB: 0 K: 1 BB: 0 S: 10 P: 13	1B: 8 SF: 0 2B: 1 SAC: 0 3B: 0 DP: 1 HR: 0 HBP: 0					WP: 2 PA: 37 PB: 0 SB: 0 CS: 0	

PITCHER		IP	WLS	BF	H	R	ER	SO	BB	IBB	HBP	BLK	WP	HR	S	P	ERA	WHIP
41 John Lackey, R ERA: 2.77	(1, 1)	6.2	W	30	9	1	1	5	1	0	0	0	2	0	76	105	1.35	1.500
36 Junichi Tazawa, R ERA: 1.23	(7, 1)	0.1	H	1	0	0	0	0	0	0	0	0	0	0	1	2	0.00	0.000
67 Brandon Workman, R ERA:	(8, 1)	1.0		3	0	0	0	0	0	0	0	0	0	0	6	9	0.00	0.000
19 Koji Uehara, R ERA: 0.66	(9, 1)	1.0		3	0	0	0	1	0	0	0	0	0	0	10	13	0.00	0.000

PITCHER	IP	WLS	BF	H	R	ER	SO	BB	IBB	HBP	BLK	WP	HR	S	P	ERA	WHIP

St. Louis Cardinals @ Boston Red Sox

Fenway Park, Boston, MA

Wed Oct 30 2013, 8:09 PM - 11:23 PM EDT

Att. 38,447 - Partly Cloudy - 49 F

TOP

livebaseballscorecards.com

AB	36
R	1
H	9
RBI	1
BB	1
SO	6
LOB	20

BOTTOM

St. Louis Cardinals @ Boston Red Sox

Fenway Park, Boston, MA

Wed Oct 30 2013, 8:09 PM - 11:23 PM EDT

Att. 38,447 - Partly Cloudy - 49 F

livebaseballscorecards.com

Batter	1	2	3	4	5	6	7	8	9	AB	R	H	RBI	BB	SO	LOB
2 Jacoby Ellsbury, L (1, 8) OBP: 0.408, SLG: 0.438	C FF 91 F FF 93 S FF 96 0-3 K ①		C CU 74 B FF 92 X FF 91 1-1 5 HBP 15 G5-3 18 2B 1B	B CH 84 X FF 91 1-0 15 F9 12 1B 2B	F FF 96 B CU 82 B CU 80 X SI 96 2-1 E4			B SL 75 B SI 85 B SI 84 D SI 85 4-0 15 FC4-6 BB		4	2	2	0	1	1	0
15 Dustin Pedroia, R (1, 4) OBP: 0.286, SLG: 0.302	F FF 93 X FF 96 0-1 G4-3 ②		1 SAFE C FF 92 F FF 93 1 SAFE X CH 86 0-2 G5-3 ① 1-2	D CU 74 B FF 92 F CH 84 F FF 92 F FF 94 X FF 93 2-2 F9 ② 2-3	C FF 96 1 SAFE F FF 95 B FF 97 1 SAFE X CH 87 1-2 F9 ③			F FF 95 1 SAFE X FF 96 0-1 FC4-6 34 BLK 1-2f ①		5	0	0	0	0	0	4
34 David Ortiz, L (1, 10) OBP: 0.500, SLG: 0.706	C FF 96 F CU 78 B FF 95 B FF 96 F FF 96 B CH 88 F FF 94 F CH 88 B CU 76 4-2 BB		I IN 63 I IN 64 I IN 64 I IN 62 4-0 5 HBP 18 2B IBB	I IN 61 I IN 60 I IN 59 I IN 59 4-0 5 BB 12 1B 18 1B IBB		F SI 95 B CU 78 B CU 80 F SI 96 B FF 97 S SI 97 3-3 K ①		F FF 96 I IN 60 I IN 64 I IN 70 I IN 66 4-1 1-2 IBB		1	2	0	0	4	1	0
12 Mike Napoli, R (1, 3) OBP: 0.308, SLG: 0.435	F FF 94 C FF 94 D CH 87 S CH 85 1-3 K ③		C FF 94 B FF 94 F FF 93 S FF 94 1-3 K ②	C FF 91 B SI 90 X FF 92 1-1 18 1B 5 BB 1-2 3-H 1B		S FF 97 B CU 84 B CU 84 F SI 96 C CU 84 2-3 K ②		C FF 95 S CH 86 F FF 96 B FF 96 B CH 86 B FF 97 C FF 96 3-3 K ②		5	0	1	1	0	4	5
5 Jonny Gomes, R (1, 7) OBP: 0.271, SLG: 0.286		C CU 73 B CU 77 X FF 93 1-1 18 BB 1B	B FF 92 C CU 75 H FF 93 2-1 18 2B 1-2 2-3 HBP	D FF 92 B FF 93 B FF 91 C FF 92 B FF 93 4-1 18 1B 1-2 2-3 BB		C FF 98 C CU 84 B CU 84 X FF 98 1-2 G6-3 ③		C FF 97 C FF 97 X FF 98 0-2 G1-3 ③		3	1	1	0	1	0	2
18 Shane Victorino, S (1, 9) OBP: 0.333, SLG: 0.314		B FF 92 B FF 93 B FF 91 C FF 92 B FF 93 4-1 1-2 BB	B CU 74 B FF 92 C FF 93 X FF 93 2-1 1-H 2-H 3-H 2B	F FF 93 X SL 86 0-1 1-2 2-3 3-H 1B			C FF 98 B CU 82 B CU 82 X FF 98 2-1 F7 ①			3	0	2	4	1	0	0
72 Xander Bogaerts, R (1, 5) OBP: 0.412, SLG: 0.481	X FF 93 0-0 P2 ①		D CU 75 X CH 86 1-0 L5 ③	F CH 83 S CH 83 S CH 83 0-3 K ③			X FF 98 0-0 F9 ②			4	0	0	0	0	1	6
7 Stephen Drew, L (1, 6) OBP: 0.140, SLG: 0.204	C CH 85 B FF 94 X FF 92 1-1 P4 ②			X FF 91 0-0 HR	B FF 95 F FF 94 B CU 79 F FF 96 B FF 96 X SI 95 3-2 G3 ①		C SI 96 B SI 96 X SI 96 1-1 1B			4	1	2	1	0	0	2
3 David Ross, R (1, 2) OBP: 0.269, SLG: 0.360	F FF 93 B FF 94 S FF 92 F CH 85 S FF 95 1-3 K ③			B CU 76 B FF 94 F CH 85 C FF 91 S FF 93 2-3 K ①	B FF 97 S FF 96 B FF 97 F FF 95 F FF 95 X FF 96 2-2 F8 ②		D SI 96 1 SAFE X FF 94 1-0 F8 ③			4	0	0	0	0	2	3

Inning Stats	1	2	3	4	5	6	7	8	9
	R: 0 E: 0 K: 2 S: 13 H: 0 LOB: 1 BB: 1 P: 18	R: 0 E: 0 K: 1 S: 10 H: 1 LOB: 2 BB: 1 P: 17	R: 3 E: 0 K: 1 S: 12 H: 2 LOB: 1 BB: 1 P: 23	R: 3 E: 0 K: 2 S: 17 H: 4 LOB: 3 BB: 2 P: 31	R: 0 E: 1 K: 0 S: 12 H: 0 LOB: 1 BB: 0 P: 20	R: 0 E: 0 K: 2 S: 9 H: 0 LOB: 0 BB: 0 P: 15	R: 0 E: 0 K: 0 S: 6 H: 1 LOB: 1 BB: 0 P: 10	R: 0 E: 0 K: 1 S: 10 H: 0 LOB: 2 BB: 2 P: 21	

AB	33
R	6
H	8
RBI	6
BB	7
SO	9
LOB	22

1B: 5
2B: 2
3B: 0
HR: 1
SF: 0
SAC: 0
DP: 0
HBP: 1

WP: 0
PB: 0
SB: 0
CS: 0
PA: 41

PITCHER		IP	WLS	BF	H	R	ER	SO	BB	IBB	HBP	BLK	WP	HR	S	P	ERA	WHIP
52 Michael Wacha, R ERA: 2.64	(1, 1)	3.2	L	21	5	6	6	5	2	2	1	0	0	1	44	76	14.73	1.909
31 Lance Lynn, R ERA: 5.19	(4, 1)	0.0		3	2	0	0	0	1	0	0	0	0	0	5	10	∞	∞
43 Seth Maness, R ERA: 1.8	(4, 1)	0.1		1	0	0	0	1	0	0	0	0	0	0	3	3	0.00	0.000
46 Kevin Siegrist, L ERA: 3.0	(5, 1)	1.1		5	0	0	0	1	0	0	0	0	0	0	15	26	0.00	0.000
44 Carlos Martinez, R ERA: 3.55	(6, 1)	1.2		6	1	0	0	1	0	0	0	0	0	0	12	19	0.00	0.600

PITCHER		IP	WLS	BF	H	R	ER	SO	BB	IBB	HBP	BLK	WP	HR	S	P	ERA	WHIP
36 Randy Choate, L ERA:	(8, 1)	0.0		1	0	0	0	0	1	0	0	0	0	0	0	4	∞	∞
26 Trevor Rosenthal, R ERA:	(8, 1)	1.0		4	0	0	0	1	0	1	0	1	0	0	10	17	0.00	0.000