

St. Louis Cardinals - 2013

Batter	1	2	3	4	5	6	7	8	9	AB	R	H	RBI	BB	SO	LOB	TOP											
19 Jon Jay, L (1.8) OBP: 0.667, SLG: 1.000 43 Shane Robinson, R (4.8) OBP: 0.500, SLG: 0.500	4-0 BB		0-0 2B	0-3 K	0-0 BB		0-0 L8		0-0 1B	2	0	1	0	1	1	3	St. Louis Cardinals @ Miami Marlins Roger Dean Stadium, Jupiter, FL Sat Feb 23 2013, 1:07 PM - 3:57 PM EST Att: 3,504 - Sunny - 83 F											
33 Daniel Descalso, L (1.4) 13 Matt Carpenter, L (4.4)	0-0 F7		1-3 K		4-0 BB		0-3 K		0-0 G6-3	2	0	0	0	0	1	2												
7 Matt Holliday, R (1.7) 56 Adron Chambers, L (4.7)	0-3 K			4-0 BB	0-0 F7		4-0 BB			1	0	0	0	1	1	1												
3 Carlos Beltrán, S (1.9) 87 Oscar Taveras, L (4.9)	1-0 G4-3		0-0 L7	0-0 L7	0-0 G4-6-3		0-0 F7			2	0	0	0	0	0	2												
4 Yadier Molina, R (1.2) 32 Rob Johnson, R (4.2)		0-0 L3		4-0 BB		0-0 P3		0-0 F8		1	0	0	0	1	0	0												
23 David Freese, R (1.5) 8 Ryan Jackson, R (4.5)	1-1 HR		1-0 P3	1-2 BB		4-0 BB		0-0 G5-3		2	1	1	1	0	0	2												
12 Ty Wigginton, R (1.10) 60 Justin Christian, R (8.10)	0-0 G3-1		4-0 BB	1-2 BB		0-0 BB		0-0 G5-3		2	0	0	0	1	0	1												
53 Matt Adams, L (1.3) 38 Pete Kozma, R (1.6)	0-0 G6-3		0-0 1B	1-3 1B		0-0 BB		0-3 K		4	0	2	2	0	1	0												
			0-0 F9	1-2 BB		0-0 BB		0-0 L4		3	0	1	0	1	0	0												
Inning Stats	R: 0 E: 0 K: 1 S: 5	H: 0 LOB: 1 BB: 1 P: 10	R: 1 E: 0 K: 0 S: 5	H: 1 LOB: 0 BB: 0 P: 6	R: 0 E: 0 K: 1 S: 5	H: 1 LOB: 0 BB: 0 P: 6	R: 2 E: 0 K: 1 S: 6	H: 1 LOB: 3 BB: 4 P: 23	R: 0 E: 0 K: 0 S: 2	H: 0 LOB: 0 BB: 1 P: 6	R: 0 E: 0 K: 1 S: 7	H: 2 LOB: 3 BB: 1 P: 11	R: 0 E: 0 K: 0 S: 3	H: 0 LOB: 0 BB: 0 P: 3	R: 0 E: 0 K: 1 S: 6	H: 1 LOB: 1 BB: 0 P: 6		1B: 4 2B: 1 3B: 0 HR: 1	SF: 0 SAC: 0 DP: 2 HBP: 0	WP: 1 PB: 0 SB: 1 CS: 1	PA: 38							
PITCHER	IP WLS BF H R ER SO BB IBB HBP BLK WP HR S P ERA WHIP	73 John Maine, R (1.1) ERA: 4.5	34 Tom Koehler, R (3.1)	52 Brad Hand, L (4.1) ERA: 27.0	31 Steve Cishek, R (4.1)	40 Mike Dunn, L (6.1)	50 Chad Qualls, R (7.1) ERA:	43 Dan Jennings, L (8.1) ERA:	39 Chris Hatcher, R (9.1) ERA:	IP WLS BF H R ER SO BB IBB HBP BLK WP HR S P ERA WHIP	73 John Maine, R (1.1) ERA: 4.5	34 Tom Koehler, R (3.1)	52 Brad Hand, L (4.1) ERA: 27.0	31 Steve Cishek, R (4.1)	40 Mike Dunn, L (6.1)	50 Chad Qualls, R (7.1) ERA:	43 Dan Jennings, L (8.1) ERA:	39 Chris Hatcher, R (9.1) ERA:	IP WLS BF H R ER SO BB IBB HBP BLK WP HR S P ERA WHIP	73 John Maine, R (1.1) ERA: 4.5	34 Tom Koehler, R (3.1)	52 Brad Hand, L (4.1) ERA: 27.0	31 Steve Cishek, R (4.1)	40 Mike Dunn, L (6.1)	50 Chad Qualls, R (7.1) ERA:	43 Dan Jennings, L (8.1) ERA:	39 Chris Hatcher, R (9.1) ERA:	IP WLS BF H R ER SO BB IBB HBP BLK WP HR S P ERA WHIP

AB	30
R	3
H	6
RBI	3
BB	8
SO	5
LOB	21



Batter	1	2	3	4	5	6	7	8	9	AB	R	H	RBI	BB	SO	LOB	BOTTOM					
9 Juan Pierre, L (1.7) OBP: 1.000, SLG: 2.000 76 Christian Yelich, L (4.7) OBP: 0.333, SLG: 0.333	0-0 3B	0-0 1B		0-3 K		0-3 K		0-0 1B		2	2	2	1	0	0	0	St. Louis Cardinals @ Miami Marlins Roger Dean Stadium, Jupiter, FL Sat Feb 23 2013, 1:07 PM - 3:57 PM EST Att: 3,504 - Sunny - 83 F					
30 Placido Polanco, R (1.5) 60 Zack Cox, L (4.7) OBP: 0.333, SLG: 0.333	0-0 G6-3	4-0 BB		0-0 G4-3		1-0 G4-3		0-0 1B		1	0	0	0	1	0	1						
27 Giancarlo Stanton, R (1.9) 68 Marcell Ozuna, R (5.9) OBP: 0.500, SLG: 0.500	0-0 G3-4	0-0 1B		0-0 G6-3		0-0 1B		0-3 K		3	0	1	2	0	0	0						
25 Joe Mahoney, L (1.3) 15 Kevin Kousseroff, R (7.3)	0-0 2B	0-0 G4-3			0-0 G5-3		0-0 P6			3	1	1	0	0	0	2						
17 Donovan Solano, R (1.4) 13 Chris Valaika, R (5.4)	0-0 1B		0-0 E5		0-3 K		0-0 F8			2	1	1	1	0	0	0						
56 Alfredo Silverio, R (1.10) OBP: 0.250, SLG: 1.000	0-0 FC5-4		0-3 K		3-2 HR		0-3 K			4	1	1	1	0	2	2						
6 Jeff Mathis, R (1.2) 53 Kyle Skipworth, L (4.2) 74 Jake Jefferies, L (8.2)		0-0 G3		0-0 1B		4-0 BB		0-3 K		2	0	1	1	0	0	0						
3 Adeiny Hechavarria, R (1.6) 22 Nick Green, R (5.6)		4-0 BB		1-3 K		0-3 K		1-0 HBP		1	1	0	0	1	1	1						
2 Gorkys Hernández, R (1.8) 77 Jake Marisnick, R (5.8) OBP: 0.500, SLG: 0.500		1-0 F8		0-0 FC6-4		0-0 1B		0-0 P3		2	0	0	0	0	0	2						
Inning Stats	R: 2 E: 0 K: 0 S: 6	H: 3 LOB: 1 BB: 0 P: 6	R: 2 E: 0 K: 0 S: 5	H: 2 LOB: 2 BB: 2 P: 14	R: 1 E: 1 K: 2 S: 9	H: 1 LOB: 1 BB: 0 P: 10	R: 0 E: 0 K: 1 S: 5	H: 0 LOB: 0 BB: 0 P: 5	R: 1 E: 0 K: 2 S: 10	H: 1 LOB: 1 BB: 1 P: 17	R: 1 E: 0 K: 1 S: 7	H: 2 LOB: 1 BB: 0 P: 8	R: 0 E: 0 K: 2 S: 7	H: 0 LOB: 0 BB: 0 P: 7	R: 1 E: 0 K: 1 S: 6	H: 2 LOB: 1 BB: 0 P: 7		1B: 8 2B: 1 3B: 1 HR: 1	SF: 0 SAC: 0 DP: 0 HBP: 1	WP: 0 PB: 0 SB: 2 CS: 0	PA: 39	
PITCHER	IP WLS BF H R ER SO BB IBB HBP BLK WP HR S P ERA WHIP	26 Trevor Rosenthal, R (1.1) ERA:	74 Michael Wacha, R (3.1) ERA:	36 Randy Choate, L (5.1) ERA: 9.0	34 Marc Rzepczynski, L (6.1) ERA: 9.0	52 Eduardo Sanchez, R (7.1) ERA:	66 Victor Marte, R (8.1) ERA: 9.0	IP WLS BF H R ER SO BB IBB HBP BLK WP HR S P ERA WHIP	26 Trevor Rosenthal, R (1.1) ERA:	74 Michael Wacha, R (3.1) ERA:	36 Randy Choate, L (5.1) ERA: 9.0	34 Marc Rzepczynski, L (6.1) ERA: 9.0	52 Eduardo Sanchez, R (7.1) ERA:	66 Victor Marte, R (8.1) ERA: 9.0	IP WLS BF H R ER SO BB IBB HBP BLK WP HR S P ERA WHIP	26 Trevor Rosenthal, R (1.1) ERA:	74 Michael Wacha, R (3.1) ERA:	36 Randy Choate, L (5.1) ERA: 9.0	34 Marc Rzepczynski, L (6.1) ERA: 9.0	52 Eduardo Sanchez, R (7.1) ERA:	66 Victor Marte, R (8.1) ERA: 9.0	IP WLS BF H R ER SO BB IBB HBP BLK WP HR S P ERA WHIP

AB	35
R	8
H	11
RBI	8
BB	3
SO	9
LOB	14



Batter	1	2	3	4	5	6	7	8	9	AB	R	H	RBI	BB	SO	LOB	TOP																				
26 Brock Holt, L (1.4) OBP: 0.200, SLG: 0.200 16 David Renfroe, R (7.5)	K	K			K		70 1B	K		4	0	1	0	0	3	1																					
29 Daniel Nava, S (1.7) OBP: 0.600, SLG: 0.750 80 Jeremy Hazelbaker, L (6.7)	2B		1B		F8		F7		B1-3	3	0	2	0	0	0	0																					
20 Ryan Lavarnway, R (1.2) OBP: 0.333, SLG: 0.333 70 Christian Vazquez, R (6.2)	G6-3		F9			50 1B 25 HBP 71 BB	1B		P4	3	1	1	0	0	0	2																					
25 Ryan Sweeney, L (1.9) OBP: 0.333, SLG: 0.333 74 Jackie Bradley Jr., L (6.8)	G4-3		K			71 BB 23 SF8 50 1B	HBP		L7	2	1	0	0	0	1	2																					
50 Mauro Gomez, R (1.10) OBP: 0.500, SLG: 0.500		71 1B 23 1B	K				P6			4	1	2	0	0	1	3																					
71 Mark Hamilton, L (1.3) OBP: 0.400, SLG: 0.250		48 BB 23 1B 10 G4-6-3		G4-3				G6-3		3	1	1	1	1	0	0																					
23 Pedro Ciriaco, R (1.5) OBP: 0.333, SLG: 0.333 76 Jonathan Diaz, R (7.4)		10 G4-6-3 48 BB		F7			SF8			2	0	1	2	0	0	0																					
48 Mitch Maier, L (1.8) OBP: 0.333, SLG: 0.333 81 Justin Henry, L (6.9)		10 G4-6-3 BB		G1-3			F8			2	0	0	0	1	0	2																					
10 Jose Iglesias, R (1.6) OBP: 0.200, SLG: 0.800 75 J.C. Linares, R (8, PH) OBP: 1.000, SLG: 1.000 82 Deven Marrero, R (6.6)	G4-6-3			F8			G4-3			3	0	0	0	0	0	4																					
Inning Stats	R: 0 E: 0 K: 1 S: 6	H: 1 LOB: 1 BB: 0 P: 6	R: 2 E: 0 K: 1 S: 7	H: 3 LOB: 1 BB: 1 P: 11	R: 0 E: 0 K: 2 S: 8	H: 1 LOB: 1 BB: 0 P: 8	R: 0 E: 0 K: 0 S: 3	H: 0 LOB: 0 BB: 0 P: 3	R: 0 E: 0 K: 1 S: 5	H: 0 LOB: 0 BB: 0 P: 5	R: 2 E: 0 K: 0 S: 5	H: 2 LOB: 2 BB: 1 P: 10	R: 0 E: 0 K: 1 S: 7	H: 2 LOB: 2 BB: 0 P: 7	R: 1 E: 0 K: 1 S: 6	H: 1 LOB: 1 BB: 0 P: 8	R: 0 E: 0 K: 0 S: 3	H: 0 LOB: 0 BB: 0 P: 3	1B: 9 2B: 1 3B: 0 HR: 0	SF: 1 SAC: 0 DP: 1 HBP: 2	WP: 0 PB: 0 SB: 1 CS: 0	PA: 40															
PITCHER	IP	WLS	BF	H	R	ER	SO	BB	IBB	HBP	BLK	WP	HR	S	P	ERA	WHIP	PITCHER		IP	WLS	BF	H	R	ER	SO	BB	IBB	HBP	BLK	WP	HR	S	P	ERA	WHIP	
76 John Gast, L (1.1) ERA: 9.0	2.0	L	10	4	2	2	2	1	0	0	0	0	0	0	13	17	9.00	2.500	67 Eric Fornataro, R (8.1) ERA: 9.0		1.0		5	1	1	1	1	0	0	1	0	0	0	6	8	9.00	1.000
70 Tyler Lyons, L (3.1) ERA:	2.0		7	1	0	0	2	0	0	0	0	0	0	0	11	11	0.00	0.500	59 Fernando Salas, R (9.1) ERA:		1.0		3	0	0	0	0	0	0	0	0	0	3	3	0.00	0.000	
44 Edward Mujica, R (5.1) ERA:	1.0		3	0	0	0	1	0	0	0	0	0	0	5	5	0.00	0.000																				
71 Sam Freeman, L (6.1) ERA: 18.0	1.0		7	2	2	2	0	1	0	1	0	0	0	5	10	18.00	3.000																				
64 Michael Blazek, R (7.1) ERA:	1.0		5	2	0	0	1	0	0	0	0	0	0	7	7	0.00	2.000																				

Boston Red Sox @ St. Louis Cardinals
Roger Dean Stadium, Jupiter, FL

Sun Feb 24, 2013, 1:07 PM - 3:52 PM EST
Att: 6,819 - Partly Cloudy - 84 F

AB 35
R 5
H 10
RBI 4
BB 2
SO 7
LOB 19



Batter	1	2	3	4	5	6	7	8	9	AB	R	H	RBI	BB	SO	LOB	BOTTOM																					
15 Rafael Furcal, S (1.10) OBP: 0.500, SLG: 0.500 21 Allen Craig, R (6, PH) OBP: 0.500, SLG: 0.500	L3			G6-3		13 2B 56 SF8	1B	G3		2	0	0	0	0	0	0																						
13 Matt Carpenter, L (1.4) OBP: 0.425, SLG: 0.500	G5-3			12 CS		56 SF8	2B	G6-3		4	0	2	0	0	0	0																						
3 Carlos Beltrán, S (1.9) OBP: 0.333, SLG: 0.333 56 Adron Chambers, L (5.7)	K			F8			SF8	G6-3		2	0	0	0	0	1	1																						
12 Ty Wigginton, R (1.3) OBP: 0.333, SLG: 0.333 79 Kolten Wong, L (6.4)		F8		CS	G5-3	K		G4-3		2	0	0	0	0	0	2																						
33 Daniel Descalso, L (1.5) OBP: 0.250, SLG: 1.000 8 Ryan Jackson, R (6.5)		G3-1			HR		P4		F9	2	1	1	1	0	0	0																						
48 Tony Cruz, R (1.2) OBP: 0.500, SLG: 0.500 46 J.R. Towles, R (6.2)		F8					P4		F8	2	0	0	0	0	0	0																						
87 Oscar Taveras, L (1.7) OBP: 0.167, SLG: 0.333 60 Justin Christian, R (1.8)			K				FC4-6 60 SH1-3	1B	G3	4	0	1	0	0	1	1																						
16 Ronny Cedeno, R (1.6) OBP: 0.500, SLG: 1.000 89 Greg Garcia, L (7.6)			F7				21 1B	2B		2	0	0	0	0	0	1																						
Inning Stats	R: 0 E: 0 K: 1 S: 5	H: 0 LOB: 0 BB: 0 P: 5	R: 0 E: 0 K: 0 S: 3	H: 0 LOB: 0 BB: 0 P: 3	R: 0 E: 0 K: 1 S: 5	H: 0 LOB: 0 BB: 0 P: 5	R: 0 E: 0 K: 0 S: 3	H: 1 LOB: 0 BB: 0 P: 3	R: 1 E: 0 K: 0 S: 5	H: 2 LOB: 1 BB: 0 P: 6	R: 2 E: 0 K: 1 S: 8	H: 3 LOB: 2 BB: 0 P: 8	R: 0 E: 0 K: 0 S: 4	H: 1 LOB: 2 BB: 1 P: 8	R: 0 E: 0 K: 0 S: 3	H: 0 LOB: 0 BB: 0 P: 3	R: 0 E: 0 K: 0 S: 3	H: 0 LOB: 0 BB: 0 P: 3	1B: 3 2B: 3 3B: 0 HR: 1	SF: 1 SAC: 1 DP: 0 HBP: 0	WP: 0 PB: 0 SB: 0 CS: 1	PA: 35																
PITCHER	IP	WLS	BF	H	R	ER	SO	BB	IBB	HBP	BLK	WP	HR	S	P	ERA	WHIP	PITCHER		IP	WLS	BF	H	R	ER	SO	BB	IBB	HBP	BLK	WP	HR	S	P	ERA	WHIP		
31 Jon Lester, L (1.1) ERA:	2.0	W	6	0	0	0	1	0	0	0	0	0	0	5	5	0.00	0.000	36 Junichi Tazawa, R (7.1) ERA:		1.0	H	5	1	0	0	0	1	0	0	0	0	0	0	0	6	6	0.00	2.000
19 Koji Uehara, R (3.1) ERA:	1.0	H	3	0	0	0	1	0	0	0	0	0	0	3	3	0.00	1.000	62 Rubby De La Rosa, R (8.1) ERA:		2.0	S	6	0	0	0	0	0	0	0	0	0	0	0	0	6	6	0.00	0.000
30 Andrew Miller, L (4.1) ERA:	1.0	H	3	1	0	0	0	0	0	0	0	0	0	3	3	0.00	1.000																					
52 Joel Hanrahan, R (5.1) ERA: 9.0	1.0	H	5	2	1	1	0	0	0	0	0	0	1	5	6	9.00	2.000																					
40 Andrew Bailey, R (6.1) ERA: 18.0	1.0	H	6	3	2	2	1	0	0	0	0	0	0	8	8	18.00	3.000																					

Boston Red Sox @ St. Louis Cardinals
Roger Dean Stadium, Jupiter, FL

Sun Feb 24, 2013, 1:07 PM - 3:52 PM EST
Att: 6,819 - Partly Cloudy - 84 F

AB 31
R 3
H 7
RBI 3
BB 1
SO 3
LOB 9



Batter	1	2	3	4	5	6	7	8	9	AB	R	H	RBI	BB	SO	LOB	TOP
23 Tyler Greene, R (1, 6) 76 Jonathan Villar, S (5, 6)										3	0	0	0	0	3	2	Houston Astros @ St. Louis Cardinals Roger Dean Stadium, Jupiter, FL Mon Feb 25 2013, 1:08 PM - 4:06 PM EST Att: 3,727 - Cloudy - 83 F
9 Marwin Gonzalez, S OBP: 0.625, SLG: 0.750 10 Jake Elmore, R OBP: 0.333, SLG: 0.500										3	0	2	0	0	0	0	
23 Chris Carter, R OBP: 0.167, SLG: 0.167 56 Nate Freiman, R OBP: 0.571, SLG: 0.714										3	0	0	0	0	1	3	
29 Brett Wallace, L OBP: 0.167, SLG: 0.167 4 Brandon Laird, R OBP: 0.500, SLG: 0.250										3	0	0	0	0	1	1	
44 Justin Maxwell, R OBP: 0.200, SLG: 0.200 75 George Springer, R OBP: 0.600, SLG: 0.333										2	0	0	0	0	2	0	
46 Rick Ankiel, L OBP: 0.500, SLG: 0.750 38 Jimmy Paredes, S OBP: 0.200, SLG: 0.200										2	0	1	0	0	0	0	
14 J.D. Martinez, R OBP: 0.250, SLG: 0.250 77 Jake Goebbert, L (6, 7)										2	0	0	0	0	1	0	
22 Carlos Corporan, S OBP: 0.500, SLG: 0.500 70 Carlos Pérez, R OBP: 0.500, SLG: 0.500										2	0	1	0	0	0	0	
74 Marc Krauss, L OBP: 0.750, SLG: 0.667 71 Chris Wallace, R (7, PH) (7, 10)										2	0	1	0	0	0	0	
Inning Stats	R: 0 E: 0 K: 1 S: 6	H: 1 LOB: 1 P: 6	R: 0 E: 0 K: 1 S: 5	H: 1 LOB: 0 P: 5	R: 0 E: 0 K: 2 S: 9	H: 2 LOB: 2 BB: 0 P: 9	R: 0 E: 0 K: 2 S: 7	H: 0 LOB: 0 BB: 0 P: 7	R: 0 E: 0 K: 0 S: 3	H: 0 LOB: 0 BB: 0 P: 3	R: 1 E: 1 K: 2 S: 9	H: 1 LOB: 2 BB: 0 P: 11	R: 0 E: 0 K: 0 S: 4	H: 1 LOB: 1 BB: 0 P: 4	1B: 4 2B: 4 3B: 0 HR: 0	SF: 0 SAC: 0 DP: 0 HBP: 2	
PITCHER	IP WLS BF H R ER SO BB IBB HBP BLK WP HR S P ERA WHIP	50 Adam Wainwright, R (1, 1) ERA: 2.2 W: 11 BF: 4 H: 4 R: 0 ER: 0 SO: 3 BB: 0 IBB: 0 HBP: 0 BLK: 0 WP: 0 HR: 17 S: 10 P: 17 ERA: 0.00 WHIP: 1.500	73 Seth Maness, R (3, 1) ERA: 1.1 H: 4 R: 0 ER: 0 SO: 3 BB: 0 IBB: 0 HBP: 0 BLK: 0 WP: 0 HR: 10 S: 10 P: 10 ERA: 0.00 WHIP: 0.000	41 Mitchell Boggs, R (5, 1) ERA: 1.0 H: 4 R: 1 ER: 0 SO: 2 BB: 0 IBB: 0 HBP: 0 BLK: 0 WP: 0 HR: 8 S: 8 P: 8 ERA: 0.00 WHIP: 1.000	30 Jason Motte, R (6, 1) ERA: 1.0 H: 3 R: 0 ER: 0 SO: 0 BB: 0 IBB: 0 HBP: 0 BLK: 0 WP: 0 HR: 3 S: 3 P: 3 ERA: 0.00 WHIP: 0.000	61 Kevin Siegrist, L (7, 1) ERA: 1.0 H: 7 R: 1 ER: 1 SO: 2 BB: 1 IBB: 0 HBP: 1 BLK: 0 WP: 0 HR: 9 S: 14 P: 14 ERA: 0.00 WHIP: 2.000	PITCHER	IP WLS BF H R ER SO BB IBB HBP BLK WP HR S P ERA WHIP	62 Barret Browning, L (8, 1) ERA: 1.0 W: 6 BF: 1 H: 1 R: 1 ER: 0 SO: 2 BB: 0 IBB: 0 HBP: 1 BLK: 0 WP: 1 HR: 0 S: 9 P: 11 ERA: 0.00 WHIP: 1.000	65 Keith Butler, R (9, 1) ERA: 1.0 H: 4 R: 1 ER: 0 SO: 0 BB: 0 IBB: 0 HBP: 0 BLK: 0 WP: 0 HR: 4 S: 4 P: 4 ERA: 0.00 WHIP: 1.000							

Batter	1	2	3	4	5	6	7	8	9	AB	R	H	RBI	BB	SO	LOB	BOTTOM
19 Jon Jay, L OBP: 0.333, SLG: 0.400 60 Justin Christian, R (5, 8)										3	0	0	0	0	0	4	Houston Astros @ St. Louis Cardinals Roger Dean Stadium, Jupiter, FL Mon Feb 25 2013, 1:08 PM - 4:06 PM EST Att: 3,727 - Cloudy - 83 F
79 Kolten Wong, L OBP: 0.333, SLG: 0.500 88 Starlin Rodriguez, R (6, 4)										4	2	2	0	0	0	0	
7 Matt Holliday, R OBP: 0.400, SLG: 1.000 56 Adron Chambers, L OBP: 0.500, SLG: 0.750										3	1	1	2	0	1	1	
21 Allen Craig, R OBP: 0.800, SLG: 1.500 80 Cody Stanley, L (5, PH) (6, 10)										2	3	2	2	1	0	0	
83 Jesus Montero, R (7, PH) (8, 10)										1	0	0	0	0	1	1	
4 Yadier Molina, R OBP: 0.800, SLG: 0.667 81 Adam Ehrlich, L (4, PR) 32 Rob Johnson, R (5, 2) 82 Audry Pérez, R (9, 2)										2	1	2	0	1	0	0	
23 David Freese, R OBP: 0.600, SLG: 1.400 89 Greg Garcia, L (4, PR) (5, 6) (7, 3)										3	0	2	2	0	0	1	
12 Ty Wigginton, R (1, 3) 8 Ryan Jackson, R (5, 3) (7, 6)										3	0	0	0	0	1	5	
43 Shane Robinson, R OBP: 0.714, SLG: 0.800										3	1	2	2	2	0	1	
38 Pete Kozma, R OBP: 0.444, SLG: 0.875 (5, 5)										5	1	2	2	0	0	7	
Inning Stats	R: 0 E: 0 K: 0 S: 3	H: 0 LOB: 0 BB: 0 P: 3	R: 1 E: 0 K: 0 S: 4	H: 1 LOB: 3 BB: 3 P: 17	R: 5 E: 0 K: 0 S: 12	H: 6 LOB: 1 BB: 0 P: 18	R: 3 E: 0 K: 2 S: 12	H: 5 LOB: 2 BB: 0 P: 13	R: 0 E: 0 K: 0 S: 4	H: 0 LOB: 1 BB: 0 P: 4	R: 1 E: 1 K: 1 S: 8	H: 2 LOB: 1 BB: 0 P: 9	R: 0 E: 1 K: 0 S: 3	H: 0 LOB: 2 BB: 2 P: 11	1B: 7 2B: 5 3B: 0 HR: 3	SF: 0 SAC: 0 DP: 1 HBP: 1	WP: 1 PA: 45 PB: 0 SB: 1 CS: 0
PITCHER	IP WLS BF H R ER SO BB IBB HBP BLK WP HR S P ERA WHIP	59 Philip Humber, R (1, 1) ERA: 4.5 W: 1 BF: 10 H: 1 R: 1 ER: 1 SO: 1 BB: 3 IBB: 0 HBP: 0 BLK: 0 WP: 1 HR: 7 S: 13 P: 20 ERA: 4.50 WHIP: 2.000	19 Sam Demel, R (3, 1) ERA: 36.0 W: 4 BF: 4 H: 4 R: 4 ER: 4 SO: 0 BB: 0 IBB: 0 HBP: 0 BLK: 0 WP: 2 HR: 7 S: 13 P: 13 ERA: 9.00 WHIP: 2.000	81 Josh Zeid, R (3, 1) ERA: 4.5 W: 5 BF: 2 H: 1 R: 1 ER: 0 SO: 0 BB: 0 IBB: 0 HBP: 0 BLK: 0 WP: 0 HR: 5 S: 5 P: 5 ERA: 27.00 WHIP: 5.000	60 Dallas Keuchel, L (4, 1) ERA: 27.0 W: 8 BF: 5 H: 3 R: 3 ER: 2 SO: 0 BB: 0 IBB: 0 HBP: 0 BLK: 0 WP: 0 HR: 12 S: 13 P: 13 ERA: 0.00 WHIP: 0.500	28 C.J. Fick, R (5, 1) ERA: 2.0 W: 8 BF: 1 H: 0 R: 0 ER: 0 SO: 0 BB: 1 IBB: 0 HBP: 0 BLK: 0 WP: 0 HR: 7 S: 8 P: 8 ERA: 0.00 WHIP: 0.500	PITCHER	IP WLS BF H R ER SO BB IBB HBP BLK WP HR S P ERA WHIP	72 Paul Clemens, R (7, 1) ERA: 4.5 W: 2 BF: 10 H: 2 R: 1 ER: 1 SO: 1 BB: 2 IBB: 0 HBP: 0 BLK: 0 WP: 2 HR: 11 S: 20 P: 20 ERA: 4.50 WHIP: 2.000								

AB	36
R	2
H	8
RBI	2
BB	1
SO	12
LOB	17



AB	39
R	10
H	15
RBI	10
BB	5
SO	3
LOB	24



Batter	1	2	3	4	5	6	7	8	9	AB	R	H	RBI	BB	SO	LOB	TOP
56 Adron Chambers, L OBP: 0.333, SLG: 0.333 (1, 7)	F8		33 1B, 48 2B, 33 S, BB		F9	G4-3	L3-6		F8	5	1	0	0	1	0	3	
33 Daniel Descalso, L OBP: 0.250, SLG: 0.425 89 Greg Garcia, L OBP: 0.600, SLG: 0.333 (1, 5) (7, 6)	K		48 2B, 13 BB, 1B		F8		G6-3	87 1B, 88 G5-3, 16 E, 1B	BB	4	1	1	0	0	1	0	
13 Matt Carpenter, L OBP: 0.543, SLG: 0.550 88 Starlin Rodriguez, R OBP: 0.333, SLG: 0.667 (1, 4) (7, 4) (8, 5)	G4-3		48 2B, BB			87 1B, 16 E, BB		87 1B, 46 HBP, 87 1B, 1B		2	3	1	0	2	0	0	
48 Tony Cruz, R OBP: 0.200, SLG: 0.400 46 J.R. Towles, R OBP: 0.500, SLG: 0.333 80 Cody Stanley, L (9, PH) (9, 2)		K				F8		P4		3	0	1	3	0	1	1	
87 Oscar Taveras, L OBP: 0.364, SLG: 0.455 (1, 8)		E4								5	2	3	1	0	0	1	
16 Ronny Cedeno, R OBP: 0.286, SLG: 0.429 (1, 6) (7, 5)	F9									5	3	1	1	0	1	3	
79 Kolten Wong, L OBP: 0.333, SLG: 0.500 (8, 4)										0	0	0	0	0	0	0	
60 Justin Christian, R OBP: 0.300, SLG: 0.333 (1, 9)	FC6-4									4	1	2	2	1	1	1	
8 Ryan Jackson, R OBP: 0.364, SLG: 0.222 (1, 3)										5	1	2	3	0	1	1	
32 Rob Johnson, R (1, 10)										2	0	0	0	0	1	0	
53 Matt Adams, L OBP: 0.667, SLG: 1.200 (6, PH) (6, 10)										1	1	1	3	1	0	0	
82 Audry Pérez, R (9, PH) (9, 10)										1	0	0	0	0	1	0	
Inning Stats	R: 0, H: 0, E: 0, K: 1, S: 5	R: 0, H: 0, E: 1, K: 1, S: 6	R: 3, H: 2, E: 0, K: 0, S: 6	R: 0, H: 0, E: 0, K: 2, S: 7	R: 0, H: 0, E: 0, K: 1, S: 5	R: 5, H: 4, E: 1, K: 0, S: 9	R: 4, H: 4, E: 0, K: 0, S: 6	R: 3, H: 3, E: 1, K: 1, S: 9	R: 0, H: 1, E: 0, K: 2, S: 8	1B: 10, 2B: 4, 3B: 0, HR: 1	SF: 0, SAC: 0, DP: 1, HBP: 1	WP: 0, PA: 49					
PITCHER	IP, WLS, BF, H, R, ER, SO, BB, IBB, HBP, BLK, WP, HR, S, P, ERA, WHIP									IP, WLS, BF, H, R, ER, SO, BB, IBB, HBP, BLK, WP, HR, S, P, ERA, WHIP	IP, WLS, BF, H, R, ER, SO, BB, IBB, HBP, BLK, WP, HR, S, P, ERA, WHIP						
46 Ryan Dempster, R ERA: 0.000 (1, 1)	2.0	7	0	0	0	2	0	0	0	0	0	11	11	0.00	0.000		
59 Clayton Mortensen, R ERA: 9.0 (3, 1)	2.0	L 10	2	3	3	2	2	0	0	0	0	13	21	13.50	2.000		
63 Alex Wilson, R ERA: 22.5 (5, 1)	1.0	3	0	0	0	1	0	0	0	0	5	5	0.00	0.000			
78 Jose De La Torre, R ERA: 22.5 (6, 1)	1.0	8	4	5	5	0	1	0	0	0	1	9	16	45.00	5.000		
54 Pedro Beato, R ERA: 27.0 (7, 1)	0.1	7	4	4	4	0	1	0	1	0	0	5	10	108.00	15.000		
68 Sergio Espinosa, L ERA: 0.000 (7, 1)	0.2	2	0	0	0	0	1	0	0	0	0	1	5	0.00	1.500		
77 Anthony Carter, R ERA: 9.0 (8, 1)	1.0	7	3	3	0	1	0	0	0	0	0	9	9	0.00	3.000		
60 Oscar Villarreal, R ERA: 9.0 (9, 1)	1.0	5	1	0	0	2	1	0	0	0	0	8	12	0.00	2.000		

St. Louis Cardinals @ Boston Red Sox
 JetBlue Park, Ft. Myers, FL
 Tue Feb 26 2013, 1:39 PM - 5:22 PM EST
 Att: 9,987 - Partly Cloudy - 82 F

AB	42
R	15
H	14
RBI	13
BB	6
SO	8
LOB	14



Batter	1	2	3	4	5	6	7	8	9	AB	R	H	RBI	BB	SO	LOB	BOTTOM
74 Jackie Bradley Jr., L OBP: 0.636, SLG: 0.667 48 Mitch Maier, L OBP: 0.444, SLG: 0.286 (1, 8) (6, 8)	29 1B, BB	K							F9	3	0	1	0	0	1	2	
29 Daniel Nava, S OBP: 0.444, SLG: 0.500 75 J.C. Linares, R OBP: 0.333, SLG: 0.333 (1, 7) (6, 7)									E5	3	1	1	0	0	0	0	
20 Ryan Lavarney, R OBP: 0.333, SLG: 0.500 61 Dan Butler, R OBP: 0.333, SLG: 0.333 (1, 2) (6, 2)										2	0	1	0	0	1	1	
37 Mike Carp, L OBP: 0.250, SLG: 0.500 35 Lyle Overbay, L OBP: 0.250, SLG: 0.429 (1, 10) (6, PH) (6, 10)	F7									2	0	0	0	0	1	2	
50 Mauro Gomez, R OBP: 0.455, SLG: 0.500 71 Mark Hamilton, L OBP: 0.444, SLG: 0.429 (1, 3) (6, 3)										2	0	1	1	1	0	2	
25 Ryan Sweeney, L OBP: 0.273, SLG: 0.111 81 Justin Henry, L (6, 9) (6, 9)										3	0	0	0	0	0	2	
44 Drew Sutton, S OBP: 0.500, SLG: 0.400 23 Pedro Ciriaco, R OBP: 0.143, SLG: 0.167 (1, 5) (7, 5)										2	0	2	0	1	0	0	
10 Jose Iglesias, R OBP: 0.333, SLG: 0.778 26 Brock Holt, L OBP: 0.333, SLG: 0.333 (1, 6) (7, 6)										3	0	1	0	0	0	3	
76 Jonathan Diaz, R (1, 4)										4	0	0	0	0	1	5	
Inning Stats	R: 0, H: 2, E: 0, K: 1, S: 7	R: 0, H: 1, E: 0, K: 1, S: 6	R: 0, H: 0, E: 0, K: 1, S: 5	R: 0, H: 1, E: 0, K: 0, S: 4	R: 2, H: 2, E: 1, K: 1, S: 8	R: 0, H: 1, E: 0, K: 0, S: 4	R: 0, H: 1, E: 0, K: 0, S: 4	R: 0, H: 0, E: 0, K: 2, S: 7	R: 2, H: 2, E: 1, K: 1, S: 8	1B: 6, 2B: 3, 3B: 1, HR: 0	SF: 0, SAC: 0, DP: 0, HBP: 0	WP: 2, PA: 42					
PITCHER	IP, WLS, BF, H, R, ER, SO, BB, IBB, HBP, BLK, WP, HR, S, P, ERA, WHIP									IP, WLS, BF, H, R, ER, SO, BB, IBB, HBP, BLK, WP, HR, S, P, ERA, WHIP							
54 Jaime Garcia, L ERA: 0.000 (1, 1)	2.0	W 10	1	0	0	2	1	0	0	0	0	9	14	0.00	1.000		
63 Maikel Cleto, R ERA: 0.000 (3, 1)	2.0	H 8	1	0	0	1	1	0	0	0	1	9	14	0.00	1.000		
34 Marc Rzepczynski, L ERA: 4.5 (5, 1)	1.0	H 6	2	2	0	1	0	0	0	0	0	8	8	0.00	2.000		
68 Jorge Rondon, R ERA: 4.5 (6, 1)	1.0	5	1	0	0	0	1	0	0	0	0	4	8	0.00	2.000		
36 Randy Choate, L ERA: 4.5 (7, 1)	1.0	4	1	0	0	0	0	0	0	0	0	4	4	0.00	1.000		
52 Eduardo Sanchez, R ERA: 0.000 (8, 1)	1.0	3	0	0	0	2	0	0	0	0	0	7	7	0.00	0.000		
66 Victor Marte, R ERA: 4.5 (9, 1)	1.0	6	2	0	0	1	0	0	0	0	0	8	9	0.00	2.000		

St. Louis Cardinals @ Boston Red Sox
 JetBlue Park, Ft. Myers, FL
 Tue Feb 26 2013, 1:39 PM - 5:22 PM EST
 Att: 9,987 - Partly Cloudy - 82 F

AB	39
R	4
H	10
RBI	4
BB	3
SO	7
LOB	26



Batter	1	2	3	4	5	6	7	8	9	AB	R	H	RBI	BB	SO	LOB	TOP							
19 Jon Jay, L (1.8) 60 Justin Christian, R (6. PH) OBP: 0.444, SLG: 0.625 OBP: 0.417, SLG: 0.452	G6-3 1B		3 2B	43 BB	43 BB	56 G6-4-3 1B		43 2B		3 1 2 1 0 0 0														
3 Carlos Beltrán, S (1.9) 56 Adron Chambers, L (4, PR) OBP: 0.286, SLG: 0.333 OBP: 0.286, SLG: 0.273	F9 1B		23 BB	4 FC9-6 2B	43 BB	43 S BB	G6-4-3 1B	K		2 1 1 2 1 0 0														
7 Matt Holliday, R (1.7) 43 Shane Robinson, R (3, PR) OBP: 0.429, SLG: 0.800 OBP: 0.800, SLG: 1.429	F9 1B		4 FC9-6 1B	4 BLK 2B	23 BB	4 S 1B		79 2B		1 0 0 0 1 0 0														
23 David Freese, R (1.5) 79 Kolten Wong, L (5.4) OBP: 0.375, SLG: 0.625		53 1B	4 FC9-6 BB	4 BLK 2B						1 1 1 1 2 0 0														
4 Yadier Molina, R (1.2) 32 Rob Johnson, R (5.2) OBP: 0.625, SLG: 0.667	F9 1B		53 1B							1 1 1 1 2 0 0														
53 Matt Adams, L (1.10) 81 Adam Ehrlich, L (9, PH) OBP: 0.600, SLG: 0.889			12 G5-4-3 1B							2 0 1 1 0 0 0														
12 Ty Wigginton, R (1.3) 48 Tony Cruz, R (5.3) OBP: 0.143, SLG: 0.286	P4 1B		G5-4-3 1B							3 0 1 3 0 0 3														
33 Daniel Descalso, L (1.4) 8 Ryan Jackson, R (8, PR) OBP: 0.250, SLG: 0.500 OBP: 0.333, SLG: 0.200	G4-3 1B			G6-3 1B	G1-5-3 1B					4 0 1 0 0 0 2														
38 Pete Kozma, R (1.6) OBP: 0.429, SLG: 0.667			19 1B	19 2B						1 0 0 0 0 0 2														
Inning Stats	R: 0 E: 0 K: 0 S: 3	H: 0 LOB: 0 BB: 0 P: 3	R: 0 E: 0 K: 0 S: 4	H: 1 LOB: 2 BB: 1 P: 8	R: 4 E: 0 K: 0 S: 5	H: 3 LOB: 2 BB: 3 P: 17	R: 4 E: 0 K: 1 S: 9	H: 4 LOB: 2 BB: 2 P: 17	R: 0 E: 0 K: 1 S: 5	H: 0 LOB: 0 BB: 0 P: 5	R: 1 E: 0 K: 0 S: 5	H: 2 LOB: 0 BB: 0 P: 5	R: 0 E: 0 K: 1 S: 5	H: 0 LOB: 0 BB: 0 P: 5	R: 3 E: 0 K: 2 S: 11	H: 4 LOB: 2 BB: 0 P: 11	R: 0 E: 1 K: 0 S: 3	H: 0 LOB: 1 BB: 1 P: 7	1B: 8 2B: 5 HR: 1	SF: 0 SAC: 0 HBP: 0	WP: 0 PB: 0 SB: 2 CS: 0	PA: 45		
PITCHER	IP WLS BF H R ER SO	BB IBB HBP BLK	WP HR S P	ERA WHIP	PITCHER		IP WLS BF H R ER SO	BB IBB HBP BLK	WP HR S P	ERA WHIP														
60 Darin Gorski, L (1.1) ERA: 9.0	2.0 L 12 3 4 4 0	3 0 0 0	0 0 9 21	18.00 3.000	52 Carlos Torres, R (3.1) ERA: 18.0	2.0 B 12 5 4 4 1	3 0 0 1	0 0 12 24	18.00 4.000	73 Robert Carson, L (5.1) ERA: 6.0	2.0 7 2 1 1 1	0 0 0 0	0 1 10 10	4.50 1.000	46 Greg Burke, R (7.1) ERA: 9.0	2.0 10 4 3 3 3	0 0 0 0	0 0 16 16	13.50 2.000	39 Bobby Parnell, R (9.1) ERA:	1.0 4 0 0 0 0	1 0 0 0	0 0 3 7	0.00 1.000

St. Louis Cardinals @ New York Mets
 Tradition Field, Port St. Lucie, FL
 Wed Feb 27 2013, 1:13 PM - 4:01 PM EST
 Att: 3,349 - Partly Cloudy - 80 F


AB 38
 R 12
 H 14
 RBI 12
 BB 7
 SO 5
 LOB 22



Batter	1	2	3	4	5	6	7	8	9	AB	R	H	RBI	BB	SO	LOB	BOTTOM			
23 Mike Baxter, L (1.10) 64 Reese Havens, L (9, PH) OBP: 0.333, SLG: 0.333 OBP: 0.571, SLG: 0.600	K 1B	G6-3 1B				K 1B				4 0 0 0 0 2 0										
11 Rubén Tejada, R (1.6) 3 Omar Quintanilla, L (6.6) OBP: 0.333, SLG: 0.833 OBP: 0.571, SLG: 0.600			K 1B							3 0 1 0 0 1 0										
5 David Wright, R (1.5) 12 Brandon Hicks, R (7.5) OBP: 0.333, SLG: 0.333										3 0 2 0 0 1 0										
29 Ike Davis, L (1.3) 19 Zach Lutz, R (6, PR) OBP: 0.333, SLG: 0.571 OBP: 0.300, SLG: 0.333	P5 1B			F7 1B						2 0 0 0 1 0 3										
6 Marlon Byrd, R (1.9) 77 Andrew Brown, R (6, PR) OBP: 0.375, SLG: 0.500 OBP: 0.250, SLG: 0.286	K 1B			F7 1B						0 0 0 0 1 0 0										
21 Lucas Duda, L (1.7) 80 Jamie Hoffmann, R (7.7) OBP: 0.100, SLG: 0.100 OBP: 0.222, SLG: 0.500				K 1B						3 1 1 0 0 1 2										
Justin Turner, R (1.4) 61 Wilmer Flores, R (7.4) OBP: 0.333, SLG: 0.250										1 0 0 0 0 0 0										
44 John Buck, R (1.2) 20 Anthony Recker, R (6.2) OBP: 0.333, SLG: 0.800 OBP: 0.500, SLG: 2.000				G4-3 1B						2 1 1 2 0 0 0										
68 Matthew den Dekker, L (1.8) 4 Colin Cowgill, R (6.8) OBP: 0.167, SLG: 0.167 OBP: 0.667, SLG: 1.286										2 1 1 1 0 1 0										
Inning Stats	R: 0 E: 0 K: 2 S: 9	H: 2 LOB: 2 BB: 0 P: 9	R: 2 E: 0 K: 1 S: 7	H: 2 LOB: 0 BB: 0 P: 7	R: 0 E: 0 K: 1 S: 6	H: 1 LOB: 1 BB: 0 P: 6	R: 0 E: 0 K: 2 S: 7	H: 0 LOB: 0 BB: 0 P: 7	R: 0 E: 0 K: 1 S: 6	H: 1 LOB: 2 BB: 1 P: 10	R: 1 E: 0 K: 2 S: 10	H: 1 LOB: 1 BB: 1 P: 15	R: 0 E: 0 K: 0 S: 2	H: 0 LOB: 0 BB: 1 P: 6	R: 1 E: 0 K: 2 S: 10	H: 1 LOB: 0 BB: 0 P: 11	1B: 5 2B: 0 3B: 0 HR: 3	SF: 0 SAC: 0 DP: 1 HBP: 0	WP: 0 PB: 0 SB: 0 CS: 0	PA: 37
PITCHER	IP WLS BF H R ER SO	BB IBB HBP BLK	WP HR S P	ERA WHIP	PITCHER		IP WLS BF H R ER SO	BB IBB HBP BLK	WP HR S P	ERA WHIP										
31 Lance Lynn, R (1.1) ERA: 9.0	2.0 W 10 4 2 2 3	0 0 0 0	0 0 16 20	9.00 2.000	59 Fernando Salas, R (9.1) ERA: 4.5	1.0 H 1 1 1 2	0 0 0 0	0 0 10 11	9.00 1.000											
74 Michael Wacha, R (3.1) ERA:	3.0 H 10 1 0 0 5	0 0 0 0	0 0 20 20	0.00 0.333	44 Edward Mujica, R (6.1) ERA:	1.0 5 1 0 0 1	1 0 0 0	0 0 6 10	0.00 2.000											
64 Michael Blazek, R (7.1) ERA: 4.5	1.0 5 1 1 1 2	1 0 0 0	0 1 10 15	9.00 2.000	67 Eric Fomataro, R (8.1) ERA: 4.5	1.0 3 0 0 0 0	1 0 0 0	0 0 2 6	0.00 1.000											

St. Louis Cardinals @ New York Mets
 Tradition Field, Port St. Lucie, FL
 Wed Feb 27 2013, 1:13 PM - 4:01 PM EST
 Att: 3,349 - Partly Cloudy - 80 F

AB 34
 R 4
 H 8
 RBI 4
 BB 3
 SO 13
 LOB 13



Batter	1	2	3	4	5	6	7	8	9	AB	R	H	RBI	BB	SO	LOB	TOP																
9 Juan Pierre, L <small>OBP: 0.375, SLG: 0.625</small> 76 Christian Yelich, L <small>OBP: 0.500, SLG: 0.667</small>	 1B		 K		 G1		 G4-3			3	0	1	0	0	1	0																	
30 Placido Polanco, R <small>OBP: 0.375, SLG: 0.286</small> 60 Zack Cox, L <small>OBP: 0.286, SLG: 0.286</small>	 1B		 K		 G6-3		 F9		 G6-3	3	0	1	0	0	1	1																	
27 Giancarlo Stanton, R <small>OBP: 0.333, SLG: 1.000</small> 61 Jordan Brown, L <small>OBP: 0.200, SLG: 0.400</small>	 1B		 K		 G3		 F7		 BB	3	2	3	0	1	0	0																	
19 Rob Brantly, L <small>OBP: 0.250, SLG: 0.250</small> 79 J.T. Realmuto, R <small>OBP: 0.500, SLG: 0.333</small>	 1B		 K		 G3		 F7		 BB	3	0	1	1	0	0	3																	
26 Austin Kearns, R	 F9				 G4-3		 F7		 BB	3	0	0	0	1	0	3																	
18 Casey Kotchman, L <small>OBP: 0.600, SLG: 1.400</small> 25 Joe Mahoney, L <small>OBP: 0.400, SLG: 0.444</small>		 1B		 F9		 G4-3		 F9		 K	3	0	2	1	0	0																	
13 Chris Valaika, R <small>OBP: 0.111, SLG: 0.250</small> 22 Nick Green, R <small>OBP: 0.375, SLG: 0.167</small>		 L1-3		 K		 G1-3		 F7		 P2	3	0	0	0	0	1	3																
1 Chone Figgins, S 12 Matt Downs, R <small>OBP: 0.333, SLG: 0.778</small>		 P6				 L7		 G5-3		 K	3	0	0	0	0	0																	
16 Kevin Mattison, L 11 Bryan Petersen, L			 B1-3		 G1-3		 G3			3	0	0	0	0	0	0																	
Inning Stats	R: 1 E: 0 K: 1 S: 7	H: 3 LOB: 1 BB: 0 P: 7	R: 0 E: 0 K: 0 S: 3	H: 1 LOB: 0 BB: 0 P: 3	R: 0 E: 0 K: 1 S: 7	H: 2 LOB: 2 BB: 0 P: 7	R: 0 E: 0 K: 1 S: 5	H: 0 LOB: 0 BB: 0 P: 5	R: 0 E: 0 K: 0 S: 3	H: 0 LOB: 0 BB: 0 P: 3	R: 0 E: 0 K: 0 S: 5	H: 2 LOB: 2 BB: 1 P: 9	R: 0 E: 0 K: 0 S: 3	H: 0 LOB: 0 BB: 0 P: 3	R: 0 E: 0 K: 2 S: 2	H: 0 LOB: 2 BB: 2 P: 10	R: 0 E: 0 K: 2 S: 7	H: 0 LOB: 0 BB: 0 P: 7	1B: 5 2B: 3 3B: 1 HR: 0	SF: 0 SAC: 0 DP: 2 HBP: 0	WP: 0 PB: 0 SB: 0 CS: 1	PA: 35											
PITCHER	IP WLS BF H R ER SO BB IBB HBP BLK WP HR S P ERA WHIP	IP WLS BF H R ER SO BB IBB HBP BLK WP HR S P ERA WHIP															IP WLS BF H R ER SO BB IBB HBP BLK WP HR S P ERA WHIP																
35 Jake Westbrook, R <small>ERA: 9.0</small> 70 Tyler Lyons, L <small>ERA: 3.0</small> 26 Trevor Rosenthal, R <small>ERA: 3.0</small> 36 Randy Choate, L <small>ERA: 3.0</small> 41 Mitchell Boggs, R <small>ERA: 2.0</small>	1.0 2.0 3.0 1.0 1.0	W 7 H 3 0	6 2 12 0 0	4 2 2 0 0	1 0 1 0 0	1 0 1 0 0	0 0 1 0 0	0 0 0 0 2	0 0 0 0 0	0 0 0 0 0	0 0 0 0 0	0 0 13 3 2	8 9 17 3 10	9 8 17 3 10	9.00 0.00 3.00 0.00 0.00	4.000 1.000 1.000 0.000 2.000	65 Keith Butler, R <small>ERA: 9.0</small>	1.0	W 3	0	0	0	2	0	0	0	0	0	0	0	7	7	9.00 0.000

Miami Marlins @ St. Louis Cardinals
Roger Dean Stadium, Jupiter, FL
Thu Feb 28 2013, 1:12 PM - 4:09 PM EST
Att: 3,608 - Overcast - 64 F

AB	32
R	2
H	8
RBI	2
BB	3
SO	5
LOB	10



Batter	1	2	3	4	5	6	7	8	9	AB	R	H	RBI	BB	SO	LOB	BOTTOM										
13 Matt Carpenter, L <small>OBP: 0.500, SLG: 0.364</small>	 BB			 G4-3		 G6-3		 BB		3	2	0	0	2	0	2											
3 Carlos Beltrán, S <small>OBP: 0.375, SLG: 0.333</small> 43 Shane Robinson, R <small>OBP: 0.714, SLG: 1.091</small>	 1B		 K		 G6-3		 F8		 BB	0	1	0	0	0	0	0											
7 Matt Holliday, R <small>OBP: 0.400, SLG: 0.571</small> 56 Adron Chambers, L <small>OBP: 0.313, SLG: 0.333</small>	 1B		 K		 HBP		 1B		 SF8	2	0	0	0	0	1	3											
21 Allen Craig, R <small>OBP: 0.778, SLG: 1.167</small> 79 Kolten Wong, L <small>OBP: 0.333, SLG: 0.556</small>	 BB		 G6-3		 FC4		 BB		 G4-3	2	1	1	0	2	0	1											
4 Yadier Molina, R <small>OBP: 0.545, SLG: 0.556</small> 53 Matt Adams, L <small>OBP: 0.545, SLG: 0.800</small>	 1B		 F8		 FC4		 K			3	1	1	1	0	0	3											
87 Oscar Taveras, L <small>OBP: 0.333, SLG: 0.600</small>	 HR		 G3		 F9		 K		 K	4	1	1	4	0	1	2											
12 Ty Wigginton, R <small>OBP: 0.343, SLG: 0.154</small> 38 Pete Kozma, R <small>OBP: 0.400, SLG: 0.615</small>	 2B		 E8		 F8		 G2-3			3	1	1	0	0	0	0											
48 Tony Cruz, R <small>OBP: 0.200, SLG: 0.300</small> 46 J.R. Towles, R <small>OBP: 0.500, SLG: 0.500</small>	 1B		 F9		 G6-3				 BB	3	0	1	1	0	0	1											
16 Ronny Cedeno, R <small>OBP: 0.300, SLG: 0.333</small> 89 Greg Garcia, L <small>OBP: 0.500, SLG: 0.250</small>	 BB		 K		 K		 G4-3		 G4-3	2	0	0	0	1	2	1											
Inning Stats	R: 6 E: 0 K: 0 S: 8	H: 4 LOB: 1 BB: 3 P: 22	R: 0 E: 0 K: 1 S: 6	H: 1 LOB: 1 BB: 0 P: 6	R: 0 E: 0 K: 1 S: 6	H: 0 LOB: 1 BB: 0 P: 6	R: 0 E: 0 K: 0 S: 5	H: 0 LOB: 2 BB: 1 P: 13	R: 0 E: 0 K: 0 S: 3	H: 0 LOB: 0 BB: 0 P: 3	R: 0 E: 0 K: 1 S: 5	H: 0 LOB: 0 BB: 0 P: 5	R: 0 E: 0 K: 2 S: 9	H: 2 LOB: 2 BB: 0 P: 9	R: 2 E: 0 K: 0 S: 5	H: 2 LOB: 1 BB: 1 P: 10	1B: 7 2B: 1 3B: 0 HR: 1	SF: 1 SAC: 0 DP: 1 HBP: 2	WP: 0 PB: 1 SB: 0 CS: 0	PA: 40							
PITCHER	IP WLS BF H R ER SO BB IBB HBP BLK WP HR S P ERA WHIP	IP WLS BF H R ER SO BB IBB HBP BLK WP HR S P ERA WHIP															IP WLS BF H R ER SO BB IBB HBP BLK WP HR S P ERA WHIP										
33 Jacob Turner, R <small>ERA: 162.0</small> 45 Kevin Slowey, R <small>ERA: 0.00</small> 36 Sam Dyson, R <small>ERA: 0.00</small> 54 Evan Reed, R <small>ERA: 0.00</small> 66 Zach Phillips, L <small>ERA: 13.5</small>	0.1 2.2 2.0 1.0 1.0	L 9 8 3 5	4 1 0 0 2	6 0 0 0 2	6 0 0 0 2	0 0 1 0 0	0 0 1 0 0	0 0 8 5 9	13 16 5 5 9	13 16 5 5 9	0.00 0.00 0.00 0.00 0.00	0.375 0.500 0.000 0.000 2.000	49 Arquemedes Caminero, R <small>ERA: 9.0</small>	1.0	W 6	2	2	1	0	0	0	0	0	0	5	10	9.00 3.000

Miami Marlins @ St. Louis Cardinals
Roger Dean Stadium, Jupiter, FL
Thu Feb 28 2013, 1:12 PM - 4:09 PM EST
Att: 3,608 - Overcast - 64 F

AB	32
R	8
H	9
RBI	8
BB	5
SO	5
LOB	19



Batter	1	2	3	4	5	6	7	8	9	AB	R	H	RBI	BB	SO	LOB	TOP		
19 Jon Jay, L (1,8) 60 Justin Christian, R (7,8) OBP: 0.365, SLG: 0.500 OBP: 0.365, SLG: 0.417	F8		G5-3			F8			K	4	0	1	0	0	0	1			
87 Oscar Taveras, L (1,10) OBP: 0.263, SLG: 0.474	G4-3		F7			FC4-6			G6-3	4	0	0	1	0	0	1			
23 David Freese, R (1,5) 8 Ryan Jackson, R (7,PH) OBP: 0.545, SLG: 0.889 OBP: 0.308, SLG: 0.182	G4-3					F8			G6-3	3	0	0	0	0	1	1			
53 Matt Adams, L (1,3) 48 Tony Cruz, R (7,PH) OBP: 0.500, SLG: 0.667 OBP: 0.192, SLG: 0.273		43 2B 33 1B BB				F9			P5	2	1	0	0	1	0	0			
43 Shane Robinson, R (1,9) OBP: 0.611, SLG: 0.933		33 1B 2B				K			E6 56 BLK 33 1B 56 HR	4	2	1	0	0	1	0			
33 Daniel Descalso, L (1,4) 79 Koltan Wong, L (7,4) OBP: 0.400, SLG: 0.571 OBP: 0.300, SLG: 0.500						SH1-3 56 SH1-3 38 2B BB			P5	2	2	2	2	1	0	0			
32 Rob Johnson, R (1,2) 82 Audry Pérez, R (7,2)						FC5 56 SH1-3 38 2B			F8	3	1	0	0	0	0	4			
56 Adron Chambers, L (1,7) OBP: 0.316, SLG: 0.533						SH1-3			HR	3	1	1	3	0	0	0			
38 Pete Kozma, R (1,6) OBP: 0.421, SLG: 0.647						19 1B 87 FC4-6 2B			F9	4	1	2	2	0	1	0			
Inning Stats	R: 0 E: 0 K: 0 S: 4	H: 0 LOB: 0 BB: 0 P: 4	R: 2 E: 0 K: 0 S: 4	H: 2 LOB: 0 BB: 1 P: 8	R: 0 E: 0 K: 1 S: 5	H: 0 LOB: 0 BB: 0 P: 5	R: 0 E: 0 K: 2 S: 7	H: 0 LOB: 0 BB: 0 P: 7	R: 3 E: 1 K: 0 S: 9	H: 3 LOB: 1 BB: 0 P: 12	R: 0 E: 0 K: 0 S: 3	H: 0 LOB: 0 BB: 0 P: 3	R: 0 E: 0 K: 1 S: 5	H: 0 LOB: 0 BB: 0 P: 5	1B: 4 2B: 2 3B: 0 HR: 1	SF: 0 SAC: 1 DP: 1 HBP: 0	WP: 0 PB: 0 SB: 0 CS: 0	PA: 37	
PITCHER	IP WLS BF H R ER SO BB IBB HBP BLK WP HR S P ERA WHIP	IP WLS BF H R ER SO BB IBB HBP BLK WP HR S P ERA WHIP	IP WLS BF H R ER SO BB IBB HBP BLK WP HR S P ERA WHIP	IP WLS BF H R ER SO BB IBB HBP BLK WP HR S P ERA WHIP	IP WLS BF H R ER SO BB IBB HBP BLK WP HR S P ERA WHIP	IP WLS BF H R ER SO BB IBB HBP BLK WP HR S P ERA WHIP	IP WLS BF H R ER SO BB IBB HBP BLK WP HR S P ERA WHIP	IP WLS BF H R ER SO BB IBB HBP BLK WP HR S P ERA WHIP	IP WLS BF H R ER SO BB IBB HBP BLK WP HR S P ERA WHIP	IP WLS BF H R ER SO BB IBB HBP BLK WP HR S P ERA WHIP	IP WLS BF H R ER SO BB IBB HBP BLK WP HR S P ERA WHIP	IP WLS BF H R ER SO BB IBB HBP BLK WP HR S P ERA WHIP	IP WLS BF H R ER SO BB IBB HBP BLK WP HR S P ERA WHIP	IP WLS BF H R ER SO BB IBB HBP BLK WP HR S P ERA WHIP	IP WLS BF H R ER SO BB IBB HBP BLK WP HR S P ERA WHIP	IP WLS BF H R ER SO BB IBB HBP BLK WP HR S P ERA WHIP	IP WLS BF H R ER SO BB IBB HBP BLK WP HR S P ERA WHIP	IP WLS BF H R ER SO BB IBB HBP BLK WP HR S P ERA WHIP	IP WLS BF H R ER SO BB IBB HBP BLK WP HR S P ERA WHIP

St. Louis Cardinals @ Houston Astros
Osceola County Stadium, Kissimmee, FL
Fri Mar 01 2013, 1:09 PM - 4:18 PM EST
Att: 2,825 - Cloudy - 59 F

AB 34
R 8
H 7
RBI 8
BB 2
SO 4
LOB 7



Batter	1	2	3	4	5	6	7	8	9	AB	R	H	RBI	BB	SO	LOB	BOTTOM					
23 Tyler Greene, R (1,6) 10 Jake Elmore, R (6,6) OBP: 0.333, SLG: 0.182 OBP: 0.333, SLG: 0.364	G5-3					27 2B 23 HR			K	2	1	1	0	1	0	0						
27 Jose Altuve, R (1,4) 73 Jose Martinez, R (6,4) OBP: 0.333, SLG: 0.200 OBP: 0.375, SLG: 0.625	L6					G6-3			F9	3	0	0	0	0	2							
12 Carlos Pena, L (1,3) 56 Nate Freiman, R (6,3) OBP: 0.222, SLG: 0.667 OBP: 0.294, SLG: 0.412						F9			F7	2	0	0	0	1	1	2						
23 Chris Carter, R (1,7) 4 Brandon Laird, R (6,5) OBP: 0.267, SLG: 0.385 OBP: 0.643, SLG: 1.200	P3					HR				3	1	1	2	0	0	2						
29 Brett Wallace, L (1,5) 75 George Springer, R (5,PR) OBP: 0.500, SLG: 0.786 OBP: 0.636, SLG: 1.250	G3					21 2B 22 1B			G5-3	2	1	1	0	1	0	0						
46 Rick Ankiel, L (1,9) 69 René García, R (5,2) 79 Delino DeShields, R (9,PR) OBP: 0.636, SLG: 1.200 OBP: 0.571, SLG: 0.400 OBP: 0.167, SLG: 0.167						K			G6-3	1	0	0	0	1	1	1						
21 Fernando Martínez, L (1,10) 6 Jason Jaramillo, S (6,PH) 78 Robbie Grossman, S (9,PR) OBP: 0.222, SLG: 0.667 OBP: 0.500, SLG: 0.375 OBP: 0.539, SLG: 0.727	FC4-6					G4-3			FC6	2	0	0	0	0	2							
22 Carlos Corporán, S (1,2) 38 Jimmy Paredes, S (4,PR) OBP: 0.625, SLG: 0.875 OBP: 0.143, SLG: 0.083	F8					G1-3			F8	2	0	1	1	0	0	1						
2 Brandon Barnes, R (1,8) OBP: 0.375, SLG: 0.800						HR			FC6-5	5	1	1	1	0	1	7						
Inning Stats	R: 0 E: 0 K: 0 S: 3	H: 0 LOB: 1 BB: 1 P: 7	R: 0 E: 0 K: 0 S: 3	H: 0 LOB: 1 BB: 1 P: 7	R: 1 E: 0 K: 0 S: 4	H: 1 LOB: 1 BB: 1 P: 8	R: 1 E: 0 K: 1 S: 7	H: 2 LOB: 1 BB: 0 P: 7	R: 2 E: 0 K: 1 S: 9	H: 2 LOB: 2 BB: 1 P: 18	R: 0 E: 0 K: 0 S: 3	H: 1 LOB: 2 BB: 2 P: 11	R: 2 E: 0 K: 2 S: 11	H: 4 LOB: 2 BB: 0 P: 11	R: 0 E: 0 K: 1 S: 5	H: 0 LOB: 0 BB: 0 P: 5	R: 2 E: 1 K: 0 S: 8	H: 2 LOB: 2 BB: 0 P: 12	1B: 6 2B: 3 3B: 0 HR: 3	SF: 1 SAC: 0 DP: 1 HBP: 0	WP: 2 PB: 0 SB: 1 CS: 0	PA: 45
PITCHER	IP WLS BF H R ER SO BB IBB HBP BLK WP HR S P ERA WHIP	IP WLS BF H R ER SO BB IBB HBP BLK WP HR S P ERA WHIP	IP WLS BF H R ER SO BB IBB HBP BLK WP HR S P ERA WHIP	IP WLS BF H R ER SO BB IBB HBP BLK WP HR S P ERA WHIP	IP WLS BF H R ER SO BB IBB HBP BLK WP HR S P ERA WHIP	IP WLS BF H R ER SO BB IBB HBP BLK WP HR S P ERA WHIP	IP WLS BF H R ER SO BB IBB HBP BLK WP HR S P ERA WHIP	IP WLS BF H R ER SO BB IBB HBP BLK WP HR S P ERA WHIP	IP WLS BF H R ER SO BB IBB HBP BLK WP HR S P ERA WHIP	IP WLS BF H R ER SO BB IBB HBP BLK WP HR S P ERA WHIP	IP WLS BF H R ER SO BB IBB HBP BLK WP HR S P ERA WHIP	IP WLS BF H R ER SO BB IBB HBP BLK WP HR S P ERA WHIP	IP WLS BF H R ER SO BB IBB HBP BLK WP HR S P ERA WHIP	IP WLS BF H R ER SO BB IBB HBP BLK WP HR S P ERA WHIP	IP WLS BF H R ER SO BB IBB HBP BLK WP HR S P ERA WHIP	IP WLS BF H R ER SO BB IBB HBP BLK WP HR S P ERA WHIP	IP WLS BF H R ER SO BB IBB HBP BLK WP HR S P ERA WHIP	IP WLS BF H R ER SO BB IBB HBP BLK WP HR S P ERA WHIP	IP WLS BF H R ER SO BB IBB HBP BLK WP HR S P ERA WHIP			

St. Louis Cardinals @ Houston Astros
Osceola County Stadium, Kissimmee, FL
Fri Mar 01 2013, 1:09 PM - 4:18 PM EST
Att: 2,825 - Cloudy - 59 F

AB 38
R 8
H 12
RBI 7
BB 6
SO 5
LOB 23



Batter	1	2	3	4	5	6	7	8	9	AB	R	H	RBI	BB	SO	LOB	TOP										
8 Danny Espinosa, S (1, 10) OBP: 0.333, SLG: 0.313 41 Sandy León, S (9, PH) OBP: 0.143, SLG: 0.286	0-0 FC4-6 1B	0-0 E6 1B		0-3 K		0-0 G3			0-0 G4-3	4	0	2	0	0	1	2											
1 Steve Lombardozzi, S (1, 4) OBP: 0.271, SLG: 0.273 17 Will Rhymes, L (5, 4) OBP: 0.308, SLG: 0.308	0-0 FC4-6 20 1B	0-0 P6			0-0 G6-3				0-0 L6	3	0	0	0	0	0	2											
20 Ian Desmond, R (1, 6) OBP: 0.250, SLG: 0.218 60 Zach Walters, S (5, 6) OBP: 0.188, SLG: 0.188	0-0 G5-4-3 1B	0-0 G6-3			1-2 HR				0-0 G4-6-3 1B	3	1	2	1	0	0	1											
12 Tyler Moore, R (1, 7) OBP: 0.273, SLG: 0.318 19 Carlos Rivera, R (5, 7) OBP: 0.187, SLG: 0.250	0-0 G5-4-3 1B		0-3 K		0-0 F7				0-0 G6-3	3	0	0	0	0	1	2											
24 Kurt Suzuki, R (1, 2) OBP: 0.250, SLG: 0.375 7 Chris Snyder, R (5, 2) OBP: 0.300, SLG: 0.600		0-0 14 1B		0-0 G5-3		0-0 E6			0-0 P6	3	1	1	0	0	0	0											
14 Chris Marrero, R (1, 3) OBP: 0.417, SLG: 0.571 26 Matt Skole, L (5, 3) OBP: 0.438, SLG: 0.273		0-0 6 HR		2-2 HR		0-0 F7			4-0 BB	3	2	2	2	0	0	1											
10 Corey Brown, L (1, 9) OBP: 0.200, SLG: 0.211 Destin Hood, R (6, 9) OBP: 0.250, SLG: 0.500		0-0 F8		0-0 G4-3		0-0 G5-3			0-3 K	3	0	0	0	0	0	1											
6 Anthony Rendon, R (1, 5) OBP: 0.471, SLG: 1.000 Mike Costanzo, L (6, PR) (6, 5)		1-0 HR		0-3 K		0-0 16 G4-3 2B			0-0 G6-3	3	1	2	2	0	1	0											
16 Eury Pérez, R (1, 8) OBP: 0.375, SLG: 0.348 Michael Taylor, R (6, 8) OBP: 0.200, SLG: 0.200		0-0 8 1B		0-3 K		0-0 G4-3			0-0 G5-3	3	1	1	0	0	1	1											
Inning Stats	R: 0 E: 0 K: 0 S: 4	H: 2 LOB: 1 BB: 0 P: 4	R: 4 E: 1 K: 0 S: 8	H: 5 LOB: 1 BB: 0 P: 9	R: 1 E: 0 K: 1 S: 8	H: 1 LOB: 0 BB: 0 P: 10	R: 0 E: 0 K: 3 S: 9	H: 0 LOB: 0 BB: 0 P: 9	R: 1 E: 1 K: 0 S: 7	H: 1 LOB: 1 BB: 0 P: 8	R: 0 E: 0 K: 0 S: 4	H: 1 LOB: 2 BB: 0 P: 4	R: 0 E: 0 K: 0 S: 3	H: 1 LOB: 0 BB: 0 P: 3	R: 0 E: 0 K: 1 S: 5	H: 0 LOB: 1 BB: 1 P: 9	R: 0 E: 0 K: 0 S: 3	H: 0 LOB: 0 BB: 0 P: 3	1B: 6 2B: 2 3B: 0 HR: 3	SF: 0 SAC: 0 DP: 2 HBP: 0	WP: 0 PB: 0 SB: 0 CS: 0	PA: 38					
PITCHER	IP	WLS	BF	H	R	ER	SO	BB	IBB	HBP	BLK	WP	HR	S	P	ERA	WHIP										
50 Adam Wainwright, R (1, 1) ERA: 6.35	3.0	L	16	8	5	4	1	0	0	0	0	0	2	20	23	12.00	2.667										
40 Shelby Miller, R (4, 1) ERA: 4.5	2.0		8	1	1	1	3	0	0	0	0	0	1	16	17	4.50	0.500										
41 Mitchell Boggs, R (6, 1) ERA: 3.0	1.0		4	1	0	0	0	0	0	0	0	0	0	4	4	0.00	1.000										
64 Michael Blazek, R (7, 1) ERA: 3.0	1.0		3	1	0	0	0	0	0	0	0	0	0	3	3	0.00	1.000										
67 Eric Fornataro, R (8, 1) ERA: 3.0	1.0		4	0	0	0	1	1	0	0	0	0	0	5	9	0.00	1.000										

Washington Nationals @ St. Louis Cardinals
Roger Dean Stadium, Jupiter, FL
Sat Mar 02 2013, 1:07 PM - 3:43 PM EST
Att: 5,238 - Sunny - 66 F

AB	37
R	6
H	11
RBI	5
BB	1
SO	5
LOB	13



Batter	1	2	3	4	5	6	7	8	9	AB	R	H	RBI	BB	SO	LOB	BOTTOM										
19 Jon Jay, L (1, 8) OBP: 0.438, SLG: 0.500 60 Justin Christian, R (7, 8) OBP: 0.333, SLG: 0.357	0-0 G6-3		0-0 7 F8 21 1B	4-0 BB		0-0 G6-3		0-0 P5		2	1	1	0	1	0	0											
87 Oscar Taveras, L (1, 9) OBP: 0.348, SLG: 0.500 92 Stephen Piscotty, R (8, 9) OBP: 0.333, SLG: 0.357	4-0 7 1B		0-0 21 1B	0-0 F8		0-0 G6-3			0-3 K	3	1	2	0	1	0	3											
7 Matt Holliday, R (1, 7) OBP: 0.385, SLG: 0.590 56 Adron Chambers, L (6, 7) OBP: 0.286, SLG: 0.471	0-0 21 2B		0-0 F8		0-0 G6-3		0-0 F9		0-0 G6-3	3	0	1	0	0	0	2											
21 Allen Craig, R (1, 10) OBP: 0.750, SLG: 1.111 79 Kolten Wong, L (7, PH) OBP: 0.250, SLG: 0.417	0-0 2B		0-0 F8		0-0 G6-3		0-0 G3		0-0 F7	3	0	2	2	0	0	0											
4 Yadier Molina, R (1, 2) OBP: 0.429, SLG: 0.417 46 J.R. Towles, R (8, 2) OBP: 0.500, SLG: 0.400	0-0 P6		0-0 F9		0-0 G6-3			0-3 K		3	0	0	0	0	0	3											
23 David Freese, R (1, 5) OBP: 0.429, SLG: 0.667 8 Ryan Jackson, R (7, 5) OBP: 0.286, SLG: 0.167		0-0 F9		0-0 G6-3		0-0 G4-3		0-3 K		3	0	0	0	0	0	0											
33 Daniel Descalso, L (1, 4) OBP: 0.412, SLG: 0.553 13 Matt Carpenter, L (5, 4) OBP: 0.556, SLG: 0.538		0-0 F7		0-0 19 S		0-0 G6-3		0-0 89 BB		2	0	1	0	0	0	0											
12 Ty Wigginton, R (1, 3) OBP: 0.176, SLG: 0.133 53 Matt Adams, L (7, 3) OBP: 0.533, SLG: 0.692		0-0 G1-3		0-0 19 BB		0-0 G6-3		0-0 89 BB		2	0	0	0	1	0	1											
16 Ronny Cedeno, R (1, 6) OBP: 0.231, SLG: 0.250 89 Greg Garcia, L (7, 6) OBP: 0.571, SLG: 0.250			0-0 F8		0-0 P3		0-0 P3		1-2 2-3 BB	3	0	0	0	0	0	3											
Inning Stats	R: 1 E: 0 K: 0 S: 4	H: 2 LOB: 1 BB: 1 P: 8	R: 0 E: 0 K: 0 S: 3	H: 0 LOB: 0 BB: 0 P: 3	R: 1 E: 0 K: 0 S: 6	H: 3 LOB: 2 BB: 0 P: 6	R: 0 E: 0 K: 0 S: 4	H: 1 LOB: 3 BB: 2 P: 12	R: 0 E: 0 K: 0 S: 3	H: 0 LOB: 0 BB: 0 P: 3	R: 0 E: 0 K: 0 S: 4	H: 1 LOB: 1 BB: 0 P: 4	R: 0 E: 0 K: 0 S: 4	H: 1 LOB: 1 BB: 0 P: 4	R: 0 E: 0 K: 2 S: 9	H: 2 LOB: 3 BB: 1 P: 13	R: 0 E: 0 K: 1 S: 5	H: 0 LOB: 0 BB: 0 P: 5	1B: 8 2B: 2 3B: 0 HR: 0	SF: 0 SAC: 0 DP: 0 HBP: 0	WP: 0 PB: 0 SB: 1 CS: 0	PA: 40					
PITCHER	IP	WLS	BF	H	R	ER	SO	BB	IBB	HBP	BLK	WP	HR	S	P	ERA	WHIP										
47 Gio González, L (1, 1) ERA: 3.6	3.0	W	14	5	2	2	0	1	0	0	0	0	0	13	17	6.00	2.000										
57 Nate Karns, R (4, 1) ERA: 9.64	1.0	H	6	1	0	0	0	2	0	0	0	0	0	4	12	0.00	3.000										
45 Ryan Perry, R (5, 1) ERA: 9.64	3.0	H	11	2	0	0	0	0	0	0	0	0	0	11	11	0.00	0.667										
22 Drew Storen, R (8, 1) ERA: 3.0	1.0		6	2	0	0	2	1	0	0	0	0	0	9	13	0.00	3.000										
58 Erik Davis, R (9, 1) ERA: 3.0	1.0		3	0	0	0	1	0	0	0	0	0	0	5	5	0.00	0.000										

Washington Nationals @ St. Louis Cardinals
Roger Dean Stadium, Jupiter, FL
Sat Mar 02 2013, 1:07 PM - 3:43 PM EST
Att: 5,238 - Sunny - 66 F

AB	36
R	2
H	10
RBI	2
BB	4
SO	3
LOB	17



Batter	1	2	3	4	5	6	7	8	9	AB	R	H	RBI	BB	SO	LOB	TOP			
43 Shane Robinson, R (1.8) OBP: 0.619, SLG: 1.056 96 James Ramsey, L (7, PH) OBP: 1.000, SLG: 1.000 (7.8)										3	1	2	1	0	0	0				
56 Adron Chambers, L (1.7) OBP: 0.292, SLG: 0.450 91 C.J. McElroy, R (7, PH) OBP: 1.000, SLG: 1.000 (7.7)										3	0	1	0	0	0	0				
13 Matt Carpenter, L (1.4) OBP: 0.476, SLG: 0.438 79 Kolten Wong, L (6.4) OBP: 0.214, SLG: 0.357										3	0	0	0	0	2	2				
12 Ty Wigginton, R (1.10) OBP: 0.227, SLG: 0.158										4	0	1	1	1	1	3				
53 Matt Adams, L (1.3) OBP: 0.500, SLG: 0.625 46 J.R. Towles, R (6.3) OBP: 0.500, SLG: 0.429										3	0	1	0	0	1	3				
48 Tony Cruz, R (1.2) OBP: 0.286, SLG: 0.308 32 Rob Johnson, R (6.2)										2	1	1	0	1	1	0				
38 Pete Kozma, R (1.6) OBP: 0.500, SLG: 0.700 89 Greg Garcia, L (7.6) OBP: 0.500, SLG: 0.200										3	0	3	0	0	0	0				
60 Justin Christian, R (1.9) OBP: 0.316, SLG: 0.389										4	1	1	0	0	0	5				
16 Ronny Cedeno, R (1.5) OBP: 0.235, SLG: 0.200										3	1	0	0	1	2	1				
Inning Stats	R: 0 E: 0 K: 3 S: 11	H: 2 LOB: 2 BB: 0 P: 11	R: 1 E: 0 K: 1 S: 6	H: 2 LOB: 0 BB: 0 P: 6	R: 1 E: 0 K: 1 S: 8	H: 2 LOB: 1 BB: 0 P: 8	R: 0 E: 0 K: 1 S: 6	H: 1 LOB: 0 BB: 0 P: 6	R: 0 E: 0 K: 0 S: 5	H: 2 LOB: 3 BB: 2 P: 13	R: 3 E: 0 K: 1 S: 8	H: 3 LOB: 1 BB: 1 P: 13	R: 1 E: 0 K: 0 S: 5	H: 2 LOB: 2 BB: 1 P: 9	R: 0 E: 0 K: 2 S: 7	H: 0 LOB: 0 BB: 0 P: 7	1B: 12 2B: 1 3B: 0 HR: 1	SF: 0 SAC: 0 DP: 1 HBP: 0	WP: 0 PB: 0 SB: 3 CS: 1	PA: 42
PITCHER	IP WLS BF H R ER SO BB IBB HBP BLK WP HR S P ERA WHIP																			
48 Ross Detwiler, L (1.1) ERA: 5.79	2.0	9	4	1	1	4	0	0	0	0	0	0	0	17	17	4.50	2.000			
35 Craig Stammen, R (3.1) ERA: 2.57	3.0	11	3	1	1	3	0	0	0	0	0	1	19	19	3.00	1.000				
13 Will Ohman, L (6.1) ERA:	1.0	H	6	2	0	0	2	0	0	0	0	0	5	13	0.00	4.000				
51 Brandon Mann, L (7.1) ERA: 16.2	1.0	B	7	3	3	3	1	0	0	0	0	0	8	13	27.00	4.000				
62 Patrick McCoy, L (8.1) ERA: 12.0	1.0		6	2	1	1	0	1	0	0	0	0	5	9	9.00	3.000				

St. Louis Cardinals @ Washington Nationals
Space Coast Stadium, Viera, FL
Sun Mar 03 2013, 1:10 PM - 4:30 PM EST
Att: 6,312 - Sunny - 53 F

AB 38
R 6
H 14
RBI 5
BB 4
SO 10
LOB 19



Batter	1	2	3	4	5	6	7	8	9	AB	R	H	RBI	BB	SO	LOB	BOTTOM			
2 Denard Span, L (1.8) OBP: 0.500, SLG: 0.375 10 Corey Brown, L (4, PR) OBP: 0.273, SLG: 0.250 (5.8)										1	1	0	0	2	0	0				
28 Jayson Werth, R (1.9) OBP: 0.286, SLG: 0.286 12 Tyler Moore, R (5.9) OBP: 0.250, SLG: 0.292 (5.9)										3	1	2	0	0	0	2				
34 Bryce Harper, L (1.7) OBP: 0.563, SLG: 0.875 19 Carlos Rivera, R (5, PR) OBP: 0.200, SLG: 0.278 (6.7)										3	0	2	0	0	0	1				
11 Ryan Zimmerman, R (1.10) OBP: 0.333, SLG: 0.333 40 Wilson Ramos, R (7, PH) OBP: 0.500, SLG: 1.000 (8.10)										3	0	1	1	0	1	2				
41 Sandy León, S (9, PR) OBP: 0.143, SLG: 0.286										0	1	0	0	0	0	0				
25 Adam LaRoche, L (1.3) OBP: 0.423, SLG: 0.545										3	0	0	0	0	1	4				
14 Chris Marrero, R (6.3)										1	0	0	0	1	0	1				
20 Ian Desmond, R (1.6) OBP: 0.429, SLG: 0.643 60 Zach Walters, S (7.6) OBP: 0.278, SLG: 0.235										3	0	0	0	0	1	2				
8 Danny Espinosa, S (1.4) OBP: 0.361, SLG: 0.368 17 Will Rhymes, L (6, PR) OBP: 0.286, SLG: 0.286 (7.4)										3	0	2	0	0	0	0				
24 Kurt Suzuki, R (1.2) OBP: 0.300, SLG: 0.500 23 Jhonatan Solano, R (5.2) OBP: 0.111, SLG: 0.111										2	1	1	0	0	1	1				
1 Steve Lombardozzi, S (1.5) OBP: 0.240, SLG: 0.292 18 Chad Tracy, L (5.5) OBP: 0.154, SLG: 0.462										2	2	2	2	0	0	0				
Inning Stats	R: 1 E: 1 K: 2 S: 8	H: 1 LOB: 1 BB: 1 P: 12	R: 0 E: 0 K: 2 S: 8	H: 1 LOB: 1 BB: 0 P: 8	R: 1 E: 0 K: 0 S: 4	H: 2 LOB: 2 BB: 1 P: 8	R: 0 E: 0 K: 0 S: 3	H: 1 LOB: 1 BB: 0 P: 3	R: 2 E: 1 K: 1 S: 8	H: 3 LOB: 1 BB: 0 P: 9	R: 0 E: 0 K: 0 S: 3	H: 0 LOB: 2 BB: 2 P: 11	R: 1 E: 0 K: 0 S: 4	H: 2 LOB: 2 BB: 1 P: 8	R: 0 E: 0 K: 0 S: 3	H: 2 LOB: 2 BB: 0 P: 3	1B: 11 2B: 3 3B: 0 HR: 1	SF: 0 SAC: 0 DP: 2 HBP: 0	WP: 0 PB: 0 SB: 0 CS: 0	PA: 42
PITCHER	IP WLS BF H R ER SO BB IBB HBP BLK WP HR S P ERA WHIP																			
54 Jaime Garcia, L (1.1) ERA: 3.6	3.0	15	5	2	2	4	1	0	0	0	0	0	7	11	4.50	2.000				
70 Tyler Lyons, L (4.1) ERA: 1.5	2.0	8	3	1	1	0	1	0	0	0	0	0	8	9	18.00	3.000				
62 Barret Browning, L (6.1) ERA: 9.0	1.0	6	3	2	2	1	0	0	0	0	0	0	3	11	0.00	2.000				
61 Kevin Siegrist, L (7.1) ERA:	1.0	5	0	0	0	0	2	0	0	0	0	0	4	8	9.00	3.000				
63 Matkel Cleto, R (8.1) ERA: 3.0	1.0	B	5	2	1	1	0	1	0	0	0	0	4	8	9.00	3.000				

St. Louis Cardinals @ Washington Nationals
Space Coast Stadium, Viera, FL
Sun Mar 03 2013, 1:10 PM - 4:30 PM EST
Att: 6,312 - Sunny - 53 F

AB 37
R 7
H 15
RBI 6
BB 5
SO 5
LOB 20



Batter	1	2	3	4	5	6	7	8	9	AB	R	H	RBI	BB	SO	LOB	TOP						
32 Aaron Hicks, S (1, 8) OBP: 0.304, SLG: 0.545										5	2	2	2	0	1	1	Minnesota Twins @ St. Louis Cardinals Roger Dean Stadium, Jupiter, FL Mon Mar 04 2013, 1:10 PM - 3:40 PM EST Att: 4,703 - Sunny - 65 F livebaseballscorecards.com						
2 Brian Dozier, R (1, 4) OBP: 0.368, SLG: 0.375										5	1	1	0	0	1	0							
24 Trevor Plouffe, R (1, 5) OBP: 0.400, SLG: 0.389										3	0	1	1	0	0	0							
80 Mark Sobolewski, R (7, 5) OBP: 0.400, SLG: 0.667										1	0	1	0	0	0	0							
27 Chris Parmelee, L (1, 9) OBP: 0.368, SLG: 0.353										2	1	2	0	1	0	0							
11 Clete Thomas, L (6, 9) OBP: 0.214, SLG: 0.286										2	0	0	0	0	1	1							
12 Joe Benson, R (1, 7) OBP: 0.316, SLG: 0.375										3	0	1	1	0	0	3							
48 Brandon Boggs, S (7, 7) OBP: 0.294, SLG: 0.625										2	1	1	1	0	0	1							
22 Wilkin Ramirez, R (1, 10) OBP: 0.294, SLG: 0.471										3	0	1	0	0	0	1							
82 Josmil Pinto, R (8, PH) OBP: 0.250, SLG: 0.250										1	0	0	0	0	0	0							
44 Chris Herrmann, L (1, 2) OBP: 0.273, SLG: 0.222										3	0	0	0	0	2	4							
84 Dan Rohlfing, R (7, 2) OBP: 0.429, SLG: 0.500										1	1	1	0	0	0	0							
26 Brian Dinkelman, L (1, 3) OBP: 0.400, SLG: 0.182										2	0	0	0	1	0	2							
13 Jeff Clement, L (6, 3) OBP: 0.353, SLG: 0.214										1	0	0	0	0	0	1							
25 Pedro Florimón, S (1, 6) OBP: 0.294, SLG: 0.375										3	1	1	0	0	0	1							
83 Danny Santana, S (7, 6) OBP: 0.500, SLG: 0.429										1	0	1	1	0	0	0							
Inning Stats	R: 3 E: 1 K: 0 S: 7	H: 4 LOB: 1 BB: 0 P: 7	R: 0 E: 0 K: 0 S: 3	H: 0 LOB: 0 BB: 0 P: 3	R: 0 E: 0 K: 0 S: 3	H: 1 LOB: 1 BB: 1 P: 7	R: 0 E: 0 K: 1 S: 5	H: 0 LOB: 0 BB: 0 P: 9	R: 0 E: 0 K: 1 S: 7	H: 2 LOB: 2 BB: 0 P: 7	R: 2 E: 0 K: 0 S: 6	H: 2 LOB: 0 BB: 0 P: 7	R: 2 E: 0 K: 0 S: 8	H: 3 LOB: 1 BB: 0 P: 11	R: 0 E: 0 K: 2 S: 8	H: 1 LOB: 1 BB: 0 P: 8	1B: 9 2B: 3 3B: 0 HR: 2	SF: 1 SAC: 0 DP: 2 HBP: 0	WP: 1 PB: 0 SB: 0 CS: 0	PA: 41			
PITCHER	IP WLS BF H R ER SO	IP WLS BF H R ER SO	IP WLS BF H R ER SO	IP WLS BF H R ER SO	IP WLS BF H R ER SO	IP WLS BF H R ER SO	IP WLS BF H R ER SO	IP WLS BF H R ER SO	IP WLS BF H R ER SO	IP WLS BF H R ER SO	IP WLS BF H R ER SO	IP WLS BF H R ER SO	IP WLS BF H R ER SO	IP WLS BF H R ER SO	IP WLS BF H R ER SO	IP WLS BF H R ER SO	IP WLS BF H R ER SO	ERA WHIP	ERA WHIP	ERA WHIP	ERA WHIP	ERA WHIP	
31 Lance Lynn, R (1, 1) ERA: 8.31	2.1 L 12 5 3 2 0																		7.71 2.143				
36 Randy Choate, L (3, 1) ERA: 2.45	0.2 L 2 0 0 0 0																		0.00 1.500				
74 Michael Wacha, R (4, 1) ERA: 2.45	2.2 L 11 2 0 0 3																		0.00 1.125				
66 Victor Marte, R (6, 1) ERA: 5.4	0.1 L 1 0 0 0 0																		0.00 0.000				
30 Jason Motte, R (7, 1) ERA: 12.0	1.0 L 5 2 2 2 0																		18.00 2.000				

Batter	1	2	3	4	5	6	7	8	9	AB	R	H	RBI	BB	SO	LOB	BOTTOM						
19 Jon Jay, L (1, 8) OBP: 0.421, SLG: 0.471										3	0	1	0	0	1	0	Minnesota Twins @ St. Louis Cardinals Roger Dean Stadium, Jupiter, FL Mon Mar 04 2013, 1:10 PM - 3:40 PM EST Att: 4,703 - Sunny - 65 F livebaseballscorecards.com						
43 Shane Robinson, R (6, PR) OBP: 0.619, SLG: 1.056										0	0	0	0	0	0	0							
81 Adam Ehrlich, L (8, PH) ERA: 2.45										0	0	0	0	1	0	0							
33 Daniel Descalso, L (1, 4) OBP: 0.400, SLG: 0.520										3	0	1	0	0	0	2							
79 Kolten Wong, L (7, 4) OBP: 0.200, SLG: 0.333										1	0	0	0	0	0	2							
7 Matt Holliday, R (1, 7) OBP: 0.313, SLG: 0.385										3	0	0	0	0	0	1							
56 Adron Chambers, L (8, 9) OBP: 0.280, SLG: 0.429										1	0	0	0	0	0	1							
21 Allen Craig, R (1, 10) OBP: 0.733, SLG: 1.000										1	0	0	0	2	0	0							
60 Justin Christian, R (7, PR) OBP: 0.316, SLG: 0.389										0	0	0	0	0	0	0							
23 David Freese, R (1, 5) OBP: 0.375, SLG: 0.571										2	0	0	0	0	0	1							
16 Ronny Cedeno, R (7, 5) OBP: 0.222, SLG: 0.168										1	0	0	0	0	0	1							
87 Oscar Taveras, L (1, 9) OBP: 0.320, SLG: 0.458										2	0	0	0	0	1	1							
88 Starlin Rodriguez, R (8, 7) OBP: 0.250, SLG: 0.500										1	0	0	0	0	0	0							
12 Ty Wigginton, R (1, 3) OBP: 0.240, SLG: 0.143										2	0	0	0	1	0	0							
82 Audry Pérez, R (8, PR) ERA: 9.3										0	0	0	0	0	0	0							
38 Pete Kozma, R (1, 6) OBP: 0.458, SLG: 0.636										2	0	0	0	0	0	0							
8 Ryan Jackson, R (8, PH) OBP: 0.287, SLG: 0.154										1	0	0	0	0	0	1							
48 Tony Cruz, R (1, 2) OBP: 0.313, SLG: 0.286										1	0	0	0	1	0	0							
46 J.R. Towles, R (9, 2) OBP: 0.556, SLG: 0.429										0	0	0	0	1	0	0							
Inning Stats	R: 0 E: 0 K: 1 S: 5	H: 0 LOB: 0 BB: 0 P: 5	R: 0 E: 0 K: 1 S: 5	H: 0 LOB: 0 BB: 0 P: 5	R: 0 E: 0 K: 0 S: 3	H: 1 LOB: 0 BB: 0 P: 3	R: 0 E: 0 K: 0 S: 3	H: 0 LOB: 0 BB: 0 P: 6	R: 0 E: 0 K: 0 S: 4	H: 1 LOB: 2 BB: 1 P: 8	R: 0 E: 0 K: 0 S: 2	H: 0 LOB: 1 BB: 1 P: 6	R: 0 E: 0 K: 0 S: 2	H: 0 LOB: 1 BB: 1 P: 6	R: 0 E: 0 K: 0 S: 2	H: 0 LOB: 2 BB: 2 P: 10	1B: 2 2B: 0 3B: 0 HR: 0	SF: 0 SAC: 0 DP: 5 HBP: 0	WP: 0 PB: 0 SB: 0 CS: 0	PA: 30			
PITCHER	IP WLS BF H R ER SO	IP WLS BF H R ER SO	IP WLS BF H R ER SO	IP WLS BF H R ER SO	IP WLS BF H R ER SO	IP WLS BF H R ER SO	IP WLS BF H R ER SO	IP WLS BF H R ER SO	IP WLS BF H R ER SO	IP WLS BF H R ER SO	IP WLS BF H R ER SO	IP WLS BF H R ER SO	IP WLS BF H R ER SO	IP WLS BF H R ER SO	IP WLS BF H R ER SO	IP WLS BF H R ER SO	IP WLS BF H R ER SO	ERA WHIP	ERA WHIP	ERA WHIP	ERA WHIP	ERA WHIP	
38 Cole De Vries, R (1, 1) ERA: 1.63	2.0 W 6 1 0 0 0																		0.00 0.000				
39 P.J. Walters, R (3, 1) ERA: 1.63	2.0 H 6 1 0 0 0																		0.00 0.500				
57 Ryan Pressly, R (5, 1) ERA: 1.63	2.0 H 8 1 0 0 0																		0.00 1.500				
66 Alex Meyer, R (7, 1) ERA: 1.63	2.0 L 6 0 0 0 0																		0.00 1.000				
72 Michael Tonkin, R (9, 1) ERA: 1.63	1.0 L 4 0 0 0 0																		0.00 2.000				

Batter	1	2	3	4	5	6	7	8	9	AB	R	H	RBI	BB	SO	LOB	TOP				
76 Christian Yelich, L (1.7) 65 Kyle Jensen, R (7.7) OBP: 0.524, SLG: 0.889 OBP: 0.286, SLG: 0.167	F8		K				K			3	0	1	0	0	1	1	Miami Marlins @ St. Louis Cardinals Roger Dean Stadium, Jupiter, FL Wed Mar 06 2013, 1:08 PM - 3:33 PM EST Att: 4,736 - Cloudy - 72 F				
77 Jake Marisnick, R (1.8) 2 Gorkys Hernández, R (5.8) OBP: 0.500, SLG: 0.727 OBP: 0.071, SLG: 0.143	F9		K			2B		B1-3		2	0	0	0	0	1	1					
17 Donovan Solano, R (1.4) 64 Ed Lucas, R (6.4) OBP: 0.259, SLG: 0.533 OBP: 0.250, SLG: 0.250	1B		1B			G4-6-3		F7		3	0	2	1	0	0	2					
25 Joe Mahoney, L (1.3) 61 Jordan Brown, L (6.3) OBP: 0.333, SLG: 0.706 OBP: 0.250, SLG: 0.500	F8		F8			K		2B		3	0	0	0	0	1	2					
12 Matt Downs, R (1.5) OBP: 0.211, SLG: 0.526		G6-3				G5-3		L9		4	0	1	0	0	0	1					
11 Bryan Petersen, L (1.9) 68 Marcell Ozuna, R (7.9) OBP: 0.222, SLG: 0.125 OBP: 0.500, SLG: 0.400	1B		P6			P3				3	0	1	0	0	0	1					
26 Austin Kearns, R (1.10) 16 Kevin Mattison, L (9.7) OBP: 0.235, SLG: 0.071 OBP: 0.071, SLG: 0.143	F8		K					G3-1		3	0	0	0	0	2	2					
3 Adeiny Hechavarria, R (1.6) 85 Danny Black, L (7.6) OBP: 0.278, SLG: 0.250 OBP: 0.071, SLG: 0.143	F8		F9					K		3	0	0	0	0	1	2					
53 Kyle Skipworth, L (1.2) 81 Austin Barnes, R (7.7) OBP: 0.308, SLG: 0.400 OBP: 1.000, SLG: 4.000			2B			P5		HR		2	1	1	0	0	0	0					
										1	1	1	1	0	0	0					
Inning Stats	R: 0 E: 0 K: 0 S: 4	H: 1 LOB: 1 BB: 0 P: 4	R: 0 E: 0 K: 0 S: 4	H: 1 LOB: 1 BB: 0 P: 4	R: 1 E: 0 K: 2 S: 9	H: 2 LOB: 1 BB: 0 P: 9	R: 0 E: 0 K: 1 S: 6	H: 1 LOB: 0 BB: 0 P: 6	R: 0 E: 0 K: 1 S: 5	H: 0 LOB: 0 BB: 0 P: 5	R: 1 E: 0 K: 3 S: 10	H: 1 LOB: 0 BB: 0 P: 11	R: 0 E: 0 K: 0 S: 4	H: 1 LOB: 1 BB: 0 P: 4	R: 0 E: 0 K: 1 S: 5	H: 0 LOB: 0 BB: 0 P: 5	1B: 3 2B: 3 3B: 1 HR: 1	SF: 0 SAC: 0 DP: 1 HBP: 1	WP: 0 PB: 0 SB: 0 CS: 0	PA: 35	
PITCHER	IP WLS BF H R ER SO BB IBB HBP BLK WP HR S P ERA WHIP	IP WLS BF H R ER SO BB IBB HBP BLK WP HR S P ERA WHIP																			
35 Jake Westbrook, R (1.1) ERA: 4.5	3.0 W 13 4 1 1 2 0 0 0 0 0 0 0 17 17 3.00 1.333	2.0 H 8 2 0 0 1 0 0 0 1 0 0 0 9 10 0.00 1.000	1.0 H 3 0 0 0 1 0 0 0 0 0 0 0 5 5 0.00 0.000	1.0 H 4 1 1 1 3 0 0 0 0 0 0 1 10 11 9.00 1.000	1.0 H 4 1 0 0 0 0 0 0 0 0 0 0 4 4 0.00 1.000																
64 Michael Blazek, R (9.1) ERA: 2.25	1.0 3 0 0 1 0 0 0 0 0 0 0 5 5 0.00 0.000																				

Batter	1	2	3	4	5	6	7	8	9	AB	R	H	RBI	BB	SO	LOB	BOTTOM			
19 Jon Jay, L (1.8) 43 Shane Robinson, R (5.8) OBP: 0.409, SLG: 0.500 OBP: 0.591, SLG: 1.000	2B	G5-3		K			K			3	0	1	0	0	1	1	Miami Marlins @ St. Louis Cardinals Roger Dean Stadium, Jupiter, FL Wed Mar 06 2013, 1:08 PM - 3:33 PM EST Att: 4,736 - Cloudy - 72 F			
13 Matt Carpenter, L (1.4) 16 Ronny Cedeno, R (6.4) OBP: 0.458, SLG: 0.421 OBP: 0.263, SLG: 0.412	F7		7 HR	1B			HR			3	1	1	0	0	0	1				
7 Matt Holliday, R (1.7) 56 Adron Chambers, L (5.7) OBP: 0.389, SLG: 0.643 OBP: 0.296, SLG: 0.435	BB		HR	1B			L8			1	1	1	2	1	0	0				
21 Allen Craig, R (1.10) 53 Matt Adams, L (8.7) OBP: 0.611, SLG: 0.769 OBP: 0.526, SLG: 0.824	F9		K			G6-4-3		HR		3	0	0	0	0	1	3				
12 Ty Wigginton, R (1.3) 32 Rob Johnson, R (6.2) OBP: 0.286, SLG: 0.174 OBP: 0.143, SLG: 0.308		87 HR	1B	87 2B		F8		HR		2	1	1	0	1	0	0				
87 Oscar Taveras, L (1.9) 60 Justin Christian, R (8.9) OBP: 0.357, SLG: 0.630 OBP: 0.300, SLG: 0.368	HR		2B			K		G6-3		3	1	2	2	0	1	0				
33 Daniel Descalso, L (1.5) 92 Patrick Wisdom, R (7.5) OBP: 0.391, SLG: 0.500 OBP: 0.143, SLG: 0.308			P6			L8		G6-3		3	0	1	0	0	0	2				
38 Pete Kozma, R (1.6) 8 Ryan Jackson, R (7.6) OBP: 0.444, SLG: 0.600 OBP: 0.250, SLG: 0.143			1B			F8		K		3	0	1	0	0	1	0				
46 J.R. Towles, R (1.2) OBP: 0.500, SLG: 0.333	G4-6-3					F8		16 HR		2	0	0	0	1	0	2				
Inning Stats	R: 0 E: 0 K: 0 S: 4	H: 1 LOB: 1 BB: 1 P: 8	R: 2 E: 0 K: 0 S: 8	H: 4 LOB: 1 BB: 0 P: 11	R: 2 E: 0 K: 2 S: 12	H: 3 LOB: 2 BB: 1 P: 16	R: 0 E: 0 K: 1 S: 5	H: 0 LOB: 0 BB: 0 P: 5	R: 0 E: 0 K: 1 S: 5	H: 0 LOB: 0 BB: 0 P: 5	R: 1 E: 0 K: 1 S: 5	H: 1 LOB: 1 BB: 1 P: 10	R: 2 E: 0 K: 1 S: 9	H: 2 LOB: 2 BB: 0 P: 10	1B: 5 2B: 2 3B: 0 HR: 5	SF: 0 SAC: 0 DP: 2 HBP: 0		WP: 0 PB: 0 SB: 0 CS: 1	PA: 35	
PITCHER	IP WLS BF H R ER SO BB IBB HBP BLK WP HR S P ERA WHIP	IP WLS BF H R ER SO BB IBB HBP BLK WP HR S P ERA WHIP																		
34 Tom Koehler, R (1.1) ERA: 6.75	2.1 9 2 0 0 2 0 0 0 0 0 0 13 13 0.00 0.750	1.0 3 0 0 0 1 0 0 0 0 0 0 5 5 0.00 0.000	1.0 4 1 1 1 1 1 0 0 0 0 1 5 10 9.00 2.000	1.0 5 2 2 2 1 0 0 0 0 0 2 9 10 18.00 2.000																
45 Kevin Slowey, R (3.1) ERA: 1.8	2.2 9 2 0 0 2 0 0 0 0 0 0 13 13 0.00 0.750																			
59 Alex Sanabia, R (6.1) ERA: 1.8	1.0 3 0 0 0 1 0 0 0 0 0 0 5 5 0.00 0.000																			
54 Evan Reed, R (7.1) ERA: 1.8	1.0 4 1 1 1 1 1 0 0 0 0 1 5 10 9.00 2.000																			
58 Ryan Webb, R (8.1) ERA: 12.0	1.0 5 2 2 2 1 0 0 0 0 0 2 9 10 18.00 2.000																			

Batter	1	2	3	4	5	6	7	8	9	AB	R	H	RBI	BB	SO	LOB	TOP					
11 Brett Gardner, L (1, 8) 79 Ramón Flores, L (7, 8) OBP: 0.560, SLG: 0.591 OBP: 0.400, SLG: 0.250	4-0 31 1B BB	0-0 F7			0-0 G6-3		0-3 K		0-0 76 2B 2H 1B	3	0	0	0	1	1	1						
31 Ichiro Suzuki, L (1, 9) 78 Zoilo Almonte, S (7, 9) OBP: 0.444, SLG: 0.471 OBP: 0.222, SLG: 0.389	0-0 54 G4-3 1B	4-0 BB			0-0 G5-3		0-0 G1-3		0-3 K	2	1	1	0	1	0	0						
54 Juan Rivera, R (1, 3) 12 Dan Johnson, L (6, 3) OBP: 0.350, SLG: 0.474 OBP: 0.263, SLG: 0.067	0-0 G4-3	0-0 G6-3			0-0 F9			0-0 66 PB 66 1B 1B	0-0 F9	3	0	0	0	0	0	3						
29 Francisco Cervelli, R (1, 10) 76 John Ryan Murphy, R (8, PH) OBP: 0.500, SLG: 1.111	0-0 22 S 1B		0-0 F8		4-0 19 2B 95 G4-3 BB			0-0 F9	1-0 F9	2	1	1	1	1	0	0						
22 Matt Diaz, R (1, 7) 60 Thomas Neal, R (6, 7) OBP: 0.313, SLG: 0.267 OBP: 0.250, SLG: 0.500	4-0 BB		0-0 F9		0-0 F9			1-2 66 1B 66 PB 1B	0-0 G5-3	2	0	1	0	1	0	1						
19 Chris Stewart, R (1, 2) 66 Austin Romine, R (7, 2) OBP: 0.308, SLG: 0.615 OBP: 0.286, SLG: 0.286	0-0 G5-3		1-0 F8		0-0 G4-3			1-0 95 G4-3 1B		3	0	1	0	0	0	3						
95 Ronnier Mustelier, R (1, 5) OBP: 0.500, SLG: 0.667		1-0 97 S 96 E HBP 1B		0-0 G4-3				0-0 G4-3		3	1	1	1	0	0	3						
97 José Pirela, R (1, 4) 77 Corban Joseph, L (7, 4) OBP: 0.385, SLG: 0.462 OBP: 0.276, SLG: 0.188		0-3 K		0-3 K				0-0 G6-3	0-0 F8	3	0	0	0	0	2	3						
96 Addison Maruszak, R (1, 6) OBP: 0.200, SLG: 0.333		0-0 E4 31 BB 2H		0-0 G4-6-3				0-0 G6-3	0-0 79 1B 2B	4	1	1	0	0	0	1						
Inning Stats	R: 1 E: 0 K: 0 S: 4	H: 2 LOB: 2 BB: 2 P: 12	R: 1 E: 1 K: 1 S: 6	H: 0 LOB: 2 BB: 1 P: 11	R: 0 E: 0 K: 0 S: 3	H: 1 LOB: 0 BB: 0 P: 4	R: 0 E: 0 K: 1 S: 5	H: 1 LOB: 0 BB: 0 P: 5	R: 0 E: 0 K: 0 S: 3	H: 0 LOB: 0 BB: 0 P: 3	R: 1 E: 0 K: 0 S: 4	H: 1 LOB: 1 BB: 1 P: 8	R: 0 E: 0 K: 1 S: 5	H: 0 LOB: 0 BB: 0 P: 5	R: 1 E: 0 K: 0 S: 6	H: 3 LOB: 2 BB: 0 P: 7	R: 2 E: 0 K: 1 S: 8	H: 3 LOB: 1 BB: 0 P: 9	1B: 8 2B: 3 3B: 0 HR: 0	SF: 0 SAC: 0 DP: 1 HBP: 1	WP: 1 PB: 1 CS: 2	PA: 41
PITCHER	IP WLS BF H R ER SO BB IBB HBP BLK WP HR S P ERA WHIP	58 Joe Kelly, R (1, 1) ERA: 2.25	73 Seth Maness, R (3, 1) ERA: 11.25	30 Jason Motte, R (6, 1) ERA: 2.25	34 Marc Rzepczynski, L (7, 1) ERA: 2.25	36 Randy Choate, L (8, 1) ERA: 2.45	68 Jorge Rondon, R (8, 1) ERA: 6.0	44 Edward Mujica, R (9, 1) ERA: 9.0														

New York Yankees @ St. Louis Cardinals
Roger Dean Stadium, Jupiter, FL
 Thu Mar 07 2013, 1:08 PM - 3:58 PM EST
 Att: 7,481 - Sunny - 68 F

AB	36
R	6
H	11
RBI	5
BB	4
SO	4
LOB	21



Batter	1	2	3	4	5	6	7	8	9	AB	R	H	RBI	BB	SO	LOB	BOTTOM					
19 Jon Jay, L (1, 8) 56 Adron Chambers, L (7, 9) OBP: 0.360, SLG: 0.435 OBP: 0.310, SLG: 0.440	0-3 K		0-0 G4-3		0-3 K		0-0 G1-6-3		1-0 1-3 3H 1B	3	0	0	0	0	2	2						
87 Oscar Taveras, L (1, 9) 60 Justin Christian, R (7, 8) OBP: 0.323, SLG: 0.567 OBP: 0.286, SLG: 0.350	0-0 G4-3		0-0 G6-3		0-3 K			0-0 G6-3		3	0	0	1	0	1	1						
21 Allen Craig, R (1, 10) 32 Rob Johnson, R (8, PH) OBP: 0.619, SLG: 0.733 OBP: 0.133, SLG: 0.286	0-0 1B		2-3 3H 4-0 BB		0-3 K			0-0 G5-3		2	0	1	0	1	1	0						
53 Matt Adams, L (1, 3) 16 Ronny Cedeno, R (7, 3) OBP: 0.455, SLG: 0.700 OBP: 0.250, SLG: 0.389	0-3 K		0-0 G4-3		0-0 G4-3			0-0 G5-3		3	0	0	0	0	1	3						
12 Ty Wigginton, R (1, 5) 92 Patrick Wisdom, R (7, 5) OBP: 0.290, SLG: 0.192		0-0 P2		0-0 43 G5-4-3 1B			0-0 G5-3		0-3 K	3	0	1	0	0	0	0						
43 Shane Robinson, R (1, 7) 91 C.J. McElroy, R (7, FR) OBP: 0.580, SLG: 0.909 OBP: 1.000, SLG: 1.000		0-0 F9		0-0 G5-4-3				0-0 33 S 33 HR 1B	0-0 79 HR 1B	3	0	1	0	0	0	1						
33 Daniel Descalso, L (1, 4) 79 Kolten Wong, L (8, 4) OBP: 0.365, SLG: 0.600 OBP: 0.250, SLG: 0.563		0-0 G6-3		0-0 F9				1-0 HR	1-0 HR	3	1	1	2	0	0	0						
48 Tony Cruz, R (1, 2) 46 J.R. Towles, R (8, 2) OBP: 0.368, SLG: 0.353 OBP: 0.462, SLG: 0.300			0-0 19 G4-3 87 G6-3 1B		0-0 G5-3			0-0 38 FC6-4 1B	0-0 E9 13 E 56 1B 1B	3	1	2	0	0	0	0						
38 Pete Kozma, R (1, 6) 8 Ryan Jackson, R (7, FR) OBP: 0.467, SLG: 0.714 OBP: 0.250, SLG: 0.143			0-0 87 G6-3 19 G4-3 1B		1-1 HR			0-0 FC6-4	0-0 E3 56 1B 56 DI 1B	3	1	2	1	0	0	1						
13 Matt Carpenter, L (8, PH) OBP: 0.440, SLG: 0.400			1-2 1B					1-2 1B	2-3 1B	1	0	0	0	0	0	1						
Inning Stats	R: 0 E: 0 K: 2 S: 8	H: 1 LOB: 1 BB: 0 P: 8	R: 0 E: 0 K: 0 S: 3	H: 0 LOB: 0 BB: 0 P: 3	R: 1 E: 0 K: 0 S: 5	H: 2 LOB: 2 BB: 1 P: 9	R: 0 E: 0 K: 0 S: 3	H: 1 LOB: 0 BB: 0 P: 3	R: 1 E: 0 K: 2 S: 9	H: 1 LOB: 0 BB: 0 P: 10	R: 0 E: 0 K: 1 S: 5	H: 0 LOB: 0 BB: 0 P: 5	R: 2 E: 0 K: 0 S: 5	H: 3 LOB: 1 BB: 0 P: 8	R: 0 E: 0 K: 0 S: 3	H: 0 LOB: 0 BB: 0 P: 3	R: 3 E: 2 K: 1 S: 8	H: 3 LOB: 2 BB: 0 P: 10	1B: 8 2B: 0 3B: 0 HR: 3	SF: 0 SAC: 0 DP: 2 HBP: 0	WP: 0 PB: 0 SB: 1 CS: 0	PA: 37
PITCHER	IP WLS BF H R ER SO BB IBB HBP BLK WP HR S P ERA WHIP	47 Iván Nova, R (1, 1) ERA: 1.8	70 Brett Marshall, R (4, 1) ERA: 4.0	84 Matt Tracy, L (8, 1) ERA: 0.00	98 Kelvin Perez, R (9, 1) ERA: 6.23	53 Josh Spence, L (9, 1) ERA: 0.00																

New York Yankees @ St. Louis Cardinals
Roger Dean Stadium, Jupiter, FL
 Thu Mar 07 2013, 1:08 PM - 3:58 PM EST
 Att: 7,481 - Sunny - 68 F

AB	36
R	7
H	11
RBI	7
BB	1
SO	6
LOB	10



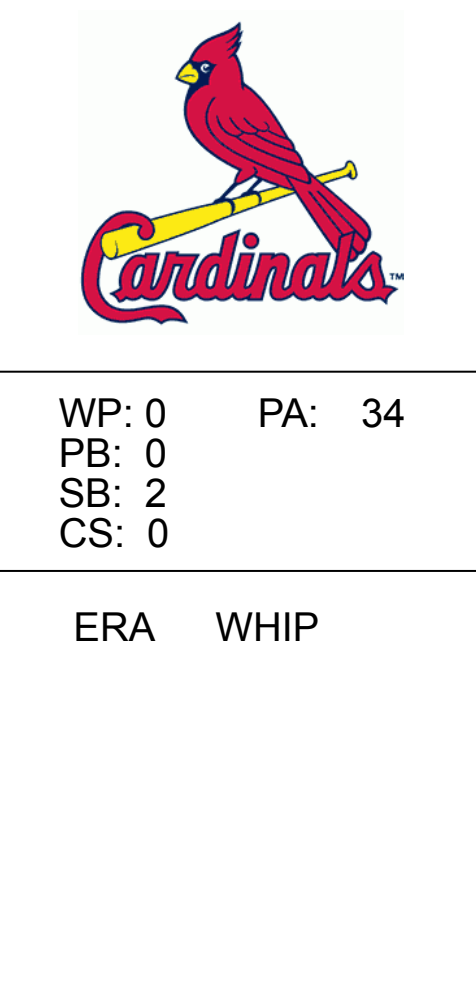
Batter	1	2	3	4	5	6	7	8	9	AB	R	H	RBI	BB	SO	LOB	TOP						
19 Jon Jay, L (1.8) 60 Justin Christian, R (7.8)	0-0 F7		0-0 FC3-6 87 G4-3		0-0 F8		0-0 G4-3			4	0	0	0	0	0	1	St. Louis Cardinals @ Miami Marlins Roger Dean Stadium, Jupiter, FL Sat Mar 09 2013, 1:08 PM - 3:32 PM EST Att. 4,219 - Partly Cloudy - 73 F						
87 Oscar Taveras, L (1.9) 98 Charles Tilson, L (8.9)	4-0 53 2B BB		0-0 G4-3		0-0 2B			0-0 P5		3	0	1	0	1	0	1							
23 David Freese, R (1.10) 16 Ronny Cedeno, R (8.10)	0-3 K		0-3 K		4-0 53 FC6 BB			0-3 K		2	0	0	0	1	2	2							
53 Matt Adams, L (1.3) 92 Patrick Wisdom, R (8.3)	0-0 2B			0-0 33 1B	0-0 FC6			0-0 G4-3		3	1	2	0	0	0	2							
12 Ty Wigginton, R (1.5) 94 Carson Kelly, R (6.5)	0-0 F8			0-0 38 2B 1B	0-0 G6-3			0-0 G5-3		3	0	0	0	0	1	3							
33 Daniel Descalso, L (1.4) 79 Koltan Wong, L (6.4)		0-0 L8		0-0 38 2B 1B	0-0 G6-3			0-0 1B		3	1	1	0	0	0	0							
38 Pete Kozma, R (1.6) 89 Greg Garcia, L (6.6)		0-0 G6-3		0-0 1B	0-0 K			0-0 F9		3	0	1	2	0	1	0							
56 Adron Chambers, L (1.7)	0-0 G4-3			0-0 48 PO 1B				0-0 G4-3		4	0	2	0	0	0	1							
48 Tony Cruz, R (1.2)			0-0 19 FC3-6 1B	0-0 PO	0-0 G6-3					3	0	1	0	0	0	1							
Inning Stats	R: 0 E: 0 K: 1 S: 6	H: 1 LOB: 2 BB: 1 P: 10	R: 0 E: 0 K: 0 S: 3	H: 0 LOB: 0 BB: 0 P: 3	R: 0 E: 0 K: 1 S: 6	H: 1 LOB: 1 BB: 0 P: 6	R: 2 E: 0 K: 1 S: 7	H: 4 LOB: 2 BB: 1 P: 7	R: 0 E: 0 K: 0 S: 4	H: 1 LOB: 2 BB: 1 P: 8	R: 0 E: 0 K: 1 S: 5	H: 0 LOB: 0 BB: 0 P: 5	R: 0 E: 0 K: 0 S: 3	H: 1 LOB: 0 BB: 0 P: 3	R: 0 E: 0 K: 1 S: 5	H: 0 LOB: 0 BB: 0 P: 5		R: 0 E: 0 K: 0 S: 4	H: 1 LOB: 0 BB: 0 P: 4	1B: 6 2B: 3 3B: 0 HR: 0	SF: 0 SAC: 0 DP: 1 HBP: 0	WP: 0 PB: 0 SB: 0 CS: 0	PA: 36
PITCHER	IP WLS BF H R ER SO BB IBB HBP BLK WP HR S P ERA WHIP																						
33 Jacob Turner, R (1.1) ERA: 16.2	3.0 12 2 0 0 2 1 0 0 0 0 0 0 15 19 0.00 1.000																						
39 Chris Hatcher, R (4.1) ERA: 15.75	1.0 L 5 4 2 2 1 0 0 0 0 0 0 0 7 7 18.00 4.000																						
58 Ryan Webb, R (5.1) ERA: 9.0	1.0 5 1 0 0 0 1 0 0 0 0 0 0 4 8 0.00 2.000																						
50 Chad Qualls, R (6.1) ERA: 4.5	1.0 3 0 0 0 1 0 0 0 0 0 0 0 5 5 0.00 0.000																						
43 Dan Jennings, L (7.1) ERA: 4.5	1.0 3 1 0 0 0 0 0 0 0 0 0 0 3 3 0.00 1.000																						

Batter	1	2	3	4	5	6	7	8	9	AB	R	H	RBI	BB	SO	LOB	BOTTOM						
9 Juan Pierre, L (1.7) 99 Isaac Galloway, R (7.7)	0-0 17 1B		0-0 G1-3			0-0 G6-3			0-3 K	3	0	1	0	0	0	0	St. Louis Cardinals @ Miami Marlins Roger Dean Stadium, Jupiter, FL Sat Mar 09 2013, 1:08 PM - 3:32 PM EST Att. 4,219 - Partly Cloudy - 73 F						
17 Donovan Solano, R (1.4) 64 Ed Lucas, R (7.4)	0-0 26 G6-4-3 1B			0-0 19 G4-3 2B		0-3 K		0-3 13 FC5 26 1B		3	0	2	0	0	1	0							
19 Rob Brantly, L (1.2) 81 Austin Barnes, R (7.2)	0-3 K			0-0 G4-3		0-3 K		0-0 F8		3	0	0	0	0	2	3							
26 Austin Kearns, R (1.10) 87 Terrence Dayleg, R (9.10)	0-0 G6-4-3			0-3 K		0-0 G5-3		0-0 1B		4	0	1	0	0	1	3							
18 Casey Kotchman, L (1.3) 13 Chris Valaika, R (8.5)		0-3 K		0-0 G4-3		0-0 G1-3		0-0 FC5		3	0	0	0	0	1	1							
20 Justin Ruggiano, R (1.8) 68 Marcell Ozuna, R (6.9)		0-3 K			0-3 K			0-0 G6-3		2	0	0	0	0	2	0							
15 Kevin Kouzmanoff, R (1.5) 3 Adeiny Hechavarria, R (1.6)		0-3 K			0-0 F7			0-0 F9		3	0	0	0	0	1	0							
11 Bryan Petersen, L (1.9) 74 Michael Wacha, R (8.1)			0-0 F9		4-0 BB			0-0 F8		2	0	0	0	1	0	0							
			0-0 G3-1		0-0 F9			0-3 K		3	0	0	0	0	1	1							
Inning Stats	R: 0 E: 0 K: 1 S: 6	H: 2 LOB: 1 BB: 0 P: 6	R: 0 E: 0 K: 3 S: 9	H: 0 LOB: 0 BB: 0 P: 9	R: 0 E: 0 K: 0 S: 3	H: 0 LOB: 0 BB: 0 P: 3	R: 0 E: 0 K: 1 S: 6	H: 1 LOB: 1 BB: 0 P: 6	R: 0 E: 0 K: 1 S: 5	H: 0 LOB: 1 BB: 1 P: 9	R: 0 E: 0 K: 2 S: 7	H: 0 LOB: 0 BB: 0 P: 7	R: 0 E: 0 K: 0 S: 3	H: 0 LOB: 0 BB: 0 P: 3	R: 0 E: 0 K: 1 S: 5	H: 0 LOB: 0 BB: 0 P: 5		R: 0 E: 0 K: 1 S: 7	H: 2 LOB: 2 BB: 0 P: 7	1B: 4 2B: 1 3B: 0 HR: 0	SF: 0 SAC: 0 DP: 1 HBP: 0	WP: 0 PB: 0 SB: 0 CS: 0	PA: 32
PITCHER	IP WLS BF H R ER SO BB IBB HBP BLK WP HR S P ERA WHIP																						
50 Adam Wainwright, R (1.1) ERA: 3.48	4.2 W 17 3 0 0 0 0 0 0 0 0 0 0 2 2 0.00 0.000																						
36 Randy Choate, L (5.1) ERA: 2.08	0.2 H 2 0 0 0 0 0 0 0 0 0 0 0 6 6 0.00 0.000																						
63 Maikel Cleto, R (6.1) ERA: 2.45	0.2 H 2 0 0 0 0 2 0 0 0 0 0 0 3 3 0.00 0.000																						
30 Jason Motte, R (7.1) ERA: 9.0	1.0 H 3 0 0 0 0 0 0 0 0 0 0 0 3 3 0.00 0.000																						
74 Michael Wacha, R (8.1) ERA:	2.0 S 8 2 0 0 2 0 0 0 0 0 0 0 12 12 0.00 1.000																						

Batter	1	2	3	4	5	6	7	8	9	AB	R	H	RBI	BB	SO	LOB	TOP				
19 Jon Jay, L OBP: 0.281, SLG: 0.333 96 James Ramsey, L OBP: 0.400, SLG: 0.250	G4-3		G3		G3			P5		3	0	0	0	0	0	2					
13 Matt Carpenter, L OBP: 0.457, SLG: 0.500 79 Kolten Wong, L OBP: 0.316, SLG: 0.579	G3		K					G4-3		3	0	1	0	0	1	1					
23 David Freese, R OBP: 0.460, SLG: 0.476 92 Patrick Wisdom, R OBP: 0.333, SLG: 0.200	K									3	0	1	0	0	1	1					
53 Matt Adams, L OBP: 0.375, SLG: 0.567		K								4	0	0	0	0	2	3					
43 Shane Robinson, R OBP: 0.559, SLG: 0.967 91 C.J. McElroy, R OBP: 0.750, SLG: 0.750										3	0	1	0	0	0	2					
Jamie Romak, R (1, 3)										4	0	0	0	0	2	2					
38 Pete Kozma, R OBP: 0.417, SLG: 0.647 8 Ryan Jackson, R OBP: 0.200, SLG: 0.111										3	0	0	0	0	1	1					
60 Justin Christian, R OBP: 0.267, SLG: 0.266										3	0	1	0	0	0	0					
46 J.R. Towles, R OBP: 0.500, SLG: 0.400 82 Audry Pérez, R (7, 2)										3	0	2	0	0	0	1					
Inning Stats	R: 0 E: 0 K: 1 S: 5	H: 0 LOB: 0 BB: 0 P: 5	R: 0 E: 0 K: 3 S: 10	H: 1 LOB: 1 BB: 0 P: 10	R: 0 E: 0 K: 1 S: 6	H: 1 LOB: 1 BB: 0 P: 6	R: 0 E: 0 K: 1 S: 6	H: 1 LOB: 1 BB: 0 P: 6	R: 0 E: 0 K: 0 S: 4	H: 1 LOB: 1 BB: 0 P: 4	R: 0 E: 0 K: 1 S: 6	H: 1 LOB: 1 BB: 0 P: 6	R: 0 E: 0 K: 0 S: 4	H: 0 LOB: 1 BB: 0 P: 4	R: 0 E: 0 K: 1 S: 5	H: 0 LOB: 0 BB: 0 P: 5	1B: 5 2B: 1 3B: 0 HR: 0	SF: 0 SAC: 0 DP: 0 HBP: 1	WP: 0 PB: 0 SB: 2 CS: 0	PA: 34	
PITCHER	IP	WLS	BF	H	R	ER	SO	BB	IBB	HBP	BLK	WP	HR	S	P	ERA	WHIP				
18 Hiroki Kuroda, R ERA: 1.98 62 Joba Chamberlain, R ERA: 3.6 30 David Robertson, R ERA: Dellin Betances, R ERA: 27 Shawn Kelley, R ERA:	4.0	W	15	3	0	0	6	0	0	0	0	0	0	4	4	0.00	1.000				
11 Brett Gardner, L OBP: 0.486, SLG: 0.467 22 Matt Diaz, R OBP: 0.261, SLG: 0.190	G3		F7																		
2 Derek Jeter, R OBP: 0.250, SLG: 0.250 33 Travis Hafner, L (6, FH) OBP: 0.389, SLG: 0.286	G4-3		G4-3																		
31 Ichiro Suzuki, L OBP: 0.458, SLG: 0.522 78 Zoilo Almonte, S OBP: 0.250, SLG: 0.368																					
36 Kevin Youkilis, R OBP: 0.250, SLG: 0.462 94 Luke Murton, R OBP: 0.394, SLG: 0.300																					
26 Eduardo Núñez, R OBP: 0.267, SLG: 0.192 96 Addison Maruszak, R OBP: 0.158, SLG: 0.263																					
19 Chris Stewart, R OBP: 0.278, SLG: 0.500 76 John Ryan Murphy, R OBP: 0.417, SLG: 0.909																					
77 Corban Joseph, L OBP: 0.308, SLG: 0.217																					
95 Ronnier Mustelier, R OBP: 0.391, SLG: 0.550 97 José Pireta, R OBP: 0.316, SLG: 0.368																					
92 Slade Heathcott, L OBP: 0.417, SLG: 0.222 Ramón Flores, L OBP: 0.308, SLG: 0.182																					
Inning Stats	R: 0 E: 0 K: 1 S: 6	H: 1 LOB: 1 BB: 0 P: 6	R: 0 E: 0 K: 0 S: 3	H: 0 LOB: 0 BB: 0 P: 3	R: 0 E: 1 K: 0 S: 3	H: 0 LOB: 1 BB: 1 P: 7	R: 1 E: 0 K: 0 S: 6	H: 1 LOB: 0 BB: 0 P: 8	R: 0 E: 0 K: 0 S: 3	H: 0 LOB: 0 BB: 0 P: 3	R: 1 E: 0 K: 1 S: 7	H: 2 LOB: 1 BB: 0 P: 7	R: 2 E: 0 K: 2 S: 9	H: 2 LOB: 3 BB: 2 P: 18	R: 0 E: 0 K: 0 S: 4	H: 1 LOB: 1 BB: 0 P: 4	1B: 5 2B: 1 3B: 0 HR: 1	SF: 1 SAC: 0 DP: 1 HBP: 1	WP: 0 PB: 0 SB: 0 CS: 0	PA: 35	
PITCHER	IP	WLS	BF	H	R	ER	SO	BB	IBB	HBP	BLK	WP	HR	S	P	ERA	WHIP				
31 Lance Lynn, R ERA: 5.4 36 Randy Choate, L ERA: 1.69 73 Seth Maness, R ERA: 4.76 66 Victor Marte, R ERA: 6.23 67 Eric Fornataro, R ERA: 1.6	4.0	L	15	2	1	1	1	1	0	0	0	0	0	3	3	0.00	0.000				

St. Louis Cardinals @ New York Yankees
George M. Steinbrenner Field, Tampa, FL
Mon Mar 11 2013, 1:07 PM - 3:53 PM EDT
Att: 10,984 - Sunny - 75 F

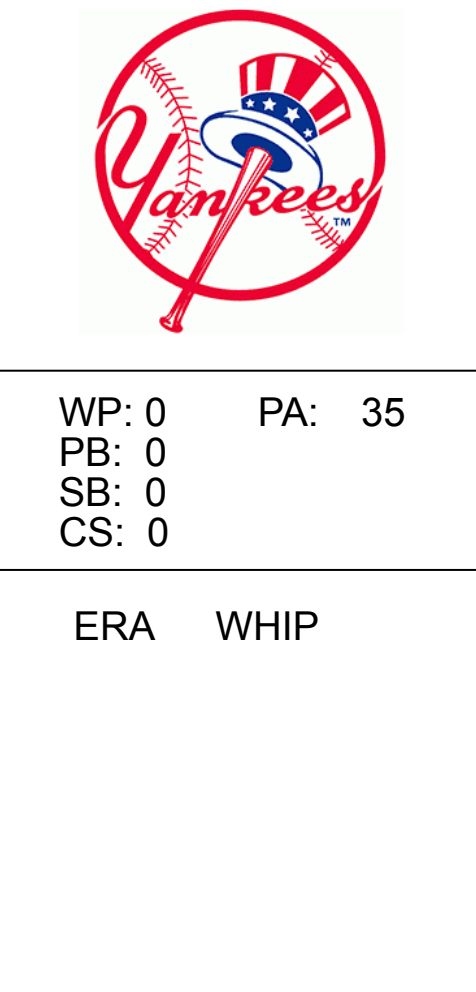
AB 33
R 0
H 6
RBI 0
BB 0
SO 8
LOB 13



Batter	1	2	3	4	5	6	7	8	9	AB	R	H	RBI	BB	SO	LOB	BOTTOM			
11 Brett Gardner, L OBP: 0.486, SLG: 0.467 22 Matt Diaz, R OBP: 0.261, SLG: 0.190	G3		F7							3	1	1	0	0	0	2				
2 Derek Jeter, R OBP: 0.250, SLG: 0.250 33 Travis Hafner, L (6, FH) OBP: 0.389, SLG: 0.286	G4-3		G4-3							2	0	0	0	0	2					
31 Ichiro Suzuki, L OBP: 0.458, SLG: 0.522 78 Zoilo Almonte, S OBP: 0.250, SLG: 0.368										3	0	1	0	0	1	2				
36 Kevin Youkilis, R OBP: 0.250, SLG: 0.462 94 Luke Murton, R OBP: 0.394, SLG: 0.300										2	1	1	2	0	1	1				
26 Eduardo Núñez, R OBP: 0.267, SLG: 0.192 96 Addison Maruszak, R OBP: 0.158, SLG: 0.263										3	0	0	0	0	0	1				
19 Chris Stewart, R OBP: 0.278, SLG: 0.500 76 John Ryan Murphy, R OBP: 0.417, SLG: 0.909										3	1	1	0	0	0	0				
77 Corban Joseph, L OBP: 0.308, SLG: 0.217										4	1	2	0	0	0	0				
95 Ronnier Mustelier, R OBP: 0.391, SLG: 0.550 97 José Pireta, R OBP: 0.316, SLG: 0.368										3	0	0	0	0	1	2				
92 Slade Heathcott, L OBP: 0.417, SLG: 0.222 Ramón Flores, L OBP: 0.308, SLG: 0.182										1	0	0	0	2	0	0				
Inning Stats	R: 0 E: 0 K: 1 S: 6	H: 1 LOB: 1 BB: 0 P: 6	R: 0 E: 0 K: 0 S: 3	H: 0 LOB: 0 BB: 0 P: 3	R: 0 E: 1 K: 0 S: 3	H: 0 LOB: 1 BB: 1 P: 7	R: 1 E: 0 K: 0 S: 6	H: 1 LOB: 0 BB: 0 P: 8	R: 0 E: 0 K: 0 S: 3	H: 0 LOB: 0 BB: 0 P: 3	R: 1 E: 0 K: 1 S: 7	H: 2 LOB: 1 BB: 0 P: 7	R: 2 E: 0 K: 2 S: 9	H: 2 LOB: 3 BB: 2 P: 18	R: 0 E: 0 K: 0 S: 4	H: 1 LOB: 1 BB: 0 P: 4	1B: 5 2B: 1 3B: 0 HR: 1	SF: 1 SAC: 0 DP: 1 HBP: 1	WP: 0 PB: 0 SB: 0 CS: 0	PA: 35
PITCHER	IP	WLS	BF	H	R	ER	SO	BB	IBB	HBP	BLK	WP	HR	S	P	ERA	WHIP			
31 Lance Lynn, R ERA: 5.4 36 Randy Choate, L ERA: 1.69 73 Seth Maness, R ERA: 4.76 66 Victor Marte, R ERA: 6.23 67 Eric Fornataro, R ERA: 1.6	4.0	L	15	2	1	1	1	1	0	0	0	0	0	3	3	0.00	0.000			

St. Louis Cardinals @ New York Yankees
George M. Steinbrenner Field, Tampa, FL
Mon Mar 11 2013, 1:07 PM - 3:53 PM EDT
Att: 10,984 - Sunny - 75 F

AB 30
R 4
H 7
RBI 4
BB 3
SO 4
LOB 17



Batter	1	2	3	4	5	6	7	8	9	AB	R	H	RBI	BB	SO	LOB	TOP											
56 Adron Chambers, L (1.7) OBP: 0.318, SLG: 0.410 98 Charles Tilson, L (7.7)	G4-3		K			E1 12 CS 1B	FC1-5		G6-3	4	0	1	0	0	1	1	St. Louis Cardinals @ Atlanta Braves Champion Stadium, Lake Buena Vista, FL Tue Mar 12 2013, 1:08 PM - 3:52 PM EDT Att: 7,697 - Cloudy - 69 F											
33 Daniel Descalso, L (1.4) OBP: 0.333, SLG: 0.486 32 Rob Johnson, R (7.2)	G1-3		G4-3			E1 12 CS 1B	L3			4	0	1	0	0	0	1												
21 Allen Craig, R (1.3) OBP: 0.467, SLG: 0.500 79 Koltan Wong, L (7.4)	F9			K		K			87 G3 BB	3	0	0	0	0	2	2												
12 Ty Wigington, R (1.5) OBP: 0.243, SLG: 0.156 8 Ryan Jackson, R (7.5)		K		G6-3		F8			K	3	0	0	0	0	1	2												
87 Oscar Taveras, L (1.8) OBP: 0.333, SLG: 0.538		E4 16 BLK		G6-3						4	1	1	0	0	0	1												
48 Tony Cruz, R (1.2) OBP: 0.360, SLG: 0.348 53 Matt Adams, L (7.3)					F8					3	1	1	1	0	1	1												
16 Ronny Cedeno, R (1.6) OBP: 0.345, SLG: 0.400 89 Greg Garcia, L (7.6)										1	1	1	0	2	0	0												
92 Stephen Piscotty, R (1.9) OBP: 0.313, SLG: 0.154										1	0	0	0	0	0	0												
60 Justin Christian, R (7.7) OBP: 0.313, SLG: 0.400	FC6-4				F8					2	0	0	0	0	0	3												
35 Jake Westbrook, R (1.1) OBP: 0.243, SLG: 0.156 70 Tyler Lyons, L (5.1) 59 Fernando Salas, R (6.1) 46 J.R. Towles, R (7.7) 44 Edward Mujica, R (7.1) 30 Jason Motte, R (8.1) 80 Cody Stanley, L (9.7)				K		K				2	0	0	0	0	2	1												
Inning Stats	R: 0 E: 0 K: 0 S: 3	H: 0 LOB: 0 BB: 0 P: 4	R: 0 E: 1 K: 2 S: 8	H: 0 LOB: 2 BB: 1 P: 12	R: 0 E: 0 K: 2 S: 7	H: 0 LOB: 0 BB: 0 P: 7	R: 0 E: 0 K: 1 S: 5	H: 0 LOB: 0 BB: 0 P: 5	R: 0 E: 1 K: 1 S: 6	H: 2 LOB: 1 BB: 0 P: 7	R: 3 E: 0 K: 0 S: 7	H: 4 LOB: 1 BB: 0 P: 8	R: 0 E: 0 K: 1 S: 5	H: 0 LOB: 1 BB: 0 P: 9	R: 0 E: 0 K: 0 S: 4	H: 1 LOB: 1 BB: 0 P: 5	1B: 5 2B: 1 3B: 1 HR: 0	SF: 0 SAC: 0 DP: 0 HBP: 0	WP: 1 PB: 0 SB: 0 CS: 2	PA: 37								
PITCHER	IP WLS BF H R ER SO BB IBB HBP BLK WP HR S P ERA WHIP																											
49 Julio Teheran, R (1.1) ERA: 1.29	5.0 W 18	4 0 0 0 6	2 0 0 0 1	0 0 0 0 0	0 0 0 0 0	0 0 0 0 0	0 0 0 0 0	0 0 0 0 0	0 0 0 0 0	0 0 6 7	0.00	2.000																
34 Eric O'Flaherty, L (6.1) ERA: 3.68	1.0	7 4 3 3 0	0 0 0 0 0	0 0 0 0 0	0 0 0 0 0	0 0 0 0 0	0 0 0 0 0	0 0 0 0 0	0 0 0 0 0	0 0 7 8	27.00	4.000																
43 Luis Avilan, L (7.1) ERA: 4.5	1.0	4 0 0 0 1	1 0 0 0 0	0 0 0 0 0	0 0 0 0 0	0 0 0 0 0	0 0 0 0 0	0 0 0 0 0	0 0 0 0 0	0 0 5 9	0.00	1.000																
81 Gus Schlosser, R (9.1) ERA: 1.5	1.0	4 1 0 0 0	0 0 0 0 0	0 0 0 0 0	0 0 0 0 0	0 0 0 0 0	0 0 0 0 0	0 0 0 0 0	0 0 0 0 0	0 0 4 5	0.00	1.000																

AB	34
R	3
H	7
RBI	3
BB	3
SO	8
LOB	17



Batter	1	2	3	4	5	6	7	8	9	AB	R	H	RBI	BB	SO	LOB	BOTTOM											
14 Ramiro Pena, S (1.6) OBP: 0.462, SLG: 0.500 75 Elmer Reyes, R (5.7)	G4-3		22 2B 5 SF9 BB		74 1B 74 E 2B	K	G6-3			2	1	1	0	1	0	0	St. Louis Cardinals @ Atlanta Braves Champion Stadium, Lake Buena Vista, FL Tue Mar 12 2013, 1:08 PM - 3:52 PM EDT Att: 7,697 - Cloudy - 69 F											
22 Jason Heyward, L (1.9) OBP: 0.276, SLG: 0.529 72 Todd Cunningham, S (4.9) OBP: 0.364, SLG: 0.345	G6-3		2 1B 2B		74 E 5 1B BB				E6 74 S 5B 1B	2	1	1	0	0	0	0												
81 Gus Schlosser, R (9.1) ERA: 1.5										0	0	0	0	0	0	0												
8 Justin Upton, R (1.7) OBP: 0.333, SLG: 0.486 74 Jordan Pappas, R (4.7) OBP: 0.222, SLG: 0.360 95 David Rohm, R (9.7)	5 1B BB		F7		E8 5 1B 1B		G6-3		F8	1	0	0	0	1	0	2												
5 Freddie Freeman, L (1.3) OBP: 0.357, SLG: 0.538 58 Ernesto Mejia, R (6.3) OBP: 0.452, SLG: 0.462			SF9		17 WP 1B				85 E 68 2B 1B	2	0	2	2	0	0	0												
2 B.J. Upton, R (1.8) OBP: 0.410, SLG: 0.564 17 Jordan Schafer, L (4.8) OBP: 0.333, SLG: 0.342 85 Sean Kazmar Jr., R (8.4)	L9				5 1B 2H				E3 91 BB 2B	2	0	1	1	0	0	2												
26 Dan Uggla, R (1.4) OBP: 0.302, SLG: 0.289 1 Tyler Pastornicky, R (6.4) OBP: 0.447, SLG: 0.687 78 Ryan Buchter, L (8.1) 91 Matt Lipka, R (8.7)			F9		P4				68 2B 73 2B 1B	2	0	0	0	0	0	3												
23 Chris Johnson, R (1.5) OBP: 0.281, SLG: 0.514 34 Eric O'Flaherty, L (6.1) 68 Evan Gattis, R (7.2) OBP: 0.484, SLG: 0.857			G6-4-3		G4-3				73 2B 2B	2	1	2	3	0	0	0												
11 Gerald Laird, R (1.2) OBP: 0.250, SLG: 0.077 43 Luis Avilan, L (7.1) 73 Joey Terdoslavich, S (7.7) OBP: 0.452, SLG: 0.645					K				P5	2	0	0	0	1	2	0												
49 Julio Teheran, R (1.1) ERA: 4.5 23 Blake DeWitt, L (6.5) OBP: 0.281, SLG: 0.345 Luis Nunez, R (9.5) OBP: 0.500, SLG: 0.500					G1-3		G3-1		F7	3	0	0	0	0	0	3												
Inning Stats	R: 0 E: 0 K: 0 S: 4	H: 1 LOB: 2 BB: 1 P: 8	R: 0 E: 0 K: 0 S: 2	H: 0 LOB: 1 BB: 1 P: 8	R: 2 E: 0 K: 0 S: 5	H: 2 LOB: 1 BB: 1 P: 9	R: 0 E: 0 K: 1 S: 5	H: 0 LOB: 0 BB: 0 P: 5	R: 2 E: 1 K: 2 S: 10	H: 3 LOB: 2 BB: 1 P: 15	R: 0 E: 0 K: 2 S: 7	H: 0 LOB: 0 BB: 0 P: 7	R: 5 E: 0 K: 0 S: 9	H: 6 LOB: 1 BB: 0 P: 9	R: 3 E: 2 K: 0 S: 7	H: 2 LOB: 2 BB: 1 P: 12	1B: 7 2B: 6 3B: 1 HR: 0	SF: 1 SAC: 0 DP: 1 HBP: 1	WP: 1 PB: 0 SB: 1 CS: 0	PA: 45								
PITCHER	IP WLS BF H R ER SO BB IBB HBP BLK WP HR S P ERA WHIP																											
35 Jake Westbrook, R (1.1) ERA: 4.5	4.0 L 18	3 2 2 2 2	1 0 0 0 0	0 0 0 0 0	0 0 0 0 0	0 0 0 0 0	0 0 0 0 0	0 0 0 0 0	0 0 0 0 0	0 0 10 15	18.00	4.000																
70 Tyler Lyons, L (5.1) ERA: 4.0	1.0	7 3 2 2 2	1 0 0 0 0	0 0 0 0 0	0 0 0 0 0	0 0 0 0 0	0 0 0 0 0	0 0 0 0 0	0 0 0 0 0	0 0 7 7	0.00	0.000																
59 Fernando Salas, R (6.1) ERA: 2.25	1.0	3 0 0 0 2	0 0 0 0 0	0 0 0 0 0	0 0 0 0 0	0 0 0 0 0	0 0 0 0 0	0 0 0 0 0	0 0 0 0 0	0 0 9 9	45.00	6.000																
44 Edward Mujica, R (7.1) ERA: 15.0	1.0	9 6 5 5 0	0 0 0 0 0	0 0 0 0 0	0 0 0 0 0	0 0 0 0 0	0 0 0 0 0	0 0 0 0 0	0 0 0 0 0	0 0 7 12	0.00	3.000																

AB	38
R	12
H	14
RBI	11
BB	5
SO	5
LOB	23



Batter	1	2	3	4	5	6	7	8	9	AB	R	H	RBI	BB	SO	LOB	TOP								
17 Jordan Schafer, L OBP: 0.313, SLG: 0.318	P6						FC5-4 1 BB		K	5	1	1	1	0	1	4	Atlanta Braves @ St. Louis Cardinals Roger Dean Stadium, Jupiter, FL Thu Mar 14 2013, 1:08 PM - 3:48 PM EDT Att: 7,089 - Sunny - 70 F								
1 Tyler Pastornicky, R OBP: 0.432, SLG: 0.600	K		F8				F9		L9	4	0	0	0	1	1	2									
5 Freddie Freeman, L OBP: 0.354, SLG: 0.578 23 Blake DeWitt, L OBP: 0.303, SLG: 0.367	G3									3	0	1	0	0	1	0									
26 Dan Uggla, R OBP: 0.286, SLG: 0.273 38 Anthony Varvaro, R OBP: 0.353, SLG: 0.333 72 Todd Cunningham, R, PH OBP: 0.353, SLG: 0.333 82 Alex Wood, R OBP: 0.303, SLG: 0.367		P6		G1-4-6-3						3	0	1	0	0	0	1									
23 Chris Johnson, R OBP: 0.317, SLG: 0.500		E6		G4-3						1	0	0	0	1	2	0									
68 Evan Gattis, R OBP: 0.457, SLG: 0.781 57 Christian Bethancourt, R, 7, 2 OBP: 0.250, SLG: 0.214		G6-4-3								3	1	1	0	0	1	3									
73 Joey Terdoslavich, S OBP: 0.405, SLG: 0.571			F7							4	0	0	0	0	2	1									
74 Jordan Parraz, R OBP: 0.323, SLG: 0.517										4	2	4	0	0	0	0									
36 Mike Minor, R OBP: 0.325, SLG: 0.500										1	0	0	1	0	0	1									
25 Juan Francisco, L OBP: 0.325, SLG: 0.500										2	0	1	0	0	0	1									
Inning Stats	R: 0 E: 0 K: 1 S: 5	H: 0 LOB: 0 BB: 0 P: 5	R: 0 E: 1 K: 0 S: 3	H: 0 LOB: 0 BB: 0 P: 3	R: 1 E: 1 K: 0 S: 5	H: 2 LOB: 1 BB: 0 P: 5	R: 0 E: 0 K: 0 S: 3	H: 1 LOB: 0 BB: 0 P: 3	R: 1 E: 0 K: 1 S: 9	H: 2 LOB: 1 BB: 0 P: 9	R: 0 E: 0 K: 2 S: 9	H: 2 LOB: 2 BB: 0 P: 9	R: 2 E: 0 K: 2 S: 10	H: 3 LOB: 2 BB: 1 P: 14	R: 0 E: 0 K: 1 S: 5	H: 0 LOB: 0 BB: 0 P: 5		R: 0 E: 0 K: 1 S: 6	H: 1 LOB: 1 BB: 0 P: 6	1B: 9 2B: 2 3B: 0 HR: 0	SF: 0 SAC: 1 DP: 2 HBP: 0	WP: 0 PB: 0 SB: 0 CS: 0	PA: 38		
PITCHER	IP	WLS	BF	H	R	ER	SO	BB	IBB	HBP	BLK	WP	HR	S	P	ERA		WHIP							
58 Joe Kelly, R ERA: 2.25	4.0		14	3	1	1	1	0	0	0	0	0	0	16	16	2.25	0.750								
40 Shelby Miller, R ERA: 7.04	2.2		15	6	3	3	4	1	0	0	0	0	0	24	28	10.12	2.625								
26 Trevor Rosenthal, R ERA: 5.4	0.1	B	2	1	0	0	1	0	0	0	0	0	0	4	4	0.00	3.000								
74 Michael Wacha, R ERA:	2.0	W	7	1	0	0	2	0	0	0	0	0	0	11	11	0.00	0.500								

Batter	1	2	3	4	5	6	7	8	9	AB	R	H	RBI	BB	SO	LOB	BOTTOM								
19 Jon Jay, L OBP: 0.250, SLG: 0.294 46 J.R. Towles, R OBP: 0.474, SLG: 0.375	L5						G5-3			4	0	0	0	0	1	2	Atlanta Braves @ St. Louis Cardinals Roger Dean Stadium, Jupiter, FL Thu Mar 14 2013, 1:08 PM - 3:48 PM EDT Att: 7,089 - Sunny - 70 F								
13 Matt Carpenter, L OBP: 0.482, SLG: 0.588 74 Michael Wacha, R OBP: 0.311, SLG: 0.400			P5				F7			4	1	2	2	0	0	0									
7 Matt Holliday, R OBP: 0.381, SLG: 0.563 56 Adron Chambers, L (5, PR) OBP: 0.311, SLG: 0.400										2	0	0	0	1	0	1									
21 Allen Craig, R OBP: 0.485, SLG: 0.500 43 Shane Robinson, R OBP: 0.571, SLG: 0.565										2	0	1	1	1	0	1									
23 David Freese, R OBP: 0.379, SLG: 0.417 16 Ronny Cedeno, R OBP: 0.345, SLG: 0.400										3	0	0	0	1	2	2									
87 Oscar Taveras, L OBP: 0.348, SLG: 0.535										4	0	2	0	0	0	3									
38 Pete Kozma, R OBP: 0.400, SLG: 0.605										4	1	1	0	0	0	2									
48 Tony Cruz, R OBP: 0.357, SLG: 0.385 53 Matt Adams, L OBP: 0.382, SLG: 0.594										3	1	1	1	0	0	0									
58 Joe Kelly, R ERA: 3.86 40 Shelby Miller, R ERA: 5.63 26 Trevor Rosenthal, R OBP: 0.182, SLG: 0.100										1	0	0	0	0	0	0									
8 Ryan Jackson, R OBP: 0.182, SLG: 0.100										1	1	0	0	1	1	0									
Inning Stats	R: 0 E: 0 K: 0 S: 4	H: 1 LOB: 1 BB: 0 P: 4	R: 0 E: 0 K: 1 S: 5	H: 0 LOB: 0 BB: 0 P: 5	R: 0 E: 0 K: 0 S: 3	H: 0 LOB: 0 BB: 0 P: 3	R: 0 E: 0 K: 1 S: 5	H: 0 LOB: 1 BB: 1 P: 9	R: 4 E: 1 K: 1 S: 9	H: 5 LOB: 3 BB: 3 P: 21	R: 0 E: 0 K: 1 S: 5	H: 0 LOB: 0 BB: 0 P: 5	R: 0 E: 0 K: 0 S: 3	H: 0 LOB: 0 BB: 0 P: 3	R: 1 E: 0 K: 0 S: 6	H: 3 LOB: 3 BB: 0 P: 7		1B: 5 2B: 3 3B: 1 HR: 0	SF: 0 SAC: 0 DP: 0 HBP: 0	WP: 1 PB: 0 SB: 0 CS: 0	PA: 36				
PITCHER	IP	WLS	BF	H	R	ER	SO	BB	IBB	HBP	BLK	WP	HR	S	P	ERA		WHIP							
36 Mike Minor, L ERA: 3.86	5.0		24	6	4	4	3	4	0	0	0	0	0	26	42	7.20	2.000								
38 Anthony Varvaro, R ERA: 5.63	1.0		3	0	0	0	1	0	0	0	0	0	0	5	5	0.00	0.000								
82 Alex Wood, L ERA: 1.29	2.0	L	9	3	1	1	0	0	0	0	0	1	0	9	10	4.50	1.500								



Batter	1	2	3	4	5	6	7	8	9	AB	R	H	RBI	BB	SO	LOB	TOP
1 Steve Lombardozzi, S OBP: 0.222, SLG: 0.250 12 Rick Hague, R (6, PR) (6, 4)	F9			F8		FC5-4		F8		3	0	0	1	0	0	1	
24 Kurt Suzuki, R OBP: 0.333, SLG: 0.333 23 Jhonatan Solano, R OBP: 0.278, SLG: 0.294	K			G5-3		F9		G1-4-3		3	0	0	0	0	1	1	
12 Tyler Moore, R OBP: 0.238, SLG: 0.357 89 Caleb Ramsey, L (7, 7)	F8			G5-3			K	E3 14 G6-3 49 BB		3	0	0	0	0	1	0	
18 Chad Tracy, L OBP: 0.219, SLG: 0.379 49 Carlos Mattonado, R OBP: 0.667, SLG: 0.667		G4-3 BB			G4-3		K		G4-3 BB	2	0	0	0	1	1	0	
14 Chris Marrero, R OBP: 0.311, SLG: 0.375	G4-3			P3				G6-3		4	0	1	0	0	0	3	
19 Carlos Rivera, R OBP: 0.288, SLG: 0.306	K			F8			K	P4		4	0	0	0	0	2	3	
10 Corey Brown, L OBP: 0.300, SLG: 0.375			F8			G4-3		G5-3 1B		3	0	1	0	0	0	0	
46 Micah Owings, R OBP: 0.429, SLG: 0.857 Steven Souza Jr., R (6, PR) (6, 7) (7, 9)								G5-3		2	0	2	0	0	0	0	
60 Zach Walters, S OBP: 0.361, SLG: 0.485				L4-3				F8		3	0	1	0	0	0	2	
Inning Stats	R: 0 E: 0 K: 1 S: 5	H: 0 LOB: 0 BB: 0 P: 6	R: 0 E: 0 K: 1 S: 4	H: 0 LOB: 0 BB: 1 P: 8	R: 0 E: 0 K: 0 S: 3	H: 1 LOB: 0 BB: 0 P: 3	R: 0 E: 0 K: 0 S: 3	H: 0 LOB: 0 BB: 0 P: 3	R: 0 E: 0 K: 0 S: 10	H: 1 LOB: 0 BB: 0 P: 10	R: 0 E: 0 K: 0 S: 4	H: 1 LOB: 1 BB: 1 P: 4	R: 0 E: 1 K: 0 S: 4	H: 0 LOB: 2 BB: 1 P: 9	1B: 5 2B: 1 3B: 0 HR: 0	SF: 0 SAC: 0 DP: 2 HBP: 0	WP: 0 PA: 33 PB: 0 SB: 0 CS: 0
PITCHER	IP	WLS	BF	H	R	ER	SO	BB	IBB	HBP	BLK	WP	HR	S	P	ERA	WHIP
50 Adam Wainwright, R ERA: 2.76	6.0	W	20	3	1	1	2	1	0	0	0	0	0	23	28	1.50	0.667
44 Edward Mujica, R ERA: 12.96	1.0		4	1	0	0	3	0	0	0	0	0	0	10	10	0.00	1.000
36 Randy Choate, L ERA: 1.69	0.0		1	1	0	0	0	0	0	0	0	0	0	1	1	∞	∞
59 Fernando Salas, R ERA: 1.8	1.0		3	0	0	0	0	0	0	0	0	0	0	3	3	0.00	0.000
30 Jason Motte, R ERA: 6.43	1.0		5	0	0	0	0	1	0	0	0	0	0	4	9	0.00	1.000

Washington Nationals @ St. Louis Cardinals
Roger Dean Stadium, Jupiter, FL
Fri Mar 15 2013, 1:08 PM - 3:29 PM EDT
Att: 7,409 - Sunny - 69 F

AB	31
R	1
H	5
RBI	1
BB	2
SO	5
LOB	12



Batter	1	2	3	4	5	6	7	8	9	AB	R	H	RBI	BB	SO	LOB	BOTTOM
19 Jon Jay, L OBP: 0.256, SLG: 0.389 60 Justin Christian, R OBP: 0.350, SLG: 0.367	HR	K		SF9		G4-3				2	1	1	2	0	1	0	
33 Daniel Descalso, L OBP: 0.359, SLG: 0.500 16 Ronny Cedeno, R OBP: 0.367, SLG: 0.423	HR			K						3	1	2	0	0	1	0	
13 Matt Carpenter, L OBP: 0.500, SLG: 0.639 8 Ryan Jackson, R OBP: 0.217, SLG: 0.190	HR									2	1	2	0	1	0	0	
12 Ty Wigginton, R OBP: 0.220, SLG: 0.139	P4									4	0	0	0	0	1	7	
53 Matt Adams, L OBP: 0.378, SLG: 0.657 92 Patrick Wisdom, R OBP: 0.286, SLG: 0.167	HR			G6-3		L3		FC4-2		3	1	1	3	0	0	1	
43 Shane Robinson, R OBP: 0.513, SLG: 0.857	F7			G6-3		G4-3		K2-3		4	0	0	0	0	1	3	
56 Adron Chambers, L OBP: 0.292, SLG: 0.372 91 C.J. McElroy, R OBP: 0.800, SLG: 0.750	K			B2-3		G4-3		HBP		3	0	0	0	0	1	0	
38 Pete Kozma, R OBP: 0.405, SLG: 0.590 89 Greg Garcia, L OBP: 0.333, SLG: 0.143	F8							K		1	1	0	0	1	0	1	
32 Rob Johnson, R OBP: 0.208, SLG: 0.391 46 J.R. Towles, R OBP: 0.450, SLG: 0.353		G5-3						F7		3	0	0	0	0	1	2	
Inning Stats	R: 4 E: 0 K: 1 S: 12	H: 4 LOB: 1 BB: 0 P: 17	R: 0 E: 0 K: 1 S: 6	H: 1 LOB: 2 BB: 1 P: 10	R: 0 E: 0 K: 0 S: 3	H: 0 LOB: 0 BB: 0 P: 3	R: 1 E: 0 K: 1 S: 5	H: 0 LOB: 0 BB: 1 P: 9	R: 0 E: 0 K: 0 S: 4	H: 1 LOB: 1 BB: 0 P: 4	R: 0 E: 0 K: 2 S: 9	H: 2 LOB: 2 BB: 0 P: 9	R: 0 E: 0 K: 1 S: 4	H: 0 LOB: 0 BB: 0 P: 7	1B: 4 2B: 2 3B: 0 HR: 2	SF: 1 SAC: 0 DP: 0 HBP: 2	WP: 1 PA: 36 PB: 0 SB: 1 CS: 1
PITCHER	IP	WLS	BF	H	R	ER	SO	BB	IBB	HBP	BLK	WP	HR	S	P	ERA	WHIP
15 Dan Haren, R ERA: 5.79	5.0	L	24	6	5	5	3	2	0	0	0	0	2	30	43	9.00	1.600
31 Yunesky Maya, R ERA: 2.25	1.0		4	0	0	0	1	0	0	1	0	0	0	5	7	0.00	0.000
52 Ryan Mattheus, R ERA: 2.25	1.0		5	2	0	0	2	0	0	0	0	0	0	9	9	0.00	2.000
58 Fernando Abad, L ERA: 2.7	1.0		3	0	0	0	1	0	0	1	0	0	0	4	7	0.00	0.000

Washington Nationals @ St. Louis Cardinals
Roger Dean Stadium, Jupiter, FL
Fri Mar 15 2013, 1:08 PM - 3:29 PM EDT
Att: 7,409 - Sunny - 69 F

AB	31
R	5
H	8
RBI	5
BB	2
SO	7
LOB	18



Batter	1	2	3	4	5	6	7	8	9	AB	R	H	RBI	BB	SO	LOB	TOP			
19 Jon Jay, L OBP: 0.279, SLG: 0.385 (1.8)	G1-3		F9		F9			BB		3	0	1	0	1	0	1	St. Louis Cardinals @ Miami Marlins Roger Dean Stadium, Jupiter, FL Sun Mar 17 2013, 1:08 PM - 3:53 PM EDT Att: 5,780 - Cloudy - 77 F			
43 Shane Robinson, R OBP: 0.535, SLG: 0.846 (1.9)	1B		1B		1B			BB		4	0	3	0	0	1	1				
7 Matt Holliday, R OBP: 0.333, SLG: 0.455 (1.7) 56 Adron Chambers, L OBP: 0.280, SLG: 0.356 (6.7)	1B		1B		1B					3	0	0	0	0	0	4				
21 Allen Craig, R OBP: 0.462, SLG: 0.452 (1.3) 94 Carson Kelly, R (6.5)	1B		1B		1B					3	0	1	0	0	1	2				
53 Matt Adams, L OBP: 0.341, SLG: 0.571 (1.10)			1B		1B					4	0	0	0	0	2	2				
38 Pete Kozma, R OBP: 0.386, SLG: 0.561 (1.6) 89 Greg Garcia, L OBP: 0.381, SLG: 0.294 (6.6)	1B		1B		1B					2	0	0	0	0	1	1				
79 Kolten Wong, L OBP: 0.320, SLG: 0.583 (1.4)	1B		1B		1B					2	0	1	0	0	0	0				
46 J.R. Towles, R OBP: 0.409, SLG: 0.316 (1.2) 82 Audry Perez, R (6.2)			1B		1B					2	0	0	0	0	1	1				
92 Patrick Wisdom, R OBP: 0.200, SLG: 0.111 (6.3)			1B		1B					3	0	0	0	0	1	1				
Inning Stats	R: 0 E: 0 K: 1 S: 6	H: 1 LOB: 1 BB: 0 P: 7	R: 0 E: 0 K: 1 S: 5	H: 0 LOB: 0 BB: 0 P: 5	R: 0 E: 0 K: 0 S: 5	H: 2 LOB: 2 BB: 0 P: 5	R: 0 E: 0 K: 1 S: 5	H: 1 LOB: 0 BB: 0 P: 5	R: 0 E: 0 K: 2 S: 4	H: 1 LOB: 1 BB: 0 P: 4	R: 0 E: 0 K: 0 S: 3	H: 0 LOB: 0 BB: 0 P: 3	R: 0 E: 0 K: 1 S: 5	H: 0 LOB: 1 BB: 0 P: 9	R: 0 E: 0 K: 1 S: 6	H: 1 LOB: 1 BB: 0 P: 7	1B: 6 2B: 0 3B: 1 HR: 0	SF: 0 SAC: 0 DP: 1 HBP: 0	WP: 1 PB: 0 SB: 1 CS: 0	PA: 34
PITCHER	IP WLS BF H R ER SO BB IBB HBP BLK WP HR S P ERA WHIP																			
47 Ricky Nolasco, R ERA: 4.3 (1.1)	6.0 W 23	6	0	0	0	5	0	0	0	0	0	0	0	0	33	34	0.00	1.000		
46 Doug Mathis, R ERA: (7.1)	1.0	3	0	0	0	0	0	0	0	0	0	0	0	3	3	0.00	0.000			
31 Steve Cishek, R ERA: 3.6 (8.1)	1.0	4	0	0	0	1	1	0	0	0	0	0	0	5	9	0.00	1.000			
21 Mitch Talbot, R ERA: 4.5 (9.1)	1.0	4	1	0	0	1	0	0	0	0	1	0	6	7	0.00	1.000				

Batter	1	2	3	4	5	6	7	8	9	AB	R	H	RBI	BB	SO	LOB	BOTTOM			
9 Juan Pierre, L OBP: 0.350, SLG: 0.368 (1.7) 76 Christian Yelich, L OBP: 0.487, SLG: 0.755 (6.7)	G4-3		F7		1B					3	1	1	1	1	0	0	St. Louis Cardinals @ Miami Marlins Roger Dean Stadium, Jupiter, FL Sun Mar 17 2013, 1:08 PM - 3:53 PM EDT Att: 5,780 - Cloudy - 77 F			
30 Placido Polanco, R OBP: 0.500, SLG: 0.588 (1.5) 13 Chris Valaika, R OBP: 0.129, SLG: 0.138 (6.5)	1B		1B		1B					4	2	2	0	0	0	3				
27 Giancarlo Stanton, R OBP: 0.500, SLG: 0.833 (1.9) 61 Jordan Brown, L OBP: 0.235, SLG: 0.412 (7.9)	1B		1B		1B					3	1	2	0	1	0	1				
19 Rob Brantly, L OBP: 0.359, SLG: 0.314 (1.2) 53 Kyle Skipworth, L OBP: 0.240, SLG: 0.273 (7.2)	1B		1B		1B					4	1	3	3	0	0	1				
20 Justin Ruggiano, R OBP: 0.154, SLG: 0.091 (1.8) 2 Gorkys Hernández, R OBP: 0.389, SLG: 0.353 (6.8)	K2-3		1B		1B					2	0	0	1	0	1	3				
17 Donovan Solano, R OBP: 0.432, SLG: 0.463 (1.4) 64 Ed Lucas, R OBP: 0.176, SLG: 0.176 (7.4)	G5-3		1B		1B					4	0	1	0	0	0	1				
18 Casey Kotchman, L OBP: 0.500, SLG: 0.689 (1.3) 15 Kevin Kouzmanoff, R OBP: 0.423, SLG: 0.875 (7.3)	1B		1B		1B					3	0	2	1	0	0	0				
3 Adeiny Hechavarria, R OBP: 0.220, SLG: 0.243 (1.6) 22 Nick Green, R OBP: 0.333, SLG: 0.333 (7.6)	E6		1B		1B					3	1	1	0	0	0	3				
47 Ricky Nolasco, R (1.1) 46 Doug Mathis, L (7.1) 11 Bryan Petersen, L OBP: 0.250, SLG: 0.063 (7. PH) 31 Steve Cishek, R (8.1) 21 Mitch Talbot, R (9.1)	G3		1B		1B					2	0	0	0	1	0	0				
Inning Stats	R: 1 E: 0 K: 1 S: 7	H: 2 LOB: 1 BB: 0 P: 7	R: 0 E: 1 K: 0 S: 4	H: 1 LOB: 1 BB: 0 P: 4	R: 3 E: 0 K: 0 S: 8	H: 5 LOB: 2 BB: 0 P: 8	R: 1 E: 0 K: 0 S: 4	H: 1 LOB: 2 BB: 2 P: 13	R: 1 E: 0 K: 0 S: 5	H: 2 LOB: 2 BB: 1 P: 9	R: 0 E: 0 K: 1 S: 6	H: 1 LOB: 1 BB: 0 P: 6	R: 0 E: 0 K: 1 S: 5	H: 0 LOB: 0 BB: 1 P: 9	R: 0 E: 0 K: 2 S: 7	H: 0 LOB: 0 BB: 0 P: 7	1B: 9 2B: 3 3B: 0 HR: 0	SF: 1 SAC: 0 DP: 0 HBP: 0	WP: 0 PB: 0 SB: 1 CS: 0	PA: 40
PITCHER	IP WLS BF H R ER SO BB IBB HBP BLK WP HR S P ERA WHIP																			
31 Lance Lynn, R ERA: 7.5 (1.1)	3.2 L 22	1	0	0	0	0	0	0	0	0	0	0	0	1	1	0.00	0.000			
Keith Butler, R ERA: 13.5 (4.1)	0.1	1	0	0	0	0	0	0	0	0	0	1	1	0.00	0.000					
76 John Gast, L ERA: 7.5 (5.1)	1.0	6	2	1	1	0	1	0	0	0	0	5	9	9.00	3.000					
59 Fernando Salas, R ERA: 1.5 (6.1)	1.0	4	1	0	0	1	0	0	0	0	0	6	6	0.00	1.000					
41 Mitchell Boggs, R ERA: (7.1)	1.0	4	0	0	0	1	1	0	0	0	0	5	9	0.00	1.000					

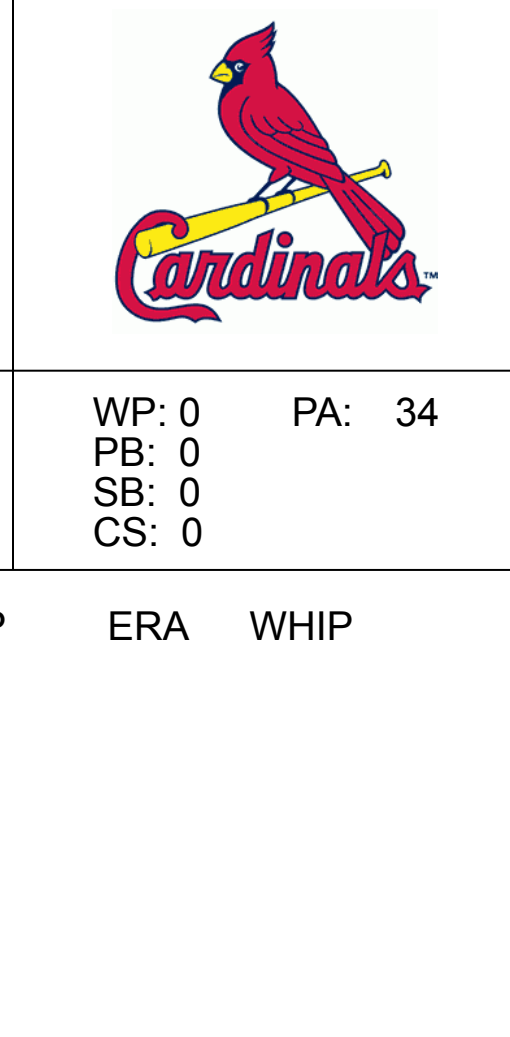
Batter	1	2	3	4	5	6	7	8	9	AB	R	H	RBI	BB	SO	LOB	BOTTOM			
47 Ricky Nolasco, R (1.1) 46 Doug Mathis, L (7.1) 11 Bryan Petersen, L OBP: 0.250, SLG: 0.063 (7. PH) 31 Steve Cishek, R (8.1) 21 Mitch Talbot, R (9.1)	G3		1B		1B					2	0	0	0	1	0	0				
Inning Stats	R: 1 E: 0 K: 1 S: 7	H: 2 LOB: 1 BB: 0 P: 7	R: 0 E: 1 K: 0 S: 4	H: 1 LOB: 1 BB: 0 P: 4	R: 3 E: 0 K: 0 S: 8	H: 5 LOB: 2 BB: 0 P: 8	R: 1 E: 0 K: 0 S: 4	H: 1 LOB: 2 BB: 2 P: 13	R: 1 E: 0 K: 0 S: 5	H: 2 LOB: 2 BB: 1 P: 9	R: 0 E: 0 K: 1 S: 6	H: 1 LOB: 1 BB: 0 P: 6	R: 0 E: 0 K: 1 S: 5	H: 0 LOB: 0 BB: 1 P: 9	R: 0 E: 0 K: 2 S: 7	H: 0 LOB: 0 BB: 0 P: 7	1B: 9 2B: 3 3B: 0 HR: 0	SF: 1 SAC: 0 DP: 0 HBP: 0	WP: 0 PB: 0 SB: 1 CS: 0	PA: 40
PITCHER	IP WLS BF H R ER SO BB IBB HBP BLK WP HR S P ERA WHIP																			
26 Trevor Rosenthal, R ERA: 4.82 (8.1)	1.0	3	0	0	0	2	0	0	0	0	0	7	7	0.00	0.000					

Batter	1	2	3	4	5	6	7	8	9	AB	R	H	RBI	BB	SO	LOB	TOP										
1 Jordany Valdespin, L OBP: 0.386, SLG: 0.634	G4-3			P5		E3		F7		4	0	0	0	0	0	1	New York Mets @ St. Louis Cardinals Roger Dean Stadium, Jupiter, FL Mon Mar 18 2013, 1:08 PM - 3:36 PM EDT Att: 6,983 - Partly Cloudy - 77 F										
11 Rubén Tejada, R OBP: 0.184, SLG: 0.176 50 Scott Atchison, R (8, 1) 39 Bobby Parnell, R (9, 1)	F9			G4-3		G6-4-3		F9		4	0	0	0	0	0	2											
15 Travis d'Araud, R OBP: 0.412, SLG: 0.483 30 LaTroy Hawkins, R (7, 1) 23 Mike Baxter, L OBP: 0.263, SLG: 0.129	G6-3			21 HR 1B		77 1B		F7		3	2	0	0	0	0	0											
21 Lucas Duda, L OBP: 0.293, SLG: 0.526 77 Andrew Brown, R OBP: 0.212, SLG: 0.250	G5-3			19 1B		2H 1B		F8		2	1	1	2	0	0	0											
19 Zach Lutz, R OBP: 0.413, SLG: 0.359	G5-3			HR		68 G3-1		F7		4	0	1	0	0	0	0											
68 Matthew den Dekker, L OBP: 0.216, SLG: 0.279	K			G6-3		G3-1		F7		3	0	0	0	0	1	1											
12 Brandon Hicks, R OBP: 0.341, SLG: 0.333			K			K		K		3	0	0	0	0	3	1											
3 Omar Quintanilla, L OBP: 0.364, SLG: 0.429				G4-3				BB		2	0	1	0	1	0	0											
33 Matt Harvey, R (1, 1) 66 Josh Edgin, R (6, 1) 20 Anthony Recker, R OBP: 0.474, SLG: 0.722	G5-6-4-3			K		K		K		2	0	0	0	0	1	1											
										0	0	0	0	0	0	0											
										1	0	0	0	0	1	1											
Inning Stats	R: 0 E: 0 K: 0 S: 3	H: 0 LOB: 0 BB: 0 P: 3	R: 0 E: 0 K: 1 S: 5	H: 0 LOB: 0 BB: 0 P: 5	R: 0 E: 0 K: 1 S: 5	H: 1 LOB: 0 BB: 0 P: 5	R: 2 E: 0 K: 0 S: 5	H: 2 LOB: 0 BB: 0 P: 7	R: 0 E: 0 K: 1 S: 5	H: 0 LOB: 0 BB: 0 P: 5	R: 1 E: 0 K: 1 S: 7	H: 3 LOB: 1 BB: 0 P: 7	R: 0 E: 0 K: 1 S: 5	H: 0 LOB: 0 BB: 1 P: 9	R: 0 E: 0 K: 0 S: 3	H: 0 LOB: 0 BB: 0 P: 3	1B: 4 2B: 1 3B: 0 HR: 1	SF: 0 SAC: 0 DP: 2 HBP: 0	WP: 0 PB: 0 SB: 0 CS: 0	PA: 32							
PITCHER	IP	WLS	BF	H	R	ER	SO	BB	IBB	HBP	BLK	WP	HR	S	P	ERA	WHIP										
35 Jake Westbrook, R ERA: 3.98	6.0		20	3	2	2	4	0	0	0	0	0	1	28	30	3.00	0.500										
34 Marc Rzepczynski, L ERA: 3.0	1.0	L	5	3	1	1	1	0	0	0	0	0	0	7	7	9.00	3.000										
44 Edward Mujica, R ERA: 11.25	1.0		4	0	0	0	1	1	0	0	0	0	0	5	9	0.00	1.000										
30 Jason Motte, R ERA: 5.63	1.0		3	0	0	0	0	0	0	0	0	0	0	3	3	0.00	0.000										

Batter	1	2	3	4	5	6	7	8	9	AB	R	H	RBI	BB	SO	LOB	BOTTOM										
19 Jon Jay, L OBP: 0.261, SLG: 0.357 60 Justin Christian, R OBP: 0.294, SLG: 0.372	K		G4-3		K			SH3		3	0	0	0	0	2	1	New York Mets @ St. Louis Cardinals Roger Dean Stadium, Jupiter, FL Mon Mar 18 2013, 1:08 PM - 3:36 PM EDT Att: 6,983 - Partly Cloudy - 77 F										
13 Matt Carpenter, L OBP: 0.510, SLG: 0.610				G4-3		53 L4-3		BB		2	0	1	0	2	0	0											
7 Matt Holliday, R OBP: 0.333, SLG: 0.480 79 Kolten Wong, L OBP: 0.308, SLG: 0.560	F7			53 2B		F7		F7		3	1	1	0	0	0	2											
53 Matt Adams, L OBP: 0.333, SLG: 0.565	G4-3			87 1B		L4-3		F7		4	1	1	1	0	0	4											
87 Oscar Taveras, L OBP: 0.340, SLG: 0.500	L6			E3		G5-3		33 L6-3		4	0	2	1	0	0	0											
33 Daniel Descalso, L OBP: 0.326, SLG: 0.444	K			K				L6-3		4	0	1	0	0	2	1											
48 Tony Cruz, R OBP: 0.324, SLG: 0.323	K				F8			F8		4	0	0	0	0	1	1											
56 Adron Chambers, L OBP: 0.283, SLG: 0.354				16 G6-4-3		K2-3		K		3	0	1	0	0	2	1											
16 Ronny Cedeno, R OBP: 0.371, SLG: 0.419	G6-4-3							60 SH3		3	0	2	0	0	0	1											
Inning Stats	R: 0 E: 0 K: 1 S: 6	H: 1 LOB: 1 BB: 0 P: 6	R: 0 E: 0 K: 2 S: 7	H: 0 LOB: 0 BB: 0 P: 7	R: 0 E: 0 K: 0 S: 3	H: 1 LOB: 0 BB: 0 P: 3	R: 2 E: 1 K: 1 S: 7	H: 3 LOB: 0 BB: 0 P: 7	R: 0 E: 0 K: 2 S: 8	H: 1 LOB: 1 BB: 0 P: 8	R: 0 E: 0 K: 0 S: 2	H: 0 LOB: 0 BB: 1 P: 6	R: 0 E: 0 K: 1 S: 6	H: 1 LOB: 1 BB: 0 P: 6	R: 0 E: 0 K: 0 S: 4	H: 1 LOB: 2 BB: 1 P: 8	R: 0 E: 0 K: 0 S: 3	H: 1 LOB: 0 BB: 0 P: 3	1B: 7 2B: 4 3B: 0 HR: 0	SF: 0 SAC: 1 DP: 3 HBP: 0	WP: 0 PB: 0 SB: 0 CS: 0	PA: 34					
PITCHER	IP	WLS	BF	H	R	ER	SO	BB	IBB	HBP	BLK	WP	HR	S	P	ERA	WHIP										
33 Matt Harvey, R ERA: 2.95	5.1		21	6	2	2	6	1	0	0	0	0	0	1	1	0.00	0.000										
66 Josh Edgin, L ERA: 4.15	0.2	W	1	0	0	0	0	0	0	0	0	0	0	1	1	0.00	0.000										
30 LaTroy Hawkins, R ERA:	1.0	H	4	1	0	0	1	0	0	0	0	0	0	6	6	0.00	1.000										
50 Scott Atchison, R ERA: 2.35	1.0	H	5	1	0	0	0	1	0	0	0	0	0	4	8	0.00	2.000										
39 Bobby Parnell, R ERA: 3.12	1.0	S	3	1	0	0	0	0	0	0	0	0	0	3	3	0.00	1.000										

AB	31
R	3
H	6
RBI	3
BB	1
SO	6
LOB	7

AB	31
R	2
H	9
RBI	2
BB	2
SO	7
LOB	13



Batter	1	2	3	4	5	6	7	8	9	AB	R	H	RBI	BB	SO	LOB	TOP					
9 Juan Pierre, L OBP: 0.364, SLG: 0.381 76 Christian Yelich, L OBP: 0.469, SLG: 0.857										4	1	2	1	0	0	0	Miami Marlins @ St. Louis Cardinals Roger Dean Stadium, Jupiter, FL Tue Mar 19 2013, 1:09 PM - 3:26 PM EDT Att: 5,704 - Partly Cloudy - 75 F					
30 Placido Polanco, R OBP: 0.455, SLG: 0.624 13 Chris Valaika, R OBP: 0.182, SLG: 0.290										4	0	1	2	0	0	1						
27 Giancarlo Stanton, R OBP: 0.500, SLG: 0.762 1 Chone Figgins, S OBP: 0.367, SLG: 0.308										3	0	1	0	1	0	1						
29 Greg Dobbs, L OBP: 0.167, SLG: 0.167 18 Casey Kotchman, L OBP: 0.496, SLG: 0.667										3	0	0	0	0	0	3						
17 Donovan Solano, R OBP: 0.426, SLG: 0.455 64 Ed Lucas, R OBP: 0.167, SLG: 0.167										3	1	1	0	0	2	2						
19 Rob Brantly, L OBP: 0.345, SLG: 0.308 79 J.T. Realmuto, R OBP: 0.300, SLG: 0.556										4	0	1	0	0	0	0						
20 Justin Ruggiano, R OBP: 0.227, SLG: 0.250 2 Gorkys Hernández, R OBP: 0.385, SLG: 0.324										3	0	1	0	0	0	2						
3 Adeiny Hechavarria, R OBP: 0.227, SLG: 0.250 22 Nick Green, R OBP: 0.333, SLG: 0.333										3	1	1	1	0	0	1						
33 Jacob Turner, R OBP: 0.276, SLG: 0.444 43 Dan Jennings, L OBP: 0.182, SLG: 0.290 34 Tom Koehler, R OBP: 0.300, SLG: 0.556 15 Kevin Kouzmanoff, R OBP: 0.300, SLG: 0.556										2	0	0	0	0	1	1						
Inning Stats	R: 0 E: 0 K: 1 S: 6	H: 1 LOB: 2 BB: 1 P: 10	R: 0 E: 0 K: 0 S: 3	H: 0 LOB: 0 BB: 0 P: 3	R: 0 E: 0 K: 1 S: 5	H: 0 LOB: 0 BB: 0 P: 5	R: 0 E: 0 K: 1 S: 5	H: 0 LOB: 0 BB: 0 P: 5	R: 0 E: 0 K: 0 S: 4	H: 1 LOB: 1 BB: 0 P: 4	R: 0 E: 0 K: 0 S: 4	H: 1 LOB: 1 BB: 0 P: 4	R: 4 E: 0 K: 0 S: 8	H: 6 LOB: 1 BB: 0 P: 9	R: 0 E: 0 K: 0 S: 3	H: 0 LOB: 0 BB: 0 P: 3		R: 0 E: 0 K: 0 S: 3	H: 0 LOB: 0 BB: 0 P: 3	1B: 8 2B: 1 3B: 0 HR: 0	SF: 0 SAC: 0 DP: 1 HBP: 0	WP: 1 PB: 0 SB: 0 CS: 0
PITCHER	IP WLS BF H R ER SO BB IBB HBP BLK WP HR S P ERA WHIP	4.0 W 14 1 0 0 3 1 0 0 0 0 0 0 19 23 0.00 0.500	3.0 H 16 8 4 4 0 0 0 0 0 0 1 0 16 17 12.00 2.667	1.0 H 3 0 0 0 0 0 0 0 0 0 0 0 3 3 0.00 0.000	1.0 S 3 0 0 0 0 0 0 0 0 0 0 0 3 3 0.00 0.000																	

Batter	1	2	3	4	5	6	7	8	9	AB	R	H	RBI	BB	SO	LOB	BOTTOM					
33 Daniel Descalso, L OBP: 0.340, SLG: 0.469										4	1	2	0	0	0	1	Miami Marlins @ St. Louis Cardinals Roger Dean Stadium, Jupiter, FL Tue Mar 19 2013, 1:09 PM - 3:26 PM EDT Att: 5,704 - Partly Cloudy - 75 F					
13 Matt Carpenter, L OBP: 0.491, SLG: 0.600										4	0	1	2	0	0	1						
7 Matt Holliday, R OBP: 0.294, SLG: 0.414 56 Adron Chambers, L OBP: 0.283, SLG: 0.354										4	0	0	0	0	2	2						
21 Allen Craig, R OBP: 0.442, SLG: 0.514 53 Matt Adams, L OBP: 0.333, SLG: 0.565										4	1	1	1	0	0	2						
87 Oscar Taveras, L OBP: 0.333, SLG: 0.481										4	1	1	0	0	0	1						
43 Shane Robinson, R OBP: 0.511, SLG: 0.791										4	0	1	1	0	1	0						
38 Pete Kozma, R OBP: 0.375, SLG: 0.523										3	1	0	0	1	2	1						
82 Audry Pérez, R OBP: 0.167, SLG: 0.167										3	0	0	0	0	0	3						
40 Shelby Miller, R ERA: 10.8 58 Jose Kelly, R OBP: 0.657, SLG: 0.667 26 Trevor Rosenthal, R ERA: 4.91 41 Mitchell Boggs, R ERA: 7.84										1	0	0	0	0	0	0						
Inning Stats	R: 0 E: 0 K: 1 S: 6	H: 1 LOB: 1 BB: 0 P: 6	R: 0 E: 0 K: 0 S: 3	H: 0 LOB: 1 BB: 1 P: 7	R: 0 E: 0 K: 0 S: 3	H: 0 LOB: 0 BB: 0 P: 3	R: 2 E: 0 K: 1 S: 9	H: 3 LOB: 1 BB: 0 P: 10	R: 2 E: 0 K: 0 S: 6	H: 3 LOB: 1 BB: 0 P: 7	R: 1 E: 0 K: 0 S: 5	H: 1 LOB: 1 BB: 0 P: 5	R: 0 E: 0 K: 1 S: 5	H: 0 LOB: 0 BB: 0 P: 5	R: 0 E: 0 K: 2 S: 7	H: 0 LOB: 0 BB: 0 P: 7		R: 0 E: 0 K: 2 S: 7	H: 0 LOB: 0 BB: 0 P: 7	1B: 5 2B: 2 3B: 0 HR: 1	SF: 0 SAC: 0 DP: 0 HBP: 0	WP: 1 PB: 0 SB: 1 CS: 0
PITCHER	IP WLS BF H R ER SO BB IBB HBP BLK WP HR S P ERA WHIP	5.0 L 23 7 4 4 2 0 0 0 0 0 0 0 5 5 0.00 1.000	1.0 5 1 1 0 0 0 0 0 0 0 0 0 5 5 0.00 1.000	1.1 4 0 0 0 1 0 0 0 0 0 0 6 6 0.00 0.000	0.2 2 0 0 0 2 0 0 0 0 0 0 6 6 0.00 0.000																	

Batter	1	2	3	4	5	6	7	8	9	AB	R	H	RBI	BB	SO	LOB	TOP											
19 Jon Jay, L (1, 8) OBP: 0.255, SLG: 0.326	0-3 K	4-0 BB		0-1 CS	0-0 G3-1		0-0 G4-3		0-0 G3-1	4	0	0	0	1	1	0												
13 Matt Carpenter, L (1, 4) OBP: 0.491, SLG: 0.583 63 Maikel Cleto, R (7, 1) 59 Fernando Salas, R (8, 1) 30 Jason Motte, R (9, 1)	4-0 BB	0-3 K		0-0 BB	0-0 G6-4-3		0-0 P2			3	0	1	0	1	1	2												
7 Matt Holliday, R (1, 7) OBP: 0.289, SLG: 0.424 56 Adron Chambers, L (8, PR) OBP: 0.283, SLG: 0.354	0-0 F8		0-3 K	0-0 G6-3	0-0 G6-4-3			0-0 21 1B		4	0	1	0	0	1	2												
21 Allen Craig, R (1, 9) OBP: 0.447, SLG: 0.500	4-0 BB		0-0 G6-3	0-3 K		0-3 K		0-0 12 53 BB		3	0	1	1	1	1	0												
53 Matt Adams, L (1, 3)	0-0 F7		0-0 F8	4-0 BB	4-0 BB	4-0 BB	4-0 BB	4-0 BB		2	0	0	0	2	0	2												
23 David Freese, R (1, 5) OBP: 0.375, SLG: 0.519 12 Ty Wigington, R (6, 5) OBP: 0.200, SLG: 0.125		0-3 K		0-0 HR	0-0 G5-3		0-0 G6-4-3		0-0 G6-4-3	3	1	1	1	0	1	1												
38 Pete Kozma, R (1, 6) OBP: 0.404, SLG: 0.532		0-0 48 G6-3 1B		0-0 19 CS 1B	4-0 BB	4-0 BB		0-0 G6-3		3	1	2	0	1	0	2												
48 Tony Cruz, R (1, 2) OBP: 0.297, SLG: 0.294 32 Rob Johnson, R (6, 2) OBP: 0.200, SLG: 0.375		0-0 G6-3		0-0 P4	0-0 G3		0-0 G6-3		0-0 G6-3	3	0	0	0	0	0	4												
50 Adam Wainwright, R (1, 1) OBP: 0.500, SLG: 0.500 36 Randy Choate, L (5, 1) 73 Seth Maness, R (5, 1) 43 Shane Robinson, R (7, PH) OBP: 0.500, SLG: 0.773 79 Koltan Wong, L (7, 4) OBP: 0.296, SLG: 0.538		0-0 19 BB 1B		0-0 F8			0-0 F9		0-0 G6-3	2	0	1	1	0	0	1												
Inning Stats	R: 0 E: 0 K: 1 S: 5	H: 0 LOB: 2 BB: 2 P: 13	R: 1 E: 0 K: 2 S: 9	H: 2 LOB: 2 BB: 1 P: 13	R: 0 E: 0 K: 1 S: 5	H: 0 LOB: 0 BB: 0 P: 5	R: 1 E: 0 K: 0 S: 5	H: 2 LOB: 0 BB: 0 P: 5	R: 0 E: 0 K: 1 S: 3	H: 1 LOB: 2 BB: 2 P: 3	R: 0 E: 0 K: 0 S: 5	H: 0 LOB: 2 BB: 2 P: 13	R: 0 E: 0 K: 0 S: 3	H: 0 LOB: 0 BB: 0 P: 3	R: 1 E: 0 K: 0 S: 4	H: 2 LOB: 2 BB: 1 P: 8	R: 0 E: 0 K: 0 S: 3	H: 0 LOB: 0 BB: 0 P: 3	1B: 5 2B: 1 3B: 0 HR: 1	SF: 0 SAC: 0 DP: 2 HBP: 0	WP: 0 PB: 0 SB: 0 CS: 1	PA: 38						
PITCHER	IP	WLS	BF	H	R	ER	SO	BB	IBB	HBP	BLK	WP	HR	S	P	ERA	WHIP	PITCHER										
53 Jeremy Hefner, R (1, 1) ERA: 3.1	5.0		21	5	2	2	4	3	0	0	0	0	0	1	27	39	3.60	1.600										
30 LaTroy Hawkins, R (6, 1) ERA: 1.69	1.0		5	0	0	0	1	2	0	0	0	0	0	5	13	0.00	2.000											
56 Scott Rice, L (7, 1) ERA: 4.15	1.0		3	0	0	0	0	0	0	0	0	0	0	3	3	0.00	0.000											
34 Brandon Lyon, R (8, 1) ERA: 2.7	1.0	L	5	2	1	1	0	1	0	0	0	0	0	4	8	9.00	3.000											
39 Bobby Parnell, R (9, 1) ERA: 2.79	1.0		3	0	0	0	0	0	0	0	0	0	0	3	3	0.00	0.000											

St. Louis Cardinals @ New York Mets
Tradition Field, Port St. Lucie, FL
Thu Mar 21 2013, 1:11 PM - 4:01 PM EDT
Att: 5,785 - Sunny - 70 F

AB 31
R 3
H 7
RBI 3
BB 6
SO 5
LOB 16



Batter	1	2	3	4	5	6	7	8	9	AB	R	H	RBI	BB	SO	LOB	BOTTOM										
6 Marlon Byrd, R (1, 9) OBP: 0.349, SLG: 0.410 16 Brian Bixler, R (7, 4) OBP: 0.417, SLG: 0.633	0-0 F8		0-0 G1-3		0-0 G5-3	0-0 1B		0-3 K		4	0	1	0	0	0	0											
11 Rubén Tejada, R (1, 6) OBP: 0.182, SLG: 0.200 56 Scott Rice, L (7, 1) 4 Collin Cowgill, R (8, 8) OBP: 0.390, SLG: 0.578	0-0 G1-4-3		0-0 F7		0-3 K	0-0 P6		0-0 P6		4	0	0	0	0	1	2											
29 Ike Davis, L (1, 3) OBP: 0.444, SLG: 0.590 12 Brandon Hicks, R (7, 3) OBP: 0.333, SLG: 0.324	4-0 BB		0-3 K		0-0 21 HBP 1B	0-3 K		0-0 F7		2	0	1	0	1	1	0											
19 Zach Lutz, R (1, 5) OBP: 0.404, SLG: 0.356	0-0 F9		0-0 G5-3		0-0 21 HBP 1B	0-0 G6-3		0-3 K		5	0	1	0	0	1	1											
21 Lucas Duda, L (1, 7) OBP: 0.319, SLG: 0.535 80 Jamie Hoffmann, R (7, 7) OBP: 0.250, SLG: 0.367		0-0 2B	0-0 44 BB 1B	0-0 68 3B 1B	1-2 2-3 HBP	0-0 15 BB 1B		4-0 BB		2	1	2	0	0	0	0											
44 John Buck, R (1, 2) OBP: 0.414, SLG: 0.680 15 Travis d'Arnaud, R (7, 2) OBP: 0.417, SLG: 0.467	0-0 F8		0-0 68 3B BB	4-0 68 3B BB	0-0 F8	0-0 F8		0-0 F7		2	1	0	0	1	0	4											
68 Matthew den Dekker, L (1, 8) OBP: 0.239, SLG: 0.390 34 Brandon Lyon, R (8, 1) 39 Bobby Parnell, R (9, 1)		0-3 K		0-0 1H 2H 3B	0-0 G4-3	0-3 K				4	0	1	2	0	2	3											
3 Omar Quintanilla, L (1, 4) OBP: 0.333, SLG: 0.364	4-0 BB		0-0 L6		0-0 K	0-3 K		0-3 K		3	0	0	0	1	2	1											
53 Jeremy Hefner, R (1, 1) 30 LaTroy Hawkins, R (6, 1) Justin Turner, R (6, PH) OBP: 0.344, SLG: 0.310 23 Mike Baxter, L (7, 9) OBP: 0.293, SLG: 0.152		0-0 BB	0-0 G6-3		0-0 G4-3	0-0 6 1B		4-0 BB		2	0	0	0	0	0	3											
Inning Stats	R: 0 E: 0 K: 0 S: 3	H: 1 LOB: 1 BB: 1 P: 7	R: 0 E: 0 K: 1 S: 6	H: 1 LOB: 1 BB: 1 P: 10	R: 0 E: 0 K: 1 S: 5	H: 0 LOB: 0 BB: 0 P: 5	R: 2 E: 0 K: 0 S: 5	H: 2 LOB: 1 BB: 1 P: 9	R: 0 E: 0 K: 1 S: 7	H: 2 LOB: 3 BB: 0 P: 8	R: 0 E: 0 K: 1 S: 7	H: 2 LOB: 2 BB: 0 P: 7	R: 0 E: 0 K: 2 S: 8	H: 1 LOB: 2 BB: 1 P: 12	R: 0 E: 0 K: 2 S: 7	H: 0 LOB: 1 BB: 1 P: 11	R: 0 E: 0 K: 1 S: 5	H: 0 LOB: 1 BB: 1 P: 9	1B: 6 2B: 1 3B: 1 HR: 0	SF: 0 SAC: 0 DP: 0 HBP: 1	WP: 0 PB: 0 SB: 0 CS: 0	PA: 42					
PITCHER	IP	WLS	BF	H	R	ER	SO	BB	IBB	HBP	BLK	WP	HR	S	P	ERA	WHIP	PITCHER									
50 Adam Wainwright, R (1, 1) ERA: 3.0	4.2		20	3	2	2	3	3	0	0	0	0	0	23	35	3.86	1.286										
36 Randy Choate, L (5, 1) ERA: 1.69	0.0		3	2	0	0	0	0	0	1	0	0	0	2	3	∞	∞										
73 Seth Maness, R (5, 1) ERA: 3.86	1.1		6	2	0	0	1	0	0	0	0	0	0	8	8	0.00	1.500										
63 Maikel Cleto, R (7, 1) ERA: 1.59	1.0	W	5	1	0	0	2	1	0	0	0	0	0	8	12	0.00	2.000										
59 Fernando Salas, R (8, 1) ERA: 1.29	1.0	H	4	0	0	0	2	1	0	0	0	0	0	7	11	0.00	1.000										

St. Louis Cardinals @ New York Mets
Tradition Field, Port St. Lucie, FL
Thu Mar 21 2013, 1:11 PM - 4:01 PM EDT
Att: 5,785 - Sunny - 70 F

AB 35
R 2
H 8
RBI 2
BB 6
SO 9
LOB 17



Batter	1	2	3	4	5	6	7	8	9	AB	R	H	RBI	BB	SO	LOB	TOP																	
13 Matt Carpenter, L OBP: 0.459, SLG: 0.538	G4-3		F8			L9	L4			4	0	0	0	0	0	0	St. Louis Cardinals @ Houston Astros Osceola County Stadium, Kissimmee, FL Fri Mar 22 2013, 1:06 PM - 3:44 PM EDT Att: 4,274 - Sunny - 72 F																	
19 Jon Jay, L OBP: 0.278, SLG: 0.333 60 Justin Christian, R OBP: 0.286, SLG: 0.364	1B		BB			G3		G5-3		2	0	1	0	1	0	0																		
21 Allen Craig, R OBP: 0.460, SLG: 0.487 Jamie Romak, R OBP: 0.286, SLG: 0.364	BB		BB			BB		G6-3		1	0	0	0	2	1	1																		
23 David Freese, R OBP: 0.371, SLG: 0.500 92 Patrick Wisdom, R OBP: 0.182, SLG: 0.100	BB					BB		F9		3	0	1	0	0	1	1																		
87 Oscar Taveras, L OBP: 0.311, SLG: 0.448		G1-3				G1-3			F8	4	0	0	0	0	2																			
43 Shane Robinson, R OBP: 0.500, SLG: 0.792									F9	4	1	2	0	0	0	0																		
33 Daniel Descalso, L OBP: 0.352, SLG: 0.462										3	1	1	0	1	0	1																		
48 Tony Cruz, R OBP: 0.275, SLG: 0.270 46 J.R. Towles, R OBP: 0.391, SLG: 0.300										3	0	0	1	0	2	2																		
54 Jaime Garcia, L OBP: 0.340, SLG: 0.542 34 Marc Rzepczynski, L OBP: 0.286, SLG: 0.364 44 Edward Mujica, R OBP: 0.286, SLG: 0.364										0	0	0	1	0	0	0																		
										0	0	0	0	0	0	0																		
Inning Stats	R: 0 E: 0 K: 1 S: 5	H: 1 LOB: 1 BB: 1 P: 9	R: 0 E: 0 K: 1 S: 6	H: 1 LOB: 1 BB: 0 P: 6	R: 0 E: 0 K: 1 S: 5	H: 0 LOB: 0 BB: 1 P: 9	R: 0 E: 0 K: 0 S: 3	H: 0 LOB: 0 BB: 0 P: 3	R: 0 E: 0 K: 1 S: 5	H: 0 LOB: 0 BB: 0 P: 5	R: 0 E: 0 K: 0 S: 4	H: 1 LOB: 2 BB: 1 P: 8	R: 2 E: 0 K: 0 S: 4	H: 1 LOB: 0 BB: 1 P: 9	R: 0 E: 0 K: 0 S: 3	H: 0 LOB: 1 BB: 0 P: 3	R: 0 E: 0 K: 0 S: 4	H: 1 LOB: 1 BB: 0 P: 4	1B: 3 2B: 2 3B: 0 HR: 0	SF: 1 SAC: 0 DP: 0 HBP: 0	WP: 1 PB: 0 SB: 1 CS: 0	PA: 35												
PITCHER	IP WLS BF H R ER SO BB IBB HBP BLK WP HR S P ERA WHIP																																	
20 Bud Norris, R ERA: 3.92	6.0	23	3	0	0	4	3	0	0	0	0	0	0	28	40	0.00	1.000																	
41 Jose Veras, R ERA: 9.92	0.2	B	4	1	2	2	0	0	0	0	0	0	1	0	3	8	27.00	3.000																
63 Xavier Cedeño, L ERA: 3.0	0.1		1	0	0	0	0	0	0	0	0	0	0	0	1	1	0.00	0.000																
67 Jose Valdez, R ERA: 1.93	1.0	W	3	0	0	0	0	0	0	0	0	0	0	0	3	3	0.00	0.000																
80 Chia-Jen Lo, R ERA: 2.99	1.0	S	4	1	0	0	0	0	0	0	0	0	0	0	4	4	0.00	1.000																

AB	30
R	2
H	5
RBI	2
BB	4
SO	4
LOB	8



Batter	1	2	3	4	5	6	7	8	9	AB	R	H	RBI	BB	SO	LOB	BOTTOM																	
27 Jose Altuve, R OBP: 0.407, SLG: 0.463	BB		F9							3	2	2	0	1	0	0	St. Louis Cardinals @ Houston Astros Osceola County Stadium, Kissimmee, FL Fri Mar 22 2013, 1:06 PM - 3:44 PM EDT Att: 4,274 - Sunny - 72 F																	
2 Brandon Barnes, R OBP: 0.324, SLG: 0.714 46 Rick Ankiel, L OBP: 0.415, SLG: 0.667	F9		F7							3	0	0	0	0	2	0																		
23 Chris Carter, R OBP: 0.344, SLG: 0.574	BB									4	0	2	1	0	1	1																		
44 Justin Maxwell, R OBP: 0.220, SLG: 0.404	G6-3									4	0	0	0	0	1	4																		
4 Brandon Laird, R OBP: 0.396, SLG: 0.660	G4-3									4	0	0	0	0	4																			
15 Jason Castro, L OBP: 0.472, SLG: 0.938										3	0	0	0	0	1	0																		
14 J.D. Martinez, R ERA: 3.0 8 Trevor Crowe, S OBP: 0.333, SLG: 0.500										3	0	1	0	0	1	0																		
30 Matt Dominguez, R OBP: 0.372, SLG: 0.605										0	0	0	0	0	0	0																		
23 Tyler Greene, R OBP: 0.314, SLG: 0.214										3	1	1	0	0	1	1																		
										1	0	0	0	0	0	0																		
Inning Stats	R: 1 E: 0 K: 0 S: 4	H: 1 LOB: 1 BB: 1 P: 9	R: 0 E: 0 K: 2 S: 7	H: 0 LOB: 0 BB: 0 P: 7	R: 0 E: 0 K: 1 S: 5	H: 0 LOB: 0 BB: 0 P: 5	R: 0 E: 0 K: 2 S: 7	H: 0 LOB: 0 BB: 0 P: 7	R: 0 E: 0 K: 0 S: 4	H: 1 LOB: 1 BB: 0 P: 4	R: 1 E: 0 K: 0 S: 5	H: 2 LOB: 1 BB: 0 P: 5	R: 0 E: 0 K: 2 S: 7	H: 0 LOB: 0 BB: 0 P: 7	R: 1 E: 1 K: 0 S: 6	H: 2 LOB: 2 BB: 0 P: 6	1B: 4 2B: 2 3B: 0 HR: 0	SF: 1 SAC: 0 DP: 0 HBP: 0	WP: 1 PB: 0 SB: 0 CS: 0	PA: 32														
PITCHER	IP WLS BF H R ER SO BB IBB HBP BLK WP HR S P ERA WHIP																																	
54 Jaime Garcia, L ERA: 3.0 34 Marc Rzepczynski, L ERA: 2.57 44 Edward Mujica, R ERA: 11.0	6.0	23	4	2	2	5	1	0	0	0	0	0	0	7	7	0.00	0.000																	
	1.0		3	0	0	0	0	0	0	0	0	0	0	0	7	7	0.00	0.000																
	1.0	L	6	2	1	1	0	0	0	0	0	0	0	6	6	9.00	2.000																	

AB	30
R	3
H	6
RBI	2
BB	1
SO	7
LOB	13



Batter	1	2	3	4	5	6	7	8	9	AB	R	H	RBI	BB	SO	LOB	TOP				
33 Daniel Descalso, L OBP: 0.368, SLG: 0.473 79 Kolten Wong, L OBP: 0.276, SLG: 0.500	0-0 7 2B 1B		0-0 G3			0-0 7 1B 4 1B 1B	0-0 G6-3		0-3 K	3	1	2	0	0	0	0					
87 Oscar Taveras, L OBP: 0.318, SLG: 0.435	0-0 F7		0-0 1B			0-0 P6		0-0 G4-3	4-0 BB	4	0	1	0	1	0	2					
7 Matt Holliday, R OBP: 0.377, SLG: 0.472 60 Justin Christian, R OBP: 0.270, SLG: 0.343	0-0 1-H 2B			0-0 G6-3		0-0 SAFE 4 1B 53 1B 1B		0-3 K	0-0 F7	3	0	2	1	0	0	0					
4 Yadier Molina, R OBP: 0.471, SLG: 0.467 82 Audry Pérez, R	0-0 G5-3			0-0 53 G6-3 53 WP 1B		0-0 56 1B 53 1B 1B		0-0 L6		3	0	2	1	0	0	1					
53 Matt Adams, L OBP: 0.351, SLG: 0.529 96 Tyler Rahmatulla, R OBP: 0.296, SLG: 0.353 34 Marc Rzepczynski, L	0-0 L3			0-0 G6-3		0-0 1-2 2-H 56 1B 1B		4-0 SH5-4 48 1B 43 1B BB	0-0 BB	3	0	1	1	1	0	2					
12 Ty Wiginton, R OBP: 0.398, SLG: 0.116 26 Trevor Rosenthal, R OBP: 0.275, SLG: 0.270 41 Mitchell Boggs, R OBP: 0.509, SLG: 0.796 43 Shane Robinson, R OBP: 0.509, SLG: 0.796		0-0 G6-3		0-0 G5-3		0-0 F3		0-0 38 1B 48 SH5-4 13 WP 1B	0-0 1B	3	0	0	0	0	0	3					
56 Adron Chambers, L OBP: 0.275, SLG: 0.270 48 Tony Cruz, R OBP: 0.275, SLG: 0.270		0-0 G6-3			0-0 G6-3		0-0 1-2 2-H 1B		0-0 SH5-4	3	0	1	0	0	0	0					
38 Pete Kozma, R OBP: 0.393, SLG: 0.510		0-2 K			0-0 F8			0-0 F8	0-0 BB 87 13 WP 1B	4	0	1	1	0	1	0					
31 Lance Lynn, S OBP: 0.448, SLG: 0.538 36 Randy Choate, L OBP: 0.256, SLG: 0.065 59 Fernando Salas, R OBP: 0.250, SLG: 0.317 89 Greg Garcia, L OBP: 0.250, SLG: 0.317 13 Matt Carpenter, L OBP: 0.250, SLG: 0.317			0-3 K		0-0 G6-3		0-0 L6		4-0 BB 87 1B BB	2	0	0	0	0	1	0					
Inning Stats	R: 1 E: 0 K: 0 S: 5	H: 2 LOB: 1 BB: 0 P: 5	R: 0 E: 0 K: 1 S: 5	H: 0 LOB: 0 BB: 0 P: 5	R: 0 E: 0 K: 1 S: 5	H: 1 LOB: 1 BB: 0 P: 5	R: 0 E: 0 K: 0 S: 4	H: 0 LOB: 0 BB: 0 P: 3	R: 2 E: 1 K: 0 S: 7	H: 5 LOB: 2 BB: 0 P: 7	R: 0 E: 0 K: 0 S: 3	H: 0 LOB: 0 BB: 0 P: 3	R: 0 E: 0 K: 1 S: 5	H: 0 LOB: 0 BB: 0 P: 5	R: 2 E: 0 K: 1 S: 7	H: 2 LOB: 3 BB: 3 P: 19	1B: 10 2B: 1 3B: 0 HR: 0	SF: 0 DP: 0 HBP: 0	WP: 2 PA: 39		
PITCHER	IP WLS BF H R ER SO BB IBB HBP BLK WP HR S P ERA WHIP																				
24 Nathan Eovaldi, R ERA: 3.65	6.0	1.0	25	9	3	3	2	0	0	0	0	0	0	1	0	29	30	4.50	1.500		
40 Mike Dunn, L ERA: 1.13	7.1	1.0	3	0	0	0	0	0	0	0	0	0	0	0	0	3	3	0.00	0.000		
44 AJ Ramos, R ERA: 3.38	8.1	1.0	3	0	0	0	1	0	0	0	0	0	0	0	0	5	5	0.00	0.000		
43 Dan Jennings, L ERA: 6.75	9.1	0.2	7	2	2	2	1	3	0	0	0	1	0	6	18	27.00	7.500				
66 Zach Phillips, L ERA: 4.29	9.1	0.1	1	0	0	0	0	0	0	0	0	0	0	1	1	0.00	0.000				
Batter	1	2	3	4	5	6	7	8	9	AB	R	H	RBI	BB	SO	LOB	BOTTOM				
3 Adeiny Hechavarria, R OBP: 0.245, SLG: 0.234	0-0 G6-3		0-0 G3			0-0 30 G5-4-3 1B			0-0 G1-3	5	0	1	0	0	0	2					
30 Placido Polanco, R OBP: 0.355, SLG: 0.400 1 Wilson Valdez, R OBP: 0.318, SLG: 0.216	0-0 G5-3		0-3 K		0-0 G5-4-3		0-3 K		4-0 BB 61 FC6-4 BB	3	0	0	0	0	1	1					
29 Greg Dobbs, L OBP: 0.214, SLG: 0.214 61 Jordan Brown, L OBP: 0.250, SLG: 0.400	0-0 G6-3		0-0 G6-3		0-0 L7		0-0 F8		0-0 FC6-4 26 BB 8 1B BB	4	0	0	0	0	0	0					
26 Austin Kearns, R OBP: 0.256, SLG: 0.065		0-3 K		1-0 13 FC5-4 8 HBP 2 SF9 HBP		0-0 F9		0-3 K	4-0 BB 8 1B BB	3	1	0	0	1	2	0					
8 Chris Coghlan, L OBP: 0.352, SLG: 0.431		0-0 53 BB 2 G4-3 1B		1-0 13 FC5-4 HBP		0-2 K		0-0 G3	0-0 1-2 2-H 1B	4	1	2	1	0	1	0					
13 Chris Valaika, R OBP: 0.250, SLG: 0.317 22 Nick Green, R OBP: 0.333, SLG: 0.316		0-0 2 G4-3 53 BB 1B		0-0 FC5-4 53 BB		0-0 2 BB 74 1B 1B		4-0 BB 2 1B BB	0-0 BB	3	1	2	0	0	0	2					
53 Kyle Skipworth, L OBP: 0.223, SLG: 0.250 90 Taylor Krick, R		4-0 BB 2 G4-3 BB		4-0 BB 1-2 2-H BB		4-0 BB 74 1B 2 BB BB		0-0 G3-1	0-0 BB	0	1	0	0	3	0	0					
2 Gorkys Hernández, R OBP: 0.378, SLG: 0.316		0-0 G4-3		0-0 SF9		4-0 BB 74 E BB		0-0 G3-1	0-0 BB	2	0	1	3	1	0	2					
24 Nathan Eovaldi, R ERA: 6.62 36 Randy Choate, L ERA: 1.69 59 Fernando Salas, R ERA: 1.23 26 Trevor Rosenthal, R ERA: 3.97 41 Mitchell Boggs, R ERA: 1.5		0-3 K		0-3 K		0-0 E9 3 FC6-4 1B		1-3 2-H 2-3 BB	1-3 BB K	2	0	0	0	0	2	4					
Inning Stats	R: 0 E: 0 K: 0 S: 3	H: 0 LOB: 0 BB: 0 P: 3	R: 1 E: 0 K: 2 S: 9	H: 2 LOB: 2 BB: 1 P: 13	R: 0 E: 0 K: 1 S: 5	H: 0 LOB: 0 BB: 0 P: 5	R: 1 E: 0 K: 1 S: 5	H: 0 LOB: 2 BB: 1 P: 11	R: 0 E: 0 K: 0 S: 3	H: 1 LOB: 0 BB: 0 P: 3	R: 2 E: 1 K: 1 S: 7	H: 2 LOB: 2 BB: 2 P: 15	R: 0 E: 0 K: 2 S: 7	H: 0 LOB: 0 BB: 0 P: 7	R: 1 E: 0 K: 1 S: 6	H: 1 LOB: 1 BB: 1 P: 11	R: 1 E: 0 K: 0 S: 3	H: 1 LOB: 2 BB: 2 P: 11	1B: 7 2B: 0 3B: 0 HR: 0	SF: 1 DP: 1 HBP: 2	WP: 1 PA: 41
PITCHER	IP WLS BF H R ER SO BB IBB HBP BLK WP HR S P ERA WHIP																				
31 Lance Lynn, R ERA: 6.62	5.2	0.0	24	4	3	3	5	2	0	2	0	0	0	0	0	4	4	-	-		
59 Fernando Salas, R ERA: 1.23	6.1	0.1	3	1	1	0	0	1	0	0	0	0	0	0	2	6	0.00	6.000			
26 Trevor Rosenthal, R ERA: 3.97	7.1	1.0	3	0	0	0	2	0	0	0	0	0	0	0	7	7	0.00	0.000			
41 Mitchell Boggs, R ERA: 1.5	8.1	1.0	5	1	1	1	1	1	0	0	0	1	0	6	11	9.00	2.000				
PITCHER	IP WLS BF H R ER SO BB IBB HBP BLK WP HR S P ERA WHIP																				
34 Marc Rzepczynski, L ERA: 3.52	9.1	0.2	1	0	0	0	0	0	0	0	0	0	0	0	1	1	0.00	13.500			

St. Louis Cardinals @ Miami Marlins
Roger Dean Stadium, Jupiter, FL
Sat Mar 23 2013, 1:08 PM - 4:17 PM EDT
Att. 4,851 - Partly Cloudy - 82 F

AB 35
R 5
H 11
RBI 4
BB 3
SO 4
LOB 13



St. Louis Cardinals @ Miami Marlins
Roger Dean Stadium, Jupiter, FL
Sat Mar 23 2013, 1:08 PM - 4:17 PM EDT
Att. 4,851 - Partly Cloudy - 82 F

AB 31
R 6
H 7
RBI 5
BB 7
SO 8
LOB 14



Batter	1	2	3	4	5	6	7	8	9	AB	R	H	RBI	BB	SO	LOB	TOP																		
1 Jordan Valdespin, L OBP: 0.379, SLG: 0.593	L6		F8		G1-3		95 2B 1B	K		5	1	1	0	0	1	2																			
11 Rubén Tejeda, R OBP: 0.180, SLG: 0.178 84 Joshua Rodríguez, R OBP: 0.250, SLG: 0.250	K		K			L9	P4	F7		3	0	0	0	0	2	1																			
4 Collin Cowgill, R OBP: 0.397, SLG: 0.545 95 Darrell Ceciliani, L OBP: 0.500, SLG: 1.000	1B			G5-3		21 G4-3 1B	80 HR 2B	K		3	1	2	0	0	0	0																			
21 Lucas Duda, L OBP: 0.321, SLG: 0.571 80 Jamie Hoffmann, R OBP: 0.250, SLG: 0.441	G4-3			L8		G4-3	HR	K		3	0	0	0	0	0	2																			
Travis d'Arnaud, R OBP: 0.415, SLG: 0.457 87 Justin Hampson, L		G5-3		P3		19 1B 2B	G5-3	K		4	1	1	1	0	0	0																			
97 Mike Wilson, R						3-H 19 1B		K		0	0	0	0	0	0	0																			
23 Mike Baxter, L OBP: 0.383, SLG: 0.300 85 Dylan Owen, R	G4-3					16 PB 16 G6-3	19 HR BB	HR		3	3	2	1	2	0	0																			
19 Zach Lutz, R OBP: 0.383, SLG: 0.404	K					G5-3	1-3 2-H	HR		5	1	2	3	0	2	1																			
16 Brian Bixler, R OBP: 0.422, SLG: 0.622						G6-3	G6-3			3	0	1	1	1	0	2																			
47 Aaron Laffey, L 46 Greg Burke, R 90 Eric Campbell, R 27 Jeury's Familia, R 20 Anthony Recker, R OBP: 0.421, SLG: 0.625			SH2-3			E6				0	0	0	0	0	0	0																			
Inning Stats	R: 0 E: 0 K: 1 S: 6	H: 1 LOB: 1 BB: 0 P: 7	R: 0 E: 0 K: 1 S: 5	H: 0 LOB: 0 BB: 0 P: 5	R: 0 E: 0 K: 1 S: 5	H: 0 LOB: 1 BB: 1 P: 9	R: 0 E: 0 K: 0 S: 3	H: 0 LOB: 0 BB: 0 P: 3	R: 1 E: 1 K: 0 S: 5	H: 1 LOB: 1 BB: 0 P: 6	R: 2 E: 0 K: 0 S: 6	H: 3 LOB: 2 BB: 1 P: 10	R: 6 E: 0 K: 1 S: 15	H: 5 LOB: 1 BB: 2 P: 25	R: 0 E: 0 K: 3 S: 7	H: 0 LOB: 0 BB: 0 P: 7	R: 1 E: 0 K: 3 S: 10	H: 1 LOB: 0 BB: 0 P: 12	1B: 4 2B: 4 3B: 0 HR: 3	SF: 0 SAC: 1 DP: 0 HBP: 0	WP: 0 PB: 1 SB: 1 CS: 0	PA: 43													
PITCHER	IP	WLS	BF	H	R	ER	SO	BB	IBB	HBP	BLK	WP	HR	S	P	ERA	WHIP	PITCHER	IP	WLS	BF	H	R	ER	SO	BB	IBB	HBP	BLK	WP	HR	S	P	ERA	WHIP
35 Jake Westbrook, R ERA: 3.6	6.0		26	5	3	2	3	2	0	0	0	0	0	30	40	3.00	1.167	44 Edward Mujica, R ERA: 9.9	1.0		3	0	0	0	2	0	0	0	0	0	7	7	0.00	0.000	
71 Sam Freeman, L ERA: 27.0	0.1	H	3	1	2	2	0	1	0	0	0	0	0	2	6	54.00	6.000	59 Fernando Salas, R ERA: 2.16	1.0		4	1	1	1	3	0	0	0	0	1	10	12	9.00	1.000	
36 Randy Choate, L ERA: 3.38	0.1	L	5	3	4	4	0	1	0	0	0	0	2	9	15	108.00	12.000																		
Mitch Harris, R ERA: 81.0	0.1		1	0	0	0	1	0	0	0	0	0	0	3	3	0.00	0.000																		
63 Maikel Cleto, R ERA: 1.5	0.1		1	0	0	0	1	0	0	0	0	0	0	3	3	0.00	0.000																		

New York Mets @ St. Louis Cardinals
Roger Dean Stadium, Jupiter, FL
Sun Mar 24 2013, 1:07 PM - 4:19 PM EDT
Att: 6,496 - Partly Cloudy - 86 F

AB	38
R	10
H	11
RBI	10
BB	4
SO	9
LOB	11



Batter	1	2	3	4	5	6	7	8	9	AB	R	H	RBI	BB	SO	LOB	BOTTOM																		
19 Jon Jay, L OBP: 0.339, SLG: 0.392	21 FC6-4 4 1B BB	13 S 1B		13 CS BB		13 CS 1B	2-H 2B			3	1	3	2	2	0	0																			
13 Matt Carpenter, L OBP: 0.483, SLG: 0.509 44 Edward Mujica, R 59 Fernando Salas, R	F8	L9		7 1B 2B		32 1B 7 1B BB	F8			3	1	0	0	2	0	3																			
7 Matt Holliday, R OBP: 0.356, SLG: 0.487 56 Adron Chambers, L OBP: 0.281, SLG: 0.346	21 FC6-4 BB		G5-3	21 2B 1B		32 1B 1B		K		3	1	2	0	1	0	0																			
21 Allen Craig, R OBP: 0.463, SLG: 0.512 53 Matt Adams, L OBP: 0.392, SLG: 0.538	FC6-4 4 1B 2-3		4 2B 38 2B 1B	1-H 2-H		K		32 G5-4-3 1B		4	1	2	2	0	1	4																			
4 Yadier Molina, R OBP: 0.500, SLG: 0.556 32 Rob Johnson, R OBP: 0.222, SLG: 0.385	1-3 3-H		38 2B 2B	K		43 FC6-4 1B		G5-4-3		3	1	2	1	0	1	1																			
43 Shane Robinson, R OBP: 0.483, SLG: 0.736	G5-3		G5-3			E6 89 S	FC6-4			4	0	0	0	1	0	7																			
38 Pete Kozma, R OBP: 0.407, SLG: 0.556 92 Patrick Wisdom, R OBP: 0.154, SLG: 0.083		19 1B 2B	2-H 3-H	2B		P4		P3		3	1	2	2	0	0	1																			
89 Greg Garcia, L OBP: 0.296, SLG: 0.217		F8	K			K		G5-3		5	0	0	0	0	2	4																			
35 Jake Westbrook, R 71 Sam Freeman, R 36 Randy Choate, L Mitch Harris, R 63 Maikel Cleto, R 12 Ty Wigginton, R 90 Luis Mateo, R 87 Oscar Taveras, R		F8		G4-3		P4		G4-3		3	0	0	0	0	0	2																			
Inning Stats	R: 1 E: 0 K: 0 S: 4	H: 1 LOB: 2 BB: 2 P: 12	R: 1 E: 0 K: 0 S: 5	H: 2 LOB: 1 BB: 0 P: 6	R: 2 E: 0 K: 1 S: 8	H: 3 LOB: 1 BB: 0 P: 8	R: 2 E: 0 K: 1 S: 6	H: 2 LOB: 2 BB: 2 P: 14	R: 0 E: 1 K: 1 S: 6	H: 0 LOB: 1 BB: 0 P: 7	R: 0 E: 0 K: 1 S: 8	H: 3 LOB: 3 BB: 1 P: 12	R: 1 E: 0 K: 0 S: 5	H: 2 LOB: 1 BB: 0 P: 5	R: 0 E: 0 K: 1 S: 5	H: 1 LOB: 0 BB: 0 P: 5	R: 0 E: 0 K: 0 S: 3	H: 0 LOB: 1 BB: 1 P: 8	1B: 8 2B: 6 3B: 0 HR: 0	SF: 0 SAC: 0 DP: 1 HBP: 0	WP: 0 PB: 0 SB: 2 CS: 2	PA: 45													
PITCHER	IP	WLS	BF	H	R	ER	SO	BB	IBB	HBP	BLK	WP	HR	S	P	ERA	WHIP	PITCHER	IP	WLS	BF	H	R	ER	SO	BB	IBB	HBP	BLK	WP	HR	S	P	ERA	WHIP
47 Aaron Laffey, L ERA: 3.0	3.0		17	6	4	4	1	2	0	0	0	0	0	6	14	18.00	4.000																		
46 Greg Burke, R ERA: 4.79	1.0	W	10	3	0	0	2	1	0	0	0	0	0	14	19	0.00	2.000																		
27 Jeury's Familia, R ERA: 2.38	2.0	H	8	3	1	1	1	0	0	0	0	0	0	10	10	4.50	1.500																		
87 Justin Hampson, L ERA: 4.5	2.0	S	4	0	0	0	0	1	0	0	0	0	0	3	8	0.00	1.000																		
85 Dylan Owen, R ERA:	1.0																																		

New York Mets @ St. Louis Cardinals
Roger Dean Stadium, Jupiter, FL
Sun Mar 24 2013, 1:07 PM - 4:19 PM EDT
Att: 6,496 - Partly Cloudy - 86 F

AB	39
R	7
H	14
RBI	7
BB	6
SO	5
LOB	25



Batter	1	2	3	4	5	6	7	8	9	AB	R	H	RBI	BB	SO	LOB	TOP					
33 Daniel Descalso, L OBP: 0.387, SLG: 0.475	F8		G3							4	1	2	0	1	0	0	St. Louis Cardinals @ Minnesota Twins Hammond Stadium, Fort Myers, FL Mon Mar 25 2013, 1:10 PM - 4:34 PM EDT Att: 8,161 - Sunny - 73 F					
43 Shane Robinson, R OBP: 0.476, SLG: 0.707	G1-3		G6-3							5	2	2	0	0	0	3						
13 Matt Carpenter, L OBP: 0.444, SLG: 0.483	G1-3		K							5	0	1	0	0	1	5						
53 Matt Adams, L OBP: 0.365, SLG: 0.544	2B									5	1	2	3	0	2	2						
87 Oscar Taveras, L OBP: 0.347, SLG: 0.456	1B									5	0	4	0	0	1	0						
12 Ty Wigginton, R OBP: 0.267, SLG: 0.370	F8									3	0	1	0	0	0	3						
91 Jermaine Curtis, R OBP: 0.267, SLG: 0.370										1	0	0	0	0	0	1						
26 Trevor Rosenthal, R OBP: 0.267, SLG: 0.370										0	0	0	0	0	0	0						
97 Adam Melker, L OBP: 0.267, SLG: 0.370										1	0	1	0	0	0	0						
41 Mitchell Boggs, R OBP: 0.267, SLG: 0.370										0	0	0	0	0	0	0						
56 Adron Chambers, L OBP: 0.274, SLG: 0.327		G5-3								3	0	0	1	1	1	2						
48 Tony Cruz, R OBP: 0.295, SLG: 0.275		F8								3	0	1	0	1	1	2						
98 Charles Tilson, L OBP: 0.214, SLG: 0.370										0	0	0	0	0	0	0						
32 Rob Johnson, R OBP: 0.214, SLG: 0.370										1	0	0	0	0	0	2						
40 Shelby Miller, R OBP: 0.286, SLG: 0.208										1	0	0	0	0	1	0						
44 Edward Mujica, R OBP: 0.286, SLG: 0.208										0	0	0	0	0	0	0						
89 Greg Garcia, L OBP: 0.400, SLG: 0.545										1	0	0	0	0	0	0						
38 Pete Kozma, R OBP: 0.400, SLG: 0.545										1	0	0	0	0	0	2						
96 Ildemaro Vargas, S OBP: 0.400, SLG: 0.545										0	0	0	0	0	0	0						
Inning Stats	R: 1 E: 0 K: 0 S: 6	H: 3 LOB: 2 BB: 0 P: 6	R: 0 E: 0 K: 1 S: 5	H: 0 LOB: 0 BB: 0 P: 5	R: 0 E: 0 K: 1 S: 5	H: 0 LOB: 0 BB: 0 P: 5	R: 0 E: 0 K: 2 S: 8	H: 1 LOB: 1 BB: 0 P: 8	R: 0 E: 0 K: 1 S: 4	H: 1 LOB: 2 BB: 1 P: 8	R: 0 E: 0 K: 1 S: 6	H: 1 LOB: 2 BB: 1 P: 10	R: 0 E: 0 K: 1 S: 7	H: 2 LOB: 2 BB: 0 P: 7	R: 0 E: 0 K: 1 S: 6	H: 1 LOB: 2 BB: 1 P: 10	R: 3 E: 0 K: 0 S: 8	H: 5 LOB: 2 BB: 0 P: 8	1B: 13 2B: 1 3B: 0 HR: 0	SF: 1 SAC: 1 DP: 0 HBP: 0	WP: 1 PB: 0 CS: 1 SB: 0	PA: 44
PITCHER	IP WLS BF H R ER SO BB IBB HBP BLK WP HR S P ERA WHIP																					
37 Mike Pelfrey, R ERA: 5.52	5.0	21	5	1	1	4	1	0	0	0	0	0	0	0	28	32	1.80	1.200				
57 Ryan Pressly, R ERA: 0.71	1.2	8	2	0	0	1	1	0	0	0	0	0	0	9	13	0.00	1.800					
64 Tyler Robertson, L ERA: 6.75	1.1	7	2	0	0	2	1	0	0	0	1	0	0	10	14	0.00	2.250					
96 Jason Lane, L ERA: 27.0	1.0	L	8	5	3	3	0	0	0	0	0	0	8	8	27.00	5.000						

Batter	1	2	3	4	5	6	7	8	9	AB	R	H	RBI	BB	SO	LOB	BOTTOM					
19 Darin Mastroianni, R OBP: 0.372, SLG: 0.459	F9		G5-3							3	0	0	1	0	1	1	St. Louis Cardinals @ Minnesota Twins Hammond Stadium, Fort Myers, FL Mon Mar 25 2013, 1:10 PM - 4:34 PM EDT Att: 8,161 - Sunny - 73 F					
8 Jamey Carroll, R OBP: 0.380, SLG: 0.302	1B									1	1	0	0	3	0	1						
96 Jason Christian, L OBP: 0.466, SLG: 0.656	BB									1	0	0	0	0	0	2						
7 Joe Mauer, L OBP: 0.552, SLG: 0.699	1B									3	0	2	0	1	0	2						
81 Danny Lehmann, R OBP: 0.356, SLG: 0.385	1B									1	0	0	0	0	0	1						
16 Josh Willingham, R OBP: 0.434, SLG: 0.489	F8									3	0	1	0	0	0	3						
22 Wilkin Ramirez, R OBP: 0.455, SLG: 0.585										1	0	0	0	0	0	1						
33 Justin Morneau, L OBP: 0.279, SLG: 0.548										3	0	0	0	0	1	3						
84 Dan Rohlfing, R OBP: 0.387, SLG: 0.593										0	0	0	0	1	0	0						
9 Ryan Doumit, S OBP: 0.320, SLG: 0.391										3	0	1	0	0	0	0						
25 Pedro Florimón, S OBP: 0.315, SLG: 0.255										0	0	0	0	1	0	0						
27 Chris Parmelee, L OBP: 0.356, SLG: 0.385										3	0	1	0	0	0	0						
97 Evan Bigley, R OBP: 0.315, SLG: 0.255										1	0	0	0	0	0	2						
24 Trevor Plouffe, R OBP: 0.425, SLG: 0.486										3	0	1	0	0	0	2						
95 Nate Hanson, R OBP: 0.352, SLG: 0.404										1	1	0	0	0	1	1						
5 Eduardo Escobar, S OBP: 0.352, SLG: 0.404	G3									4	1	3	0	0	0	1						
Inning Stats	R: 1 E: 0 K: 1 S: 6	H: 1 LOB: 1 BB: 1 P: 11	R: 0 E: 0 K: 0 S: 4	H: 2 LOB: 1 BB: 0 P: 4	R: 0 E: 0 K: 0 S: 4	H: 2 LOB: 1 BB: 1 P: 9	R: 0 E: 0 K: 0 S: 3	H: 0 LOB: 0 BB: 0 P: 3	R: 0 E: 0 K: 1 S: 6	H: 1 LOB: 2 BB: 1 P: 10	R: 0 E: 0 K: 0 S: 3	H: 0 LOB: 0 BB: 0 P: 3	R: 2 E: 0 K: 0 S: 5	H: 2 LOB: 1 BB: 1 P: 10	R: 0 E: 0 K: 1 S: 4	H: 0 LOB: 1 BB: 2 P: 12	R: 0 E: 0 K: 0 S: 4	H: 2 LOB: 1 BB: 0 P: 4	1B: 8 2B: 2 3B: 0 HR: 0	SF: 1 SAC: 0 DP: 3 HBP: 0	WP: 2 PB: 0 CS: 0 SB: 0	PA: 39
PITCHER	IP WLS BF H R ER SO BB IBB HBP BLK WP HR S P ERA WHIP																					
40 Shelby Miller, R ERA: 9.28	4.1	19	6	1	1	2	2	0	0	0	0	0	0	2	6	0.00	1.500					
58 Joe Kelly, R ERA: 5.54	2.0	9	2	2	2	2	1	0	0	0	1	0	8	13	9.00	1.500						
26 Trevor Rosenthal, R ERA: 3.65	1.0	W	4	0	0	0	2	0	0	0	0	0	4	12	0.00	2.000						
41 Mitchell Boggs, R ERA: 1.25	1.0	S	4	2	0	0	0	0	0	0	0	0	4	4	0.00	2.000						

Batter	1	2	3	4	5	6	7	8	9	AB R H RBI BB SO LOB	TOP																					
19 Jon Jay, L (1, 8) OBP: 0.365, SLG: 0.436 96 Tommy Pham, R (8, PH) (8, 8)										4 0 3 0 0 0 0 1 0 0 0 0 0 1	St. Louis Cardinals @ New York Mets Tradition Field, Port St. Lucie, FL Tue Mar 26 2013, 1:10 PM - 4:24 PM EDT Att: 6,149 - Partly Cloudy - 61 F																					
13 Matt Carpenter, L (1, 5) OBP: 0.434, SLG: 0.476 97 Jake Lemmerman, R (8, PH) (8, 6)										3 0 1 2 0 1 1 1 0 0 0 0 0 0																						
21 Allen Craig, R (1, 3) OBP: 0.431, SLG: 0.468 12 Ty Wigginton, R (6, 3) OBP: 0.206, SLG: 0.167										4 0 0 0 0 0 4 1 0 0 0 0 0 0	livebaseballscorecards.com																					
3 Carlos Beltrán, S (1, 9) OBP: 0.500, SLG: 0.375 56 Adron Chambers, L (7, PR) OBP: 0.270, SLG: 0.221										2 1 1 0 2 0 1 1 1 0 0 0 0 0																						
4 Yadier Molina, R (1, 2) OBP: 0.542, SLG: 0.714 32 Rob Johnson, R (7, 2) OBP: 0.241, SLG: 0.500										3 2 2 2 1 0 3 1 1 1 1 0 0 0	AB 38 R 11 H 14 RBI 11 BB 5 SO 1 LOB 19																					
87 Oscar Taveras, L (1, 7) OBP: 0.342, SLG: 0.444										4 1 1 0 0 0 5 1 1 1 0 0 0 0																						
94 Carson Kelly, R (8, PH) OBP: 0.333, SLG: 0.667										3 1 0 1 1 0 2 1 0 1 1 0 0 0																						
33 Daniel Descalso, L (1, 4) OBP: 0.379, SLG: 0.452 89 Greg Garcia, L (7, 6) OBP: 0.310, SLG: 0.240										4 1 1 4 0 0 1 0 0 0 0 0 0 0 0 0 0 0 0 0 0 1 0 0 0 0 0 1 0 0 0 0 0 0 0																						
38 Pete Kozma, R (1, 6) OBP: 0.391, SLG: 0.576 93 Nick Greenwood, R (7, 1) 63 Maikel Cleto, R (8, 1) 53 Matt Adams, L (9, PH) OBP: 0.359, SLG: 0.554 34 Marc Rzepczynski, L (8, 1)										2 2 1 0 1 0 0 1 0 1 0 0 0 0	WP: 0 PA: 44 FB: 0 SB: 1 CS: 0																					
50 Adam Wainwright, R (1, 1) OBP: 0.600, SLG: 0.750 8 Ryan Jackson, R (7, 4) OBP: 0.240, SLG: 0.217																																
Inning Stats	R: 0 E: 0 K: 4 S: 4	H: 1 LOB: 1 BB: 0 P: 4	R: 0 E: 0 K: 3 S: 3	H: 1 LOB: 0 BB: 3	R: 1 E: 0 K: 0 S: 5	H: 2 LOB: 1 BB: 0 P: 5	R: 6 E: 0 K: 0 S: 8	H: 5 LOB: 3 BB: 4 P: 24	R: 0 E: 0 K: 0 S: 3	H: 0 LOB: 0 BB: 0 P: 3	R: 0 E: 0 K: 1 S: 5	H: 0 LOB: 0 BB: 0 P: 5	R: 2 E: 0 K: 0 S: 4	H: 1 LOB: 1 BB: 0 P: 9	R: 0 E: 0 K: 0 S: 3	H: 1 LOB: 1 BB: 0 P: 3	R: 2 E: 0 K: 0 S: 6	H: 3 LOB: 1 BB: 0 P: 6	1B: 8 2B: 4 3B: 0 HR: 3	SF: 1 SAC: 0 DP: 2 HBP: 0	WP: 0 PA: 44 FB: 0 SB: 1 CS: 0											
PITCHER	IP WLS BF H R ER SO BB IBB HBP BLK WP HR S P ERA WHIP	3.0 0.0 2.0 1.0 1.0	0.0 L 7	13 7 4 0 5	2 5 0 0 2	0 5 0 0 2	0 3 0 0 1	0 0 0 0 0	0 0 0 0 0	0 1 0 0 1	0 4 6 5 4	13 16 10 5 9	18.00 6.00 0.00 0.00 18.00	1.667 ∞ 0.500 0.000 2.000	PITCHER	IP WLS BF H R ER SO BB IBB HBP BLK WP HR S P ERA WHIP	1.0 1.0	3.0 6.0	1 3	0 2	0 2	0 0	0 0	0 0	0 0	0 0	0 0	3 2	13 16	3 6	18.00 3.000	0.00 1.000
53 Jeremy Hefner, R (1, 1) ERA: 3.47 85 Randy Fontanez, R (4, 1) ERA: 96 Armando Rodriguez, R (4, 1) ERA: 30 LaTroy Hawkins, R (6, 1) ERA: 94 Chase Huchingson, L (7, 1) ERA: 18.6	3.0 0.0 2.0 1.0 1.0	0.0 L 7	13 7 4 0 5	2 5 0 0 2	0 3 0 0 1	0 0 0 0 0	0 0 0 0 0	0 0 0 0 0	0 1 0 0 1	0 4 6 5 4	13 16 10 5 9	18.00 6.00 0.00 0.00 18.00	1.667 ∞ 0.500 0.000 2.000	95 Hamilton Bennett, L (8, 1) ERA: 85 Dylan Owen, R (8, 1) ERA: 6.75	1.0 1.0	3.0 6.0	1 3	0 2	0 2	0 0	0 0	0 0	0 0	0 0	0 0	3 2	13 16	3 6	18.00 3.000	0.00 1.000		

Batter	1	2	3	4	5	6	7	8	9	AB	R	H	RBI	BB	SO	LOB	TOP										
Michael Taylor, R OBP: 0.200, SLG: 0.200 (1, 8)										4	0	0	0	0	3	1	Washington Nationals @ St. Louis Cardinals Roger Dean Stadium, Jupiter, FL Wed Mar 27 2013, 1:08 PM - 3:35 PM EDT Att: 7,366 - Partly Cloudy - 70 F										
Destin Hood, R OBP: 0.333, SLG: 0.444 (1, 9)										4	1	1	0	0	2	0											
Mike Costanzo, L OBP: 0.200, SLG: 0.500 24 Billy Burns, S (6, 7)										3	0	2	0	0	1	0											
Jimmy Van Ostrand, R OBP: 0.143, SLG: 0.167 25 Michael Crotta, R (6, 1)										2	0	0	1	0	0	1											
1 Francisco Soriano, S OBP: 0.333, SLG: 0.500 (7, 6)										0	0	0	0	0	0	0											
1 Francisco Soriano, S OBP: 0.333, SLG: 0.500 (7, 6)										1	0	0	0	0	0	0											
Jason Martinson, R OBP: 0.250, SLG: 0.250 Jose Lozada, S (7, 4)										3	0	1	0	0	2	0											
7 Justin Bloxom, S (1, 3)										3	0	0	0	0	0	2											
Adrian Sanchez, R OBP: 0.200, SLG: 0.200 Aaron Barrett, R (7, 1)										3	0	0	0	0	0	0											
31 Pat Lehman, R (8, 1)										0	0	0	0	0	0	0											
14 Jeff Howell, R OBP: 1.000, SLG: 1.000 17 Adrian Nieto, S (6, 2)										2	0	2	0	0	0	0											
Taylor Jordan, R (1, 1)										1	0	0	0	0	0	1											
61 Jeff Mandel, S (3, 1)										1	0	0	0	0	0	1											
6 Sean Nicol, R (6, 5)										1	0	0	0	0	0	0											
Inning Stats	R: 0 E: 0 K: 0 S: 4	H: 1 LOB: 1 BB: 0 P: 4	R: 0 E: 0 K: 1 S: 5	H: 0 LOB: 0 BB: 0 P: 5	R: 0 E: 0 K: 1 S: 5	H: 1 LOB: 0 BB: 0 P: 5	R: 1 E: 0 K: 0 S: 5	H: 3 LOB: 1 BB: 0 P: 6	R: 0 E: 0 K: 1 S: 6	H: 1 LOB: 1 BB: 0 P: 6	R: 0 E: 0 K: 2 S: 7	H: 0 LOB: 0 BB: 0 P: 7	R: 0 E: 1 K: 1 S: 6	H: 0 LOB: 1 BB: 0 P: 6	R: 0 E: 0 K: 2 S: 7	H: 0 LOB: 0 BB: 0 P: 7	R: 0 E: 0 K: 0 S: 3	H: 0 LOB: 0 BB: 0 P: 3	1B: 6 2B: 0 3B: 0 HR: 0	SF: 1 SAC: 0 DP: 2 HBP: 0	WP: 1 PB: 0 SB: 0 CS: 0	PA: 32					
PITCHER	IP	WLS	BF	H	R	ER	SO	BB	IBB	HBP	BLK	WP	HR	S	P	ERA	WHIP										
54 Jaime Garcia, L ERA: 2.48 (1, 1)	8.0	W	29	6	1	1	8	0	0	0	0	1	0	45	46	1.12	0.750										
59 Fernando Salas, R ERA: 1.93 (9, 1)	1.0		3	0	0	0	0	0	0	0	0	0	0	3	3	0.00	0.000										

Batter	1	2	3	4	5	6	7	8	9	AB	R	H	RBI	BB	SO	LOB	BOTTOM										
43 Shane Robinson, R OBP: 0.493, SLG: 0.721 97 Adam Melker, L OBP: 0.500, SLG: 0.500 (6, 8)										3	2	2	2	1	0	0	Washington Nationals @ St. Louis Cardinals Roger Dean Stadium, Jupiter, FL Wed Mar 27 2013, 1:08 PM - 3:35 PM EDT Att: 7,366 - Partly Cloudy - 70 F										
33 Daniel Descalso, L OBP: 0.391, SLG: 0.477 12 Ty Wigginton, R OBP: 0.200, SLG: 0.160 (4, 5)										3	2	2	1	0	0	1											
7 Matt Holliday, R OBP: 0.396, SLG: 0.590 56 Adron Chambers, L OBP: 0.266, SLG: 0.316 (4, PR) (7, 7)										1	1	1	1	2	0	0											
96 Matt Williams, R (8, PH) (9, 7)										1	0	0	0	0	0	0											
21 Allen Craig, R OBP: 0.426, SLG: 0.460 87 Oscar Taveras, L OBP: 0.338, SLG: 0.438 92 Jimmy Parque, L (7, 9)										3	0	1	2	0	0	3											
53 Matt Adams, L OBP: 0.358, SLG: 0.541 89 Greg Garcia, L OBP: 0.323, SLG: 0.259 (4, PR) (5, 5)										3	0	1	0	0	1	3											
38 Pete Kozma, R OBP: 0.403, SLG: 0.581 90 Luis Mateo, R OBP: 1.000, SLG: 1.000 (7, 4)										3	0	2	1	0	0	1											
48 Tony Cruz, R OBP: 0.292, SLG: 0.273 32 Rob Johnson, R OBP: 0.241, SLG: 0.500 (9, 2)										4	1	1	1	0	1	4											
8 Ryan Jackson, R OBP: 0.276, SLG: 0.296 (7, 6)										4	2	2	0	0	1	2											
96 Tyler Rahmatulla, R (8, 5)										0	0	0	0	0	0	0											
54 Jaime Garcia, L (1, 1)										3	1	0	0	0	0	1											
59 Fernando Salas, R (9, 1)										0	0	0	0	0	0	0											
Inning Stats	R: 3 E: 0 K: 2 S: 9	H: 3 LOB: 1 BB: 2 P: 17	R: 3 E: 0 K: 0 S: 7	H: 4 LOB: 1 BB: 0 P: 7	R: 3 E: 2 K: 0 S: 7	H: 3 LOB: 2 BB: 1 P: 11	R: 1 E: 0 K: 0 S: 4	H: 2 LOB: 1 BB: 0 P: 4	R: 0 E: 0 K: 0 S: 3	H: 0 LOB: 2 BB: 0 P: 5	R: 0 E: 0 K: 1 S: 5	H: 0 LOB: 0 BB: 0 P: 5	R: 0 E: 0 K: 1 S: 5	H: 0 LOB: 1 BB: 1 P: 9	1B: 10 2B: 4 3B: 0 HR: 0	SF: 0 SAC: 1 DP: 1 HBP: 0	WP: 0 PB: 0 SB: 0 CS: 0	PA: 41									
PITCHER	IP	WLS	BF	H	R	ER	SO	BB	IBB	HBP	BLK	WP	HR	S	P	ERA	WHIP										
Taylor Jordan, R ERA: 27.0 (1, 1)	2.1	L	19	10	9	7	2	2	0	0	0	0	0	9	13	3.38	1.125										
61 Jeff Mandel, R ERA: 4.91 (3, 1)	2.2		10	2	1	1	0	1	0	0	0	0	0	5	5	0.00	2.000										
25 Michael Crotta, R ERA: (6, 1)	1.0		5	2	0	0	0	0	0	0	0	0	0	5	5	0.00	0.000										
Aaron Barrett, R ERA: (7, 1)	1.0		3	0	0	0	1	0	0	0	0	0	0	5	5	0.00	0.000										
31 Pat Lehman, R ERA: (8, 1)	1.0		4	0	0	0	1	1	0	0	0	0	0	5	9	0.00	1.000										

AB	31
R	1
H	6
RBI	1
BB	0
SO	8
LOB	7



AB	36
R	10
H	14
RBI	8
BB	4
SO	4
LOB	17



Batter	1	2	3	4	5	6	7	8	9	AB	R	H	RBI	BB	SO	LOB	TOP			
9 Juan Pierre, L OBP: 0.371, SLG: 0.379										4	0	1	0	0	0	0				
17 Donovan Solano, R OBP: 0.400, SLG: 0.426										3	0	0	0	0	0	1				
13 Chris Valaika, R OBP: 0.259, SLG: 0.373										1	0	0	0	0	0	0				
27 Giancarlo Stanton, R OBP: 0.435, SLG: 0.716										4	0	1	0	0	2	1				
30 Placido Polanco, R OBP: 0.317, SLG: 0.375										3	0	0	0	0	0	2				
29 Greg Dobbs, L OBP: 0.280, SLG: 0.360										3	0	0	0	0	1	1				
20 Justin Ruggiano, R OBP: 0.216, SLG: 0.229										3	0	1	0	0	2	1				
19 Rob Brantly, L OBP: 0.349, SLG: 0.407										3	0	0	0	0	0	1				
3 Adeiny Hechavarria, R OBP: 0.254, SLG: 0.283										3	0	0	0	0	1	1				
34 Justin Nicolino, L ERA: 4.84										1	0	0	0	0	1	0				
32 Kyle Hill, S OBP: 0.200, SLG: 0.250										1	0	0	0	0	0	0				
60 Jon Rauch, R ERA: 8.49										0	0	0	0	0	0	0				
31 Steve Cishek, R ERA: 3.38										0	0	0	0	0	0	0				
8 Chris Coghlan, L OBP: 0.238, SLG: 0.469										1	0	0	0	0	0	0				
40 Mike Dunn, L ERA: 1.13										0	0	0	0	0	0	0				
Inning Stats	R: 0 E: 0 K: 1 S: 6	H: 1 LOB: 1 BB: 0 P: 6	R: 0 E: 0 K: 1 S: 6	H: 1 LOB: 1 BB: 0 P: 6	R: 0 E: 0 K: 1 S: 5	H: 0 LOB: 0 BB: 0 P: 5	R: 0 E: 0 K: 1 S: 5	H: 0 LOB: 0 BB: 0 P: 5	R: 0 E: 0 K: 1 S: 5	H: 0 LOB: 0 BB: 0 P: 5	R: 0 E: 0 K: 2 S: 8	H: 1 LOB: 1 BB: 0 P: 8	R: 0 E: 0 K: 0 S: 3	H: 0 LOB: 0 BB: 0 P: 3	R: 0 E: 0 K: 0 S: 3	H: 0 LOB: 0 BB: 0 P: 3	1B: 3 2B: 0 3B: 0 HR: 0	SF: 0 SAC: 0 DP: 0 HBP: 0	WP: 0 PB: 0 CS: 0	PA: 30
PITCHER	IP WLS BF H R ER SO BB IBB HBP BLK WP HR S P ERA WHIP																			
31 Lance Lynn, R ERA: 1.13	(1, 1) 6.0 W 20 2 0 0 5 0 0 0 0 0 0 0 30 30 0.00 0.333																			
44 Edward Mujica, R ERA: 8.49	(7, 1) 1.0 H 4 1 0 0 2 0 0 0 0 0 0 0 8 8 0.00 1.000																			
26 Trevor Rosenthal, R ERA: 3.38	(8, 1) 1.0 H 3 0 0 0 0 0 0 0 0 0 0 0 3 3 0.00 0.000																			
41 Mitchell Boggs, R ERA: 1.13	(9, 1) 1.0 S 3 0 0 0 0 0 0 0 0 0 0 0 3 3 0.00 0.000																			

Miami Marlins @ St. Louis Cardinals
Roger Dean Stadium, Jupiter, FL
Thu Mar 28 2013, 1:08 PM - 3:16 PM EDT
Att: 7,162 - Sunny - 70 F

AB 30
R 0
H 3
RBI 0
BB 0
SO 7
LOB 8



Batter	1	2	3	4	5	6	7	8	9	AB	R	H	RBI	BB	SO	LOB	BOTTOM			
19 Jon Jay, L OBP: 0.379, SLG: 0.466										3	1	2	0	0	1	2				
96 Tommy Pham, R ERA: 8.49										1	0	0	0	0	0	2				
13 Matt Carpenter, L OBP: 0.416, SLG: 0.455										3	0	0	0	0	1	1				
7 Matt Holliday, R OBP: 0.420, SLG: 0.524										2	0	2	1	0	0	0				
56 Adron Chambers, L OBP: 0.262, SLG: 0.310										1	0	0	0	0	0	0				
43 Shane Robinson, R OBP: 0.500, SLG: 0.742										1	0	1	0	0	0	0				
3 Carlos Beltrán, S OBP: 0.400, SLG: 0.273										3	0	0	0	0	0	2				
87 Oscar Taveras, L OBP: 0.333, SLG: 0.432										1	0	0	0	0	0	1				
4 Yadier Molina, R OBP: 0.519, SLG: 0.667										3	0	1	0	0	0	1				
53 Matt Adams, L OBP: 0.343, SLG: 0.516										3	0	0	0	0	1	1				
12 Ty Wigginton, R OBP: 0.224, SLG: 0.173										2	0	1	0	1	1	0				
96 Tyler Rathmatulla, R ERA: 4.91										0	0	0	0	0	0	0				
8 Ryan Jackson, R OBP: 0.281, SLG: 0.300										3	0	1	0	0	0	1				
31 Lance Lynn, S ERA: 1.8										1	0	0	0	0	1	0				
44 Edward Mujica, R ERA: 4.91										0	0	0	0	0	0	0				
97 Vance Albitz, R OBP: 1.000, SLG: 1.000										1	0	1	0	0	0	0				
26 Trevor Rosenthal, R ERA: 2.25										0	0	0	0	0	0	0				
41 Mitchell Boggs, R ERA: 1.84										0	0	0	0	0	0	0				
Inning Stats	R: 1 E: 0 K: 0 S: 5	H: 2 LOB: 1 BB: 0 P: 5	R: 0 E: 0 K: 1 S: 6	H: 1 LOB: 1 BB: 1 P: 10	R: 0 E: 0 K: 0 S: 3	H: 1 LOB: 0 BB: 0 P: 3	R: 0 E: 0 K: 1 S: 5	H: 1 LOB: 0 BB: 0 P: 5	R: 0 E: 0 K: 1 S: 6	H: 1 LOB: 1 BB: 0 P: 6	R: 0 E: 0 K: 0 S: 3	H: 0 LOB: 0 BB: 0 P: 3	R: 0 E: 0 K: 1 S: 7	H: 2 LOB: 2 BB: 0 P: 7	R: 0 E: 0 K: 1 S: 5	H: 1 LOB: 0 BB: 0 P: 5	1B: 7 2B: 3 3B: 0 HR: 0	SF: 0 SAC: 2 DP: 3 HBP: 0	WP: 0 PB: 0 CS: 0	PA: 31
PITCHER	IP WLS BF H R ER SO BB IBB HBP BLK WP HR S P ERA WHIP																			
34 Justin Nicolino, L ERA: 1.8	(1, 1) 5.0 L 20 2 0 0 1 3 0 0 0 0 0 0 25 29 0.00 1.400																			
60 Jon Rauch, R ERA: 4.91	(6, 1) 1.0 3 0 0 0 0 0 0 0 0 0 0 3 3 0.00 0.000																			
31 Steve Cishek, R ERA: 2.25	(7, 1) 1.0 5 2 0 0 1 0 0 0 0 0 0 7 7 0.00 2.000																			
40 Mike Dunn, L ERA: 1.84	(8, 1) 1.0 3 1 0 0 1 0 0 0 0 0 0 5 5 0.00 1.000																			

Miami Marlins @ St. Louis Cardinals
Roger Dean Stadium, Jupiter, FL
Thu Mar 28 2013, 1:08 PM - 3:16 PM EDT
Att: 7,162 - Sunny - 70 F

AB 28
R 1
H 9
RBI 1
BB 1
SO 5
LOB 11



Batter	1	2	3	4	5	6	7	8	9	AB	R	H	RBI	BB	SO	LOB	TOP					
19 Jon Jay, L (1, 8) OBP: 0.397, SLG: 0.500 43 Shane Robinson, R (3, 8) OBP: 0.493, SLG: 0.719	0-0 G4-3 1B		0-0 2B		4-0 2B BB	0-0 G4-3		0-3 K	2 0 2 0 0 0 0 2 1 0 0 1 1 3								St. Louis Cardinals @ New York Mets Tradition Field, Port St. Lucie, FL Fri Mar 29 2013, 12:10 PM - 3:07 PM EDT Att: 5,362 - Sunny - 70 F					
13 Matt Carpenter, L (1, 5) OBP: 0.402, SLG: 0.435 53 Matt Adams, L (5, 3) OBP: 0.333, SLG: 0.500	0-0 G4-3		0-0 F7		0-0 G4-3		0-0 F7	0-3 K	3 0 0 0 0 0 4 2 0 0 0 0 1 0													
7 Matt Holliday, R (1, 7) OBP: 0.423, SLG: 0.523 Adron Chambers, L (3, 7) OBP: 0.284, SLG: 0.339	0-0 1B		0-0 F9		0-0 2B		1-0 HBP		2 0 1 0 0 0 1 1 0 1 2 0 0 0													
21 Allen Craig, R (1, 3) OBP: 0.368, SLG: 0.500 34 Marc Rzepczynski, L (5, 1) 36 Randy Choate, L (5, 1) 58 Joe Kelly, R (5, 1) 91 Chad Huffman, R (7, PH) 92 Ramon Delgado, R (7, 1)	0-0 P3		1-3 K		0-0 G3		0-3 K	0-3 K	3 0 0 0 0 0 1 4 0 0 0 0 0 0 0 0 0 0 0 0 0 0 0 0 1 0 0 0 0 0 1 1 0 0 0 0 0 0 0 0													
3 Carlos Beltrán, S (1, 9) OBP: 0.353, SLG: 0.231 87 Oscar Taveras, L (4, 9) OBP: 0.325, SLG: 0.421		0-3 K 4 BB		0-3 K		0-0 F7		0-0 G3-1	2 0 0 0 0 2 0 2 0 0 0 0 0 1													
4 Yadier Molina, R (1, 2) OBP: 0.552, SLG: 0.667 48 Tony Cruz, R (4, PR) OBP: 0.300, SLG: 0.283		4-0 BB		4-0 BB		0-0 1B		0-0 G6-3	0 0 0 0 2 0 0 2 0 1 0 0 0 0													
33 Daniel Descalso, L (1, 4) OBP: 0.375, SLG: 0.456 89 Greg Garcia, L (6, 4) OBP: 0.313, SLG: 0.250		0-0 F9		0-0 G4-6-3		0-0 P4		0-0 G6-3	3 0 0 0 0 0 4 1 0 0 0 0 0 0													
38 Pete Kozma, R (1, 6) OBP: 0.406, SLG: 0.578 8 Ryan Jackson, R (5, PR) OBP: 0.294, SLG: 0.344		0-0 F7		0-0 1B		0-0 2B		0-0 F9	2 0 1 0 0 0 2 2 1 1 0 0 0 0													
35 Jake Westbrook, R (1, 1) 12 Ty Wigginton, R (5, PH) 91 Jermaine Curtis, R (6, PR)		0-3 K2-3		0-0 F7		4-0 BB		0-3 K	1 0 0 0 0 1 2 1 0 0 0 1 0 1 1 0 0 0 0 1 0													
Inning Stats	R: 0 E: 0 K: 0 S: 4	H: 2 LOB: 1 BB: 0 P: 4	R: 0 E: 0 K: 2 S: 8	H: 0 LOB: 2 BB: 1 P: 12	R: 0 E: 0 K: 1 S: 6	H: 1 LOB: 1 BB: 0 P: 7	R: 0 E: 0 K: 1 S: 4	H: 0 LOB: 1 BB: 1 P: 8	R: 2 E: 0 K: 0 S: 5	H: 2 LOB: 2 BB: 1 P: 9	R: 0 E: 0 K: 1 S: 5	H: 2 LOB: 1 BB: 0 P: 6	R: 0 E: 0 K: 0 S: 3	H: 0 LOB: 0 BB: 0 P: 3	R: 0 E: 0 K: 3 S: 9	H: 0 LOB: 0 BB: 0 P: 9		1B: 4 2B: 3 3B: 0 HR: 0	SF: 0 SAC: 0 DP: 2 HBP: 1	WP: 2 PB: 0 SB: 0 CS: 0	PA: 38	
PITCHER	IP WLS BF H R ER SO BB IBB HBP BLK WP HR S P ERA WHIP	IP WLS BF H R ER SO BB IBB HBP BLK WP HR S P ERA WHIP	IP WLS BF H R ER SO BB IBB HBP BLK WP HR S P ERA WHIP	IP WLS BF H R ER SO BB IBB HBP BLK WP HR S P ERA WHIP	IP WLS BF H R ER SO BB IBB HBP BLK WP HR S P ERA WHIP	IP WLS BF H R ER SO BB IBB HBP BLK WP HR S P ERA WHIP	IP WLS BF H R ER SO BB IBB HBP BLK WP HR S P ERA WHIP	IP WLS BF H R ER SO BB IBB HBP BLK WP HR S P ERA WHIP	IP WLS BF H R ER SO BB IBB HBP BLK WP HR S P ERA WHIP	IP WLS BF H R ER SO BB IBB HBP BLK WP HR S P ERA WHIP	IP WLS BF H R ER SO BB IBB HBP BLK WP HR S P ERA WHIP	IP WLS BF H R ER SO BB IBB HBP BLK WP HR S P ERA WHIP	IP WLS BF H R ER SO BB IBB HBP BLK WP HR S P ERA WHIP	IP WLS BF H R ER SO BB IBB HBP BLK WP HR S P ERA WHIP	IP WLS BF H R ER SO BB IBB HBP BLK WP HR S P ERA WHIP	IP WLS BF H R ER SO BB IBB HBP BLK WP HR S P ERA WHIP		IP WLS BF H R ER SO BB IBB HBP BLK WP HR S P ERA WHIP	IP WLS BF H R ER SO BB IBB HBP BLK WP HR S P ERA WHIP	IP WLS BF H R ER SO BB IBB HBP BLK WP HR S P ERA WHIP	IP WLS BF H R ER SO BB IBB HBP BLK WP HR S P ERA WHIP	IP WLS BF H R ER SO BB IBB HBP BLK WP HR S P ERA WHIP

Batter	1	2	3	4	5	6	7	8	9	AB	R	H	RBI	BB	SO	LOB	BOTTOM					
23 Mike Baxter, L (1, 9) OBP: 0.354, SLG: 0.260	0-0 G4-3 1B		0-0 G1-3		0-3 K		0-3 K	0-0 G6-3	5 0 1 0 0 2 0								St. Louis Cardinals @ New York Mets Tradition Field, Port St. Lucie, FL Fri Mar 29 2013, 12:10 PM - 3:07 PM EDT Att: 5,362 - Sunny - 70 F					
28 Daniel Murphy, L (1, 4) OBP: 0.429, SLG: 0.429 87 Philip Evans, R (7, 4)	1-0 F7		0-0 G3		0-0 1B		0-0 1B		4 1 2 0 0 0 1 0 0 0 0 0 0 0													
5 David Wright, R (1, 5) OBP: 0.267, SLG: 0.267 19 Zach Lutz, R (6, 5) OBP: 0.384, SLG: 0.422	0-0 G4-3		0-0 L4		0-0 F9		0-0 F7		3 0 0 0 0 0 2 1 0 0 0 0 0 1													
29 Ike Davis, L (1, 3) OBP: 0.444, SLG: 0.472 56 Scott Rice, L (7, 1) 50 Scott Atchison, R (8, 1) 39 Bobby Parnell, R (9, 1)	4-0 BB		4-0 2B		0-0 1B		0-0 G5-3		2 2 1 0 2 0 1 0													
6 Marlon Byrd, R (1, 8) OBP: 0.390, SLG: 0.574 34 Brandon Lyon, R (6, 1) 76 Josh Satin, R (7, 3) OBP: 0.688, SLG: 0.700	0-0 F8		0-0 2B		4-0 2B		0-3 K		2 2 1 0 1 0 2 0 0 0 0 0 0 0 1 0 0 0 0 1 0													
21 Lucas Duda, L (1, 7) OBP: 0.318, SLG: 0.581 87 Brandon Nimmo, L (7, PH)		0-0 F9		0-3 K2-3		0-0 1B		0-0 G5-3	3 0 1 1 0 1 2 1 0 0 0 0 0 0													
44 John Buck, R (1, 2) OBP: 0.489, SLG: 0.611 93 Blake Forsythe, R (7, PH)		0-0 1B		4-0 BB		4-0 BB		0-3 K	1 0 1 1 2 0 0 1 0 0 0 0 1 0													
11 Rubén Tejada, R (1, 6) OBP: 0.217, SLG: 0.196 85 Gavin Cecchini, R (8, 6)		4-0 BB		0-0 2B		0-0 SF9		0-3 K	1 1 1 3 1 0 0 1 0 0 0 0 1 0													
33 Matt Harvey, R (1, 1) 4 Collin Cowgill, R (4, PH) 32 LaTroy Hawkins, R (5, 1) 9 Kirk Nieuwenhuis, L (5, PH)		0-0 G6-4-3		0-0 2B		0-0 G3-1		0-0 F8	1 0 0 0 0 0 2 1 1 1 2 0 0 0 0 0 0 0 0 0 0 2 0 0 0 0 0 2													
Inning Stats	R: 0 E: 0 K: 0 S: 4	H: 1 LOB: 2 BB: 1 P: 9	R: 0 E: 0 K: 0 S: 3	H: 1 LOB: 1 BB: 1 P: 7	R: 0 E: 0 K: 0 S: 3	H: 0 LOB: 0 BB: 0 P: 3	R: 4 E: 0 K: 2 S: 11	H: 3 LOB: 0 BB: 2 P: 20	R: 3 E: 0 K: 1 S: 6	H: 3 LOB: 2 BB: 2 P: 14	R: 0 E: 0 K: 1 S: 6	H: 1 LOB: 0 BB: 0 P: 6	R: 0 E: 0 K: 2 S: 7	H: 0 LOB: 0 BB: 0 P: 7	R: 0 E: 0 K: 1 S: 5	H: 0 LOB: 0 BB: 0 P: 5		1B: 6 2B: 2 3B: 0 HR: 1	SF: 1 SAC: 0 DP: 1 HBP: 0	WP: 0 PB: 0 SB: 1 CS: 0	PA: 37	
PITCHER	IP WLS BF H R ER SO BB IBB HBP BLK WP HR S P ERA WHIP	IP WLS BF H R ER SO BB IBB HBP BLK WP HR S P ERA WHIP	IP WLS BF H R ER SO BB IBB HBP BLK WP HR S P ERA WHIP	IP WLS BF H R ER SO BB IBB HBP BLK WP HR S P ERA WHIP	IP WLS BF H R ER SO BB IBB HBP BLK WP HR S P ERA WHIP	IP WLS BF H R ER SO BB IBB HBP BLK WP HR S P ERA WHIP	IP WLS BF H R ER SO BB IBB HBP BLK WP HR S P ERA WHIP	IP WLS BF H R ER SO BB IBB HBP BLK WP HR S P ERA WHIP	IP WLS BF H R ER SO BB IBB HBP BLK WP HR S P ERA WHIP	IP WLS BF H R ER SO BB IBB HBP BLK WP HR S P ERA WHIP	IP WLS BF H R ER SO BB IBB HBP BLK WP HR S P ERA WHIP	IP WLS BF H R ER SO BB IBB HBP BLK WP HR S P ERA WHIP	IP WLS BF H R ER SO BB IBB HBP BLK WP HR S P ERA WHIP	IP WLS BF H R ER SO BB IBB HBP BLK WP HR S P ERA WHIP	IP WLS BF H R ER SO BB IBB HBP BLK WP HR S P ERA WHIP	IP WLS BF H R ER SO BB IBB HBP BLK WP HR S P ERA WHIP		IP WLS BF H R ER SO BB IBB HBP BLK WP HR S P ERA WHIP	IP WLS BF H R ER SO BB IBB HBP BLK WP HR S P ERA WHIP	IP WLS BF H R ER SO BB IBB HBP BLK WP HR S P ERA WHIP	IP WLS BF H R ER SO BB IBB HBP BLK WP HR S P ERA WHIP	IP WLS BF H R ER SO BB IBB HBP BLK WP HR S P ERA WHIP



Batter	1	2	3	4	5	6	7	8	9	AB	R	H	RBI	BB	SO	LOB	TOP										
19 Jon Jay, L (1,8) OBP: 0.250, SLG: 0.250										4	0	1	0	0	2	0	St. Louis Cardinals @ Arizona Diamondbacks Chase Field, Phoenix, AZ Mon Apr 01 2013, 7:12 PM - 9:56 PM MST Att: 48,023 - Partly Cloudy - 82 F										
13 Matt Carpenter, L (1,5) OBP: 0.250, SLG: 0.500										4	1	1	0	0	0	1											
7 Matt Holliday, R (1,7) OBP: 0.250, SLG: 0.500											4	0	1	1	0	0											
21 Allen Craig, R (1,3)											4	0	0	0	0	2											
3 Carlos Beltrán, S (1,9)											3	0	0	0	0	1											
4 Yadier Molina, R (1,2) OBP: 0.333, SLG: 0.667											3	1	1	0	0	2											
33 Daniel Descalso, L (1,4) OBP: 0.333, SLG: 0.333											3	0	1	1	0	1											
38 Pete Kozma, R (1,6)											2	0	0	0	1	2											
50 Adam Wainwright, R (1,1)											2	0	0	0	0	0											
59 Fernando Salas, R (7,1)											0	0	0	0	0	0											
34 Marc Rzepczynski, L (7,1)											0	0	0	0	0	0											
12 Ty Wigginton, R (8,PH)											1	0	0	0	0	0											
58 Joe Kelly, R (8,1)											0	0	0	0	0	0											
Inning Stats	R: 1 E: 0 K: 1 S: 15	H: 2 LOB: 1 BB: 0 P: 21	R: 0 E: 0 K: 2 S: 7	H: 0 LOB: 0 BB: 0 P: 7	R: 0 E: 0 K: 0 S: 7	H: 1 LOB: 0 BB: 0 P: 9	R: 0 E: 0 K: 2 S: 9	H: 0 LOB: 0 BB: 0 P: 15	R: 0 E: 0 K: 2 S: 10	H: 0 LOB: 1 BB: 1 P: 16	R: 0 E: 0 K: 0 S: 7	H: 0 LOB: 0 BB: 0 P: 8	R: 1 E: 0 K: 1 S: 12	H: 2 LOB: 0 BB: 0 P: 18	R: 0 E: 0 K: 2 S: 9	H: 0 LOB: 0 BB: 0 P: 13	R: 0 E: 0 K: 0 S: 9	H: 0 LOB: 0 BB: 0 P: 12	1B: 2 2B: 3 3B: 0 HR: 0	SF: 0 SAC: 0 DP: 1 HBP: 0	WP: 0 PB: 0 SB: 0 CS: 0	PA: 31					
PITCHER	IP	WLS	BF	H	R	ER	SO	BB	IBB	HBP	BLK	WP	HR	S	P	ERA	WHIP										
31 Ian Kennedy, R (1,1) ERA: 2.57	7.0	W	25	5	2	2	8	1	0	0	0	0	0	67	94	2.57	0.857										
30 David Hernandez, R (8,1) ERA:	1.0		3	0	0	0	2	0	0	0	0	0	0	9	13	0.00	0.000										
29 Brad Ziegler, R (9,1) ERA:	1.0		3	0	0	0	0	0	0	0	0	0	0	9	12	0.00	0.000										

AB 30
R 2
H 5
RBI 2
BB 1
SO 10
LOB 4

Batter	1	2	3	4	5	6	7	8	9	AB	R	H	RBI	BB	SO	LOB	BOTTOM										
8 Gerardo Parra, L (1,9) OBP: 0.800, SLG: 1.400										5	1	4	0	0	0	0	St. Louis Cardinals @ Arizona Diamondbacks Chase Field, Phoenix, AZ Mon Apr 01 2013, 7:12 PM - 9:56 PM MST Att: 48,023 - Partly Cloudy - 82 F										
14 Martín Prado, R (1,5) OBP: 0.400, SLG: 0.800										5	2	2	1	0	0	2											
2 Aaron Hill, R (1,4) OBP: 0.500, SLG: 0.500										4	0	2	0	0	0	1											
26 Miguel Montero, L (1,2) OBP: 0.250, SLG: 0.333										3	1	1	1	0	1	2											
44 Paul Goldschmidt, R (1,3) OBP: 0.500, SLG: 0.333										3	1	1	0	1	1	0											
13 Jason Kubel, L (1,7) OBP: 0.500, SLG: 0.750										4	1	2	1	0	0	2											
11 AJ Pollock, R (1,8) OBP: 0.750, SLG: 1.000										4	0	3	2	0	1	2											
4 Cliff Pennington, S (1,6)										4	0	0	0	0	3	4											
31 Ian Kennedy, R (1,1)										3	0	0	0	0	2	3											
30 David Hernandez, R (8,1)										0	0	0	0	0	0	0											
22 Eric Hinske, L (8,PH)										1	0	0	0	0	0	0											
29 Brad Ziegler, R (9,1)										0	0	0	0	0	0	0											
Inning Stats	R: 0 E: 0 K: 1 S: 6	H: 1 LOB: 1 BB: 0 P: 9	R: 0 E: 0 K: 1 S: 12	H: 1 LOB: 0 BB: 0 P: 20	R: 0 E: 0 K: 0 S: 6	H: 0 LOB: 0 BB: 0 P: 8	R: 3 E: 0 K: 2 S: 23	H: 4 LOB: 1 BB: 0 P: 34	R: 1 E: 0 K: 0 S: 12	H: 3 LOB: 0 BB: 0 P: 16	R: 0 E: 0 K: 2 S: 12	H: 2 LOB: 2 BB: 0 P: 18	R: 2 E: 0 K: 1 S: 20	H: 3 LOB: 1 BB: 1 P: 33	R: 0 E: 0 K: 1 S: 12	H: 1 LOB: 1 BB: 0 P: 16	1B: 8 2B: 7 3B: 0 HR: 0	SF: 1 SAC: 0 DP: 1 HBP: 0	WP: 0 PB: 0 SB: 0 CS: 1	PA: 38							
PITCHER	IP	WLS	BF	H	R	ER	SO	BB	IBB	HBP	BLK	WP	HR	S	P	ERA	WHIP										
50 Adam Wainwright, R (1,1) ERA: 4.5	6.0	L	27	11	4	3	6	0	0	0	0	0	0	71	105	4.50	1.833										
59 Fernando Salas, R (7,1) ERA:	0.0		3	3	2	2	0	0	0	0	0	0	0	11	15	-	-										
34 Marc Rzepczynski, L (7,1) ERA:	1.0		4	0	0	0	1	0	1	0	0	0	0	9	18	0.00	0.000										
58 Joe Kelly, R (8,1) ERA:	1.0		4	1	0	0	1	0	0	0	0	0	0	12	16	0.00	1.000										

AB 36
R 6
H 15
RBI 5
BB 1
SO 8
LOB 16

Batter	1	2	3	4	5	6	7	8	9	AB	R	H	RBI	BB	SO	LOB	TOP					
19 Jon Jay, L (1.8) OBP: 0.333, SLG: 0.625										4	2	1	2	0	2	2						
13 Matt Carpenter, L (1.5) OBP: 0.333, SLG: 0.667										5	1	2	0	0	0	1						
7 Matt Holliday, R (1.7) OBP: 0.222, SLG: 0.667										5	1	1	2	0	1	2						
21 Allen Craig, R (1.3) OBP: 0.111, SLG: 0.111										5	0	1	1	0	1	0						
3 Carlos Beltrán, S (1.9) OBP: 0.333, SLG: 0.200										2	0	1	0	1	1	0						
44 Edward Mujica, R (6.1)										1	0	0	0	0	1	2						
26 Trevor Rosenthal, R (8.1)										0	0	0	0	0	0	0						
41 Mitchell Boggs, R (9.1)										0	0	0	0	0	0	0						
4 Yadier Molina, R (1.2) OBP: 0.429, SLG: 0.500										3	0	1	0	1	0	3						
33 Daniel Descalso, L (1.4) OBP: 0.143, SLG: 0.143										4	0	0	0	0	2	3						
38 Pete Kozma, R (1.6) OBP: 0.429, SLG: 0.833										4	1	2	1	0	1	0						
54 Jaime Garcia, L (1.1)										2	0	0	0	0	1	1						
43 Shane Robinson, R (6.9) OBP: 1.000, SLG: 1.000										1	1	1	0	1	0	0						
Inning Stats	R: 0 E: 0 K: 1 S: 7	H: 0 LOB: 0 BB: 0 P: 11	R: 0 E: 0 K: 1 S: 12	H: 1 LOB: 1 BB: 0 P: 20	R: 0 E: 0 K: 2 S: 9	H: 1 LOB: 1 BB: 0 P: 12	R: 1 E: 0 K: 0 S: 9	H: 1 LOB: 1 BB: 1 P: 18	R: 0 E: 0 K: 2 S: 8	H: 0 LOB: 0 BB: 0 P: 13	R: 2 E: 0 K: 1 S: 14	H: 2 LOB: 2 BB: 1 P: 25	R: 3 E: 0 K: 2 S: 17	H: 4 LOB: 2 BB: 1 P: 27	R: 0 E: 0 K: 1 S: 10	H: 1 LOB: 1 BB: 0 P: 17	R: 0 E: 0 K: 0 S: 9	H: 0 LOB: 0 BB: 0 P: 11	1B: 5 2B: 3 3B: 0 HR: 3	SF: 0 SAC: 0 DP: 1 HBP: 1	WP: 1 PB: 0 SB: 0 CS: 0	PA: 40
PITCHER	IP WLS BF H R ER SO BB IBB HBP BLK WP HR S P ERA WHIP																PITCHER	IP WLS BF H R ER SO BB IBB HBP BLK WP HR S P ERA WHIP				
35 Trevor Cahill, R (1.1) ERA: 4.76	5.2 L 24 5 3 3 7 2 0 1 0 0 1 1 58 98 4.76 1.235																					
49 Tony Sipp, L (6.1) ERA:	0.1 1 0 0 0 0 0 0 0 0 0 0 0 2 13 20 81.00 15.000																					
21 Heath Bell, R (7.1) ERA: 81.0	0.1 6 4 3 3 1 1 0 0 0 0 0 0 2 13 20 81.00 15.000																					
55 Josh Collmenter, R (7.1) ERA:	1.2 6 1 0 0 2 0 0 0 0 0 0 0 14 24 0.00 0.600																					
45 Matt Reynolds, L (9.1) ERA:	1.0 3 0 0 0 0 0 0 0 0 0 0 0 9 11 0.00 0.000																					

St. Louis Cardinals @ Arizona Diamondbacks
Chase Field, Phoenix, AZ
Tue Apr 02 2013, 6:41 PM - 9:37 PM MST
Att: 28,356 - Clear - 82 F

AB	36
R	6
H	10
RBI	6
BB	3
SO	10
LOB	14



Batter	1	2	3	4	5	6	7	8	9	AB	R	H	RBI	BB	SO	LOB	BOTTOM					
8 Gerardo Parra, L (1.9) OBP: 0.556, SLG: 0.889										4	0	1	0	0	1	1						
14 Martín Prado, R (1.5) OBP: 0.222, SLG: 0.444										4	0	0	0	0	0	1						
2 Aaron Hill, R (1.4) OBP: 0.375, SLG: 0.286										3	0	0	0	1	0	0						
44 Paul Goldschmidt, R (1.3) OBP: 0.375, SLG: 0.167										3	0	0	0	1	2	1						
26 Miguel Montero, L (1.2) OBP: 0.500, SLG: 1.000										3	1	2	1	1	1	0						
17 Alfredo Marte, R (1.7) OBP: 0.222, SLG: 0.444										3	0	0	0	1	2	1						
11 AJ Pollock, R (1.8) OBP: 0.200, SLG: 0.667										2	0	0	0	0	0	0						
13 Jason Kubel, R (6.9) OBP: 0.400, SLG: 0.800										1	0	0	0	0	1	3						
55 Josh Collmenter, R (7.1) ERA:										0	0	0	0	0	0	0						
45 Matt Reynolds, L (9.1) ERA:										1	0	0	0	0	0	0						
22 Eric Hinske, L (6.9) ERA:										0	0	0	0	0	0	0						
4 Cliff Pennington, S (1.6) ERA:										4	0	0	0	0	1	0						
35 Trevor Cahill, R (1.1) ERA:										2	0	0	0	0	0	1						
49 Tony Sipp, L (6.1) ERA:										0	0	0	0	0	0	0						
21 Heath Bell, R (7.1) ERA:										0	0	0	0	0	0	0						
12 Eric Chavez, L (7.5) ERA:										1	0	0	0	0	0	0						
Inning Stats	R: 0 E: 0 K: 1 S: 12	H: 0 LOB: 1 BB: 1 P: 20	R: 1 E: 0 K: 1 S: 10	H: 1 LOB: 0 BB: 0 P: 15	R: 0 E: 0 K: 0 S: 6	H: 0 LOB: 0 BB: 0 P: 7	R: 0 E: 0 K: 2 S: 12	H: 1 LOB: 1 BB: 0 P: 21	R: 0 E: 1 K: 0 S: 7	H: 0 LOB: 1 BB: 0 P: 10	R: 0 E: 0 K: 1 S: 14	H: 0 LOB: 3 BB: 3 P: 31	R: 0 E: 0 K: 0 S: 9	H: 1 LOB: 0 BB: 0 P: 11	R: 0 E: 0 K: 2 S: 9	H: 0 LOB: 0 BB: 0 P: 13	R: 0 E: 0 K: 1 S: 9	H: 0 LOB: 0 BB: 0 P: 14	1B: 2 2B: 0 3B: 0 HR: 1	SF: 0 SAC: 0 DP: 0 HBP: 0	WP: 0 PB: 0 SB: 0 CS: 0	PA: 35
PITCHER	IP WLS BF H R ER SO BB IBB HBP BLK WP HR S P ERA WHIP																PITCHER	IP WLS BF H R ER SO BB IBB HBP BLK WP HR S P ERA WHIP				
54 Jaime Garcia, L (1.1) ERA: 1.59	5.2 W 24 2 1 1 4 4 0 0 0 0 0 0 0 13 18 0.00 0.750																					
44 Edward Mujica, R (6.1) ERA:	1.1 H 5 1 0 0 1 0 0 0 0 0 0 0 9 13 0.00 0.000																					
26 Trevor Rosenthal, R (8.1) ERA:	1.0 3 0 0 0 2 0 0 0 0 0 0 0 9 13 0.00 0.000																					
41 Mitchell Boggs, R (9.1) ERA:	1.0 3 0 0 0 1 0 0 0 0 0 0 0 9 14 0.00 0.000																					

St. Louis Cardinals @ Arizona Diamondbacks
Chase Field, Phoenix, AZ
Tue Apr 02 2013, 6:41 PM - 9:37 PM MST
Att: 28,356 - Clear - 82 F

AB	31
R	1
H	3
RBI	1
BB	4
SO	8
LOB	8



Batter	1	2	3	4	5	6	7	8	9	10	11	12	13	14	15	16	AB	R	H	RBI	BB	SO	LOB	TOP						
19 Jon Jay, L OBP: 0.294, SLG: 0.438	F7		E6 21 2B	G4-3		K		G4-3			G4-3		SH1-3 1B		F7		8	1	2	0	0	1	2							
13 Matt Carpenter, L OBP: 0.295, SLG: 0.490	G4-3			L8				K			G6-3		SH1-3		K		6	0	0	0	1	3	2							
7 Matt Holliday, R OBP: 0.353, SLG: 0.500	G6-3										K				F9		5	1	1	1	2	1	0							
21 Allen Craig, R OBP: 0.176, SLG: 0.294																														
4 Yadier Molina, R OBP: 0.400, SLG: 0.615																														
53 Matt Adams, L 41 Mitchell Boggs, R																														
8 Ryan Jackson, R 59 Fernando Salas, R																														
38 Pete Kozma, R OBP: 0.357, SLG: 0.615																														
33 Daniel Descalso, L OBP: 0.357, SLG: 0.500																														
31 Lonzo Gore, R 30 Eric Hosmer, L 40 Jeff Mathis, R 29 Trevor Rosenthal, R 10 Josh Wilson, R																														
Inning Stats	R: 0 E: 0 K: 0 S: 10	H: 0 LOB: 0 BB: 0 P: 13	R: 0 E: 0 K: 0 S: 12	H: 1 LOB: 1 BB: 0 P: 14	R: 4 E: 1 K: 1 S: 16	H: 2 LOB: 5 BB: 0 P: 21	R: 0 E: 0 K: 0 S: 7	H: 1 LOB: 1 BB: 0 P: 8	R: 0 E: 0 K: 0 S: 10	H: 0 LOB: 0 BB: 0 P: 13	R: 3 E: 0 K: 1 S: 15	H: 4 LOB: 2 BB: 1 P: 22	R: 1 E: 0 K: 1 S: 7	H: 1 LOB: 1 BB: 0 P: 15	R: 0 E: 0 K: 2 S: 9	H: 0 LOB: 0 BB: 0 P: 10	R: 0 E: 0 K: 1 S: 6	H: 0 LOB: 0 BB: 0 P: 10	R: 0 E: 0 K: 1 S: 5	H: 2 LOB: 2 BB: 1 P: 24	R: 0 E: 0 K: 1 S: 10	H: 1 LOB: 2 BB: 0 P: 19	R: 0 E: 0 K: 1 S: 7	H: 0 LOB: 0 BB: 0 P: 9	R: 0 E: 0 K: 1 S: 9	H: 0 LOB: 0 BB: 0 P: 15	1B: 10 2B: 5 3B: 0 HR: 1	SF: 0 SAC: 4 DP: 0 HBP: 1	WP: 0 PB: 0 CS: 0	PA: 69
PITCHER	IP: 5.0 ERA: 10.0	WLS: 0 BF: 25 H: 9 R: 6 ER: 6 SO: 0	BB: 0 IBB: 0 HBP: 0 BLK: 0	WP: 0 HR: 0 S: 59 P: 73	ERA: 10.80 WHIP: 1.800																									
32 Brandon McCarthy, R 49 Tony Sipp, L 29 Brad Ziegler, R 30 David Hernandez, R 40 J.J. Putz, R	IP: 5.0 WLS: 0 BF: 25 H: 9 R: 6 ER: 6 SO: 0	BB: 0 IBB: 0 HBP: 0 BLK: 0	WP: 0 HR: 0 S: 59 P: 73	ERA: 10.80 WHIP: 1.800																										
PITCHER	IP: 5.0 ERA: 1.35	WLS: 21 BF: 4 H: 1 R: 1 ER: 1 SO: 5	BB: 0 IBB: 0 HBP: 0 BLK: 0	WP: 0 HR: 0 S: 1 P: 0	ERA: 0.00 WHIP: 0.000																									

AB	60
R	16
H	19
RBI	8
BB	4
SO	12
LOB	23



St. Louis Cardinals @ Arizona Diamondbacks
Chase Field, Phoenix, AZ
Wed Apr 03 2013, 6:41 PM - 12:12 AM MST
Att: 26,891 - Clear - 83 F

Batter	1	2	3	4	5	6	7	8	9	10	11	12	13	14	15	16	AB	R	H	RBI	BB	SO	LOB	BOTTOM						
8 Gerardo Parra, L OBP: 0.500, SLG: 1.000	HR																													
14 Martin Prado, R OBP: 0.294, SLG: 0.625	F9																													
2 Aaron Hill, R OBP: 0.375, SLG: 0.357	F9																													
26 Miguel Montero, L OBP: 0.375, SLG: 0.583																														
44 Paul Goldschmidt, R OBP: 0.375, SLG: 0.950																														
13 Jason Kubel, L OBP: 0.308, SLG: 0.333	L4																													
4 Cliff Pennington, S OBP: 0.313, SLG: 0.214																														
32 Brandon McCarthy, R 49 Tony Sipp, L 12 Eric Chavez, L 10 Josh Wilson, R																														
Inning Stats	R: 1 E: 0 K: 0 S: 15	H: 2 LOB: 2 BB: 1 P: 25	R: 0 E: 0 K: 0 S: 10	H: 0 LOB: 0 BB: 0 P: 19	R: 0 E: 0 K: 0 S: 6	H: 0 LOB: 0 BB: 0 P: 12	R: 0 E: 0 K: 1 S: 16	H: 1 LOB: 2 BB: 1 P: 29	R: 4 E: 0 K: 0 S: 13	H: 5 LOB: 1 BB: 0 P: 21	R: 2 E: 0 K: 1 S: 9	H: 2 LOB: 0 BB: 0 P: 18	R: 0 E: 0 K: 1 S: 14	H: 0 LOB: 1 BB: 1 P: 24	R: 0 E: 0 K: 1 S: 10	H: 0 LOB: 0 BB: 0 P: 13	R: 0 E: 0 K: 0 S: 5	H: 1 LOB: 1 BB: 0 P: 14	R: 0 E: 0 K: 2 S: 10	H: 1 LOB: 2 BB: 1 P: 12	R: 0 E: 0 K: 0 S: 13	H: 1 LOB: 1 BB: 0 P: 21	R: 0 E: 0 K: 1 S: 10	H: 0 LOB: 0 BB: 0 P: 15	R: 1 E: 0 K: 0 S: 2	H: 1 LOB: 1 BB: 0 P: 8	1B: 12 2B: 1 3B: 1 HR: 3	SF: 2 SAC: 2 DP: 0 HBP: 1	WP: 1 PB: 0 CS: 1	PA: 71
PITCHER	IP: 4.0 ERA: 9.00	WLS: 1 BF: 4 H: 3 R: 4 ER: 4 SO: 0	BB: 0 IBB: 0 HBP: 0 BLK: 0	WP: 0 HR: 0 S: 1 P: 53	ERA: 2.250																									
31 Lance Lynn, R 36 Randy Choate, L 58 Jose Kelly, R 44 Edward Mujica, R 26 Trevor Rosenthal, R	IP: 4.0 WLS: 1 BF: 4 H: 3 R: 4 ER: 4 SO: 0	BB: 0 IBB: 0 HBP: 0 BLK: 0	WP: 0 HR: 0 S: 1 P: 53	ERA: 2.250																										
PITCHER	IP: 2.0 ERA: 11.57	WLS: 10 BF: 3 H: 1 R: 2 ER: 2 SO: 0	BB: 0 IBB: 0 HBP: 0 BLK: 0	WP: 0 HR: 0 S: 26 P: 39	ERA: 4.50 WHIP: 2.000																									

AB	59
R	10
H	17
RBI	9
BB	7
SO	13
LOB	24




St. Louis Cardinals @ Arizona Diamondbacks
Chase Field, Phoenix, AZ
Wed Apr 03 2013, 6:41 PM - 12:12 AM MST
Att: 26,891 - Clear - 83 F

Batter	1	2	3	4	5	6	7	8	9	AB	R	H	RBI	BB	SO	LOB	TOP				
19 Jon Jay, L OBP: 0.286, SLG: 0.400 (1, 8)										4	0	1	0	0	1	0	St. Louis Cardinals @ San Francisco Giants AT&T Park, San Francisco, CA Fri Apr 05 2013, 1:40 PM - 4:11 PM PDT Att: 41,581 - Cloudy - 64 F				
3 Carlos Beltrán, S OBP: 0.182, SLG: 0.100 (1, 9)										4	0	0	0	0	1	1					
7 Matt Holliday, R OBP: 0.333, SLG: 0.412 (1, 7)										3	0	0	0	1	1	0					
21 Allen Craig, R OBP: 0.238, SLG: 0.333 (1, 3)										4	0	2	0	0	1	1					
4 Yadier Molina, R OBP: 0.333, SLG: 0.500 (1, 2)										3	0	0	0	0	0	2					
13 Matt Carpenter, L OBP: 0.316, SLG: 0.375 (1, 5)										1	0	0	0	2	0	0					
38 Pete Kozma, R OBP: 0.294, SLG: 0.500 (1, 6)										3	0	0	0	0	0	3					
33 Daniel Descalso, L OBP: 0.294, SLG: 0.412 (1, 4)										3	0	0	0	0	0	1					
35 Jake Westbrook, R (1, 1)										2	0	0	0	0	1	0					
36 Randy Choate, L (7, 1)										0	0	0	0	0	0	0					
12 Ty Wigginton, R (8, PH)										1	0	0	0	0	1	0					
26 Trevor Rosenthal, R (8, 1)										0	0	0	0	0	0	0					
Inning Stats	R: 0 E: 0 K: 0 S: 7	H: 1 LOB: 1 BB: 1 P: 15	R: 0 E: 0 K: 0 S: 9	H: 0 LOB: 1 BB: 1 P: 15	R: 0 E: 0 K: 1 S: 9	H: 0 LOB: 0 BB: 0 P: 14	R: 0 E: 0 K: 0 S: 9	H: 1 LOB: 0 BB: 0 P: 13	R: 0 E: 0 K: 0 S: 6	H: 0 LOB: 0 BB: 0 P: 9	R: 0 E: 0 K: 2 S: 7	H: 0 LOB: 0 BB: 0 P: 11	R: 0 E: 0 K: 1 S: 12	H: 1 LOB: 2 BB: 1 P: 25	R: 0 E: 0 K: 1 S: 6	H: 0 LOB: 0 BB: 0 P: 8	R: 0 E: 0 K: 1 S: 8	H: 0 LOB: 0 BB: 0 P: 11	1B: 3 2B: 0 3B: 0 HR: 0	SF: 0 SAC: 0 DP: 2 HBP: 0	WP: 0 PA: 31 PB: 0 SB: 0 CS: 0
PITCHER	IP WLS BF H R ER SO BB IBB HBP BLK WP HR S P ERA WHIP	7.0 W 25 3 0 0 4 3 0 0 0 0 0 59 102 0.00 0.857	1.0 H 3 0 0 0 1 0 0 0 0 0 6 8 0.00 0.000	1.0 S 3 0 0 0 1 0 0 0 0 0 8 11 0.00 0.000	PITCHER																

Batter	1	2	3	4	5	6	7	8	9	AB	R	H	RBI	BB	SO	LOB	BOTTOM				
16 Ángel Pagán, S OBP: 0.313, SLG: 0.267 (1, 8)										3	0	0	1	1	0	2	St. Louis Cardinals @ San Francisco Giants AT&T Park, San Francisco, CA Fri Apr 05 2013, 1:40 PM - 4:11 PM PDT Att: 41,581 - Cloudy - 64 F				
19 Marco Scutaro, R OBP: 0.125, SLG: 0.067 (1, 4)										3	0	0	0	1	1	4					
48 Pablo Sandoval, S OBP: 0.313, SLG: 0.429 (1, 5)										3	0	0	0	1	0	4					
28 Buster Posey, R OBP: 0.333, SLG: 0.231 (1, 2)										3	0	1	0	1	0	1					
8 Hunter Pence, R OBP: 0.333, SLG: 0.500 (1, 9)										3	0	1	0	1	0	3					
9 Brandon Belt, L (1, 3)										4	0	0	0	0	0	3					
7 Grégor Blanco, L OBP: 0.429, SLG: 0.333 (1, 7)										3	1	1	0	1	0	0					
35 Brandon Crawford, L OBP: 0.214, SLG: 0.286 (1, 6)										4	0	2	0	0	1	1					
75 Barry Zito, L OBP: 1.000, SLG: 1.000 (8, 1)										1	0	1	0	0	0	0					
41 Jeremy Affeldt, L (8, PH)										0	0	0	0	0	0	0					
21 Nick Noonan, L (8, PH)										1	0	0	0	0	1	0					
54 Sergio Romo, R (9, 1)										0	0	0	0	0	0	0					
Inning Stats	R: 0 E: 0 K: 0 S: 8	H: 0 LOB: 1 BB: 1 P: 15	R: 0 E: 0 K: 0 S: 8	H: 1 LOB: 0 BB: 0 P: 12	R: 0 E: 0 K: 1 S: 12	H: 1 LOB: 3 BB: 2 P: 28	R: 1 E: 0 K: 1 S: 16	H: 1 LOB: 3 BB: 2 P: 27	R: 0 E: 0 K: 0 S: 4	H: 1 LOB: 0 BB: 0 P: 5	R: 0 E: 0 K: 0 S: 7	H: 1 LOB: 1 BB: 0 P: 11	R: 0 E: 0 K: 0 S: 14	H: 1 LOB: 2 BB: 1 P: 22	R: 0 E: 0 K: 2 S: 9	H: 0 LOB: 0 BB: 0 P: 14	1B: 6 2B: 0 3B: 0 HR: 0	SF: 0 SAC: 2 DP: 1 HBP: 0	WP: 0 PA: 36 PB: 0 SB: 0 CS: 0		
PITCHER	IP WLS BF H R ER SO BB IBB HBP BLK WP HR S P ERA WHIP	6.2 L 32 6 1 0 0 6 0 0 0 0 0 67 116 0.00 1.800	0.1 1 0 0 0 0 0 0 0 0 0 0 2 4 0.00 0.000	1.0 3 0 0 0 2 0 0 0 0 0 9 14 0.00 0.000	PITCHER																

AB 28
R 0
H 3
RBI 0
BB 3
SO 6
LOB 8



AB 28
R 1
H 6
RBI 1
BB 6
SO 3
LOB 18



Batter	1	2	3	4	5	6	7	8	9	AB	R	H	RBI	BB	SO	LOB	TOP						
19 Jon Jay, L (1.8)										4	0	0	0	0	0	3							
13 Matt Carpenter, L (1.5)										4	2	2	1	1	1	1							
7 Matt Holliday, R (1.7)										5	1	1	1	0	2	2							
41 Mitchell Boggs, R (9.1)										0	0	0	0	0	0	0							
21 Allen Craig, R (1.3)										3	0	1	0	1	1	0							
3 Carlos Beltrán, S (1.9)										4	0	2	3	0	1	0							
4 Yadier Molina, R (1.2)										4	0	0	0	0	0	4							
33 Daniel Descalso, L (1.4)										4	1	1	0	0	0	0							
38 Pete Kozma, R (1.6)										4	1	3	1	0	0	0							
40 Shelby Miller, R (1.1)										2	0	0	0	0	2	2							
36 Randy Choate, L (6.1)										0	0	0	0	0	0	0							
59 Fernando Salas, R (7.1)										0	0	0	0	0	0	0							
44 Edward Mujica, R (8.1)										0	0	0	0	0	0	0							
43 Shane Robinson, R (9.1)										1	1	0	0	0	0	0							
Inning Stats	R: 1 H: 2 E: 0 K: 1 S: 16	H: 2 LOB: 2 BB: 1 P: 28	R: 0 H: 1 E: 0 K: 1 S: 7	H: 1 LOB: 1 BB: 0 P: 10	R: 0 H: 0 E: 0 K: 2 S: 9	H: 0 LOB: 0 BB: 0 P: 13	R: 0 H: 0 E: 0 K: 1 S: 7	H: 0 LOB: 0 BB: 0 P: 7	R: 3 H: 4 E: 0 K: 0 S: 13	H: 2 LOB: 1 BB: 1 P: 24	R: 1 H: 2 E: 0 K: 1 S: 10	H: 2 LOB: 1 BB: 0 P: 14	R: 0 H: 0 E: 0 K: 0 S: 7	H: 0 LOB: 0 BB: 0 P: 10	R: 1 H: 2 E: 0 K: 0 S: 10	H: 2 LOB: 0 BB: 0 P: 15	1B: 11 2B: 0 3B: 0 HR: 0	SF: 0 SAC: 2 DP: 1 HBP: 0	WP: 1 PB: 1 SB: 1 CS: 0	PA: 39			
PITCHER	IP WLS BF H R ER SO BB IBB HBP BLK WP HR S P ERA WHIP	5.1 L 27 9 5 5 6 2 0 0 0 0 1 0 58 9 8.44 2.062	2.0 2 0 0 0 1 0 0 0 0 0 0 0 14 0.00 0.000	0.1 3 2 1 1 0 0 0 0 0 0 0 7 11 27.00 6.000	0.2 1 0 0 0 0 0 0 0 0 0 0 3 4 0.00 0.000																		

St. Louis Cardinals @ San Francisco Giants
AT&T Park, San Francisco, CA
Sat Apr 06 2013, 1:10 PM - 4:07 PM PDT
Att. 41,402 - Overcast - 59 F


AB 35
R 6
H 11
RBI 6
BB 2
SO 7
LOB 12



Batter	1	2	3	4	5	6	7	8	9	AB	R	H	RBI	BB	SO	LOB	BOTTOM							
16 Angel Pagán, S (1.8)										5	1	2	0	0	2	1								
19 Marco Scutaro, R (1.4)										4	0	1	0	1	0	3								
48 Pablo Sandoval, S (1.5)										4	1	2	2	0	0	2								
28 Buster Posey, R (1.2)										4	0	1	0	0	1	2								
8 Hunter Pence, R (1.9)										3	1	1	1	1	2	1								
9 Brandon Belt, L (1.3)										3	0	0	0	1	0	1								
7 Gregor Blanco, L (1.7)										1	0	0	0	1	0	0								
13 Joaquin Arias, R (6.1)										0	0	0	0	0	2	0								
70 George Kontos, R (7.1)										0	0	0	0	0	0	1								
29 Hector Sanchez, S (8.1)										0	0	0	0	0	0	0								
49 Javier López, L (8.1)										0	0	0	0	0	0	0								
46 Santiago Casilla, R (9.1)										0	0	0	0	0	0	0								
35 Brandon Crawford, L (1.6)										3	0	0	0	1	0	1								
32 Ryan Vogelsong, R (1.1)										2	0	0	0	0	1	0								
50 Jose Mijares, L (6.1)										0	0	0	0	0	0	0								
56 Andres Torres, S (7.7)										2	0	0	0	0	1	1								
Inning Stats	R: 0 H: 1 E: 0 K: 2 S: 11	H: 1 LOB: 1 BB: 0 P: 14	R: 1 H: 1 E: 0 K: 0 S: 10	H: 1 LOB: 0 BB: 0 P: 15	R: 1 H: 2 E: 0 K: 1 S: 14	H: 2 LOB: 1 BB: 0 P: 20	R: 0 H: 0 E: 0 K: 1 S: 9	H: 0 LOB: 1 BB: 1 P: 19	R: 0 H: 0 E: 0 K: 0 S: 8	H: 0 LOB: 1 BB: 1 P: 13	R: 0 H: 0 E: 0 K: 0 S: 6	H: 0 LOB: 2 BB: 2 P: 15	R: 0 H: 0 E: 0 K: 1 S: 5	H: 0 LOB: 1 BB: 1 P: 12	R: 1 H: 2 E: 0 K: 1 S: 9	H: 2 LOB: 1 BB: 0 P: 12	R: 0 H: 1 E: 0 K: 1 S: 8	H: 1 LOB: 1 BB: 0 P: 10	1B: 4 2B: 2 3B: 0 HR: 2	SF: 0 SAC: 0 DP: 1 HBP: 0	WP: 0 PB: 0 SB: 1 CS: 0	PA: 38		
PITCHER	IP WLS BF H R ER SO BB IBB HBP BLK WP HR S P ERA WHIP	5.1 W 24 4 2 2 4 4 0 0 0 0 0 0 1 5 0.00 1.500	1.0 H 3 0 0 0 1 0 0 0 0 0 0 5 8 0.00 0.000	1.0 H 5 2 1 1 1 0 0 0 0 0 1 9 12 9.00 2.000	1.0 S 4 1 0 0 1 0 0 0 0 0 0 8 10 0.00 1.000																			

St. Louis Cardinals @ San Francisco Giants
AT&T Park, San Francisco, CA
Sat Apr 06 2013, 1:10 PM - 4:07 PM PDT
Att. 41,402 - Overcast - 59 F

AB 33
R 3
H 7
RBI 3
BB 5
SO 7
LOB 15



Batter	1	2	3	4	5	6	7	8	9	AB R H RBI BB SO LOB	TOP															
19 Jon Jay, L OBP: 0.290, SLG: 0.414	F8			E8 1B		G6-3		E5 13 2B		5 3 2 2 1 0 0	St. Louis Cardinals @ San Francisco Giants AT&T Park, San Francisco, CA Sun Apr 07 2013, 1:40 PM - 4:31 PM PDT Att: 42,201 - Cloudy - 59 F															
13 Matt Carpenter, L OBP: 0.414, SLG: 0.450 34 Marc Rzepczynski, L CH 85 S CH 85 58 Joe Kelly, R	K			1B		K		K	3B	5 3 3 3 0 2 0 1 0 0 0 0 1 1 0 0 0 0 0 0 0																
21 Allen Craig, R OBP: 0.300, SLG: 0.333	P6			SF9		G5-3				3 0 1 2 0 0 0																
3 Carlos Beltrán, S OBP: 0.316, SLG: 0.235 43 Shane Robinson, R OBP: 0.300, SLG: 0.450	F9							G4-3	G4-3	3 1 1 2 1 0 0 1 0 0 0 0 0 1																
4 Yadier Molina, R OBP: 0.296, SLG: 0.400	F9							L9		5 2 2 0 0 1 2																
53 Matt Adams, L OBP: 0.600, SLG: 0.700 48 Tony Cruz, R	F7									4 1 3 2 0 0 0 0 1 0 0 1 0 0																
12 Ty Wigginton, R OBP: 0.250, SLG: 0.250				G6-3				K		5 2 2 1 0 2 2																
38 Pete Kozma, R OBP: 0.346, SLG: 0.500				K		F8		G5-3	SF9	4 1 1 2 0 1 1																
50 Adam Wainwright, R (1, 1) 8 Ryan Jackson, R (8, PH)	G3			B2		K		F9	K	3 0 0 0 0 1 3 2 0 0 0 0 1 2																
Inning Stats	R: 0 H: 0 E: 0 K: 1 S: 7	H: 0 LOB: 0 BB: 0 P: 10	R: 0 H: 0 E: 0 K: 0 S: 6	H: 0 LOB: 0 BB: 0 P: 8	R: 0 H: 0 E: 0 K: 1 S: 8	H: 0 LOB: 0 BB: 0 P: 12	R: 9 H: 8 E: 1 K: 1 S: 25	H: 8 LOB: 2 BB: 2 P: 46	R: 0 H: 1 E: 0 K: 2 S: 11	H: 1 LOB: 1 BB: 0 P: 15		R: 0 H: 0 E: 0 K: 1 S: 10	H: 0 LOB: 0 BB: 0 P: 12	R: 0 H: 1 E: 0 K: 1 S: 8	H: 1 LOB: 1 BB: 0 P: 10	R: 2 H: 2 E: 1 K: 0 S: 14	H: 2 LOB: 1 BB: 1 P: 23	R: 3 H: 3 E: 0 K: 2 S: 17	H: 3 LOB: 1 BB: 1 P: 26	1B: 12 R: 2 SAC: 0 2B: 2 3B: 1 HR: 0 SF: 2 DP: 0 HBP: 1	WP: 0 PA: 47 PB: 0 SB: 0 CS: 0					
PITCHER	IP WLS BF H R ER SO	IP WLS BF H R ER SO	IP WLS BF H R ER SO	IP WLS BF H R ER SO	IP WLS BF H R ER SO	IP WLS BF H R ER SO	IP WLS BF H R ER SO	IP WLS BF H R ER SO	IP WLS BF H R ER SO	IP WLS BF H R ER SO	IP WLS BF H R ER SO	IP WLS BF H R ER SO	IP WLS BF H R ER SO	IP WLS BF H R ER SO	IP WLS BF H R ER SO	IP WLS BF H R ER SO	IP WLS BF H R ER SO	IP WLS BF H R ER SO	IP WLS BF H R ER SO	IP WLS BF H R ER SO	IP WLS BF H R ER SO	IP WLS BF H R ER SO	ERA WHIP	ERA WHIP	ERA WHIP	
18 Matt Cain, R ERA: 8.38	3.2	L	20	7	9	9	2	2	0	0	0	0	0	0	0	0	0	0	0	0	0	0	0	0	22.09	2.455
50 Jose Mijares, L ERA: 9.0	0.1		4	2	0	0	1	0	0	1	0	0	0	0	0	0	0	0	9	14	0.00	6.000				
57 Chad Gaudin, R ERA: 5.4	3.0		10	1	0	0	4	0	0	0	0	0	0	0	0	0	0	0	27	33	0.00	0.333				
49 Javier López, L ERA: 5.4	1.0		6	2	2	0	0	0	0	0	0	0	0	0	0	0	0	0	14	23	0.00	2.000				
70 George Kontos, R ERA: 11.57	1.0		7	3	3	3	2	1	0	0	0	0	0	0	0	0	0	0	17	26	27.00	4.000				

Batter	1	2	3	4	5	6	7	8	9	AB R H RBI BB SO LOB	BOTTOM														
16 Ángel Pagán, S OBP: 0.360, SLG: 0.458	K							G4-3		4 1 2 1 0 0 1	St. Louis Cardinals @ San Francisco Giants AT&T Park, San Francisco, CA Sun Apr 07 2013, 1:40 PM - 4:31 PM PDT Att: 42,201 - Cloudy - 59 F														
19 Marco Scutaro, R OBP: 0.190, SLG: 0.087	K							G1-3		4 0 0 0 0 1 3															
48 Pablo Sandoval, S OBP: 0.375, SLG: 0.591	K							P4		4 0 2 1 0 1 1															
28 Buster Posey, R OBP: 0.273, SLG: 0.250 29 Héctor Sánchez, S OBP: 0.200, SLG: 0.200	G5-3							G4-6-3		3 0 0 0 0 0 3 1 0 0 0 0 0 0															
8 Hunter Pence, R OBP: 0.348, SLG: 0.619	G6-3							G4-3		4 0 1 0 0 1 0															
9 Brandon Belt, L OBP: 0.133, SLG: 0.071	F8							G4-3		4 1 1 0 0 1 1															
7 Gregor Blanco, L OBP: 0.364, SLG: 0.222	F7									2 0 0 0 0 0 0															
35 Brandon Crawford, L OBP: 0.239, SLG: 0.300 49 Javier López, L ERA: 3.48 70 George Kontos, R OBP: 1.000, SLG: 1.000 12 Guillermo Quiroz, R OBP: 1.000, SLG: 1.000	SH5-3							G4-1		3 1 1 0 0 1 0 0 0 0 0 0 0 0 0 0 0 0 0 0 0 1 0 1 1 0 0 0															
18 Matt Cain, R 50 Jose Mijares, L 57 Chad Gaudin, R 56 Andres Torres, S 21 Nick Noonan, L	SH5-3							K		0 3 0 1 0 0 1 2 2 0 1 0 0 0 0															
Inning Stats	R: 0 H: 1 E: 0 K: 2 S: 13	H: 0 LOB: 1 BB: 0 P: 19	R: 0 H: 0 E: 0 K: 0 S: 5	H: 0 LOB: 0 BB: 0 P: 7	R: 2 H: 3 E: 0 K: 0 S: 11	H: 3 LOB: 1 BB: 0 P: 18	R: 0 H: 0 E: 0 K: 1 S: 8	H: 0 LOB: 0 BB: 0 P: 13	R: 0 H: 1 E: 0 K: 1 S: 12	H: 1 LOB: 1 BB: 0 P: 19		R: 0 H: 2 E: 0 K: 1 S: 11	H: 2 LOB: 1 BB: 0 P: 14	R: 0 H: 0 E: 0 K: 1 S: 7	H: 0 LOB: 0 BB: 0 P: 11	R: 0 H: 0 E: 0 K: 0 S: 5	H: 0 LOB: 0 BB: 0 P: 7	R: 1 H: 3 E: 0 K: 0 S: 13	H: 3 LOB: 2 BB: 0 P: 18	1B: 6 R: 3 SAC: 1 2B: 3 3B: 1 HR: 0 SF: 0 DP: 1 HBP: 0	WP: 0 PA: 36 PB: 0 SB: 0 CS: 0				
PITCHER	IP WLS BF H R ER SO	IP WLS BF H R ER SO	IP WLS BF H R ER SO	IP WLS BF H R ER SO	IP WLS BF H R ER SO	IP WLS BF H R ER SO	IP WLS BF H R ER SO	IP WLS BF H R ER SO	IP WLS BF H R ER SO	IP WLS BF H R ER SO	IP WLS BF H R ER SO	IP WLS BF H R ER SO	IP WLS BF H R ER SO	IP WLS BF H R ER SO	IP WLS BF H R ER SO	IP WLS BF H R ER SO	IP WLS BF H R ER SO	IP WLS BF H R ER SO	IP WLS BF H R ER SO	IP WLS BF H R ER SO	IP WLS BF H R ER SO	IP WLS BF H R ER SO	ERA WHIP	ERA WHIP	ERA WHIP
50 Adam Wainwright, R 34 Marc Rzepczynski, L 58 Joe Kelly, R	7.0	W	27	7	2	2	6	0	0	0	0	0	0	0	0	0	0	0	5	7	0.00	0.000			
58 Joe Kelly, R ERA: 9.82	1.0		6	3	1	1	0	0	0	0	0	0	0	0	0	0	0	0	13	18	9.00	3.000			

Batter	1	2	3	4	5	6	7	8	9	AB	R	H	RBI	BB	SO	LOB	TOP					
17 Shin-Soo Choo, L (1.8) OBP: 0.514, SLG: 0.759	F8		F7		G4-3		2B			5	2	3	1	0	1							
28 Chris Heisey, R (1.7) OBP: 0.222, SLG: 0.385	K			2B		K	2B			6	0	2	1	0	2							
19 Joey Votto, L (1.3) OBP: 0.472, SLG: 0.320	K			BB		K	G4-3			4	2	1	1	2	2							
4 Brandon Phillips, R (1.4) OBP: 0.382, SLG: 0.656	K			FC5-2		HR		G6-3		5	2	2	2	1	1	2						
32 Jay Bruce, L (1.9) OBP: 0.361, SLG: 0.441	P6			1B		1B				5	2	4	1	1	0	0						
21 Todd Frazier, R (1.5) OBP: 0.485, SLG: 0.793	K			K		FC6-4				4	1	0	1	1	3	6						
2 Zack Cozart, R (1.6) OBP: 0.107, SLG: 0.333			G4-3							3	0	0	0	0	2		AB 42					
26 Xavier Paul, L (8, PH) OBP: 0.444, SLG: 0.778										1	0	1	1	0	0		R 13					
63 Sam LeCure, R (8, 1)										0	0	0	0	0	0		H 14					
9 Jack Hannahan, L (9, PH) OBP: 0.600, SLG: 0.600										1	1	1	1	0	0		RBI 13					
60 J.J. Hoover, R (9, 1)										0	0	0	0	0	0		BB 8					
29 Ryan Hanigan, R (1.2) OBP: 0.167, SLG: 0.050			G6-3		G5-3				E6	4	2	0	1	1	1	4	SO 12					
55 Mat Latos, R (1, 1)										1	0	0	0	1	0		LOB 22					
15 Derrick Robinson, S (7, PH) OBP: 0.230, SLG: 0.230										1	0	0	0	0	1							
31 Alfredo Simon, R (7, 1)										0	0	0	0	0	0							
3 Cesar Izturis, S (8, PH) OBP: 0.167, SLG: 0.167				BB						2	1	1	1	0	0	2						
Inning Stats	R: 0 H: 0 E: 0 K: 2 S: 10	H: 0 LOB: 0 BB: 0 P: 14	R: 0 H: 0 E: 0 K: 2 S: 8	H: 0 LOB: 0 BB: 0 P: 10	R: 0 H: 0 E: 0 K: 0 S: 8	H: 0 LOB: 1 BB: 1 P: 15	R: 1 H: 2 E: 0 K: 2 S: 12	H: 2 LOB: 2 BB: 1 P: 21	R: 0 H: 0 E: 0 K: 0 S: 4	H: 0 LOB: 0 BB: 0 P: 5	R: 1 H: 2 E: 0 K: 2 S: 12	H: 2 LOB: 2 BB: 1 P: 15	R: 1 H: 2 E: 0 K: 1 S: 17	H: 2 LOB: 2 BB: 0 P: 24	R: 1 H: 2 E: 0 K: 1 S: 17	H: 2 LOB: 2 BB: 0 P: 24	R: 9 H: 6 E: 1 K: 1 S: 23	H: 6 LOB: 3 BB: 5 P: 53	1B: 9 2B: 4 3B: 0 HR: 1	SF: 0 SAC: 0 DP: 0 HBP: 1	WP: 2 PB: 0 SB: 0 CS: 0	PA: 51
PITCHER	IP WLS BF H R ER SO BB IBB HBP BLK WP HR S P ERA WHIP																					
54 Jaime Garcia, L (1, 1) ERA: 2.92	6.2 29 6 3 3 10 3 0 0 0 1 1 64 96 4.05 1.350																					
36 Randy Choate, L (7, 1) ERA: 3.6	0.1 H 1 0 0 0 0 0 0 0 0 0 0 1 4 0.00 0.000																					
26 Trevor Rosenthal, R (8, 1) ERA: 3.6	1.0 B 6 2 1 1 1 0 0 0 1 0 0 0 17 24 9.00 2.000																					
41 Mitchell Boggs, R (9, 1) ERA: 14.54	0.1 L 8 2 7 7 0 2 2 0 0 0 1 0 11 29 189.00 12.000																					
34 Marc Rzepczynski, L (9, 1) ERA: 3.86	0.2 7 4 2 1 1 1 0 0 0 0 0 0 12 24 13.50 7.500																					

Cincinnati Reds @ St. Louis Cardinals
 Busch Stadium, St. Louis, MO
 Mon Apr 08 2013, 3:20 PM - 6:33 PM CDT
 Att: 47,345 - Cloudy - 78 F

AB 42
 R 13
 H 14
 RBI 13
 BB 8
 SO 12
 LOB 22

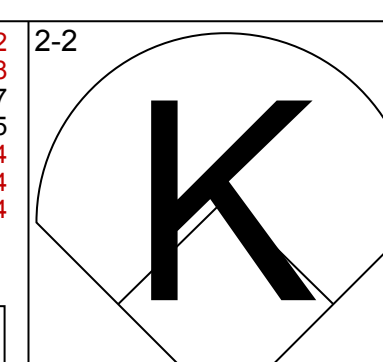
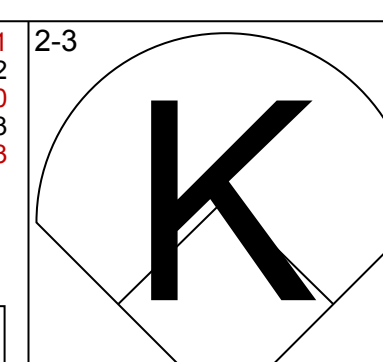
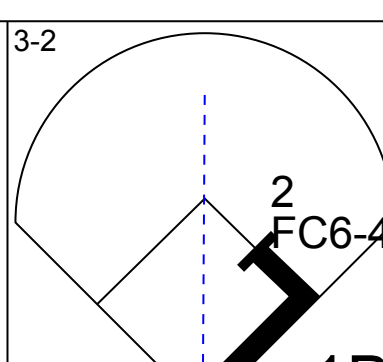
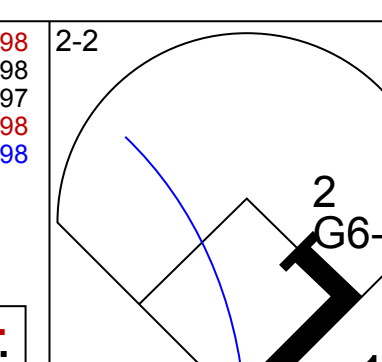
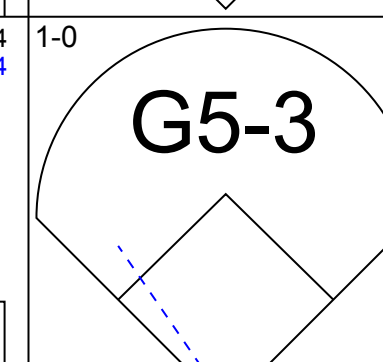
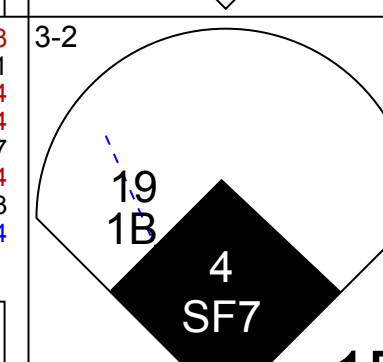
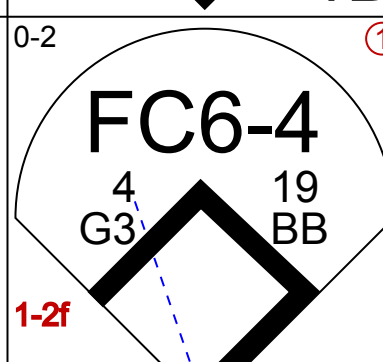
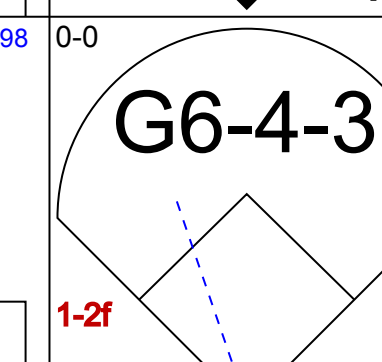
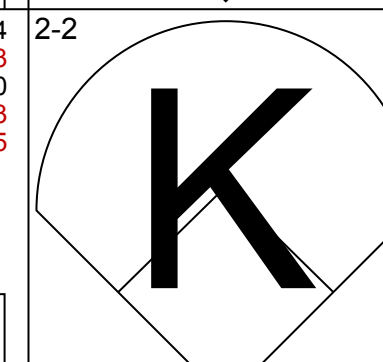
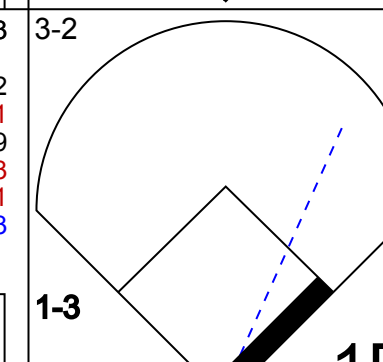
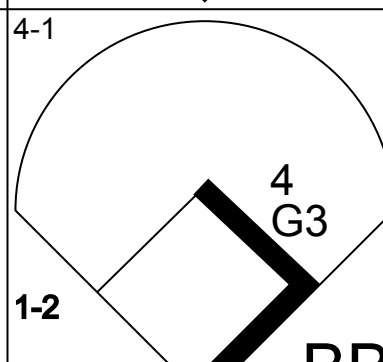

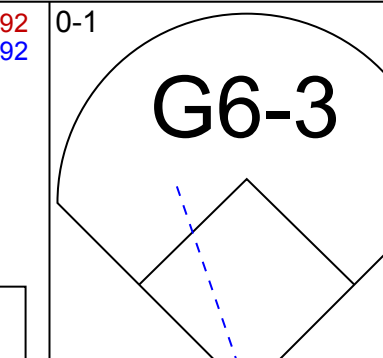
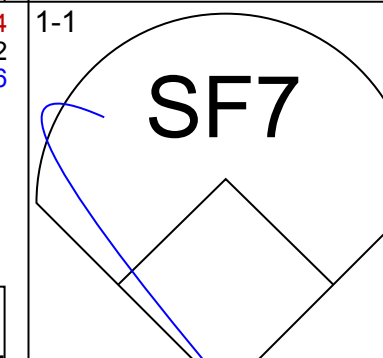
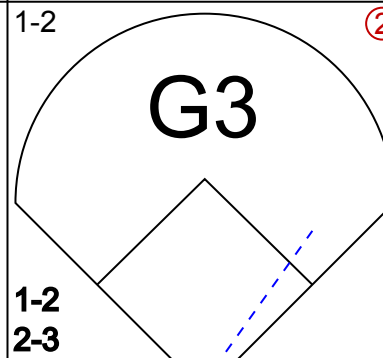


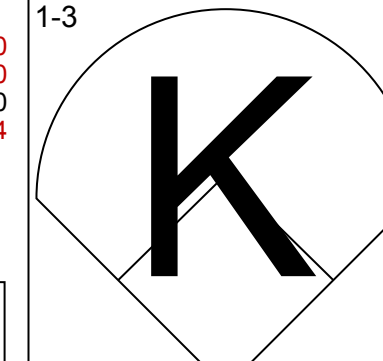
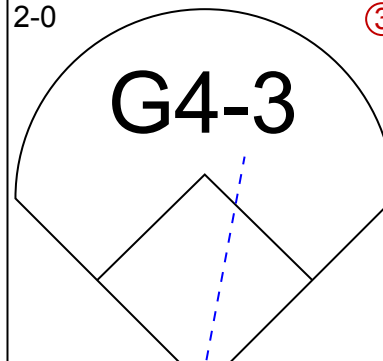


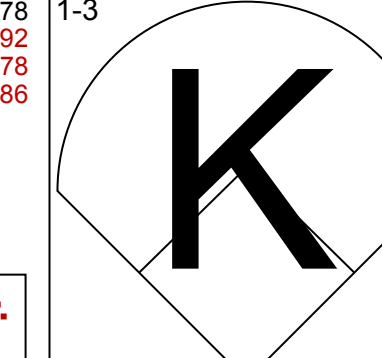
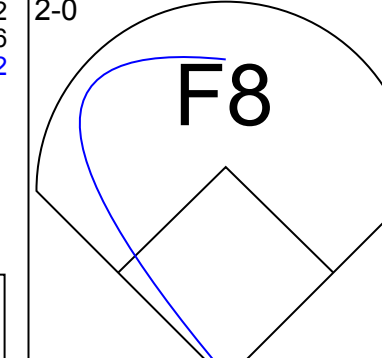


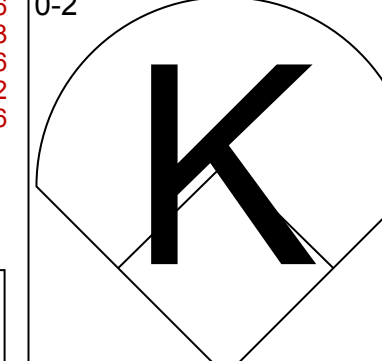
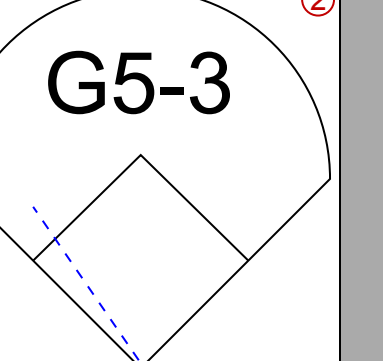
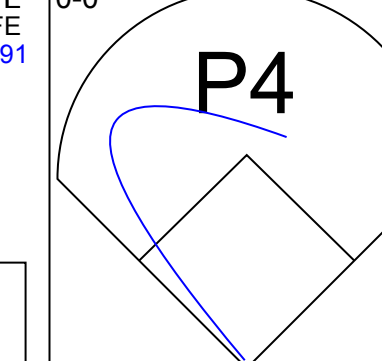
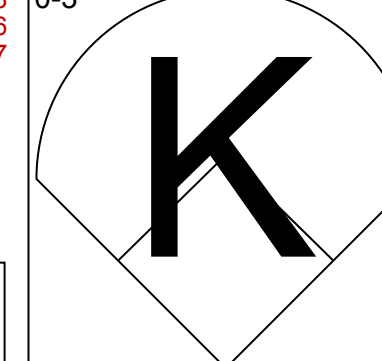
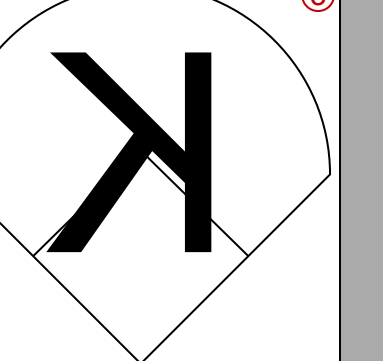
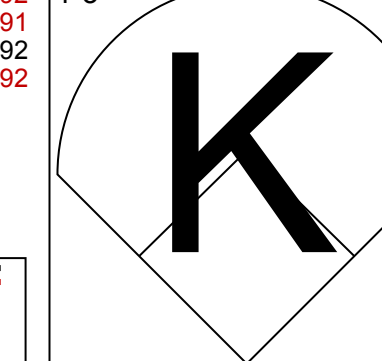
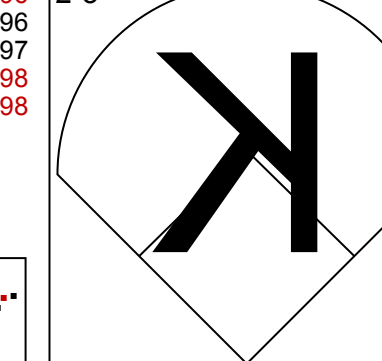


Batter	1	2	3	4	5	6	7	8	9	AB	R	H	RBI	BB	SO	LOB	BOTTOM					
19 Jon Jay, L (1.8) OBP: 0.266, SLG: 0.394	1B		F9		K					4	1	1	0	0	2	0						
3 Carlos Beltrán, S (1.9) OBP: 0.261, SLG: 0.190	F8		L9							4	0	0	0	0	1							
7 Matt Holliday, R (1.7) OBP: 0.333, SLG: 0.960	BB		F7							3	2	1	0	1	0	0						
41 Mitchell Boggs, R (9, 1)										0	0	0	0	0	0							
34 Marc Rzepczynski, L (9, 1)										0	0	0	0	0	0							
21 Allen Craig, R (1.3) OBP: 0.294, SLG: 0.355	K			2B						4	1	1	0	0	2	3						
4 Yadier Molina, R (1, 2) OBP: 0.300, SLG: 0.393	E8			1B						3	0	1	1	0	0	0						
48 Tony Cruz, R (9, PH) OBP: 0.571, SLG: 0.400										1	0	0	0	0	1	0						
23 David Freese, R (1, 5) OBP: 0.571, SLG: 0.400	G4-3									3	0	0	0	0	1	3						
26 Trevor Rosenthal, R (8, 1)										0	0	0	0	0	0	0						
43 Shane Robinson, R (9, 7)										0	0	0	0	1	0	0						
33 Daniel Descalso, L (1, 4) OBP: 0.240, SLG: 0.320	K2-3									4	0	0	0	0	1	2						
38 Pete Kozma, R (1, 6) OBP: 0.310, SLG: 0.444	F7									3	0	0	0	0	0	0						
54 Jaime Garcia, L (1, 1) ERA: 2.84	G4-3									2	0	0	0	0	1	0						
36 Randy Choate, L (7, 1) ERA: 3.0										0	0	0	0	0	0	0						
13 Matt Carpenter, L (7, PH) OBP: 0.400, SLG: 0.462										1	0	0	0	0	0	0						
Inning Stats	R: 2 H: 1 E: 1 K: 1 S: 15	H: 1 LOB: 1 BB: 1 P: 27	R: 0 H: 0 E: 0 K: 1 S: 9	H: 0 LOB: 0 BB: 0 P: 15	R: 0 H: 0 E: 0 K: 0 S: 12	H: 0 LOB: 0 BB: 0 P: 17	R: 1 H: 2 E: 0 K: 0 S: 5	H: 2 LOB: 0 BB: 0 P: 9	R: 0 H: 0 E: 0 K: 2 S: 8	H: 0 LOB: 0 BB: 0 P: 13	R: 1 H: 1 E: 1 K: 1 S: 12	H: 1 LOB: 1 BB: 0 P: 17	R: 0 H: 0 E: 0 K: 0 S: 5	H: 0 LOB: 0 BB: 0 P: 8	R: 0 H: 0 E: 0 K: 1 S: 9	H: 0 LOB: 0 BB: 0 P: 14	R: 0 H: 0 E: 0 K: 2 S: 12	H: 0 LOB: 1 BB: 1 P: 21	1B: 3 2B: 1 3B: 0 HR: 0	SF: 0 SAC: 0 DP: 1 HBP: 0	WP: 1 PB: 0 SB: 0 CS: 0	PA: 34
PITCHER	IP WLS BF H R ER SO BB IBB HBP BLK WP HR S P ERA WHIP																					
55 Mat Latos, R (1, 1) ERA: 2.84	6.0 24 4 4 1 5 1 0 0 0 0 0 0 5 8 1.50 0.833																					
31 Alfredo Simon, R (7, 1) ERA: 3.0	1.0 3 0 0 0 0 0 0 0 0 0 0 0 5 8 0.00 0.000																					
63 Sam LeCure, R (8, 1) ERA: 1.8	1.0 W 3 0 0 0 1 0 0 0 0 0 0 0 9 14 0.00 0.000																					
60 J.J. Hoover, R (9, 1) ERA: 6.75	1.0 4 0 0 0 2 1 0 0 0 0 0 0 12 21 0.00 1.000																					

Cincinnati Reds @ St. Louis Cardinals
 Busch Stadium, St. Louis, MO
 Mon Apr 08 2013, 3:20 PM - 6:33 PM CDT
 Att: 47,345 - Cloudy - 78 F

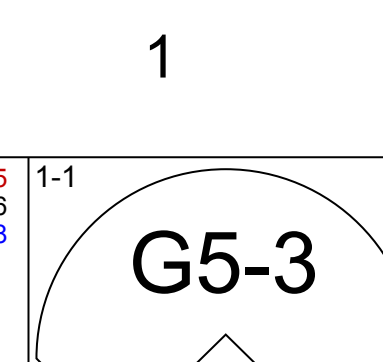
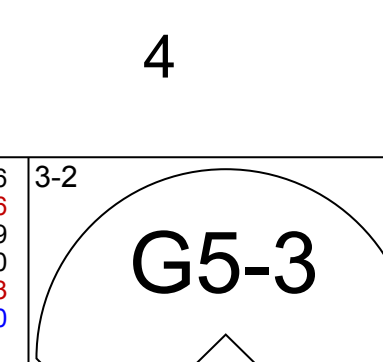
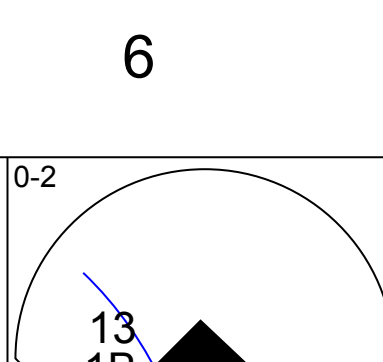

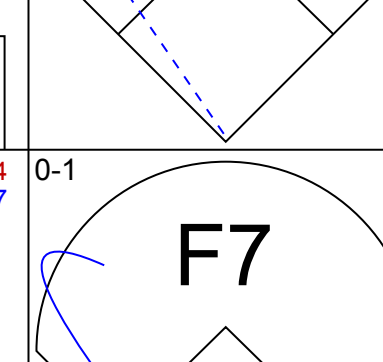
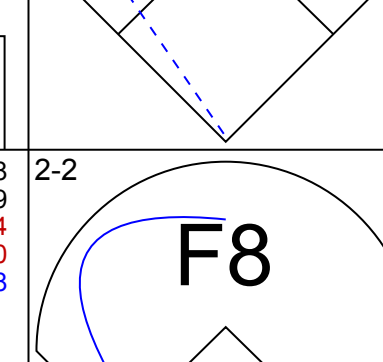
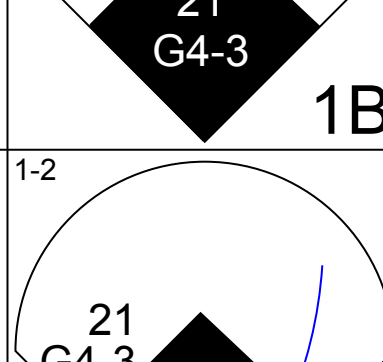
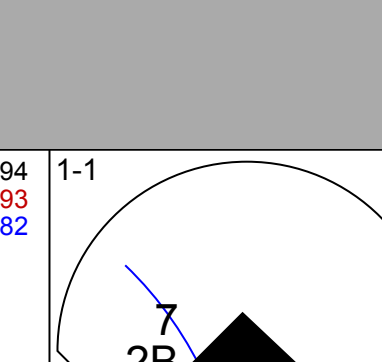
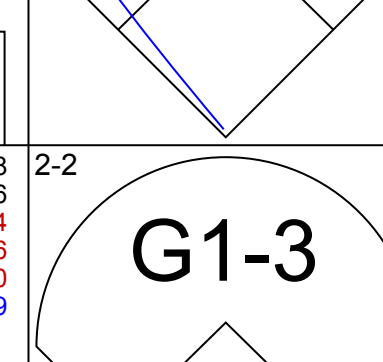
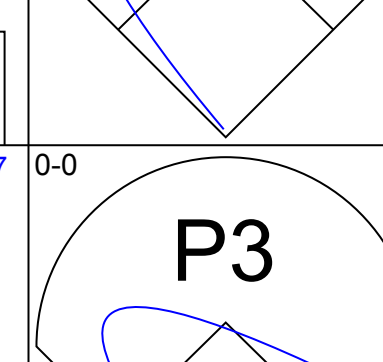
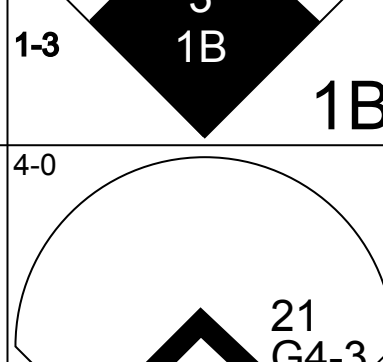
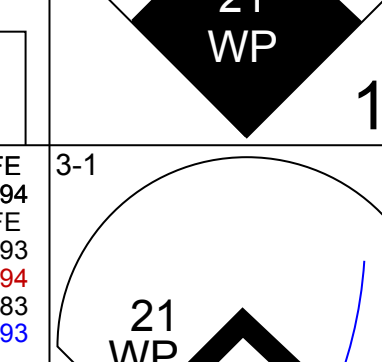
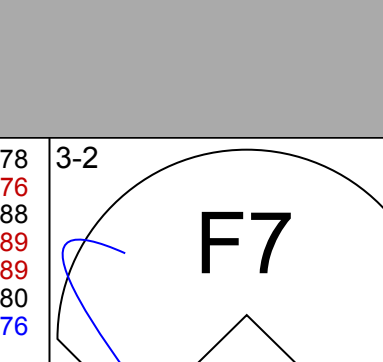
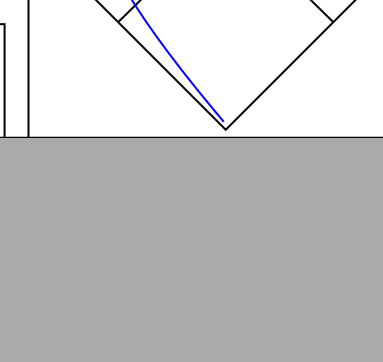
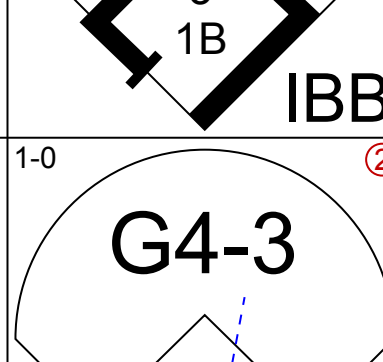
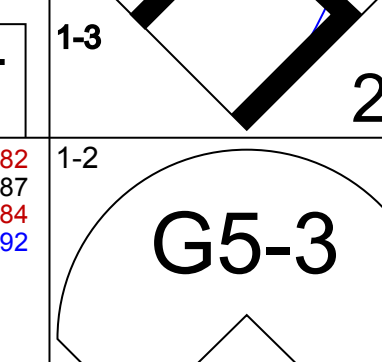
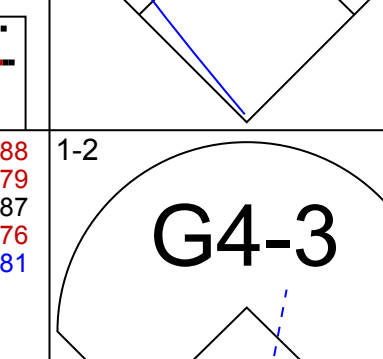

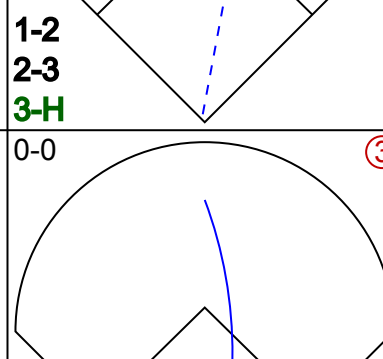
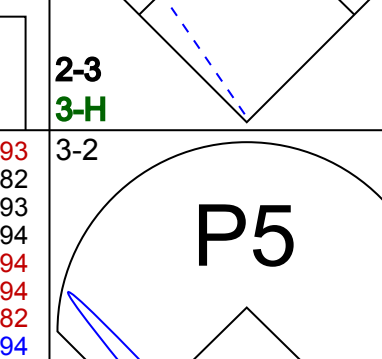
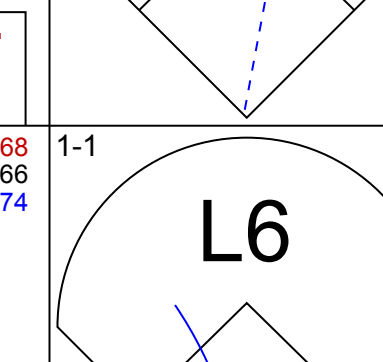

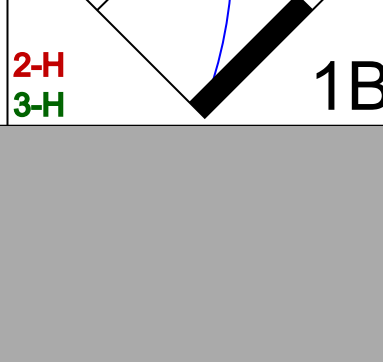
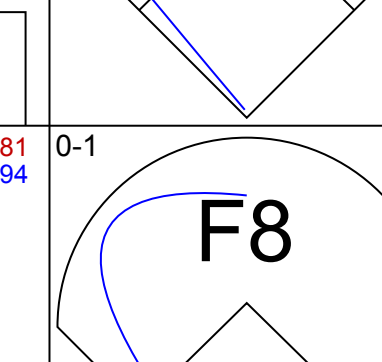

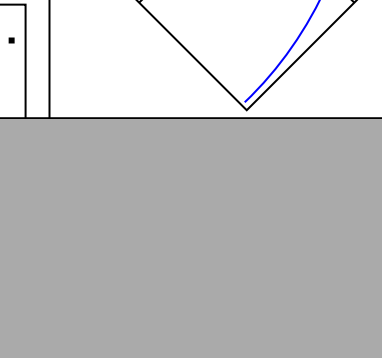
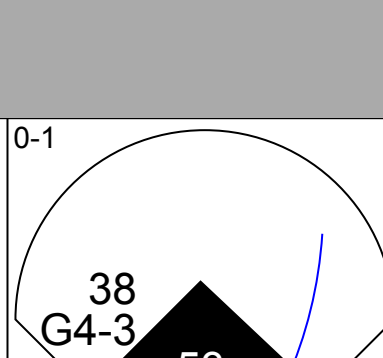
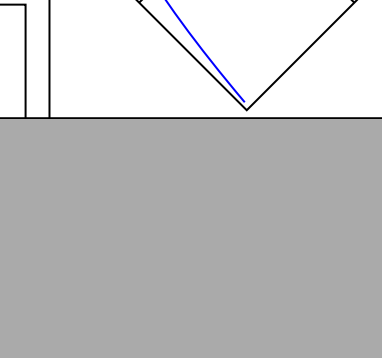
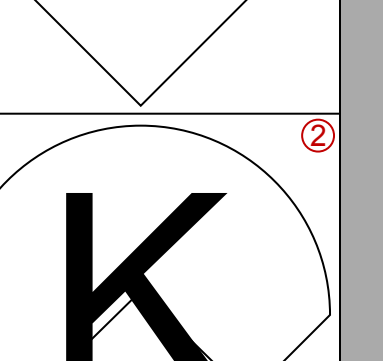

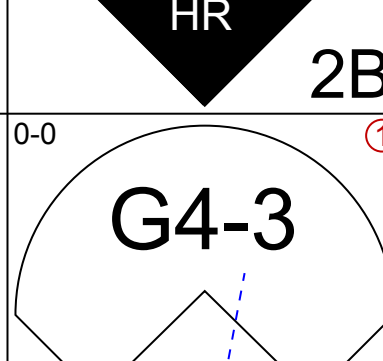

AB 32
 R 4
 H 4
 RBI 1
 BB 2
 SO 8
 LOB 9



Batter	1	2	3	4	5	6	7	8	9	AB	R	H	RBI	BB	SO	LOB	TOP			
17 Shin-Soo Choo, L (1.8) OBP: 0.512, SLG: 0.727										4	0	2	0	0	2	0	Cincinnati Reds @ St. Louis Cardinals Busch Stadium, St. Louis, MO Tue Apr 09 2013, 7:17 PM - 9:58 PM CDT Att: 37,731 - Partly Cloudy - 77 F			
2 Zack Cozart, R (1.6) OBP: 0.325, SLG: 0.323										4	1	1	0	0	0	2				
19 Joey Votto, L (1.3) OBP: 0.475, SLG: 0.321										3	0	1	0	1	1	0				
4 Brandon Phillips, R (1.4) OBP: 0.342, SLG: 0.600										3	0	0	1	0	1	2				
32 Jay Bruce, L (1.9) OBP: 0.325, SLG: 0.395										4	0	0	0	0	2	3				
21 Todd Frazier, R (1.5) OBP: 0.444, SLG: 0.719										3	0	0	0	0	2	0				
15 Derrick Robinson, S (1.7) OBP: 0.250, SLG: 0.250										3	0	1	0	0	2	0				
43 Manny Parra, L (7.1) OBP: 0.500, SLG: 0.500										0	0	0	0	0	0	0				
29 Ryan Hanigan, R (1.2) OBP: 0.148, SLG: 0.043										3	0	0	0	0	1	1				
61 Bronson Arroyo, R (1.1) OBP: 0.214, SLG: 0.370										2	0	0	0	0	2	1				
28 Chris Heisey, R (7.7)										1	0	0	0	0	1	0				
Inning Stats	R: 0 E: 0 K: 2 S: 9	H: 0 LOB: 0 BB: 0 P: 14	R: 0 E: 0 K: 2 S: 9	H: 0 LOB: 0 BB: 0 P: 11	R: 0 E: 0 K: 2 S: 8	H: 0 LOB: 0 BB: 0 P: 11	R: 1 E: 0 K: 2 S: 17	H: 2 LOB: 1 BB: 0 P: 27	R: 0 E: 0 K: 0 S: 11	H: 1 LOB: 1 BB: 0 P: 21	R: 0 E: 0 K: 2 S: 9	H: 0 LOB: 0 BB: 0 P: 11	R: 0 E: 0 K: 1 S: 7	H: 1 LOB: 0 BB: 0 P: 11	R: 0 E: 0 K: 1 S: 8	H: 0 LOB: 0 BB: 0 P: 12	1B: 5 2B: 0 3B: 0 HR: 0	SF: 1 DP: 1 HBP: 0	WP: 0 PB: 0 SB: 0 CS: 0	PA: 32
PITCHER	IP WLS BF H R ER SO BB IBB HBP BLK WP HR S P ERA WHIP	IP WLS BF H R ER SO BB IBB HBP BLK WP HR S P ERA WHIP	IP WLS BF H R ER SO BB IBB HBP BLK WP HR S P ERA WHIP	IP WLS BF H R ER SO BB IBB HBP BLK WP HR S P ERA WHIP	IP WLS BF H R ER SO BB IBB HBP BLK WP HR S P ERA WHIP	IP WLS BF H R ER SO BB IBB HBP BLK WP HR S P ERA WHIP	IP WLS BF H R ER SO BB IBB HBP BLK WP HR S P ERA WHIP	IP WLS BF H R ER SO BB IBB HBP BLK WP HR S P ERA WHIP	IP WLS BF H R ER SO BB IBB HBP BLK WP HR S P ERA WHIP	IP WLS BF H R ER SO BB IBB HBP BLK WP HR S P ERA WHIP	IP WLS BF H R ER SO BB IBB HBP BLK WP HR S P ERA WHIP	IP WLS BF H R ER SO BB IBB HBP BLK WP HR S P ERA WHIP	IP WLS BF H R ER SO BB IBB HBP BLK WP HR S P ERA WHIP	IP WLS BF H R ER SO BB IBB HBP BLK WP HR S P ERA WHIP	IP WLS BF H R ER SO BB IBB HBP BLK WP HR S P ERA WHIP	IP WLS BF H R ER SO BB IBB HBP BLK WP HR S P ERA WHIP	IP WLS BF H R ER SO BB IBB HBP BLK WP HR S P ERA WHIP			
31 Lance Lynn, R (1.1) ERA: 4.3	6.0	W 23	4	1	1	10	1	0	0	0	0	0	0	66	101	1.50	0.833			
44 Edward Mujica, R (7.1) ERA: 2.08	1.0	H 3	0	0	0	2	0	0	0	0	0	0	0	9	11	0.00	0.000			
26 Trevor Rosenthal, R (8.1) ERA: 3.0	1.0	H 3	1	0	0	1	0	0	0	0	0	0	0	7	11	0.00	1.000			
41 Mitchell Boggs, R (9.1) ERA: 11.81	1.0	3	0	0	0	1	0	0	0	0	0	0	0	8	12	0.00	0.000			

AB	30
R	1
H	5
RBI	1
BB	1
SO	14
LOB	9



Batter	1	2	3	4	5	6	7	8	9	AB	R	H	RBI	BB	SO	LOB	BOTTOM			
19 Jon Jay, L (1.8) OBP: 0.282, SLG: 0.378										4	1	1	0	0	0	2	Cincinnati Reds @ St. Louis Cardinals Busch Stadium, St. Louis, MO Tue Apr 09 2013, 7:17 PM - 9:58 PM CDT Att: 37,731 - Partly Cloudy - 77 F			
13 Matt Carpenter, L (1.5) OBP: 0.412, SLG: 0.467										4	2	2	0	0	0	0				
7 Matt Holliday, R (1.7) OBP: 0.353, SLG: 0.393										3	0	1	0	1	0	0				
21 Allen Craig, R (1.3) OBP: 0.263, SLG: 0.314										4	0	0	1	0	0	3				
3 Carlos Beltrán, S (1.9) OBP: 0.259, SLG: 0.200										4	0	1	1	0	0	1				
41 Mitchell Boggs, R (9.1)										0	0	0	0	0	0	0				
4 Yadier Molina, R (1.2) OBP: 0.294, SLG: 0.375										4	0	1	0	0	0	1				
33 Daniel Descalso, L (1.4) OBP: 0.250, SLG: 0.357										3	1	1	0	0	1	1				
38 Pete Kozma, R (1.6) OBP: 0.313, SLG: 0.467										3	0	1	0	0	1	1				
31 Lance Lynn, S (1.1) ERA: 4.3	6.0	L 23	4	4	4	2	0	0	0	0	0	0	0	0	0	0				
53 Matt Adams, L (6.9) OBP: 0.299, SLG: 1.000	2.0	10	4	1	1	1	0	0	0	0	0	0	0	0	0	0				
44 Edward Mujica, R (7.1) ERA: 2.08	1.0	3	0	0	0	2	0	0	0	0	0	0	0	0	0	0				
12 Ty Wigginton, R (7.9) OBP: 0.299, SLG: 0.222	1.0	3	1	0	0	1	0	0	0	0	0	0	0	0	0	0				
26 Trevor Rosenthal, R (8.1) ERA: 3.0	1.0	3	0	0	0	1	0	0	0	0	0	0	0	0	0	0				
43 Shane Robinson, R (9.9) OBP: 0.071, SLG: 0.000	1.0	3	0	0	0	1	0	0	0	0	0	0	0	0	0	0				
Inning Stats	R: 0 E: 0 K: 0 S: 8	H: 0 LOB: 0 BB: 0 P: 11	R: 0 E: 0 K: 0 S: 10	H: 0 LOB: 0 BB: 0 P: 15	R: 0 E: 0 K: 2 S: 9	H: 0 LOB: 0 BB: 0 P: 12	R: 0 E: 0 K: 0 S: 7	H: 0 LOB: 0 BB: 0 P: 12	R: 0 E: 0 K: 0 S: 14	H: 0 LOB: 2 BB: 1 P: 21	R: 0 E: 0 K: 1 S: 7	H: 2 LOB: 2 BB: 0 P: 12	R: 1 E: 0 K: 0 S: 14	H: 2 LOB: 1 BB: 0 P: 22	R: 0 E: 0 K: 0 S: 7	H: 0 LOB: 0 BB: 0 P: 12	1B: 5 2B: 3 3B: 0 HR: 1	SF: 0 DP: 0 HBP: 0	WP: 1 PB: 0 SB: 0 CS: 0	PA: 33
PITCHER	IP WLS BF H R ER SO BB IBB HBP BLK WP HR S P ERA WHIP	IP WLS BF H R ER SO BB IBB HBP BLK WP HR S P ERA WHIP	IP WLS BF H R ER SO BB IBB HBP BLK WP HR S P ERA WHIP	IP WLS BF H R ER SO BB IBB HBP BLK WP HR S P ERA WHIP	IP WLS BF H R ER SO BB IBB HBP BLK WP HR S P ERA WHIP	IP WLS BF H R ER SO BB IBB HBP BLK WP HR S P ERA WHIP	IP WLS BF H R ER SO BB IBB HBP BLK WP HR S P ERA WHIP	IP WLS BF H R ER SO BB IBB HBP BLK WP HR S P ERA WHIP	IP WLS BF H R ER SO BB IBB HBP BLK WP HR S P ERA WHIP	IP WLS BF H R ER SO BB IBB HBP BLK WP HR S P ERA WHIP	IP WLS BF H R ER SO BB IBB HBP BLK WP HR S P ERA WHIP	IP WLS BF H R ER SO BB IBB HBP BLK WP HR S P ERA WHIP	IP WLS BF H R ER SO BB IBB HBP BLK WP HR S P ERA WHIP	IP WLS BF H R ER SO BB IBB HBP BLK WP HR S P ERA WHIP	IP WLS BF H R ER SO BB IBB HBP BLK WP HR S P ERA WHIP	IP WLS BF H R ER SO BB IBB HBP BLK WP HR S P ERA WHIP	IP WLS BF H R ER SO BB IBB HBP BLK WP HR S P ERA WHIP			
61 Bronson Arroyo, R (1.1) ERA: 5.25	6.0	L 23	4	1	1	1	0	0	0	0	0	0	0	0	0	0				
43 Manny Parra, L (7.1) ERA: 2.25	2.0	10	4	1	1	1	0	0	0	0	0	0	0	0	0	0				

AB	32
R	5
H	9
RBI	4
BB	1
SO	3
LOB	11



Batter	1	2	3	4	5	6	7	8	9	AB	R	H	RBI	BB	SO	LOB	TOP		
17 Shin-Soo Choo, L (1,8) 15 Derrick Robinson, S (8,8) OBP: 0.511, SLG: 0.686 OBP: 0.250, SLG: 0.250										2	0	0	0	1	0	1	Cincinnati Reds @ St. Louis Cardinals Busch Stadium, St. Louis, MO Wed Apr 10 2013, 12:47 PM - 3:20 PM CDT Att: 34,882 - Cloudy - 76 F		
28 Chris Hestey, R (1,7) OBP: 0.188, SLG: 0.323										4	0	0	0	0	1	3			
19 Joey Votto, L (1,3) OBP: 0.500, SLG: 0.387											3	0	2	0	1	0			
4 Brandon Phillips, R (1,4) OBP: 0.333, SLG: 0.564											4	0	1	0	0	3			
32 Jay Bruce, L (1,9) OBP: 0.318, SLG: 0.381											4	0	1	0	0	1			
21 Todd Frazier, R (1,5) OBP: 0.400, SLG: 0.639											4	0	0	0	0	0			
39 Devin Mesoraco, R (1,2) OBP: 0.364, SLG: 0.125											2	0	0	0	2	1			
3 Cesar Izturis, S (1,6) OBP: 0.200, SLG: 0.200												4	0	1	0	0		2	
34 Homer Bailey, R (1,1) 66 Logan Ondrusek, R (6,1) 9 Jack Hannahan, L (7,PH) 31 Alfredo Simon, R (7,1)											1	0	0	0	0	0			
Inning Stats	R: 0 E: 0 K: 0 S: 9	H: 1 LOB: 1 BB: 1 P: 15	R: 0 E: 0 K: 1 S: 6	H: 0 LOB: 0 BB: 0 P: 7	R: 0 E: 0 K: 1 S: 8	H: 1 LOB: 1 BB: 0 P: 10	R: 0 E: 0 K: 0 S: 7	H: 1 LOB: 0 BB: 0 P: 11	R: 0 E: 0 K: 2 S: 9	H: 0 LOB: 1 BB: 1 P: 8	R: 0 E: 0 K: 2 S: 9	H: 0 LOB: 1 BB: 1 P: 13	R: 0 E: 0 K: 0 S: 12	H: 2 LOB: 2 BB: 0 P: 18	R: 0 E: 0 K: 0 S: 7	H: 0 LOB: 0 BB: 0 P: 11		1B: 4 2B: 1 3B: 0 HR: 0	SF: 0 SAC: 1 DP: 1 HBP: 1
PITCHER 35 Jake Westbrook, R (1,1) ERA:	IP: 9.0 WLS: W BF: 35 H: 5 R: 0 ER: 0 SO: 3	BB: 4 IBB: 0 HBP: 1 BLK: 0	WP: 0 HR: 0 S: 69 P: 111	ERA: 0.00 WHIP: 1.000	PITCHER	IP: 9.0 WLS: W BF: 35 H: 5 R: 0 ER: 0 SO: 3	BB: 4 IBB: 0 HBP: 1 BLK: 0	WP: 0 HR: 0 S: 69 P: 111	ERA: 0.00 WHIP: 1.000										

Batter	1	2	3	4	5	6	7	8	9	AB	R	H	RBI	BB	SO	LOB	BOTTOM		
19 Jon Jay, L (1,8) OBP: 0.273, SLG: 0.429										5	1	1	1	0	0	5	Cincinnati Reds @ St. Louis Cardinals Busch Stadium, St. Louis, MO Wed Apr 10 2013, 12:47 PM - 3:20 PM CDT Att: 34,882 - Cloudy - 76 F		
13 Matt Carpenter, L (1,4) OBP: 0.482, SLG: 0.629										5	2	4	2	0	1	2			
7 Matt Holliday, R (1,7) 12 Ty Wigginton, R (6,7) OBP: 0.368, SLG: 0.419 OBP: 0.200, SLG: 0.200											3	1	1	1	0	1			
3 Carlos Beltrán, S (1,9) 43 Shane Robinson, R (7,PR) OBP: 0.290, SLG: 0.321 OBP: 0.500, SLG: 0.533											3	1	1	2	1	1			
4 Yadier Molina, R (1,2) OBP: 0.282, SLG: 0.351											5	1	1	0	0	2			
23 David Freese, R (1,5) OBP: 0.286, SLG: 0.286											4	1	2	0	0	1			
53 Matt Adams, L (1,3) OBP: 0.667, SLG: 1.214											3	1	2	3	1	0			
38 Pete Kozma, R (1,6) OBP: 0.306, SLG: 0.471											4	1	1	0	0	1			
35 Jake Westbrook, R (1,1) ERA: 5.4											2	0	1	1	1	0			
Inning Stats	R: 0 E: 0 K: 0 S: 5	H: 1 LOB: 0 BB: 0 P: 8	R: 0 E: 0 K: 0 S: 5	H: 0 LOB: 0 BB: 0 P: 6	R: 0 E: 0 K: 1 S: 12	H: 0 LOB: 2 BB: 2 P: 23	R: 0 E: 0 K: 1 S: 8	H: 1 LOB: 2 BB: 1 P: 16	R: 4 E: 0 K: 0 S: 13	H: 4 LOB: 0 BB: 0 P: 20	R: 4 E: 0 K: 2 S: 14	H: 4 LOB: 2 BB: 1 P: 21	R: 2 E: 0 K: 2 S: 20	H: 3 LOB: 1 BB: 1 P: 31	R: 0 E: 0 K: 1 S: 9	H: 1 LOB: 1 BB: 0 P: 11		1B: 6 2B: 4 3B: 0 HR: 4	SF: 0 SAC: 1 DP: 1 HBP: 0
PITCHER 34 Homer Bailey, R (1,1) ERA: 5.73 66 Logan Ondrusek, R (6,1) ERA: 9.0 31 Alfredo Simon, R (7,1) ERA: 5.4	IP: 5.0 WLS: L BF: 26 H: 9 R: 7 ER: 7 SO: 7	BB: 3 IBB: 0 HBP: 0 BLK: 0	WP: 0 HR: 3 S: 52 P: 87	ERA: 12.60 WHIP: 2.400	PITCHER	IP: 1.0 WLS: 4 BF: 4 H: 1 R: 1 ER: 1 SO: 0	BB: 0 IBB: 0 HBP: 0 BLK: 0	WP: 0 HR: 5 S: 7 P: 42	ERA: 9.00 WHIP: 1.000										

Batter	1	2	3	4	5	6	7	8	9	AB	R	H	RBI	BB	SO	LOB	TOP										
7 Norichika Aoki, L (1,9) OBP: 0.455, SLG: 0.538										3	0	1	0	1	0	0	Milwaukee Brewers @ St. Louis Cardinals Busch Stadium, St. Louis, MO Fri Apr 12 2013, 7:22 PM - 9:36 PM CDT Att: 42,528 - Cloudy - 45 F										
9 Jean Segura, R (1,6) OBP: 0.467, SLG: 0.679										4	0	1	0	0	2	1											
8 Ryan Braun, R (1,7) OBP: 0.519, SLG: 0.682										4	0	0	0	0	3	3											
23 Rickie Weeks Jr., R (1,4) OBP: 0.310, SLG: 0.324										4	0	0	0	0	2	3											
20 Jonathan Lucroy, R (1,2) OBP: 0.257, SLG: 0.167										3	0	0	0	0	0	0											
11 Alex Gonzalez, R (1,5) 50 Blake Lalli, L (3,3)										0	0	0	0	0	0	0											
27 Carlos Gómez, R (1,8) OBP: 0.162, SLG: 0.216										2	0	0	0	0	0	0											
3 Yuniesky Betancourt, R (1,3) (3,5) OBP: 0.269, SLG: 0.217										3	0	0	0	0	0	1											
26 Kyle Lohse, R (1,1) 32 Tom Gorzelanny, R (8,1) 22 Logan Schafer, L (9,PH) OBP: 0.222, SLG: 0.222										2	0	0	0	0	1	0											
Inning Stats	R: 0 H: 1 E: 0 K: 3 S: 19	H: 1 LOB: 0 BB: 0 P: 25	R: 0 H: 0 E: 0 K: 1 S: 14	H: 0 LOB: 1 BB: 0 P: 18	R: 0 H: 0 E: 0 K: 1 S: 14	H: 0 LOB: 0 BB: 0 P: 19	R: 0 H: 0 E: 0 K: 1 S: 11	H: 0 LOB: 0 BB: 0 P: 13	R: 0 H: 0 E: 0 K: 1 S: 11	H: 0 LOB: 0 BB: 0 P: 15	R: 0 H: 0 E: 0 K: 2 S: 8	H: 0 LOB: 0 BB: 0 P: 9	R: 0 H: 0 E: 0 K: 0 S: 10	H: 0 LOB: 0 BB: 0 P: 14	R: 0 H: 0 E: 0 K: 0 S: 11	H: 0 LOB: 0 BB: 0 P: 16		R: 0 H: 1 E: 0 K: 2 S: 14	H: 1 LOB: 2 BB: 1 P: 21	1B: 2 2B: 0 3B: 0 HR: 0	SF: 0 SAC: 0 DP: 0 HBP: 1	WP: 0 PB: 0 SB: 1 CS: 0	PA: 31				
PITCHER	IP	WLS	BF	H	R	ER	SO	BB	IBB	HBP	BLK	WP	HR	S	P	ERA	WHIP										
40 Shelby Miller, R (1,1) ERA: 1.46	7.0	W	23	1	0	0	8	0	0	1	0	0	0	87	113	0.00	0.143										
26 Trevor Rosenthal, R (8,1) ERA: 2.57	1.0	H	3	0	0	0	0	0	0	0	0	0	0	11	16	0.00	0.000										
41 Mitchell Boggs, R (9,1) ERA: 9.95	1.0	S	5	1	0	0	2	1	0	0	0	0	0	14	21	0.00	2.000										

Batter	1	2	3	4	5	6	7	8	9	AB	R	H	RBI	BB	SO	LOB	BOTTOM										
19 Jon Jay, L (1,8) OBP: 0.250, SLG: 0.391										4	0	0	0	0	1	1	Milwaukee Brewers @ St. Louis Cardinals Busch Stadium, St. Louis, MO Fri Apr 12 2013, 7:22 PM - 9:36 PM CDT Att: 42,528 - Cloudy - 45 F										
13 Matt Carpenter, L (1,4) (8,5) OBP: 0.415, SLG: 0.554										4	0	0	0	0	0	0											
7 Matt Holliday, R (1,7) OBP: 0.366, SLG: 0.412										3	0	1	0	0	0	0											
21 Allen Craig, R (1,3) OBP: 0.244, SLG: 0.289										3	0	0	0	0	0	1											
3 Carlos Beltrán, S (1,9) OBP: 0.294, SLG: 0.323										3	1	1	0	0	0	0											
4 Yadier Molina, R (1,2) OBP: 0.310, SLG: 0.475										3	1	2	1	0	0	0											
23 David Freese, R (1,5) 26 Trevor Rosenthal, R (8,1) 41 Mitchell Boggs, R (9,1) OBP: 0.300, SLG: 0.300										3	0	1	1	0	0	0											
38 Pete Kozma, R (1,6) OBP: 0.308, SLG: 0.459										3	0	1	0	0	1	2											
40 Shelby Miller, R (1,1) 33 Daniel Descalso, L (8,4) OBP: 0.241, SLG: 0.345										1	0	0	0	0	0	2											
Inning Stats	R: 0 H: 1 E: 0 K: 0 S: 6	H: 3 LOB: 1 BB: 0 P: 8	R: 1 H: 0 E: 0 K: 1 S: 11	H: 3 LOB: 0 BB: 0 P: 19	R: 0 H: 0 E: 0 K: 1 S: 7	H: 0 LOB: 0 BB: 0 P: 10	R: 0 H: 0 E: 0 K: 0 S: 8	H: 0 LOB: 0 BB: 0 P: 11	R: 0 H: 1 E: 0 K: 0 S: 10	H: 1 LOB: 1 BB: 0 P: 11	R: 0 H: 0 E: 0 K: 0 S: 6	H: 0 LOB: 0 BB: 0 P: 9	R: 1 H: 1 E: 0 K: 0 S: 11	H: 1 LOB: 0 BB: 0 P: 14	R: 0 H: 0 E: 0 K: 0 S: 6	H: 0 LOB: 0 BB: 0 P: 12		R: 0 H: 0 E: 0 K: 0 S: 6	H: 0 LOB: 0 BB: 0 P: 12	1B: 4 2B: 1 3B: 0 HR: 1	SF: 0 SAC: 1 DP: 1 HBP: 0	WP: 0 PB: 0 SB: 0 CS: 0	PA: 29				
PITCHER	IP	WLS	BF	H	R	ER	SO	BB	IBB	HBP	BLK	WP	HR	S	P	ERA	WHIP										
26 Kyle Lohse, R (1,1) ERA: 2.08	7.0	L	26	6	2	2	2	0	0	0	0	0	0	59	82	2.57	0.857										
32 Tom Gorzelanny, L (8,1) ERA: 1.69	1.0		3	0	0	0	0	0	0	0	0	0	0	6	12	0.00	0.000										

AB	29
R	0
H	2
RBI	0
BB	1
SO	10
LOB	9



AB	28
R	2
H	6
RBI	2
BB	0
SO	2
LOB	6



Batter	1	2	3	4	5	6	7	8	9	AB	R	H	RBI	BB	SO	LOB	TOP					
7 Norichika Aoki, L (1,9) 64 Mike Fiers, R (8,1)	G4-3			P6		G4-3		P2		4	0	0	0	0	0	1	Milwaukee Brewers @ St. Louis Cardinals Busch Stadium, St. Louis, MO Sat Apr 13 2013, 3:19 PM - 5:54 PM CDT Att: 44,696 - Partly Cloudy - 59 F					
9 Jean Segura, R (1,6)	G4-3			23 WP 1B		G2-3			P6	4	0	1	0	0	0							
8 Ryan Braun, R (1,7) 59 John Axford, R (7,1) 25 Josh Prince, R (8,9)	K			K		K		K	G5-3	3	0	0	0	0	3							
23 Rickie Weeks Jr., R (1,4)				K					K	4	0	1	0	0	3							
22 Logan Schafer, L (1,8)						K				3	0	0	0	0	3							
12 Martin Maldonado, R (1,2)	F7					L8				3	0	0	0	0	0							
3 Yuniesky Betancourt, R (1,5)										3	0	1	0	0	1							
50 Blake Lalli, L (1,3)										3	0	0	0	0	0							
49 Yovani Gallardo, R (1,1) 31 Burke Badenhop, R (6,1) 51 Michael Gonzalez, R (6,1) 18 Khris Davis, R (7,7)										2	0	0	0	0	2							
										0	0	0	0	0	0							
										1	0	1	0	0	0							
Inning Stats	R: 0 E: 0 K: 1 S: 9	H: 0 LOB: 0 BB: 0 P: 12	R: 0 E: 0 K: 2 S: 10	H: 0 LOB: 0 BB: 0 P: 13	R: 0 E: 0 K: 1 S: 5	H: 0 LOB: 0 BB: 0 P: 6	R: 0 E: 0 K: 2 S: 13	H: 1 LOB: 1 BB: 0 P: 16	R: 0 E: 0 K: 1 S: 7	H: 0 LOB: 1 BB: 0 P: 10	R: 0 E: 0 K: 1 S: 7	H: 0 LOB: 0 BB: 0 P: 10	R: 0 E: 0 K: 2 S: 12	H: 1 LOB: 1 BB: 0 P: 18	R: 0 E: 0 K: 1 S: 12	H: 1 LOB: 1 BB: 0 P: 17	R: 0 E: 0 K: 1 S: 9	H: 0 LOB: 0 BB: 0 P: 13	1B: 2 2B: 2 3B: 0 HR: 0	SF: 0 SAC: 0 DP: 0 HBP: 0	WP: 1 PB: 0 CS: 0	PA: 31
PITCHER 50 Adam Wainwright, R (1,1) ERA: 2.05	IP: 9.0 WLS: W BF: 31 H: 4 R: 0 ER: 0 SO: 12 BB: 0 IBB: 0 HBP: 0 BLK: 0 WP: 1 HR: 0 S: 84 P: 115 ERA: 0.00 WHIP: 0.444											PITCHER IP: 9.0 WLS: W BF: 31 H: 4 R: 0 ER: 0 SO: 12 BB: 0 IBB: 0 HBP: 0 BLK: 0 WP: 1 HR: 0 S: 84 P: 115 ERA: 0.00 WHIP: 0.444										

Batter	1	2	3	4	5	6	7	8	9	AB	R	H	RBI	BB	SO	LOB	BOTTOM					
19 Jon Jay, L (1,8)	G6-3									4	1	2	1	0	0	1	Milwaukee Brewers @ St. Louis Cardinals Busch Stadium, St. Louis, MO Sat Apr 13 2013, 3:19 PM - 5:54 PM CDT Att: 44,696 - Partly Cloudy - 59 F					
13 Matt Carpenter, L (1,4)	K									3	1	0	0	0	1	2						
7 Matt Holliday, R (1,7) 43 Shane Robinson, R (7,7)	G1-3									3	1	1	2	0	0	0						
3 Carlos Beltrán, S (1,9)										4	0	1	0	0	1	2						
21 Allen Craig, R (1,3) 12 Ty Wigginton, R (7,PH) (8,3)										3	1	1	1	0	0	1						
4 Yadier Molina, R (1,2)										1	0	0	0	0	0	0						
4 Yadier Molina, R (1,2)										4	1	1	1	0	1	0						
23 David Freese, R (1,5)										4	1	1	0	0	2	2						
33 Daniel Descalso, L (1,6)										4	1	0	0	0	0	2						
50 Adam Wainwright, R (1,1) OBP: 0.375, SLG: 0.375										3	1	3	2	0	0	0						
Inning Stats	R: 0 E: 0 K: 1 S: 11	H: 0 LOB: 0 BB: 0 P: 15	R: 0 E: 0 K: 0 S: 11	H: 0 LOB: 0 BB: 0 P: 17	R: 0 E: 0 K: 0 S: 11	H: 2 LOB: 0 BB: 0 P: 16	R: 0 E: 0 K: 0 S: 10	H: 1 LOB: 1 BB: 0 P: 12	R: 0 E: 0 K: 2 S: 11	H: 0 LOB: 0 BB: 0 P: 16	R: 7 E: 1 K: 1 S: 22	H: 7 LOB: 2 BB: 0 P: 30	R: 0 E: 0 K: 1 S: 8	H: 0 LOB: 0 BB: 0 P: 15	R: 0 E: 0 K: 0 S: 5	H: 0 LOB: 0 BB: 0 P: 6	1B: 9 2B: 1 3B: 0 HR: 0	SF: 0 SAC: 0 DP: 1 HBP: 1	WP: 1 PB: 0 CS: 0	PA: 35		
PITCHER 49 Yovani Gallardo, R (1,1) ERA: 6.61 31 Burke Badenhop, R (6,1) ERA: 7.36 51 Michael Gonzalez, L (6,1) ERA: 11.57 59 John Axford, R (7,1) ERA: 18.69 64 Mike Fiers, R (8,1) ERA: 9.0	IP: 5.1 WLS: L BF: 23 H: 7 R: 6 ER: 5 SO: 3 BB: 0 IBB: 0 HBP: 0 BLK: 0 WP: 1 HR: 0 S: 62 P: 87 ERA: 8.44 WHIP: 1.312											PITCHER IP: 5.1 WLS: L BF: 23 H: 7 R: 6 ER: 5 SO: 3 BB: 0 IBB: 0 HBP: 0 BLK: 0 WP: 1 HR: 0 S: 62 P: 87 ERA: 8.44 WHIP: 1.312										

AB	31
R	0
H	4
RBI	0
BB	0
SO	12
LOB	6



AB	34
R	8
H	10
RBI	7
BB	0
SO	5
LOB	10



Batter	1	2	3	4	5	6	7	8	9	10	AB	R	H	RBI	BB	SO	LOB	TOP							
7 Norichika Aoki, L OBP: 0.306, SLG: 0.479	G4-3		K				F9		B2		5	0	1	0	0	1	3	Milwaukee Brewers @ St. Louis Cardinals Busch Stadium, St. Louis, MO Sun Apr 14 2013, 1:17 PM - 4:36 PM CDT Att. 42,645 - Sunny - 76 F							
9 Jean Segura, R OBP: 0.462, SLG: 0.611	FC6-4 BB		K						FC1-2		4	1	2	0	1	1	3								
8 Ryan Braun, R OBP: 0.429, SLG: 0.633	FC6-4		K						G3		5	1	1	2	0	0	5								
23 Rickie Weeks Jr., R OBP: 0.294, SLG: 0.311	G6-3		K						HR		4	0	0	0	1	1	3								
20 Jonathan Lucroy, R OBP: 0.300, SLG: 0.314											5	1	3	1	0	0	1								
12 Martin Maldonado, R OBP: 0.217, SLG: 0.273											5	0	0	0	0	2	2								
27 Carlos Gómez, R OBP: 0.214, SLG: 0.262											5	1	3	0	0	0	0								
3 Yuniesky Betancourt, R OBP: 0.303, SLG: 0.333											4	0	2	1	0	1	3								
41 Marco Estrada, R OBP: 0.250, SLG: 0.375											2	0	0	0	0	0	2								
18 Kris Bryant, R OBP: 0.331, SLG: 0.526											1	0	0	0	0	1	1								
32 Tom Gorzelanny, R ERA: 4.2											0	0	0	0	0	0	0								
29 Jim Henderson, L ERA: 4.5											0	0	0	0	0	0	0								
22 Logan Schafer, L ERA: 4.5											0	0	0	0	0	0	0								
53 Brandon Kintzler, R ERA: 4.15											0	0	0	0	0	0	0								
51 Michael Gonzalez, L ERA: 10.13											0	0	0	0	0	0	0								
31 Burke Badenhop, R ERA: 6.75											0	0	0	0	0	0	0								
Inning Stats	R: 0 E: 0 K: 0 S: 7	H: 0 LOB: 1 BB: 1 P: 14	R: 0 E: 0 K: 2 S: 14	H: 2 LOB: 2 BB: 0 P: 20	R: 0 E: 1 K: 1 S: 7	H: 1 LOB: 1 BB: 0 P: 12	R: 0 E: 0 K: 0 S: 6	H: 2 LOB: 1 BB: 0 P: 10	R: 0 E: 0 K: 1 S: 10	H: 1 LOB: 1 BB: 0 P: 12	R: 0 E: 0 K: 0 S: 4	H: 0 LOB: 0 BB: 0 P: 12	R: 0 E: 0 K: 1 S: 11	H: 1 LOB: 1 BB: 0 P: 14	R: 2 E: 0 K: 2 S: 15	H: 2 LOB: 0 BB: 0 P: 21	R: 1 E: 0 K: 0 S: 13	H: 2 LOB: 2 BB: 0 P: 18	R: 1 E: 0 K: 0 S: 10	H: 1 LOB: 0 BB: 0 P: 13	1B: 8 2B: 2 3B: 0 HR: 2	SF: 0 SAC: 1 DP: 3 HBP: 0	WP: 0 PB: 0 SB: 0 CS: 0	PA: 43	
PITCHER	IP 7.0	WLS 0	BF 28	H 7	R 0	ER 0	SO 5	BB 2	IBB 0	HBP 0	BLK 0	WP 0	HR 0	S 59	P 98	ERA 0.00	WHIP 1.286								
54 Jaime Garcia, L ERA: 1.86	1.0	0	5	2	2	2	0	0	0	0	0	0	0	1	15	21	18.00	2.000							
26 Trevor Rosenthal, R ERA: 4.5	0.0	0	3	2	1	1	0	0	0	0	0	0	0	0	7	8	∞	∞							
41 Mitchell Boggs, R ERA: 11.37	0.1	0	1	0	0	0	0	0	0	0	0	0	0	2	2	0.00	0.000								
36 Randy Choate, L ERA: 1.8	0.2	0	2	0	0	0	0	0	0	0	0	0	0	4	8	0.00	0.000								
PITCHER	IP 10.1	WLS 1	BF 41	H 1	R 1	ER 1	SO 0	BB 0	IBB 0	HBP 0	BLK 0	WP 0	HR 1	S 10	P 13	ERA 9.00	WHIP 1.000								
59 Fernando Salas, R ERA: 8.31	1.0	0	4	1	1	1	0	0	0	0	0	0	0	1	10	13	9.00	1.000							

Batter	1	2	3	4	5	6	7	8	9	10	AB	R	H	RBI	BB	SO	LOB	BOTTOM						
19 Jon Jay, L OBP: 0.286, SLG: 0.396	K		L9								3	0	1	0	1	1	0	Milwaukee Brewers @ St. Louis Cardinals Busch Stadium, St. Louis, MO Sun Apr 14 2013, 1:17 PM - 4:36 PM CDT Att. 42,645 - Sunny - 76 F						
13 Matt Carpenter, L OBP: 0.385, SLG: 0.511	P6		K								5	1	1	0	0	0	4							
7 Matt Holliday, R OBP: 0.368, SLG: 0.400	BB		K								3	1	1	1	2	1	1							
21 Allen Craig, R OBP: 0.289, SLG: 0.289	BB		K								4	0	1	0	0	0	2							
43 Shane Robinson, R OBP: 0.444, SLG: 0.286	L9		K								0	0	0	0	0	0	0							
3 Carlos Beltrán, S OBP: 0.262, SLG: 0.306			K								1	0	0	0	0	0	2							
4 Yadier Molina, R OBP: 0.300, SLG: 0.456	F9		K								4	0	1	1	0	1	0							
53 Matt Adams, L OBP: 0.632, SLG: 1.222	BB		K								4	1	2	1	0	2	0							
38 Pete Kozma, R OBP: 0.279, SLG: 0.415	K		K								4	0	0	0	0	1	1							
33 Daniel Descalso, L OBP: 0.216, SLG: 0.297	K		K								4	0	1	0	0	1	1							
59 Fernando Salas, R ERA: 6.75			K								0	0	0	0	0	0	0							
54 Jaime Garcia, L ERA: 1.86	6.0	0	25	7	3	3	7	1	0	0	0	0	0	0	0	0	0	0						
32 Tom Gorzelanny, L ERA: 4.2	1.0	0	4	1	0	0	0	1	0	0	0	0	0	8	16	0.00	2.000							
29 Jim Henderson, R ERA: 4.5	1.0	0	3	0	0	0	1	0	0	0	0	0	0	8	10	0.00	0.000							
53 Brandon Kintzler, R ERA: 4.15	1.1	W	5	0	0	0	1	1	0	0	0	0	0	10	18	0.00	0.750							
51 Michael Gonzalez, L ERA: 10.13	0.1	H	2	0	0	0	0	0	1	0	0	0	0	2	7	0.00	0.000							
Inning Stats	R: 0 E: 0 K: 1 S: 9	H: 0 LOB: 1 BB: 1 P: 17	R: 0 E: 0 K: 2 S: 10	H: 1 LOB: 1 BB: 0 P: 14	R: 2 E: 0 K: 1 S: 12	H: 4 LOB: 2 BB: 0 P: 16	R: 1 E: 0 K: 1 S: 12	H: 1 LOB: 0 BB: 0 P: 21	R: 0 E: 1 K: 0 S: 8	H: 1 LOB: 1 BB: 1 P: 13	R: 0 E: 0 K: 2 S: 10	H: 0 LOB: 0 BB: 0 P: 13	R: 0 E: 0 K: 0 S: 8	H: 1 LOB: 1 BB: 1 P: 16	R: 0 E: 0 K: 1 S: 8	H: 0 LOB: 0 BB: 0 P: 10	R: 0 E: 0 K: 1 S: 7	H: 0 LOB: 0 BB: 0 P: 10	R: 0 E: 0 K: 0 S: 7	H: 0 LOB: 2 BB: 2 P: 18	1B: 5 2B: 2 3B: 0 HR: 1	SF: 0 SAC: 1 DP: 1 HBP: 0	WP: 0 PB: 0 SB: 1 CS: 0	PA: 40
PITCHER	IP 6.0	WLS 0	BF 25	H 7	R 3	ER 3	SO 7	BB 1	IBB 0	HBP 0	BLK 0	WP 0	HR 0	S 61	P 94	ERA 4.50	WHIP 1.333							
41 Marco Estrada, L ERA: 4.5	1.0	0	4	1	0	0	0	1	0	0	0	0	0	8	16	0.00	2.000							
32 Tom Gorzelanny, L ERA: 4.2	1.0	0	3	0	0	0	1	0	0	0	0	0	0	8	10	0.00	0.000							
29 Jim Henderson, R ERA: 4.5	1.1	W	5	0	0	0	1	1	0	0	0	0	0	10	18	0.00	0.750							
53 Brandon Kintzler, R ERA: 4.15	0.1	H	2	0	0	0	0	0	1	0	0	0	0	2	7	0.00	0.000							
51 Michael Gonzalez, L ERA: 10.13	0.1	H	2	0	0	0	0	0	1	0	0	0	0	2	7	0.00	0.000							
PITCHER	IP 0.1	WLS 0	BF 1	H 0	R 0	ER 0	SO 0	BB 0	IBB 0	HBP 0	BLK 0	WP 0	HR 0	S 2	P 3	ERA 0.00	WHIP 0.000							
31 Burke Badenhop, R ERA: 6.75	0.1	0	1	0	0	0	0	0	0	0	0	0	0	2	3	0.00	0.000							

Batter	1	2	3	4	5	6	7	8	9	AB	R	H	RBI	BB	SO	LOB	TOP										
19 Jon Jay, L OBP: 0.311, SLG: 0.421										4	3	2	2	1	0	2											
13 Matt Carpenter, L OBP: 0.386, SLG: 0.450										4	1	1	0	1	0	3											
7 Matt Holliday, R OBP: 0.389, SLG: 0.422										5	1	2	2	0	0	2											
21 Allen Craig, R OBP: 0.264, SLG: 0.306										4	1	1	3	1	0	2											
3 Carlos Beltrán, S OBP: 0.273, SLG: 0.293										5	1	1	1	0	1	2											
4 Yadier Molina, R OBP: 0.309, SLG: 0.472										5	0	2	1	0	0	0											
23 David Freese, R OBP: 0.350, SLG: 0.294										3	1	0	0	2	0	2											
38 Pete Kozma, R OBP: 0.277, SLG: 0.422										4	1	1	0	0	0	1											
31 Lance Lynn, S										2	1	0	0	1	1	3											
58 Joe Kelly, R										0	0	0	0	0	0	0											
53 Matt Adams, L										0	0	0	0	1	0	0											
34 Marc Rzepczynski, L										0	0	0	0	0	0	0											
41 Mitchell Boggs, R										0	0	0	0	0	0	0											
Inning Stats	R: 1 E: 0 K: 0 S: 8	H: 3 LOB: 1 BB: 0 P: 11	R: 7 E: 1 K: 0 S: 22	H: 5 LOB: 1 BB: 2 P: 40	R: 2 E: 0 K: 0 S: 16	H: 1 LOB: 1 BB: 2 P: 29	R: 0 E: 0 K: 0 S: 10	H: 0 LOB: 0 BB: 1 P: 12	R: 0 E: 1 K: 1 S: 7	H: 0 LOB: 0 BB: 0 P: 9	R: 0 E: 0 K: 1 S: 7	H: 0 LOB: 0 BB: 1 P: 17	R: 0 E: 0 K: 0 S: 6	H: 0 LOB: 0 BB: 1 P: 12	R: 0 E: 0 K: 0 S: 10	H: 0 LOB: 1 BB: 0 P: 16	R: 0 E: 0 K: 0 S: 10	H: 1 LOB: 1 BB: 0 P: 14	1B: 5 2B: 5 3B: 0 HR: 0	SF: 0 SAC: 0 DP: 2 HBP: 0	WP: 1 PB: 0 SB: 0 CS: 0	PA: 43					
PITCHER	IP	WLS	BF	H	R	ER	SO	BB	IBB	HBP	BLK	WP	HR	S	P	ERA	WHIP										
53 James McDonald, R ERA: 5.27	1.2	L	15	8	8	3	0	2	0	0	0	1	0	27	46	16.20	6.000										
37 Justin Wilson, L ERA: 1.53	3.1		13	1	2	2	1	2	0	0	0	0	0	36	55	5.40	0.900										
29 Bryan Morris, R ERA: 1.53	3.0		11	0	0	0	1	3	0	0	0	0	0	23	45	0.00	1.000										
44 Tony Watson, L ERA: 4.76	1.0		4	1	0	0	0	0	0	0	0	0	0	10	14	0.00	1.000										

St. Louis Cardinals @ Pittsburgh Pirates
PNC Park, Pittsburgh, PA
Mon Apr 15 2013, 7:06 PM - 10:27 PM EDT
Att: 10,539 - Cloudy - 62 F

AB	36
R	10
H	10
RBI	9
BB	7
SO	2
LOB	17



Batter	1	2	3	4	5	6	7	8	9	AB	R	H	RBI	BB	SO	LOB	BOTTOM										
6 Starling Marte, R OBP: 0.404, SLG: 0.519										5	1	3	1	0	1	2											
23 Travis Snider, L OBP: 0.387, SLG: 0.407										4	1	1	0	1	1	5											
22 Andrew McCutchen, R OBP: 0.331, SLG: 0.499										5	1	1	1	0	1	4											
44 Tony Watson, L										0	0	0	0	0	0	0											
46 Garrett Jones, L OBP: 0.350, SLG: 0.447										3	0	1	1	2	0	1											
18 Neil Walker, S OBP: 0.321, SLG: 0.298										5	1	2	2	0	0	3											
24 Pedro Alvarez, L OBP: 0.174, SLG: 0.073										3	0	0	0	0	1	4											
29 Bryan Morris, L										0	0	0	0	0	0	0											
31 Jose Tabata, R OBP: 0.263, SLG: 0.276										2	1	2	0	0	0	0											
55 Russell Martin, R OBP: 0.200, SLG: 0.143										4	1	1	0	0	1	3											
12 Clint Barmes, R OBP: 0.171, SLG: 0.182										3	0	0	0	1	0	2											
53 James McDonald, L OBP: 0.400, SLG: 0.250										0	0	0	0	0	0	0											
37 Justin Wilson, L										1	0	0	0	0	1	0											
19 Michael McKenry, R OBP: 0.417, SLG: 1.000										2	0	1	1	0	0	0											
Inning Stats	R: 1 E: 0 K: 1 S: 18	H: 2 LOB: 2 BB: 1 P: 27	R: 0 E: 0 K: 1 S: 12	H: 0 LOB: 0 BB: 0 P: 17	R: 3 E: 0 K: 1 S: 11	H: 3 LOB: 0 BB: 0 P: 16	R: 0 E: 0 K: 0 S: 13	H: 1 LOB: 2 BB: 1 P: 18	R: 0 E: 0 K: 1 S: 11	H: 1 LOB: 1 BB: 0 P: 21	R: 0 E: 0 K: 0 S: 7	H: 0 LOB: 0 BB: 0 P: 12	R: 2 E: 0 K: 0 S: 15	H: 3 LOB: 2 BB: 0 P: 26	R: 0 E: 0 K: 1 S: 14	H: 1 LOB: 1 BB: 0 P: 22	1B: 8 2B: 3 3B: 0 HR: 1	SF: 0 SAC: 1 DP: 1 HBP: 1	WP: 0 PB: 0 SB: 0 CS: 0	PA: 43							
PITCHER	IP	WLS	BF	H	R	ER	SO	BB	IBB	HBP	BLK	WP	HR	S	P	ERA	WHIP										
31 Lance Lynn, R ERA: 5.4	5.0	W	25	7	4	4	4	3	0	0	0	0	1	65	99	7.20	2.000										
58 Joe Kelly, R ERA: 6.35	2.0		7	1	0	0	1	0	0	0	0	0	0	18	27	0.00	0.500										
34 Marc Rzepczynski, L ERA: 6.35	1.0		7	3	2	2	0	0	0	1	0	0	0	15	26	18.00	3.000										
41 Mitchell Boggs, R ERA: 9.82	1.0		4	1	0	0	1	1	0	0	0	0	0	14	22	0.00	2.000										

St. Louis Cardinals @ Pittsburgh Pirates
PNC Park, Pittsburgh, PA
Mon Apr 15 2013, 7:06 PM - 10:27 PM EDT
Att: 10,539 - Cloudy - 62 F

AB	37
R	6
H	12
RBI	6
BB	4
SO	6
LOB	24



Batter	1	2	3	4	5	6	7	8	9	AB	R	H	RBI	BB	SO	LOB	TOP										
19 Jon Jay, L OBP: 0.292, SLG: 0.393										4	0	0	0	0	3	1											
13 Matt Carpenter, L OBP: 0.367, SLG: 0.463										3	0	0	0	0	0	0											
12 Ty Wigginton, R OBP: 0.154, SLG: 0.154										1	0	0	0	0	1	0											
7 Matt Holliday, R OBP: 0.368, SLG: 0.396										3	0	0	0	0	1	0											
3 Carlos Beltrán, S OBP: 0.277, SLG: 0.318										3	0	1	0	0	1	0											
4 Yadier Molina, R OBP: 0.293, SLG: 0.446										3	0	0	0	0	0	1											
53 Matt Adams, L OBP: 0.565, SLG: 1.048										3	0	0	0	0	1	0											
23 David Freese, R OBP: 0.304, SLG: 0.250										3	0	0	0	0	2	0											
33 Daniel Descalso, L OBP: 0.225, SLG: 0.282										2	0	0	0	0	0	0											
40 Shelby Miller, R										2	0	0	0	0	2	1											
26 Trevor Rosenthal, R										0	0	0	0	0	0	0											
36 Randy Choate, L										0	0	0	0	0	0	0											
59 Fernando Salas, R										0	0	0	0	0	0	0											
43 Shans Robinson, R OBP: 0.450, SLG: 0.250										1	0	0	0	0	0	0											
Inning Stats	R: 0 E: 0 K: 1 S: 9	H: 0 LOB: 0 BB: 0 P: 11	R: 0 E: 0 K: 1 S: 9	H: 0 LOB: 0 BB: 0 P: 14	R: 0 E: 0 K: 2 S: 9	H: 0 LOB: 0 BB: 0 P: 13	R: 0 E: 0 K: 2 S: 10	H: 0 LOB: 0 BB: 0 P: 16	R: 0 E: 0 K: 0 S: 10	H: 0 LOB: 0 BB: 0 P: 17	R: 0 E: 0 K: 2 S: 9	H: 0 LOB: 1 BB: 0 P: 15	R: 0 E: 0 K: 1 S: 5	H: 0 LOB: 0 BB: 0 P: 7	R: 0 E: 0 K: 2 S: 8	H: 0 LOB: 0 BB: 0 P: 12	1B: 0 2B: 1 3B: 0 HR: 0	SF: 0 SAC: 0 DP: 0 HBP: 1	WP: 0 PB: 0 SB: 0 CS: 0	PA: 29							
PITCHER	IP	WLS	BF	H	R	ER	SO	BB	IBB	HBP	BLK	WP	HR	S	P	ERA	WHIP										
34 A.J. Burnett, R ERA: 2.63	7.0	W	23	1	0	0	8	0	0	1	0	0	0	66	101	0.00	0.143										
35 Mark Melancon, R ERA: 1.0	1.0	H	3	0	0	0	1	0	0	0	0	0	0	5	7	0.00	0.000										
44 Tony Watson, L ERA: 4.26	0.2		2	0	0	0	1	0	0	0	0	0	0	5	8	0.00	0.000										
39 Jason Grilli, R ERA:	0.1		1	0	0	0	1	0	0	0	0	0	0	3	4	0.00	0.000										

St. Louis Cardinals @ Pittsburgh Pirates
PNC Park, Pittsburgh, PA
Wed Apr 17 2013, 7:09 PM - 9:43 PM EDT
Att: 9,570 - Partly Cloudy - 68 F

AB 28
R 0
H 1
RBI 0
BB 0
SO 11
LOB 3



Batter	1	2	3	4	5	6	7	8	9	AB	R	H	RBI	BB	SO	LOB	BOTTOM										
6 Starling Marte, R OBP: 0.393, SLG: 0.534										4	1	1	0	0	0	0											
23 Travis Snider, L OBP: 0.371, SLG: 0.387										4	0	1	1	0	3	1											
22 Andrew McCutchen, R OBP: 0.333, SLG: 0.490										4	2	2	0	0	0	1											
46 Garrett Jones, L OBP: 0.372, SLG: 0.450										2	0	1	0	1	0	0											
14 Gaby Sanchez, R OBP: 0.310, SLG: 0.217										1	1	1	1	0	0	0											
18 Neil Walker, S OBP: 0.333, SLG: 0.333										4	0	2	1	0	0	1											
24 Pedro Alvarez, L OBP: 0.180, SLG: 0.089										4	0	1	1	0	1	4											
55 Russell Martin, R OBP: 0.205, SLG: 0.154										4	1	1	0	0	0	1											
12 Clint Barmes, R OBP: 0.158, SLG: 0.167										3	0	0	0	0	2	1											
34 A.J. Burnett, R										2	0	0	0	0	2	0											
7 Alex Presley, L OBP: 1.000, SLG: 1.000										1	0	1	0	0	0	0											
35 Mark Melancon, R										0	0	0	0	0	0	0											
44 Tony Watson, L										0	0	0	0	0	0	0											
39 Jason Grilli, R										0	0	0	0	0	0	0											
Inning Stats	R: 1 E: 0 K: 0 S: 16	H: 4 LOB: 2 BB: 0 P: 20	R: 0 E: 0 K: 2 S: 10	H: 0 LOB: 0 BB: 0 P: 15	R: 0 E: 0 K: 1 S: 9	H: 0 LOB: 0 BB: 0 P: 14	R: 0 E: 0 K: 0 S: 8	H: 0 LOB: 0 BB: 0 P: 11	R: 0 E: 0 K: 1 S: 8	H: 0 LOB: 0 BB: 0 P: 10	R: 1 E: 1 K: 2 S: 18	H: 2 LOB: 2 BB: 1 P: 28	R: 1 E: 1 K: 1 S: 12	H: 2 LOB: 1 BB: 0 P: 17	R: 2 E: 0 K: 1 S: 13	H: 3 LOB: 1 BB: 0 P: 18	1B: 8 2B: 2 3B: 1 HR: 0	SF: 0 SAC: 1 DP: 1 HBP: 0	WP: 0 PB: 0 SB: 0 CS: 0	PA: 35							
PITCHER	IP	WLS	BF	H	R	ER	SO	BB	IBB	HBP	BLK	WP	HR	S	P	ERA	WHIP										
40 Shelby Miller, R ERA: 1.66	6.0	L	24	6	2	2	6	1	0	0	0	0	0	69	98	3.00	1.167										
26 Trevor Rosenthal, R ERA: 5.0	1.0		6	3	2	1	1	0	0	0	0	0	0	13	19	9.00	3.000										
36 Randy Choate, L ERA: 3.68	0.1		3	2	1	1	0	0	0	0	0	0	0	6	9	27.00	6.000										
59 Fernando Salas, R ERA: 7.2	0.2		2	0	0	0	1	0	0	0	0	0	0	6	7	0.00	0.000										

St. Louis Cardinals @ Pittsburgh Pirates
PNC Park, Pittsburgh, PA
Wed Apr 17 2013, 7:09 PM - 9:43 PM EDT
Att: 9,570 - Partly Cloudy - 68 F

AB 33
R 5
H 11
RBI 4
BB 1
SO 8
LOB 9



Batter	1	2	3	4	5	6	7	8	9	AB	R	H	RBI	BB	SO	LOB	TOP			
13 Matt Carpenter, L (1.4) OBP: 0.344, SLG: 0.431	G4-3		F8		F8			K		4	0	0	0	0	1	0	St. Louis Cardinals @ Philadelphia Phillies Citizens Bank Park, Philadelphia, PA Thu Apr 18 2013, 7:09 PM - 9:58 PM EDT Att: 34,256 - Cloudy - 64 F			
3 Carlos Beltrán, S (1.9) OBP: 0.294, SLG: 0.396	1B		K		F8			HR		4	1	2	1	0	1	0				
7 Matt Holliday, R (1.7) OBP: 0.361, SLG: 0.373	K			BB		G6-3		G6-3		3	1	0	0	1	1	1				
21 Allen Craig, R (1.3) OBP: 0.281, SLG: 0.327	G5-3			BB		F8		1B		3	1	1	0	1	0	0				
4 Yadier Molina, R (1.2) OBP: 0.323, SLG: 0.483	1B		2B		F9			BB		4	0	3	2	0	0	0				
23 David Freese, R (1.5) OBP: 0.333, SLG: 0.304	1B		2B					1B		3	1	1	0	1	2	3				
44 Edward Mujica, R (8.1)	BB		K					K		0	0	0	0	0	0	0				
19 Jon Jay, L (1.8) OBP: 0.279, SLG: 0.375	K		K							3	0	0	0	0	2	3				
38 Pete Kozma, R (1.6) OBP: 0.255, SLG: 0.396	G5-3		G4-3							3	0	0	1	0	0	3				
50 Adam Wainwright, R (1.1) OBP: 0.273, SLG: 0.273			K							3	0	0	0	0	3	0				
26 Trevor Rosenthal, R (8.1)										0	0	0	0	0	0	0				
33 Daniel Descalso, L (8.4) OBP: 0.220, SLG: 0.275										1	0	0	0	0	0	0				
Inning Stats	R: 0 E: 0 K: 1 S: 8	H: 1 LOB: 1 BB: 0 P: 12	R: 0 E: 0 K: 1 S: 12	H: 1 LOB: 2 BB: 1 P: 19	R: 0 E: 0 K: 2 S: 8	H: 0 LOB: 0 BB: 0 P: 11	R: 2 E: 0 K: 2 S: 13	H: 2 LOB: 1 BB: 1 P: 24	R: 0 E: 0 K: 1 S: 9	H: 0 LOB: 0 BB: 0 P: 10	R: 1 E: 0 K: 1 S: 8	H: 1 LOB: 0 BB: 0 P: 10	R: 1 E: 0 K: 2 S: 13	H: 2 LOB: 2 BB: 1 P: 22	R: 0 E: 0 K: 0 S: 9	H: 0 LOB: 0 BB: 0 P: 11	1B: 3 2B: 4 3B: 0 HR: 1	SF: 1 SAC: 1 DP: 1 HBP: 0	WP: 0 PB: 0 SB: 2 CS: 1	PA: 36
PITCHER	IP WLS BF H R ER SO BB IBB HBP BLK WP HR S P ERA WHIP	IP WLS BF H R ER SO BB IBB HBP BLK WP HR S P ERA WHIP	IP WLS BF H R ER SO BB IBB HBP BLK WP HR S P ERA WHIP	IP WLS BF H R ER SO BB IBB HBP BLK WP HR S P ERA WHIP	IP WLS BF H R ER SO BB IBB HBP BLK WP HR S P ERA WHIP	IP WLS BF H R ER SO BB IBB HBP BLK WP HR S P ERA WHIP	IP WLS BF H R ER SO BB IBB HBP BLK WP HR S P ERA WHIP	IP WLS BF H R ER SO BB IBB HBP BLK WP HR S P ERA WHIP	IP WLS BF H R ER SO BB IBB HBP BLK WP HR S P ERA WHIP	IP WLS BF H R ER SO BB IBB HBP BLK WP HR S P ERA WHIP	IP WLS BF H R ER SO BB IBB HBP BLK WP HR S P ERA WHIP	IP WLS BF H R ER SO BB IBB HBP BLK WP HR S P ERA WHIP	IP WLS BF H R ER SO BB IBB HBP BLK WP HR S P ERA WHIP	IP WLS BF H R ER SO BB IBB HBP BLK WP HR S P ERA WHIP	IP WLS BF H R ER SO BB IBB HBP BLK WP HR S P ERA WHIP	IP WLS BF H R ER SO BB IBB HBP BLK WP HR S P ERA WHIP	IP WLS BF H R ER SO BB IBB HBP BLK WP HR S P ERA WHIP			
35 Cole Hamels, L (1.1) ERA: 4.48	7.0	27	5	3	3	8	2	0	0	0	0	0	0	0	66	98	3.86	1.000		
37 Mike Adams, R (8.1) ERA: 2.57	1.0	L	6	2	1	2	1	0	0	0	0	0	0	1	13	22	9.00	3.000		
58 Jonathan Papelbon, R (9.1) ERA: 3.0	1.0		3	0	0	0	0	0	0	0	0	0	0	0	9	11	0.00	0.000		

Batter	1	2	3	4	5	6	7	8	9	AB	R	H	RBI	BB	SO	LOB	BOTTOM					
11 Jimmy Rollins, S (1.6) OBP: 0.277, SLG: 0.377	G4-3		G3							5	1	1	0	0	1	3	St. Louis Cardinals @ Philadelphia Phillies Citizens Bank Park, Philadelphia, PA Thu Apr 18 2013, 7:09 PM - 9:58 PM EDT Att: 34,256 - Cloudy - 64 F					
13 Freddy Galvis, S (1.7) OBP: 0.345, SLG: 0.550	1B									5	1	2	1	0	1	2						
26 Chase Utley, L (1.4) OBP: 0.339, SLG: 0.561	G1-6-3									4	0	2	1	0	0	1						
6 Ryan Howard, L (1.3) OBP: 0.303, SLG: 0.387										4	0	3	0	0	0	1						
16 Ezequiel Carrera, L (8.9) (8.9)										0	0	0	0	0	0	0						
10 Michael Young, R (1.5) OBP: 0.393, SLG: 0.464	FC1-6									4	0	1	0	0	0	4						
15 John Mayberry Jr., R (1.9) OBP: 0.180, SLG: 0.536										3	1	1	0	0	1	1						
19 Laynce Nix, L (8.9) OBP: 0.281, SLG: 0.433	K									1	0	0	0	0	1	2						
2 Ben Revere, L (1.8) OBP: 0.246, SLG: 0.200	G4-3									3	0	1	0	0	0	1						
31 Erik Kratz, R (1.2) OBP: 0.180, SLG: 0.286										4	0	2	1	0	1	0						
33 Cliff Lee, L (9.9) OBP: 0.222, SLG: 0.125	L9									0	0	0	0	0	0	0						
35 Cole Hamels, L (1.1) OBP: 0.125, SLG: 0.125										2	0	0	0	0	1	0						
9 Domonic Brown, L (7.9) OBP: 0.259, SLG: 0.358										1	0	0	0	0	0	1						
37 Mike Adams, R (8.1)										0	0	0	0	0	0	0						
58 Jonathan Papelbon, R (9.1)										0	0	0	0	0	0	0						
28 Kevin Frandsen, R (9.9) OBP: 0.250, SLG: 0.375										1	0	0	0	0	2	0						
Inning Stats	R: 0 E: 0 K: 0 S: 4	H: 1 LOB: 0 BB: 0 P: 5	R: 0 E: 0 K: 1 S: 8	H: 1 LOB: 1 BB: 0 P: 13	R: 0 E: 0 K: 0 S: 6	H: 0 LOB: 0 BB: 0 P: 9	R: 0 E: 0 K: 1 S: 11	H: 2 LOB: 1 BB: 0 P: 15	R: 0 E: 0 K: 1 S: 6	H: 0 LOB: 0 BB: 0 P: 8	R: 2 E: 0 K: 1 S: 13	H: 3 LOB: 1 BB: 0 P: 21	R: 1 E: 0 K: 0 S: 11	H: 2 LOB: 1 BB: 0 P: 16	R: 0 E: 0 K: 1 S: 15	H: 2 LOB: 2 BB: 0 P: 21	R: 0 E: 0 K: 1 S: 11	H: 2 LOB: 2 BB: 0 P: 16	1B: 11 2B: 2 3B: 0 HR: 0	SF: 0 SAC: 1 DP: 2 HBP: 0	WP: 1 PB: 0 SB: 0 CS: 0	PA: 38
PITCHER	IP WLS BF H R ER SO BB IBB HBP BLK WP HR S P ERA WHIP	IP WLS BF H R ER SO BB IBB HBP BLK WP HR S P ERA WHIP	IP WLS BF H R ER SO BB IBB HBP BLK WP HR S P ERA WHIP	IP WLS BF H R ER SO BB IBB HBP BLK WP HR S P ERA WHIP	IP WLS BF H R ER SO BB IBB HBP BLK WP HR S P ERA WHIP	IP WLS BF H R ER SO BB IBB HBP BLK WP HR S P ERA WHIP	IP WLS BF H R ER SO BB IBB HBP BLK WP HR S P ERA WHIP	IP WLS BF H R ER SO BB IBB HBP BLK WP HR S P ERA WHIP	IP WLS BF H R ER SO BB IBB HBP BLK WP HR S P ERA WHIP	IP WLS BF H R ER SO BB IBB HBP BLK WP HR S P ERA WHIP	IP WLS BF H R ER SO BB IBB HBP BLK WP HR S P ERA WHIP	IP WLS BF H R ER SO BB IBB HBP BLK WP HR S P ERA WHIP	IP WLS BF H R ER SO BB IBB HBP BLK WP HR S P ERA WHIP	IP WLS BF H R ER SO BB IBB HBP BLK WP HR S P ERA WHIP	IP WLS BF H R ER SO BB IBB HBP BLK WP HR S P ERA WHIP	IP WLS BF H R ER SO BB IBB HBP BLK WP HR S P ERA WHIP	IP WLS BF H R ER SO BB IBB HBP BLK WP HR S P ERA WHIP					
50 Adam Wainwright, R (1.1) ERA: 2.48	7.0	W	28	9	3	4	0	0	0	0	0	0	0	0	59	87	3.86	1.286				
26 Trevor Rosenthal, R (8.1) ERA: 4.66	0.2	H	4	2	0	0	0	0	0	0	0	0	0	12	18	0.00	3.000					
44 Edward Mujica, R (8.1) ERA: 1.42	1.1	S	6	2	0	0	2	0	0	0	0	0	0	14	19	0.00	1.500					

Batter	1	2	3	4	5	6	7	8	9	AB	R	H	RBI	BB	SO	LOB	TOP
13 Matt Carpenter, L (1.4) OBP: 0.343, SLG: 0.417										2	0	0	0	1	0	0	St. Louis Cardinals @ Philadelphia Phillies Citizens Bank Park, Philadelphia, PA Fri Apr 19 2013, 7:07 PM - 9:07 PM EDT Att: 34,092 - Cloudy - 74 F
19 Jon Jay, L (1.8) OBP: 0.266, SLG: 0.358										3	0	0	0	0	1	1	
7 Matt Holliday, R (1.7) OBP: 0.359, SLG: 0.426										3	1	1	1	0	1	0	
3 Carlos Beltrán, S (1.9) OBP: 0.296, SLG: 0.451										3	1	1	1	0	1	0	
21 Allen Craig, R (1.3) OBP: 0.267, SLG: 0.309										3	0	0	0	0	1	0	
12 Ty Wigginton, R (1.5) OBP: 0.188, SLG: 0.133										2	0	0	0	1	1	0	
48 Tony Cruz, R (1.2)										3	0	0	0	0	1	1	
38 Pete Kozma, R (1.6) OBP: 0.245, SLG: 0.380										2	0	0	0	0	0	0	
54 Jaime García, L (1.1)										1	0	0	0	0	0	0	
59 Fernando Salas, R (4.1) OBP: 0.364, SLG: 0.222										0	0	0	0	0	0	0	
43 Shane Robinson, R (6. PH) OBP: 0.384, SLG: 0.222										1	0	0	0	0	0	0	
34 Marc Rzepczynski, L (6.1)										0	0	0	0	0	0	0	
Inning Stats	R: 0 E: 0 K: 1 S: 7	H: 0 LOB: 0 BB: 0 P: 13	R: 1 E: 0 K: 1 S: 8	H: 1 LOB: 0 BB: 0 P: 14	R: 0 E: 0 K: 0 S: 8	H: 0 LOB: 0 BB: 0 P: 16	R: 0 E: 0 K: 0 S: 5	H: 0 LOB: 0 BB: 0 P: 9	R: 0 E: 0 K: 1 S: 8	H: 0 LOB: 0 BB: 0 P: 11	R: 0 E: 0 K: 1 S: 11	H: 0 LOB: 1 BB: 1 P: 20	R: 1 E: 0 K: 2 S: 12	H: 1 LOB: 1 BB: 1 P: 26			
PITCHER 34 Roy Halladay, R (1.1) ERA: 6.04	IP: 7.0 WLS: W BF: 25 H: 2 R: 2 ER: 2 SO: 6 BB: 2 IBB: 0 HBP: 0 BLK: 0 WP: 0 HR: 2 S: 59 P: 109 ERA: 2.57 WHIP: 0.571																

AB	23
R	2
H	2
RBI	2
BB	2
SO	6
LOB	2



WP	0	PA	25
PB	0		
SB	0		
CS	0		
1B	0	SF	0
2B	0	SAC	0
3B	0	DP	0
HR	2	HBP	0

Batter	1	2	3	4	5	6	7	8	9	AB	R	H	RBI	BB	SO	LOB	BOTTOM
11 Jimmy Rollins, S (1.6) OBP: 0.290, SLG: 0.400										4	1	2	0	0	0	0	St. Louis Cardinals @ Philadelphia Phillies Citizens Bank Park, Philadelphia, PA Fri Apr 19 2013, 7:07 PM - 9:07 PM EDT Att: 34,092 - Cloudy - 74 F
13 Freddy Galvis, S (1.7) OBP: 0.370, SLG: 0.458										4	0	0	0	0	0	3	
26 Chase Utley, L (1.4) OBP: 0.348, SLG: 0.550										3	1	1	1	1	1	0	
10 Michael Young, R (1.5) OBP: 0.391, SLG: 0.458										3	1	1	0	0	0	1	
15 John Mayberry Jr., R (1.9) OBP: 0.417, SLG: 0.581										3	1	2	1	0	1	1	
28 Kevin Frandsen, R (1.3) OBP: 0.273, SLG: 0.300										2	2	0	0	1	0	1	
2 Ben Revere, L (1.8) OBP: 0.284, SLG: 0.250										3	2	2	1	0	0	0	
12 Humberto Quintero, R (1.2) OBP: 0.286, SLG: 0.429										3	0	2	2	0	1	0	
34 Roy Halladay, R (1.1)										3	0	0	0	0	3	2	
Inning Stats	R: 5 E: 1 K: 1 S: 24	H: 4 LOB: 1 BB: 1 P: 33	R: 1 E: 0 K: 1 S: 12	H: 2 LOB: 1 BB: 0 P: 17	R: 2 E: 0 K: 1 S: 13	H: 3 LOB: 1 BB: 1 P: 22	R: 0 E: 0 K: 0 S: 11	H: 1 LOB: 0 BB: 0 P: 17	R: 0 E: 0 K: 2 S: 11	H: 0 LOB: 0 BB: 0 P: 17	R: 0 E: 0 K: 1 S: 7	H: 0 LOB: 0 BB: 0 P: 8	R: 0 E: 0 K: 1 S: 7	H: 0 LOB: 0 BB: 0 P: 8			
PITCHER 54 Jaime García, L (1.1) ERA: 3.22	IP: 3.0 WLS: L BF: 20 H: 9 R: 8 ER: 4 SO: 3 BB: 2 IBB: 0 HBP: 0 BLK: 0 WP: 1 HR: 0 S: 49 P: 72 ERA: 12.00 WHIP: 3.667																
59 Fernando Salas, R (4.1) ERA: 5.14	IP: 2.0 WLS: 7 BF: 1 H: 0 R: 0 ER: 0 SO: 2 BB: 0 IBB: 0 HBP: 0 BLK: 0 WP: 0 HR: 22 S: 34 P: 0 ERA: 0.00 WHIP: 0.500																
34 Marc Rzepczynski, L (6.1) ERA: 6.4	IP: 1.0 WLS: 3 BF: 0 H: 0 R: 0 ER: 0 SO: 1 BB: 0 IBB: 0 HBP: 0 BLK: 0 WP: 0 HR: 7 S: 8 P: 8 ERA: 0.00 WHIP: 0.000																

AB	28
R	8
H	10
RBI	5
BB	2
SO	6
LOB	8



WP	1	PA	30
PB	0		
SB	0		
CS	0		
1B	6	SF	0
2B	3	SAC	0
3B	1	DP	1
HR	0	HBP	0

Batter	1	2	3	4	5	6	7	8	9	AB	R	H	RBI	BB	SO	LOB	TOP					
19 Jon Jay, L OBP: 0.250, SLG: 0.333										5	1	0	0	0	1	2						
13 Matt Carpenter, L OBP: 0.328, SLG: 0.453										4	1	1	1	0	2	0						
3 Carlos Beltrán, S OBP: 0.328, SLG: 0.500										4	0	2	0	1	0	0						
21 Allen Craig, R OBP: 0.275, SLG: 0.313										5	1	2	1	0	1	2						
4 Yadier Molina, R OBP: 0.352, SLG: 0.485										4	0	1	0	1	2	3						
53 Matt Adams, L OBP: 0.275, SLG: 1.042										3	0	2	0	1	1	3						
23 David Freese, R OBP: 0.314, SLG: 0.290										4	0	1	1	0	1	6						
38 Pete Kozma, R OBP: 0.262, SLG: 0.357										4	0	1	0	0	0	4						
35 Jake Westbrook, R 59 Fernando Salas, R 36 Randy Choate, L 43 Shane Robinson, R 41 Mitchell Boggs, R 34 Marc Rzepczynski, L										2	0	0	0	0	0	4						
Inning Stats	R: 1 E: 0 K: 2 S: 20	H: 2 LOB: 1 BB: 0 P: 33	R: 0 E: 0 K: 0 S: 10	H: 1 LOB: 2 BB: 1 P: 20	R: 0 E: 0 K: 1 S: 8	H: 0 LOB: 0 BB: 0 P: 10	R: 0 E: 0 K: 1 S: 12	H: 2 LOB: 2 BB: 0 P: 20	R: 0 E: 0 K: 1 S: 6	H: 0 LOB: 0 BB: 0 P: 10	R: 1 E: 0 K: 1 S: 13	H: 3 LOB: 2 BB: 0 P: 20	R: 1 E: 0 K: 1 S: 20	H: 1 LOB: 3 BB: 2 P: 35	R: 0 E: 0 K: 1 S: 6	H: 0 LOB: 1 BB: 0 P: 9	R: 0 E: 0 K: 1 S: 10	H: 1 LOB: 1 BB: 0 P: 12	1B: 8 2B: 1 3B: 0 HR: 1	SF: 0 SAC: 2 DP: 0 HBP: 0	WP: 0 PB: 0 SB: 0 CS: 0	PA: 41
PITCHER	IP WLS BF H R ER SO BB IBB HBP BLK WP HR S P ERA WHIP																					
38 Kyle Kendrick, R ERA: 3.28	(1, 1) 6.0 27 8 2 2 6 1 0 0 0 0 0 1 69 113 3.00 1.500																					
59 Antonio Bastardo, L ERA: 4.5	(7, 1) 0.1 3 0 1 0 0 1 0 0 0 0 0 0 7 13 0.00 3.000																					
45 Chad Durbin, R ERA: 4.5	(7, 1) 0.2 4 1 0 0 1 1 0 0 0 0 0 0 13 22 0.00 3.000																					
37 Mike Adams, R ERA: 2.25	(8, 1) 1.0 W 3 0 0 0 1 0 0 0 0 0 0 0 6 9 0.00 0.000																					
58 Jonathan Papelbon, R ERA: 2.97	(9, 1) 1.0 4 1 0 0 1 0 0 0 0 0 0 0 10 12 0.00 1.000																					

St. Louis Cardinals @ Philadelphia Phillies
Citizens Bank Park, Philadelphia, PA
Sun Apr 21 2013, 8:09 PM - 11:37 PM EDT
Att: 35,115 - Cloudy - 50 F

AB 36
R 3
H 10
RBI 3
BB 3
SO 9
LOB 24



Batter	1	2	3	4	5	6	7	8	9	AB	R	H	RBI	BB	SO	LOB	BOTTOM			
11 Jimmy Rollins, S OBP: 0.295, SLG: 0.419										5	1	3	0	0	1	1				
15 John Mayberry Jr., R OBP: 0.409, SLG: 0.553										4	1	1	0	1	2	4				
26 Chase Utley, L OBP: 0.347, SLG: 0.529										5	0	2	1	0	1	4				
6 Ryan Howard, L OBP: 0.300, SLG: 0.385										3	0	1	1	0	0	1				
10 Michael Young, R OBP: 0.389, SLG: 0.439										3	1	1	0	1	0	2				
9 Dominic Brown, L OBP: 0.313, SLG: 0.351										2	1	1	0	2	0	0				
2 Ben Revere, L OBP: 0.253, SLG: 0.240										4	1	1	1	0	0	4				
31 Erik Kratz, R OBP: 0.211, SLG: 0.357										4	2	2	3	0	0	0				
38 Kyle Kendrick, R 59 Antonio Bastardo, R 45 Chad Durbin, R 19 Laynce Nix, L 37 Mike Adams, R 28 Kevin Frandsen, R 58 Jonathan Papelbon, R										2	0	0	0	0	2	0				
Inning Stats	R: 2 E: 0 K: 0 S: 12	H: 2 LOB: 0 BB: 1 P: 23	R: 0 E: 0 K: 0 S: 8	H: 0 LOB: 0 BB: 0 P: 13	R: 0 E: 0 K: 2 S: 10	H: 1 LOB: 1 BB: 0 P: 17	R: 0 E: 0 K: 0 S: 5	H: 1 LOB: 1 BB: 1 P: 13	R: 0 E: 0 K: 0 S: 9	H: 1 LOB: 1 BB: 0 P: 11	R: 0 E: 0 K: 0 S: 7	H: 1 LOB: 2 BB: 2 P: 18	R: 1 E: 0 K: 1 S: 20	H: 2 LOB: 1 BB: 0 P: 28	R: 4 E: 0 K: 1 S: 19	H: 6 LOB: 2 BB: 0 P: 31	1B: 10 2B: 3 3B: 1 HR: 1	SF: 1 SAC: 0 DP: 3 HBP: 0	WP: 0 PB: 0 SB: 1 CS: 0	PA: 39
PITCHER	IP WLS BF H R ER SO BB IBB HBP BLK WP HR S P ERA WHIP																			
35 Jake Westbrook, R ERA: 1.25	(1, 1) 6.0 26 7 3 3 4 4 0 0 0 0 0 0 0 54 100 4.50 1.833																			
59 Fernando Salas, R ERA: 4.7	(7, 1) 0.2 B 3 1 0 0 1 0 0 0 0 0 0 0 13 18 0.00 1.500																			
36 Randy Choate, L ERA: 3.38	(7, 1) 0.1 1 0 0 0 0 0 0 0 0 0 0 0 4 5 0.00 0.000																			
41 Mitchell Boggs, R ERA: 12.46	(8, 1) 0.1 L 5 4 4 4 0 0 0 0 0 0 0 1 10 17 108.00 12.000																			
34 Marc Rzepczynski, L ERA: 4.91	(8, 1) 0.2 4 2 0 0 1 0 0 0 0 0 0 0 9 14 0.00 3.000																			

St. Louis Cardinals @ Philadelphia Phillies
Citizens Bank Park, Philadelphia, PA
Sun Apr 21 2013, 8:09 PM - 11:37 PM EDT
Att: 35,115 - Cloudy - 50 F

AB 34
R 7
H 14
RBI 7
BB 4
SO 6
LOB 16



Batter	1	2	3	4	5	6	7	8	9	AB	R	H	RBI	BB	SO	LOB	TOP			
43 Shane Robinson, R (1, 8) OBP: 0.333, SLG: 0.176	F8 1-0			21 2B 1B	G4-3 2-2			G4-3 7 BLK BB		3	1	1	0	1	0	0	St. Louis Cardinals @ Washington Nationals Nationals Park, Washington, DC Tue Apr 23 2013, 7:07 PM - 9:49 PM EDT Att: 29,986 - Clear - 60 F			
21 Allen Craig, R (1, 3) OBP: 0.299, SLG: 0.361	G6-4-3 1B			7 1B 3 1B 2B	F8 3-1			K		4	1	2	1	0	1					
7 Matt Holliday, R (1, 7) OBP: 0.368, SLG: 0.422	G6-4-3 1-2			3 1B 2-3 1B	F8 2-2			G4-3 1-3		4	0	2	0	0	0	2				
3 Carlos Beltrán, S (1, 9) OBP: 0.333, SLG: 0.485		G4-3 2-2		1-2 1B	P6 2-1			K 2-3		4	0	1	1	0	1	2				
4 Yadier Molina, R (1, 2) OBP: 0.354, SLG: 0.459		23 G4-6-3 BB		3-H 1B	P3 2-0			P4 2-1		2	0	0	0	2	0	2				
23 David Freese, R (1, 5) OBP: 0.302, SLG: 0.263	G4-6-3 1-2			1-2 1B	F9 1-0			G4-3 1-2		4	0	0	0	0	0	5				
44 Edward Mujica, R (9, 1)										0	0	0	0	0	0	0				
13 Matt Carpenter, L (1, 4) (9, 5) OBP: 0.325, SLG: 0.417				K 1-2	K 1-3			G3 1-1		4	0	0	0	0	2	2				
38 Pete Kozma, R (1, 6) OBP: 0.309, SLG: 0.377				50 B2-6-4 1B	50 SH4-4 1B			L8 0-2		3	0	2	0	0	0	0				
50 Adam Wainwright, R (1, 1) OBP: 0.231, SLG: 0.231								L7 2-1		2	0	0	0	0	0	1				
33 Daniel Descalso, L (9, 4) OBP: 0.196, SLG: 0.244				B2-6-4 1-2	SH5-4-1 1-3					0	0	0	0	0	0	0				
Inning Stats	R: 0 E: 0 K: 0 S: 8	H: 1 LOB: 0 BB: 0 P: 12	R: 0 E: 0 K: 0 S: 8	H: 0 LOB: 0 BB: 1 P: 17	R: 0 E: 0 K: 1 S: 7	H: 1 LOB: 0 BB: 0 P: 8	R: 2 E: 0 K: 1 S: 13	H: 4 LOB: 2 BB: 0 P: 19	R: 0 E: 0 K: 0 S: 12	H: 1 LOB: 2 BB: 1 P: 23	R: 0 E: 0 K: 2 S: 10	H: 0 LOB: 0 BB: 0 P: 10	R: 0 E: 0 K: 2 S: 10	H: 0 LOB: 1 BB: 1 P: 20	R: 0 E: 0 K: 0 S: 7	H: 0 LOB: 0 BB: 0 P: 11	1B: 6 2B: 3 3B: 0 HR: 0	SF: 0 SAC: 1 DP: 4 HBP: 0	WP: 0 PB: 0 SB: 0 CS: 0	PA: 34
PITCHER	IP WLS BF H R ER SO BB IBB HBP BLK WP HR S P ERA WHIP	IP WLS BF H R ER SO BB IBB HBP BLK WP HR S P ERA WHIP	IP WLS BF H R ER SO BB IBB HBP BLK WP HR S P ERA WHIP	IP WLS BF H R ER SO BB IBB HBP BLK WP HR S P ERA WHIP	IP WLS BF H R ER SO BB IBB HBP BLK WP HR S P ERA WHIP	IP WLS BF H R ER SO BB IBB HBP BLK WP HR S P ERA WHIP	IP WLS BF H R ER SO BB IBB HBP BLK WP HR S P ERA WHIP	IP WLS BF H R ER SO BB IBB HBP BLK WP HR S P ERA WHIP	IP WLS BF H R ER SO BB IBB HBP BLK WP HR S P ERA WHIP	IP WLS BF H R ER SO BB IBB HBP BLK WP HR S P ERA WHIP	IP WLS BF H R ER SO BB IBB HBP BLK WP HR S P ERA WHIP	IP WLS BF H R ER SO BB IBB HBP BLK WP HR S P ERA WHIP	IP WLS BF H R ER SO BB IBB HBP BLK WP HR S P ERA WHIP	IP WLS BF H R ER SO BB IBB HBP BLK WP HR S P ERA WHIP	IP WLS BF H R ER SO BB IBB HBP BLK WP HR S P ERA WHIP	IP WLS BF H R ER SO BB IBB HBP BLK WP HR S P ERA WHIP	IP WLS BF H R ER SO BB IBB HBP BLK WP HR S P ERA WHIP			
48 Ross Detwiler, L (1, 1) ERA: 1.38	6.0	L	24	8	2	2	2	2	2	0	0	0	0	0	0	0	0.00	1.667		
63 Henry Alberto Rodriguez, R (1, 1) ERA: 3.24	2.0	7	0	0	0	2	1	0	0	0	1	0	0	0	0	0	0.00	0.500		
36 Tyler Clippard, R (9, 1) ERA: 4.0	1.0	3	0	0	0	0	0	0	0	0	0	0	0	0	0	0	0.00	0.000		

AB	30
R	2
H	8
RBI	2
BB	3
SO	4
LOB	15



Batter	1	2	3	4	5	6	7	8	9	AB	R	H	RBI	BB	SO	LOB	BOTTOM			
2 Denard Span, L (1, 8) OBP: 0.372, SLG: 0.299	G4-3 1-0		G6-3 2-0			34 BB 1B		FC4-6 28 WP 1-2		4	0	1	0	0	0	1	St. Louis Cardinals @ Washington Nationals Nationals Park, Washington, DC Tue Apr 23 2013, 7:07 PM - 9:49 PM EDT Att: 29,986 - Clear - 60 F			
28 Jayson Werth, R (1, 9) OBP: 0.293, SLG: 0.390	L7 3-2			K 2-3		P4 0-0		G6-3 1-2		4	0	0	0	0	1	3				
34 Bryce Harper, L (1, 7) OBP: 0.438, SLG: 0.718	1B 1-0			K 1-3		BB 1-2		2B 3-2		3	0	2	0	1	1	0				
25 Adam LaRoche, L (1, 3) OBP: 0.262, SLG: 0.345	K 2-3			K 1-3		K 2-3		K 3-3		4	0	0	0	0	4	5				
20 Ian Desmond, R (1, 6) OBP: 0.288, SLG: 0.519	G1-3 0-0				G3 0-1		F9 0-1		P4 0-1	4	0	0	0	0	0	1				
6 Anthony Rendon, R (1, 5) OBP: 0.091, SLG: 0.182	G5-3 2-2				G6-3 0-0		G1-3 0-0		F9 0-0	3	0	0	0	0	0	0				
18 Chad Tracy, L (9, PH) OBP: 0.231, SLG: 0.130					G4-3 0-0		L4 1-0			1	0	0	0	0	0	1				
8 Danny Espinosa, S (1, 4) OBP: 0.211, SLG: 0.315										3	0	0	0	0	1	0				
24 Kurt Suzuki, R (1, 2) OBP: 0.380, SLG: 0.525	F7 3-2					2 1B 1B		G5-3 1-0		3	0	1	0	0	0	0				
48 Ross Detwiler, R (1, 1) 33 Roger Bernadina, L (6, PH) 63 Henry Alberto Rodriguez, R (1, 1) 1 Steve Lombardozzi, S (8, PH) 36 Tyler Clippard, R (9, 1)	K 1-3					K 1-3		FC4-6 2 1B		1	0	0	0	0	1	0				
Inning Stats	R: 0 E: 0 K: 1 S: 8	H: 1 LOB: 1 BB: 0 P: 15	R: 0 E: 0 K: 1 S: 9	H: 0 LOB: 0 BB: 0 P: 11	R: 0 E: 0 K: 1 S: 9	H: 0 LOB: 0 BB: 0 P: 15	R: 0 E: 0 K: 3 S: 10	H: 0 LOB: 0 BB: 0 P: 14	R: 0 E: 0 K: 0 S: 4	H: 2 LOB: 3 BB: 1 P: 23	R: 0 E: 0 K: 0 S: 4	H: 0 LOB: 0 BB: 0 P: 5	R: 0 E: 0 K: 0 S: 10	H: 1 LOB: 1 BB: 0 P: 14	R: 0 E: 0 K: 1 S: 9	H: 1 LOB: 1 BB: 0 P: 15	1B: 4 2B: 1 3B: 0 HR: 0	SF: 0 SAC: 0 DP: 0 HBP: 0	WP: 1 PB: 0 SB: 0 CS: 0	PA: 33
PITCHER	IP WLS BF H R ER SO BB IBB HBP BLK WP HR S P ERA WHIP	IP WLS BF H R ER SO BB IBB HBP BLK WP HR S P ERA WHIP	IP WLS BF H R ER SO BB IBB HBP BLK WP HR S P ERA WHIP	IP WLS BF H R ER SO BB IBB HBP BLK WP HR S P ERA WHIP	IP WLS BF H R ER SO BB IBB HBP BLK WP HR S P ERA WHIP	IP WLS BF H R ER SO BB IBB HBP BLK WP HR S P ERA WHIP	IP WLS BF H R ER SO BB IBB HBP BLK WP HR S P ERA WHIP	IP WLS BF H R ER SO BB IBB HBP BLK WP HR S P ERA WHIP	IP WLS BF H R ER SO BB IBB HBP BLK WP HR S P ERA WHIP	IP WLS BF H R ER SO BB IBB HBP BLK WP HR S P ERA WHIP	IP WLS BF H R ER SO BB IBB HBP BLK WP HR S P ERA WHIP	IP WLS BF H R ER SO BB IBB HBP BLK WP HR S P ERA WHIP	IP WLS BF H R ER SO BB IBB HBP BLK WP HR S P ERA WHIP	IP WLS BF H R ER SO BB IBB HBP BLK WP HR S P ERA WHIP	IP WLS BF H R ER SO BB IBB HBP BLK WP HR S P ERA WHIP	IP WLS BF H R ER SO BB IBB HBP BLK WP HR S P ERA WHIP	IP WLS BF H R ER SO BB IBB HBP BLK WP HR S P ERA WHIP			
50 Adam Wainwright, R (1, 1) ERA: 1.93	8.1	W	31	5	0	0	0	0	0	0	0	0	0	0	0	0	0.00	0.720		
44 Edward Mujica, R (9, 1) ERA: 1.13	0.2	S	2	0	0	0	0	0	0	0	0	3	3	0	0	0	0.00	0.000		



Batter	1	2	3	4	5	6	7	8	9	AB	R	H	RBI	BB	SO	LOB	TOP			
13 Matt Carpenter, L (1, 5) OBP: 0.345, SLG: 0.461	 1B	 2B			 L9			 FC1-5 7 1B		4	2	3	0	0	0	0				
21 Allen Craig, R (1, 3) OBP: 0.284, SLG: 0.342	 K				 K			 FC1-5 7 1B		4	0	0	0	0	0	3				
7 Matt Holliday, R (1, 7) OBP: 0.388, SLG: 0.441	 1B				 G6-3			 FC6-4 4 1B		4	1	3	1	0	0	0				
3 Carlos Beltrán, S (1, 9) OBP: 0.329, SLG: 0.465	 1B				 P4			 K		3	1	0	0	0	1	1				
26 Trevor Rosenthal, R (8, 1) OBP: 0.284, SLG: 0.342	 BB				 P4			 K		0	0	0	0	0	0	0				
44 Edward Mujica, R (9, 1) OBP: 0.284, SLG: 0.342	 BB				 P4			 K		0	0	0	0	0	0	0				
4 Yadier Molina, R (1, 2) OBP: 0.349, SLG: 0.449	 1B				 F8			 FC6-4		4	0	1	2	0	0	3				
33 Daniel Descalso, L (1, 4) OBP: 0.180, SLG: 0.224	 E5				 L9			 K		4	0	0	1	0	1	1				
43 Shane Robinson, R (1, 8) OBP: 0.320, SLG: 0.150	 G5-3				 G4-3			 K		3	0	0	0	1	1	2				
38 Pete Kozma, R (1, 6) OBP: 0.306, SLG: 0.369	 G5-3				 G5-3			 L3		4	0	1	0	0	0	0				
54 Jaime Garcia, L (1, 1) OBP: 0.291, SLG: 0.445	 K				 K2-3			 FC1-5 13 1B		2	0	0	0	0	2	0				
58 Joe Kelly, R (6, 1) OBP: 0.244, SLG: 0.321	 K				 K2-3			 G3-6-3		0	0	0	0	0	0	0				
19 Jon Jay, L (8, PH) OBP: 0.244, SLG: 0.321	 K				 K2-3			 G3-6-3		2	0	1	0	0	0	2				
Inning Stats	R: 3 H: 3 E: 1 K: 1 S: 15	H: 3 LOB: 1 BB: 1 P: 26	R: 0 H: 1 E: 0 K: 1 S: 10	H: 1 LOB: 1 BB: 0 P: 16	R: 0 H: 0 E: 0 K: 1 S: 8	H: 0 LOB: 0 BB: 0 P: 10	R: 0 H: 0 E: 0 K: 0 S: 9	H: 0 LOB: 0 BB: 0 P: 11	R: 0 H: 1 E: 0 K: 1 S: 7	H: 1 LOB: 1 BB: 0 P: 9	R: 0 H: 0 E: 0 K: 2 S: 16	H: 0 LOB: 0 BB: 23 P: 23	R: 1 H: 3 E: 0 K: 1 S: 17	H: 3 LOB: 2 BB: 25 P: 20	R: 0 H: 1 E: 0 K: 0 S: 8	H: 1 LOB: 1 BB: 1 P: 14	1B: 7 2B: 2 3B: 0 HR: 0	SF: 0 SAC: 0 DP: 2 HBP: 0	WP: 0 PB: 0 SB: 1 CS: 0	PA: 36
PITCHER	IP WLS BF H R ER SO BB IBB HBP BLK WP HR S P ERA WHIP	7.0 L 26 5 3 3 7 1 0 0 0 0 0 76 110 3.86 0.857	1.0 H 6 3 1 1 1 0 0 0 0 0 0 17 25 9.00 3.000	1.0 S 4 1 0 0 0 1 0 0 0 0 0 8 14 0.00 2.000	PITCHER										IP WLS BF H R ER SO BB IBB HBP BLK WP HR S P ERA WHIP	7.0 L 26 5 3 3 7 1 0 0 0 0 0 76 110 3.86 0.857	1.0 H 6 3 1 1 1 0 0 0 0 0 0 17 25 9.00 3.000	1.0 S 4 1 0 0 0 1 0 0 0 0 0 8 14 0.00 2.000		

St. Louis Cardinals @ Washington Nationals
Nationals Park, Washington, DC
Wed Apr 24 2013, 1:10 PM - 4:04 PM EDT
Att: 33,694 - Sunny - 69 F

AB 34
R 4
H 9
RBI 4
BB 2
SO 8
LOB 14



Batter	1	2	3	4	5	6	7	8	9	AB	R	H	RBI	BB	SO	LOB	BOTTOM			
2 Denard Span, L (1, 8) OBP: 0.366, SLG: 0.296	 G4-3		 G1-3			 G4-3 34 28 1B		 G1-3		4	0	1	0	0	0	0				
28 Jason Werth, R (1, 9) OBP: 0.291, SLG: 0.420	 G5-3		 G6-3		 G1-3			 HR		4	1	1	1	0	0	2				
34 Bryce Harper, L (1, 7) OBP: 0.429, SLG: 0.689	 F7		 G4-3		 G4-3			 BB		3	0	0	1	1	0	1				
12 Tyler Moore, R (1, 3) OBP: 0.227, SLG: 0.333			 K		 2B			 K		2	0	1	0	1	1	0				
25 Adam LaRoche, L (8, PH) OBP: 0.236, SLG: 0.339			 K		 2B			 K		1	0	0	0	0	1	1				
20 Ian Desmond, R (1, 6) OBP: 0.286, SLG: 0.506			 G5-3		 G5-3			 K		4	0	1	0	0	2	4				
8 Danny Espinosa, S (1, 4) OBP: 0.197, SLG: 0.293	 F8		 K		 K			 K		4	0	0	0	0	1	1				
6 Anthony Rendon, R (1, 5) OBP: 0.133, SLG: 0.200	 K		 K		 L8			 G6-3		4	0	1	0	0	1	1				
23 Jhonatan Solano, R (1, 2) OBP: 0.200, SLG: 0.200			 G4-3		 G6-3			 G3		4	0	0	0	0	1	1				
37 Stephen Strasburg, R (1, 1) OBP: 0.250, SLG: 0.375			 G4-3		 G4-3			 G3		2	1	1	0	0	0	0				
1 Steve Lombardozzi, S (7, PH) OBP: 0.357, SLG: 0.445			 G4-3		 G4-3			 G3		1	0	0	0	0	1	2				
22 Drew Storen, S (8, 1) OBP: 0.286, SLG: 0.506			 G4-3		 G4-3			 G3		0	0	0	0	0	0	0				
30 Zach Duke, L (9, 1) OBP: 0.286, SLG: 0.506			 G4-3		 G4-3			 G3		0	0	0	0	0	0	0				
Inning Stats	R: 0 H: 0 E: 0 K: 0 S: 7	H: 0 LOB: 0 BB: 0 P: 11	R: 0 H: 1 E: 0 K: 2 S: 12	H: 1 LOB: 1 BB: 0 P: 18	R: 0 H: 0 E: 0 K: 0 S: 8	H: 0 LOB: 0 BB: 0 P: 9	R: 0 H: 1 E: 0 K: 0 S: 11	H: 1 LOB: 1 BB: 0 P: 18	R: 1 H: 2 E: 0 K: 1 S: 15	H: 2 LOB: 2 BB: 1 P: 25	R: 0 H: 2 E: 0 K: 1 S: 11	H: 2 LOB: 2 BB: 0 P: 18	R: 1 H: 1 E: 0 K: 2 S: 15	H: 1 LOB: 1 BB: 1 P: 21	R: 0 H: 0 E: 0 K: 0 S: 8	H: 0 LOB: 0 BB: 0 P: 11	1B: 5 2B: 2 3B: 0 HR: 1	SF: 0 SAC: 0 DP: 1 HBP: 0	WP: 0 PB: 0 SB: 1 CS: 1	PA: 35
PITCHER	IP WLS BF H R ER SO BB IBB HBP BLK WP HR S P ERA WHIP	5.2 W 22 4 1 1 3 1 0 0 0 0 0 59 89 1.59 0.882	1.1 H 5 2 0 0 2 0 0 0 0 0 0 15 25 0.00 1.500	1.0 H 5 1 1 1 2 1 0 0 0 0 1 15 21 9.00 2.000	1.0 S 3 0 0 0 0 0 0 0 0 0 0 8 11 0.00 0.000	PITCHER										IP WLS BF H R ER SO BB IBB HBP BLK WP HR S P ERA WHIP	5.2 W 22 4 1 1 3 1 0 0 0 0 0 59 89 1.59 0.882	1.1 H 5 2 0 0 2 0 0 0 0 0 0 15 25 0.00 1.500	1.0 H 5 1 1 1 2 1 0 0 0 0 1 15 21 9.00 2.000	1.0 S 3 0 0 0 0 0 0 0 0 0 0 8 11 0.00 0.000

St. Louis Cardinals @ Washington Nationals
Nationals Park, Washington, DC
Wed Apr 24 2013, 1:10 PM - 4:04 PM EDT
Att: 33,694 - Sunny - 69 F

AB 33
R 2
H 7
RBI 2
BB 2
SO 7
LOB 12



Batter	1	2	3	4	5	6	7	8	9	AB	R	H	RBI	BB	SO	LOB	TOP
6 Starling Marte, R OBP: 0.390, SLG: 0.456	(1, 7) 1B 46 BB	1-2	3-2 HBP	1-2	2-2 HBP	2-2 HBP	2-0 F8	1-0 F4	3 0 1 0 0 0 2								
23 Travis Snider, L OBP: 0.398, SLG: 0.424	(1, 9) 1B K	2-2	1-0 L8	1-0	4-2 BB	1-2	2-1 1B	1-2 K	4 0 1 0 1 2 4								
22 Andrew McCutchen, R OBP: 0.290, SLG: 0.393	(5, 1) P5	0-0	1-3 K	1-3	2-2 FC5-4	2-2 FC5-4	2-1 1B	2-1 HBP	3 0 0 0 0 0 1 4								
14 Gaby Sanchez, R OBP: 0.378, SLG: 0.563	(8, PH) 1B	0-0	1-3 K	1-3	2-2 FC5-4	2-2 FC5-4	2-1 1B	1-2 HBP	0 0 0 0 0 0 0 0								
2 Brandon Inge, R OBP: 0.333, SLG: 0.444	(8, 4) 1B	0-0	1-3 K	1-3	2-2 FC5-4	2-2 FC5-4	1-2 HBP	1-2 HBP	0 0 0 0 0 0 0 0								
46 Garrett Jones, L OBP: 0.358, SLG: 0.450	(1, 3) 1B	4-1	1-2 BB	1-2	0-3 K	1-2	1-3 K	1-3 K	3 1 1 0 1 2 2								
18 Neil Walker, S OBP: 0.352, SLG: 0.342	(1, 4) 1B	0-1	0-0 P6	0-1	4-0 BB	0-1	4-1 BB	4-1 BB	2 0 0 0 2 0 3								
32 Vin Mazzaro, R OBP: 0.320, SLG: 0.379	(8, 1) 1B	2-3	0-0 K	0-0	0-0 F7	0-0	2-1 SF7	3-2 BB	0 0 0 0 0 0 0 0								
24 Pedro Alvarez, L OBP: 0.350, SLG: 0.347	(1, 5) 1B	2-3	1-1 K	1-1	0-0 K	0-0	2-1 SF7	3-2 BB	3 0 0 1 0 1 4								
55 Russell Martin, R OBP: 0.320, SLG: 0.379	(1, 2) 1B	1-3	0-1 F7	0-1	1-1 L8	1-1	2-2 G5-3	0-1 1B	4 0 1 0 0 1 1								
12 Clint Barmes, R OBP: 0.172, SLG: 0.164	(1, 6) 1B	0-1	0-1 F7	0-1	2-3 K	2-3	0-3 K	0-1 F8	4 0 0 0 0 2 1								
57 Jonathan Sánchez, L OBP: 0.230, SLG: 0.250	(1, 1) 1B	1-2	1-2 K	1-2	0-3 K	0-3	0-1 G4-3	0-0 1B	0 0 0 0 0 0 0 0								
30 Jeanmar Gómez, R OBP: 0.230, SLG: 0.250	(5, 7) 1B	1-2	1-2 K	1-2	0-3 K	0-3	0-1 G4-3	1-2 1B	2 0 0 0 0 2 0 0								
31 Jose Tabata, R OBP: 0.231, SLG: 0.222	(5, 7) 1B	1-2	1-2 K	1-2	0-3 K	0-3	0-1 G4-3	1-2 1B	2 0 1 0 0 0 0 0								
Inning Stats	R: 0 H: 1 WLS: 0 BF: 28	R: 0 H: 0 WLS: 0 BF: 28	R: 0 H: 0 WLS: 0 BF: 28	R: 0 H: 0 WLS: 0 BF: 28	R: 0 H: 0 WLS: 0 BF: 28	R: 0 H: 0 WLS: 0 BF: 28	R: 1 H: 1 WLS: 0 BF: 28	R: 0 H: 1 WLS: 0 BF: 28	R: 0 H: 2 WLS: 0 BF: 28	1B: 4 SF: 1	WP: 0	PA: 38					
PITCHER	IP WLS BF H R ER SO BB IBB HBP BLK	IP WLS BF H R ER SO BB IBB HBP BLK	IP WLS BF H R ER SO BB IBB HBP BLK	IP WLS BF H R ER SO BB IBB HBP BLK	IP WLS BF H R ER SO BB IBB HBP BLK	IP WLS BF H R ER SO BB IBB HBP BLK	IP WLS BF H R ER SO BB IBB HBP BLK	IP WLS BF H R ER SO BB IBB HBP BLK	IP WLS BF H R ER SO BB IBB HBP BLK	WP HR S P ERA WHIP	WP HR S P ERA WHIP	ERA WHIP					
31 Lance Lynn, R ERA: 3.1	7.0 W 28 2 1 1 9 3 0 2 0 0 0 68 106 1.29 0.714																
41 Mitchell Boggs, R ERA: 12.0	0.1 4 1 0 0 1 1 0 1 0 0 0 7 16 0.00 6.000																
36 Randy Choate, L ERA: 2.7	0.2 H 1 0 0 0 0 0 0 0 0 0 4 7 0.00 0.000																
58 Joe Kelly, R ERA: 4.32	1.0 5 2 0 0 1 0 0 0 0 0 0 9 11 0.00 2.000																

Pittsburgh Pirates @ St. Louis Cardinals
Busch Stadium, St. Louis, MO
Fri Apr 26 2013, 7:17 PM - 10:31 PM CDT
Att: 44,090 - Cloudy - 56 F

AB 30
R 1
H 5
RBI 1
BB 4
SO 11
LOB 21



Batter	1	2	3	4	5	6	7	8	9	AB	R	H	RBI	BB	SO	LOB	BOTTOM
13 Matt Carpenter, L OBP: 0.360, SLG: 0.500	(1, 4) 1B HR	3-2	2-0 G3-1	3-2	4-1 HR	1-0 BB	1-2 BB	3-1 L7	4 2 2 1 1 0 3								
3 Carlos Beltrán, S OBP: 0.346, SLG: 0.547	(1, 9) 1B HR	2-2	2-1 G4-3	2-1	2-1 HR	4-0 BB	1-2 BB	1-3 K	4 2 2 3 1 1 2								
7 Matt Holliday, R OBP: 0.412, SLG: 0.451	(1, 7) 1B	2-2	4-2 G5-4-3	4-2	4-0 WP	1-2 BB	1-2 G1-3	0-0 1B	3 2 2 1 2 0 3								
21 Allen Craig, R OBP: 0.302, SLG: 0.350	(1, 3) 1B	1-0	2-2 G5-4-3	2-2	2-3 K	1-0	1-3 1B	3-2 1B	4 0 2 3 0 1 1								
4 Yadier Molina, R OBP: 0.345, SLG: 0.439	(1, 2) 1B	0-0	1-2 G5-4-3	1-2	1-3 F9	1-3	1-2 G6-3	1-3 1B	4 0 1 0 0 1 4								
23 David Freese, R OBP: 0.277, SLG: 0.238	(1, 5) 1B	3-2	0-2 G5-3	0-2	1-3 K	1-3	0-0 G6-3	1-2 1B	4 0 0 0 0 1 4								
19 Jon Jay, L OBP: 0.256, SLG: 0.341	(1, 8) 1B	1-1	1-1 E6	1-0	2-1 G4-3	2-1	3-2 BB	3-2 2B	4 1 2 0 0 0 0								
38 Pete Kozma, R OBP: 0.316, SLG: 0.368	(1, 6) 1B	0-3	1-0 G5-3	1-0	4-2 BB	1-2	1-2 1B	1-2 1B	3 1 1 1 1 1 2								
31 Lance Lynn, S ERA: 3.1	(1, 1) SH1-4	0-0	2-3 K	2-3	1-3 K	1-3	0-2 1B	0-2 1B	2 0 0 0 0 2 1								
41 Mitchell Boggs, R ERA: 12.0	(8, 1) 1B	0-0	1-2 K	1-2	0-0 K	0-0	1-2 1B	1-2 1B	0 0 0 0 0 0 0								
36 Randy Choate, L ERA: 2.7	(8, 1) 1B	0-0	1-2 K	1-2	0-0 K	0-0	1-2 1B	1-2 1B	0 0 0 0 0 0 0								
12 Ty Wigginton, R OBP: 0.222, SLG: 0.176	(8, PH) 1B	1-2	1-2 K	1-2	0-0 K	0-0	1-2 1B	1-2 1B	1 1 1 0 0 0 0								
58 Joe Kelly, R ERA: 4.32	(9, 1) 1B	1-2	1-2 K	1-2	0-0 K	0-0	1-2 1B	1-2 1B	0 0 0 0 0 0 0								
Inning Stats	R: 2 H: 3 WLS: 0 BF: 28	R: 0 H: 0 WLS: 0 BF: 28	R: 1 H: 1 WLS: 0 BF: 28	R: 0 H: 1 WLS: 0 BF: 28	R: 2 H: 1 WLS: 0 BF: 28	R: 0 H: 1 WLS: 0 BF: 28	R: 0 H: 1 WLS: 0 BF: 28	R: 0 H: 5 WLS: 0 BF: 28	R: 4 H: 5 WLS: 0 BF: 28	1B: 9 SF: 0	WP: 2	PA: 40					
PITCHER	IP WLS BF H R ER SO BB IBB HBP BLK	IP WLS BF H R ER SO BB IBB HBP BLK	IP WLS BF H R ER SO BB IBB HBP BLK	IP WLS BF H R ER SO BB IBB HBP BLK	IP WLS BF H R ER SO BB IBB HBP BLK	IP WLS BF H R ER SO BB IBB HBP BLK	IP WLS BF H R ER SO BB IBB HBP BLK	IP WLS BF H R ER SO BB IBB HBP BLK	IP WLS BF H R ER SO BB IBB HBP BLK	WP HR S P ERA WHIP	WP HR S P ERA WHIP	ERA WHIP					
57 Jonathan Sánchez, L ERA: 12.1	0.0 L 4 3 2 2 0 0 0 0 1 0 0 17																
30 Jeanmar Gómez, R ERA: 2.63	4.1 18 3 3 3 3 3 0 0 0 1 1 35 67 6.23 1.385																
48 Jared Hughes, R ERA: 4.5	2.2 11 2 0 0 3 2 0 0 0 0 0 22 40 0.00 1.500																
32 Vin Mazzaro, R ERA: 5.68	1.0 7 5 4 4 1 0 0 0 0 1 0 25 36 36.00 5.000																


Pittsburgh Pirates @ St. Louis Cardinals
Busch Stadium, St. Louis, MO
Fri Apr 26 2013, 7:17 PM - 10:31 PM CDT
Att: 44,090 - Cloudy - 56 F


AB 33
R 9
H 13
RBI 9
BB 5
SO 7
LOB 20



Batter	1	2	3	4	5	6	7	8	9	AB	R	H	RBI	BB	SO	LOB	TOP		
6 Starling Marte, R OBP: 0.390, SLG: 0.447 (1, 7)	G4-3		1B		L6-4-3		BB			4	1	1	0	1	1	2	Pittsburgh Pirates @ St. Louis Cardinals Busch Stadium, St. Louis, MO Sat Apr 27 2013, 3:16 PM - 6:57 PM CDT Att: 40,909 - Overcast - 53 F		
31 Jose Tabata, R OBP: 0.250, SLG: 0.225 (1, 9)	G1-3		1B			G1-3	HBP		F8	4	0	1	0	0	0	0			
22 Andrew McCutchen, R OBP: 0.280, SLG: 0.375 (1, 8)	F9		F9			G4-3	BB		F8	4	0	0	1	1	0	2			
46 Garrett Jones, L OBP: 0.352, SLG: 0.438 17 John McDonald, R OBP: 0.222, SLG: 0.087 (8, 4)		K2-3		F9		G4-3			51 1B	4	0	1	1	0	1	2			
2 Brandon Inge, R OBP: 0.308, SLG: 0.385 35 Mark Melancon, R (8, 1)		K				1B			BB	4	0	1	0	0	1	3			
51 Wandy Rodriguez, S, PH OBP: 0.111, SLG: 0.111 39 Jason Grilli, R (9, 1)		K				P4			1B	0	0	0	0	0	0	0			
24 Pedro Alvarez, L OBP: 0.259, SLG: 0.351 (1, 5)		1B				F9			BB	1	0	1	0	0	0	0			
55 Russell Martin, R OBP: 0.329, SLG: 0.443 (1, 2)		G5-3				K			L1	5	1	2	0	0	1	3			
12 Clint Barmes, R OBP: 0.206, SLG: 0.188 (1, 6)			K2-3				HR			4	2	2	2	0	0	2			
34 A.J. Burnett, R (1, 1)							14 WP 14 SF8			3	1	2	0	1	1	0			
53 James McDonald, L, PH OBP: 0.400, SLG: 0.333 44 Tony Watson, L (7, 1) 14 Gaby Sanchez, R OBP: 0.370, SLG: 0.583 (8, 3)							31 WP 22 BB		SF8	2	0	0	0	0	0	0			
Inning Stats	R: 0 E: 0 K: 0 S: 7	H: 0 LOB: 0 BB: 0 P: 11	R: 0 E: 0 K: 2 S: 10	H: 1 LOB: 1 BB: 0 P: 17	R: 0 E: 0 K: 2 S: 12	H: 2 LOB: 2 BB: 0 P: 18	R: 0 E: 0 K: 1 S: 10	H: 1 LOB: 1 BB: 0 P: 13	R: 0 E: 0 K: 0 S: 10	H: 1 LOB: 1 BB: 0 P: 19	R: 4 E: 0 K: 1 S: 22	H: 3 LOB: 2 BB: 2 P: 44	R: 1 E: 0 K: 1 S: 11	H: 1 LOB: 1 BB: 1 P: 18	R: 0 E: 0 K: 0 S: 16	H: 1 LOB: 2 BB: 1 P: 25	1B: 9 2B: 2 3B: 0 HR: 1	SF: 1 SAC: 0 DP: 1 HBP: 1	WP: 2 PA: 42 PB: 0 SB: 0 CS: 0
PITCHER	IP	WLS	BF	H	R	ER	SO	BB	IBB	HBP	BLK	WP	HR	S	P	ERA	WHIP		
35 Jake Westbrook, R ERA: 0.68 58 Joe Kelly, R ERA: 8.31 26 Trevor Rosenthal, R ERA: 4.05 34 Marc Rzepczynski, L ERA: 5.87 59 Fernando Salas, R ERA: 4.32	6.0		23	6	0	0	6	0	0	0	0	0	0	60	91	0.00	1.000		
41 Mitchell Boggs, R ERA: 10.8 (9, 1)	1.0		5	1	0	0	0	1	0	0	0	1	10	20	108.00	12.000			

Batter	1	2	3	4	5	6	7	8	9	AB	R	H	RBI	BB	SO	LOB	BOTTOM				
13 Matt Carpenter, L OBP: 0.355, SLG: 0.488 55 Jermaine Curtis, R (9, PH)	G6-4-3 1B		G4-3		L8		P5		K	4	1	1	0	0	0	1	Pittsburgh Pirates @ St. Louis Cardinals Busch Stadium, St. Louis, MO Sat Apr 27 2013, 3:16 PM - 6:57 PM CDT Att: 40,909 - Overcast - 53 F				
3 Carlos Beltran, S OBP: 0.349, SLG: 0.550 (1, 9)	G6-4-3 1B		L9		K		K		1B	5	0	2	1	0	2	1					
7 Matt Holliday, R OBP: 0.389, SLG: 0.421 (1, 7)	G6-4-3		K		G6-3		K		G6-3	5	0	0	0	0	2	3					
21 Allen Craig, R OBP: 0.300, SLG: 0.357 (1, 3)	G5-3					G3			2B	4	0	1	0	0	1	0					
4 Yadier Molina, R OBP: 0.341, SLG: 0.442 (1, 2)			F8		P3		G4-3			4	0	1	0	0	0	1					
19 Jon Jay, L OBP: 0.206, SLG: 0.357 26 Trevor Rosenthal, R (7, 5) 34 Marc Rzepczynski, L 59 Fernando Salas, R (8, 1) 12 Ty Wigginton, R 41 Mitchell Boggs, R (9, 1)		L9				38 BB 38 S			K	2	1	1	0	0	0	1					
38 Pete Kozma, R OBP: 0.325, SLG: 0.366 (1, 6)		K				33 BB			G6-3	3	0	1	1	1	1	2					
33 Daniel Descalso, L OBP: 0.204, SLG: 0.216 (1, 4)						F7			P5	2	0	0	0	2	0	1					
35 Jake Westbrook, R OBP: 0.222, SLG: 0.125 58 Joe Kelly, R (7, 1) 43 Shane Robinson, R OBP: 0.370, SLG: 0.190 (7, 8)									2B	1	1	1	0	1	0	0					
Inning Stats	R: 1 E: 0 K: 0 S: 11	H: 2 LOB: 0 BB: 0 P: 17	R: 0 E: 0 K: 2 S: 12	H: 1 LOB: 2 BB: 1 P: 21	R: 0 E: 0 K: 1 S: 10	H: 0 LOB: 0 BB: 0 P: 13	R: 0 E: 0 K: 2 S: 14	H: 0 LOB: 2 BB: 2 P: 27	R: 0 E: 0 K: 1 S: 9	H: 0 LOB: 0 BB: 0 P: 13	R: 1 E: 0 K: 0 S: 11	H: 2 LOB: 1 BB: 0 P: 20	R: 0 E: 0 K: 2 S: 15	H: 0 LOB: 1 BB: 1 P: 24	R: 0 E: 0 K: 1 S: 15	H: 1 LOB: 1 BB: 0 P: 21		R: 1 E: 0 K: 1 S: 17	H: 2 LOB: 1 BB: 0 P: 24	1B: 4 2B: 4 3B: 0 HR: 0	SF: 0 SAC: 0 DP: 1 HBP: 1
PITCHER	IP	WLS	BF	H	R	ER	SO	BB	IBB	HBP	BLK	WP	HR	S	P	ERA	WHIP				
34 A.J. Burnett, R ERA: 2.83 44 Tony Watson, L ERA: 2.77 35 Mark Melancon, R ERA: 0.64 39 Jason Grilli, R ERA: 0.82	6.0		26	2	2	2	6	2	1	1	0	0	0	67	111	3.00	1.167				
	1.0	H	4	0	0	0	2	1	0	0	0	0	0	15	24	0.00	1.000				
	1.0	H	4	1	0	0	1	0	0	0	0	0	0	15	21	0.00	1.000				
	1.0	S	5	2	1	1	1	0	0	0	0	0	0	17	24	9.00	2.000				

AB	36
R	5
H	11
RBI	5
BB	4
SO	8
LOB	16
	

AB	34
R	3
H	8
RBI	2
BB	4
SO	10
LOB	17
	

Batter	1	2	3	4	5	6	7	8	9	AB	R	H	RBI	BB	SO	LOB	TOP
17 Shin-Soo Choo, L OBP: 0.484, SLG: 0.557			G3-1		G4-3			G6-3		4	1	1	0	0	0	0	Cincinnati Reds @ St. Louis Cardinals Busch Stadium, St. Louis, MO Mon Apr 29 2013, 7:17 PM - 10:10 PM CDT Att: 36,681 - Clear - 75 F
2 Zack Cozart, R OBP: 0.243, SLG: 0.371	SH1-3				G6-3			F7		3	0	1	0	0	0		
19 Joey Votto, L OBP: 0.445, SLG: 0.465			G4-6-3		L5					4	0	2	1	0	0	1	
4 Brandon Phillips, R OBP: 0.325, SLG: 0.443					G1-3			P4		3	0	1	0	1	0	1	
32 Jay Bruce, L OBP: 0.314, SLG: 0.342	K		FC4-6		K			K		4	1	0	0	0	3	3	
21 Todd Frazier, R OBP: 0.324, SLG: 0.495	P3				K			F8		4	0	1	0	0	1	2	
26 Xavier Paul, L OBP: 0.318, SLG: 0.396	G4-3		G6-3		K			K		4	0	0	1	0	2	1	
15 Derrick Robinson, S OBP: 0.381, SLG: 0.235	G4-3		G6-3		K			K		0	0	0	0	0	0	0	
39 Devin Mesoraco, R OBP: 0.365, SLG: 0.310	K				F9					2	0	0	0	1	1	0	
55 Mat Latos, R OBP: 0.200, SLG: 0.214	G5-3				G4-3					2	0	0	0	0	1	2	
23 Donald Lutz, L OBP: 0.227, SLG: 0.150	G5-3				K					1	0	0	0	0	0	0	
66 Logan Ondrusek, R OBP: 0.200, SLG: 0.214	G5-3				K					0	0	0	0	0	0	0	
51 Jonathan Broxton, R OBP: 0.323, SLG: 0.524	G5-3				K					0	0	0	0	0	0	0	
54 Aroldis Chapman, L OBP: 0.323, SLG: 0.160	G4-3				P4					1	0	0	0	0	0	0	
Inning Stats	R: 1 H: 2 E: 0 K: 1 S: 9	H: 2 R: 1 LOB: 18	R: 0 H: 0 E: 0 K: 1 S: 11	H: 0 R: 0 LOB: 0 BB: 17	R: 0 H: 1 E: 0 K: 0 S: 5	H: 1 R: 0 LOB: 0 BB: 9	R: 1 H: 2 E: 0 K: 1 S: 17	H: 2 R: 0 LOB: 2 BB: 1	R: 0 H: 0 E: 0 K: 2 S: 10	H: 0 R: 0 LOB: 0 BB: 13	R: 0 H: 0 E: 0 K: 1 S: 6	H: 0 R: 0 LOB: 1 BB: 0	R: 0 H: 1 E: 0 K: 2 S: 10	H: 1 R: 0 LOB: 0 BB: 12	1B: 4 2B: 2 3B: 0 HR: 0	SF: 0 SAC: 1 DP: 1 HBP: 0	WP: 0 PA: 34 PB: 0 SB: 0 CS: 0
PITCHER	IP: 7.0 WLS: L BF: 27 ERA: 2.03	WLS: L BF: 27 ERA: 2.03	H: 5 R: 2 ER: 2 SO: 6 BB: 1 IBB: 1 HBP: 0 BLK: 0	H: 2 R: 0 ER: 0 SO: 6 BB: 0 IBB: 0 HBP: 0 BLK: 0	H: 2 R: 0 ER: 0 SO: 14 BB: 0 IBB: 0 HBP: 0 BLK: 0	H: 2 R: 0 ER: 0 SO: 13 BB: 0 IBB: 0 HBP: 0 BLK: 0	H: 2 R: 0 ER: 0 SO: 9 BB: 0 IBB: 0 HBP: 0 BLK: 0	H: 0 R: 0 ER: 0 SO: 14 BB: 0 IBB: 0 HBP: 0 BLK: 0	H: 0 R: 0 ER: 0 SO: 13 BB: 0 IBB: 0 HBP: 0 BLK: 0	H: 0 R: 0 ER: 0 SO: 13 BB: 0 IBB: 0 HBP: 0 BLK: 0	H: 0 R: 0 ER: 0 SO: 6 BB: 0 IBB: 0 HBP: 0 BLK: 0	H: 0 R: 0 ER: 0 SO: 6 BB: 0 IBB: 0 HBP: 0 BLK: 0	H: 0 R: 0 ER: 0 SO: 12 BB: 0 IBB: 0 HBP: 0 BLK: 0	H: 0 R: 0 ER: 0 SO: 12 BB: 0 IBB: 0 HBP: 0 BLK: 0	2B: 2 3B: 0 HR: 0	ERA: 2.57 WHIP: 0.857	ERA: 0.000 WHIP: 0.000

Batter	1	2	3	4	5	6	7	8	9	AB	R	H	RBI	BB	SO	LOB	BOTTOM
19 Jon Jay, L OBP: 0.295, SLG: 0.349			FC6-5		G4-3					2	0	0	0	2	0	0	Cincinnati Reds @ St. Louis Cardinals Busch Stadium, St. Louis, MO Mon Apr 29 2013, 7:17 PM - 10:10 PM CDT Att: 36,681 - Clear - 75 F
13 Matt Carpenter, L OBP: 0.343, SLG: 0.457	K									4	0	1	0	1	2	2	
7 Matt Holliday, R OBP: 0.388, SLG: 0.410	L9		FC6-5					G4-3		4	0	1	0	0	0	4	
21 Allen Craig, R OBP: 0.306, SLG: 0.370			FC5-4		FC4					4	1	2	0	0	0	4	
4 Yadier Molina, R OBP: 0.347, SLG: 0.452	FC6-4									4	0	3	1	0	0	2	
23 David Freese, R OBP: 0.255, SLG: 0.204	G5-3		K		G6-4-3			FC1-6-5		4	0	0	0	0	1	3	
12 Ty Wigginton, R OBP: 0.227, SLG: 0.150	G5-3									2	0	0	0	1	0	1	
3 Carlos Beltrán, S OBP: 0.333, SLG: 0.524	G5-3							F7		1	0	0	0	0	0	1	
38 Pete Kozma, R OBP: 0.310, SLG: 0.346	K				L9			G3-1		4	0	0	0	0	2	3	
50 Adam Wainwright, R OBP: 0.200, SLG: 0.200	G4-3				P4					2	0	0	0	0	0	0	
33 Daniel Descalso, L OBP: 0.200, SLG: 0.214	G4-3				P4					1	0	0	0	0	0	0	
36 Randy Choate, L OBP: 0.200, SLG: 0.214	G4-3				P4					0	0	0	0	0	0	0	
26 Trevor Rosenthal, R OBP: 0.323, SLG: 0.160	G4-3				P4					1	0	0	0	0	0	0	
Inning Stats	R: 0 H: 1 E: 0 K: 1 S: 10	H: 0 R: 0 LOB: 0 BB: 17	R: 0 H: 0 E: 0 K: 0 S: 7	H: 0 R: 0 LOB: 2 BB: 15	R: 0 H: 1 E: 0 K: 2 S: 10	H: 1 R: 0 LOB: 0 BB: 18	R: 0 H: 2 E: 0 K: 0 S: 10	H: 1 R: 0 LOB: 1 BB: 1	R: 0 H: 0 E: 0 K: 1 S: 9	H: 0 R: 0 LOB: 1 BB: 15	R: 0 H: 0 E: 0 K: 1 S: 9	H: 0 R: 0 LOB: 1 BB: 1	R: 0 H: 2 E: 0 K: 0 S: 10	H: 0 R: 0 LOB: 0 BB: 13	1B: 5 2B: 2 3B: 0 HR: 0	SF: 0 SAC: 0 DP: 1 HBP: 1	WP: 1 PA: 38 PB: 0 SB: 1 CS: 0
PITCHER	IP: 6.0 WLS: W BF: 26 ERA: 1.83	WLS: W BF: 26 ERA: 1.83	H: 3 R: 0 ER: 0 SO: 4 BB: 3 IBB: 0 HBP: 0 BLK: 0	H: 1 R: 0 ER: 0 SO: 1 BB: 1 IBB: 0 HBP: 0 BLK: 0	H: 9 R: 0 ER: 0 SO: 15 BB: 0 IBB: 0 HBP: 0 BLK: 0	H: 15 R: 0 ER: 0 SO: 13 BB: 0 IBB: 0 HBP: 0 BLK: 0	H: 15 R: 0 ER: 0 SO: 9 BB: 0 IBB: 0 HBP: 0 BLK: 0	H: 15 R: 0 ER: 0 SO: 13 BB: 0 IBB: 0 HBP: 0 BLK: 0	H: 15 R: 0 ER: 0 SO: 13 BB: 0 IBB: 0 HBP: 0 BLK: 0	H: 15 R: 0 ER: 0 SO: 13 BB: 0 IBB: 0 HBP: 0 BLK: 0	H: 15 R: 0 ER: 0 SO: 13 BB: 0 IBB: 0 HBP: 0 BLK: 0	H: 15 R: 0 ER: 0 SO: 13 BB: 0 IBB: 0 HBP: 0 BLK: 0	H: 15 R: 0 ER: 0 SO: 13 BB: 0 IBB: 0 HBP: 0 BLK: 0	H: 15 R: 0 ER: 0 SO: 13 BB: 0 IBB: 0 HBP: 0 BLK: 0	ERA: 0.000 WHIP: 1.000	ERA: 9.000 WHIP: 2.000	

Batter	1	2	3	4	5	6	7	8	9	AB	R	H	RBI	BB	SO	LOB	TOP					
17 Shin-Soo Choo, L (1,8) OBP: 0.477, SLG: 0.554										4	0	1	1	0	0	1	Cincinnati Reds @ St. Louis Cardinals Busch Stadium, St. Louis, MO Tue Apr 30 2013, 7:17 PM - 9:31 PM CDT Att: 37,535 - Clear - 79 F					
2 Zack Cozart, R (1,6) OBP: 0.234, SLG: 0.356										4	0	0	0	0	0	2						
19 Joey Votto, L (1,3) OBP: 0.439, SLG: 0.456										4	0	1	0	0	2	0						
4 Brandon Phillips, R (1,4) OBP: 0.312, SLG: 0.445										4	0	2	0	0	1	1						
32 Jay Bruce, L (1,9) OBP: 0.312, SLG: 0.339										4	0	1	0	0	2	2						
21 Todd Frazier, R (1,5) OBP: 0.315, SLG: 0.479										3	0	0	0	0	0	3						
39 Devin Mesoraco, R (1,2) OBP: 0.364, SLG: 0.311										3	0	1	0	0	0	2						
15 Derrick Robinson, S (1,7) OBP: 0.375, SLG: 0.250										3	1	1	0	0	0	1						
61 Bronson Arroyo, R (1,1)										1	0	0	0	0	1	1						
3 Cesar Izturis, S (8,PH)										1	0	0	0	0	0	0						
63 Sam LeCure, R (8,1)										0	0	0	0	0	0	0						
Inning Stats	R: 0 E: 0 K: 1 S: 7	H: 0 LOB: 0 BB: 0 P: 8	R: 0 E: 0 K: 0 S: 6	H: 2 LOB: 1 BB: 0 P: 6	R: 0 E: 0 K: 1 S: 10	H: 1 LOB: 1 BB: 0 P: 14	R: 0 E: 0 K: 1 S: 10	H: 1 LOB: 1 BB: 0 P: 14	R: 1 E: 0 K: 0 S: 13	H: 2 LOB: 1 BB: 0 P: 19	R: 0 E: 0 K: 0 S: 8	H: 1 LOB: 0 BB: 0 P: 12	R: 0 E: 0 K: 0 S: 9	H: 0 LOB: 0 BB: 0 P: 11	R: 0 E: 0 K: 0 S: 7	H: 0 LOB: 0 BB: 0 P: 9	R: 0 E: 0 K: 3 S: 13	H: 0 LOB: 0 BB: 0 P: 19	1B: 6 2B: 1 3B: 0 HR: 0	SF: 0 SAC: 1 DP: 1 HBP: 0	WP: 0 PB: 0 SB: 0 CS: 1	PA: 32
PITCHER	IP WLS BF H R ER SO BB IBB HBP BLK WP HR S P ERA WHIP	8.0 W 29 7 1 1 3 0 0 0 0 0 0 70 93 1.12 0.875	1.0 S 3 0 0 0 3 0 0 0 0 0 0 0 13 19 0.00 0.000																			

Batter	1	2	3	4	5	6	7	8	9	AB	R	H	RBI	BB	SO	LOB	BOTTOM			
19 Jon Jay, L (1,8) OBP: 0.293, SLG: 0.337										3	0	0	0	1	0	0	Cincinnati Reds @ St. Louis Cardinals Busch Stadium, St. Louis, MO Tue Apr 30 2013, 7:17 PM - 9:31 PM CDT Att: 37,535 - Clear - 79 F			
3 Carlos Beltrán, S (1,9) OBP: 0.351, SLG: 0.534										4	1	3	0	0	0	1				
7 Matt Holliday, R (1,7) OBP: 0.382, SLG: 0.437										4	1	1	2	0	0	2				
21 Allen Craig, R (1,3) OBP: 0.297, SLG: 0.358										3	0	0	0	0	0	0				
4 Yadier Molina, R (1,2) OBP: 0.347, SLG: 0.448										3	0	1	0	0	0	0				
13 Matt Carpenter, L (1,5) OBP: 0.333, SLG: 0.442										3	0	0	0	0	0	1				
38 Pete Kozma, R (1,6) OBP: 0.311, SLG: 0.346										3	0	1	0	0	0	1				
33 Daniel Descalso, L (1,4) OBP: 0.207, SLG: 0.218										3	0	1	0	0	0	1				
54 Jaime Garcia, L (1,1)										3	0	0	0	0	0	2				
44 Edward Mujica, R (9,1)										0	0	0	0	0	0	0				
Inning Stats	R: 0 E: 0 K: 0 S: 5	H: 1 LOB: 0 BB: 0 P: 6	R: 0 E: 0 K: 0 S: 6	H: 1 LOB: 1 BB: 0 P: 12	R: 0 E: 0 K: 0 S: 8	H: 0 LOB: 1 BB: 1 P: 13	R: 0 E: 0 K: 0 S: 7	H: 0 LOB: 0 BB: 0 P: 11	R: 0 E: 0 K: 0 S: 6	H: 1 LOB: 1 BB: 0 P: 8	R: 2 E: 0 K: 0 S: 9	H: 2 LOB: 0 BB: 0 P: 14	R: 0 E: 0 K: 0 S: 11	H: 1 LOB: 1 BB: 0 P: 14	R: 0 E: 0 K: 0 S: 6	H: 1 LOB: 0 BB: 0 P: 10	1B: 6 2B: 0 3B: 0 HR: 1	SF: 0 SAC: 0 DP: 2 HBP: 0	WP: 0 PB: 0 SB: 0 CS: 0	PA: 30
PITCHER	IP WLS BF H R ER SO BB IBB HBP BLK WP HR S P ERA WHIP	7.0 L 27 6 2 2 2 1 0 0 0 0 0 52 78 2.57 1.000	1.0 3 1 0 0 0 0 0 0 0 0 0 6 10 0.00 1.000																	

Batter	1	2	3	4	5	6	7	8	9	AB	R	H	RBI	BB	SO	LOB	TOP						
17 Shin-Soo Choo, L (1,8) OBP: 0.462, SLG: 0.533										4	0	0	0	0	3	0							
2 Zack Cozart, R (1,6) OBP: 0.225, SLG: 0.343										4	0	0	0	0	1	0							
19 Joey Votto, L (1,3) OBP: 0.441, SLG: 0.453										3	1	1	0	1	0	0							
4 Brandon Phillips, R (1,4) OBP: 0.336, SLG: 0.482										4	1	2	2	0	0	1							
32 Jay Bruce, L (1,9) OBP: 0.318, SLG: 0.361											4	0	2	0	0	1	1						
21 Todd Frazier, R (1,5) OBP: 0.313, SLG: 0.465											3	0	0	0	0	1	3						
23 Donald Lutz, L (1,7)											4	0	0	0	0	0	2						
37 Corky Miller, R (1,2) OBP: 0.308, SLG: 0.100										2	0	0	0	1	0	0							
34 Homer Bailey, R (1,1) OBP: 0.333, SLG: 0.444										2	0	1	0	0	0	3							
60 J.J. Hoover, R (6,1)										0	0	0	0	0	0	0							
9 Jack Hannahan, L (7,PH) OBP: 0.346, SLG: 0.400										1	0	0	0	0	0	0							
66 Logan Ondrusek, R (7,1)										0	0	0	0	0	0	0							
Inning Stats	R: 0 E: 0 K: 1 S: 10	H: 0 LOB: 0 BB: 0 P: 13	R: 0 E: 0 K: 0 S: 14	H: 1 LOB: 3 BB: 1 P: 27	R: 0 E: 0 K: 1 S: 13	H: 1 LOB: 1 BB: 0 P: 16	R: 0 E: 0 K: 0 S: 7	H: 1 LOB: 0 BB: 0 P: 10	R: 0 E: 0 K: 1 S: 7	H: 1 LOB: 0 BB: 0 P: 9	R: 1 E: 0 K: 2 S: 14	H: 1 LOB: 1 BB: 0 P: 24	R: 0 E: 0 K: 0 S: 8	H: 0 LOB: 0 BB: 0 P: 11	R: 0 E: 0 K: 1 S: 6	H: 0 LOB: 0 BB: 0 P: 7	R: 1 E: 1 K: 0 S: 10	H: 1 LOB: 0 BB: 0 P: 12	1B: 3 2B: 1 3B: 1 HR: 1	SF: 0 SAC: 0 DP: 2 HBP: 1	WP: 0 PB: 0 SB: 0 CS: 0	PA: 34	
PITCHER	IP WLS BF H R ER SO BB IBB HBP BLK WP HR S P ERA WHIP	IP WLS BF H R ER SO BB IBB HBP BLK WP HR S P ERA WHIP	IP WLS BF H R ER SO BB IBB HBP BLK WP HR S P ERA WHIP	IP WLS BF H R ER SO BB IBB HBP BLK WP HR S P ERA WHIP	IP WLS BF H R ER SO BB IBB HBP BLK WP HR S P ERA WHIP	IP WLS BF H R ER SO BB IBB HBP BLK WP HR S P ERA WHIP	IP WLS BF H R ER SO BB IBB HBP BLK WP HR S P ERA WHIP	IP WLS BF H R ER SO BB IBB HBP BLK WP HR S P ERA WHIP	IP WLS BF H R ER SO BB IBB HBP BLK WP HR S P ERA WHIP	IP WLS BF H R ER SO BB IBB HBP BLK WP HR S P ERA WHIP	IP WLS BF H R ER SO BB IBB HBP BLK WP HR S P ERA WHIP	IP WLS BF H R ER SO BB IBB HBP BLK WP HR S P ERA WHIP	IP WLS BF H R ER SO BB IBB HBP BLK WP HR S P ERA WHIP	IP WLS BF H R ER SO BB IBB HBP BLK WP HR S P ERA WHIP	IP WLS BF H R ER SO BB IBB HBP BLK WP HR S P ERA WHIP	IP WLS BF H R ER SO BB IBB HBP BLK WP HR S P ERA WHIP	IP WLS BF H R ER SO BB IBB HBP BLK WP HR S P ERA WHIP	IP WLS BF H R ER SO BB IBB HBP BLK WP HR S P ERA WHIP	IP WLS BF H R ER SO BB IBB HBP BLK WP HR S P ERA WHIP	IP WLS BF H R ER SO BB IBB HBP BLK WP HR S P ERA WHIP	IP WLS BF H R ER SO BB IBB HBP BLK WP HR S P ERA WHIP	IP WLS BF H R ER SO BB IBB HBP BLK WP HR S P ERA WHIP	IP WLS BF H R ER SO BB IBB HBP BLK WP HR S P ERA WHIP
31 Lance Lynn, R (1,1) ERA: 2.75	7.0 W 27 5 1 1 5 2 0 1 0 0 0 0 73 110 1.29 1.000		26 Trevor Rosenthal, R (8,1) ERA: 3.45	1.0 H 3 0 0 0 1 0 0 0 0 0 0 0 6 7 0.00 0.000		44 Edward Mujica, R (9,1) ERA: 1.64	1.0 S 4 1 1 0 0 0 0 0 0 0 0 0 1 10 12 9.00 1.000																

Cincinnati Reds @ St. Louis Cardinals
 Busch Stadium, St. Louis, MO
 Wed May 01 2013, 12:49 PM - 3:22 PM CDT
 Att: 39,821 - Sunny - 81 F

AB 31
 R 2
 H 6
 RBI 2
 BB 2
 SO 6
 LOB 10



Batter	1	2	3	4	5	6	7	8	9	AB	R	H	RBI	BB	SO	LOB	BOTTOM						
19 Jon Jay, L (1,8) OBP: 0.282, SLG: 0.323										4	0	0	0	0	0	3							
3 Carlos Beltrán, S (1,9) OBP: 0.347, SLG: 0.554										4	1	1	1	0	2	1							
7 Matt Holliday, R (1,7) OBP: 0.368, SLG: 0.418											4	0	0	0	0	0							
21 Allen Craig, R (1,3) OBP: 0.305, SLG: 0.357											3	1	1	0	1	1	0						
4 Yadier Molina, R (1,2) OBP: 0.352, SLG: 0.450											4	1	2	0	0	0	1						
13 Matt Carpenter, L (1,5) OBP: 0.349, SLG: 0.475											4	1	3	1	0	0	0						
38 Pete Kozma, R (1,6) OBP: 0.309, SLG: 0.341											4	0	1	1	0	0	3						
33 Daniel Descalso, L (1,4) OBP: 0.210, SLG: 0.220											4	0	1	1	0	1	0						
31 Lance Lynn, S (1,1) OBP: 0.182, SLG: 0.100											2	0	1	0	0	0	0						
26 Trevor Rosenthal, R (8,1) ERA: 3.38											0	0	0	0	0	0	0						
44 Edward Mujica, R (9,1) ERA: 1.64											0	0	0	0	0	0	0						
Inning Stats	R: 0 E: 0 K: 1 S: 9	H: 0 LOB: 0 BB: 0 P: 11	R: 0 E: 0 K: 0 S: 7	H: 1 LOB: 1 BB: 0 P: 7	R: 0 E: 0 K: 0 S: 11	H: 0 LOB: 0 BB: 0 P: 15	R: 1 E: 0 K: 1 S: 17	H: 3 LOB: 2 BB: 0 P: 23	R: 0 E: 0 K: 1 S: 9	H: 1 LOB: 1 BB: 0 P: 13	R: 3 E: 0 K: 0 S: 18	H: 4 LOB: 2 BB: 1 P: 29	R: 0 E: 0 K: 1 S: 15	H: 1 LOB: 0 BB: 0 P: 22	R: 0 E: 0 K: 0 S: 7	H: 0 LOB: 0 BB: 0 P: 8	R: 0 E: 0 K: 0 S: 10	H: 0 LOB: 0 BB: 0 P: 12	1B: 7 2B: 2 3B: 0 HR: 1	SF: 0 SAC: 1 DP: 0 HBP: 0	WP: 0 PB: 0 SB: 0 CS: 0	PA: 35	
PITCHER	IP WLS BF H R ER SO BB IBB HBP BLK WP HR S P ERA WHIP	IP WLS BF H R ER SO BB IBB HBP BLK WP HR S P ERA WHIP	IP WLS BF H R ER SO BB IBB HBP BLK WP HR S P ERA WHIP	IP WLS BF H R ER SO BB IBB HBP BLK WP HR S P ERA WHIP	IP WLS BF H R ER SO BB IBB HBP BLK WP HR S P ERA WHIP	IP WLS BF H R ER SO BB IBB HBP BLK WP HR S P ERA WHIP	IP WLS BF H R ER SO BB IBB HBP BLK WP HR S P ERA WHIP	IP WLS BF H R ER SO BB IBB HBP BLK WP HR S P ERA WHIP	IP WLS BF H R ER SO BB IBB HBP BLK WP HR S P ERA WHIP	IP WLS BF H R ER SO BB IBB HBP BLK WP HR S P ERA WHIP	IP WLS BF H R ER SO BB IBB HBP BLK WP HR S P ERA WHIP	IP WLS BF H R ER SO BB IBB HBP BLK WP HR S P ERA WHIP	IP WLS BF H R ER SO BB IBB HBP BLK WP HR S P ERA WHIP	IP WLS BF H R ER SO BB IBB HBP BLK WP HR S P ERA WHIP	IP WLS BF H R ER SO BB IBB HBP BLK WP HR S P ERA WHIP	IP WLS BF H R ER SO BB IBB HBP BLK WP HR S P ERA WHIP	IP WLS BF H R ER SO BB IBB HBP BLK WP HR S P ERA WHIP	IP WLS BF H R ER SO BB IBB HBP BLK WP HR S P ERA WHIP	IP WLS BF H R ER SO BB IBB HBP BLK WP HR S P ERA WHIP	IP WLS BF H R ER SO BB IBB HBP BLK WP HR S P ERA WHIP	IP WLS BF H R ER SO BB IBB HBP BLK WP HR S P ERA WHIP	IP WLS BF H R ER SO BB IBB HBP BLK WP HR S P ERA WHIP	IP WLS BF H R ER SO BB IBB HBP BLK WP HR S P ERA WHIP
34 Homer Bailey, R (1,1) ERA: 3.38	5.1 L 26 9 4 4 4 3 1 0 0 0 0 0 0 8 11 6.75 1.875		60 J.J. Hoover, R (6,1) ERA: 3.38	0.2 2 0 0 0 0 0 0 0 0 0 0 0 8 11 0.00 0.000		66 Logan Ond																	

Batter	1	2	3	4	5	6	7	8	9	AB	R	H	RBI	BB	SO	LOB	TOP					
13 Matt Carpenter, L OBP: 0.339, SLG: 0.451	L8		L8		K		G3		K	5	0	0	0	0	2	2	St. Louis Cardinals @ Milwaukee Brewers Miller Park, Milwaukee, WI Sat May 04 2013, 3:07 PM - 6:22 PM CDT Att: 36,156 - Roof Closed - 70 F					
3 Carlos Beltrán, S OBP: 0.319, SLG: 0.523	G3		G1-3			G3-1	L5		K	5	0	0	0	0	1	2						
7 Matt Holliday, R 44 Edward Mujica, R	G4-3		G6-3			F8			K	4	0	0	0	0	1	0						
21 Allen Craig, R OBP: 0.319, SLG: 0.393		19 HR 1B			K				K	4	2	2	1	0	2	0						
4 Yadier Molina, R OBP: 0.356, SLG: 0.460	P3				G5-3				K	4	0	1	0	0	1	1						
23 David Freese, R 59 Fernando Salas, R 36 Randy Choate, L 43 Seth Maness, R 43 Shane Robinson, R		19 HR 1B				G5-3			E8 19 S 1B	3	1	2	0	0	0	1						
19 Jon Jay, L OBP: 0.322, SLG: 0.388					K					3	1	2	4	1	1	1						
38 Pete Kozma, R OBP: 0.311, SLG: 0.333						G3				4	1	1	0	0	0	1						
50 Adam Wainwright, R 33 Daniel Descalso, L						F8				2	0	0	0	0	1	0						
										1	1	1	2	1	0	0						
Inning Stats	R: 0 E: 0 K: 0 S: 6	H: 0 LOB: 0 BB: 0 P: 9	R: 3 E: 0 K: 1 S: 12	H: 3 LOB: 0 BB: 0 P: 18	R: 0 E: 0 K: 0 S: 7	H: 0 LOB: 0 BB: 0 P: 13	R: 0 E: 0 K: 2 S: 11	H: 1 LOB: 1 BB: 0 P: 17	R: 0 E: 0 K: 1 S: 8	H: 0 LOB: 0 BB: 0 P: 12	R: 1 E: 0 K: 0 S: 12	H: 2 LOB: 1 BB: 0 P: 21	R: 2 E: 0 K: 0 S: 8	H: 2 LOB: 0 BB: 1 P: 15	R: 0 E: 0 K: 3 S: 11	H: 0 LOB: 0 BB: 0 P: 17	R: 1 E: 0 K: 2 S: 14	H: 2 LOB: 2 BB: 1 P: 24	1B: 6 2B: 1 3B: 0 HR: 3	SF: 0 SAC: 0 DP: 0 HBP: 0	WP: 0 PB: 0 SB: 1 CS: 1	PA: 38
PITCHER	IP ERA WHIP	WLS BF	H R ER SO	BB IBB HBP BLK	WP HR S P	ERA WHIP	PITCHER	IP ERA WHIP	WLS BF	H R ER SO	BB IBB HBP BLK	WP HR S P	ERA WHIP									
49 Yovani Gallardo, R ERA: 4.5	6.0	24	6 4 4 4	0 0 0 0	0 2 56 90	6.00 1.000	32 Tom Gorzelanny, L ERA: 2.63	7.1	1.0	5	2 2 2 0	1 0 0 0	0 1 8 15	18.00 3.000								
31 Burke Badenhop, R ERA: 4.22	8.1	1.0	3 0 0 3	0 0 0 0	0 0 11 17	0.00 0.000	29 Jim Henderson, R ERA: 1.38	9.1	1.0	6	2 1 1 2	1 0 0 0	0 0 14 24	9.00 3.000								

Batter	1	2	3	4	5	6	7	8	9	AB	R	H	RBI	BB	SO	LOB	BOTTOM					
7 Norichika Aoki, L OBP: 0.366, SLG: 0.417	9 HR 1B									2	1	2	1	0	0	0	St. Louis Cardinals @ Milwaukee Brewers Miller Park, Milwaukee, WI Sat May 04 2013, 3:07 PM - 6:22 PM CDT Att: 36,156 - Roof Closed - 70 F					
9 Jean Segura, R OBP: 0.385, SLG: 0.533		G6-4-3 HR								5	1	2	2	0	0	5						
8 Ryan Braun, R OBP: 0.383, SLG: 0.554										5	0	1	0	0	2	2						
3 Yuniesky Betancourt, R OBP: 0.298, SLG: 0.526										5	0	1	0	0	0	3						
23 Rickie Weeks Jr., R OBP: 0.302, SLG: 0.296										4	0	0	0	1	1	1						
27 Carlos Gómez, R OBP: 0.423, SLG: 0.647										4	1	2	1	0	0	1						
12 Martín Maldonado, R OBP: 0.322, SLG: 0.415										4	1	2	0	0	0	0						
11 Alex Gonzalez, R 14 Jeff Bianchi, R										4	1	2	0	0	1	3						
										0	1	0	0	0	0	0						
										2	0	0	0	0	1	0						
Inning Stats	R: 2 E: 0 K: 2 S: 20	H: 5 LOB: 3 BB: 0 P: 27	R: 0 E: 0 K: 0 S: 6	H: 0 LOB: 0 BB: 0 P: 11	R: 0 E: 0 K: 0 S: 5	H: 0 LOB: 0 BB: 0 P: 6	R: 0 E: 0 K: 1 S: 11	H: 0 LOB: 0 BB: 0 P: 16	R: 0 E: 0 K: 2 S: 12	H: 2 LOB: 2 BB: 0 P: 18	R: 3 E: 0 K: 0 S: 17	H: 4 LOB: 1 BB: 0 P: 28	R: 0 E: 0 K: 0 S: 7	H: 1 LOB: 1 BB: 1 P: 12	R: 1 E: 0 K: 0 S: 11	H: 2 LOB: 1 BB: 0 P: 13	R: 0 E: 0 K: 0 S: 13	H: 0 LOB: 0 BB: 0 P: 17	1B: 11 2B: 1 3B: 0 HR: 2	SF: 0 SAC: 1 DP: 4 HBP: 2	WP: 0 PB: 0 SB: 0 CS: 0	PA: 41
PITCHER	IP ERA WHIP	WLS BF	H R ER SO	BB IBB HBP BLK	WP HR S P	ERA WHIP	PITCHER	IP ERA WHIP	WLS BF	H R ER SO	BB IBB HBP BLK	WP HR S P	ERA WHIP									
50 Adam Wainwright, R ERA: 2.72	5.1	28	11 5 5 5	0 0 2 0	0 0 69 101	8.44 2.062	44 Edward Mujica, R ERA: 2.08	9.1	1.0	3	0 0 0 0	0 0 0 0	0 0 13 17	0.00 0.000								
56 Joe Kelly, R ERA: 8.44	1.1	4	1 0 0 0	1 0 0 0	0 0 8 16	0.00 1.500	59 Fernando Salas, R ERA: 4.38	7.1	0.2	4	2 1 1 0	0 0 0 0	0 0 9 11	13.50 3.000								
36 Randy Choate, L ERA: 2.25	8.1	0.0	0 0 0 0	0 0 0 0	0 0 1 1	∞ ∞	43 Seth Maness, R ERA:	8.1	0.2	W	1 0 0 0	0 0 0 0	0 0 2 2	0.00 0.000								



Batter	1	2	3	4	5	6	7	8	9	AB	R	H	RBI	BB	SO	LOB	TOP			
13 Matt Carpenter, L (1.4) OBP: 0.333, SLG: 0.441										5	0	1	0	0	1	0				
3 Carlos Beltrán, S (1.9) OBP: 0.325, SLG: 0.532										4	0	2	0	0	0	0				
7 Matt Holliday, R (1.7) OBP: 0.375, SLG: 0.450										3	0	0	0	1	1	3				
21 Allen Craig, R (1.3) OBP: 0.320, SLG: 0.438										4	1	1	1	0	0	1				
4 Yadier Molina, R (1.2) OBP: 0.365, SLG: 0.458										4	0	2	0	0	2	0				
23 David Freese, R (1.5) OBP: 0.276, SLG: 0.246										4	0	0	0	0	1	2				
19 Jon Jay, L (1.8) OBP: 0.352, SLG: 0.400										3	0	2	0	1	0	0				
38 Pete Kozma, R (1.6) OBP: 0.313, SLG: 0.327										3	0	0	0	1	1	1				
31 Lance Lynn, S (1.1) OBP: 0.143, SLG: 0.077										3	0	0	0	0	3	3				
26 Trevor Rosenthal, R (8.1) OBP: 0.571, SLG: 1.000										0	0	0	0	0	0	0				
Inning Stats	R: 0 E: 0 K: 2 S: 12	H: 0 LOB: 0 BB: 0 P: 15	R: 1 E: 0 K: 1 S: 8	H: 1 LOB: 0 BB: 0 P: 15	R: 0 E: 0 K: 1 S: 11	H: 2 LOB: 2 BB: 0 P: 17	R: 0 E: 0 K: 1 S: 14	H: 2 LOB: 3 BB: 1 P: 24	R: 0 E: 0 K: 0 S: 8	H: 1 LOB: 1 BB: 0 P: 19	R: 0 E: 0 K: 1 S: 12	H: 1 LOB: 1 BB: 0 P: 17	R: 0 E: 0 K: 0 S: 10	H: 1 LOB: 1 BB: 1 P: 18	R: 0 E: 0 K: 1 S: 7	H: 0 LOB: 0 BB: 0 P: 12	1B: 6 2B: 1 3B: 0 HR: 1	SF: 0 SAC: 0 DP: 0 HBP: 0	WP: 1 PB: 0 SB: 1 CS: 1	PA: 38
PITCHER	IP ERA WHIP	WLS BF	H R ER SO	BB IBB HBP BLK	WP HR S P	ERA WHIP	PITCHER	IP ERA WHIP	WLS BF	H R ER SO	BB IBB HBP BLK	WP HR S P	ERA WHIP							
37 Travis Wood, L (1.1) ERA: 2.33	6.2 1.35 1.200	W 28	6 1 1 8	2 0 0 0	1 1 72 114	1.35 1.200	49 Carlos Marmol, R (7.1) ERA: 5.14	1.1 0.00 2.250	H 6	2 0 0 0	1 0 0 0	0 0 0 0	0 0 15 25	0.00 2.250						
63 Kevin Gregg, R (9.1) ERA:	1.0 0.00 0.000	S 3	0 0 0 1	0 0 0 0	0 0 7 12	0.00 0.000			S 3	0 0 0 1	0 0 0 0	0 0 0 0	0 0 12 12	0.00 0.000						

St. Louis Cardinals @ Chicago Cubs
Wrigley Field, Chicago, IL
Tue May 07 2013, 7:09 PM - 9:44 PM CDT
Att: 30,161 - Clear - 64 F

AB 34
R 1
H 8
RBI 1
BB 3
SO 9
LOB 10



Batter	1	2	3	4	5	6	7	8	9	AB	R	H	RBI	BB	SO	LOB	BOTTOM			
9 David DeJesus, L (1.8) OBP: 0.345, SLG: 0.510										4	0	0	0	0	0	1				
13 Starlin Castro, R (1.6) OBP: 0.301, SLG: 0.397										4	0	1	0	0	1	0				
44 Anthony Rizzo, L (1.3) OBP: 0.338, SLG: 0.540										4	0	0	0	0	2	1				
12 Alfonso Soriano, R (1.7) OBP: 0.310, SLG: 0.407										3	1	2	0	0	1	0				
63 Kevin Gregg, R (9.1) ERA:										0	0	0	0	0	0	0				
19 Nate Schierholtz, L (1.9) OBP: 0.337, SLG: 0.538										3	1	1	2	0	1	1				
24 Luis Valbuena, L (1.5) OBP: 0.373, SLG: 0.483										2	0	0	0	1	1	0				
53 Wellington Castillo, R (1.2) OBP: 0.347, SLG: 0.400										2	0	1	0	0	1	1				
15 Darwin Barney, R (1.4) OBP: 0.275, SLG: 0.250										3	0	0	0	0	1	2				
37 Travis Wood, R (1.1) OBP: 0.200, SLG: 0.143										2	0	0	0	0	0	1				
49 Carlos Marmol, R (7.1) ERA: 3.0										0	0	0	0	0	0	0				
6 Ryan Sweeney, L (8.7) OBP: 0.275, SLG: 0.250										1	0	0	0	0	1	0				
Inning Stats	R: 0 E: 0 K: 1 S: 8	H: 0 LOB: 0 BB: 0 P: 15	R: 0 E: 0 K: 1 S: 14	H: 1 LOB: 1 BB: 1 P: 22	R: 0 E: 0 K: 0 S: 5	H: 0 LOB: 0 BB: 0 P: 6	R: 2 E: 0 K: 3 S: 13	H: 2 LOB: 0 BB: 0 P: 20	R: 0 E: 0 K: 1 S: 8	H: 1 LOB: 1 BB: 0 P: 9	R: 0 E: 0 K: 1 S: 10	H: 0 LOB: 0 BB: 0 P: 11	R: 0 E: 0 K: 1 S: 12	H: 0 LOB: 1 BB: 0 P: 18	R: 0 E: 0 K: 1 S: 17	H: 1 LOB: 1 BB: 0 P: 24	1B: 3 2B: 1 3B: 0 HR: 1	SF: 0 SAC: 0 DP: 1 HBP: 1	WP: 0 PB: 0 SB: 0 CS: 0	PA: 30
PITCHER	IP ERA WHIP	WLS BF	H R ER SO	BB IBB HBP BLK	WP HR S P	ERA WHIP	PITCHER	IP ERA WHIP	WLS BF	H R ER SO	BB IBB HBP BLK	WP HR S P	ERA WHIP							
31 Lance Lynn, R (1.1) ERA: 2.72	7.0 2.57 0.714	L 26	4 2 2 8	1 0 1 0	0 0 17 101	2.57 0.714	26 Trevor Rosenthal, R (8.1) ERA: 3.0	1.0 0.00 1.000	L 4	1 0 0 1	0 0 0 0	0 0 0 0	0 0 17 24	0.00 1.000						

St. Louis Cardinals @ Chicago Cubs
Wrigley Field, Chicago, IL
Tue May 07 2013, 7:09 PM - 9:44 PM CDT
Att: 30,161 - Clear - 64 F

AB 28
R 2
H 5
RBI 2
BB 1
SO 9
LOB 7



Batter	1	2	3	4	5	6	7	8	9	AB	R	H	RBI	BB	SO	LOB	TOP					
13 Matt Carpenter, L OBP: 0.351, SLG: 0.455			F7 1-1				E9 1-2			3	2	0	2	0	0	0	St. Louis Cardinals @ Chicago Cubs Wrigley Field, Chicago, IL Wed May 08 2013, 1:23 PM - 4:15 PM CDT Att: 26,354 - Sunny - 60 F livebaseballscorecards.com					
3 Carlos Beltrán, S OBP: 0.336, SLG: 0.534			G4-3 2-1							5	0	3	2	0	0	1						
7 Matt Holliday, R OBP: 0.371, SLG: 0.442			G5-4-3 1-1							4	0	1	0	0	1	2						
21 Allen Craig, R OBP: 0.326, SLG: 0.431					F9 3-2					2	1	0	0	1	0	2						
4 Yadier Molina, R OBP: 0.369, SLG: 0.460					HBP 4 19 SF8					4	1	2	0	0	0	1						
19 Jon Jay, L OBP: 0.344, SLG: 0.398										3	0	1	2	0	0	0						
23 David Freese, R OBP: 0.350, SLG: 0.500										3	0	1	0	0	0	1						
43 Seth Maness, R										0	0	0	0	0	0	1						
32 Matt Adams, L										0	0	0	0	0	0	1						
26 Trevor Rosenthal, R OBP: 0.296, SLG: 0.367										0	0	0	0	0	0	1						
36 Randy Choate, L										0	0	0	0	0	0	1						
44 Edward Mujica, R										0	0	0	0	0	0	1						
38 Pete Kozma, R OBP: 0.319, SLG: 0.327										3	1	1	0	1	1	1						
35 Jake Westbrook, R OBP: 0.214, SLG: 0.154										2	0	0	0	0	1	2						
33 Daniel Descalso, L OBP: 0.236, SLG: 0.258										2	0	0	0	0	2	1						
Inning Stats	R: 1 E: 0 K: 0 S: 8	H: 1 LOB: 1 BB: 2 P: 20	R: 0 E: 0 K: 0 S: 8	H: 1 LOB: 1 BB: 0 P: 14	R: 0 E: 0 K: 0 S: 8	H: 0 LOB: 0 BB: 0 P: 14	R: 1 E: 0 K: 0 S: 7	H: 1 LOB: 0 BB: 0 P: 12	R: 1 E: 0 K: 1 S: 14	H: 4 LOB: 2 BB: 0 P: 19	R: 0 E: 0 K: 0 S: 6	H: 0 LOB: 0 BB: 0 P: 10	R: 1 E: 1 K: 2 S: 17	H: 2 LOB: 1 BB: 1 P: 30	R: 1 E: 0 K: 0 S: 8	H: 2 LOB: 0 BB: 0 P: 11	R: 0 E: 0 K: 2 S: 15	H: 0 LOB: 1 BB: 1 P: 24	1B: 10 2B: 2 3B: 0 HR: 0	SF: 1 SAC: 0 DP: 4 HBP: 1	WP: 1 PB: 0 SB: 0 CS: 1	PA: 38
PITCHER	IP WLS BF H R ER SO BB IBB HBP BLK WP HR S P ERA WHIP															PITCHER	IP WLS BF H R ER SO BB IBB HBP BLK WP HR S P ERA WHIP					
33 Carlos Villanueva, R ERA: 3.02	(1, 1) 6.2 27 7 3 3 2 3 0 1 0 0 0 0 56 101 4.05 1.500																					
40 James Russell, L ERA: 0.68	(7, 1) 0.1 B 3 2 1 1 1 0 0 0 0 0 0 0 12 18 27.00 6.000																					
28 Michael Bowden, R ERA: 4.3	(8, 1) 1.0 L 4 2 1 1 0 0 0 0 0 0 0 0 1 0 8 11 9.00 2.000																					
63 Kevin Gregg, R ERA:	(9, 1) 1.0 4 0 0 0 0 2 1 0 0 0 0 0 0 0 15 24 0.00 1.000																					
Batter	1	2	3	4	5	6	7	8	9	AB	R	H	RBI	BB	SO	LOB	BOTTOM					
9 David DeJesus, L OBP: 0.342, SLG: 0.500			G5-3 1-2				G5-4-3 2-2			4	0	1	0	0	0	2	St. Louis Cardinals @ Chicago Cubs Wrigley Field, Chicago, IL Wed May 08 2013, 1:23 PM - 4:15 PM CDT Att: 26,354 - Sunny - 60 F livebaseballscorecards.com					
13 Starlin Castro, R OBP: 0.293, SLG: 0.386			K 1-3				G1-4-3 0-0			4	0	0	0	0	2	3						
24 Luis Valbuena, L OBP: 0.387, SLG: 0.483						G6-3 3-2				2	2	1	0	2	0	1						
44 Anthony Rizzo, L OBP: 0.349, SLG: 0.554							G3-1 2-2			4	1	3	0	0	0	0						
19 Nate Schierholz, L OBP: 0.343, SLG: 0.546										4	1	2	2	0	0	2						
6 Ryan Sweeney, L OBP: 0.200, SLG: 0.200										4	0	1	0	0	0	1						
30 Dioner Navarro, S OBP: 0.239, SLG: 0.419										4	0	0	1	0	0	2						
1 Cody Ransom, R OBP: 0.316, SLG: 0.571										4	0	2	0	0	1	0						
33 Carlos Villanueva, R OBP: 0.176, SLG: 0.176										1	0	1	0	0	0	0						
40 James Russell, L ERA: 1.62	(7, 1) 0.1 W 4 1 0 0 0 0 1 0 0 0 0 0 0 7 10 0.00 0.600																					
26 Trevor Rosenthal, R ERA: 2.96	(8, 1) 0.1 H 2 0 0 0 0 1 1 0 0 0 0 0 0 0 3 8 0.00 3.000																					
36 Randy Choate, L ERA: 1.93	(8, 1) 0.2 H 2 1 0 0 0 0 0 0 0 0 0 0 0 0 3 5 0.00 1.500																					
44 Edward Mujica, R ERA: 1.90	(9, 1) 1.0 S 3 0 0 0 0 1 0 0 0 0 0 0 0 0 0 7 9 0.00 0.000																					
Inning Stats	R: 1 E: 1 K: 0 S: 7	H: 2 LOB: 0 BB: 0 P: 12	R: 0 E: 0 K: 0 S: 6	H: 0 LOB: 0 BB: 0 P: 10	R: 0 E: 0 K: 1 S: 13	H: 1 LOB: 1 BB: 0 P: 17	R: 3 E: 0 K: 0 S: 11	H: 2 LOB: 0 BB: 1 P: 22	R: 0 E: 0 K: 0 S: 8	H: 2 LOB: 1 BB: 0 P: 13	R: 0 E: 0 K: 0 S: 7	H: 2 LOB: 1 BB: 0 P: 13	R: 0 E: 0 K: 0 S: 6	H: 1 LOB: 0 BB: 0 P: 8	R: 0 E: 0 K: 1 S: 6	H: 1 LOB: 1 BB: 1 P: 13	R: 0 E: 0 K: 1 S: 7	H: 0 LOB: 0 BB: 0 P: 9	1B: 9 2B: 2 3B: 0 HR: 0	SF: 0 SAC: 1 DP: 4 HBP: 0	WP: 0 PB: 0 SB: 0 CS: 1	PA: 36
PITCHER	IP WLS BF H R ER SO BB IBB HBP BLK WP HR S P ERA WHIP															PITCHER	IP WLS BF H R ER SO BB IBB HBP BLK WP HR S P ERA WHIP					
35 Jake Westbrook, R ERA: 1.62	(1, 1) 5.1 24 9 4 3 1 1 0 0 0 0 0 0 0 51 85 5.06 1.875																					
43 Seth Maness, R ERA:	(6, 1) 1.2 W 4 1 0 0 0 0 0 0 0 0 0 0 0 7 10 0.00 0.600																					
26 Trevor Rosenthal, R ERA: 2.96	(8, 1) 0.1 H 2 0 0 0 0 1 1 0 0 0 0 0 0 0 3 8 0.00 3.000																					
36 Randy Choate, L ERA: 1.93	(8, 1) 0.2 H 2 1 0 0 0 0 0 0 0 0 0 0 0 0 3 5 0.00 1.500																					
44 Edward Mujica, R ERA: 1.90	(9, 1) 1.0 S 3 0 0 0 0 1 0 0 0 0 0 0 0 0 0 7 9 0.00 0.000																					


Batter	1	2	3	4	5	6	7	8	9	AB	R	H	RBI	BB	SO	LOB	TOP							
1 Eric Young Jr. S (1,9) OBP: 0.337, SLG: 0.435										4	0	1	0	0	1	0	Colorado Rockies @ St. Louis Cardinals Busch Stadium, St. Louis, MO Fri May 10 2013, 7:17 PM - 9:52 PM CDT Att: 37,800 - Cloudy - 61 F							
Dexter Fowler S (1,8) OBP: 0.381, SLG: 0.521										3	0	0	0	0	2	1								
5 Carlos González, L (1,7) OBP: 0.374, SLG: 0.547										3	0	0	0	0	2	1								
2 Troy Tulowitzki, R (1,6) OBP: 0.431, SLG: 0.632										3	0	0	0	0	3	1								
20 Wilin Rosario, R (1,2) OBP: 0.313, SLG: 0.528										3	0	0	0	0	0	0								
17 Todd Helton, L (1,3) OBP: 0.345, SLG: 0.418										3	0	0	0	0	1	0								
28 Nolan Arenado, R (1,5) OBP: 0.261, SLG: 0.477										3	0	0	0	0	0	0								
14 Josh Rutledge, R (1,4) OBP: 0.304, SLG: 0.365										3	0	0	0	0	1	0								
27 Jon Garland, R (1,1) OBP: 0.083, SLG: 0.083										1	0	0	0	0	1	0								
16 Reid Brignac, L (6,PH) OBP: 0.289, SLG: 0.286										1	0	0	0	0	1	0								
61 Edgmer Escalona, R (6,1)										0	0	0	0	0	0	0								
15 Jordan Pacheco, R (6,PH) OBP: 0.359, SLG: 0.361										1	0	0	0	0	1	0								
Inning Stats	R: 0 E: 0 K: 2 S: 12	H: 1 LOB: 1 BB: 0 P: 19	R: 0 E: 0 K: 1 S: 8	H: 0 LOB: 0 BB: 0 P: 13	R: 0 E: 0 K: 1 S: 8	H: 0 LOB: 0 BB: 0 P: 11	R: 0 E: 0 K: 3 S: 12	H: 0 LOB: 0 BB: 0 P: 18	R: 0 E: 0 K: 0 S: 9	H: 0 LOB: 0 BB: 0 P: 13	R: 0 E: 0 K: 2 S: 10	H: 0 LOB: 0 BB: 0 P: 13	R: 0 E: 0 K: 0 S: 9	H: 0 LOB: 0 BB: 0 P: 9	R: 0 E: 0 K: 0 S: 8	H: 0 LOB: 0 BB: 0 P: 9	R: 0 E: 0 K: 2 S: 8	H: 0 LOB: 0 BB: 0 P: 8	R: 0 E: 0 K: 2 S: 8	H: 0 LOB: 0 BB: 0 P: 8	1B: 1 2B: 0 3B: 0 HR: 0	SF: 0 SAC: 0 DP: 0 HBP: 0	WP: 0 PB: 0 SB: 1 CS: 0	PA: 28
PITCHER 40 Shelby Miller, R (1,1) ERA: 1.58	IP: 9.0 WLS: W BF: 28	H: 1 R: 0 ER: 0 SO: 13	BB: 0 IBB: 0 HBP: 0 BLK: 0	WP: 0 HR: 0 S: 84 P: 113	ERA: 0.00 WHIP: 0.111																			

Batter	1	2	3	4	5	6	7	8	9	AB	R	H	RBI	BB	SO	LOB	BOTTOM					
13 Matt Carpenter, L (1,4) OBP: 0.345, SLG: 0.444										5	0	1	0	0	0	1	Colorado Rockies @ St. Louis Cardinals Busch Stadium, St. Louis, MO Fri May 10 2013, 7:17 PM - 9:52 PM CDT Att: 37,800 - Cloudy - 61 F					
3 Carlos Beltrán, S (1,9) OBP: 0.341, SLG: 0.558										4	1	2	1	0	1	1						
7 Matt Holliday, R (1,7) OBP: 0.375, SLG: 0.440										3	1	1	0	1	0	1						
21 Allen Craig, R (1,3) OBP: 0.331, SLG: 0.429										3	0	1	0	1	1	1						
4 Yadier Molina, R (1,2) OBP: 0.373, SLG: 0.469										4	0	2	0	0	0	2						
19 Jon Jay, L (1,8) OBP: 0.346, SLG: 0.397										3	1	1	1	0	1	5						
23 David Freese, R (1,5) OBP: 0.289, SLG: 0.253										3	0	1	0	1	0	4						
38 Pete Kozma, R (1,6) OBP: 0.317, SLG: 0.324										4	0	1	1	0	0	1						
40 Shelby Miller, R (1,1)										4	0	0	0	0	4	3						
Inning Stats	R: 0 E: 0 K: 1 S: 8	H: 0 LOB: 0 BB: 0 P: 17	R: 1 E: 0 K: 1 S: 15	H: 2 LOB: 2 BB: 1 P: 25	R: 1 E: 0 K: 1 S: 13	H: 3 LOB: 3 BB: 1 P: 24	R: 0 E: 0 K: 1 S: 12	H: 1 LOB: 1 BB: 0 P: 17	R: 1 E: 0 K: 1 S: 10	H: 1 LOB: 1 BB: 1 P: 16	R: 0 E: 0 K: 1 S: 8	H: 0 LOB: 0 BB: 0 P: 11	R: 0 E: 0 K: 0 S: 10	H: 2 LOB: 2 BB: 0 P: 10	R: 0 E: 0 K: 1 S: 11	H: 1 LOB: 1 BB: 0 P: 21		R: 0 E: 0 K: 1 S: 11	H: 1 LOB: 1 BB: 0 P: 21	1B: 8 2B: 1 3B: 0 HR: 1	SF: 1 SAC: 0 DP: 0 HBP: 0	WP: 0 PB: 0 SB: 0 CS: 0
PITCHER 27 Jon Garland, R (1,1) ERA: 4.83	IP: 5.0 WLS: L BF: 25	H: 3 R: 3 ER: 3 SO: 3	BB: 3 IBB: 0 HBP: 0 BLK: 0	WP: 0 HR: 1 S: 58 P: 99	ERA: 5.40 WHIP: 2.000																	
61 Edgmer Escalona, R (6,1) ERA: 1.69	IP: 3.0 WLS: L BF: 12	H: 3 R: 0 ER: 0 SO: 2	BB: 0 IBB: 0 HBP: 0 BLK: 0	WP: 0 HR: 0 S: 29 P: 42	ERA: 0.00 WHIP: 1.000																	


Batter	1	2	3	4	5	6	7	8	9	AB	R	H	RBI	BB	SO	LOB	TOP					
1 Eric Young Jr. S (1,9) OBP: 0.324, SLG: 0.417	F8			G4-3		K			L8	4	0	0	0	0	1	0	Colorado Rockies @ St. Louis Cardinals Busch Stadium, St. Louis, MO Sat May 11 2013, 1:18 PM - 3:57 PM CDT Att: 43,050 - Partly Cloudy - 70 F					
Dexter Fowler S (1,8) OBP: 0.378, SLG: 0.512	K2-3			F8			L5		L5	4	0	1	0	0	1	0						
5 Carlos González, L (1,7) OBP: 0.364, SLG: 0.530	K2-3			K			L5		G4-3	4	0	0	0	0	2	1						
2 Troy Tulowitzki, R (1,6) OBP: 0.420, SLG: 0.612		G6-3			K					3	0	0	0	0	2	0						
17 Todd Helton, L (1,3) OBP: 0.306, SLG: 0.404		G6-3			16 FC6 BB				G4-3	2	0	0	0	1	0	0						
28 Nolan Arenado, R (1,5) OBP: 0.285, SLG: 0.468				K		P3			8 FC5-4 1B	3	0	1	0	0	1	1						
16 Reid Brignac, L (1,4) OBP: 0.271, SLG: 0.287						FC6			F8	3	0	0	0	0	0	2						
8 Yorvit Torrealba, R (1,2) OBP: 0.381, SLG: 0.265							F8		FC5-4	3	0	0	0	0	0	1						
45 Jhoulys Chacín, R (1,1) OBP: 0.143, SLG: 0.154							G4-3		L5	1	0	0	0	0	0	0						
14 Josh Rutledge, R (6,PH) OBP: 0.302, SLG: 0.362										1	0	0	0	0	0	0						
88 Josh Outman, L (6,1) OBP: 0.354, SLG: 0.356										0	0	0	0	0	0	0						
59 Wilton Lopez, R (7,1) OBP: 0.354, SLG: 0.356										0	0	0	0	0	0	0						
15 Jordan Pacheco, R (9,PH) OBP: 0.354, SLG: 0.356										1	0	0	0	0	0	0						
Inning Stats	R: 0 E: 0 K: 2 S: 11	H: 0 LOB: 0 BB: 0 P: 14	R: 0 E: 0 K: 1 S: 7	H: 0 LOB: 0 BB: 0 P: 7	R: 0 E: 0 K: 0 S: 7	H: 0 LOB: 0 BB: 0 P: 10	R: 0 E: 0 K: 1 S: 6	H: 0 LOB: 0 BB: 0 P: 9	R: 0 E: 0 K: 1 S: 12	H: 0 LOB: 1 BB: 1 P: 18	R: 0 E: 0 K: 1 S: 11	H: 0 LOB: 0 BB: 0 P: 15	R: 0 E: 0 K: 1 S: 14	H: 0 LOB: 0 BB: 0 P: 19	R: 0 E: 0 K: 0 S: 7	H: 1 LOB: 1 BB: 0 P: 10	R: 0 E: 0 K: 0 S: 13	H: 1 LOB: 1 BB: 0 P: 18	1B: 2 2B: 0 3B: 0 HR: 0	SF: 0 SAC: 0 DP: 0 HBP: 0	WP: 0 PB: 0 SB: 0 CS: 0	PA: 30
PITCHER	IP WLS BF H R ER SO BB IBB HBP BLK WP HR S P ERA WHIP																					
50 Adam Wainwright, R (1,1) ERA: 2.3	9.0 W 30 2 0 0 7 1 0 0 0 0 0 0 88 120 0.00 0.333																					

Batter	1	2	3	4	5	6	7	8	9	AB	R	H	RBI	BB	SO	LOB	BOTTOM			
13 Matt Carpenter, L (1,4) OBP: 0.354, SLG: 0.446	G4-3					K				4	1	2	0	1	1	0	Colorado Rockies @ St. Louis Cardinals Busch Stadium, St. Louis, MO Sat May 11 2013, 1:18 PM - 3:57 PM CDT Att: 43,050 - Partly Cloudy - 70 F			
19 Jon Jay, L (1,8) OBP: 0.348, SLG: 0.397	K						G1-3			5	1	2	0	0	1	1				
7 Matt Holliday, R (1,7) OBP: 0.376, SLG: 0.438	P6									5	1	2	0	0	0	2				
43 Shane Robinson, R (9,7) OBP: 0.395, SLG: 0.207										0	0	0	0	0	0	0				
21 Allen Craig, R (1,9) OBP: 0.343, SLG: 0.457										3	0	3	1	0	0	0				
4 Yadier Molina, R (1,2) OBP: 0.384, SLG: 0.473										3	0	2	1	1	0	2				
32 Matt Adams, L (1,3) OBP: 0.515, SLG: 0.867										4	0	1	1	0	1	6				
23 David Freese, R (1,5) OBP: 0.299, SLG: 0.256										3	0	1	0	1	0	4				
38 Pete Kozma, R (1,6) OBP: 0.307, SLG: 0.313										4	0	0	0	0	3	6				
50 Adam Wainwright, R (1,1) ERA: 2.3										4	0	0	0	0	4	6				
Inning Stats	R: 0 E: 0 K: 1 S: 7	H: 2 LOB: 3 BB: 1 P: 21	R: 0 E: 0 K: 2 S: 12	H: 2 LOB: 3 BB: 1 P: 21	R: 0 E: 0 K: 0 S: 8	H: 0 LOB: 0 BB: 1 P: 13	R: 0 E: 0 K: 2 S: 15	H: 2 LOB: 3 BB: 1 P: 28	R: 2 E: 0 K: 0 S: 11	H: 4 LOB: 2 BB: 0 P: 17	R: 0 E: 0 K: 2 S: 7	H: 0 LOB: 0 BB: 0 P: 10	R: 1 E: 0 K: 1 S: 16	H: 3 LOB: 2 BB: 0 P: 23	R: 0 E: 0 K: 2 S: 16	H: 2 LOB: 2 BB: 0 P: 25	1B: 12 2B: 0 3B: 1 HR: 0	SF: 1 SAC: 0 DP: 1 HBP: 0	WP: 0 PB: 0 SB: 0 CS: 0	PA: 39
PITCHER	IP WLS BF H R ER SO BB IBB HBP BLK WP HR S P ERA WHIP																			
45 Jhoulys Chacín, R (1,1) ERA: 2.7	5.0 L 25 8 2 2 5 3 0 0 0 0 0 0 53 91 3.60 2.200																			
88 Josh Outman, L (6,1) ERA: 3.95	1.2 8 3 1 1 3 0 0 0 0 0 0 0 21 29 5.40 1.800																			
59 Wilton Lopez, R (7,1) ERA: 4.0	1.1 6 2 0 0 2 0 0 0 0 0 0 0 18 29 0.00 1.500																			

livebaseballscorecards.com



livebaseballscorecards.com



Batter	1	2	3	4	5	6	7	8	9	AB	R	H	RBI	BB	SO	LOB	TOP				
23 Mike Baxter, L OBP: 0.375, SLG: 0.339	L8	BB		F7			G3		K	4	1	0	0	1	1	0					
28 Daniel Murphy, L OBP: 0.310, SLG: 0.404	BB	BB		K			BB			4	1	3	2	0	1	0					
5 David Wright, R OBP: 0.412, SLG: 0.516	K	BB			F9		G6-3			4	0	1	1	0	1	2					
29 Ike Davis, L OBP: 0.269, SLG: 0.298	BB	L8		F8			L7			3	0	0	0	1	0	1					
21 Lucas Duda, L OBP: 0.372, SLG: 0.500	BB			F8		G4-3		BB		2	0	0	0	2	0	0					
44 John Buck, R OBP: 0.285, SLG: 0.500	K			BB			K		K	3	0	0	0	1	3	4					
16 Rick Ankiel, L OBP: 0.232, SLG: 0.462		BB		K		G4-3		K		3	1	0	0	1	2	2					
11 Rubén Tejada, R OBP: 0.303, SLG: 0.298		F9		F9		F8		F9		4	0	0	0	0	0	2					
53 Jeremy Hefner, R Justin Turner, R 56 Scott Rice, L 50 Scott Atchison, R 46 Greg Burke, R 1 Jordany Valdespin, L	SH3			K			K		G4-3	1	0	0	0	0	1	0					
Inning Stats	R: 0 H: 1 E: 0 K: 2 S: 13	H: 1 LOB: 3 BB: 2 P: 24	R: 3 H: 2 E: 0 K: 0 S: 16	H: 2 LOB: 1 BB: 2 P: 30	R: 0 H: 0 E: 0 K: 1 S: 9	H: 0 LOB: 1 BB: 1 P: 15	R: 0 H: 0 E: 0 K: 2 S: 10	H: 0 LOB: 0 BB: 0 P: 15	R: 0 H: 0 E: 0 K: 1 S: 6	H: 0 LOB: 0 BB: 0 P: 11	R: 0 H: 1 E: 0 K: 1 S: 12	H: 0 LOB: 1 BB: 1 P: 17	R: 0 H: 0 E: 0 K: 2 S: 10	H: 0 LOB: 1 BB: 1 P: 15	R: 0 H: 0 E: 0 K: 1 S: 9	H: 0 LOB: 0 BB: 0 P: 11	1B: 3 2B: 1 3B: 0 HR: 0	SF: 0 SAC: 1 DP: 0 HBP: 0	WP: 0 PB: 0 SB: 0 CS: 0	PA: 37	
PITCHER	IP WLS BF H R ER SO BB IBB HBP BLK WP HR S P ERA WHIP	IP WLS BF H R ER SO BB IBB HBP BLK WP HR S P ERA WHIP	IP WLS BF H R ER SO BB IBB HBP BLK WP HR S P ERA WHIP	IP WLS BF H R ER SO BB IBB HBP BLK WP HR S P ERA WHIP	IP WLS BF H R ER SO BB IBB HBP BLK WP HR S P ERA WHIP	IP WLS BF H R ER SO BB IBB HBP BLK WP HR S P ERA WHIP	IP WLS BF H R ER SO BB IBB HBP BLK WP HR S P ERA WHIP	IP WLS BF H R ER SO BB IBB HBP BLK WP HR S P ERA WHIP	IP WLS BF H R ER SO BB IBB HBP BLK WP HR S P ERA WHIP	IP WLS BF H R ER SO BB IBB HBP BLK WP HR S P ERA WHIP	IP WLS BF H R ER SO BB IBB HBP BLK WP HR S P ERA WHIP	IP WLS BF H R ER SO BB IBB HBP BLK WP HR S P ERA WHIP	IP WLS BF H R ER SO BB IBB HBP BLK WP HR S P ERA WHIP	IP WLS BF H R ER SO BB IBB HBP BLK WP HR S P ERA WHIP	IP WLS BF H R ER SO BB IBB HBP BLK WP HR S P ERA WHIP	IP WLS BF H R ER SO BB IBB HBP BLK WP HR S P ERA WHIP	IP WLS BF H R ER SO BB IBB HBP BLK WP HR S P ERA WHIP	IP WLS BF H R ER SO BB IBB HBP BLK WP HR S P ERA WHIP	IP WLS BF H R ER SO BB IBB HBP BLK WP HR S P ERA WHIP	IP WLS BF H R ER SO BB IBB HBP BLK WP HR S P ERA WHIP	IP WLS BF H R ER SO BB IBB HBP BLK WP HR S P ERA WHIP

New York Mets @ St. Louis Cardinals
 Busch Stadium, St. Louis, MO
 Mon May 13 2013, 6:10 PM - 9:04 PM CDT
 Att: 38,412 - Clear - 74 F

AB 30
 R 3
 H 4
 RBI 3
 BB 6
 SO 10
 LOB 11



Batter	1	2	3	4	5	6	7	8	9	AB	R	H	RBI	BB	SO	LOB	BOTTOM				
13 Matt Carpenter, L OBP: 0.373, SLG: 0.449	BB	BB		K			HR		G6-3	4	2	2	2	1	1	1					
3 Carlos Beltrán, S OBP: 0.328, SLG: 0.528	L8	BB			P6		K			3	0	0	0	1	1	2					
7 Matt Holliday, R OBP: 0.369, SLG: 0.450	BB	BB		G4-3			HR			4	2	2	2	0	0	3					
21 Allen Craig, R OBP: 0.340, SLG: 0.456	BB	BB		P4		G3	BB			4	0	2	1	0	0	0					
4 Yadier Molina, R OBP: 0.379, SLG: 0.467	BB	BB		G4-3		F9	BB		BB	3	0	1	0	1	0	0					
19 Jon Jay, L OBP: 0.345, SLG: 0.397	SF7-5			BB		G6-3	K			2	0	0	1	1	1	2					
23 David Freese, R OBP: 0.298, SLG: 0.259	BB	BB		FC6-4		G6-3			L8	4	1	1	0	0	0	1					
38 Pete Kozma, R OBP: 0.305, SLG: 0.308	BB	BB		FC6-4		G6-3				0	0	0	0	0	0	0					
33 Daniel Descalso, L OBP: 0.260, SLG: 0.296	BB	BB		G4-3		G3	BB		L8	4	0	2	0	0	0	0					
31 Lance Lynn, S Ty Wigginton, R 36 Randy Choate, L 26 Trevor Rosenthal, R 32 Matt Adams, L 44 Edward Mujica, R	SH5-4			K			BB		F7	1	0	0	0	0	1	0					
Inning Stats	R: 2 H: 2 E: 0 K: 0 S: 15	H: 3 LOB: 2 BB: 1 P: 25	R: 1 H: 3 E: 0 K: 0 S: 11	H: 3 LOB: 2 BB: 1 P: 21	R: 0 H: 0 E: 0 K: 2 S: 9	H: 0 LOB: 1 BB: 1 P: 18	R: 0 H: 0 E: 0 K: 2 S: 11	H: 0 LOB: 0 BB: 0 P: 15	R: 0 H: 0 E: 0 K: 0 S: 8	H: 0 LOB: 0 BB: 0 P: 11	R: 0 H: 0 E: 0 K: 0 S: 4	H: 0 LOB: 0 BB: 0 P: 7	R: 3 H: 5 E: 0 K: 2 S: 17	H: 5 LOB: 2 BB: 0 P: 30	R: 0 H: 1 E: 0 K: 0 S: 7	H: 1 LOB: 1 BB: 0 P: 10	1B: 7 2B: 4 3B: 0 HR: 1	SF: 1 SAC: 1 DP: 2 HBP: 0	WP: 0 PB: 0 SB: 1 CS: 0	PA: 37	
PITCHER	IP WLS BF H R ER SO BB IBB HBP BLK WP HR S P ERA WHIP	IP WLS BF H R ER SO BB IBB HBP BLK WP HR S P ERA WHIP	IP WLS BF H R ER SO BB IBB HBP BLK WP HR S P ERA WHIP	IP WLS BF H R ER SO BB IBB HBP BLK WP HR S P ERA WHIP	IP WLS BF H R ER SO BB IBB HBP BLK WP HR S P ERA WHIP	IP WLS BF H R ER SO BB IBB HBP BLK WP HR S P ERA WHIP	IP WLS BF H R ER SO BB IBB HBP BLK WP HR S P ERA WHIP	IP WLS BF H R ER SO BB IBB HBP BLK WP HR S P ERA WHIP	IP WLS BF H R ER SO BB IBB HBP BLK WP HR S P ERA WHIP	IP WLS BF H R ER SO BB IBB HBP BLK WP HR S P ERA WHIP	IP WLS BF H R ER SO BB IBB HBP BLK WP HR S P ERA WHIP	IP WLS BF H R ER SO BB IBB HBP BLK WP HR S P ERA WHIP	IP WLS BF H R ER SO BB IBB HBP BLK WP HR S P ERA WHIP	IP WLS BF H R ER SO BB IBB HBP BLK WP HR S P ERA WHIP	IP WLS BF H R ER SO BB IBB HBP BLK WP HR S P ERA WHIP	IP WLS BF H R ER SO BB IBB HBP BLK WP HR S P ERA WHIP	IP WLS BF H R ER SO BB IBB HBP BLK WP HR S P ERA WHIP	IP WLS BF H R ER SO BB IBB HBP BLK WP HR S P ERA WHIP	IP WLS BF H R ER SO BB IBB HBP BLK WP HR S P ERA WHIP	IP WLS BF H R ER SO BB IBB HBP BLK WP HR S P ERA WHIP	IP WLS BF H R ER SO BB IBB HBP BLK WP HR S P ERA WHIP

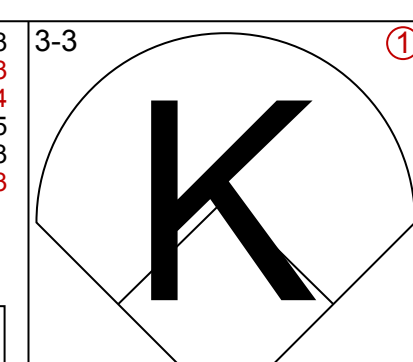
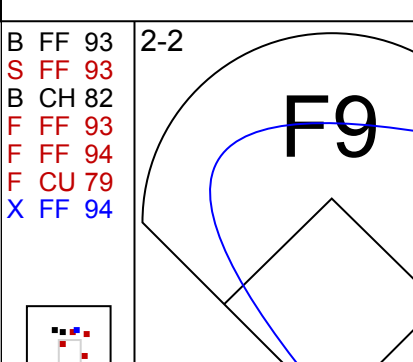
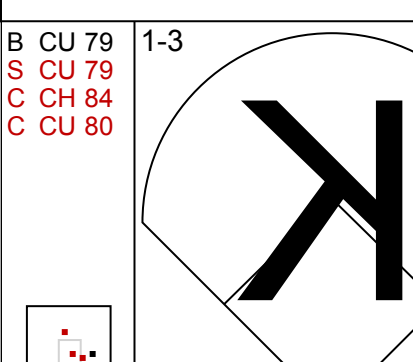
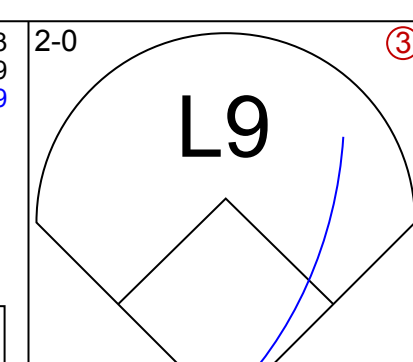
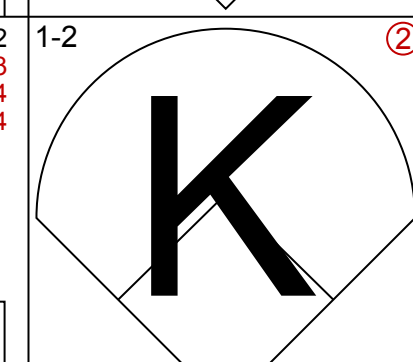
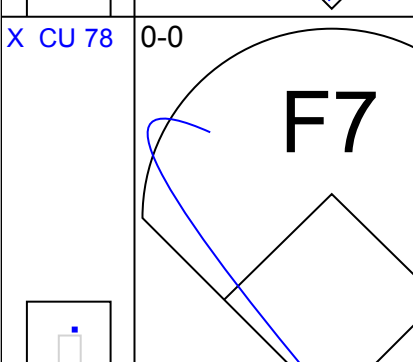
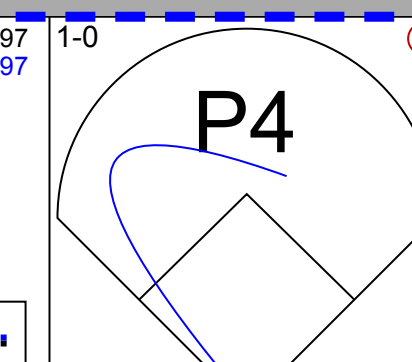
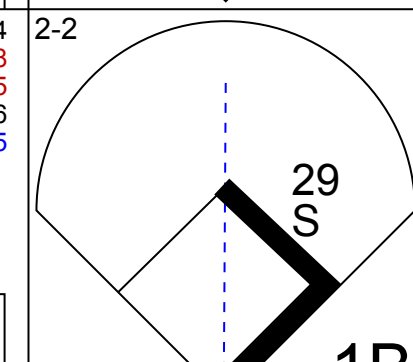
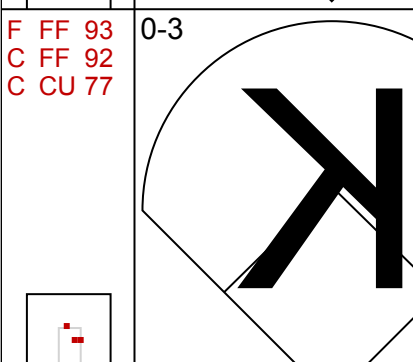
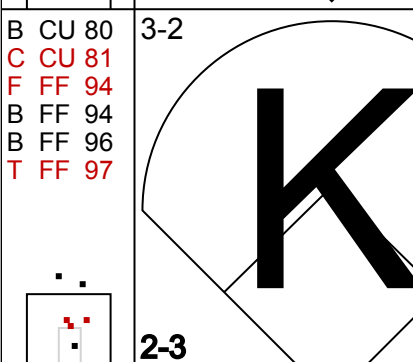
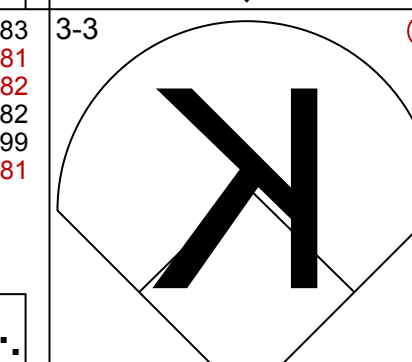
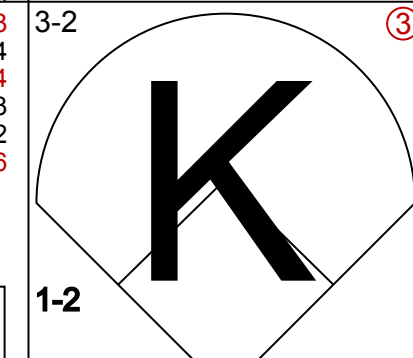
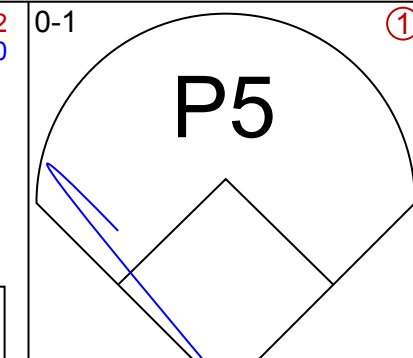
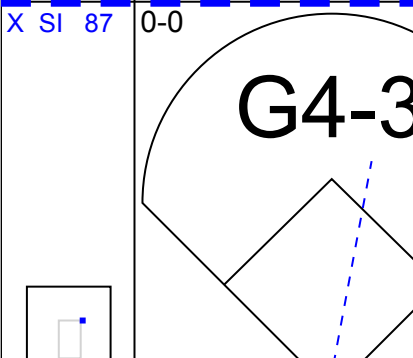
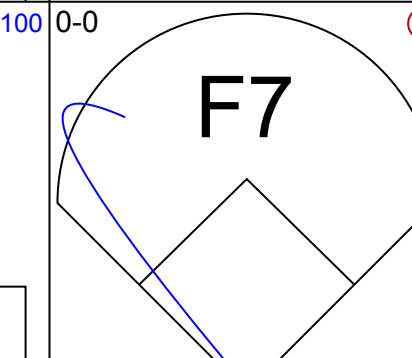
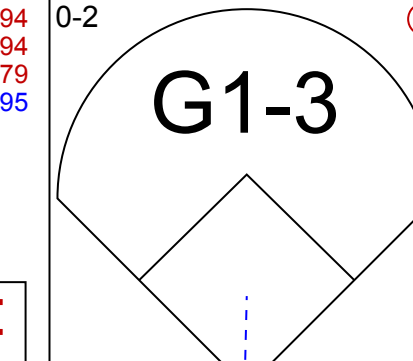
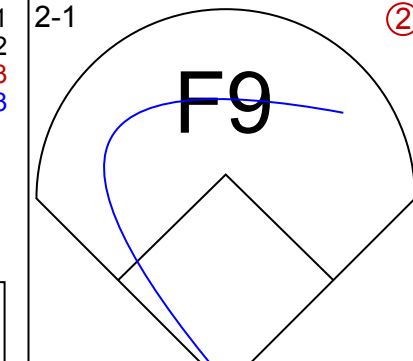
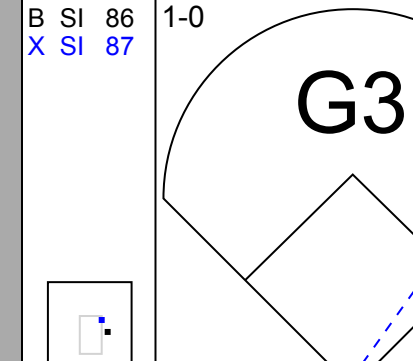
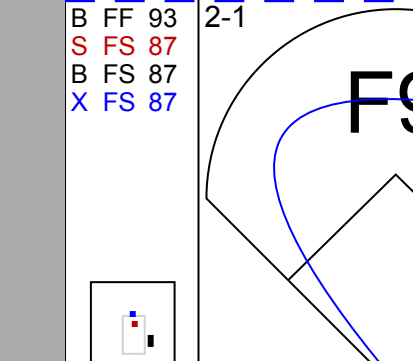
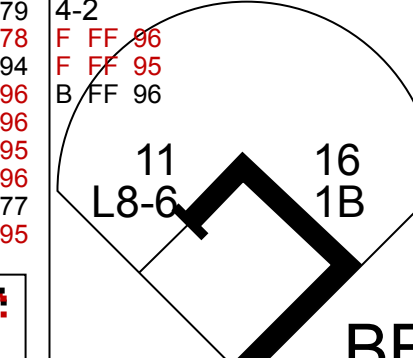
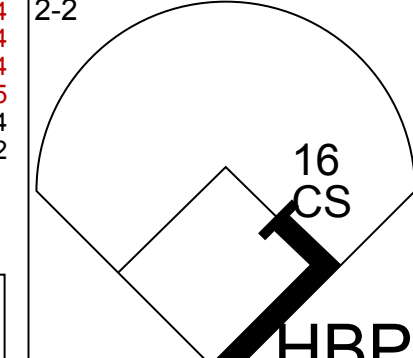
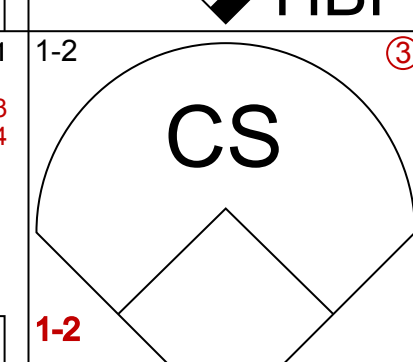
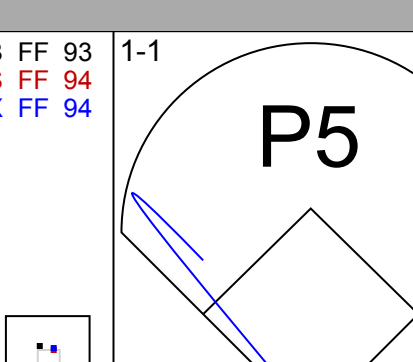
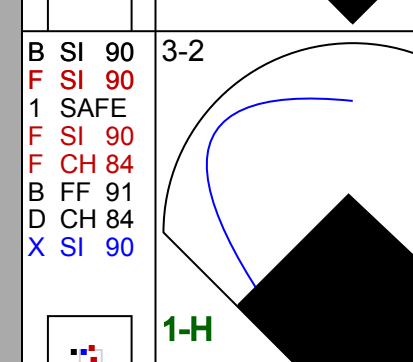
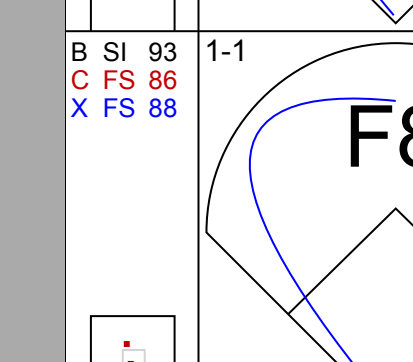
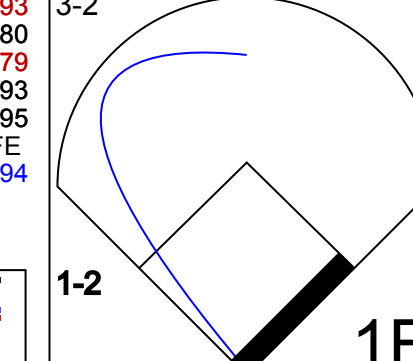
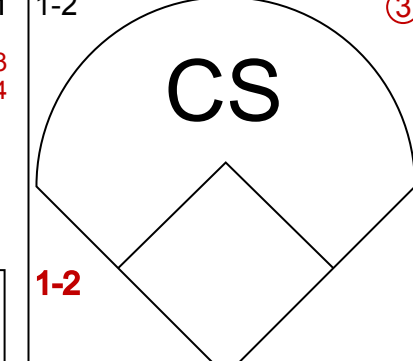
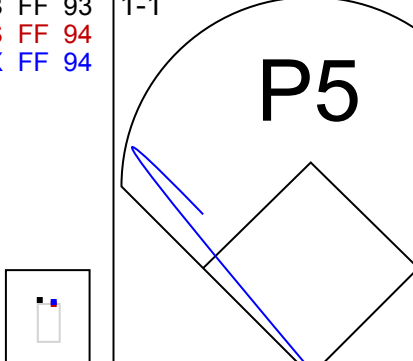
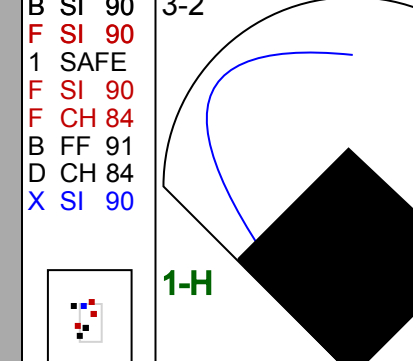
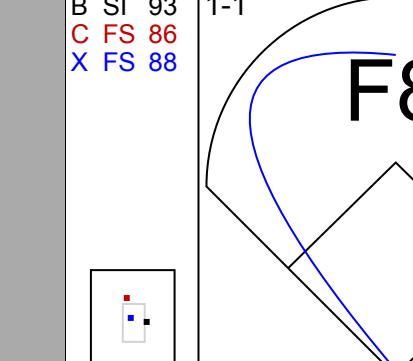
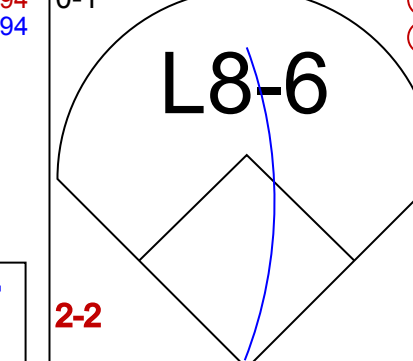
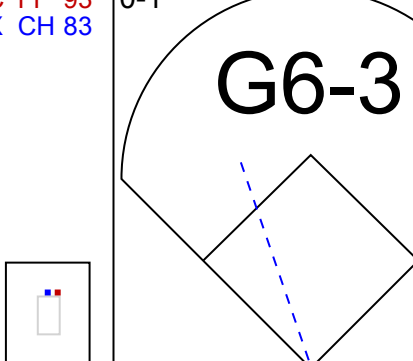
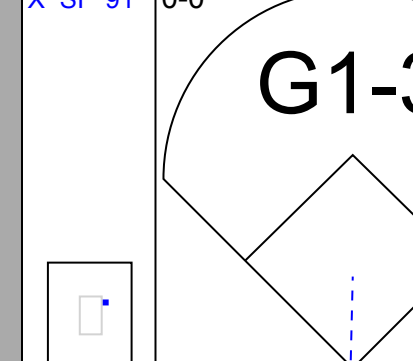
New York Mets @ St. Louis Cardinals
 Busch Stadium, St. Louis, MO
 Mon May 13 2013, 6:10 PM - 9:04 PM CDT
 Att: 38,412 - Clear - 74 F

AB 31
 R 6
 H 11
 RBI 6
 BB 4
 SO 4
 LOB 10



Batter	1	2	3	4	5	6	7	8	9	AB R H RBI BB SO LOB	TOP										
Justin Turner, R (1, 6) OBP: 0.349, SLG: 0.362	 C SI 87 C CH 78 X CH 78		 B FF 89 X CH 79			 C FF 83 C CH 72 X CH 75	 F SI 91 R SI 90 X SI 91			4 0 0 0 0 1 0	<p>New York Mets @ St. Louis Cardinals Busch Stadium, St. Louis, MO Tue May 14 2013, 7:15 PM - 9:54 PM CDT Att: 37,460 - Clear - 93 F</p> <p>livebaseballscores.com</p> <p>AB 33 R 4 H 6 RBI 4 BB 3 SO 8 LOB 10</p>										
28 Daniel Murphy, L (1, 4) OBP: 0.315, SLG: 0.407	 C FF 90 X SI 90			 C FF 86 X CH 76		 B FF 84 C SI 84 B CH 72 F FF 85 X FF 85		 F FF 98 C SI 94 S CH 86	4 1 2 0 0 1 0												
5 David Wright, R (1, 5) OBP: 0.414, SLG: 0.512	 C FF 89 B CH 80 X CH 81			 F FF 89 T FF 89 I SAFE I SAFE X CH 88		 B FF 86 D CH 79 B SI 85 B SI 84		 B FF 99 F FF 97 C SI 86 S CH 95	3 1 1 0 1 1 1												
44 John Buck, R (1, 2) OBP: 0.276, SLG: 0.496	 B FF 89 B FF 89 X FF 88			 X CU 76		 R SI 86 X FF 86		 B FF 99 B SI 96 B SI 96 C FF 98 B SI 100	3 1 1 1 1 0 2												
21 Lucas Duda, L (1, 7) OBP: 0.361, SLG: 0.481	 B FF 88 C FF 87 C SI 89 X CH 78			 B FF 91 X SI 90		 X SI 86		 B SI 94 C CH 87 S SI 97	4 0 0 1 0 1 3												
6 Marlon Byrd, R (1, 9) OBP: 0.301, SLG: 0.458	 B FF 88 X FF 88				 X FF 86	 S CH 77 X SI 85		 C SI 97 T SI 97 Y SI 97	4 1 2 2 0 1 0												
29 Ike Davis, L (1, 3) OBP: 0.261, SLG: 0.288	 B FF 90 X FF 90				 D CU 73 B FF 89 X SI 89	 B CH 72 C FF 88 S CH 78		 X SI 94	4 0 0 0 0 1 1												
12 Juan Lagares, R (1, 8) OBP: 0.184, SLG: 0.167			 F FF 86 B SI 87 C FF 87 X CH 88		 C FF 89 C CH 80		 C SI 91	 B SI 98 B SI 96 B SI 97 B SI 95	3 0 0 0 0 0 1 0 0 0 0 1 0 0												
1 Jordan Walden, L (9, PH) OBP: 0.297, SLG: 0.428					 B SI 87 C CH 74 X CH 78		 B SI 90 C SI 90 X SI 91	 B SI 96 C CH 96 C SI 95 C CH 79 C CH 78 B CH 84 B CH 84 S CH 84 S CH 84	1 0 0 0 0 0 1 1 0 0 0 0 0 1 0 0 0 0 0 0 0 1 0 1 0 0 0 0 0 1												
35 Dillon Gee, R (1, 1) OBP: 0.071, SLG: 0.071																					
11 Ruben Tejada, R (5, PH) OBP: 0.257, SLG: 0.296																					
73 Robert Carson, L (5, 1)																					
16 Rick Ankiel, L (7, PH) OBP: 0.229, SLG: 0.545																					
34 Brandon Lyon, R (7, 1)																					
46 Greg Burke, R (8, 1)																					
23 Mike Baxter, L (9, PH) OBP: 0.270, SLG: 0.333																					
Inning Stats	R: 0 E: 0 K: 1 S: 9	H: 1 LOB: 0 BB: 0 P: 12	R: 0 E: 0 K: 0 S: 5	H: 0 LOB: 0 BB: 0 P: 8	R: 0 E: 0 K: 1 S: 8	H: 0 LOB: 0 BB: 0 P: 11	R: 0 E: 0 K: 0 S: 7	H: 1 LOB: 1 BB: 0 P: 9	R: 0 E: 0 K: 0 S: 7	H: 1 LOB: 0 BB: 0 P: 10		R: 4 E: 0 K: 1 S: 12	H: 3 LOB: 0 BB: 1 P: 21	R: 0 E: 0 K: 3 S: 11	H: 0 LOB: 1 BB: 0 P: 18	R: 0 E: 0 K: 2 S: 11	H: 0 LOB: 1 BB: 1 P: 19	1B: 4 2B: 1 3B: 0 HR: 1	SF: 0 SAC: 0 DP: 0 HBP: 0	WP: 0 PB: 0 SB: 0 CS: 0	PA: 36
PITCHER	IP WLS BF H R ER SO BB IBB HBP BLK WP HR S P ERA WHIP	<table border="0"> <tr> <td>64 John Gast, L (1, 1) ERA: 6.0</td> <td>6.0 W 25 6 4 4 3 1 0 0 0 0 0 1 48 71 6.00 1.167</td> </tr> <tr> <td>43 Seth Maness, R (7, 1) ERA: 7.36</td> <td>1.0 3 0 0 0 0 0 0 0 0 0 0 0 7 10 0.00 0.000</td> </tr> <tr> <td>62 Carlos Martinez, R (8, 1) ERA: 7.36</td> <td>1.0 4 0 0 0 0 3 1 0 0 0 0 0 0 11 18 0.00 1.000</td> </tr> <tr> <td>58 Joe Kelly, R (9, 1) ERA: 7.11</td> <td>1.0 4 0 0 0 0 2 1 0 0 0 0 0 0 11 19 0.00 1.000</td> </tr> </table>										64 John Gast, L (1, 1) ERA: 6.0	6.0 W 25 6 4 4 3 1 0 0 0 0 0 1 48 71 6.00 1.167	43 Seth Maness, R (7, 1) ERA: 7.36	1.0 3 0 0 0 0 0 0 0 0 0 0 0 7 10 0.00 0.000	62 Carlos Martinez, R (8, 1) ERA: 7.36	1.0 4 0 0 0 0 3 1 0 0 0 0 0 0 11 18 0.00 1.000	58 Joe Kelly, R (9, 1) ERA: 7.11	1.0 4 0 0 0 0 2 1 0 0 0 0 0 0 11 19 0.00 1.000		
64 John Gast, L (1, 1) ERA: 6.0	6.0 W 25 6 4 4 3 1 0 0 0 0 0 1 48 71 6.00 1.167																				
43 Seth Maness, R (7, 1) ERA: 7.36	1.0 3 0 0 0 0 0 0 0 0 0 0 0 7 10 0.00 0.000																				
62 Carlos Martinez, R (8, 1) ERA: 7.36	1.0 4 0 0 0 0 3 1 0 0 0 0 0 0 11 18 0.00 1.000																				
58 Joe Kelly, R (9, 1) ERA: 7.11	1.0 4 0 0 0 0 2 1 0 0 0 0 0 0 11 19 0.00 1.000																				

Batter	1	2	3	4	5	6	7	8	9	AB R H RBI BB SO LOB	BOTTOM										
13 Matt Carpenter, L (1, 4) OBP: 0.386, SLG: 0.453	 B FF 90 C SI 90 B SI 90 S CH 83 B FF 91	 C KC 74 C FF 85 X SL 81	 X SI 90		 B FF 94 C SI 94 X SL 85		 B CU 74 C SI 88 B SI 81 B SI 87 B SI 82			3 1 2 1 2 0 2	<p>New York Mets @ St. Louis Cardinals Busch Stadium, St. Louis, MO Tue May 14 2013, 7:15 PM - 9:54 PM CDT Att: 37,460 - Clear - 93 F</p> <p>livebaseballscores.com</p> <p>AB 36 R 10 H 11 RBI 10 BB 6 SO 7 LOB 21</p>										
3 Carlos Beltrán, S (1, 9) OBP: 0.338, SLG: 0.553	 B SI 88 X SI 90	 B SI 90 B SI 90 X CH 85	 D CH 84 X SI 90		 C FF 94 X FF 94		 B SI 87 C SI 90 C FF 88			5 2 3 4 0 1 2											
7 Matt Holliday, R (1, 7) OBP: 0.354, SLG: 0.448	 X SI 91	 S CH 84 B SI 89 S CH 86	 S SL 83 B SI 88 X SI 89		 B SI 86 C SL 83 X FF 95		 B FF 87 C SI 88 B SI 88 X CH 83			5 1 1 1 0 1 5 0 0 0 0 0 0 0 0 0 0 0 0 0 0											
62 Carlos Martinez, R (8, 1) OBP: 0.222, SLG: 0.125	 X SI 91	 C KC 76 C FF 88 B SI 81 F FF 84 S FF 90	 C KC 83 X SL 81	 F FF 88 X KC 75	 C SI 83 F SI 81 B SI 88 X FF 94		 F SI 89 X SL 81			4 0 2 2 0 1 2 1 0 0 0 0 0 0											
4 Yadier Molina, R (1, 2) OBP: 0.367, SLG: 0.451	 B FF 90 X KC 75	 F FF 88 X SI 90	 B SI 82 C CH 83 F SI 81 B CH 83 X CH 83	 B SI 94 S FF 95 B SI 89 B SI 86 X SL 82		 S SI 89 X SL 81			5 0 0 0 0 0 2												
19 Jon Jay, L (1, 8) OBP: 0.353, SLG: 0.423	 B FF 90 B CH 84 B SI 91	 B SI 89 X SI 90	 B SI 90 B SI 89 C SI 81 B SI 82 F SI 90 S FF 94	 S KC 74 X SI 90	 B SI 81 X FF 94	 S SI 90 X SI 91			4 2 2 1 1 0 1												
23 David Freese, R (1, 5) OBP: 0.296, SLG: 0.250	 S SI 82 C SI 77 B FF 86	 B SI 90 B SI 89 C SI 81 B SI 82 F SI 90 S FF 94	 B SI 90 B SI 89 C SI 81 B SI 82 F SI 90 S FF 94	 F SI 89 B SI 89 X CH 84	 B SI 81 B SI 94 S FF 94				3 1 0 0 1 2 3 0 0 0 0 0 0 0 0 0 0 0 0 0 0												
43 Shane Robinson, R (8, 7) OBP: 0.375, SLG: 0.194	 C SI 83 B CH 84 B SI 90	 B SI 90 X SI 89	 B SI 90 B SI 89 C SI 81 B SI 82 F SI 90 S FF 94	 F SI 89 B SI 89 X CH 84	 B SI 81 B SI 94 S FF 94				3 2 1 1 1 1 2												
38 Pete Kozma, R (1, 6) OBP: 0.311, SLG: 0.308	 C SI 83 B CH 84 B SI 90	 B SI 88 F SI 89 C KC 75 X FF 86	 M CH 82 L CH 83 F CH 82 F FF 87	 B FF 92 B FF 92 B FF 92	 B FF 92 B FF 92 B FF 92	 B FC 86 X FC 87			2 1 0 0 1 1 2 1 0 0 0 0 0 0												
64 John Gast, L (1, 1) OBP: 0.259, SLG: 0.240					 B FF 92 B FF 92 B FF 92	 B FC 86 X FC 87															
12 Ty Wigginton, R (7, 5) OBP: 0.299, SLG: 0.240																					
Inning Stats	R: 3 E: 1 K: 2 S: 12	H: 2 LOB: 2 BB: 2 P: 25	R: 0 E: 0 K: 2 S: 15	H: 2 LOB: 2 BB: 0 P: 25	R: 3 E: 0 K: 1 S: 16	H: 4 LOB: 2 BB: 1 P: 25	R: 0 E: 0 K: 0 S: 11	H: 1 LOB: 1 BB: 0 P: 15	R: 3 E: 0 K: 1 S: 10	H: 1 LOB: 0 BB: 2 P: 23		R: 1 E: 0 K: 1 S: 8	H: 1 LOB: 0 BB: 0 P: 14	R: 0 E: 0 K: 1 S: 8	H: 0 LOB: 1 BB: 1 P: 17	R: 0 E: 0 K: 0 S: 8	H: 0 LOB: 0 BB: 0 P: 9	1B: 8 2B: 1 3B: 0 HR: 2	SF: 0 SAC: 0 DP: 0 HBP: 0	WP: 1 PB: 0 SB: 0 CS: 0	PA: 42
PITCHER	IP WLS BF H R ER SO BB IBB HBP BLK WP HR S P ERA WHIP	<table border="0"> <tr> <td>35 Dillon Gee, R (1, 1) ERA: 6.13</td> <td>4.0 L 25 2 4 4 1 2 0 0 0 0 0 2 18 37 11.25 3.000</td> </tr> <tr> <td>73 Robert Carson, L (5, 1) ERA: 12.0</td> <td>2.0 10 2 4 4 1 2 0 0 0 0 0 2 18 37 18.00 2.000</td> </tr> <tr> <td>34 Brandon Lyon, R (7, 1) ERA: 3.6</td> <td>1.0 4 0 0 0 0 1 1 0 0 0 0 0 8 17 0.00 1.000</td> </tr> <tr> <td>46 Greg Burke, R (8, 1) ERA: 5.99</td> <td>1.0 3 0 0 0 0 0 0 0 0 0 0 0 8 9 0.00 0.000</td> </tr> </table>										35 Dillon Gee, R (1, 1) ERA: 6.13	4.0 L 25 2 4 4 1 2 0 0 0 0 0 2 18 37 11.25 3.000	73 Robert Carson, L (5, 1) ERA: 12.0	2.0 10 2 4 4 1 2 0 0 0 0 0 2 18 37 18.00 2.000	34 Brandon Lyon, R (7, 1) ERA: 3.6	1.0 4 0 0 0 0 1 1 0 0 0 0 0 8 17 0.00 1.000	46 Greg Burke, R (8, 1) ERA: 5.99	1.0 3 0 0 0 0 0 0 0 0 0 0 0 8 9 0.00 0.000		
35 Dillon Gee, R (1, 1) ERA: 6.13	4.0 L 25 2 4 4 1 2 0 0 0 0 0 2 18 37 11.25 3.000																				
73 Robert Carson, L (5, 1) ERA: 12.0	2.0 10 2 4 4 1 2 0 0 0 0 0 2 18 37 18.00 2.000																				
34 Brandon Lyon, R (7, 1) ERA: 3.6	1.0 4 0 0 0 0 1 1 0 0 0 0 0 8 17 0.00 1.000																				
46 Greg Burke, R (8, 1) ERA: 5.99	1.0 3 0 0 0 0 0 0 0 0 0 0 0 8 9 0.00 0.000																				

Batter	1	2	3	4	5	6	7	8	9	AB	R	H	RBI	BB	SO	LOB	TOP						
23 Mike Baxter, L (1.9)	 B FF 93 3-3 C FC 94 F FF 94 B CH 93 S FF 93		 B FF 93 2-2 C FC 94 F FF 94 B CH 93 S FF 94				 B CU 79 1-3 C FC 94 X CU 80	 B CH 83 2-0 B SI 89			4	0	0	0	0	2	2						
28 Daniel Murphy, L (1.4)	 B CH 82 1-2 F FF 94 T FF 94		 X CU 78 0-0					 B FF 97 1-0 X FF 97		4	0	1	0	0	1	1							
5 David Wright, R (1.5)	 B FF 94 2-2 C FC 94 F FF 94 B CH 93 X FF 96		 F FF 93 0-3 C FC 94 C FF 97				 B CU 80 3-2 C FC 94 F FF 94 B CH 93 T FF 97	 B CU 93 3-3 C FC 94 C CU 81 B CH 93 B FF 99 C CU 81		4	0	1	0	0	3	2							
29 Ike Davis, L (1.3)	 F FF 93 3-2 C FC 94 F FF 94 B CH 93 T FF 96			 C FC 92 0-1 X CH 90			 X SI 87 0-0	 X FF 100 0-0		4	0	0	0	0	1	2							
21 Lucas Duda, L (1.7)	 C FC 94 0-2 F FF 94 X FF 96		 B CH 81 2-1 B CH 92 C FC 93 X FF 93				 B SI 86 1-0 X SI 87		 B FF 93 2-1 B SI 87 X FS 87	4	0	0	0	0	0	0							
44 John Buck, R (1.2)	 B CU 79 4-2 F FF 94 F FF 96 C FC 94 F FF 94 F FF 95 F FF 95 F FF 95 F FF 95 B CH 93 B CU 77		 C FC 94 2-2 F FF 94 F FF 94 F FF 94 F FF 95 F FF 95 F FF 95 F FF 95 H FF 92	 B CH 81 1-2 F FF 93 S FF 94	 B FF 93 1-1 X FF 94		 B SI 90 3-2 F FF 94 F FF 94 F FF 94 F FF 95 F FF 95 F FF 95 F FF 95 F FF 95 F FF 95 D CH 84 X SI 90	 F FF 92 1-2 F FF 92 B FS 87 F FS 88 X FS 88	2	1	1	0	1	0	0								
16 Rick Ankiel, L (1.8)	 F FF 93 3-2 B CU 80 B FF 93 B FF 93 B FF 93 1 SAFE X FF 94		 B CH 81 1-2 F FF 93 S FF 94	 B FF 93 1-1 X FF 94			 B SI 90 3-2 F FF 94 F FF 94 F FF 94 F FF 95 F FF 95 F FF 95 F FF 95 F FF 95 F FF 95 D CH 84 X SI 90	 B SI 90 1-1 C FS 86 X FS 88	4	1	2	2	0	0	0								
11 Rubén Tejeda, R (1.6)	 F FF 94 0-1 X FF 94			 C FC 93 0-1 X CH 83			 X SI 91 0-0			3	0	0	0	0	0	2							
38 Shaun Marcum, R (1.1)										3	0	2	0	0	0	0							
56 Scott Rice, L (7.1)										0	0	0	0	0	0	0							
32 LaTroy Hawkins, R (8.1)										0	0	0	0	0	0	0							
Inning Stats	R: 0 E: 0 K: 3 S: 12	H: 1 LOB: 1 BB: 0 P: 21	R: 0 E: 0 K: 0 S: 17	H: 1 LOB: 1 BB: 24	R: 0 E: 0 K: 1 S: 14	H: 1 LOB: 1 BB: 0 P: 18	R: 0 E: 0 K: 0 S: 10	H: 0 LOB: 0 BB: 0 P: 15	R: 0 E: 0 K: 2 S: 8	H: 1 LOB: 1 BB: 0 P: 12	R: 2 E: 0 K: 0 S: 14	H: 3 LOB: 1 BB: 0 P: 20	R: 0 E: 0 K: 1 S: 5	H: 0 LOB: 0 BB: 0 P: 9	R: 0 E: 0 K: 0 S: 8	H: 0 LOB: 0 BB: 0 P: 12	1B: 5 2B: 2 3B: 0 HR: 1	SF: 0 SAC: 0 DP: 1 HBP: 1	WP: 0 PB: 0 SB: 2 CS: 1	PA: 35			
PITCHER	IP WLS BF H R ER SO BB IBB HBP BLK WP HR S P ERA WHIP	IP WLS BF H R ER SO BB IBB HBP BLK WP HR S P ERA WHIP	IP WLS BF H R ER SO BB IBB HBP BLK WP HR S P ERA WHIP	IP WLS BF H R ER SO BB IBB HBP BLK WP HR S P ERA WHIP	IP WLS BF H R ER SO BB IBB HBP BLK WP HR S P ERA WHIP	IP WLS BF H R ER SO BB IBB HBP BLK WP HR S P ERA WHIP	IP WLS BF H R ER SO BB IBB HBP BLK WP HR S P ERA WHIP	IP WLS BF H R ER SO BB IBB HBP BLK WP HR S P ERA WHIP	IP WLS BF H R ER SO BB IBB HBP BLK WP HR S P ERA WHIP	IP WLS BF H R ER SO BB IBB HBP BLK WP HR S P ERA WHIP	IP WLS BF H R ER SO BB IBB HBP BLK WP HR S P ERA WHIP	IP WLS BF H R ER SO BB IBB HBP BLK WP HR S P ERA WHIP	IP WLS BF H R ER SO BB IBB HBP BLK WP HR S P ERA WHIP	IP WLS BF H R ER SO BB IBB HBP BLK WP HR S P ERA WHIP	IP WLS BF H R ER SO BB IBB HBP BLK WP HR S P ERA WHIP	IP WLS BF H R ER SO BB IBB HBP BLK WP HR S P ERA WHIP	IP WLS BF H R ER SO BB IBB HBP BLK WP HR S P ERA WHIP	IP WLS BF H R ER SO BB IBB HBP BLK WP HR S P ERA WHIP	IP WLS BF H R ER SO BB IBB HBP BLK WP HR S P ERA WHIP	IP WLS BF H R ER SO BB IBB HBP BLK WP HR S P ERA WHIP	IP WLS BF H R ER SO BB IBB HBP BLK WP HR S P ERA WHIP	IP WLS BF H R ER SO BB IBB HBP BLK WP HR S P ERA WHIP	IP WLS BF H R ER SO BB IBB HBP BLK WP HR S P ERA WHIP
40 Shelby Miller, R (1.1)	5.2	21	4	0	0	6	1	0	1	0	0	0	65	96	0.00	0.882							
36 Randy Choate, L (6.1)	0.2	H	2	0	0	0	0	0	0	0	0	0	2	3	0.00	0.000							
43 Seth Maness, R (7.1)	0.2	W	5	3	2	2	0	0	0	0	1	13	18	27.00	4.500								
26 Trevor Rosenthal, R (8.1)	1.0	H	3	0	0	0	1	0	0	0	0	5	9	0.00	0.000								
44 Edward Mujica, R (9.1)	1.0	S	3	0	0	0	0	0	0	0	0	8	12	0.00	0.000								

New York Mets @ St. Louis Cardinals
Busch Stadium, St. Louis, MO
Wed May 15 2013, 7:18 PM - 10:23 PM CDT
Att: 38,143 - Partly Cloudy - 87 F

AB	32
R	2
H	7
RBI	2
BB	1
SO	7
LOB	9



New York Mets @ St. Louis Cardinals
Busch Stadium, St. Louis, MO
Wed May 15 2013, 7:18 PM - 10:23 PM CDT
Att: 38,143 - Partly Cloudy - 87 F

AB	30
R	4
H	6
RBI	3
BB	4
SO	5
LOB	12



Batter	1	2	3	4	5	6	7	8	9	AB	R	H	RBI	BB	SO	LOB	TOP						
1 Jordany Valdespin, L OBP: 0.291, SLG: 0.411 39 Bobby Parnell, R										5	1	1	0	0	1	2							
28 Daniel Murphy, L OBP: 0.335, SLG: 0.439										4	2	4	1	1	0	0							
5 David Wright, R OBP: 0.416, SLG: 0.515										5	1	3	2	0	0	4							
29 Ike Davis, L OBP: 0.245, SLG: 0.268										5	0	0	0	0	4	5							
21 Lucas Duda, L OBP: 0.355, SLG: 0.474 12 Juan Lagares, R OBP: 0.184, SLG: 0.167										2	1	1	1	1	0	0							
44 John Buck, R OBP: 0.285, SLG: 0.488										4	0	1	1	0	2	1							
16 Rick Ankiel, L OBP: 0.244, SLG: 0.500										4	0	1	0	0	1	1							
11 Rubén Tejada, R OBP: 0.294, SLG: 0.288										4	0	1	0	0	0	1							
49 Jonathon Niese, L OBP: 0.214, SLG: 0.154 34 Brandon Lyon, R										3	0	0	0	0	2	2							
23 Mike Baxter, L OBP: 0.346, SLG: 0.308										1	0	0	0	0	1	0							
Inning Stats	R: 0 H: 1 E: 0 K: 2 S: 9	H: 1 LOB: 1 BB: 0 P: 12	R: 0 H: 0 E: 0 K: 2 S: 8	H: 0 LOB: 0 BB: 0 P: 14	R: 2 H: 3 E: 1 K: 1 S: 13	H: 3 LOB: 1 BB: 0 P: 15	R: 0 H: 0 E: 0 K: 1 S: 6	H: 0 LOB: 0 BB: 1 P: 14	R: 0 H: 0 E: 0 K: 1 S: 9	H: 0 LOB: 0 BB: 0 P: 15	R: 2 H: 2 E: 1 K: 1 S: 12	H: 2 LOB: 0 BB: 0 P: 17	R: 0 H: 2 E: 0 K: 1 S: 10	H: 2 LOB: 3 BB: 1 P: 19	R: 1 H: 2 E: 0 K: 1 S: 14	H: 2 LOB: 1 BB: 0 P: 21	R: 0 H: 2 E: 0 K: 1 S: 13	H: 2 LOB: 2 BB: 0 P: 21	1B: 7 2B: 6 3B: 0 HR: 0	SF: 1 SAC: 0 DP: 1 HBP: 0	WP: 0 PB: 0 SB: 0 CS: 1	PA: 40	
PITCHER	IP WLS BF H R ER SO BB IBB HBP BLK WP HR S P ERA WHIP	6.0 L 24 6 4 3 8 1 0 0 0 0 0 57 87 4.50 1.167	0.2 5 2 0 0 1 1 0 0 0 0 0 8 15 0.00 4.500	1.1 6 2 1 1 1 0 0 0 0 0 0 16 25 6.75 1.500	4.2 5 2 0 0 1 0 0 0 0 0 0 13 21 0.00 2.000																		

New York Mets @ St. Louis Cardinals
 Busch Stadium, St. Louis, MO
 Thu May 16 2013, 12:47 PM - 3:39 PM CDT
 Att: 44,068 - Cloudy - 74 F

AB 37
R 5
H 12
RBI 5
BB 2
SO 11
LOB 16

Batter	1	2	3	4	5	6	7	8	9	AB	R	H	RBI	BB	SO	LOB	BOTTOM						
13 Matt Carpenter, L OBP: 0.380, SLG: 0.445										3	1	1	0	1	0	0							
43 Shane Robinson, R OBP: 0.284, SLG: 0.176										3	0	0	0	1	0	2							
3 Carlos Beltrán, S OBP: 0.347, SLG: 0.554										4	0	3	1	0	0	0							
21 Allen Craig, R OBP: 0.333, SLG: 0.435										4	0	0	0	0	1	4							
4 Yadier Molina, R OBP: 0.368, SLG: 0.449										4	1	1	0	0	0	0							
23 David Freese, R OBP: 0.287, SLG: 0.214 33 Daniel Descalso, L OBP: 0.268, SLG: 0.293										3	0	0	0	0	1	1							
12 Ty Wigginton, R OBP: 0.256, SLG: 0.214 32 Matt Adams, L OBP: 0.528, SLG: 0.848										3	0	0	0	0	1	1							
38 Pete Kozma, R OBP: 0.310, SLG: 0.315										4	0	1	1	0	1	1							
50 Adam Wainwright, R OBP: 0.174, SLG: 0.174 36 Randy Choate, L OBP: 0.287, SLG: 0.214 59 Fernando Salas, R OBP: 0.348, SLG: 0.422 19 Jon Jay, L OBP: 0.348, SLG: 0.422 58 Joe Kelly, R										2	0	1	0	0	0	1							
Inning Stats	R: 0 H: 1 E: 0 K: 0 S: 8	H: 2 LOB: 1 BB: 0 P: 11	R: 1 H: 2 E: 0 K: 0 S: 13	H: 2 LOB: 1 BB: 0 P: 22	R: 0 H: 0 E: 0 K: 0 S: 7	H: 0 LOB: 0 BB: 0 P: 9	R: 0 H: 0 E: 0 K: 2 S: 14	H: 0 LOB: 0 BB: 0 P: 19	R: 0 H: 1 E: 0 K: 1 S: 12	H: 1 LOB: 2 BB: 1 P: 21	R: 0 H: 1 E: 0 K: 0 S: 8	H: 0 LOB: 0 BB: 0 P: 10	R: 0 H: 0 E: 0 K: 0 S: 6	H: 0 LOB: 0 BB: 0 P: 8	R: 1 H: 2 E: 0 K: 0 S: 12	H: 2 LOB: 1 BB: 1 P: 20	R: 0 H: 1 E: 0 K: 1 S: 8	H: 1 LOB: 0 BB: 0 P: 12	1B: 5 2B: 3 3B: 0 HR: 0	SF: 0 SAC: 0 DP: 2 HBP: 0	WP: 0 PB: 0 SB: 0 CS: 0	PA: 35	
PITCHER	IP WLS BF H R ER SO BB IBB HBP BLK WP HR S P ERA WHIP	7.1 W 29 7 2 2 3 2 0 0 0 0 0 76 113 2.46 1.091	0.2 H 2 1 0 0 0 0 0 0 0 0 4 7 0.00 1.500	1.0 S 4 1 0 0 1 0 0 0 0 0 8 12 0.00 1.000																			

New York Mets @ St. Louis Cardinals
 Busch Stadium, St. Louis, MO
 Thu May 16 2013, 12:47 PM - 3:39 PM CDT
 Att: 44,068 - Cloudy - 74 F

AB 33
R 2
H 8
RBI 2
BB 2
SO 4
LOB 10

Batter	1	2	3	4	5	6	7	8	9	10	AB	R	H	RBI	BB	SO	LOB						
7 Norichika Aoki, L OBP: 0.395, SLG: 0.456	G5-3		9 3B				G3-1				4	2	2	0	1	0	0						
9 Jean Segura, R OBP: 0.404, SLG: 0.582			8 1B								4	1	3	2	0	1	1						
8 Ryan Braun, R OBP: 0.414, SLG: 0.582			16 1B								5	0	3	2	0	1	2						
16 Aramis Ramirez, R OBP: 0.407, SLG: 0.611			20 1B								5	1	3	0	0	0	3						
20 Jonathan Lucroy, R OBP: 0.276, SLG: 0.339			3 1B								3	0	0	0	1	0	3						
27 Carlos Gómez, R OBP: 0.300, SLG: 0.581											3	1	0	0	2	2	1						
3 Yunesky Betancourt, R OBP: 0.253, SLG: 0.430			4 1B								4	0	0	0	0	1	4						
59 John Axford, R OBP: 0.000, SLG: 0.000											0	0	0	0	0	0	0						
22 Logan Schafer, L OBP: 0.284, SLG: 0.186											1	0	0	0	0	0	3						
29 Jim Henderson, L OBP: 0.284, SLG: 0.186											0	0	0	0	0	0	0						
14 Jeff Bianchi, R OBP: 0.300, SLG: 0.400			7 1B								5	1	2	2	0	1	1						
41 Marco Estrada, R OBP: 0.388, SLG: 0.285											1	0	0	0	0	0	0						
51 Michael Gonzalez, R ERA: 3.96											0	0	0	0	0	0	0						
31 Burke Badenhop, R ERA: 3.96											0	0	0	0	0	0	0						
23 Rickie Weeks Jr., R OBP: 0.295, SLG: 0.285											1	0	0	0	0	1	0						
53 Brandon Kintzler, R ERA: 3.86											0	0	0	0	0	0	0						
11 Alex Gonzalez, R OBP: 0.312, SLG: 0.524											2	0	0	0	0	2	2						
Inning Stats	R: 0 E: 0 K: 1 S: 11	H: 1 LOB: 0 BB: 0 P: 18	R: 0 E: 0 K: 1 S: 9	H: 1 LOB: 0 BB: 0 P: 15	R: 3 E: 0 K: 0 S: 15	H: 4 LOB: 1 BB: 0 P: 23	R: 0 E: 0 K: 1 S: 9	H: 0 LOB: 1 BB: 1 P: 14	R: 1 E: 0 K: 0 S: 12	H: 2 LOB: 1 BB: 1 P: 19	R: 0 E: 0 K: 1 S: 7	H: 0 LOB: 0 BB: 0 P: 9	R: 0 E: 0 K: 2 S: 9	H: 1 LOB: 3 BB: 1 P: 32	R: 0 E: 0 K: 1 S: 7	H: 1 LOB: 0 BB: 0 P: 13	R: 2 E: 0 K: 1 S: 10	H: 3 LOB: 2 BB: 1 P: 19	1B: 12 2B: 0 3B: 1 HR: 0	SF: 0 SAC: 1 DP: 3 HBP: 2	WP: 1 PB: 0 SB: 0 CS: 0	PA: 45	
PITCHER	IP WLS BF H R ER SO BB IBB HBP BLK WP HR S P ERA WHIP	5.0 0 22 8 4 4 3 2 0 0 0 0 0 0 56 89 7.20 2.000	1.0 0 3 0 0 0 1 0 0 0 0 0 0 0 10 14 0.00 0.000	1.2 0 7 1 0 0 1 0 0 2 0 0 0 0 16 24 0.00 0.600	0.1 0 2 0 0 0 1 1 0 0 0 0 1 0 13 17 0.00 3.000	1.0 0 4 1 0 0 2 0 0 0 0 0 0 0 9 13 0.00 1.000	1.0 0 7 3 2 2 1	1.0 L 7 3 2 2 1	1.0 L 7 3 2 2 1	1.0 L 7 3 2 2 1	1.0 L 7 3 2 2 1	1.0 L 7 3 2 2 1	1.0 L 7 3 2 2 1	1.0 L 7 3 2 2 1	1.0 L 7 3 2 2 1	1.0 L 7 3 2 2 1	1.0 L 7 3 2 2 1	1.0 L 7 3 2 2 1	18.00 3.000				

Milwaukee Brewers @ St. Louis Cardinals
 Busch Stadium, St. Louis, MO
 Sat May 18 2013, 6:18 PM - 10:04 PM CDT
 Att. 42,410 - Partly Cloudy - 84 F

livebaseballscorecards.com

AB	38
R	6
H	13
RBI	6
BB	4
SO	9
LOB	20



Batter	1	2	3	4	5	6	7	8	9	10	AB	R	H	RBI	BB	SO	LOB					
13 Matt Carpenter, L OBP: 0.386, SLG: 0.452	F8										4	0	1	2	1	0	1					
19 Jon Jay, L OBP: 0.348, SLG: 0.413	G3-1		G4-3								4	0	1	1	1	1	3					
7 Matt Holliday, R OBP: 0.359, SLG: 0.442	L9										5	0	1	0	0	1	3					
21 Allen Craig, R OBP: 0.357, SLG: 0.451											3	1	1	0	2	1	1					
4 Yadier Molina, R OBP: 0.372, SLG: 0.445											4	0	2	0	1	1	2					
32 Matt Adams, L OBP: 0.463, SLG: 0.737											4	0	0	0	0	1	4					
26 Trevor Rosenthal, R ERA: 3.96											0	0	0	0	0	0	0					
44 Edward Mujica, R ERA: 3.86											0	0	0	0	0	0	0					
33 Daniel Descalso, L OBP: 0.265, SLG: 0.289											1	0	0	0	0	1	3					
56 Joe Kelly, R ERA: 1.5											0	0	0	0	0	0	0					
23 David Freese, R OBP: 0.282, SLG: 0.270											5	1	1	0	0	0	2					
38 Pete Kozma, R OBP: 0.318, SLG: 0.324											5	1	2	1	0	1	1					
31 Lance Lynn, S OBP: 0.188, SLG: 0.071											0	0	0	0	1	0	0					
59 Fernando Salas, R ERA: 3.96											0	0	0	0	0	0	0					
12 Ty Wigginton, R OBP: 0.281, SLG: 0.241											1	1	1	0	0	0	0					
62 Carlos Martinez, R ERA: 3.86											0	0	0	0	0	0	0					
3 Carlos Beltrán, S OBP: 0.331, SLG: 0.527											2	0	0	0	0	1	0					
Inning Stats	R: 0 E: 0 K: 0 S: 6	H: 0 LOB: 0 BB: 0 P: 11	R: 2 E: 0 K: 1 S: 15	H: 2 LOB: 3 BB: 3 P: 32	R: 0 E: 0 K: 0 S: 7	H: 1 LOB: 1 BB: 0 P: 10	R: 0 E: 0 K: 0 S: 8	H: 1 LOB: 1 BB: 0 P: 11	R: 0 E: 0 K: 1 S: 9	H: 0 LOB: 1 BB: 1 P: 15	R: 2 E: 0 K: 1 S: 14	H: 4 LOB: 2 BB: 0 P: 23	R: 0 E: 0 K: 1 S: 6	H: 1 LOB: 0 BB: 0 P: 12	R: 0 E: 0 K: 2 S: 7	H: 0 LOB: 3 BB: 2 P: 27	R: 0 E: 0 K: 0 S: 6	H: 0 LOB: 0 BB: 0 P: 10	1B: 8 2B: 2 3B: 0 HR: 0	SF: 0 SAC: 1 DP: 1 HBP: 0	WP: 0 PB: 0 SB: 0 CS: 0	PA: 45
PITCHER	IP WLS BF H R ER SO BB IBB HBP BLK WP HR S P ERA WHIP	5.2 0 28 7 4 4 2 4 0 0 0 0 0 0 53 93 6.35 1.941	0.0 B 1 0 0 0 1 0 0 0 0 0 0 0 3 5 ∞	0.1 0 1 0 0 0 1 0 0 0 0 0 0 0 4 0 0.00 0.000	1.2 5 1 0 0 2 0 0 0 0 0 0 0 0 17 0 0.00 0.600	1.1 W 7 1 0 0 3 1 1 0 0 0 0 0 13 33 0.00 1.500	1.0 S 3 0 0 0 0	1.0 S 3 0 0 0 0	1.0 S 3 0 0 0 0	1.0 S 3 0 0 0 0	1.0 S 3 0 0 0 0	1.0 S 3 0 0 0 0	1.0 S 3 0 0 0 0	1.0 S 3 0 0 0 0	1.0 S 3 0 0 0 0	1.0 S 3 0 0 0 0	1.0 S 3 0 0 0 0	0.00 0.000				

Milwaukee Brewers @ St. Louis Cardinals
 Busch Stadium, St. Louis, MO
 Sat May 18 2013, 6:18 PM - 10:04 PM CDT
 Att. 42,410 - Partly Cloudy - 84 F

livebaseballscorecards.com

AB	38
R	4
H	10
RBI	4
BB	6
SO	8
LOB	20



Batter	1	2	3	4	5	6	7	8	9	AB	R	H	RBI	BB	SO	LOB	TOP							
7 Norichika Aoki, L (1, 9) OBP: 0.407, SLG: 0.463										4	1	3	0	1	0	0								
9 Jean Segura, R (1, 6) OBP: 0.406, SLG: 0.580										4	0	2	0	0	0	4								
8 Ryan Braun, R (1, 7) OBP: 0.404, SLG: 0.566										4	1	0	0	0	0	7								
27 Carlos Gómez, R (1, 8) OBP: 0.380, SLG: 0.566										4	0	0	0	0	3	4								
3 Yunesky Betancourt, R (1, 3) OBP: 0.260, SLG: 0.428										3	0	1	1	1	1	0								
14 Jeff Bianchi, R (1, 5) OBP: 0.357, SLG: 0.429										4	0	2	1	0	0	1								
23 Rickie Weeks Jr., R (1, 4) OBP: 0.282, SLG: 0.272										4	0	0	0	0	2	3								
12 Martin Maldonado, R (1, 2) OBP: 0.256, SLG: 0.307										4	0	1	0	0	1	0								
26 Kyle Lohse, R (1, 1) OBP: 0.053, SLG: 0.053										2	0	0	0	0	2	0								
22 Logan Schafer, L (7, PH) OBP: 0.250, SLG: 0.295										1	0	1	0	0	0	0								
57 Francisco Rodríguez, R (7, 1) ERA: 2.42										0	0	0	0	0	0	0								
64 Mike Fiers, R (8, 1) ERA: 6.75										0	0	0	0	0	0	0								
11 Alex González, R (9, PH) OBP: 0.210, SLG: 0.232										1	0	0	0	0	0	0								
Inning Stats	R: 0 E: 0 K: 1 S: 12	H: 1 LOB: 1 BB: 1 P: 21	R: 0 E: 0 K: 1 S: 7	H: 0 LOB: 0 BB: 0 P: 11	R: 0 E: 0 K: 1 S: 12	H: 1 LOB: 1 BB: 0 P: 17	R: 0 E: 0 K: 0 S: 7	H: 0 LOB: 0 BB: 1 P: 14	R: 0 E: 0 K: 2 S: 8	H: 0 LOB: 0 BB: 0 P: 9	R: 2 E: 0 K: 2 S: 18	H: 4 LOB: 2 BB: 0 P: 28	R: 0 E: 0 K: 0 S: 10	H: 3 LOB: 2 BB: 0 P: 15	R: 0 E: 0 K: 2 S: 9	H: 1 LOB: 1 BB: 0 P: 12	R: 0 E: 0 K: 0 S: 9	H: 0 LOB: 0 BB: 0 P: 11	1B: 10 2B: 0 3B: 0 HR: 0	SF: 0 SAC: 0 DP: 1 HBP: 0	WP: 0 PB: 0 SB: 0 CS: 1	PA: 38		
PITCHER	IP WLS BF H R ER SO BB IBB HBP BLK WP HR S P ERA WHIP	5.1 W 21 4 2 2 5 2 0 0 0 0 0 55 88 3.38 1.125	1.2 H 9 5 0 0 2 0 0 0 0 0 0 19 27 0.00 3.000	1.0 H 4 1 0 0 2 0 0 0 0 0 0 9 12 0.00 1.000	1.0 S 3 0 0 0 0 0 0 0 0 0 0 9 11 0.00 0.000																			

Milwaukee Brewers @ St. Louis Cardinals
 Busch Stadium, St. Louis, MO
 Sun May 19 2013, 1:17 PM - 3:50 PM CDT
 Att: 39,878 - Partly Cloudy - 88 F

AB 35
 R 2
 H 10
 RBI 2
 BB 2
 SO 9
 LOB 19

Batter	1	2	3	4	5	6	7	8	9	AB	R	H	RBI	BB	SO	LOB	BOTTOM						
13 Matt Carpenter, L (1, 4) OBP: 0.378, SLG: 0.440										4	0	0	0	0	1	2							
3 Carlos Beltrán, S (1, 9) OBP: 0.329, SLG: 0.520										4	1	1	0	0	0	0							
7 Matt Holliday, R (1, 7) OBP: 0.357, SLG: 0.433										3	0	0	0	1	1	1							
43 Shane Robinson, R (6, PR) OBP: 0.364, SLG: 0.176										0	0	0	0	0	0	0							
21 Allen Craig, R (1, 3) OBP: 0.360, SLG: 0.452										4	1	2	0	0	0	0							
4 Yadier Molina, R (1, 2) OBP: 0.369, SLG: 0.440										4	1	1	1	0	1	2							
19 Jon Jay, L (1, 8) OBP: 0.351, SLG: 0.422										4	1	2	1	0	0	3							
23 David Freese, R (1, 5) OBP: 0.292, SLG: 0.282										3	0	2	1	0	1	1							
38 Pete Kozma, R (1, 6) OBP: 0.318, SLG: 0.324										3	0	1	1	0	0	0							
64 John Gast, L (1, 1) ERA: 4.75										2	0	0	0	0	1	2							
43 Seth Maness, R (6, 1) ERA: 3.76										0	0	0	0	0	0	0							
32 Matt Adams, L (7, PH) OBP: 0.452, SLG: 0.718										1	0	0	0	0	1	0							
26 Trevor Rosenthal, R (8, 1) ERA: 6.75										0	0	0	0	0	0	0							
44 Edward Mujica, R (9, 1) ERA: 1.42										0	0	0	0	0	0	0							
Inning Stats	R: 0 E: 0 K: 1 S: 9	H: 0 LOB: 0 BB: 0 P: 11	R: 0 E: 0 K: 1 S: 9	H: 1 LOB: 1 BB: 0 P: 11	R: 0 E: 0 K: 1 S: 9	H: 0 LOB: 0 BB: 0 P: 10	R: 4 E: 0 K: 0 S: 16	H: 6 LOB: 2 BB: 0 P: 28	R: 0 E: 0 K: 1 S: 10	H: 0 LOB: 0 BB: 0 P: 16	R: 0 E: 0 K: 0 S: 7	H: 1 LOB: 1 BB: 0 P: 12	R: 0 E: 0 K: 1 S: 8	H: 0 LOB: 0 BB: 0 P: 8	R: 0 E: 0 K: 1 S: 9	H: 1 LOB: 3 BB: 1 P: 20	R: 0 E: 0 K: 1 S: 9	H: 0 LOB: 0 BB: 0 P: 11	1B: 8 2B: 1 3B: 0 HR: 0	SF: 0 SAC: 0 DP: 0 HBP: 0	WP: 0 PB: 0 SB: 1 CS: 0	PA: 33	
PITCHER	IP WLS BF H R ER SO BB IBB HBP BLK WP HR S P ERA WHIP	6.0 L 25 8 4 4 4 4 0 0 0 0 0 60 88 6.00 1.333	1.0 3 0 0 0 1 0 0 0 0 0 0 8 8 0.00 0.000	1.0 5 1 0 0 1 1 0 0 0 0 9 20 0.00 2.000																			


Milwaukee Brewers @ St. Louis Cardinals
 Busch Stadium, St. Louis, MO
 Sun May 19 2013, 1:17 PM - 3:50 PM CDT
 Att: 39,878 - Partly Cloudy - 88 F

AB 32
 R 4
 H 9
 RBI 4
 BB 1
 SO 6
 LOB 11

Batter	1	2	3	4	5	6	7	8	9	AB	R	H	RBI	BB	SO	LOB	TOP								
13 Matt Carpenter, L OBP: 0.375, SLG: 0.432 (1.4)										3	0	0	0	1	1	3									
3 Carlos Beltrán, S OBP: 0.327, SLG: 0.519 (1.9)										4	1	1	0	0	0	1									
7 Matt Holliday, R OBP: 0.354, SLG: 0.429 (1.7)										4	0	1	0	0	0	0									
21 Allen Craig, R OBP: 0.352, SLG: 0.441 (1.3)										4	0	0	0	0	0	1									
4 Yadier Molina, R OBP: 0.366, SLG: 0.432 (1.2)										3	1	0	0	1	0	0									
19 Jon Jay, L OBP: 0.355, SLG: 0.424 (1.8)										4	0	2	0	0	1	0									
12 Ty Wigginton, R OBP: 0.286, SLG: 0.226 (1.5)										2	0	0	0	1	0	3									
38 Pete Kozma, R OBP: 0.325, SLG: 0.321 (1.6)										1	0	0	0	2	0	1									
40 Shelby Miller, R (1.1)										2	0	0	0	0	1	2									
59 Fernando Salas, R (6.1)										0	0	0	0	0	0	0									
32 Matt Adams, L OBP: 0.442, SLG: 0.700 (7. PH)										1	0	0	0	0	0	1									
41 Mitchell Boggs, R (7.1)										0	0	0	0	0	0	0									
Inning Stats	R: 0 E: 0 K: 0 S: 5	H: 0 LOB: 0 BB: 1 P: 11	R: 1 E: 1 K: 1 S: 17	H: 1 LOB: 3 BB: 2 P: 33	R: 1 E: 0 K: 0 S: 9	H: 2 LOB: 0 BB: 0 P: 13	R: 0 E: 0 K: 1 S: 10	H: 0 LOB: 0 BB: 1 P: 15	R: 0 E: 0 K: 1 S: 8	H: 0 LOB: 0 BB: 0 P: 10	R: 0 E: 0 K: 0 S: 6	H: 0 LOB: 0 BB: 0 P: 11	R: 0 E: 0 K: 0 S: 13	H: 1 LOB: 1 BB: 1 P: 20	R: 0 E: 0 K: 0 S: 15	H: 0 LOB: 0 BB: 0 P: 18	R: 0 E: 0 K: 0 S: 9	H: 0 LOB: 0 BB: 0 P: 12	1B: 3 2B: 1 3B: 0 HR: 0	SF: 0 SAC: 0 DP: 3 HBP: 0	WP: 0 PB: 0 SB: 0 CS: 1	PA: 33			
PITCHER	IP	WLS	BF	H	R	ER	SO	BB	IBB	HBP	BLK	WP	HR	S	P	ERA	WHIP								
21 Jason Marquis, R ERA: 3.27 (1.1)	6.0	W	23	3	2	1	3	4	0	0	0	0	0	55	93	1.50	1.167								
55 Dale Thayer, R ERA: 3.15 (7.1)	0.2	H	3	1	0	0	0	1	0	0	0	0	0	10	15	0.00	3.000								
54 Joe Thatcher, L ERA: 2.13 (7.1)	0.2	H	2	0	0	0	0	0	0	0	0	0	0	12	16	0.00	0.000								
57 Luke Gregerson, R ERA: 0.96 (8.1)	0.2	H	2	0	0	0	0	0	0	0	0	0	0	6	7	0.00	0.000								
16 Huston Street, R ERA: 4.19 (9.1)	1.0	S	3	0	0	0	0	0	0	0	0	0	0	9	12	0.00	0.000								

St. Louis Cardinals @ San Diego Padres
 Petco Park, San Diego, CA
 Mon May 20 2013, 7:13 PM - 9:57 PM PDT
 Att: 18,763 - Partly Cloudy - 66 F


AB 28
 R 2
 H 4
 RBI 0
 BB 5
 SO 3
 LOB 12



Batter	1	2	3	4	5	6	7	8	9	AB	R	H	RBI	BB	SO	LOB	BOTTOM								
2 Everth Cabrera, S OBP: 0.350, SLG: 0.368 (1.6)										3	1	2	0	1	0	3									
25 Will Venable, L OBP: 0.306, SLG: 0.459 (1.8) (8.9)										4	1	1	1	0	1	3									
Chase Headley, S OBP: 0.400, SLG: 0.472 (1.5)										4	0	1	1	0	1	1									
18 Carlos Quentin, R OBP: 0.296, SLG: 0.378 (1.7)										3	1	0	0	1	0	2									
57 Luke Gregerson, L (8.1)										0	0	0	0	0	0	0									
16 Huston Street, R (9.1)										0	0	0	0	0	0	0									
23 Yonder Alonso, L OBP: 0.328, SLG: 0.442 (1.3)										4	0	0	0	0	0	2									
9 Jedd Gyorko, R OBP: 0.337, SLG: 0.416 (1.4)										3	1	0	0	1	1	0									
13 Chris Denorfia, R OBP: 0.359, SLG: 0.414 (1.9) (8.7)										4	0	3	1	0	0	0									
8 John Baker, L OBP: 0.279, SLG: 0.162 (1.2)										3	0	0	0	1	2	2									
21 Jason Marquis, L OBP: 0.158, SLG: 0.158 (1.1)										2	0	0	0	0	0	1									
15 Jesus Guzman, R OBP: 0.296, SLG: 0.302 (6. PH)										0	0	0	1	0	0	0									
55 Dale Thayer, R (7.1)										0	0	0	0	0	0	0									
54 Joe Thatcher, L (7.1)										0	0	0	0	0	0	0									
5 Alexi Amarista, L OBP: 0.297, SLG: 0.448 (8.8)										0	0	0	0	0	0	0									
Inning Stats	R: 1 E: 0 K: 0 S: 15	H: 2 LOB: 1 BB: 0 P: 23	R: 0 E: 0 K: 2 S: 13	H: 1 LOB: 0 BB: 0 P: 22	R: 0 E: 0 K: 2 S: 9	H: 1 LOB: 1 BB: 0 P: 13	R: 0 E: 0 K: 1 S: 13	H: 1 LOB: 1 BB: 0 P: 20	R: 0 E: 0 K: 0 S: 6	H: 0 LOB: 3 BB: 1 P: 13	R: 2 E: 0 K: 0 S: 15	H: 1 LOB: 0 BB: 3 P: 32	R: 1 E: 0 K: 0 S: 6	H: 1 LOB: 0 BB: 0 P: 10	R: 0 E: 0 K: 0 S: 7	H: 0 LOB: 0 BB: 0 P: 8	1B: 5 2B: 0 3B: 1 HR: 1	SF: 0 SAC: 0 DP: 0 HBP: 1	WP: 0 PB: 0 SB: 1 CS: 0	PA: 35					
PITCHER	IP	WLS	BF	H	R	ER	SO	BB	IBB	HBP	BLK	WP	HR	S	P	ERA	WHIP								
40 Shelby Miller, R ERA: 1.74 (1.1)	5.2	L	24	5	3	3	5	3	0	0	0	0	0	63	107	4.76	1.412								
59 Fernando Salas, R ERA: 3.86 (6.1)	0.1	B	4	1	0	0	0	1	0	1	0	0	0	8	16	0.00	6.000								
41 Mitchell Boggs, R ERA: 11.37 (7.1)	2.0		7	1	1	1	0	0	0	0	0	0	1	13	18	4.50	0.500								

St. Louis Cardinals @ San Diego Padres
 Petco Park, San Diego, CA
 Mon May 20 2013, 7:13 PM - 9:57 PM PDT
 Att: 18,763 - Partly Cloudy - 66 F

AB 30
 R 4
 H 7
 RBI 4
 BB 4
 SO 5
 LOB 14



Batter	1	2	3	4	5	6	7	8	9	AB	R	H	RBI	BB	SO	LOB	TOP			
13 Matt Carpenter, L OBP: 0.397, SLG: 0.441 (1,5)										3	2	2	0	2	0	0	St. Louis Cardinals @ San Diego Padres Petco Park, San Diego, CA Wed May 22 2013, 7:14 PM - 9:49 PM PDT Att: 18,683 - Partly Cloudy - 66 F			
3 Carlos Beltrán, S OBP: 0.337, SLG: 0.518 (1,9)										5	1	3	0	0	0	2				
7 Matt Holliday, R OBP: 0.351, SLG: 0.436 (1,7)										5	1	2	1	0	1	4				
21 Allen Craig, R OBP: 0.349, SLG: 0.439 (1,3)										5	1	1	1	0	1	2				
4 Yadier Molina, R OBP: 0.370, SLG: 0.433 (1,2)										5	0	4	1	0	1	1				
19 Jon Jay, L OBP: 0.354, SLG: 0.411 (1,8)										4	0	0	0	1	2	4				
33 Daniel Descalso, L OBP: 0.297, SLG: 0.373 (1,4)										4	0	1	1	0	1	1				
38 Pete Kozma, R OBP: 0.327, SLG: 0.320 (1,6)										3	0	0	0	1	1	0				
70 Tyler Lyons, L OBP: 0.333, SLG: 0.333 (1,1)										3	0	1	0	0	1	3				
12 Ty Wigginton, R OBP: 0.278, SLG: 0.219 (8, PH)										1	0	0	0	0	0	0				
26 Trevor Rosenthal, R (8, 1)										0	0	0	0	0	0	0				
44 Edward Mujica, R (9, 1)										0	0	0	0	0	0	0				
Inning Stats	R: 3 E: 0 K: 1 S: 22	H: 3 LOB: 3 BB: 3 P: 37	R: 1 E: 0 K: 1 S: 9	H: 2 LOB: 0 BB: 0 P: 13	R: 0 E: 0 K: 2 S: 11	H: 1 LOB: 0 BB: 0 P: 18	R: 0 E: 0 K: 1 S: 8	H: 0 LOB: 0 BB: 0 P: 11	R: 1 E: 0 K: 0 S: 9	H: 3 LOB: 1 BB: 0 P: 13	R: 0 E: 0 K: 2 S: 14	H: 3 LOB: 3 BB: 0 P: 18	R: 0 E: 0 K: 1 S: 6	H: 0 LOB: 1 BB: 0 P: 10	R: 0 E: 0 K: 0 S: 10	H: 1 LOB: 1 BB: 0 P: 13	1B: 12 2B: 2 3B: 1 HR: 0	SF: 0 SAC: 0 DP: 3 HBP: 0	WP: 0 PB: 0 CS: 1 PA: 42	
PITCHER	IP WLS BF H R ER SO BB IBB HBP BLK WP HR S P ERA WHIP	IP WLS BF H R ER SO BB IBB HBP BLK WP HR S P ERA WHIP																IP WLS BF H R ER SO BB IBB HBP BLK WP HR S P ERA WHIP		
26 Burch Smith, R ERA: 18.41 (1, 1)	1.0 L 11 5 4 4 1																			
46 Tim Stauffer, R ERA: 2.45 (2, 1)	5.2 22 8 1 1 7																			
54 Joe Thatcher, L ERA: 2.08 (7, 1)	0.1 1 0 0 0 0																			
57 Luke Gregerson, R ERA: 0.92 (8, 1)	1.0 4 0 0 0 0																			
38 Tyson Ross, R ERA: 2.63 (9, 1)	1.0 4 1 0 0 0																			

Batter	1	2	3	4	5	6	7	8	9	AB	R	H	RBI	BB	SO	LOB	BOTTOM				
13 Chris Denorria, R OBP: 0.364, SLG: 0.411 (1,8) (9,9)										4	0	1	0	1	0	1	St. Louis Cardinals @ San Diego Padres Petco Park, San Diego, CA Wed May 22 2013, 7:14 PM - 9:49 PM PDT Att: 18,683 - Partly Cloudy - 66 F				
2 Everth Cabrera, S OBP: 0.341, SLG: 0.354 (1,6)										4	0	0	0	0	1	3					
Chase Headley, S OBP: 0.394, SLG: 0.456 (1,5)										4	0	1	0	0	1	2					
15 Jesus Guzman, R OBP: 0.280, SLG: 0.284 (1,7)										3	0	0	0	0	2	2					
14 Mark Kotsay, L OBP: 0.372, SLG: 0.350 (8, PH)										1	0	0	0	0	1	2					
38 Tyson Ross, R OBP: 0.167, SLG: 0.167 (9, 1)										0	0	0	0	0	0	0					
9 Jedd Gyorko, R OBP: 0.350, SLG: 0.451 (1,4)										4	2	2	1	0	0	0					
23 Yonder Alonso, L OBP: 0.324, SLG: 0.433 (1,3)										4	0	1	0	0	0	0					
88 Kyle Blanks, R OBP: 0.380, SLG: 0.431 (1,9) (9,7)										4	0	1	0	0	2	2					
4 Nick Hundley, R OBP: 0.286, SLG: 0.393 (1,2)										3	0	1	0	0	0	1					
25 Will Venables, L OBP: 0.295, SLG: 0.441 (9, PH)										1	1	0	0	0	0	2					
26 Burch Smith, R (1, 1)										0	0	0	0	0	0	0					
46 Tim Stauffer, R (2, 1)										2	0	0	0	0	1	1					
54 Joe Thatcher, L (7, 1)										0	0	0	0	0	0	0					
57 Luke Gregerson, L (8, 1)										0	0	0	0	0	0	0					
5 Alexi Amarista, L OBP: 0.309, SLG: 0.462 (9, 9)										2	0	2	2	0	0	0					
Inning Stats	R: 0 E: 0 K: 1 S: 12	H: 1 LOB: 1 BB: 0 P: 20	R: 0 E: 0 K: 0 S: 7	H: 1 LOB: 1 BB: 0 P: 10	R: 0 E: 0 K: 1 S: 6	H: 0 LOB: 0 BB: 1 P: 12	R: 0 E: 0 K: 0 S: 6	H: 0 LOB: 0 BB: 0 P: 10	R: 0 E: 0 K: 1 S: 7	H: 1 LOB: 1 BB: 0 P: 8	R: 0 E: 1 K: 1 S: 10	H: 0 LOB: 1 BB: 0 P: 15	R: 1 E: 0 K: 0 S: 5	H: 1 LOB: 2 BB: 0 P: 6	R: 0 E: 0 K: 3 S: 15	H: 2 LOB: 2 BB: 0 P: 20	R: 2 E: 0 K: 1 S: 16	H: 3 LOB: 1 BB: 0 P: 18	1B: 7 2B: 2 3B: 0 HR: 1	SF: 0 SAC: 0 DP: 1 HBP: 0	WP: 0 PB: 0 CS: 0 PA: 37
PITCHER	IP WLS BF H R ER SO BB IBB HBP BLK WP HR S P ERA WHIP	IP WLS BF H R ER SO BB IBB HBP BLK WP HR S P ERA WHIP																IP WLS BF H R ER SO BB IBB HBP BLK WP HR S P ERA WHIP			
70 Tyler Lyons, L ERA: 1.28 (1, 1)	7.0 W 26 4																				
28 Trevor Rosenthal, R ERA: 2.31 (8, 1)	1.0 5 2 0 0 3																				
44 Edward Mujica, R ERA: 2.25 (9, 1)	1.0 6 3 2 2 1																				



Batter	1	2	3	4	5	6	7	8	9	AB	R	H	RBI	BB	SO	LOB	TOP										
13 Matt Carpenter, L (1.4) OBP: 0.382, SLG: 0.434	G4-3		F9	G6-3		F7		G4-3		5	1	1	0	0	0	0	St. Louis Cardinals @ Los Angeles Dodgers Dodger Stadium, Los Angeles, CA Fri May 24 2013, 7:12 PM - 10:09 PM PDT Att: 45,134 - Partly Cloudy - 68 F										
3 Carlos Beltrán, S (1.9) OBP: 0.341, SLG: 0.512	F9		F9					P3		2	2	0	0	2	0	0											
36 Randy Choate, L (7.1)										0	0	0	0	0	0	0											
48 Tony Cruz, R (8, PH) OBP: 0.231, SLG: 0.167										1	0	0	0	0	0	0											
7 Matt Holliday, R (1.7) OBP: 0.347, SLG: 0.425	G4-3		F9							4	0	0	0	1	0	2											
41 Mitchell Boggs, R (9.1)										0	0	0	0	0	0	0											
21 Allen Craig, R (1.3) OBP: 0.356, SLG: 0.463		G5-3								4	1	2	3	0	0	0											
4 Yadier Molina, R (1.2) OBP: 0.368, SLG: 0.428		G6-3								2	0	0	1	1	0	0											
43 Seth Maness, R (8.1)										0	0	0	0	0	0	0											
12 Ty Wigington, R (9, PH) OBP: 0.270, SLG: 0.212										1	0	0	0	0	0	0											
19 Jon Jay, L (1.8) OBP: 0.251, SLG: 0.407			E3							4	2	1	0	0	1	4											
23 David Freese, R (1.5) OBP: 0.308, SLG: 0.330		E6								3	1	2	3	1	1	2											
38 Pete Kozma, R (1.6) OBP: 0.325, SLG: 0.313										3	0	0	0	1	2	3											
31 Lance Lynn, S (1.1) OBP: 0.158, SLG: 0.059										3	0	0	0	0	3	2											
43 Shane Robinson, R (7.9) OBP: 0.356, SLG: 0.171										1	0	0	0	0	0	0											
Inning Stats	R: 0 E: 0 K: 0 S: 6	H: 0 LOB: 0 BB: 0 P: 9	R: 1 E: 2 K: 1 S: 15	H: 1 LOB: 2 BB: 1 P: 24	R: 2 E: 0 K: 1 S: 15	H: 2 LOB: 2 BB: 2 P: 30	R: 0 E: 0 K: 2 S: 10	H: 0 LOB: 0 BB: 0 P: 17	R: 1 E: 0 K: 0 S: 9	H: 1 LOB: 0 BB: 0 P: 14	R: 2 E: 0 K: 1 S: 15	H: 2 LOB: 3 BB: 3 P: 24	R: 1 E: 0 K: 2 S: 11	H: 0 LOB: 3 BB: 3 P: 31	R: 0 E: 0 K: 0 S: 4	H: 0 LOB: 0 BB: 0 P: 6	R: 0 E: 0 K: 0 S: 9	H: 0 LOB: 0 BB: 0 P: 15	1B: 2 2B: 2 3B: 0 HR: 2	SF: 1 SAC: 0 DP: 0 HBP: 1	WP: 0 PB: 0 SB: 0 CS: 0	PA: 41					
PITCHER	IP	WLS	BF	H	R	ER	SO	BB	IBB	HBP	BLK	WP	HR	S	P	ERA	WHIP										
35 Chris Capuano, L (1.1) ERA: 5.6	5.0	L	25	6	6	5	4	3	0	0	0	0	2	61	104	9.00	1.800										
54 Matt Guerrier, R (6.1) ERA: 3.32	1.1		7	0	1	1	1	2	0	1	0	0	0	12	28	6.75	1.500										
56 J.P. Howell, L (7.1) ERA: 2.66	1.2		6	0	0	0	2	1	0	0	0	0	0	12	23	0.00	0.600										
75 Paco Rodríguez, L (9.1) ERA: 3.24	1.0		3	0	0	0	0	0	0	0	0	0	0	9	15	0.00	0.000										

Batter	1	2	3	4	5	6	7	8	9	AB	R	H	RBI	BB	SO	LOB	BOTTOM										
25 Carl Crawford, L (1.7) OBP: 0.361, SLG: 0.454	F9		K			F7				4	0	1	0	0	2	2	St. Louis Cardinals @ Los Angeles Dodgers Dodger Stadium, Los Angeles, CA Fri May 24 2013, 7:12 PM - 10:09 PM PDT Att: 45,134 - Partly Cloudy - 68 F										
14 Mark Ellis, R (1.4) OBP: 0.330, SLG: 0.400	K									3	0	0	0	0	2	2											
56 J.P. Howell, L (7.1)										0	0	0	0	0	0	0											
75 Paco Rodríguez, L (9.1)										0	0	0	0	0	0	0											
33 Scott Van Slyke, R (9, PH) OBP: 0.348, SLG: 0.810										1	0	0	0	0	0	0											
23 Adrián González, L (1.3) OBP: 0.357, SLG: 0.434	P5									3	0	0	0	0	0	1											
27 Matt Kemp, R (1.8) OBP: 0.314, SLG: 0.350		K								3	0	0	0	0	2	0											
16 Andre Ethier, L (1.9) OBP: 0.347, SLG: 0.397		G4-3								3	0	0	0	0	0	0											
17 A.J. Ellis, R (1.2) OBP: 0.373, SLG: 0.388										3	0	0	0	0	2	0											
7 Nick Punto, S (1.6) OBP: 0.471, SLG: 0.366										2	0	0	0	0	1	0											
3 Skip Schumaker, L (7.4) OBP: 0.323, SLG: 0.284			G6-3							1	0	1	0	0	0	0											
5 Juan Uribe, R (1.5) OBP: 0.364, SLG: 0.333										2	0	1	0	1	0	1											
35 Chris Capuano, L (1.1) ERA: 2.95										1	0	0	0	0	1	1											
54 Matt Guerrier, R (6.1) ERA: 1.93										0	0	0	0	0	0	0											
9 Dee Strange-Gordon, L (6.6) OBP: 0.286, SLG: 0.250										2	0	0	0	0	1	1											
Inning Stats	R: 0 E: 0 K: 1 S: 8	H: 1 LOB: 0 BB: 0 P: 10	R: 0 E: 0 K: 2 S: 8	H: 0 LOB: 0 BB: 0 P: 12	R: 0 E: 0 K: 2 S: 12	H: 1 LOB: 1 BB: 0 P: 15	R: 0 E: 0 K: 0 S: 5	H: 0 LOB: 0 BB: 0 P: 8	R: 0 E: 0 K: 2 S: 8	H: 0 LOB: 0 BB: 0 P: 12	R: 0 E: 0 K: 2 S: 12	H: 0 LOB: 1 BB: 1 P: 20	R: 0 E: 0 K: 1 S: 9	H: 0 LOB: 0 BB: 0 P: 14	R: 0 E: 0 K: 0 S: 5	H: 1 LOB: 0 BB: 0 P: 8	R: 0 E: 0 K: 1 S: 9	H: 0 LOB: 0 BB: 0 P: 14	1B: 2 2B: 1 3B: 0 HR: 0	SF: 0 SAC: 0 DP: 1 HBP: 0	WP: 0 PB: 0 SB: 0 CS: 1	PA: 29					
PITCHER	IP	WLS	BF	H	R	ER	SO	BB	IBB	HBP	BLK	WP	HR	S	P	ERA	WHIP										
31 Lance Lynn, R (1.1) ERA: 2.95	6.0		20	2	2	0	9	1	0	0	0	0	0	9	14	0.00	0.500										
36 Randy Choate, L (7.1) ERA: 1.23	1.0		3	0	0	0	1	0	0	0	0	0	0	5	8	0.00	1.000										
43 Seth Maness, R (8.1) ERA: 1.93	1.0		3	1	0	0	0	0	0	0	0	0	0	5	8	0.00	1.000										
41 Mitchell Boggs, R (9.1) ERA: 10.54	1.0		3	0	0	0	1	0	0	0	0	0	0	9	14	0.00	0.000										

Batter	1	2	3	4	5	6	7	8	9	AB	R	H	RBI	BB	SO	LOB	TOP							
13 Matt Carpenter, L OBP: 0.377, SLG: 0.428	0-1 C FF 85 X FF 86	1-1 C FF 87 X FF 88	1-1 C FF 88 X FF 89	1-0 B FF 88 X SL 80	1-0 B FF 88 X SL 80	0-2 C SL 88 F SL 86 X FF 90	0-2 C SL 88 F SL 86 X FF 90	2-1 C SI 97 B SI 98 X SI 99	2-1 C SI 97 B SI 98 X SI 99	5	1	1	0	0	0	0								
3 Carlos Beltrán, S OBP: 0.333, SLG: 0.500 36 Randy Choate, L (7.1) 41 Mitchell Boggs, R (8.1) 12 Ty Wigginton, R OBP: 0.263, SLG: 0.206	0-1 C FF 86 X CU 86	1-1 C FF 87 X FF 88	0-1 C FF 88 X FF 89	1-0 B FF 89 X FF 88	1-1 C CU 86 B CH 78 X FF 88	1-1 F SL 88 B CH 83 X FF 90	1-1 F SL 88 B CH 83 X FF 90	1-1 B SI 96 F SI 97 X SI 99	1-1 B SI 96 F SI 97 X SI 99	4	0	0	0	0	0	0	1							
7 Matt Holliday, R OBP: 0.345, SLG: 0.418	0-2 1 SAFE C FF 89 C SI 88 X FF 88	1-0 B FF 89 X FF 88	1-0 B FF 89 X FF 88	2-3 B FF 87 C SI 89 S CU 73	4-1 F SI 88 B FF 88 B CH 81	2-2 B FC 92 F FC 94 S FC 93	2-2 B FC 92 F FC 94 S FC 93	1-3 S FC 90 B FC 92 F FC 92	1-3 S FC 90 B FC 92 F FC 92	3	0	0	0	1	1	1								
21 Allen Craig, R OBP: 0.349, SLG: 0.453	2-2 1 SAFE F CU 79 B FF 89 B FF 89 C CU 72 X FF 86	1-2 B SI 96 F SI 97 X SI 99	2-3 B FF 87 C SI 89 S CU 73	2-1 B CH 79 F FF 87 X FF 87	1-1 F SI 95 X SI 95	1-1 F SI 95 X SI 95	1-1 F SI 95 X SI 95	1-3 S FC 90 B FC 92 F FC 92	1-3 S FC 90 B FC 92 F FC 92	4	1	0	0	0	2	2								
4 Yadier Molina, R OBP: 0.376, SLG: 0.441	1-2 B CU 89 C CU 91 X CU 70 X CU 73	1-3 H FF 89	2-2 B FF 88 F CH 79 B CU 88 F FF 88 X CU 73	2-1 B CH 79 F FF 87 X FF 87	2-2 B FF 88 F CH 79 B CU 88 F FF 88 X CU 73	0-0 X SL 80	1-1 F SI 95 X SI 95	1-0 B FC 91 X FC 90	1-0 B FC 91 X FC 90	4	1	3	1	0	0	0								
23 David Freese, R OBP: 0.314, SLG: 0.339	1-0 H FF 89	1-0 H FF 89	2-2 B FF 88 F CH 79 B CU 88 F FF 88 X CU 73	2-2 B FF 88 F CH 79 B CU 88 F FF 88 X CU 73	2-2 B FF 88 F CH 79 B CU 88 F FF 88 X CU 73	1-3 1-3 2-H	2-3 B FC 91 B FC 90 F FC 92 S FC 92	2-3 B FC 91 B FC 90 F FC 92 S FC 92	2-3 B FC 91 B FC 90 F FC 92 S FC 92	3	0	1	1	0	1	1								
19 Jon Jay, L OBP: 0.354, SLG: 0.406	1-0 B SI 88 X FF 88	1-0 B SI 88 X FF 88	2-1 B SI 88 X FF 88	2-1 B SI 88 X FF 88	2-1 B SI 88 X FF 88	4-0 I IN 75 I IN 76 I IN 77 I IN 76	1-1 I IN 75 I IN 76 I IN 77 I IN 76	1-1 I IN 75 I IN 76 I IN 77 I IN 76	1-1 I IN 75 I IN 76 I IN 77 I IN 76	3	0	1	0	1	0	3								
38 Pete Kozma, R OBP: 0.324, SLG: 0.312		3-2 B CH 77 B FF 89 C CH 82 X FF 86	1-1 C FF 85 B SI 86 X SI 96	2-2 C FF 85 B SI 86 X SI 96	2-2 C FF 85 B SI 86 X SI 96	0-1 C SI 96 X SI 96	0-1 C SI 96 X SI 96	3-3 B FC 93 C FC 92 F FC 92 S FC 93	3-3 B FC 93 C FC 92 F FC 92 S FC 93	4	0	1	1	0	1	2								
64 John Gast, L 58 Joe Kelly, R 62 Carlos Martinez, R 32 Matt Adams, L 43 Seth Maness, R 43 Shane Robinson, R OBP: 0.248, SLG: 0.197	1-3 C FF 86 B SI 89 X FF 89	1-3 C FF 86 B SI 89 X FF 89	1-3 C FF 86 B SI 89 X FF 89	1-3 C FF 86 B SI 89 X FF 89	1-3 C FF 86 B SI 89 X FF 89	1-3 C FF 86 B SI 89 X FF 89	1-1 C CU 91 B CU 73 S CU 72	1-1 C CU 91 B CU 73 S CU 72	1-3 C SI 94 B SI 95 X SI 96	1	0	0	0	0	1	0								
Inning Stats	R: 1 E: 0 K: 0 S: 15	H: 2 LOB: 3 BB: 0 P: 20	R: 0 E: 0 K: 1 S: 11	H: 0 LOB: 0 BB: 0 P: 16	R: 0 E: 0 K: 1 S: 6	H: 0 LOB: 0 BB: 0 P: 9	R: 0 E: 0 K: 0 S: 7	H: 0 LOB: 0 BB: 0 P: 13	R: 0 E: 0 K: 1 S: 9	H: 0 LOB: 0 BB: 0 P: 13	R: 2 E: 0 K: 0 S: 12	H: 3 LOB: 3 BB: 2 P: 23	R: 0 E: 0 K: 1 S: 9	H: 0 LOB: 0 BB: 0 P: 12	R: 0 E: 0 K: 3 S: 14	H: 2 LOB: 2 BB: 0 P: 22	R: 0 E: 0 K: 1 S: 7	H: 0 LOB: 0 BB: 0 P: 11	1B: 5 2B: 2 HR: 0	SF: 0 SAC: 0 HBP: 1	WP: 0 PB: 0 SB: 0 CS: 0	PA: 38		
PITCHER	IP WLS BF H R ER SO BB IBB HBP BLK WP HR S P ERA WHIP	5.1 21 2 2 1 3 1 0 1 0 0 0 51 79 1.69 0.562	0.1 B 5 3 1 1 0 0 0 0 0 0 0 8 12 27.00 9.000	1.0 W 3 0 0 0 0 0 0 0 0 0 8 10 0.00 0.000	1.1 H 6 2 0 0 4 0 0 0 0 0 17 27 0.00 1.500	1.0 S 3 0 0 0 1 0 0 0 0 0 7 11 0.00 0.000																		

St. Louis Cardinals @ Los Angeles Dodgers
Dodger Stadium, Los Angeles, CA
Sat May 25 2013, 4:16 PM - 7:47 PM PDT
Att: 49,368 - Sunny - 71 F

livebaseballscores.com

AB 35
R 3
H 7
RBI 3
BB 2
SO 8
LOB 13



Batter	1	2	3	4	5	6	7	8	9	AB	R	H	RBI	BB	SO	LOB	BOTTOM					
7 Nick Punto, S OBP: 0.427, SLG: 0.420	4-2 C CH 83 B FF 83 F SI 84 B CH 73 B FF 84		2-2 B SI 95 C SI 96 X SI 96	1-0 1 SAFE R SI 94 X SI 93	1-3 B SI 95 X SI 95	1-2 B SI 90 C CH 83 F CH 82 T FF 90	1-2 B SI 90 C CH 83 F CH 82 T FF 90	3-2 B SI 95 C SI 96 X SI 96	3-2 B SI 95 C SI 96 X SI 96	4	2	3	0	1	1	1						
14 Mark Ellis, R OBP: 0.333, SLG: 0.404	2-1 B FF 83 C CH 75 X FF 84	1-1 C FF 83 X FF 82	1-0 H SI 94	1-1 C SL 84 D SI 94 X SI 94	1-1 C SL 84 D SI 94 X SI 94	2-0 B SI 90 X SI 90	1-1 1 SAFE B SI 90 X SI 90	1-2 1 SAFE C SI 93 D SI 93 X SI 94	1-2 1 SAFE C SI 93 D SI 93 X SI 94	4	1	1	1	0	0	4						
23 Adrián González, L OBP: 0.375, SLG: 0.471	2-0 B FF 83 B SI 82 X FF 83	1-1 C FF 83 X FF 82	1-2 F SI 97 B SI 96 X SI 96	1-1 S CH 85 X CH 85	4-0 I IN 75 I IN 80 I IN 77 I IN 76	1-1 S CH 85 X CH 85	4-0 I IN 75 I IN 80 I IN 77 I IN 76	4-1 B SI 95 B SI 94 B SI 95	4-1 B SI 95 B SI 94 B SI 95	3	1	3	3	2	0	0						
27 Matt Kemp, R OBP: 0.313, SLG: 0.344 74 Kenley Jansen, S (7.1) 5 Juan Uribe, R OBP: 0.371, SLG: 0.356 31 Brandon League, R (9.1)	1-1 C FF 83 X FF 82	1-1 C FF 83 X FF 82	0-3 F SI 96 S SI 96	1-1 B SI 86 B SI 86 B SI 94	4-0 B SI 86 B SI 86 B SI 94	2-3 B FF 89 B CH 86 S CH 84	2-3 B FF 89 B CH 86 S CH 84	0-0 X SI 96	0-0 X SI 96	3	0	0	0	1	2	5						
16 Andre Ethier, L OBP: 0.343, SLG: 0.387	1-2 B FF 85 F SI 84 X SI 86	1-2 B FF 85 F SI 84 X SI 86	1-0 B FF 95 X CH 87	1-0 B FF 95 X CH 87	1-0 B FF 95 X CH 87	0-2 C SI 96 F SI 97 X CH 87	0-2 C SI 96 F SI 97 X CH 87	1-0 B SI 84 X FF 85	1-0 B SI 84 X FF 85	4	0	0	0	1	0	4						
33 Scott Van Slyke, R OBP: 0.346, SLG: 0.739 51 Ronald Belisario, R (6.1) 75 Paco Rodríguez, L (6.1) 3 Skip Schumaker, L OBP: 0.329, SLG: 0.289	4-1 B FF 82 B CH 73 B FF 84 B CH 75	3-2 S SL 84 D SI 85 X SL 84	3-2 S SL 84 D SI 85 X SL 84	2-3 C SI 96 F SI 97 X SI 96	2-3 C SI 96 F SI 97 X SI 96	1-2 B SI 84 X SI 85	1-2 B SI 84 X SI 85	1-2 C SI 94 F CH 89 D SI 89 X SI 95	1-2 C SI 94 F CH 89 D SI 89 X SI 95	2	0	0	0	1	1	3						
17 A.J. Ellis, R OBP: 0.370, SLG: 0.379	0-3 1 SAFE C SI 96 C SI 96 X SI 96	0-3 1 SAFE C SI 96 C SI 96 X SI 96	2-3 S SI 96 B SI 93 C SI 96	2-3 S SI 96 B SI 93 C SI 96	1-2 C FF 96 F FF 97 D SI 85 T CU 80	1-2 C FF 96 F FF 97 D SI 85 T CU 80	1-2 C FF 96 F FF 97 D SI 85 T CU 80	4-0 B FF 86 B FF 86 B FF 87	4-0 B FF 86 B FF 86 B FF 87	3	0	0	0	1	3	2						
9 Dee Strange-Gordon, L OBP: 0.265, SLG: 0.250	1-3 F SI 97 B SI 97 S SI 97	1-3 F SI 97 B SI 97 S SI 97	1-3 F SI 97 B SI 97 S SI 97	1-0 B CU 80 X SI 86	1-0 B CU 80 X SI 86	0-1 C SI 90 X SI 84	0-1 C SI 90 X SI 84	1-0 B FF 84 X FF 84	1-0 B FF 84 X FF 84	4	0	1	0	0	1	3						
29 Ted Lilly, L (1.1) 25 Carl Crawford, L (6.7)	2-2 C SI 96 B SI 96 X SI 97	2-2 C SI 96 B SI 96 X SI 97	2-2 C SI 96 B SI 96 X SI 97	2-3 1 SAFE B SI 96 B SI 96 X SI 97	2-3 1 SAFE B SI 96 B SI 96 X SI 97	1-2 C SI 90 B CH 85 X CH 84	1-2 C SI 90 B CH 85 X CH 84	1-2 C FF 86 B CH 76 X SI 77	1-2 C FF 86 B CH 76 X SI 77	2	0	0	0	0	2	2						
Inning Stats	R: 1 E: 0 K: 0 S: 10	H: 1 LOB: 1 BB: 1 P: 20	R: 0 E: 0 K: 3 S: 12	H: 0 LOB: 1 BB: 1 P: 19	R: 1 E: 0 K: 1 S: 15	H: 2 LOB: 2 BB: 0 P: 23	R: 0 E: 0 K: 2 S: 11	H: 2 LOB: 2 BB: 0 P: 18	R: 1 E: 0 K: 2 S: 14	H: 1 LOB: 1 BB: 1 P: 22	R: 1 E: 0 K: 2 S: 12	H: 1 LOB: 2 BB: 1 P: 22	R: 0 E: 0 K: 0 S: 10	H: 1 LOB: 2 BB: 1 P: 18	R: 1 E: 0 K: 0 S: 14	H: 2 LOB: 2 BB: 2 P: 27	1B: 5 2B: 4 3B: 0 HR: 1	SF: 0 SAC: 0 DP: 1 HBP: 1	WP: 0 PB: 0 SB: 0 CS: 0	PA: 42		
PITCHER	IP WLS BF H R ER SO BB IBB HBP BLK WP HR S P ERA WHIP	1.0 6 1 1 1 0 2 0 0 0 0 0 0 6 15 0.00 0.000	3.0 16 5 2 2 6 1 0 1 0 0 0 1 39 62 6.00 2.000	1.0 3 0 0 0 2 0 0 0 0 0 0 0 12 15 0.00 0.000	1.0 L 6 1 1 0 2 0 0 1 0 0 0 0 12 22 0.00 1.000	1.0 5 1 0 0 0 1 0 0 0 0 0 10 18 0.00 2.000																

St. Louis Cardinals @ Los Angeles Dodgers
Dodger Stadium, Los Angeles, CA
Sat May 25 2013, 4:16 PM - 7:47 PM PDT
Att: 49,368 - Sunny - 71 F

livebaseballscores.com

AB 34
R 5
H 10
RBI 5
BB 7
SO 10
LOB 29



Batter	1	2	3	4	5	6	7	8	9	AB	R	H	RBI	BB	SO	LOB	TOP						
13 Matt Carpenter, L (1,3) OBP: 0.383, SLG: 0.429	2-2 F7 1B	0-0 F7			1-2 G3-1		1-2 1B	1-0 32 1B 1B	4-0 32 1B 1B	4	0	2	1	1	0	1	St. Louis Cardinals @ Los Angeles Dodgers Dodger Stadium, Los Angeles, CA Sun May 26 2013, 1:12 PM - 4:25 PM PDT Att: 43,244 - Partly Cloudy - 70 F						
19 Jon Jay, L (1,8) OBP: 0.347, SLG: 0.396 26 Trevor Rosenthal, R (7,1) OBP: 0.444, SLG: 0.690 32 Matt Adams, L (9,PH) 44 Edward Mujica, R (9,1)	0-3 K	2-3 K			1-3 K		2-0 F8 1B	1-0 1B	1-2 1B	4	0	0	0	0	3	3							
7 Matt Holliday, R (1,7) OBP: 0.342, SLG: 0.408	0-1 L9				4-2 BB		0-0 F8	1-3 K	4	0	0	0	1	1	4								
21 Allen Craig, R (1,9) OBP: 0.340, SLG: 0.440	1-2 L7				2-2 G3			0-0 G4-3	1-3 K	5	0	0	0	0	1	4	livebaseballscorecards.com						
4 Yadier Molina, R (1,2) OBP: 0.378, SLG: 0.444	4-1 23 2B BB	2-2 2B			0-1 F8			2-2 F9		3	1	1	0	1	0	0							
23 David Freese, R (1,5) OBP: 0.315, SLG: 0.348 43 Seth Maness, R (6,1) 43 Shane Robinson, R (7,8) OBP: 0.392, SLG: 0.189	0-0 BB	2-0 G4-3			2-1 G4-3			0-0 33 FC3-6 1B		3	1	1	0	0	0	1							
33 Daniel Descalso, L (1,4) OBP: 0.295, SLG: 0.360	4-0 38 2B BB				0-0 F7			0-0 F8	0-0 FC3-6 1B	3	1	0	0	1	0	1	AB 36 R 5 H 10 RBI 5 BB 4 SO 7 LOB 18						
38 Pete Kozma, R (1,6) OBP: 0.339, SLG: 0.348	0-0 2B				0-1 40 B1-6-4 1B			0-0 13 1B 2B	0-1 12 G3-1 32 1B 2B	4	2	4	3	0	0								
40 Shelby Miller, R (1,1) 12 Ty Wigginton, R (6,3) OBP: 0.250, SLG: 0.194	1-3 2B	1-3 K			0-0 B1-6-4 1B			2-3 K	0-1 G3-1	2	0	0	0	0	1	2							
Inning Stats	R: 0 E: 0 K: 1 S: 13	H: 1 LOB: 1 BB: 0 P: 16	R: 3 E: 0 K: 2 S: 10	H: 2 LOB: 1 BB: 2 P: 21	R: 0 E: 0 K: 0 S: 13	H: 1 LOB: 1 BB: 0 P: 19	R: 0 E: 0 K: 0 S: 4	H: 1 LOB: 0 BB: 1 P: 6	R: 0 E: 0 K: 0 S: 14	H: 0 LOB: 1 BB: 0 P: 22	R: 1 E: 0 K: 1 S: 9	H: 2 LOB: 1 BB: 0 P: 14	R: 0 E: 0 K: 0 S: 6	H: 1 LOB: 1 BB: 0 P: 8	R: 1 E: 0 K: 2 S: 14	H: 2 LOB: 2 BB: 1 P: 21	1B: 5 2B: 5 3B: 0 HR: 0	SF: 0 SAC: 0 DP: 1 HBP: 0	WP: 0 PB: 0 SB: 0 CS: 0	PA: 40			
PITCHER	IP WLS BF H R ER SO BB IBB HBP BLK WP HR S P ERA WHIP	7.0 L 30 7 4 4 5 3 0 0 0 0 0 67 104 5.14 1.429	1.0 3 1 1 1 0 0 0 0 0 0 6 8 0.00 1.000	0.1 3 1 1 1 0 0 0 1 0 0 4 8 27.00 3.000	0.0 1 1 0 0 0 0 0 0 0 0 1 2 = =	0.2 2 0 0 0 2 0 0 0 0 0 0 9 11 0.00 0.000																	

Batter	1	2	3	4	5	6	7	8	9	AB	R	H	RBI	BB	SO	LOB	BOTTOM							
25 Carl Crawford, L (1,7) OBP: 0.369, SLG: 0.467	4-0 23 HR BB		0-0 2B		2-2 23 1B 1B		1-1 14 SH5-4 2B		1-2 G6-3	4	1	3	0	1	0	0	St. Louis Cardinals @ Los Angeles Dodgers Dodger Stadium, Los Angeles, CA Sun May 26 2013, 1:12 PM - 4:25 PM PDT Att: 43,244 - Partly Cloudy - 70 F							
14 Mark Ellis, R (1,4) OBP: 0.321, SLG: 0.388	1-2 F9		3-2 F7		1-1 P3		0-1 SH5-4	1-2 G5-3	4	0	0	0	0	0	4									
23 Adrián González, L (1,3) OBP: 0.361, SLG: 0.491	1-1 HR		1-2 G4-3		2-1 1B		2-3 16 HBP 1B	0-1 L4	4	1	2	3	1	0	1									
16 Andre Ethier, L (1,9) OBP: 0.346, SLG: 0.386	3-2 F7			3-2 17 CS 1B	0-0 F8		3-2 HBP		3	0	1	0	0	0	2									
17 A.J. Ellis, R (1,2) OBP: 0.367, SLG: 0.370	0-2 G5-3			2-3 K	1-2 5 2B HBP		0-3 K		3	0	0	0	0	2	4									
3 Skip Schumaker, L (1,8) OBP: 0.323, SLG: 0.287	1-0 L7		1-2 1B		3-2 G4-3		1-2 F7	1-2 K	4	0	1	0	0	1	4									
5 Juan Uribe, R (1,5) OBP: 0.278, SLG: 0.368 7 Nick Punto, S (6,PH) OBP: 0.424, SLG: 0.416	1-3 K		3-2 G4-3		3-2 G4-3		0-0 2B	3-2 F7	3	0	1	0	0	1	1									
9 Dee Strange-Gordon, L (1,6) OBP: 0.278, SLG: 0.254	2-2 G1-3				1-0 F8		4-0 22 G4-6-3 1B	2-2 27 G6-4-3 1B	3	0	1	0	1	0	0									
22 Clayton Kershaw, L (1,1) ERA: 2.02 51 Ronald Bliscano, R (8,PH) OBP: 0.315, SLG: 0.348 27 Matt Kemp, R (9,1) OBP: 0.330, SLG: 0.540 54 Matt Guerrier, L (9,1) 75 Paco Rodríguez, L (9,1) 48 Javy Guerra, R (9,1)	2-3 K				0-2 25 1B 1B		2-2 G4-6-3	1-0 G6-4-3	3	1	1	0	0	1	3									
Inning Stats	R: 2 E: 0 K: 0 S: 14	H: 1 LOB: 0 BB: 1 P: 23	R: 0 E: 0 K: 1 S: 8	H: 0 LOB: 0 BB: 0 P: 12	R: 0 E: 0 K: 1 S: 13	H: 1 LOB: 1 BB: 0 P: 19	R: 0 E: 0 K: 1 S: 14	H: 2 LOB: 1 BB: 0 P: 23	R: 1 E: 0 K: 0 S: 12	H: 3 LOB: 2 BB: 0 P: 18	R: 0 E: 0 K: 0 S: 13	H: 1 LOB: 2 BB: 1 P: 26	R: 0 E: 0 K: 2 S: 12	H: 1 LOB: 3 BB: 1 P: 21	R: 0 E: 0 K: 0 S: 8	H: 1 LOB: 0 BB: 0 P: 14	R: 0 E: 0 K: 0 S: 12	H: 0 LOB: 0 BB: 0 P: 14	1B: 6 2B: 3 3B: 0 HR: 1	SF: 0 SAC: 1 DP: 2 HBP: 2	WP: 0 PB: 0 SB: 0 CS: 1	PA: 39		
PITCHER	IP WLS BF H R ER SO BB IBB HBP BLK WP HR S P ERA WHIP	5.1 W 24 7 3 3 3 1 0 1 0 0 0 11 25 0.00 2.000	1.0 H 6 1 0 0 2 0 0 0 1 0 0 0 16 26 0.00 0.600	1.0 S 3 0 0 0 0 0 0 0 0 0 0 0 12 14 0.00 0.000																				



Batter	1	2	3	4	5	6	7	8	9	AB	R	H	RBI	BB	SO	LOB	TOP							
13 Matt Carpenter, L OBP: 0.388, SLG: 0.436										4	1	2	1	1	0	2	St. Louis Cardinals @ Kansas City Royals Kauffman Stadium, Kansas City, MO Mon May 27 2013, 2:14 PM - 4:58 PM CDT Att: 34,746 - Partly Cloudy - 65 F							
4 Yadier Molina, R OBP: 0.389, SLG: 0.473										2	2	2	4	2	0	0								
3 Carlos Beltrán, S OBP: 0.335, SLG: 0.491										3	0	0	0	2	0	6								
21 Allen Craig, R OBP: 0.346, SLG: 0.444										5	0	3	1	0	0	3								
32 Matt Adams, L OBP: 0.400, SLG: 0.617										5	0	0	0	0	3	4								
23 David Freese, R OBP: 0.313, SLG: 0.345										4	0	1	0	0	1	3								
43 Shane Robinson, R (7, PR) OBP: 0.354, SLG: 0.184										5	1	1	0	0	1	3								
19 Jon Jay, L OBP: 0.343, SLG: 0.387										3	2	3	0	1	0	0								
38 Pete Kozma, R OBP: 0.335, SLG: 0.344										4	0	0	0	1	1	2								
33 Daniel Descalso, L OBP: 0.323, SLG: 0.393										3	2	3	0	1	0	0								
Inning Stats	R: 2 H: 2 E: 0 K: 1 S: 13	H: 2 LOB: 0 BB: 1 P: 21	R: 0 H: 0 E: 0 K: 0 S: 7	H: 0 LOB: 0 BB: 8 P: 8	R: 2 H: 3 E: 0 K: 1 S: 12	H: 3 LOB: 2 BB: 1 P: 24	R: 1 H: 1 E: 0 K: 0 S: 7	H: 1 LOB: 2 BB: 2 P: 18	R: 0 H: 1 E: 0 K: 1 S: 8	H: 1 LOB: 0 BB: 0 P: 11	R: 1 H: 2 E: 0 K: 1 S: 16	H: 2 LOB: 2 BB: 1 P: 25	R: 0 H: 2 E: 0 K: 1 S: 12	H: 2 LOB: 2 BB: 0 P: 18	R: 0 H: 1 E: 0 K: 0 S: 8	H: 1 LOB: 2 BB: 1 P: 15	R: 0 H: 0 E: 0 K: 2 S: 18	H: 0 LOB: 1 BB: 1 P: 28	1B: 8 2B: 3 3B: 0 HR: 1	SF: 1 SAC: 0 DP: 2 HBP: 0	WP: 0 PB: 0 SB: 1 CS: 1	PA: 44		
PITCHER	IP WLS BF H R ER SO BB IBB HBP BLK WP HR S P ERA WHIP	IP WLS BF H R ER SO BB IBB HBP BLK WP HR S P ERA WHIP	IP WLS BF H R ER SO BB IBB HBP BLK WP HR S P ERA WHIP	IP WLS BF H R ER SO BB IBB HBP BLK WP HR S P ERA WHIP	IP WLS BF H R ER SO BB IBB HBP BLK WP HR S P ERA WHIP	IP WLS BF H R ER SO BB IBB HBP BLK WP HR S P ERA WHIP	IP WLS BF H R ER SO BB IBB HBP BLK WP HR S P ERA WHIP	IP WLS BF H R ER SO BB IBB HBP BLK WP HR S P ERA WHIP	IP WLS BF H R ER SO BB IBB HBP BLK WP HR S P ERA WHIP	IP WLS BF H R ER SO BB IBB HBP BLK WP HR S P ERA WHIP	IP WLS BF H R ER SO BB IBB HBP BLK WP HR S P ERA WHIP	IP WLS BF H R ER SO BB IBB HBP BLK WP HR S P ERA WHIP	IP WLS BF H R ER SO BB IBB HBP BLK WP HR S P ERA WHIP	IP WLS BF H R ER SO BB IBB HBP BLK WP HR S P ERA WHIP	IP WLS BF H R ER SO BB IBB HBP BLK WP HR S P ERA WHIP	IP WLS BF H R ER SO BB IBB HBP BLK WP HR S P ERA WHIP	IP WLS BF H R ER SO BB IBB HBP BLK WP HR S P ERA WHIP	IP WLS BF H R ER SO BB IBB HBP BLK WP HR S P ERA WHIP	IP WLS BF H R ER SO BB IBB HBP BLK WP HR S P ERA WHIP	IP WLS BF H R ER SO BB IBB HBP BLK WP HR S P ERA WHIP	IP WLS BF H R ER SO BB IBB HBP BLK WP HR S P ERA WHIP	IP WLS BF H R ER SO BB IBB HBP BLK WP HR S P ERA WHIP	IP WLS BF H R ER SO BB IBB HBP BLK WP HR S P ERA WHIP	IP WLS BF H R ER SO BB IBB HBP BLK WP HR S P ERA WHIP




Batter	1	2	3	4	5	6	7	8	9	AB	R	H	RBI	BB	SO	LOB	BOTTOM							
7 David Lough, L OBP: 0.320, SLG: 0.480										5	1	4	0	0	1	1	St. Louis Cardinals @ Kansas City Royals Kauffman Stadium, Kansas City, MO Mon May 27 2013, 2:14 PM - 4:58 PM CDT Att: 34,746 - Partly Cloudy - 65 F							
2 Alcides Escobar, R OBP: 0.281, SLG: 0.333										5	0	1	0	0	0	3								
4 Alex Gordon, L OBP: 0.377, SLG: 0.502										4	1	2	1	0	0	2								
16 Billy Butler, R OBP: 0.374, SLG: 0.402										4	1	2	0	0	0	0								
35 Eric Hosmer, L OBP: 0.330, SLG: 0.339										4	0	1	1	0	0	1								
24 Miguel Tejada, R OBP: 0.376, SLG: 0.529										3	0	1	0	0	0	0								
21 Jeff Francoeur, R OBP: 0.255, SLG: 0.313										4	0	1	0	0	1	3								
26 George Kottaras, L OBP: 0.375, SLG: 0.333										4	0	1	0	0	3	1								
23 Elliot Johnson, S OBP: 0.286, SLG: 0.324										4	0	0	0	0	1	2								
Inning Stats	R: 1 H: 3 E: 0 K: 0 S: 9	H: 3 LOB: 1 BB: 0 P: 13	R: 0 H: 1 E: 0 K: 2 S: 11	H: 1 LOB: 0 BB: 0 P: 17	R: 2 H: 4 E: 0 K: 0 S: 17	H: 4 LOB: 0 BB: 0 P: 23	R: 0 H: 2 E: 0 K: 1 S: 12	H: 2 LOB: 2 BB: 0 P: 19	R: 0 H: 0 E: 0 K: 2 S: 9	H: 0 LOB: 0 BB: 0 P: 10	R: 0 H: 1 E: 0 K: 2 S: 9	H: 1 LOB: 1 BB: 0 P: 12	R: 0 H: 0 E: 0 K: 0 S: 5	H: 0 LOB: 0 BB: 0 P: 6	R: 0 H: 1 E: 0 K: 0 S: 4	H: 1 LOB: 0 BB: 0 P: 4		R: 0 H: 1 E: 0 K: 1 S: 12	H: 1 LOB: 1 BB: 0 P: 15	1B: 12 2B: 2 3B: 0 HR: 0	SF: 0 SAC: 0 DP: 2 HBP: 1	WP: 1 PB: 0 SB: 0 CS: 0	PA: 38	
PITCHER	IP WLS BF H R ER SO BB IBB HBP BLK WP HR S P ERA WHIP	IP WLS BF H R ER SO BB IBB HBP BLK WP HR S P ERA WHIP	IP WLS BF H R ER SO BB IBB HBP BLK WP HR S P ERA WHIP	IP WLS BF H R ER SO BB IBB HBP BLK WP HR S P ERA WHIP	IP WLS BF H R ER SO BB IBB HBP BLK WP HR S P ERA WHIP	IP WLS BF H R ER SO BB IBB HBP BLK WP HR S P ERA WHIP	IP WLS BF H R ER SO BB IBB HBP BLK WP HR S P ERA WHIP	IP WLS BF H R ER SO BB IBB HBP BLK WP HR S P ERA WHIP	IP WLS BF H R ER SO BB IBB HBP BLK WP HR S P ERA WHIP	IP WLS BF H R ER SO BB IBB HBP BLK WP HR S P ERA WHIP	IP WLS BF H R ER SO BB IBB HBP BLK WP HR S P ERA WHIP	IP WLS BF H R ER SO BB IBB HBP BLK WP HR S P ERA WHIP	IP WLS BF H R ER SO BB IBB HBP BLK WP HR S P ERA WHIP	IP WLS BF H R ER SO BB IBB HBP BLK WP HR S P ERA WHIP	IP WLS BF H R ER SO BB IBB HBP BLK WP HR S P ERA WHIP	IP WLS BF H R ER SO BB IBB HBP BLK WP HR S P ERA WHIP	IP WLS BF H R ER SO BB IBB HBP BLK WP HR S P ERA WHIP	IP WLS BF H R ER SO BB IBB HBP BLK WP HR S P ERA WHIP	IP WLS BF H R ER SO BB IBB HBP BLK WP HR S P ERA WHIP	IP WLS BF H R ER SO BB IBB HBP BLK WP HR S P ERA WHIP	IP WLS BF H R ER SO BB IBB HBP BLK WP HR S P ERA WHIP	IP WLS BF H R ER SO BB IBB HBP BLK WP HR S P ERA WHIP	IP WLS BF H R ER SO BB IBB HBP BLK WP HR S P ERA WHIP	IP WLS BF H R ER SO BB IBB HBP BLK WP HR S P ERA WHIP



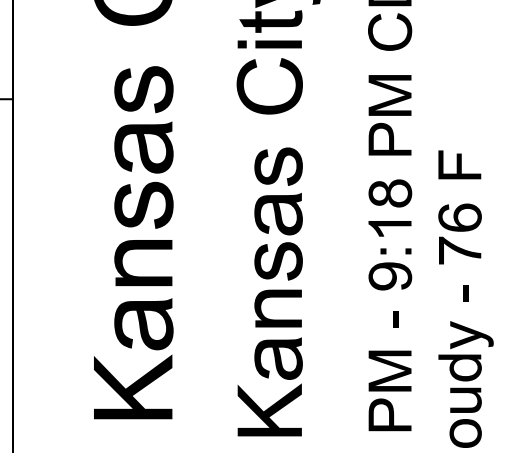
Batter	1	2	3	4	5	6	7	8	9	AB	R	H	RBI	BB	SO	LOB	TOP
13 Matt Carpenter, L (1,4) OBP: 0.394, SLG: 0.455			L9			HR		BB		3	2	1	1	0	0		St. Louis Cardinals @ Kansas City Royals Kauffman Stadium, Kansas City, MO Tue May 28 2013, 7:12 PM - 9:18 PM CDT Att: 27,833 - Cloudy - 76 F
3 Carlos Beltrán, S (1,9) OBP: 0.339, SLG: 0.508			G1-3			G5-3		G1-4-3		4	1	2	2	0	0		
7 Matt Holliday, R (1,10) OBP: 0.345, SLG: 0.427			G5-3			HR		G1-4-3		4	1	2	1	0	2		
21 Allen Craig, R (1,7) OBP: 0.349, SLG: 0.443			G6-3			K		1B		3	0	1	0	1	1	0	
32 Matt Adams, L (1,3) OBP: 0.370, SLG: 0.569			K			G5-3		F8		4	0	0	0	0	1	3	
23 David Freese, R (1,5) OBP: 0.311, SLG: 0.342			L9					F8		4	0	1	0	0	1	2	
38 Pete Kozma, R (9,6) OBP: 0.335, SLG: 0.344								F8		0	0	0	0	0	0	0	
19 Jon Jay, L (1,8) OBP: 0.337, SLG: 0.379		G3-1				G4-3		G3-1		4	0	0	0	0	2		
48 Tony Cruz, R (1,2) OBP: 0.188, SLG: 0.133		G6-3				G5-3		G6-4-3		3	0	0	0	0	1		
33 Daniel Descalso, L (1,6) OBP: 0.314, SLG: 0.380		K				K		G6-3		3	0	0	0	0	2	0	
Inning Stats	R: 2 H: 3 E: 0 K: 1 S: 16	H: 3 LOB: 1 BB: 1 P: 25	R: 0 H: 0 E: 0 K: 1 S: 7	H: 0 LOB: 0 BB: 0 P: 9	R: 0 H: 0 E: 0 K: 0 S: 6	H: 0 LOB: 0 BB: 0 P: 9	R: 0 H: 0 E: 0 K: 1 S: 7	H: 0 LOB: 0 BB: 0 P: 10	R: 0 H: 2 E: 0 K: 1 S: 11	H: 1 LOB: 0 BB: 0 P: 14	R: 0 H: 1 E: 0 K: 0 S: 9	H: 1 LOB: 1 BB: 1 P: 17	R: 0 H: 1 E: 0 K: 0 S: 9	H: 1 LOB: 1 BB: 0 P: 11	1B: 5 2B: 0 3B: 0 HR: 3	SF: 0 SAC: 0 DP: 3 HBP: 0	WP: 0 PA: 34 SB: 0 CS: 1
PITCHER	IP WLS BF H R ER SO BB IBB HBP BLK WP HR S P ERA WHIP	7.1 L 29 7 4 4 5 2 0 0 0 0 3 63 95 4.91 1.227	1.2 5 1 0 0 0 0 0 0 0 0 0 13 17 0.00 0.600														

Batter	1	2	3	4	5	6	7	8	9	AB	R	H	RBI	BB	SO	LOB	BOTTOM		
4 Alex Gordon, L (1,7) OBP: 0.374, SLG: 0.495			F8			K		K		3	1	0	0	1	2	0	St. Louis Cardinals @ Kansas City Royals Kauffman Stadium, Kansas City, MO Tue May 28 2013, 7:12 PM - 9:18 PM CDT Att: 27,833 - Cloudy - 76 F		
2 Alcides Escobar, R (1,6) OBP: 0.276, SLG: 0.327			F7			G1-3		G5-3		4	0	0	0	0	1	1			
6 Lorenzo Cain, R (1,8) OBP: 0.354, SLG: 0.394			G5-3			K		G5-3		4	0	0	0	0	1	1			
16 Billy Butler, R (1,10) OBP: 0.379, SLG: 0.413			G6-3			G6-3		1B		3	0	2	1	0	0	0			
35 Eric Hosmer, L (1,3) OBP: 0.324, SLG: 0.333			G3			G3		K		3	0	0	0	0	1	2			
24 Miguel Tejada, R (1,5) OBP: 0.350, SLG: 0.486		G1-3				K1-3		F9		3	0	0	0	0	1	1			
21 Jeff Francoeur, R (1,9) ERA: 1.28		F8				F9		K		2	0	0	0	0	0	0			
7 David Lough, L (8,PH) OBP: 0.308, SLG: 0.462		F8				F9		K		1	0	0	0	0	1	0			
32 Adam Moore, R (1,2) OBP: 0.366, SLG: 0.323		G5-3				F9		K		2	0	0	0	0	0	0			
23 Elliot Johnson, S (1,4) OBP: 0.274, SLG: 0.310		G5-3				L8		G6-3		3	0	0	0	0	0	0			
Inning Stats	R: 1 H: 1 E: 0 K: 1 S: 11	H: 1 LOB: 1 BB: 1 P: 20	R: 0 H: 0 E: 0 K: 0 S: 7	H: 0 LOB: 0 BB: 0 P: 8	R: 0 H: 0 E: 0 K: 0 S: 7	H: 0 LOB: 0 BB: 0 P: 10	R: 0 H: 0 E: 0 K: 1 S: 10	H: 0 LOB: 0 BB: 0 P: 14	R: 0 H: 0 E: 0 K: 1 S: 8	H: 1 LOB: 1 BB: 0 P: 9	R: 0 H: 1 E: 0 K: 2 S: 10	H: 1 LOB: 1 BB: 0 P: 17	R: 0 H: 0 E: 0 K: 2 S: 9	H: 0 LOB: 0 BB: 0 P: 16	R: 0 H: 0 E: 0 K: 1 S: 6	H: 0 LOB: 0 BB: 0 P: 10	1B: 1 2B: 1 3B: 0 HR: 0	SF: 0 SAC: 0 DP: 0 HBP: 0	WP: 0 PA: 30 SB: 0 CS: 0
PITCHER	IP WLS BF H R ER SO BB IBB HBP BLK WP HR S P ERA WHIP	7.0 W 24 2 1 1 5 1 0 0 0 0 0 9 16 1.29 0.429	1.0 H 3 0 0 0 2 0 0 0 0 0 0 6 10 0.00 0.000	1.0 S 3 0 0 0 1 0 0 0 0 0 0 6 10 0.00 0.000															

AB 32
R 4
H 8
RBI 4
BB 2
SO 5
LOB 10



AB 29
R 1
H 2
RBI 1
BB 1
SO 8
LOB 5



Batter	1	2	3	4	5	6	7	8	9	AB	R	H	RBI	BB	SO	LOB	TOP								
4 Alex Gordon, L (1,7) OBP: 0.379, SLG: 0.502	P6			2B 6 SF9 1B	1-2 1B		2-2 2B		L3	5	1	3	0	0	0	0									
2 Alcides Escobar, R (1,6) OBP: 0.279, SLG: 0.333	K			6 SF9 2B	1-3 K		0-0 1B		F8	5	0	2	0	0	2	2									
6 Lorenzo Cain, R (1,8) OBP: 0.346, SLG: 0.387	F9			SF9	2-1 SF9		2-2 G6-3		L9	3	0	0	1	0	0	2									
16 Billy Butler, R (1,3) OBP: 0.371, SLG: 0.404				K	2-2 K		1-0 G6-3		K	4	0	0	0	0	2	1									
43 Aaron Crow, R (8,1)										0	0	0	0	0	0	0									
44 Luke Hochevar, R (8,1)										0	0	0	0	0	0	0									
8 Mike Moustakas, L (1,5) OBP: 0.257, SLG: 0.313	P4			G2-3	2-2 G2-3		2-0 1B		7B 26 G6-3 1B	4	1	2	0	0	0	1									
7 David Lough, L (1,9) OBP: 0.367, SLG: 0.552	P5									3	1	2	0	1	0	0									
26 George Kottaras, L (1,2) OBP: 0.333, SLG: 0.286	P6			P5	1-2 P5		1-3 K		G5-3	4	0	0	1	0	1	4									
17 Chris Getz, L (1,4) OBP: 0.259, SLG: 0.296				L4	2-1 L4		0-1 P6		G3	3	0	0	0	0	0	1									
27 Juan Gutierrez, R (7,1)										0	0	0	0	0	0	0									
35 Eric Hosmer, L (8,PH) OBP: 0.323, SLG: 0.331				P6	0-1 P6				G5-3	1	0	0	0	0	0	1									
39 Luis Mendoza, R (1,1) OBP: 0.250, SLG: 0.250				G1-3	1-2 G1-3		0-0 1B			2	0	1	1	0	0	0									
55 Tim Collins, L (6,1)										0	0	0	0	0	0	0									
23 Elliot Johnson, S (7,PH) OBP: 0.267, SLG: 0.301									K	2	0	0	0	0	1	0									
Inning Stats	R: 0 E: 0 K: 1 S: 8	H: 0 LOB: 0 BB: 0 P: 11	R: 0 E: 0 K: 0 S: 6	H: 0 LOB: 0 BB: 0 P: 9	R: 0 E: 0 K: 0 S: 8	H: 0 LOB: 0 BB: 0 P: 12	R: 1 E: 0 K: 1 S: 11	H: 2 LOB: 1 BB: 0 P: 17	R: 1 E: 0 K: 1 S: 12	H: 3 LOB: 2 BB: 0 P: 15	R: 0 E: 0 K: 1 S: 9	H: 1 LOB: 2 BB: 1 P: 19	R: 0 E: 0 K: 0 S: 12	H: 2 LOB: 2 BB: 0 P: 16	R: 1 E: 0 K: 1 S: 13	H: 2 LOB: 1 BB: 0 P: 21	R: 0 E: 0 K: 1 S: 6	H: 0 LOB: 0 BB: 0 P: 6	1B: 7 2B: 2 3B: 1 HR: 0	SF: 1 SAC: 0 DP: 0 HBP: 0	WP: 0 PB: 0 SB: 0 CS: 0	PA: 38			
PITCHER	IP	WLS	BF	H	R	ER	SO	BB	IBB	HBP	BLK	WP	HR	S	P	ERA	WHIP								
31 Lance Lynn, R (1,1) ERA: 2.91	7.0		30	8	2	2	4	1	0	0	0	0	0	66	99	2.57	1.286								
43 Seth Maness, R (8,1) ERA: 2.25	0.2		4	2	1	1	1	0	0	0	0	0	0	9	14	13.50	3.000								
36 Randy Choate, L (8,1) ERA: 1.04	0.1	W	1	0	0	0	0	0	0	0	0	0	4	7	0.00	0.000									
44 Edward Mujica, R (9,1) ERA: 1.88	1.0	S	3	0	0	0	1	0	0	0	0	0	0	6	6	0.00	0.000								

Kansas City Royals @ St. Louis Cardinals
 Busch Stadium, St. Louis, MO
 Wed May 29 2013, 7:17 PM - 10:06 PM CDT
 Att: 43,477 - Partly Cloudy - 84 F

AB	36
R	3
H	10
RBI	3
BB	1
SO	6
LOB	12



Batter	1	2	3	4	5	6	7	8	9	AB	R	H	RBI	BB	SO	LOB	BOTTOM								
13 Matt Carpenter, L (1,4) OBP: 0.390, SLG: 0.449	G4-3				FC4-6		L6-3		G6-3	5	0	1	0	0	0	4									
3 Carlos Beltrán, S (1,9) OBP: 0.337, SLG: 0.519	G3			K	K				HR	4	1	1	1	0	2	2									
7 Matt Holliday, R (1,7) OBP: 0.343, SLG: 0.440	F8			K	K		HR		K	4	1	1	1	0	2	0									
21 Allen Craig, R (1,3) OBP: 0.357, SLG: 0.454				G6-3	4 1B		L4		4 1B	4	1	3	0	0	0	0									
4 Yadier Molina, R (1,2) OBP: 0.396, SLG: 0.478				G6-3	23 1B		K		23 1B	4	1	3	0	0	1	0									
23 David Freese, R (1,5) OBP: 0.324, SLG: 0.344				G6-3	23 1B		BB		33 1B	2	1	1	1	2	0	2									
44 Edward Mujica, R (9,1)										0	0	0	0	0	0	0									
19 Jon Jay, L (1,8) OBP: 0.335, SLG: 0.372	G3			G3	BB		K		33 1B	3	0	0	0	1	1	4									
38 Pete Kozma, R (1,6) OBP: 0.328, SLG: 0.335				P4	K		P6		K	4	0	0	0	0	2	3									
31 Lance Lynn, S (1,1) OBP: 0.186, SLG: 0.056				G1-3	13 FC4-6					1	0	0	0	1	0	0									
Matt Adams, L (7,PH) OBP: 0.392, SLG: 0.537										1	0	0	0	0	0	0									
43 Shane Robinson, R (7,PH) OBP: 0.344, SLG: 0.534										0	0	0	0	0	0	0									
43 Seth Maness, R (8,1)										0	0	0	0	0	0	0									
36 Randy Choate, L (8,1)										0	0	0	0	0	0	0									
33 Daniel Descalso, L (8,PH) OBP: 0.320, SLG: 0.357										1	0	1	2	0	0	0									
Inning Stats	R: 0 E: 0 K: 0 S: 6	H: 2 LOB: 1 BB: 0 P: 10	R: 0 E: 0 K: 0 S: 8	H: 2 LOB: 1 BB: 0 P: 13	R: 0 E: 0 K: 1 S: 11	H: 1 LOB: 1 BB: 0 P: 18	R: 0 E: 0 K: 1 S: 11	H: 2 LOB: 1 BB: 1 P: 19	R: 0 E: 0 K: 2 S: 12	H: 0 LOB: 2 BB: 1 P: 20	R: 1 E: 0 K: 2 S: 14	H: 1 LOB: 1 BB: 1 P: 25	R: 0 E: 0 K: 0 S: 8	H: 1 LOB: 1 BB: 0 P: 11	R: 4 E: 0 K: 2 S: 18	H: 5 LOB: 2 BB: 1 P: 32	R: 0 E: 0 K: 1 S: 6	H: 0 LOB: 0 BB: 0 P: 6	1B: 9 2B: 2 3B: 0 HR: 2	SF: 0 SAC: 0 DP: 2 HBP: 0	WP: 0 PB: 0 SB: 0 CS: 0	PA: 37			
PITCHER	IP	WLS	BF	H	R	ER	SO	BB	IBB	HBP	BLK	WP	HR	S	P	ERA	WHIP								
39 Luis Mendoza, R (1,1) ERA: 4.63	5.2		24	6	1	1	5	3	0	0	0	0	0	4	98	1.59	1.588								
55 Tim Collins, L (6,1) ERA: 3.38	0.1	H	1	0	0	0	1	0	0	0	0	0	0	4	7	0.00	0.000								
27 Juan Gutierrez, R (7,1) ERA: 3.45	1.0	H	3	1	0	0	0	0	0	0	0	0	0	8	11	0.00	1.000								
43 Aaron Crow, R (8,1) ERA: 4.8	0.2	L	8	5	4	4	2	0	1	0	0	0	1	13	24	54.00	7.500								
44 Luke Hochevar, R (8,1) ERA: 2.89	0.1		1	0	0	0	0	0	0	0	0	0	0	5	8	0.00	0.000								

Kansas City Royals @ St. Louis Cardinals
 Busch Stadium, St. Louis, MO
 Wed May 29 2013, 7:17 PM - 10:06 PM CDT
 Att: 43,477 - Partly Cloudy - 84 F

AB	33
R	5
H	12
RBI	5
BB	4
SO	8
LOB	15



Batter	1	2	3	4	5	6	7	8	9	AB R H RBI BB SO LOB	TOP
4 Alex Gordon, L OBP: 0.377, SLG: 0.495										3 1 0 0 1 1 0	<p>Kansas City Royals @ St. Louis Cardinals Busch Stadium, St. Louis, MO Thu May 30 2013, 8:16 PM - 3:31 AM CDT Att: 43,916 - Cloudy - 70 F</p>
2 Alcides Escobar, R OBP: 0.278, SLG: 0.329									3 1 0 0 0 0 0		
7 David Lough, L OBP: 0.324, SLG: 0.485									4 0 0 0 0 0 2		
35 Eric Hosmer, L OBP: 0.321, SLG: 0.335									4 0 1 2 0 0 0		
6 Lorenzo Cain, R OBP: 0.346, SLG: 0.392									3 1 1 0 0 1 0		
31 Louis Coleman, R									0 0 0 0 0 0 0		
17 Chris Getz, L OBP: 0.265, SLG: 0.296									0 0 0 0 1 0 0		
56 Greg Holland, R									0 0 0 0 0 0 0		
8 Mike Moustakas, L OBP: 0.254, SLG: 0.309									2 0 0 0 0 0 1		
24 Miguel Tejada, R OBP: 0.333, SLG: 0.462									2 0 0 0 0 0 3		
23 Elliot Johnson, S OBP: 0.278, SLG: 0.393									3 0 1 1 1 0 0		
26 George Kottaras, L OBP: 0.319, SLG: 0.270									2 0 0 0 0 2 1		
16 Billy Butler, R OBP: 0.369, SLG: 0.401									1 0 0 0 0 0 0		
32 Adam Moore, R									1 0 0 0 0 0 3		
11 Jeremy Guthrie, R OBP: 0.250, SLG: 0.250									2 0 0 0 0 2 0		
55 Tim Collins, L									0 0 0 0 0 0 0		
21 Jeff Francoeur, R OBP: 0.256, SLG: 0.333									1 1 1 1 0 0 0		

Inning Stats	R: 0	H: 0	E: 0	LOB: 0	K: 1	S: 9	R: 0	H: 0	E: 0	LOB: 0	K: 1	S: 10	R: 0	H: 0	E: 0	LOB: 0	K: 2	S: 8	R: 0	H: 0	E: 0	LOB: 0	K: 0	S: 11	R: 1	H: 2	E: 0	LOB: 1	K: 1	S: 10	R: 0	H: 0	E: 0	LOB: 0	K: 0	S: 12	R: 0	H: 0	E: 0	LOB: 0	K: 0	S: 7	R: 0	H: 0	E: 0	LOB: 0	K: 0	S: 8	R: 0	H: 0	E: 0	LOB: 0	K: 0	S: 8	R: 3	H: 2	E: 1	LOB: 3	K: 0	S: 10	1B: 1	SF: 0	2B: 2	SAC: 0	3B: 0	DP: 1	HR: 1	HBP: 1	WP: 0	PA: 35
--------------	------	------	------	--------	------	------	------	------	------	--------	------	-------	------	------	------	--------	------	------	------	------	------	--------	------	-------	------	------	------	--------	------	-------	------	------	------	--------	------	-------	------	------	------	--------	------	------	------	------	------	--------	------	------	------	------	------	--------	------	------	------	------	------	--------	------	-------	-------	-------	-------	--------	-------	-------	-------	--------	-------	--------

PITCHER															PITCHER																	
52 Michael Wacha, R ERA: 1.29	IP: 7.0	WLS: 2	BF: 23	H: 2	R: 1	ER: 1	SO: 6	BB: 0	IBB: 0	HBP: 0	BLK: 0	WP: 0	HR: 0	S: 67	P: 93	ERA: 1.29	WHIP: 0.286															
36 Randy Choate, L	IP: 0.2	WLS: 0	BF: 2	H: 0	R: 0	ER: 0	SO: 0	BB: 0	IBB: 0	HBP: 0	BLK: 0	WP: 0	HR: 0	S: 5	P: 5	ERA: 0.00	WHIP: 0.000															
43 Seth Maness, R ERA: 0.99	IP: 0.1	WLS: 1	BF: 1	H: 0	R: 0	ER: 0	SO: 0	BB: 0	IBB: 0	HBP: 0	BLK: 0	WP: 0	HR: 0	S: 5	P: 5	ERA: 0.00	WHIP: 0.000															
41 Mitchell Boggs, R ERA: 11.05	IP: 0.0	WLS: 2	BF: 1	H: 2	R: 2	ER: 2	SO: 0	BB: 1	IBB: 0	HBP: 0	BLK: 0	WP: 1	HR: 3	S: 7	P: 7	ERA: ∞	WHIP: ∞															
66 Victor Marte, R ERA:	IP: 0.0	WLS: 4	BF: 1	H: 1	R: 1	ER: 0	SO: 0	BB: 0	IBB: 1	HBP: 1	BLK: 0	WP: 0	HR: 3	S: 9	P: 9	ERA: ∞	WHIP: ∞															

Batter	1	2	3	4	5	6	7	8	9	AB R H RBI BB SO LOB	BOTTOM
13 Matt Carpenter, L OBP: 0.395, SLG: 0.455										4 1 2 0 1 0 0	<p>Kansas City Royals @ St. Louis Cardinals Busch Stadium, St. Louis, MO Thu May 30 2013, 8:16 PM - 3:31 AM CDT Att: 43,916 - Cloudy - 70 F</p>
3 Carlos Beltrán, S OBP: 0.338, SLG: 0.516									5 0 2 0 0 2 1		
7 Matt Holliday, R OBP: 0.341, SLG: 0.432									3 0 0 0 1 0 6		
21 Allen Craig, R OBP: 0.359, SLG: 0.452									3 1 1 1 1 0 3		
4 Yadier Molina, R OBP: 0.393, SLG: 0.474									4 0 1 0 0 0 2		
23 David Freese, R OBP: 0.321, SLG: 0.341									4 0 1 1 0 1 0		
33 Daniel Descalso, L OBP: 0.320, SLG: 0.387									0 0 0 0 0 0 0		
19 Jon Jay, L									4 0 0 0 0 1 2		
41 Mitchell Boggs, R									0 0 0 0 0 0 0		
66 Victor Marte, R									0 0 0 0 0 0 0		
58 Joe Kelly, R									0 0 0 0 0 0 0		
38 Pete Kozma, R OBP: 0.321, SLG: 0.327									4 0 0 0 0 1 0		
52 Michael Wacha, R OBP: 0.333, SLG: 0.333									3 0 1 0 0 2 0		
36 Randy Choate, L									0 0 0 0 0 0 0		
43 Seth Maness, R									0 0 0 0 0 0 0		
43 Shane Robinson, R OBP: 0.347, SLG: 0.179									1 0 0 0 0 0 0		

Inning Stats	R: 2	H: 4	E: 0	LOB: 2	K: 2	S: 15	R: 0	H: 2	E: 0	LOB: 3	K: 1	S: 13	R: 0	H: 0	E: 0	LOB: 0	K: 0	S: 5	R: 0	H: 2	E: 0	LOB: 2	K: 1	S: 11	R: 0	H: 0	E: 0	LOB: 0	K: 1	S: 12	R: 0	H: 0	E: 0	LOB: 0	K: 1	S: 10	R: 0	H: 0	E: 0	LOB: 2	K: 0	S: 6	R: 0	H: 0	E: 0	LOB: 0	K: 0	S: 8	R: 0	H: 0	E: 0	LOB: 0	K: 0	S: 6	R: 0	H: 0	E: 0	LOB: 0	K: 0	S: 8	R: 0	H: 0	E: 0	LOB: 0	K: 0	S: 8	R: 0	H: 0	E: 0	LOB: 0	K: 0	S: 12	1B: 7	SF: 0	2B: 1	SAC: 0	3B: 0	DP: 0	HR: 0	HBP: 0	WP: 1	PA: 38
--------------	------	------	------	--------	------	-------	------	------	------	--------	------	-------	------	------	------	--------	------	------	------	------	------	--------	------	-------	------	------	------	--------	------	-------	------	------	------	--------	------	-------	------	------	------	--------	------	------	------	------	------	--------	------	------	------	------	------	--------	------	------	------	------	------	--------	------	------	------	------	------	--------	------	------	------	------	------	--------	------	-------	-------	-------	-------	--------	-------	-------	-------	--------	-------	--------

PITCHER															PITCHER																	
11 Jeremy Guthrie, R ERA: 3.84	IP: 6.0	WLS: 3	BF: 27	H: 8	R: 2	ER: 2	SO: 6	BB: 1	IBB: 0	HBP: 0	BLK: 0	WP: 1	HR: 0	S: 62	P: 99	ERA: 3.00	WHIP: 1.500															
55 Tim Collins, L ERA: 3.24	IP: 0.2	WLS: 3	BF: 3	H: 0	R: 0	ER: 0	SO: 1	BB: 1	IBB: 0	HBP: 0	BLK: 0	WP: 0	HR: 6	S: 10	P: 10	ERA: 0.00	WHIP: 1.500															
31 Louis Coleman, R ERA:	IP: 1.1	WLS: 5	BF: 5	H: 0	R: 0	ER: 0	SO: 0	BB: 1	IBB: 0	HBP: 0	BLK: 0	WP: 0	HR: 10	S: 17	P: 17	ERA: 0.00	WHIP: 0.750															
56 Greg Holland, R ERA: 2.65	IP: 1.0	WLS: 3	BF: 3	H: 0	R: 0	ER: 0	SO: 2	BB: 0	IBB: 0	HBP: 0	BLK: 0	WP: 0	HR: 8	S: 12	P: 12	ERA: 0.00	WHIP: 0.000															

Batter	1	2	3	4	5	6	7	8	9	AB R H RBI BB SO LOB	TOP											
7 Grégor Blanco, L OBP: 0.321, SLG: 0.329 50 Jose Mijares, L 12 Guillermo Quiroz, R OBP: 0.286, SLG: 0.387	G4-3		F8		L1-3		G3			4 0 0 0 0 0 3 0 0 0 0 0 0 0 0 0 0 0 0 0 0	<p>San Francisco Giants @ St. Louis Cardinals Busch Stadium, St. Louis, MO Sat Jun 01 2013, 12:18 PM - 2:58 PM CDT Att: 42,359 - Cloudy - 66 F</p>											
19 Marco Scutaro, R OBP: 0.385, SLG: 0.431 13 Joaquin Arias, R OBP: 0.261, SLG: 0.214	1B		BB		P3		F8			2 0 1 0 1 0 1 1 0 0 0 0 0 0												
8 Hunter Pence, R OBP: 0.333, SLG: 0.500	FC4-6		FC6-4		G6-3		G5-3			4 0 0 0 0 0 2												
28 Buster Posey, R 70 George Kontos, R	K						G6-3			4 0 1 0 0 1 1 0 0 0 0 0 0 0												
9 Brandon Belt, L OBP: 0.323, SLG: 0.419	K						G3-1			3 0 0 0 1 2 1												
56 Andres Torres, S OBP: 0.319, SLG: 0.394	P5									4 0 1 0 0 1 2												
35 Brandon Crawford, L OBP: 0.397, SLG: 0.455	1B						1B			4 0 3 0 0 1 1												
21 Nick Noonan, L OBP: 0.271, SLG: 0.236	K						L7			4 0 1 0 0 1 5												
18 Matt Cain, R 6 Brett Pill, R							F4			2 0 0 0 0 2 1 2 0 0 0 0 0 4												
Inning Stats	R: 0 H: 1 E: 0 K: 1 S: 12	LOB: 1 BB: 0 P: 18	R: 0 H: 1 E: 0 K: 2 S: 11	LOB: 1 BB: 0 P: 15	R: 0 H: 0 E: 0 K: 1 S: 10	LOB: 1 BB: 1 P: 20	R: 0 H: 1 E: 0 K: 2 S: 11	LOB: 1 BB: 0 P: 12	R: 0 H: 1 E: 0 K: 1 S: 10	LOB: 1 BB: 0 P: 15		R: 0 H: 0 E: 0 K: 0 S: 7	LOB: 0 BB: 0 P: 8	R: 0 H: 2 E: 0 K: 0 S: 12	LOB: 2 BB: 0 P: 18	R: 0 H: 0 E: 0 K: 0 S: 5	LOB: 0 BB: 0 P: 10	R: 0 H: 1 E: 0 K: 1 S: 12	LOB: 2 BB: 1 P: 18	1B: 6 2B: 1 3B: 0 HR: 0	SF: 0 SAC: 0 DP: 0 HBP: 0	WP: 0 PB: 0 SB: 0 CS: 0
PITCHER	IP WLS BF H R ER SO BB IBB HBP BLK WP HR S P ERA WHIP											PITCHER	IP WLS BF H R ER SO BB IBB HBP BLK WP HR S P ERA WHIP									
40 Shelby Miller, R ERA: 1.82	7.0 W 28 6 0 0 7 1 0 0 0 0 0 0 74 106 0.00 1.000																					
66 Victor Marte, R ERA: 8.0	1.0 3 0 0 0 0 0 0 0 0 0 0 5 10 0.00 0.000																					
65 Keith Butler, R ERA:	1.0 5 1 0 0 1 1 0 0 0 0 0 0 12 18 0.00 2.000																					

Batter	1	2	3	4	5	6	7	8	9	AB R H RBI BB SO LOB	BOTTOM									
13 Matt Carpenter, L OBP: 0.392, SLG: 0.451	K		19 1B		K		K			4 1 1 1 0 3 0	<p>San Francisco Giants @ St. Louis Cardinals Busch Stadium, St. Louis, MO Sat Jun 01 2013, 12:18 PM - 2:58 PM CDT Att: 42,359 - Cloudy - 66 F</p>									
19 Jon Jay, L	G3-1		21 1B		K		G5-3			4 1 1 1 0 1 0										
7 Matt Holliday, R 66 Victor Marte, R 65 Keith Butler, R	K		21 1B		L7		G6-3			4 0 0 0 0 2 2 0 0 0 0 0 0 0 0 0 0 0 0 0 0										
21 Allen Craig, R OBP: 0.357, SLG: 0.448	K		48 2B		P4		P4			4 1 1 1 0 1 0										
Matt Adams, L OBP: 0.390, SLG: 0.564	L3		48 2B		G4-3		48 2B 33 SF8			3 2 1 1 1 0 0										
48 Tony Cruz, R OBP: 0.250, SLG: 0.316	F9		33 1B		K					4 1 2 2 0 1 0										
33 Daniel Descalso, L OBP: 0.327, SLG: 0.406							F7			3 1 2 2 0 0 0										
38 Pete Kozma, R OBP: 0.325, SLG: 0.331							F9			4 1 2 0 0 0 1										
40 Shelby Miller, R										2 0 0 0 0 2 2 0 0 0 0 0 0 0										
43 Shane Robinson, R OBP: 0.347, SLG: 0.179							K			0 0 0 0 0 0 0										
Inning Stats	R: 0 H: 0 E: 0 K: 2 S: 12	LOB: 0 BB: 0 P: 16	R: 0 H: 0 E: 0 K: 1 S: 7	LOB: 0 BB: 0 P: 10	R: 7 H: 9 E: 0 K: 2 S: 26	LOB: 2 BB: 0 P: 40	R: 0 H: 0 E: 0 K: 2 S: 8	LOB: 0 BB: 0 P: 9	R: 0 H: 0 E: 0 K: 1 S: 9	LOB: 0 BB: 0 P: 14	R: 0 H: 0 E: 0 K: 1 S: 10	LOB: 0 BB: 0 P: 12	R: 0 H: 0 E: 0 K: 1 S: 7	LOB: 0 BB: 0 P: 11	R: 1 H: 1 E: 0 K: 0 S: 11	LOB: 1 BB: 1 P: 20	1B: 7 2B: 3 3B: 0 HR: 0	SF: 1 SAC: 1 DP: 0 HBP: 0	WP: 0 PB: 0 SB: 0 CS: 0	PA: 35
PITCHER	IP WLS BF H R ER SO BB IBB HBP BLK WP HR S P ERA WHIP											PITCHER	IP WLS BF H R ER SO BB IBB HBP BLK WP HR S P ERA WHIP							
18 Matt Cain, R ERA: 5.45	6.0 L 27 9 7 7 9 0 0 0 0 0 0 0 72 101 10.50 1.500																			
50 Jose Mijares, L ERA: 2.0	1.0 3 0 0 0 1 0 0 0 0 0 0 7 11 0.00 0.000																			
70 George Kontos, R ERA: 5.27	1.0 5 1 1 1 0 1 0 0 0 0 0 0 11 20 9.00 2.000																			

AB	34
R	0
H	7
RBI	0
BB	2
SO	8
LOB	21



AB	32
R	8
H	10
RBI	8
BB	1
SO	10
LOB	5



Batter	1	2	3	4	5	6	7	8	9	AB	R	H	RBI	BB	SO	LOB	TOP					
7 Grégor Blanco, L OBP: 0.319, SLG: 0.327										4	0	1	0	0	1	1	San Francisco Giants @ St. Louis Cardinals Busch Stadium, St. Louis, MO Sat Jun 01 2013, 6:17 PM - 8:49 PM CDT Att: 42,175 - Cloudy - 75 F					
35 Brandon Crawford, L OBP: 0.350, SLG: 0.445 70 George Kontos, R										4	0	0	0	0	1	2						
19 Marco Scutaro, R OBP: 0.387, SLG: 0.437										4	0	2	0	0	1	1						
8 Hunter Pence, R OBP: 0.332, SLG: 0.495										4	0	1	0	0	0	3						
9 Brandon Belt, L OBP: 0.321, SLG: 0.421										4	1	1	0	0	1	3						
56 Andres Torres, S OBP: 0.317, SLG: 0.389										4	0	1	1	0	3	2						
13 Joaquin Arias, R OBP: 0.265, SLG: 0.222										3	0	1	0	0	1	2						
12 Guillermo Quiroz, R OBP: 0.263, SLG: 0.353										3	0	0	0	0	1	2						
40 Madison Bumgarner, R OBP: 0.273, SLG: 0.200 52 Ramon E Ramirez, R										2	0	1	0	0	1	1						
21 Nick Noonan, L OBP: 0.267, SLG: 0.232										0	0	0	0	0	0	0						
Inning Stats	R: 0 E: 0 K: 1 S: 6	H: 0 LOB: 0 BB: 0 P: 8	R: 0 E: 0 K: 3 S: 11	H: 1 LOB: 1 BB: 0 P: 14	R: 0 E: 0 K: 1 S: 7	H: 1 LOB: 1 BB: 0 P: 10	R: 0 E: 0 K: 0 S: 4	H: 1 LOB: 0 BB: 0 P: 10	R: 0 E: 0 K: 3 S: 11	H: 1 LOB: 1 BB: 0 P: 16	R: 0 E: 0 K: 0 S: 6	H: 1 LOB: 1 BB: 0 P: 10	R: 1 E: 0 K: 0 S: 9	H: 2 LOB: 0 BB: 0 P: 12	R: 0 E: 0 K: 1 S: 8	H: 0 LOB: 0 BB: 0 P: 11	R: 0 E: 0 K: 1 S: 11	H: 1 LOB: 1 BB: 0 P: 15	1B: 6 2B: 2 3B: 0 HR: 0	SF: 0 SAC: 0 DP: 2 HBP: 0	WP: 0 PB: 0 SB: 0 CS: 0	PA: 33
PITCHER 50 Adam Wainwright, R ERA: 2.33	IP: 9.0 WLS: W BF: 33 H: 8 R: 1 ER: 1 SO: 10 BB: 0 IBB: 0 HBP: 0 BLK: 0 WP: 0 HR: 0 S: 73 P: 106 ERA: 1.00 WHIP: 0.889																					

Batter	1	2	3	4	5	6	7	8	9	AB	R	H	RBI	BB	SO	LOB	BOTTOM					
19 Jon Jay, L OBP: 0.321, SLG: 0.354										4	1	0	1	0	2	1	San Francisco Giants @ St. Louis Cardinals Busch Stadium, St. Louis, MO Sat Jun 01 2013, 6:17 PM - 8:49 PM CDT Att: 42,175 - Cloudy - 75 F					
4 Yadier Molina, R OBP: 0.390, SLG: 0.469										4	1	1	0	0	0	2						
3 Carlos Beltrán, S OBP: 0.342, SLG: 0.516										4	1	2	2	0	1	0						
23 David Freese, R OBP: 0.333, SLG: 0.357										3	1	2	0	1	1	0						
12 Ty Wigginton, R OBP: 0.295, SLG: 0.231										3	1	2	2	0	0	0						
33 Daniel Descalso, L OBP: 0.324, SLG: 0.400										4	0	1	1	0	0	5						
43 Shane Robinson, R OBP: 0.321, SLG: 0.167										3	0	0	1	0	1	0						
38 Pete Kozma, R OBP: 0.323, SLG: 0.326										3	1	0	0	1	0	1						
50 Adam Wainwright, R OBP: 0.172, SLG: 0.207										4	1	1	0	0	3	1						
Inning Stats	R: 0 E: 0 K: 2 S: 7	H: 0 LOB: 0 BB: 0 P: 10	R: 0 E: 0 K: 1 S: 7	H: 0 LOB: 0 BB: 0 P: 10	R: 3 E: 0 K: 0 S: 16	H: 3 LOB: 3 BB: 1 P: 26	R: 0 E: 0 K: 1 S: 7	H: 0 LOB: 0 BB: 0 P: 12	R: 0 E: 0 K: 1 S: 11	H: 0 LOB: 0 BB: 0 P: 16	R: 2 E: 0 K: 1 S: 14	H: 3 LOB: 1 BB: 0 P: 20	R: 2 E: 0 K: 0 S: 14	H: 3 LOB: 1 BB: 1 P: 23	R: 0 E: 0 K: 2 S: 7	H: 0 LOB: 0 BB: 0 P: 8		R: 0 E: 0 K: 2 S: 7	H: 0 LOB: 0 BB: 0 P: 15	1B: 7 2B: 2 3B: 0 HR: 0	SF: 1 SAC: 0 DP: 1 HBP: 1	WP: 0 PB: 0 SB: 1 CS: 0
PITCHER 40 Madison Bumgarner, L ERA: 3.46 52 Ramon E Ramirez, R ERA: 10.8 70 George Kontos, R ERA: 5.06	IP: 6.0 WLS: L BF: 27 H: 6 R: 3 ER: 2 SO: 6 BB: 1 IBB: 0 HBP: 0 BLK: 0 WP: 0 HR: 0 S: 62 P: 94 ERA: 7.50 WHIP: 1.167																					

Batter	1	2	3	4	5	6	7	8	9	AB	R	H	RBI	BB	SO	LOB	TOP					
56 Andres Torres, S (1,7)										3	0	1	0	1	1	1	San Francisco Giants @ St. Louis Cardinals Busch Stadium, St. Louis, MO Sun Jun 02 2013, 1:17 PM - 3:57 PM CDT Att: 43,817 - Cloudy - 67 F					
19 Marco Scutaro, R (1,4)										4	0	0	0	0	0	3						
28 Buster Posey, R (1,2)										4	1	4	0	0	0	0						
8 Hunter Pence, R (1,9)										4	0	2	1	0	0	3						
6 Brett Pill, R (1,3)										4	0	0	0	0	2	6						
13 Joaquin Arias, R (1,5)										4	1	1	0	0	0	2						
54 Sergio Romo, R (8,1)										0	0	0	0	0	0	0						
35 Brandon Crawford, L (1,6)										4	1	2	0	0	0	0						
7 Gregor Blanco, L (1,8)										3	1	0	0	1	0	1						
57 Chad Gaudin, R (1,1)										2	0	0	0	0	1	0						
9 Brandon Belt, L (7,PH)										1	0	1	2	0	0	0						
41 Jeremy Affeldt, L (7,1)										0	0	0	0	0	0	0						
21 Nick Noonan, L (8,5)										1	0	0	0	0	0	0						
Inning Stats	R: 0 E: 0 K: 0 S: 13	H: 1 LOB: 2 BB: 1 P: 19	R: 1 E: 0 K: 1 S: 10	H: 2 LOB: 0 BB: 0 P: 13	R: 1 E: 0 K: 2 S: 12	H: 2 LOB: 1 BB: 0 P: 16	R: 0 E: 0 K: 0 S: 8	H: 0 LOB: 0 BB: 0 P: 10	R: 0 E: 0 K: 0 S: 4	H: 1 LOB: 0 BB: 0 P: 6	R: 0 E: 0 K: 0 S: 4	H: 1 LOB: 0 BB: 0 P: 5	R: 2 E: 0 K: 0 S: 14	H: 2 LOB: 1 BB: 1 P: 21	R: 0 E: 0 K: 1 S: 10	H: 2 LOB: 1 BB: 0 P: 13	R: 0 E: 0 K: 0 S: 7	H: 0 LOB: 0 BB: 0 P: 11	1B: 7 2B: 4 3B: 0 HR: 0	SF: 0 SAC: 0 DP: 4 HBP: 0	WP: 0 PB: 0 SB: 0 CS: 0	PA: 36
PITCHER	IP WLS BF H R ER SO BB IBB HBP BLK WP HR S P ERA WHIP																					
70 Tyler Lyons, L (1,1)	6.1 L 26 8 4 4 3 2 0 0 0 0 0 0 56 78 5.68 1.579																					
36 Randy Choate, L (7,1)	0.0 1 1 0 0 0 0 0 0 0 0 0 0 2 3 ∞ ∞																					
43 Seth Maness, R (7,1)	0.2 2 0 0 0 0 0 0 0 0 0 0 0 7 9 0.00 0.000																					
66 Victor Marte, R (8,1)	1.0 4 2 0 0 1 0 0 0 0 0 0 0 10 13 0.00 2.000																					
65 Keith Butler, R (9,1)	1.0 3 0 0 0 0 0 0 0 0 0 0 0 7 11 0.00 0.000																					

AB	34
R	4
H	11
RBI	3
BB	2
SO	4
LOB	16



Batter	1	2	3	4	5	6	7	8	9	AB	R	H	RBI	BB	SO	LOB	BOTTOM					
13 Matt Carpenter, L (1,4)										4	0	2	0	0	0	0	San Francisco Giants @ St. Louis Cardinals Busch Stadium, St. Louis, MO Sun Jun 02 2013, 1:17 PM - 3:57 PM CDT Att: 43,817 - Cloudy - 67 F					
4 Yadier Molina, R (1,2)										2	0	0	0	0	2							
48 Tony Cruz, R (4,2)										2	0	0	0	0	2	1						
7 Matt Holliday, R (1,7)											4	0	0	0	1	0						
21 Allen Craig, R (1,9)										4	1	2	0	0	0	0						
Matt Adams, L (1,3)										4	0	0	0	0	1	2						
23 David Freese, R (1,5)										4	1	1	2	0	1	1						
19 Jon Jay, L (1,8)										3	0	1	0	0	0	0						
38 Pete Kozma, R (1,6)										3	0	0	0	0	0	1						
70 Tyler Lyons, L (11,1)	6.0 W 22 4 2 2 5 0 0 0 0 0 0 0 55 79 3.00 0.667																					
36 Randy Choate, L (7,1)	1.2 H 6 1 0 0 0 0 0 0 0 0 0 0 13 21 0.00 0.600																					
43 Seth Maness, R (7,1)	1.1 S 5 1 0 0 1 0 0 0 0 0 0 0 12 20 0.00 0.750																					
66 Victor Marte, R (8,1)																						
12 Ty Wigington, R (8,PH)																						
65 Keith Butler, R (9,1)																						
Inning Stats	R: 0 E: 0 K: 1 S: 10	H: 0 LOB: 0 BB: 0 P: 14	R: 0 E: 0 K: 2 S: 11	H: 0 LOB: 0 BB: 0 P: 15	R: 0 E: 0 K: 1 S: 12	H: 2 LOB: 2 BB: 0 P: 16	R: 2 E: 0 K: 0 S: 9	H: 2 LOB: 0 BB: 0 P: 14	R: 0 E: 0 K: 0 S: 5	H: 0 LOB: 0 BB: 0 P: 9	R: 0 E: 0 K: 1 S: 8	H: 0 LOB: 0 BB: 0 P: 11	R: 0 E: 0 K: 0 S: 9	H: 0 LOB: 0 BB: 0 P: 13	R: 0 E: 0 K: 1 S: 7	H: 1 LOB: 1 BB: 0 P: 14	R: 0 E: 0 K: 0 S: 9	H: 1 LOB: 1 BB: 0 P: 14	1B: 5 2B: 0 3B: 0 HR: 1	SF: 0 SAC: 0 DP: 0 HBP: 0	WP: 0 PB: 0 SB: 0 CS: 0	PA: 33
PITCHER	IP WLS BF H R ER SO BB IBB HBP BLK WP HR S P ERA WHIP																					
57 Chad Gaudin, R (1,1)	6.0 W 22 4 2 2 5 0 0 0 0 0 0 0 55 79 3.00 0.667																					
41 Jeremy Affeldt, L (7,1)	1.2 H 6 1 0 0 0 0 0 0 0 0 0 0 13 21 0.00 0.600																					
54 Sergio Romo, R (8,1)	1.1 S 5 1 0 0 1 0 0 0 0 0 0 0 12 20 0.00 0.750																					

AB	33
R	2
H	6
RBI	2
BB	0
SO	6
LOB	8



Batter	1	2	3	4	5	6	7	8	9	AB R H RBI BB SO LOB	TOP									
8 Gerardo Parra, L OBP: 0.378, SLG: 0.480										4 1 2 0 0 1 1	Arizona Diamondbacks @ St. Louis Cardinals Busch Stadium, St. Louis, MO Mon Jun 03 2013, 7:17 PM - 9:55 PM CDT Att: 38,042 - Clear - 73 F									
14 Martín Prado, R OBP: 0.306, SLG: 0.348										4 0 0 0 0 1 3										
44 Paul Goldschmidt, R OBP: 0.413, SLG: 0.592										4 0 0 1 0 1 2										
26 Miguel Montero, L OBP: 0.295, SLG: 0.287										3 0 0 0 1 0 1										
7 Cody Ross, R OBP: 0.314, SLG: 0.366										4 0 1 0 0 0 1										
18 Willie Bloomquist, R OBP: 0.697, SLG: 0.825										4 0 2 0 0 0 1										
1 Didi Gregorius, L OBP: 0.387, SLG: 0.500										4 0 1 0 0 1 2										
11 AJ Pollock, R OBP: 0.297, SLG: 0.431										3 0 0 0 0 1 2										
35 Trevor Cahill, R OBP: 0.080, SLG: 0.200										2 0 0 0 0 2 1										
48 Randall Delgado, R (6, 1)										0 0 0 0 0 0 0										
22 Eric Hinske, L OBP: 0.227, SLG: 0.333										1 0 1 0 0 0 0										
38 Will Harris, R (8, 1)										0 0 0 0 0 0 0										
Inning Stats	R: 0 H: 1 E: 0 K: 2 S: 16	H: 1 LOB: 1 BB: 0 P: 20	R: 0 H: 2 E: 0 K: 1 S: 14	H: 1 LOB: 1 BB: 0 P: 21	R: 0 H: 0 E: 0 K: 1 S: 7	H: 0 LOB: 0 BB: 0 P: 9	R: 0 H: 0 E: 0 K: 0 S: 8	H: 1 LOB: 1 BB: 0 P: 17	R: 1 H: 1 E: 0 K: 0 S: 11	H: 1 LOB: 0 BB: 0 P: 19	R: 0 H: 0 E: 0 K: 0 S: 6	H: 0 LOB: 0 BB: 0 P: 10	R: 0 H: 1 E: 0 K: 1 S: 9	H: 1 LOB: 1 BB: 0 P: 13	R: 0 H: 1 E: 0 K: 0 S: 10	H: 1 LOB: 1 BB: 0 P: 14	1B: 5 2B: 2 3B: 0 HR: 0	SF: 0 SAC: 0 DP: 0 HBP: 0	WP: 0 PB: 0 SB: 0 CS: 1	PA: 34
PITCHER	IP WLS BF H R ER SO BB IBB HBP BLK WP HR S P ERA WHIP												IP WLS BF H R ER SO BB IBB HBP BLK WP HR S P ERA WHIP							
31 Lance Lynn, R ERA: 2.74	(1, 1) 7.0 W 26 5 1 1 6 1 0 0 0 0 0 0 74 105 1.29 0.857																			
26 Trevor Rosenthal, R ERA: 2.0	(8, 1) 1.0 4 1 0 0 1 0 0 0 0 0 0 0 9 13 0.00 1.000																			
44 Edward Mujica, R ERA: 1.8	(9, 1) 1.0 4 1 0 0 0 0 0 0 0 0 0 0 10 14 0.00 1.000																			

Batter	1	2	3	4	5	6	7	8	9	AB R H RBI BB SO LOB	BOTTOM									
13 Matt Carpenter, L OBP: 0.398, SLG: 0.460										5 3 3 0 0 0 2	Arizona Diamondbacks @ St. Louis Cardinals Busch Stadium, St. Louis, MO Mon Jun 03 2013, 7:17 PM - 9:55 PM CDT Att: 38,042 - Clear - 73 F									
3 Carlos Beltrán, S OBP: 0.348, SLG: 0.533										5 1 3 3 0 0 1										
7 Matt Holliday, R OBP: 0.335, SLG: 0.413										3 1 1 0 2 1 1										
43 Shane Robinson, R OBP: 0.321, SLG: 0.167										0 0 0 0 0 0 0										
21 Allen Craig, R OBP: 0.362, SLG: 0.455										4 0 2 1 0 0 3										
48 Tony Cruz, R OBP: 0.227, SLG: 0.286										0 0 0 0 0 0 0										
4 Yadier Molina, R OBP: 0.389, SLG: 0.480										4 2 2 2 0 0 3										
23 David Freese, R OBP: 0.342, SLG: 0.382										3 0 2 1 1 0 0										
19 Jon Jay, L OBP: 0.316, SLG: 0.347										4 0 0 0 0 0 3										
38 Pete Kozma, R OBP: 0.312, SLG: 0.314										4 0 0 0 0 1 2										
31 Lance Lynn, S OBP: 0.208, SLG: 0.095										3 0 1 0 0 1 0										
Matt Adams, L OBP: 0.350, SLG: 0.517										1 0 0 0 0 0 1										
26 Trevor Rosenthal, R ERA: 9.0										0 0 0 0 0 0 0										
44 Edward Mujica, R ERA: 3.38										0 0 0 0 0 0 0										
Inning Stats	R: 1 H: 2 E: 0 K: 0 S: 8	H: 2 LOB: 1 BB: 1 P: 13	R: 0 H: 1 E: 0 K: 0 S: 11	H: 1 LOB: 2 BB: 1 P: 20	R: 2 H: 2 E: 0 K: 0 S: 14	H: 2 LOB: 1 BB: 1 P: 26	R: 1 H: 3 E: 0 K: 0 S: 12	H: 1 LOB: 2 BB: 0 P: 18	R: 1 H: 1 E: 0 K: 0 S: 8	H: 1 LOB: 0 BB: 0 P: 14	R: 2 H: 3 E: 0 K: 2 S: 18	H: 3 LOB: 1 BB: 0 P: 24	R: 0 H: 1 E: 0 K: 1 S: 11	H: 1 LOB: 0 BB: 0 P: 14	R: 0 H: 1 E: 0 K: 0 S: 7	H: 1 LOB: 0 BB: 0 P: 10	1B: 10 2B: 2 3B: 0 HR: 2	SF: 0 SAC: 0 DP: 2 HBP: 0	WP: 1 PB: 0 SB: 0 CS: 0	PA: 39
PITCHER	IP WLS BF H R ER SO BB IBB HBP BLK WP HR S P ERA WHIP												IP WLS BF H R ER SO BB IBB HBP BLK WP HR S P ERA WHIP							
35 Trevor Cahill, R ERA: 3.27	(1, 1) 5.0 L 26 9 5 5 0 0 3 0 0 0 0 0 1 53 91 9.00 2.400																			
48 Randall Delgado, R ERA: 9.0	(6, 1) 2.0 10 4 2 2 3 0 0 0 0 0 0 1 29 38 9.00 2.000																			
38 Will Harris, R ERA: 3.38	(8, 1) 1.0 3 1 0 0 0 0 0 0 0 0 0 0 7 10 0.00 1.000																			

Batter	1	2	3	4	5	6	7	8	9	10	11	12	13	14	AB	R	H	RBI	BB	SO	LOB	TOP													
8 Gerardo Parra, L OBP: 0.368, SLG: 0.465 (1.9)		G4-3		F7		K			G4-3		K			FC5-6 1 BB 44 1B	7	1	0	0	0	3	4														
1 Didi Gregorius, L OBP: 0.370, SLG: 0.493 (1.6)			P6		44 2B	G3			L1			F8		44 1B	6	1	2	0	1	0	0														
44 Paul Goldschmidt, R OBP: 0.417, SLG: 0.559 (1.3)	K 1B		F8		26 13 1B				P4					1B	6	1	3	2	1	1	1														
26 Miguel Montero, L OBP: 0.290, SLG: 0.281 (1.2)	K		L7		G4-3				G4-3				K	1B	7	0	1	0	0	3	6														
14 Martin Prado, R OBP: 0.302, SLG: 0.342 (1.5)		G4-3			18 2B	P4			K				F8	G6-3	7	1	1	0	0	1	6														
13 Jason Kubel, L OBP: 0.330, SLG: 0.536 49 Tony Sipp, L OBP: 0.370, SLG: 0.493 38 Will Harris, R OBP: 0.327, SLG: 0.250 22 Edwin Encarnacion, L OBP: 0.325, SLG: 0.325 55 Josh Colimenter, R OBP: 0.354, SLG: 0.508 21 Heath Bell, R OBP: 0.314, SLG: 0.342 (1.7)		P4		F8		F8			G4-3						4	0	1	1	0	0	2														
18 Willie Bloomquist, R OBP: 0.315, SLG: 0.361 (1.4)					37 1B				G3						6	2	4	0	0	1	0														
11 AJ Pollock, R OBP: 0.298, SLG: 0.441 (1.8)					11 HR				K				F8		5	1	1	3	1	3	3														
37 Tyler Skaggs, L OBP: 0.400, SLG: 0.400 29 Brad Ziegler, R OBP: 0.366, SLG: 0.478 45 Matt Reynolds, L OBP: 0.354, SLG: 0.508 30 David Hernandez, R OBP: 0.273, SLG: 0.273 7 Cody Ross, R OBP: 0.315, SLG: 0.361 (7.7)						G6-3			K				P4		3	0	1	1	0	1	0														
Inning Stats	R: 0 E: 0 K: 3 S: 11	H: 1 LOB: 1 BB: 0 P: 15	R: 1 E: 0 K: 0 S: 18	H: 2 LOB: 2 BB: 1 P: 26	R: 0 E: 0 K: 0 S: 3	H: 0 LOB: 0 BB: 0 P: 5	R: 3 E: 0 K: 1 S: 12	H: 3 LOB: 0 BB: 0 P: 18	R: 2 E: 0 K: 1 S: 17	H: 4 LOB: 2 BB: 0 P: 31	R: 0 E: 0 K: 0 S: 8	H: 0 LOB: 0 BB: 0 P: 11	R: 0 E: 0 K: 0 S: 8	H: 0 LOB: 0 BB: 0 P: 13	R: 0 E: 0 K: 2 S: 11	H: 1 LOB: 1 BB: 0 P: 14	R: 0 E: 0 K: 1 S: 10	H: 0 LOB: 1 BB: 0 P: 16	R: 0 E: 0 K: 1 S: 9	H: 0 LOB: 0 BB: 0 P: 10	R: 1 E: 0 K: 1 S: 18	H: 1 LOB: 2 BB: 2 P: 32	1B: 9 2B: 4 3B: 0 HR: 1	SF: 0 SAC: 0 DP: 1 HBP: 0	WP: 0 PB: 0 SB: 1 CS: 0	PA: 59									
PITCHER	IP 5.2	WLS 5	BF 23	H 6	R 5	ER 5	SO 4	BB 0	IBB 0	HBP 0	BLK 0	WP 0	HR 2	S 63	P 90	ERA 7.94	WHIP 1.059	PITCHER	IP 1.0	WLS 1	BF 6	H 1	R 1	ER 1	SO 1	BB 2	IBB 0	HBP 0	BLK 0	WP 0	HR 0	S 18	P 32	ERA 5.00	WHIP 3.000
52 Michael Wacha, R ERA: 5.4 43 Seth Maness, R ERA: 1.76 26 Trevor Rosenthal, R ERA: 1.99 44 Edward Mujica, R ERA: 1.67 65 Keith Butler, R ERA: 1.67 (1.1)	4.2	2.1	2.0	2.0	2.0	2.0	2.0	2.0	2.0	2.0	2.0	2.0	2.0	2.0	2.0	2.0	2.0	2.0	2.0	2.0	2.0	2.0	2.0	2.0	2.0	2.0	2.0	2.0	2.0	2.0	2.0	2.0	2.0	2.0	2.0
66 Victor Marte, R ERA: 6.0 (14.1)	1.0	1.0	1.0	1.0	1.0	1.0	1.0	1.0	1.0	1.0	1.0	1.0	1.0	1.0	1.0	1.0	1.0	1.0	1.0	1.0	1.0	1.0	1.0	1.0	1.0	1.0	1.0	1.0	1.0	1.0	1.0	1.0	1.0	1.0	1.0
Batter	1	2	3	4	5	6	7	8	9	10	11	12	13	14	AB <td>R <td>H <td>RBI <td>BB <td>SO <td>LOB <td>BOTTOM</td> </td></td></td></td></td></td>	R <td>H <td>RBI <td>BB <td>SO <td>LOB <td>BOTTOM</td> </td></td></td></td></td>	H <td>RBI <td>BB <td>SO <td>LOB <td>BOTTOM</td> </td></td></td></td>	RBI <td>BB <td>SO <td>LOB <td>BOTTOM</td> </td></td></td>	BB <td>SO <td>LOB <td>BOTTOM</td> </td></td>	SO <td>LOB <td>BOTTOM</td> </td>	LOB <td>BOTTOM</td>	BOTTOM													
13 Matt Carpenter, L OBP: 0.407, SLG: 0.470 (1.4)			G4-3		G4-3										4	1	2	0	0	0	0														
3 Carlos Beltran, S OBP: 0.346, SLG: 0.525 (1.9)		P6		G5-3					F9						7	1	2	1	0	1	4														
7 Matt Holliday, R OBP: 0.338, SLG: 0.418 (1.7)		SF8		F8					F9						5	1	2	1	1	1	4														
21 Allen Craig, R OBP: 0.356, SLG: 0.459 (1.3)		L5		K					F9						7	1	1	2	0	1	7														
4 Yadier Molina, R OBP: 0.386, SLG: 0.478 (1.2)		F7		G5-3					K						7	0	2	1	0	2	0														
23 David Freese, R OBP: 0.352, SLG: 0.392 (1.5)		F8		G6-3											7	0	4	0	0	1	1														
43 Shane Robinson, R OBP: 0.327, SLG: 0.250 Matt Adams, L OBP: 0.354, SLG: 0.508 19 Jon Jay, L OBP: 0.314, SLG: 0.342 (7.8)		F9							K						2	1	1	1	0	0	0														
38 Pete Kozma, R OBP: 0.302, SLG: 0.302 (1.6)									P4						1	0	0	0	0	1	2														
84 Miguel Montero, L OBP: 0.290, SLG: 0.281 49 Tony Sipp, L OBP: 0.370, SLG: 0.493 38 Will Harris, R OBP: 0.327, SLG: 0.250 22 Edwin Encarnacion, L OBP: 0.325, SLG: 0.325 55 Josh Colimenter, R OBP: 0.354, SLG: 0.508 21 Heath Bell, R OBP: 0.314, SLG: 0.342 66 Victor Marte, R OBP: 0.315, SLG: 0.361 (1.1)															2	1	1	1	0	0	0														
Inning Stats	R: 1 E: 0 K: 0 S: 12	H: 1 LOB: 0 BB: 0 P: 15	R: 0 E: 0 K: 0 S: 7	H: 0 LOB: 0 BB: 0 P: 12	R: 0 E: 0 K: 2 S: 9	H: 0 LOB: 0 BB: 0 P: 10	R: 2 E: 0 K: 0 S: 17	H: 2 LOB: 0 BB: 0 P: 25	R: 1 E: 0 K: 1 S: 16	H: 1 LOB: 0 BB: 0 P: 13	R: 1 E: 0 K: 2 S: 16	H: 3 LOB: 2 BB: 1 P: 26	R: 0 E: 0 K: 0 S: 8	H: 1 LOB: 2 BB: 1 P: 10	R: 0 E: 0 K: 0 S: 12	H: 0 LOB: 2 BB: 2 P: 22	R: 0 E: 0 K: 0 S: 14	H: 1 LOB: 1 BB: 0 P: 22	R: 0 E: 0 K: 1 S: 10	H: 1 LOB: 2 BB: 0 P: 17	R: 0 E: 0 K: 1 S: 9	H: 1 LOB: 1 BB: 0 P: 12	1B: 9 2B: 2 3B: 1 HR: 2	SF: 1 SAC: 0 DP: 0 HBP: 3	WP: 2 PB: 0 SB: 1 CS: 0	PA: 62									
PITCHER	IP 5.2	WLS 5	BF 23	H 6	R 5	ER 5	SO 4	BB 0	IBB 0	HBP 0	BLK 0	WP 0	HR 2	S 63	P 90	ERA 7.94	WHIP 1.059	PITCHER	IP 0.1	WLS 0	BF 0	H 0	R 0	ER 0	SO 0	BB 0	IBB 0	HBP 0	BLK 0	WP 0	HR 0	S 5	P 8	ERA 0.00	WHIP 0.000
37 Tyler Skaggs, L ERA: 3.86 29 Brad Ziegler, R ERA: 2.97 45 Matt Reynolds, L ERA: 1.11 30 David Hernandez, R ERA: 2.73 49 Tony Sipp, L ERA: 4.41 (1.1)	5.2	0.2	0.0	1.2	0.2	0.2	0.2	0.2	0.2	0.2	0.2	0.2	0.2	0.2	0.2	0.2	0.2	0.2	0.2	0.2	0.2	0.2	0.2	0.2	0.2	0.2	0.2	0.2	0.2	0.2	0.2	0.2	0.2	0.2	0.2
38 Will Harris, R ERA: 3.24 55 Josh Colimenter, R ERA: 2.97 (14.1)	0.1	4.0	1.0	4.0	1.0	4.0	1.0	4.0	1.0	4.0	1.0	4.0	1.0	4.0	1.0	4.0	1.0	4.0	1.0	4.0	1.0	4.0	1.0	4.0	1.0	4.0	1.0	4.0	1.0	4.0	1.0	4.0	1.0	4.0	1.0

Arizona Diamondbacks @ St. Louis Cardinals
 Busch Stadium, St. Louis, MO
 Tue Jun 04 2013, 7:16 PM - 12:08 AM CDT
 Att: 39,222 - Cloudy - 73 F

AB	55
R	7
H	14
RBI	7
BB	4
SO	14
LOB	23



Arizona Diamondbacks @ St. Louis Cardinals
 Busch Stadium, St. Louis, MO
 Tue Jun 04 2013, 7:16 PM - 12:08 AM CDT
 Att: 39,222 - Cloudy - 73 F

AB	55
R	6
H	14
RBI	6
BB	3
SO	13
LOB	26



Batter	1	2	3	4	5	6	7	8	9	AB	R	H	RBI	BB	SO	LOB	TOP			
8 Gerardo Parra, L (1,8) 49 Tony Sipp, L (9,1)	G4-3		G6-3			G6-3	FC3 18 HBP 44 HR	1B		5	1	1	2	0	0	2				
18 Willie Bloomquist, R (1,4) OBP: 0.650, SLG: 0.722	L6		G6-3			13 E 1B	44 HR HBP	1B		4	2	2	1	0	0	0				
44 Paul Goldschmidt, R (1,3) OBP: 0.417, SLG: 0.688	13 BB 1B		K			F9	HR	K		5	1	2	4	0	2	3				
13 Jason Kubel, L (1,7) OBP: 0.308, SLG: 0.385	1B			F7		E7	K	1B		4	0	1	0	1	1	0				
7 Cody Ross, R (1,9) OBP: 0.305, SLG: 0.349	G5-3			F9		G6-3		K		5	0	0	0	2	4					
14 Martin Prado, R (1,5) OBP: 0.305, SLG: 0.353				P4																
10 Josh Wilson, R (9, PH) OBP: 0.262, SLG: 0.304																				
1 Didi Gregorius, L (1,6) OBP: 0.380, SLG: 0.493																				
4 Cliff Pennington, S (9, PH) OBP: 0.297, SLG: 0.288																				
27 Wil Nieves, R (1,2) OBP: 0.426, SLG: 0.442																				
36 Wade Miley, L (1,1) OBP: 0.143, SLG: 0.250																				
29 Brad Ziegler, R (7,1)																				
22 Eric Hinske, L (8, PH) OBP: 0.239, SLG: 0.326																				
38 Will Harris, R (8,1)																				
11 AJ Pollock, R (9,8) OBP: 0.298, SLG: 0.441																				
Inning Stats	R: 0 E: 0 K: 0 S: 8	H: 1 LOB: 2 BB: 1 P: 17	R: 1 E: 0 K: 0 S: 10	H: 2 LOB: 0 BB: 0 P: 11	R: 0 E: 0 K: 1 S: 10	H: 0 LOB: 0 BB: 0 P: 16	R: 0 E: 0 K: 1 S: 10	H: 0 LOB: 0 BB: 0 P: 16	R: 1 E: 1 K: 0 S: 12	H: 1 LOB: 1 BB: 0 P: 18	R: 5 E: 0 K: 2 S: 20	H: 3 LOB: 0 BB: 0 P: 32	R: 3 E: 0 K: 2 S: 15	H: 3 LOB: 2 BB: 1 P: 29	R: 0 E: 0 K: 2 S: 9	H: 1 LOB: 1 BB: 0 P: 15	1B: 8 2B: 2 3B: 0 HR: 1	SF: 0 SAC: 0 DP: 1 HBP: 3	WP: 0 PB: 0 SB: 0 CS: 0	PA: 43
PITCHER	IP WLS BF H R ER SO BB IBB HBP BLK WP HR S P ERA WHIP																			
58 Joe Kelly, R (1,1) ERA: 5.55	5.2 L 21 4 2 1 2 1 0 0 0 0 0 0 50 80 1.59 0.882																			
36 Randy Choate, L (6,1) ERA: 3.48	1.0 7 2 3 3 1 0 0 1 0 0 0 17 25 27.00 2.000																			
63 Maikel Cleto, R (7,1) ERA: 19.29	2.1 15 5 5 5 5 1 0 2 0 0 1 32 59 19.29 2.571																			

Arizona Diamondbacks @ St. Louis Cardinals
 Busch Stadium, St. Louis, MO
 Wed Jun 05 2013, 8:01 PM - 11:05 PM CDT
 Att: 40,792 - Cloudy - 70 F

livebaseballscorecards.com

AB 38
 R 10
 H 11
 RBI 9
 BB 2
 SO 8
 LOB 14



Batter	1	2	3	4	5	6	7	8	9	AB	R	H	RBI	BB	SO	LOB	BOTTOM			
13 Matt Carpenter, L (1,4) OBP: 0.415, SLG: 0.482	G3									5	0	4	0	0	0	0				
3 Carlos Beltrán, S (1,9) OBP: 0.344, SLG: 0.519	K									4	0	1	2	0	1	2				
33 Daniel Descalso, L (9,4) OBP: 0.319, SLG: 0.392	K									1	0	0	0	0	2					
7 Matt Holliday, R (1,7) OBP: 0.340, SLG: 0.417										3	1	1	0	1	1	1				
12 Ty Wigington, R (9,7) OBP: 0.304, SLG: 0.225										0	0	0	0	0	0	0				
21 Allen Craig, R (1,3) OBP: 0.356, SLG: 0.457										3	0	1	0	0	1	1				
Matt Adams, L (8, PH) OBP: 0.346, SLG: 0.500										1	0	0	0	0	0	0				
23 David Freese, R (1,5) OBP: 0.350, SLG: 0.388										4	0	1	0	0	1	2				
43 Shane Robinson, R (1,8) OBP: 0.345, SLG: 0.277										3	0	2	1	0	0	1				
63 Maikel Cleto, R (7,1)										1	0	0	0	0	1	0				
48 Tony Cruz, R (1,2) OBP: 0.192, SLG: 0.240										4	0	0	0	0	0	3				
38 Pete Kozma, R (1,6) OBP: 0.301, SLG: 0.301										4	1	1	0	0	0	2				
58 Joe Kelly, R (1,1)										2	0	0	0	0	0	0				
36 Randy Choate, L (6,1)										0	0	0	0	0	0	0				
19 Jon Jay, L (7,8) OBP: 0.316, SLG: 0.343										2	1	1	0	0	0	0				
Inning Stats	R: 0 E: 0 K: 2 S: 14	H: 0 LOB: 1 BB: 1 P: 20	R: 0 E: 0 K: 0 S: 6	H: 1 LOB: 0 BB: 0 P: 10	R: 0 E: 0 K: 0 S: 9	H: 1 LOB: 0 BB: 0 P: 14	R: 1 E: 0 K: 0 S: 11	H: 3 LOB: 2 BB: 0 P: 19	R: 0 E: 0 K: 1 S: 9	H: 1 LOB: 1 BB: 0 P: 13	R: 2 E: 0 K: 0 S: 10	H: 4 LOB: 1 BB: 0 P: 14	R: 0 E: 0 K: 2 S: 8	H: 0 LOB: 0 BB: 0 P: 10	R: 0 E: 1 K: 0 S: 7	H: 1 LOB: 2 BB: 0 P: 10	1B: 11 2B: 1 3B: 0 HR: 0	SF: 0 SAC: 0 DP: 2 HBP: 0	WP: 0 PB: 0 SB: 0 CS: 0	PA: 38
PITCHER	IP WLS BF H R ER SO BB IBB HBP BLK WP HR S P ERA WHIP																			
36 Wade Miley, L (1,1) ERA: 4.92	6.2 W 29 11 3 3 3 1 0 0 0 0 0 63 95 4.05 1.800																			
29 Brad Ziegler, R (7,1) ERA: 2.63	0.1 1 0 0 0 0 0 0 0 0 0 0 1 1 0.00 0.000																			
38 Will Harris, R (8,1) ERA: 2.89	1.0 3 0 0 0 2 0 0 0 0 0 0 8 10 0.00 0.000																			
49 Tony Sipp, L (9,1) ERA: 4.15	1.0 5 1 0 0 0 0 0 0 0 0 0 7 10 0.00 1.000																			

Arizona Diamondbacks @ St. Louis Cardinals
 Busch Stadium, St. Louis, MO
 Wed Jun 05 2013, 8:01 PM - 11:05 PM CDT
 Att: 40,792 - Cloudy - 70 F

livebaseballscorecards.com

AB 37
 R 3
 H 12
 RBI 3
 BB 1
 SO 5
 LOB 14



Batter	1	2	3	4	5	6	7	8	9	AB R H RBI BB SO LOB	TOP											
13 Matt Carpenter, L (1.4) OBP: 0.414, SLG: 0.489	G3-1		P6					G4-3		4 0 1 1 1 0 1	St. Louis Cardinals @ Cincinnati Reds Great American Ball Park, Cincinnati, OH Fri Jun 07 2013, 7:12 PM - 10:22 PM EDT Att: 38,874 - Partly Cloudy - 77 F											
3 Carlos Beltrán, S (1.9) OBP: 0.342, SLG: 0.514	L7				F7	K2-3				4 0 1 0 0 1 2												
43 Shane Robinson, R (6.9) OBP: 0.350, SLG: 0.286										1 0 1 1 0 0 0												
7 Matt Holliday, R (1.7) OBP: 0.348, SLG: 0.443										5 2 2 0 0 1 3												
21 Allen Craig, R (1.3) OBP: 0.359, SLG: 0.457	K									5 1 2 0 0 1 2												
4 Yadier Molina, R (1.2) OBP: 0.388, SLG: 0.486		P6								5 1 2 0 0 1 3												
23 David Freese, R (1.5) OBP: 0.360, SLG: 0.396	G4-3									3 2 2 2 1 0 0												
33 Daniel Descalso, L (8, PH) OBP: 0.336, SLG: 0.439										1 0 0 0 0 1 2												
19 Jon Jay, L (1.8) OBP: 0.320, SLG: 0.347										5 1 2 2 0 0 3												
38 Pete Kozma, R (1.6) OBP: 0.305, SLG: 0.310										4 1 2 3 0 2 0												
50 Adam Wainwright, R (1.1) OBP: 0.152, SLG: 0.182										3 0 0 0 0 0 3												
12 Ty Wigginton, R (8, PH) OBP: 0.313, SLG: 0.252										0 0 0 0 0 0 0												
36 Randy Choate, L (8.1)										0 0 0 0 0 0 0												
26 Trevor Rosenthal, R (9.1)										0 0 0 0 0 0 0												
Inning Stats	R: 0 H: 1 E: 0 K: 1 S: 12	H: 1 LOB: 1 BB: 0 P: 21	R: 0 H: 0 E: 0 K: 0 S: 8	H: 0 LOB: 0 BB: 0 P: 15	R: 0 H: 0 E: 0 K: 1 S: 8	H: 0 LOB: 0 BB: 0 P: 16	R: 3 H: 5 E: 0 K: 1 S: 25	H: 5 LOB: 2 BB: 0 P: 33	R: 0 H: 0 E: 0 K: 0 S: 7	H: 0 LOB: 0 BB: 1 P: 12	R: 4 H: 4 E: 0 K: 1 S: 16	H: 4 LOB: 1 BB: 1 P: 27	R: 1 H: 2 E: 0 K: 0 S: 10	H: 2 LOB: 1 BB: 0 P: 16	R: 1 H: 2 E: 0 K: 2 S: 10	H: 2 LOB: 1 BB: 0 P: 16	R: 0 H: 2 E: 0 K: 1 S: 11	H: 2 LOB: 1 BB: 0 P: 15	1B: 9 2B: 7 3B: 0 HR: 0	SF: 0 SAC: 0 DP: 2 HBP: 0	WP: 2 PB: 0 SB: 0 CS: 0	PA: 43
PITCHER	IP WLS BF H R ER SO BB IBB HBP BLK WP HR S P ERA WHIP											PITCHER	IP WLS BF H R ER SO BB IBB HBP BLK WP HR S P ERA WHIP									
44 Mike Leake, R (1.1) ERA: 2.93	5.0 L 21 6 3 3 3 1 0 0 0 0 0 0 60 97 5.40 1.400																					
66 Logan Ondrusek, R (6.1) ERA: 5.64	1.0 8 4 4 4 1 1 0 0 0 0 0 0 16 27 36.00 5.000																					
60 J.J. Hoover, R (7.1) ERA: 3.46	1.0 5 2 1 1 0 0 0 0 0 0 0 0 10 16 9.00 2.000																					
43 Manny Parra, L (8.1) ERA: 8.44	1.0 5 2 1 1 2 0 0 0 0 0 1 0 10 16 9.00 2.000																					
63 Sam LeCure, R (9.1) ERA: 1.78	1.0 4 2 0 0 1 0 0 0 0 0 0 0 11 15 0.00 2.000																					

AB	41
R	9
H	16
RBI	9
BB	2
SO	7
LOB	19



Batter	1	2	3	4	5	6	7	8	9	AB R H RBI BB SO LOB	BOTTOM											
17 Shin-Soo Choo, L (1.8) OBP: 0.432, SLG: 0.486	K									3 0 1 1 1 1 0	St. Louis Cardinals @ Cincinnati Reds Great American Ball Park, Cincinnati, OH Fri Jun 07 2013, 7:12 PM - 10:22 PM EDT Att: 38,874 - Partly Cloudy - 77 F											
2 Zack Cozart, R (1.6) OBP: 0.270, SLG: 0.378	F9									4 1 1 0 0 1 3												
19 Joey Votto, L (1.3) OBP: 0.441, SLG: 0.504										4 0 1 0 0 0 1												
4 Brandon Phillips, R (1.4) OBP: 0.346, SLG: 0.477	G4-3									4 0 1 0 0 1 1												
32 Jay Bruce, L (1.9) OBP: 0.317, SLG: 0.457										4 0 1 1 0 2 0												
21 Todd Frazier, R (1.5) OBP: 0.338, SLG: 0.411										4 0 0 0 0 1 2												
26 Xavier Paul, L (1.7) OBP: 0.378, SLG: 0.440										4 0 1 0 0 1 1												
39 Devin Mesoraco, R (1.2) OBP: 0.320, SLG: 0.362										4 1 2 0 0 0 2												
44 Mike Leake, R (1.1) OBP: 0.152, SLG: 0.182										0 0 0 0 0 0 0												
9 Jack Hannahan, L (5, PH) OBP: 0.286, SLG: 0.281										1 0 0 0 0 0 0												
66 Logan Ondrusek, R (6.1) ERA: 5.64										0 0 0 0 0 0 0												
60 J.J. Hoover, R (7.1) ERA: 3.46										1 0 0 0 0 0 0												
36 Henry Alejandro Rodriguez, Sr. (8.1) OBP: 0.305, SLG: 0.310										0 0 0 0 0 0 0												
43 Manny Parra, L (8.1) ERA: 8.44										0 0 0 0 0 0 0												
63 Sam LeCure, R (9.1) ERA: 1.78										1 0 0 0 0 0 0												
Inning Stats	R: 0 H: 1 E: 0 K: 1 S: 6	H: 0 LOB: 0 BB: 0 P: 13	R: 0 H: 0 E: 0 K: 3 S: 10	H: 0 LOB: 0 BB: 0 P: 17	R: 0 H: 1 E: 0 K: 0 S: 13	H: 1 LOB: 1 BB: 1 P: 19	R: 0 H: 0 E: 0 K: 2 S: 8	H: 0 LOB: 0 BB: 0 P: 10	R: 0 H: 0 E: 1 K: 0 S: 14	H: 0 LOB: 1 BB: 0 P: 18	R: 1 H: 3 E: 0 K: 0 S: 12	H: 3 LOB: 2 BB: 0 P: 17	R: 1 H: 2 E: 0 K: 1 S: 11	H: 2 LOB: 1 BB: 0 P: 13	R: 0 H: 0 E: 0 K: 0 S: 5	H: 0 LOB: 0 BB: 0 P: 7	R: 0 H: 1 E: 0 K: 0 S: 13	H: 1 LOB: 0 BB: 0 P: 18	1B: 5 2B: 3 3B: 0 HR: 0	SF: 0 SAC: 1 DP: 1 HBP: 0	WP: 0 PB: 0 SB: 0 CS: 0	PA: 36
PITCHER	IP WLS BF H R ER SO BB IBB HBP BLK WP HR S P ERA WHIP											PITCHER	IP WLS BF H R ER SO BB IBB HBP BLK WP HR S P ERA WHIP									
50 Adam Wainwright, R (1.1) ERA: 2.34	7.0 W 29 7 2 2 7 1 0 0 0 0 0 0 74 107 2.57 1.143																					
36 Randy Choate, L (8.1) ERA: 3.18	1.0 3 0 0 0 0 0 0 0 0 0 0 0 5 7 0.00 0.000																					
26 Trevor Rosenthal, R (9.1) ERA: 1.8	1.0 4 1 0 0 0 0 0 0 0 0 0 0 13 18 0.00 1.000																					

AB	34
R	2
H	8
RBI	2
BB	1
SO	7
LOB	13



Batter	1	2	3	4	5	6	7	8	9	AB	R	H	RBI	BB	SO	LOB	TOP			
13 Matt Carpenter, L OBP: 0.414, SLG: 0.485										4	0	1	0	0	0	0	St. Louis Cardinals @ Cincinnati Reds Great American Ball Park, Cincinnati, OH Sat Jun 08 2013, 7:18 PM - 10:12 PM EDT Att: 40,740 - Partly Cloudy - 79 F			
3 Carlos Beltrán, S OBP: 0.339, SLG: 0.512										5	1	1	0	0	1	3				
7 Matt Holliday, R OBP: 0.347, SLG: 0.440										4	0	1	0	0	1	2				
21 Allen Craig, R OBP: 0.357, SLG: 0.453										4	0	1	1	0	1	2				
4 Yadier Molina, R OBP: 0.390, SLG: 0.489										3	1	1	0	1	1	1				
23 David Freese, R OBP: 0.358, SLG: 0.392										4	0	1	0	0	1	2				
19 Jon Jay, L										3	0	1	1	0	0	1				
46 Kevin Siegrist, L										0	0	0	0	0	0	0				
65 Keith Butler, R										0	0	0	0	0	0	0				
12 Ty Wigington, R OBP: 0.306, SLG: 0.256										1	0	0	0	0	0	0				
38 Pete Kozma, R OBP: 0.308, SLG: 0.319										4	0	2	0	0	0	2				
70 Tyler Lyons, L										2	0	0	0	0	1	2				
36 Randy Choate, L										0	0	0	0	0	0	0				
43 Seth Maness, R										0	0	0	0	0	0	0				
43 Shane Robinson, R OBP: 0.339, SLG: 0.275										2	0	0	0	0	0	1				
Inning Stats	R: 0 E: 0 K: 2 S: 15	H: 1 LOB: 1 BB: 0 P: 20	R: 1 E: 0 K: 0 S: 7	H: 2 LOB: 1 BB: 0 P: 8	R: 1 E: 0 K: 1 S: 12	H: 2 LOB: 1 BB: 0 P: 20	R: 0 E: 0 K: 1 S: 10	H: 1 LOB: 1 BB: 0 P: 16	R: 0 E: 0 K: 0 S: 7	H: 1 LOB: 1 BB: 0 P: 10	R: 0 E: 0 K: 0 S: 7	H: 0 LOB: 0 BB: 0 P: 12	R: 0 E: 0 K: 1 S: 11	H: 0 LOB: 1 BB: 1 P: 20	R: 0 E: 0 K: 0 S: 7	H: 1 LOB: 2 BB: 0 P: 11	1B: 6 2B: 3 3B: 0 HR: 0	SF: 0 SAC: 0 DP: 0 HBP: 1	WP: 1 PB: 0 SB: 0 CS: 0	PA: 38
PITCHER	IP WLS BF H R ER SO BB IBB HBP BLK WP HR S P ERA WHIP																			
55 Mat Latos, R ERA: 2.87	(1, 1) 7.0 W 29 8 2 2 5 0 0 0 0 0 1 0 66 97 2.57 1.143																			
51 Jonathan Broxton, R ERA: 4.26	(8, 1) 1.0 H 4 0 0 0 1 1 0 0 0 0 0 0 11 20 0.00 1.000																			
54 Aroldis Chapman, L ERA: 2.33	(9, 1) 1.0 S 5 1 0 0 0 0 0 0 1 0 0 0 7 11 0.00 1.000																			

AB 36
R 2
H 9
RBI 2
BB 1
SO 6
LOB 16



Batter	1	2	3	4	5	6	7	8	9	AB	R	H	RBI	BB	SO	LOB	BOTTOM			
17 Shin-Soo Choo, L OBP: 0.433, SLG: 0.487										4	0	2	0	0	0	0	St. Louis Cardinals @ Cincinnati Reds Great American Ball Park, Cincinnati, OH Sat Jun 08 2013, 7:18 PM - 10:12 PM EDT Att: 40,740 - Partly Cloudy - 79 F			
15 Derrick Robinson, S OBP: 0.420, SLG: 0.377										4	1	2	0	0	1					
19 Joey Volto, L OBP: 0.442, SLG: 0.513										4	1	2	1	0	1	3				
4 Brandon Phillips, R OBP: 0.344, SLG: 0.471										3	0	0	0	1	0	2				
32 Jay Bruce, L OBP: 0.320, SLG: 0.470										4	1	2	1	0	2	4				
21 Todd Frazier, R OBP: 0.342, SLG: 0.407										2	0	0	0	2	1	1				
39 Devin Mesoraco, R OBP: 0.325, SLG: 0.394										4	1	2	2	0	1	1				
2 Zack Cozart, R OBP: 0.266, SLG: 0.372										4	0	0	0	0	1	4				
55 Mat Latos, R OBP: 0.152, SLG: 0.156	(1, 1) 5.1 L 22 6 4 4 4 2 1 0 0 0 0 0 2 47 6.75 1.312																			
36 Henry Alejandro Rodriguez, S ERA: 3.18	(6, 1) 0.0 1 1 0 0 0 0 0 0 0 0 0 0 1 2 ∞ ∞																			
43 Seth Maness, R ERA: 3.24	(6, 1) 1.0 6 3 0 0 1 1 0 0 0 0 0 0 14 25 0.00 4.000																			
46 Kevin Siegrist, L ERA	(7, 1) 0.2 3 0 0 0 2 0 1 0 0 0 0 0 6 15 0.00 0.000																			
65 Keith Butler, R ERA: 5.06	(8, 1) 1.0 3 0 0 0 2 0 0 0 0 0 0 0 8 11 0.00 0.000																			
Inning Stats	R: 0 E: 0 K: 0 S: 5	H: 1 LOB: 0 BB: 0 P: 8	R: 1 E: 0 K: 0 S: 7	H: 1 LOB: 1 BB: 1 P: 14	R: 0 E: 0 K: 0 S: 6	H: 0 LOB: 0 BB: 0 P: 10	R: 0 E: 0 K: 1 S: 11	H: 1 LOB: 1 BB: 0 P: 14	R: 1 E: 0 K: 1 S: 13	H: 1 LOB: 0 BB: 0 P: 20	R: 2 E: 1 K: 0 S: 12	H: 4 LOB: 2 BB: 1 P: 22	R: 0 E: 0 K: 3 S: 14	H: 2 LOB: 3 BB: 1 P: 27	R: 0 E: 0 K: 2 S: 8	H: 0 LOB: 0 BB: 0 P: 11	1B: 4 2B: 4 3B: 0 HR: 2	SF: 0 SAC: 0 DP: 2 HBP: 0	WP: 0 PB: 0 SB: 0 CS: 0	PA: 35
PITCHER	IP WLS BF H R ER SO BB IBB HBP BLK WP HR S P ERA WHIP																			
70 Tyler Lyons, L	(1, 1) 0.0 1 1 0 0 0 0 0 0 0 0 0 0 1 2 ∞ ∞																			
36 Randy Choate, L	(6, 1) 1.0 6 3 0 0 1 1 0 0 0 0 0 0 14 25 0.00 4.000																			
43 Seth Maness, R	(6, 1) 0.2 3 0 0 0 2 0 1 0 0 0 0 0 6 15 0.00 0.000																			
46 Kevin Siegrist, L	(7, 1) 1.0 3 0 0 0 2 0 0 0 0 0 0 0 8 11 0.00 0.000																			
65 Keith Butler, R	(8, 1) 1.0 3 0 0 0 2 0 0 0 0 0 0 0 8 11 0.00 0.000																			

AB 32
R 4
H 10
RBI 4
BB 3
SO 7
LOB 16




Batter	1	2	3	4	5	6	7	8	9	10	AB	R	H	RBI	BB	SO	LOB	TOP							
13 Matt Carpenter, L OBP: 0.412, SLG: 0.481	(1,4) 10,5			F9		L8			K			6	1	2	3	0	2	2							
3 Carlos Beltrán, S OBP: 0.339, SLG: 0.523	(1,9) 1,9	G4-3			HR	L7			K			5	2	2	2	0	1	1							
7 Matt Holliday, R OBP: 0.354, SLG: 0.459	(1,7) 1,7				2B				P5			4	2	2	4	2	1	0							
21 Allen Craig, R OBP: 0.353, SLG: 0.444	(1,3) 1,3				P4							5	1	0	0	1	1	4							
4 Yadier Molina, R OBP: 0.354, SLG: 0.493	(1,2) 1,2				L8							4	0	2	1	1	0	1							
23 David Freese, R OBP: 0.354, SLG: 0.387 46 Kevin Siegrist, L (10,1)	(1,5) 10,1				2B							5	1	1	0	0	1	4							
33 Daniel Descalso, L OBP: 0.331, SLG: 0.438	(1,6) 10,4				G6-3							0	0	0	0	0	0	0							
19 Jon Jay, L OBP: 0.333, SLG: 0.356	(1,8) 1,8				G4-3							5	1	1	1	0	0	4							
31 Lance Lynn, S OBP: 0.354, SLG: 0.481 36 Randy Choate, L OBP: 0.354, SLG: 0.481 43 Seth Maness, R OBP: 0.354, SLG: 0.481 26 Trevor Rosenthal, R OBP: 0.354, SLG: 0.481 46 Curtis Patech, R OBP: 0.354, SLG: 0.481	(1,1) (7,1) (7,1) (8,1) (8,1)				G1-3							3	2	3	0	2	0	0							
Inning Stats	R: 0 E: 0 K: 2 S: 9	H: 0 LOB: 0 BB: 0 P: 15	R: 0 E: 0 K: 1 S: 6	H: 0 LOB: 0 BB: 0 P: 7	R: 0 E: 0 K: 0 S: 12	H: 1 LOB: 1 BB: 0 P: 16	R: 2 E: 0 K: 2 S: 11	H: 3 LOB: 1 BB: 0 P: 15	R: 0 E: 0 K: 0 S: 8	H: 1 LOB: 2 BB: 1 P: 16	R: 2 E: 0 K: 0 S: 11	H: 3 LOB: 2 BB: 1 P: 22	R: 0 E: 0 K: 1 S: 10	H: 0 LOB: 2 BB: 2 P: 19	R: 0 E: 0 K: 2 S: 8	H: 0 LOB: 0 BB: 0 P: 12	R: 7 E: 0 K: 1 S: 26	H: 5 LOB: 0 BB: 2 P: 45	1B: 8 2B: 4 3B: 0 HR: 2	SF: 1 SAC: 1 DP: 0 HBP: 0	WP: 0 PB: 0 SB: 0 CS: 1	PA: 49			
PITCHER	IP 6.0	WLS 25	BF 6	H 2	R 2	ER 2	SO 4	BB 1	IBB 0	HBP 0	BLK 0	WP 0	HR 1	S 57	P 84	ERA 3.00	WHIP 1.167								
61 Bronson Arroyo, R ERA: 3.35	(1,1)																								
63 Sam LaCure, R ERA: 3.49	(7,1)																								
31 Alfredo Simon, R ERA: 3.09	(7,1)																								
51 Jonathan Broxton, R ERA: 4.1	(8,1)																								
54 Aroldis Chapman, L ERA: 2.25	(8,1)																								

St. Louis Cardinals @ Cincinnati Reds
Great American Ball Park, Cincinnati, OH
Sun Jun 09 2013, 8:08 PM - 11:59 PM EDT
Att: 38,023 - Cloudy - 73 F

livebaseballscores.com

AB 41
R 11
H 14
RBI 11
BB 6
SO 8
LOB 22



Batter	1	2	3	4	5	6	7	8	9	10	AB	R	H	RBI	BB	SO	LOB	BOTTOM							
17 Shin-Soo Choo, L OBP: 0.436, SLG: 0.491	(1,8) 1,8											4	2	2	0	1	1	1							
15 Derrick Robinson, S OBP: 0.415, SLG: 0.357	(1,7) 1,7											3	1	0	0	0	1	1							
19 Joey Votto, L OBP: 0.445, SLG: 0.511	(1,3) 1,3											3	1	1	0	2	2	2							
4 Brandon Phillips, R OBP: 0.341, SLG: 0.485	(1,4) 1,4											5	0	1	1	0	0	5							
32 Jay Bruce, L OBP: 0.322, SLG: 0.476	(1,9) 1,9											3	0	2	3	0	1	0							
21 Todd Frazier, R OBP: 0.340, SLG: 0.401	(1,5) 1,5											3	0	0	0	1	2	2							
2 Zack Cozart, R OBP: 0.265, SLG: 0.367	(1,6) 1,6											3	0	0	0	0	2	1							
29 Ryan Hanigan, R OBP: 0.286, SLG: 0.260	(1,2) 1,2											4	0	0	0	0	2	2							
61 Bronson Arroyo, R ERA: 3.09 23 Dioner Luis, L ERA: 3.09 36 Randy Choate, L ERA: 3.09 43 Seth Maness, R ERA: 3.12 26 Trevor Rosenthal, R ERA: 1.69 46 Kevin Siegrist, L ERA:	(1,1) (7,1) (7,1) (8,1) (8,1)											2	0	0	0	0	0	3							
Inning Stats	R: 2 E: 0 K: 0 S: 15	H: 2 LOB: 1 BB: 1 P: 20	R: 0 E: 1 K: 0 S: 9	H: 0 LOB: 0 BB: 0 P: 13	R: 0 E: 0 K: 0 S: 12	H: 1 LOB: 2 BB: 1 P: 17	R: 0 E: 0 K: 2 S: 8	H: 0 LOB: 1 BB: 1 P: 15	R: 2 E: 0 K: 2 S: 15	H: 2 LOB: 1 BB: 0 P: 19	R: 0 E: 0 K: 0 S: 10	H: 0 LOB: 0 BB: 0 P: 14	R: 0 E: 0 K: 3 S: 9	H: 0 LOB: 0 BB: 0 P: 11	R: 0 E: 0 K: 1 S: 8	H: 0 LOB: 0 BB: 0 P: 9	R: 0 E: 0 K: 2 S: 7	H: 0 LOB: 0 BB: 0 P: 13	1B: 4 2B: 2 3B: 0 HR: 0	SF: 1 SAC: 1 DP: 2 HBP: 2	WP: 0 PB: 0 SB: 0 CS: 0	PA: 40			
PITCHER	IP 6.0	WLS 27	BF 5	H 4	R 4	ER 4	SO 6	BB 3	IBB 0	HBP 2	BLK 0	WP 0	HR 0	S 69	P 98	ERA 6.00	WHIP 1.333								
31 Lance Lynn, R ERA: 3.0	(1,1)																								
36 Randy Choate, L ERA: 3.09	(7,1)																								
43 Seth Maness, R ERA: 3.12	(7,1)																								
26 Trevor Rosenthal, R ERA: 1.69	(8,1)																								
46 Kevin Siegrist, L ERA:	(8,1)																								

St. Louis Cardinals @ Cincinnati Reds
Great American Ball Park, Cincinnati, OH
Sun Jun 09 2013, 8:08 PM - 11:59 PM EDT
Att: 38,023 - Cloudy - 73 F

livebaseballscores.com

AB 32
R 4
H 6
RBI 4
BB 4
SO 12
LOB 17



Batter	1	2	3	4	5	6	7	8	9	AB	R	H	RBI	BB	SO	LOB	TOP					
13 Matt Carpenter, L (1.4) OBP: 0.498, SLG: 0.473	G1-3		K		7 1B 21 HR 4 G5-3 BB		G3-1	L8		4	1	0	0	1	1	0						
4 Yadier Molina, R (1.2) OBP: 0.394, SLG: 0.496	P4		F8				G5-3	7 1B 2B		5	1	2	1	0	0	1						
7 Matt Holliday, R (1.7) OBP: 0.359, SLG: 0.462	F9				21 1B G4-6-3 1B			2B 1B		5	3	3	1	0	1	1						
21 Allen Craig, R (1.9) OBP: 0.355, SLG: 0.457 43 Shane Robinson, R (7.9) OBP: 0.349, SLG: 0.346	F9				1B		K			4	1	2	3	0	1	1						
Matt Adams, L (1.3) OBP: 0.364, SLG: 0.575					G4-6-3 1B		G4-3	19 BB 2B		5	0	2	0	0	0	1						
23 David Freese, R (1.5) OBP: 0.360, SLG: 0.389					G6-3			38 FC5 19 BB BB		4	0	2	0	1	1	0						
19 Jon Jay, L (1.8) OBP: 0.331, SLG: 0.350	F7						F7	38 FC5 BB		4	1	0	1	1	0	3						
38 Pete Kozma, R (1.6) OBP: 0.306, SLG: 0.321	P3						K	FC5		4	1	1	0	0	1	6						
52 Michael Wacha, R (1.1) OBP: 0.143, SLG: 0.143 36 Randy Choate, L (7.1) 12 Ty Wigington, R (8. PH) 65 Keith Butler, R (8.1)	G1-3				G6-3		G6-3		F8	3	0	0	1	0	0	2						
Inning Stats	R: 0 E: 0 K: 0 S: 7	H: 0 LOB: 0 BB: 0 P: 12	R: 0 E: 0 K: 0 S: 13	H: 2 LOB: 2 BB: 0 P: 17	R: 0 E: 0 K: 1 S: 8	H: 0 LOB: 0 BB: 0 P: 10	R: 1 E: 0 K: 0 S: 6	H: 2 LOB: 0 BB: 1 P: 10	R: 5 E: 1 K: 1 S: 22	H: 3 LOB: 1 BB: 1 P: 33	R: 0 E: 0 K: 1 S: 13	H: 1 LOB: 1 BB: 0 P: 16	R: 2 E: 0 K: 1 S: 19	H: 3 LOB: 3 BB: 2 P: 39	R: 0 E: 0 K: 1 S: 9	H: 1 LOB: 1 BB: 0 P: 16	R: 1 E: 0 K: 1 S: 11	H: 1 LOB: 0 BB: 0 P: 12	1B: 8 2B: 3 3B: 0 HR: 2	SF: 0 SAC: 0 DP: 1 HBP: 0	WP: 0 PB: 0 SB: 0 CS: 0	PA: 43
PITCHER	IP	WLS	BF	H	R	ER	SO	BB	IBB	HBP	BLK	WP	HR	S	P	ERA	WHIP					
53 Jeremy Hefner, R (1.1) ERA: 4.11	6.0	L	27	8	6	1	2	1	0	0	0	0	1	69	98	1.50	1.500					
46 Greg Burke, R (7.1) ERA: 4.5	0.2		6	3	2	2	1	1	0	0	0	0	0	16	29	27.00	6.000					
66 Josh Edgin, L (7.1) ERA: 8.71	1.0		5	1	0	0	1	0	0	0	0	0	0	8	20	0.00	2.000					
30 David Aardsma, R (8.1) ERA: 3.86	1.1		5	1	1	1	2	0	0	0	0	0	1	15	18	6.75	0.750					

St. Louis Cardinals @ New York Mets
Citi Field, Flushing, NY
Tue Jun 11 2013, 7:12 PM - 10:04 PM EDT
Att: 21,581 - Cloudy - 80 F

AB	40
R	9
H	13
RBI	8
BB	3
SO	5
LOB	15



Batter	1	2	3	4	5	6	7	8	9	AB	R	H	RBI	BB	SO	LOB	BOTTOM					
1 Jordany Valdespin, L (1.4) OBP: 0.302, SLG: 0.381 30 David Aardsma, R (8.1)	L4		3 G3 1B		E6 1B		K			4	0	2	0	0	1	0						
3 Omar Quintanilla, L (1.6) OBP: 0.372, SLG: 0.575	HR		G3		K2-3		F7			4	1	1	1	0	1	2						
5 David Wright, R (1.5) OBP: 0.372, SLG: 0.459	21 BB 6 SF8 28 1B BB		L4		K		F7			3	1	0	0	1	1	2						
28 Daniel Murphy, L (1.3) OBP: 0.324, SLG: 0.439	6 SF8 21 BB 1B		G4-3		L3		F8			4	0	1	0	0	0	1						
21 Lucas Duda, L (1.7) OBP: 0.335, SLG: 0.434	44 BB BB		F9		F9		F9			3	0	0	0	1	1	0						
6 Marlon Byrd, R (1.9) OBP: 0.303, SLG: 0.466 46 Greg Burke, R (7.1) 66 Josh Edgin, R (7.1) Justin Turner, R (8.4) OBP: 0.333, SLG: 0.360	SF8		F9		F9		F8			2	0	0	1	0	0	0						
44 John Buck, R (1.2) OBP: 0.280, SLG: 0.415					9 G4-6-3 1B		F8			3	0	1	0	1	0	1						
9 Kirk Nieuwenhuis, L (1.8) OBP: 0.136, SLG: 0.143	G6-3				G4-6-3		G3-1			4	0	0	0	0	1	5						
53 Jeremy Hefner, R (1.1) 12 Juan Lagares, R (7.8) OBP: 0.221, SLG: 0.288							G1-3			2	0	0	0	0	2	0						
Inning Stats	R: 2 E: 0 K: 0 S: 17	H: 2 LOB: 3 BB: 3 P: 37	R: 0 E: 0 K: 1 S: 11	H: 1 LOB: 1 BB: 0 P: 16	R: 0 E: 0 K: 1 S: 10	H: 1 LOB: 0 BB: 0 P: 13	R: 0 E: 0 K: 2 S: 12	H: 1 LOB: 1 BB: 0 P: 15	R: 0 E: 0 K: 0 S: 6	H: 0 LOB: 0 BB: 0 P: 10	R: 0 E: 0 K: 1 S: 6	H: 0 LOB: 0 BB: 0 P: 8	R: 0 E: 0 K: 0 S: 6	H: 0 LOB: 0 BB: 0 P: 10	R: 0 E: 0 K: 2 S: 8	H: 0 LOB: 1 BB: 1 P: 16	1B: 4 2B: 0 3B: 0 HR: 1	SF: 1 SAC: 0 DP: 1 HBP: 0	WP: 0 PB: 0 SB: 0 CS: 0	PA: 35		
PITCHER	IP	WLS	BF	H	R	ER	SO	BB	IBB	HBP	BLK	WP	HR	S	P	ERA	WHIP					
52 Michael Wacha, R (1.1) ERA: 4.58	6.0	W	25	5	2	2	4	3	0	0	0	0	0	62	102	3.00	1.333					
36 Randy Choate, L (7.1) ERA: 2.84	1.0		3	0	0	0	1	0	0	0	0	0	0	6	8	0.00	0.000					
65 Keith Butler, R (8.1) ERA: 3.68	2.0		7	0	0	0	2	1	0	0	0	0	0	14	26	0.00	0.500					

St. Louis Cardinals @ New York Mets
Citi Field, Flushing, NY
Tue Jun 11 2013, 7:12 PM - 10:04 PM EDT
Att: 21,581 - Cloudy - 80 F

AB	30
R	2
H	5
RBI	2
BB	4
SO	7
LOB	11



Batter	1	2	3	4	5	6	7	8	9	AB	R	H	RBI	BB	SO	LOB	TOP					
13 Matt Carpenter, L (1.4) OBP: 0.410, SLG: 0.470										2	0	0	0	2	1	0						
3 Carlos Beltrán, S (1.9) OBP: 0.338, SLG: 0.518										4	0	1	0	0	1	2						
7 Matt Holliday, R (1.7) OBP: 0.354, SLG: 0.454										4	0	0	0	0	0	2						
21 Allen Craig, R (1.3) OBP: 0.353, SLG: 0.466										4	1	1	1	0	0	2						
4 Yadier Molina, R (1.2) OBP: 0.400, SLG: 0.509										4	0	3	0	0	0	0						
23 David Freese, R (1.5) OBP: 0.329, SLG: 0.380										4	0	0	0	0	2	3						
19 Jon Jay, L (1.8) OBP: 0.329, SLG: 0.348										4	0	1	0	0	1	2						
38 Pete Kozma, R (1.6) OBP: 0.300, SLG: 0.315										4	0	0	0	0	0	3						
40 Shelby Miller, R (1.1) OBP: 0.071, SLG: 0.179										2	0	0	0	0	1	2						
12 Ty Wigginton, R (7, PH) OBP: 0.288, SLG: 0.239										1	0	0	0	0	1	0						
43 Seth Maness, R (7.1)										0	0	0	0	0	0	0						
44 Edward Mujica, R (8.1)										0	0	0	0	0	0	0						
Inning Stats	R: 0 E: 0 K: 1 S: 9	H: 0 LOB: 1 BB: 1 P: 16	R: 0 E: 0 K: 1 S: 14	H: 2 LOB: 2 BB: 0 P: 16	R: 0 E: 0 K: 0 S: 8	H: 1 LOB: 1 BB: 0 P: 12	R: 0 E: 0 K: 1 S: 9	H: 1 LOB: 1 BB: 0 P: 13	R: 0 E: 0 K: 1 S: 15	H: 0 LOB: 0 BB: 0 P: 13	R: 1 E: 0 K: 2 S: 15	H: 2 LOB: 1 BB: 0 P: 23	R: 0 E: 0 K: 1 S: 12	H: 0 LOB: 1 BB: 1 P: 16	R: 0 E: 0 K: 0 S: 7	H: 0 LOB: 0 BB: 0 P: 12	R: 0 E: 0 K: 0 S: 8	H: 0 LOB: 0 BB: 0 P: 9	1B: 3 2B: 2 3B: 0 HR: 1	SF: 0 SAC: 0 DP: 0 HBP: 0	WP: 0 PB: 0 SB: 0 CS: 0	PA: 35
PITCHER	IP	WLS	BF	H	R	ER	SO	BB	IBB	HBP	BLK	WP	HR	S	P	ERA	WHIP					
35 Dillon Gee, R (1.1) ERA: 4.84	6.2	W	28	6	1	1	7	2	0	0	0	0	1	74	107	1.35	1.200					
56 Scott Rice, L (7.1) ERA: 4.19	0.1	H	1	0	0	0	0	0	0	0	0	0	0	2	2	0.00	0.000					
34 Brandon Lyon, R (8.1) ERA: 3.12	1.0		3	0	0	0	0	0	0	0	0	0	0	7	12	0.00	0.000					
39 Bobby Parnell, R (9.1) ERA: 2.93	1.0		3	0	0	0	0	0	0	0	0	0	0	8	9	0.00	0.000					

St. Louis Cardinals @ New York Mets
Citi Field, Flushing, NY
Wed Jun 12 2013, 7:12 PM - 9:43 PM EDT
Att: 23,331 - Clear - 75 F

AB 33
R 1
H 6
RBI 1
BB 2
SO 7
LOB 16



Batter	1	2	3	4	5	6	7	8	9	AB	R	H	RBI	BB	SO	LOB	BOTTOM				
1 Jordany Valdespin, L (1.4) OBP: 0.291, SLG: 0.366										4	0	0	0	0	0	0					
3 Omar Quintanilla, L (1.6) OBP: 0.340, SLG: 0.523										4	0	0	0	0	4	0					
5 David Wright, R (1.5) OBP: 0.377, SLG: 0.482										4	2	3	1	0	1	0					
28 Daniel Murphy, L (1.3) OBP: 0.323, SLG: 0.436										4	1	1	1	0	0	1					
21 Lucas Duda, L (1.7) OBP: 0.339, SLG: 0.452										3	1	2	2	0	0	0					
6 Marlon Byrd, R (1.9) OBP: 0.304, SLG: 0.483										3	1	1	1	0	2	1					
44 John Buck, R (1.2) OBP: 0.276, SLG: 0.409										3	0	0	0	0	0	0					
9 Kirk Nieuwenhuis, L (1.8) OBP: 0.120, SLG: 0.125										3	0	0	0	0	2	0					
35 Dillon Gee, R (1.1) OBP: 0.182, SLG: 0.100										2	0	0	0	0	2	0					
56 Scott Rice, L (7.1) ERA: 3.44										0	0	0	0	0	0	0					
13 Josh Satin, R (7, PH)										1	0	0	0	0	1	0					
34 Brandon Lyon, R (8.1)										0	0	0	0	0	0	0					
39 Bobby Parnell, R (9.1)										0	0	0	0	0	0	0					
Inning Stats	R: 2 E: 0 K: 2 S: 20	H: 3 LOB: 1 BB: 0 P: 30	R: 0 E: 0 K: 2 S: 7	H: 0 LOB: 0 BB: 0 P: 9	R: 0 E: 0 K: 2 S: 8	H: 0 LOB: 0 BB: 0 P: 9	R: 1 E: 0 K: 1 S: 9	H: 1 LOB: 0 BB: 0 P: 13	R: 0 E: 0 K: 2 S: 9	H: 0 LOB: 0 BB: 0 P: 13	R: 1 E: 0 K: 1 S: 13	H: 1 LOB: 0 BB: 0 P: 22	R: 1 E: 0 K: 1 S: 9	H: 1 LOB: 0 BB: 0 P: 14	R: 0 E: 0 K: 1 S: 7	H: 1 LOB: 1 BB: 0 P: 8	1B: 3 2B: 1 3B: 0 HR: 3	SF: 0 SAC: 0 DP: 0 HBP: 0	WP: 0 PB: 0 SB: 0 CS: 0	PA: 31	
PITCHER	IP	WLS	BF	H	R	ER	SO	BB	IBB	HBP	BLK	WP	HR	S	P	ERA	WHIP				
40 Shelby Miller, R (1.1) ERA: 2.21	6.0	L	23	5	4	4	10	0	0	0	0	0	2	66	96	6.00	0.833				
43 Seth Maness, R (7.1) ERA: 3.44	1.0		4	1	1	1	1	0	0	0	0	0	1	9	14	9.00	1.000				
44 Edward Mujica, R (8.1) ERA: 1.57	1.0		4	1	0	0	1	0	0	0	1	0	0	7	8	0.00	1.000				

St. Louis Cardinals @ New York Mets
Citi Field, Flushing, NY
Wed Jun 12 2013, 7:12 PM - 9:43 PM EDT
Att: 23,331 - Clear - 75 F

AB 31
R 5
H 7
RBI 5
BB 0
SO 12
LOB 2



Batter	1	2	3	4	5	6	7	8	9	AB	R	H	RBI	BB	SO	LOB	TOP					
13 Matt Carpenter, L (1,4) OBP: 0.411, SLG: 0.478	F7		G4-3		G4-3			1B		4	0	2	1	0	0	1						
3 Carlos Beltrán, S (1,9) OBP: 0.340, SLG: 0.518	K		K					1B		4	1	2	0	0	2	1						
7 Matt Holliday, R (1,7) 26 Trevor Rosenthal, R (8,1) 44 Edward Mujica, R (9,1)	K			P3		G4-3		1B		4	0	1	0	0	1	1						
21 Allen Craig, R (1,3) OBP: 0.356, SLG: 0.466		G6-3		K				1B		4	0	2	1	0	1	0						
4 Yadier Molina, R (1,2) OBP: 0.398, SLG: 0.502		G1-3						1B		3	0	0	0	1	1	3						
19 Jon Jay, L (1,8) OBP: 0.324, SLG: 0.342		G5-3		G5-3						4	0	0	0	0	0	1						
33 Daniel Descalso, L (1,5) OBP: 0.320, SLG: 0.422			K		K					4	0	0	0	0	3	0						
38 Pete Kozma, R (1,6) OBP: 0.308, SLG: 0.327										4	1	3	0	0	0	0						
50 Adam Wainwright, R (1,1) OBP: 0.147, SLG: 0.176										1	0	0	0	0	0	1						
43 Shane Robinson, R (8,PH) OBP: 0.338, SLG: 0.333			SH3-4		G4-3			F8		2	0	0	0	0	0	1						
Inning Stats	R: 0 E: 0 K: 2 S: 9	H: 0 LOB: 0 BB: 0 P: 10	R: 0 E: 0 K: 0 S: 6	H: 0 LOB: 0 BB: 0 P: 9	R: 1 E: 0 K: 2 S: 10	H: 2 LOB: 1 BB: 0 P: 16	R: 0 E: 0 K: 1 S: 11	H: 0 LOB: 1 BB: 0 P: 21	R: 0 E: 0 K: 1 S: 10	H: 2 LOB: 1 BB: 0 P: 14	R: 0 E: 0 K: 0 S: 10	H: 0 LOB: 0 BB: 0 P: 14	R: 1 E: 0 K: 0 S: 9	H: 4 LOB: 2 BB: 0 P: 14	R: 0 E: 0 K: 1 S: 12	H: 1 LOB: 1 BB: 0 P: 16	1B: 8 2B: 1 3B: 1 HR: 0	SF: 0 SAC: 1 DP: 1 HBP: 0	WP: 0 PB: 0 SB: 0 CS: 1	PA: 36		
PITCHER	IP WLS BF ERA WHIP	WLS BF ERA WHIP	H R ER SO BB IBB HBP BLK WP HR S P ERA WHIP	H R ER SO BB IBB HBP BLK WP HR S P ERA WHIP	H R ER SO BB IBB HBP BLK WP HR S P ERA WHIP	H R ER SO BB IBB HBP BLK WP HR S P ERA WHIP	H R ER SO BB IBB HBP BLK WP HR S P ERA WHIP	H R ER SO BB IBB HBP BLK WP HR S P ERA WHIP	H R ER SO BB IBB HBP BLK WP HR S P ERA WHIP	H R ER SO BB IBB HBP BLK WP HR S P ERA WHIP	H R ER SO BB IBB HBP BLK WP HR S P ERA WHIP	H R ER SO BB IBB HBP BLK WP HR S P ERA WHIP	H R ER SO BB IBB HBP BLK WP HR S P ERA WHIP	H R ER SO BB IBB HBP BLK WP HR S P ERA WHIP	H R ER SO BB IBB HBP BLK WP HR S P ERA WHIP	H R ER SO BB IBB HBP BLK WP HR S P ERA WHIP	H R ER SO BB IBB HBP BLK WP HR S P ERA WHIP	H R ER SO BB IBB HBP BLK WP HR S P ERA WHIP	H R ER SO BB IBB HBP BLK WP HR S P ERA WHIP	H R ER SO BB IBB HBP BLK WP HR S P ERA WHIP	H R ER SO BB IBB HBP BLK WP HR S P ERA WHIP	H R ER SO BB IBB HBP BLK WP HR S P ERA WHIP

St. Louis Cardinals @ New York Mets
Citi Field, Flushing, NY
Thu Jun 13 2013, 1:12 PM - 3:54 PM EDT
Att: 25,471 - Cloudy - 64 F

AB	34
R	2
H	10
RBI	2
BB	1
SO	8
LOB	9



Batter	1	2	3	4	5	6	7	8	9	AB	R	H	RBI	BB	SO	LOB	BOTTOM					
1 Jordany Valdespin, L (1,4) OBP: 0.281, SLG: 0.352	G1-3			G4-3		F8		G4-3		4	0	0	0	0	0	0						
3 Omar Quintanilla, L (1,6) OBP: 0.314, SLG: 0.479	G2-3			G5-3		K		G3-1		4	0	0	0	0	1	0						
5 David Wright, R (1,5) OBP: 0.385, SLG: 0.487	K									4	0	3	0	0	1	0						
28 Daniel Murphy, L (1,3) OBP: 0.322, SLG: 0.430		F7								3	0	0	0	1	1	2						
21 Lucas Duda, L (1,7) OBP: 0.333, SLG: 0.443										4	0	0	0	0	1	2						
6 Marlon Byrd, R (1,9) OBP: 0.308, SLG: 0.503										4	1	2	1	0	2	0						
44 John Buck, R (1,2) OBP: 0.138, SLG: 0.172										4	0	2	0	0	0	1						
4 Collin Cowgill, R (9,PR) OBP: 0.173, SLG: 0.294										0	0	0	0	0	0	0						
9 Kirk Nieuwenhuis, L (1,8) OBP: 0.138, SLG: 0.111										3	0	0	0	1	1	2						
33 Matt Harvey, R (1,1) OBP: 0.138, SLG: 0.172										2	0	0	0	0	0	1						
56 Scott Rice, L (8,1) ERA: 1.64										0	0	0	0	0	0	0						
32 LaTroy Hawkins, R (8,1) ERA: 4.21										0	0	0	0	0	0	0						
66 Josh Edgin, R (9,1) ERA: 7.94										1	0	0	0	0	1	2						
13 Josh Satin, R (9,PH)										1	0	0	0	0	1	2						
Inning Stats	R: 0 E: 0 K: 1 S: 10	H: 0 LOB: 0 BB: 0 P: 12	R: 0 E: 0 K: 2 S: 8	H: 0 LOB: 0 BB: 0 P: 12	R: 0 E: 0 K: 0 S: 5	H: 0 LOB: 0 BB: 0 P: 5	R: 0 E: 0 K: 0 S: 9	H: 1 LOB: 2 BB: 1 P: 17	R: 0 E: 0 K: 2 S: 10	H: 1 LOB: 1 BB: 0 P: 13	R: 0 E: 0 K: 1 S: 10	H: 1 LOB: 1 BB: 0 P: 15	R: 0 E: 0 K: 0 S: 9	H: 1 LOB: 2 BB: 1 P: 21	R: 0 E: 0 K: 1 S: 10	H: 1 LOB: 1 BB: 0 P: 14	R: 1 E: 0 K: 1 S: 12	H: 2 LOB: 2 BB: 0 P: 15	1B: 5 2B: 1 3B: 0 HR: 1	SF: 0 SAC: 0 DP: 0 HBP: 0	WP: 0 PB: 0 SB: 0 CS: 0	PA: 36
PITCHER	IP WLS BF ERA WHIP	WLS BF ERA WHIP	H R ER SO BB IBB HBP BLK WP HR S P ERA WHIP	H R ER SO BB IBB HBP BLK WP HR S P ERA WHIP	H R ER SO BB IBB HBP BLK WP HR S P ERA WHIP	H R ER SO BB IBB HBP BLK WP HR S P ERA WHIP	H R ER SO BB IBB HBP BLK WP HR S P ERA WHIP	H R ER SO BB IBB HBP BLK WP HR S P ERA WHIP	H R ER SO BB IBB HBP BLK WP HR S P ERA WHIP	H R ER SO BB IBB HBP BLK WP HR S P ERA WHIP	H R ER SO BB IBB HBP BLK WP HR S P ERA WHIP	H R ER SO BB IBB HBP BLK WP HR S P ERA WHIP	H R ER SO BB IBB HBP BLK WP HR S P ERA WHIP	H R ER SO BB IBB HBP BLK WP HR S P ERA WHIP	H R ER SO BB IBB HBP BLK WP HR S P ERA WHIP	H R ER SO BB IBB HBP BLK WP HR S P ERA WHIP	H R ER SO BB IBB HBP BLK WP HR S P ERA WHIP	H R ER SO BB IBB HBP BLK WP HR S P ERA WHIP	H R ER SO BB IBB HBP BLK WP HR S P ERA WHIP	H R ER SO BB IBB HBP BLK WP HR S P ERA WHIP	H R ER SO BB IBB HBP BLK WP HR S P ERA WHIP	H R ER SO BB IBB HBP BLK WP HR S P ERA WHIP

St. Louis Cardinals @ New York Mets
Citi Field, Flushing, NY
Thu Jun 13 2013, 1:12 PM - 3:54 PM EDT
Att: 25,471 - Cloudy - 64 F

AB	34
R	1
H	7
RBI	1
BB	2
SO	8
LOB	12



Batter	1	2	3	4	5	6	7	8	9	AB	R	H	RBI	BB	SO	LOB	TOP					
13 Matt Carpenter, L (1,4) OBP: 0.408, SLG: 0.473										5	1	1	0	0	3	0						
3 Carlos Beltrán, S (1,9) OBP: 0.339, SLG: 0.513										4	0	1	0	0	1	1						
7 Matt Holliday, R (1,7) OBP: 0.351, SLG: 0.447										4	2	1	0	0	1	2						
21 Allen Craig, R (1,3) OBP: 0.358, SLG: 0.467										4	1	2	1	0	2	1						
4 Yadier Molina, R (1,2) OBP: 0.395, SLG: 0.498										4	0	1	1	0	0	2						
23 David Freese, R (1,5) OBP: 0.356, SLG: 0.385										3	0	1	1	1	2	3						
19 Jon Jay, L (1,8) OBP: 0.327, SLG: 0.346										3	0	1	1	1	1	3						
38 Pete Kozma, R (1,6) OBP: 0.304, SLG: 0.323										3	0	0	0	0	1	3						
33 Daniel Descalso, L (9, PH) OBP: 0.316, SLG: 0.419										1	0	0	0	0	0	0						
35 Jake Westbrook, R (1,1) OBP: 0.186, SLG: 0.133										2	0	0	0	0	1	2						
56 Jose Kelly, R (6,1) OBP: 0.353, SLG: 0.254										0	0	0	0	0	0	0						
12 Ty Wigginton, R (7, PH) OBP: 0.325, SLG: 0.254										0	0	0	0	0	0	0						
65 Keith Butler, R (7,1) OBP: 0.325, SLG: 0.254										0	0	0	0	0	0	0						
46 Kevin Siegrist, L (8,1) OBP: 0.295, SLG: 0.398										0	0	0	0	0	1	0						
Matt Adams, L (8, PH) OBP: 0.295, SLG: 0.398										0	0	0	0	0	1	0						
Inning Stats	R: 2 E: 1 K: 1 S: 12	H: 3 LOB: 2 BB: 0 P: 20	R: 0 E: 0 K: 1 S: 7	H: 0 LOB: 0 BB: 0 P: 8	R: 0 E: 0 K: 3 S: 13	H: 0 LOB: 0 BB: 0 P: 17	R: 0 E: 0 K: 2 S: 10	H: 0 LOB: 2 BB: 2 P: 19	R: 0 E: 0 K: 1 S: 6	H: 1 LOB: 0 BB: 0 P: 10	R: 1 E: 0 K: 1 S: 13	H: 2 LOB: 1 BB: 0 P: 20	R: 0 E: 0 K: 1 S: 9	H: 0 LOB: 0 BB: 0 P: 13	R: 1 E: 0 K: 2 S: 11	H: 2 LOB: 1 BB: 0 P: 17	R: 0 E: 0 K: 1 S: 6	H: 0 LOB: 0 BB: 0 P: 9	1B: 6 2B: 2 3B: 0 HR: 0	SF: 0 SAC: 0 DP: 1 HBP: 0	WP: 0 PB: 0 SB: 0 CS: 0	PA: 37
PITCHER	IP WLS BF H R ER SO BB IBB HBP BLK WP HR S P ERA WHIP	7.0 W 29 6 3 2 10 2 0 0 0 0 0 0 70 107 2.57 1.143	0.2 H 4 2 1 1 1 0 0 0 0 0 0 0 8 11 13.50 3.000	0.1 H 1 0 0 0 1 0 0 0 0 0 0 0 3 6 0.00 0.000	1.0 S 3 0 0 0 1 0 0 0 0 0 0 0 6 9 0.00 0.000																	

St. Louis Cardinals @ Miami Marlins
Marlins Park, Miami, FL
Fri Jun 14, 2013, 7:13 PM - 10:00 PM EDT
Att: 15,403 - Roof Closed - 75 F

AB 35
R 4
H 8
RBI 4
BB 2
SO 13
LOB 17



Batter	1	2	3	4	5	6	7	8	9	AB	R	H	RBI	BB	SO	LOB	BOTTOM			
9 Juan Pierre, L (1,7) OBP: 0.300, SLG: 0.307										4	1	2	0	0	0	2				
59 Ed Lucas, R (1,5) OBP: 0.396, SLG: 0.333										3	1	0	0	0	0	1				
27 Giancarlo Stanton, R (1,9) OBP: 0.346, SLG: 0.440										4	0	3	2	0	0	1				
48 Marcell Ozuna, R (1,8) OBP: 0.343, SLG: 0.433										4	0	0	0	0	0	4				
51 Derek Dietrich, L (1,4) OBP: 0.282, SLG: 0.413											4	1	1	0	0	1	2			
3 Ainsley Hechavarría, R (1,6) OBP: 0.248, SLG: 0.301											4	2	1	0	0	0	2			
29 Greg Dobbs, L (1,3) OBP: 0.280, SLG: 0.278										4	0	1	1	0	0	2				
6 Jeff Mathis, R (1,2) OBP: 0.171, SLG: 0.263										3	0	1	1	1	1	1				
16 José Fernández, R (1,1) OBP: 0.238, SLG: 0.286										3	0	1	1	0	0	3				
50 Chad Qualls, R (8,1)										0	0	0	0	0	0	0				
40 Mike Dunn, L (8,1)										0	0	0	0	0	0	0				
31 Steve Cishek, R (9,1)										0	0	0	0	0	0	0				
Inning Stats	R: 0 E: 0 K: 0 S: 13	H: 1 LOB: 1 BB: 0 P: 22	R: 2 E: 1 K: 0 S: 15	H: 2 LOB: 1 BB: 0 P: 19	R: 0 E: 0 K: 0 S: 4	H: 1 LOB: 0 BB: 0 P: 7	R: 1 E: 0 K: 0 S: 15	H: 2 LOB: 1 BB: 1 P: 24	R: 2 E: 0 K: 0 S: 11	H: 2 LOB: 1 BB: 0 P: 20	R: 0 E: 0 K: 0 S: 7	H: 1 LOB: 1 BB: 0 P: 10	R: 0 E: 0 K: 1 S: 9	H: 1 LOB: 1 BB: 0 P: 15	R: 0 E: 0 K: 1 S: 10	H: 0 LOB: 0 BB: 0 P: 12	1B: 5 2B: 5 3B: 0 HR: 0	SF: 0 SAC: 0 DP: 2 HBP: 1	WP: 0 PB: 0 SB: 1 CS: 0	PA: 35
PITCHER	IP WLS BF H R ER SO BB IBB HBP BLK WP HR S P ERA WHIP	5.0 L 24 8 5 3 0 0 1 0 0 0 0 0 7 10 0.00 1.000	1.0 4 1 0 0 0 0 0 0 0 0 0 0 9 15 0.00 1.000	1.0 4 1 0 0 1 0 0 0 0 0 0 0 10 12 0.00 0.000																

St. Louis Cardinals @ Miami Marlins
Marlins Park, Miami, FL
Fri Jun 14, 2013, 7:13 PM - 10:00 PM EDT
Att: 15,403 - Roof Closed - 75 F



AB 33
R 5
H 10
RBI 5
BB 1
SO 2
LOB 18



Batter	1	2	3	4	5	6	7	8	9	AB	R	H	RBI	BB	SO	LOB	TOP			
13 Matt Carpenter, L (1,4) OBP: 0.405, SLG: 0.467	L9		19 1B BB			F7		K		3	0	0	0	1	1	1	St. Louis Cardinals @ Miami Marlins Marlins Park, Miami, FL Sun Jun 16 2013, 1:11 PM - 3:57 PM EDT Att: 18,468 - Roof Closed - 79 F			
19 Jon Jay, L (1,8) OBP: 0.326, SLG: 0.342	P6		1B			G3-1		G5-3		4	0	1	1	0	0	1				
3 Carlos Beltrán, S (1,9) OBP: 0.337, SLG: 0.537	F7		K			F7			G6-3	4	0	0	0	0	1	2				
21 Allen Craig, R (1,7) OBP: 0.357, SLG: 0.458	F7					G6-3			G5-3	3	1	0	0	1	0	0				
23 David Freese, R (1,5) OBP: 0.365, SLG: 0.407	G5-3					L5			E8 F9 1B	4	0	1	0	0	0	1				
Matt Adams, L (1,3) OBP: 0.349, SLG: 0.544	G4-3					K			F9 2-3	4	0	1	1	0	1	1				
33 Daniel Descalso, L (1,6) OBP: 0.341, SLG: 0.448			13 WP 19 1B 70 SH5-3			K			G3	4	1	2	0	0	1	1				
48 Tony Cruz, R (1,2) OBP: 0.167, SLG: 0.207			P5			K			L8	3	0	0	0	0	1	1				
4 Yadier Molina, R (9,PH) OBP: 0.396, SLG: 0.496						K			L8	0	0	0	0	0	1	0				
70 Tyler Lyons, L (1,1) OBP: 0.125, SLG: 0.125			SH5-3			G4-3			BB	1	0	0	0	0	0	0				
56 Josh Kelly, R (6,1) OBP: 0.230, SLG: 0.230										0	0	0	0	0	0	0				
43 Seth Maness, R (7,1) OBP: 0.230, SLG: 0.230										0	0	0	0	0	0	0				
43 Shane Robinson, R (8,PH) OBP: 0.230, SLG: 0.230										0	0	0	0	0	1	0				
46 Kevin Siegrist, L (8,1) OBP: 0.230, SLG: 0.230										0	0	0	0	0	0	0				
7 Matt Holliday, R (9,PH) OBP: 0.333, SLG: 0.444										1	0	0	0	0	1	3				
Inning Stats	R: 0 E: 0 K: 0 S: 7	H: 0 LOB: 0 BB: 0 P: 11	R: 0 E: 0 K: 0 S: 9	H: 0 LOB: 0 BB: 0 P: 15	R: 1 E: 0 K: 1 S: 10	H: 2 LOB: 2 BB: 1 P: 20	R: 0 E: 0 K: 1 S: 8	H: 0 LOB: 0 BB: 0 P: 14	R: 0 E: 0 K: 2 S: 10	H: 0 LOB: 0 BB: 0 P: 14	R: 0 E: 1 K: 0 S: 9	H: 1 LOB: 1 BB: 0 P: 12	R: 0 E: 0 K: 1 S: 12	H: 0 LOB: 1 BB: 2 P: 20	R: 1 E: 1 K: 1 S: 12	H: 2 LOB: 3 BB: 2 P: 26	1B: 5 2B: 0 3B: 0 HR: 0	SF: 0 DP: 0 HBP: 0	WP: 1 PB: 0 SB: 0 CS: 0	PA: 36
PITCHER	IP WLS BF H R ER SO BB IBB HBP BLK WP HR S P ERA WHIP																			
47 Ricky Nolasco, R (1,1) ERA: 3.61	7.0 W 25 3 1 1 4 1 0 0 0 0 1 0 61 100 1.29 0.571																			
40 Mike Dunn, L (8,1) ERA: 2.73	1.0 4 0 0 0 1 1 0 0 0 0 0 0 12 20 0.00 1.000																			
50 Chad Qualls, R (9,1) ERA: 3.08	0.2 6 2 1 1 0 2 0 0 0 0 0 0 9 21 13.50 6.000																			
31 Steve Cishek, R (9,1) ERA: 3.81	0.1 S 1 0 0 0 1 0 0 0 0 0 0 0 3 5 0.00 0.000																			

Batter	1	2	3	4	5	6	7	8	9	AB	R	H	RBI	BB	SO	LOB	BOTTOM	
9 Juan Pierre, L (1,7) OBP: 0.304, SLG: 0.320	27 2B 20 1B		G4-3			F7		G6-3		5	1	2	2	0	0	1	St. Louis Cardinals @ Miami Marlins Marlins Park, Miami, FL Sun Jun 16 2013, 1:11 PM - 3:57 PM EDT Att: 18,468 - Roof Closed - 79 F	
59 Ed Lucas, R (1,3) OBP: 0.379, SLG: 0.333	F8		F9			K		F9		5	0	0	0	0	1	4		
27 Giancarlo Stanton, R (1,9) OBP: 0.360, SLG: 0.475	20 1B					G6-3		K		4	1	1	0	1	1	1		
20 Justin Ruggiano, R (1,8) OBP: 0.296, SLG: 0.388	51 S 2H 3H		F8			3 1B 30 2B		G6-3		4	1	2	2	0	0	1		
51 Derek Dietrich, L (1,4) OBP: 0.279, SLG: 0.403	K					P3		3 1B		4	1	1	0	0	2	2		
3 Adelmir Hecchavarria, R (1,6) OBP: 0.255, SLG: 0.308	K		G4-3			G4-3		6 G1-3 30 1B		4	1	2	1	0	1	1		
30 Placido Polanco, R (1,5) OBP: 0.297, SLG: 0.270	K					47 BB 9 HBP 9 1B		6 G1-3 30 1B		4	1	3	2	0	1	0		
6 Jeff Mathis, R (1,2) OBP: 0.178, SLG: 0.244	G4-3					47 BB 9 HBP 9 1B		G1-3		3	1	0	0	0	0	3		
47 Ricky Nolasco, R (1,1) OBP: 0.192, SLG: 0.167						9 1B		G4-3		1	0	0	0	2	1	0		
54 Jordan Brown, L (7,PH) OBP: 0.333, SLG: 0.400						9 1B		G4-3		1	0	0	0	0	0	2		
40 Mike Dunn, L (8,1) OBP: 0.230, SLG: 0.230										0	0	0	0	0	0	0		
50 Chad Qualls, R (9,1) OBP: 0.230, SLG: 0.230										0	0	0	0	0	0	0		
31 Steve Cishek, R (9,1) OBP: 0.230, SLG: 0.230										0	0	0	0	0	0	0		
Inning Stats	R: 2 E: 0 K: 2 S: 13	H: 3 LOB: 1 BB: 0 P: 20	R: 0 E: 0 K: 2 S: 7	H: 0 LOB: 0 BB: 0 P: 7	R: 0 E: 0 K: 0 S: 6	H: 0 LOB: 1 BB: 1 P: 11	R: 2 E: 0 K: 2 S: 13	H: 2 LOB: 2 BB: 1 P: 23	R: 0 E: 0 K: 1 S: 11	H: 0 LOB: 1 BB: 1 P: 19	R: 1 E: 0 K: 0 S: 11	H: 3 LOB: 2 BB: 0 P: 16	R: 0 E: 0 K: 0 S: 6	H: 0 LOB: 0 BB: 0 P: 8	1B: 8 2B: 3 3B: 0 HR: 0	SF: 0 DP: 0 HBP: 1	WP: 0 PB: 0 SB: 1 CS: 0	PA: 39
PITCHER	IP WLS BF H R ER SO BB IBB HBP BLK WP HR S P ERA WHIP																	
70 Tyler Lyons, L (1,1) ERA: 4.65	5.1 L 28 8 6 6 6 3 0 0 0 0 0 0 6 9 10.12 2.062																	
56 Josh Kelly, R (6,1) ERA: 5.19	0.2 2 0 0 0 1 0 0 0 0 0 0 0 6 9 0.00 0.000																	
43 Seth Maness, R (7,1) ERA: 3.54	1.0 6 3 1 1 0 0 0 0 0 0 0 0 11 16 9.00 3.000																	
46 Kevin Siegrist, L (8,1) ERA: 3.54	1.0 3 0 0 0 0 0 0 0 0 0 0 0 6 8 0.00 0.000																	

livebaseballscorecards.com

Batter	1	2	3	4	5	6	7	8	9	AB	R	H	RBI	BB	SO	LOB	TOP					
24 Luis Valbuena, L (1,5) OBP: 0.365, SLG: 0.418										2	1	1	0	2	0	1	Chicago Cubs @ St. Louis Cardinals Busch Stadium, St. Louis, MO Mon Jun 17 2013, 8:06 PM - 10:48 PM CDT Att. 44,172 - Rain - 69 F					
13 Starlin Castro, R (1,6) OBP: 0.277, SLG: 0.336										4	0	1	0	0	2	2						
19 Nate Schierholz, L (1,9) OBP: 0.342, SLG: 0.560										3	0	1	1	1	1	2						
12 Alfonso Soriano, R (1,7) OBP: 0.285, SLG: 0.398										4	0	0	0	0	2	4						
44 Anthony Rizzo, L (1,3) OBP: 0.327, SLG: 0.444										4	0	0	0	0	1	3						
6 Ryan Sweeney, L (1,8) OBP: 0.354, SLG: 0.452										4	0	0	0	0	0	0						
53 Welington Castillo, R (1,2) OBP: 0.317, SLG: 0.337										3	0	1	0	1	0	0						
15 Darwin Barney, R (1,4) OBP: 0.282, SLG: 0.327										4	1	1	1	0	0	2						
37 Travis Wood, R (1,1) OBP: 0.323, SLG: 0.517										2	0	0	0	0	1	1						
20 Julio Borbon, L (8,PH) OBP: 0.274, SLG: 0.281										1	0	0	0	0	1	0						
62 Henry Alberto Rodriguez, R (9,PH) OBP: 0.341, SLG: 0.494										1	0	0	0	0	0	0						
30 Dioner Navarro, S (9,PH) OBP: 0.341, SLG: 0.494										1	0	0	0	0	0	0						
Inning Stats	R: 0 E: 0 K: 2 S: 12	H: 0 LOB: 1 BB: 1 P: 22	R: 0 E: 0 K: 0 S: 12	H: 0 LOB: 1 BB: 1 P: 17	R: 0 E: 0 K: 2 S: 11	H: 1 LOB: 1 BB: 0 P: 18	R: 0 E: 0 K: 0 S: 8	H: 0 LOB: 0 BB: 0 P: 11	R: 0 E: 0 K: 1 S: 9	H: 0 LOB: 0 BB: 0 P: 15	R: 0 E: 0 K: 1 S: 10	H: 0 LOB: 0 BB: 0 P: 18	R: 0 E: 0 K: 0 S: 4	H: 0 LOB: 0 BB: 0 P: 8	R: 1 E: 0 K: 2 S: 16	H: 2 LOB: 2 BB: 1 P: 22	R: 1 E: 0 K: 0 S: 9	H: 1 LOB: 0 BB: 0 P: 11	1B: 4 2B: 0 3B: 0 HR: 1	SF: 0 SAC: 0 DP: 0 HBP: 0	WP: 1 PB: 0 SB: 0 CS: 0	PA: 36
PITCHER	IP WLS BF H R ER SO BB IBB HBP BLK WP HR S P ERA WHIP																					
40 Shelby Miller, R (1,1) ERA: 2.08	5.0 W 19 2 0 0 5 2 0 0 0 0 1 0 52 83 0.00 0.800																					
46 Kevin Siegrist, L (6,1) ERA: 3.43	1.1 H 5 0 0 0 1 1 0 0 0 0 0 0 3 5 0.00 0.750																					
43 Seth Maness, R (7,1) ERA: 1.82	0.2 H 2 0 0 0 0 0 0 0 0 0 0 0 3 5 0.00 0.000																					
26 Trevor Rosenthal, R (8,1) ERA: 1.82	0.2 S 5 2 1 1 2 1 0 0 0 0 0 0 14 19 13.50 4.500																					
44 Edward Mujica, R (8,1) ERA: 2.93	1.1 S 5 1 1 1 0 0 0 0 0 0 0 1 11 14 6.75 0.750																					

Batter	1	2	3	4	5	6	7	8	9	AB	R	H	RBI	BB	SO	LOB	BOTTOM			
13 Matt Carpenter, L (1,4) OBP: 0.400, SLG: 0.460										4	0	0	0	0	1	2	Chicago Cubs @ St. Louis Cardinals Busch Stadium, St. Louis, MO Mon Jun 17 2013, 8:06 PM - 10:48 PM CDT Att. 44,172 - Rain - 69 F			
3 Carlos Beltrán, S (1,9) OBP: 0.340, SLG: 0.535										3	2	1	0	0	0	0				
7 Matt Holliday, R (1,7) OBP: 0.355, SLG: 0.445										4	1	2	0	0	1	0				
21 Allen Craig, R (1,3) OBP: 0.352, SLG: 0.453										3	0	0	1	0	1	2				
4 Yadier Molina, R (1,2) OBP: 0.399, SLG: 0.500										4	1	2	2	0	0	1				
23 David Freese, R (1,5) OBP: 0.362, SLG: 0.403										4	1	1	0	0	0	2				
19 Jon Jay, L (1,8) OBP: 0.324, SLG: 0.339										2	0	0	0	0	0	1				
38 Pete Kozma, R (1,6) OBP: 0.306, SLG: 0.329										3	0	2	0	0	0	0				
40 Shelby Miller, R (1,1) OBP: 0.288, SLG: 0.372										1	0	0	0	0	0	1				
12 Ty Wigginton, R (5,PH) OBP: 0.274, SLG: 0.281										1	0	0	0	0	0	0				
46 Kevin Siegrist, L (8,1) ERA: 3.79										0	0	0	0	0	0	0				
43 Seth Maness, R (7,1) ERA: 1.82										0	0	0	0	0	0	0				
43 Shane Robinson, R (7,PH) OBP: 0.341, SLG: 0.494										0	0	0	0	0	0	0				
26 Trevor Rosenthal, R (8,1) ERA: 1.82										0	0	0	0	0	0	0				
44 Edward Mujica, R (8,1) ERA: 2.93										0	0	0	0	0	0	0				
Inning Stats	R: 0 E: 0 K: 2 S: 8	H: 0 LOB: 0 BB: 0 P: 14	R: 0 E: 0 K: 1 S: 7	H: 0 LOB: 0 BB: 0 P: 10	R: 0 E: 0 K: 0 S: 9	H: 1 LOB: 1 BB: 0 P: 12	R: 2 E: 0 K: 0 S: 6	H: 3 LOB: 1 BB: 0 P: 10	R: 0 E: 0 K: 1 S: 7	H: 0 LOB: 0 BB: 0 P: 12	R: 0 E: 0 K: 0 S: 5	H: 0 LOB: 0 BB: 0 P: 8	R: 2 E: 1 K: 0 S: 13	H: 3 LOB: 1 BB: 0 P: 17	R: 1 E: 1 K: 0 S: 6	H: 1 LOB: 1 BB: 0 P: 9	1B: 6 2B: 2 3B: 0 HR: 0	SF: 2 SAC: 1 DP: 0 HBP: 1	WP: 0 PB: 0 SB: 0 CS: 0	PA: 33
PITCHER	IP WLS BF H R ER SO BB IBB HBP BLK WP HR S P ERA WHIP																			
37 Travis Wood, L (1,1) ERA: 2.74	7.0 L 28 7 4 3 4 0 0 0 0 0 0 0 55 83 3.86 1.000																			
62 Henry Alberto Rodriguez, R (1,1) ERA: 3.79	1.0 S 5 1 1 0 0 0 0 0 1 0 0 0 6 9 0.00 1.000																			

AB	32
R	2
H	5
RBI	2
BB	4
SO	8
LOB	15



AB	29
R	5
H	8
RBI	4
BB	0
SO	4
LOB	9



Batter	1	2	3	4	5	6	7	8	9	AB	R	H	RBI	BB	SO	LOB	TOP		
24 Luis Valbuena, L OBP: 0.363, SLG: 0.420	F8				G3		G6-3			4	0	1	0	0	0	1			
13 Starlin Castro, R OBP: 0.273, SLG: 0.331	G6-3	F9			F9			G5-3		4	0	0	0	0	0	1			
19 Nate Schierholz, L OBP: 0.343, SLG: 0.562	12 2B		G3			F8				3	1	1	0	1	0	0			
12 Alfonso Soriano, R OBP: 0.285, SLG: 0.399	6 HR		G1			G1-3		P6		4	1	1	1	0	0	1			
6 Ryan Sweeney, L OBP: 0.327, SLG: 0.506	2H		K					P4		4	1	2	2	0	1	1			
1 Cody Ransom, R OBP: 0.327, SLG: 0.580	HR				F8		K			4	1	1	1	0	1	1			
53 Welington Castillo, R OBP: 0.316, SLG: 0.335	G6-3		L8			G6-3				4	0	1	0	0	0	0			
15 Darwin Barney, R OBP: 0.282, SLG: 0.325		G4-3			K			F9		4	0	1	0	0	1	1			
29 Jeff Samardzija, R OBP: 0.120, SLG: 0.250		P4			G6-3					3	0	0	0	0	1	1			
63 Kevin Gregg, R						SH2-4		K		0	0	0	0	0	0	0			
Inning Stats	R: 4 H: 4 E: 0 K: 0 S: 17	H: 4 LOB: 0 BB: 0 P: 28	R: 0 H: 1 E: 0 K: 0 S: 8	H: 1 LOB: 1 BB: 0 P: 14	R: 0 H: 0 E: 0 K: 1 S: 10	H: 0 LOB: 0 BB: 0 P: 15	R: 0 H: 0 E: 0 K: 1 S: 7	H: 0 LOB: 0 BB: 0 P: 8	R: 0 H: 1 E: 0 K: 1 S: 9	H: 1 LOB: 1 BB: 0 P: 14	R: 0 H: 1 E: 0 K: 0 S: 13	H: 0 LOB: 1 BB: 0 P: 17	R: 0 H: 0 E: 0 K: 0 S: 11	H: 0 LOB: 1 BB: 0 P: 21	R: 0 H: 1 E: 0 K: 1 S: 6	H: 1 LOB: 1 BB: 0 P: 6	1B: 2 2B: 4 3B: 0 HR: 2	SF: 0 SAC: 1 DP: 0 HBP: 0	WP: 0 PA: 36 PB: 0 SB: 0 CS: 0
PITCHER	IP WLS BF H R ER SO BB IBB HBP BLK WP HR S P ERA WHIP																		
50 Adam Wainwright, R ERA: 2.37	7.0 L 28 7 4 4 3 0 0 0 0 0 0 2 71 104 5.14 1.000																		
65 Keith Butler, R ERA: 2.51	1.0 4 0 0 0 0 1 0 0 0 0 0 0 11 21 0.00 1.000																		
58 Joe Kelly, R ERA: 5.0	1.0 4 1 0 0 1 0 0 0 0 0 0 0 6 6 0.00 1.000																		

Chicago Cubs @ St. Louis Cardinals
 Busch Stadium, St. Louis, MO
 Tue Jun 18 2013, 7:17 PM - 9:53 PM CDT
 Att: 44,139 - Partly Cloudy - 84 F

AB	34
R	4
H	8
RBI	4
BB	1
SO	4
LOB	7



Batter	1	2	3	4	5	6	7	8	9	AB	R	H	RBI	BB	SO	LOB	BOTTOM
13 Matt Carpenter, L OBP: 0.395, SLG: 0.453	L6		G4-3			P6		F9		4	0	0	0	0	0	0	
3 Carlos Beltrán, S OBP: 0.346, SLG: 0.552					7 2B				G4-3	3	1	2	1	1	0	0	
7 Matt Holliday, R OBP: 0.353, SLG: 0.442	G5-3		G4-3			G5-3				4	1	1	0	0	0	2	
21 Allen Craig, R OBP: 0.351, SLG: 0.450	G4-3					K				4	0	1	0	0	2	1	
4 Yadier Molina, R OBP: 0.408, SLG: 0.506										3	0	3	1	0	0	0	
43 Shane Robinson, R (P, PR) OBP: 0.343, SLG: 0.333										0	0	0	0	0	0	0	
23 David Freese, R OBP: 0.355, SLG: 0.395	G5-4-3					G6-4-3			G6-3-4-6	4	0	0	0	0	1	5	
19 Jon Jay, L OBP: 0.324, SLG: 0.339										3	0	1	0	0	1	1	
38 Pete Kozma, R OBP: 0.303, SLG: 0.325										3	0	0	0	0	1	1	
50 Adam Wainwright, R OBP: 0.139, SLG: 0.167										2	0	0	0	0	0	0	
65 Keith Butler, R										0	0	0	0	0	0	0	
Matt Adams, L OBP: 0.345, SLG: 0.538										1	0	0	0	0	1	0	
58 Joe Kelly, R										0	0	0	0	0	0	0	
Inning Stats	R: 0 H: 1 E: 0 K: 0 S: 8	H: 1 LOB: 1 BB: 0 P: 9	R: 0 H: 1 E: 0 K: 1 S: 9	H: 1 LOB: 0 BB: 0 P: 13	R: 0 H: 0 E: 0 K: 1 S: 7	H: 0 LOB: 0 BB: 0 P: 11	R: 0 H: 0 E: 0 K: 1 S: 8	H: 0 LOB: 0 BB: 1 P: 13	R: 0 H: 1 E: 0 K: 2 S: 11	H: 1 LOB: 1 BB: 0 P: 15	R: 0 H: 1 E: 0 K: 1 S: 8	H: 0 LOB: 0 BB: 0 P: 12	R: 0 H: 3 E: 0 K: 0 S: 12	H: 3 LOB: 2 BB: 0 P: 21	1B: 6 2B: 2 3B: 0 HR: 1	SF: 0 SAC: 0 DP: 4 HBP: 1	WP: 0 PA: 33 PB: 0 SB: 0 CS: 0
PITCHER	IP WLS BF H R ER SO BB IBB HBP BLK WP HR S P ERA WHIP																
29 Jeff Samardzija, R ERA: 3.35	8.1 W 31 7 2 2 2 0 1 0 1 0 0 1 76 115 2.16 0.960																
63 Kevin Gregg, R ERA: 0.61	0.2 S 2 1 0 0 0 0 0 0 0 0 0 0 5 10 0.00 1.500																

Chicago Cubs @ St. Louis Cardinals
 Busch Stadium, St. Louis, MO
 Tue Jun 18 2013, 7:17 PM - 9:53 PM CDT
 Att: 44,139 - Partly Cloudy - 84 F

AB	31
R	2
H	8
RBI	2
BB	1
SO	6
LOB	10



Batter	1	2	3	4	5	6	7	8	9	AB	R	H	RBI	BB	SO	LOB	TOP										
24 Luis Valbuena, L (1.5)	G3		1B		G5-4-3			K		4	0	1	0	0	1	2	Chicago Cubs @ St. Louis Cardinals Busch Stadium, St. Louis, MO Wed Jun 19 2013, 7:16 PM - 10:08 PM CDT Att: 43,878 - Partly Cloudy - 83 F										
13 Starlin Castro, R (1.6)	G6-3		G3-1			G6-3		K		4	0	0	0	0	1	2											
19 Nate Schierholz, L (1.9)	P5		K			G6-4-3		F7		3	0	0	0	1	1	0											
12 Alfonso Soriano, R (1.7)		G6-3		K		G6-4-3		P6		4	0	0	0	0	1	1											
44 Anthony Rizzo, L (1.3)		FC4		HBP		G4-3		F8		3	1	1	0	0	0	0											
6 Ryan Sweeney, L (1.8)	FC4		G6-3			G4-3		G6-3		3	0	0	0	0	0	2											
53 Welington Castillo, R (1.2)		BB		G6-3		G6-3				2	0	0	0	1	0	1											
15 Darwin Barney, R (1.4)	SF8				F8			BB		1	0	0	1	1	0	0											
36 Edwin Jackson, R (1.1)		G5-3						P4		1	0	0	0	1	0	2											
33 Carlos Villanueva, R (6.1)										0	0	0	0	0	0	0											
54 Shawn Camp, R (7.1)										0	0	0	0	0	0	0											
20 Julio Borbon, L (8. PH)										1	0	0	0	0	0	1											
50 Blake Parker, R (8.1)										0	0	0	0	0	0	0											
Inning Stats	R: 0 E: 0 K: 0 S: 8	H: 0 LOB: 0 BB: 0 P: 12	R: 1 E: 2 K: 0 S: 10	H: 1 LOB: 2 BB: 1 P: 16	R: 0 E: 0 K: 1 S: 9	H: 1 LOB: 0 BB: 0 P: 13	R: 0 E: 0 K: 1 S: 13	H: 0 LOB: 1 BB: 0 P: 19	R: 0 E: 0 K: 0 S: 4	H: 0 LOB: 0 BB: 1 P: 9	R: 0 E: 0 K: 0 S: 9	H: 0 LOB: 0 BB: 1 P: 15	R: 0 E: 0 K: 0 S: 8	H: 0 LOB: 0 BB: 0 P: 12	R: 0 E: 0 K: 2 S: 11	H: 0 LOB: 1 BB: 1 P: 18	R: 0 E: 0 K: 0 S: 6	H: 0 LOB: 0 BB: 0 P: 8	1B: 2 2B: 0 3B: 0 HR: 0	SF: 1 SAC: 0 DP: 2 HBP: 1	WP: 0 PB: 1 SB: 0 CS: 1	PA: 32					
PITCHER	IP	WLS	BF	H	R	ER	SO	BB	IBB	HBP	BLK	WP	HR	S	P	ERA	WHIP										
35 Jake Westbrook, R (1.1)	7.0	W	25	2	1	0	2	3	0	1	0	0	0	61	96	0.00	0.714										
28 Trevor Rosenthal, R (8.1)	1.0	H	4	0	0	0	2	1	0	0	0	0	0	11	18	0.00	1.000										
44 Edward Mujica, R (9.1)	1.0	S	3	0	0	0	0	0	0	0	0	0	0	6	8	0.00	0.000										

Chicago Cubs @ St. Louis Cardinals
 Busch Stadium, St. Louis, MO
 Wed Jun 19 2013, 7:16 PM - 10:08 PM CDT
 Att: 43,878 - Partly Cloudy - 83 F

AB 26
 R 1
 H 2
 RBI 1
 BB 4
 SO 4
 LOB 11



Batter	1	2	3	4	5	6	7	8	9	AB	R	H	RBI	BB	SO	LOB	BOTTOM										
13 Matt Carpenter, L (1.4)	BB	F7			WP	G3-1				4	1	2	0	0	0	3	Chicago Cubs @ St. Louis Cardinals Busch Stadium, St. Louis, MO Wed Jun 19 2013, 7:16 PM - 10:08 PM CDT Att: 43,878 - Partly Cloudy - 83 F										
3 Carlos Beltrán, S (1.9)	BB		G4-3		G6-3		G3			3	0	1	0	1	0	1											
7 Matt Holliday, R (1.7)	F8		G4-3							4	0	2	0	0	0	3											
43 Shane Robinson, R (9.7)			G4-3			FC6-4	G4-6-3			0	0	0	0	0	0	0											
21 Allen Craig, R (1.3)			K		FC6-4	HR	G4-6-3			4	1	1	1	0	1	2											
4 Yadier Molina, R (1.2)	P3		G5-3			HR		F8		4	1	1	2	0	0	2											
19 Jon Jay, L (1.8)	G3-1		G5-3			HR		K		3	1	0	0	0	1	2											
33 Daniel Descalso, L (1.5)	F7		G6-3			HBP		K2-3		4	0	1	0	0	1	0											
38 Pete Kozma, R (1.6)	G6-3				F8					3	0	1	1	0	0	0											
35 Jake Westbrook, R (1.1)										1	0	0	0	1	0	0											
26 Trevor Rosenthal, R (8.1)										0	0	0	0	0	0	0											
44 Edward Mujica, R (9.1)										0	0	0	0	0	0	0											
Inning Stats	R: 1 E: 0 K: 0 S: 13	H: 2 LOB: 2 BB: 1 P: 22	R: 0 E: 0 K: 0 S: 5	H: 0 LOB: 1 BB: 1 P: 11	R: 0 E: 0 K: 1 S: 8	H: 1 LOB: 0 BB: 0 P: 15	R: 0 E: 0 K: 0 S: 8	H: 0 LOB: 0 BB: 0 P: 13	R: 0 E: 0 K: 0 S: 14	H: 1 LOB: 1 BB: 0 P: 20	R: 3 E: 0 K: 0 S: 17	H: 4 LOB: 2 BB: 0 P: 26	R: 0 E: 0 K: 0 S: 6	H: 1 LOB: 0 BB: 0 P: 8	R: 0 E: 0 K: 2 S: 12	H: 0 LOB: 0 BB: 0 P: 16	R: 0 E: 0 K: 0 S: 6	H: 0 LOB: 0 BB: 0 P: 8	1B: 8 2B: 0 3B: 0 HR: 1	SF: 0 SAC: 1 DP: 2 HBP: 1	WP: 1 PB: 0 SB: 0 CS: 0	PA: 34					
PITCHER	IP	WLS	BF	H	R	ER	SO	BB	IBB	HBP	BLK	WP	HR	S	P	ERA	WHIP										
36 Edwin Jackson, R (1.1)	5.1	L	24	6	4	4	1	2	0	1	0	0	0	9	94	6.75	1.500										
33 Carlos Villanueva, R (6.1)	0.2		4	2	0	0	0	0	0	0	0	0	0	9	13	0.00	3.000										
54 Shawn Camp, R (7.1)	1.0		3	1	0	0	0	0	0	0	0	0	0	6	8	0.00	1.000										
50 Blake Parker, R (8.1)	1.0		3	0	0	0	2	0	0	0	0	0	0	12	16	0.00	0.000										

Chicago Cubs @ St. Louis Cardinals
 Busch Stadium, St. Louis, MO
 Wed Jun 19 2013, 7:16 PM - 10:08 PM CDT
 Att: 43,878 - Partly Cloudy - 83 F

AB 30
 R 4
 H 9
 RBI 4
 BB 2
 SO 3
 LOB 13



Batter	1	2	3	4	5	6	7	8	9	AB	R	H	RBI	BB	SO	LOB	TOP							
24 Luis Valbuena, L (1,5) OBP: 0.363, SLG: 0.411	F8		BB		BB			K		2	0	0	0	2	1	0	Chicago Cubs @ St. Louis Cardinals Busch Stadium, St. Louis, MO Thu Jun 20 2013, 7:18 PM - 10:19 PM CDT Att: 43,651 - Partly Cloudy - 88 F							
13 Starlin Castro, R (1,6) OBP: 0.266, SLG: 0.322	K		K		P2			G6-3		4	0	0	0	0	2	4								
19 Nate Schierholz, L (1,9) OBP: 0.339, SLG: 0.545	L7				K			K		3	0	0	0	0	1	0								
21 Scott Hairston, R (8,PH) OBP: 0.208, SLG: 0.344					K			K		1	0	0	0	0	1	0								
12 Alfonso Soriano, R (1,7) OBP: 0.276, SLG: 0.387		K			F8			K		4	0	0	0	0	2	0								
44 Anthony Rizzo, L (1,3) OBP: 0.328, SLG: 0.440		K			F8			P4		4	0	1	0	0	1	0								
6 Ryan Sweeney, L (1,8) OBP: 0.337, SLG: 0.470																								
1 Cody Ransom, R (8,PH) OBP: 0.323, SLG: 0.573	G3-1																							
53 Welington Castillo, R (1,2) OBP: 0.324, SLG: 0.355																								
15 Darwin Barney, R (1,4) OBP: 0.283, SLG: 0.324																								
46 Scott Feldman, L (1,1) OBP: 0.194, SLG: 0.355																								
56 Héctor Rondón, R (6,1) OBP: 0.291, SLG: 0.449																								
20 Julio Borbon, L (7,PH) OBP: 0.299, SLG: 0.271																								
62 Henry Alberto Rodríguez, R (8,PH) OBP: 0.286, SLG: 0.226																								
49 Carlos Marmol, R (8,1) OBP: 0.323, SLG: 0.573																								
Inning Stats	R: 0 E: 0 K: 1 S: 10	H: 0 LOB: 0 BB: 0 P: 15	R: 0 E: 0 K: 2 S: 10	H: 0 LOB: 0 BB: 0 P: 13	R: 1 E: 0 K: 1 S: 11	H: 1 LOB: 1 BB: 1 P: 18	R: 0 E: 0 K: 1 S: 7	H: 0 LOB: 0 BB: 0 P: 10	R: 0 E: 0 K: 1 S: 16	H: 2 LOB: 3 BB: 1 P: 25	R: 0 E: 0 K: 1 S: 8	H: 0 LOB: 0 BB: 0 P: 11	R: 0 E: 0 K: 2 S: 9	H: 1 LOB: 1 BB: 0 P: 12	R: 0 E: 0 K: 0 S: 8	H: 0 LOB: 0 BB: 0 P: 11	R: 0 E: 0 K: 0 S: 10	H: 1 LOB: 1 BB: 0 P: 16	1B: 4 2B: 0 3B: 0 HR: 1	SF: 0 SAC: 0 DP: 0 HBP: 0	WP: 0 PB: 0 SB: 0 CS: 0	PA: 34		
PITCHER	IP WLS BF H R ER SO BB IBB HBP BLK WP HR S P ERA WHIP	IP WLS BF H R ER SO BB IBB HBP BLK WP HR S P ERA WHIP	IP WLS BF H R ER SO BB IBB HBP BLK WP HR S P ERA WHIP	IP WLS BF H R ER SO BB IBB HBP BLK WP HR S P ERA WHIP	IP WLS BF H R ER SO BB IBB HBP BLK WP HR S P ERA WHIP	IP WLS BF H R ER SO BB IBB HBP BLK WP HR S P ERA WHIP	IP WLS BF H R ER SO BB IBB HBP BLK WP HR S P ERA WHIP	IP WLS BF H R ER SO BB IBB HBP BLK WP HR S P ERA WHIP	IP WLS BF H R ER SO BB IBB HBP BLK WP HR S P ERA WHIP	IP WLS BF H R ER SO BB IBB HBP BLK WP HR S P ERA WHIP	IP WLS BF H R ER SO BB IBB HBP BLK WP HR S P ERA WHIP	IP WLS BF H R ER SO BB IBB HBP BLK WP HR S P ERA WHIP	IP WLS BF H R ER SO BB IBB HBP BLK WP HR S P ERA WHIP	IP WLS BF H R ER SO BB IBB HBP BLK WP HR S P ERA WHIP	IP WLS BF H R ER SO BB IBB HBP BLK WP HR S P ERA WHIP	IP WLS BF H R ER SO BB IBB HBP BLK WP HR S P ERA WHIP	IP WLS BF H R ER SO BB IBB HBP BLK WP HR S P ERA WHIP	IP WLS BF H R ER SO BB IBB HBP BLK WP HR S P ERA WHIP	IP WLS BF H R ER SO BB IBB HBP BLK WP HR S P ERA WHIP	IP WLS BF H R ER SO BB IBB HBP BLK WP HR S P ERA WHIP	IP WLS BF H R ER SO BB IBB HBP BLK WP HR S P ERA WHIP	IP WLS BF H R ER SO BB IBB HBP BLK WP HR S P ERA WHIP	IP WLS BF H R ER SO BB IBB HBP BLK WP HR S P ERA WHIP	IP WLS BF H R ER SO BB IBB HBP BLK WP HR S P ERA WHIP

AB	32
R	1
H	5
RBI	1
BB	2
SO	8
LOB	10



Batter	1	2	3	4	5	6	7	8	9	AB	R	H	RBI	BB	SO	LOB	BOTTOM							
13 Matt Carpenter, L (1,4) OBP: 0.397, SLG: 0.458	L4		7 1B		K					4	1	2	1	0	1	0	Chicago Cubs @ St. Louis Cardinals Busch Stadium, St. Louis, MO Thu Jun 20 2013, 7:18 PM - 10:19 PM CDT Att: 43,651 - Partly Cloudy - 88 F							
3 Carlos Beltrán, S (1,9) OBP: 0.347, SLG: 0.543	K		4 BB 7 1B		G3			P5		3	0	0	0	1	1	2								
7 Matt Holliday, R (1,7) OBP: 0.357, SLG: 0.456	L5		4 BB					L8		4	1	2	2	0	0	0								
4 Yadier Molina, R (1,2) OBP: 0.411, SLG: 0.518		2B 23 G6-3	BB		G4-6-3			L9		2	2	1	0	2	0	0								
Matt Adams, L (1,3) OBP: 0.341, SLG: 0.536		19 G3	2B		G4-6-3			F8		4	0	1	0	0	0	4								
23 David Freese, R (1,5) OBP: 0.353, SLG: 0.389		G6-3			G6-3			19 1B 21 1B		3	1	0	1	1	0	1								
19 Jon Jay, L (1,8) OBP: 0.325, SLG: 0.337		G3			38 G6-3			21 1B 13 1B		4	1	2	0	0	1	1								
38 Pete Kozma, R (1,6) OBP: 0.302, SLG: 0.324		F7			G6-3			F5		4	0	1	0	0	0	5								
31 Lance Lynn, S (1,1) OBP: 0.207, SLG: 0.115																								
21 Albert Pujols, R (5,PH) OBP: 0.371, SLG: 0.449																								
43 Seth Maness, R (7,1) OBP: 0.291, SLG: 0.449																								
36 Randy Choate, L (7,1) OBP: 0.286, SLG: 0.226																								
12 Ty Wigington, R (8,PH) OBP: 0.286, SLG: 0.226																								
46 Kevin Siegrist, L (9,1) OBP: 0.323, SLG: 0.573																								
Inning Stats	R: 0 E: 0 K: 1 S: 9	H: 0 LOB: 0 BB: 0 P: 14	R: 1 E: 0 K: 0 S: 6	H: 1 LOB: 1 BB: 1 P: 14	R: 1 E: 0 K: 1 S: 18	H: 2 LOB: 2 BB: 2 P: 32	R: 0 E: 0 K: 0 S: 8	H: 1 LOB: 0 BB: 0 P: 10	R: 0 E: 0 K: 2 S: 9	H: 0 LOB: 0 BB: 0 P: 17	R: 4 E: 0 K: 0 S: 22	H: 5 LOB: 2 BB: 1 P: 38	R: 0 E: 0 K: 0 S: 5	H: 0 LOB: 0 BB: 0 P: 10	R: 0 E: 0 K: 1 S: 9	H: 1 LOB: 1 BB: 0 P: 11	1B: 6 2B: 3 3B: 0 HR: 1	SF: 0 SAC: 0 DP: 2 HBP: 0	WP: 0 PB: 0 SB: 0 CS: 0	PA: 36				
PITCHER	IP WLS BF H R ER SO BB IBB HBP BLK WP HR S P ERA WHIP	IP WLS BF H R ER SO BB IBB HBP BLK WP HR S P ERA WHIP	IP WLS BF H R ER SO BB IBB HBP BLK WP HR S P ERA WHIP	IP WLS BF H R ER SO BB IBB HBP BLK WP HR S P ERA WHIP	IP WLS BF H R ER SO BB IBB HBP BLK WP HR S P ERA WHIP	IP WLS BF H R ER SO BB IBB HBP BLK WP HR S P ERA WHIP	IP WLS BF H R ER SO BB IBB HBP BLK WP HR S P ERA WHIP	IP WLS BF H R ER SO BB IBB HBP BLK WP HR S P ERA WHIP	IP WLS BF H R ER SO BB IBB HBP BLK WP HR S P ERA WHIP	IP WLS BF H R ER SO BB IBB HBP BLK WP HR S P ERA WHIP	IP WLS BF H R ER SO BB IBB HBP BLK WP HR S P ERA WHIP	IP WLS BF H R ER SO BB IBB HBP BLK WP HR S P ERA WHIP	IP WLS BF H R ER SO BB IBB HBP BLK WP HR S P ERA WHIP	IP WLS BF H R ER SO BB IBB HBP BLK WP HR S P ERA WHIP	IP WLS BF H R ER SO BB IBB HBP BLK WP HR S P ERA WHIP	IP WLS BF H R ER SO BB IBB HBP BLK WP HR S P ERA WHIP	IP WLS BF H R ER SO BB IBB HBP BLK WP HR S P ERA WHIP	IP WLS BF H R ER SO BB IBB HBP BLK WP HR S P ERA WHIP	IP WLS BF H R ER SO BB IBB HBP BLK WP HR S P ERA WHIP	IP WLS BF H R ER SO BB IBB HBP BLK WP HR S P ERA WHIP	IP WLS BF H R ER SO BB IBB HBP BLK WP HR S P ERA WHIP	IP WLS BF H R ER SO BB IBB HBP BLK WP HR S P ERA WHIP	IP WLS BF H R ER SO BB IBB HBP BLK WP HR S P ERA WHIP	IP WLS BF H R ER SO BB IBB HBP BLK WP HR S P ERA WHIP

AB	32
R	6
H	10
RBI	6
BB	4
SO	5
LOB	14




Batter	1	2	3	4	5	6	7	8	9	AB R H RBI BB SO LOB	TOP
5 Ian Kinsler, R <small>OBP: 0.374, SLG: 0.473</small> 									4 2 2 0 1 1 1	Texas Rangers @ St. Louis Cardinals Busch Stadium, St. Louis, MO Fri Jun 21 2013, 7:17 PM - 10:20 PM CDT Att: 45,228 - Partly Cloudy - 88 F	
1 Elvis Andrus, R <small>OBP: 0.296, SLG: 0.284</small> 									3 1 1 2 1 0 1		
17 Nelson Cruz, R <small>OBP: 0.330, SLG: 0.517</small> 									5 0 2 3 0 0 2		
29 Adrián Beltré, R <small>OBP: 0.345, SLG: 0.502</small> 									5 0 1 0 0 1 4		
12 A.J. Pierzynski, L <small>OBP: 0.338, SLG: 0.461</small> 									5 1 2 0 0 0 0		
18 Mitch Moreland, L <small>OBP: 0.336, SLG: 0.559</small> 									4 1 1 1 0 1 2		
7 David Murphy, L <small>OBP: 0.274, SLG: 0.382</small> 									4 0 1 0 0 0 1		
2 Leonys Martin, L <small>OBP: 0.333, SLG: 0.420</small> 									4 0 1 0 0 1 2		
45 Derek Holland, S <small>OBP: 0.333, SLG: 0.420</small> 									2 1 0 0 1 1 1		
13 Jurickson Profar, S <small>OBP: 0.324, SLG: 0.376</small> 									1 0 0 0 0 1 0		
56 Neal Cotts, L <small>OBP: 0.333, SLG: 0.420</small> 									0 0 0 0 0 0 0		
36 Joe Nathan, R <small>OBP: 0.333, SLG: 0.420</small> 									0 0 0 0 0 0 0		
Inning Stats R: 0 H: 0 E: 0 K: 1 S: 10 H: 0 BB: 1 LOB: 19 R: 4 H: 4 E: 0 K: 0 S: 21 H: 4 BB: 2 LOB: 37 R: 0 H: 0 E: 0 K: 0 S: 10 H: 0 BB: 0 LOB: 14 R: 0 H: 1 E: 0 K: 0 S: 9 H: 1 BB: 0 LOB: 16 R: 0 H: 0 E: 0 K: 1 S: 12 H: 0 BB: 0 LOB: 17 R: 0 H: 1 E: 0 K: 2 S: 11 H: 1 BB: 0 LOB: 14 R: 0 H: 2 E: 0 K: 0 S: 10 H: 2 BB: 0 LOB: 12 R: 0 H: 0 E: 0 K: 2 S: 7 H: 0 BB: 0 LOB: 9 R: 2 H: 2 E: 1 K: 0 S: 15 H: 2 BB: 0 LOB: 19 1B: 8 SF: 0 2B: 3 SAC: 1 3B: 0 DP: 1 HR: 0 HBP: 0	WP: 1 PA: 41 FB: 0 SB: 0 CS: 0										
PITCHER 70 Tyler Lyons, L <small>ERA: 5.51</small> IP: 1.2 WLS: 11 BF: 3 H: 4 R: 4 ER: 4 SO: 3 BB: 0 IBB: 0 HBP: 0 BLK: 0 WP: 0 HR: 0 S: 25 P: 46 ERA: 21.60 WHIP: 3.600 58 Joe Kelly, R <small>ERA: 4.22</small> IP: 5.0 WLS: 20 BF: 5 H: 0 R: 0 ER: 0 SO: 0 BB: 0 IBB: 0 HBP: 0 BLK: 0 WP: 0 HR: 0 S: 53 P: 77 ERA: 0.00 WHIP: 1.000 36 Randy Choate, L <small>ERA: 2.25</small> IP: 0.1 WLS: 2 BF: 1 H: 0 R: 0 ER: 0 SO: 0 BB: 0 IBB: 0 HBP: 0 BLK: 0 WP: 0 HR: 0 S: 5 P: 6 ERA: 0.00 WHIP: 3.000 26 Trevor Rosenthal, R <small>ERA: 1.91</small> IP: 2.0 WLS: 8 BF: 2 H: 2 R: 2 ER: 1 SO: 2 BB: 0 IBB: 0 HBP: 0 BLK: 0 WP: 1 HR: 0 S: 22 P: 28 ERA: 4.50 WHIP: 1.000	PITCHER IP: 1.2 WLS: 11 BF: 3 H: 4 R: 4 ER: 4 SO: 3 BB: 0 IBB: 0 HBP: 0 BLK: 0 WP: 0 HR: 0 S: 25 P: 46 ERA: 21.60 WHIP: 3.600 IP: 5.0 WLS: 20 BF: 5 H: 0 R: 0 ER: 0 SO: 0 BB: 0 IBB: 0 HBP: 0 BLK: 0 WP: 0 HR: 0 S: 53 P: 77 ERA: 0.00 WHIP: 1.000 IP: 0.1 WLS: 2 BF: 1 H: 0 R: 0 ER: 0 SO: 0 BB: 0 IBB: 0 HBP: 0 BLK: 0 WP: 0 HR: 0 S: 5 P: 6 ERA: 0.00 WHIP: 3.000 IP: 2.0 WLS: 8 BF: 2 H: 2 R: 2 ER: 1 SO: 2 BB: 0 IBB: 0 HBP: 0 BLK: 0 WP: 1 HR: 0 S: 22 P: 28 ERA: 4.50 WHIP: 1.000										

AB	37
R	6
H	11
RBI	6
BB	3
SO	6
LOB	14



AB	31
R	4
H	6
RBI	3
BB	5
SO	6
LOB	10



Batter	1	2	3	4	5	6	7	8	9	AB	R	H	RBI	BB	SO	LOB	TOP										
5 Ian Kinsler, R OBP: 0.370, SLG: 0.466										5	0	1	0	0	1	3											
1 Elvis Andrus, R OBP: 0.295, SLG: 0.284										4	1	1	0	0	0	1											
17 Nelson Cruz, R OBP: 0.332, SLG: 0.528										4	1	2	2	0	1	1											
29 Adrian Beltré, R OBP: 0.344, SLG: 0.502										4	1	1	0	0	0	2											
12 A.J. Pierzynski, L OBP: 0.337, SLG: 0.472										4	1	1	2	0	0	0											
18 Mitch Moreland, L OBP: 0.335, SLG: 0.551										3	0	0	0	1	2	0											
7 David Murphy, L OBP: 0.274, SLG: 0.380									4	0	1	0	0	0	1												
2 Leonys Martín, L OBP: 0.337, SLG: 0.422										4	0	2	0	0	1	1											
33 Martín Pérez, L										3	0	0	0	0	2	4											
52 Tanner Scheppers, R										0	0	0	0	0	0	0											
13 Jurickson Profar, S										1	0	0	0	0	1	0											
36 Joe Nathan, R										0	0	0	0	0	0	0											
Inning Stats	R: 0 H: 0 E: 0 K: 2 S: 10	H: 0 R: 0 LOB: 0 BB: 0 P: 12	R: 2 H: 3 E: 0 K: 1 S: 14	H: 1 R: 0 LOB: 1 BB: 0 P: 18	R: 2 H: 2 E: 0 K: 0 S: 15	H: 2 R: 0 LOB: 0 BB: 0 P: 22	R: 0 H: 1 E: 0 K: 2 S: 10	H: 1 R: 0 LOB: 1 BB: 0 P: 12	R: 0 H: 1 E: 0 K: 0 S: 9	H: 1 R: 0 LOB: 3 BB: 1 P: 10	R: 0 H: 1 E: 0 K: 0 S: 9	H: 1 R: 0 LOB: 0 BB: 0 P: 16	R: 0 H: 0 E: 0 K: 1 S: 7	H: 0 R: 0 LOB: 0 BB: 0 P: 10	R: 0 H: 0 E: 0 K: 2 S: 13	H: 0 R: 0 LOB: 0 BB: 0 P: 16	1B: 6 2B: 1 3B: 0 HR: 2	SF: 0 SAC: 0 DP: 1 HBP: 0	WP: 0 PB: 0 SB: 0 CS: 0	PA: 37							
PITCHER	IP	WLS	BF	H	R	ER	SO	BB	IBB	HBP	BLK	WP	HR	S	P	ERA	WHIP										
40 Shelby Miller, R ERA: 2.35	5.2	L	27	8	4	4	5	1	0	0	0	0	2	65	90	6.35	1.588										
43 Seth Maness, R ERA: 3.13	1.1		4	1	0	0	0	0	0	0	0	0	0	13	19	0.00	0.750										
46 Kevin Siegrist, L ERA:	1.0		3	0	0	0	1	0	0	0	0	0	0	7	10	0.00	0.000										
67 Michael Blazek, R ERA:	1.0		3	0	0	0	2	0	0	0	0	0	0	13	16	0.00	0.000										

Texas Rangers @ St. Louis Cardinals
 Busch Stadium, St. Louis, MO
 Sat Jun 22 2013, 7:23 PM - 9:49 PM CDT
 Att: 44,651 - Cloudy - 70 F

livebaseballscorecards.com

AB 36
 R 4
 H 9
 RBI 4
 BB 1
 SO 8
 LOB 13

Batter	1	2	3	4	5	6	7	8	9	AB	R	H	RBI	BB	SO	LOB	BOTTOM										
13 Matt Carpenter, L OBP: 0.399, SLG: 0.459										4	0	2	0	0	0	0											
3 Carlos Beltrán, S OBP: 0.350, SLG: 0.542										4	1	2	0	0	0	1											
7 Matt Holliday, R OBP: 0.351, SLG: 0.444										4	0	0	0	0	0	4											
21 Allen Craig, R OBP: 0.352, SLG: 0.450										4	0	1	1	0	1	0											
4 Yadier Molina, R OBP: 0.403, SLG: 0.509										4	0	0	0	0	2	1											
23 David Freese, R OBP: 0.354, SLG: 0.395										4	1	2	0	0	0	0											
43 Shane Robinson, R OBP: 0.343, SLG: 0.327										1	0	0	1	1	0	0											
67 Michael Blazek, R										0	0	0	0	0	0	0											
38 Pete Kozma, R OBP: 0.298, SLG: 0.322										3	0	0	0	0	0	2											
40 Shelby Miller, R OBP: 0.285, SLG: 0.351										2	0	0	0	0	1	0											
43 Seth Maness, R										0	0	0	0	0	0	0											
46 Kevin Siegrist, L										0	0	0	0	0	0	0											
12 Ty Wigginton, R OBP: 0.285, SLG: 0.216										0	0	0	0	0	0	0											
19 Jon Jay, L OBP: 0.152, SLG: 0.332										1	0	0	0	0	0	0											
Inning Stats	R: 1 H: 2 E: 0 K: 1 S: 14	H: 1 R: 0 LOB: 0 BB: 0 P: 14	R: 0 H: 1 E: 0 K: 0 S: 4	H: 1 R: 0 LOB: 0 BB: 0 P: 5	R: 0 H: 1 E: 0 K: 0 S: 9	H: 1 R: 0 LOB: 2 BB: 1 P: 17	R: 0 H: 0 E: 0 K: 1 S: 8	H: 0 R: 0 LOB: 0 BB: 0 P: 10	R: 0 H: 0 E: 0 K: 1 S: 8	H: 0 R: 0 LOB: 0 BB: 0 P: 12	R: 0 H: 0 E: 0 K: 0 S: 5	H: 0 R: 0 LOB: 0 BB: 0 P: 6	R: 0 H: 2 E: 0 K: 0 S: 9	H: 0 R: 0 LOB: 1 BB: 0 P: 13	R: 0 H: 0 E: 0 K: 1 S: 7	H: 0 R: 0 LOB: 0 BB: 0 P: 11	1B: 6 2B: 0 3B: 1 HR: 0	SF: 1 SAC: 0 DP: 2 HBP: 0	WP: 0 PB: 0 SB: 0 CS: 0	PA: 33							
PITCHER	IP	WLS	BF	H	R	ER	SO	BB	IBB	HBP	BLK	WP	HR	S	P	ERA	WHIP										
33 Martín Pérez, L ERA: 3.65	7.0	W	26	5	2	2	3	1	0	0	0	0	0	55	82	2.57	0.857										
52 Tanner Scheppers, R ERA: 0.97	1.0	H	4	2	0	0	0	0	0	0	0	0	0	9	13	0.00	2.000										
36 Joe Nathan, R ERA: 1.72	1.0	S	3	0	0	0	1	0	0	0	0	0	0	7	11	0.00	0.000										

Texas Rangers @ St. Louis Cardinals
 Busch Stadium, St. Louis, MO
 Sat Jun 22 2013, 7:23 PM - 9:49 PM CDT
 Att: 44,651 - Cloudy - 70 F

livebaseballscorecards.com

AB 31
 R 2
 H 7
 RBI 2
 BB 1
 SO 4
 LOB 8

Batter	1	2	3	4	5	6	7	8	9	AB	R	H	RBI	BB	SO	LOB	TOP											
5 Ian Kinsler, R OBP: 0.373, SLG: 0.467										4	0	2	1	0	0	0	Texas Rangers @ St. Louis Cardinals Busch Stadium, St. Louis, MO Sun Jun 23 2013, 10:05 PM - 1:07 AM CDT Att: 44,063 - Drizzlie - 69 F											
1 Elvis Andrus, R OBP: 0.344, SLG: 0.281										3	0	0	0	1	2													
17 Nelson Cruz, R OBP: 0.331, SLG: 0.524										4	0	1	0	0	1	2												
29 Adrián Beltré, R OBP: 0.340, SLG: 0.495										4	0	0	0	0	2	3												
12 A.J. Pierzynski, L OBP: 0.335, SLG: 0.467										4	0	1	0	0	1	0												
18 Mitch Moreland, L OBP: 0.329, SLG: 0.541										4	0	0	0	0	1	1												
7 David Murphy, L OBP: 0.277, SLG: 0.386										4	1	2	0	0	0	0												
2 Leonys Martín, L OBP: 0.335, SLG: 0.418										4	1	1	1	0	2	1												
49 Nick Tepech, R 46 Robbie Ross Jr., L 13 Jurickson Profar, S 56 Neal Cotts, L 52 Tanner Scheppers, R 36 Joe Nathan, R										2	0	0	0	0	0	0												
Inning Stats	R: 0 H: 1 E: 0 K: 0 S: 8	H: 1 LOB: 1 BB: 0 P: 12	R: 0 H: 0 E: 0 K: 0 S: 6	H: 1 LOB: 0 BB: 0 P: 11	R: 0 H: 0 E: 0 K: 0 S: 7	H: 0 LOB: 0 BB: 0 P: 10	R: 0 H: 0 E: 0 K: 3 S: 11	H: 0 LOB: 0 BB: 0 P: 15	R: 0 H: 1 E: 0 K: 2 S: 9	H: 1 LOB: 1 BB: 0 P: 14	R: 0 H: 1 E: 0 K: 1 S: 12	H: 1 LOB: 2 BB: 1 P: 19	R: 2 H: 3 E: 1 K: 1 S: 26	H: 3 LOB: 2 BB: 0 P: 41	R: 0 H: 0 E: 0 K: 2 S: 9	H: 0 LOB: 0 BB: 0 P: 12		R: 0 H: 0 E: 0 K: 1 S: 8	H: 0 LOB: 0 BB: 0 P: 12	1B: 6 2B: 1 3B: 0 HR: 0	SF: 0 DP: 1 HBP: 0	WP: 0 PB: 0 SB: 0 CS: 0	PA: 35					
PITCHER	IP	WLS	BF	H	R	ER	SO	BB	IBB	HBP	BLK	WP	HR	S	P	ERA	WHIP											
50 Adam Wainwright, R ERA: 2.31	(1.1)	6.2	L	26	6	2	1	6	1	0	0	0	0	0	68	105	1.35	1.050										
26 Trevor Rosenthal, R ERA: 1.89	(7.1)	0.1		3	1	0	0	1	0	0	0	0	0	11	17	0.00	3.000											
43 Seth Maness, R ERA: 3.04	(8.1)	0.2		2	0	0	0	1	0	0	0	0	0	6	9	0.00	0.000											
36 Randy Choate, L ERA: 2.16	(8.1)	1.1		4	0	0	0	2	0	0	0	0	0	11	15	0.00	0.000											

Batter	1	2	3	4	5	6	7	8	9	AB	R	H	RBI	BB	SO	LOB	BOTTOM										
13 Matt Carpenter, L OBP: 0.403, SLG: 0.472										3	1	2	1	1	0	0	Texas Rangers @ St. Louis Cardinals Busch Stadium, St. Louis, MO Sun Jun 23 2013, 10:05 PM - 1:07 AM CDT Att: 44,063 - Drizzlie - 69 F										
3 Carlos Beltrán, S OBP: 0.345, SLG: 0.534										4	0	0	0	0	1	2											
7 Matt Holliday, R OBP: 0.350, SLG: 0.439										3	0	0	0	1	0	2											
21 Allen Craig, R OBP: 0.354, SLG: 0.449										3	0	1	0	0	1	2											
4 Yadier Molina, R OBP: 0.397, SLG: 0.502										4	0	0	0	0	0	3											
23 David Freese, R OBP: 0.344, SLG: 0.390 26 Trevor Rosenthal, R 43 Seth Maness, R 36 Randy Choate, L Matt Adams, L 43 Shane Bieber, R										3	0	1	0	0	0	2											
19 Jon Jay, L OBP: 0.326, SLG: 0.335										4	0	2	0	0	1	0											
38 Pete Kozma, R OBP: 0.294, SLG: 0.317										4	0	0	0	0	1	4											
50 Adam Wainwright, R OBP: 0.132, SLG: 0.158 33 Daniel Descalso, L OBP: 0.336, SLG: 0.438										2	0	0	0	0	1	2											
Inning Stats	R: 0 H: 0 E: 0 K: 0 S: 7	H: 0 LOB: 0 BB: 0 P: 9	R: 0 H: 0 E: 0 K: 0 S: 9	H: 0 LOB: 0 BB: 0 P: 16	R: 0 H: 0 E: 0 K: 1 S: 8	H: 0 LOB: 0 BB: 0 P: 9	R: 0 H: 0 E: 0 K: 1 S: 8	H: 0 LOB: 1 BB: 1 P: 17	R: 0 H: 2 E: 0 K: 1 S: 10	H: 2 LOB: 2 BB: 0 P: 13	R: 1 H: 2 E: 0 K: 1 S: 20	H: 2 LOB: 2 BB: 1 P: 30	R: 0 H: 0 E: 0 K: 1 S: 12	H: 0 LOB: 0 BB: 0 P: 16	R: 0 H: 1 E: 0 K: 0 S: 9	H: 1 LOB: 0 BB: 0 P: 12		R: 0 H: 2 E: 0 K: 0 S: 8	H: 2 LOB: 1 BB: 0 P: 10	1B: 6 2B: 1 3B: 0 HR: 1	SF: 0 DP: 2 HBP: 1	WP: 0 PB: 0 SB: 0 CS: 0	PA: 35				
PITCHER	IP	WLS	BF	H	R	ER	SO	BB	IBB	HBP	BLK	WP	HR	S	P	ERA	WHIP										
49 Nick Tepech, R ERA: 4.6	(1.1)	5.2		23	4	1	1	4	2	0	1	0	0	0	1	10.59	1.059										
46 Robbie Ross Jr., L ERA: 1.51	(6.1)	0.1	W	1	0	0	0	0	0	0	0	0	0	1	2	0.00	0.000										
56 Neal Cotts, L ERA: 0.49	(7.1)	1.0	H	4	1	0	0	1	0	0	0	0	0	17	22	0.00	1.000										
52 Tanner Scheppers, R ERA: 0.96	(8.1)	1.0	H	3	0	0	0	0	0	0	0	0	0	4	6	0.00	0.000										
36 Joe Nathan, R ERA: 1.87	(9.1)	1.0	S	4	2	0	0	0	0	0	0	0	0	8	10	0.00	2.000										

AB	34
R	2
H	7
RBI	2
BB	1
SO	10
LOB	10



AB	32
R	1
H	7
RBI	1
BB	2
SO	5
LOB	17



Batter	1	2	3	4	5	6	7	8	9	AB	R	H	RBI	BB	SO	LOB	TOP							
13 Matt Carpenter, L (1,4) OBP: 0.399, SLG: 0.473	L6		K	4 1B		K	F8		K	6	1	1	3	0	3	1	St. Louis Cardinals @ Houston Astros Minute Maid Park, Houston, TX Tue Jun 25 2013, 7:12 PM - 10:21 PM CDT Att: 19,272 - Roof Closed - 73 F							
4 Yadier Molina, R (1,2) OBP: 0.399, SLG: 0.505	G5-3		K	21 WP						4	1	2	1	0	1	0								
48 Tony Cruz, R (8,PH) OBP: 0.194, SLG: 0.233			K	3H						1	1	1	0	0	0	0								
3 Carlos Beltrán, S (1,9) OBP: 0.347, SLG: 0.548										4	2	2	2	0	2	1								
12 Ty Wigginton, R (8,PH) OBP: 0.259, SLG: 0.212										1	0	0	0	0	0	1								
21 Allen Craig, R (1,7) OBP: 0.361, SLG: 0.466										5	2	4	3	0	1	1								
43 Shane Robinson, R (8,9) OBP: 0.343, SLG: 0.327										0	0	0	0	0	0	0								
7 Matt Holliday, R (1,10) OBP: 0.350, SLG: 0.436										4	1	1	0	1	1	1								
Matt Adams, L (1,3) OBP: 0.347, SLG: 0.522										4	2	1	0	1	1	2								
23 David Freese, R (1,5) OBP: 0.333, SLG: 0.435										3	1	1	2	1	1	3								
19 Jon Jay, L (1,8) OBP: 0.323, SLG: 0.330										4	1	0	1	1	0	3								
38 Pete Kozma, R (1,6) OBP: 0.296, SLG: 0.319										5	1	2	1	0	3	0								
Inning Stats	R: 0 E: 0 K: 1 S: 10	H: 0 LOB: 0 BB: 0 P: 14	R: 0 E: 0 K: 0 S: 12	H: 2 LOB: 2 BB: 1 P: 22	R: 0 E: 0 K: 3 S: 12	H: 0 LOB: 0 BB: 0 P: 20	R: 7 E: 0 K: 3 S: 22	H: 5 LOB: 1 BB: 3 P: 46	R: 0 E: 1 K: 1 S: 8	H: 0 LOB: 1 BB: 0 P: 10	R: 2 E: 0 K: 3 S: 13	H: 3 LOB: 1 BB: 0 P: 20	R: 2 E: 0 K: 1 S: 13	H: 2 LOB: 0 BB: 0 P: 20	R: 2 E: 0 K: 0 S: 11	H: 2 LOB: 0 BB: 0 P: 13	R: 0 E: 0 K: 2 S: 10	H: 1 LOB: 1 BB: 0 P: 14	1B: 9 2B: 2 3B: 1 HR: 3	SF: 0 SAC: 0 DP: 1 HBP: 0	WP: 1 PB: 0 SB: 0 CS: 0	PA: 46		
PITCHER	IP WLS BF H R ER SO BB IBB HBP BLK WP HR S P ERA WHIP	IP WLS BF H R ER SO BB IBB HBP BLK WP HR S P ERA WHIP	IP WLS BF H R ER SO BB IBB HBP BLK WP HR S P ERA WHIP	IP WLS BF H R ER SO BB IBB HBP BLK WP HR S P ERA WHIP	IP WLS BF H R ER SO BB IBB HBP BLK WP HR S P ERA WHIP	IP WLS BF H R ER SO BB IBB HBP BLK WP HR S P ERA WHIP	IP WLS BF H R ER SO BB IBB HBP BLK WP HR S P ERA WHIP	IP WLS BF H R ER SO BB IBB HBP BLK WP HR S P ERA WHIP	IP WLS BF H R ER SO BB IBB HBP BLK WP HR S P ERA WHIP	IP WLS BF H R ER SO BB IBB HBP BLK WP HR S P ERA WHIP	IP WLS BF H R ER SO BB IBB HBP BLK WP HR S P ERA WHIP	IP WLS BF H R ER SO BB IBB HBP BLK WP HR S P ERA WHIP	IP WLS BF H R ER SO BB IBB HBP BLK WP HR S P ERA WHIP	IP WLS BF H R ER SO BB IBB HBP BLK WP HR S P ERA WHIP	IP WLS BF H R ER SO BB IBB HBP BLK WP HR S P ERA WHIP	IP WLS BF H R ER SO BB IBB HBP BLK WP HR S P ERA WHIP	IP WLS BF H R ER SO BB IBB HBP BLK WP HR S P ERA WHIP	IP WLS BF H R ER SO BB IBB HBP BLK WP HR S P ERA WHIP	IP WLS BF H R ER SO BB IBB HBP BLK WP HR S P ERA WHIP	IP WLS BF H R ER SO BB IBB HBP BLK WP HR S P ERA WHIP	IP WLS BF H R ER SO BB IBB HBP BLK WP HR S P ERA WHIP	IP WLS BF H R ER SO BB IBB HBP BLK WP HR S P ERA WHIP	IP WLS BF H R ER SO BB IBB HBP BLK WP HR S P ERA WHIP	IP WLS BF H R ER SO BB IBB HBP BLK WP HR S P ERA WHIP

AB	42
R	13
H	15
RBI	13
BB	4
SO	14
LOB	13



Batter	1	2	3	4	5	6	7	8	9	AB	R	H	RBI	BB	SO	LOB	BOTTOM							
27 Jose Altuve, R (1,4) OBP: 0.328, SLG: 0.379	K		F8							4	1	1	0	0	1	0	St. Louis Cardinals @ Houston Astros Minute Maid Park, Houston, TX Tue Jun 25 2013, 7:12 PM - 10:21 PM CDT Att: 19,272 - Roof Closed - 73 F							
29 Brett Wallace, L (1,10) OBP: 0.133, SLG: 0.143	L7									4	1	1	2	0	0	0								
15 Jason Castro, L (1,2) OBP: 0.327, SLG: 0.480	G6-3									3	0	0	1	0	0	0								
23 Chris Carter, R (1,7) OBP: 0.316, SLG: 0.460										3	0	0	0	1	2	0								
12 Carlos Pena, L (1,3) OBP: 0.329, SLG: 0.381										2	0	1	0	0	0	0								
59 Marc Krauss, L (8,PH) OBP: 0.143, SLG: 0.286										1	1	1	0	0	0	0								
44 Justin Maxwell, R (1,9) OBP: 0.306, SLG: 0.367										1	0	0	0	0	0	1								
14 J.D. Martinez, R (4,9) OBP: 0.271, SLG: 0.407										3	0	0	0	0	0	2								
13 Ronny Cedeno, R (1,6) OBP: 0.279, SLG: 0.345										4	0	1	1	0	0	1								
30 Matt Dominguez, R (1,5) OBP: 0.270, SLG: 0.419										3	1	1	1	1	2	0								
2 Brandon Barnes, R (1,8) OBP: 0.315, SLG: 0.368										3	1	0	0	1	0	2								
Inning Stats	R: 0 E: 0 K: 1 S: 6	H: 0 LOB: 0 BB: 0 P: 10	R: 0 E: 0 K: 0 S: 7	H: 0 LOB: 1 BB: 1 P: 13	R: 0 E: 0 K: 1 S: 6	H: 0 LOB: 0 BB: 0 P: 11	R: 0 E: 0 K: 1 S: 9	H: 0 LOB: 0 BB: 0 P: 17	R: 0 E: 0 K: 0 S: 4	H: 0 LOB: 0 BB: 0 P: 5	R: 4 E: 0 K: 0 S: 15	H: 4 LOB: 1 BB: 1 P: 28	R: 0 E: 0 K: 1 S: 8	H: 0 LOB: 0 BB: 0 P: 9	R: 0 E: 0 K: 0 S: 8	H: 0 LOB: 0 BB: 0 P: 15	R: 1 E: 0 K: 1 S: 15	H: 2 LOB: 2 BB: 1 P: 23	1B: 2 2B: 2 3B: 1 HR: 1	SF: 1 SAC: 1 DP: 0 HBP: 0	WP: 0 PB: 0 SB: 0 CS: 0	PA: 36		
PITCHER	IP WLS BF H R ER SO BB IBB HBP BLK WP HR S P ERA WHIP	IP WLS BF H R ER SO BB IBB HBP BLK WP HR S P ERA WHIP	IP WLS BF H R ER SO BB IBB HBP BLK WP HR S P ERA WHIP	IP WLS BF H R ER SO BB IBB HBP BLK WP HR S P ERA WHIP	IP WLS BF H R ER SO BB IBB HBP BLK WP HR S P ERA WHIP	IP WLS BF H R ER SO BB IBB HBP BLK WP HR S P ERA WHIP	IP WLS BF H R ER SO BB IBB HBP BLK WP HR S P ERA WHIP	IP WLS BF H R ER SO BB IBB HBP BLK WP HR S P ERA WHIP	IP WLS BF H R ER SO BB IBB HBP BLK WP HR S P ERA WHIP	IP WLS BF H R ER SO BB IBB HBP BLK WP HR S P ERA WHIP	IP WLS BF H R ER SO BB IBB HBP BLK WP HR S P ERA WHIP	IP WLS BF H R ER SO BB IBB HBP BLK WP HR S P ERA WHIP	IP WLS BF H R ER SO BB IBB HBP BLK WP HR S P ERA WHIP	IP WLS BF H R ER SO BB IBB HBP BLK WP HR S P ERA WHIP	IP WLS BF H R ER SO BB IBB HBP BLK WP HR S P ERA WHIP	IP WLS BF H R ER SO BB IBB HBP BLK WP HR S P ERA WHIP	IP WLS BF H R ER SO BB IBB HBP BLK WP HR S P ERA WHIP	IP WLS BF H R ER SO BB IBB HBP BLK WP HR S P ERA WHIP	IP WLS BF H R ER SO BB IBB HBP BLK WP HR S P ERA WHIP	IP WLS BF H R ER SO BB IBB HBP BLK WP HR S P ERA WHIP	IP WLS BF H R ER SO BB IBB HBP BLK WP HR S P ERA WHIP	IP WLS BF H R ER SO BB IBB HBP BLK WP HR S P ERA WHIP	IP WLS BF H R ER SO BB IBB HBP BLK WP HR S P ERA WHIP	IP WLS BF H R ER SO BB IBB HBP BLK WP HR S P ERA WHIP



Batter	1	2	3	4	5	6	7	8	9	AB	R	H	RBI	BB	SO	LOB	TOP			
13 Matt Carpenter, L (1,4) OBP: 0.396, SLG: 0.468										5	1	1	0	0	1	2	St. Louis Cardinals @ Houston Astros Minute Maid Park, Houston, TX Wed Jun 26 2013, 7:11 PM - 9:57 PM CDT Att: 17,427 - Roof Closed - 73 F livebaseballscorecards.com			
4 Yadier Molina, R (1,3) OBP: 0.400, SLG: 0.516										4	1	2	2	0	0	0				
3 Carlos Beltrán, S (1,10) OBP: 0.349, SLG: 0.546										3	0	1	0	1	0	1				
21 Allen Craig, R (1,9) OBP: 0.360, SLG: 0.473										4	1	1	1	0	2	2				
7 Matt Holliday, R (1,7) OBP: 0.349, SLG: 0.437										4	0	1	0	0	1	1				
23 David Freese, R (1,5) OBP: 0.342, SLG: 0.345										4	0	0	0	0	3	1				
43 Shane Robinson, R (1,8) OBP: 0.354, SLG: 0.332										3	0	1	0	0	0	1				
19 Jon Jay, L (9,PH) OBP: 0.326, SLG: 0.332										1	0	1	0	0	0	0				
38 Pete Kozma, R (1,6) OBP: 0.296, SLG: 0.316										2	0	0	0	1	1	1				
Matt Adams, L (9,PH) OBP: 0.354, SLG: 0.522										0	0	0	0	1	0	0				
58 Joe Kelly, R (9,FR)										0	0	0	0	0	0	0				
48 Tony Cruz, R (1,2) OBP: 0.176, SLG: 0.212										3	0	0	0	0	2	1				
33 Daniel Descalso, L (9,PH) OBP: 0.331, SLG: 0.432										1	0	0	0	0	1	2				
Inning Stats	R: 2 H: 3 E: 0 K: 0 S: 8	H: 3 LOB: 0 BB: 0 P: 11	R: 0 H: 0 E: 0 K: 2 S: 13	H: 0 LOB: 1 BB: 1 P: 21	R: 0 H: 0 E: 0 K: 0 S: 8	H: 0 LOB: 0 BB: 0 P: 11	R: 1 H: 2 E: 0 K: 1 S: 12	H: 1 LOB: 1 BB: 0 P: 20	R: 0 H: 1 E: 0 K: 2 S: 12	H: 1 LOB: 1 BB: 0 P: 22	R: 0 H: 0 E: 0 K: 2 S: 9	H: 0 LOB: 0 BB: 0 P: 12	R: 0 H: 0 E: 0 K: 2 S: 10	H: 0 LOB: 1 BB: 1 P: 20	R: 0 H: 1 E: 0 K: 1 S: 8	H: 1 LOB: 2 BB: 1 P: 14	1B: 4 2B: 2 3B: 0 HR: 2	SF: 0 SAC: 0 DP: 1 HBP: 0	WP: 0 PB: 0 SB: 1 CS: 0	PA: 37
PITCHER	IP WLS BF H R ER SO BB IBB HBP BLK WP HR S P ERA WHIP																			
45 Erik Bedard, L (1,1) ERA: 4.44	6.0 W 25 7 3 3 6 1 0 0 0 0 0 2 61 96 4.50 1.333																			
35 Josh Fields, R (7,1) ERA: 4.32	0.2 H 2 0 0 0 1 0 0 0 0 0 0 0 6 8 0.00 0.000																			
53 Wesley Wright, L (7,1) ERA: 4.55	0.1 H 1 0 0 0 1 0 0 0 0 0 0 0 3 4 0.00 0.000																			
68 José Cisnero, R (8,1) ERA: 2.14	1.0 H 4 0 0 0 2 1 0 0 0 0 0 0 10 20 0.00 1.000																			
41 Jose Veras, R (9,1) ERA: 3.71	1.0 S 5 1 0 0 1 1 0 0 0 0 0 0 8 14 0.00 2.000																			

Batter	1	2	3	4	5	6	7	8	9	AB	R	H	RBI	BB	SO	LOB	BOTTOM			
10 Jake Elmore, R (1,6) OBP: 0.267, SLG: 0.333										4	0	0	0	0	1	2	St. Louis Cardinals @ Houston Astros Minute Maid Park, Houston, TX Wed Jun 26 2013, 7:11 PM - 9:57 PM CDT Att: 17,427 - Roof Closed - 73 F livebaseballscorecards.com			
27 Jose Altuve, R (1,4) OBP: 0.327, SLG: 0.377										4	1	1	0	0	1	0				
15 Jason Castro, L (1,2) OBP: 0.330, SLG: 0.478										3	1	1	0	1	0	0				
23 Chris Carter, R (1,7) OBP: 0.318, SLG: 0.463										3	1	1	0	1	1	1				
13 Ronny Cedeno, R (9,6) OBP: 0.279, SLG: 0.345										0	0	0	0	0	0	0				
12 Carlos Pena, L (1,10) OBP: 0.331, SLG: 0.378										2	0	0	1	2	1	0				
14 J.D. Martinez, R (1,9) OBP: 0.286, SLG: 0.399										4	0	0	1	0	5	5				
29 Brett Wallace, L (1,3) OBP: 0.147, SLG: 0.156										4	1	1	1	0	1	1				
30 Matt Dominguez, R (1,5) OBP: 0.268, SLG: 0.414										3	0	0	0	0	2	2				
2 Brandon Barnes, R (1,8) OBP: 0.315, SLG: 0.367										3	0	1	1	0	0	0				
Inning Stats	R: 0 H: 0 E: 0 K: 3 S: 11	H: 0 LOB: 0 BB: 1 P: 18	R: 0 H: 0 E: 0 K: 0 S: 6	H: 0 LOB: 0 BB: 0 P: 9	R: 0 H: 0 E: 0 K: 0 S: 6	H: 0 LOB: 0 BB: 0 P: 6	R: 4 H: 4 E: 0 K: 0 S: 11	H: 2 LOB: 2 BB: 2 P: 27	R: 0 H: 1 E: 0 K: 0 S: 13	H: 0 LOB: 0 BB: 0 P: 13	R: 0 H: 0 E: 0 K: 0 S: 4	H: 0 LOB: 0 BB: 0 P: 5	R: 0 H: 0 E: 0 K: 2 S: 9	H: 0 LOB: 1 BB: 0 P: 12	R: 0 H: 1 E: 0 K: 1 S: 8	H: 1 LOB: 2 BB: 1 P: 14	1B: 4 2B: 1 3B: 0 HR: 0	SF: 0 SAC: 0 DP: 0 HBP: 0	WP: 1 PB: 0 SB: 0 CS: 0	PA: 34
PITCHER	IP WLS BF H R ER SO BB IBB HBP BLK WP HR S P ERA WHIP																			
31 Lance Lynn, R (1,1) ERA: 3.52	7.2 L 33 5 4 4 4 4 0 0 0 0 0 0 66 106 4.70 1.174																			
46 Kevin Siegrist, L (8,1) ERA:	0.1 1 0 0 0 1 0 0 0 0 0 0 0 3 4 0.00 0.000																			

AB 34
R 3
H 8
RBI 3
BB 3
SO 11
LOB 12



AB 30
R 4
H 5
RBI 4
BB 4
SO 5
LOB 11



Batter	1	2	3	4	5	6	7	8	9	AB	R	H	RBI	BB	SO	LOB	TOP									
13 Matt Carpenter, L OBP: 0.397, SLG: 0.468	F7			F8		G5-4-3 1B		G6-4-3 1B		4	0	2	0	0	0	0	St. Louis Cardinals @ Oakland Athletics O.co Coliseum, Oakland, CA Fri Jun 28 2013, 10:08 PM - 12:49 AM EDT Att: 24,208 - Clear - 75 F									
4 Yadier Molina, R OBP: 0.395, SLG: 0.509	K			G1-3		G5-4-3 1-2		G6-4-3 1-2		4	0	0	0	0	1	2										
3 Carlos Beltrán, S OBP: 0.345, SLG: 0.538	F7			G6-3		F9			G1-3	4	0	0	0	0	0	0										
21 Allen Craig, R OBP: 0.355, SLG: 0.466		G5-3			F7		G1-3		K	4	0	0	0	0	1	0										
7 Matt Holliday, R OBP: 0.354, SLG: 0.439		K			23 1B BB		23 1B 1B		1B	3	1	2	0	1	1	0										
Matt Adams, L OBP: 0.350, SLG: 0.511		F8			23 1B 1B		F8		G3	4	0	1	0	0	0	2										
23 David Freese, R OBP: 0.354, SLG: 0.404			F9		1-2 2-H 1B		1-3 1B			3	0	2	1	0	0	0										
19 Jon Jay, L OBP: 0.322, SLG: 0.328		K			F7		F7			3	0	0	0	0	1	4										
38 Pete Kozma, R OBP: 0.293, SLG: 0.313		K			K			F8		3	0	0	0	0	2	2										
Inning Stats	R: 0 E: 0 K: 1 S: 6	H: 0 LOB: 0 BB: 0 P: 10	R: 0 E: 0 K: 1 S: 7	H: 0 LOB: 0 BB: 0 P: 8	R: 0 E: 0 K: 2 S: 9	H: 0 LOB: 0 BB: 0 P: 12	R: 0 E: 0 K: 0 S: 8	H: 0 LOB: 0 BB: 0 P: 12	R: 1 E: 0 K: 1 S: 13	H: 2 LOB: 2 BB: 1 P: 20	R: 0 E: 0 K: 0 S: 7	H: 1 LOB: 0 BB: 0 P: 9	R: 0 E: 0 K: 0 S: 10	H: 2 LOB: 2 BB: 0 P: 17	R: 0 E: 0 K: 0 S: 10	H: 1 LOB: 0 BB: 0 P: 13	R: 0 E: 0 K: 1 S: 11	H: 1 LOB: 1 BB: 0 P: 15	1B: 7 2B: 0 3B: 0 HR: 0	SF: 0 SAC: 0 DP: 2 HBP: 0	WP: 0 PB: 0 SB: 0 CS: 0	PA: 33				
PITCHER	IP WLS BF H R ER SO BB IBB HBP BLK WP HR S P ERA WHIP	8.0 W 29 6 1 1 5 1 0 0 0 0 0 70 101 1.12 0.875	1.0 4 1 0 0 1 0 0 0 0 0 0 0 11 15 0.00 1.000																							

Batter	1	2	3	4	5	6	7	8	9	AB	R	H	RBI	BB	SO	LOB	BOTTOM									
4 Coco Crisp, S OBP: 0.369, SLG: 0.466	G3	15 8 2B BB		G3		1-2 1B		K		4	1	2	0	1	1	1	St. Louis Cardinals @ Oakland Athletics O.co Coliseum, Oakland, CA Fri Jun 28 2013, 10:08 PM - 12:49 AM EDT Att: 24,208 - Clear - 75 F									
15 Seth Smith, L OBP: 0.354, SLG: 0.429	G5-4-3	8 2B 1B		F8		K				4	0	1	2	0	1	3										
8 Jed Lowrie, S OBP: 0.380, SLG: 0.423	L9	3-H 2B			20 WP BB	G6-3				3	0	1	1	1	0	2										
52 Yoanis Cespedes, R OBP: 0.289, SLG: 0.455		L6		F8		G3-1				4	1	1	0	0	0	3										
37 Brandon Moss, L OBP: 0.322, SLG: 0.470	G4-3		P5		L7		K			4	0	0	0	0	1	2										
20 Josh Donaldson, R OBP: 0.380, SLG: 0.508	16 2B 1B		16 G1-6-3 1B		16 G1-6-3 BB		F7			3	1	2	1	1	0	0										
16 Josh Reddick, L OBP: 0.300, SLG: 0.333	21 L8 15 1B 2B		G1-6-3		K			L6		4	1	1	1	0	1	3										
21 Stephen Vogt, L OBP: 0.091, SLG: 0.400	L8				HR		F9	G4-3		4	1	1	1	0	0	1										
28 Eric Sogard, L OBP: 0.350, SLG: 0.345		4 BB 15 1B BB			K		4 1B BB			1	1	0	0	3	1	0										
Inning Stats	R: 0 E: 0 K: 0 S: 7	H: 1 LOB: 0 BB: 0 P: 10	R: 5 E: 0 K: 0 S: 33	H: 5 LOB: 2 BB: 2 P: 53	R: 0 E: 0 K: 0 S: 9	H: 1 LOB: 0 BB: 0 P: 16	R: 1 E: 0 K: 1 S: 10	H: 1 LOB: 0 BB: 0 P: 13	R: 0 E: 0 K: 1 S: 16	H: 0 LOB: 2 BB: 2 P: 26	R: 0 E: 0 K: 1 S: 8	H: 1 LOB: 2 BB: 1 P: 13	R: 0 E: 0 K: 1 S: 6	H: 0 LOB: 0 BB: 0 P: 9	R: 0 E: 0 K: 1 S: 12	H: 0 LOB: 1 BB: 1 P: 22	R: 0 E: 0 K: 1 S: 12	H: 0 LOB: 1 BB: 1 P: 22	1B: 6 2B: 2 3B: 0 HR: 1	SF: 0 SAC: 0 DP: 2 HBP: 0	WP: 1 PB: 0 SB: 0 CS: 0	PA: 37				
PITCHER	IP WLS BF H R ER SO BB IBB HBP BLK WP HR S P ERA WHIP	1.2 L 21 3 1 1 4 3 0 0 0 1 1 51 79 1.69 1.125	1.0 4 0 0 0 1 1 0 0 0 0 0 0 12 22 0.00 1.000																							



Batter	1	2	3	4	5	6	7	8	9	AB	R	H	RBI	BB	SO	LOB	TOP						
13 Matt Carpenter, L OBP: 0.394, SLG: 0.464										5	0	1	1	0	2	2	St. Louis Cardinals @ Oakland Athletics O.co Coliseum, Oakland, CA Sat Jun 29 2013, 4:09 PM - 6:56 PM EDT Att: 35,067 - Sunny - 84 F						
4 Yadier Molina, R OBP: 0.392, SLG: 0.503										5	0	1	0	0	0	1							
3 Carlos Beltrán, S OBP: 0.342, SLG: 0.535										5	1	1	0	0	1	1							
21 Allen Craig, R OBP: 0.357, SLG: 0.470										4	1	2	0	0	2	0							
7 Matt Holliday, R OBP: 0.353, SLG: 0.437										4	1	1	1	0	0	1							
Matt Adams, L OBP: 0.365, SLG: 0.577										3	3	2	4	1	1	0							
23 David Freese, R OBP: 0.353, SLG: 0.398										3	1	0	0	0	1	0							
19 Jon Jay, L OBP: 0.323, SLG: 0.332										3	0	1	0	0	0	0							
33 Daniel Descalso, L OBP: 0.336, SLG: 0.433										2	0	1	1	0	0	1							
Inning Stats	R: 0 E: 0 K: 1 S: 11	H: 0 LOB: 0 BB: 0 P: 13	R: 0 E: 0 K: 2 S: 8	H: 0 LOB: 0 BB: 0 P: 10	R: 0 E: 0 K: 0 S: 15	H: 1 LOB: 1 BB: 0 P: 19	R: 0 E: 0 K: 0 S: 9	H: 1 LOB: 1 BB: 0 P: 11	R: 2 E: 0 K: 0 S: 12	H: 1 LOB: 1 BB: 1 P: 20	R: 4 E: 0 K: 1 S: 16	H: 4 LOB: 0 BB: 0 P: 23	R: 0 E: 0 K: 2 S: 14	H: 0 LOB: 0 BB: 0 P: 18	R: 1 E: 0 K: 0 S: 10	H: 2 LOB: 1 BB: 0 P: 18		R: 0 E: 0 K: 1 S: 9	H: 1 LOB: 0 BB: 0 P: 15	1B: 5 2B: 3 3B: 0 HR: 2	SF: 1 SAC: 1 DP: 1 HBP: 2	WP: 0 PB: 0 SB: 0 CS: 0	PA: 39
PITCHER	IP WLS BF H R ER SO BB IBB HBP BLK WP HR S P ERA WHIP																						
11 Jarrod Parker, R ERA: 4.11	3.2		13	2	0	0	3	0	0	0	0	0	0	0	0	0	0	0	0	38	48	0.00	0.545
60 Jesse Chavez, R ERA: 3.76	1.1	L	9	3	4	4	0	1	0	1	0	0	0	0	0	0	0	0	0	21	31	27.00	3.000
13 Jerry Blevins, L ERA: 3.12	1.0		6	2	2	2	1	0	0	1	0	0	0	0	1	12	17	18.00	2.000				
47 Pat Neshek, R ERA: 2.3	1.2		7	2	1	1	2	0	0	0	0	0	0	1	22	31	5.40	1.200					
61 Dan Otero, R ERA: 3.66	1.1		4	1	0	0	1	0	0	0	0	0	0	0	11	20	0.00	0.750					

Batter	1	2	3	4	5	6	7	8	9	AB	R	H	RBI	BB	SO	LOB	BOTTOM						
4 Coco Crisp, S OBP: 0.367, SLG: 0.460										3	0	0	0	1	0	2	St. Louis Cardinals @ Oakland Athletics O.co Coliseum, Oakland, CA Sat Jun 29 2013, 4:09 PM - 6:56 PM EDT Att: 35,067 - Sunny - 84 F						
15 Seth Smith, L OBP: 0.348, SLG: 0.422										4	0	0	0	0	2	2							
8 Jed Lowrie, S OBP: 0.380, SLG: 0.422										3	0	1	0	0	1	0							
7 Nate Freiman, R OBP: 0.330, SLG: 0.412										4	0	0	0	0	3	1							
52 Yoenis Cespedes, R OBP: 0.285, SLG: 0.448										4	0	0	0	0	3	1							
37 Brandon Moss, L OBP: 0.321, SLG: 0.464										3	0	0	0	1	1	1							
20 Josh Donaldson, R OBP: 0.380, SLG: 0.510										3	1	1	0	0	0	1							
17 Adam Rosales, R OBP: 0.270, SLG: 0.331										1	0	0	0	0	0	1							
16 Josh Reddick, L OBP: 0.300, SLG: 0.333										3	0	1	1	0	0	0							
28 Eric Sogard, L OBP: 0.345, SLG: 0.339										3	0	0	0	0	1	1							
36 Derek Norris, R OBP: 0.305, SLG: 0.310										3	0	2	0	0	0	1							
Inning Stats	R: 0 E: 0 K: 1 S: 7	H: 0 LOB: 0 BB: 0 P: 9	R: 0 E: 1 K: 1 S: 8	H: 0 LOB: 0 BB: 0 P: 11	R: 0 E: 0 K: 0 S: 8	H: 1 LOB: 1 BB: 0 P: 13	R: 0 E: 0 K: 2 S: 13	H: 1 LOB: 1 BB: 0 P: 18	R: 0 E: 0 K: 1 S: 7	H: 0 LOB: 0 BB: 0 P: 8	R: 0 E: 0 K: 1 S: 8	H: 1 LOB: 0 BB: 0 P: 11	R: 0 E: 0 K: 1 S: 5	H: 0 LOB: 0 BB: 0 P: 7	R: 1 E: 0 K: 1 S: 14	H: 2 LOB: 2 BB: 1 P: 21	R: 0 E: 0 K: 0 S: 8	H: 0 LOB: 1 BB: 1 P: 14	1B: 4 2B: 1 3B: 0 HR: 0	SF: 0 SAC: 0 DP: 2 HBP: 0	WP: 0 PB: 0 SB: 0 CS: 0	PA: 33	
PITCHER	IP WLS BF H R ER SO BB IBB HBP BLK WP HR S P ERA WHIP																						
50 Adam Wainwright, R ERA: 2.22	9.0	W	33	5	1	1	8	2	0	0	0	0	0	0	0	0	0	0	0	78	112	1.00	0.778

St. Louis Cardinals @ Oakland Athletics
 O.co Coliseum, Oakland, CA
 Sat Jun 29 2013, 4:09 PM - 6:56 PM EDT
 Att: 35,067 - Sunny - 84 F

livebaseballscores.com

AB 34
R 7
H 10
RBI 7
BB 1
SO 7
LOB 6

St. Louis Cardinals @ Oakland Athletics
 O.co Coliseum, Oakland, CA
 Sat Jun 29 2013, 4:09 PM - 6:56 PM EDT
 Att: 35,067 - Sunny - 84 F

livebaseballscores.com

AB 31
R 1
H 5
RBI 1
BB 2
SO 8
LOB 10

Batter	1	2	3	4	5	6	7	8	9	AB	R	H	RBI	BB	SO	LOB	TOP			
13 Matt Carpenter, L (1,4) OBP: 0.397, SLG: 0.482										5	2	3	1	0	0	2				
4 Yadier Molina, R (1,2) OBP: 0.359, SLG: 0.497										4	0	0	0	0	0	1	2			
3 Carlos Beltrán, S (1,9)										4	2	3	2	0	0	1				
21 Allen Craig, R (1,7) (8,3)										3	1	1	1	1	0	2				
7 Matt Holliday, R (1,10) OBP: 0.349, SLG: 0.431										4	0	0	0	0	0	2				
23 David Freese, R (1,5) OBP: 0.351, SLG: 0.400										4	0	1	0	0	0	2				
12 Ty Wigginton, R (1,3) OBP: 0.246, SLG: 0.200										3	0	0	0	0	2	1				
19 Jon Jay, L (8,PH) OBP: 0.322, SLG: 0.331										1	0	0	0	0	1	0				
43 Shane Robinson, R (1,8) (8,7)										2	0	0	0	1	1	0				
33 Daniel Descalso, L (9,PH) OBP: 0.333, SLG: 0.430										1	0	0	0	0	0	0				
38 Pete Kozma, R (1,6) OBP: 0.290, SLG: 0.309										3	0	0	0	0	1	2				
Matt Adams, L (9,PH) OBP: 0.362, SLG: 0.571										1	0	0	0	0	1	0				
Inning Stats	R: 3 E: 0 K: 1 S: 15	H: 3 LOB: 0 BB: 0 P: 21	R: 0 E: 0 K: 2 S: 8	H: 0 LOB: 0 BB: 0 P: 13	R: 2 E: 1 K: 0 S: 11	H: 2 LOB: 0 BB: 0 P: 19	R: 0 E: 0 K: 1 S: 7	H: 1 LOB: 2 BB: 1 P: 13	R: 0 E: 0 K: 0 S: 9	H: 0 LOB: 2 BB: 1 P: 16	R: 0 E: 0 K: 1 S: 7	H: 0 LOB: 0 BB: 0 P: 12	R: 0 E: 0 K: 1 S: 9	H: 0 LOB: 0 BB: 0 P: 12	R: 0 E: 0 K: 1 S: 9	H: 0 LOB: 0 BB: 0 P: 15	1B: 2 2B: 3 3B: 0 HR: 3	SF: 0 SAC: 0 DP: 0 HBP: 0	WP: 0 PB: 0 SB: 0 CS: 1	PA: 38
PITCHER	IP WLS BF H R ER SO BB IBB HBP BLK WP HR S P ERA WHIP																			
57 Tommy Milone, L (1,1) ERA: 4.17	6.0 W 27 7 5 4 5 2 0 0 0 0 0 3 57 94 6.00 1.500																			
62 Sean Doolittle, L (7,1) ERA: 3.19	1.0 H 4 1 0 0 0 0 0 0 0 0 0 0 8 10 0.00 1.000																			
48 Ryan Cook, R (8,1) ERA: 2.8	1.0 S 3 0 0 0 1 0 0 0 0 0 0 0 9 12 0.00 0.000																			
50 Grant Balfour, R (9,1) ERA: 1.97	1.0 S 3 0 0 0 1 0 0 0 0 0 0 0 9 15 0.00 0.000																			

St. Louis Cardinals @ Oakland Athletics
O.co Coliseum, Oakland, CA
Sun Jun 30 2013, 4:09 PM - 6:43 PM EDT
Att: 20,673 - Sunny - 76 F

AB 35
R 5
H 8
RBI 4
BB 2
SO 7
LOB 14



Batter	1	2	3	4	5	6	7	8	9	AB	R	H	RBI	BB	SO	LOB	BOTTOM			
4 Coco Crisp, S (1,8) OBP: 0.365, SLG: 0.456										2	0	0	0	0	0	1				
25 Seth Young, R (4,8) OBP: 0.272, SLG: 0.370										3	1	1	0	0	1	0				
15 Seth Smith, L (1,10) OBP: 0.351, SLG: 0.427										4	2	2	0	0	0	1				
8 Jed Lowrie, S (1,6) OBP: 0.381, SLG: 0.433										4	2	2	3	0	0	1				
52 Yoenis Cespedes, R (1,7) OBP: 0.288, SLG: 0.453										4	1	2	1	0	2	0				
37 Brandon Moss, L (1,3) OBP: 0.320, SLG: 0.465										4	0	1	1	0	1	1				
20 Josh Donaldson, R (1,5) OBP: 0.384, SLG: 0.525										3	1	2	1	1	0	1				
16 Josh Reddick, L (1,9) OBP: 0.299, SLG: 0.328										3	0	0	0	1	1	3				
21 Stephen Vogt, L (1,2) OBP: 0.143, SLG: 0.385										3	0	1	0	0	1	1				
36 Derek Norris, R (8,PH) OBP: 0.303, SLG: 0.308										1	0	0	0	0	0	0				
28 Eric Sogard, L (1,4) OBP: 0.343, SLG: 0.337										4	0	1	0	0	0	4				
Inning Stats	R: 2 E: 0 K: 1 S: 18	H: 3 LOB: 2 BB: 1 P: 30	R: 0 E: 0 K: 1 S: 8	H: 1 LOB: 0 BB: 0 P: 10	R: 2 E: 2 K: 0 S: 18	H: 4 LOB: 3 BB: 1 P: 30	R: 2 E: 0 K: 1 S: 9	H: 2 LOB: 0 BB: 0 P: 13	R: 0 E: 0 K: 0 S: 5	H: 1 LOB: 1 BB: 0 P: 7	R: 0 E: 0 K: 0 S: 8	H: 0 LOB: 0 BB: 0 P: 13	R: 1 E: 0 K: 2 S: 10	H: 1 LOB: 0 BB: 0 P: 14	R: 0 E: 0 K: 1 S: 7	H: 0 LOB: 0 BB: 0 P: 7	1B: 5 2B: 5 3B: 0 HR: 2	SF: 0 SAC: 0 DP: 1 HBP: 0	WP: 0 PB: 0 SB: 0 CS: 0	PA: 37
PITCHER	IP WLS BF H R ER SO BB IBB HBP BLK WP HR S P ERA WHIP																			
35 Jake Westbrook, R (1,1) ERA: 2.95	4.0 L 23 10 6 6 3 2 0 0 0 0 0 1 53 83 13.50 3.000																			
43 Seth Maness, R (5,1) ERA: 2.7	2.0 7 1 0 0 0 0 0 0 0 0 0 13 20 0.00 0.500																			
26 Trevor Rosenthal, R (7,1) ERA: 2.08	1.0 4 1 1 1 2 0 0 0 0 0 0 1 10 14 9.00 1.000																			
36 Randy Choate, L (8,1) ERA: 2.04	1.0 3 0 0 0 1 0 0 0 0 0 0 7 7 0.00 0.000																			

St. Louis Cardinals @ Oakland Athletics
O.co Coliseum, Oakland, CA
Sun Jun 30 2013, 4:09 PM - 6:43 PM EDT
Att: 20,673 - Sunny - 76 F

AB 35
R 7
H 12
RBI 6
BB 2
SO 6
LOB 13



Batter	1	2	3	4	5	6	7	8	9	AB	R	H	RBI	BB	SO	LOB	TOP	
13 Matt Carpenter, L (1.4) OBP: 0.395, SLG: 0.483	G3-1						F8			4	0	1	0	0	0	0	St. Louis Cardinals @ Los Angeles Angels Angel Stadium of Anaheim, Anaheim, CA Tue Jul 02 2013, 7:09 PM - 9:48 PM PDT Att: 39,455 - Partly Cloudy - 71 F livebaseballscorecards.com	
4 Yadier Molina, R (1.2) OBP: 0.398, SLG: 0.497	E5		F9							4	0	2	0	0	0	1		
3 Carlos Beltrán, S (1.9) OBP: 0.346, SLG: 0.545	F9			G3						4	0	1	0	0	1	2		
21 Allen Craig, R (1.7) OBP: 0.360, SLG: 0.479	F9				K					4	1	2	0	0	1	1		
Matt Adams, L (1.3) OBP: 0.358, SLG: 0.569	L3									4	0	1	0	0	2	3		
23 David Freese, R (1.10) OBP: 0.353, SLG: 0.406										4	0	2	1	0	0	4		
19 Jon Jay, L (1.8) OBP: 0.321, SLG: 0.327										3	0	0	0	0	1	2		
33 Daniel Descalso, L (1.5) OBP: 0.325, SLG: 0.417										4	0	0	0	0	0	2		
38 Pete Kozma, R (1.6) OBP: 0.286, SLG: 0.305										4	0	0	0	0	2	0		
Inning Stats	R: 0 H: 0 E: 0 K: 0 S: 8	H: 0 LOB: 1 BB: 0 P: 13	R: 0 H: 1 E: 0 K: 0 S: 5	H: 1 LOB: 0 BB: 0 P: 10	R: 0 H: 1 E: 0 K: 0 S: 8	H: 1 LOB: 1 BB: 0 P: 11	R: 1 H: 2 E: 0 K: 0 S: 12	H: 2 LOB: 2 BB: 0 P: 19	R: 0 H: 1 E: 0 K: 3 S: 13	H: 1 LOB: 1 BB: 0 P: 19	R: 0 H: 0 E: 0 K: 1 S: 17	H: 3 LOB: 2 BB: 0 P: 26	R: 0 H: 0 E: 0 K: 1 S: 7	H: 0 LOB: 0 BB: 0 P: 8	1B: 6 2B: 3 3B: 0 HR: 0	SF: 0 SAC: 0 DP: 2 HBP: 1	WP: 0 PB: 0 SB: 0 CS: 0	PA: 36
PITCHER	IP WLS BF H R ER SO BB IBB HBP BLK WP HR S P ERA WHIP																	
36 Jered Weaver, R (1.1) ERA: 3.79	7.0 W 28 6 1 1 5 0 0 0 1 0 0 0 0 69 105 1.29 0.857																	
40 Kevin Jepsen, R (8.1) ERA: 4.12	0.0 3 3 0 0 0 0 0 0 0 0 0 0 0 11 16 ∞ ∞																	
37 Scott Downs, L (8.1) ERA: 1.54	1.0 H 2 0 0 0 1 0 0 0 0 0 0 0 0 6 10 0.00 0.000																	
65 Dane De La Rosa, R (9.1) ERA: 3.08	1.0 3 0 0 0 1 0 0 0 0 0 0 0 0 7 8 0.00 0.000																	

Batter	1	2	3	4	5	6	7	8	9	AB	R	H	RBI	BB	SO	LOB	BOTTOM	
39 JB Shuck, L (1.7) OBP: 0.344, SLG: 0.365										4	0	2	1	0	0	0	St. Louis Cardinals @ Los Angeles Angels Angel Stadium of Anaheim, Anaheim, CA Tue Jul 02 2013, 7:09 PM - 9:48 PM PDT Att: 39,455 - Partly Cloudy - 71 F livebaseballscorecards.com	
19 Collin Cowgill, R (8.7) OBP: 0.206, SLG: 0.311										0	0	0	0	0	0	0		
27 Mike Trout, R (1.8) OBP: 0.388, SLG: 0.539										4	0	0	1	0	1	2		
5 Albert Pujols, R (1.10) OBP: 0.322, SLG: 0.425										3	0	0	0	1	2	3		
32 Josh Hamilton, L (1.9) OBP: 0.282, SLG: 0.390										4	1	1	0	0	1	3		
47 Howie Kendrick, R (1.4) OBP: 0.367, SLG: 0.475										4	1	3	0	0	1	0		
44 Mark Trumbo, R (1.3) OBP: 0.320, SLG: 0.467										4	1	1	1	0	3	3		
6 Alberto Callaspo, S (1.5) OBP: 0.333, SLG: 0.368										3	1	1	1	0	0	1		
17 Chris Iannetta, R (1.2) OBP: 0.359, SLG: 0.351										3	0	0	0	0	2	2		
2 Erick Aybar, S (1.6) OBP: 0.304, SLG: 0.378										3	1	1	1	0	0	0		
Inning Stats	R: 0 H: 1 E: 0 K: 1 S: 8	H: 6 LOB: 2 BB: 0 P: 31	R: 0 H: 1 E: 0 K: 1 S: 9	H: 1 LOB: 0 BB: 0 P: 10	R: 0 H: 0 E: 0 K: 1 S: 6	H: 0 LOB: 0 BB: 0 P: 10	R: 0 H: 1 E: 0 K: 2 S: 14	H: 1 LOB: 2 BB: 1 P: 26	R: 0 H: 0 E: 0 K: 1 S: 11	H: 0 LOB: 0 BB: 0 P: 18	R: 0 H: 0 E: 0 K: 0 S: 8	H: 0 LOB: 0 BB: 0 P: 10	R: 0 H: 0 E: 0 K: 2 S: 9	H: 0 LOB: 0 BB: 0 P: 12	1B: 9 2B: 1 3B: 0 HR: 0	SF: 0 SAC: 0 DP: 2 HBP: 0	WP: 0 PB: 0 SB: 0 CS: 1	PA: 33
PITCHER	IP WLS BF H R ER SO BB IBB HBP BLK WP HR S P ERA WHIP																	
31 Lance Lynn, R (1.1) ERA: 3.75	6.0 L 27 9 0 0 5 8 1 0 0 0 0 0 0 69 109 7.50 1.667																	
67 Michael Blazek, R (7.1) ERA	1.0 3 0 0 0 0 0 0 0 0 0 0 0 0 8 10 0.00 0.000																	
44 Edward Mujica, R (8.1) ERA: 2.14	1.0 3 0 0 0 2 0 0 0 0 0 0 0 0 9 12 0.00 0.000																	

Batter	1	2	3	4	5	6	7	8	9	AB	R	H	RBI	BB	SO	LOB	TOP										
13 Matt Carpenter, L (1.4) OBP: 0.397, SLG: 0.495	G1-3	19 HR	E1		19 WP		HR		F8	6	3	3	3	0	0	0	St. Louis Cardinals @ Los Angeles Angels Angel Stadium of Anaheim, Anaheim, CA Wed Jul 03 2013, 7:07 PM - 10:29 PM PDT Att: 35,025 - Partly Cloudy - 74 F										
19 Jon Jay, L (1.8) OBP: 0.321, SLG: 0.338	K	HR	CS	L5	1B		G6-3		F7	6	1	2	3	0	1	0											
3 Carlos Beltrán, S (1.9) OBP: 0.345, SLG: 0.539	G4-3	4 BB		G3-1	K			4 BB		3	1	0	0	1	1	1											
43 Shane Robinson, R (7.9) OBP: 0.351, SLG: 0.333		21 BB						1B		0	1	0	0	1	0	0											
21 Allen Craig, R (1.7) OBP: 0.368, SLG: 0.481								K		1	1	1	0	2	0	0											
12 Ty Wigington, R (8, PH) OBP: 0.242, SLG: 0.196										1	0	0	0	0	1	1											
4 Yadier Molina, R (1.2) OBP: 0.394, SLG: 0.500										4	1	3	1	1	0	1											
65 Keith Butler, R (8.1)										0	0	0	0	0	0	0											
36 Randy Choate, L (9.1)										0	0	0	0	0	0	0											
Matt Adams, L (1.3) OBP: 0.360, SLG: 0.557										4	1	1	1	1	0	5											
23 David Freese, R (1.10) OBP: 0.356, SLG: 0.405	G5-3		38 CS	33 BB			L4		L8	3	1	1	1	1	0	3											
48 Tony Cruz, R (8, PH) OBP: 0.171, SLG: 0.206										1	0	0	0	0	0	2											
33 Daniel Descalso, L (1.5) OBP: 0.333, SLG: 0.427										4	2	2	2	0	0	2											
38 Pete Kozma, R (1.6) OBP: 0.281, SLG: 0.299	K								L4	5	0	0	0	0	1	5											
Inning Stats	R: 0 E: 0 K: 1 S: 7	H: 0 LOB: 0 BB: 0 P: 10	R: 7 E: 0 K: 1 S: 29	H: 5 LOB: 2 BB: 4 P: 50	R: 1 E: 0 K: 0 S: 14	H: 2 LOB: 0 BB: 0 P: 19	R: 0 E: 0 K: 0 S: 10	H: 0 LOB: 2 BB: 1 P: 22	R: 2 E: 0 K: 1 S: 12	H: 2 LOB: 1 BB: 1 P: 23	R: 0 E: 0 K: 0 S: 8	H: 1 LOB: 1 BB: 0 P: 12	R: 1 E: 0 K: 0 S: 9	H: 1 LOB: 0 BB: 0 P: 13	R: 1 E: 0 K: 1 S: 15	H: 2 LOB: 2 BB: 1 P: 25	R: 0 E: 0 K: 0 S: 11	H: 0 LOB: 0 BB: 0 P: 18	1B: 9 2B: 2 3B: 0 HR: 2	SF: 0 SAC: 0 DP: 1 HBP: 2	WP: 1 PB: 0 SB: 0 CS: 3	PA: 48					
PITCHER	IP	WLS	BF	H	R	ER	SO	BB	IBB	HBP	BLK	WP	HR	S	P	ERA	WHIP										
57 Jerome Williams, R (1.1) ERA: 3.98	1.2	L	13	4	7	7	2	4	0	0	0	0	1	32	55	37.80	4.800										
Garrett Richards, R (2.1) ERA: 5.12	2.0		10	3	1	0	0	1	0	1	0	0	0	25	40	0.00	2.000										
51 Michael Roth, L (4.1) ERA: 9.6	1.0		6	2	2	2	0	1	0	1	0	1	0	12	26	18.00	3.000										
31 Billy Buckner, R (5.1) ERA: 3.45	4.1		18	4	2	2	2	1	0	0	0	0	1	46	71	4.15	1.154										

Batter	1	2	3	4	5	6	7	8	9	AB	R	H	RBI	BB	SO	LOB	BOTTOM										
39 JB Shuck, L (1.7) OBP: 0.342, SLG: 0.363	F7		G5-3					F9		4	0	1	0	0	0	0	St. Louis Cardinals @ Los Angeles Angels Angel Stadium of Anaheim, Anaheim, CA Wed Jul 03 2013, 7:07 PM - 10:29 PM PDT Att: 35,025 - Partly Cloudy - 74 F										
27 Mike Trout, R (1.8) OBP: 0.390, SLG: 0.540										3	0	2	0	0	0	1											
20 Brendan Harris, R (7.6) OBP: 0.262, SLG: 0.343	1B		32 BB					G4-3		1	0	0	0	0	0	0											
5 Albert Pujols, R (1.10) OBP: 0.319, SLG: 0.420	L8									4	0	0	0	0	1	3											
32 Josh Hamilton, L (1.9) OBP: 0.286, SLG: 0.391										2	0	1	0	1	1	1											
19 Collin Cowgill, R (7.8) OBP: 0.203, SLG: 0.396	K									1	0	0	0	0	0	0											
47 Howie Kendrick, R (1.4) OBP: 0.362, SLG: 0.469										4	0	0	0	0	2	3											
44 Mark Trumbo, R (1.3) OBP: 0.320, SLG: 0.468	P3									4	0	1	0	0	0	1											
6 Alberto Callaspo, S (1.5) OBP: 0.332, SLG: 0.363										3	1	0	0	1	1	1											
16 Hank Conger, L (1.2) OBP: 0.313, SLG: 0.457										3	1	1	2	0	1	0											
2 Erick Aybar, S (1.6) OBP: 0.301, SLG: 0.375										2	0	0	0	0	1	0											
10 Brad Hawpe, L (7.9) OBP: 0.391, SLG: 0.222	F7									1	0	0	0	0	1	0											
Inning Stats	R: 0 E: 0 K: 1 S: 13	H: 1 LOB: 1 BB: 0 P: 20	R: 2 E: 0 K: 1 S: 12	H: 1 LOB: 0 BB: 1 P: 17	R: 0 E: 0 K: 2 S: 15	H: 1 LOB: 2 BB: 1 P: 24	R: 0 E: 0 K: 1 S: 6	H: 0 LOB: 0 BB: 0 P: 9	R: 0 E: 0 K: 0 S: 11	H: 1 LOB: 1 BB: 0 P: 14	R: 0 E: 0 K: 0 S: 13	H: 1 LOB: 0 BB: 0 P: 18	R: 0 E: 0 K: 2 S: 9	H: 0 LOB: 0 BB: 0 P: 15	R: 0 E: 0 K: 0 S: 8	H: 0 LOB: 0 BB: 0 P: 13	R: 0 E: 0 K: 0 S: 6	H: 1 LOB: 1 BB: 0 P: 8	1B: 4 2B: 1 3B: 0 HR: 1	SF: 0 SAC: 0 DP: 1 HBP: 0	WP: 0 PB: 0 SB: 0 CS: 0	PA: 34					
PITCHER	IP	WLS	BF	H	R	ER	SO	BB	IBB	HBP	BLK	WP	HR	S	P	ERA	WHIP										
40 Shelby Miller, R (1.1) ERA: 2.8	6.0	W	24	5	2	2	6	2	0	0	0	0	0	70	102	3.00	1.167										
46 Kevin Siegrist, L (7.1) ERA: 2.08	1.0		3	0	0	0	2	0	0	0	0	0	0	9	15	0.00	0.000										
65 Keith Butler, R (8.1) ERA: 2.08	1.2		6	1	0	0	0	0	0	0	0	0	0	12	19	0.00	0.600										
36 Randy Choate, L (9.1) ERA: 2.0	0.1		1	0	0	0	0	0	0	0	0	0	0	2	2	0.00	0.000										



Batter	1	2	3	4	5	6	7	8	9	AB	R	H	RBI	BB	SO	LOB	TOP								
13 Matt Carpenter, L (1.4) OBP: 0.392, SLG: 0.489										4	0	0	1	0	1	4	St. Louis Cardinals @ Los Angeles Angels Angel Stadium of Anaheim, Anaheim, CA Thu Jul 04 2013, 6:09 PM - 8:59 PM PDT Att: 42,707 - Clear - 76 F livebaseballscorecards.com								
3 Carlos Beltrán, S (1.9) OBP: 0.346, SLG: 0.537										5	1	2	0	0	2	2									
7 Matt Holliday, R (1.10) OBP: 0.347, SLG: 0.426										3	1	0	0	1	2	2									
21 Allen Craig, R (1.7) OBP: 0.370, SLG: 0.490										4	1	2	3	0	2	1									
4 Yadier Molina, R (1.2) OBP: 0.393, SLG: 0.497										4	0	1	0	0	1	1									
Matt Adams, L (1.3) OBP: 0.347, SLG: 0.536										4	1	0	0	0	1	1									
23 David Freese, R (1.5) OBP: 0.354, SLG: 0.403										4	0	1	0	0	2	0									
33 Daniel Descalso, L (1.6) OBP: 0.344, SLG: 0.442										4	1	3	1	0	0	0									
19 Jon Jay, L (1.8) OBP: 0.323, SLG: 0.338										3	0	1	0	1	1	1									
Inning Stats	R: 0 E: 0 K: 2 S: 10	H: 1 LOB: 1 BB: 0 P: 13	R: 0 E: 0 K: 2 S: 10	H: 0 LOB: 0 BB: 0 P: 15	R: 0 E: 0 K: 1 S: 9	H: 0 LOB: 0 BB: 0 P: 12	R: 3 E: 0 K: 0 S: 16	H: 3 LOB: 1 BB: 0 P: 24	R: 1 E: 0 K: 2 S: 12	H: 2 LOB: 1 BB: 0 P: 15	R: 1 E: 0 K: 0 S: 11	H: 3 LOB: 3 BB: 1 P: 18	R: 0 E: 0 K: 2 S: 9	H: 0 LOB: 0 BB: 0 P: 12	R: 0 E: 0 K: 2 S: 7	H: 0 LOB: 0 BB: 0 P: 9		R: 0 E: 0 K: 1 S: 9	H: 1 LOB: 1 BB: 0 P: 14	1B: 8 2B: 1 3B: 0 HR: 1	SF: 1 SAC: 0 DP: 2 HBP: 0	WP: 0 PB: 0 SB: 1 CS: 0	PA: 38		
PITCHER	IP	WLS	BF	H	R	ER	SO	BB	IBB	HBP	BLK	WP	HR	S	P	ERA	WHIP								
55 Joe Blanton, R (1.1) ERA: 5.14	5.2		26	9	5	4	7	1	0	0	0	0	1	64	87	6.35	1.765								
58 Michael Kohn, R (6.1) ERA: 1.95	1.1		5	0	0	0	2	1	0	0	0	0	0	13	22	0.00	0.750								
40 Kevin Jepsen, R (8.1) ERA: 3.92	1.0		3	0	0	0	2	0	0	0	0	0	0	7	9	0.00	0.000								
37 Scott Downs, L (9.1) ERA: 1.48	1.0	W	4	1	0	0	1	0	0	0	0	0	0	9	14	0.00	1.000								
Batter	1	2	3	4	5	6	7	8	9	AB	R	H	RBI	BB	SO	LOB	BOTTOM								
39 JB Shuck, L (1.7) OBP: 0.342, SLG: 0.362										3	0	1	0	0	1	1	St. Louis Cardinals @ Los Angeles Angels Angel Stadium of Anaheim, Anaheim, CA Thu Jul 04 2013, 6:09 PM - 8:59 PM PDT Att: 42,707 - Clear - 76 F livebaseballscorecards.com								
27 Mike Trout, R (1.8) OBP: 0.389, SLG: 0.537										4	0	1	2	0	0	1									
5 Albert Pujols, R (1.10) OBP: 0.318, SLG: 0.418										4	1	1	0	0	0	1									
32 Josh Hamilton, L (1.9) OBP: 0.288, SLG: 0.400										3	1	1	2	1	1	0									
47 Howie Kendrick, R (1.4) OBP: 0.361, SLG: 0.466										4	1	1	0	0	0	1									
44 Mark Trumbo, R (1.3) OBP: 0.322, SLG: 0.477										4	1	2	1	0	0	0									
6 Alberto Callaspo, S (1.5) OBP: 0.351, SLG: 0.361										4	1	1	0	0	0	2									
16 Hank Conger, L (1.2) OBP: 0.302, SLG: 0.440										4	0	0	0	0	1	3									
2 Erick Aybar, S (1.6) OBP: 0.308, SLG: 0.381										4	1	3	1	0	0	0									
Inning Stats	R: 0 E: 0 K: 1 S: 8	H: 0 LOB: 0 BB: 0 P: 11	R: 0 E: 0 K: 0 S: 9	H: 0 LOB: 0 BB: 1 P: 17	R: 2 E: 0 K: 1 S: 10	H: 3 LOB: 1 BB: 0 P: 12	R: 1 E: 0 K: 1 S: 10	H: 1 LOB: 0 BB: 0 P: 16	R: 0 E: 0 K: 0 S: 8	H: 0 LOB: 0 BB: 0 P: 12	R: 0 E: 0 K: 0 S: 7	H: 0 LOB: 0 BB: 0 P: 8	R: 0 E: 0 K: 0 S: 8	H: 0 LOB: 0 BB: 0 P: 13	R: 0 E: 0 K: 0 S: 6	H: 1 LOB: 0 BB: 0 P: 9		R: 3 E: 0 K: 0 S: 15	H: 5 LOB: 2 BB: 0 P: 24	1B: 9 2B: 0 3B: 0 HR: 2	SF: 0 SAC: 1 DP: 2 HBP: 0	WP: 0 PB: 0 SB: 0 CS: 0	PA: 36		
PITCHER	IP	WLS	BF	H	R	ER	SO	BB	IBB	HBP	BLK	WP	HR	S	P	ERA	WHIP								
50 Adam Wainwright, R (1.1) ERA: 2.36	8.0		30	7	4	4	3	1	0	0	0	0	1	70	104	4.50	1.000								
44 Edward Mujica, R (9.1) ERA: 2.62	0.2	L	6	4	2	2	0	0	0	0	0	0	1	11	18	27.00	6.000								

Batter	1	2	3	4	5	6	7	8	9	AB	R	H	RBI	BB	SO	LOB	TOP				
20 Justin Ruggiano, R (1, 7) OBP: 0.296, SLG: 0.422	G6-3		HBP		G6-3			K		3	0	0	0	0	1	1					
59 Ed Lucas, R (1, 5) OBP: 0.357, SLG: 0.330	G3-1		G4-3			G1-6-3		K		4	0	0	0	0	1	1					
27 Giancarlo Stanton, R (1, 9) OBP: 0.337, SLG: 0.439	G6-3			F7		E4		G5-3		4	0	0	0	0	0	0					
5 Logan Morrison, L (1, 3) OBP: 0.408, SLG: 0.597		HR		G4-3		G4-6-3		K		4	1	1	1	0	1	1					
48 Marcell Ozuna, R (1, 8) OBP: 0.324, SLG: 0.425	L8			1B				G5-3		3	0	1	0	0	0	0					
51 Derek Dietrich, L (1, 4) OBP: 0.274, SLG: 0.400	L7			G4-3				G4-3		3	0	0	0	0	0	1					
3 Adeiny Hechavarria, R (1, 6) OBP: 0.263, SLG: 0.306	G6-3							G6-3		3	0	1	0	0	0	0					
6 Jeff Mathis, R (1, 2) OBP: 0.253, SLG: 0.342			G1		FC6			K		3	0	0	0	0	1	1					
33 Jacob Turner, R (1, 1) OBP: 0.071, SLG: 0.071			G6-3		B2-5			K		2	0	0	0	0	0	2					
43 Dan Jennings, L (7, 1) OBP: 0.339, SLG: 0.333										0	0	0	0	0	0	0					
17 Donovan Solano, R (6, PH) OBP: 0.339, SLG: 0.333										1	0	0	0	0	1	0					
58 Ryan Webb, R (8, 1) OBP: 0.339, SLG: 0.333										0	0	0	0	0	0	0					
Inning Stats	R: 0 H: 0 E: 0 K: 0 S: 8	H: 0 LOB: 0 BB: 0 P: 10	R: 1 H: 1 E: 0 K: 0 S: 10	H: 1 LOB: 0 BB: 0 P: 14	R: 0 H: 0 E: 0 K: 0 S: 8	H: 0 LOB: 1 BB: 0 P: 11	R: 0 H: 1 E: 0 K: 0 S: 12	H: 1 LOB: 1 BB: 0 P: 19	R: 0 H: 1 E: 1 K: 0 S: 4	H: 0 LOB: 0 BB: 0 P: 8	R: 0 H: 0 E: 0 K: 0 S: 7	H: 0 LOB: 0 BB: 0 P: 11	R: 0 H: 0 E: 0 K: 3 S: 10	H: 0 LOB: 0 BB: 0 P: 11	R: 0 H: 0 E: 0 K: 2 S: 11	H: 0 LOB: 0 BB: 0 P: 14	1B: 2 2B: 0 3B: 0 HR: 1	SF: 0 SAC: 0 DP: 2 HBP: 1	WP: 0 PB: 0 SB: 0 CS: 0	PA: 31	
PITCHER	IP WLS BF H R ER SO BB IBB HBP BLK WP HR S P ERA WHIP	IP WLS BF H R ER SO BB IBB HBP BLK WP HR S P ERA WHIP	IP WLS BF H R ER SO BB IBB HBP BLK WP HR S P ERA WHIP	IP WLS BF H R ER SO BB IBB HBP BLK WP HR S P ERA WHIP	IP WLS BF H R ER SO BB IBB HBP BLK WP HR S P ERA WHIP	IP WLS BF H R ER SO BB IBB HBP BLK WP HR S P ERA WHIP	IP WLS BF H R ER SO BB IBB HBP BLK WP HR S P ERA WHIP	IP WLS BF H R ER SO BB IBB HBP BLK WP HR S P ERA WHIP	IP WLS BF H R ER SO BB IBB HBP BLK WP HR S P ERA WHIP	IP WLS BF H R ER SO BB IBB HBP BLK WP HR S P ERA WHIP	IP WLS BF H R ER SO BB IBB HBP BLK WP HR S P ERA WHIP	IP WLS BF H R ER SO BB IBB HBP BLK WP HR S P ERA WHIP	IP WLS BF H R ER SO BB IBB HBP BLK WP HR S P ERA WHIP	IP WLS BF H R ER SO BB IBB HBP BLK WP HR S P ERA WHIP	IP WLS BF H R ER SO BB IBB HBP BLK WP HR S P ERA WHIP	IP WLS BF H R ER SO BB IBB HBP BLK WP HR S P ERA WHIP	IP WLS BF H R ER SO BB IBB HBP BLK WP HR S P ERA WHIP	IP WLS BF H R ER SO BB IBB HBP BLK WP HR S P ERA WHIP	IP WLS BF H R ER SO BB IBB HBP BLK WP HR S P ERA WHIP	IP WLS BF H R ER SO BB IBB HBP BLK WP HR S P ERA WHIP	IP WLS BF H R ER SO BB IBB HBP BLK WP HR S P ERA WHIP

Miami Marlins @ St. Louis Cardinals
 Busch Stadium, St. Louis, MO
 Fri Jul 05 2013, 7:16 PM - 9:32 PM CDT
 Att: 46,177 - Clear - 82 F

AB 30
 R 1
 H 3
 RBI 1
 BB 0
 SO 5
 LOB 7



Batter	1	2	3	4	5	6	7	8	9	AB	R	H	RBI	BB	SO	LOB	BOTTOM				
13 Matt Carpenter, L (1, 4) OBP: 0.393, SLG: 0.488	K		1B	F7				BB		3	1	1	0	1	1	0					
19 Jon Jay, L (1, 8) OBP: 0.322, SLG: 0.337	L7		1B		G4-3			G6-3		4	1	1	0	0	0	1					
7 Matt Holliday, R (1, 7) OBP: 0.349, SLG: 0.434	2B		1B		L8			L9		4	2	2	1	0	0	0					
21 Allen Craig, R (1, 9) OBP: 0.368, SLG: 0.492	2B		2B		K			G4-3		3	0	1	2	0	1	0					
4 Yadier Molina, R (1, 2) OBP: 0.388, SLG: 0.490	L9		2B		G5-3			G4-3		4	0	0	0	0	0	2					
Matt Adams, L (1, 3) OBP: 0.364, SLG: 0.554		1B	2B					BB		2	0	2	1	1	0	0					
23 David Freese, R (1, 5) OBP: 0.350, SLG: 0.397	K		L5		G5-4-3			G5-4-3		3	0	0	0	0	1	3					
33 Daniel Descalso, L (1, 6) OBP: 0.337, SLG: 0.433	F9				G3-1			G3		3	0	0	0	0	0	1					
35 Jake Westbrook, R (1, 1) OBP: 0.200, SLG: 0.111	G6-3				P4			G6-3		2	0	0	0	0	0	1					
12 Ty Wigginton, R (7, PH) OBP: 0.258, SLG: 0.193										1	0	0	0	0	0	0					
26 Trevor Rosenthal, R (8, 1) OBP: 0.345										0	0	0	0	0	0	0					
44 Edward Mujica, R (9, 1) OBP: 0.350, SLG: 0.397										0	0	0	0	0	0	0					
Inning Stats	R: 1 H: 2 E: 0 K: 1 S: 13	H: 2 LOB: 1 BB: 0 P: 20	R: 0 H: 1 E: 0 K: 1 S: 10	H: 1 LOB: 0 BB: 0 P: 15	R: 3 H: 4 E: 0 K: 0 S: 15	H: 4 LOB: 1 BB: 0 P: 23	R: 0 H: 0 E: 0 K: 0 S: 6	H: 0 LOB: 0 BB: 0 P: 11	R: 0 H: 0 E: 0 K: 1 S: 10	H: 0 LOB: 0 BB: 0 P: 15	R: 0 H: 0 E: 0 K: 0 S: 6	H: 0 LOB: 0 BB: 1 P: 12	R: 0 H: 0 E: 0 K: 0 S: 9	H: 0 LOB: 1 BB: 1 P: 18	R: 0 H: 0 E: 0 K: 0 S: 9	H: 0 LOB: 0 BB: 0 P: 13	1B: 3 2B: 4 3B: 0 HR: 0	SF: 1 SAC: 0 DP: 1 HBP: 0	WP: 0 PB: 0 SB: 0 CS: 0	PA: 32	
PITCHER	IP WLS BF H R ER SO BB IBB HBP BLK WP HR S P ERA WHIP	IP WLS BF H R ER SO BB IBB HBP BLK WP HR S P ERA WHIP	IP WLS BF H R ER SO BB IBB HBP BLK WP HR S P ERA WHIP	IP WLS BF H R ER SO BB IBB HBP BLK WP HR S P ERA WHIP	IP WLS BF H R ER SO BB IBB HBP BLK WP HR S P ERA WHIP	IP WLS BF H R ER SO BB IBB HBP BLK WP HR S P ERA WHIP	IP WLS BF H R ER SO BB IBB HBP BLK WP HR S P ERA WHIP	IP WLS BF H R ER SO BB IBB HBP BLK WP HR S P ERA WHIP	IP WLS BF H R ER SO BB IBB HBP BLK WP HR S P ERA WHIP	IP WLS BF H R ER SO BB IBB HBP BLK WP HR S P ERA WHIP	IP WLS BF H R ER SO BB IBB HBP BLK WP HR S P ERA WHIP	IP WLS BF H R ER SO BB IBB HBP BLK WP HR S P ERA WHIP	IP WLS BF H R ER SO BB IBB HBP BLK WP HR S P ERA WHIP	IP WLS BF H R ER SO BB IBB HBP BLK WP HR S P ERA WHIP	IP WLS BF H R ER SO BB IBB HBP BLK WP HR S P ERA WHIP	IP WLS BF H R ER SO BB IBB HBP BLK WP HR S P ERA WHIP	IP WLS BF H R ER SO BB IBB HBP BLK WP HR S P ERA WHIP	IP WLS BF H R ER SO BB IBB HBP BLK WP HR S P ERA WHIP	IP WLS BF H R ER SO BB IBB HBP BLK WP HR S P ERA WHIP	IP WLS BF H R ER SO BB IBB HBP BLK WP HR S P ERA WHIP	IP WLS BF H R ER SO BB IBB HBP BLK WP HR S P ERA WHIP

Miami Marlins @ St. Louis Cardinals
 Busch Stadium, St. Louis, MO
 Fri Jul 05 2013, 7:16 PM - 9:32 PM CDT
 Att: 46,177 - Clear - 82 F

AB 29
 R 4
 H 7
 RBI 4
 BB 2
 SO 3
 LOB 8



Batter	1	2	3	4	5	6	7	8	9	AB	R	H	RBI	BB	SO	LOB	TOP								
27 Jose Altuve, R OBP: 0.319, SLG: 0.358	G5-3		FC6-4			G4-3	G1-3		G3	5	0	1	1	0	0	2	Houston Astros @ St. Louis Cardinals Busch Stadium, St. Louis, MO Tue Jul 09 2013, 7:19 PM - 10:36 PM CDT Att: 43,836 - Partly Cloudy - 92 F								
29 Brett Wallace, L OBP: 0.290, SLG: 0.409	G6-3		K					K	G3	5	1	1	1	0	2	2									
15 Jason Castro, L OBP: 0.332, SLG: 0.475	G6-3			K2-3				K		3	0	0	0	1	2	0									
14 J.D. Martinez, R OBP: 0.279, SLG: 0.402	G1-3			K					K	5	0	1	1	0	2	2									
12 Carlos Pena, L OBP: 0.328, SLG: 0.361 30 Matt Dominguez, R (PH) OBP: 0.256, SLG: 0.385	K2-3					K				3	0	1	0	0	2	2									
59 Marc Krauss, L OBP: 0.231, SLG: 0.360 64 Lucas Harrell, S OBP: 0.500, SLG: 0.250 23 Chris Carter, R (PH) OBP: 0.323, SLG: 0.463	BB			K		G6-3				2	0	0	0	1	1	3									
2 Brandon Barnes, R OBP: 0.305, SLG: 0.348	K									3	1	0	0	1	1	1									
13 Ronny Cedeno, R OBP: 0.262, SLG: 0.301 10 Jake Elmore, R OBP: 0.304, SLG: 0.341			K			G6-3				2	0	0	0	0	1	0									
20 Bud Norris, R OBP: 0.250, SLG: 0.250 38 Jimmy Paredes, S OBP: 0.229, SLG: 0.248				L9						2	0	1	0	0	0	0									
										2	1	0	1	0	1	3									
Inning Stats	R: 0 E: 0 K: 0 S: 10	H: 0 LOB: 0 BB: 0 P: 12	R: 0 E: 0 K: 2 S: 12	H: 0 LOB: 1 BB: 1 P: 18	R: 0 E: 0 K: 2 S: 12	H: 1 LOB: 1 BB: 0 P: 16	R: 0 E: 0 K: 3 S: 11	H: 1 LOB: 1 BB: 0 P: 14	R: 0 E: 0 K: 0 S: 7	H: 0 LOB: 0 BB: 0 P: 10	R: 1 E: 0 K: 1 S: 10	H: 2 LOB: 2 BB: 0 P: 14	R: 0 E: 0 K: 1 S: 10	H: 1 LOB: 1 BB: 0 P: 13	R: 0 E: 0 K: 2 S: 8	H: 0 LOB: 0 BB: 0 P: 16	R: 4 E: 0 K: 1 S: 24	H: 3 LOB: 2 BB: 3 P: 44	1B: 7 2B: 1 3B: 0 HR: 0	SF: 0 2B: 1 3B: 0 HBP: 1	WP: 0 PB: 0 SB: 0 CS: 0	PA: 40			
PITCHER	IP	WLS	BF	H	R	ER	SO	BB	IBB	HBP	BLK	WP	HR	S	P	ERA	WHIP								
50 Adam Wainwright, R ERA: 2.3	7.0	W	28	5	1	1	9	1	0	1	0	0	0	72	97	1.29	0.857								
46 Kevin Siegrist, L ERA: 2.5	1.0		3	0	0	0	2	0	0	0	0	0	0	8	16	0.00	0.000								
36 Randy Choate, L ERA: 2.5	0.0		1	1	1	0	0	0	0	0	0	0	0	2	4	∞	∞								
67 Michael Blazek, R ERA: 9.0	0.2	S	7	2	3	3	0	3	0	0	0	0	0	17	32	40.50	7.500								
44 Edward Mujica, R ERA: 2.39	0.1	S	1	0	0	0	1	0	0	0	0	0	0	5	8	0.00	0.000								

AB	35
R	5
H	8
RBI	5
BB	4
SO	12
LOB	15



Batter	1	2	3	4	5	6	7	8	9	AB	R	H	RBI	BB	SO	LOB	BOTTOM								
13 Matt Carpenter, L OBP: 0.393, SLG: 0.496	SF7 7 HR							G4-3		4	3	3	3	0	0	0	Houston Astros @ St. Louis Cardinals Busch Stadium, St. Louis, MO Tue Jul 09 2013, 7:19 PM - 10:36 PM CDT Att: 43,836 - Partly Cloudy - 92 F								
3 Carlos Beltrán, S OBP: 0.347, SLG: 0.534	F7									5	1	2	1	0	1	4									
7 Matt Holliday, R OBP: 0.352, SLG: 0.447 43 Shane Robinson, R (PH) OBP: 0.363, SLG: 0.339	HR		P5							3	1	1	2	0	1	1									
21 Allen Craig, R OBP: 0.372, SLG: 0.494	L8									5	0	3	2	0	0	0									
4 Yadier Molina, R OBP: 0.389, SLG: 0.487 48 Tony Cruz, R OBP: 0.205, SLG: 0.214	G1-3									2	1	0	0	1	0	1									
23 David Freese, R OBP: 0.348, SLG: 0.392										4	1	3	0	0	0	3									
33 Daniel Descalso, L OBP: 0.339, SLG: 0.439										4	1	2	0	0	1	2									
19 Jon Jay, L OBP: 0.328, SLG: 0.340										3	1	1	1	1	0	2									
50 Adam Wainwright, R ERA: 2.3 Matt Adams, R OBP: 0.296, SLG: 0.379 46 Kevin Siegrist, L ERA: 2.5 36 Randy Choate, L ERA: 9.0 67 Michael Blazek, R ERA: 9.0 44 Edward Mujica, R ERA: 2.39	K									2	0	0	0	0	2	5									
										1	0	0	0	0	0	0									
										0	0	0	0	0	0	0									
										0	0	0	0	0	0	0									
										0	0	0	0	0	0	0									
										0	0	0	0	0	0	0									
										0	0	0	0	0	0	0									
										0	0	0	0	0	0	0									
Inning Stats	R: 2 E: 0 K: 0 S: 13	H: 2 LOB: 0 BB: 0 P: 16	R: 1 E: 0 K: 2 S: 12	H: 2 LOB: 1 BB: 1 P: 19	R: 0 E: 0 K: 0 S: 8	H: 1 LOB: 0 BB: 0 P: 10	R: 3 E: 0 K: 1 S: 16	H: 4 LOB: 1 BB: 0 P: 22	R: 1 E: 0 K: 2 S: 18	H: 2 LOB: 2 BB: 0 P: 25	R: 1 E: 0 K: 0 S: 8	H: 2 LOB: 2 BB: 1 P: 20	R: 0 E: 0 K: 0 S: 7	H: 0 LOB: 0 BB: 0 P: 9	R: 1 E: 0 K: 0 S: 8	H: 2 LOB: 1 BB: 1 P: 13	1B: 9 2B: 5 3B: 0 HR: 1	SF: 1 2B: 1 3B: 0 HBP: 2	WP: 0 PB: 0 SB: 0 CS: 0	PA: 41					
PITCHER	IP	WLS	BF	H	R	ER	SO	BB	IBB	HBP	BLK	WP	HR	S	P	ERA	WHIP								
20 Bud Norris, R ERA: 3.63	5.0	L	27	11	7	7	5	1	0	1	0	0	0	67	92	12.60	2.400								
64 Lucas Harrell, R ERA: 5.06	3.0		14	4	2	2	0	1	1	1	0	0	0	23	42	6.00	1.667								



Batter	1	2	3	4	5	6	7	8	9	AB	R	H	RBI	BB	SO	LOB	TOP					
10 Jake Elmore, R OBP: 0.314, SLG: 0.318										3	0	0	0	2	0	2	Houston Astros @ St. Louis Cardinals Busch Stadium, St. Louis, MO Wed Jul 10 2013, 7:17 PM - 10:39 PM CDT Att: 44,313 - Partly Cloudy - 87 F					
27 Jose Altuve, R OBP: 0.320, SLG: 0.358										5	1	2	0	0	0	5						
15 Jason Castro, L OBP: 0.330, SLG: 0.474										5	1	1	0	0	2	3						
23 Chris Carter, R OBP: 0.327, SLG: 0.472										3	1	1	1	2	2	1						
29 Brett Wallace, L OBP: 0.286, SLG: 0.437										5	1	4	1	0	0	1						
14 J.D. Martinez, R OBP: 0.281, SLG: 0.399										4	0	1	1	1	2	5						
2 Brandon Barnes, R OBP: 0.299, SLG: 0.341										4	0	0	0	0	2	7						
12 Carlos Pena, L OBP: 0.327, SLG: 0.360										1	0	0	0	0	0	2						
30 Matt Dominguez, R OBP: 0.255, SLG: 0.381										3	0	0	1	1	1							
18 Jordan Lyles, R 53 Wesley Wright, R 56 Paul Clemens, R 59 Marc Krauss, L 38 Jimmy Paredes, S 68 José Cisneró, R										3	0	0	0	0	0	2						
Inning Stats	R: 0 E: 0 K: 0 S: 5	H: 0 LOB: 0 BB: 1 P: 11	R: 2 E: 1 K: 0 S: 13	H: 2 LOB: 3 BB: 2 P: 23	R: 0 E: 0 K: 3 S: 13	H: 1 LOB: 2 BB: 1 P: 22	R: 0 E: 0 K: 1 S: 11	H: 0 LOB: 1 BB: 1 P: 17	R: 1 E: 0 K: 1 S: 15	H: 2 LOB: 1 BB: 0 P: 21	R: 0 E: 0 K: 1 S: 14	H: 0 LOB: 0 BB: 0 P: 17	R: 1 E: 0 K: 2 S: 21	H: 2 LOB: 2 BB: 1 P: 31	R: 0 E: 0 K: 2 S: 13	H: 2 LOB: 2 BB: 0 P: 19	R: 0 E: 1 K: 1 S: 17	H: 1 LOB: 1 BB: 0 P: 22	1B: 8 2B: 1 3B: 0 HR: 1	SF: 0 SAC: 0 DP: 2 HBP: 0	WP: 0 PB: 0 SB: 0 CS: 0	PA: 43
PITCHER	IP WLS BF H R ER SO BB IBB HBP BLK WP HR S P ERA WHIP																					
40 Shelby Miller, R ERA: 2.92	5.0	W	25	5	3	3	5	5	0	0	0	0	0	0	1	57	94	5.40	2.000			
43 Seth Maness, R ERA: 2.73	2.0	L	9	2	1	1	3	1	0	0	0	0	0	0	35	48	4.50	1.500				
26 Trevor Rosenthal, R ERA: 1.88	1.0	H	5	2	0	0	2	0	0	0	0	0	0	13	19	0.00	2.000					
44 Edward Mujica, R ERA: 2.33	1.0	S	4	1	0	0	1	0	0	0	0	0	0	17	22	0.00	1.000					

Batter	1	2	3	4	5	6	7	8	9	AB	R	H	RBI	BB	SO	LOB	BOTTOM					
13 Matt Carpenter, L OBP: 0.394, SLG: 0.503										3	1	1	2	1	0	0	Houston Astros @ St. Louis Cardinals Busch Stadium, St. Louis, MO Wed Jul 10 2013, 7:17 PM - 10:39 PM CDT Att: 44,313 - Partly Cloudy - 87 F					
19 Jon Jay, L OBP: 0.325, SLG: 0.336										4	0	0	0	0	1	3						
7 Matt Holliday, R OBP: 0.353, SLG: 0.451										4	0	2	2	0	0	0						
21 Allen Craig, R OBP: 0.373, SLG: 0.491										2	1	0	0	2	0	3						
Matt Adams, L OBP: 0.370, SLG: 0.576										4	0	2	1	0	1	1						
23 David Freese, R OBP: 0.344, SLG: 0.386										4	0	0	0	0	1	4						
44 Edward Mujica, R										0	0	0	0	0	0	0						
33 Daniel Descalso, L OBP: 0.337, SLG: 0.431										3	0	0	0	1	0	1						
48 Tony Cruz, R OBP: 0.229, SLG: 0.222										3	2	1	0	0	0	2						
40 Shelby Miller, R 43 Shane Robinson, R 43 Seth Maness, R 4 Yadier Molina, R 26 Trevor Rosenthal, R 38 Pete Kozma, R										1	0	0	0	0	0	0						
Inning Stats	R: 0 E: 0 K: 0 S: 7	H: 0 LOB: 0 BB: 0 P: 13	R: 1 E: 0 K: 0 S: 8	H: 1 LOB: 0 BB: 1 P: 14	R: 0 E: 0 K: 0 S: 9	H: 0 LOB: 0 BB: 0 P: 14	R: 0 E: 0 K: 0 S: 7	H: 2 LOB: 2 BB: 0 P: 9	R: 2 E: 0 K: 1 S: 16	H: 3 LOB: 2 BB: 1 P: 30	R: 0 E: 0 K: 0 S: 7	H: 0 LOB: 0 BB: 0 P: 8	R: 2 E: 0 K: 1 S: 11	H: 1 LOB: 0 BB: 0 P: 17	R: 0 E: 0 K: 2 S: 13	H: 0 LOB: 2 BB: 2 P: 25	R: 0 E: 1 K: 1 S: 17	H: 1 LOB: 1 BB: 0 P: 22	1B: 5 2B: 1 3B: 0 HR: 1	SF: 0 SAC: 0 DP: 1 HBP: 1	WP: 1 PB: 0 SB: 1 CS: 0	PA: 35
PITCHER	IP WLS BF H R ER SO BB IBB HBP BLK WP HR S P ERA WHIP																					
18 Jordan Lyles, R ERA: 4.02	6.1	L	27	6	4	4	2	2	0	0	0	0	0	1	59	95	5.68	1.263				
53 Wesley Wright, L ERA: 4.41	0.1	L	2	1	1	1	0	0	0	0	0	0	0	4	8	27.00	3.000					
56 Paul Clemens, R ERA: 5.19	0.1	L	1	0	0	0	0	0	0	0	0	0	0	2	2	0.00	0.000					
68 José Cisneró, R ERA: 2.87	1.0	H	5	0	0	0	2	1	1	0	0	0	0	13	25	0.00	1.000					

Batter	1	2	3	4	5	6	7	8	9	AB	R	H	RBI	BB	SO	LOB	TOP																			
13 Matt Carpenter, L OBP: 0.390, SLG: 0.497	G4-3		G4-3			F8		L8		4	0	0	0	0	0	2																				
3 Carlos Beltrán, S OBP: 0.343, SLG: 0.527	P6			F9		K		K		4	0	0	0	0	2	2																				
7 Matt Holliday, R OBP: 0.351, SLG: 0.448 Matt Adams, L OBP: 0.364, SLG: 0.567	G6-3			G6-3			F8		K	2	0	0	0	0	0	0																				
21 Allen Craig, R OBP: 0.374, SLG: 0.494	G6-3			1B		G5-3		E1		4	0	2	0	0	0	0																				
4 Yadier Molina, R OBP: 0.383, SLG: 0.479	G1-3			F7		G5-3		F9		4	0	0	0	0	0	3																				
23 David Freese, R OBP: 0.346, SLG: 0.389	2B			K		K		BB		3	0	1	0	1	2	1																				
19 Jon Jay, L OBP: 0.324, SLG: 0.334	G4-3			G4-3		G4-3		L7		4	0	1	0	0	0	3																				
38 Pete Kozma, R OBP: 0.279, SLG: 0.293			K			G6-3		K		3	0	0	0	0	2	1																				
35 Jake Westbrook, R OBP: 0.182, SLG: 0.100 33 Daniel Descalso, L (P) OBP: 0.341, SLG: 0.431 36 Randy Choate, L OBP: 0.341, SLG: 0.431	P6					K		BB		2	0	0	0	0	1	0																				
Inning Stats	R: 0 E: 0 K: 0 S: 9	H: 0 LOB: 0 BB: 0 P: 14	R: 0 E: 0 K: 0 S: 7	H: 1 LOB: 1 BB: 0 P: 12	R: 0 E: 0 K: 1 S: 10	H: 0 LOB: 0 BB: 0 P: 16	R: 0 E: 0 K: 0 S: 8	H: 1 LOB: 1 BB: 0 P: 10	R: 0 E: 0 K: 1 S: 7	H: 0 LOB: 0 BB: 0 P: 12	R: 0 E: 0 K: 2 S: 11	H: 0 LOB: 0 BB: 0 P: 15	R: 0 E: 0 K: 1 S: 14	H: 1 LOB: 2 BB: 1 P: 24	R: 0 E: 1 K: 1 S: 11	H: 0 LOB: 2 BB: 1 P: 18	1B: 2 2B: 2 3B: 0 HR: 0	SF: 0 SAC: 0 DP: 0 HBP: 0	WP: 1 PB: 0 SB: 0 CS: 0	PA: 34																
PITCHER	IP	WLS	BF	H	R	ER	SO	BB	IBB	HBP	BLK	WP	HR	S	P	ERA	WHIP	PITCHER	IP	WLS	BF	H	R	ER	SO	BB	IBB	HBP	BLK	WP	HR	S	P	ERA	WHIP	
36 Edwin Jackson, R ERA: 5.11	7.0	W	24	3	0	0	5	0	0	0	0	0	0	60	91	0.00	0.429																			
50 Blake Parker, R ERA: 2.09	0.1	H	3	1	0	0	1	1	0	0	0	0	0	9	14	0.00	6.000																			
40 James Russell, L ERA: 2.91	0.1	H	1	0	0	0	0	0	0	0	0	0	0	2	5	0.00	0.000																			
46 Pedro Strop, R ERA: 6.0	0.1	H	1	0	0	0	1	0	0	0	0	1	0	3	5	0.00	0.000																			
63 Kevin Gregg, R ERA: 1.72	1.0	S	5	0	0	0	1	1	0	0	0	0	0	11	18	0.00	1.000																			
Batter	1	2	3	4	5	6	7	8	9	AB	R	H	RBI	BB	SO	LOB	BOTTOM																			
24 Luis Valbuena, L OBP: 0.348, SLG: 0.386	G4-3		44 WP 13 BB 1B	F6		G3				3	1	0	0	1	0	2																				
13 Starlin Castro, R OBP: 0.272, SLG: 0.336	44 BB 2B		44 WP 1B	F9		F9		1B		4	2	3	0	0	0	2																				
44 Anthony Rizzo, L OBP: 0.330, SLG: 0.450	1H 2B		1H 2H 1B			F9		BB		3	0	2	3	1	0	1																				
12 Alfonso Soriano, R OBP: 0.288, SLG: 0.470	K		P2	G6-4-3		G5-3				4	0	0	0	0	1	3																				
19 Nate Schierholz, L OBP: 0.328, SLG: 0.504	BB		P6	P4		K				3	0	0	0	1	1	1																				
47 Brian Boguevic, L OBP: 0.306, SLG: 0.371	G3-1		G4-3			F8				4	0	1	0	0	0	3																				
15 Darwin Barney, R OBP: 0.267, SLG: 0.330	G5-3		53 BB 1B	F7		F7				3	0	1	0	0	0	1																				
53 Welington Castillo, R OBP: 0.324, SLG: 0.353	G1-3		G6-4-3	BB		G6-4-3				2	0	0	0	1	0	1																				
36 Edwin Jackson, R OBP: 0.338, SLG: 0.420 17 Dave Sampedro, R OBP: 0.298, SLG: 0.322 50 Blake Parker, R OBP: 0.298, SLG: 0.322 40 James Russell, L OBP: 0.341, SLG: 0.431 46 Pedro Strop, R OBP: 0.341, SLG: 0.431 63 Kevin Gregg, R OBP: 0.341, SLG: 0.431	G5-3		53 BB 1B	F9		F9				2	0	0	0	0	1	2																				
Inning Stats	R: 1 E: 0 K: 1 S: 11	H: 2 LOB: 2 BB: 1 P: 20	R: 0 E: 0 K: 0 S: 6	H: 0 LOB: 0 BB: 0 P: 9	R: 2 E: 0 K: 0 S: 11	H: 2 LOB: 1 BB: 1 P: 22	R: 0 E: 0 K: 1 S: 14	H: 1 LOB: 2 BB: 1 P: 21	R: 0 E: 0 K: 0 S: 4	H: 0 LOB: 0 BB: 1 P: 9	R: 0 E: 0 K: 0 S: 4	H: 1 LOB: 1 BB: 0 P: 6	R: 0 E: 0 K: 0 S: 9	H: 1 LOB: 1 BB: 0 P: 14	R: 0 E: 0 K: 1 S: 7	H: 0 LOB: 0 BB: 0 P: 9	1B: 6 2B: 1 3B: 0 HR: 0	SF: 0 SAC: 0 DP: 2 HBP: 0	WP: 1 PB: 0 SB: 0 CS: 0	PA: 33																
PITCHER	IP	WLS	BF	H	R	ER	SO	BB	IBB	HBP	BLK	WP	HR	S	P	ERA	WHIP	PITCHER	IP	WLS	BF	H	R	ER	SO	BB	IBB	HBP	BLK	WP	HR	S	P	ERA	WHIP	
35 Jake Westbrook, R ERA: 2.88	7.0	L	30	7	3	3	2	4	0	0	0	1	0	59	101	3.86	1.571																			
36 Randy Choate, L ERA: 2.37	1.0		3	0	0	0	1	0	0	0	0	0	0	7	9	0.00	0.000																			

St. Louis Cardinals @ Chicago Cubs
Wrigley Field, Chicago, IL
Thu Jul 11 2013, 7:09 PM - 9:52 PM CDT
Att: 35,379 - Clear - 72 F

AB	32
R	0
H	4
RBI	0
BB	2
SO	8
LOB	12



St. Louis Cardinals @ Chicago Cubs
Wrigley Field, Chicago, IL
Thu Jul 11 2013, 7:09 PM - 9:52 PM CDT
Att: 35,379 - Clear - 72 F

AB	29
R	3
H	7
RBI	3
BB	4
SO	3
LOB	16



Batter	1	2	3	4	5	6	7	8	9	AB	R	H	RBI	BB	SO	LOB	TOP										
13 Matt Carpenter, L (1.4) OBP: 0.392, SLG: 0.500	3-2 3B 1B	4-2 BB			2-1 G6-3		0-2 2B		1-2 F7	4	1	2	1	1	0	0	St. Louis Cardinals @ Chicago Cubs Wrigley Field, Chicago, IL Fri Jul 12 2013, 3:10 PM - 6:06 PM CDT Att: 37,322 - Sunny - 77 F										
19 Jon Jay, L (1.8) OBP: 0.320, SLG: 0.330	0-0 F7	0-1 G4-3			2-3 K		3-1 G4-3			4	0	0	0	0	1	3											
3 Carlos Beltrán, S (1.9) OBP: 0.348, SLG: 0.539	0-2 3B 1B		2-1 1B		2-3 G6-3			2-0 2B		4	1	3	1	0	0	0											
21 Allen Craig, R (1.7) OBP: 0.373, SLG: 0.491	1-1 BB 1B		2-2 F9		1-0 P3		2-3 K			4	0	1	1	0	1	2											
4 Yadier Molina, R (1.2) OBP: 0.382, SLG: 0.475	0-3 K		1-2 P4		1-2 G4-3		4-1 BB			3	0	0	0	1	1	2											
Matt Adams, L (1.3) OBP: 0.361, SLG: 0.553	4-2 BB		1-0 G6-3		3-2 G5-3		3-3 K			3	0	0	0	1	1	3											
23 David Freese, R (1.5) OBP: 0.333	2-2 F9			0-0 F8		1-0 G6-3		1-3 K		4	0	0	0	0	1	4											
26 Trevor Rosenthal, R (8.1) OBP: 0.333										0	0	0	0	0	0	0											
44 Edward Mujica, R (9.1) OBP: 0.333										0	0	0	0	0	0	0											
38 Pete Kozma, R (1.6) OBP: 0.275, SLG: 0.289		0-1 F9		0-3 K		3-2 P2		1-2 G6-3		4	0	0	0	0	1	0											
56 Joe Kelly, R (1.1) OBP: 0.125, SLG: 0.125		0-1 F9		1-2 K		0-1 13 2B 3B		2-2 F8		2	0	0	0	0	0	1											
36 Randy Choate, L (6.1) OBP: 0.286, SLG: 0.286										0	0	0	0	0	0	0											
32 Rob Johnson, R (7.1) OBP: 0.300, SLG: 0.300										0	1	1	0	0	0	0											
43 Seth Maness, R (7.1) OBP: 0.300, SLG: 0.300										0	0	0	0	0	0	0											
46 Kevin Siegrist, L (7.1) OBP: 0.300, SLG: 0.300										0	0	0	0	0	0	0											
33 Daniel Descalso, L (8.1) OBP: 0.333, SLG: 0.429										1	0	0	0	0	0	0											
Inning Stats	R: 2 H: 3 E: 0 K: 1 S: 18	H: 3 R: 1 BB: 1 P: 28	R: 0 H: 0 E: 0 K: 0 S: 8	H: 0 R: 0 LOB: 1 BB: 1 P: 12	R: 0 H: 1 E: 0 K: 0 S: 9	H: 1 R: 0 LOB: 0 BB: 0 P: 15	R: 0 H: 0 E: 0 K: 2 S: 8	H: 0 R: 0 LOB: 0 BB: 0 P: 9	R: 0 H: 0 E: 0 K: 1 S: 9	H: 0 R: 0 LOB: 0 BB: 0 P: 13	R: 1 H: 2 E: 0 K: 0 S: 12	H: 2 R: 1 LOB: 1 BB: 0 P: 19	R: 0 H: 1 E: 0 K: 3 S: 17	H: 1 R: 0 LOB: 2 BB: 2 P: 29	R: 0 H: 0 E: 0 K: 0 S: 9	H: 0 R: 0 LOB: 0 BB: 0 P: 13	1B: 3 2B: 2 3B: 2 HR: 0	SF: 0 2B: 2 3B: 2 DP: 0 HBP: 0	WP: 0 PA: 37 PB: 0 SB: 0 CS: 0								
PITCHER	IP	WLS	BF	H	R	ER	SO	BB	IBB	HBP	BLK	WP	HR	S	P	ERA	WHIP	PITCHER									
33 Carlos Villanueva, R (1.1) ERA: 3.59	6.0	L	24	4	2	2	4	2	0	0	0	0	0	60	90	3.00	1.000										
51 Matt Guerrier, R (7.1) ERA: 4.21	1.0		5	2	1	1	0	0	0	0	0	0	0	12	19	9.00	2.000										
46 Pedro Strop, R (8.1) ERA: 5.79	1.0		5	1	0	0	3	1	0	0	0	0	0	17	29	0.00	2.000										
28 Michael Bowden, R (9.1) ERA: 3.71	0.1		1	0	0	0	0	0	0	0	0	0	0	3	4	0.00	0.000										
40 James Russell, L (9.1) ERA: 2.86	0.2		2	0	0	0	0	0	0	0	0	0	0	6	9	0.00	0.000										
Batter	1	2	3	4	5	6	7	8	9	AB	R	H	RBI	BB	SO	LOB	BOTTOM										
24 Luis Valbuena, L (1.5) OBP: 0.346, SLG: 0.381	1-1 G4-3		4-0 44 FC6-4 12 1B BB		1-1 G4-3		3-3 K			3	1	0	0	1	1	1	St. Louis Cardinals @ Chicago Cubs Wrigley Field, Chicago, IL Fri Jul 12 2013, 3:10 PM - 6:06 PM CDT Att: 37,322 - Sunny - 77 F										
13 Starlin Castro, R (1.6) OBP: 0.277, SLG: 0.347	0-1 12 BB 1B		3-1 44 FC6-4 HBP		3-1 G6-3			3-2 HR		3	1	2	1	0	0	0											
44 Anthony Rizzo, L (1.3) OBP: 0.329, SLG: 0.450	2-3 K		0-0 FC6-4 12 1B HBP		1-0 2B		0-3 K			4	0	1	0	0	2	3											
12 Alfonso Soriano, R (1.7) OBP: 0.291, SLG: 0.468	4-2 BB		0-0 FC6-4 12 1B HBP		1-0 F9		0-1 G5-3			3	0	1	1	1	0	1											
19 Nate Schierholz, L (1.9) OBP: 0.327, SLG: 0.498	2-3 K		0-1 G4-3		4-0 47 G4-6-3 BB		1-3 K			3	0	0	0	1	2	4											
47 Brian Brousevic, L (1.8) OBP: 0.275, SLG: 0.333	0-1 G4-3		1-0 G4-3		0-0 G4-6-3		0-1 G3			4	0	0	0	0	0	2											
15 Darwin Barney, R (1.4) OBP: 0.263, SLG: 0.325	1-0 F7		2-2 G4-3		1-2 K		0-1 G4-3			4	0	0	0	0	1	0											
53 Wellington Castillo, R (1.2) OBP: 0.324, SLG: 0.353	2-3 K		3-3 K		1-0 BB		0-1 G4-3			3	0	1	0	0	2	0											
30 Dioner Navarro, S (9.1) OBP: 0.361, SLG: 0.525										1	0	0	0	0	0	0											
33 Carlos Villanueva, R (1.1) ERA: 3.59										2	0	0	0	0	0	0											
51 Matt Guerrier, R (7.1) ERA: 4.21										0	0	0	0	0	1	1											
46 Pedro Strop, R (8.1) ERA: 5.79										0	0	0	0	0	0	0											
28 Michael Bowden, R (9.1) ERA: 3.71										0	0	0	0	0	0	0											
40 James Russell, L (9.1) ERA: 2.86										0	0	0	0	0	0	0											
Inning Stats	R: 0 H: 1 E: 0 K: 2 S: 12	H: 1 R: 0 LOB: 2 BB: 1 P: 21	R: 0 H: 0 E: 0 K: 1 S: 7	H: 0 R: 0 LOB: 0 BB: 0 P: 10	R: 1 H: 1 E: 0 K: 0 S: 6	H: 1 R: 0 LOB: 2 BB: 1 P: 13	R: 0 H: 0 E: 0 K: 1 S: 7	H: 0 R: 0 LOB: 0 BB: 0 P: 13	R: 0 H: 1 E: 0 K: 3 S: 5	H: 1 R: 0 LOB: 1 BB: 0 P: 18	R: 0 H: 1 E: 0 K: 2 S: 11	H: 1 R: 1 LOB: 0 BB: 0 P: 15	R: 0 H: 0 E: 0 K: 0 S: 6	H: 0 R: 0 LOB: 0 BB: 0 P: 6	1B: 3 2B: 1 3B: 0 HR: 1	SF: 0 2B: 1 3B: 0 DP: 1 HBP: 1	WP: 0 PA: 35 PB: 0 SB: 0 CS: 0										
PITCHER	IP	WLS	BF	H	R	ER	SO	BB	IBB	HBP	BLK	WP	HR	S	P	ERA	WHIP	PITCHER									
58 Joe Kelly, R (1.1) ERA: 3.88	5.1	W	22	3	1	1	4	2	0	1	0	0	0	41	73	1.69	0.938										
36 Randy Choate, L (6.1) ERA: 2.29	0.2	H	2	0	0	0	0	1	0	0	0	0	0	1	5	0.00	1.500										
43 Seth Maness, R (7.1) ERA: 2.7	0.1	H	2	1	0	0	1	0	0	0	0	0	0	5	7	0.00	3.000										
46 Kevin Siegrist, L (7.1) ERA: 0.69	1.0	H	4	1	1	1	3	0	0	0	0	0	1	12	20	9.00	1.000										
26 Trevor Rosenthal, R (8.1) ERA: 1.86	0.2	H	2	0	0	0	1	0	0	0	0	0	0	5	6	0.00	0.000										

Batter	1	2	3	4	5	6	7	8	9	AB	R	H	RBI	BB	SO	LOB	TOP			
13 Matt Carpenter, L (1.4) OBP: 0.393, SLG: 0.499	G4-3		FC3-6 BB		G4-3		33 1B 21 1B	SF7		3	1	1	1	1	0	0				
33 Daniel Descalso, L (1.6) OBP: 0.335, SLG: 0.422	G3		FC3-6 CS		G3-1		21 1B	F8		5	0	1	0	0	0	3				
3 Carlos Beltrán, S (1.9) OBP: 0.346, SLG: 0.534	F8		K		K		21 1B FC6	K		5	0	1	0	0	2	3				
21 Allen Craig, R (1.7) OBP: 0.371, SLG: 0.487	G4-3				G5-3		FC6	K		5	0	1	1	0	1	1				
Matt Adams, L (1.3) OBP: 0.370, SLG: 0.551	19 1B 48 1B		23 2B		K		F7	23 1B 19 1B		4	2	2	0	1	1	2				
23 David Freese, R (1.5) OBP: 0.343, SLG: 0.385	F8		2B		G5-3		K	19 1B BB		4	0	1	0	1	1	1				
19 Jon Jay, L (1.8) OBP: 0.327, SLG: 0.341	48 1B		F8		F8		1B	13 SF7		5	1	4	1	0	0	2				
48 Tony Cruz, R (1.2) OBP: 0.295, SLG: 0.294										2	0	1	1	1	1	1				
62 Carlos Martinez, R (8.1)										0	0	0	0	0	0	0				
43 Shane Robinson, R (8.1)										0	0	0	0	0	0	0				
36 Randy Choate, L (8.1)										0	0	0	0	0	0	0				
43 Seth Maness, R (8.1)										0	0	0	0	0	0	0				
38 Pete Kozma, R (8.1)										1	0	0	0	0	0	2				
31 Lance Lynn, S (1.1) OBP: 0.212, SLG: 0.103	L8				G4-3					2	0	0	0	0	0	5				
65 Keith Butler, R (5.1)										0	0	0	0	0	0	0				
32 Rob Johnson, R (6.2) OBP: 0.500, SLG: 1.500										1	0	0	0	0	0	0				
4 Yadier Molina, R (8.1) OBP: 0.381, SLG: 0.473										1	0	0	0	0	0	2				
Inning Stats	R: 0 E: 0 K: 0 S: 9	H: 0 LOB: 0 BB: 0 P: 15	R: 1 E: 0 K: 0 S: 11	H: 3 LOB: 2 BB: 0 P: 14	R: 0 E: 0 K: 1 S: 7	H: 0 LOB: 1 BB: 1 P: 14	R: 0 E: 0 K: 0 S: 11	H: 2 LOB: 3 BB: 1 P: 19	R: 0 E: 0 K: 2 S: 10	H: 1 LOB: 1 BB: 0 P: 13	R: 1 E: 0 K: 1 S: 18	H: 3 LOB: 2 BB: 0 P: 27	R: 1 E: 0 K: 1 S: 14	H: 1 LOB: 2 BB: 2 P: 26	R: 1 E: 0 K: 1 S: 12	H: 1 LOB: 2 BB: 2 P: 24	1B: 10 2B: 3 3B: 0 HR: 0	SF: 1 SAC: 0 DP: 1 HBP: 0	WP: 0 PB: 0 SB: 0 CS: 1	PA: 44
PITCHER	IP WLS BF H R ER SO BB IBB HBP BLK WP HR S P ERA WHIP																			
22 Matt Garza, R (1.1) ERA: 3.17	6.2 W 31 10 2 2 4 1 1 0 0 0 0 0 3 6 2.70 1.650																			
51 Matt Guerrier, R (7.1) ERA: 4.17	0.1 H 1 0 0 0 0 0 0 0 0 0 0 3 6 0.00 0.000																			
50 Blake Parker, R (8.1) ERA: 2.04	0.1 4 1 1 0 1 1 0 0 0 0 0 9 18 0.00 6.000																			
40 James Russell, L (8.1) ERA: 2.8	0.2 H 2 0 0 0 0 0 0 0 0 0 5 8 0.00 0.000																			
63 Kevin Gregg, R (9.1) ERA: 1.95	1.0 S 6 1 1 1 1 2 0 0 0 0 0 12 24 9.00 3.000																			

St. Louis Cardinals @ Chicago Cubs
Wrigley Field, Chicago, IL
Sat Jul 13 2013, 6:22 PM - 9:45 PM CDT
Att. 42,240 - Clear - 79 F

AB	38
R	4
H	12
RBI	4
BB	5
SO	6
LOB	22



Batter	1	2	3	4	5	6	7	8	9	AB	R	H	RBI	BB	SO	LOB	BOTTOM			
24 Luis Valbuena, L (1.5) OBP: 0.344, SLG: 0.390	G3		K		F9			K		5	1	1	2	0	2	7				
13 Starlin Castro, R (1.6) OBP: 0.281, SLG: 0.352	G5-3		1B		HR		K	44 BB		5	0	3	1	0	1	0				
44 Anthony Rizzo, L (1.3) OBP: 0.330, SLG: 0.446	L7		G6-3		12 G5-4-3 BB		K	12 FC5-4 BB		3	0	0	0	2	1	3				
12 Alfonso Soriano, R (1.7) OBP: 0.292, SLG: 0.479					G5-4-3		G6-3	FC5-4		5	2	2	1	0	0	5				
30 Dioner Navarro, S (1.2) OBP: 0.358, SLG: 0.516	E9 47 G4-3 17 1B		L5		G4-3		F8			4	1	1	0	0	0	0				
47 Brian Bogueusevic, L (1.8) OBP: 0.273, SLG: 0.326	G4-3		G1-3		15 S 17 1B		G6-3			4	0	1	0	0	0	1				
17 Dave Sappelt, R (1.9) ERA: 1.99					K		F9			4	1	2	1	0	1	0				
50 Blake Parker, R (8.1)										0	0	0	0	0	0	0				
40 James Russell, L (8.1)										0	0	0	0	0	0	0				
63 Kevin Gregg, R (9.1)										0	0	0	0	0	0	0				
15 Darwin Barney, R (1.4) OBP: 0.266, SLG: 0.327	13 1B 22 1B				24 HR		K	G5-3		4	1	2	0	0	1	2				
22 Matt Garza, R (1.1) OBP: 0.263, SLG: 0.278					B3					2	0	1	0	0	0	1				
51 Matt Guerrier, R (7.1)										0	0	0	0	0	0	0				
20 Julio Borbon, L (8.9) OBP: 0.291, SLG: 0.275										1	0	1	0	0	0	0				
Inning Stats	R: 0 E: 0 K: 0 S: 6	H: 0 LOB: 0 BB: 0 P: 8	R: 3 E: 1 K: 1 S: 18	H: 6 LOB: 3 BB: 0 P: 31	R: 1 E: 0 K: 1 S: 10	H: 1 LOB: 0 BB: 0 P: 16	R: 2 E: 0 K: 0 S: 8	H: 3 LOB: 1 BB: 1 P: 13	R: 0 E: 0 K: 1 S: 12	H: 2 LOB: 3 BB: 0 P: 18	R: 0 E: 0 K: 2 S: 10	H: 0 LOB: 0 BB: 0 P: 17	R: 0 E: 0 K: 0 S: 10	H: 0 LOB: 0 BB: 0 P: 15	R: 0 E: 0 K: 1 S: 12	H: 2 LOB: 3 BB: 1 P: 21	1B: 9 2B: 3 3B: 0 HR: 2	SF: 0 SAC: 0 DP: 1 HBP: 1	WP: 0 PB: 1 SB: 2 CS: 0	PA: 40
PITCHER	IP WLS BF H R ER SO BB IBB HBP BLK WP HR S P ERA WHIP																			
31 Lance Lynn, R (1.1) ERA: 4.0	4.1 L 25 12 6 6 2 1 0 0 1 0 0 0 7 12 12.46 3.000																			
65 Keith Butler, R (5.1) ERA: 1.99	0.2 3 0 0 0 1 0 0 0 1 0 0 0 7 12 0.00 0.000																			
62 Carlos Martinez, R (8.1) ERA: 3.6	2.0 6 0 0 0 2 0 0 0 0 0 0 20 32 0.00 0.000																			
36 Randy Choate, L (8.1) ERA: 2.21	0.2 5 2 0 0 1 1 0 0 0 0 0 10 19 0.00 4.500																			
43 Seth Maness, R (8.1) ERA: 2.67	0.1 1 0 0 0 0 0 0 0 0 0 0 2 2 0.00 0.000																			

St. Louis Cardinals @ Chicago Cubs
Wrigley Field, Chicago, IL
Sat Jul 13 2013, 6:22 PM - 9:45 PM CDT
Att. 42,240 - Clear - 79 F

AB	37
R	6
H	14
RBI	5
BB	2
SO	6
LOB	19



Batter	1	2	3	4	5	6	7	8	9	AB R H RBI BB SO LOB	TOP										
2 Everth Cabrera, S OBP: 0.373, SLG: 0.396	G4-3		G1-3		F8		G6-4-3 1B		2B 18 G3-1 1B	5 1 2 2 0 0 0	San Diego Padres @ St. Louis Cardinals Busch Stadium, St. Louis, MO Fri Jul 19 2013, 7:16 PM - 10:09 PM CDT Att: 43,929 - Partly Cloudy - 93 F										
Chase Headley, S OBP: 0.333, SLG: 0.365	K		18 FC6-4 BB		18 PO 1B		G6-4-3 1-2		18 G3-1 23 1B 2B	4 1 2 1 1 1 2											
18 Carlos Quentin, R OBP: 0.366, SLG: 0.492	23 1B		FC6-4		PO		G1-3		25 1B 5 1B BB	4 1 1 1 1 0 2											
23 Yonder Alonso, L OBP: 0.323, SLG: 0.397					L7		G1-3		25 DI 1B	5 0 2 1 0 1 1											
9 Jedd Gyorko, R OBP: 0.327, SLG: 0.435	L9				5 BB 25 1B 1B		F8		F9	5 0 1 0 0 0 4											
25 Will Venable, L OBP: 0.271, SLG: 0.422	L7				5 BB 1B		F8		5 BB 1B	5 0 2 0 0 1 1											
5 Alexi Amarista, L OBP: 0.297, SLG: 0.408	L8				4 G4-6-3 BB		14 BB 4 1B 2 1B			3 1 2 1 1 0 0											
4 Nick Hundley, R OBP: 0.294, SLG: 0.393	F8				G4-6-3		14 BB 2 1B 1B		F8	4 1 1 0 0 0 5											
21 Jason Marquis, L OBP: 0.119, SLG: 0.143	G4-3				G6-3		2 1B BB		2 1B BB	2 0 0 0 0 0 0											
56 Colt Hynes, L										0 0 0 0 0 0 0											
14 Mark Kotsay, L OBP: 0.248, SLG: 0.237										0 0 0 0 1 0 0											
59 Sean O'Sullivan, R OBP: 0.500, SLG: 1.000										0 0 0 0 0 0 0											
15 Jesus Guzman, R OBP: 0.294, SLG: 0.376										0 1 0 0 1 0 0											
Inning Stats	R: 0 E: 0 K: 1 S: 11	H: 2 LOB: 2 BB: 0 P: 19	R: 0 E: 0 K: 0 S: 6	H: 0 LOB: 0 BB: 0 P: 11	R: 0 E: 0 K: 0 S: 11	H: 0 LOB: 1 BB: 1 P: 16	R: 0 E: 0 K: 0 S: 8	H: 2 LOB: 2 BB: 1 P: 17	R: 0 E: 0 K: 0 S: 4	H: 0 LOB: 0 BB: 0 P: 5	R: 0 E: 0 K: 0 S: 5	H: 0 LOB: 0 BB: 0 P: 6	R: 2 E: 0 K: 0 S: 9	H: 3 LOB: 1 BB: 1 P: 19	R: 1 E: 0 K: 1 S: 18	H: 2 LOB: 2 BB: 1 P: 26	R: 3 E: 0 K: 1 S: 16	H: 3 LOB: 1 BB: 1 P: 26	1B: 12 2B: 1 3B: 0 HR: 0	SF: 0 SAC: 0 DP: 2 HBP: 0	WP: 0 PA: 43 PB: 0 SB: 0 CS: 0
PITCHER	IP WLS BF H R ER SO BB IBB HBP BLK WP HR S P ERA WHIP											PITCHER	IP WLS BF H R ER SO BB IBB HBP BLK WP HR S P ERA WHIP								
35 Jake Westbrook, R ERA: 2.88	6.1 W 28 8 2 2 1 3 0 0 0 0 0 0 52 89 2.84 1.737																				
43 Seth Maness, R ERA: 2.51	0.2 H 1 0 0 0 0 0 0 0 0 0 2 4 0.00 0.000																				
59 Fernando Salas, R ERA: 4.15	1.0 6 2 1 1 1 1 0 0 0 0 0 0 18 26 9.00 3.000																				
62 Carlos Martinez, R ERA: 6.1	0.1 5 3 3 3 0 1 0 0 0 0 0 9 18 81.00 12.000																				
44 Edward Mujica, R ERA: 2.16	0.2 S 2 0 0 0 1 0 0 0 0 0 0 7 8 0.00 0.000																				

Batter	1	2	3	4	5	6	7	8	9	AB R H RBI BB SO LOB	BOTTOM								
13 Matt Carpenter, L OBP: 0.399, SLG: 0.506	G4-3		19 SH2-3 BB		19 SH1-3 3 SF9 2B		19 G4-6-3 1B		2B	4 1 3 3 1 0 0	San Diego Padres @ St. Louis Cardinals Busch Stadium, St. Louis, MO Fri Jul 19 2013, 7:16 PM - 10:09 PM CDT Att: 43,929 - Partly Cloudy - 93 F								
19 Jon Jay, L OBP: 0.228, SLG: 0.337	G3-1		SH2-3		SH1-3		G4-6-3		F7	3 0 0 0 0 0 3									
3 Carlos Beltrán, S OBP: 0.344, SLG: 0.532	L8		SF8		SF9		21 1B 4 2B 1B		K	3 1 1 2 0 1 1									
21 Allen Craig, R OBP: 0.378, SLG: 0.493			38 FC5 23 BB 1B		P4		4 2B 1B		L4	5 1 2 0 0 0 2									
4 Yadier Molina, R OBP: 0.387, SLG: 0.491	L9				F9		23 FC5-2 BB		23 1B G4-6-3 2B	3 1 1 2 1 0 1									
Matt Adams, L OBP: 0.372, SLG: 0.544	L9				G5-3		38 1B 35 1B		23 G4-6-3 BB	3 1 1 0 1 0 1									
23 David Freese, R OBP: 0.344, SLG: 0.383			38 FC5 BB				35 1B 13 1B		G4-6-3	3 1 1 0 1 0 4									
38 Pete Kozma, R OBP: 0.281, SLG: 0.296	FC5				B1-3		35 1B 13 1B		32 FC5-4 1B	4 1 2 1 0 0 3									
35 Jake Westbrook, R ERA: 2.88										3 2 3 1 0 0 0									
43 Seth Maness, R ERA: 2.51										0 0 0 0 0 0 0									
32 Rob Johnson, R OBP: 0.333, SLG: 0.396										1 0 0 0 0 0 1									
59 Fernando Salas, R ERA: 4.15										0 0 0 0 0 0 0									
62 Carlos Martinez, R ERA: 6.1										0 0 0 0 0 0 0									
44 Edward Mujica, R ERA: 2.16										0 0 0 0 0 0 0									
Inning Stats	R: 0 E: 0 K: 0 S: 5	H: 0 LOB: 0 BB: 0 P: 8	R: 0 E: 0 K: 0 S: 11	H: 1 LOB: 2 BB: 1 P: 19	R: 1 E: 0 K: 0 S: 8	H: 1 LOB: 1 BB: 1 P: 15	R: 0 E: 0 K: 0 S: 7	H: 1 LOB: 1 BB: 0 P: 10	R: 2 E: 0 K: 0 S: 10	H: 2 LOB: 0 BB: 0 P: 12	R: 3 E: 0 K: 0 S: 19	H: 4 LOB: 1 BB: 1 P: 34	R: 3 E: 0 K: 0 S: 12	H: 4 LOB: 1 BB: 1 P: 21	R: 0 E: 0 K: 1 S: 9	H: 1 LOB: 1 BB: 0 P: 14	1B: 10 2B: 4 3B: 0 HR: 0	SF: 2 SAC: 2 DP: 2 HBP: 0	WP: 0 PA: 40 PB: 0 SB: 0 CS: 0
PITCHER	IP WLS BF H R ER SO BB IBB HBP BLK WP HR S P ERA WHIP											PITCHER	IP WLS BF H R ER SO BB IBB HBP BLK WP HR S P ERA WHIP						
21 Jason Marquis, R ERA: 4.05	5.1 L 27 8 2 6 0 3 0 0 0 0 0 0 52 86 10.12 2.062																		
56 Colt Hynes, L	0.2 2 1 0 0 0 0 0 0 0 0 0 8 12 0.00 1.500																		
59 Sean O'Sullivan, R ERA: 6.43	2.0 11 5 3 3 1 0 0 0 0 0 0 21 35 13.50 3.000																		



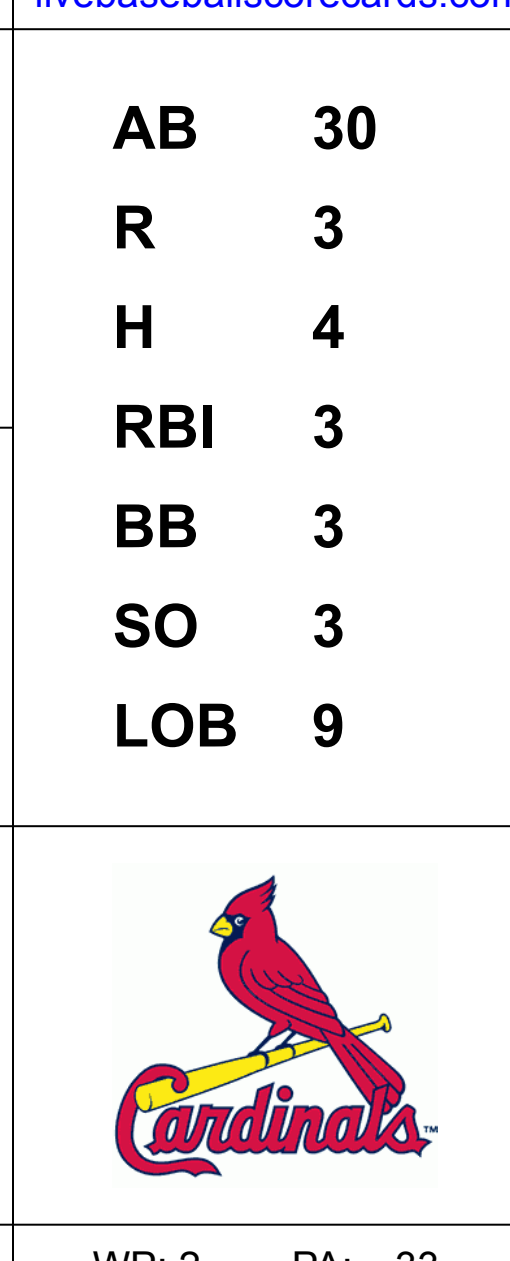
Batter	1	2	3	4	5	6	7	8	9	AB	R	H	RBI	BB	SO	LOB	TOP					
2 Everth Cabrera, S OBP: 0.398, SLG: 0.391	G5-3	SF8	F8	F8	G3	K	K	K	K	4	0	0	1	0	1	2	San Diego Padres @ St. Louis Cardinals Busch Stadium, St. Louis, MO Sat Jul 20 2013, 6:18 PM - 9:59 PM CDT Att: 45,288 - Cloudy - 92 F					
Chase Headley, S OBP: 0.334, SLG: 0.365	18 BB	F9	F8	F8	K	K	K	K	5	2	2	0	0	1	3							
18 Carlos Quentin, R OBP: 0.370, SLG: 0.496	9 BB		F7	F8					4	0	2	1	1	0	0							
23 Yonder Alonso, L OBP: 0.320, SLG: 0.392	P6		5 BB, 4 WP, 25 1B	F8	F8	FC4-6	FC6-4	F7	5	1	1	0	0	0	4							
9 Jedd Gyorko, R OBP: 0.285, SLG: 0.431	1-3 2H		F9	K	K	FC6-4	FC6-4	F8	5	0	1	1	0	1	3							
25 Will Venable, L OBP: 0.270, SLG: 0.420	G3		4 WP, 5 BB, 4 1B	L3	L3	K	K	K	4	1	1	0	0	1	3							
5 Alexi Amarista, L OBP: 0.307, SLG: 0.411		37 SH1-4, 4 BB, 2 SF8		2 G3, 4 BB	G6-3	G6-3	G6-3	G6-3	1	1	1	0	2	0	0							
13 Chris Denorfia, R OBP: 0.327, SLG: 0.393			4 1B, 4 WP	2 G3, 2 BB	L9	L9	L9	L9	2	0	1	1	2	0	0							
4 Nick Hundley, R OBP: 0.324, SLG: 0.394		37 SH1-4		2 G3	L8	L8	L8	L8	3	1	0	0	0	0	2							
37 Edinson Volquez, R ERA: 4.13										1	0	0	0	0	0							
11 Logan Forsythe, R ERA: 3.06										0	0	0	0	0	0							
50 Nick Vincent, R ERA: 2.48										0	0	0	0	0	0							
55 Dale Thayer, R ERA: 2.14										0	0	0	0	0	0							
14 Mark Kotsay, L ERA: 3.65										0	0	0	0	0	0							
54 Joe Thatcher, L ERA: 2.28										0	0	0	0	0	0							
16 Huston Street, R ERA: 4.02										0	0	0	0	0	0							
Inning Stats	R: 1 H: 2 E: 0 K: 0 S: 12	H: 2 LOB: 1 BB: 1 P: 20	R: 1 H: 1 E: 0 K: 0 S: 13	H: 1 LOB: 1 BB: 1 P: 22	R: 2 H: 3 E: 0 K: 0 S: 15	H: 3 LOB: 2 BB: 1 P: 26	R: 0 H: 0 E: 0 K: 1 S: 5	H: 0 LOB: 0 BB: 0 P: 9	R: 0 H: 0 E: 0 K: 1 S: 11	H: 0 LOB: 0 BB: 0 P: 14	R: 0 H: 0 E: 0 K: 1 S: 15	H: 0 LOB: 2 BB: 2 P: 31	R: 0 H: 1 E: 0 K: 1 S: 7	H: 1 LOB: 1 BB: 0 P: 11	R: 0 H: 0 E: 0 K: 0 S: 7	H: 0 LOB: 0 BB: 0 P: 9	R: 1 H: 2 E: 0 K: 1 S: 17	H: 2 LOB: 1 BB: 0 P: 21	1B: 8 2B: 1 3B: 0 HR: 0	SF: 1 SAC: 1 DP: 0 HBP: 0	WP: 1 PB: 0 CS: 0	PA: 41
PITCHER	IP WLS BF H R ER SO BB IBB HBP BLK WP HR S P ERA WHIP																					
31 Lance Lynn, R ERA: 4.13	(1, 1)	5.0 L 24 6 4 4 1 3 0 0 0 0 1 0 56 91 7.20 1.800																				
46 Kevin Siegrist, L ERA: 0.69	(6, 1)	0.0 2 0 0 0 0 2 0 0 0 0 0 0 2 10 ∞ ∞																				
43 Seth Maness, R ERA: 2.48	(6, 1)	1.2 6 1 0 0 1 0 0 0 0 0 0 0 17 26 0.00 0.600																				
36 Randy Choate, L ERA: 2.14	(7, 1)	0.1 1 0 0 0 1 0 0 0 0 0 0 0 3 6 0.00 0.000																				
26 Trevor Rosenthal, R ERA: 2.35	(8, 1)	1.1 6 2 1 1 1 0 0 0 0 0 0 0 16 21 6.75 1.500																				
59 Fernando Salas, R ERA: 4.0	(9, 1)	0.2 2 0 0 0 0 0 0 0 0 0 0 0 2 9 0.00 0.000																				
Batter	1	2	3	4	5	6	7	8	9	AB	R	H	RBI	BB	SO	LOB	BOTTOM					
13 Matt Carpenter, L OBP: 0.398, SLG: 0.501	F7		21 WP, 19 1B	G1-3	G1-3	F8	F8	F8	F8	3	1	0	0	1	0	1	San Diego Padres @ St. Louis Cardinals Busch Stadium, St. Louis, MO Sat Jul 20 2013, 6:18 PM - 9:59 PM CDT Att: 45,288 - Cloudy - 92 F					
19 Jon Jay, L OBP: 0.330, SLG: 0.337	K		21 WP, 19 1B	F9	F9	F9	F9	F9	3	1	1	0	1	1	1							
3 Carlos Beltrán, S OBP: 0.340, SLG: 0.525	L3		L9	L9	L9	F7	F7	F7	4	0	0	0	0	1	3							
21 Allen Craig, R OBP: 0.377, SLG: 0.490	G3-1		L9	F7	F7	F9	F9	F9	4	0	1	2	0	1	0							
4 Yadier Molina, R OBP: 0.383, SLG: 0.485	G6-3		F7	F7	F7	L9	L9	L9	4	0	0	0	0	0	1							
Matt Adams, L OBP: 0.388, SLG: 0.532	L5		L9	L9	L9	L9	L9	L9	3	0	0	0	1	0	1							
23 David Freese, R OBP: 0.344, SLG: 0.382	G6-3		G6-3	G6-3	G6-3	G4-6-3	G4-6-3	G4-6-3	3	1	1	0	0	0	1							
26 Trevor Rosenthal, R ERA: 2.35									0	0	0	0	0	0	0							
59 Fernando Salas, R ERA: 4.0									0	0	0	0	0	0	0							
33 Daniel Descalso, L OBP: 0.339, SLG: 0.424	L7		L7	L7	L7	G3-1	G3-1	G3-1	3	0	1	0	0	0	0							
31 Lance Lynn, S ERA: 5.73										1	0	0	0	0	0							
41 Brock Peterson, R ERA: 1.59										0	0	1	0	0	1							
46 Kevin Siegrist, L ERA: 0.69										0	0	0	0	0	0							
43 Seth Maness, R ERA: 2.48										0	0	0	0	0	0							
36 Randy Choate, L ERA: 2.14										0	0	0	0	0	0							
38 Pete Kozma, R OBP: 0.266, SLG: 0.295										1	0	0	0	0	0							
Inning Stats	R: 0 H: 0 E: 0 K: 1 S: 10	H: 0 LOB: 0 BB: 0 P: 15	R: 0 H: 0 E: 0 K: 0 S: 9	H: 0 LOB: 0 BB: 0 P: 16	R: 0 H: 0 E: 0 K: 0 S: 8	H: 0 LOB: 0 BB: 0 P: 12	R: 2 H: 2 E: 0 K: 0 S: 15	H: 2 LOB: 1 BB: 1 P: 31	R: 1 H: 2 E: 0 K: 0 S: 20	H: 2 LOB: 1 BB: 0 P: 33	R: 0 H: 0 E: 0 K: 0 S: 8	H: 0 LOB: 0 BB: 0 P: 10	R: 0 H: 0 E: 0 K: 1 S: 6	H: 0 LOB: 1 BB: 1 P: 13	R: 0 H: 0 E: 0 K: 1 S: 11	H: 0 LOB: 1 BB: 1 P: 20	R: 0 H: 0 E: 0 K: 1 S: 7	H: 0 LOB: 0 BB: 0 P: 10	1B: 4 2B: 0 3B: 0 HR: 0	SF: 0 SAC: 0 DP: 1 HBP: 0	WP: 2 PB: 0 CS: 0	PA: 33
PITCHER	IP WLS BF H R ER SO BB IBB HBP BLK WP HR S P ERA WHIP																					
37 Edinson Volquez, R ERA: 5.73	(1, 1)	5.0 W 20 4 3 3 1 1 0 0 0 0 0 0 8 10 5.40 1.000																				
50 Nick Vincent, R ERA: 1.59	(6, 1)	1.0 H 3 0 0 0 0 0 0 0 0 0 0 0 8 10 0.00 0.000																				
55 Dale Thayer, R ERA: 2.86	(7, 1)	1.0 H 3 0 0 0 0 1 0 0 0 0 0 0 6 13 0.00 1.000																				
54 Joe Thatcher, L ERA: 2.28	(8, 1)	1.0 H 4 0 0 0 1 1 0 0 0 0 0 0 11 20 0.00 1.000																				
16 Huston Street, R ERA: 4.02	(9, 1)	1.0 S 3 0 0 0 1 0 0 0 0 0 0 0 7 10 0.00 0.000																				

AB	34
R	5
H	9
RBI	4
BB	5
SO	4
LOB	19



WP	1	PA	41
PB	0	CS	0
SB	0	CS	0

AB	30
R	3
H	4
RBI	3
BB	3
SO	3
LOB	9



WP	2	PA	33
PB	0	CS	0
SB	0	CS	0

Batter	1	2	3	4	5	6	7	8	9	AB	R	H	RBI	BB	SO	LOB	TOP					
2 Everth Cabrera, S OBP: 0.370, SLG: 0.394	G3 23 1B 2B		G4-6-3 BB		G6-3		K			3	1	1	0	1	1	2	San Diego Padres @ St. Louis Cardinals Busch Stadium, St. Louis, MO Sun Jul 21 2013, 1:17 PM - 4:09 PM CDT Att: 44,033 - Cloudy - 79 F					
Chase Headley, S OBP: 0.333, SLG: 0.364	G3 2-3		G4-6-3 1-2f		K			G5-4-3 18 G5-4-3 1B		4	0	1	0	0	1	3						
18 Carlos Quentin, R OBP: 0.369, SLG: 0.496	K		G6-3					G5-4-3 1-2f		4	1	1	0	0	1	2						
23 Yonder Alonso, L OBP: 0.328, SLG: 0.399	G3 25 BB 1B				G6-3 11 FC6-4 1B			K		4	0	3	1	0	1	0						
25 Will Venable, L OBP: 0.270, SLG: 0.415	G3 1-2 BB				K			G4-6-3 1-2f		3	0	0	0	1	1	2						
5 Alexi Amarista, L OBP: 0.306, SLG: 0.408	G4-1				K			G4-3		4	0	1	0	0	1	3						
11 Logan Forsythe, R OBP: 0.298, SLG: 0.342		F9			FC6-4 1-2f					4	0	1	0	0	0	2						
44 René Rivera, R OBP: 0.111, SLG: 0.111		F8						G6-3		3	0	1	0	0	0	1						
15 Jesus Guzman, R OBP: 0.297, SLG: 0.385					53 SH1-3 1B			G6-3 1-2		1	0	1	0	0	0	0						
53 Eric Stults, L OBP: 0.175, SLG: 0.275					SH1-3 1-2			G4-3		1	0	0	0	0	0	1						
14 Mark Kotsay, L OBP: 0.243, SLG: 0.232								G4-3		0	0	0	0	0	0	0						
50 Nick Vincent, R OBP: 0.324, SLG: 0.429								F7		1	0	0	0	0	0	2						
9 Jedd Gyorko, R OBP: 0.324, SLG: 0.429										1	0	0	0	0	0	2						
Inning Stats	R: 1 E: 0 K: 1 S: 12	H: 2 LOB: 2 BB: 1 P: 18	R: 0 E: 0 K: 1 S: 6	H: 0 LOB: 0 BB: 0 P: 9	R: 0 E: 0 K: 0 S: 4	H: 0 LOB: 0 BB: 1 P: 8	R: 0 E: 0 K: 2 S: 11	H: 1 LOB: 1 BB: 0 P: 15	R: 0 E: 0 K: 1 S: 11	H: 1 LOB: 1 BB: 0 P: 16	R: 1 E: 0 K: 0 S: 6	H: 2 LOB: 0 BB: 0 P: 7	R: 0 E: 0 K: 1 S: 12	H: 1 LOB: 1 BB: 0 P: 15	R: 0 E: 0 K: 1 S: 10	H: 1 LOB: 0 BB: 0 P: 15	R: 0 E: 0 K: 0 S: 13	H: 2 LOB: 2 BB: 0 P: 19	1B: 7 2B: 3 3B: 0 HR: 0	SF: 0 SAC: 1 DP: 3 HBP: 0	WP: 0 PB: 0 SB: 0 CS: 0	PA: 36
PITCHER	IP WLS BF H R ER SO BB IBB HBP BLK WP HR S P ERA WHIP	8.0 W 31 8 2 2 7 2 0 0 0 0 0 72 103 2.25 1.250	1.0 S 5 2 0 0 0 0 0 0 0 0 0 13 19 0.00 2.000	PITCHER																		

Batter	1	2	3	4	5	6	7	8	9	AB	R	H	RBI	BB	SO	LOB	BOTTOM			
13 Matt Carpenter, L OBP: 0.399, SLG: 0.504	G3 23 FC6-4 1B		G3 21 1B 2B		G3		K			4	1	2	0	0	1	0	San Diego Padres @ St. Louis Cardinals Busch Stadium, St. Louis, MO Sun Jul 21 2013, 1:17 PM - 4:09 PM CDT Att: 44,033 - Cloudy - 79 F			
4 Yadier Molina, R OBP: 0.394, SLG: 0.483	F7		F7 21 1B 2B BB		F7 23 1B		F9		3	1	1	0	1	0	1					
21 Allen Craig, R OBP: 0.376, SLG: 0.488	P4		F9 23 2B 1B		F9		L7		4	1	1	1	0	0	2					
23 David Freese, R OBP: 0.346, SLG: 0.388	FC6-4		F7 1-3 2-H 2B		F7				4	0	2	2	0	0	1					
44 Edward Mujica, R ERA: 2.11			G4-3 1-2f		G4-3		G1-3		0	0	0	0	0	0	0					
Matt Adams, L OBP: 0.359, SLG: 0.517		G4-3	G4-3		F7		G6-3		4	0	0	0	0	0	2					
41 Brock Peterson, R OBP: 0.329, SLG: 0.336		E5 43 1B	G4-3		G6-3		K		3	0	0	0	0	0	0					
19 Jon Jay, L OBP: 0.329, SLG: 0.336					G6-3				1	0	0	0	0	1	0					
43 Shane Robinson, R OBP: 0.376, SLG: 0.348		F9 1-2			G6-3		G6-3		3	0	1	0	0	0	0					
38 Pete Kozma, R OBP: 0.281, SLG: 0.295		L8			K				3	0	1	0	0	1	2					
50 Adam Wainwright, R OBP: 0.111, SLG: 0.133					P2		F8		3	0	0	0	0	1	3					
33 Daniel Descalso, L OBP: 0.339, SLG: 0.424									0	0	0	0	0	0	0					
Inning Stats	R: 0 E: 0 K: 0 S: 9	H: 1 LOB: 1 BB: 0 P: 14	R: 0 E: 1 K: 1 S: 13	H: 1 LOB: 2 BB: 0 P: 19	R: 3 E: 0 K: 0 S: 20	H: 3 LOB: 0 BB: 1 P: 32	R: 0 E: 0 K: 1 S: 11	H: 0 LOB: 0 BB: 0 P: 18	R: 0 E: 0 K: 0 S: 15	H: 2 LOB: 2 BB: 0 P: 23	R: 0 E: 0 K: 0 S: 13	H: 1 LOB: 1 BB: 0 P: 18	R: 0 E: 0 K: 1 S: 8	H: 0 LOB: 0 BB: 0 P: 11	R: 0 E: 0 K: 1 S: 8	H: 0 LOB: 0 BB: 0 P: 11	1B: 6 2B: 2 3B: 0 HR: 0	SF: 0 SAC: 0 DP: 0 HBP: 0	WP: 0 PB: 0 SB: 0 CS: 0	PA: 33
PITCHER	IP WLS BF H R ER SO BB IBB HBP BLK WP HR S P ERA WHIP	6.0 L 27 6 0 0 1 1 0 0 0 0 0 13 17 0.00 0.000	1.45 1 0 0 0 1 0 0 0 0 0 0 0 3 5 0.00 0.000	PITCHER																



Batter	1	2	3	4	5	6	7	8	9	AB	R	H	RBI	BB	SO	LOB	TOP					
11 Jimmy Rollins, S OBP: 0.316, SLG: 0.351										4	0	1	0	0	1	1						
10 Michael Young, R OBP: 0.343, SLG: 0.409										4	0	0	0	0	0	2						
26 Chase Utley, L OBP: 0.346, SLG: 0.520										3	0	1	0	1	1	0						
3 Delmon Young, R OBP: 0.325, SLG: 0.421 30 Justin De Fratus, S										3	0	1	0	0	0	1						
28 Kevin Frandsen, R OBP: 0.379, SLG: 0.423 63 Jake Diekman, R										0	0	0	0	0	0	0						
18 Darin Ruf, R OBP: 0.385, SLG: 0.511										4	1	1	0	0	0	3						
19 Laynce Nix, L OBP: 0.243, SLG: 0.287										4	1	1	0	0	0	3						
15 John Mayberry Jr., R OBP: 0.309, SLG: 0.440										4	1	2	1	0	0	0						
51 Carlos Ruiz, R OBP: 0.301, SLG: 0.280										4	0	1	1	0	0	2						
27 John Lannan, L OBP: 0.278, SLG: 0.294 4 John McDonald, R OBP: 0.173, SLG: 0.166 66 JC Ramirez, R										1	0	0	0	0	0	1						
7 Michael Martinez, S OBP: 0.167, SLG: 0.167										1	0	0	0	0	0	2						
										2	0	1	1	0	0	0						
Inning Stats	R: 0 E: 0 K: 1 S: 12	H: 0 LOB: 0 BB: 0 P: 18	R: 0 E: 0 K: 0 S: 7	H: 1 LOB: 0 BB: 0 P: 11	R: 0 E: 1 K: 0 S: 7	H: 0 LOB: 1 BB: 0 P: 9	R: 0 E: 0 K: 1 S: 6	H: 0 LOB: 0 BB: 0 P: 8	R: 1 E: 0 K: 0 S: 10	H: 3 LOB: 1 BB: 0 P: 13	R: 0 E: 0 K: 0 S: 7	H: 1 LOB: 1 BB: 0 P: 12	R: 2 E: 0 K: 0 S: 12	H: 4 LOB: 2 BB: 0 P: 19	R: 0 E: 0 K: 0 S: 9	H: 0 LOB: 1 BB: 0 P: 17	R: 0 E: 0 K: 0 S: 9	H: 0 LOB: 0 BB: 0 P: 13	1B: 8 2B: 1 3B: 0 HR: 0	SF: 0 SAC: 0 DP: 3 HBP: 1	WP: 0 PB: 0 SB: 0 CS: 0	PA: 36
PITCHER	IP WLS BF H R ER SO BB IBB HBP BLK WP HR S P ERA WHIP	7.0 W 29 9 3 3 2 0 0 0 0 0 0 61 90 3.86 1.286	1.0 4 0 0 0 0 1 0 0 1 0 0 9 17 0.00 1.000	1.0 3 0 0 0 0 0 0 0 0 0 0 9 13 0.00 0.000											IP WLS BF H R ER SO BB IBB HBP BLK WP HR S P ERA WHIP							
35 Jake Westbrook, R ERA: 2.95	7.0 W 29 9 3 3 2 0 0 0 0 0 0 61 90 3.86 1.286	1.0 4 0 0 0 0 1 0 0 1 0 0 9 17 0.00 1.000	1.0 3 0 0 0 0 0 0 0 0 0 0 9 13 0.00 0.000											IP WLS BF H R ER SO BB IBB HBP BLK WP HR S P ERA WHIP								
46 Kevin Siegrist, L ERA: 0.64	1.0 4 0 0 0 0 1 0 0 1 0 0 9 17 0.00 1.000	1.0 3 0 0 0 0 0 0 0 0 0 0 9 13 0.00 0.000											IP WLS BF H R ER SO BB IBB HBP BLK WP HR S P ERA WHIP									
62 Carlos Martinez, R ERA: 5.56	1.0 3 0 0 0 0 0 0 0 0 0 0 9 13 0.00 0.000											IP WLS BF H R ER SO BB IBB HBP BLK WP HR S P ERA WHIP										

Philadelphia Phillies @ St. Louis Cardinals
 Busch Stadium, St. Louis, MO
 Wed Jul 24 2013, 7:17 PM - 10:21 PM CDT
 Att: 44,317 - Clear - 78 F

AB 34
 R 3
 H 9
 RBI 3
 BB 1
 SO 2
 LOB 15



Batter	1	2	3	4	5	6	7	8	9	AB	R	H	RBI	BB	SO	LOB	BOTTOM			
13 Matt Carpenter, L OBP: 0.402, SLG: 0.501										4	2	2	1	1	0	2				
43 Shane Robinson, R OBP: 0.389, SLG: 0.394										5	0	3	3	0	1	1				
3 Carlos Beltrán, S OBP: 0.335, SLG: 0.522 19 Jon Jay, L OBP: 0.329, SLG: 0.339										4	0	0	0	0	1	5				
21 Allen Craig, R OBP: 0.382, SLG: 0.495										4	2	2	0	1	0	2				
4 Yadier Molina, R OBP: 0.385, SLG: 0.488 62 Carlos Martinez, R										5	2	3	1	0	0	2				
23 David Freese, R OBP: 0.350, SLG: 0.390 46 Kevin Siegrist, L										2	1	1	1	2	0	2				
48 Tony Cruz, R OBP: 0.269, SLG: 0.250										0	0	0	0	0	0	0				
Matt Adams, L OBP: 0.366, SLG: 0.520 41 Brock Peterson, R OBP: 0.167, SLG: 0.167										4	1	2	3	0	1	2				
38 Pete Kozma, R OBP: 0.285, SLG: 0.297										1	0	1	1	0	0	0				
35 Jake Westbrook, R OBP: 0.296, SLG: 0.250 33 Daniel Descalso, L OBP: 0.333, SLG: 0.416										4	1	1	1	1	2	4				
										1	1	0	0	1	0	1				
Inning Stats	R: 0 E: 0 K: 0 S: 6	H: 3 LOB: 1 BB: 1 P: 25	R: 1 E: 0 K: 0 S: 12	H: 3 LOB: 2 BB: 0 P: 15	R: 1 E: 0 K: 3 S: 25	H: 2 LOB: 1 BB: 1 P: 39	R: 5 E: 0 K: 0 S: 22	H: 4 LOB: 1 BB: 2 P: 41	R: 0 E: 0 K: 1 S: 12	H: 0 LOB: 2 BB: 2 P: 25	R: 0 E: 0 K: 1 S: 10	H: 0 LOB: 1 BB: 0 P: 14	R: 2 E: 0 K: 0 S: 19	H: 4 LOB: 2 BB: 0 P: 27	R: 2 E: 0 K: 0 S: 19	H: 4 LOB: 2 BB: 0 P: 27	1B: 11 2B: 5 3B: 1 HR: 0	SF: 0 SAC: 1 DP: 1 HBP: 1	WP: 0 PB: 0 SB: 1 CS: 0	PA: 46
PITCHER	IP WLS BF H R ER SO BB IBB HBP BLK WP HR S P ERA WHIP	4.0 L 21 4 4 4 3 2 0 0 0 0 0 22 41 45.00 6.000	1.0 9 4 5 5 0 2 0 0 0 0 0 22 39 0.00 1.000	1.0 7 4 2 2 0 0 0 0 0 0 0 19 27 18.00 4.000											IP WLS BF H R ER SO BB IBB HBP BLK WP HR S P ERA WHIP					
27 John Lannan, L ERA: 4.13	4.0 L 21 4 4 4 3 2 0 0 0 0 0 22 41 45.00 6.000	1.0 9 4 5 5 0 2 0 0 0 0 0 22 39 0.00 1.000	1.0 7 4 2 2 0 0 0 0 0 0 0 19 27 18.00 4.000											IP WLS BF H R ER SO BB IBB HBP BLK WP HR S P ERA WHIP						
66 JC Ramirez, R ERA: 8.0	1.0 9 4 5 5 0 2 0 0 0 0 0 22 39 0.00 1.000	1.0 7 4 2 2 0 0 0 0 0 0 0 19 27 18.00 4.000											IP WLS BF H R ER SO BB IBB HBP BLK WP HR S P ERA WHIP							
30 Justin De Fratus, R ERA: 5.09	1.0 7 4 2 2 0 0 0 0 0 0 0 19 27 18.00 4.000											IP WLS BF H R ER SO BB IBB HBP BLK WP HR S P ERA WHIP								
63 Jake Diekman, L ERA: 4.5	1.0 7 4 2 2 0 0 0 0 0 0 0 19 27 18.00 4.000											IP WLS BF H R ER SO BB IBB HBP BLK WP HR S P ERA WHIP								

Philadelphia Phillies @ St. Louis Cardinals
 Busch Stadium, St. Louis, MO
 Wed Jul 24 2013, 7:17 PM - 10:21 PM CDT
 Att: 44,317 - Clear - 78 F

AB 38
 R 11
 H 16
 RBI 11
 BB 6
 SO 5
 LOB 24



Batter	1	2	3	4	5	6	7	8	9	AB	R	H	RBI	BB	SO	LOB	TOP			
11 Jimmy Rollins, S OBP: 0.320, SLG: 0.356										3	0	2	0	1	1	0	Philadelphia Phillies @ St. Louis Cardinals Busch Stadium, St. Louis, MO Thu Jul 25 2013, 6:17 PM - 8:54 PM CDT Att: 45,567 - Partly Cloudy - 81 F			
10 Michael Young, R OBP: 0.342, SLG: 0.405										3	0	0	0	1	2	2				
26 Chase Utley, L OBP: 0.344, SLG: 0.515										3	0	0	0	1	1	3				
3 Delmon Young, R OBP: 0.320, SLG: 0.414										4	0	0	0	0	0	5				
18 Darin Ruf, R OBP: 0.393, SLG: 0.500										3	0	1	0	1	1	0				
19 Lance Nix, L OBP: 0.235, SLG: 0.277										4	1	0	0	0	1	2				
15 John Mayberry Jr., R OBP: 0.311, SLG: 0.441										4	0	2	0	0	2	1				
31 Erik Kratz, R OBP: 0.290, SLG: 0.429										4	0	2	1	0	1	2				
38 Kyle Kendrick, R OBP: 0.159, SLG: 0.167										2	0	0	0	0	0	2				
43 Steve Susdorf, L (7, PH)										1	0	0	0	0	0	1				
59 Antonio Bastardo, R (7, 1)										0	0	0	0	0	0	0				
Inning Stats	R: 0 H: 1 E: 0 K: 1 S: 13	H: 1 LOB: 1 BB: 1 P: 19	R: 0 H: 1 E: 0 K: 2 S: 16	H: 1 LOB: 1 BB: 0 P: 22	R: 0 H: 0 E: 0 K: 1 S: 13	H: 0 LOB: 2 BB: 2 P: 23	R: 1 H: 2 E: 0 K: 0 S: 11	H: 2 LOB: 1 BB: 1 P: 17	R: 0 H: 0 E: 0 K: 1 S: 6	H: 0 LOB: 0 BB: 0 P: 9	R: 0 H: 0 E: 0 K: 0 S: 10	H: 0 LOB: 0 BB: 0 P: 14	R: 0 H: 1 E: 0 K: 1 S: 11	H: 1 LOB: 1 BB: 0 P: 13	R: 0 H: 1 E: 0 K: 2 S: 10	H: 1 LOB: 1 BB: 0 P: 14	1B: 6 2B: 2 3B: 0 HR: 0	SF: 0 SAC: 0 DP: 3 HBP: 0	WP: 0 PB: 0 SB: 1 CS: 0	PA: 35
PITCHER	IP WLS BF H R ER SO BB IBB HBP BLK WP HR S P ERA WHIP																			
31 Lance Lynn, R ERA: 3.98	7.0 W 27 5 1 1 6 4 0 0 0 0 0 0 80 118 1.29 1.286																			
26 Trevor Rosenthal, R ERA: 2.23	1.0 H 4 1 0 0 1 0 0 0 0 0 0 0 11 13 0.00 1.000																			
44 Edward Mujica, R ERA: 2.01	1.0 S 4 1 0 0 2 0 0 0 0 0 0 0 0 10 14 0.00 1.000																			

Batter	1	2	3	4	5	6	7	8	9	AB	R	H	RBI	BB	SO	LOB	BOTTOM			
13 Matt Carpenter, L OBP: 0.401, SLG: 0.499										4	1	1	1	0	1	1	Philadelphia Phillies @ St. Louis Cardinals Busch Stadium, St. Louis, MO Thu Jul 25 2013, 6:17 PM - 8:54 PM CDT Att: 45,567 - Partly Cloudy - 81 F			
19 Jon Jay, L OBP: 0.328, SLG: 0.344										4	1	1	1	0	0	0				
21 Allen Craig, R OBP: 0.381, SLG: 0.491										3	0	0	0	1	1	1				
Matt Adams, L OBP: 0.363, SLG: 0.513										4	0	1	1	0	1	1				
4 Yadier Molina, R OBP: 0.382, SLG: 0.484										3	0	0	0	0	0	2				
23 David Freese, R OBP: 0.350, SLG: 0.387										2	0	0	0	1	1	2				
43 Shane Robinson, R OBP: 0.387, SLG: 0.392										3	0	1	0	0	0	1				
38 Pete Kozma, R OBP: 0.286, SLG: 0.297										3	1	1	0	0	0	1				
31 Lance Lynn, S OBP: 0.206, SLG: 0.100										0	0	0	0	0	0	0				
41 Brock Peterson, R OBP: 0.143, SLG: 0.143										1	0	0	0	0	0	0				
26 Trevor Rosenthal, R (8, 1)										0	0	0	0	0	0	0				
44 Edward Mujica, R (9, 1)										0	0	0	0	0	0	0				
Inning Stats	R: 0 H: 0 E: 1 K: 0 S: 11	H: 0 LOB: 0 BB: 1 P: 20	R: 0 H: 0 E: 0 K: 0 S: 7	H: 0 LOB: 1 BB: 1 P: 13	R: 3 H: 4 E: 0 K: 1 S: 18	H: 4 LOB: 2 BB: 1 P: 28	R: 0 H: 1 E: 0 K: 0 S: 9	H: 1 LOB: 0 BB: 0 P: 15	R: 0 H: 0 E: 0 K: 0 S: 9	H: 0 LOB: 0 BB: 0 P: 12	R: 0 H: 0 E: 0 K: 0 S: 6	H: 0 LOB: 0 BB: 0 P: 10	R: 0 H: 0 E: 0 K: 1 S: 6	H: 0 LOB: 0 BB: 0 P: 10	R: 0 H: 0 E: 0 K: 2 S: 7	H: 0 LOB: 0 BB: 0 P: 7	1B: 4 2B: 1 3B: 1 HR: 0	SF: 0 SAC: 2 DP: 1 HBP: 0	WP: 0 PB: 0 SB: 0 CS: 0	PA: 31
PITCHER	IP WLS BF H R ER SO BB IBB HBP BLK WP HR S P ERA WHIP																			
38 Kyle Kendrick, R ERA: 3.98	6.0 L 25 5 3 3 1 2 0 0 0 0 0 0 60 98 4.50 1.167																			
59 Antonio Bastardo, L ERA: 2.39	2.0 6 0 0 0 3 0 0 0 0 0 0 0 13 17 0.00 0.000																			

AB	31
R	1
H	7
RBI	1
BB	4
SO	9
LOB	18



AB	27
R	3
H	5
RBI	3
BB	2
SO	4
LOB	9



Batter	1	2	3	4	5	6	7	8	9	AB	R	H	RBI	BB	SO	LOB	TOP										
13 Matt Carpenter, L (1,4) OBP: 0.400, SLG: 0.499	F8		F9			L4				4	0	1	0	0	0	1											
43 Shane Robinson, R (1,8) OBP: 0.375, SLG: 0.377	P3		G1-3			G6-3				3	0	0	0	0	0	2											
19 Jon Jay, L (9,PH) OBP: 0.327, SLG: 0.343										1	0	0	0	0	1	0											
3 Carlos Beltrán, S (1,9)	K					G6-3				3	0	0	0	1	1												
21 Allen Craig, R (1,7) OBP: 0.377, SLG: 0.485		P6				L9				4	0	0	0	0	2	1											
4 Yadier Molina, R (1,2) OBP: 0.381, SLG: 0.490		HR				K				4	1	1	1	0	1	1											
23 David Freese, R (1,5) OBP: 0.357, SLG: 0.387		F9				L9				3	0	1	0	0	0	0											
Matt Adams, L (1,3) OBP: 0.357, SLG: 0.503						P5				3	0	0	0	0	1	1											
38 Pete Kozma, R (1,6) OBP: 0.286, SLG: 0.301						K				3	0	1	0	0	1	0											
50 Adam Wainwright, R (1,1) OBP: 0.109, SLG: 0.130										1	0	0	0	0	0	0											
33 Daniel Descalso, L (8,PH) OBP: 0.332, SLG: 0.414										1	0	0	0	0	0	0											
36 Randy Choate, L (8,1)										0	0	0	0	0	0	0											
Inning Stats	R: 0 E: 0 K: 1 S: 7	H: 0 LOB: 0 BB: 0 P: 12	R: 1 E: 0 K: 1 S: 13	H: 1 LOB: 0 BB: 0 P: 16	R: 0 E: 0 K: 0 S: 7	H: 1 LOB: 1 BB: 0 P: 10	R: 0 E: 0 K: 1 S: 9	H: 0 LOB: 0 BB: 0 P: 14	R: 0 E: 0 K: 1 S: 11	H: 1 LOB: 1 BB: 0 P: 17	R: 0 E: 0 K: 0 S: 11	H: 1 LOB: 1 BB: 0 P: 19	R: 0 E: 0 K: 1 S: 12	H: 1 LOB: 1 BB: 0 P: 15	R: 0 E: 0 K: 0 S: 4	H: 0 LOB: 0 BB: 0 P: 7	R: 0 E: 0 K: 2 S: 10	H: 0 LOB: 1 BB: 1 P: 17	1B: 1 2B: 2 3B: 0 HR: 1	SF: 0 SAC: 1 DP: 0 HBP: 0	WP: 0 PB: 0 SB: 0 CS: 0	PA: 32					
PITCHER	IP	WLS	BF	H	R	ER	SO	BB	IBB	HBP	BLK	WP	HR	S	P	ERA	WHIP										
36 Mike Minor, L (1,1) ERA: 2.89	7.0	W	25	4	1	1	5	0	0	0	0	0	1	70	103	1.29	0.571										
52 Jordan Walden, R (8,1) ERA: 2.43	1.0	H	3	0	0	0	0	0	0	0	0	0	0	4	7	0.00	0.000										
46 Craig Kimbrel, R (9,1) ERA: 1.41	1.0	S	4	0	0	0	2	1	0	0	0	0	0	10	17	0.00	1.000										

St. Louis Cardinals @ Atlanta Braves
Turner Field, Atlanta, GA
Fri Jul 26 2013, 7:39 PM - 10:11 PM EDT
Att: 50,124 - Cloudy - 80 F

AB 30
R 1
H 4
RBI 1
BB 1
SO 7
LOB 7



Batter	1	2	3	4	5	6	7	8	9	AB	R	H	RBI	BB	SO	LOB	BOTTOM										
19 Andrelton Simmons, R (1,6) OBP: 0.279, SLG: 0.358	G5-3	G6-3			G3		B5			4	0	0	0	0	0	3											
22 Jason Heyward, L (1,9) OBP: 0.325, SLG: 0.370	P5		L9		HR		G3			4	1	1	1	0	0	1											
5 Freddie Freeman, L (1,3) OBP: 0.379, SLG: 0.469	K		K		K2-3		K			4	0	0	0	0	4	0											
24 Evan Gattis, R (1,7) OBP: 0.317, SLG: 0.548		P6								2	0	1	0	1	0	0											
7 Reed Johnson, R (7,8) OBP: 0.323, SLG: 0.383										1	0	1	0	0	0	0											
16 Brian McCann, L (1,2) OBP: 0.372, SLG: 0.527										4	1	1	0	0	1	3											
26 Dan Uggla, R (1,4) OBP: 0.321, SLG: 0.438										3	1	1	0	0	1	1											
23 Chris Johnson, R (1,5) OBP: 0.368, SLG: 0.458										3	1	2	1	0	1	0											
4 Paul Janish, R (9,5)										0	0	0	0	0	0	0											
13 Jose Constanza, L (1,8) OBP: 0.182, SLG: 0.182										3	0	0	0	0	1	3											
36 Mike Minor, R (1,1) OBP: 0.154, SLG: 0.237										2	0	1	1	0	1	0											
25 Joey Teroslavich, S (7,PH) OBP: 0.250, SLG: 0.231										1	0	0	0	0	0	0											
52 Jordan Walden, R (8,1)										0	0	0	0	0	0	0											
46 Craig Kimbrel, R (9,1)										0	0	0	0	0	0	0											
Inning Stats	R: 0 E: 0 K: 1 S: 9	H: 4 LOB: 2 BB: 0 P: 20	R: 2 E: 0 K: 0 S: 16	H: 1 LOB: 1 BB: 0 P: 16	R: 0 E: 0 K: 3 S: 11	H: 0 LOB: 0 BB: 0 P: 19	R: 1 E: 0 K: 2 S: 12	H: 1 LOB: 0 BB: 0 P: 19	R: 0 E: 0 K: 1 S: 8	H: 0 LOB: 0 BB: 1 P: 15	R: 1 E: 1 K: 0 S: 11	H: 1 LOB: 1 BB: 0 P: 16	R: 0 E: 0 K: 1 S: 6	H: 1 LOB: 0 BB: 0 P: 7	1B: 6 2B: 1 3B: 0 HR: 1	SF: 0 SAC: 0 DP: 2 HBP: 0	WP: 0 PB: 0 SB: 0 CS: 0	PA: 32									
PITCHER	IP	WLS	BF	H	R	ER	SO	BB	IBB	HBP	BLK	WP	HR	S	P	ERA	WHIP										
50 Adam Wainwright, R (1,1) ERA: 2.51	7.0	L	29	7	4	3	8	1	0	0	0	0	1	76	119	3.86	1.143										
36 Randy Choate, L (8,1) ERA: 2.01	1.0		3	1	0	0	1	0	0	0	0	0	0	6	7	0.00	1.000										

St. Louis Cardinals @ Atlanta Braves
Turner Field, Atlanta, GA
Fri Jul 26 2013, 7:39 PM - 10:11 PM EDT
Att: 50,124 - Cloudy - 80 F

AB 31
R 4
H 8
RBI 3
BB 1
SO 9
LOB 11



Batter	1	2	3	4	5	6	7	8	9	AB	R	H	RBI	BB	SO	LOB	TOP										
13 Matt Carpenter, L OBP: 0.396, SLG: 0.494	G3		G6-3			K			K	4	0	0	0	0	2	0	St. Louis Cardinals @ Atlanta Braves Turner Field, Atlanta, GA Sat Jul 27 2013, 3:08 PM - 5:39 PM EDT Att: 48,312 - Cloudy - 81 F										
3 Carlos Beltrán, S OBP: 0.331, SLG: 0.511	G4-3		P5			G6-3			G5-3	4	0	0	0	0	0	0											
7 Matt Holliday, R OBP: 0.350, SLG: 0.449	2B				K				G4-3	4	0	1	0	0	1	0											
21 Allen Craig, R OBP: 0.377, SLG: 0.483	BB				K				F7	2	0	0	0	1	1	0											
4 Yadier Molina, R OBP: 0.378, SLG: 0.486	L1				G5-3				G5-3	3	0	0	0	0	0	2											
23 David Freese, R OBP: 0.347, SLG: 0.383			P6			K				3	0	0	0	0	1	0											
43 Seth Maness, R										0	0	0	0	0	0	0											
36 Randy Choate, L										0	0	0	0	0	0	0											
26 Trevor Rosenthal, R										0	0	0	0	0	0	0											
19 Jon Jay, L OBP: 0.327, SLG: 0.346			F7						G4-3	3	0	1	0	0	0	0											
33 Daniel Descalso, L OBP: 0.327, SLG: 0.407			F9						G4-3	3	0	0	0	0	1	1											
58 Joe Kelly, R OBP: 0.100, SLG: 0.100										2	0	0	0	0	1	1											
38 Pete Kozma, R OBP: 0.285, SLG: 0.300			F9						K	1	0	0	0	0	1	0											
Inning Stats	R: 0 E: 0 K: 0 S: 9	H: 1 LOB: 2 BB: 1 P: 17	R: 0 E: 0 K: 0 S: 6	H: 0 LOB: 0 BB: 0 P: 10	R: 0 E: 0 K: 0 S: 5	H: 0 LOB: 0 BB: 0 P: 8	R: 0 E: 0 K: 2 S: 7	H: 0 LOB: 0 BB: 0 P: 11	R: 0 E: 0 K: 1 S: 13	H: 1 LOB: 1 BB: 0 P: 18	R: 0 E: 0 K: 1 S: 6	H: 0 LOB: 0 BB: 0 P: 12	R: 0 E: 0 K: 1 S: 7	H: 0 LOB: 0 BB: 0 P: 11	R: 0 E: 0 K: 1 S: 6	H: 0 LOB: 0 BB: 0 P: 7	1B: 0 2B: 2 3B: 0 HR: 0	SF: 0 SAC: 0 DP: 0 HBP: 0	WP: 0 PB: 0 SB: 0 CS: 0	PA: 30							
PITCHER	IP	WLS	BF	H	R	ER	SO	BB	IBB	HBP	BLK	WP	HR	S	P	ERA	WHIP										
49 Julio Teheran, R ERA: 3.07	7.0		24	2	0	0	6	1	0	0	0	0	0	53	88	0.00	0.429										
43 Luis Avilán, L ERA: 1.32	1.0	W	3	0	0	0	1	0	0	0	0	0	0	7	11	0.00	0.000										
46 Craig Kimbrel, R ERA: 1.37	1.0	S	3	0	0	0	1	0	0	0	0	0	0	6	7	0.00	0.000										

AB	29
R	0
H	2
RBI	0
BB	1
SO	8
LOB	4



Batter	1	2	3	4	5	6	7	8	9	AB	R	H	RBI	BB	SO	LOB	BOTTOM										
22 Jason Heyward, L OBP: 0.324, SLG: 0.366	F7		F7			G4-3				3	0	0	0	1	0	0	St. Louis Cardinals @ Atlanta Braves Turner Field, Atlanta, GA Sat Jul 27 2013, 3:08 PM - 5:39 PM EDT Att: 48,312 - Cloudy - 81 F										
8 Justin Upton, R OBP: 0.341, SLG: 0.436	F9		F8			F8			G6-4-3	4	0	1	0	0	3												
5 Freddie Freeman, L OBP: 0.380, SLG: 0.466	BB		G6-3			K			BB	2	1	0	0	2	1												
24 Evan Gattis, R OBP: 0.315, SLG: 0.542	F8					1B			K	4	0	1	0	0	1	2											
46 Craig Kimbrel, R						1B			K	0	0	0	0	0	0	0											
16 Brian McCann, L OBP: 0.374, SLG: 0.527			23 1B			F8			L9	4	1	2	0	0	0	1											
26 Dan Uggla, R OBP: 0.320, SLG: 0.434			F9			23 1B			K	3	0	0	0	1	2	4											
23 Chris Johnson, R OBP: 0.372, SLG: 0.461						BB			G3	3	0	2	0	1	0	0											
19 Andrelton Simmons, R OBP: 0.281, SLG: 0.362			P5			G6-3			BB	4	0	2	2	0	0	4											
49 Julio Teheran, R ERA: 3.44	6.1									2	0	0	0	0	1	2											
25 Joey Tordoslavich, S ERA: 2.65	0.2									1	0	1	0	0	0	0											
36 Randy Choate, L ERA: 2.78	0.1	L	3	1	2	2	1	1	0	0	5	10	54.00	6.000													
26 Trevor Rosenthal, R ERA: 2.2	0.2									4	1	0	0	0	2	1											
Inning Stats	R: 0 E: 0 K: 0 S: 7	H: 0 LOB: 1 BB: 1 P: 11	R: 0 E: 0 K: 0 S: 11	H: 2 LOB: 2 BB: 0 P: 16	R: 0 E: 0 K: 0 S: 6	H: 1 LOB: 0 BB: 0 P: 10	R: 0 E: 0 K: 0 S: 9	H: 1 LOB: 2 BB: 1 P: 14	R: 0 E: 0 K: 1 S: 7	H: 0 LOB: 0 BB: 0 P: 9	R: 0 E: 0 K: 2 S: 12	H: 1 LOB: 1 BB: 0 P: 16	R: 0 E: 0 K: 0 S: 6	H: 2 LOB: 2 BB: 1 P: 11	R: 2 E: 0 K: 3 S: 14	H: 2 LOB: 2 BB: 2 P: 28	1B: 7 2B: 2 3B: 0 HR: 0	SF: 0 SAC: 0 DP: 2 HBP: 0	WP: 0 PB: 0 SB: 0 CS: 0	PA: 36							
PITCHER	IP	WLS	BF	H	R	ER	SO	BB	IBB	HBP	BLK	WP	HR	S	P	ERA	WHIP										
58 Joe Kelly, R	6.1							2	1	0	0	0	0	57	86	0.00	1.421										
43 Seth Maness, R	0.2							0	0	0	0	0	0	1	1	0.00	0.000										
36 Randy Choate, L	0.1	L	3	1	2	2	1	1	0	0	0	0	5	10	54.00	6.000											
26 Trevor Rosenthal, R	0.2							1	0	0	0	0	0	9	18	0.00	3.000										

AB	31
R	2
H	9
RBI	2
BB	5
SO	6
LOB	19



Batter	1	2	3	4	5	6	7	8	9	AB	R	H	RBI	BB	SO	LOB	TOP					
13 Matt Carpenter, L (1.4) OBP: 0.392, SLG: 0.489	F7		G3-6		F7			F8		4	0	0	0	0	0	2	St. Louis Cardinals @ Atlanta Braves Turner Field, Atlanta, GA Sun Jul 28 2013, 8:10 PM - 11:07 PM EDT Att: 34,478 - Cloudy - 81 F					
3 Carlos Beltrán, S (1.9) OBP: 0.332, SLG: 0.511	F8		1B		1B			K		4	0	2	1	0	1	0						
7 Matt Holliday, R (1.7) OBP: 0.349, SLG: 0.445	BB		K		G4-3			P3		3	0	0	0	1	2							
21 Allen Craig, R (1.3) OBP: 0.373, SLG: 0.478	K				G1-3			K		4	0	0	0	0	2	1						
4 Yadier Molina, R (1.2) OBP: 0.379, SLG: 0.486	1B				G6-3			L8		4	0	2	0	0	0	0						
23 David Freese, R (1.5) OBP: 0.343, SLG: 0.378	G6-4-3				G4-3			L9		4	0	0	0	0	0	2						
19 Jon Jay, L (1.8) OBP: 0.327, SLG: 0.346	1B				F8			P3		3	0	1	0	0	1	0						
38 Pete Kozma, R (1.6) OBP: 0.286, SLG: 0.304	K				2B			K		3	1	1	0	0	2	1						
40 Shelby Miller, R (1.1) OBP: 0.143, SLG: 0.236					1B			G5-3		2	1	2	1	0	0	0						
43 Seth Maness, R (6.1)					2B					0	0	0	0	0	0	0						
46 Kevin Siegrist, L (6.1)					2B					0	0	0	0	0	0	0						
48 Tony Cruz, R (7.0)					1B					0	0	0	0	0	0	0						
34 Marc Rzepczynski, L (7.1)					2B					0	0	0	0	0	0	0						
59 Fernando Salas, R (8.1)					2B					0	0	0	0	0	0	0						
Inning Stats	R: 0 E: 0 K: 1 S: 12	H: 0 LOB: 1 BB: 1 P: 19	R: 0 E: 0 K: 1 S: 14	H: 2 LOB: 1 BB: 0 P: 22	R: 0 E: 0 K: 1 S: 8	H: 2 LOB: 1 BB: 0 P: 13	R: 0 E: 0 K: 0 S: 6	H: 0 LOB: 0 BB: 0 P: 10	R: 2 E: 0 K: 0 S: 12	H: 3 LOB: 1 BB: 0 P: 18	R: 0 E: 0 K: 1 S: 8	H: 1 LOB: 0 BB: 0 P: 13	R: 0 E: 0 K: 2 S: 8	H: 0 LOB: 0 BB: 0 P: 11	R: 0 E: 0 K: 1 S: 10	H: 0 LOB: 0 BB: 0 P: 15	R: 0 E: 0 K: 0 S: 6	H: 0 LOB: 0 BB: 0 P: 8	1B: 6 2B: 2 3B: 0 HR: 0	SF: 0 SAC: 0 DP: 3 HBP: 0	WP: 0 PB: 0 SB: 0 CS: 0	PA: 33
PITCHER	IP WLS BF H R ER SO BB IBB HBP BLK WP HR S P ERA WHIP																					
54 Kris Medlen, R (1.1) ERA: 3.74	6.0 W 24 8 2 2 4 1 0 0 0 0 0 60 95 3.00 1.500																					
43 Luis Avilán, L (7.1) ERA: 1.29	1.0 H 3 0 0 0 2 0 0 0 0 0 0 8 11 0.00 0.000																					
52 Jordan Walden, R (8.1) ERA: 2.36	1.0 H 3 0 0 0 1 0 0 0 0 0 0 10 15 0.00 0.000																					
46 Craig Kimbrel, R (9.1) ERA: 1.34	1.0 S 3 0 0 0 0 0 0 0 0 0 0 6 8 0.00 0.000																					

Batter	1	2	3	4	5	6	7	8	9	AB	R	H	RBI	BB	SO	LOB	BOTTOM					
22 Jason Heyward, L (1.8) OBP: 0.328, SLG: 0.379	BB		HR		G3-1			G6-3		4	1	2	2	1	0	1	St. Louis Cardinals @ Atlanta Braves Turner Field, Atlanta, GA Sun Jul 28 2013, 8:10 PM - 11:07 PM EDT Att: 34,478 - Cloudy - 81 F					
8 Justin Upton, R (1.9) OBP: 0.343, SLG: 0.436	F8		BB		1B			P3		3	0	1	0	1	0	3						
5 Freddie Freeman, L (1.3) OBP: 0.379, SLG: 0.464	F8		F7		1B			K		4	0	1	0	0	1	2						
24 Evan Gattis, R (1.7) OBP: 0.314, SLG: 0.537	FC5-4		K		K			G4-6-3		4	0	1	0	0	2	4						
52 Jordan Walden, R (8.1) ERA: 2.36	1B				K					0	0	0	0	0	0	0						
46 Craig Kimbrel, R (9.1) ERA: 1.34	1B				K					0	0	0	0	0	0	0						
16 Brian McCann, L (1.2) OBP: 0.368, SLG: 0.517	P3		F8		G4-3			G4-6-3		4	0	0	0	0	0	2						
26 Dan Uggla, R (1.4) OBP: 0.317, SLG: 0.429	K				G5-3			K		4	0	0	0	0	3	0						
23 Chris Johnson, R (1.5) OBP: 0.377, SLG: 0.468	E9		1B		G5-3			K		4	3	3	0	0	0	0						
19 Andrelton Simmons, R (1.6) OBP: 0.283, SLG: 0.363	1B		1B		F9			F7		4	1	2	1	0	0	1						
54 Kris Medlen, S (1.1) ERA: 2.79					K			E6		2	0	0	0	0	2	1						
25 Jody Teroshsvich, S (6.0)					1B					1	0	1	1	0	0	0						
43 Luis Avilán, L (7.1)					1B					0	0	0	0	0	0	0						
7 Reed Johnson, R (8.7)					1B					1	0	1	0	0	0	0						
13 Jose Constanza, L (8.0)					1B					0	0	0	0	0	0	0						
Inning Stats	R: 0 E: 0 K: 0 S: 12	H: 0 LOB: 1 BB: 1 P: 21	R: 1 E: 1 K: 2 S: 16	H: 2 LOB: 1 BB: 0 P: 24	R: 1 E: 0 K: 1 S: 12	H: 1 LOB: 1 BB: 1 P: 22	R: 0 E: 0 K: 0 S: 6	H: 0 LOB: 0 BB: 0 P: 8	R: 0 E: 0 K: 2 S: 13	H: 2 LOB: 2 BB: 0 P: 15	R: 2 E: 0 K: 1 S: 21	H: 4 LOB: 0 BB: 0 P: 35	R: 0 E: 0 K: 1 S: 5	H: 1 LOB: 0 BB: 0 P: 7	R: 1 E: 1 K: 1 S: 13	H: 2 LOB: 1 BB: 0 P: 17	R: 1 E: 1 K: 1 S: 13	H: 2 LOB: 1 BB: 0 P: 17	1B: 10 2B: 1 3B: 0 HR: 1	SF: 0 SAC: 0 DP: 1 HBP: 0	WP: 0 PB: 0 SB: 0 CS: 0	PA: 37
PITCHER	IP WLS BF H R ER SO BB IBB HBP BLK WP HR S P ERA WHIP																					
40 Shelby Miller, R (1.1) ERA: 2.79	5.2 L 25 6 3 2 6 2 0 0 0 0 0 0 72 112 3.18 1.412																					
43 Seth Maness, R (6.1) ERA: 2.91	0.0 2 2 0 0 0 0 0 0 0 0 0 4 6 " " " "																					
46 Kevin Siegrist, L (6.1) ERA: 0.63	0.1 2 1 1 1 0 0 0 0 0 0 0 4 7 27.00 3.000																					
34 Marc Rzepczynski, L (7.1) ERA: 7.0	1.0 3 1 0 0 1 0 0 0 0 0 0 5 7 0.00 1.000																					
59 Fernando Salas, R (8.1) ERA: 3.78	1.0 5 2 1 0 1 0 0 0 0 0 0 13 17 0.00 2.000																					

Batter	1	2	3	4	5	6	7	8	9	AB	R	H	RBI	BB	SO	LOB	TOP					
13 Matt Carpenter, L (1.4) OBP: 0.391, SLG: 0.486										4	0	1	1	0	1	0						
3 Carlos Beltrán, S (1.9) OBP: 0.332, SLG: 0.508										4	0	1	0	0	1	1						
19 Jon Jay, L (8.8) OBP: 0.327, SLG: 0.346										0	0	0	0	0	0	0						
7 Matt Holliday, R (1.7) OBP: 0.351, SLG: 0.445										4	1	2	0	0	0	1						
21 Allen Craig, R (1.3) OBP: 0.370, SLG: 0.473										4	0	0	0	0	3	3						
4 Yadier Molina, R (1.2) OBP: 0.376, SLG: 0.482										3	0	0	0	0	2	2						
32 Rob Johnson, R (8.2) OBP: 0.500, SLG: 1.000										1	0	1	0	0	0	0						
23 David Freese, R (1.5) OBP: 0.344, SLG: 0.375										2	0	0	0	1	0	0						
43 Shane Robinson, R (1.8) OBP: 0.390, SLG: 0.375										3	0	1	1	1	0	0						
38 Pete Kozma, R (1.6) OBP: 0.283, SLG: 0.301										3	0	0	0	0	1	2						
59 Fernando Salas, R (7.1) OBP: 0.355, SLG: 0.500										0	0	0	0	0	0	0						
Matt Adams, L (9. PH)										1	0	0	0	0	1	3						
35 Jake Westbrook, R (1.1) OBP: 0.296, SLG: 0.240										1	0	0	0	0	0	0						
48 Tony Cruz, R (6. PH) OBP: 0.278, SLG: 0.300										0	1	1	0	0	0	0						
Marc Rzepczynski, L (6.1)										0	0	0	0	0	0	0						
33 Daniel Descalso, L (7.6) OBP: 0.323, SLG: 0.402										2	0	0	0	0	1	3						
Inning Stats	R: 0 E: 0 K: 1 S: 7	H: 0 LOB: 0 BB: 0 P: 13	R: 0 E: 0 K: 2 S: 7	H: 0 LOB: 0 BB: 0 P: 11	R: 0 E: 0 K: 1 S: 7	H: 0 LOB: 0 BB: 0 P: 10	R: 0 E: 0 K: 2 S: 10	H: 2 LOB: 2 BB: 0 P: 13	R: 0 E: 0 K: 0 S: 8	H: 0 LOB: 0 BB: 0 P: 13	R: 1 E: 0 K: 1 S: 10	H: 2 LOB: 0 BB: 0 P: 14	R: 0 E: 0 K: 1 S: 12	H: 0 LOB: 2 BB: 2 P: 28	R: 0 E: 0 K: 1 S: 9	H: 0 LOB: 0 BB: 0 P: 13	R: 1 E: 0 K: 1 S: 18	H: 3 LOB: 3 BB: 0 P: 29	1B: 6 2B: 2 3B: 1 HR: 0	SF: 0 SAC: 0 DP: 1 HBP: 1	WP: 0 PB: 0 SB: 0 CS: 0	PA: 36
PITCHER	IP WLS BF H R ER SO BB IBB HBP BLK WP HR S P ERA WHIP	PITCHER																				
47 Francisco Liriano, L (1.1) ERA: 2.18	7.0 W 26 4 1 1 8 2 0 0 0 0 0 0 0 61 102 1.29 0.857	PITCHER																				
44 Tony Watson, L (8.1) ERA: 3.12	1.0 3 0 0 0 1 0 0 0 0 0 0 0 0 9 13 0.00 0.000	PITCHER																				
68 Vic Black, R (9.1) ERA: 6.75	1.0 7 3 1 1 1 0 0 0 1 0 0 0 0 18 29 9.00 3.000	PITCHER																				

St. Louis Cardinals @ Pittsburgh Pirates
PNC Park, Pittsburgh, PA
Mon Jul 29 2013, 7:09 PM - 9:58 PM EDT
Att: 32,084 - Partly Cloudy - 74 F

AB 33
R 2
H 7
RBI 2
BB 2
SO 10
LOB 15



Batter	1	2	3	4	5	6	7	8	9	AB	R	H	RBI	BB	SO	LOB	BOTTOM			
31 Jose Tabata, R (1.9) OBP: 0.327, SLG: 0.370										3	1	0	0	2	1	2				
44 Tony Watson, L (8.1) OBP: 0.327, SLG: 0.370										0	0	0	0	0	0	0				
68 Vic Black, R (9.1)										0	0	0	0	0	0	0				
18 Neil Walker, S (1.4) OBP: 0.349, SLG: 0.385										2	2	1	0	1	0	0				
22 Andrew McCutchen, R (1.8) OBP: 0.373, SLG: 0.491										2	2	1	0	1	0	0				
24 Pedro Alvarez, L (1.5) OBP: 0.306, SLG: 0.503										5	2	2	1	0	0	3				
55 Russell Martin, R (1.2) OBP: 0.356, SLG: 0.404										4	1	1	3	1	2	2				
46 Garrett Jones, L (1.3) OBP: 0.304, SLG: 0.438										2	1	0	0	1	1	3				
14 Gaby Sanchez, R (7.3) OBP: 0.345, SLG: 0.404										3	0	1	0	0	0	1				
7 Alex Presley, L (1.7) OBP: 0.289, SLG: 0.444										0	0	0	1	0	0	0				
12 Clint Barmes, R (1.6) OBP: 0.269, SLG: 0.304										4	1	1	1	0	0	2				
47 Francisco Liriano, L (1.1) ERA: 3.18										4	1	2	2	0	0	1				
6 Stirling Marte, R (7. PH) OBP: 0.332, SLG: 0.440										3	0	0	0	0	0	1				
Inning Stats	R: 4 E: 0 K: 0 S: 14	H: 3 LOB: 1 BB: 1 P: 25	R: 0 E: 0 K: 1 S: 17	H: 1 LOB: 3 BB: 2 P: 29	R: 0 E: 0 K: 0 S: 6	H: 0 LOB: 0 BB: 0 P: 13	R: 0 E: 0 K: 0 S: 10	H: 0 LOB: 1 BB: 0 P: 19	R: 0 E: 0 K: 0 S: 9	H: 0 LOB: 1 BB: 0 P: 14	R: 0 E: 0 K: 0 S: 7	H: 1 LOB: 0 BB: 0 P: 11	R: 5 E: 0 K: 1 S: 15	H: 4 LOB: 1 BB: 2 P: 32	R: 0 E: 0 K: 1 S: 7	H: 0 LOB: 0 BB: 0 P: 12	1B: 5 2B: 4 3B: 0 HR: 1	SF: 1 SAC: 0 DP: 1 HBP: 3	WP: 0 PB: 0 SB: 0 CS: 0	PA: 40
PITCHER	IP WLS BF H R ER SO BB IBB HBP BLK WP HR S P ERA WHIP	PITCHER																		
35 Jake Westbrook, R (1.1) ERA: 3.18	5.0 L 25 4 4 4 2 3 0 0 3 0 0 0 0 9 20 13.50 2.250	PITCHER																		
Marc Rzepczynski, L (6.1) ERA: 7.84	1.1 6 2 2 2 0 1 0 0 0 0 0 0 0 9 20 13.50 2.250	PITCHER																		
59 Fernando Salas, R (7.1) ERA: 4.79	1.2 9 3 3 3 2 0 0 1 0 0 0 0 0 20 35 16.20 1.800	PITCHER																		

St. Louis Cardinals @ Pittsburgh Pirates
PNC Park, Pittsburgh, PA
Mon Jul 29 2013, 7:09 PM - 9:58 PM EDT
Att: 32,084 - Partly Cloudy - 74 F

AB 31
R 9
H 9
RBI 9
BB 5
SO 4
LOB 15



Batter	1	2	3	4	5	6	7	8	9	10	11	AB	R	H	RBI	BB	SO	LOB	TOP					
13 Matt Carpenter, L (1.4) OBP: 0.389, SLG: 0.481	G3-1		G5-3 BB		G6-3			L3		L8		4	0	0	0	1	0	1						
19 Jon Jay, L (1.8) OBP: 0.328, SLG: 0.345												4	0	1	0	1	3	3						
7 Matt Holliday, R (1.7) OBP: 0.351, SLG: 0.445			G5-3									5	0	2	1	0	1	5						
3 Carlos Beltrán, S (1.9) OBP: 0.327, SLG: 0.501	L8-3		L3									5	0	0	0	0	0	6						
Matt Adams, L (1.3) OBP: 0.350, SLG: 0.488												4	0	0	0	1	2	1						
48 Tony Cruz, R (1.2) OBP: 0.271, SLG: 0.291												5	0	1	0	0	0	1						
33 Daniel Descalso, L (1.5) OBP: 0.315, SLG: 0.391												5	0	0	0	0	2	2						
46 Kevin Siegrist, L (11.1)												0	0	0	0	0	0	0						
38 Pete Kozma, R (1.6) OBP: 0.286, SLG: 0.304												3	1	1	0	1	0	1						
31 Lance Lynn, S (7.7PH) OBP: 0.322, SLG: 0.425												2	0	1	0	0	1	0						
21 Allen Craig, R (7.1PH) OBP: 0.316, SLG: 0.472												1	0	0	0	0	1	1						
43 Seth Henneken, R (8.1PH) OBP: 0.293, SLG: 0.399												0	0	0	0	0	0	0						
36 Randy Choate, L (8.1PH) OBP: 0.293, SLG: 0.399												0	0	0	0	0	0	0						
26 Trevor Rosenthal, R (10.1PH) OBP: 0.315, SLG: 0.445												0	0	0	0	0	0	0						
43 Shane Robinson, R (10.1PH) OBP: 0.315, SLG: 0.445												0	0	0	0	0	0	0						
67 Michael Blazek, R (11.1PH) OBP: 0.286, SLG: 0.304												0	0	0	0	0	0	0						
23 David Freese, R (11.5PH) OBP: 0.315, SLG: 0.445												0	0	0	0	0	0	0						
Inning Stats	R: 0 E: 0 K: 0 S: 8	H: 1 LOB: 1 BB: 1 P: 17	R: 0 E: 0 K: 2 S: 11	H: 0 LOB: 0 BB: 0 P: 14	R: 1 E: 0 K: 1 S: 17	H: 2 LOB: 2 BB: 1 P: 29	R: 0 E: 0 K: 1 S: 8	H: 0 LOB: 0 BB: 0 P: 9	R: 0 E: 0 K: 1 S: 8	H: 0 LOB: 1 BB: 0 P: 13	R: 0 E: 0 K: 2 S: 10	H: 0 LOB: 1 BB: 0 P: 18	R: 0 E: 0 K: 1 S: 12	H: 1 LOB: 1 BB: 0 P: 15	R: 0 E: 1 K: 0 S: 7	H: 1 LOB: 1 BB: 0 P: 7	R: 0 E: 0 K: 0 S: 5	H: 1 LOB: 1 BB: 1 P: 11	R: 0 E: 0 K: 0 S: 9	H: 0 LOB: 1 BB: 1 P: 21	1B: 5 2B: 2 3B: 0 HR: 0	SF: 0 SAC: 0 DP: 2 HBP: 0	WP: 1 PB: 0 SB: 0 CS: 0	PA: 43
PITCHER	IP ERA WLS BF H R ER SO BB IBB HBP BLK WP HR S P ERA WHIP	34 A.J. Burnett, R (1.1) ERA: 2.86	37 Justin Wilson, L (8.1) ERA: 2.08	35 Mark Melancon, R (9.1) ERA: 0.89	29 Bryan Morris, R (10.1) ERA: 2.78	32 Vin Mazzaro, R (11.1) ERA: 3.04	PITCHER	IP ERA WLS BF H R ER SO BB IBB HBP BLK WP HR S P ERA WHIP	46 Kevin Siegrist, L (11.1) ERA: 1.23															

St. Louis Cardinals @ Pittsburgh Pirates
PNC Park, Pittsburgh, PA
Tue Jul 30 2013, 4:09 PM - 7:58 PM EDT
Partly Cloudy - 76 F


AB	38
R	1
H	6
RBI	1
BB	5
SO	10
LOB	21



Batter	1	2	3	4	5	6	7	8	9	10	11	AB	R	H	RBI	BB	SO	LOB	BOTTOM							
6 Starling Marte, R (1.7) OBP: 0.331, SLG: 0.439	G6-3		G5-3		E8 1B			SH1-3		K2-3		4	0	1	0	0	1	0								
18 Neil Walker, S (1.4) OBP: 0.347, SLG: 0.379	G6-3		P4		F8			L8				4	0	0	0	1	0	2								
22 Andrew McCutchen, R (1.8) OBP: 0.374, SLG: 0.491												4	1	1	0	1	3	1								
24 Pedro Alvarez, L (1.5) OBP: 0.307, SLG: 0.503												4	0	1	1	1	0	2								
55 Russell Martin, R (1.2) OBP: 0.354, SLG: 0.399												4	1	0	0	1	2	2								
46 Garrett Jones, L (1.3) OBP: 0.304, SLG: 0.433												3	0	0	0	1	1	0								
14 Gaby Sanchez, R (11.1PH) OBP: 0.348, SLG: 0.404												0	0	0	0	1	0	0								
7 Alex Presley, L (1.9) OBP: 0.300, SLG: 0.440												5	0	2	1	0	1	2								
12 Clint Barmes, R (1.6) OBP: 0.284, SLG: 0.298												4	0	0	0	0	1	1								
34 A.J. Burnett, R (1.1) ERA: 3.87												2	0	0	0	0	1	0								
37 Justin Wilson, L (8.1PH) ERA: 2.78												1	0	1	0	0	0	0								
35 Mark Melancon, R (8.1PH) ERA: 2.78												0	0	0	0	0	0	0								
29 Bryan Morris, R (10.1PH) ERA: 2.16												1	0	0	0	0	0	0								
31 Jose Tabata, R (10.1PH) ERA: 2.16												1	0	0	0	0	0	0								
32 Vin Mazzaro, R (11.1PH) ERA: 6.75												0	0	0	0	0	0	0								
Inning Stats	R: 1 E: 0 K: 1 S: 11	H: 2 LOB: 1 BB: 0 P: 18	R: 0 E: 0 K: 1 S: 8	H: 0 LOB: 0 BB: 0 P: 9	R: 0 E: 0 K: 1 S: 10	H: 0 LOB: 2 BB: 2 P: 23	R: 0 E: 0 K: 3 S: 12	H: 0 LOB: 2 BB: 0 P: 23	R: 0 E: 1 K: 0 S: 8	H: 1 LOB: 1 BB: 0 P: 15	R: 0 E: 0 K: 1 S: 9	H: 0 LOB: 0 BB: 0 P: 17	R: 0 E: 0 K: 0 S: 6	H: 0 LOB: 0 BB: 0 P: 12	R: 0 E: 0 K: 0 S: 9	H: 1 LOB: 2 BB: 1 P: 20	R: 0 E: 1 K: 1 S: 8	H: 1 LOB: 1 BB: 0 P: 11	R: 0 E: 0 K: 3 S: 11	H: 0 LOB: 1 BB: 1 P: 20	R: 1 E: 0 K: 0 S: 8	H: 1 LOB: 2 BB: 2 P: 21	1B: 4 2B: 2 3B: 0 HR: 0	SF: 0 SAC: 1 DP: 0 HBP: 0	WP: 0 PB: 0 SB: 0 CS: 0	PA: 43
PITCHER	IP ERA WLS BF H R ER SO BB IBB HBP BLK WP HR S P ERA WHIP	31 Lance Lynn, R (7.1) ERA: 3.87	43 Seth Maness, R (8.1) ERA: 2.78	36 Randy Choate, L (8.1) ERA: 2.74	26 Trevor Rosenthal, R (9.1) ERA: 2.16	67 Michael Blazek, R (10.1) ERA: 6.75	PITCHER	IP ERA WLS BF H R ER SO BB IBB HBP BLK WP HR S P ERA WHIP	46 Kevin Siegrist, L (11.1) ERA: 1.23																	

St. Louis Cardinals @ Pittsburgh Pirates
PNC Park, Pittsburgh, PA
Tue Jul 30 2013, 4:09 PM - 7:58 PM EDT
Partly Cloudy - 76 F

AB	36
R	2
H	6
RBI	2
BB	6
SO	11
LOB	10



Batter	1	2	3	4	5	6	7	8	9	AB	R	H	RBI	BB	SO	LOB	TOP																			
13 Matt Carpenter, L (1,4) OBP: 0.386, SLG: 0.477	L8		F8		F7			F8		4	0	0	0	0	0	1	St. Louis Cardinals @ Pittsburgh Pirates PNC Park, Pittsburgh, PA Tue Jul 30 2013, 8:37 PM - 11:07 PM EDT Att: 33,861 - Partly Cloudy - 75 F																			
19 Jon Jay, L (1,8) OBP: 0.330, SLG: 0.345	G4-3		21 E 1B		K			7 WP BB		3	0	1	0	1	1																					
7 Matt Holliday, R (1,7) OBP: 0.350, SLG: 0.442	2 FC5-4 1B		K		FC5-4			G5-3		4	0	1	0	0	1	3																				
21 Allen Craig, R (1,9) OBP: 0.365, SLG: 0.467	FC5-4		E5		G5-3			G6-3		4	0	0	0	0	0	3																				
4 Yadier Molina, R (1,2) OBP: 0.374, SLG: 0.479	G4-3		F8		K			G5-3		2	0	0	0	0	0	2																				
32 Rob Johnson, R (4,2) OBP: 0.333, SLG: 0.667					K					2	0	0	0	0	1	0																				
Matt Adams, L (1,3) OBP: 0.348, SLG: 0.479					F8			K		3	0	0	0	1	2	0																				
23 David Freese, R (1,5) OBP: 0.340, SLG: 0.370					G4-3			G4-3		4	0	0	0	0	0	1																				
38 Pete Kozma, R (1,6) OBP: 0.283, SLG: 0.301					G6-3			G6-3		3	0	0	0	0	0	2																				
70 Tyler Lyons, L (1,1) OBP: 0.200, SLG: 0.200					G6-3			F8		2	0	1	0	0	1	2																				
33 Daniel Descalso, L (7,PH) OBP: 0.314, SLG: 0.389										1	0	0	0	0	0	0																				
65 Keith Butler, R (7,1)										0	0	0	0	0	0	0																				
Inning Stats	R: 0 H: 1 E: 0 K: 0 S: 9	H: 1 LOB: 1 BB: 0 P: 13	R: 0 H: 0 E: 1 K: 1 S: 10	H: 0 LOB: 2 BB: 1 P: 17	R: 0 H: 1 E: 1 K: 1 S: 16	H: 0 LOB: 0 BB: 0 P: 18	R: 0 H: 0 E: 0 K: 0 S: 6	H: 0 LOB: 0 BB: 0 P: 8	R: 0 H: 1 E: 0 K: 1 S: 7	H: 0 LOB: 1 BB: 0 P: 8	R: 0 H: 0 E: 0 K: 2 S: 11	H: 0 LOB: 0 BB: 0 P: 15	R: 0 H: 0 E: 0 K: 0 S: 6	H: 0 LOB: 1 BB: 1 P: 15	R: 0 H: 0 E: 0 K: 1 S: 6	H: 0 LOB: 0 BB: 0 P: 7	1B: 3 2B: 0 3B: 0 HR: 0	SF: 0 SAC: 0 DP: 0 HBP: 0	WP: 1 PA: 34 PB: 0 SB: 0 CS: 0																	
PITCHER	IP	WLS	BF	H	R	ER	SO	BB	IBB	HBP	BLK	WP	HR	S	P	ERA	WHIP	PITCHER		IP	WLS	BF	H	R	ER	SO	BB	IBB	HBP	BLK	WP	HR	S	P	ERA	WHIP
58 Brandon Cumpton, R (1,1) ERA: 2.78	7.0	W	27	3	0	0	5	1	0	0	0	0	0	65	87	0.00	0.571																			
30 Jeanmar Gómez, R (8,1) ERA: 2.5	2.0		7	0	0	0	1	1	0	0	0	1	0	13	22	0.00	0.500																			

Batter	1	2	3	4	5	6	7	8	9	AB	R	H	RBI	BB	SO	LOB	BOTTOM																			
6 Starling Marte, R (1,7) OBP: 0.332, SLG: 0.442	B1-3					FC1-5-2		P4		4	1	1	0	0	0	2	St. Louis Cardinals @ Pittsburgh Pirates PNC Park, Pittsburgh, PA Tue Jul 30 2013, 8:37 PM - 11:07 PM EDT Att: 33,861 - Partly Cloudy - 75 F																			
10 Jordy Mercer, R (1,6) OBP: 0.335, SLG: 0.407	G4-3		1-3 HBP		10 1B	3B		K		5	1	2	1	0	2	4																				
22 Andrew McCutchen, R (1,8) OBP: 0.374, SLG: 0.497	G4-3				22 HR	1B		G6-3		5	2	2	2	0	0	2																				
14 Gaby Sanchez, R (1,3) OBP: 0.354, SLG: 0.413					HR			G6-3		3	1	2	1	1	0	0																				
24 Pedro Alvarez, L (1,5) OBP: 0.304, SLG: 0.497					59 G4-3	24 F8		24 G3-4-1		4	0	0	0	0	2	4																				
59 Tony Sanchez, R (1,2) OBP: 0.187, SLG: 0.273					14 2B	1B		G6-3		3	0	0	1	0	0	1																				
31 Jose Tabata, R (1,9) OBP: 0.329, SLG: 0.367					59 G4-3	24 F8		G3-4-1		3	1	1	0	1	0	1																				
30 Jeanmar Gómez, R (8,1) OBP: 0.091, SLG: 0.091					5 1B	6 PB		G1-3		0	0	0	0	0	0	0																				
5 Josh Harrison, R (1,4) OBP: 0.321, SLG: 0.481					6 PB	6 S		FC6-4		4	0	2	0	0	0	2																				
58 Brandon Cumpton, R (1,1)					6 PB	6 S		FC6-4		3	0	0	0	0	2	4																				
7 Alex Presley, L (8,9) OBP: 0.314, SLG: 0.490					6 PB	6 S		FC6-4		1	0	1	0	0	0	0																				
Inning Stats	R: 0 H: 1 E: 0 K: 1 S: 7	H: 1 LOB: 2 BB: 1 P: 15	R: 1 H: 1 E: 1 K: 2 S: 17	H: 1 LOB: 0 BB: 0 P: 25	R: 0 H: 0 E: 0 K: 1 S: 9	H: 0 LOB: 0 BB: 0 P: 15	R: 0 H: 1 E: 0 K: 1 S: 11	H: 1 LOB: 1 BB: 0 P: 17	R: 3 H: 4 E: 0 K: 0 S: 17	H: 4 LOB: 1 BB: 0 P: 23	R: 0 H: 1 E: 0 K: 0 S: 8	H: 1 LOB: 1 BB: 0 P: 13	R: 2 H: 2 E: 0 K: 0 S: 11	H: 2 LOB: 1 BB: 1 P: 24	R: 0 H: 1 E: 0 K: 1 S: 12	H: 1 LOB: 1 BB: 0 P: 18	1B: 5 2B: 2 3B: 3 HR: 1	SF: 1 SAC: 0 DP: 0 HBP: 1	WP: 0 PA: 39 PB: 1 SB: 1 CS: 0																	
PITCHER	IP	WLS	BF	H	R	ER	SO	BB	IBB	HBP	BLK	WP	HR	S	P	ERA	WHIP	PITCHER		IP	WLS	BF	H	R	ER	SO	BB	IBB	HBP	BLK	WP	HR	S	P	ERA	WHIP
70 Tyler Lyons, L (1,1) ERA: 5.35	6.0	L	29	8	4	3	5	1	0	1	0	0	0	69	108	4.50	1.500																			
65 Keith Butler, R (7,1) ERA: 2.87	2.0		10	3	2	2	1	1	0	0	0	0	0	23	42	9.00	2.000																			

AB 32
R 0
H 3
RBI 0
BB 2
SO 6
LOB 15



AB 35
R 6
H 11
RBI 5
SO 6
LOB 20



Batter	1	2	3	4	5	6	7	8	9	AB	R	H	RBI	BB	SO	LOB	TOP										
19 Jon Jay, L (1.8) OBP: 0.331, SLG: 0.346	G3-1	1B		K		K		1B		5	0	2	0	0	2	1	St. Louis Cardinals @ Pittsburgh Pirates PNC Park, Pittsburgh, PA Wed Jul 31 2013, 7:13 PM - 10:26 PM EDT Att: 31,679 - Cloudy - 74 F										
3 Carlos Beltrán, S (1.9) OBP: 0.328, SLG: 0.503	2B	K		K		L8		L8		5	2	2	0	0	1	4											
21 Allen Craig, R (1.3) OBP: 0.363, SLG: 0.463	1B	1B		L8		L8		G1-3		5	1	1	0	0	0	5											
7 Matt Holliday, R (1.7) OBP: 0.354, SLG: 0.445	1B			L8		FC5-4				5	1	3	2	0	1	0											
23 David Freese, R (1.5) OBP: 0.338, SLG: 0.367	K			G4-3		G1-3		L4		5	0	1	0	0	2	4											
33 Daniel Descalso, L (1.4) OBP: 0.316, SLG: 0.389	1B			G6-3		G3-1		FC5		5	0	2	1	0	1	1											
48 Tony Cruz, R (1.2) OBP: 0.254, SLG: 0.271	G6-3			G6-3		G1-3		G1-3		4	0	0	1	0	0	5											
38 Pete Kozma, R (1.6) OBP: 0.283, SLG: 0.298				IBB		G4-3		K		3	0	0	0	1	2	2											
50 Adam Wainwright, R (1.1) OBP: 0.143, SLG: 0.163										3	0	2	0	0	1	2											
41 Brock Peterson, R (8. PH) OBP: 0.153, SLG: 0.155										1	0	0	0	0	1	0											
26 Trevor Rosenthal, R (8.1) OBP: 0.153, SLG: 0.155										0	0	0	0	0	0	0											
Inning Stats	R: 2 H: 4 E: 0 K: 1 S: 18	H: 4 LOB: 2 BB: 0 P: 30	R: 0 H: 2 E: 0 K: 2 S: 14	H: 2 LOB: 2 BB: 0 P: 18	R: 1 H: 2 E: 0 K: 2 S: 13	H: 2 LOB: 2 BB: 1 P: 21	R: 1 H: 2 E: 0 K: 1 S: 12	H: 2 LOB: 1 BB: 0 P: 20	R: 0 H: 1 E: 0 K: 1 S: 8	H: 1 LOB: 2 BB: 0 P: 11	R: 0 H: 1 E: 0 K: 1 S: 15	H: 1 LOB: 2 BB: 0 P: 22	R: 0 H: 1 E: 0 K: 1 S: 13	H: 0 LOB: 0 BB: 0 P: 17	R: 0 H: 0 E: 0 K: 1 S: 8	H: 0 LOB: 0 BB: 0 P: 11	1B: 12 2B: 1 3B: 0 HR: 0	SF: 0 SAC: 0 DP: 0 HBP: 0	WP: 0 PB: 0 SB: 3 CS: 0	PA: 42							
PITCHER	IP	WLS	BF	H	R	ER	SO	BB	IBB	HBP	BLK	WP	HR	S	P	ERA	WHIP										
49 Jeff Locke, L (1.1) ERA: 2.36	4.0		23	10	4	4	6	0	1	0	0	0	0	57	89	9.00	2.500										
32 Vin Mazzaro, R (5.1) ERA: 2.92	2.0		7	1	0	0	1	0	0	0	0	0	0	15	22	0.00	0.500										
44 Tony Watson, L (7.1) ERA: 3.0	2.0	W	9	2	0	0	3	0	0	0	0	0	0	28	39	0.00	1.000										
35 Mark Melancon, R (9.1) ERA: 0.88	1.0	S	3	0	0	0	1	0	0	0	0	0	0	8	11	0.00	0.000										

AB	41
R	4
H	13
RBI	4
BB	1
SO	11
LOB	24



Batter	1	2	3	4	5	6	7	8	9	AB	R	H	RBI	BB	SO	LOB	BOTTOM										
6 Starling Marte, R (1.7) OBP: 0.333, SLG: 0.441	1B		G6-3		1B		K2-3			3	2	1	0	1	1	0	St. Louis Cardinals @ Pittsburgh Pirates PNC Park, Pittsburgh, PA Wed Jul 31 2013, 7:13 PM - 10:26 PM EDT Att: 31,679 - Cloudy - 74 F										
18 Neil Walker, S (1.4) OBP: 0.349, SLG: 0.391	G1-4-3				G1			1B		4	2	2	1	0	0	2											
22 Andrew McCutchen, R (1.8) OBP: 0.371, SLG: 0.494	P3		F9		SF8			F9		3	0	0	1	0	0	2											
24 Pedro Alvarez, L (1.5) OBP: 0.304, SLG: 0.494	1B		L9		K			F7		4	0	1	1	0	1	1											
55 Russell Martin, R (1.2) OBP: 0.356, SLG: 0.400	K				F8			1B		4	0	2	1	0	1	1											
46 Garrett Jones, L (1.3) OBP: 0.307, SLG: 0.436										3	0	2	0	0	0	1											
14 Gaby Sanchez, R (9.3) OBP: 0.354, SLG: 0.413										0	0	0	0	0	0	0											
7 Alex Presley, L (1.9) OBP: 0.296, SLG: 0.463										3	1	0	0	0	1	3											
44 Tony Watson, L (7.1) OBP: 0.200, SLG: 0.200										0	0	0	0	0	0	0											
35 Mark Melancon, R (9.1) OBP: 0.327, SLG: 0.364										0	0	0	0	0	0	0											
12 Clint Barmes, R (1.6) OBP: 0.269, SLG: 0.308										3	0	2	1	0	1	0											
49 Jeff Locke, L (1.1) OBP: 0.135, SLG: 0.086										1	0	0	0	0	1	1											
5 Josh Harrison, R (4. PH) OBP: 0.310, SLG: 0.464										1	0	0	0	0	0	1											
32 Vin Mazzaro, R (5.1) OBP: 0.200, SLG: 0.200										0	0	0	0	0	0	0											
31 Jose Tabata, R (7.9) OBP: 0.327, SLG: 0.364										1	0	0	0	0	0	0											
Inning Stats	R: 1 H: 1 E: 0 K: 1 S: 15	H: 1 LOB: 1 BB: 1 P: 26	R: 0 H: 2 E: 0 K: 1 S: 13	H: 2 LOB: 0 BB: 0 P: 19	R: 1 H: 1 E: 0 K: 0 S: 5	H: 1 LOB: 1 BB: 0 P: 7	R: 1 H: 2 E: 0 K: 0 S: 13	H: 2 LOB: 1 BB: 0 P: 17	R: 1 H: 1 E: 0 K: 1 S: 9	H: 1 LOB: 0 BB: 0 P: 15	R: 0 H: 1 E: 0 K: 1 S: 6	H: 1 LOB: 1 BB: 0 P: 12	R: 0 H: 0 E: 0 K: 2 S: 8	H: 0 LOB: 0 BB: 0 P: 12	R: 1 H: 2 E: 0 K: 0 S: 8	H: 2 LOB: 0 BB: 0 P: 13	1B: 8 2B: 2 3B: 0 HR: 1	SF: 1 SAC: 0 DP: 2 HBP: 0	WP: 0 PB: 0 SB: 1 CS: 2	PA: 33							
PITCHER	IP	WLS	BF	H	R	ER	SO	BB	IBB	HBP	BLK	WP	HR	S	P	ERA	WHIP										
50 Adam Wainwright, R (1.1) ERA: 2.61	7.0		28	4	4	4	6	1	0	0	0	0	0	69	108	5.14	1.286										
26 Trevor Rosenthal, R (8.1) ERA: 2.29	1.0	L	4	2	1	1	0	0	0	0	0	0	0	8	13	9.00	2.000										


AB	30
R	5
H	10
RBI	5
BB	1
SO	6
LOB	12



Batter	1	2	3	4	5	6	7	8	9	AB	R	H	RBI	BB	SO	LOB	TOP							
13 Matt Carpenter, L (1,4) 44 Edward Mujica, R (9,1)	G6-3		K	FC6-4		SH5-3	SF9			3	0	0	1	1	1	2								
3 Carlos Beltrán, S (1,9) 56 Adron Chambers, L (7, PR)	G6-3		F8					BB		4	0	2	1	1	0	0								
21 Allen Craig, R (1,3) 41 Brock Peterson, R (7,7)	G5-3					G6-3			F8	4	2	2	2	1	0	1								
7 Matt Holliday, R (1,7) 43 Seth Maness, R (7,1) 32 Rob Johnson, R (8,2)		K							G4-3	5	2	2	1	0	1	4								
23 David Freese, R (1,5) 67 Michael Blazek, R (8,1) 33 Daniel Descalso, L (9, PH)		K							G3-1	3	1	2	1	1	1	0								
19 Jon Jay, L (1,8)										4	3	2	2	0	1	5								
48 Tony Cruz, R (1,2) 38 Pete Kozma, R (1,6)										5	1	3	2	0	0	5								
58 Joe Kelly, R (1,1) Matt Adams, L (7, PH)										3	1	2	0	0	1	0								
Inning Stats	R: 0 E: 0 K: 0 S: 6	H: 0 LOB: 0 BB: 0 P: 8	R: 1 E: 0 K: 2 S: 12	H: 2 LOB: 1 BB: 0 P: 19	R: 0 E: 0 K: 2 S: 8	H: 0 LOB: 0 BB: 0 P: 15	R: 3 E: 0 K: 0 S: 18	H: 4 LOB: 2 BB: 1 P: 31	R: 0 E: 0 K: 1 S: 13	H: 2 LOB: 1 BB: 0 P: 18	R: 1 E: 0 K: 0 S: 7	H: 2 LOB: 1 BB: 0 P: 13	R: 3 E: 1 K: 0 S: 27	H: 6 LOB: 2 BB: 2 P: 47	R: 0 E: 0 K: 1 S: 13	H: 1 LOB: 2 BB: 1 P: 18	R: 0 E: 0 K: 0 S: 7	H: 0 LOB: 0 BB: 0 P: 8	1B: 12 HR: 0	SF: 1 2B: 5 3B: 0 HBP: 2	WP: 2 PB: 0 SB: 0 CS: 0	PA: 50		
PITCHER	IP WLS BF H R ER SO BB IBB HBP BLK WP HR S P ERA WHIP	6.0 L 30 10 5 5 5 1 0 2 0 1 0 64 104 7.50 1.833	0.1 8 4 7 6 0 2 0 0 0 0 0 18 32 162.00 18.000	2.2 12 3 1 0 1 1 0 0 0 1 0 29 41 0.00 1.500																				

St. Louis Cardinals @ Pittsburgh Pirates
PNC Park, Pittsburgh, PA
Thu Aug 01 2013, 7:07 PM - 10:28 PM EDT
Att: 31,999 - Partly Cloudy - 81 F


AB 42
R 13
H 17
RBI 11
BB 4
SO 6
LOB 23



Batter	1	2	3	4	5	6	7	8	9	AB	R	H	RBI	BB	SO	LOB	BOTTOM							
6 Starling Marte, R (1,7) 18 Neil Walker, S (1,4)	G1-3		K							4	0	2	0	0	1	0								
22 Andrew McCutchen, R (1,8) 7 Alex Presley, L (8,7)	G1-3		F8							4	0	0	0	0	1	3								
24 Pedro Alvarez, L (1,5) 5 Josh Harrison, R (8,5)	G1-3		P5							2	0	0	0	1	0	0								
46 Garrett Jones, L (1,3) 30 Jeanmar Gómez, R (7,1) 68 Vic Black, R (7,1) 12 Clint Barmes, R (8, PH)										3	0	0	0	0	1	1								
59 Tony Sanchez, R (1,2)										3	0	1	0	1	0	1								
31 Jose Tabata, R (1,9)										3	0	1	0	1	0	1								
10 Jordy Mercer, R (1,6)										3	0	0	0	1	0	2								
50 Charlie Morton, R (1,1) 14 Gaby Sanchez, R (7,3)										2	0	1	0	0	1	3								
Inning Stats	R: 0 E: 0 K: 1 S: 6	H: 0 LOB: 0 BB: 0 P: 8	R: 0 E: 0 K: 1 S: 14	H: 0 LOB: 3 BB: 3 P: 28	R: 0 E: 0 K: 1 S: 12	H: 0 LOB: 0 BB: 0 P: 17	R: 0 E: 0 K: 0 S: 10	H: 3 LOB: 2 BB: 0 P: 16	R: 0 E: 0 K: 0 S: 9	H: 0 LOB: 1 BB: 1 P: 18	R: 0 E: 0 K: 0 S: 6	H: 0 LOB: 0 BB: 0 P: 9	R: 0 E: 0 K: 1 S: 11	H: 1 LOB: 1 BB: 0 P: 16	R: 0 E: 0 K: 1 S: 12	H: 1 LOB: 1 BB: 0 P: 15	1B: 4 HR: 0	SF: 0 2B: 1 3B: 0 HBP: 0	WP: 0 PB: 0 SB: 0 CS: 0	PA: 35				
PITCHER	IP WLS BF H R ER SO BB IBB HBP BLK WP HR S P ERA WHIP	6.0 W 24 3 0 0 0 4 0 0 0 0 0 60 102 0.00 1.167	1.0 3 0 0 0 0 0 0 0 0 0 0 6 9 0.00 0.000	1.0 4 1 0 0 1 0 0 0 0 0 0 11 16 0.00 1.000	1.0 4 1 0 0 1 0 0 0 0 0 0 12 15 0.00 1.000																			

St. Louis Cardinals @ Pittsburgh Pirates
PNC Park, Pittsburgh, PA
Thu Aug 01 2013, 7:07 PM - 10:28 PM EDT
Att: 31,999 - Partly Cloudy - 81 F

AB 31
R 0
H 5
RBI 0
BB 4
SO 6
LOB 14



Batter	1	2	3	4	5	6	7	8	9	AB	R	H	RBI	BB	SO	LOB	TOP					
13 Matt Carpenter, L (1,4) OBP: 0.378, SLG: 0.466 38 Pete Kozma, R (9,6) OBP: 0.282, SLG: 0.297	G6-3	F7		K	L7		K		K	6	0	0	0	0	3	2						
3 Carlos Beltrán, S (1,9) OBP: 0.338, SLG: 0.515 56 Adron Chambers, L (5,9) OBP: 0.333, SLG: 0.667	2B	2B		BB	BB		2B		K	3	4	3	0	1	0	0						
21 Allen Craig, R (1,3) OBP: 0.372, SLG: 0.478 41 Brock Peterson, R (7,PH) OBP: 0.273, SLG: 0.200	BB	1B		BB	HR		BB		1B	3	3	3	3	1	0	0						
7 Matt Holliday, R (1,7) OBP: 0.356, SLG: 0.444 Matt Adams, L (6,3) OBP: 0.346, SLG: 0.473	BB	L4		BB	F9		K		K	2	2	0	1	2	0	1						
23 David Freese, R (1,5) OBP: 0.346, SLG: 0.375 65 Keith Butler, R (8,1)	2B			G5-3			G6-3		K	4	1	1	4	1	1	0						
19 Jon Jay, L (1,8) OBP: 0.335, SLG: 0.351	1B			K	BB		K		L5	5	0	2	3	0	2	0						
48 Tony Cruz, R (1,2) OBP: 0.274, SLG: 0.294	P5			K	G5-3		G6-3		BB	4	0	0	0	1	1	3						
33 Daniel Descalso, L (1,6) OBP: 0.321, SLG: 0.423	G6-3			BB	HR		HR		G4-3	5	3	3	2	0	0	2						
40 Shelby Miller, R (1,1) OBP: 0.132, SLG: 0.216 46 Kevin Siegrist, L (6,1) OBP: 0.375, SLG: 0.571	K			K	F8		K		BB	3	0	0	0	0	2	1						
Inning Stats	R: 4 H: 4 E: 0 K: 0 S: 18	H: 4 LOB: 1 BB: 1 P: 32	R: 1 H: 2 E: 0 K: 1 S: 14	H: 2 LOB: 1 BB: 0 P: 22	R: 0 H: 0 E: 0 K: 2 S: 9	LOB: 0 BB: 0 P: 13	R: 4 H: 3 E: 0 K: 2 S: 21	H: 3 LOB: 2 BB: 3 P: 37	R: 3 H: 2 E: 0 K: 0 S: 13	H: 2 LOB: 2 BB: 1 P: 26	R: 0 H: 0 E: 0 K: 1 S: 7	LOB: 0 BB: 0 P: 13	R: 1 H: 2 E: 0 K: 3 S: 13	H: 2 LOB: 2 BB: 1 P: 19	R: 0 H: 0 E: 0 K: 1 S: 10	LOB: 1 BB: 1 P: 21	R: 0 H: 1 E: 0 K: 3 S: 11	H: 1 LOB: 2 BB: 1 P: 17	1B: 6 2B: 5 3B: 0 HR: 3	SF: 0 SAC: 0 DP: 0 HBP: 0	WP: 0 PB: 0 SB: 0 CS: 0	PA: 49
PITCHER	IP WLS BF H R ER SO BB IBB HBP BLK WP HR S P ERA WHIP	IP WLS BF H R ER SO BB IBB HBP BLK WP HR S P ERA WHIP	IP WLS BF H R ER SO BB IBB HBP BLK WP HR S P ERA WHIP	IP WLS BF H R ER SO BB IBB HBP BLK WP HR S P ERA WHIP	IP WLS BF H R ER SO BB IBB HBP BLK WP HR S P ERA WHIP	IP WLS BF H R ER SO BB IBB HBP BLK WP HR S P ERA WHIP	IP WLS BF H R ER SO BB IBB HBP BLK WP HR S P ERA WHIP	IP WLS BF H R ER SO BB IBB HBP BLK WP HR S P ERA WHIP	IP WLS BF H R ER SO BB IBB HBP BLK WP HR S P ERA WHIP	61 Bronson Arroyo, R (1,1) ERA: 3.62	3.2 L 20 8 7 7 5 1 0 0 0 0 0 54 84 17.18 2.455	60 J.J. Hoover, R (9,1) ERA: 3.15	1.0 5 5 1 0 0 3 1 0 0 0 0 0 2 21 46 33.75 5.250									
Batter	1	2	3	4	5	6	7	8	9	AB	R	H	RBI	BB	SO	LOB	BOTTOM					
17 Shin-Soo Choo, L (1,8) OBP: 0.419, SLG: 0.460 Logan Ondrusek, R (7,1) OBP: 0.314, SLG: 0.207	1B			K			P4			2	1	1	0	1	1	0						
15 Derrick Robinson, S (1,7) OBP: 0.333, SLG: 0.309	FC6-4			K			BB		G6-3	4	1	1	0	0	1	1						
19 Joey Votto, L (1,3) OBP: 0.435, SLG: 0.514 60 J.J. Hoover, R (9,1)	BB			BB			HR		1B	2	1	2	3	2	0	0						
4 Brandon Phillips, R (1,4) OBP: 0.312, SLG: 0.404	K			K			HR		P6	4	0	1	0	0	2	4						
32 Jay Bruce, L (1,9) OBP: 0.325, SLG: 0.503	K			G3-6-3			FC4-6		G4-3	4	0	0	0	0	1	5						
21 Todd Frazier, R (1,5) OBP: 0.327, SLG: 0.391	K			K			K		G4-3	4	0	0	0	0	2	1						
2 Zack Cozart, R (1,6) OBP: 0.270, SLG: 0.369 31 Alfredo Simon, R (6,1) OBP: 0.143, SLG: 0.143 28 Chris Heisey, R (6,PH) OBP: 0.266, SLG: 0.401	K			F8			G4-3		F7	2	0	0	0	0	1	0						
39 Devin Mesoraco, R (1,2) OBP: 0.313, SLG: 0.385 63 Sam LeCure, R (8,1) OBP: 0.313, SLG: 0.273	G5-3			1B			K		L8	3	0	1	0	0	1	0						
9 Jack Hannahan, L (9,3) OBP: 0.313, SLG: 0.273				1B			K			1	0	0	0	0	0	0						
61 Bronson Arroyo, R (1,1) OBP: 0.079, SLG: 0.079 46 Curtis Partch, R (4,1) OBP: 0.246, SLG: 0.226	K			K			K			1	0	0	0	0	1	0						
3 Cesar Izturis, S (5,PH) OBP: 0.246, SLG: 0.226	K			G3-1			K			2	0	0	0	0	1	1						
Inning Stats	R: 0 H: 1 E: 0 K: 2 S: 13	H: 0 LOB: 0 BB: 0 P: 14	R: 0 H: 0 E: 0 K: 3 S: 11	H: 0 LOB: 0 BB: 0 P: 15	R: 0 H: 0 E: 0 K: 1 S: 9	LOB: 0 BB: 1 P: 17	R: 0 H: 1 E: 0 K: 0 S: 8	H: 1 LOB: 1 BB: 0 P: 12	R: 3 H: 3 E: 0 K: 1 S: 16	H: 3 LOB: 1 BB: 1 P: 29	R: 0 H: 0 E: 0 K: 2 S: 12	LOB: 0 BB: 0 P: 16	R: 0 H: 1 E: 0 K: 0 S: 6	LOB: 1 BB: 0 P: 10	R: 0 H: 0 E: 0 K: 0 S: 6	LOB: 0 BB: 0 P: 10	1B: 5 2B: 0 3B: 0 HR: 1	SF: 0 SAC: 0 DP: 1 HBP: 0	WP: 0 PB: 0 SB: 0 CS: 0	PA: 35		
PITCHER	IP WLS BF H R ER SO BB IBB HBP BLK WP HR S P ERA WHIP	IP WLS BF H R ER SO BB IBB HBP BLK WP HR S P ERA WHIP	IP WLS BF H R ER SO BB IBB HBP BLK WP HR S P ERA WHIP	IP WLS BF H R ER SO BB IBB HBP BLK WP HR S P ERA WHIP	IP WLS BF H R ER SO BB IBB HBP BLK WP HR S P ERA WHIP	IP WLS BF H R ER SO BB IBB HBP BLK WP HR S P ERA WHIP	IP WLS BF H R ER SO BB IBB HBP BLK WP HR S P ERA WHIP	IP WLS BF H R ER SO BB IBB HBP BLK WP HR S P ERA WHIP	IP WLS BF H R ER SO BB IBB HBP BLK WP HR S P ERA WHIP	40 Shelby Miller, R (1,1) ERA: 2.89	5.0 W 22 5 3 3 3 3 0 0 0 0 0 58 97 5.40 1.600	46 Kevin Siegrist, L (6,1) ERA: 1.08	2.0 6 0 0 0 3 0 0 0 0 0 0 20 27 0.00 0.000									
65 Keith Butler, R (8,1) ERA: 2.55	2.0 7 1 0 0 0 0 0 0 0 0 0 12 20 0.00 0.500																					

St. Louis Cardinals @ Cincinnati Reds
Great American Ball Park, Cincinnati, OH
Fri Aug 02 2013, 7:12 PM - 10:33 PM EDT
Att: 39,095 - Cloudy - 82 F


AB 41
R 13
H 14
RBI 13
BB 8
SO 13
LOB 14




St. Louis Cardinals @ Cincinnati Reds
Great American Ball Park, Cincinnati, OH
Fri Aug 02 2013, 7:12 PM - 10:33 PM EDT
Att: 39,095 - Cloudy - 82 F

AB 32
R 3
H 6
RBI 3
BB 3
SO 11
LOB 13



Batter	1	2	3	4	5	6	7	8	9	AB	R	H	RBI	BB	SO	LOB	TOP		
13 Matt Carpenter, L (1,4) OBP: 0.378, SLG: 0.466	F8	K			G3-1	2B		BB	1B	5	2	2	2	1	1	0	St. Louis Cardinals @ Cincinnati Reds Great American Ball Park, Cincinnati, OH Sun Aug 04 2013, 1:11 PM - 4:11 PM EDT Att: 39,618 - Partly Cloudy - 75 F		
19 Jon Jay, L (1,8) OBP: 0.369, SLG: 0.354	L8		1B		G4-3	BB		1B	2B	5	0	3	2	1	0	2			
21 Allen Craig, R (1,9) OBP: 0.359, SLG: 0.472					G6-4-3	BB				5	1	2	1	0	0	4			
38 Pete Kozma, R (8,6) OBP: 0.282, SLG: 0.295	7 2B				FC6-4	P4				1	0	0	0	0	1	1			
7 Matt Holliday, R (1,7) OBP: 0.359, SLG: 0.450	2B				F8			K		4	2	2	1	0	0	2			
56 Adron Chambers, L (7,7) OBP: 0.200, SLG: 0.490	2B							K		2	0	0	0	0	2	3			
23 David Freese, R (1,5) OBP: 0.352, SLG: 0.395					K			K		4	3	3	2	0	1	0			
41 Brock Peterson, R (8,PH) OBP: 0.231, SLG: 0.167	2B							K		1	0	0	0	0	1	2			
Matt Adams, L (1,3) OBP: 0.347, SLG: 0.489	HR				F8					5	2	2	2	0	0	0			
48 Tony Cruz, R (1,2) OBP: 0.291, SLG: 0.342	HR				G5-3					4	2	2	2	1	0	0			
33 Daniel Descalso, L (1,6) OBP: 0.323, SLG: 0.431					L7					5	2	2	1	0	0	1			
26 Trevor Rosenthal, R (9,1)					L7					0	0	0	0	0	0	0			
31 Lance Lynn, S (1,1) OBP: 0.200, SLG: 0.111					L9					4	0	0	0	0	1	2			
32 Rob Johnson, R (9,PH) OBP: 0.385, SLG: 0.545										1	1	1	1	0	0	0			
																			
Inning Stats	R: 4 H: 4 E: 0 K: 0 S: 14	H: 4 LOB: 0 BB: 0 P: 21	R: 0 H: 0 E: 0 K: 1 S: 8	H: 0 LOB: 0 BB: 0 P: 11	R: 0 H: 1 E: 0 K: 0 S: 6	H: 1 LOB: 0 BB: 0 P: 8	R: 0 H: 0 E: 0 K: 1 S: 6	H: 0 LOB: 1 BB: 1 P: 15	R: 0 H: 0 E: 0 K: 1 S: 6	H: 0 LOB: 1 BB: 1 P: 14	R: 1 H: 1 E: 0 K: 0 S: 8	H: 1 LOB: 0 BB: 0 P: 16	R: 1 H: 2 E: 0 K: 2 S: 12	H: 2 LOB: 2 BB: 2 P: 22	R: 4 H: 5 E: 0 K: 2 S: 19	H: 5 LOB: 1 BB: 0 P: 27	1B: 9 2B: 7 3B: 0 HR: 3	SF: 0 SAC: 0 DP: 1 HBP: 0	WP: 0 PA: 49 PB: 0 SB: 0 CS: 0
PITCHER	IP WLS BF H R ER SO BB IBB HBP BLK WP HR S P ERA WHIP																		
44 Mike Leake, R (1,1) ERA: 2.94	5.0 L 24 8 7 7 3 2 0 0 0 0 1 44 76 12.60 2.000																		
Logan Ondrusek, R (6,1) ERA: 4.81	0.0 0 4 3 2 2 0 0 0 0 0 0 7 12 ∞ ∞																		
31 Alfredo Simon, R (6,1) ERA: 3.0	1.0 3 0 0 0 0 0 0 0 0 0 0 4 7 0.00 0.000																		
65 Pedro Villarreal, R (7,1) ERA: 12.71	2.0 10 3 2 2 2 1 0 0 0 0 1 20 38 9.00 2.000																		
63 Sam LeCure, R (9,1) ERA: 2.93	1.0 8 5 4 4 2 0 0 0 0 0 1 19 27 36.00 5.000																		

Batter	1	2	3	4	5	6	7	8	9	AB	R	H	RBI	BB	SO	LOB	BOTTOM		
17 Shin-Soo Choo, L (1,8) OBP: 0.416, SLG: 0.461	K		F8			K				3	0	0	0	1	2	0	St. Louis Cardinals @ Cincinnati Reds Great American Ball Park, Cincinnati, OH Sun Aug 04 2013, 1:11 PM - 4:11 PM EDT Att: 39,618 - Partly Cloudy - 75 F		
26 Xavier Paul, L (1,7) OBP: 0.301, SLG: 0.389	L1		F7			K		BB		4	0	0	0	0	2	3			
19 Joey Votto, L (1,3) OBP: 0.493, SLG: 0.512										3	0	1	0	0	1	0			
15 Derrick Robinson, S (9,PH) OBP: 0.330, SLG: 0.335										1	0	0	0	0	0	0			
4 Brandon Phillips, R (1,4) OBP: 0.313, SLG: 0.405										3	0	0	0	0	1	1			
37 Corky Miller, R (9,PH) OBP: 0.306, SLG: 0.200										1	0	0	0	0	0	0			
32 Jay Bruce, L (1,9) OBP: 0.326, SLG: 0.499										3	1	1	0	0	1	1			
28 Chris Heisey, R (9,PH) OBP: 0.269, SLG: 0.395										1	0	0	0	0	0	0			
21 Todd Frazier, R (1,5) OBP: 0.325, SLG: 0.387										3	0	0	0	0	1	1			
2 Zack Cozart, R (1,6) OBP: 0.275, SLG: 0.378										3	1	2	2	0	0	0			
39 Devin Mesoraco, R (1,2) OBP: 0.312, SLG: 0.409										3	0	0	0	0	1	1			
44 Mike Leake, R (1,1) ERA: 2.94										1	0	0	0	0	1	0			
Logan Ondrusek, R (6,1) ERA: 4.81										0	0	0	0	0	0	0			
31 Alfredo Simon, R (6,1) ERA: 3.0										0	0	0	0	0	0	0			
3 Cesar Izturis, S (1,3) ERA: 14.30										1	0	0	0	0	1	0			
65 Pedro Villarreal, R (7,1) ERA: 12.71										0	0	0	0	0	0	0			
9 Jack Hannahan, L (8,PH) OBP: 0.319, SLG: 0.525										0	0	0	0	1	0	0			
63 Sam LeCure, R (9,1) ERA: 2.93										0	0	0	0	0	0	0			
																			
Inning Stats	R: 0 H: 0 E: 0 K: 2 S: 9	H: 2 LOB: 0 BB: 0 P: 11	R: 2 H: 2 E: 0 K: 1 S: 10	H: 2 LOB: 0 BB: 0 P: 18	R: 0 H: 0 E: 0 K: 1 S: 10	H: 0 LOB: 0 BB: 0 P: 17	R: 0 H: 0 E: 0 K: 1 S: 6	H: 0 LOB: 0 BB: 0 P: 9	R: 0 H: 0 E: 0 K: 3 S: 10	H: 0 LOB: 0 BB: 0 P: 15	R: 0 H: 1 E: 0 K: 1 S: 7	H: 1 LOB: 0 BB: 0 P: 11	R: 0 H: 1 E: 0 K: 1 S: 11	H: 1 LOB: 3 BB: 2 P: 23	R: 0 H: 0 E: 0 K: 0 S: 6	H: 0 LOB: 0 BB: 0 P: 8	1B: 3 2B: 0 3B: 0 HR: 1	SF: 0 SAC: 0 DP: 1 HBP: 0	WP: 0 PA: 32 PB: 1 SB: 0 CS: 0
PITCHER	IP WLS BF H R ER SO BB IBB HBP BLK WP HR S P ERA WHIP																		
31 Lance Lynn, R (1,1) ERA: 3.78	8.0 W 29 4 2 2 11 2 0 0 0 0 1 71 115 2.25 0.750																		
26 Trevor Rosenthal, R (9,1) ERA: 2.25	1.0 3 0 0 0 0 0 0 0 0 0 0 6 8 0.00 0.000																		

Batter	1	2	3	4	5	6	7	8	9	AB	R	H	RBI	BB	SO	LOB	TOP								
25 Carl Crawford, L OBP: 0.328, SLG: 0.408										4	0	1	0	0	1	2	Los Angeles Dodgers @ St. Louis Cardinals Busch Stadium, St. Louis, MO Mon Aug 05 2013, 6:12 PM - 9:17 PM CDT Att: 42,464 - Cloudy - 73 F								
14 Mark Ellis, R OBP: 0.319, SLG: 0.357										4	0	0	0	0	2										
23 Adrián González, L OBP: 0.349, SLG: 0.462										3	1	1	0	1	1										
66 Yasiel Puig, R OBP: 0.426, SLG: 0.598										4	1	1	0	0	2										
16 Andre Ethier, L OBP: 0.353, SLG: 0.395										4	0	1	1	0	1										
17 A.J. Ellis, R OBP: 0.338, SLG: 0.367										4	0	0	1	0	1										
5 Juan Uribe, R OBP: 0.323, SLG: 0.387										4	0	1	0	0	1										
7 Nick Punto, S OBP: 0.320, SLG: 0.307										2	1	1	0	1	1										
21 Zack Greinke, R OBP: 0.476, SLG: 0.459										2	0	1	1	0	1										
54 Ronald Belisario, R OBP: 0.325, SLG: 0.332										0	0	0	0	0	0										
Inning Stats	R: 0 E: 0 K: 1 S: 10	H: 2 LOB: 1 BB: 0 P: 17	R: 0 E: 0 K: 0 S: 10	H: 1 LOB: 1 BB: 0 P: 18	R: 0 E: 0 K: 2 S: 10	H: 0 LOB: 0 BB: 0 P: 16	R: 2 E: 0 K: 0 S: 6	H: 2 LOB: 0 BB: 1 P: 14	R: 0 E: 0 K: 0 S: 11	H: 0 LOB: 0 BB: 0 P: 18	R: 0 E: 0 K: 2 S: 7	H: 0 LOB: 0 BB: 0 P: 11	R: 1 E: 0 K: 0 S: 9	H: 2 LOB: 1 BB: 0 P: 11	R: 0 E: 0 K: 0 S: 9	H: 0 LOB: 0 BB: 0 P: 13	R: 0 E: 0 K: 1 S: 10	H: 0 LOB: 0 BB: 0 P: 15	1B: 5 2B: 2 3B: 0 HR: 0	SF: 0 SAC: 1 DP: 2 HBP: 0	WP: 0 PB: 0 SB: 0 CS: 0	PA: 34			
PITCHER	IP	WLS	BF	H	R	ER	SO	BB	IBB	HBP	BLK	WP	HR	S	P	ERA	WHIP								
50 Adam Wainwright, R ERA: 2.66	7.0	L	28	7	3	3	5	2	0	0	0	0	0	63	105	3.86	1.286								
46 Kevin Siegrist, L ERA: 1.0	1.1		4	0	0	0	1	0	0	0	0	0	0	12	18	0.00	0.000								
43 Seth Maness, R ERA: 2.58	0.2		2	0	0	0	0	0	0	0	0	0	0	7	10	0.00	0.000								

Batter	1	2	3	4	5	6	7	8	9	AB	R	H	RBI	BB	SO	LOB	BOTTOM								
13 Matt Carpenter, L OBP: 0.379, SLG: 0.467										5	1	2	0	0	1	2	Los Angeles Dodgers @ St. Louis Cardinals Busch Stadium, St. Louis, MO Mon Aug 05 2013, 6:12 PM - 9:17 PM CDT Att: 42,464 - Cloudy - 73 F								
3 Carlos Beltrán, S OBP: 0.337, SLG: 0.516										3	0	1	1	0	0										
21 Allen Craig, R OBP: 0.370, SLG: 0.471										3	0	1	1	0	2										
7 Matt Holliday, R OBP: 0.358, SLG: 0.448										4	0	1	0	0	3										
23 David Freese, R OBP: 0.354, SLG: 0.398										3	0	1	0	0	4										
38 Pete Kozma, R OBP: 0.282, SLG: 0.295										0	0	0	0	0	0										
19 Jon Jay, L OBP: 0.338, SLG: 0.353										4	0	1	0	0	2										
48 Tony Cruz, R OBP: 0.289, SLG: 0.338										4	0	1	0	0	1										
33 Daniel Descalso, L OBP: 0.317, SLG: 0.423										4	0	0	0	0	2										
50 Adam Wainwright, R ERA: 2.66	6.1	W	29	8	2	2	4	1	0	1	0	0	0	0	0	0									
56 Adron Chambers, L OBP: 0.333, SLG: 0.400	2.0	S	5	0	0	0	1	0	0	0	0	0	0	0	0										
46 Kevin Siegrist, L ERA: 1.0	0.2	H	3	0	0	0	0	0	0	0	0	0	0	0	0										
43 Seth Maness, R ERA: 2.58	0.2	S	5	0	0	0	1	0	0	0	0	0	0	0	0										
Inning Stats	R: 1 E: 0 K: 0 S: 10	H: 1 LOB: 1 BB: 0 P: 14	R: 0 E: 0 K: 1 S: 8	H: 0 LOB: 0 BB: 0 P: 14	R: 0 E: 0 K: 0 S: 10	H: 2 LOB: 3 BB: 0 P: 17	R: 0 E: 0 K: 2 S: 13	H: 2 LOB: 2 BB: 0 P: 22	R: 0 E: 0 K: 0 S: 9	H: 0 LOB: 0 BB: 0 P: 12	R: 0 E: 0 K: 1 S: 8	H: 0 LOB: 0 BB: 0 P: 14	R: 1 E: 0 K: 0 S: 8	H: 1 LOB: 1 BB: 1 P: 15	R: 0 E: 0 K: 0 S: 5	H: 0 LOB: 0 BB: 0 P: 11	R: 0 E: 0 K: 1 S: 7	H: 0 LOB: 0 BB: 0 P: 10	1B: 5 2B: 3 3B: 0 HR: 0	SF: 0 SAC: 2 DP: 1 HBP: 2	WP: 0 PB: 0 SB: 0 CS: 0	PA: 37			
PITCHER	IP	WLS	BF	H	R	ER	SO	BB	IBB	HBP	BLK	WP	HR	S	P	ERA	WHIP								
21 Zack Greinke, R ERA: 3.4	6.1		29	8	2	2	4	1	0	1	0	0	0	4	8	0.00	0.000								
54 Ronald Belisario, R ERA: 3.4	0.2		3	0	0	0	0	0	0	0	0	0	0	0	0	0.00	0.000								
75 Paco Rodríguez, L ERA: 2.25	2.0		5	0	0	0	1	0	0	0	0	0	0	10	16	0.00	0.000								



Batter	1	2	3	4	5	6	7	8	9	AB	R	H	RBI	BB	SO	LOB	TOP						
25 Carl Crawford, L OBP: 0.333, SLG: 0.415										3	1	2	0	1	0	2	Los Angeles Dodgers @ St. Louis Cardinals Busch Stadium, St. Louis, MO Tue Aug 06 2013, 7:17 PM - 10:30 PM CDT Att: 41,770 - Clear - 86 F						
14 Mark Ellis, R OBP: 0.315, SLG: 0.352										4	0	0	0	0	0	6							
56 J.P. Howell, L										0	0	0	0	0	0	0							
43 Brandon League, R										0	0	0	0	0	0	0							
49 Carlos Marmol, R										0	0	0	0	0	0	0							
23 Adrián González, L OBP: 0.348, SLG: 0.460										4	0	1	1	0	0	0							
66 Yasiel Puig, R OBP: 0.427, SLG: 0.594										3	0	1	0	1	1	0							
16 Andre Ethier, L OBP: 0.352, SLG: 0.394										4	0	1	0	0	1	1							
17 A.J. Ellis, R OBP: 0.337, SLG: 0.365										4	0	1	0	0	0	3							
5 Juan Uribe, R OBP: 0.322, SLG: 0.388										4	0	1	0	0	0	1							
7 Nick Punto, S OBP: 0.327, SLG: 0.312										3	0	2	0	1	0	1							
22 Clayton Kershaw, L OBP: 0.207, SLG: 0.226										2	0	0	0	0	1	3							
55 Skip Schumaker, L (7, PH) OBP: 0.323, SLG: 0.329										2	0	0	0	0	0	2							
Inning Stats	R: 0 E: 0 K: 0 S: 7	H: 1 LOB: 0 BB: 0 P: 12	R: 0 E: 0 K: 0 S: 11	H: 0 LOB: 0 BB: 0 P: 18	R: 0 E: 1 K: 1 S: 10	H: 1 LOB: 2 BB: 0 P: 15	R: 0 E: 0 K: 0 S: 4	H: 0 LOB: 0 BB: 1 P: 11	R: 0 E: 0 K: 0 S: 8	H: 1 LOB: 1 BB: 1 P: 16	R: 1 E: 0 K: 0 S: 15	H: 4 LOB: 2 BB: 0 P: 26	R: 0 E: 0 K: 0 S: 10	H: 1 LOB: 2 BB: 1 P: 18	R: 0 E: 0 K: 2 S: 11	H: 0 LOB: 0 BB: 0 P: 18	R: 0 E: 0 K: 0 S: 11	H: 1 LOB: 1 BB: 0 P: 13	1B: 7 2B: 2 3B: 0 HR: 0	SF: 0 SAC: 0 DP: 4 HBP: 0	WP: 0 PB: 0 SB: 0 CS: 0	PA: 36	
PITCHER	IP: 5.1 WLS: 2 BF: 22 ERA: 2.96	WLS: 1 BF: 22 ERA: 2.96	H: 6 R: 1 ER: 1 SO: 1	R: 6 ER: 0 SO: 1	BB: 2 IBB: 0 HBP: 0 BLK: 0	BB: 0 IBB: 0 HBP: 0 BLK: 0	WP: 0 HR: 0 S: 49 P: 88	ERA: 1.69 WHIP: 1.500	IP: 1.0 WLS: 0 BF: 4 ERA: 1.93	WLS: 0 BF: 4 ERA: 1.93	H: 1 R: 0 ER: 0 SO: 0	R: 0 ER: 0 SO: 0	BB: 0 IBB: 0 HBP: 0 BLK: 0	WP: 0 HR: 0 S: 11 P: 13	ERA: 0.00 WHIP: 1.000								
58 Joe Kelly, R ERA: 2.96	(1, 1)																						
36 Randy Choate, L ERA: 2.7	(6, 1)																						
43 Seth Maness, R ERA: 2.52	(6, 1)																						
46 Kevin Siegrist, L ERA: 0.98	(7, 1)																						
26 Trevor Rosenthal, R ERA: 2.19	(7, 1)																						

Batter	1	2	3	4	5	6	7	8	9	AB	R	H	RBI	BB	SO	LOB	BOTTOM						
13 Matt Carpenter, L OBP: 0.376, SLG: 0.463										4	0	0	0	0	1	1	Los Angeles Dodgers @ St. Louis Cardinals Busch Stadium, St. Louis, MO Tue Aug 06 2013, 7:17 PM - 10:30 PM CDT Att: 41,770 - Clear - 86 F						
3 Carlos Beltrán, S OBP: 0.339, SLG: 0.523										4	1	2	1	0	1	0							
21 Allen Craig, R OBP: 0.369, SLG: 0.469										4	0	1	0	0	1	1							
7 Matt Holliday, R OBP: 0.359, SLG: 0.447										3	0	1	0	1	2	1							
56 Adron Chambers, L (8, PR) OBP: 0.333, SLG: 0.400										2	0	0	0	1	1	0							
23 David Freese, R OBP: 0.353, SLG: 0.395										2	0	0	0	1	1	0							
26 Trevor Rosenthal, R Matt Adams, L OBP: 0.349, SLG: 0.508 44 Edward Mujica, R										0	0	0	0	0	0	0							
19 Jon Jay, L OBP: 0.340, SLG: 0.355										3	1	1	0	1	0	3							
48 Tony Cruz, R OBP: 0.291, SLG: 0.338										3	1	1	1	0	0	1							
38 Pete Kozma, R OBP: 0.283, SLG: 0.299										3	0	1	0	0	0	0							
58 Joe Kelly, R OBP: 0.200, SLG: 0.200	(1, 1)																						
36 Randy Choate, L ERA: 2.11	(6, 1)																						
43 Seth Maness, R ERA: 5.53	(6, 1)																						
46 Kevin Siegrist, L ERA: 6.25	(7, 1)																						
33 Daniel Descalso, L OBP: 0.316, SLG: 0.421	(7, 5)																						
Inning Stats	R: 0 E: 0 K: 2 S: 8	H: 1 LOB: 1 BB: 0 P: 9	R: 0 E: 0 K: 1 S: 6	H: 0 LOB: 0 BB: 1 P: 12	R: 0 E: 0 K: 1 S: 8	H: 0 LOB: 0 BB: 0 P: 10	R: 0 E: 0 K: 1 S: 12	H: 1 LOB: 0 BB: 0 P: 15	R: 2 E: 0 K: 0 S: 13	H: 3 LOB: 1 BB: 0 P: 19	R: 0 E: 0 K: 0 S: 16	H: 1 LOB: 2 BB: 1 P: 25	R: 0 E: 0 K: 1 S: 6	H: 0 LOB: 0 BB: 0 P: 9	R: 3 E: 0 K: 1 S: 12	H: 2 LOB: 1 BB: 1 P: 22	1B: 4 2B: 3 3B: 0 HR: 2	SF: 0 SAC: 0 DP: 2 HBP: 0	WP: 0 PB: 0 SB: 0 CS: 0	PA: 33			
PITCHER	IP: 6.0 WLS: 0 BF: 24 ERA: 1.91	WLS: 0 BF: 24 ERA: 1.91	H: 6 R: 2 ER: 2 SO: 2	R: 6 ER: 0 SO: 2	BB: 2 IBB: 0 HBP: 0 BLK: 0	BB: 0 IBB: 0 HBP: 0 BLK: 0	WP: 0 HR: 0 S: 63 P: 90	ERA: 3.00 WHIP: 1.333	IP: 1.1 WLS: 0 BF: 4 ERA: 2.11	WLS: 0 BF: 4 ERA: 2.11	H: 1 R: 0 ER: 0 SO: 0	R: 0 ER: 0 SO: 0	BB: 0 IBB: 0 HBP: 0 BLK: 0	WP: 0 HR: 0 S: 11 P: 13	ERA: 0.00 WHIP: 0.000								
22 Clayton Kershaw, L ERA: 1.91	(1, 1)																						
56 J.P. Howell, L ERA: 2.11	(7, 1)																						
43 Brandon League, R ERA: 5.53	(8, 1)																						
49 Carlos Marmol, R ERA: 6.25	(8, 1)																						



Batter	1	2	3	4	5	6	7	8	9	AB R H RBI BB SO LOB	TOP										
25 Carl Crawford, L OBP: 0.343, SLG: 0.425	(1,7) 1-0 66 1B 2B	(1,7) 4-0 23 1B 1B	(1,7) 3-2 6 S 1B		(1,7) 1-0 2H 1B		(1,7) 1-2 P5		(1,7) 0-1 66 BB 1B	5 2 4 1 1 0 0	Los Angeles Dodgers @ St. Louis Cardinals Busch Stadium, St. Louis, MO Wed Aug 07 2013, 7:17 PM - 11:04 PM CDT Att: 43,523 - Partly Cloudy - 88 F livebaseballscorecards.com										
6 Jerry Hairston, R OBP: 0.305, SLG: 0.336	(1,5) 0-1 P4	(1,5) 1-0 23 1B 16 L1-3 1B	(1,5) 2-2 G5-3		(1,5) 1-0 F7		(1,5) 1-2 G5-3		(1,5) 2-2 F4	6 1 1 2 0 0 5											
23 Adrián González, L OBP: 0.346, SLG: 0.456	(1,3) 0-3 K	(1,3) 1-1 16 L1-3 66 BB 1B		(1,3) 3-2 G1		(1,3) 1-2 F7		(1,3) 0-2 E5	(1,3) 2-0 F8	6 1 1 1 0 1 3											
66 Yasiel Puig, R OBP: 0.433, SLG: 0.591	(1,9) 1-2 16 BB 1B	(1,9) 4-2 16 L1-3 55 1B BB		(1,9) 0-0 G1-3		(1,9) 2-2 G4-3		(1,9) 4-2 BB	(1,9) 4-0 16 2B BB	3 2 1 0 3 0 0											
16 Andre Ethier, L OBP: 0.356, SLG: 0.404	(1,8) 4-2 BB 1B	(1,8) 3-2 L1-3		(1,8) 2-1 1B		(1,8) 2-2 55 1B 3B		(1,8) 1-0 G4-3	(1,8) 1-1 55 1B 2B	5 2 3 4 1 0 4											
55 Skip Schumaker, L OBP: 0.327, SLG: 0.333	(1,4) 2-2 F8	(1,4) 0-0 2H 1B		(1,4) 2-2 G4-3		(1,4) 2-2 18 1B 9 1B 1B		(1,4) 0-3 K	(1,4) 1-2 18 BB 1B	6 1 3 4 0 1 4											
18 Tim Federowicz, R OBP: 0.276, SLG: 0.367																					
9 Dee Strange-Gordon, L OBP: 0.289, SLG: 0.269																					
44 Chris Withrow, R OBP: 0.341, SLG: 0.523																					
5 Juan Uribe, R OBP: 0.321, SLG: 0.387																					
75 Paco Rodríguez, L OBP: 0.328, SLG: 0.311																					
49 Carlos Marmol, R OBP: 0.328, SLG: 0.311																					
47 Ricky Nolasco, R OBP: 0.225, SLG: 0.194																					
7 Nick Punto, S OBP: 0.328, SLG: 0.311																					
Inning Stats	R: 0 H: 2 E: 0 K: 1 S: 15	H: 2 LOB: 3 BB: 1 P: 23	R: 6 H: 5 E: 0 K: 1 S: 19	H: 5 LOB: 1 BB: 2 P: 34	R: 0 H: 1 E: 0 K: 0 S: 10	H: 1 LOB: 1 BB: 0 P: 16	R: 0 H: 1 E: 0 K: 0 S: 11	H: 1 LOB: 1 BB: 0 P: 18	R: 1 H: 2 E: 0 K: 0 S: 9	H: 2 LOB: 2 BB: 0 P: 15	R: 2 H: 4 E: 0 K: 1 S: 20	H: 4 LOB: 2 BB: 1 P: 28	R: 0 H: 0 E: 1 K: 3 S: 15	H: 0 LOB: 2 BB: 1 P: 22	R: 0 H: 0 E: 0 K: 3 S: 10	H: 0 LOB: 0 BB: 0 P: 12	R: 4 H: 3 E: 0 K: 1 S: 18	H: 3 LOB: 2 BB: 3 P: 37	1B: 15 2B: 2 3B: 1 HR: 0	SF: 0 SAC: 2 DP: 0 HBP: 0	WP: 0 PA: 53 PB: 0 SB: 1 CS: 0
PITCHER	IP WLS BF H R ER SO BB IBB HBP BLK WP HR S P ERA WHIP	IP WLS BF H R ER SO BB IBB HBP BLK WP HR S P ERA WHIP	IP WLS BF H R ER SO BB IBB HBP BLK WP HR S P ERA WHIP	IP WLS BF H R ER SO BB IBB HBP BLK WP HR S P ERA WHIP	IP WLS BF H R ER SO BB IBB HBP BLK WP HR S P ERA WHIP	IP WLS BF H R ER SO BB IBB HBP BLK WP HR S P ERA WHIP	IP WLS BF H R ER SO BB IBB HBP BLK WP HR S P ERA WHIP	IP WLS BF H R ER SO BB IBB HBP BLK WP HR S P ERA WHIP	IP WLS BF H R ER SO BB IBB HBP BLK WP HR S P ERA WHIP	IP WLS BF H R ER SO BB IBB HBP BLK WP HR S P ERA WHIP	IP WLS BF H R ER SO BB IBB HBP BLK WP HR S P ERA WHIP	IP WLS BF H R ER SO BB IBB HBP BLK WP HR S P ERA WHIP	IP WLS BF H R ER SO BB IBB HBP BLK WP HR S P ERA WHIP	IP WLS BF H R ER SO BB IBB HBP BLK WP HR S P ERA WHIP	IP WLS BF H R ER SO BB IBB HBP BLK WP HR S P ERA WHIP						
40 Shelby Miller, R ERA: 2.89	(1,1) 0.0	(1,1) 1	(1,1) 0	(1,1) 0	(1,1) 0	(1,1) 0	(1,1) 0	(1,1) 0	(1,1) 0	(1,1) 0	(1,1) 0	(1,1) 0	(1,1) 0	(1,1) 0	(1,1) 0	(1,1) 0					
67 Michael Blazek, R ERA: 7.71	(2,1) 1.0	(2,1) 5	(2,1) 1	(2,1) 0	(2,1) 0	(2,1) 1	(2,1) 0	(2,1) 0	(2,1) 0	(2,1) 0	(2,1) 0	(2,1) 0	(2,1) 0	(2,1) 0	(2,1) 0	(2,1) 0					
35 Jake Westbrook, R ERA: 4.11	(2,1) 4.2	(2,1) L	(2,1) 29	(2,1) 13	(2,1) 9	(2,1) 9	(2,1) 1	(2,1) 1	(2,1) 0	(2,1) 0	(2,1) 0	(2,1) 0	(2,1) 0	(2,1) 0	(2,1) 0	(2,1) 0					
36 Randy Choate, L ERA: 2.55	(6,1) 1.1	(6,1) 6	(6,1) 0	(6,1) 0	(6,1) 0	(6,1) 1	(6,1) 0	(6,1) 0	(6,1) 0	(6,1) 0	(6,1) 0	(6,1) 0	(6,1) 0	(6,1) 0	(6,1) 0	(6,1) 0					
65 Keith Butler, R ERA: 4.05	(8,1) 1.2	(8,1) 11	(8,1) 3	(8,1) 4	(8,1) 4	(8,1) 3	(8,1) 3	(8,1) 0	(8,1) 0	(8,1) 0	(8,1) 0	(8,1) 0	(8,1) 0	(8,1) 0	(8,1) 0	(8,1) 0					


Batter	1	2	3	4	5	6	7	8	9	AB R H RBI BB SO LOB	BOTTOM										
13 Matt Carpenter, L OBP: 0.378, SLG: 0.463	(1,4) 3-2 G1-3		(1,4) 2-1 19 1B 3 1B 1B		(1,4) 3-2 19 1B 3 1B 1B		(1,4) 2-2 1B		(1,4) 4-1 19 WP BB	4 1 2 1 1 0 0	Los Angeles Dodgers @ St. Louis Cardinals Busch Stadium, St. Louis, MO Wed Aug 07 2013, 7:17 PM - 11:04 PM CDT Att: 43,523 - Partly Cloudy - 88 F livebaseballscorecards.com										
19 Jon Jay, L OBP: 0.342, SLG: 0.358	(1,8) 2-1 3 1B 1B		(1,8) 2-2 1B		(1,8) 2-1 3 1B 1B		(1,8) 0-1 F7		(1,8) 2-3 K	5 1 3 0 0 1 3											
3 Carlos Beltrán, S OBP: 0.341, SLG: 0.523	(1,9) 3-2 G1-3		(1,9) 1-2 G1-3		(1,9) 1-1 7 1B 1B		(1,9) 1-3 K		(1,9) 1-2 G4-3	4 0 2 1 0 1 2											
56 Adron Chambers, L OBP: 0.286, SLG: 0.333	(9, PH) 1-3 G6-4-3 1B									1 0 0 0 0 0 1											
7 Matt Holliday, R OBP: 0.360, SLG: 0.446	(1,7) 0-2 G6-4-3									3 0 1 1 1 0 2											
23 David Freese, R OBP: 0.351, SLG: 0.391																					
36 Randy Choate, L OBP: 0.214, SLG: 0.154																					
41 Brock Peterson, R OBP: 0.214, SLG: 0.154																					
65 Keith Butler, R OBP: 0.385, SLG: 0.545																					
32 Rob Johnson, R OBP: 0.385, SLG: 0.545																					
Matt Adams, L OBP: 0.347, SLG: 0.500																					
48 Tony Cruz, R OBP: 0.278, SLG: 0.321	(1,2) 1-2 F8																				
33 Daniel Descalso, L OBP: 0.315, SLG: 0.418	(6,5) 1-2 F7																				
40 Shelby Miller, R OBP: 0.132, SLG: 0.216	(1,1) 5.0	(1,1) W	(1,1) 23	(1,1) 7	(1,1) 3	(1,1) 0	(1,1) 5	(1,1) 0	(1,1) 0	(1,1) 0	(1,1) 0	(1,1) 0	(1,1) 0	(1,1) 0	(1,1) 0	(1,1) 0					
67 Michael Blazek, R ERA: 7.71	(6,1) 2.0	(6,1) 9	(6,1) 3	(6,1) 1	(6,1) 1	(6,1) 2	(6,1) 0	(6,1) 0	(6,1) 0	(6,1) 0	(6,1) 0	(6,1) 0	(6,1) 0	(6,1) 0	(6,1) 0	(6,1) 0					
35 Jake Westbrook, R OBP: 0.250, SLG: 0.207	(2,1) 1.0	(2,1) 3	(2,1) 0	(2,1) 0	(2,1) 0	(2,1) 1	(2,1) 0	(2,1) 0	(2,1) 0	(2,1) 0	(2,1) 0	(2,1) 0	(2,1) 0	(2,1) 0	(2,1) 0	(2,1) 0					
38 Pete Kozma, R OBP: 0.281, SLG: 0.297	(6,6) 1.0	(6,6) 4	(6,6) 0	(6,6) 0	(6,6) 0	(6,6) 2	(6,6) 1	(6,6) 0	(6,6) 0	(6,6) 0	(6,6) 0	(6,6) 0	(6,6) 0	(6,6) 0	(6,6) 0	(6,6) 0					
Inning Stats	R: 0 H: 2 E: 0 K: 0 S: 12	H: 2 LOB: 1 BB: 0 P: 20	R: 0 H: 0 E: 0 K: 2 S: 10	H: 0 LOB: 0 BB: 0 P: 16	R: 0 H: 1 E: 1 K: 1 S: 15	H: 1 LOB: 2 BB: 0 P: 22	R: 0 H: 0 E: 0 K: 1 S: 9	H: 0 LOB: 1 BB: 1 P: 16	R: 3 H: 4 E: 1 K: 1 S: 20	H: 4 LOB: 2 BB: 0 P: 29	R: 1 H: 3 E: 0 K: 1 S: 20	H: 3 LOB: 2 BB: 0 P: 28	R: 0 H: 0 E: 0 K: 1 S: 7	H: 0 LOB: 0 BB: 0 P: 9	R: 0 H: 0 E: 0 K: 1 S: 6	H: 0 LOB: 0 BB: 0 P: 7	R: 0 H: 0 E: 0 K: 2 S: 11	H: 0 LOB: 1 BB: 1 P: 18	1B: 10 2B: 0 3B: 0 HR: 0	SF: 0 SAC: 0 DP: 2 HBP: 0	WP: 2 PA: 39 PB: 0 SB: 0 CS: 0
PITCHER	IP WLS BF H R ER SO BB IBB HBP BLK WP HR S P ERA WHIP	IP WLS BF H R ER SO BB IBB HBP BLK WP HR S P ERA WHIP	IP WLS BF H R ER SO BB IBB HBP BLK WP HR S P ERA WHIP	IP WLS BF H R ER SO BB IBB HBP BLK WP HR S P ERA WHIP	IP WLS BF H R ER SO BB IBB HBP BLK WP HR S P ERA WHIP	IP WLS BF H R ER SO BB IBB HBP BLK WP HR S P ERA WHIP	IP WLS BF H R ER SO BB IBB HBP BLK WP HR S P ERA WHIP	IP WLS BF H R ER SO BB IBB HBP BLK WP HR S P ERA WHIP	IP WLS BF H R ER SO BB IBB HBP BLK WP HR S P ERA WHIP	IP WLS BF H R ER SO BB IBB HBP BLK WP HR S P ERA WHIP	IP WLS BF H R ER SO BB IBB HBP BLK WP HR S P ERA WHIP	IP WLS BF H R ER SO BB IBB HBP BLK WP HR S P ERA WHIP	IP WLS BF H R ER SO BB IBB HBP BLK WP HR S P ERA WHIP	IP WLS BF H R ER SO BB IBB HBP BLK WP HR S P ERA WHIP	IP WLS BF H R ER SO BB IBB HBP BLK WP HR S P ERA WHIP						
47 Ricky Nolasco, R ERA: 3.65	(1,1) 5.0	(1,1) W	(1,1) 23	(1,1) 7	(1,1) 3	(1,1) 0	(1,1) 5	(1,1) 0	(1,1) 0	(1,1) 0	(1,1) 0	(1,1) 0	(1,1) 0	(1,1) 0	(1,1) 0	(1,1) 0					
44 Chris Withrow, R ERA: 2.75	(6,1) 2.0	(6,1) 9	(6,1) 3	(6,1) 1	(6,1) 1	(6,1) 2	(6,1) 0	(6,1) 0	(6,1) 0	(6,1) 0	(6,1) 0	(6,1) 0	(6,1) 0	(6,1) 0	(6,1) 0	(6,1) 0					
75 Paco Rodríguez, L ERA: 2.2	(8,1) 1.0	(8,1) 3	(8,1) 0	(8,1) 0	(8,1) 0	(8,1) 1	(8,1) 0	(8,1) 0	(8,1) 0	(8,1) 0	(8,1) 0	(8,1) 0	(8,1) 0	(8,1) 0	(8,1) 0	(8,1) 0					
49 Carlos Marmol, R ERA: 6.06	(9,1) 1.0	(9,1) 4	(9,1) 0	(9,1) 0	(9,1) 0	(9,1) 2	(9,1) 1	(9,1) 0	(9,1) 0	(9,1) 0	(9,1) 0	(9,1) 0	(9,1) 0	(9,1) 0	(9,1) 0	(9,1) 0					



Batter	1	2	3	4	5	6	7	8	9	AB	R	H	RBI	BB	SO	LOB	TOP								
25 Carl Crawford, L OBP: 0.344, SLG: 0.425										5	1	2	0	0	0	2									
14 Mark Ellis, R OBP: 0.314, SLG: 0.349										5	0	1	0	0	0	1									
23 Adrián González, L OBP: 0.344, SLG: 0.452										3	1	0	1	1	2	1									
66 Yasiel Puig, R OBP: 0.437, SLG: 0.600										5	0	3	0	0	1	1									
16 Andre Ethier, L OBP: 0.355, SLG: 0.400										4	1	0	0	1	1	5									
17 A.J. Ellis, R OBP: 0.342, SLG: 0.379										3	2	2	3	1	0	0									
5 Juan Uribe, R OBP: 0.316, SLG: 0.381										4	0	0	0	0	1	4									
9 Dee Strange-Gordon, L OBP: 0.300, SLG: 0.271										3	0	1	0	1	0	0									
99 Hyun Jin Ryu, R OBP: 0.233, SLG: 0.310										3	0	0	0	0	1	1									
6 Jerry Hairston, R OBP: 0.313, SLG: 0.340										1	0	1	1	0	0	0									
75 Paco Rodríguez, L OBP: 0.316, SLG: 0.381										0	0	0	0	0	0	0									
74 Kenley Jansen, S OBP: 0.316, SLG: 0.381										0	0	0	0	0	0	0									
Inning Stats	R: 0 H: 2 E: 0 K: 1 S: 16	H: 2 LOB: 2 BB: 0 P: 24	R: 0 H: 1 E: 0 K: 1 S: 14	H: 1 LOB: 1 BB: 0 P: 21	R: 1 H: 2 E: 0 K: 0 S: 14	H: 2 LOB: 3 BB: 2 P: 23	R: 0 H: 0 E: 0 K: 0 S: 4	H: 0 LOB: 0 BB: 0 P: 5	R: 3 H: 2 E: 0 K: 0 S: 13	H: 2 LOB: 0 BB: 1 P: 29	R: 0 H: 0 E: 0 K: 1 S: 8	H: 0 LOB: 0 BB: 0 P: 10	R: 0 H: 0 E: 0 K: 2 S: 8	H: 0 LOB: 0 BB: 0 P: 11	R: 1 H: 2 E: 0 K: 0 S: 16	H: 2 LOB: 2 BB: 1 P: 23	R: 0 H: 1 E: 0 K: 1 S: 9	H: 1 LOB: 1 BB: 0 P: 13	1B: 8 2B: 0 3B: 1 HR: 1	SF: 1 SAC: 0 DP: 0 HBP: 0	WP: 0 PA: 41 PB: 0 SB: 1 CS: 0				
PITCHER	IP: 4.2 WLS: L BF: 24 ERA: 6.19	H: 7 R: 4 ER: 4 SO: 2	BB: 3 IBB: 0 HBP: 0 BLK: 0	WP: 0 HR: 1 S: 58 P: 97	ERA: 7.71 WHIP: 2.143	IP: 5.1 WLS: L BF: 20 ERA: 2.43	H: 4 R: 0 ER: 0 SO: 1	BB: 0 IBB: 0 HBP: 0 BLK: 0	WP: 0 HR: 0 S: 11 P: 15	ERA: 0.00 WHIP: 0.000	IP: 7.1 WLS: L BF: 30 ERA: 2.43	H: 4 R: 0 ER: 0 SO: 2	BB: 0 IBB: 0 HBP: 0 BLK: 0	WP: 0 HR: 0 S: 17 P: 15	ERA: 0.00 WHIP: 0.000	IP: 8.1 WLS: L BF: 32 ERA: 8.22	H: 5 R: 2 ER: 1 SO: 0	BB: 1 IBB: 0 HBP: 0 BLK: 0	WP: 0 HR: 0 S: 11 P: 17	ERA: 13.50 WHIP: 4.500	IP: 9.1 WLS: L BF: 40 ERA: 0.93	H: 4 R: 1 ER: 0 SO: 1	BB: 0 IBB: 0 HBP: 0 BLK: 0	WP: 0 HR: 9 S: 13 P: 13	ERA: 0.00 WHIP: 1.000

Los Angeles Dodgers @ St. Louis Cardinals
 Busch Stadium, St. Louis, MO
 Thu Aug 08 2013, 7:17 PM - 10:17 PM CDT
 Att: 42,567 - Overcast - 79 F
livebaseballscorecards.com
AB 36
R 5
H 10
RBI 5
BB 4
SO 6
LOB 15


Batter	1	2	3	4	5	6	7	8	9	AB	R	H	RBI	BB	SO	LOB	BOTTOM				
13 Matt Carpenter, L OBP: 0.378, SLG: 0.463										4	0	2	0	0	1	0					
3 Carlos Beltrán, S OBP: 0.337, SLG: 0.518										4	0	0	0	0	2						
21 Allen Craig, R OBP: 0.366, SLG: 0.464										4	0	0	0	0	3	1					
7 Matt Holliday, R OBP: 0.362, SLG: 0.446										4	1	2	0	0	1	1					
23 David Freese, R OBP: 0.355, SLG: 0.396										4	0	3	0	0	1	0					
19 Jon Jay, L OBP: 0.339, SLG: 0.355										4	0	0	0	0	4						
32 Rob Johnson, R OBP: 0.313, SLG: 0.429										3	0	0	0	0	2						
67 Michael Blazek, R OBP: 0.313, SLG: 0.429										0	0	0	0	0	0						
46 Kevin Siegrist, L OBP: 0.275, SLG: 0.318										0	0	0	0	0	0						
38 Pete Kozma, R OBP: 0.279, SLG: 0.294										3	0	0	0	0	1	0					
62 Carlos Martínez, R OBP: 0.275, SLG: 0.318										1	0	0	0	0	1	0					
43 Seth Maness, R OBP: 0.275, SLG: 0.318										1	0	0	0	0	1	0					
71 Sam Freeman, R OBP: 0.275, SLG: 0.318										0	0	0	0	0	0	0					
48 Tony Cruz, R OBP: 0.275, SLG: 0.318										1	0	0	0	0	0	0					
Inning Stats	R: 0 H: 0 E: 0 K: 1 S: 10	H: 0 LOB: 0 BB: 0 P: 15	R: 0 H: 2 E: 0 K: 0 S: 8	H: 2 LOB: 1 BB: 0 P: 13	R: 0 H: 0 E: 0 K: 3 S: 10	H: 0 LOB: 0 BB: 0 P: 15	R: 1 H: 2 E: 1 K: 0 S: 11	H: 2 LOB: 1 BB: 0 P: 20	R: 0 H: 0 E: 0 K: 1 S: 11	H: 0 LOB: 0 BB: 0 P: 13	R: 0 H: 1 E: 0 K: 1 S: 14	H: 1 LOB: 1 BB: 0 P: 22	R: 0 H: 0 E: 0 K: 1 S: 8	H: 0 LOB: 0 BB: 0 P: 12	R: 0 H: 1 E: 0 K: 0 S: 9	H: 1 LOB: 1 BB: 0 P: 14	R: 0 H: 1 E: 0 K: 2 S: 12	H: 1 LOB: 1 BB: 0 P: 19	1B: 7 2B: 0 3B: 0 HR: 0	SF: 0 SAC: 0 DP: 1 HBP: 0	WP: 0 PA: 33 PB: 0 SB: 0 CS: 0
PITCHER	IP: 7.0 WLS: W BF: 25 ERA: 2.99	H: 5 R: 1 ER: 0 SO: 7	BB: 0 IBB: 0 HBP: 0 BLK: 0	WP: 0 HR: 0 S: 10 P: 11	ERA: 0.00 WHIP: 0.714	IP: 8.1 WLS: L BF: 32 ERA: 2.14	H: 4 R: 1 ER: 0 SO: 2	BB: 0 IBB: 0 HBP: 0 BLK: 0	WP: 0 HR: 0 S: 14 P: 14	ERA: 0.00 WHIP: 1.000	IP: 9.1 WLS: L BF: 40 ERA: 2.01	H: 4 R: 1 ER: 0 SO: 2	BB: 0 IBB: 0 HBP: 0 BLK: 0	WP: 0 HR: 12 S: 19 P: 19	ERA: 0.00 WHIP: 1.000						

Los Angeles Dodgers @ St. Louis Cardinals
 Busch Stadium, St. Louis, MO
 Thu Aug 08 2013, 7:17 PM - 10:17 PM CDT
 Att: 42,567 - Overcast - 79 F
livebaseballscorecards.com
AB 33
R 1
H 7
RBI 0
BB 0
SO 9
LOB 10


Batter	1	2	3	4	5	6	7	8	9	AB	R	H	RBI	BB	SO	LOB	TOP							
21 Junior Lake, R OBP: 0.354, SLG: 0.489	F7		G1-6-3		P4		44 1B	F9		4	1	1	1	1	0	4								
2 Cole Gillespie, R OBP: 0.300, SLG: 0.233	K		G1-6-3			L6	44 1B	F9		4	0	0	0	0	1	2								
44 Anthony Rizzo, L OBP: 0.329, SLG: 0.447	K			L1-3		G4-3		L7		5	0	1	2	0	1	0								
9 David DeJesus, L OBP: 0.330, SLG: 0.430	F8			HBP				K		3	0	0	0	1	2	2								
8 Donnie Murphy, R OBP: 0.368, SLG: 0.941	G6-3			F8				K		4	0	0	0	0	2	2								
53 Wellington Castillo, R OBP: 0.352, SLG: 0.389				F9						2	1	1	0	1	0	1								
13 Starlin Castro, R OBP: 0.282, SLG: 0.351	G6-3				G6-3		13 SH1	13 1B		3	0	1	0	0	0	1								
15 Darwin Barney, R OBP: 0.263, SLG: 0.321							21 1B	44 1B	G6-3	2	1	1	0	2	0	2								
18 Chris Rusin, L OBP: 0.125, SLG: 0.125										1	0	0	0	0	1	1								
22 Logan Watkins, L OBP: 0.330, SLG: 0.270										1	0	0	0	0	1	2								
40 James Russell, L OBP: 0.330, SLG: 0.270										0	0	0	0	0	0	0								
50 Blake Parker, R OBP: 0.330, SLG: 0.270										0	0	0	0	0	0	0								
1 Cody Ransom, R OBP: 0.330, SLG: 0.270										0	0	0	0	0	1	0								
46 Pedro Strop, R OBP: 0.330, SLG: 0.270										0	0	0	0	0	0	0								
63 Kevin Gregg, R OBP: 0.330, SLG: 0.270										0	0	0	0	0	0	0								
Inning Stats	R: 0 H: 0 E: 0 K: 2 S: 9	H: 0 LOB: 0 BB: 0 P: 17	R: 0 H: 1 E: 0 K: 0 S: 10	H: 1 LOB: 1 BB: 0 P: 16	R: 0 H: 1 E: 0 K: 0 S: 7	H: 1 LOB: 1 BB: 1 P: 15	R: 0 H: 0 E: 0 K: 0 S: 7	H: 0 LOB: 1 BB: 0 P: 13	R: 0 H: 0 E: 0 K: 1 S: 8	H: 0 LOB: 1 BB: 1 P: 15	R: 0 H: 0 E: 0 K: 1 S: 9	H: 0 LOB: 1 BB: 1 P: 17	R: 3 H: 2 E: 0 K: 2 S: 15	H: 2 LOB: 2 BB: 2 P: 31	R: 0 H: 1 E: 0 K: 1 S: 13	H: 1 LOB: 3 BB: 1 P: 25	R: 0 H: 0 E: 0 K: 1 S: 9	H: 0 LOB: 0 BB: 0 P: 10	1B: 5 2B: 0 3B: 0 HR: 0	SF: 0 SAC: 2 DP: 1 HBP: 3	WP: 0 PB: 0 SB: 0 CS: 0	PA: 40		
PITCHER	IP WLS BF H R ER SO BB IBB HBP BLK WP HR S P ERA WHIP	IP WLS BF H R ER SO BB IBB HBP BLK WP HR S P ERA WHIP	IP WLS BF H R ER SO BB IBB HBP BLK WP HR S P ERA WHIP	IP WLS BF H R ER SO BB IBB HBP BLK WP HR S P ERA WHIP	IP WLS BF H R ER SO BB IBB HBP BLK WP HR S P ERA WHIP	IP WLS BF H R ER SO BB IBB HBP BLK WP HR S P ERA WHIP	IP WLS BF H R ER SO BB IBB HBP BLK WP HR S P ERA WHIP	IP WLS BF H R ER SO BB IBB HBP BLK WP HR S P ERA WHIP	IP WLS BF H R ER SO BB IBB HBP BLK WP HR S P ERA WHIP	IP WLS BF H R ER SO BB IBB HBP BLK WP HR S P ERA WHIP	IP WLS BF H R ER SO BB IBB HBP BLK WP HR S P ERA WHIP	IP WLS BF H R ER SO BB IBB HBP BLK WP HR S P ERA WHIP	IP WLS BF H R ER SO BB IBB HBP BLK WP HR S P ERA WHIP	IP WLS BF H R ER SO BB IBB HBP BLK WP HR S P ERA WHIP	IP WLS BF H R ER SO BB IBB HBP BLK WP HR S P ERA WHIP	IP WLS BF H R ER SO BB IBB HBP BLK WP HR S P ERA WHIP	IP WLS BF H R ER SO BB IBB HBP BLK WP HR S P ERA WHIP	IP WLS BF H R ER SO BB IBB HBP BLK WP HR S P ERA WHIP	IP WLS BF H R ER SO BB IBB HBP BLK WP HR S P ERA WHIP	IP WLS BF H R ER SO BB IBB HBP BLK WP HR S P ERA WHIP	IP WLS BF H R ER SO BB IBB HBP BLK WP HR S P ERA WHIP	IP WLS BF H R ER SO BB IBB HBP BLK WP HR S P ERA WHIP	IP WLS BF H R ER SO BB IBB HBP BLK WP HR S P ERA WHIP	IP WLS BF H R ER SO BB IBB HBP BLK WP HR S P ERA WHIP

Chicago Cubs @ St. Louis Cardinals
 Busch Stadium, St. Louis, MO
 Fri Aug 09 2013, 7:18 PM - 10:30 PM CDT
 Att: 42,664 - Cloudy - 78 F

AB 29
 R 3
 H 5
 RBI 3
 BB 6
 SO 8
 LOB 17



Batter	1	2	3	4	5	6	7	8	9	AB	R	H	RBI	BB	SO	LOB	BOTTOM							
13 Matt Carpenter, L OBP: 0.375, SLG: 0.458	G3		L7		F7		K		L9	5	0	0	0	0	1	1								
23 David Freese, R OBP: 0.354, SLG: 0.394	K		L9		1B		G3			4	0	1	0	0	1	0								
21 Allen Craig, R OBP: 0.365, SLG: 0.462	K		1B		F7			G6-3		4	0	1	0	0	1	1								
7 Matt Holliday, R OBP: 0.365, SLG: 0.448		19 2B	F8							3	0	2	0	0	0	1								
Matt Adams, L OBP: 0.340, SLG: 0.489	L6			K	G1-3			F8		4	0	0	0	0	1	4								
48 Tony Cruz, R OBP: 0.283, SLG: 0.303	P3			K		L6		K		4	0	0	0	0	2	2								
19 Jon Jay, L OBP: 0.343, SLG: 0.364							38 G6-4-3		G3	4	0	3	0	0	0	0								
38 Pete Kozma, R OBP: 0.282, SLG: 0.293										1	0	0	0	2	0	1								
33 Daniel Descalso, L OBP: 0.313, SLG: 0.416									K	1	0	0	0	0	1	0								
31 Lance Lynn, S OBP: 0.125, SLG: 0.125										2	0	0	0	0	1	5								
36 Randy Choate, L ERA: 2.52										0	0	0	0	0	0	0								
56 Adron Chambers, L ERA: 2.36										1	0	0	0	0	1	0								
26 Trevor Rosenthal, R ERA: 2.17										0	0	0	0	0	0	0								
43 Seth Maness, R ERA: 2.41										0	0	0	0	0	0	0								
44 Edward Mujica, R ERA: 1.85										0	0	0	0	0	0	0								
31 Lance Lynn, S OBP: 0.125, SLG: 0.125										0	0	0	0	0	1	5								
36 Randy Choate, L ERA: 2.52										0	0	0	0	0	0	0								
56 Adron Chambers, L ERA: 2.36										1	0	0	0	0	1	0								
26 Trevor Rosenthal, R ERA: 2.17										0	0	0	0	0	0	0								
43 Seth Maness, R ERA: 2.41										0	0	0	0	0	0	0								
44 Edward Mujica, R ERA: 1.85										0	0	0	0	0	0	0								
31 Lance Lynn, S OBP: 0.125, SLG: 0.125										0	0	0	0	0	1	5								
36 Randy Choate, L ERA: 2.52										0	0	0	0	0	0	0								
56 Adron Chambers, L ERA: 2.36										1	0	0	0	0	1	0								
26 Trevor Rosenthal, R ERA: 2.17										0	0	0	0	0	0	0								
43 Seth Maness, R ERA: 2.41										0	0	0	0	0	0	0								
44 Edward Mujica, R ERA: 1.85										0	0	0	0	0	0	0								
Inning Stats	R: 0 H: 0 E: 0 K: 2 S: 9	H: 2 LOB: 3 BB: 1 P: 24	R: 0 H: 1 E: 0 K: 0 S: 9	H: 1 LOB: 1 BB: 0 P: 15	R: 0 H: 1 E: 0 K: 2 S: 10	H: 1 LOB: 2 BB: 1 P: 16	R: 0 H: 1 E: 0 K: 0 S: 6	H: 0 LOB: 0 BB: 0 P: 9	R: 0 H: 0 E: 0 K: 1 S: 7	H: 0 LOB: 1 BB: 1 P: 14	R: 0 H: 0 E: 0 K: 1 S: 10	H: 0 LOB: 1 BB: 1 P: 21	R: 0 H: 0 E: 0 K: 1 S: 10	H: 0 LOB: 1 BB: 1 P: 21	1B: 5 2B: 2 3B: 0 HR: 0	SF: 0 SAC: 0 DP: 1 HBP: 1	WP: 0 PB: 0 SB: 0 CS: 0	PA: 37						
PITCHER	IP WLS BF H R ER SO BB IBB HBP BLK WP HR S P ERA WHIP	IP WLS BF H R ER SO BB IBB HBP BLK WP HR S P ERA WHIP	IP WLS BF H R ER SO BB IBB HBP BLK WP HR S P ERA WHIP	IP WLS BF H R ER SO BB IBB HBP BLK WP HR S P ERA WHIP	IP WLS BF H R ER SO BB IBB HBP BLK WP HR S P ERA WHIP	IP WLS BF H R ER SO BB IBB HBP BLK WP HR S P ERA WHIP	IP WLS BF H R ER SO BB IBB HBP BLK WP HR S P ERA WHIP	IP WLS BF H R ER SO BB IBB HBP BLK WP HR S P ERA WHIP	IP WLS BF H R ER SO BB IBB HBP BLK WP HR S P ERA WHIP	IP WLS BF H R ER SO BB IBB HBP BLK WP HR S P ERA WHIP	IP WLS BF H R ER SO BB IBB HBP BLK WP HR S P ERA WHIP	IP WLS BF H R ER SO BB IBB HBP BLK WP HR S P ERA WHIP	IP WLS BF H R ER SO BB IBB HBP BLK WP HR S P ERA WHIP	IP WLS BF H R ER SO BB IBB HBP BLK WP HR S P ERA WHIP	IP WLS BF H R ER SO BB IBB HBP BLK WP HR S P ERA WHIP	IP WLS BF H R ER SO BB IBB HBP BLK WP HR S P ERA WHIP	IP WLS BF H R ER SO BB IBB HBP BLK WP HR S P ERA WHIP	IP WLS BF H R ER SO BB IBB HBP BLK WP HR S P ERA WHIP	IP WLS BF H R ER SO BB IBB HBP BLK WP HR S P ERA WHIP	IP WLS BF H R ER SO BB IBB HBP BLK WP HR S P ERA WHIP	IP WLS BF H R ER SO BB IBB HBP BLK WP HR S P ERA WHIP	IP WLS BF H R ER SO BB IBB HBP BLK WP HR S P ERA WHIP	IP WLS BF H R ER SO BB IBB HBP BLK WP HR S P ERA WHIP	IP WLS BF H R ER SO BB IBB HBP BLK WP HR S P ERA WHIP

Chicago Cubs @ St. Louis Cardinals
 Busch Stadium, St. Louis, MO
 Fri Aug 09 2013, 7:18 PM - 10:30 PM CDT
 Att: 42,664 - Cloudy - 78 F

AB 33
 R 0
 H 7
 RBI 0
 BB 3
 SO 9
 LOB 15



Batter	1	2	3	4	5	6	7	8	9	AB	R	H	RBI	BB	SO	LOB	TOP								
9 David DeJesus, L (1.8) OBP: 0.328, SLG: 0.423	L7		44 G4-3 21 BB		L8		F9	G6-3		4	0	0	0	1	0	2									
21 Junior Lake, R (1.7) OBP: 0.366, SLG: 0.500	G6-3		44 G4-3 BB		44 1B 53 SF7		F8		44 G3 19 1B	4	2	2	0	1	0	1									
44 Anthony Rizzo, L (1.3) OBP: 0.328, SLG: 0.444	K		G4-3				P5		G3	5	0	1	0	0	1	4									
53 Welington Castillo, R (1.2) OBP: 0.359, SLG: 0.381		HR			SF7			19 BB 15 2B	19 1B HBP	1	2	1	2	2	0	0									
19 Nate Schierholz, L (1.9) OBP: 0.331, SLG: 0.508	K		P5		L9			15 2B BB	1/BB 1B	4	1	1	1	1	1	4									
13 Starlin Castro, R (1.6) OBP: 0.283, SLG: 0.351	1B		G6-3		G6-3		1B	K	K	5	0	2	0	0	2	4									
1 Cody Ransom, R (1.5) OBP: 0.307, SLG: 0.458	K				G6-4-3		G6-4-3	K	K	4	0	1	0	1	2	4									
15 Darwin Barney, R (1.4) OBP: 0.262, SLG: 0.322	F9		P2		G5-3		G5-3	30 2B 2B	G6-3	5	1	1	2	0	0	5									
33 Carlos Villanueva, R (1.1) 2 Cole Gillespie, R (7.1) 50 Blake Parker, R (7.1) 30 Dioner Navarro, S (8.1) 37 Travis Wood, R (8.1) 46 Pedro Strop, R (8.1) 63 Kevin Gregg, R (8.1)			P4				BB			2	0	0	0	0	0	1									
Inning Stats	R: 0 E: 0 K: 1 S: 8	H: 0 LOB: 0 BB: 0 P: 10	R: 1 E: 0 K: 2 S: 14	H: 2 LOB: 1 BB: 0 P: 20	R: 0 E: 0 K: 0 S: 17	H: 0 LOB: 3 BB: 3 P: 35	R: 0 E: 0 K: 1 S: 12	H: 1 LOB: 1 BB: 0 P: 16	R: 1 E: 0 K: 0 S: 10	H: 2 LOB: 1 BB: 0 P: 18	R: 0 E: 0 K: 0 S: 7	H: 1 LOB: 1 BB: 0 P: 8	R: 0 E: 0 K: 0 S: 8	H: 0 LOB: 1 BB: 1 P: 19	R: 3 E: 0 K: 2 S: 19	H: 2 LOB: 1 BB: 2 P: 35	R: 1 E: 0 K: 1 S: 13	H: 2 LOB: 3 BB: 1 P: 24	1B: 5 2B: 3 3B: 1 HR: 1	SF: 1 SAC: 0 DP: 1 HBP: 1	WP: 0 PB: 0 SB: 0 CS: 0	PA: 44			
PITCHER	IP	WLS	BF	H	R	ER	SO	BB	IBB	HBP	BLK	WP	HR	S	P	ERA	WHIP								
52 Michael Wacha, R (1.1) ERA: 4.37	5.0		23	5	2	2	4	3	0	0	0	0	1	61	99	3.60	1.600								
43 Seth Maness, R (6.1) ERA: 2.36	1.0	H	4	1	0	0	0	1	0	0	0	0	0	8	13	0.00	2.000								
46 Kevin Siegrist, L (7.1) ERA: 0.89	1.0	H	3	0	0	0	0	0	0	0	0	0	0	7	14	0.00	0.000								
26 Trevor Rosenthal, R (8.1) ERA: 2.63	0.2	L	6	2	3	3	2	2	0	0	0	0	0	18	33	40.50	6.000								
36 Randy Choate, L (8.1) ERA: 2.49	0.1		1	0	0	0	0	0	0	0	0	0	0	1	2	0.00	0.000								

Chicago Cubs @ St. Louis Cardinals
 Busch Stadium, St. Louis, MO
 Sat Aug 10 2013, 6:17 PM - 9:24 PM CDT
 Att. 43,908 - Clear - 87 F

AB 35
 R 6
 H 10
 RBI 6
 BB 7
 SO 7
 LOB 25



Batter	1	2	3	4	5	6	7	8	9	AB	R	H	RBI	BB	SO	LOB	BOTTOM								
13 Matt Carpenter, L (1.4) OBP: 0.376, SLG: 0.461	K			21 F8 7 HR 3 1B		3 2B		G5-3		4	2	2	0	0	1	0									
3 Carlos Beltrán, S (1.9) OBP: 0.340, SLG: 0.520	K			7 HR 1B		2H 2B		G4-3		4	1	2	1	0	1	0									
21 Allen Craig, R (1.3) OBP: 0.362, SLG: 0.458	G4-3			F8		G5-3			P6	4	0	0	0	0	0	3									
7 Matt Holliday, R (1.7) OBP: 0.369, SLG: 0.466	G5-3			HR		23 G6-4-3 BB			HR	3	2	2	4	1	0	0									
23 David Freese, R (1.5) OBP: 0.353, SLG: 0.392	1B			G1-3		G6-4-3			L1-6-3	4	0	1	0	0	0	2									
19 Jon Jay, L (1.8) OBP: 0.340, SLG: 0.360	K			L3					G1-3	4	0	0	0	0	2	1									
32 Rob Johnson, R (1.2) OBP: 0.368, SLG: 0.471				F7		33 G4-6-3 1B				3	0	2	0	0	0	0									
33 Daniel Descalso, L (1.6) OBP: 0.309, SLG: 0.410				K2-3		G4-6-3			K	3	0	0	0	0	2	1									
52 Michael Wacha, R (1.1) ERA: 4.26				L9		G6-3				2	0	0	0	0	0	0									
43 Seth Maness, R (6.1) ERA: 2.36										0	0	0	0	0	0	0									
46 Kevin Siegrist, L (7.1) ERA: 0.89										0	0	0	0	0	0	0									
26 Trevor Rosenthal, R (8.1) ERA: 2.63										0	0	0	0	0	0	0									
36 Randy Choate, L (8.1) ERA: 2.49										0	0	0	0	0	0	0									
56 Adron Chambers, L (8.1) ERA: 5.26										1	0	0	0	0	0	0									
67 Michael Blazek, R (8.1) ERA: 2.98										0	0	0	0	0	0	0									
Inning Stats	R: 0 E: 0 K: 2 S: 13	H: 0 LOB: 0 BB: 0 P: 18	R: 0 E: 0 K: 1 S: 6	H: 1 LOB: 0 BB: 0 P: 9	R: 0 E: 0 K: 1 S: 7	H: 0 LOB: 0 BB: 0 P: 8	R: 3 E: 0 K: 0 S: 12	H: 3 LOB: 0 BB: 0 P: 15	R: 0 E: 0 K: 0 S: 8	H: 1 LOB: 0 BB: 0 P: 12	R: 1 E: 0 K: 0 S: 9	H: 2 LOB: 1 BB: 1 P: 18	R: 0 E: 0 K: 2 S: 9	H: 1 LOB: 0 BB: 0 P: 11	R: 0 E: 0 K: 0 S: 7	H: 0 LOB: 0 BB: 0 P: 12	R: 1 E: 0 K: 0 S: 8	H: 1 LOB: 0 BB: 0 P: 12	1B: 5 2B: 2 3B: 0 HR: 2	SF: 0 SAC: 0 DP: 2 HBP: 0	WP: 0 PB: 0 SB: 0 CS: 1	PA: 33			
PITCHER	IP	WLS	BF	H	R	ER	SO	BB	IBB	HBP	BLK	WP	HR	S	P	ERA	WHIP								
33 Carlos Villanueva, R (1.1) ERA: 4.26	6.0		23	7	4	4	4	1	0	0	0	0	1	55	80	6.00	1.333								
50 Blake Parker, R (7.1) ERA: 2.28	1.0	W	3	1	0	0	2	0	0	0	0	0	0	9	11	0.00	1.000								
46 Pedro Strop, R (8.1) ERA: 5.26	1.0	H	3	0	0	0	0	0	0	0	0	0	0	7	12	0.00	0.000								
63 Kevin Gregg, R (8.1) ERA: 2.98	1.0	S	4	1	1	1	0	0	0	0	0	0	1	8	12	9.00	1.000								

Chicago Cubs @ St. Louis Cardinals
 Busch Stadium, St. Louis, MO
 Sat Aug 10 2013, 6:17 PM - 9:24 PM CDT
 Att. 43,908 - Clear - 87 F

AB 32
 R 5
 H 9
 RBI 5
 BB 1
 SO 6
 LOB 7



Batter	1	2	3	4	5	6	7	8	9	AB	R	H	RBI	BB	SO	LOB	TOP							
9 David DeJesus, L (1.8) OBP: 0.325, SLG: 0.417	F8		21 BB		G4-3	P6		F7		4	1	0	0	1	0	3	Chicago Cubs @ St. Louis Cardinals Busch Stadium, St. Louis, MO Sun Aug 11 2013, 1:18 PM - 5:00 PM CDT Att: 43,240 - Sunny - 82 F							
21 Junior Lake, R (1.7) OBP: 0.358, SLG: 0.495	P3		1-H		L6		K		F9	5	0	1	1	0	1	0								
44 Anthony Rizzo, L (1.3) OBP: 0.327, SLG: 0.440	G3-1				F7		16 BB		G5-3	4	0	0	0	1	0	1								
53 Weiling Castillo, R (1.2) OBP: 0.359, SLG: 0.380		K			13 BB		P6		L8	4	2	1	0	1	1	1								
19 Nate Schierholtz, L (1.9) OBP: 0.331, SLG: 0.506					F8					3	0	1	0	0	1	2								
16 Danell McDonald, R (7. PH) (7.9)						K				0	0	0	0	1	0	0								
8 Donnie Murphy, R (1.5) OBP: 0.348, SLG: 0.810		G5-3			F8					4	1	1	0	0	1	4								
13 Starlin Castro, R (1.6) OBP: 0.287, SLG: 0.357										4	0	3	1	0	1	1								
15 Darwin Barney, R (1.4) OBP: 0.264, SLG: 0.324					G6-3					4	0	2	2	0	0	1								
36 Edwin Jackson, R (1.1) OBP: 0.088, SLG: 0.190					G6-3					2	0	0	0	0	0	2								
22 Logan Watkins, L (6. PH) OBP: 0.296, SLG: 0.322										0	0	0	0	0	0	0								
50 Blake Parker, R (6.1) (6.1)										0	0	0	0	0	0	0								
40 James Russell, L (6.1) (6.1)										0	0	0	0	0	0	0								
56 Héctor Rondón, R (7.1) (7.1)										0	0	0	0	0	0	0								
30 Dioner Navaro, S (8. PH) OBP: 0.206, SLG: 0.491										1	0	0	0	0	0	1								
28 Michael Bowden, R (8.1) (8.1)										0	0	0	0	0	0	0								
Inning Stats	R: 0 E: 0 K: 0 S: 5	H: 0 LOB: 0 BB: 0 P: 9	R: 0 E: 0 K: 2 S: 13	H: 1 LOB: 1 BB: 0 P: 19	R: 1 E: 0 K: 0 S: 8	H: 1 LOB: 1 BB: 1 P: 15	R: 1 E: 0 K: 0 S: 13	H: 2 LOB: 2 BB: 1 P: 23	R: 0 E: 0 K: 1 S: 9	H: 0 LOB: 0 BB: 0 P: 17	R: 2 E: 0 K: 1 S: 20	H: 4 LOB: 2 BB: 0 P: 28	R: 0 E: 0 K: 2 S: 12	H: 0 LOB: 2 BB: 2 P: 25	R: 0 E: 0 K: 0 S: 14	H: 1 LOB: 1 BB: 0 P: 20	R: 0 E: 0 K: 0 S: 6	H: 0 LOB: 0 BB: 0 P: 10	1B: 7 2B: 2 3B: 0 HR: 0	SF: 0 SAC: 0 DP: 0 HBP: 0	WP: 0 PB: 0 SB: 1 CS: 0	PA: 40		
PITCHER	IP WLS BF H R ER SO BB IBB HBP BLK WP HR S P ERA WHIP	5.1 B 3 2 0 0 0 2 0 0 0 0 0 0 10 13 6.75 1.500	0.1 W 1 0 0 0 0 0 0 0 0 0 0 0 2 2 0.00 0.000	1.0 H 5 0 0 0 2 2 0 0 0 0 0 0 12 25 0.00 2.000	2.0 S 7 1 0 0 0 0 0 0 0 0 0 0 20 30 0.00 0.500																			

AB	36
R	4
H	9
RBI	4
BB	4
SO	5
LOB	18



Batter	1	2	3	4	5	6	7	8	9	AB	R	H	RBI	BB	SO	LOB	BOTTOM						
13 Matt Carpenter, L (1.4) OBP: 0.378, SLG: 0.467	F8		3 PB			F8				5	2	3	1	0	0	2	Chicago Cubs @ St. Louis Cardinals Busch Stadium, St. Louis, MO Sun Aug 11 2013, 1:18 PM - 5:00 PM CDT Att: 43,240 - Sunny - 82 F						
3 Carlos Beltrán, S (1.9) OBP: 0.340, SLG: 0.519			G4-3							3	1	1	0	0	1	2							
Matt Adams, L (6.3) OBP: 0.342, SLG: 0.486										1	0	0	0	1	0	0							
21 Allen Craig, R (1.3) OBP: 0.368, SLG: 0.464										3	2	3	1	2	0	0							
7 Matt Holliday, R (1.7) OBP: 0.374, SLG: 0.468										3	1	2	1	2	0	2							
23 David Freese, R (1.5) OBP: 0.352, SLG: 0.390										2	0	0	2	1	0	2							
44 Edward Mujica, R (8.1)										1	0	0	0	0	1	2							
19 Jon Jay, L (1.8) OBP: 0.339, SLG: 0.360										3	0	1	2	0	0	2							
48 Tony Cruz, R (1.2) OBP: 0.283, SLG: 0.312										4	1	1	0	0	0	2							
38 Pete Kozma, R (1.6) OBP: 0.282, SLG: 0.293										4	0	1	1	0	0	0							
56 Joe Kelly, R (1.1) OBP: 0.176, SLG: 0.376										2	0	0	0	0	1	0							
43 Seth Maness, R (6.1) (6.1)										0	0	0	0	0	0	0							
36 Randy Choate, L (6.1) (6.1)										0	0	0	0	0	0	0							
56 Adron Chambers, L (6. PH) (6. PH)										1	0	0	0	0	0	1							
46 Kevin Siegrist, L (7.1) (7.1)										0	0	0	0	0	0	0							
33 Daniel Descalso, L (8.9) OBP: 0.312, SLG: 0.413										1	1	1	0	0	0	0							
Inning Stats	R: 3 E: 0 K: 0 S: 13	H: 3 LOB: 0 BB: 1 P: 27	R: 0 E: 0 K: 1 S: 7	H: 0 LOB: 0 BB: 0 P: 10	R: 1 E: 0 K: 0 S: 9	H: 1 LOB: 2 BB: 2 P: 19	R: 0 E: 0 K: 0 S: 6	H: 0 LOB: 0 BB: 0 P: 12	R: 0 E: 0 K: 1 S: 12	H: 2 LOB: 1 BB: 0 P: 16	R: 1 E: 1 K: 0 S: 17	H: 2 LOB: 2 BB: 0 P: 23	R: 1 E: 0 K: 0 S: 12	H: 2 LOB: 2 BB: 1 P: 19	R: 2 E: 0 K: 1 S: 10	H: 3 LOB: 2 BB: 2 P: 25	1B: 9 2B: 4 3B: 0 HR: 0	SF: 2 SAC: 0 DP: 1 HBP: 0	WP: 1 PB: 1 SB: 1 CS: 1	PA: 42			
PITCHER	IP WLS BF H R ER SO BB IBB HBP BLK WP HR S P ERA WHIP	5.0 L 4 2 1 1 0 0 0 0 0 0 0 0 11 16 13.50 3.000	0.2 3 0 0 0 0 0 0 0 0 0 0 0 8 10 0.00 0.000	0.2 5 2 1 1 0 1 0 0 0 0 1 0 10 16 13.50 4.500	1.0 7 3 2 2 1 1 1 0 0 0 0 0 10 25 18.00 4.000																		




Batter	1	2	3	4	5	6	7	8	9	10	11	12	13	14	AB	R	H	RBI	BB	SO	LOB	TOP																																																																																																																																																																																										
6 Starling Marte, R OBP: 0.343, SLG: 0.434															4	0	0	0	1	3	1																																																																																																																																																																																											
18 Neil Walker, S OBP: 0.355, SLG: 0.401															7	1	2	0	0	1	4																																																																																																																																																																																											
22 Andrew McCutchen, R OBP: 0.388, SLG: 0.513															5	1	2	2	1	2	3																																																																																																																																																																																											
24 Pedro Alvarez, L OBP: 0.237, SLG: 0.479															4	0	0	1	0	1	2																																																																																																																																																																																											
55 Russell Martin, R OBP: 0.355, SLG: 0.401															4	0	0	0	2	3	4																																																																																																																																																																																											
46 Garrett Jones, L OBP: 0.334, SLG: 0.524															4	0	0	0	0	0	2																																																																																																																																																																																											
35 Mark Melancon, R OBP: 0.095, SLG: 0.167															0	0	0	0	0	0	0																																																																																																																																																																																											
32 Vin Mazzaro, R OBP: 0.094, SLG: 0.302															0	0	0	0	0	0	0																																																																																																																																																																																											
57 Andrew Lamb, L															3	0	0	0	0	1	0																																																																																																																																																																																											
37 Justin Wilson, L															0	0	0	0	0	0	0																																																																																																																																																																																											
29 Bryan Morris, L															0	0	0	0	0	0	0																																																																																																																																																																																											
5 Josh Harrison, R OBP: 0.280, SLG: 0.417															3	0	1	0	0	0	3																																																																																																																																																																																											
10 Jordy Mercer, R OBP: 0.332, SLG: 0.403															5	1	2	1	0	1	2																																																																																																																																																																																											
30 Jeanmar Gómez, R OBP: 0.091, SLG: 0.091															0	0	0	0	0	0	0																																																																																																																																																																																											
59 Tony Sanchez, R OBP: 0.095, SLG: 0.250															1	0	0	0	0	0	0																																																																																																																																																																																											
48 Jared Hughes, R															0	0	0	0	0	0	0																																																																																																																																																																																											
50 Charlie Morton, R OBP: 0.168, SLG: 0.168															2	0	1	0	0	0	1																																																																																																																																																																																											
14 Gaby Sanchez, R OBP: 0.352, SLG: 0.406															4	0	1	0	0	0	0																																																																																																																																																																																											
Inning Stats	R: 2 E: 0 K: 1 S: 20	H: 2 LOB: 1 BB: 1 P: 33	R: 1 E: 0 K: 1 S: 11	H: 2 LOB: 1 BB: 0 P: 17	R: 0 E: 0 K: 1 S: 7	H: 0 LOB: 0 BB: 1 P: 15	R: 0 E: 0 K: 1 S: 10	H: 1 LOB: 1 BB: 0 P: 15	R: 0 E: 0 K: 1 S: 9	H: 0 LOB: 1 BB: 0 P: 15	R: 0 E: 0 K: 1 S: 5	H: 0 LOB: 0 BB: 1 P: 11	R: 0 E: 0 K: 1 S: 5	H: 1 LOB: 0 BB: 0 P: 22	R: 0 E: 0 K: 1 S: 6	H: 0 LOB: 0 BB: 0 P: 6	R: 0 E: 0 K: 3 S: 14	H: 1 LOB: 2 BB: 1 P: 24	R: 0 E: 0 K: 1 S: 5	H: 0 LOB: 0 BB: 0 P: 7	R: 0 E: 0 K: 1 S: 9	H: 2 LOB: 2 BB: 1 P: 17	R: 0 E: 0 K: 1 S: 11	H: 0 LOB: 1 BB: 1 P: 18	R: 0 E: 0 K: 1 S: 11	H: 0 LOB: 1 BB: 0 P: 18	1B: 7 2B: 1 3B: 0 HR: 2	SF: 0 SAC: 1 DP: 3 HBP: 1	WP: 1 PB: 0 SB: 1 CS: 0	PA: 56																																																																																																																																																																																		
PITCHER	IP 7.0 WLS 2 ERA 2.71	BF 28 H 5 ER 3 SO 6 BB 3 IBB 0 HBP 0 BLK 0	IP 1.0 WLS 1 ERA 2.89	BF 4 H 1 ER 0 SO 3 BB 0 IBB 0 HBP 0 BLK 0	IP 2.0 WLS 1 ERA 2.99	BF 7 H 1 ER 0 SO 0 BB 0 IBB 0 HBP 0 BLK 0	IP 0.2 WLS 1 ERA 0.82	BF 4 H 1 ER 0 SO 2 BB 1 IBB 0 HBP 0 BLK 0	IP 2.1 WLS 2 ERA 2.22	BF 9 H 2 ER 0 SO 2 BB 0 IBB 0 HBP 0 BLK 0	IP 1.0 WLS 1 ERA 1.143	BF 3 H 0 ER 0 SO 1 BB 0 IBB 0 HBP 0 BLK 0	IP 1.0 WLS 4 ERA 1.000	BF 4 H 0 ER 0 SO 1 BB 0 IBB 0 HBP 0 BLK 0	IP 1.0 WLS 3 ERA 1.000	BF 4 H 0 ER 0 SO 1 BB 0 IBB 0 HBP 0 BLK 0	IP 1.0 WLS 11 ERA 0.00	BF 18 H 1 ER 0 SO 14 BB: 1 HBP: 1	IP 1.0 WLS 18 ERA 1.000	BF 3 H 0 ER 0 SO 1 BB 0 IBB 0 HBP 0 BLK 0	IP 1.0 WLS 18 ERA 1.000	BF 3 H 0 ER 0 SO 1 BB 0 IBB 0 HBP 0 BLK 0	IP 1.0 WLS 11 ERA 0.00	BF 18 H 1 ER 0 SO 14 BB: 1 HBP: 1	IP 1.0 WLS 18 ERA 1.000	BF 3 H 0 ER 0 SO 1 BB 0 IBB 0 HBP 0 BLK 0	IP 1.0 WLS 18 ERA 1.000	BF 3 H 0 ER 0 SO 1 BB 0 IBB 0 HBP 0 BLK 0	IP 1.0 WLS 11 ERA 0.00	BF 18 H 1 ER 0 SO 14 BB: 1 HBP: 1	IP 1.0 WLS 18 ERA 1.000	BF 3 H 0 ER 0 SO 1 BB 0 IBB 0 HBP 0 BLK 0	IP 1.0 WLS 18 ERA 1.000	BF 3 H 0 ER 0 SO 1 BB 0 IBB 0 HBP 0 BLK 0	IP 1.0 WLS 11 ERA 0.00	BF 18 H 1 ER 0 SO 14 BB: 1 HBP: 1	IP 1.0 WLS 18 ERA 1.000	BF 3 H 0 ER 0 SO 1 BB 0 IBB 0 HBP 0 BLK 0	IP 1.0 WLS 18 ERA 1.000	BF 3 H 0 ER 0 SO 1 BB 0 IBB 0 HBP 0 BLK 0	IP 1.0 WLS 11 ERA 0.00	BF 18 H 1 ER 0 SO 14 BB: 1 HBP: 1	IP 1.0 WLS 18 ERA 1.000	BF 3 H 0 ER 0 SO 1 BB 0 IBB 0 HBP 0 BLK 0	IP 1.0 WLS 18 ERA 1.000	BF 3 H 0 ER 0 SO 1 BB 0 IBB 0 HBP 0 BLK 0	IP 1.0 WLS 11 ERA 0.00	BF 18 H 1 ER 0 SO 14 BB: 1 HBP: 1	IP 1.0 WLS 18 ERA 1.000	BF 3 H 0 ER 0 SO 1 BB 0 IBB 0 HBP 0 BLK 0	IP 1.0 WLS 18 ERA 1.000	BF 3 H 0 ER 0 SO 1 BB 0 IBB 0 HBP 0 BLK 0	IP 1.0 WLS 11 ERA 0.00	BF 18 H 1 ER 0 SO 14 BB: 1 HBP: 1	IP 1.0 WLS 18 ERA 1.000	BF 3 H 0 ER 0 SO 1 BB 0 IBB 0 HBP 0 BLK 0	IP 1.0 WLS 18 ERA 1.000	BF 3 H 0 ER 0 SO 1 BB 0 IBB 0 HBP 0 BLK 0	IP 1.0 WLS 11 ERA 0.00	BF 18 H 1 ER 0 SO 14 BB: 1 HBP: 1	IP 1.0 WLS 18 ERA 1.000	BF 3 H 0 ER 0 SO 1 BB 0 IBB 0 HBP 0 BLK 0	IP 1.0 WLS 18 ERA 1.000	BF 3 H 0 ER 0 SO 1 BB 0 IBB 0 HBP 0 BLK 0	IP 1.0 WLS 11 ERA 0.00	BF 18 H 1 ER 0 SO 14 BB: 1 HBP: 1	IP 1.0 WLS 18 ERA 1.000	BF 3 H 0 ER 0 SO 1 BB 0 IBB 0 HBP 0 BLK 0	IP 1.0 WLS 18 ERA 1.000	BF 3 H 0 ER 0 SO 1 BB 0 IBB 0 HBP 0 BLK 0	IP 1.0 WLS 11 ERA 0.00	BF 18 H 1 ER 0 SO 14 BB: 1 HBP: 1	IP 1.0 WLS 18 ERA 1.000	BF 3 H 0 ER 0 SO 1 BB 0 IBB 0 HBP 0 BLK 0	IP 1.0 WLS 18 ERA 1.000	BF 3 H 0 ER 0 SO 1 BB 0 IBB 0 HBP 0 BLK 0	IP 1.0 WLS 11 ERA 0.00	BF 18 H 1 ER 0 SO 14 BB: 1 HBP: 1	IP 1.0 WLS 18 ERA 1.000	BF 3 H 0 ER 0 SO 1 BB 0 IBB 0 HBP 0 BLK 0	IP 1.0 WLS 18 ERA 1.000	BF 3 H 0 ER 0 SO 1 BB 0 IBB 0 HBP 0 BLK 0	IP 1.0 WLS 11 ERA 0.00	BF 18 H 1 ER 0 SO 14 BB: 1 HBP: 1	IP 1.0 WLS 18 ERA 1.000	BF 3 H 0 ER 0 SO 1 BB 0 IBB 0 HBP 0 BLK 0	IP 1.0 WLS 18 ERA 1.000	BF 3 H 0 ER 0 SO 1 BB 0 IBB 0 HBP 0 BLK 0	IP 1.0 WLS 11 ERA 0.00	BF 18 H 1 ER 0 SO 14 BB: 1 HBP: 1	IP 1.0 WLS 18 ERA 1.000	BF 3 H 0 ER 0 SO 1 BB 0 IBB 0 HBP 0 BLK 0	IP 1.0 WLS 18 ERA 1.000	BF 3 H 0 ER 0 SO 1 BB 0 IBB 0 HBP 0 BLK 0	IP 1.0 WLS 11 ERA 0.00	BF 18 H 1 ER 0 SO 14 BB: 1 HBP: 1	IP 1.0 WLS 18 ERA 1.000	BF 3 H 0 ER 0 SO 1 BB 0 IBB 0 HBP 0 BLK 0	IP 1.0 WLS 18 ERA 1.000	BF 3 H 0 ER 0 SO 1 BB 0 IBB 0 HBP 0 BLK 0	IP 1.0 WLS 11 ERA 0.00	BF 18 H 1 ER 0 SO 14 BB: 1 HBP: 1	IP 1.0 WLS 18 ERA 1.000	BF 3 H 0 ER 0 SO 1 BB 0 IBB 0 HBP 0 BLK 0	IP 1.0 WLS 18 ERA 1.000	BF 3 H 0 ER 0 SO 1 BB 0 IBB 0 HBP 0 BLK 0	IP 1.0 WLS 11 ERA 0.00	BF 18 H 1 ER 0 SO 14 BB: 1 HBP: 1	IP 1.0 WLS 18 ERA 1.000	BF 3 H 0 ER 0 SO 1 BB 0 IBB 0 HBP 0 BLK 0	IP 1.0 WLS 18 ERA 1.000	BF 3 H 0 ER 0 SO 1 BB 0 IBB 0 HBP 0 BLK 0	IP 1.0 WLS 11 ERA 0.00	BF 18 H 1 ER 0 SO 14 BB: 1 HBP: 1	IP 1.0 WLS 18 ERA 1.000	BF 3 H 0 ER 0 SO 1 BB 0 IBB 0 HBP 0 BLK 0	IP 1.0 WLS 18 ERA 1.000	BF 3 H 0 ER 0 SO 1 BB 0 IBB 0 HBP 0 BLK 0	IP 1.0 WLS 11 ERA 0.00	BF 18 H 1 ER 0 SO 14 BB: 1 HBP: 1	IP 1.0 WLS 18 ERA 1.000	BF 3 H 0 ER 0 SO 1 BB 0 IBB 0 HBP 0 BLK 0	IP 1.0 WLS 18 ERA 1.000	BF 3 H 0 ER 0 SO 1 BB 0 IBB 0 HBP 0 BLK 0	IP 1.0 WLS 11 ERA 0.00	BF 18 H 1 ER 0 SO 14 BB: 1 HBP: 1	IP 1.0 WLS 18 ERA 1.000	BF 3 H 0 ER 0 SO 1 BB 0 IBB 0 HBP 0 BLK 0	IP 1.0 WLS 18 ERA 1.000	BF 3 H 0 ER 0 SO 1 BB 0 IBB 0 HBP 0 BLK 0	IP 1.0 WLS 11 ERA 0.00	BF 18 H 1 ER 0 SO 14 BB: 1 HBP: 1	IP 1.0 WLS 18 ERA 1.000	BF 3 H 0 ER 0 SO 1 BB 0 IBB 0 HBP 0 BLK 0	IP 1.0 WLS 18 ERA 1.000	BF 3 H 0 ER 0 SO 1 BB 0 IBB 0 HBP 0 BLK 0	IP 1.0 WLS 11 ERA 0.00	BF 18 H 1 ER 0 SO 14 BB: 1 HBP: 1	IP 1.0 WLS 18 ERA 1.000	BF 3 H 0 ER 0 SO 1 BB 0 IBB 0 HBP 0 BLK 0	IP 1.0 WLS 18 ERA 1.000	BF 3 H 0 ER 0 SO 1 BB 0 IBB 0 HBP 0 BLK 0	IP 1.0 WLS 11 ERA 0.00	BF 18 H 1 ER 0 SO 14 BB: 1 HBP: 1	IP 1.0 WLS 18 ERA 1.000	BF 3 H 0 ER 0 SO 1 BB 0 IBB 0 HBP 0 BLK 0	IP 1.0 WLS 18 ERA 1.000	BF 3 H 0 ER 0 SO 1 BB 0 IBB 0 HBP 0 BLK 0	IP 1.0 WLS 11 ERA 0.00	BF 18 H 1 ER 0 SO 14 BB: 1 HBP: 1	IP 1.0 WLS 18 ERA 1.000	BF 3 H 0 ER 0 SO 1 BB 0 IBB 0 HBP 0 BLK 0	IP 1.0 WLS 18 ERA 1.000	BF 3 H 0 ER 0 SO 1 BB 0 IBB 0 HBP 0 BLK 0	IP 1.0 WLS 11 ERA 0.00	BF 18 H 1 ER 0 SO 14 BB: 1 HBP: 1	IP 1.0 WLS 18 ERA 1.000	BF 3 H 0 ER 0 SO 1 BB 0 IBB 0 HBP 0 BLK 0	IP 1.0 WLS 18 ERA 1.000	BF 3 H 0 ER 0 SO 1 BB 0 IBB 0 HBP 0 BLK 0	IP 1.0 WLS 11 ERA 0.00	BF 18 H 1 ER 0 SO 14 BB: 1 HBP: 1	IP 1.0 WLS 18 ERA 1.000	BF 3 H 0 ER 0 SO 1 BB 0 IBB 0 HBP 0 BLK 0	IP 1.0 WLS 18 ERA 1.000	BF 3 H 0 ER 0 SO 1 BB 0 IBB 0 HBP 0 BLK 0	IP 1.0 WLS 11 ERA 0.00	BF 18 H 1 ER 0 SO 14 BB: 1 HBP: 1	IP 1.0 WLS 18 ERA 1.000	BF 3 H 0 ER 0 SO 1 BB 0 IBB 0 HBP 0 BLK 0	IP 1.0 WLS 18 ERA 1.000	BF 3 H 0 ER 0 SO 1 BB 0 IBB 0 HBP 0 BLK 0	IP 1.0 WLS 11 ERA 0.00	BF 18 H 1 ER 0 SO 14 BB: 1 HBP: 1	IP 1.0 WLS 18 ERA 1.000	BF 3 H 0 ER 0 SO 1 BB 0 IBB 0 HBP 0 BLK 0	IP 1.0 WLS 18 ERA 1.000	BF 3 H 0 ER 0 SO 1 BB 0 IBB 0 HBP 0 BLK 0	IP 1.0 WLS 11 ERA 0.00	BF 18 H 1 ER 0 SO 14 BB: 1 HBP: 1	IP 1.0 WLS 18 ERA 1.000	BF 3 H 0 ER 0 SO 1 BB 0 IBB 0 HBP 0 BLK 0	IP 1.0 WLS 18 ERA 1.000	BF 3 H 0 ER 0 SO 1 BB 0 IBB 0 HBP 0 BLK 0	IP 1.0 WLS 11 ERA 0.00	BF 18 H 1 ER 0 SO 14 BB: 1 HBP: 1	IP 1.0 WLS 18 ERA 1.000	BF 3 H 0 ER 0 SO 1 BB 0 IBB 0 HBP 0 BLK 0	IP 1.0 WLS 18 ERA 1.000	BF 3 H 0 ER 0 SO 1 BB 0 IBB 0 HBP 0 BLK 0	IP 1.0 WLS 11 ERA 0.00	BF 18 H 1 ER 0 SO 14 BB: 1 HBP: 1	IP 1.0 WLS 18 ERA 1.000	BF 3 H 0 ER 0 SO 1 BB 0 IBB 0 HBP 0 BLK 0	IP 1.0 WLS 18 ERA 1.000	BF 3 H 0 ER 0 SO 1 BB 0 IBB 0 HBP 0 BLK 0	IP 1.0 WLS 11 ERA 0.00	BF 18 H 1 ER 0 SO 14 BB: 1 HBP: 1	IP 1.0 WLS 18 ERA 1.000	BF 3 H 0 ER 0 SO 1 BB 0 IBB 0 HBP 0 BLK 0	IP 1.0 WLS 18 ERA 1.000	BF 3 H 0 ER 0 SO 1 BB 0 IBB 0 HBP 0 BLK 0	IP 1.0 WLS 11 ERA 0.00	BF 18 H 1 ER 0 SO 14 BB: 1 HBP: 1	IP 1.0 WLS 18 ERA 1.000	BF 3 H 0 ER 0 SO 1 BB 0 IBB 0 HBP 0 BLK 0	IP 1.0 WLS 18 ERA 1.000	BF 3 H 0 ER 0 SO 1 BB 0

Batter	1	2	3	4	5	6	7	8	9	AB	R	H	RBI	BB	SO	LOB	TOP										
6 Starling Marte, R OBP: 0.342, SLG: 0.434	L7		G6-3	G6-3		G6-3			K	5	0	1	2	0	1	0											
10 Jordy Mercer, R OBP: 0.327, SLG: 0.397	G4-3		G6-3	G5-3			K			4	0	0	0	0	1	1											
22 Andrew McCutchen, R OBP: 0.389, SLG: 0.513	K					G6-3				4	0	2	0	0	1	0											
24 Pedro Alvarez, L OBP: 0.296, SLG: 0.484			K		G3					4	1	1	1	0	2	2											
18 Neil Walker, S OBP: 0.356, SLG: 0.405	P6								K	4	1	2	0	0	1	0											
46 Garrett Jones, L OBP: 0.306, SLG: 0.432 14 Gaby Sanchez, R OBP: 0.352, SLG: 0.406									K	3	2	1	1	1	1	1											
57 Andrew Lamb, L 31 Jose Tabata, R OBP: 0.335, SLG: 0.381									L7	3	0	0	0	1	1	4											
59 Tony Sanchez, R OBP: 0.229, SLG: 0.250	F8								K	4	1	1	1	0	1	1											
47 Francisco Liriano, L OBP: 0.103, SLG: 0.079	K								K	3	0	0	0	0	3	1											
Inning Stats	R: 0 H: 0 E: 0 K: 1 S: 10	H: 0 LOB: 0 BB: 0 P: 11	R: 2 H: 2 E: 0 K: 1 S: 10	H: 2 LOB: 1 BB: 1 P: 21	R: 0 H: 1 E: 0 K: 1 S: 11	H: 1 LOB: 1 BB: 0 P: 14	R: 3 H: 3 E: 1 K: 0 S: 18	H: 3 LOB: 1 BB: 0 P: 29	R: 0 H: 2 E: 0 K: 1 S: 12	H: 2 LOB: 2 BB: 1 P: 18	R: 0 H: 0 E: 0 K: 1 S: 11	H: 0 LOB: 0 BB: 0 P: 19	R: 0 H: 0 E: 0 K: 2 S: 8	H: 0 LOB: 0 BB: 0 P: 9	R: 0 H: 0 E: 0 K: 2 S: 11	H: 0 LOB: 0 BB: 0 P: 13	R: 0 H: 0 E: 0 K: 3 S: 9	H: 0 LOB: 0 BB: 0 P: 13	1B: 4 2B: 2 3B: 0 HR: 2	SF: 0 SAC: 1 DP: 0 HBP: 0	WP: 0 PB: 0 SB: 0 CS: 1	PA: 37					
PITCHER	IP	WLS	BF	H	R	ER	SO	BB	IBB	HBP	BLK	WP	HR	S	P	ERA	WHIP										
40 Shelby Miller, R ERA: 2.97	6.0	L	28	8	5	3	5	2	0	0	0	0	2	72	112	4.50	1.667										
52 Michael Wacha, R ERA: 4.01	2.0		6	0	0	0	4	0	0	0	0	0	0	19	22	0.00	0.000										
36 Randy Choate, L ERA: 2.36	1.0		3	0	0	0	3	0	0	0	0	0	0	9	13	0.00	0.000										

Pittsburgh Pirates @ St. Louis Cardinals
 Busch Stadium, St. Louis, MO
 Wed Aug 14, 2013, 7:16 PM - 9:46 PM CDT
 Att: 40,644 - Partly Cloudy - 70 F

livebaseballscorecards.com

AB 34
 R 5
 H 8
 RBI 5
 BB 2
 SO 12
 LOB 10




Batter	1	2	3	4	5	6	7	8	9	AB	R	H	RBI	BB	SO	LOB	BOTTOM										
13 Matt Carpenter, L OBP: 0.380, SLG: 0.470	G3-1		G4-3			E6			K	4	1	1	0	0	0	0											
3 Carlos Beltrán, S OBP: 0.341, SLG: 0.512	P3					P4			G5-3	4	0	1	1	0	0	1											
21 Allen Craig, R OBP: 0.370, SLG: 0.460	G6-3								L9	3	0	0	0	1	1	1											
7 Matt Holliday, R OBP: 0.376, SLG: 0.467										3	0	1	0	0	0	2											
23 David Freese, R OBP: 0.348, SLG: 0.383										3	0	0	0	0	1	1											
19 Jon Jay, L OBP: 0.343, SLG: 0.367									G3	3	0	1	0	0	1	0											
48 Tony Cruz, R OBP: 0.257, SLG: 0.303									G5-3	3	0	0	0	0	0	1											
38 Pete Kozma, R OBP: 0.275, SLG: 0.285									G6-3	3	0	0	0	0	2	0											
40 Shelby Miller, R OBP: 0.128, SLG: 0.211 55 Jermaine Curtis, R (6, PH)										1	0	0	0	0	1	0											
52 Michael Wacha, R OBP: 0.111, SLG: 0.111 36 Randy Choate, L (9, PH)										1	0	0	0	0	0	0											
32 Rob Johnson, R OBP: 0.304, SLG: 0.381										1	0	0	0	0	0	0											
Inning Stats	R: 0 H: 0 E: 0 K: 0 S: 7	H: 2 LOB: 1 BB: 0 P: 8	R: 0 H: 0 E: 0 K: 2 S: 9	H: 0 LOB: 0 BB: 0 P: 14	R: 0 H: 1 E: 0 K: 1 S: 8	H: 1 LOB: 0 BB: 0 P: 12	R: 0 H: 0 E: 0 K: 1 S: 10	H: 0 LOB: 1 BB: 0 P: 12	R: 0 H: 0 E: 0 K: 0 S: 4	H: 0 LOB: 0 BB: 1 P: 8	R: 0 H: 0 E: 0 K: 0 S: 4	H: 0 LOB: 0 BB: 0 P: 6	R: 1 H: 1 E: 0 K: 0 S: 7	H: 1 LOB: 0 BB: 0 P: 11	1B: 3 2B: 2 3B: 0 HR: 0	SF: 0 SAC: 0 DP: 3 HBP: 0	WP: 1 PB: 0 SB: 0 CS: 0	PA: 30									
PITCHER	IP	WLS	BF	H	R	ER	SO	BB	IBB	HBP	BLK	WP	HR	S	P	ERA	WHIP										
47 Francisco Liriano, L ERA: 2.68	9.0	W	30	4	1	1	6	1	0	0	0	1	0	64	94	1.00	0.556										

Pittsburgh Pirates @ St. Louis Cardinals
 Busch Stadium, St. Louis, MO
 Wed Aug 14, 2013, 7:16 PM - 9:46 PM CDT
 Att: 40,644 - Partly Cloudy - 70 F

livebaseballscorecards.com

AB 29
 R 1
 H 4
 RBI 1
 BB 1
 SO 6
 LOB 6



Batter	1	2	3	4	5	6	7	8	9	10	11	12	AB	R	H	RBI	BB	SO	LOB	TOP					
6 Starling Marte, R OBP: 0.342, SLG: 0.440														5	1	2	0	0	3	3					
18 Neil Walker, S OBP: 0.351, SLG: 0.399														5	0	0	1	0	1	5					
22 Andrew McCutchen, R OBP: 0.360, SLG: 0.507														5	0	0	0	1	1	1					
24 Pedro Alvarez, L OBP: 0.295, SLG: 0.479														6	0	1	0	0	3	2					
55 Russell Martin, R OBP: 0.357, SLG: 0.410														5	1	2	1	1	1	1					
46 Garrett Jones, L OBP: 0.307, SLG: 0.432														2	1	1	0	0	1	1					
14 Gaby Sanchez, R (6, FH) OBP: 0.347, SLG: 0.400														3	0	0	0	0	0	1					
57 Andrew Lambo, L OBP: 0.222, SLG: 0.250														2	1	1	1	0	0	1					
31 Jose Tabata, R OBP: 0.345, SLG: 0.402														3	0	3	0	0	0	0					
12 Clint Barmes, R OBP: 0.268, SLG: 0.318														4	1	2	2	0	1	3					
34 A.J. Burnett, R OBP: 0.226, SLG: 0.268														2	0	0	0	0	2	1					
32 Vin Mazzaro, R OBP: 0.261, SLG: 0.347														0	0	0	0	0	0	0					
5, Justin Wilson, L OBP: 0.290, SLG: 0.449														0	0	0	0	0	0	0					
37 Justin Wilson, L OBP: 0.290, SLG: 0.449														0	0	0	0	0	0	0					
10 Jordy Mercer, R OBP: 0.326, SLG: 0.365														1	0	0	0	0	0	1					
44 Tony Watson, L OBP: 0.290, SLG: 0.280														0	0	0	0	0	0	0					
89 Tony Sanchez, R OBP: 0.290, SLG: 0.280														0	0	0	0	0	1	0					
29 Bryan Morris, R OBP: 0.290, SLG: 0.280														0	0	0	0	0	0	0					
Inning Stats	R: 0 E: 0 K: 1 S: 7	H: 1 LOB: 0 BB: 0	R: 0 E: 0 K: 2 S: 11	H: 0 LOB: 1 BB: 1 P: 20	R: 0 E: 0 K: 2 S: 10	H: 1 LOB: 1 BB: 0 P: 15	R: 0 E: 0 K: 1 S: 9	H: 2 LOB: 2 BB: 1 P: 27	R: 0 E: 0 K: 1 S: 8	H: 1 LOB: 1 BB: 1 P: 19	R: 1 E: 0 K: 0 S: 11	H: 2 LOB: 1 BB: 0 P: 14	R: 0 E: 0 K: 2 S: 13	H: 0 LOB: 0 BB: 0 P: 16	R: 0 E: 0 K: 0 S: 5	H: 0 LOB: 0 BB: 0 P: 6	R: 0 E: 0 K: 1 S: 11	H: 1 LOB: 2 BB: 1 P: 18	R: 0 E: 0 K: 2 S: 11	H: 0 LOB: 0 BB: 0 P: 18	1B: 5 2B: 5 3B: 1 HR: 2	SF: 1 SAC: 2 DP: 1 HBP: 0	WP: 0 PB: 0 SB: 0 CS: 1	PA: 51	
PITCHER	IP WLS BF H R ER SO BB IBB HBP BLK WP HR S P ERA WHIP	31 Lance Lynn, R ERA: 3.59	71 Sam Freeman, L ERA: 2.17	43 Seth Maness, R ERA: 2.17	36 Randy Choate, L ERA: 2.33	26 Trevor Rosenthal, R ERA: 2.55	44 Edward Mujica, R ERA: 1.63	46 Kevin Siegrist, L ERA: 0.78																	

Pittsburgh Pirates @ St. Louis Cardinals
 Busch Stadium, St. Louis, MO
 Thu Aug 15 2013, 12:46 PM - 4:58 PM CDT
 Att. 41,502 - Partly Cloudy - 74 F

livebaseballscorecards.com

AB 44
 R 5
 H 13
 RBI 5
 BB 3
 SO 13
 LOB 20

Batter	1	2	3	4	5	6	7	8	9	10	11	12	AB	R	H	RBI	BB	SO	LOB	BOTTOM				
13 Matt Carpenter, L OBP: 0.385, SLG: 0.490														5	2	4	1	1	0	2				
19 Jon Jay, L OBP: 0.343, SLG: 0.366														6	1	2	1	0	1	3				
7 Matt Holliday, R OBP: 0.378, SLG: 0.469														5	0	2	2	1	2	0				
21 Allen Craig, R OBP: 0.367, SLG: 0.455														5	0	0	0	0	0	3				
4 Yadier Molina, R OBP: 0.370, SLG: 0.473														5	0	0	0	0	1	3				
Matt Adams, L OBP: 0.337, SLG: 0.476														5	1	1	0	0	0	0				
46 Kevin Siegrist, L ERA: 0.78														0	0	0	0	0	0	0				
23 David Freese, R OBP: 0.348, SLG: 0.386														3	1	1	0	0	1	0				
38 Pete Kozma, R OBP: 0.273, SLG: 0.284														2	0	0	0	0	1	0				
33 Daniel Descalso, L OBP: 0.310, SLG: 0.404														4	1	1	2	1	0	0				
31 Lance Lynn, S ERA: 3.18														2	0	0	0	0	1	1				
71 Sam Freeman, L ERA: 2.17														0	0	0	0	0	0	0				
43 Seth Maness, R ERA: 2.17														0	0	0	0	0	0	0				
36 Randy Choate, L ERA: 2.33														0	0	0	0	0	0	0				
26 Trevor Rosenthal, R ERA: 2.55														0	0	0	0	0	0	0				
3 Carlos Beltran, S ERA: 2.95														1	0	0	0	0	0	0				
44 Edward Mujica, R ERA: 1.63														0	0	0	0	0	0	0				
56 Adam Chamberlain, L ERA: 2.75														1	0	0	0	0	0	0				
Inning Stats	R: 0 E: 0 K: 1 S: 7	H: 1 LOB: 0 BB: 0	R: 0 E: 0 K: 2 S: 6	H: 0 LOB: 0 BB: 0 P: 8	R: 0 E: 0 K: 1 S: 12	H: 1 LOB: 2 BB: 1 P: 20	R: 0 E: 0 K: 0 S: 9	H: 0 LOB: 0 BB: 0 P: 11	R: 0 E: 0 K: 2 S: 8	H: 0 LOB: 0 BB: 0 P: 13	R: 0 E: 0 K: 0 S: 10	H: 0 LOB: 0 BB: 0 P: 13	R: 0 E: 0 K: 0 S: 7	H: 0 LOB: 0 BB: 0 P: 9	R: 1 E: 0 K: 0 S: 7	H: 2 LOB: 2 BB: 1 P: 14	1B: 8 2B: 3 3B: 1 HR: 0	SF: 0 SAC: 0 DP: 1 HBP: 0	WP: 0 PB: 0 SB: 0 CS: 0	PA: 48				
PITCHER	IP WLS BF H R ER SO BB IBB HBP BLK WP HR S P ERA WHIP	34 A.J. Burnett, R ERA: 3.18	32 Vin Mazzaro, R ERA: 2.57	37 Justin Wilson, L ERA: 2.03	44 Tony Watson, L ERA: 2.95	29 Bryan Morris, R ERA: 2.75																		

Pittsburgh Pirates @ St. Louis Cardinals
 Busch Stadium, St. Louis, MO
 Thu Aug 15 2013, 12:46 PM - 4:58 PM CDT
 Att. 41,502 - Partly Cloudy - 74 F

livebaseballscorecards.com

AB 45
 R 6
 H 12
 RBI 6
 BB 3
 SO 7
 LOB 12

Batter	1	2	3	4	5	6	7	8	9	AB	R	H	RBI	BB	SO	LOB	TOP					
13 Matt Carpenter, L (1.5) OBP: 0.384, SLG: 0.477	G4-3		G3-1			BB		F7		3	0	0	0	1	0	0						
19 Jon Jay, L (1.8) OBP: 0.340, SLG: 0.363	G3-1					FC3-6		P6		4	0	0	0	0	1	2						
7 Matt Holliday, R (1.7) OBP: 0.375, SLG: 0.464	F9					K		P6		4	0	0	0	0	1	2						
21 Allen Craig, R (1.3) OBP: 0.368, SLG: 0.453		HBP				K				2	0	0	0	1	2	0						
3 Carlos Beltrán, S (1.9) OBP: 0.342, SLG: 0.513		1B				F7		F8		4	0	2	0	0	0	1						
16 Kolten Wong, L (1.4) 71 Sam Freeman, R (7.1)	G4-6-3					K		G3-1		3	0	0	0	0	1	3						
32 Rob Johnson, R (1.2) OBP: 0.289, SLG: 0.333						G1-3		L5		3	0	0	0	0	0	2						
33 Daniel Descalso, L (1.6) OBP: 0.306, SLG: 0.399						K		G1-3		3	0	0	0	0	1	0						
35 Jake Westbrook, R (1.1) OBP: 0.265, SLG: 0.200						K				1	0	0	0	1	1	0						
23 David Freese, R (7.5) OBP: 0.347, SLG: 0.385						BB		K		1	0	0	0	0	1	0						
Inning Stats	R: 0 E: 0 K: 0 S: 8	H: 0 LOB: 0 BB: 0 P: 11	R: 0 E: 0 K: 0 S: 9	H: 1 LOB: 1 BB: 0 P: 16	R: 0 E: 0 K: 2 S: 9	H: 0 LOB: 0 BB: 0 P: 12	R: 0 E: 0 K: 2 S: 8	H: 0 LOB: 0 BB: 0 P: 13	R: 0 E: 0 K: 1 S: 8	H: 0 LOB: 2 BB: 2 P: 14	R: 0 E: 0 K: 1 S: 9	H: 0 LOB: 1 BB: 2 P: 22	R: 0 E: 0 K: 1 S: 6	H: 1 LOB: 1 BB: 0 P: 6	R: 0 E: 0 K: 1 S: 7	H: 0 LOB: 0 BB: 0 P: 10	R: 0 E: 0 K: 0 S: 15	H: 0 LOB: 1 BB: 1 P: 23	1B: 1 2B: 1 3B: 0 HR: 0	SF: 0 SAC: 0 DP: 1 HBP: 1	WP: 0 PB: 0 SB: 0 CS: 0	PA: 32
PITCHER	IP	WLS	BF	H	R	ER	SO	BB	IBB	HBP	BLK	WP	HR	S	P	ERA	WHIP					
49 Jake Arrieta, R (1.1) ERA: 4.91	7.0	W	25	2	0	0	7	2	0	1	0	0	0	57	94	0.00	0.571					
40 James Russell, L (8.1) ERA: 2.55	1.0		3	0	0	0	1	0	0	0	0	0	0	7	10	0.00	0.000					
50 Blake Parker, R (9.1) ERA: 2.37	1.0		4	0	0	0	0	1	0	0	0	0	0	15	23	0.00	1.000					

St. Louis Cardinals @ Chicago Cubs
Wrigley Field, Chicago, IL
Fri Aug 16 2013, 3:10 PM - 5:44 PM CDT
Att: 35,258 - Sunny - 74 F

AB 28
R 0
H 2
RBI 0
BB 3
SO 8
LOB 10



Batter	1	2	3	4	5	6	7	8	9	AB	R	H	RBI	BB	SO	LOB	BOTTOM					
9 David DeJesus, L (1.8) OBP: 0.332, SLG: 0.410	BB	F9				G4-3		K		4	1	1	0	1	1	0						
21 Junior Lake, R (1.7) OBP: 0.336, SLG: 0.451	BB					FC5-4		F7		3	2	0	0	1	1	1						
44 Anthony Rizzo, L (1.3) OBP: 0.326, SLG: 0.432	BB					F8		BB		2	2	1	0	2	0	0						
19 Nate Schierholtz, L (1.9) OBP: 0.324, SLG: 0.501	BB					G4-3		F9		3	0	1	3	0	0	1						
53 Welington Castillo, R (1.2) OBP: 0.355, SLG: 0.373	1B					FC6-4		F9		4	0	2	0	0	0	3						
8 Donnie Murphy, R (1.5) OBP: 0.405, SLG: 0.788	1B					HBP		BB		2	1	2	1	1	0	0						
13 Starlin Castro, R (1.6) OBP: 0.279, SLG: 0.347	G4-3					F7		K		4	0	0	0	0	1	6						
15 Darwin Barney, R (1.4) OBP: 0.267, SLG: 0.326	G6-3					E6		1B		3	1	2	1	1	0	0						
49 Jake Arrieta, R (1.1) ERA: 4.35						SH5-3		G6-4-3		2	0	0	1	0	1	2						
54 Darnell McDonald, R (8.PH) 50 Blake Parker, R (9.1)						FC4-6		G6-4-3		0	0	0	0	0	0	0						
Inning Stats	R: 3 E: 0 K: 0 S: 15	H: 2 LOB: 1 BB: 3 P: 30	R: 0 E: 0 K: 1 S: 9	H: 0 LOB: 0 BB: 0 P: 13	R: 0 E: 0 K: 1 S: 8	H: 0 LOB: 0 BB: 0 P: 13	R: 0 E: 0 K: 0 S: 10	H: 2 LOB: 2 BB: 1 P: 18	R: 1 E: 1 K: 0 S: 11	H: 2 LOB: 1 BB: 0 P: 15	R: 2 E: 1 K: 0 S: 12	H: 1 LOB: 0 BB: 0 P: 19	R: 1 E: 0 K: 1 S: 13	H: 1 LOB: 2 BB: 2 P: 26	R: 0 E: 0 K: 1 S: 8	H: 1 LOB: 0 BB: 0 P: 10	1B: 8 2B: 1 3B: 0 HR: 0	SF: 1 SAC: 1 DP: 3 HBP: 1	WP: 2 PB: 0 SB: 0 CS: 0	PA: 37		
PITCHER	IP	WLS	BF	H	R	ER	SO	BB	IBB	HBP	BLK	WP	HR	S	P	ERA	WHIP					
35 Jake Westbrook, R (1.1) ERA: 4.35	6.2	L	32	8	7	6	2	4	1	0	0	0	0	72	124	8.10	1.800					
71 Sam Freeman, L (7.1) ERA:	1.1		5	1	0	0	2	1	0	0	0	1	0	14	20	0.00	1.500					

St. Louis Cardinals @ Chicago Cubs
Wrigley Field, Chicago, IL
Fri Aug 16 2013, 3:10 PM - 5:44 PM CDT
Att: 35,258 - Sunny - 74 F


AB 28
R 7
H 9
RBI 6
BB 6
SO 4
LOB 14



Batter	1	2	3	4	5	6	7	8	9	AB	R	H	RBI	BB	SO	LOB	TOP										
13 Matt Carpenter, L (1,4) OBP: 0.383, SLG: 0.478	F7			2B	SF6		G6-3			3	1	1	1	0	0	0	St. Louis Cardinals @ Chicago Cubs Wrigley Field, Chicago, IL Sat Aug 17 2013, 3:07 PM - 6:18 PM CDT Att: 41,981 - Sunny - 73 F										
3 Carlos Beltrán, S (1,9) OBP: 0.341, SLG: 0.513	L8			2B	P4			F8		4	0	1	1	0	0	2											
7 Matt Holliday, R (1,7) OBP: 0.374, SLG: 0.460 36 Randy Choate, L (8,1) 52 Michael Wacha, R (9,1) OBP: 0.111, SLG: 0.111	F9			K	K			K		3	1	0	0	0	2	1											
21 Allen Craig, R (1,3) OBP: 0.365, SLG: 0.449		G6-3		L1				K		4	0	0	0	0	2	2											
4 Yadier Molina, R (1,2) OBP: 0.371, SLG: 0.484		L7		K				K		4	1	2	2	0	1	1											
23 David Freese, R (1,5) OBP: 0.343, SLG: 0.380		L5		P4				K		4	0	0	0	0	2	1											
19 Jon Jay, L (1,8) OBP: 0.342, SLG: 0.365			F8		K			K		3	1	1	0	1	1	0											
38 Pete Kozma, R (1,6) OBP: 0.273, SLG: 0.281			G6-3		BB			FC3-2		3	0	0	0	1	0	2											
58 Joe Kelly, R (1,1) OBP: 0.211, SLG: 0.167 16 Kolten Wong, L (7,PH)			L4		HBP			F9		1	0	0	0	0	0	0											
43 Seth Maness, R (7,1) OBP: 0.200, SLG: 0.200 43 Shane Robinson, R (8,7) OBP: 0.382, SLG: 0.370								F9		1	0	0	0	0	1	0											
Inning Stats	R: 0 E: 0 K: 0 S: 6	H: 0 LOB: 0 BB: 0 P: 8	R: 0 E: 0 K: 0 S: 11	H: 0 LOB: 0 BB: 0 P: 14	R: 0 E: 0 K: 0 S: 11	H: 0 LOB: 0 BB: 0 P: 14	R: 1 E: 0 K: 2 S: 12	H: 2 LOB: 1 BB: 0 P: 15	R: 1 E: 0 K: 0 S: 21	H: 1 LOB: 2 BB: 1 P: 31	R: 2 E: 0 K: 3 S: 13	H: 1 LOB: 0 BB: 0 P: 20	R: 0 E: 0 K: 1 S: 7	H: 0 LOB: 0 BB: 0 P: 12	R: 0 E: 0 K: 2 S: 9	H: 0 LOB: 0 BB: 0 P: 11	R: 0 E: 0 K: 1 S: 14	H: 1 LOB: 2 BB: 1 P: 23	1B: 0 2B: 4 HR: 1	SF: 1 SAC: 0 DP: 2 HBP: 2	WP: 1 PB: 0 SB: 0 CS: 0	PA: 36					
PITCHER	IP	WLS	BF	H	R	ER	SO	BB	IBB	HBP	BLK	WP	HR	S	P	ERA	WHIP										
37 Travis Wood, L (1,1) ERA: 3.13	5.1	L	23	4	4	4	3	1	0	2	0	0	1	67	93	6.75	0.938										
50 Blake Parker, R (6,1) ERA: 2.32	0.2		2	0	0	0	2	0	0	0	0	0	0	7	9	0.00	0.000										
28 Michael Bowden, R (7,1) ERA: 4.6	1.0		3	0	0	0	1	0	0	0	0	0	0	7	12	0.00	0.000										
56 Héctor Rondón, R (8,1) ERA: 5.57	2.0		8	1	0	0	3	1	0	0	0	1	0	23	34	0.00	1.000										

Batter	1	2	3	4	5	6	7	8	9	AB	R	H	RBI	BB	SO	LOB	BOTTOM										
9 David DeJesus, L (1,8) OBP: 0.328, SLG: 0.404	K		FC2-5		FC1-6			G6-3		4	0	0	0	0	1	3	St. Louis Cardinals @ Chicago Cubs Wrigley Field, Chicago, IL Sat Aug 17 2013, 3:07 PM - 6:18 PM CDT Att: 41,981 - Sunny - 73 F										
21 Junior Lake, R (1,7) OBP: 0.333, SLG: 0.440	L5				K			L3		3	0	0	0	1	1	1											
44 Anthony Rizzo, L (1,3) OBP: 0.326, SLG: 0.429			K				G3-1			3	0	0	0	1	1	3											
19 Nate Schierholtz, L (1,9) OBP: 0.326, SLG: 0.504	K		G4-3				G3-1			4	0	2	0	0	1	4											
53 Welington Castillo, R (1,2) OBP: 0.351, SLG: 0.368		G5-3		K			F9			4	0	0	0	0	2	2											
8 Donnie Murphy, R (1,5) OBP: 0.390, SLG: 0.730			1B		F9		G6-3			4	0	1	0	0	1	2											
13 Starlin Castro, R (1,6) OBP: 0.278, SLG: 0.345 1 Cody Ransom, R (6,5) OBP: 0.298, SLG: 0.443			G6-4-3		K			K		2	0	0	0	0	1	1											
15 Darwin Barney, R (1,4) OBP: 0.270, SLG: 0.327			1B		BB		F8			2	0	1	0	1	0	0											
37 Travis Wood, R (1,1) OBP: 0.294, SLG: 0.469 50 Blake Parker, R (6,1) 28 Michael Bowden, R (7,1) 22 Logan Watkins, L (7,PH) 56 Héctor Rondón, R (8,1)			1B		G6-3			K		0	0	0	0	0	0	0											
Inning Stats	R: 0 E: 0 K: 2 S: 10	H: 0 LOB: 1 BB: 1 P: 17	R: 0 E: 0 K: 0 S: 6	H: 1 LOB: 0 BB: 0 P: 7	R: 0 E: 0 K: 1 S: 24	H: 2 LOB: 3 BB: 1 P: 34	R: 0 E: 0 K: 2 S: 9	H: 0 LOB: 0 BB: 0 P: 15	R: 0 E: 0 K: 1 S: 8	H: 0 LOB: 1 BB: 1 P: 17	R: 0 E: 0 K: 0 S: 10	H: 1 LOB: 1 BB: 0 P: 15	R: 0 E: 0 K: 2 S: 13	H: 0 LOB: 0 BB: 0 P: 20	R: 0 E: 0 K: 0 S: 5	H: 0 LOB: 0 BB: 0 P: 6		R: 0 E: 0 K: 3 S: 17	H: 1 LOB: 1 BB: 0 P: 24	1B: 4 2B: 1 HR: 0	SF: 0 SAC: 0 DP: 1 HBP: 0	WP: 0 PB: 0 SB: 0 CS: 0	PA: 34				
PITCHER	IP	WLS	BF	H	R	ER	SO	BB	IBB	HBP	BLK	WP	HR	S	P	ERA	WHIP										
58 Joe Kelly, R (1,1) ERA: 3.01	6.0	W	24	4	0	0	6	3	0	0	0	0	0	67	105	0.00	1.167										
43 Seth Maness, R (7,1) ERA: 2.12	1.0		3	0	0	0	2	0	0	0	0	0	0	13	20	0.00	0.000										
36 Randy Choate, L (8,1) ERA: 2.25	1.0		4	1	0	0	0	0	0	0	0	0	0	8	10	0.00	1.000										
52 Michael Wacha, R (9,1) ERA: 3.86	1.0		3	0	0	0	3	0	0	0	0	0	0	14	20	0.00	0.000										

AB	31
R	4
H	5
RBI	4
BB	2
SO	9
LOB	11



Batter	1	2	3	4	5	6	7	8	9	AB	R	H	RBI	BB	SO	LOB	TOP							
13 Matt Carpenter, L OBP: 0.383, SLG: 0.476										4	0	1	2	1	1	1	St. Louis Cardinals @ Chicago Cubs Wrigley Field, Chicago, IL Sun Aug 18 2013, 1:25 PM - 4:34 PM CDT Att: 33,830 - Sunny - 72 F							
3 Carlos Beltrán, S OBP: 0.337, SLG: 0.507										5	0	0	0	0	0	5								
7 Matt Holliday, R OBP: 0.369, SLG: 0.455										5	0	0	0	0	0	0								
21 Allen Craig, R OBP: 0.367, SLG: 0.448										3	1	1	0	2	1	0								
4 Yadier Molina, R OBP: 0.371, SLG: 0.488										5	2	2	0	0	0	2								
19 Jon Jay, L OBP: 0.345, SLG: 0.376										3	2	2	4	1	0	1								
16 Kolten Wong, L OBP: 0.345, SLG: 0.376										4	1	0	0	0	0	3								
33 Daniel Descalso, L OBP: 0.310, SLG: 0.403										3	0	1	0	1	2	0								
50 Adam Wainwright, R OBP: 0.145, SLG: 0.164										3	0	1	0	0	0	4								
43 Shane Robinson, R OBP: 0.375, SLG: 0.365										1	0	0	0	0	0	0								
46 Kevin Siegrist, L OBP: 0.375, SLG: 0.365										0	0	0	0	0	0	0								
26 Trevor Rosenthal, R OBP: 0.375, SLG: 0.365										0	0	0	0	0	0	0								
Inning Stats	R: 0 E: 0 K: 1 S: 9	H: 0 LOB: 0 BB: 0 P: 13	R: 3 E: 1 K: 1 S: 21	H: 3 LOB: 2 BB: 1 P: 36	R: 0 E: 0 K: 0 S: 9	H: 1 LOB: 2 BB: 1 P: 15	R: 0 E: 0 K: 0 S: 8	H: 1 LOB: 1 BB: 0 P: 11	R: 0 E: 0 K: 0 S: 7	H: 0 LOB: 1 BB: 1 P: 13	R: 0 E: 0 K: 1 S: 16	H: 1 LOB: 0 BB: 1 P: 29	R: 3 E: 0 K: 1 S: 16	H: 2 LOB: 0 BB: 1 P: 25	R: 0 E: 0 K: 0 S: 9	H: 0 LOB: 0 BB: 0 P: 14	R: 0 E: 0 K: 0 S: 4	H: 0 LOB: 0 BB: 0 P: 6	1B: 3 2B: 4 HR: 1	SF: 0 SAC: 0 DP: 0 HBP: 0	WP: 0 PB: 0 SB: 0 CS: 0	PA: 41		
PITCHER	IP WLS BF H R ER SO BB IBB HBP BLK WP HR S P ERA WHIP	IP WLS BF H R ER SO BB IBB HBP BLK WP HR S P ERA WHIP	IP WLS BF H R ER SO BB IBB HBP BLK WP HR S P ERA WHIP	IP WLS BF H R ER SO BB IBB HBP BLK WP HR S P ERA WHIP	IP WLS BF H R ER SO BB IBB HBP BLK WP HR S P ERA WHIP	IP WLS BF H R ER SO BB IBB HBP BLK WP HR S P ERA WHIP	IP WLS BF H R ER SO BB IBB HBP BLK WP HR S P ERA WHIP	IP WLS BF H R ER SO BB IBB HBP BLK WP HR S P ERA WHIP	IP WLS BF H R ER SO BB IBB HBP BLK WP HR S P ERA WHIP	IP WLS BF H R ER SO BB IBB HBP BLK WP HR S P ERA WHIP	IP WLS BF H R ER SO BB IBB HBP BLK WP HR S P ERA WHIP	IP WLS BF H R ER SO BB IBB HBP BLK WP HR S P ERA WHIP	IP WLS BF H R ER SO BB IBB HBP BLK WP HR S P ERA WHIP	IP WLS BF H R ER SO BB IBB HBP BLK WP HR S P ERA WHIP	IP WLS BF H R ER SO BB IBB HBP BLK WP HR S P ERA WHIP	IP WLS BF H R ER SO BB IBB HBP BLK WP HR S P ERA WHIP	IP WLS BF H R ER SO BB IBB HBP BLK WP HR S P ERA WHIP	IP WLS BF H R ER SO BB IBB HBP BLK WP HR S P ERA WHIP	IP WLS BF H R ER SO BB IBB HBP BLK WP HR S P ERA WHIP	IP WLS BF H R ER SO BB IBB HBP BLK WP HR S P ERA WHIP	IP WLS BF H R ER SO BB IBB HBP BLK WP HR S P ERA WHIP	IP WLS BF H R ER SO BB IBB HBP BLK WP HR S P ERA WHIP	IP WLS BF H R ER SO BB IBB HBP BLK WP HR S P ERA WHIP	IP WLS BF H R ER SO BB IBB HBP BLK WP HR S P ERA WHIP

AB	36
R	6
H	8
RBI	6
BB	5
SO	4
LOB	16



Batter	1	2	3	4	5	6	7	8	9	AB	R	H	RBI	BB	SO	LOB	BOTTOM							
David DeJesus, L OBP: 0.330, SLG: 0.401										2	1	0	0	2	1	1	St. Louis Cardinals @ Chicago Cubs Wrigley Field, Chicago, IL Sun Aug 18 2013, 1:25 PM - 4:34 PM CDT Att: 33,830 - Sunny - 72 F							
21 Junior Lake, R OBP: 0.348, SLG: 0.458										4	0	3	1	0	1	0								
44 Anthony Rizzo, L OBP: 0.323, SLG: 0.425										4	0	0	0	0	1	4								
19 Nate Schierholtz, L OBP: 0.325, SLG: 0.501										4	0	1	0	0	2	0								
53 Wellington Castillo, R OBP: 0.350, SLG: 0.366										4	0	1	0	0	2	0								
8 Donnie Murphy, R OBP: 0.376, SLG: 0.675										3	0	0	0	1	2	2								
13 Starlin Castro, R OBP: 0.280, SLG: 0.345										3	0	1	0	1	2	2								
15 Darwin Barney, R OBP: 0.267, SLG: 0.324										4	0	0	0	0	1	5								
36 Edwin Jackson, R ERA: 2.66										1	0	0	0	0	1	1								
22 Logan Watkins, L OBP: 0.279, SLG: 0.173										1	0	0	0	0	0	0								
33 Carlos Villanueva, R OBP: 0.145, SLG: 0.164										0	0	0	0	0	0	0								
40 James Russell, L ERA: 2.82										0	0	0	0	0	0	0								
28 Michael Bowden, R ERA: 4.45										0	0	0	0	0	0	0								
2 Cole Gillespie, R OBP: 0.305, SLG: 0.322										1	0	0	0	0	1	0								
63 Kevin Gregg, R ERA: 2.88										0	0	0	0	0	0	0								
Inning Stats	R: 0 E: 0 K: 1 S: 7	H: 1 LOB: 0 BB: 0 P: 7	R: 0 E: 0 K: 1 S: 11	H: 0 LOB: 0 BB: 0 P: 17	R: 0 E: 0 K: 1 S: 14	H: 1 LOB: 1 BB: 0 P: 19	R: 0 E: 0 K: 2 S: 8	H: 0 LOB: 0 BB: 0 P: 12	R: 0 E: 0 K: 2 S: 9	H: 0 LOB: 0 BB: 0 P: 10	R: 1 E: 0 K: 1 S: 14	H: 1 LOB: 1 BB: 1 P: 22	R: 0 E: 0 K: 3 S: 16	H: 2 LOB: 2 BB: 0 P: 19	R: 0 E: 0 K: 1 S: 11	H: 1 LOB: 1 BB: 1 P: 18	R: 0 E: 0 K: 2 S: 19	H: 0 LOB: 2 BB: 2 P: 32	1B: 5 2B: 2 HR: 0	SF: 0 SAC: 0 DP: 2 HBP: 0	WP: 0 PB: 0 SB: 0 CS: 0	PA: 35		
PITCHER	IP WLS BF H R ER SO BB IBB HBP BLK WP HR S P ERA WHIP	IP WLS BF H R ER SO BB IBB HBP BLK WP HR S P ERA WHIP	IP WLS BF H R ER SO BB IBB HBP BLK WP HR S P ERA WHIP	IP WLS BF H R ER SO BB IBB HBP BLK WP HR S P ERA WHIP	IP WLS BF H R ER SO BB IBB HBP BLK WP HR S P ERA WHIP	IP WLS BF H R ER SO BB IBB HBP BLK WP HR S P ERA WHIP	IP WLS BF H R ER SO BB IBB HBP BLK WP HR S P ERA WHIP	IP WLS BF H R ER SO BB IBB HBP BLK WP HR S P ERA WHIP	IP WLS BF H R ER SO BB IBB HBP BLK WP HR S P ERA WHIP	IP WLS BF H R ER SO BB IBB HBP BLK WP HR S P ERA WHIP	IP WLS BF H R ER SO BB IBB HBP BLK WP HR S P ERA WHIP	IP WLS BF H R ER SO BB IBB HBP BLK WP HR S P ERA WHIP	IP WLS BF H R ER SO BB IBB HBP BLK WP HR S P ERA WHIP	IP WLS BF H R ER SO BB IBB HBP BLK WP HR S P ERA WHIP	IP WLS BF H R ER SO BB IBB HBP BLK WP HR S P ERA WHIP	IP WLS BF H R ER SO BB IBB HBP BLK WP HR S P ERA WHIP	IP WLS BF H R ER SO BB IBB HBP BLK WP HR S P ERA WHIP	IP WLS BF H R ER SO BB IBB HBP BLK WP HR S P ERA WHIP	IP WLS BF H R ER SO BB IBB HBP BLK WP HR S P ERA WHIP	IP WLS BF H R ER SO BB IBB HBP BLK WP HR S P ERA WHIP	IP WLS BF H R ER SO BB IBB HBP BLK WP HR S P ERA WHIP	IP WLS BF H R ER SO BB IBB HBP BLK WP HR S P ERA WHIP	IP WLS BF H R ER SO BB IBB HBP BLK WP HR S P ERA WHIP	IP WLS BF H R ER SO BB IBB HBP BLK WP HR S P ERA WHIP

AB	31
R	1
H	6
RBI	1
BB	4
SO	14
LOB	15



Batter	1	2	3	4	5	6	7	8	9	AB	R	H	RBI	BB	SO	LOB	TOP																		
13 Matt Carpenter, L OBP: 0.393, SLG: 0.472										4	0	1	1	0	2	0	St. Louis Cardinals @ Milwaukee Brewers Miller Park, Milwaukee, WI Wed Aug 21 2013, 1:11 PM - 4:29 PM CDT Att: 37,028 - Cloudy - 84 F																		
3 Carlos Beltrán, S OBP: 0.342, SLG: 0.523										5	2	2	2	0	2	1																			
7 Matt Holliday, R OBP: 0.366, SLG: 0.456										5	1	1	1	0	2	2																			
19 Jon Jay, L OBP: 0.344, SLG: 0.379										0	0	0	0	0	0	0																			
21 Allen Craig, R OBP: 0.368, SLG: 0.455										4	1	2	2	1	1	1																			
4 Yadier Molina, R OBP: 0.374, SLG: 0.500										4	0	0	0	0	0	2																			
23 David Freese, R OBP: 0.343, SLG: 0.382										4	1	2	0	0	0	0																			
26 Trevor Rosenthal, R OBP: 0.278, SLG: 0.333										0	0	0	0	0	0	0																			
16 Kolten Wong, L OBP: 0.278, SLG: 0.333										4	1	3	0	0	0	0																			
43 Shane Robinson, R OBP: 0.389, SLG: 0.379										4	1	3	0	0	0	0																			
38 Pete Kozma, R OBP: 0.273, SLG: 0.277										2	1	0	0	2	0	2																			
35 Jake Westbrook, R OBP: 0.270, SLG: 0.242										3	1	1	2	0	1	3																			
46 Kevin Siegrist, L OBP: 0.200, SLG: 0.200										0	0	0	0	0	0	0																			
43 Seth Maness, R OBP: 0.305, SLG: 0.395										0	0	0	0	0	0	0																			
33 Daniel Descalzo, L OBP: 0.305, SLG: 0.395										0	0	0	0	0	0	0																			
44 Edward Mujica, R OBP: 0.273, SLG: 0.277										0	0	0	0	0	0	0																			
Inning Stats	R: 1 H: 2 E: 0 K: 2 S: 14	L: 2 BB: 0 P: 19	R: 6 H: 5 E: 0 K: 1 S: 26	L: 5 BB: 1 P: 39	R: 0 H: 2 E: 0 K: 1 S: 7	L: 2 BB: 0 P: 9	R: 0 H: 1 E: 0 K: 1 S: 11	L: 1 BB: 0 P: 15	R: 0 H: 1 E: 0 K: 0 S: 10	L: 1 BB: 2 P: 17	R: 0 H: 0 E: 0 K: 0 S: 5	L: 0 BB: 0 P: 8	R: 0 H: 0 E: 0 K: 0 S: 8	L: 0 BB: 1 P: 13	R: 0 H: 0 E: 0 K: 1 S: 5	L: 0 BB: 0 P: 8	R: 1 H: 1 E: 0 K: 3 S: 12	L: 1 BB: 0 P: 20	1B: 7 2B: 2 3B: 0 HR: 3	SF: 1 SAC: 0 DP: 2 HBP: 0	WP: 0 PB: 0 SB: 2 CS: 0	PA: 40													
PITCHER	IP 3.2	WLS L	BF 21	H 10	R 7	ER 7	SO 5	BB 1	IBB 0	HBP 0	BLK 0	WP 0	HR 2	S 56	P 79	ERA 17.18	WHIP 3.000	PITCHER	IP 3.2	WLS L	BF 21	H 10	R 7	ER 7	SO 5	BB 1	IBB 0	HBP 0	BLK 0	WP 0	HR 2	S 56	P 79	ERA 17.18	WHIP 3.000
32 Tom Gorzelanny, L ERA: 3.6	4.1	6	1	0	0	0	1	0	0	0	0	0	0	12	20	0.00	1.500	48 Donovan Hand, R ERA: 3.75	4.1	6	1	0	0	0	1	0	0	0	0	13	21	0.00	0.500		
59 John Axford, R ERA: 4.1	1.0	3	0	0	0	1	0	0	0	0	0	0	0	5	8	0.00	0.000	31 Burke Badenhop, R ERA: 3.32	1.0	4	1	1	1	3	0	0	0	0	1	12	20	9.00	1.000		
51 Michael Gonzalez, L ERA: 4.28																																			

Batter	1	2	3	4	5	6	7	8	9	AB	R	H	RBI	BB	SO	LOB	BOTTOM																			
2 Scooter Gennett, L OBP: 0.360, SLG: 0.516										6	0	1	0	0	2	3	St. Louis Cardinals @ Milwaukee Brewers Miller Park, Milwaukee, WI Wed Aug 21 2013, 1:11 PM - 4:29 PM CDT Att: 37,028 - Cloudy - 84 F																			
9 Jean Segura, R OBP: 0.340, SLG: 0.452										6	1	1	0	0	1	2																				
20 Jonathan Lucroy, R OBP: 0.341, SLG: 0.487										5	1	2	0	0	0	2																				
16 Aramis Ramirez, R OBP: 0.355, SLG: 0.413										3	2	2	3	2	0	1																				
18 Kris Davis, R OBP: 0.395, SLG: 0.648										4	1	3	0	0	0	2																				
21 Juan Francisco, L OBP: 0.308, SLG: 0.458										5	0	1	1	0	1	5																				
51 Michael Gonzalez, R OBP: 0.271, SLG: 0.309										4	0	1	1	0	1	1																				
11 Sean Halton, R OBP: 0.288, SLG: 0.335										3	1	2	1	2	0	0																				
32 Tom Gorzelanny, R ERA: 4.48	0.2	W	4	1	0	0	2	1	0	0	0	0	0	0	0	0		St. Louis Cardinals @ Milwaukee Brewers Miller Park, Milwaukee, WI Wed Aug 21 2013, 1:11 PM - 4:29 PM CDT Att: 37,028 - Cloudy - 84 F																		
46 Kevin Siegrist, L ERA: 0.69	1.1	H	6	1	0	0	1	1	0	0	0	0	0	0	0	0																				
43 Seth Maness, R ERA: 2.03	1.0	H	5	1	0	0	1	1	0	0	0	0	0	0	0	0																				
26 Trevor Rosenthal, R ERA: 2.58	1.1	S	7	2	1	1	1	0	0	0	1	0	0	0	0	0																				
44 Edward Mujica, R ERA: 1.77																																				
Inning Stats	R: 0 H: 1 E: 0 K: 1 S: 11	L: 1 LOB: 2 BB: 1 P: 18	R: 0 H: 1 E: 0 K: 0 S: 9	L: 1 LOB: 2 BB: 0 P: 10	R: 3 H: 3 E: 1 K: 0 S: 14	L: 3 LOB: 0 BB: 0 P: 21	R: 0 H: 0 E: 0 K: 0 S: 6	L: 0 LOB: 0 BB: 0 P: 9	R: 2 H: 4 E: 0 K: 1 S: 14	L: 4 LOB: 3 BB: 1 P: 29	R: 0 H: 1 E: 0 K: 1 S: 9	L: 1 LOB: 1 BB: 0 P: 12	R: 0 H: 1 E: 0 K: 1 S: 15	L: 1 LOB: 2 BB: 1 P: 25	R: 0 H: 1 E: 0 K: 2 S: 12	L: 1 LOB: 3 BB: 1 P: 21	R: 1 H: 2 E: 0 K: 0 S: 13		L: 2 LOB: 1 BB: 0 P: 17	1B: 9 2B: 2 3B: 1 HR: 2	SF: 0 SAC: 0 DP: 1 HBP: 2	WP: 0 PB: 0 SB: 0 CS: 0	PA: 47													
PITCHER	IP 4.2	WLS W	BF 25	H 1	R 0	ER 0	SO 2	BB 1	IBB 0	HBP 0	BLK 0	WP 0	HR 1	S 48	P 75	ERA 7.71	WHIP 2.143		PITCHER	IP 4.2	WLS W	BF 25	H 1	R 0	ER 0	SO 2	BB 1	IBB 0	HBP 0	BLK 0	WP 0	HR 1	S 48	P 75	ERA 7.71	WHIP 2.143
35 Jake Westbrook, R ERA: 0.69	0.2	W	4	1	0	0	2	1	0	0	0	0	0	11	18	0.00	3.000		46 Kevin Siegrist, L ERA: 0.69	0.2	W	4	1	0	0	2	1	0	0	0	0	11	18	0.00	3.000	
43 Seth Maness, R ERA: 2.03	1.1	H	6	1	0	0	1	1	0	0	0	0	0	17	26	0.00	1.500		59 John Axford, R ERA: 4.1	1.1	H	6	1	0	0	1	1	0	0	0	17	26	0.00	1.500		
26 Trevor Rosenthal, R ERA: 2.58	1.0	H	5	1	0	0	1	1	0	0	0	0	0	11	22	0.00	2.000		7 Norichika Aoki, L OBP: 0.357, SLG: 0.366	1.0	H	5	1	0	0	1	1	0	0	0	11	22	0.00	2.000		
44 Edward Mujica, R ERA: 1.77	1.1	S	7	2	1	1	1	0	0	0	1	0	0	16	21	6.75	1.500	31 Burke Badenhop, R ERA: 3.32	1.1	S	7	2	1	1	1	0	0	1	16	21	6.75	1.500				

Batter	1	2	3	4	5	6	7	8	9	AB	R	H	RBI	BB	SO	LOB	TOP							
17 Jordan Schafer, L (1,8) OBP: 0.364, SLG: 0.401										5	0	0	0	0	2	1	Atlanta Braves @ St. Louis Cardinals Busch Stadium, St. Louis, MO Thu Aug 22 2013, 7:17 PM - 10:11 PM CDT Att: 37,363 - Cloudy - 89 F							
8 Justin Upton, R (1,9) OBP: 0.383, SLG: 0.492										3	1	1	2	1	0	0								
5 Freddie Freeman, L (1,3) OBP: 0.391, SLG: 0.478										3	0	1	0	1	0	1								
23 Chris Johnson, R (1,5) OBP: 0.366, SLG: 0.471										3	0	0	0	1	1	2								
16 Brian McCann, L (1,2) OBP: 0.347, SLG: 0.509										4	0	2	0	0	0	1								
24 Evan Gattis, R (1,7) OBP: 0.296, SLG: 0.471										4	0	0	0	0	2	2								
19 Andrelton Simmons, R (1,6) OBP: 0.299, SLG: 0.365										4	0	2	0	0	0	1								
30 Elliot Johnson, S (1,4) OBP: 0.224, SLG: 0.247										4	0	2	0	0	0	1								
28 Paul Maholm, L (1,1) OBP: 0.131, SLG: 0.156										2	1	1	0	0	0	2								
20 Luis Ayala, R (6,1) OBP: 0.275, SLG: 0.277										0	0	0	0	0	0	0								
32 Scott Downs, L (6,1) OBP: 0.275, SLG: 0.277										0	0	0	0	0	0	0								
2 B.J. Upton, R (7,PH) OBP: 0.383, SLG: 0.492										0	0	0	0	0	0	0								
38 Anthony Varvaro, R (7,1) OBP: 0.383, SLG: 0.492										0	0	0	0	0	0	0								
25 Joey Terdoslavich, S (8,PH) OBP: 0.301, SLG: 0.327										0	0	0	0	0	0	1								
Inning Stats	R: 0 E: 0 K: 2 S: 14	H: 1 LOB: 1 BB: 0 P: 25	R: 0 E: 0 K: 0 S: 11	H: 2 LOB: 2 BB: 0 P: 16	R: 0 E: 0 K: 0 S: 9	H: 0 LOB: 1 BB: 1 P: 17	R: 0 E: 0 K: 0 S: 8	H: 2 LOB: 1 BB: 0 P: 13	R: 2 E: 0 K: 1 S: 13	H: 2 LOB: 0 BB: 1 P: 23	R: 0 E: 0 K: 1 S: 9	H: 0 LOB: 0 BB: 0 P: 15	R: 0 E: 0 K: 1 S: 10	H: 0 LOB: 1 BB: 1 P: 18	R: 0 E: 0 K: 1 S: 7	H: 1 LOB: 1 BB: 0 P: 15	R: 0 E: 0 K: 0 S: 6	H: 1 LOB: 0 BB: 0 P: 10	1B: 8 2B: 0 3B: 0 HR: 1	SF: 0 SAC: 0 DP: 2 HBP: 0	WP: 1 PB: 0 SB: 0 CS: 0	PA: 37		
PITCHER	IP WLS BF H R ER SO BB IBB HBP BLK WP HR S P ERA WHIP	IP WLS BF H R ER SO BB IBB HBP BLK WP HR S P ERA WHIP	IP WLS BF H R ER SO BB IBB HBP BLK WP HR S P ERA WHIP	IP WLS BF H R ER SO BB IBB HBP BLK WP HR S P ERA WHIP	IP WLS BF H R ER SO BB IBB HBP BLK WP HR S P ERA WHIP	IP WLS BF H R ER SO BB IBB HBP BLK WP HR S P ERA WHIP	IP WLS BF H R ER SO BB IBB HBP BLK WP HR S P ERA WHIP	IP WLS BF H R ER SO BB IBB HBP BLK WP HR S P ERA WHIP	IP WLS BF H R ER SO BB IBB HBP BLK WP HR S P ERA WHIP	IP WLS BF H R ER SO BB IBB HBP BLK WP HR S P ERA WHIP	IP WLS BF H R ER SO BB IBB HBP BLK WP HR S P ERA WHIP	IP WLS BF H R ER SO BB IBB HBP BLK WP HR S P ERA WHIP	IP WLS BF H R ER SO BB IBB HBP BLK WP HR S P ERA WHIP	IP WLS BF H R ER SO BB IBB HBP BLK WP HR S P ERA WHIP	IP WLS BF H R ER SO BB IBB HBP BLK WP HR S P ERA WHIP	IP WLS BF H R ER SO BB IBB HBP BLK WP HR S P ERA WHIP	IP WLS BF H R ER SO BB IBB HBP BLK WP HR S P ERA WHIP	IP WLS BF H R ER SO BB IBB HBP BLK WP HR S P ERA WHIP	IP WLS BF H R ER SO BB IBB HBP BLK WP HR S P ERA WHIP	IP WLS BF H R ER SO BB IBB HBP BLK WP HR S P ERA WHIP	IP WLS BF H R ER SO BB IBB HBP BLK WP HR S P ERA WHIP	IP WLS BF H R ER SO BB IBB HBP BLK WP HR S P ERA WHIP	IP WLS BF H R ER SO BB IBB HBP BLK WP HR S P ERA WHIP	IP WLS BF H R ER SO BB IBB HBP BLK WP HR S P ERA WHIP

AB 34
R 2
H 9
RBI 2
BB 3
SO 5
LOB 12



Batter	1	2	3	4	5	6	7	8	9	AB	R	H	RBI	BB	SO	LOB	BOTTOM							
13 Matt Carpenter, L (1,4) OBP: 0.383, SLG: 0.473										5	2	2	1	0	0	1	Atlanta Braves @ St. Louis Cardinals Busch Stadium, St. Louis, MO Thu Aug 22 2013, 7:17 PM - 10:11 PM CDT Att: 37,363 - Cloudy - 89 F							
3 Carlos Beltrán, S (1,9) OBP: 0.343, SLG: 0.525										4	1	2	1	0	1	0								
7 Matt Holliday, R (1,7) OBP: 0.369, SLG: 0.462										3	1	2	1	1	0	2								
21 Allen Craig, R (1,3) OBP: 0.369, SLG: 0.453										2	0	0	0	2	1	2								
23 David Freese, R (1,5) OBP: 0.342, SLG: 0.380										4	0	1	2	0	0	2								
43 Shane Robinson, R (1,8) OBP: 0.384, SLG: 0.374										4	1	1	0	0	1	2								
32 Rob Johnson, R (1,2) OBP: 0.233, SLG: 0.286										4	0	0	0	0	1	1								
38 Pete Kozma, R (1,6) OBP: 0.275, SLG: 0.277										1	1	0	0	0	1	0								
Matt Adams, L (6,PH) OBP: 0.275, SLG: 0.277										0	0	0	0	0	0	0								
46 Kevin Siegrist, L (7,1) OBP: 0.275, SLG: 0.277										0	0	0	0	0	0	0								
52 Michael Wacha, R (8,1) OBP: 0.275, SLG: 0.277										0	0	0	0	0	0	0								
16 Kolten Wong, R (8,PH) OBP: 0.275, SLG: 0.277										0	0	0	0	0	0	0								
26 Trevor Rosenthal, R (8,1) OBP: 0.275, SLG: 0.277										0	0	0	0	0	0	0								
5B Joe Kelly, R (1,1) OBP: 0.200, SLG: 0.158										1	0	0	0	0	0	0								
33 Daniel Descalso, L (6,PH) OBP: 0.307, SLG: 0.396										2	0	1	0	0	0	1								
Inning Stats	R: 0 E: 0 K: 1 S: 12	H: 0 LOB: 2 BB: 2 P: 25	R: 0 E: 0 K: 0 S: 11	H: 0 LOB: 0 BB: 0 P: 14	R: 0 E: 0 K: 0 S: 6	H: 0 LOB: 0 BB: 0 P: 10	R: 1 E: 0 K: 1 S: 14	H: 1 LOB: 0 BB: 0 P: 20	R: 3 E: 0 K: 2 S: 18	H: 3 LOB: 1 BB: 1 P: 28	R: 1 E: 1 K: 1 S: 8	H: 1 LOB: 1 BB: 0 P: 13	R: 1 E: 0 K: 0 S: 12	H: 3 LOB: 2 BB: 1 P: 22	R: 0 E: 0 K: 1 S: 6	H: 1 LOB: 1 BB: 0 P: 7	1B: 5 2B: 4 3B: 0 HR: 0	SF: 0 SAC: 1 DP: 1 HBP: 0	WP: 1 PB: 0 SB: 0 CS: 0	PA: 37				
PITCHER	IP WLS BF H R ER SO BB IBB HBP BLK WP HR S P ERA WHIP	IP WLS BF H R ER SO BB IBB HBP BLK WP HR S P ERA WHIP	IP WLS BF H R ER SO BB IBB HBP BLK WP HR S P ERA WHIP	IP WLS BF H R ER SO BB IBB HBP BLK WP HR S P ERA WHIP	IP WLS BF H R ER SO BB IBB HBP BLK WP HR S P ERA WHIP	IP WLS BF H R ER SO BB IBB HBP BLK WP HR S P ERA WHIP	IP WLS BF H R ER SO BB IBB HBP BLK WP HR S P ERA WHIP	IP WLS BF H R ER SO BB IBB HBP BLK WP HR S P ERA WHIP	IP WLS BF H R ER SO BB IBB HBP BLK WP HR S P ERA WHIP	IP WLS BF H R ER SO BB IBB HBP BLK WP HR S P ERA WHIP	IP WLS BF H R ER SO BB IBB HBP BLK WP HR S P ERA WHIP	IP WLS BF H R ER SO BB IBB HBP BLK WP HR S P ERA WHIP	IP WLS BF H R ER SO BB IBB HBP BLK WP HR S P ERA WHIP	IP WLS BF H R ER SO BB IBB HBP BLK WP HR S P ERA WHIP	IP WLS BF H R ER SO BB IBB HBP BLK WP HR S P ERA WHIP	IP WLS BF H R ER SO BB IBB HBP BLK WP HR S P ERA WHIP	IP WLS BF H R ER SO BB IBB HBP BLK WP HR S P ERA WHIP	IP WLS BF H R ER SO BB IBB HBP BLK WP HR S P ERA WHIP	IP WLS BF H R ER SO BB IBB HBP BLK WP HR S P ERA WHIP	IP WLS BF H R ER SO BB IBB HBP BLK WP HR S P ERA WHIP	IP WLS BF H R ER SO BB IBB HBP BLK WP HR S P ERA WHIP	IP WLS BF H R ER SO BB IBB HBP BLK WP HR S P ERA WHIP	IP WLS BF H R ER SO BB IBB HBP BLK WP HR S P ERA WHIP	IP WLS BF H R ER SO BB IBB HBP BLK WP HR S P ERA WHIP

AB 32
R 6
H 9
RBI 5
BB 4
SO 6
LOB 12



Batter	1	2	3	4	5	6	7	8	9	AB	R	H	RBI	BB	SO	LOB	TOP					
17 Jordan Schafer, L (1,7) OBP: 0.358, SLG: 0.394										3	0	0	0	0	1	0	Atlanta Braves @ St. Louis Cardinals Busch Stadium, St. Louis, MO Fri Aug 23 2013, 7:17 PM - 9:47 PM CDT Att: 41,134 - Clear - 91 F					
8 Justin Upton, R (1,9) OBP: 0.381, SLG: 0.489										3	0	0	0	0	1	1						
24 Evan Gattis, R (6,7)										1	0	0	0	0	1	0						
5 Freddie Freeman, L (1,3) OBP: 0.392, SLG: 0.478										4	0	2	1	0	0	0						
23 Chris Johnson, R (1,5) OBP: 0.368, SLG: 0.471										4	0	2	0	0	2	1						
16 Brian McCann, L (1,2) OBP: 0.343, SLG: 0.502										4	0	0	0	0	1	3						
19 Andrelton Simmons, R (1,6) OBP: 0.294, SLG: 0.352										4	0	0	0	0	2	1						
2 B.J. Upton, R (1,8) OBP: 0.266, SLG: 0.294										3	0	1	0	0	1	0						
30 Elliot Johnson, S (1,4) OBP: 0.220, SLG: 0.243										3	0	0	0	0	0	1						
54 Kris Medlen, S (1,1) OBP: 0.255, SLG: 0.326										2	1	1	0	0	0	0						
32 Scott Downs, L (7,1)										0	0	0	0	0	0	0						
25 Joey Tordoslavich, S (8,PH)										1	0	0	0	0	0	0						
48 David Carpenter, R (8,1)										0	0	0	0	0	0	0						
Inning Stats	R: 0 H: 1 E: 0 K: 2 S: 13	H: 1 LOB: 0 BB: 0 P: 20	R: 0 H: 1 E: 0 K: 1 S: 6	H: 1 LOB: 1 BB: 0 P: 9	R: 0 H: 0 E: 0 K: 1 S: 8	H: 0 LOB: 0 BB: 0 P: 11	R: 0 H: 0 E: 0 K: 1 S: 9	H: 0 LOB: 0 BB: 0 P: 13	R: 0 H: 0 E: 0 K: 0 S: 10	H: 0 LOB: 0 BB: 0 P: 16	R: 1 H: 3 E: 0 K: 0 S: 15	H: 3 LOB: 2 BB: 0 P: 20	R: 0 H: 0 E: 0 K: 2 S: 7	H: 0 LOB: 0 BB: 0 P: 12	R: 0 H: 0 E: 0 K: 1 S: 9	H: 0 LOB: 1 BB: 0 P: 11	R: 0 H: 1 E: 0 K: 1 S: 11	H: 1 LOB: 1 BB: 0 P: 16	1B: 6 2B: 0 3B: 0 HR: 0	SF: 0 SAC: 1 DP: 0 HBP: 0	WP: 0 PB: 0 SB: 0 CS: 0	PA: 33
PITCHER 50 Adam Wainwright, R (1,1) ERA: 2.88	IP: 9.0 WLS: W BF: 33	H: 6 R: 1 ER: 1 SO: 9	BB: 0 IBB: 0 HBP: 0 BLK: 0	WP: 0 HR: 0 S: 88 P: 128	ERA: 1.00 WHIP: 0.667	PITCHER										IP: 9.0 WLS: W BF: 33	H: 6 R: 1 ER: 1 SO: 9	BB: 0 IBB: 0 HBP: 0 BLK: 0	WP: 0 HR: 0 S: 88 P: 128	ERA: 1.00 WHIP: 0.667		

AB 32
R 1
H 6
RBI 1
BB 0
SO 9
LOB 7



Batter	1	2	3	4	5	6	7	8	9	AB	R	H	RBI	BB	SO	LOB	BOTTOM			
13 Matt Carpenter, L (1,5) OBP: 0.382, SLG: 0.471										3	0	0	0	1	0	2	Atlanta Braves @ St. Louis Cardinals Busch Stadium, St. Louis, MO Fri Aug 23 2013, 7:17 PM - 9:47 PM CDT Att: 41,134 - Clear - 91 F			
3 Carlos Beltrán, S (1,9) OBP: 0.342, SLG: 0.522										4	0	1	0	0	0	1				
7 Matt Holliday, R (1,7) OBP: 0.368, SLG: 0.467										4	1	1	1	0	1	1				
21 Allen Craig, R (1,3) OBP: 0.368, SLG: 0.451										4	0	1	0	0	1	1				
4 Yadier Molina, R (1,2) OBP: 0.378, SLG: 0.508										4	2	3	0	0	0	0				
19 Jon Jay, L (1,8) OBP: 0.346, SLG: 0.383										3	0	2	1	0	0	0				
16 Kolten Wong, L (1,4) OBP: 0.238, SLG: 0.286										2	0	0	0	0	0	1				
23 David Freese, R (7,PH) OBP: 0.341, SLG: 0.379										1	0	0	0	0	1	2				
38 Pete Kozma, R (8,6) OBP: 0.275, SLG: 0.277										0	0	0	0	0	0	0				
33 Daniel Descalso, L (1,6) OBP: 0.307, SLG: 0.393										2	0	0	0	1	1	1				
50 Adam Wainwright, R (1,1) OBP: 0.138, SLG: 0.158										2	0	0	1	0	1	1				
Inning Stats	R: 0 H: 1 E: 0 K: 1 S: 11	H: 2 LOB: 1 BB: 0 P: 14	R: 1 H: 2 E: 0 K: 1 S: 11	H: 2 LOB: 1 BB: 0 P: 14	R: 0 H: 0 E: 0 K: 0 S: 5	H: 0 LOB: 0 BB: 0 P: 7	R: 0 H: 0 E: 0 K: 0 S: 7	H: 0 LOB: 0 BB: 0 P: 11	R: 0 H: 0 E: 0 K: 1 S: 9	H: 0 LOB: 0 BB: 0 P: 14	R: 1 H: 1 E: 0 K: 0 S: 10	H: 1 LOB: 0 BB: 1 P: 15	R: 1 H: 2 E: 0 K: 1 S: 12	H: 2 LOB: 2 BB: 1 P: 22	R: 0 H: 2 E: 0 K: 1 S: 9	H: 2 LOB: 2 BB: 0 P: 13	1B: 4 2B: 4 3B: 0 HR: 1	SF: 1 SAC: 0 DP: 1 HBP: 0	WP: 1 PB: 0 SB: 0 CS: 0	PA: 32
PITCHER 54 Kris Medlen, R (1,1) ERA: 3.74	IP: 6.0 WLS: L	H: 3 R: 3 ER: 3 SO: 3	BB: 1 IBB: 0 HBP: 0 BLK: 0	WP: 1 HR: 0 S: 55 P: 78	ERA: 4.50 WHIP: 1.167	PITCHER										IP: 6.0 WLS: L	H: 3 R: 3 ER: 3 SO: 3	BB: 1 IBB: 0 HBP: 0 BLK: 0	WP: 1 HR: 0 S: 55 P: 78	ERA: 4.50 WHIP: 1.167
32 Scott Downs, L (7,1) ERA: 1.64	IP: 1.0	H: 0 R: 0 ER: 0 SO: 1	BB: 1 IBB: 0 HBP: 0 BLK: 0	WP: 1 HR: 0 S: 10 P: 19	ERA: 0.00 WHIP: 1.000	PITCHER										IP: 1.0	H: 0 R: 0 ER: 0 SO: 1	BB: 1 IBB: 0 HBP: 0 BLK: 0	WP: 1 HR: 0 S: 10 P: 19	ERA: 0.00 WHIP: 1.000
48 David Carpenter, R (8,1) ERA: 1.81	IP: 1.0	H: 2 R: 0 ER: 0 SO: 1	BB: 0 IBB: 0 HBP: 0 BLK: 0	WP: 0 HR: 0 S: 9 P: 13	ERA: 0.00 WHIP: 2.000	PITCHER										IP: 1.0	H: 2 R: 0 ER: 0 SO: 1	BB: 0 IBB: 0 HBP: 0 BLK: 0	WP: 0 HR: 0 S: 9 P: 13	ERA: 0.00 WHIP: 2.000

AB 29
R 3
H 8
RBI 3
BB 2
SO 5
LOB 10



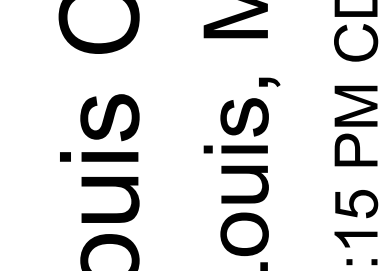
Batter	1	2	3	4	5	6	7	8	9	AB	R	H	RBI	BB	SO	LOB	TOP					
17 Jordan Schafer, L (1,7) OBP: 0.350, SLG: 0.384										4	0	0	0	0	2	2	Atlanta Braves @ St. Louis Cardinals Busch Stadium, St. Louis, MO Sat Aug 24 2013, 6:17 PM - 9:15 PM CDT Att. 43,633 - Clear - 92 F					
8 Justin Upton, R (1,9) OBP: 0.358, SLG: 0.484										4	0	0	0	0	1	2						
5 Freddie Freeman, L (1,3) OBP: 0.393, SLG: 0.484										3	1	1	1	0	0	0						
23 Chris Johnson, R (1,5) OBP: 0.367, SLG: 0.469										4	0	1	0	0	0	1						
16 Brian McCann, L (1,2) OBP: 0.342, SLG: 0.498										4	1	1	0	0	0	1						
19 Andrelton Simmons, R (1,6) OBP: 0.295, SLG: 0.363										4	0	2	0	0	1	1						
2 B.J. Upton, R (1,8) OBP: 0.293, SLG: 0.292										3	0	0	0	0	2	1						
43 Luis Avilan, L (7,1)										0	0	0	0	0	0	0						
38 Anthony Varvaro, R (8,1)										0	0	0	0	0	0	0						
11 Gerald Laird, R (9,PH) OBP: 0.376, SLG: 0.398										1	0	1	1	0	0	0						
30 Elliot Johnson, S (1,4) OBP: 0.215, SLG: 0.237										4	0	0	0	0	1	2						
49 Julio Teheran, R (1,1) OBP: 0.255, SLG: 0.286										2	0	0	0	0	0	0						
48 David Carpenter, R (7,1)										0	0	0	0	0	0	0						
25 Joey Tordoslavich, S (7,7) OBP: 0.365, SLG: 0.333										1	0	1	0	0	0	0						
Inning Stats	R: 1 H: 1 E: 0 K: 2 S: 12	H: 1 LOB: 0 BB: 0 P: 17	R: 0 H: 0 E: 0 K: 1 S: 7	H: 0 LOB: 0 BB: 0 P: 12	R: 0 H: 0 E: 1 K: 0 S: 10	H: 0 LOB: 1 BB: 0 P: 14	R: 0 H: 1 E: 0 K: 1 S: 15	H: 1 LOB: 1 BB: 0 P: 21	R: 0 H: 0 E: 0 K: 1 S: 6	H: 0 LOB: 0 BB: 0 P: 10	R: 0 H: 0 E: 0 K: 1 S: 7	H: 0 LOB: 0 BB: 0 P: 11	R: 0 H: 1 E: 0 K: 0 S: 11	H: 1 LOB: 0 BB: 0 P: 16	R: 0 H: 1 E: 0 K: 0 S: 11	H: 1 LOB: 2 BB: 0 P: 16	R: 1 H: 3 E: 0 K: 1 S: 14	H: 3 LOB: 2 BB: 0 P: 18	1B: 5 2B: 1 3B: 0 HR: 1	SF: 0 SAC: 0 DP: 1 HBP: 1	WP: 0 PB: 0 SB: 0 CS: 0	PA: 35
PITCHER	IP WLS BF H R ER SO BB IBB HBP BLK WP HR S P ERA WHIP																					
40 Shelby Miller, R (1,1) ERA: 2.9	7.0 W 25 3 1 1 6 0 0 0 0 0 1 68 101 1.29 0.429																					
26 Trevor Rosenthal, R (8,1) ERA: 2.49	1.0 4 1 0 0 0 0 0 0 0 0 0 11 16 0.00 1.000																					
36 Randy Choate, L (9,1) ERA: 2.51	0.2 3 1 1 1 0 0 0 0 1 0 0 0 3 5 13.50 1.500																					
43 Seth Maness, R (9,1) ERA: 2.03	0.0 2 2 0 0 0 0 0 0 0 0 0 8 10 = =																					
44 Edward Mujica, R (9,1) ERA: 1.76	0.1 S 1 0 0 0 1 0 0 0 0 0 0 0 3 3 0.00 0.000																					

Batter	1	2	3	4	5	6	7	8	9	AB	R	H	RBI	BB	SO	LOB	BOTTOM			
13 Matt Carpenter, L (1,5) OBP: 0.382, SLG: 0.476										5	2	2	1	0	2	1	Atlanta Braves @ St. Louis Cardinals Busch Stadium, St. Louis, MO Sat Aug 24 2013, 6:17 PM - 9:15 PM CDT Att. 43,633 - Clear - 92 F			
3 Carlos Beltran, S (1,9) OBP: 0.345, SLG: 0.530										5	1	3	2	0	0	2				
7 Matt Holliday, R (1,7) OBP: 0.357, SLG: 0.469										4	1	1	2	0	2	1				
26 Trevor Rosenthal, R (8,1) ERA: 2.49										2	0	1	0	2	0	0				
36 Randy Choate, L (9,1) ERA: 2.51										2	0	1	0	2	0	0				
43 Seth Maness, R (9,1) OBP: 0.209, SLG: 0.330										2	0	1	0	2	0	0				
44 Edward Mujica, R (9,1) ERA: 1.76										2	0	1	0	2	0	0				
21 Allen Craig, R (1,3) OBP: 0.371, SLG: 0.451										4	0	1	1	0	2	3				
4 Yadier Molina, R (1,2) OBP: 0.376, SLG: 0.505										4	0	1	1	0	2	3				
19 Jon Jay, L (1,8) OBP: 0.345, SLG: 0.380										3	0	0	0	1	1	2				
16 Kolten Wong, L (1,4) OBP: 0.240, SLG: 0.250										3	0	0	0	1	0	3				
33 Daniel Descalso, L (1,6) OBP: 0.306, SLG: 0.388										3	0	0	0	1	0	1				
40 Shelby Miller, R (1,1) OBP: 0.114, SLG: 0.186										2	0	0	0	0	2	3				
43 Shane Robinson, R (7,PH) OBP: 0.395, SLG: 0.387										2	2	2	0	0	0	0				
Inning Stats	R: 1 H: 1 E: 0 K: 1 S: 10	H: 1 LOB: 1 BB: 1 P: 16	R: 0 H: 0 E: 0 K: 1 S: 8	H: 0 LOB: 1 BB: 1 P: 16	R: 1 H: 1 E: 0 K: 2 S: 15	H: 1 LOB: 0 BB: 0 P: 24	R: 0 H: 0 E: 0 K: 2 S: 12	H: 0 LOB: 2 BB: 2 P: 23	R: 0 H: 1 E: 0 K: 1 S: 10	H: 1 LOB: 2 BB: 1 P: 18	R: 0 H: 0 E: 0 K: 1 S: 6	H: 0 LOB: 0 BB: 0 P: 8	R: 3 H: 5 E: 0 K: 0 S: 19	H: 5 LOB: 2 BB: 0 P: 24	R: 1 H: 2 E: 0 K: 2 S: 14	H: 2 LOB: 1 BB: 0 P: 20	1B: 7 2B: 1 3B: 0 HR: 2	SF: 0 SAC: 0 DP: 0 HBP: 0	WP: 0 PB: 1 SB: 1 CS: 0	PA: 39
PITCHER	IP WLS BF H R ER SO BB IBB HBP BLK WP HR S P ERA WHIP																			
49 Julio Teheran, R (1,1) ERA: 3.08	6.0 L 28 5 4 4 4 0 0 0 0 0 0 2 65 110 6.00 1.500																			
48 David Carpenter, R (7,1) ERA: 1.99	0.1 4 3 1 1 0 0 0 0 0 0 0 10 12 27.00 9.000																			
43 Luis Avilan, L (7,1) ERA: 1.17	0.2 2 0 0 0 0 0 0 0 0 0 0 5 7 0.00 0.000																			
38 Anthony Varvaro, R (8,1) ERA: 3.24	1.0 5 2 1 1 2 0 0 0 0 0 0 0 14 20 9.00 2.000																			

AB 34
R 2
H 7
RBI 2
BB 0
SO 7
LOB 10



AB 34
R 6
H 10
RBI 6
BB 5
SO 10
LOB 17



Batter	1	2	3	4	5	6	7	8	9	AB	R	H	RBI	BB	SO	LOB	TOP						
17 Jordan Schafer, L OBP: 0.353, SLG: 0.405										4	1	2	1	0	1	1	Atlanta Braves @ St. Louis Cardinals Busch Stadium, St. Louis, MO Sun Aug 25 2013, 1:18 PM - 3:57 PM CDT Att: 44,009 - Sunny - 88 F						
30 Elliot Johnson, S OBP: 0.222, SLG: 0.243										4	1	2	1	0	0	2							
5 Freddie Freeman, L OBP: 0.390, SLG: 0.480										4	0	0	0	0	2	2							
8 Justin Upton, R OBP: 0.358, SLG: 0.481										3	0	0	0	1	1	0							
11 Gerald Laird, R OBP: 0.381, SLG: 0.400										2	1	1	1	1	0	0							
25 Joey Tardoslavich, S OBP: 0.379, SLG: 0.351										3	1	2	0	0	0	0							
57 Todd Cunningham, S OBP: 0.238, SLG: 0.286										1	0	0	0	0	1	1							
46 Craig Kimbrel, R OBP: 0.263, SLG: 0.291										0	0	0	0	0	0	0							
19 Andrelton Simmons, R OBP: 0.295, SLG: 0.368										4	1	1	1	0	0	3							
4 Paul Janish, R OBP: 0.206, SLG: 0.167										4	0	1	1	0	2	1							
36 Mike Minor, R OBP: 0.180, SLG: 0.245										3	0	1	0	0	1	2							
43 Luis Avilan, L										0	0	0	0	0	0	0							
2 B.J. Upton, R OBP: 0.263, SLG: 0.291										1	0	0	0	0	1	0							
Inning Stats	R: 1 H: 2 E: 0 K: 0 S: 8	H: 2 LOB: 0 BB: 0 P: 10	R: 2 H: 4 E: 0 K: 0 S: 10	H: 4 LOB: 2 BB: 0 P: 17	R: 0 H: 0 E: 0 K: 1 S: 6	H: 0 LOB: 0 BB: 0 P: 9	R: 0 H: 1 E: 0 K: 0 S: 10	H: 1 LOB: 0 BB: 0 P: 13	R: 0 H: 0 E: 0 K: 1 S: 9	H: 0 LOB: 0 BB: 0 P: 12	R: 0 H: 0 E: 0 K: 1 S: 11	H: 0 LOB: 1 BB: 0 P: 20	R: 1 H: 2 E: 0 K: 2 S: 15	H: 2 LOB: 1 BB: 0 P: 24	R: 1 H: 1 E: 0 K: 2 S: 15	H: 1 LOB: 0 BB: 0 P: 23	R: 0 H: 0 E: 0 K: 2 S: 8	H: 0 LOB: 0 BB: 0 P: 11	1B: 7 2B: 1 3B: 1 HR: 1	SF: 1 DP: 2 HBP: 0	WP: 1 PB: 0 SB: 1 CS: 1	PA: 37	
PITCHER	IP WLS BF H R ER SO BB IBB HBP BLK WP HR S P ERA WHIP	7.0 L 28 9 4 4 5 1 0 0 0 0 1 69 105 5.14 1.429	0.1 2 1 1 1 1 0 0 0 0 0 0 0 5 5 27.00 3.000	1.2 6 0 0 0 3 1 0 0 0 0 1 0 18 29 0.00 0.600																			

AB	33
R	5
H	10
RBI	5
BB	2
SO	9
LOB	12



Batter	1	2	3	4	5	6	7	8	9	AB	R	H	RBI	BB	SO	LOB	BOTTOM					
13 Matt Carpenter, L OBP: 0.383, SLG: 0.478										4	1	2	0	0	0	0	Atlanta Braves @ St. Louis Cardinals Busch Stadium, St. Louis, MO Sun Aug 25 2013, 1:18 PM - 3:57 PM CDT Att: 44,009 - Sunny - 88 F					
3 Carlos Beltran, S OBP: 0.342, SLG: 0.525										4	0	0	0	0	0	2						
7 Matt Holliday, R OBP: 0.366, SLG: 0.468										4	1	1	1	0	0	0						
21 Allen Craig, R OBP: 0.374, SLG: 0.454										4	0	3	1	0	1	0						
4 Yadier Molina, R OBP: 0.375, SLG: 0.503										4	0	1	0	0	0	3						
23 David Freese, R OBP: 0.341, SLG: 0.378										4	0	1	0	0	0	1						
43 Shane Robinson, R OBP: 0.365, SLG: 0.375										3	0	0	0	0	0	2						
19 Jon Jay, L OBP: 0.345, SLG: 0.380										1	0	0	0	0	0	0						
38 Pete Kozma, R OBP: 0.275, SLG: 0.275										2	0	0	0	1	1	2						
33 Daniel Descalso, L OBP: 0.305, SLG: 0.385										1	0	0	0	0	0	0						
31 Lance Lynn, S OBP: 0.167, SLG: 0.091										2	0	0	0	0	0	0						
16 Kolten Wong, L OBP: 0.231, SLG: 0.240										1	0	0	0	0	0	1						
36 Randy Choate, L										0	0	0	0	0	0	0						
52 Michael Wacha, R OBP: 0.111, SLG: 0.111										0	0	0	0	0	0	0						
Inning Stats	R: 0 H: 0 E: 0 K: 0 S: 9	H: 0 LOB: 0 BB: 0 P: 15	R: 0 H: 2 E: 0 K: 0 S: 15	H: 2 LOB: 2 BB: 0 P: 17	R: 0 H: 1 E: 0 K: 0 S: 5	H: 1 LOB: 0 BB: 0 P: 8	R: 0 H: 1 E: 0 K: 1 S: 10	H: 1 LOB: 0 BB: 0 P: 15	R: 0 H: 0 E: 0 K: 1 S: 7	H: 0 LOB: 0 BB: 0 P: 10	R: 1 H: 2 E: 0 K: 0 S: 12	H: 2 LOB: 1 BB: 0 P: 18	R: 0 H: 0 E: 0 K: 0 S: 7	H: 0 LOB: 1 BB: 1 P: 14	R: 1 H: 2 E: 0 K: 0 S: 7	H: 2 LOB: 1 BB: 0 P: 13	R: 0 H: 0 E: 0 K: 0 S: 6	H: 0 LOB: 0 BB: 0 P: 9	1B: 6 2B: 2 3B: 0 HR: 0	SF: 0 DP: 1 HBP: 0	WP: 0 PB: 0 SB: 0 CS: 0	PA: 35
PITCHER	IP WLS BF H R ER SO BB IBB HBP BLK WP HR S P ERA WHIP	7.0 W 27 6 1 1 2 1 0 0 0 0 0 65 97 1.29 1.000	0.2 4 2 1 1 0 0 0 0 0 0 0 6 11 13.50 3.000	1.1 S 4 0 0 0 0 0 0 0 0 0 7 11 0.00 0.000																		

AB	34
R	2
H	8
RBI	2
BB	1
SO	2
LOB	11



Batter	1	2	3	4	5	6	7	8	9	AB	R	H	RBI	BB	SO	LOB	TOP					
17 Shin-Soo Choo, L (1.8)										4	0	0	0	1	2	2	Cincinnati Reds @ St. Louis Cardinals Busch Stadium, St. Louis, MO Mon Aug 26 2013, 6:11 PM - 8:59 PM CDT Att: 35,159 - Partly Cloudy - 93 F					
21 Todd Frazier, R (1.5)										4	0	1	2	0	1	1						
19 Joey Votto, L (1.3)										3	0	0	0	0	2	2						
4 Brandon Phillips, R (1.4)										4	0	0	0	0	0	4						
32 Jay Bruce, L (1.9)										4	2	2	1	0	1	0						
48 Ryan Ludwick, R (1.7)										4	0	0	0	0	2	1						
Logan Ondrusek, R (8.1)										0	0	0	0	0	0	0						
39 Devin Mesoraco, R (1.2)										4	2	2	0	0	0	0						
2 Zack Cozart, R (1.6)										4	1	2	3	0	0	0						
44 Mike Leake, R (1.1)										2	1	0	0	1	1	1						
43 Manny Parra, L (7.1)										0	0	0	0	0	0	0						
60 J.J. Hoover, R (7.1)										0	0	0	0	0	0	0						
2B Chris Heisey, R (8.7)										1	0	0	0	0	0	0						
Inning Stats	R: 0 E: 0 K: 2 S: 10	H: 0 LOB: 1 BB: 1 P: 15	R: 4 E: 0 K: 1 S: 22	H: 4 LOB: 2 BB: 1 P: 33	R: 0 E: 0 K: 1 S: 6	H: 0 LOB: 0 BB: 0 P: 11	R: 0 E: 0 K: 2 S: 10	H: 0 LOB: 0 BB: 0 P: 17	R: 0 E: 0 K: 1 S: 5	H: 0 LOB: 0 BB: 0 P: 9	R: 1 E: 0 K: 1 S: 10	H: 2 LOB: 1 BB: 0 P: 13	R: 0 E: 0 K: 0 S: 7	H: 0 LOB: 0 BB: 0 P: 10	R: 1 E: 0 K: 1 S: 10	H: 1 LOB: 0 BB: 0 P: 13	R: 0 E: 0 K: 0 S: 9	H: 0 LOB: 0 BB: 0 P: 14	1B: 3 2B: 1 3B: 2 HR: 1	SF: 0 SAC: 0 DP: 0 HBP: 2	WP: 0 PB: 0 SB: 0 CS: 0	PA: 38
PITCHER	IP WLS BF H R ER SO BB IBB HBP BLK WP HR S P ERA WHIP																					
70 Tyler Lyons, L (1.1)	5.0	W 22	4	4	4	7	2	0	1	0	0	0	0	53	85	7.20	1.200					
62 Carlos Martinez, R (6.1)	2.0	W 9	2	1	1	1	0	0	1	0	0	0	17	23	4.50	1.000						
43 Seth Maness, R (8.1)	1.0	H 4	1	1	1	1	0	0	0	0	1	10	13	9.00	1.000							
44 Edward Mujica, R (9.1)	1.0	S 3	0	0	0	0	0	0	0	0	0	9	14	0.00	0.000							

AB	34
R	6
H	7
RBI	6
BB	2
SO	9
LOB	11



Batter	1	2	3	4	5	6	7	8	9	AB	R	H	RBI	BB	SO	LOB	BOTTOM	
13 Matt Carpenter, L (1.4)										3	2	1	0	1	0	0	Cincinnati Reds @ St. Louis Cardinals Busch Stadium, St. Louis, MO Mon Aug 26 2013, 6:11 PM - 8:59 PM CDT Att: 35,159 - Partly Cloudy - 93 F	
19 Jon Jay, L (1.8)										3	1	1	1	1	1	2		
7 Matt Holliday, R (1.7)										3	2	1	3	1	0	1		
21 Allen Craig, R (1.9)										4	1	3	4	0	0	0		
4 Yadier Molina, R (1.2)										4	0	0	0	0	1	3		
Matt Adams, L (1.3)										4	0	0	0	0	2	1		
23 David Freese, R (1.5)										4	1	1	0	0	1	0		
44 Edward Mujica, R (9.1)										0	0	0	0	0	0	0		
33 Daniel Descalso, L (1.6)										4	0	0	0	0	0	1		
70 Tyler Lyons, L (1.1)										1	0	0	0	0	0	0		
16 Kellen Wong, L (5.9)										1	0	0	0	0	0	0		
62 Carlos Martinez, R (6.1)										0	0	0	0	0	0	0		
3 Carlos Beltrán, S (7.9)										1	1	1	0	0	0	0		
43 Seth Maness, R (8.1)										0	0	0	0	0	0	0		
3B Pete Kozma, R (9.6)										0	0	0	0	0	0	0		
Inning Stats	R: 0 E: 0 K: 1 S: 11	H: 2 LOB: 2 BB: 0 P: 21	R: 0 E: 0 K: 0 S: 4	H: 0 LOB: 0 BB: 0 P: 6	R: 3 E: 0 K: 0 S: 16	H: 2 LOB: 0 BB: 1 P: 27	R: 0 E: 0 K: 1 S: 7	H: 0 LOB: 0 BB: 0 P: 11	R: 0 E: 0 K: 0 S: 7	H: 1 LOB: 1 BB: 0 P: 10	R: 5 E: 0 K: 0 S: 16	H: 3 LOB: 2 BB: 2 P: 32	R: 0 E: 0 K: 2 S: 7	H: 0 LOB: 0 BB: 0 P: 11	1B: 4 2B: 2 3B: 0 HR: 2	SF: 0 SAC: 0 DP: 0 HBP: 0	WP: 0 PB: 0 SB: 0 CS: 0	PA: 35
PITCHER	IP WLS BF H R ER SO BB IBB HBP BLK WP HR S P ERA WHIP																	
44 Mike Leake, R (1.1)	6.1	L 27	7	5	5	3	1	0	0	0	0	1	61	102	7.11	1.263		
43 Manny Parra, L (7.1)	0.1	L 2	0	0	0	0	1	0	0	0	0	2	8	0.00	3.000			
60 J.J. Hoover, R (7.1)	0.1	B 3	1	3	3	0	1	0	0	0	1	5	9	81.00	6.000			
Logan Ondrusek, R (8.1)	1.0	3	0	0	0	2	0	0	0	0	0	7	11	0.00	0.000			

AB	32
R	8
H	8
RBI	8
BB	3
SO	5
LOB	8



Batter	1	2	3	4	5	6	7	8	9	AB	R	H	RBI	BB	SO	LOB	TOP			
17 Shin-Soo Choo, L (1.8) OBP: 0.412, SLG: 0.448										4	1	2	1	0	1	2	Cincinnati Reds @ St. Louis Cardinals Busch Stadium, St. Louis, MO Tue Aug 27 2013, 7:18 PM - 10:18 PM CDT Att: 35,201 - Partly Cloudy - 91 F livebaseballscorecards.com			
21 Todd Frazier, R (1.5) OBP: 0.320, SLG: 0.390										4	0	1	0	0	1	1				
19 Joey Votto, L (1.3) OBP: 0.431, SLG: 0.501										3	0	0	0	1	2					
4 Brandon Phillips, R (1.4) OBP: 0.310, SLG: 0.404										4	0	1	0	0	1	1				
32 Jay Bruce, L (1.9) OBP: 0.324, SLG: 0.485										3	0	1	0	1	0	2				
48 Ryan Ludwick, R (1.7) OBP: 0.295, SLG: 0.325										4	0	0	0	0	0	3				
31 Alfredo Simon, R (8.1) OBP: 0.143, SLG: 0.143										0	0	0	0	0	0	0				
39 Devin Mesoraco, R (1.2) OBP: 0.310, SLG: 0.386										4	0	0	0	0	1	1				
2 Zack Cozart, R (1.6) OBP: 0.276, SLG: 0.375										3	0	1	0	1	0	0				
55 Mat Latos, R (1.1) OBP: 0.159, SLG: 0.177										3	0	2	0	0	0	0				
43 Manny Parra, L (7.1) OBP: 0.500, SLG: 0.500										0	0	0	0	0	0	0				
28 Chris Heisey, R (8.7) OBP: 0.269, SLG: 0.417										1	0	0	0	0	0	0				
Inning Stats	R: 0 H: 2 E: 0 K: 0 S: 11	H: 2 LOB: 2 BB: 0 P: 18	R: 0 H: 2 E: 0 K: 0 S: 10	H: 2 LOB: 2 BB: 0 P: 15	R: 0 H: 1 E: 0 K: 0 S: 8	H: 1 LOB: 3 BB: 1 P: 13	R: 0 H: 2 E: 0 K: 1 S: 7	H: 2 LOB: 3 BB: 1 P: 16	R: 1 H: 1 E: 0 K: 0 S: 13	H: 0 LOB: 0 BB: 2 P: 9	R: 0 H: 0 E: 0 K: 3 S: 9	H: 0 LOB: 0 BB: 0 P: 14	R: 0 H: 0 E: 0 K: 1 S: 10	H: 0 LOB: 0 BB: 0 P: 15	R: 0 H: 0 E: 0 K: 0 S: 11	H: 0 LOB: 0 BB: 0 P: 15	1B: 6 2B: 1 3B: 0 HR: 1	SF: 0 SAC: 0 DP: 1 HBP: 0	WP: 0 PA: 36 PB: 0 SB: 0 CS: 0	
PITCHER	IP WLS BF H R ER SO BB IBB HBP BLK WP HR S P ERA WHIP																			
58 Joe Kelly, R (1.1) ERA: 2.91	6.0	W	27	8	1	1	1	2	1	0	0	0	0	0	1	55	98	1.50	1.667	
46 Kevin Siegrist, L (7.1) ERA: 0.64	1.0	H	3	0	0	0	3	0	0	0	0	0	0	0	9	14	0.00	0.000		
26 Trevor Rosenthal, R (8.1) ERA: 2.45	1.0	H	3	0	0	0	1	0	0	0	0	0	0	10	15	0.00	0.000			
43 Seth Maness, R (9.1) ERA: 2.13	1.0		3	0	0	0	0	0	0	0	0	0	0	11	15	0.00	0.000			

Batter	1	2	3	4	5	6	7	8	9	AB	R	H	RBI	BB	SO	LOB	BOTTOM		
13 Matt Carpenter, L (1.4) OBP: 0.383, SLG: 0.476										3	1	1	1	0	1	0	Cincinnati Reds @ St. Louis Cardinals Busch Stadium, St. Louis, MO Tue Aug 27 2013, 7:18 PM - 10:18 PM CDT Att: 35,201 - Partly Cloudy - 91 F livebaseballscorecards.com		
3 Carlos Beltrán, S (1.9) OBP: 0.345, SLG: 0.528										4	2	2	0	0	1				
7 Matt Holliday, R (1.7) OBP: 0.370, SLG: 0.476										3	0	2	1	0	0	1			
43 Shane Robinson, R (8. PR) OBP: 0.385, SLG: 0.375										0	1	0	0	0	0	0			
21 Allen Craig, R (1.3) OBP: 0.375, SLG: 0.465										4	0	1	1	0	0	3			
4 Yadier Molina, R (1.2) OBP: 0.373, SLG: 0.498										4	1	2	0	0	1	1			
23 David Freese, R (1.5) OBP: 0.339, SLG: 0.375										4	0	1	1	0	1	2			
19 Jon Jay, L (1.8) OBP: 0.347, SLG: 0.379										3	1	1	0	1	1	0			
33 Daniel Descalso, L (1.6) OBP: 0.300, SLG: 0.378										4	0	1	1	0	0	2			
58 Joe Kelly, R (1.1) OBP: 0.350, SLG: 0.443										2	0	0	0	0	0	0			
46 Kevin Siegrist, L (7.1) ERA: 0.64										0	0	0	0	0	0	0			
Matt Adams, L (7. PR) ERA: 3.72										1	0	0	0	0	1	2			
26 Trevor Rosenthal, R (8.1) ERA: 2.45										0	0	0	0	0	0	0			
16 Kolten Wong, L (8. PR) OBP: 0.200, SLG: 0.200										1	0	0	0	0	1	2			
43 Seth Maness, R (9.1) ERA: 2.13										0	0	0	0	0	0	0			
Inning Stats	R: 2 H: 4 E: 1 K: 0 S: 12	H: 0 LOB: 1 BB: 0 P: 21	R: 0 H: 0 E: 0 K: 0 S: 8	H: 0 LOB: 0 BB: 0 P: 12	R: 0 H: 1 E: 0 K: 0 S: 11	H: 1 LOB: 1 BB: 0 P: 14	R: 0 H: 0 E: 0 K: 3 S: 10	H: 0 LOB: 0 BB: 0 P: 15	R: 0 H: 0 E: 0 K: 1 S: 9	H: 2 LOB: 1 BB: 0 P: 12	R: 1 H: 2 E: 0 K: 0 S: 12	H: 2 LOB: 1 BB: 0 P: 17	R: 1 H: 2 E: 0 K: 1 S: 16	H: 2 LOB: 2 BB: 1 P: 20	R: 2 H: 2 E: 0 K: 1 S: 15	H: 2 LOB: 2 BB: 1 P: 29	1B: 10 2B: 1 3B: 0 HR: 0	SF: 1 SAC: 0 DP: 1 HBP: 1	WP: 0 PA: 36 PB: 0 SB: 2 CS: 0
PITCHER	IP WLS BF H R ER SO BB IBB HBP BLK WP HR S P ERA WHIP																		
55 Mat Latos, R (1.1) ERA: 3.03	6.0	L	26	9	4	4	4	0	0	0	0	0	0	0	66	95	6.00	1.500	
43 Manny Parra, L (7.1) ERA: 3.72	1.0		3	0	0	0	1	0	0	0	0	0	0	12	16	0.00	0.000		
31 Alfredo Simon, R (8.1) ERA: 3.46	1.0		7	2	2	2	1	1	0	1	0	0	0	15	29	18.00	3.000		

Batter	1	2	3	4	5	6	7	8	9	AB	R	H	RBI	BB	SO	LOB	TOP					
17 Shin-Soo Choo, L OBP: 0.412, SLG: 0.447										4	1	1	0	1	1	3	Cincinnati Reds @ St. Louis Cardinals Busch Stadium, St. Louis, MO Wed Aug 28 2013, 7:18 PM - 10:17 PM CDT Att: 35,698 - Clear - 96 F					
4 Brandon Phillips, R OBP: 0.311, SLG: 0.454										5	2	2	0	0	2	1						
19 Joey Votto, L OBP: 0.435, SLG: 0.504										1	2	1	0	3	0	0						
3 Cesar Izturis, S OBP: 0.232, SLG: 0.207										1	0	0	0	0	0	1						
32 Jay Bruce, L OBP: 0.325, SLG: 0.491										4	2	2	5	0	2	2						
28 Chris Heisey, R OBP: 0.272, SLG: 0.436										1	1	1	1	0	0	0						
48 Ryan Ludwick, R OBP: 0.292, SLG: 0.341										4	1	1	1	0	1	2						
26 Xavier Paul, L OBP: 0.324, SLG: 0.395										1	0	0	0	0	0	0						
21 Todd Frazier, R OBP: 0.318, SLG: 0.387										3	0	0	1	0	1	1						
9 Jack Hannahan, L OBP: 0.324, SLG: 0.273										2	0	0	0	0	1	0						
2 Zack Cozart, R OBP: 0.280, SLG: 0.377										5	1	3	0	0	1	0						
29 Ryan Hanigan, R OBP: 0.315, SLG: 0.277										5	0	0	0	0	0	3						
34 Homer Bailey, R OBP: 0.196, SLG: 0.184										4	0	2	1	0	1	0						
60 J.J. Hoover, R										0	0	0	0	0	0	0						
63 Sam LeCure, R										0	0	0	0	0	0	0						
Inning Stats	R: 6 H: 6 E: 0 K: 0 S: 23	H: 6 LOB: 1 BB: 1 P: 35	R: 3 H: 2 E: 0 K: 2 S: 13	H: 2 LOB: 0 BB: 1 P: 18	R: 0 H: 0 E: 0 K: 2 S: 7	H: 0 LOB: 0 BB: 0 P: 9	R: 0 H: 0 E: 0 K: 3 S: 13	H: 0 LOB: 1 BB: 1 P: 19	R: 0 H: 2 E: 0 K: 0 S: 11	H: 2 LOB: 2 BB: 0 P: 15	R: 0 H: 1 E: 0 K: 2 S: 14	H: 1 LOB: 1 BB: 0 P: 22	R: 0 H: 0 E: 0 K: 0 S: 8	H: 0 LOB: 0 BB: 0 P: 12	R: 0 H: 0 E: 0 K: 0 S: 7	H: 0 LOB: 1 BB: 1 P: 16	R: 1 H: 2 E: 0 K: 1 S: 12	H: 2 LOB: 1 BB: 0 P: 18	1B: 9 2B: 2 3B: 0 HR: 2	SF: 0 SAC: 0 DP: 0 HBP: 0	WP: 1 PB: 0 SB: 0 CS: 0	PA: 44
PITCHER	IP WLS BF H R ER SO BB IBB HBP BLK WP HR S P ERA WHIP	2.0 L 16 8 9 9 2 2 0 0 0 0 1 1 36 53 40.50 5.000	4.0 16 3 0 0 7 1 0 0 0 0 0 45 65 0.00 1.000	1.2 6 0 0 0 1 0 0 0 0 0 14 27 0.00 0.600	1.1 6 2 1 1 1 0 0 0 0 0 1 13 19 6.75 1.500	PITCHER																
50 Adam Wainwright, R ERA: 2.96																						
52 Michael Wacha, R ERA: 3.78																						
67 Michael Blazek, R ERA: 6.97																						
59 Fernando Salas, R ERA: 4.91																						
Batter	1	2	3	4	5	6	7	8	9	AB	R	H	RBI	BB	SO	LOB	BOTTOM					
13 Matt Carpenter, L OBP: 0.383, SLG: 0.476										2	0	1	0	0	0	0	Cincinnati Reds @ St. Louis Cardinals Busch Stadium, St. Louis, MO Wed Aug 28 2013, 7:18 PM - 10:17 PM CDT Att: 35,698 - Clear - 96 F					
16 Kolten Wong, L OBP: 0.200, SLG: 0.207										2	0	0	0	0	0	1						
19 Jon Jay, L OBP: 0.346, SLG: 0.378										4	0	1	0	0	2	3						
7 Matt Holliday, R OBP: 0.369, SLG: 0.473										2	0	0	0	0	0	0						
Matt Adams, L OBP: 0.333, SLG: 0.458										1	0	0	0	1	0	0						
21 Allen Craig, R OBP: 0.376, SLG: 0.465										2	0	1	0	0	1	0						
43 Shane Robinson, R OBP: 0.397, SLG: 0.371										1	0	0	0	1	0	2						
3 Carlos Beltrán, S OBP: 0.343, SLG: 0.526										2	0	0	0	0	0	1						
38 Pete Kozma, R OBP: 0.274, SLG: 0.274										2	0	0	0	0	1	1						
23 David Freese, R OBP: 0.338, SLG: 0.374										4	0	1	0	0	2	1						
32 Rob Johnson, R OBP: 0.235, SLG: 0.281										4	0	1	0	0	1	3						
33 Daniel Descalso, L OBP: 0.300, SLG: 0.375										2	0	0	0	1	0	1						
50 Adam Wainwright, R OBP: 0.138, SLG: 0.158										0	0	0	0	0	0	0						
52 Michael Wacha, R OBP: 0.091, SLG: 0.091										2	0	0	0	0	1	1						
67 Michael Blazek, R										0	0	0	0	0	0	0						
59 Fernando Salas, R										1	0	0	0	0	0	1						
Inning Stats	R: 0 H: 0 E: 0 K: 0 S: 9	H: 0 LOB: 0 BB: 0 P: 14	R: 0 H: 0 E: 0 K: 2 S: 8	H: 0 LOB: 0 BB: 0 P: 9	R: 0 H: 2 E: 0 K: 1 S: 14	H: 2 LOB: 2 BB: 0 P: 21	R: 0 H: 1 E: 0 K: 0 S: 5	H: 1 LOB: 0 BB: 0 P: 6	R: 0 H: 0 E: 0 K: 2 S: 10	H: 0 LOB: 0 BB: 0 P: 17	R: 0 H: 1 E: 0 K: 1 S: 15	H: 1 LOB: 2 BB: 1 P: 27	R: 0 H: 1 E: 0 K: 1 S: 8	H: 1 LOB: 0 BB: 0 P: 10	R: 0 H: 0 E: 0 K: 1 S: 14	H: 0 LOB: 1 BB: 1 P: 23	R: 0 H: 0 E: 1 K: 0 S: 9	H: 0 LOB: 2 BB: 1 P: 19	1B: 5 2B: 0 3B: 0 HR: 0	SF: 0 SAC: 0 DP: 2 HBP: 0	WP: 0 PB: 0 SB: 0 CS: 0	PA: 34
PITCHER	IP WLS BF H R ER SO BB IBB HBP BLK WP HR S P ERA WHIP	7.1 W 27 5 0 0 7 2 0 0 0 0 0 6 17 0.00 0.955	0.2 2 0 0 0 1 0 0 0 0 0 0 6 10 0.00 0.000	1.0 5 0 0 0 0 1 0 0 0 0 0 9 19 0.00 1.000	PITCHER																	
34 Homer Bailey, R ERA: 3.55																						
60 J.J. Hoover, R ERA: 3.05																						
63 Sam LeCure, R ERA: 2.98																						

Batter	1	2	3	4	5	6	7	8	9	AB	R	H	RBI	BB	SO	LOB	TOP							
13 Matt Carpenter, L (1,4) OBP: 0.391, SLG: 0.473										4	0	0	0	0	1	0	St. Louis Cardinals @ Pittsburgh Pirates PNC Park, Pittsburgh, PA Fri Aug 30 2013, 7:10 PM - 9:37 PM EDT Att: 38,026 - Partly Cloudy - 85 F							
3 Carlos Beltrán, S (1,9) OBP: 0.343, SLG: 0.524										4	0	1	0	0	0	0								
7 Matt Holliday, R (1,7) OBP: 0.372, SLG: 0.475										3	0	2	0	1	0	1								
21 Allen Craig, R (1,3) OBP: 0.375, SLG: 0.463										4	0	1	0	0	1	2								
4 Yadier Molina, R (1,2) OBP: 0.370, SLG: 0.493										4	0	0	0	0	0	2								
23 David Freese, R (1,5) OBP: 0.336, SLG: 0.371										3	0	0	0	0	0	0								
43 Shane Robinson, R (1,8) OBP: 0.395, SLG: 0.364										2	0	0	0	1	0	0								
38 Pete Kozma, R (1,6) OBP: 0.272, SLG: 0.272										3	0	0	0	0	2	1								
40 Shelby Miller, R (1,1) OBP: 0.109, SLG: 0.178										2	0	0	0	0	2	0								
71 Sam Freeman, R (5,1) 59 Fernando Salas, R (7,1) 16 Kolten Wong, L (8,PH) 36 Randy Choate, L (8,1)										0	0	0	0	0	0	0								
Inning Stats	R: 0 E: 0 K: 2 S: 12	H: 0 LOB: 1 BB: 1 P: 22	R: 0 E: 0 K: 1 S: 6	H: 0 LOB: 1 BB: 1 P: 14	R: 0 E: 0 K: 1 S: 8	H: 1 LOB: 1 BB: 0 P: 11	R: 0 E: 0 K: 0 S: 6	H: 0 LOB: 0 BB: 0 P: 7	R: 0 E: 0 K: 2 S: 8	H: 0 LOB: 0 BB: 0 P: 11	R: 0 E: 0 K: 0 S: 7	H: 1 LOB: 1 BB: 0 P: 13	R: 0 E: 0 K: 0 S: 5	H: 0 LOB: 0 BB: 0 P: 7	R: 0 E: 0 K: 0 S: 7	H: 0 LOB: 0 BB: 0 P: 10	R: 0 E: 0 K: 0 S: 7	H: 2 LOB: 1 BB: 0 P: 10	1B: 4 2B: 0 3B: 0 HR: 0	SF: 0 SAC: 0 DP: 1 HBP: 0	WP: 0 PB: 0 SB: 0 CS: 0	PA: 32		
PITCHER	IP WLS BF H R ER SO BB IBB HBP BLK WP HR S P ERA WHIP	IP WLS BF H R ER SO BB IBB HBP BLK WP HR S P ERA WHIP	IP WLS BF H R ER SO BB IBB HBP BLK WP HR S P ERA WHIP	IP WLS BF H R ER SO BB IBB HBP BLK WP HR S P ERA WHIP	IP WLS BF H R ER SO BB IBB HBP BLK WP HR S P ERA WHIP	IP WLS BF H R ER SO BB IBB HBP BLK WP HR S P ERA WHIP	IP WLS BF H R ER SO BB IBB HBP BLK WP HR S P ERA WHIP	IP WLS BF H R ER SO BB IBB HBP BLK WP HR S P ERA WHIP	IP WLS BF H R ER SO BB IBB HBP BLK WP HR S P ERA WHIP	IP WLS BF H R ER SO BB IBB HBP BLK WP HR S P ERA WHIP	IP WLS BF H R ER SO BB IBB HBP BLK WP HR S P ERA WHIP	IP WLS BF H R ER SO BB IBB HBP BLK WP HR S P ERA WHIP	IP WLS BF H R ER SO BB IBB HBP BLK WP HR S P ERA WHIP	IP WLS BF H R ER SO BB IBB HBP BLK WP HR S P ERA WHIP	IP WLS BF H R ER SO BB IBB HBP BLK WP HR S P ERA WHIP	IP WLS BF H R ER SO BB IBB HBP BLK WP HR S P ERA WHIP	IP WLS BF H R ER SO BB IBB HBP BLK WP HR S P ERA WHIP	IP WLS BF H R ER SO BB IBB HBP BLK WP HR S P ERA WHIP	IP WLS BF H R ER SO BB IBB HBP BLK WP HR S P ERA WHIP	IP WLS BF H R ER SO BB IBB HBP BLK WP HR S P ERA WHIP	IP WLS BF H R ER SO BB IBB HBP BLK WP HR S P ERA WHIP	IP WLS BF H R ER SO BB IBB HBP BLK WP HR S P ERA WHIP	IP WLS BF H R ER SO BB IBB HBP BLK WP HR S P ERA WHIP	IP WLS BF H R ER SO BB IBB HBP BLK WP HR S P ERA WHIP

AB	30
R	0
H	4
RBI	0
BB	2
SO	6
LOB	6



Batter	1	2	3	4	5	6	7	8	9	AB	R	H	RBI	BB	SO	LOB	BOTTOM							
31 Jose Tabata, R (1,7) OBP: 0.339, SLG: 0.409										4	1	2	0	0	0	1	St. Louis Cardinals @ Pittsburgh Pirates PNC Park, Pittsburgh, PA Fri Aug 30 2013, 7:10 PM - 9:37 PM EDT Att: 38,026 - Partly Cloudy - 85 F							
26 Felix Pie, L (8,7) OBP: 0.385, SLG: 0.417										1	0	0	0	0	0	0								
18 Neil Walker, S (1,4) OBP: 0.348, SLG: 0.401										4	1	2	0	0	0	3								
22 Andrew McCutchen, R (1,8) OBP: 0.390, SLG: 0.507										4	0	0	0	0	2	5								
24 Pedro Alvarez, L (1,5) OBP: 0.296, SLG: 0.484										3	0	0	0	0	1	1								
2 Marlon Byrd, R (1,9) OBP: 0.328, SLG: 0.519										4	1	1	0	0	1	3								
46 Garrett Jones, L (1,3) OBP: 0.297, SLG: 0.423										4	1	3	4	0	1	0								
17 Gaby Sanchez, R (8,3) OBP: 0.353, SLG: 0.398										0	0	0	0	0	0	0								
55 Russell Martin, R (1,2) OBP: 0.343, SLG: 0.395										3	1	1	1	1	0	2								
12 Clint Barmes, R (1,6) OBP: 0.257, SLG: 0.315										4	0	0	0	0	0	2								
47 Francisco Liriano, L (1,1) OBP: 0.136, SLG: 0.073										1	0	0	0	2	0	3								
5 Josh Harrison, R (8,PH) OBP: 0.310, SLG: 0.441										1	0	0	0	0	0	0								
35 Mark Melancon, R (9,1) ERA: 0.9										0	0	0	0	0	0	0								
Inning Stats	R: 2 E: 0 K: 2 S: 19	H: 3 LOB: 2 BB: 0 P: 29	R: 0 E: 0 K: 0 S: 8	H: 0 LOB: 1 BB: 1 P: 18	R: 0 E: 0 K: 0 S: 7	H: 0 LOB: 0 BB: 0 P: 12	R: 2 E: 0 K: 0 S: 14	H: 3 LOB: 2 BB: 1 P: 20	R: 1 E: 0 K: 1 S: 13	H: 2 LOB: 2 BB: 1 P: 24	R: 0 E: 0 K: 1 S: 8	H: 1 LOB: 1 BB: 0 P: 13	R: 0 E: 0 K: 1 S: 6	H: 0 LOB: 0 BB: 0 P: 10	R: 0 E: 0 K: 0 S: 8	H: 0 LOB: 0 BB: 0 P: 9	R: 0 E: 0 K: 0 S: 8	H: 0 LOB: 0 BB: 0 P: 10	1B: 3 2B: 4 3B: 0 HR: 2	SF: 0 SAC: 0 DP: 1 HBP: 1	WP: 0 PB: 0 SB: 0 CS: 0	PA: 37		
PITCHER	IP WLS BF H R ER SO BB IBB HBP BLK WP HR S P ERA WHIP	IP WLS BF H R ER SO BB IBB HBP BLK WP HR S P ERA WHIP	IP WLS BF H R ER SO BB IBB HBP BLK WP HR S P ERA WHIP	IP WLS BF H R ER SO BB IBB HBP BLK WP HR S P ERA WHIP	IP WLS BF H R ER SO BB IBB HBP BLK WP HR S P ERA WHIP	IP WLS BF H R ER SO BB IBB HBP BLK WP HR S P ERA WHIP	IP WLS BF H R ER SO BB IBB HBP BLK WP HR S P ERA WHIP	IP WLS BF H R ER SO BB IBB HBP BLK WP HR S P ERA WHIP	IP WLS BF H R ER SO BB IBB HBP BLK WP HR S P ERA WHIP	IP WLS BF H R ER SO BB IBB HBP BLK WP HR S P ERA WHIP	IP WLS BF H R ER SO BB IBB HBP BLK WP HR S P ERA WHIP	IP WLS BF H R ER SO BB IBB HBP BLK WP HR S P ERA WHIP	IP WLS BF H R ER SO BB IBB HBP BLK WP HR S P ERA WHIP	IP WLS BF H R ER SO BB IBB HBP BLK WP HR S P ERA WHIP	IP WLS BF H R ER SO BB IBB HBP BLK WP HR S P ERA WHIP	IP WLS BF H R ER SO BB IBB HBP BLK WP HR S P ERA WHIP	IP WLS BF H R ER SO BB IBB HBP BLK WP HR S P ERA WHIP	IP WLS BF H R ER SO BB IBB HBP BLK WP HR S P ERA WHIP	IP WLS BF H R ER SO BB IBB HBP BLK WP HR S P ERA WHIP	IP WLS BF H R ER SO BB IBB HBP BLK WP HR S P ERA WHIP	IP WLS BF H R ER SO BB IBB HBP BLK WP HR S P ERA WHIP	IP WLS BF H R ER SO BB IBB HBP BLK WP HR S P ERA WHIP	IP WLS BF H R ER SO BB IBB HBP BLK WP HR S P ERA WHIP	IP WLS BF H R ER SO BB IBB HBP BLK WP HR S P ERA WHIP

AB	33
R	5
H	9
RBI	5
BB	3
SO	5
LOB	20



Batter	1	2	3	4	5	6	7	8	9	AB	R	H	RBI	BB	SO	LOB	TOP										
13 Matt Carpenter, L (1.5) OBP: 0.382, SLG: 0.472	G3		BB		K			1B		3	0	1	0	1	1	1	St. Louis Cardinals @ Pittsburgh Pirates PNC Park, Pittsburgh, PA Sat Aug 31 2013, 7:08 PM - 9:55 PM EDT Att: 39,514 - Cloudy - 83 F										
3 Carlos Beltrán, S (1.9) OBP: 0.343, SLG: 0.522	F7						F8			3	0	1	1	0	0	0											
46 Kevin Siegrist, L (6.1)								K		0	0	0	0	0	0	0											
32 Rob Johnson, R (7.2) OBP: 0.229, SLG: 0.273			1B							1	0	0	0	0	1	1											
7 Matt Holliday, R (1.7) OBP: 0.369, SLG: 0.470	F7		K2-3		K					4	0	0	0	0	2	2											
21 Allen Craig, R (1.3) OBP: 0.376, SLG: 0.464			1B		K					4	0	2	0	0	1	0											
4 Yadier Molina, R (1.2) OBP: 0.367, SLG: 0.489																											
34 John Axford, R (7.1)	F9				G6-3					3	0	0	0	0	0	1											
59 Fernando Salas, R (8.1)										0	0	0	0	0	0	0											
Matt Adams, L (9, PH) OBP: 0.332, SLG: 0.456										1	0	0	0	0	0	1											
19 Jon Jay, L (1.8) OBP: 0.344, SLG: 0.374	L6-3				F7					4	0	0	0	0	1	2											
16 Kolten Wong, L (1.4) OBP: 0.206, SLG: 0.212										3	1	1	0	0	0	0											
33 Daniel Descalso, L (1.6) OBP: 0.300, SLG: 0.375										3	0	1	0	0	0	1											
31 Lance Lynn, S (1.1) OBP: 0.163, SLG: 0.089										1	0	0	0	0	1	1											
38 Pete Kozma, R (5, PH) OBP: 0.271, SLG: 0.271										1	0	0	0	0	0	1											
43 Seth Maness, R (5.1) OBP: 0.200, SLG: 0.200										0	0	0	0	0	0	0											
43 Shane Robinson, R (6.9) OBP: 0.382, SLG: 0.360										1	0	0	0	0	0	0											
Inning Stats	R: 0 H: 0 E: 0 K: 0 S: 6	H: 0 LOB: 0 BB: 0 P: 10	R: 0 H: 1 E: 0 K: 0 S: 6	LOB: 1 BB: 0 P: 10	R: 1 H: 2 E: 0 K: 2 S: 14	H: 2 LOB: 2 BB: 1 P: 21	R: 0 H: 0 E: 0 K: 1 S: 9	H: 0 LOB: 0 BB: 0 P: 16	R: 0 H: 1 E: 0 K: 1 S: 8	H: 1 LOB: 1 BB: 0 P: 14	R: 0 H: 0 E: 0 K: 1 S: 6	H: 0 LOB: 0 BB: 0 P: 9	R: 0 H: 0 E: 0 K: 1 S: 9	H: 0 LOB: 0 BB: 0 P: 12	R: 0 H: 1 E: 0 K: 1 S: 11	H: 1 LOB: 1 BB: 0 P: 18	R: 0 H: 1 E: 0 K: 0 S: 7	H: 1 LOB: 1 BB: 0 P: 12	1B: 6 2B: 1 3B: 0 HR: 0	SF: 0 SAC: 0 DP: 1 HBP: 0	WP: 0 PB: 0 SB: 0 CS: 0	PA: 33					
PITCHER	IP	WLS	BF	H	R	ER	SO	BB	IBB	HBP	BLK	WP	HR	S	P	ERA	WHIP										
34 A.J. Burnett, R (1.1) ERA: 3.09	7.0	W	25	4	1	1	6	1	0	0	0	0	0	58	92	1.29	0.714										
32 Vin Mazzaro, R (8.1) ERA: 2.37	2.0		8	2	0	0	1	0	0	0	0	0	0	18	30	0.00	1.000										

Batter	1	2	3	4	5	6	7	8	9	AB	R	H	RBI	BB	SO	LOB	BOTTOM										
31 Jose Tabata, R (1.7) OBP: 0.340, SLG: 0.409	K				FC6-2					5	1	2	1	0	1	1	St. Louis Cardinals @ Pittsburgh Pirates PNC Park, Pittsburgh, PA Sat Aug 31 2013, 7:08 PM - 9:55 PM EDT Att: 39,514 - Cloudy - 83 F										
32 Vin Mazzaro, R (8.1) OBP: 0.167, SLG: 0.167										0	0	0	0	0	0	0											
18 Neil Walker, S (1.4) OBP: 0.353, SLG: 0.409										4	0	3	1	1	0	0											
22 Andrew McCutchen, R (1.8) OBP: 0.394, SLG: 0.502										5	0	0	0	0	3	7											
24 Pedro Alvarez, L (1.5) OBP: 0.295, SLG: 0.483										5	1	1	0	0	0	1											
2 Marlon Byrd, R (1.9) OBP: 0.330, SLG: 0.522										4	1	2	1	0	0	0											
46 Garrett Jones, L (1.3) OBP: 0.096, SLG: 0.424										2	1	1	0	1	0	1											
17 Gaby Sanchez, R (6, PH) OBP: 0.355, SLG: 0.405										1	0	1	0	0	0	0											
55 Russell Martin, R (1.2) OBP: 0.345, SLG: 0.493										3	2	1	3	1	1	2											
12 Clint Barmes, R (1.6) OBP: 0.257, SLG: 0.318										4	1	1	0	0	0	2											
34 A.J. Burnett, R (1.1) OBP: 0.096, SLG: 0.078										3	0	1	1	0	1	1											
26 Felix Pie, L (7, PH) OBP: 0.357, SLG: 0.385										1	0	0	0	0	0	0											
Inning Stats	R: 0 H: 1 E: 0 K: 2 S: 10	H: 3 LOB: 3 BB: 2 P: 17	R: 2 H: 3 E: 0 K: 0 S: 15	H: 3 LOB: 2 BB: 2 P: 31	R: 5 H: 5 E: 0 K: 1 S: 19	H: 5 LOB: 1 BB: 1 P: 32	R: 0 H: 1 E: 0 K: 1 S: 10	H: 1 LOB: 1 BB: 0 P: 14	R: 0 H: 2 E: 0 K: 2 S: 12	H: 2 LOB: 2 BB: 0 P: 20	R: 0 H: 1 E: 0 K: 0 S: 8	H: 1 LOB: 1 BB: 0 P: 10	R: 0 H: 0 E: 0 K: 0 S: 5	H: 0 LOB: 0 BB: 0 P: 8	R: 0 H: 0 E: 0 K: 0 S: 5	H: 0 LOB: 0 BB: 0 P: 11	1B: 7 2B: 4 3B: 1 HR: 1	SF: 0 SAC: 0 DP: 0 HBP: 0	WP: 1 PB: 1 SB: 0 CS: 0	PA: 40							
PITCHER	IP	WLS	BF	H	R	ER	SO	BB	IBB	HBP	BLK	WP	HR	S	P	ERA	WHIP										
31 Lance Lynn, R (1.1) ERA: 4.29	4.0	L	25	10	7	7	4	3	0	0	0	1	0	54	94	15.75	3.250										
43 Seth Maness, R (5.1) ERA: 2.09	1.0		5	2	0	0	2	0	0	0	0	0	0	12	20	0.00	2.000										
46 Kevin Siegrist, L (6.1) ERA: 0.62	1.0		4	1	0	0	0	0	0	0	0	0	0	8	10	0.00	1.000										
34 John Axford, R (7.1) ERA: 4.37	1.0		3	0	0	0	0	0	0	0	0	0	0	5	8	0.00	0.000										
59 Fernando Salas, R (8.1) ERA: 4.5	1.0		3	0	0	0	0	0	0	0	0	0	0	5	11	0.00	0.000										

AB 32
R 1
H 6
RBI 1
BB 1
SO 7
LOB 11



WP: 0
PB: 0
SB: 0
CS: 0

AB 37
R 7
H 13
RBI 7
BB 3
SO 6
LOB 15



WP: 1
PB: 1
SB: 0
CS: 0

Batter	1	2	3	4	5	6	7	8	9	AB	R	H	RBI	BB	SO	LOB	TOP			
13 Matt Carpenter, L OBP: 0.391, SLG: 0.473	F8		SH5-3 7 SF7 2B		F8			F7		4	1	1	1	0	0	0	St. Louis Cardinals @ Cincinnati Reds Great American Ball Park, Cincinnati, OH Mon Sep 02 2013, 1:11 PM - 3:40 PM EDT Att: 32,951 - Partly Cloudy - 87 F			
19 Jon Jay, L OBP: 0.341, SLG: 0.372	K		SH5-3			G4-3		G6-3		3	0	0	0	0	1	0				
7 Matt Holliday, R OBP: 0.368, SLG: 0.469			SF7				21 FC5-4 1B		L7	3	0	2	1	0	0	0				
21 Allen Craig, R OBP: 0.375, SLG: 0.460	G6-3		L8			FC5-6-4		G6-3		4	0	0	0	0	0	2				
4 Yadier Molina, R OBP: 0.366, SLG: 0.486		G5-3			F9			G5-3		2	0	0	0	0	0	0				
32 Rob Johnson, R OBP: 0.216, SLG: 0.257						P3		G5-3		2	0	0	0	0	0	1				
Matt Adams, L OBP: 0.327, SLG: 0.449		K			G4-3			F8		3	0	0	0	0	1	0				
23 David Freese, R OBP: 0.336, SLG: 0.371					G5-3			L6		2	0	0	0	1	0	0				
71 Sam Freeman, R								G3		0	0	0	0	0	0	0				
34 John Axford, R								G2		0	0	0	0	0	0	0				
36 Randy Choate, L								G3		0	0	0	0	0	0	0				
59 Fernando Salas, R								G4-3		0	0	0	0	0	0	0				
33 Daniel Descalso, L OBP: 0.297, SLG: 0.370		L7								3	0	0	0	0	0	1				
50 Adam Wainwright, R OBP: 0.150, SLG: 0.186										2	1	1	0	0	0	0				
16 Kolten Wong, L OBP: 0.200, SLG: 0.206			13 2B							1	0	0	0	0	0	0				
Inning Stats	R: 0 H: 1 E: 0 K: 1 S: 10	H: 1 LOB: 1 BB: 0 P: 14	R: 0 H: 0 E: 0 K: 1 S: 7	H: 0 LOB: 1 BB: 1 P: 13	R: 2 H: 2 E: 0 K: 0 S: 12	H: 2 LOB: 0 BB: 0 P: 17	R: 0 H: 0 E: 0 K: 0 S: 5	H: 0 LOB: 0 BB: 0 P: 10	R: 0 H: 0 E: 0 K: 0 S: 8	H: 1 LOB: 1 BB: 0 P: 9	R: 0 H: 0 E: 0 K: 0 S: 6	H: 0 LOB: 0 BB: 0 P: 7	R: 0 H: 0 E: 0 K: 0 S: 6	H: 0 LOB: 0 BB: 0 P: 10	R: 0 H: 0 E: 0 K: 0 S: 6	H: 0 LOB: 0 BB: 0 P: 8	1B: 2 2B: 2 3B: 0 HR: 0	SF: 1 SAC: 1 DP: 0 HBP: 0	WP: 0 PB: 0 SB: 0 CS: 0	PA: 32
PITCHER 55 Mat Latos, R ERA: 2.98	IP: 9.0 WLS: W BF: 32	H: 4 R: 2 ER: 2 SO: 2	BB: 1 IBB: 0 HBP: 0 BLK: 0	WP: 0 HR: 0 S: 67 P: 100	ERA: 2.00 WHIP: 0.556	PITCHER										IP: 9.0 WLS: W BF: 32	H: 4 R: 2 ER: 2 SO: 2	BB: 1 IBB: 0 HBP: 0 BLK: 0	WP: 0 HR: 0 S: 67 P: 100	ERA: 2.00 WHIP: 0.556

AB	29
R	2
H	4
RBI	2
BB	1
SO	2
LOB	4



Batter	1	2	3	4	5	6	7	8	9	AB	R	H	RBI	BB	SO	LOB	BOTTOM			
17 Shin-Soo Choo, L OBP: 0.415, SLG: 0.466	G4-3		SH1-3 48 1B		G4-3			L7		5	2	2	2	0	0	1	St. Louis Cardinals @ Cincinnati Reds Great American Ball Park, Cincinnati, OH Mon Sep 02 2013, 1:11 PM - 3:40 PM EDT Att: 32,951 - Partly Cloudy - 87 F			
4 Brandon Phillips, R OBP: 0.318, SLG: 0.418	SH1-3		G6-3		G5-3			G1-3		3	0	0	0	1	0	0				
19 Joey Votto, L OBP: 0.430, SLG: 0.498	G3		K					L7		4	1	1	1	1	1	1				
32 Jay Bruce, L OBP: 0.329, SLG: 0.491								HR		3	1	2	1	2	0	0				
48 Ryan Ludwick, R OBP: 0.317, SLG: 0.424								BB		5	0	2	1	0	0	5				
15 Derrick Robinson, S OBP: 0.322, SLG: 0.359								L9		0	0	0	0	0	0	0				
39 Devin Mesoraco, R OBP: 0.303, SLG: 0.375								BB		4	0	0	0	0	1	4				
21 Todd Frazier, R OBP: 0.316, SLG: 0.387								BB		4	1	2	1	0	0	1				
2 Zack Cozart, R OBP: 0.285, SLG: 0.377								BB		3	2	2	1	1	0	2				
55 Mat Latos, R OBP: 0.154, SLG: 0.172								BB		2	0	0	0	0	1	3				
Inning Stats	R: 1 H: 2 E: 0 K: 1 S: 13	H: 3 LOB: 2 BB: 1 P: 20	R: 3 H: 3 E: 0 K: 1 S: 12	H: 3 LOB: 0 BB: 0 P: 17	R: 1 H: 2 E: 1 K: 1 S: 12	H: 2 LOB: 2 BB: 0 P: 20	R: 1 H: 2 E: 0 K: 0 S: 13	H: 2 LOB: 1 BB: 0 P: 17	R: 0 H: 0 E: 0 K: 0 S: 9	H: 0 LOB: 0 BB: 1 P: 15	R: 0 H: 0 E: 0 K: 0 S: 7	H: 0 LOB: 0 BB: 0 P: 8	R: 0 H: 1 E: 0 K: 0 S: 11	H: 1 LOB: 3 BB: 3 P: 15	R: 1 H: 1 E: 0 K: 0 S: 10	H: 1 LOB: 3 BB: 3 P: 25	1B: 5 2B: 4 3B: 0 HR: 2	SF: 0 SAC: 3 DP: 0 HBP: 0	WP: 0 PB: 0 SB: 0 CS: 0	PA: 41
PITCHER 50 Adam Wainwright, R ERA: 3.14	IP: 6.0 WLS: L BF: 30	H: 9 R: 6 ER: 6 SO: 3	BB: 2 IBB: 0 HBP: 0 BLK: 0	WP: 0 HR: 2 S: 66 P: 97	ERA: 9.00 WHIP: 1.833	PITCHER										IP: 6.0 WLS: L BF: 30	H: 9 R: 6 ER: 6 SO: 3	BB: 2 IBB: 0 HBP: 0 BLK: 0	WP: 0 HR: 2 S: 66 P: 97	ERA: 9.00 WHIP: 1.833
71 Sam Freeman, L ERA: 4.47	IP: 1.0 WLS: 0 BF: 4	H: 1 R: 0 ER: 0 SO: 0	BB: 0 IBB: 0 HBP: 0 BLK: 0	WP: 0 HR: 0 S: 11 P: 15	ERA: 0.00 WHIP: 1.000	PITCHER										IP: 1.0 WLS: 0 BF: 4	H: 1 R: 0 ER: 0 SO: 0	BB: 0 IBB: 0 HBP: 0 BLK: 0	WP: 0 HR: 0 S: 11 P: 15	ERA: 0.00 WHIP: 1.000
34 John Axford, R ERA: 4.47	IP: 0.2 WLS: 0 BF: 4	H: 1 R: 1 ER: 1 SO: 0	BB: 1 IBB: 0 HBP: 0 BLK: 0	WP: 0 HR: 0 S: 5 P: 12	ERA: 13.50 WHIP: 3.000	PITCHER										IP: 0.2 WLS: 0 BF: 4	H: 1 R: 1 ER: 1 SO: 0	BB: 1 IBB: 0 HBP: 0 BLK: 0	WP: 0 HR: 0 S: 5 P: 12	ERA: 13.50 WHIP: 3.000
36 Randy Choate, L ERA: 2.7	IP: 0.0 WLS: 0 BF: 2	H: 0 R: 0 ER: 0 SO: 0	BB: 2 IBB: 0 HBP: 0 BLK: 0	WP: 0 HR: 0 S: 2 P: 10	ERA: ∞ WHIP: ∞	PITCHER										IP: 0.0 WLS: 0 BF: 2	H: 0 R: 0 ER: 0 SO: 0	BB: 2 IBB: 0 HBP: 0 BLK: 0	WP: 0 HR: 0 S: 2 P: 10	ERA: ∞ WHIP: ∞
59 Fernando Salas, R ERA: 4.44	IP: 0.1 WLS: 0 BF: 1	H: 0 R: 0 ER: 0 SO: 0	BB: 0 IBB: 0 HBP: 0 BLK: 0	WP: 0 HR: 0 S: 3 P: 3	ERA: 0.00 WHIP: 0.000	PITCHER										IP: 0.1 WLS: 0 BF: 1	H: 0 R: 0 ER: 0 SO: 0	BB: 0 IBB: 0 HBP: 0 BLK: 0	WP: 0 HR: 0 S: 3 P: 3	ERA: 0.00 WHIP: 0.000



Batter	1	2	3	4	5	6	7	8	9	AB	R	H	RBI	BB	SO	LOB	TOP																											
13 Matt Carpenter, L (1, 5) OBP: 0.382, SLG: 0.474										4	0	2	0	0	0	1																												
3 Carlos Beltrán, S (1, 9) OBP: 0.342, SLG: 0.519										3	0	0	0	1	1	1																												
7 Matt Holliday, R (1, 7) OBP: 0.365, SLG: 0.464										4	0	0	0	0	4	3																												
21 Allen Craig, R (1, 3) OBP: 0.373, SLG: 0.457										4	0	0	0	0	2	2																												
4 Yadier Molina, R (1, 2) OBP: 0.363, SLG: 0.482										3	0	0	0	0	1	0																												
19 Jon Jay, L (1, 8) OBP: 0.341, SLG: 0.370										2	0	0	0	0	0	0																												
16 Kolten Wong, L (1, 4) 43 Shane Robinson, R (8, PH) 8 Ryan Jackson, R (8, 4) OBP: 0.295, SLG: 0.367 OBP: 0.200, SLG: 0.143 OBP: 0.395, SLG: 0.365										2	0	0	0	0	1	1	AB 28																											
33 Daniel Descalso, L (1, 6) 41 Brock Peterson, R (8, PH) 46 Kevin Siegrist, L (8, 1) OBP: 0.295, SLG: 0.367 OBP: 0.200, SLG: 0.143 OBP: 0.338, SLG: 0.371										2	0	0	0	0	1	1	R 0																											
52 Michael Wacha, R (1, 1) 43 Seth Maness, R (7, 1) 23 David Freese, R (8, PH) 38 Pete Kozma, R (8, PR) OBP: 0.077, SLG: 0.077 OBP: 0.200, SLG: 0.200 OBP: 0.338, SLG: 0.371 OBP: 0.268, SLG: 0.268										1	0	0	0	0	0	0	H 2																											
Inning Stats	R: 0 E: 0 K: 1 S: 11	H: 1 LOB: 1 BB: 1 P: 19	R: 0 E: 0 K: 0 S: 8	H: 0 LOB: 1 BB: 0 P: 15	R: 0 E: 0 K: 1 S: 11	H: 1 LOB: 1 BB: 0 P: 16	R: 0 E: 0 K: 1 S: 7	H: 0 LOB: 0 BB: 0 P: 10	R: 0 E: 0 K: 1 S: 9	H: 0 LOB: 0 BB: 0 P: 13	R: 0 E: 0 K: 1 S: 10	H: 0 LOB: 0 BB: 0 P: 16	R: 0 E: 0 K: 1 S: 13	H: 0 LOB: 0 BB: 0 P: 17	R: 0 E: 0 K: 1 S: 9	H: 0 LOB: 1 BB: 1 P: 17	R: 0 E: 0 K: 3 S: 10	H: 0 LOB: 0 BB: 0 P: 14	1B: 2 2B: 0 3B: 0 HR: 0	SF: 0 SAC: 0 DP: 1 HBP: 1	WP: 0 PB: 0 SB: 1 CS: 0	PA: 31																						
PITCHER	IP	WLS	BF	H	R	ER	SO	BB	IBB	HBP	BLK	WP	HR	S	P	ERA	WHIP	PITCHER										IP	WLS	BF	H	R	ER	SO	BB	IBB	HBP	BLK	WP	HR	S	P	ERA	WHIP
34 Homer Bailey, R (1, 1) ERA: 3.42	7.0	W	24	2	0	0	8	1	0	1	0	0	0	69	106	0.00	0.429																											
43 Manny Parra, L (8, 1) ERA: 3.55	1.0	H	4	0	0	0	1	1	0	0	0	0	0	9	17	0.00	1.000																											
54 Aroldis Chapman, L (9, 1) ERA: 2.82	1.0	S	3	0	0	0	3	0	0	0	0	0	0	10	14	0.00	0.000																											

St. Louis Cardinals @ Cincinnati Reds
Great American Ball Park, Cincinnati, OH
Tue Sep 03 2013, 7:12 PM - 9:51 PM EDT
Att: 20,219 - Clear - 75 F
livebaseballscorecards.com

AB 28
R 0
H 2
RBI 0
BB 2
SO 12
LOB 9

Batter	1	2	3	4	5	6	7	8	9	AB	R	H	RBI	BB	SO	LOB	BOTTOM																													
17 Shin-Soo Choo, L (1, 8) OBP: 0.417, SLG: 0.465										1	0	0	0	3	0	0																														
4 Brandon Phillips, R (1, 4) OBP: 0.316, SLG: 0.415										4	0	0	0	0	1	3																														
19 Joey Votto, L (1, 3) OBP: 0.429, SLG: 0.496										4	0	1	0	0	1	2																														
32 Jay Bruce, L (1, 9) OBP: 0.327, SLG: 0.487										4	0	0	0	0	1	3																														
48 Ryan Ludwick, R (1, 7) 6 Billy Hamilton, S (7, PR) 43 Manny Parra, L (8, 1) 54 Aroldis Chapman, L (9, 1) OBP: 0.318, SLG: 0.419 OBP: 0.500, SLG: 0.500 OBP: 0.500, SLG: 0.500										3	0	1	0	0	0	0																														
21 Todd Frazier, R (1, 5) OBP: 0.316, SLG: 0.389										3	0	1	1	0	0	0																														
2 Zack Cozart, R (1, 6) OBP: 0.285, SLG: 0.376										3	0	1	0	0	1	2	AB 28																													
29 Ryan Hanigan, R (1, 2) OBP: 0.324, SLG: 0.285										3	0	1	0	0	1	3	R 1																													
34 Homer Bailey, R (1, 1) 28 Chris Heisey, R (7, PH) OBP: 0.189, SLG: 0.176 OBP: 0.288, SLG: 0.448										2	0	0	0	0	0	1	H 5																													
Inning Stats	R: 0 E: 0 K: 1 S: 9	H: 1 LOB: 1 BB: 1 P: 18	R: 0 E: 0 K: 1 S: 8	H: 1 LOB: 0 BB: 0 P: 9	R: 0 E: 0 K: 0 S: 7	H: 0 LOB: 0 BB: 0 P: 10	R: 0 E: 0 K: 0 S: 8	H: 0 LOB: 0 BB: 0 P: 12	R: 0 E: 0 K: 1 S: 10	H: 1 LOB: 1 BB: 0 P: 16	R: 0 E: 0 K: 0 S: 8	H: 0 LOB: 1 BB: 1 P: 15	R: 1 E: 0 K: 1 S: 14	H: 2 LOB: 2 BB: 0 P: 20	R: 0 E: 0 K: 2 S: 12	H: 0 LOB: 1 BB: 1 P: 18	1B: 4 2B: 1 3B: 0 HR: 0	SF: 0 SAC: 0 DP: 1 HBP: 0	WP: 1 PB: 0 SB: 1 CS: 0	PA: 31																										
PITCHER	IP	WLS	BF	H	R	ER	SO	BB	IBB	HBP	BLK	WP	HR	S	P	ERA	WHIP	PITCHER										IP	WLS	BF	H	R	ER	SO	BB	IBB	HBP	BLK	WP	HR	S	P	ERA	WHIP		
52 Michael Wacha, R (1, 1) ERA: 3.2	6.0		22	3	0	0	3	2	0	0	0	1	0	50	80	0.00	0.833																													
43 Seth Maness, R (7, 1) ERA: 2.18	1.0	L	5	2	1	1	1	0	0	0	0	0	0	14	20	9.00	2.000																													
46 Kevin Siegrist, L (8, 1) ERA: 0.6	1.0		4	0	0	0	2	1	0	0	0	0	0	12	18	0.00	1.000																													

St. Louis Cardinals @ Cincinnati Reds
Great American Ball Park, Cincinnati, OH
Tue Sep 03 2013, 7:12 PM - 9:51 PM EDT
Att: 20,219 - Clear - 75 F
livebaseballscorecards.com

AB 28
R 1
H 5
RBI 1
BB 3
SO 6
LOB 16

Batter	1	2	3	4	5	6	7	8	9	10	11	12	13	14	15	16	AB	R	H	RBI	BB	SO	LOB	TOP								
13 Matt Carpenter, L OBP: 0.384, SLG: 0.476																	6	2	3	0	1	2	1									
3 Carlos Beltrán, S OBP: 0.341, SLG: 0.516																	7	1	2	1	0	1	3									
7 Matt Holliday, R OBP: 0.364, SLG: 0.482																	5	0	1	1	1	1	1									
21 Allen Craig, R OBP: 0.373, SLG: 0.457																	2	0	1	0	0	1	0									
Matt Adams, L OBP: 0.329, SLG: 0.476																	5	2	2	2	0	1	4									
4 Yadier Molina, R OBP: 0.360, SLG: 0.477																	7	0	1	0	0	1	0									
19 Jon Jay, L OBP: 0.336, SLG: 0.365																	7	0	0	0	0	3	2									
33 Daniel Descalso, L OBP: 0.293, SLG: 0.363																	6	0	1	0	0	0	0									
16 Kalten Wong, L OBP: 0.186, SLG: 0.190																	6	0	1	0	0	1	1									
40 Brady Miller, D ERA: 3.19																	2	0	0	0	0	0	0									
46 Drew Cooper, L ERA: 2.89																	1	0	0	0	0	0	0									
26 Drew Storen, R ERA: 2.77																	1	0	0	0	0	0	0									
11 Dan Johnson, R ERA: 2.93																	1	0	0	0	0	0	0									
41 Brian Decker, R ERA: 2.77																	1	0	0	0	0	0	0									
44 Edwin Díaz, R ERA: 2.93																	1	0	0	0	0	0	0									
Inning Stats	R: 0 E: 0 K: 7 S: 7	H: 1 LOB: 0 BB: 9 P: 9	R: 0 E: 0 K: 2 S: 9	H: 0 LOB: 0 BB: 12 P: 12	R: 0 E: 0 K: 1 S: 7	H: 0 LOB: 0 BB: 11 P: 11	R: 2 E: 1 K: 10 S: 10	H: 3 LOB: 0 BB: 0 P: 15	R: 0 E: 0 K: 1 S: 10	H: 1 LOB: 0 BB: 0 P: 13	R: 1 E: 0 K: 0 S: 13	H: 2 LOB: 1 BB: 0 P: 16	R: 0 E: 0 K: 0 S: 11	H: 1 LOB: 1 BB: 1 P: 16	R: 0 E: 0 K: 1 S: 11	H: 0 LOB: 0 BB: 0 P: 18	R: 0 E: 0 K: 0 S: 10	H: 1 LOB: 2 BB: 1 P: 21	R: 0 E: 0 K: 0 S: 6	H: 0 LOB: 0 BB: 6 P: 6	R: 0 E: 0 K: 0 S: 6	H: 0 LOB: 0 BB: 10 P: 10	R: 1 E: 0 K: 1 S: 9	H: 1 LOB: 0 BB: 0 P: 12	R: 0 E: 0 K: 2 S: 11	H: 1 LOB: 1 BB: 0 P: 14	R: 1 E: 0 K: 1 S: 11	H: 1 LOB: 0 BB: 0 P: 15	1B: 9 2B: 0 3B: 0 HR: 2	SF: 1 DP: 1 HBP: 0	WP: 0 PB: 0 SB: 0 CS: 0	PA: 60
PITCHER	IP 7.0	WLS 26	BF 7	H 3	R 2	ER 2	SO 3	BB 0	IBB 0	HBP 0	BLK 0	WP 0	HR 0	S 9	P 12	ERA 2.57	WHIP 1.000															
61 Bronson Arroyo, R ERA: 3.92	IP 0.2	WLS 4	BF 1	H 0	R 0	ER 0	SO 0	BB 1	IBB 0	HBP 0	BLK 0	WP 0	HR 0	S 9	P 15	ERA 0.00	WHIP 3.000															
63 Sam LeCure, R ERA: 2.89	IP 0.1	WLS 1	BF 0	H 0	R 0	ER 0	SO 1	BB 0	IBB 0	HBP 0	BLK 0	WP 0	HR 0	S 6	P 6	ERA 0.00	WHIP 0.000															
30 Zach Duke, L ERA: 7.94	IP 1.0	WLS 3	BF 0	H 0	R 0	ER 2	SO 0	BB 0	IBB 0	HBP 0	BLK 0	WP 0	HR 0	S 11	P 14	ERA 0.00	WHIP 0.000															
54 Aroldis Chapman, L ERA: 2.77	IP 2.0	WLS 8	BF 1	H 0	R 0	ER 0	SO 1	BB 0	IBB 0	HBP 0	BLK 0	WP 0	HR 0	S 21	P 39	ERA 0.00	WHIP 1.000															
60 J.J. Hoover, R ERA: 2.93																																

St. Louis Cardinals @ Cincinnati Reds
Great American Ball Park, Cincinnati, OH
Wed Sep 04 2013, 7:12 PM - 12:00 AM EDT
Att. 23,894 - Clear - 81 F

AB	56
R	12
H	5
RBI	4
BB	2
SO	12
LOB	12



Batter	1	2	3	4	5	6	7	8	9	10	11	12	13	14	15	16	AB	R	H	RBI	BB	SO	LOB	BOTTOM
17 Shin-Soo Choo, L OBP: 0.417, SLG: 0.483																	6	0	2	1	1	1	5	
4 Brandon Phillips, R OBP: 0.316, SLG: 0.421																	6	1	2	1	0	1	1	
19 Joey Votto, L OBP: 0.424, SLG: 0.489																	7	0	0	0	0	3	3	
32 Jay Bruce, L OBP: 0.327, SLG: 0.483																	5	0	0	0	2	1	0	
28 Chris Heisey, R OBP: 0.279, SLG: 0.433																	7	0	0	0	0	1	3	
21 Todd Frazier, R ERA: 3.19																	5	0	2	0	0	0	3	
31 Alfredo Simon, R ERA: 1.93																	0	0	0	0	0	0	0	
6 Logan Ondrusek, R ERA: 4.47																	1	0	0	0	0	0	0	
36 Henry Alejandro Rodriguez, R ERA: 3.19																	1	0	0	0	0	0	0	
2 Zack Cozart, R OBP: 0.285, SLG: 0.375																	7	1	2	1	0	1	2	
29 Ryan Hanigan, R OBP: 0.333, SLG: 0.289																	1	1	1	0	2	0	0	
30 Xavier Paul, L OBP: 0.326, SLG: 0.396																	1	0	0	0	0	1	0	
37 Corky Miller, R OBP: 0.342, SLG: 0.313																	0	0	0	0	0	0	0	
50 Neftali Soto, R ERA: 2.93																	1	0	0	0	0	1	0	
39 Devin Mesoraco, R OBP: 0.302, SLG: 0.374																	1	0	0	0	0	1	0	
61 Bronson Arroyo, R ERA: 3.19																	0	0	0	0	0	0	0	
30 Sam LeCure, R ERA: 2.89																	0	0	0	0	0	0	0	
30 Zach Duke, L ERA: 7.94																	0	0	0	0	0	0	0	
15 Dennis Robinson, S ERA: 2.77																								

Batter	1	2	3	4	5	6	7	8	9	AB	R	H	RBI	BB	SO	LOB	TOP			
13 Matt Carpenter, L (1.4) OBP: 0.383, SLG: 0.478	F7		K					L9		4	1	1	0	0	1	0				
43 Shane Robinson, R (1.8) OBP: 0.388, SLG: 0.364	G6-3								L5	3	0	1	0	1	0	0				
7 Matt Holliday, R (1.7) OBP: 0.367, SLG: 0.462									L1-3	2	0	1	0	2	0	0				
3 Carlos Beltrán, S (1.9) OBP: 0.340, SLG: 0.512	G5-3								23 1B	3	0	0	0	1	0	4				
23 David Freese, R (1.5) OBP: 0.341, SLG: 0.379										3	1	2	1	1	1	0				
Matt Adams, L (1.3) OBP: 0.325, SLG: 0.470										3	0	0	0	0	2	1				
4 Yadier Molina, R (9, PH) OBP: 0.359, SLG: 0.476										1	0	0	0	0	1	2				
48 Tony Cruz, R (1.2) OBP: 0.250, SLG: 0.294										3	0	0	0	0	2	0				
8 Ryan Jackson, R (1.6)										2	0	0	0	0	0	0				
19 Jon Jay, L (8, PH) OBP: 0.336, SLG: 0.364										1	0	0	0	0	1	0				
36 Randy Choate, L (8, PH)										0	0	0	0	0	0	0				
59 Fernando Salas, R (8, 1)										0	0	0	0	0	0	0				
31 Lance Lynn, S (11, 1) OBP: 0.288, SLG: 0.387										1	0	0	0	0	1	0				
41 Brock Peterson, R (5, PH) OBP: 0.176, SLG: 0.250										0	0	0	0	0	0	0				
71 Sam Freeman, R (8, 1) OBP: 0.288, SLG: 0.387										0	0	0	0	0	0	0				
43 Seth Maness, R (8, PH) OBP: 0.288, SLG: 0.387										0	0	0	0	0	0	0				
33 Daniel Descalso, L (8, PH) OBP: 0.288, SLG: 0.387										1	0	0	0	0	0	0				
Inning Stats	R: 0 E: 0 K: 0 S: 8	H: 1 LOB: 1 BB: 0 P: 15	R: 0 E: 0 K: 3 S: 9	H: 0 LOB: 0 BB: 0 P: 12	R: 0 E: 0 K: 2 S: 10	H: 0 LOB: 0 BB: 0 P: 16	R: 0 E: 0 K: 0 S: 5	H: 0 LOB: 0 BB: 2 P: 15	R: 1 E: 0 K: 1 S: 6	H: 1 LOB: 0 BB: 0 P: 8	R: 1 E: 0 K: 1 S: 8	H: 2 LOB: 1 BB: 1 P: 15	R: 0 E: 0 K: 1 S: 9	H: 0 LOB: 0 BB: 1 P: 16	R: 0 E: 0 K: 1 S: 14	H: 1 LOB: 2 BB: 1 P: 20	1B: 3 2B: 0 3B: 1 HR: 1	SF: 0 SAC: 0 DP: 3 HBP: 0	WP: 1 PB: 0 SB: 0 CS: 1	PA: 33
PITCHER	IP WLS BF H R ER SO BB IBB HBP BLK WP HR S P ERA WHIP																			
52 Tony Cingrani, L (1, 1) ERA: 2.8	5.1 W 21 4 2 2 7 3 0 0 0 0 1 1 45 79 3.38 1.312																			
30 Zach Duke, L (6, 1) ERA: 7.71	0.2 H 1 0 0 0 0 0 0 0 0 0 0 0 1 2 0.00 0.000																			
43 Manny Parra, L (7, 1) ERA: 3.46	1.0 H 3 0 0 0 1 1 0 0 0 0 0 0 9 16 0.00 1.000																			
63 Sam LeCure, R (8, 1) ERA: 2.83	1.0 3 0 0 0 1 0 0 0 0 0 0 0 9 12 0.00 0.000																			
54 Aroldis Chapman, L (9, 1) ERA: 2.72	1.0 5 1 0 0 1 1 0 0 0 0 0 0 14 20 0.00 2.000																			

St. Louis Cardinals @ Cincinnati Reds
Great American Ball Park, Cincinnati, OH
Thu Sep 05 2013, 7:12 PM - 10:15 PM EDT
Att: 21,418 - Partly Cloudy - 85 F

AB 28
R 2
H 5
RBI 1
BB 5
SO 10
LOB 7



Batter	1	2	3	4	5	6	7	8	9	AB	R	H	RBI	BB	SO	LOB	BOTTOM			
17 Shin-Soo Choo, L (1.8) OBP: 0.420, SLG: 0.470	G4-3									3	2	2	1	2	0	0				
4 Brandon Phillips, R (1.4) OBP: 0.316, SLG: 0.420	K2-3									4	0	1	1	0	1	1				
3 Cesar Izturis, S (7, PH) OBP: 0.236, SLG: 0.220										1	0	0	0	0	2					
19 Joey Votto, L (1.3) OBP: 0.424, SLG: 0.486										3	0	0	0	2	1	2				
32 Jay Bruce, L (1.9) OBP: 0.329, SLG: 0.488										4	1	2	2	1	2	0				
48 Ryan Ludwick, R (1.7) OBP: 0.319, SLG: 0.403										4	0	0	0	1	2	2				
54 Aroldis Chapman, L (9, 1)										0	0	0	0	0	0	0				
21 Todd Frazier, R (1.5) OBP: 0.320, SLG: 0.405										4	2	3	2	0	1	3				
2 Zack Cozart, R (1.6) OBP: 0.285, SLG: 0.374										4	0	1	0	0	1	1				
29 Ryan Hanigan, R (1.2) OBP: 0.327, SLG: 0.283										4	0	0	0	0	2					
52 Tony Cingrani, L (1, 1) ERA: 4.37	5.0 L 26 7 4 4 4 6 4 0 0 0 0 0 0 14 22 7.20 2.200																			
71 Sam Freeman, L (6, 1) ERA: 1.08	0.2 5 2 1 1 1 1 0 0 0 0 0 0 14 22 13.50 4.500																			
43 Seth Maness, R (6, 1) ERA: 2.29	1.1 7 1 1 1 1 1 2 0 0 0 0 1 1 15 24 6.75 2.250																			
36 Randy Choate, L (8, 1) ERA: 2.61	0.2 2 0 0 0 0 1 0 0 0 0 0 0 7 10 0.00 0.000																			
59 Fernando Salas, R (8, 1) ERA: 4.38	0.1 1 0 0 0 0 0 0 0 0 0 0 0 3 3 0.00 0.000																			
Inning Stats	R: 0 E: 0 K: 2 S: 13	H: 0 LOB: 3 BB: 3 P: 27	R: 1 E: 0 K: 1 S: 14	H: 2 LOB: 1 BB: 1 P: 25	R: 1 E: 0 K: 2 S: 13	H: 2 LOB: 1 BB: 0 P: 17	R: 1 E: 0 K: 0 S: 11	H: 1 LOB: 0 BB: 0 P: 13	R: 1 E: 0 K: 1 S: 15	H: 2 LOB: 1 BB: 0 P: 20	R: 1 E: 0 K: 1 S: 17	H: 2 LOB: 2 BB: 1 P: 25	R: 1 E: 0 K: 1 S: 12	H: 1 LOB: 2 BB: 2 P: 21	R: 0 E: 0 K: 1 S: 10	H: 0 LOB: 0 BB: 0 P: 13	1B: 6 2B: 0 3B: 0 HR: 4	SF: 0 SAC: 0 DP: 0 HBP: 0	WP: 2 PB: 0 SB: 1 CS: 0	PA: 41
PITCHER	IP WLS BF H R ER SO BB IBB HBP BLK WP HR S P ERA WHIP																			
31 Lance Lynn, R (1, 1) ERA: 4.37	5.0 L 26 7 4 4 4 6 4 0 0 0 0 0 0 14 22 7.20 2.200																			
71 Sam Freeman, L (6, 1) ERA: 1.08	0.2 5 2 1 1 1 1 0 0 0 0 0 0 14 22 13.50 4.500																			
43 Seth Maness, R (6, 1) ERA: 2.29	1.1 7 1 1 1 1 1 2 0 0 0 0 1 1 15 24 6.75 2.250																			
36 Randy Choate, L (8, 1) ERA: 2.61	0.2 2 0 0 0 0 1 0 0 0 0 0 0 7 10 0.00 0.000																			
59 Fernando Salas, R (8, 1) ERA: 4.38	0.1 1 0 0 0 0 0 0 0 0 0 0 0 3 3 0.00 0.000																			

St. Louis Cardinals @ Cincinnati Reds
Great American Ball Park, Cincinnati, OH
Thu Sep 05 2013, 7:12 PM - 10:15 PM EDT
Att: 21,418 - Partly Cloudy - 85 F

AB 34
R 6
H 10
RBI 6
BB 7
SO 9
LOB 13



Batter	1	2	3	4	5	6	7	8	9	AB	R	H	RBI	BB	SO	LOB	TOP					
31 Jose Tabata, R OBP: 0.338, SLG: 0.406										6	0	2	2	0	1	4	<p>Pittsburgh Pirates @ St. Louis Cardinals</p> <p>Busch Stadium, St. Louis, MO</p> <p>Fri Sep 06 2013, 7:18 PM - 11:03 PM CDT</p> <p>Att. 40,608 - Clear - 85 F</p> <p>livebaseballscorecards.com</p>					
18 Neil Walker, S OBP: 0.350, SLG: 0.412										4	0	1	0	0	2	3						
5 Josh Harrison, R OBP: 0.303, SLG: 0.466										2	1	1	2	0	0	2						
22 Andrew McCutchen, R OBP: 0.341, SLG: 0.395										2	1	1	0	2	1	0						
26 Felix Pie, L OBP: 0.263, SLG: 0.278										1	0	0	0	0	0	0						
66 Justin Morneau, L OBP: 0.321, SLG: 0.426										4	0	0	0	0	1	4						
17 Gaby Sanchez, R OBP: 0.356, SLG: 0.493										0	1	0	0	0	0	0						
2 Marlon Byrd, R OBP: 0.336, SLG: 0.524										4	0	1	0	0	0	2						
10 Jordy Mercer, R OBP: 0.324, SLG: 0.392										1	0	0	0	0	1	1						
24 Pedro Alvarez, L OBP: 0.296, SLG: 0.477										4	1	2	1	0	0	3						
25 Kyle Farnsworth, R										0	0	0	0	0	0	0						
14 John Buck, R OBP: 0.291, SLG: 0.371										1	1	1	0	0	0	0						
55 Russell Martin, R OBP: 0.369, SLG: 0.395										2	0	1	0	1	1	2						
59 Tony Sanchez, R OBP: 0.298, SLG: 0.357										1	2	1	0	0	0	0						
12 Clint Barnes, R OBP: 0.261, SLG: 0.320										4	1	1	1	1	0	2						
34 A.J. Burnett, R ERA: 2.74										1	0	0	0	0	0	2						
46 Kevin Siegrist, L ERA: 0.96										1	0	0	0	0	0	2						
34 John Axford, R ERA: 4.55										1	0	0	0	0	0	2						
35 Jake Westbrook, R ERA: 4.67										1	0	0	0	0	0	2						
44 Carlos Martinez, R ERA: 5.31										1	0	0	0	0	0	2						
Inning Stats	R: 0 H: 2 E: 1 K: 1 S: 12	W: 2 LOB: 3 BB: 0 P: 14	R: 0 H: 2 E: 0 K: 1 S: 13	H: 2 LOB: 2 BB: 0 P: 18	R: 0 H: 0 E: 0 K: 0 S: 7	H: 0 LOB: 0 BB: 1 P: 12	R: 0 H: 1 E: 0 K: 0 S: 10	H: 1 LOB: 2 BB: 1 P: 20	R: 1 H: 2 E: 0 K: 1 S: 12	H: 2 LOB: 0 BB: 0 P: 23	R: 0 H: 1 E: 0 K: 1 S: 9	H: 1 LOB: 1 BB: 0 P: 18	R: 0 H: 0 E: 0 K: 2 S: 8	H: 0 LOB: 0 BB: 0 P: 11	R: 4 H: 2 E: 1 K: 0 S: 11	H: 2 LOB: 0 BB: 1 P: 19		R: 3 H: 3 E: 0 K: 2 S: 21	H: 3 LOB: 2 BB: 1 P: 31	1B: 9 2B: 3 3B: 0 HR: 1	SF: 0 SAC: 0 DP: 1 HBP: 2	WP: 0 PA: 47
PITCHER	IP WLS BF H R ER SO BB IBB HBP BLK WP HR S P ERA WHIP	6.0 W 29 8 1 1 4 3 0 0 0 0 0 0 63 105 1.50 1.833	1.0 3 0 0 0 2 0 0 0 0 0 0 0 0 8 11 0.00 0.000	0.0 2 1 2 1 0 0 0 0 0 0 0 0 0 2 5 ∞ ∞	1.1 10 3 5 3 1 1 0 1 0 0 0 0 1 19 34 20.25 3.000	0.1 2 1 0 0 1 0 0 0 0 0 0 0 0 9 9 0.00 3.000	0.1 S 1 0 0 0 0 0 0 0 0 0 0 0 6 11 0.00 0.000	44 Edward Mujica, R ERA: 1.96	0.1 S 1 0 0 0 0 0 0 0 0 0 0 0 6 11 0.00 0.000													
Batter	1	2	3	4	5	6	7	8	9	AB	R	H	RBI	BB	SO	LOB	BOTTOM					
13 Matt Carpenter, L OBP: 0.385, SLG: 0.484										3	3	2	1	1	0	0	<p>Pittsburgh Pirates @ St. Louis Cardinals</p> <p>Busch Stadium, St. Louis, MO</p> <p>Fri Sep 06 2013, 7:18 PM - 11:03 PM CDT</p> <p>Att. 40,608 - Clear - 85 F</p> <p>livebaseballscorecards.com</p>					
16 Kolten Wong, L OBP: 0.182, SLG: 0.186										1	0	0	0	0	1	2						
19 Jon Jay, L OBP: 0.340, SLG: 0.369										4	3	3	3	0	0	0						
7 Matt Holliday, R OBP: 0.369, SLG: 0.466										4	1	2	2	0	1	3						
43 Shane Robinson, R OBP: 0.403, SLG: 0.380										1	1	1	0	0	0	0						
3 Carlos Beltrán, S OBP: 0.344, SLG: 0.516										4	0	3	2	0	1	1						
56 Adron Chambers, L OBP: 0.235, SLG: 0.290										1	1	0	0	0	1	1						
4 Yadier Molina, R OBP: 0.358, SLG: 0.481										4	1	1	3	0	0	2						
34 John Axford, R ERA: 4.55										0	0	0	0	0	0	0						
35 Jake Westbrook, R OBP: 0.263, SLG: 0.235										1	0	0	0	0	1	1						
44 Carlos Martinez, R ERA: 5.31										0	0	0	0	0	0	0						
44 Edward Mujica, R ERA: 1.96										0	0	0	0	0	0	0						
Matt Adams, L OBP: 0.324, SLG: 0.466										4	0	1	0	0	2	2						
23 David Freese, R OBP: 0.339, SLG: 0.377										4	0	1	0	0	2	2						
46 Kevin Siegrist, L ERA: 0.96										4	0	1	0	0	2	2						
48 Tony Cruz, R OBP: 0.257, SLG: 0.301										4	0	1	0	0	2	2						
33 Daniel Descalso, L OBP: 0.291, SLG: 0.364										4	1	1	0	0	1	2						
5B Joe Kelly, R OBP: 0.185, SLG: 0.154										2	0	0	0	0	1	0						
38 Pete Kozma, R OBP: 0.269, SLG: 0.269										2	1	1	0	0	0	2						
Inning Stats	R: 2 H: 2 E: 0 K: 2 S: 16	H: 2 LOB: 1 BB: 1 P: 26	R: 0 H: 0 E: 0 K: 1 S: 8	H: 0 LOB: 0 BB: 0 P: 11	R: 3 H: 4 E: 0 K: 1 S: 18	H: 4 LOB: 1 BB: 0 P: 28	R: 0 H: 0 E: 0 K: 2 S: 8	H: 0 LOB: 0 BB: 0 P: 14	R: 0 H: 0 E: 0 K: 1 S: 9	H: 0 LOB: 1 BB: 0 P: 15	R: 7 H: 9 E: 0 K: 1 S: 33	H: 9 LOB: 3 BB: 0 P: 52	R: 0 H: 1 E: 0 K: 2 S: 11	H: 1 LOB: 1 BB: 0 P: 14	1B: 7 2B: 8 3B: 1 HR: 1	SF: 0 SAC: 0 DP: 1 HBP: 1		WP: 1 PA: 41				
PITCHER	IP WLS BF H R ER SO BB IBB HBP BLK WP HR S P ERA WHIP	3.0 L 16 6 0 0 3 1 0 0 0 0 0 0 17 29 0.00 0.000	2.0 6 0 0 0 3 0 0 0 0 0 0 0 1 11 21 ∞ ∞	1.0 6 3 3 3 0 0 0 0 0 0 0 0 1 11 21 ∞ ∞	1.0 5 2 0 0 1 0 0 0 0 0 1 0 16 23 0.00 2.000	1.0 S 4 1 0 0 0 0 0 0 0 0 0 6 11 0.00 0.000	25 Kyle Farnsworth, R ERA: 5.4	1.0 S 4 1 0 0 0 0 0 0 0 0 0 0 6 11 0.00 0.000														

AB 41
R 8
H 13
RBI 7
BB 4
SO 8
LOB 30



WP: 0
PA: 47
CS: 0

AB 39
R 12
H 16
RBI 11
BB 1
SO 10
LOB 17



WP: 1
PA: 41
CS: 1

Batter	1	2	3	4	5	6	7	8	9	AB	R	H	RBI	BB	SO	LOB	TOP										
18 Neil Walker, S OBP: 0.345, SLG: 0.405 5 Josh Harrison, R OBP: 0.308, SLG: 0.459	G3-1		K			F7			BB 46 2B	3	0	0	0	0	1	1											
46 Garrett Jones, L OBP: 0.293, SLG: 0.416	F7			F8			G5-3		BB 26 E 17 SF9 2B	4	1	1	1	0	0	0											
22 Andrew McCutchen, R OBP: 0.403, SLG: 0.514 26 Felix Pie, L OBP: 0.250, SLG: 0.263	L4			BB 66 C4-6-3			1B		E1 24 D1	2	0	1	0	1	0	0											
66 Justin Morneau, L OBP: 0.319, SLG: 0.421 17 Gaby Sanchez, R OBP: 0.355, SLG: 0.493	L7			G4-6-3			F7		SF9	3	0	0	0	0	0	2											
2 Marlon Byrd, R OBP: 0.334, SLG: 0.518 37 Justin Wilson, L	G5-3			BB 14 G6-4-3			L6		K	2	0	0	0	0	0	0											
25 Kyle Farnsworth, R 23 Travis Snider, L OBP: 0.288, SLG: 0.335	G4-3			F8			F8		L9	4	0	1	0	0	0	2											
24 Pedro Alvarez, L OBP: 0.294, SLG: 0.472	G4-3			F9			G6-4-3		K	2	0	0	0	0	0	1											
14 John Buck, R OBP: 0.290, SLG: 0.369 48 Jared Hughes, R	F9			G6-3			F8		K	1	0	0	0	0	0	1											
57 Andrew Lamb, L OBP: 0.320, SLG: 0.318	G6-3			F8			F8		K	3	0	1	0	0	1	1											
10 Jordy Mercer, R OBP: 0.324, SLG: 0.395	G6-3			F8			F8		K	0	0	0	0	0	0	0											
50 Charlie Morton, R OBP: 0.143, SLG: 0.143 38 Stolmy Pimentel, R	G6-3			F8			F8		K	1	0	0	0	0	0	1											
32 Vin Mazzaro, R OBP: 0.167, SLG: 0.167 59 Tony Sanchez, R OBP: 0.286, SLG: 0.341	G6-3			F8			F8		K	2	0	0	0	0	0	0											
Inning Stats	R: 0 E: 0 K: 0 S: 9	H: 0 LOB: 0 BB: 13 P: 13	R: 0 E: 0 K: 0 S: 6	H: 0 LOB: 0 BB: 10 P: 10	R: 0 E: 0 K: 1 S: 10	H: 1 LOB: 1 BB: 15 P: 15	R: 0 E: 0 K: 0 S: 8	H: 0 LOB: 0 BB: 16 P: 16	R: 0 E: 0 K: 0 S: 8	H: 0 LOB: 0 BB: 1 P: 18	R: 0 E: 0 K: 1 S: 8	H: 0 LOB: 0 BB: 12 P: 12	R: 0 E: 1 K: 3 S: 15	H: 1 LOB: 1 BB: 21 P: 21	R: 2 E: 1 K: 1 S: 15	H: 1 LOB: 1 BB: 1 P: 26	1B: 2 2B: 2 3B: 0 HR: 0	SF: 1 SAC: 0 DP: 2 HBP: 0	WP: 0 PB: 0 SB: 0 CS: 0	PA: 33							
PITCHER	IP	WLS	BF	H	R	ER	SO	BB	IBB	HBP	BLK	WP	HR	S	P	ERA	WHIP										
52 Michael Wacha, R ERA: 2.72	7.0	W	23	2	0	0	2	2	0	0	0	0	0	57	21	0.00	0.571										
34 John Axford, R ERA: 4.47	1.0		4	1	0	0	3	0	0	0	0	0	0	15	21	0.00	1.000										
71 Sam Freeman, R ERA: 3.24	0.0		3	1	2	2	0	1	0	0	0	0	0	8	15	∞	∞										
59 Fernando Salas, R ERA: 4.21	1.0		3	0	0	0	1	0	0	0	0	0	0	7	11	0.00	0.000										

Pittsburgh Pirates @ St. Louis Cardinals
 Busch Stadium, St. Louis, MO
 Sun Sep 08 2013, 1:17 PM - 4:36 PM CDT
 Att: 40,156 - Overcast - 73 F

AB	29
R	2
H	4
RBI	2
BB	3
SO	6
LOB	13



Batter	1	2	3	4	5	6	7	8	9	AB	R	H	RBI	BB	SO	LOB	BOTTOM										
13 Matt Carpenter, L OBP: 0.386, SLG: 0.483 71 Sam Freeman, R 59 Fernando Salas, R	BB 19 SF8 1B	BB 19 2B		K	K		FC4-6			5	2	2	1	0	2	3											
19 Jon Jay, L OBP: 0.343, SLG: 0.372	BB 3 SF8 7 FC4 1B	BB 7 WP 3 2B		G4-3	BB 7 1B		F8			4	2	2	1	1	0	1											
7 Matt Holliday, R OBP: 0.368, SLG: 0.463 34 John Axford, R 16 Kolten Wong, L OBP: 0.178, SLG: 0.182	BB 4 FC4 BB	F9		G6-3	BB 1B		G4-3			3	0	1	1	1	0	1											
3 Carlos Beltrán, S OBP: 0.344, SLG: 0.515 43 Shane Robinson, R OBP: 0.336, SLG: 0.353	SF8	BB		G4-3	BB 23 2B					2	1	1	1	1	0	3											
4 Yadier Molina, R OBP: 0.359, SLG: 0.482 48 Tony Cruz, R OBP: 0.255, SLG: 0.298	FC4 23 1B	K		K	K		G4-3		K	4	0	0	1	0	2	3											
23 David Freese, R OBP: 0.341, SLG: 0.386 8 Ryan Jackson, R	BB 1B			L7	BB 38 1B 52 1B		K		K	4	1	2	1	0	1	0											
Matt Adams, L OBP: 0.320, SLG: 0.458	G4-3			F7	BB 38 1B 52 1B		F9			4	1	1	0	0	0	2											
38 Pete Kozma, R OBP: 0.276, SLG: 0.275		BB 52 SH2-4 13 2B		BB	BB 52 1B 7 1B		G4-3			3	2	2	0	1	0	0											
52 Michael Wacha, R OBP: 0.133, SLG: 0.133 41 Brock Peterson, R OBP: 0.150, SLG: 0.105 56 Adron Chambers, L OBP: 0.235, SLG: 0.200	G4-3	SH2-4		K	BB 7 1B 19 BB		E5 13 FC4-6			2	0	1	2	0	1	1											
Inning Stats	R: 2 E: 0 K: 0 S: 10	H: 3 LOB: 2 BB: 1 P: 22	R: 3 E: 0 K: 1 S: 19	H: 3 LOB: 1 BB: 1 P: 28	R: 0 E: 0 K: 1 S: 10	H: 0 LOB: 1 BB: 1 P: 18	R: 0 E: 0 K: 1 S: 9	H: 0 LOB: 0 BB: 0 P: 10	R: 4 E: 0 K: 2 S: 23	H: 6 LOB: 3 BB: 1 P: 42	R: 0 E: 0 K: 1 S: 9	H: 0 LOB: 0 BB: 0 P: 14	R: 0 E: 1 K: 0 S: 8	H: 0 LOB: 1 BB: 0 P: 11	R: 0 E: 0 K: 1 S: 6	H: 0 LOB: 0 BB: 0 P: 8	1B: 8 2B: 4 3B: 0 HR: 0	SF: 1 SAC: 1 DP: 0 HBP: 0	WP: 1 PB: 0 SB: 0 CS: 0	PA: 41							
PITCHER	IP	WLS	BF	H	R	ER	SO	BB	IBB	HBP	BLK	WP	HR	S	P	ERA	WHIP										
50 Charlie Morton, R ERA: 3.44	1.2	L	13	6	5	5	0	2	0	0	0	0	0	26	46	27.00	4.800										
38 Stolmy Pimentel, R ERA: 4.15	2.2		11	2	2	2	4	1	0	0	0	0	0	30	46	6.75	1.125										
32 Vin Mazzaro, R ERA: 2.65	0.1		5	3	1	1	1	1	0	0	0	0	0	11	20	27.00	12.000										
48 Jared Hughes, R ERA: 4.97	1.1		5	1	1	1	1	0	0	0	0	0	0	13	22	6.75	0.750										
37 Justin Wilson, L ERA: 2.22	1.0		4	0	0	0	0	0	0	0	0	0	0	8	11	0.00	0.000										

Pittsburgh Pirates @ St. Louis Cardinals
 Busch Stadium, St. Louis, MO
 Sun Sep 08 2013, 1:17 PM - 4:36 PM CDT
 Att: 40,156 - Overcast - 73 F

AB	35
R	9
H	12
RBI	8
BB	4
SO	7
LOB	14



Batter	1	2	3	4	5	6	7	8	9	AB	R	H	RBI	BB	SO	LOB	TOP				
7 Norichika Aoki, L (1.9) OBP: 0.349, SLG: 0.359	G5-3		K		K		K		G6-3	5	0	0	0	0	3	1					
9 Jean Segura, R (1.6) OBP: 0.332, SLG: 0.429	G4-3		G6-3		P3				K	4	0	0	0	0	1	0					
20 Jonathan Lucroy, R (1.3) OBP: 0.339, SLG: 0.466	G3		G3		G3				K	4	0	1	0	0	1	0					
16 Aramis Ramirez, R (1.5) OBP: 0.368, SLG: 0.453		G3	G5-3		G3				K	3	0	2	0	1	0	1					
27 Carlos Gómez, R (1.8) OBP: 0.334, SLG: 0.492	L8		G4-3		K				K	4	0	0	0	0	2	3					
2 Scooter Gennett, L (1.4) OBP: 0.372, SLG: 0.541	G3		L9		F7				G4-3	4	1	2	0	0	0	1					
15 Caleb Gindl, L (1.7) OBP: 0.336, SLG: 0.415	G3		G3		K				G4-3	4	0	1	0	0	1	3					
12 Martin Maldonado, R (1.2) OBP: 0.240, SLG: 0.280			F8		F8				HR	1	0	0	0	2	0	1					
22 Logan Schafer, L (9. PH) OBP: 0.288, SLG: 0.348			BB		BB				HR	1	1	1	2	0	0	0					
60 Wily Peralta, R (1.1) OBP: 0.167, SLG: 0.149			G4-3		F7				F9	2	0	0	0	0	0	3					
51 Michael Gonzalez, R (7.1) ERA: 3.05			G4-3		F7				F9	0	0	0	0	0	0	0					
48 Donovan Hand, R (8.1) OBP: 0.167, SLG: 0.091			G4-3		F7				F9	0	0	0	0	0	0	0					
31 Burke Badenhop, R (8.1) ERA: 2.23			G4-3		F7				F9	0	0	0	0	0	0	0					
21 Juan Francisco, L (9. PH) OBP: 0.304, SLG: 0.443			G4-3		F7				F9	1	0	0	0	0	0	0					
Inning Stats	R: 0 E: 0 K: 0 S: 10	H: 0 LOB: 0 BB: 0 P: 15	R: 0 E: 0 K: 0 S: 10	H: 2 LOB: 3 BB: 1 P: 15	R: 0 E: 0 K: 1 S: 10	H: 1 LOB: 1 BB: 0 P: 14	R: 0 E: 0 K: 0 S: 11	H: 1 LOB: 1 BB: 0 P: 18	R: 0 E: 0 K: 1 S: 12	H: 0 LOB: 0 BB: 0 P: 12	R: 0 E: 0 K: 2 S: 15	H: 0 LOB: 1 BB: 1 P: 22	R: 0 E: 0 K: 3 S: 13	H: 0 LOB: 1 BB: 1 P: 22	R: 2 E: 0 K: 0 S: 15	H: 2 LOB: 0 BB: 0 P: 18	1B: 4 2B: 2 3B: 0 HR: 1	SF: 0 SAC: 1 DP: 0 HBP: 0	WP: 0 PB: 0 SB: 0 CS: 0	PA: 37	
PITCHER	IP	WLS	BF	H	R	ER	SO	BB	IBB	HBP	BLK	WP	HR	S	P	ERA	WHIP				
40 Shelby Miller, R (1.1) ERA: 3.05	6.2	W	27	5	0	0	4	2	0	0	0	0	0	72	108	0.00	1.050				
46 Kevin Siegrist, L (7.1) ERA: 0.56	0.1	H	1	0	0	0	1	0	0	0	0	0	0	4	4	0.00	0.000				
26 Trevor Rosenthal, R (8.1) ERA: 2.23	1.0	H	4	0	0	0	3	1	0	0	0	0	0	13	22	0.00	1.000				
44 Edward Mujica, R (9.1) ERA: 2.23	1.0		5	2	2	2	0	0	0	0	0	0	1	15	18	18.00	2.000				

Milwaukee Brewers @ St. Louis Cardinals
 Busch Stadium, St. Louis, MO
 Tue Sep 10 2013, 7:19 PM - 10:24 PM CDT
 Att: 35,050 - Partly Cloudy - 94 F

AB 33
 R 2
 H 7
 RBI 2
 BB 3
 SO 8
 LOB 13



Batter	1	2	3	4	5	6	7	8	9	AB	R	H	RBI	BB	SO	LOB	BOTTOM					
13 Matt Carpenter, L (1.4) OBP: 0.386, SLG: 0.482	F7		FC4-6		F8		HR		F8	3	1	1	1	1	0	1						
19 Jon Jay, L (1.8) OBP: 0.340, SLG: 0.369	K		F8		F8		G3		G3	4	0	0	0	0	1	3						
7 Matt Holliday, R (1.7) OBP: 0.369, SLG: 0.468	K		FC4-6		HR		K		K	3	1	1	2	1	2	0						
43 Shane Robinson, R (9.9) OBP: 0.388, SLG: 0.383			FC4-6		BB		HR		K	0	0	0	0	0	0	0						
3 Carlos Beltrán, S (1.9) OBP: 0.345, SLG: 0.514	F7		FC4-6		FC4-6		HR		K	3	0	1	0	1	0	1						
56 Adron Chambers, L (8. PR) OBP: 0.235, SLG: 0.290			FC4-6		FC4-6		BB		BB	0	1	0	0	0	0	0						
4 Yadier Molina, R (1.2) OBP: 0.358, SLG: 0.479	K		F8		F8		BB		BB	3	0	0	0	1	1	2						
23 David Freese, R (1.5) OBP: 0.339, SLG: 0.383	K		F8		F8		BB		BB	3	0	0	0	0	2	0						
33 Daniel Descalso, L (8.5) OBP: 0.292, SLG: 0.365	K		F8		F8		BB		K	1	0	0	0	1	2							
Matt Adams, L (1.3) OBP: 0.323, SLG: 0.459			K2-3		F7		BB		BB	4	1	2	1	0	1	0						
38 Pete Kozma, R (1.6) OBP: 0.276, SLG: 0.275	E3		F8		F8		BB		BB	4	0	1	0	0	1	1						
40 Shelby Miller, R (1.1) OBP: 0.167, SLG: 0.149			FC1-6		F9		BB		BB	2	0	0	0	0	0	1						
46 Kevin Siegrist, L (7.1) ERA: 0.56			FC1-6		F9		BB		BB	0	0	0	0	0	0	0						
16 Kolten Wong, L (7. PH) OBP: 0.167, SLG: 0.091			FC1-6		F9		BB		BB	0	0	0	0	0	0	0						
26 Trevor Rosenthal, R (8.1) ERA: 2.23			FC1-6		F9		BB		BB	0	0	0	0	0	0	0						
41 Brock Peterson, R (8. PH) ERA: 2.23			FC1-6		F9		BB		BB	1	0	0	0	0	1	3						
44 Edward Mujica, R (9.1) ERA: 2.23			FC1-6		F9		BB		BB	0	0	0	0	0	0	0						
Inning Stats	R: 0 E: 0 K: 2 S: 10	H: 0 LOB: 0 BB: 0 P: 16	R: 0 E: 0 K: 2 S: 8	H: 0 LOB: 0 BB: 0 P: 13	R: 0 E: 1 K: 1 S: 8	H: 0 LOB: 1 BB: 0 P: 11	R: 0 E: 0 K: 0 S: 7	H: 0 LOB: 1 BB: 1 P: 13	R: 0 E: 0 K: 0 S: 6	H: 0 LOB: 0 BB: 0 P: 11	R: 2 E: 1 K: 0 S: 10	H: 1 LOB: 1 BB: 2 P: 22	R: 1 E: 0 K: 2 S: 16	H: 2 LOB: 2 BB: 1 P: 24	R: 1 E: 0 K: 3 S: 21	H: 3 LOB: 3 BB: 1 P: 31	1B: 5 2B: 0 3B: 0 HR: 1	SF: 0 SAC: 0 DP: 0 HBP: 0	WP: 1 PB: 0 SB: 0 CS: 0	PA: 36		
PITCHER	IP	WLS	BF	H	R	ER	SO	BB	IBB	HBP	BLK	WP	HR	S	P	ERA	WHIP					
60 Wily Peralta, R (1.1) OBP: 0.167, SLG: 0.149	6.2	L	27	2	3	3	7	4	0	0	0	0	1	1	61	105	4.05	0.900				
51 Michael Gonzalez, L (7.1) ERA: 4.44	0.1		2	1	0	0	0	0	0	0	0	0	0	4	5	0.00	3.000					
48 Donovan Hand, R (8.1) OBP: 0.167, SLG: 0.091	0.2		5	2	1	1	2	1	0	0	0	0	0	16	24	13.50	4.500					
31 Burke Badenhop, R (8.1) ERA: 3.6	0.1		2	1	0	0	1	0	0	0	0	0	0	5	7	0.00	3.000					

Milwaukee Brewers @ St. Louis Cardinals
 Busch Stadium, St. Louis, MO
 Tue Sep 10 2013, 7:19 PM - 10:24 PM CDT
 Att: 35,050 - Partly Cloudy - 94 F

AB 31
 R 4
 H 6
 RBI 4
 BB 5
 SO 10
 LOB 14



Batter	1	2	3	4	5	6	7	8	9	AB	R	H	RBI	BB	SO	LOB	TOP															
7 Norichika Aoki, L (1.9) OBP: 0.351, SLG: 0.360										3	0	2	0	0	1	0	Milwaukee Brewers @ St. Louis Cardinals Busch Stadium, St. Louis, MO Wed Sep 11 2013, 7:18 PM - 10:18 PM CDT Att: 35,134 - Clear - 91 F															
9 Jean Segura, R (1.6) OBP: 0.332, SLG: 0.428										4	0	1	0	0	2	3																
20 Jonathan Lucroy, R (1.2) OBP: 0.336, SLG: 0.462										4	0	0	0	0	2	3																
16 Aramis Ramirez, R (1.5) OBP: 0.363, SLG: 0.446										4	0	0	0	0	1	0																
27 Carlos Gómez, R (1.8) OBP: 0.333, SLG: 0.489										4	1	1	0	0	1	0																
2 Scooter Gennett, L (1.4) OBP: 0.381, SLG: 0.550										3	0	2	0	1	0	0																
21 Juan Francisco, L (1.3) 3 Yunesky Betancourt, R (7.9) 53 Brandon Kintzler, R (7.1) 51 Michael Gonzalez, R (8.1) 15 Caleb Gindl, L (8.99) OBP: 0.333, SLG: 0.411										2	0	0	0	0	2	3																
22 Logan Schafer, L (1.7) OBP: 0.289, SLG: 0.346										2	0	0	0	1	1	0																
41 Marco Estrada, R (1.1) OBP: 0.214, SLG: 0.222										2	0	0	0	0	2	2																
11 Sean Halton, R (7.3) OBP: 0.308, SLG: 0.322										0	0	0	0	1	0	0																
Inning Stats	R: 0 E: 0 K: 1 S: 8	H: 1 LOB: 0 BB: 0 P: 13	R: 1 E: 0 K: 2 S: 13	H: 1 LOB: 2 BB: 2 P: 27	R: 0 E: 0 K: 1 S: 7	H: 1 LOB: 0 BB: 0 P: 8	R: 0 E: 0 K: 2 S: 10	H: 1 LOB: 1 BB: 0 P: 14	R: 0 E: 0 K: 3 S: 14	H: 1 LOB: 1 BB: 0 P: 21	R: 0 E: 0 K: 1 S: 7	H: 0 LOB: 0 BB: 0 P: 10	R: 0 E: 0 K: 0 S: 6	H: 0 LOB: 0 BB: 0 P: 13	R: 0 E: 0 K: 1 S: 10	H: 1 LOB: 1 BB: 0 P: 17	R: 0 E: 0 K: 2 S: 11	H: 1 LOB: 0 BB: 0 P: 13	1B: 5 2B: 1 3B: 0 HR: 0	SF: 0 SAC: 1 DP: 1 HBP: 0	WP: 1 PB: 0 CS: 2	PA: 34										
PITCHER	IP WLS BF H R ER SO BB IBB HBP BLK WP HR S P ERA WHIP																															
31 Lance Lynn, R (1.1) ERA: 4.23	6.0	23	5	1	0	10	2	0	0	0	1	0	59	93	0.00	1.167																
36 Randy Choate, L (7.1) ERA: 2.51	1.0	3	0	0	0	0	0	0	0	0	0	0	6	13	0.00	0.000																
26 Trevor Rosenthal, R (8.1) ERA: 2.24	1.0	W	4	0	0	1	1	0	0	0	0	0	10	17	0.00	1.000																
34 John Axford, R (9.1) ERA: 4.4	1.0	4	1	0	0	2	0	0	0	0	0	0	11	13	0.00	1.000																

Batter	1	2	3	4	5	6	7	8	9	AB	R	H	RBI	BB	SO	LOB	BOTTOM		
13 Matt Carpenter, L (1.4) OBP: 0.387, SLG: 0.482										4	1	2	0	0	2	0	Milwaukee Brewers @ St. Louis Cardinals Busch Stadium, St. Louis, MO Wed Sep 11 2013, 7:18 PM - 10:18 PM CDT Att: 35,134 - Clear - 91 F		
19 Jon Jay, L (1.8) OBP: 0.339, SLG: 0.367										3	1	0	0	1	1	1			
7 Matt Holliday, R (1.7) OBP: 0.370, SLG: 0.468										4	2	2	0	0	0	0			
3 Carlos Beltrán, S (1.9) OBP: 0.345, SLG: 0.512										2	0	0	1	1	1	1			
Matt Adams, L (1.3) OBP: 0.325, SLG: 0.470										3	1	1	2	1	1	1			
23 David Freese, R (1.5) OBP: 0.339, SLG: 0.381										2	0	0	0	1	0	2			
38 Pete Kozma, R (7. FR) OBP: 0.275, SLG: 0.274										1	0	0	0	0	1	0			
33 Daniel Descalso, L (1.6) OBP: 0.293, SLG: 0.364										3	0	1	1	0	0	1			
48 Tony Cruz, R (1.2) OBP: 0.248, SLG: 0.290										3	0	0	0	0	0	2			
31 Lance Lynn, S (1.1) ERA: 4.23	6.2	24	2	1	1	6	3	0	0	0	0	0	0	0	0	0		Milwaukee Brewers @ St. Louis Cardinals Busch Stadium, St. Louis, MO Wed Sep 11 2013, 7:18 PM - 10:18 PM CDT Att: 35,134 - Clear - 91 F	
53 Brandon Kintzler, R (7.1) ERA: 3.04	0.2	L	6	3	3	3	1	0	0	0	0	0	18	30	40.50	6.000			
51 Michael Gonzalez, L (8.1) ERA: 4.56	0.2	3	1	1	1	1	0	0	0	0	0	1	6	12	13.50	1.500			
Inning Stats	R: 0 E: 0 K: 2 S: 7	H: 0 LOB: 0 BB: 0 P: 12	R: 0 E: 0 K: 0 S: 11	H: 0 LOB: 2 BB: 2 P: 20	R: 0 E: 0 K: 2 S: 9	H: 0 LOB: 0 BB: 0 P: 11	R: 0 E: 0 K: 1 S: 8	H: 0 LOB: 0 BB: 0 P: 11	R: 0 E: 0 K: 1 S: 10	H: 1 LOB: 1 BB: 0 P: 14	R: 1 E: 0 K: 0 S: 14	H: 2 LOB: 2 BB: 1 P: 26	R: 4 E: 0 K: 1 S: 20	H: 3 LOB: 0 BB: 1 P: 35	1B: 5 2B: 0 3B: 0 HR: 1	SF: 1 SAC: 0 DP: 1 HBP: 0	WP: 0 PB: 0 CS: 0		PA: 33
PITCHER	IP WLS BF H R ER SO BB IBB HBP BLK WP HR S P ERA WHIP																		

Batter	1	2	3	4	5	6	7	8	9	AB	R	H	RBI	BB	SO	LOB	TOP			
7 Norichika Aoki, L (1,9) OBP: 0.351, SLG: 0.363	G4-3	G4-6-3					B1-3		G4-3	4	0	1	1	1	0	2				
2 Scooter Gennett, L (1,4) OBP: 0.382, SLG: 0.545	16 WP G6-3		K2-3				20 1B		G5-3	5	1	2	0	0	2	3				
20 Jonathan Lucroy, R (1,2) OBP: 0.337, SLG: 0.463	16 WP		F9				G1-3			4	0	2	0	0	0	0				
16 Aramis Ramirez, R (1,5) OBP: 0.359, SLG: 0.440	G6-3		F8				G5-3			4	0	0	1	0	0	3				
27 Carlos Gómez, R (1,8) OBP: 0.333, SLG: 0.488	K						K			4	1	1	0	0	2	1				
22 Logan Schafer, L (1,7) OBP: 0.288, SLG: 0.344		11 E G3					G3-1			4	1	1	0	0	0	1				
11 Sean Halton, R (1,3) 29 Jim Henderson, L (9,1)		63 E 1B					K			4	1	2	3	0	2	0				
14 Jeff Bianchi, R (1,6) 63 Tyler Thornburg, R (1,1) 21 Juan Francisco, L (7,PH) 47 Rob Wooten, R (7,1) 53 Brandon Kintzler, R (8,1) 3 Yuniesky Betancourt, R (9,PH)							K			4	0	1	0	0	1	1				
										1	0	0	0	0	0	0				
										1	0	0	0	0	0	0				
										1	1	1	0	0	0	0				
										1	0	0	0	0	0	0				
										1	1	1	0	0	0	0				
Inning Stats	R: 1 E: 0 K: 1 S: 11	H: 2 LOB: 1 BB: 0 P: 18	R: 1 E: 2 K: 0 S: 14	H: 2 LOB: 1 BB: 0 P: 22	R: 0 E: 0 K: 1 S: 7	H: 0 LOB: 0 BB: 0 P: 12	R: 2 E: 0 K: 1 S: 16	H: 3 LOB: 2 BB: 1 P: 31	R: 0 E: 0 K: 1 S: 9	H: 0 LOB: 0 BB: 0 P: 11	R: 0 E: 0 K: 2 S: 8	H: 2 LOB: 2 BB: 0 P: 10	R: 0 E: 0 K: 1 S: 7	H: 0 LOB: 0 BB: 0 P: 11	R: 1 E: 0 K: 0 S: 8	H: 2 LOB: 0 BB: 0 P: 12	1B: 9 2B: 0 3B: 1 HR: 1	SF: 0 SAC: 1 DP: 1 HBP: 0	WP: 1 PA: 38 PB: 0 SB: 0 CS: 1	
PITCHER	IP WLS BF H R ER SO BB IBB HBP BLK WP HR S P ERA WHIP	5.0 L 23 7 4 3 4 1 0 0 0 1 1 55 94 5.40 1.600	2.0 8 2 0 0 2 0 0 0 0 0 0 17 21 0.00 1.000	1.1 5 1 1 1 1 0 0 0 0 0 0 11 16 6.75 0.750	0.2 2 1 0 0 0 0 0 0 0 0 0 4 7 0.00 1.500	PITCHER														

Milwaukee Brewers @ St. Louis Cardinals
 Busch Stadium, St. Louis, MO
 Thu Sep 12 2013, 7:17 PM - 10:18 PM CDT
 Att: 35,208 - Clear - 81 F

AB	36
R	5
H	11
RBI	5
BB	1
SO	7
LOB	12



Batter	1	2	3	4	5	6	7	8	9	AB	R	H	RBI	BB	SO	LOB	BOTTOM				
13 Matt Carpenter, L (1,4) OBP: 0.386, SLG: 0.480	G6-3		K				F7		L6-3	4	0	1	0	0	1	1					
19 Jon Jay, L (1,8) OBP: 0.342, SLG: 0.368	3 CS						7 BB		F7	2	1	1	0	1	0	1					
7 Matt Holliday, R (1,7) OBP: 0.371, SLG: 0.470	P5						23 SF9		L6-3	3	1	1	1	1	0	2					
3 Carlos Beltrán, S (1,9) OBP: 0.342, SLG: 0.508	CS		F9				F9		K	4	0	0	0	0	1	3					
23 David Freese, R (1,5) OBP: 0.336, SLG: 0.378							SF9		L6	3	0	0	1	0	1	2					
Matt Adams, L (1,3) OBP: 0.328, SLG: 0.483			K2-3				K		HR	4	1	2	1	0	2	0					
48 Tony Cruz, R (1,2) OBP: 0.248, SLG: 0.288							K2-3		L8	4	0	1	0	0	1	1					
38 Pete Kozma, R (1,6) 33 Daniel Descalso, L (7,PH)							L4		FC4	2	0	0	0	0	0	1					
										1	0	0	0	0	0	1					
56 Joe Kelly, R (1,1) 16 Kellen Wong, L (5,PH) 44 Carlos Martínez, R (8,1) 56 Adron Chambers, L (7,PH) 43 Seth Maness, R (8,1) 46 Kevin Siegrist, L (9,1)							G6-3		K	1	0	0	0	0	0	1					
										1	0	0	0	0	0	0					
										1	0	0	0	0	0	0					
										1	0	0	0	0	0	0					
										1	0	0	0	0	0	0					
										1	0	0	0	0	0	0					
										1	0	0	0	0	0	0					
										1	0	0	0	0	0	0					
Inning Stats	R: 0 E: 0 K: 0 S: 8	H: 0 LOB: 0 BB: 1 P: 17	R: 0 E: 0 K: 2 S: 11	H: 0 LOB: 0 BB: 0 P: 17	R: 0 E: 0 K: 2 S: 10	H: 1 LOB: 1 BB: 0 P: 12	R: 2 E: 0 K: 1 S: 11	H: 2 LOB: 0 BB: 0 P: 20	R: 0 E: 0 K: 1 S: 8	H: 0 LOB: 0 BB: 0 P: 10	R: 0 E: 0 K: 0 S: 14	H: 0 LOB: 2 BB: 1 P: 23	R: 0 E: 0 K: 1 S: 9	H: 1 LOB: 1 BB: 0 P: 10	R: 0 E: 0 K: 0 S: 5	H: 1 LOB: 0 BB: 0 P: 8	R: 1 E: 0 K: 1 S: 14	H: 1 LOB: 0 BB: 0 P: 21	1B: 4 2B: 2 3B: 0 HR: 1	SF: 1 SAC: 0 DP: 1 HBP: 1	WP: 0 PA: 35 PB: 0 SB: 0 CS: 1
PITCHER	IP WLS BF H R ER SO BB IBB HBP BLK WP HR S P ERA WHIP	6.0 W 23 3 2 2 6 2 0 1 0 0 0 9 99 3.00 0.833	1.0 H 4 1 0 0 1 0 0 0 0 0 0 9 10 0.00 1.000	1.0 H 3 1 0 0 0 0 0 0 0 0 0 5 8 0.00 1.000	1.0 S 4 1 1 1 1 0 0 0 0 0 1 14 21 9.00 1.000	PITCHER															

Milwaukee Brewers @ St. Louis Cardinals
 Busch Stadium, St. Louis, MO
 Thu Sep 12 2013, 7:17 PM - 10:18 PM CDT
 Att: 35,208 - Clear - 81 F

AB	30
R	3
H	6
RBI	3
BB	2
SO	8
LOB	14



Batter	1	2	3	4	5	6	7	8	9	10	AB	R	H	RBI	BB	SO	LOB	TOP				
5 Brad Miller, L OBP: 0.313, SLG: 0.401 (1, 6)	F7		K2-3		G3			F7		G5-3	5	0	0	0	0	1	3					
36 Abraham Almonte, S OBP: 0.310, SLG: 0.410 (1, 8)	L5		G4-3		G4-3			K		F8	5	0	1	0	0	1	2					
15 Kyle Seager, L OBP: 0.347, SLG: 0.454 (1, 5)	F8				1B			G4-3			4	0	2	0	0	0	0					
8 Kendrys Morales, S OBP: 0.341, SLG: 0.454 (1, 3)		G4-3									4	0	2	0	0	0	1					
9 Endy Chavez, L OBP: 0.294, SLG: 0.332 (9, 7)											0	0	0	0	0	0	0					
55 Michael Saunders, L OBP: 0.323, SLG: 0.381 (1, 9)											4	0	1	0	0	2	3					
13 Dustin Ackley, L OBP: 0.314, SLG: 0.342 (9, 3)											3	0	1	0	1	0	4					
3 Mike Zunino, R OBP: 0.304, SLG: 0.326 (1, 2)											4	1	2	1	0	0	1					
6 Nick Franklin, S OBP: 0.292, SLG: 0.387 (1, 4)											3	0	0	0	1	1	1					
18 Hisashi Iwakuma, R 41 Charlie Furbush, L 31 Yoervis Medina, R 21 Franklin Gutierrez, R 57 Chance Ruffin, R 59 Oliver Pérez, L (1, 1) (8, 1) (8, 1) (10, PH) (10, 1) (10, 1)											3	0	0	0	0	2	1					
Inning Stats	R: 0 E: 0 K: 0 S: 6	H: 0 LOB: 0 BB: 9 P: 9	R: 0 E: 0 K: 0 S: 8	H: 0 LOB: 1 BB: 1 P: 17	R: 0 E: 0 K: 2 S: 9	H: 0 LOB: 0 BB: 0 P: 11	R: 0 E: 0 K: 1 S: 13	H: 2 LOB: 2 BB: 20 P: 20	R: 1 E: 0 K: 1 S: 10	H: 2 LOB: 2 BB: 1 P: 20	R: 0 E: 0 K: 1 S: 10	H: 2 LOB: 1 BB: 0 P: 16	R: 0 E: 0 K: 1 S: 9	H: 0 LOB: 0 BB: 0 P: 14	R: 0 E: 0 K: 1 S: 8	H: 2 LOB: 1 BB: 0 P: 15	R: 0 E: 0 K: 0 S: 16	H: 2 LOB: 2 BB: 0 P: 20	1B: 9 2B: 1 3B: 0 HR: 1	SF: 0 SAC: 0 DP: 2 HBP: 0	WP: 0 PB: 0 SB: 1 CS: 2	PA: 39
PITCHER	IP 8.0	WLS 3	BF 30	H 6	R 1	ER 1	SO 6	BB 2	IBB 0	HBP 0	BLK 0	WP 0	HR 1	S 71	P 114	ERA 1.12	WHIP 1.000					
50 Adam Wainwright, R ERA: 2.98 (1, 1)	1.0	3	2	0	0	1	0	0	0	0	0	0	0	8	15	0.00	2.000					
44 Edward Mujica, R ERA: 2.19 (9, 1)	1.0	W	5	2	0	0	0	0	0	0	0	0	0	16	20	0.00	2.000					
46 Kevin Siegrist, L ERA: 0.53 (10, 1)																						

Seattle Mariners @ St. Louis Cardinals
Busch Stadium, St. Louis, MO
Fri Sep 13 2013, 7:17 PM - 10:31 PM CDT
Att: 40,506 - Clear - 70 F

AB 36
R 1
H 10
RBI 1
BB 2
SO 7
LOB 16



Batter	1	2	3	4	5	6	7	8	9	10	AB	R	H	RBI	BB	SO	LOB	BOTTOM				
13 Matt Carpenter, L OBP: 0.388, SLG: 0.481 (1, 4)	L4										3	0	1	0	2	0	0					
19 Jon Jay, L OBP: 0.341, SLG: 0.365 (1, 8)	G6-3		G3-1								4	0	0	1	1	0	3					
7 Matt Holliday, R OBP: 0.370, SLG: 0.467 (1, 7)											4	0	0	0	1	0	4					
3 Carlos Beltrán, S OBP: 0.343, SLG: 0.509 (1, 9)											3	0	1	0	1	0	1					
4 Yadier Molina, R OBP: 0.355, SLG: 0.475 (1, 2)											4	0	0	0	0	0	2					
Matt Adams, L OBP: 0.323, SLG: 0.475 (1, 3)											4	0	0	0	0	1	2					
23 David Freese, R OBP: 0.335, SLG: 0.377 (1, 5)											4	0	1	0	0	2	1					
33 Daniel Descalso, L OBP: 0.290, SLG: 0.360 (1, 6)											2	0	0	0	0	0	1					
43 Shane Robinson, R OBP: 0.363, SLG: 0.357 (8, PH)											1	0	0	0	0	1	0					
44 Edward Mujica, R (9, 1)											0	0	0	0	0	0	0					
46 Kevin Siegrist, L (10, 1)											1	0	0	0	0	1	0					
16 Kolten Wong, L OBP: 0.184, SLG: 0.170 (10, PH)											2	0	0	0	0	0	1					
50 Adam Wainwright, R OBP: 0.154, SLG: 0.203 (1, 1)											1	0	0	0	0	0	0					
41 Brock Peterson, R OBP: 0.158, SLG: 0.205 (8, PH)											1	0	0	0	0	0	0					
38 Pete Kozma, R OBP: 0.276, SLG: 0.275 (8, PR) (9, 6)											1	2	1	0	0	0	0					
Inning Stats	R: 0 E: 0 K: 0 S: 8	H: 0 LOB: 1 BB: 1 P: 13	R: 0 E: 0 K: 0 S: 12	H: 0 LOB: 0 BB: 0 P: 17	R: 0 E: 0 K: 0 S: 12	H: 1 LOB: 1 BB: 0 P: 16	R: 0 E: 0 K: 0 S: 10	H: 0 LOB: 1 BB: 1 P: 19	R: 0 E: 0 K: 0 S: 5	H: 1 LOB: 0 BB: 0 P: 6	R: 0 E: 0 K: 1 S: 11	H: 1 LOB: 1 BB: 0 P: 15	R: 1 E: 1 K: 1 S: 16	H: 0 LOB: 2 BB: 1 P: 22	R: 0 E: 0 K: 1 S: 6	H: 0 LOB: 0 BB: 0 P: 8	R: 1 E: 0 K: 2 S: 11	H: 1 LOB: 1 BB: 2 P: 26	1B: 2 2B: 2 3B: 0 HR: 0	SF: 0 SAC: 0 DP: 0 HBP: 0	WP: 0 PB: 1 SB: 1 CS: 1	PA: 39
PITCHER	IP 7.0	WLS 2	BF 25	H 3	R 0	ER 0	SO 1	BB 2	IBB 0	HBP 0	BLK 0	WP 0	HR 0	S 62	P 94	ERA 0.00	WHIP 0.714					
18 Hisashi Iwakuma, R ERA: 2.87 (8, 1)	0.2	B	4	0	1	0	1	0	0	0	0	0	0	12	18	0.00	1.500					
31 Yoervis Medina, R ERA: 2.89 (8, 1)	1.1	4	0	0	0	1	0	0	0	0	0	0	0	10	12	0.00	0.000					
57 Chance Ruffin, R ERA: 5.4 (10, 1)	0.2	L	3	1	1	0	2	0	0	0	0	0	0	8	14	0.00	1.500					
59 Oliver Pérez, L ERA: 3.62 (10, 1)	0.0	3	0	0	0	0	0	2	0	0	0	0	0	3	12							

Seattle Mariners @ St. Louis Cardinals
Busch Stadium, St. Louis, MO
Fri Sep 13 2013, 7:17 PM - 10:31 PM CDT
Att: 40,506 - Clear - 70 F

AB 34
R 2
H 4
RBI 1
BB 5
SO 5
LOB 15



Batter	1	2	3	4	5	6	7	8	9	AB	R	H	RBI	BB	SO	LOB	TOP								
5 Brad Miller, L (1,6) OBP: 0.314, SLG: 0.402 1 Carlos Truñfel, R (5,6) OBP: 0.115, SLG: 0.083										2	0	1	0	0	0	0	Seattle Mariners @ St. Louis Cardinals Busch Stadium, St. Louis, MO Sat Sep 14 2013, 6:17 PM - 9:07 PM CDT Att. 41,374 - Clear - 73 F livebaseballscorecards.com								
21 Franklin Gutierrez, R (1,9) OBP: 0.270, SLG: 0.491 54 Tom Wilhelmson, R (7,1) 41 Charlie Furbush, L (7,1) 35 Humberto Quintero, R (9,PH) 40 Danny Farquhar, R (9,1)										4	0	1	2	0	3	4									
15 Kyle Seager, L (1,5) OBP: 0.346, SLG: 0.451										4	0	0	0	1	3	5									
8 Kendrys Morales, S (1,3) 17 Justin Smoak, S (8,3)										4	1	2	1	0	0	2									
28 Raul Ibanez, L (1,7) 9 Endy Chavez, L (8,7)										4	0	0	0	0	2	3									
55 Michael Saunders, L (1,8) OBP: 0.332, SLG: 0.376										4	0	0	0	0	0	1									
3 Mike Zunino, R (1,2) OBP: 0.303, SLG: 0.319										3	0	0	0	1	0	1									
13 Dustin Ackley, L (1,4) OBP: 0.318, SLG: 0.343										2	2	1	0	2	0	0									
65 James Paxton, L (1,1) 36 Abraham Almonte, R (7,PH) OBP: 0.341, SLG: 0.439										1	1	0	0	1	1	2									
										2	0	2	0	0	0	0									
Inning Stats	R: 0 E: 0 K: 2 S: 9	H: 0 LOB: 0 BB: 0 P: 14	R: 0 E: 0 K: 0 S: 4	H: 0 LOB: 0 BB: 0 P: 8	R: 0 E: 0 K: 3 S: 20	H: 1 LOB: 3 BB: 2 P: 31	R: 0 E: 0 K: 1 S: 7	H: 0 LOB: 1 BB: 0 P: 12	R: 2 E: 0 K: 1 S: 17	H: 2 LOB: 2 BB: 2 P: 28	R: 0 E: 0 K: 0 S: 7	H: 0 LOB: 0 BB: 0 P: 10	R: 0 E: 0 K: 2 S: 11	H: 1 LOB: 1 BB: 0 P: 17	R: 1 E: 0 K: 0 S: 9	H: 1 LOB: 1 BB: 0 P: 11	R: 1 E: 0 K: 1 S: 12	H: 1 LOB: 1 BB: 1 P: 16	1B: 5 2B: 1 3B: 0 HR: 1	SF: 1 SAC: 2 DP: 0 HBP: 0	WP: 1 PB: 0 SB: 0 CS: 0	PA: 39			
PITCHER	IP WLS BF H R ER SO BB IBB HBP BLK WP HR S P ERA WHIP	5.0 L 23 4 2 2 7 4 0 0 0 0 0 57 93 3.60 1.600	2.2 10 2 1 1 2 0 0 0 0 0 1 26 37 3.38 0.750	0.1 1 0 0 0 0 0 0 0 0 0 0 1 1 0.00 0.000	0.2 4 1 1 1 1 1 0 0 0 0 1 0 10 14 13.50 3.000	0.1 1 0 0 0 0 0 0 0 0 0 0 0 2 2 0.00 0.000																			

Seattle Mariners @ St. Louis Cardinals
 Busch Stadium, St. Louis, MO
 Sat Sep 14 2013, 6:17 PM - 9:07 PM CDT
 Att. 41,374 - Clear - 73 F

AB 31
 R 4
 H 7
 RBI 4
 BB 5
 SO 10
 LOB 19

Batter	1	2	3	4	5	6	7	8	9	AB	R	H	RBI	BB	SO	LOB	BOTTOM							
13 Matt Carpenter, L (1,4) OBP: 0.389, SLG: 0.482										3	1	1	0	1	1	2	Seattle Mariners @ St. Louis Cardinals Busch Stadium, St. Louis, MO Sat Sep 14 2013, 6:17 PM - 9:07 PM CDT Att. 41,374 - Clear - 73 F livebaseballscorecards.com							
43 Shane Robinson, R (1,8) OBP: 0.372, SLG: 0.345										4	0	0	0	0	0	3								
7 Matt Holliday, R (1,7) OBP: 0.369, SLG: 0.464										3	0	0	0	1	2	0								
3 Carlos Beltrán, S (1,9) OBP: 0.341, SLG: 0.505										4	0	0	0	0	0	1								
4 Yadier Molina, R (1,2) OBP: 0.352, SLG: 0.470										4	0	0	0	0	0	0								
23 David Freese, R (1,5) OBP: 0.335, SLG: 0.376										4	0	1	0	0	1	0								
41 Brock Peterson, R (1,3) Matt Adams, L (7,PH) OBP: 0.324, SLG: 0.473										2	0	0	0	0	1	1								
38 Pete Kozma, R (1,6) 33 Daniel Descalso, L (7,PH) OBP: 0.274, SLG: 0.273 OBP: 0.289, SLG: 0.359										1	0	0	0	1	1	0								
52 Michael Wacha, R (1,1) 32 Rob Johnson, R (5,PH) 70 Tyler Lyons, L (8,1) 43 Seth Maness, R (9,1) 48 Tony Cruz, R (8,PH) 59 Fernando Salas, R (9,1) 36 Randy Choate, L (9,1)										1	0	1	0	0	0	0								
										0	0	0	0	0	0	0								
Inning Stats	R: 0 E: 0 K: 1 S: 10	H: 0 LOB: 0 BB: 0 P: 14	R: 0 E: 0 K: 1 S: 9	H: 0 LOB: 0 BB: 0 P: 13	R: 0 E: 0 K: 0 S: 13	H: 1 LOB: 2 BB: 1 P: 20	R: 0 E: 0 K: 1 S: 9	H: 0 LOB: 0 BB: 0 P: 13	R: 0 E: 0 K: 2 S: 16	H: 1 LOB: 2 BB: 1 P: 27	R: 0 E: 0 K: 0 S: 8	H: 0 LOB: 0 BB: 0 P: 10	R: 0 E: 0 K: 0 S: 8	H: 0 LOB: 1 BB: 1 P: 14	R: 1 E: 0 K: 0 S: 12	H: 1 LOB: 1 BB: 1 P: 19	R: 0 E: 0 K: 1 S: 6	H: 0 LOB: 0 BB: 0 P: 9	1B: 2 2B: 1 3B: 0 HR: 0	SF: 0 SAC: 0 DP: 0 HBP: 0	WP: 1 PB: 0 SB: 0 CS: 0	PA: 34		
PITCHER	IP WLS BF H R ER SO BB IBB HBP BLK WP HR S P ERA WHIP	6.0 W 22 2 0 0 0 1 0 0 0 0 0 5 10 0.00 1.500	1.1 H 6 1 1 1 0 1 0 0 0 0 1 0 15 23 6.75 1.500	1.0 S 3 0 0 0 1 0 0 0 0 0 0 0 6 9 0.00 0.000																				

Seattle Mariners @ St. Louis Cardinals
 Busch Stadium, St. Louis, MO
 Sat Sep 14 2013, 6:17 PM - 9:07 PM CDT
 Att. 41,374 - Clear - 73 F

AB 30
 R 1
 H 3
 RBI 0
 BB 4
 SO 6
 LOB 9

Batter	1	2	3	4	5	6	7	8	9	AB	R	H	RBI	BB	SO	LOB	TOP			
13 Dustin Ackley, L OBP: 0.320, SLG: 0.343			G6-3					F7		3	0	1	0	1	0	0	Seattle Mariners @ St. Louis Cardinals Busch Stadium, St. Louis, MO Sun Sep 15 2013, 1:18 PM - 4:25 PM CDT Att: 40,526 - Partly Cloudy - 77 F			
36 Abraham Almonte, S OBP: 0.333, SLG: 0.455	F7							G1-3		3	1	1	1	0	0	1				
15 Kyle Seager, L OBP: 0.344, SLG: 0.447	F7							F8		4	0	0	0	0	1	2				
8 Kendrys Morales, S OBP: 0.341, SLG: 0.458	F8							F8		3	0	0	0	1	0	1				
21 Franklin Gutierrez, R OBP: 0.277, SLG: 0.491	G5-3							F8		4	0	2	1	0	0	0				
55 Michael Saunders, L OBP: 0.318, SLG: 0.373	F8							F8		3	0	0	0	0	1	3				
57 Chance Ruffin, R OBP: 0.293, SLG: 0.331	F6							K		0	0	0	0	0	0	0				
44 Lucas Luetge, L OBP: 0.301, SLG: 0.316	F6							K		0	0	0	0	0	0	0				
3 Mike Zunino, R OBP: 0.301, SLG: 0.316	F6							K		1	0	0	0	0	1	0				
35 Humberto Quintero, R OBP: 0.275, SLG: 0.366	G4-3							G4-3		3	0	0	0	0	1	2				
1 Carlos Triunfel, R OBP: 0.138, SLG: 0.111	G5-3							G4-6-3		3	0	1	0	0	0	0				
50 Erasmo Ramirez, R OBP: 0.293, SLG: 0.331	G5-3							G4-6-3		1	0	0	0	0	0	0				
9 Endy Chavez, L OBP: 0.293, SLG: 0.331	G5-3							G4-6-3		0	0	0	0	0	0	0				
58 Carter Capps, R OBP: 0.293, SLG: 0.331	G5-3							G4-6-3		0	0	0	0	0	0	0				
30 Bobby LaFromboise, L OBP: 0.293, SLG: 0.331	G5-3							G4-6-3		0	0	0	0	0	0	0				
6 Nick Franklin, S OBP: 0.292, SLG: 0.386	G5-3							G4-6-3		1	0	0	0	0	0	1				
Inning Stats	R: 0 H: 0 E: 0 K: 0 S: 9	H: 0 LOB: 1 BB: 1 P: 19	R: 0 H: 0 E: 0 K: 0 S: 4	H: 0 LOB: 0 BB: 0 P: 6	R: 0 H: 0 E: 0 K: 0 S: 6	H: 0 LOB: 0 BB: 0 P: 11	R: 1 H: 2 E: 0 K: 1 S: 16	H: 2 LOB: 2 BB: 1 P: 31	R: 1 H: 1 E: 0 K: 0 S: 20	H: 1 LOB: 0 BB: 0 P: 28	R: 0 H: 1 E: 0 K: 2 S: 10	H: 1 LOB: 1 BB: 0 P: 14	R: 0 H: 1 E: 0 K: 0 S: 14	H: 1 LOB: 0 BB: 0 P: 21	R: 0 H: 0 E: 0 K: 1 S: 8	H: 0 LOB: 0 BB: 0 P: 12	1B: 4 2B: 1 3B: 0 HR: 0	SF: 1 SAC: 0 DP: 1 HBP: 0	WP: 0 PB: 0 SB: 0 CS: 1	PA: 34
PITCHER	IP WLS BF H R ER SO BB IBB HBP BLK WP HR S P ERA WHIP																			
40 Shelby Miller, R ERA: 3.01	5.0 W 20 3 2 1 1 2 0 0 0 0 0 0 55 95 1.80 1.000																			
36 Randy Choate, L ERA: 2.41	1.0 4 1 0 0 2 0 0 0 0 0 0 0 10 14 0.00 1.000																			
34 John Axford, R ERA: 4.33	1.0 3 1 0 0 0 0 0 0 0 0 0 0 14 21 0.00 1.000																			
71 Sam Freeman, L ERA: 2.89	1.0 3 0 0 0 0 0 0 0 0 0 0 0 9 13 0.00 0.000																			
26 Trevor Rosenthal, R ERA: 2.21	1.0 3 0 0 0 1 0 0 0 0 0 0 0 8 12 0.00 0.000																			

Batter	1	2	3	4	5	6	7	8	9	AB	R	H	RBI	BB	SO	LOB	BOTTOM			
13 Matt Carpenter, L OBP: 0.390, SLG: 0.483	G3							G1-3		5	1	3	2	0	0	1	Seattle Mariners @ St. Louis Cardinals Busch Stadium, St. Louis, MO Sun Sep 15 2013, 1:18 PM - 4:25 PM CDT Att: 40,526 - Partly Cloudy - 77 F			
63 Audry Pérez, R	G3							G1-3		0	0	0	0	0	0	0				
19 Jon Jay, L	G4-3							F7		4	0	2	1	0	0	3				
7 Matt Holliday, R	FC4-6							F7		5	1	3	2	0	0	2				
43 Shane Robinson, R	FC4-6							F7		0	0	0	0	0	0	0				
3 Carlos Beltrán, S	F8							F7		5	0	1	2	0	0	6				
56 Adron Chambers, L (7, PR)	F8							F7		0	0	0	0	0	0	0				
4 Yadier Molina, R	HR							F9		5	3	4	1	0	0	1				
71 Sam Freeman, R	HR							F9		0	0	0	0	0	0	0				
26 Trevor Rosenthal, R	HR							F9		0	0	0	0	0	0	0				
Matt Adams, L	G4-3							K		5	2	2	2	0	2	2				
23 David Freese, R	K							K		2	2	1	0	0	1	0				
8 Ryan Jackson, R	K							K		1	0	0	0	0	0	0				
33 Daniel Descalso, L	G3							L8		5	2	2	2	0	0	2				
40 Shelby Miller, R	G1-3							L7		2	0	0	0	0	0	3				
41 Brock Peterson, R	G1-3							L7		1	0	0	0	0	0	1				
36 Randy Choate, L	G1-3							L7		0	0	0	0	0	0	0				
34 John Axford, R	G1-3							L7		0	0	0	0	0	0	0				
16 Koltan Wong, L	G1-3							L7		2	1	1	0	0	0	0				
Inning Stats	R: 0 H: 1 E: 0 K: 0 S: 10	H: 1 LOB: 1 BB: 0 P: 18	R: 1 H: 1 E: 0 K: 1 S: 10	H: 1 LOB: 0 BB: 0 P: 20	R: 0 H: 1 E: 0 K: 0 S: 5	H: 1 LOB: 1 BB: 0 P: 11	R: 4 H: 5 E: 0 K: 0 S: 20	H: 5 LOB: 3 BB: 0 P: 31	R: 4 H: 6 E: 0 K: 0 S: 20	H: 6 LOB: 2 BB: 0 P: 28	R: 0 H: 1 E: 0 K: 1 S: 7	H: 1 LOB: 1 BB: 0 P: 11	R: 3 H: 4 E: 0 K: 1 S: 15	H: 4 LOB: 1 BB: 0 P: 21	R: 0 H: 0 E: 0 K: 0 S: 6	H: 0 LOB: 0 BB: 0 P: 11	1B: 14 2B: 3 3B: 0 HR: 2	SF: 0 SAC: 0 DP: 1 HBP: 3	WP: 0 PB: 0 SB: 0 CS: 0	PA: 45
PITCHER	IP WLS BF H R ER SO BB IBB HBP BLK WP HR S P ERA WHIP																			
50 Erasmo Ramirez, R	4.0 L 22 3 3 3 0 0 0 0 0 0 0 1 4 6 = =																			
58 Carter Capps, R	0.0 3 3 3 3 0 0 0 0 0 0 0 0 16 22 9.00 3.000																			
30 Bobby LaFromboise, L	1.0 6 3 1 1 0 0 0 0 0 0 0 0 22 32 13.50 2.500																			
57 Chance Ruffin, R	2.0 11 5 3 3 2 0 0 1 0 0 0 0 6 11 0.00 0.000																			
44 Lucas Luetge, L	1.0 3 0 0 0 0 0 0 0 0 0 0 0 6 11 0.00 0.000																			

Batter	1	2	3	4	5	6	7	8	9	AB	R	H	RBI	BB	SO	LOB	TOP										
13 Matt Carpenter, L (1.4) OBP: 0.391, SLG: 0.485										4	0	2	1	0	1	0	St. Louis Cardinals @ Colorado Rockies Coors Field, Denver, CO Mon Sep 16 2013, 6:44 PM - 9:34 PM MDT Att: 31,117 - Clear - 72 F										
19 Jon Jay, L (1.8) OBP: 0.343, SLG: 0.365										4	0	1	0	0	0	3											
7 Matt Holliday, R (1.7) OBP: 0.369, SLG: 0.463										4	0	0	0	0	1	2											
3 Carlos Beltrán, S (1.9) OBP: 0.337, SLG: 0.498										4	0	0	0	0	2	1											
4 Yadier Molina, R (1.2) OBP: 0.356, SLG: 0.478										4	0	1	0	0	0	0											
Matt Adams, L (1.3) OBP: 0.328, SLG: 0.488										4	1	2	0	0	1	1											
23 David Freese, R (1.5) 38 Pete Kozma, R (8. PR) OBP: 0.274, SLG: 0.273										2	0	1	1	0	0	1											
33 Daniel Descalso, L (1.6) OBP: 0.289, SLG: 0.361										2	0	0	0	0	0	2											
31 Lance Lynn, S (1.1) 46 Kevin Siegrist, L (7.1) 43 Seth Maness, R (7.1) 16 Kellen Wong, L (8. PH) 26 Trevor Rosenthal, R (8.1) 34 John Axford, R (8.1)										2	0	0	0	0	0	0											
Inning Stats	R: 0 E: 0 K: 0 S: 12	H: 1 LOB: 1 BB: 0 P: 17	R: 0 E: 0 K: 0 S: 9	H: 1 LOB: 1 BB: 0 P: 15	R: 0 E: 0 K: 0 S: 8	H: 0 LOB: 0 BB: 0 P: 12	R: 0 E: 0 K: 1 S: 9	H: 0 LOB: 0 BB: 0 P: 13	R: 1 E: 0 K: 1 S: 11	H: 2 LOB: 0 BB: 0 P: 15	R: 0 E: 0 K: 1 S: 8	H: 1 LOB: 0 BB: 0 P: 13	R: 0 E: 0 K: 0 S: 6	H: 0 LOB: 0 BB: 0 P: 10	R: 1 E: 0 K: 1 S: 9	H: 1 LOB: 2 BB: 0 P: 15		R: 0 E: 0 K: 3 S: 11	H: 1 LOB: 1 BB: 0 P: 14	1B: 5 2B: 2 3B: 0 HR: 0	SF: 0 DP: 2 HBP: 1	WP: 0 PB: 0 SB: 0 CS: 0	PA: 33				
PITCHER	IP	WLS	BF	H	R	ER	SO	BB	IBB	HBP	BLK	WP	HR	S	P	ERA	WHIP										
43 Collin McHugh, R (1.1) ERA: 7.94	5.0		18	4	1	1	2	0	0	0	0	0	0	49	72	1.80	0.800										
13 Drew Pomeranz, L (6.1) ERA: 7.54	1.0		3	1	0	0	1	0	0	0	0	0	0	8	13	0.00	1.000										
34 Matt Belisle, R (7.1) ERA: 4.57	1.0		3	0	0	0	0	0	0	0	0	0	0	6	10	0.00	0.000										
35 Chad Bettis, R (8.1) ERA: 4.87	1.0	W	5	1	1	1	1	0	0	1	0	0	0	9	15	9.00	1.000										
49 Rex Brothers, L (9.1) ERA: 1.74	1.0		4	1	0	0	3	0	0	0	0	0	0	11	14	0.00	1.000										

Batter	1	2	3	4	5	6	7	8	9	AB	R	H	RBI	BB	SO	LOB	BOTTOM										
6 Corey Dickerson, L (1.7) OBP: 0.331, SLG: 0.459										2	1	0	0	2	0	1	St. Louis Cardinals @ Colorado Rockies Coors Field, Denver, CO Mon Sep 16 2013, 6:44 PM - 9:34 PM MDT Att: 31,117 - Clear - 72 F										
5 Carlos González, L (8.7) OBP: 0.367, SLG: 0.591										4	0	1	0	0	2	5											
24 Dexter Fowler, S (8. PH) OBP: 0.371, SLG: 0.410										3	1	1	1	1	2	1											
9 DJ LeMahieu, R (1.4) OBP: 0.319, SLG: 0.373										4	0	1	0	0	2	5											
2 Troy Tulowitzki, R (1.6) OBP: 0.388, SLG: 0.539										3	1	1	1	1	2	1											
3 Michael Cuddyer, R (1.9) OBP: 0.387, SLG: 0.537										4	0	0	0	0	1	3											
17 Todd Helton, L (1.3) OBP: 0.315, SLG: 0.406										4	0	1	0	0	1	1											
20 Wilin Rosario, R (1.2) OBP: 0.318, SLG: 0.487										4	1	2	1	0	0	0											
32 Tyler Chatwood, R (8. PR) OBP: 0.351, SLG: 0.543										0	1	0	0	0	0	0											
8 Yorvit Torrealba, R (9.2) OBP: 0.286, SLG: 0.272										0	0	0	0	0	0	0											
28 Nolan Arenado, R (1.5) OBP: 0.351, SLG: 0.543										1	0	0	0	0	0	0											
14 Josh Rutledge, R (3.4) OBP: 0.288, SLG: 0.344										3	1	1	0	0	0	2											
19 Charlie Blackmon, L (1.8) OBP: 0.313, SLG: 0.435										4	1	3	2	0	0	0											
43 Collin McHugh, R (1.1) ERA: 4.18										1	0	0	0	0	0	1											
23 Charlie Culberson, R (5. PH) OBP: 0.261, SLG: 0.390										1	0	0	0	0	0	0											
13 Drew Pomeranz, R (8.1) ERA: 7.54										0	0	0	0	0	0	0											
34 Matt Belisle, R (7.1) ERA: 4.57										0	0	0	0	0	0	0											
15 Jordan Pacheco, R (7. PH) OBP: 0.296, SLG: 0.272										0	0	0	0	0	0	0											
35 Chad Bettis, R (8.1) ERA: 4.87										0	0	0	0	0	0	0											
4 Ryan Wheeler, L (8. PH) OBP: 0.296, SLG: 0.272										0	0	0	0	0	0	0											
49 Rex Brothers, L (9.1) ERA: 1.74										0	0	0	0	0	0	0											
Inning Stats	R: 1 E: 0 K: 1 S: 9	H: 1 LOB: 1 BB: 1 P: 14	R: 0 E: 0 K: 0 S: 8	H: 1 LOB: 1 BB: 0 P: 10	R: 0 E: 0 K: 0 S: 8	H: 1 LOB: 1 BB: 0 P: 15	R: 0 E: 0 K: 0 S: 11	H: 0 LOB: 0 BB: 0 P: 14	R: 0 E: 0 K: 2 S: 8	H: 0 LOB: 0 BB: 0 P: 11	R: 1 E: 0 K: 1 S: 19	H: 3 LOB: 3 BB: 1 P: 32	R: 4 E: 0 K: 2 S: 22	H: 5 LOB: 2 BB: 1 P: 32	R: 0 E: 0 K: 3 S: 11	H: 1 LOB: 1 BB: 0 P: 14	1B: 10 2B: 2 3B: 0 HR: 0	SF: 0 DP: 0 HBP: 0	WP: 0 PB: 0 SB: 0 CS: 1	PA: 38							
PITCHER	IP	WLS	BF	H	R	ER	SO	BB	IBB	HBP	BLK	WP	HR	S	P	ERA	WHIP										
31 Lance Lynn, R (1.1) ERA: 4.18	6.1		25	6	2	2	4	1	0	0	0	0	0	8	15	0.00	6.000										
46 Kevin Siegrist, L (7.1) ERA: 0.52	0.1		3	1	0	0	1	1	0	0	0	0	0	8	15	0.00	6.000										
43 Seth Maness, R (7.1) ERA: 4.57	0.1		1	0	0	0	0	0	0	0	0	0	0	2	2	0.00	0.000										
26 Trevor Rosenthal, R (8.1) ERA: 2.7	0.2	L	6	3	4	4	1	1	0	0	0	0	0	14	23	54.00	6.000										
34 John Axford, R (8.1) ERA: 4.3	0.1		3	2	0	0	1	0	0	0	0	0	0	8	9	0.00	6.000										

Batter	1	2	3	4	5	6	7	8	9	AB	R	H	RBI	BB	SO	LOB	TOP										
13 Matt Carpenter, L OBP: 0.395, SLG: 0.486	G3-1		FC5-4 7 19 1B	F7			F8 19 FC2-5 BB		2-1 1B	4	0	2	1	1	0	2											
19 Jon Jay, L OBP: 0.345, SLG: 0.367	L4		FC5-4 7 1B		G1-3		FC2-5		2-3 1B	5	0	1	0	0	1	3											
7 Matt Holliday, R OBP: 0.373, SLG: 0.476	G6-3		FC5-4				F8			4	1	1	0	0	0	4											
23 David Freese, R OBP: 0.342, SLG: 0.380		G1-3	G5-3				G5-3			4	0	0	0	0	1	5											
44 Edward Mujica, R OBP: 0.115, SLG: 0.080										0	0	0	0	0	0	0											
4 Yadier Molina, R OBP: 0.356, SLG: 0.481	G6-3			G4-3 50 1B					F9	4	1	2	1	0	0	0											
Matt Adams, L OBP: 0.326, SLG: 0.481	G5-3			G4-3						3	0	0	0	0	0	1											
41 Brock Peterson, R OBP: 0.115, SLG: 0.080										1	0	0	0	0	1	0											
43 Shane Robinson, R OBP: 0.360, SLG: 0.331			G5-3	G6-3			G4-3			4	0	0	0	0	1	1											
33 Daniel Descalso, L OBP: 0.293, SLG: 0.371							L9			3	1	1	0	1	0	0											
50 Adam Wainwright, R OBP: 0.191, SLG: 0.254										3	1	3	2	0	0	0											
26 Trevor Rosenthal, R OBP: 0.244, SLG: 0.293										0	0	0	0	0	0	0											
48 Tony Cruz, R OBP: 0.274, SLG: 0.273										0	0	0	0	0	1	0											
38 Pete Kozma, R OBP: 0.274, SLG: 0.273										0	0	0	0	0	0	0											
Inning Stats	R: 0 E: 0 K: 0 S: 5	H: 0 LOB: 0 BB: 0 P: 9	R: 0 E: 0 K: 0 S: 8	H: 0 LOB: 0 BB: 0 P: 11	R: 2 E: 0 K: 0 S: 14	H: 4 LOB: 2 BB: 0 P: 19	R: 1 E: 0 K: 1 S: 12	H: 2 LOB: 1 BB: 0 P: 17	R: 0 E: 0 K: 0 S: 7	H: 0 LOB: 0 BB: 0 P: 8	R: 0 E: 0 K: 2 S: 10	H: 1 LOB: 2 BB: 1 P: 17	R: 0 E: 0 K: 2 S: 8	H: 0 LOB: 0 BB: 0 P: 11	R: 0 E: 0 K: 2 S: 10	H: 1 LOB: 1 BB: 0 P: 16	1B: 6 2B: 4 3B: 0 HR: 0	SF: 0 SAC: 0 DP: 0 HBP: 0	WP: 1 PB: 0 SB: 0 CS: 0	PA: 38							
PITCHER	IP	WLS	BF	H	R	ER	SO	BB	IBB	HBP	BLK	WP	HR	S	P	ERA	WHIP										
32 Tyler Chatwood, R ERA: 3.36	6.0	L	26	8	4	4	1	0	1	0	0	1	0	54	83	6.00	1.333										
86 Josh Outman, L ERA: 4.18	0.1		3	1	0	0	0	1	0	0	0	0	0	4	8	0.00	6.000										
59 Wilton Lopez, R ERA: 4.11	0.2		2	0	0	0	0	0	0	0	0	0	0	6	9	0.00	0.000										
0 Adam Ottavino, R ERA: 2.77	1.0		3	0	0	0	2	0	0	0	0	0	0	8	11	0.00	0.000										
49 Rex Brothers, L ERA: 1.71	1.0		4	1	0	0	2	0	0	0	0	0	0	10	16	0.00	1.000										

St. Louis Cardinals @ Colorado Rockies
Coors Field, Denver, CO
Wed Sep 18, 2013, 6:42 PM - 9:34 PM MDT
Att: 26,955 - Overcast - 68 F

AB	36
R	4
H	10
RBI	4
BB	2
SO	5
LOB	16



Batter	1	2	3	4	5	6	7	8	9	AB	R	H	RBI	BB	SO	LOB	BOTTOM										
6 Corey Dickerson, L OBP: 0.326, SLG: 0.446	G4-3 9 2B 1B			K			L9		SH1-4	4	1	1	0	0	1	3											
9 DJ LeMahieu, R OBP: 0.316, SLG: 0.371			L9				G4-3		F9	5	1	1	0	0	1	1											
2 Troy Tulowitzki, R OBP: 0.389, SLG: 0.536	G3-6-1 17 3B 1B						G3-1		F9	4	0	2	2	1	0	0											
3 Michael Cuddyer, R OBP: 0.390, SLG: 0.556										3	0	1	0	0	1	1											
23 Charlie Culberson, R OBP: 0.288, SLG: 0.400										2	0	1	0	0	1	0											
17 Todd Helton, L OBP: 0.311, SLG: 0.403	G3-6-1 17 3B 1B									5	1	1	0	0	2	6											
15 Jordan Pacheco, R OBP: 0.275, SLG: 0.313	L3									4	0	1	0	0	0	2											
14 Josh Rutledge, R OBP: 0.290, SLG: 0.340										3	0	0	0	1	2	1											
19 Charlie Blackmon, L OBP: 0.316, SLG: 0.443										4	0	2	1	0	1	2											
32 Tyler Chatwood, R ERA: 3.36										2	0	1	0	0	0	0											
4 Ryan Wheeler, L ERA: 2.98										1	0	0	0	0	0	1											
86 Josh Outman, L ERA: 4.18										0	0	0	0	0	0	0											
59 Wilton Lopez, R ERA: 4.11										0	0	0	0	0	0	0											
0 Adam Ottavino, R ERA: 2.77										0	0	0	0	0	0	0											
49 Rex Brothers, L ERA: 1.71										1	0	1	0	0	0	0											
24 Dexter Fowler, S OBP: 0.271, SLG: 0.416										0	0	0	0	0	0	0											
Inning Stats	R: 2 E: 0 K: 0 S: 13	H: 4 LOB: 1 BB: 0 P: 17	R: 0 E: 0 K: 2 S: 17	H: 0 LOB: 1 BB: 0 P: 21	R: 0 E: 0 K: 1 S: 8	H: 1 LOB: 0 BB: 0 P: 13	R: 0 E: 0 K: 2 S: 13	H: 2 LOB: 2 BB: 0 P: 19	R: 0 E: 0 K: 0 S: 10	H: 0 LOB: 0 BB: 0 P: 12	R: 1 E: 0 K: 0 S: 12	H: 2 LOB: 1 BB: 0 P: 16	R: 0 E: 0 K: 0 S: 5	H: 0 LOB: 0 BB: 0 P: 6	R: 0 E: 0 K: 1 S: 13	H: 1 LOB: 2 BB: 1 P: 19	R: 0 E: 0 K: 1 S: 9	H: 2 LOB: 3 BB: 1 P: 16	1B: 9 2B: 3 3B: 0 HR: 0	SF: 0 SAC: 1 DP: 1 HBP: 0	WP: 0 PB: 0 SB: 0 CS: 0	PA: 41					
PITCHER	IP	WLS	BF	H	R	ER	SO	BB	IBB	HBP	BLK	WP	HR	S	P	ERA	WHIP										
50 Adam Wainwright, R ERA: 2.98	7.2	W	34	10	3	3	0	1	0	0	0	0	0	89	121	3.52	1.435										
26 Trevor Rosenthal, R ERA: 2.69	0.1	H	1	0	0	0	0	0	0	0	0	0	0	2	2	0.00	0.000										
44 Edward Mujica, R ERA: 2.15	1.0	S	6	2	0	0	1	0	1	0	0	0	0	9	16	0.00	2.000										

St. Louis Cardinals @ Colorado Rockies
Coors Field, Denver, CO
Wed Sep 18, 2013, 6:42 PM - 9:34 PM MDT
Att: 26,955 - Overcast - 68 F

AB	38
R	3
H	12
RBI	3
BB	2
SO	9
LOB	17




Batter	1	2	3	4	5	6	7	8	9	10	11	12	13	14	15	AB	R	H	RBI	BB	SO	LOB	TOP
13 Matt Carpenter, L OBP: 0.362, SLG: 0.481 (9, 3)																6	0	0	0	1	2	2	
19 Jon Jay, L OBP: 0.346, SLG: 0.367 (1, 8)																6	2	2	0	1	0	2	
7 Matt Holliday, R OBP: 0.379, SLG: 0.478 (1, 7)																4	2	3	2	3	0	1	
3 Carlos Beltrán, S OBP: 0.337, SLG: 0.492 (1, 9)																6	0	2	1	1	0	3	
4 Yander Molina, R OBP: 0.354, SLG: 0.476 (8, 2)																5	0	0	1	1	3	2	
23 David Freese, R OBP: 0.343, SLG: 0.384 (6, PR)																4	1	2	1	0	0	1	
38 Pete Kozma, R OBP: 0.273, SLG: 0.271 (8, 6)																3	0	0	0	0	0	3	
48 Tony Cruz, R OBP: 0.285, SLG: 0.291 (11, 1)																4	0	1	1	0	1	2	
44 Edward Mujica, R OBP: 0.285, SLG: 0.291 (8, 1)																0	0	0	0	0	0	0	
71 Sam Freeman, R OBP: 0.285, SLG: 0.291 (11, 1)																1	0	0	0	0	0	0	
56 Adron Chambers, L OBP: 0.285, SLG: 0.291 (11, 1)																1	0	0	0	0	0	0	
70 Tony Cruz, R OBP: 0.285, SLG: 0.291 (11, 1)																1	0	0	0	0	0	0	
59 Fernando Salas, R OBP: 0.285, SLG: 0.291 (11, 1)																1	0	0	0	0	0	0	
33 Daniel Descalso, L OBP: 0.288, SLG: 0.303 (8, 5)																6	0	0	0	0	2	1	
43 Miguel Vargas, R OBP: 0.285, SLG: 0.291 (11, 1)																2	0	0	0	0	0	0	
44 Edward Mujica, R OBP: 0.285, SLG: 0.291 (8, 1)																2	0	0	0	0	0	0	
44 Edward Mujica, R OBP: 0.285, SLG: 0.291 (8, 1)																2	0	0	0	0	0	0	
44 Edward Mujica, R OBP: 0.285, SLG: 0.291 (8, 1)																2	0	0	0	0	0	0	
44 Edward Mujica, R OBP: 0.285, SLG: 0.291 (8, 1)																2	0	0	0	0	0	0	
44 Edward Mujica, R OBP: 0.285, SLG: 0.291 (8, 1)																2	0	0	0	0	0	0	
44 Edward Mujica, R OBP: 0.285, SLG: 0.291 (8, 1)																2	0	0	0	0	0	0	
44 Edward Mujica, R OBP: 0.285, SLG: 0.291 (8, 1)																2	0	0	0	0	0	0	
44 Edward Mujica, R OBP: 0.285, SLG: 0.291 (8, 1)																2	0	0	0	0	0	0	
44 Edward Mujica, R OBP: 0.285, SLG: 0.291 (8, 1)																2	0	0	0	0	0	0	
44 Edward Mujica, R OBP: 0.285, SLG: 0.291 (8, 1)																2	0	0	0	0	0	0	
44 Edward Mujica, R OBP: 0.285, SLG: 0.291 (8, 1)																2	0	0	0	0	0	0	
44 Edward Mujica, R OBP: 0.285, SLG: 0.291 (8, 1)																2	0	0	0	0	0	0	
44 Edward Mujica, R OBP: 0.285, SLG: 0.291 (8, 1)																2	0	0	0	0	0	0	
44 Edward Mujica, R OBP: 0.285, SLG: 0.291 (8, 1)																2	0	0	0	0	0	0	
44 Edward Mujica, R OBP: 0.285, SLG: 0.291 (8, 1)																2	0	0	0	0	0	0	
44 Edward Mujica, R OBP: 0.285, SLG: 0.291 (8, 1)																2	0	0	0	0	0	0	
44 Edward Mujica, R OBP: 0.285, SLG: 0.291 (8, 1)																2	0	0	0	0	0	0	
44 Edward Mujica, R OBP: 0.285, SLG: 0.291 (8, 1)																2	0	0	0	0	0	0	
44 Edward Mujica, R OBP: 0.285, SLG: 0.291 (8, 1)																2	0	0	0	0	0	0	
44 Edward Mujica, R OBP: 0.285, SLG: 0.291 (8, 1)																2	0	0	0	0	0	0	
44 Edward Mujica, R OBP: 0.285, SLG: 0.291 (8, 1)																2	0	0	0	0	0	0	
44 Edward Mujica, R OBP: 0.285, SLG: 0.291 (8, 1)																2	0	0	0	0	0	0	
44 Edward Mujica, R OBP: 0.285, SLG: 0.291 (8, 1)																2	0	0	0	0	0	0	
44 Edward Mujica, R OBP: 0.285, SLG: 0.291 (8, 1)																2	0	0	0	0	0	0	
44 Edward Mujica, R OBP: 0.285, SLG: 0.291 (8, 1)																2	0	0	0	0	0	0	
44 Edward Mujica, R OBP: 0.285, SLG: 0.291 (8, 1)																2	0	0	0	0	0	0	
44 Edward Mujica, R OBP: 0.285, SLG: 0.291 (8, 1)																2	0	0	0	0	0	0	
44 Edward Mujica, R OBP: 0.285, SLG: 0.291 (8, 1)																2	0	0	0	0	0	0	
44 Edward Mujica, R OBP: 0.285, SLG: 0.291 (8, 1)																2	0	0	0	0	0	0	
44 Edward Mujica, R OBP: 0.285, SLG: 0.291 (8, 1)																2	0	0	0	0	0	0	
44 Edward Mujica, R OBP: 0.285, SLG: 0.291 (8, 1)																2	0	0	0	0	0	0	
44 Edward Mujica, R OBP: 0.285, SLG: 0.291 (8, 1)																2	0	0	0	0	0	0	
44 Edward Mujica, R OBP: 0.285, SLG: 0.291 (8, 1)																2	0	0	0	0	0	0	
44 Edward Mujica, R OBP: 0.285, SLG: 0.291 (8, 1)																2	0	0	0	0	0	0	
44 Edward Mujica, R OBP: 0.285, SLG: 0.291 (8, 1)																2	0	0	0	0	0	0	
44 Edward Mujica, R OBP: 0.285, SLG: 0.291 (8, 1)																2	0	0	0	0	0	0	
44 Edward Mujica, R OBP: 0.285, SLG: 0.291 (8, 1)																2	0	0	0	0	0	0	
44 Edward Mujica, R OBP: 0.285, SLG: 0.291 (8, 1)																2	0	0	0	0	0	0	
44 Edward Mujica, R OBP: 0.285, SLG: 0.291 (8, 1)																2	0	0	0	0	0	0	
44 Edward Mujica, R OBP: 0.285, SLG: 0.291 (8, 1)																2	0	0	0	0	0	0	
44 Edward Mujica, R OBP: 0.285, SLG: 0.291 (8, 1)																2	0	0	0	0	0	0	
44 Edward Mujica, R OBP: 0.285, SLG: 0.291 (8, 1)																2	0	0	0	0	0	0	
44 Edward Mujica, R OBP: 0.285, SLG: 0.291 (8, 1)																2	0	0	0	0	0	0	
44 Edward Mujica, R OBP: 0.285, SLG: 0.291 (8, 1)																							

Batter	1	2	3	4	5	6	7	8	9	AB	R	H	RBI	BB	SO	LOB	TOP							
13 Matt Carpenter, L (1,4) OBP: 0.396, SLG: 0.491										3	2	1	2	1	1	1								
19 Jon Jay L (1,8) OBP: 0.346, SLG: 0.366										5	0	2	0	0	1	1								
3 Carlos Beltrán, S (1,9) OBP: 0.340, SLG: 0.490										3	0	1	1	2	1	1								
Matt Adams, L (1,3) OBP: 0.332, SLG: 0.498										5	0	0	0	0	3	6								
4 Yadier Molina, R (1,2) OBP: 0.356, SLG: 0.472										3	1	1	0	1	1	0								
23 David Freese, R (1,5) OBP: 0.343, SLG: 0.381										3	1	1	0	0	0	0								
33 Daniel Descalso, L (1,6) OBP: 0.289, SLG: 0.362										4	0	1	0	0	0	2								
43 Shane Robinson, R (1,7) OBP: 0.353, SLG: 0.326										3	0	0	1	0	0	2								
58 Joe Kelly, R (1,1) OBP: 0.152, SLG: 0.129										2	0	0	1	0	1	0								
34 John Axford, R (8,1)										0	0	0	0	0	0	0								
56 Adron Chambers, L (9, PH) OBP: 0.217, SLG: 0.190										1	0	0	0	0	1	0								
Inning Stats	R: 0 E: 0 K: 1 S: 9	H: 0 LOB: 1 BB: 1 P: 13	R: 0 E: 0 K: 1 S: 13	H: 0 LOB: 2 BB: 1 P: 22	R: 1 E: 0 K: 0 S: 6	H: 1 LOB: 1 BB: 1 P: 17	R: 0 E: 0 K: 0 S: 4	H: 0 LOB: 0 BB: 0 P: 5	R: 0 E: 0 K: 1 S: 9	H: 1 LOB: 3 BB: 2 P: 23	R: 2 E: 0 K: 1 S: 12	H: 3 LOB: 1 BB: 0 P: 19	R: 0 E: 0 K: 2 S: 7	H: 0 LOB: 0 BB: 0 P: 10	R: 0 E: 0 K: 1 S: 10	H: 0 LOB: 0 BB: 0 P: 18	R: 1 E: 0 K: 2 S: 18	H: 3 LOB: 2 BB: 0 P: 27	1B: 7 2B: 0 HR: 1	SF: 2 SAC: 0 HBP: 1	WP: 1 PB: 0 SB: 0 CS: 0	PA: 40		
PITCHER	IP WLS BF H R ER SO BB IBB HBP BLK WP HR S P ERA WHIP	IP WLS BF H R ER SO BB IBB HBP BLK WP HR S P ERA WHIP	IP WLS BF H R ER SO BB IBB HBP BLK WP HR S P ERA WHIP	IP WLS BF H R ER SO BB IBB HBP BLK WP HR S P ERA WHIP	IP WLS BF H R ER SO BB IBB HBP BLK WP HR S P ERA WHIP	IP WLS BF H R ER SO BB IBB HBP BLK WP HR S P ERA WHIP	IP WLS BF H R ER SO BB IBB HBP BLK WP HR S P ERA WHIP	IP WLS BF H R ER SO BB IBB HBP BLK WP HR S P ERA WHIP	IP WLS BF H R ER SO BB IBB HBP BLK WP HR S P ERA WHIP	IP WLS BF H R ER SO BB IBB HBP BLK WP HR S P ERA WHIP	IP WLS BF H R ER SO BB IBB HBP BLK WP HR S P ERA WHIP	IP WLS BF H R ER SO BB IBB HBP BLK WP HR S P ERA WHIP	IP WLS BF H R ER SO BB IBB HBP BLK WP HR S P ERA WHIP	IP WLS BF H R ER SO BB IBB HBP BLK WP HR S P ERA WHIP	IP WLS BF H R ER SO BB IBB HBP BLK WP HR S P ERA WHIP	IP WLS BF H R ER SO BB IBB HBP BLK WP HR S P ERA WHIP	IP WLS BF H R ER SO BB IBB HBP BLK WP HR S P ERA WHIP	IP WLS BF H R ER SO BB IBB HBP BLK WP HR S P ERA WHIP	IP WLS BF H R ER SO BB IBB HBP BLK WP HR S P ERA WHIP	IP WLS BF H R ER SO BB IBB HBP BLK WP HR S P ERA WHIP	IP WLS BF H R ER SO BB IBB HBP BLK WP HR S P ERA WHIP	IP WLS BF H R ER SO BB IBB HBP BLK WP HR S P ERA WHIP	IP WLS BF H R ER SO BB IBB HBP BLK WP HR S P ERA WHIP	IP WLS BF H R ER SO BB IBB HBP BLK WP HR S P ERA WHIP

St. Louis Cardinals @ Milwaukee Brewers
Miller Park, Milwaukee, WI
Sun Sep 22 2013, 7:10 PM - 10:08 PM CDT
Att: 27,389 - Roof Closed - 67 F


AB 32
R 4
H 8
RBI 4
BB 5
SO 9
LOB 13



Batter	1	2	3	4	5	6	7	8	9	AB	R	H	RBI	BB	SO	LOB	BOTTOM						
7 Norichika Aoki, L (1,9) OBP: 0.358, SLG: 0.365										2	3	2	1	2	0	0							
2 Scooter Gennett, L (1,4) OBP: 0.358, SLG: 0.497										4	1	2	1	0	1	1							
20 Jonathan Lucroy, R (1,3) OBP: 0.338, SLG: 0.457										3	1	1	1	0	0	3							
3 Yuniesky Betancourt, R (9,3) OBP: 0.236, SLG: 0.358										4	0	1	1	0	0	2							
16 Aramis Ramirez, R (1,5) OBP: 0.368, SLG: 0.451										4	0	1	1	0	0	2							
27 Carlos Gómez, R (1,8) OBP: 0.336, SLG: 0.495										4	0	1	1	0	0	1							
22 Logan Schafer, L (1,7) OBP: 0.284, SLG: 0.332										4	0	0	0	0	1	2							
14 Jeff Bianchi, R (1,6) OBP: 0.276, SLG: 0.288										4	0	1	0	0	0	1							
12 Martín Maldonado, R (1,2) OBP: 0.235, SLG: 0.267										4	1	0	0	0	1	2							
60 Wily Peralta, R (1,1) OBP: 0.157, SLG: 0.140										1	0	0	0	0	0	0							
48 Donovan Hand, R (6,1) OBP: 0.157, SLG: 0.091										0	0	0	0	0	0	0							
21 Juan Francisco, L (7, PH) OBP: 0.297, SLG: 0.429										1	0	0	0	0	0	0							
53 Brandon Kintzler, R (8,1)										0	0	0	0	0	0	0							
29 Jim Henderson, L (9,1)										0	0	0	0	0	0	0							
Inning Stats	R: 2 E: 0 K: 1 S: 13	H: 3 LOB: 1 BB: 0 P: 16	R: 2 E: 2 K: 0 S: 10	H: 1 LOB: 1 BB: 0 P: 13	R: 0 E: 0 K: 0 S: 6	H: 0 LOB: 0 BB: 0 P: 7	R: 0 E: 0 K: 0 S: 6	H: 0 LOB: 0 BB: 0 P: 10	R: 0 E: 0 K: 1 S: 10	H: 1 LOB: 1 BB: 1 P: 16	R: 2 E: 0 K: 0 S: 9	H: 1 LOB: 0 BB: 0 P: 19	R: 0 E: 0 K: 1 S: 9	H: 1 LOB: 1 BB: 0 P: 13	R: 0 E: 0 K: 1 S: 9	H: 1 LOB: 1 BB: 0 P: 13	1B: 4 2B: 3 HR: 0	SF: 1 SAC: 1 HBP: 0	WP: 0 PB: 0 SB: 1 CS: 0	PA: 35			
PITCHER	IP WLS BF H R ER SO BB IBB HBP BLK WP HR S P ERA WHIP	IP WLS BF H R ER SO BB IBB HBP BLK WP HR S P ERA WHIP	IP WLS BF H R ER SO BB IBB HBP BLK WP HR S P ERA WHIP	IP WLS BF H R ER SO BB IBB HBP BLK WP HR S P ERA WHIP	IP WLS BF H R ER SO BB IBB HBP BLK WP HR S P ERA WHIP	IP WLS BF H R ER SO BB IBB HBP BLK WP HR S P ERA WHIP	IP WLS BF H R ER SO BB IBB HBP BLK WP HR S P ERA WHIP	IP WLS BF H R ER SO BB IBB HBP BLK WP HR S P ERA WHIP	IP WLS BF H R ER SO BB IBB HBP BLK WP HR S P ERA WHIP	IP WLS BF H R ER SO BB IBB HBP BLK WP HR S P ERA WHIP	IP WLS BF H R ER SO BB IBB HBP BLK WP HR S P ERA WHIP	IP WLS BF H R ER SO BB IBB HBP BLK WP HR S P ERA WHIP	IP WLS BF H R ER SO BB IBB HBP BLK WP HR S P ERA WHIP	IP WLS BF H R ER SO BB IBB HBP BLK WP HR S P ERA WHIP	IP WLS BF H R ER SO BB IBB HBP BLK WP HR S P ERA WHIP	IP WLS BF H R ER SO BB IBB HBP BLK WP HR S P ERA WHIP	IP WLS BF H R ER SO BB IBB HBP BLK WP HR S P ERA WHIP	IP WLS BF H R ER SO BB IBB HBP BLK WP HR S P ERA WHIP	IP WLS BF H R ER SO BB IBB HBP BLK WP HR S P ERA WHIP	IP WLS BF H R ER SO BB IBB HBP BLK WP HR S P ERA WHIP	IP WLS BF H R ER SO BB IBB HBP BLK WP HR S P ERA WHIP	IP WLS BF H R ER SO BB IBB HBP BLK WP HR S P ERA WHIP	IP WLS BF H R ER SO BB IBB HBP BLK WP HR S P ERA WHIP

St. Louis Cardinals @ Milwaukee Brewers
Miller Park, Milwaukee, WI
Sun Sep 22 2013, 7:10 PM - 10:08 PM CDT
Att: 27,389 - Roof Closed - 67 F

AB 31
R 6
H 8
RBI 5
BB 2
SO 3
LOB 12



Batter	1	2	3	4	5	6	7	8	9	AB	R	H	RBI	BB	SO	LOB	TOP			
2 Denard Span, L (1,8) OBP: 0.327, SLG: 0.379	G6-3			L7		G4-3			K	4	0	0	0	0	1	0	Washington Nationals @ St. Louis Cardinals Busch Stadium, St. Louis, MO Tue Sep 24 2013, 7:17 PM - 9:27 PM CDT Att: 38,940 - Partly Cloudy - 77 F			
11 Ryan Zimmerman, R (1,5) OBP: 0.352, SLG: 0.475	K			K			BB		28 DI 1B	3	0	1	0	1	2	0				
28 Jayson Werth, R (1,9) OBP: 0.394, SLG: 0.528	G5-3			F9			P4		G3	4	0	0	0	0	0	2				
34 Bryce Harper, L (1,7) OBP: 0.372, SLG: 0.493		F8			F8		K			3	0	0	0	0	1	1				
20 Ian Desmond, R (1,6) OBP: 0.335, SLG: 0.461		K			K		G4-3			3	0	0	0	0	2	1				
25 Adam LaRoche, L (1,3) OBP: 0.331, SLG: 0.404					E4				40 G6-4-3 BB	2	0	0	0	1	1	0				
40 Wilson Ramos, R (1,2) OBP: 0.312, SLG: 0.473				G6-3		L9			G6-4-3 1-2	3	0	0	0	0	0	2				
6 Anthony Rendon, R (1,4) OBP: 0.323, SLG: 0.391				K			L6		L7	3	0	0	0	0	1	0				
47 Gio González, R (1,1) OBP: 0.121, SLG: 0.161				K			L7		G6-3	2	0	0	0	0	1	0				
22 Drew Storen, S (8,1)										0	0	0	0	0	0	0				
1 Steve Lombardozzi, S (9,PH) OBP: 0.279, SLG: 0.341										1	0	0	0	0	0	0				
Inning Stats	R: 0 E: 0 K: 1 S: 9	H: 0 LOB: 0 BB: 0 P: 10	R: 0 E: 0 K: 2 S: 12	H: 0 LOB: 0 BB: 0 P: 17	R: 0 E: 0 K: 2 S: 7	H: 0 LOB: 0 BB: 0 P: 8	R: 0 E: 0 K: 1 S: 7	H: 0 LOB: 0 BB: 0 P: 10	R: 0 E: 0 K: 0 S: 4	H: 0 LOB: 0 BB: 0 P: 6	R: 0 E: 0 K: 1 S: 9	H: 0 LOB: 1 BB: 1 P: 16	R: 0 E: 0 K: 0 S: 6	H: 0 LOB: 0 BB: 1 P: 13	R: 0 E: 0 K: 1 S: 11	H: 1 LOB: 1 BB: 0 P: 19	1B: 1 2B: 0 3B: 0 HR: 0	SF: 0 SAC: 0 DP: 1 HBP: 0	WP: 0 PB: 0 SB: 0 CS: 0	PA: 30
PITCHER	IP WLS BF H R ER SO BB IBB HBP BLK WP HR S P ERA WHIP																			
52 Michael Wacha, R (1,1) ERA: 2.78	8.2 W 29 1 0 0 9 2 0 0 0 0 0 0 77 112 0.00 0.346																			
26 Trevor Rosenthal, R (9,1) ERA: 2.7	0.1 S 1 0 0 0 0 0 0 0 0 0 0 0 3 6 0.00 0.000																			

AB	28
R	0
H	1
RBI	0
BB	2
SO	9
LOB	6



Batter	1	2	3	4	5	6	7	8	9	AB	R	H	RBI	BB	SO	LOB	BOTTOM			
13 Matt Carpenter, L (1,4) OBP: 0.396, SLG: 0.490	F7			43 1B		G4-3			F7	4	1	1	0	0	0	0	Washington Nationals @ St. Louis Cardinals Busch Stadium, St. Louis, MO Tue Sep 24 2013, 7:17 PM - 9:27 PM CDT Att: 38,940 - Partly Cloudy - 77 F			
43 Shane Robinson, R (1,7) OBP: 0.348, SLG: 0.321	L7			2B			P5		G6-3	4	0	1	1	0	0	0				
3 Carlos Beltrán, S (1,9) OBP: 0.341, SLG: 0.496				1B		F9			K	3	0	1	0	0	1	1				
Matt Adams, L (1,3) OBP: 0.334, SLG: 0.496	G3-1			4 2B		1B			G4-3	3	1	1	0	0	0	1				
4 Yadier Molina, R (1,2) OBP: 0.355, SLG: 0.472	G6-3			23 G4-3 19 FC4-2		2B			G5-3	3	0	1	1	0	0	0				
23 David Freese, R (1,5) OBP: 0.340, SLG: 0.377	K			G4-3					G5-3	3	0	0	0	0	1	1				
19 Jon Jay, L (1,8) OBP: 0.345, SLG: 0.364	G6-3			FC4-2 3B CS		1B				3	0	1	0	0	0	1				
38 Pete Kozma, R (1,6) OBP: 0.272, SLG: 0.271				K		CS			F9	3	0	0	0	0	2	1				
52 Michael Wacha, R (1,1) ERA: 3.36				K					K	3	0	0	0	0	3	0				
26 Trevor Rosenthal, R (9,1) ERA: 4.6				K					K	0	0	0	0	0	0	0				
Inning Stats	R: 0 E: 0 K: 0 S: 9	H: 1 LOB: 1 BB: 0 P: 15	R: 0 E: 0 K: 1 S: 8	H: 0 LOB: 0 BB: 0 P: 10	R: 1 E: 0 K: 2 S: 15	H: 2 LOB: 1 BB: 0 P: 24	R: 1 E: 0 K: 0 S: 15	H: 2 LOB: 0 BB: 0 P: 23	R: 0 E: 0 K: 1 S: 7	H: 0 LOB: 0 BB: 0 P: 10	R: 0 E: 0 K: 1 S: 7	H: 0 LOB: 0 BB: 0 P: 11	R: 0 E: 0 K: 1 S: 11	H: 1 LOB: 0 BB: 0 P: 17	R: 0 E: 0 K: 1 S: 7	H: 0 LOB: 0 BB: 0 P: 12	1B: 3 2B: 3 3B: 0 HR: 0	SF: 0 SAC: 0 DP: 0 HBP: 0	WP: 0 PB: 0 SB: 0 CS: 1	PA: 30
PITCHER	IP WLS BF H R ER SO BB IBB HBP BLK WP HR S P ERA WHIP																			
47 Gio González, L (1,1) ERA: 3.36	7.0 L 26 6 2 2 6 0 0 0 0 0 0 0 72 110 2.57 0.857																			
22 Drew Storen, R (8,1) ERA: 4.6	1.0 3 0 0 0 1 0 0 0 0 0 0 0 7 12 0.00 0.000																			

AB	29
R	2
H	6
RBI	2
BB	0
SO	7
LOB	5



Batter	1	2	3	4	5	6	7	8	9	AB	R	H	RBI	BB	SO	LOB	TOP			
2 Denard Span, L (1.8) OBP: 0.328, SLG: 0.379										3	1	1	0	1	0	1	<p>Washington Nationals @ St. Louis Cardinals Busch Stadium, St. Louis, MO Wed Sep 25 2013, 12:48 PM - 3:14 PM CDT Att: 40,597 - Partly Cloudy - 77 F</p>			
11 Ryan Zimmerman, R (1.5) OBP: 0.349, SLG: 0.472										4	0	0	0	0	1	3				
28 Jayson Werth, R (1.9) OBP: 0.395, SLG: 0.526										3	0	1	0	1	1					
34 Bryce Harper, L (1.7) OBP: 0.371, SLG: 0.490										4	0	1	1	0	1					
20 Ian Desmond, R (1.6) OBP: 0.333, SLG: 0.458										4	0	0	0	0	3					
25 Adam LaRoche, L (1.3) OBP: 0.332, SLG: 0.403										3	0	1	0	1	2					
40 Wilson Ramos, R (1.2) OBP: 0.308, SLG: 0.468										3	0	0	0	0	2					
1 Steve Lombardozzi, S (1.4) OBP: 0.276, SLG: 0.337										3	0	0	0	0	1					
27 Jordan Zimmermann, R (1.1) OBP: 0.134, SLG: 0.138										2	0	1	0	0	0					
18 Chad Tracy, L (8. PH) OBP: 0.221, SLG: 0.288										0	0	0	0	0	0					
7 Scott Hairston, R (8. PH) OBP: 0.243, SLG: 0.425										1	0	0	0	0	0					
35 Craig Stammen, R (8.1) OBP: 0.332, SLG: 0.403										0	0	0	0	0	0					
Inning Stats	R: 1 H: 1 E: 0 K: 0 S: 15	H: 1 LOB: 2 BB: 2 P: 27	R: 0 H: 0 E: 0 K: 0 S: 5	H: 0 LOB: 0 BB: 0 P: 9	R: 0 H: 0 E: 0 K: 0 S: 11	H: 0 LOB: 0 BB: 0 P: 15	R: 0 H: 1 E: 0 K: 1 S: 7	H: 1 LOB: 1 BB: 0 P: 14	R: 0 H: 1 E: 0 K: 2 S: 10	H: 1 LOB: 0 BB: 0 P: 12	R: 0 H: 1 E: 0 K: 0 S: 4	H: 0 LOB: 0 BB: 0 P: 4	R: 0 H: 0 E: 0 K: 0 S: 8	H: 1 LOB: 1 BB: 1 P: 13	R: 0 H: 1 E: 0 K: 1 S: 12	H: 0 LOB: 0 BB: 0 P: 11	1B: 5 2B: 0 3B: 0 HR: 0	SF: 0 SAC: 0 DP: 2 HBP: 0	WP: 0 PB: 0 SB: 1 CS: 0	PA: 33
PITCHER	IP WLS BF H R ER SO BB IBB HBP BLK WP HR S P ERA WHIP																			
40 Shelby Miller, R (1.1) ERA: 3.05	6.0 W 24 4 1 1 3 3 0 0 0 0 0 0 57 90 1.50 1.167																			
43 Seth Maness, R (7.1) ERA: 2.35	1.0 H 2 0 0 0 0 0 0 0 0 0 0 0 3 4 0.00 3.000																			
46 Kevin Siegrist, L (8.1) ERA: 0.47	0.1 H 2 1 0 0 0 0 0 0 0 0 0 0 4 6 0.00 3.000																			
44 Carlos Martinez, R (8.1) ERA: 5.47	0.2 H 2 0 0 0 1 0 0 0 0 0 0 0 8 12 0.00 0.000																			
26 Trevor Rosenthal, R (9.1) ERA: 2.68	1.0 S 3 0 0 0 2 0 0 0 0 0 0 0 9 11 0.00 0.000																			

Batter	1	2	3	4	5	6	7	8	9	AB	R	H	RBI	BB	SO	LOB	BOTTOM			
13 Matt Carpenter, L (1.4) OBP: 0.394, SLG: 0.487										4	0	0	1	0	0	0	<p>Washington Nationals @ St. Louis Cardinals Busch Stadium, St. Louis, MO Wed Sep 25 2013, 12:48 PM - 3:14 PM CDT Att: 40,597 - Partly Cloudy - 77 F</p>			
3 Carlos Beltrán, S (1.9) OBP: 0.338, SLG: 0.493										4	0	0	0	0	0					
7 Matt Holliday, R (1.7) OBP: 0.362, SLG: 0.476										3	1	0	0	0	0					
26 Trevor Rosenthal, R (9.1) ERA: 2.68										4	2	2	1	0	0					
Matt Adams, L (1.3) OBP: 0.337, SLG: 0.511										3	0	1	2	0	0					
4 Yadier Molina, R (1.2) OBP: 0.355, SLG: 0.471										3	0	2	0	0	1					
19 Jon Jay, L (1.8) OBP: 0.347, SLG: 0.366										3	0	2	0	0	1					
23 David Freese, R (1.5) OBP: 0.338, SLG: 0.375										3	0	0	0	0	2					
46 Kevin Siegrist, L (8.1) ERA: 0.47										0	0	0	0	0	0					
44 Carlos Martinez, R (8.1) ERA: 5.47										0	0	0	0	0	0					
43 Shane Robinson, R (9.7) OBP: 0.348, SLG: 0.321										0	0	0	0	0	0					
33 Daniel Descalso, L (1.6) OBP: 0.289, SLG: 0.363										3	1	1	0	0	1					
40 Shelby Miller, R (1.1) OBP: 0.109, SLG: 0.151										1	0	0	0	0	0					
43 Seth Maness, R (7.1) ERA: 2.35										0	0	0	0	0	0					
38 Pete Kozma, R (7.6) OBP: 0.272, SLG: 0.270										1	0	0	0	0	0					
Inning Stats	R: 0 H: 0 E: 0 K: 0 S: 8	H: 0 LOB: 0 BB: 0 P: 13	R: 0 H: 1 E: 1 K: 0 S: 10	H: 1 LOB: 1 BB: 0 P: 14	R: 1 H: 1 E: 0 K: 0 S: 9	H: 1 LOB: 0 BB: 0 P: 14	R: 2 H: 2 E: 0 K: 1 S: 11	H: 2 LOB: 1 BB: 0 P: 15	R: 0 H: 0 E: 0 K: 0 S: 7	H: 0 LOB: 0 BB: 0 P: 12	R: 1 H: 2 E: 0 K: 0 S: 13	H: 2 LOB: 1 BB: 0 P: 18	R: 0 H: 0 E: 0 K: 0 S: 6	H: 0 LOB: 0 BB: 0 P: 8	R: 0 H: 0 E: 0 K: 0 S: 7	H: 0 LOB: 0 BB: 0 P: 10	1B: 3 2B: 2 3B: 0 HR: 1	SF: 0 SAC: 1 DP: 1 HBP: 1	WP: 0 PB: 0 SB: 0 CS: 0	PA: 31
PITCHER	IP WLS BF H R ER SO BB IBB HBP BLK WP HR S P ERA WHIP																			
27 Jordan Zimmermann, R (1.1) ERA: 3.25	7.0 L 28 6 4 4 2 0 0 0 1 0 0 0 64 94 5.14 0.857																			
35 Craig Stammen, R (8.1) ERA: 2.76	1.0 3 0 0 0 0 0 0 0 0 0 0 0 7 10 0.00 0.000																			

Batter	1	2	3	4	5	6	7	8	9	AB	R	H	RBI	BB	SO	LOB	TOP
13 Starlin Castro, R (1.6) OBP: 0.286, SLG: 0.348										4	0	3	0	0	1	0	Chicago Cubs @ St. Louis Cardinals Busch Stadium, St. Louis, MO Fri Sep 27 2013, 7:17 PM - 10:10 PM CDT Att: 44,030 - Clear - 82 F
8 Donnie Murphy, R (1.5) OBP: 0.321, SLG: 0.538										4	0	1	0	0	2	3	
44 Anthony Rizzo, L (1.3) OBP: 0.323, SLG: 0.414										4	0	1	0	0	0	3	
30 Dioner Navaro, S (1.2) OBP: 0.369, SLG: 0.498										3	0	1	0	0	1	2	
19 Nate Schierholz, L (1.9) OBP: 0.299, SLG: 0.466										4	0	0	0	0	2	4	
6 Ryan Sweeney, L (1.8) OBP: 0.332, SLG: 0.460										4	0	0	0	0	2	2	
47 Brian Bogusevic, L (1.7) OBP: 0.329, SLG: 0.474										4	0	1	0	0	1	0	
15 Darwin Barney, R (1.4) OBP: 0.268, SLG: 0.306										4	0	0	0	0	1	2	
37 Travis Wood, R (1.1) OBP: 0.298, SLG: 0.381										0	0	0	0	0	0	0	
43 Brooks Raley, L (2.1) OBP: 0.326, SLG: 0.306										1	0	0	0	0	1	0	
22 Logan Watkins, L (5. PH) OBP: 0.276, SLG: 0.306										0	0	0	0	0	0	0	
55 Alberto Cabrera, R (5.1) OBP: 0.343, SLG: 0.317										0	0	0	0	0	0	0	
50 Blake Parker, R (6.1) OBP: 0.278, SLG: 0.317										0	0	0	0	0	0	0	
56 Héctor Rondón, R (7.1) OBP: 0.278, SLG: 0.317										0	0	0	0	0	0	0	
21 Junior Lake, R (8. PH) OBP: 0.278, SLG: 0.317										1	0	0	0	0	1	0	
12 Chang-Yong Lim, R (8.1) OBP: 0.278, SLG: 0.317										0	0	0	0	0	0	0	
Inning Stats	R: 0 E: 0 K: 2 S: 12	H: 1 LOB: 1 BB: 0 P: 17	R: 0 E: 0 K: 3 S: 10	H: 0 LOB: 0 BB: 0 P: 14	R: 0 E: 0 K: 3 S: 11	H: 1 LOB: 1 BB: 0 P: 18	R: 0 E: 0 K: 0 S: 10	H: 1 LOB: 0 BB: 0 P: 15	R: 0 E: 0 K: 1 S: 12	H: 0 LOB: 0 BB: 0 P: 19	R: 0 E: 0 K: 2 S: 8	H: 1 LOB: 1 BB: 0 P: 13	R: 0 E: 0 K: 2 S: 12	H: 2 LOB: 2 BB: 0 P: 15	1B: 6 2B: 1 3B: 0 HR: 0	SF: 0 SAC: 0 DP: 0 HBP: 1	WP: 0 PA: 35 PB: 0 SB: 0 CS: 0
PITCHER	IP WLS BF H R ER SO BB IBB HBP BLK WP HR S P ERA WHIP	IP WLS BF H R ER SO BB IBB HBP BLK WP HR S P ERA WHIP	IP WLS BF H R ER SO BB IBB HBP BLK WP HR S P ERA WHIP	IP WLS BF H R ER SO BB IBB HBP BLK WP HR S P ERA WHIP	IP WLS BF H R ER SO BB IBB HBP BLK WP HR S P ERA WHIP	IP WLS BF H R ER SO BB IBB HBP BLK WP HR S P ERA WHIP	IP WLS BF H R ER SO BB IBB HBP BLK WP HR S P ERA WHIP	IP WLS BF H R ER SO BB IBB HBP BLK WP HR S P ERA WHIP	IP WLS BF H R ER SO BB IBB HBP BLK WP HR S P ERA WHIP	IP WLS BF H R ER SO BB IBB HBP BLK WP HR S P ERA WHIP	IP WLS BF H R ER SO BB IBB HBP BLK WP HR S P ERA WHIP	IP WLS BF H R ER SO BB IBB HBP BLK WP HR S P ERA WHIP	IP WLS BF H R ER SO BB IBB HBP BLK WP HR S P ERA WHIP	IP WLS BF H R ER SO BB IBB HBP BLK WP HR S P ERA WHIP	IP WLS BF H R ER SO BB IBB HBP BLK WP HR S P ERA WHIP	IP WLS BF H R ER SO BB IBB HBP BLK WP HR S P ERA WHIP	IP WLS BF H R ER SO BB IBB HBP BLK WP HR S P ERA WHIP
31 Lance Lynn, R (1.1) ERA: 3.97	6.0 W 23 4 0 0 9 0 0 1 0 0 0 67 98 0.00 0.667	6.0 W 23 4 0 0 9 0 0 1 0 0 0 67 98 0.00 0.667	6.0 W 23 4 0 0 9 0 0 1 0 0 0 67 98 0.00 0.667	6.0 W 23 4 0 0 9 0 0 1 0 0 0 67 98 0.00 0.667	6.0 W 23 4 0 0 9 0 0 1 0 0 0 67 98 0.00 0.667	6.0 W 23 4 0 0 9 0 0 1 0 0 0 67 98 0.00 0.667	6.0 W 23 4 0 0 9 0 0 1 0 0 0 67 98 0.00 0.667	6.0 W 23 4 0 0 9 0 0 1 0 0 0 67 98 0.00 0.667	6.0 W 23 4 0 0 9 0 0 1 0 0 0 67 98 0.00 0.667	6.0 W 23 4 0 0 9 0 0 1 0 0 0 67 98 0.00 0.667	6.0 W 23 4 0 0 9 0 0 1 0 0 0 67 98 0.00 0.667	6.0 W 23 4 0 0 9 0 0 1 0 0 0 67 98 0.00 0.667	6.0 W 23 4 0 0 9 0 0 1 0 0 0 67 98 0.00 0.667	6.0 W 23 4 0 0 9 0 0 1 0 0 0 67 98 0.00 0.667	6.0 W 23 4 0 0 9 0 0 1 0 0 0 67 98 0.00 0.667	6.0 W 23 4 0 0 9 0 0 1 0 0 0 67 98 0.00 0.667	6.0 W 23 4 0 0 9 0 0 1 0 0 0 67 98 0.00 0.667
46 Kevin Siegrist, L (7.1) ERA: 0.47	0.2 2 0 0 0 0 0 0 0 0 0 0 0 0 7 12 0.00 0.000	0.2 2 0 0 0 0 0 0 0 0 0 0 0 0 7 12 0.00 0.000	0.2 2 0 0 0 0 0 0 0 0 0 0 0 0 7 12 0.00 0.000	0.2 2 0 0 0 0 0 0 0 0 0 0 0 0 7 12 0.00 0.000	0.2 2 0 0 0 0 0 0 0 0 0 0 0 0 7 12 0.00 0.000	0.2 2 0 0 0 0 0 0 0 0 0 0 0 0 7 12 0.00 0.000	0.2 2 0 0 0 0 0 0 0 0 0 0 0 0 7 12 0.00 0.000	0.2 2 0 0 0 0 0 0 0 0 0 0 0 0 7 12 0.00 0.000	0.2 2 0 0 0 0 0 0 0 0 0 0 0 0 7 12 0.00 0.000	0.2 2 0 0 0 0 0 0 0 0 0 0 0 0 7 12 0.00 0.000	0.2 2 0 0 0 0 0 0 0 0 0 0 0 0 7 12 0.00 0.000	0.2 2 0 0 0 0 0 0 0 0 0 0 0 0 7 12 0.00 0.000	0.2 2 0 0 0 0 0 0 0 0 0 0 0 0 7 12 0.00 0.000	0.2 2 0 0 0 0 0 0 0 0 0 0 0 0 7 12 0.00 0.000	0.2 2 0 0 0 0 0 0 0 0 0 0 0 0 7 12 0.00 0.000	0.2 2 0 0 0 0 0 0 0 0 0 0 0 0 7 12 0.00 0.000	0.2 2 0 0 0 0 0 0 0 0 0 0 0 0 7 12 0.00 0.000
44 Edward Mujica, R (7.1) ERA: 2.55	0.1 1 0 0 0 0 0 0 0 0 0 0 0 1 1 0.00 0.000	0.1 1 0 0 0 0 0 0 0 0 0 0 0 1 1 0.00 0.000	0.1 1 0 0 0 0 0 0 0 0 0 0 0 1 1 0.00 0.000	0.1 1 0 0 0 0 0 0 0 0 0 0 0 1 1 0.00 0.000	0.1 1 0 0 0 0 0 0 0 0 0 0 0 1 1 0.00 0.000	0.1 1 0 0 0 0 0 0 0 0 0 0 0 1 1 0.00 0.000	0.1 1 0 0 0 0 0 0 0 0 0 0 0 1 1 0.00 0.000	0.1 1 0 0 0 0 0 0 0 0 0 0 0 1 1 0.00 0.000	0.1 1 0 0 0 0 0 0 0 0 0 0 0 1 1 0.00 0.000	0.1 1 0 0 0 0 0 0 0 0 0 0 0 1 1 0.00 0.000	0.1 1 0 0 0 0 0 0 0 0 0 0 0 1 1 0.00 0.000	0.1 1 0 0 0 0 0 0 0 0 0 0 0 1 1 0.00 0.000	0.1 1 0 0 0 0 0 0 0 0 0 0 0 1 1 0.00 0.000	0.1 1 0 0 0 0 0 0 0 0 0 0 0 1 1 0.00 0.000	0.1 1 0 0 0 0 0 0 0 0 0 0 0 1 1 0.00 0.000	0.1 1 0 0 0 0 0 0 0 0 0 0 0 1 1 0.00 0.000	0.1 1 0 0 0 0 0 0 0 0 0 0 0 1 1 0.00 0.000
44 Carlos Martínez, R (8.1) ERA: 5.27	1.0 4 1 0 0 2 0 0 0 0 0 0 0 12 17 0.00 1.000	1.0 4 1 0 0 2 0 0 0 0 0 0 0 12 17 0.00 1.000	1.0 4 1 0 0 2 0 0 0 0 0 0 0 12 17 0.00 1.000	1.0 4 1 0 0 2 0 0 0 0 0 0 0 12 17 0.00 1.000	1.0 4 1 0 0 2 0 0 0 0 0 0 0 12 17 0.00 1.000	1.0 4 1 0 0 2 0 0 0 0 0 0 0 12 17 0.00 1.000	1.0 4 1 0 0 2 0 0 0 0 0 0 0 12 17 0.00 1.000	1.0 4 1 0 0 2 0 0 0 0 0 0 0 12 17 0.00 1.000	1.0 4 1 0 0 2 0 0 0 0 0 0 0 12 17 0.00 1.000	1.0 4 1 0 0 2 0 0 0 0 0 0 0 12 17 0.00 1.000	1.0 4 1 0 0 2 0 0 0 0 0 0 0 12 17 0.00 1.000	1.0 4 1 0 0 2 0 0 0 0 0 0 0 12 17 0.00 1.000	1.0 4 1 0 0 2 0 0 0 0 0 0 0 12 17 0.00 1.000	1.0 4 1 0 0 2 0 0 0 0 0 0 0 12 17 0.00 1.000	1.0 4 1 0 0 2 0 0 0 0 0 0 0 12 17 0.00 1.000	1.0 4 1 0 0 2 0 0 0 0 0 0 0 12 17 0.00 1.000	1.0 4 1 0 0 2 0 0 0 0 0 0 0 12 17 0.00 1.000
26 Trevor Rosenthal, R (9.1) ERA: 2.63	1.0 5 2 0 0 2 0 0 0 0 0 0 0 12 15 0.00 2.000	1.0 5 2 0 0 2 0 0 0 0 0 0 0 12 15 0.00 2.000	1.0 5 2 0 0 2 0 0 0 0 0 0 0 12 15 0.00 2.000	1.0 5 2 0 0 2 0 0 0 0 0 0 0 12 15 0.00 2.000	1.0 5 2 0 0 2 0 0 0 0 0 0 0 12 15 0.00 2.000	1.0 5 2 0 0 2 0 0 0 0 0 0 0 12 15 0.00 2.000	1.0 5 2 0 0 2 0 0 0 0 0 0 0 12 15 0.00 2.000	1.0 5 2 0 0 2 0 0 0 0 0 0 0 12 15 0.00 2.000	1.0 5 2 0 0 2 0 0 0 0 0 0 0 12 15 0.00 2.000	1.0 5 2 0 0 2 0 0 0 0 0 0 0 12 15 0.00 2.000	1.0 5 2 0 0 2 0 0 0 0 0 0 0 12 15 0.00 2.000	1.0 5 2 0 0 2 0 0 0 0 0 0 0 12 15 0.00 2.000	1.0 5 2 0 0 2 0 0 0 0 0 0 0 12 15 0.00 2.000	1.0 5 2 0 0 2 0 0 0 0 0 0 0 12 15 0.00 2.000	1.0 5 2 0 0 2 0 0 0 0 0 0 0 12 15 0.00 2.000	1.0 5 2 0 0 2 0 0 0 0 0 0 0 12 15 0.00 2.000	1.0 5 2 0 0 2 0 0 0 0 0 0 0 12 15 0.00 2.000

Chicago Cubs @ St. Louis Cardinals
Busch Stadium, St. Louis, MO
Fri Sep 27 2013, 7:17 PM - 10:10 PM CDT
Att: 44,030 - Clear - 82 F

AB 34
R 0
H 7
RBI 0
BB 0
SO 13
LOB 16



Batter	1	2	3	4	5	6	7	8	9	AB	R	H	RBI	BB	SO	LOB	BOTTOM
13 Matt Carpenter, L (1.4) OBP: 0.395, SLG: 0.486										3	1	1	0	2	0	2	Chicago Cubs @ St. Louis Cardinals Busch Stadium, St. Louis, MO Fri Sep 27 2013, 7:17 PM - 10:10 PM CDT Att: 44,030 - Clear - 82 F
3 Carlos Beltrán, S (1.9) OBP: 0.340, SLG: 0.493										2	1	1	0	1	0	0	
43 Shane Robinson, R (6.9) OBP: 0.343, SLG: 0.317																	

Batter	1	2	3	4	5	6	7	8	9	AB	R	H	RBI	BB	SO	LOB	TOP			
13 Starlin Castro, R OBP: 0.286, SLG: 0.349	L9		F9			F9				4	0	1	0	0	0	1				
21 Junior Lake, R OBP: 0.333, SLG: 0.430	K			G5-3						3	0	0	0	1	2	1				
44 Anthony Rizzo, L OBP: 0.324, SLG: 0.419	K					F8				3	1	1	1	1	1	1				
30 Dioner Navarro, S OBP: 0.365, SLG: 0.492		K			L7					3	0	0	0	0	1	2				
7 J.C. Boscan, R OBP: 0.429, SLG: 0.500						P4				1	1	1	0	0	0	0				
19 Nate Schierholz, L OBP: 0.299, SLG: 0.464		G6-3				F8				4	0	1	0	0	0	1				
8 Donnie Murphy, R OBP: 0.319, SLG: 0.537					1B					4	0	1	1	0	1	2				
47 Brian Bogusevic, L OBP: 0.399, SLG: 0.471																				
54 Darnell McDonald, R OBP: 0.339, SLG: 0.423						F7				3	0	1	0	0	1	0				
15 Darwin Barney, R OBP: 0.266, SLG: 0.303										4	0	0	0	0	1	3				
36 Edwin Jackson, R OBP: 0.111, SLG: 0.154										0	0	0	0	0	0	0				
33 Carlos Villanueva, R OBP: 0.296, SLG: 0.396										1	0	0	0	0	0	0				
59 Zac Rosscup, L ERA: 4.02										0	0	0	0	0	0	0				
52 Justin Grimm, R ERA: 5.97										0	0	0	0	0	0	0				
6 Ryan Sweeney, L OBP: 0.266, SLG: 0.326										1	0	0	0	0	0	0				
50 Blake Parker, R ERA: 2.72										0	0	0	0	0	0	0				
Inning Stats	R: 0 E: 0 K: 2 S: 9	H: 0 LOB: 0 BB: 0 P: 14	R: 0 E: 0 K: 1 S: 8	H: 0 LOB: 0 BB: 0 P: 8	R: 0 E: 0 K: 0 S: 9	H: 1 LOB: 0 BB: 0 P: 14	R: 0 E: 0 K: 1 S: 11	H: 1 LOB: 2 BB: 1 P: 20	R: 0 E: 0 K: 1 S: 10	H: 0 LOB: 0 BB: 0 P: 19	R: 0 E: 0 K: 1 S: 11	H: 0 LOB: 0 BB: 0 P: 16	R: 0 E: 0 K: 1 S: 8	H: 1 LOB: 1 BB: 0 P: 13	R: 2 E: 0 K: 0 S: 14	H: 4 LOB: 1 BB: 0 P: 19	1B: 3 2B: 3 3B: 0 HR: 1	SF: 0 SAC: 1 DP: 1 HBP: 0	WP: 0 PB: 0 SB: 0 CS: 0	PA: 35
PITCHER	IP: 5.1 WLS: W BF: 19	H: 2 R: 0 ER: 0 SO: 5	BB: 1 IBB: 0 HBP: 0 BLK: 0	WP: 0 HR: 0 S: 47 P: 72	ERA: 0.00 WHIP: 0.562	43 Seth Maness, R ERA: 2.32	IP: 0.2 WLS: S BF: 1	H: 0 R: 0 ER: 0 SO: 0	BB: 0 IBB: 0 HBP: 0 BLK: 0	WP: 0 HR: 0 S: 2 P: 2	ERA: 0.00 WHIP: 0.000									

Chicago Cubs @ St. Louis Cardinals
Busch Stadium, St. Louis, MO
Sat Sep 28 2013, 3:18 PM - 6:18 PM CDT
Att: 42,520 - Partly Cloudy - 82 F

AB	32
R	2
H	7
RBI	2
BB	2
SO	7
LOB	11



Batter	1	2	3	4	5	6	7	8	9	AB	R	H	RBI	BB	SO	LOB	BOTTOM			
13 Matt Carpenter, L OBP: 0.394, SLG: 0.484	G3		G3-1							3	0	0	0	1	0	2				
8 Ryan Jackson, R OBP: 0.348, SLG: 0.369										1	0	0	0	0	0	1				
19 Jon Jay, L OBP: 0.111, SLG: 0.077										3	1	1	0	0	0	0				
41 Brock Peterson, R OBP: 0.111, SLG: 0.077										1	0	0	0	0	1	1				
7 Matt Holliday, R OBP: 0.389, SLG: 0.490										1	1	1	2	1	0	0				
43 Shane Robinson, R OBP: 0.345, SLG: 0.319										2	1	1	0	0	0	0				
Matt Adams, L OBP: 0.333, SLG: 0.500										3	1	0	0	1	2	1				
4 Yadier Molina, R OBP: 0.359, SLG: 0.477										2	1	2	2	0	0	0				
48 Tony Cruz, R OBP: 0.240, SLG: 0.286										2	0	0	0	0	2	1				
33 Daniel Descalso, L OBP: 0.296, SLG: 0.396										3	0	1	0	0	0	2				
74 Sam Freeman, R ERA: 4.06										0	0	0	0	0	0	0				
63 Audry Pérez, R ERA: 1.42										1	0	0	0	0	1	1				
34 John Axford, R ERA: 5.97										0	0	0	0	0	0	0				
44 Edward Mujica, R OBP: 0.266, SLG: 0.326										0	0	0	0	0	0	0				
36 Randy Choate, L OBP: 0.266, SLG: 0.326										0	0	0	0	0	0	0				
43 Seth Maness, R ERA: 2.32										0	0	0	0	0	0	0				
38 Pete Kozma, R OBP: 0.276, SLG: 0.274										4	1	2	1	0	0	2				
56 Adron Chambers, L OBP: 0.259, SLG: 0.298										3	0	1	0	1	2	1				
50 Adam Wainwright, R OBP: 0.208, SLG: 0.268										2	0	1	1	0	0	1				
16 Kolten Wong, L OBP: 0.186, SLG: 0.161										2	0	0	0	0	0	1				
Inning Stats	R: 2 E: 0 K: 1 S: 14	H: 4 LOB: 2 BB: 0 P: 21	R: 0 E: 0 K: 0 S: 7	H: 1 LOB: 0 BB: 0 P: 10	R: 4 E: 0 K: 0 S: 19	H: 3 LOB: 2 BB: 3 P: 39	R: 0 E: 0 K: 1 S: 8	H: 0 LOB: 0 BB: 0 P: 11	R: 0 E: 0 K: 2 S: 6	H: 0 LOB: 1 BB: 1 P: 11	R: 0 E: 0 K: 1 S: 11	H: 0 LOB: 1 BB: 1 P: 21	R: 0 E: 0 K: 2 S: 12	H: 1 LOB: 1 BB: 0 P: 19	R: 0 E: 0 K: 1 S: 12	H: 1 LOB: 1 BB: 0 P: 18	1B: 7 2B: 2 3B: 0 HR: 1	SF: 0 SAC: 0 DP: 0 HBP: 0	WP: 0 PB: 0 SB: 0 CS: 1	PA: 37
PITCHER	IP: 2.2 WLS: L BF: 18	H: 6 R: 6 ER: 6 SO: 1	BB: 2 IBB: 0 HBP: 0 BLK: 0	WP: 0 HR: 1 S: 37 P: 65	ERA: 20.25 WHIP: 3.750	PITCHER	IP: 0.0 WLS: S BF: 0	H: 0 R: 0 ER: 0 SO: 0	BB: 0 IBB: 0 HBP: 0 BLK: 0	WP: 0 HR: 0 S: 0 P: 0	ERA: 0.00 WHIP: 0.000									

Chicago Cubs @ St. Louis Cardinals
Busch Stadium, St. Louis, MO
Sat Sep 28 2013, 3:18 PM - 6:18 PM CDT
Att: 42,520 - Partly Cloudy - 82 F

AB	33
R	6
H	10
RBI	6
BB	4
SO	8
LOB	14



Batter	1	2	3	4	5	6	7	8	9	AB	R	H	RBI	BB	SO	LOB	TOP										
13 Starlin Castro, R OBP: 0.284, SLG: 0.347										4	0	0	0	0	1	0	Chicago Cubs @ St. Louis Cardinals Busch Stadium, St. Louis, MO Sun Sep 29 2013, 1:18 PM - 3:50 PM CDT Att: 44,808 - Sunny - 70 F										
22 Logan Watkins, L OBP: 0.268, SLG: 0.237										4	0	1	0	0	0	0											
44 Anthony Rizzo, L OBP: 0.323, SLG: 0.419										4	0	1	0	0	0	1											
19 Nate Schierholtz, L OBP: 0.301, SLG: 0.470 54 Darrell McDonald, R OBP: 0.351, SLG: 0.434										3	0	2	0	0	0	1											
6 Ryan Sweeney, L OBP: 0.324, SLG: 0.448										4	0	0	0	0	1	3											
8 Donnie Murphy, R OBP: 0.319, SLG: 0.530										2	0	0	0	0	2	0											
47 Brian Bogusevic, L OBP: 0.323, SLG: 0.462										3	0	0	0	0	0	2											
7 J.C. Boscan, R OBP: 0.300, SLG: 0.333										3	0	0	0	0	0	0											
29 Jeff Samardzija, R OBP: 0.127, SLG: 0.194 56 Héctor Rondón, R OBP: 0.332, SLG: 0.428 21 Junior Lake, R OBP: 0.332, SLG: 0.428 46 Pedro Strop, R OBP: 0.319, SLG: 0.530 59 Zac Rosscup, R OBP: 0.300, SLG: 0.333										2	0	0	0	0	1	0											
Inning Stats	R: 0 E: 0 K: 0 S: 9	H: 1 LOB: 1 BB: 0 P: 14	R: 0 E: 0 K: 2 S: 8	H: 0 LOB: 0 BB: 0 P: 9	R: 0 E: 0 K: 2 S: 8	H: 0 LOB: 0 BB: 0 P: 13	R: 0 E: 0 K: 0 S: 9	H: 1 LOB: 1 BB: 0 P: 12	R: 0 E: 0 K: 1 S: 7	H: 0 LOB: 0 BB: 0 P: 10	R: 0 E: 0 K: 0 S: 10	H: 1 LOB: 1 BB: 0 P: 15	R: 0 E: 0 K: 0 S: 6	H: 0 LOB: 0 BB: 0 P: 9	R: 0 E: 0 K: 0 S: 6	H: 0 LOB: 1 BB: 0 P: 10		R: 0 E: 0 K: 0 S: 13	H: 1 LOB: 1 BB: 0 P: 18	1B: 1 2B: 4 3B: 0 HR: 0	SF: 0 SAC: 0 DP: 1 HBP: 1	WP: 0 PB: 0 SB: 0 CS: 0	PA: 32				
PITCHER	IP	WLS	BF	H	R	ER	SO	BB	IBB	HBP	BLK	WP	HR	S	P	ERA	WHIP										
35 Jake Westbrook, R ERA: 4.63	1.0		4	1	0	0	0	0	0	0	0	0	0	9	14	0.00	1.000										
58 Joe Kelly, R ERA: 2.99	5.1	W	20	3	0	0	5	0	0	1	0	0	0	47	67	0.00	0.562										
36 Randy Choate, L ERA: 2.29	0.2	H	1	0	0	0	0	0	0	0	0	0	0	1	1	0.00	0.000										
44 Carlos Martinez, R ERA: 5.08	1.0	H	3	0	0	0	0	0	0	0	0	0	0	6	10	0.00	0.000										
46 Kevin Siegrist, L ERA: 0.45	1.0		4	1	0	0	0	0	0	0	0	0	0	13	18	0.00	1.000										

Batter	1	2	3	4	5	6	7	8	9	AB	R	H	RBI	BB	SO	LOB	BOTTOM										
13 Matt Carpenter, L OBP: 0.392, SLG: 0.481										4	0	0	0	0	1	2	Chicago Cubs @ St. Louis Cardinals Busch Stadium, St. Louis, MO Sun Sep 29 2013, 1:18 PM - 3:50 PM CDT Att: 44,808 - Sunny - 70 F										
19 Jon Jay, L OBP: 0.351, SLG: 0.370										3	1	2	1	1	1	0											
3 Carlos Beltrán, S OBP: 0.359, SLG: 0.491 56 Adron Chambers, L OBP: 0.241, SLG: 0.192										2	0	0	0	0	1	1											
Matt Adams, L OBP: 0.335, SLG: 0.503										4	1	2	0	0	2	2											
4 Yadier Molina, R OBP: 0.359, SLG: 0.477 48 Tony Cruz, R OBP: 0.240, SLG: 0.293										0	0	0	0	0	0	0											
33 Daniel Descalso, L OBP: 0.290, SLG: 0.366 38 Pete Kozma, R OBP: 0.275, SLG: 0.273										3	1	1	1	0	0	0											
43 Shane Robinson, R OBP: 0.345, SLG: 0.319										3	0	1	1	0	0	0											
16 Kolten Wong, L OBP: 0.194, SLG: 0.169										3	0	1	0	0	1	0											
35 Jake Westbrook, R OBP: 0.268, SLG: 0.237 58 Joe Kelly, R ERA: 4.77 36 Randy Choate, L ERA: 2.29 41 Brock Peterson, R OBP: 0.345, SLG: 0.491 44 Carlos Martinez, R ERA: 5.08 46 Kevin Siegrist, L ERA: 0.45										0	0	0	0	0	0	0											
Inning Stats	R: 0 E: 0 K: 2 S: 11	H: 1 LOB: 1 BB: 0 P: 18	R: 0 E: 0 K: 0 S: 7	H: 0 LOB: 0 BB: 0 P: 9	R: 1 E: 0 K: 0 S: 12	H: 2 LOB: 0 BB: 0 P: 21	R: 2 E: 0 K: 1 S: 19	H: 4 LOB: 2 BB: 0 P: 29	R: 0 E: 0 K: 0 S: 3	H: 1 LOB: 0 BB: 0 P: 6	R: 0 E: 0 K: 2 S: 12	H: 0 LOB: 1 BB: 1 P: 22	R: 1 E: 0 K: 2 S: 17	H: 1 LOB: 1 BB: 1 P: 28	R: 1 E: 0 K: 2 S: 17	H: 1 LOB: 1 BB: 1 P: 28		1B: 5 2B: 4 3B: 0 HR: 0	SF: 0 SAC: 0 DP: 1 HBP: 0	WP: 0 PB: 0 SB: 0 CS: 1	PA: 34						
PITCHER	IP	WLS	BF	H	R	ER	SO	BB	IBB	HBP	BLK	WP	HR	S	P	ERA	WHIP										
29 Jeff Samardzija, R ERA: 4.34	6.0	L	24	8	3	3	4	0	0	0	0	0	0	59	95	4.50	1.333										
56 Héctor Rondón, R ERA: 4.77	1.0		4	0	0	0	2	1	0	0	0	0	0	12	22	0.00	1.000										
46 Pedro Strop, R ERA: 4.55	0.2		4	1	1	1	1	1	0	0	0	0	0	13	23	13.50	3.000										
59 Zac Rosscup, L ERA: 1.35	0.1		1	0	0	0	1	0	0	0	0	0	0	4	5	0.00	0.000										

Batter	1	2	3	4	5	6	7	8	9	AB	R	H	RBI	BB	SO	LOB	TOP										
6 Starling Marte, R OBP: 0.222, SLG: 0.333										4	0	0	0	0	2	0	Pittsburgh Pirates @ St. Louis Cardinals Busch Stadium, St. Louis, MO Thu Oct 03 2013, 4:10 PM - 7:05 PM CDT Att: 45,693 - Partly Cloudy - 86 F										
18 Neil Walker, S OBP: 0.222, SLG: 0.333										4	0	0	0	0	1	0											
22 Andrew McCutchen, R OBP: 0.667, SLG: 0.571										4	0	2	0	0	0	0											
66 Justin Morneau, L OBP: 0.333, SLG: 0.250										4	0	1	0	0	1	1											
2 Marlon Byrd, R OBP: 0.286, SLG: 0.714										3	0	0	0	0	2	2											
24 Pedro Alvarez, L OBP: 0.143, SLG: 0.667										3	1	1	1	0	1	0											
55 Russell Martin, R OBP: 0.429, SLG: 1.286										3	0	0	0	0	1	0											
12 Clint Barmes, R OBP: 0.167, SLG: 0.167										2	0	0	0	0	1	0											
31 Jose Tabata, R (8, PH)										1	0	0	0	0	0	0											
29 Bryan Morris, L (8, 1)										0	0	0	0	0	0	0											
34 A.J. Burnett, R (1, 1)										1	0	0	0	0	0	0											
30 Jeanmar Gómez, R (3, 1)										1	0	0	0	0	1	0											
32 Vin Mazzaro, R (7, 1)										0	0	0	0	0	0	1											
10 Jordy Mercer, R (8, PH)										1	0	0	0	0	1	0											
Inning Stats	R: 0 E: 0 K: 1 S: 8	H: 0 LOB: 0 BB: 0 P: 12	R: 0 E: 0 K: 1 S: 11	H: 0 LOB: 0 BB: 0 P: 17	R: 0 E: 0 K: 1 S: 10	H: 0 LOB: 0 BB: 0 P: 14	R: 0 E: 0 K: 2 S: 17	H: 2 LOB: 2 BB: 0 P: 26	R: 1 E: 0 K: 2 S: 8	H: 1 LOB: 0 BB: 0 P: 8	R: 0 E: 0 K: 0 S: 7	H: 0 LOB: 0 BB: 0 P: 13	R: 0 E: 0 K: 2 S: 10	H: 0 LOB: 0 BB: 0 P: 15	R: 0 E: 0 K: 1 S: 6	H: 0 LOB: 0 BB: 0 P: 7	R: 0 E: 0 K: 1 S: 15	H: 1 LOB: 1 BB: 0 P: 18	1B: 3 2B: 0 3B: 0 HR: 1	SF: 0 SAC: 0 DP: 0 HBP: 0	WP: 0 PB: 0 SB: 0 CS: 0	PA: 31					
PITCHER	IP	WLS	BF	H	R	ER	SO	BB	IBB	HBP	BLK	WP	HR	S	P	ERA	WHIP										
50 Adam Wainwright, R ERA: 1.29	7.0	W	24	3	1	1	9	0	0	0	0	0	1	71	105	1.29	0.429										
44 Carlos Martinez, R ERA:	1.0		3	0	0	0	1	0	0	0	0	0	0	6	7	0.00	0.000										
26 Trevor Rosenthal, R ERA:	1.0		4	1	0	0	1	0	0	0	0	0	0	15	18	0.00	1.000										

AB	31
R	1
H	4
RBI	1
BB	0
SO	11
LOB	3



Batter	1	2	3	4	5	6	7	8	9	AB	R	H	RBI	BB	SO	LOB	BOTTOM										
13 Matt Carpenter, L OBP: 0.200, SLG: 0.200										5	1	1	0	0	0	2	Pittsburgh Pirates @ St. Louis Cardinals Busch Stadium, St. Louis, MO Thu Oct 03 2013, 4:10 PM - 7:05 PM CDT Att: 45,693 - Partly Cloudy - 86 F										
3 Carlos Beltrán, S OBP: 0.200, SLG: 0.800										5	1	1	3	0	0	0											
7 Matt Holliday, R OBP: 0.600, SLG: 0.750										4	1	2	0	1	0	0											
Matt Adams, L OBP: 0.600, SLG: 0.333										3	2	1	0	1	1	2											
4 Yadier Molina, R OBP: 0.750, SLG: 1.000										3	1	2	0	1	0	1											
19 Jon Jay, L OBP: 0.750, SLG: 0.500										2	2	1	1	2	0	1											
23 David Freese, R OBP: 0.500, SLG: 0.500										4	0	2	2	0	1	2											
38 Pete Kozma, R (8, 6)										0	0	0	0	0	0	0											
33 Daniel Descalso, L (8, 5)										4	0	0	0	0	0	4											
50 Adam Wainwright, R (1, 1)										1	1	0	0	1	0	1											
16 Kolten Wong, L (7, PH)										1	0	0	0	0	0	0											
44 Carlos Martinez, R (8, 1)										0	0	0	0	0	0	0											
26 Trevor Rosenthal, R (9, 1)										0	0	0	0	0	0	0											
Inning Stats	R: 0 E: 0 K: 0 S: 14	H: 2 LOB: 1 BB: 1 P: 22	R: 0 E: 0 K: 0 S: 8	H: 2 LOB: 0 BB: 0 P: 13	R: 7 E: 1 K: 0 S: 22	H: 4 LOB: 1 BB: 3 P: 47	R: 0 E: 0 K: 0 S: 8	H: 1 LOB: 0 BB: 0 P: 12	R: 1 E: 1 K: 0 S: 10	H: 1 LOB: 1 BB: 1 P: 17	R: 1 E: 1 K: 0 S: 9	H: 1 LOB: 1 BB: 1 P: 15	R: 0 E: 0 K: 1 S: 8	H: 0 LOB: 0 BB: 0 P: 13	R: 0 E: 0 K: 1 S: 9	H: 1 LOB: 0 BB: 0 P: 12	R: 0 E: 0 K: 1 S: 9	H: 1 LOB: 1 BB: 0 P: 12	1B: 7 2B: 2 3B: 0 HR: 1	SF: 0 SAC: 1 DP: 1 HBP: 1	WP: 0 PB: 0 SB: 0 CS: 0	PA: 40					
PITCHER	IP	WLS	BF	H	R	ER	SO	BB	IBB	HBP	BLK	WP	HR	S	P	ERA	WHIP										
34 A.J. Burnett, R ERA: 31.5	2.0	L	16	6	7	7	0	4	0	1	0	0	0	33	54	0.00	1.250										
30 Jeanmar Gómez, R ERA:	4.0		17	3	2	0	0	2	0	0	0	0	0	8	13	0.00	0.000										
32 Vin Mazzaro, R ERA:	1.0		3	0	0	0	1	0	0	0	0	0	0	9	12	0.00	1.000										
29 Bryan Morris, R ERA:	1.0		4	1	0	0	1	0	0	0	0	0	0	9	12	0.00	1.000										

AB	32
R	9
H	10
RBI	6
BB	6
SO	2
LOB	13



Batter	1	2	3	4	5	6	7	8	9	AB	R	H	RBI	BB	SO	LOB	TOP															
13 Matt Carpenter, L (1.4) OBP: 0.231, SLG: 0.091										3	0	0	0	0	2	3																
3 Carlos Beltrán, S (1.9) OBP: 0.385, SLG: 0.917										3	1	2	3	1	0	0																
7 Matt Holliday, R (1.7) OBP: 0.231, SLG: 0.250										4	0	0	0	0	0	4																
4 Yadier Molina, R (1.2) OBP: 0.417, SLG: 0.727										4	0	1	0	0	0	0																
23 David Freese, R (1.5) OBP: 0.273, SLG: 0.200										4	0	0	0	0	0	1																
44 Carlos Martinez, R (8.1)										0	0	0	0	0	0	0																
46 Kevin Siegrist, L (8.1)										0	0	0	0	0	0	0																
Matt Adams, L (1.3) OBP: 0.462, SLG: 0.455										4	0	1	0	0	0	0																
19 Jon Jay, L (1.8) OBP: 0.333, SLG: 0.200										4	1	1	0	0	0	1																
38 Pete Kozma, R (1.6) OBP: 0.750, SLG: 1.000										3	1	2	0	1	0	1																
58 Joe Kelly, R (1.1)										2	0	0	0	0	2	3																
43 Seth Maness, R (6.1)										0	0	0	0	0	0	0																
43 Shane Robinson, R (7,PH)										1	0	0	0	0	0	1																
34 John Axford, R (7.1)										0	0	0	0	0	0	0																
33 Daniel Descalso, L (8.5)										1	0	0	0	0	0	1																
Inning Stats	R: 0 E: 0 K: 1 S: 10	H: 0 LOB: 0 BB: 1 P: 15	R: 0 E: 0 K: 1 S: 10	H: 0 LOB: 0 BB: 1 P: 15	R: 0 E: 0 K: 1 S: 14	H: 1 LOB: 3 BB: 1 P: 23	R: 0 E: 0 K: 0 S: 5	H: 0 LOB: 0 BB: 0 P: 9	R: 2 E: 0 K: 2 S: 13	H: 2 LOB: 1 BB: 1 P: 28	R: 0 E: 0 K: 0 S: 6	H: 0 LOB: 0 BB: 0 P: 11	R: 0 E: 0 K: 0 S: 8	H: 1 LOB: 1 BB: 0 P: 12	R: 1 E: 0 K: 0 S: 8	H: 2 LOB: 0 BB: 0 P: 11	R: 0 E: 0 K: 0 S: 9	H: 1 LOB: 1 BB: 0 P: 11	1B: 5 2B: 1 3B: 0 HR: 1	SF: 0 SAC: 0 DP: 1 HBP: 1	WP: 1 PB: 0 SB: 2 CS: 0	PA: 36										
PITCHER	IP WLS BF H R ER SO BB IBB HBP BLK WP HR S P ERA WHIP																															
47 Francisco Liriano, L (1.1) ERA: 2.08	6.0	24	3	2	2	5	2	0	1	0	1	0	58	101	3.00	0.833																
44 Tony Watson, L (7.1) ERA: 3.0	1.0	4	1	0	0	0	0	0	0	0	0	0	8	12	0.00	1.000																
35 Mark Melancon, R (8.1) ERA: 4.5	1.0	4	2	1	0	0	0	0	0	0	0	1	8	11	9.00	2.000																
39 Jason Grilli, R (9.1) ERA:	1.0	4	1	0	0	0	0	0	0	0	0	0	9	11	0.00	1.000																

St. Louis Cardinals @ Pittsburgh Pirates
PNC Park, Pittsburgh, PA
Sun Oct 06 2013, 4:41 PM - 7:37 PM EDT
Att: 40,489 - Partly Cloudy - 84 F

AB 33
R 3
H 7
RBI 3
BB 2
SO 5
LOB 15

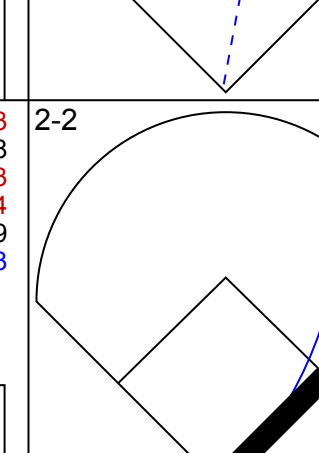



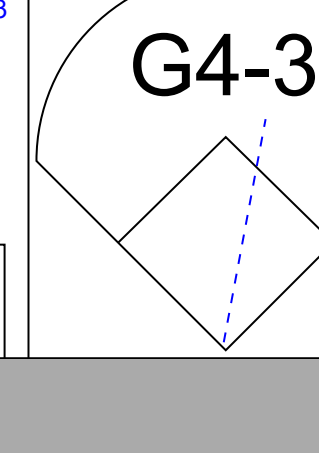
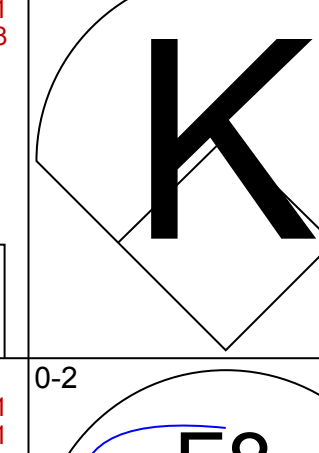
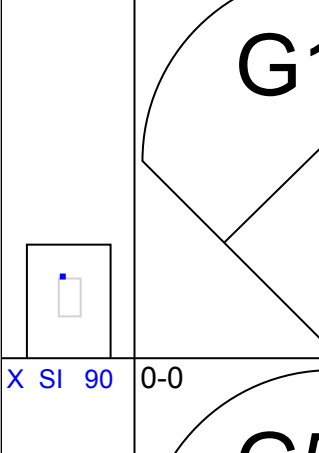
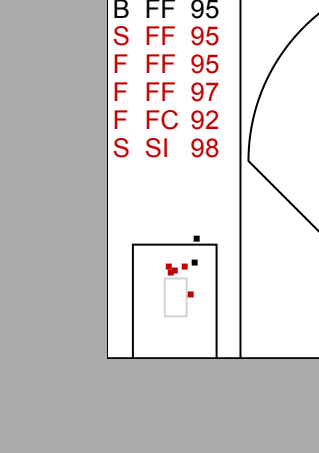

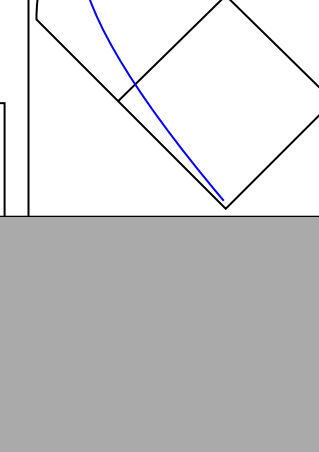
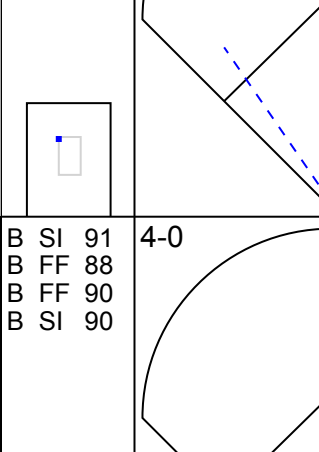



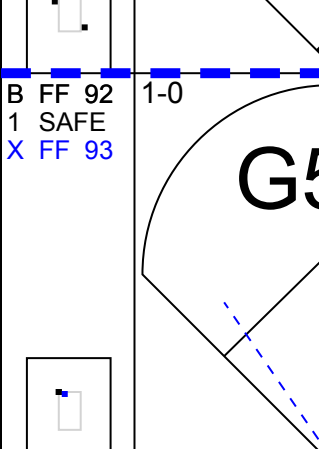




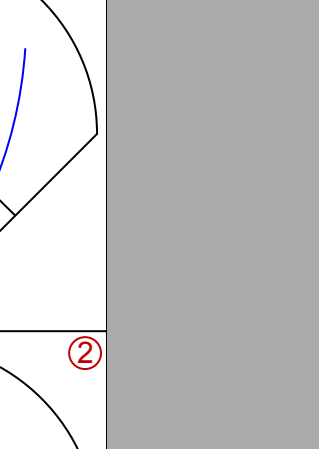
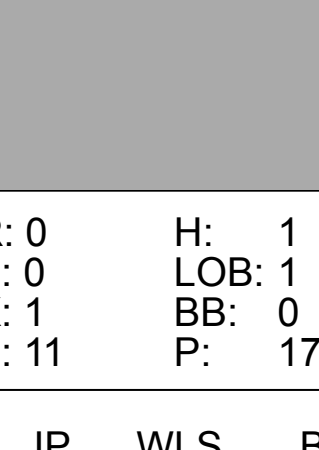
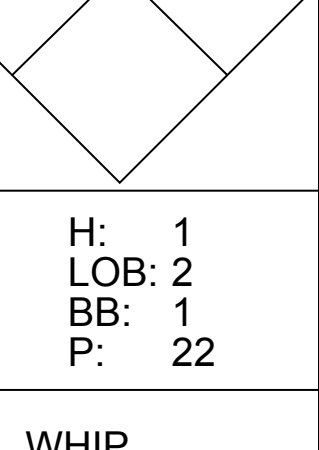
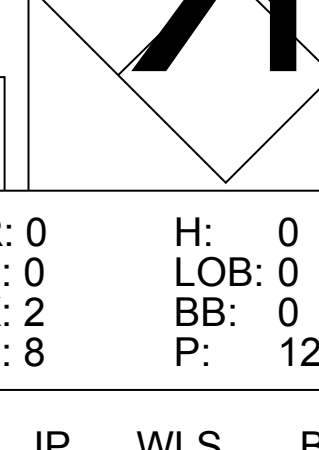
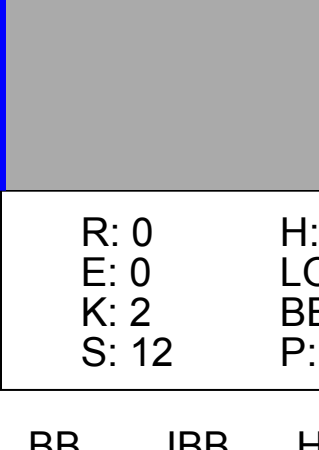





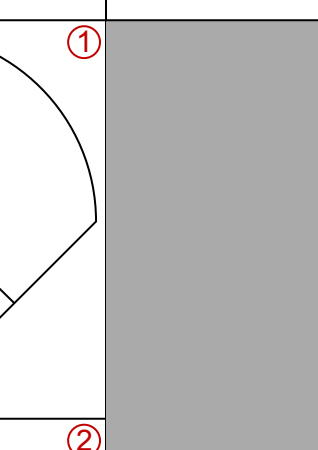
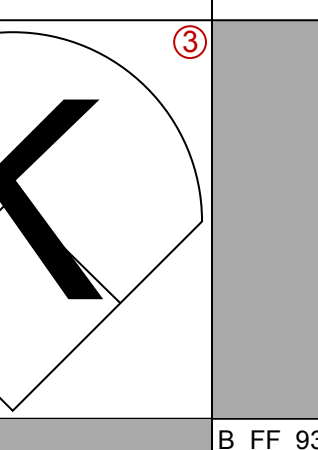
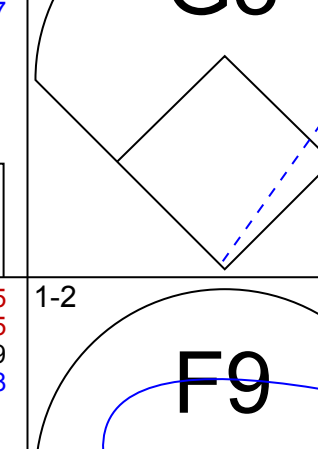



Batter	1	2	3	4	5	6	7	8	9	AB	R	H	RBI	BB	SO	LOB	BOTTOM															
6 Starling Marte, R (1.7) OBP: 0.278, SLG: 0.438										4	0	0	0	0	0	2																
18 Neil Walker, S (1.4) OBP: 0.111, SLG: 0.167										4	0	0	0	0	1	1																
22 Andrew McCutchen, R (1.8) OBP: 0.667, SLG: 0.615										2	2	2	0	2	0	0																
66 Justin Morneau, L (1.3) OBP: 0.333, SLG: 0.353										4	1	1	0	0	0	3																
5 Josh Harrison, R (8,PR) ERA: 4.5										0	1	0	0	0	0	0																
39 Jason Grilli, R (9.1)										0	0	0	0	0	0	0																
2 Marlon Byrd, R (1.9) OBP: 0.375, SLG: 0.667										3	1	2	2	1	0	0																
24 Pedro Alvarez, L (1.5) OBP: 0.375, SLG: 0.846										3	0	1	1	1	2	1																
55 Russell Martin, R (1.2) OBP: 0.375, SLG: 0.846										3	0	1	2	0	0	0																
12 Clint Barmes, R (1.6) OBP: 0.260, SLG: 0.260										2	0	1	0	0	0	0																
31 Jose Tabata, R (5,PH)										1	0	0	0	0	0	2																
44 Tony Watson, L (7.1)										0	0	0	0	0	0	0																
35 Mark Melancon, R (8.1)										0	0	0	0	0	0	0																
17 Gaby Sanchez, R (8.3)										1	0	0	0	0	0	2																
47 Francisco Liriano, L (1.1) OBP: 0.667, SLG: 0.500										0	0	0	0	1	0	0																
10 Jordy Mercer, R (7.6) OBP: 0.333, SLG: 0.200										1	0	0	0	0	0	0																
Inning Stats	R: 2 E: 1 K: 2 S: 14	H: 2 LOB: 1 BB: 1 P: 29	R: 0 E: 0 K: 1 S: 8	H: 0 LOB: 1 BB: 1 P: 13	R: 0 E: 0 K: 0 S: 4	H: 1 LOB: 0 BB: 0 P: 5	R: 0 E: 0 K: 2 S: 9	H: 0 LOB: 0 BB: 0 P: 14	R: 0 E: 0 K: 0 S: 8	H: 1 LOB: 1 BB: 0 P: 12	R: 1 E: 0 K: 0 S: 6	H: 1 LOB: 2 BB: 2 P: 17	R: 0 E: 0 K: 0 S: 5	H: 0 LOB: 0 BB: 0 P: 10	R: 2 E: 0 K: 0 S: 16	H: 3 LOB: 2 BB: 1 P: 25	1B: 6 2B: 3 3B: 0 HR: 0	SF: 1 SAC: 1 DP: 2 HBP: 0	WP: 0 PB: 0 SB: 0 CS: 0	PA: 35												
PITCHER	IP WLS BF H R ER SO BB IBB HBP BLK WP HR S P ERA WHIP																															
58 Joe Kelly, R (1.1) ERA: 3.38	5.1	24	5	3	2	5	3	1	0	0	0	0	46	85	3.38	1.500																
43 Seth Maness, R (6.1)	0.2	2	0	0	0	0	0	0	0	0	0	0	3	5	0.00	0.000																
34 John Axford, R (7.1) ERA:	1.0	3	0	0	0	0	0	0	0	0	0	0	5	10	0.00	0.000																
44 Carlos Martinez, R (8.1) ERA: 13.5	0.1	L 3	1	2	2	0	1	0	0	0	0	0	7	13	54.00	6.000																
46 Kevin Siegrist, L (8.1) ERA:	0.2	3	2	0	0	0	0	0	0	0	0	0	9	12	0.00	3.000																

St. Louis Cardinals @ Pittsburgh Pirates
PNC Park, Pittsburgh, PA
Sun Oct 06 2013, 4:41 PM - 7:37 PM EDT
Att: 40,489 - Partly Cloudy - 84 F

AB 28
R 5
H 8
RBI 5
BB 5
SO 5
LOB 11

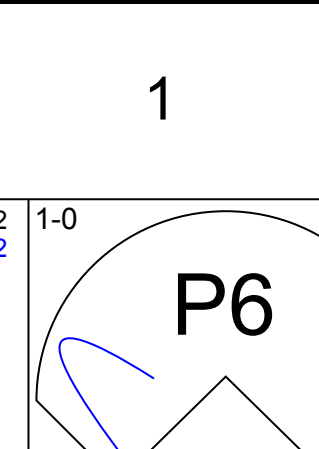
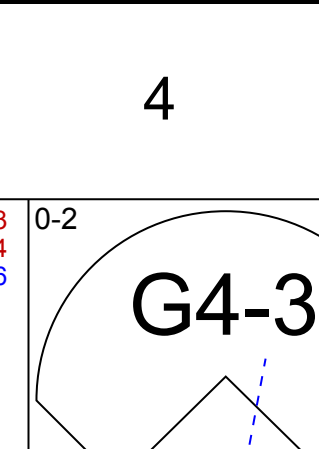
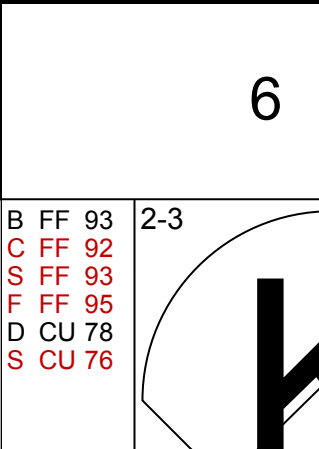

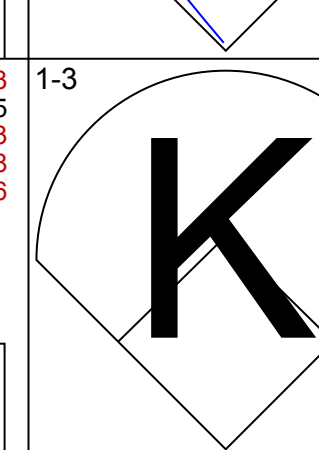
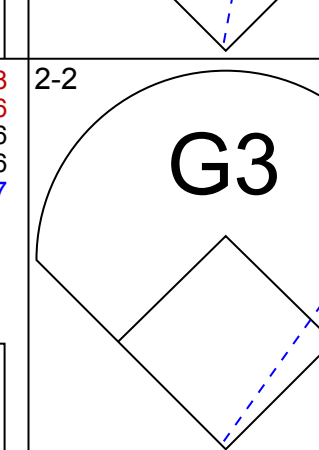
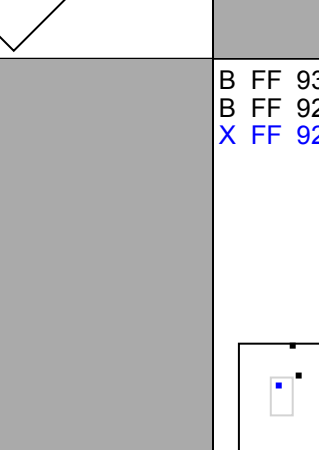
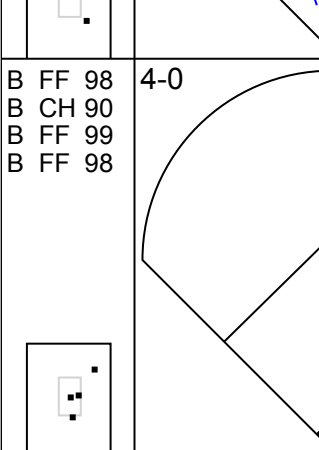
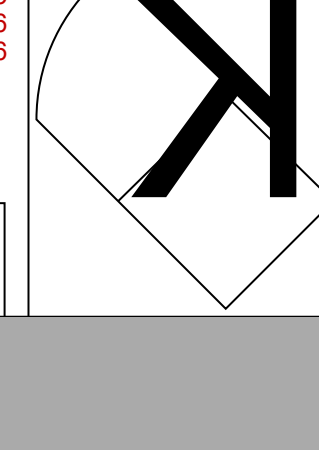
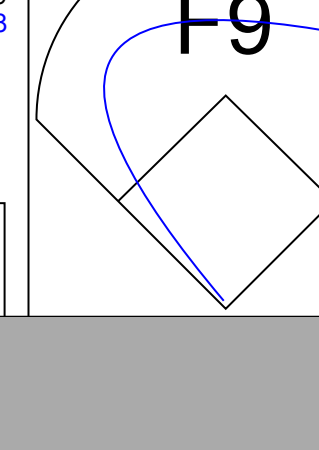
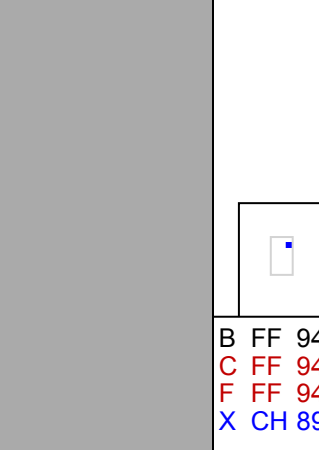
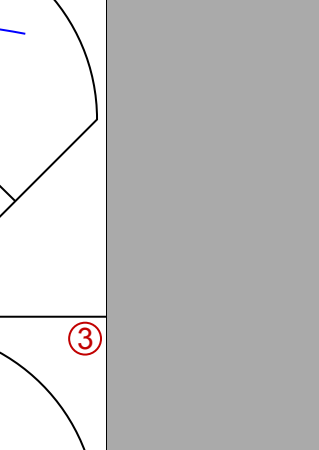
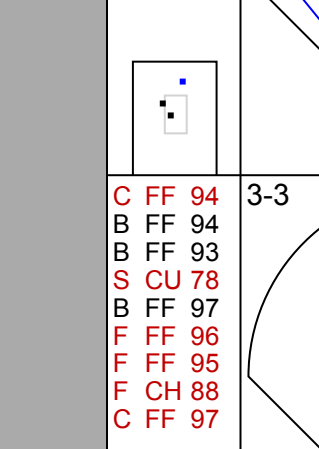
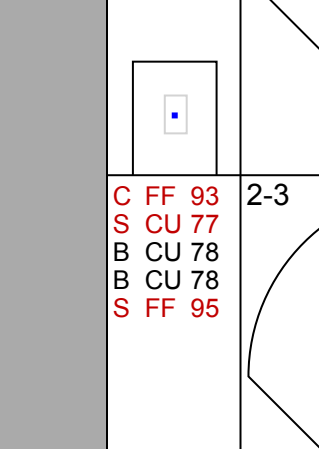

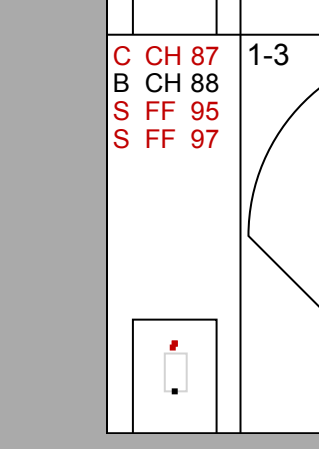
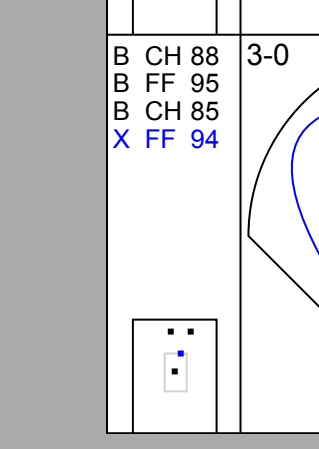
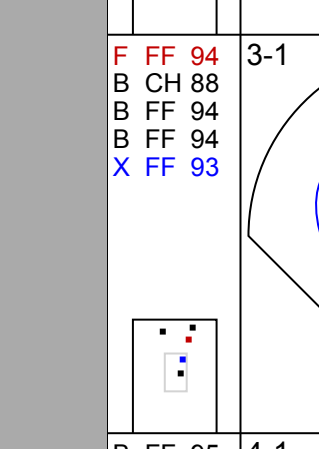


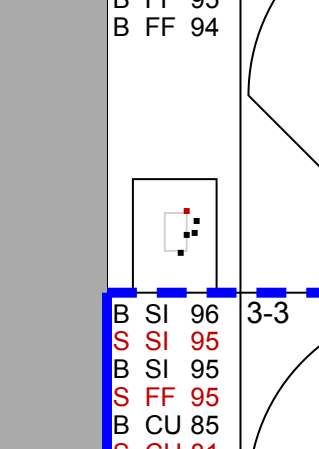

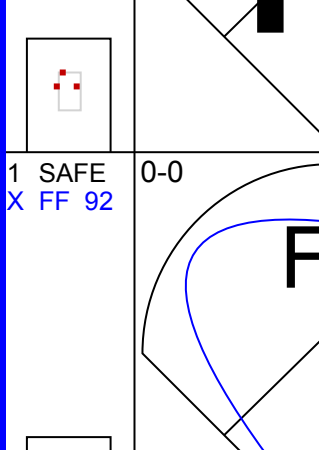
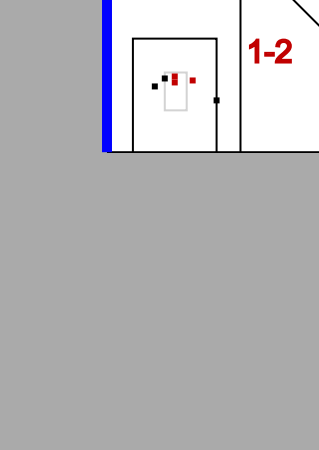


Batter	1	2	3	4	5	6	7	8	9	AB	R	H	RBI	BB	SO	LOB	TOP					
13 Matt Carpenter, L (1,4) OBP: 0.176, SLG: 0.067										4	0	0	0	0	3	2						
3 Carlos Beltrán, S (1,9) OBP: 0.412, SLG: 0.786										2	1	0	0	2	0	0						
7 Matt Holliday, R (1,7) OBP: 0.294, SLG: 0.500										4	1	2	2	0	0	1						
Matt Adams, L (1,3) OBP: 0.353, SLG: 0.333										4	0	0	0	0	2	2						
4 Yadier Molina, R (1,2) OBP: 0.313, SLG: 0.533										4	0	0	0	0	1	1						
19 Jon Jay, L (1,8) OBP: 0.213, SLG: 0.154										3	0	0	0	1	1	0						
23 David Freese, R (1,5) OBP: 0.267, SLG: 0.154										3	0	0	0	1	0	1						
26 Trevor Rosenthal, R (9,1)										0	0	0	0	0	0	0						
38 Pete Kozma, R (1,6) OBP: 0.571, SLG: 0.667										3	0	1	0	0	0	0						
52 Michael Wacha, R (1,1)										2	0	0	0	0	2	0						
44 Carlos Martinez, R (8,1)										0	0	0	0	0	0	0						
33 Daniel Descalso, L (9,5)										0	0	0	0	0	0	0						
Inning Stats	R: 0 E: 0 K: 1 S: 11	H: 1 LOB: 1 BB: 0 P: 17	R: 0 E: 0 K: 0 S: 7	H: 0 LOB: 0 BB: 0 P: 12	R: 0 E: 0 K: 1 S: 9	H: 0 LOB: 0 BB: 0 P: 13	R: 0 E: 0 K: 1 S: 8	H: 0 LOB: 1 BB: 1 P: 12	R: 0 E: 0 K: 1 S: 15	H: 1 LOB: 2 BB: 1 P: 22	R: 2 E: 0 K: 0 S: 7	H: 1 LOB: 1 BB: 2 P: 18	R: 0 E: 0 K: 2 S: 8	H: 0 LOB: 0 BB: 0 P: 12	R: 0 E: 0 K: 1 S: 8	H: 0 LOB: 0 BB: 0 P: 13	R: 0 E: 0 K: 2 S: 12	H: 0 LOB: 0 BB: 0 P: 16	1B: 2 2B: 0 3B: 0 HR: 1	SF: 0 SAC: 1 DP: 0 HBP: 0	WP: 0 PB: 0 SB: 0 CS: 0	PA: 34
PITCHER	IP	WLS	BF	H	R	ER	SO	BB	IBB	HBP	BLK	WP	HR	S	P	ERA	WHIP					
50 Charlie Morton, R (1,1) ERA: 3.18	5.2	L	24	3	2	2	4	4	0	0	0	0	1	56	92	3.18	1.235					
32 Vin Mazzaro, R (6,1) ERA:	0.1		1	0	0	0	0	0	0	0	0	0	0	1	2	0.00	0.000					
37 Justin Wilson, L (7,1) ERA:	2.0		6	0	0	0	3	0	0	0	0	0	0	16	25	0.00	0.000					
35 Mark Melancon, R (9,1) ERA: 3.0	1.0		3	0	0	0	2	0	0	0	0	0	0	12	16	0.00	0.000					

St. Louis Cardinals @ Pittsburgh Pirates
PNC Park, Pittsburgh, PA
Mon Oct 07 2013, 3:10 PM - 5:45 PM EDT
Att: 40,493 - Cloudy - 58 F

AB 29
R 2
H 3
RBI 2
BB 4
SO 9
LOB 7



Batter	1	2	3	4	5	6	7	8	9	AB	R	H	RBI	BB	SO	LOB	BOTTOM					
6 Starling Marte, R (1,7) OBP: 0.227, SLG: 0.350										4	0	0	0	0	1	1						
18 Neil Walker, S (1,4) OBP: 0.136, SLG: 0.143										3	0	0	0	1	1	0						
22 Andrew McCutchen, R (1,8) OBP: 0.543, SLG: 0.471										4	0	0	0	0	1	1						
66 Justin Morneau, L (1,3) OBP: 0.286, SLG: 0.300										3	0	0	0	0	0	0						
2 Marlon Byrd, R (1,9) OBP: 0.316, SLG: 0.556										3	0	0	0	0	3	0						
24 Pedro Alvarez, L (1,5) OBP: 0.368, SLG: 0.938										3	1	1	1	0	1	0						
55 Russell Martin, R (1,2) ERA: 1.23										1	0	0	0	2	1	0						
5 Josh Harrison, R (8, PR)										0	0	0	0	0	0	0						
14 John Buck, R (9,2)										0	0	0	0	0	0	0						
12 Clint Barmes, R (1,6) OBP: 0.222, SLG: 0.222										1	0	0	0	0	0	0						
46 Garrett Jones, L (6, PH)										1	0	0	0	0	1	1						
37 Justin Wilson, L (7,1)										0	0	0	0	0	0	0						
31 Jose Tabata, R (8, PH)										1	0	0	0	0	1	1						
35 Mark Melancon, R (9,1)										0	0	0	0	0	0	0						
50 Charlie Morton, R (1,1)										1	0	0	0	0	0	0						
32 Vin Mazzaro, R (6,1)										0	0	0	0	0	0	0						
10 Jordy Mercer, R (6, PH) OBP: 0.250, SLG: 0.143										2	0	0	0	0	1	1						
Inning Stats	R: 0 E: 0 K: 2 S: 9	H: 0 LOB: 0 BB: 0 P: 12	R: 0 E: 0 K: 2 S: 10	H: 0 LOB: 0 BB: 0 P: 16	R: 0 E: 0 K: 1 S: 8	H: 0 LOB: 0 BB: 0 P: 11	R: 0 E: 0 K: 0 S: 9	H: 0 LOB: 0 BB: 0 P: 12	R: 0 E: 0 K: 1 S: 5	H: 0 LOB: 0 BB: 0 P: 10	R: 0 E: 0 K: 2 S: 8	H: 0 LOB: 1 BB: 1 P: 14	R: 0 E: 0 K: 0 S: 5	H: 0 LOB: 0 BB: 0 P: 8	R: 1 E: 0 K: 2 S: 9	H: 1 LOB: 1 BB: 1 P: 19	R: 0 E: 0 K: 1 S: 9	H: 0 LOB: 1 BB: 1 P: 21	1B: 0 2B: 0 3B: 0 HR: 1	SF: 0 SAC: 0 DP: 0 HBP: 0	WP: 0 PB: 0 SB: 0 CS: 1	PA: 30
PITCHER	IP	WLS	BF	H	R	ER	SO	BB	IBB	HBP	BLK	WP	HR	S	P	ERA	WHIP					
52 Michael Wacha, R (1,1) ERA: 1.23	7.1	W	25	1	1	1	9	2	0	0	0	0	1	60	96	1.23	0.409					
44 Carlos Martinez, R (8,1) ERA: 9.0	0.2	H	1	0	0	0	1	0	0	0	0	0	0	3	6	0.00	0.000					
26 Trevor Rosenthal, R (9,1) ERA:	1.0	S	4	0	0	0	1	1	0	0	0	0	0	9	21	0.00	1.000					

St. Louis Cardinals @ Pittsburgh Pirates
PNC Park, Pittsburgh, PA
Mon Oct 07 2013, 3:10 PM - 5:45 PM EDT
Att: 40,493 - Cloudy - 58 F

AB 27
R 1
H 1
RBI 1
BB 3
SO 11
LOB 5



Batter	1	2	3	4	5	6	7	8	9	AB	R	H	RBI	BB	SO	LOB	TOP					
6 Starling Marte, R OBP: 0.192, SLG: 0.292 35 Mark Melancon, R (8, 1) 39 Jason Grilli, R (8, 1)										4	0	0	0	0	1	2	Pittsburgh Pirates @ St. Louis Cardinals Busch Stadium, St. Louis, MO Wed Oct 09 2013, 7:10 PM - 9:48 PM CDT Att. 47,231 - Clear - 72 F					
18 Neil Walker, S OBP: 0.154, SLG: 0.125										3	0	0	0	1	1	0						
22 Andrew McCutchen, R OBP: 0.462, SLG: 0.381										4	0	0	0	0	1	1						
66 Justin Morneau, L OBP: 0.320, SLG: 0.333										4	1	2	0	0	0	1						
2 Marlon Byrd, R OBP: 0.391, SLG: 0.591										4	0	3	0	0	0	0						
24 Pedro Alvarez, L OBP: 0.348, SLG: 0.800										4	0	1	1	0	2	3						
55 Russell Martin, R OBP: 0.364, SLG: 0.647										3	0	0	0	0	0	2						
12 Clint Barnes, R OBP: 0.273, SLG: 0.273 31 Jose Tabata, R (8, PH) (8, 7)										2	0	1	0	0	0	0						
45 Gerrit Cole, R OBP: 0.296, SLG: 0.250 46 Garrett Jones, L (6, PH) 37 Justin Wilson, L (6, 1) 32 Vin Mazzaro, R (6, 1) 44 Tony Watson, L (7, 1) 10 Jordy Mercer, R OBP: 0.333, SLG: 0.226 (8, 6)										1	0	0	0	0	1	0						
Inning Stats	R: 0 E: 0 K: 2 S: 9	H: 0 LOB: 1 BB: 1 P: 16	R: 0 E: 0 K: 0 S: 7	H: 1 LOB: 0 BB: 0 P: 11	R: 0 E: 0 K: 1 S: 6	H: 0 LOB: 0 BB: 0 P: 10	R: 0 E: 0 K: 0 S: 9	H: 0 LOB: 0 BB: 0 P: 13	R: 0 E: 0 K: 1 S: 8	H: 0 LOB: 0 BB: 0 P: 10	R: 0 E: 0 K: 0 S: 6	H: 1 LOB: 0 BB: 0 P: 9	R: 1 E: 0 K: 1 S: 14	H: 3 LOB: 2 BB: 0 P: 19	R: 0 E: 0 K: 0 S: 7	H: 1 LOB: 0 BB: 0 P: 8		R: 0 E: 0 K: 1 S: 8	H: 2 LOB: 2 BB: 0 P: 11	1B: 8 2B: 2 HR: 0	SF: 0 SAC: 0 DP: 3 HBP: 0	WP: 0 PB: 0 SB: 0 CS: 0
PITCHER 50 Adam Wainwright, R ERA: 1.13	IP: 9.0 WLS: W BF: 33	H: 8 R: 1 ER: 1 SO: 6	BB: 1 IBB: 0 HBP: 0 BLK: 0	WP: 0 HR: 0 S: 74 P: 107	ERA: 1.00 WHIP: 1.000	PITCHER										IP: 9.0 WLS: W BF: 33	H: 8 R: 1 ER: 1 SO: 6	BB: 1 IBB: 0 HBP: 0 BLK: 0	WP: 0 HR: 0 S: 74 P: 107	ERA: 1.00 WHIP: 1.000		

Batter	1	2	3	4	5	6	7	8	9	AB	R	H	RBI	BB	SO	LOB	BOTTOM			
13 Matt Carpenter, L OBP: 0.143, SLG: 0.053										4	0	0	0	0	0	0	Pittsburgh Pirates @ St. Louis Cardinals Busch Stadium, St. Louis, MO Wed Oct 09 2013, 7:10 PM - 9:48 PM CDT Att. 47,231 - Clear - 72 F			
3 Carlos Beltrán, S OBP: 0.333, SLG: 0.611										4	0	0	0	0	0	0				
7 Matt Holliday, R OBP: 0.333, SLG: 0.500										4	2	2	0	0	0	0				
Matt Adams, L OBP: 0.381, SLG: 0.526										4	1	2	2	0	0	1				
4 Yadier Molina, R OBP: 0.400, SLG: 0.529										2	0	1	0	2	1	0				
19 Jon Jay, L OBP: 0.350, SLG: 0.188										3	2	1	1	1	0	3				
23 David Freese, R OBP: 0.278, SLG: 0.375 33 Daniel Descalso, L OBP: 0.111, SLG: 0.111										3	1	1	2	0	2	4				
38 Pete Kozma, R OBP: 0.455, SLG: 0.500										1	0	1	0	0	0	0				
50 Adam Wainwright, R (1, 1)										4	0	1	1	0	2	0				
Inning Stats	R: 0 E: 0 K: 0 S: 7	H: 0 LOB: 0 BB: 0 P: 11	R: 2 E: 0 K: 2 S: 15	H: 1 LOB: 0 BB: 1 P: 22	R: 0 E: 0 K: 0 S: 5	H: 0 LOB: 0 BB: 0 P: 8	R: 0 E: 0 K: 1 S: 15	H: 2 LOB: 0 BB: 0 P: 19	R: 0 E: 0 K: 2 S: 9	H: 0 LOB: 0 BB: 0 P: 15	R: 1 E: 0 K: 0 S: 11	H: 2 LOB: 2 BB: 1 P: 19	R: 0 E: 0 K: 0 S: 5	H: 0 LOB: 0 BB: 0 P: 8	R: 3 E: 0 K: 0 S: 14	H: 4 LOB: 2 BB: 1 P: 22		1B: 7 2B: 0 3B: 0 HR: 2	SF: 0 SAC: 0 DP: 0 HBP: 0	WP: 0 PB: 0 SB: 0 CS: 0
PITCHER 45 Gerrit Cole, R ERA: 2.45 37 Justin Wilson, L ERA: 3.39 32 Vin Mazzaro, R ERA: 44 Tony Watson, L ERA: 2.25 35 Mark Melancon, R ERA: 9.82	IP: 5.0 WLS: L BF: 19	H: 3 R: 2 ER: 2 SO: 5	BB: 1 IBB: 0 HBP: 0 BLK: 0	WP: 0 HR: 1 S: 51 P: 75	ERA: 3.60 WHIP: 0.800	PITCHER 39 Jason Grilli, R ERA:										IP: 0.1 WLS: BF: 2	H: 1 R: 0 ER: 0 SO: 0	BB: 0 IBB: 0 HBP: 0 BLK: 0	WP: 0 HR: 0 S: 2 P: 3	ERA: 0.00 WHIP: 3.000



Batter	1	2	3	4	5	6	7	8	9	10	11	12	13	AB	R	H	RBI	BB	SO	LOB	TOP
25 Carl Crawford, L OBP: 0.400, SLG: 0.783	K		G6-3 FC1-2 2B	L7			P5			F9		SH3-4 1B		6	0	2	0	0	1	0	
14 Mark Ellis, R OBP: 0.391, SLG: 0.500	WP 13 HBP 1B		G6-3		F8		G4-3			10 F9-2 3B		SH3-4		5	0	2	0	0	0	1	
13 Hanley Ramirez, R OBP: 0.583, SLG: 0.944	WP 1B		FC1-2 66 5 BB 2B		G3-1		K			IBB		10 G6-3 IBB		2	1	0	0	3	1	0	
23 Adrián González, L OBP: 0.400, SLG: 0.560	K		FC1-2 66 5 BB											2	1	1	0	2	1	2	
9 Dee Strange-Gordon, L OBP: 0.200, SLG: 0.200	K		FC1-2 5 BB							F9-2		G6-3		0	0	0	0	0	0	0	
10 Michael Young, R OBP: 0.375, SLG: 0.391	K		FC1-2 5 BB		P5		FC6-4 5 G4-6-3 BB							2	0	0	0	0	0	0	
66 Yasiel Puig, R OBP: 0.375, SLG: 0.391	K		FC1-2 5 BB											6	0	0	0	0	2	7	
5 Juan Uribe, R OBP: 0.364, SLG: 0.682		G4-3												6	0	2	2	0	1	1	
16 Andre Ethier, L OBP: 0.300, SLG: 0.125														5	0	1	0	1	2	3	
74 Kenley Jansen, S														0	0	0	0	0	0	0	
17 A.J. Ellis, R OBP: 0.400, SLG: 0.412		FC6-4												5	0	1	0	0	1	2	
21 Zack Greinke, R ERA: 3.18														3	0	0	0	0	0	2	
55 Skip Schumaker, L ERA: 4.5														1	0	0	0	0	0	0	
0 Brian Wilson, R ERA: 4.5														0	0	0	0	0	0	0	
54 Ronald Belisario, R ERA: 4.5														0	0	0	0	0	0	0	
7 Nick Punto, S ERA: 4.5														1	0	0	0	0	1	2	
56 J.P. Howell, L ERA: 13.5														0	0	0	0	0	0	0	
44 Chris Withrow, R ERA: 13.5														0	0	0	0	0	0	0	
33 Scott Van Slyke, R ERA: 13.5														0	0	0	0	0	0	0	
Inning Stats	R: 0 E: 0 K: 3 S: 12	H: 1 LOB: 2 BB: 0 P: 20	R: 0 E: 0 K: 0 S: 12	H: 1 LOB: 1 BB: 0 P: 16	R: 2 E: 0 K: 0 S: 5	H: 2 LOB: 2 BB: 2 P: 19	R: 0 E: 0 K: 1 S: 11	H: 0 LOB: 1 BB: 0 P: 19	R: 0 E: 0 K: 1 S: 10	H: 0 LOB: 0 BB: 0 P: 16	R: 0 E: 0 K: 2 S: 9	H: 1 LOB: 1 BB: 1 P: 17	R: 0 E: 0 K: 0 S: 9	H: 1 LOB: 2 BB: 1 P: 21	R: 0 E: 0 K: 1 S: 5	H: 0 LOB: 0 BB: 0 P: 10	1B: 7 2B: 2 3B: 1 HR: 0	SF: 0 SAC: 1 DP: 3 HBP: 1	WIP: 1 PB: 0 SB: 0 CS: 0	PA: 52	
PITCHER	IP WLS BF H R ER SO	IP WLS BF H R ER SO	IP WLS BF H R ER SO	IP WLS BF H R ER SO	IP WLS BF H R ER SO	IP WLS BF H R ER SO	IP WLS BF H R ER SO	IP WLS BF H R ER SO	IP WLS BF H R ER SO	IP WLS BF H R ER SO	IP WLS BF H R ER SO	IP WLS BF H R ER SO	IP WLS BF H R ER SO	IP WLS BF H R ER SO	IP WLS BF H R ER SO	IP WLS BF H R ER SO	ERA WHIP	ERA WHIP	ERA WHIP	ERA WHIP	
58 Joe Kelly, R ERA: 3.18	6.0 0.1 1 2	6.0 0.1 1 2	6.0 0.1 1 2	6.0 0.1 1 2	6.0 0.1 1 2	6.0 0.1 1 2	6.0 0.1 1 2	6.0 0.1 1 2	6.0 0.1 1 2	6.0 0.1 1 2	6.0 0.1 1 2	6.0 0.1 1 2	6.0 0.1 1 2	6.0 0.1 1 2	6.0 0.1 1 2	6.0 0.1 1 2	3.00 1.333	3.00 1.333	3.00 1.333	3.00 1.333	
36 Randy Choate, L ERA: 7.1	0.2 0 0	0.2 0 0	0.2 0 0	0.2 0 0	0.2 0 0	0.2 0 0	0.2 0 0	0.2 0 0	0.2 0 0	0.2 0 0	0.2 0 0	0.2 0 0	0.2 0 0	0.2 0 0	0.2 0 0	0.2 0 0	0.00 0.000	0.00 0.000	0.00 0.000	0.00 0.000	
43 Seth Maness, R ERA: 8.1	1.0 3 0	1.0 3 0	1.0 3 0	1.0 3 0	1.0 3 0	1.0 3 0	1.0 3 0	1.0 3 0	1.0 3 0	1.0 3 0	1.0 3 0	1.0 3 0	1.0 3 0	1.0 3 0	1.0 3 0	1.0 3 0	0.00 1.000	0.00 1.000	0.00 1.000	0.00 1.000	
44 Carlos Martinez, R ERA: 9.1	2.0 7 1	2.0 7 1	2.0 7 1	2.0 7 1	2.0 7 1	2.0 7 1	2.0 7 1	2.0 7 1	2.0 7 1	2.0 7 1	2.0 7 1	2.0 7 1	2.0 7 1	2.0 7 1	2.0 7 1	2.0 7 1	0.00 0.500	0.00 0.500	0.00 0.500	0.00 0.500	

Los Angeles Dodgers @ St. Louis Cardinals
 Busch Stadium, St. Louis, MO
 Fri Oct 11 2013, 7:39 PM - 12:25 AM CDT
 Att: 46,691 - Clear - 66 F

livebaseballscores.com

AB	44
R	2
H	9
RBI	2
BB	6
SO	11
LOB	24



Batter	1	2	3	4	5	6	7	8	9	10	11	12	13	AB	R	H	RBI	BB	SO	LOB	BOTTOM
13 Matt Carpenter, L OBP: 0.222, SLG: 0.067	G4-3		3 2B BB											4	1	1	0	2	2	0	
3 Carlos Beltrán, S OBP: 0.353, SLG: 0.583			BB											6	0	2	3	0	1	1	
7 Matt Holliday, R OBP: 0.289, SLG: 0.400	L6		2B											5	0	0	0	0	1	2	
Matt Adams, L OBP: 0.346, SLG: 0.435		K												4	0	0	0	1	2	1	
4 Yadier Molina, R OBP: 0.440, SLG: 0.524	G5-3													4	0	2	0	1	0	0	
19 Jon Jay, L OBP: 0.280, SLG: 0.143	F8													5	0	0	0	0	0	4	
23 David Freese, R OBP: 0.217, SLG: 0.286														5	0	0	0	0	2	2	
38 Pete Kozma, R OBP: 0.313, SLG: 0.333														5	0	0	0	0	3	0	
60 Jonny D., R ERA: 2.27														2	1	1	0	0	1	0	
31 Ryan Madson, R ERA: 4.5														0	0	0	0	0	0	0	
44 Carlos Martinez, R ERA: 4.5														0	0	0	0	0	0	0	
56 Jason Chambers, L ERA: 4.5														0	0	0	0	0	0	0	
20 Trevor Rosenthal, R ERA: 4.5														0	0	0	0	0	0	0	
16 Kellen Winslow, L ERA: 4.5														0	0	0	0	0	0	0	
31 Lance Lynn, S ERA: 13.5														0	0	0	0	0	0	0	
31 Trevor Rosenthal, R ERA: 13.5														0	0	0	0	0	0	0	
Inning Stats	R: 0 E: 0 K: 1 S: 6	H: 0 LOB: 0 BB: 0 P: 8	R: 0 E: 0 K: 1 S: 10	H: 0 LOB: 0 BB: 0 P: 15	R: 2 E: 0 K: 2 S: 13	H: 2 LOB: 1 BB: 1 P: 24	R: 0 E: 0 K: 3 S: 10	H: 1 LOB: 1 BB: 0 P: 13	R: 0 E: 0 K: 3 S: 10	H: 0 LOB: 0 BB: 0 P: 13	R: 0 E: 0 K: 0 S: 7	H: 0 LOB: 0 BB: 0 P: 11	R: 0 E: 0 K: 1 S: 8	H: 1 LOB: 1 BB: 0 P: 15	R: 0 E: 0 K: 1 S: 7	H: 0 LOB: 0 BB: 1 P: 10	1B: 6 2B: 2 3B: 0 HR: 0	SF: 0 SAC: 0 DP: 1 HBP: 0	WIP: 0 PB: 0 SB: 0 CS: 0	PA: 47	
PITCHER	IP WLS BF H R ER SO	IP WLS BF H R ER SO	IP WLS BF H R ER SO	IP WLS BF H R ER SO	IP WLS BF H R ER SO	IP WLS BF H R ER SO	IP WLS BF H R ER SO	IP WLS BF H R ER SO	IP WLS BF H R ER SO	IP WLS BF H R ER SO	IP WLS BF H R ER SO	IP WLS BF H R ER SO	IP WLS BF H R ER SO	IP WLS BF H R ER SO	IP WLS BF H R ER SO	IP WLS BF H R ER SO	ERA WHIP	ERA WHIP	ERA WHIP	ERA WHIP	
21 Zack Greinke, R ERA: 2.25	8.0 1.0 3 1	8.0 1.0 3 1	8.0 1.0 3 1	8.0 1.0 3 1	8.0 1.0 3 1	8.0 1.0 3 1	8.0 1.0 3 1	8.0 1.0 3 1	8.0 1.0 3 1	8.0 1.0 3 1	8.0 1.0 3 1	8.0 1.0 3 1	8.0 1.0 3 1	8.0 1.0 3 1	8.0 1.0 3 1	8.0 1.0 3 1	2.25 0.625	2.25 0.625	2.25 0.625	2.25 0.625	
0 Brian Wilson, R ERA: 4.5	1.0 0 0	1.0 0 0	1.0 0 0	1.0 0 0	1.0 0 0	1.0 0 0	1.0 0 0	1.0 0 0	1.0 0 0	1.0 0 0	1.0 0 0	1.0 0 0	1.0 0 0	1.0 0 0	1.0 0 0	1.0 0 0	0.00 2.000	0.00 2.000	0.00 2.000	0.00 2.000	
54 Ronald Belisario, R ERA: 4.5	1.0 3 0	1.0 3 0	1.0 3 0	1.0 3 0	1.0 3 0	1.0 3 0	1.0 3 0	1.0 3 0	1.0 3 0	1.0 3 0	1.0 3 0	1.0 3 0	1.0 3 0	1.0 3 0	1.0 3 0	1.0 3 0	0.00 1.000	0.00 1.000	0.00 1.000	0.00 1.000	
56 J.P. Howell, L ERA: 13.5	1.1 4 1	1.1 4 1	1.1 4 1	1.1 4 1	1.1 4 1	1.1 4 1	1.1 4 1	1.1 4 1	1.1 4 1	1.1 4 1	1.1 4 1	1.1 4 1	1.1 4 1	1.1 4 1	1.1 4 1	1.1 4 1	0.00 1.500	0.00 1.500	0.00 1.500	0.00 1.500	

Los Angeles Dodgers @ St. Louis Cardinals
 Busch Stadium, St. Louis, MO
 Fri Oct 11 2013, 7:39 PM - 12:25 AM CDT
 Att: 46,691 - Clear - 66 F

livebaseballscores.com

AB	43
R	3
H	7
RBI	3
BB	4
SO	13
LOB	10



Batter	1	2	3	4	5	6	7	8	9	AB	R	H	RBI	BB	SO	LOB	TOP										
25 Carl Crawford, L OBP: 0.379, SLG: 0.704										4	0	1	0	0	0	0	Los Angeles Dodgers @ St. Louis Cardinals Busch Stadium, St. Louis, MO Sat Oct 12 2013, 3:08 PM - 5:48 PM CDT Att: 46,872 - Sunny - 75 F										
14 Mark Ellis, R OBP: 0.370, SLG: 0.458										4	0	1	0	0	1	2											
23 Adrián González, L OBP: 0.385, SLG: 0.435										3	0	0	0	1	2	1											
66 Yasiel Puig, R OBP: 0.321, SLG: 0.333										4	0	0	0	0	4	4											
5 Juan Uribe, R OBP: 0.308, SLG: 0.577										4	0	0	0	0	3	3											
55 Skip Schumaker, L OBP: 0.250, SLG: 0.176										3	0	0	0	0	0	0											
16 Andre Ethier, L OBP: 0.273, SLG: 0.111										1	0	0	0	0	1	0											
17 A.J. Ellis, R OBP: 0.391, SLG: 0.450										3	0	1	0	0	0	0											
7 Nick Punto, S OBP: 0.250, SLG: 0.250										3	0	1	0	0	2	1											
22 Clayton Kershaw, L OBP: 0.143, SLG: 0.143										2	0	1	0	0	0	0											
10 Michael Young, R OBP: 0.197, SLG: 0.187										1	0	0	0	0	0	0											
54 Ronald Belisario, R										0	0	0	0	0	0	0											
56 J.P. Howell, L										0	0	0	0	0	0	0											
Inning Stats	R: 0 H: 1 E: 0 K: 2 S: 16	H: 1 LOB: 1 BB: 0 P: 24	R: 0 H: 0 E: 0 K: 0 S: 5	H: 0 LOB: 0 BB: 0 P: 9	R: 0 H: 0 E: 0 K: 1 S: 8	H: 0 LOB: 0 BB: 0 P: 12	R: 0 H: 0 E: 0 K: 1 S: 12	H: 0 LOB: 0 BB: 0 P: 17	R: 0 H: 1 E: 0 K: 2 S: 11	H: 2 LOB: 3 BB: 1 P: 21	R: 0 H: 1 E: 0 K: 0 S: 14	H: 0 LOB: 1 BB: 0 P: 20	R: 0 H: 0 E: 0 K: 3 S: 9	H: 0 LOB: 0 BB: 0 P: 11	R: 0 H: 0 E: 0 K: 3 S: 10	H: 0 LOB: 0 BB: 0 P: 14	1B: 4 2B: 1 3B: 0 HR: 0	SF: 0 SAC: 0 DP: 0 HBP: 0	WP: 2 PB: 0 SB: 1 CS: 0	PA: 33							
PITCHER	IP	WLS	BF	H	R	ER	SO	BB	IBB	HBP	BLK	WP	HR	S	P	ERA	WHIP										
52 Michael Wacha, R ERA: 0.64	6.2	W	26	5	0	0	8	0	1	0	0	0	0	73	112	0.00	0.750										
46 Kevin Siegrist, L ERA:	0.1	H	1	0	0	0	0	0	0	0	0	1	0	5	8	0.00	0.000										
36 Randy Choate, L ERA:	0.1	H	1	0	0	0	0	0	0	0	0	0	0	3	3	0.00	0.000										
44 Carlos Martinez, R ERA: 4.91	0.2	H	2	0	0	0	2	0	0	0	0	0	0	6	8	0.00	0.000										
26 Trevor Rosenthal, R ERA:	1.0	S	3	0	0	0	3	0	0	0	0	0	0	10	14	0.00	0.000										

Batter	1	2	3	4	5	6	7	8	9	AB	R	H	RBI	BB	SO	LOB	BOTTOM										
13 Matt Carpenter, L OBP: 0.233, SLG: 0.192										3	0	1	0	0	0	0	Los Angeles Dodgers @ St. Louis Cardinals Busch Stadium, St. Louis, MO Sat Oct 12 2013, 3:08 PM - 5:48 PM CDT Att: 46,872 - Sunny - 75 F										
3 Carlos Beltrán, S OBP: 0.333, SLG: 0.538										2	0	0	0	1	1	1											
7 Matt Holliday, R OBP: 0.241, SLG: 0.357										3	0	0	0	0	1	2											
4 Yadier Molina, R OBP: 0.393, SLG: 0.458										3	0	0	0	0	0	1											
23 David Freese, R OBP: 0.231, SLG: 0.333										3	1	1	0	0	0	0											
33 Daniel Descalso, L OBP: 0.200, SLG: 0.200										0	0	0	0	0	0	0											
Matt Adams, L OBP: 0.310, SLG: 0.385										3	0	0	0	0	1	1											
19 Jon Jay, L OBP: 0.250, SLG: 0.130										2	0	0	1	0	0	0											
38 Pete Kozma, R OBP: 0.316, SLG: 0.294										2	0	0	0	1	0	0											
52 Michael Wacha, R ERA: 0.64										2	0	0	0	0	2	0											
46 Kevin Siegrist, L ERA:										0	0	0	0	0	0	0											
36 Randy Choate, L ERA:										0	0	0	0	0	0	0											
44 Carlos Martinez, R ERA: 4.91										0	0	0	0	0	0	0											
43 Shane Robinson, R ERA:										1	0	0	0	0	0	1											
26 Trevor Rosenthal, R ERA:										0	0	0	0	0	0	0											
Inning Stats	R: 0 H: 1 E: 0 K: 1 S: 7	H: 0 LOB: 0 BB: 0 P: 10	R: 0 H: 0 E: 0 K: 0 S: 6	H: 0 LOB: 0 BB: 0 P: 10	R: 0 H: 0 E: 0 K: 1 S: 6	H: 0 LOB: 0 BB: 0 P: 9	R: 0 H: 0 E: 0 K: 0 S: 4	H: 0 LOB: 0 BB: 1 P: 11	R: 1 H: 1 E: 0 K: 1 S: 10	H: 1 LOB: 0 BB: 0 P: 17	R: 0 H: 0 E: 0 K: 2 S: 11	H: 0 LOB: 0 BB: 0 P: 15	R: 0 H: 0 E: 0 K: 0 S: 5	H: 0 LOB: 0 BB: 0 P: 10	R: 0 H: 0 E: 0 K: 0 S: 10	H: 0 LOB: 1 BB: 1 P: 20	1B: 0 2B: 1 3B: 1 HR: 0	SF: 1 SAC: 0 DP: 1 HBP: 0	WP: 0 PB: 1 SB: 0 CS: 0	PA: 27							
PITCHER	IP	WLS	BF	H	R	ER	SO	BB	IBB	HBP	BLK	WP	HR	S	P	ERA	WHIP										
22 Clayton Kershaw, L ERA: 0.47	6.0	L	20	2	1	0	5	1	0	0	0	0	0	44	72	0.00	0.500										
54 Ronald Belisario, R ERA: 3.0	1.0		3	0	0	0	0	0	0	0	0	0	0	5	10	0.00	0.000										
56 J.P. Howell, L ERA:	1.0		4	0	0	0	0	1	0	0	0	0	0	10	20	0.00	1.000										



Batter	1	2	3	4	5	6	7	8	9	AB	R	H	RBI	BB	SO	LOB	TOP			
13 Matt Carpenter, L (1,4) OBP: 0.206, SLG: 0.167	F7		G3-1			G4-3		K		4	0	0	0	0	1	1	St. Louis Cardinals @ Los Angeles Dodgers Dodger Stadium, Los Angeles, CA Mon Oct 14 2013, 5:07 PM - 8:01 PM PDT Att: 53,940 - Clear - 79 F livebaseballscorecards.com			
3 Carlos Beltrán, S (1,9) OBP: 0.324, SLG: 0.483	BB		G6-3			F7		P2		3	0	0	0	1	0					
7 Matt Holliday, R (1,7) OBP: 0.212, SLG: 0.313	F9		G3-1			G4-3		G4-3		4	0	0	0	0	1					
4 Yadier Molina, R (1,2) OBP: 0.375, SLG: 0.429	K		F8			F7-4		G6-3		4	0	1	0	0	1					
23 David Freese, R (1,5) OBP: 0.250, SLG: 0.346	G5-3					F7-4		FC3-6		2	0	1	0	0	0					
33 Daniel Descalso, L (5, PR)						1B		1B		1	0	0	0	0	1					
Matt Adams, L (1,3) OBP: 0.313, SLG: 0.379	K					1B		K		3	0	1	0	0	2					
19 Jon Jay, L (1,8) OBP: 0.258, SLG: 0.154	G3					F7-4		FC4-6		3	0	1	0	0	2					
38 Pete Kozma, R (1,6) OBP: 0.286, SLG: 0.263	F8					FC5-4		K		2	0	0	0	0	2					
16 Kolten Wong, L (8, PH)						FC5-4		K		1	0	0	0	0	1					
50 Adam Wainwright, R (1,1)						G5-3		FC4-6		2	0	0	0	0	1					
56 Adron Chambers, L (8, PH)										1	0	0	0	0	0					
46 Kevin Siegrist, L (8,1)										0	0	0	0	0	0					
43 Seth Maness, R (8,1)										0	0	0	0	0	0					
36 Randy Choate, L (8,1)										0	0	0	0	0	0					
Inning Stats	R: 0 E: 0 K: 1 S: 10	H: 0 LOB: 1 BB: 1 P: 18	R: 0 E: 0 K: 1 S: 11	H: 0 LOB: 0 BB: 0 P: 17	R: 0 E: 0 K: 1 S: 7	H: 0 LOB: 0 BB: 0 P: 9	R: 0 E: 0 K: 0 S: 8	H: 2 LOB: 2 BB: 0 P: 16	R: 0 E: 0 K: 0 S: 8	H: 0 LOB: 0 BB: 0 P: 11	R: 0 E: 0 K: 1 S: 14	H: 1 LOB: 1 BB: 0 P: 21	R: 0 E: 0 K: 2 S: 10	H: 1 LOB: 1 BB: 0 P: 14	R: 0 E: 0 K: 0 S: 12	H: 0 LOB: 0 BB: 0 P: 16	1B: 4 2B: 1 3B: 0 HR: 0	SF: 0 SAC: 0 DP: 1 HBP: 0	WP: 0 PB: 0 SB: 0 CS: 0	PA: 31
PITCHER	IP WLS BF H R ER SO BB IBB HBP BLK WP HR S P ERA WHIP	IP WLS BF H R ER SO BB IBB HBP BLK WP HR S P ERA WHIP	IP WLS BF H R ER SO BB IBB HBP BLK WP HR S P ERA WHIP	IP WLS BF H R ER SO BB IBB HBP BLK WP HR S P ERA WHIP	IP WLS BF H R ER SO BB IBB HBP BLK WP HR S P ERA WHIP	IP WLS BF H R ER SO BB IBB HBP BLK WP HR S P ERA WHIP	IP WLS BF H R ER SO BB IBB HBP BLK WP HR S P ERA WHIP	IP WLS BF H R ER SO BB IBB HBP BLK WP HR S P ERA WHIP	IP WLS BF H R ER SO BB IBB HBP BLK WP HR S P ERA WHIP	IP WLS BF H R ER SO BB IBB HBP BLK WP HR S P ERA WHIP	IP WLS BF H R ER SO BB IBB HBP BLK WP HR S P ERA WHIP	IP WLS BF H R ER SO BB IBB HBP BLK WP HR S P ERA WHIP	IP WLS BF H R ER SO BB IBB HBP BLK WP HR S P ERA WHIP	IP WLS BF H R ER SO BB IBB HBP BLK WP HR S P ERA WHIP	IP WLS BF H R ER SO BB IBB HBP BLK WP HR S P ERA WHIP	IP WLS BF H R ER SO BB IBB HBP BLK WP HR S P ERA WHIP	IP WLS BF H R ER SO BB IBB HBP BLK WP HR S P ERA WHIP			
99 Hyun Jin Ryu, L (1,1) ERA: 3.6	7.0	W	24	3	0	0	4	1	0	0	0	0	0	0	0	0	0.00	0.571		
0 Brian Wilson, R (8,1)	1.0	H	4	1	0	0	2	0	0	0	0	0	0	0	0	0	0.00	1.000		
74 Kenley Jansen, R (9,1) ERA:	1.0	S	3	0	0	0	0	0	0	0	0	0	0	0	0	0	0.00	0.000		

Batter	1	2	3	4	5	6	7	8	9	AB	R	H	RBI	BB	SO	LOB	BOTTOM			
25 Carl Crawford, L (1,7) OBP: 0.364, SLG: 0.645	G6-3		G4-3			K		1B		4	1	1	0	0	1	1	St. Louis Cardinals @ Los Angeles Dodgers Dodger Stadium, Los Angeles, CA Mon Oct 14 2013, 5:07 PM - 8:01 PM PDT Att: 53,940 - Clear - 79 F livebaseballscorecards.com			
14 Mark Ellis, R (1,4) OBP: 0.387, SLG: 0.500	K					G6-3		1B		4	1	2	0	0	1	1				
13 Hanley Ramirez, R (1,6) OBP: 0.371, SLG: 0.664	1B					F9		G5-3		4	0	2	1	0	0	1				
74 Kenley Jansen, S (9,1)						2B		1B		0	0	0	0	0	0	0				
23 Adrián González, L (1,3) OBP: 0.367, SLG: 0.444	P4					G4-3		G5-3		4	1	1	1	0	0	3				
16 Andre Ethier, L (1,8) OBP: 0.200, SLG: 0.077	G4-3					G4-3		P4		4	0	0	0	0	1	3				
66 Yasiel Puig, R (1,9) OBP: 0.355, SLG: 0.433	K					3B		K		3	0	2	1	0	1	0				
5 Juan Uribe, R (1,5) OBP: 0.276, SLG: 0.517	G1-3					K		G6-4-3		3	0	0	0	0	1	2				
17 A.J. Ellis, R (1,2) OBP: 0.385, SLG: 0.522	G6-3					G5-3		G5-3		3	0	1	0	0	0	0				
99 Hyun Jin Ryu, R (1,1)						G1-4-3		G6-3		2	0	0	0	0	1	1				
0 Brian Wilson, R (8,1)										0	0	0	0	0	0	0				
10 Michael Young, R (8, PH) OBP: 0.143, SLG: 0.143										1	0	0	0	0	0	0				
7 Nick Punto, S (9,6) OBP: 0.250, SLG: 0.250										0	0	0	0	0	0	0				
Inning Stats	R: 0 E: 0 K: 1 S: 8	H: 1 LOB: 1 BB: 0 P: 15	R: 0 E: 0 K: 1 S: 8	H: 0 LOB: 0 BB: 0 P: 11	R: 0 E: 0 K: 1 S: 11	H: 0 LOB: 0 BB: 0 P: 18	R: 2 E: 0 K: 1 S: 13	H: 3 LOB: 1 BB: 0 P: 20	R: 0 E: 0 K: 1 S: 6	H: 1 LOB: 1 BB: 0 P: 10	R: 0 E: 0 K: 0 S: 6	H: 0 LOB: 0 BB: 0 P: 7	R: 0 E: 0 K: 0 S: 7	H: 1 LOB: 0 BB: 0 P: 10	R: 1 E: 0 K: 1 S: 12	H: 3 LOB: 2 BB: 0 P: 17	1B: 5 2B: 2 3B: 2 HR: 0	SF: 0 SAC: 0 DP: 1 HBP: 0	WP: 0 PB: 0 SB: 0 CS: 0	PA: 32
PITCHER	IP WLS BF H R ER SO BB IBB HBP BLK WP HR S P ERA WHIP	IP WLS BF H R ER SO BB IBB HBP BLK WP HR S P ERA WHIP	IP WLS BF H R ER SO BB IBB HBP BLK WP HR S P ERA WHIP	IP WLS BF H R ER SO BB IBB HBP BLK WP HR S P ERA WHIP	IP WLS BF H R ER SO BB IBB HBP BLK WP HR S P ERA WHIP	IP WLS BF H R ER SO BB IBB HBP BLK WP HR S P ERA WHIP	IP WLS BF H R ER SO BB IBB HBP BLK WP HR S P ERA WHIP	IP WLS BF H R ER SO BB IBB HBP BLK WP HR S P ERA WHIP	IP WLS BF H R ER SO BB IBB HBP BLK WP HR S P ERA WHIP	IP WLS BF H R ER SO BB IBB HBP BLK WP HR S P ERA WHIP	IP WLS BF H R ER SO BB IBB HBP BLK WP HR S P ERA WHIP	IP WLS BF H R ER SO BB IBB HBP BLK WP HR S P ERA WHIP	IP WLS BF H R ER SO BB IBB HBP BLK WP HR S P ERA WHIP	IP WLS BF H R ER SO BB IBB HBP BLK WP HR S P ERA WHIP	IP WLS BF H R ER SO BB IBB HBP BLK WP HR S P ERA WHIP	IP WLS BF H R ER SO BB IBB HBP BLK WP HR S P ERA WHIP	IP WLS BF H R ER SO BB IBB HBP BLK WP HR S P ERA WHIP			
50 Adam Wainwright, R (1,1) ERA: 1.57	7.0	L	26	6	2	2	5	0	0	0	0	0	0	0	0	0	2.57	0.857		
46 Kevin Siegrist, L (8,1) ERA: 3.86	0.1		2	1	1	1	0	0	0	0	0	0	0	0	0	0	27.00	3.000		
43 Seth Maness, R (8,1) ERA:	0.0		2	2	0	0	0	0	0	0	0	0	0	0	0	0	∞	∞		
36 Randy Choate, L (8,1) ERA:	0.2		2	0	0	0	1	0	0	0	0	0	0	0	0	0	0.00	0.000		

St. Louis Cardinals @ Los Angeles Dodgers
 Dodger Stadium, Los Angeles, CA
 Mon Oct 14 2013, 5:07 PM - 8:01 PM PDT
 Att: 53,940 - Clear - 79 F

AB 30
 R 0
 H 4
 RBI 0
 BB 1
 SO 6
 LOB 11

St. Louis Cardinals @ Los Angeles Dodgers
 Dodger Stadium, Los Angeles, CA
 Mon Oct 14 2013, 5:07 PM - 8:01 PM PDT
 Att: 53,940 - Clear - 79 F

AB 32
 R 3
 H 9
 RBI 3
 SO 6
 LOB 12

Batter	1	2	3	4	5	6	7	8	9	AB	R	H	RBI	BB	SO	LOB	TOP										
13 Matt Carpenter, L (1,4) OBP: 0.231, SLG: 0.206	G3-1		G4-3 7 HR 2B		F7		K		56 S BB	4	1	1	1	1	1	1											
3 Carlos Beltrán, S (1,9) OBP: 0.333, SLG: 0.438	P5		G4-3		7 FC5-4 BB		7 1B BB		F9	3	0	0	0	2	0	2											
7 Matt Holliday, R (1,7) OBP: 0.226, SLG: 0.417 44 Carlos Martinez, R (7,1) 56 Adron Chambers, L (9,PH) 26 Trevor Rosenthal, R (9,1)	P3		HR		FC5-4 1-2		1B		2-3 1-2	4	1	2	2	0	0	2											
Matt Adams, L (1,3) OBP: 0.270, SLG: 0.324	G3		K		G4-3		K		K	5	0	0	0	0	3	3											
4 Yadier Molina, R (1,2) OBP: 0.389, SLG: 0.400	BB				F8		19 CI BB		G5-3	2	0	0	0	2	0	0											
19 Jon Jay, L (1,8) OBP: 0.265, SLG: 0.172	K				K2-3		23 G5-4-3 CI		38 HBP 1B	3	0	1	0	0	2	1											
23 David Freese, R (1,5) 38 Pete Kozma, R (6,6) OBP: 0.318, SLG: 0.263	K				F8		G5-4-3		HBP	3	0	0	0	0	1	3											
33 Daniel Descalso, L (1,6) OBP: 0.200, SLG: 0.200			31 SH3-4 13 2B 1B		K		K		K	4	1	1	0	0	3	2											
31 Lance Lynn, S (1,1) 43 Seth Maness, R (6,1) 43 Shane Robinson, R (7,PH) OBP: 0.250, SLG: 1.000	SH3-4				3 BLK 3 WP BB		HR		F8	0	0	0	0	1	0	0											
Inning Stats	R: 0 E: 0 K: 0 S: 4	H: 0 LOB: 0 BB: 0 P: 6	R: 0 E: 0 K: 2 S: 14	H: 0 LOB: 1 BB: 2 P: 22	R: 3 E: 0 K: 1 S: 12	H: 3 LOB: 0 BB: 0 P: 18	R: 0 E: 0 K: 1 S: 9	H: 0 LOB: 0 BB: 2 P: 12	R: 0 E: 0 K: 1 S: 14	H: 0 LOB: 2 BB: 2 P: 25	R: 0 E: 1 K: 0 S: 9	H: 0 LOB: 1 BB: 1 P: 19	R: 1 E: 0 K: 3 S: 14	H: 2 LOB: 2 BB: 1 P: 26	R: 0 E: 0 K: 1 S: 7	H: 1 LOB: 2 BB: 0 P: 13	R: 0 E: 0 K: 2 S: 9	H: 0 LOB: 1 BB: 1 P: 18	1B: 3 2B: 1 3B: 0 HR: 2	SF: 0 SAC: 1 DP: 1 HBP: 1	WP: 1 PB: 0 SB: 1 CS: 0	PA: 40					
PITCHER	IP	WLS	BF	H	R	ER	SO	BB	IBB	HBP	BLK	WP	HR	S	P	ERA	WHIP										
47 Ricky Nolasco, R (1,1) ERA: 6.75	4.0	L	16	3	3	3	4	1	0	0	0	0	1	39	58	6.75	1.000										
44 Chris Withrow, R (5,1) ERA: 6.75	2.0		9	0	0	0	1	3	0	0	1	1	0	23	44	0.00	1.500										
56 J.P. Howell, L (7,1) ERA: 1.69	1.0		6	2	1	1	3	1	0	0	0	0	1	14	26	9.00	3.000										
54 Ronald Belisario, R (8,1) ERA: 2.7	0.1		3	1	0	0	0	0	0	1	0	0	0	2	5	0.00	3.000										
49 Carlos Marmol, R (8,1) ERA:	1.2		6	0	0	0	3	1	0	0	0	0	0	14	26	0.00	0.600										

St. Louis Cardinals @ Los Angeles Dodgers
 Dodger Stadium, Los Angeles, CA
 Tue Oct 15 2013, 5:08 PM - 8:25 PM PDT
 Att: 53,992 - Clear - 82 F

livebaseballscores.com

AB 31
R 4
H 6
RBI 4
BB 6
SO 11
LOB 17




Batter	1	2	3	4	5	6	7	8	9	AB	R	H	RBI	BB	SO	LOB	BOTTOM										
25 Carl Crawford, L (1,7) OBP: 0.351, SLG: 0.600	F8		P6		1B		G3			4	0	1	0	0	0	1											
14 Mark Ellis, R (1,4) OBP: 0.343, SLG: 0.438	K		G5-3		P4		G5-3			4	0	0	0	0	1	1											
13 Hanley Ramirez, R (1,6) OBP: 0.516, SLG: 0.760 56 J.P. Howell, L (7,1) 54 Ronald Belisario, R (8,1) 10 Michael Young, R (8,6) OBP: 0.125, SLG: 0.125	K		K		K		G6-3			3	0	0	0	0	3	1											
23 Adrián González, L (1,3) OBP: 0.353, SLG: 0.452	F7		F8		F8		G3			4	1	1	0	0	0	1											
16 Andre Ethier, L (1,8) OBP: 0.316, SLG: 0.188	17 BB 66 BB 1B		5 F9 66 1B BB		L7		66 G4-3 1B			3	1	2	0	1	0	0											
66 Yasiel Puig, R (1,9) OBP: 0.400, SLG: 0.455	17 BB BB		17 1B 1B		5 G6-4-3 1B		G4-3			3	0	2	1	1	0	1											
5 Juan Uribe, R (1,5) OBP: 0.242, SLG: 0.455	L4		F9		G6-4-3		K			4	0	0	0	0	1	5											
17 A.J. Ellis, R (1,2) OBP: 0.414, SLG: 0.520	BB		55 G6-3 1B		P4					2	0	1	1	1	0	0											
47 Ricky Nolasco, R (1,1) 55 Skip Schumaker, L (4,PH) 44 Chris Withrow, R (5,1) 7 Nick Punto, S (7,6) 49 Carlos Marmol, R (8,1) ERA:	K		G6-3		25 G3 2B					1	0	0	0	0	1	3											
Inning Stats	R: 0 E: 0 K: 2 S: 9	H: 0 LOB: 0 BB: 0 P: 12	R: 0 E: 0 K: 1 S: 13	H: 1 LOB: 3 BB: 2 P: 25	R: 0 E: 0 K: 1 S: 7	H: 0 LOB: 0 BB: 0 P: 10	R: 2 E: 0 K: 0 S: 12	H: 3 LOB: 1 BB: 1 P: 19	R: 0 E: 0 K: 1 S: 9	H: 1 LOB: 0 BB: 0 P: 12	R: 0 E: 0 K: 0 S: 6	H: 1 LOB: 0 BB: 0 P: 8	R: 0 E: 0 K: 0 S: 5	H: 1 LOB: 0 BB: 0 P: 7	R: 0 E: 0 K: 0 S: 7	H: 0 LOB: 0 BB: 0 P: 11	R: 0 E: 0 K: 1 S: 7	H: 1 LOB: 0 BB: 0 P: 13	1B: 6 2B: 2 3B: 0 HR: 0	SF: 0 SAC: 0 DP: 3 HBP: 0	WP: 0 PB: 0 SB: 0 CS: 0	PA: 34					
PITCHER	IP	WLS	BF	H	R	ER	SO	BB	IBB	HBP	BLK	WP	HR	S	P	ERA	WHIP										
31 Lance Lynn, R (1,1) ERA: 5.4	5.1	W	24	6	2	2	5	3	0	0	0	0	0	54	83	3.38	1.688										
43 Seth Maness, R (6,1) ERA:	0.2	H	1	0	0	0	0	0	0	0	0	0	0	2	3	0.00	0.000										
44 Carlos Martinez, R (7,1) ERA: 3.15	2.0	H	6	1	0	0	0	0	0	0	0	0	0	12	18	0.00	0.500										
26 Trevor Rosenthal, R (9,1) ERA:	1.0	S	3	1	0	0	1	0	0	0	0	0	0	7	13	0.00	1.000										

St. Louis Cardinals @ Los Angeles Dodgers
 Dodger Stadium, Los Angeles, CA
 Tue Oct 15 2013, 5:08 PM - 8:25 PM PDT
 Att: 53,992 - Clear - 82 F

livebaseballscores.com

AB 31
R 2
H 8
RBI 2
BB 3
SO 6
LOB 15



Batter	1	2	3	4	5	6	7	8	9	AB	R	H	RBI	BB	SO	LOB	TOP							
13 Matt Carpenter, L (1.4) OBP: 0.256, SLG: 0.237										4	1	2	0	0	0	0	St. Louis Cardinals @ Los Angeles Dodgers Dodger Stadium, Los Angeles, CA Wed Oct 16 2013, 1:08 PM - 4:18 PM PDT Att: 53,183 - Sunny - 82 F							
3 Carlos Beltrán, S (1.9) OBP: 0.349, SLG: 0.486										3	1	1	1	1	1	0								
7 Matt Holliday, R (1.7) OBP: 0.293, SLG: 0.500										4	1	3	1	0	0	0								
Matt Adams, L (1.3) OBP: 0.250, SLG: 0.342										4	1	2	1	0	1	3								
4 Yadier Molina, R (1.2) OBP: 0.350, SLG: 0.353										4	0	0	0	0	2	6								
19 Jon Jay, L (1.8) OBP: 0.263, SLG: 0.182										4	0	1	0	0	1	0								
23 David Freese, R (1.5) OBP: 0.200, SLG: 0.273										4	0	0	0	0	1	2	livebaseballscorecards.com							
38 Pete Kozma, R (1.6) OBP: 0.308, SLG: 0.261										4	0	1	1	0	0	0								
56 Joe Kelly, R (1.1) OBP: 0.167, SLG: 0.167										2	0	0	0	0	1	0								
36 Randy Choate, L (6.1)										0	0	0	0	0	0	0								
44 Edward Mujica, R (6.1)										0	0	0	0	0	0	0								
46 Kevin Siegrist, L (7.1)										0	0	0	0	0	0	0								
33 Daniel Descalso, L (8. PH) OBP: 0.143, SLG: 0.143										0	0	0	0	0	0	0								
34 John Axford, R (8.1) ERA: 2.7										0	0	0	0	0	0	0								
56 Adron Chambers, L (9. PH) ERA: 4.15										1	0	0	0	0	1	2								
Inning Stats	R: 0 E: 0 K: 1 S: 10	H: 2 LOB: 2 BB: 1 P: 20	R: 0 E: 0 K: 1 S: 7	H: 0 LOB: 0 BB: 0 P: 10	R: 2 E: 0 K: 0 S: 17	H: 4 LOB: 1 BB: 0 P: 31	R: 0 E: 0 K: 0 S: 7	H: 0 LOB: 0 BB: 0 P: 9	R: 0 E: 0 K: 1 S: 6	H: 0 LOB: 0 BB: 0 P: 7	R: 0 E: 0 K: 1 S: 9	H: 0 LOB: 0 BB: 0 P: 16	R: 0 E: 0 K: 0 S: 7	H: 0 LOB: 0 BB: 0 P: 11	R: 0 E: 0 K: 1 S: 8	H: 0 LOB: 0 BB: 0 P: 11	R: 2 E: 0 K: 3 S: 19	H: 4 LOB: 2 BB: 0 P: 26	1B: 7 2B: 2 3B: 1 HR: 0	SF: 0 SAC: 0 DP: 2 HBP: 0	WP: 0 PB: 0 SB: 0 CS: 0	PA: 36		
PITCHER	IP WLS BF H R ER SO BB IBB HBP BLK WP HR S P ERA WHIP	7.0 W 26 6 2 2 4 1 0 0 0 0 0 63 104 2.57 1.000	1.0 H 3 0 0 0 1 0 0 0 0 0 0 8 11 0.00 0.000	1.0 7 4 2 2 3 0 0 0 0 0 0 19 26 18.00 4.000																				

Batter	1	2	3	4	5	6	7	8	9	AB	R	H	RBI	BB	SO	LOB	BOTTOM						
25 Carl Crawford, L (1.7) OBP: 0.341, SLG: 0.641										4	1	1	1	0	2	2	St. Louis Cardinals @ Los Angeles Dodgers Dodger Stadium, Los Angeles, CA Wed Oct 16 2013, 1:08 PM - 4:18 PM PDT Att: 53,183 - Sunny - 82 F						
14 Mark Ellis, R (1.4) OBP: 0.333, SLG: 0.417										4	0	1	0	0	0	0							
13 Hanley Ramirez, R (1.6) OBP: 0.471, SLG: 0.679										3	0	0	0	0	1	1							
7 Nick Punto, S (7.6) OBP: 0.333, SLG: 0.500										1	0	0	0	0	1	0							
23 Adrián González, L (1.3) OBP: 0.395, SLG: 0.657										4	3	3	2	0	0	0							
16 Andre Ethier, L (1.8) OBP: 0.261, SLG: 0.150										4	0	0	0	0	1	1							
66 Yasiel Puig, R (1.9) OBP: 0.395, SLG: 0.444										3	1	1	0	0	1	0							
5 Juan Uribe, R (1.5) OBP: 0.250, SLG: 0.444										3	0	1	1	0	0	0							
17 A.J. Ellis, R (1.2) OBP: 0.406, SLG: 0.607										3	1	1	1	0	0	2							
21 Zack Greinke, R (1.1) OBP: 0.143, SLG: 0.143										2	0	1	1	0	0	0							
10 Michael Young, R (7. PH) OBP: 0.111, SLG: 0.111										1	0	0	0	0	0	0							
0 Brian Wilson, R (8.1) ERA: 2.7										0	0	0	0	0	0	0							
74 Kenley Jansen, S (9.1) ERA: 4.15										0	0	0	0	0	0	0							
Inning Stats	R: 0 E: 0 K: 1 S: 10	H: 0 LOB: 0 BB: 0 P: 16	R: 2 E: 0 K: 1 S: 16	H: 4 LOB: 2 BB: 0 P: 28	R: 1 E: 0 K: 0 S: 7	H: 2 LOB: 0 BB: 0 P: 12	R: 0 E: 0 K: 1 S: 8	H: 0 LOB: 0 BB: 0 P: 9	R: 1 E: 0 K: 0 S: 11	H: 1 LOB: 0 BB: 0 P: 17	R: 0 E: 0 K: 0 S: 5	H: 0 LOB: 0 BB: 0 P: 10	R: 1 E: 0 K: 1 S: 12	H: 1 LOB: 0 BB: 0 P: 17	R: 1 E: 0 K: 2 S: 12	H: 1 LOB: 0 BB: 0 P: 15	R: 1 E: 0 K: 2 S: 12	H: 1 LOB: 0 BB: 0 P: 15	1B: 5 2B: 0 3B: 0 HR: 4	SF: 0 SAC: 0 DP: 1 HBP: 0	WP: 0 PB: 0 SB: 0 CS: 0	PA: 32	
PITCHER	IP WLS BF H R ER SO BB IBB HBP BLK WP HR S P ERA WHIP	5.0 L 21 7 4 4 3 0 0 0 0 0 0 4 8 0.00 0.000	0.2 2 0 0 0 0 0 0 0 0 0 0 4 8 0.00 0.000	1.0 4 1 1 1 0 0 0 0 0 0 1 10 14 9.00 1.000	0.1 1 0 0 0 1 0 0 0 0 0 0 3 5 0.00 0.000	3.38 4 1 1 1 2 0 0 0 0 0 1 12 15 9.00 1.000																	



Batter	1	2	3	4	5	6	7	8	9	AB	R	H	RBI	BB	SO	LOB	TOP										
25 Carl Crawford, L OBP: 0.356, SLG: 0.619										3	0	1	0	1	0	1	Los Angeles Dodgers @ St. Louis Cardinals Busch Stadium, St. Louis, MO Fri Oct 18, 2013, 7:39 PM - 10:37 PM CDT Att: 46,899 - Partly Cloudy - 52 F										
14 Mark Ellis, R OBP: 0.302, SLG: 0.375										4	0	0	0	0	1	3											
23 Adrián González, L OBP: 0.366, SLG: 0.605										3	0	0	0	0	0	1											
13 Hanley Ramirez, R OBP: 0.432, SLG: 0.613										3	0	0	0	0	0	1											
16 Andre Ethier, L OBP: 0.231, SLG: 0.130										3	0	0	0	0	2	0											
66 Yasiel Puig, R OBP: 0.366, SLG: 0.410										3	0	0	0	0	2	0											
5 Juan Uribe, R OBP: 0.231, SLG: 0.410										3	0	0	0	0	1	0											
17 A.J. Ellis, R OBP: 0.400, SLG: 0.613										3	0	1	0	0	1	0											
22 Clayton Kershaw, L OBP: 0.315, SLG: 0.025										1	0	0	0	0	0	0											
54 Ronald Belisario, R ERA: 7.36										1	0	0	0	0	0	0											
56 J.P. Howell, L ERA: 1.5										1	0	0	0	0	0	0											
44 Chris Withrow, R ERA: 5.4										1	0	0	0	0	0	0											
49 Carlos Marmol, R ERA: 5.0										1	0	0	0	0	0	0											
10 Michael Young, R OBP: 0.200, SLG: 0.100										1	0	0	0	0	0	0											
Inning Stats	R: 0 E: 0 K: 0 S: 9	H: 1 LOB: 0 BB: 0 P: 14	R: 0 E: 0 K: 2 S: 7	H: 0 LOB: 0 BB: 0 P: 10	R: 0 E: 0 K: 1 S: 13	H: 0 LOB: 0 BB: 0 P: 18	R: 0 E: 0 K: 0 S: 8	H: 0 LOB: 1 BB: 1 P: 17	R: 0 E: 0 K: 0 S: 9	H: 1 LOB: 1 BB: 0 P: 14	R: 0 E: 0 K: 1 S: 8	H: 0 LOB: 0 BB: 0 P: 11	R: 0 E: 0 K: 1 S: 9	H: 0 LOB: 0 BB: 0 P: 11	R: 0 E: 0 K: 2 S: 12	H: 0 LOB: 0 BB: 0 P: 15	R: 0 E: 0 K: 1 S: 7	H: 0 LOB: 0 BB: 0 P: 12	1B: 1 2B: 1 3B: 0 HR: 0	SF: 0 SAC: 0 DP: 1 HBP: 0	WP: 0 PB: 0 SB: 0 CS: 0	PA: 29					
PITCHER	IP	WLS	BF	H	R	ER	SO	BB	IBB	HBP	BLK	WP	HR	S	P	ERA	WHIP										
52 Michael Wacha, R ERA: 0.43	(1, 1)	7.0	W	23	2	0	0	5	1	0	0	0	0	63	95	0.00	0.429										
44 Carlos Martinez, R ERA: 2.7	(8, 1)	1.0		3	0	0	0	2	0	0	0	0	0	12	15	0.00	0.000										
26 Trevor Rosenthal, R ERA:	(9, 1)	1.0		3	0	0	0	1	0	0	0	0	0	7	12	0.00	0.000										

Batter	1	2	3	4	5	6	7	8	9	AB	R	H	RBI	BB	SO	LOB	BOTTOM											
13 Matt Carpenter, L OBP: 0.250, SLG: 0.262										4	1	1	1	0	1	0	Los Angeles Dodgers @ St. Louis Cardinals Busch Stadium, St. Louis, MO Fri Oct 18, 2013, 7:39 PM - 10:37 PM CDT Att: 46,899 - Partly Cloudy - 52 F											
3 Carlos Beltrán, S OBP: 0.383, SLG: 0.538										4	1	3	2	0	0	0												
19 Jon Jay, L OBP: 0.282, SLG: 0.206										1	0	1	0	0	0	0												
7 Matt Holliday, R OBP: 0.261, SLG: 0.444										5	0	0	0	0	2	4												
4 Yadier Molina, R OBP: 0.356, SLG: 0.359										5	2	2	1	0	1	2												
23 David Freese, R OBP: 0.250, SLG: 0.297										4	1	2	0	1	1	1												
Matt Adams, L OBP: 0.333, SLG: 0.390										3	1	2	1	1	0	0												
43 Shane Robinson, R OBP: 0.375, SLG: 0.750										4	1	2	2	0	0	4												
38 Pete Kozma, R OBP: 0.333, SLG: 0.240										2	1	0	0	2	1	1												
52 Michael Wacha, R ERA: 3.13	(1, 1)	4.0	L	24	10	7	7	0	0	1	0	0	0	5	10	0.00		0.000										
56 J.P. Howell, L ERA: 1.5	(5, 1)	0.2		3	1	2	2	0	0	0	0	0	1	0	5	8	27.00	1.500										
44 Chris Withrow, R ERA: 5.4	(6, 1)	1.0		4	1	0	0	0	1	0	0	0	0	10	19	0.00	2.000											
49 Carlos Marmol, R ERA:	(7, 1)	2.0		7	1	0	0	2	0	0	0	0	0	22	36	0.00	0.500											
Inning Stats	R: 0 E: 0 K: 2 S: 11	H: 1 LOB: 1 BB: 0 P: 18	R: 0 E: 0 K: 1 S: 9	H: 1 LOB: 1 BB: 0 P: 15	R: 4 E: 1 K: 2 S: 30	H: 5 LOB: 3 BB: 2 P: 48	R: 0 E: 0 K: 0 S: 6	H: 0 LOB: 0 BB: 0 P: 10	R: 5 E: 1 K: 0 S: 15	H: 4 LOB: 1 BB: 1 P: 25	R: 0 E: 0 K: 0 S: 10	H: 1 LOB: 1 BB: 1 P: 19	R: 0 E: 0 K: 0 S: 8	H: 0 LOB: 0 BB: 0 P: 15	R: 0 E: 0 K: 2 S: 14	H: 1 LOB: 1 BB: 0 P: 21	1B: 10 2B: 3 3B: 0 HR: 0	SF: 1 SAC: 0 DP: 1 HBP: 0	WP: 3 PB: 0 SB: 0 CS: 0	PA: 41								
PITCHER	IP	WLS	BF	H	R	ER	SO	BB	IBB	HBP	BLK	WP	HR	S	P	ERA	WHIP											
22 Clayton Kershaw, L ERA: 3.13	(1, 1)	4.0	L	24	10	7	7	0	0	1	0	0	0	5	10	0.00	0.000											
54 Ronald Belisario, R ERA: 7.36	(5, 1)	0.1		3	0	0	0	0	0	0	0	0	0	5	10	0.00	0.000											
56 J.P. Howell, L ERA: 1.5	(5, 1)	0.2		3	1	2	2	0	0	0	0	0	1	0	5	8	27.00	1.500										
44 Chris Withrow, R ERA: 5.4	(6, 1)	1.0		4	1	0	0	0	1	0	0	0	0	10	19	0.00	2.000											
49 Carlos Marmol, R ERA:	(7, 1)	2.0		7	1	0	0	2	0	0	0	0	0	22	36	0.00	0.500											

AB 28
R 0
H 2
RBI 0
BB 1
SO 8
LOB 7



AB 36
R 9
H 13
RBI 8
BB 4
SO 7
LOB 17



Batter	1	2	3	4	5	6	7	8	9	AB	R	H	RBI	BB	SO	LOB	TOP										
13 Matt Carpenter, L (1,4) OBP: 0.250, SLG: 0.261	G6-3		K		E7			F8		4	0	1	0	0	1	0	St. Louis Cardinals @ Boston Red Sox Fenway Park, Boston, MA Wed Oct 23 2013, 8:10 PM - 11:26 PM EDT Att: 38,345 - Cloudy - 50 F										
3 Carlos Beltrán, S (1,9) OBP: 0.375, SLG: 0.525	K				G6-3			K		1	0	0	0	0	1	0											
19 Jon Jay, L (3,8)					BB					2	0	0	0	1	1	2											
7 Matt Holliday, R (1,7) OBP: 0.280, SLG: 0.510	1B				K			F9		4	1	2	1	0	1	1											
21 Allen Craig, R (1,10) OBP: 0.250, SLG: 0.250	P4				1B			F9		4	0	1	0	0	1	1											
4 Yadier Molina, R (1,2) OBP: 0.347, SLG: 0.349	K				1B			P4		4	0	1	0	0	1	0											
23 David Freese, R (1,5) OBP: 0.250, SLG: 0.293	K				G1-2-3					4	0	1	0	0	2	3											
Matt Adams, L (1,3) OBP: 0.306, SLG: 0.356	G4-3				L7			G5-3		4	0	0	0	0	1	1											
43 Shane Robinson, R (1,8) OBP: 0.364, SLG: 0.636			G6-3		1B			K		3	0	1	0	0	1	0											
38 Pete Kozma, R (1,6) OBP: 0.303, SLG: 0.214	P3				F9			G6-3		3	0	0	0	0	0	1											
Inning Stats	R: 0 H: 1 E: 0 K: 1 S: 10	H: 1 LOB: 0 BB: 0 P: 12	R: 0 H: 0 E: 0 K: 2 S: 7	H: 0 LOB: 0 BB: 0 P: 10	R: 0 H: 0 E: 0 K: 1 S: 10	H: 0 LOB: 0 BB: 0 P: 13	R: 0 H: 2 E: 0 K: 1 S: 14	H: 2 LOB: 2 BB: 0 P: 24	R: 0 H: 2 E: 1 K: 0 S: 12	H: 0 LOB: 0 BB: 0 P: 13	R: 0 H: 0 E: 0 K: 2 S: 9	H: 0 LOB: 0 BB: 0 P: 11	R: 0 H: 0 E: 0 K: 1 S: 9	H: 0 LOB: 0 BB: 0 P: 16	R: 1 H: 2 E: 0 K: 1 S: 16	H: 2 LOB: 1 BB: 0 P: 23	1B: 6 2B: 0 3B: 0 HR: 1	SF: 0 SAC: 0 DP: 1 HBP: 0	WP: 0 PB: 0 SB: 0 CS: 0	PA: 34							
PITCHER	IP	WLS	BF	H	R	ER	SO	BB	IBB	HBP	BLK	WP	HR	S	P	ERA	WHIP										
31 Jon Lester, L (1,1) ERA: 1.67	7.2	W	28	5	0	0	8	1	0	0	0	0	0	76	112	0.00	0.783										
36 Junichi Tazawa, R (8,1) ERA: 1.59	0.1		1	0	0	0	1	0	0	0	0	0	0	4	6	0.00	0.000										
46 Ryan Dempster, R (9,1) ERA: 3.0	1.0		5	2	1	1	1	0	0	0	0	0	1	16	23	9.00	2.000										

Batter	1	2	3	4	5	6	7	8	9	AB	R	H	RBI	BB	SO	LOB	BOTTOM										
2 Jacoby Ellsbury, L (1,8) OBP: 0.449, SLG: 0.488	F7				K			G4-3		3	1	0	0	1	1	2	St. Louis Cardinals @ Boston Red Sox Fenway Park, Boston, MA Wed Oct 23 2013, 8:10 PM - 11:26 PM EDT Att: 38,345 - Cloudy - 50 F										
18 Shane Victorino, S (1,9) OBP: 0.313, SLG: 0.310	L7				F8			L3		4	0	0	0	0	0	3											
15 Dustin Pedroia, R (1,4) OBP: 0.327, SLG: 0.326	1B				F9			E5		4	2	2	1	0	0	0											
34 David Ortiz, L (1,10) OBP: 0.362, SLG: 0.579	FC4				1B			HR		3	2	2	3	0	0	2											
12 Mike Napoli, R (1,3) OBP: 0.333, SLG: 0.514	G3				FC1-6			F8		4	0	1	3	0	0	3											
5 Jonny Gomes, R (1,7) OBP: 0.233, SLG: 0.250	G3				FC6-4					3	0	0	0	0	0	2											
29 Daniel Nava, S (8,7) OBP: 0.467, SLG: 0.417					P3			2B		1	1	1	0	0	0	0											
72 Xander Bogaerts, R (1,5) OBP: 0.533, SLG: 0.667	K				L6			SF7		3	0	0	1	0	2	1											
7 Stephen Drew, L (1,6) OBP: 0.125, SLG: 0.154					K			G3		4	1	1	0	0	2	0											
3 David Ross, R (1,2) OBP: 0.357, SLG: 0.462					K2-3			F9		4	1	1	0	0	2	0											
Inning Stats	R: 3 H: 2 E: 1 K: 1 S: 17	H: 3 LOB: 2 BB: 0 P: 29	R: 0 H: 0 E: 0 K: 1 S: 8	H: 0 LOB: 0 BB: 0 P: 9	R: 0 H: 0 E: 0 K: 2 S: 9	H: 0 LOB: 0 BB: 0 P: 12	R: 0 H: 1 E: 0 K: 0 S: 9	H: 0 LOB: 1 BB: 0 P: 14	R: 0 H: 0 E: 0 K: 3 S: 10	H: 0 LOB: 0 BB: 0 P: 17	R: 2 H: 1 E: 1 K: 0 S: 9	H: 1 LOB: 0 BB: 0 P: 12	R: 1 H: 1 E: 0 K: 0 S: 9	H: 1 LOB: 0 BB: 0 P: 17	R: 1 H: 1 E: 0 K: 0 S: 9	H: 1 LOB: 0 BB: 0 P: 17	1B: 5 2B: 2 3B: 0 HR: 1	SF: 2 SAC: 0 DP: 0 HBP: 0	WP: 1 PB: 0 SB: 0 CS: 0	PA: 36							
PITCHER	IP	WLS	BF	H	R	ER	SO	BB	IBB	HBP	BLK	WP	HR	S	P	ERA	WHIP										
50 Adam Wainwright, R (1,1) ERA: 2.25	5.0	L	24	6	5	3	4	1	0	0	0	0	0	62	95	5.40	1.400										
34 John Axford, R (6,1)	1.0		3	0	0	0	3	0	0	0	0	0	0	10	17	0.00	0.000										
36 Randy Choate, L (7,1) ERA:	0.1		1	0	0	0	0	0	0	0	0	0	0	1	2	0.00	0.000										
43 Seth Maness, R (7,1) ERA:	0.1		2	0	0	0	0	0	0	0	0	0	0	4	4	0.00	0.000										
46 Kevin Siegrist, L (7,1) ERA: 6.0	0.1		2	1	2	1	0	0	0	0	0	0	1	4	6	27.00	3.000										

AB 33
R 1
H 7
RBI 1
BB 1
SO 10
LOB 9



AB 33
R 8
H 8
RBI 8
BB 1
SO 7
LOB 13



Batter	1	2	3	4	5	6	7	8	9	AB R H RBI BB SO LOB	TOP											
13 Matt Carpenter, L (1.4) OBP: 0.228, SLG: 0.240	G6-3		K		G6-3		SF7		L5	4 0 0 1 0 1 0	St. Louis Cardinals @ Boston Red Sox Fenway Park, Boston, MA Thu Oct 24 2013, 8:10 PM - 11:15 PM EDT Att: 38,436 - Clear - 49 F											
3 Carlos Beltrán, S (1.9) OBP: 0.385, SLG: 0.523	1B		G4-3			F8	1B			4 0 2 1 0 0 0												
7 Matt Holliday, R (1.7) OBP: 0.278, SLG: 0.528	K				G4-3	K	G4-3			4 1 1 0 0 2 3												
Matt Adams, L (1.3) OBP: 0.302, SLG: 0.347	F7				L4					4 0 1 0 0 0 2												
4 Yadier Molina, R (1.2) OBP: 0.340, SLG: 0.340	1B		G4-3		G4-3	G4-3	F8			4 0 1 1 0 0 1												
21 Allen Craig, R (1.10) OBP: 0.375, SLG: 0.286	F9				BB					3 0 1 0 1 1 1												
23 David Freese, R (1.5) OBP: 0.294, SLG: 0.207	K				G6-3		P4			2 0 0 0 1 1 2												
38 Pete Kozma, R (7. PR) OBP: 0.294, SLG: 0.207							BB			1 1 0 0 0 0 1												
19 Jon Jay, L (1.8) OBP: 0.283, SLG: 0.200	G4-3				F8					4 1 1 0 0 0 1												
33 Daniel Descalso, L (1.6) OBP: 0.200, SLG: 0.158			K		G6-3					3 1 0 0 1 1 0												
Inning Stats	R: 0 E: 0 K: 1 S: 10	H: 1 LOB: 1 BB: 0 P: 14	R: 0 E: 0 K: 1 S: 13	H: 1 LOB: 1 BB: 0 P: 16	R: 0 E: 0 K: 2 S: 10	H: 0 LOB: 0 BB: 0 P: 13	R: 1 E: 0 K: 0 S: 10	H: 1 LOB: 1 BB: 1 P: 16	R: 0 E: 0 K: 0 S: 10	H: 0 LOB: 0 BB: 0 P: 12	R: 0 E: 0 K: 1 S: 8	H: 1 LOB: 1 BB: 0 P: 9	R: 3 E: 1 K: 1 S: 19	H: 2 LOB: 2 BB: 2 P: 32	R: 0 E: 0 K: 0 S: 8	H: 1 LOB: 1 BB: 0 P: 11	R: 0 E: 0 K: 0 S: 7	H: 0 LOB: 0 BB: 0 P: 10	1B: 6 2B: 0 3B: 1 HR: 0	SF: 1 SAC: 0 DP: 0 HBP: 0	WP: 0 PB: 0 SB: 2 CS: 0	PA: 37
PITCHER	IP WLS BF H R ER SO BB IBB HBP BLK WP HR S P ERA WHIP											IP WLS BF H R ER SO BB IBB HBP BLK WP HR S P ERA WHIP										
41 John Lackey, R (1.1) ERA: 3.44	6.1 L 26 5 3 3 6 2 0 0 0 0 0 0 6 71 95 4.26 1.105																					
32 Craig Breslow, L (7.1) ERA: 1.59	0.1 B 3 1 1 0 0 1 0 0 0 0 0 0 6 13 0.00 6.000																					
36 Junichi Tazawa, R (7.1) ERA: 1.59	0.1 1 0 0 0 0 0 0 0 0 0 0 0 3 4 0.00 0.000																					
67 Brandon Workman, R (8.1) ERA: 0.9	1.0 4 1 0 0 0 0 0 0 0 0 0 0 8 11 0.00 1.000																					
19 Koji Uehara, R (9.1) ERA: 0.9	1.0 3 0 0 0 0 0 0 0 0 0 0 0 7 10 0.00 0.000																					

AB	33
R	4
H	7
RBI	3
BB	3
SO	6
LOB	11



Batter	1	2	3	4	5	6	7	8	9	AB R H RBI BB SO LOB	BOTTOM											
2 Jacoby Ellsbury, L (1.8) OBP: 0.434, SLG: 0.468	P5		1B		P5				E4	4 0 1 0 0 0 1	St. Louis Cardinals @ Boston Red Sox Fenway Park, Boston, MA Thu Oct 24 2013, 8:10 PM - 11:15 PM EDT Att: 38,436 - Clear - 49 F											
18 Shane Victorino, S (1.9) OBP: 0.288, SLG: 0.283	K		F8		G5-3					4 0 0 0 0 2 2												
15 Dustin Pedroia, R (1.4) OBP: 0.340, SLG: 0.348	K				G6-4-3					3 1 1 0 1 2 1												
34 David Ortiz, L (1.10) OBP: 0.392, SLG: 0.659	G4-3				BB					3 1 2 2 1 0 0												
12 Mike Napoli, R (1.3) OBP: 0.326, SLG: 0.475					G6-4-3					3 0 0 0 1 1 4												
5 Jonny Gomes, R (1.7) OBP: 0.206, SLG: 0.219	F8				P4					4 0 0 0 0 1 2												
39 Jarrod Saltalamacchia, R (1.2) OBP: 0.258, SLG: 0.241	F8									3 0 0 0 1 2 1												
7 Stephen Drew, L (1.6) ERA: 1.0					F7					3 0 0 0 0 1 1												
29 Daniel Nava, S (9. PH) OBP: 0.438, SLG: 0.385			K							1 0 0 0 0 1 0												
72 Xander Bogaerts, R (1.5) OBP: 0.444, SLG: 0.500	K				K					3 0 0 0 0 2 1												
Inning Stats	R: 0 E: 0 K: 2 S: 12	H: 0 LOB: 0 BB: 0 P: 17	R: 0 E: 0 K: 0 S: 11	H: 0 LOB: 1 BB: 1 P: 21	R: 0 E: 0 K: 2 S: 11	H: 1 LOB: 0 BB: 0 P: 15	R: 0 E: 0 K: 0 S: 7	H: 1 LOB: 1 BB: 1 P: 15	R: 0 E: 0 K: 1 S: 11	H: 0 LOB: 0 BB: 1 P: 20	R: 2 E: 0 K: 1 S: 13	H: 1 LOB: 0 BB: 1 P: 26	R: 0 E: 0 K: 1 S: 6	H: 0 LOB: 0 BB: 0 P: 10	R: 0 E: 1 K: 2 S: 13	H: 1 LOB: 2 BB: 0 P: 14	R: 0 E: 0 K: 3 S: 9	H: 0 LOB: 0 BB: 0 P: 11	1B: 2 2B: 1 3B: 0 HR: 1	SF: 0 SAC: 0 DP: 1 HBP: 0	WP: 0 PB: 0 SB: 0 CS: 0	PA: 35
PITCHER	IP WLS BF H R ER SO BB IBB HBP BLK WP HR S P ERA WHIP											IP WLS BF H R ER SO BB IBB HBP BLK WP HR S P ERA WHIP										
52 Michael Wacha, R (1.1) ERA: 1.0	6.0 W 24 3 2 2 6 4 0 0 0 0 0 0 19 24 0.00 1.167																					
44 Carlos Martinez, R (7.1) ERA: 2.79	2.0 H 8 1 0 0 3 0 0 0 0 0 0 0 11 11 0.00 0.500																					
26 Trevor Rosenthal, R (9.1) ERA: 0.9	1.0 S 3 0 0 0 3 0 0 0 0 0 0 0 9 11 0.00 0.000																					

AB	31
R	2
H	4
RBI	2
BB	4
SO	12
LOB	13



Batter	1	2	3	4	5	6	7	8	9	AB	R	H	RBI	BB	SO	LOB	TOP					
2 Jacoby Ellsbury, L (1.8) OBP: 0.403, SLG: 0.429	P6			G3-1		P6	F9			4	0	0	0	0	0	0	Boston Red Sox @ St. Louis Cardinals Busch Stadium, St. Louis, MO Sun Oct 27 2013, 7:18 PM - 10:52 PM CDT Att. 47,469 - Clear - 52 F					
29 Daniel Nava, S (1.9) OBP: 0.333, SLG: 0.286	G3			F8		G5-3		P4		4	0	0	0	0	0							
15 Dustin Pedroia, R (1.4) OBP: 0.311, SLG: 0.315	K			K			34 BB 5 HR	F7		4	1	1	0	0	2	0						
34 David Ortiz, L (1.3) OBP: 0.458, SLG: 0.696										3	2	3	0	1	0	0						
50 Quintin Berry, L (8, PR)										0	0	0	0	0	0	0						
41 John Lackey, R (8.1)										0	0	0	0	0	0	0						
19 Koji Uehara, R (9.1)										0	0	0	0	0	0	0						
5 Jonny Gomes, R (1.7) OBP: 0.256, SLG: 0.314	G5-4-3									2	1	1	3	2	0	1						
72 Xander Bogaerts, R (1.5) OBP: 0.462, SLG: 0.579	G6-3									3	0	1	0	1	1	2						
7 Stephen Drew, L (1.6) OBP: 0.102, SLG: 0.128										3	0	0	1	0	0	1						
3 David Ross, R (1.2) OBP: 0.278, SLG: 0.353										4	0	0	0	0	2	2						
11 Clay Buchholz, L (1.1)										1	0	0	0	0	1	0						
37 Mike Carp, L (5, PR)										1	0	0	0	0	0	2						
22 Felix Doubront, L (5.1)										1	0	0	0	0	0	0						
32 Craig Breslow, L (7.1)										0	0	0	0	0	0	0						
36 Junichi Tazawa, R (7.1)										0	0	0	0	0	0	0						
12 Mike Napoli, R (8.3) OBP: 0.378, SLG: 0.463										1	0	0	0	0	1	0						
Inning Stats	R: 0 E: 0 K: 1 S: 9	H: 0 LOB: 0 BB: 0 P: 13	R: 0 E: 0 K: 0 S: 6	H: 1 LOB: 0 BB: 0 P: 10	R: 0 E: 0 K: 2 S: 9	H: 0 LOB: 0 BB: 0 P: 11	R: 0 E: 0 K: 1 S: 10	H: 0 LOB: 0 BB: 0 P: 16	R: 1 E: 0 K: 1 S: 16	H: 1 LOB: 2 BB: 2 P: 29	R: 3 E: 0 K: 0 S: 12	H: 3 LOB: 1 BB: 1 P: 18	R: 0 E: 0 K: 1 S: 10	H: 1 LOB: 2 BB: 1 P: 19	R: 0 E: 0 K: 1 S: 11	H: 0 LOB: 0 BB: 0 P: 18	1B: 4 2B: 1 3B: 0 HR: 1	SF: 1 SAC: 0 DP: 1 HBP: 0	WP: 0 PB: 0 SB: 1 CS: 0	PA: 36		
PITCHER	IP WLS BF H R ER SO BB IBB HBP BLK WP HR S P ERA WHIP																					
31 Lance Lynn, R (1.1) ERA: 5.19	5.2 L 22 3 3 3 5 3 0 0 0 0 0 1 13 18 4.76 1.059																					
43 Seth Maness, R (6.1) ERA: 1.53	1.0 5 2 1 1 1 0 0 0 0 0 0 1 3 3 9.00 2.000																					
36 Randy Choate, L (7.1) ERA: 1.53	0.1 1 0 0 0 0 0 0 0 0 0 0 0 0 3 0.00 0.000																					
46 Kevin Siegrist, L (8.1) ERA: 3.86	0.2 3 1 0 0 0 0 0 0 0 0 0 0 5 7 0.00 1.500																					
34 John Axford, R (8.1) ERA: 1.59	1.1 5 0 0 0 2 1 0 0 0 0 0 0 0 16 0.00 0.750																					
Batter	1	2	3	4	5	6	7	8	9	AB	R	H	RBI	BB	SO	LOB	BOTTOM					
13 Matt Carpenter, L (1.4) OBP: 0.254, SLG: 0.267	G4-3		E8		K				P4	5	1	2	1	0	1	1	Boston Red Sox @ St. Louis Cardinals Busch Stadium, St. Louis, MO Sun Oct 27 2013, 7:18 PM - 10:52 PM CDT Att. 47,469 - Clear - 52 F					
3 Carlos Beltrán, S (1.9) OBP: 0.400, SLG: 0.490	F8				L7				PO	3	0	1	1	1	0	0						
7 Matt Holliday, R (1.7) OBP: 0.270, SLG: 0.500	G5-3				F7				G4-3	4	0	0	0	0	1	3						
Matt Adams, L (1.3) OBP: 0.290, SLG: 0.345										4	0	0	0	0	1	1						
4 Yadier Molina, R (1.2) OBP: 0.371, SLG: 0.382										4	0	1	0	0	0	0						
19 Jon Jay, L (1.8) OBP: 0.291, SLG: 0.191										2	0	0	0	2	0	1						
23 David Freese, R (1.5) OBP: 0.255, SLG: 0.245										4	0	0	0	0	1	4						
33 Daniel Descalso, L (1.6) OBP: 0.208, SLG: 0.136										3	0	0	0	1	0	2						
31 Lance Lynn, S (1.1)										2	0	0	0	0	1	2						
43 Seth Maness, R (5.1)										0	0	0	0	0	0	0						
22 Felix Doubront, L (5.1)										0	0	0	0	0	0	0						
32 Craig Breslow, L (7.1)										1	1	1	0	0	0	0						
36 Junichi Tazawa, R (8.1)										0	0	0	0	0	0	0						
46 Kevin Siegrist, L (8.1)										0	0	0	0	0	0	0						
34 John Axford, R (8.1)										0	0	0	0	0	0	0						
21 Allen Craig, R (8, PR) OBP: 0.260, SLG: 0.550										1	0	1	0	0	0	0						
16 Kollten Wong (8, PR) OBP: 0.187, SLG: 0.187										0	0	0	0	0	0	0						
Inning Stats	R: 0 E: 0 K: 0 S: 9	H: 0 LOB: 0 BB: 0 P: 13	R: 0 E: 0 K: 1 S: 10	H: 1 LOB: 2 BB: 1 P: 17	R: 1 E: 0 K: 1 S: 11	H: 2 LOB: 1 BB: 0 P: 18	R: 0 E: 0 K: 0 S: 8	H: 0 LOB: 2 BB: 2 P: 18	R: 0 E: 0 K: 2 S: 7	H: 0 LOB: 0 BB: 0 P: 9	R: 0 E: 0 K: 1 S: 7	H: 0 LOB: 0 BB: 0 P: 12	R: 1 E: 0 K: 0 S: 10	H: 2 LOB: 2 BB: 1 P: 21	R: 0 E: 0 K: 0 S: 9	H: 0 LOB: 1 BB: 0 P: 17	R: 0 E: 0 K: 0 S: 8	H: 1 LOB: 1 BB: 0 P: 13	1B: 4 2B: 2 3B: 0 HR: 0	SF: 0 SAC: 0 DP: 0 HBP: 0	WP: 2 PB: 0 SB: 0 CS: 0	PA: 38
PITCHER	IP WLS BF H R ER SO BB IBB HBP BLK WP HR S P ERA WHIP																					
11 Clay Buchholz, R (1.1) ERA: 4.35	4.0 W 18 3 1 0 3 2 0 0 0 0 0 0 20 32 3.38 0.375																					
22 Felix Doubront, L (5.1)	2.2 W 9 1 1 1 3 0 0 0 0 0 0 0 2 8 ∞ ∞																					
32 Craig Breslow, L (7.1)	0.0 2 1 0 0 0 1 0 0 0 0 0 0 2 8 ∞ ∞																					
36 Junichi Tazawa, R (7.1)	0.1 H 1 0 0 0 0 0 0 0 0 0 0 0 2 2 0.00 0.000																					
41 John Lackey, R (8.1)	1.0 H 4 0 0 0 0 0 0 0 0 0 1 0 9 17 0.00 0.000																					
PITCHER	IP WLS BF H R ER SO BB IBB HBP BLK WP HR S P ERA WHIP																					
19 Koji Uehara, R (9.1) ERA: 0.79	1.0 S 3 1 0 0 0 0 0 0 0 0 0 0 9 17 0.00 0.000																					

Batter	1	2	3	4	5	6	7	8	9	AB	R	H	RBI	BB	SO	LOB	TOP										
13 Matt Carpenter, L OBP: 0.263, SLG: 0.290	F7		G6-3		F9		2B		K	5	0	3	0	0	1	0	St. Louis Cardinals @ Boston Red Sox Fenway Park, Boston, MA Wed Oct 30 2013, 8:09 PM - 11:23 PM EDT Att: 38,447 - Partly Cloudy - 49 F										
3 Carlos Beltrán, S OBP: 0.388, SLG: 0.464	L4-3		G6-3		F9		1B			4	0	1	1	0	0	3											
7 Matt Holliday, R OBP: 0.268, SLG: 0.507	G3			G5-3	F9		1B			3	0	0	0	1	0	2											
21 Allen Craig, R OBP: 0.412, SLG: 0.438		1B				F8	G3-1			4	0	2	0	0	0	3											
4 Yadier Molina, R OBP: 0.348, SLG: 0.355		1B		E4		G4-3		L9		4	0	1	0	0	0	1											
Matt Adams, L OBP: 0.269, SLG: 0.317		1B		L7		L7		G4-3		4	0	0	0	0	1	4											
23 David Freese, R OBP: 0.258, SLG: 0.268			F9		K			G5-3		4	0	0	0	0	2	4											
19 Jon Jay, L OBP: 0.283, SLG: 0.192			K			G4-3		F7		4	0	1	0	0	1	2											
33 Daniel Descalso, L OBP: 0.214, SLG: 0.154					L6			F7		4	1	1	0	0	1	1											
Inning Stats	R: 0 E: 0 K: 0 S: 6	H: 0 LOB: 0 BB: 0 P: 10	R: 0 E: 0 K: 1 S: 18	H: 2 LOB: 2 BB: 0 P: 27	R: 0 E: 0 K: 1 S: 5	H: 1 LOB: 0 BB: 0 P: 5	R: 0 E: 1 K: 1 S: 12	H: 1 LOB: 2 BB: 0 P: 15	R: 0 E: 0 K: 0 S: 14	H: 2 LOB: 2 BB: 0 P: 20	R: 0 E: 0 K: 1 S: 5	H: 0 LOB: 0 BB: 0 P: 6	R: 1 E: 0 K: 1 S: 17	H: 3 LOB: 3 BB: 1 P: 24	R: 0 E: 0 K: 0 S: 6	H: 0 LOB: 0 BB: 0 P: 9	R: 0 E: 0 K: 1 S: 10	H: 0 LOB: 0 BB: 0 P: 13	1B: 8 2B: 1 3B: 0 HR: 0	SF: 0 SAC: 0 DP: 1 HBP: 0	WP: 2 PB: 0 SB: 0 CS: 0	PA: 37					
PITCHER	IP	WLS	BF	H	R	ER	SO	BB	IBB	HBP	BLK	WP	HR	S	P	ERA	WHIP										
41 John Lackey, R ERA: 2.77	6.2	W	30	9	1	1	5	1	0	0	0	2	0	76	105	1.35	1.500										
36 Junichi Tazawa, R ERA: 1.23	0.1	H	1	0	0	0	0	0	0	0	0	0	0	1	2	0.00	0.000										
67 Brandon Workman, R ERA:	1.0		3	0	0	0	0	0	0	0	0	0	0	6	9	0.00	0.000										
19 Koji Uehara, R ERA: 0.66	1.0		3	0	0	0	1	0	0	0	0	0	0	10	13	0.00	0.000										

AB	36
R	1
H	9
RBI	1
BB	1
SO	6
LOB	20



Batter	1	2	3	4	5	6	7	8	9	AB	R	H	RBI	BB	SO	LOB	BOTTOM										
2 Jacoby Ellsbury, L OBP: 0.408, SLG: 0.438	K		G5-3		E4					4	2	2	0	1	1	0	St. Louis Cardinals @ Boston Red Sox Fenway Park, Boston, MA Wed Oct 30 2013, 8:09 PM - 11:23 PM EDT Att: 38,447 - Partly Cloudy - 49 F										
15 Dustin Pedroia, R OBP: 0.286, SLG: 0.302	G4-3		G5-3		F9			FC4-6		5	0	0	0	0	0	4											
34 David Ortiz, L OBP: 0.500, SLG: 0.706						K				1	2	0	0	4	1	0											
12 Mike Napoli, R OBP: 0.308, SLG: 0.435			K			K				5	0	1	1	0	4	5											
5 Jonny Gomes, R OBP: 0.271, SLG: 0.286		1B								3	1	1	0	1	0	2											
18 Shane Victorino, S OBP: 0.333, SLG: 0.314		1B								3	0	2	4	1	0	0											
72 Xander Bogaerts, R OBP: 0.412, SLG: 0.481										4	0	0	0	0	1	6											
7 Stephen Drew, L OBP: 0.140, SLG: 0.204										4	1	2	1	0	0	2											
3 David Ross, R OBP: 0.269, SLG: 0.360										4	0	0	0	0	2	3											
Inning Stats	R: 0 E: 0 K: 2 S: 13	H: 1 LOB: 1 BB: 1 P: 18	R: 0 E: 0 K: 1 S: 10	H: 1 LOB: 1 BB: 1 P: 17	R: 3 E: 0 K: 1 S: 12	H: 2 LOB: 1 BB: 1 P: 23	R: 3 E: 0 K: 2 S: 17	H: 4 LOB: 3 BB: 2 P: 31	R: 0 E: 0 K: 0 S: 12	H: 0 LOB: 1 BB: 0 P: 20	R: 0 E: 0 K: 2 S: 9	H: 0 LOB: 0 BB: 0 P: 15	R: 0 E: 0 K: 0 S: 6	H: 1 LOB: 1 BB: 0 P: 10	R: 0 E: 0 K: 1 S: 10	H: 0 LOB: 2 BB: 2 P: 21	1B: 5 2B: 2 3B: 0 HR: 1	SF: 0 SAC: 0 DP: 0 HBP: 1	WP: 0 PB: 0 SB: 0 CS: 0	PA: 41							
PITCHER	IP	WLS	BF	H	R	ER	SO	BB	IBB	HBP	BLK	WP	HR	S	P	ERA	WHIP										
52 Michael Wacha, R ERA: 2.64	3.2	L	21	5	6	6	5	2	2	1	0	0	0	44	76	14.73	1.909										
31 Lance Lynn, R ERA: 5.19	0.0		3	2	0	0	0	1	0	0	0	0	0	5	10	∞	∞										
43 Seth Maness, R ERA: 1.8	0.1		1	0	0	0	1	0	0	0	0	0	0	3	3	0.00	0.000										
46 Kevin Siegrist, L ERA: 3.0	1.1		5	0	0	0	1	0	0	0	0	0	0	15	26	0.00	0.000										
44 Carlos Martínez, R ERA: 3.55	1.2		6	1	0	0	1	0	0	0	0	0	0	12	19	0.00	0.600										
PITCHER	IP	WLS	BF	H	R	ER	SO	BB	IBB	HBP	BLK	WP	HR	S	P	ERA	WHIP										
36 Randy Choate, L ERA:	0.0		1	0	0	0	0	1	0	0	0	0	0	0	4	∞	∞										
28 Trevor Rosenthal, R ERA:	1.0		4	0	0	0	1	0	1	0	0	1	0	10	17	0.00	0.000										

