

St. Louis Cardinals - 2018

Batter	1	2	3	4	5	6	7	8	9	AB	R	H	RBI	BB	SO	LOB	TOP				
41 Breyvic Valera, S (1.4) OBP: 0.333, SLG: 0.200	F7		F7	G3-1			G4-3			5	0	1	0	0	0	0	St. Louis Cardinals @ New York Mets First Data Field, Port St. Lucie, FL Sat Feb 24 2018, 1:11 PM - 4:20 PM EST Att.: 5,864 - Sunny - 86 F				
48 Harrison Bader, R (1.7) OBP: 0.286, SLG: 0.429 82 Tommy Edman, S (6.4)	F7		12 S 2B	40 WP 40 2B			G6-3			4	2	2	0	0	1	3					
12 Paul DeLong, R (1.6) OBP: 0.333, SLG: 0.667 80 Edmundo Sosa, R (4.6) OBP: 0.500, SLG: 1.000	P3		38 G5-3 40 1B				SF7			3	1	1	1	0	1	1					
38 José Martínez, R (1.3) 81 Rangel Ravelo, R (5.3)		G5-3	G5-3	40 WP 40 2B			G5-3			3	1	0	0	1	0	3					
40 Luke Voit, R (1.10) OBP: 0.833, SLG: 1.000 63 Tyler O'Neill, R (6, PH) OBP: 0.200, SLG: 0.200 95 Jeremy Martínez, R (8, PH) (8.10)	G5-3		19 WP 75 HR							3	1	2	3	0	0	0					
19 Carson Kelly, R (1.2) OBP: 0.500, SLG: 0.667 61 Steven Baron, R (6.2)			3-H 4-0	1-H 2-H						3	1	1	0	1	1	1					
75 Adolis García, R (1.8) OBP: 0.714, SLG: 1.500										3	2	2	3	1	0	0					
54 Alex Mejía, R (1.5) OBP: 0.333, SLG: 0.500										5	1	2	0	0	1	3					
78 Randy Arozarena, R (1.9) OBP: 0.400, SLG: 1.000										5	1	2	2	0	2	1					
Inning Stats	R: 0 E: 0 K: 0 S: 3	H: 0 LOB: 0 BB: 0 P: 3	R: 0 E: 0 K: 1 S: 6	H: 1 LOB: 2 BB: 0 P: 7	R: 6 E: 0 K: 0 S: 10	H: 6 LOB: 1 BB: 1 P: 18	R: 2 E: 0 K: 1 S: 7	H: 2 LOB: 1 BB: 1 P: 12	R: 2 E: 0 K: 1 S: 9	H: 4 LOB: 2 BB: 0 P: 9	R: 0 E: 0 K: 2 S: 7	H: 0 LOB: 1 BB: 1 P: 11	R: 0 E: 0 K: 1 S: 5	H: 1 LOB: 1 BB: 0 P: 5	R: 0 E: 0 K: 0 S: 3	H: 0 LOB: 0 BB: 0 P: 5		1B: 6 2B: 6 3B: 0 HR: 2	SF: 1 SAC: 0 DP: 1 HBP: 1	WP: 2 PB: 0 SB: 1 CS: 0	PA: 45
PITCHER	IP	WLS	BF	H	R	ER	SO	BB	IBB	HBP	BLK	WP	HR	S	P	ERA	WHIP			ERA	WHIP
67 Seth Lugo, R (1.1) ERA: 6.75	2.0		8	1	0	0	1	0	0	0	0	0	0	9	10	0.00	0.500			0.00	2.000
61 Kevin Gowan, R (3.1) ERA: 20.25	0.2	L	7	4	5	5	0	1	0	0	0	1	1	7	13	67.50	7.500			0.00	0.000
68 Marcos Molina, R (3.1) ERA: 10.8	1.1		9	4	3	3	1	1	0	0	0	1	1	10	17	20.25	3.750			0.00	0.000
80 P.J. Conlon, L (5.1) ERA: 10.8	1.2		10	4	2	2	3	1	0	0	0	0	0	15	19	10.80	3.000			0.00	0.000
81 Corey Taylor, R (6.1) ERA:	1.1		4	0	0	0	1	0	0	0	0	0	0	6	6	0.00	0.000			0.00	0.000

Batter	1	2	3	4	5	6	7	8	9	AB	R	H	RBI	BB	SO	LOB	BOTTOM					
9 Brandon Nimmo, L (1.8) OBP: 0.200, SLG: 0.250 76 Kevin Kaczmarek, L (5.8)	18 BB 7 FC5-2 22 HBP	F7		SF8			FC4-6 2 BB			2	0	1	1	0	0	1	St. Louis Cardinals @ New York Mets First Data Field, Port St. Lucie, FL Sat Feb 24 2018, 1:11 PM - 4:20 PM EST Att.: 5,864 - Sunny - 86 F					
4 Wilmer Flores, R (1.4) 2 Gavin Cecchini, R (5.4)	P3	F8		G3						3	0	0	0	0	0	3						
22 Dominic Smith, L (1.3) OBP: 1.000, SLG: 1.000 74 Pete Alonso, R (4.3) 82 Tyler Moore, L (6, PH) (7.3)	7 FC5-2 18 BB 26 BB		7 2B 26 1B				F7			1	2	1	0	0	0	0						
18 Travis d'Arnaud, R (1.10) 59 Jose Lobaton, S (7, PH) (8.10) OBP: 0.333, SLG: 0.333	26 BB 7 FC5-2						F9			2	0	0	0	1	1	1						
7 José Reyes, S (1.6) OBP: 0.250, SLG: 0.500 60 Luis Guillorme, L (5.6) OBP: 0.750, SLG: 1.667	FC5-2 26 BB		26 1B							2	1	1	0	0	0	3						
26 Kevin Plawecki, R (1.2) OBP: 1.000, SLG: 1.000 77 Tomás Nido, R (4.2) 70 Patrick Mazeika, L (9.2)										1	0	1	3	1	0	0						
71 Zach Borenstein, L (1.9) OBP: 0.250, SLG: 0.500 80 Arnaldo Berrios, S (5, PH) (6.9)										2	0	0	0	0	1	3						
72 Phillip Evans, R (1.5) OBP: 0.750, SLG: 1.000 75 David Thompson, R (5.5) OBP: 0.250, SLG: 0.250		9 WP 11 WP		11 1B 9 SF8			L8			1	1	1	0	1	0	0						
11 Ty Kelly, S (1.7) OBP: 0.500, SLG: 0.333 83 Patrick Biondi, L (6.7)										2	0	1	0	0	1	1						
Inning Stats	R: 1 E: 0 K: 1 S: 6	H: 1 LOB: 3 BB: 2 P: 15	R: 0 E: 0 K: 1 S: 5	H: 0 LOB: 1 BB: 1 P: 11	R: 2 E: 0 K: 1 S: 7	H: 3 LOB: 0 BB: 0 P: 7	R: 1 E: 0 K: 1 S: 7	H: 2 LOB: 1 BB: 0 P: 7	R: 1 E: 0 K: 0 S: 5	H: 1 LOB: 0 BB: 0 P: 8	R: 0 E: 0 K: 0 S: 3	H: 0 LOB: 2 BB: 2 P: 11	R: 0 E: 0 K: 1 S: 5	H: 1 LOB: 1 BB: 1 P: 10	R: 0 E: 0 K: 1 S: 5	H: 0 LOB: 0 BB: 0 P: 5		R: 0 E: 0 K: 1 S: 5	H: 0 LOB: 0 BB: 0 P: 5	1B: 5 2B: 2 3B: 0 HR: 1	SF: 1 SAC: 0 DP: 1 HBP: 1	WP: 3 PB: 0 SB: 0 CS: 0
PITCHER	IP	WLS	BF	H	R	ER	SO	BB	IBB	HBP	BLK	WP	HR	S	P	ERA	WHIP			ERA	WHIP	
18 Carlos Martínez, R (1.1) ERA: 6.75	1.1		9	1	1	1	2	3	0	0	0	0	1	0	23	6.75	3.000			0.00	0.000	
88 Ryan Helsley, R (2.1) ERA: 10.8	1.2	W	7	3	2	2	1	0	0	0	0	1	0	9	10	10.80	1.800			0.00	0.000	
26 Bud Norris, R (4.1) ERA: 9.0	2.0		9	3	2	2	1	0	0	0	0	0	1	12	15	9.00	1.500			0.00	0.000	
87 Jake Woodford, R (6.1) ERA:	1.0		5	0	0	0	0	2	0	0	0	0	0	3	11	0.00	2.000			0.00	0.000	
36 Sean Gilmartin, L (7.1) ERA:	1.0		4	1	0	0	1	1	0	0	0	1	0	5	10	0.00	2.000			0.00	0.000	
PITCHER	IP	WLS	BF	H	R	ER	SO	BB	IBB	HBP	BLK	WP	HR	S	P	ERA	WHIP			ERA	WHIP	
71 Derian González, R (8.1) ERA:	1.0		3	0	0	0	1	0	0	0	0	0	0	5	5	0.00	0.000			0.00	0.000	
60 John Brebbia, R (9.1) ERA:	1.0		3	0	0	0	1	0	0	0	0	0	0	5	5	0.00	0.000			0.00	0.000	

Batter	1	2	3	4	5	6	7	8	9	AB	R	H	RBI	BB	SO	LOB	TOP								
48 Harrison Bader, R (1, 8) OBP: 0.182, SLG: 0.273	P4		G6-4-3		K		G4-3		E4	3	0	0	0	0	1	3	St. Louis Cardinals @ Minnesota Twins CenturyLink Sports Complex, Fort Myers, FL Mon Feb 26 2018, 1:06 PM - 4:16 PM EST Att: 7,788 - Partly Cloudy - 82 F								
54 Alex Mejia, R (6, 5) OBP: 0.286, SLG: 0.429										1	0	0	0	0	0	0									
41 Brevin Valera, S (9, PH) OBP: 0.375, SLG: 0.286										1	0	0	0	0	0	0									
35 Greg Garcia, L (1, 4) OBP: 0.375, SLG: 0.286	G3-1				F8		G4-3			2	0	0	0	1	0	0									
82 Tommy Edman, S (5, PR) (5, 4)										1	0	0	0	0	0	0									
40 Luke Voit, R (9, PH) OBP: 0.636, SLG: 0.800										1	0	0	0	0	0	1									
12 Paul DeJong, R (1, 6) OBP: 0.167, SLG: 0.333					F8					3	0	0	0	0	2	3									
66 Wilfredo Tovar, R (5, 6) OBP: 0.600, SLG: 0.600	K									1	0	1	0	0	0	0									
38 José Martínez, R (1, 3)										3	0	0	0	0	0	0									
61 Steven Baron, R (6, 2)										1	0	0	0	0	0	1									
63 Tyler O'Neill, R (1, 7) OBP: 0.364, SLG: 0.222										2	1	1	0	1	1	0									
19 Carson Kelly, R (1, 2) OBP: 0.429, SLG: 0.667										3	1	1	1	0	0	1									
74 Oscar Mercado, R (6, PR) OBP: 0.429, SLG: 0.333										1	1	0	0	0	0	1									
73 Patrick Wisdom, R (1, 5) OBP: 0.222, SLG: 0.333										4	1	1	0	0	1	3									
81 Rangel Ravelo, R (1, 10) OBP: 0.250, SLG: 0.375										4	0	2	2	0	1	1									
75 Adolis García, R (1, 9) OBP: 0.636, SLG: 1.000										4	0	2	1	0	0	1									
Inning Stats	R: 0 E: 0 K: 1 S: 6	H: 0 LOB: 0 BB: 0 P: 6	R: 0 E: 0 K: 0 S: 4	H: 1 LOB: 1 BB: 0 P: 4	R: 0 E: 0 K: 1 S: 5	H: 1 LOB: 0 BB: 0 P: 5	R: 0 E: 0 K: 0 S: 3	H: 0 LOB: 0 BB: 0 P: 3	R: 2 E: 0 K: 3 S: 13	H: 3 LOB: 3 BB: 1 P: 18	R: 2 E: 0 K: 1 S: 7	H: 2 LOB: 1 BB: 0 P: 9	R: 0 E: 0 K: 0 S: 4	H: 1 LOB: 0 BB: 0 P: 4	R: 0 E: 0 K: 0 S: 3	H: 0 LOB: 1 BB: 1 P: 8	R: 0 E: 1 K: 0 S: 3	H: 0 LOB: 1 BB: 0 P: 4	1B: 5 2B: 3 3B: 0 HR: 0	SF: 0 SAC: 0 DP: 1 HBP: 1	WP: 1 PB: 0 SB: 3 CS: 0	PA: 38			
PITCHER	IP	WLS	BF	H	R	ER	SO	BB	IBB	HBP	BLK	WP	HR	S	P	ERA	WHIP								
45 Phil Hughes, R (1, 1) ERA:	2.0		7	1	0	0	1	0	0	0	0	0	0	10	10	0.00	0.500								
21 Tyler Duffey, R (3, 1) ERA:	2.0		6	1	0	0	1	0	0	0	0	0	0	8	8	0.00	0.500								
67 Alan Busenitz, R (5, 1) ERA: 5.4	0.2	B	6	3	2	1	2	0	0	0	0	1	0	10	11	13.50	4.500								
95 Brady Anderson, R (5, 1) ERA:	0.1		2	0	0	0	1	1	0	0	0	0	0	3	7	0.00	3.000								
61 Tyler Kinley, R (6, 1) ERA: 10.8	0.2	B	5	2	2	2	1	0	0	1	0	0	0	6	8	27.00	3.000								
PITCHER	IP	WLS	BF	H	R	ER	SO	BB	IBB	HBP	BLK	WP	HR	S	P	ERA	WHIP								
22 DJ Baxendale, R (6, 1) ERA:	0.1		1	0	0	0	0	0	0	0	0	0	0	1	1	0.00	0.000								
71 Lewis Thorpe, L (7, 1) ERA:	2.0	W	8	1	0	0	0	1	0	0	0	0	0	7	12	0.00	1.000								
76 Felix Jorge, R (9, 1) ERA:	1.0	S	3	0	0	0	0	0	0	0	0	0	0	3	4	0.00	0.000								

Batter	1	2	3	4	5	6	7	8	9	AB	R	H	RBI	BB	SO	LOB	BOTTOM								
2 Brian Dozier, R (1, 4) OBP: 0.667, SLG: 1.000	G5-3									2	0	1	1	1	0	0	St. Louis Cardinals @ Minnesota Twins CenturyLink Sports Complex, Fort Myers, FL Mon Feb 26 2018, 1:06 PM - 4:16 PM EST Att: 7,788 - Partly Cloudy - 82 F								
91 Nelson Molina, L (5, PR) (6, 4)										2	1	0	0	0	2	0									
0 Erick Aybar, S (1, 5) OBP: 0.687, SLG: 0.667										3	0	2	1	0	0	0									
37 Sean Miller, R (5, PR) OBP: 0.500, SLG: 0.667	G1-3									2	2	1	0	0	0	0									
36 Robbie Grossman, S (1, 9) OBP: 0.600, SLG: 0.800										2	0	0	0	1	0	1									
73 LaMonte Wade Jr., L (6, 9)	G4-1									2	0	1	0	0	0	0									
5 Eduardo Escobar, S (1, 6) OBP: 0.250, SLG: 0.500										3	0	1	0	0	0	2									
72 Ryan LaMarre, R (6, PR) OBP: 0.571, SLG: 0.500										1	1	1	1	0	0	0									
30 Kennys Vargas, S (1, 3) OBP: 0.556, SLG: 0.500										1	0	1	0	2	0	0									
64 Nick Buss, L (5, PR) OBP: 0.333, SLG: 0.333										1	0	0	0	0	1	2									
24 Chris Heisey, R (1, 7)										2	0	0	1	1	0	3									
40 Gregorio Petit, R (6, 6) OBP: 0.143, SLG: 0.167										1	0	0	0	0	0	2									
23 Mitch Garver, R (1, 2) OBP: 0.286, SLG: 0.667										3	0	0	0	0	1	6									
16 Chris Paul, R (6, 3)										0	0	0	0	1	0	0									
8 Zack Granite, L (1, 8)										2	0	0	0	0	0	2									
78 Williams Astudillo, R (6, 2) OBP: 0.500, SLG: 0.500										2	0	1	1	0	0	0									
38 Taylor Featherston, R (1, 10) OBP: 0.286, SLG: 0.429										3	1	1	0	0	1	2									
79 Brian Navarrete, R (7, PH) (8, 10)										1	0	0	0	0	0	3									
Inning Stats	R: 0 E: 0 K: 0 S: 3	H: 0 LOB: 0 BB: 0 P: 3	R: 0 E: 0 K: 0 S: 3	H: 0 LOB: 1 BB: 1 P: 7	R: 1 E: 0 K: 0 S: 5	H: 3 LOB: 2 BB: 1 P: 10	R: 0 E: 0 K: 1 S: 6	H: 1 LOB: 2 BB: 1 P: 10	R: 2 E: 0 K: 0 S: 5	H: 2 LOB: 3 BB: 2 P: 14	R: 0 E: 0 K: 2 S: 7	H: 0 LOB: 0 BB: 0 P: 7	R: 2 E: 0 K: 1 S: 9	H: 4 LOB: 3 BB: 1 P: 14	R: 0 E: 0 K: 1 S: 5	H: 0 LOB: 0 BB: 0 P: 5	1B: 7 2B: 3 3B: 0 HR: 0	SF: 0 SAC: 0 DP: 0 HBP: 0	WP: 1 PB: 1 SB: 1 CS: 0	PA: 39					
PITCHER	IP	WLS	BF	H	R	ER	SO	BB	IBB	HBP	BLK	WP	HR	S	P	ERA	WHIP								
52 Michael Wacha, R (1, 1) ERA:	2.0		7	0	0	0	0	1	0	0	0	0	0	6	15	9.00	6.000								
91 Dakota Hudson, R (3, 1) ERA: 9.0	1.0		8	4	1	1	0	2	0	0	0	0	0	5	5	0.00	0.000								
67 Matt Bowman, R (4, 1) ERA:	1.0		3	0	0	0	1	0	0	0	0	0	0	3	12	54.00	12.000								
21 Jordan Schafer, L (5, 1) ERA: 94.5	0.1	B	5	2	2	2	0	2	0	0	0	0	0	9	9	0.00	0.000								
77 Josh Lucas, R (5, 1) ERA:	1.2		5	0	0	0	2	0	0	0	0	0	0	9	9	0.00	0.000								
PITCHER	IP	WLS	BF	H	R	ER	SO	BB	IBB	HBP	BLK	WP	HR	S	P	ERA	WHIP								
90 Conner Greene, R (7, 1) ERA: 16.2	0.2		6	3	2	2	1	1	0	0	0	0	0	7	7	0.00	0.750								
65 Ryan Sherriff, L (7, 1) ERA:	1.1		5	1	0	0	1	0	0	0	0	0	0	7	7	0.00	0.750								

AB	35
R	4
H	8
RBI	4
BB	2
SO	6
LOB	15



AB	33
R	5
H	10
RBI	5
BB	6
SO	5
LOB	23



Batter	1	2	3	4	5	6	7	8	9	AB	R	H	RBI	BB	SO	LOB	TOP										
35 Greg Garcia, L (1,4) OBP: 0.273, SLG: 0.200 41 Brevic Valera, S (6,4) OBP: 0.333, SLG: 0.200	G4-3		L9		K			K		3	0	0	0	0	1	1	St. Louis Cardinals @ Baltimore Orioles Ed Smith Stadium, Sarasota, FL Wed Feb 28 2018, 1:07 PM - 4:29 PM EST Att: 6,506 - Cloudy - 81 F										
28 Tommy Pham, R (1,8) OBP: 0.500, SLG: 1.000 75 Adolis Garcia, R (6,8) OBP: 0.533, SLG: 0.750	1B		F8		P4		P3	66 2B BB	54 1B G1-4-3	3	0	1	0	0	0	1											
12 Paul DeJong, R (1,6) OBP: 0.222, SLG: 0.250 66 Wilfredo Tovar, R (6, PR) OBP: 0.571, SLG: 0.714	F9			K		73 WP 19 WP HBP	54 WP 54 1B	G1-4-3		2	0	0	0	0	1	1											
38 José Martínez, R (1,3) OBP: 0.200, SLG: 0.111 54 Alex Mejia, R (6,5) OBP: 0.444, SLG: 0.556	G4-3			34 1B 19 BB		L7	96 2B 73 G6-3	1B		3	1	1	0	0	0	2											
19 Carson Kelly, R (1,2) OBP: 0.400, SLG: 0.500 96 Dennis Ortega, R (6,2) OBP: 0.750, SLG: 1.000		F9		34 1B BB		L6	73 G6-3 34 HR	2B		2	1	1	0	0	1	1											
73 Patrick Wisdom, R (1,5) OBP: 0.133, SLG: 0.200	G6-3			P3		F7	G6-3			5	0	0	1	0	0	5											
34 Yairo Muñoz, R (1,9) OBP: 0.333, SLG: 0.933 67 Matt Bowman, R (9,1)	F8			1-2 2-H	1B					5	2	3	4	0	0	0											
93 Andrew Knizner, R (1,10) OBP: 0.700, SLG: 1.400 74 Oscar Mercado, R (9, PR) OBP: 0.333, SLG: 0.222			G4-3	K						3	1	1	0	1	1	2											
48 Harrison Bader, R (1,7) OBP: 0.250, SLG: 0.267					P3					4	1	1	0	0	0	2											
Inning Stats	R: 0 E: 0 K: 0 S: 4	H: 1 LOB: 1 BB: 0 P: 4	R: 0 E: 0 K: 0 S: 3	H: 0 LOB: 0 BB: 0 P: 3	R: 0 E: 0 K: 0 S: 4	H: 1 LOB: 1 BB: 0 P: 5	R: 1 E: 0 K: 2 S: 9	H: 2 LOB: 2 BB: 1 P: 13	R: 0 E: 0 K: 1 S: 5	H: 0 LOB: 0 BB: 0 P: 5	R: 0 E: 0 K: 0 S: 3	H: 0 LOB: 1 BB: 1 P: 6	R: 8 E: 0 K: 0 S: 11	H: 6 LOB: 1 BB: 1 P: 21	R: 1 E: 0 K: 2 S: 9	H: 2 LOB: 1 BB: 1 P: 9	R: 0 E: 0 K: 0 S: 3	H: 0 LOB: 1 BB: 1 P: 7	1B: 8 2B: 2 3B: 0 HR: 2	SF: 0 SAC: 0 DP: 0 HBP: 3	WP: 3 PB: 0 SB: 1 CS: 0	PA: 45					
PITCHER	IP	WLS	BF	H	R	ER	SO	BB	IBB	HBP	BLK	WP	HR	S	P	ERA	WHIP										
43 Mike Wright Jr., R (1,1) ERA: 2.25	2.0		7	1	0	0	0	0	0	0	0	0	0	7	18	0.00	0.500										
32 Yefry Ramírez, R (3,1) ERA: 4.5	2.0		10	3	1	1	2	1	0	0	0	0	0	13	18	4.50	2.000										
56 Darren O'Day, R (5,1) ERA: 4.5	1.0	H	3	0	0	0	1	0	0	0	0	0	0	5	5	0.00	0.000										
52 Jhan Mariñez, R (6,1) ERA: 4.5	1.0		4	0	0	0	0	0	0	1	0	2	0	3	6	0.00	0.000										
58 Andrew Faulkner, L (7,1) ERA: 40.5	0.1		6	3	5	5	0	1	0	1	0	0	1	6	14	135.00	12.000										
89 Steven Klimek, R (7,1) ERA: 40.5	0.2		6	3	3	3	0	0	0	1	0	1	1	5	7	40.50	4.500										
43 Stefan Crichton, R (8,1) ERA: 4.5	1.0	L	5	2	1	1	2	0	0	0	0	0	0	9	9	9.00	2.000										
55 Josh Edgin, L (9,1) ERA: 4.5	1.0		4	0	0	0	0	1	0	0	0	0	0	3	7	0.00	1.000										

Batter	1	2	3	4	5	6	7	8	9	AB	R	H	RBI	BB	SO	LOB	BOTTOM										
28 Colby Rasmus, L (1,9) OBP: 0.333, SLG: 0.200 38 Jaycob Brugman, L (6,9)	1B		6 1B 13 HR	FC3-6		K		G1-5-3		2	1	1	0	1	0	1	St. Louis Cardinals @ Baltimore Orioles Ed Smith Stadium, Sarasota, FL Wed Feb 28 2018, 1:07 PM - 4:29 PM EST Att: 6,506 - Cloudy - 81 F										
6 Jonathan Schoop, R (1,4) OBP: 0.333, SLG: 0.667 79 Ryan Mountcastle, R (6,5) OBP: 0.357, SLG: 0.692	K		13 HR	F7		HR		BB		3	1	1	0	0	1	2											
13 Manny Machado, R (1,6) OBP: 0.545, SLG: 0.900 80 DJ Stewart, L (6,7) OBP: 0.364, SLG: 0.300	F7		1-2 2-3	HR		10 BB 19 HR		K		3	2	2	4	0	0	1											
10 Adam Jones, R (1,8) OBP: 0.273, SLG: 0.200 70 Cedric Mullins, L (6, PR) (6,8)	K		1-2 2-3	19 HR	BB	G4-3		F9		2	0	0	0	1	2	1											
19 Chris Davis, L (1,10) OBP: 0.333, SLG: 0.500 2 Pedro Alvarez, L (7, PH) (8,10)										2	1	1	3	1	1	0											
16 Trey Mancini, R (1,7) OBP: 0.417, SLG: 0.900 76 Garabez Rosa, R (6,3) OBP: 0.154, SLG: 0.482										2	0	0	0	0	2	0											
45 Mark Trumbo, R (1,3) OBP: 0.273, SLG: 0.200 17 Rubén Tejada, R (6,4) OBP: 0.333, SLG: 0.286										3	0	0	0	0	3	3											
1 Tim Beckham, R (1,5) OBP: 0.167, SLG: 0.167 12 Engelb Vielma, S (6,6)										2	0	0	0	0	0	0											
36 Caleb Joseph, R (1,2) OBP: 0.429, SLG: 0.333 27 Andrew Susac, R (6,2)										3	1	2	0	0	1	1											
										0	0	0	0	1	0	0											
Inning Stats	R: 0 E: 0 K: 2 S: 8	H: 1 LOB: 1 BB: 0 P: 8	R: 0 E: 0 K: 1 S: 5	H: 0 LOB: 1 BB: 1 P: 9	R: 4 E: 0 K: 3 S: 14	H: 4 LOB: 1 BB: 1 P: 19	R: 0 E: 0 K: 0 S: 4	H: 1 LOB: 1 BB: 0 P: 4	R: 4 E: 0 K: 2 S: 9	H: 3 LOB: 1 BB: 1 P: 24	R: 1 E: 0 K: 2 S: 9	H: 1 LOB: 0 BB: 0 P: 9	R: 0 E: 0 K: 3 S: 10	H: 1 LOB: 1 BB: 0 P: 10	R: 0 E: 0 K: 0 S: 3	H: 0 LOB: 2 BB: 2 P: 11	R: 0 E: 0 K: 1 S: 5	H: 0 LOB: 0 BB: 0 P: 5	1B: 7 2B: 0 3B: 0 HR: 4	SF: 0 SAC: 0 DP: 0 HBP: 0	WP: 0 PB: 0 SB: 0 CS: 0	PA: 43					
PITCHER	IP	WLS	BF	H	R	ER	SO	BB	IBB	HBP	BLK	WP	HR	S	P	ERA	WHIP										
32 Jack Flaherty, R (1,1) ERA: 9.0	2.0		12	4	4	4	3	2	0	0	0	0	0	10	10	18.00	3.000										
60 John Brebbia, R (3,1) ERA: 4.5	1.0		4	1	0	0	3	0	0	0	0	0	0	4	4	0.00	1.000										
30 Jason Motte, R (4,1) ERA: 4.5	1.0		4	1	0	0	0	0	0	0	0	0	0	4	4	0.00	1.000										
84 Daniel Ponce de Leon, R (5,1) ERA: 22.5	0.0		4	3	4	4	0	1	0	0	0	0	2	7	17	=	=										
53 John Gant, R (5,1) ERA: 1.8	3.0	W	11	2	1	1	7	0	0	0	0	0	1	26	26	3.00	0.667										
92 Hector Mendoza, R (8,1) ERA: 4.5	1.0	H	5	0	0	0	0	2	0	0	0	0	0	5	5	0.00	0.000										
67 Matt Bowman, R (9,1) ERA: 4.5	1.0	S	3	0	0	0	1	0	0	0	0	0	0	5	5	0.00	0.000										

Batter	1	2	3	4	5	6	7	8	9	AB	R	H	RBI	BB	SO	LOB	TOP								
8 Zack Granite, L (1, 8) OBP: 0.231, SLG: 0.182 40 Gregorio Petit, R (5, 7) OBP: 0.167, SLG: 0.182										2	0	1	0	1	0	2	Minnesota Twins @ St. Louis Cardinals Roger Dean Chevrolet Stadium, Jupiter, FL Thu Mar 01 2018, 1:10 PM - 3:49 PM EST Att: 4,352 - Sunny - 84 F								
0 Erick Aybar, S (1, 4) OBP: 0.500, SLG: 0.500 38 Taylor Featherston, R (5, 5) OBP: 0.250, SLG: 0.333										2	0	0	0	1	0	3									
36 Robbie Grossman, S (1, 10) 16 Chris Paul, R (5, PR) OBP: 0.333, SLG: 0.200 27 Edgar Corcino, R (9, PH) (9, 10)										2	0	0	0	1	1	2									
5 Eduardo Escobar, S (1, 6) OBP: 0.333, SLG: 0.462 81 Wynston Sawyer, R (5, 3) OBP: 0.500, SLG: 0.500										2	0	1	0	1	0	1									
30 Kennys Vargas, S (1, 3) OBP: 0.400, SLG: 0.333 33 Ryan Walker, L (5, 4)										3	0	0	0	0	2	4									
16 Ehire Adrianza, S (1, 5) OBP: 0.412, SLG: 0.667 20 Tanner English, R (5, 8)										3	1	2	2	0	0	0									
64 Nick Buss, L (1, 7) 91 Nelson Molina, L (5, 6)										3	1	1	0	0	1	2									
73 LaMonte Wade Jr., L (1, 9) OBP: 0.615, SLG: 0.700 24 James Ramsey, L (6, 9)										1	0	1	0	2	0	0									
46 Bobby Wilson, R (1, 2) OBP: 0.100, SLG: 0.200 79 Brian Navarrete, R (6, PH) (6, 2)										2	0	1	1	0	1	2									
Inning Stats	R: 0 E: 0 K: 1 S: 5	H: 1 LOB: 2 BB: 2 P: 13	R: 0 E: 0 K: 2 S: 8	H: 1 LOB: 2 BB: 1 P: 12	R: 0 E: 0 K: 1 S: 6	H: 1 LOB: 1 BB: 0 P: 6	R: 1 E: 0 K: 0 S: 5	H: 3 LOB: 2 BB: 1 P: 9	R: 2 E: 0 K: 1 S: 6	H: 1 LOB: 1 BB: 1 P: 10	R: 0 E: 0 K: 0 S: 3	H: 1 LOB: 1 BB: 1 P: 7	R: 0 E: 0 K: 3 S: 10	H: 1 LOB: 0 BB: 0 P: 10	R: 0 E: 0 K: 1 S: 5	H: 0 LOB: 0 BB: 0 P: 5		R: 0 E: 0 K: 0 S: 3	H: 1 LOB: 0 BB: 0 P: 3	1B: 6 2B: 3 3B: 0 HR: 1	SF: 0 SAC: 0 DP: 4 HBP: 0	WP: 1 PB: 0 SB: 0 CS: 0	PA: 39		
PITCHER	IP	WLS	BF	H	R	ER	SO	BB	IBB	HBP	BLK	WP	HR	S	P	ERA	WHIP								
50 Adam Wainwright, R (1, 1) ERA: 2.00	2.0		10	2	0	0	3	3	0	0	0	0	0	13	25	0.00	2.500								
88 Ryan Helsley, R (3, 1) ERA: 7.35	2.0	H	10	4	1	1	1	1	0	0	0	0	0	11	15	4.50	2.500								
70 Tyler Lyons, L (5, 1) ERA: 18.0	1.0	B	5	1	2	2	1	1	0	0	0	0	1	6	10	18.00	2.000								
77 Josh Lucas, R (6, 1) ERA: 10.13	2.0		8	2	0	0	3	1	0	0	0	1	0	13	17	0.00	1.500								
90 Conner Greene, R (8, 1) ERA: 10.13	1.0		3	0	0	0	1	0	0	0	0	0	0	5	5	0.00	0.000								
PITCHER	IP	WLS	BF	H	R	ER	SO	BB	IBB	HBP	BLK	WP	HR	S	P	ERA	WHIP								
65 Ryan Sherriff, L (9, 1) ERA: 0.00	1.0		3	1	0	0	0	0	0	0	0	0	0	3	3	0.00	1.000								

Batter	1	2	3	4	5	6	7	8	9	AB	R	H	RBI	BB	SO	LOB	BOTTOM								
25 Dexter Fowler, S (1, 9) OBP: 0.375, SLG: 0.333 75 Adolis Garcia, R (6, 9) OBP: 0.563, SLG: 0.769										2	0	0	0	1	0	0	Minnesota Twins @ St. Louis Cardinals Roger Dean Chevrolet Stadium, Jupiter, FL Thu Mar 01 2018, 1:10 PM - 3:49 PM EST Att: 4,352 - Sunny - 84 F								
3 Jedd Gyorko, R (1, 5) 80 Edmundo Sosa, R (5, 5) OBP: 0.444, SLG: 0.200										2	0	0	0	0	0	0									
4 Yadier Molina, R (1, 2) OBP: 0.143, SLG: 0.571 61 Steven Baron, R (7, 2)										3	0	0	0	0	1	0									
23 Marcell Ozuna, R (1, 10) OBP: 0.273, SLG: 0.667 95 Jeremy Martinez, R (8, PH) (9, 10)										2	1	1	1	1	1	0									
40 Luke Voit, R (1, 3) OBP: 0.474, SLG: 0.529 73 Patrick Wisdom, R (9, 3) OBP: 0.133, SLG: 0.200										4	1	1	0	0	0	3									
78 Randy Arozarena, R (1, 7) OBP: 0.412, SLG: 0.563										4	0	2	0	0	0	1									
41 Breyvic Valera, S (1, 4) OBP: 0.286, SLG: 0.167 82 Tommy Edman, S (6, 4)										2	0	0	0	0	0	2									
34 Yairo Muñoz, R (9, PH) OBP: 0.438, SLG: 0.875										1	0	0	0	0	0	0									
74 Oscar Mercado, R (1, 8) OBP: 0.500, SLG: 0.417										3	0	3	1	1	0	0									
54 Alex Mejia, R (1, 6) OBP: 0.333, SLG: 0.417 93 Andrew Knizner, R (9, PH) OBP: 0.636, SLG: 1.167										3	0	0	0	0	0	4									
Inning Stats	R: 0 E: 0 K: 0 S: 3	H: 0 LOB: 0 BB: 0 P: 3	R: 2 E: 0 K: 0 S: 6	H: 4 LOB: 1 BB: 0 P: 8	R: 0 E: 0 K: 1 S: 5	H: 0 LOB: 0 BB: 0 P: 5	R: 0 E: 0 K: 0 S: 2	H: 0 LOB: 0 BB: 1 P: 6	R: 0 E: 0 K: 0 S: 5	H: 1 LOB: 1 BB: 1 P: 9	R: 0 E: 0 K: 1 S: 5	H: 0 LOB: 0 BB: 0 P: 5	R: 0 E: 0 K: 0 S: 3	H: 1 LOB: 1 BB: 1 P: 7	R: 1 E: 0 K: 0 S: 5	H: 2 LOB: 1 BB: 1 P: 10	R: 0 E: 0 K: 0 S: 4	H: 1 LOB: 1 BB: 0 P: 4	1B: 7 2B: 1 3B: 0 HR: 1	SF: 0 SAC: 0 DP: 3 HBP: 0	WP: 1 PB: 0 SB: 1 CS: 1	PA: 37			
PITCHER	IP	WLS	BF	H	R	ER	SO	BB	IBB	HBP	BLK	WP	HR	S	P	ERA	WHIP								
49 Adalberto Mejia, L (1, 1) ERA: 3.6	3.0		12	4	2	2	1	1	0	0	0	0	0	2	6	0.00	1.000								
67 Alan Busenitz, R (4, 1) ERA: 3.38	1.0		3	0	0	0	0	1	0	0	0	0	0	2	6	0.00	1.000								
66 Myles Jaye, R (5, 1) ERA: 2.25	2.0	H	8	1	0	0	1	1	0	0	0	0	0	10	14	0.00	1.000								
61 Tyler Kinley, R (7, 1) ERA: 6.0	1.1	B	8	3	1	0	0	2	0	0	0	1	0	7	15	0.00	3.750								
22 DJ Baxendale, R (8, 1) ERA: 3.00	0.2		1	0	0	0	0	0	0	0	0	0	0	1	2	0.00	0.000								
PITCHER	IP	WLS	BF	H	R	ER	SO	BB	IBB	HBP	BLK	WP	HR	S	P	ERA	WHIP								
27 John Curtiss, R (9, 1) ERA: 3.00	1.0		4	1	0	0	0	0	0	0	0	0	0	4	4	0.00	1.000								

AB	33
R	3
H	10
RBI	3
BB	6
SO	9
LOB	22

AB	31
R	3
H	8
RBI	2
BB	4
SO	2
LOB	16



Batter	1	2	3	4	5	6	7	8	9	AB	R	H	RBI	BB	SO	LOB	TOP					
7 Trea Turner, R OBP: 0.444, SLG: 0.286 17 Reid Brignac, L OBP: 0.389, SLG: 0.091										3	0	0	0	0	2	1						
15 Matt Adams, L OBP: 0.600, SLG: 0.889 6 Daniel Johnson, L OBP: 0.500, SLG: 0.333										3	0	2	0	0	1	0						
14 Victor Robles, R OBP: 0.399, SLG: 0.458 17 Alejandro De Aza, L OBP: 0.333, SLG: 0.333										2	0	0	0	0	0	1						
14 Miguel Montero, L OBP: 0.313, SLG: 0.167 27 Blake Perkins, S										2	0	0	0	1	0	2						
49 Moisés Sierra, R OBP: 0.500, SLG: 0.588 66 Jhonatan Solano, R (6, 2)										2	0	1	0	1	0	0						
71 José Marmolejos, L OBP: 0.289, SLG: 0.280 74 Taylor Gushue, S (9, PH) OBP: 0.083, SLG: 0.083										3	0	0	0	0	2	3						
19 Matt Reynolds, R OBP: 0.333, SLG: 0.300 73 Kelvin Gutiérrez, R OBP: 0.333, SLG: 0.300										1	0	0	0	1	0	1						
45 Andrew Stevenson, L OBP: 0.333, SLG: 0.520 63 Osvaldo Abreu, R OBP: 0.182, SLG: 0.100										2	1	1	1	0	0	3						
5 Adrián Sánchez, R OBP: 0.235, SLG: 0.250 61 Chris Domínguez, R OBP: 0.263, SLG: 0.421										2	0	1	0	0	1	0						
Inning Stats	R: 0 E: 0 K: 1 S: 5	H: 1 LOB: 1 BB: 0 P: 6	R: 0 E: 0 K: 0 S: 3	H: 1 LOB: 0 BB: 0 P: 3	R: 1 E: 0 K: 3 S: 10	H: 1 LOB: 0 BB: 0 P: 11	R: 0 E: 0 K: 1 S: 5	H: 0 LOB: 3 BB: 3 P: 17	R: 0 E: 0 K: 0 S: 4	H: 2 LOB: 1 BB: 0 P: 4	R: 0 E: 0 K: 1 S: 5	H: 0 LOB: 0 BB: 0 P: 5	R: 0 E: 0 K: 0 S: 2	H: 0 LOB: 0 BB: 1 P: 6	R: 0 E: 0 K: 2 S: 3	H: 0 LOB: 0 BB: 0 P: 7	1B: 3 2B: 1 3B: 0 HR: 1	SF: 0 SAC: 0 DP: 3 HBP: 1	WP: 0 PB: 0 SB: 0 CS: 0	PA: 33		
PITCHER	IP WLS BF H R ER SO BB IBB HBP BLK WP HR S P ERA WHIP	IP WLS BF H R ER SO BB IBB HBP BLK WP HR S P ERA WHIP	IP WLS BF H R ER SO BB IBB HBP BLK WP HR S P ERA WHIP	IP WLS BF H R ER SO BB IBB HBP BLK WP HR S P ERA WHIP	IP WLS BF H R ER SO BB IBB HBP BLK WP HR S P ERA WHIP	IP WLS BF H R ER SO BB IBB HBP BLK WP HR S P ERA WHIP	IP WLS BF H R ER SO BB IBB HBP BLK WP HR S P ERA WHIP	IP WLS BF H R ER SO BB IBB HBP BLK WP HR S P ERA WHIP	IP WLS BF H R ER SO BB IBB HBP BLK WP HR S P ERA WHIP	IP WLS BF H R ER SO BB IBB HBP BLK WP HR S P ERA WHIP	IP WLS BF H R ER SO BB IBB HBP BLK WP HR S P ERA WHIP	IP WLS BF H R ER SO BB IBB HBP BLK WP HR S P ERA WHIP	IP WLS BF H R ER SO BB IBB HBP BLK WP HR S P ERA WHIP	IP WLS BF H R ER SO BB IBB HBP BLK WP HR S P ERA WHIP	IP WLS BF H R ER SO BB IBB HBP BLK WP HR S P ERA WHIP	IP WLS BF H R ER SO BB IBB HBP BLK WP HR S P ERA WHIP	IP WLS BF H R ER SO BB IBB HBP BLK WP HR S P ERA WHIP	IP WLS BF H R ER SO BB IBB HBP BLK WP HR S P ERA WHIP	IP WLS BF H R ER SO BB IBB HBP BLK WP HR S P ERA WHIP	IP WLS BF H R ER SO BB IBB HBP BLK WP HR S P ERA WHIP	IP WLS BF H R ER SO BB IBB HBP BLK WP HR S P ERA WHIP	IP WLS BF H R ER SO BB IBB HBP BLK WP HR S P ERA WHIP

Washington Nationals @ St. Louis Cardinals
Roger Dean Chevrolet Stadium, Jupiter, FL
Mon Mar 05 2018, 1:07 PM - 3:36 PM EST
Att: 5,303 - Partly Cloudy - 72 F

AB 28
R 1
H 5
RBI 1
BB 4
SO 8
LOB 12



Batter	1	2	3	4	5	6	7	8	9	AB	R	H	RBI	BB	SO	LOB	BOTTOM					
25 Dexter Fowler, S OBP: 0.286, SLG: 0.250 78 Randy Arozarena, R OBP: 0.381, SLG: 0.500										3	0	0	0	0	0	1						
35 Greg García, L OBP: 0.350, SLG: 0.133 74 Óscar Mercado, R (6, FR) OBP: 0.400, SLG: 0.313										2	0	0	0	1	1	0						
4 Yadier Molina, R OBP: 0.188, SLG: 0.333 61 Steven Baron, R (7, 2)										3	0	0	0	0	1	1						
23 Marcell Ozuna, R OBP: 0.200, SLG: 0.444 66 Wilfredo Tovar, R OBP: 0.444, SLG: 0.556										3	0	0	0	0	1	1						
38 José Martínez, R OBP: 0.300, SLG: 0.421 73 Patrick Wisdom, R OBP: 0.227, SLG: 0.200										3	1	2	0	0	1	0						
3 Jedd Gyorko, R OBP: 0.250, SLG: 0.250 54 Alex Mejía, R OBP: 0.286, SLG: 0.357										3	0	0	0	0	1	2						
40 Luke Voit, R OBP: 0.385, SLG: 0.417										3	1	1	0	0	0	1						
41 Breyvic Valera, S OBP: 0.222, SLG: 0.125 80 Edmundo Sosa, R OBP: 0.533, SLG: 0.455										2	0	0	0	0	1	1						
75 Adolis García, R OBP: 0.458, SLG: 0.619										3	0	1	1	0	1	0						
Inning Stats	R: 0 E: 0 K: 1 S: 5	H: 0 LOB: 0 BB: 0 P: 5	R: 0 E: 0 K: 1 S: 6	H: 1 LOB: 1 BB: 0 P: 6	R: 0 E: 0 K: 0 S: 3	H: 0 LOB: 0 BB: 0 P: 3	R: 0 E: 0 K: 1 S: 5	H: 0 LOB: 0 BB: 0 P: 5	R: 2 E: 0 K: 1 S: 8	H: 3 LOB: 1 BB: 0 P: 10	R: 0 E: 0 K: 0 S: 2	H: 0 LOB: 1 BB: 1 P: 7	R: 0 E: 0 K: 2 S: 7	H: 0 LOB: 0 BB: 0 P: 7	R: 0 E: 0 K: 2 S: 8	H: 1 LOB: 1 BB: 0 P: 8	1B: 3 2B: 2 3B: 0 HR: 0	SF: 0 SAC: 0 DP: 0 HBP: 0	WP: 1 PB: 0 SB: 2 CS: 1	PA: 30		
PITCHER	IP WLS BF H R ER SO BB IBB HBP BLK WP HR S P ERA WHIP	IP WLS BF H R ER SO BB IBB HBP BLK WP HR S P ERA WHIP	IP WLS BF H R ER SO BB IBB HBP BLK WP HR S P ERA WHIP	IP WLS BF H R ER SO BB IBB HBP BLK WP HR S P ERA WHIP	IP WLS BF H R ER SO BB IBB HBP BLK WP HR S P ERA WHIP	IP WLS BF H R ER SO BB IBB HBP BLK WP HR S P ERA WHIP	IP WLS BF H R ER SO BB IBB HBP BLK WP HR S P ERA WHIP	IP WLS BF H R ER SO BB IBB HBP BLK WP HR S P ERA WHIP	IP WLS BF H R ER SO BB IBB HBP BLK WP HR S P ERA WHIP	IP WLS BF H R ER SO BB IBB HBP BLK WP HR S P ERA WHIP	IP WLS BF H R ER SO BB IBB HBP BLK WP HR S P ERA WHIP	IP WLS BF H R ER SO BB IBB HBP BLK WP HR S P ERA WHIP	IP WLS BF H R ER SO BB IBB HBP BLK WP HR S P ERA WHIP	IP WLS BF H R ER SO BB IBB HBP BLK WP HR S P ERA WHIP	IP WLS BF H R ER SO BB IBB HBP BLK WP HR S P ERA WHIP	IP WLS BF H R ER SO BB IBB HBP BLK WP HR S P ERA WHIP	IP WLS BF H R ER SO BB IBB HBP BLK WP HR S P ERA WHIP	IP WLS BF H R ER SO BB IBB HBP BLK WP HR S P ERA WHIP	IP WLS BF H R ER SO BB IBB HBP BLK WP HR S P ERA WHIP	IP WLS BF H R ER SO BB IBB HBP BLK WP HR S P ERA WHIP	IP WLS BF H R ER SO BB IBB HBP BLK WP HR S P ERA WHIP	IP WLS BF H R ER SO BB IBB HBP BLK WP HR S P ERA WHIP

Washington Nationals @ St. Louis Cardinals
Roger Dean Chevrolet Stadium, Jupiter, FL
Mon Mar 05 2018, 1:07 PM - 3:36 PM EST
Att: 5,303 - Partly Cloudy - 72 F

AB 28
R 2
H 5
RBI 1
BB 1
SO 8
LOB 8



Batter	1	2	3	4	5	6	7	8	9	AB	R	H	RBI	BB	SO	LOB	TOP			
25 Dexter Fowler, S OBP: 0.313, SLG: 0.231 75 Adolis Garcia, R OBP: 0.444, SLG: 0.625	4-0 12 F9 4 S 28 HBP BB	0-0 L7		0-1 P6 1-2 3-H			0-0 48 G5-3 2B	0-3 K		1 1 0 0 1 0 0 3 0 1 0 0 1 4										
28 Tommy Pham, R OBP: 0.400, SLG: 0.692 48 Harrison Bader, R OBP: 0.385, SLG: 0.458	1-0 4 S 2B HBP	0-3 K					0-0 G5-3	4-0 80 FC6-4 BB		2 1 0 0 0 2 0 1 0 0 0 1 0 1										
12 Paul DeJong, R OBP: 0.278, SLG: 0.313 80 Edmundo Sosa, R OBP: 0.471, SLG: 0.385	0-0 F9		0-0 F7			1-0 93 FC6-4 78 HBP	0-3 K2-3	0-0 FC6-4 78 S		2 0 0 0 0 0 2 2 0 0 0 0 1 2										
74 Oscar Mercado, R OBP: 0.400, SLG: 0.313 41 Brevic Valera, S OBP: 0.222, SLG: 0.125	2-3					1-0 93 FC6-4 HBP		1-2 F9		0 0 0 0 0 0 0 0 0 0 0 0 0 0										
23 Marcell Ozuna, R OBP: 0.227, SLG: 0.421 78 Randy Arozarena, R OBP: 0.375, SLG: 0.455	0-3 K		4-0			1-0 93 FC6-4 HBP		0-0 F9	0-3 K	1 0 0 0 1 1 2 2 0 0 0 0 1 2										
4 Yadier Molina, R OBP: 0.222, SLG: 0.412 93 Andrew Knizner, R OBP: 0.474, SLG: 0.846	1-0 3 F9 16 1B 2B		0-0 F9			0-0 FC6-4		1-1 HR	0-0 G5-3	2 1 1 1 0 0 1 3 1 1 1 0 0 4										
3 Jedd Gyorko, R OBP: 0.200, SLG: 0.200 54 Alex Mejia, R OBP: 0.313, SLG: 0.333	0-0 E6 16 1B		0-3 K			0-0 F8		1-0 66 FC1-5 73 1B HBP		2 0 0 0 0 1 2 1 0 0 0 0 0 2										
16 Kolten Wong, L OBP: 0.278, SLG: 0.286 73 Patrick Wisdom, R OBP: 0.261, SLG: 0.238	0-0 1-2 3-H 1B			4-0 19 WP 75 S CS BB		0-0 F8		0-0 66 FC1-5 1B		2 0 1 1 1 0 0 1 0 1 0 0 0 0							AB 32 R 4 H 5 RBI 3 BB 5 SO 8 LOB 29			
40 Luke Voit, R OBP: 0.345, SLG: 0.370 66 Wilfredo Tovar, R OBP: 0.400, SLG: 0.500	0-3 K		0-0 F9			0-0 P5		0-0 FC1-5		3 0 0 0 0 1 3 1 0 0 0 0 0 2										
19 Carson Kelly, R OBP: 0.300, SLG: 0.250		0-0 F7		4-0 75 CS BB		0-0 P3		0-0 F7		3 0 0 0 1 0 2										
Inning Stats	R: 3 E: 1 K: 2 S: 10	H: 2 LOB: 2 BB: 1 P: 16	R: 0 E: 0 K: 1 S: 5	H: 0 LOB: 0 BB: 0 P: 5	R: 0 E: 0 K: 1 S: 5	H: 0 LOB: 1 BB: 1 P: 9	R: 0 E: 0 K: 0 S: 3	H: 0 LOB: 1 BB: 2 P: 11	R: 0 E: 0 K: 1 S: 5	H: 0 LOB: 2 BB: 0 P: 7	R: 0 E: 0 K: 1 S: 6	H: 1 LOB: 1 BB: 0 P: 6	R: 1 E: 0 K: 1 S: 8	H: 2 LOB: 2 BB: 1 P: 10	R: 0 E: 0 K: 1 S: 5	H: 0 LOB: 1 BB: 1 P: 9	1B: 2 2B: 2 3B: 0 HR: 1	SF: 0 SAC: 0 DP: 0 HBP: 4	WP: 1 PB: 0 SB: 5 CS: 2	PA: 41
PITCHER	IP WLS BF H R ER SO BB IBB HBP BLK WP HR S P ERA WHIP	0.2 5 1 3 2 1 1 0 0 0 0 0 0 5 11 27.00 3.000	0.1 3 1 0 0 1 0 0 0 0 0 0 0 5 5 0.00 0.000	1.0 3 0 0 0 1 0 0 0 0 0 0 5 5 0.00 0.000	1.0 4 0 0 0 1 1 0 0 0 0 0 5 9 0.00 1.000	3.0 12 0 0 0 1 2 0 2 0 1 0 11 21 0.00 0.667	3.0 14 3 1 1 3 1 0 1 0 0 1 19 25 3.00 1.333	7.1 3.0	0.2 5 1 3 2 1 1 0 0 0 0 0 0 5 11 27.00 3.000	0.1 3 1 0 0 1 0 0 0 0 0 0 5 5 0.00 0.000	1.0 4 0 0 0 1 1 0 0 0 0 0 5 9 0.00 1.000	3.0 12 0 0 0 1 2 0 2 0 1 0 11 21 0.00 0.667	3.0 14 3 1 1 3 1 0 1 0 0 1 19 25 3.00 1.333	7.1 3.0						

St. Louis Cardinals @ Miami Marlins
Roger Dean Chevrolet Stadium, Jupiter, FL
Tue Mar 06 2018, 1:07 PM - 4:22 PM EST
Att: 3,206 - Partly Cloudy - 75 F

AB 32
R 4
H 5
RBI 3
BB 5
SO 8
LOB 29



Batter	1	2	3	4	5	6	7	8	9	AB	R	H	RBI	BB	SO	LOB	BOTTOM					
1 Cameron Maybin, R OBP: 0.333, SLG: 0.111 74 Braxton Lee, L OBP: 0.278, SLG: 0.235	0-0 F7		0-3 K		4-0 11 S BB		0-2 K		0-3 K	2 0 0 0 1 1 0 2 0 0 0 0 2 2												
11 J.T. Realmuto, R OBP: 0.286, SLG: 0.471 73 Austin Nola, R ERA: (8, 10)	0-3 K		0-3 K		1-3 K		0-3 K		0-3 K2-3	3 0 0 0 0 3 2 2 0 0 0 0 2 2												
13 Starlin Castro, R OBP: 0.271, SLG: 0.167 26 Cristhian Adames, S OBP: 0.353, SLG: 0.375 93 Monte Harrison, R OBP: 0.133, SLG: 0.267	1-0 HBP			0-3 K	0-0 P3		0-0 34 BB 5 BB 1B		0-0 5 CS 2B	2 0 0 0 0 1 3 2 0 2 1 0 0 0 0 0 0 0 0 0 0												
41 Justin Bour, L OBP: 0.235, SLG: 0.188 5 Scott Van Slyke, R OBP: 0.400, SLG: 0.778	0-3 K			4-0 9 HR BB		0-0 G6-3	4-0 34 BB BB		0-1 CS	1 1 0 0 1 1 1 1 0 0 0 1 0 0												
32 Derek Dietrich, L OBP: 0.250, SLG: 0.333 34 Magneuris Sierra, L OBP: 0.421, SLG: 0.500		0-0 G5-3		0-3 K		0-0 K	4-0 2B	0-0 2B	0-0 BB	2 0 0 0 0 1 1 1 0 1 1 1 0 0												
9 Lewis Brinson, R OBP: 0.381, SLG: 0.700 30 Garrett Cooper, R OBP: 0.235, SLG: 0.333		0-3 K2-3		0-1 HR		0-3 K	0-0 G6-3		0-0 G6-3	2 1 1 2 0 1 0 2 0 0 0 0 1 4												
18 Tomás Telis, S OBP: 0.333, SLG: 0.308 28 Bryan Holaday, R OBP: 0.167, SLG: 0.417		1-0 HBP		0-0 15 2-4 1B		0-3 K		0-0 81 FC6-4 1B		1 0 1 0 0 0 0 2 0 1 0 0 1 1							AB 33 R 4 H 9 RBI 4 BB 4 SO 14 LOB 20					
15 Brian Anderson, R OBP: 0.450, SLG: 0.571 2 Yadiel Rivera, R OBP: 0.300, SLG: 0.278		0-0 FC6-4		1-0 2-4	0-0 19 L9 2B		0-0 81 1B 26 1B 1B		0-0 P4	2 0 1 0 0 0 1 2 1 1 0 0 0 1												
19 Miguel Rojas, R OBP: 0.125, SLG: 0.125 81 Peter Mooney, L OBP: 0.400, SLG: 0.294			0-0 G5-3		0-0 L9		0-0 5 BB 26 1B 34 BB 1B		0-0 G3-6-3-4	2 0 0 0 0 0 1 2 1 1 0 0 0 1												
Inning Stats	R: 0 E: 0 K: 2 S: 7	H: 0 LOB: 1 BB: 0 P: 8	R: 0 E: 0 K: 1 S: 5	H: 0 LOB: 1 BB: 0 P: 6	R: 0 E: 0 K: 2 S: 7	H: 0 LOB: 0 BB: 0 P: 7	R: 2 E: 0 K: 2 S: 9	H: 2 LOB: 1 BB: 1 P: 14	R: 0 E: 0 K: 1 S: 6	H: 1 LOB: 3 BB: 1 P: 11	R: 0 E: 0 K: 2 S: 8	H: 1 LOB: 1 BB: 0 P: 8	R: 2 E: 0 K: 2 S: 10	H: 3 LOB: 3 BB: 2 P: 18	R: 0 E: 0 K: 0 S: 3	H: 1 LOB: 1 BB: 0 P: 3	R: 0 E: 0 K: 2 S: 8	H: 1 LOB: 1 BB: 0 P: 8	1B: 5 2B: 3 3B: 0 HR: 1	SF: 0 SAC: 0 DP: 1 HBP: 2	WP: 0 PB: 0 SB: 1 CS: 1	PA: 40
PITCHER	IP WLS BF H R ER SO BB IBB HBP BLK WP HR S P ERA WHIP	4.0 5 17 2 2 2 2 1 0 0 0 0 1 28 35 4.50 0.750	1.0 5 1 0 0 1 1 0 0 0 0 0 0 6 11 0.00 2.000	1.0 4 1 0 0 2 0 0 0 0 0 0 0 8 8 0.00 1.000	0.2 6 3 2 2 2 1 0 0 0 0 0 0 9 13 27.00 6.000	1.1 5 1 0 0 0 1 0 0 0 0 0 0 4 8 0.00 1.500	1.0 3 1 1 1 2 0 0 0 0 0 0 8 8 0.00 1.000	9.1 1.0														

St. Louis Cardinals @ Miami Marlins
Roger Dean Chevrolet Stadium, Jupiter, FL
Tue Mar 06 2018, 1:07 PM - 4:22 PM EST
Att: 3,206 - Partly Cloudy - 75 F



Batter	1	2	3	4	5	6	7	8	9	AB	R	H	RBI	BB	SO	LOB	TOP								
7 Trea Turner, R OBP: 0.476, SLG: 0.353 17 Reid Brignac, L OBP: 0.429, SLG: 0.154										3	1	2	0	0	1	2	1 0 1 1 1 0 0								
32 Matt Wieters, S OBP: 0.500, SLG: 0.615 25 Juan Soto, L										2	0	0	0	1	0	2	1 0 0 0 1 0 1								
34 Bryce Harper, L OBP: 0.333, SLG: 0.588 71 José Marmolejos, L (9, PH) OBP: 0.258, SLG: 0.367										4	0	1	0	0	1	3	1 0 0 0 0 0 1								
14 Victor Robles, R OBP: 0.310, SLG: 0.481 9 Rafael Bautista, R OBP: 0.190, SLG: 0.105										3	0	1	1	0	0	2	2 0 0 0 0 2 1								
15 Matt Adams, L OBP: 0.500, SLG: 0.727 61 Chris Dominguez, R (5, 3) OBP: 0.375, SLG: 0.583										2	0	0	0	0	1	2	2 2 2 0 0 0 0								
18 Ryan Raburn, R OBP: 0.400, SLG: 0.250 6 Daniel Johnson, L OBP: 0.400, SLG: 0.250										2	0	0	0	1	0	1	1 0 0 0 0 0 1								
49 Moisés Sierra, R OBP: 0.320, SLG: 0.619 5 Adrián Sánchez, R OBP: 0.250, SLG: 0.263										3	0	2	1	0	0	1	1 0 0 0 0 0 1								
73 Kelvin Gutiérrez, R OBP: 0.276, SLG: 0.240 64 Spencer Kieboom, R OBP: 0.391, SLG: 0.333										3	0	0	0	0	0	4	1 0 1 0 0 0 0								
19 Matt Reynolds, R OBP: 0.385, SLG: 0.158 63 Osvaldo Abreu, R OBP: 0.250, SLG: 0.100										3	0	0	0	0	1	4	0 0 0 0 1 0 0								
Inning Stats	R: 1 E: 0 K: 2 S: 9	H: 2 LOB: 1 BB: 0 P: 10	R: 0 E: 1 K: 2 S: 8	H: 0 LOB: 2 BB: 1 P: 12	R: 0 E: 0 K: 0 S: 3	H: 0 LOB: 1 BB: 1 P: 7	R: 0 E: 0 K: 0 S: 4	H: 1 LOB: 1 BB: 0 P: 4	R: 0 E: 0 K: 0 S: 4	H: 2 LOB: 1 BB: 0 P: 4	R: 1 E: 0 K: 0 S: 5	H: 2 LOB: 1 BB: 0 P: 5	R: 0 E: 0 K: 1 S: 6	H: 1 LOB: 0 BB: 0 P: 6	R: 1 E: 0 K: 0 S: 4	H: 2 LOB: 3 BB: 1 P: 13	R: 0 E: 0 K: 1 S: 4	H: 0 LOB: 0 BB: 1 P: 8	1B: 6 2B: 4 3B: 0 HR: 0	SF: 0 SAC: 0 DP: 2 HBP: 0	WP: 0 PB: 0 SB: 0 CS: 0	PA: 40			
PITCHER	IP WLS BF H R ER SO BB IBB HBP BLK WP HR S P ERA WHIP	IP WLS BF H R ER SO BB IBB HBP BLK WP HR S P ERA WHIP	IP WLS BF H R ER SO BB IBB HBP BLK WP HR S P ERA WHIP	IP WLS BF H R ER SO BB IBB HBP BLK WP HR S P ERA WHIP	IP WLS BF H R ER SO BB IBB HBP BLK WP HR S P ERA WHIP	IP WLS BF H R ER SO BB IBB HBP BLK WP HR S P ERA WHIP	IP WLS BF H R ER SO BB IBB HBP BLK WP HR S P ERA WHIP	IP WLS BF H R ER SO BB IBB HBP BLK WP HR S P ERA WHIP	IP WLS BF H R ER SO BB IBB HBP BLK WP HR S P ERA WHIP	IP WLS BF H R ER SO BB IBB HBP BLK WP HR S P ERA WHIP	IP WLS BF H R ER SO BB IBB HBP BLK WP HR S P ERA WHIP	IP WLS BF H R ER SO BB IBB HBP BLK WP HR S P ERA WHIP	IP WLS BF H R ER SO BB IBB HBP BLK WP HR S P ERA WHIP	IP WLS BF H R ER SO BB IBB HBP BLK WP HR S P ERA WHIP	IP WLS BF H R ER SO BB IBB HBP BLK WP HR S P ERA WHIP	IP WLS BF H R ER SO BB IBB HBP BLK WP HR S P ERA WHIP	IP WLS BF H R ER SO BB IBB HBP BLK WP HR S P ERA WHIP	IP WLS BF H R ER SO BB IBB HBP BLK WP HR S P ERA WHIP	IP WLS BF H R ER SO BB IBB HBP BLK WP HR S P ERA WHIP	IP WLS BF H R ER SO BB IBB HBP BLK WP HR S P ERA WHIP	IP WLS BF H R ER SO BB IBB HBP BLK WP HR S P ERA WHIP	IP WLS BF H R ER SO BB IBB HBP BLK WP HR S P ERA WHIP	IP WLS BF H R ER SO BB IBB HBP BLK WP HR S P ERA WHIP	IP WLS BF H R ER SO BB IBB HBP BLK WP HR S P ERA WHIP	
50 Adam Wainwright, R ERA: 1.59 53 John Gant, R ERA: 2.16 90 Conner Greene, R ERA: 11.57 67 Matt Bowman, R ERA:	3.2 4.1 8.1 8.1	17 14 6 4	3 5 2 0	1 1 1 0	4 1 1 0	2 0 2 1	0 0 0 0	0 0 0 0	0 0 0 0	0 0 0 0	0 0 4 4	23 16 12 9	32 16 6 9	2.46 2.70 13.50 0.00	1.364 1.500 6.000 0.750										

Washington Nationals @ St. Louis Cardinals
Roger Dean Chevrolet Stadium, Jupiter, FL
Wed Mar 07 2018, 1:09 PM - 4:03 PM EST
Att: 5,109 - Overcast - 73 F

AB 35
R 3
H 10
RBI 3
BB 5
SO 6
LOB 26



Batter	1	2	3	4	5	6	7	8	9	AB	R	H	RBI	BB	SO	LOB	BOTTOM							
16 Koltan Wong, L OBP: 0.316, SLG: 0.250 41 Brevic Valera, S OBP: 0.263, SLG: 0.176										2	0	0	0	1	0	2	1 0 1 2 0 0 0							
28 Tommy Pham, R OBP: 0.333, SLG: 0.563 75 Adolis García, R OBP: 0.429, SLG: 0.600										3	0	0	0	0	1	1	1 0 0 0 0 0 3							
12 Paul DeJong, R OBP: 0.238, SLG: 0.283 66 Wilfredo Tovar, R OBP: 0.364, SLG: 0.455										3	0	0	0	0	3	0	1 0 0 0 0 0 0							
19 Carson Kelly, R OBP: 0.261, SLG: 0.211 40 Luke Voit, R OBP: 0.397, SLG: 0.393 78 Randy Arozarena, R (8, PR) OBP: 0.375, SLG: 0.455 54 Alex Mejia, R OBP: 0.313, SLG: 0.333										3	0	0	0	0	0	0	0 1 0 0 0 0 0							
73 Patrick Wisdom, R OBP: 0.259, SLG: 0.280										4	1	1	0	0	1	1	0 0 0 0 0 0 0							
35 Greg García, L OBP: 0.391, SLG: 0.389 63 Tyler O'Neill, R OBP: 0.364, SLG: 0.222 46 Francisco Peña, R OBP: 0.333, SLG: 0.250										3	1	2	1	0	0	1	0 1 0 0 0 0 0							
48 Harrison Bader, R OBP: 0.333, SLG: 0.393										4	0	0	0	0	2	4	1 0 1 1 0 0 0							
93 Andrew Knizner, R OBP: 0.455, SLG: 0.750										3	0	1	0	0	1	3	3 0 1 0 0 1 3							
74 Óscar Mercado, R OBP: 0.391, SLG: 0.278										2	0	0	0	1	1	2	2 0 0 0 1 1 2							
Inning Stats	R: 0 E: 0 K: 2 S: 7	H: 0 LOB: 0 BB: 0 P: 7	R: 1 E: 0 K: 1 S: 9	H: 1 LOB: 0 BB: 0 P: 12	R: 0 E: 0 K: 0 S: 3	H: 0 LOB: 1 BB: 1 P: 8	R: 0 E: 0 K: 1 S: 5	H: 0 LOB: 0 BB: 0 P: 5	R: 0 E: 0 K: 1 S: 5	H: 0 LOB: 0 BB: 0 P: 5	R: 2 E: 0 K: 2 S: 10	H: 2 LOB: 3 BB: 1 P: 14	R: 1 E: 0 K: 0 S: 5	H: 2 LOB: 1 BB: 0 P: 6	R: 0 E: 0 K: 1 S: 4	H: 0 LOB: 0 BB: 1 P: 8	1B: 5 2B: 1 3B: 0 HR: 1	SF: 0 SAC: 0 DP: 0 HBP: 0	WP: 1 PB: 0 SB: 2 CS: 0	PA: 34				
PITCHER	IP WLS BF H R ER SO BB IBB HBP BLK WP HR S P ERA WHIP	IP WLS BF H R ER SO BB IBB HBP BLK WP HR S P ERA WHIP	IP WLS BF H R ER SO BB IBB HBP BLK WP HR S P ERA WHIP	IP WLS BF H R ER SO BB IBB HBP BLK WP HR S P ERA WHIP	IP WLS BF H R ER SO BB IBB HBP BLK WP HR S P ERA WHIP	IP WLS BF H R ER SO BB IBB HBP BLK WP HR S P ERA WHIP	IP WLS BF H R ER SO BB IBB HBP BLK WP HR S P ERA WHIP	IP WLS BF H R ER SO BB IBB HBP BLK WP HR S P ERA WHIP	IP WLS BF H R ER SO BB IBB HBP BLK WP HR S P ERA WHIP	IP WLS BF H R ER SO BB IBB HBP BLK WP HR S P ERA WHIP	IP WLS BF H R ER SO BB IBB HBP BLK WP HR S P ERA WHIP	IP WLS BF H R ER SO BB IBB HBP BLK WP HR S P ERA WHIP	IP WLS BF H R ER SO BB IBB HBP BLK WP HR S P ERA WHIP	IP WLS BF H R ER SO BB IBB HBP BLK WP HR S P ERA WHIP	IP WLS BF H R ER SO BB IBB HBP BLK WP HR S P ERA WHIP	IP WLS BF H R ER SO BB IBB HBP BLK WP HR S P ERA WHIP	IP WLS BF H R ER SO BB IBB HBP BLK WP HR S P ERA WHIP	IP WLS BF H R ER SO BB IBB HBP BLK WP HR S P ERA WHIP	IP WLS BF H R ER SO BB IBB HBP BLK WP HR S P ERA WHIP	IP WLS BF H R ER SO BB IBB HBP BLK WP HR S P ERA WHIP	IP WLS BF H R ER SO BB IBB HBP BLK WP HR S P ERA WHIP	IP WLS BF H R ER SO BB IBB HBP BLK WP HR S P ERA WHIP	IP WLS BF H R ER SO BB IBB HBP BLK WP HR S P ERA WHIP	IP WLS BF H R ER SO BB IBB HBP BLK WP HR S P ERA WHIP
31 Max Scherzer, R ERA: 2.0 62 Sean Doolittle, L ERA: 27 Shawn Kelley, R ERA: 21 Brandon Kintzler, R ERA: 6.0 36 Sammy Solis, L ERA: 4.5	4.0 1.0 6.1 7.1 8.1	14 5 3 7 5	1 2 0 2 2	1 0 0 2 1	4 0 1 2 0	1 0 0 1 0	0 0 0 0 0	0 0 0 0 0	0 0 0 0 0	0 0 0 0 0	0 0 0 0 1	24 9 5 10 6	32 9 4 14 6	2.25 0.00 0.00 18.00 9.00	0.500 2.000 0.000 3.000 2.000									

Washington Nationals @ St. Louis Cardinals
Roger Dean Chevrolet Stadium, Jupiter, FL
Wed Mar 07 2018, 1:09 PM - 4:03 PM EST
Att: 5,109 - Overcast - 73 F

AB 32
R 4
H 7
RBI 4
BB 2
SO 9
LOB 17





Batter	1	2	3	4	5	6	7	8	9	AB	R	H	RBI	BB	SO	LOB	TOP						
74 Braxton Lee, L (1,8) OBP: 0.391, SLG: 0.300 79 Isaac Galloway, R (6, FH) OBP: 0.474, SLG: 0.667 (6,8)										2 1 2 0 1 0 0 2 0 1 0 0 1 1							Miami Marlins @ St. Louis Cardinals Roger Dean Chevrolet Stadium, Jupiter, FL Thu Mar 08 2018, 1:07 PM - 3:56 PM EST Att: 5,100 - Sunny - 69 F livebaseballscorecards.com						
11 J.T. Realmuto, R (1,2) OBP: 0.292, SLG: 0.421 28 Bryan Holaday, R (5,2)										2 0 0 0 1 0 3 2 0 0 0 0 0 1													
32 Derek Dietrich, L (1,7) OBP: 0.348, SLG: 0.490 3 JB Shuck, L (6,7)										2 0 2 1 1 0 0 1 0 0 0 0 1 0													
1 Cameron Maybin, R (1,9) OBP: 0.267, SLG: 0.091 5 Scott Van Slyke, R (6,9)										2 0 0 1 0 1 3 1 0 0 0 0 0 0													
30 Garrett Cooper, R (1,10) OBP: 0.190, SLG: 0.263									4 0 0 0 0 2 4														
18 Tomás Tatis, S (1,3) OBP: 0.385, SLG: 0.375 94 John Silvano, L (6, PR) (6,3)									3 0 2 0 0 0 0 1 1 0 0 0 0 0														
91 Isan Díaz, L (1,4) OBP: 0.250, SLG: 0.250 90 Riley Mahan, L (6, PR) (6,4)								1 0 0 0 2 1 1 1 0 0 0 0 0 0															
35 Eric Campbell, R (1,5) OBP: 0.292, SLG: 0.318 26 Christian Adames, S (6,5)								3 0 0 0 0 0 4 1 0 0 0 0 0 0															
2 Yadiel Rivera, R (1,6) OBP: 0.348, SLG: 0.400 81 Peter Mooney, L (6,6)									2 2 1 1 1 1 0 1 0 0 0 0 0 0														
Inning Stats	R: 0 E: 0 K: 0 S: 5	H: 2 LOB: 1 BB: 0 P: 5	R: 0 E: 0 K: 1 S: 6	H: 1 LOB: 1 BB: 0 P: 6	R: 1 E: 0 K: 3 S: 11	H: 2 LOB: 2 BB: 1 P: 15	R: 0 E: 0 K: 0 S: 2	H: 0 LOB: 0 BB: 1 P: 6	R: 1 E: 0 K: 0 S: 3	H: 0 LOB: 2 BB: 3 P: 14	R: 2 E: 0 K: 1 S: 6	H: 2 LOB: 1 BB: 1 P: 11	R: 0 E: 0 K: 1 S: 5	H: 0 LOB: 0 BB: 0 P: 5	R: 0 E: 0 K: 1 S: 5	H: 0 LOB: 0 BB: 0 P: 5		R: 0 E: 0 K: 0 S: 4	H: 1 LOB: 1 BB: 0 P: 4	1B: 7 2B: 1 3B: 1 HR: 0	SF: 1 SAC: 0 DP: 3 HBP: 0	WP: 2 PB: 1 SB: 1 CS: 0	PA: 38
PITCHER	IP WLS BF H R ER SO BB IBB HBP BLK WP HR S P ERA WHIP																						
18 Carlos Martínez, R (1,1) ERA: 3.38	4.0	17	5	1	1	4	2	0	0	0	0	1	0	24	32	2.25		1.750					
88 Ryan Helsley, R (5,1) ERA: 7.71	1.0	6	0	1	1	0	3	0	0	0	0	1	0	3	14	9.00	3.000						
65 Ryan Sherriff, L (6,1) ERA: 1.8	1.0	5	2	2	1	1	1	0	0	0	0	0	0	6	11	9.00	3.000						
70 Tyler Lyons, L (7,1) ERA: 4.5	2.0	W 6	0	0	0	2	0	0	0	0	0	0	0	10	10	0.00	0.000						
55 Dominic Leone, R (9,1) ERA: 2.25	1.0	S 4	1	0	0	0	0	0	0	0	0	0	0	4	4	0.00	1.000						

Batter	1	2	3	4	5	6	7	8	9	AB	R	H	RBI	BB	SO	LOB	BOTTOM		
25 Dexter Fowler, S (1,9) OBP: 0.316, SLG: 0.200 61 Steven Baron, R (6,2) OBP: 0.200, SLG: 0.200										2 1 0 0 1 1 1 2 1 1 1 0 0 0							Miami Marlins @ St. Louis Cardinals Roger Dean Chevrolet Stadium, Jupiter, FL Thu Mar 08 2018, 1:07 PM - 3:56 PM EST Att: 5,100 - Sunny - 69 F livebaseballscorecards.com		
38 José Martínez, R (1,10) OBP: 0.292, SLG: 0.522									4 1 1 2 0 0 2										
4 Yadier Molina, R (1,2) OBP: 0.286, SLG: 0.474 54 Alex Mejia, R (6,5)									2 0 1 1 1 0 2 1 0 0 0 0 0 0										
23 Marcell Ozuna, R (1,7) OBP: 0.240, SLG: 0.381 63 Tyler O'Neill, R (6, PR) OBP: 0.300, SLG: 0.300									2 0 0 0 1 1 2 1 0 1 0 0 0 0										
3 Jedd Gyorko, R (1,5) OBP: 0.154, SLG: 0.154 90 Delvin Pérez, R (6,6)									3 0 0 0 0 0 6 1 0 0 0 0 0 1										
40 Luke Voit, R (1,3) OBP: 0.333, SLG: 0.355 93 Andrew Knizner, R (7,3) OBP: 0.435, SLG: 0.706 73 Patrick Wisdom, R (9,3) OBP: 0.259, SLG: 0.280									3 0 0 0 0 2 0 1 0 0 0 0 0 1 0 0 0 0 0 0 0										
41 Breyvic Valera, S (1,4) OBP: 0.273, SLG: 0.200 82 Tommy Edman, S (7,4) OBP: 0.333, SLG: 0.333									3 0 1 0 0 1 0 1 0 0 0 0 1 0										
78 Randy Arozarena, R (1,8) OBP: 0.393, SLG: 0.538									4 1 2 0 0 0 1										
80 Edmundo Sosa, R (1,6) OBP: 0.474, SLG: 0.400 75 Adolis García, R (6,9) OBP: 0.433, SLG: 0.692									2 0 1 0 0 1 1 1 1 1 1 0 0 0										
Inning Stats	R: 0 E: 1 K: 1 S: 6	H: 0 LOB: 2 BB: 1 P: 10	R: 0 E: 0 K: 1 S: 6	H: 1 LOB: 1 BB: 0 P: 6	R: 1 E: 0 K: 0 S: 4	H: 1 LOB: 1 BB: 1 P: 8	R: 0 E: 0 K: 1 S: 6	H: 1 LOB: 0 BB: 0 P: 6	R: 0 E: 0 K: 2 S: 7	H: 0 LOB: 0 BB: 0 P: 7	R: 3 E: 0 K: 0 S: 7	H: 4 LOB: 1 BB: 0 P: 7	R: 0 E: 0 K: 1 S: 6	H: 1 LOB: 0 BB: 0 P: 6	1B: 5 2B: 1 3B: 2 HR: 1	SF: 1 SAC: 0 DP: 0 HBP: 0		WP: 0 PB: 0 SB: 0 CS: 1	PA: 38
PITCHER	IP WLS BF H R ER SO BB IBB HBP BLK WP HR S P ERA WHIP																		
62 José Ureña, R (1,1) ERA: 1.29	3.0	14	2	1	1	2	2	0	0	0	0	0	0	6	6	0.00		1.000	
29 Brad Ziegler, R (4,1) ERA: 3.86	1.0	3	1	0	0	1	0	0	0	0	0	0	0	6	6	0.00	1.000		
31 Caleb Smith, L (5,1) ERA: 3.86	3.0	B 16	5	3	3	3	1	0	0	0	0	0	1	21	25	9.00	2.000		
25 Junichi Tazawa, R (8,1) ERA: 9.0	1.0	L 4	1	1	1	1	0	0	0	0	0	0	0	6	6	9.00	1.000		

Batter	1	2	3	4	5	6	7	8	9	AB	R	H	RBI	BB	SO	LOB	TOP			
16 Kotten Wong, L (1,4) 46 Francisco Peña, R (6,2)										3	0	0	0	0	2	0	St. Louis Cardinals @ Houston Astros TEAM Ballpark of the Palm Beaches, West Palm Beach, FL Fri Mar 09 2018, 6:08 PM - 8:37 PM EST Att. 6,190 - Partly Cloudy - 67 F	AB 30 R 2 H 4 RBI 2 BB 0 SO 9 LOB 7		
28 Tommy Pham, R (1,8) 74 Oscar Mercado, R (6,8)										3	0	0	0	3	0					
4 Yadier Molina, R (1,2) 80 Edmundo Sosa, R (6,4)										3	0	0	0	0	0					
23 Marcell Ozuna, R (1,7) 48 Harrison Bader, R (7, PR) (7,7)										3	0	1	0	0	1					
12 Paul DeJong, R (1,6) 66 Wilfredo Tovar, R (7,6)										3	1	1	1	0	0					
19 Carson Kelly, R (1,10)										2	0	1	1	0	0					
73 Patrick Wisdom, R (1,3)										3	0	0	0	0	1					
63 Tyler O'Neill, R (1,9) 78 Randy Arozarena, R (8,9)										2	0	0	0	0	1					
54 Alex Mejia, R (1,5)										3	0	0	0	0	1					
Inning Stats	R: 0 E: 0 K: 2 S: 7	H: 0 LOB: 0 BB: 0 P: 7	R: 1 E: 0 K: 3 S: 12	H: 2 LOB: 1 BB: 0 P: 12	R: 0 E: 0 K: 3 S: 9	H: 0 LOB: 0 BB: 0 P: 9	R: 0 E: 0 K: 0 S: 3	H: 0 LOB: 1 BB: 0 P: 3	R: 0 E: 0 K: 1 S: 5	H: 0 LOB: 1 BB: 0 P: 4	R: 1 E: 0 K: 0 S: 4	H: 1 LOB: 1 BB: 0 P: 5	R: 0 E: 0 K: 0 S: 3	H: 0 LOB: 0 BB: 0 P: 3	R: 0 E: 0 K: 0 S: 4	H: 1 LOB: 1 BB: 0 P: 5			1B: 3 2B: 0 3B: 0 HR: 1	SF: 1 SAC: 0 DP: 0 HBP: 1
PITCHER	IP WLS BF H R ER SO BB IBB HBP BLK WP HR S P ERA WHIP																			
35 Justin Verlander, R (1,1) 53 Ken Giles, R (6,1) 41 Brad Peacock, R (7,1) 47 Chris Devenski, R (9,1)	5.0 1.0 2.0 1.0	18 3 7 4	2 0 1 0	1 0 1 0	1 0 1 0	8 0 0 0	0 0 0 0	0 0 0 0	0 0 0 0	0 0 1 0	0 0 7 4	34 5 8 5	35 5 8 5	1.80 0.00 4.50 0.00	0.400 0.000 0.500 1.000					

Batter	1	2	3	4	5	6	7	8	9	AB	R	H	RBI	BB	SO	LOB	BOTTOM			
4 George Springer, R (1,10) 74 Jon Kemmer, L (5, FH) (6,10)										2	0	1	0	0	0	1	St. Louis Cardinals @ Houston Astros TEAM Ballpark of the Palm Beaches, West Palm Beach, FL Fri Mar 09 2018, 6:08 PM - 8:37 PM EST Att. 6,190 - Partly Cloudy - 67 F	AB 29 R 4 H 7 RBI 4 BB 3 SO 11 LOB 18		
22 Josh Reddick, L (1,9) 79 Kyle Tucker, L (6,9)										1	0	0	0	1	0					
27 Jose Altuve, R (1,4) 76 Jack Mayfield, R (6,4)										2	0	1	0	0	0					
1 Carlos Correa, R (1,6) 92 Alex De Goli, R (6,6)										2	0	1	0	0	1					
9 Marwin Gonzalez, S (1,3) 23 AJ Reed, L (6,3)										1	0	0	0	1	0					
16 Brian McCann, L (1,2) 44 Tim Federowicz, R (6,2)										2	0	0	0	0	1					
28 J.D. Davis, R (1,5)										3	1	1	0	0	0					
21 Derek Fisher, L (1,7) (6,8)										3	1	1	0	0	2					
6 Jake Marisnick, R (1,8) 65 Ronnie Dawson, L (6,7)										2	0	1	0	0	1					
Inning Stats	R: 0 E: 0 K: 0 S: 3	H: 1 LOB: 0 BB: 0 P: 3	R: 0 E: 0 K: 1 S: 6	H: 1 LOB: 0 BB: 0 P: 6	R: 0 E: 0 K: 1 S: 5	H: 1 LOB: 0 BB: 0 P: 5	R: 0 E: 0 K: 1 S: 7	H: 1 LOB: 3 BB: 2 P: 15	R: 0 E: 0 K: 3 S: 9	H: 0 LOB: 0 BB: 0 P: 9	R: 0 E: 0 K: 1 S: 5	H: 0 LOB: 0 BB: 0 P: 5	R: 4 E: 0 K: 3 S: 12	H: 3 LOB: 1 BB: 1 P: 17	R: 0 E: 0 K: 1 S: 5	H: 0 LOB: 0 BB: 0 P: 5			1B: 6 2B: 0 3B: 1 HR: 0	SF: 0 SAC: 0 DP: 2 HBP: 1
PITCHER	IP WLS BF H R ER SO BB IBB HBP BLK WP HR S P ERA WHIP																			
39 Miles Mikolas, R (1,1) 59 Mike Mayers, R (5,1) 60 John Brebbia, R (7,1) 64 Sam Tuivailala, R (7,1) 26 Bud Norris, R (8,1)	4.0 2.0 0.2 0.1 1.0	16 6 7 1 3	4 0 3 0 0	0 0 4 4 0	0 0 2 1 0	0 0 1 0 0	0 0 1 0 0	0 0 9 3 5	14 14 54.00 0.00 0.00	0.00 0.00 6.000 0.000 0.000										

Batter	1	2	3	4	5	6	7	8	9	AB	R	H	RBI	BB	SO	LOB	TOP																			
34 Magneuris Sierra, L OBP: 0.296, SLG: 0.348 74 Braxton Lee, L OBP: 0.417, SLG: 0.333	G3		FC3-6 30 S 30 1B	K		K			3 1B 81 2B	4	1	0	0	0	2	5	<p>Miami Marlins @ St. Louis Cardinals</p> <p>Roger Dean Chevrolet Stadium, Jupiter, FL</p> <p>Sat Mar 10 2018, 1:06 PM - 3:42 PM EST</p> <p>Att: 6,483 - Partly Cloudy - 75 F</p> <p>livebaseballscorecards.com</p> <p>AB 40 R 7 H 13 RBI 7 BB 1 SO 8 LOB 21</p> 																			
30 Garrett Cooper, R OBP: 0.231, SLG: 0.292 3 JB Shuck, L OBP: 0.435, SLG: 0.571	G3		1B		G6-3		81 FC3-6 1B		81 2B 28 G6-2-3 1B	3	0	1	1	0	0	0																				
13 Starlin Castro, R OBP: 0.321, SLG: 0.497 81 Peter Mooney, L OBP: 0.423, SLG: 0.391	G1-3		K		HR		FC3-6 28 G3-1 28 F 1-2		1-3 3-H 2B	3	1	1	1	0	1	1																				
91 Isan Diaz, L OBP: 0.304, SLG: 0.421 28 Bryan Holaday, R OBP: 0.125, SLG: 0.313		HR		9 F8 17 1B 17 G2-3 BB	K		G3-1		G6-2-3	2	2	1	1	1	1	0																				
15 Brian Anderson, R OBP: 0.379, SLG: 0.435 26 Cristhian Adames, S OBP: 0.364, SLG: 0.350	L4		5 WP 19 1B 17 G2-3 1B	G4-3		G6-3		3-H G4-3		3	1	1	0	0	0	0																				
9 Lewis Brinson, R OBP: 0.433, SLG: 0.679 79 Isaac Galloway, R OBP: 0.450, SLG: 0.632	1B		F8			17 1B			G5-3	3	0	2	0	0	0	2																				
17 Chad Wallach, R OBP: 0.467, SLG: 0.467 83 Chris Hoo, R	K		G2-3			1B			G3-1	3	0	1	1	0	1	2																				
5 Scott Van Slyke, R OBP: 0.370, SLG: 0.680 35 Eric Campbell, R OBP: 0.269, SLG: 0.292			K		K		K		K	3	0	1	0	0	2	3																				
19 Miguel Rojas, R OBP: 0.125, SLG: 0.125 2 Yadiel Rivera, R OBP: 0.360, SLG: 0.361			F8			F9			G1-3	1	0	0	0	0	0	0																				
Inning Stats										R: 0 E: 0 K: 0 S: 4	H: 0 LOB: 0 BB: 0 P: 4	R: 1 E: 0 K: 1 S: 6	H: 2 LOB: 1 BB: 0 P: 7	R: 1 E: 0 K: 1 S: 7	H: 2 LOB: 1 BB: 1 P: 8	R: 2 E: 0 K: 2 S: 10		H: 2 LOB: 2 BB: 1 P: 14	R: 1 E: 0 K: 1 S: 7	H: 1 LOB: 0 BB: 0 P: 7	R: 0 E: 0 K: 2 S: 9	H: 2 LOB: 2 BB: 0 P: 9	R: 0 E: 0 K: 0 S: 4	H: 1 LOB: 1 BB: 0 P: 5	R: 0 E: 0 K: 1 S: 5	H: 0 LOB: 0 BB: 0 P: 5	R: 2 E: 0 K: 0 S: 6	H: 3 LOB: 1 BB: 0 P: 6	1B: 10 2B: 2 3B: 0 HR: 2	SF: 0 SAC: 0 DP: 1 HBP: 0	WP: 1 PB: 0 SB: 1 CS: 1	PA: 41				
PITCHER										IP	WLS	BF	H	R	ER	SO		BB	IBB	HBP	BLK	WP	HR	S	P	ERA	WHIP									
52 Michael Wacha, R ERA: 6.0										4.0	L	19	6	4	4	4		1	0	0	0	0	1	1	27	33	9.00	1.750								
27 Brett Cecil, L ERA: 9.0										1.0		4	1	1	1	1		0	0	0	0	0	0	1	7	7	9.00	1.000								
30 Jason Motte, R ERA: 13.5										1.0		5	2	0	0	2		0	0	0	0	0	0	9	9	0.00	2.000									
91 Dakota Hudson, R ERA: 1.93										2.0		7	1	0	0	1		0	0	0	0	0	0	9	10	0.00	0.500									
67 Matt Bowman, R ERA: 3.39										1.0		6	3	2	2	0		0	0	0	0	0	0	6	6	18.00	3.000									

Batter	1	2	3	4	5	6	7	8	9	AB	R	H	RBI	BB	SO	LOB	BOTTOM																		
25 Dexter Fowler, S OBP: 0.318, SLG: 0.333 73 Patrick Wisdom, R OBP: 0.226, SLG: 0.241	K		F8			3 3B G6-3		G6-3		3	1	1	1	0	1	0	<p>Miami Marlins @ St. Louis Cardinals</p> <p>Roger Dean Chevrolet Stadium, Jupiter, FL</p> <p>Sat Mar 10 2018, 1:06 PM - 3:42 PM EST</p> <p>Att: 6,483 - Partly Cloudy - 75 F</p> <p>livebaseballscorecards.com</p> <p>AB 30 R 3 H 4 RBI 3 BB 2 SO 6 LOB 5</p> 																		
3 Jedd Gyorko, R OBP: 0.125, SLG: 0.125 54 Alex Mejia, R OBP: 0.238, SLG: 0.250	F9				G5-3	G6-3		L9		3	0	0	1	0	0	1																			
38 Jose Martinez, R OBP: 0.296, SLG: 0.480 78 Randy Arozarena, R OBP: 0.378, SLG: 0.519	K				F9			P5		2	0	0	0	1	1	0																			
40 Luke Voit, R OBP: 0.314, SLG: 0.333 61 Steven Baron, R OBP: 0.143, SLG: 0.143		F8			F9			G5-3		2	0	0	0	0	0	1																			
19 Carson Kelly, R OBP: 0.250, SLG: 0.217 93 Andrew Knizner, R OBP: 0.400, SLG: 0.632		G5-3			G4-3			G6-3		2	0	0	0	0	0	0																			
35 Greg Garcia, L OBP: 0.407, SLG: 0.429					G1-3			G6-3		3	0	1	0	1	0	0																			
48 Harrison Bader, R OBP: 0.324, SLG: 0.496		P4			G1-3			G6-3		3	1	1	0	0	0	1																			
75 Adolis Garcia, R OBP: 0.424, SLG: 0.655			E6 41 G6-3			K		2B		3	0	1	1	0	1	0																			
41 Breyvic Valera, S OBP: 0.292, SLG: 0.190 34 Yairo Muñoz, R OBP: 0.346, SLG: 0.654			G6-3			HBP		K		1	0	0	0	0	0	1																			
Inning Stats										R: 0 E: 0 K: 2 S: 7	H: 0 LOB: 0 BB: 0 P: 7	R: 0 E: 0 K: 0 S: 4	H: 1 LOB: 1 BB: 0 P: 4	R: 0 E: 1 K: 0 S: 3	H: 0 LOB: 0 BB: 0 P: 3	R: 0 E: 0 K: 0 S: 3		H: 0 LOB: 0 BB: 0 P: 3	R: 2 E: 0 K: 2 S: 8	H: 1 LOB: 1 BB: 1 P: 13	R: 1 E: 0 K: 2 S: 8	H: 2 LOB: 1 BB: 1 P: 12	R: 0 E: 0 K: 0 S: 3	H: 0 LOB: 0 BB: 0 P: 3	R: 0 E: 0 K: 0 S: 3	H: 0 LOB: 0 BB: 0 P: 3	1B: 1 2B: 2 3B: 1 HR: 0	SF: 0 SAC: 0 DP: 1 HBP: 1	WP: 0 PB: 0 SB: 0 CS: 0	PA: 33					
PITCHER										IP	WLS	BF	H	R	ER	SO		BB	IBB	HBP	BLK	WP	HR	S	P	ERA	WHIP								
57 Eliaser Hernández, R ERA: 2.7										1.0		3	0	0	0	0		0	0	0	0	0	0	3	3	0.00	0.000								
76 Dillon Peters, L ERA: 0.35										2.0		9	1	2	2	2		1	0	1	0	0	0	11	16	9.00	1.000								
43 Odrisamer Despaigne, R ERA: 3.27										3.0	S	11	2	1	1	2		1	0	0	0	0	0	14	18	3.00	1.000								

Batter	1	2	3	4	5	6	7	8	9	AB	R	H	RBI	BB	SO	LOB	TOP																
25 Dexter Fowler, S OBP: 0.269, SLG: 0.273 74 Oscar Mercado, R OBP: 0.360, SLG: 0.250	G6-3	F7		G5-3			P5		L8	4	0	0	0	0	0	3	St. Louis Cardinals @ Washington Nationals TEAM Ballpark of the Palm Beaches, West Palm Beach, FL Sun Mar 11 2018, 1:07 PM - 3:52 PM EDT Att: 5,329 - Partly Cloudy - 82 F																
28 Tommy Pham, R OBP: 0.320, SLG: 0.455 54 Alex Mejia, R OBP: 0.227, SLG: 0.238	38 HR		G4-3		F9		38 1B		K	3	1	1	0	1	0	0																	
38 José Martínez, R OBP: 0.323, SLG: 0.598 78 Randy Arozarena, R OBP: 0.379, SLG: 0.519	1B		G6-3		G6-3		BB			4	1	2	2	0	0	0																	
23 Marcell Ozuna, R OBP: 0.219, SLG: 0.321 66 Wilfredo Tovar, R OBP: 0.333, SLG: 0.417	HR		G4-3		K		1B		K	4	0	0	0	0	3	2																	
12 Paul DeJong, R OBP: 0.321, SLG: 0.600 80 Edmundo Sosa, R OBP: 0.500, SLG: 0.438										3	2	2	1	1	0	0																	
4 Yadier Molina, R OBP: 0.299, SLG: 0.400 46 Francisco Peña, R OBP: 0.273, SLG: 0.200	BB									0	0	0	0	0	0	0																	
3 Jedd Gyorko, R OBP: 0.156, SLG: 0.111 73 Patrick Wisdom, R OBP: 0.250, SLG: 0.300										3	0	1	1	0	0	1																	
16 Kolten Wong, L OBP: 0.240, SLG: 0.182 48 Harrison Bader, R OBP: 0.314, SLG: 0.394										3	0	0	0	0	1	3																	
34 Yairo Muñoz, R OBP: 0.345, SLG: 0.621 35 Greg Garcia, L OBP: 0.407, SLG: 0.429										3	0	0	0	0	1	1																	
40 Luke Voit, R OBP: 0.306, SLG: 0.324										3	0	1	0	0	0	2																	
Inning Stats	R: 2 E: 0 K: 0 S: 6	H: 2 LOB: 1 BB: 1 P: 12	R: 0 E: 0 K: 1 S: 6	H: 1 LOB: 1 BB: 0 P: 6	R: 0 E: 0 K: 1 S: 5	H: 0 LOB: 0 BB: 0 P: 5	R: 1 E: 0 K: 0 S: 5	H: 2 LOB: 2 BB: 1 P: 9	R: 0 E: 0 K: 1 S: 5	H: 0 LOB: 1 BB: 1 P: 6	R: 0 E: 0 K: 1 S: 6	H: 1 LOB: 2 BB: 1 P: 10	R: 1 E: 0 K: 1 S: 7	H: 2 LOB: 2 BB: 0 P: 8	R: 0 E: 0 K: 1 S: 5	H: 0 LOB: 0 BB: 0 P: 5	1B: 4 2B: 2 3B: 0 HR: 2	SF: 0 SAC: 0 DP: 0 HBP: 0	WP: 0 PB: 0 SB: 0 CS: 1	PA: 39													
PITCHER	IP WLS BF H R ER SO BB IBB HBP BLK WP HR S P ERA WHIP																																
57 Tanner Roark, R ERA: 2.25 36 Sammy Solis, L ERA: 3.6 62 Sean Doolittle, L ERA: 21 Brandon Kintzler, R ERA: 4.5 27 Shawn Kelley, R ERA: 1.8	4.0 1.0 6.1 7.1 8.1	19 3 4 5 4	5 0 0 1 2	3 0 0 0 1	3 0 0 0 1	0 0 0 0 0	2 0 0 1 0	0 0 0 0 0	0 0 0 0 0	0 0 0 0 0	0 0 0 0 0	1 0 0 0 1	22 5 6 10 7	32 5 6 10 8	6.75 0.00 0.00 2.00 9.00	1.750 0.000 0.000 2.000 2.000	60 Ismael Guillón, L ERA:	1.0 1.0 1.0 1.0 1.0	3 3 4 2 4	0 0 0 1 1	0 0 0 0 0	0 0 0 0 0	0 0 0 0 0	0 0 0 0 0	0 0 0 0 0	0 0 0 0 0	0 0 0 0 0	0 0 0 0 0	0 0 0 0 0	0.00 0.000 0.000 0.000 0.000	0.000 0.000 0.000 2.000 2.000	0.00 0.000 0.000 2.000 2.000	0.00 0.000 0.000 2.000 2.000

Batter	1	2	3	4	5	6	7	8	9	AB	R	H	RBI	BB	SO	LOB	BOTTOM					
7 Trea Turner, R OBP: 0.379, SLG: 0.320 49 Moisés Sierra, R OBP: 0.419, SLG: 0.481	K			K			G6-3		F8	2	0	0	0	2	0	0	St. Louis Cardinals @ Washington Nationals TEAM Ballpark of the Palm Beaches, West Palm Beach, FL Sun Mar 11 2018, 1:07 PM - 3:52 PM EDT Att: 5,329 - Partly Cloudy - 82 F					
12 Howie Kendrick, R OBP: 0.426, SLG: 0.389 17 Drew Ward, L OBP: 0.250, SLG: 0.100	G6-3			K			F9		K	3	0	0	0	1	0	1						
34 Bryce Harper, L OBP: 0.348, SLG: 0.520 9 Rafael Bautista, R OBP: 0.250, SLG: 0.100	G3			G4-3						2	0	0	0	0	0	0						
6 Anthony Rendon, R OBP: 0.350, SLG: 0.294 61 Chris Dominguez, R OBP: 0.357, SLG: 0.543										2	1	1	0	0	0	0						
14 Miguel Montero, L OBP: 0.333, SLG: 0.375 64 Spencer Kieboom, R OBP: 0.400, SLG: 0.348										2	0	0	0	0	1	1						
14 Victor Robles, R OBP: 0.278, SLG: 0.424 9 Carter Kieboom, R OBP: 0.250, SLG: 0.500										2	0	1	0	0	0	1						
71 José Marmolejos, L OBP: 0.243, SLG: 0.333 45 Andrew Stevenson, L OBP: 0.364, SLG: 0.483										2	0	0	0	0	0	0						
18 Ryan Raburn, R OBP: 0.200, SLG: 0.111 5 Adrián Sánchez, R OBP: 0.238, SLG: 0.250										2	0	0	0	0	1	0						
19 Matt Reynolds, R OBP: 0.433, SLG: 0.364 17 Reid Brignac, L OBP: 0.480, SLG: 0.200										2	1	1	1	0	0	0						
Inning Stats	R: 0 E: 0 K: 1 S: 5	H: 0 LOB: 0 BB: 0 P: 5	R: 0 E: 0 K: 0 S: 3	H: 0 LOB: 0 BB: 0 P: 3	R: 0 E: 0 K: 1 S: 5	H: 0 LOB: 0 BB: 0 P: 5	R: 0 E: 0 K: 2 S: 7	H: 0 LOB: 0 BB: 0 P: 7	R: 1 E: 0 K: 0 S: 4	H: 1 LOB: 0 BB: 0 P: 4	R: 1 E: 0 K: 0 S: 5	H: 1 LOB: 0 BB: 0 P: 6	R: 1 E: 1 K: 1 S: 4	H: 2 LOB: 2 BB: 2 P: 13	R: 0 E: 0 K: 1 S: 4	H: 0 LOB: 0 BB: 0 P: 5		R: 0 E: 0 K: 1 S: 5	H: 0 LOB: 1 BB: 1 P: 9	1B: 1 2B: 1 3B: 0 HR: 2	SF: 1 SAC: 0 DP: 1 HBP: 1	WP: 0 PB: 0 SB: 0 CS: 2
PITCHER	IP WLS BF H R ER SO BB IBB HBP BLK WP HR S P ERA WHIP																					
7 Luke Weaver, R ERA: 1.0 68 Austin Gomber, L ERA: 2.57 36 Sean Gilmartin, L ERA: 7.2 77 Josh Lucas, R ERA: 55 Dominic Leone, R ERA: 1.8	4.0 2.0 0.1 1.2 1.0	12 8 5 4 4	0 2 1 0 0	0 2 1 0 0	4 2 1 0 0	0 0 0 1 1	0 2 0 0 0	0 0 0 0 0	0 0 0 0 0	0 0 0 0 0	0 0 0 0 0	0 0 0 0 0	1 9 3 5 5	10 12 6 9 9	9.00 27.00 0.00 0.00 0.00	1.000 12.000 0.000 0.000 1.000						

AB 35
R 4
H 8
RBI 4
BB 3
SO 7
LOB 12



AB 28
R 3
H 4
RBI 3
BB 3
SO 6
LOB 10



Batter	1	2	3	4	5	6	7	8	9	AB	R	H	RBI	BB	SO	LOB	TOP
25 Dexter Fowler, S OBP: 0.300, SLG: 0.360 75 Adolis Garcia, R OBP: 0.400, SLG: 0.613										3	1	2	3	0	0	1	St. Louis Cardinals @ Miami Marlins Roger Dean Chevrolet Stadium, Jupiter, FL Tue Mar 13 2018, 1:09 PM - 4:07 PM EDT Att.: 4,950 - Sunny - 64 F
28 Tommy Pham, R OBP: 0.310, SLG: 0.400 48 Harrison Bader, R OBP: 0.324, SLG: 0.382										3	0	0	0	1	2	3	
13 Matt Carpenter, L (1, 10)										0	2	0	0	2	0	0	
40 Luke Voit, R OBP: 0.289, SLG: 0.306 (2, PH) (2, 10)										2	0	0	0	0	0	2	
19 Carson Kelly, R OBP: 0.241, SLG: 0.208 (7, PH) (7, 10)										1	0	0	0	0	1	1	
23 Marcell Ozuna, R OBP: 0.250, SLG: 0.375 74 Oscar Mercado, R OBP: 0.346, SLG: 0.238										4	2	2	1	0	0	0	
38 José Martínez, R OBP: 0.353, SLG: 0.625 93 Andrew Knizner, R OBP: 0.407, SLG: 0.600										3	1	2	3	0	0	0	
4 Yadier Molina, R OBP: 0.290, SLG: 0.464 61 Steven Baron, R OBP: 0.125, SLG: 0.125										3	1	2	2	0	0	0	
3 Jedd Gyorko, R OBP: 0.143 73 Patrick Wisdom, R OBP: 0.235, SLG: 0.281										3	2	1	0	0	0	1	
35 Greg Garcia, L OBP: 0.452, SLG: 0.409 66 Wilfredo Tovar, R OBP: 0.308, SLG: 0.385										1	1	0	0	3	0	0	
34 Yairo Muñoz, R OBP: 0.412, SLG: 0.625										3	1	2	2	2	0	2	
Inning Stats	R: 6 E: 0 K: 1 S: 12	H: 6 LOB: 2 BB: 2 P: 20	R: 5 E: 0 K: 0 S: 7	H: 4 LOB: 2 BB: 3 P: 19	R: 0 E: 0 K: 0 S: 3	H: 0 LOB: 1 BB: 1 P: 7	R: 0 E: 0 K: 1 S: 5	H: 1 LOB: 2 BB: 2 P: 11	R: 0 E: 0 K: 3 S: 9	H: 0 LOB: 1 BB: 1 P: 13	R: 0 E: 0 K: 1 S: 5	H: 0 LOB: 0 BB: 1 P: 5	R: 0 E: 0 K: 0 S: 3	H: 0 LOB: 1 BB: 1 P: 7	1B: 7 2B: 4 3B: 0 HR: 0	SF: 2 SAC: 0 DP: 0 HBP: 0	WP: 0 PA: 47 PB: 0 SB: 0 CS: 0
PITCHER	IP: 0.1 WLS: L BF: 9 ERA: 13.5	H: 6 R: 6 ER: 6 SO: 1	BB: 2 IBB: 0 HBP: 0 BLK: 0	WP: 0 HR: 0 S: 10 P: 18	ERA: 162.00 WHIP: 24.000	IP: 4.0 WLS: 16 BF: 16 ERA: 2.45	H: 1 R: 0 ER: 0 SO: 4	BB: 4 IBB: 0 HBP: 0 BLK: 0	WP: 0 HR: 0 S: 20 P: 36	ERA: 0.00 WHIP: 1.250							
62 José Ureña, R ERA: 13.5							31 Caleb Smith, L ERA: 2.45										
89 Chris Mazza, R ERA: 13.5																	
56 Tayron Guerrero, R ERA: 4.5																	
25 Junichi Tazawa, R ERA: 4.5																	
71 Drew Steckenrider, R ERA: 4.5																	

Batter	1	2	3	4	5	6	7	8	9	AB	R	H	RBI	BB	SO	LOB	BOTTOM				
1 Cameron Maybin, R OBP: 0.292, SLG: 0.421 34 Magneuris Sierra, L OBP: 0.286, SLG: 0.333										4	1	1	2	0	1	1	St. Louis Cardinals @ Miami Marlins Roger Dean Chevrolet Stadium, Jupiter, FL Tue Mar 13 2018, 1:09 PM - 4:07 PM EDT Att.: 4,950 - Sunny - 64 F				
9 Lewis Brinson, R OBP: 0.389, SLG: 0.588 79 Isaac Galloway, R OBP: 0.429, SLG: 0.600										3	0	0	1	0	2	0					
13 Starlin Castro, R OBP: 0.324, SLG: 0.485 81 Peter Mooney, L OBP: 0.414, SLG: 0.423										3	0	1	0	0	0	0					
32 Derek Dietrich, L OBP: 0.375, SLG: 0.536 35 Eric Campbell, R OBP: 0.276, SLG: 0.289										2	1	1	1	1	0	0					
18 Tomás Telis, S OBP: 0.320, SLG: 0.304 25 Junichi Tazawa, R 71 Drew Steckenrider, R 31 Caleb Smith, R										2	0	0	0	0	1	2					
15 Brian Anderson, R OBP: 0.400, SLG: 0.571 26 Cristhian Adames, S OBP: 0.349, SLG: 0.333										3	0	0	0	0	1	2					
30 Garrett Cooper, R OBP: 0.303, SLG: 0.355 5 Scott Van Slyke, R OBP: 0.355, SLG: 0.607										3	0	1	0	0	2	0					
19 Miguel Rojas, R OBP: 0.207, SLG: 0.214 2 Yadier Rivera, R OBP: 0.370, SLG: 0.391										2	1	1	0	1	0	1					
62 José Ureña, R 89 Chris Mazza, R 56 Tayron Guerrero, R 3 JB Shuck, L 28 Bryan Holaday, R OBP: 0.105, SLG: 0.283										0	0	0	0	0	0	0					
Inning Stats	R: 0 E: 0 K: 2 S: 7	H: 0 LOB: 0 BB: 0 P: 7	R: 1 E: 0 K: 2 S: 10	H: 1 LOB: 0 BB: 0 P: 12	R: 3 E: 1 K: 1 S: 8	H: 2 LOB: 2 BB: 2 P: 16	R: 0 E: 0 K: 0 S: 3	H: 1 LOB: 0 BB: 0 P: 3	R: 0 E: 0 K: 1 S: 5	H: 0 LOB: 0 BB: 0 P: 5	R: 0 E: 0 K: 0 S: 3	H: 0 LOB: 0 BB: 0 P: 3	R: 0 E: 0 K: 1 S: 6	H: 1 LOB: 1 BB: 0 P: 6	R: 0 E: 0 K: 1 S: 6	H: 1 LOB: 1 BB: 0 P: 6		R: 0 E: 0 K: 1 S: 6	H: 1 LOB: 1 BB: 0 P: 6	1B: 3 2B: 2 3B: 1 HR: 1	SF: 0 SAC: 0 DP: 1 HBP: 0
PITCHER	IP: 4.0 WLS: W BF: 18 ERA: 4.82	H: 4 R: 4 ER: 3 SO: 5	BB: 2 IBB: 0 HBP: 0 BLK: 0	WP: 0 HR: 1 S: 28 P: 38	ERA: 6.75 WHIP: 1.500	IP: 1.0 WLS: 4 BF: 4 ERA: 9.95	H: 1 R: 0 ER: 0 SO: 1	BB: 0 IBB: 0 HBP: 0 BLK: 0	WP: 0 HR: 0 S: 6 P: 6	ERA: 0.00 WHIP: 1.000											
67 Matt Bowman, R ERA: 2.84							26 Bud Norris, R ERA: 9.95														
27 Brett Cecil, L ERA: 4.5																					
58 Preston Guilmet, R ERA: 4.5																					
60 John Brebbia, R ERA: 6.35																					

livebaseballscores.com



Batter	1	2	3	4	5	6	7	8	9	AB	R	H	RBI	BB	SO	LOB	TOP										
16 Trey Mancini, R OBP: 0.341, SLG: 0.513 15 Chance Sisco, L OBP: 0.440, SLG: 0.636										3	0	0	0	0	2	2	Baltimore Orioles @ St. Louis Cardinals Roger Dean Chevrolet Stadium, Jupiter, FL Thu Mar 15 2018, 1:08 PM - 3:28 PM EDT Att: 6,652 - Sunny - 70 F										
28 Colby Rasmus, L OBP: 0.393, SLG: 0.500 18 Austin Hays, R OBP: 0.231, SLG: 0.174										3	0	0	0	0	2	2											
13 Manny Machado, R OBP: 0.475, SLG: 0.784 3 Luis Sardinas, S OBP: 0.417, SLG: 0.424										3	0	0	0	0	0	0											
6 Jonathan Schoop, R OBP: 0.513, SLG: 0.941 96 Aderlin Rodriguez, R OBP: 0.200, SLG: 0.200										2	1	2	1	1	0	0											
2 Pedro Alvarez, L OBP: 0.357, SLG: 0.400 29 Austin Wynns, R OBP: 0.429, SLG: 0.625										2	0	1	0	1	1	0											
1 Tim Beckham, R OBP: 0.306, SLG: 0.422 12 Engelb Vielma, S OBP: 0.250, SLG: 0.235										3	0	0	0	0	2	4											
25 Anthony Santander, S OBP: 0.333, SLG: 0.565 70 Cedric Mullins, L OBP: 0.273, SLG: 0.414										3	0	0	0	0	0	2											
14 Craig Gentry, R OBP: 0.320, SLG: 0.375 47 Alex Presley, L OBP: 0.421, SLG: 0.387										3	0	1	0	0	0	0											
36 Caleb Joseph, R OBP: 0.462, SLG: 0.591 47 Danny Valencia, R OBP: 0.292, SLG: 0.500										1	0	0	0	1	1	1											
Inning Stats	R: 0 E: 0 K: 1 S: 5	H: 0 LOB: 0 BB: 0 P: 5	R: 1 E: 0 K: 2 S: 10	H: 1 LOB: 0 BB: 0 P: 11	R: 0 E: 0 K: 2 S: 8	H: 1 LOB: 1 BB: 0 P: 8	R: 0 E: 1 K: 1 S: 6	H: 1 LOB: 2 BB: 1 P: 10	R: 0 E: 0 K: 1 S: 7	H: 0 LOB: 0 BB: 0 P: 5	R: 0 E: 0 K: 1 S: 6	H: 1 LOB: 1 BB: 0 P: 6	R: 0 E: 0 K: 2 S: 7	H: 0 LOB: 0 BB: 0 P: 7	R: 0 E: 0 K: 1 S: 7	H: 0 LOB: 0 BB: 0 P: 7		1B: 4 2B: 0 3B: 0 HR: 1	SF: 0 SAC: 0 DP: 1 HBP: 0	WP: 0 PB: 0 SB: 0 CS: 0	PA: 34						
PITCHER	IP	WLS	BF	H	R	ER	SO	BB	IBB	HBP	BLK	WP	HR	S	P	ERA	WHIP										
32 Jack Flaherty, R ERA: 4.85	5.0	L	20	3	1	1	8	2	0	0	0	0	1	36	45	1.80	1.000										
53 John Gant, R ERA: 1.59	3.0		11	2	0	0	2	1	0	0	0	0	0	14	18	0.00	1.000										
27 Brett Cecil, L ERA: 3.0	1.0		3	0	0	0	2	0	0	0	0	0	0	7	7	0.00	0.000										

Batter	1	2	3	4	5	6	7	8	9	AB	R	H	RBI	BB	SO	LOB	BOTTOM										
25 Dexter Fowler, S OBP: 0.303, SLG: 0.357 75 Adolis Garcia, R OBP: 0.375, SLG: 0.556										3	0	1	0	0	1	0	Baltimore Orioles @ St. Louis Cardinals Roger Dean Chevrolet Stadium, Jupiter, FL Thu Mar 15 2018, 1:08 PM - 3:28 PM EDT Att: 6,652 - Sunny - 70 F										
35 Greg Garcia, L OBP: 0.441, SLG: 0.375 66 Wilfredo Tovar, R OBP: 0.333, SLG: 0.357										2	0	0	0	1	0	1											
4 Yadier Molina, R OBP: 0.365, SLG: 0.419 46 Francisco Peña, R OBP: 0.250, SLG: 0.182										3	0	0	0	0	3												
38 José Martínez, R OBP: 0.351, SLG: 0.588 78 Randy Arozarena, R OBP: 0.375, SLG: 0.493										2	0	0	0	1	0	1											
3 Jedd Gyorko, R OBP: 0.200, SLG: 0.167 73 Patrick Wisdom, R OBP: 0.237, SLG: 0.257										3	0	1	0	0	0	1											
34 Yairo Muñoz, R OBP: 0.376, SLG: 0.571 93 Andrew Knizner, R OBP: 0.393, SLG: 0.571										3	0	0	0	0	0	2											
40 Luke Voit, R OBP: 0.302, SLG: 0.390 90 Lane Thomas, R										3	0	1	0	0	1	0											
54 Alex Mejia, R OBP: 0.208, SLG: 0.217 48 Harrison Bader, R OBP: 0.310, SLG: 0.410										2	0	0	0	0	0	0											
74 Oscar Mercado, R OBP: 0.300, SLG: 0.200 41 Breyvic Valera, S OBP: 0.280, SLG: 0.162										3	0	0	0	0	0	1											
Inning Stats	R: 0 E: 0 K: 0 S: 4	H: 1 LOB: 1 BB: 0 P: 4	R: 0 E: 0 K: 0 S: 3	H: 0 LOB: 0 BB: 0 P: 3	R: 0 E: 1 K: 0 S: 4	H: 0 LOB: 2 BB: 1 P: 8	R: 0 E: 0 K: 0 S: 3	H: 1 LOB: 0 BB: 0 P: 3	R: 0 E: 0 K: 1 S: 5	H: 0 LOB: 0 BB: 0 P: 5	R: 0 E: 0 K: 1 S: 5	H: 0 LOB: 1 BB: 1 P: 6	R: 0 E: 0 K: 0 S: 3	H: 1 LOB: 1 BB: 0 P: 3	R: 0 E: 0 K: 0 S: 3	H: 0 LOB: 1 BB: 1 P: 7		1B: 3 2B: 0 3B: 0 HR: 0	SF: 0 SAC: 0 DP: 3 HBP: 0	WP: 0 PB: 0 SB: 0 CS: 0	PA: 31						
PITCHER	IP	WLS	BF	H	R	ER	SO	BB	IBB	HBP	BLK	WP	HR	S	P	ERA	WHIP										
34 Kevin Gausman, R ERA: 4.82	5.0	W	18	2	0	0	1	0	0	0	0	0	0	5	5	0.00	0.600										
84 Luis González, L	1.0	H	3	0	0	0	1	0	0	0	0	0	0	5	5	0.00	0.000										
31 Jimmy Yacabonis, R ERA: 3.86	1.0	H	3	0	0	0	0	1	0	0	0	0	0	2	6	0.00	1.000										
66 Tanner Scott, L ERA: 3.0	1.0	H	3	1	0	0	0	0	0	0	0	0	0	3	3	0.00	1.000										
88 Lucas Long, R	1.0	S	4	0	0	0	0	1	0	0	0	0	0	3	7	0.00	1.000										

AB	31
R	1
H	5
RBI	1
BB	3
SO	12
LOB	12



AB	28
R	0
H	3
RBI	0
BB	3
SO	2
LOB	12



Batter	1	2	3	4	5	6	7	8	9	AB	R	H	RBI	BB	SO	LOB	TOP	
25 Dexter Fowler, S (1.9) 59 Mike Mayers, R (7.1)										3	0	1	0	1	0	1	0	St. Louis Cardinals @ Washington Nationals NATIONALS TEAM Ballpark of the Palm Beaches, West Palm Beach, FL Fri Mar 16 2018, 1:09 PM - 3:43 PM EDT Att.: 4,606 - Sunny - 75 F
38 José Martínez, R (1.7) 74 Oscar Mercado, R (8.7)									4	0	0	0	0	1	2	0		
13 Matt Carpenter, L (1.3) 93 Andrew Knizner, R (8.6, PH) (8.3)									3	0	1	0	0	0	2	1		
3 Jedd Gyorko, R (1.5) 54 Alex Mejia, R (8.6, PH) (8.5)									3	1	1	1	0	1	2	1		
34 Yairo Muñoz, R (1.6) OBP: 0.415, SLG: 0.579										3	1	2	0	1	1	0		
35 Greg Garcia, L (1.4) 98 Andrew Young, R (9.6, PH)										3	0	0	0	0	3	1		
48 Harrison Bader, R (1.8) OBP: 0.304, SLG: 0.395										4	0	1	1	0	0	1		
19 Carson Kelly, R (1.2) 46 Francisco Peña, R (7.2) OBP: 0.308, SLG: 0.250										3	0	0	0	0	2	1		
39 Miles Mikolas, R (1.1) 65 Ryan Sherriff, L (6.1) 77 Josh Lucas, R (6.1) 92 Dylan Carlson, S (7.6, PH) (7.9)										2	0	0	0	0	2	0		
Inning Stats	R: 0 H: 0 E: 0 LOB: 1 K: 0 BB: 1 S: 3 P: 7	R: 0 H: 1 E: 0 LOB: 1 K: 0 BB: 0 S: 4 P: 4	R: 0 H: 1 E: 0 LOB: 1 K: 1 BB: 0 S: 6 P: 6	R: 1 H: 2 E: 0 LOB: 1 K: 1 BB: 0 S: 9 P: 12	R: 0 H: 0 E: 0 LOB: 0 K: 1 BB: 0 S: 5 P: 5	R: 0 H: 1 E: 0 LOB: 1 K: 1 BB: 0 S: 5 P: 9	R: 0 H: 1 E: 0 LOB: 0 K: 3 BB: 0 S: 4 P: 4	R: 0 H: 0 E: 0 LOB: 0 K: 3 BB: 0 S: 9 P: 9	R: 1 H: 2 E: 0 LOB: 1 K: 0 BB: 0 S: 5 P: 7	1B: 7 SF: 0 2B: 0 SAC: 0 3B: 0 DP: 1 HR: 1 HBP: 0	WP: 1 PA: 36 PB: 0 SB: 1 CS: 0							
PITCHER	IP WLS BF H R ER SO BB IBB HBP BLK WP HR S P ERA WHIP																PITCHER	IP WLS BF H R ER SO BB IBB HBP BLK WP HR S P ERA WHIP
47 Gio González, L (1.1) ERA: 2.7	5.0	20	4	1	1	3	1	0	0	0	0	0	0	1	27	34	1.80	1.000
23 Erick Fedde, R (6.1) ERA: 2.94	3.2	W 15	4	1	1	4	1	0	0	0	1	0	22	27	2.46	1.364		
55 Tim Collins, L (9.1) ERA: 1.42	0.1	S 1	0	0	0	0	0	0	0	0	0	0	1	2	0.00	0.000		

Batter	1	2	3	4	5	6	7	8	9	AB	R	H	RBI	BB	SO	LOB	BOTTOM	
8 Brian Goodwin, L (1.8) 14 Victor Robles, R (7.8) OBP: 0.343, SLG: 0.207 OBP: 0.244, SLG: 0.357										3	1	2	0	0	0	0	St. Louis Cardinals @ Washington Nationals NATIONALS TEAM Ballpark of the Palm Beaches, West Palm Beach, FL Fri Mar 16 2018, 1:09 PM - 3:43 PM EDT Att.: 4,606 - Sunny - 75 F	
7 Trea Turner, R (1.6) 17 Reid Brignac, L (7.6) OBP: 0.447, SLG: 0.375 OBP: 0.438, SLG: 0.190										3	1	2	0	0	0	0		
34 Bryce Harper, L (1.9) 49 Moisés Sierra, R (6.6, PR) (7.9)										2	0	1	1	1	0	2		
6 Anthony Rendon, R (1.5) 19 Matt Reynolds, R (6.6, PR) (7.3)										2	0	0	0	1	1	2		
15 Matt Adams, L (1.3) 61 Chris Dominguez, R (6.6, PR) (7.5)										3	0	1	1	0	0	1		
12 Howie Kendrick, R (1.4) 18 Ryan Raburn, R (7.7) OBP: 0.423, SLG: 0.455 OBP: 0.143, SLG: 0.077										2	0	1	1	0	0	0		
45 Andrew Stevenson, L (1.7) 64 Spencer Kieboom, R (7.2) OBP: 0.329, SLG: 0.439 OBP: 0.452, SLG: 0.370										3	0	0	0	0	1	4		
29 Pedro Severino, R (1.2) 5 Adrián Sánchez, R (7.4) OBP: 0.250, SLG: 0.167 OBP: 0.240, SLG: 0.217										2	0	0	0	1	0	1		
47 Gio González, R (1.1) 17 Alejandro De Aza, L (6.6, PH) 23 Erick Fedde, R (6.1) 55 Tim Collins, L (9.1)										1	0	0	0	0	0	0		
Inning Stats	R: 0 H: 2 E: 0 LOB: 1 K: 0 BB: 0 S: 4 P: 4	R: 0 H: 0 E: 0 LOB: 0 K: 0 BB: 0 S: 3 P: 3	R: 0 H: 0 E: 0 LOB: 0 K: 0 BB: 0 S: 3 P: 3	R: 0 H: 0 E: 0 LOB: 1 K: 1 BB: 1 S: 5 P: 9	R: 0 H: 1 E: 0 LOB: 1 K: 1 BB: 0 S: 6 P: 6	R: 4 H: 4 E: 0 LOB: 2 K: 2 BB: 2 S: 11 P: 19	R: 0 H: 2 E: 0 LOB: 2 K: 1 BB: 0 S: 7 P: 7	R: 0 H: 1 E: 0 LOB: 0 K: 0 BB: 0 S: 3 P: 3	1B: 9 SF: 1 2B: 1 SAC: 0 3B: 0 DP: 2 HR: 0 HBP: 0	WP: 1 PA: 35 PB: 0 SB: 0 CS: 0								
PITCHER	IP WLS BF H R ER SO BB IBB HBP BLK WP HR S P ERA WHIP																PITCHER	IP WLS BF H R ER SO BB IBB HBP BLK WP HR S P ERA WHIP
39 Miles Mikolas, R (1.1) ERA: 6.59	5.0	18	3	0	0	2	1	0	0	0	0	0	4	8	6.59	1.500		
65 Ryan Sherriff, L (6.1) ERA: 7.5	0.0	L 5	4	4	4	0	1	0	0	0	0	0	4	8	7.5	1.500		
77 Josh Lucas, R (6.1) ERA: 7.5	1.0	4	0	0	0	2	0	1	0	0	1	0	7	11	0.00	0.000		
59 Mike Mayers, R (7.1) ERA: 7.5	2.0	8	3	0	0	1	0	0	0	0	0	0	10	10	0.00	1.500		

Batter	1	2	3	4	5	6	7	8	9	AB	R	H	RBI	BB	SO	LOB	TOTAL					
16 Kotten Wong, L OBP: 0.278, SLG: 0.226 60 John Brebbia, L (6, 1)										3	0	2	0	1	1	0	AB	36				
75 Adolis Garcia, R OBP: 0.356, SLG: 0.512										0	0	0	0	0	0	0	R	3				
28 Tommy Pham, R OBP: 0.333, SLG: 0.455 54 Alex Mejia, R OBP: 0.192, SLG: 0.200										3	1	0	0	1	0	4	H	9				
12 Paul DeJong, R OBP: 0.311, SLG: 0.439 66 Wilfredo Tovar, R OBP: 0.294, SLG: 0.313											3	0	2	1	1	1	RBI	2				
23 Marcell Ozuna, R OBP: 0.311, SLG: 0.439 93 Andrew Knizner, R OBP: 0.355, SLG: 0.590											3	0	1	0	0	2	BB	5				
40 Luke Voit, R OBP: 0.320, SLG: 0.391 78 Randy Arozarena, R, PR OBP: 0.371, SLG: 0.469											2	0	1	0	1	2	SO	8				
73 Patrick Wisdom, R OBP: 0.239, SLG: 0.220 61 Steven Baron, R OBP: 0.125, SLG: 0.125											3	0	0	0	1	4	LOB	19				
46 Francisco Peña, R 58 Preston Guilmet, R 30 Jason Motte, R 96 Edward Mujica, R										4	0	1	0	0	0	3						
74 Oscar Mercado, R OBP: 0.265, SLG: 0.172										4	0	0	0	0	1	3						
7 Luke Weaver, R 67 Matt Bowman, R 41 Breyvic Valera, S OBP: 0.250, SLG: 0.160										2	0	1	0	0	1	0						
Inning Stats	R: 0 E: 1 K: 1 S: 7	H: 1 LOB: 2 BB: 0 P: 7	R: 0 E: 1 K: 0 S: 5	H: 1 LOB: 3 BB: 1 P: 9	R: 0 E: 0 K: 1 S: 7	H: 2 LOB: 2 BB: 0 P: 7	R: 0 E: 0 K: 1 S: 6	H: 1 LOB: 1 BB: 0 P: 6	R: 1 E: 0 K: 0 S: 2	H: 0 LOB: 1 BB: 3 P: 15	R: 0 E: 0 K: 0 S: 3	H: 1 LOB: 0 BB: 0 P: 4	R: 2 E: 0 K: 3 S: 12	H: 3 LOB: 2 BB: 1 P: 17	R: 0 E: 0 K: 1 S: 5	H: 0 LOB: 0 BB: 0 P: 5	R: 0 E: 0 K: 1 S: 5	H: 0 LOB: 0 BB: 0 P: 5	1B: 7 2B: 2 3B: 0 HR: 0	SF: 0 SAC: 0 DP: 1 HBP: 0	WP: 3 PB: 0 SB: 2 CS: 1	PA: 42
PITCHER	IP	WLS	BF	H	R	ER	SO	BB	IBB	HBP	BLK	WP	HR	S	P	ERA	WHIP					
15 Sean Newcomb, L ERA: 2.35	4.2	L	23	5	1	1	3	3	0	0	0	1	0	26	39	1.93	1.714					
51 Shane Carle, R ERA: 3.89	1.1		5	1	0	0	0	1	0	0	0	1	0	4	9	0.00	1.500					
30 Peter Moylan, R ERA: 5.79	1.0		7	3	2	2	3	1	0	0	0	0	0	12	17	18.00	4.000					
39 Sam Freeman, L ERA: 6.35	1.0		3	0	0	0	1	0	0	0	0	0	0	5	5	0.00	0.000					
58 Dan Winkler, R ERA: 6.35	1.0		3	0	0	0	1	0	0	0	0	0	0	5	5	0.00	0.000					

St. Louis Cardinals @ Atlanta Braves
Stadium at the ESPN Wide World of Sports, Lake Buena Vista

AB 36
R 3
H 9
RBI 2
BB 5
SO 8
LOB 19



Sat Mar 17 2018, 1:07 PM - 3:56 PM EDT
Att: 9,167 - Sunny - 77 F

Batter	1	2	3	4	5	6	7	8	9	AB	R	H	RBI	BB	SO	LOB	TOTAL					
11 Ender Inciarte, L OBP: 0.361, SLG: 0.313 Cristian Pache, R OBP: 0.200, SLG: 0.200										3	0	0	0	1	1	0	AB	27				
8 Charlie Culberson, R OBP: 0.238, SLG: 0.399 91 Daniel Lockhart, L (9, 5)										4	0	0	0	0	0	2	R	0				
5 Freddie Freeman, L OBP: 0.378, SLG: 0.514 73 Sean Kazmar Jr., R OBP: 0.250, SLG: 0.190										3	0	1	0	0	0	0	H	1				
25 Tyler Flowers, R OBP: 0.333, SLG: 0.125 Tyler Marlette, R OBP: 0.333, SLG: 0.250										1	0	0	0	2	1	0	RBI	0				
22 Nick Markakis, L OBP: 0.357, SLG: 0.370 98 Xavier Avery, L OBP: 0.154, SLG: 0.083										3	0	0	0	0	3	3	BB	4				
18 Lane Adams, R OBP: 0.214, SLG: 0.357										3	0	0	0	0	1	1	SO	9				
12 Ryan Schimpf, L 89 Dylan Moore, R OBP: 1.000, SLG: 4.000										3	0	0	0	0	1	0	LOB	6				
27 Christian Colón, R OBP: 0.429, SLG: 0.448 Ray-Patrick Diddier, R (8, 4)										2	0	0	0	1	0	0						
15 Sean Newcomb, L 51 Shane Carle, R 30 Peter Moylan, R 39 Sam Freeman, R 87 Dustin Peterson, R 58 Dan Winkler, R										1	0	0	0	0	1	0						
Inning Stats	R: 0 E: 0 K: 1 S: 6	H: 1 LOB: 1 BB: 1 P: 11	R: 0 E: 0 K: 2 S: 7	H: 0 LOB: 0 BB: 0 P: 7	R: 0 E: 0 K: 2 S: 7	H: 0 LOB: 0 BB: 0 P: 7	R: 0 E: 0 K: 1 S: 5	H: 0 LOB: 1 BB: 1 P: 9	R: 0 E: 0 K: 0 S: 3	H: 0 LOB: 2 BB: 2 P: 11	R: 0 E: 0 K: 2 S: 7	H: 0 LOB: 0 BB: 0 P: 7	R: 0 E: 0 K: 0 S: 3	H: 0 LOB: 0 BB: 0 P: 3	R: 0 E: 0 K: 1 S: 5	H: 0 LOB: 0 BB: 0 P: 5	R: 0 E: 0 K: 0 S: 3	H: 0 LOB: 0 BB: 0 P: 3	1B: 1 2B: 0 3B: 0 HR: 0	SF: 0 SAC: 1 DP: 0 HBP: 0	WP: 1 PB: 0 SB: 0 CS: 0	PA: 32
PITCHER	IP	WLS	BF	H	R	ER	SO	BB	IBB	HBP	BLK	WP	HR	S	P	ERA	WHIP					
7 Luke Weaver, R ERA: 0.68	4.1	W	17	4	1	0	6	3	0	0	0	1	0	26	39	0.00	0.923					
67 Matt Bowman, R ERA: 2.57	0.2	H	3	0	0	0	0	1	0	0	0	1	0	2	6	0.00	1.500					
60 John Brebbia, R ERA: 5.4	1.0	H	3	0	0	0	2	0	0	0	0	0	0	7	7	0.00	0.000					
58 Preston Guilmet, R ERA: 10.38	1.0	H	3	0	0	0	0	0	0	0	0	0	0	3	3	0.00	0.000					
30 Jason Motte, R ERA: 10.38	1.0	H	3	0	0	0	1	0	0	0	0	0	0	5	5	0.00	0.000					

St. Louis Cardinals @ Atlanta Braves
Stadium at the ESPN Wide World of Sports, Lake Buena Vista

AB 27
R 0
H 1
RBI 0
BB 4
SO 9
LOB 6



Sat Mar 17 2018, 1:07 PM - 3:56 PM EDT
Att: 9,167 - Sunny - 77 F

Batter	1	2	3	4	5	6	7	8	9	AB	R	H	RBI	BB	SO	LOB	TOP										
8 Brian Goodwin, L (1.7) OBP: 0.319, SLG: 0.188 21 Brandon Kintzler, R (6.1) 33 Matt Grace, L (7.1) 55 Tim Collins, L (8.1) 64 Spencer Kieboom, R (9. PH) OBP: 0.412, SLG: 0.333	0-1 G5-3			0-0 G4-3		0-3 K			0-0 L6	3	0	0	0	0	1	0	Washington Nationals @ St. Louis Cardinals Roger Dean Chevrolet Stadium, Jupiter, FL Sun Mar 18 2018, 1:09 PM - 3:37 PM EDT Att: 6,631 - Sunny - 81 F										
1 Wilmer Difo, S (1.6) OBP: 0.189, SLG: 0.171 45 Andrew Stevenson, L (7.8) OBP: 0.311, SLG: 0.415	0-3 K			0-0 P2					0-0 L6	3	0	0	0	0	1	0											
6 Anthony Rendon, R (1.5) OBP: 0.419, SLG: 0.360 7 Luis Garcia Jr., L (7. PR) OBP: 0.333, SLG: 0.333	0-0 F7			0-0 1B						3	0	2	0	0	0	0											
15 Matt Adams, L (1.3) OBP: 0.345, SLG: 0.536 61 Chris Dominguez, R (7.3) OBP: 0.351, SLG: 0.576		0-0 1B		0-3 K						3	0	1	0	0	2	2											
14 Victor Robles, R (1.8) OBP: 0.220, SLG: 0.319 17 Reid Brignac, L (7.6) OBP: 0.457, SLG: 0.182		0-3 K				0-0 F9				3	0	0	0	0	2	2											
18 Ryan Raburn, R (1.9) OBP: 0.150, SLG: 0.056		0-0 G5-4-3				0-0 F9				3	0	0	0	0	1	1											
19 Matt Reynolds, R (1.4) OBP: 0.442, SLG: 0.355 5 Adrián Sanchez, R (8.4) OBP: 0.231, SLG: 0.208			0-0 G5-3			0-3 K				3	0	0	0	0	1	0											
29 Pedro Severino, R (1.2) OBP: 0.217, SLG: 0.143			0-0 P3							3	0	0	0	0	0	0											
22 A.J. Cole, R (1.1) 26 Trevor Gott, R (5.1) 49 Moisés Sierra, R (6. PH) OBP: 0.422, SLG: 0.525			0-0 G4-3							1	0	0	0	0	0	0											
			0-0 G4-3							2	0	0	0	0	0	0											
Inning Stats	R: 0 E: 0 K: 1 S: 6	H: 0 LOB: 0 BB: 0 P: 6	R: 0 E: 0 K: 1 S: 5	H: 1 LOB: 0 BB: 0 P: 5	R: 0 E: 0 K: 0 S: 3	H: 0 LOB: 0 BB: 0 P: 3	R: 0 E: 0 K: 1 S: 6	H: 1 LOB: 1 BB: 0 P: 6	R: 0 E: 0 K: 1 S: 5	H: 0 LOB: 0 BB: 0 P: 5	R: 0 E: 0 K: 1 S: 5	H: 0 LOB: 0 BB: 0 P: 5	R: 0 E: 0 K: 1 S: 8	H: 1 LOB: 1 BB: 0 P: 8	R: 0 E: 0 K: 1 S: 5	H: 0 LOB: 0 BB: 0 P: 5	R: 0 E: 0 K: 0 S: 3	H: 0 LOB: 0 BB: 0 P: 3	1B: 3 2B: 0 3B: 0 HR: 0	SF: 0 SAC: 0 DP: 1 HBP: 0	WP: 0 PB: 0 SB: 0 CS: 0	PA: 29					
PITCHER	IP WLS BF H R ER SO BB IBB HBP BLK WP HR S P ERA WHIP																										
53 John Gant, R (1.1) ERA: 1.35	2.0	6	1	0	0	2	0	0	0	0	0	0	0	0	0	11	11	0.00	0.500								
36 Sean Gilmartin, L (3.1) ERA: 5.14	2.0	7	1	0	0	1	0	0	0	0	0	0	0	0	0	9	9	0.00	0.500								
77 Josh Lucas, R (5.1) ERA: 2.25	1.0	3	0	0	0	1	0	0	0	0	0	0	0	0	5	5	0.00	0.000									
27 Brett Cecil, L (6.1) ERA: 2.25	1.0	3	0	0	0	1	0	0	0	0	0	0	0	0	5	5	0.00	0.000									
64 Sam Tuivailala, R (7.1) ERA: 2.25	1.0	4	1	0	0	2	0	0	0	0	0	0	0	0	8	8	0.00	1.000									
26 Bud Norris, R (8.1) ERA: 7.56	1.0	3	0	0	0	1	0	0	0	0	0	0	0	0	3	3	0.00	0.000									
44 Luke Gregerson, R (9.1) ERA: 7.56	1.0	3	0	0	0	0	0	0	0	0	0	0	0	0	3	3	0.00	0.000									

AB 29
R 0
H 3
RBI 0
BB 0
SO 8
LOB 5



Batter	1	2	3	4	5	6	7	8	9	AB	R	H	RBI	BB	SO	LOB	BOTTOM									
25 Dexter Fowler, S (1.9) OBP: 0.325, SLG: 0.382 61 Steven Baron, R (7.2) OBP: 0.200, SLG: 0.300	0-3 K		0-0 L4-5			0-0 2B				3	1	1	0	0	1	1	Washington Nationals @ St. Louis Cardinals Roger Dean Chevrolet Stadium, Jupiter, FL Sun Mar 18 2018, 1:09 PM - 3:37 PM EDT Att: 6,631 - Sunny - 81 F									
28 Tommy Pham, R (1.8) OBP: 0.326, SLG: 0.432 54 Alex Mejia, R (8.6) OBP: 0.185, SLG: 0.192	0-3 K			0-3 K		0-0 E3				4	2	1	1	0	2	0										
13 Matt Carpenter, L (1.5) OBP: 0.700, SLG: 1.000	4-0 BB			0-3 K		0-0 2B				2	1	1	0	1	1	0										
73 Patrick Wisdom, R (7.5) OBP: 0.234, SLG: 0.214	0-0 FC5-4			0-3 K		0-0 F8				1	0	0	0	0	0	1										
38 José Martínez, R (1.3) OBP: 0.341, SLG: 0.634 66 Wilfredo Tovar, R (6. PR) OBP: 0.333, SLG: 0.412	0-0 FC5-4			3-2 HR		0-0 1B				3	1	2	3	0	0	1										
4 Yadier Molina, R (1.2) OBP: 0.341, SLG: 0.649 75 Adolis García, R (6. PR) OBP: 0.348, SLG: 0.500		0-0 F9		0-3 K		0-0 2B				2	0	0	0	1	1	0										
3 Jedrek Goins, R (1.4) OBP: 0.228, SLG: 0.300 64 Sam Tuivailala, R (7.1) 26 Bud Norris, R (8.1) 48 Harrison Bader, R (8. PH) 44 Luke Gregerson, L (9.1)		0-0 F8				0-0 BB				3	0	1	1	0	0	0										
35 Greg Garcia, L (1.6) OBP: 0.410, SLG: 0.345 27 Brett Cecil, R (6.1) 40 Luke Voit, R (6. PH) OBP: 0.327, SLG: 0.417		0-0 P4				0-0 1B				2	0	1	0	0	0	0										
78 Randy Arozarena, R (1.7) OBP: 0.385, SLG: 0.514			0-0 3B			0-0 1B				2	0	1	1	0	0	2										
53 John Gant, R (1.1) 36 Sean Gilmartin, L (3.1) 77 Josh Lucas, R (5.1) 34 Yairo Muñoz, R (5. PH) OBP: 0.408, SLG: 0.581			0-3 K			0-0 L4-3				0	0	0	0	0	0	0										
			0-3 K			0-0 L6				3	0	1	1	0	0	2										
Inning Stats	R: 0 E: 0 K: 2 S: 7	H: 0 LOB: 1 BB: 1 P: 11	R: 0 E: 0 K: 0 S: 3	H: 0 LOB: 0 BB: 0 P: 3	R: 0 E: 0 K: 1 S: 5	H: 1 LOB: 0 BB: 0 P: 5	R: 1 E: 0 K: 3 S: 12	H: 1 LOB: 0 BB: 0 P: 15	R: 0 E: 0 K: 0 S: 3	H: 1 LOB: 1 BB: 0 P: 4	R: 5 E: 1 K: 0 S: 7	H: 4 LOB: 2 BB: 1 P: 11	R: 2 E: 0 K: 0 S: 6	H: 3 LOB: 1 BB: 0 P: 6	R: 2 E: 0 K: 2 S: 10	H: 3 LOB: 1 BB: 0 P: 10	R: 0 E: 0 K: 0 S: 3	H: 0 LOB: 0 BB: 0 P: 3	1B: 5 2B: 8 3B: 1 HR: 1	SF: 0 SAC: 0 DP: 3 HBP: 1	WP: 0 PB: 0 SB: 0 CS: 0	PA: 38				
PITCHER	IP WLS BF H R ER SO BB IBB HBP BLK WP HR S P ERA WHIP																									
22 A.J. Cole, R (1.1) ERA: 4.0	4.0	14	1	1	1	6	1	0	0	0	0	0	0	0	27	34	2.25	0.750								
26 Trevor Gott, R (5.1) ERA: 7.5	1.0	4	1	0	0	0	0	0	0	0	0	0	0	3	4	0.00	1.000									
21 Brandon Kintzler, R (6.1) ERA: 3.0	1.0	8	4	5	3	0	1	0	0	0	0	0	0	7	11	27.00	5.000									
33 Matt Grace, L (7.1) ERA: 3.0	1.0	6	3	2	2	0	0	0	0	0	0	0	0	6	6	18.00	3.000									
55 Tim Collins, L (8.1) ERA: 3.68	1.0	6	3	2	2	2	0	0	0	0	0	0	0	10	10	18.00	3.000									

AB 35
R 10
H 13
RBI 8
BB 2
SO 8
LOB 14



Batter	1	2	3	4	5	6	7	8	9	AB	R	H	RBI	BB	SO	LOB	TOP				
1 Ozzie Albies, S OBP: 0.361, SLG: 0.474 91 Daniel Lockhart, L										3	0	1	1	0	1	0					
7 Dansby Swanson, R OBP: 0.340, SLG: 0.400 89 Dylan Moore, R										2	0	0	0	0	0	0					
23 Danny Santana, S OBP: 0.293, SLG: 0.457 95 Jared James, L										3	0	0	0	0	1	2					
14 Rio Ruiz, L OBP: 0.258, SLG: 0.400 73 Sean Kazmar Jr., R										2	1	0	0	1	1	2					
8 Charlie Culberson, R OBP: 0.226, SLG: 0.306 99 Michael Reed, R										3	0	1	1	0	0	1					
96 Carlos Franco, L OBP: 0.313, SLG: 0.567										4	0	1	0	0	2	3					
62 Ezequiel Carrera, L OBP: 0.290, SLG: 0.236 97 Connor Lien, R										3	0	1	1	0	0	1					
8 Chris Stewart, R OBP: 0.375, SLG: 0.333										3	0	0	0	0	0	3					
50 Lucas Sims, R 51 Shane Carle, R 90 Keith Curcio, L 36 Aaron Blair, R 58 Dan Winkler, R 18 Lane Adams, R 57 Rex Brothers, L										1	0	0	0	0	0	0					
Inning Stats	R: 0 E: 0 K: 1 S: 5	H: 0 LOB: 0 BB: 0 P: 5	R: 1 E: 0 K: 1 S: 6	H: 2 LOB: 1 BB: 1 P: 10	R: 0 E: 0 K: 0 S: 3	H: 0 LOB: 0 BB: 0 P: 3	R: 0 E: 0 K: 2 S: 7	H: 0 LOB: 0 BB: 0 P: 7	R: 0 E: 0 K: 0 S: 3	H: 0 LOB: 0 BB: 0 P: 3	R: 1 E: 1 K: 1 S: 7	H: 2 LOB: 1 BB: 0 P: 7	R: 0 E: 0 K: 0 S: 4	H: 1 LOB: 1 BB: 0 P: 4	R: 0 E: 0 K: 1 S: 3	H: 0 LOB: 1 BB: 1 P: 12	1B: 4 2B: 0 3B: 1 HR: 0	SF: 0 SAC: 1 DP: 2 HBP: 0	WP: 0 PA: 33 PB: 0 SB: 0 CS: 0		
PITCHER	IP WLS BF H R ER SO BB IBB HBP BLK WP HR S P ERA WHIP	6.0 W 22 4 2 2 5 1 0 0 0 0 0 0 4 35 3.00 0.833	1.0 4 1 0 0 0 0 0 0 0 0 0 0 4 4 0.00 1.000	1.0 3 0 0 0 0 0 0 0 0 0 0 0 3 3 0.00 0.000	1.0 4 0 0 0 1 1 0 0 0 0 0 0 5 12 0.00 1.000																

Atlanta Braves @ St. Louis Cardinals
Roger Dean Chevrolet Stadium, Jupiter, FL
Thu Mar 22 2018, 1:09 PM - 3:37 PM EDT
Att: 6,004 - Sunny - 67 F

AB 30
R 2
H 5
RBI 2
BB 2
SO 6
LOB 11



Batter	1	2	3	4	5	6	7	8	9	AB	R	H	RBI	BB	SO	LOB	BOTTOM		
25 Dexter Fowler, S OBP: 0.327, SLG: 0.405										3	1	0	1	1	0	3			
28 Tommy Pham, R OBP: 0.298, SLG: 0.367										2	2	0	0	2	0	1			
13 Matt Carpenter, L OBP: 0.632, SLG: 0.929 40 Luke Voit, R OBP: 0.321, SLG: 0.442										1	1	1	2	1	0	0			
23 Marcell Ozuna, R OBP: 0.339, SLG: 0.600 48 Harrison Bader, R OBP: 0.346, SLG: 0.590										2	1	1	4	0	0	0			
4 Yadier Molina, R OBP: 0.333, SLG: 0.581 46 Francisco Peña, R OBP: 0.333, SLG: 0.400										3	0	0	0	0	1	1			
3 Jedd Gyorko, R OBP: 0.237, SLG: 0.257										4	0	0	0	0	1	0			
34 Yairo Muñoz, R OBP: 0.423, SLG: 0.625										3	2	1	1	1	0	0			
16 Kolten Wong, L OBP: 0.341, SLG: 0.250										2	1	1	0	2	0	0			
39 Miles Mikolas, R 55 Greg Garcia, L 58 Preston Guilmet, R 77 Josh Lucas, R 93 Andrew Knizner, R 55 Dominic Leone, R										1	0	0	0	0	0	0			
Inning Stats	R: 3 E: 0 K: 1 S: 6	H: 1 LOB: 0 BB: 2 P: 15	R: 4 E: 2 K: 0 S: 6	H: 2 LOB: 1 BB: 2 P: 14	R: 1 E: 0 K: 0 S: 4	H: 1 LOB: 0 BB: 0 P: 4	R: 0 E: 0 K: 0 S: 3	H: 0 LOB: 0 BB: 0 P: 3	R: 0 E: 0 K: 1 S: 5	H: 0 LOB: 1 BB: 1 P: 10	R: 0 E: 0 K: 2 S: 7	H: 0 LOB: 1 BB: 1 P: 11	R: 0 E: 0 K: 2 S: 7	H: 0 LOB: 1 BB: 1 P: 11	1B: 2 2B: 0 3B: 0 HR: 2	SF: 1 SAC: 1 DP: 0 HBP: 0	WP: 2 PA: 36 PB: 0 SB: 0 CS: 0		
PITCHER	IP WLS BF H R ER SO BB IBB HBP BLK WP HR S P ERA WHIP	3.0 L 18 4 8 6 1 4 0 0 0 0 0 0 6 33 18.00 2.667	2.0 6 0 0 0 0 0 0 0 0 0 0 0 6 6 0.00 0.000	1.2 7 0 0 0 2 2 0 0 0 0 1 0 9 18 0.00 1.200	0.1 1 0 0 0 1 0 0 0 0 0 0 0 3 3 0.00 0.000	1.0 4 0 0 0 2 1 0 0 0 0 0 0 7 11 0.00 1.000													

Atlanta Braves @ St. Louis Cardinals
Roger Dean Chevrolet Stadium, Jupiter, FL
Thu Mar 22 2018, 1:09 PM - 3:37 PM EDT
Att: 6,004 - Sunny - 67 F

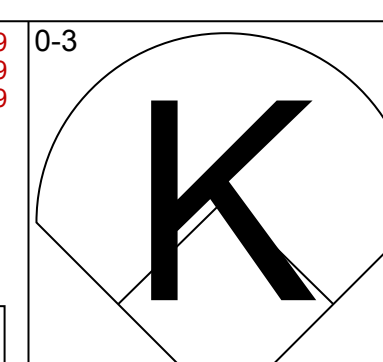
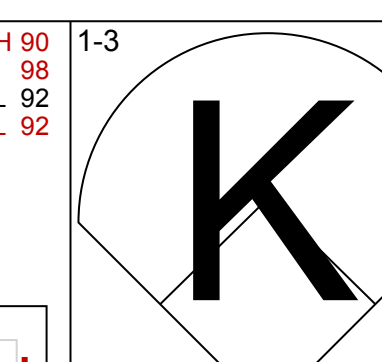
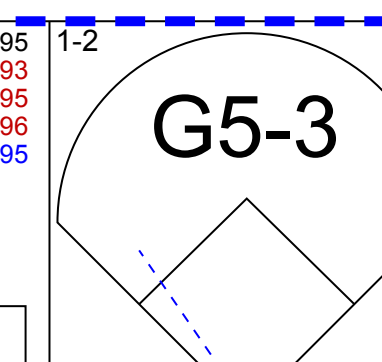
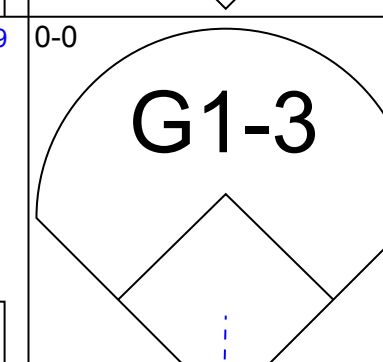
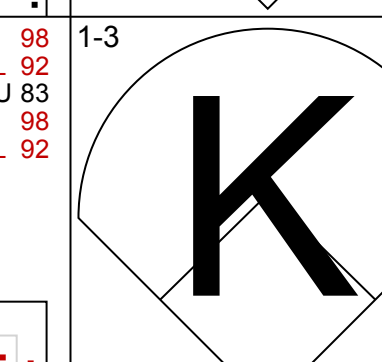
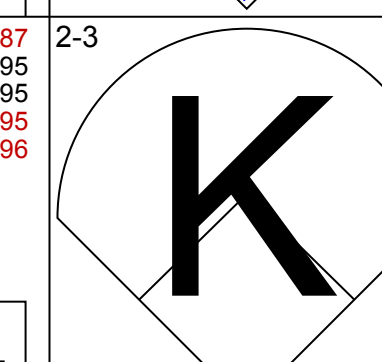
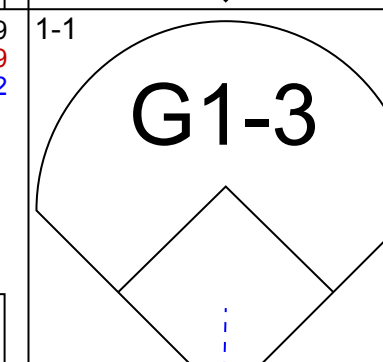
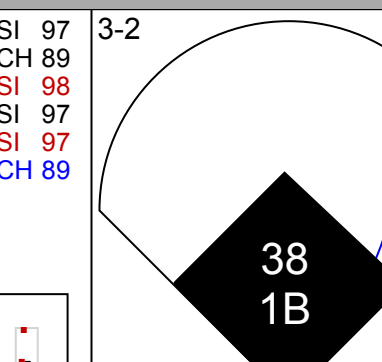
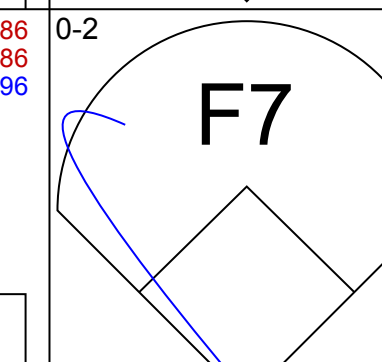
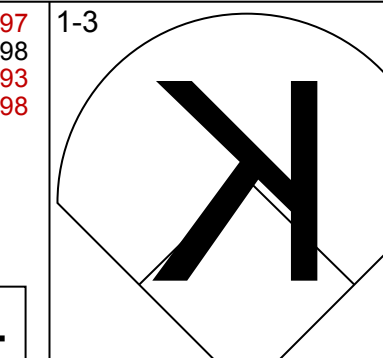
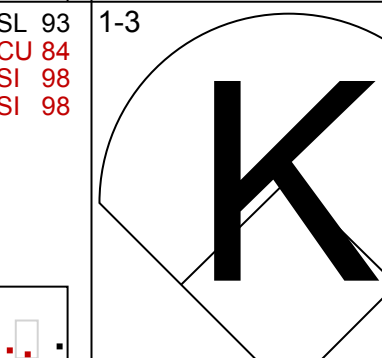

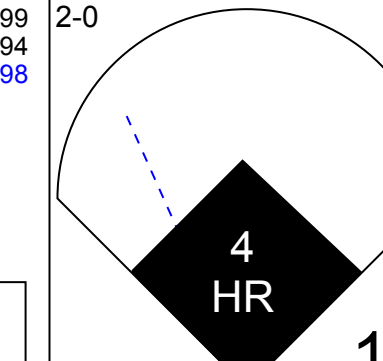
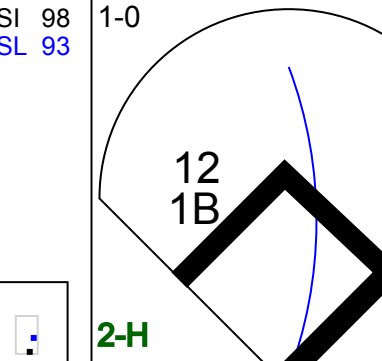

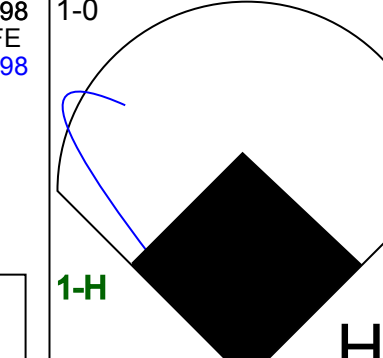
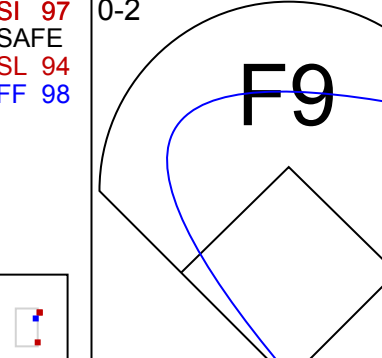

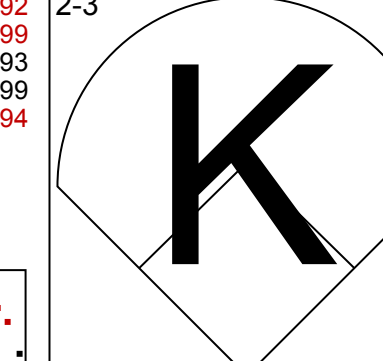
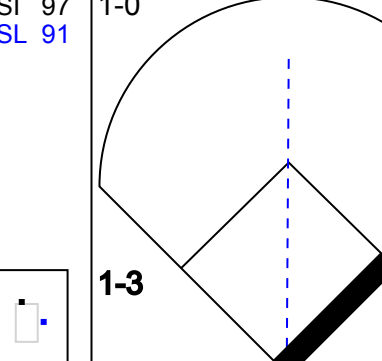

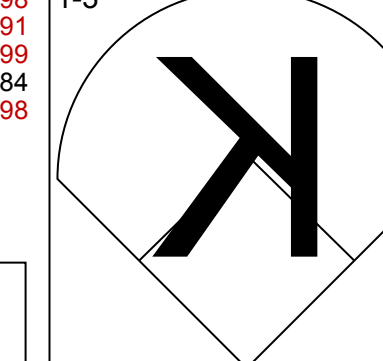
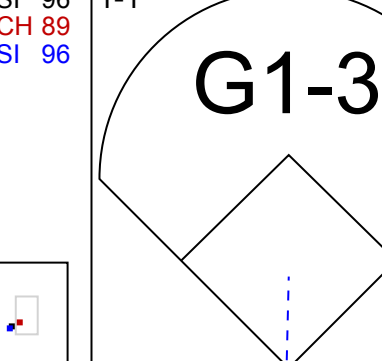

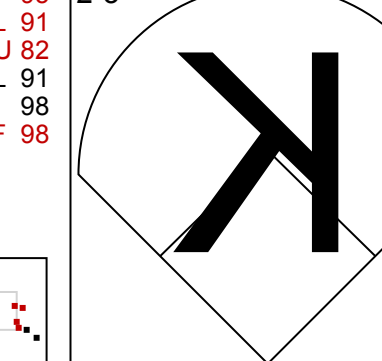
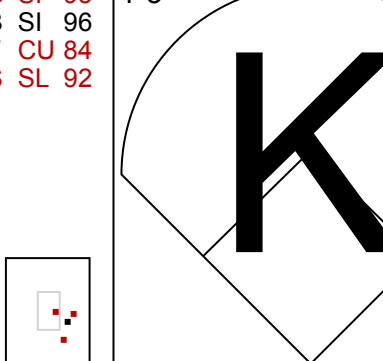
AB 27
R 8
H 4
RBI 8
BB 7
SO 6
LOB 10



Batter	1	2	3	4	5	6	7	8	9	AB	R	H	RBI	BB	SO	LOB	TOP	
25 Dexter Fowler, S OBP: 0.326, SLG: 0.356 60 Jim Boreba, L Ryan Helsley, R 3 Jedj Gyorko, R 91 Thomas Szap, R 64 Sam Tuivailala, R	K		K		F7			2B		3	0	0	0	0	2	0	St. Louis Cardinals @ Washington Nationals TEAM Ballpark of the Palm Beaches, West Palm Beach, FL Sun Mar 25 2018, 1:08 PM - 3:38 PM EDT Att. 7,020 - Clear - 79 F	
28 Tommy Pham, R OBP: 0.313, SLG: 0.364 73 Patrick Wisdom, R OBP: 0.268, SLG: 0.208	1B		BB			1B		G5-3		2	2	2	0	1	0	0		
13 Matt Carpenter, L OBP: 0.615, SLG: 0.842 34 Yairo Muñoz, R OBP: 0.377, SLG: 0.544	HBP				F7	BB		K		1	0	0	0	1	0	1		
23 Marcell Ozuna, R OBP: 0.371, SLG: 0.655 75 Adolis Garcia, R OBP: 0.375, SLG: 0.590	2B		K			BB		G3		2	0	1	1	1	1	1		
38 José Martínez, R OBP: 0.351, SLG: 0.569 93 Andrew Knizner, R OBP: 0.368, SLG: 0.500	L3				F7	G6-4-3		G6-3		3	0	0	0	0	0	4		
4 Yadier Molina, R OBP: 0.327, SLG: 0.553 78 Randy Arozarena, R OBP: 0.348, SLG: 0.439	K				K	K		G6-3		2	0	0	0	0	2	2		
12 Paul DeJong, R OBP: 0.369, SLG: 0.614 66 Wilfredo Tovar, R OBP: 0.304, SLG: 0.364		K			P4			G6-3		2	0	0	0	0	1	0		
16 Kolten Wong, L OBP: 0.347, SLG: 0.293 54 Alex Mejia, R OBP: 0.242, SLG: 0.258	K				K	K				2	0	0	0	0	2	0		
Jordan Hicks, R 35 Greg Garcia, L OBP: 0.389, SLG: 0.333 46 Francisco Peña, R OBP: 0.321, SLG: 0.370	K				K	K		1B		1	0	1	0	0	0	0		
								F9-3		1	0	0	0	0	1	0		
										1	0	0	0	0	1	0		
Inning Stats	R: 1 E: 0 K: 2 S: 9	H: 2 LOB: 2 BB: 0 P: 11	R: 0 E: 0 K: 3 S: 9	H: 0 LOB: 0 BB: 0 P: 9	R: 0 E: 0 K: 2 S: 7	H: 0 LOB: 1 BB: 1 P: 11	R: 0 E: 0 K: 1 S: 5	H: 0 LOB: 0 BB: 0 P: 5	R: 0 E: 0 K: 1 S: 5	H: 1 LOB: 2 BB: 2 P: 13	R: 0 E: 0 K: 0 S: 3	H: 1 LOB: 1 BB: 0 P: 6	R: 0 E: 0 K: 0 S: 3	H: 0 LOB: 0 BB: 0 P: 3	1B: 3 2B: 3 3B: 0 HR: 0	SF: 0 SAC: 0 DP: 2 HBP: 1		WP: 0 PB: 0 SB: 1 CS: 0
PITCHER	IP WLS BF H R ER SO BB IBB HBP BLK WP HR S P ERA WHIP	IP WLS BF H R ER SO BB IBB HBP BLK WP HR S P ERA WHIP	IP WLS BF H R ER SO BB IBB HBP BLK WP HR S P ERA WHIP	IP WLS BF H R ER SO BB IBB HBP BLK WP HR S P ERA WHIP	IP WLS BF H R ER SO BB IBB HBP BLK WP HR S P ERA WHIP	IP WLS BF H R ER SO BB IBB HBP BLK WP HR S P ERA WHIP	IP WLS BF H R ER SO BB IBB HBP BLK WP HR S P ERA WHIP	IP WLS BF H R ER SO BB IBB HBP BLK WP HR S P ERA WHIP	IP WLS BF H R ER SO BB IBB HBP BLK WP HR S P ERA WHIP	IP WLS BF H R ER SO BB IBB HBP BLK WP HR S P ERA WHIP	IP WLS BF H R ER SO BB IBB HBP BLK WP HR S P ERA WHIP	IP WLS BF H R ER SO BB IBB HBP BLK WP HR S P ERA WHIP	IP WLS BF H R ER SO BB IBB HBP BLK WP HR S P ERA WHIP	IP WLS BF H R ER SO BB IBB HBP BLK WP HR S P ERA WHIP	IP WLS BF H R ER SO BB IBB HBP BLK WP HR S P ERA WHIP	IP WLS BF H R ER SO BB IBB HBP BLK WP HR S P ERA WHIP	IP WLS BF H R ER SO BB IBB HBP BLK WP HR S P ERA WHIP	

Batter	1	2	3	4	5	6	7	8	9	AB	R	H	RBI	BB	SO	LOB	BOTTOM			
2 Adam Eaton, L OBP: 0.353, SLG: 0.500 6 Daniel Johnson, L OBP: 0.250, SLG: 0.143	F7		G6-3			K		G4-6-3		3	0	0	0	0	1	0	St. Louis Cardinals @ Washington Nationals TEAM Ballpark of the Palm Beaches, West Palm Beach, FL Sun Mar 25 2018, 1:08 PM - 3:38 PM EDT Att. 7,020 - Clear - 79 F			
6 Anthony Rendon, R OBP: 0.432, SLG: 0.432 Chris Dominguez, R OBP: 0.333, SLG: 0.660	L3				G6-3	F9		HR		3	0	0	0	0	0	0				
34 Bryce Harper, L OBP: 0.377, SLG: 0.478 29 Yadiel Hernandez, L	L4				G3	F7		BB		3	0	0	0	0	0	0				
12 Howie Kendrick, R OBP: 0.342, SLG: 0.382 1 Wilmer Difo, S OBP: 0.237, SLG: 0.268		G1-3			K			BB		2	0	0	0	0	1	0				
15 Matt Adams, L OBP: 0.341, SLG: 0.535 19 Matt Reynolds, R OBP: 0.443, SLG: 0.447		G6-3				HR		P3		2	1	1	1	0	0	0				
7 Trea Turner, R OBP: 0.377, SLG: 0.304 Moisés Sierra, R OBP: 0.390, SLG: 0.500						F9		SF7		2	0	1	0	0	0	0				
3 Michael Taylor, R OBP: 0.333, SLG: 0.464 Spencer Kieboom, R OBP: 0.405, SLG: 0.324						HR				2	1	1	1	0	0	1				
32 Matt Wieters, S OBP: 0.361, SLG: 0.355 17 Drew Ward, L OBP: 0.200, SLG: 0.400			G1-3			F7				1	0	0	0	0	1	1				
37 Stephen Strasburg, R Tim Collins, L 72 Enny Romero, R 44 Ryan Madson, L 5 Adrián Sánchez, R 26 Trevor Gott, R			K			K				2	0	0	0	0	2	0				
										0	0	0	0	0	0	0				
										1	0	1	0	0	0	0				
										0	0	0	0	0	0	0				
Inning Stats	R: 0 E: 0 K: 0 S: 3	H: 0 LOB: 0 BB: 0 P: 3	R: 0 E: 0 K: 0 S: 4	H: 1 LOB: 1 BB: 0 P: 5	R: 0 E: 0 K: 1 S: 5	H: 0 LOB: 0 BB: 0 P: 5	R: 0 E: 0 K: 1 S: 5	H: 0 LOB: 0 BB: 0 P: 5	R: 2 E: 0 K: 1 S: 7	H: 2 LOB: 2 BB: 0 P: 7	R: 0 E: 0 K: 1 S: 5	H: 0 LOB: 0 BB: 0 P: 5	R: 1 E: 0 K: 2 S: 8	H: 1 LOB: 1 BB: 1 P: 12	R: 1 E: 0 K: 0 S: 4	H: 2 LOB: 2 BB: 2 P: 12	1B: 2 2B: 0 3B: 1 HR: 3	SF: 1 SAC: 0 DP: 1 HBP: 0	WP: 0 PB: 0 SB: 1 CS: 0	PA: 32
PITCHER	IP WLS BF H R ER SO BB IBB HBP BLK WP HR S P ERA WHIP	IP WLS BF H R ER SO BB IBB HBP BLK WP HR S P ERA WHIP	IP WLS BF H R ER SO BB IBB HBP BLK WP HR S P ERA WHIP	IP WLS BF H R ER SO BB IBB HBP BLK WP HR S P ERA WHIP	IP WLS BF H R ER SO BB IBB HBP BLK WP HR S P ERA WHIP	IP WLS BF H R ER SO BB IBB HBP BLK WP HR S P ERA WHIP	IP WLS BF H R ER SO BB IBB HBP BLK WP HR S P ERA WHIP	IP WLS BF H R ER SO BB IBB HBP BLK WP HR S P ERA WHIP	IP WLS BF H R ER SO BB IBB HBP BLK WP HR S P ERA WHIP	IP WLS BF H R ER SO BB IBB HBP BLK WP HR S P ERA WHIP	IP WLS BF H R ER SO BB IBB HBP BLK WP HR S P ERA WHIP	IP WLS BF H R ER SO BB IBB HBP BLK WP HR S P ERA WHIP	IP WLS BF H R ER SO BB IBB HBP BLK WP HR S P ERA WHIP	IP WLS BF H R ER SO BB IBB HBP BLK WP HR S P ERA WHIP	IP WLS BF H R ER SO BB IBB HBP BLK WP HR S P ERA WHIP	IP WLS BF H R ER SO BB IBB HBP BLK WP HR S P ERA WHIP				

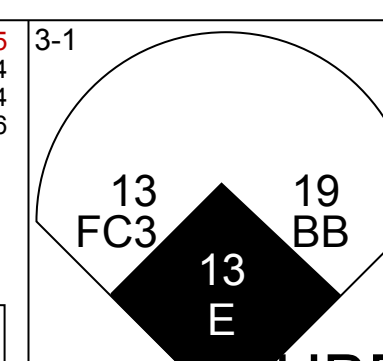
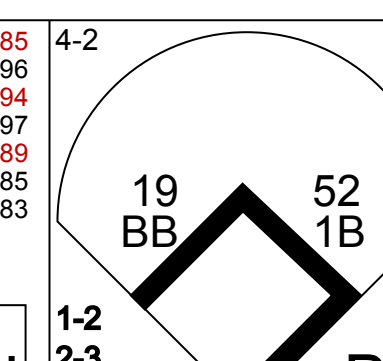
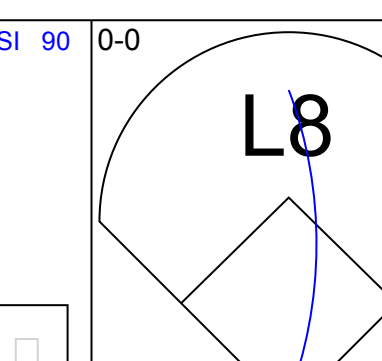
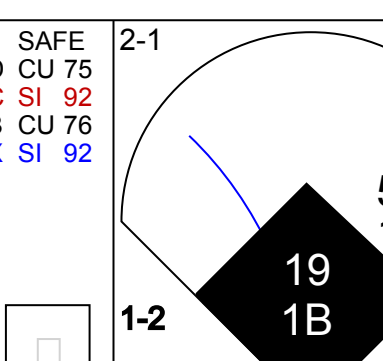

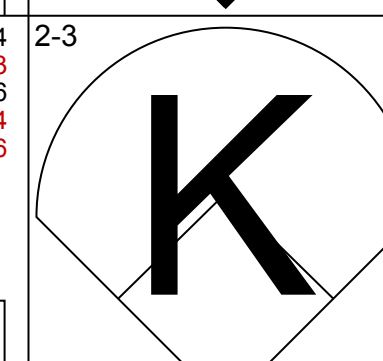
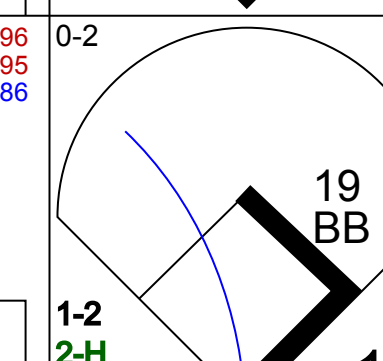
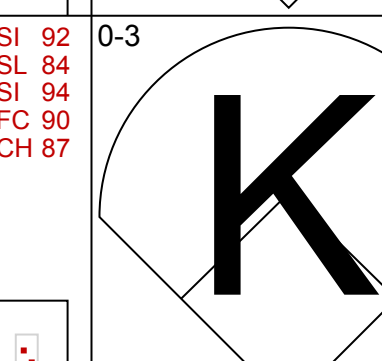
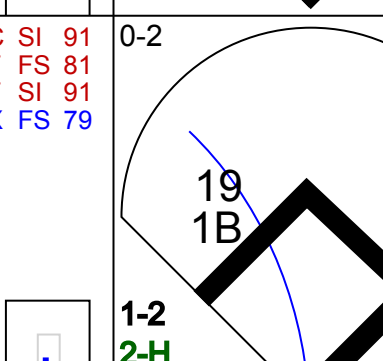

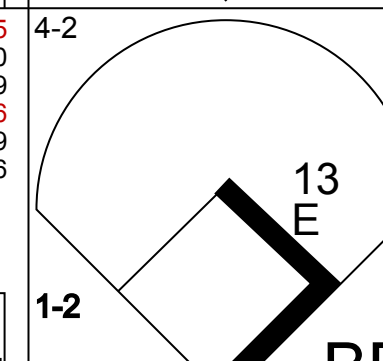
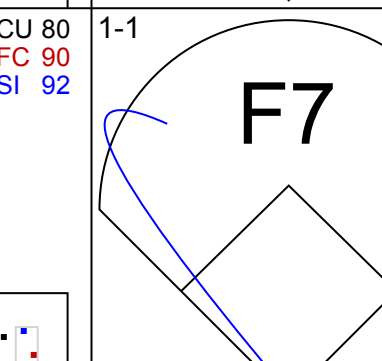
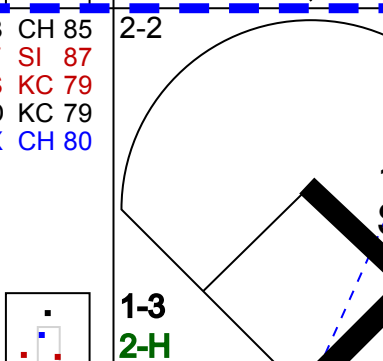

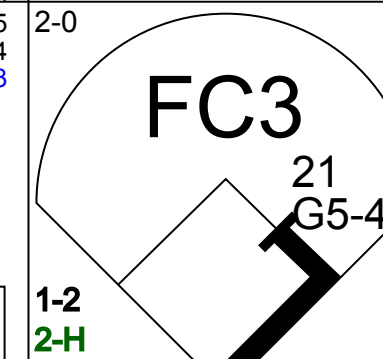

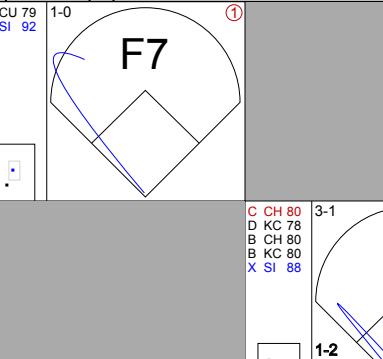
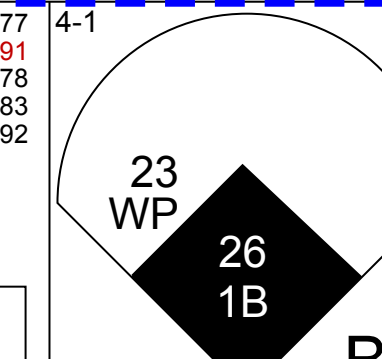
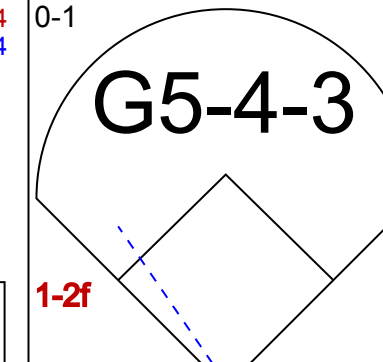
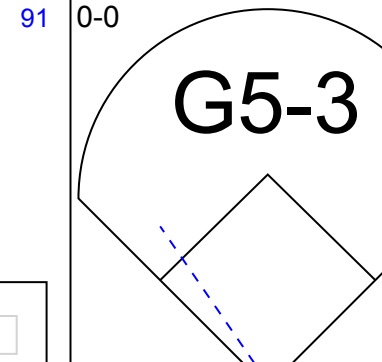
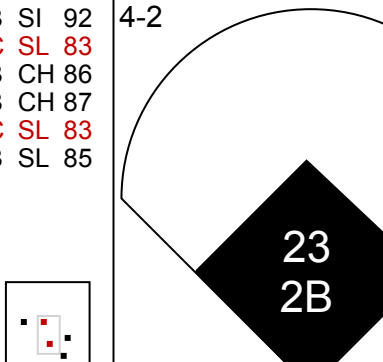
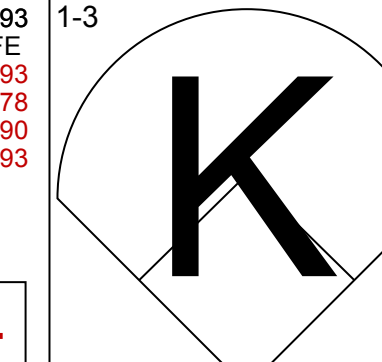
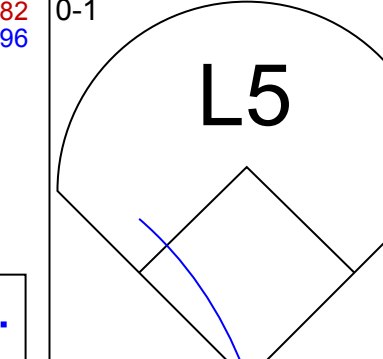

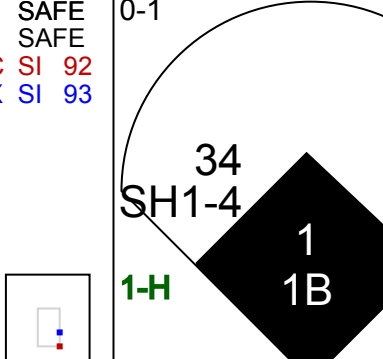
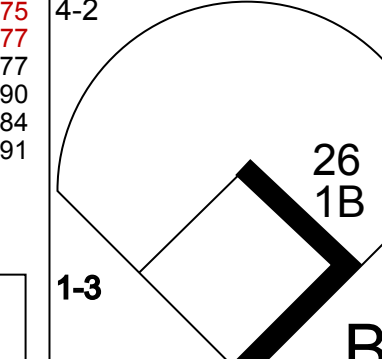
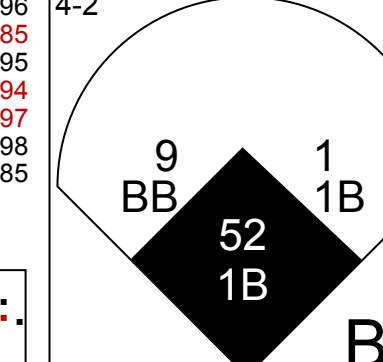

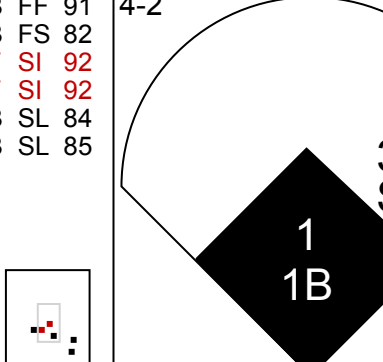
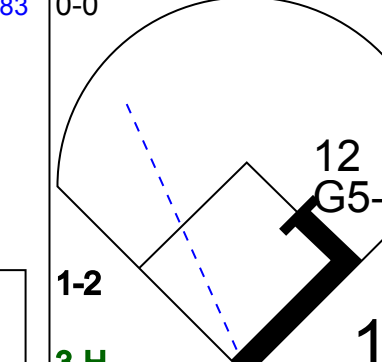
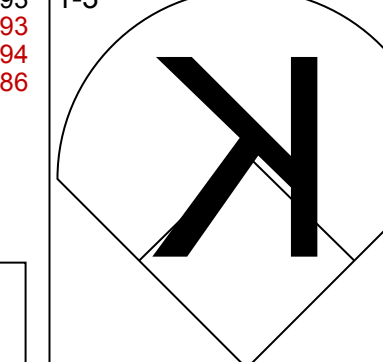

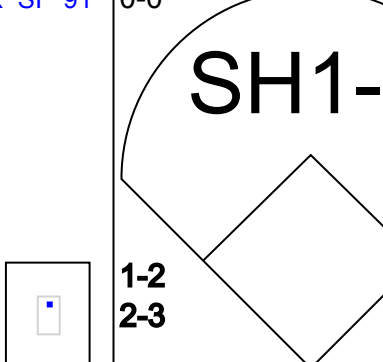
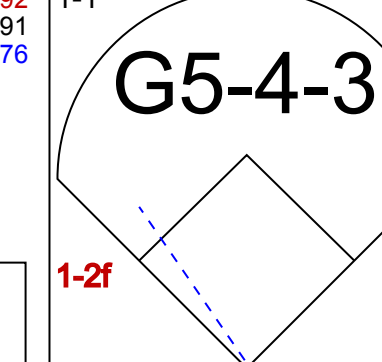
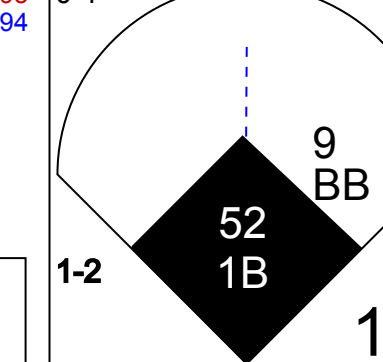
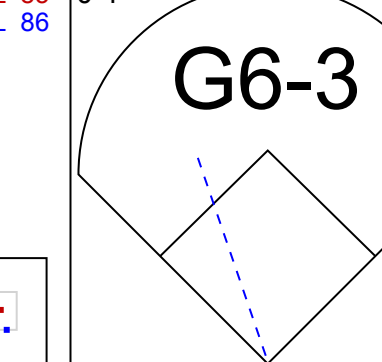
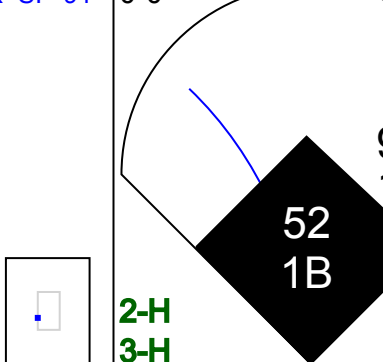



Batter	1	2	3	4	5	6	7	8	9	AB	R	H	RBI	BB	SO	LOB	TOP					
25 Dexter Fowler, S (1.9)										4	0	0	0	0	2	0						
28 Tommy Pham, R (1.8)										4	0	0	0	0	3	0						
13 Matt Carpenter, L (1.5) OBP: 0.250, SLG: 0.500										4	1	1	0	0	0	0						
23 Marcell Ozuna, R (1.7)										4	0	0	0	0	3	1						
38 José Martínez, R (1.3) OBP: 0.750, SLG: 1.500										4	2	3	2	0	0	0						
4 Yadier Molina, R (1.2) OBP: 0.500, SLG: 1.333										3	1	1	2	1	0	1						
12 Paul DeJong, R (1.6) OBP: 0.250, SLG: 0.250										4	0	1	0	0	2	1						
16 Kolten Wong, L (1.4)										3	0	0	0	0	2	2						
18 Carlos Martínez, R (1.1) 67 Matt Bowman, R (5.1) 27 Brett Cecil, R (5.1) 59 Mike Mayers, R (6.1) 34 Yairo Muñoz, R (7.0) 49 Jordan Hicks, R (7.1) 64 Sam Tuivailala, R (8.1)										2	0	0	0	0	2	0						
Inning Stats	R: 0 E: 0 K: 1 S: 6	H: 0 LOB: 0 BB: 7	R: 2 E: 0 K: 3 S: 12	H: 2 LOB: 0 BB: 19	R: 0 E: 0 K: 3 S: 11	H: 0 LOB: 0 BB: 15	R: 1 E: 0 K: 1 S: 13	H: 3 LOB: 2 BB: 20	R: 0 E: 0 K: 2 S: 9	H: 0 LOB: 0 BB: 14	R: 1 E: 0 K: 0 S: 8	H: 1 LOB: 0 BB: 10	R: 0 E: 0 K: 3 S: 9	H: 0 LOB: 0 BB: 14	R: 0 E: 0 K: 1 S: 10	H: 0 LOB: 1 BB: 13	R: 0 E: 0 K: 1 S: 8	H: 0 LOB: 1 BB: 17	1B: 3 2B: 1 3B: 0 HR: 2	SF: 0 SAC: 0 DP: 0 HBP: 0	WP: 0 PB: 0 SB: 0 CS: 0	PA: 34
PITCHER	IP WLS BF H R ER SO BB IBB HBP BLK WP HR S P ERA WHIP																					
34 Noah Syndergaard, R (1.1) ERA: 6.0	6.0 W 24 6 4 4 10 0 0 0 0 0 0 2 59 85 6.00 1.000																					
65 Robert Gsellman, R (7.1) ERA:	1.0 3 0 0 0 3 0 0 0 0 0 0 0 9 14 0.00 0.000																					
38 Anthony Swarzak, R (8.1) ERA:	1.0 3 0 0 0 1 0 0 0 0 0 0 0 10 13 0.00 0.000																					
27 Jeury Familia, R (9.1) ERA:	1.0 4 0 0 0 1 1 0 0 0 0 0 0 8 17 0.00 1.000																					

St. Louis Cardinals @ New York Mets
Citi Field, Flushing, NY
Thu Mar 29 2018, 1:17 PM - 4:17 PM EDT
Att: 44,189 - Cloudy - 50 F

AB 33
R 4
H 6
RBI 4
BB 1
SO 15
LOB 5



Batter	1	2	3	4	5	6	7	8	9	AB	R	H	RBI	BB	SO	LOB	BOTTOM					
9 Brandon Nimmo, L (1.8) OBP: 0.800, SLG: 0.667										3	2	2	0	1	0	0						
52 Yoenis Cespedes, R (1.7) OBP: 0.400, SLG: 0.400										5	0	2	3	0	2	2						
19 Jay Bruce, L (1.9) OBP: 0.600, SLG: 0.333										3	0	1	1	2	1	0						
13 Asdrúbal Cabrera, S (1.4)										4	1	0	0	1	1	6						
21 Todd Frazier, R (1.5) OBP: 0.400, SLG: 0.250										4	1	1	0	1	1	3						
23 Adrián González, L (1.3) OBP: 0.800, SLG: 1.000										3	1	2	1	2	0	0						
26 Kevin Plawewski, R (1.2) OBP: 0.800, SLG: 1.000										3	2	2	1	2	0	2						
34 Noah Syndergaard, L (1.1) 4 Wilner Flores, R (6.0) 65 Robert Gsellman, R (7.1) 38 Anthony Swarzak, R (8.1) 12 Juan Lagares, R (8.0) 27 Jeury Familia, R (9.1)										2	0	0	0	0	2	3						
1 Amed Rosario, R (1.6) OBP: 0.500, SLG: 0.500										4	2	2	2	0	1	4						
Inning Stats	R: 1 E: 1 K: 1 S: 9	H: 0 LOB: 1 BB: 1 P: 20	R: 2 E: 0 K: 2 S: 25	H: 2 LOB: 3 BB: 38	R: 0 E: 0 K: 1 S: 7	H: 1 LOB: 1 BB: 13	R: 0 E: 0 K: 1 S: 8	H: 0 LOB: 0 BB: 9	R: 5 E: 0 K: 0 S: 20	H: 5 LOB: 2 BB: 2 P: 36	R: 0 E: 0 K: 1 S: 16	H: 2 LOB: 0 BB: 20	R: 0 E: 0 K: 1 S: 6	H: 1 LOB: 0 BB: 8	R: 1 E: 0 K: 1 S: 10	H: 1 LOB: 2 BB: 20	R: 1 E: 0 K: 1 S: 10	H: 1 LOB: 1 BB: 2	1B: 10 2B: 2 3B: 0 HR: 0	SF: 0 SAC: 1 DP: 3 HBP: 1	WP: 2 PB: 0 SB: 1 CS: 0	PA: 44
PITCHER	IP WLS BF H R ER SO BB IBB HBP BLK WP HR S P ERA WHIP																					
18 Carlos Martínez, R (1.1) ERA: 8.31	4.1 L 24 4 5 4 4 0 0 0 0 0 0 0 10 16 54.00 12.000																					
67 Matt Bowman, R (5.1) ERA: 81.0	0.1 5 3 2 2 0 1 0 0 0 0 0 0 5 10 27.00 3.000																					
27 Brett Cecil, L (5.1) ERA:	0.1 2 1 1 1 0 0 0 0 0 0 0 0 5 10 27.00 3.000																					
59 Mike Mayers, R (6.1) ERA:	1.0 5 2 0 0 1 0 0 0 0 0 0 0 16 20 0.00 2.000																					
49 Jordan Hicks, R (7.1) ERA:	1.0 3 1 0 0 1 0 0 0 0 0 0 0 6 8 0.00 1.000																					

St. Louis Cardinals @ New York Mets
Citi Field, Flushing, NY
Thu Mar 29 2018, 1:17 PM - 4:17 PM EDT
Att: 44,189 - Cloudy - 50 F

AB 33
R 9
H 12
RBI 8
BB 9
SO 8
LOB 24



Batter	1	2	3	4	5	6	7	8	9	AB	R	H	RBI	BB	SO	LOB	TOP			
25 Dexter Fowler, S (1.9)										5	0	0	0	0	1	3				
28 Tommy Pham, R (1.8)										3	1	1	0	1	2	0				
13 Matt Carpenter, L (1.5)										4	1	1	1	0	1	2				
23 Marcell Ozuna, R (1.7)										4	0	0	0	0	1	2				
38 José Martínez, R (1.3)										3	0	2	1	1	1	1				
4 Yadier Molina, R (1.2)										4	0	2	0	0	1	2				
12 Paul DeJong, R (1.6)										4	0	1	0	0	2	3				
16 Kolten Wong, L (1.4)										3	0	0	0	1	1	2				
52 Michael Wacha, R (1.1)										2	0	0	0	0	1	0				
26 Bud Norris, R (5.1)										0	0	0	0	0	0	0				
35 Greg Garcia, L (7.9H)										0	0	0	0	0	0	0				
65 Ryan Sherriff, L (7.1)										0	0	0	0	0	0	0				
64 Sam Tuivailala, R (7.1)										0	0	0	0	0	0	0				
70 Tyler Lyons, L (8.1)										0	0	0	0	0	0	0				
3 Jedd Gyorko, R (9.9H)										1	0	0	0	0	0	1				
Inning Stats	R: 0 H: 0 E: 0 K: 2 S: 12	H: 0 LOB: 0 BB: 0 P: 18	R: 0 H: 1 E: 0 K: 1 S: 12	LOB: 1 BB: 0 P: 18	R: 0 H: 0 E: 0 K: 2 S: 14	LOB: 0 BB: 0 P: 22	R: 1 H: 2 E: 0 K: 0 S: 10	LOB: 2 BB: 0 P: 21	R: 0 H: 0 E: 1 K: 3 S: 14	LOB: 1 BB: 0 P: 20	R: 0 H: 2 E: 0 K: 1 S: 12	LOB: 2 BB: 0 P: 20	R: 1 H: 1 E: 0 K: 2 S: 17	LOB: 1 BB: 1 P: 26	R: 0 H: 0 E: 0 K: 1 S: 12	LOB: 1 BB: 1 P: 22	1B: 6 2B: 0 3B: 0 HR: 1	SF: 0 SAC: 0 DP: 0 HBP: 0	WP: 1 PB: 0 SB: 0 CS: 0	PA: 37
PITCHER	IP WLS BF H R ER SO BB IBB HBP BLK WP HR S P ERA WHIP	IP WLS BF H R ER SO BB IBB HBP BLK WP HR S P ERA WHIP	IP WLS BF H R ER SO BB IBB HBP BLK WP HR S P ERA WHIP	IP WLS BF H R ER SO BB IBB HBP BLK WP HR S P ERA WHIP	IP WLS BF H R ER SO BB IBB HBP BLK WP HR S P ERA WHIP	IP WLS BF H R ER SO BB IBB HBP BLK WP HR S P ERA WHIP	IP WLS BF H R ER SO BB IBB HBP BLK WP HR S P ERA WHIP	IP WLS BF H R ER SO BB IBB HBP BLK WP HR S P ERA WHIP	IP WLS BF H R ER SO BB IBB HBP BLK WP HR S P ERA WHIP	IP WLS BF H R ER SO BB IBB HBP BLK WP HR S P ERA WHIP	IP WLS BF H R ER SO BB IBB HBP BLK WP HR S P ERA WHIP	IP WLS BF H R ER SO BB IBB HBP BLK WP HR S P ERA WHIP	IP WLS BF H R ER SO BB IBB HBP BLK WP HR S P ERA WHIP	IP WLS BF H R ER SO BB IBB HBP BLK WP HR S P ERA WHIP	IP WLS BF H R ER SO BB IBB HBP BLK WP HR S P ERA WHIP	IP WLS BF H R ER SO BB IBB HBP BLK WP HR S P ERA WHIP	IP WLS BF H R ER SO BB IBB HBP BLK WP HR S P ERA WHIP	IP WLS BF H R ER SO BB IBB HBP BLK WP HR S P ERA WHIP	IP WLS BF H R ER SO BB IBB HBP BLK WP HR S P ERA WHIP	IP WLS BF H R ER SO BB IBB HBP BLK WP HR S P ERA WHIP

St. Louis Cardinals @ New York Mets
Citi Field, Flushing, NY
Sat Mar 31 2018, 1:13 PM - 4:32 PM EDT
Att: 36,098 - Sunny - 53 F

AB 34
R 2
H 7
RBI 2
BB 3
SO 12
LOB 18



Batter	1	2	3	4	5	6	7	8	9	AB	R	H	RBI	BB	SO	LOB	BOTTOM			
13 Adrúbal Cabrera, S (1.4)										5	1	3	1	0	0	1				
52 Yoenis Cespedes, R (1.7)										2	2	1	1	3	1	0				
19 Jay Bruce, L (1.9)										5	1	0	0	0	1	7				
21 Todd Frazier, R (1.5)										3	0	1	3	0	0	3				
18 Travis d'Arnaud, R (1.2)										3	1	1	1	1	1	2				
23 Adrián González, L (1.3)										4	0	1	0	0	0	3				
27 Jeury Familia, R (8.1)										0	0	0	0	0	0	0				
12 Juan Lagares, R (1.8)										4	1	2	0	0	0	0				
48 Jacob deGrom, L (1.1)										2	0	1	0	0	0	0				
65 Robert Gsellman, R (6.1)										1	0	0	0	0	0	1				
38 Anthony Swarzak, R (7.1)										0	0	0	0	0	0	0				
4 Wilmer Flores, R (8.3)										1	0	1	0	0	0	0				
1 Amed Rosario, R (1.6)										3	0	0	0	1	2	4				
Inning Stats	R: 2 H: 2 E: 0 K: 0 S: 11	H: 2 LOB: 1 BB: 1 P: 20	R: 0 H: 0 E: 0 K: 0 S: 10	H: 0 LOB: 1 BB: 1 P: 18	R: 0 H: 0 E: 0 K: 1 S: 9	H: 0 LOB: 0 BB: 0 P: 14	R: 1 H: 2 E: 0 K: 0 S: 12	H: 2 LOB: 1 BB: 0 P: 22	R: 1 H: 1 E: 0 K: 2 S: 13	H: 1 LOB: 1 BB: 0 P: 26	R: 0 H: 2 E: 0 K: 1 S: 10	H: 2 LOB: 1 BB: 0 P: 13	R: 1 H: 1 E: 0 K: 0 S: 12	H: 1 LOB: 2 BB: 2 P: 20	R: 1 H: 3 E: 0 K: 1 S: 10	H: 3 LOB: 3 BB: 1 P: 13	1B: 6 2B: 3 3B: 0 HR: 2	SF: 1 SAC: 0 DP: 0 HBP: 1	WP: 2 PB: 0 SB: 0 CS: 0	PA: 40
PITCHER	IP WLS BF H R ER SO BB IBB HBP BLK WP HR S P ERA WHIP	IP WLS BF H R ER SO BB IBB HBP BLK WP HR S P ERA WHIP	IP WLS BF H R ER SO BB IBB HBP BLK WP HR S P ERA WHIP	IP WLS BF H R ER SO BB IBB HBP BLK WP HR S P ERA WHIP	IP WLS BF H R ER SO BB IBB HBP BLK WP HR S P ERA WHIP	IP WLS BF H R ER SO BB IBB HBP BLK WP HR S P ERA WHIP	IP WLS BF H R ER SO BB IBB HBP BLK WP HR S P ERA WHIP	IP WLS BF H R ER SO BB IBB HBP BLK WP HR S P ERA WHIP	IP WLS BF H R ER SO BB IBB HBP BLK WP HR S P ERA WHIP	IP WLS BF H R ER SO BB IBB HBP BLK WP HR S P ERA WHIP	IP WLS BF H R ER SO BB IBB HBP BLK WP HR S P ERA WHIP	IP WLS BF H R ER SO BB IBB HBP BLK WP HR S P ERA WHIP	IP WLS BF H R ER SO BB IBB HBP BLK WP HR S P ERA WHIP	IP WLS BF H R ER SO BB IBB HBP BLK WP HR S P ERA WHIP	IP WLS BF H R ER SO BB IBB HBP BLK WP HR S P ERA WHIP	IP WLS BF H R ER SO BB IBB HBP BLK WP HR S P ERA WHIP	IP WLS BF H R ER SO BB IBB HBP BLK WP HR S P ERA WHIP	IP WLS BF H R ER SO BB IBB HBP BLK WP HR S P ERA WHIP	IP WLS BF H R ER SO BB IBB HBP BLK WP HR S P ERA WHIP	IP WLS BF H R ER SO BB IBB HBP BLK WP HR S P ERA WHIP

St. Louis Cardinals @ New York Mets
Citi Field, Flushing, NY
Sat Mar 31 2018, 1:13 PM - 4:32 PM EDT
Att: 36,098 - Sunny - 53 F

AB 33
R 6
H 11
RBI 6
BB 5
SO 5
LOB 21



Batter	1	2	3	4	5	6	7	8	9	AB	R	H	RBI	BB	SO	LOB	TOP										
25 Dexter Fowler, S OBP: 0.241, SLG: 0.308										3	2	1	0	2	1	0	St. Louis Cardinals @ Milwaukee Brewers Miller Park, Milwaukee, WI Wed Apr 04 2018, 6:41 PM - 9:29 PM CDT Att: 27,674 - Roof Closed - 65 F										
28 Tommy Pham, R OBP: 0.429, SLG: 0.542										5	1	1	1	0	1	2											
13 Matt Carpenter, L OBP: 0.366, SLG: 0.490										2	0	0	1	2	1	1											
34 Yairo Muñoz, R OBP: 0.200, SLG: 0.200										1	0	0	0	0	1	1											
23 Marcell Ozuna, R OBP: 0.269, SLG: 0.423										4	1	2	1	0	2	2											
38 José Martínez, R OBP: 0.400, SLG: 0.500										4	0	0	0	0	1	3											
4 Yadier Molina, R OBP: 0.280, SLG: 0.652										3	1	1	2	0	0	0											
12 Paul DeJong, R OBP: 0.500, SLG: 0.864										4	1	2	0	0	1	0											
16 Kolten Wong, L OBP: 0.125, SLG: 0.067										4	0	1	0	0	0	1											
18 Carlos Martínez, R OBP: 0.167, SLG: 0.167										4	0	1	0	0	1	1											
64 Sam Tuivailala, R OBP: 0.000, SLG: 0.000										0	0	0	0	0	0	0											
26 Bud Norris, R OBP: 0.000, SLG: 0.000										0	0	0	0	0	0	0											
Inning Stats	R: 1 H: 1 E: 1 K: 1 S: 11	H: 1 LOB: 1 BB: 1 P: 19	R: 0 H: 0 E: 0 K: 0 S: 6	H: 0 LOB: 0 BB: 0 P: 8	R: 2 H: 2 E: 0 K: 2 S: 13	H: 2 LOB: 1 BB: 1 P: 18	R: 1 H: 1 E: 0 K: 1 S: 8	H: 1 LOB: 0 BB: 0 P: 15	R: 0 H: 0 E: 0 K: 1 S: 6	H: 0 LOB: 0 BB: 0 P: 11	R: 2 H: 3 E: 2 K: 0 S: 19	H: 3 LOB: 1 BB: 0 P: 28	R: 0 H: 0 E: 0 K: 3 S: 11	H: 0 LOB: 1 BB: 1 P: 23	R: 0 H: 1 E: 0 K: 0 S: 10	H: 1 LOB: 1 BB: 0 P: 18	R: 0 H: 1 E: 0 K: 1 S: 8	H: 1 LOB: 1 BB: 1 P: 17	1B: 6 2B: 2 3B: 0 HR: 1	SF: 1 SAC: 0 DP: 1 HBP: 0	WP: 1 PB: 0 SB: 0 CS: 0	PA: 39					
PITCHER	IP 5.2	WLS L	BF 26	H 7	R 6	ER 3	SO 5	BB 2	IBB 0	HBP 0	BLK 0	WP 0	HR 1	S 58	P 31	ERA 4.76	WHIP 1.588										
45 Jhoulys Chacín, R ERA: 7.0																											
51 Oliver Drake, R ERA: 2.03	IP 1.1	WLS 0	BF 5	H 0	R 0	ER 0	SO 3	BB 1	IBB 0	HBP 0	BLK 0	WP 1	HR 0	S 16	P 31	ERA 0.00	WHIP 0.750										
32 Jeremy Jeffress, R ERA: 2.03	IP 1.0	WLS 4	BF 1	H 0	R 0	ER 0	SO 0	BB 0	IBB 0	HBP 0	BLK 0	WP 0	HR 0	S 10	P 18	ERA 0.00	WHIP 1.000										
38 Dan Jennings, L ERA: 2.000	IP 1.0	WLS 4	BF 1	H 0	R 0	ER 0	SO 1	BB 1	IBB 0	HBP 0	BLK 0	WP 0	HR 0	S 8	P 17	ERA 0.00	WHIP 2.000										

Batter	1	2	3	4	5	6	7	8	9	AB	R	H	RBI	BB	SO	LOB	BOTTOM										
7 Eric Thames, L OBP: 0.368, SLG: 0.500										4	0	1	0	0	1	0	St. Louis Cardinals @ Milwaukee Brewers Miller Park, Milwaukee, WI Wed Apr 04 2018, 6:41 PM - 9:29 PM CDT Att: 27,674 - Roof Closed - 65 F										
38 Dan Jennings, L ERA: 2.000										3	0	0	0	0	1	1											
22 Christian Yelich, L OBP: 0.407, SLG: 0.577										1	0	0	0	0	1	0											
14 Hernán Pérez, R ERA: 2.03										3	0	0	0	1	1	0											
6 Lorenzo Cain, R OBP: 0.429, SLG: 0.600										3	0	0	0	1	1	0											
21 Travis Shaw, L OBP: 0.370, SLG: 0.500										4	0	1	0	0	0	1											
16 Domingo Santana, R OBP: 0.421, SLG: 0.375										3	0	1	0	0	1	1											
5 Jonathan Villar, S OBP: 0.304, SLG: 0.304										4	0	2	0	0	2	1											
9 Manny Piña, R OBP: 0.238, SLG: 0.400										3	0	0	0	1	0	5											
18 Eric Sogard, L ERA: 2.03										3	0	0	0	0	2	4											
45 Jhoulys Chacín, R ERA: 7.0										2	0	0	0	0	1	2											
51 Oliver Drake, R ERA: 2.03																											
32 Jeremy Jeffress, R ERA: 2.03																											
24 Jesús Aguilar, R OBP: 0.500, SLG: 0.250																											
Inning Stats	R: 0 H: 1 E: 0 K: 0 S: 8	H: 1 LOB: 1 BB: 1 P: 14	R: 0 H: 1 E: 0 K: 2 S: 10	H: 1 LOB: 2 BB: 0 P: 15	R: 0 H: 0 E: 0 K: 0 S: 7	H: 0 LOB: 0 BB: 0 P: 12	R: 0 H: 0 E: 0 K: 2 S: 8	H: 0 LOB: 0 BB: 0 P: 8	R: 0 H: 0 E: 0 K: 1 S: 8	H: 0 LOB: 0 BB: 0 P: 10	R: 0 H: 0 E: 0 K: 3 S: 10	H: 0 LOB: 0 BB: 0 P: 16	R: 0 H: 1 E: 0 K: 1 S: 8	H: 1 LOB: 2 BB: 1 P: 14	R: 0 H: 0 E: 0 K: 1 S: 7	H: 0 LOB: 0 BB: 0 P: 12	R: 0 H: 2 E: 1 K: 0 S: 18	H: 2 LOB: 2 BB: 0 P: 27	1B: 5 2B: 0 3B: 0 HR: 0	SF: 0 SAC: 0 DP: 2 HBP: 1	WP: 0 PB: 0 SB: 1 CS: 0	PA: 34					
PITCHER	IP 8.1	WLS T	BF 32	H 4	R 0	ER 0	SO 10	BB 2	IBB 0	HBP 1	BLK 0	WP 0	HR 0	S 74	P 114	ERA 0.00	WHIP 0.720										
18 Carlos Martínez, R ERA: 2.84																											
64 Sam Tuivailala, R ERA: 9.0	IP 0.0	WLS 1	BF 1	H 1	R 0	ER 0	SO 0	BB 0	IBB 0	HBP 0	BLK 0	WP 0	HR 0	S 6	P 9	ERA -	WHIP -										
26 Bud Norris, R ERA: 2.000	IP 0.2	WLS 1	BF 0	H 0	R 0	ER 0	SO 0	BB 0	IBB 0	HBP 0	BLK 0	WP 0	HR 0	S 4	P 5	ERA 0.00	WHIP 0.000										

AB 34
R 6
H 9
RBI 5
BB 4
SO 9
LOB 11

AB 31
R 0
H 5
RBI 0
BB 2
SO 10
LOB 15

Batter	1	2	3	4	5	6	7	8	9	AB	R	H	RBI	BB	SO	LOB	TOP							
6 David Peralta, L OBP: 0.417, SLG: 0.433										4	1	0	0	1	2	2								
4 Ketel Marte, S OBP: 0.229, SLG: 0.353										5	0	1	0	0	1	3								
44 Paul Goldschmidt, R OBP: 0.379, SLG: 0.154										4	1	1	0	1	2	1								
11 AJ Pollock, R OBP: 0.417, SLG: 0.581										3	1	2	1	1	0	1								
3 Daniel Descalso, L OBP: 0.348, SLG: 0.474										3	0	0	0	1	0	3								
16 Chris Owings, R OBP: 0.494, SLG: 0.600										4	0	1	2	0	2	4								
1 Jarrod Dyson, L OBP: 0.476, SLG: 0.375										3	0	0	0	0	1	4								
57 Fernando Salas, R										0	0	0	0	0	0	0								
2 Jeff Mathis, R OBP: 0.364, SLG: 0.125										3	0	0	0	1	2	2								
21 Zack Greinke, R										0	0	0	0	1	0	0								
13 Nick Ahmed, R OBP: 0.476, SLG: 0.737										2	0	0	0	0	0	2								
55 Matt Koch, L										0	0	0	0	0	0	0								
5 Alex Avila, L OBP: 0.300, SLG: 0.125										0	0	0	0	1	0	0								
Inning Stats	R: 1 E: 0 K: 1 S: 14	H: 1 LOB: 3 BB: 3 P: 30	R: 0 E: 0 K: 2 S: 8	H: 0 LOB: 1 BB: 1 P: 16	R: 1 E: 0 K: 2 S: 11	H: 2 LOB: 1 BB: 0 P: 17	R: 0 E: 0 K: 0 S: 9	H: 0 LOB: 0 BB: 1 P: 17	R: 0 E: 0 K: 0 S: 6	H: 1 LOB: 0 BB: 0 P: 9	R: 0 E: 0 K: 2 S: 8	H: 0 LOB: 0 BB: 0 P: 14	R: 0 E: 0 K: 2 S: 9	H: 0 LOB: 0 BB: 0 P: 14	R: 1 E: 1 K: 0 S: 10	H: 0 LOB: 2 BB: 2 P: 19	R: 0 E: 0 K: 3 S: 13	H: 1 LOB: 1 BB: 0 P: 17	1B: 3 2B: 2 3B: 0 HR: 0	SF: 0 SAC: 1 DP: 1 HBP: 0	WP: 0 PB: 0 SB: 0 CS: 0	PA: 39		
PITCHER	IP WLS BF H R ER SO BB IBB HBP BLK WP HR S P ERA WHIP	5.0 W 23 4 2 2 5 5 0 0 0 0 0 0 8 89 3.60 1.800	1.0 H 3 0 0 0 2 0 0 0 0 0 0 0 8 14 0.00 0.000	1.0 H 3 0 0 0 2 0 0 0 0 0 0 0 9 14 0.00 0.000	1.0 H 6 0 1 0 0 2 0 0 0 0 0 0 10 19 0.00 2.000	1.0 S 4 1 0 0 3 0 0 0 0 0 0 0 13 17 0.00 1.000																		
25 Dexter Fowler, S OBP: 0.216, SLG: 0.294										4	1	1	0	0	0	0								
28 Tommy Pham, R OBP: 0.361, SLG: 0.438										4	1	1	0	0	2	0								
13 Matt Carpenter, L OBP: 0.364, SLG: 0.360										3	1	1	1	0	2	0								
23 Marcell Ozuna, R OBP: 0.324, SLG: 0.441										4	1	3	0	0	0	0								
38 José Martínez, R OBP: 0.424, SLG: 0.571										4	1	2	4	0	0	1								
4 Yadier Molina, R OBP: 0.303, SLG: 0.613										4	0	2	0	0	0	3								
12 Paul DeJong, R OBP: 0.375, SLG: 0.633										4	0	0	0	0	3	3								
16 Kolten Wong, L OBP: 0.105, SLG: 0.056										3	0	0	0	0	0	2								
52 Michael Wacha, R										2	0	0	0	0	1	0								
55 Dominic Leone, R										0	0	0	0	0	0	0								
48 Harrison Bader, R										0	0	0	0	0	0	0								
67 Matt Bowman, R										0	0	0	0	0	0	0								
49 Jordan Hicks, R										0	0	0	0	0	0	0								
26 Bud Norris, R										0	0	0	0	0	0	0								
Inning Stats	R: 1 E: 0 K: 0 S: 15	H: 3 LOB: 2 BB: 0 P: 21	R: 0 E: 0 K: 2 S: 7	H: 0 LOB: 0 BB: 0 P: 9	R: 4 E: 0 K: 1 S: 24	H: 5 LOB: 1 BB: 0 P: 33	R: 0 E: 0 K: 1 S: 7	H: 0 LOB: 0 BB: 0 P: 9	R: 0 E: 0 K: 1 S: 5	H: 0 LOB: 0 BB: 0 P: 9	R: 0 E: 0 K: 1 S: 12	H: 1 LOB: 0 BB: 0 P: 21	R: 0 E: 0 K: 2 S: 11	H: 0 LOB: 0 BB: 0 P: 18	R: 0 E: 0 K: 1 S: 10	H: 1 LOB: 1 BB: 0 P: 16	1B: 8 2B: 1 3B: 0 HR: 1	SF: 1 SAC: 0 DP: 0 HBP: 0	WP: 0 PB: 0 SB: 0 CS: 0	PA: 34				
PITCHER	IP WLS BF H R ER SO BB IBB HBP BLK WP HR S P ERA WHIP	5.0 L 24 9 0 0 0 3 0 0 0 0 0 0 21 34 0.00 0.000	2.0 6 0 0 0 3 0 0 0 0 0 0 0 21 34 0.00 0.000	1.0 4 1 0 0 1 0 0 0 0 0 0 0 10 16 0.00 1.000																				

Arizona Diamondbacks @ St. Louis Cardinals
 Busch Stadium, St. Louis, MO
 Sat Apr 07 2018, 1:16 PM - 4:13 PM CDT
 Att: 41,113 - Sunny - 37 F

AB	31
R	3
H	5
RBI	3
BB	7
SO	12
LOB	20



Arizona Diamondbacks @ St. Louis Cardinals
 Busch Stadium, St. Louis, MO
 Sat Apr 07 2018, 1:16 PM - 4:13 PM CDT
 Att: 41,113 - Sunny - 37 F

AB	33
R	5
H	10
RBI	5
BB	0
SO	9
LOB	10



1B:	8
2B:	1
3B:	0
HR:	1
SF:	1
SAC:	0
DP:	0
HBP:	0
WP:	0
PB:	0
SB:	0
CS:	0
PA:	34

Batter	1	2	3	4	5	6	7	8	9	AB	R	H	RBI	BB	SO	LOB	TOP										
5 Jonathan Villar, S (1,4) OBP: 0.310, SLG: 0.333 71 Josh Hader, L (8,1) OBP: 1.000, SLG: 1.000 43 Matt Albers, L (9,1)										4	0	0	1	0	1	2											
7 Eric Thames, L (1,3) OBP: 0.364, SLG: 0.711										4	1	2	1	0	1	1											
8 Ryan Braun, R (1,7) OBP: 0.217, SLG: 0.333										4	0	0	0	0	0	1											
21 Travis Shaw, L (1,5) OBP: 0.309, SLG: 0.423										4	0	0	0	0	2	1											
16 Domingo Santana, R (1,9) OBP: 0.373, SLG: 0.311										3	0	2	0	1	0	0											
14 Hernán Pérez, R (1,8) OBP: 0.136, SLG: 0.238										4	1	1	1	0	0	3											
3 Orlando Arcia, R (1,6) OBP: 0.227, SLG: 0.195										4	1	1	0	0	0	1											
47 Jett Bandy, R (1,2) OBP: 0.313, SLG: 0.231										3	0	1	0	0	0	0											
41 Junior Guerra, R (1,1) 38 Dan Jennings, L (6,1) 18 Eric Sogard, L (8,4) OBP: 0.231, SLG: 0.292										2	0	0	0	0	1	2											
Inning Stats	R: 0 H: 1 E: 0 K: 2 S: 11	H: 1 LOB: 1 BB: 0 P: 16	R: 1 H: 0 E: 0 K: 0 S: 7	H: 1 LOB: 0 BB: 0 P: 11	R: 1 H: 1 E: 0 K: 0 S: 9	H: 1 LOB: 0 BB: 0 P: 11	R: 0 H: 1 E: 0 K: 0 S: 6	H: 1 LOB: 1 BB: 0 P: 9	R: 1 H: 2 E: 0 K: 1 S: 13	H: 2 LOB: 1 BB: 0 P: 18	R: 0 H: 1 E: 0 K: 1 S: 11	H: 1 LOB: 1 BB: 0 P: 17	R: 0 H: 1 E: 0 K: 0 S: 6	H: 1 LOB: 1 BB: 0 P: 9	R: 0 H: 0 E: 0 K: 1 S: 9	H: 0 LOB: 0 BB: 1 P: 13	R: 0 H: 0 E: 0 K: 0 S: 8	H: 0 LOB: 0 BB: 1 P: 13	1B: 4 2B: 2 3B: 0 HR: 2	SF: 0 SAC: 0 DP: 2 HBP: 0	WP: 1 PB: 0 SB: 0 CS: 0	PA: 34					
PITCHER	IP	WLS	BF	H	R	ER	SO	BB	IBB	HBP	BLK	WP	HR	S	P	ERA	WHIP										
50 Adam Wainwright, R (1,1) ERA: 5.06	7.0	L	28	8	3	3	4	0	0	0	0	1	2	63	91	3.86	1.143										
70 Tyler Lyons, L (8,1) ERA: 3.5	1.0		3	0	0	0	1	0	0	0	0	0	0	9	12	0.00	0.000										
56 Greg Holland, R (9,1) ERA: 6.75	1.0		3	0	0	0	0	1	0	0	0	0	0	8	13	0.00	1.000										

Milwaukee Brewers @ St. Louis Cardinals
 Busch Stadium, St. Louis, MO
 Wed Apr 11 2018, 12:17 PM - 3:15 PM CDT
 Att: 35,814 - Cloudy - 70 F

AB 33
 R 3
 H 8
 RBI 3
 BB 1
 SO 5
 LOB 11

Batter	1	2	3	4	5	6	7	8	9	AB	R	H	RBI	BB	SO	LOB	BOTTOM										
35 Greg Garcia, L (1,6) OBP: 0.231, SLG: 0.308										4	1	1	0	0	2	0											
28 Tommy Pham, R (1,8) OBP: 0.360, SLG: 0.442										4	1	2	1	0	0	1											
13 Matt Carpenter, L (1,5) OBP: 0.346, SLG: 0.350										4	0	0	1	0	2	1											
23 Marcell Ozuna, R (1,7) OBP: 0.308, SLG: 0.404										4	0	1	0	0	0	0											
38 José Martínez, R (1,3) OBP: 0.391, SLG: 0.462										2	0	1	0	2	0	0											
16 Koltan Wong, L (1,4) OBP: 0.242, SLG: 0.167										4	0	0	0	0	0	4											
48 Harrison Bader, R (1,9) OBP: 0.250, SLG: 0.100 25 Dexter Fowler, S (9,PH) OBP: 0.245, SLG: 0.261										3	0	1	0	0	2	1											
46 Francisco Peña, R (1,2) OBP: 0.333, SLG: 0.333										3	0	1	0	0	0	0											
50 Adam Wainwright, R (1,1) 70 Tyler Lyons, L (8,1) 12 Paul DeJong, R (6,PH) OBP: 0.326, SLG: 0.523 56 Greg Holland, R (9,1)										2	0	0	0	0	1	2											
Inning Stats	R: 0 H: 1 E: 0 K: 2 S: 11	H: 0 LOB: 1 BB: 0 P: 18	R: 0 H: 0 E: 0 K: 1 S: 10	H: 0 LOB: 1 BB: 1 P: 21	R: 0 H: 0 E: 0 K: 0 S: 5	H: 0 LOB: 0 BB: 0 P: 9	R: 0 H: 0 E: 0 K: 0 S: 9	H: 0 LOB: 0 BB: 0 P: 12	R: 0 H: 2 E: 0 K: 1 S: 10	H: 2 LOB: 2 BB: 1 P: 21	R: 1 H: 1 E: 0 K: 0 S: 6	H: 1 LOB: 0 BB: 0 P: 9	R: 0 H: 0 E: 0 K: 1 S: 8	H: 0 LOB: 0 BB: 0 P: 15	R: 0 H: 0 E: 0 K: 2 S: 9	H: 0 LOB: 0 BB: 0 P: 14	R: 1 H: 3 E: 0 K: 2 S: 20	H: 3 LOB: 2 BB: 0 P: 29	1B: 5 2B: 2 3B: 0 HR: 1	SF: 0 SAC: 0 DP: 2 HBP: 0	WP: 0 PB: 0 SB: 0 CS: 1	PA: 34					
PITCHER	IP	WLS	BF	H	R	ER	SO	BB	IBB	HBP	BLK	WP	HR	S	P	ERA	WHIP										
41 Junior Guerra, R (1,1) ERA: 1.69	5.1	W	20	4	1	1	4	2	0	0	0	0	0	48	86	1.69	1.125										
38 Dan Jennings, L (6,1) ERA: 1.29	1.2	H	5	0	0	0	1	0	0	0	0	0	0	11	19	0.00	0.000										
71 Josh Hader, L (8,1) ERA: 2.35	1.1	H	5	1	1	1	3	0	0	0	0	0	1	14	20	6.75	0.750										
43 Matt Albers, R (9,1) ERA: 1.17	0.2	S	4	2	0	0	1	0	0	0	0	0	0	15	23	0.00	3.000										

Milwaukee Brewers @ St. Louis Cardinals
 Busch Stadium, St. Louis, MO
 Wed Apr 11 2018, 12:17 PM - 3:15 PM CDT
 Att: 35,814 - Cloudy - 70 F

AB 32
 R 2
 H 7
 RBI 2
 BB 2
 SO 9
 LOB 11

Batter	1	2	3	4	5	6	7	8	9	AB	R	H	RBI	BB	SO	LOB	TOP										
25 Dexter Fowler, S OBP: 0.297, SLG: 0.357	F7		G5-3			HR	1B		G1-3	5	1	2	1	0	0	1											
28 Tommy Pham, R OBP: 0.410, SLG: 0.451	K					1B	1B		IBB	4	1	2	0	1	1	1											
13 Matt Carpenter, L OBP: 0.355, SLG: 0.348	K					2B	1B		BB	4	1	1	0	1	1	2											
23 Marcell Ozuna, R OBP: 0.302, SLG: 0.429	K		G6-4-3			1B	1B		K	5	1	2	1	0	2	4											
38 José Martínez, R OBP: 0.446, SLG: 0.604	1B					G5-3			P3	4	0	2	0	0	0	2											
4 Yadier Molina, R OBP: 0.296, SLG: 0.596	HR					1B	1B		K	4	1	2	3	0	1	1											
12 Paul DeJong, R OBP: 0.267, SLG: 0.509	K					FC5	P3		K	4	0	0	0	0	2	3											
16 Kolten Wong, L OBP: 0.262, SLG: 0.162	F7					P6	1B		G3-1	4	0	1	0	0	0	3											
7 Luke Weaver, R ERA: 5.63						G6-4-3	K		G1-3	3	0	0	0	0	0	2	5										
67 Matt Bowman, R ERA: 4.91										0	0	0	0	0	0	0	0										
70 Tyler Lyons, L ERA: 4.76										0	0	0	0	0	0	0	0										
55 Dominic Leone, R ERA: 8.0										0	0	0	0	0	0	0	0										
34 Yairo Muñoz, R ERA: 3.75										1	0	1	0	0	0	0	0										
26 Bud Norris, R ERA: 1.35										0	0	0	0	0	0	0	0										
Inning Stats	R: 0 E: 0 K: 2 S: 8	H: 0 LOB: 0 BB: 0 P: 12	R: 1 E: 0 K: 2 S: 13	H: 2 LOB: 0 BB: 0 P: 20	R: 0 E: 0 K: 1 S: 7	H: 0 LOB: 0 BB: 0 P: 8	R: 0 E: 0 K: 0 S: 7	H: 1 LOB: 0 BB: 0 P: 10	R: 0 E: 2 K: 0 S: 8	H: 1 LOB: 2 BB: 0 P: 11	R: 4 E: 0 K: 1 S: 15	H: 6 LOB: 2 BB: 0 P: 25	R: 0 E: 0 K: 2 S: 6	H: 0 LOB: 0 BB: 0 P: 9	R: 0 E: 0 K: 2 S: 11	H: 0 LOB: 3 BB: 2 P: 16	R: 0 E: 0 K: 1 S: 12	H: 1 LOB: 3 BB: 2 P: 22	1B: 9 2B: 2 3B: 0 HR: 2	SF: 0 SAC: 0 DP: 2 HBP: 0	WP: 0 PB: 0 SB: 1 CS: 1	PA: 40					
PITCHER	IP	WLS	BF	H	R	ER	SO	BB	IBB	HBP	BLK	WP	HR	S	P	ERA	WHIP										
30 Tyler Mahle, R ERA: 5.63	5.1	L	24	9	5	5	5	0	0	0	0	0	2	50	73	8.44	1.688										
61 Kevin Quackenbush, R ERA: 6.75	1.2		7	3	0	0	1	0	0	0	0	0	0	14	22	0.00	1.800										
48 Jared Hughes, R ERA: 2.7	1.0		3	0	0	0	2	0	0	0	0	0	0	11	16	0.00	0.000										
53 Wandy Peralta, L ERA:	1.0		6	1	0	0	1	1	1	0	0	0	0	12	22	0.00	2.000										

St. Louis Cardinals @ Cincinnati Reds
Great American Ball Park, Cincinnati, OH

AB 38
R 5
H 13
RBI 5
BB 2
SO 9
LOB 22



WP: 0 PA: 40
PB: 0
SB: 1
CS: 1

Fri Apr 13 2018, 6:41 PM - 9:46 PM EDT
Att: 19,561 - Partly Cloudy - 79 F

Batter	1	2	3	4	5	6	7	8	9	AB	R	H	RBI	BB	SO	LOB	BOTTOM										
6 Billy Hamilton, S OBP: 0.326, SLG: 0.211	FC4-6		K			FC6-4	1B		SH1-3	2	1	1	0	2	1	0											
9 José Peraza, R OBP: 0.297, SLG: 0.333	FC4-6					K	1B		SH1-3	3	0	0	0	0	1	2											
19 Joey Votto, L OBP: 0.308, SLG: 0.271	F7					G1-3	G1-3		PO	4	0	1	1	0	0	2											
3 Scooter Gennett, L OBP: 0.321, SLG: 0.370	K					F7	HR		K	4	1	1	0	0	2	2											
39 Devin Mesoraco, R OBP: 0.211, SLG: 0.368	K					1B	HR		K	4	1	2	2	0	2	0											
23 Adam Duvall, R OBP: 0.170, SLG: 0.279	G6-3					P5	F7		BB	4	0	1	0	0	0	1											
27 Phillip Ervin, R OBP: 0.269, SLG: 0.174	K					P4	K		1B	3	0	0	0	1	2	1											
4 Cliff Pennington, S OBP: 0.389, SLG: 0.214	F9					K			K	2	0	0	0	0	1	1											
61 Kevin Quackenbush, R ERA: 4.91										0	0	0	0	0	0	0											
2 Alex Blandino, R OBP: 0.111, SLG: 0.111										2	0	1	0	0	1	2											
30 Tyler Mahle, R OBP: 0.250, SLG: 0.250	G3					K	K		K	1	0	0	0	0	0	0											
46 Phil Gosselin, R OBP: 0.222, SLG: 0.313										2	0	0	0	0	2	1											
48 Jared Hughes, R ERA: 2.7										0	0	0	0	0	0	0											
53 Wandy Peralta, L ERA: 3.75										0	0	0	0	0	0	0											
16 Tucker Barnhart, L OBP: 0.405, SLG: 0.433										1	0	0	0	0	0	2											
Inning Stats	R: 0 E: 0 K: 1 S: 10	H: 0 LOB: 1 BB: 1 P: 17	R: 0 E: 0 K: 2 S: 11	H: 0 LOB: 0 BB: 0 P: 17	R: 0 E: 0 K: 1 S: 10	H: 0 LOB: 0 BB: 0 P: 16	R: 0 E: 0 K: 1 S: 6	H: 0 LOB: 0 BB: 0 P: 8	R: 0 E: 0 K: 1 S: 8	H: 1 LOB: 1 BB: 0 P: 15	R: 2 E: 0 K: 2 S: 21	H: 3 LOB: 1 BB: 0 P: 30	R: 1 E: 0 K: 1 S: 8	H: 1 LOB: 0 BB: 1 P: 15	R: 0 E: 0 K: 3 S: 13	H: 1 LOB: 2 BB: 1 P: 24	1B: 6 2B: 0 3B: 0 HR: 1	SF: 0 SAC: 1 DP: 0 HBP: 0	WP: 0 PB: 0 SB: 0 CS: 0	PA: 37							
PITCHER	IP	WLS	BF	H	R	ER	SO	BB	IBB	HBP	BLK	WP	HR	S	P	ERA	WHIP										
7 Luke Weaver, R ERA: 2.08	6.0	W	23	4	2	2	7	1	0	0	0	0	0	14	20	3.00	0.833										
67 Matt Bowman, R ERA: 4.91	1.0	H	4	1	0	0	2	0	0	0	0	0	0	7	12	13.50	3.000										
70 Tyler Lyons, L ERA: 4.76	0.2	H	4	1	1	1	1	1	0	0	0	0	0	1	3	0.00	0.000										
55 Dominic Leone, R ERA: 8.0	0.1	H	0	0	0	0	0	0	0	0	0	0	0	1	3	0.00	0.000										
26 Bud Norris, R ERA: 1.35	1.0	S	5	1	0	0	3	1	0	0	0	0	0	13	24	0.00	2.000										

St. Louis Cardinals @ Cincinnati Reds
Great American Ball Park, Cincinnati, OH

AB 32
R 3
H 7
RBI 3
BB 3
SO 13
LOB 14



WP: 0 PA: 37
PB: 0
SB: 0
CS: 0

Fri Apr 13 2018, 6:41 PM - 9:46 PM EDT
Att: 19,561 - Partly Cloudy - 79 F

Batter	1	2	3	4	5	6	7	8	9	AB	R	H	RBI	BB	SO	LOB	TOP				
28 Tommy Pham, R OBP: 0.439, SLG: 0.491										4	2	3	1	1	1	1	St. Louis Cardinals @ Cincinnati Reds Great American Ball Park, Cincinnati, OH Sat Apr 14 2018, 1:12 PM - 3:54 PM EDT Att: 19,213 - Rain - 63 F				
12 Paul DeJong, R OBP: 0.295, SLG: 0.474										4	0	0	0	1	2	4					
38 José Martínez, R OBP: 0.459, SLG: 0.608										3	0	1	1	2	0	2					
23 Marcell Ozuna, R OBP: 0.294, SLG: 0.409										3	0	0	1	1	0	4					
4 Yadier Molina, R OBP: 0.276, SLG: 0.554										4	0	0	0	0	0	3					
48 Harrison Bader, R OBP: 0.294, SLG: 0.143										4	1	1	0	0	1	2					
34 Yairo Muñoz, R OBP: 0.211, SLG: 0.176										4	0	0	0	0	3	1					
35 Greg Garcia, L OBP: 0.368, SLG: 0.778										4	3	3	3	0	0	0					
39 Miles Mikolas, R OBP: 0.143, SLG: 0.571										3	0	0	0	0	2	1					
56 Greg Holland, R										0	0	0	0	0	0	0					
16 Kolten Wong, L OBP: 0.279, SLG: 0.162										0	0	0	0	0	0	0					
49 Jordan Hicks, R										0	0	0	0	0	0	0					
Inning Stats	R: 1 E: 0 K: 0 S: 10	H: 0 LOB: 1 BB: 2 P: 23	R: 1 E: 0 K: 1 S: 14	H: 1 LOB: 0 BB: 0 P: 18	R: 0 E: 0 K: 1 S: 7	H: 1 LOB: 1 BB: 1 P: 14	R: 2 E: 0 K: 2 S: 13	H: 2 LOB: 0 BB: 0 P: 19	R: 1 E: 0 K: 1 S: 14	H: 2 LOB: 2 BB: 1 P: 25	R: 0 E: 0 K: 0 S: 9	H: 0 LOB: 0 BB: 0 P: 14	R: 0 E: 0 K: 0 S: 6	H: 0 LOB: 0 BB: 0 P: 9	R: 0 E: 0 K: 1 S: 11	H: 0 LOB: 2 BB: 1 P: 20	1B: 3 2B: 3 3B: 0 HR: 2	SF: 1 DP: 1 HBP: 1	WP: 0 PB: 0 SB: 3 CS: 0	PA: 40	
PITCHER	IP WLS BF H R ER SO BB IBB HBP BLK WP HR S P ERA WHIP	IP WLS BF H R ER SO BB IBB HBP BLK WP HR S P ERA WHIP	IP WLS BF H R ER SO BB IBB HBP BLK WP HR S P ERA WHIP	IP WLS BF H R ER SO BB IBB HBP BLK WP HR S P ERA WHIP	IP WLS BF H R ER SO BB IBB HBP BLK WP HR S P ERA WHIP	IP WLS BF H R ER SO BB IBB HBP BLK WP HR S P ERA WHIP	IP WLS BF H R ER SO BB IBB HBP BLK WP HR S P ERA WHIP	IP WLS BF H R ER SO BB IBB HBP BLK WP HR S P ERA WHIP	IP WLS BF H R ER SO BB IBB HBP BLK WP HR S P ERA WHIP	IP WLS BF H R ER SO BB IBB HBP BLK WP HR S P ERA WHIP	IP WLS BF H R ER SO BB IBB HBP BLK WP HR S P ERA WHIP	IP WLS BF H R ER SO BB IBB HBP BLK WP HR S P ERA WHIP	IP WLS BF H R ER SO BB IBB HBP BLK WP HR S P ERA WHIP	IP WLS BF H R ER SO BB IBB HBP BLK WP HR S P ERA WHIP	IP WLS BF H R ER SO BB IBB HBP BLK WP HR S P ERA WHIP	IP WLS BF H R ER SO BB IBB HBP BLK WP HR S P ERA WHIP	IP WLS BF H R ER SO BB IBB HBP BLK WP HR S P ERA WHIP	IP WLS BF H R ER SO BB IBB HBP BLK WP HR S P ERA WHIP	IP WLS BF H R ER SO BB IBB HBP BLK WP HR S P ERA WHIP	IP WLS BF H R ER SO BB IBB HBP BLK WP HR S P ERA WHIP	IP WLS BF H R ER SO BB IBB HBP BLK WP HR S P ERA WHIP


AB 33
R 6
H 8
RBI 6
BB 5
SO 9
LOB 18




Batter	1	2	3	4	5	6	7	8	9	AB	R	H	RBI	BB	SO	LOB	BOTTOM					
6 Billy Hamilton, S OBP: 0.300, SLG: 0.190										4	0	0	0	0	3	0	St. Louis Cardinals @ Cincinnati Reds Great American Ball Park, Cincinnati, OH Sat Apr 14 2018, 1:12 PM - 3:54 PM EDT Att: 19,213 - Rain - 63 F					
9 José Peraza, R OBP: 0.250, SLG: 0.313										3	0	0	0	0	1	0						
63 Dylan Floro, L										1	0	1	0	0	0	0						
39 Devin Mesoraco, R OBP: 0.250, SLG: 0.400										4	0	0	0	0	0	1						
26 Raisel Iglesias, R ERA: 1.42										4	0	3	0	0	0	0						
23 Adam Duvall, R OBP: 0.196, SLG: 0.283										3	0	1	0	1	0	2						
16 Tucker Barnhart, L OBP: 0.390, SLG: 0.500										4	1	1	1	1	0	4						
27 Phillip Ervin, R OBP: 0.333, SLG: 0.200										2	0	1	0	2	0	1						
4 Cliff Pennington, S OBP: 0.318, SLG: 0.167										4	0	0	0	0	1	6						
29 Brandon Finnegan, L ERA: 4.26										1	0	0	0	0	0	0						
40 Austin Brice, R ERA: 3.66										1	0	0	0	0	1	0						
2 Alex Blandino, R OBP: 0.091, SLG: 0.091										2	0	0	0	0	0	3						
Inning Stats	R: 0 E: 0 K: 1 S: 6	H: 0 LOB: 0 BB: 0 P: 10	R: 0 E: 0 K: 0 S: 8	H: 0 LOB: 1 BB: 1 P: 15	R: 0 E: 0 K: 0 S: 7	H: 0 LOB: 0 BB: 0 P: 10	R: 0 E: 0 K: 1 S: 7	H: 1 LOB: 0 BB: 0 P: 9	R: 1 E: 0 K: 1 S: 9	H: 2 LOB: 0 BB: 0 P: 14	R: 0 E: 0 K: 1 S: 5	H: 0 LOB: 0 BB: 0 P: 7	R: 0 E: 0 K: 0 S: 11	H: 1 LOB: 2 BB: 1 P: 18	R: 0 E: 0 K: 1 S: 12	H: 1 LOB: 1 BB: 0 P: 17	R: 0 E: 0 K: 1 S: 15	H: 2 LOB: 3 BB: 1 P: 23	1B: 6 2B: 0 3B: 0 HR: 1	SF: 0 DP: 1 HBP: 0	WP: 0 PB: 0 SB: 0 CS: 0	PA: 36
PITCHER	IP WLS BF H R ER SO BB IBB HBP BLK WP HR S P ERA WHIP	IP WLS BF H R ER SO BB IBB HBP BLK WP HR S P ERA WHIP	IP WLS BF H R ER SO BB IBB HBP BLK WP HR S P ERA WHIP	IP WLS BF H R ER SO BB IBB HBP BLK WP HR S P ERA WHIP	IP WLS BF H R ER SO BB IBB HBP BLK WP HR S P ERA WHIP	IP WLS BF H R ER SO BB IBB HBP BLK WP HR S P ERA WHIP	IP WLS BF H R ER SO BB IBB HBP BLK WP HR S P ERA WHIP	IP WLS BF H R ER SO BB IBB HBP BLK WP HR S P ERA WHIP	IP WLS BF H R ER SO BB IBB HBP BLK WP HR S P ERA WHIP	IP WLS BF H R ER SO BB IBB HBP BLK WP HR S P ERA WHIP	IP WLS BF H R ER SO BB IBB HBP BLK WP HR S P ERA WHIP	IP WLS BF H R ER SO BB IBB HBP BLK WP HR S P ERA WHIP	IP WLS BF H R ER SO BB IBB HBP BLK WP HR S P ERA WHIP	IP WLS BF H R ER SO BB IBB HBP BLK WP HR S P ERA WHIP	IP WLS BF H R ER SO BB IBB HBP BLK WP HR S P ERA WHIP	IP WLS BF H R ER SO BB IBB HBP BLK WP HR S P ERA WHIP	IP WLS BF H R ER SO BB IBB HBP BLK WP HR S P ERA WHIP	IP WLS BF H R ER SO BB IBB HBP BLK WP HR S P ERA WHIP	IP WLS BF H R ER SO BB IBB HBP BLK WP HR S P ERA WHIP	IP WLS BF H R ER SO BB IBB HBP BLK WP HR S P ERA WHIP	IP WLS BF H R ER SO BB IBB HBP BLK WP HR S P ERA WHIP	IP WLS BF H R ER SO BB IBB HBP BLK WP HR S P ERA WHIP

AB 33
R 1
H 7
RBI 1
BB 3
SO 6
LOB 17



Batter	1	2	3	4	5	6	7	8	9	AB	R	H	RBI	BB	SO	LOB	TOP										
25 Dexter Fowler, S OBP: 0.279, SLG: 0.333	F7		G5-3			K		K		4	0	0	0	0	2	0	St. Louis Cardinals @ Cincinnati Reds Great American Ball Park, Cincinnati, OH Sun Apr 15 2018, 3:47 PM - 6:26 PM EDT Att: 15,557 - Overcast - 53 F AB 29 R 3 H 5 RBI 3 BB 2 SO 6 LOB 4 										
28 Tommy Pham, R OBP: 0.429, SLG: 0.475	L5		L8			G6-3			1B	4	0	1	0	0	0	0											
13 Matt Carpenter, L 26 Bud Norris, R	K			G4-3			G3		K	4	0	0	0	0	2	1											
38 José Martínez, R OBP: 0.446, SLG: 0.600		K			G6-3				F9	4	1	1	0	0	1	0											
4 Yadier Molina, R OBP: 0.295, SLG: 0.559				G4-3						3	0	2	1	0	0	0											
35 Greg Garcia, L OBP: 0.364, SLG: 0.700										2	1	0	0	1	0	1											
48 Harrison Bader, R OBP: 0.350, SLG: 0.375										2	1	1	2	1	0	1											
16 Kolten Wong, L OBP: 0.261, SLG: 0.150										3	0	0	0	0	0	1											
18 Carlos Martínez, R 34 Yairo Muñoz, R 70 Tyler Lyons, L 12 Paul DeJong, R										2	0	0	0	0	1	0											
										1	0	0	0	0	0	0											
										0	0	0	0	0	0	0											
										0	0	0	0	0	0	0											
Inning Stats	R: 0 E: 0 K: 1 S: 7	H: 0 LOB: 0 BB: 0 P: 10	R: 2 E: 0 K: 1 S: 12	H: 2 LOB: 0 BB: 0 P: 16	R: 0 E: 0 K: 1 S: 7	H: 0 LOB: 0 BB: 0 P: 13	R: 0 E: 0 K: 0 S: 5	H: 0 LOB: 0 BB: 0 P: 7	R: 0 E: 0 K: 0 S: 4	H: 0 LOB: 0 BB: 1 P: 13	R: 0 E: 0 K: 1 S: 7	H: 0 LOB: 0 BB: 0 P: 11	R: 1 E: 0 K: 0 S: 12	H: 2 LOB: 1 BB: 1 P: 20	R: 0 E: 0 K: 1 S: 6	H: 0 LOB: 0 BB: 0 P: 9	R: 0 E: 0 K: 1 S: 6	H: 1 LOB: 0 BB: 0 P: 12	1B: 3 2B: 1 3B: 0 HR: 1	SF: 0 SAC: 0 DP: 0 HBP: 0	WP: 0 PB: 0 SB: 0 CS: 2	PA: 31					
PITCHER	IP	WLS	BF	H	R	ER	SO	BB	IBB	HBP	BLK	WP	HR	S	P	ERA	WHIP										
34 Homer Bailey, R ERA: 3.42	7.0	L	25	4	3	3	4	2	0	0	0	0	1	54	90	3.86	0.857										
50 Amir Garrett, L ERA:	1.2		5	1	0	0	2	0	0	0	0	0	0	11	17	0.00	0.600										
48 Jared Hughes, R ERA: 2.57	0.1		1	0	0	0	0	0	0	0	0	0	0	1	4	0.00	0.000										

Batter	1	2	3	4	5	6	7	8	9	AB	R	H	RBI	BB	SO	LOB	BOTTOM										
6 Billy Hamilton, S OBP: 0.291, SLG: 0.255	K		G3			K		HR	L7	5	1	1	1	0	2	2	St. Louis Cardinals @ Cincinnati Reds Great American Ball Park, Cincinnati, OH Sun Apr 15 2018, 3:47 PM - 6:26 PM EDT Att: 15,557 - Overcast - 53 F AB 31 R 2 H 5 RBI 2 BB 4 SO 13 LOB 18 										
9 José Peraza, R OBP: 0.289, SLG: 0.333	FC3-6 2B		3 WP 19 E BB			K		E4 19 G4-6-3		3	0	1	0	1	1	0											
19 Joey Volto, L OBP: 0.283, SLG: 0.236	FC3-6 BB		K			G3-1		G4-6-3		3	0	0	0	1	1	2											
3 Scooter Gennett, L OBP: 0.328, SLG: 0.371	FC3-6 FC6-4		K			K		G4-3		4	0	0	0	0	2	3											
23 Adam Duvall, R OBP: 0.218, SLG: 0.380	FC6-4					F8			HR	4	1	2	1	0	0	2											
16 Tucker Barnhart, L 33 Jesse Winker, L									HR	2	0	1	0	2	0	0											
2 Alex Blandino, R OBP: 0.067, SLG: 0.067									1B	0	0	0	0	0	0	0											
27 Phillip Ervin, R OBP: 0.324, SLG: 0.179										4	0	0	0	0	1	4											
34 Homer Bailey, R 46 Phil Gosselin, R 50 Amir Garrett, R 48 Jared Hughes, R										3	0	0	0	0	3	3											
39 Devin Mesoraco, R OBP: 0.286, SLG: 0.400										2	0	0	0	0	2	1											
										1	0	0	0	0	1	1											
										0	0	0	0	0	0	0											
										0	0	0	0	0	0	0											
										0	0	0	0	0	0	0											
Inning Stats	R: 0 E: 0 K: 1 S: 14	H: 1 LOB: 2 BB: 1 P: 22	R: 0 E: 0 K: 2 S: 14	H: 0 LOB: 1 BB: 1 P: 19	R: 0 E: 1 K: 2 S: 11	H: 0 LOB: 1 BB: 1 P: 18	R: 0 E: 0 K: 1 S: 5	H: 1 LOB: 0 BB: 1 P: 9	R: 0 E: 0 K: 3 S: 10	H: 0 LOB: 0 BB: 0 P: 15	R: 0 E: 0 K: 1 S: 5	H: 0 LOB: 0 BB: 0 P: 8	R: 0 E: 0 K: 1 S: 12	H: 0 LOB: 1 BB: 0 P: 17	R: 1 E: 1 K: 0 S: 10	H: 1 LOB: 0 BB: 0 P: 14	R: 1 E: 1 K: 2 S: 16	H: 2 LOB: 2 BB: 0 P: 22	1B: 1 2B: 2 3B: 0 HR: 2	SF: 0 SAC: 0 DP: 2 HBP: 2	WP: 1 PB: 0 SB: 0 CS: 0	PA: 37					
PITCHER	IP	WLS	BF	H	R	ER	SO	BB	IBB	HBP	BLK	WP	HR	S	P	ERA	WHIP										
18 Carlos Martínez, R ERA: 1.75	7.0	W	27	2	1	1	0	4	0	1	0	0	1	71	108	0.00	0.857										
70 Tyler Lyons, L ERA: 5.4	1.0	H	4	1	1	1	0	0	0	0	0	0	1	10	14	9.00	1.000										
26 Bud Norris, R ERA: 2.35	1.0	S	6	2	1	1	2	0	0	1	0	0	1	16	22	9.00	2.000										

Batter	1	2	3	4	5	6	7	8	9	AB	R	H	RBI	BB	SO	LOB	TOP								
25 Dexter Fowler, S OBP: 0.289, SLG: 0.294	L7		K			K	FC6-4		F7	5	0	0	1	0	2	1	St. Louis Cardinals @ Chicago Cubs Wrigley Field, Chicago, IL Thu Apr 19 2018, 1:21 PM - 4:30 PM CDT Att: 29,648 - Sunny - 47 F								
48 Harrison Bader, R OBP: 0.385, SLG: 0.381	13 F 23 S WP HBP		L7				P3		K	4	1	1	0	0	1	1									
13 Matt Carpenter, L OBP: 0.338, SLG: 0.333	L4					F9				3	0	0	0	0	0	2									
44 Luke Gregerson, L						F8				0	0	0	0	0	0	0									
28 Tommy Pham, R OBP: 0.434, SLG: 0.460						F8				1	0	0	0	0	0	1									
56 Greg Holland, R										0	0	0	0	0	0	0									
55 Dominic Leone, R										0	0	0	0	0	0	0									
23 Marcell Ozuna, R OBP: 0.273, SLG: 0.365	K					K2-3			K	4	0	0	0	0	3	1									
38 José Martínez, R OBP: 0.432, SLG: 0.548						L5				3	1	1	0	1	1	0									
4 Yadier Molina, R OBP: 0.294, SLG: 0.523	F8									2	0	0	0	0	1	0									
46 Francisco Peña, R OBP: 0.333, SLG: 0.333										2	1	1	0	0	1	1									
3 Jedd Gyorko, R OBP: 0.750, SLG: 0.750										2	1	2	0	2	0	0									
12 Paul DeJong, R OBP: 0.286, SLG: 0.477	F9									3	1	0	1	1	1	4									
7 Luke Weaver, R OBP: 0.125, SLG: 0.125										1	0	0	0	0	0	0									
41 Tyler O'Neill, R OBP: 0.333, SLG: 0.333										1	0	0	0	0	1	1									
67 Matt Bowman, R										0	0	0	0	0	0	0									
16 Kolten Wong, L OBP: 0.286, SLG: 0.146										1	0	0	1	0	0	0									
										1	0	0	0	0	0	0									
										1	0	0	0	0	0	0									
										1	0	0	0	0	0	0									
Inning Stats	R: 1 E: 0 K: 1 S: 9	H: 0 LOB: 0 BB: 0 P: 17	R: 0 E: 0 K: 1 S: 6	H: 0 LOB: 1 BB: 1 P: 11	R: 0 E: 0 K: 1 S: 12	H: 0 LOB: 0 BB: 0 P: 17	R: 0 E: 0 K: 1 S: 14	H: 0 LOB: 0 BB: 0 P: 22	R: 0 E: 0 K: 2 S: 10	H: 1 LOB: 1 BB: 0 P: 12	R: 0 E: 0 K: 1 S: 11	H: 1 LOB: 1 BB: 0 P: 17	R: 4 E: 1 K: 0 S: 18	H: 2 LOB: 2 BB: 2 P: 33	R: 0 E: 0 K: 3 S: 12	H: 1 LOB: 2 BB: 1 P: 23	R: 0 E: 0 K: 1 S: 8	H: 0 LOB: 0 BB: 0 P: 13	1B: 5 2B: 0 3B: 0 HR: 0	SF: 0 SAC: 0 DP: 0 HBP: 2	WP: 1 PB: 0 SB: 1 CS: 0	PA: 38			
PITCHER	IP WLS BF H R ER SO BB IBB HBP BLK WP HR S P ERA WHIP	IP WLS BF H R ER SO BB IBB HBP BLK WP HR S P ERA WHIP	IP WLS BF H R ER SO BB IBB HBP BLK WP HR S P ERA WHIP	IP WLS BF H R ER SO BB IBB HBP BLK WP HR S P ERA WHIP	IP WLS BF H R ER SO BB IBB HBP BLK WP HR S P ERA WHIP	IP WLS BF H R ER SO BB IBB HBP BLK WP HR S P ERA WHIP	IP WLS BF H R ER SO BB IBB HBP BLK WP HR S P ERA WHIP	IP WLS BF H R ER SO BB IBB HBP BLK WP HR S P ERA WHIP	IP WLS BF H R ER SO BB IBB HBP BLK WP HR S P ERA WHIP	IP WLS BF H R ER SO BB IBB HBP BLK WP HR S P ERA WHIP	IP WLS BF H R ER SO BB IBB HBP BLK WP HR S P ERA WHIP	IP WLS BF H R ER SO BB IBB HBP BLK WP HR S P ERA WHIP	IP WLS BF H R ER SO BB IBB HBP BLK WP HR S P ERA WHIP	IP WLS BF H R ER SO BB IBB HBP BLK WP HR S P ERA WHIP	IP WLS BF H R ER SO BB IBB HBP BLK WP HR S P ERA WHIP	IP WLS BF H R ER SO BB IBB HBP BLK WP HR S P ERA WHIP	IP WLS BF H R ER SO BB IBB HBP BLK WP HR S P ERA WHIP	IP WLS BF H R ER SO BB IBB HBP BLK WP HR S P ERA WHIP	IP WLS BF H R ER SO BB IBB HBP BLK WP HR S P ERA WHIP	IP WLS BF H R ER SO BB IBB HBP BLK WP HR S P ERA WHIP	IP WLS BF H R ER SO BB IBB HBP BLK WP HR S P ERA WHIP	IP WLS BF H R ER SO BB IBB HBP BLK WP HR S P ERA WHIP	IP WLS BF H R ER SO BB IBB HBP BLK WP HR S P ERA WHIP	IP WLS BF H R ER SO BB IBB HBP BLK WP HR S P ERA WHIP	
34 Jon Lester, L ERA: 3.1	6.0 W 22 2 1 0 7 1 0 1 0 1 0 62 96 0.00 0.500	6.0 W 22 2 1 0 7 1 0 1 0 1 0 62 96 0.00 0.500	6.0 W 22 2 1 0 7 1 0 1 0 1 0 62 96 0.00 0.500	6.0 W 22 2 1 0 7 1 0 1 0 1 0 62 96 0.00 0.500	6.0 W 22 2 1 0 7 1 0 1 0 1 0 62 96 0.00 0.500	6.0 W 22 2 1 0 7 1 0 1 0 1 0 62 96 0.00 0.500	6.0 W 22 2 1 0 7 1 0 1 0 1 0 62 96 0.00 0.500	6.0 W 22 2 1 0 7 1 0 1 0 1 0 62 96 0.00 0.500	6.0 W 22 2 1 0 7 1 0 1 0 1 0 62 96 0.00 0.500	6.0 W 22 2 1 0 7 1 0 1 0 1 0 62 96 0.00 0.500	6.0 W 22 2 1 0 7 1 0 1 0 1 0 62 96 0.00 0.500	6.0 W 22 2 1 0 7 1 0 1 0 1 0 62 96 0.00 0.500	6.0 W 22 2 1 0 7 1 0 1 0 1 0 62 96 0.00 0.500	6.0 W 22 2 1 0 7 1 0 1 0 1 0 62 96 0.00 0.500	6.0 W 22 2 1 0 7 1 0 1 0 1 0 62 96 0.00 0.500	6.0 W 22 2 1 0 7 1 0 1 0 1 0 62 96 0.00 0.500	6.0 W 22 2 1 0 7 1 0 1 0 1 0 62 96 0.00 0.500	6.0 W 22 2 1 0 7 1 0 1 0 1 0 62 96 0.00 0.500	6.0 W 22 2 1 0 7 1 0 1 0 1 0 62 96 0.00 0.500	6.0 W 22 2 1 0 7 1 0 1 0 1 0 62 96 0.00 0.500	6.0 W 22 2 1 0 7 1 0 1 0 1 0 62 96 0.00 0.500	6.0 W 22 2 1 0 7 1 0 1 0 1 0 62 96 0.00 0.500	6.0 W 22 2 1 0 7 1 0 1 0 1 0 62 96 0.00 0.500	6.0 W 22 2 1 0 7 1 0 1 0 1 0 62 96 0.00 0.500	
33 Eddie Butler, R ERA: 4.3	0.0 4 2 4 3 0 0 2 0 0 0 0 0 9 15 0.00 0.000	0.0 4 2 4 3 0 0 0 0 0 0 0 0 9 15 0.00 0.000	0.0 4 2 4 3 0 0 0 0 0 0 0 0 9 15 0.00 0.000	0.0 4 2 4 3 0 0 0 0 0 0 0 0 9 15 0.00 0.000	0.0 4 2 4 3 0 0 0 0 0 0 0 0 9 15 0.00 0.000	0.0 4 2 4 3 0 0 0 0 0 0 0 0 9 15 0.00 0.000	0.0 4 2 4 3 0 0 0 0 0 0 0 0 9 15 0.00 0.000	0.0 4 2 4 3 0 0 0 0 0 0 0 0 9 15 0.00 0.000	0.0 4 2 4 3 0 0 0 0 0 0 0 0 9 15 0.00 0.000	0.0 4 2 4 3 0 0 0 0 0 0 0 0 9 15 0.00 0.000	0.0 4 2 4 3 0 0 0 0 0 0 0 0 9 15 0.00 0.000	0.0 4 2 4 3 0 0 0 0 0 0 0 0 9 15 0.00 0.000	0.0 4 2 4 3 0 0 0 0 0 0 0 0 9 15 0.00 0.000	0.0 4 2 4 3 0 0 0 0 0 0 0 0 9 15 0.00 0.000	0.0 4 2 4 3 0 0 0 0 0 0 0 0 9 15 0.00 0.000	0.0 4 2 4 3 0 0 0 0 0 0 0 0 9 15 0.00 0.000	0.0 4 2 4 3 0 0 0 0 0 0 0 0 9 15 0.00 0.000	0.0 4 2 4 3 0 0 0 0 0 0 0 0 9 15 0.00 0.000	0.0 4 2 4 3 0 0 0 0 0 0 0 0 9 15 0.00 0.000	0.0 4 2 4 3 0 0 0 0 0 0 0 0 9 15 0.00 0.000	0.0 4 2 4 3 0 0 0 0 0 0 0 0 9 15 0.00 0.000	0.0 4 2 4 3 0 0 0 0 0 0 0 0 9 15 0.00 0.000	0.0 4 2 4 3 0 0 0 0 0 0 0 0 9 15 0.00 0.000	0.0 4 2 4 3 0 0 0 0 0 0 0 0 9 15 0.00 0.000	
41 Steve Cishek, R ERA: 0.9	1.0 4 0 0 0 0 0 0 0 0 0 0 0 9 15 0.00 0.000	1.0 4 0 0 0 0 0 0 0 0 0 0 0 9 15 0.00 0.000	1.0 4 0 0 0 0 0 0 0 0 0 0 0 9 15 0.00 0.000	1.0 4 0 0 0 0 0 0 0 0 0 0 0 9 15 0.00 0.000	1.0 4 0 0 0 0 0 0 0 0 0 0 0 9 15 0.00 0.000	1.0 4 0 0 0 0 0 0 0 0 0 0 0 9 15 0.00 0.000	1.0 4 0 0 0 0 0 0 0 0 0 0 0 9 15 0.00 0.000	1.0 4 0 0 0 0 0 0 0 0 0 0 0 9 15 0.00 0.000	1.0 4 0 0 0 0 0 0 0 0 0 0 0 9 15 0.00 0.000	1.0 4 0 0 0 0 0 0 0 0 0 0 0 9 15 0.00 0.000	1.0 4 0 0 0 0 0 0 0 0 0 0 0 9 15 0.00 0.000	1.0 4 0 0 0 0 0 0 0 0 0 0 0 9 15 0.00 0.000	1.0 4 0 0 0 0 0 0 0 0 0 0 0 9 15 0.00 0.000	1.0 4 0 0 0 0 0 0 0 0 0 0 0 9 15 0.00 0.000	1.0 4 0 0 0 0 0 0 0 0 0 0 0 9 15 0.00 0.000	1.0 4 0 0 0 0 0 0 0 0 0 0 0 9 15 0.00 0.000	1.0 4 0 0 0 0 0 0 0 0 0 0 0 9 15 0.00 0.000	1.0 4 0 0 0 0 0 0 0 0 0 0 0 9 15 0.00 0.000	1.0 4 0 0 0 0 0 0 0 0 0 0 0 9 15 0.00 0.000	1.0 4 0 0 0 0 0 0 0 0 0 0 0 9 15 0.00 0.000	1.0 4 0 0 0 0 0 0 0 0 0 0 0 9 15 0.00 0.000	1.0 4 0 0 0 0 0 0 0 0 0 0 0 9 15 0.00 0.000	1.0 4 0 0 0 0 0 0 0 0 0 0 0 9 15 0.00 0.000	1.0 4 0 0 0 0 0 0 0 0 0 0 0 9 15 0.00 0.000	
6 Carl Edwards Jr., R ERA: 1.0	1.0 H 5 1 0 0 3 1 0 0 0 0 0 0 12 23 0.00 2.000	1.0 H 5 1 0 0 3 1 0 0 0 0 0 0 12 23 0.00 2.000	1.0 H 5 1 0 0 3 1 0 0 0 0 0 0 12 23 0.00 2.000	1.0 H 5 1 0 0 3 1 0 0 0 0 0 0 12 23 0.00 2.000	1.0 H 5 1 0 0 3 1 0 0 0 0 0 0 12 23 0.00 2.000	1.0 H 5 1 0 0 3 1 0 0 0 0 0 0 12 23 0.00 2.000	1.0 H 5 1 0 0 3 1 0 0 0 0 0 0 12 23 0.00 2.000	1.0 H 5 1 0 0 3 1 0 0 0 0 0 0 12 23 0.00 2.000	1.0 H 5 1 0 0 3 1 0 0 0 0 0 0 12 23 0.00 2.000	1.0 H 5 1 0 0 3 1 0 0 0 0 0 0 12 23 0.00 2.000	1.0 H 5 1 0 0 3 1 0 0 0 0 0 0 12 23 0.00 2.000	1.0 H 5 1 0 0 3 1 0 0 0 0 0 0 12 23 0.00 2.000	1.0 H 5 1 0 0 3 1 0 0 0 0 0 0 12 23 0.00 2.000	1.0 H 5 1 0 0 3 1 0 0 0 0 0 0 12 23 0.00 2.000	1.0 H 5 1 0 0 3 1 0 0 0 0 0 0 12 23 0.00 2.000	1.0 H 5 1 0 0 3 1 0 0 0 0 0 0 12 23 0.00 2.000	1.0 H 5 1 0 0 3 1 0 0 0 0 0 0 12 23 0.00 2.000	1.0 H 5 1 0 0 3 1 0 0 0 0 0 0 12 23 0.00 2.000	1.0 H 5 1 0 0 3 1 0 0 0 0 0 0 12 23 0.00 2.000	1.0 H 5 1 0 0 3 1 0 0 0 0 0 0 12 23 0.00 2.000	1.0 H 5 1 0 0 3 1 0 0 0 0 0 0 12 23 0.00 2.000	1.0 H 5 1 0 0 3 1 0 0 0 0 0 0 12 23 0.00 2.000	1.0 H 5 1 0 0 3 1 0 0 0 0 0 0 12 23 0.00 2.000	1.0 H 5 1 0 0 3 1 0 0 0 0 0 0 12 23 0.00 2.000	1.0 H 5 1 0 0 3 1 0 0 0 0 0 0 12 23 0.00 2.000
15 Brandon Morrow, R ERA:	1.0 S 3 0 0 0 1 0 0 0 0 0 0 0 8 13 0.00 0.000	1.0 S 3 0 0 0 1 0 0 0 0 0 0 0 8 13 0.00 0.000	1.0 S 3 0 0 0 1 0 0 0 0 0 0 0 8 13 0.00 0.000	1.0 S 3 0 0 0 1 0 0 0 0 0 0 0 8 13 0.00 0.000	1.0 S 3 0 0 0 1 0 0 0 0 0 0 0 8 13 0.00 0.000	1.0 S 3 0 0 0 1 0 0 0 0 0 0 0 8 13 0.00 0.000	1.0 S 3 0 0 0 1 0 0 0 0 0 0 0 8 13 0.00 0.000	1.0 S 3 0 0 0 1 0 0 0 0 0 0 0 8 13 0.00 0.000	1.0 S 3 0 0 0 1 0 0 0 0 0 0 0 8 13 0.00 0.000	1.0 S 3 0 0 0 1 0 0 0 0 0 0 0 8 13 0.00 0.000	1.0 S 3 0 0 0 1 0 0 0 0 0 0 0 8 13 0.00 0.000	1.0 S 3 0 0 0 1 0 0 0 0 0 0 0 8 13 0.00 0.000	1.0 S 3 0 0 0 1 0 0 0 0 0 0 0 8 13 0.00 0.000	1.0 S 3 0 0 0 1 0 0 0 0 0 0 0 8 13 0.00 0.000	1.0 S 3 0 0 0 1 0 0 0 0 0 0 0 8 13 0.00 0.000	1.0 S 3 0 0 0 1 0 0 0 0 0 0 0 8 13 0.00 0.000	1.0 S 3 0 0 0 1 0 0 0 0 0 0 0 8 13 0.00 0.000	1.0 S 3 0 0 0 1 0 0 0 0 0 0 0 8 13 0.00 0.000	1.0 S 3 0 0 0 1 0 0 0 0 0 0 0 8 13 0.00 0.000	1.0 S 3 0 0 0 1 0 0 0 0 0 0 0 8 13 0.00 0.000	1.0 S 3 0 0 0 1 0 0 0 0 0 0 0 8 13 0.00 0.000	1.0 S 3 0 0 0 1 0 0 0 0 0 0 0 8 13 0.00 0.000	1.0 S 3 0 0 0 1 0 0 0 0 0 0 0 8 13 0.00 0.000	1.0 S 3 0 0 0 1 0 0 0 0 0 0 0 8 13 0.00 0.000	1.0 S 3 0 0 0 1 0 0 0 0 0 0 0 8 13 0.00 0.000

Batter	1	2	3	4	5	6	7	8	9	AB	R	H	RBI	BB	SO	LOB	BOTTOM
5 Albert Almora Jr., R OBP: 0.324, SLG: 0.471	G5-3		K			FC1-4			K	5	1	1	1	0	2	2	St. Louis Cardinals @ Chicago Cubs Wrigley Field, Chicago, IL Thu Apr 19 2018, 1:21 PM - 4:30 PM CDT Att: 29,648 - Sunny - 47 F
9 Javier Báez, R OBP: 0.344, SLG: 0.679	17 1B					L8			F7	5	2	2	0	0	1	2	
17 Kris Bryant, R OBP: 0.468, SLG: 0.557	12 1B					G5-3				3	1	1	2	0	0	0	
44 Anthony Rizzo, L OBP: 0.310, SLG: 0.257	12 1B									4	1	3	1	1	1	1	
40 Wilson Contreras, R OBP: 0.368, SLG: 0.400	K					P6				4	0	1	0	0	1	4	
12 Kyle Schwarber, L OBP: 0.373, SLG: 0.490										4	0	2	2	1	0	1	
15 Brandon Morrow, R										0	0	0	0	0	0	0	
27 Addison Russell, R OBP: 0.344, SLG: 0.296	F8									4	1	1	0	0	0	7	
22 Jason Heyward, L OBP: 0.311, SLG: 0.358										4	2	2	2	0	0	0	
34 Jon Lester, L OBP: 0.211, SLG: 0.111										2	0	1	0	0	1	0	
33 Eddie Butler, R ERA: 4.3										0	0	0	0	0	0	0	
41 Steve Cishek, R ERA: 0.9										0	0	0	0	0	0	0	
2 Tommy La Stella, L OBP: 0.346, SLG: 0.393										0	0	0	0	0	1	0	
6 Carl Edwards Jr., R ERA:																	

Batter	1	2	3	4	5	6	7	8	9	AB	R	H	RBI	BB	SO	LOB	TOP			
33 Jesse Winker, L (1,9) OBP: 0.414, SLG: 0.283										4	0	2	0	0	1	0				
9 José Peraza, R (1,6) OBP: 0.248, SLG: 0.328										3	0	1	1	0	0	1				
26 Raisel Iglesias, R (8,1)										0	0	0	0	0	0	0				
19 Joey Votto, L (1,3) OBP: 0.312, SLG: 0.261										3	0	0	0	1	0	1				
3 Scooter Gennett, L (1,4) OBP: 0.321, SLG: 0.342										3	1	1	0	1	0	1				
23 Adam Duvall, R (1,7) OBP: 0.222, SLG: 0.373										4	0	1	0	0	0	2				
16 Tucker Barnhart, L (1,2) OBP: 0.383, SLG: 0.471										4	0	1	0	0	1	4				
2 Alex Blandino, R (1,5) OBP: 0.217, SLG: 0.143										4	0	2	1	0	1	1				
29 Brandon Finnegan, L (1,1)										4	0	1	0	0	1	4				
63 Dylan Floro, L (4,1)										4	0	2	1	0	1	1				
43 Scott Schebler, L (7,PH)										1	0	0	0	0	0	0				
39 Devin Mesoraco, R (7,PH)										1	0	0	0	0	0	0				
61 Kevin Quackenbush, R (7,1)										1	0	0	0	0	0	0				
4 Cliff Pennington, S (8,6) OBP: 0.226, SLG: 0.136										1	0	0	0	0	0	1				
6 Billy Hamilton, S (1,8) OBP: 0.286, SLG: 0.246										3	1	1	0	0	1	0				
Inning Stats	R: 0 E: 0 K: 0 S: 9	H: 1 LOB: 0 BB: 0 P: 16	R: 0 E: 0 K: 1 S: 13	H: 1 LOB: 1 BB: 0 P: 17	R: 1 E: 0 K: 0 S: 8	H: 2 LOB: 0 BB: 0 P: 12	R: 0 E: 0 K: 0 S: 10	H: 0 LOB: 1 BB: 1 P: 17	R: 0 E: 0 K: 2 S: 3	H: 0 LOB: 0 BB: 0 P: 5	R: 0 E: 0 K: 0 S: 9	H: 2 LOB: 2 BB: 0 P: 15	R: 0 E: 0 K: 2 S: 10	H: 1 LOB: 1 BB: 0 P: 14	R: 1 E: 0 K: 0 S: 17	H: 2 LOB: 1 BB: 1 P: 29	1B: 8 2B: 2 3B: 0 HR: 0	SF: 1 SAC: 0 DP: 3 HBP: 0	WP: 0 PB: 0 SB: 0 CS: 0	PA: 35
PITCHER	IP	WLS	BF	H	R	ER	SO	BB	IBB	HBP	BLK	WP	HR	S	P	ERA	WHIP			
52 Michael Wacha, R (1,1) ERA: 4.22	6.2	W	25	6	1	1	3	1	0	0	0	0	0	60	92	1.35	1.050			
70 Tyler Lyons, L (7,1) ERA: 4.32	1.1	H	5	1	0	0	2	0	0	0	0	0	0	12	17	0.00	0.750			
26 Bud Norris, R (9,1) ERA: 2.61	1.0	S	5	2	1	1	0	1	0	0	0	0	0	17	29	9.00	3.000			

Cincinnati Reds @ St. Louis Cardinals
 Busch Stadium, St. Louis, MO
 Fri Apr 20 2018, 7:17 PM - 10:17 PM CDT
 Att: 43,303 - Partly Cloudy - 60 F

AB	32
R	2
H	9
RBI	2
BB	2
SO	5
LOB	13



Batter	1	2	3	4	5	6	7	8	9	AB	R	H	RBI	BB	SO	LOB	BOTTOM			
28 Tommy Pham, R (1,8) OBP: 0.444, SLG: 0.455										3	2	1	0	2	1	0				
13 Matt Carpenter, L (1,4) OBP: 0.325, SLG: 0.323										5	0	1	0	0	0	4				
26 Bud Norris, R (9,1)										0	0	0	0	0	0	0				
38 José Martínez, R (1,3) OBP: 0.443, SLG: 0.567										5	1	3	1	0	1	3				
23 Marcell Ozuna, R (1,7) OBP: 0.272, SLG: 0.351										3	1	0	0	1	0	3				
4 Yadier Molina, R (1,2) OBP: 0.292, SLG: 0.522										4	0	1	2	0	1	0				
3 Jedd Gyorko, R (1,5) OBP: 0.525, SLG: 0.600										2	0	0	1	1	2	0				
48 Harrison Bader, R (1,9) OBP: 0.400, SLG: 0.375										3	0	1	0	1	1	1				
12 Paul DeJong, R (1,6) OBP: 0.297, SLG: 0.485										3	0	1	0	1	1	2				
52 Michael Wacha, R (1,1)										3	0	0	0	0	0	4				
70 Tyler Lyons, L (7,1)										0	0	0	0	0	0	0				
35 Greg Garcia, L (8,PH) OBP: 0.393, SLG: 0.625										0	0	0	0	1	0	0				
Inning Stats	R: 3 E: 0 K: 1 S: 17	H: 3 LOB: 2 BB: 2 P: 33	R: 1 E: 0 K: 0 S: 14	H: 1 LOB: 1 BB: 1 P: 21	R: 0 E: 0 K: 1 S: 13	H: 1 LOB: 2 BB: 1 P: 22	R: 0 E: 0 K: 0 S: 9	H: 1 LOB: 1 BB: 0 P: 11	R: 0 E: 0 K: 1 S: 9	H: 1 LOB: 2 BB: 1 P: 18	R: 0 E: 0 K: 1 S: 9	H: 0 LOB: 0 BB: 0 P: 13	R: 0 E: 0 K: 2 S: 8	H: 0 LOB: 2 BB: 2 P: 22	R: 0 E: 0 K: 1 S: 9	H: 0 LOB: 2 BB: 2 P: 22	1B: 5 2B: 3 3B: 0 HR: 0	SF: 1 SAC: 0 DP: 0 HBP: 0	WP: 1 PB: 0 SB: 1 CS: 0	PA: 39
PITCHER	IP	WLS	BF	H	R	ER	SO	BB	IBB	HBP	BLK	WP	HR	S	P	ERA	WHIP			
29 Brandon Finnegan, L (1,1) ERA: 11.05	3.0	L	18	5	4	4	2	3	1	0	0	0	0	44	76	12.00	2.667			
63 Dylan Floro, R (4,1)	3.0		13	3	0	0	2	1	0	0	0	0	0	27	42	0.00	1.333			
61 Kevin Quackenbush, R (7,1) ERA: 5.63	1.0		3	0	0	0	2	0	0	0	0	0	0	8	13	0.00	0.000			
26 Raisel Iglesias, R (8,1) ERA: 1.08	1.0		5	0	0	0	1	2	0	0	0	0	0	9	22	0.00	2.000			

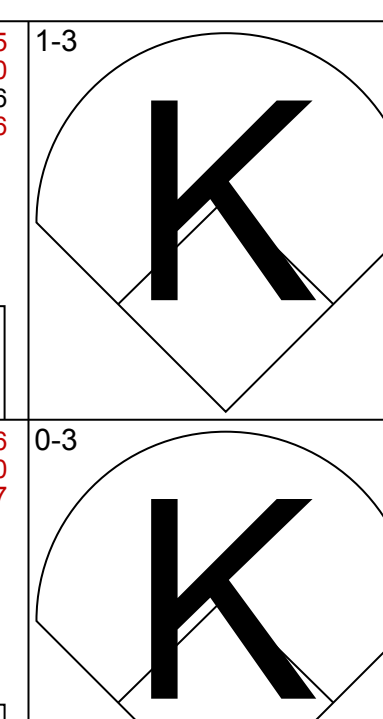
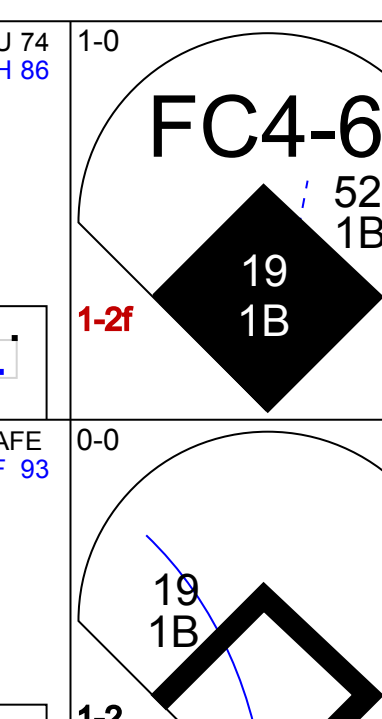
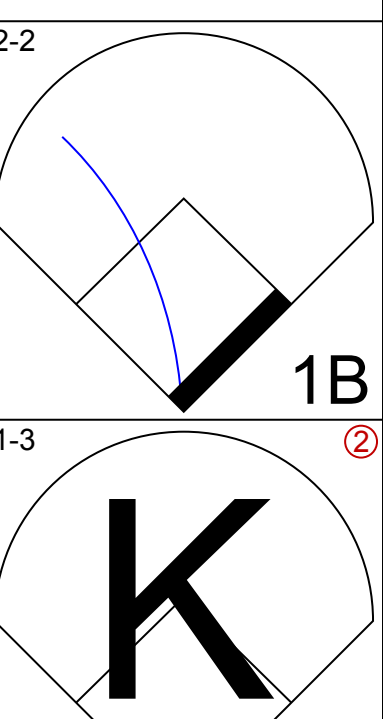
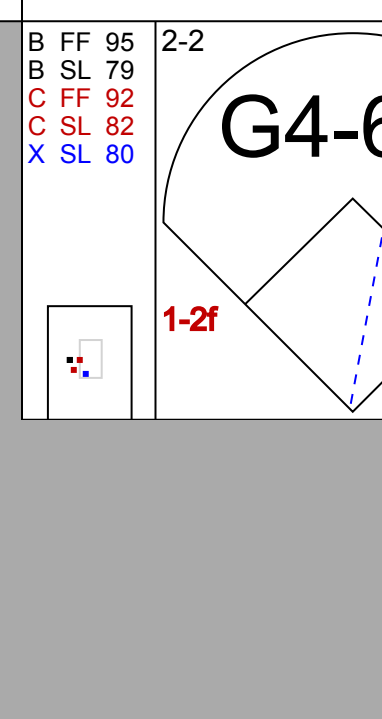
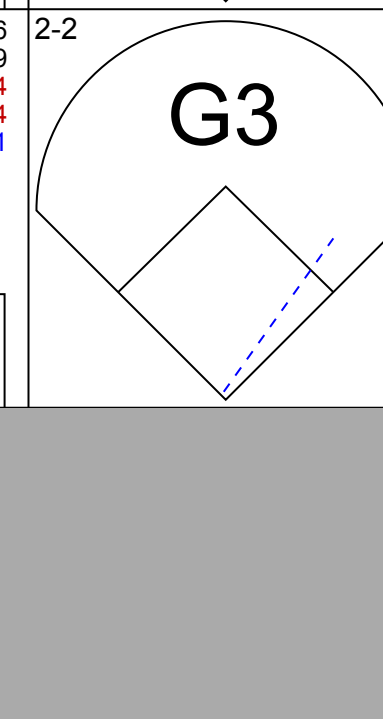
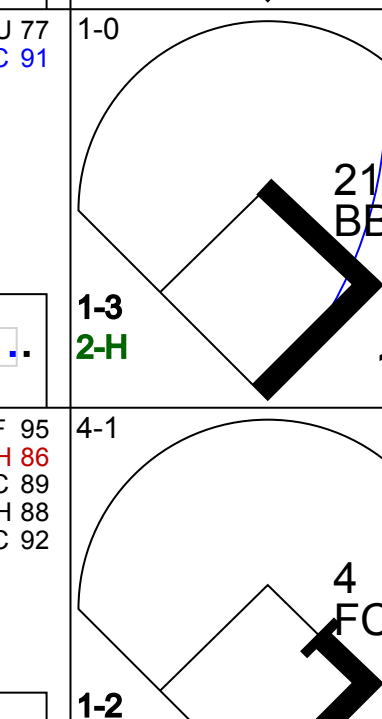

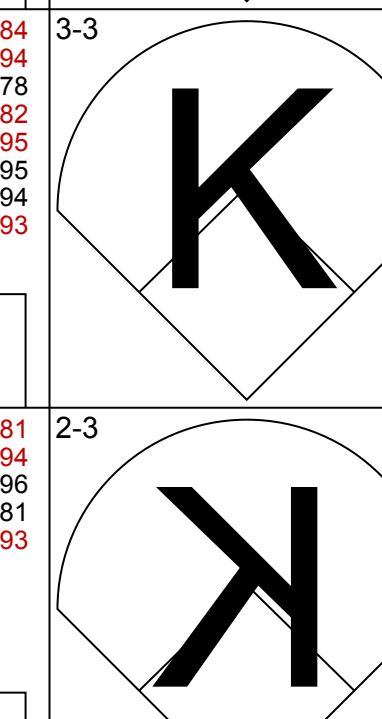

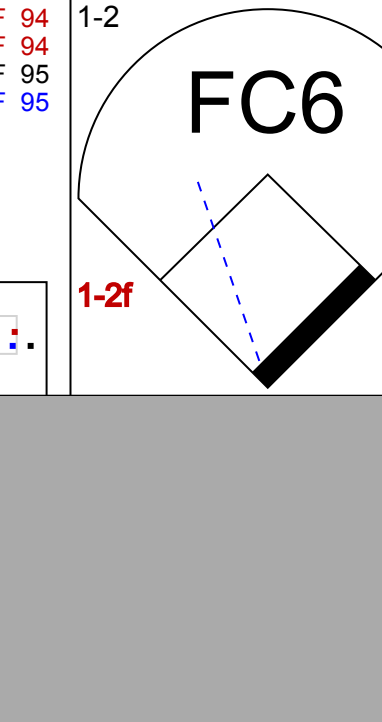

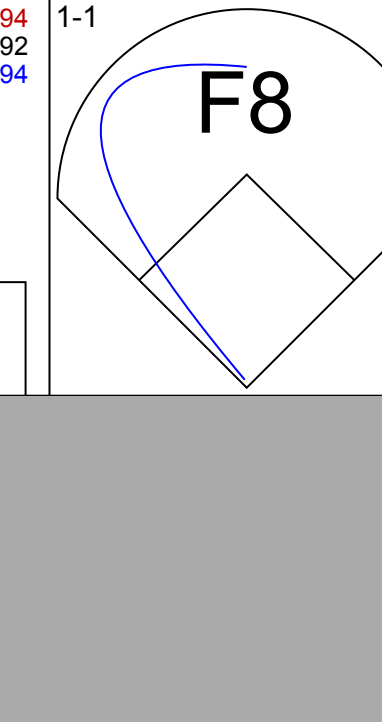

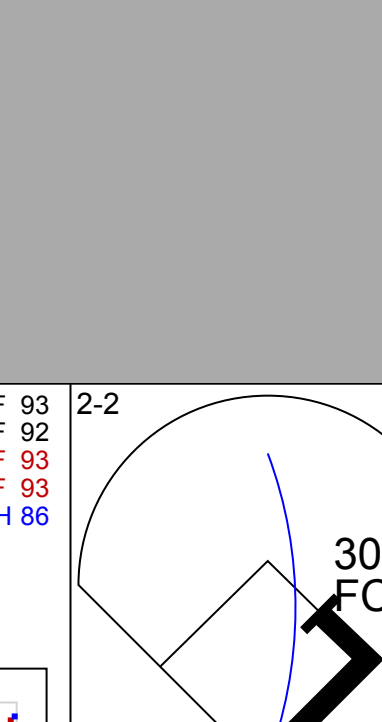


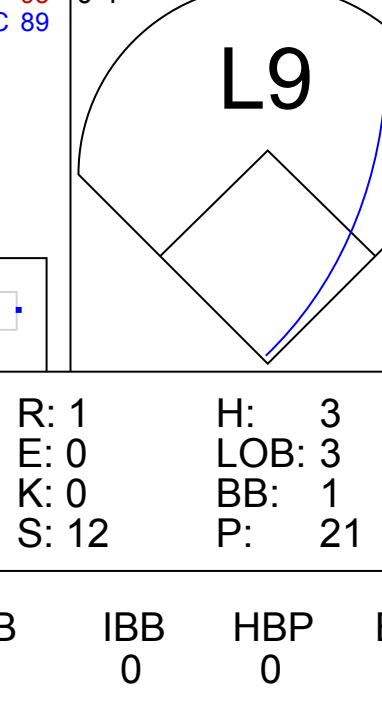

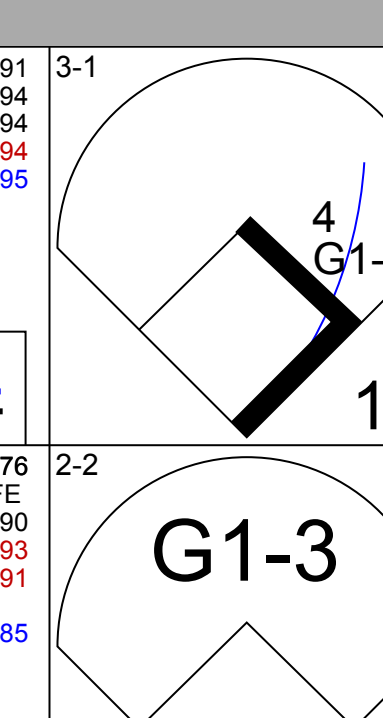
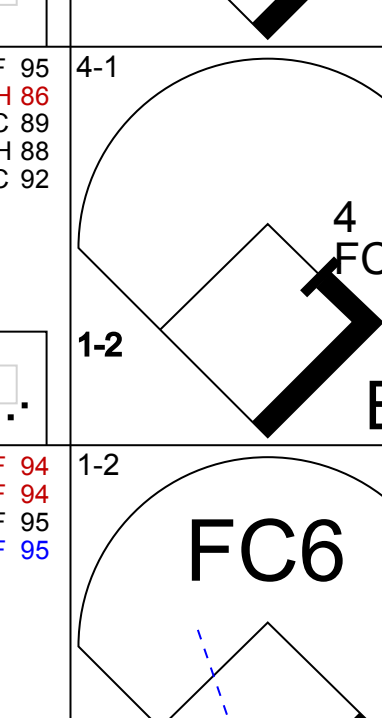

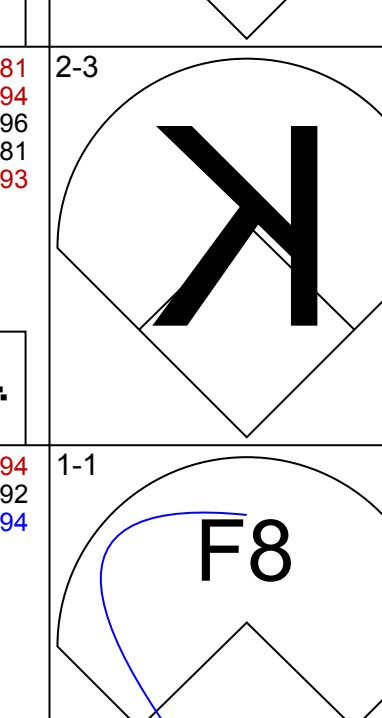





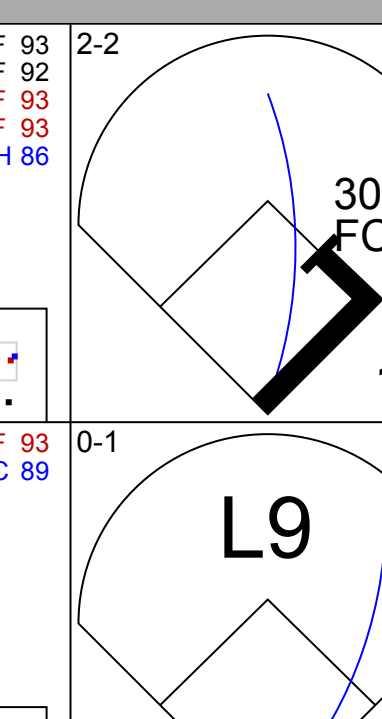


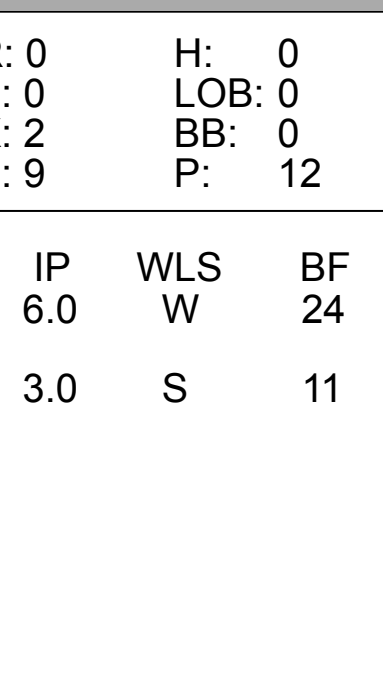
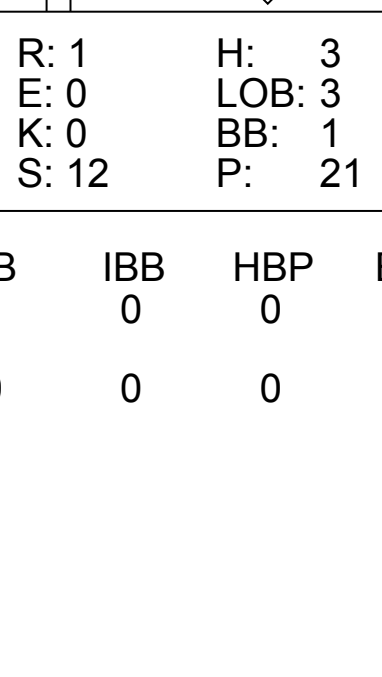
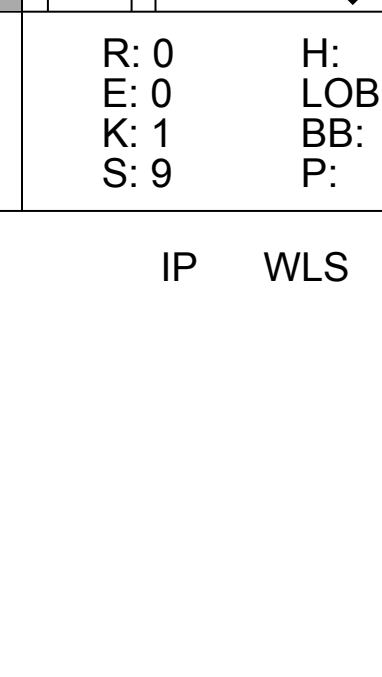
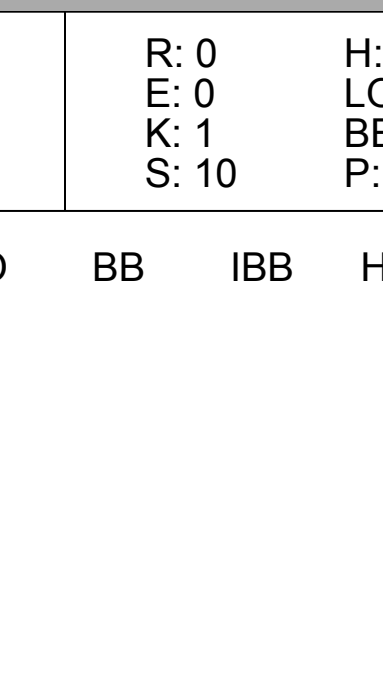
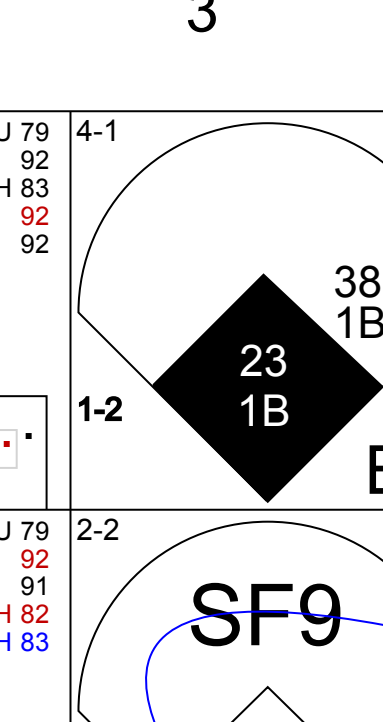
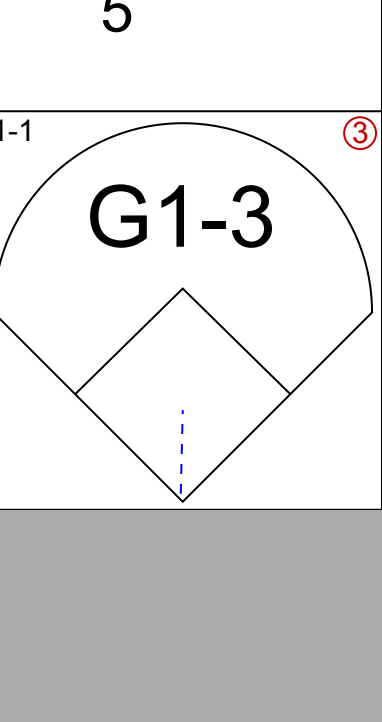

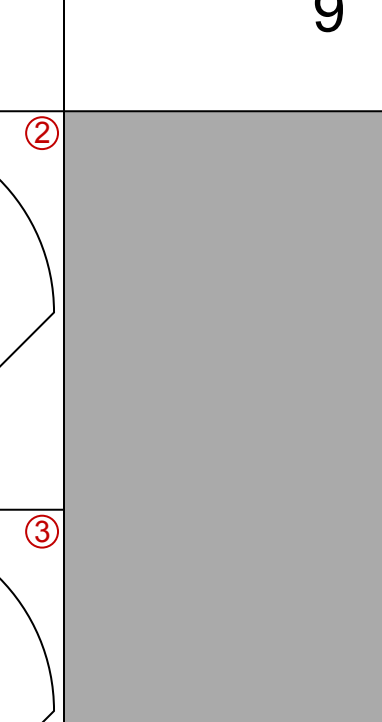
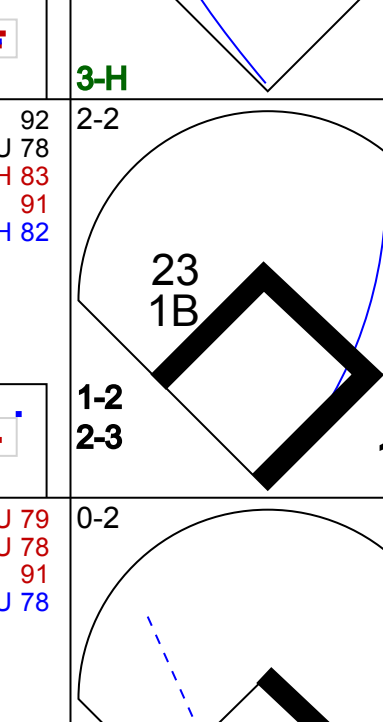
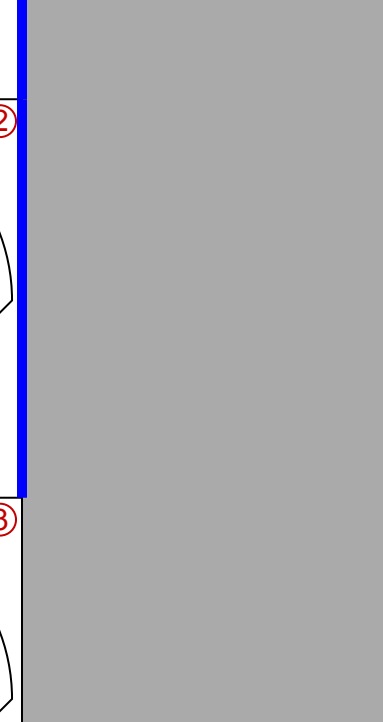

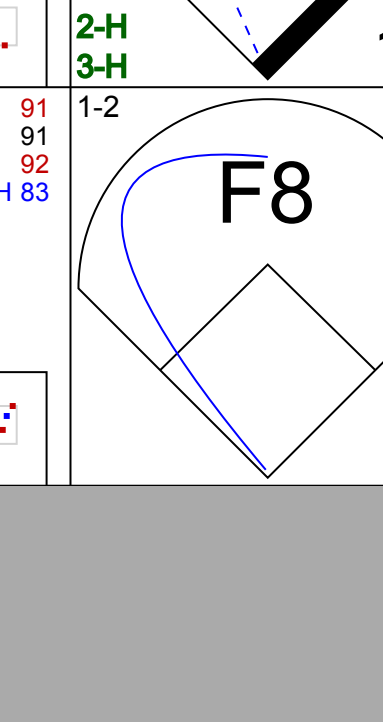
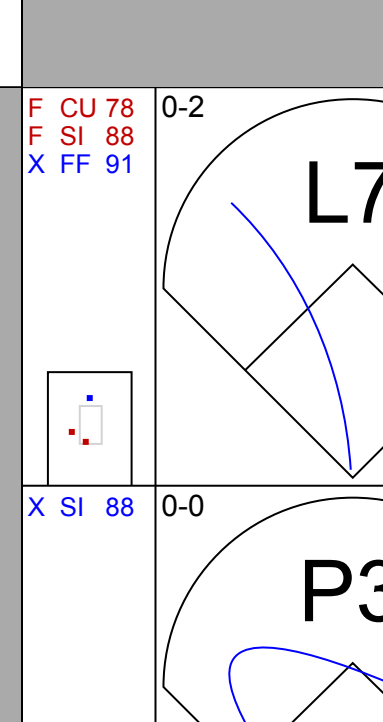

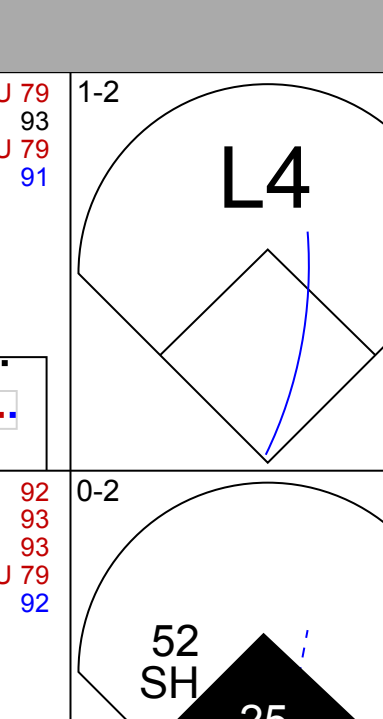
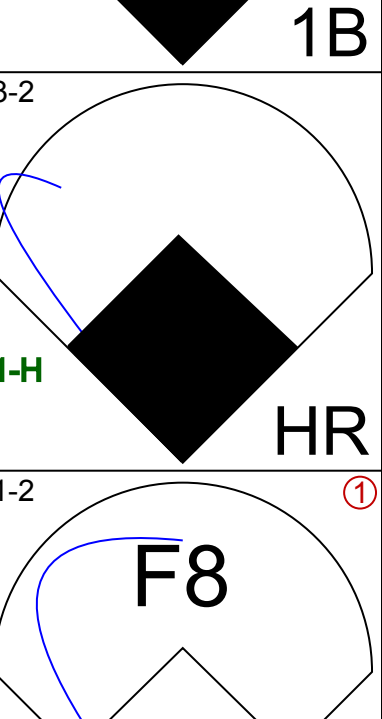
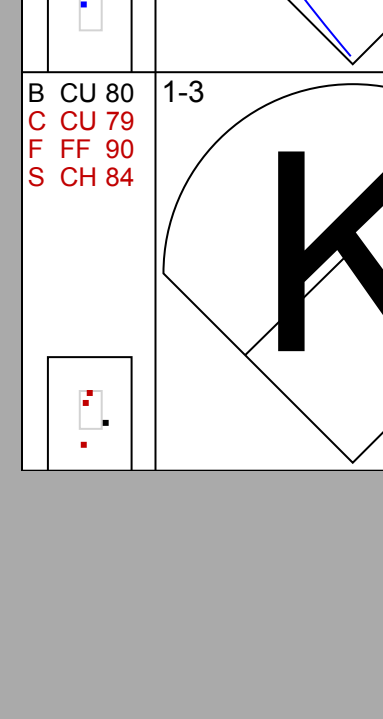

Cincinnati Reds @ St. Louis Cardinals
 Busch Stadium, St. Louis, MO
 Fri Apr 20 2018, 7:17 PM - 10:17 PM CDT
 Att: 43,303 - Partly Cloudy - 60 F

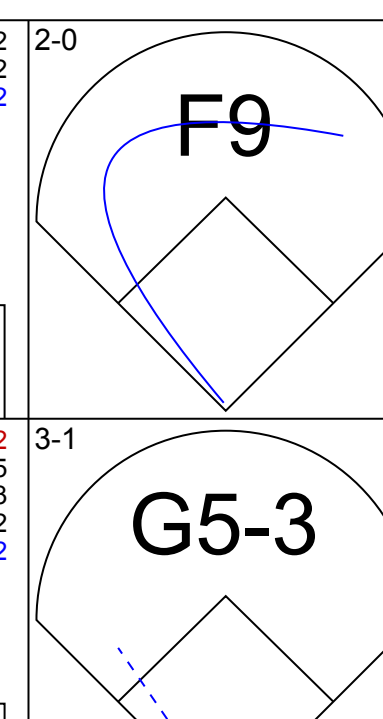
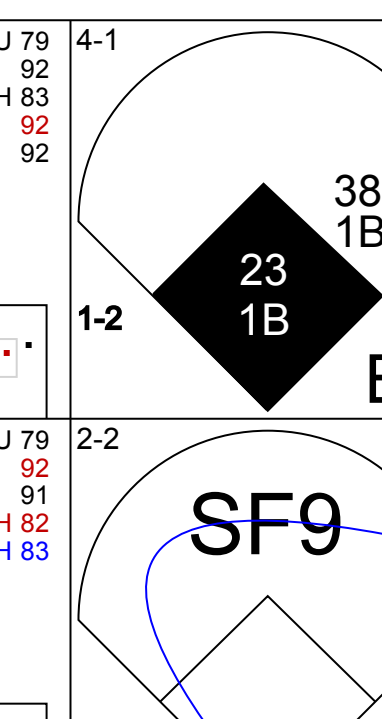
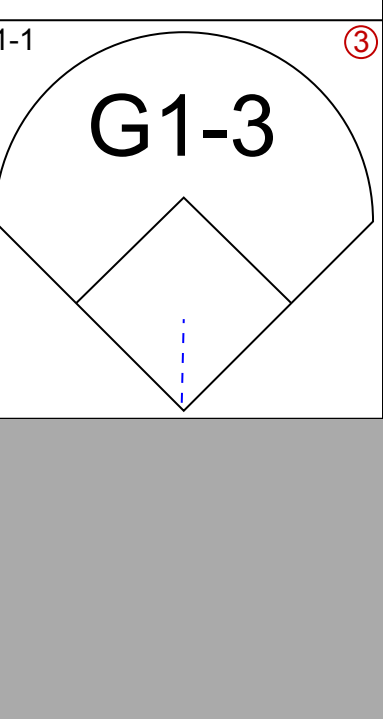
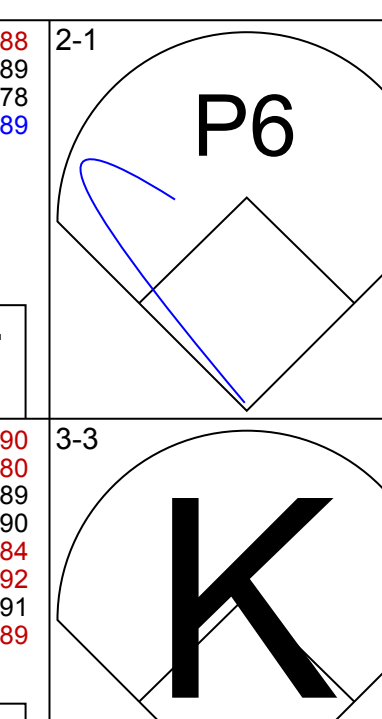
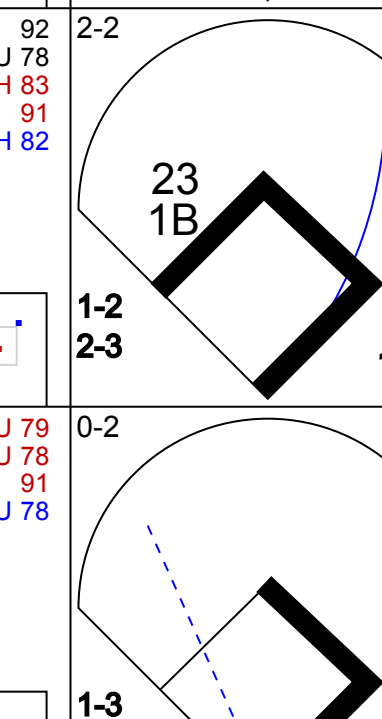


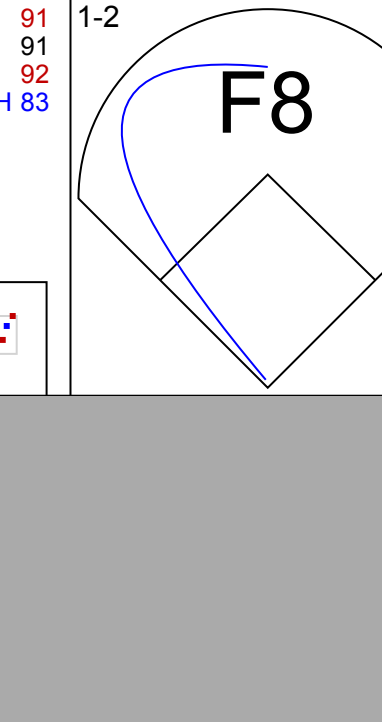
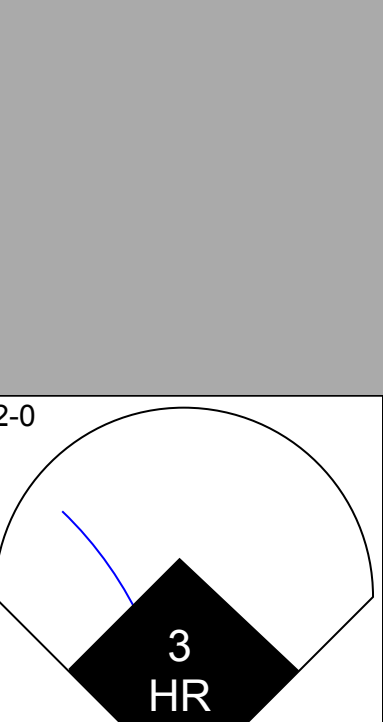


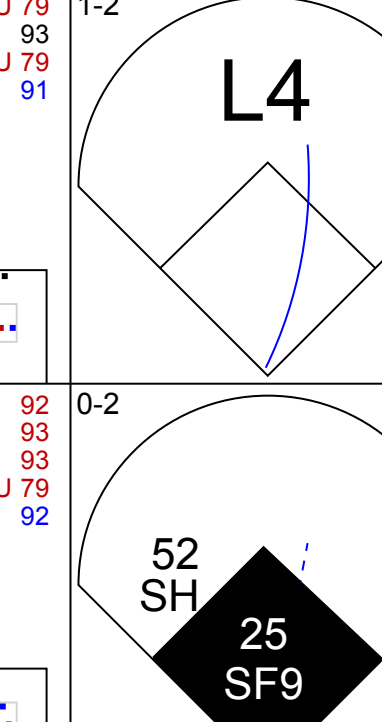
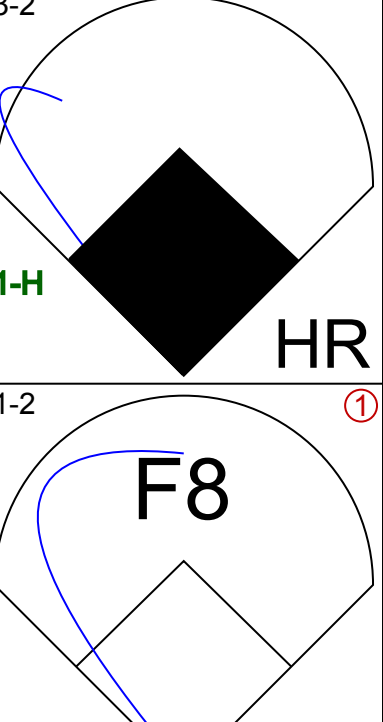

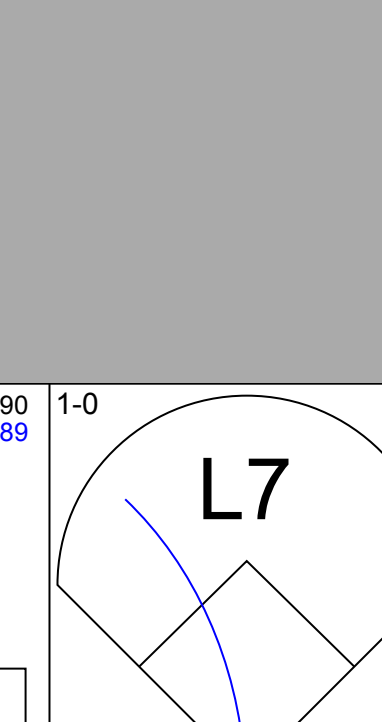
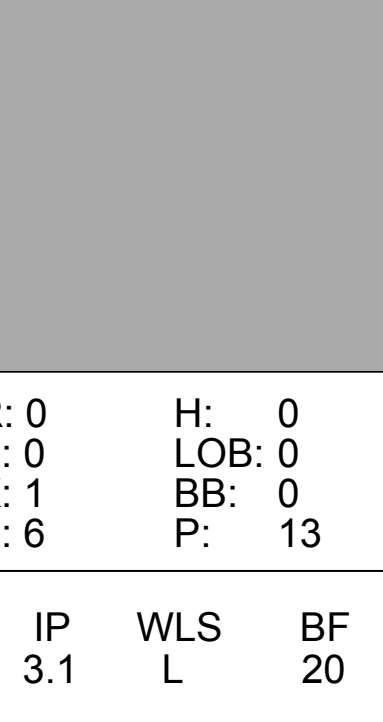
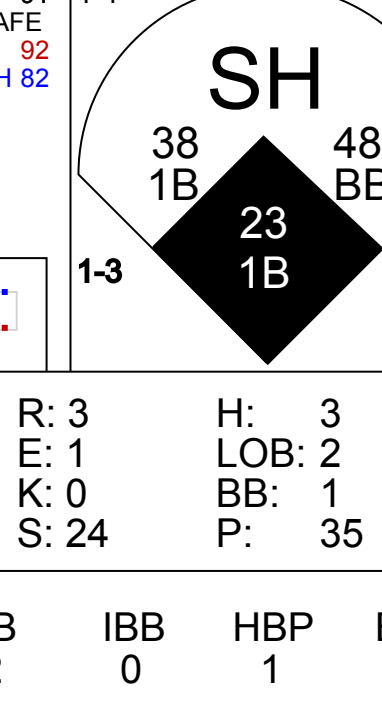
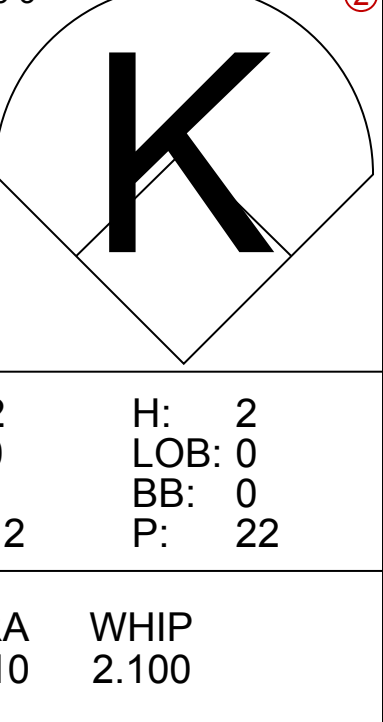

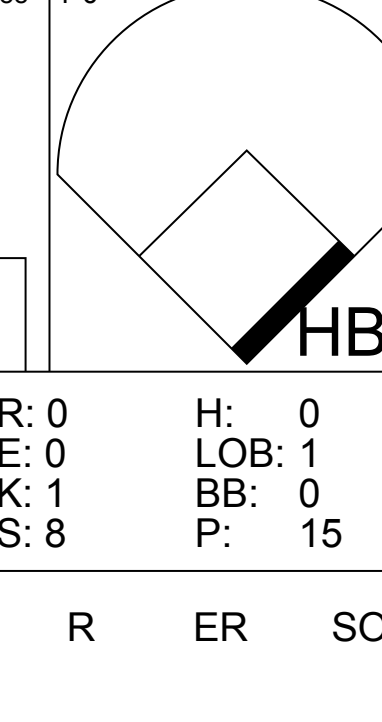




AB	31
R	4
H	8
RBI	4
BB	7
SO	7
LOB	17



Batter	1	2	3	4	5	6	7	8	9	AB	R	H	RBI	BB	SO	LOB	TOP			
9 José Peraza, R OBP: 0.260, SLG: 0.315	P4		B5-3			E5		G6-3		4	1	0	0	0	0	0	Cincinnati Reds @ St. Louis Cardinals Busch Stadium, St. Louis, MO Sun Apr 22 2018, 1:17 PM - 3:53 PM CDT Att: 44,430 - Overcast - 58 F			
33 Jesse Winker, L OBP: 0.433, SLG: 0.321	K		G4-3			19 1B		K		4	1	1	1	0	2	0				
19 Joey Votto, L OBP: 0.337, SLG: 0.257	F7			L8		2B		L8		4	0	1	1	0	0	0				
3 Scooter Gennett, L OBP: 0.311, SLG: 0.329		K		F8		F9		K		4	0	0	0	0	2	1				
43 Scott Schebler, L OBP: 0.333, SLG: 0.474				F8		P4		F7		4	0	1	0	0	0	1				
39 Devin Mesoraco, R OBP: 0.250, SLG: 0.308		FC6-4				K		K		4	0	0	0	0	2	2				
2 Alex Blandino, R OBP: 0.233, SLG: 0.179					G5-3			K		3	0	1	0	0	1	0				
58 Luis Castillo, R OBP: 0.444, SLG: 0.556								G4-3		2	0	1	0	0	0	2				
40 Austin Brice, R OBP: 0.231, SLG: 0.251								G6-3		0	0	0	0	0	0	0				
46 Phil Gosselin, R OBP: 0.231, SLG: 0.251										1	0	0	0	0	0	0				
61 Kevin Quackenbush, R OBP: 0.231, SLG: 0.251										0	0	0	0	0	0	0				
48 Jared Hughes, R OBP: 0.231, SLG: 0.251										0	0	0	0	0	0	0				
6 Billy Hamilton, S OBP: 0.274, SLG: 0.234					G5-3			F7		3	0	0	0	0	1	1				
Inning Stats	R: 0 H: 0 E: 0 K: 1 S: 9	H: 0 LOB: 2 BB: 0 P: 12	R: 0 H: 2 E: 0 K: 1 S: 12	H: 2 LOB: 2 BB: 0 P: 16	R: 0 H: 0 E: 0 K: 0 S: 6	H: 0 LOB: 0 BB: 0 P: 8	R: 0 H: 0 E: 0 K: 0 S: 6	H: 0 LOB: 1 BB: 0 P: 10	R: 0 H: 1 E: 0 K: 2 S: 11	H: 1 LOB: 1 BB: 0 P: 12	R: 2 H: 2 E: 1 K: 1 S: 14	H: 2 LOB: 1 BB: 0 P: 16	R: 0 H: 0 E: 0 K: 1 S: 9	H: 0 LOB: 0 BB: 0 P: 11	R: 0 H: 0 E: 0 K: 1 S: 7	H: 0 LOB: 0 BB: 0 P: 11	1B: 4 2B: 1 3B: 0 HR: 0	SF: 0 SAC: 0 DP: 0 HBP: 0	WP: 0 PA: 33 PB: 0 SB: 0 CS: 0	
PITCHER	IP WLS BF H R ER SO BB IBB HBP BLK WP HR S P ERA WHIP	7.0 W 27 5 2 1 6 0 0 0 0 0 0 67 85 1.29 0.714	1.0 3 0 0 0 1 0 0 0 0 0 0 6 8 0.00 0.000	1.0 3 0 0 0 1 0 0 0 0 0 0 7 11 0.00 0.000																

Batter	1	2	3	4	5	6	7	8	9	AB	R	H	RBI	BB	SO	LOB	BOTTOM				
13 Matt Carpenter, L OBP: 0.322, SLG: 0.319	G3-1			F7				K		3	1	0	0	1	1	2	Cincinnati Reds @ St. Louis Cardinals Busch Stadium, St. Louis, MO Sun Apr 22 2018, 1:17 PM - 3:53 PM CDT Att: 44,430 - Overcast - 58 F				
3 Jedd Gyorko, R OBP: 0.847, SLG: 0.636										1	0	1	0	0	0	0					
4 Yadier Molina, R OBP: 0.333, SLG: 0.592										4	2	3	1	0	0	2					
38 José Martínez, R OBP: 0.409, SLG: 0.526										5	0	1	0	0	0	6					
25 Dexter Fowler, S OBP: 0.310, SLG: 0.342										1	1	1	1	1	4	0					
12 Paul DeJong, R OBP: 0.313, SLG: 0.571										5	1	2	3	0	0	6					
41 Tyler O'Neill, R OBP: 0.313, SLG: 0.571										3	0	0	1	0	1	1					
16 Kolten Wong, L OBP: 0.281, SLG: 0.208										3	2	1	1	1	1	2					
48 Harrison Bader, R OBP: 0.432, SLG: 0.400										4	1	2	0	0	1	0					
39 Miles Mikolas, R OBP: 0.200, SLG: 0.444										2	0	0	0	1	2	0					
26 Bud Norris, R OBP: 0.414, SLG: 0.680										0	0	0	0	0	0	0					
35 Greg Garcia, L OBP: 0.414, SLG: 0.680										1	1	1	2	0	0	0					
56 Greg Holland, R OBP: 0.414, SLG: 0.680										0	0	0	0	0	0	0					
Inning Stats	R: 0 H: 2 E: 0 K: 0 S: 10	H: 1 LOB: 2 BB: 1 P: 21	R: 1 H: 1 E: 0 K: 2 S: 9	H: 1 LOB: 0 BB: 0 P: 13	R: 2 H: 3 E: 0 K: 1 S: 16	H: 3 LOB: 2 BB: 1 P: 26	R: 0 H: 1 E: 0 K: 0 S: 11	H: 1 LOB: 2 BB: 1 P: 17	R: 0 H: 0 E: 0 K: 1 S: 8	H: 0 LOB: 0 BB: 0 P: 11	R: 3 H: 2 E: 0 K: 2 S: 18	H: 2 LOB: 1 BB: 1 P: 29	R: 3 H: 3 E: 0 K: 0 S: 14	H: 3 LOB: 2 BB: 2 P: 30	1B: 7 2B: 4 3B: 0 HR: 2	SF: 2 SAC: 0 DP: 2 HBP: 0	WP: 1 PA: 41 PB: 0 SB: 1 CS: 0				
PITCHER	IP WLS BF H R ER SO BB IBB HBP BLK WP HR S P ERA WHIP	5.0 L 24 7 3 3 3 4 0 0 0 0 0 1 52 89 5.40 2.200	1.0 3 0 0 0 1 0 0 0 0 0 0 8 11 0.00 0.000	1.0 9 4 6 6 2 2 0 0 0 0 1 22 38 54.00 6.000	1.0 5 1 0 0 0 1 0 0 0 0 1 0 10 21 0.00 2.000																

Batter	1	2	3	4	5	6	7	8	9	AB	R	H	RBI	BB	SO	LOB	TOP						
30 Michael Conforto, L (1.8) OBP: 0.394, SLG: 0.321										4	1	1	0	0	1	3	New York Mets @ St. Louis Cardinals Busch Stadium, St. Louis, MO Wed Apr 25 2018, 7:17 PM - 10:03 PM CDT Att: 38,045 - Cloudy - 63 F						
52 Yoenis Cespedes, R (1.7) OBP: 0.258, SLG: 0.378										3	0	1	0	0	2	1							
12 Juan Lagares, R (7.8)										1	0	0	0	0	0	0							
19 Jay Bruce, L (1.9) OBP: 0.301, SLG: 0.413										3	0	1	1	0	1	1							
9 Brandon Nimmo, L (7.9) OBP: 0.500, SLG: 0.652										1	0	0	0	0	1	1							
21 Todd Frazier, R (1.5) OBP: 0.415, SLG: 0.458										3	0	1	0	1	1	1							
4 Wilmer Flores, R (1.4) OBP: 0.319, SLG: 0.429										4	0	0	0	0	0	5							
23 Adrián González, L (1.3) OBP: 0.297, SLG: 0.333										4	0	0	0	0	2	1							
59 Jose Lobaton, S (1.2) OBP: 0.280, SLG: 0.200										4	0	1	0	0	1	1							
32 Steven Matz, R (1.1) OBP: 0.143, SLG: 0.143										2	0	1	0	0	0	0							
55 Corey Oswalt, R (4.1)										1	0	0	0	0	1	1							
3 Tomás Nido, R (9. FH) OBP: 0.176, SLG: 0.125										1	0	0	0	0	1	0							
1 Amed Rosario, R (1.6) OBP: 0.296, SLG: 0.348										3	0	1	0	0	1	1							
Inning Stats	R: 0 E: 0 K: 2 S: 9	H: 0 LOB: 0 BB: 0 P: 12	R: 0 E: 0 K: 2 S: 12	H: 1 LOB: 1 BB: 0 P: 20	R: 1 E: 0 K: 0 S: 12	H: 3 LOB: 3 BB: 1 P: 21	R: 0 E: 0 K: 1 S: 9	H: 0 LOB: 0 BB: 0 P: 13	R: 0 E: 0 K: 3 S: 12	H: 1 LOB: 1 BB: 0 P: 18	R: 0 E: 0 K: 0 S: 10	H: 0 LOB: 0 BB: 0 P: 14	R: 0 E: 0 K: 1 S: 9	H: 2 LOB: 1 BB: 0 P: 11	R: 0 E: 0 K: 2 S: 13	H: 0 LOB: 0 BB: 0 P: 20	R: 0 E: 0 K: 1 S: 10	H: 0 LOB: 0 BB: 0 P: 14	1B: 7 2B: 0 3B: 0 HR: 0	SF: 0 SAC: 0 DP: 1 HBP: 0	WP: 0 PB: 0 SB: 0 CS: 0	PA: 35	
PITCHER	IP WLS BF H R ER SO BB IBB HBP BLK WP HR S P ERA WHIP	IP WLS BF H R ER SO BB IBB HBP BLK WP HR S P ERA WHIP	IP WLS BF H R ER SO BB IBB HBP BLK WP HR S P ERA WHIP	IP WLS BF H R ER SO BB IBB HBP BLK WP HR S P ERA WHIP	IP WLS BF H R ER SO BB IBB HBP BLK WP HR S P ERA WHIP	IP WLS BF H R ER SO BB IBB HBP BLK WP HR S P ERA WHIP	IP WLS BF H R ER SO BB IBB HBP BLK WP HR S P ERA WHIP	IP WLS BF H R ER SO BB IBB HBP BLK WP HR S P ERA WHIP	IP WLS BF H R ER SO BB IBB HBP BLK WP HR S P ERA WHIP	IP WLS BF H R ER SO BB IBB HBP BLK WP HR S P ERA WHIP	IP WLS BF H R ER SO BB IBB HBP BLK WP HR S P ERA WHIP	IP WLS BF H R ER SO BB IBB HBP BLK WP HR S P ERA WHIP	IP WLS BF H R ER SO BB IBB HBP BLK WP HR S P ERA WHIP	IP WLS BF H R ER SO BB IBB HBP BLK WP HR S P ERA WHIP	IP WLS BF H R ER SO BB IBB HBP BLK WP HR S P ERA WHIP	IP WLS BF H R ER SO BB IBB HBP BLK WP HR S P ERA WHIP	IP WLS BF H R ER SO BB IBB HBP BLK WP HR S P ERA WHIP	IP WLS BF H R ER SO BB IBB HBP BLK WP HR S P ERA WHIP	IP WLS BF H R ER SO BB IBB HBP BLK WP HR S P ERA WHIP	IP WLS BF H R ER SO BB IBB HBP BLK WP HR S P ERA WHIP	IP WLS BF H R ER SO BB IBB HBP BLK WP HR S P ERA WHIP	IP WLS BF H R ER SO BB IBB HBP BLK WP HR S P ERA WHIP	IP WLS BF H R ER SO BB IBB HBP BLK WP HR S P ERA WHIP

Batter	1	2	3	4	5	6	7	8	9	AB	R	H	RBI	BB	SO	LOB	BOTTOM						
28 Tommy Pham, R (1.8) OBP: 0.471, SLG: 0.514										1	0	0	0	0	0	0	New York Mets @ St. Louis Cardinals Busch Stadium, St. Louis, MO Wed Apr 25 2018, 7:17 PM - 10:03 PM CDT Att: 38,045 - Cloudy - 63 F						
48 Harrison Bader, R (3. FH) OBP: 0.439, SLG: 0.375										2	2	0	0	1	0	1							
25 Dexter Fowler, S (1.9) OBP: 0.302, SLG: 0.338										2	0	0	2	1	0	0							
46 Francisco Peña, R (7.2) OBP: 0.286, SLG: 0.286										1	0	0	0	0	1	1							
38 José Martínez, R (1.3) OBP: 0.392, SLG: 0.494										4	0	1	1	0	1	2							
60 John Brebbia, L (7.1)										0	0	0	0	0	0	0							
23 Marcell Ozuna, R (1.7) OBP: 0.255, SLG: 0.322										4	0	0	0	0	0	4							
4 Yadier Molina, R (1.2) OBP: 0.311, SLG: 0.541										4	0	0	0	0	0	4							
12 Paul DeJong, R (1.6) OBP: 0.326, SLG: 0.576										4	2	2	0	0	1	0							
3 Jedd Gyorko, R (1.5) OBP: 0.571, SLG: 0.733										4	1	1	2	0	1	1							
16 Kolten Wong, L (1.4) OBP: 0.308, SLG: 0.286										4	2	2	0	0	0	0							
52 Michael Wacha, R (1.1)										1	2	0	1	0	1	0							
41 Tyler O'Neill, R (7.9)										0	0	0	0	0	0	0							
Inning Stats	R: 0 E: 0 K: 1 S: 6	H: 0 LOB: 0 BB: 0 P: 13	R: 0 E: 0 K: 2 S: 11	H: 0 LOB: 0 BB: 0 P: 18	R: 3 E: 0 K: 0 S: 24	H: 3 LOB: 2 BB: 1 P: 35	R: 4 E: 2 K: 0 S: 17	H: 2 LOB: 2 BB: 1 P: 31	R: 2 E: 0 K: 1 S: 12	H: 2 LOB: 0 BB: 0 P: 22	R: 0 E: 0 K: 1 S: 7	H: 0 LOB: 0 BB: 0 P: 10	R: 0 E: 0 K: 1 S: 7	H: 0 LOB: 0 BB: 0 P: 8	R: 0 E: 0 K: 1 S: 8	H: 0 LOB: 1 BB: 0 P: 15	R: 0 E: 0 K: 1 S: 8	H: 0 LOB: 0 BB: 0 P: 15	1B: 5 2B: 1 3B: 0 HR: 1	SF: 1 SAC: 2 DP: 0 HBP: 2	WP: 0 PB: 0 SB: 0 CS: 0	PA: 38	
PITCHER	IP WLS BF H R ER SO BB IBB HBP BLK WP HR S P ERA WHIP	IP WLS BF H R ER SO BB IBB HBP BLK WP HR S P ERA WHIP	IP WLS BF H R ER SO BB IBB HBP BLK WP HR S P ERA WHIP	IP WLS BF H R ER SO BB IBB HBP BLK WP HR S P ERA WHIP	IP WLS BF H R ER SO BB IBB HBP BLK WP HR S P ERA WHIP	IP WLS BF H R ER SO BB IBB HBP BLK WP HR S P ERA WHIP	IP WLS BF H R ER SO BB IBB HBP BLK WP HR S P ERA WHIP	IP WLS BF H R ER SO BB IBB HBP BLK WP HR S P ERA WHIP	IP WLS BF H R ER SO BB IBB HBP BLK WP HR S P ERA WHIP	IP WLS BF H R ER SO BB IBB HBP BLK WP HR S P ERA WHIP	IP WLS BF H R ER SO BB IBB HBP BLK WP HR S P ERA WHIP	IP WLS BF H R ER SO BB IBB HBP BLK WP HR S P ERA WHIP	IP WLS BF H R ER SO BB IBB HBP BLK WP HR S P ERA WHIP	IP WLS BF H R ER SO BB IBB HBP BLK WP HR S P ERA WHIP	IP WLS BF H R ER SO BB IBB HBP BLK WP HR S P ERA WHIP	IP WLS BF H R ER SO BB IBB HBP BLK WP HR S P ERA WHIP	IP WLS BF H R ER SO BB IBB HBP BLK WP HR S P ERA WHIP	IP WLS BF H R ER SO BB IBB HBP BLK WP HR S P ERA WHIP	IP WLS BF H R ER SO BB IBB HBP BLK WP HR S P ERA WHIP	IP WLS BF H R ER SO BB IBB HBP BLK WP HR S P ERA WHIP	IP WLS BF H R ER SO BB IBB HBP BLK WP HR S P ERA WHIP	IP WLS BF H R ER SO BB IBB HBP BLK WP HR S P ERA WHIP	IP WLS BF H R ER SO BB IBB HBP BLK WP HR S P ERA WHIP

AB	34
R	1
H	7
RBI	1
BB	1
SO	12
LOB	16



AB	31
R	9
H	7
RBI	8
BB	2
SO	7
LOB	10



Batter	1	2	3	4	5	6	7	8	9	10	11	12	13	AB	R	H	RBI	BB	SO	LOB								
9 Brandon Nimmo, L OBP: 0.262, SLG: 0.263														4	1	1	0	0	2	1								
52 Yoanis Cespedes, R OBP: 0.262, SLG: 0.389														5	0	2	2	0	0	0								
13 Adrúbal Cabrera, S OBP: 0.267, SLG: 0.261														6	0	0	0	0	1	5								
19 Jay Bruce, L OBP: 0.307, SLG: 0.413														5	1	2	0	0	0	1								
12 Juan Lagares, R OBP: 0.389, SLG: 0.375														1	0	0	0	0	0	0								
21 Todd Frazier, R OBP: 0.410, SLG: 0.442														5	0	1	0	0	1	1								
23 Adrián González, L OBP: 0.300, SLG: 0.322														5	0	1	0	1	2	2								
3 Tomás Nido, R OBP: 0.190, SLG: 0.105														3	0	0	0	0	1	3								
30 Michael Conforto, L OBP: 0.403, SLG: 0.333														1	0	1	0	0	0	0								
59 Jose Lobaton, S OBP: 0.296, SLG: 0.190														1	0	0	1	1	0	0								
34 Noah Syndergaard, L OBP: 0.272, SLG: 0.179														3	0	0	0	0	1	0								
65 Robert Gsellman, R ERA: 1.83														0	0	0	0	0	0	0								
4 Wilmer Flores, R ERA: 2.19														0	0	0	0	0	0	0								
67 Seth Lugo, R ERA: 2.22														0	0	0	0	0	0	0								
7 Jose Reyes, S ERA: 2.22														0	0	0	0	0	0	0								
27 Juan Yulieski Fariña, R ERA: 2.22														0	0	0	0	0	0	0								
44 AJ Ramos, R ERA: 3.38														0	0	0	0	0	0	0								
51 Paul Sewald, R ERA: 3.38														0	0	0	0	0	0	0								
1 Amed Rosario, R OBP: 0.289, SLG: 0.338														5	1	1	0	0	0	1								
Inning Stats	R: 1 E: 0 K: 0 S: 14	H: 1 LOB: 1 BB: 0 P: 21	R: 0 E: 0 K: 0 S: 6	H: 0 LOB: 0 BB: 0 P: 10	R: 0 E: 1 K: 1 S: 11	H: 0 LOB: 1 BB: 0 P: 14	R: 0 E: 0 K: 1 S: 10	H: 1 LOB: 2 BB: 0 P: 15	R: 0 E: 0 K: 1 S: 7	H: 2 LOB: 1 BB: 0 P: 14	R: 1 E: 0 K: 1 S: 10	H: 1 LOB: 1 BB: 0 P: 15	R: 0 E: 0 K: 0 S: 8	H: 0 LOB: 0 BB: 0 P: 11	R: 0 E: 0 K: 1 S: 8	H: 0 LOB: 0 BB: 0 P: 11	R: 0 E: 0 K: 0 S: 10	H: 0 LOB: 0 BB: 0 P: 14	R: 0 E: 0 K: 0 S: 10	H: 0 LOB: 0 BB: 0 P: 14	R: 0 E: 0 K: 0 S: 10	H: 0 LOB: 0 BB: 0 P: 14	R: 0 E: 0 K: 0 S: 10	H: 0 LOB: 0 BB: 0 P: 14	1B: 8 2B: 1 3B: 0 HR: 0	SF: 1 SAC: 0 DP: 1 HBP: 3	W/P: 0 PB: 0 SB: 0 CS: 0	PA: 53
PITCHER	IP 6.0	WLS 25	BF 4	H 1	R 1	ER 1	SO 3	BB 0	IBB 0	HBP 3	BLK 0	W/P 0	HR 0	S 58	P 86	ERA 1.50	WHIP 0.667											
18 Carlos Martínez, R ERA: 1.43	1.0	5	2	1	1	1	0	0	0	0	0	0	0	10	14	9.00	2.000											
55 Dominic Leone, R ERA: 4.35	1.0	3	0	0	0	2	0	0	0	0	0	0	0	12	16	0.00	0.000											
26 Bud Norris, R ERA: 2.19	1.0	4	1	0	0	1	0	0	0	0	0	0	0	10	15	0.00	1.000											
56 Greg Holland, R ERA: 4.26	0.2	6	2	1	1	0	2	0	0	0	0	0	0	11	24	13.50	6.000											
44 Luke Gregerson, R ERA: 6.75																												
67 Matt Bowman, R ERA: 6.3	0.1	0	0	0	0	0	0	0	0	0	0	0	0	25	35	0.00	0.000											
53 John Gant, R ERA:	3.0	W	9	0	0	0	1	0	0	0	0	0	0	25	35	0.00	0.000											

New York Mets @ St. Louis Cardinals
 Busch Stadium, St. Louis, MO
 Thu Apr 26 2018, 12:18 PM - 4:28 PM CDT
 Att. 37,762 - Sunny - 65 F

AB	47
R	3
H	9
RBI	3
BB	2
SO	8
LOB	18



Batter	1	2	3	4	5	6	7	8	9	10	11	12	13	AB	R	H	RBI	BB	SO	LOB										
13 Matt Carpenter, L OBP: 0.292, SLG: 0.374														4	0	1	0	0	1	0										
46 Francisco Peña, R OBP: 0.222, SLG: 0.222														6	2	4	1	0	1	0										
28 Tommy Pham, R OBP: 0.494, SLG: 0.539														5	1	1	1	1	0	4										
38 José Martínez, R OBP: 0.386, SLG: 0.489														6	0	2	1	0	1	1										
23 Marcell Ozuna, R OBP: 0.260, SLG: 0.323														6	0	2	1	0	1	1										
25 Dexter Fowler, S OBP: 0.304, SLG: 0.329														5	0	1	1	0	2	1										
12 Paul DeJong, R OBP: 0.340, SLG: 0.384														4	0	2	0	1	1	0										
16 Kolten Wong, L OBP: 0.296, SLG: 0.292														5	0	0	0	0	2	5										
46 Francisco Peña, R OBP: 0.222, SLG: 0.222														2	0	0	0	0	1	0										
35 Greg García, L OBP: 0.394, SLG: 0.566														3	1	0	0	0	0	2										
18 Carlos Martínez, R ERA: 2.86														1	0	0	0	0	0	0										
3 Jose Cordero, R ERA: 1.83														0	0	0	0	0	0	0										
55 Dominic Leone, R ERA: 4.35														0	0	0	0	0	0	0										
26 Bud Norris, R ERA: 2.19														0	0	0	0	0	0	0										
4 Yadier Molina, R OBP: 0.351, SLG: 0.503														3	0	0	0	0	1	1										
Inning Stats	R: 0 E: 0 K: 1 S: 9	H: 0 LOB: 0 BB: 0 P: 13	R: 0 E: 0 K: 1 S: 5	H: 0 LOB: 0 BB: 0 P: 5	R: 0 E: 0 K: 1 S: 10	H: 0 LOB: 0 BB: 0 P: 12	R: 0 E: 0 K: 1 S: 5	H: 1 LOB: 0 BB: 0 P: 9	R: 0 E: 0 K: 2 S: 12	H: 1 LOB: 1 BB: 0 P: 18	R: 0 E: 0 K: 1 S: 13	H: 0 LOB: 2 BB: 0 P: 16	R: 1 E: 0 K: 0 S: 14	H: 3 LOB: 2 BB: 0 P: 19	R: 1 E: 1 K: 1 S: 13	H: 2 LOB: 2 BB: 0 P: 16	R: 0 E: 0 K: 0 S: 12	H: 0 LOB: 2 BB: 0 P: 18	R: 1 E: 0 K: 1 S: 11	H: 2 LOB: 1 BB: 0 P: 16	R: 0 E: 0 K: 2 S: 11	H: 0 LOB: 0 BB: 0 P: 19	R: 0 E: 0 K: 0 S: 5	H: 0 LOB: 0 BB: 0 P: 7	R: 1 E: 0 K: 0 S: 14	H: 2 LOB: 2 BB: 1 P: 22	1B: 8 2B: 3 3B: 0 HR: 0	SF: 0 SAC: 0 DP: 1 HBP: 1	W/P: 0 PB: 0 SB: 0 CS: 1	PA: 50
PITCHER	IP 7.1	WLS 28	BF 6	H 2	R 2	ER 1	SO 7	BB 0	IBB 0	HBP 0	BLK 0	W/P 0	HR 0	S 56	P 101	ERA 1.23	WHIP 0.818													
34 Noah Syndergaard, R ERA: 2.86	0.2	B	2	1	0	0	0	0	0	0	0	0	0	7	7	0.00	1.500													
65 Robert Gsellman, R ERA: 1.83	1.0	5	0	0	0	0	1	0	1	0	0	0	0	8	18	0.00	1.000													
67 Seth Lugo, R ERA: 2.22	1.0	B	5	2	1	1	1	0	0	0	0	0	0	12	16	9.00	2.000													
27 Jeury Familia, R ERA: 1.83	1.0	3	0	0	0	2	0	0	0	0	0	0	0	11	19	0.00	0.000													
44 AJ Ramos, R ERA: 3.38																														

New York Mets @ St. Louis Cardinals
 Busch Stadium, St. Louis, MO
 Thu Apr 26 2018, 12:18 PM - 4:28 PM CDT
 Att. 37,762 - Sunny - 65 F

AB	47
R	4
H	11
RBI	4
BB	2
SO	11
LOB	14



Batter	1	2	3	4	5	6	7	8	9	10	11	AB	R	H	RBI	BB	SO	LOB	TOP	
28 Tommy Pham, R OBP: 0.469, SLG: 0.531	G6-3		G1-3	G1-3		G1-3			K			5	1	1	1	0	1	2		
25 Dexter Fowler, S OBP: 0.290, SLG: 0.311	K		G3			K			G6-3			5	0	0	0	0	3	1		
38 José Martínez, R OBP: 0.389, SLG: 0.489	G4-3		BB			BB			G6-3			4	1	1	0	1	1	0		
23 Marcell Ozuna, R OBP: 0.276, SLG: 0.347	G6-3		BB			BB			P3			5	0	3	2	0	0	0		
4 Yadier Molina, R OBP: 0.288, SLG: 0.495	G5-3		F9			L5			F9			5	0	0	0	0	0	4		
12 Paul DeJong, R OBP: 0.324, SLG: 0.553	P6		E5			K			K			5	1	0	0	0	2	1		
3 Jeddy Gyorko, R OBP: 0.556, SLG: 0.789						K			K			3	1	1	1	2	2	0		
48 Harrison Bader, R (11, PR)						K			K			0	0	0	0	0	0	0		
49 Jordan Hicks, R						K			K			0	0	0	0	0	0	0		
16 Kolten Wong, L OBP: 0.293, SLG: 0.266									K			3	1	1	1	1	1	1		
39 Miles Mikolas, R OBP: 0.300, SLG: 0.400									F8			1	0	0	0	1	1	1		
26 Bud Norris, R OBP: 0.150, SLG: 0.200												0	0	0	0	0	0	0		
13 Matt Carpenter, L OBP: 0.350, SLG: 0.325												0	0	0	0	0	0	0		
56 Greg Holland, R OBP: 0.100, SLG: 0.100												0	0	0	0	0	0	0		
55 Dominic Leone, R OBP: 0.100, SLG: 0.100												0	0	0	0	0	0	0		
70 Tyler Lyons, L OBP: 0.100, SLG: 0.100												0	0	0	0	0	0	0		
67 Matt Bowman, R OBP: 0.100, SLG: 0.100												0	0	0	0	0	0	0		
35 Greg Garcia, L OBP: 0.100, SLG: 0.100												0	0	0	0	0	0	0		
Inning Stats	R: 0 E: 0 K: 1 S: 9	H: 0 LOB: 0 BB: 0 P: 15	R: 0 E: 0 K: 0 S: 7	H: 0 LOB: 0 BB: 0 P: 11	R: 3 E: 0 K: 2 S: 10	H: 3 LOB: 2 BB: 2 P: 24	R: 1 E: 1 K: 1 S: 11	H: 0 LOB: 1 BB: 1 P: 17	R: 1 E: 0 K: 2 S: 13	H: 2 LOB: 1 BB: 0 P: 21	R: 0 E: 0 K: 3 S: 9	H: 0 LOB: 0 BB: 0 P: 11	R: 0 E: 0 K: 3 S: 8	H: 0 LOB: 0 BB: 0 P: 13	R: 0 E: 0 K: 1 S: 6	H: 0 LOB: 1 BB: 1 P: 11	1B: 3 2B: 4 3B: 0 HR: 1	SF: 1 SAC: 1 DP: 1 HBP: 0	WP: 1 PB: 0 SB: 0 CS: 1	PA: 44
PITCHER	43 Steven Brault, L ERA: 4.97	30 Kyle Crick, R ERA: 1.59	24 Tyler Glasnow, R ERA: 4.7	48 Richard Rodríguez, R ERA: 1.5	73 Felipe Vázquez, L ERA: 3.97	PITCHER	70 George Kontos, R ERA: 3.75													
IP	WLS	BF	H	R	ER	SO	BB	IBB	HBP	BLK	WP	HR	S	P	ERA	WHIP				
4.2	23	5	5	4	3	3	0	0	0	0	0	0	3	6	0.00	0.000				
0.1	1	0	0	0	1	0	0	0	0	0	0	0	3	6	0.00	0.000				
3.0	11	2	0	4	4	1	0	0	0	0	0	0	22	33	0.00	1.000				
1.0	3	0	0	0	2	0	0	0	0	0	0	0	8	13	0.00	0.000				
1.0	3	0	0	0	1	0	0	0	0	0	0	0	8	11	0.00	0.000				
1.0	1	0	0	0	0	0	0	0	0	0	0	0	8	11	0.00	0.000				

St. Louis Cardinals @ Pittsburgh Pirates
PNC Park, Pittsburgh, PA
Fri Apr 27 2018, 7:07 PM - 10:40 PM EDT
Alt. 15,748 - Overcast - 68 F

livebaseballscores.com

AB 37
R 5
H 7
RBI 5
BB 5
SO 11
LOB 10



Batter	1	2	3	4	5	6	7	8	9	10	11	AB	R	H	RBI	BB	SO	LOB	BOTTOM	
26 Adam Frazier, L OBP: 0.200, SLG: 0.200	G1-3		F7			P6			P3			3	0	0	0	0	0	0		
24 Tyler Glasnow, L ERA: 1.59	G6-3		K			K			IBB			6	1	2	1	0	2	3		
3 Sean Rodriguez, R OBP: 0.100, SLG: 0.100	G1-3		K			K			K			6	1	2	1	0	2	3		
48 Richard Rodríguez, R ERA: 1.5	G1-3		K			K			K			6	1	2	1	0	2	3		
23 David Freese, R OBP: 0.348, SLG: 0.489																				
55 Josh Bell, S OBP: 0.287, SLG: 0.337			G3			K			P5			5	0	1	0	0	1	1		
12 Corey Dickerson, L OBP: 0.351, SLG: 0.511			G2-3			SF7			G6-3			4	1	2	1	0	0	0		
29 Francisco Cervelli, R OBP: 0.400, SLG: 0.542			1B			G5-4-3			G5-3			4	1	3	0	1	0	1		
19 Colin Moran, L OBP: 0.349, SLG: 0.432			1B			G3			G6-3			3	0	0	1	0	1	2		
39 Chad Kuhl, R OBP: 0.200, SLG: 0.200			1B			G3			E3			0	1	0	0	0	0	0		
73 Felipe Vázquez, L ERA: 3.97			1B			G3			E			0	0	0	0	1	0	0		
32 Elias Díaz, R OBP: 0.500, SLG: 0.667			HBP			G3			E8			5	0	1	1	0	2	5		
70 George Kontos, R ERA: 3.75			HBP			G3			E			5	0	1	1	0	2	5		
10 Jordy Mercer, R OBP: 0.301, SLG: 0.341			P3			K			F9			5	0	1	1	0	2	5		
43 Steven Brault, L ERA: 4.97			G1-3			K			F8			1	0	0	0	0	0	3		
30 Kyle Crick, L ERA: 1.59			G1-3			K			F8			0	0	0	0	0	0	0		
38 Max Moroff, S OBP: 0.250, SLG: 0.267			G1-3			K			F8			4	0	0	0	0	3	2		
Inning Stats	R: 0 E: 0 K: 0 S: 8	H: 0 LOB: 0 BB: 0 P: 11	R: 0 E: 0 K: 0 S: 9	H: 2 LOB: 3 BB: 0 P: 13	R: 0 E: 0 K: 2 S: 9	H: 0 LOB: 0 BB: 0 P: 13	R: 0 E: 0 K: 1 S: 13	H: 1 LOB: 1 BB: 0 P: 18	R: 0 E: 0 K: 2 S: 10	H: 0 LOB: 0 BB: 0 P: 14	R: 0 E: 0 K: 0 S: 6	H: 1 LOB: 1 BB: 0 P: 9	R: 2 E: 2 K: 2 S: 20	H: 3 LOB: 2 BB: 1 P: 30	R: 0 E: 0 K: 1 S: 14	H: 1 LOB: 1 BB: 1 P: 29	1B: 8 2B: 2 3B: 0 HR: 1	SF: 1 SAC: 0 DP: 1 HBP: 1	WP: 2 PB: 0 SB: 0 CS: 0	PA: 48
PITCHER	39 Miles Mikolas, R ERA: 3.27	26 Bud Norris, R ERA: 2.03	56 Greg Holland, R ERA: 7.15	55 Dominic Leone, R ERA: 4.22	70 Tyler Lyons, L ERA: 6.23	PITCHER	67 Matt Bowman, R ERA: 5.56	49 Jordan Hicks, R ERA: 1.32												
IP	WLS	BF	H	R	ER	SO	BB	IBB	HBP	BLK	WP	HR	S	P	ERA	WHIP				
7.0	4	27	1	0	0	7	0	0	0	0	0	0	6	9	0.00	1.000				
1.0	H	4	1	0	0	0	0	0	0	0	0	0	11	17						
0.0	B	4	3	3	2	0	0	0	0	0	0	0	2	4	0.00	0.000				
0.1	2	0	0	0	0	0	1	0	0	0	0	0	2	4	0.00	0.000				
0.1	1	0	0	0	1	0	0	0	0	0	0	0	3	4	0.00	0.000				
1.1	L	6	0	0	0	2	0	0	0	0	0	0	1	1	1	1	1	1		
0.2	L	4	1	1	1	1	1	0	0	0	0	0	8	17	13.50	3.000				

St. Louis Cardinals @ Pittsburgh Pirates
PNC Park, Pittsburgh, PA
Fri Apr 27 2018, 7:07 PM - 10:40 PM EDT
Alt. 15,748 - Overcast - 68 F

livebaseballscores.com

AB 42
R 6
H 11
RBI 5
BB 4
SO 11
LOB 20



Batter	1	2	3	4	5	6	7	8	9	AB	R	H	RBI	BB	SO	LOB	TOP										
28 Tommy Pham, R (1.8) OBP: 0.461, SLG: 0.529	L7		2H 2B		G5-3		G6-3			4	0	1	1	0	0	2	St. Louis Cardinals @ Pittsburgh Pirates PNC Park, Pittsburgh, PA Sat Apr 28 2018, 7:08 PM - 10:21 PM EDT Att: 18,568 - Cloudy - 42 F										
13 Matt Carpenter, L (1.5) OBP: 0.317, SLG: 0.288	F8		BB			F7		L4		3	0	0	0	1	0	0											
38 José Martínez, R (1.3) OBP: 0.384, SLG: 0.490	L3		L9			23 1B 2B		G5-3		4	1	1	0	0	0	2											
23 Marcell Ozuna, R (1.7) OBP: 0.275, SLG: 0.343	L4		F8			2H 1B		E6		4	0	1	1	0	0	0											
4 Yadier Molina, R (1.2) OBP: 0.275, SLG: 0.474	G6-3		P4			K		G5-3		4	0	0	0	0	1	2											
25 Dexter Fowler, S (1.9) OBP: 0.279, SLG: 0.298	G1-3		F8			P5		K		4	0	0	0	0	1	1											
12 Paul DeJong, R (1.6) OBP: 0.330, SLG: 0.551			16 SH1-3 28 2B 1B		F9		16 G5-3 1B		G6-3	4	1	2	0	0	0	0											
16 Kolten Wong, L (1.4) OBP: 0.295, SLG: 0.258			SH1-3			32 SH2-4 BB		G5-3		2	0	0	0	1	1	1											
32 Jack Flaherty, R (1.1) 55 Dominic Leone, R (6.1) 35 Greg Garcia, L (7.1) 44 Luke Gregerson, L (7.1) 70 Tyler Lyons, L (7.1) 59 Mike Mayers, R (7.1)			K			SH2-4		K		1	0	0	0	0	0	0											
Inning Stats	R: 0 E: 0 K: 0 S: 12	H: 0 LOB: 0 BB: 0 P: 21	R: 0 E: 0 K: 0 S: 8	H: 0 LOB: 0 BB: 0 P: 13	R: 1 E: 0 K: 1 S: 9	H: 2 LOB: 2 BB: 1 P: 16	R: 0 E: 0 K: 0 S: 8	H: 0 LOB: 0 BB: 0 P: 10	R: 0 E: 0 K: 0 S: 8	H: 0 LOB: 1 BB: 1 P: 17	R: 1 E: 0 K: 1 S: 19	H: 2 LOB: 1 BB: 0 P: 27	R: 0 E: 0 K: 1 S: 11	H: 1 LOB: 1 BB: 0 P: 17	R: 0 E: 1 K: 0 S: 8	H: 0 LOB: 1 BB: 0 P: 11		R: 0 E: 0 K: 2 S: 9	H: 0 LOB: 0 BB: 0 P: 10	1B: 3 2B: 2 3B: 0 HR: 0	SF: 0 SAC: 2 DP: 0 HBP: 0	WP: 0 PB: 0 SB: 0 CS: 0	PA: 35				
PITCHER	IP	WLS	BF	H	R	ER	SO	BB	IBB	HBP	BLK	WP	HR	S	P	ERA	WHIP										
34 Trevor Williams, R (1.1) ERA: 2.29	6.0	W	24	4	2	2	2	2	0	0	0	0	0	64	104	3.00	1.000										
45 Michael Feliz, R (7.1) ERA: 4.09	1.0	H	4	1	0	0	1	0	0	0	0	0	0	11	17	0.00	1.000										
70 George Kontos, R (8.1) ERA: 3.46	1.0	H	4	0	0	0	0	0	0	0	0	0	0	8	11	0.00	0.000										
37 Edgar Santana, R (9.1) ERA: 4.91	1.0		3	0	0	0	2	0	0	0	0	0	0	9	10	0.00	0.000										

AB	31
R	2
H	5
RBI	2
BB	2
SO	5
LOB	10



Batter	1	2	3	4	5	6	7	8	9	AB	R	H	RBI	BB	SO	LOB	BOTTOM										
26 Adam Frazier, L (1.4) OBP: 0.279, SLG: 0.323	G5-4-3					FC5-4		25 E BB		2	1	2	0	1	0	0	St. Louis Cardinals @ Pittsburgh Pirates PNC Park, Pittsburgh, PA Sat Apr 28 2018, 7:08 PM - 10:21 PM EDT Att: 18,568 - Cloudy - 42 F										
23 David Freese, R (7.1) OBP: 0.341, SLG: 0.459								25 E 1B		0	0	0	1	0	0	0											
70 George Kontos, R (8.1)										0	0	0	0	0	0	0											
38 Max Moroff, S (8.1) OBP: 0.294, SLG: 0.313										1	0	1	0	0	0	0											
37 Edgar Santana, R (9.1)										0	0	0	0	0	0	0											
25 Gregory Polanco, L (1.9) OBP: 0.327, SLG: 0.467	K		F9			FC5-4		E3		3	0	0	0	1	1	3											
6 Starling Marte, R (1.8) OBP: 0.372, SLG: 0.458	G5-4-3				55 G4-6-3 1B	FC5-4		12 1B HBP		5	1	2	0	0	0	5											
55 Josh Bell, S (1.3) OBP: 0.304, SLG: 0.337			12 G4-6-3 BB		G4-6-3	E8		K		3	0	1	1	1	1	4											
12 Corey Dickerson, L (1.7) OBP: 0.356, SLG: 0.505					F8	29 SF8 1B				3	0	1	1	1	0	1											
29 Francisco Cervelli, R (1.2) OBP: 0.393, SLG: 0.573			HR			IBB		F9		3	1	1	2	0	0	3											
19 Colin Moran, L (1.5) OBP: 0.356, SLG: 0.421						G5-3				2	1	0	0	2	0	2											
10 Jordy Mercer, R (1.6) OBP: 0.299, SLG: 0.349			L7			G5-3				4	1	1	0	0	0	2											
34 Trevor Williams, R (1.1) OBP: 0.091, SLG: 0.091										2	0	0	0	0	1	1											
45 Michael Feliz, R (7.1)										0	0	0	0	0	0	0											
3 Sean Rodriguez, R (7.1) OBP: 0.292, SLG: 0.390			K							1	1	0	0	1	0	1											
Inning Stats	R: 0 E: 0 K: 1 S: 6	H: 1 LOB: 0 BB: 0 P: 9	R: 1 E: 0 K: 0 S: 11	H: 1 LOB: 0 BB: 1 P: 17	R: 0 E: 0 K: 1 S: 10	H: 1 LOB: 1 BB: 0 P: 13	R: 0 E: 0 K: 0 S: 5	H: 1 LOB: 0 BB: 0 P: 8	R: 0 E: 0 K: 0 S: 15	H: 0 LOB: 1 BB: 1 P: 26	R: 2 E: 0 K: 0 S: 8	H: 1 LOB: 2 BB: 3 P: 21	R: 2 E: 0 K: 1 S: 17	H: 3 LOB: 3 BB: 1 P: 31	R: 1 E: 1 K: 0 S: 15	H: 1 LOB: 2 BB: 1 P: 26	1B: 7 2B: 1 3B: 0 HR: 1	SF: 2 SAC: 0 DP: 3 HBP: 1	WP: 0 PB: 1 SB: 0 CS: 0	PA: 39							
PITCHER	IP	WLS	BF	H	R	ER	SO	BB	IBB	HBP	BLK	WP	HR	S	P	ERA	WHIP										
32 Jack Flaherty, R (1.1) ERA: 3.6	5.0	L	20	4	3	3	2	4	0	0	0	0	0	7	12	0.00	1.000										
55 Dominic Leone, R (6.1) ERA: 3.66	1.0	B	5	1	0	0	0	0	1	0	0	0	0	2	6	∞	∞										
44 Luke Gregerson, R (7.1) ERA: 13.5	0.0		2	1	2	2	0	1	0	0	0	0	0	2	6	∞	∞										
70 Tyler Lyons, L (7.1) ERA: 6.0	0.1		2	0	0	0	0	0	0	1	0	0	0	5	10	0.00	0.000										
59 Mike Mayers, R (7.1) ERA: 1.35	1.2		10	3	1	0	1	1	0	0	0	0	0	25	41	0.00	2.400										



Batter	1	2	3	4	5	6	7	8	9	AB	R	H	RBI	BB	SO	LOB	TOP		
13 Matt Carpenter, L (1,3) OBP: 0.305, SLG: 0.274										4	0	0	0	0	2	1	St. Louis Cardinals @ Pittsburgh Pirates PNC Park, Pittsburgh, PA Sun Apr 29 2018, 1:38 PM - 4:28 PM EDT Att: 14,378 - Cloudy - 41 F		
28 Tommy Pham, R (1,8) OBP: 0.453, SLG: 0.511										3	0	0	0	1	2	0			
12 Paul DeJong, R (1,6) OBP: 0.327, SLG: 0.539										4	0	1	0	0	1	2			
23 Marcell Ozuna, R (1,7) OBP: 0.268, SLG: 0.333										3	0	0	0	0	1	1			
4 Yadier Molina, R (1,2) OBP: 0.276, SLG: 0.470										3	0	1	0	0	1	0			
3 Jedd Gworko, R (1,5) OBP: 0.500, SLG: 0.682										3	0	0	0	0	1	1			
35 Greg Garcia, L (1,4) OBP: 0.324, SLG: 0.515										3	0	0	0	0	0	1			
48 Harrison Bader, R (1,9) OBP: 0.409, SLG: 0.343										3	0	0	0	0	1	0			
7 Luke Weaver, R (1,1) OBP: 0.167, SLG: 0.167										2	0	0	0	0	2	0			
49 Jordan Hicks, R (6,1)										0	0	0	0	0	0	0			
44 Luke Gregerson, L (7,1)										0	0	0	0	0	0	0			
56 Greg Holland, R (8,1)										0	0	0	0	0	0	0			
16 Kolten Wong, L (9,PH)										1	0	1	0	0	0	0			
Inning Stats	R: 0 E: 0 K: 1 S: 10	H: 0 LOB: 0 BB: 0 P: 12	R: 0 E: 0 K: 3 S: 12	H: 0 LOB: 0 BB: 0 P: 14	R: 0 E: 0 K: 1 S: 11	H: 0 LOB: 0 BB: 0 P: 15	R: 0 E: 0 K: 1 S: 12	H: 0 LOB: 0 BB: 0 P: 19	R: 0 E: 0 K: 2 S: 9	H: 0 LOB: 0 BB: 0 P: 10	R: 0 E: 0 K: 1 S: 12	H: 1 LOB: 1 BB: 0 P: 19	R: 0 E: 0 K: 0 S: 20	H: 1 LOB: 2 BB: 0 P: 27	R: 0 E: 0 K: 2 S: 13	H: 1 LOB: 1 BB: 1 P: 22	1B: 2 2B: 2 3B: 0 HR: 0	SF: 0 SAC: 0 DP: 1 HBP: 0	WP: 0 PA: 30 PB: 0 SB: 0 CS: 0
PITCHER	IP WLS BF H R ER SO BB IBB HBP BLK WP HR S P ERA WHIP																		
49 Nick Kingham, R (1,1) ERA: 0.00	7.0 W 22 1 0 0 9 0 0 0 0 0 0 0 0 0 0 0 0.00 0.143																		
45 Michael Feliz, R (8,1) ERA: 3.75	1.0 3 1 0 0 0 0 0 0 0 0 0 0 0 0 0 0 0.00 1.000																		
37 Edgar Santana, R (9,1) ERA: 4.5	1.0 5 1 0 0 2 1 0 0 0 0 0 0 0 0 0 0 0.00 2.000																		

Batter	1	2	3	4	5	6	7	8	9	AB	R	H	RBI	BB	SO	LOB	BOTTOM		
26 Adam Frazier, L (1,4) OBP: 0.292, SLG: 0.324										3	0	1	1	0	1	0	St. Louis Cardinals @ Pittsburgh Pirates PNC Park, Pittsburgh, PA Sun Apr 29 2018, 1:38 PM - 4:28 PM EDT Att: 14,378 - Cloudy - 41 F		
3 Sean Rodriguez, R (7,4) OBP: 0.286, SLG: 0.381										5	0	0	0	0	2	6			
25 Gregory Polanco, L (1,9) OBP: 0.313, SLG: 0.443										4	1	1	0	0	1	1			
6 Starling Marte, R (1,8) OBP: 0.368, SLG: 0.450										4	1	1	0	0	1	1			
55 Josh Bell, S (1,3) OBP: 0.303, SLG: 0.333										4	1	1	0	0	0	0			
12 Corey Dickerson, L (1,7) OBP: 0.362, SLG: 0.495										2	1	0	0	2	0	0			
32 Elias Diaz, R (1,2) OBP: 0.529, SLG: 0.677										4	1	3	2	0	0	1			
19 Colin Moran, L (1,5) OBP: 0.353, SLG: 0.425										4	1	2	1	0	1	2			
10 Jordy Mercer, R (1,6) OBP: 0.297, SLG: 0.344										4	0	1	0	0	1	4			
49 Nick Kingham, R (1,1) ERA: 5.17										2	0	0	0	1	2	0			
45 Michael Feliz, R (8,1) ERA: 1.25										0	0	0	0	0	0	0			
23 David Freese, R (8,PH) OBP: 0.356, SLG: 0.474										1	0	1	1	0	0	0			
37 Edgar Santana, R (9,1) ERA: 7.36										0	0	0	0	0	0	0			
Inning Stats	R: 0 E: 0 K: 2 S: 13	H: 1 LOB: 2 BB: 1 P: 19	R: 0 E: 0 K: 1 S: 10	H: 1 LOB: 1 BB: 1 P: 16	R: 0 E: 0 K: 1 S: 11	H: 1 LOB: 0 BB: 0 P: 18	R: 0 E: 0 K: 1 S: 10	H: 1 LOB: 0 BB: 0 P: 16	R: 0 E: 0 K: 1 S: 13	H: 0 LOB: 0 BB: 0 P: 18	R: 4 E: 0 K: 0 S: 19	H: 4 LOB: 3 BB: 2 P: 32	R: 0 E: 0 K: 1 S: 6	H: 0 LOB: 0 BB: 0 P: 7	R: 1 E: 0 K: 1 S: 13	H: 3 LOB: 2 BB: 0 P: 21	1B: 10 2B: 0 3B: 0 HR: 0	SF: 0 SAC: 0 DP: 0 HBP: 1	WP: 0 PA: 38 PB: 0 SB: 0 CS: 0
PITCHER	IP WLS BF H R ER SO BB IBB HBP BLK WP HR S P ERA WHIP																		
7 Luke Weaver, R (1,1) ERA: 5.17	5.1 L 24 4 4 4 0 2 0 0 0 0 0 0 0 0 0 0 6.75 1.500																		
49 Jordan Hicks, R (6,1) ERA: 1.25	0.2 5 1 0 0 0 1 0 0 1 0 0 0 0 0 0 0 0.00 3.000																		
44 Luke Gregerson, R (7,1) ERA: 9.82	1.0 3 0 0 0 0 1 0 0 0 0 0 0 0 0 0 0 0.00 0.000																		
56 Greg Holland, R (8,1) ERA: 7.36	1.0 6 3 1 1 1 0 0 0 0 0 0 0 0 0 0 0 9.00 3.000																		

AB 29
R 0
H 3
RBI 0
BB 1
SO 11
LOB 6



AB 34
R 5
H 10
RBI 5
BB 3
SO 8
LOB 16



Batter	1	2	3	4	5	6	7	8	9	AB R H RBI BB SO LOB	TOP										
10 Yoán Moncada, S OBP: 0.355, SLG: 0.527	3-1 C FF 94 B CH 95 B FF 96 X FF 98		1-0 B CU 73 X CH 84	2-1 B FC 90 B CH 93 X FF 93			3-1 B SI 101 C SI 100 B SI 101 X SI 99		0-1 C SL 84 X FC 91	5 0 2 2 0 0 0	Chicago White Sox @ St. Louis Cardinals Busch Stadium, St. Louis, MO Tue May 01 2018, 7:17 PM - 10:11 PM CDT Att: 38,800 - Partly Cloudy - 81 F										
7 Tim Anderson, R OBP: 0.313, SLG: 0.423	1-0 1 SAFE B FF 94 X FF 94		1-2 B CU 76 B FF 94 X FF 96	3-0 B FC 91 B FF 94 X FF 94			4-2 B SI 102 C SI 101 B SI 101 B SI 102			3 0 0 0 1 0 2											
79 José Abreu, R OBP: 0.339, SLG: 0.476	2-2 B FF 94 B FF 93 D CH 87 D FC 90 X FC 92		1-0 B CU 76 X FF 94						0-1 1 SAFE C SI 100 1 SAFE X SI 99	4 0 1 0 0 0 2											
24 Matt Davidson, R OBP: 0.380, SLG: 0.600	4-0 D CU 76 B FF 94 B FF 94		1-1 C FC 91 S CH 85 X CH 86						3-2 B FF 96 B FC 91 B SI 91 B FF 96 B FF 96 B FF 96 X FF 96	3 0 1 0 1 0 0											
30 Nicky Delmonico, L OBP: 0.349, SLG: 0.333	0-3 C FF 95 S CH 85 S CH 86		2-1 B CU 77 S CH 85 X FF 94						0-0 X FC 91	4 0 1 0 0 1 4											
21 Wellington Castillo, R OBP: 0.294, SLG: 0.397	1-2 B FF 93 C FC 93 B FF 94 F CH 86 X CH 86		2-2 C CU 74 B FC 88 B FC 88 B CH 84 X FF 95						3-3 B FF 96 1 SAFE B FC 90 B SI 91 S FC 91 S FC 91 S FC 90 S FC 90 S FC 95	4 0 0 0 0 2 1											
32 Trayce Thompson, R OBP: 0.171, SLG: 0.308	1-0 B FF 92 X FF 94		4-2 C FF 92 B CH 86 B FF 94 F FC 96 B CH 86						0-3 C FC 90 S FF 96 1 SAFE S FF 96	3 1 0 0 1 1 1											
15 Adam Engel, R OBP: 0.243, SLG: 0.212	3-2 T FF 93 S FC 90 B FF 94 F CH 86 F FC 96 B FF 97 F FC 97 F FC 97 F FC 97		4-1 B FC 89 B FC 89 B FC 89 B FC 89						1-2 C FF 95 B FC 94 X FC 91	3 1 1 0 1 1 0											
33 James Shields, R 18 Daniel Palka, L 44 Bruce Rondón, R 65 Nate Jones, R 28 Leury Garcia, S 48 Joakim Soria, R	1-3 B FC 90 B SI 89 S FC 94		1-3 C FF 92 M CH 86 B CH 86 S FC 95 1 SAFE						0-1 F SI 100 X SL 86	2 0 0 0 0 0 2 3 1 0 1 0 0 0 0 0 0 0 0 0 0 0 0 0 0 0											
Inning Stats	R: 0 E: 0 K: 1 S: 9	H: 1 LOB: 2 BB: 1 P: 19	R: 0 E: 0 K: 1 S: 17	H: 1 LOB: 1 BB: 0 P: 23	R: 0 E: 0 K: 0 S: 11	H: 2 LOB: 2 BB: 0 P: 17	R: 2 E: 0 K: 1 S: 12	H: 1 LOB: 2 BB: 2 P: 28	R: 0 E: 0 K: 0 S: 5	H: 0 LOB: 0 BB: 0 P: 9		R: 0 E: 0 K: 2 S: 7	H: 0 LOB: 0 BB: 0 P: 12	R: 0 E: 0 K: 0 S: 8	H: 0 LOB: 1 BB: 1 P: 15	R: 0 E: 0 K: 2 S: 11	H: 1 LOB: 1 BB: 0 P: 17	R: 0 E: 0 K: 0 S: 8	H: 0 LOB: 0 BB: 0 P: 9	1B: 5 2B: 1 3B: 0 HR: 0	SF: 0 SAC: 0 DP: 0 HBP: 0
PITCHER	IP WLS BF H R ER SO BB IBB HBP BLK WP HR S P ERA WHIP											IP WLS BF H R ER SO BB IBB HBP BLK WP HR S P ERA WHIP									
52 Michael Wacha, R ERA: 3.62	5.0 23 5 2 2 3 3 0 0 0 1 0 54 96 3.60 1.600																				
44 Luke Gregerson, R ERA: 7.71	1.0 3 0 0 0 2 0 0 0 0 0 0 7 12 0.00 0.000																				
49 Jordan Hicks, R ERA: 1.17	1.0 4 0 0 0 0 1 0 0 0 0 0 8 15 0.00 1.000																				
55 Dominic Leone, R ERA: 3.55	1.0 4 1 0 0 2 0 0 0 0 0 0 11 17 0.00 1.000																				
26 Bud Norris, R ERA: 1.89	1.0 W 3 0 0 0 0 0 0 0 0 0 0 8 9 0.00 0.000																				

Batter	1	2	3	4	5	6	7	8	9	AB R H RBI BB SO LOB	BOTTOM						
28 Tommy Pham, R OBP: 0.445, SLG: 0.533	3-2 C FF 90 B FF 90 B FF 91 B FF 91 X FF 90		3-3 B FF 99 B FC 79 C FC 95 C FC 95 S FC 97							4 1 1 1 0 1 2	Chicago White Sox @ St. Louis Cardinals Busch Stadium, St. Louis, MO Tue May 01 2018, 7:17 PM - 10:11 PM CDT Att: 38,800 - Partly Cloudy - 81 F						
13 Matt Carpenter, L OBP: 0.312, SLG: 0.330	1-3 B FF 90 C FC 93 C FC 88		3-3 B KC 77 B FC 89 B SI 98 C FC 86 C FC 86							4 1 2 1 0 2 0							
38 José Martínez, R OBP: 0.371, SLG: 0.471	2-2 B FF 91 C FC 87 B FC 89 B FC 87 X KC 79		3-2 B KC 79 S CH 82 B FC 86 B FC 86 F CH 82 X FC 86							4 0 0 0 0 1 1							
23 Marcell Ozuna, R OBP: 0.267, SLG: 0.339	2-2 C FF 90 B FC 86 B CH 84 X CH 84		1-2 S CH 82 B EP 86 X EP 87							4 1 1 0 0 0 1							
4 Yadier Molina, R OBP: 0.284, SLG: 0.471	1-2 C FF 90 C FC 87 X FF 90		2-1 B KC 79 B FC 88 X FC 85							4 0 2 1 0 0 0							
25 Dexter Fowler, S OBP: 0.272, SLG: 0.289	1-2 C FF 90 B FC 87 X SI 90		1-2 S KC 77 S CH 81 B EP 86 X CH 81							3 0 0 0 0 0 2							
12 Paul DeJong, R OBP: 0.327, SLG: 0.529	0-1 C FF 90 X CH 83		1-0 B FF 98 X FC 85							2 0 0 0 1 0 0							
16 Kolten Wong, L OBP: 0.309, SLG: 0.290			3-2 B FF 89 C FC 82 B FC 86 B FC 86 X FC 86							2 0 1 0 0 0 0							
52 Michael Wacha, R 44 Luke Gregerson, L 35 Greg Garcia, L 49 Jordan Hicks, R 55 Dominic Leone, R 3 Jedd Gyorko, R 48 Harrison Bader, R 26 Bud Norris, R	1-3 B FF 90 B FC 86 B CH 84 X CH 84		0-1 C FF 91 X FC 86							4-2 B SI 97 B SI 98 B SI 93 D SI 97		1 0 0 0 0 0 0 0 0 0 0 0 0 0 0 0 1 0 0 0 0 0 0 1 0 1 0 0 0 0 0 0 0 0 0 0					
Inning Stats	R: 1 E: 0 K: 1 S: 15	H: 1 LOB: 0 BB: 0 P: 23	R: 0 E: 0 K: 1 S: 10	H: 0 LOB: 0 BB: 0 P: 16	R: 0 E: 0 K: 1 S: 10	H: 0 LOB: 0 BB: 0 P: 17	R: 0 E: 0 K: 0 S: 6	H: 1 LOB: 0 BB: 0 P: 17	R: 0 E: 0 K: 0 S: 15	H: 2 LOB: 2 BB: 0 P: 20		R: 0 E: 0 K: 0 S: 7	H: 0 LOB: 1 BB: 2 P: 15	R: 2 E: 0 K: 1 S: 8	H: 3 LOB: 1 BB: 0 P: 13	1B: 3 2B: 3 3B: 0 HR: 2	SF: 0 SAC: 1 DP: 2 HBP: 0
PITCHER	IP WLS BF H R ER SO BB IBB HBP BLK WP HR S P ERA WHIP											IP WLS BF H R ER SO BB IBB HBP BLK WP HR S P ERA WHIP					
33 James Shields, R ERA: 5.35	6.0 19 2 1 1 4 0 0 0 0 1 0 60 93 1.50 0.333																
44 Bruce Rondón, R ERA: 5.06	1.0 H 5 2 0 0 0 0 0 0 0 0 1 0 15 20 0.00 2.000																
65 Nate Jones, R ERA: 1.5	1.0 H 4 0 0 0 0 2 0 0 0 0 0 0 7 15 0.00 2.000																
48 Joakim Soria, R ERA: 4.35	0.1 L 4 3 2 2 1 0 0 0 0 0 0 1 8 13 54.00 9.000																



Batter	1	2	3	4	5	6	7	8	9	AB	R	H	RBI	BB	SO	LOB	TOP										
10 Yoán Moncada, S OBP: 0.359, SLG: 0.518 32 Trayce Thompson, R OBP: 0.171, SLG: 0.308	4-1 G5-3 BB		0-0 L3			3-3 K		4-2 5 1B 79 SF8 BB		2	0	0	0	2	1	0											
5 Yolmer Sánchez, S OBP: 0.321, SLG: 0.394	1-2 G5-3 1B		0-1 G4-3			1-2 G5-3		2-2 1B		4	0	2	1	0	0	0											
79 José Abreu, R OBP: 0.336, SLG: 0.481	0-1 P2					0-2 L9		0-2 SF8		3	0	1	1	0	0	2											
30 Nicky Delmonico, L OBP: 0.333, SLG: 0.316 54 Chris Beck, R	0-0 G5-3					1-2 K		2-3 K		4	0	0	0	0	2	5											
28 Leury García, S OBP: 0.313, SLG: 0.339	0-0 G1-3					1-3 K		2-2 38 BB 1B		4	0	1	0	0	2	3											
38 Omar Narváez, L OBP: 0.304, SLG: 0.250		1-0 18 G6-3 1B				2-3 K		2-2 18 G4-6-3 BB		3	0	1	0	1	1	1											
18 Daniel Palka, L OBP: 0.300, SLG: 0.650		1-2 G6-3				1-0 G5-3		2-2 G4-6-3		4	0	0	0	0	0	3											
7 Tim Anderson, R OBP: 0.313, SLG: 0.421		1-0 G5-3				1-2 L8		1-1 10 PB 24 S 5 1B 1B		3	1	1	0	0	0	0											
27 Lucas Giolito, R 39 Aaron Bummer, L 24 Matt Davidson, R OBP: 0.376, SLG: 0.593						0-2 F9		3-2 F9		2	0	0	0	0	1	0											
Inning Stats	R: 0 E: 0 K: 0 S: 8	H: 1 LOB: 2 BB: 1 P: 13	R: 0 E: 0 K: 0 S: 7	H: 1 LOB: 0 BB: 0 P: 10	R: 0 E: 0 K: 0 S: 7	H: 0 LOB: 0 BB: 0 P: 7	R: 0 E: 0 K: 3 S: 16	H: 1 LOB: 1 BB: 0 P: 20	R: 0 E: 0 K: 1 S: 7	H: 0 LOB: 0 BB: 0 P: 10	R: 0 E: 0 K: 1 S: 7	H: 0 LOB: 1 BB: 1 P: 13	R: 0 E: 0 K: 0 S: 9	H: 1 LOB: 1 BB: 1 P: 17	R: 2 E: 0 K: 1 S: 19	H: 2 LOB: 2 BB: 1 P: 31	R: 0 E: 0 K: 1 S: 7	H: 0 LOB: 0 BB: 0 P: 10	1B: 5 2B: 1 3B: 0 HR: 0	SF: 1 SAC: 0 DP: 2 HBP: 0	WP: 0 PB: 1 SB: 1 CS: 0	PA: 34					
PITCHER	IP	WLS	BF	H	R	ER	SO	BB	IBB	HBP	BLK	WP	HR	S	P	ERA	WHIP										
18 Carlos Martínez, R ERA: 1.4	7.1	W	27	5	1	1	5	2	0	0	0	0	0	66	99	1.23	0.955										
55 Dominic Leone, R ERA: 4.15	0.1	H	3	1	1	1	0	1	0	0	0	0	0	10	16	27.00	6.000										
26 Bud Norris, R ERA: 1.72	1.1	S	4	0	0	0	2	0	0	0	0	0	0	11	16	0.00	0.000										

Chicago White Sox @ St. Louis Cardinals
 Busch Stadium, St. Louis, MO
 Wed May 02 2018, 12:18 PM - 2:52 PM CDT
 Att: 37,298 - Partly Cloudy - 81 F

AB 30
 R 2
 H 6
 RBI 2
 BB 3
 SO 7
 LOB 15



Batter	1	2	3	4	5	6	7	8	9	AB	R	H	RBI	BB	SO	LOB	BOTTOM										
28 Tommy Pham, R OBP: 0.447, SLG: 0.521	1-3 K					2-3 K		4-2 13 S BB		2	0	0	0	2	2	0											
13 Matt Carpenter, L OBP: 0.319, SLG: 0.322	1-2 38 G5-4-3 HBP					0-3 K		4-0 1B		2	0	0	0	1	1	1											
38 José Martínez, R OBP: 0.361, SLG: 0.457	2-2 G5-4-3					1-3 K		0-2 G6-3		3	0	0	0	0	1	3											
23 Marcell Ozuna, R OBP: 0.261, SLG: 0.330		0-3 K				1-0 G6-3		0-0 F8		3	0	0	0	0	1	0											
4 Yadier Molina, R OBP: 0.295, SLG: 0.477		0-0 E5 25 CS 1B				0-1 G6-3		3-2 25 HR 1B		3	1	2	0	0	0	0											
25 Dexter Fowler, S OBP: 0.274, SLG: 0.320		1-1 L7				1-2 P5		3-1 HR		3	1	1	2	0	0	1											
12 Paul DeJong, R OBP: 0.319, SLG: 0.514						2-1 F9		2-3 K		3	0	0	0	0	1	0											
16 Kolten Wong, L OBP: 0.298, SLG: 0.278 26 Bud Norris, R						2-3 K		2-1 G4-3		3	0	0	0	0	1	0											
18 Carlos Martínez, R OBP: 0.214, SLG: 0.429 55 Dominic Leone, R						0-1 G6-3		1-1 G4-3		3	0	0	0	0	0	0											
35 Greg García, L OBP: 0.308, SLG: 0.486								0-1 L7		2	1	1	1	0	0	0											
Inning Stats	R: 0 E: 0 K: 1 S: 8	H: 0 LOB: 0 BB: 0 P: 12	R: 0 E: 1 K: 1 S: 6	H: 1 LOB: 0 BB: 0 P: 7	R: 0 E: 0 K: 1 S: 7	H: 0 LOB: 0 BB: 0 P: 11	R: 0 E: 0 K: 3 S: 10	H: 0 LOB: 0 BB: 0 P: 13	R: 0 E: 0 K: 0 S: 6	H: 0 LOB: 0 BB: 0 P: 8	R: 1 E: 0 K: 1 S: 12	H: 1 LOB: 2 BB: 2 P: 24	R: 2 E: 0 K: 0 S: 10	H: 2 LOB: 0 BB: 0 P: 18	R: 0 E: 0 K: 0 S: 6	H: 0 LOB: 0 BB: 1 P: 10	1B: 2 2B: 1 3B: 0 HR: 2	SF: 0 SAC: 0 DP: 2 HBP: 1	WP: 0 PB: 0 SB: 1 CS: 1	PA: 29							
PITCHER	IP	WLS	BF	H	R	ER	SO	BB	IBB	HBP	BLK	WP	HR	S	P	ERA	WHIP										
27 Lucas Giolito, R ERA: 7.03	6.1	L	24	4	3	3	7	2	0	1	0	0	2	55	87	4.26	0.947										
39 Aaron Bummer, L ERA: 5.63	0.2		2	0	0	0	0	0	0	0	0	0	0	4	6	0.00	0.000										
54 Chris Beck, R ERA: 3.0	1.0		3	0	0	0	0	1	0	0	0	0	0	6	10	0.00	1.000										

Chicago White Sox @ St. Louis Cardinals
 Busch Stadium, St. Louis, MO
 Wed May 02 2018, 12:18 PM - 2:52 PM CDT
 Att: 37,298 - Partly Cloudy - 81 F

AB 25
 R 3
 H 4
 RBI 3
 BB 3
 SO 7
 LOB 5



Batter	1	2	3	4	5	6	7	8	9	AB	R	H	RBI	BB	SO	LOB	TOP				
18 Ben Zobrist, S OBP: 0.368, SLG: 0.400											5	0	1	1	0	1	4				
17 Kris Bryant, R OBP: 0.417, SLG: 0.511											5	0	1	0	0	1	4				
44 Anthony Rizzo, L OBP: 0.288, SLG: 0.279											4	0	1	0	0	0	2				
40 Wilson Contreras, R OBP: 0.342, SLG: 0.392											4	0	0	0	0	1	3				
12 Kyle Schwarber, L OBP: 0.364, SLG: 0.565											4	0	0	0	0	0	2				
5 Albert Almora Jr., R OBP: 0.333, SLG: 0.405											4	1	2	0	0	1	2				
22 Jason Heyward, L OBP: 0.310, SLG: 0.345											4	0	0	0	0	0	2				
9 Javier Báez, R OBP: 0.336, SLG: 0.620											4	1	2	0	0	0	1				
62 Jose Quintana, R 8 Ian Happ, S 41 Steve Cishek, R 7 Victor Caratella, S 37 Justin Wilson, L 32 Brian Duensing, L 2 Tommy La Stella, L										1	0	0	0	0	0	0	0				
Inning Stats	R: 0 E: 0 K: 1 S: 10	H: 1 LOB: 1 BB: 0 P: 16	R: 0 E: 0 K: 0 S: 9	H: 1 LOB: 1 BB: 0 P: 11	R: 0 E: 0 K: 1 S: 9	H: 0 LOB: 0 BB: 0 P: 13	R: 0 E: 0 K: 0 S: 11	H: 0 LOB: 1 BB: 0 P: 18	R: 0 E: 0 K: 1 S: 9	H: 2 LOB: 2 BB: 0 P: 10	R: 0 E: 0 K: 0 S: 7	H: 1 LOB: 1 BB: 0 P: 11	R: 0 E: 0 K: 1 S: 10	H: 1 LOB: 1 BB: 0 P: 15	R: 2 E: 0 K: 0 S: 13	H: 3 LOB: 1 BB: 0 P: 16	1B: 8 2B: 2 3B: 0 HR: 0	SF: 0 SAC: 0 DP: 0 HBP: 0	WP: 0 PB: 0 CS: 0	PA: 38	
PITCHER	IP WLS BF H R ER SO BB IBB HBP BLK WP HR S P ERA WHIP	7.0 W 29 7 0 0 4 0 0 0 0 0 0 67 95 0.00 1.000	0.1 H 1 0 0 0 0 0 0 0 0 0 0 2 2 0.00 0.000	0.0 0 0 0 0 0 0 0 0 0 0 0 0 0 0.00 0.000	0.2 H 2 0 0 0 1 0 0 0 0 0 0 5 10 0.00 0.000	1.0 S 6 3 2 2 0 0 0 0 0 0 0 13 16 18.00 3.000															

Chicago Cubs @ St. Louis Cardinals
 Busch Stadium, St. Louis, MO
 Fri May 04 2018, 7:16 PM - 10:14 PM CDT
 Att: 46,099 - Partly Cloudy - 72 F

AB 38
 R 2
 H 10
 RBI 2
 BB 0
 SO 5
 LOB 20



Batter	1	2	3	4	5	6	7	8	9	AB	R	H	RBI	BB	SO	LOB	BOTTOM				
28 Tommy Pham, R OBP: 0.441, SLG: 0.541										4	1	1	3	0	1	1					
13 Matt Carpenter, L OBP: 0.316, SLG: 0.312										3	0	0	0	1	2	1					
38 Jose Martinez, R 16 Koltan Wong, L										4	0	2	0	0	0	0					
23 Marcell Ozuna, R OBP: 0.285, SLG: 0.347										3	0	3	0	1	0	0					
4 Yadier Molina, R OBP: 0.293, SLG: 0.468										4	0	1	0	0	1	5					
25 Dexter Fowler, S OBP: 0.281, SLG: 0.314											2	1	0	0	2	1	2				
3 Jedd Gyorko, R OBP: 0.514, SLG: 0.654										4	1	2	0	0	1	4					
12 Paul DeJong, R OBP: 0.317, SLG: 0.500										3	0	0	0	1	0	3					
39 Miles Mikolas, R 70 Tyler Lyons, L 55 Dominic Leone, R 44 Luke Gregerson, L 48 Harrison Rader, R 26 Bud Norris, R											3	0	0	0	0	1	3				
Inning Stats	R: 0 E: 0 K: 1 S: 13	H: 2 LOB: 2 BB: 1 P: 25	R: 3 E: 1 K: 2 S: 16	H: 2 LOB: 0 BB: 0 P: 23	R: 0 E: 0 K: 1 S: 10	H: 1 LOB: 2 BB: 2 P: 21	R: 0 E: 0 K: 0 S: 10	H: 0 LOB: 1 BB: 1 P: 19	R: 0 E: 0 K: 0 S: 11	H: 1 LOB: 2 BB: 1 P: 20	R: 0 E: 0 K: 1 S: 6	H: 0 LOB: 0 BB: 0 P: 6	R: 0 E: 0 K: 2 S: 19	H: 2 LOB: 2 BB: 0 P: 27	R: 0 E: 0 K: 0 S: 7	H: 1 LOB: 0 BB: 0 P: 10	1B: 8 2B: 0 3B: 0 HR: 1	SF: 0 SAC: 0 DP: 2 HBP: 0	WP: 0 PB: 0 CS: 0	PA: 36	
PITCHER	IP WLS BF H R ER SO BB IBB HBP BLK WP HR S P ERA WHIP	4.0 L 20 4 0 0 1 4 0 0 0 0 0 1 49 8 0.00 2.250	2.0 8 1 0 0 1 1 0 0 0 0 0 0 17 26 0.00 1.000	1.0 5 2 0 0 2 0 0 0 0 0 0 0 19 27 0.00 2.000	1.0 3 1 0 0 0 0 0 0 0 0 0 7 10 0.00 1.000																

Chicago Cubs @ St. Louis Cardinals
 Busch Stadium, St. Louis, MO
 Fri May 04 2018, 7:16 PM - 10:14 PM CDT
 Att: 46,099 - Partly Cloudy - 72 F


AB 31
 R 3
 H 9
 RBI 3
 BB 5
 SO 7
 LOB 19



Batter	1	2	3	4	5	6	7	8	9	10	11	12	13	14	AB	R	H	RBI	BB	SO	LOB	TOP								
40 Wilson Contreras, R OBP: 0.320, SLG: 0.365															6	1	1	0	0	2	3									
12 Kyle Schwarber, L OBP: 0.378, SLG: 0.548															4	0	1	0	2	1	1									
17 Kris Bryant, R OBP: 0.387, SLG: 0.515															6	1	1	1	0	2	4									
44 Anthony Rizzo, L OBP: 0.259, SLG: 0.302															5	0	0	1	0	0	1									
27 Addison Russell, R 32 Brian Duensing, L 15 Brandon Morrow, R 27 Tommy La Stella, L 38 Mike Montgomery, L 7 Victor Caratini, S 59 Luke Farrell, L															4	0	1	0	0	2	2									
8 Ian Happ, S OBP: 0.291, SLG: 0.380															4	0	0	0	2	3	1									
9 Javier Báez, R OBP: 0.331, SLG: 0.639															6	1	2	1	0	0	2									
22 Jason Heyward, L OBP: 0.315, SLG: 0.340															6	0	1	0	0	0	2									
34 Jon Lester, L 41 Steve Cistek, R 37 Justin Wilson, L 6 Carl Edwards Jr., R 18 Ben Zobrist, S															2	0	1	0	0	0	0									
Inning Stats	R: 1 E: 1 K: 2 S: 12	H: 2 LOB: 1 BB: 0 P: 14	R: 0 E: 0 K: 0 S: 4	H: 0 LOB: 0 BB: 1 P: 8	R: 0 E: 0 K: 1 S: 11	H: 0 LOB: 1 BB: 1 P: 20	R: 0 E: 0 K: 1 S: 12	H: 1 LOB: 1 BB: 0 P: 21	R: 0 E: 0 K: 1 S: 14	H: 1 LOB: 1 BB: 0 P: 23	R: 0 E: 0 K: 1 S: 12	H: 1 LOB: 1 BB: 0 P: 19	R: 0 E: 0 K: 1 S: 7	H: 0 LOB: 0 BB: 0 P: 17	R: 0 E: 0 K: 0 S: 9	H: 0 LOB: 1 BB: 1 P: 17	R: 0 E: 0 K: 0 S: 7	H: 0 LOB: 0 BB: 0 P: 8	R: 0 E: 0 K: 1 S: 10	H: 0 LOB: 0 BB: 0 P: 13	R: 0 E: 0 K: 1 S: 11	H: 0 LOB: 0 BB: 0 P: 16	R: 0 E: 0 K: 0 S: 4	H: 2 LOB: 2 BB: 0 P: 7	R: 0 E: 0 K: 0 S: 12	H: 1 LOB: 0 BB: 0 P: 15	1B: 6 2B: 1 3B: 0 HR: 2	SF: 1 DP: 1 HBP: 0	WP: 1 PB: 0 SB: 0 CS: 0	PA: 53
PITCHER	IP: 5.1 WLS: 2 BF: 24 ERA: 3.35	H: 6 ER: 2 SO: 5 BB: 3	R: 0 E: 0 K: 0 S: 4	H: 0 LOB: 0 BB: 1 P: 8	R: 0 E: 0 K: 1 S: 11	H: 0 LOB: 1 BB: 1 P: 20	R: 0 E: 0 K: 1 S: 12	H: 1 LOB: 1 BB: 0 P: 21	R: 0 E: 0 K: 1 S: 14	H: 1 LOB: 1 BB: 0 P: 23	R: 0 E: 0 K: 1 S: 12	H: 1 LOB: 1 BB: 0 P: 19	R: 0 E: 0 K: 1 S: 7	H: 0 LOB: 0 BB: 0 P: 17	R: 0 E: 0 K: 0 S: 9	H: 0 LOB: 1 BB: 1 P: 17	R: 0 E: 0 K: 0 S: 7	H: 0 LOB: 0 BB: 0 P: 8	R: 0 E: 0 K: 1 S: 10	H: 0 LOB: 0 BB: 0 P: 13	R: 0 E: 0 K: 1 S: 11	H: 0 LOB: 0 BB: 0 P: 16	R: 0 E: 0 K: 0 S: 4	H: 2 LOB: 2 BB: 0 P: 7	R: 0 E: 0 K: 0 S: 12	H: 1 LOB: 0 BB: 0 P: 15	1B: 6 2B: 1 3B: 0 HR: 2	SF: 1 DP: 1 HBP: 0	WP: 1 PB: 0 SB: 0 CS: 0	PA: 53
52 Michael Wacha, R ERA: 3.35	IP: 5.1 WLS: 2 BF: 24 ERA: 3.35	H: 6 ER: 2 SO: 5 BB: 3	R: 0 E: 0 K: 0 S: 4	H: 0 LOB: 0 BB: 1 P: 8	R: 0 E: 0 K: 1 S: 11	H: 0 LOB: 1 BB: 1 P: 20	R: 0 E: 0 K: 1 S: 12	H: 1 LOB: 1 BB: 0 P: 21	R: 0 E: 0 K: 1 S: 14	H: 1 LOB: 1 BB: 0 P: 23	R: 0 E: 0 K: 1 S: 12	H: 1 LOB: 1 BB: 0 P: 19	R: 0 E: 0 K: 1 S: 7	H: 0 LOB: 0 BB: 0 P: 17	R: 0 E: 0 K: 0 S: 9	H: 0 LOB: 1 BB: 1 P: 17	R: 0 E: 0 K: 0 S: 7	H: 0 LOB: 0 BB: 0 P: 8	R: 0 E: 0 K: 1 S: 10	H: 0 LOB: 0 BB: 0 P: 13	R: 0 E: 0 K: 1 S: 11	H: 0 LOB: 0 BB: 0 P: 16	R: 0 E: 0 K: 0 S: 4	H: 2 LOB: 2 BB: 0 P: 7	R: 0 E: 0 K: 0 S: 12	H: 1 LOB: 0 BB: 0 P: 15	1B: 6 2B: 1 3B: 0 HR: 2	SF: 1 DP: 1 HBP: 0	WP: 1 PB: 0 SB: 0 CS: 0	PA: 53
44 Luke Gregerson, R ERA: 6.0	IP: 0.2 WLS: 0 BF: 2 ERA: 6.0	H: 0 ER: 0 SO: 0 BB: 0	R: 0 E: 0 K: 0 S: 1	H: 0 LOB: 0 BB: 0 P: 1	R: 0 E: 0 K: 0 S: 1	H: 0 LOB: 0 BB: 0 P: 1	R: 0 E: 0 K: 0 S: 1	H: 0 LOB: 0 BB: 0 P: 1	R: 0 E: 0 K: 0 S: 1	H: 0 LOB: 0 BB: 0 P: 1	R: 0 E: 0 K: 0 S: 1	H: 0 LOB: 0 BB: 0 P: 1	R: 0 E: 0 K: 0 S: 1	H: 0 LOB: 0 BB: 0 P: 1	R: 0 E: 0 K: 0 S: 1	H: 0 LOB: 0 BB: 0 P: 1	R: 0 E: 0 K: 0 S: 1	H: 0 LOB: 0 BB: 0 P: 1	R: 0 E: 0 K: 0 S: 1	H: 0 LOB: 0 BB: 0 P: 1	R: 0 E: 0 K: 0 S: 1	H: 0 LOB: 0 BB: 0 P: 1	R: 0 E: 0 K: 0 S: 1	H: 0 LOB: 0 BB: 0 P: 1	R: 0 E: 0 K: 0 S: 1	H: 0 LOB: 0 BB: 0 P: 1	1B: 0 2B: 0 3B: 0 HR: 0	SF: 0 DP: 0 HBP: 0	WP: 0 PB: 0 SB: 0 CS: 0	PA: 53
70 Tyler Lyons, L ERA: 5.06	IP: 1.0 WLS: 0 BF: 4 ERA: 5.06	H: 0 ER: 0 SO: 0 BB: 0	R: 0 E: 0 K: 0 S: 1	H: 0 LOB: 0 BB: 0 P: 1	R: 0 E: 0 K: 0 S: 1	H: 0 LOB: 0 BB: 0 P: 1	R: 0 E: 0 K: 0 S: 1	H: 0 LOB: 0 BB: 0 P: 1	R: 0 E: 0 K: 0 S: 1	H: 0 LOB: 0 BB: 0 P: 1	R: 0 E: 0 K: 0 S: 1	H: 0 LOB: 0 BB: 0 P: 1	R: 0 E: 0 K: 0 S: 1	H: 0 LOB: 0 BB: 0 P: 1	R: 0 E: 0 K: 0 S: 1	H: 0 LOB: 0 BB: 0 P: 1	R: 0 E: 0 K: 0 S: 1	H: 0 LOB: 0 BB: 0 P: 1	R: 0 E: 0 K: 0 S: 1	H: 0 LOB: 0 BB: 0 P: 1	R: 0 E: 0 K: 0 S: 1	H: 0 LOB: 0 BB: 0 P: 1	R: 0 E: 0 K: 0 S: 1	H: 0 LOB: 0 BB: 0 P: 1	R: 0 E: 0 K: 0 S: 1	H: 0 LOB: 0 BB: 0 P: 1	1B: 0 2B: 0 3B: 0 HR: 0	SF: 0 DP: 0 HBP: 0	WP: 0 PB: 0 SB: 0 CS: 0	PA: 53
49 Jordan Hicks, R ERA: 1.04	IP: 1.0 WLS: 0 BF: 3 ERA: 1.04	H: 0 ER: 0 SO: 0 BB: 0	R: 0 E: 0 K: 0 S: 1	H: 0 LOB: 0 BB: 0 P: 1	R: 0 E: 0 K: 0 S: 1	H: 0 LOB: 0 BB: 0 P: 1	R: 0 E: 0 K: 0 S: 1	H: 0 LOB: 0 BB: 0 P: 1	R: 0 E: 0 K: 0 S: 1	H: 0 LOB: 0 BB: 0 P: 1	R: 0 E: 0 K: 0 S: 1	H: 0 LOB: 0 BB: 0 P: 1	R: 0 E: 0 K: 0 S: 1	H: 0 LOB: 0 BB: 0 P: 1	R: 0 E: 0 K: 0 S: 1	H: 0 LOB: 0 BB: 0 P: 1	R: 0 E: 0 K: 0 S: 1	H: 0 LOB: 0 BB: 0 P: 1	R: 0 E: 0 K: 0 S: 1	H: 0 LOB: 0 BB: 0 P: 1	R: 0 E: 0 K: 0 S: 1	H: 0 LOB: 0 BB: 0 P: 1	R: 0 E: 0 K: 0 S: 1	H: 0 LOB: 0 BB: 0 P: 1	R: 0 E: 0 K: 0 S: 1	H: 0 LOB: 0 BB: 0 P: 1	1B: 0 2B: 0 3B: 0 HR: 0	SF: 0 DP: 0 HBP: 0	WP: 0 PB: 0 SB: 0 CS: 0	PA: 53
56 Greg Holland, R ERA: 5.79	IP: 1.0 WLS: 0 BF: 3 ERA: 5.79	H: 0 ER: 0 SO: 0 BB: 0	R: 0 E: 0 K: 0 S: 1	H: 0 LOB: 0 BB: 0 P: 1	R: 0 E: 0 K: 0 S: 1	H: 0 LOB: 0 BB: 0 P: 1	R: 0 E: 0 K: 0 S: 1	H: 0 LOB: 0 BB: 0 P: 1	R: 0 E: 0 K: 0 S: 1	H: 0 LOB: 0 BB: 0 P: 1	R: 0 E: 0 K: 0 S: 1	H: 0 LOB: 0 BB: 0 P: 1	R: 0 E: 0 K: 0 S: 1	H: 0 LOB: 0 BB: 0 P: 1	R: 0 E: 0 K: 0 S: 1	H: 0 LOB: 0 BB: 0 P: 1	R: 0 E: 0 K: 0 S: 1	H: 0 LOB: 0 BB: 0 P: 1	R: 0 E: 0 K: 0 S: 1	H: 0 LOB: 0 BB: 0 P: 1	R: 0 E: 0 K: 0 S: 1	H: 0 LOB: 0 BB: 0 P: 1	R: 0 E: 0 K: 0 S: 1	H: 0 LOB: 0 BB: 0 P: 1	R: 0 E: 0 K: 0 S: 1	H: 0 LOB: 0 BB: 0 P: 1	1B: 0 2B: 0 3B: 0 HR: 0	SF: 0 DP: 0 HBP: 0	WP: 0 PB: 0 SB: 0 CS: 0	PA: 53

Chicago Cubs @ St. Louis Cardinals
Busch Stadium, St. Louis, MO
Sun May 06 2018, 7:09 PM - 12:53 AM CDT
Att: 45,438 - Partly Cloudy - 80 F

AB	48
R	3
H	9
RBI	3
BB	4
SO	10
LOB	16



Batter	1	2	3	4	5	6	7	8	9	10	11	12	13	14	AB	R	H	RBI	BB	SO	LOB	BOTTOM				
48 Harrison Bader, R OBP: 0.393, SLG: 0.326															7	1	2	0	0	3	1					
25 Dexter Fowler, S OBP: 0.278, SLG: 0.321															6	1	1	2	1	2	1					
38 José Martínez, R OBP: 0.358, SLG: 0.437															5	0	0	0	1	1	3					
23 Marcell Ozuna, R OBP: 0.284, SLG: 0.344																5	0	1	0	1	2	0				
3 Jedd Gyorko, R OBP: 0.500, SLG: 0.719																5	2	2	1	1	1	3				
12 Paul DeJong, R OBP: 0.328, SLG: 0.474																3	0	0	0	3	1	4				
16 Kolten Wong, L OBP: 0.326, SLG: 0.358																6	0	3	1	0	0	3				
46 Francisco Peña, R OBP: 0.250, SLG: 0.143																4	0	0	0	1	2	4				
42 Mikeg Wong, R 44 Steve Cistek, R 37 Justin Wilson, L 6 Carl Edwards Jr., R 32 Brian Duensing, L															2	0	1	0	0	0	0					
Inning Stats	R: 0 E: 0 K: 0 S: 8	H: 1 LOB: 0 BB: 1 P: 16	R: 1 E: 0 K: 0 S: 14	H: 2 LOB: 1 BB: 1 P: 23	R: 0 E: 0 K: 0 S: 12	H: 1 LOB: 3 BB: 1 P: 17	R: 0 E: 0 K: 0 S: 15	H: 2 LOB: 3 BB: 1 P: 12	R: 0 E: 0 K: 0 S: 7	H: 0 LOB: 0 BB: 0 P: 10	R: 0 E: 0 K: 2 S: 15	H: 1 LOB: 1 BB: 1 P: 25	R: 0 E: 0 K: 2 S: 8	H: 0 LOB: 2 BB: 1 P: 19	R: 0 E: 0 K: 1 S: 10	H: 0 LOB: 0 BB: 0 P: 19	R: 0 E: 0 K: 1 S: 8	H: 1 LOB: 1 BB: 1 P: 14	R: 0 E: 0 K: 1 S: 12	H: 0 LOB: 0 BB: 0 P: 22	R: 0 E: 0 K: 2 S: 12	H: 2 LOB: 0 BB: 0 P: 16	1B: 6 2B: 1 3B: 1 HR: 2	SF: 0 DP: 3 HBP: 1	WP: 0 PB: 0 SB: 0 CS: 1	PA: 56
PITCHER	IP: 5.1 WLS: 2 BF: 23 ERA: 2.82	H: 6 ER: 2 SO: 4 BB: 3	R: 0 E: 0 K: 0 S: 14	H: 2 LOB: 1 BB: 1 P: 23	R: 0 E: 0 K: 0 S: 12	H: 1 LOB: 3 BB: 1 P: 17	R: 0 E: 0 K: 0 S: 15	H: 2 LOB: 3 BB: 1 P: 12	R: 0 E: 0 K: 2 S: 7	H: 0 LOB: 0 BB: 0 P: 10	R: 0 E: 0 K: 2 S: 15	H: 1 LOB: 1 BB: 1 P: 25	R: 0 E: 0 K: 2 S: 8	H: 0 LOB: 2 BB: 1 P: 19	R: 0 E: 0 K: 1 S: 10</											

Batter	1	2	3	4	5	6	7	8	9	AB	R	H	RBI	BB	SO	LOB	TOP			
7 Joe Mauer, L (1,3) OBP: 0.425, SLG: 0.374										4	1	0	0	1	1	2	Minnesota Twins @ St. Louis Cardinals Busch Stadium, St. Louis, MO Mon May 07 2018, 7:14 PM - 10:07 PM CDT Att. 40,182 - Clear - 75 F			
2 Brian Dozier, R (1,4) OBP: 0.290, SLG: 0.391										5	0	0	0	0	1	3				
26 Max Kepler, L (1,8) OBP: 0.349, SLG: 0.487										5	1	2	1	0	0	0				
5 Eduardo Escobar, S (1,5) OBP: 0.366, SLG: 0.609										4	2	1	0	1	3	2				
20 Eddie Rosario, L (1,7) OBP: 0.310, SLG: 0.557										5	1	2	1	0	0	2				
36 Robbie Grossman, S (1,9) OBP: 0.263, SLG: 0.333										4	1	3	2	0	0	1				
46 Bobby Wilson, R (1,2)										3	0	1	2	0	1	1				
16 Ehire Adrianza, S (1,6)										2	0	1	0	1	1	0				
77 Fernando Romero, R (1,1)										3	0	0	0	0	3	4				
39 Trevor Hildenberger, R (7,1)										0	0	0	0	0	0	0				
24 Ryan LaMarre, R (8,PH) OBP: 0.483, SLG: 0.333										1	0	1	0	0	0	0				
68 Matt Magill, R (8,1)										0	0	0	0	0	0	0				
Inning Stats	R: 2 H: 2 E: 0 K: 1 S: 18	H: 2 R: 1 ER: 0 LOB: 1 BB: 1 P: 32	R: 0 H: 0 E: 0 K: 2 S: 11	H: 0 R: 0 ER: 0 LOB: 0 BB: 0 P: 14	R: 0 H: 0 E: 0 K: 1 S: 9	H: 0 R: 0 ER: 0 LOB: 0 BB: 0 P: 12	R: 1 H: 3 E: 0 K: 1 S: 10	H: 3 R: 0 ER: 0 LOB: 2 BB: 0 P: 15	R: 0 H: 0 E: 0 K: 0 S: 8	H: 1 R: 0 ER: 0 LOB: 1 BB: 2 P: 19	R: 0 H: 1 E: 0 K: 1 S: 12	H: 1 R: 0 ER: 0 LOB: 1 BB: 2 P: 13	R: 2 H: 4 E: 0 K: 1 S: 18	H: 4 R: 0 ER: 0 LOB: 0 BB: 0 P: 30	R: 0 H: 0 E: 0 K: 1 S: 8	H: 0 R: 0 ER: 0 LOB: 0 BB: 0 P: 12	1B: 6 2B: 5 3B: 0 HR: 0	SF: 1 SAC: 0 DP: 0 HBP: 1	WP: 1 PB: 0 SB: 0 CS: 0	PA: 41
PITCHER	IP WLS BF H R ER SO BB IBB HBP BLK WP HR S P ERA WHIP																			
53 John Gant, R (1,1) ERA: 4.32	5.1 L 24 6 4 4 5 2 0 0 0 0 1 0 62 97 6.75 1.500																			
67 Matt Bowman, R (6,1) ERA: 5.14	1.2 7 1 0 0 3 0 1 0 0 0 0 0 16 21 0.00 0.600																			
65 Ryan Sherriff, L (8,1) ERA: 6.35	1.0 7 4 2 2 1 0 0 0 1 0 0 0 18 30 18.00 4.000																			
44 Luke Gregerson, R (9,1) ERA: 5.14	1.0 3 0 0 0 1 0 0 0 0 0 0 0 8 12 0.00 0.000																			

AB	36
R	6
H	11
RBI	6
BB	3
SO	10
LOB	15



Batter	1	2	3	4	5	6	7	8	9	AB	R	H	RBI	BB	SO	LOB	BOTTOM			
13 Matt Carpenter, L (1,3) OBP: 0.315, SLG: 0.307										3	0	0	0	1	2	1	Minnesota Twins @ St. Louis Cardinals Busch Stadium, St. Louis, MO Mon May 07 2018, 7:14 PM - 10:07 PM CDT Att. 40,182 - Clear - 75 F			
48 Harrison Bader, R (1,8) OBP: 0.400, SLG: 0.327										3	0	1	0	1	1	1				
25 Dexter Fowler, S (1,9) OBP: 0.270, SLG: 0.310										4	0	0	0	0	0	4				
23 Marcell Ozuna, R (1,7) OBP: 0.283, SLG: 0.336										3	0	0	0	1	3	1				
3 Jedd Gyorko, R (1,5) OBP: 0.457, SLG: 0.639										4	0	0	0	0	2	1				
12 Paul DeJong, R (1,6) OBP: 0.341, SLG: 0.492										4	0	3	0	0	1	0				
16 Kolten Wong, L (1,4) OBP: 0.313, SLG: 0.341										4	0	0	0	0	2	3				
19 Carson Kelly, R (1,2)										2	0	0	0	0	0	1				
53 John Gant, R (1,1) ERA: 4.32										1	0	0	0	0	1	0				
67 Matt Bowman, R (6,1) ERA: 5.14										0	0	0	0	0	0	0				
35 Greg Garcia, L (7,PH) OBP: 0.293, SLG: 0.472										1	0	0	0	0	0	0				
65 Ryan Sherriff, L (8,1) ERA: 6.35										0	0	0	0	0	0	0				
44 Luke Gregerson, L (9,1) ERA: 5.14										0	0	0	0	0	0	0				
Inning Stats	R: 0 H: 0 E: 0 K: 2 S: 9	H: 1 R: 0 ER: 0 LOB: 1 BB: 0 P: 17	R: 0 H: 1 E: 0 K: 2 S: 11	H: 1 R: 0 ER: 0 LOB: 1 BB: 0 P: 14	R: 0 H: 1 E: 0 K: 1 S: 10	H: 1 R: 0 ER: 0 LOB: 1 BB: 0 P: 17	R: 0 H: 0 E: 0 K: 1 S: 12	H: 0 R: 0 ER: 0 LOB: 0 BB: 1 P: 20	R: 0 H: 0 E: 0 K: 1 S: 7	H: 0 R: 0 ER: 0 LOB: 0 BB: 1 P: 16	R: 0 H: 0 E: 0 K: 1 S: 8	H: 0 R: 0 ER: 0 LOB: 0 BB: 0 P: 8	R: 0 H: 0 E: 0 K: 0 S: 14	H: 0 R: 0 ER: 0 LOB: 0 BB: 0 P: 18	R: 0 H: 1 E: 0 K: 2 S: 9	H: 1 R: 0 ER: 0 LOB: 0 BB: 0 P: 14	1B: 3 2B: 1 3B: 0 HR: 0	SF: 0 SAC: 1 DP: 1 HBP: 1	WP: 0 PB: 0 SB: 0 CS: 0	PA: 34
PITCHER	IP WLS BF H R ER SO BB IBB HBP BLK WP HR S P ERA WHIP																			
77 Fernando Romero, R (1,1) ERA: 4.32	6.0 W 24 3 0 0 9 3 0 1 0 0 0 0 57 97 0.00 1.000																			
39 Trevor Hildenberger, R (7,1) ERA: 3.52	1.0 3 0 0 0 1 0 0 0 0 0 0 0 8 8 0.00 0.000																			
68 Matt Magill, R (8,1) ERA: 1.29	2.0 7 1 0 0 2 0 0 0 0 0 0 0 23 32 0.00 0.500																			

AB	29
R	0
H	4
RBI	0
BB	3
SO	12
LOB	12



Batter	1	2	3	4	5	6	7	8	9	AB	R	H	RBI	BB	SO	LOB	TOP										
99 Logan Morrison, L (1,3) OBP: 0.274, SLG: 0.337										5	0	1	1	0	0	2											
2 Brian Dozier, R (1,4) OBP: 0.297, SLG: 0.384										5	1	1	0	0	1	1											
26 Max Kepler, L (1,8) OBP: 0.311, SLG: 0.487										4	1	1	0	1	1	2											
5 Eduardo Escobar, S (1,5) OBP: 0.367, SLG: 0.626										5	1	2	2	0	0	2											
20 Eddie Rosario, L (1,7) OBP: 0.313, SLG: 0.551										5	3	2	0	0	0	3											
36 Robbie Grossman, S (1,9) OBP: 0.282, SLG: 0.347										3	0	1	2	2	0	2											
23 Mitch Garver, R (1,2) OBP: 0.319, SLG: 0.442										3	0	1	0	0	0	1											
16 Ehire Adrianza, S (1,6) OBP: 0.292, SLG: 0.281										3	1	1	1	0	0	2											
12 Jake Odorizzi, R (1,1) ERA: 1.62										1	0	0	0	0	1	2											
57 Ryan Pressly, R (6,1) ERA: 3.95										0	0	0	0	0	0	0											
24 Ryan LaMarre, R (8,PH) OBP: 0.395, SLG: 0.324										1	0	0	0	0	1	0											
55 Taylor Rogers, L (8,1) ERA: 6.17										0	0	0	0	0	0	0											
45 Phil Hughes, R (9,1) ERA: 7.0										0	0	0	0	0	0	0											
Inning Stats	R: 0 E: 0 K: 0 S: 6	H: 0 LOB: 0 BB: 0 P: 9	R: 1 E: 0 K: 1 S: 12	H: 1 LOB: 2 BB: 1 P: 21	R: 0 E: 0 K: 1 S: 8	H: 0 LOB: 1 BB: 1 P: 16	R: 1 E: 1 K: 0 S: 12	H: 2 LOB: 2 BB: 1 P: 23	R: 2 E: 2 K: 0 S: 12	H: 1 LOB: 1 BB: 0 P: 18	R: 2 E: 0 K: 0 S: 11	H: 2 LOB: 0 BB: 0 P: 13	R: 0 E: 0 K: 1 S: 6	H: 0 LOB: 0 BB: 0 P: 10	R: 0 E: 0 K: 1 S: 11	H: 2 LOB: 0 BB: 0 P: 15	1B: 7 2B: 2 3B: 0 HR: 1	SF: 1 SAC: 2 DP: 1 HBP: 1	WP: 0 PB: 0 SB: 1 CS: 0	PA: 42							
PITCHER	IP	WLS	BF	H	R	ER	SO	BB	IBB	HBP	BLK	WP	HR	S	P	ERA	WHIP										
18 Carlos Martinez, R (1,1) ERA: 1.62	5.0	L	25	4	4	2	2	3	0	1	0	0	0	50	85	3.60	1.400										
64 Sam Tuivailala, R (6,1) ERA: 3.95	1.0		4	2	1	1	0	0	0	0	0	0	0	10	18	9.00	2.000										
70 Tyler Lyons, L (7,1) ERA: 6.17	1.0		5	2	2	2	0	0	0	0	0	0	1	11	13	18.00	2.000										
60 John Brebbia, R (8,1) ERA:	2.0		8	2	0	0	2	0	0	0	0	0	0	17	25	0.00	1.000										

Minnesota Twins @ St. Louis Cardinals
 Busch Stadium, St. Louis, MO
 Tue May 08 2018, 12:16 PM - 3:09 PM CDT
 Att: 39,253 - Sunny - 77 F

AB 35
 R 7
 H 10
 RBI 6
 BB 3
 SO 4
 LOB 17



Batter	1	2	3	4	5	6	7	8	9	AB	R	H	RBI	BB	SO	LOB	BOTTOM										
13 Matt Carpenter, L (1,4) OBP: 0.305, SLG: 0.295										4	0	0	0	0	0	1											
12 Paul DeJong, R (1,6) OBP: 0.331, SLG: 0.476										4	0	0	0	0	2	1											
38 José Martínez, R (1,3) OBP: 0.362, SLG: 0.459										3	1	1	1	1	0	0											
23 Marcell Ozuna, R (1,7) OBP: 0.277, SLG: 0.328										3	0	0	0	0	0	1											
25 Dexter Fowler, S (1,9) OBP: 0.264, SLG: 0.303										3	0	0	0	0	2	1											
60 John Brebbia, L (8,1) ERA:										0	0	0	0	0	0	0											
48 Harrison Bader, R (1,8) OBP: 0.381, SLG: 0.308										3	0	0	0	0	1	1											
35 Greg Garcia, L (1,5) OBP: 0.295, SLG: 0.447										2	0	0	0	1	1	0											
46 Francisco Peña, R (8,3) OBP: 0.263, SLG: 0.176										3	0	1	0	0	0	0											
18 Carlos Martínez, R (1,1) OBP: 0.200, SLG: 0.400										0	0	0	0	0	0	0											
3 Jedd Gyorko, R (5,PH) OBP: 0.447, SLG: 0.622										1	0	0	0	0	0	0											
64 Sam Tuivailala, R (6,1) ERA: 0.92										0	0	0	0	0	0	0											
70 Tyler Lyons, L (7,1) ERA: 6.75										0	0	0	0	0	0	0											
19 Carson Kelly, R (8,2) ERA: 7.0										1	0	0	0	0	1	0											
Inning Stats	R: 1 E: 0 K: 1 S: 16	H: 1 LOB: 0 BB: 0 P: 24	R: 0 E: 0 K: 1 S: 10	H: 0 LOB: 1 BB: 1 P: 18	R: 0 E: 0 K: 1 S: 10	H: 1 LOB: 1 BB: 0 P: 15	R: 0 E: 0 K: 0 S: 16	H: 0 LOB: 1 BB: 1 P: 23	R: 0 E: 0 K: 0 S: 9	H: 0 LOB: 0 BB: 0 P: 13	R: 0 E: 0 K: 0 S: 7	H: 0 LOB: 0 BB: 0 P: 9	R: 0 E: 0 K: 2 S: 11	H: 0 LOB: 0 BB: 0 P: 16	R: 0 E: 0 K: 2 S: 8	H: 0 LOB: 0 BB: 0 P: 11	R: 0 E: 0 K: 0 S: 7	H: 0 LOB: 0 BB: 0 P: 8	1B: 1 2B: 0 3B: 0 HR: 1	SF: 0 SAC: 1 DP: 0 HBP: 0	WP: 0 PB: 0 SB: 0 CS: 1	PA: 31					
PITCHER	IP	WLS	BF	H	R	ER	SO	BB	IBB	HBP	BLK	WP	HR	S	P	ERA	WHIP										
12 Jake Odorizzi, R (1,1) ERA: 3.83	5.0	W	18	2	1	1	3	2	0	0	0	0	0	18	93	1.80	0.800										
57 Ryan Pressly, R (6,1) ERA: 0.92	2.0		6	0	0	0	2	0	0	0	0	0	0	18	25	0.00	0.000										
55 Taylor Rogers, L (8,1) ERA: 6.75	1.0		3	0	0	0	2	0	0	0	0	0	0	8	11	0.00	0.000										
45 Phil Hughes, R (9,1) ERA: 7.0	1.0		3	0	0	0	0	0	0	0	0	0	0	7	8	0.00	0.000										

Minnesota Twins @ St. Louis Cardinals
 Busch Stadium, St. Louis, MO
 Tue May 08 2018, 12:16 PM - 3:09 PM CDT
 Att: 39,253 - Sunny - 77 F

AB 27
 R 1
 H 2
 RBI 1
 BB 2
 SO 7
 LOB 5



Batter	1	2	3	4	5	6	7	8	9	10	11	12	13	AB	R	H	RBI	BB	SO	LOB	TOP			
28 Tommy Pham, R OBP: 0.437, SLG: 0.566														5	0	0	0	1	2	1				
12 Paul DeJong, R OBP: 0.344, SLG: 0.493														5	1	2	0	0	1	1				
38 José Martínez, R OBP: 0.385, SLG: 0.459														5	0	3	1	1	1	2				
23 Marcell Ozuna, R OBP: 0.295, SLG: 0.354														5	0	1	0	1	0	5				
3 Jedd Gyorko, R OBP: 0.466, SLG: 0.652														5	0	1	0	1	2	3				
25 Dexter Fowler, S OBP: 0.256, SLG: 0.287														6	0	0	0	0	2	4				
46 Francisco Peña, R OBP: 0.240, SLG: 0.174															6	0	1	0	0	2	1			
35 Greg Garcia, L OBP: 0.314, SLG: 0.444														5	0	1	0	0	1	1				
40 Michael Wacha, R ERA: 3.09														2	0	0	0	0	1	1				
Inning Stats	R: 0 E: 0 K: 1 S: 9	H: 0 LOB: 2 BB: 2 P: 20	R: 0 E: 0 K: 2 S: 9	H: 0 LOB: 0 BB: 0 P: 11	R: 0 E: 0 K: 2 S: 13	H: 2 LOB: 2 BB: 0 P: 17	R: 0 E: 0 K: 1 S: 8	H: 0 LOB: 0 BB: 0 P: 16	R: 1 E: 0 K: 0 S: 11	H: 1 LOB: 1 BB: 0 P: 22	R: 0 E: 0 K: 2 S: 10	H: 0 LOB: 2 BB: 1 P: 15	R: 0 E: 0 K: 1 S: 8	H: 1 LOB: 1 BB: 0 P: 10	R: 0 E: 0 K: 1 S: 7	H: 0 LOB: 0 BB: 0 P: 11	R: 0 E: 0 K: 1 S: 7	H: 0 LOB: 0 BB: 0 P: 10	R: 0 E: 0 K: 1 S: 7	H: 0 LOB: 0 BB: 0 P: 10	1B: 8 2B: 1 3B: 0 HR: 0	SF: 0 SAC: 0 DP: 1 HBP: 1	W/P: 0 PB: 0 SB: 0 CS: 0	PA: 52
PITCHER	38 Tyson Ross, R ERA: 3.4	34 Craig Stammen, R ERA: 2.14	39 Kirby Yates, R ERA: 0.73	52 Brad Hand, L ERA: 2.29	88 Phil Maton, R ERA: 0.56	90 Adam Cimber, R ERA: 3.04																		

St. Louis Cardinals @ San Diego Padres
Petco Park, San Diego, CA
Sat May 12 2018, 5:57 PM - 10:13 PM PDT
Att. 32,715 - Partly Cloudy - 64 F

AB 47
R 1
H 9
RBI 1
BB 4
SO 14
LOB 21

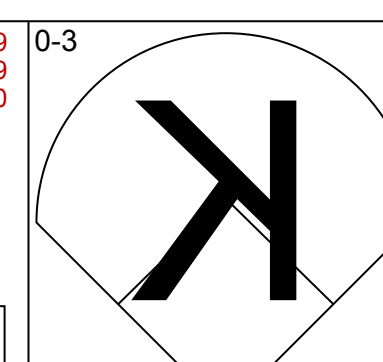
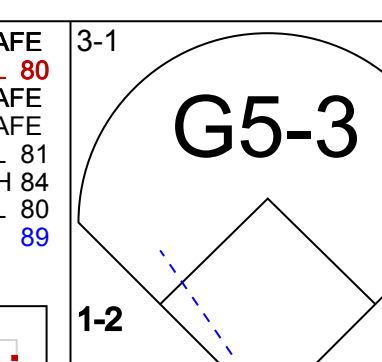
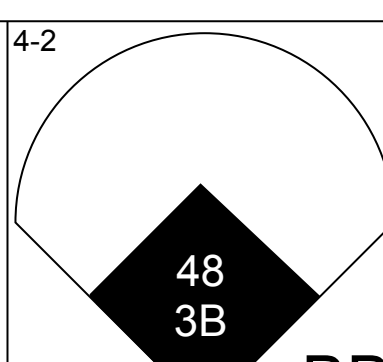
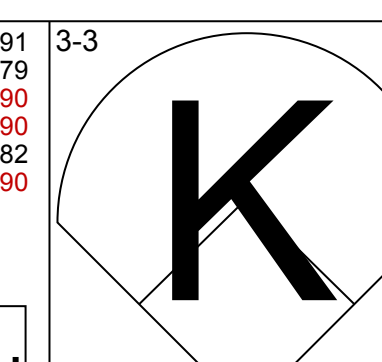
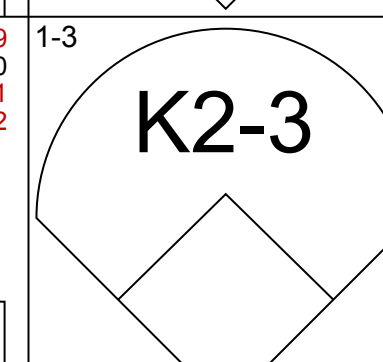
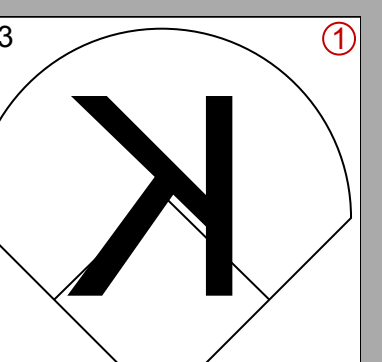
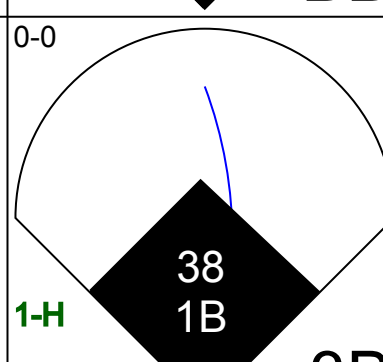
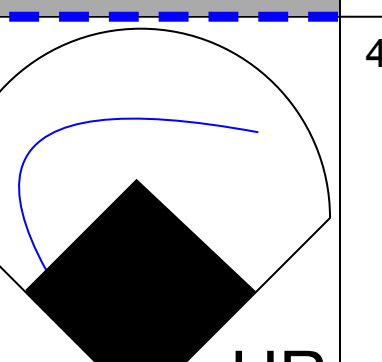
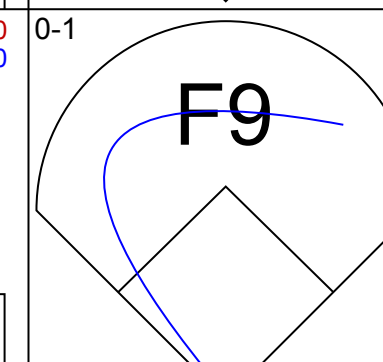
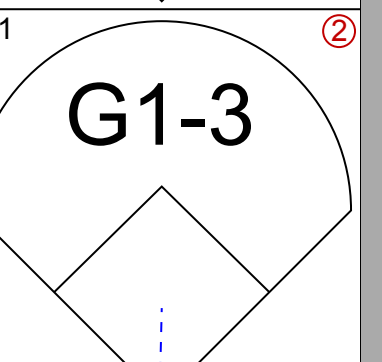
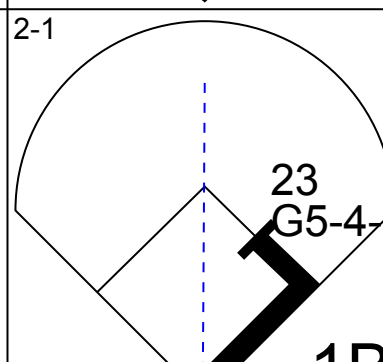
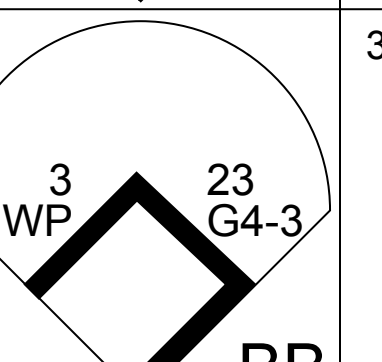
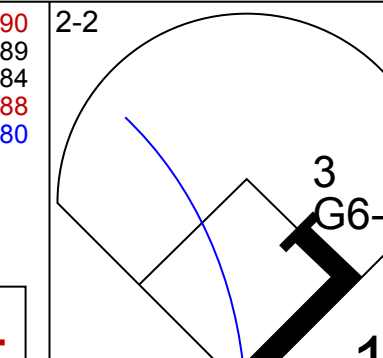
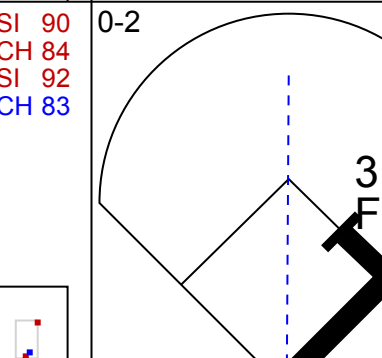
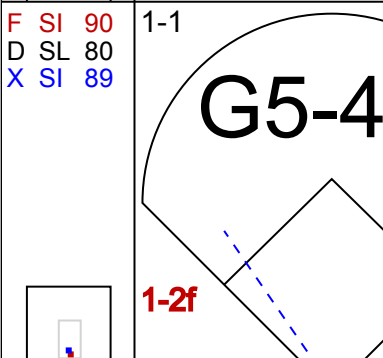
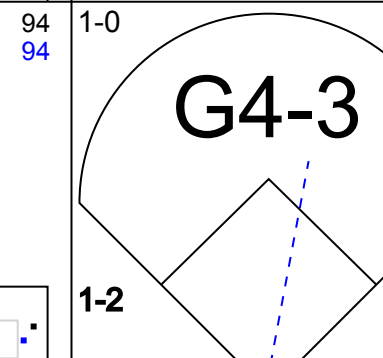

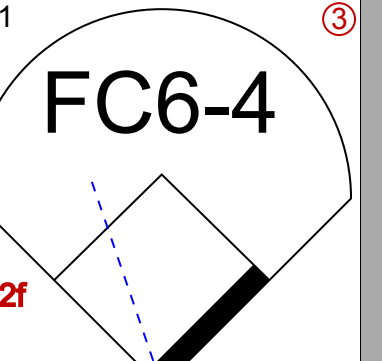
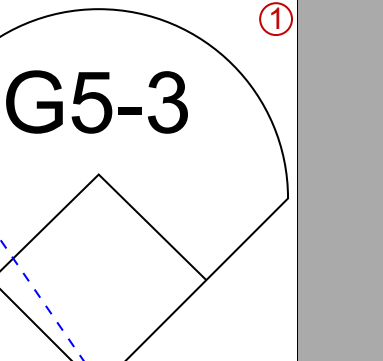

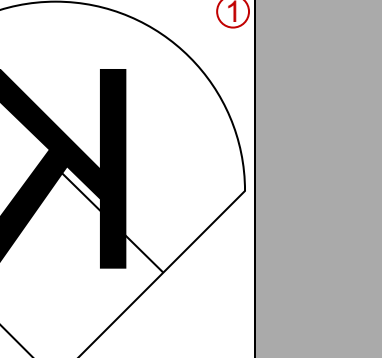
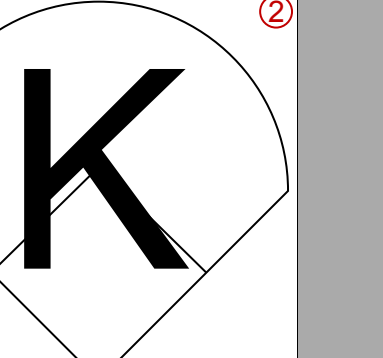
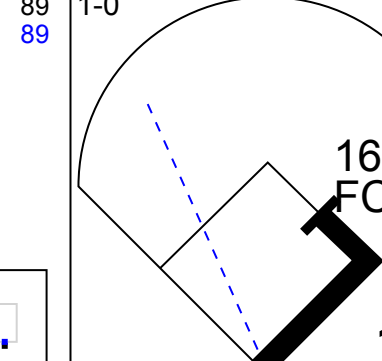
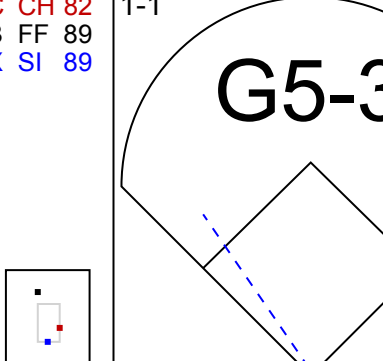

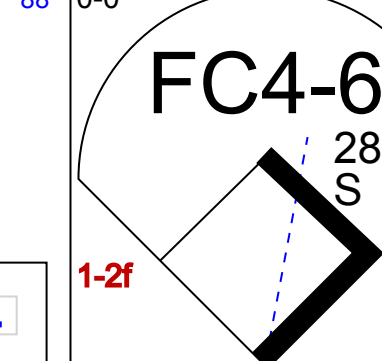
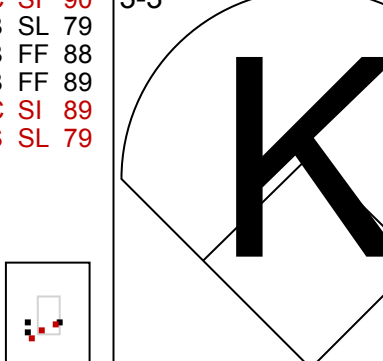
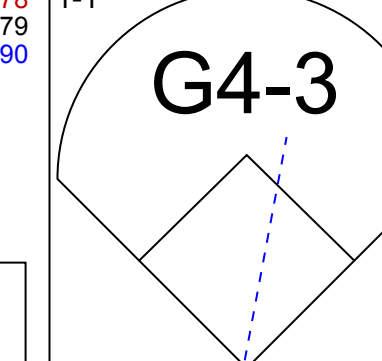
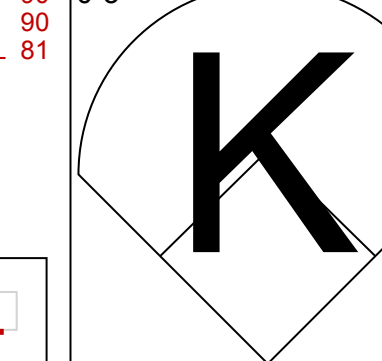
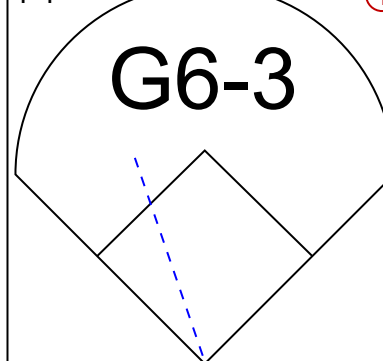
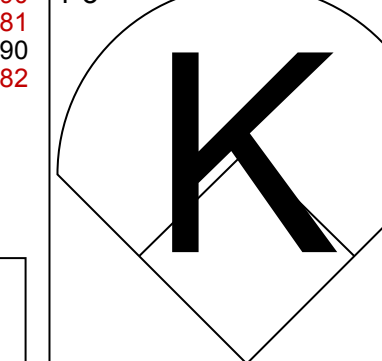


Batter	1	2	3	4	5	6	7	8	9	10	11	12	13	AB	R	H	RBI	BB	SO	LOB	BOTTOM			
16 Travis Jankowski, L OBP: 0.465, SLG: 0.553														4	0	2	0	2	0	0				
30 Eric Hosmer, L OBP: 0.350, SLG: 0.465														6	0	1	1	0	0	4				
2 José Pirela, R OBP: 0.326, SLG: 0.350														5	0	1	0	0	2	1				
33 Franchy Cordero, L OBP: 0.345, SLG: 0.490														3	0	0	0	2	3	1				
22 Christian Villanueva, R OBP: 0.310, SLG: 0.354														3	0	0	0	0	3	1				
15 Cory Spangenberg, L OBP: 0.230, SLG: 0.345														2	0	0	0	0	2	2				
0 Raffy Lopez, L OBP: 0.306, SLG: 0.478														5	1	1	0	0	2	3				
13 Freddy Galvis, S OBP: 0.284, SLG: 0.260														5	0	0	0	0	1	3				
7 Manuel Margot, R OBP: 0.244, SLG: 0.315														5	0	1	0	0	1	0				
30 Trevor Story, R ERA: 3.09														2	0	0	0	0	0	1	1			
Inning Stats	R: 0 E: 0 K: 1 S: 9	H: 1 LOB: 1 BB: 0 P: 15	R: 1 E: 2 K: 1 S: 10	H: 2 LOB: 1 BB: 0 P: 17	R: 0 E: 0 K: 1 S: 11	H: 0 LOB: 1 BB: 1 P: 19	R: 0 E: 0 K: 1 S: 8	H: 0 LOB: 0 BB: 0 P: 13	R: 0 E: 0 K: 1 S: 6	H: 0 LOB: 0 BB: 0 P: 8	R: 0 E: 0 K: 3 S: 11	H: 1 LOB: 2 BB: 1 P: 22	R: 0 E: 0 K: 1 S: 10	H: 0 LOB: 0 BB: 0 P: 18	R: 0 E: 0 K: 1 S: 9	H: 0 LOB: 0 BB: 0 P: 11	R: 0 E: 0 K: 1 S: 7	H: 0 LOB: 0 BB: 0 P: 10	R: 0 E: 0 K: 1 S: 7	H: 0 LOB: 0 BB: 0 P: 10	1B: 6 2B: 1 3B: 0 HR: 0	SF: 0 SAC: 0 DP: 1 HBP: 0	W/P: 0 PB: 1 SB: 1 CS: 0	PA: 47
PITCHER	52 Michael Wacha, R ERA: 3.09	49 Jordan Hicks, R ERA: 0.96	56 Greg Holland, R ERA: 4.76	26 Bud Norris, R ERA: 2.33	64 Sam Tuvalala, R ERA: 3.88	27 Brett Cecil, L ERA: 3.04	60 John Brebbia, R ERA: 2.7	59 Mike Mayers, R ERA: 1.86																

St. Louis Cardinals @ San Diego Padres
Petco Park, San Diego, CA
Sat May 12 2018, 5:57 PM - 10:13 PM PDT
Att. 32,715 - Partly Cloudy - 64 F

AB 42
R 2
H 7
RBI 1
BB 5
SO 14
LOB 16

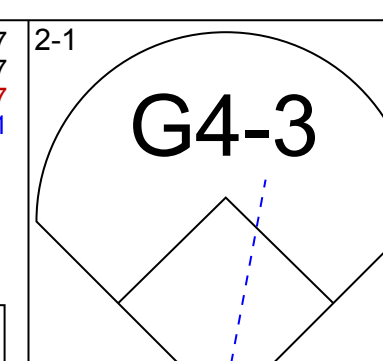
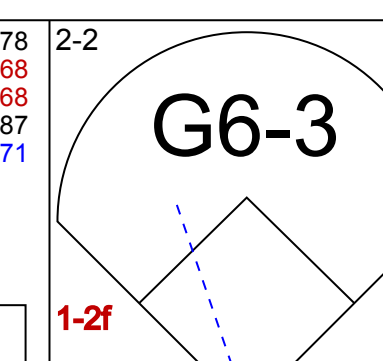
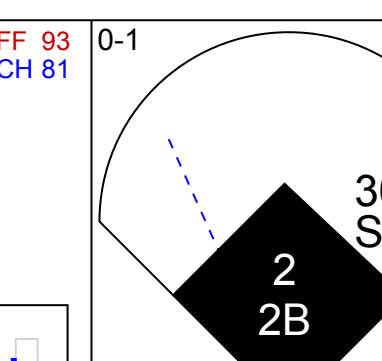
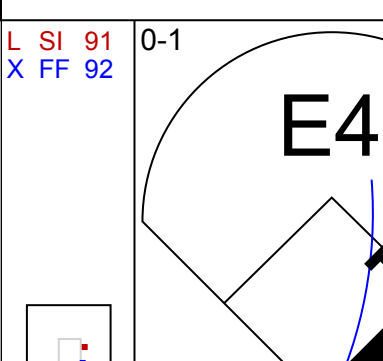
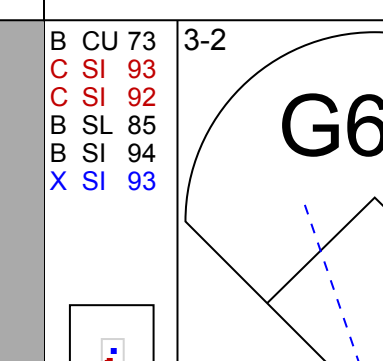
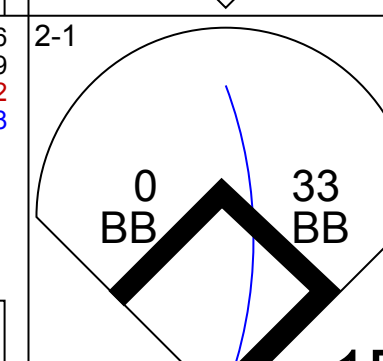
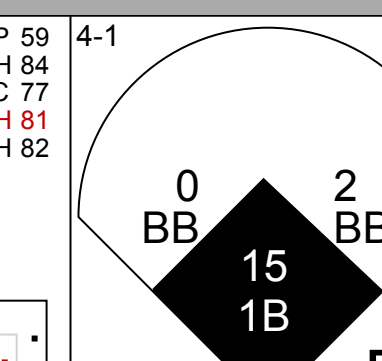
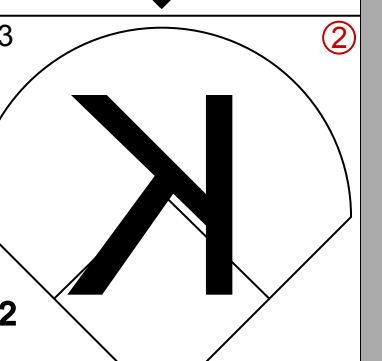
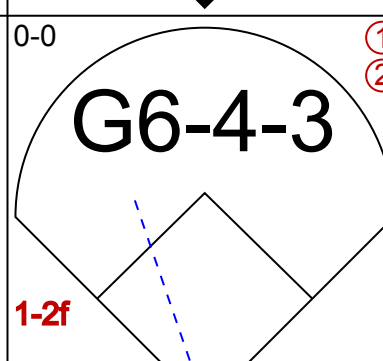
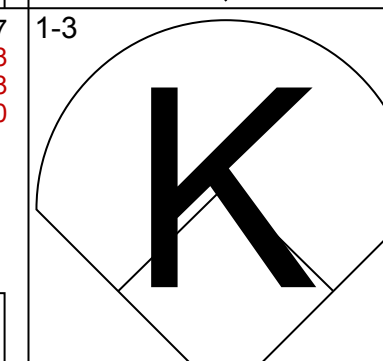
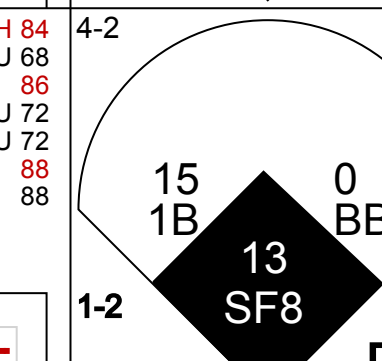
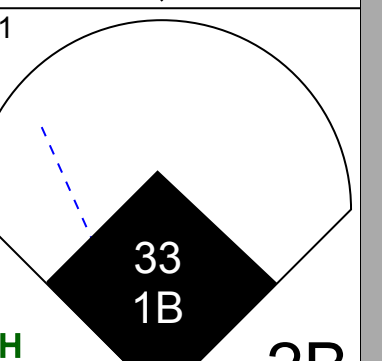
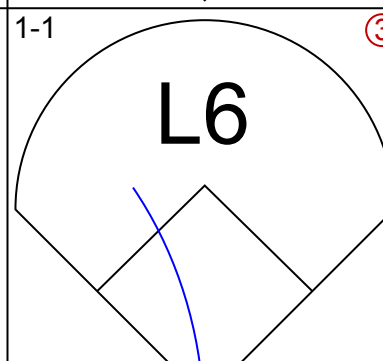
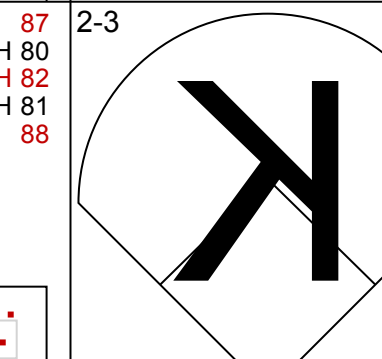
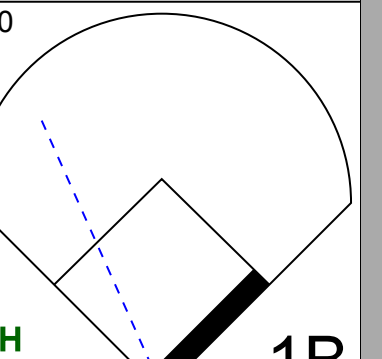
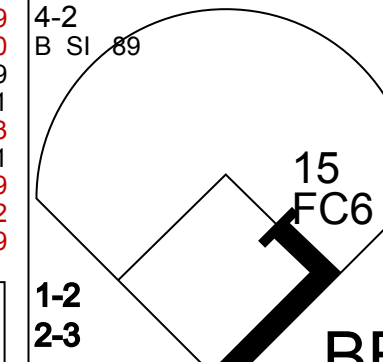
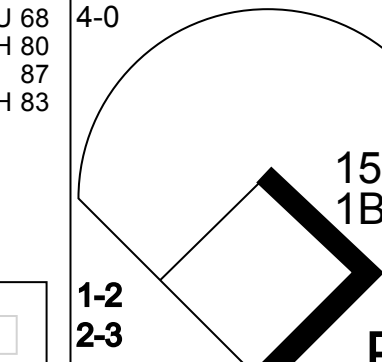
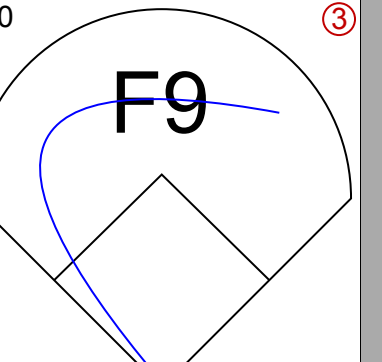

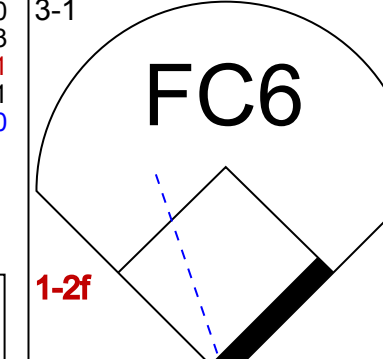
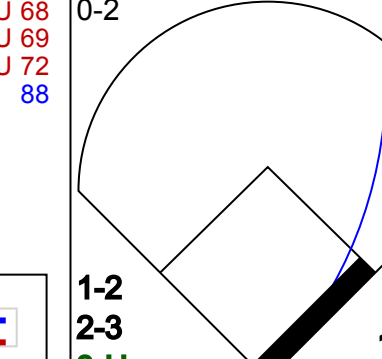




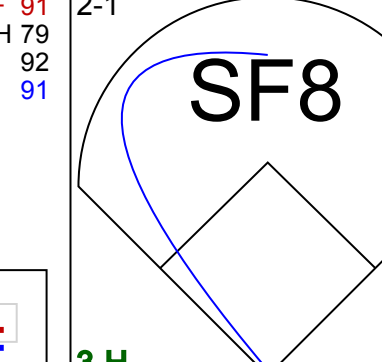


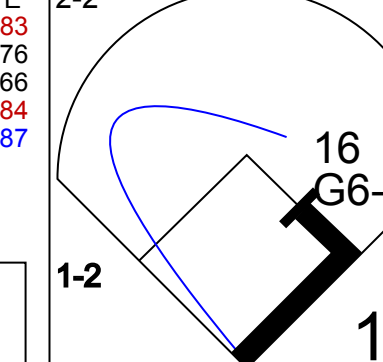
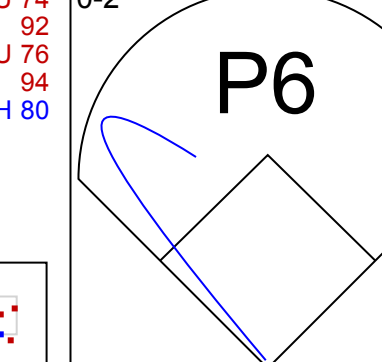


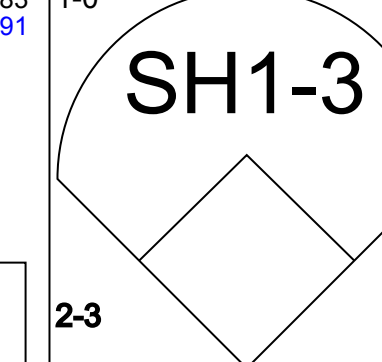

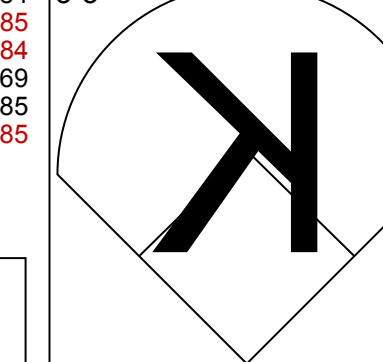
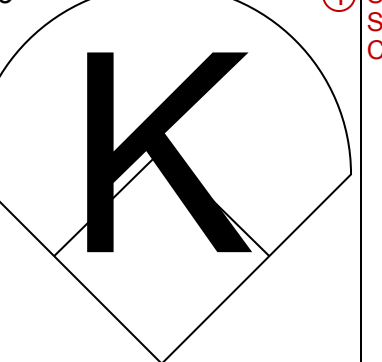

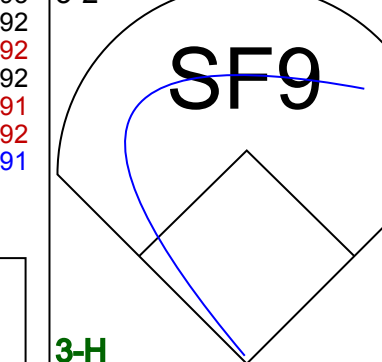
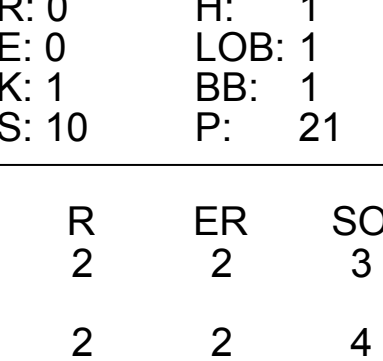
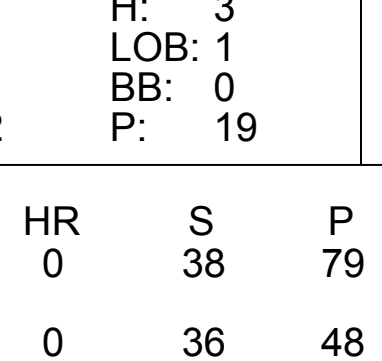
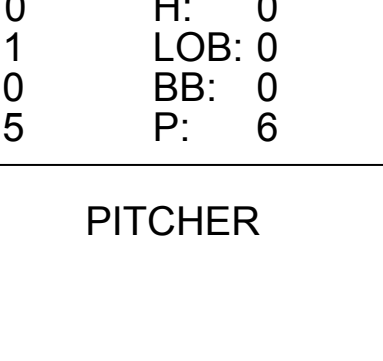
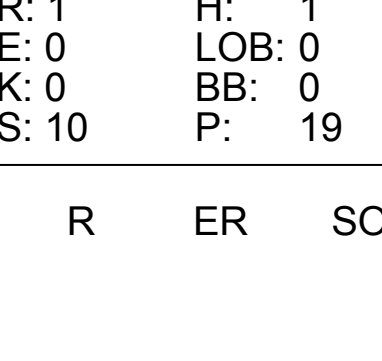



Batter	1	2	3	4	5	6	7	8	9	AB	R	H	RBI	BB	SO	LOB	TOP					
28 Tommy Pham, R (1,8) OBP: 0.432, SLG: 0.552										3	1	0	0	1	2	1						
48 Harrison Bader, R (1,9) OBP: 0.370, SLG: 0.435										4	2	2	2	0	2	0						
38 José Martínez, R (1,3) OBP: 0.372, SLG: 0.456										3	0	1	1	1	0	0						
23 Marcell Ozuna, R (1,7) OBP: 0.300, SLG: 0.358										4	0	2	0	0	0	2						
3 Jedd Gyorko, R (1,5) OBP: 0.452, SLG: 0.612										3	0	0	0	1	0	2						
12 Paul DeJong, R (1,6) OBP: 0.342, SLG: 0.482										3	0	0	0	0	3	0						
19 Carson Kelly, R (1,2) OBP: 0.118, SLG: 0.063										4	0	1	0	0	1	3						
16 Kolten Wong, L (1,4) OBP: 0.292, SLG: 0.299										4	0	0	0	0	2	4						
50 Adam Wainwright, R (1,1)										1	0	0	0	0	1	1						
53 John Gant, R (3,1)										1	0	0	0	0	0	0						
27 Brett Cecil, R (7,1)										0	0	0	0	0	0	0						
25 Dexter Fowler, S (8,PH)										1	0	0	0	0	1	0						
67 Matt Bowman, R (8,1)										0	0	0	0	0	0	0						
Inning Stats	R: 0 E: 0 K: 2 S: 8	H: 0 LOB: 0 BB: 0 P: 9	R: 0 E: 0 K: 1 S: 9	H: 1 LOB: 0 BB: 0 P: 13	R: 0 E: 0 K: 1 S: 7	H: 1 LOB: 1 BB: 0 P: 11	R: 0 E: 0 K: 1 S: 11	H: 1 LOB: 1 BB: 0 P: 16	R: 0 E: 0 K: 2 S: 8	H: 0 LOB: 0 BB: 0 P: 14	R: 2 E: 0 K: 0 S: 9	H: 2 LOB: 0 BB: 1 P: 17	R: 0 E: 0 K: 1 S: 7	H: 0 LOB: 0 BB: 0 P: 9	R: 0 E: 0 K: 2 S: 8	H: 0 LOB: 0 BB: 0 P: 13	R: 1 E: 0 K: 2 S: 14	H: 1 LOB: 3 BB: 2 P: 27	1B: 4 2B: 0 3B: 1 HR: 1	SF: 0 SAC: 0 DP: 2 HBP: 1	WP: 1 PB: 0 SB: 1 CS: 0	PA: 35
PITCHER	IP WLS BF ERA WHIP	IP WLS BF ERA WHIP	IP WLS BF ERA WHIP	IP WLS BF ERA WHIP	IP WLS BF ERA WHIP	IP WLS BF ERA WHIP	IP WLS BF ERA WHIP	IP WLS BF ERA WHIP	IP WLS BF ERA WHIP	IP WLS BF ERA WHIP	IP WLS BF ERA WHIP	IP WLS BF ERA WHIP	IP WLS BF ERA WHIP	IP WLS BF ERA WHIP	IP WLS BF ERA WHIP	IP WLS BF ERA WHIP	IP WLS BF ERA WHIP	IP WLS BF ERA WHIP	IP WLS BF ERA WHIP	IP WLS BF ERA WHIP	IP WLS BF ERA WHIP	IP WLS BF ERA WHIP
3 Clayton Richard, L (1,1) ERA: 5.2	8.0	W	28	5	2	2	10	1	0	0	0	0	0	0	0	0	2.25	0.750				
52 Brad Hand, L (9,1) ERA: 2.61	1.0	S	7	1	1	1	2	2	0	1	0	1	1	14	27	9.00	3.000					

St. Louis Cardinals @ San Diego Padres
Petco Park, San Diego, CA
Sun May 13 2018, 1:11 PM - 3:57 PM PDT
Att: 28,183 - Partly Cloudy - 68 F

AB 31
R 3
H 6
RBI 3
BB 3
SO 12
LOB 13



Batter	1	2	3	4	5	6	7	8	9	AB	R	H	RBI	BB	SO	LOB	BOTTOM				
16 Travis Jankowski, L (1,9) OBP: 0.429, SLG: 0.512										5	1	1	0	0	0	2					
30 Eric Hosmer, L (1,3) OBP: 0.363, SLG: 0.462										3	1	1	0	1	1	2					
2 José Pirela, R (1,4) OBP: 0.331, SLG: 0.355										3	2	1	1	1	1	1					
52 Brad Hand, L (9,1)										0	0	0	0	0	0	0					
33 Franchy Cordero, L (1,7) OBP: 0.350, SLG: 0.486										3	0	1	1	1	2	2					
0 Ralfy Lopez, L (1,2) OBP: 0.333, SLG: 0.440										2	0	0	0	2	1	1					
15 Cory Spangenberg, L (1,5) OBP: 0.291, SLG: 0.337										4	0	1	1	0	1	3					
13 Freddy Galvis, S (1,6) OBP: 0.295, SLG: 0.277										2	1	2	1	1	0	0					
7 Manuel Margot, R (1,8) OBP: 0.246, SLG: 0.316										3	0	1	0	0	0	3					
3 Clayton Richard, L (1,1) OBP: 0.125, SLG: 0.313										3	0	0	0	0	3	3					
20 Carlos Asuaje, L (8,PH)										0	0	0	1	0	0	0					
Inning Stats	R: 0 E: 0 K: 1 S: 17	H: 1 LOB: 3 BB: 2 P: 33	R: 0 E: 0 K: 1 S: 10	H: 1 LOB: 1 BB: 1 P: 21	R: 2 E: 0 K: 1 S: 18	H: 1 LOB: 2 BB: 3 P: 34	R: 2 E: 0 K: 2 S: 12	H: 3 LOB: 1 BB: 0 P: 19	R: 0 E: 1 K: 0 S: 5	H: 0 LOB: 0 BB: 0 P: 6	R: 0 E: 0 K: 2 S: 9	H: 0 LOB: 0 BB: 0 P: 13	R: 0 E: 0 K: 0 S: 10	H: 1 LOB: 0 BB: 0 P: 19	R: 1 E: 0 K: 2 S: 10	H: 1 LOB: 0 BB: 0 P: 19	1B: 6 2B: 2 3B: 0 HR: 0	SF: 2 SAC: 1 DP: 2 HBP: 0	WP: 0 PB: 0 SB: 1 CS: 0	PA: 37	
PITCHER	IP WLS BF ERA WHIP	IP WLS BF ERA WHIP	IP WLS BF ERA WHIP	IP WLS BF ERA WHIP	IP WLS BF ERA WHIP	IP WLS BF ERA WHIP	IP WLS BF ERA WHIP	IP WLS BF ERA WHIP	IP WLS BF ERA WHIP	IP WLS BF ERA WHIP	IP WLS BF ERA WHIP	IP WLS BF ERA WHIP	IP WLS BF ERA WHIP	IP WLS BF ERA WHIP	IP WLS BF ERA WHIP	IP WLS BF ERA WHIP	IP WLS BF ERA WHIP	IP WLS BF ERA WHIP	IP WLS BF ERA WHIP	IP WLS BF ERA WHIP	IP WLS BF ERA WHIP
50 Adam Wainwright, R (1,1) ERA: 4.0	2.1	L	15	3	2	2	3	6	0	0	0	0	0	0	0	0	7.71	3.857			
53 John Gant, R (3,1)	3.2		15	4	2	2	4	0	0	0	0	0	0	0	0	0	4.91	1.091			
27 Brett Cecil, L (7,1)	1.0		3	0	0	0	2	0	0	0	0	0	0	0	0	0	0.00	0.000			
67 Matt Bowman, R (8,1) ERA: 5.63	1.0		4	1	1	1	0	0	0	0	0	0	0	0	0	0	9.00	1.000			

St. Louis Cardinals @ San Diego Padres
Petco Park, San Diego, CA
Sun May 13 2018, 1:11 PM - 3:57 PM PDT
Att: 28,183 - Partly Cloudy - 68 F

AB 28
R 5
H 8
RBI 5
BB 6
SO 9
LOB 17



Batter	1	2	3	4	5	6	7	8	9	AB	R	H	RBI	BB	SO	LOB	TOP										
28 Tommy Pham, R OBP: 0.420, SLG: 0.533	G5-3		K			K		K		4	0	0	0	0	3	2	St. Louis Cardinals @ Minnesota Twins Target Field, Minneapolis, MN Tue May 15 2018, 7:11 PM - 9:55 PM CDT Att: 24,259 - Clear - 76 F livebaseballscorecards.com										
13 Matt Carpenter, L OBP: 0.286, SLG: 0.272	K		F7			K		F8		4	0	0	0	0	2	1											
38 José Martínez, R OBP: 0.363, SLG: 0.443	G6-3					L9		G5-3		4	0	0	0	0	1	0											
23 Marcell Ozuna, R OBP: 0.293, SLG: 0.348	F8					K		G5-3		4	0	0	0	0	1	0											
3 Jedd Gyorko, R OBP: 0.431, SLG: 0.577	K					G5-3		K		3	0	0	0	0	2	0											
12 Paul DeJong, R OBP: 0.342, SLG: 0.476	G3					BB		L8		2	0	0	0	1	0	0											
48 Harrison Bader, R OBP: 0.368, SLG: 0.431						K		K		3	1	1	0	0	2	1											
16 Kolten Wong, L OBP: 0.293, SLG: 0.293	G1-3					P5		HBP		2	0	0	0	0	0	2											
19 Carson Kelly, R OBP: 0.158, SLG: 0.111						L8		K		2	0	1	1	0	0	1											
35 Greg Garcia, L OBP: 0.309, SLG: 0.435										1	0	0	0	0	1	1											
46 Francisco Peña, R OBP: 0.240, SLG: 0.174										0	0	0	0	0	0	0											
Inning Stats	R: 0 E: 0 K: 1 S: 6	H: 0 LOB: 0 BB: 0 P: 11	R: 0 E: 0 K: 1 S: 9	H: 0 LOB: 0 BB: 0 P: 14	R: 1 E: 0 K: 1 S: 12	H: 2 LOB: 1 BB: 0 P: 18	R: 0 E: 0 K: 2 S: 9	H: 0 LOB: 0 BB: 0 P: 13	R: 0 E: 0 K: 1 S: 9	H: 0 LOB: 1 BB: 1 P: 14	R: 0 E: 0 K: 2 S: 8	H: 0 LOB: 0 BB: 0 P: 12	R: 0 E: 0 K: 1 S: 7	H: 0 LOB: 0 BB: 0 P: 11	R: 0 E: 0 K: 3 S: 13	H: 0 LOB: 1 BB: 0 P: 19	R: 0 E: 0 K: 0 S: 9	H: 0 LOB: 0 BB: 0 P: 12	1B: 2 2B: 0 3B: 0 HR: 0	SF: 0 SAC: 0 DP: 0 HBP: 1	WP: 0 PB: 0 SB: 0 CS: 0	PA: 31					
PITCHER	IP	WLS	BF	H	R	ER	SO	BB	IBB	HBP	BLK	WP	HR	S	P	ERA	WHIP										
17 José Berrios, R ERA: 4.05	7.1	W	26	2	1	1	10	1	0	1	0	0	0	65	102	1.23	0.409										
43 Addison Reed, R ERA: 2.53	0.2	H	2	0	0	0	2	0	0	0	0	0	0	8	10	0.00	0.000										
56 Fernando Rodney, R ERA: 3.07	1.0	S	3	0	0	0	0	0	0	0	0	0	0	9	12	0.00	0.000										

Batter	1	2	3	4	5	6	7	8	9	AB	R	H	RBI	BB	SO	LOB	BOTTOM										
7 Joe Mauer, L OBP: 0.409, SLG: 0.359	G4-3		K			G6-3				4	0	1	0	0	1	0	St. Louis Cardinals @ Minnesota Twins Target Field, Minneapolis, MN Tue May 15 2018, 7:11 PM - 9:55 PM CDT Att: 24,259 - Clear - 76 F livebaseballscorecards.com										
2 Brian Dozier, R OBP: 0.313, SLG: 0.431						F8				3	1	1	0	1	0	1											
20 Eddie Rosario, L OBP: 0.307, SLG: 0.547						BB				4	0	1	0	0	2	2											
5 Eduardo Escobar, S OBP: 0.333, SLG: 0.547	F8					G1-3				4	0	2	1	0	1	1											
26 Max Kepler, L OBP: 0.320, SLG: 0.445						P3				4	0	0	0	0	0	3											
99 Logan Morrison, L OBP: 0.293, SLG: 0.341						F9				4	1	1	0	0	0	0											
25 Byron Buxton, R OBP: 0.217, SLG: 0.228						P5				4	1	1	0	0	0	0											
16 Ehire Adrianza, S OBP: 0.296, SLG: 0.288						F8				3	1	1	0	0	0	0											
46 Bobby Wilson, R OBP: 0.167, SLG: 0.400						G4-3				3	0	1	0	0	0	1											
						K				3	1	1	2	0	1	1											
Inning Stats	R: 0 E: 0 K: 1 S: 10	H: 0 LOB: 1 BB: 1 P: 21	R: 0 E: 0 K: 0 S: 6	H: 0 LOB: 0 BB: 0 P: 10	R: 0 E: 0 K: 2 S: 8	H: 1 LOB: 0 BB: 0 P: 14	R: 0 E: 0 K: 0 S: 13	H: 1 LOB: 1 BB: 0 P: 18	R: 0 E: 0 K: 0 S: 4	H: 0 LOB: 0 BB: 0 P: 5	R: 1 E: 0 K: 0 S: 23	H: 3 LOB: 2 BB: 0 P: 35	R: 3 E: 1 K: 1 S: 20	H: 4 LOB: 1 BB: 0 P: 29	R: 0 E: 0 K: 1 S: 8	H: 0 LOB: 0 BB: 0 P: 12	1B: 7 2B: 1 3B: 0 HR: 1	SF: 0 SAC: 0 DP: 0 HBP: 0	WP: 1 PB: 0 SB: 0 CS: 0	PA: 33							
PITCHER	IP	WLS	BF	H	R	ER	SO	BB	IBB	HBP	BLK	WP	HR	S	P	ERA	WHIP										
32 Jack Flaherty, R ERA: 2.87	5.2	L	22	5	1	1	3	1	0	0	0	0	0	60	98	1.59	1.059										
27 Brett Cecil, L ERA: 3.99	0.1	L	2	1	1	1	0	0	0	0	0	0	0	6	9	27.00	3.000										
44 Luke Gregerson, R ERA: 8.64	0.1		3	2	2	2	0	0	0	0	0	1	1	7	10	54.00	6.000										
64 Sam Tuivailala, R ERA: 3.0	1.2		6	1	0	0	2	0	0	0	0	0	0	19	27	0.00	0.600										

Batter	1	2	3	4	5	6	7	8	9	AB	R	H	RBI	BB	SO	LOB	TOP										
16 César Hernández, S (1.4) OBP: 0.396, SLG: 0.447										4	2	2	1	0	0	1	Philadelphia Phillies @ St. Louis Cardinals Busch Stadium, St. Louis, MO Fri May 18 2018, 8:51 PM - 12:16 AM CDT Att. 42,050 - Rain - 67 F										
17 Rhys Hoskins, R (1.7) OBP: 0.398, SLG: 0.450										3	1	0	0	1	1												
37 Odúbel Herrera, L (1.8) OBP: 0.427, SLG: 0.550										4	0	1	2	0	2	1											
41 Carlos Santana, S (1.3) OBP: 0.302, SLG: 0.431										4	0	0	0	0	1	1											
38 Jorge Alfaro, R (1.2) OBP: 0.321, SLG: 0.392										1	0	1	0	1	0	0											
15 Andrew Knapp, S (5.2) OBP: 0.279, SLG: 0.203										2	0	0	0	0	1	0											
5 Nick Williams, L (1.9) OBP: 0.310, SLG: 0.346										4	0	0	0	0	0	2											
4 Scott Kingery, R (1.5) OBP: 0.269, SLG: 0.331										2	0	1	0	0	0	1											
33 Drew Hutchison, L (4.1) OBP: 0.500, SLG: 0.333										1	0	0	0	0	1	0											
53 Yackel Rios, R (7.1)										0	0	0	0	0	0	0											
7 Maikel Franco, R (8.5) OBP: 0.306, SLG: 0.481										1	0	0	0	0	0	0											
18 Pedro Florimón, S (1.6) OBP: 0.340, SLG: 0.531										4	1	1	1	0	1	2											
49 Jake Arrieta, R (1.1) OBP: 0.286, SLG: 0.167										1	0	1	0	0	0	0											
9 Jesmuel Valentin, S (4.5) OBP: 0.091, SLG: 0.091										3	0	0	0	0	2	0											
Inning Stats	R: 0 E: 0 K: 1 S: 8	H: 0 LOB: 0 BB: 0 P: 10	R: 0 E: 0 K: 1 S: 9	H: 2 LOB: 2 BB: 0 P: 11	R: 0 E: 0 K: 2 S: 13	H: 1 LOB: 1 BB: 0 P: 18	R: 0 E: 0 K: 0 S: 11	H: 0 LOB: 1 BB: 1 P: 17	R: 2 E: 0 K: 2 S: 16	H: 2 LOB: 1 BB: 1 P: 30	R: 0 E: 0 K: 2 S: 8	H: 0 LOB: 0 BB: 0 P: 15	R: 1 E: 0 K: 0 S: 10	H: 1 LOB: 0 BB: 0 P: 19	R: 0 E: 0 K: 0 S: 3	H: 0 LOB: 0 BB: 0 P: 5	R: 1 E: 0 K: 1 S: 10	H: 1 LOB: 0 BB: 0 P: 15	1B: 4 2B: 1 3B: 0 HR: 2	SF: 0 SAC: 0 DP: 0 HBP: 0	WP: 1 PB: 0 SB: 0 CS: 0	PA: 36					
PITCHER	IP	WLS	BF	H	R	ER	SO	BB	IBB	HBP	BLK	WP	HR	S	P	ERA	WHIP										
52 Michael Wacha, R (1.1) ERA: 3.08	6.0	W	25	5	2	2	8	2	0	0	0	1	0	65	101	3.00	1.167										
60 John Brebbia, R (7.1) ERA: 4.15	2.0		7	1	1	1	0	0	0	0	0	0	1	13	24	4.50	0.500										
59 Mike Mayers, R (9.1) ERA: 2.53	1.0		4	1	1	1	1	0	0	0	0	0	1	10	15	9.00	1.000										

Batter	1	2	3	4	5	6	7	8	9	AB	R	H	RBI	BB	SO	LOB	BOTTOM										
28 Tommy Pham, R (1.8) OBP: 0.430, SLG: 0.553										3	3	3	1	2	0	0	Philadelphia Phillies @ St. Louis Cardinals Busch Stadium, St. Louis, MO Fri May 18 2018, 8:51 PM - 12:16 AM CDT Att. 42,050 - Rain - 67 F										
48 Harrison Bader, R (8.8) OBP: 0.359, SLG: 0.418										0	0	0	0	0	0	0											
13 Matt Carpenter, L (1.5) OBP: 0.301, SLG: 0.315										5	1	2	1	0	1	5											
38 José Martínez, R (1.3) OBP: 0.394, SLG: 0.497										5	2	4	5	0	0	2											
59 Mike Mayers, R (9.1)										0	0	0	0	0	0	0											
23 Marcell Ozuna, R (1.7) OBP: 0.281, SLG: 0.323										2	1	0	0	2	0	2											
35 Greg Garcia, L (7.6) OBP: 0.296, SLG: 0.412										1	0	0	0	0	1	1											
3 Jedd Gyorko, R (1.6) OBP: 0.397, SLG: 0.508										4	0	1	2	0	1	4											
60 John Brebbia, L (7.1)										0	0	0	0	0	0	0											
61 Steven Baron, R (8.9) OBP: 0.320, SLG: 0.412										1	0	0	0	0	0	0											
25 Dexter Fowler, S (1.9) OBP: 0.271, SLG: 0.279										4	0	0	0	1	0	1											
16 Kolten Wong, L (1.4) OBP: 0.295, SLG: 0.324										5	1	1	1	0	0	2											
46 Francisco Peña, R (1.2) OBP: 0.368, SLG: 0.429										4	3	3	1	0	1	0											
52 Michael Wacha, R (1.1) OBP: 0.063, SLG: 0.063										1	0	0	0	0	0	0											
41 Tyler O'Neill, R (7.7) OBP: 0.200, SLG: 0.125										1	1	1	0	0	0	0											
Inning Stats	R: 0 E: 0 K: 0 S: 6	H: 1 LOB: 1 BB: 1 P: 13	R: 0 E: 0 K: 1 S: 11	H: 0 LOB: 0 BB: 0 P: 14	R: 4 E: 1 K: 0 S: 24	H: 4 LOB: 2 BB: 1 P: 37	R: 1 E: 1 K: 0 S: 17	H: 2 LOB: 3 BB: 2 P: 31	R: 1 E: 0 K: 0 S: 9	H: 1 LOB: 0 BB: 0 P: 14	R: 3 E: 1 K: 0 S: 10	H: 3 LOB: 0 BB: 1 P: 21	R: 3 E: 0 K: 3 S: 25	H: 4 LOB: 1 BB: 0 P: 36	R: 0 E: 0 K: 0 S: 8	H: 0 LOB: 0 BB: 0 P: 14	1B: 9 2B: 4 3B: 0 HR: 3	SF: 0 SAC: 2 DP: 4 HBP: 0	WP: 3 PB: 1 SB: 0 CS: 0	PA: 43							
PITCHER	IP	WLS	BF	H	R	ER	SO	BB	IBB	HBP	BLK	WP	HR	S	P	ERA	WHIP										
49 Jake Arrieta, R (1.1) ERA: 2.82	3.0	L	16	5	4	2	1	2	0	0	0	2	2	36	66	6.00	2.333										
33 Drew Hutchison, R (4.1) ERA: 4.69	3.0		17	6	5	5	0	3	0	0	0	2	2	36	66	15.00	3.000										
53 Yackel Rios, R (7.1) ERA: 5.29	1.0		7	4	3	3	3	0	0	0	0	0	1	25	36	27.00	4.000										
18 Pedro Florimón, R (8.1) ERA: 9.0	1.0		3	0	0	0	0	0	0	0	0	0	0	8	14	0.00	0.000										

Batter	1	2	3	4	5	6	7	8	9	AB	R	H	RBI	BB	SO	LOB	TOP			
16 César Hernández, S (1,4) OBP: 0.389, SLG: 0.440										3	0	0	0	1	2	0	Philadelphia Phillies @ St. Louis Cardinals Busch Stadium, St. Louis, MO Sun May 20 2018, 1:18 PM - 4:09 PM CDT Att: 43,560 - Cloudy - 75 F			
17 Rhys Hoskins, R (1,7) OBP: 0.389, SLG: 0.453										4	1	1	1	0	0	1				
37 Odúbel Herrera, L (1,8) OBP: 0.411, SLG: 0.544										4	0	0	0	0	3	0				
41 Carlos Santana, S (1,3)										2	0	0	0	2	1	0				
38 Jorge Alfaro, R (1,2) OBP: 0.315, SLG: 0.382										4	0	0	0	0	2	3				
23 Aaron Altherr, R (1,9) OBP: 0.319, SLG: 0.354										3	0	1	0	0	2	0				
7 Maikel Franco, R (1,5) OBP: 0.293, SLG: 0.460										3	0	0	0	0	1	1				
4 Scott Kingery, R (1,6) OBP: 0.262, SLG: 0.336										3	0	0	0	0	2	1				
27 Aaron Nola, R (1,1) OBP: 0.105, SLG: 0.056										2	0	0	0	0	1	0				
64 Víctor Arano, R (7,1)										0	0	0	0	0	0	0				
5 Nick Williams, L (8,PH) OBP: 0.304, SLG: 0.329										1	0	0	0	0	0	1				
50 Héctor Neris, R (8,1)										0	0	0	0	0	0	0				
Inning Stats	R: 0 E: 0 K: 1 S: 12	H: 0 LOB: 0 BB: 0 P: 18	R: 0 E: 0 K: 3 S: 12	H: 0 LOB: 0 BB: 0 P: 17	R: 0 E: 0 K: 0 S: 8	H: 0 LOB: 1 BB: 1 P: 10	R: 1 E: 0 K: 2 S: 12	H: 1 LOB: 1 BB: 1 P: 20	R: 0 E: 0 K: 2 S: 10	H: 0 LOB: 0 BB: 0 P: 16	R: 0 E: 0 K: 1 S: 9	H: 0 LOB: 0 BB: 0 P: 16	R: 0 E: 0 K: 2 S: 13	H: 1 LOB: 1 BB: 2 P: 19	R: 0 E: 0 K: 1 S: 14	H: 0 LOB: 2 BB: 2 P: 23	1B: 1 2B: 0 3B: 0 HR: 1	SF: 0 SAC: 0 DP: 1 HBP: 0	WP: 1 PB: 0 SB: 0 CS: 0	PA: 32
PITCHER	IP: 7.2 ERA: 2.31	WLS: W BF: 26	H: 2 R: 1 ER: 1 SO: 13	BB: 1 IBB: 0 HBP: 0 BLK: 0	WP: 0 HR: 1 S: 80 P: 120	ERA: 1.17 WHIP: 0.391	PITCHER	IP: 1.1 ERA: 2.05	WLS: 6 BF: 6	H: 0 R: 0 ER: 0 SO: 1	BB: 2 IBB: 0 HBP: 0 BLK: 0	WP: 1 HR: 0 S: 17 P: 28	ERA: 0.00 WHIP: 1.500							

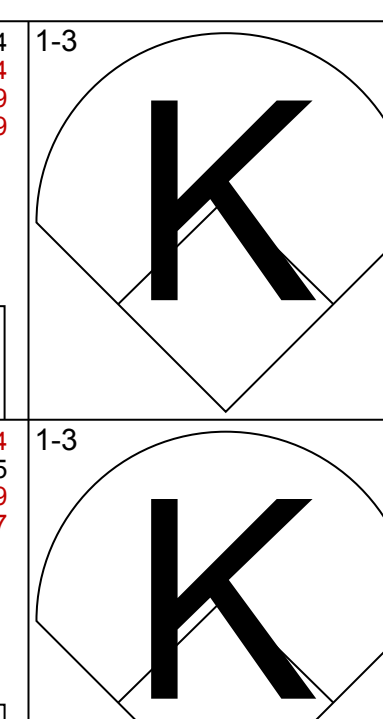
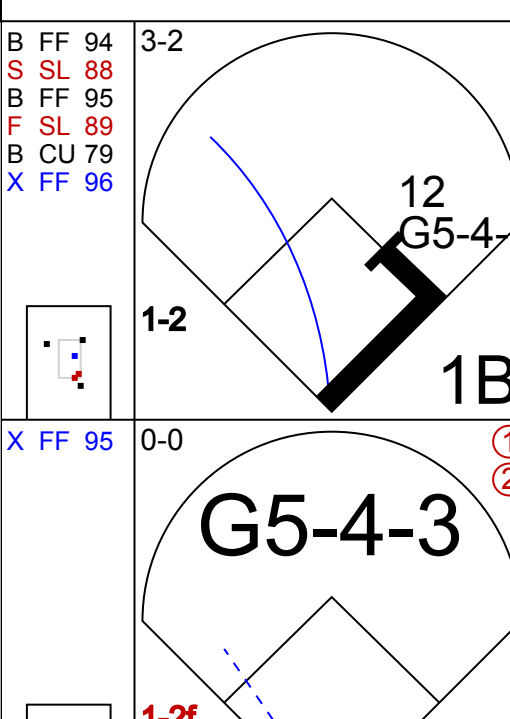
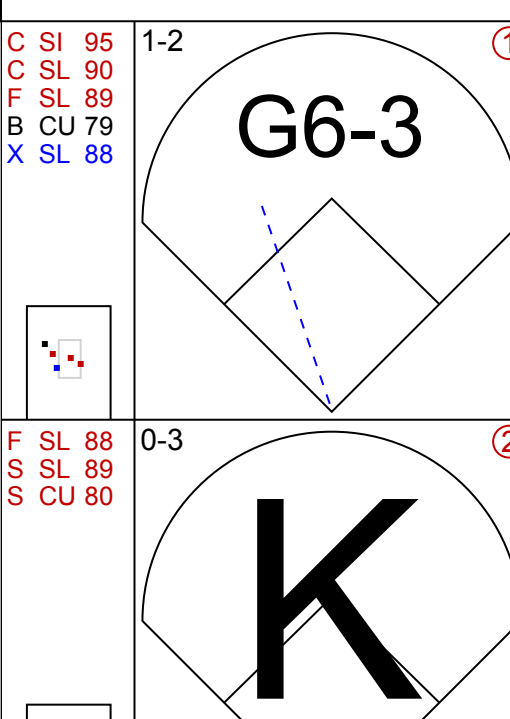
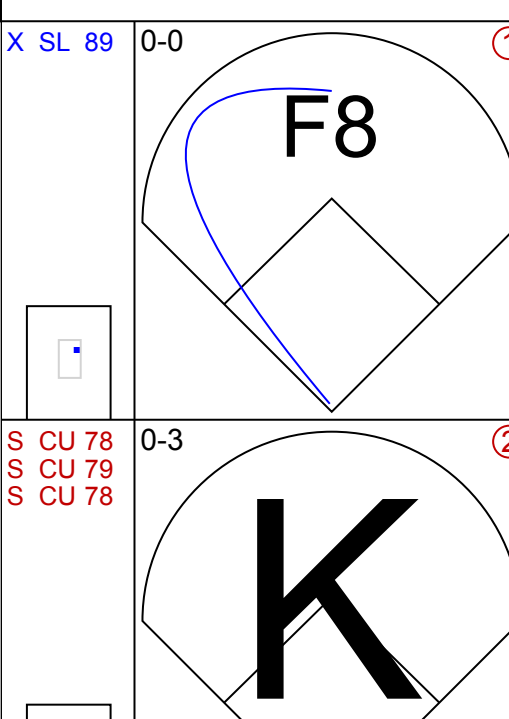
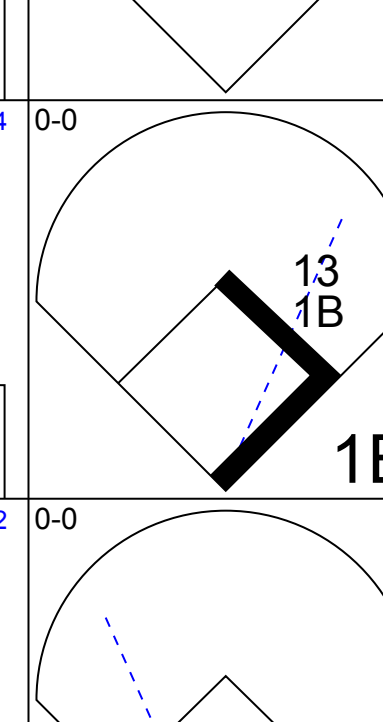
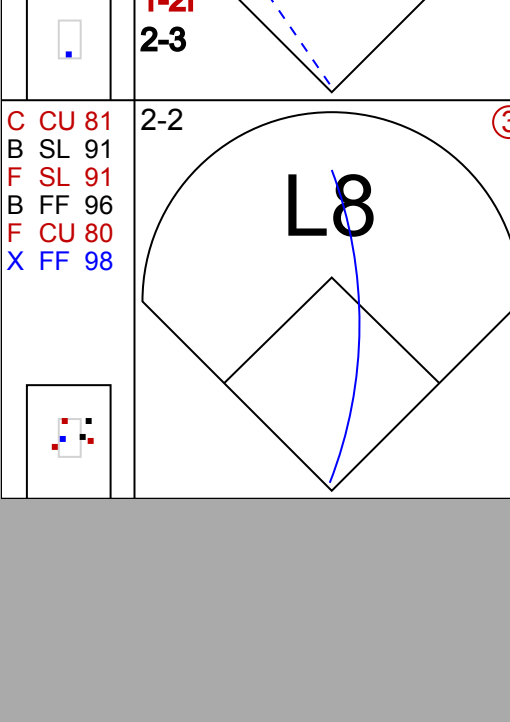
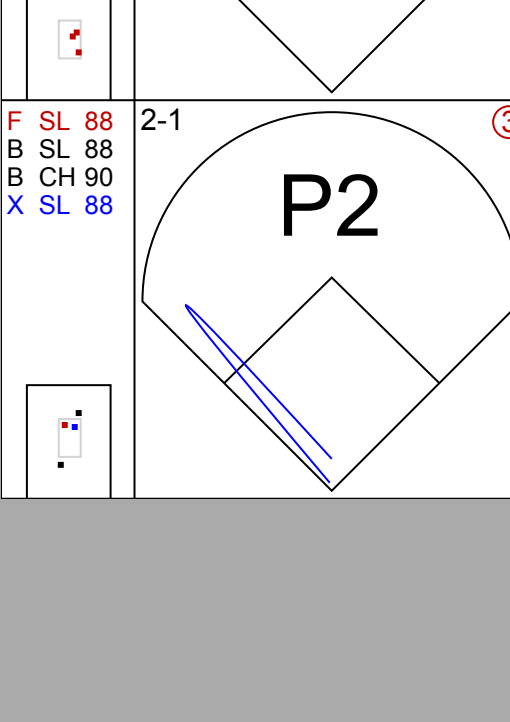
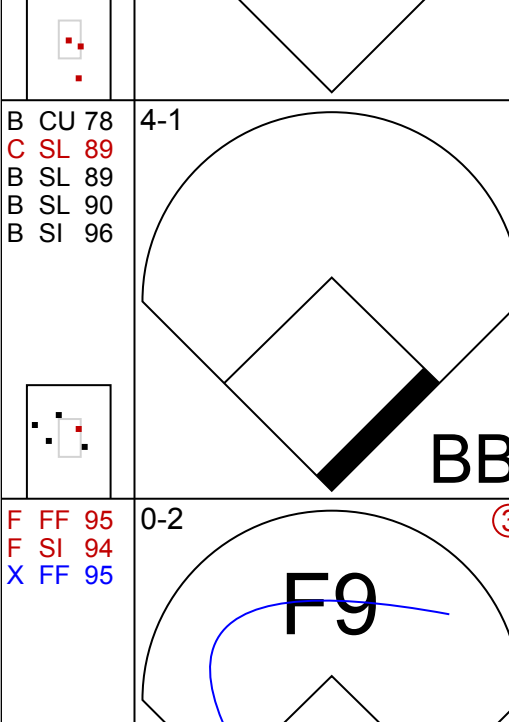
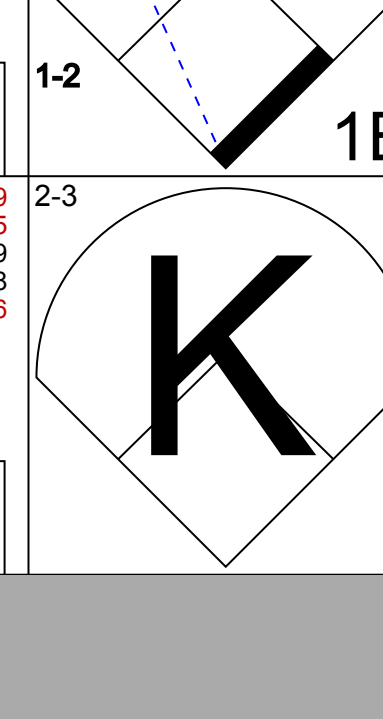


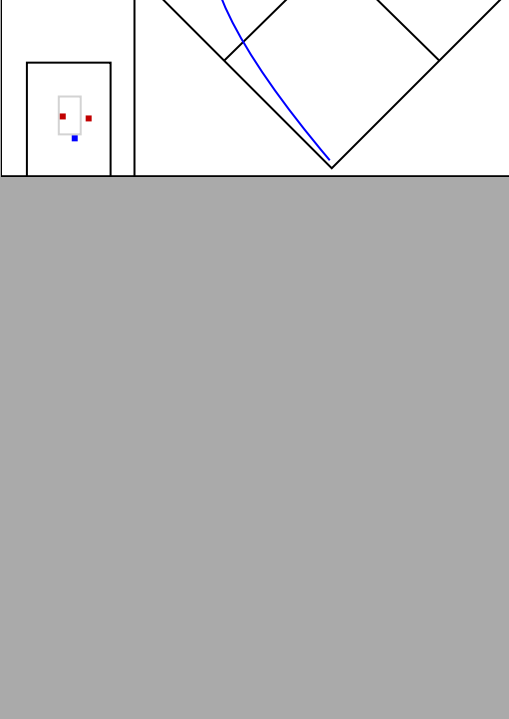

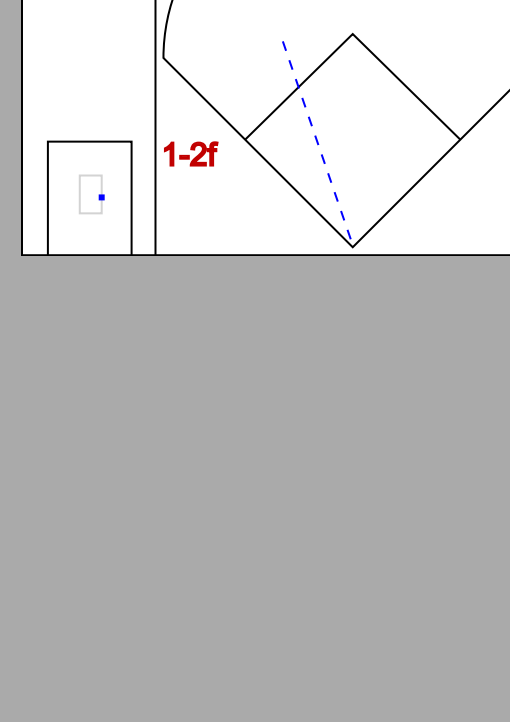
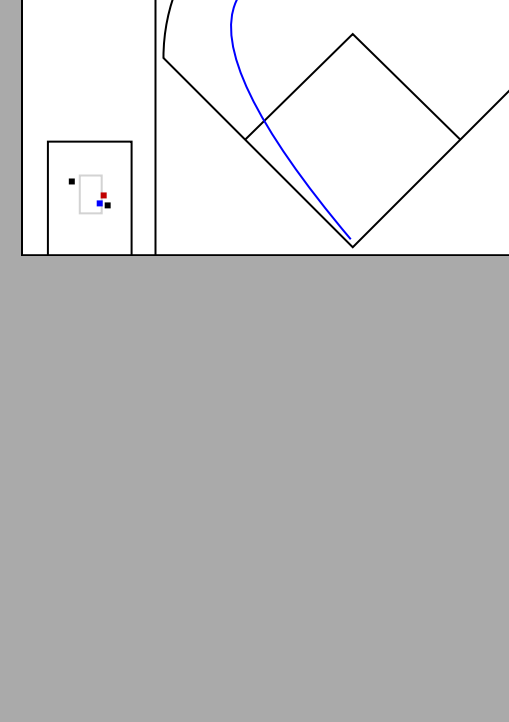




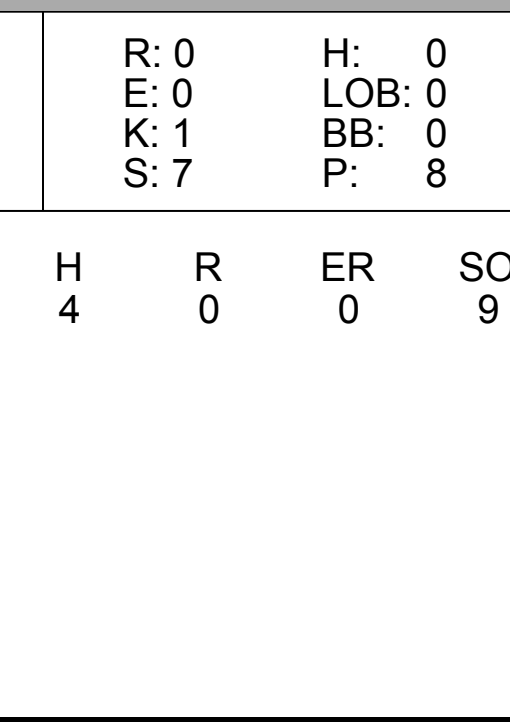
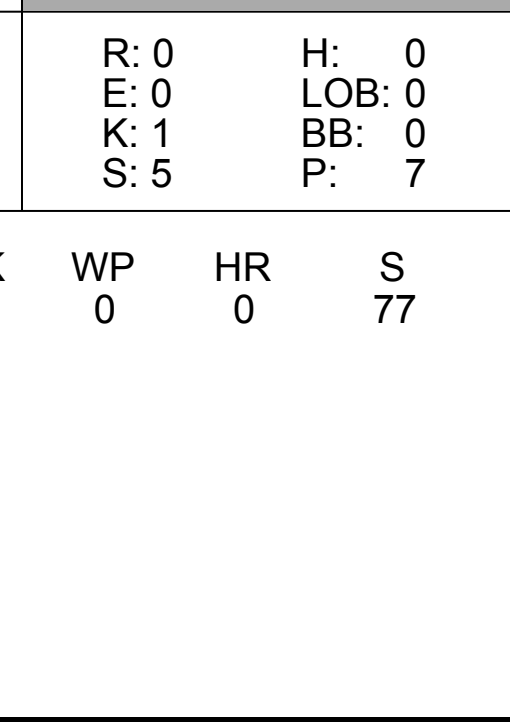
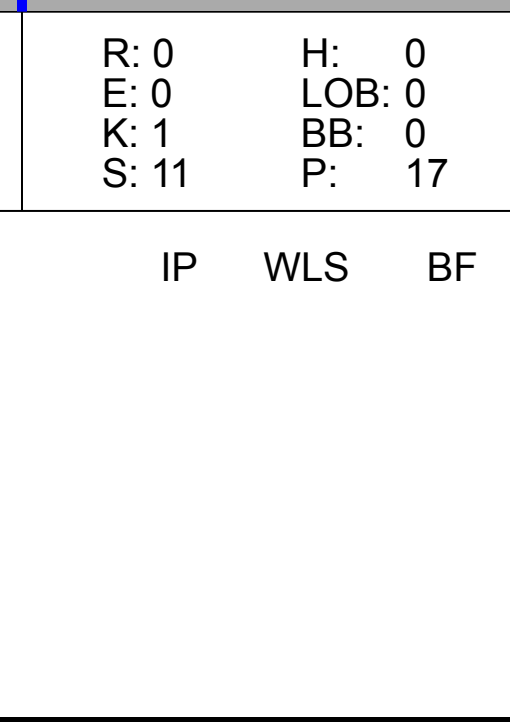
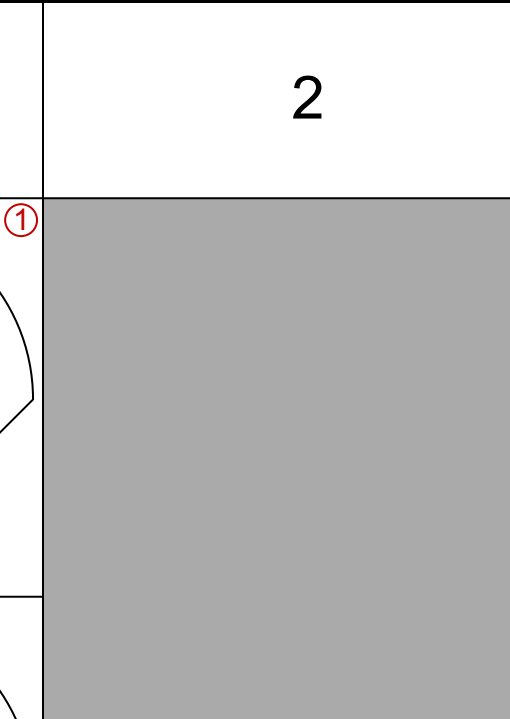
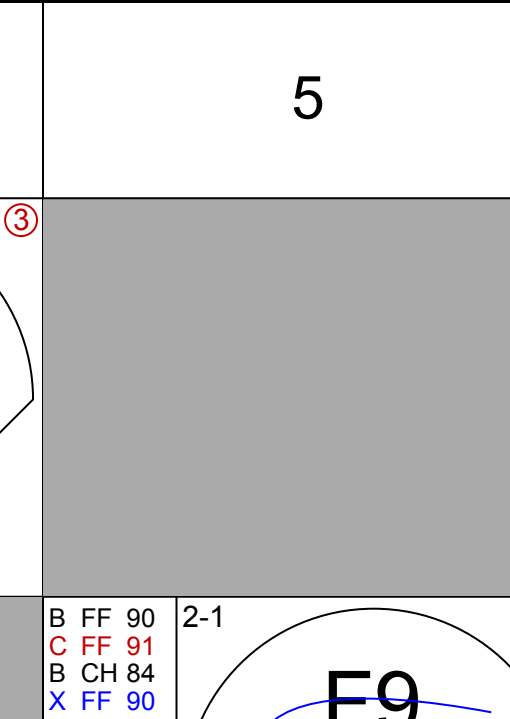

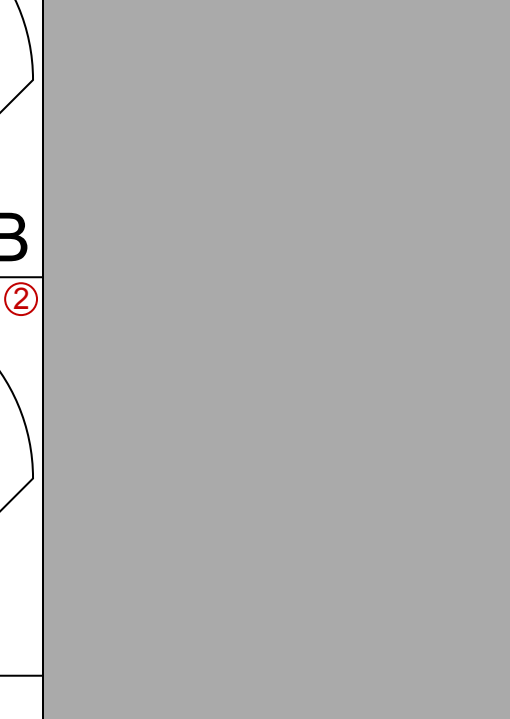
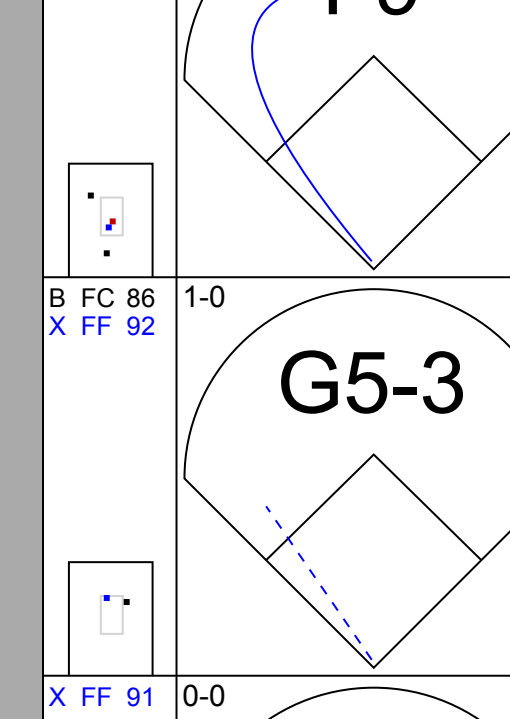
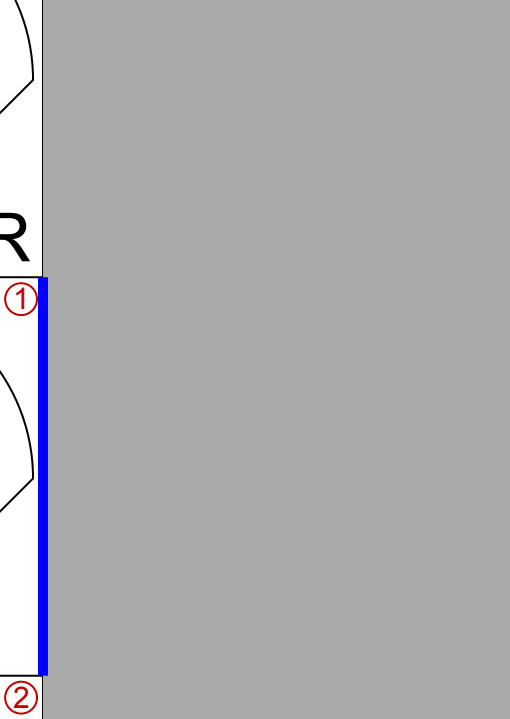
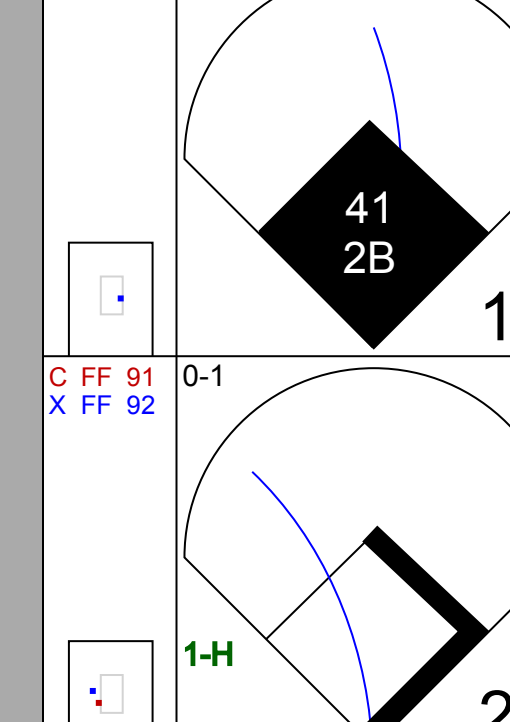
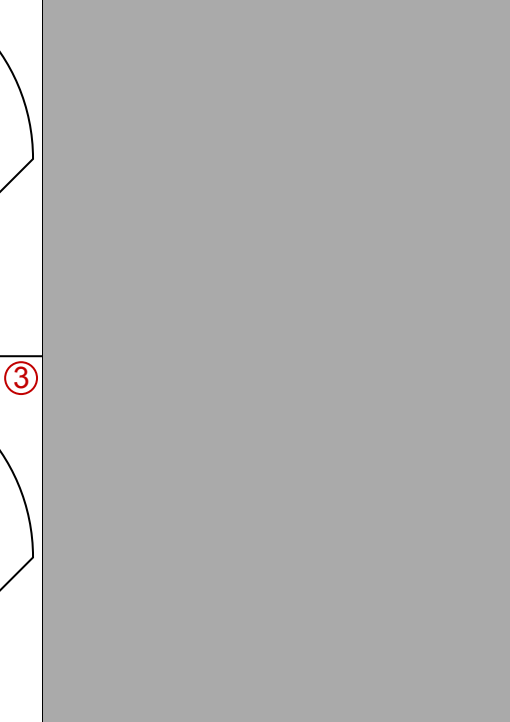
AB	29
R	1
H	2
RBI	1
BB	3
SO	14
LOB	7

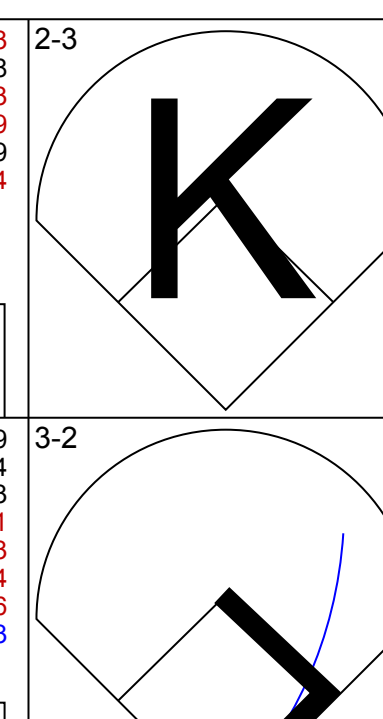
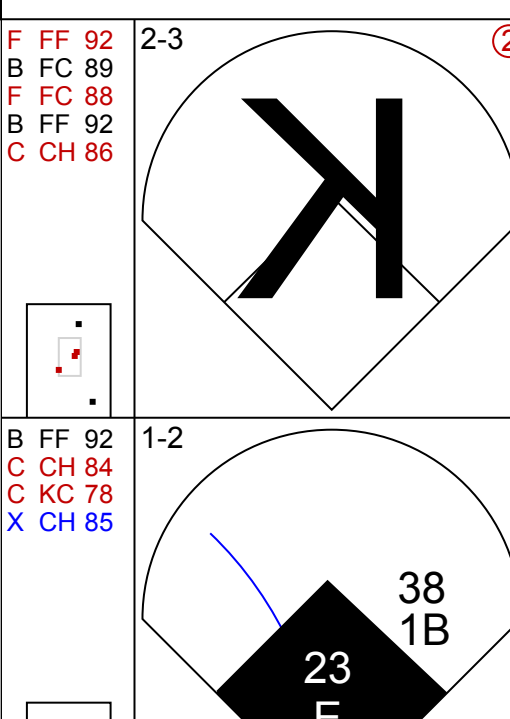
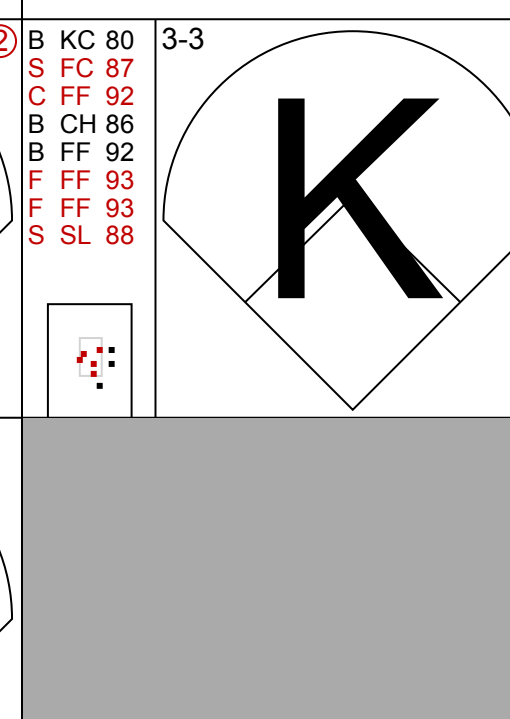
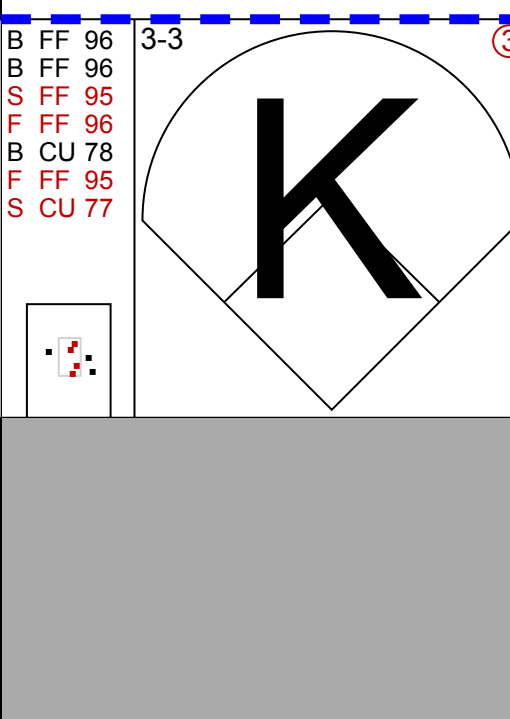
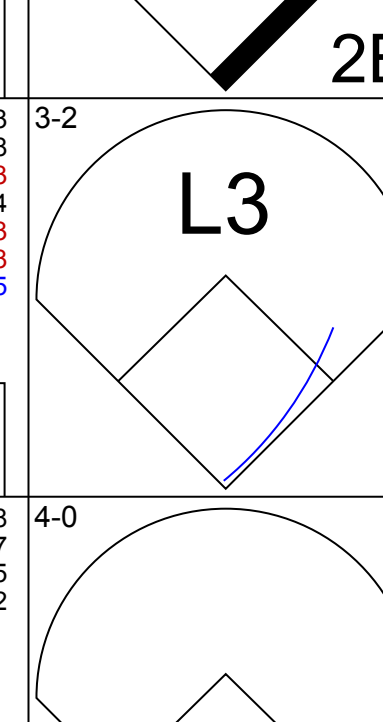
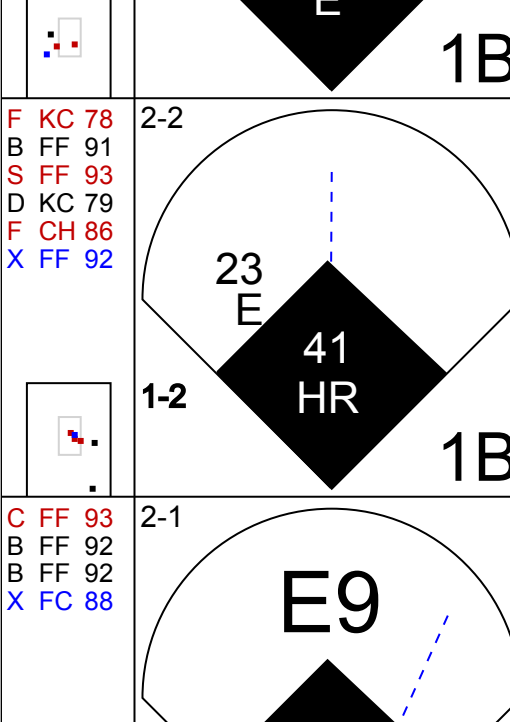
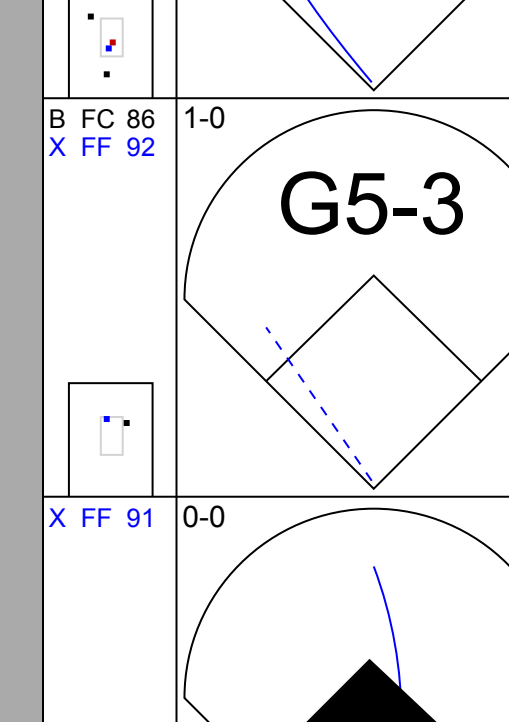
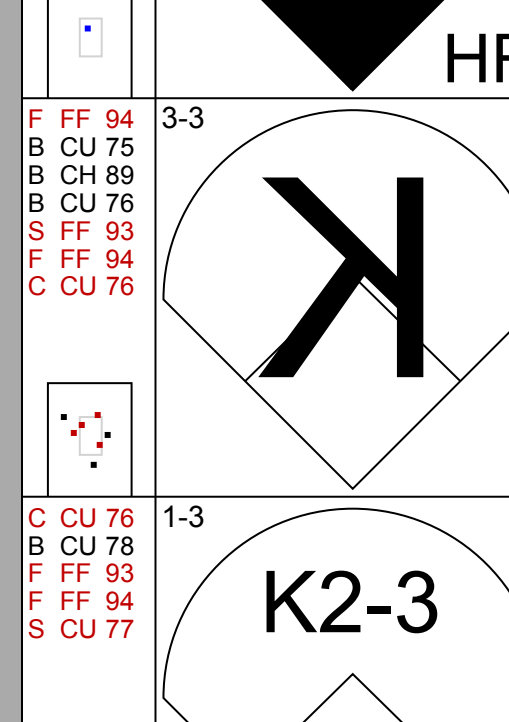
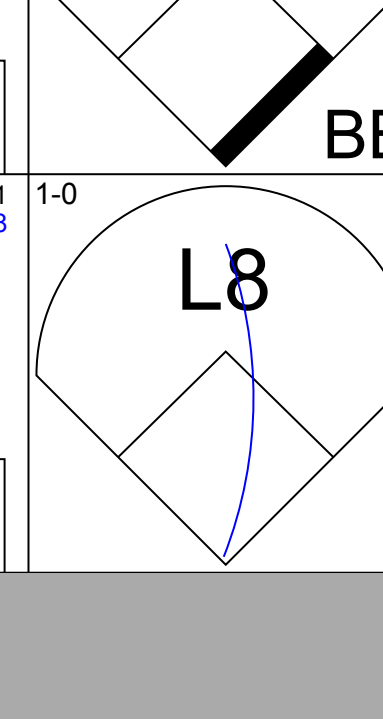
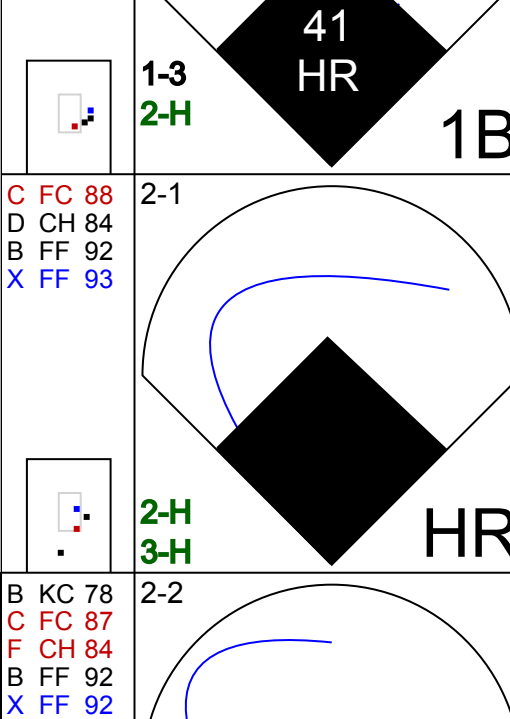
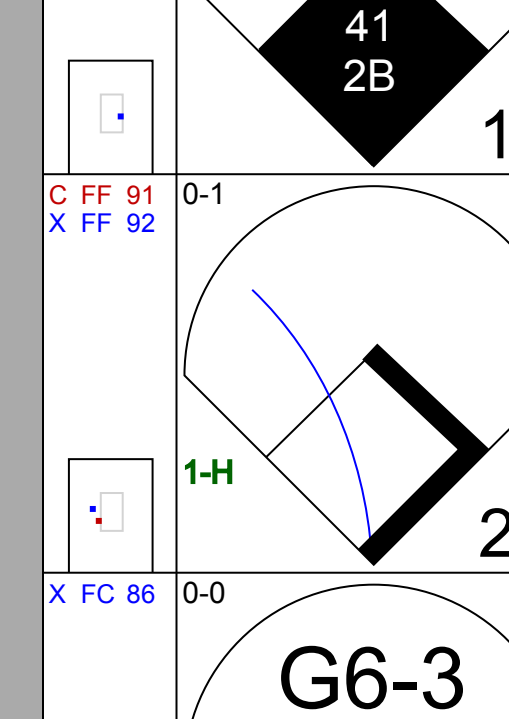
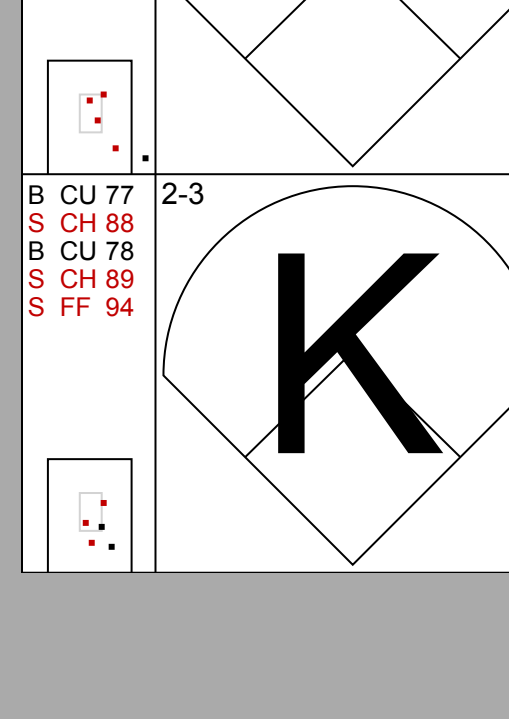
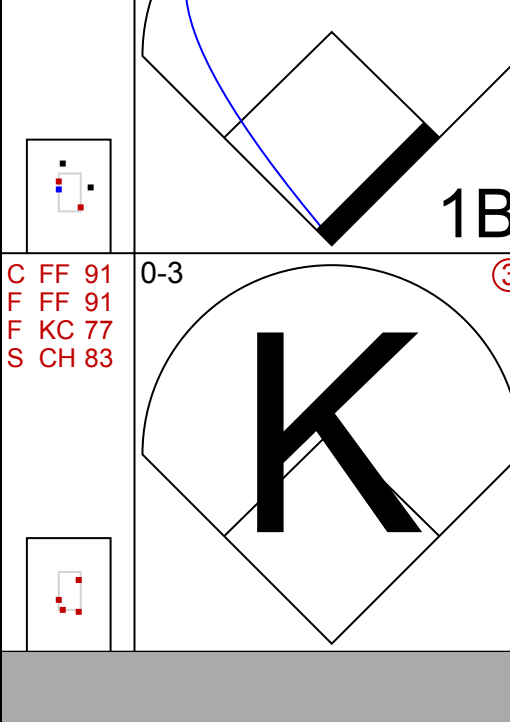


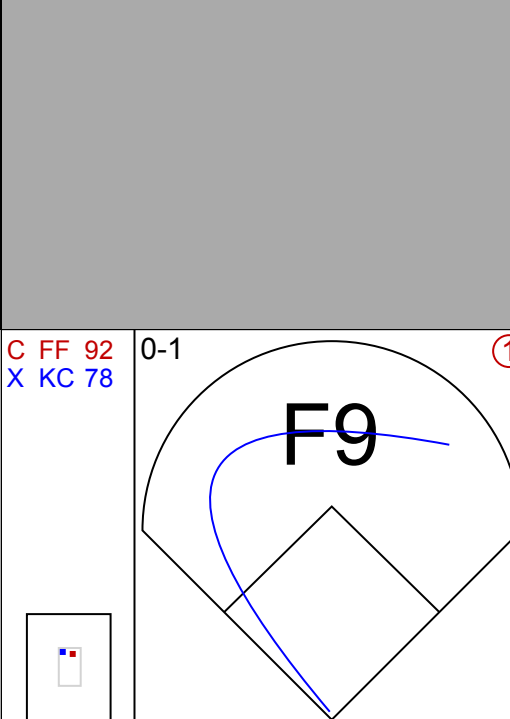
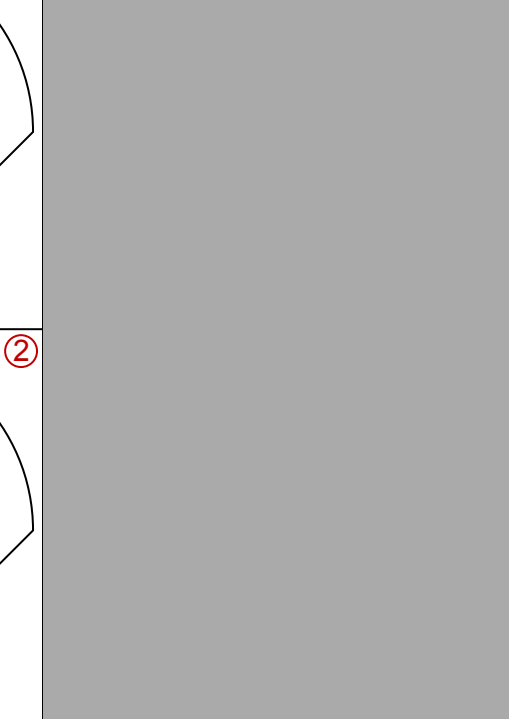
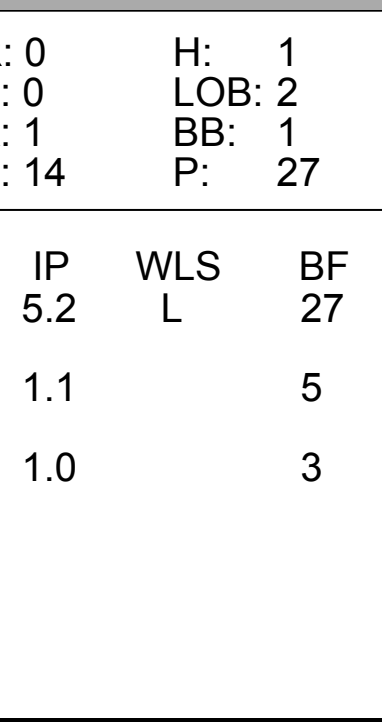
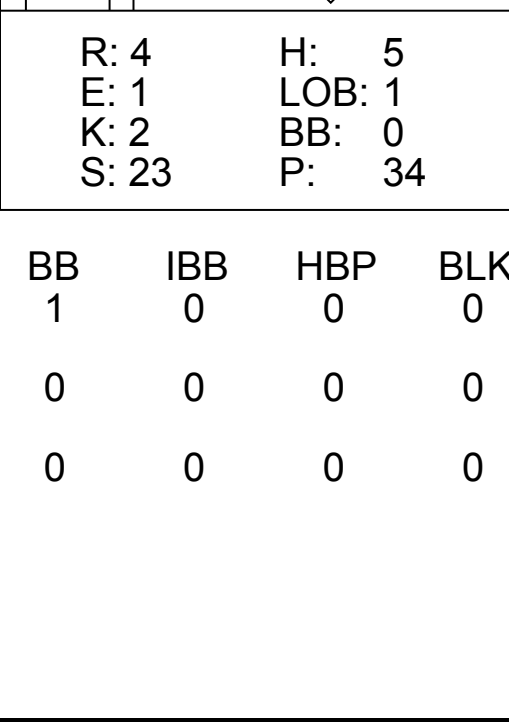
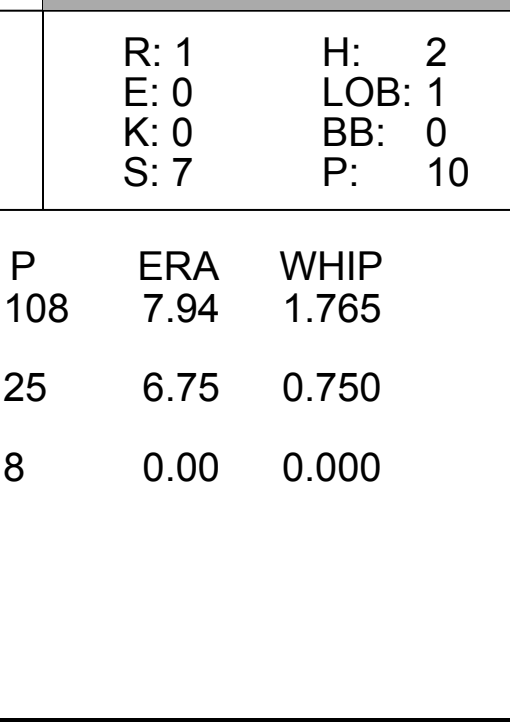
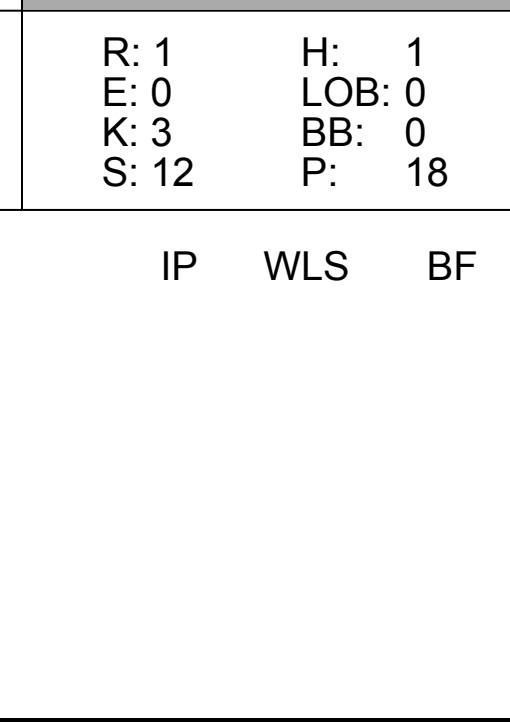


Batter	1	2	3	4	5	6	7	8	9	AB	R	H	RBI	BB	SO	LOB	BOTTOM			
28 Tommy Pham, R (1,8) OBP: 0.419, SLG: 0.532										4	0	0	0	0	2	1	Philadelphia Phillies @ St. Louis Cardinals Busch Stadium, St. Louis, MO Sun May 20 2018, 1:18 PM - 4:09 PM CDT Att: 43,560 - Cloudy - 75 F			
13 Matt Carpenter, L (1,5) OBP: 0.321, SLG: 0.351										4	1	3	0	0	0	0				
38 José Martínez, R (1,3) OBP: 0.383, SLG: 0.481										4	0	1	1	0	2	3				
3 Jedd Gyorko, R (8,5) OBP: 0.390, SLG: 0.493										0	0	0	0	0	0	0				
41 Tyler O'Neill, R (1,7) OBP: 0.389, SLG: 0.733										4	2	3	1	0	1	1				
25 Dexter Fowler, S (1,9) OBP: 0.281, SLG: 0.292										3	2	1	0	1	0	2				
49 Jordan Hicks, R (8,1)										0	0	0	0	0	0	0				
16 Koltan Wong, L (1,4) OBP: 0.276, SLG: 0.304										3	0	0	0	0	0	1				
35 Greg Garcia, L (1,6) OBP: 0.290, SLG: 0.490										3	0	1	2	0	0	0				
46 Francisco Peña, R (1,2) OBP: 0.333, SLG: 0.385										4	0	0	0	0	2	1				
32 Jack Flaherty, R (1,1) OBP: 0.167, SLG: 0.167										3	0	1	0	0	1	1				
48 Harrison Bader, R (8,9) OBP: 0.359, SLG: 0.418										0	0	0	0	0	0	0				
Inning Stats	R: 0 E: 0 K: 1 S: 9	H: 1 LOB: 1 BB: 0 P: 14	R: 0 E: 0 K: 0 S: 7	H: 0 LOB: 0 BB: 0 P: 12	R: 0 E: 0 K: 1 S: 12	H: 2 LOB: 2 BB: 1 P: 16	R: 2 E: 0 K: 2 S: 15	H: 2 LOB: 1 BB: 1 P: 26	R: 0 E: 0 K: 2 S: 9	H: 0 LOB: 0 BB: 0 P: 12	R: 2 E: 0 K: 0 S: 13	H: 2 LOB: 0 BB: 0 P: 19	R: 1 E: 0 K: 1 S: 17	H: 3 LOB: 3 BB: 0 P: 21	R: 0 E: 0 K: 1 S: 7	H: 0 LOB: 0 BB: 0 P: 9	1B: 7 2B: 2 3B: 0 HR: 1	SF: 1 SAC: 1 DP: 0 HBP: 0	WP: 0 PB: 0 SB: 1 CS: 0	PA: 35
PITCHER	IP: 6.0 ERA: 2.37	WLS: L BF: 26	H: 7 R: 4 ER: 4 SO: 6	BB: 1 IBB: 0 HBP: 0 BLK: 0	WP: 0 HR: 1 S: 65 P: 99	ERA: 6.00 WHIP: 1.333	PITCHER	IP: 1.0 ERA: 1.39	WLS: 3 BF: 6	H: 0 R: 0 ER: 0 SO: 1	BB: 0 IBB: 0 HBP: 0 BLK: 0	WP: 0 HR: 0 S: 7 P: 9	ERA: 9.00 WHIP: 3.000							

AB	32
R	5
H	10
RBI	4
BB	1
SO	8
LOB	10



Batter	1	2	3	4	5	6	7	8	9	AB	R	H	RBI	BB	SO	LOB	TOP					
25 Jon Jay, L (1,8) OBP: 0.350, SLG: 0.341			 1B							4	0	1	0	0	1	0	Kansas City Royals @ St. Louis Cardinals Busch Stadium, St. Louis, MO Mon May 21 2018, 7:16 PM - 9:43 PM CDT Att: 42,140 - Partly Cloudy - 78 F					
12 Jorge Soler, R (1,9) OBP: 0.392, SLG: 0.474			 1B							4	0	0	0	0	3	2						
8 Mike Moustakas, L (1,5) OBP: 0.337, SLG: 0.525										3	0	1	0	1	0	1						
13 Salvador Perez, R (1,2) OBP: 0.292, SLG: 0.481										4	0	1	0	0	2	1						
15 Whit Merrifield, R (1,4) OBP: 0.353, SLG: 0.422										2	0	0	0	0	1	2						
17 Hunter Dozier, R (1,3) OBP: 0.280, SLG: 0.261										3	0	0	0	0	0	1						
4 Alex Gordon, L (1,7) OBP: 0.310, SLG: 0.356										3	0	0	0	0	1	0						
2 Alcides Escobar, R (1,6) OBP: 0.283, SLG: 0.307										3	0	0	0	0	1	0						
31 Ian Kennedy, R (1,1) OBP: 0.500, SLG: 0.500										2	0	1	0	0	0	0						
50 Jason Adam, R (6,1)										0	0	0	0	0	0	0						
1 Ryan Goins, L (8,PH) OBP: 0.305, SLG: 0.339										1	0	0	0	0	0	0						
51 Blaine Boyer, R (8,1)										0	0	0	0	0	0	0						
Inning Stats	R: 0 E: 0 K: 3 S: 11	H: 2 LOB: 2 BB: 0 P: 15	R: 0 E: 0 K: 1 S: 7	H: 0 LOB: 0 BB: 0 P: 8	R: 0 E: 0 K: 0 S: 13	H: 2 LOB: 1 BB: 0 P: 21	R: 0 E: 0 K: 1 S: 5	H: 0 LOB: 0 BB: 0 P: 7	R: 0 E: 0 K: 1 S: 7	H: 0 LOB: 0 BB: 0 P: 8	R: 0 E: 0 K: 1 S: 9	H: 0 LOB: 0 BB: 0 P: 12	R: 0 E: 0 K: 1 S: 11	H: 0 LOB: 0 BB: 0 P: 17	R: 0 E: 0 K: 0 S: 6	H: 0 LOB: 0 BB: 0 P: 9	R: 0 E: 0 K: 1 S: 8	H: 0 LOB: 1 BB: 1 P: 12	1B: 4 2B: 0 3B: 0 HR: 0	SF: 0 SAC: 0 DP: 2 HBP: 1	WP: 0 PB: 0 SB: 0 CS: 0	PA: 31
PITCHER 39 Miles Mikolas, R (1,1) ERA: 2.24	IP: 9.0 WLS: W BF: 31 H: 4 R: 0 ER: 0 SO: 9 BB: 1 IBB: 0 HBP: 1 BLK: 0 WP: 0 HR: 0 S: 77 P: 109 ERA: 0.00 WHIP: 0.556															PITCHER						

Batter	1	2	3	4	5	6	7	8	9	AB	R	H	RBI	BB	SO	LOB	BOTTOM					
28 Tommy Pham, R (1,8) OBP: 0.409, SLG: 0.517										4	0	0	0	0	4	2	Kansas City Royals @ St. Louis Cardinals Busch Stadium, St. Louis, MO Mon May 21 2018, 7:16 PM - 9:43 PM CDT Att: 42,140 - Partly Cloudy - 78 F					
13 Matt Carpenter, L (1,4) OBP: 0.331, SLG: 0.391			 23 E							4	2	3	1	0	0	0						
38 José Martínez, R (1,3) OBP: 0.380, SLG: 0.476			 23 E							4	1	1	0	0	1	1						
16 Koltan Wong, L (8,4) OBP: 0.279, SLG: 0.304			 41 HR							3	2	2	1	1	1	0						
23 Marcell Ozuna, R (1,7) OBP: 0.285, SLG: 0.322			 41 HR			 41 2B				4	1	2	4	0	1	2						
41 Tyler O'Neill, R (1,9) OBP: 0.409, SLG: 0.895			 2-H 3-H			 1-H				4	1	2	4	0	1	2						
3 Jedd Gyorko, R (1,5) OBP: 0.384, SLG: 0.479			 2-2							4	0	1	0	0	1	1						
35 Greg Garcia, L (1,6) OBP: 0.292, SLG: 0.397						 39 SH3-4				3	0	1	0	0	1	1						
34 Yairo Muñoz, R (6,PR) OBP: 0.182, SLG: 0.150										1	0	0	0	0	0	0						
46 Francisco Peña, R (1,2) OBP: 0.304, SLG: 0.349										4	0	0	0	0	0	1						
39 Miles Mikolas, R (1,1) OBP: 0.143, SLG: 0.211									 1-2	2	0	0	0	0	1	0						
Inning Stats	R: 0 E: 0 K: 1 S: 14	H: 1 LOB: 2 BB: 1 P: 27	R: 0 E: 0 K: 0 S: 6	H: 0 LOB: 0 BB: 0 P: 7	R: 4 E: 1 K: 2 S: 23	H: 5 LOB: 1 BB: 0 P: 34	R: 0 E: 0 K: 2 S: 11	H: 0 LOB: 0 BB: 0 P: 15	R: 1 E: 0 K: 0 S: 7	H: 2 LOB: 1 BB: 0 P: 10	R: 0 E: 0 K: 1 S: 13	H: 1 LOB: 2 BB: 0 P: 22	R: 1 E: 0 K: 3 S: 12	H: 1 LOB: 0 BB: 0 P: 18	R: 0 E: 0 K: 1 S: 6	H: 0 LOB: 0 BB: 0 P: 8	R: 0 E: 0 K: 1 S: 6	H: 0 LOB: 0 BB: 0 P: 8	1B: 6 2B: 2 3B: 0 HR: 2	SF: 0 SAC: 1 DP: 0 HBP: 0	WP: 0 PB: 0 SB: 0 CS: 0	PA: 35
PITCHER 31 Ian Kennedy, R (1,1) ERA: 5.3	IP: 5.2 WLS: L BF: 27 H: 9 R: 5 ER: 5 SO: 5 BB: 1 IBB: 0 HBP: 0 BLK: 0 WP: 0 HR: 1 S: 70 P: 108 ERA: 7.94 WHIP: 1.765															PITCHER						
50 Jason Adam, R (6,1) ERA: 3.52	IP: 1.1 WLS: 0 BF: 5 H: 1 R: 1 ER: 1 SO: 4 BB: 0 IBB: 0 HBP: 0 BLK: 0 WP: 0 HR: 1 S: 16 P: 25 ERA: 6.75 WHIP: 0.750															PITCHER						
51 Blaine Boyer, R (8,1) ERA: 11.72	IP: 1.0 WLS: 0 BF: 3 H: 0 R: 0 ER: 0 SO: 1 BB: 0 IBB: 0 HBP: 0 BLK: 0 WP: 0 HR: 0 S: 6 P: 8 ERA: 0.00 WHIP: 0.000															PITCHER						

AB	29
R	0
H	4
RBI	0
BB	1
SO	9
LOB	7



AB	33
R	6
H	10
RBI	6
BB	1
SO	10
LOB	8



Batter	1	2	3	4	5	6	7	8	9	AB	R	H	RBI	BB	SO	LOB	TOP											
25 Jon Jay, L OBP: 0.391, SLG: 0.342										5	0	2	2	0	1	0	Kansas City Royals @ St. Louis Cardinals Busch Stadium, St. Louis, MO Tue May 22 2018, 7:15 PM - 10:08 PM CDT Att: 39,545 - Clear - 83 F livebaseballscorecards.com											
1 Ryan Goins, L OBP: 0.286, SLG: 0.317										4	0	0	0	0	2	2												
8 Mike Moustakas, L OBP: 0.333, SLG: 0.513										4	0	0	0	1	1	3												
13 Salvador Perez, R OBP: 0.288, SLG: 0.495										5	1	1	1	0	1	4												
15 Whit Merrifield, R OBP: 0.356, SLG: 0.418										2	1	0	0	2	1	0												
4 Alex Gordon, L OBP: 0.323, SLG: 0.393										4	1	3	1	0	0	2												
45 Abraham Almonte, S (1, 8) OBP: 0.293, SLG: 0.321										4	1	1	0	0	1	3												
2 Alcides Escobar, R OBP: 0.293, SLG: 0.323										4	1	3	1	0	0	0												
39 Jason Hammel, R (1, 1)										3	0	0	0	0	2	3												
56 Brad Keller, R (8, 1)										0	0	0	0	0	0	0												
17 Hunter Dozier, R (9, PH) OBP: 0.308, SLG: 0.261										0	0	0	0	1	0	0												
40 Kelvin Herrera, R (9, 1)										0	0	0	0	0	0	0												
Inning Stats	R: 0 E: 0 K: 0 S: 10	H: 1 LOB: 1 BB: 0 P: 14	R: 1 E: 0 K: 2 S: 12	H: 2 LOB: 1 BB: 0 P: 15	R: 0 E: 0 K: 0 S: 6	H: 0 LOB: 0 BB: 0 P: 6	R: 1 E: 0 K: 2 S: 14	H: 2 LOB: 2 BB: 1 P: 24	R: 0 E: 0 K: 2 S: 8	H: 0 LOB: 0 BB: 0 P: 8	R: 1 E: 0 K: 1 S: 8	H: 2 LOB: 0 BB: 0 P: 11	R: 0 E: 0 K: 1 S: 8	H: 0 LOB: 0 BB: 0 P: 10	R: 0 E: 0 K: 1 S: 14	H: 0 LOB: 2 BB: 2 P: 26	R: 2 E: 0 K: 0 S: 12	H: 3 LOB: 2 BB: 1 P: 21	1B: 7 2B: 1 3B: 0 HR: 2	SF: 0 SAC: 1 DP: 1 HBP: 0	WP: 1 PB: 0 CS: 0 CS: 0	PA: 40						
PITCHER	IP WLS BF H R ER SO BB IBB HBP BLK WP HR S P ERA WHIP	7.0 L 28 7 3 3 8 1 0 0 0 0 2 66 88 3.86 1.143	0.1 2 0 0 0 1 1 0 0 0 0 0 3 8 0.00 3.000	0.2 3 0 0 0 0 1 0 0 0 0 1 0 11 18 0.00 1.500	0.0 4 3 2 2 0 1 0 0 0 0 0 6 14 ∞ ∞	1.0 3 0 0 0 0 0 0 0 0 0 0 0 6 7 0.00 0.000	PITCHER										IP WLS BF H R ER SO BB IBB HBP BLK WP HR S P ERA WHIP											
7 Luke Weaver, R (1, 1) ERA: 4.31											7.0	L	28	7	3	3	8	1	0	0	0	0	2	66	88	3.86	1.143	
27 Brett Cecil, L (8, 1) ERA: 2.45											0.1		2	0	0	0	1	1	0	0	0	0	0	3	8	0.00	3.000	
59 Mike Mayers, R (8, 1) ERA: 2.38											0.2		3	0	0	0	0	1	0	0	0	0	1	0	11	18	0.00	1.500
56 Greg Holland, R (9, 1) ERA: 8.76											0.0		4	3	2	2	0	1	0	0	0	0	0	6	14	∞	∞	
60 John Brebbia, R (9, 1) ERA: 3.66											1.0		3	0	0	0	0	0	0	0	0	0	0	6	7	0.00	0.000	

Batter	1	2	3	4	5	6	7	8	9	AB	R	H	RBI	BB	SO	LOB	BOTTOM											
25 Dexter Fowler, S OBP: 0.274, SLG: 0.284										4	0	0	0	0	1	2	Kansas City Royals @ St. Louis Cardinals Busch Stadium, St. Louis, MO Tue May 22 2018, 7:15 PM - 10:08 PM CDT Att: 39,545 - Clear - 83 F livebaseballscorecards.com											
13 Matt Carpenter, L OBP: 0.324, SLG: 0.380										4	0	0	0	0	1	0												
38 José Martínez, R OBP: 0.382, SLG: 0.473										3	1	1	0	0	0	0												
23 Marcell Ozuna, R OBP: 0.295, SLG: 0.331										4	0	3	0	0	0	0												
41 Tyler O'Neill, R (1, 8) OBP: 0.385, SLG: 0.783										4	0	1	0	0	3	3												
16 Koltan Wong, L OBP: 0.278, SLG: 0.302										4	0	1	0	0	0	2												
34 Yairo Muñoz, R OBP: 0.308, SLG: 0.292										4	0	4	0	0	0	0												
46 Francisco Peña, R OBP: 0.300, SLG: 0.340										4	0	1	0	0	1	4												
7 Luke Weaver, R (1, 1) ERA: 5.55											7.0	W	29	9	1	0		0	0	0	0	0	1	0	0.00	1.286		
56 Brad Keller, R (8, 1) ERA: 1.86											1.0	H	3	0	0	0		1	0	0	0	0	0	0	8	12	0.00	0.000
40 Kelvin Herrera, R (9, 1) ERA: 1.02											1.0		4	2	0	0	1	0	0	0	0	0	0	10	11	0.00	2.000	
Inning Stats	R: 1 E: 0 K: 2 S: 11	H: 2 LOB: 1 BB: 0 P: 16	R: 0 E: 0 K: 1 S: 9	H: 2 LOB: 2 BB: 0 P: 14	R: 0 E: 0 K: 1 S: 7	H: 2 LOB: 2 BB: 0 P: 10	R: 0 E: 0 K: 1 S: 7	H: 1 LOB: 1 BB: 0 P: 8	R: 0 E: 0 K: 1 S: 12	H: 1 LOB: 2 BB: 0 P: 18	R: 0 E: 0 K: 1 S: 8	H: 1 LOB: 0 BB: 0 P: 14	R: 0 E: 0 K: 0 S: 4	H: 0 LOB: 0 BB: 0 P: 9	R: 0 E: 0 K: 1 S: 8	H: 0 LOB: 0 BB: 0 P: 12	R: 0 E: 0 K: 1 S: 10	H: 2 LOB: 1 BB: 0 P: 11	1B: 11 2B: 2 3B: 0 HR: 0	SF: 0 SAC: 1 DP: 3 HBP: 1	WP: 0 PB: 0 SB: 0 CS: 4	PA: 36						
PITCHER	IP WLS BF H R ER SO BB IBB HBP BLK WP HR S P ERA WHIP	7.0 W 29 9 1 0 0 0 1 0 0 0 0 0 8 12 0.00 1.286	1.0 H 3 0 0 0 1 0 0 0 0 0 0 0 8 12 0.00 0.000	1.0 4 2 0 0 1 0 0 0 0 0 0 0 10 11 0.00 2.000	PITCHER										IP WLS BF H R ER SO BB IBB HBP BLK WP HR S P ERA WHIP													
39 Jason Hammel, R (1, 1) ERA: 5.55											7.0	W	29	9	1	0	0	0	0	0	0	0	0	0	8	12	0.00	1.286
56 Brad Keller, R (8, 1) ERA: 1.86											1.0	H	3	0	0	0	1	0	0	0	0	0	0	0	8	12	0.00	0.000
40 Kelvin Herrera, R (9, 1) ERA: 1.02											1.0		4	2	0	0	1	0	0	0	0	0	0	10	11	0.00	2.000	

Batter	1	2	3	4	5	6	7	8	9	10	AB	R	H	RBI	BB	SO	LOB	TOP		
25 Jon Jay, L OBP: 0.350, SLG: 0.340	L4		K			SH5-3		G6-3		1B	4	0	1	1	0	1	0			
15 Whit Merrifield, R OBP: 0.352, SLG: 0.411	P3			L9		SF8		G6-3		1B	3	0	0	1	1	0	0			
8 Mike Moustakas, L OBP: 0.330, SLG: 0.503	G5-3			P2		L4		K		BB	4	0	0	0	1	1	0			
13 Salvador Perez, R OBP: 0.285, SLG: 0.509		HR		K		K		K		P3	5	1	1	1	0	3	3			
12 Jorge Soler, R OBP: 0.389, SLG: 0.466		K		G1-3		F8		1B		1B	4	1	1	0	0	1	0			
4 Alex Gordon, L OBP: 0.328, SLG: 0.397		K		G4-3		1B		1B		1B	4	1	2	0	0	1	0			
2 Alcides Escobar, R OBP: 0.294, SLG: 0.324		G5-3		1B		FC6-4		1B		SH	3	0	1	0	0	0	1			
9 Drew Butera, R OBP: 0.278, SLG: 0.235		F8		FC4		K		K		1B	4	1	1	2	0	1	1			
65 Jakob Junis, R ERA: 2.88		K		K		E7		K		FC4-2-5-4	1	0	0	0	0	0	1			
45 Abraham Almonte, S ERA: 2.39																				
61 Kevin McCarthy, R ERA: 1.96																				
17 Hunter Dozier, R ERA: 2.7																				
56 Brad Keller, R ERA: 11.09																				
51 Blaine Boyer, R ERA: 0.96																				
1 Ryan Goins, L ERA: 2.09																				
40 Kelvin Herrera, R ERA: 2.09																				
Inning Stats	R: 0 E: 0 K: 0 S: 7	H: 0 LOB: 0 BB: 0 P: 9	R: 1 E: 0 K: 2 S: 10	H: 1 LOB: 0 BB: 0 P: 15	R: 0 E: 0 K: 2 S: 8	H: 0 LOB: 0 BB: 0 P: 12	R: 0 E: 0 K: 1 S: 11	H: 0 LOB: 0 BB: 0 P: 15	R: 0 E: 0 K: 0 S: 13	H: 1 LOB: 1 BB: 0 P: 19	R: 0 E: 0 K: 2 S: 7	H: 0 LOB: 0 BB: 0 P: 7	R: 0 E: 0 K: 2 S: 10	H: 0 LOB: 0 BB: 0 P: 15	R: 3 E: 1 K: 0 S: 15	H: 4 LOB: 3 BB: 2 P: 29	1B: 7 2B: 0 3B: 0 HR: 1	SF: 1 SAC: 2 DP: 0 HBP: 0	WP: 0 PB: 0 SB: 1 CS: 0	PA: 40
PITCHER	IP 6.2	WLS 24	BF 4	H 2	R 1	ER 1	SO 6	BB 0	IBB 0	HBP 0	BLK 0	WP 0	HR 1	S 70	P 102	ERA 1.35	WHIP 0.600			
52 Michael Wacha, R ERA: 2.88																				
64 Sam Tuivailala, R ERA: 2.39																				
49 Jordan Hicks, R ERA: 1.96																				
26 Bud Norris, R ERA: 2.7																				
27 Brett Cecil, L ERA: 2.09																				

Kansas City Royals @ St. Louis Cardinals
 Busch Stadium, St. Louis, MO
 Wed May 23 2018, 12:16 PM - 3:20 PM CDT
 Att. 41,984 - Sunny - 83 F


AB	35
R	5
H	8
RBI	5
BB	2
SO	10
LOB	7



Batter	1	2	3	4	5	6	7	8	9	10	AB	R	H	RBI	BB	SO	LOB	BOTTOM						
28 Tommy Pham, R OBP: 0.398, SLG: 0.500	L9		K		G5-3			K		K	5	0	0	0	0	3	1							
13 Matt Carpenter, L OBP: 0.320, SLG: 0.370	K		K		BB			K		F7	4	0	0	0	1	3	0							
38 José Martínez, R OBP: 0.385, SLG: 0.471	K		1B		K			BB		BB	3	0	1	0	1	2	2							
41 Tyler O'Neill, R OBP: 0.367, SLG: 0.704		G6-3		K		K		F9			4	1	1	0	0	2	2							
3 Jedd Gyorko, R OBP: 0.374, SLG: 0.474		G6-3		G6-3		K		K		G6-3	4	1	1	0	0	1	0							
48 Harrison Bader, R OBP: 0.337, SLG: 0.389		G6-3		G5-3		G5-3		L5			4	0	0	1	0	0	1							
34 Yairo Muñoz, R OBP: 0.300, SLG: 0.286		K		L8				G1		1B	4	0	1	0	0	1	1							
59 Mike Mayers, R ERA: 0.96										1B	0	0	0	0	0	0	0							
46 Francisco Peña, R OBP: 0.315, SLG: 0.373		2B		SH1-4		L7		G1-3		G1-3	4	0	2	1	0	0	1							
52 Michael Wacha, R ERA: 2.88																								
64 Sam Tuivailala, R ERA: 2.39																								
35 Greg Garcia, L OBP: 0.285, SLG: 0.329																								
49 Jordan Hicks, R ERA: 1.96																								
26 Bud Norris, R ERA: 2.7																								
16 Koltan Wong, L ERA: 2.09																								
27 Brett Cecil, R ERA: 2.09																								
Inning Stats	R: 0 E: 0 K: 2 S: 10	H: 3 LOB: 1 BB: 0 P: 11	R: 2 E: 0 K: 1 S: 13	H: 3 LOB: 3 BB: 0 P: 22	R: 0 E: 0 K: 3 S: 11	H: 1 LOB: 1 BB: 0 P: 15	R: 0 E: 0 K: 0 S: 7	H: 0 LOB: 0 BB: 0 P: 9	R: 0 E: 0 K: 1 S: 14	H: 0 LOB: 2 BB: 0 P: 24	R: 0 E: 0 K: 2 S: 8	H: 0 LOB: 0 BB: 0 P: 9	R: 0 E: 0 K: 1 S: 4	H: 0 LOB: 0 BB: 0 P: 8	R: 0 E: 0 K: 2 S: 9	H: 1 LOB: 1 BB: 0 P: 18	R: 0 E: 0 K: 0 S: 9	H: 1 LOB: 1 BB: 0 P: 14	R: 0 E: 0 K: 1 S: 7	H: 0 LOB: 0 BB: 0 P: 11	1B: 4 2B: 2 3B: 0 HR: 0	SF: 0 SAC: 1 DP: 0 HBP: 0	WP: 0 PB: 1 SB: 0 CS: 0	PA: 38
PITCHER	IP 5.0	WLS 21	BF 5	H 2	R 2	ER 2	SO 7	BB 1	IBB 0	HBP 0	BLK 0	WP 0	HR 0	S 55	P 81	ERA 3.60	WHIP 1.200							
65 Jakob Junis, R ERA: 3.52																								
61 Kevin McCarthy, R ERA: 2.75																								
56 Brad Keller, R ERA: 1.77																								
51 Blaine Boyer, R ERA: 11.09																								
40 Kelvin Herrera, R ERA: 0.96																								

Kansas City Royals @ St. Louis Cardinals
 Busch Stadium, St. Louis, MO
 Wed May 23 2018, 12:16 PM - 3:20 PM CDT
 Att. 41,984 - Sunny - 83 F

AB	35
R	2
H	6
RBI	2
BB	2
SO	12
LOB	9



Batter	1	2	3	4	5	6	7	8	9	AB	R	H	RBI	BB	SO	LOB	TOP					
28 Tommy Pham, R OBP: 0.394, SLG: 0.513	G6-3		K			G6-3		HR G4-3		4	1	1	1	0	1	0	St. Louis Cardinals @ Pittsburgh Pirates PNC Park, Pittsburgh, PA Fri May 25 2018, 7:07 PM - 9:43 PM EDT Att: 22,629 - Partly Cloudy - 84 F					
13 Matt Carpenter, L OBP: 0.316, SLG: 0.367	1B			K		F8		G4-3		4	0	1	0	0	1	0						
38 José Martínez, R OBP: 0.379, SLG: 0.462	K			F8		K			G1-4-3	3	0	0	0	0	2	1						
34 Yairo Muñoz, R OBP: 0.290, SLG: 0.276	K									1	0	0	0	0	0	0						
23 Marcell Ozuna, R OBP: 0.301, SLG: 0.343	F7								G2	3	0	2	0	0	0	1						
48 Harrison Bader, R OBP: 0.333, SLG: 0.384				1B						1	0	0	0	0	0	0						
3 Jedd Gyorko, R OBP: 0.379, SLG: 0.476				L4						4	0	2	0	0	1	2						
25 Dexter Fowler, S OBP: 0.274, SLG: 0.289	L8									4	0	1	0	0	0	3						
46 Francisco Peña, R OBP: 0.298, SLG: 0.352	G1-6-3									3	0	0	0	0	0	3						
16 Kolten Wong, L OBP: 0.270, SLG: 0.292				G6-3		K2-3				3	0	0	0	0	1	1						
53 John Gant, R				G4-3						2	0	0	0	0	1	1						
27 Brett Cecil, R										0	0	0	0	0	0	0						
60 John Brebbia, L										0	0	0	0	0	0	0						
41 Tyler O'Neill, R OBP: 0.355, SLG: 0.679										1	0	0	0	0	1	0						
56 Greg Holland, R										0	0	0	0	0	0	0						
Inning Stats	R: 0 E: 0 K: 1 S: 9	H: 1 LOB: 1 BB: 0 P: 12	R: 0 E: 0 K: 0 S: 4	H: 1 LOB: 0 BB: 0 P: 4	R: 0 E: 0 K: 1 S: 7	H: 0 LOB: 0 BB: 0 P: 9	R: 0 E: 0 K: 1 S: 8	H: 1 LOB: 1 BB: 0 P: 10	R: 0 E: 0 K: 2 S: 9	H: 1 LOB: 1 BB: 0 P: 11	R: 0 E: 0 K: 1 S: 7	H: 0 LOB: 0 BB: 0 P: 12	R: 0 E: 0 K: 1 S: 6	H: 1 LOB: 1 BB: 0 P: 9	R: 1 E: 0 K: 1 S: 13	H: 1 LOB: 0 BB: 0 P: 18	R: 0 E: 0 K: 0 S: 8	H: 1 LOB: 1 BB: 0 P: 13	1B: 4 2B: 2 3B: 0 HR: 1	SF: 0 SAC: 0 DP: 1 HBP: 0	WP: 0 PB: 0 SB: 0 CS: 0	PA: 33
PITCHER	IP WLS BF H R ER SO BB IBB HBP BLK WP HR S P ERA WHIP																					
59 Joe Musgrove, R ERA: 4.15	7.0 W 25 5 0 0 7 0 0 0 0 0 0 0 50 67 0.00 0.714																					
45 Michael Feliz, R ERA: 4.15	1.0 4 1 1 1 1 0 0 0 0 0 0 1 13 18 9.00 1.000																					
30 Kyle Crick, R ERA: 1.88	1.0 4 1 0 0 0 0 0 0 0 0 0 0 8 13 0.00 1.000																					

Batter	1	2	3	4	5	6	7	8	9	AB	R	H	RBI	BB	SO	LOB	BOTTOM			
5 Josh Harrison, R OBP: 0.356, SLG: 0.420	K		G1-3							5	1	2	2	0	2	2	St. Louis Cardinals @ Pittsburgh Pirates PNC Park, Pittsburgh, PA Fri May 25 2018, 7:07 PM - 9:43 PM EDT Att: 22,629 - Partly Cloudy - 84 F			
25 Gregory Polanco, L OBP: 0.325, SLG: 0.432	K			L4		G4-3		1B		4	1	0	0	1	2	2				
29 Francisco Cervelli, R OBP: 0.401, SLG: 0.535	G6-3			K						3	1	1	3	0	1	0				
55 Josh Bell, S OBP: 0.335, SLG: 0.398				K						3	0	2	1	0	1	0				
12 Corey Dickerson, L OBP: 0.357, SLG: 0.505				L8						4	0	2	1	0	0	3				
19 Colin Moran, L OBP: 0.353, SLG: 0.415				L9						4	0	0	0	0	1	3				
17 Austin Meadows, L OBP: 0.448, SLG: 0.897	K									4	2	2	0	0	1	2				
10 Jordy Mercer, R OBP: 0.319, SLG: 0.395										4	2	2	1	0	1	1				
59 Joe Musgrove, R ERA: 4.76										2	1	1	0	0	0	0				
26 Adam Frazier, L ERA: 3.0										1	0	0	0	0	0	2				
45 Michael Feliz, R										0	0	0	0	0	0	0				
23 David Freese, R OBP: 0.321, SLG: 0.459										1	0	0	0	0	0	1				
30 Kyle Crick, L										0	0	0	0	0	0	0				
Inning Stats	R: 0 E: 0 K: 2 S: 9	H: 0 LOB: 0 BB: 0 P: 10	R: 0 E: 0 K: 1 S: 11	H: 1 LOB: 1 BB: 0 P: 14	R: 0 E: 0 K: 0 S: 6	H: 0 LOB: 0 BB: 0 P: 10	R: 0 E: 0 K: 2 S: 12	H: 0 LOB: 0 BB: 0 P: 16	R: 0 E: 0 K: 2 S: 10	H: 1 LOB: 1 BB: 0 P: 16	R: 3 E: 0 K: 0 S: 16	H: 3 LOB: 1 BB: 0 P: 21	R: 3 E: 0 K: 1 S: 17	H: 4 LOB: 2 BB: 1 P: 23	R: 2 E: 0 K: 1 S: 12	H: 3 LOB: 1 BB: 0 P: 17	1B: 7 2B: 2 3B: 3 HR: 0	SF: 1 SAC: 0 DP: 0 HBP: 1	WP: 0 PB: 0 SB: 1 CS: 0	PA: 38
PITCHER	IP WLS BF H R ER SO BB IBB HBP BLK WP HR S P ERA WHIP																			
53 John Gant, R	5.1 L 21 4 3 3 7 0 0 0 0 0 0 0 10 10 13.50 3.000																			
27 Brett Cecil, L	0.2 4 2 1 1 0 0 0 0 0 0 0 0 10 10 18.00 4.000																			
60 John Brebbia, R ERA: 4.8	1.0 7 3 2 2 1 1 0 0 0 0 0 0 16 22 18.00 4.000																			
56 Greg Holland, R ERA: 9.45	1.0 6 3 2 2 1 0 0 0 0 0 0 0 12 17 18.00 3.000																			

Batter	1	2	3	4	5	6	7	8	9	AB	R	H	RBI	BB	SO	LOB	TOP								
13 Matt Carpenter, L OBP: 0.321, SLG: 0.387	1-0 HR		2-2 F9		3-1 28 F8, 38 WP 1B		3-2 F7		3-3 K	5	1	2	1	0	1	1									
38 José Martínez, R OBP: 0.386, SLG: 0.475	1-2 28 FC6-5 2B		2-2 2-H 1B		1-3 K		0-2 28 G6-4-3 1B			4	0	3	1	0	1	1									
49 Jordan Hicks, R										0	0	0	0	0	0	0									
26 Bud Norris, R										0	0	0	0	0	0	0									
28 Tommy Pham, R OBP: 0.391, SLG: 0.513	0-0 FC6-5 2-3 2B			3-2 23 1B, 46 SF8 2B	1-1 F8		2-0 G6-4-3 1-2 1B			4	1	1	0	0	0	3									
23 Marcell Ozuna, R OBP: 0.305, SLG: 0.346	1-2 G4-3 1-2 1B			1-1 46 SF8, 25 HBP 1B	3-2 F9			1-0 1B		4	1	2	0	0	2										
3 Jedd Gyorko, R OBP: 0.364, SLG: 0.453		2-3 K		0-0 P3		1-3 K		2-2 P2		4	0	0	0	0	2	3									
25 Dexter Fowler, S OBP: 0.276, SLG: 0.288		2-2 K		1-0 34 1B HBP		1-0 46 S 1B		2-2 K		1	0	0	0	0	1	0									
48 Harrison Bader, R OBP: 0.337, SLG: 0.387				1-2 HBP		2-1 F9		2-2 K		2	0	1	0	0	1	1									
46 Francisco Peña, R OBP: 0.279, SLG: 0.333				0-2 SF8		1-2 F9		3-2 K		3	0	0	1	0	1	2									
34 Yairo Muñoz, R OBP: 0.343, SLG: 0.313			0-1 32 SH2-4, 38 1B 1B		1-1 1B				0-0 G5-3	3	1	2	1	1	0	0									
32 Jack Flaherty, R OBP: 0.125, SLG: 0.125				1-0 SH2-4		1-3 K			1-1 P6	2	0	0	0	0	2	4									
70 Tyler Lyons, L										0	0	0	0	0	0	0									
16 Kolten Wong, L OBP: 0.268, SLG: 0.289										1	0	0	0	0	0	0									
Inning Stats	R: 1 E: 0 K: 0 S: 8	H: 2 LOB: 0 BB: 0 P: 11	R: 0 E: 0 K: 2 S: 10	H: 0 LOB: 0 BB: 0 P: 15	R: 1 E: 0 K: 0 S: 11	H: 2 LOB: 1 BB: 0 P: 16	R: 2 E: 0 K: 1 S: 16	H: 3 LOB: 2 BB: 0 P: 23	R: 0 E: 0 K: 1 S: 14	H: 1 LOB: 1 BB: 0 P: 22	R: 0 E: 0 K: 2 S: 9	H: 1 LOB: 0 BB: 1 P: 14	R: 0 E: 0 K: 0 S: 11	H: 1 LOB: 0 BB: 0 P: 16	R: 0 E: 0 K: 2 S: 14	H: 1 LOB: 0 BB: 0 P: 22	R: 0 E: 0 K: 1 S: 7	H: 0 LOB: 0 BB: 0 P: 11	1B: 8 2B: 2 3B: 0 HR: 1	SF: 1 SAC: 1 DP: 2 HBP: 1	WP: 1 PB: 0 SB: 1 CS: 0	PA: 37			
PITCHER	IP WLS BF H R ER SO BB IBB HBP BLK WP HR S P ERA WHIP	IP WLS BF H R ER SO BB IBB HBP BLK WP HR S P ERA WHIP	IP WLS BF H R ER SO BB IBB HBP BLK WP HR S P ERA WHIP	IP WLS BF H R ER SO BB IBB HBP BLK WP HR S P ERA WHIP	IP WLS BF H R ER SO BB IBB HBP BLK WP HR S P ERA WHIP	IP WLS BF H R ER SO BB IBB HBP BLK WP HR S P ERA WHIP	IP WLS BF H R ER SO BB IBB HBP BLK WP HR S P ERA WHIP	IP WLS BF H R ER SO BB IBB HBP BLK WP HR S P ERA WHIP	IP WLS BF H R ER SO BB IBB HBP BLK WP HR S P ERA WHIP	IP WLS BF H R ER SO BB IBB HBP BLK WP HR S P ERA WHIP	IP WLS BF H R ER SO BB IBB HBP BLK WP HR S P ERA WHIP	IP WLS BF H R ER SO BB IBB HBP BLK WP HR S P ERA WHIP	IP WLS BF H R ER SO BB IBB HBP BLK WP HR S P ERA WHIP	IP WLS BF H R ER SO BB IBB HBP BLK WP HR S P ERA WHIP	IP WLS BF H R ER SO BB IBB HBP BLK WP HR S P ERA WHIP	IP WLS BF H R ER SO BB IBB HBP BLK WP HR S P ERA WHIP	IP WLS BF H R ER SO BB IBB HBP BLK WP HR S P ERA WHIP	IP WLS BF H R ER SO BB IBB HBP BLK WP HR S P ERA WHIP	IP WLS BF H R ER SO BB IBB HBP BLK WP HR S P ERA WHIP	IP WLS BF H R ER SO BB IBB HBP BLK WP HR S P ERA WHIP	IP WLS BF H R ER SO BB IBB HBP BLK WP HR S P ERA WHIP	IP WLS BF H R ER SO BB IBB HBP BLK WP HR S P ERA WHIP	IP WLS BF H R ER SO BB IBB HBP BLK WP HR S P ERA WHIP	IP WLS BF H R ER SO BB IBB HBP BLK WP HR S P ERA WHIP	IP WLS BF H R ER SO BB IBB HBP BLK WP HR S P ERA WHIP

St. Louis Cardinals @ Pittsburgh Pirates
PNC Park, Pittsburgh, PA
Sat May 26 2018, 4:08 PM - 6:59 PM EDT
Att: 22,133 - Cloudy - 83 F

AB 33
R 4
H 11
RBI 4
BB 1
SO 9
LOB 17



Batter	1	2	3	4	5	6	7	8	9	AB	R	H	RBI	BB	SO	LOB	BOTTOM								
5 Josh Harrison, R OBP: 0.340, SLG: 0.400	0-2 G5-3		0-3 K		2-2 G5-3			3-2 G4-3		4	0	0	0	0	1	0									
29 Francisco Cervelli, R OBP: 0.404, SLG: 0.531	0-1 G5-3		4-2 6 1B BB			2-3 K		1-2 6 G5-3 1B		3	0	1	0	1	1	0									
6 Starling Marte, R OBP: 0.369, SLG: 0.521	0-1 HR		0-1 1B			1-3 K		1-2 G5-3		4	1	2	1	0	1	1									
55 Josh Bell, S OBP: 0.333, SLG: 0.400	1-0 G6-3		0-1 G5-3			0-1 2B		1-0 G4-3		4	0	1	0	0	0	3									
12 Corey Dickerson, L OBP: 0.350, SLG: 0.495		1-2 F9		2-1 F8		1-0 F7			0-1 P6	4	0	0	0	0	0	1									
19 Colin Moran, L OBP: 0.356, SLG: 0.417		2-2 G3		2-1 25 G4-6-3 1B			1-2 25 WP 1B		0-0 F8	4	0	2	0	0	0	0									
25 Gregory Polanco, L OBP: 0.324, SLG: 0.424		4-2 10 FC5-4 BB		0-1 G4-6-3 1-2 1B		3-3 K		3-2 K		3	0	0	0	1	2	2									
10 Jordy Mercer, R OBP: 0.314, SLG: 0.388		0-1 FC5-4			3-3 K		1-0 G1-3			3	0	0	0	0	1	2									
34 Trevor Williams, R OBP: 0.295, SLG: 0.406										1	0	0	0	0	0	0									
48 Richard Rodríguez, R ERA: 1.4										0	0	0	0	0	0	0									
26 Adam Frazier, L OBP: 0.305, SLG: 0.379										0	0	0	0	0	0	0									
24 Tyler Glasnow, L ERA: 4.88										0	0	0	0	0	0	0									
17 Austin Meadows, L OBP: 0.330, SLG: 0.460										0	0	0	0	0	0	0									
30 Kyle Crick, L										0	0	0	0	0	0	0									
37 Edgar Santana, R ERA: 2.59										0	0	0	0	0	0	0									
Inning Stats	R: 1 E: 0 K: 0 S: 8	H: 1 LOB: 0 BB: 0 P: 9	R: 0 E: 0 K: 0 S: 11	H: 0 LOB: 1 BB: 1 P: 18	R: 0 E: 0 K: 1 S: 16	H: 1 LOB: 2 BB: 1 P: 20	R: 0 E: 0 K: 0 S: 6	H: 1 LOB: 0 BB: 0 P: 10	R: 0 E: 0 K: 1 S: 11	H: 0 LOB: 0 BB: 0 P: 18	R: 0 E: 0 K: 2 S: 9	H: 1 LOB: 1 BB: 0 P: 13	R: 0 E: 0 K: 1 S: 8	H: 1 LOB: 0 BB: 0 P: 13	R: 0 E: 0 K: 0 S: 10	H: 1 LOB: 0 BB: 0 P: 16	R: 0 E: 0 K: 1 S: 6	H: 0 LOB: 0 BB: 0 P: 9	1B: 4 2B: 1 3B: 0 HR: 1	SF: 0 SAC: 0 DP: 1 HBP: 0	WP: 1 PB: 0 SB: 0 CS: 0	PA: 34			
PITCHER	IP WLS BF H R ER SO BB IBB HBP BLK WP HR S P ERA WHIP	IP WLS BF H R ER SO BB IBB HBP BLK WP HR S P ERA WHIP	IP WLS BF H R ER SO BB IBB HBP BLK WP HR S P ERA WHIP	IP WLS BF H R ER SO BB IBB HBP BLK WP HR S P ERA WHIP	IP WLS BF H R ER SO BB IBB HBP BLK WP HR S P ERA WHIP	IP WLS BF H R ER SO BB IBB HBP BLK WP HR S P ERA WHIP	IP WLS BF H R ER SO BB IBB HBP BLK WP HR S P ERA WHIP	IP WLS BF H R ER SO BB IBB HBP BLK WP HR S P ERA WHIP	IP WLS BF H R ER SO BB IBB HBP BLK WP HR S P ERA WHIP	IP WLS BF H R ER SO BB IBB HBP BLK WP HR S P ERA WHIP	IP WLS BF H R ER SO BB IBB HBP BLK WP HR S P ERA WHIP	IP WLS BF H R ER SO BB IBB HBP BLK WP HR S P ERA WHIP	IP WLS BF H R ER SO BB IBB HBP BLK WP HR S P ERA WHIP	IP WLS BF H R ER SO BB IBB HBP BLK WP HR S P ERA WHIP	IP WLS BF H R ER SO BB IBB HBP BLK WP HR S P ERA WHIP	IP WLS BF H R ER SO BB IBB HBP BLK WP HR S P ERA WHIP	IP WLS BF H R ER SO BB IBB HBP BLK WP HR S P ERA WHIP	IP WLS BF H R ER SO BB IBB HBP BLK WP HR S P ERA WHIP	IP WLS BF H R ER SO BB IBB HBP BLK WP HR S P ERA WHIP	IP WLS BF H R ER SO BB IBB HBP BLK WP HR S P ERA WHIP	IP WLS BF H R ER SO BB IBB HBP BLK WP HR S P ERA WHIP	IP WLS BF H R ER SO BB IBB HBP BLK WP HR S P ERA WHIP	IP WLS BF H R ER SO BB IBB HBP BLK WP HR S P ERA WHIP	IP WLS BF H R ER SO BB IBB HBP BLK WP HR S P ERA WHIP	IP WLS BF H R ER SO BB IBB HBP BLK WP HR S P ERA WHIP

St. Louis Cardinals @ Pittsburgh Pirates
PNC Park, Pittsburgh, PA
Sat May 26 2018, 4:08 PM - 6:59 PM EDT
Att: 22,133 - Cloudy - 83 F

AB 32
R 1
H 6
RBI 1
BB 2
SO 6
LOB 10



Batter	1	2	3	4	5	6	7	8	9	AB	R	H	RBI	BB	SO	LOB	TOP									
13 Matt Carpenter, L (1,5) OBP: 0.328, SLG: 0.403											4	1	2	0	1	1	4	St. Louis Cardinals @ Pittsburgh Pirates PNC Park, Pittsburgh, PA Sun May 27 2018, 1:39 PM - 4:36 PM EDT Att: 19,608 - Cloudy - 81 F								
38 José Martínez, R (1,3) OBP: 0.382, SLG: 0.467										5	1	1	0	0	0	3										
28 Tommy Pham, R (1,8) OBP: 0.392, SLG: 0.503										3	1	0	0	1	1	3										
23 Marcell Ozuna, R (1,7) OBP: 0.307, SLG: 0.344										4	1	1	1	1	0	3										
41 Tyler O'Neill, R (1,9) OBP: 0.306, SLG: 0.576										5	0	0	0	0	4	5										
16 Kaiten Wong, L (1,4) OBP: 0.270, SLG: 0.290										3	1	1	0	0	0	0										
48 Harrison Bader, R (8,PH) OBP: 0.345, SLG: 0.395										1	0	1	1	0	0	0										
49 Jordan Hicks, R (8,1)										0	0	0	0	0	0	0										
26 Bud Norris, R (9,1)										0	0	0	0	0	0	0										
34 Yairo Muñoz, R (1,6) OBP: 0.359, SLG: 0.314										3	1	1	1	1	1	0										
19 Carson Kelly, R (1,2) OBP: 0.130, SLG: 0.091										4	0	0	1	0	1	4										
39 Miles Mikolas, R (1,1) OBP: 0.130, SLG: 0.190										2	0	0	0	0	1	0										
3 Jedd Gyorko, R (7,PH) OBP: 0.370, SLG: 0.460										1	0	1	2	0	0	0										
64 Sam Tuivailala, R (7,1)										0	0	0	0	0	0	0										
35 Greg Garcia, L (8,PH) OBP: 0.299, SLG: 0.390										0	0	0	0	1	0	0										
Inning Stats	R: 1 E: 0 K: 2 S: 15	H: 2 LOB: 1 BB: 0 P: 22	R: 0 E: 0 K: 1 S: 10	H: 0 LOB: 0 BB: 0 P: 15	R: 0 E: 0 K: 0 S: 7	H: 1 LOB: 1 BB: 0 P: 7	R: 0 E: 0 K: 0 S: 4	H: 0 LOB: 0 BB: 0 P: 6	R: 0 E: 1 K: 2 S: 8	H: 0 LOB: 1 BB: 0 P: 8	R: 0 E: 0 K: 0 S: 10	H: 0 LOB: 1 BB: 0 P: 15	R: 2 E: 0 K: 1 S: 13	H: 3 LOB: 1 BB: 0 P: 22	R: 3 E: 0 K: 2 S: 16	H: 2 LOB: 3 BB: 4 P: 37	R: 0 E: 0 K: 1 S: 9	H: 0 LOB: 1 BB: 0 P: 18	1B: 6 2B: 2 3B: 0 HR: 0	SF: 0 SAC: 0 DP: 1 HBP: 1	WP: 1 PB: 0 SB: 0 CS: 0	PA: 41				
PITCHER	IP WLS BF H R ER SO BB IBB HBP BLK WP HR S P ERA WHIP	IP WLS BF H R ER SO BB IBB HBP BLK WP HR S P ERA WHIP	IP WLS BF H R ER SO BB IBB HBP BLK WP HR S P ERA WHIP	IP WLS BF H R ER SO BB IBB HBP BLK WP HR S P ERA WHIP	IP WLS BF H R ER SO BB IBB HBP BLK WP HR S P ERA WHIP	IP WLS BF H R ER SO BB IBB HBP BLK WP HR S P ERA WHIP	IP WLS BF H R ER SO BB IBB HBP BLK WP HR S P ERA WHIP	IP WLS BF H R ER SO BB IBB HBP BLK WP HR S P ERA WHIP	IP WLS BF H R ER SO BB IBB HBP BLK WP HR S P ERA WHIP	IP WLS BF H R ER SO BB IBB HBP BLK WP HR S P ERA WHIP	IP WLS BF H R ER SO BB IBB HBP BLK WP HR S P ERA WHIP	IP WLS BF H R ER SO BB IBB HBP BLK WP HR S P ERA WHIP	IP WLS BF H R ER SO BB IBB HBP BLK WP HR S P ERA WHIP	IP WLS BF H R ER SO BB IBB HBP BLK WP HR S P ERA WHIP	IP WLS BF H R ER SO BB IBB HBP BLK WP HR S P ERA WHIP	IP WLS BF H R ER SO BB IBB HBP BLK WP HR S P ERA WHIP	IP WLS BF H R ER SO BB IBB HBP BLK WP HR S P ERA WHIP	IP WLS BF H R ER SO BB IBB HBP BLK WP HR S P ERA WHIP	IP WLS BF H R ER SO BB IBB HBP BLK WP HR S P ERA WHIP	IP WLS BF H R ER SO BB IBB HBP BLK WP HR S P ERA WHIP	IP WLS BF H R ER SO BB IBB HBP BLK WP HR S P ERA WHIP	IP WLS BF H R ER SO BB IBB HBP BLK WP HR S P ERA WHIP	IP WLS BF H R ER SO BB IBB HBP BLK WP HR S P ERA WHIP	IP WLS BF H R ER SO BB IBB HBP BLK WP HR S P ERA WHIP	IP WLS BF H R ER SO BB IBB HBP BLK WP HR S P ERA WHIP	
50 Jameson Taillon, R (1,1) ERA: 4.53	6.1	25	5	3	3	6	1	0	0	0	0	0	0	0	1	0	6	10	0.00	1.500						
37 Edgar Santana, R (7,1) ERA: 2.45	0.2	H	3	1	0	0	0	0	0	0	0	0	0	0	0	0	0	8	17	81.00	9.000					
45 Michael Feliz, R (8,1) ERA: 5.32	0.1	L	4	1	3	1	2	0	0	0	0	0	0	0	0	0	5	16	0.00	9.000						
73 Felipe Vázquez, L (8,1) ERA: 3.54	0.1	B	4	1	0	0	2	0	0	0	0	0	0	0	0	0	5	16	0.00	9.000						
43 Steven Brault, L (8,1) ERA: 4.05	1.1	5	0	0	0	2	0	0	1	0	0	0	0	0	0	0	12	22	0.00	0.000						
Batter	1	2	3	4	5	6	7	8	9	AB	R	H	RBI	BB	SO	LOB	BOTTOM									
26 Adam Frazier, L (1,4) OBP: 0.304, SLG: 0.336										3	1	1	2	0	0	0	St. Louis Cardinals @ Pittsburgh Pirates PNC Park, Pittsburgh, PA Sun May 27 2018, 1:39 PM - 4:36 PM EDT Att: 19,608 - Cloudy - 81 F									
3 Sean Rodriguez, R (7,4) OBP: 0.303, SLG: 0.357										1	0	0	0	0	1	0										
17 Austin Meadows, L (1,7) OBP: 0.441, SLG: 0.845										3	1	2	1	0	0	0										
6 Starling Marte, R (1,8) OBP: 0.361, SLG: 0.509										4	0	0	0	0	1	2										
55 Josh Bell, S (1,3) OBP: 0.327, SLG: 0.392										4	0	0	0	0	2	2										
19 Colin Moran, L (1,5) OBP: 0.354, SLG: 0.413										4	0	1	1	0	0	0										
25 Gregory Polanco, L (1,9) OBP: 0.317, SLG: 0.415										4	0	0	0	0	2	1										
32 Elias Díaz, R (1,2) OBP: 0.379, SLG: 0.450										2	1	0	0	1	0	0										
10 Jordy Mercer, R (1,6) OBP: 0.314, SLG: 0.387										3	1	1	0	0	1	0										
50 Jameson Taillon, R (1,1) ERA: 2.58	6.0	24	4	4	4	5	1	0	0	0	0	0	0	0	0	2		St. Louis Cardinals @ Pittsburgh Pirates PNC Park, Pittsburgh, PA Sun May 27 2018, 1:39 PM - 4:36 PM EDT Att: 19,608 - Cloudy - 81 F								
37 Edgar Santana, R (7,1) ERA: 2.19	1.0	W	3	0	0	0	0	0	0	0	0	0	0	0	0	0										
12 Corey Dickerson, L (7,PH) OBP: 0.345, SLG: 0.422	1.0	H	3	0	0	0	0	0	0	0	0	0	0	0	0	0										
45 Michael Feliz, R (8,1) ERA: 1.75	1.0	H	3	0	0	0	0	0	0	0	0	0	0	0	0	0										
73 Felipe Vázquez, L (8,1) ERA: 3.54	1.0	S	3	0	0	0	0	0	0	0	0	0	0	0	0	0										
43 Steven Brault, L (8,1) ERA: 4.05	1.0	S	3	0	0	0	0	0	0	0	0	0	0	0	0	0										
Inning Stats	R: 0 E: 0 K: 1 S: 14	H: 1 LOB: 1 BB: 0 P: 19	R: 0 E: 0 K: 1 S: 7	H: 0 LOB: 0 BB: 0 P: 12	R: 0 E: 0 K: 0 S: 5	H: 0 LOB: 0 BB: 0 P: 8	R: 1 E: 0 K: 2 S: 12	H: 2 LOB: 1 BB: 0 P: 16	R: 3 E: 0 K: 0 S: 18	H: 2 LOB: 0 BB: 1 P: 27	R: 0 E: 0 K: 1 S: 13	H: 0 LOB: 0 BB: 0 P: 17	R: 0 E: 0 K: 1 S: 8	H: 0 LOB: 0 BB: 0 P: 8	R: 0 E: 0 K: 1 S: 9	H: 0 LOB: 0 BB: 0 P: 14	R: 0 E: 0 K: 0 S: 7		H: 0 LOB: 0 BB: 0 P: 11	1B: 4 2B: 0 3B: 1 HR: 0	SF: 1 SAC: 0 DP: 0 HBP: 0	WP: 0 PB: 0 SB: 1 CS: 0	PA: 33			
PITCHER	IP WLS BF H R ER SO BB IBB HBP BLK WP HR S P ERA WHIP	IP WLS BF H R ER SO BB IBB HBP BLK WP HR S P ERA WHIP	IP WLS BF H R ER SO BB IBB HBP BLK WP HR S P ERA WHIP	IP WLS BF H R ER SO BB IBB HBP BLK WP HR S P ERA WHIP	IP WLS BF H R ER SO BB IBB HBP BLK WP HR S P ERA WHIP	IP WLS BF H R ER SO BB IBB HBP BLK WP HR S P ERA WHIP	IP WLS BF H R ER SO BB IBB HBP BLK WP HR S P ERA WHIP	IP WLS BF H R ER SO BB IBB HBP BLK WP HR S P ERA WHIP	IP WLS BF H R ER SO BB IBB HBP BLK WP HR S P ERA WHIP	IP WLS BF H R ER SO BB IBB HBP BLK WP HR S P ERA WHIP	IP WLS BF H R ER SO BB IBB HBP BLK WP HR S P ERA WHIP	IP WLS BF H R ER SO BB IBB HBP BLK WP HR S P ERA WHIP	IP WLS BF H R ER SO BB IBB HBP BLK WP HR S P ERA WHIP	IP WLS BF H R ER SO BB IBB HBP BLK WP HR S P ERA WHIP	IP WLS BF H R ER SO BB IBB HBP BLK WP HR S P ERA WHIP	IP WLS BF H R ER SO BB IBB HBP BLK WP HR S P ERA WHIP	IP WLS BF H R ER SO BB IBB HBP BLK WP HR S P ERA WHIP		IP WLS BF H R ER SO BB IBB HBP BLK WP HR S P ERA WHIP	IP WLS BF H R ER SO BB IBB HBP BLK WP HR S P ERA WHIP	IP WLS BF H R ER SO BB IBB HBP BLK WP HR S P ERA WHIP	IP WLS BF H R ER SO BB IBB HBP BLK WP HR S P ERA WHIP	IP WLS BF H R ER SO BB IBB HBP BLK WP HR S P ERA WHIP	IP WLS BF H R ER SO BB IBB HBP BLK WP HR S P ERA WHIP	IP WLS BF H R ER SO BB IBB HBP BLK WP HR S P ERA WHIP	IP WLS BF H R ER SO BB IBB HBP BLK WP HR S P ERA WHIP
39 Miles Mikolas, R (1,1) ERA: 2.58	6.0	24	4	4	4	5	1	0	0	0	0	0	0	0	0	2	St. Louis Cardinals @ Pittsburgh Pirates PNC Park, Pittsburgh, PA Sun May 27 2018, 1:39 PM - 4:36 PM EDT Att: 19,608 - Cloudy - 81 F									
64 Sam Tuivailala, R (7,1) ERA: 2.19	1.0	W	3	0	0	0	0	0	0	0	0	0	0	0	0	0										
49 Jordan Hicks, R (8,1) ERA: 1.75	1.0	H	3	0	0	0	0	0	0	0	0	0	0	0	0	0										
26 Bud Norris, R (9,1) ERA: 2.49	1.0	S	3	0	0	0	0	0	0	0	0	0	0	0	0	0										
Inning Stats	R: 0 E: 0 K: 1 S: 14	H: 1 LOB: 1 BB: 0 P: 19																								

Batter	1	2	3	4	5	6	7	8	9	AB	R	H	RBI	BB	SO	LOB	TOP					
13 Matt Carpenter, L (1,5) OBP: 0.340, SLG: 0.435										4	0	1	0	1	1	2	St. Louis Cardinals @ Milwaukee Brewers Miller Park, Milwaukee, WI Wed May 30 2018, 12:12 PM - 3:42 PM CDT Att: 33,133 - Cloudy - 77 F					
3 Jedd Gorko, R (1,4) OBP: 0.369, SLG: 0.446										5	0	1	0	0	2	3						
38 José Martínez, R (1,3) OBP: 0.369, SLG: 0.445										4	0	0	0	1	1	3						
41 Tyler O'Neill, R (1,7) OBP: 0.268, SLG: 0.500										4	0	0	0	0	2	2						
48 Harrison Bader, R (1,8) OBP: 0.354, SLG: 0.466										4	1	1	1	0	1	1						
25 Dexter Fowler, S (1,9) OBP: 0.286, SLG: 0.299										4	1	3	0	0	1	0						
34 Yairo Muñoz, R (1,6) OBP: 0.360, SLG: 0.391										4	0	2	0	0	1	3						
19 Carson Kelly, R (1,2) OBP: 0.125, SLG: 0.087										1	0	0	0	0	1	2						
46 Francisco Peña, R (9, PH) OBP: 0.290, SLG: 0.385										1	0	0	0	0	1	0						
29 Alex Reyes, R (1,1) 35 Greg Garcia, L (5, PH) 53 John Gant, R (5,1) 28 Tommy Pham, R (7, PH) 70 Tyler Lyons, L (7,1) 64 Sam Tuivailala, R (7,1) 23 Marcell Ozuna, R (9, PH)										1	0	0	0	0	1	2						
Inning Stats	R: 0 E: 0 K: 1 S: 11	H: 1 LOB: 1 BB: 0 P: 15	R: 0 E: 0 K: 2 S: 15	H: 2 LOB: 2 BB: 0 P: 22	R: 0 E: 0 K: 1 S: 11	H: 0 LOB: 0 BB: 0 P: 17	R: 0 E: 0 K: 1 S: 7	H: 0 LOB: 0 BB: 0 P: 10	R: 0 E: 0 K: 0 S: 5	H: 0 LOB: 0 BB: 0 P: 8	R: 2 E: 1 K: 1 S: 12	H: 2 LOB: 2 BB: 1 P: 18	R: 0 E: 0 K: 3 S: 14	H: 1 LOB: 2 BB: 1 P: 19	R: 0 E: 0 K: 2 S: 10	H: 1 LOB: 2 BB: 1 P: 20	1B: 7 2B: 0 3B: 0 HR: 1	SF: 1 SAC: 2 DP: 0 HBP: 0	WP: 0 PB: 0 SB: 1 CS: 1	PA: 39		
PITCHER	IP WLS BF H R ER SO BB IBB HBP BLK WP HR S P ERA WHIP	IP WLS BF H R ER SO BB IBB HBP BLK WP HR S P ERA WHIP	IP WLS BF H R ER SO BB IBB HBP BLK WP HR S P ERA WHIP	IP WLS BF H R ER SO BB IBB HBP BLK WP HR S P ERA WHIP	IP WLS BF H R ER SO BB IBB HBP BLK WP HR S P ERA WHIP	IP WLS BF H R ER SO BB IBB HBP BLK WP HR S P ERA WHIP	IP WLS BF H R ER SO BB IBB HBP BLK WP HR S P ERA WHIP	IP WLS BF H R ER SO BB IBB HBP BLK WP HR S P ERA WHIP	IP WLS BF H R ER SO BB IBB HBP BLK WP HR S P ERA WHIP	IP WLS BF H R ER SO BB IBB HBP BLK WP HR S P ERA WHIP	IP WLS BF H R ER SO BB IBB HBP BLK WP HR S P ERA WHIP	IP WLS BF H R ER SO BB IBB HBP BLK WP HR S P ERA WHIP	IP WLS BF H R ER SO BB IBB HBP BLK WP HR S P ERA WHIP	IP WLS BF H R ER SO BB IBB HBP BLK WP HR S P ERA WHIP	IP WLS BF H R ER SO BB IBB HBP BLK WP HR S P ERA WHIP	IP WLS BF H R ER SO BB IBB HBP BLK WP HR S P ERA WHIP	IP WLS BF H R ER SO BB IBB HBP BLK WP HR S P ERA WHIP	IP WLS BF H R ER SO BB IBB HBP BLK WP HR S P ERA WHIP	IP WLS BF H R ER SO BB IBB HBP BLK WP HR S P ERA WHIP	IP WLS BF H R ER SO BB IBB HBP BLK WP HR S P ERA WHIP	IP WLS BF H R ER SO BB IBB HBP BLK WP HR S P ERA WHIP	IP WLS BF H R ER SO BB IBB HBP BLK WP HR S P ERA WHIP
41 Junior Guerra, R (1,1) ERA: 2.65	6.0	22	4	0	0	7	0	0	0	0	0	0	0	0	0	61	90	0.00	0.667			
32 Jeremy Jeffress, R (7,1) ERA: 0.62	1.0	7	2	2	1	1	0	1	0	0	0	0	0	0	1	12	18	9.00	2.000			
71 Josh Hader, L (8,1) ERA: 1.09	1.2	9	2	0	0	4	2	0	0	0	0	0	0	0	21	33	0.00	2.400				
46 Corey Knebel, R (9,1) ERA: 5.06	0.1	1	0	0	0	1	0	0	0	0	0	0	0	0	3	6	0.00	0.000				

Batter	1	2	3	4	5	6	7	8	9	AB	R	H	RBI	BB	SO	LOB	BOTTOM					
6 Lorenzo Cain, R (1,8) OBP: 0.390, SLG: 0.431										4	0	1	0	1	1	4	St. Louis Cardinals @ Milwaukee Brewers Miller Park, Milwaukee, WI Wed May 30 2018, 12:12 PM - 3:42 PM CDT Att: 33,133 - Cloudy - 77 F					
22 Christian Yelich, L (1,7) OBP: 0.372, SLG: 0.492										5	1	2	2	0	0	5						
24 Jesús Aguilar, R (1,3) OBP: 0.377, SLG: 0.555										4	1	1	0	1	1	3						
46 Corey Knebel, R (9,1) ERA: 5.06										0	0	0	0	0	0	0						
21 Travis Shaw, L (1,5) OBP: 0.338, SLG: 0.518									3	0	0	0	1	0	4							
16 Domingo Santana, R (1,9) OBP: 0.332, SLG: 0.370									4	0	2	0	0	1	0							
5 Jonathan Villar, S (1,4) OBP: 0.323, SLG: 0.377									4	0	0	0	0	1	4							
18 Eric Sogard, L (1,6) OBP: 0.222, SLG: 0.155									1	0	0	0	2	0	0							
3 Orlando Arcia, R (7,6) OBP: 0.238, SLG: 0.279									1	0	1	1	0	0	0							
15 Erik Kratz, R (1,2) OBP: 0.556, SLG: 0.875									3	1	2	0	0	0	2							
71 Josh Hader, L (8,1) ERA: 1.09									0	0	0	0	0	0	0							
14 Hernán Pérez, R (9,3) OBP: 0.279, SLG: 0.364									0	0	0	0	0	0	0							
41 Junior Guerra, R (1,1) ERA: 2.65									1	0	0	0	0	0	3							
8 Ryan Braun, R (6, PH) OBP: 0.306, SLG: 0.415									0	0	0	0	1	0	0							
32 Jeremy Jeffress, R (7,1) ERA: 0.62									0	0	0	0	0	0	0							
9 Manny Piña, R (8,2) OBP: 0.279, SLG: 0.355									1	0	1	0	0	0	0							
Inning Stats	R: 0 E: 0 K: 2 S: 8	H: 1 LOB: 0 BB: 0 P: 13	R: 0 E: 0 K: 0 S: 16	H: 1 LOB: 3 BB: 2 P: 28	R: 0 E: 0 K: 0 S: 11	H: 1 LOB: 0 BB: 0 P: 18	R: 0 E: 0 K: 0 S: 7	H: 0 LOB: 0 BB: 0 P: 14	R: 1 E: 0 K: 0 S: 18	H: 1 LOB: 3 BB: 2 P: 31	R: 0 E: 0 K: 1 S: 13	H: 1 LOB: 2 BB: 0 P: 27	R: 2 E: 0 K: 1 S: 14	H: 4 LOB: 2 BB: 0 P: 19	R: 0 E: 1 K: 0 S: 13	H: 1 LOB: 1 BB: 0 P: 20	1B: 9 2B: 0 3B: 0 HR: 1	SF: 0 SAC: 1 DP: 2 HBP: 1	WP: 0 PB: 0 SB: 1 CS: 0	PA: 39		
PITCHER	IP WLS BF H R ER SO BB IBB HBP BLK WP HR S P ERA WHIP	IP WLS BF H R ER SO BB IBB HBP BLK WP HR S P ERA WHIP	IP WLS BF H R ER SO BB IBB HBP BLK WP HR S P ERA WHIP	IP WLS BF H R ER SO BB IBB HBP BLK WP HR S P ERA WHIP	IP WLS BF H R ER SO BB IBB HBP BLK WP HR S P ERA WHIP	IP WLS BF H R ER SO BB IBB HBP BLK WP HR S P ERA WHIP	IP WLS BF H R ER SO BB IBB HBP BLK WP HR S P ERA WHIP	IP WLS BF H R ER SO BB IBB HBP BLK WP HR S P ERA WHIP	IP WLS BF H R ER SO BB IBB HBP BLK WP HR S P ERA WHIP	IP WLS BF H R ER SO BB IBB HBP BLK WP HR S P ERA WHIP	IP WLS BF H R ER SO BB IBB HBP BLK WP HR S P ERA WHIP	IP WLS BF H R ER SO BB IBB HBP BLK WP HR S P ERA WHIP	IP WLS BF H R ER SO BB IBB HBP BLK WP HR S P ERA WHIP	IP WLS BF H R ER SO BB IBB HBP BLK WP HR S P ERA WHIP	IP WLS BF H R ER SO BB IBB HBP BLK WP HR S P ERA WHIP	IP WLS BF H R ER SO BB IBB HBP BLK WP HR S P ERA WHIP	IP WLS BF H R ER SO BB IBB HBP BLK WP HR S P ERA WHIP	IP WLS BF H R ER SO BB IBB HBP BLK WP HR S P ERA WHIP	IP WLS BF H R ER SO BB IBB HBP BLK WP HR S P ERA WHIP	IP WLS BF H R ER SO BB IBB HBP BLK WP HR S P ERA WHIP	IP WLS BF H R ER SO BB IBB HBP BLK WP HR S P ERA WHIP	IP WLS BF H R ER SO BB IBB HBP BLK WP HR S P ERA WHIP
29 Alex Reyes, R (1,1) ERA: 2.65	4.0	15	3	1	1	1	4	0	0	0	0	0	0	0	31	58	4.50	3.000				
53 John Gant, R (5,1) ERA: 4.74	2.0	13	2	1	1	1	4	0	0	0	0	0	0	0	1	1	∞	∞				
70 Tyler Lyons, L (7,1) ERA: 6.75	0.0	1	1	1	1	0	0	0	0	0	0	0	0	0	0	0	∞	∞				
64 Sam Tuivailala, R (7,1) ERA: 2.45	2.0	10	4	1	1	1	0	0	0	0	0	0	0	0	26	38	4.50	2.000				

Batter	1	2	3	4	5	6	7	8	9	AB	R	H	RBI	BB	SO	LOB	TOP					
5 Josh Harrison, R OBP: 0.310, SLG: 0.383										4	0	0	0	0	0	2	Pittsburgh Pirates @ St. Louis Cardinals Busch Stadium, St. Louis, MO Sat Jun 02 2018, 1:20 PM - 4:07 PM CDT Att: 44,492 - Cloudy - 76 F					
17 Austin Meadows, L OBP: 0.431, SLG: 0.830									3	1	1	1	1	1	1							
6 Starling Marte, R OBP: 0.346, SLG: 0.487									4	0	0	0	0	3	1							
55 Josh Bell, S OBP: 0.322, SLG: 0.386									4	0	0	0	0	1	1							
48 Richard Rodriguez, R (9, 1)									0	0	0	0	0	0	0							
12 Corey Dickerson, L OBP: 0.347, SLG: 0.490									4	0	1	0	0	2	0							
19 Colin Moran, L OBP: 0.354, SLG: 0.428									3	1	1	1	0	1	1							
32 Elias Diaz, R OBP: 0.342, SLG: 0.443									3	0	0	0	0	0	1							
10 Jordy Mercer, R OBP: 0.316, SLG: 0.384									3	0	2	0	0	0	0							
39 Chad Kuhl, R OBP: 0.176, SLG: 0.176									1	0	0	0	0	1	1							
24 Tyler Glasnow, L (7, 1)									0	0	0	0	0	0	0							
23 David Freese, R OBP: 0.312, SLG: 0.434									1	0	0	0	0	0	0							
30 Kyle Crick, L (8, 1)									0	0	0	0	0	0	0							
3 Sean Rodriguez, R OBP: 0.287, SLG: 0.333									0	0	0	0	0	0	0							
Inning Stats	R: 0 E: 0 K: 0 S: 7	H: 0 LOB: 0 BB: 0 P: 9	R: 0 E: 0 K: 0 S: 14	H: 1 LOB: 1 BB: 0 P: 21	R: 0 E: 0 K: 1 S: 11	H: 1 LOB: 1 BB: 0 P: 17	R: 0 E: 0 K: 2 S: 11	H: 0 LOB: 0 BB: 0 P: 19	R: 1 E: 0 K: 1 S: 19	H: 2 LOB: 1 BB: 0 P: 23	R: 0 E: 0 K: 1 S: 7	H: 0 LOB: 0 BB: 1 P: 11	R: 0 E: 0 K: 1 S: 9	H: 0 LOB: 0 BB: 0 P: 13	R: 0 E: 0 K: 0 S: 4	H: 0 LOB: 0 BB: 0 P: 8	R: 1 E: 0 K: 3 S: 13	H: 1 LOB: 0 BB: 0 P: 21	1B: 3 2B: 0 3B: 0 HR: 2	SF: 0 SAC: 1 DP: 1 HBP: 0	WP: 1 PB: 0 CS: 0	PA: 32
PITCHER	IP WLS BF H R ER SO BB IBB HBP BLK WP HR S P ERA WHIP																					
7 Luke Weaver, R ERA: 4.12	5.0		19	4	1	1	4	0	0	0	0	0	1	1	62	90	1.80	0.800				
68 Austin Gombler, L ERA: 3.08	3.0	H	9	0	0	0	2	1	0	0	0	0	0	0	20	32	0.00	0.333				
26 Bud Norris, R ERA: 3.08	1.0	W	4	1	1	1	3	0	0	0	0	0	0	1	13	21	9.00	1.000				

Batter	1	2	3	4	5	6	7	8	9	AB	R	H	RBI	BB	SO	LOB	BOTTOM					
13 Matt Carpenter, L OBP: 0.329, SLG: 0.415										4	0	0	0	0	3	2	Pittsburgh Pirates @ St. Louis Cardinals Busch Stadium, St. Louis, MO Sat Jun 02 2018, 1:20 PM - 4:07 PM CDT Att: 44,492 - Cloudy - 76 F					
35 Greg Garcia, L OBP: 0.325, SLG: 0.388									3	0	1	0	1	0	1							
28 Tommy Pham, R OBP: 0.364, SLG: 0.461									4	0	1	1	0	0	1							
23 Marcell Ozuna, R OBP: 0.320, SLG: 0.360									3	1	2	1	1	0	2							
3 Jedd Gyorko, R OBP: 0.342, SLG: 0.421									4	0	0	0	0	2	2							
25 Dexter Fowler, S OBP: 0.286, SLG: 0.304									4	0	0	0	0	0	2							
26 Bud Norris, R (9, 1)									0	0	0	0	0	0	0							
16 Kolten Wong, L OBP: 0.279, SLG: 0.306									3	1	1	1	0	1	1							
19 Carson Kelly, R OBP: 0.148, SLG: 0.080									2	0	0	0	1	0	1							
7 Luke Weaver, R OBP: 0.222, SLG: 0.176									1	1	0	0	1	0	0							
68 Austin Gombler, L (6, 1)									1	0	0	0	0	0	1							
48 Harrison Bader, R OBP: 0.361, SLG: 0.469									0	0	0	0	0	0	0							
Inning Stats	R: 0 E: 0 K: 1 S: 6	H: 0 LOB: 0 BB: 0 P: 10	R: 1 E: 0 K: 1 S: 13	H: 1 LOB: 1 BB: 0 P: 21	R: 0 E: 0 K: 2 S: 11	H: 1 LOB: 1 BB: 0 P: 15	R: 1 E: 0 K: 1 S: 13	H: 1 LOB: 2 BB: 2 P: 27	R: 0 E: 0 K: 0 S: 5	H: 0 LOB: 0 BB: 0 P: 9	R: 0 E: 0 K: 1 S: 11	H: 0 LOB: 1 BB: 1 P: 18	R: 0 E: 0 K: 0 S: 9	H: 0 LOB: 1 BB: 1 P: 15	R: 0 E: 0 K: 0 S: 2	H: 0 LOB: 0 BB: 0 P: 3	1B: 3 2B: 0 3B: 0 HR: 2	SF: 0 SAC: 0 DP: 0 HBP: 1	WP: 1 PB: 0 CS: 0	PA: 34		
PITCHER	IP WLS BF H R ER SO BB IBB HBP BLK WP HR S P ERA WHIP																					
39 Chad Kuhl, R ERA: 3.88	6.0		25	4	2	2	5	2	0	1	0	0	0	0	11	18	0.00	1.000				
24 Tyler Glasnow, R ERA: 4.35	1.0		4	0	0	0	1	1	0	0	0	0	0	0	9	15	0.00	1.000				
30 Kyle Crick, R ERA: 1.83	1.0	L	1	1	1	0	0	0	0	0	0	0	0	1	2	3	=	=				
48 Richard Rodriguez, R ERA: 2.61	0.0		1	1	1	0	0	0	0	0	0	0	0	1	2	3						

AB	30
R	2
H	5
RBI	2
BB	1
SO	9
LOB	8



Batter	1	2	3	4	5	6	7	8	9	AB R H RBI BB SO LOB	TOP											
26 Adam Frazier, L (1,4) OBP: 0.313, SLG: 0.356										4 0 0 0 0 1 1	Pittsburgh Pirates @ St. Louis Cardinals Busch Stadium, St. Louis, MO Sun Jun 03 2018, 1:17 PM - 3:41 PM CDT Att: 44,432 - Sunny - 81 F											
17 Austin Meadows, L (1,7) OBP: 0.418, SLG: 0.764										4 0 1 0 0 2 0												
6 Starling Marte, R (1,8) OBP: 0.340, SLG: 0.477										4 0 0 0 0 2 2												
55 Josh Bell, S (1,3) OBP: 0.317, SLG: 0.379										4 0 0 0 0 1 2												
29 Francisco Cervelli, R (1,2) OBP: 0.399, SLG: 0.535										2 0 0 0 1 2 0												
23 David Freese, R (1,5) OBP: 0.302, SLG: 0.419										3 0 0 0 0 1 1												
25 Gregory Polanco, L (1,9) OBP: 0.318, SLG: 0.423										2 0 0 0 1 0 0												
3 Sean Rodriguez, R (1,6) OBP: 0.279, SLG: 0.323										3 0 0 0 0 1 2												
49 Nick Kingham, R (5,PH) OBP: 0.000, SLG: 0.000										1 0 0 0 0 0 0												
5 Josh Harrison, R (8,PH) OBP: 0.362, SLG: 0.441										1 0 0 0 0 0 0												
43 Steven Brault, L (8,1) OBP: 0.279, SLG: 0.364										0 0 0 0 0 0 0												
45 Michael Feliz, R (8,1) OBP: 0.000, SLG: 0.000										0 0 0 0 0 0 0												
48 Richard Rodriguez, R (8,1) OBP: 0.207, SLG: 0.433										0 0 0 0 0 0 0												
19 Colin Moran, L (8,PH) OBP: 0.207, SLG: 0.433										1 0 1 0 0 0 0												
Inning Stats	R: 0 E: 0 K: 1 S: 10	H: 0 LOB: 0 BB: 0 P: 14	R: 0 E: 0 K: 1 S: 8	H: 0 LOB: 0 BB: 0 P: 13	R: 0 E: 0 K: 1 S: 8	H: 0 LOB: 0 BB: 0 P: 10	R: 0 E: 0 K: 1 S: 8	H: 0 LOB: 0 BB: 0 P: 11	R: 0 E: 0 K: 1 S: 7	H: 0 LOB: 0 BB: 0 P: 11	R: 0 E: 0 K: 2 S: 10	H: 0 LOB: 0 BB: 0 P: 15	R: 0 E: 0 K: 1 S: 9	H: 0 LOB: 0 BB: 0 P: 12	R: 0 E: 0 K: 2 S: 16	H: 2 LOB: 2 BB: 0 P: 20	1B: 2 2B: 0 3B: 0 HR: 0	SF: 0 SAC: 0 DP: 0 HBP: 0	WP: 0 PB: 0 SB: 0 CS: 0	PA: 31		
PITCHER	IP WLS BF H R ER SO BB IBB HBP BLK WP HR S P ERA WHIP											IP WLS BF H R ER SO BB IBB HBP BLK WP HR S P ERA WHIP										
52 Michael Wacha, R (1,1) ERA: 2.41	8.0 W 27 1 0 0 8 2 0 0 0 0 0 0 0 0 0.00 0.375											1.0 4 1 0 0 2 0 0 0 0 0 0 0 0 0.00 1.000										
49 Jordan Hicks, R (9,1) ERA: 2.4																						

Batter	1	2	3	4	5	6	7	8	9	AB R H RBI BB SO LOB	BOTTOM											
13 Matt Carpenter, L (1,5) OBP: 0.327, SLG: 0.409										3 1 0 0 1 0 0	Pittsburgh Pirates @ St. Louis Cardinals Busch Stadium, St. Louis, MO Sun Jun 03 2018, 1:17 PM - 3:41 PM CDT Att: 44,432 - Sunny - 81 F											
28 Tommy Pham, R (1,8) OBP: 0.366, SLG: 0.462										4 1 2 0 0 1 0												
38 José Martínez, R (1,3) OBP: 0.362, SLG: 0.441										4 2 1 0 0 0 3												
3 Jedd Gyorko, R (9,5) OBP: 0.342, SLG: 0.421										0 0 0 0 0 0 0												
23 Marcell Ozuna, R (1,7) OBP: 0.323, SLG: 0.374										3 1 1 4 1 0 2												
48 Harrison Bader, R (1,9) OBP: 0.348, SLG: 0.450										4 0 0 0 0 3 2												
34 Yairo Muñoz, R (1,6) OBP: 0.355, SLG: 0.439										3 0 1 1 1 1 0												
16 Kolten Wong, L (1,4) OBP: 0.278, SLG: 0.304										4 0 1 0 0 1 3												
46 Francisco Peña, R (1,2) OBP: 0.269, SLG: 0.342										3 0 0 0 0 0 1												
52 Michael Wacha, R (1,1) ERA: 4.03										3 0 0 0 0 2 0												
49 Jordan Hicks, R (9,1) ERA: 4.22										0 0 0 0 0 0 0												
45 Michael Feliz, R (8,1) ERA: 0.08										1B: 4 2B: 2 3B: 0 HR: 1	SF: 0 SAC: 0 DP: 1 HBP: 0	WP: 0 PB: 0 SB: 0 CS: 1	PA: 34									
Inning Stats	R: 4 E: 1 K: 1 S: 11	H: 2 LOB: 0 BB: 1 P: 19	R: 0 E: 0 K: 1 S: 6	H: 0 LOB: 0 BB: 0 P: 10	R: 0 E: 0 K: 1 S: 8	H: 0 LOB: 0 BB: 0 P: 13	R: 0 E: 0 K: 2 S: 13	H: 1 LOB: 0 BB: 0 P: 21	R: 0 E: 0 K: 0 S: 11	H: 1 LOB: 2 BB: 0 P: 18	R: 0 E: 0 K: 1 S: 6	H: 0 LOB: 1 BB: 1 P: 16	R: 0 E: 0 K: 1 S: 7	H: 0 LOB: 0 BB: 0 P: 8	R: 1 E: 0 K: 1 S: 19	H: 2 LOB: 2 BB: 1 P: 32	1B: 4 2B: 2 3B: 0 HR: 1	SF: 0 SAC: 0 DP: 1 HBP: 0	WP: 0 PB: 0 SB: 0 CS: 1	PA: 34		
PITCHER	IP WLS BF H R ER SO BB IBB HBP BLK WP HR S P ERA WHIP											IP WLS BF H R ER SO BB IBB HBP BLK WP HR S P ERA WHIP										
49 Nick Kingham, R (1,1) ERA: 4.03	5.0 L 22 4 4 0 3 5 1 0 0 0 0 0 0 0.00 1.000											2.0 6 0 0 0 2 1 0 0 0 0 0 0 0.00 0.500										
43 Steven Brault, L (8,1) ERA: 4.22																						
45 Michael Feliz, R (8,1) ERA: 0.08																						
48 Richard Rodriguez, R (8,1) ERA: 2.57																						

Batter	1	2	3	4	5	6	7	8	9	AB	R	H	RBI	BB	SO	LOB	TOP										
13 Starlin Castro, R OBP: 0.336, SLG: 0.411											6	3	4	0	0	1	0										
32 Derek Dietrich, L OBP: 0.338, SLG: 0.457 67 Tyler Cloyd, R											5	2	4	3	0	1	0										
11 J.T. Realmuto, R OBP: 0.376, SLG: 0.534											4	2	3	1	0	0	1										
41 Justin Bour, L OBP: 0.365, SLG: 0.427											5	1	1	0	1	2	5										
15 Brian Anderson, R OBP: 0.371, SLG: 0.419											4	1	1	2	1	1	1										
19 Miguel Rojas, R OBP: 0.307, SLG: 0.364											5	0	0	0	0	0	4										
10 JT Riddle, L OBP: 0.256, SLG: 0.395											5	0	1	1	0	1	1										
9 Lewis Brinson, R OBP: 0.218, SLG: 0.319											5	2	3	2	0	1	2										
54 Wei-Yin Chen, R OBP: 0.154, SLG: 0.154 55 Drew Rucinski, R 3 JB Shuck, L											2	0	0	0	0	1	2										
Inning Stats	R: 0 E: 0 K: 2 S: 9	H: 0 LOB: 1 BB: 0 P: 14	R: 0 E: 1 K: 1 S: 13	H: 1 LOB: 2 BB: 0 P: 19	R: 3 E: 0 K: 0 S: 13	H: 4 LOB: 0 BB: 0 P: 21	R: 0 E: 0 K: 2 S: 7	H: 0 LOB: 0 BB: 0 P: 12	R: 3 E: 1 K: 1 S: 18	H: 3 LOB: 2 BB: 1 P: 26	R: 2 E: 1 K: 1 S: 17	H: 3 LOB: 2 BB: 1 P: 29	R: 2 E: 0 K: 3 S: 19	H: 4 LOB: 2 BB: 0 P: 26	R: 0 E: 0 K: 0 S: 11	H: 0 LOB: 0 BB: 0 P: 19	R: 1 E: 0 K: 0 S: 9	H: 2 LOB: 2 BB: 0 P: 16	1B: 7 2B: 6 3B: 1 HR: 3	SF: 0 SAC: 0 DP: 1 HBP: 2	WP: 0 PB: 0 SB: 0 CS: 0	PA: 49					
PITCHER	IP	WLS	BF	H	R	ER	SO	BB	IBB	HBP	BLK	WP	HR	S	P	ERA	WHIP										
32 Jack Flaherty, R ERA: 3.2	5.0	L	26	8	6	4	6	1	0	1	0	0	1	60	92	7.20	1.800										
27 Brett Cecil, L ERA: 6.75	1.0		7	3	2	1	1	1	0	0	0	0	0	17	29	9.00	4.000										
58 Preston Guilmet, R ERA: 22.5	1.0		7	4	2	2	3	0	0	0	0	0	1	19	26	18.00	4.000										
60 John Brebbia, R ERA: 3.86	1.0		3	0	0	0	0	0	0	0	0	0	0	11	19	0.00	0.000										
3 Jedd Gyorko, R ERA: 9.0	1.0		6	2	1	1	0	0	0	1	0	0	1	9	16	9.00	2.000										

Miami Marlins @ St. Louis Cardinals
 Busch Stadium, St. Louis, MO
 Wed Jun 06 2018, 7:16 PM - 10:39 PM CDT
 Att. 40,109 - Clear - 88 F

AB	45
R	11
H	17
RBI	9
BB	2
SO	10
LOB	17



Batter	1	2	3	4	5	6	7	8	9	AB	R	H	RBI	BB	SO	LOB	BOTTOM										
13 Matt Carpenter, L OBP: 0.330, SLG: 0.413										5	1	1	0	0	0	0											
28 Tommy Pham, R OBP: 0.362, SLG: 0.453										4	1	2	0	0	0	1											
38 José Martínez, R OBP: 0.376, SLG: 0.455 60 John Brebbia, L										3	0	3	2	1	0	0											
16 Kolten Wong, L OBP: 0.278, SLG: 0.310										0	0	0	0	0	0	0											
23 Marcell Ozuna, R OBP: 0.325, SLG: 0.374										4	0	0	0	0	1	5											
4 Yadier Molina, R OBP: 0.283, SLG: 0.438 58 Preston Guilmet, R										3	0	0	0	0	2	3											
40 Luke Voit, R OBP: 0.667, SLG: 0.500										0	0	0	0	0	0	0											
3 Jedd Gyorko, R OBP: 0.336, SLG: 0.420										4	0	1	0	0	0	0											
48 Harrison Bader, R OBP: 0.342, SLG: 0.448										4	1	1	0	0	2	1											
34 Yairo Muñoz, R OBP: 0.343, SLG: 0.413										2	0	0	1	1	0	0											
32 Jack Flaherty, R OBP: 0.083, SLG: 0.083 27 Brett Cecil, R										2	0	0	0	0	1	2											
46 Francisco Peña, R OBP: 0.263, SLG: 0.333										2	0	0	0	0	1	0											
Inning Stats	R: 0 E: 0 K: 0 S: 11	H: 1 LOB: 1 BB: 0 P: 18	R: 0 E: 0 K: 1 S: 12	H: 1 LOB: 2 BB: 1 P: 16	R: 1 E: 0 K: 0 S: 14	H: 2 LOB: 1 BB: 0 P: 22	R: 1 E: 0 K: 1 S: 16	H: 1 LOB: 0 BB: 0 P: 21	R: 0 E: 0 K: 1 S: 15	H: 0 LOB: 0 BB: 0 P: 12	R: 0 E: 0 K: 1 S: 16	H: 0 LOB: 0 BB: 0 P: 23	R: 0 E: 0 K: 1 S: 6	H: 0 LOB: 0 BB: 0 P: 8	R: 0 E: 0 K: 1 S: 6	H: 0 LOB: 0 BB: 0 P: 8	1B: 4 2B: 4 3B: 0 HR: 0	SF: 1 SAC: 0 DP: 0 HBP: 0	WP: 1 PB: 0 SB: 0 CS: 0	PA: 37							
PITCHER	IP	WLS	BF	H	R	ER	SO	BB	IBB	HBP	BLK	WP	HR	S	P	ERA	WHIP										
54 Wei-Yin Chen, L ERA: 5.86	4.1		21	6	2	2	2	1	1	0	0	0	0	61	91	4.15	1.615										
55 Drew Rucinski, R ERA: 3.39	2.1	W	9	2	1	1	2	0	0	0	0	0	0	27	39	3.86	0.857										
67 Tyler Cloyd, R ERA: 8.66	2.1		7	0	0	0	3	0	0	0	0	0	0	15	20	0.00	0.000										

Miami Marlins @ St. Louis Cardinals
 Busch Stadium, St. Louis, MO
 Wed Jun 06 2018, 7:16 PM - 10:39 PM CDT
 Att. 40,109 - Clear - 88 F

AB	34
R	3
H	8
RBI	3
BB	2
SO	7
LOB	12



Batter	1	2	3	4	5	6	7	8	9	AB	R	H	RBI	BB	SO	LOB	TOP					
13 Starlin Castro, R OBP: 0.331, SLG: 0.404	F9		G6-3			E9		K		4	1	0	0	0	1	0	Miami Marlins @ St. Louis Cardinals Busch Stadium, St. Louis, MO Thu Jun 07 2018, 12:17 PM - 2:59 PM CDT Att: 41,297 - Partly Cloudy - 89 F					
32 Derek Dietrich, L OBP: 0.336, SLG: 0.450	G4-3		F8			L9		41 BB		3	0	0	0	1	0	1						
41 Justin Bour, L OBP: 0.371, SLG: 0.439	1B				G4-3		2H	1B		4	0	3	1	0	0	0						
15 Brian Anderson, R OBP: 0.373, SLG: 0.418	1B				G6-3		IBB	K		3	0	1	0	1	1	2						
10 JT Riddle, L OBP: 0.233, SLG: 0.357	K				K		G6-3			4	0	0	0	0	3	4						
9 Lewis Brinson, R OBP: 0.214, SLG: 0.313	G3				F7		G3-1			4	0	0	0	0	0	0						
2 Yadiel Rivera, R OBP: 0.304, SLG: 0.208	G4-3				G4-3		G3			3	0	0	0	0	0	0						
19 Miguel Rojas, R OBP: 0.305, SLG: 0.363					G6-3		F7		G1-5-3	1	0	0	0	0	0	0						
28 Bryan Holaday, R OBP: 0.220, SLG: 0.236	K									3	0	0	0	0	1	0						
36 Trevor Richards, R 29 Brad Ziegler, R 61 Adam Conley, L 51 Ben Meyer, L 3 JB Shuck, L 56 Tayron Guerrero, R	K				K		K		G1-3	2	0	0	0	0	0	2						
Inning Stats	R: 0 H: 2 E: 0 K: 1 S: 19	H: 2 LOB: 2 BB: 0 P: 23	R: 0 H: 0 E: 0 K: 1 S: 7	H: 0 LOB: 0 BB: 0 P: 10	R: 0 H: 0 E: 0 K: 1 S: 12	H: 0 LOB: 0 BB: 0 P: 17	R: 0 H: 0 E: 0 K: 1 S: 9	H: 0 LOB: 0 BB: 0 P: 14	R: 0 H: 0 E: 0 K: 0 S: 10	H: 0 LOB: 0 BB: 0 P: 13	R: 1 H: 1 E: 1 K: 1 S: 10	H: 1 LOB: 2 BB: 1 P: 12	R: 0 H: 0 E: 0 K: 0 S: 7	H: 0 LOB: 0 BB: 0 P: 10	R: 0 H: 1 E: 0 K: 2 S: 11	H: 1 LOB: 2 BB: 1 P: 17	R: 0 H: 0 E: 0 K: 1 S: 11	H: 0 LOB: 0 BB: 0 P: 14	1B: 3 2B: 1 3B: 0 HR: 0	SF: 0 SAC: 0 DP: 0 HBP: 0	WP: 0 PB: 0 SB: 0 CS: 0	PA: 34
PITCHER	IP WLS BF H R ER SO BB IBB HBP BLK WP HR S P ERA WHIP	7.0 W 26 3 1 0 5 0 1 0 0 0 0 74 99 0.00 0.429	1.0 H 5 1 0 0 2 1 0 0 0 0 0 11 17 0.00 2.000	1.0 S 3 0 0 0 1 0 0 0 0 0 0 11 14 0.00 0.000	PITCHER										IP WLS BF H R ER SO BB IBB HBP BLK WP HR S P ERA WHIP							

Batter	1	2	3	4	5	6	7	8	9	AB	R	H	RBI	BB	SO	LOB	BOTTOM			
13 Matt Carpenter, L OBP: 0.328, SLG: 0.410	F8	F7			P6					4	0	1	0	0	0	1	Miami Marlins @ St. Louis Cardinals Busch Stadium, St. Louis, MO Thu Jun 07 2018, 12:17 PM - 2:59 PM CDT Att: 41,297 - Partly Cloudy - 89 F			
28 Tommy Pham, R OBP: 0.364, SLG: 0.454	38 HR		G5-3			38 HR	L8			4	2	2	0	0	0	1				
38 Jose Martinez, R OBP: 0.379, SLG: 0.472	1B		F9			25 G3	23 1B	FC5-4		3	1	2	2	0	0	0				
3 Jedd Gyorko, R OBP: 0.333, SLG: 0.416	HR		G4-3			25 G3	23 1B	L8		1	0	0	0	0	0	1				
23 Marcell Ozuna, R OBP: 0.323, SLG: 0.372	F8					25 G3	L8			4	0	1	1	0	0	1				
25 Dexter Fowler, S OBP: 0.284, SLG: 0.301	1B		K			G3		K		4	0	1	0	0	2	2				
34 Yairo Muñoz, R OBP: 0.338, SLG: 0.403	K		K			L8		16 FC6-4		4	0	1	0	0	2	3				
16 Kolten Wong, L OBP: 0.289, SLG: 0.317		39 G6-3	46 WP			46 CS	IBB	FC6-4		3	0	2	0	1	0	1				
46 Francisco Peña, R OBP: 0.250, SLG: 0.316	G5-3		CS			G6-3	K	G4-3		4	0	0	0	0	1	5				
39 Miles Mikolas, R OBP: 0.115, SLG: 0.167	G6-3					K				2	0	0	0	0	1	1				
35 Greg Garcia, L OBP: 0.325, SLG: 0.388										0	0	0	0	0	0	0				
40 Luke Voit, R OBP: 0.750, SLG: 1.667										1	1	1	1	0	0	0				
49 Jordan Hicks, R OBP: 0.250, SLG: 0.250										0	0	0	0	0	0	0				
26 Bud Norris, R OBP: 0.250, SLG: 0.250										0	0	0	0	0	0	0				
Inning Stats	R: 2 H: 3 E: 0 K: 1 S: 16	H: 3 LOB: 1 BB: 0 P: 25	R: 0 H: 1 E: 0 K: 0 S: 13	H: 1 LOB: 1 BB: 0 P: 16	R: 0 H: 0 E: 0 K: 0 S: 5	H: 0 LOB: 0 BB: 0 P: 5	R: 0 H: 1 E: 0 K: 2 S: 10	H: 1 LOB: 0 BB: 0 P: 17	R: 0 H: 0 E: 0 K: 1 S: 9	H: 0 LOB: 0 BB: 0 P: 13	R: 1 H: 3 E: 0 K: 1 S: 12	H: 3 LOB: 3 BB: 1 P: 20	R: 1 H: 2 E: 0 K: 0 S: 10	H: 2 LOB: 1 BB: 0 P: 17	R: 0 H: 1 E: 0 K: 1 S: 13	H: 1 LOB: 1 BB: 0 P: 20	1B: 9 2B: 0 3B: 0 HR: 2	SF: 0 SAC: 0 DP: 0 HBP: 0	WP: 1 PB: 0 SB: 0 CS: 1	PA: 36
PITCHER	IP WLS BF H R ER SO BB IBB HBP BLK WP HR S P ERA WHIP	5.0 L 21 7 3 3 4 0 1 0 0 0 0 9 13 0.00 1.000	1.0 5 1 0 0 1 0 0 1 0 0 0 0 1 4 6 ∞ ∞	0.0 2 2 1 1 0 0 0 0 0 0 0 0 6 11 0.00 0.000	1.0 3 0 0 0 0 0 0 0 0 0 0 0 6 11 0.00 0.000	1.0 4 1 0 0 1 0 0 0 0 0 0 0 13 20 0.00 1.000	PITCHER										IP WLS BF H R ER SO BB IBB HBP BLK WP HR S P ERA WHIP			

AB	32
R	1
H	4
RBI	1
BB	2
SO	8
LOB	7



AB	34
R	4
H	11
RBI	4
BB	1
SO	6
LOB	16



Batter	1	2	3	4	5	6	7	8	9	AB	R	H	RBI	BB	SO	LOB	TOP										
16 Travis Jankowski, L OBP: 0.369, SLG: 0.383	L7		G3			G4-3		G6-3		4	1	1	0	0	0	0	San Diego Padres @ St. Louis Cardinals Busch Stadium, St. Louis, MO Mon Jun 11 2018, 7:17 PM - 10:09 PM CDT Att: 40,971 - Partly Cloudy - 91 F										
30 Eric Hosmer, L OBP: 0.370, SLG: 0.471	G3		K			G6-3		G1-3		4	0	0	0	0	1												
10 Hunter Renfroe, R OBP: 0.337, SLG: 0.488	F9		K			K		G5-3		4	0	0	1	0	2												
32 Franmil Reyes, R OBP: 0.250, SLG: 0.458		K			F9			K		4	0	0	0	0	2												
15 Cory Spangenberg, L OBP: 0.238, SLG: 0.419		HR			K			G4-3		3	1	1	1	1	0												
22 Christian Villanueva, R OBP: 0.302, SLG: 0.519		1B			P6			13 BB		2	0	1	0	1	0												
13 Freddy Galvis, S OBP: 0.296, SLG: 0.339	F7					L7		G3		3	0	0	0	1	0												
0 Rafay Lopez, L OBP: 0.266, SLG: 0.284		1B				G4-3		K2-3		4	0	1	0	0	2												
27 Jordan Lyles, R OBP: 0.326, SLG: 0.353	G5-3					K				2	0	0	0	0	1												
59 Phil Hughes, R						K				1	0	0	0	0	1												
Inning Stats	R: 0 E: 0 K: 1 S: 6	H: 0 LOB: 0 BB: 0 P: 12	R: 1 E: 0 K: 1 S: 16	H: 3 LOB: 2 BB: 0 P: 26	R: 0 E: 0 K: 2 S: 10	H: 0 LOB: 0 BB: 0 P: 15	R: 0 E: 0 K: 1 S: 8	H: 0 LOB: 0 BB: 0 P: 11	R: 0 E: 0 K: 1 S: 7	H: 0 LOB: 0 BB: 0 P: 11	R: 0 E: 0 K: 1 S: 6	H: 0 LOB: 0 BB: 0 P: 11	R: 0 E: 0 K: 2 S: 17	H: 0 LOB: 3 BB: 3 P: 35	R: 1 E: 0 K: 1 S: 11	H: 1 LOB: 0 BB: 0 P: 15	R: 0 E: 0 K: 1 S: 12	H: 0 LOB: 1 BB: 0 P: 20	1B: 2 2B: 1 3B: 0 HR: 1	SF: 0 SAC: 0 DP: 0 HBP: 1	WP: 1 PB: 0 SB: 0 CS: 0	PA: 35					
PITCHER	IP	WLS	BF	H	R	ER	SO	BB	IBB	HBP	BLK	WP	HR	S	P	ERA	WHIP										
32 Jack Flaherty, R ERA: 2.96	6.1	W	23	3	1	1	6	1	0	0	0	0	1	58	98	1.42	0.632										
60 John Brebbia, R ERA: 3.39	0.2	H	4	0	0	0	2	2	0	0	0	0	0	12	23	0.00	3.000										
68 Austin Gomber, L ERA: 4.5	0.1	H	2	1	1	1	0	0	0	0	0	0	0	4	6	27.00	3.000										
64 Sam Tuivailala, R ERA: 3.26	0.2	H	2	0	0	0	1	0	0	0	0	1	0	7	9	0.00	0.000										
26 Bud Norris, R ERA: 3.39	1.0	S	4	0	0	0	1	0	0	1	0	0	0	12	20	0.00	0.000										

AB	31
R	2
H	4
RBI	2
BB	3
SO	10
LOB	12



Batter	1	2	3	4	5	6	7	8	9	AB	R	H	RBI	BB	SO	LOB	BOTTOM										
13 Matt Carpenter, L OBP: 0.336, SLG: 0.421	G6-3		K			G4-3		G3		4	0	0	0	0	1	3	San Diego Padres @ St. Louis Cardinals Busch Stadium, St. Louis, MO Mon Jun 11 2018, 7:17 PM - 10:09 PM CDT Att: 40,971 - Partly Cloudy - 91 F										
28 Tommy Pham, R OBP: 0.435, SLG: 0.435	K		38 HR			F8		G6-3		4	1	1	0	0	1	0											
38 José Martínez, R OBP: 0.397, SLG: 0.531			1B			F9		F9		4	2	3	2	0	0	0											
16 Koltan Wong, L OBP: 0.287, SLG: 0.305	4 1B		23 1B			1B		23 HR		0	0	0	0	0	0	0											
23 Marcell Ozuna, R OBP: 0.329, SLG: 0.406	4 1B		HR			P3		K		4	1	2	2	0	1	0											
4 Yadier Molina, R OBP: 0.292, SLG: 0.434	1B					G5-3		3 1B		4	0	2	0	0	0	0											
3 Jedd Gyorko, R OBP: 0.328, SLG: 0.423	F7		F8			G6-3		HR		4	1	1	1	0	0	4											
25 Dexter Fowler, S OBP: 0.276, SLG: 0.286	G3					P6		G3		4	0	0	0	0	1	0											
34 Yairo Muñoz, R OBP: 0.315, SLG: 0.402	32 SH3-4		1B			F9		G5-3		4	0	2	0	0	0	0											
32 Jack Flaherty, R OBP: 0.143, SLG: 0.143	SH3-4					E9		FC6-5-6-5		2	0	1	0	0	0	1											
60 John Brebbia, L										0	0	0	0	0	0	0											
68 Austin Gomber, L										0	0	0	0	0	0	0											
64 Sam Tuivailala, R										0	0	0	0	0	0	0											
26 Bud Norris, R										0	0	0	0	0	0	0											
Inning Stats	R: 0 E: 0 K: 1 S: 23	H: 3 LOB: 3 BB: 0 P: 30	R: 0 E: 0 K: 1 S: 10	H: 1 LOB: 1 BB: 0 P: 15	R: 2 E: 0 K: 0 S: 9	H: 2 LOB: 0 BB: 0 P: 13	R: 0 E: 1 K: 0 S: 7	H: 1 LOB: 1 BB: 0 P: 14	R: 2 E: 0 K: 0 S: 9	H: 3 LOB: 0 BB: 0 P: 13	R: 0 E: 0 K: 0 S: 11	H: 1 LOB: 1 BB: 0 P: 17	R: 0 E: 0 K: 1 S: 6	H: 0 LOB: 0 BB: 0 P: 9	R: 1 E: 0 K: 1 S: 10	H: 1 LOB: 0 BB: 0 P: 19	1B: 9 2B: 0 3B: 0 HR: 3	SF: 0 SAC: 1 DP: 1 HBP: 0	WP: 0 PB: 0 SB: 1 CS: 0	PA: 35							
PITCHER	IP	WLS	BF	H	R	ER	SO	BB	IBB	HBP	BLK	WP	HR	S	P	ERA	WHIP										
27 Jordan Lyles, R ERA: 4.83	6.0	L	28	11	4	4	2	0	0	0	0	0	1	69	102	6.00	1.833										
59 Phil Hughes, R ERA: 5.79	2.0		7	1	1	1	2	0	0	0	0	0	1	16	28	4.50	0.500										

AB	34
R	5
H	12
RBI	5
BB	0
SO	4
LOB	8



Batter	1	2	3	4	5	6	7	8	9	AB	R	H	RBI	BB	SO	LOB	TOP					
16 Travis Jankowski, L OBP: 0.359, SLG: 0.371	G1-3		G3-1		B3		G5-3			4	0	0	0	0	0	0	San Diego Padres @ St. Louis Cardinals Busch Stadium, St. Louis, MO Tue Jun 12 2018, 7:16 PM - 9:41 PM CDT Att: 40,199 - Partly Cloudy - 88 F					
30 Eric Hosmer, L OBP: 0.398, SLG: 0.480	G3			HR	K			K	4	1	1	1	0	2	0							
2 José Pirela, R OBP: 0.325, SLG: 0.351	1B			P2	G4-3			K	4	0	1	0	0	1	0							
10 Hunter Renfroe, R OBP: 0.324, SLG: 0.467	K			F9		P4		K	4	0	0	0	0	2	1							
15 Cory Spangenberg, L OBP: 0.298, SLG: 0.413		K		7 1B 13 1B 17 1B	G1			L8	4	1	1	0	0	1	0							
13 Freddy Galvis, S OBP: 0.327, SLG: 0.337	K			7 1B 17 1B	G4-3			G4-3	4	1	1	0	0	1	0							
7 Manuel Margot, R OBP: 0.286, SLG: 0.330	K2-3			17 1B				K	4	1	2	0	0	2	0							
17 A.J. Ellis, R OBP: 0.405, SLG: 0.408			L9		SH5-3				2	0	1	2	0	0	0							
55 Matt Strahm, R 32 Frammil Reyes, R 90 Adam Cimber, R 22 Christian Villanueva, R 34 Craig Stammen, R 39 Kirby Yates, L 52 Brad Hand, L			G5-3	P3				G6-3	1	0	0	0	0	0	0							
Inning Stats	R: 0 E: 0 K: 1 S: 8	H: 1 LOB: 1 BB: 0 P: 9	R: 0 E: 0 K: 3 S: 12	H: 0 LOB: 0 BB: 0 P: 16	R: 0 E: 0 K: 0 S: 7	H: 0 LOB: 0 BB: 0 P: 12	R: 3 E: 0 K: 0 S: 16	H: 5 LOB: 2 BB: 0 P: 25	R: 0 E: 0 K: 1 S: 7	H: 0 LOB: 0 BB: 0 P: 11	R: 0 E: 0 K: 0 S: 11	H: 0 LOB: 0 BB: 0 P: 15	R: 1 E: 0 K: 0 S: 5	H: 1 LOB: 0 BB: 0 P: 10	R: 0 E: 0 K: 3 S: 10	H: 0 LOB: 0 BB: 0 P: 12		R: 0 E: 0 K: 1 S: 5	H: 0 LOB: 0 BB: 0 P: 7	1B: 5 2B: 1 3B: 0 HR: 1	SF: 0 SAC: 1 DP: 0 HBP: 0	WP: 0 PB: 0 SB: 0 CS: 0
PITCHER	IP	WLS	BF	H	R	ER	SO	BB	IBB	HBP	BLK	WP	HR	S	P	ERA	WHIP					
39 Miles Mikolas, R ERA: 2.43	6.0	L	24	6	3	3	5	0	0	0	0	0	1	61	88	4.50	1.000					
59 Mike Mayers, R ERA: 2.94	1.0		4	1	1	1	0	0	0	0	0	0	0	5	10	9.00	1.000					
49 Jordan Hicks, R ERA: 2.06	2.0		6	0	0	0	4	0	0	0	0	0	0	15	19	0.00	0.000					

AB 33
R 4
H 7
RBI 4
BB 0
SO 9
LOB 3



Batter	1	2	3	4	5	6	7	8	9	AB	R	H	RBI	BB	SO	LOB	BOTTOM				
13 Matt Carpenter, L OBP: 0.335, SLG: 0.418	K			K			28 1B 23 1B	G5-3		4	1	1	0	0	2	1	San Diego Padres @ St. Louis Cardinals Busch Stadium, St. Louis, MO Tue Jun 12 2018, 7:16 PM - 9:41 PM CDT Att: 40,199 - Partly Cloudy - 88 F				
28 Tommy Pham, R OBP: 0.355, SLG: 0.431	K			L6			23 1B 4 G5-3	G5-3	4	1	1	0	0	1	0						
38 José Martínez, R OBP: 0.391, SLG: 0.522	G6-3			K			F9	F9	4	0	0	0	0	1	2						
23 Marcell Ozuna, R OBP: 0.332, SLG: 0.405	G6-3			F9			4 G5-3	4 DI HBP	3	0	1	1	0	0	0						
4 Yadier Molina, R OBP: 0.284, SLG: 0.421	P6			F7			G5-3	K	4	0	0	1	0	1	2						
3 Jedd Gyorko, R OBP: 0.321, SLG: 0.413 49 Jordan Hicks, R	G5-3			G5-3			K		3	0	0	0	0	1	1						
48 Harrison Bader, R OBP: 0.336, SLG: 0.431			L9				34 G4-6-3 1B	G6-3	3	0	1	0	0	0	0						
34 Yairo Muñoz, R OBP: 0.304, SLG: 0.388			K				G4-6-3	G5-3	3	0	0	0	0	1	1						
39 Miles Mikolas, R OBP: 0.111, SLG: 0.160 25 Dexter Fowler, S 59 Mike Mayers, R			K				K		1	0	0	0	0	1	0						
35 Greg Garcia, L OBP: 0.333, SLG: 0.397							K	1B	1	0	1	0	0	0	0						
Inning Stats	R: 0 E: 0 K: 2 S: 9	H: 0 LOB: 0 BB: 0 P: 14	R: 0 E: 0 K: 0 S: 8	H: 0 LOB: 0 BB: 0 P: 12	R: 0 E: 0 K: 2 S: 8	H: 0 LOB: 0 BB: 0 P: 10	R: 0 E: 0 K: 2 S: 7	H: 0 LOB: 0 BB: 0 P: 9	R: 0 E: 0 K: 1 S: 7	H: 1 LOB: 0 BB: 0 P: 9	R: 2 E: 0 K: 1 S: 14	H: 3 LOB: 1 BB: 0 P: 21	R: 0 E: 0 K: 0 S: 10	H: 1 LOB: 1 BB: 0 P: 16	R: 0 E: 0 K: 1 S: 8	H: 0 LOB: 1 BB: 0 P: 12	1B: 5 2B: 0 3B: 0 HR: 0	SF: 0 SAC: 0 DP: 1 HBP: 1	WP: 0 PB: 0 SB: 0 CS: 0	PA: 32	
PITCHER	IP	WLS	BF	H	R	ER	SO	BB	IBB	HBP	BLK	WP	HR	S	P	ERA	WHIP				
55 Matt Strahm, L ERA: 2.55	3.0		9	1	0	0	3	0	0	0	0	0	0	25	36	0.00	0.000				
90 Adam Cimber, R ERA: 2.6	3.0	W	9	1	0	0	3	0	0	0	0	0	0	22	28	0.00	0.333				
34 Craig Stammen, R ERA: 2.3	1.0		6	3	2	2	1	0	0	0	0	0	0	14	21	18.00	3.000				
39 Kirby Yates, R ERA: 1.04	1.0	H	4	1	0	0	0	0	0	0	0	0	0	10	16	0.00	1.000				
52 Brad Hand, L ERA: 1.53	1.0	S	4	0	0	0	1	0	0	1	0	0	0	8	12	0.00	0.000				

AB 31
R 2
H 5
RBI 2
BB 0
SO 9
LOB 7



Batter	1	2	3	4	5	6	7	8	9	AB	R	H	RBI	BB	SO	LOB	TOP
16 Travis Jankowski, L OBP: 0.347, SLG: 0.358	G3		F8		L6	G4-3			K	5	0	0	0	0	1	1	
15 Cory Spangenberg, L OBP: 0.246, SLG: 0.416	1B		G4-3		1B		K			4	1	2	0	0	1	0	
30 Eric Hosmer, L OBP: 0.370, SLG: 0.480	L8		1B		1B		L5			4	0	2	0	0	0	1	
22 Christian Villanueva, R OBP: 0.300, SLG: 0.508	BB		G3		P6		K			3	1	0	0	1	1	3	
13 Freddy Galvis, S OBP: 0.295, SLG: 0.340	2B		K		L4		F9			4	0	1	2	0	1	0	
32 Franmil Reyes, R OBP: 0.250, SLG: 0.461	K		G5-3		2B		L8			3	1	1	0	0	1	1	
23 Matt Szczur, R OBP: 0.278, SLG: 0.292	K		1B		3B		K			1	0	0	0	0	0	0	
7 Manuel Margot, R OBP: 0.295, SLG: 0.350			G4-6-3		1B		K			4	1	3	1	0	1	0	
0 Rafay Lopez, L OBP: 0.265, SLG: 0.282			G4-6-3		G4-3		1B			4	0	1	1	0	1	2	
46 Eric Lauer, R OBP: 0.154, SLG: 0.250			K		K		SH1-3			2	0	0	0	0	2	0	
65 José Castillo, L										0	0	0	0	0	0	0	
39 Kirby Yates, L										0	0	0	0	0	0	0	
2 José Pirela, R OBP: 0.324, SLG: 0.350										1	0	0	0	0	0	0	
52 Brad Hand, L										0	0	0	0	0	0	0	
Inning Stats	R: 2 H: 2 E: 0 K: 1 S: 9	H: 2 R: 1 LOB: 1 BB: 1 P: 18	R: 0 H: 1 E: 0 K: 1 S: 6	H: 1 R: 0 LOB: 0 BB: 0 P: 11	R: 0 H: 1 E: 0 K: 0 S: 12	H: 1 R: 0 LOB: 1 BB: 0 P: 17	R: 0 H: 1 E: 0 K: 1 S: 8	H: 2 R: 0 LOB: 2 BB: 0 P: 12	R: 0 H: 2 E: 0 K: 0 S: 15	H: 3 R: 0 LOB: 1 BB: 0 P: 23	R: 0 H: 0 E: 0 K: 2 S: 9	H: 0 R: 0 LOB: 0 BB: 0 P: 13	R: 0 H: 0 E: 0 K: 1 S: 8	H: 0 R: 0 LOB: 0 BB: 0 P: 9	1B: 7 R: 2 H: 2 3B: 1 HR: 0	SF: 0 SAC: 1 DP: 1 HBP: 0	WP: 0 PA: 37 PB: 0 SB: 1 CS: 0
PITCHER	IP WLS BF H R ER SO BB IBB HBP BLK WP HR S P ERA WHIP																
7 Luke Weaver, R ERA: 4.52	5.1 L 25 9 4 4 4 1 0 0 0 0 0 0 57 90 6.75 1.875																
68 Austin Gomber, L ERA: 3.69	1.1 5 1 0 0 1 0 0 0 0 0 0 0 10 13 0.00 0.750																
59 Mike Mayers, R ERA: 2.79	0.1 1 0 0 0 1 0 0 0 0 0 0 0 4 6 0.00 0.000																
60 John Brebbia, R ERA: 3.09	2.0 6 0 0 0 3 0 0 0 0 0 0 0 16 19 0.00 0.000																

San Diego Padres @ St. Louis Cardinals
 Busch Stadium, St. Louis, MO
 Wed Jun 13 2018, 7:17 PM - 10:01 PM CDT
 Att: 44,094 - Partly Cloudy - 86 F

AB	35
R	4
H	10
RBI	4
BB	1
SO	9
LOB	8



Batter	1	2	3	4	5	6	7	8	9	AB	R	H	RBI	BB	SO	LOB	BOTTOM
48 Harrison Bader, R OBP: 0.333, SLG: 0.425	1B		P2		K		K			4	0	1	0	0	2	1	
28 Tommy Pham, R OBP: 0.353, SLG: 0.428	1B		G5-3			G3		L8		4	0	1	0	0	0	1	
38 José Martínez, R OBP: 0.389, SLG: 0.517	L8		F9		1B	HR		K		4	1	1	0	0	1	1	
23 Marcell Ozuna, R OBP: 0.335, SLG: 0.419	FC6-4		1B		HR		G6-3			4	1	2	2	0	0	1	
4 Yadier Molina, R OBP: 0.283, SLG: 0.413	P3		F7		L6		HR		HBP	3	0	0	0	0	0	1	
3 Jedd Gyorko, R OBP: 0.326, SLG: 0.415	K		K		1B		G3-6			4	0	2	0	0	1	1	
34 Yairo Muñoz, R OBP: 0.292, SLG: 0.371	F8		G1-3		K		G5-3			4	0	0	0	0	1	3	
16 Kolten Wong, L OBP: 0.282, SLG: 0.299			G4-3		G6-3		K2-3			3	0	0	0	0	1	0	
7 Luke Weaver, R OBP: 0.227, SLG: 0.190			F7		F7		K			2	0	1	0	0	0	0	
68 Austin Gomber, L										0	0	0	0	0	0	0	
59 Mike Mayers, R										0	0	0	0	0	0	0	
25 Dexter Fowler, S OBP: 0.273, SLG: 0.283			1B							1	0	0	0	0	1	0	
60 John Brebbia, L										0	0	0	0	0	0	0	
Inning Stats	R: 0 H: 2 E: 0 K: 0 S: 15	H: 0 R: 2 LOB: 0 BB: 0 P: 22	R: 0 H: 1 E: 0 K: 1 S: 9	H: 1 R: 0 LOB: 0 BB: 0 P: 12	R: 0 H: 2 E: 0 K: 0 S: 13	H: 2 R: 0 LOB: 2 BB: 0 P: 18	R: 0 H: 0 E: 0 K: 1 S: 5	H: 3 R: 2 LOB: 1 BB: 0 P: 17	R: 0 H: 0 E: 0 K: 3 S: 9	H: 0 R: 0 LOB: 0 BB: 0 P: 15	R: 0 H: 0 E: 0 K: 1 S: 11	H: 0 R: 0 LOB: 0 BB: 0 P: 14	R: 0 H: 0 E: 0 K: 0 S: 6	H: 0 R: 0 LOB: 0 BB: 0 P: 12	1B: 7 R: 2 H: 8 3B: 0 HR: 1	SF: 0 SAC: 0 DP: 1 HBP: 1	WP: 1 PA: 34 PB: 0 SB: 0 CS: 0
PITCHER	IP WLS BF H R ER SO BB IBB HBP BLK WP HR S P ERA WHIP																
46 Eric Lauer, L ERA: 6.2	5.2 W 24 8 2 2 2 0 0 0 0 0 1 0 12 19 0.00 0.000																
65 José Castillo, L ERA: 1.0	1.1 H 4 0 0 0 4 0 0 0 0 0 0 0 11 14 0.00 0.000																
39 Kirby Yates, R ERA: 1.0	1.0 S 3 0 0 0 0 0 0 0 1 0 0 0 6 12 0.00 0.000																
52 Brad Hand, L ERA: 1.78	1.0 S 3 0 0 0 0 0 0 0 1 0 0 0 6 12 0.00 0.000																

San Diego Padres @ St. Louis Cardinals
 Busch Stadium, St. Louis, MO
 Wed Jun 13 2018, 7:17 PM - 10:01 PM CDT
 Att: 44,094 - Partly Cloudy - 86 F

AB	33
R	2
H	8
RBI	2
BB	0
SO	7
LOB	9



Batter	1	2	3	4	5	6	7	8	9	AB	R	H	RBI	BB	SO	LOB	TOP					
18 Ben Zobrist, S OBP: 0.379, SLG: 0.417	(1,4) 4-1 B FF 93 S CH 86 B SL 94 B FC 91 B FF 94		(1,2) 1-2 B FF 94 C FC 91 X FC 92	(1,2) 0-0 X SI 92		(1,0) 1-0 B FF 93 X FF 94		(1,1) 1-1 C SI 100 B SL 85 X SI 101	(0,2) 0-2 C FF 93 C SI 92 X SI 93	5	2	2	0	1	0	0						
15 Brandon Morrow, R (9,1)	BB		(1,1) 1B 44 FC6-4 17 BB	(1,2) 1B 22 G4-6-3		L5		E6 22 HR	G1-3	0	0	0	0	0	0	0						
22 Jason Heyward, L OBP: 0.332, SLG: 0.418	(1,9) 0-2 C FF 94 C FC 90 X SL 84		(1,1) 0-0 B SI 93 C FC 91 B SL 84 C FC 95 X SL 85	(1,2) 0-0 X FF 93		(2,0) 0-2 C KC 78 F FC 93 X KC 80		(0,0) 0-0 X SI 99	(1,1) 1-1 1-H HR	5	1	1	2	0	0	4						
17 Kris Bryant, R OBP: 0.391, SLG: 0.487	(1,5) 0-2 C SL 83 S SL 83 X SL 83		(1,2) 4-2 B SL 84 S SL 84 B SL 85 B FC 93	(1,2) 1B 44 FC6-4		(1,3) 1-3 B SI 93 S SI 93 B SI 93 S SI 93 B SI 96		(0,3) 0-3 C SI 104 C SL 89 S SL 88	K	3	1	0	0	2	2	1						
44 Anthony Rizzo, L OBP: 0.347, SLG: 0.439	(1,3) 0-0 X FC 91		(1,2) 1B 40 1B	(2,0) 1B 40 1B		(2,1) 1B P5		(0,0) 0-0 X CU 80	(1,3) 1B 8 2B 40 SH1-3 12 F9 40 E	4	1	1	0	1	0	4						
40 Wilson Contreras, R OBP: 0.367, SLG: 0.436	(1,2) 3-2 B SI 93 C SI 92 B SI 92 S SI 92 X CH 87		(1,2) 1B 12 1B	(1,2) 1B 12 1B		(0,0) 0-0 X SI 94		(0,0) 0-0 1 SAFE X SI 94	(0,0) 0-0 1 SAFE X SI 90	4	0	2	1	0	0	1						
12 Kyle Schwarber, L OBP: 0.370, SLG: 0.482	(1,7) 4-1 B SL 83 B FC 91 B FC 95 B FC 93		(1,2) 1B 8 1B	(3,0) 1B L8		(0,2) 0-2 C FF 96 B FC 96 X SL 86		(1,0) 1-0 D SI 91 X FS 81	(2,0) 2-0 F9	3	0	1	1	2	0	4						
46 Pedro Strop, R (8,1)	BB		(1,2) 1B 8 1B	(1,3) 1B L8		(1,3) 1-3 2-H 1B		(0,1) 0-1 F SL 92 X CU 77	(3,1) 3-1 B SI 92 F SI 88 B SI 81 X FS 81	0	0	0	0	0	0	0						
5 Albert Almora Jr., R OBP: 0.369, SLG: 0.439	(9,8) 0-0 B SI 93 S SI 93 X SL 83		(1,2) 1B 8 1B	(1,3) 1B L8		(1,3) 1-3 2-H 1B		(2,3) 2-3 B SI 92 F SI 88 B SI 81 X FS 81	(3,1) 3-1 F9	5	1	1	1	0	2	7						
27 Addison Russell, R OBP: 0.351, SLG: 0.397	(1,6) 1-3 1 SAFE B SI 94 C FC 91 F CH 88 S FF 95		(2,0) 1B K	(0,0) 0-0 X SL 82		(1,3) 1-3 HR		(0,1) 0-1 F SL 92 X CU 77	(3,1) 3-1 F9	5	1	1	1	0	2	7						
8 Ian Happ, S OBP: 0.356, SLG: 0.460	(1,8) 1-0 B FF 93 X FC 91		(1,2) 1B	(1,2) 1B		(0,0) 0-0		(1,2) 1-2 S FF 95 B FC 97 X KC 80	(0,0) 0-0 X FS 80	4	0	2	1	1	1	0						
28 Kyle Hendricks, R OBP: 0.100, SLG: 0.103	(1,1) 0-3 C FC 96 B SL 84 X SL 84		(1,2) 1B	(1,2) 1B		(0,3) 0-3 B SI 90 B SI 90 X SI 100		(1,2) 1-2 B SI 101 C SI 99 X SI 100	(0,3) 0-3 K	2	0	0	0	1	2	5						
2 Tommy La Stella, L OBP: 0.370, SLG: 0.325	(7,PH)		(1,2) 1B	(1,2) 1B		(0,3) 0-3 B SI 90 B SI 90 X SI 100		(1,2) 1-2 B SI 101 C SI 99 X SI 100	(0,3) 0-3 K	1	0	0	0	0	0	2						
47 Randy Rosario, L (7,1)	K		(1,2) 1B	(1,2) 1B		(0,3) 0-3 B SI 90 B SI 90 X SI 100		(1,2) 1-2 B SI 101 C SI 99 X SI 100	(0,3) 0-3 K	0	0	0	0	0	0	0						
41 Steve Cishek, R OBP: 0.500, SLG: 0.500	(7,1)		(1,2) 1B	(1,2) 1B		(0,3) 0-3 B SI 90 B SI 90 X SI 100		(1,2) 1-2 B SI 101 C SI 99 X SI 100	(0,3) 0-3 K	0	0	0	0	0	0	0						
9 Javier Baez, R OBP: 0.291, SLG: 0.514	(8,4)		(1,2) 1B	(1,2) 1B		(0,3) 0-3 B SI 90 B SI 90 X SI 100		(1,2) 1-2 B SI 101 C SI 99 X SI 100	(0,3) 0-3 K	1	0	0	0	0	1	0						
Inning Stats	R: 0 E: 0 K: 0 S: 8	H: 0 LOB: 1 BB: 1 P: 12	R: 0 E: 0 K: 2 S: 12	H: 1 LOB: 2 BB: 1 P: 21	R: 1 E: 0 K: 0 S: 17	H: 2 LOB: 2 BB: 1 P: 29	R: 1 E: 0 K: 1 S: 8	H: 2 LOB: 1 BB: 1 P: 14	R: 1 E: 0 K: 2 S: 15	H: 2 LOB: 3 BB: 2 P: 22	R: 0 E: 0 K: 1 S: 7	H: 0 LOB: 0 BB: 0 P: 9	R: 1 E: 0 K: 0 S: 10	H: 2 LOB: 1 BB: 1 P: 12	R: 2 E: 2 K: 1 S: 11	H: 1 LOB: 2 BB: 1 P: 20	R: 0 E: 0 K: 1 S: 8	H: 0 LOB: 0 BB: 0 P: 8	1B: 7 2B: 1 3B: 0 HR: 2	SF: 0 SAC: 1 DP: 1 HBP: 0	WP: 0 PB: 0 SB: 0 CS: 0	PA: 46
PITCHER	IP WLS BF H R ER SO BB IBB HBP BLK WP HR S P ERA WHIP	5.0 27 7 3 3 5 5 1 0 0 0 1 60 98 5.40 2.400	1.0 3 0 0 0 1 0 0 0 0 0 0 7 9 0.00 0.000	0.2 L 5 2 1 0 0 0 1 0 0 0 0 7 8 13.50 3.000	0.2 5 1 2 1 1 1 1 0 0 0 0 1 10 16 13.50 3.000	1.2 6 0 0 0 1 0 0 0 0 0 0 12 16 0.00 0.000	PITCHER										IP WLS BF H R ER SO BB IBB HBP BLK WP HR S P ERA WHIP					
18 Carlos Martinez, R ERA: 2.73	(1,1)	(6,1)	(7,1)	(7,1)	(8,1)											(1,1)	(6,1)	(7,1)	(7,1)	(8,1)		
68 Austin Gomber, L ERA: 3.24	(6,1)	(7,1)	(7,1)	(7,1)	(8,1)											(1,1)	(6,1)	(7,1)	(7,1)	(8,1)		
64 Sam Tuivailala, R ERA: 3.6	(7,1)	(7,1)	(7,1)	(7,1)	(8,1)											(1,1)	(6,1)	(7,1)	(7,1)	(8,1)		
49 Jordan Hicks, R ERA: 2.27	(7,1)	(7,1)	(7,1)	(7,1)	(8,1)											(1,1)	(6,1)	(7,1)	(7,1)	(8,1)		
67 Matt Bowman, R ERA: 5.03	(8,1)	(7,PH)	(7,1)	(7,1)	(8,4)											(1,1)	(6,1)	(7,1)	(7,1)	(8,1)		

Chicago Cubs @ St. Louis Cardinals
 Busch Stadium, St. Louis, MO
 Sat Jun 16 2018, 7:17 PM - 10:39 PM CDT
 Att: 47,168 - Clear - 92 F

livebaseballscorecards.com

AB 37
R 6
H 10
RBI 6
BB 8
SO 8
LOB 28



Batter	1	2	3	4	5	6	7	8	9	AB	R	H	RBI	BB	SO	LOB	BOTTOM					
13 Matt Carpenter, L OBP: 0.333, SLG: 0.424	(1,3) 1-1 C FF 86 B SL 87 X FC 87		(1,2) 3-2 C FF 86 B SL 87 X FC 87	(1,3) 2-1 D CH 78 B CH 85 C FC 87 X FC 87		(0,2) 0-2 C FF 86 B SL 86 X FC 85		(0,3) 0-3 F FF 98 S FF 97 S FF 98	5	0	0	0	0	1	4							
28 Tommy Pham, R OBP: 0.352, SLG: 0.435	(1,8) 4-2 C FF 87 B SL 87 B CH 79 B SL 87		(1,1) 0-0 X SI 87	(1,2) 1B 4 CS		(1,2) 1B G6-3		(3,2) 3-2 B SL 79 B SI 91 C FC 92 X SI 92	(3,3) 3-3 B FF 90 C FC 93 S FC 99	4	1	1	0	1	2							
4 Yadier Molina, R OBP: 0.297, SLG: 0.411	(1,2) 0-1 C CU 71 1 SAFE X SI 87		(1,2) 1B F9	(1,2) 1B 3 FC5-4		(1,2) 1B G5-3		(0,3) 0-3 C FC 87 F SI 85 S SL 84	(2,0) 0-2 C FC 96 X FF 95	2	0	0	0	2	0	1						
23 Marcell Ozuna, R OBP: 0.337, SLG: 0.444	(1,7) 2-1 B FF 86 B SI 86 X SI 88		(1,2) 1B HR	(1,2) 1B F8		(0,3) 0-3 C CH 77 F CH 79 S CH 79		(0,3) 0-3 K	(2,0) 0-2 C FC 96 X FF 95	4	1	1	2	0	2	2						
3 Jedd Gyorko, R OBP: 0.316, SLG: 0.399	(1,5) 0-1 C SI 87 X SI 87		(1,2) 1B G6-3	(1,2) 1B FC5-4		(1,2) 1B G6-3		(0,2) 0-2 C FC 96 X FF 95	(2,0) 0-2 F9	4	0	1	0	0	0	1						
25 Dexter Fowler, S OBP: 0.276, SLG: 0.283	(1,9) 0-1 C FF 86 X CU 71		(1,2) 1B L7	(1,2) 1B 34 1B 18 1B		(1,4) 4-0 B FF 87 B CH 78 B FF 86		(3,3) 3-3 B SI 96 B FC 90 S SL 84 B FC 89 S SL 83	(3,3) 3-3 K	3	1	1	0	1	1	1						
34 Yairo Muñoz, R OBP: 0.308, SLG: 0.381	(1,6) 0-1 C SI 86 X SI 86		(1,2) 1B G6-3	(1,2) 1B 18 1B		(1,2) 1B 1B		(1,2) 1-2 B SI 86 B FC 90 C SI 86 X SI 86	(3,2) 3-2 B FF 95 B FF 97 B FF 98 X FF 98	4	0	3	0	0	0	0						
16 Kolten Wong, L OBP: 0.286, SLG: 0.302	(1,4) 1-1 B FF 86 X CH 79		(1,2) 1B G3	(1,2) 1B K		(1,1) 1-1 S FF 86 X CH 79		(1,2) 1-2 C FC 96 F FC 96 X FF 98	(1,2) 1-2 K	4	0	1	0	0	1	3						
18 Carlos Martinez, R OBP: 0.295, SLG: 0.420	(1,1)	(6,1)	(7,1)	(7,1)	(8,1)											(1,1)	(6,1)	(7,1)	(7,1)	(8,1)		
40 Luke Voit, R OBP: 0.405, SLG: 0.493	(6,PH)	(7,1)	(7,1)	(7,1)	(8,1)											(1,1)	(6,1)	(7,1)	(7,1)	(8,1)		
64 Sam Tuivailala, R ERA: 0.69	(7,1)	(7,1)	(7,1)	(7,1)	(8,1)											(1,1)	(6,1)	(7,1)	(7,1)	(8,1)		
49 Jordan Hicks, R ERA: 1.82	(7,1)	(7,1)	(7,1)	(7,1)	(8,1)											(1,1)	(6,1)	(7,1)	(7,1)	(8,1)		
67 Matt Bowman, R ERA: 5.03	(8,1)	(7,PH)	(7,1)	(7,1)	(8,4)											(1,1)	(6,1)	(7,1)	(7,1)	(8,1)		
35 Greg Garcia, L OBP: 0.265, SLG: 0.387	(9,PH)	(7,PH)	(7,1)	(7,1)	(8,1)											(1,1)	(6,1)	(7,1)	(7,1)	(8,1)		
Inning Stats	R: 2 E: 0 K: 0 S: 12	H: 2 LOB: 1 BB: 1 P: 19	R: 0 E: 0 K: 0 S: 5	H: 0 LOB: 0 BB: 0 P: 6	R: 0 E: 0 K: 0 S: 9	H: 1 LOB: 1 BB: 1 P: 16	R: 1 E: 0 K: 1 S: 16	H: 3 LOB: 2 BB: 0 P: 25	R: 0 E: 0 K: 1 S: 9	H: 0 LOB: 1 BB: 1 P: 14	R: 0 E: 0 K: 1 S: 8	H: 1 LOB: 1 BB: 1 P: 15	R: 0 E: 0 K: 0 S: 15	H: 0 LOB: 0 BB: 0 P: 21	R: 0 E: 0 K: 2 S: 10	H: 0 LOB: 0 BB: 0 P: 13	R: 0 E: 0 K: 2 S: 15	H: 2 LOB: 2 BB: 0 P: 25	1B: 8 2B: 0 3B: 0 HR: 1	SF: 0 SAC: 0 DP: 0 HBP: 0	WP: 0 PB: 0 SB: 0 CS: 1	PA: 38
PITCHER	IP WLS BF H R ER SO BB IBB HBP BLK WP HR S P ERA WHIP	6.0 27 4 3 3 3 4 0 0 0 0 0 59 95 4.50 1.833	0.1 H 1 0 0 0 0 0 0 0 0 0 0 6 6 0.00 0.000	0.2 H 2 0 0 0 0 0 0 0 0 0 0 9 15 0.00 0.000	1.0 H 3 0 0 0 2 0 0 0 0 0 0 10 13 0.00 0.000	1.0 S 5 2 0 0 2 0 0 0 0 0 0 15 25 0.00 2.000	PITCHER										IP WLS BF H R ER SO BB IBB HBP BLK WP HR S P ERA WHIP					
28 Kyle Hendricks, R ERA: 3.55	(1,1)	(7,1)	(7,1)	(7,1)	(8,1)											(1,1)	(6,1)	(7,1)	(7,1)	(8,1)		
47 Randy Rosario, L ERA: 0.69	(7,1)	(7,1)	(7,1)	(7,1)	(8,1)											(1,1)	(6,1)	(7,1)	(7,1)	(8,1)		
41 Steve Cishek, R ERA: 1.82	(7,1)	(7,1)	(7,1)	(7,1)	(8,1)											(1,1)	(6,1)	(7,1)	(7,1)	(8,1)		
46 Pedro Strop, R ERA: 1.88	(8,1)	(7,1)	(7,1)	(7,1)	(8,1)											(1,1)	(6,1)	(7,1)	(7,1)	(8,1)		
15 Brandon Morrow, R ERA: 1.59	(9,1)	(7,PH)	(7,1)	(7,1)	(8,1)											(1,1)	(6,1)	(7,1)	(7,1)	(8,1)		

Chicago Cubs @ St. Louis Cardinals
 Busch Stadium, St. Louis, MO
 Sat Jun 16 2018, 7:17 PM - 10:39 PM CDT
 Att: 47,168 - Clear - 92 F

livebaseballscorecards.com

AB 34
R 3
H 9
RBI 3
BB 4
SO 7
LOB 17



Batter	1	2	3	4	5	6	7	8	9	AB	R	H	RBI	BB	SO	LOB	TOP										
18 Ben Zobrist, S OBP: 0.372, SLG: 0.408	L7		F5		K		G1-3			4	0	0	0	0	1	2											
22 Jason Heyward, L OBP: 0.330, SLG: 0.411	K				G4-3		P5			3	0	0	0	1	1	0											
17 Kris Bryant, R OBP: 0.389, SLG: 0.483	K		K					F8		4	0	1	0	0	2	3											
44 Anthony Rizzo, L OBP: 0.346, SLG: 0.433		G3-1			G4-3			E5		3	0	0	0	1	0	1											
40 Wilson Contreras, R OBP: 0.369, SLG: 0.434		G6-3			HBP			G6-4-3		3	0	1	0	0	0	1											
12 Kyle Schwarber, L OBP: 0.383, SLG: 0.472	K				FC9-5		K			4	0	0	0	0	2	3											
5 Albert Almora Jr., R OBP: 0.372, SLG: 0.440					F9			F9		4	0	2	0	0	0	2											
9 Javier Báez, R OBP: 0.293, SLG: 0.514										0	0	0	0	0	0	0											
27 Addison Russell, R OBP: 0.351, SLG: 0.393					HBP		G4-3			2	0	0	0	1	0	1											
62 Jose Quintana, R OBP: 0.354, SLG: 0.457					K					2	0	0	0	0	2	5											
45 Anthony Bass, R OBP: 0.354, SLG: 0.457					K					0	0	0	0	0	0	0											
8 Ian Happ, S OBP: 0.354, SLG: 0.457										1	0	0	0	0	1	0											
32 Brian Duensing, L OBP: 0.351, SLG: 0.393										0	0	0	0	0	0	0											
59 Luke Farrell, L OBP: 0.351, SLG: 0.393										0	0	0	0	0	0	0											
Inning Stats	R: 0 E: 0 K: 2 S: 8	H: 0 LOB: 0 BB: 0 P: 14	R: 0 E: 0 K: 1 S: 9	H: 0 LOB: 0 BB: 0 P: 17	R: 0 E: 1 K: 2 S: 13	H: 1 LOB: 3 BB: 1 P: 22	R: 0 E: 0 K: 1 S: 11	H: 0 LOB: 2 BB: 2 P: 27	R: 0 E: 0 K: 1 S: 11	H: 2 LOB: 1 BB: 0 P: 15	R: 0 E: 0 K: 0 S: 10	H: 0 LOB: 0 BB: 0 P: 14	R: 0 E: 0 K: 0 S: 7	H: 0 LOB: 0 BB: 0 P: 9	R: 0 E: 0 K: 0 S: 6	H: 0 LOB: 0 BB: 0 P: 12	1B: 4 2B: 0 3B: 0 HR: 0	SF: 0 SAC: 0 DP: 1 HBP: 2	WP: 0 PB: 0 SB: 0 CS: 1	PA: 35							
PITCHER	IP	WLS	BF	H	R	ER	SO	BB	IBB	HBP	BLK	WP	HR	S	P	ERA	WHIP										
32 Jack Flaherty, R ERA: 2.66	5.0		22	2	0	0	7	3	0	2	0	0	0	52	97	0.00	1.000										
60 John Brebbia, R ERA: 3.2	1.0	W	4	2	0	0	1	0	0	0	0	0	0	11	15	0.00	2.000										
68 Austin Gomber, L ERA: 2.89	1.0	H	3	0	0	0	1	0	0	0	0	0	0	10	14	0.00	0.000										
49 Jordan Hicks, R ERA: 2.21	1.0	H	3	0	0	0	0	0	0	0	0	0	0	7	9	0.00	0.000										
26 Bud Norris, R ERA: 3.25	1.0		3	0	0	0	0	0	0	0	0	0	0	6	12	0.00	0.000										

Chicago Cubs @ St. Louis Cardinals
 Busch Stadium, St. Louis, MO
 Sun Jun 17 2018, 7:09 PM - 10:33 PM CDT
 Att. 46,214 - Clear - 94 F

AB	30
R	0
H	4
RBI	0
BB	3
SO	9
LOB	18



Batter	1	2	3	4	5	6	7	8	9	AB	R	H	RBI	BB	SO	LOB	BOTTOM										
13 Matt Carpenter, L OBP: 0.332, SLG: 0.433	F7		FC4-6		G3-1					4	1	1	1	0	0	3											
48 Harrison Bader, R OBP: 0.316, SLG: 0.411	K				G5-3					4	1	2	0	0	1	0											
28 Tommy Pham, R OBP: 0.355, SLG: 0.433	G4-3				L9					3	2	1	0	1	0	0											
23 Marcell Ozuna, R OBP: 0.339, SLG: 0.444		G6-3			1B					4	0	2	0	0	0	1											
4 Yadier Molina, R OBP: 0.296, SLG: 0.413		L9			G5-3					4	1	1	1	0	0	3											
3 Jedd Gyorko, R OBP: 0.314, SLG: 0.394		L9								4	0	1	1	0	1	1											
40 Luke Voit, R OBP: 0.200, SLG: 0.455					P4					3	0	0	0	0	2	1											
68 Austin Gomber, L ERA: 2.25					K					0	0	0	0	0	0	0											
49 Jordan Hicks, R OBP: 0.333, SLG: 0.387					K					0	0	0	0	1	0	0											
35 Greg Garcia, L OBP: 0.333, SLG: 0.387										0	0	0	0	0	0	0											
26 Bud Norris, R OBP: 0.315, SLG: 0.380					K					3	0	1	0	1	1	0											
34 Yairo Muñoz, R OBP: 0.315, SLG: 0.380					K					3	0	1	0	1	1	0											
32 Jack Flaherty, R ERA: 4.06										1	0	1	0	0	0	0											
25 Dexter Fowler, S OBP: 0.279, SLG: 0.283										0	0	0	0	0	0	0											
60 John Brebbia, L ERA: 2.25										0	0	0	0	0	0	0											
16 Kolten Wong, L OBP: 0.283, SLG: 0.298										2	0	0	0	0	1	2											
Inning Stats	R: 0 E: 0 K: 1 S: 6	H: 0 LOB: 0 BB: 0 P: 6	R: 0 E: 0 K: 0 S: 10	H: 0 LOB: 0 BB: 0 P: 15	R: 0 E: 0 K: 1 S: 12	H: 1 LOB: 1 BB: 0 P: 18	R: 0 E: 0 K: 0 S: 9	H: 1 LOB: 1 BB: 0 P: 15	R: 0 E: 0 K: 1 S: 12	H: 0 LOB: 2 BB: 2 P: 26	R: 2 E: 0 K: 1 S: 14	H: 4 LOB: 1 BB: 0 P: 24	R: 1 E: 0 K: 1 S: 14	H: 2 LOB: 1 BB: 0 P: 20	R: 2 E: 1 K: 1 S: 21	H: 2 LOB: 2 BB: 2 P: 37	1B: 8 2B: 1 3B: 0 HR: 1	SF: 0 SAC: 0 DP: 1 HBP: 0	WP: 0 PB: 0 SB: 0 CS: 0	PA: 36							
PITCHER	IP	WLS	BF	H	R	ER	SO	BB	IBB	HBP	BLK	WP	HR	S	P	ERA	WHIP										
62 Jose Quintana, L ERA: 4.06	5.0	L	21	4	2	2	3	2	0	0	0	0	0	53	86	3.60	1.200										
45 Anthony Bass, R ERA: 2.25	1.0		4	2	0	0	1	0	0	0	0	0	0	10	18	0.00	2.000										
32 Brian Duensing, L ERA: 4.5	1.1		6	2	2	2	1	1	0	0	0	0	1	18	30	13.50	2.250										
59 Luke Farrell, R ERA: 3.63	0.2		5	2	1	0	1	1	0	0	0	0	0	17	27	0.00	4.500										

Chicago Cubs @ St. Louis Cardinals
 Busch Stadium, St. Louis, MO
 Sun Jun 17 2018, 7:09 PM - 10:33 PM CDT
 Att. 46,214 - Clear - 94 F

AB	32
R	5
H	10
RBI	3
BB	4
SO	6
LOB	11



Batter	1	2	3	4	5	6	7	8	9	10	AB	R	H	RBI	BB	SO	LOB	TOP									
13 Matt Carpenter, L OBP: 0.333, SLG: 0.450	(1,5) C FF 93 1-3 B FF 94 S KC 82 		(2,1) B FF 95 2-1 B SAFE F FF 95 X KC 94 			(1,3) C KC 79 1-3 B SAFE F FF 93 F FF 94 S KC 82 		(0,1) F FF 94 X KC 81 	(3,2) B SL 81 3-2 B FF 96 B FF 96 F FF 96 F FF 96 X KC 96 			5	1	2	1	0	2	3									
28 Tommy Pham, R OBP: 0.352, SLG: 0.441	(1,8) C FF 95 1-2 B SL 89 S FF 95 X KC 95 		(1,3) C SL 84 1-3 B FF 95 F FF 95 S KC 82 			(1,3) B KC 81 1-3 C KC 81 F FF 95 S KC 82 		(2,2) C SL 82 2-2 F FF 93 F FF 93 T SL 82 S SL 85 		(2,1) B SL 84 2-1 B SL 83 X SL 94 		5	1	1	1	0	3	3									
38 José Martínez, R OBP: 0.381, SLG: 0.506	(1,3) C FF 95 2-2 B SL 87 F SL 87 X KC 97 				(2,2) C KC 81 2-2 B KC 81 F FF 95 X KC 96 		(0,1) C FF 95 0-1 X KC 83 		(0,3) S SL 84 0-3 X SL 84 		(1,2) C SL 86 1-2 B SL 84 S CH 87 X SL 85 	5	0	0	0	0	1	3									
23 Marcell Ozuna, R OBP: 0.333, SLG: 0.438		(1,1) C FF 94 1-1 B KC 81 X FF 93 		(0,3) F FF 96 0-3 C KC 81 X KC 81 					(3,3) B SL 84 3-3 B SL 84 B SL 84 F FF 94 S KC 84 	(0,2) F SI 91 0-2 B SL 84 X SL 85 	5	0	0	0	0	3	0										
4 Yadier Molina, R OBP: 0.311, SLG: 0.448		(4,2) B FF 94 4-2 B FF 94 F FF 94 S FF 94 B FF 94 F FF 94 X KC 94 		(2,2) B FF 96 2-2 B SL 85 F FF 97 X KC 98 							(1,2) F SI 91 1-2 B SL 84 X SL 84 	4	2	3	1	1	0	0									
3 Jedd Gyorko, R OBP: 0.313, SLG: 0.397																											
32 Jack Flaherty, R OBP: 0.200, SLG: 0.200																											
26 Bud Norris, R OBP: 0.241, SLG: 0.305																											
46 Francisco Peña, R OBP: 0.241, SLG: 0.305																											
67 Matt Bowman, R OBP: 0.317, SLG: 0.398																											
48 Harrison Badier, R OBP: 0.317, SLG: 0.398																											
34 Yairo Muñoz, R OBP: 0.304, SLG: 0.365																											
39 Miles Mikolas, R OBP: 0.197, SLG: 0.384																											
25 Dexter Fowler, S OBP: 0.328, SLG: 0.421																											
59 Mike Mayers, R OBP: 0.296, SLG: 0.395																											
35 Greg Garcia, L OBP: 0.291, SLG: 0.385																											
64 Sam Tuivailala, R OBP: 0.296, SLG: 0.395																											
16 Kolten Wong, L OBP: 0.296, SLG: 0.395																											
Inning Stats	R: 0 E: 0 K: 1 S: 10	H: 0 LOB: 0 BB: 0 P: 14	R: 0 E: 0 K: 2 S: 13	H: 0 LOB: 1 BB: 1 P: 18	R: 1 E: 0 K: 2 S: 10	H: 1 LOB: 0 BB: 0 P: 15	R: 0 E: 0 K: 1 S: 9	H: 0 LOB: 0 BB: 0 P: 13	R: 0 E: 0 K: 3 S: 10	H: 0 LOB: 0 BB: 0 P: 14	R: 0 E: 1 K: 2 S: 10	H: 0 LOB: 1 BB: 0 P: 13	R: 1 E: 0 K: 2 S: 10	H: 1 LOB: 0 BB: 0 P: 12	R: 0 E: 0 K: 3 S: 15	H: 2 LOB: 2 BB: 0 P: 18	R: 2 E: 0 K: 3 S: 17	H: 3 LOB: 2 BB: 0 P: 31	R: 1 E: 0 K: 1 S: 14	H: 2 LOB: 1 BB: 0 P: 20	1B: 3 2B: 3 3B: 0 HR: 3	SF: 0 SAC: 0 DP: 0 HBP: 0	WP: 1 PB: 0 SB: 0 CS: 0	PA: 42			
PITCHER	IP 7.1	WLS 28	BF 4	H 2	R 2	ER 2	SO 13	BB 1	IBB 0	HBP 0	BLK 0	WP 0	HR 2	S 80	P 108	ERA 2.46	WHIP 0.682										
43 Nick Pivetta, R ERA: 4.08	(1,1) 0.2	H 2	0	0	0	2	0	0	0	0	0	0	0	7	9	0.00	0.000										
61 Edubray Ramos, R ERA: 0.68	(8,1) 0.2	H 5	2	2	2	3	0	0	0	0	1	0	11	20	27.00	3.000											
64 Victor Arano, R ERA: 2.7	(9,1) 0.1	B 2	1	0	0	0	0	0	0	0	0	0	0	6	11	0.00	3.000										
46 Adam Morgan, L ERA: 4.66	(10,1) 1.0	W 5	2	1	1	1	0	0	0	0	0	1	14	20	9.00	2.000											
44 Jake Thompson, R ERA: 7.2																											

St. Louis Cardinals @ Philadelphia Phillies
Citizens Bank Park, Philadelphia, PA
Mon Jun 18 2018, 7:10 PM - 10:48 PM EDT
Att. 22,083 - Partly Cloudy - 89 F

AB	41
R	5
H	9
RBI	4
BB	1
SO	19
LOB	15



Batter	1	2	3	4	5	6	7	8	9	10	AB	R	H	RBI	BB	SO	LOB	BOTTOM									
16 César Hernández, S OBP: 0.368, SLG: 0.384	(1,4) C SI 91 3-2 B CU 78 B SL 89 B CU 79 X SL 89 	(0,1) F SI 93 0-1 X FF 93 									4	1	1	0	1	0	2										
17 Rhys Hoskins, R OBP: 0.369, SLG: 0.467	(1,7) 1 SAFE B SI 91 B SL 92 B SL 88 C SI 92 B SL 87 	(3,2) B SI 93 3-2 B CU 79 B SL 90 F FF 94 3 SAFE F FF 95 X SL 89 									4	2	1	0	1	0	2										
37 Odúbel Herrera, L OBP: 0.351, SLG: 0.464	(1,8) L SL 86 1-1 B CU 77 X CH 86 	(1,0) B FE 94 1-0 X FF 94 									5	1	2	3	0	0	3										
41 Carlos Santana, S OBP: 0.358, SLG: 0.420	(1,3) B SI 94 3-2 F SI 95 B CU 78 B SL 91 B CU 80 F SL 88 X SI 94 		(0,0) X SI 93 0-0 								3	2	1	0	2	0	1										
7 Maikel Franco, R OBP: 0.298, SLG: 0.416	(1,5) C SL 87 0-1 X SI 93 																										
64 Victor Arano, R OBP: 0.298, SLG: 0.416	(9,1) G5-3																										
46 Adam Morgan, L OBP: 0.298, SLG: 0.416	(9,1) G5-3																										
9 Jesmel Valentin, S OBP: 0.265, SLG: 0.394	(10,5) 1-2																										
5 Nick Williams, L OBP: 0.301, SLG: 0.431	(1,9) F SL 88 0-1 X FF 97 																										
23 Aaron Altherr, R OBP: 0.299, SLG: 0.326	(8,9) L6																										
15 Andrew Knapp, S OBP: 0.287, SLG: 0.253	(1,2) B CU 78 1-2 C SI 92 F FF 92 F FF 94 X FF 94 																										
43 Nick Pivetta, R OBP: 0.174, SLG: 0.182	(1,1) C FF 92 0-1 X SI 92 																										
61 Edubray Ramos, R OBP: 0.278, SLG: 0.336	(8,1) G3																										
4 Scott Kingery, R OBP: 0.278, SLG: 0.336																											
2 J.P. Crawford, L OBP: 0.299, SLG: 0.333	(1,6) B SI 92 2-0 X SI 92 																										
44 Jake Thompson, R ERA: 5.75	(10,1) 16 G3 2B 																										
Inning Stats	R: 4 E: 0 K: 0 S: 23	H: 4 LOB: 1 BB: 1 P: 35	R: 0 E: 0 K: 0 S: 9	H: 1 LOB: 0 BB: 0 P: 15	R: 0 E: 0 K: 0 S: 7	H: 0 LOB: 0 BB: 0 P: 8	R: 0 E: 0 K: 3 S: 12	H: 0 LOB: 0 BB: 0 P: 19	R: 0 E: 1 K: 2 S: 10	H: 0 LOB: 1 BB: 0 P: 13	R: 0 E: 0 K: 1 S: 15	H: 0 LOB: 1 BB: 1 P: 28	R: 0 E: 0 K: 1 S: 7	H: 0 LOB: 0 BB: 1 P: 15	R: 0 E: 0 K: 0 S: 8	H: 0 LOB: 1 BB: 1 P: 13	R: 2 E: 0 K: 1 S: 11	H: 2 LOB: 1 BB: 1 P: 18	1B: 5 2B: 2 3B: 0 HR: 1	SF: 0 SAC: 0 DP: 1 HBP: 0	WP: 0 PB: 0 SB: 0 CS: 0	PA: 42					
PITCHER	IP 5.0	WLS 22	BF 6	H 4	R 4	ER 4	SO 3	BB 1	IBB 0	HBP 0	BLK 0	WP 0	HR 1	S 58	P 88	ERA 7.20	WHIP 1.400										
39 Miles Mikolas, R ERA: 2.69	(6,1) 2.0	8	0	0	0	3	1	0	0	0	0	0	25	41	0.00	0.500											
59 Mike Mayers, R ERA: 3.22	(8,1) 1.0	3	0	0	0	1	1	0	0	0	0	0	7	15	0.00	1.000											
64 Sam Tuivailala, R ERA: 3.43	(9,1) 1.0	4	0	0	0	0	1	0	0	0	0	0	8	13	0.00	1.000											
26 Bud Norris, R ERA: 3.16	(10,1) 0.2	L 5	2	2	2	1	0	1	0	0	0	0	11	18	27.00	3.000											
67 Matt Bowman, R ERA: 5.75																											

St. Louis Cardinals @ Philadelphia Phillies
Citizens Bank Park, Philadelphia, PA
Mon Jun 18 2018, 7:10 PM - 10:48 PM EDT
Att. 22,083 - Partly Cloudy - 89 F

AB	37
R	6
H	8
RBI	6
BB	5
SO	8
LOB	16



Batter	1	2	3	4	5	6	7	8	9	AB	R	H	RBI	BB	SO	LOB	TOP										
13 Matt Carpenter, L OBP: 0.335, SLG: 0.465	G4-3		K		L9		2B		HR	5	2	2	3	0	1	0	St. Louis Cardinals @ Philadelphia Phillies Citizens Bank Park, Philadelphia, PA Tue Jun 19 2018, 7:08 PM - 10:24 PM EDT Att: 21,122 - Clear - 88 F										
28 Tommy Pham, R OBP: 0.353, SLG: 0.453	P3		HR		K		1B		G5-3	5	2	2	1	0	1	0											
38 José Martínez, R OBP: 0.393, SLG: 0.508 56 Greg Holland, R OBP: 0.317, SLG: 0.398 68 Austin Gomber, L OBP: 0.317, SLG: 0.398 48 Harrison Bader, R OBP: 0.317, SLG: 0.398	K									3	0	1	2	1	1	0											
23 Marcell Ozuna, R OBP: 0.329, SLG: 0.429	P3		K							4	0	0	0	0	2	2											
4 Yadier Molina, R OBP: 0.304, SLG: 0.437	K				G6-3				G6-3	4	0	0	0	0	1	0											
25 Dexter Fowler, S OBP: 0.278, SLG: 0.277 49 Jordan Hicks, R	BB				K				F7	3	0	0	0	1	2	0											
34 Yairo Muñoz, R OBP: 0.319, SLG: 0.374									G4-3	3	1	2	0	1	0	0											
16 Kolten Wong, L OBP: 0.291, SLG: 0.321	G6-3				CS				K	3	2	1	1	0	1	2											
7 Luke Weaver, R OBP: 0.208, SLG: 0.174 60 John Brebbia, L										2	0	0	0	0	1	0											
35 Greg Garcia, L OBP: 0.337, SLG: 0.390 3 Jedd Gyorko, R OBP: 0.311, SLG: 0.395	K								K	0	0	0	0	0	0	0											
Inning Stats	R: 0 E: 0 K: 1 S: 7	H: 0 LOB: 0 BB: 0 P: 8	R: 0 E: 0 K: 1 S: 13	H: 0 LOB: 2 BB: 2 P: 25	R: 1 E: 0 K: 3 S: 13	H: 1 LOB: 1 BB: 1 P: 21	R: 0 E: 0 K: 1 S: 10	H: 1 LOB: 3 BB: 0 P: 12	R: 1 E: 0 K: 1 S: 8	H: 1 LOB: 0 BB: 0 P: 13	R: 0 E: 0 K: 0 S: 9	H: 0 LOB: 0 BB: 0 P: 11	R: 4 E: 0 K: 2 S: 15	H: 4 LOB: 1 BB: 0 P: 23	R: 0 E: 0 K: 0 S: 8	H: 0 LOB: 0 BB: 0 P: 10	R: 1 E: 0 K: 2 S: 11	H: 1 LOB: 0 BB: 0 P: 13	1B: 3 2B: 2 3B: 0 HR: 3	SF: 0 SAC: 0 DP: 0 HBP: 1	WP: 0 PB: 0 SB: 0 CS: 1	PA: 39					
PITCHER	IP	WLS	BF	H	R	ER	SO	BB	IBB	HBP	BLK	WP	HR	S	P	ERA	WHIP										
28 Vince Velasquez, R ERA: 4.82	6.1		26	4	4	4	8	3	0	1	0	0	2	64	97	5.68	1.105										
40 Tommy Hunter, R ERA: 4.79	0.2	B	5	3	2	2	1	0	0	0	0	0	0	11	16	27.00	4.500										
53 Yackel Rios, R ERA: 5.0	1.0		3	0	0	0	0	0	0	0	0	0	0	8	10	0.00	0.000										
58 Seranthony Dominguez, R ERA: 1.61	1.0	L	4	1	1	1	2	0	0	0	0	0	1	11	13	9.00	1.000										

Batter	1	2	3	4	5	6	7	8	9	AB	R	H	RBI	BB	SO	LOB	BOTTOM										
16 César Hernández, S OBP: 0.372, SLG: 0.384	SH5-3	L7				L8				3	2	1	1	2	0	2	St. Louis Cardinals @ Philadelphia Phillies Citizens Bank Park, Philadelphia, PA Tue Jun 19 2018, 7:08 PM - 10:24 PM EDT Att: 21,122 - Clear - 88 F										
17 Rhys Hoskins, R OBP: 0.369, SLG: 0.470	BB				F6				1B	5	0	2	2	0	1	4											
37 Odúbel Herrera, L OBP: 0.349, SLG: 0.472	SH5-3								2B	4	1	1	1	0	1	5											
41 Carlos Santana, S OBP: 0.355, SLG: 0.427	G4-3								G6-3	5	1	1	2	0	0	1											
23 Aaron Altherr, R OBP: 0.301, SLG: 0.324									K	4	0	1	0	1	3	0											
4 Scott Kingery, R OBP: 0.278, SLG: 0.335 53 Yackel Rios, R OBP: 0.311, SLG: 0.395 15 Andrew Knapp, S OBP: 0.284, SLG: 0.250	K								K	4	1	1	0	0	2	3											
38 Jorge Alfaro, R OBP: 0.286, SLG: 0.382	G5-3								K	4	0	1	0	0	1	2											
28 Vince Velasquez, R OBP: 0.240, SLG: 0.240 40 Tommy Hunter, R OBP: 0.309 9 Jesmel Valentin, S OBP: 0.256, SLG: 0.334	G4-3									2	0	0	0	0	0	2											
2 J.P. Crawford, L OBP: 0.312, SLG: 0.333 7 Maikel Franco, R OBP: 0.290, SLG: 0.417									P3	2	0	1	0	0	0	1											
Inning Stats	R: 1 E: 0 K: 1 S: 17	H: 1 LOB: 2 BB: 2 P: 30	R: 0 E: 0 K: 0 S: 9	H: 0 LOB: 1 BB: 1 P: 18	R: 1 E: 0 K: 2 S: 10	H: 1 LOB: 0 BB: 0 P: 14	R: 1 E: 0 K: 1 S: 14	H: 2 LOB: 3 BB: 1 P: 25	R: 1 E: 1 K: 0 S: 11	H: 1 LOB: 1 BB: 0 P: 12	R: 0 E: 0 K: 0 S: 7	H: 1 LOB: 1 BB: 0 P: 9	R: 0 E: 0 K: 2 S: 11	H: 0 LOB: 0 BB: 0 P: 13	R: 2 E: 0 K: 1 S: 14	H: 2 LOB: 1 BB: 1 P: 22		R: 0 E: 0 K: 2 S: 7	H: 0 LOB: 0 BB: 0 P: 11	1B: 6 2B: 1 3B: 0 HR: 2	SF: 0 SAC: 2 DP: 1 HBP: 1	WP: 0 PB: 0 SB: 0 CS: 0	PA: 42				
PITCHER	IP	WLS	BF	H	R	ER	SO	BB	IBB	HBP	BLK	WP	HR	S	P	ERA	WHIP										
7 Luke Weaver, R ERA: 4.69	5.0		26	6	4	4	4	4	0	1	0	0	0	7	9	0.00	1.000										
60 John Brebbia, R ERA: 3.09	1.0	H	3	0	0	0	0	0	0	0	0	0	0	11	13	0.00	0.000										
56 Greg Holland, R ERA: 8.79	1.0	H	3	0	0	0	2	1	0	0	0	0	0	8	14	27.00	3.000										
68 Austin Gomber, L ERA: 4.5	0.2	H	4	1	2	2	1	1	0	0	0	0	0	8	13	19.00	0.750										
49 Jordan Hicks, R ERA: 2.13	1.1	W	5	1	0	0	2	0	0	0	0	0	0	13	19	0.00	0.750										

Batter	1	2	3	4	5	6	7	8	9	AB	R	H	RBI	BB	SO	LOB	TOP			
13 Matt Carpenter, L (1,5) OBP: 0.339, SLG: 0.461	4-1 FC5-4 BB		4-1 BB		1-1 F7		3-1 IBB		1-2 P5	2	0	0	0	3	0	2				
28 Tommy Pham, R (1,8) OBP: 0.346, SLG: 0.444	0-0 FC5-4 1-2		0-0 L8			0-1 G6-3	1-3 K		0-2 G6-3	5	0	0	0	0	1	5				
38 José Martínez, R (1,3) OBP: 0.381, SLG: 0.504	3-3 K		1-2 G1-3			0-1 G4-3		2-1 4 HBP 1B		4	0	1	0	0	1	2				
23 Marcell Ozuna, R (1,7) OBP: 0.327, SLG: 0.426	0-0 G4-3			2-2 L3		0-1 4 WP 1B		1-2 F9		4	1	1	0	0	0	2				
4 Yadier Molina, R (1,2) OBP: 0.314, SLG: 0.478		0-0 HR		1-2 G6-3		3-2 HR		1-2 HBP		3	2	2	3	0	0	0				
25 Dexter Fowler, S (1,9) OBP: 0.273, SLG: 0.271	0-2 G3-1		2-3 K		0-1 F8			1-1 F5		4	0	0	0	0	1	2				
35 Greg Garcia, L (1,6) OBP: 0.344, SLG: 0.395	3-3 K				2-2 1B		2-1 13 PB 1B		2-1 G6-3	4	0	2	0	0	1	2				
16 Kolten Wong, L (1,4) OBP: 0.285, SLG: 0.314	2-1 G6-3				0-2 F8		1-3 K		1-1 F8	4	0	0	0	0	1	2				
52 Michael Wacha, R (1,1) 59 Mike Mayers, R (4,1) 27 Brett Cecil, R (6,1) 48 Harrison Bader, R (7,PH) 64 Sam Tuivailala, R (7,1) 56 Greg Holland, R (8,1) 3 Jedid Gyorko, R (9,PH) 34 Yairo Muñoz, R (9,PH)			2-3 K		1-3 K		3-3 K		2-2 2B	1	0	0	0	0	1	0				
Inning Stats	R: 0 E: 1 K: 1 S: 6	H: 0 LOB: 1 BB: 1 P: 13	R: 1 E: 0 K: 1 S: 9	H: 1 LOB: 0 BB: 0 P: 14	R: 0 E: 0 K: 1 S: 11	H: 0 LOB: 1 BB: 1 P: 18	R: 0 E: 0 K: 1 S: 12	H: 0 LOB: 0 BB: 0 P: 17	R: 0 E: 0 K: 1 S: 12	H: 1 LOB: 1 BB: 0 P: 16	R: 2 E: 0 K: 0 S: 11	H: 2 LOB: 0 BB: 0 P: 14	R: 0 E: 0 K: 3 S: 13	H: 1 LOB: 2 BB: 1 P: 23	R: 0 E: 0 K: 0 S: 11	H: 1 LOB: 2 BB: 0 P: 18	SF: 0 2B: 1 3B: 0 HR: 2	WP: 1 PB: 1 CS: 0	PA: 38	
PITCHER	IP WLS BF H R ER SO BB IBB HBP BLK WP HR S P ERA WHIP																			
49 Jake Arrieta, R (1,1) ERA: 3.42	6.0	24	4	3	3	5	2	0	0	0	0	1	2	61	92	4.50	1.000			
54 Austin Davis, L (7,1) ERA:	0.1	2	1	0	0	1	0	0	0	0	0	0	0	6	9	0.00	3.000			
61 Edbury Ramos, R (7,1) ERA: 0.64	1.2	W	8	1	0	2	0	1	1	0	0	0	0	18	32	0.00	0.600			
64 Victor Arano, R (9,1) ERA: 2.66	0.1	H	2	1	0	0	0	0	0	0	0	0	0	6	9	0.00	3.000			
46 Adam Morgan, L (9,1) ERA: 4.5	0.2	S	2	0	0	0	0	0	0	0	0	0	0	6	7	0.00	0.000			
Batter	1	2	3	4	5	6	7	8	9	AB	R	H	RBI	BB	SO	LOB	BOTTOM			
16 César Hernández, S (1,4) OBP: 0.370, SLG: 0.393	1-0 G3		3-2 G4-3		1-2 HR					4	1	1	2	0	1	1				
17 Rhys Hoskins, R (1,7) OBP: 0.375, SLG: 0.472	0-1 37 2B 41 SF9 1B		3-2 41 BB 37 1B 1B		4-1 BB		2-3 K			3	1	2	0	1	1	0				
37 Odúbel Herrera, L (1,8) OBP: 0.355, SLG: 0.491	0-0 41 SF9 1-3 2B		0-2 41 BB 1B		1-2 G1-4-3		2-1 HR			4	1	3	1	0	0	1				
41 Carlos Santana, S (1,3) OBP: 0.354, SLG: 0.424	1-1 SF9		4-0 BB		0-2 K		1-2 L9			2	0	0	1	1	1	0				
4 Scott Kingery, R (1,6) OBP: 0.278, SLG: 0.333	2-2 L3		2-3 BB		2-3 K		2-3 K		1-0 1B	4	0	1	0	0	2	4				
5 Nick Williams, L (1,9) OBP: 0.300, SLG: 0.427		3-2 7 G5-3 1B		0-0 G6-3		1-3 K		0-0 G5-3		4	0	1	0	0	1	4				
7 Maikel Franco, R (1,5) OBP: 0.284, SLG: 0.409	0-0 G5-3			0-0 G5-3		1-2 L7		0-3 K		4	0	0	0	0	1	1				
38 Jorge Alfaro, R (1,2) OBP: 0.285, SLG: 0.385	1-3 K		0-2 E5 16 HR		2-2 2B		1-2 G6-3			4	1	1	0	0	1	1				
49 Jake Arrieta, R (1,1) 23 Adam Ottavino, R (5,PH) 54 Austin Davis, L (7,1) 61 Edbury Ramos, R (7,1) 29 Mitch Walding, L (8,PH) 64 Victor Arano, R (9,1) 46 Adam Morgan, L (9,1)		1-2 F8		0-1 F8		1-3 K		2-3 K		2	0	0	0	0	0	2				
Inning Stats	R: 1 E: 0 K: 0 S: 9	H: 2 LOB: 1 BB: 0 P: 13	R: 0 E: 0 K: 1 S: 11	H: 1 LOB: 1 BB: 0 P: 16	R: 0 E: 0 K: 1 S: 17	H: 2 LOB: 3 BB: 1 P: 29	R: 2 E: 1 K: 0 S: 15	H: 1 LOB: 1 BB: 1 P: 21	R: 0 E: 0 K: 3 S: 10	H: 0 LOB: 0 BB: 0 P: 13	R: 0 E: 0 K: 2 S: 13	H: 1 LOB: 1 BB: 0 P: 19	R: 1 E: 0 K: 1 S: 10	H: 2 LOB: 1 BB: 0 P: 16	R: 0 E: 0 K: 2 S: 9	H: 0 LOB: 0 BB: 0 P: 12	1B: 5 2B: 2 3B: 0 HR: 2	SF: 1 SAC: 0 DP: 0 HBP: 0	WP: 0 PB: 0 SB: 0 CS: 0	PA: 36
PITCHER	IP WLS BF H R ER SO BB IBB HBP BLK WP HR S P ERA WHIP																			
52 Michael Wacha, R (1,1) ERA: 3.2	3.2	20	6	3	1	2	2	0	0	0	0	0	1	49	75	2.46	2.182			
59 Mike Mayers, R (4,1) ERA: 3.04	1.1	4	0	0	0	3	0	0	0	0	0	0	0	13	17	0.00	0.000			
27 Brett Cecil, L (6,1) ERA: 5.54	1.0	4	1	0	0	2	0	0	0	0	0	0	0	13	19	0.00	1.000			
64 Sam Tuivailala, R (7,1) ERA: 3.68	1.0	L	5	2	1	1	0	0	0	0	1	10	16	9.00	2.000					
56 Greg Holland, R (8,1) ERA: 8.22	1.0	3	0	0	0	2	0	0	0	0	0	9	12	0.00	0.000					

St. Louis Cardinals @ Philadelphia Phillies
Citizens Bank Park, Philadelphia, PA
Wed Jun 20 2018, 1:08 PM - 4:15 PM EDT
Att: 26,120 - Partly Cloudy - 87 F

AB 34
R 3
H 7
RBI 3
BB 3
SO 8
LOB 19



St. Louis Cardinals @ Philadelphia Phillies
Citizens Bank Park, Philadelphia, PA
Wed Jun 20 2018, 1:08 PM - 4:15 PM EDT
Att: 26,120 - Partly Cloudy - 87 F

AB 33
R 4
H 9
RBI 4
BB 2
SO 10
LOB 15



Batter	1	2	3	4	5	6	7	8	9	AB	R	H	RBI	BB	SO	LOB	TOP					
13 Matt Carpenter, L (1,5) OBP: 0.341, SLG: 0.472										3	1	1	1	1	1	0	St. Louis Cardinals @ Milwaukee Brewers Miller Park, Milwaukee, WI Thu Jun 21 2018, 7:10 PM - 9:59 PM CDT Att: 32,764 - Roof Closed - 71 F					
28 Tommy Pham, R (1,8) OBP: 0.342, SLG: 0.437										4	0	0	0	0	2	3						
38 José Martínez, R (1,3) OBP: 0.376, SLG: 0.496										4	0	0	0	0	1	3						
23 Marcell Ozuna, R (1,7) OBP: 0.323, SLG: 0.420										4	0	0	0	0	2	0						
4 Yadier Molina, R (1,2) OBP: 0.320, SLG: 0.475										1	1	0	0	1	0	0						
46 Francisco Peña, R (8,2) OBP: 0.239, SLG: 0.301										1	0	0	0	0	0	0						
3 Jedd Gyorko, R (1,4) OBP: 0.313, SLG: 0.408										4	1	1	0	0	0	2						
48 Harrison Bader, R (1,9) OBP: 0.313, SLG: 0.391										4	0	1	0	0	0	2						
34 Yairo Muñoz, R (1,6) OBP: 0.333, SLG: 0.396										4	0	3	2	0	0	0						
18 Carlos Martínez, R (1,1) OBP: 0.238, SLG: 0.381										1	0	0	0	0	0	0						
25 Dexter Fowler, S (5,PH) OBP: 0.272, SLG: 0.270										1	0	0	0	0	0	1						
27 Brett Cooper, R (5,1) OBP: 0.272, SLG: 0.270										0	0	0	0	0	0	0						
53 John Gant, R (8,1) OBP: 0.347, SLG: 0.398										2	0	1	0	0	0	2						
35 Greg García, L (8,PH) OBP: 0.347, SLG: 0.398										2	0	1	0	0	2							
Inning Stats	R: 1 E: 0 K: 2 S: 9	H: 1 LOB: 0 BB: 0 P: 10	R: 0 E: 0 K: 0 S: 8	H: 0 LOB: 0 BB: 0 P: 10	R: 0 E: 0 K: 1 S: 5	H: 0 LOB: 0 BB: 0 P: 9	R: 0 E: 0 K: 1 S: 8	H: 0 LOB: 0 BB: 0 P: 13	R: 1 E: 0 K: 0 S: 13	H: 1 LOB: 1 BB: 0 P: 23	R: 0 E: 0 K: 0 S: 6	H: 0 LOB: 0 BB: 0 P: 12	R: 0 E: 0 K: 1 S: 6	H: 0 LOB: 1 BB: 1 P: 12	R: 0 E: 0 K: 1 S: 10	H: 2 LOB: 2 BB: 0 P: 24	R: 1 E: 0 K: 0 S: 14	H: 3 LOB: 2 BB: 0 P: 20	1B: 4 2B: 2 3B: 0 HR: 1	SF: 0 SAC: 0 DP: 1 HBP: 1	WP: 0 PB: 0 SB: 0 CS: 0	PA: 36
PITCHER	IP WLS BF H R ER SO BB IBB HBP BLK WP HR S P ERA WHIP																					
35 Brent Suter, L (1,1) ERA: 4.15	7.0 W 25 2 2 2 5 1 0 1 0 0 1 55 89 2.57 0.429																					
54 Taylor Williams, R (8,1) ERA: 2.57	1.0 5 2 0 0 1 1 0 0 0 0 0 10 24 0.00 3.000																					
38 Dan Jennings, L (9,1) ERA: 3.6	1.0 6 3 1 1 0 0 0 0 0 0 0 14 20 9.00 3.000																					

AB 33
R 3
H 7
RBI 3
BB 2
SO 6
LOB 13



Batter	1	2	3	4	5	6	7	8	9	AB	R	H	RBI	BB	SO	LOB	BOTTOM			
7 Eric Thames, L (1,7) OBP: 0.330, SLG: 0.589										5	2	3	0	0	3	St. Louis Cardinals @ Milwaukee Brewers Miller Park, Milwaukee, WI Thu Jun 21 2018, 7:10 PM - 9:59 PM CDT Att: 32,764 - Roof Closed - 71 F				
54 Taylor Williams, S (8,1) OBP: 0.667, SLG: 1.000										0	0	0	0	0	0					
38 Dan Jennings, L (9,1) OBP: 0.667, SLG: 1.000										0	0	0	0	0	0					
22 Christian Yelich, L (1,9) OBP: 0.370, SLG: 0.463										4	2	1	0	1	1					
6 Lorenzo Cain, R (1,8) OBP: 0.392, SLG: 0.443										3	2	2	1	0	0					
16 Domingo Santana, R (5,9) OBP: 0.313, SLG: 0.354										2	0	0	0	1	1					
21 Travis Shaw, L (1,5) OBP: 0.344, SLG: 0.496										4	1	2	2	0	1					
24 Jesús Aguilar, R (1,3) OBP: 0.364, SLG: 0.580										5	1	2	2	0	1					
5 Jonathan Villar, S (1,4) OBP: 0.314, SLG: 0.391										4	1	0	0	1	1					
18 Eric Sogard, L (1,6) OBP: 0.240, SLG: 0.161										4	0	0	0	0	3					
9 Manny Piña, R (1,2) OBP: 0.291, SLG: 0.387										3	1	2	1	1	0					
35 Brent Suter, L (1,1) OBP: 0.360, SLG: 0.400										2	0	0	0	1	0					
14 Hernán Pérez, R (7,PH) OBP: 0.293, SLG: 0.400										1	1	1	0	0	0					
Inning Stats	R: 2 E: 0 K: 2 S: 16	H: 3 LOB: 1 BB: 0 P: 23	R: 0 E: 0 K: 0 S: 8	H: 1 LOB: 1 BB: 0 P: 10	R: 2 E: 0 K: 1 S: 14	H: 1 LOB: 1 BB: 1 P: 24	R: 3 E: 0 K: 0 S: 19	H: 3 LOB: 1 BB: 1 P: 35	R: 0 E: 0 K: 0 S: 13	H: 0 LOB: 2 BB: 2 P: 27	R: 0 E: 0 K: 2 S: 9	H: 0 LOB: 0 BB: 0 P: 13	R: 4 E: 2 K: 0 S: 20	H: 3 LOB: 1 BB: 0 P: 28	R: 0 E: 0 K: 0 S: 7	H: 1 LOB: 0 BB: 0 P: 10	1B: 7 2B: 3 3B: 1 HR: 1	SF: 1 SAC: 0 DP: 1 HBP: 0	WP: 2 PB: 0 SB: 1 CS: 0	PA: 42
PITCHER	IP WLS BF H R ER SO BB IBB HBP BLK WP HR S P ERA WHIP																			
18 Carlos Martínez, R (1,1) ERA: 3.24	4.0 L 23 8 7 5 3 2 0 0 0 0 0 57 92 11.25 2.500																			
27 Brett Cecil, L (5,1) ERA: 5.14	1.0 5 0 0 0 0 2 0 0 0 0 0 13 27 0.00 2.000																			
53 John Gant, R (6,1) ERA: 4.39	2.0 11 3 4 0 2 0 0 0 0 0 0 29 41 0.00 1.500																			
35 Greg García, R (8,1) ERA: 3.6	1.0 3 1 0 0 0 0 0 0 0 0 0 7 10 0.00 1.000																			

AB 37
R 11
H 12
RBI 9
BB 4
SO 5
LOB 17



Batter	1	2	3	4	5	6	7	8	9	AB	R	H	RBI	BB	SO	LOB	TOP			
13 Matt Carpenter, L (1.5) OBP: 0.344, SLG: 0.474										3	1	1	0	1	2	0	St. Louis Cardinals @ Milwaukee Brewers Miller Park, Milwaukee, WI Fri Jun 22 2018, 7:11 PM - 10:30 PM CDT Att: 36,275 - Roof Closed - 71 F			
28 Tommy Pham, R (1.8) OBP: 0.340, SLG: 0.435										1	0	0	0	0	1	1				
48 Harrison Bader, R (1.8) OBP: 0.309, SLG: 0.386										2	0	0	0	0	1	0				
38 José Martínez, R (1.3) OBP: 0.374, SLG: 0.490										3	0	0	0	1	2	2				
23 Marcell Ozuna, R (1.7) OBP: 0.322, SLG: 0.418										4	0	1	1	0	1	2				
4 Yadier Molina, R (1.2) OBP: 0.319, SLG: 0.470										4	0	1	0	0	1	1				
25 Dexter Fowler, S (1.9) OBP: 0.271, SLG: 0.266										3	0	0	0	1	0	1				
34 Yairo Muñoz, R (1.6) OBP: 0.331, SLG: 0.386										3	0	0	0	1	2	3				
16 Kolten Wong, L (1.4) OBP: 0.284, SLG: 0.308										3	0	0	0	0	2	3				
32 Jack Flaherty, R (1.1) OBP: 0.167, SLG: 0.167										3	0	0	0	0	3	5				
49 Jordan Hicks, R (8.1)										0	0	0	0	0	0	0				
35 Greg Garcia, L (9. PH) OBP: 0.344, SLG: 0.393										1	0	0	0	0	0	0				
26 Bud Norris, R (9.1)										0	0	0	0	0	0	0				
Inning Stats	R: 0 E: 0 K: 1 S: 9	H: 1 LOB: 1 BB: 0 P: 15	R: 0 E: 1 K: 2 S: 12	H: 0 LOB: 2 BB: 0 P: 21	R: 1 E: 0 K: 1 S: 14	H: 1 LOB: 1 BB: 1 P: 24	R: 0 E: 0 K: 1 S: 8	H: 0 LOB: 1 BB: 1 P: 15	R: 0 E: 0 K: 2 S: 12	H: 1 LOB: 1 BB: 1 P: 20	R: 0 E: 0 K: 2 S: 17	H: 0 LOB: 0 BB: 0 P: 14	R: 0 E: 0 K: 2 S: 11	H: 0 LOB: 0 BB: 0 P: 15	R: 0 E: 0 K: 1 S: 7	H: 0 LOB: 0 BB: 0 P: 12	1B: 2 2B: 1 3B: 0 HR: 0	SF: 0 SAC: 1 DP: 0 HBP: 1	WP: 1 PB: 1 SB: 0 CS: 0	PA: 36
PITCHER	IP WLS BF H R ER SO	IP WLS BF H R ER SO	IP WLS BF H R ER SO	IP WLS BF H R ER SO	IP WLS BF H R ER SO	IP WLS BF H R ER SO	IP WLS BF H R ER SO	IP WLS BF H R ER SO	IP WLS BF H R ER SO	IP WLS BF H R ER SO	IP WLS BF H R ER SO	IP WLS BF H R ER SO	IP WLS BF H R ER SO	IP WLS BF H R ER SO	IP WLS BF H R ER SO	IP WLS BF H R ER SO	ERA WHIP	ERA WHIP	ERA WHIP	
41 Junior Guerra, R (1.1) ERA: 2.82	5.0	24	3	1	1	7	4	0	1	0	1	0	0	0	0	0	0	1.80	1.400	
71 Josh Hader, L (6.1) ERA: 1.13	1.0	3	0	0	0	3	0	0	0	0	0	0	0	0	0	0	10	14	0.00	0.000
50 Jacob Barnes, R (7.1) ERA: 1.84	1.0	3	0	0	0	2	0	0	0	0	0	0	0	0	0	0	9	15	0.00	0.000
32 Jeremy Jeffress, R (8.1) ERA: 0.74	1.0	3	0	0	0	2	0	0	0	0	0	0	0	0	0	0	11	15	0.00	0.000
46 Corey Knebel, R (9.1) ERA: 3.79	1.0	W 3	0	0	0	1	0	0	0	0	0	0	0	0	0	0	7	12	0.00	0.000

Batter	1	2	3	4	5	6	7	8	9	AB	R	H	RBI	BB	SO	LOB	BOTTOM					
7 Eric Thames, L (1.7) OBP: 0.327, SLG: 0.570										3	0	0	0	1	2	1	St. Louis Cardinals @ Milwaukee Brewers Miller Park, Milwaukee, WI Fri Jun 22 2018, 7:11 PM - 10:30 PM CDT Att: 36,275 - Roof Closed - 71 F					
22 Christian Yelich, L (1.9) OBP: 0.398, SLG: 0.457										3	0	0	0	1	2	1						
6 Lorenzo Cain, R (1.8) OBP: 0.394, SLG: 0.439										2	0	0	0	1	2	3						
21 Travis Shaw, L (1.5) OBP: 0.339, SLG: 0.488										4	0	0	0	0	3	2						
24 Jesús Aguilar, R (1.3) OBP: 0.368, SLG: 0.609										4	2	2	2	0	0	1						
5 Jonathan Villar, S (1.4) OBP: 0.310, SLG: 0.386										3	0	0	0	0	0	0						
9 Manny Piña, R (1.2) OBP: 0.286, SLG: 0.380										3	0	0	0	0	3	0						
3 Orlando Arcia, R (1.6) OBP: 0.234, SLG: 0.259										2	0	0	0	0	1	0						
50 Jacob Barnes, R (7.1) ERA: 2.08										0	0	0	0	0	0	0						
32 Jeremy Jeffress, R (8.1) ERA: 0.74										0	0	0	0	0	0	0						
18 Eric Sogard, L (8. PH) OBP: 0.248, SLG: 0.170										1	0	0	0	0	0	0						
46 Corey Knebel, R (9.1) ERA: 3.79										0	0	0	0	0	0	0						
41 Junior Guerra, R (1.1) ERA: 2.82	R: 0 E: 0 K: 2 S: 11	H: 0 LOB: 1 BB: 1 P: 21	R: 0 E: 0 K: 1 S: 7	H: 0 LOB: 0 BB: 0 P: 10	R: 0 E: 0 K: 3 S: 10	H: 0 LOB: 0 BB: 0 P: 12	R: 0 E: 0 K: 1 S: 9	H: 0 LOB: 1 BB: 0 P: 15	R: 0 E: 0 K: 3 S: 11	H: 0 LOB: 0 BB: 0 P: 16	R: 0 E: 0 K: 3 S: 10	H: 0 LOB: 1 BB: 1 P: 20	R: 1 E: 0 K: 2 S: 13	H: 1 LOB: 0 BB: 0 P: 16	R: 0 E: 0 K: 1 S: 13	H: 1 LOB: 2 BB: 1 P: 22	R: 1 E: 0 K: 1 S: 7	H: 1 LOB: 0 BB: 0 P: 8	1B: 1 2B: 0 3B: 0 HR: 2	SF: 0 SAC: 0 DP: 0 HBP: 1	WP: 1 PB: 1 SB: 1 CS: 0	PA: 32
PITCHER	IP WLS BF H R ER SO	IP WLS BF H R ER SO	IP WLS BF H R ER SO	IP WLS BF H R ER SO	IP WLS BF H R ER SO	IP WLS BF H R ER SO	IP WLS BF H R ER SO	IP WLS BF H R ER SO	IP WLS BF H R ER SO	IP WLS BF H R ER SO	IP WLS BF H R ER SO	IP WLS BF H R ER SO	IP WLS BF H R ER SO	IP WLS BF H R ER SO	IP WLS BF H R ER SO	IP WLS BF H R ER SO	ERA WHIP	ERA WHIP	ERA WHIP			
32 Jack Flaherty, R (1.1) ERA: 2.5	7.0	25	1	1	1	13	2	0	1	0	1	0	0	0	0	0	1.29	0.429				
49 Jordan Hicks, R (8.1) ERA: 2.08	1.0	5	1	0	0	1	1	0	0	1	0	13	22	0.00	2.000							
26 Bud Norris, R (9.1) ERA: 3.41	0.1	L 2	1	1	1	1	0	0	0	0	1	7	8	27.00	3.000							

Batter	1	2	3	4	5	6	7	8	9	AB	R	H	RBI	BB	SO	LOB	TOP							
13 Matt Carpenter, L OBP: 0.342, SLG: 0.469										3	0	0	0	1	2	0	St. Louis Cardinals @ Milwaukee Brewers Miller Park, Milwaukee, WI Sat Jun 23 2018, 3:11 PM - 6:05 PM CDT Att: 35,551 - Sunny - 74 F							
28 Tommy Pham, R OBP: 0.376, SLG: 0.428										4	0	0	0	0	4	1								
38 José Martínez, R OBP: 0.376, SLG: 0.486										2	0	0	0	2	0	1								
68 Austin Gombert, L										0	0	0	0	0	0	0								
64 Sam Tuivailala, R										2	1	1	0	2	0	1								
26 Bud Norris, R										0	0	0	0	0	0	0								
23 Marcell Ozuna, R OBP: 0.328, SLG: 0.418										4	2	2	3	0	1	3								
4 Yadier Molina, R OBP: 0.323, SLG: 0.506										4	0	0	0	0	1	0								
3 Jedd Gyorko, R OBP: 0.306, SLG: 0.397										4	0	0	0	0	1	0								
34 Yairo Muñoz, R OBP: 0.328, SLG: 0.381										4	0	1	0	0	1	0								
48 Harrison Bader, R OBP: 0.301, SLG: 0.375										4	0	0	0	0	2	1								
39 Miles Mikolas, R OBP: 0.097, SLG: 0.138										3	0	0	0	0	2	1								
49 Jordan Hicks, R										0	0	0	0	0	0	0								
16 Kolten Wong, L OBP: 0.284, SLG: 0.308										0	0	0	0	0	0	0								
Inning Stats	R: 0 E: 0 K: 1 S: 9	H: 0 LOB: 1 BB: 1 P: 17	R: 1 E: 0 K: 2 S: 14	H: 2 LOB: 1 BB: 0 P: 23	R: 0 E: 0 K: 3 S: 15	H: 0 LOB: 2 BB: 2 P: 28	R: 0 E: 0 K: 1 S: 11	H: 0 LOB: 0 BB: 0 P: 17	R: 0 E: 0 K: 2 S: 8	H: 0 LOB: 1 BB: 1 P: 15	R: 2 E: 0 K: 1 S: 10	H: 2 LOB: 0 BB: 0 P: 14	R: 0 E: 0 K: 3 S: 10	H: 0 LOB: 0 BB: 0 P: 16	R: 0 E: 0 K: 0 S: 4	H: 0 LOB: 0 BB: 1 P: 10	R: 0 E: 0 K: 0 S: 7	H: 0 LOB: 0 BB: 0 P: 8	1B: 2 2B: 0 3B: 0 HR: 2	SF: 0 SAC: 0 DP: 1 HBP: 0	WP: 0 PB: 0 SB: 1 CS: 0	PA: 35		
PITCHER	IP WLS BF H R ER SO BB IBB HBP BLK WP HR S P ERA WHIP	PITCHER																						
57 Chase Anderson, R ERA: 4.37	5.0	21	2	1	1	9	4	0	0	0	0	0	0	1	57	100	1.80	1.200						
32 Jeremy Jeffress, R ERA: 1.19	1.0	L 5	2	2	2	1	0	0	0	0	0	0	1	10	14	18.00	2.000							
54 Taylor Williams, R ERA: 2.57	1.0	3	0	0	0	3	0	0	0	0	0	0	0	10	16	0.00	0.000							
37 Adrian Houser, R ERA: 1.29	2.0	6	0	0	0	0	1	0	0	0	0	0	0	11	18	0.00	0.500							

Batter	1	2	3	4	5	6	7	8	9	AB	R	H	RBI	BB	SO	LOB	BOTTOM							
7 Eric Thames, L OBP: 0.324, SLG: 0.557										4	0	1	0	0	0	2	St. Louis Cardinals @ Milwaukee Brewers Miller Park, Milwaukee, WI Sat Jun 23 2018, 3:11 PM - 6:05 PM CDT Att: 35,551 - Sunny - 74 F							
22 Christian Yelich, L OBP: 0.360, SLG: 0.452										3	1	0	0	0	1	1								
6 Lorenzo Cain, R OBP: 0.394, SLG: 0.438										1	1	0	0	0	0	0								
8 Ryan Braun, R OBP: 0.292, SLG: 0.430										2	0	1	0	0	0	0								
21 Travis Shaw, L OBP: 0.341, SLG: 0.484										2	0	0	0	1	0	0								
24 Jesús Aguilar, R OBP: 0.360, SLG: 0.600										3	0	0	1	0	1	3								
10 Brad Miller, L OBP: 0.328, SLG: 0.430										2	0	1	1	1	1	0								
37 Adrian Houser, R										0	0	0	0	0	0	0								
15 Erik Kratz, R OBP: 0.361, SLG: 0.606										1	0	0	0	0	1	0								
14 Hernán Pérez, R OBP: 0.288, SLG: 0.390										4	0	1	0	0	1	3								
9 Manny Pina, R OBP: 0.285, SLG: 0.376										4	0	1	0	0	1	2								
57 Chase Anderson, R OBP: 0.105, SLG: 0.105										1	0	0	0	0	0	1								
5 Jonathan Villar, S OBP: 0.308, SLG: 0.394										1	0	0	0	0	0	0								
32 Jeremy Jeffress, R										0	0	0	0	0	0	0								
54 Taylor Williams, S										0	0	0	0	0	0	0								
18 Eric Sogard, L OBP: 0.255, SLG: 0.180										1	0	1	0	0	0	0								
Inning Stats	R: 2 E: 0 K: 1 S: 19	H: 2 LOB: 2 BB: 1 P: 27	R: 0 E: 0 K: 0 S: 5	H: 1 LOB: 0 BB: 0 P: 6	R: 0 E: 0 K: 0 S: 10	H: 0 LOB: 0 BB: 0 P: 13	R: 0 E: 0 K: 2 S: 9	H: 0 LOB: 0 BB: 0 P: 12	R: 0 E: 0 K: 1 S: 12	H: 0 LOB: 0 BB: 0 P: 16	R: 0 E: 0 K: 1 S: 8	H: 0 LOB: 0 BB: 0 P: 14	R: 0 E: 0 K: 0 S: 7	H: 0 LOB: 1 BB: 1 P: 15	R: 0 E: 0 K: 0 S: 12	H: 2 LOB: 3 BB: 0 P: 23	R: 0 E: 0 K: 1 S: 11	H: 1 LOB: 0 BB: 0 P: 14	1B: 6 2B: 0 3B: 0 HR: 0	SF: 1 SAC: 0 DP: 3 HBP: 3	WP: 0 PB: 0 SB: 1 CS: 0	PA: 35		
PITCHER	IP WLS BF H R ER SO BB IBB HBP BLK WP HR S P ERA WHIP	PITCHER																						
39 Miles Mikolas, R ERA: 2.69	6.2	W 25	3	2	2	5	2	0	0	0	0	0	0	0	67	9	2.70	0.750						
49 Jordan Hicks, R ERA: 2.06	0.1	H 1	0	0	0	0	0	0	0	0	0	3	6	0.00	0.000									
68 Austin Gombert, L ERA: 4.22	0.2	H 3	1	0	0	0	0	0	0	0	0	6	11	0.00	1.500									
64 Sam Tuivailala, R ERA: 3.63	0.1	H 3	1	0	0	0	0	0	0	0	0	6	12	0.00	3.000									
26 Bud Norris, R ERA: 3.31	1.0	S 3	1	0	0	1	0	0	0	0	0	11	14	0.00	1.000									

Batter	1	2	3	4	5	6	7	8	9	AB	R	H	RBI	BB	SO	LOB	TOP						
13 Matt Carpenter, L OBP: 0.347, SLG: 0.467 56 Greg Holland, R 27 Brett Cecil, R 60 John Brebbia, L										3	2	1	2	2	2	3							
35 Greg Garcia, L OBP: 0.347, SLG: 0.398										4	1	1	0	1	0	3							
38 José Martínez, R OBP: 0.373, SLG: 0.492										5	1	1	3	0	1	2							
23 Marcell Ozuna, R OBP: 0.332, SLG: 0.424										3	0	2	1	1	0	0							
4 Yadier Molina, R OBP: 0.316, SLG: 0.494 46 Francisco Peña, R (8, PH) OBP: 0.236, SLG: 0.298										4	0	0	0	0	2	4							
25 Dexter Fowler, S OBP: 0.278, SLG: 0.280										4	2	2	0	1	1	1							
48 Harrison Bader, R OBP: 0.317, SLG: 0.381										3	2	2	1	2	1	0							
16 Kolten Wong, L OBP: 0.287, SLG: 0.307										4	0	1	0	1	1	5							
7 Luke Weaver, R OBP: 0.192, SLG: 0.160 59 Mike Mayers, R 3 Jedd Gyorko, R OBP: 0.302, SLG: 0.392										2	0	0	1	0	2	4							
Inning Stats	R: 1 H: 1 E: 0 K: 1 S: 11	H: 1 LOB: 1 BB: 1 P: 20	R: 0 H: 1 E: 0 K: 2 S: 11	H: 1 LOB: 2 BB: 1 P: 16	R: 0 H: 0 E: 0 K: 1 S: 7	H: 0 LOB: 1 BB: 1 P: 15	R: 5 H: 4 E: 0 K: 1 S: 16	H: 4 LOB: 1 BB: 2 P: 28	R: 2 H: 3 E: 0 K: 1 S: 13	H: 3 LOB: 2 BB: 0 P: 21	R: 0 H: 1 E: 0 K: 1 S: 8	H: 1 LOB: 1 BB: 0 P: 13	R: 0 H: 0 E: 0 K: 1 S: 14	H: 0 LOB: 0 BB: 2 P: 26	R: 0 H: 0 E: 0 K: 0 S: 6	H: 0 LOB: 0 BB: 0 P: 9	R: 0 H: 0 E: 0 K: 3 S: 11	H: 0 LOB: 1 BB: 1 P: 18	1B: 5 2B: 4 3B: 0 HR: 1	SF: 1 SAC: 1 DP: 0 HBP: 0	WP: 2 PB: 0 SB: 0 CS: 0	PA: 45	
PITCHER	IP WLS BF H R ER SO BB IBB HBP BLK WP HR S P ERA WHIP	IP WLS BF H R ER SO BB IBB HBP BLK WP HR S P ERA WHIP	IP WLS BF H R ER SO BB IBB HBP BLK WP HR S P ERA WHIP	IP WLS BF H R ER SO BB IBB HBP BLK WP HR S P ERA WHIP	IP WLS BF H R ER SO BB IBB HBP BLK WP HR S P ERA WHIP	IP WLS BF H R ER SO BB IBB HBP BLK WP HR S P ERA WHIP	IP WLS BF H R ER SO BB IBB HBP BLK WP HR S P ERA WHIP	IP WLS BF H R ER SO BB IBB HBP BLK WP HR S P ERA WHIP	IP WLS BF H R ER SO BB IBB HBP BLK WP HR S P ERA WHIP	IP WLS BF H R ER SO BB IBB HBP BLK WP HR S P ERA WHIP	IP WLS BF H R ER SO BB IBB HBP BLK WP HR S P ERA WHIP	IP WLS BF H R ER SO BB IBB HBP BLK WP HR S P ERA WHIP	IP WLS BF H R ER SO BB IBB HBP BLK WP HR S P ERA WHIP	IP WLS BF H R ER SO BB IBB HBP BLK WP HR S P ERA WHIP	IP WLS BF H R ER SO BB IBB HBP BLK WP HR S P ERA WHIP	IP WLS BF H R ER SO BB IBB HBP BLK WP HR S P ERA WHIP	IP WLS BF H R ER SO BB IBB HBP BLK WP HR S P ERA WHIP	IP WLS BF H R ER SO BB IBB HBP BLK WP HR S P ERA WHIP	IP WLS BF H R ER SO BB IBB HBP BLK WP HR S P ERA WHIP	IP WLS BF H R ER SO BB IBB HBP BLK WP HR S P ERA WHIP	IP WLS BF H R ER SO BB IBB HBP BLK WP HR S P ERA WHIP	IP WLS BF H R ER SO BB IBB HBP BLK WP HR S P ERA WHIP	IP WLS BF H R ER SO BB IBB HBP BLK WP HR S P ERA WHIP
7 Eric Thames, L OBP: 0.330, SLG: 0.550										3	0	1	0	1	1	1							
22 Christian Yelich, L OBP: 0.365, SLG: 0.461										4	1	1	1	0	2	3							
8 Ryan Braun, R OBP: 0.292, SLG: 0.431										4	1	1	0	0	0	2							
21 Travis Shaw, L OBP: 0.339, SLG: 0.480 10 Brad Miller, R (3, PH) OBP: 0.324, SLG: 0.425										1	0	0	0	0	1	1							
14 Hernán Pérez, R OBP: 0.287, SLG: 0.387										4	0	1	1	0	1	0							
5 Jonathan Villar, S OBP: 0.307, SLG: 0.386										4	0	1	0	0	2	0							
15 Erik Kratz, R OBP: 0.350, SLG: 0.568										4	0	1	0	0	2	2							
3 Orlando Arcia, R OBP: 0.291, SLG: 0.329 38 Dan Jennings, L OBP: 0.281, SLG: 0.329 24 Jesús Aguilar, R 50 Jacob Barnes, R 54 Taylor Williams, S 46 Corey Knebel, R 9 Merrin Peña, R OBP: 0.283, SLG: 0.374										2	0	0	0	0	0	0							
45 Jhoulys Chacín, R OBP: 0.222, SLG: 0.160 18 Eric Sogard, L OBP: 0.248, SLG: 0.174										0	0	0	0	1	0	0							
Inning Stats	R: 2 H: 4 E: 0 K: 2 S: 23	H: 4 LOB: 2 BB: 0 P: 32	R: 0 H: 0 E: 0 K: 1 S: 12	H: 0 LOB: 1 BB: 1 P: 21	R: 0 H: 0 E: 0 K: 2 S: 9	H: 0 LOB: 0 BB: 0 P: 11	R: 0 H: 0 E: 0 K: 2 S: 10	H: 0 LOB: 0 BB: 0 P: 15	R: 0 H: 1 E: 1 K: 2 S: 13	H: 1 LOB: 2 BB: 0 P: 18	R: 0 H: 1 E: 0 K: 1 S: 7	H: 1 LOB: 1 BB: 0 P: 9	R: 0 H: 0 E: 0 K: 1 S: 5	H: 0 LOB: 0 BB: 0 P: 9	R: 0 H: 0 E: 0 K: 2 S: 11	H: 0 LOB: 0 BB: 0 P: 18	1B: 3 2B: 2 3B: 0 HR: 1	SF: 0 SAC: 0 DP: 0 HBP: 0	WP: 0 PB: 0 SB: 0 CS: 0	PA: 36			
PITCHER	IP WLS BF H R ER SO BB IBB HBP BLK WP HR S P ERA WHIP	IP WLS BF H R ER SO BB IBB HBP BLK WP HR S P ERA WHIP	IP WLS BF H R ER SO BB IBB HBP BLK WP HR S P ERA WHIP	IP WLS BF H R ER SO BB IBB HBP BLK WP HR S P ERA WHIP	IP WLS																		

Batter	1	2	3	4	5	6	7	8	9	AB	R	H	RBI	BB	SO	LOB	TOP										
12 Francisco Lindor, S OBP: 0.364, SLG: 0.539	G3-1		23 2B 8 FC4-6	G3		F9			L7	4	1	0	0	1	0	2	Cleveland Indians @ St. Louis Cardinals Busch Stadium, St. Louis, MO Wed Jun 27 2018, 7:18 PM - 10:13 PM CDT Att: 43,598 - Partly Cloudy - 90 F livebaseballscorecards.com										
23 Michael Brantley, L OBP: 0.361, SLG: 0.64	G3		8 FC4-6	L9		F7			F7	5	1	1	0	0	0	1											
11 José Ramírez, S OBP: 0.399, SLG: 0.598	K		G3			L7			L7	5	0	1	0	0	2	2											
10 Edwin Encarnación, R OBP: 0.312, SLG: 0.485		HR	8 FC4-6			F7			K	4	1	1	1	1	1	1											
8 Lonnie Chisenhall, L OBP: 0.388, SLG: 0.427		HR	22 1B FC4-6			P4			G1-3	4	1	1	2	0	0	2											
22 Jason Kipnis, L OBP: 0.297, SLG: 0.345	K		1B			55 SH5-3 30 2B			G4-3	4	1	2	1	0	1	0											
55 Roberto Pérez, R OBP: 0.235, SLG: 0.233	K		K			SH5-3			E8	3	0	0	0	0	2	2											
30 Tyler Naquin, L OBP: 0.319, SLG: 0.393	1B					2B			BB	3	0	2	1	1	0	0											
57 Shane Bieber, R OBP: 0.333, SLG: 0.667	K					2B			K	3	0	1	0	0	2	2											
58 Neil Ramírez, R	K								K	1	0	0	0	0	1	2											
39 Oliver Pérez, L										0	0	0	0	0	0	0											
37 Cody Allen, R										0	0	0	0	0	0	0											
Inning Stats	R: 0 E: 0 K: 1 S: 6	H: 0 LOB: 0 BB: 0 P: 8	R: 2 E: 0 K: 3 S: 17	H: 3 LOB: 1 BB: 0 P: 28	R: 2 E: 0 K: 1 S: 15	H: 2 LOB: 2 BB: 2 P: 28	R: 0 E: 0 K: 0 S: 8	H: 1 LOB: 1 BB: 0 P: 11	R: 0 E: 0 K: 1 S: 9	H: 0 LOB: 0 BB: 0 P: 16	R: 1 E: 0 K: 1 S: 12	H: 2 LOB: 1 BB: 1 P: 17	R: 0 E: 0 K: 0 S: 8	H: 0 LOB: 0 BB: 0 P: 15	R: 0 E: 1 K: 1 S: 13	H: 0 LOB: 2 BB: 1 P: 22	R: 0 E: 0 K: 1 S: 9	H: 1 LOB: 1 BB: 0 P: 12	1B: 4 2B: 3 3B: 0 HR: 2	SF: 0 SAC: 1 DP: 0 HBP: 0	WP: 0 PB: 0 SB: 1 CS: 0	PA: 40					
PITCHER	IP	WLS	BF	H	R	ER	SO	BB	IBB	HBP	BLK	WP	HR	S	P	ERA	WHIP										
32 Jack Flaherty, R ERA: 2.92	4.0	L	20	6	4	4	5	1	1	0	0	0	2	46	75	9.00	1.750										
68 Austin Gombler, L ERA: 4.29	2.0		8	2	1	1	2	0	0	0	0	0	0	21	33	4.50	1.000										
64 Sam Tuivailala, R ERA: 3.33	2.0		8	0	0	0	1	1	0	0	0	0	0	21	37	0.00	0.500										
60 John Brebbia, R ERA: 2.86	1.0		4	1	0	0	1	0	0	0	0	0	0	9	12	0.00	1.000										


Batter	1	2	3	4	5	6	7	8	9	AB	R	H	RBI	BB	SO	LOB	BOTTOM										
13 Matt Carpenter, L OBP: 0.364, SLG: 0.513	K		28 1B 38 G5-3			38 1B			L8	3	1	1	0	1	1	0	Cleveland Indians @ St. Louis Cardinals Busch Stadium, St. Louis, MO Wed Jun 27 2018, 7:18 PM - 10:13 PM CDT Att: 43,598 - Partly Cloudy - 90 F livebaseballscorecards.com										
28 Tommy Pham, R OBP: 0.326, SLG: 0.414	L8		G5-3			G5-3			G6-3	4	0	0	0	0	2												
38 José Martínez, R OBP: 0.375, SLG: 0.500	F9		23 1B			4 FC6-4			F9	4	0	2	1	0	0												
23 Marcell Ozuna, R OBP: 0.334, SLG: 0.426	G6-3		1B			K			K	4	0	1	0	0	2												
4 Yadier Molina, R OBP: 0.307, SLG: 0.481	1B		G5-3			FC6-4			P6	4	0	1	0	0	4												
35 Greg Garcia, L OBP: 0.333, SLG: 0.371	1B		F7			F8			K	4	0	1	0	0	1												
25 Dexter Fowler, S OBP: 0.273, SLG: 0.274	K		K			L9			F8	4	0	0	0	0	2												
16 Kolten Wong, L OBP: 0.300, SLG: 0.332	K								K	1	0	0	0	0	1	2											
64 Sam Tuivailala, R	K								K	0	0	0	0	0	0	0											
60 John Brebbia, L	K								K	0	0	0	0	0	0	0											
48 Harrison Bader, R OBP: 0.329, SLG: 0.383						HBP				1	0	0	0	0	1	0											
32 Jack Flaherty, R OBP: 0.158, SLG: 0.158			G1-3			P4			G6-3	1	0	0	0	0	0	0											
34 Yairo Muñoz, R OBP: 0.328, SLG: 0.380			G1-3							1	0	0	0	0	0	1											
68 Austin Gombler, L										0	0	0	0	0	0	0											
3 Jedd Gyorko, R OBP: 0.297, SLG: 0.385										2	0	0	0	0	0	1											
Inning Stats	R: 0 E: 0 K: 1 S: 10	H: 0 LOB: 0 BB: 0 P: 12	R: 0 E: 0 K: 2 S: 13	H: 2 LOB: 2 BB: 0 P: 16	R: 1 E: 0 K: 0 S: 13	H: 2 LOB: 1 BB: 1 P: 22	R: 0 E: 0 K: 1 S: 9	H: 0 LOB: 1 BB: 0 P: 14	R: 0 E: 0 K: 0 S: 10	H: 2 LOB: 2 BB: 0 P: 13	R: 0 E: 0 K: 0 S: 14	H: 0 LOB: 1 BB: 0 P: 22	R: 0 E: 0 K: 0 S: 8	H: 0 LOB: 0 BB: 0 P: 10	R: 0 E: 0 K: 2 S: 10	H: 0 LOB: 0 BB: 0 P: 14	R: 0 E: 0 K: 1 S: 8	H: 0 LOB: 0 BB: 0 P: 9	1B: 5 2B: 1 3B: 0 HR: 0	SF: 0 SAC: 0 DP: 0 HBP: 2	WP: 0 PB: 0 SB: 0 CS: 0	PA: 36					
PITCHER	IP	WLS	BF	H	R	ER	SO	BB	IBB	HBP	BLK	WP	HR	S	P	ERA	WHIP										
57 Shane Bieber, R ERA: 2.22	6.0	W	27	6	1	1	1	1	0	0	0	0	0	14	19	0.00	0.000										
58 Neil Ramírez, R ERA: 2.25	1.2		5	0	0	0	1	0	0	0	0	0	0	4	5	0.00	0.000										
39 Oliver Pérez, L ERA: 0.93	0.1		1	0	0	0	1	0	0	0	0	0	0	4	5	0.00	0.000										
37 Cody Allen, R ERA: 3.62	1.0		3	0	0	0	1	0	0	0	0	0	0	8	9	0.00	0.000										



Batter	1	2	3	4	5	6	7	8	9	AB	R	H	RBI	BB	SO	LOB	TOP					
11 Ender Inciarte, L OBP: 0.309, SLG: 0.341	F7		L8		F7	G1-3			G5-3	5	0	0	0	0	0	2						
1 Ozzie Albies, S OBP: 0.316, SLG: 0.507	P6		G4-3				F8			4	1	1	0	0	0	0						
5 Freddie Freeman, L OBP: 0.407, SLG: 0.546	G5-3		L7			5 HR	K			4	1	1	2	0	1	0						
22 Nick Markakis, L OBP: 0.389, SLG: 0.488		G4-3		G3		8 BB	P5			3	1	0	0	1	0	0						
25 Tyler Flowers, R OBP: 0.378, SLG: 0.402	8 WP 2B		G5-3		G5-3				G6-3	4	1	1	0	0	0	1						
13 Ronald Acuña Jr., R OBP: 0.329, SLG: 0.469	F7		P5			8 BB 7 FC3	K			4	1	1	0	0	1	1						
8 Charlie Culberson, R OBP: 0.333, SLG: 0.447									G5-3	3	1	2	2	1	0	0						
7 Dansby Swanson, R OBP: 0.300, SLG: 0.418					F9	FC3			G5-3	3	0	0	1	1	0	2						
26 Mike Foltyniewicz, R 27 Ryan Flaherty, L 51 Shane Bieber, R 63 Jesse Biddle, L 30 Peter Moylan, R 58 Dan Winkler, R 23 Danny Santana, S 33 A.J. Minter, L					K	SF8			G3-1	2	0	0	0	0	0	2	3					
Inning Stats	R: 0 E: 0 K: 0 S: 7	H: 0 LOB: 0 BB: 0 P: 10	R: 1 E: 0 K: 1 S: 9	H: 2 LOB: 2 BB: 1 P: 15	R: 0 E: 0 K: 0 S: 9	H: 0 LOB: 0 BB: 0 P: 13	R: 0 E: 0 K: 0 S: 5	H: 0 LOB: 1 BB: 1 P: 8	R: 0 E: 0 K: 1 S: 6	H: 0 LOB: 1 BB: 1 P: 12	R: 5 E: 0 K: 0 S: 23	H: 4 LOB: 1 BB: 1 P: 40	R: 0 E: 0 K: 1 S: 8	H: 0 LOB: 0 BB: 0 P: 12	R: 0 E: 0 K: 1 S: 12	H: 0 LOB: 0 BB: 0 P: 14	R: 0 E: 0 K: 0 S: 6	H: 0 LOB: 0 BB: 0 P: 7	1B: 3 2B: 2 HR: 1	SF: 1 SAC: 0 DP: 0 HBP: 0	WP: 3 PB: 0 SB: 0 CS: 0	PA: 37
PITCHER	IP	WLS	BF	H	R	ER	SO	BB	IBB	HBP	BLK	WP	HR	S	P	ERA	WHIP					
53 John Gant, R ERA: 3.92	5.1	L	23	4	4	4	2	2	1	0	0	1	1	48	79	6.75	1.125					
59 Mike Mayers, R ERA: 3.42	0.2		5	2	2	2	0	0	0	0	0	2	0	11	19	27.00	3.000					
56 Greg Holland, R ERA: 6.63	1.0		3	0	0	0	1	0	0	0	0	0	0	8	12	0.00	0.000					
49 Jordan Hicks, R ERA: 2.53	2.0		6	0	0	0	1	0	0	0	0	0	0	18	21	0.00	0.000					

Atlanta Braves @ St. Louis Cardinals
Busch Stadium, St. Louis, MO
Sun Jul 01 2018, 1:16 PM - 4:26 PM CDT
Att: 46,448 - Sunny - 91 F

AB 33
R 6
H 6
RBI 6
BB 3
SO 4
LOB 9



Batter	1	2	3	4	5	6	7	8	9	AB	R	H	RBI	BB	SO	LOB	BOTTOM					
13 Matt Carpenter, L OBP: 0.364, SLG: 0.502	K					G4-3			F9	3	1	0	0	2	1	1						
28 Tommy Pham, R OBP: 0.329, SLG: 0.418	K			F7						4	1	2	3	0	1	1						
38 José Martínez, R OBP: 0.367, SLG: 0.496	G6-4-3			K		L8				4	0	1	0	0	1	2						
23 Marcell Ozuna, R OBP: 0.329, SLG: 0.417		K								4	0	1	0	0	1	2						
3 Jedd Gyorko, R OBP: 0.293, SLG: 0.375		K								3	1	1	0	1	1	0						
48 Harrison Bader, R OBP: 0.330, SLG: 0.388		K								4	0	0	0	0	3	3						
16 Kolten Wong, L OBP: 0.296, SLG: 0.326					F8					3	1	1	0	1	0	0						
46 Francisco Peña, R OBP: 0.240, SLG: 0.297						G6-3				4	0	1	2	0	2	1						
53 John Gant, R 59 Mike Mayers, R 56 Greg Holland, R 35 Greg Garcia, L 34 Yairo Muñoz, R 49 Jordan Hicks, R 4 Yadier Molina, R										2	0	0	0	0	1	1						
Inning Stats	R: 0 E: 0 K: 1 S: 5	H: 0 LOB: 1 BB: 1 P: 15	R: 0 E: 0 K: 3 S: 11	H: 0 LOB: 0 BB: 0 P: 16	R: 0 E: 0 K: 3 S: 9	H: 0 LOB: 1 BB: 1 P: 17	R: 0 E: 0 K: 2 S: 15	H: 1 LOB: 2 BB: 1 P: 28	R: 0 E: 0 K: 0 S: 5	H: 0 LOB: 0 BB: 0 P: 10	R: 0 E: 0 K: 0 S: 7	H: 1 LOB: 1 BB: 0 P: 11	R: 5 E: 0 K: 1 S: 23	H: 5 LOB: 1 BB: 1 P: 37	R: 0 E: 0 K: 0 S: 7	H: 0 LOB: 0 BB: 0 P: 13	R: 0 E: 0 K: 1 S: 11	H: 0 LOB: 0 BB: 0 P: 15	1B: 5 2B: 1 HR: 1	SF: 0 SAC: 0 DP: 1 HBP: 0	WP: 0 PB: 0 SB: 1 CS: 0	PA: 37
PITCHER	IP	WLS	BF	H	R	ER	SO	BB	IBB	HBP	BLK	WP	HR	S	P	ERA	WHIP					
26 Mike Foltyniewicz, R ERA: 2.02	5.0	W	18	1	0	0	9	3	0	0	0	0	0	45	86	0.00	0.800					
51 Shane Bieber, R ERA: 2.93	1.1		8	4	3	3	1	0	0	0	0	0	0	17	28	20.25	3.000					
63 Jesse Biddle, L ERA: 2.76	0.1		2	0	0	0	0	1	0	0	0	0	0	3	7	0.00	3.000					
30 Peter Moylan, R ERA: 4.85	0.1	H	3	2	2	2	0	0	0	0	0	0	1	10	13	54.00	6.000					
58 Dan Winkler, R ERA: 2.41	1.0	H	3	0	0	0	0	0	0	0	0	0	0	7	13	0.00	0.000					

Atlanta Braves @ St. Louis Cardinals
Busch Stadium, St. Louis, MO
Sun Jul 01 2018, 1:16 PM - 4:26 PM CDT
Att: 46,448 - Sunny - 91 F


AB 33
R 5
H 7
RBI 5
BB 4
SO 11
LOB 12



Batter	1	2	3	4	5	6	7	8	9	AB	R	H	RBI	BB	SO	LOB	TOP							
13 Matt Carpenter, L OBP: 0.361, SLG: 0.500										5	1	1	0	0	2	1								
28 Tommy Pham, R OBP: 0.333, SLG: 0.417										3	1	1	0	2	1	1								
41 Tyler O'Neill, R OBP: 0.267, SLG: 0.476										4	1	1	0	0	1	3								
23 Marcell Ozuna, R OBP: 0.325, SLG: 0.412										4	0	0	0	0	2	5								
48 Harrison Bader, R OBP: 0.330, SLG: 0.388										0	0	0	0	0	0	0								
4 Yadier Molina, R OBP: 0.315, SLG: 0.492										4	2	2	3	0	0	0								
3 Jedd Gyorko, R OBP: 0.298, SLG: 0.395										4	1	2	2	0	0	0								
34 Yairo Muñoz, R OBP: 0.326, SLG: 0.389										4	0	2	1	0	1	0								
16 Kolten Wong, L OBP: 0.291, SLG: 0.320										4	0	0	0	0	0	2								
18 Carlos Martínez, R OBP: 0.222, SLG: 0.385										3	0	1	0	0	1	0								
59 Mike Mayers, R OBP: 0.267, SLG: 0.385										0	0	0	0	0	0	0								
56 Greg Holland, R OBP: 0.366, SLG: 0.495										0	0	0	0	0	0	0								
38 José Martínez, R OBP: 0.366, SLG: 0.495										1	0	0	0	0	0	0								
26 Bud Norris, R OBP: 0.291, SLG: 0.320										0	0	0	0	0	0	0								
Inning Stats	R: 4 E: 0 K: 1 S: 21	H: 5 LOB: 1 BB: 1 P: 30	R: 0 E: 0 K: 2 S: 13	H: 1 LOB: 1 BB: 0 P: 17	R: 0 E: 0 K: 0 S: 6	H: 0 LOB: 0 BB: 0 P: 9	R: 0 E: 0 K: 2 S: 10	H: 0 LOB: 0 BB: 0 P: 14	R: 0 E: 0 K: 2 S: 12	H: 1 LOB: 1 BB: 0 P: 17	R: 2 E: 0 K: 0 S: 15	H: 2 LOB: 0 BB: 0 P: 20	R: 0 E: 0 K: 1 S: 9	H: 0 LOB: 1 BB: 1 P: 16	R: 0 E: 0 K: 0 S: 9	H: 1 LOB: 1 BB: 0 P: 14	R: 0 E: 0 K: 0 S: 6	H: 0 LOB: 0 BB: 0 P: 8	1B: 5 2B: 3 3B: 0 HR: 2	SF: 0 SAC: 0 DP: 0 HBP: 0	WP: 0 PB: 0 SB: 0 CS: 0	PA: 38		
PITCHER	IP WLS BF H R ER SO BB IBB HBP BLK WP HR S P ERA WHIP	5.0 L 24 9 6 6 7 1 0 0 0 0 0 2 67 94 10.80 2.000	1.1 4 0 0 0 1 0 0 0 0 0 0 15 20 0.00 0.000	1.2 7 1 0 0 0 1 0 0 0 0 0 0 23 0.00 1.200	1.0 3 0 0 0 0 0 0 0 0 0 0 6 8 0.00 0.000																			

St. Louis Cardinals @ Arizona Diamondbacks
Chase Field, Phoenix, AZ
Mon Jul 02 2018, 6:40 PM - 9:32 PM MST
Att: 20,334 - Roof Closed - 79 F


AB 36
R 6
H 10
RBI 6
BB 2
SO 8
LOB 12



Batter	1	2	3	4	5	6	7	8	9	AB	R	H	RBI	BB	SO	LOB	BOTTOM						
9 Jon Jay, L OBP: 0.350, SLG: 0.359										4	1	0	0	0	1	2							
44 Paul Goldschmidt, R OBP: 0.364, SLG: 0.509										4	0	4	1	0	0	0							
22 Jake Lamb, L OBP: 0.333, SLG: 0.401										4	0	1	1	0	0	3							
11 AJ Pollock, R OBP: 0.341, SLG: 0.604										4	1	0	0	0	1	3							
6 David Peralta, L OBP: 0.348, SLG: 0.510										4	0	2	1	0	1	2							
3 Daniel Descalso, L OBP: 0.351, SLG: 0.481										2	0	0	0	1	0	3							
65 Joey Krehbiel, R OBP: 0.294, SLG: 0.292										0	0	0	0	0	0	0							
16 Chris Owings, R OBP: 0.294, SLG: 0.292										1	0	0	0	0	0	1							
25 Archie Bradley, R OBP: 0.299, SLG: 0.413										0	0	0	0	0	0	0							
36 John Ryan Murphy, R OBP: 0.299, SLG: 0.493										4	0	0	0	0	2	2							
13 Nick Ahmed, R OBP: 0.281, SLG: 0.410										3	1	0	0	1	2	0							
38 Robbie Ray, L OBP: 0.351, SLG: 0.481										1	0	0	0	0	1	0							
40 Andrew Chafin, R OBP: 0.299, SLG: 0.413										0	0	0	0	0	0	0							
4 Ketel Marte, S OBP: 0.299, SLG: 0.413										2	0	1	0	0	0	0							
Inning Stats	R: 1 E: 1 K: 1 S: 18	H: 2 LOB: 2 BB: 0 P: 28	R: 0 E: 0 K: 2 S: 11	H: 0 LOB: 0 BB: 0 P: 11	R: 0 E: 0 K: 1 S: 10	H: 1 LOB: 0 BB: 0 P: 12	R: 0 E: 0 K: 1 S: 7	H: 1 LOB: 1 BB: 1 P: 9	R: 1 E: 0 K: 0 S: 8	H: 1 LOB: 1 BB: 1 P: 16	R: 0 E: 0 K: 2 S: 14	H: 0 LOB: 1 BB: 1 P: 20	R: 0 E: 0 K: 0 S: 8	H: 1 LOB: 0 BB: 0 P: 12	R: 1 E: 1 K: 0 S: 7	H: 2 LOB: 1 BB: 0 P: 9	R: 0 E: 0 K: 1 S: 10	H: 0 LOB: 0 BB: 0 P: 12	1B: 7 2B: 0 3B: 1 HR: 0	SF: 0 SAC: 1 DP: 2 HBP: 0	WP: 1 PB: 0 SB: 0 CS: 0	PA: 36	
PITCHER	IP WLS BF H R ER SO BB IBB HBP BLK WP HR S P ERA WHIP	6.0 W 25 9 2 1 7 2 0 0 0 0 0 8 12 1.50 1.167	1.0 3 1 0 0 0 0 0 0 0 0 0 0 8 0.00 1.000	1.0 5 2 1 0 0 0 0 0 0 0 0 0 7 0.00 2.000	1.0 S 3 0 0 0 1 0 0 0 0 0 0 0 10 0.00 0.000																		

St. Louis Cardinals @ Arizona Diamondbacks
Chase Field, Phoenix, AZ
Mon Jul 02 2018, 6:40 PM - 9:32 PM MST
Att: 20,334 - Roof Closed - 79 F

AB 33
R 3
H 8
RBI 3
BB 2
SO 8
LOB 16



Batter	1	2	3	4	5	6	7	8	9	AB	R	H	RBI	BB	SO	LOB	TOP			
13 Matt Carpenter, L (1,3) OBP: 0.363, SLG: 0.498										3	0	1	0	1	0	0	St. Louis Cardinals @ Arizona Diamondbacks Chase Field, Phoenix, AZ Tue Jul 03 2018, 6:41 PM - 9:32 PM MST Att: 25,843 - Roof Closed - 81 F			
28 Tommy Pham, R (1,8) OBP: 0.329, SLG: 0.411										4	0	0	0	0	1	4				
38 José Martínez, R (1,9) OBP: 0.364, SLG: 0.491										4	0	1	0	0	1	1				
23 Marcell Ozuna, R (1,7) OBP: 0.321, SLG: 0.406										4	0	0	0	0	2	2				
4 Yadier Molina, R (1,2) OBP: 0.313, SLG: 0.487										4	1	1	0	0	0	1				
3 Jedd Gyorko, R (1,5) OBP: 0.322, SLG: 0.400										3	1	1	0	1	0	0				
34 Yairo Muñoz, R (1,6) OBP: 0.324, SLG: 0.385										4	0	1	1	0	3	1				
16 Kolten Wong, L (1,4) OBP: 0.294, SLG: 0.322										2	0	1	1	1	0	0				
32 Jack Flaherty, R (1,1) OBP: 0.143, SLG: 0.143										2	0	0	0	0	0	1				
35 Greg Garcia, L (7,PH) OBP: 0.339, SLG: 0.369										1	0	1	0	0	0	0				
64 Sam Tuivailala, R (7,1) OBP: 0.281, SLG: 0.465										0	0	0	0	0	0	0				
68 Austin Gomber, L (8,1) OBP: 0.281, SLG: 0.465										1	0	0	0	0	1	1				
41 Tyler O'Neill, R (9,PH) OBP: 0.281, SLG: 0.465										1	0	0	0	0	1	1				
Inning Stats	R: 0 E: 0 K: 2 S: 12	H: 1 LOB: 1 BB: 0 P: 17	R: 2 E: 0 K: 0 S: 9	H: 3 LOB: 0 BB: 0 P: 12	R: 0 E: 0 K: 0 S: 8	H: 0 LOB: 1 BB: 0 P: 10	R: 0 E: 0 K: 1 S: 7	H: 0 LOB: 1 BB: 1 P: 15	R: 0 E: 0 K: 0 S: 7	H: 1 LOB: 1 BB: 0 P: 16	R: 0 E: 0 K: 1 S: 12	H: 2 LOB: 3 BB: 1 P: 19	R: 0 E: 0 K: 2 S: 12	H: 0 LOB: 0 BB: 0 P: 17	R: 0 E: 0 K: 2 S: 18	H: 0 LOB: 1 BB: 1 P: 26	1B: 6 2B: 2 3B: 0 HR: 0	SF: 1 SAC: 0 DP: 1 HBP: 0	WP: 0 PB: 0 SB: 0 CS: 0	PA: 36
PITCHER	IP WLS BF H R ER SO BB IBB HBP BLK WP HR S P ERA WHIP																			
21 Zack Greinke, R (1,1) ERA: 3.38	6.2 W 27 7 2 2 4 1 0 0 0 0 0 0 64 95 2.70 1.200																			
29 Jorge De La Rosa, L (7,1) ERA: 3.04	0.0 1 0 0 0 0 0 1 0 0 0 0 0 0 1 5 ∞ ∞																			
66 Yoshinori Kamekura, R (7,1) ERA: 1.22	0.1 H 1 0 0 0 0 0 0 0 0 0 0 0 0 1 1 0.00 0.000																			
25 Archie Bradley, R (8,1) ERA: 1.96	1.0 H 3 0 0 0 2 0 0 0 0 0 0 0 12 17 0.00 0.000																			
31 Brad Boxberger, R (9,1) ERA: 3.96	1.0 S 4 0 0 0 2 1 0 0 0 0 0 0 0 18 26 0.00 1.000																			

AB	32
R	2
H	7
RBI	2
BB	3
SO	8
LOB	11



Batter	1	2	3	4	5	6	7	8	9	AB	R	H	RBI	BB	SO	LOB	BOTTOM			
9 Jon Jay, L (1,9) OBP: 0.349, SLG: 0.355										3	1	0	0	0	0	0	St. Louis Cardinals @ Arizona Diamondbacks Chase Field, Phoenix, AZ Tue Jul 03 2018, 6:41 PM - 9:32 PM MST Att: 25,843 - Roof Closed - 81 F			
44 Paul Goldschmidt, R (1,3) OBP: 0.365, SLG: 0.638										4	1	2	3	0	2	0				
22 Jake Lamb, L (1,5) OBP: 0.337, SLG: 0.410										4	1	2	0	0	0	0				
11 AJ Pollock, R (1,8) OBP: 0.345, SLG: 0.596										2	0	0	0	2	0	0				
6 David Peralta, L (1,7) OBP: 0.347, SLG: 0.506										4	0	1	1	0	1	3				
4 Ketel Marte, S (1,4) OBP: 0.296, SLG: 0.409										3	0	0	0	0	1	2				
13 Nick Ahmed, R (1,6) OBP: 0.282, SLG: 0.412										3	1	1	0	0	1	0				
2 Jeff Mathis, R (1,2) OBP: 0.272, SLG: 0.216										3	0	0	0	0	2	1				
21 Zack Greinke, R (1,1) OBP: 0.343, SLG: 0.375										2	0	0	0	0	0	1				
29 Jorge De La Rosa, L (7,1) ERA: 3.16										0	0	0	0	0	0	0				
66 Yoshinori Kamekura, R (7,1) ERA: 1.22										0	0	0	0	0	0	0				
3 Daniel Descalso, L (7,PH) OBP: 0.339, SLG: 0.369										1	0	0	0	0	1	0				
25 Archie Bradley, R (8,1) ERA: 1.96										0	0	0	0	0	0	0				
31 Brad Boxberger, R (9,1) ERA: 3.96										0	0	0	0	0	0	0				
Inning Stats	R: 1 E: 0 K: 1 S: 14	H: 2 LOB: 2 BB: 1 P: 27	R: 0 E: 0 K: 2 S: 10	H: 0 LOB: 0 BB: 0 P: 13	R: 0 E: 0 K: 1 S: 8	H: 0 LOB: 0 BB: 0 P: 12	R: 0 E: 0 K: 1 S: 6	H: 0 LOB: 0 BB: 0 P: 9	R: 3 E: 0 K: 1 S: 21	H: 2 LOB: 0 BB: 0 P: 30	R: 0 E: 0 K: 1 S: 8	H: 0 LOB: 0 BB: 0 P: 12	R: 0 E: 0 K: 1 S: 10	H: 2 LOB: 2 BB: 1 P: 18	R: 0 E: 0 K: 0 S: 10	H: 0 LOB: 0 BB: 0 P: 14	1B: 3 2B: 2 3B: 0 HR: 1	SF: 0 SAC: 0 DP: 1 HBP: 1	WP: 0 PB: 0 SB: 1 CS: 0	PA: 32
PITCHER	IP WLS BF H R ER SO BB IBB HBP BLK WP HR S P ERA WHIP																			
32 Jack Flaherty, R (1,1) ERA: 3.19	6.0 L 24 4 4 4 7 1 0 1 0 0 0 0 1 67 6.00 0.833																			
64 Sam Tuivailala, R (7,1) ERA: 3.16	1.1 5 1 0 0 1 0 0 0 0 0 0 0 15 24 0.00 0.750																			
68 Austin Gomber, L (8,1) ERA: 3.77	0.2 3 1 0 0 0 0 1 0 0 0 0 0 3 8 0.00 1.500																			

AB	29
R	4
H	6
RBI	4
BB	2
SO	8
LOB	7



Batter	1	2	3	4	5	6	7	8	9	AB	R	H	RBI	BB	SO	LOB	TOP			
13 Matt Carpenter, L (1,3) OBP: 0.369, SLG: 0.510	F7		G4-3			P6		G4-3		4	0	0	0	0	0	0	St. Louis Cardinals @ San Francisco Giants AT&T Park, San Francisco, CA Fri Jul 06 2018, 7:15 PM - 9:41 PM PDT Att: 37,996 - Partly Cloudy - 73 F			
28 Tommy Pham, R (1,8) OBP: 0.331, SLG: 0.414	G4-3		G6-3			L8		F9		3	0	0	0	1	0					
4 Yadier Molina, R (1,2) OBP: 0.320, SLG: 0.495	G4-6-3		G5-3			G5-3			F7	4	0	0	0	0	1					
23 Marcell Ozuna, R (1,7) OBP: 0.318, SLG: 0.402		G5-3			K			G6-3		4	0	0	0	0	1					
3 Jedd Gyorko, R (1,5) OBP: 0.316, SLG: 0.433		FC6-2			G6-4-3			L7		4	0	2	0	0	1					
12 Paul DeJong, R (1,6) OBP: 0.351, SLG: 0.471		FC6-2			G6-4-3				K	3	2	1	0	0	2					
16 Kolten Wong, L (1,4) OBP: 0.301, SLG: 0.343		FC6-2			G6-4-3					3	0	2	2	0	0					
48 Harrison Bader, R (1,9) OBP: 0.338, SLG: 0.418										2	0	0	0	1	1					
53 John Gant, R (1,1)										2	0	0	0	0	2					
60 John Brebbia, L (7,1)										0	0	0	0	0	0					
38 José Martínez, R (6,PH) OBP: 0.358, SLG: 0.481										1	0	0	0	0	0					
64 Sam Tuivailala, R (8,1)										0	0	0	0	0	0					
Inning Stats	R: 0 E: 0 K: 0 S: 5	H: 0 LOB: 0 BB: 1 P: 11	R: 1 E: 0 K: 0 S: 10	H: 2 LOB: 2 BB: 1 P: 16	R: 0 E: 0 K: 0 S: 9	H: 1 LOB: 0 BB: 0 P: 12	R: 0 E: 0 K: 1 S: 7	H: 0 LOB: 0 BB: 0 P: 15	R: 0 E: 0 K: 0 S: 7	H: 0 LOB: 0 BB: 0 P: 10	R: 1 E: 0 K: 1 S: 11	H: 2 LOB: 1 BB: 0 P: 21	R: 0 E: 0 K: 0 S: 7	H: 0 LOB: 0 BB: 0 P: 10	R: 0 E: 0 K: 1 S: 8	H: 0 LOB: 0 BB: 0 P: 9	1B: 2 2B: 1 3B: 2 HR: 0	SF: 0 SAC: 0 DP: 2 HBP: 0	WP: 0 PB: 0 SB: 0 CS: 0	PA: 32
PITCHER	IP WLS BF H R ER SO	IP WLS BF H R ER SO	IP WLS BF H R ER SO	IP WLS BF H R ER SO	IP WLS BF H R ER SO	IP WLS BF H R ER SO	IP WLS BF H R ER SO	IP WLS BF H R ER SO	IP WLS BF H R ER SO	IP WLS BF H R ER SO	IP WLS BF H R ER SO	IP WLS BF H R ER SO	IP WLS BF H R ER SO	IP WLS BF H R ER SO	IP WLS BF H R ER SO	IP WLS BF H R ER SO	ERA WHIP	ERA WHIP		
57 Derek Rodríguez, R (1,1) ERA: 3.09	6.2	25	5	2	2	1	1	1	0	0	0	56	90	2.70	0.900					
54 Reyes Moronta, R (7,1) ERA: 1.89	0.1	W	1	0	0	1	0	0	0	0	0	3	6	0.00	0.000					
56 Tony Watson, L (8,1) ERA: 1.56	1.0	H	3	0	0	0	0	0	0	0	7	10	0.00	0.000						
13 Will Smith, L (9,1) ERA: 1.07	1.0	S	3	0	0	1	0	0	0	0	8	9	0.00	0.000						

AB	30
R	2
H	5
RBI	2
BB	2
SO	3
LOB	6



Batter	1	2	3	4	5	6	7	8	9	AB	R	H	RBI	BB	SO	LOB	BOTTOM			
19 Alen Hanson, S (1,7) OBP: 0.305, SLG: 0.530	G3-1		B1-3			P5		SH1-3		3	0	0	0	0	0		St. Louis Cardinals @ San Francisco Giants AT&T Park, San Francisco, CA Fri Jul 06 2018, 7:15 PM - 9:41 PM PDT Att: 37,996 - Partly Cloudy - 73 F			
28 Buster Posey, R (1,2) OBP: 0.371, SLG: 0.420	G4-1		1B			1B		22 1B IBB		3	0	2	0	1	0					
22 Andrew McCutchen, R (1,9) OBP: 0.343, SLG: 0.422			K			F9			1B	3	0	1	1	1	2					
9 Brandon Belt, L (1,3) OBP: 0.382, SLG: 0.496	P6		K			K			L9	4	0	0	0	0	2	5				
35 Brandon Crawford, L (1,6) OBP: 0.369, SLG: 0.488		12 L9 7 WP BB				F7			P4	3	1	0	0	1	2					
48 Pablo Sandoval, S (1,5) OBP: 0.318, SLG: 0.401		7 WP BB				G3-1			K	3	1	1	1	1	0					
12 Joe Panik, L (1,4) OBP: 0.283, SLG: 0.345									HR	2	0	1	0	0	2					
53 Austin Slater, R (4,PR) OBP: 0.415, SLG: 0.344									G4-3	2	0	0	0	0	0					
7 Gorkys Hernández, R (1,8) OBP: 0.325, SLG: 0.461									G6-3	4	0	1	0	0	1	1				
57 Derek Rodríguez, R (1,1) OBP: 0.071, SLG: 0.143									G6-3	2	0	0	0	0	1	3				
54 Reyes Moronta, R (7,1) ERA: 3.8									K	0	0	0	0	0	0					
8 Hunter Pence, R (7,PH) OBP: 0.283, SLG: 0.248										1	1	1	0	0	0					
56 Tony Watson, L (8,1)										0	0	0	0	0	0					
13 Will Smith, R (9,1)										0	0	0	0	0	0					
Inning Stats	R: 0 E: 0 K: 0 S: 9	H: 0 LOB: 1 BB: 1 P: 13	R: 1 E: 0 K: 1 S: 12	H: 0 LOB: 2 BB: 2 P: 23	R: 0 E: 0 K: 2 S: 10	H: 1 LOB: 1 BB: 0 P: 15	R: 0 E: 0 K: 0 S: 13	H: 2 LOB: 2 BB: 0 P: 16	R: 0 E: 0 K: 1 S: 9	H: 1 LOB: 1 BB: 0 P: 14	R: 1 E: 0 K: 1 S: 11	H: 1 LOB: 0 BB: 0 P: 15	R: 1 E: 0 K: 1 S: 14	H: 2 LOB: 2 BB: 1 P: 20	R: 0 E: 0 K: 0 S: 6	H: 0 LOB: 0 BB: 0 P: 10	1B: 5 2B: 1 3B: 0 HR: 1	SF: 0 SAC: 1 DP: 0 HBP: 0	WP: 1 PB: 0 SB: 0 CS: 0	PA: 35
PITCHER	IP WLS BF H R ER SO	IP WLS BF H R ER SO	IP WLS BF H R ER SO	IP WLS BF H R ER SO	IP WLS BF H R ER SO	IP WLS BF H R ER SO	IP WLS BF H R ER SO	IP WLS BF H R ER SO	IP WLS BF H R ER SO	IP WLS BF H R ER SO	IP WLS BF H R ER SO	IP WLS BF H R ER SO	IP WLS BF H R ER SO	IP WLS BF H R ER SO	IP WLS BF H R ER SO	IP WLS BF H R ER SO	ERA WHIP	ERA WHIP		
53 John Gant, R (1,1) ERA: 3.8	6.0	L	6	2	1	1	1	0	0	0	14	20	9.00	2.000						
60 John Brebbia, R (7,1) ERA: 3.52	1.0	L	6	2	1	1	1	0	0	0	0	0	0	0	0					
64 Sam Tuivailala, R (8,1) ERA: 3.04	1.0	S	3	0	0	0	0	0	0	0	6	10	0.00	0.000						

AB	30
R	3
H	7
RBI	2
BB	4
SO	6
LOB	15



Batter	1	2	3	4	5	6	7	8	9	AB	R	H	RBI	BB	SO	LOB	TOP			
13 Matt Carpenter, L OBP: 0.363, SLG: 0.502	F8		K		F8		F9		L7	5	0	0	0	0	1	2				
28 Tommy Pham, R OBP: 0.332, SLG: 0.409	G6-3		K		G6-3		G6-3		G6-3	3	0	0	0	1	1	1				
38 José Martínez, R OBP: 0.356, SLG: 0.478	L7				L8					4	0	1	0	0	0	1	0			
3 Jedd Gyorko, R OBP: 0.316, SLG: 0.433										0	0	0	0	0	0	0				
23 Marcell Ozuna, R OBP: 0.317, SLG: 0.401		K			G6-3					4	1	1	0	0	2	2				
12 Paul DeJong, R OBP: 0.348, SLG: 0.465	P6				F8					4	1	1	0	0	1	2				
25 Dexter Fowler, S OBP: 0.271, SLG: 0.273	P5				SF7					3	0	0	1	0	0	0				
16 Kolten Wong, L OBP: 0.305, SLG: 0.346					G3					4	1	2	0	0	1	0				
46 Francisco Peña, R OBP: 0.248, SLG: 0.295					G6-3					3	0	1	1	1	0	1				
18 Carlos Martínez, R OBP: 0.233, SLG: 0.414					L9					3	0	1	1	0	0	3				
49 Jordan Hicks, R										0	0	0	0	0	0	0				
34 Yairo Muñoz, R OBP: 0.327, SLG: 0.396										0	0	0	0	1	0	0				
26 Bud Norris, R										0	0	0	0	0	0	0				
Inning Stats	R: 0 E: 0 K: 0 S: 7	H: 0 LOB: 0 BB: 0 P: 11	R: 0 E: 0 K: 1 S: 8	H: 0 LOB: 0 BB: 0 P: 12	R: 1 E: 0 K: 2 S: 12	H: 2 LOB: 1 BB: 0 P: 20	R: 2 E: 0 K: 0 S: 16	H: 4 LOB: 2 BB: 0 P: 21	R: 0 E: 0 K: 0 S: 10	H: 0 LOB: 1 BB: 1 P: 17	R: 0 E: 0 K: 1 S: 6	H: 0 LOB: 0 BB: 0 P: 10	R: 0 E: 0 K: 2 S: 9	H: 0 LOB: 1 BB: 0 P: 11	R: 0 E: 0 K: 1 S: 15	H: 0 LOB: 1 BB: 1 P: 23	1B: 6 2B: 1 3B: 0 HR: 0	SF: 1 SAC: 0 DP: 0 HBP: 0	WP: 0 PB: 0 SB: 1 CS: 0	PA: 37
PITCHER	IP WLS BF H R ER SO BB IBB HBP BLK WP HR S P ERA WHIP																			
29 Jeff Samardzija, R ERA: 6.42	5.0 L 23 7 3 3 3 1 0 0 0 0 0 0 53 81 5.40 1.600																			
45 Derek Holland, L ERA: 4.35	1.0 4 0 0 0 0 1 0 0 0 0 0 0 14 21 0.00 1.000																			
49 Sam Dyson, R ERA: 3.12	1.0 3 0 0 0 1 0 0 0 0 0 0 0 9 11 0.00 0.000																			
Cory Gearrin, R ERA: 4.2	1.0 3 0 0 0 2 0 0 0 0 0 0 0 9 11 0.00 0.000																			
41 Mark Melancon, R ERA: 3.0	1.0 4 0 0 0 1 1 0 0 0 0 0 0 15 23 0.00 1.000																			

St. Louis Cardinals @ San Francisco Giants
 AT&T Park, San Francisco, CA
 Sat Jul 07 2018, 1:06 PM - 3:56 PM PDT
 Att: 39,606 - Sunny - 70 F

AB	33
R	3
H	7
RBI	3
BB	3
SO	7
LOB	11



Batter	1	2	3	4	5	6	7	8	9	AB	R	H	RBI	BB	SO	LOB	BOTTOM					
7 Gorkys Hernández, R OBP: 0.324, SLG: 0.458	P5		K		G4-3					4	1	1	0	0	1	0						
19 Alen Hanson, S OBP: 0.303, SLG: 0.522	G3-1		F7		F7					4	1	1	0	0	0	1						
22 Andrew McCutchen, R OBP: 0.342, SLG: 0.420	G5-3				G6-3					4	0	1	0	0	1	2						
9 Brandon Belt, L OBP: 0.387, SLG: 0.504	P5				G6-3					4	0	3	2	0	0	1						
35 Brandon Crawford, L OBP: 0.365, SLG: 0.482	L8				F9					4	0	0	0	0	0	3						
48 Pablo Sandoval, S OBP: 0.312, SLG: 0.392	F9				P1					4	0	0	0	0	0	1						
5 Nick Hundley, R OBP: 0.306, SLG: 0.500	G1-3				G6-3					4	0	1	0	0	0	0						
53 Austin Slater, R OBP: 0.400, SLG: 0.333	FC1-4				G4-3					4	0	1	0	0	2	1						
29 Jeff Samardzija, R ERA: 6.42					G4-3					1	0	0	0	0	0	0						
8 Hunter Pence, R ERA: 2.94										1	0	0	0	0	0	0						
45 Derek Holland, S ERA: 2.56										0	0	0	0	0	0	0						
49 Sam Dyson, R ERA: 3.12										0	0	0	0	0	0	0						
Austin Jackson, R OBP: 0.306, SLG: 0.325										1	0	0	0	0	0	1						
Cory Gearrin, R ERA: 4.2										0	0	0	0	0	0	0						
41 Mark Melancon, R ERA: 3.0										0	0	0	0	0	0	0						
Inning Stats	R: 0 E: 0 K: 0 S: 13	H: 1 LOB: 1 BB: 0 P: 20	R: 0 E: 0 K: 0 S: 9	H: 1 LOB: 0 BB: 0 P: 10	R: 0 E: 0 K: 1 S: 7	H: 0 LOB: 0 BB: 0 P: 9	R: 0 E: 0 K: 0 S: 12	H: 1 LOB: 1 BB: 0 P: 19	R: 0 E: 0 K: 1 S: 10	H: 0 LOB: 0 BB: 0 P: 15	R: 1 E: 0 K: 0 S: 9	H: 2 LOB: 1 BB: 0 P: 12	R: 0 E: 0 K: 1 S: 10	H: 1 LOB: 1 BB: 0 P: 15	R: 1 E: 0 K: 1 S: 13	H: 2 LOB: 1 BB: 0 P: 25	R: 0 E: 0 K: 1 S: 5	H: 0 LOB: 0 BB: 0 P: 7	1B: 7 2B: 1 3B: 0 HR: 0	SF: 0 SAC: 0 DP: 0 HBP: 0	WP: 1 PB: 0 SB: 1 CS: 0	PA: 35
PITCHER	IP WLS BF H R ER SO BB IBB HBP BLK WP HR S P ERA WHIP																					
18 Carlos Martínez, R ERA: 2.94	7.0 W 27 6 1 1 3 0 0 0 0 0 1 0 70 100 1.29 0.857																					
49 Jordan Hicks, R ERA: 2.56	1.0 H 5 2 1 1 1 0 0 0 0 0 1 0 13 25 9.00 2.000																					
26 Bud Norris, R ERA: 2.87	1.0 S 3 0 0 0 1 0 0 0 0 0 0 0 5 7 0.00 0.000																					

St. Louis Cardinals @ San Francisco Giants
 AT&T Park, San Francisco, CA
 Sat Jul 07 2018, 1:06 PM - 3:56 PM PDT
 Att: 39,606 - Sunny - 70 F

AB	35
R	2
H	8
RBI	2
BB	0
SO	5
LOB	10



Batter	1	2	3	4	5	6	7	8	9	AB	R	H	RBI	BB	SO	LOB	TOP			
9 José Peraza, R OBP: 0.339, SLG: 0.391										4	1	3	1	0	0	0				
3 Scooter Gennett, L OBP: 0.373, SLG: 0.521										5	0	1	1	0	0	5				
19 Joey Volto, L OBP: 0.422, SLG: 0.442										4	1	1	0	1	0	2				
7 Eugenio Suárez, R OBP: 0.399, SLG: 0.574										3	1	0	0	1	1	2				
33 Jesse Winker, L OBP: 0.404, SLG: 0.429										4	1	1	0	0	1	0				
16 Tucker Barnhart, L OBP: 0.330, SLG: 0.354										3	0	0	0	1	1	3				
23 Adam Duvall, R 26 Raisel Iglesias, R										3	0	1	2	1	0	1				
28 Anthony DeSclafani, R 47 Sai Romano, L 15 Dillon Herrera, R 37 David Hernandez, R 48 Jared Hughes, R 2 Alex Blandino, R										2	0	1	0	0	0	0	1			
6 Billy Hamilton, S										4	0	0	0	0	2	4				
Inning Stats	R: 0 E: 0 K: 0 S: 15	H: 0 LOB: 1 BB: 0 P: 24	R: 0 E: 0 K: 0 S: 4	H: 0 LOB: 1 BB: 1 P: 8	R: 0 E: 0 K: 1 S: 9	H: 1 LOB: 0 BB: 0 P: 13	R: 3 E: 0 K: 1 S: 27	H: 5 LOB: 3 BB: 1 P: 40	R: 0 E: 0 K: 1 S: 6	H: 0 LOB: 0 BB: 0 P: 11	R: 0 E: 0 K: 2 S: 10	H: 0 LOB: 1 BB: 1 P: 19	R: 0 E: 0 K: 0 S: 6	H: 0 LOB: 0 BB: 0 P: 10	R: 1 E: 0 K: 0 S: 9	H: 2 LOB: 1 BB: 0 P: 14	1B: 7 2B: 1 3B: 0 HR: 0	SF: 0 SAC: 0 DP: 1 HBP: 1	WP: 0 PB: 0 SB: 0 CS: 0	PA: 39
PITCHER	IP ERA WHIP	WLS LOB BF P	H R ER SO	R LOB BB P	BB IBB HBP BLK	WP HR S P	ERA WHIP	PITCHER	IP ERA WHIP	WLS LOB BF P	H R ER SO	BB IBB HBP BLK	WP HR S P	ERA WHIP						
39 Miles Mikolas, R ERA: 2.79	4.0	W 20	6	3	3	2	2	0	0	0	55	85	6.75	2.000						
53 John Gant, R ERA: 3.49	4.0	W 14	0	0	0	4	2	0	0	0	35	61	0.00	0.500						
49 Jordan Hicks, R ERA: 3.56	1.0	S 5	2	1	1	0	0	0	0	0	9	14	9.00	2.000						

Cincinnati Reds @ St. Louis Cardinals
 Busch Stadium, St. Louis, MO
 Sun Jul 15 2018, 1:18 PM - 4:10 PM CDT
 Att: 45,808 - Partly Cloudy - 87 F

AB	34
R	4
H	8
RBI	4
BB	4
SO	6
LOB	19



Batter	1	2	3	4	5	6	7	8	9	AB	R	H	RBI	BB	SO	LOB	BOTTOM			
13 Matt Carpenter, L OBP: 0.373, SLG: 0.530										3	1	1	1	1	1	1				
4 Yadier Molina, R OBP: 0.315, SLG: 0.474										4	0	1	1	0	2	0				
12 Paul DeJong, R OBP: 0.341, SLG: 0.440										4	0	0	0	0	2	0				
23 Marcell Ozuna, R OBP: 0.309, SLG: 0.385										4	1	1	0	0	0	0				
3 Jedd Gyorko, R OBP: 0.318, SLG: 0.411										3	1	0	0	1	0	0				
16 Kolten Wong, L OBP: 0.304, SLG: 0.361										3	1	0	0	0	1	0				
25 Dexter Fowler, S OBP: 0.370, SLG: 0.297										4	1	1	1	0	1	3				
48 Harrison Bader, R OBP: 0.340, SLG: 0.413										1	0	1	0	0	0	0				
28 Tommy Pham, R OBP: 0.326, SLG: 0.396										2	1	2	2	0	0	0				
39 Miles Mikolas, R ERA: 2.79	3.1	L 17	5	6	6	3	1	0	0	0	1	0	0	0	0	0				
47 Sai Romano, R ERA: 5.19	1.2	7	1	0	0	0	0	1	0	0	0	0	0	0	0	0				
37 David Hernandez, R ERA: 1.97	1.0	4	1	0	0	1	0	0	0	0	10	15	0.00	1.000						
48 Jared Hughes, R ERA: 1.44	1.0	3	0	0	0	0	0	0	0	0	6	10	0.00	0.000						
26 Raisel Iglesias, R ERA: 2.38	1.0	3	0	0	0	1	0	0	0	0	7	9	0.00	0.000						
Inning Stats	R: 1 E: 0 K: 1 S: 9	H: 1 LOB: 0 BB: 0 P: 13	R: 1 E: 0 K: 0 S: 9	H: 2 LOB: 1 BB: 0 P: 13	R: 0 E: 0 K: 1 S: 7	H: 0 LOB: 0 BB: 0 P: 12	R: 4 E: 1 K: 1 S: 14	H: 3 LOB: 2 BB: 2 P: 26	R: 0 E: 0 K: 0 S: 5	H: 0 LOB: 0 BB: 0 P: 8	R: 0 E: 0 K: 1 S: 10	H: 1 LOB: 0 BB: 0 P: 15	R: 0 E: 0 K: 0 S: 6	H: 0 LOB: 0 BB: 0 P: 10	R: 0 E: 0 K: 1 S: 7	H: 0 LOB: 0 BB: 0 P: 9	1B: 5 2B: 0 3B: 0 HR: 2	SF: 0 SAC: 1 DP: 0 HBP: 1	WP: 0 PB: 0 SB: 0 CS: 0	PA: 34
PITCHER	IP ERA WHIP	WLS LOB BF P	H R ER SO	R LOB BB P	BB IBB HBP BLK	WP HR S P	ERA WHIP	PITCHER	IP ERA WHIP	WLS LOB BF P	H R ER SO	BB IBB HBP BLK	WP HR S P	ERA WHIP						
28 Anthony DeSclafani, R ERA: 5.52	3.1	L 17	5	6	6	3	1	0	0	0	1	0	0	0	0	0				
47 Sai Romano, R ERA: 5.19	1.2	7	1	0	0	0	0	1	0	0	0	0	0	0	0	0				
37 David Hernandez, R ERA: 1.97	1.0	4	1	0	0	1	0	0	0	0	10	15	0.00	1.000						
48 Jared Hughes, R ERA: 1.44	1.0	3	0	0	0	0	0	0	0	0	6	10	0.00	0.000						
26 Raisel Iglesias, R ERA: 2.38	1.0	3	0	0	0	1	0	0	0	0	7	9	0.00	0.000						

Cincinnati Reds @ St. Louis Cardinals
 Busch Stadium, St. Louis, MO
 Sun Jul 15 2018, 1:18 PM - 4:10 PM CDT
 Att: 45,808 - Partly Cloudy - 87 F

AB	30
R	6
H	7
RBI	6
BB	2
SO	5
LOB	8



Batter	1	2	3	4	5	6	7	8	9	AB	R	H	RBI	BB	SO	LOB	TOP			
13 Matt Carpenter, L (1,3) OBP: 0.383, SLG: 0.583	F7		HR				F8			3	1	1	1	1	0	2	St. Louis Cardinals @ Chicago Cubs Wrigley Field, Chicago, IL Sat Jul 21 2018, 12:07 PM - 3:20 PM CDT Att: 41,004 - Overcast - 68 F			
4 Yadier Molina, R (1,2) OBP: 0.328, SLG: 0.477	BB		G6-3				SF8			1	0	0	1	1	0	0				
12 Paul DeJong, R (1,6) OBP: 0.335, SLG: 0.428	F9		F7				G5-3			4	0	0	0	0	0	5				
23 Marcell Ozuna, R (1,7) OBP: 0.311, SLG: 0.381	K						G6-3			3	0	0	0	1	1					
28 Tommy Pham, R (1,8) OBP: 0.336, SLG: 0.410		BB					G1-4-3			2	0	0	0	2	0	1				
16 Kaiten Wong, L (1,4) OBP: 0.307, SLG: 0.362							G4-3			4	0	0	0	0	1	3				
25 Dexter Fowler, S (1,9) OBP: 0.263, SLG: 0.292							G6-3			4	0	0	0	0	1	3				
35 Greg Garcia, L (1,5) OBP: 0.336, SLG: 0.385										1	0	0	0	1	0	1				
34 Yairo Muñoz, R (7,PH) OBP: 0.345, SLG: 0.442										2	1	1	0	0	0	0				
7 Luke Weaver, R (1,1) ERA: 4.84										1	0	0	0	0	0	0				
59 Mike Mayers, R (5,1) ERA: 3.03										0	0	0	0	0	0	0				
38 José Martínez, R (7,PH) ERA: 2.72										0	0	0	0	0	0	1				
70 Tyler Lyons, L (7,1) ERA: 8.82										0	0	0	0	0	0	0				
44 Luke Gregerson, L (7,1) ERA: 6.17										0	0	0	0	0	0	0				
48 Harrison Bader, R (8,PH) OBP: 0.340, SLG: 0.422										1	0	0	0	0	0	0				
Inning Stats	R: 0 E: 0 K: 1 S: 7	H: 0 LOB: 1 BB: 1 P: 16	R: 0 E: 0 K: 1 S: 6	H: 0 LOB: 1 BB: 1 P: 13	R: 1 E: 0 K: 0 S: 8	H: 1 LOB: 0 BB: 0 P: 14	R: 0 E: 0 K: 0 S: 8	H: 0 LOB: 2 BB: 2 P: 16	R: 0 E: 0 K: 0 S: 8	H: 0 LOB: 1 BB: 1 P: 15	R: 1 E: 1 K: 0 S: 17	H: 1 LOB: 1 BB: 0 P: 20	R: 0 E: 0 K: 0 S: 9	H: 0 LOB: 0 BB: 0 P: 13	R: 0 E: 0 K: 1 S: 7	H: 0 LOB: 0 BB: 0 P: 8	1B: 1 2B: 0 3B: 0 HR: 1	SF: 1 SAC: 1 DP: 1 HBP: 1	WP: 0 PB: 1 SB: 2 CS: 0	PA: 36
PITCHER	IP WLS BF H R ER SO BB IBB HBP BLK WP HR S P ERA WHIP																			
21 Tyler Chatwood, R (1,1) ERA: 4.84	5.1 W 23 1 1 1 2 5 1 1 0 0 0 1 40 85 1.69 1.125																			
6 Carl Edwards Jr., R (6,1) ERA: 3.03	0.2 H 2 0 0 0 0 0 0 0 0 0 0 0 4 6 0.00 0.000																			
37 Justin Wilson, L (7,1) ERA: 2.72	0.1 H 3 1 1 0 0 0 0 0 0 0 0 0 14 17 0.00 3.000																			
41 Steve Cishek, R (7,1) ERA: 1.8	0.2 H 2 0 0 0 0 0 0 0 0 0 0 0 3 3 0.00 0.000																			
43 Jesse Chavez, R (8,1) ERA: 3.95	2.0 6 0 0 0 1 0 0 0 0 0 0 0 16 21 0.00 0.000																			

Batter	1	2	3	4	5	6	7	8	9	AB	R	H	RBI	BB	SO	LOB	BOTTOM			
44 Anthony Rizzo, L (1,3) OBP: 0.353, SLG: 0.420	G6-3						G4-3			2	1	1	0	3	0	0	St. Louis Cardinals @ Chicago Cubs Wrigley Field, Chicago, IL Sat Jul 21 2018, 12:07 PM - 3:20 PM CDT Att: 41,004 - Overcast - 68 F			
8 Ian Happ, S (1,8) OBP: 0.378, SLG: 0.457	BB						G5-3			4	0	0	0	1	2	4				
22 Jason Heyward, L (1,9) OBP: 0.352, SLG: 0.430	G6-3						FC4-6			4	2	1	0	1	0	2				
18 Ben Zobrist, S (1,4) OBP: 0.387, SLG: 0.420	BB						WP			4	2	4	0	1	0	0				
9 Javier Báez, R (1,6) OBP: 0.328, SLG: 0.564	BB						1B			4	1	3	2	0	1	2				
12 Kyle Schwarber, L (1,7) OBP: 0.375, SLG: 0.489	K						1B			1	1	0	1	2	1	2				
7 Victor Caratini, S (1,2) OBP: 0.343, SLG: 0.348							1B			3	0	0	1	0	0	3				
2 Tommy La Stella, L (1,5) OBP: 0.342, SLG: 0.327							1B			4	0	2	2	0	0	0				
43 Jesse Chavez, R (8,1) ERA: 3.95							1B			0	0	0	0	0	0	0				
21 Tyler Chatwood, R (1,1) ERA: 4.84										1	0	0	0	0	0	0				
6 Carl Edwards Jr., R (6,1) ERA: 3.03										0	0	0	0	0	0	0				
5 Albert Almora Jr., R (6,PH) ERA: 2.72										0	0	0	0	0	0	0				
37 Justin Wilson, L (7,1) ERA: 8.82										0	0	0	0	0	0	0				
41 Steve Cishek, R (7,1) ERA: 1.8										0	0	0	0	0	0	0				
17 Kris Bryant, R (7,PH) OBP: 0.387, SLG: 0.488										1	0	0	0	0	0	1				
Inning Stats	R: 1 E: 0 K: 1 S: 11	H: 2 LOB: 2 BB: 2 P: 24	R: 0 E: 0 K: 0 S: 10	H: 1 LOB: 2 BB: 1 P: 13	R: 0 E: 0 K: 0 S: 8	H: 1 LOB: 2 BB: 1 P: 17	R: 0 E: 0 K: 1 S: 9	H: 0 LOB: 1 BB: 1 P: 19	R: 2 E: 0 K: 0 S: 9	H: 3 LOB: 0 BB: 0 P: 13	R: 0 E: 0 K: 0 S: 9	H: 0 LOB: 0 BB: 0 P: 14	R: 4 E: 0 K: 0 S: 13	H: 3 LOB: 1 BB: 2 P: 23	R: 0 E: 0 K: 2 S: 14	H: 1 LOB: 2 BB: 1 P: 26	1B: 9 2B: 2 3B: 1 HR: 0	SF: 2 SAC: 2 DP: 2 HBP: 0	WP: 1 PB: 0 SB: 1 CS: 0	PA: 41
PITCHER	IP WLS BF H R ER SO BB IBB HBP BLK WP HR S P ERA WHIP																			
7 Luke Weaver, R (1,1) ERA: 4.79	4.0 L 23 7 3 3 2 4 1 0 0 0 0 0 14 23 0.00 0.000																			
59 Mike Mayers, R (5,1) ERA: 3.95	2.0 5 0 0 0 0 0 0 0 0 0 0 0 14 23 0.00 0.000																			
70 Tyler Lyons, L (7,1) ERA: 8.82	0.2 7 3 4 4 0 1 1 0 0 0 0 0 10 17 54.00 6.000																			
44 Luke Gregerson, R (7,1) ERA: 6.17	1.1 6 1 0 0 2 1 0 0 0 0 1 0 17 32 0.00 1.500																			

St. Louis Cardinals @ Chicago Cubs
 Wrigley Field, Chicago, IL
 Sat Jul 21 2018, 12:07 PM - 3:20 PM CDT
 Att: 41,004 - Overcast - 68 F

AB	27
R	2
H	2
RBI	2
BB	6
SO	3
LOB	17



St. Louis Cardinals @ Chicago Cubs
 Wrigley Field, Chicago, IL
 Sat Jul 21 2018, 12:07 PM - 3:20 PM CDT
 Att: 41,004 - Overcast - 68 F

AB	29
R	7
H	11
RBI	6
BB	8
SO	4
LOB	14



Batter	1	2	3	4	5	6	7	8	9	AB	R	H	RBI	BB	SO	LOB	TOP							
13 Matt Carpenter, L OBP: 0.386, SLG: 0.589										4	1	1	0	1	1	3	St. Louis Cardinals @ Chicago Cubs Wrigley Field, Chicago, IL Sun Jul 22 2018, 1:22 PM - 4:27 PM CDT Att: 39,737 - Cloudy - 71 F							
4 Yadier Molina, R OBP: 0.332, SLG: 0.480										5	0	2	0	0	1	5								
12 Paul DeJong, R OBP: 0.330, SLG: 0.428										3	0	0	1	0	1	1								
23 Marcell Ozuna, R OBP: 0.309, SLG: 0.376										4	0	0	0	0	1	2								
38 José Martínez, R OBP: 0.361, SLG: 0.471										3	0	0	0	0	1	1								
59 Mike Mayers, R										0	0	0	0	0	0	0								
35 Greg Garcia, L OBP: 0.326, SLG: 0.372										1	0	0	0	0	1	0								
27 Brett Cecil, R										0	0	0	0	0	0	0								
60 John Brebbia, L										0	0	0	0	0	0	0								
28 Tommy Pham, R OBP: 0.359, SLG: 0.411										3	0	0	0	1	1	0								
25 Dexter Fowler, S OBP: 0.269, SLG: 0.300										3	1	2	0	1	0	0								
34 Yairo Muñoz, R OBP: 0.356, SLG: 0.447										3	0	2	1	1	0	2								
39 Miles Mikolas, R OBP: 0.108, SLG: 0.143										1	0	0	0	0	1	1								
3 Jedd Gyorko, R OBP: 0.321, SLG: 0.402										2	0	1	0	0	0	2								
Inning Stats	R: 1 E: 0 K: 1 S: 10	H: 2 LOB: 1 BB: 0 P: 19	R: 0 E: 0 K: 1 S: 11	H: 1 LOB: 3 BB: 2 P: 18	R: 0 E: 0 K: 2 S: 7	H: 0 LOB: 0 BB: 0 P: 14	R: 1 E: 0 K: 2 S: 14	H: 1 LOB: 1 BB: 1 P: 26	R: 0 E: 0 K: 0 S: 12	H: 1 LOB: 0 BB: 0 P: 17	R: 0 E: 0 K: 0 S: 10	H: 1 LOB: 2 BB: 1 P: 17	R: 0 E: 0 K: 0 S: 6	H: 0 LOB: 0 BB: 0 P: 10	R: 0 E: 0 K: 2 S: 11	H: 0 LOB: 0 BB: 0 P: 16	R: 0 E: 0 K: 0 S: 10	H: 2 LOB: 2 BB: 0 P: 15	1B: 5 2B: 3 3B: 0 HR: 0	SF: 1 SAC: 1 DP: 1 HBP: 0	WP: 0 PB: 0 SB: 0 CS: 0	PA: 38		
PITCHER	IP WLS BF H R ER SO BB IBB HBP BLK WP HR S P ERA WHIP	IP WLS BF H R ER SO BB IBB HBP BLK WP HR S P ERA WHIP	IP WLS BF H R ER SO BB IBB HBP BLK WP HR S P ERA WHIP	IP WLS BF H R ER SO BB IBB HBP BLK WP HR S P ERA WHIP	IP WLS BF H R ER SO BB IBB HBP BLK WP HR S P ERA WHIP	IP WLS BF H R ER SO BB IBB HBP BLK WP HR S P ERA WHIP	IP WLS BF H R ER SO BB IBB HBP BLK WP HR S P ERA WHIP	IP WLS BF H R ER SO BB IBB HBP BLK WP HR S P ERA WHIP	IP WLS BF H R ER SO BB IBB HBP BLK WP HR S P ERA WHIP	IP WLS BF H R ER SO BB IBB HBP BLK WP HR S P ERA WHIP	IP WLS BF H R ER SO BB IBB HBP BLK WP HR S P ERA WHIP	IP WLS BF H R ER SO BB IBB HBP BLK WP HR S P ERA WHIP	IP WLS BF H R ER SO BB IBB HBP BLK WP HR S P ERA WHIP	IP WLS BF H R ER SO BB IBB HBP BLK WP HR S P ERA WHIP	IP WLS BF H R ER SO BB IBB HBP BLK WP HR S P ERA WHIP	IP WLS BF H R ER SO BB IBB HBP BLK WP HR S P ERA WHIP	IP WLS BF H R ER SO BB IBB HBP BLK WP HR S P ERA WHIP	IP WLS BF H R ER SO BB IBB HBP BLK WP HR S P ERA WHIP	IP WLS BF H R ER SO BB IBB HBP BLK WP HR S P ERA WHIP	IP WLS BF H R ER SO BB IBB HBP BLK WP HR S P ERA WHIP	IP WLS BF H R ER SO BB IBB HBP BLK WP HR S P ERA WHIP	IP WLS BF H R ER SO BB IBB HBP BLK WP HR S P ERA WHIP	IP WLS BF H R ER SO BB IBB HBP BLK WP HR S P ERA WHIP	IP WLS BF H R ER SO BB IBB HBP BLK WP HR S P ERA WHIP

AB	32
R	2
H	8
RBI	2
BB	4
SO	8
LOB	17



Batter	1	2	3	4	5	6	7	8	9	AB	R	H	RBI	BB	SO	LOB	BOTTOM						
44 Anthony Rizzo, L OBP: 0.365, SLG: 0.428										3	0	2	1	1	1	0	St. Louis Cardinals @ Chicago Cubs Wrigley Field, Chicago, IL Sun Jul 22 2018, 1:22 PM - 4:27 PM CDT Att: 39,737 - Cloudy - 71 F						
17 Kris Bryant, R OBP: 0.384, SLG: 0.480										5	0	2	1	0	1	4							
22 Jason Heyward, L OBP: 0.351, SLG: 0.421										3	1	0	0	2	0	4							
9 Javier Báez, R OBP: 0.324, SLG: 0.554										5	0	1	0	0	0	6							
8 Ian Happ, S OBP: 0.382, SLG: 0.459										3	2	1	1	1	2	1							
12 Kyle Schwarber, L OBP: 0.372, SLG: 0.491										4	1	1	1	0	3	2							
47 Randy Rosario, L OBP: 1.000, SLG: 1.000										0	0	0	0	0	0	0							
40 Wilson Contreras, R OBP: 0.374, SLG: 0.456										4	1	2	2	0	0	0							
27 Addison Russell, R OBP: 0.343, SLG: 0.387										3	2	2	0	1	0	1							
62 Jose Quintana, R										1	0	0	0	0	1	0							
2 Tommy La Stella, L OBP: 0.354, SLG: 0.354										1	0	0	0	0	0	1							
43 Jesse Chavez, R										0	0	0	0	0	0	0							
5 Albert Almora Jr., R OBP: 0.359, SLG: 0.436										1	0	1	1	0	0	0							
Inning Stats	R: 0 E: 0 K: 2 S: 8	H: 0 LOB: 0 BB: 0 P: 10	R: 0 E: 0 K: 2 S: 11	H: 1 LOB: 0 BB: 0 P: 18	R: 0 E: 0 K: 0 S: 10	H: 1 LOB: 2 BB: 1 P: 16	R: 2 E: 0 K: 1 S: 13	H: 2 LOB: 1 BB: 1 P: 21	R: 0 E: 0 K: 1 S: 8	H: 2 LOB: 0 BB: 0 P: 9	R: 1 E: 0 K: 0 S: 9	H: 1 LOB: 0 BB: 0 P: 13	R: 1 E: 0 K: 0 S: 9	H: 1 LOB: 2 BB: 1 P: 18	R: 3 E: 1 K: 1 S: 18	H: 4 LOB: 3 BB: 2 P: 31	1B: 10 2B: 2 3B: 0 HR: 1	SF: 0 SAC: 1 DP: 2 HBP: 1	WP: 1 PB: 0 SB: 1 CS: 1	PA: 40			
PITCHER	IP WLS BF H R ER SO BB IBB HBP BLK WP HR S P ERA WHIP	IP WLS BF H R ER SO BB IBB HBP BLK WP HR S P ERA WHIP	IP WLS BF H R ER SO BB IBB HBP BLK WP HR S P ERA WHIP	IP WLS BF H R ER SO BB IBB HBP BLK WP HR S P ERA WHIP	IP WLS BF H R ER SO BB IBB HBP BLK WP HR S P ERA WHIP	IP WLS BF H R ER SO BB IBB HBP BLK WP HR S P ERA WHIP	IP WLS BF H R ER SO BB IBB HBP BLK WP HR S P ERA WHIP	IP WLS BF H R ER SO BB IBB HBP BLK WP HR S P ERA WHIP	IP WLS BF H R ER SO BB IBB HBP BLK WP HR S P ERA WHIP	IP WLS BF H R ER SO BB IBB HBP BLK WP HR S P ERA WHIP	IP WLS BF H R ER SO BB IBB HBP BLK WP HR S P ERA WHIP	IP WLS BF H R ER SO BB IBB HBP BLK WP HR S P ERA WHIP	IP WLS BF H R ER SO BB IBB HBP BLK WP HR S P ERA WHIP	IP WLS BF H R ER SO BB IBB HBP BLK WP HR S P ERA WHIP	IP WLS BF H R ER SO BB IBB HBP BLK WP HR S P ERA WHIP	IP WLS BF H R ER SO BB IBB HBP BLK WP HR S P ERA WHIP	IP WLS BF H R ER SO BB IBB HBP BLK WP HR S P ERA WHIP	IP WLS BF H R ER SO BB IBB HBP BLK WP HR S P ERA WHIP	IP WLS BF H R ER SO BB IBB HBP BLK WP HR S P ERA WHIP	IP WLS BF H R ER SO BB IBB HBP BLK WP HR S P ERA WHIP	IP WLS BF H R ER SO BB IBB HBP BLK WP HR S P ERA WHIP	IP WLS BF H R ER SO BB IBB HBP BLK WP HR S P ERA WHIP	IP WLS BF H R ER SO BB IBB HBP BLK WP HR S P ERA WHIP

AB	33
R	7
H	12
RBI	7
BB	5
SO	8
LOB	19



Batter	1	2	3	4	5	6	7	8	9	AB	R	H	RBI	BB	SO	LOB	TOP
13 Matt Carpenter, L (1.5) OBP: 0.384, SLG: 0.579										4	0	1	0	1	0	0	St. Louis Cardinals @ Cincinnati Reds Great American Ball Park, Cincinnati, OH Wed Jul 25 2018, 12:38 PM - 3:48 PM EDT Att: 20,940 - Sunny - 84 F
4 Yadier Molina, R (1.2) OBP: 0.333, SLG: 0.484										5	1	3	1	0	0	3	
12 Paul DeJong, R (1.6) OBP: 0.324, SLG: 0.430										5	1	1	1	0	0	3	
23 Marcell Ozuna, R (1.7) OBP: 0.306, SLG: 0.371										5	0	1	0	0	0	3	
38 José Martínez, R (1.3) OBP: 0.358, SLG: 0.464										5	0	1	0	0	2	1	
25 Dexter Fowler, S (1.9) OBP: 0.278, SLG: 0.309										2	1	1	0	2	0	3	
34 Yairo Muñoz, R (1.4) OBP: 0.348, SLG: 0.444										4	0	1	1	0	0	2	
48 Harrison Bader, R (1.8) OBP: 0.341, SLG: 0.408										4	0	0	0	0	4	4	
32 Jack Flaherty, R (1.1) OBP: 0.179, SLG: 0.149										2	0	0	0	0	1	2	<div style="display: flex; justify-content: space-between;"> AB 38 WP: 0 PA: 41 </div> <div style="display: flex; justify-content: space-between;"> R 3 FB: 0 </div> <div style="display: flex; justify-content: space-between;"> H 10 SB: 0 </div> <div style="display: flex; justify-content: space-between;"> RBI 3 CS: 0 </div> <div style="display: flex; justify-content: space-between;"> BB 3 </div> <div style="display: flex; justify-content: space-between;"> SO 7 </div> <div style="display: flex; justify-content: space-between;"> LOB 22 </div>
28 Tommy Pham, R (6. Ph)										1	0	0	0	0	1		
53 John Gant, R (6.1)										0	0	0	0	0	0		
60 John Brebbia, L (7.1)										0	0	0	0	0	0		
35 Greg Garcia, L (8. Ph)										1	0	0	0	0	0		
44 Luke Gregerson, L (8.1)										0	0	0	0	0	0		
Inning Stats	R: 0 H: 3 E: 0 LOB: 3 K: 0 BB: 0 S: 14 P: 21	R: 0 H: 0 E: 0 LOB: 0 K: 1 BB: 0 S: 11 P: 13	R: 1 H: 1 E: 0 LOB: 0 K: 0 BB: 0 S: 10 P: 18	R: 0 H: 1 E: 1 LOB: 2 K: 3 BB: 0 S: 14 P: 21	R: 0 H: 1 E: 0 LOB: 1 K: 0 BB: 0 S: 7 P: 11	R: 1 H: 1 E: 0 LOB: 1 K: 1 BB: 1 S: 10 P: 15	R: 1 H: 2 E: 0 LOB: 1 K: 0 BB: 0 S: 7 P: 9	R: 0 H: 1 E: 0 LOB: 3 K: 1 BB: 2 S: 17 P: 31	R: 0 H: 0 E: 0 LOB: 0 K: 1 BB: 0 S: 8 P: 13	1B: 7 SF: 0 2B: 1 SAC: 0 3B: 0 DP: 0 HR: 2 HBP: 0	WP: 0 PA: 41 FB: 0 SB: 0 CS: 0						
PITCHER	IP WLS BF H R ER SO BB IBB HBP BLK WP HR S P ERA WHIP	PITCHER															
47 Sal Romano, R (1.1) ERA: 5.07	6.0 W 27 7 2 2 5 1 0 0 0 0 1 66 99 3.00 1.333																
37 David Hernandez, R (7.1) ERA: 1.95	1.0 H 5 2 1 1 0 0 0 0 0 0 1 7 9 9.00 2.000																
48 Jared Hughes, R (8.1) ERA: 1.53	1.0 H 6 1 0 0 1 2 0 0 0 0 0 0 17 31 0.00 3.000																
40 Austin Brice, R (9.1) ERA: 5.45	1.0 3 0 0 0 1 0 0 0 0 0 0 0 8 13 0.00 0.000																

Batter	1	2	3	4	5	6	7	8	9	AB	R	H	RBI	BB	SO	LOB	BOTTOM
9 José Peraza, R (1.6) OBP: 0.333, SLG: 0.384										5	0	0	0	0	1	3	St. Louis Cardinals @ Cincinnati Reds Great American Ball Park, Cincinnati, OH Wed Jul 25 2018, 12:38 PM - 3:48 PM EDT Att: 20,940 - Sunny - 84 F
3 Scooter Gennett, L (1.4) OBP: 0.367, SLG: 0.507										4	0	3	0	0	1	0	
19 Joey Volto, L (1.3) OBP: 0.419, SLG: 0.427										1	2	0	0	3	0	1	
7 Eugenio Suárez, R (1.5) OBP: 0.390, SLG: 0.576										4	1	1	2	0	2	4	
16 Tucker Barnhart, L (1.2) OBP: 0.330, SLG: 0.359										3	2	1	2	1	1	0	
23 Adam Duval, R (1.7) OBP: 0.285, SLG: 0.404										3	2	2	1	1	1	0	
27 Phillip Ervin, R (1.9) OBP: 0.355, SLG: 0.327										4	0	2	2	0	2	0	
47 Sal Romano, L (1.1) ERA: 3.28										2	0	0	0	0	2	0	
15 Dilson Herrera, R (6. Ph)										1	0	0	0	0	1	2	
37 David Hernandez, R (7.1)										0	0	0	0	0	0	0	
48 Jared Hughes, R (8.1)										0	0	0	0	0	0	0	
4 Brandon Dixon, R (8. Ph)										1	0	0	0	0	0	1	
40 Austin Brice, R (8.1)										0	0	0	0	0	0	0	
6 Billy Hamilton, S (1.8) OBP: 0.302, SLG: 0.306										3	0	1	0	1	1	1	
Inning Stats	R: 2 H: 1 E: 0 LOB: 1 K: 1 BB: 1 S: 12 P: 19	R: 0 H: 0 E: 0 LOB: 0 K: 3 BB: 0 S: 9 P: 15	R: 0 H: 1 E: 0 LOB: 1 K: 0 BB: 1 S: 7 P: 19	R: 1 H: 1 E: 0 LOB: 0 K: 3 BB: 0 S: 12 P: 18	R: 0 H: 1 E: 0 LOB: 0 K: 1 BB: 0 S: 9 P: 10	R: 2 H: 3 E: 0 LOB: 2 K: 1 BB: 2 S: 15 P: 28	R: 0 H: 1 E: 0 LOB: 2 K: 2 BB: 1 S: 15 P: 24	R: 2 H: 2 E: 0 LOB: 1 K: 1 BB: 1 S: 11 P: 18	R: 0 H: 0 E: 0 LOB: 0 K: 1 BB: 0 S: 8 P: 13	1B: 4 SF: 0 2B: 4 SAC: 0 3B: 0 DP: 2 HR: 3 HBP: 0	WP: 0 PA: 37 FB: 0 SB: 0 CS: 0						
PITCHER	IP WLS BF H R ER SO BB IBB HBP BLK WP HR S P ERA WHIP	PITCHER															
32 Jack Flaherty, R (1.1) ERA: 3.44	5.0 L 19 4 3 3 3 2 0 0 0 0 0 2 49 81 5.40 1.200																
53 John Gant, R (6.1) ERA: 3.44	1.0 7 3 2 2 1 2 0 0 0 0 0 1 15 28 18.00 5.000																
60 John Brebbia, R (7.1) ERA: 3.93	1.0 5 1 0 0 2 1 0 0 0 0 0 0 15 24 0.00 2.000																
44 Luke Gregerson, R (8.1) ERA: 7.11	1.0 6 2 2 2 1 1 0 0 0 0 0 0 11 18 18.00 3.000																

Batter	1	2	3	4	5	6	7	8	9	AB	R	H	RBI	BB	SO	LOB	TOP		
44 Anthony Rizzo, L (1, 3) OBP: 0.363, SLG: 0.438	P5		HR		1B		P1			4	1	2	1	0	0	0	Chicago Cubs @ St. Louis Cardinals Busch Stadium, St. Louis, MO Fri Jul 27 2018, 7:15 PM - 10:03 PM CDT Att: 47,169 - Partly Cloudy - 82 F		
5 Albert Almora Jr., R (1, 8) OBP: 0.369, SLG: 0.426	L9		F7		F9			G1-3		4	0	0	0	0	0	0			
22 Jason Heyward, L (1, 9) OBP: 0.344, SLG: 0.420	1B		G6-3		G4-3			K		4	0	1	0	0	1	0			
9 Javier Báez, R (1, 6) OBP: 0.325, SLG: 0.555	1B			F8				G6-3		4	1	2	1	0	0	0			
18 Ben Zobrist, S (1, 4) OBP: 0.385, SLG: 0.417	G4-3			8 1B	HR			K		4	0	2	0	0	1	2			
12 Kyle Schwarber, L (1, 7) OBP: 0.382, SLG: 0.480	K		K		G6-3			L7		4	0	0	0	0	2	2			
8 Ian Happ, S (1, 5) OBP: 0.376, SLG: 0.447	G5-3				1B			K		4	0	1	0	0	2	1			
38 Mike Montgomery, L (1, 1) OBP: 0.130, SLG: 0.091	K							G3-1		2	0	0	0	0	2	2			
47 Randy Rosario, L (6, 1) OBP: 1.000, SLG: 1.000	K							F7		0	0	0	0	0	0	0			
2 Tommy La Stella, L (7, PH) OBP: 0.344, SLG: 0.319										0	0	0	0	0	0	0			
24 Alec Mills, R (7, 1) OBP: 0.339, SLG: 0.337										0	0	0	0	0	0	0			
7 Victor Caratini, S (1, 2) OBP: 0.339, SLG: 0.337				G4-3						3	0	0	0	0	0	0			
Inning Stats	R: 0 H: 2 E: 0 K: 0 S: 10	H: 2 LOB: 2 BB: 0 P: 14	R: 0 H: 0 E: 0 K: 2 S: 9	H: 0 LOB: 0 BB: 0 P: 14	R: 1 H: 1 E: 0 K: 0 S: 9	H: 1 LOB: 0 BB: 0 P: 13	R: 0 H: 2 E: 0 K: 2 S: 10	H: 2 LOB: 2 BB: 0 P: 13	R: 0 H: 1 E: 0 K: 0 S: 6	H: 1 LOB: 0 BB: 0 P: 10	R: 1 H: 2 E: 0 K: 1 S: 13	H: 2 LOB: 1 BB: 0 P: 17	R: 0 H: 0 E: 0 K: 1 S: 5	H: 0 LOB: 0 BB: 0 P: 9	R: 0 H: 0 E: 0 K: 2 S: 11	H: 0 LOB: 0 BB: 0 P: 13	1B: 5 2B: 1 3B: 0 HR: 2	SF: 0 SAC: 0 DP: 0 HBP: 0	WP: 0 PA: 34 PB: 0 SB: 0 CS: 0
PITCHER	IP WLS BF H R ER SO BB IBB HBP BLK WP HR S P ERA WHIP																		
7 Luke Weaver, R (1, 1) ERA: 4.7	6.0 W 25 8 2 2 5 0 0 0 0 0 2 57 8 10 3.00 1.333																		
59 Mike Mayers, R (7, 1) ERA: 3.65	1.0 H 3 0 0 0 0 0 0 0 0 0 0 6 10 0.00 0.000																		
49 Jordan Hicks, R (8, 1) ERA: 3.25	1.0 H 3 0 0 0 1 0 0 0 0 0 0 5 9 0.00 0.000																		
26 Bud Norris, R (9, 1) ERA: 3.21	1.0 S 3 0 0 0 2 0 0 0 0 0 0 0 11 13 0.00 0.000																		

Batter	1	2	3	4	5	6	7	8	9	AB	R	H	RBI	BB	SO	LOB	BOTTOM		
13 Matt Carpenter, L (1, 5) OBP: 0.382, SLG: 0.572	L8		K	L8		BB		L4		4	0	0	0	1	1	2	Chicago Cubs @ St. Louis Cardinals Busch Stadium, St. Louis, MO Fri Jul 27 2018, 7:15 PM - 10:03 PM CDT Att: 47,169 - Partly Cloudy - 82 F		
4 Yadier Molina, R (1, 2) OBP: 0.339, SLG: 0.496	1B		2B	2B		K				4	2	3	1	0	1	1			
12 Paul DeJong, R (1, 6) OBP: 0.335, SLG: 0.447	1B		3B	1B						3	1	3	3	1	0	0			
38 José Martínez, R (1, 3) OBP: 0.358, SLG: 0.463	1B		3B	1B						3	0	1	1	0	0	3			
35 Greg García, L (6, 4) OBP: 0.331, SLG: 0.364	G4-6-3		1B	L9		K				1	0	0	0	0	1	1			
23 Marcell Ozuna, R (1, 7) OBP: 0.308, SLG: 0.372	1B		1B		G3-1			G5-3		4	0	2	0	0	0	0			
28 Tommy Pham, R (1, 8) OBP: 0.338, SLG: 0.408	HBP		G6-4-3		1B			F7		3	0	1	0	0	0	2			
25 Dexter Fowler, S (1, 9) OBP: 0.277, SLG: 0.309	L5			G6-3				K		4	0	1	0	0	1	3			
34 Yairo Muñoz, R (1, 4) OBP: 0.351, SLG: 0.443	K			1B				K		3	1	1	0	1	2	2			
7 Luke Weaver, R (1, 1) OBP: 0.206, SLG: 0.182	G4-3			FC1-2				F8		3	1	0	0	0	1	6			
59 Mike Mayers, R (7, 1) ERA: 1.97				1B						0	0	0	0	0	0	0			
49 Jordan Hicks, R (8, 1) ERA: 1.97				1B						0	0	0	0	0	0	0			
48 Harrison Bader, R (8, PH) OBP: 0.339, SLG: 0.406				1B						0	0	0	0	0	0	0			
26 Bud Norris, R (9, 1) ERA: 1.97				1B						0	0	0	0	0	0	0			
Inning Stats	R: 0 H: 2 E: 0 K: 0 S: 10	H: 1 LOB: 2 BB: 0 P: 16	R: 0 H: 1 E: 0 K: 1 S: 9	H: 1 LOB: 0 BB: 0 P: 16	R: 2 H: 4 E: 0 K: 1 S: 14	H: 4 LOB: 1 BB: 0 P: 22	R: 3 H: 4 E: 0 K: 0 S: 15	H: 4 LOB: 1 BB: 0 P: 25	R: 0 H: 1 E: 0 K: 1 S: 9	H: 1 LOB: 2 BB: 1 P: 14	R: 0 H: 0 E: 0 K: 2 S: 9	H: 0 LOB: 1 BB: 2 P: 20	R: 0 H: 0 E: 0 K: 1 S: 12	H: 0 LOB: 0 BB: 0 P: 16	R: 0 H: 0 E: 0 K: 1 S: 7	H: 0 LOB: 0 BB: 0 P: 11	1B: 9 2B: 2 3B: 1 HR: 0	SF: 0 SAC: 0 DP: 2 HBP: 1	WP: 0 PA: 37 PB: 0 SB: 0 CS: 1
PITCHER	IP WLS BF H R ER SO BB IBB HBP BLK WP HR S P ERA WHIP																		
38 Mike Montgomery, L (1, 1) ERA: 4.03	5.0 L 27 12 2 5 3 0 0 1 1 0 0 0 9 20 9.00 2.400																		
47 Randy Rosario, L (6, 1) ERA: 1.97	1.0 4 0 0 0 2 2 0 0 0 0 0 0 9 20 0.00 2.000																		
24 Alec Mills, R (7, 1) ERA: 1.97	2.0 6 0 0 0 2 0 0 0 0 0 0 0 19 27 0.00 0.000																		

Chicago Cubs @ St. Louis Cardinals
 Busch Stadium, St. Louis, MO
 Fri Jul 27 2018, 7:15 PM - 10:03 PM CDT
 Att: 47,169 - Partly Cloudy - 82 F

livebaseballscores.com

AB 34
R 2
H 8
RBI 2
BB 0
SO 8
LOB 7



Chicago Cubs @ St. Louis Cardinals
 Busch Stadium, St. Louis, MO
 Fri Jul 27 2018, 7:15 PM - 10:03 PM CDT
 Att: 47,169 - Partly Cloudy - 82 F

livebaseballscores.com

AB 33
R 5
H 12
RBI 5
BB 3
SO 7
LOB 20



Batter	1	2	3	4	5	6	7	8	9	AB	R	H	RBI	BB	SO	LOB	TOP								
44 Anthony Rizzo, L OBP: 0.382, SLG: 0.435	G3		G5-3		G4-6-3 1B			L7		4	0	1	0	0	0	1	Chicago Cubs @ St. Louis Cardinals Busch Stadium, St. Louis, MO Sat Jul 28 2018, 3:07 PM - 5:48 PM CDT Att: 47,514 - Cloudy - 79 F								
5 Albert Almora Jr., R OBP: 0.344, SLG: 0.421	G5-3			B5-3	G4-6-3 1-2f			G6-4-3 1-2f		4	0	0	0	0	0	2									
22 Jason Heyward, L OBP: 0.346, SLG: 0.419									K	3	1	1	0	1	1	0									
9 Javier Báez, R OBP: 0.324, SLG: 0.559									P3	4	1	1	2	0	1	1									
40 Wilson Contreras, R OBP: 0.369, SLG: 0.444										4	0	1	0	0	0	0									
12 Kyle Schwarber, L OBP: 0.365, SLG: 0.477										4	0	1	0	0	2	1									
8 Ian Happ, S OBP: 0.375, SLG: 0.445										3	0	1	0	0	1	0									
62 Jose Quintana, R OBP: 0.326, SLG: 0.379 2 Tommy La Stella, L OBP: 0.341, SLG: 0.393 43 Jesse Chavez, R OBP: 0.306, SLG: 0.333 7 Victor Caratini, S OBP: 0.336, SLG: 0.333 41 Steve Cishek, R OBP: 0.200, SLG: 0.200 60 Cory Mazzoni, R OBP: 0.200, SLG: 0.200										1	0	1	0	0	0	0									
13 David Bote, R OBP: 0.417, SLG: 0.500										2	0	0	0	1	0	1									
Inning Stats	R: 0 H: 0 E: 0 K: 0 S: 10	H: 0 LOB: 1 BB: 1 P: 17	R: 0 H: 0 E: 0 K: 1 S: 8	H: 0 LOB: 0 BB: 0 P: 13	R: 0 H: 1 E: 0 K: 0 S: 8	H: 1 LOB: 0 BB: 0 P: 8	R: 2 H: 4 E: 0 K: 0 S: 21	H: 4 LOB: 2 BB: 0 P: 29	R: 0 H: 1 E: 0 K: 1 S: 6	H: 1 LOB: 0 BB: 0 P: 6	R: 0 H: 0 E: 0 K: 1 S: 12	H: 0 LOB: 0 BB: 0 P: 17	R: 0 H: 0 E: 0 K: 2 S: 7	H: 0 LOB: 0 BB: 0 P: 13	R: 0 H: 0 E: 0 K: 0 S: 5	H: 0 LOB: 0 BB: 1 P: 10	R: 0 H: 1 E: 0 K: 1 S: 10	H: 1 LOB: 1 BB: 0 P: 16	1B: 6 2B: 0 3B: 0 HR: 1	SF: 0 SAC: 0 DP: 3 HBP: 0	WP: 0 PB: 0 SB: 0 CS: 0	PA: 33			
PITCHER	IP WLS BF H R ER SO BB IBB HBP BLK WP HR S P ERA WHIP	IP WLS BF H R ER SO BB IBB HBP BLK WP HR S P ERA WHIP	IP WLS BF H R ER SO BB IBB HBP BLK WP HR S P ERA WHIP	IP WLS BF H R ER SO BB IBB HBP BLK WP HR S P ERA WHIP	IP WLS BF H R ER SO BB IBB HBP BLK WP HR S P ERA WHIP	IP WLS BF H R ER SO BB IBB HBP BLK WP HR S P ERA WHIP	IP WLS BF H R ER SO BB IBB HBP BLK WP HR S P ERA WHIP	IP WLS BF H R ER SO BB IBB HBP BLK WP HR S P ERA WHIP	IP WLS BF H R ER SO BB IBB HBP BLK WP HR S P ERA WHIP	IP WLS BF H R ER SO BB IBB HBP BLK WP HR S P ERA WHIP	IP WLS BF H R ER SO BB IBB HBP BLK WP HR S P ERA WHIP	IP WLS BF H R ER SO BB IBB HBP BLK WP HR S P ERA WHIP	IP WLS BF H R ER SO BB IBB HBP BLK WP HR S P ERA WHIP	IP WLS BF H R ER SO BB IBB HBP BLK WP HR S P ERA WHIP	IP WLS BF H R ER SO BB IBB HBP BLK WP HR S P ERA WHIP	IP WLS BF H R ER SO BB IBB HBP BLK WP HR S P ERA WHIP	IP WLS BF H R ER SO BB IBB HBP BLK WP HR S P ERA WHIP	IP WLS BF H R ER SO BB IBB HBP BLK WP HR S P ERA WHIP	IP WLS BF H R ER SO BB IBB HBP BLK WP HR S P ERA WHIP	IP WLS BF H R ER SO BB IBB HBP BLK WP HR S P ERA WHIP	IP WLS BF H R ER SO BB IBB HBP BLK WP HR S P ERA WHIP	IP WLS BF H R ER SO BB IBB HBP BLK WP HR S P ERA WHIP	IP WLS BF H R ER SO BB IBB HBP BLK WP HR S P ERA WHIP	IP WLS BF H R ER SO BB IBB HBP BLK WP HR S P ERA WHIP	IP WLS BF H R ER SO BB IBB HBP BLK WP HR S P ERA WHIP
13 Matt Carpenter, L OBP: 0.383, SLG: 0.570										3	1	1	0	1	0	2	Chicago Cubs @ St. Louis Cardinals Busch Stadium, St. Louis, MO Sat Jul 28 2018, 3:07 PM - 5:48 PM CDT Att: 47,514 - Cloudy - 79 F								
4 Yadier Molina, R OBP: 0.338, SLG: 0.492										4	1	1	0	0	0	2									
12 Paul DeJong, R OBP: 0.337, SLG: 0.445										3	1	1	0	1	0	0									
38 José Martínez, R OBP: 0.360, SLG: 0.462 49 Jordan Hicks, R OBP: 0.319 26 Bud Norris, R OBP: 0.314										3	1	1	1	1	2	2									
23 Marcell Ozuna, R OBP: 0.312, SLG: 0.384										4	1	3	4	0	1	0									
28 Tommy Pham, R OBP: 0.334, SLG: 0.403										4	0	0	0	0	2	1									
25 Dexter Fowler, S OBP: 0.277, SLG: 0.305										3	1	0	0	1	1	1									
34 Yairo Muñoz, R OBP: 0.349, SLG: 0.444										4	0	1	1	0	1	1									
39 Miles Mikolas, R OBP: 0.128, SLG: 0.162 35 Greg Garcia, L OBP: 0.328, SLG: 0.361 43 Dakota Hudson, R OBP: 0.309 3 Jedd Gworko, R OBP: 0.324, SLG: 0.402										2	0	1	0	0	1	1									
										1	0	0	0	0	0	0									
										0	0	0	0	0	0	0									
										0	0	0	0	0	0	0									
Inning Stats	R: 6 H: 4 E: 0 K: 2 S: 27	H: 4 LOB: 3 BB: 3 P: 51	R: 0 H: 2 E: 0 K: 0 S: 6	H: 2 LOB: 0 BB: 0 P: 8	R: 0 H: 0 E: 0 K: 0 S: 9	H: 0 LOB: 0 BB: 0 P: 15	R: 0 H: 2 E: 0 K: 1 S: 14	H: 2 LOB: 2 BB: 0 P: 17	R: 0 H: 1 E: 0 K: 1 S: 11	H: 1 LOB: 1 BB: 0 P: 13	R: 0 H: 0 E: 0 K: 0 S: 5	H: 0 LOB: 0 BB: 1 P: 11	R: 0 H: 0 E: 0 K: 2 S: 11	H: 0 LOB: 0 BB: 0 P: 15	R: 0 H: 0 E: 0 K: 2 S: 9	H: 0 LOB: 0 BB: 0 P: 13	R: 0 H: 0 E: 0 K: 2 S: 9	H: 0 LOB: 0 BB: 0 P: 13	1B: 7 2B: 1 3B: 0 HR: 1	SF: 0 SAC: 0 DP: 1 HBP: 0	WP: 0 PB: 0 SB: 0 CS: 0	PA: 35			
PITCHER	IP WLS BF H R ER SO BB IBB HBP BLK WP HR S P ERA WHIP	IP WLS BF H R ER SO BB IBB HBP BLK WP HR S P ERA WHIP	IP WLS BF H R ER SO BB IBB HBP BLK WP HR S P ERA WHIP	IP WLS BF H R ER SO BB IBB HBP BLK WP HR S P ERA WHIP	IP WLS BF H R ER SO BB IBB HBP BLK WP HR S P ERA WHIP	IP WLS BF H R ER SO BB IBB HBP BLK WP HR S P ERA WHIP	IP WLS BF H R ER SO BB IBB HBP BLK WP HR S P ERA WHIP	IP WLS BF H R ER SO BB IBB HBP BLK WP HR S P ERA WHIP	IP WLS BF H R ER SO BB IBB HBP BLK WP HR S P ERA WHIP	IP WLS BF H R ER SO BB IBB HBP BLK WP HR S P ERA WHIP	IP WLS BF H R ER SO BB IBB HBP BLK WP HR S P ERA WHIP	IP WLS BF H R ER SO BB IBB HBP BLK WP HR S P ERA WHIP	IP WLS BF H R ER SO BB IBB HBP BLK WP HR S P ERA WHIP	IP WLS BF H R ER SO BB IBB HBP BLK WP HR S P ERA WHIP	IP WLS BF H R ER SO BB IBB HBP BLK WP HR S P ERA WHIP	IP WLS BF H R ER SO BB IBB HBP BLK WP HR S P ERA WHIP	IP WLS BF H R ER SO BB IBB HBP BLK WP HR S P ERA WHIP	IP WLS BF H R ER SO BB IBB HBP BLK WP HR S P ERA WHIP	IP WLS BF H R ER SO BB IBB HBP BLK WP HR S P ERA WHIP	IP WLS BF H R ER SO BB IBB HBP BLK WP HR S P ERA WHIP	IP WLS BF H R ER SO BB IBB HBP BLK WP HR S P ERA WHIP	IP WLS BF H R ER SO BB IBB HBP BLK WP HR S P ERA WHIP	IP WLS BF H R ER SO BB IBB HBP BLK WP HR S P ERA WHIP	IP WLS BF H R ER SO BB IBB HBP BLK WP HR S P ERA WHIP	IP WLS BF H R ER SO BB IBB HBP BLK WP HR S P ERA WHIP



Batter	1	2	3	4	5	6	7	8	9	AB	R	H	RBI	BB	SO	LOB	TOP								
44 Anthony Rizzo, L OBP: 0.360, SLG: 0.440	L9		HR		FC4-6 18 2B 22 E		F8		G4-3	5	2	1	1	0	0	2	Chicago Cubs @ St. Louis Cardinals Busch Stadium, St. Louis, MO Sun Jul 29 2018, 8:24 PM - 11:16 PM CDT Att: 45,553 - Overcast - 67 F livebaseballscorecards.com								
18 Ben Zobrist, S OBP: 0.391, SLG: 0.438	HR		1B		2B		1B		K	5	2	4	1	0	1	1									
22 Jason Heyward, L OBP: 0.344, SLG: 0.414	G3-1		L8		E4 9 2B				G5-3	4	1	0	0	1	0	3									
9 Javier Báez, R OBP: 0.323, SLG: 0.559	G1-3		G6-4-3		2B					4	0	1	2	0	0	3									
40 Wilson Contreras, R OBP: 0.367, SLG: 0.441		K			F9					4	0	1	0	0	2	1									
12 Kyle Schwarber, L OBP: 0.364, SLG: 0.472 6 Carl Edwards Jr., R 46 Pedro Strop, R	BB				G3		L5		G3	3	0	0	0	1	0	1									
27 Addison Russell, R OBP: 0.335, SLG: 0.374	BB		L8				K		L7	3	0	0	0	1	1	1									
28 Kyle Hendricks, R OBP: 0.093, SLG: 0.095 5 Albert Almora Jr., R OBP: 0.346, SLG: 0.423	K				K		G5-3			3	0	0	0	0	2	2									
13 David Bote, R OBP: 0.422, SLG: 0.519	G5-3						K			1	0	1	0	0	0	0									
										4	0	2	0	0	1	2									
Inning Stats	R: 1 E: 0 K: 0 S: 6	H: 1 LOB: 0 BB: 0 P: 10	R: 0 E: 0 K: 2 S: 14	H: 0 LOB: 2 BB: 2 P: 27	R: 1 E: 0 K: 0 S: 7	H: 2 LOB: 0 BB: 0 P: 8	R: 0 E: 0 K: 1 S: 6	H: 0 LOB: 0 BB: 0 P: 8	R: 3 E: 1 K: 1 S: 21	H: 3 LOB: 1 BB: 0 P: 34	R: 0 E: 0 K: 1 S: 8	H: 0 LOB: 0 BB: 0 P: 11	R: 0 E: 0 K: 1 S: 9	H: 1 LOB: 2 BB: 1 P: 19	R: 0 E: 0 K: 0 S: 8	H: 2 LOB: 1 BB: 0 P: 10	R: 0 E: 0 K: 1 S: 11	H: 1 LOB: 1 BB: 0 P: 15	1B: 5 2B: 3 3B: 0 HR: 2	SF: 0 SAC: 0 DP: 1 HBP: 0	WP: 0 PB: 0 SB: 0 CS: 0	PA: 39			
PITCHER	IP	WLS	BF	H	R	ER	SO	BB	IBB	HBP	BLK	WP	HR	S	P	ERA	WHIP								
53 John Gant, R ERA: 3.49	4.1	L	18	4	3	2	4	2	0	0	0	0	2	39	62	4.15	1.385								
68 Austin Gombler, L ERA: 3.39	0.2	5	2	2	0	0	0	0	0	0	0	0	0	15	25	0.00	3.000								
60 John Brebbia, R ERA: 3.72	2.0	8	1	0	0	2	1	0	0	0	0	0	0	17	30	0.00	1.000								
30 Tyler Webb, L ERA: 9.0	2.0	8	3	0	0	1	0	0	0	0	0	0	0	19	25	0.00	1.500								

Batter	1	2	3	4	5	6	7	8	9	AB	R	H	RBI	BB	SO	LOB	BOTTOM								
13 Matt Carpenter, L OBP: 0.382, SLG: 0.567	P5				K					4	0	1	0	0	2	1	Chicago Cubs @ St. Louis Cardinals Busch Stadium, St. Louis, MO Sun Jul 29 2018, 8:24 PM - 11:16 PM CDT Att: 45,553 - Overcast - 67 F livebaseballscorecards.com								
4 Yadier Molina, R OBP: 0.337, SLG: 0.493	HR		K				K			4	1	1	0	0	2	2									
12 Paul DeJong, R OBP: 0.332, SLG: 0.438	L7		K				F9			4	0	0	0	0	2	3									
23 Marcell Ozuna, R OBP: 0.311, SLG: 0.390	HR		K				G6-3			4	1	1	2	0	1	0									
3 Jedd Gyorko, R OBP: 0.323, SLG: 0.399	1B				G5-3		G2-3			4	0	1	0	0	0	0									
28 Tommy Pham, R OBP: 0.331, SLG: 0.399	K				G6-3		G6-3			4	0	0	0	0	1	1									
25 Dexter Fowler, S OBP: 0.274, SLG: 0.302 30 Tyler Webb, L	F8				K		F9			3	0	0	0	0	1	0									
34 Yairo Muñoz, R OBP: 0.354, SLG: 0.450	G6-3				G5-3					2	0	1	0	1	0	0									
53 John Gant, R ERA: 3.97 68 Austin Gombler, L OBP: 0.250, SLG: 0.250 35 Greg Garcia, L OBP: 0.326, SLG: 0.358 60 John Brebbia, L 38 José Martínez, R OBP: 0.359, SLG: 0.461	G6-3				P6					1	0	0	0	0	0	1									
										1	0	0	0	0	0	0									
										1	0	0	0	0	0	1									
Inning Stats	R: 2 E: 0 K: 1 S: 17	H: 3 LOB: 1 BB: 0 P: 25	R: 0 E: 0 K: 1 S: 10	H: 1 LOB: 0 BB: 0 P: 14	R: 0 E: 0 K: 3 S: 13	H: 0 LOB: 0 BB: 0 P: 17	R: 0 E: 0 K: 1 S: 7	H: 0 LOB: 0 BB: 0 P: 10	R: 0 E: 0 K: 1 S: 7	H: 0 LOB: 0 BB: 0 P: 14	R: 0 E: 0 K: 1 S: 8	H: 0 LOB: 0 BB: 0 P: 15	R: 0 E: 0 K: 0 S: 7	H: 0 LOB: 0 BB: 0 P: 12	R: 0 E: 0 K: 1 S: 13	H: 1 LOB: 2 BB: 1 P: 22	R: 0 E: 0 K: 0 S: 6	H: 0 LOB: 0 BB: 0 P: 8	1B: 2 2B: 2 3B: 0 HR: 1	SF: 0 SAC: 0 DP: 0 HBP: 0	WP: 0 PB: 0 SB: 0 CS: 0	PA: 33			
PITCHER	IP	WLS	BF	H	R	ER	SO	BB	IBB	HBP	BLK	WP	HR	S	P	ERA	WHIP								
28 Kyle Hendricks, R ERA: 3.97	7.0	W	25	4	2	2	8	0	0	0	0	0	0	69	107	2.57	0.571								
6 Carl Edwards Jr., R ERA: 2.76	1.0	H	5	1	0	0	1	1	0	0	0	0	0	13	22	0.00	2.000								
46 Pedro Strop, R ERA: 2.51	1.0	S	3	0	0	0	0	0	0	0	0	0	0	6	8	0.00	0.000								

Chicago Cubs @ St. Louis Cardinals
 Busch Stadium, St. Louis, MO
 Sun Jul 29 2018, 8:24 PM - 11:16 PM CDT
 Att: 45,553 - Overcast - 67 F

AB 36
R 5
H 10
RBI 4
BB 3
SO 7
LOB 16



Chicago Cubs @ St. Louis Cardinals
 Busch Stadium, St. Louis, MO
 Sun Jul 29 2018, 8:24 PM - 11:16 PM CDT
 Att: 45,553 - Overcast - 67 F

AB 32
R 2
H 5
RBI 2
BB 1
SO 9
LOB 9



Batter	1	2	3	4	5	6	7	8	9	AB R H RBI BB SO LOB	TOP										
19 Charlie Blackmon, L (1.8) OBP: 0.359, SLG: 0.505	F7		K		HR		P6		G4-3	5 1 1 2 0 1 0	Colorado Rockies @ St. Louis Cardinals Busch Stadium, St. Louis, MO Tue Jul 31 2018, 7:18 PM - 10:07 PM CDT Att: 42,636 - Cloudy - 73 F										
20 Ian Desmond, R (1.3) OBP: 0.314, SLG: 0.456	G6-3			F9	K		5 HR		28 G4-6-3 1B	4 1 1 0 1 1 0											
28 Nolan Arenado, R (1.5) OBP: 0.390, SLG: 0.594	K			5 1B		F7	K		G4-6-3	5 0 1 0 0 2 2											
5 Carlos González, L (1.9) OBP: 0.339, SLG: 0.502		K								3 2 2 2 1 1 0											
27 Trevor Story, R (1.6) OBP: 0.353, SLG: 0.539		P2								4 1 2 1 0 0 2											
8 Gerardo Parra, L (1.7) OBP: 0.339, SLG: 0.391										4 0 2 1 0 0 3											
24 Ryan McMahon, L (1.4) OBP: 0.294, SLG: 0.349			K							2 1 0 0 2 1 1											
23 Tom Murphy, R (1.2) OBP: 0.266, SLG: 0.438										4 0 0 0 0 2 3											
55 Jon Gray, R (1.1) OBP: 0.135, SLG: 0.114										4 0 0 0 0 3 3											
18 Seunghwan Oh, R (8.1)										0 0 0 0 0 0 0											
71 Wade Davis, R (9.1)										0 0 0 0 0 0 0											
Inning Stats	R: 0 E: 0 K: 1 S: 9	H: 0 LOB: 0 BB: 0 P: 15	R: 0 E: 0 K: 2 S: 11	H: 1 LOB: 1 BB: 0 P: 19	R: 0 E: 0 K: 2 S: 11	H: 0 LOB: 0 BB: 0 P: 16	R: 0 E: 0 K: 0 S: 11	H: 2 LOB: 2 BB: 0 P: 21	R: 2 E: 0 K: 2 S: 18	H: 1 LOB: 0 BB: 1 P: 27	R: 2 E: 0 K: 2 S: 14	H: 2 LOB: 2 BB: 2 P: 25	R: 2 E: 0 K: 1 S: 14	H: 2 LOB: 1 BB: 1 P: 24	R: 0 E: 0 K: 1 S: 9	H: 0 LOB: 0 BB: 0 P: 12	R: 0 E: 0 K: 0 S: 9	H: 1 LOB: 0 BB: 0 P: 13	1B: 5 2B: 2 3B: 0 HR: 2	SF: 0 SAC: 0 DP: 1 HBP: 0	WP: 0 PA: 39 PB: 0 SB: 0 CS: 0
PITCHER	IP WLS BF H R ER SO BB IBB HBP BLK WP HR S P ERA WHIP											IP WLS BF H R ER SO BB IBB HBP BLK WP HR S P ERA WHIP									
32 Jack Flaherty, R (1.1) ERA: 3.49	5.1 L 23 5 4 4 7 2 0 0 0 0 1 63 105 6.75 1.312																				
40 Chasen Shreve, L (6.1) ERA: 4.15	1.0 5 1 0 0 2 1 0 0 0 0 0 15 24 0.00 2.000																				
60 John Brebbia, R (7.1) ERA: 4.14	0.2 5 2 2 2 1 1 0 0 0 0 1 10 18 27.00 4.500																				
30 Tyler Webb, L (8.1) ERA: 7.88	1.0 3 0 0 0 1 0 0 0 0 0 0 9 12 0.00 0.000																				
59 Mike Mayers, R (9.1) ERA: 3.58	1.0 3 1 0 0 0 0 0 0 0 0 0 9 13 0.00 1.000																				

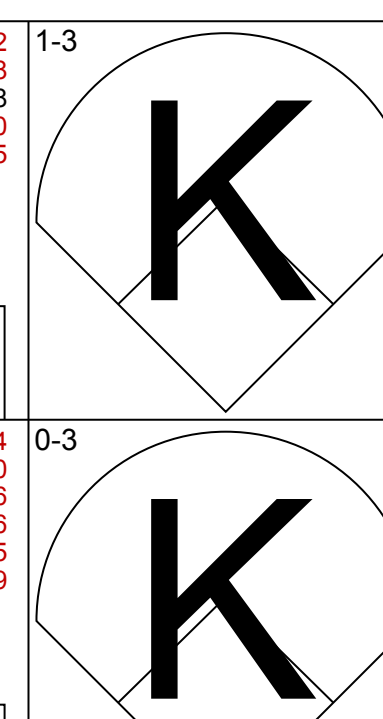
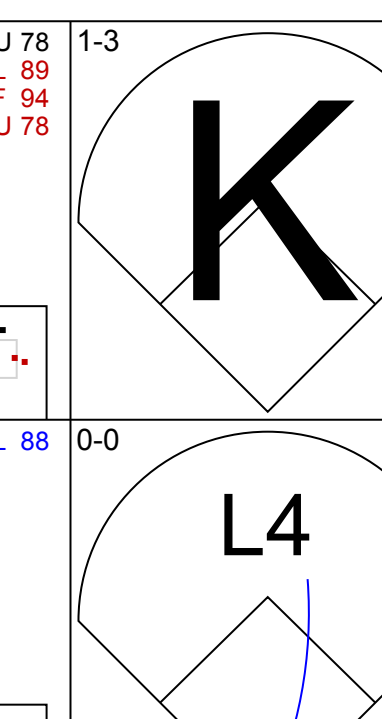
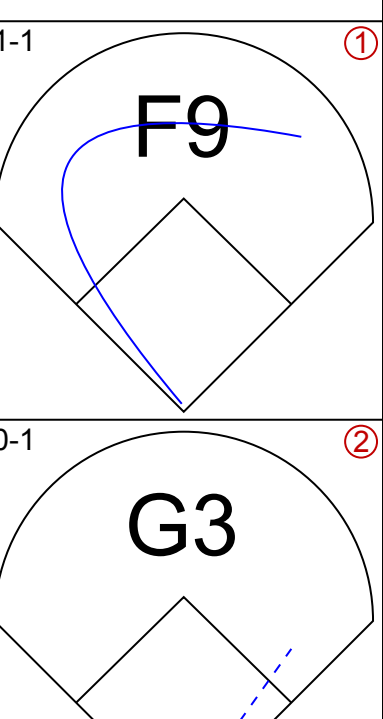
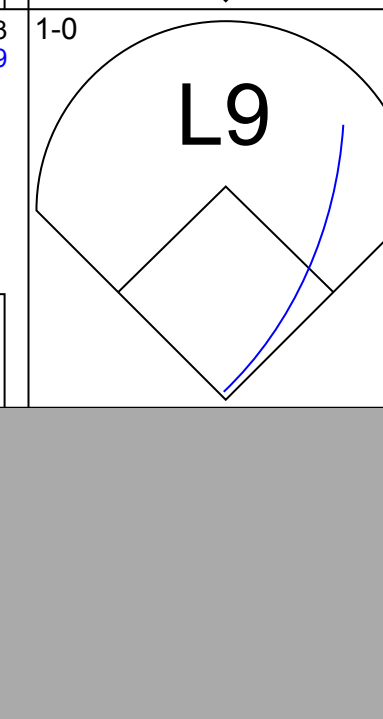

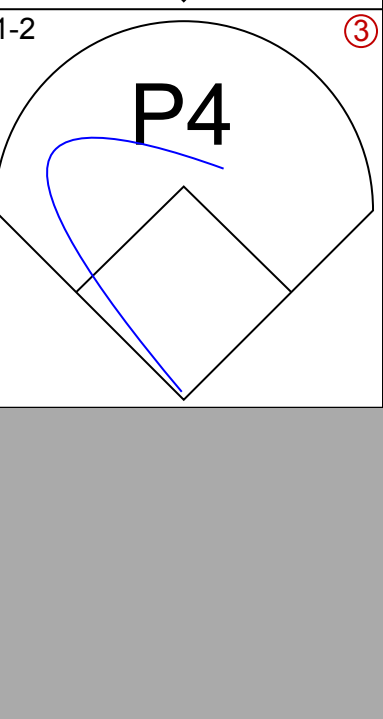

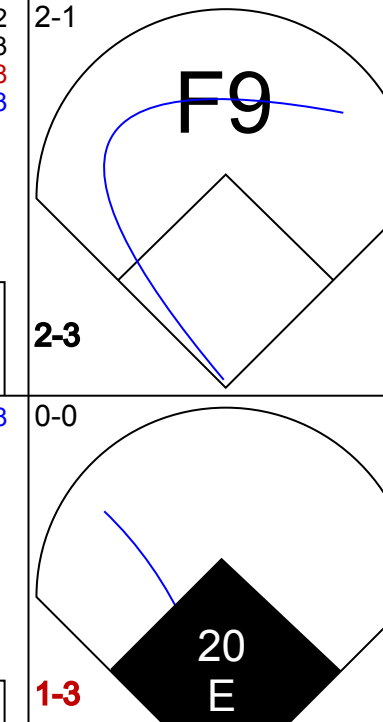

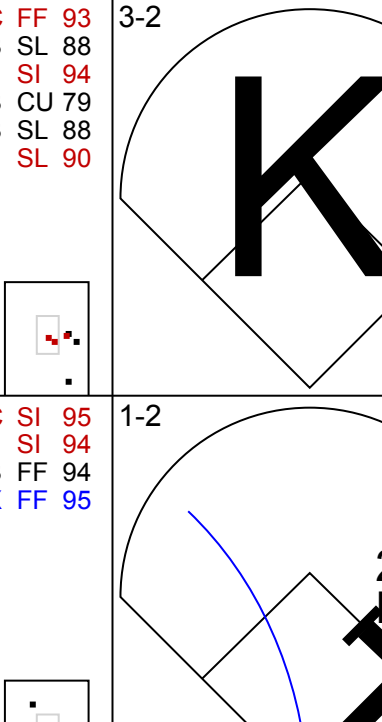
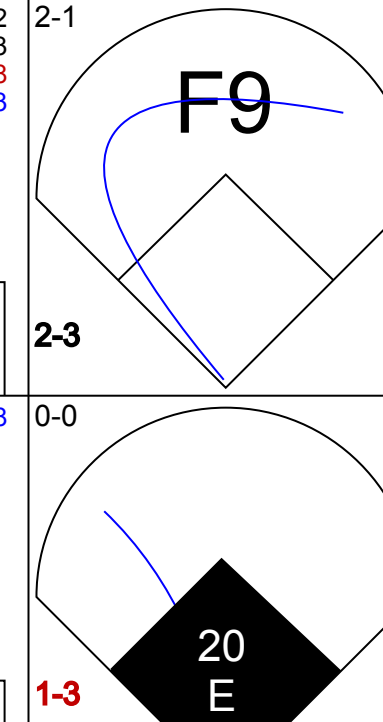
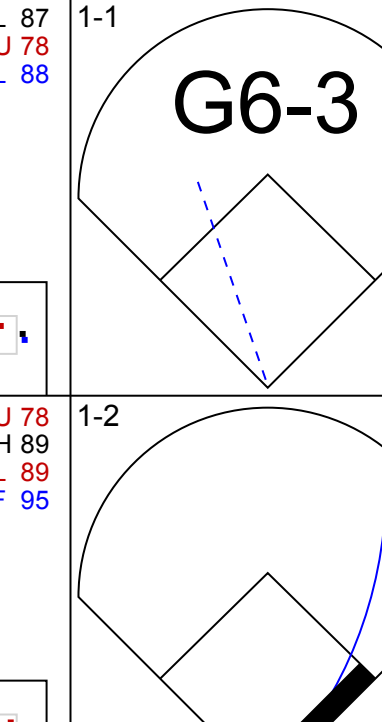
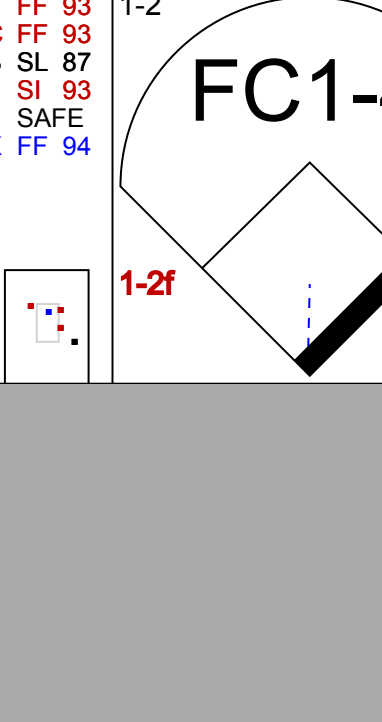
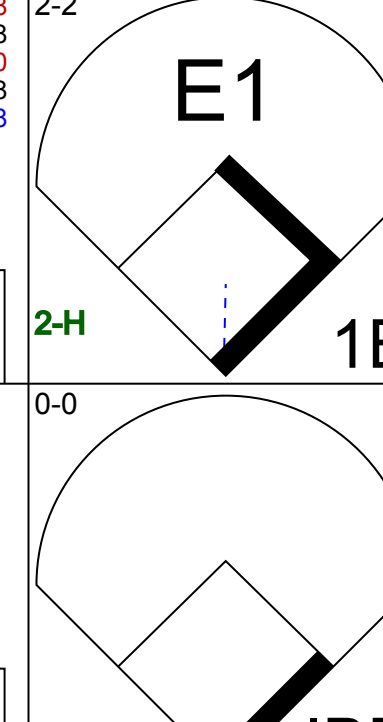
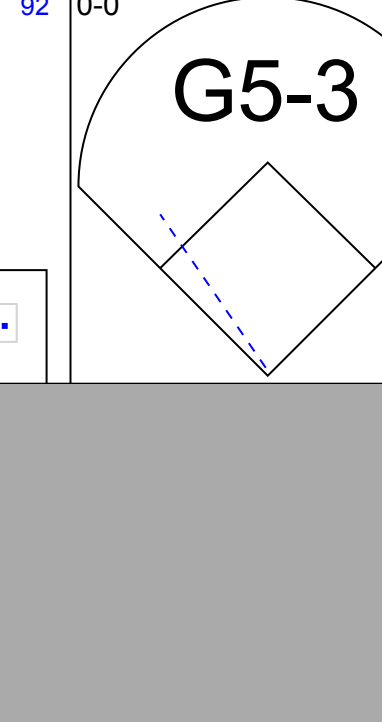
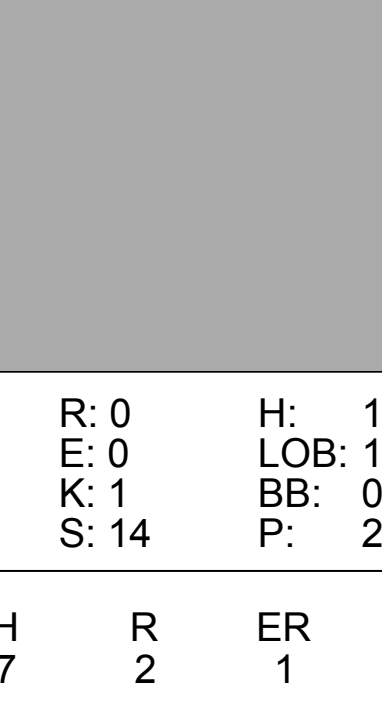
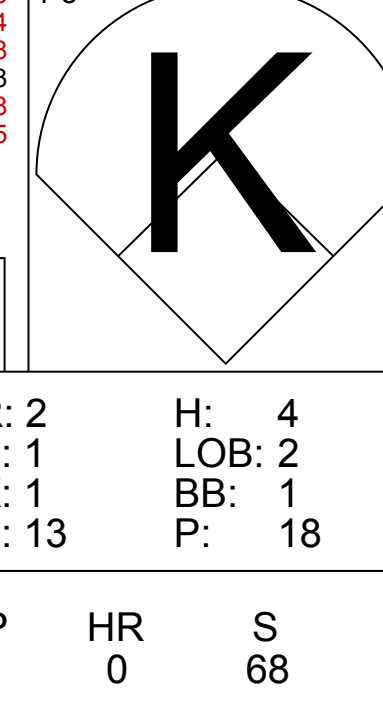
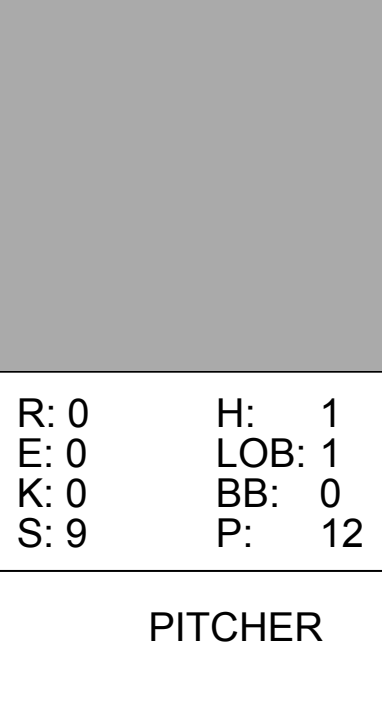
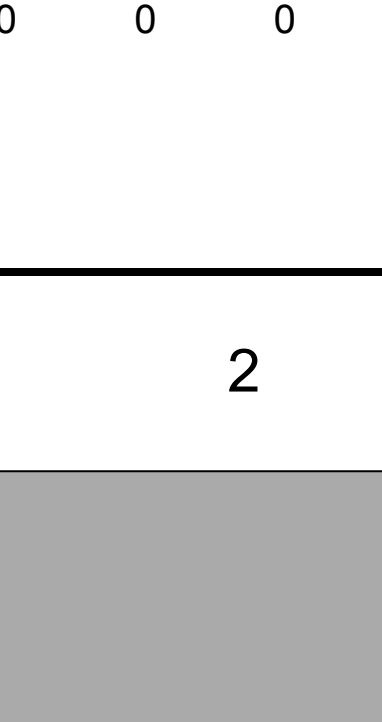
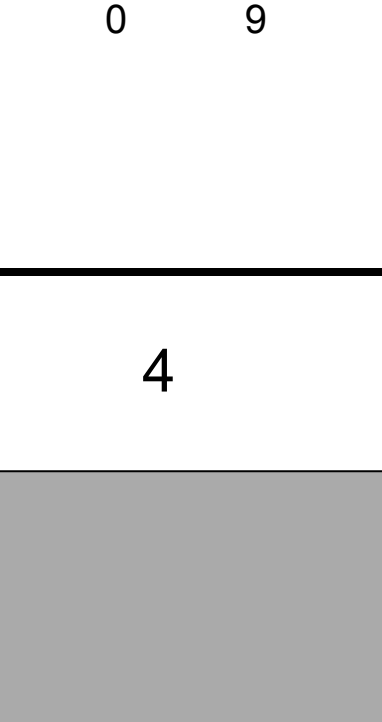
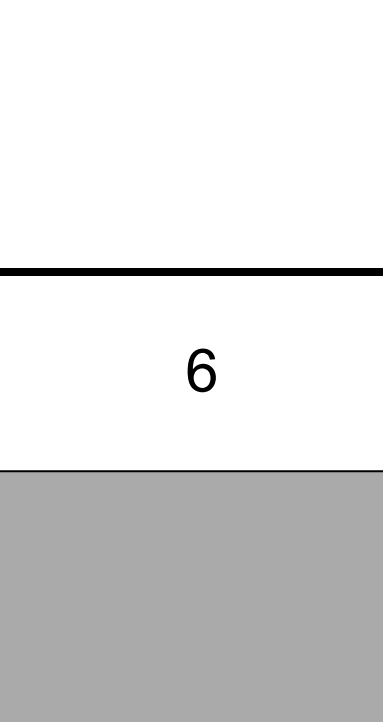
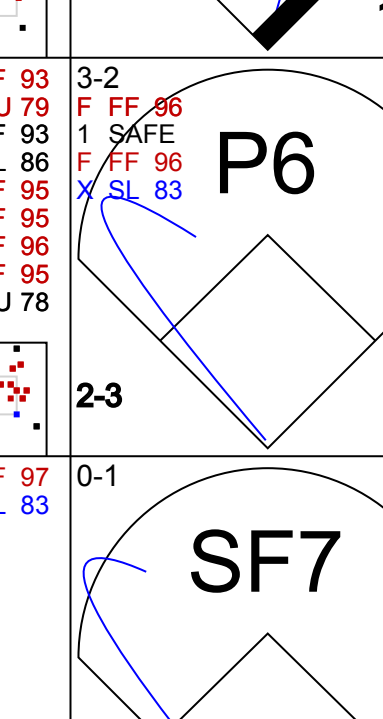
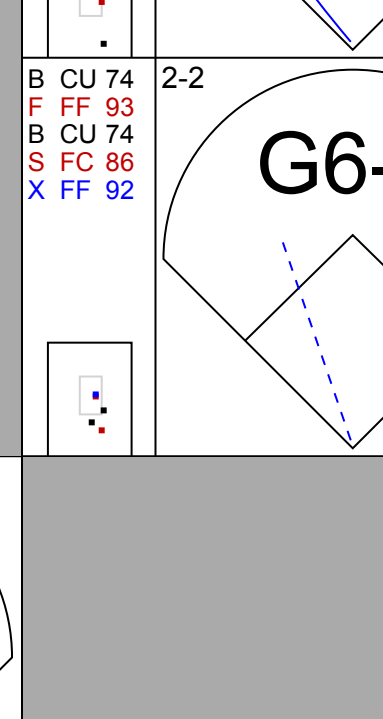
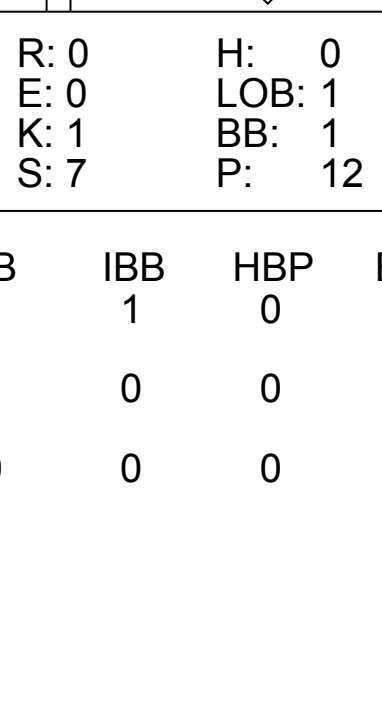
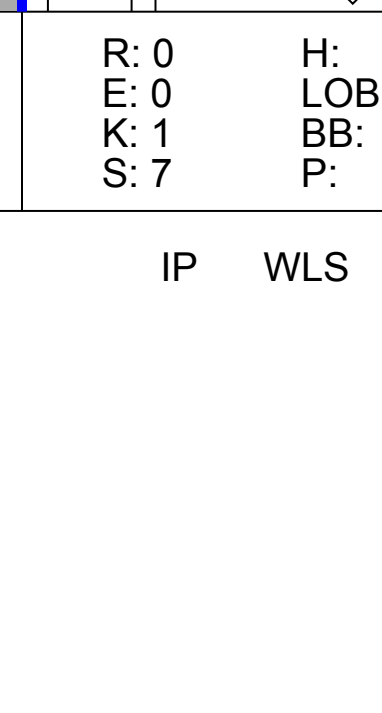
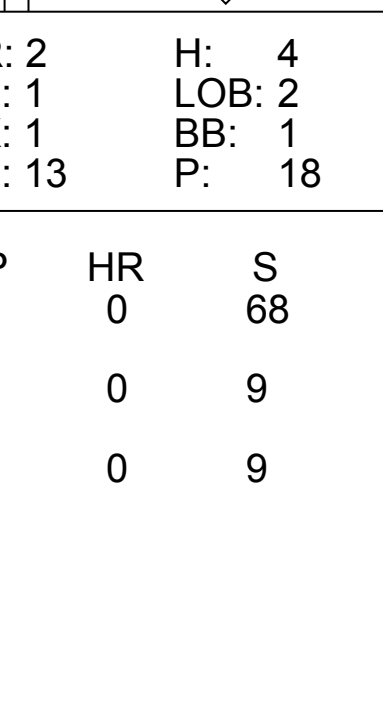
AB	35
R	6
H	9
RBI	6
BB	4
SO	11
LOB	14



Batter	1	2	3	4	5	6	7	8	9	AB R H RBI BB SO LOB	BOTTOM										
13 Matt Carpenter, L (1.3) OBP: 0.385, SLG: 0.575	HR		K			L4		SF7		3 1 1 2 0 1 0	Colorado Rockies @ St. Louis Cardinals Busch Stadium, St. Louis, MO Tue Jul 31 2018, 7:18 PM - 10:07 PM CDT Att: 42,636 - Cloudy - 73 F										
4 Yadier Molina, R (1.2) OBP: 0.327, SLG: 0.477	F7			F8		F9		G4-3		4 0 0 0 0 0 1											
12 Paul DeJong, R (1.6) OBP: 0.321, SLG: 0.421	F9			P3			K		F9	4 0 0 0 0 1 0											
23 Marcell Ozuna, R (1.7) OBP: 0.309, SLG: 0.392	G5-3			G5-3			F9		K	4 0 0 0 0 1 0											
3 Jedd Gyorko, R (1.5) OBP: 0.324, SLG: 0.409		G6-3			F9		G6-3		F9	4 0 0 0 0 0 0											
41 Tyler O'Neill, R (1.8) OBP: 0.280, SLG: 0.468		K								3 1 2 0 0 1 0											
25 Dexter Fowler, S (1.9) OBP: 0.278, SLG: 0.300		G4-3								1 1 0 0 2 0 0											
35 Greg Garcia, L (1.4) OBP: 0.196, SLG: 0.199										2 0 0 0 0 0 2											
40 Chasen Shreve, L (6.1)										0 0 0 0 0 0 0											
60 John Brebbia, L (7.1)										0 0 0 0 0 0 0											
30 Tyler Webb, L (8.1)										0 0 0 0 0 0 0											
38 José Martínez, R (8.9P) ERA: 2.52										1 0 0 0 0 1 2											
59 Mike Mayers, R (9.1)										0 0 0 0 0 0 0											
32 Jack Flaherty, R (1.1) OBP: 0.167, SLG: 0.138										1 0 0 0 0 0 0											
34 Yairo Muñoz, R (6.4) OBP: 0.353, SLG: 0.443										2 0 1 0 0 1 0											
Inning Stats	R: 1 E: 0 K: 0 S: 12	H: 1 LOB: 0 BB: 0 P: 15	R: 0 E: 0 K: 1 S: 5	H: 0 LOB: 0 BB: 0 P: 7	R: 0 E: 0 K: 1 S: 10	H: 0 LOB: 0 BB: 0 P: 13	R: 0 E: 0 K: 0 S: 6	H: 0 LOB: 0 BB: 0 P: 7	R: 0 E: 0 K: 1 S: 10	H: 1 LOB: 1 BB: 1 P: 16	R: 0 E: 0 K: 1 S: 5	H: 0 LOB: 0 BB: 0 P: 8	R: 0 E: 0 K: 1 S: 9	H: 0 LOB: 0 BB: 0 P: 13	R: 2 E: 0 K: 1 S: 11	H: 2 LOB: 1 BB: 1 P: 18	R: 0 E: 0 K: 1 S: 6	H: 0 LOB: 0 BB: 0 P: 6	1B: 3 2B: 0 3B: 0 HR: 1	SF: 1 SAC: 0 DP: 1 HBP: 0	WP: 1 PA: 32 PB: 0 SB: 0 CS: 0
PITCHER	IP WLS BF H R ER SO BB IBB HBP BLK WP HR S P ERA WHIP											IP WLS BF H R ER SO BB IBB HBP BLK WP HR S P ERA WHIP									
55 Jon Gray, R (1.1) ERA: 4.99	7.1 W 27 4 3 2 5 2 0 0 0 0 1 64 92 2.46 0.818																				
18 Seunghwan Oh, R (8.1) ERA: 2.52	0.2 H 2 0 0 0 0 0 0 0 0 1 0 4 5 0.00 0.000																				
71 Wade Davis, R (9.1) ERA: 4.2	1.0 S 3 0 0 0 1 0 0 0 0 0 0 6 6 0.00 0.000																				

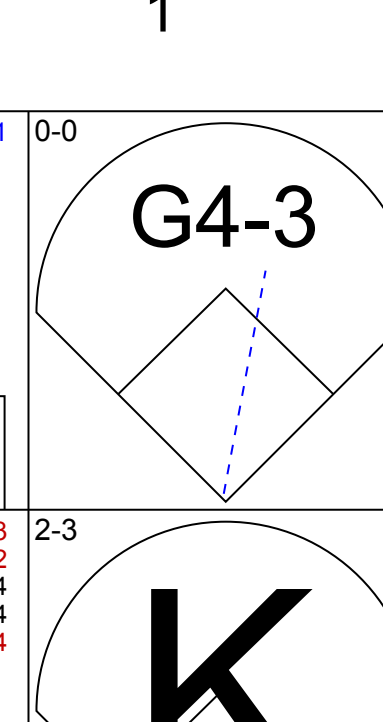
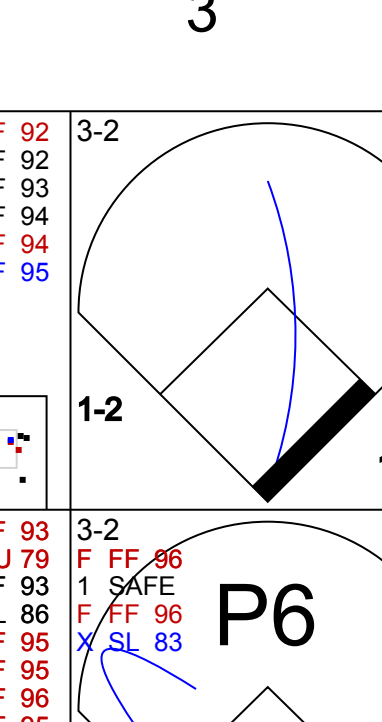
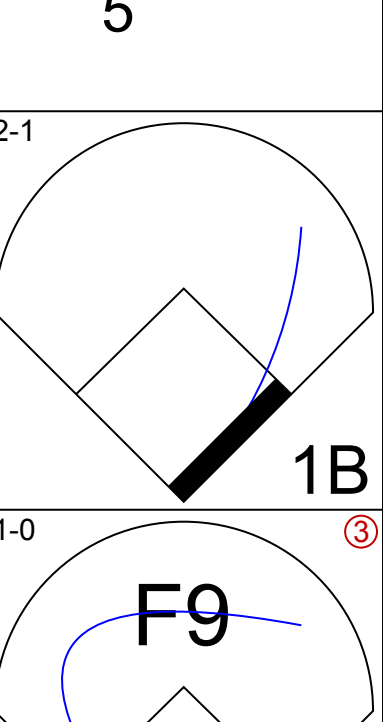
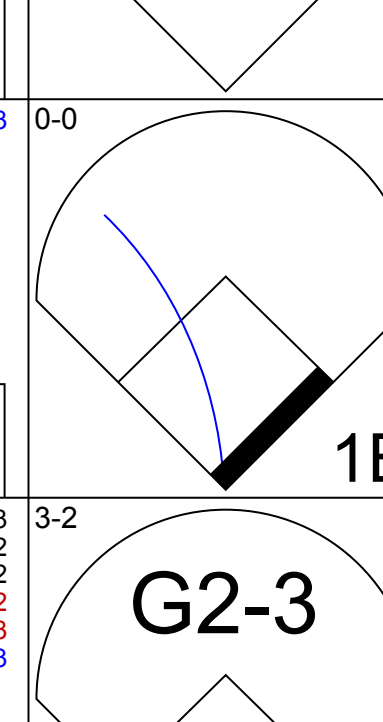
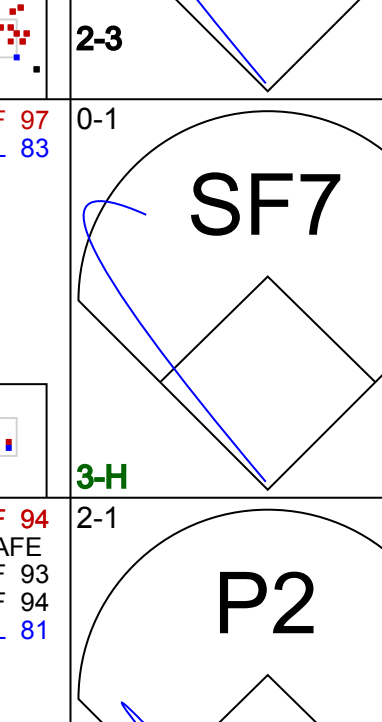





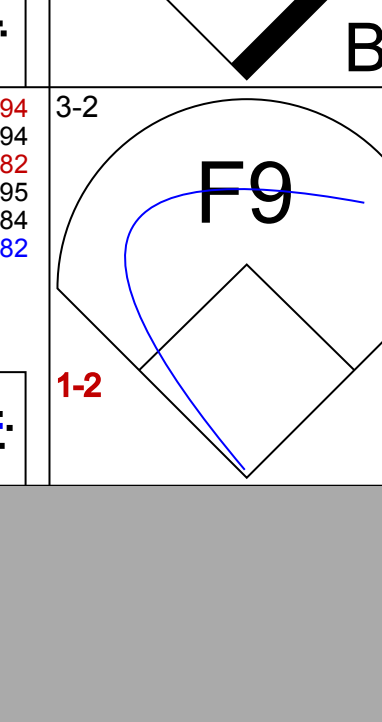


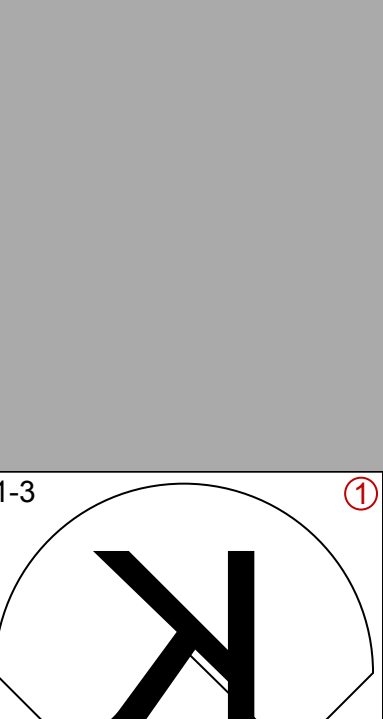

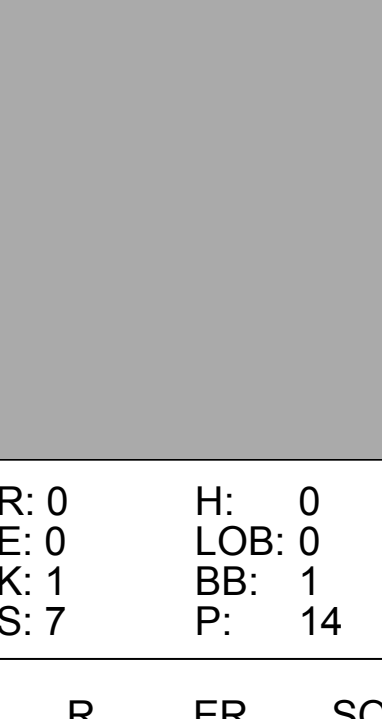




AB	29
R	3
H	4
RBI	2
BB	2
SO	6
LOB	5



Batter	1	2	3	4	5	6	7	8	9	AB	R	H	RBI	BB	SO	LOB	TOP			
19 Charlie Blackmon, L (1, 8) OBP: 0.353, SLG: 0.495										4	0	0	0	0	2	2	Colorado Rockies @ St. Louis Cardinals Busch Stadium, St. Louis, MO Thu Aug 02 2018, 12:17 PM - 3:23 PM CDT Att: 41,478 - Sunny - 86 F			
9 DJ LeMahieu, R (1, 4) OBP: 0.320, SLG: 0.425										4	0	0	0	0	1	2				
28 Nolan Arenado, R (1, 5) OBP: 0.391, SLG: 0.592										4	1	1	0	0	1	0				
5 Carlos González, L (1, 9) OBP: 0.338, SLG: 0.495										3	0	1	0	1	0	0				
27 Trevor Story, R (1, 6) OBP: 0.351, SLG: 0.532										4	0	0	0	0	2	3				
8 Gerardo Parra, L (1, 7) OBP: 0.343, SLG: 0.397										4	1	3	1	0	0	0				
20 Ian Desmond, R (1, 3) OBP: 0.314, SLG: 0.452										4	0	1	0	0	1	2				
14 Tony Wolters, L (1, 2) OBP: 0.282, SLG: 0.262										2	0	1	0	2	0	0				
49 Antonio Senzateña, R (1, 1) OBP: 0.190, SLG: 0.200										1	0	0	0	0	1	2				
24 Ryan McMahon, L (7, PH) OBP: 0.298, SLG: 0.345										1	0	0	0	0	1	1				
18 Seungwhan Oh, R (7, 1) OBP: 0.274, SLG: 0.295										0	0	0	0	0	0	0				
0 Adam Ottavino, S (8, 1) OBP: 0.136, SLG: 0.157										0	0	0	0	0	0	0				
71 Wade Davis, R (9, 1) OBP: 0.282, SLG: 0.262										0	0	0	0	0	0	0				
Inning Stats	R: 0 H: 0 E: 0 K: 2 S: 11	H: 0 LOB: 0 BB: 0 P: 13	R: 0 H: 1 E: 0 K: 1 S: 14	LOB: 1 BB: 0 P: 21	R: 0 H: 0 E: 0 K: 1 S: 7	LOB: 1 BB: 1 P: 12	R: 2 H: 4 E: 1 K: 1 S: 13	LOB: 2 BB: 1 P: 18	R: 0 H: 0 E: 0 K: 0 S: 9	H: 1 LOB: 1 BB: 0 P: 12	R: 0 H: 1 E: 0 K: 2 S: 9	LOB: 1 BB: 0 P: 13	R: 0 H: 0 E: 0 K: 2 S: 9	H: 0 LOB: 1 BB: 1 P: 17	R: 0 H: 0 E: 0 K: 1 S: 9	LOB: 0 BB: 0 P: 15	1B: 7 2B: 1 3B: 0 HR: 0	SF: 0 SAC: 1 DP: 1 HBP: 0	WP: 0 PB: 0 SB: 1 CS: 0	PA: 35
PITCHER	IP	WLS	BF	H	R	ER	SO	BB	IBB	HBP	BLK	WP	HR	S	P	ERA	WHIP			
39 Miles Mikolas, R (1, 1) ERA: 2.75	7.0		29	7	2	1	6	1	1	0	0	0	0	68	98	1.29	1.143			
60 John Brebbia, R (8, 1) ERA: 4.03	1.0		3	0	0	0	2	1	0	0	0	0	0	9	17	0.00	1.000			
40 Chasen Shreve, L (9, 1) ERA: 4.05	1.0	W	3	0	0	0	1	0	0	0	0	0	0	9	15	0.00	0.000			

AB	31
R	2
H	7
RBI	1
BB	3
SO	9
LOB	12



Batter	1	2	3	4	5	6	7	8	9	AB	R	H	RBI	BB	SO	LOB	BOTTOM					
13 Matt Carpenter, L (1, 3) OBP: 0.389, SLG: 0.571										4	0	2	0	0	0	0	Colorado Rockies @ St. Louis Cardinals Busch Stadium, St. Louis, MO Thu Aug 02 2018, 12:17 PM - 3:23 PM CDT Att: 41,478 - Sunny - 86 F					
4 Yadier Molina, R (1, 2) OBP: 0.327, SLG: 0.476										4	0	0	0	0	1	3						
41 Tyler O'Neill, R (1, 9) OBP: 0.309, SLG: 0.480										2	0	1	1	1	1	0						
23 Marcell Ozuna, R (1, 7) OBP: 0.311, SLG: 0.393										2	0	0	0	0	2							
12 Paul DeJong, R (5, 6) OBP: 0.320, SLG: 0.414										1	0	0	0	1	0	1						
3 Jedd Gyorko, R (1, 5) OBP: 0.326, SLG: 0.406										3	0	1	0	1	0	2						
34 Yairo Muñoz, R (1, 6) OBP: 0.348, SLG: 0.432										4	0	0	0	0	1	3						
35 Greg Garcia, L (1, 4) OBP: 0.322, SLG: 0.346										3	1	1	0	0	0	2						
48 Harrison Bader, R (1, 8) OBP: 0.343, SLG: 0.409										4	1	1	0	0	3	4						
39 Miles Mikolas, R (1, 1) ERA: 4.56										2	1	1	0	0	0	0						
25 Dexter Fowler, S (7, PH) OBP: 0.274, SLG: 0.295										1	0	0	0	0	1	0						
60 John Brebbia, L (8, 1) ERA: 1.36										0	0	0	0	0	0	0						
40 Chasen Shreve, L (9, 1) OBP: 0.327, SLG: 0.457										1	0	1	2	0	0	0						
Inning Stats	R: 0 H: 1 E: 0 K: 1 S: 8	H: 1 LOB: 1 BB: 0 P: 13	R: 0 H: 1 E: 0 K: 1 S: 9	LOB: 1 BB: 0 P: 13	R: 1 H: 2 E: 0 K: 0 S: 18	H: 2 LOB: 1 BB: 0 P: 28	R: 0 H: 0 E: 0 K: 0 S: 4	LOB: 0 BB: 1 P: 11	R: 0 H: 1 E: 0 K: 1 S: 7	H: 0 LOB: 1 BB: 0 P: 11	R: 0 H: 0 E: 0 K: 2 S: 13	LOB: 0 BB: 1 P: 20	R: 0 H: 0 E: 0 K: 1 S: 9	H: 0 LOB: 0 BB: 0 P: 14	R: 0 H: 0 E: 0 K: 1 S: 7	LOB: 0 BB: 1 P: 14	R: 2 H: 3 E: 0 K: 0 S: 8	H: 3 LOB: 1 BB: 0 P: 12	1B: 8 2B: 0 3B: 0 HR: 0	SF: 1 SAC: 0 DP: 1 HBP: 1	WP: 1 PB: 0 SB: 1 CS: 1	PA: 36
PITCHER	IP	WLS	BF	H	R	ER	SO	BB	IBB	HBP	BLK	WP	HR	S	P	ERA	WHIP					
49 Antonio Senzateña, R (1, 1) ERA: 2.47	6.0		26	5	1	1	5	2	0	1	0	0	0	59	96	1.50	1.167					
18 Seungwhan Oh, R (7, 1) ERA: 2.47	1.0	H	3	0	0	0	1	0	0	0	0	0	0	9	14	0.00	0.000					
0 Adam Ottavino, R (8, 1) ERA: 1.36	1.0	H	3	0	0	0	1	1	0	0	0	0	0	7	14	0.00	1.000					
71 Wade Davis, R (9, 1) ERA: 4.57	0.1	L	4	3	2	2	0	0	0	0	0	0	0	8	12	54.00	9.000					

AB	31
R	3
H	8
RBI	3
BB	3
SO	7
LOB	17



Batter	1	2	3	4	5	6	7	8	9	AB	R	H	RBI	BB	SO	LOB	TOP				
13 Matt Carpenter, L OBP: 0.392, SLG: 0.581										4	1	2	1	2	0	1					
4 Yadier Molina, R OBP: 0.324, SLG: 0.469										6	0	1	0	0	2	8					
12 Paul DeJong, R OBP: 0.324, SLG: 0.412										4	1	1	0	1	2	4					
23 Marcell Ozuna, R OBP: 0.312, SLG: 0.393										5	1	1	0	0	0	3					
41 Tyler O'Neill, R OBP: 0.333, SLG: 0.491										5	1	3	0	0	2	2					
3 Jedd Gyorko, R OBP: 0.331, SLG: 0.408										4	2	2	2	1	0	2					
25 Dexter Fowler, S OBP: 0.278, SLG: 0.298										4	0	2	1	1	1	2					
46 Francisco Peña, R OBP: 0.232, SLG: 0.274										0	0	0	0	0	0	0					
34 Yairo Muñoz, R OBP: 0.359, SLG: 0.444										4	0	3	1	1	0	3					
53 John Gant, R 38 José Martínez, R 60 John Brebbia, R 35 Greg Garcia, L 30 Tyler Webb, L 48 Harrison Bader, R 49 Jordan Hicks, R										2	0	0	0	0	1	3					
Inning Stats	R: 1 E: 0 K: 1 S: 8	H: 1 LOB: 1 BB: 0 P: 13	R: 1 E: 0 K: 3 S: 16	H: 2 LOB: 3 BB: 2 P: 29	R: 0 E: 0 K: 2 S: 14	H: 1 LOB: 1 BB: 0 P: 22	R: 0 E: 0 K: 0 S: 8	H: 0 LOB: 1 BB: 1 P: 13	R: 3 E: 1 K: 0 S: 20	H: 4 LOB: 3 BB: 2 P: 31	R: 0 E: 0 K: 1 S: 15	H: 2 LOB: 2 BB: 0 P: 16	R: 1 E: 0 K: 0 S: 14	H: 2 LOB: 2 BB: 0 P: 21	R: 0 E: 0 K: 1 S: 12	H: 1 LOB: 1 BB: 0 P: 15	1B: 11 2B: 3 3B: 0 HR: 1	SF: 0 SAC: 0 DP: 0 HBP: 2	WP: 0 PB: 0 SB: 0 CS: 0	PA: 49	
PITCHER	IP WLS BF H R ER SO BB IBB HBP BLK WP HR S P ERA WHIP	IP WLS BF H R ER SO BB IBB HBP BLK WP HR S P ERA WHIP	IP WLS BF H R ER SO BB IBB HBP BLK WP HR S P ERA WHIP	IP WLS BF H R ER SO BB IBB HBP BLK WP HR S P ERA WHIP	IP WLS BF H R ER SO BB IBB HBP BLK WP HR S P ERA WHIP	IP WLS BF H R ER SO BB IBB HBP BLK WP HR S P ERA WHIP	IP WLS BF H R ER SO BB IBB HBP BLK WP HR S P ERA WHIP	IP WLS BF H R ER SO BB IBB HBP BLK WP HR S P ERA WHIP	IP WLS BF H R ER SO BB IBB HBP BLK WP HR S P ERA WHIP	IP WLS BF H R ER SO BB IBB HBP BLK WP HR S P ERA WHIP	IP WLS BF H R ER SO BB IBB HBP BLK WP HR S P ERA WHIP	IP WLS BF H R ER SO BB IBB HBP BLK WP HR S P ERA WHIP	IP WLS BF H R ER SO BB IBB HBP BLK WP HR S P ERA WHIP	IP WLS BF H R ER SO BB IBB HBP BLK WP HR S P ERA WHIP	IP WLS BF H R ER SO BB IBB HBP BLK WP HR S P ERA WHIP	IP WLS BF H R ER SO BB IBB HBP BLK WP HR S P ERA WHIP	IP WLS BF H R ER SO BB IBB HBP BLK WP HR S P ERA WHIP	IP WLS BF H R ER SO BB IBB HBP BLK WP HR S P ERA WHIP	IP WLS BF H R ER SO BB IBB HBP BLK WP HR S P ERA WHIP	IP WLS BF H R ER SO BB IBB HBP BLK WP HR S P ERA WHIP	IP WLS BF H R ER SO BB IBB HBP BLK WP HR S P ERA WHIP

St. Louis Cardinals @ Pittsburgh Pirates
PNC Park, Pittsburgh, PA
Fri Aug 03 2018, 7:08 PM - 10:40 PM EDT
Att: 26,773 - Partly Cloudy - 81 F

AB	41
R	6
H	15
RBI	6
BB	6
SO	8
LOB	32



Batter	1	2	3	4	5	6	7	8	9	AB	R	H	RBI	BB	SO	LOB	BOTTOM				
26 Adam Frazier, L 73 Felipe Vázquez, L										5	2	3	1	0	1	0					
6 Starling Marte, R										5	2	3	0	0	0	2					
25 Gregory Polanco, L										3	1	1	3	0	0	1					
23 David Freese, R										4	0	2	0	0	0	2					
19 Colin Moran, L										2	1	0	1	1	1	2					
29 Francisco Cervelli, R										4	0	1	1	0	0	1					
5 Josh Harrison, R										4	1	2	1	0	1	1					
10 Jordy Mercer, R										3	0	0	0	1	1	2					
24 Chris Archer, R 37 Edgar Santana, R 48 Richard Rodriguez, R 44 Christopher Bostick, R 35 Keone Kela, R 30 Kyle Crick, L 36 José Osuna, R 47 Jordan Luplow, R										2	0	0	0	0	2	0					
Inning Stats	R: 3 E: 0 K: 0 S: 12	H: 3 LOB: 0 BB: 0 P: 15	R: 0 E: 0 K: 3 S: 9	H: 0 LOB: 0 BB: 0 P: 15	R: 3 E: 0 K: 0 S: 15	H: 4 LOB: 2 BB: 1 P: 25	R: 0 E: 0 K: 2 S: 9	H: 1 LOB: 1 BB: 0 P: 16	R: 0 E: 0 K: 1 S: 11	H: 1 LOB: 1 BB: 0 P: 17	R: 0 E: 0 K: 1 S: 6	H: 0 LOB: 0 BB: 0 P: 9	R: 0 E: 0 K: 0 S: 11	H: 1 LOB: 1 BB: 0 P: 16	R: 1 E: 0 K: 1 S: 15	H: 2 LOB: 2 BB: 1 P: 22	1B: 9 2B: 2 3B: 1 HR: 0	SF: 2 SAC: 0 DP: 0 HBP: 0	WP: 0 PB: 0 SB: 0 CS: 0	PA: 38	
PITCHER	IP WLS BF H R ER SO BB IBB HBP BLK WP HR S P ERA WHIP	IP WLS BF H R ER SO BB IBB HBP BLK WP HR S P ERA WHIP	IP WLS BF H R ER SO BB IBB HBP BLK WP HR S P ERA WHIP	IP WLS BF H R ER SO BB IBB HBP BLK WP HR S P ERA WHIP	IP WLS BF H R ER SO BB IBB HBP BLK WP HR S P ERA WHIP	IP WLS BF H R ER SO BB IBB HBP BLK WP HR S P ERA WHIP	IP WLS BF H R ER SO BB IBB HBP BLK WP HR S P ERA WHIP	IP WLS BF H R ER SO BB IBB HBP BLK WP HR S P ERA WHIP	IP WLS BF H R ER SO BB IBB HBP BLK WP HR S P ERA WHIP	IP WLS BF H R ER SO BB IBB HBP BLK WP HR S P ERA WHIP	IP WLS BF H R ER SO BB IBB HBP BLK WP HR S P ERA WHIP	IP WLS BF H R ER SO BB IBB HBP BLK WP HR S P ERA WHIP	IP WLS BF H R ER SO BB IBB HBP BLK WP HR S P ERA WHIP	IP WLS BF H R ER SO BB IBB HBP BLK WP HR S P ERA WHIP	IP WLS BF H R ER SO BB IBB HBP BLK WP HR S P ERA WHIP	IP WLS BF H R ER SO BB IBB HBP BLK WP HR S P ERA WHIP	IP WLS BF H R ER SO BB IBB HBP BLK WP HR S P ERA WHIP	IP WLS BF H R ER SO BB IBB HBP BLK WP HR S P ERA WHIP	IP WLS BF H R ER SO BB IBB HBP BLK WP HR S P ERA WHIP	IP WLS BF H R ER SO BB IBB HBP BLK WP HR S P ERA WHIP	IP WLS BF H R ER SO BB IBB HBP BLK WP HR S P ERA WHIP

St. Louis Cardinals @ Pittsburgh Pirates
PNC Park, Pittsburgh, PA
Fri Aug 03 2018, 7:08 PM - 10:40 PM EDT
Att: 26,773 - Partly Cloudy - 81 F

AB	34
R	7
H	12
RBI	7
BB	2
SO	8
LOB	13



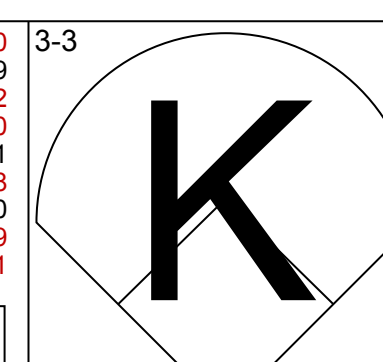
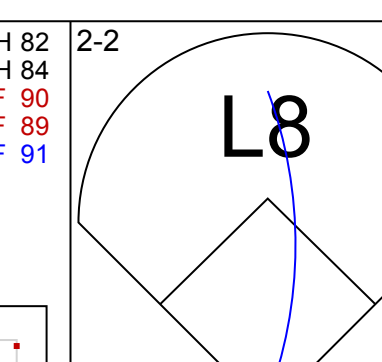
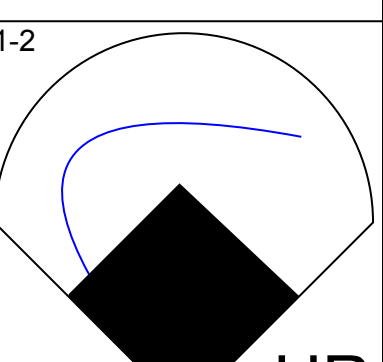
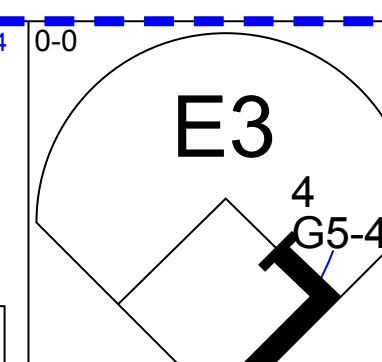
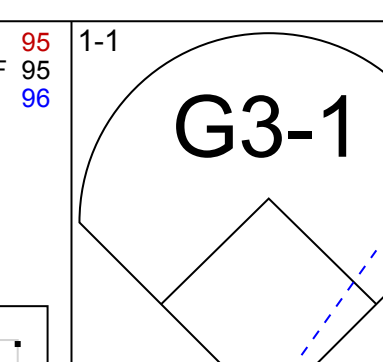
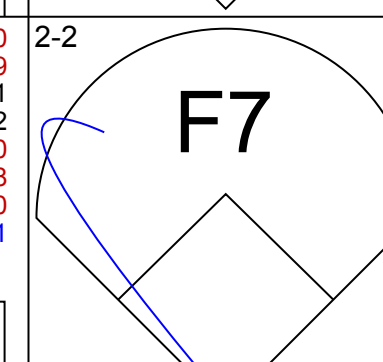
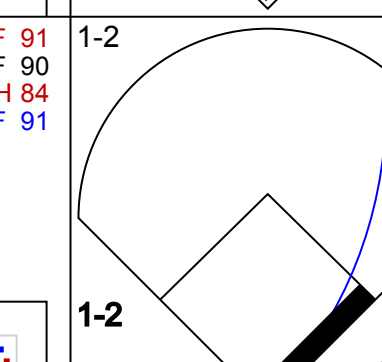
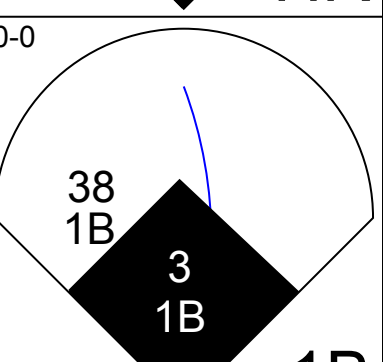
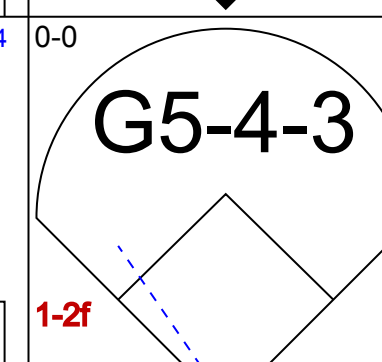
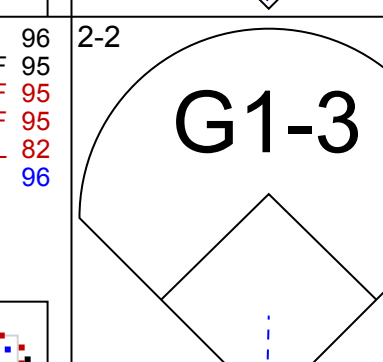
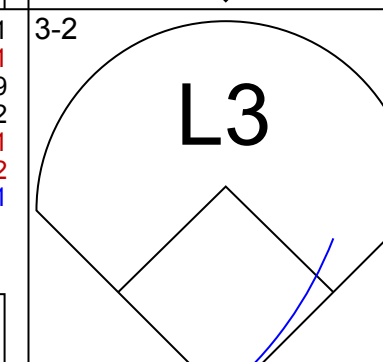
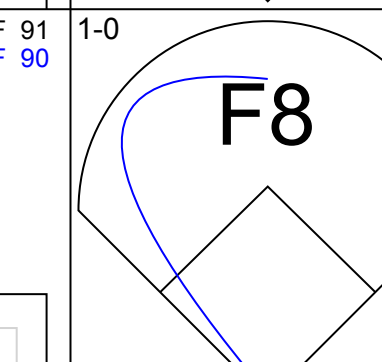
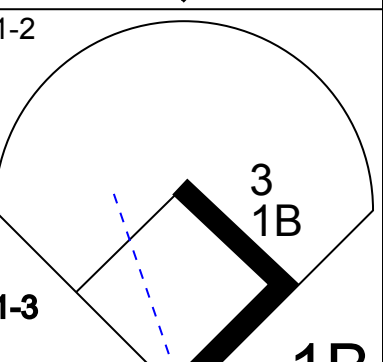
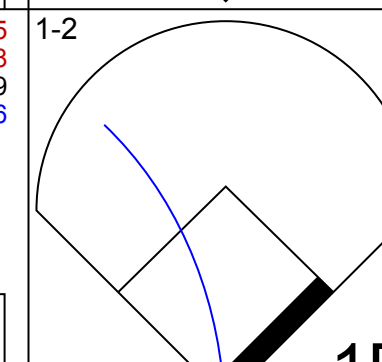
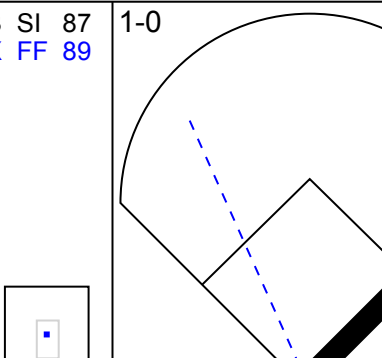
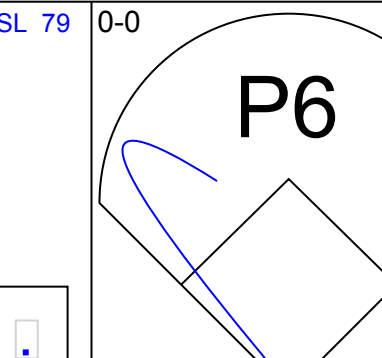
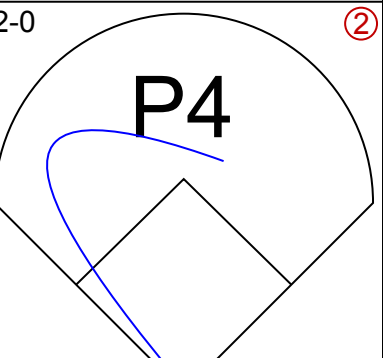


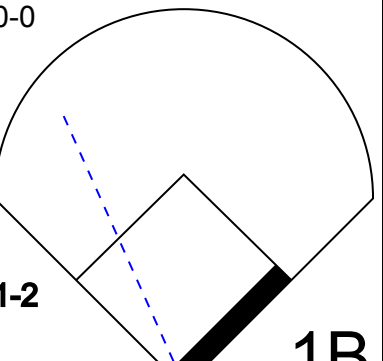
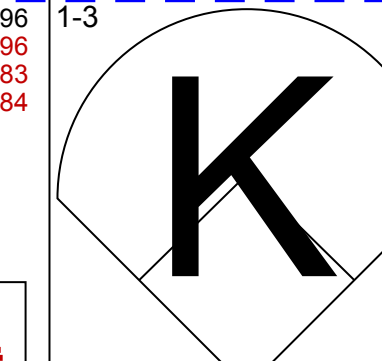


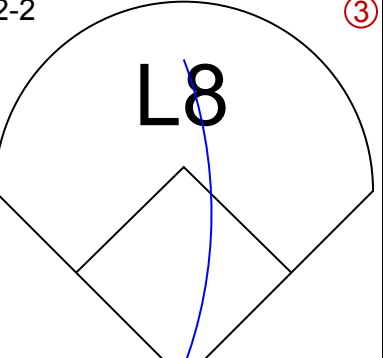
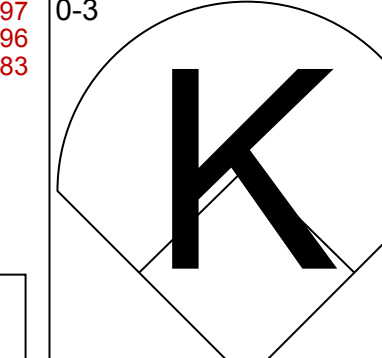

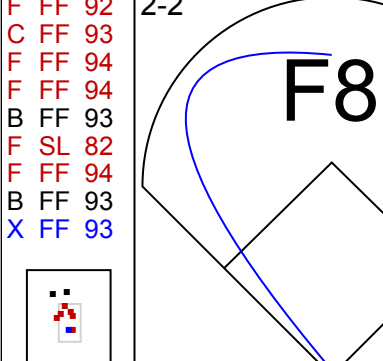
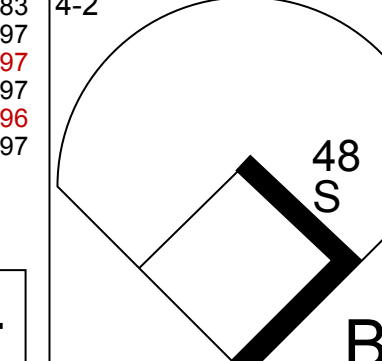
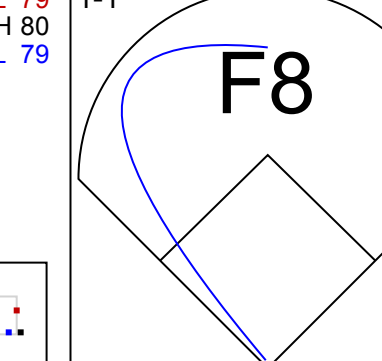
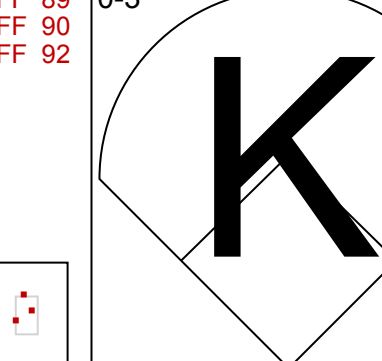
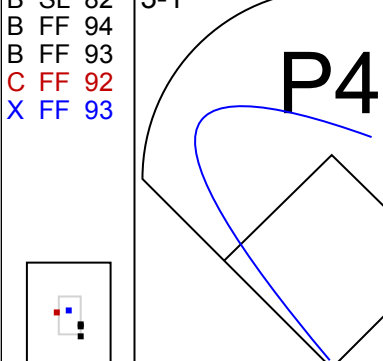
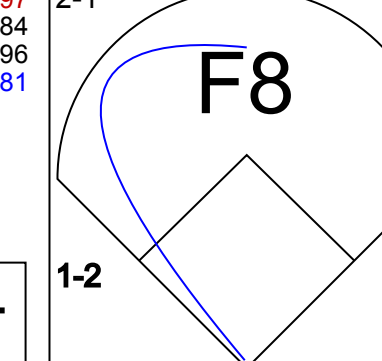
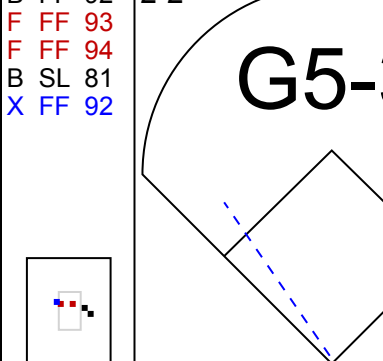
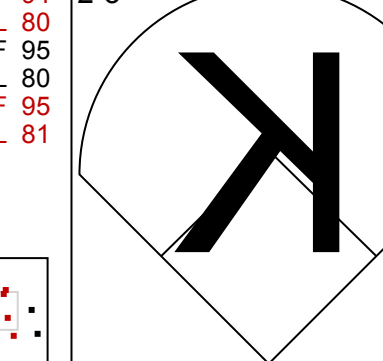
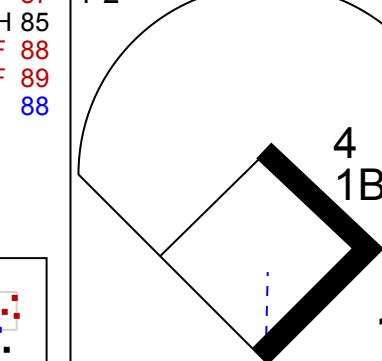
Batter	1	2	3	4	5	6	7	8	9	AB	R	H	RBI	BB	SO	LOB	TOP							
13 Matt Carpenter, L (1, 3) OBP: 0.396, SLG: 0.591										4	2	2	1	2	2	1	St. Louis Cardinals @ Pittsburgh Pirates PNC Park, Pittsburgh, PA Sat Aug 04 2018, 7:09 PM - 10:28 PM EDT Att: 32,473 - Partly Cloudy - 86 F							
4 Yadier Molina, R (1, 2) OBP: 0.330, SLG: 0.472										5	1	3	1	1	0	0								
12 Paul DeJong, R (1, 6) OBP: 0.321, SLG: 0.495										4	1	0	0	1	1	7								
23 Marcell Ozuna, R (1, 7) OBP: 0.310, SLG: 0.389										4	0	0	0	1	1	7								
38 José Martínez, R (1, 9) OBP: 0.359, SLG: 0.462										4	2	2	1	1	0	3								
59 Mike Mayers, R (8, 1)										0	0	0	0	0	0	0								
26 Bud Norris, R (9, 1)										0	0	0	0	0	0	0								
3 Jedd Gyorko, R (1, 5) OBP: 0.336, SLG: 0.417										4	1	2	3	1	1	1								
16 Kolten Wong, L (1, 4) OBP: 0.310, SLG: 0.368										5	0	3	1	0	0	2								
48 Harrison Bader, R (1, 8) OBP: 0.343, SLG: 0.411										5	1	2	1	0	0	4								
68 Austin Gomber, L (1, 1) OBP: 0.167, SLG: 0.167										2	0	0	0	0	0	2								
35 Greg Garcia, L (5, PH) OBP: 0.318, SLG: 0.341										1	0	0	0	0	0	1								
43 Dakota Hudson, R (5, 1)										1	0	0	0	0	0	0								
34 Yairo Muñoz, R (8, 9) OBP: 0.358, SLG: 0.442										1	0	0	0	0	0	0								
Inning Stats	R: 0 E: 0 K: 0 S: 15	H: 1 LOB: 2 BB: 1 P: 26	R: 0 E: 0 K: 1 S: 9	H: 2 LOB: 1 BB: 0 P: 11	R: 3 E: 0 K: 2 S: 23	H: 3 LOB: 1 BB: 1 P: 34	R: 1 E: 0 K: 0 S: 12	H: 2 LOB: 2 BB: 1 P: 21	R: 2 E: 0 K: 1 S: 16	H: 3 LOB: 1 BB: 0 P: 23	R: 1 E: 0 K: 0 S: 13	H: 1 LOB: 3 BB: 3 P: 26	R: 0 E: 0 K: 0 S: 9	H: 0 LOB: 1 BB: 1 P: 17	R: 0 E: 0 K: 0 S: 9	H: 0 LOB: 1 BB: 1 P: 14	R: 1 E: 0 K: 0 S: 12	H: 1 LOB: 0 BB: 0 P: 14	1B: 6 2B: 7 3B: 0 HR: 1	SF: 0 SAC: 0 DP: 0 HBP: 0	WP: 1 PB: 0 SB: 1 CS: 0	PA: 47		
PITCHER	IP WLS BF H R ER SO BB IBB HBP BLK WP HR S P ERA WHIP	IP WLS BF H R ER SO BB IBB HBP BLK WP HR S P ERA WHIP	IP WLS BF H R ER SO BB IBB HBP BLK WP HR S P ERA WHIP	IP WLS BF H R ER SO BB IBB HBP BLK WP HR S P ERA WHIP	IP WLS BF H R ER SO BB IBB HBP BLK WP HR S P ERA WHIP	IP WLS BF H R ER SO BB IBB HBP BLK WP HR S P ERA WHIP	IP WLS BF H R ER SO BB IBB HBP BLK WP HR S P ERA WHIP	IP WLS BF H R ER SO BB IBB HBP BLK WP HR S P ERA WHIP	IP WLS BF H R ER SO BB IBB HBP BLK WP HR S P ERA WHIP	IP WLS BF H R ER SO BB IBB HBP BLK WP HR S P ERA WHIP	IP WLS BF H R ER SO BB IBB HBP BLK WP HR S P ERA WHIP	IP WLS BF H R ER SO BB IBB HBP BLK WP HR S P ERA WHIP	IP WLS BF H R ER SO BB IBB HBP BLK WP HR S P ERA WHIP	IP WLS BF H R ER SO BB IBB HBP BLK WP HR S P ERA WHIP	IP WLS BF H R ER SO BB IBB HBP BLK WP HR S P ERA WHIP	IP WLS BF H R ER SO BB IBB HBP BLK WP HR S P ERA WHIP	IP WLS BF H R ER SO BB IBB HBP BLK WP HR S P ERA WHIP	IP WLS BF H R ER SO BB IBB HBP BLK WP HR S P ERA WHIP	IP WLS BF H R ER SO BB IBB HBP BLK WP HR S P ERA WHIP	IP WLS BF H R ER SO BB IBB HBP BLK WP HR S P ERA WHIP	IP WLS BF H R ER SO BB IBB HBP BLK WP HR S P ERA WHIP	IP WLS BF H R ER SO BB IBB HBP BLK WP HR S P ERA WHIP	IP WLS BF H R ER SO BB IBB HBP BLK WP HR S P ERA WHIP	IP WLS BF H R ER SO BB IBB HBP BLK WP HR S P ERA WHIP

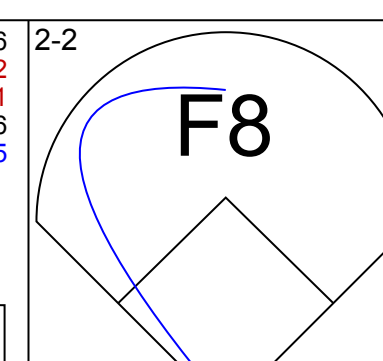
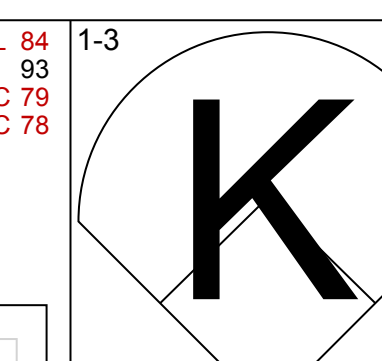
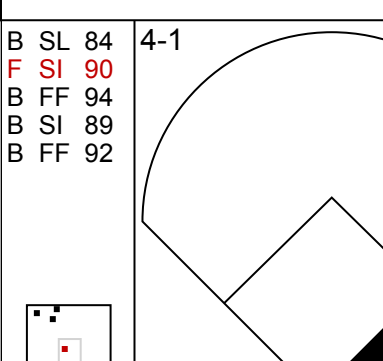
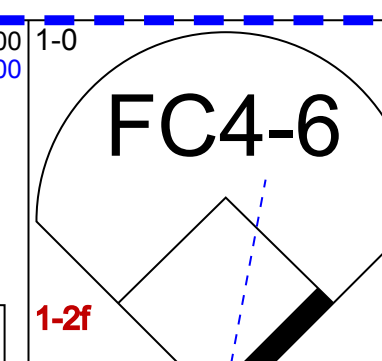
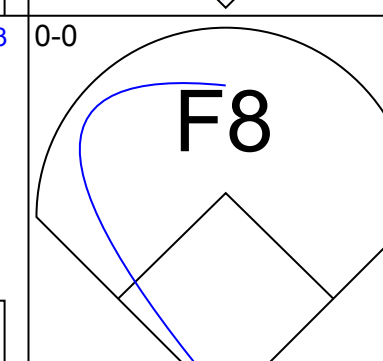
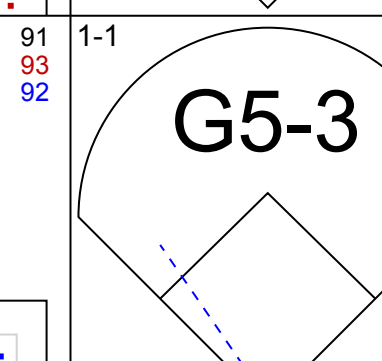
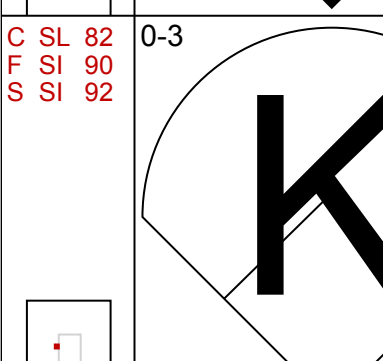
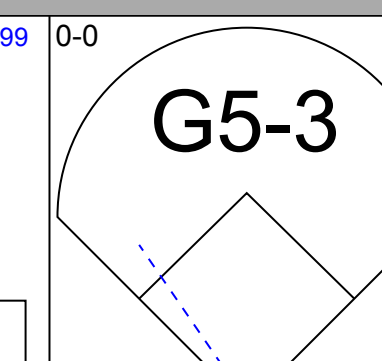
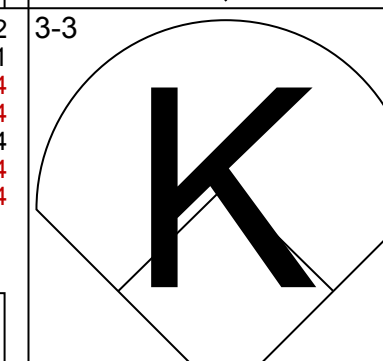
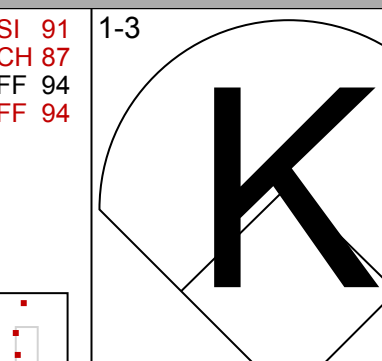
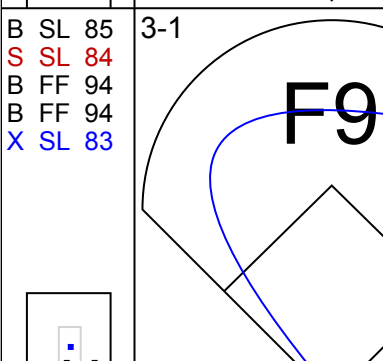
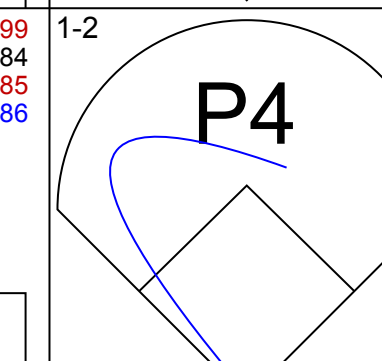
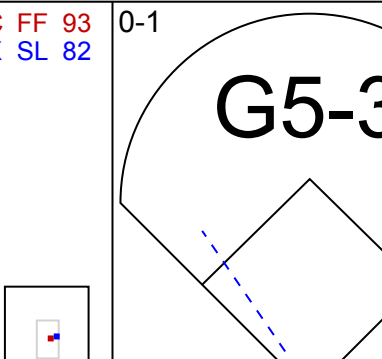
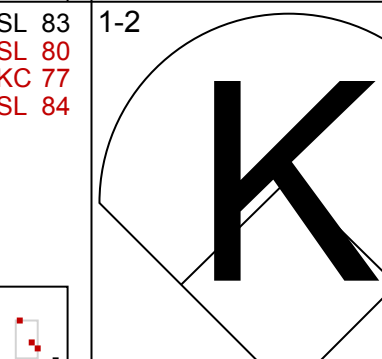
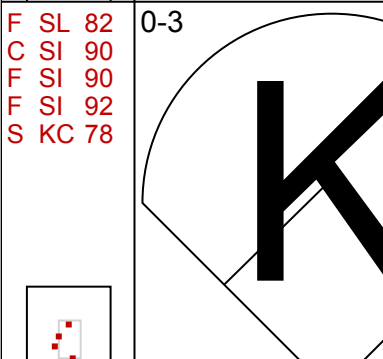
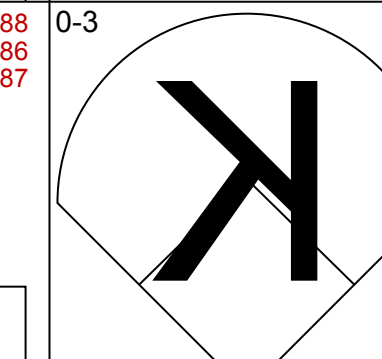
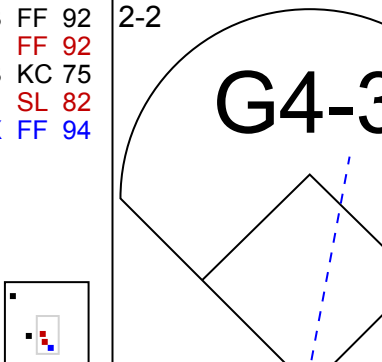
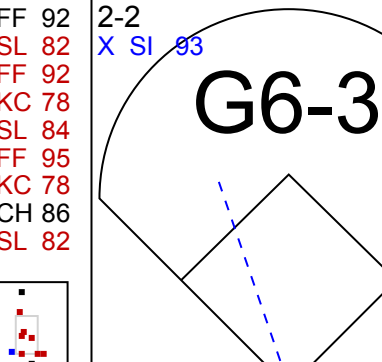




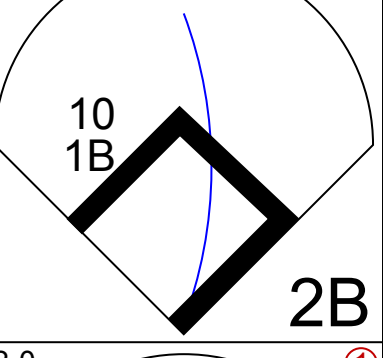
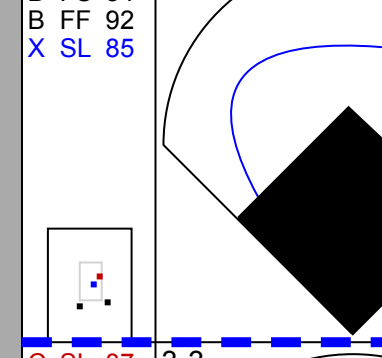
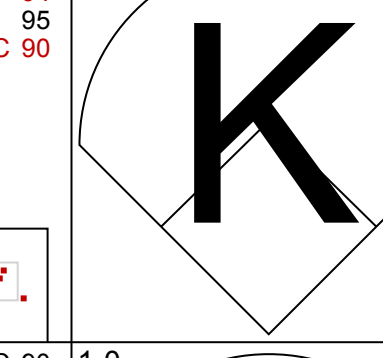
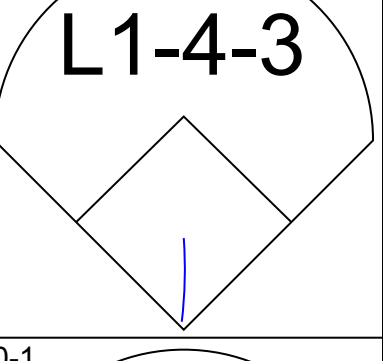
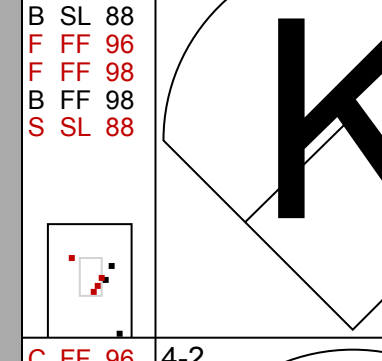
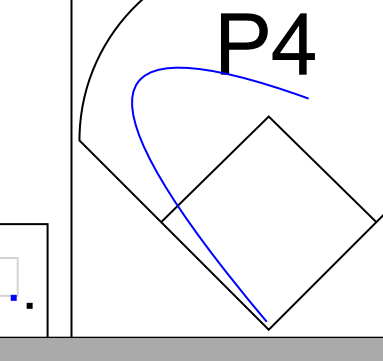
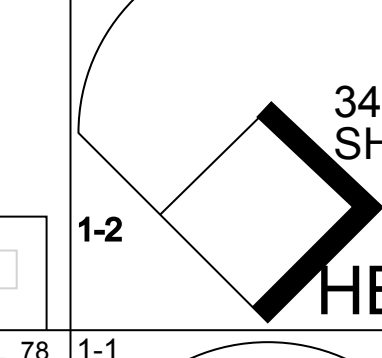

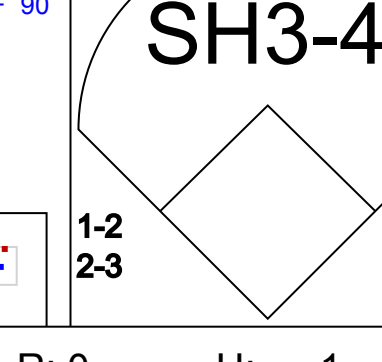
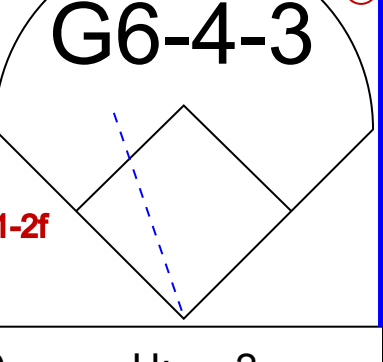
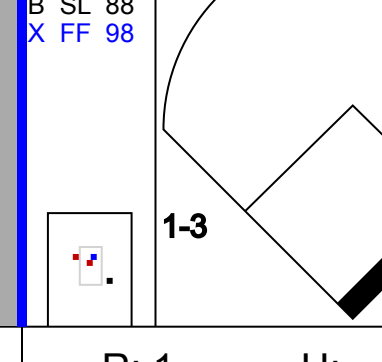
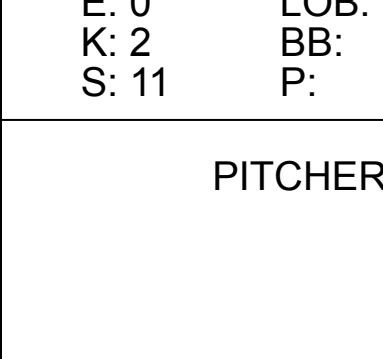
AB	40
R	8
H	14
RBI	8
BB	7
SO	5
LOB	28



Batter	1	2	3	4	5	6	7	8	9	AB	R	H	RBI	BB	SO	LOB	BOTTOM							
26 Adam Frazier, L (1, 7) OBP: 0.339, SLG: 0.400										5	0	1	2	0	1	3	St. Louis Cardinals @ Pittsburgh Pirates PNC Park, Pittsburgh, PA Sat Aug 04 2018, 7:09 PM - 10:28 PM EDT Att: 32,473 - Partly Cloudy - 86 F							
6 Starling Marte, R (1, 8) OBP: 0.336, SLG: 0.488										4	0	0	0	1	1	0								
25 Gregory Polanco, L (1, 9) OBP: 0.341, SLG: 0.511										4	0	0	0	0	2	2								
23 David Freese, R (1, 5) OBP: 0.351, SLG: 0.468										4	1	1	1	0	1	0								
29 Francisco Cervelli, R (1, 3) OBP: 0.386, SLG: 0.469										3	1	2	0	1	1	0								
32 Elias Díaz, R (1, 2) OBP: 0.333, SLG: 0.446										4	0	1	0	0	0	2								
5 Josh Harrison, R (1, 4) OBP: 0.298, SLG: 0.363										3	0	1	0	1	0	2								
10 Jordy Mercer, R (1, 6) OBP: 0.323, SLG: 0.389										3	1	1	1	1	0	2								
46 Iván Nova, R (1, 1) OBP: 0.024, SLG: 0.024										1	0	0	0	0	1	3								
36 José Osuna, R (4, PH) OBP: 0.197, SLG: 0.333										1	1	1	0	0	0	0								
51 Alex McAra, R (5, 1)										0	0	0	0	0	0	0								
66 Dovydas Neverauskas, R (8, 1)										0	0	0	0	0	0	0								
12 Corey Dickerson, L (9, PH) OBP: 0.351, SLG: 0.516										1	0	0	0	0	0	0								
Inning Stats	R: 0 E: 0 K: 2 S: 8	H: 0 LOB: 0 BB: 0 P: 9	R: 1 E: 0 K: 2 S: 17	H: 2 LOB: 2 BB: 2 P: 30	R: 0 E: 0 K: 1 S: 10	H: 0 LOB: 0 BB: 0 P: 12	R: 3 E: 0 K: 0 S: 12	H: 5 LOB: 2 BB: 1 P: 20	R: 0 E: 0 K: 1 S: 8	H: 0 LOB: 0 BB: 0 P: 12	R: 0 E: 0 K: 0 S: 9	H: 0 LOB: 0 BB: 0 P: 11	R: 0 E: 0 K: 0 S: 5	R: 0 E: 0 K: 1 S: 12	H: 1 LOB: 2 BB: 1 P: 20	R: 0 E: 0 K: 0 S: 9	H: 0 LOB: 0 BB: 0 P: 10	R: 0 E: 0 K: 0 S: 12	H: 0 LOB: 0 BB: 0 P: 10	1B: 5 2B: 2 3B: 0 HR: 1	SF: 0 SAC: 0 DP: 1 HBP: 0	WP: 0 PB: 0 SB: 0 CS: 0	PA: 38	
PITCHER	IP WLS BF H R ER SO BB IBB HBP BLK WP HR S P ERA WHIP	IP WLS BF H R ER SO BB IBB HBP BLK WP HR S P ERA WHIP	IP WLS BF H R ER SO BB IBB HBP BLK WP HR S P ERA WHIP	IP WLS BF H R ER SO BB IBB HBP BLK WP HR S P ERA WHIP	IP WLS BF H R ER SO BB IBB HBP BLK WP HR S P ERA WHIP	IP WLS BF H R ER SO BB IBB HBP BLK WP HR S P ERA WHIP	IP WLS BF H R ER SO BB IBB HBP BLK WP HR S P ERA WHIP	IP WLS BF H R ER SO BB IBB HBP BLK WP HR S P ERA WHIP	IP WLS BF H R ER SO BB IBB HBP BLK WP HR S P ERA WHIP	IP WLS BF H R ER SO BB IBB HBP BLK WP HR S P ERA WHIP	IP WLS BF H R ER SO BB IBB HBP BLK WP HR S P ERA WHIP	IP WLS BF H R ER SO BB IBB HBP BLK WP HR S P ERA WHIP	IP WLS BF H R ER SO BB IBB HBP BLK WP HR S P ERA WHIP	IP WLS BF H R ER SO BB IBB HBP BLK WP HR S P ERA WHIP	IP WLS BF H R ER SO BB IBB HBP BLK WP HR S P ERA WHIP	IP WLS BF H R ER SO BB IBB HBP BLK WP HR S P ERA WHIP	IP WLS BF H R ER SO BB IBB HBP BLK WP HR S P ERA WHIP	IP WLS BF H R ER SO BB IBB HBP BLK WP HR S P ERA WHIP	IP WLS BF H R ER SO BB IBB HBP BLK WP HR S P ERA WHIP	IP WLS BF H R ER SO BB IBB HBP BLK WP HR S P ERA WHIP	IP WLS BF H R ER SO BB IBB HBP BLK WP HR S P ERA WHIP	IP WLS BF H R ER SO BB IBB HBP BLK WP HR S P ERA WHIP	IP WLS BF H R ER SO BB IBB HBP BLK WP HR S P ERA WHIP	IP WLS BF H R ER SO BB IBB HBP BLK WP HR S P ERA WHIP



Batter	1	2	3	4	5	6	7	8	9	AB	R	H	RBI	BB	SO	LOB	TOP										
13 Matt Carpenter, L (1,3) OBP: 0.394, SLG: 0.593										5	1	1	1	0	1	1	St. Louis Cardinals @ Pittsburgh Pirates PNC Park, Pittsburgh, PA Sun Aug 05 2018, 1:42 PM - 4:37 PM EDT Att: 19,376 - Cloudy - 86 F										
4 Yadier Molina, R (1,2) OBP: 0.331, SLG: 0.470										5	1	2	0	0	0	1											
38 José Martínez, R (1,9) OBP: 0.361, SLG: 0.462										4	0	2	0	0	0	2											
40 Chasen Shreve, L (7,1)										0	0	0	0	0	0	0											
59 Mike Mayers, R (7,1)										0	0	0	0	0	0	0											
49 Jordan Hicks, R (7,1)										0	0	0	0	0	0	0											
26 Bud Norris, R (9,1)										0	0	0	0	0	0	0											
23 Marcell Ozuna, R (1,7) OBP: 0.310, SLG: 0.388										4	0	1	0	0	0	3											
3 Jedd Gyorko, R (1,5) OBP: 0.335, SLG: 0.415										4	0	1	1	0	1	1											
16 Kaiten Wong, L (1,4) OBP: 0.309, SLG: 0.366										4	0	1	0	0	1	3											
35 Greg Garcia, L (1,6) OBP: 0.322, SLG: 0.341										3	0	1	0	1	0	1											
48 Harrison Bader, R (1,8) OBP: 0.338, SLG: 0.404										4	0	0	0	0	1	3											
32 Jack Flaherty, R (1,1) OBP: 0.182, SLG: 0.156										3	0	1	0	0	1	0											
34 Yairo Muñoz, R (7,9) OBP: 0.356, SLG: 0.439										1	0	0	0	0	1	0											
Inning Stats	R: 0 E: 0 K: 1 S: 16	H: 0 LOB: 0 BB: 0 P: 24	R: 0 E: 0 K: 0 S: 7	H: 1 LOB: 1 BB: 0 P: 11	R: 0 E: 0 K: 0 S: 13	H: 2 LOB: 2 BB: 0 P: 19	R: 0 E: 0 K: 1 S: 12	H: 2 LOB: 2 BB: 0 P: 14	R: 2 E: 0 K: 1 S: 15	H: 4 LOB: 2 BB: 0 P: 22	R: 0 E: 0 K: 0 S: 12	H: 0 LOB: 0 BB: 0 P: 19	R: 0 E: 1 K: 0 S: 6	H: 1 LOB: 1 BB: 0 P: 7	R: 0 E: 0 K: 2 S: 10	H: 0 LOB: 1 BB: 1 P: 17	R: 0 E: 0 K: 1 S: 10	H: 0 LOB: 0 BB: 0 P: 15	1B: 9 2B: 0 3B: 0 HR: 1	SF: 0 SAC: 0 DP: 1 HBP: 0	WP: 0 PB: 0 SB: 1 CS: 0	PA: 38					
PITCHER	IP	WLS	BF	H	R	ER	SO	BB	IBB	HBP	BLK	WP	HR	S	P	ERA	WHIP										
34 Trevor Williams, R (1,1) ERA: 3.98	5.0	L	24	9	2	2	3	0	0	0	0	0	1	63	90	3.60	1.800										
48 Richard Rodríguez, R (6,1) ERA: 2.96	1.0		3	0	0	0	0	0	0	0	0	0	0	12	19	0.00	0.000										
37 Edgar Santana, R (7,1) ERA: 2.88	1.0		4	1	0	0	0	0	0	0	0	0	0	6	7	0.00	1.000										
35 Keone Kela, R (8,1) ERA: 3.26	1.0		4	0	0	0	2	1	0	0	0	0	0	10	17	0.00	1.000										
30 Kyle Crick, R (9,1) ERA: 2.09	1.0		3	0	0	0	1	0	0	0	0	0	0	10	15	0.00	0.000										

Batter	1	2	3	4	5	6	7	8	9	AB	R	H	RBI	BB	SO	LOB	BOTTOM										
12 Corey Dickerson, L (1,7) OBP: 0.349, SLG: 0.511										3	0	0	0	1	1	4	St. Louis Cardinals @ Pittsburgh Pirates PNC Park, Pittsburgh, PA Sun Aug 05 2018, 1:42 PM - 4:37 PM EDT Att: 19,376 - Cloudy - 86 F										
6 Starling Marte, R (1,8) OBP: 0.337, SLG: 0.483										4	0	0	0	0	1	3											
25 Gregory Polanco, L (1,9) OBP: 0.337, SLG: 0.506										4	0	0	0	0	2	1											
29 Francisco Cervelli, R (1,2) OBP: 0.380, SLG: 0.460										4	0	0	0	0	3	1											
19 Colin Moran, L (1,5) OBP: 0.333, SLG: 0.386										2	0	0	0	0	0	0											
5 Josh Harrison, R (7,PH) OBP: 0.296, SLG: 0.361										2	0	0	0	0	1	0											
26 Adam Frazier, L (1,4) OBP: 0.342, SLG: 0.426										4	1	2	1	0	2	0											
36 José Osuna, R (1,3) OBP: 0.203, SLG: 0.333										3	0	1	0	0	1	1											
35 Keone Kela, R (8,1)										0	0	0	0	0	0	0											
30 Kyle Crick, L (9,1)										0	0	0	0	0	0	0											
3 Sean Rodríguez, R (9,PH) OBP: 0.276, SLG: 0.313										1	0	0	0	0	0	0											
10 Jordy Mercer, R (1,6) OBP: 0.329, SLG: 0.391										1	0	1	0	1	0	0											
34 Trevor Williams, R (1,1) OBP: 0.180, SLG: 0.156										0	0	0	0	0	0	0											
47 Jordan Lyles, R (5,PH) OBP: 0.279, SLG: 0.392										1	0	0	0	0	0	0											
48 Richard Rodríguez, R (8,1) ERA: 4.24										0	0	0	0	0	0	0											
37 Edgar Santana, R (7,1) ERA: 3.1										0	0	0	0	0	0	0											
32 Elias Díaz, R (7,PH) OBP: 0.336, SLG: 0.448										1	0	1	0	0	0	0											
Inning Stats	R: 0 E: 0 K: 1 S: 8	H: 0 LOB: 0 BB: 0 P: 13	R: 0 E: 0 K: 1 S: 8	H: 0 LOB: 0 BB: 0 P: 12	R: 0 E: 0 K: 1 S: 10	H: 1 LOB: 2 BB: 0 P: 15	R: 0 E: 0 K: 2 S: 14	H: 0 LOB: 0 BB: 0 P: 18	R: 0 E: 0 K: 0 S: 5	H: 2 LOB: 1 BB: 0 P: 8	R: 0 E: 0 K: 2 S: 11	H: 0 LOB: 1 BB: 1 P: 18	R: 1 E: 0 K: 1 S: 16	H: 2 LOB: 2 BB: 1 P: 29	R: 0 E: 0 K: 1 S: 7	H: 0 LOB: 0 BB: 0 P: 8	R: 0 E: 0 K: 2 S: 7	H: 0 LOB: 0 BB: 0 P: 11	1B: 3 2B: 1 3B: 0 HR: 1	SF: 0 SAC: 1 DP: 1 HBP: 1	WP: 0 PB: 0 SB: 0 CS: 0	PA: 34					
PITCHER	IP	WLS	BF	H	R	ER	SO	BB	IBB	HBP	BLK	WP	HR	S	P	ERA	WHIP										
32 Jack Flaherty, R (1,1) ERA: 3.27	6.0		22	3	1	1	0	1	0	0	0	0	1	6	10	27.00	3.000										
40 Chasen Shreve, L (7,1) ERA: 4.24	0.1	H	2	1	1	1	0	0	0	0	0	0	0	9	17	0.00	6.000										
59 Mike Mayers, R (7,1) ERA: 3.6	0.1	H	3	1	0	0	1	1	0	0	0	0	0	8	10	0.00	0.000										
49 Jordan Hicks, R (7,1) ERA: 3.1	1.1	H	4	0	0	0	1	0	0	0	0	0	0	7	11	0.00	0.000										
26 Bud Norris, R (9,1) ERA: 2.93	1.0	S	3	0	0	0	2	0	0	0	0	0	0	7	11	0.00	0.000										

AB	37
R	2
H	10
RBI	2
BB	1
SO	6
LOB	15

AB	30
R	1
H	5
RBI	1
BB	2
SO	11
LOB	12



Batter	1	2	3	4	5	6	7	8	9	AB	R	H	RBI	BB	SO	LOB	TOP																
13 Matt Carpenter, L (1,3) OBP: 0.393, SLG: 0.594										4	1	1	1	0	2	1	St. Louis Cardinals @ Miami Marlins Marlins Park, Miami, FL Tue Aug 07 2018, 7:12 PM - 9:45 PM EDT Att: 7,230 - Roof Closed - 77 F																
4 Yadier Molina, R (1,2) OBP: 0.326, SLG: 0.458										4	0	0	0	0	1	1																	
38 José Martínez, R (1,9) OBP: 0.356, SLG: 0.454 43 Dakota Hudson, R (8,1) 26 Bud Norris, R (9,1)										4	0	0	0	0	1	0																	
23 Marcell Ozuna, R (1,7) OBP: 0.315, SLG: 0.392										4	0	2	0	0	0	0																	
3 Jedd Gyorko, R (1,5) OBP: 0.329, SLG: 0.403										3	1	0	0	1	1	2																	
12 Paul DeJong, R (1,6) OBP: 0.324, SLG: 0.421										4	1	2	2	0	1	2																	
16 Kolten Wong, L (1,4) OBP: 0.307, SLG: 0.363										4	0	1	0	0	0	2																	
48 Harrison Bader, R (1,8) OBP: 0.335, SLG: 0.398										4	0	0	0	0	0	3																	
39 Miles Mikolas, R (1,1) OBP: 0.163, SLG: 0.195 34 Yairo Muñoz, R (8,PH) OBP: 0.353, SLG: 0.431										2	0	1	0	0	1	1																	
Inning Stats	R: 0 H: 0 E: 0 K: 2 S: 10	H: 0 LOB: 0 BB: 0 P: 16	R: 0 H: 1 E: 0 K: 0 S: 9	H: 1 LOB: 1 BB: 0 P: 15	R: 0 H: 1 E: 0 K: 1 S: 13	H: 1 LOB: 1 BB: 0 P: 18	R: 0 H: 0 E: 0 K: 1 S: 7	H: 0 LOB: 0 BB: 0 P: 12	R: 0 H: 1 E: 0 K: 1 S: 8	H: 1 LOB: 1 BB: 0 P: 13	R: 0 H: 0 E: 0 K: 0 S: 8	H: 0 LOB: 0 BB: 0 P: 14	R: 2 H: 1 E: 0 K: 0 S: 10	H: 1 LOB: 0 BB: 1 P: 20	R: 1 H: 1 E: 0 K: 2 S: 15	H: 1 LOB: 2 BB: 0 P: 24	R: 0 H: 2 E: 0 K: 1 S: 15	H: 2 LOB: 2 BB: 0 P: 19	1B: 4 2B: 1 HR: 2	SF: 0 SAC: 0 DP: 0 HBP: 0	WP: 0 PB: 0 SB: 0 CS: 0	PA: 35											
PITCHER	IP WLS BF H R ER SO BB IBB HBP BLK WP HR S P ERA WHIP																																
49 Pablo López, R (1,1) ERA: 4.32	7.0	26	4	2	2	5	1	0	0	0	0	0	1	65	108	2.57	0.714																
57 Elieser Hernández, R (8,1) ERA: 5.8	1.0	L	4	1	1	2	0	0	0	0	0	0	1	15	24	9.00	1.000																
40 Javy Guerra, R (9,1) ERA: 5.52	1.0	S	5	2	0	1	0	0	0	0	0	0	0	15	19	0.00	2.000																

Batter	1	2	3	4	5	6	7	8	9	AB	R	H	RBI	BB	SO	LOB	BOTTOM																	
32 Derek Dietrich, L (1,7) OBP: 0.349, SLG: 0.454 79 Isaac Galloway, R (8,PR) OBP: 0.286, SLG: 0.286										4	1	3	0	0	0	1	St. Louis Cardinals @ Miami Marlins Marlins Park, Miami, FL Tue Aug 07 2018, 7:12 PM - 9:45 PM EDT Att: 7,230 - Roof Closed - 77 F																	
15 Brian Anderson, R (1,9) OBP: 0.365, SLG: 0.416										4	0	0	0	0	0	3																		
11 J.T. Realmuto, R (1,2) OBP: 0.343, SLG: 0.507										4	0	0	0	0	0	1																		
41 Justin Bour, L (1,3) OBP: 0.348, SLG: 0.415 2 Yadier Rivera, R (9,PR) OBP: 0.303, SLG: 0.241										3	0	1	1	1	0	0																		
13 Starlin Castro, R (1,4) OBP: 0.333, SLG: 0.404										4	0	0	0	0	1	2																		
10 JT Riddle, L (1,6) OBP: 0.250, SLG: 0.368										4	1	1	0	0	1	2																		
19 Miguel Rojas, R (1,5) OBP: 0.306, SLG: 0.352										3	0	1	1	0	0	0																		
34 Magneuris Sierra, L (1,8) OBP: 0.214, SLG: 0.262										3	0	0	0	0	0	1																		
49 Pablo López, L (1,1) OBP: 0.250, SLG: 0.182 57 Elieser Hernández, R (8,1) 14 Martín Prado, R (8,PH) OBP: 0.290, SLG: 0.291 40 Javy Guerra, R (9,1) ERA: 2.87										1	0	0	0	0	0	0																		
Inning Stats	R: 1 H: 2 E: 0 K: 0 S: 17	H: 2 LOB: 1 BB: 0 P: 23	R: 0 H: 0 E: 0 K: 0 S: 5	H: 0 LOB: 0 BB: 0 P: 5	R: 0 H: 1 E: 0 K: 0 S: 5	H: 1 LOB: 0 BB: 0 P: 8	R: 0 H: 0 E: 0 K: 1 S: 8	H: 0 LOB: 0 BB: 0 P: 10	R: 1 H: 2 E: 0 K: 0 S: 12	H: 2 LOB: 1 BB: 0 P: 17	R: 0 H: 0 E: 0 K: 0 S: 5	H: 0 LOB: 0 BB: 0 P: 8	R: 0 H: 0 E: 0 K: 0 S: 7	H: 0 LOB: 0 BB: 0 P: 10	R: 0 H: 1 E: 0 K: 0 S: 7	H: 1 LOB: 1 BB: 0 P: 8	R: 0 H: 0 E: 0 K: 1 S: 10	H: 0 LOB: 2 BB: 1 P: 16	1B: 5 2B: 0 3B: 1 HR: 0	SF: 0 SAC: 1 DP: 1 HBP: 0	WP: 1 PB: 0 SB: 0 CS: 0	PA: 33												
PITCHER	IP WLS BF H R ER SO BB IBB HBP BLK WP HR S P ERA WHIP																																	
39 Miles Mikolas, R (1,1) ERA: 2.74	7.0	W	25	5	2	2	1	0	0	0	0	0	0	0	59	81	2.57	0.714																
43 Dakota Hudson, R (8,1) ERA: 2.74	1.0	H	4	1	0	0	0	0	0	0	0	0	0	7	8	0.00	1.000																	
26 Bud Norris, R (9,1) ERA: 2.87	1.0	S	4	0	0	0	1	1	0	0	0	0	1	0	10	16	0.00	1.000																

AB 34
R 3
H 7
RBI 3
BB 1
SO 8
LOB 12



AB 31
R 2
H 6
RBI 2
BB 1
SO 2
LOB 10



Batter	1	2	3	4	5	6	7	8	9	AB	R	H	RBI	BB	SO	LOB	TOP					
13 Matt Carpenter, L OBP: 0.393, SLG: 0.598										4	2	1	1	1	1	0						
4 Yadier Molina, R OBP: 0.329, SLG: 0.472										4	1	2	3	0	0	0						
38 Jose Martinez, R OBP: 0.358, SLG: 0.453										3	1	1	0	1	2	0						
48 Harrison Bader, R OBP: 0.333, SLG: 0.396										1	1	0	0	0	1	1						
23 Marcell Ozuna, R OBP: 0.317, SLG: 0.394										3	1	1	1	1	0	0						
12 Paul DeJong, R OBP: 0.323, SLG: 0.422										4	0	1	2	0	0	1						
34 Yairo Muñoz, R OBP: 0.351, SLG: 0.432										4	0	1	0	0	2	2						
16 Kolten Wong, L OBP: 0.313, SLG: 0.370										3	1	2	0	1	1	0						
28 Adolis Garcia, R										4	0	0	0	0	2	3						
53 John Gant, R										2	0	0	0	0	0	0						
3 Jedid Gvorko, R										1	0	0	0	0	0	1						
40 Chasen Shreve, L										0	0	0	0	0	0	0						
43 Dakota Hudson, R										0	0	0	0	0	0	0						
35 Greg Garcia, L										1	0	0	0	0	1	1						
59 Mike Mayers, R										0	0	0	0	0	0	0						
Inning Stats	R: 1 E: 0 K: 2 S: 11	H: 1 LOB: 0 BB: 0 P: 12	R: 0 E: 0 K: 1 S: 11	H: 1 LOB: 1 BB: 1 P: 21	R: 0 E: 0 K: 0 S: 9	H: 0 LOB: 0 BB: 0 P: 15	R: 0 E: 0 K: 1 S: 6	H: 0 LOB: 0 BB: 0 P: 8	R: 0 E: 0 K: 3 S: 11	H: 0 LOB: 0 BB: 0 P: 11	R: 2 E: 0 K: 0 S: 16	H: 2 LOB: 1 BB: 1 P: 35	R: 0 E: 0 K: 1 S: 10	H: 1 LOB: 1 BB: 0 P: 16	R: 2 E: 0 K: 0 S: 12	H: 2 LOB: 2 BB: 1 P: 19	R: 2 E: 0 K: 2 S: 13	H: 2 LOB: 1 BB: 1 P: 20	1B: 2 2B: 5 3B: 0 HR: 2	SF: 0 SAC: 0 DP: 0 HBP: 1	WP: 0 PB: 0 SB: 1 CS: 2	PA: 39
PITCHER	IP WLS BF H R ER SO BB IBB HBP BLK WP HR S P ERA WHIP																					
36 Trevor Richards, R ERA: 3.88	5.2 L 22 4 3 3 7 2 0 0 0 0 0 2 62 97 4.76 1.059																					
66 Jarlin Garcia, L ERA: 4.47	1.1 5 1 0 0 1 0 0 0 0 0 0 0 12 21 0.00 0.750																					
46 Kyle Barraclough, R ERA: 3.75	1.0 6 2 2 2 0 0 1 1 0 0 0 0 12 19 18.00 2.000																					
53 Brett Graves, R ERA: 8.1	1.0 6 2 2 2 2 0 1 0 0 0 0 0 13 20 18.00 2.000																					
Batter	1	2	3	4	5	6	7	8	9	AB	R	H	RBI	BB	SO	LOB	BOTTOM					
32 Derek Dietrich, L OBP: 0.346, SLG: 0.450										4	0	0	0	0	2	0						
15 Brian Anderson, R OBP: 0.364, SLG: 0.417										4	0	1	0	0	0	0						
11 J.T. Realmuto, R OBP: 0.340, SLG: 0.501										4	0	0	0	0	2	1						
41 Justin Bour, L OBP: 0.347, SLG: 0.412										3	0	0	0	1	1	1						
13 Starlin Castro, R OBP: 0.331, SLG: 0.401										3	1	0	0	0	1	1						
14 Martin Prado, R OBP: 0.267, SLG: 0.291										3	0	1	0	0	0	0						
19 Miguel Rojas, R OBP: 0.307, SLG: 0.351										3	0	1	1	0	0	0						
34 Magneuris Sierra, L OBP: 0.200, SLG: 0.244										3	0	0	0	0	0	2						
36 Trevor Richards, R OBP: 0.130, SLG: 0.091										2	0	0	0	0	0	2						
66 Jarlin Garcia, L										0	0	0	0	0	0	0						
46 Kyle Barraclough, R										0	0	0	0	0	0	0						
10 JT Riddle, L										1	0	0	0	0	0	0						
53 Brett Graves, R										0	0	0	0	0	0	0						
Inning Stats	R: 0 E: 0 K: 1 S: 6	H: 0 LOB: 0 BB: 0 P: 7	R: 1 E: 0 K: 0 S: 10	H: 2 LOB: 2 BB: 1 P: 17	R: 0 E: 0 K: 1 S: 12	H: 0 LOB: 0 BB: 0 P: 15	R: 0 E: 0 K: 1 S: 6	H: 0 LOB: 0 BB: 0 P: 7	R: 0 E: 0 K: 1 S: 6	H: 0 LOB: 0 BB: 0 P: 8	R: 0 E: 0 K: 1 S: 8	H: 0 LOB: 0 BB: 0 P: 13	R: 0 E: 0 K: 0 S: 6	H: 0 LOB: 0 BB: 0 P: 9	R: 0 E: 0 K: 1 S: 14	H: 1 LOB: 1 BB: 0 P: 18	1B: 2 2B: 1 3B: 0 HR: 0	SF: 0 SAC: 0 DP: 0 HBP: 0	WP: 0 PB: 0 SB: 0 CS: 0	PA: 31		
PITCHER	IP WLS BF H R ER SO BB IBB HBP BLK WP HR S P ERA WHIP																					
53 John Gant, R ERA: 3.89	6.0 W 21 2 1 1 4 1 0 0 0 0 0 0 3 4 0.00 0.000																					
40 Chasen Shreve, L ERA: 4.2	0.1 H 1 0 0 0 1 0 0 0 0 0 0 0 3 4 0.00 0.000																					
43 Dakota Hudson, R ERA:	1.2 H 5 0 0 0 0 0 0 0 0 0 0 0 11 18 0.00 0.000																					
59 Mike Mayers, R ERA: 3.51	1.0 4 1 0 0 1 0 0 0 0 0 0 0 14 18 0.00 1.000																					

St. Louis Cardinals @ Miami Marlins
Marlins Park, Miami, FL
Wed Aug 08 2018, 7:11 PM - 9:52 PM EDT
Att. 7,306 - Roof Closed - 78 F

AB 34
R 7
H 9
RBI 7
BB 4
SO 10
LOB 9



St. Louis Cardinals @ Miami Marlins
Marlins Park, Miami, FL
Wed Aug 08 2018, 7:11 PM - 9:52 PM EDT
Att. 7,306 - Roof Closed - 78 F

AB 30
R 1
H 3
RBI 1
BB 1
SO 6
LOB 7



Batter	1	2	3	4	5	6	7	8	9	AB	R	H	RBI	BB	SO	LOB	TOP	
13 Matt Carpenter, L (1, 3) OBP: 0.389, SLG: 0.595	F7		P5	K			FC6-4 BB		G6-3	4	0	0	0	1	1	0		
4 Yadier Molina, R (1, 2) OBP: 0.335, SLG: 0.481	G5-3		38 WP 1B		G6-3		FC6-4 38 BB		38 HR 1B	5	2	2	0	0	0	1		
38 José Martínez, R (1, 10) OBP: 0.366, SLG: 0.467	K		23 3B 1B		F9		23 G5-4-3 BB		HR	4	2	2	3	1	1	0		
23 Marcell Ozuna, R (1, 7) OBP: 0.314, SLG: 0.394		48 BB 1B	12 2B 3B		L3		G5-4-3		G5-3	5	1	2	1	0	0	2		
12 Paul DeJong, R (1, 6) OBP: 0.320, SLG: 0.431	P6		3 1B 2B		F9				K	4	1	1	1	0	1	1		
3 Jedd Gyorko, R (1, 5) OBP: 0.331, SLG: 0.401	L8		2H 1B		L3		48 HR 1B		F1-3	4	1	2	1	0	0	1		
48 Harrison Bader, R (1, 8) OBP: 0.342, SLG: 0.427	BB		G5-3		G5-3		HR		1B	3	1	2	2	1	0	1		
16 Kolten Wong, L (1, 4) OBP: 0.308, SLG: 0.361	G5-3			B1-3		G1-3			G2-3	4	0	0	0	0	0	3		
28 Adolis García, R (1, 9) OBP: 0.100, SLG: 0.100			G6-3		G5-3		K		G5-3	4	0	0	0	0	1	0		
Inning Stats	R: 0 H: 0 E: 0 K: 1 S: 7	H: 0 LOB: 0 BB: 0 P: 14	R: 0 H: 1 E: 0 K: 0 S: 8	R: 4 H: 5 E: 0 K: 0 S: 24	R: 0 H: 0 E: 0 K: 1 S: 5	R: 0 H: 0 E: 0 K: 0 S: 9	R: 2 H: 2 E: 0 K: 1 S: 17	R: 0 H: 0 E: 0 K: 0 S: 7	R: 0 H: 1 E: 0 K: 1 S: 8	R: 2 H: 2 E: 0 K: 0 S: 14	1B: 6 2B: 2 3B: 1 HR: 2	SF: 0 SAC: 0 DP: 1 HBP: 0	WP: 1 PB: 0 SB: 0 CS: 0	PA: 40				
PITCHER	IP WLS BF H R ER SO BB IBB HBP BLK WP HR S P ERA WHIP																	
41 Danny Duffy, L (1, 1) ERA: 4.9	5.1 L 25 8 6 6 2 1 0 0 0 0 1 1 63 100 10.12 1.688																	
61 Kevin McCarthy, R (6, 1) ERA: 3.67	0.2 2 0 0 0 1 0 0 0 0 0 0 7 10 0.00 0.000																	
33 Brian Flynn, L (7, 1) ERA: 4.22	3.0 13 3 2 2 1 2 0 0 0 0 1 29 48 6.00 1.667																	

St. Louis Cardinals @ Kansas City Royals
Kauffman Stadium, Kansas City, MO
Sat Aug 11 2018, 6:17 PM - 9:11 PM CDT
Att: 38,427 - Clear - 90 F

AB 37
R 8
H 11
RBI 8
BB 3
SO 4
LOB 9



Batter	1	2	3	4	5	6	7	8	9	AB	R	H	RBI	BB	SO	LOB	BOTTOM	
15 Whit Merrifield, R (1, 4) OBP: 0.364, SLG: 0.418	G6-4-3 BB		G6-4-3		K			G5-4-3		3	0	0	0	1	1	3		
4 Alex Gordon, L (1, 7) OBP: 0.325, SLG: 0.350	L3			7 E BB	G6-3			G6-3		2	0	0	0	2	0	1		
13 Salvador Perez, R (1, 2) OBP: 0.271, SLG: 0.420	BB			K	L6			K2-3		3	0	0	0	1	2	2		
21 Lucas Duda, L (1, 10) OBP: 0.308, SLG: 0.398	K			P6	K				14 G3 7 G1-3 1B	4	0	1	0	0	2	2		
7 Rosell Herrera, S (1, 9) OBP: 0.286, SLG: 0.337	L8			G4-3			K		G1-3	4	0	0	0	0	1	2		
14 Brett Phillips, L (1, 8) OBP: 0.277, SLG: 0.367	K			K			P6		G3	4	0	0	0	0	2	1		
66 Ryan O'Hearn, L (1, 3) OBP: 0.259, SLG: 0.261	P5			2 HR 1B			K		G4-3	4	1	1	0	0	1	1		
2 Alcides Escobar, R (1, 5) OBP: 0.259, SLG: 0.285			15 G6-4-3 1B		HR			15 G5-4-3 4 WP BB		2	2	2	2	1	0	0		
27 Adalberto Mondesi, S (1, 6) OBP: 0.272, SLG: 0.423			K		G4-3			15 G5-4-3 1B		3	0	1	0	0	1	1		
Inning Stats	R: 0 H: 0 E: 0 K: 1 S: 11	H: 0 LOB: 1 BB: 2 P: 20	R: 0 H: 0 E: 0 K: 1 S: 7	R: 0 H: 1 E: 0 K: 1 S: 9	R: 0 H: 0 E: 1 K: 1 S: 13	R: 2 H: 2 E: 0 K: 2 S: 13	R: 0 H: 0 E: 0 K: 1 S: 6	R: 0 H: 0 E: 0 K: 2 S: 12	R: 1 H: 1 E: 0 K: 1 S: 12	R: 0 H: 1 E: 0 K: 0 S: 9	1B: 4 2B: 1 3B: 0 HR: 1	SF: 0 SAC: 0 DP: 3 HBP: 0	WP: 1 PB: 0 SB: 0 CS: 0	PA: 34				
PITCHER	IP WLS BF H R ER SO BB IBB HBP BLK WP HR S P ERA WHIP																	
32 Jack Flaherty, R (1, 1) ERA: 3.22	7.0 W 25 3 2 2 9 3 0 0 0 0 1 71 106 2.57 0.857																	
43 Dakota Hudson, R (8, 1) ERA: 0.96	0.2 4 1 1 1 0 2 0 0 0 0 1 0 9 17 13.50 4.500																	
49 Jordan Hicks, R (8, 1) ERA: 3.03	1.1 S 5 1 0 0 1 0 0 0 0 0 0 0 12 17 0.00 0.750																	

St. Louis Cardinals @ Kansas City Royals
Kauffman Stadium, Kansas City, MO
Sat Aug 11 2018, 6:17 PM - 9:11 PM CDT
Att: 38,427 - Clear - 90 F

AB 29
R 3
H 5
RBI 2
BB 5
SO 10
LOB 13



Batter	1	2	3	4	5	6	7	8	9	AB	R	H	RBI	BB	SO	LOB	TOP			
2 Adam Eaton, L OBP: 0.372, SLG: 0.376 30 Koda Glover, R	F7		L8			L6		SH2-3	K	4	0	0	0	0	1	3				
7 Trea Turner, R OBP: 0.345, SLG: 0.413	L7		G4-3			G1-3		1B		4	0	1	0	0	0	0				
34 Bryce Harper, L OBP: 0.379, SLG: 0.502	K					F9		G6-3		4	1	1	1	0	1	2				
6 Anthony Rendon, R OBP: 0.349, SLG: 0.507		1B				L9		BB		3	3	2	0	1	0	0				
22 Juan Soto, L OBP: 0.421, SLG: 0.547	SH2-3		G4-3			G4-3		HR		2	2	1	2	1	0	0				
11 Ryan Zimmerman, R OBP: 0.330, SLG: 0.500 60 Justin Miller, R 36 Sammy Solis, R 56 Greg Holland, R 15 Matt Adams, L	2B		K			K		K		3	0	1	1	0	2	0				
20 Daniel Murphy, L OBP: 0.348, SLG: 0.449	G6-3					F7		P6		4	0	1	1	0	0	1				
3 Michael Taylor, R OBP: 0.302, SLG: 0.376						G3		L7		0	0	0	0	0	0	0				
32 Matt Wieters, S OBP: 0.311, SLG: 0.329	F8					G3		L7		4	0	1	1	0	0	1				
46 Tommy Milone, L 51 Wander Suero, R 1 Wilmer Difo, S	F8					K		BB		2	0	0	0	0	1	0				
Inning Stats	R: 0 H: 0 E: 0 K: 1 S: 9	WLS: 0 BF: 0 LOB: 0 P: 13	R: 1 H: 2 E: 0 K: 0 S: 10	WLS: 1 BF: 1 LOB: 1 P: 16	R: 0 H: 0 E: 0 K: 0 S: 9	WLS: 0 BF: 0 LOB: 0 P: 13	R: 1 H: 1 E: 0 K: 1 S: 13	WLS: 0 BF: 0 LOB: 0 P: 19	R: 0 H: 0 E: 0 K: 1 S: 7	WLS: 0 BF: 0 LOB: 0 P: 12	R: 2 H: 1 E: 0 K: 1 S: 9	WLS: 1 BF: 1 LOB: 1 P: 18	R: 0 H: 1 E: 0 K: 0 S: 7	WLS: 1 BF: 1 LOB: 3 P: 12	R: 2 H: 3 E: 1 K: 1 S: 19	WLS: 3 BF: 1 LOB: 3 P: 31	1B: 5 2B: 1 3B: 0 HR: 2	SF: 0 SAC: 2 DP: 1 HBP: 0	WP: 1 PB: 0 SB: 0 CS: 0	PA: 37
PITCHER	IP: 7.0 ERA: 2.85	WLS: 0 BF: 26	H: 4 R: 4 ER: 4 SO: 4	BB: 1 IBB: 0 HBP: 0 BLK: 0	WP: 0 HR: 2 S: 64 P: 103	ERA: 5.14 WHIP: 0.714	PITCHER	IP: 0.0 ERA: 0.00	WLS: 1 BF: 4	H: 1 R: 0 ER: 0 SO: 0	BB: 1 IBB: 0 HBP: 0 BLK: 0	WP: 0 HR: 7 S: 12 P: 26	ERA: 12.000 WHIP: 54.000	PITCHER	IP: 0.2 ERA: 0.9	WLS: 0 BF: 2	H: 0 R: 0 ER: 0 SO: 1	BB: 0 IBB: 0 HBP: 0 BLK: 0	WP: 0 HR: 0 S: 4 P: 5	ERA: 0.000 WHIP: 0.000

Washington Nationals @ St. Louis Cardinals
 Busch Stadium, St. Louis, MO
 Mon Aug 13 2018, 7:15 PM - 10:32 PM CDT
 Att: 37,197 - Clear - 85 F



AB 32
 R 6
 H 8
 RBI 6
 BB 3
 SO 5
 LOB 12

Batter	1	2	3	4	5	6	7	8	9	AB	R	H	RBI	BB	SO	LOB	BOTTOM										
13 Matt Carpenter, L OBP: 0.391, SLG: 0.598	1B		G4-3			L5-3		HR		4	2	2	3	1	0	2											
4 Yadier Molina, R OBP: 0.334, SLG: 0.474	1B		F9			K		L4		5	0	1	0	0	1	3											
38 José Martínez, R OBP: 0.370, SLG: 0.469 26 Bud Norris, R 43 Dakota Hudson, R	K		1B			1B		1B		5	0	4	0	0	1	2											
23 Marcell Ozuna, R OBP: 0.316, SLG: 0.396	1B		F9			FC1-5-4		G5-3		5	0	2	1	0	0	3											
12 Paul DeJong, R OBP: 0.319, SLG: 0.446	F7		F9			F8		HR		5	1	1	1	0	0	6											
3 Jedd Gyorko, R OBP: 0.338, SLG: 0.415	HBP		G4-3			1B		HR		3	1	2	1	0	0	1											
48 Harrison Bader, R OBP: 0.343, SLG: 0.425	F9					G1-2-3		K		4	1	1	0	0	1	6											
16 Kolten Wong, L OBP: 0.314, SLG: 0.364	F8					1B		1B		3	1	2	0	1	0	0											
39 Miles Kololas, R OBP: 0.174, SLG: 0.233 30 Tyler Webb, L	2B					B3		1B		2	0	1	1	0	0	1											
35 Greg Garcia, L OBP: 0.321, SLG: 0.345 21 Patrick Wisdom, R 28 Adolis Garcia, R								1B		0	0	0	0	0	0	0											
Inning Stats	R: 1 H: 3 E: 0 K: 1 S: 12	WLS: 3 BF: 0 LOB: 0 P: 19	R: 0 H: 1 E: 0 K: 0 S: 7	WLS: 1 BF: 1 LOB: 1 P: 15	R: 0 H: 1 E: 0 K: 0 S: 7	WLS: 0 BF: 0 LOB: 0 P: 12	R: 1 H: 2 E: 0 K: 0 S: 15	WLS: 2 BF: 1 LOB: 1 P: 23	R: 0 H: 3 E: 0 K: 0 S: 7	WLS: 0 BF: 0 LOB: 2 P: 11	R: 0 H: 0 E: 0 K: 0 S: 8	WLS: 0 BF: 1 LOB: 1 P: 12	R: 0 H: 1 E: 0 K: 1 S: 13	WLS: 1 BF: 0 LOB: 0 P: 19	R: 4 H: 5 E: 0 K: 1 S: 16	WLS: 5 BF: 1 LOB: 1 P: 22	R: 1 H: 1 E: 0 K: 0 S: 2	WLS: 1 BF: 0 LOB: 0 P: 5	1B: 12 2B: 3 3B: 0 HR: 3	SF: 1 SAC: 0 DP: 3 HBP: 1	WP: 1 PB: 0 SB: 0 CS: 0	PA: 41					
PITCHER	IP: 4.1 ERA: 5.24	WLS: 0 BF: 24	H: 10 R: 2 ER: 2 SO: 1	BB: 1 IBB: 0 HBP: 0 BLK: 0	WP: 0 HR: 0 S: 46 P: 77	ERA: 4.15 WHIP: 2.538	PITCHER	IP: 0.0 ERA: 5.4	WLS: 1 BF: 1	H: 1 R: 1 ER: 1 SO: 0	BB: 0 IBB: 0 HBP: 0 BLK: 0	WP: 0 HR: 1 S: 2 P: 5	ERA: 0.00 WHIP: 1.000	PITCHER	IP: 0.0 ERA: 7.07	WLS: 0 BF: 3	H: 1 R: 0 ER: 0 SO: 0	BB: 0 IBB: 0 HBP: 0 BLK: 0	WP: 0 HR: 1 S: 2 P: 5	ERA: 18.00 WHIP: 2.000	PITCHER	IP: 0.0 ERA: 5.24	WLS: 2 BF: 2	H: 2 R: 2 ER: 2 SO: 0	BB: 0 IBB: 0 HBP: 0 BLK: 0	WP: 0 HR: 1 S: 5 P: 6	ERA: 0.00 WHIP: 1.500

Washington Nationals @ St. Louis Cardinals
 Busch Stadium, St. Louis, MO
 Mon Aug 13 2018, 7:15 PM - 10:32 PM CDT
 Att: 37,197 - Clear - 85 F



AB 37
 R 7
 H 17
 RBI 7
 SO 3
 LOB 24

Batter	1	2	3	4	5	6	7	8	9	AB	R	H	RBI	BB	SO	LOB	TOP											
2 Adam Eaton, L OBP: 0.373, SLG: 0.373										4	1	1	0	0	2	3	Washington Nationals @ St. Louis Cardinals Busch Stadium, St. Louis, MO Tue Aug 14 2018, 7:17 PM - 10:29 PM CDT Att: 38,214 - Cloudy - 77 F											
7 Trea Turner, R OBP: 0.340, SLG: 0.409										5	0	0	0	0	1	2												
34 Bryce Harper, L OBP: 0.378, SLG: 0.507										4	1	1	2	0	2	0												
6 Anthony Rendon, R OBP: 0.348, SLG: 0.507										4	1	1	0	0	0	0												
22 Juan Soto, L OBP: 0.422, SLG: 0.548										3	1	1	0	1	2	0												
20 Daniel Murphy, L OBP: 0.351, SLG: 0.450										4	0	2	1	0	0	1												
15 Matt Adams, L 55 Tim Collins, L										4	0	0	0	0	2	4												
32 Matt Wieters, S										4	0	2	1	0	0	1												
47 Gio González, R 11 Ryan Zimmerman, R 26 Trevor Gott, R 56 Greg Holland, R 1 Wilmer Difo, S										1	0	0	0	0	0	1												
Inning Stats	R: 0 E: 0 K: 1 S: 9	H: 0 LOB: 0 BB: 0 P: 15	R: 0 E: 0 K: 1 S: 8	H: 0 LOB: 0 BB: 0 P: 12	R: 0 E: 0 K: 1 S: 12	H: 1 LOB: 1 BB: 0 P: 17	R: 0 E: 0 K: 1 S: 12	H: 0 LOB: 0 BB: 0 P: 17	R: 1 E: 0 K: 1 S: 18	H: 3 LOB: 2 BB: 0 P: 25	R: 0 E: 0 K: 2 S: 7	H: 0 LOB: 0 BB: 0 P: 10	R: 0 E: 0 K: 1 S: 6	H: 1 LOB: 1 BB: 0 P: 11	R: 3 E: 0 K: 1 S: 23	H: 4 LOB: 2 BB: 1 P: 38		R: 0 E: 0 K: 0 S: 10	H: 0 LOB: 1 BB: 0 P: 19	1B: 5 2B: 3 3B: 0 HR: 1	SF: 0 SAC: 0 DP: 0 HBP: 1	WP: 0 PB: 0 SB: 0 CS: 0	PA: 38					
PITCHER	IP	WLS	BF	H	R	ER	SO	BB	IBB	HBP	BLK	WP	HR	S	P	ERA	WHIP											
53 John Gant, R	(1.1)	5.1	W	20	4	1	1	6	0	0	0	0	0	0	62	89	1.69	0.750										
40 Chasen Shreve, L	(6.1)	1.2		6	1	0	2	0	0	0	0	0	0	10	18	0.00	0.600											
59 Mike Mayers, R	(8.1)	0.2		5	3	3	3	0	0	0	0	0	1	17	28	40.50	4.500											
43 Dakota Hudson, R	(8.1)	0.1	H	3	1	0	1	1	0	0	0	0	0	6	10	0.00	6.000											
49 Jordan Hicks, R	(9.1)	1.0	S	4	0	0	0	0	0	1	0	0	0	10	19	0.00	0.000											

AB	36
R	4
H	9
RBI	4
BB	1
SO	9
LOB	12



Batter	1	2	3	4	5	6	7	8	9	AB	R	H	RBI	BB	SO	LOB	BOTTOM										
13 Matt Carpenter, L OBP: 0.389, SLG: 0.592										4	0	0	0	1	1	2	Washington Nationals @ St. Louis Cardinals Busch Stadium, St. Louis, MO Tue Aug 14 2018, 7:17 PM - 10:29 PM CDT Att: 38,214 - Cloudy - 77 F										
4 Yadier Molina, R OBP: 0.333, SLG: 0.472										4	0	1	0	0	0	2											
38 José Martínez, R 41 Tyler O'Neill, R										4	0	1	0	0	1	2											
23 Marcell Ozuna, R OBP: 0.316, SLG: 0.395										4	0	1	0	0	0	2											
12 Paul DeJong, R OBP: 0.322, SLG: 0.448										3	1	1	0	1	0	1											
3 Jedd Gyorko, R 43 Dakota Hudson, R 49 Jordan Hicks, R										3	1	0	0	1	0	3											
48 Harrison Bader, R OBP: 0.342, SLG: 0.421										2	1	0	1	1	1	2											
16 Kolten Wong, L OBP: 0.323, SLG: 0.385										3	2	3	3	1	0	0											
53 John Gant, R 40 Chasen Shreve, L 59 Mike Mayers, R 21 Patrick Wisdom, R										2	1	1	2	0	1	1											
Inning Stats	R: 0 E: 0 K: 0 S: 9	H: 1 LOB: 1 BB: 0 P: 17	R: 3 E: 0 K: 0 S: 14	H: 2 LOB: 0 BB: 1 P: 25	R: 0 E: 0 K: 0 S: 8	H: 1 LOB: 1 BB: 0 P: 12	R: 2 E: 0 K: 2 S: 14	H: 1 LOB: 1 BB: 2 P: 24	R: 0 E: 0 K: 2 S: 15	H: 1 LOB: 2 BB: 1 P: 23	R: 1 E: 0 K: 1 S: 11	H: 1 LOB: 1 BB: 1 P: 22	R: 0 E: 0 K: 0 S: 7	H: 0 LOB: 0 BB: 0 P: 7	R: 0 E: 0 K: 0 S: 9	H: 1 LOB: 1 BB: 0 P: 12		1B: 4 2B: 2 3B: 0 HR: 2	SF: 1 SAC: 0 DP: 0 HBP: 0	WP: 0 PB: 0 SB: 0 CS: 0	PA: 37						
PITCHER	IP	WLS	BF	H	R	ER	SO	BB	IBB	HBP	BLK	WP	HR	S	P	ERA	WHIP										
47 Gio González, L	(1.1)	4.0	L	20	5	5	2	3	0	0	0	0	1	26	45	11.25	2.000										
26 Trevor Gott, R	(5.1)	2.0		10	2	1	1	3	2	0	0	0	0	7	7	0.00	0.000										
56 Greg Holland, R	(7.1)	1.0		3	0	0	0	0	0	0	0	0	0	7	7	0.00	0.000										
55 Tim Collins, L	(8.1)	1.0		4	1	0	0	0	0	0	0	0	0	9	12	0.00	1.000										

AB	31
R	6
H	8
RBI	6
BB	5
SO	5
LOB	16



Batter	1	2	3	4	5	6	7	8	9	AB	R	H	RBI	BB	SO	LOB	TOP							
2 Adam Eaton, L OBP: 0.368, SLG: 0.364										4	1	0	0	1	1	3	Washington Nationals @ St. Louis Cardinals Busch Stadium, St. Louis, MO Thu Aug 16 2018, 6:16 PM - 9:43 PM CDT Att: 38,074 - Partly Cloudy - 90 F							
3 Michael Taylor, R OBP: 0.301, SLG: 0.378										0	0	0	0	0	0	0								
7 Trea Turner, R OBP: 0.335, SLG: 0.411										5	1	2	0	0	0	5								
34 Bryce Harper, L OBP: 0.382, SLG: 0.513										5	0	3	3	0	1	0								
6 Anthony Rendon, R OBP: 0.353, SLG: 0.505										5	0	2	1	0	0	3								
22 Juan Soto, L OBP: 0.416, SLG: 0.534										4	0	0	0	1	1	5								
11 Ryan Zimmerman, R OBP: 0.328, SLG: 0.491										4	0	0	0	1	1	4								
20 Daniel Murphy, L OBP: 0.351, SLG: 0.458										5	1	1	0	0	1	2								
30 Koda Glover, R										0	0	0	0	0	0	0								
32 Matt Wieters, S OBP: 0.310, SLG: 0.331										4	0	0	0	1	0	2								
57 Tanner Roark, R OBP: 0.220, SLG: 0.265										3	2	2	0	0	0	2								
14 Mark Reynolds, R OBP: 0.345, SLG: 0.510										1	0	0	0	0	0	0								
60 Justin Miller, R										0	0	0	0	0	0	0								
1 Wilmer Difo, S OBP: 0.301, SLG: 0.344										0	0	0	0	0	0	0								
Inning Stats	R: 1 E: 0 K: 0 S: 9	H: 2 LOB: 1 BB: 0 P: 15	R: 0 E: 0 K: 1 S: 6	H: 0 LOB: 0 BB: 0 P: 11	R: 1 E: 0 K: 0 S: 12	H: 4 LOB: 3 BB: 0 P: 22	R: 2 E: 1 K: 0 S: 20	H: 2 LOB: 2 BB: 1 P: 31	R: 1 E: 2 K: 0 S: 18	H: 1 LOB: 3 BB: 1 P: 28	R: 0 E: 0 K: 1 S: 8	H: 0 LOB: 0 BB: 0 P: 19	R: 0 E: 0 K: 1 S: 6	H: 0 LOB: 0 BB: 0 P: 8	R: 0 E: 0 K: 1 S: 7	H: 0 LOB: 0 BB: 0 P: 11	R: 0 E: 0 K: 2 S: 16	H: 1 LOB: 2 BB: 1 P: 29	1B: 9 2B: 1 3B: 0 HR: 0	SF: 0 SAC: 0 DP: 0 HBP: 0	WP: 0 PB: 0 SB: 0 CS: 0	PA: 44		
PITCHER	IP WLS BF H R ER SO BB IBB HBP BLK WP HR S P ERA WHIP	IP WLS BF H R ER SO BB IBB HBP BLK WP HR S P ERA WHIP	IP WLS BF H R ER SO BB IBB HBP BLK WP HR S P ERA WHIP	IP WLS BF H R ER SO BB IBB HBP BLK WP HR S P ERA WHIP	IP WLS BF H R ER SO BB IBB HBP BLK WP HR S P ERA WHIP	IP WLS BF H R ER SO BB IBB HBP BLK WP HR S P ERA WHIP	IP WLS BF H R ER SO BB IBB HBP BLK WP HR S P ERA WHIP	IP WLS BF H R ER SO BB IBB HBP BLK WP HR S P ERA WHIP	IP WLS BF H R ER SO BB IBB HBP BLK WP HR S P ERA WHIP	IP WLS BF H R ER SO BB IBB HBP BLK WP HR S P ERA WHIP	IP WLS BF H R ER SO BB IBB HBP BLK WP HR S P ERA WHIP	IP WLS BF H R ER SO BB IBB HBP BLK WP HR S P ERA WHIP	IP WLS BF H R ER SO BB IBB HBP BLK WP HR S P ERA WHIP	IP WLS BF H R ER SO BB IBB HBP BLK WP HR S P ERA WHIP	IP WLS BF H R ER SO BB IBB HBP BLK WP HR S P ERA WHIP	IP WLS BF H R ER SO BB IBB HBP BLK WP HR S P ERA WHIP	IP WLS BF H R ER SO BB IBB HBP BLK WP HR S P ERA WHIP	IP WLS BF H R ER SO BB IBB HBP BLK WP HR S P ERA WHIP	IP WLS BF H R ER SO BB IBB HBP BLK WP HR S P ERA WHIP	IP WLS BF H R ER SO BB IBB HBP BLK WP HR S P ERA WHIP	IP WLS BF H R ER SO BB IBB HBP BLK WP HR S P ERA WHIP	IP WLS BF H R ER SO BB IBB HBP BLK WP HR S P ERA WHIP	IP WLS BF H R ER SO BB IBB HBP BLK WP HR S P ERA WHIP	
7 Luke Weaver, R ERA: 4.67	3.2 L 20 7 4 2 1 1 0 0 0 0 0 0 42 71 4.91 2.182	3.1 16 2 1 0 1 2 0 0 0 0 0 0 37 63 0.00 1.200	1.0 3 0 0 0 1 0 0 0 0 0 0 7 11 0.00 0.000	1.0 5 1 0 0 2 1 0 0 0 0 0 16 29 0.00 2.000																				
33 Tyson Ross, R ERA: 4.27																								
27 Brett Cecil, L ERA: 5.47																								
59 Mike Mayers, R ERA: 3.92																								

Batter	1	2	3	4	5	6	7	8	9	AB	R	H	RBI	BB	SO	LOB	BOTTOM							
13 Matt Carpenter, L OBP: 0.390, SLG: 0.585										3	0	0	0	2	0	2	Washington Nationals @ St. Louis Cardinals Busch Stadium, St. Louis, MO Thu Aug 16 2018, 6:16 PM - 9:43 PM CDT Att: 38,074 - Partly Cloudy - 90 F							
4 Yadier Molina, R OBP: 0.331, SLG: 0.464										5	0	0	0	0	0	4								
41 Tyler O'Neill, R OBP: 0.344, SLG: 0.500										3	1	1	0	1	1	1								
23 Marcell Ozuna, R OBP: 0.313, SLG: 0.397										4	0	0	0	0	0	2								
12 Paul DeJong, R OBP: 0.320, SLG: 0.441										4	1	1	1	0	1	1								
16 Kolten Wong, L OBP: 0.321, SLG: 0.385										4	1	1	1	0	0	1								
48 Harrison Bader, R OBP: 0.354, SLG: 0.446										3	1	2	1	1	1	0								
35 Greg Garcia, L OBP: 0.311, SLG: 0.333										4	0	0	0	0	1	2								
7 Luke Weaver, R OBP: 0.180, SLG: 0.167										1	0	0	0	0	0	0								
33 Tyson Ross, R OBP: 0.170, SLG: 0.164										1	0	0	0	0	0	1								
21 Patrick Wisdom, R OBP: 0.271, SLG: 0.300										0	0	0	0	0	0	0								
27 Brett Cecil, L ERA: 5.47										0	0	0	0	0	0	0								
59 Mike Mayers, R OBP: 0.265, SLG: 0.285										0	0	0	0	0	0	0								
38 José Martínez, R OBP: 0.265, SLG: 0.285										1	0	0	0	0	0	0								
53 John Canty, R OBP: 0.245, SLG: 0.182										0	0	0	0	0	0	0								
Inning Stats	R: 0 E: 0 K: 0 S: 6	H: 0 LOB: 0 BB: 0 P: 6	R: 0 E: 0 K: 0 S: 9	H: 0 LOB: 0 BB: 0 P: 13	R: 1 E: 0 K: 1 S: 8	H: 1 LOB: 1 BB: 1 P: 15	R: 0 E: 0 K: 0 S: 9	H: 0 LOB: 1 BB: 1 P: 18	R: 0 E: 0 K: 0 S: 8	H: 0 LOB: 0 BB: 1 P: 16	R: 3 E: 1 K: 0 S: 19	H: 4 LOB: 1 BB: 0 P: 29	R: 0 E: 0 K: 1 S: 10	H: 0 LOB: 1 BB: 1 P: 16	R: 0 E: 0 K: 1 S: 9	H: 0 LOB: 0 BB: 0 P: 14	R: 0 E: 0 K: 1 S: 12	H: 1 LOB: 2 BB: 1 P: 21	1B: 3 2B: 2 3B: 0 HR: 1	SF: 0 SAC: 0 DP: 0 HBP: 0	WP: 0 PB: 0 SB: 0 CS: 0	PA: 38		
PITCHER	IP WLS BF H R ER SO BB IBB HBP BLK WP HR S P ERA WHIP	IP WLS BF H R ER SO BB IBB HBP BLK WP HR S P ERA WHIP	IP WLS BF H R ER SO BB IBB HBP BLK WP HR S P ERA WHIP	IP WLS BF H R ER SO BB IBB HBP BLK WP HR S P ERA WHIP	IP WLS BF H R ER SO BB IBB HBP BLK WP HR S P ERA WHIP	IP WLS BF H R ER SO BB IBB HBP BLK WP HR S P ERA WHIP	IP WLS BF H R ER SO BB IBB HBP BLK WP HR S P ERA WHIP	IP WLS BF H R ER SO BB IBB HBP BLK WP HR S P ERA WHIP	IP WLS BF H R ER SO BB IBB HBP BLK WP HR S P ERA WHIP	IP WLS BF H R ER SO BB IBB HBP BLK WP HR S P ERA WHIP	IP WLS BF H R ER SO BB IBB HBP BLK WP HR S P ERA WHIP	IP WLS BF H R ER SO BB IBB HBP BLK WP HR S P ERA WHIP	IP WLS BF H R ER SO BB IBB HBP BLK WP HR S P ERA WHIP	IP WLS BF H R ER SO BB IBB HBP BLK WP HR S P ERA WHIP	IP WLS BF H R ER SO BB IBB HBP BLK WP HR S P ERA WHIP	IP WLS BF H R ER SO BB IBB HBP BLK WP HR S P ERA WHIP	IP WLS BF H R ER SO BB IBB HBP BLK WP HR S P ERA WHIP	IP WLS BF H R ER SO BB IBB HBP BLK WP HR S P ERA WHIP	IP WLS BF H R ER SO BB IBB HBP BLK WP HR S P ERA WHIP	IP WLS BF H R ER SO BB IBB HBP BLK WP HR S P ERA WHIP	IP WLS BF H R ER SO BB IBB HBP BLK WP HR S P ERA WHIP	IP WLS BF H R ER SO BB IBB HBP BLK WP HR S P ERA WHIP	IP WLS BF H R ER SO BB IBB HBP BLK WP HR S P ERA WHIP	
57 Tanner Roark, R ERA: 4.13	6.0 W 26 4 4 3 1 3 0 0 0 0 0 0 19 30 0.00 0.500	2.0 H 7 0 0 0 2 1 0 0 0 0 0 0 12 21 0.00 2.000																						
60 Justin Miller, R ERA: 3.75																								
30 Koda Glover, R ERA: 3.38																								

Washington Nationals @ St. Louis Cardinals
 Busch Stadium, St. Louis, MO
 Thu Aug 16 2018, 6:16 PM - 9:43 PM CDT
 Att: 38,074 - Partly Cloudy - 90 F

AB	40
R	5
H	10
RBI	4
BB	4
SO	5
LOB	26



Washington Nationals @ St. Louis Cardinals
 Busch Stadium, St. Louis, MO
 Thu Aug 16 2018, 6:16 PM - 9:43 PM CDT
 Att: 38,074 - Partly Cloudy - 90 F

AB	33
R	4
H	6
RBI	3
BB	5
SO	4
LOB	14



Batter	1	2	3	4	5	6	7	8	9	AB	R	H	RBI	BB	SO	LOB	TOP				
22 Christian Yelich, L OBP: 0.373, SLG: 0.518			G4-3				L4-3			3	0	1	0	1	0	2	Milwaukee Brewers @ St. Louis Cardinals Busch Stadium, St. Louis, MO Sun Aug 19 2018, 1:18 PM - 4:09 PM CDT Att: 45,334 - Partly Cloudy - 85 F				
6 Lorenzo Cain, R OBP: 0.394, SLG: 0.423			G6-4-3				G1-3			3	1	1	0	1	0	1					
18 Mike Moustakas, L OBP: 0.319, SLG: 0.465			L8				G3			3	0	1	2	1	0	2					
24 Jesús Aguilar, R OBP: 0.365, SLG: 0.574		L9	L3							3	0	0	0	1	0	2					
21 Travis Shaw, L OBP: 0.337, SLG: 0.475																					
5 Jonathan Schoop, R OBP: 0.262, SLG: 0.417																					
8 Ryan Braun, R OBP: 0.301, SLG: 0.457																					
23 Keon Broxton, R OBP: 0.314, SLG: 0.356																					
15 Erik Kratz, R OBP: 0.281, SLG: 0.370																					
3 Orlando Arcia, R OBP: 0.243, SLG: 0.275																					
45 Jhoulys Chacín, R OBP: 0.229, SLG: 0.200																	AB 29 R 2 H 6 RBI 2 BB 6 SO 3 LOB 16				
7 Eric Thames, L OBP: 0.307, SLG: 0.509																					
32 Jeremy Jeffress, R OBP: 0.298, SLG: 0.419																					
14 Hernán Pérez, R OBP: 0.298, SLG: 0.419																					
71 Josh Hader, L OBP: 0.500, SLG: 0.500																					
Inning Stats	R: 0 E: 0 K: 0 S: 8	H: 1 LOB: 0 BB: 0 P: 14	R: 0 E: 0 K: 0 S: 11	H: 1 LOB: 1 BB: 0 P: 15	R: 2 E: 0 K: 0 S: 15	H: 2 LOB: 1 BB: 1 P: 28	R: 0 E: 0 K: 1 S: 13	H: 1 LOB: 1 BB: 0 P: 18	R: 0 E: 0 K: 0 S: 7	H: 0 LOB: 3 BB: 2 P: 17	R: 0 E: 0 K: 0 S: 9	H: 0 LOB: 0 BB: 1 P: 16	R: 0 E: 0 K: 0 S: 6	H: 0 LOB: 0 BB: 1 P: 12	R: 0 E: 0 K: 2 S: 8	H: 0 LOB: 1 BB: 1 P: 15		1B: 5 2B: 2 3B: 0 HR: 0	SF: 0 SAC: 1 DP: 3 HBP: 0	WP: 0 PB: 0 SB: 2 CS: 0	PA: 36
PITCHER	IP WLS BF H R ER SO BB IBB HBP BLK WP HR S P ERA WHIP																				
53 John Gant, R ERA: 3.76	(1, 1) 4.1 L 20 6 2 2 1 2 2 0 0 0 0 0 0 52 86 4.15 1.846																				
27 Brett Cecil, L ERA: 5.33	(5, 1) 0.2 3 0 0 0 0 0 0 1 0 0 0 0 2 6 0.00 0.000																				
33 Tyson Ross, R ERA: 4.18	(6, 1) 3.0 9 0 0 0 0 2 0 0 0 0 0 0 23 41 0.00 0.667																				
59 Mike Mayers, R ERA: 3.74	(9, 1) 1.0 4 0 0 0 2 1 0 0 0 0 0 0 8 15 0.00 1.000																				

Batter	1	2	3	4	5	6	7	8	9	AB	R	H	RBI	BB	SO	LOB	BOTTOM					
13 Matt Carpenter, L OBP: 0.385, SLG: 0.572			G6-3					F8		4	0	1	0	0	0	1	Milwaukee Brewers @ St. Louis Cardinals Busch Stadium, St. Louis, MO Sun Aug 19 2018, 1:18 PM - 4:09 PM CDT Att: 45,334 - Partly Cloudy - 85 F					
4 Yadier Molina, R OBP: 0.323, SLG: 0.449			G6-3				F9			4	0	0	0	0	0	2						
41 Tyler O'Neill, R OBP: 0.319, SLG: 0.455			G5-3				FC4-6			4	0	0	0	0	1	1						
23 Marcell Ozuna, R OBP: 0.315, SLG: 0.401										4	0	1	0	0	2	0						
12 Paul DeJong, R OBP: 0.317, SLG: 0.434										4	0	0	0	0	3	2						
3 Jedd Gyorko, R OBP: 0.335, SLG: 0.409										4	0	1	0	0	0	0						
48 Harrison Bader, R OBP: 0.351, SLG: 0.448										3	0	0	0	0	1	1						
35 Greg Garcia, L OBP: 0.316, SLG: 0.329										2	0	1	0	0	0	0						
53 John Gant, R ERA: 3.76										0	0	0	0	0	0	0						
27 Brett Cecil, L ERA: 5.33										0	0	0	0	0	0	0						
16 Kolten Wong, L OBP: 0.324, SLG: 0.356										1	0	0	0	0	0	0						
33 Tyson Ross, R ERA: 4.18										0	0	0	0	0	0	0						
21 Patrick Wisdom, R OBP: 0.292, SLG: 0.276										1	1	1	0	0	0	0						
59 Mike Mayers, R ERA: 3.74										0	0	0	0	0	0	0						
Inning Stats	R: 0 E: 0 K: 0 S: 10	H: 0 LOB: 0 BB: 0 P: 12	R: 0 E: 0 K: 1 S: 11	H: 1 LOB: 1 BB: 0 P: 18	R: 0 E: 0 K: 0 S: 8	H: 1 LOB: 1 BB: 0 P: 8	R: 0 E: 0 K: 1 S: 12	H: 0 LOB: 0 BB: 0 P: 15	R: 0 E: 0 K: 0 S: 8	H: 0 LOB: 1 BB: 0 P: 12	R: 0 E: 0 K: 1 S: 13	H: 2 LOB: 2 BB: 0 P: 17	R: 0 E: 0 K: 1 S: 12	H: 0 LOB: 0 BB: 0 P: 16	R: 1 E: 0 K: 1 S: 11	H: 1 LOB: 0 BB: 0 P: 16	R: 0 E: 0 K: 2 S: 8	H: 0 LOB: 0 BB: 0 P: 9	1B: 4 2B: 0 3B: 0 HR: 1	SF: 0 SAC: 1 DP: 0 HBP: 1	WP: 0 PB: 0 SB: 0 CS: 0	PA: 33
PITCHER	IP WLS BF H R ER SO BB IBB HBP BLK WP HR S P ERA WHIP																					
45 Jhoulys Chacín, R ERA: 3.58	(1, 1) 6.0 W 23 4 0 0 0 3 0 0 0 0 0 0 1 23 0.00 0.667																					
32 Jeremy Jeffress, R ERA: 1.38	(7, 1) 2.0 H 7 1 1 1 2 0 0 0 0 0 0 1 23 32 4.50 0.500																					
71 Josh Hader, L ERA: 1.52	(9, 1) 1.0 S 3 0 0 0 2 0 0 0 0 0 0 0 8 9 0.00 0.000																					



Batter	1	2	3	4	5	6	7	8	9	AB	R	H	RBI	BB	SO	LOB	TOP										
13 Matt Carpenter, L (1,3) OBP: 0.397, SLG: 0.582										5	2	3	1	0	1	0	St. Louis Cardinals @ Los Angeles Dodgers Dodger Stadium, Los Angeles, CA Mon Aug 20 2018, 7:12 PM - 11:20 PM PDT Att. 42,402 - Clear - 77 F										
38 José Martínez, R (1,9) OBP: 0.370, SLG: 0.474 26 Bud Norris, R (9,1)										5	2	2	2	0	0	1											
12 Paul DeJong, R (1,6) OBP: 0.316, SLG: 0.429										4	0	0	0	1	3	1											
23 Marcell Ozuna, R (1,7) OBP: 0.318, SLG: 0.402										4	0	2	0	1	1	0											
21 Patrick Wisdom, R (1,5) OBP: 0.429, SLG: 0.583 49 Jordan Hicks, R (7,1)										3	0	0	1	1	0	1											
27 Brett Cecil, R (8,1)										0	0	0	0	0	0	0											
41 Tyler O'Neill, R (9,PH) OBP: 0.315, SLG: 0.448										0	0	0	0	0	0	0											
48 Harrison Bader, R (1,8) OBP: 0.348, SLG: 0.445										4	0	1	0	0	3	3											
16 Kolten Wong, L (1,4) OBP: 0.323, SLG: 0.387										4	0	1	0	0	1	5											
46 Francisco Peña, R (1,2) OBP: 0.239, SLG: 0.273										3	0	0	0	1	1	4											
68 Austin Gomber, L (1,1) OBP: 0.111, SLG: 0.111 35 Greg Garcia, L (6,PH) OBP: 0.314, SLG: 0.327 43 Dakota Hudson, R (6,1) 3 Jedd Gworko, R (7,5) OBP: 0.337, SLG: 0.422										2	0	0	0	0	1	3											
Inning Stats	R: 1 E: 0 K: 2 S: 12	H: 1 LOB: 0 BB: 0 P: 15	R: 0 E: 0 K: 1 S: 10	H: 1 LOB: 1 BB: 0 P: 16	R: 0 E: 0 K: 0 S: 10	H: 1 LOB: 1 BB: 0 P: 16	R: 0 E: 0 K: 1 S: 14	H: 2 LOB: 3 BB: 1 P: 18	R: 2 E: 0 K: 2 S: 19	H: 2 LOB: 3 BB: 3 P: 35	R: 0 E: 0 K: 1 S: 7	H: 0 LOB: 0 BB: 0 P: 10	R: 0 E: 0 K: 2 S: 9	H: 0 LOB: 0 BB: 0 P: 13	R: 0 E: 0 K: 2 S: 10	H: 0 LOB: 0 BB: 0 P: 16	R: 2 E: 0 K: 2 S: 15	H: 3 LOB: 1 BB: 0 P: 24	1B: 6 2B: 1 3B: 0 HR: 3	SF: 0 DP: 0 HBP: 0	WP: 0 PB: 0 SB: 0 CS: 0	PA: 41					
PITCHER	IP	WLS	BF	H	R	ER	SO	BB	IBB	HBP	BLK	WP	HR	S	P	ERA	WHIP										
57 Alex Wood, L (1,1) ERA: 3.6	4.0		21	7	3	3	4	1	1	0	1	0	1	48	71	6.75	2.000										
47 JT Chargois, R (5,1) ERA: 3.45	0.0		1	0	0	0	0	1	0	0	0	0	0	2	6	∞	∞										
52 Pedro Báez, R (5,1) ERA: 3.61	2.0		7	0	0	0	3	1	0	0	0	0	0	22	33	0.00	0.500										
18 Kenta Maeda, R (7,1) ERA: 3.78	2.0		6	0	0	0	4	0	0	0	0	0	0	19	29	0.00	0.000										
74 Kenley Jansen, R (9,1) ERA: 2.44	1.0	L	6	3	2	2	2	0	0	0	0	0	2	15	24	18.00	3.000										

Batter	1	2	3	4	5	6	7	8	9	AB	R	H	RBI	BB	SO	LOB	BOTTOM										
6 Brian Dozier, R (1,4) OBP: 0.320, SLG: 0.411										4	1	1	0	1	1	2	St. Louis Cardinals @ Los Angeles Dodgers Dodger Stadium, Los Angeles, CA Mon Aug 20 2018, 7:12 PM - 11:20 PM PDT Att. 42,402 - Clear - 77 F										
10 Justin Turner, R (1,5) OBP: 0.402, SLG: 0.592										4	1	2	0	1	1												
8 Manny Machado, R (1,6) OBP: 0.380, SLG: 0.540										3	0	1	1	1	0	1											
35 Cody Bellinger, L (1,3) OBP: 0.346, SLG: 0.472										3	1	0	1	1	1	6											
74 Kenley Jansen, S (9,1)										0	0	0	0	0	0	0											
27 Matt Kemp, R (1,9) OBP: 0.338, SLG: 0.475										3	0	1	0	2	1	4											
14 Enrique Hernández, R (1,8) OBP: 0.298, SLG: 0.437 13 Max Muncy, L (7,PH) OBP: 0.379, SLG: 0.582										2	0	0	0	1	0	1											
3 Chris Taylor, R (1,7) OBP: 0.319, SLG: 0.430										2	0	1	1	0	1	1											
15 Austin Barnes, R (1,2) OBP: 0.340, SLG: 0.247 9 Yasmani Grandal, S (6,PH) OBP: 0.343, SLG: 0.480										1	0	0	0	1	1	2											
57 Alex Wood, R (1,1) OBP: 0.298, SLG: 0.437 47 JT Chargois, R (5,1) 52 Pedro Báez, R (5,1) 31 Joc Pederson, L (6,PH) 18 Kenta Maeda, R (7,1) 66 Yasiel Pliego, R (8,PH) OBP: 0.327, SLG: 0.472										2	0	0	0	0	1	3											
Inning Stats	R: 0 E: 0 K: 0 S: 9	H: 2 LOB: 2 BB: 0 P: 13	R: 0 E: 0 K: 1 S: 9	H: 0 LOB: 1 BB: 1 P: 14	R: 0 E: 0 K: 1 S: 6	H: 0 LOB: 1 BB: 1 P: 14	R: 0 E: 0 K: 1 S: 11	H: 1 LOB: 2 BB: 1 P: 18	R: 2 E: 0 K: 1 S: 16	H: 2 LOB: 1 BB: 1 P: 24	R: 0 E: 0 K: 2 S: 11	H: 0 LOB: 1 BB: 1 P: 19	R: 1 E: 0 K: 1 S: 16	H: 1 LOB: 3 BB: 3 P: 34	R: 0 E: 0 K: 2 S: 13	H: 1 LOB: 2 BB: 1 P: 21	R: 0 E: 0 K: 3 S: 18	H: 0 LOB: 1 BB: 1 P: 29	1B: 6 2B: 2 3B: 0 HR: 0	SF: 1 DP: 1 HBP: 1	WP: 2 PB: 0 SB: 2 CS: 0	PA: 44					
PITCHER	IP	WLS	BF	H	R	ER	SO	BB	IBB	HBP	BLK	WP	HR	S	P	ERA	WHIP										
68 Austin Gomber, L (1,1) ERA: 2.98	5.0		24	5	2	2	4	4	0	1	1	0	0	51	83	3.60	1.800										
43 Dakota Hudson, R (6,1) ERA: 1.38	1.2	H	8	0	1	1	2	3	0	0	0	0	0	19	37	5.40	1.800										
49 Jordan Hicks, R (7,1) ERA: 3.13	1.0	B	6	2	0	0	3	1	0	0	0	1	0	18	33	0.00	3.000										
27 Brett Cecil, L (8,1) ERA: 5.28	0.1	W	2	0	0	0	0	0	1	0	0	0	0	3	4	0.00	0.000										
26 Bud Norris, R (9,1) ERA: 3.02	1.0	S	4	0	0	0	3	1	0	0	0	0	0	18	29	0.00	1.000										

AB	37
R	5
H	10
RBI	5
BB	4
SO	13
LOB	19



AB	32
R	3
H	7
RBI	3
BB	10
SO	12
LOB	28



Batter	1	2	3	4	5	6	7	8	9	AB	R	H	RBI	BB	SO	LOB	TOP										
38 José Martínez, R OBP: 0.369, SLG: 0.472	G6-3		4 HR		K		K		K	4	1	1	1	0	2	0	St. Louis Cardinals @ Los Angeles Dodgers Dodger Stadium, Los Angeles, CA Tue Aug 21 2018, 7:12 PM - 10:35 PM PDT Att. 43,923 - Clear - 78 F livebaseballscorecards.com										
18 Carlos Martínez, R OBP: 0.235, SLG: 0.394			2H						K	0	0	0	0	0	0												
39 Miles Mikolas, R OBP: 0.163, SLG: 0.217			1H						K	1	0	0	0	1	0												
26 Bud Norris, R									K	0	0	0	0	0	0												
4 Yadier Molina, R OBP: 0.324, SLG: 0.456	P3								K	4	1	1	2	1	1	0											
41 Tyler O'Neill, R OBP: 0.312, SLG: 0.429	F7								K	3	1	0	0	0	0	1											
23 Marcell Ozuna, R OBP: 0.319, SLG: 0.409		L8							K	4	1	2	2	0	1	1											
12 Paul DeJong, R OBP: 0.315, SLG: 0.426									K	4	0	1	0	0	3	0											
3 Jedd Gyorko, R OBP: 0.336, SLG: 0.423									K	4	0	1	0	0	0	3											
48 Harrison Bader, R OBP: 0.351, SLG: 0.444									K	3	0	1	0	0	1	1											
16 Kolten Wong, L OBP: 0.322, SLG: 0.383									K	3	1	0	0	1	0	2											
62 Daniel Ponce de Leon, R									K	1	0	0	0	0	1	2											
7 Luke Weaver, R OBP: 0.184, SLG: 0.162									K	1	0	0	0	0	0	0											
40 Chasen Shreve, L									K	0	0	0	0	0	0	0											
13 Matt Carpenter, L OBP: 0.386, SLG: 0.580									K	1	0	0	0	1	0												
Inning Stats	R: 0 E: 0 K: 0 S: 7	H: 0 LOB: 0 BB: 0 P: 10	R: 0 E: 0 K: 1 S: 9	H: 0 LOB: 0 BB: 0 P: 14	R: 3 E: 1 K: 1 S: 16	H: 3 LOB: 1 BB: 0 P: 28	R: 0 E: 0 K: 2 S: 14	H: 1 LOB: 2 BB: 1 P: 20	R: 0 E: 0 K: 1 S: 10	H: 2 LOB: 3 BB: 1 P: 15	R: 2 E: 0 K: 2 S: 12	H: 1 LOB: 0 BB: 0 P: 17	R: 0 E: 0 K: 0 S: 7	H: 0 LOB: 0 BB: 0 P: 10	R: 0 E: 0 K: 3 S: 12	H: 0 LOB: 0 BB: 0 P: 14	1B: 4 2B: 1 3B: 0 HR: 2	SF: 0 SAC: 1 DP: 0 HBP: 2	WP: 0 PB: 0 SB: 0 CS: 1	PA: 38							
PITCHER	IP	WLS	BF	H	R	ER	SO	BB	IBB	HBP	BLK	WP	HR	S	P	ERA	WHIP										
99 Hyun Jin Ryu, L ERA: 2.27	4.0	L	18	4	3	3	4	0	1	0	0	0	1	46	72	6.75	1.000										
51 Dylan Floro, R ERA: 2.45	2.0		9	2	0	0	2	1	0	0	0	0	0	19	26	0.00	1.500										
41 Daniel Hudson, R ERA: 4.11	1.1		7	1	2	2	2	0	0	2	0	0	1	17	25	13.50	0.750										
75 Scott Alexander, L ERA: 3.67	0.2		1	0	0	0	0	0	0	0	0	0	0	2	2	0.00	0.000										
64 Caleb Ferguson, L ERA: 3.82	1.0		3	0	0	0	3	0	0	0	0	0	0	12	14	0.00	0.000										

Batter	1	2	3	4	5	6	7	8	9	AB	R	H	RBI	BB	SO	LOB	BOTTOM											
31 Joc Pederson, L OBP: 0.320, SLG: 0.505	K									5	0	1	0	0	1	7	St. Louis Cardinals @ Los Angeles Dodgers Dodger Stadium, Los Angeles, CA Tue Aug 21 2018, 7:12 PM - 10:35 PM PDT Att. 43,923 - Clear - 78 F livebaseballscorecards.com											
64 Caleb Ferguson, R OBP: 0.200, SLG: 0.200										0	0	0	0	0	0	0												
10 Justin Turner, R OBP: 0.394, SLG: 0.491										5	0	0	0	0	1	0												
8 Manny Machado, R OBP: 0.382, SLG: 0.547										5	1	3	1	0	1	0												
35 Cody Bellinger, L OBP: 0.345, SLG: 0.469										5	1	1	0	0	2	2												
13 Max Muncy, L OBP: 0.377, SLG: 0.576										3	0	0	0	1	1	3												
9 Yasmani Grandal, S OBP: 0.347, SLG: 0.481										3	0	2	0	1	0	1												
3 Chris Taylor, R OBP: 0.323, SLG: 0.434										3	0	2	0	1	0	1												
66 Yasiel Puig, R OBP: 0.326, SLG: 0.467										3	0	0	1	0	1	4												
99 Hyun Jin Ryu, R ERA: 2.08	4.0									1	0	0	0	0	1	3												
6 Brian Dozier, R OBP: 0.280, SLG: 0.411	1.0									1	0	0	0	0	0	2												
51 Dylan Floro, L ERA: 2.45	2.0									0	0	0	0	0	0	0												
27 Matt Kemp, R OBP: 0.350, SLG: 0.524	0.1									1	0	0	0	0	0	2												
41 Daniel Hudson, R ERA: 4.11	1.1									0	0	0	0	0	0	0												
75 Scott Alexander, L ERA: 3.67	0.2									0	0	0	0	0	0	0												
14 Enrique Hernández, R OBP: 0.300, SLG: 0.437	1.0									0	0	0	0	1	0	0												
Inning Stats	R: 0 E: 0 K: 3 S: 11	H: 0 LOB: 0 BB: 0 P: 18	R: 1 E: 0 K: 2 S: 26	H: 3 LOB: 3 BB: 0 P: 36	R: 0 E: 0 K: 1 S: 10	H: 1 LOB: 1 BB: 0 P: 14	R: 0 E: 0 K: 2 S: 14	H: 1 LOB: 2 BB: 1 P: 22	R: 0 E: 0 K: 0 S: 6	H: 1 LOB: 1 BB: 0 P: 10	R: 0 E: 1 K: 1 S: 11	H: 1 LOB: 2 BB: 0 P: 16	R: 1 E: 0 K: 1 S: 13	H: 1 LOB: 1 BB: 1 P: 24	R: 0 E: 0 K: 0 S: 7	H: 1 LOB: 1 BB: 2 P: 16	R: 0 E: 0 K: 0 S: 7	H: 0 LOB: 0 BB: 0 P: 10	1B: 7 2B: 1 3B: 0 HR: 1	SF: 0 SAC: 0 DP: 1 HBP: 1	WP: 0 PB: 0 SB: 0 CS: 0	PA: 40						
PITCHER	IP	WLS	BF	H	R	ER	SO	BB	IBB	HBP	BLK	WP	HR	S	P	ERA	WHIP											
62 Daniel Ponce de Leon, R ERA: 4.65	4.0		19	3	1	1	1	0	0	0	0	0	0	1	22	35	3.86	1.286										
40 Chasen Shreve, L ERA: 4.03	0.1		2	0	0	0	1	1	0	0	0	0	0	6	10	0.00	3.000											
18 Carlos Martínez, R ERA: 3.36	1.1		5	1	0	0	0	2	0	0	0	0	0	9	21	0.00	2.250											
26 Bud Norris, R ERA: 2.96	1.0		3	0	0	0	0	0	0	0	0	0	0	7	10	0.00	0.000											

Batter	1	2	3	4	5	6	7	8	9	AB	R	H	RBI	BB	SO	LOB	TOP							
13 Matt Carpenter, L OBP: 0.380, SLG: 0.569	G4-3	K		G4-3		G4-3		G4-3		5	0	0	0	0	1	3								
4 Yadier Molina, R OBP: 0.322, SLG: 0.448	F8		P3		38 41 2B	G5-3		G6-3		5	1	1	0	0	0	0								
38 José Martínez, R OBP: 0.366, SLG: 0.469 26 Bud Norris, R	L9		2B		41 2B 3 2B	G6-3		F9		5	1	2	0	0	0	0								
41 Tyler O'Neill, R OBP: 0.325, SLG: 0.526		HR	K		3 2B 16 SF7			F8		5	2	2	2	0	2	1								
12 Paul DeJong, R OBP: 0.311, SLG: 0.428	G3		G6-3			F8		K		4	0	0	0	0	1	3								
3 Jedd Gyorko, R OBP: 0.343, SLG: 0.433	16 1B 39 PB							L7		3	1	1	1	1	1	0								
16 Kolten Wong, L OBP: 0.327, SLG: 0.387	39 HR				48 2B 39 FC5-2	SF7		48 CS		3	1	3	1	0	0	0								
48 Harrison Bader, R OBP: 0.352, SLG: 0.441	K							K		3	0	1	0	1	2	3								
39 Miles Mikolas, R OBP: 0.173, SLG: 0.291 40 Chasen Shreve, L 18 Carlos Martínez, R 15 Matt Adams, R 49 Jordan Hicks, R 34 Yairo Muñoz, R	HR							E3		3	1	1	2	0	0	4								
Inning Stats	R: 0 E: 0 K: 0 S: 5	H: 0 LOB: 0 BB: 0 P: 9	R: 4 E: 0 K: 2 S: 19	H: 3 LOB: 0 BB: 1 P: 32	R: 0 E: 0 K: 1 S: 8	H: 1 LOB: 1 BB: 0 P: 12	R: 0 E: 0 K: 1 S: 17	H: 2 LOB: 2 BB: 0 P: 25	R: 3 E: 0 K: 0 S: 11	H: 4 LOB: 2 BB: 1 P: 17	R: 0 E: 0 K: 0 S: 9	H: 0 LOB: 0 BB: 0 P: 15	R: 0 E: 0 K: 2 S: 10	H: 0 LOB: 0 BB: 0 P: 16	R: 0 E: 1 K: 1 S: 11	H: 1 LOB: 1 BB: 0 P: 15	R: 0 E: 0 K: 0 S: 7	H: 0 LOB: 0 BB: 0 P: 11	1B: 5 2B: 4 3B: 0 HR: 2	SF: 1 SAC: 0 DP: 0 HBP: 0	WP: 0 PB: 1 CS: 1	PA: 40		
PITCHER	IP WLS BF H R ER SO BB IBB HBP BLK WP HR S P ERA WHIP	IP WLS BF H R ER SO BB IBB HBP BLK WP HR S P ERA WHIP	IP WLS BF H R ER SO BB IBB HBP BLK WP HR S P ERA WHIP	IP WLS BF H R ER SO BB IBB HBP BLK WP HR S P ERA WHIP	IP WLS BF H R ER SO BB IBB HBP BLK WP HR S P ERA WHIP	IP WLS BF H R ER SO BB IBB HBP BLK WP HR S P ERA WHIP	IP WLS BF H R ER SO BB IBB HBP BLK WP HR S P ERA WHIP	IP WLS BF H R ER SO BB IBB HBP BLK WP HR S P ERA WHIP	IP WLS BF H R ER SO BB IBB HBP BLK WP HR S P ERA WHIP	IP WLS BF H R ER SO BB IBB HBP BLK WP HR S P ERA WHIP	IP WLS BF H R ER SO BB IBB HBP BLK WP HR S P ERA WHIP	IP WLS BF H R ER SO BB IBB HBP BLK WP HR S P ERA WHIP	IP WLS BF H R ER SO BB IBB HBP BLK WP HR S P ERA WHIP	IP WLS BF H R ER SO BB IBB HBP BLK WP HR S P ERA WHIP	IP WLS BF H R ER SO BB IBB HBP BLK WP HR S P ERA WHIP	IP WLS BF H R ER SO BB IBB HBP BLK WP HR S P ERA WHIP	IP WLS BF H R ER SO BB IBB HBP BLK WP HR S P ERA WHIP	IP WLS BF H R ER SO BB IBB HBP BLK WP HR S P ERA WHIP	IP WLS BF H R ER SO BB IBB HBP BLK WP HR S P ERA WHIP	IP WLS BF H R ER SO BB IBB HBP BLK WP HR S P ERA WHIP	IP WLS BF H R ER SO BB IBB HBP BLK WP HR S P ERA WHIP	IP WLS BF H R ER SO BB IBB HBP BLK WP HR S P ERA WHIP	IP WLS BF H R ER SO BB IBB HBP BLK WP HR S P ERA WHIP	IP WLS BF H R ER SO BB IBB HBP BLK WP HR S P ERA WHIP

St. Louis Cardinals @ Colorado Rockies
Coors Field, Denver, CO
Fri Aug 24, 2018, 6:43 PM - 10:13 PM MDT
Att: 43,578 - Partly Cloudy - 86 F

AB	37
R	7
H	11
RBI	6
BB	2
SO	7
LOB	14



Batter	1	2	3	4	5	6	7	8	9	AB	R	H	RBI	BB	SO	LOB	BOTTOM							
19 Charlie Blackmon, L OBP: 0.345, SLG: 0.479	G4-3	G4-3								4	1	2	2	1	0	2								
26 David Dahl, L OBP: 0.329, SLG: 0.500	28 1B		5 1B 27		G3-1	F8		K		5	0	2	0	0	1	4								
28 Nolan Arenado, R OBP: 0.390, SLG: 0.578	1B		K					K		4	1	2	1	1	2	3								
5 Carlos González, L OBP: 0.342, SLG: 0.480 71 Wade Davis, R	K		1B		27 1B 20 FC5-4	L8		G4-3		5	1	2	0	0	1	7								
27 Trevor Story, R OBP: 0.348, SLG: 0.548	K		F9-3-5-2		20 FC5-4	1B		G6-3		5	0	1	0	0	2	4								
20 Ian Desmond, R OBP: 0.300, SLG: 0.436	G5-3				G6-3	FC5-4		L9		5	1	0	1	0	1	1								
24 Ryan McMahon, L OBP: 0.329, SLG: 0.401	48 SH1-4 14 1B		G1-3		G3	F8		L8		5	0	3	1	0	0	0								
14 Tony Wolters, L OBP: 0.276, SLG: 0.270 42 Chris Iannetta, R OBP: 0.329, SLG: 0.379	49 SH1-4		G3		G3	F8		L8		4	0	1	0	0	0	1								
49 Antonio Senzateła, R OBP: 0.283, SLG: 0.167 52 Chris Rusin, L 8 Gerardo Parra, R 35 Chad Bettis, R 7 Matt Holliday, R 45 Scott Oberg, R 9 DJ LeMahieu, R	SH1-4							FC5-4		0	0	0	0	0	0	0								
Inning Stats	R: 0 E: 0 K: 2 S: 12	H: 2 LOB: 2 BB: 0 P: 16	R: 0 E: 0 K: 0 S: 10	H: 2 LOB: 0 BB: 0 P: 13	R: 0 E: 0 K: 1 S: 11	H: 2 LOB: 1 BB: 0 P: 18	R: 0 E: 0 K: 0 S: 9	H: 0 LOB: 0 BB: 0 P: 14	R: 5 E: 1 K: 0 S: 16	H: 6 LOB: 0 BB: 0 P: 27	R: 0 E: 0 K: 1 S: 13	H: 1 LOB: 2 BB: 1 P: 23	R: 0 E: 0 K: 2 S: 8	H: 0 LOB: 0 BB: 0 P: 11	R: 0 E: 0 K: 1 S: 13	H: 1 LOB: 3 BB: 2 P: 25	R: 0 E: 0 K: 0 S: 13	H: 1 LOB: 2 BB: 1 P: 19	1B: 12 2B: 2 3B: 0 HR: 2	SF: 0 SAC: 1 DP: 1 HBP: 0	WP: 1 PB: 0 SB: 0 CS: 0	PA: 45		
PITCHER	IP WLS BF H R ER SO BB IBB HBP BLK WP HR S P ERA WHIP	IP WLS BF H R ER SO BB IBB HBP BLK WP HR S P ERA WHIP	IP WLS BF H R ER SO BB IBB HBP BLK WP HR S P ERA WHIP	IP WLS BF H R ER SO BB IBB HBP BLK WP HR S P ERA WHIP	IP WLS BF H R ER SO BB IBB HBP BLK WP HR S P ERA WHIP	IP WLS BF H R ER SO BB IBB HBP BLK WP HR S P ERA WHIP	IP WLS BF H R ER SO BB IBB HBP BLK WP HR S P ERA WHIP	IP WLS BF H R ER SO BB IBB HBP BLK WP HR S P ERA WHIP	IP WLS BF H R ER SO BB IBB HBP BLK WP HR S P ERA WHIP	IP WLS BF H R ER SO BB IBB HBP BLK WP HR S P ERA WHIP	IP WLS BF H R ER SO BB IBB HBP BLK WP HR S P ERA WHIP	IP WLS BF H R ER SO BB IBB HBP BLK WP HR S P ERA WHIP	IP WLS BF H R ER SO BB IBB HBP BLK WP HR S P ERA WHIP	IP WLS BF H R ER SO BB IBB HBP BLK WP HR S P ERA WHIP	IP WLS BF H R ER SO BB IBB HBP BLK WP HR S P ERA WHIP	IP WLS BF H R ER SO BB IBB HBP BLK WP HR S P ERA WHIP	IP WLS BF H R ER SO BB IBB HBP BLK WP HR S P ERA WHIP	IP WLS BF H R ER SO BB IBB HBP BLK WP HR S P ERA WHIP	IP WLS BF H R ER SO BB IBB HBP BLK WP HR S P ERA WHIP	IP WLS BF H R ER SO BB IBB HBP BLK WP HR S P ERA WHIP	IP WLS BF H R ER SO BB IBB HBP BLK WP HR S P ERA WHIP	IP WLS BF H R ER SO BB IBB HBP BLK WP HR S P ERA WHIP	IP WLS BF H R ER SO BB IBB HBP BLK WP HR S P ERA WHIP	IP WLS BF H R ER SO BB IBB HBP BLK WP HR S P ERA WHIP

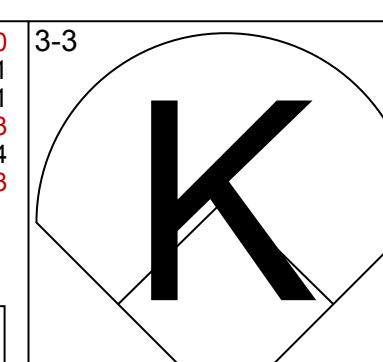
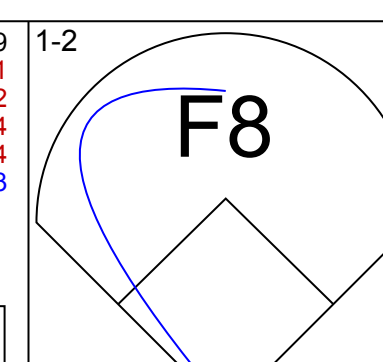
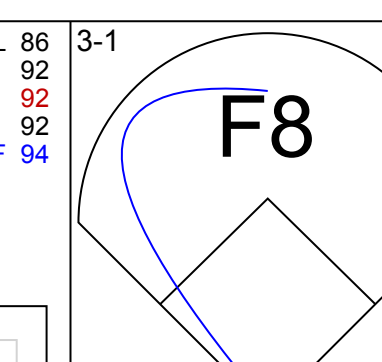
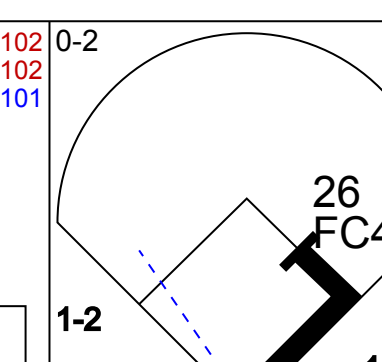
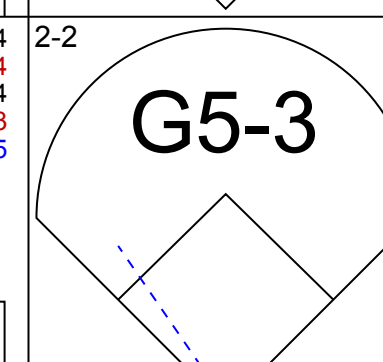
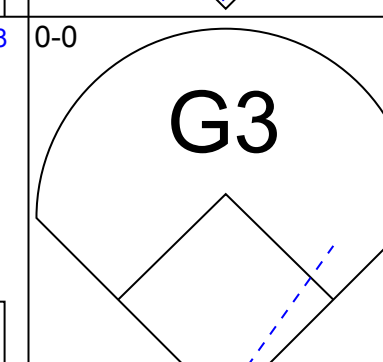
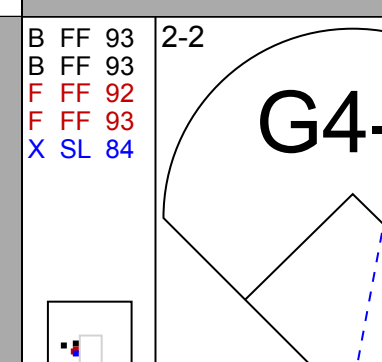
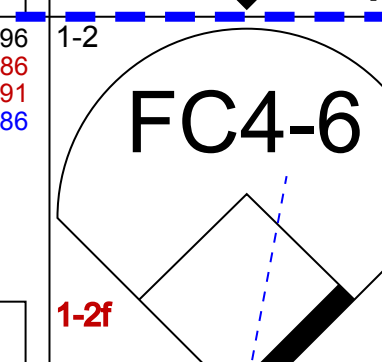
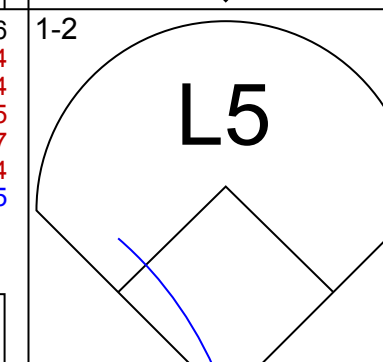
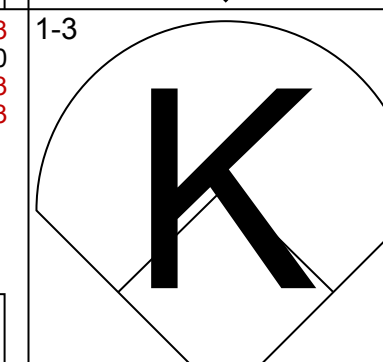
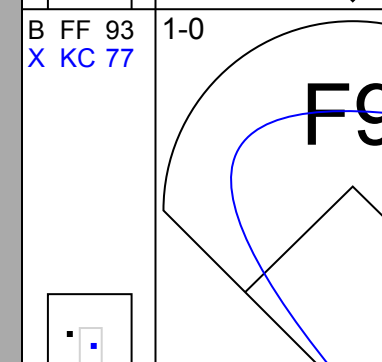
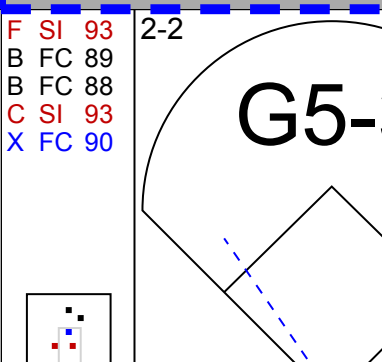
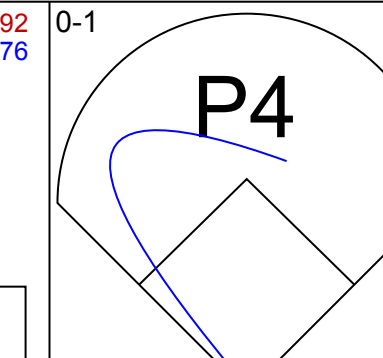
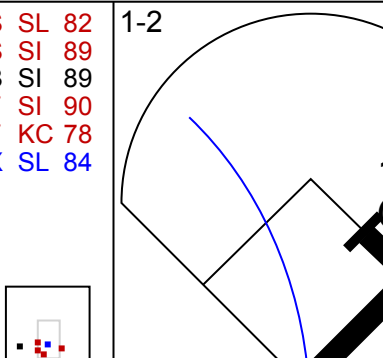
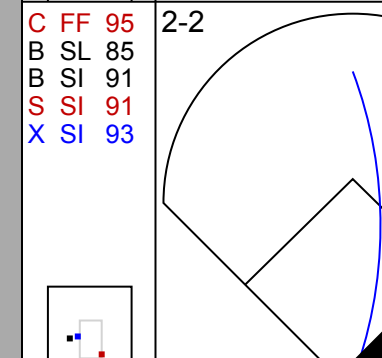
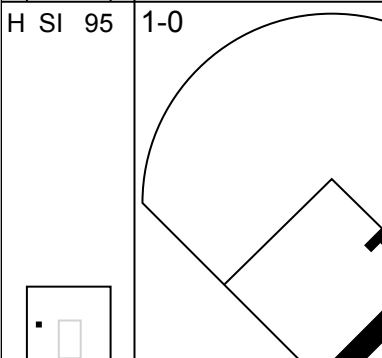
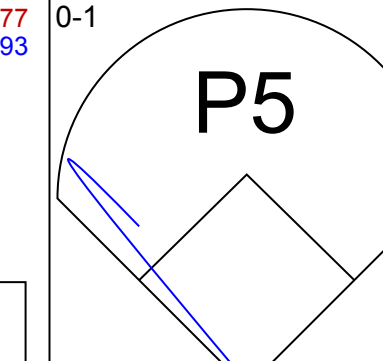
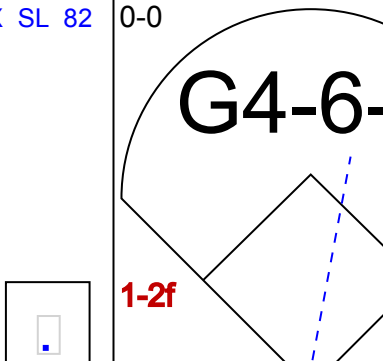
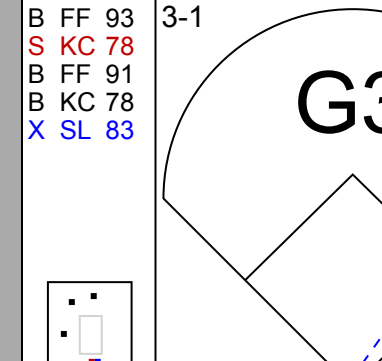
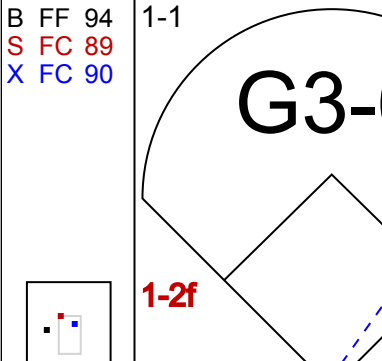
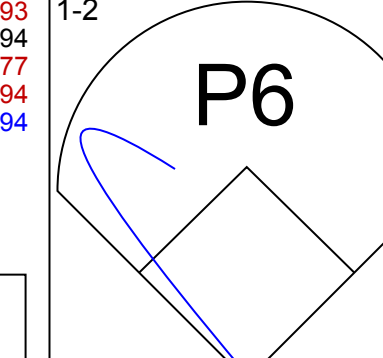
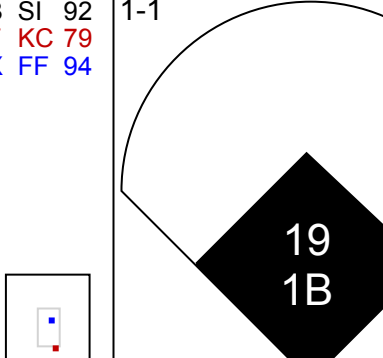
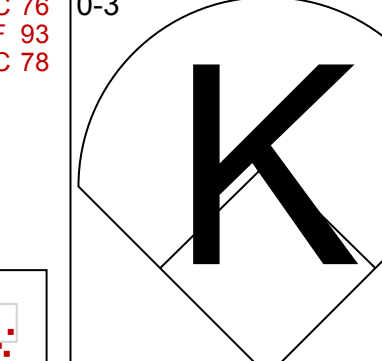
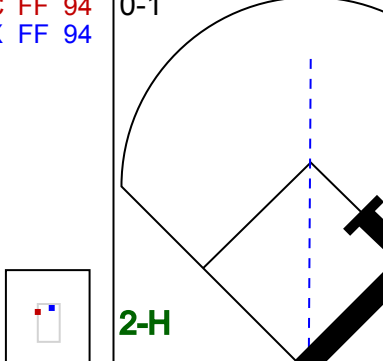
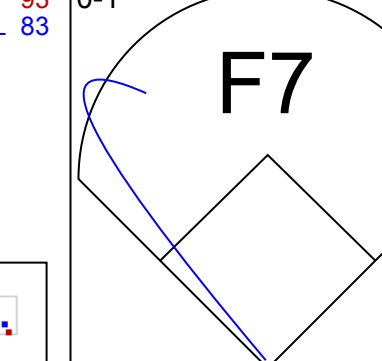
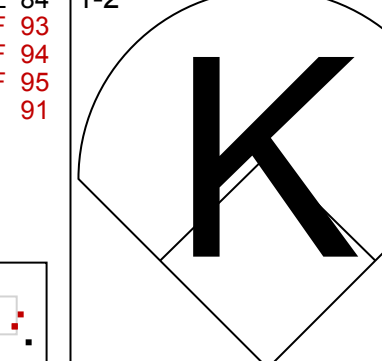
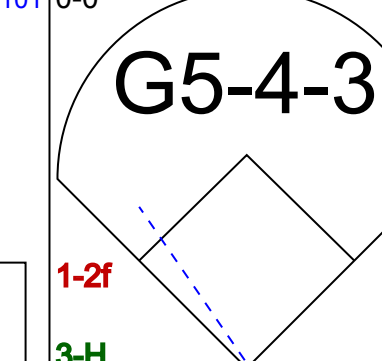
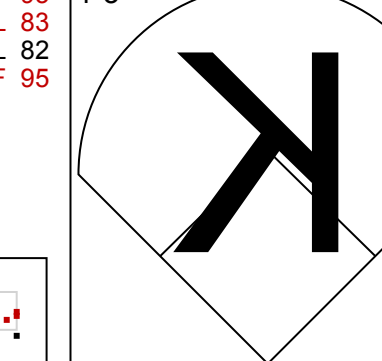
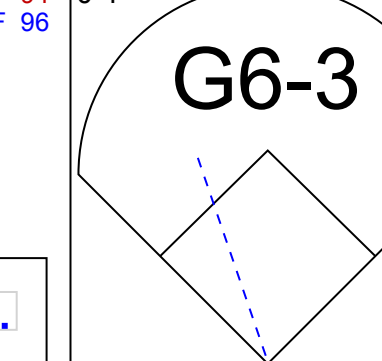
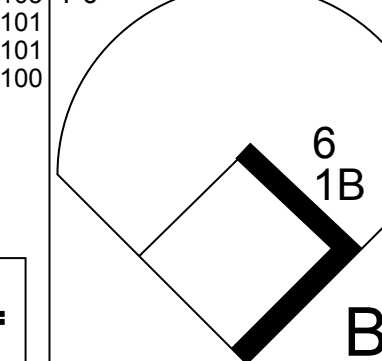
St. Louis Cardinals @ Colorado Rockies
Coors Field, Denver, CO
Fri Aug 24, 2018, 6:43 PM - 10:13 PM MDT
Att: 43,578 - Partly Cloudy - 86 F

AB	40
R	5
H	15
RBI	5
BB	4
SO	7
LOB	24



Batter	1	2	3	4	5	6	7	8	9	AB	R	H	RBI	BB	SO	LOB	TOP					
13 Matt Carpenter, L (1,3) OBP: 0.385, SLG: 0.579										5	2	4	2	0	0	0	St. Louis Cardinals @ Colorado Rockies Coors Field, Denver, CO Sun Aug 26 2018, 1:14 PM - 4:00 PM MDT Att: 41,235 - Partly Cloudy - 90 F AB 41 R 12 H 16 RBI 12 BB 2 SO 5 LOB 11					
4 Yadier Molina, R (1,2) OBP: 0.322, SLG: 0.446										5	1	2	1	0	0	3						
46 Francisco Peña, R (8,2) OBP: 0.239, SLG: 0.273										0	0	0	0	0	0	0						
38 José Martínez, R (1,9) OBP: 0.365, SLG: 0.468										5	1	2	1	0	1	3						
41 Tyler O'Neill, R (1,7) OBP: 0.315, SLG: 0.529										5	2	2	2	0	2	1						
12 Paul DeJong, R (1,6) OBP: 0.312, SLG: 0.426										4	1	1	0	1	1	0						
3 Jedd Gyorko, R (1,5) OBP: 0.346, SLG: 0.434										5	2	3	1	0	0	0						
48 Harrison Bader, R (1,8) OBP: 0.349, SLG: 0.444										4	1	1	2	0	1	1						
34 Yairo Muñoz, R (1,4) OBP: 0.339, SLG: 0.411										4	2	0	1	1	0	3						
68 Austin Gomber, L (1,1) OBP: 0.167, SLG: 0.167										3	0	1	2	0	0	0						
33 Tyson Ross, R (7,1) OBP: 0.171, SLG: 0.154										0	0	0	0	0	0	0						
15 Matt Adams, L (9,PH) OBP: 0.329, SLG: 0.500										1	0	0	0	0	0	0						
55 Dominic Leone, R (9,1) OBP: 0.326, SLG: 0.395										0	0	0	0	0	0	0						
Inning Stats	R: 6 H: 7 E: 0 K: 1 S: 28	H: 7 R: 2 LOB: 2 BB: 1 P: 40	R: 0 H: 0 E: 0 K: 0 S: 8	H: 0 R: 0 LOB: 0 BB: 0 P: 12	R: 4 H: 4 E: 2 K: 1 S: 22	H: 4 R: 1 LOB: 1 BB: 0 P: 32	R: 0 H: 0 E: 0 K: 1 S: 12	H: 0 R: 0 LOB: 0 BB: 0 P: 19	R: 0 H: 0 E: 0 K: 0 S: 6	H: 0 R: 0 LOB: 0 BB: 0 P: 9	R: 2 H: 3 E: 0 K: 0 S: 15	H: 3 R: 1 LOB: 2 BB: 1 P: 22	R: 0 H: 2 E: 0 K: 0 S: 8	H: 2 R: 1 LOB: 1 BB: 0 P: 12	R: 0 H: 0 E: 0 K: 1 S: 6	H: 0 R: 0 LOB: 0 BB: 0 P: 9	R: 0 H: 0 E: 0 K: 1 S: 6	H: 0 R: 0 LOB: 0 BB: 0 P: 10	1B: 9 2B: 6 3B: 0 HR: 1	SF: 1 SAC: 1 DP: 1 HBP: 0	WP: 1 PB: 0 SB: 0 CS: 0	PA: 45
PITCHER	IP WLS BF H R ER SO BB IBB HBP BLK WP HR S P ERA WHIP																					
44 Tyler Anderson, L (1,1) ERA: 4.79	0.2 L 10 7 6 6 1 0 0 1 0 0 0 0 1 26 36 81.00 10.500																					
35 Chad Bettis, R (1,1) ERA: 5.2	3.1 15 4 4 0 2 0 0 0 0 0 0 0 44 67 0.00 1.200																					
52 Chris Rusin, L (5,1) ERA: 6.85	2.0 10 3 2 2 0 1 0 0 0 0 1 0 21 31 9.00 2.000																					
29 Bryan Shaw, R (7,1) ERA: 6.16	2.0 7 2 0 0 1 0 0 0 0 0 0 0 14 21 0.00 1.000																					
51 Jake McGee, L (9,1) ERA: 5.84	1.0 3 0 0 0 1 0 0 0 0 0 0 0 6 10 0.00 0.000																					

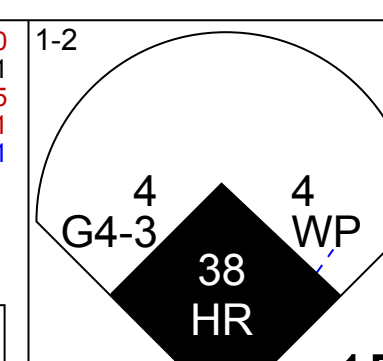
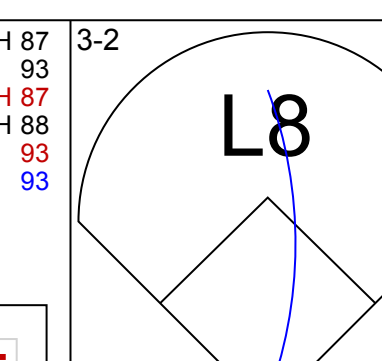
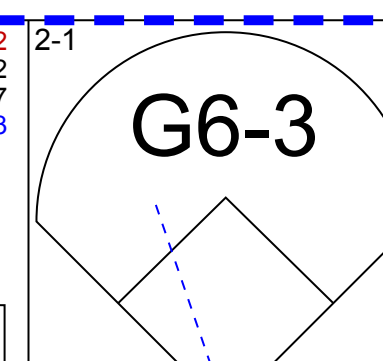
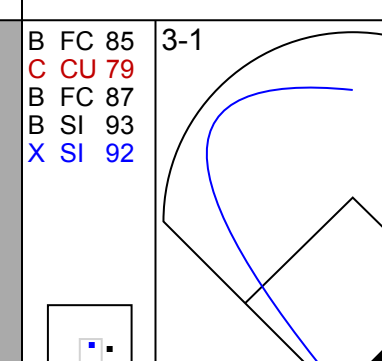
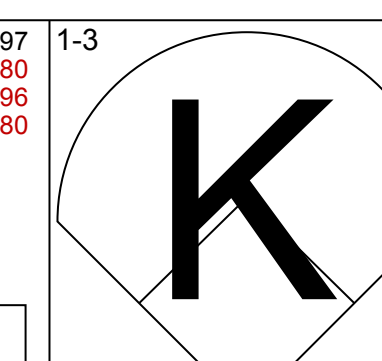
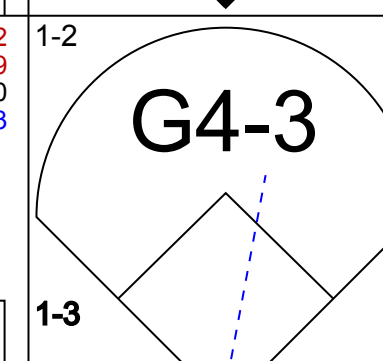
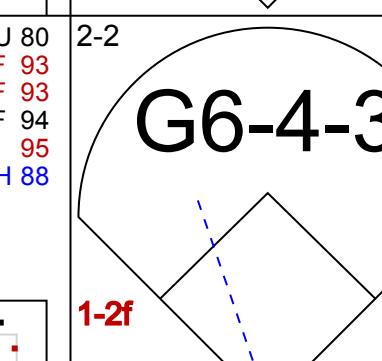
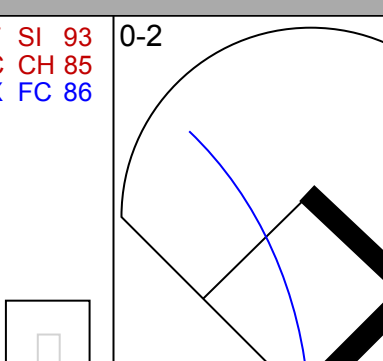
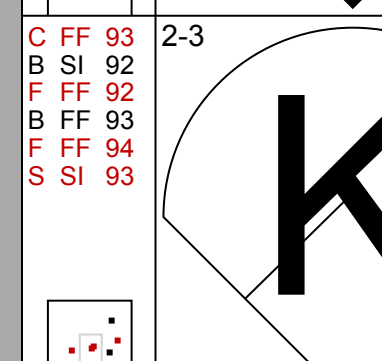
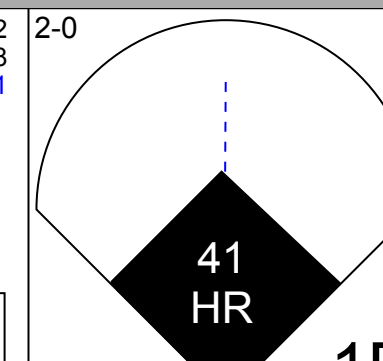
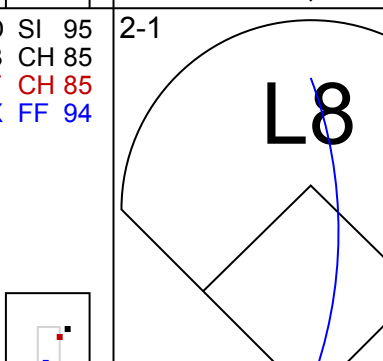
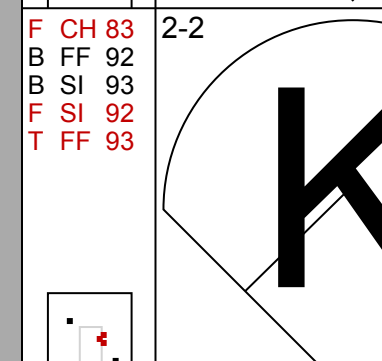
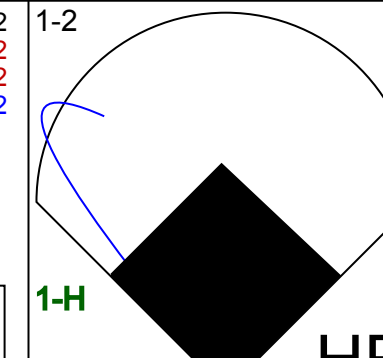
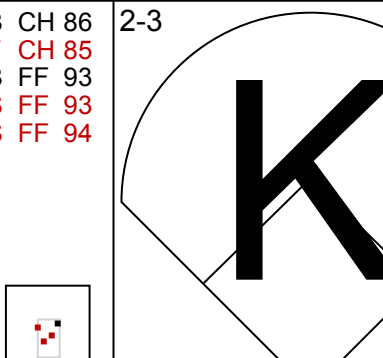
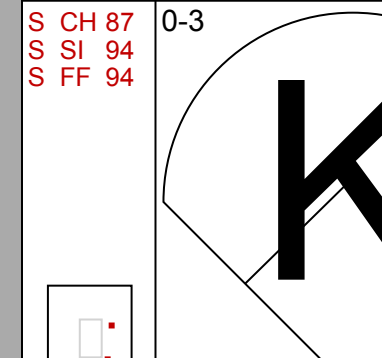
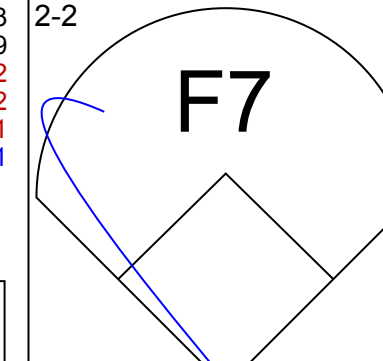
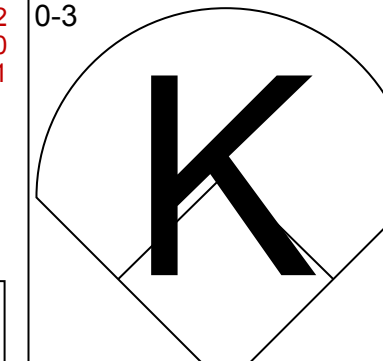
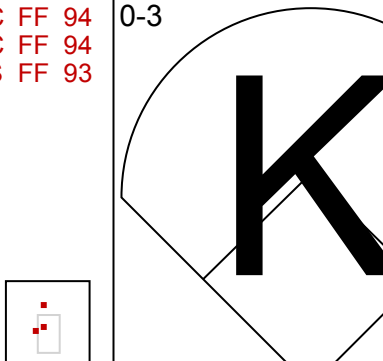


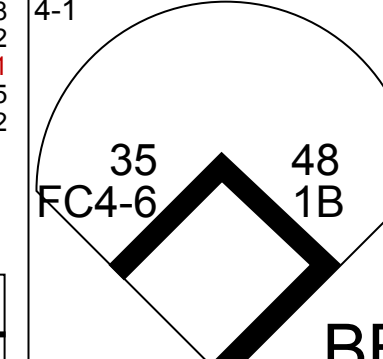

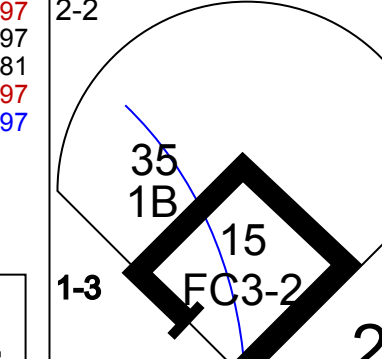
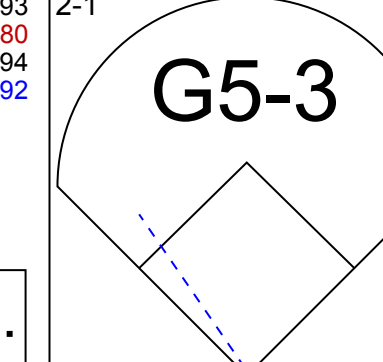
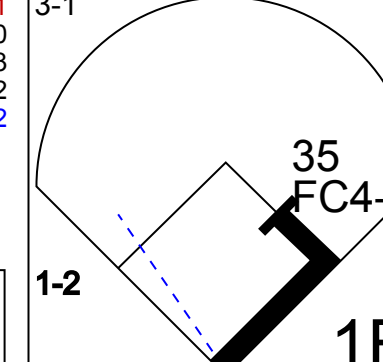
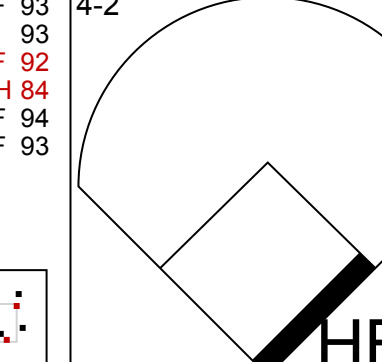
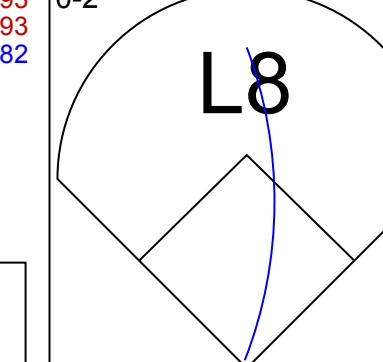
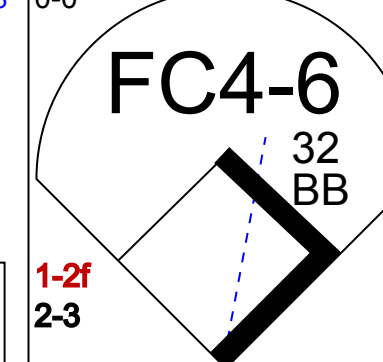
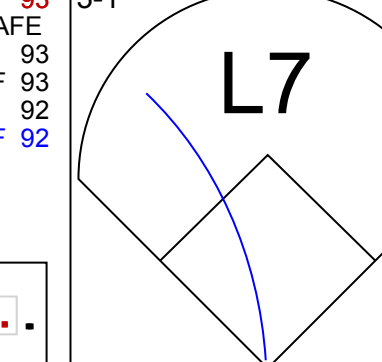

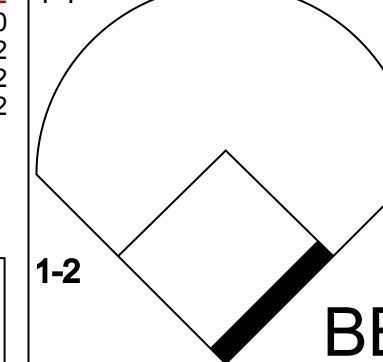
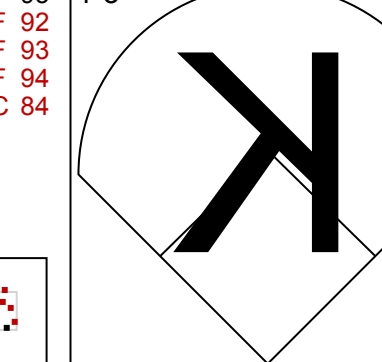
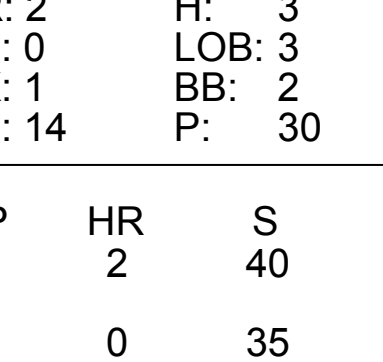
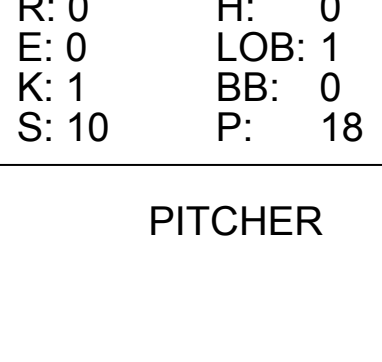
Batter	1	2	3	4	5	6	7	8	9	AB	R	H	RBI	BB	SO	LOB	BOTTOM					
9 DJ LeMahieu, R (1,4) OBP: 0.324, SLG: 0.428										4	2	2	0	0	1	1	St. Louis Cardinals @ Colorado Rockies Coors Field, Denver, CO Sun Aug 26 2018, 1:14 PM - 4:00 PM MDT Att: 41,235 - Partly Cloudy - 90 F AB 32 R 3 H 7 RBI 2 BB 2 SO 6 LOB 11					
5 Carlos González, L (1,9) OBP: 0.344, SLG: 0.487										4	0	1	0	0	2	1						
28 Nolan Arenado, R (1,5) OBP: 0.394, SLG: 0.579										3	0	1	0	0	0	0						
29 Bryan Shaw, S (7,1) OBP: 0.337, SLG: 0.376										0	0	0	0	0	0	0						
8 Gerardo Parra, L (8,PH) OBP: 0.337, SLG: 0.376										1	0	0	1	0	0	1						
51 Jake McGee, L (9,1) OBP: 0.326, SLG: 0.395										0	0	0	0	0	0	0						
27 Trevor Story, R (1,6) OBP: 0.345, SLG: 0.540										3	0	0	1	0	0	1						
14 Tony Wolters, L (8,7) OBP: 0.276, SLG: 0.276										1	0	0	0	0	0	1						
7 Matt Holliday, R (1,7) OBP: 0.333, SLG: 0.667										4	1	1	0	0	1	1						
20 Ian Desmond, R (1,3) OBP: 0.303, SLG: 0.441										3	0	1	0	1	0	0						
26 David Dahl, L (1,8) OBP: 0.317, SLG: 0.477										4	0	0	0	0	0	2						
42 Chris Iannetta, R (1,2) OBP: 0.329, SLG: 0.376										2	0	0	0	1	1	1						
44 Tyler Anderson, L (1,1) OBP: 0.174, SLG: 0.095										0	0	0	0	0	0	0						
35 Chad Bettis, R (1,1) OBP: 0.143, SLG: 0.091										1	0	0	0	0	1	2						
52 Chris Rusin, L (5,1) OBP: 0.500, SLG: 0.500										1	0	1	0	0	0	0						
24 Ryan McMahon, L (7,5) OBP: 0.326, SLG: 0.395										1	0	0	0	0	0	0						
Inning Stats	R: 0 H: 0 E: 0 K: 2 S: 9	H: 0 R: 1 LOB: 0 BB: 0 P: 13	R: 1 H: 2 E: 1 K: 1 S: 12	H: 2 R: 1 LOB: 1 BB: 1 P: 21	R: 1 H: 2 E: 0 K: 2 S: 11	H: 2 R: 0 LOB: 0 BB: 0 P: 19	R: 0 H: 0 E: 0 K: 1 S: 7	H: 0 R: 0 LOB: 0 BB: 0 P: 11	R: 0 H: 1 E: 0 K: 0 S: 7	H: 0 R: 0 LOB: 0 BB: 0 P: 14	R: 0 H: 0 E: 0 K: 0 S: 7	H: 0 R: 0 LOB: 0 BB: 0 P: 9	R: 0 H: 0 E: 0 K: 0 S: 4	H: 0 R: 0 LOB: 1 BB: 1 P: 10	R: 1 H: 2 E: 0 K: 0 S: 11	H: 2 R: 0 LOB: 0 BB: 0 P: 19	R: 0 H: 0 E: 0 K: 0 S: 4	H: 0 R: 0 LOB: 0 BB: 0 P: 4	1B: 4 2B: 3 3B: 0 HR: 0	SF: 0 SAC: 0 DP: 2 HBP: 0	WP: 0 PB: 0 SB: 0 CS: 0	PA: 34
PITCHER	IP WLS BF H R ER SO BB IBB HBP BLK WP HR S P ERA WHIP																					
68 Austin Gomber, L (1,1) ERA: 2.79	6.0 W 23 5 2 1 0 1 0 0 0 0 0 0 15 29 1.50 1.000																					
33 Tyson Ross, R (7,1) ERA: 4.19	2.0 8 2 1 1 0 1 0 0 0 0 0 0 15 29 4.50 1.500																					
55 Dominic Leone, R (9,1) ERA: 3.86	1.0 3 0 0 0 0 0 0 0 0 0 0 0 4 4 0.00 0.000																					

Batter	1	2	3	4	5	6	7	8	9	AB	R	H	RBI	BB	SO	LOB	TOP					
6 Starling Marte, R OBP: 0.322, SLG: 0.458										4	0	1	0	0	1	0						
26 Adam Frazier, L OBP: 0.345, SLG: 0.451										4	0	0	0	0	0	2						
30 Kyle Crick, L										0	0	0	0	0	0	0						
25 Gregory Polanco, L OBP: 0.337, SLG: 0.492										4	0	0	0	0	1	0						
29 Francisco Cervelli, R OBP: 0.393, SLG: 0.454										3	0	2	0	0	0	0						
12 Corey Dickerson, L OBP: 0.325, SLG: 0.461										4	0	0	0	0	0	3						
55 Josh Bell, S OBP: 0.348, SLG: 0.401										2	2	1	0	1	0	0						
19 Colin Moran, L OBP: 0.338, SLG: 0.394										3	0	2	1	0	1	0						
15 Adeiny Hechavarria, R OBP: 0.287, SLG: 0.342										3	0	0	0	0	1	1						
46 Iván Nova, R OBP: 0.021, SLG: 0.021										1	0	0	0	0	1	0						
43 Steven Brault, L OBP: 0.200, SLG: 0.211										1	0	0	0	0	0	0						
5 Josh Harrison, R OBP: 0.301, SLG: 0.365										0	0	0	0	1	0	0						
Inning Stats	R: 0 E: 0 K: 1 S: 12	H: 0 LOB: 0 BB: 0 P: 18	R: 0 E: 0 K: 0 S: 8	H: 0 LOB: 0 BB: 0 P: 9	R: 0 E: 0 K: 2 S: 8	H: 0 LOB: 0 BB: 0 P: 9	R: 0 E: 0 K: 1 S: 9	H: 0 LOB: 0 BB: 0 P: 11	R: 1 E: 0 K: 1 S: 10	H: 3 LOB: 1 BB: 0 P: 12	R: 0 E: 0 K: 1 S: 8	H: 0 LOB: 0 BB: 0 P: 12	R: 0 E: 0 K: 0 S: 9	H: 1 LOB: 1 BB: 0 P: 17	R: 1 E: 0 K: 0 S: 9	H: 2 LOB: 2 BB: 2 P: 19	R: 0 E: 0 K: 0 S: 5	H: 0 LOB: 0 BB: 0 P: 9	1B: 5 2B: 1 3B: 0 HR: 0	SF: 0 SAC: 0 DP: 3 HBP: 1	WP: 0 PB: 0 SB: 0 CS: 0	PA: 32
PITCHER	IP	WLS	BF	H	R	ER	SO	BB	IBB	HBP	BLK	WP	HR	S	P	ERA	WHIP					
32 Jack Flaherty, R ERA: 2.87	7.0	W	23	4	1	1	5	0	0	0	0	0	0	64	88	1.29	0.571					
49 Jordan Hicks, R ERA: 3.14	0.2	H	5	2	1	1	0	2	0	0	0	0	0	6	15	13.50	6.000					
43 Dakota Hudson, R ERA: 3.07	0.1	H	1	0	0	0	0	0	0	0	0	0	0	3	4	0.00	0.000					
26 Bud Norris, R ERA: 2.85	1.0	S	3	0	0	0	0	0	0	1	0	0	0	5	9	0.00	0.000					

Pittsburgh Pirates @ St. Louis Cardinals
 Busch Stadium, St. Louis, MO
 Tue Aug 28 2018, 7:18 PM - 10:07 PM CDT
 Att: 35,258 - Clear - 90 F

AB 29
 R 2
 H 6
 RBI 1
 BB 2
 SO 5
 LOB 6

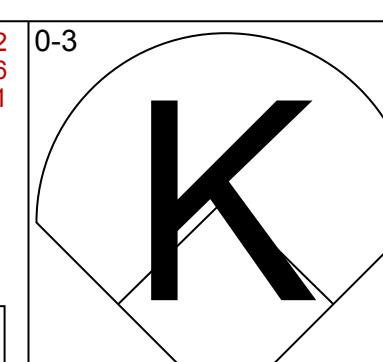
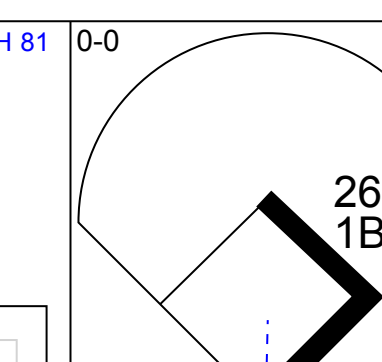
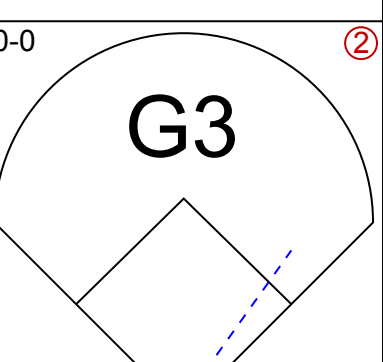
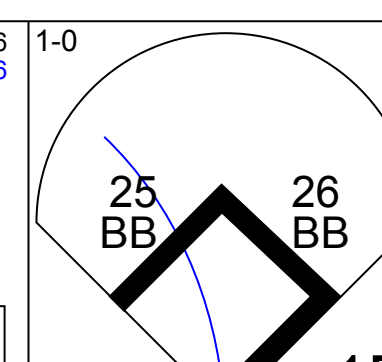
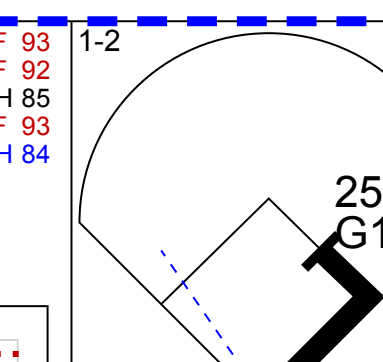
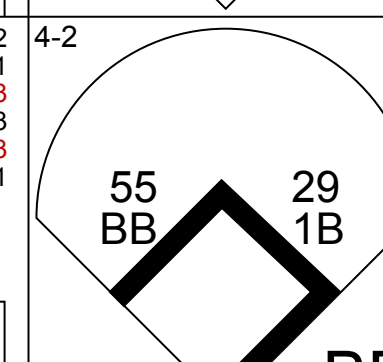
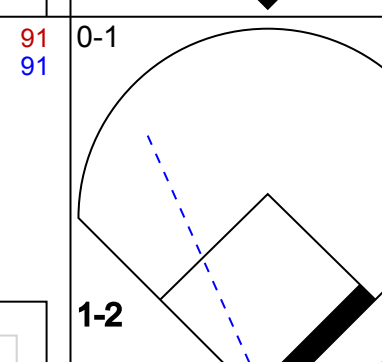
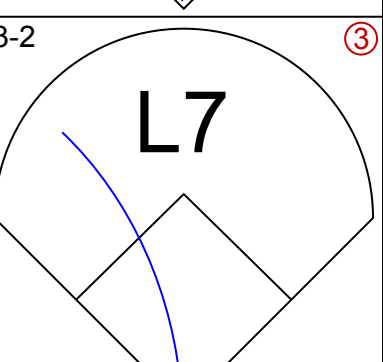
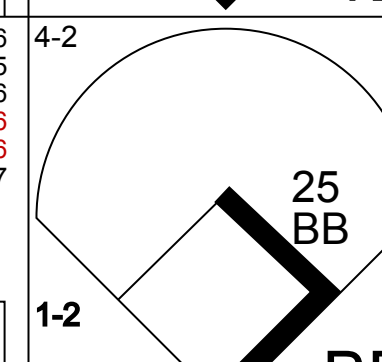
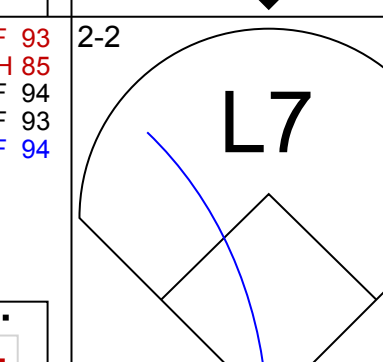
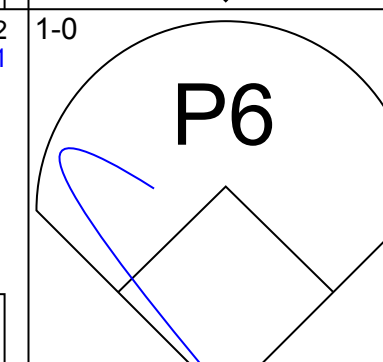
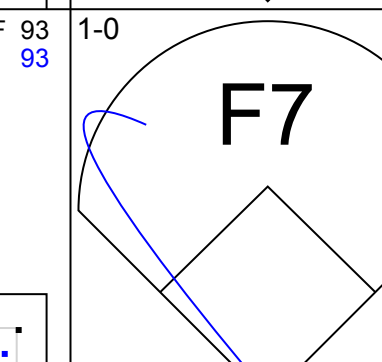
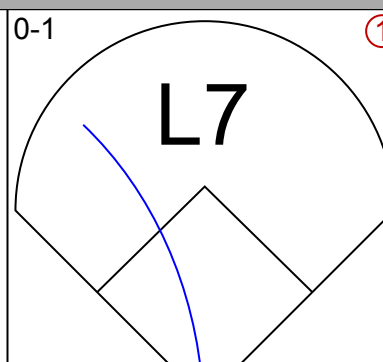
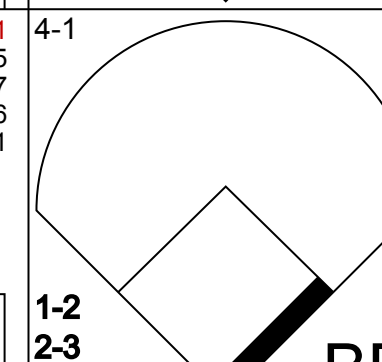
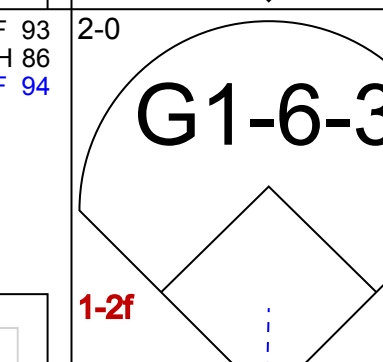
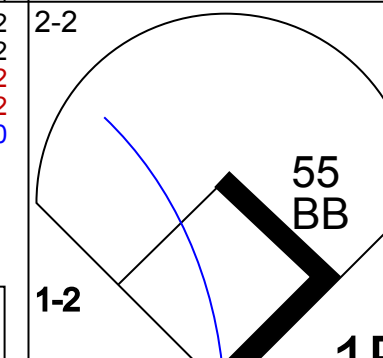
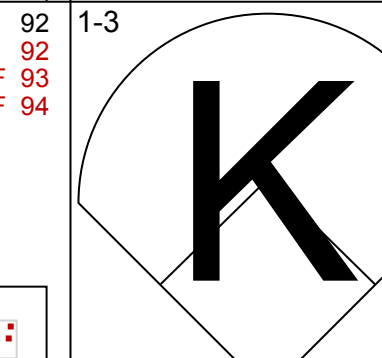
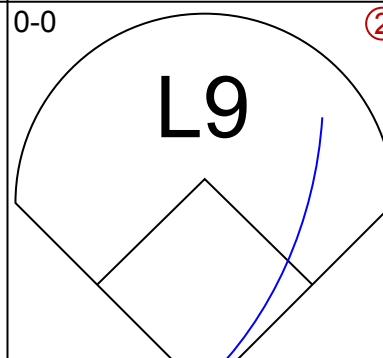
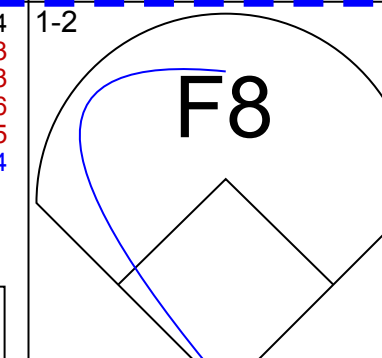
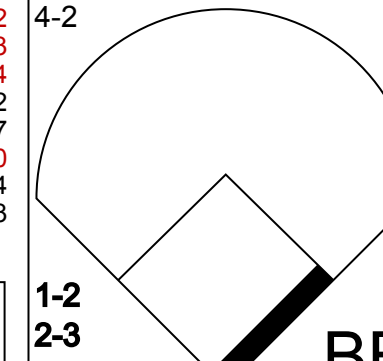
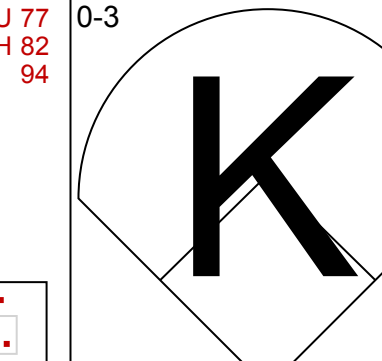
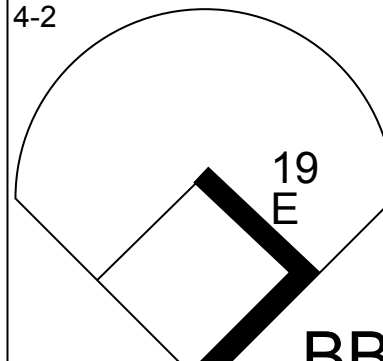

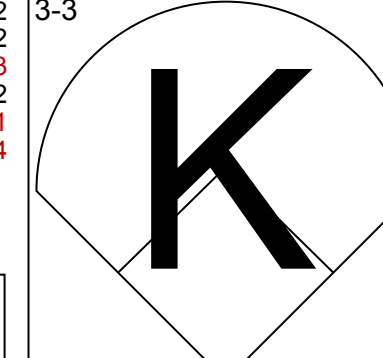

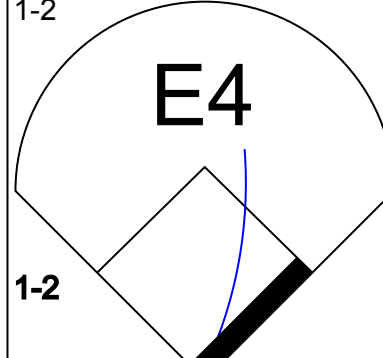

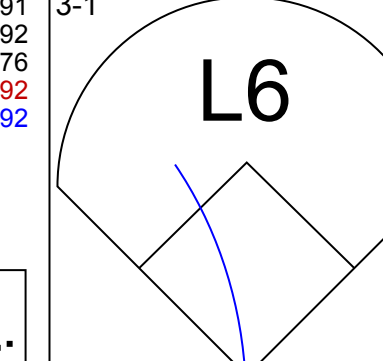
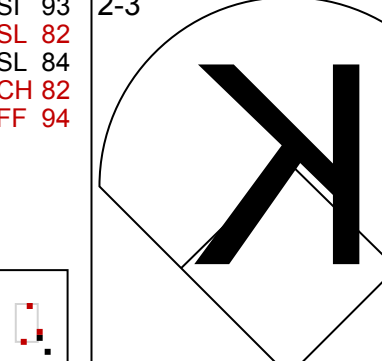
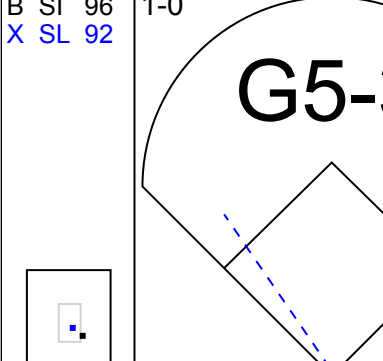
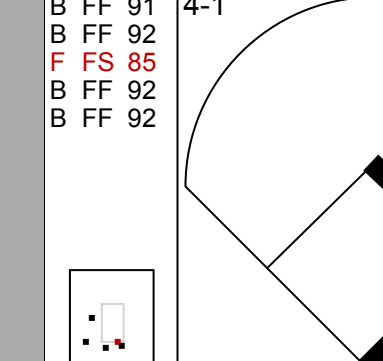
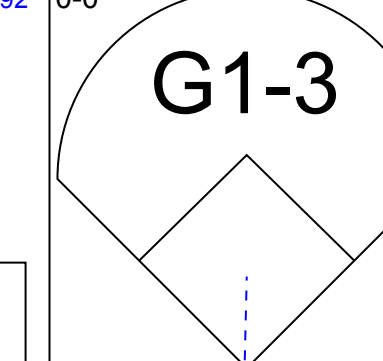
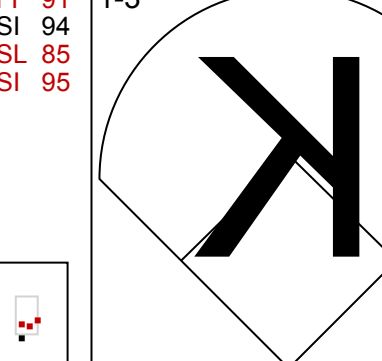
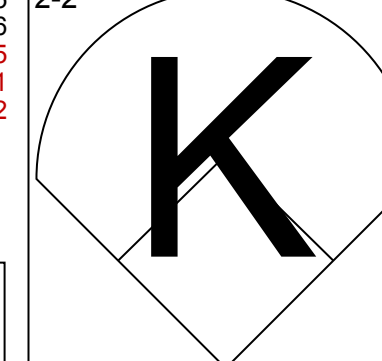
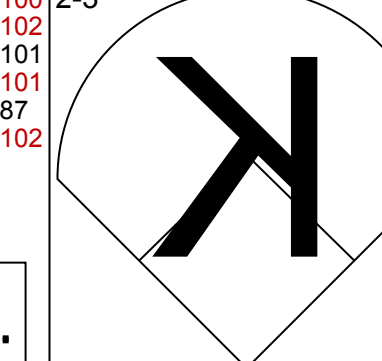

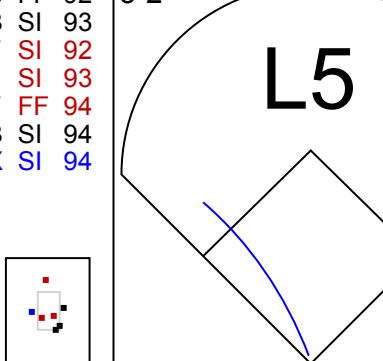
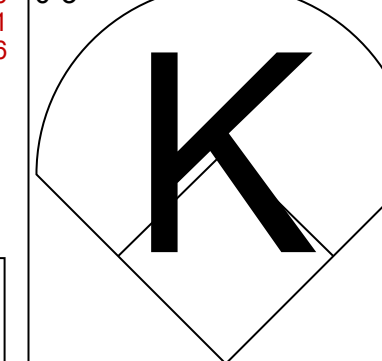
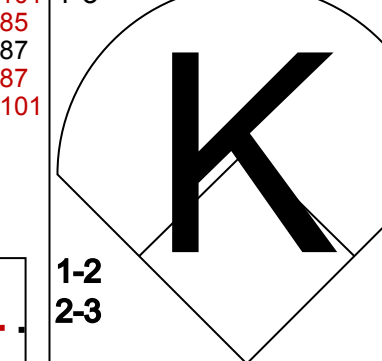


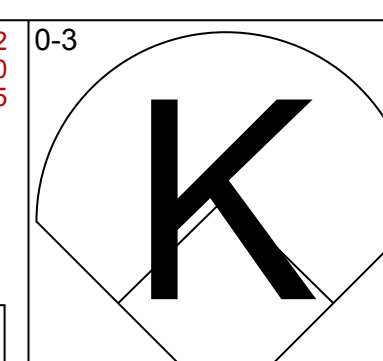
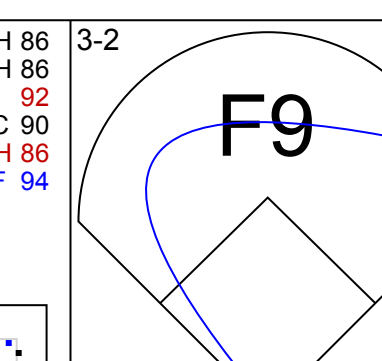
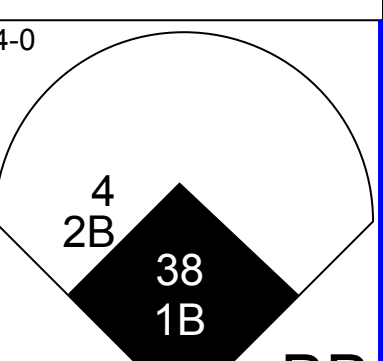
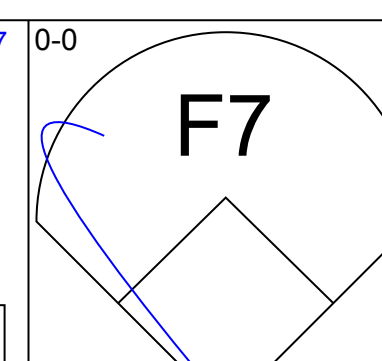
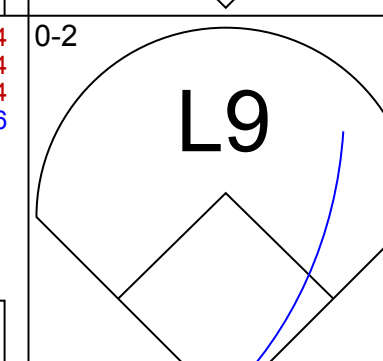
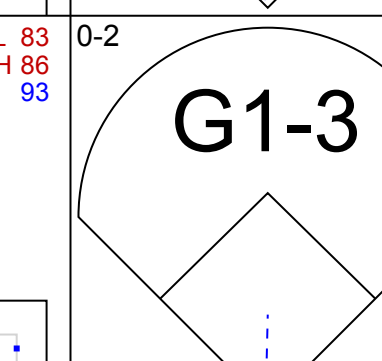
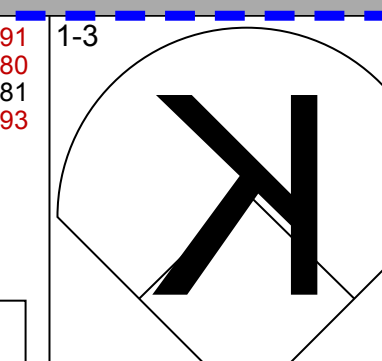

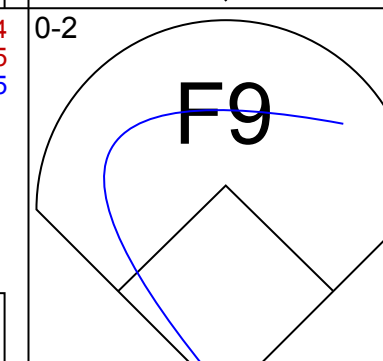
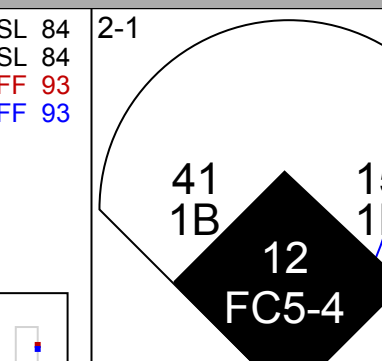
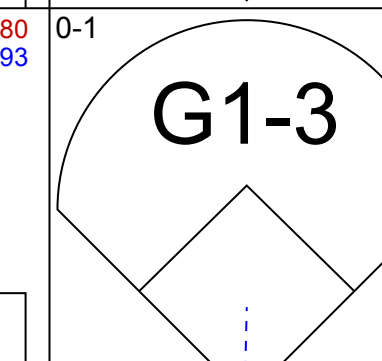

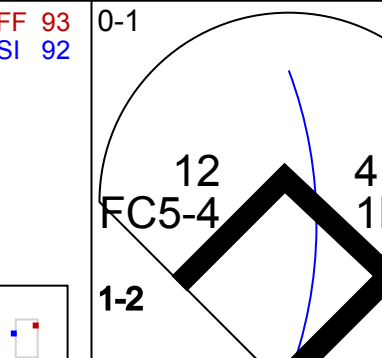
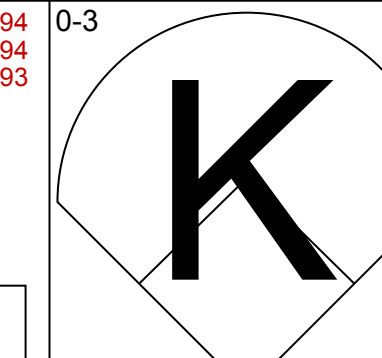



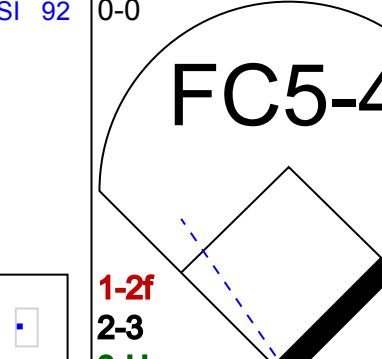


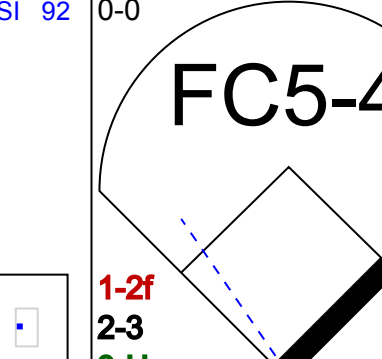



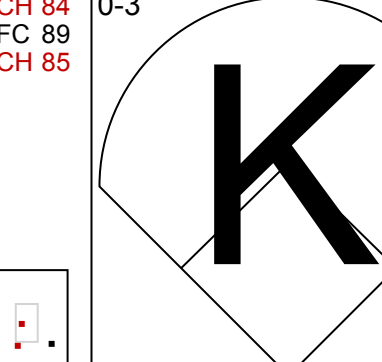


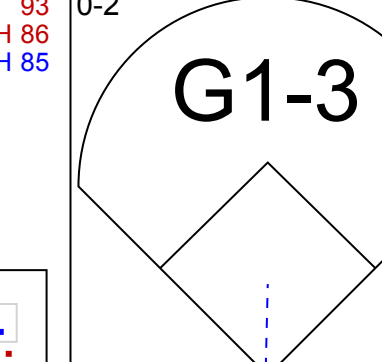

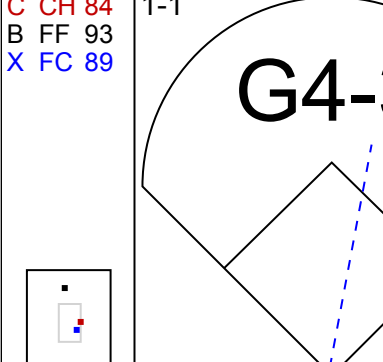
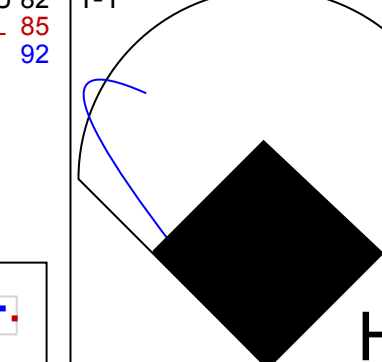
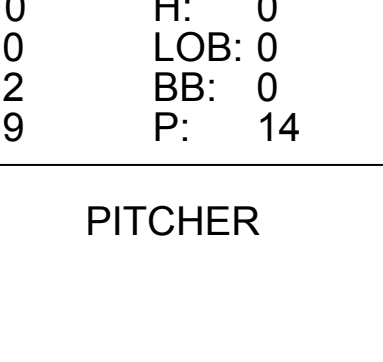
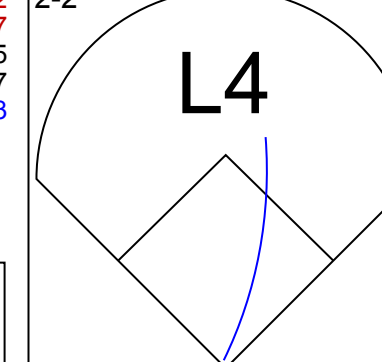
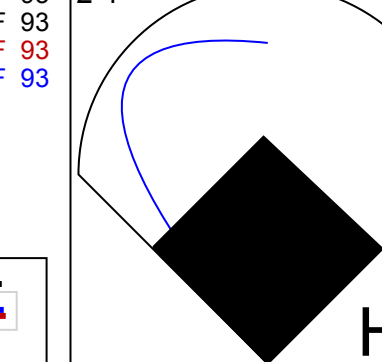

Batter	1	2	3	4	5	6	7	8	9	AB	R	H	RBI	BB	SO	LOB	BOTTOM					
13 Matt Carpenter, L OBP: 0.385, SLG: 0.577										5	1	2	0	0	1	6						
4 Yadier Molina, R OBP: 0.321, SLG: 0.446										4	0	1	0	0	1	3						
38 José Martínez, R OBP: 0.366, SLG: 0.476										4	2	2	2	0	1	2						
34 Yairo Muñoz, R OBP: 0.338, SLG: 0.411										0	0	0	0	0	0	0						
41 Tyler O'Neill, R OBP: 0.313, SLG: 0.551										4	1	1	2	0	2	2						
12 Paul DeJong, R OBP: 0.311, SLG: 0.422										3	1	0	0	0	2	1						
3 Jedd Gyorko, R OBP: 0.348, SLG: 0.436										3	0	1	0	1	0	0						
53 John Gant, R OBP: 0.042, SLG: 0.167										0	0	0	0	0	0	0						
21 Patrick Wisdom, R OBP: 0.429, SLG: 0.583										0	0	0	0	0	0	0						
48 Harrison Bader, R OBP: 0.351, SLG: 0.443										3	0	1	0	0	1	2						
35 Greg Garcia, L OBP: 0.313, SLG: 0.325										4	0	1	1	0	0	3						
32 Jack Flaherty, R OBP: 0.200, SLG: 0.158										2	0	1	0	1	1	1						
49 Jordan Hicks, R										0	0	0	0	0	0	0						
43 Dakota Hudson, R										0	0	0	0	0	0	0						
15 Matt Adams, L OBP: 0.327, SLG: 0.498										1	0	0	0	0	0	3						
26 Bud Norris, R										0	0	0	0	0	0	0						
Inning Stats	R: 2 E: 0 K: 0 S: 13	H: 2 LOB: 0 BB: 0 P: 19	R: 0 E: 0 K: 0 S: 7	H: 0 LOB: 0 BB: 0 P: 11	R: 0 E: 0 K: 0 S: 8	H: 1 LOB: 0 BB: 0 P: 14	R: 2 E: 0 K: 1 S: 14	H: 3 LOB: 2 BB: 0 P: 30	R: 0 E: 0 K: 2 S: 11	H: 1 LOB: 1 BB: 0 P: 15	R: 0 E: 0 K: 1 S: 10	H: 0 LOB: 1 BB: 0 P: 18	R: 0 E: 0 K: 3 S: 12	H: 1 LOB: 1 BB: 0 P: 19	R: 1 E: 0 K: 2 S: 17	H: 2 LOB: 2 BB: 0 P: 26	R: 0 E: 0 K: 0 S: 5	H: 0 LOB: 0 BB: 0 P: 9	1B: 6 2B: 2 3B: 0 HR: 2	SF: 0 SAC: 0 DP: 1 HBP: 2	WP: 1 PB: 0 SB: 0 CS: 0	PA: 37
PITCHER	IP	WLS	BF	H	R	ER	SO	BB	IBB	HBP	BLK	WP	HR	S	P	ERA	WHIP					
46 Iván Nova, R ERA: 4.35	3.2	L	18	6	4	4	1	2	0	0	0	0	0	40	70	9.82	2.182					
43 Steven Brault, L ERA: 4.35	3.1		13	2	0	0	6	0	0	1	0	0	0	35	56	0.00	0.600					
30 Kyle Crick, R ERA: 2.49	1.0		6	2	1	1	2	0	0	1	0	0	0	17	26	9.00	2.000					

Pittsburgh Pirates @ St. Louis Cardinals
 Busch Stadium, St. Louis, MO
 Tue Aug 28 2018, 7:18 PM - 10:07 PM CDT
 Att: 35,258 - Clear - 90 F

AB 33
 R 5
 H 10
 RBI 5
 BB 2
 SO 9
 LOB 23



Batter	1	2	3	4	5	6	7	8	9	AB	R	H	RBI	BB	SO	LOB	TOP			
6 Starling Marte, R OBP: 0.324, SLG: 0.456										5	0	3	0	0	1	0	Pittsburgh Pirates @ St. Louis Cardinals Busch Stadium, St. Louis, MO Thu Aug 30 2018, 6:16 PM - 9:08 PM CDT Att: 38,561 - Partly Cloudy - 80 F			
26 Adam Frazier, L OBP: 0.353, SLG: 0.455										3	0	1	0	2	0	1				
25 Gregory Polanco, L OBP: 0.337, SLG: 0.487										4	0	0	0	1	0	4				
29 Francisco Cervelli, R OBP: 0.390, SLG: 0.446										4	0	1	0	0	1	5				
55 Josh Bell, S OBP: 0.351, SLG: 0.402										2	0	1	0	2	1	2				
19 Colin Moran, L OBP: 0.334, SLG: 0.388										4	0	0	0	0	2	5				
10 Jordy Mercer, R OBP: 0.328, SLG: 0.395										3	0	0	0	1	1	2				
27 Kevin Newman, R OBP: 0.261, SLG: 0.200										4	0	0	0	0	3	2				
59 Joe Musgrove, R OBP: 0.205, SLG: 0.240										2	0	0	0	0	0	0				
5 Josh Harrison, R OBP: 0.295, SLG: 0.363										1	0	0	0	0	1	0				
49 Nick Kingham, R OBP: 0.162, SLG: 0.150										0	0	0	0	0	0	0				
12 Corey Dickerson, L OBP: 0.328, SLG: 0.461										1	0	0	0	0	1	2				
48 Richard Rodriguez, R OBP: 0.334, SLG: 0.461										0	0	0	0	0	0	0				
Inning Stats	R: 0 H: 1 E: 0 K: 2 S: 16	L: 1 BB: 2 P: 30	R: 0 H: 0 E: 0 K: 0 S: 6	L: 0 BB: 0 P: 11	R: 0 H: 2 E: 0 K: 2 S: 10	L: 2 BB: 0 P: 12	R: 0 H: 0 E: 0 K: 2 S: 8	L: 0 BB: 0 P: 13	R: 0 H: 0 E: 1 K: 0 S: 10	L: 0 BB: 2 P: 16	R: 0 H: 1 E: 0 K: 2 S: 15	L: 3 BB: 2 P: 27	R: 0 H: 1 E: 0 K: 3 S: 14	L: 1 BB: 2 P: 23	R: 0 H: 1 E: 0 K: 0 S: 8	L: 1 BB: 0 P: 13	1B: 5 2B: 1 3B: 0 HR: 0	SF: 0 SAC: 0 DP: 1 HBP: 0	WP: 1 PB: 0 SB: 0 CS: 0	PA: 39
PITCHER	IP WLS BF H R ER SO BB IBB HBP BLK WP HR S P ERA WHIP	IP WLS BF H R ER SO BB IBB HBP BLK WP HR S P ERA WHIP	IP WLS BF H R ER SO BB IBB HBP BLK WP HR S P ERA WHIP	IP WLS BF H R ER SO BB IBB HBP BLK WP HR S P ERA WHIP	IP WLS BF H R ER SO BB IBB HBP BLK WP HR S P ERA WHIP	IP WLS BF H R ER SO BB IBB HBP BLK WP HR S P ERA WHIP	IP WLS BF H R ER SO BB IBB HBP BLK WP HR S P ERA WHIP	IP WLS BF H R ER SO BB IBB HBP BLK WP HR S P ERA WHIP	IP WLS BF H R ER SO BB IBB HBP BLK WP HR S P ERA WHIP	IP WLS BF H R ER SO BB IBB HBP BLK WP HR S P ERA WHIP	IP WLS BF H R ER SO BB IBB HBP BLK WP HR S P ERA WHIP	IP WLS BF H R ER SO BB IBB HBP BLK WP HR S P ERA WHIP	IP WLS BF H R ER SO BB IBB HBP BLK WP HR S P ERA WHIP	IP WLS BF H R ER SO BB IBB HBP BLK WP HR S P ERA WHIP	IP WLS BF H R ER SO BB IBB HBP BLK WP HR S P ERA WHIP	IP WLS BF H R ER SO BB IBB HBP BLK WP HR S P ERA WHIP	IP WLS BF H R ER SO BB IBB HBP BLK WP HR S P ERA WHIP	IP WLS BF H R ER SO BB IBB HBP BLK WP HR S P ERA WHIP	IP WLS BF H R ER SO BB IBB HBP BLK WP HR S P ERA WHIP	IP WLS BF H R ER SO BB IBB HBP BLK WP HR S P ERA WHIP
53 John Gant, R ERA: 3.34	1.0	6	1	0	0	2	2	0	0	0	0	0	0	0	11	23	0.00	3.000		
43 Dakota Hudson, R ERA: 2.97	0.1	H	1	0	0	0	0	0	0	0	0	0	0	5	6	0.00	0.000			
18 Carlos Martinez, R ERA: 3.27	0.1	3	1	0	0	1	1	0	0	0	0	0	0	6	12	0.00	6.000			
40 Chasen Shreve, L ERA: 3.86	0.2	2	0	0	0	2	0	0	0	0	0	0	0	8	11	0.00	0.000			
49 Jordan Hicks, R ERA: 3.11																				
7 Luke Weaver, R ERA: 4.59	1.0	3	1	0	0	0	0	0	0	0	0	0	0	8	13	0.00	1.000			


Batter	1	2	3	4	5	6	7	8	9	AB	R	H	RBI	BB	SO	LOB	BOTTOM			
13 Matt Carpenter, L OBP: 0.347, SLG: 0.576										2	1	0	0	1	1	0	Pittsburgh Pirates @ St. Louis Cardinals Busch Stadium, St. Louis, MO Thu Aug 30 2018, 6:16 PM - 9:08 PM CDT Att: 38,561 - Partly Cloudy - 80 F			
43 Dakota Hudson, R ERA: 2.97										4	1	1	0	0	1	0				
18 Carlos Martinez, R ERA: 3.27										4	1	2	2	0	0	0				
28 Adolis Garcia, L OBP: 0.267, SLG: 0.307										4	0	1	0	0	2	0				
40 Chasen Shreve, L ERA: 3.86										3	0	1	0	0	2	0				
49 Jordan Hicks, R ERA: 3.11										3	0	1	0	0	2	0				
21 Patrick Wisdom, R OBP: 0.202, SLG: 0.336										3	0	0	1	0	1	2				
41 Tyler O'Neill, R OBP: 0.301, SLG: 0.521										3	0	1	0	0	2	0				
12 Paul DeJong, R OBP: 0.308, SLG: 0.419										3	0	0	1	0	1	2				
35 Greg Garcia, L OBP: 0.301, SLG: 0.311										3	0	0	0	0	1	2				
48 Harrison Bader, R OBP: 0.347, SLG: 0.446										3	1	1	1	0	1	2				
53 John Gant, R OBP: 0.077, SLG: 0.308										2	1	1	1	0	0	0				
34 Yairo Muñoz, R OBP: 0.340, SLG: 0.413										1	0	0	0	0	0	0				
Inning Stats	R: 0 H: 0 E: 0 K: 1 S: 10	L: 0 BB: 0 P: 10	R: 2 H: 2 E: 0 K: 0 S: 13	L: 0 BB: 0 P: 19	R: 1 H: 3 E: 0 K: 2 S: 14	L: 2 BB: 0 P: 16	R: 2 H: 2 E: 0 K: 1 S: 14	L: 2 BB: 1 P: 25	R: 0 H: 0 E: 0 K: 2 S: 9	L: 0 BB: 0 P: 14	R: 0 H: 0 E: 0 K: 0 S: 6	L: 0 BB: 0 P: 10	R: 0 H: 0 E: 0 K: 2 S: 8	L: 0 BB: 0 P: 9	R: 0 H: 0 E: 0 K: 2 S: 8	L: 0 BB: 0 P: 9	1B: 4 2B: 1 3B: 0 HR: 2	SF: 0 SAC: 0 DP: 0 HBP: 0	WP: 0 PB: 0 SB: 0 CS: 0	PA: 31
PITCHER	IP WLS BF H R ER SO BB IBB HBP BLK WP HR S P ERA WHIP	IP WLS BF H R ER SO BB IBB HBP BLK WP HR S P ERA WHIP	IP WLS BF H R ER SO BB IBB HBP BLK WP HR S P ERA WHIP	IP WLS BF H R ER SO BB IBB HBP BLK WP HR S P ERA WHIP	IP WLS BF H R ER SO BB IBB HBP BLK WP HR S P ERA WHIP	IP WLS BF H R ER SO BB IBB HBP BLK WP HR S P ERA WHIP	IP WLS BF H R ER SO BB IBB HBP BLK WP HR S P ERA WHIP	IP WLS BF H R ER SO BB IBB HBP BLK WP HR S P ERA WHIP	IP WLS BF H R ER SO BB IBB HBP BLK WP HR S P ERA WHIP	IP WLS BF H R ER SO BB IBB HBP BLK WP HR S P ERA WHIP	IP WLS BF H R ER SO BB IBB HBP BLK WP HR S P ERA WHIP	IP WLS BF H R ER SO BB IBB HBP BLK WP HR S P ERA WHIP	IP WLS BF H R ER SO BB IBB HBP BLK WP HR S P ERA WHIP	IP WLS BF H R ER SO BB IBB HBP BLK WP HR S P ERA WHIP	IP WLS BF H R ER SO BB IBB HBP BLK WP HR S P ERA WHIP	IP WLS BF H R ER SO BB IBB HBP BLK WP HR S P ERA WHIP	IP WLS BF H R ER SO BB IBB HBP BLK WP HR S P ERA WHIP	IP WLS BF H R ER SO BB IBB HBP BLK WP HR S P ERA WHIP	IP WLS BF H R ER SO BB IBB HBP BLK WP HR S P ERA WHIP	IP WLS BF H R ER SO BB IBB HBP BLK WP HR S P ERA WHIP
59 Joe Musgrove, R ERA: 3.8	1.0	L	25	7	5	7	0	0	0	0	0	0	0	0	0	0	0.00	0.000		
49 Nick Kingham, R ERA: 4.52	1.0	3	0	0	0	0	0	0	0	0	0	6	10	0.00	0.000					
48 Richard Rodriguez, R ERA: 2.84	1.0	3	0	0	0	2	0	0	0	0	0	8	9	0.00	0.000					



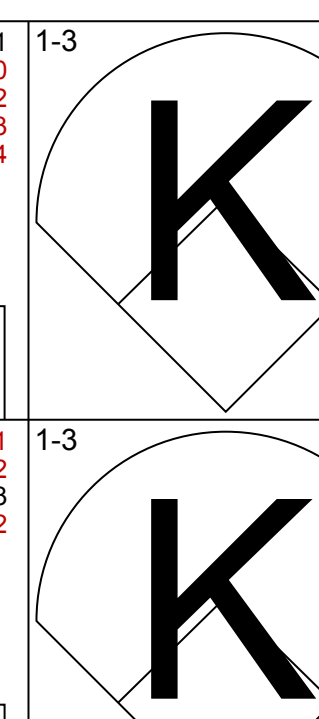
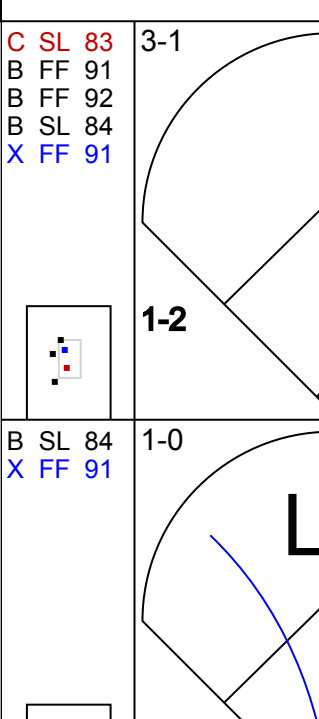
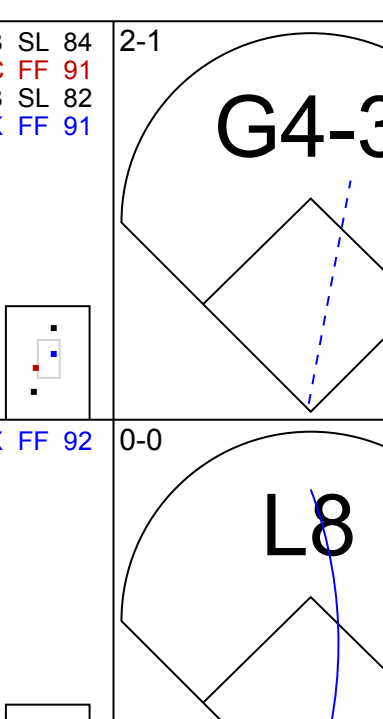
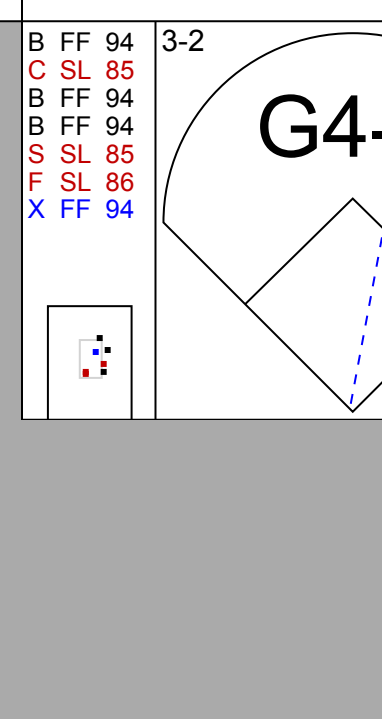
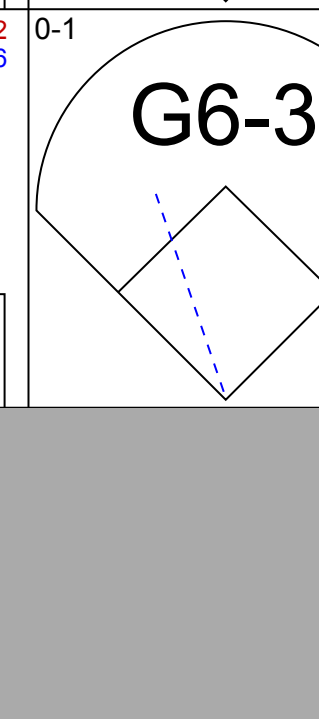
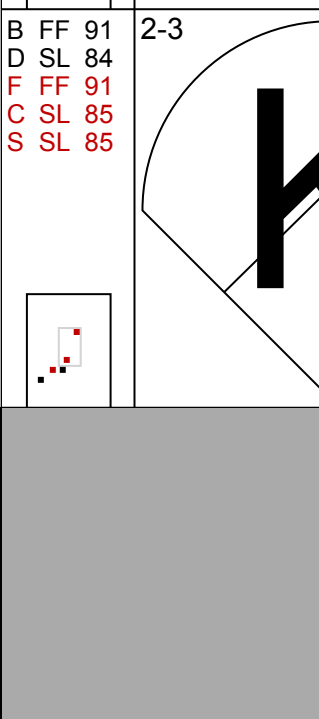

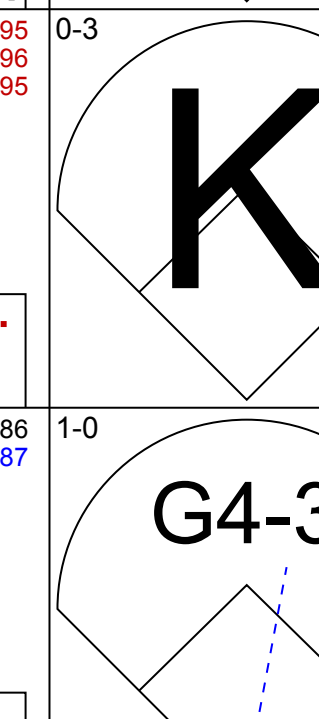


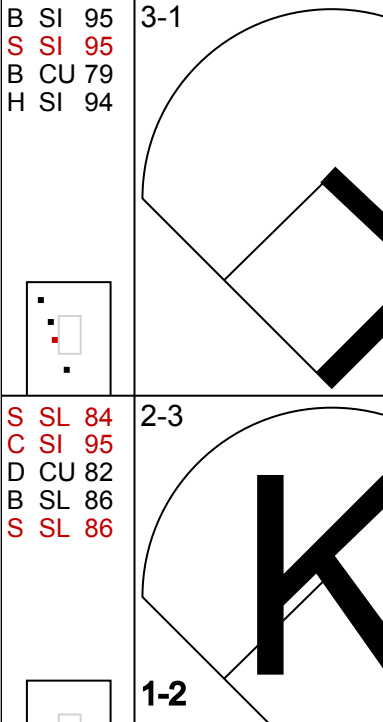

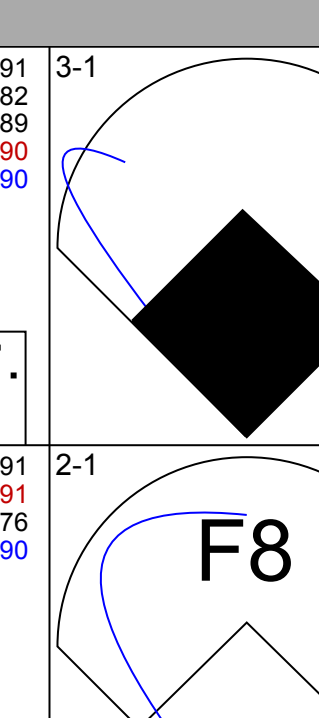
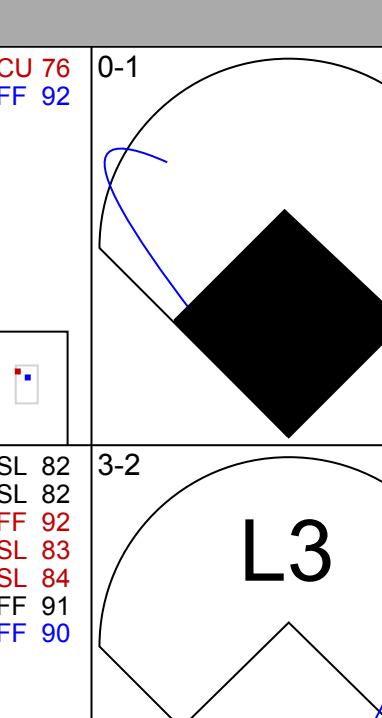
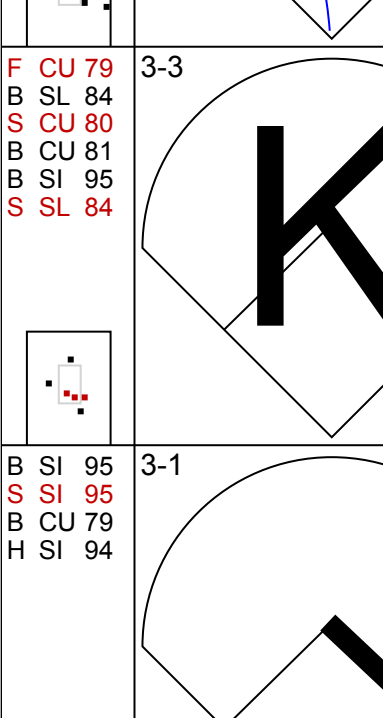
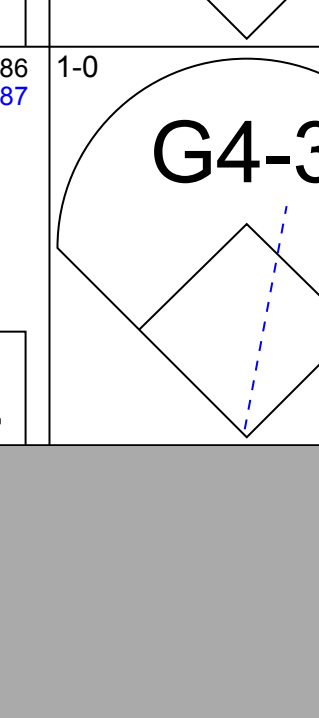
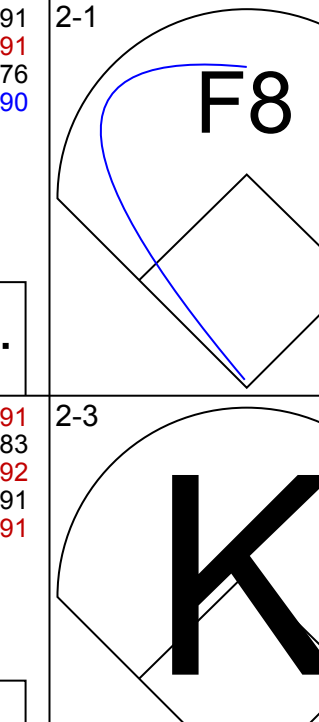
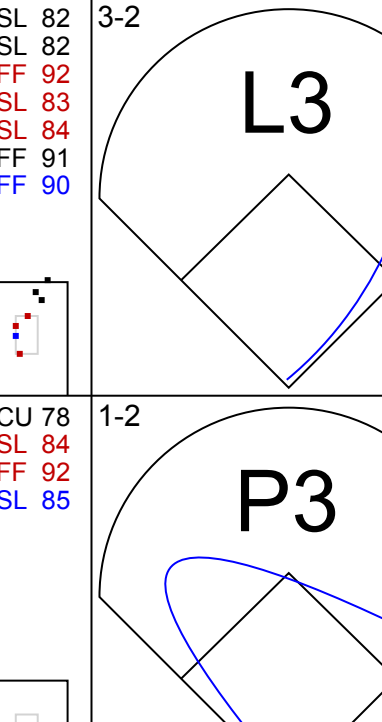
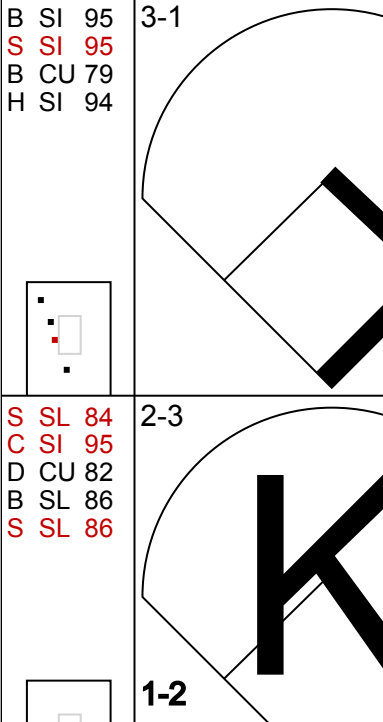
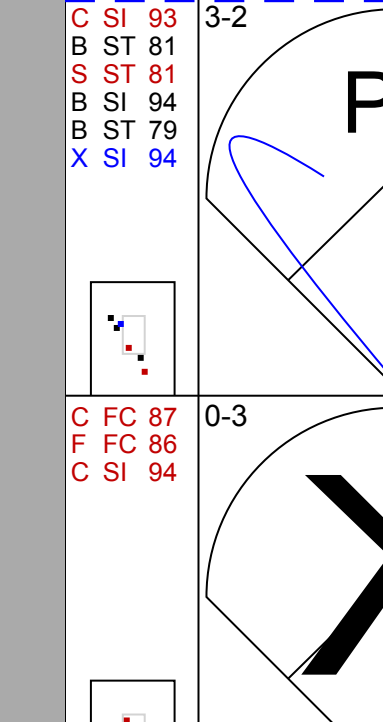
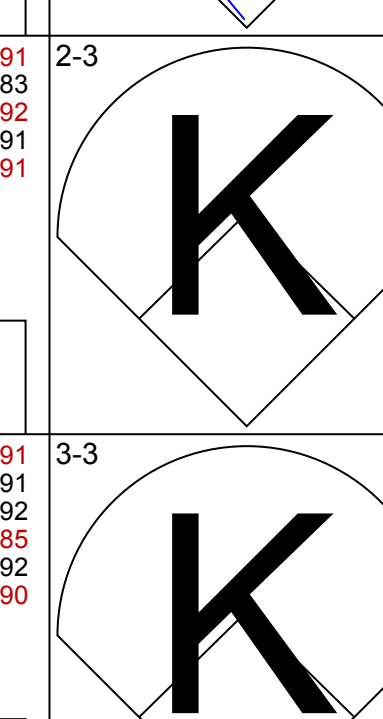
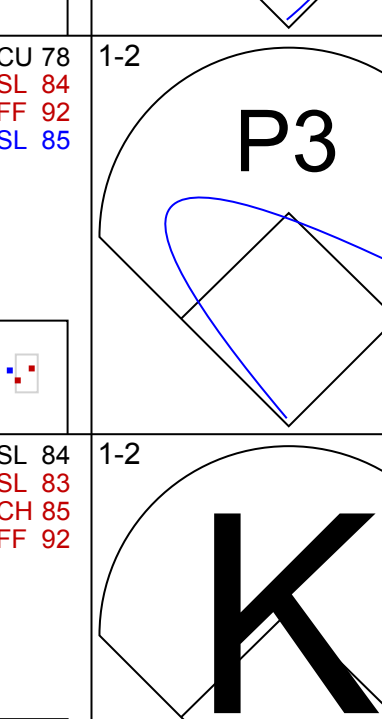
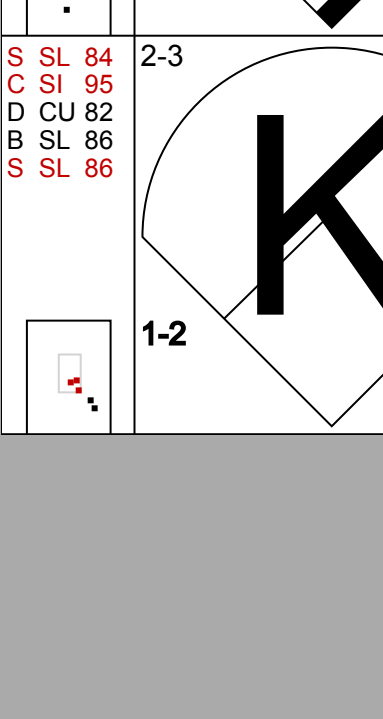
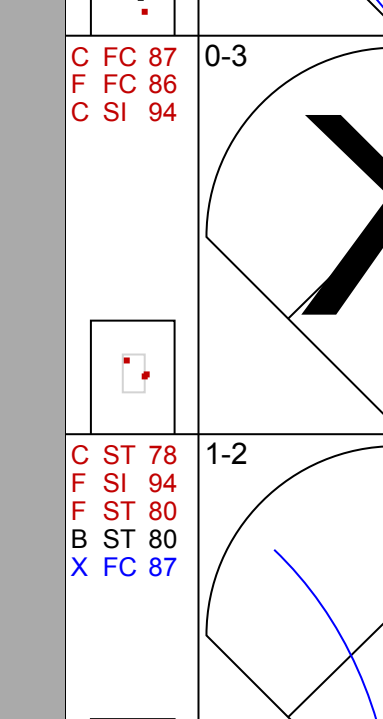
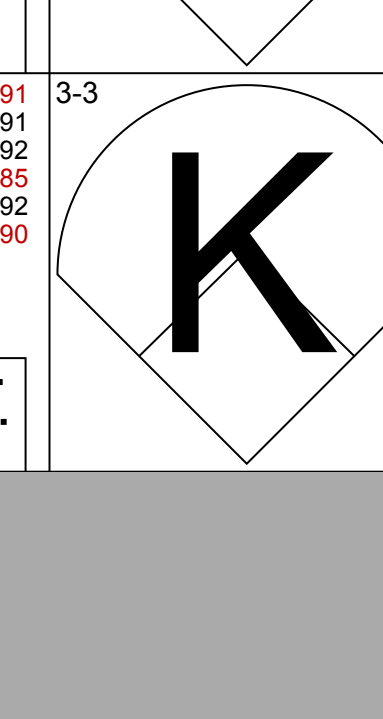
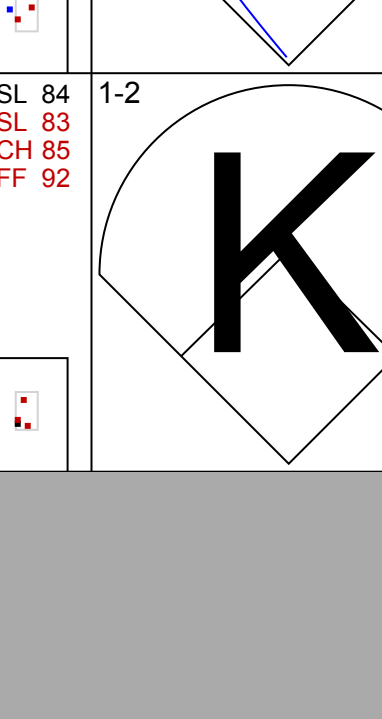
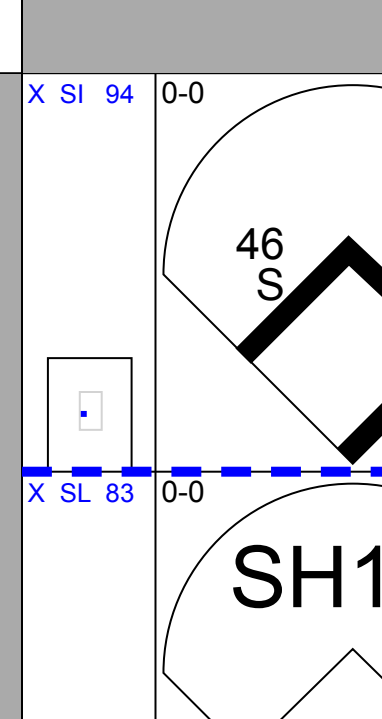
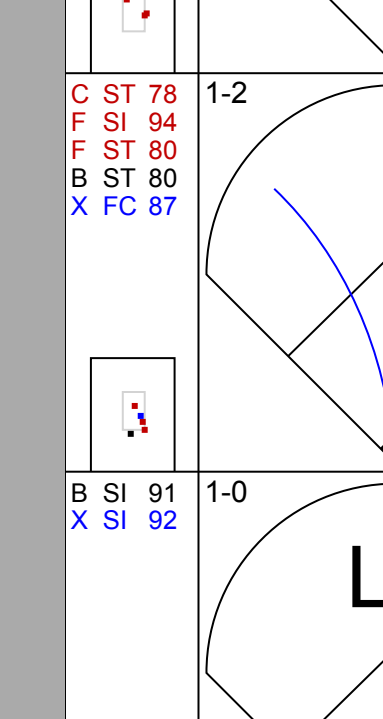
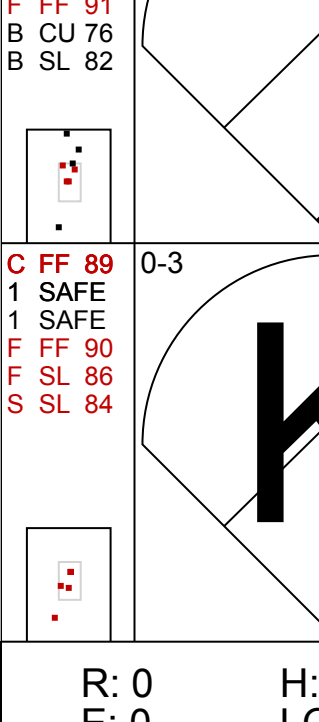
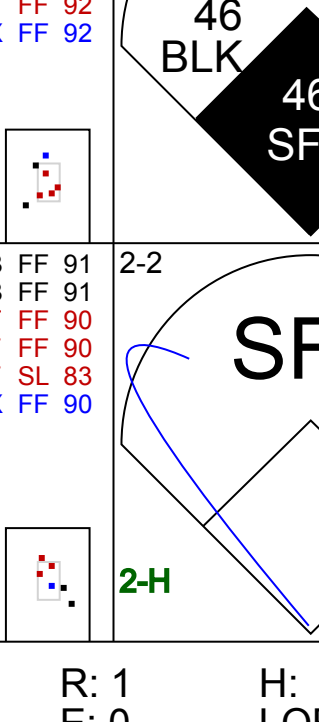
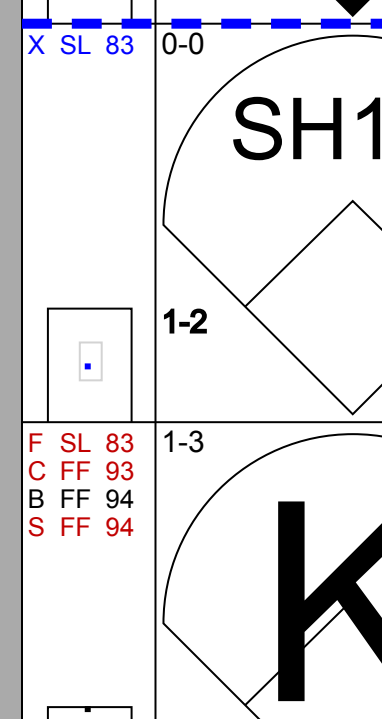
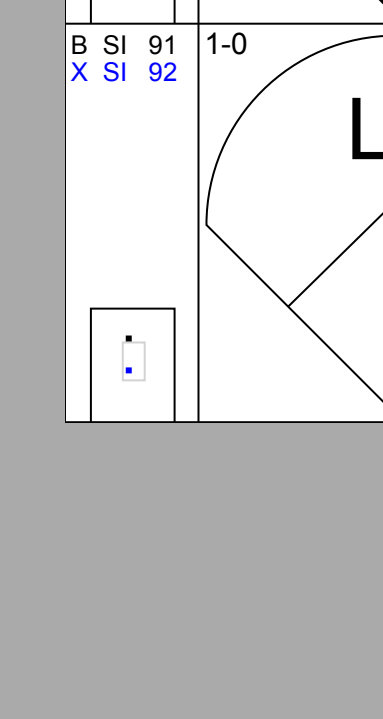
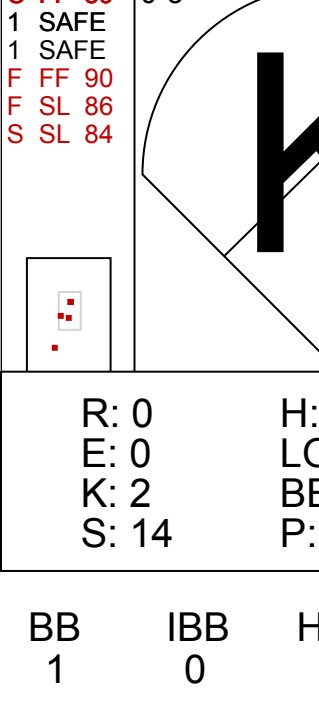
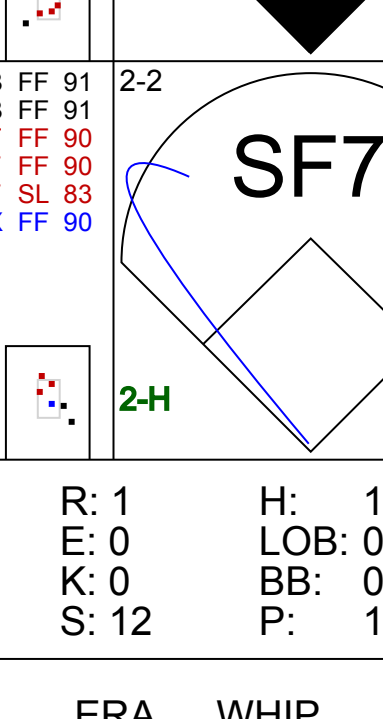
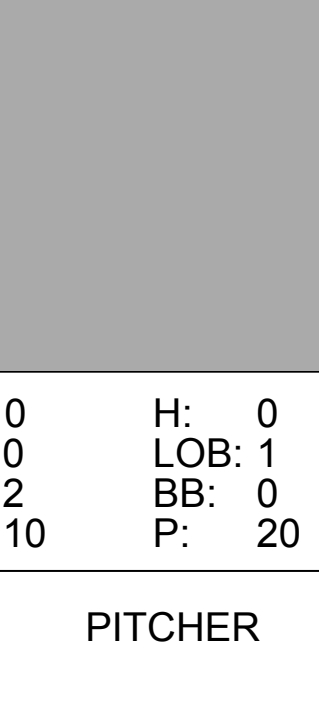
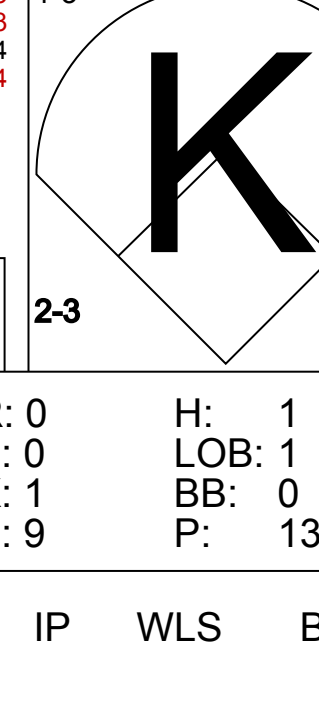
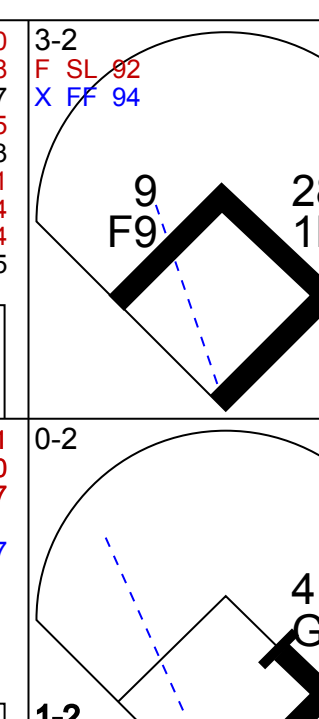
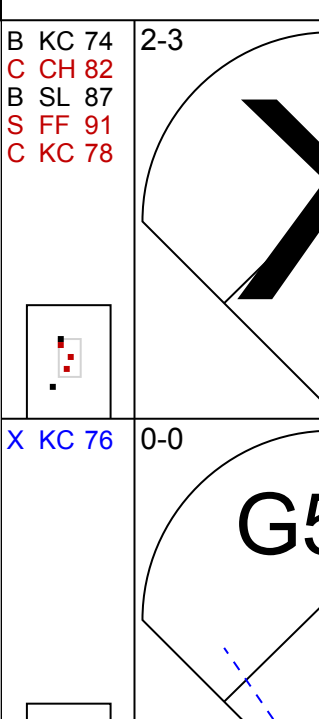
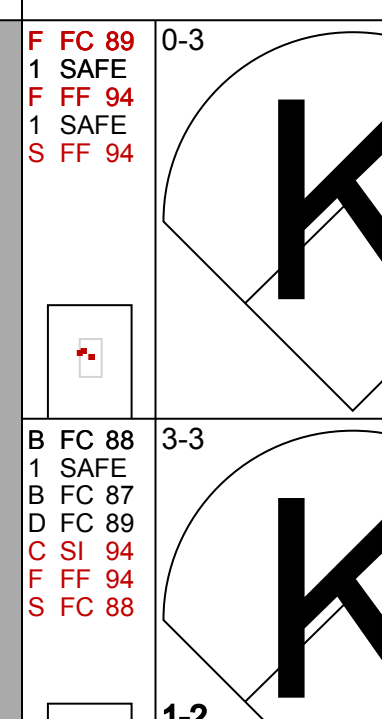
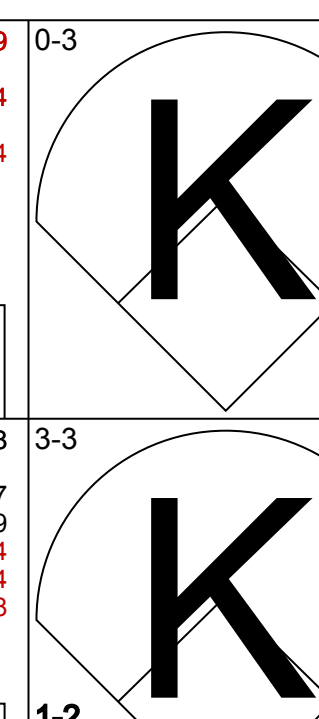
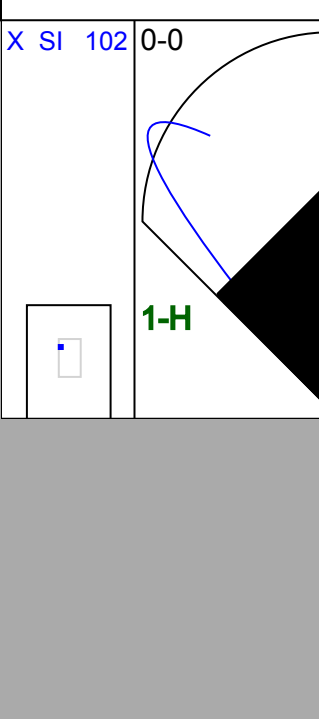
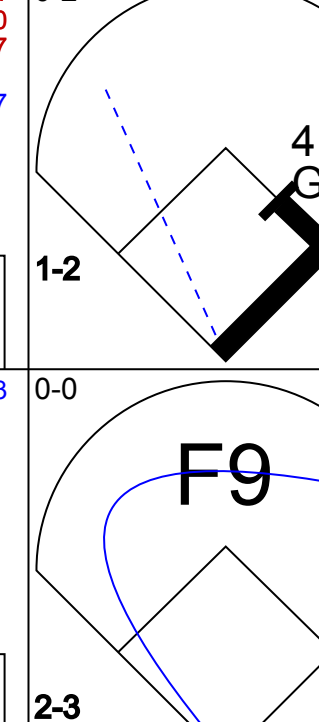
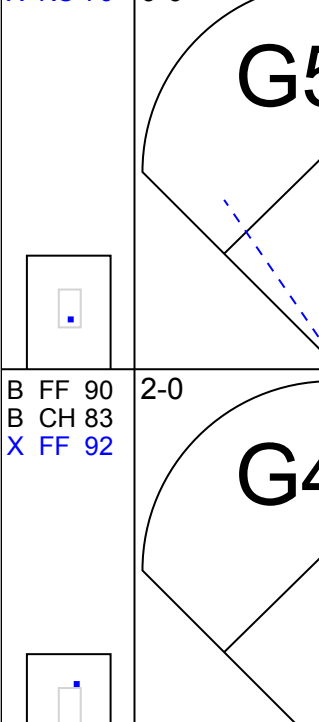
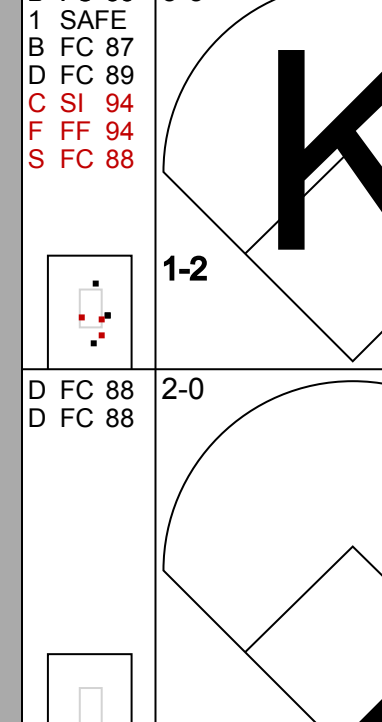
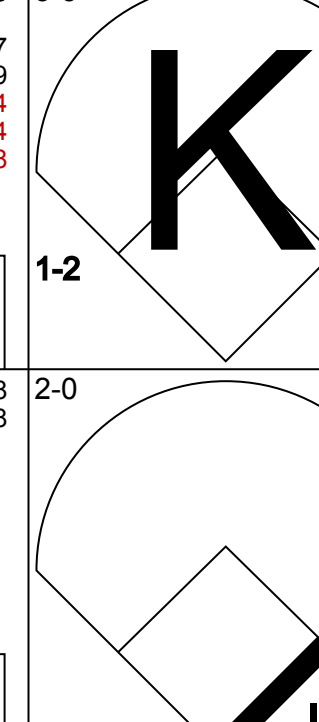


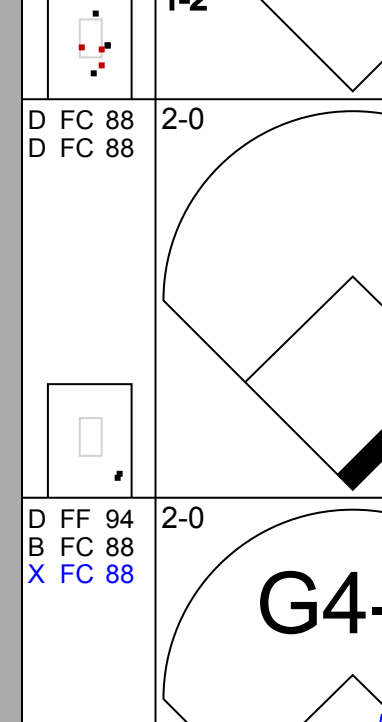
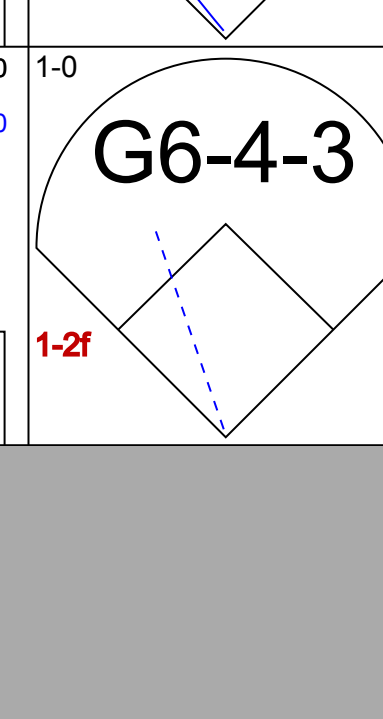
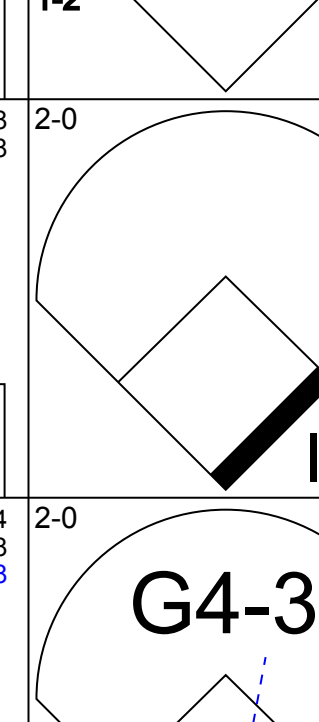

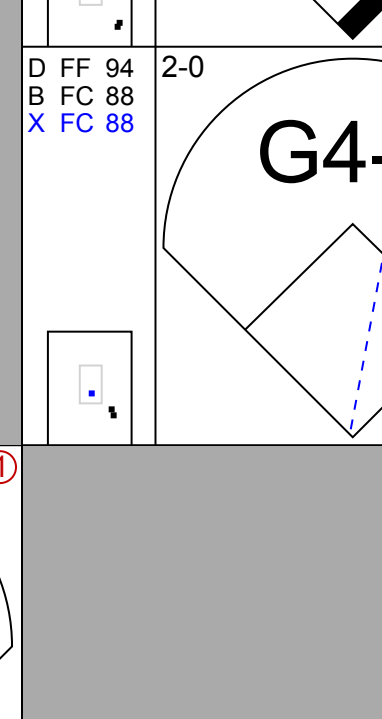
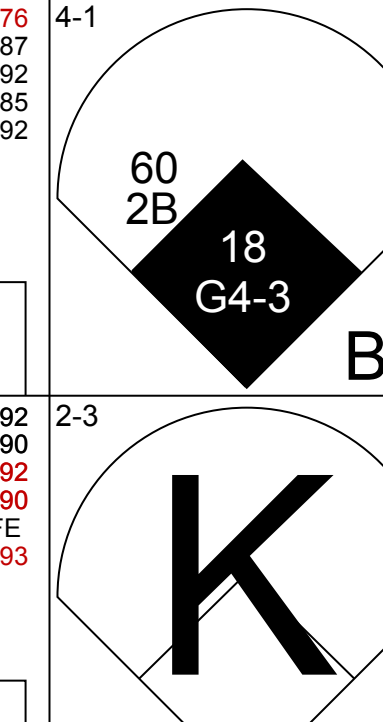
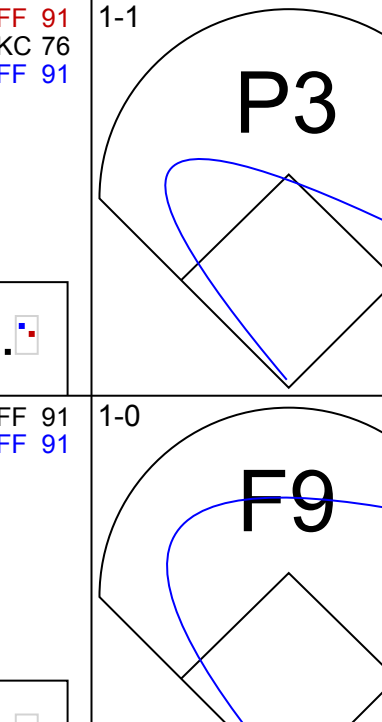
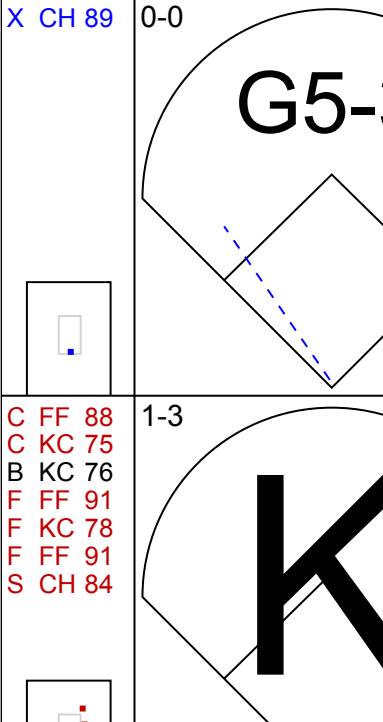
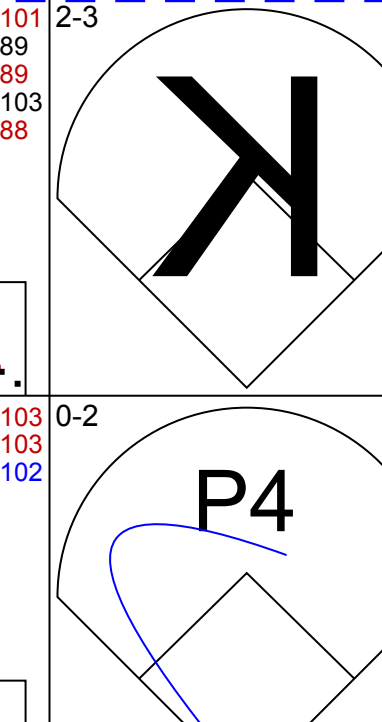
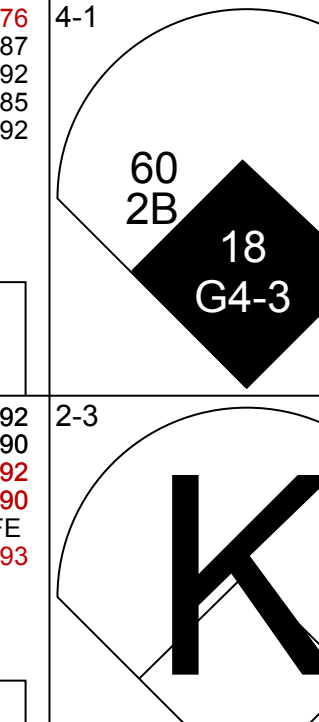
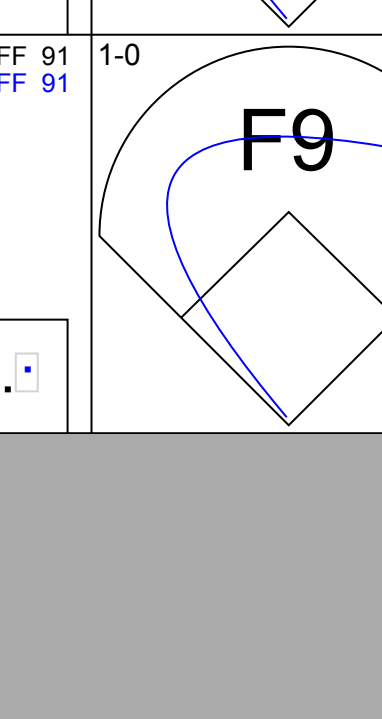
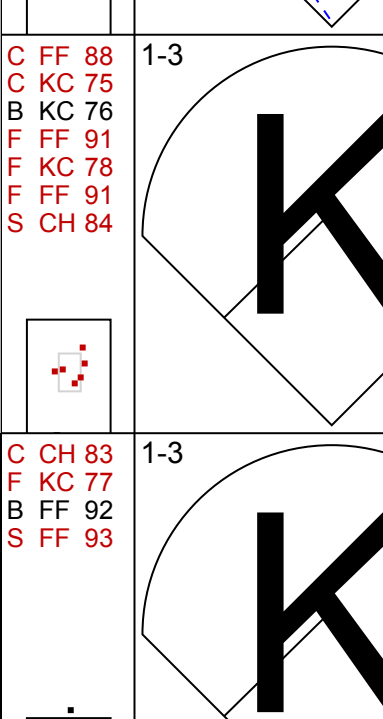

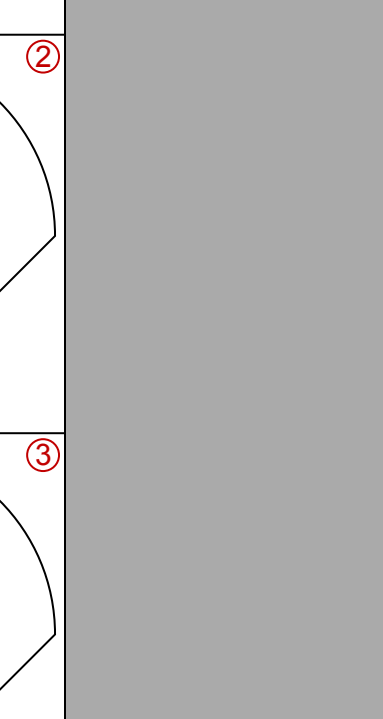
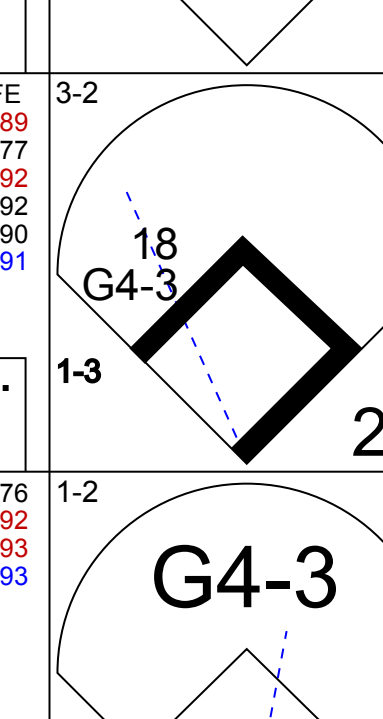
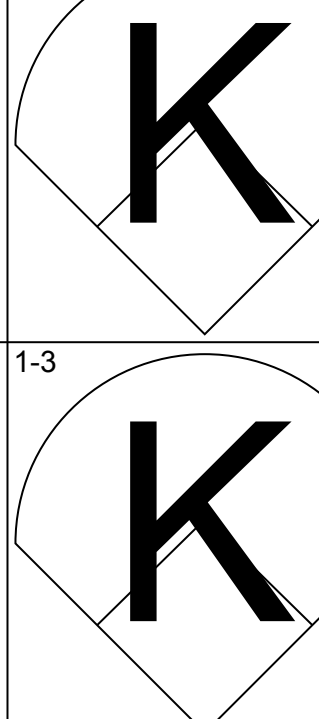

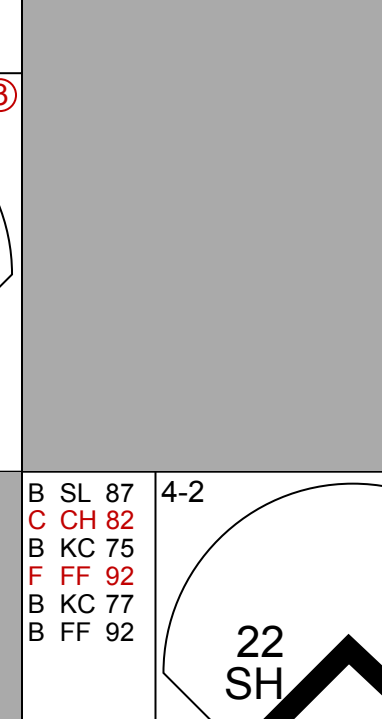
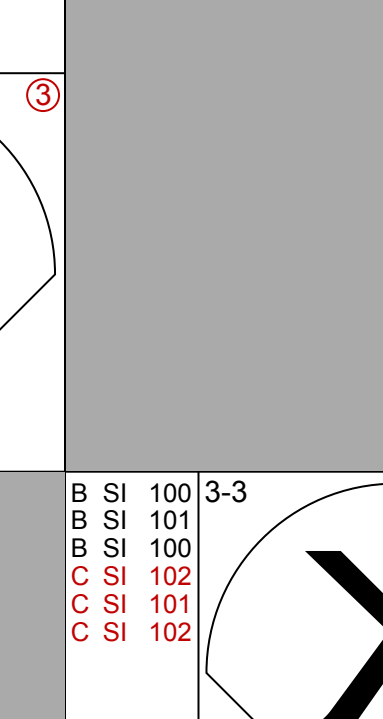
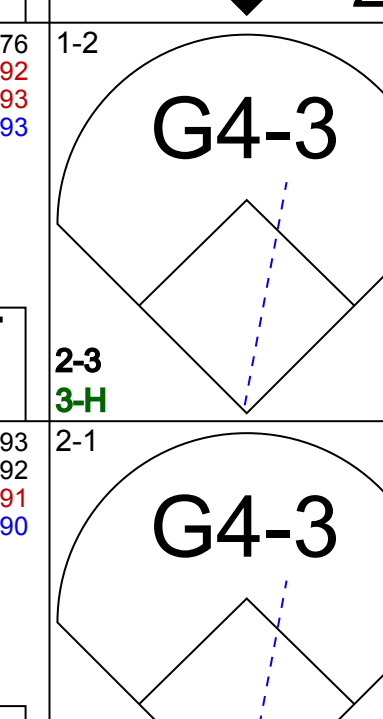

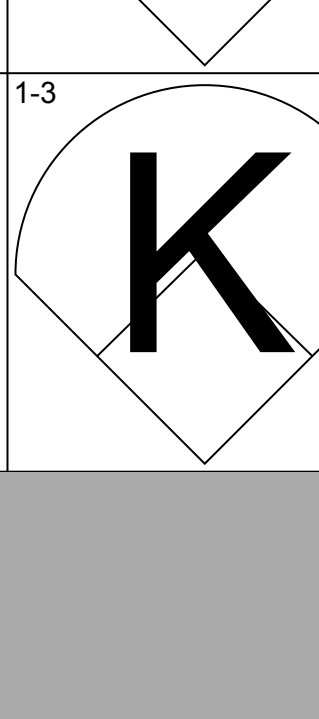
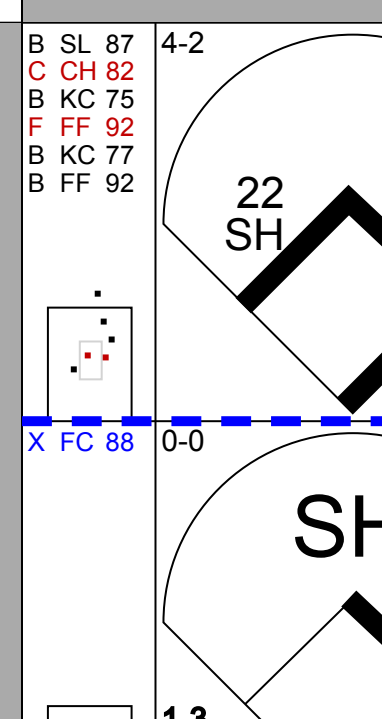
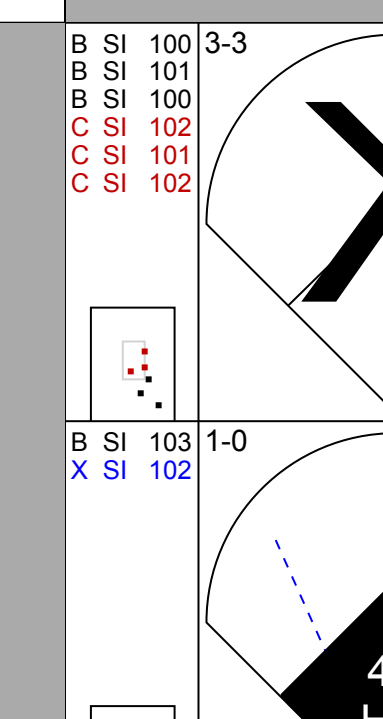
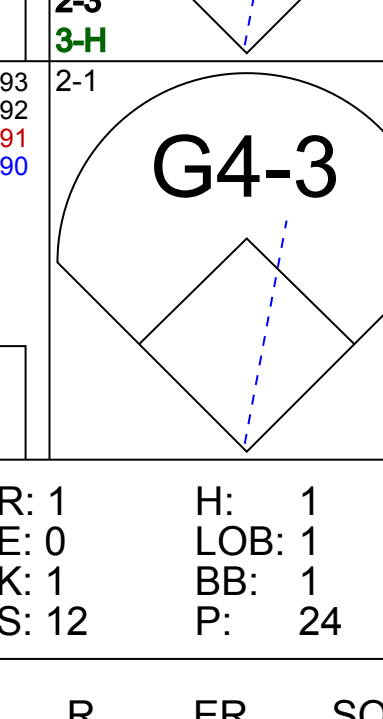
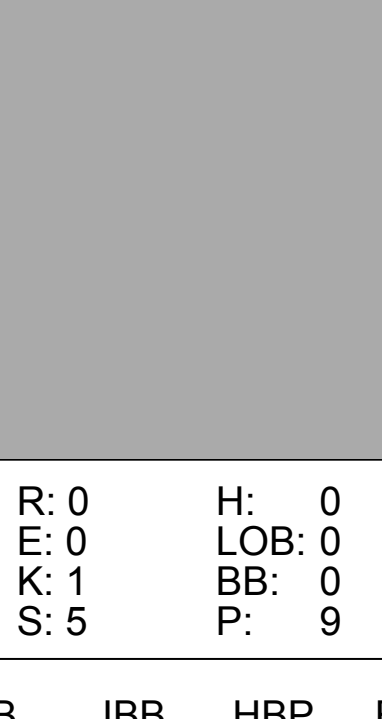
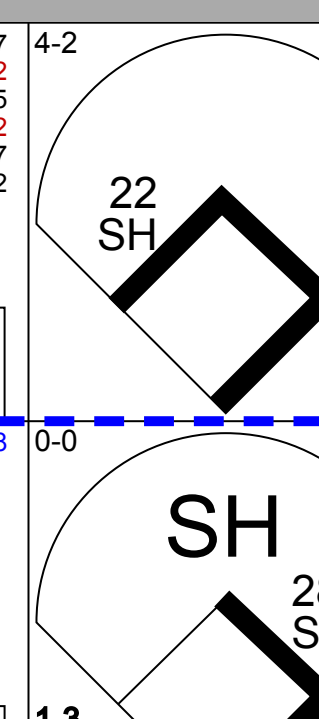
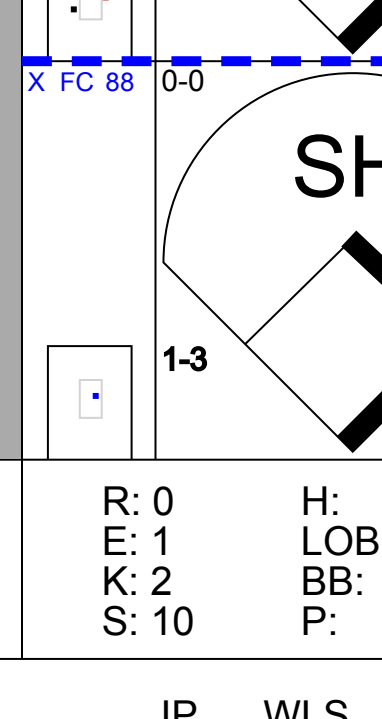
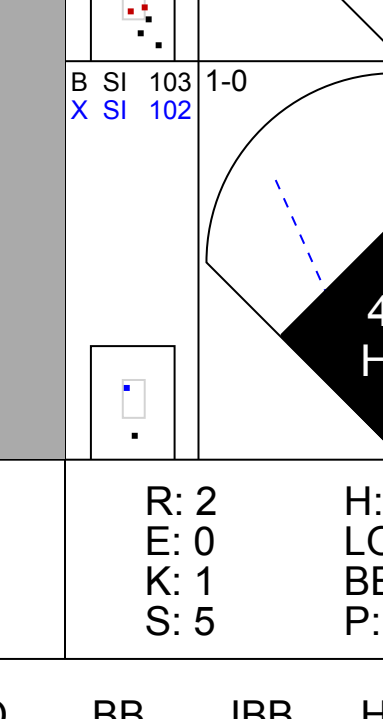
Batter	1	2	3	4	5	6	7	8	9	AB	R	H	RBI	BB	SO	LOB	TOP					
13 Matt Carpenter, L OBP: 0.389, SLG: 0.568										5	2	2	1	0	0	1						
38 José Martínez, R OBP: 0.388, SLG: 0.465										5	1	3	1	0	0	0						
35 Greg García, L OBP: 0.299, SLG: 0.305										4	2	2	4	0	0	1						
15 Matt Adams, L OBP: 0.324, SLG: 0.500										5	0	4	0	0	0	3						
21 Patrick Wisdom, R OBP: 0.400, SLG: 0.625										5	0	0	0	0	1	7						
23 Marcell Ozuna, R OBP: 0.321, SLG: 0.418										5	0	4	0	0	0	3						
28 Adolis García, R OBP: 0.077, SLG: 0.077										5	0	0	0	0	1	7						
12 Paul DeJong, R OBP: 0.309, SLG: 0.423										3	0	0	0	0	1	1						
4 Yadier Molina, R OBP: 0.324, SLG: 0.447										4	0	1	0	0	1	3						
18 Carlos Martínez, R OBP: 0.235, SLG: 0.394										3	0	0	0	0	1	1						
48 Harrison Bader, R OBP: 0.345, SLG: 0.434										4	1	1	1	0	0	1						
34 Yairo Muñoz, R OBP: 0.349, SLG: 0.440										3	1	1	1	0	0	1						
39 Miles Mikolas, R OBP: 0.175, SLG: 0.278										3	1	1	0	0	1	0						
43 Dakota Hudson, R OBP: 0.250, SLG: 0.276										1	0	1	0	0	0	0						
Inning Stats	R: 3 E: 0 K: 1 S: 13	H: 4 LOB: 0 BB: 0 P: 20	R: 2 E: 0 K: 0 S: 25	H: 3 LOB: 1 BB: 0 P: 36	R: 0 E: 0 K: 1 S: 10	H: 1 LOB: 1 BB: 0 P: 16	R: 0 E: 0 K: 1 S: 10	H: 0 LOB: 0 BB: 0 P: 16	R: 1 E: 0 K: 0 S: 15	H: 2 LOB: 1 BB: 0 P: 23	R: 1 E: 0 K: 0 S: 9	H: 1 LOB: 0 BB: 0 P: 16	R: 0 E: 0 K: 0 S: 7	H: 1 LOB: 1 BB: 0 P: 12	R: 0 E: 0 K: 0 S: 8	H: 1 LOB: 0 BB: 0 P: 14	R: 0 E: 0 K: 0 S: 15	H: 2 LOB: 3 BB: 1 P: 22	1B: 11 2B: 2 3B: 0 HR: 3	SF: 0 SAC: 0 DP: 1 HBP: 1	WP: 0 PA: 41	
PITCHER	IP WLS BF H R ER SO BB IBB HBP BLK WP HR S P ERA WHIP	5.0 L 24 10 6 6 4 0 0 0 0 0 2 73 111 10.80 2.000	1.0 4 1 1 1 0 0 0 0 0 0 1 9 16 9.00 1.000	2.0 7 2 0 0 0 0 0 0 1 0 15 26 0.00 1.000	1.0 6 2 0 0 0 1 0 0 0 0 15 22 0.00 3.000																	
57 Tanner Roark, R ERA: 4.23																						
61 Kyle McGowan, R ERA: 9.0																						
51 Wander Suero, R ERA: 3.4																						
60 Justin Miller, R ERA: 3.83																						

St. Louis Cardinals @ Washington Nationals
 Nationals Park, Washington, DC
 Wed Sep 05 2018, 7:06 PM - 10:41 PM EDT
 Att: 22,124 - Clear - 87 F

AB 39
 R 7
 H 15
 RBI 7
 BB 1
 SO 4
 LOB 17



Batter	1	2	3	4	5	6	7	8	9	AB	R	H	RBI	BB	SO	LOB	BOTTOM
2 Adam Eaton, L OBP: 0.377, SLG: 0.416										5	0	3	1	0	0	0	
7 Trea Turner, R OBP: 0.340, SLG: 0.413										5	0	1	0	0	0	2	
34 Bryce Harper, L OBP: 0.386, SLG: 0.505										5	1	3	0	0	1	3	
6 Anthony Rendon, R OBP: 0.358, SLG: 0.501										5	1	3	0	0	0	5	
22 Juan Soto, L OBP: 0.419, SLG: 0.509										4	1	1	0	1	1	1	
11 Ryan Zimmerman, R OBP: 0.338, SLG: 0.505										5	2	2	3	0	1	3	
1 Wilmer Difo, S OBP: 0.302, SLG: 0.378										5	0	2	2	0	0	3	
29 Pedro Severino, R OBP: 0.254, SLG: 0.247																	

Batter	1	2	3	4	5	6	7	8	9	AB	R	H	RBI	BB	SO	LOB	TOP						
13 Matt Carpenter, L (1, 3) OBP: 0.388, SLG: 0.565											4	0	1	0	0	1	1						
34 Yairo Muñoz, R (1, 9) OBP: 0.344, SLG: 0.433											4	0	0	0	0	1	2						
38 José Martínez, R (1, 10) OBP: 0.365, SLG: 0.461											4	0	0	0	0	2	2						
23 Marcell Ozuna, R (1, 7) OBP: 0.322, SLG: 0.431											4	2	2	2	0	1	0						
12 Paul DeJong, R (1, 6) OBP: 0.308, SLG: 0.420											3	0	0	0	0	0	0						
21 Patrick Wisdom, R (1, 5) OBP: 0.353, SLG: 0.536											4	0	0	0	0	3	1						
48 Harrison Bader, R (1, 8) OBP: 0.347, SLG: 0.435											4	0	2	0	0	2	0						
16 Kolten Wong, L (1, 4) OBP: 0.329, SLG: 0.390											2	1	1	0	1	0	1						
46 Francisco Peña, R (1, 2) OBP: 0.244, SLG: 0.271											2	0	0	1	0	2	2						
Inning Stats	R: 0 E: 0 K: 2 S: 9	H: 0 LOB: 0 BB: 0 P: 11	R: 1 E: 0 K: 2 S: 10	H: 1 LOB: 0 BB: 0 P: 20	R: 0 E: 0 K: 2 S: 14	H: 1 LOB: 2 BB: 1 P: 24	R: 0 E: 0 K: 1 S: 12	H: 1 LOB: 0 BB: 0 P: 17	R: 1 E: 0 K: 0 S: 12	H: 1 LOB: 0 BB: 0 P: 18	R: 0 E: 0 K: 2 S: 10	H: 0 LOB: 1 BB: 0 P: 20	R: 0 E: 0 K: 1 S: 9	H: 1 LOB: 0 BB: 0 P: 13	R: 0 E: 0 K: 1 S: 7	H: 0 LOB: 0 BB: 0 P: 9	R: 0 E: 0 K: 1 S: 11	H: 1 LOB: 0 BB: 0 P: 16	1B: 3 2B: 1 3B: 0 HR: 2	SF: 1 2B: 1 SAC: 1 DP: 0 HBP: 1	WP: 0 PB: 1 SB: 1 CS: 0	PA: 35	
PITCHER	IP WLS BF H R ER SO BB IBB HBP BLK WP HR S P ERA WHIP	IP WLS BF H R ER SO BB IBB HBP BLK WP HR S P ERA WHIP	IP WLS BF H R ER SO BB IBB HBP BLK WP HR S P ERA WHIP	IP WLS BF H R ER SO BB IBB HBP BLK WP HR S P ERA WHIP	IP WLS BF H R ER SO BB IBB HBP BLK WP HR S P ERA WHIP	IP WLS BF H R ER SO BB IBB HBP BLK WP HR S P ERA WHIP	IP WLS BF H R ER SO BB IBB HBP BLK WP HR S P ERA WHIP	IP WLS BF H R ER SO BB IBB HBP BLK WP HR S P ERA WHIP	IP WLS BF H R ER SO BB IBB HBP BLK WP HR S P ERA WHIP	IP WLS BF H R ER SO BB IBB HBP BLK WP HR S P ERA WHIP	IP WLS BF H R ER SO BB IBB HBP BLK WP HR S P ERA WHIP	IP WLS BF H R ER SO BB IBB HBP BLK WP HR S P ERA WHIP	IP WLS BF H R ER SO BB IBB HBP BLK WP HR S P ERA WHIP	IP WLS BF H R ER SO BB IBB HBP BLK WP HR S P ERA WHIP	IP WLS BF H R ER SO BB IBB HBP BLK WP HR S P ERA WHIP	IP WLS BF H R ER SO BB IBB HBP BLK WP HR S P ERA WHIP	IP WLS BF H R ER SO BB IBB HBP BLK WP HR S P ERA WHIP	IP WLS BF H R ER SO BB IBB HBP BLK WP HR S P ERA WHIP	IP WLS BF H R ER SO BB IBB HBP BLK WP HR S P ERA WHIP	IP WLS BF H R ER SO BB IBB HBP BLK WP HR S P ERA WHIP	IP WLS BF H R ER SO BB IBB HBP BLK WP HR S P ERA WHIP	IP WLS BF H R ER SO BB IBB HBP BLK WP HR S P ERA WHIP	IP WLS BF H R ER SO BB IBB HBP BLK WP HR S P ERA WHIP
44 Daniel Norris, L (1, 1) ERA: 5.47	5.0	20	4	3	3	7	1	0	0	1	0	0	0	0	0	0	0	2	57	90	5.40	1.000	
54 Drew VerHagen, R (6, 1) ERA: 4.86	1.0	5	1	0	0	2	0	0	1	0	0	0	0	0	0	0	0	11	21	0.00	1.000		
68 Daniel Stumpf, L (7, 1) ERA: 5.35	1.0	3	0	0	0	1	0	0	0	0	0	0	0	0	0	0	0	8	12	0.00	0.000		
77 Joe Jiménez, R (8, 1) ERA: 4.42	1.0	3	0	0	0	1	0	0	0	0	0	0	0	0	0	0	0	7	9	0.00	0.000		
61 Shane Greene, R (9, 1) ERA: 4.63	1.0	W	4	1	0	0	1	0	0	0	0	0	0	0	0	0	0	11	16	0.00	1.000		
Batter	1	2	3	4	5	6	7	8	9	AB	R	H	RBI	BB	SO	LOB	BOTTOM						
46 Jeimer Candelario, S (1, 5) OBP: 0.315, SLG: 0.412											5	2	3	2	0	2	2						
28 Niko Goodrum, S (1, 3) OBP: 0.311, SLG: 0.434											3	0	1	0	1	1	2						
9 Nick Castellanos, R (1, 9) OBP: 0.347, SLG: 0.485											3	0	1	2	1	0	2						
41 Victor Martínez, S (1, 10) OBP: 0.296, SLG: 0.353											4	0	0	0	0	1	7						
8 Mikie Mahtook, R (1, 7) OBP: 0.299, SLG: 0.374											3	1	0	0	1	1	0						
34 James McCann, R (1, 2) OBP: 0.268, SLG: 0.312											4	0	0	0	0	2	1						
60 Ronny Rodríguez, R (1, 6) OBP: 0.295, SLG: 0.336											4	0	1	0	0	1	0						
18 Dawel Lugo, R (1, 4) OBP: 0.333, SLG: 0.406											3	0	0	1	1	2	1						
22 Victor Reyes, S (1, 8) OBP: 0.251, SLG: 0.310											3	2	2	0	0	0	1						
Inning Stats	R: 0 E: 0 K: 0 S: 14	H: 2 LOB: 1 BB: 0 P: 18	R: 1 E: 0 K: 1 S: 12	H: 1 LOB: 1 BB: 1 P: 24	R: 0 E: 0 K: 1 S: 5	H: 0 LOB: 0 BB: 0 P: 9	R: 0 E: 0 K: 0 S: 4	H: 0 LOB: 0 BB: 0 P: 6	R: 2 E: 0 K: 2 S: 13	H: 3 LOB: 2 BB: 1 P: 20	R: 0 E: 0 K: 2 S: 10	H: 0 LOB: 0 BB: 0 P: 12	R: 0 E: 1 K: 2 S: 10	H: 0 LOB: 3 BB: 2 P: 21	R: 0 E: 0 K: 1 S: 7	H: 0 LOB: 0 BB: 0 P: 9	R: 2 E: 0 K: 1 S: 5	H: 2 LOB: 0 BB: 0 P: 9	1B: 6 2B: 1 3B: 0 HR: 1	SF: 0 2B: 1 SAC: 1 DP: 1 HBP: 0	WP: 0 PB: 0 SB: 1 CS: 0	PA: 37	
PITCHER	IP WLS BF H R ER SO BB IBB HBP BLK WP HR S P ERA WHIP	IP WLS BF H R ER SO BB IBB HBP BLK WP HR S P ERA WHIP	IP WLS BF H R ER SO BB IBB HBP BLK WP HR S P ERA WHIP	IP WLS BF H R ER SO BB IBB HBP BLK WP HR S P ERA WHIP	IP WLS BF H R ER SO BB IBB HBP BLK WP HR S P ERA WHIP	IP WLS BF H R ER SO BB IBB HBP BLK WP HR S P ERA WHIP	IP WLS BF H R ER SO BB IBB HBP BLK WP HR S P ERA WHIP	IP WLS BF H R ER SO BB IBB HBP BLK WP HR S P ERA WHIP	IP WLS BF H R ER SO BB IBB HBP BLK WP HR S P ERA WHIP	IP WLS BF H R ER SO BB IBB HBP BLK WP HR S P ERA WHIP	IP WLS BF H R ER SO BB IBB HBP BLK WP HR S P ERA WHIP	IP WLS BF H R ER SO BB IBB HBP BLK WP HR S P ERA WHIP	IP WLS BF H R ER SO BB IBB HBP BLK WP HR S P ERA WHIP	IP WLS BF H R ER SO BB IBB HBP BLK WP HR S P ERA WHIP	IP WLS BF H R ER SO BB IBB HBP BLK WP HR S P ERA WHIP	IP WLS BF H R ER SO BB IBB HBP BLK WP HR S P ERA WHIP	IP WLS BF H R ER SO BB IBB HBP BLK WP HR S P ERA WHIP	IP WLS BF H R ER SO BB IBB HBP BLK WP HR S P ERA WHIP	IP WLS BF H R ER SO BB IBB HBP BLK WP HR S P ERA WHIP	IP WLS BF H R ER SO BB IBB HBP BLK WP HR S P ERA WHIP	IP WLS BF H R ER SO BB IBB HBP BLK WP HR S P ERA WHIP	IP WLS BF H R ER SO BB IBB HBP BLK WP HR S P ERA WHIP	IP WLS BF H R ER SO BB IBB HBP BLK WP HR S P ERA WHIP
68 Austin Gomber, L (1, 1) ERA: 2.93	6.0	26	6	3	3	6	3	0	0	0	0	0	0	0	0	0	0						
55 Dominic Leone, R (7, 1) ERA: 4.29	1.0	5	0	0	0	2	0	1	0	0	0	0	0	0	0	0	8	15	0.00	0.000			
49 Jordan Hicks, R (8, 1) ERA: 3.21	1.1	L	6	2	2	2	0	0	0	0	0	1	12	18	13.50	1.500							

St. Louis Cardinals @ Detroit Tigers
Comerica Park, Detroit, MI
Fri Sep 07 2018, 7:11 PM - 10:01 PM EDT
Att: 21,268 - Cloudy - 67 F

AB	31
R	3
H	6
RBI	3
BB	1
SO	12
LOB	9



St. Louis Cardinals @ Detroit Tigers
Comerica Park, Detroit, MI
Fri Sep 07 2018, 7:11 PM - 10:01 PM EDT
Att: 21,268 - Cloudy - 67 F

AB	32
R	5
H	8
RBI	5
BB	4
SO	10
LOB	16



Batter	1	2	3	4	5	6	7	8	9	AB	R	H	RBI	BB	SO	LOB	TOP					
13 Matt Carpenter, L (1, 3) OBP: 0.397, SLG: 0.563										4	1	1	0	0	2	0	St. Louis Cardinals @ Detroit Tigers Comerica Park, Detroit, MI Sat Sep 08 2018, 6:39 PM - 9:34 PM EDT Att: 30,268 - Cloudy - 65 F					
38 José Martínez, R (1, 10) OBP: 0.382, SLG: 0.457										4	0	0	0	0	3	1						
41 Tyler O'Neill, R (1, 9) OBP: 0.280, SLG: 0.473										4	0	0	0	0	3	1						
23 Marcell Ozuna, R (1, 7) OBP: 0.322, SLG: 0.435										4	1	1	2	0	1	0						
28 Adolis García, R (9, 7) OBP: 0.177, SLG: 0.077										0	0	0	0	0	0	0						
12 Paul DeJong, R (1, 6) OBP: 0.308, SLG: 0.426										4	1	1	1	0	0	0						
34 Yairo Muñoz, R (1, 4) OBP: 0.348, SLG: 0.438										2	0	1	0	1	0	0						
48 Harrison Bader, R (1, 8) OBP: 0.344, SLG: 0.431										3	0	0	0	0	2	2						
21 Patrick Wisdom, R (1, 5) OBP: 0.324, SLG: 0.484										3	0	0	0	0	1	1						
46 Francisco Peña, R (1, 2) OBP: 0.240, SLG: 0.267										2	0	0	0	0	2	0						
15 Matt Adams, L (8, PH) OBP: 0.322, SLG: 0.498										1	0	0	0	0	0	1						
19 Carson Kelly, R (8, 2) OBP: 0.179, SLG: 0.080										0	0	0	0	0	0	0						
Inning Stats	R: 0 K: 3 S: 9	H: 0 LOB: 0 P: 12	R: 0 K: 1 S: 13	H: 1 LOB: 1 P: 19	R: 0 K: 2 S: 9	H: 0 LOB: 0 P: 15	R: 0 K: 0 S: 9	H: 0 LOB: 0 P: 11	R: 0 K: 0 S: 6	H: 0 LOB: 0 P: 9	R: 0 K: 2 S: 9	H: 0 LOB: 0 P: 12	R: 0 K: 0 S: 7	H: 0 LOB: 0 P: 10	R: 1 K: 1 S: 13	H: 1 LOB: 1 P: 20	R: 2 K: 2 S: 14	H: 2 LOB: 0 P: 23	1B: 1 2B: 1 3B: 0 HR: 2	SF: 0 DP: 0 HBP: 0	WP: 0 PB: 0 SB: 0 CS: 0	PA: 32
PITCHER	IP WLS BF H R ER SO BB IBB HBP BLK WP HR S P ERA WHIP																					
48 Matthew Boyd, L (1, 1) ERA: 4.11	7.0	24	2	1	1	11	1	0	0	0	0	0	1	68	98	1.29	0.429					
30 Alex Wilson, R (8, 1) ERA: 3.58	0.2	2	0	0	0	1	0	0	0	0	0	0	6	7	0.00	0.000						
68 Daniel Stumpf, L (8, 1) ERA: 5.29	0.1	1	0	0	0	0	0	0	0	0	0	1	3	0.00	0.000							
61 Shane Greene, R (9, 1) ERA: 4.87	1.0	5	2	2	2	2	0	0	0	0	1	14	23	18.00	2.000							

AB	31
R	3
H	4
RBI	3
BB	1
SO	14
LOB	6



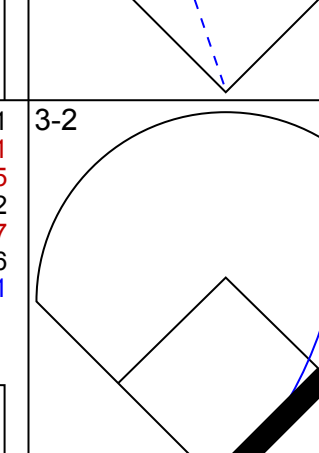
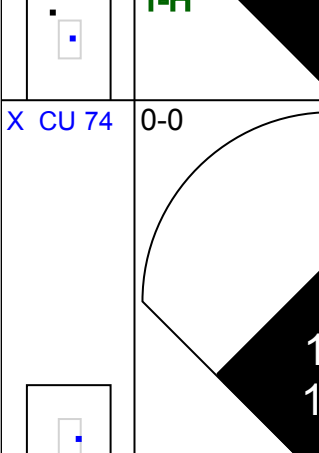

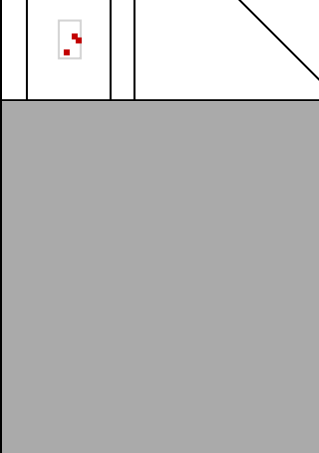
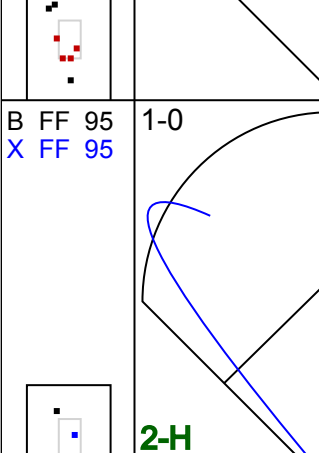
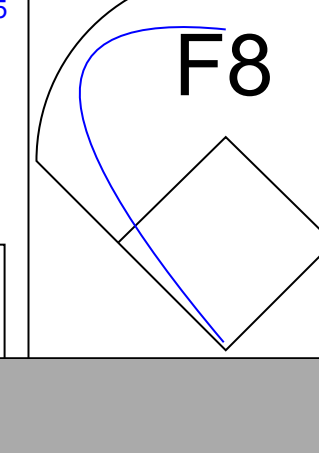
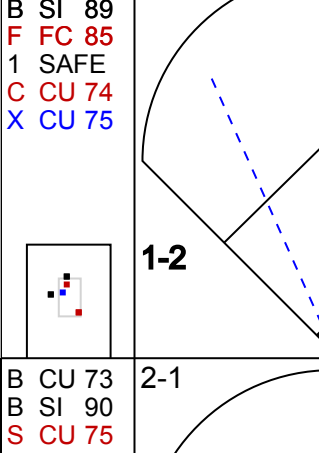
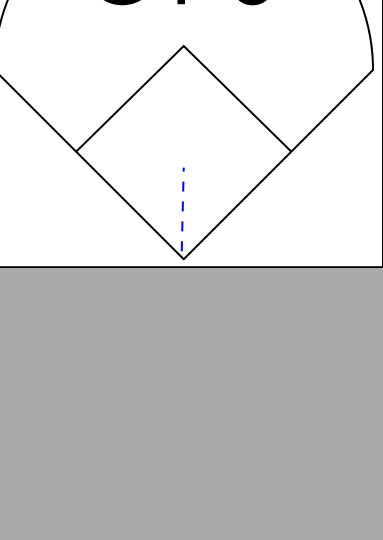
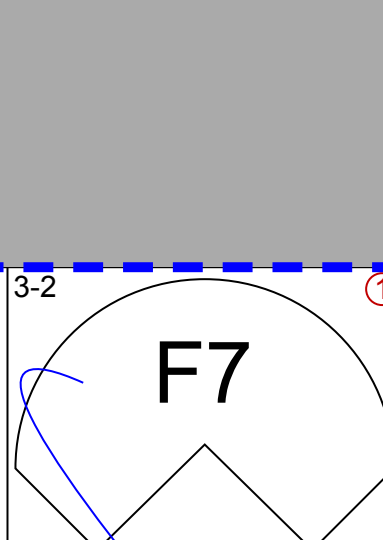
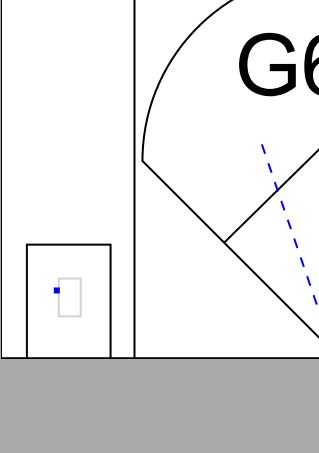

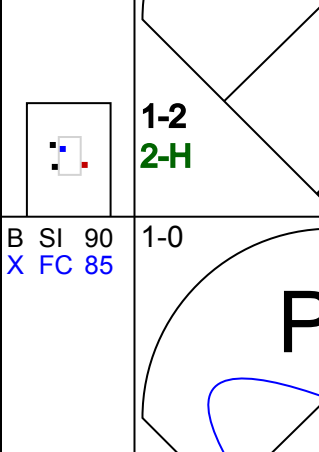

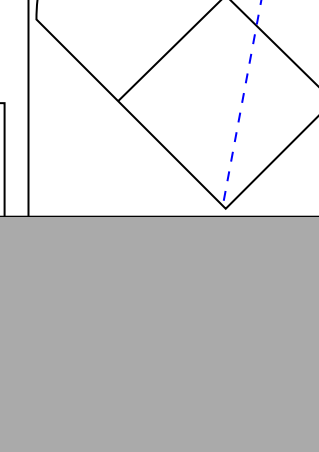



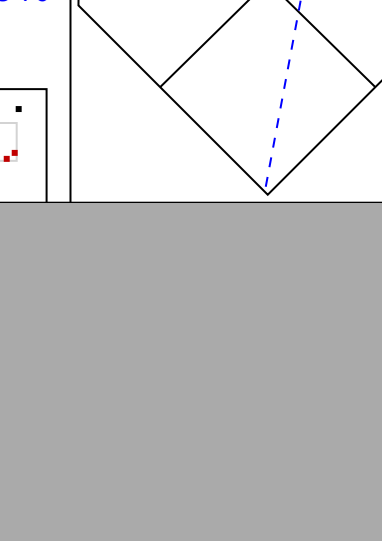




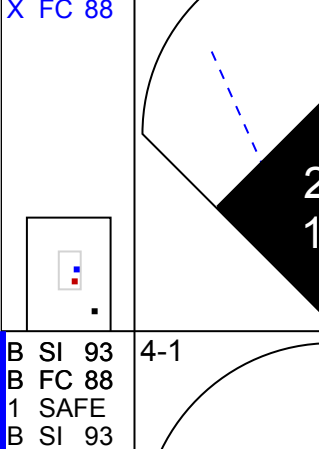

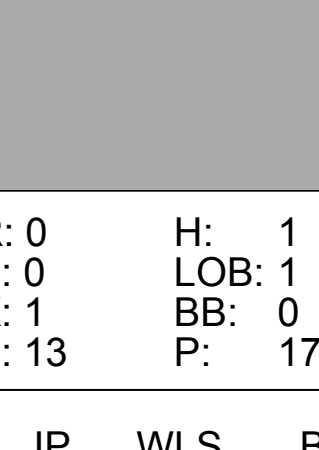
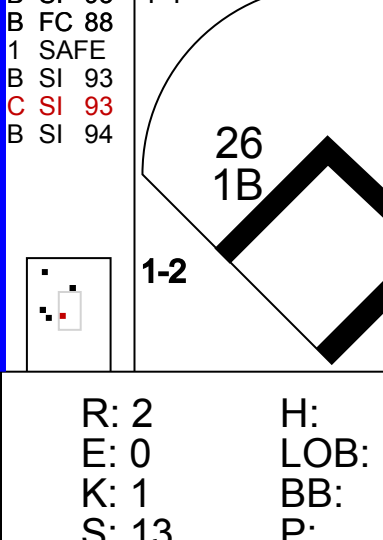
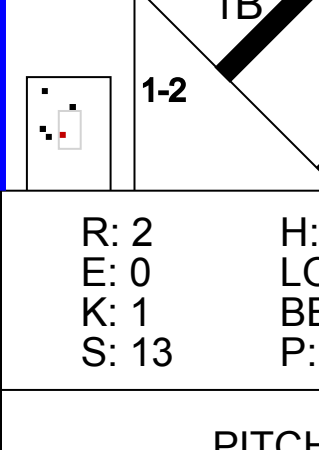
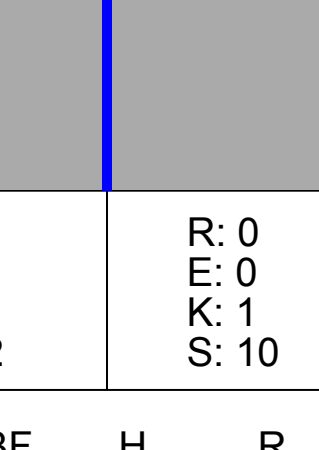
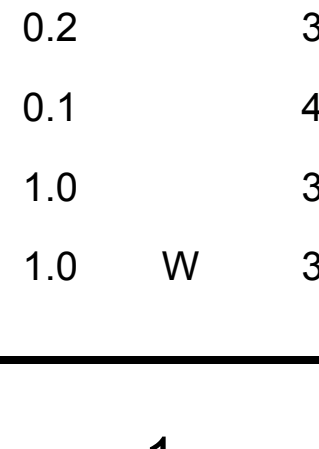



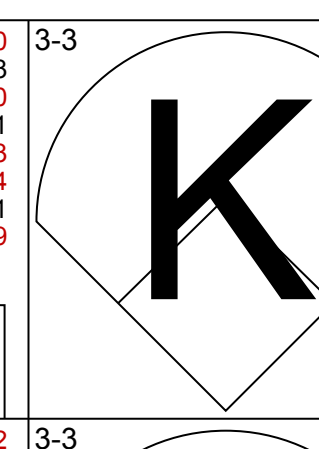


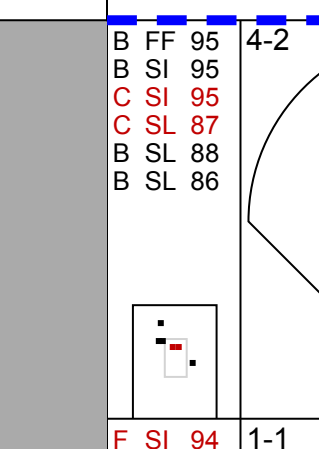



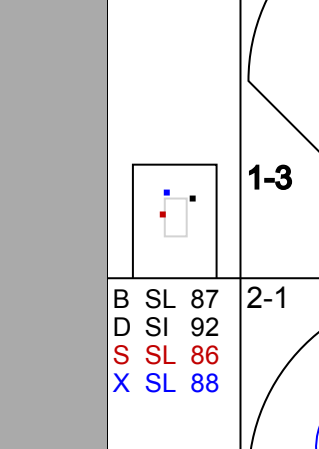
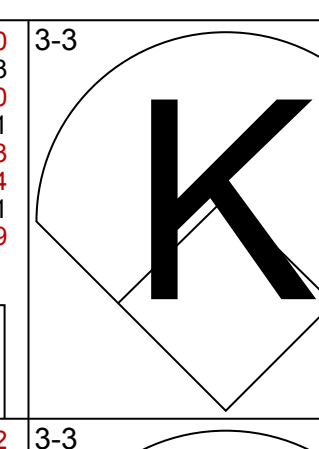
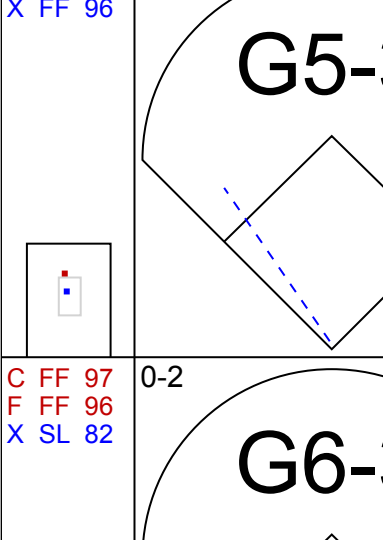
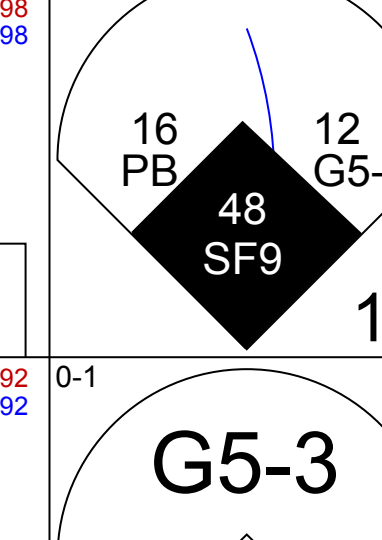
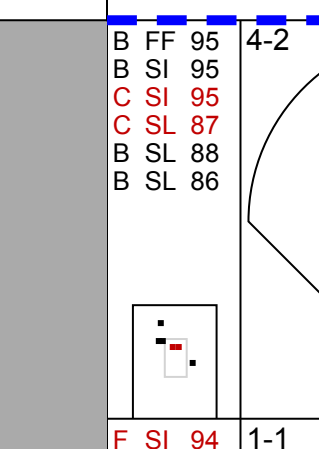
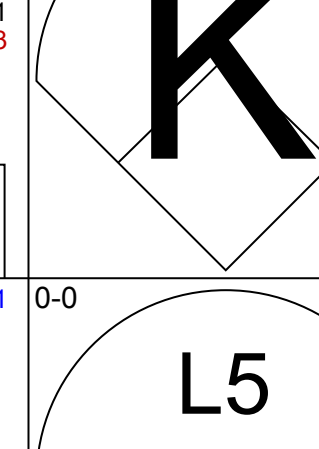
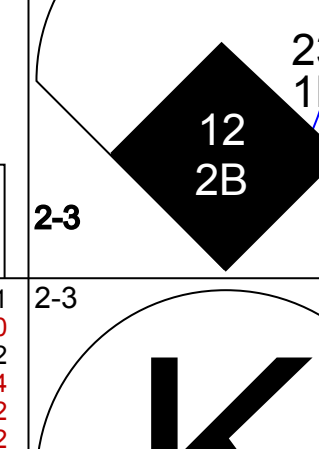
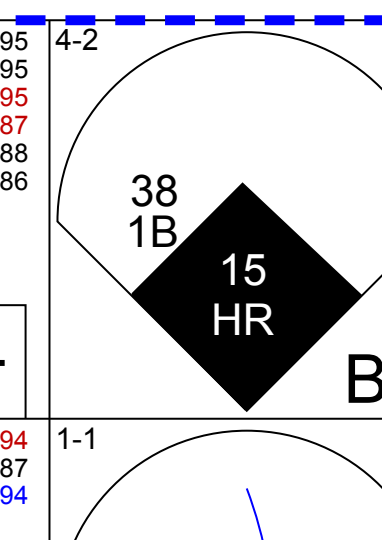
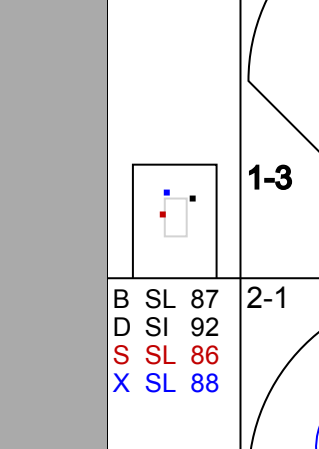
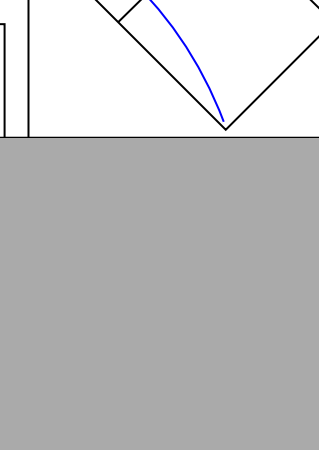
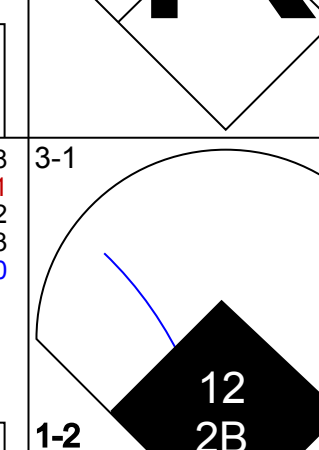
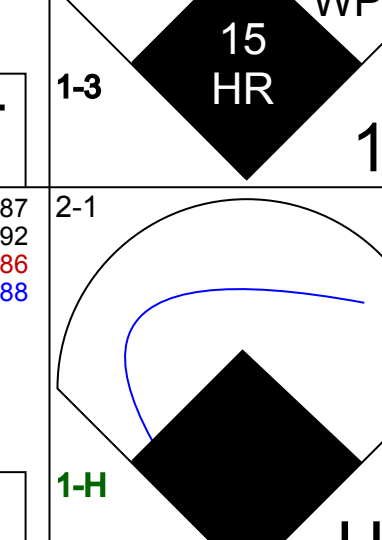
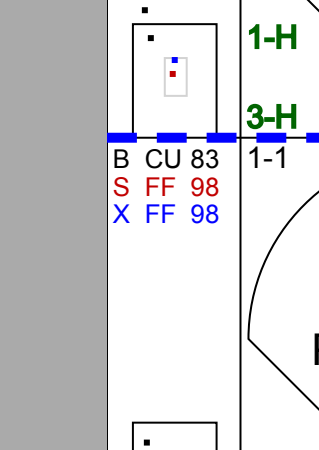

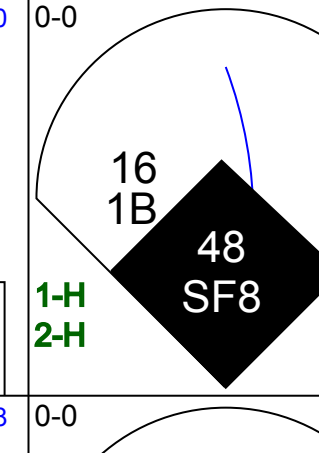
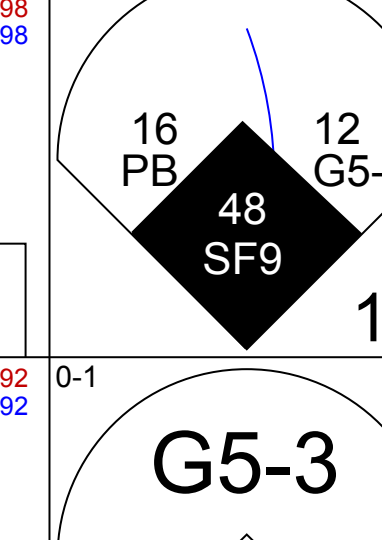
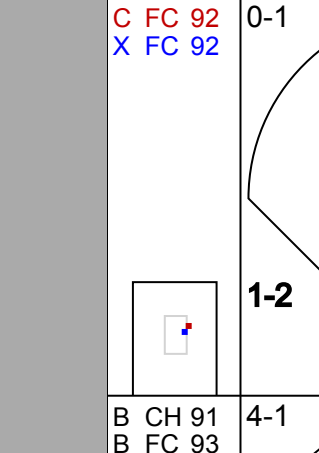
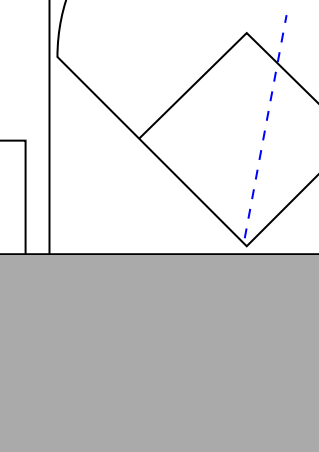
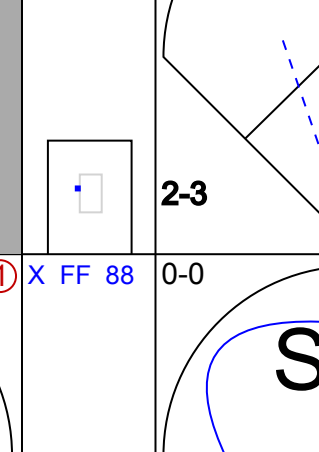
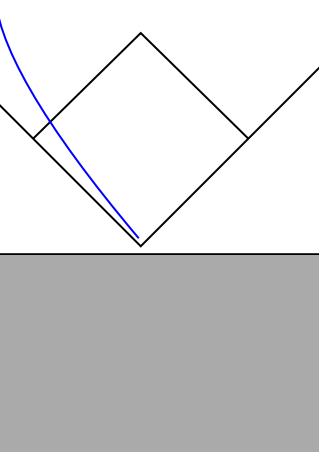
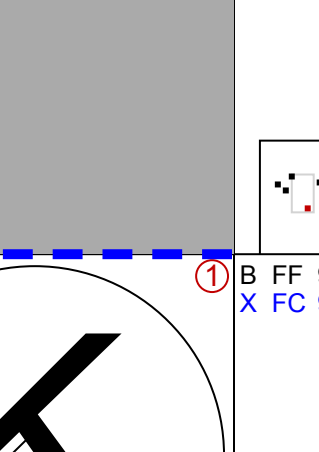

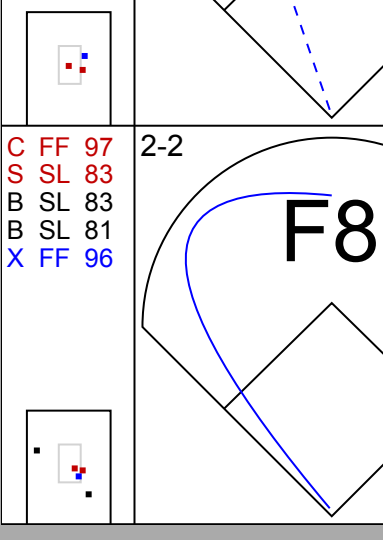

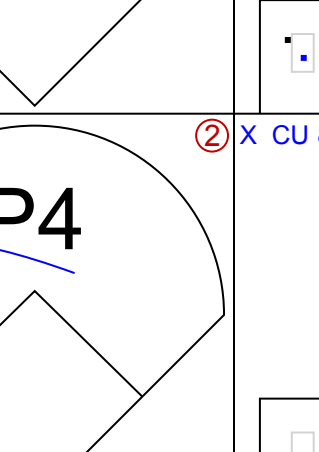



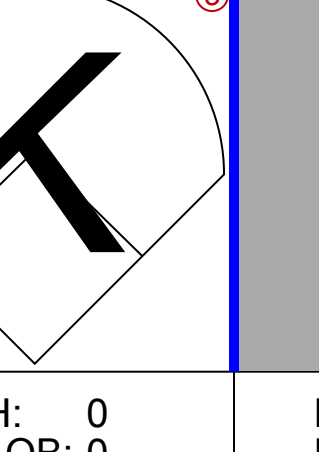
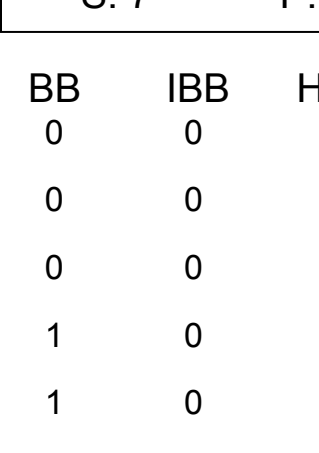
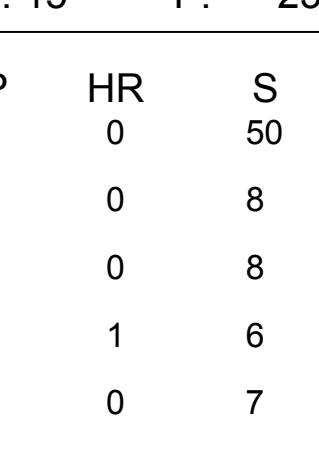

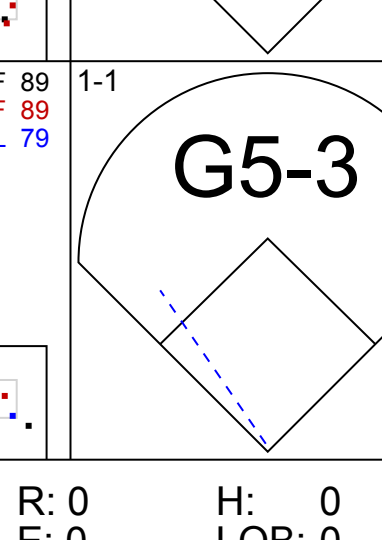

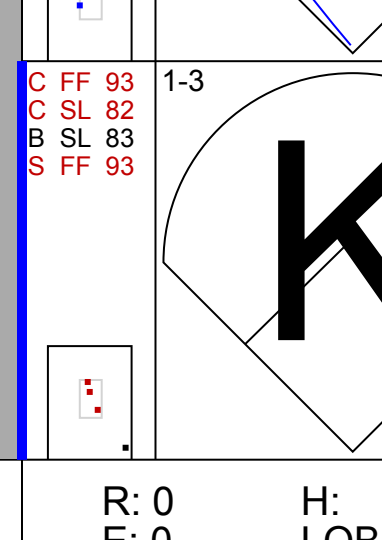

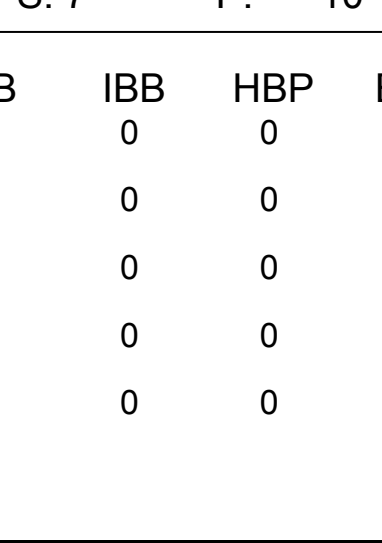
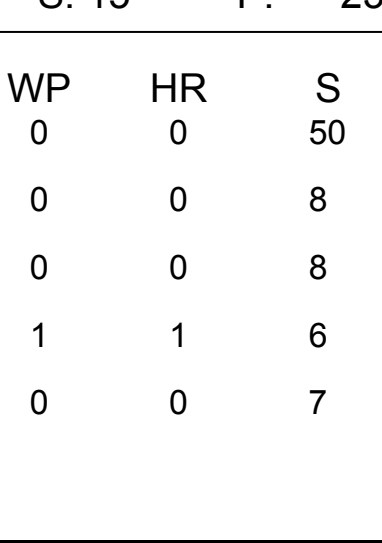


Batter	1	2	3	4	5	6	7	8	9	AB	R	H	RBI	BB	SO	LOB	BOTTOM					
48 Jeimer Candelario, S (1, 5) OBP: 0.317, SLG: 0.411										3	1	1	1	2	1	2	St. Louis Cardinals @ Detroit Tigers Comerica Park, Detroit, MI Sat Sep 08 2018, 6:39 PM - 9:34 PM EDT Att: 30,268 - Cloudy - 65 F					
37 James Adduci, L (1, 3) OBP: 0.324, SLG: 0.427										4	1	1	0	0	2	3						
9 Nick Castellanos, R (1, 9) OBP: 0.350, SLG: 0.484										3	0	1	0	2	0	0						
41 Victor Martínez, S (1, 10) OBP: 0.296, SLG: 0.352										3	0	0	1	1	0	3						
28 Niko Goodrum, S (1, 6) OBP: 0.312, SLG: 0.432										2	0	0	0	2	1	2						
8 Mikie Mahtook, R (1, 7) OBP: 0.294, SLG: 0.365										4	0	0	0	0	2	4						
17 Grayson Greiner, R (1, 2) OBP: 0.330, SLG: 0.520										3	0	1	0	1	1	0						
18 Dawel Lugo, R (1, 4) OBP: 0.297, SLG: 0.361										4	0	0	0	0	0	3						
22 Victor Reyes, S (1, 8) OBP: 0.256, SLG: 0.314										4	2	2	0	0	0	1						
Inning Stats	R: 2 K: 2 S: 13	H: 1 LOB: 2 P: 27	R: 0 K: 2 S: 18	H: 1 LOB: 0 P: 22	R: 0 K: 1 S: 7	H: 0 LOB: 1 P: 13	R: 1 K: 1 S: 13	H: 2 LOB: 0 P: 17	R: 0 K: 0 S: 6	H: 0 LOB: 1 P: 13	R: 0 K: 0 S: 5	H: 0 LOB: 0 P: 10	R: 0 K: 1 S: 12	H: 1 LOB: 0 P: 17	R: 0 K: 0 S: 8	H: 1 LOB: 1 P: 16		R: 1 K: 0 S: 7	H: 0 LOB: 2 P: 15	1B: 6 2B: 0 3B: 0 HR: 0	SF: 1 DP: 2 HBP: 0	WP: 3 PB: 0 SB: 0 CS: 0
PITCHER	IP WLS BF H R ER SO BB IBB HBP BLK WP HR S P ERA WHIP																					
32 Jack Flaherty, R (1, 1) ERA: 2.92	5.0	24	4	3	3	6	4	0	0	0	0	0	0	17	27	0.00	1.000					
62 Daniel Ponce de Leon, R (8, 1) ERA: 2.67	2.0	7	1	0	0	1	1	0	0	0	0	0	7	14	0.00	6.000						
27 Brett Cecil, L (8, 1) ERA: 6.59	0.1	3	1	0	0	0	1	0	0	0	0	1	2	0.00	0.000							
60 John Brebbia, R (8, 1) ERA: 3.64	0.2	1	0	0	0	0	0	0	0	0	0	1	2	0.00	0.000							
26 Bud Norris, R (9, 1) ERA: 3.58	0.1	5	0	1	0	0	1	1	0	0	1	0	7	15	0.00	3.000						

AB	30
R	4
H	6
RBI	2
BB	8
SO	7
LOB	18



Batter	1	2	3	4	5	6	7	8	9	AB	R	H	RBI	BB	SO	LOB	TOP
13 Matt Carpenter, L (1, 10) OBP: 0.384, SLG: 0.558				L3		F7	SF8			4	0	0	1	0	2	2	St. Louis Cardinals @ Detroit Tigers Comerica Park, Detroit, MI Sun Sep 09 2018, 1:11 PM - 3:51 PM EDT Att: 22,212 - Cloudy - 59 F
38 José Martínez, R (1, 9) OBP: 0.382, SLG: 0.456 48 Harrison Bader, R (7, FR) OBP: 0.344, SLG: 0.431	G5-3			K		L8				4	0	1	1	0	1	2	
15 Matt Adams, L (1, 3) OBP: 0.318, SLG: 0.491	F8			K						4	0	0	0	0	2	2	
23 Marcell Ozuna, R (1, 7) OBP: 0.321, SLG: 0.434		G6-3			K					4	1	1	0	0	1	0	
12 Paul DeJong, R (1, 6) OBP: 0.310, SLG: 0.427		G6-3			G5-3					4	1	2	0	0	0	0	
16 Kaiten Wong, L (1, 4) OBP: 0.328, SLG: 0.388					L9					4	1	1	1	0	1	1	
34 Yairo Muñoz, R (1, 8) OBP: 0.346, SLG: 0.434										2	1	0	1	1	0	1	
35 Greg Garcia, L (1, 5) OBP: 0.305, SLG: 0.303 41 Tyler O'Neill, R (8, 9) OBP: 0.277, SLG: 0.468					L7					1	1	0	0	2	0	0	
19 Carson Kelly, R (1, 2) OBP: 0.219, SLG: 0.138					P3					1	0	0	0	0	0	0	
Inning Stats	R: 0 E: 0 K: 1 S: 9	H: 0 LOB: 0 BB: 0 P: 10	R: 0 E: 0 K: 0 S: 5	H: 0 LOB: 0 BB: 0 P: 10	R: 0 E: 0 K: 0 S: 8	H: 0 LOB: 0 BB: 0 P: 11	R: 0 E: 0 K: 2 S: 8	H: 1 LOB: 2 BB: 2 P: 18	R: 5 E: 1 K: 1 S: 20	H: 5 LOB: 2 BB: 1 P: 29	R: 0 E: 0 K: 1 S: 11	H: 1 LOB: 1 BB: 0 P: 15	R: 0 E: 0 K: 1 S: 7	H: 0 LOB: 0 BB: 0 P: 10	1B: 7 2B: 0 3B: 0 HR: 0	SF: 2 SAC: 0 DP: 0 HBP: 0	
PITCHER	IP WLS BF H R ER SO BB IBB HBP BLK WP HR S P ERA WHIP																
32 Michael Fulmer, R (1, 1) ERA: 4.56	6.1 L 27 5 5 3 5 2 1 0 0 0 0 0 67 97 4.26 1.105																
58 Victor Alcántara, R (7, 1) ERA: 2.55	0.2 3 1 0 0 0 0 0 0 0 0 0 0 6 9 0.00 1.500																
62 Sandy Báez, R (8, 1) ERA: 3.72	1.0 4 1 0 0 1 0 0 0 0 0 0 0 11 15 0.00 1.000																
19 Louis Coleman, R (9, 1) ERA: 3.72	1.0 3 0 0 0 1 0 0 0 0 0 0 0 7 10 0.00 0.000																

Batter	1	2	3	4	5	6	7	8	9	AB	R	H	RBI	BB	SO	LOB	BOTTOM		
46 Jeimer Candelario, S (1, 5) OBP: 0.315, SLG: 0.408	G3-1		L3			K		P5		4	0	0	0	0	1	1	St. Louis Cardinals @ Detroit Tigers Comerica Park, Detroit, MI Sun Sep 09 2018, 1:11 PM - 3:51 PM EDT Att: 22,212 - Cloudy - 59 F		
37 James Adduci, L (1, 3) OBP: 0.314, SLG: 0.415	F8			G4-3		K		K		4	0	0	0	0	2	0			
9 Nick Castellanos, R (1, 10) OBP: 0.352, SLG: 0.489						K				3	1	2	0	1	1	0			
28 Niko Goodrum, S (1, 9) OBP: 0.312, SLG: 0.430										4	0	1	0	0	1	3			
8 Mikie Mahtook, R (1, 7) OBP: 0.288, SLG: 0.357		G6-3								4	0	0	1	0	1	1			
34 James McCann, R (1, 2) OBP: 0.288, SLG: 0.314										4	1	1	0	0	0	0			
60 Ronny Rodríguez, R (1, 6) OBP: 0.259, SLG: 0.342 14 Christin Stewart, L (9, PH) ERA: 3.29										3	0	1	1	0	1	0			
18 Dawel Lugo, R (1, 4) OBP: 0.325, SLG: 0.351										1	0	0	0	2	0	0			
21 JaCoby Jones, R (1, 8) OBP: 0.262, SLG: 0.373										3	0	0	0	0	0	3			
Inning Stats	R: 0 E: 0 K: 1 S: 9	H: 1 LOB: 1 BB: 0 P: 10	R: 0 E: 0 K: 1 S: 9	H: 0 LOB: 0 BB: 0 P: 16	R: 0 E: 0 K: 0 S: 8	H: 0 LOB: 0 BB: 1 P: 15	R: 0 E: 0 K: 2 S: 12	H: 1 LOB: 1 BB: 0 P: 20	R: 0 E: 0 K: 0 S: 5	H: 0 LOB: 0 BB: 0 P: 6	R: 2 E: 0 K: 0 S: 14	H: 3 LOB: 2 BB: 1 P: 24	R: 0 E: 0 K: 1 S: 11	H: 0 LOB: 1 BB: 1 P: 18	R: 0 E: 0 K: 0 S: 6	H: 0 LOB: 0 BB: 0 P: 11		1B: 1 2B: 5 3B: 0 HR: 0	SF: 0 SAC: 0 DP: 1 HBP: 0
PITCHER	IP WLS BF H R ER SO BB IBB HBP BLK WP HR S P ERA WHIP																		
53 John Gant, R (1, 1) ERA: 3.16	6.2 W 25 2 2 2 2 1 0 0 0 0 0 4 9 0.00 3.000																		
43 Dakota Hudson, R (7, 1) ERA: 3.29	0.1 H 2 0 0 0 0 1 0 0 0 0 0 4 9 0.00 3.000																		
49 Jordan Hicks, R (8, 1) ERA: 3.17	1.0 H 4 0 0 0 1 1 0 0 0 0 0 0 11 18 0.00 1.000																		
18 Carlos Martínez, R (9, 1) ERA: 3.2	1.0 S 3 0 0 0 0 0 0 0 0 0 0 0 6 11 0.00 0.000																		

Batter	1	2	3	4	5	6	7	8	9	AB	R	H	RBI	BB	SO	LOB	TOP						
26 Adam Frazier, L (1,9) OBP: 0.359, SLG: 0.467										5	1	2	1	0	1	1							
6 Starling Marte, R (1,8) OBP: 0.320, SLG: 0.459										5	1	1	2	0	2	3							
55 Josh Bell, S (1,3) 15 Pablo Reyes, R (9, PR) OBP: 0.300, SLG: 0.333										5	1	3	1	0	0	0							
29 Francisco Cervelli, R (1,2) OBP: 0.384, SLG: 0.429										5	0	1	0	0	1	2							
12 Corey Dickerson, L (1,7) OBP: 0.318, SLG: 0.450										4	0	1	1	0	1	0							
5 Josh Harrison, R (1,4) OBP: 0.297, SLG: 0.368										4	1	1	1	0	2	2							
19 Colin Moran, L (1,5) OBP: 0.336, SLG: 0.396										4	1	2	1	0	0	2							
10 Jordy Mercer, R (1,6) OBP: 0.321, SLG: 0.387										4	1	1	0	0	0	1							
34 Trevor Williams, R (1,1) 44 Kody Knicker, L (5, PH) 30 Kyle Crick, L (6,1) 48 Richard Rodriguez, R (7,1) 37 Edgar Santana, R (8,1) 66 Dovydas Neverauskas, R (8,1) 47 Jordan Luplow, R (9, PH) OBP: 0.276, SLG: 0.443										2	1	1	0	0	0	0							
Inning Stats	R: 0 E: 0 K: 1 S: 13	H: 1 LOB: 1 BB: 0 P: 17	R: 1 E: 0 K: 2 S: 12	H: 1 LOB: 0 BB: 0 P: 17	R: 3 E: 0 K: 0 S: 16	H: 5 LOB: 2 BB: 0 P: 26	R: 0 E: 0 K: 0 S: 6	H: 0 LOB: 0 BB: 0 P: 9	R: 0 E: 0 K: 0 S: 9	H: 0 LOB: 0 BB: 0 P: 12	R: 2 E: 0 K: 1 S: 13	H: 3 LOB: 2 BB: 1 P: 23	R: 0 E: 0 K: 1 S: 8	H: 0 LOB: 0 BB: 0 P: 12	R: 0 E: 0 K: 1 S: 10	H: 1 LOB: 1 BB: 0 P: 12	R: 1 E: 1 K: 2 S: 13	H: 2 LOB: 1 BB: 0 P: 21	1B: 9 2B: 1 3B: 0 HR: 3	SF: 0 SAC: 0 DP: 1 HBP: 0	WP: 0 PB: 0 SB: 0 CS: 0	PA: 40	
PITCHER	IP: 5.0 WLS: 4.7 BF: 22 ERA: 4.7	WLS: 3 BF: 1 ERA: 4.1	H: 7 R: 4 ER: 4 SO: 3	H: 4 R: 1 ER: 1 SO: 3	BB: 0 IBB: 0 HBP: 0 BLK: 0	BB: 0 IBB: 0 HBP: 0 BLK: 0	WP: 0 HR: 2 S: 56 P: 81	ERA: 7.20 WHIP: 1.400	PITCHER	IP: 1.0 WLS: 1.0 BF: 5	H: 2 R: 1 ER: 1 SO: 2	BB: 0 IBB: 0 HBP: 0 BLK: 0	WP: 0 HR: 0 S: 13 P: 21	ERA: 9.00 WHIP: 2.000									
50 Adam Wainwright, R (1,1) ERA: 4.7	40 Chasen Shreve, L (6,1) ERA: 4.1	55 Dominic Leone, R (6,1) ERA: 4.66	30 Tyler Webb, L (7,1) ERA: 4.41	60 John Brebbia, R (8,1) ERA: 3.59																			
13 Matt Carpenter, L (1,5) OBP: 0.385, SLG: 0.559										3	2	1	0	1	1	1							
38 José Martínez, R (1,9) OBP: 0.383, SLG: 0.456										4	1	2	0	0	1	1							
28 Adolis García, R (8, PR) OBP: 0.077, SLG: 0.077										0	1	0	0	0	0	0							
15 Matt Adams, L (1,3) 18 Carlos Martínez, R (9,1) OBP: 0.235, SLG: 0.394										4	1	1	3	0	2	3							
23 Marcell Ozuna, R (1,7) OBP: 0.323, SLG: 0.434										4	2	2	1	0	0	0							
12 Paul DeJong, R (1,6) OBP: 0.309, SLG: 0.428										4	1	1	2	0	1	1							
16 Koltan Wong, L (1,4) OBP: 0.330, SLG: 0.388										3	0	1	0	1	0	0							
48 Harrison Bader, R (1,8) OBP: 0.340, SLG: 0.428										2	0	0	2	0	1	0							
19 Carson Kelly, R (1,2) OBP: 0.194, SLG: 0.121										4	0	0	0	0	1	3							
50 Adam Wainwright, R (1,1) 35 Greg Garcia, L (5, PH) 40 Chasen Shreve, L (6,1) 55 Dominic Leone, R (6,1) 30 Tyler Webb, L (7,1) 21 Patrick Wisdom, R (7, PH) 60 John Brebbia, L (8,1) 34 Yairo Muñoz, R (8,5) OBP: 0.266, SLG: 0.384										1	0	0	0	0	0	0							
Inning Stats	R: 0 E: 0 K: 2 S: 9	H: 0 LOB: 0 BB: 0 P: 15	R: 0 E: 0 K: 1 S: 10	H: 0 LOB: 0 BB: 0 P: 16	R: 0 E: 0 K: 1 S: 7	H: 0 LOB: 0 BB: 0 P: 10	R: 4 E: 0 K: 1 S: 15	H: 5 LOB: 1 BB: 0 P: 23	R: 0 E: 0 K: 1 S: 9	H: 1 LOB: 1 BB: 0 P: 12	R: 0 E: 0 K: 0 S: 8	H: 0 LOB: 0 BB: 0 P: 10	R: 0 E: 0 K: 2 S: 8	H: 0 LOB: 0 BB: 0 P: 13	R: 4 E: 0 K: 0 S: 13	H: 3 LOB: 2 BB: 2 P: 26	1B: 6 2B: 2 3B: 0 HR: 1	SF: 2 SAC: 0 DP: 0 HBP: 0	WP: 1 PB: 1 SB: 0 CS: 0	PA: 35			
PITCHER	IP: 5.0 WLS: 1.0 BF: 21 ERA: 2.65	H: 3 R: 0 ER: 0 SO: 0	H: 4 R: 0 ER: 0 SO: 6	H: 4 R: 0 ER: 0 SO: 6	BB: 0 IBB: 0 HBP: 0 BLK: 0	BB: 0 IBB: 0 HBP: 0 BLK: 0	WP: 0 HR: 0 S: 50 P: 76	ERA: 7.20 WHIP: 1.200	PITCHER	IP: 1.0 WLS: 1.0 BF: 5	H: 2 R: 1 ER: 1 SO: 2	BB: 0 IBB: 0 HBP: 0 BLK: 0	WP: 0 HR: 0 S: 13 P: 21	ERA: 9.00 WHIP: 2.000									
34 Trevor Williams, R (1,1) 30 Kyle Crick, R (6,1) 48 Richard Rodriguez, R (7,1) 37 Edgar Santana, R (8,1) 66 Dovydas Neverauskas, R (8,1) ERA: 3.28	1.0 H 3 0 0 0 0	1.0 H 3 0 0 0 0	1.0 H 3 0 0 0 0	1.0 L 3 2 4 3 0	1.0 5 1 0 0 0 0	1.0 W 3 1 0 0 1	0.0 0 0 0 0 0 0	0.0 0 0 0 0 0 0	0.0 0 0 0 0 0 0	0.0 0 0 0 0 0 0	0.0 0 0 0 0 0 0	0.0 0 0 0 0 0 0	0.0 0 0 0 0 0 0	0.0 0 0 0 0 0 0	0.0 0 0 0 0 0 0	0.0 0 0 0 0 0 0	0.0 0 0 0 0 0 0	0.0 0 0 0 0 0 0	0.0 0 0 0 0 0 0	0.0 0 0 0 0 0 0	0.0 0 0 0 0 0 0	0.0 0 0 0 0 0 0	0.0 0 0 0 0 0 0

Pittsburgh Pirates @ St. Louis Cardinals
 Busch Stadium, St. Louis, MO
 Mon Sep 10 2018, 7:15 PM - 10:09 PM CDT
 Att: 33,566 - Clear - 74 F

AB 39
 R 7
 H 13
 RBI 7
 BB 1
 SO 8
 LOB 11



Pittsburgh Pirates @ St. Louis Cardinals
 Busch Stadium, St. Louis, MO
 Mon Sep 10 2018, 7:15 PM - 10:09 PM CDT
 Att: 33,566 - Clear - 74 F

AB 31
 R 8
 H 9
 RBI 8
 BB 2
 SO 8
 LOB 9



Batter	1	2	3	4	5	6	7	8	9	AB	R	H	RBI	BB	SO	LOB	TOP		
3 Chris Taylor, R OBP: 0.325, SLG: 0.443											5	2	2	1	0	0	4		
10 Justin Turner, R OBP: 0.403, SLG: 0.526										4	1	1	1	1	0	2	3		
8 Manny Machado, R OBP: 0.374, SLG: 0.545										4	2	3	3	0	0	0			
25 David Freese, R OBP: 0.351, SLG: 0.463										3	1	1	2	0	2	1			
35 Cody Bellinger, L OBP: 0.340, SLG: 0.466										2	0	1	0	0	0	0			
27 Matt Kemp, R OBP: 0.335, SLG: 0.467										4	0	2	1	0	0	1			
18 Kenta Maeda, R OBP: 0.094, SLG: 0.094										0	0	0	0	0	0	0			
64 Caleb Ferguson, R OBP: 0.200, SLG: 0.200										0	0	0	0	0	0	0			
66 Yasiel Puig, R OBP: 0.326, SLG: 0.459										1	0	0	0	0	0	1			
74 Kenley Jansen, S OBP: 0.305, SLG: 0.389										5	0	0	0	0	1	4			
14 Enrique Hernández, R OBP: 0.316, SLG: 0.450										3	1	2	0	1	0	0			
15 Austin Barnes, R OBP: 0.330, SLG: 0.262										3	1	2	0	0	1	1			
9 Yasmani Grandal, S OBP: 0.344, SLG: 0.467										1	0	0	0	0	0	0			
22 Clayton Kershaw, L OBP: 0.333, SLG: 0.286										2	1	1	1	0	0	1			
61 Alex Verdugo, L OBP: 0.338, SLG: 0.391										1	0	1	0	0	0	0			
Inning Stats	R: 3 H: 4 E: 0 K: 0 S: 25	H: 4 R: 0 ER: 0 LOB: 0 P: 33	R: 0 H: 0 E: 0 K: 1 S: 8	H: 0 R: 0 ER: 0 LOB: 1 P: 12	R: 1 H: 2 E: 0 K: 2 S: 12	H: 2 R: 0 ER: 0 LOB: 0 P: 19	R: 4 H: 4 E: 0 K: 1 S: 20	H: 4 R: 0 ER: 0 LOB: 0 P: 24	R: 0 H: 1 E: 0 K: 0 S: 6	H: 1 R: 0 ER: 0 LOB: 1 P: 13	R: 1 H: 2 E: 0 K: 1 S: 12	H: 2 R: 0 ER: 0 LOB: 1 P: 20	R: 0 H: 2 E: 0 K: 2 S: 13	H: 2 R: 0 ER: 0 LOB: 2 P: 19	R: 0 H: 1 E: 0 K: 0 S: 8	H: 1 R: 0 ER: 0 LOB: 0 P: 12	1B: 11 2B: 3 3B: 1 HR: 1	SF: 2 SH: 3 SAC: 1 HBP: 0	WP: 1 PA: 42 PB: 0 SB: 0 CS: 1
PITCHER	IP: 3.0 WLS: L BF: 18	H: 9 R: 7 ER: 7 SO: 3	BB: 1 IBB: 0 HBP: 0 BLK: 0	WP: 1 HR: 0 S: 52 P: 71	ERA: 21.00 WHIP: 3.3333	PITCHER	IP: 3.0 WLS: L BF: 18	H: 9 R: 7 ER: 7 SO: 3	BB: 1 IBB: 0 HBP: 0 BLK: 0	WP: 1 HR: 0 S: 52 P: 71	ERA: 21.00 WHIP: 3.3333								
68 Austin Gomber, L ERA: 3.78	3.0	10	2	1	1	1	0	0	0	0	0	0	0	0	0	0			
33 Tyson Ross, R ERA: 4.11	3.0	10	2	1	1	1	0	0	0	0	0	0	0	0	0	0			
60 John Brebbia, R ERA: 3.65	1.0	5	2	1	1	1	0	0	0	0	0	0	0	0	0	0			
59 Mike Mayers, R ERA: 4.37	1.0	5	2	0	0	2	0	0	0	0	0	0	0	0	0	0			
27 Brett Cecil, L ERA: 6.16	1.0	4	1	0	0	0	0	0	0	0	0	0	0	0	0	0			

Los Angeles Dodgers @ St. Louis Cardinals
 Busch Stadium, St. Louis, MO
 Thu Sep 13 2018, 6:16 PM - 9:43 PM CDT
 Att: 40,997 - Clear - 86 F

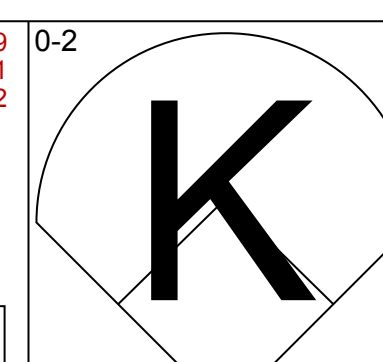
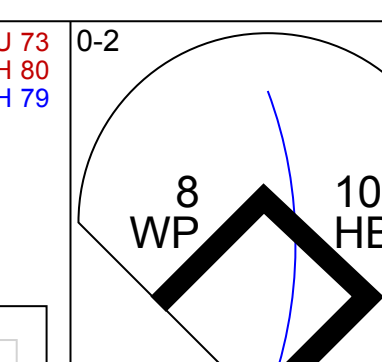
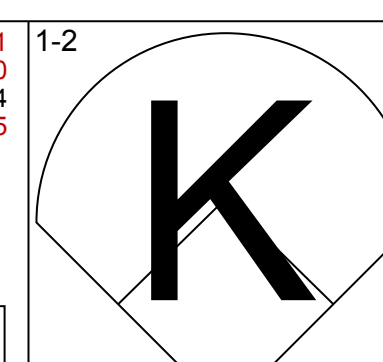
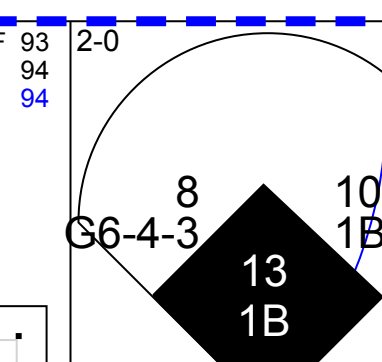
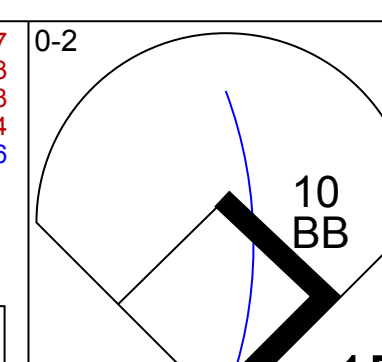
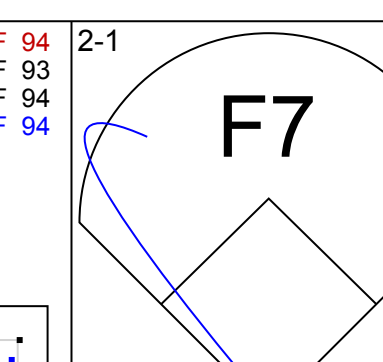
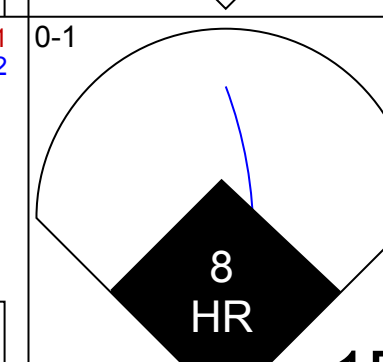
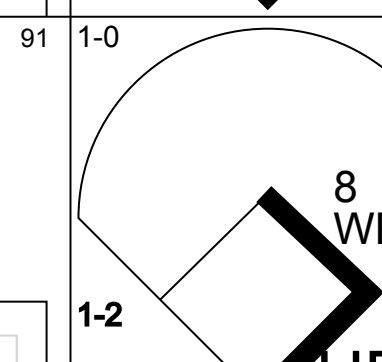
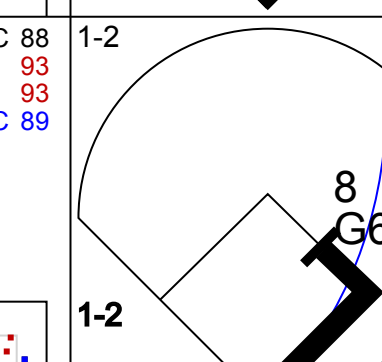
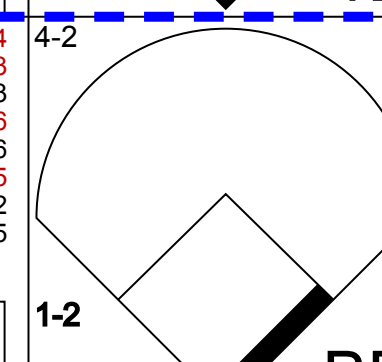
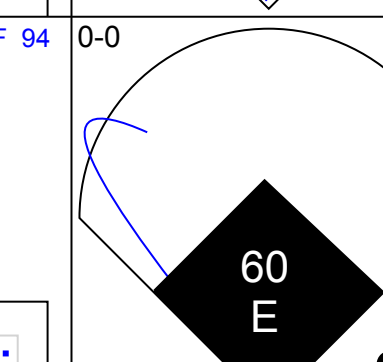
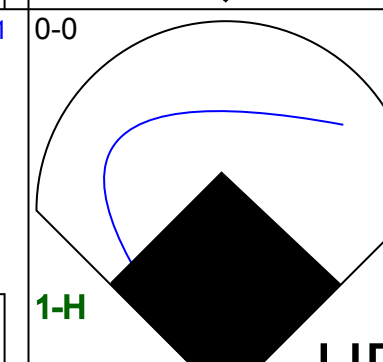
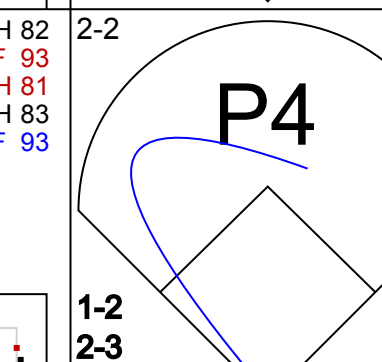
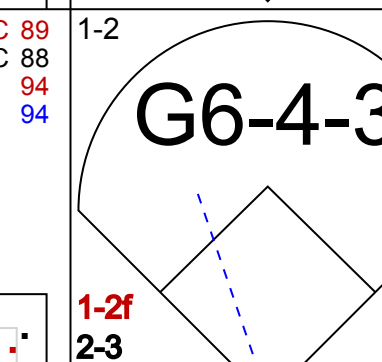
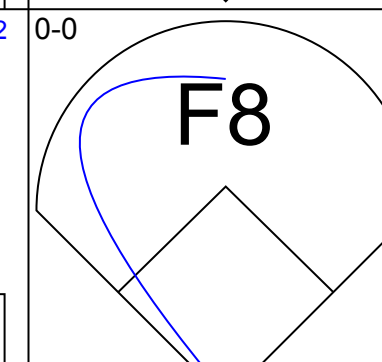
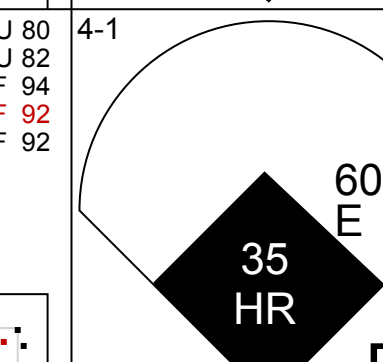
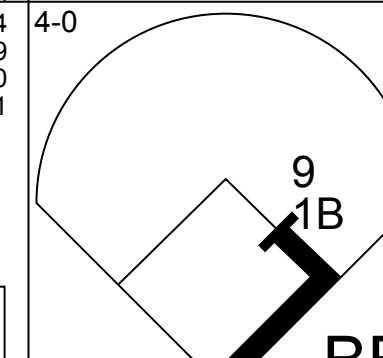
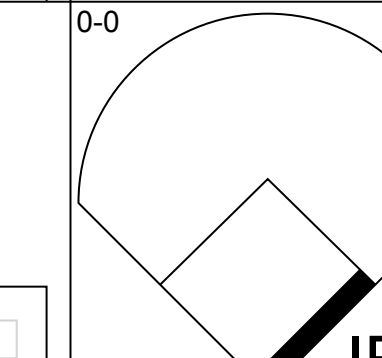
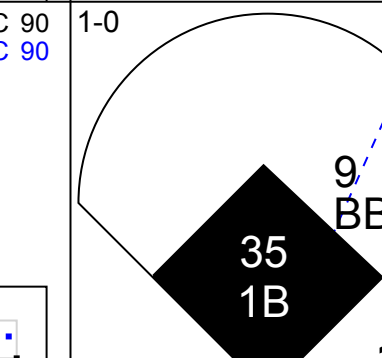

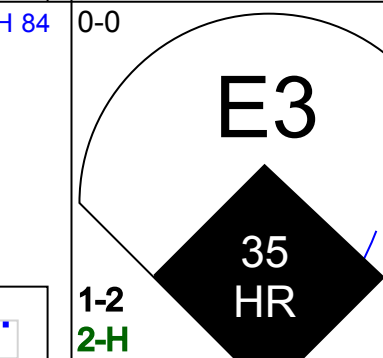
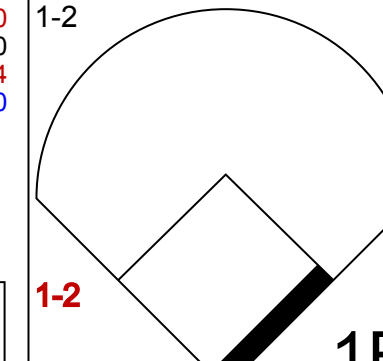
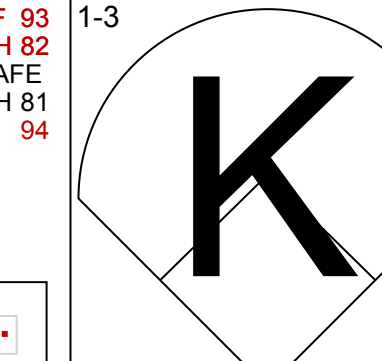
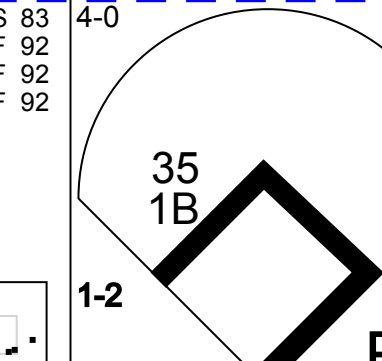

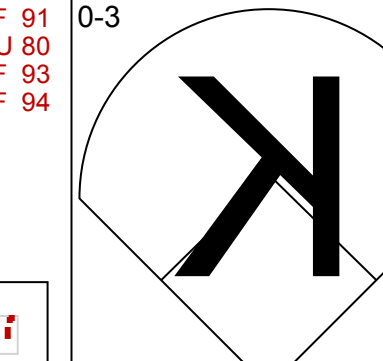
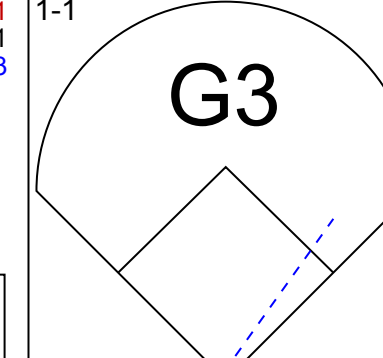
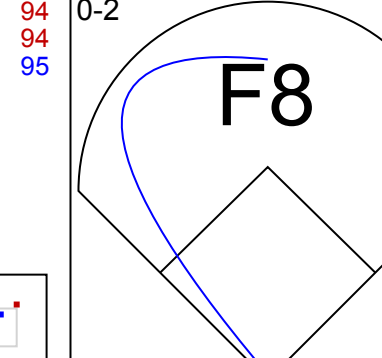
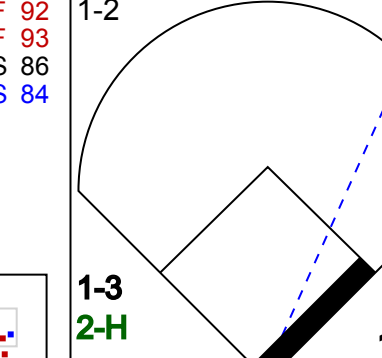

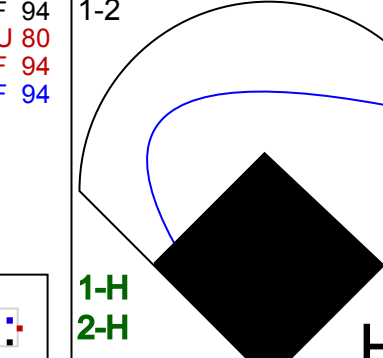


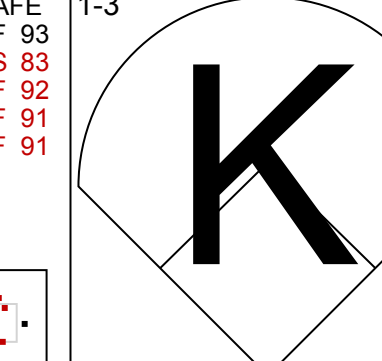

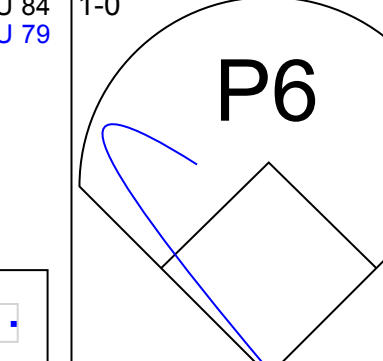



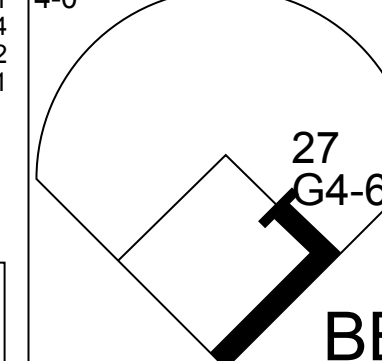




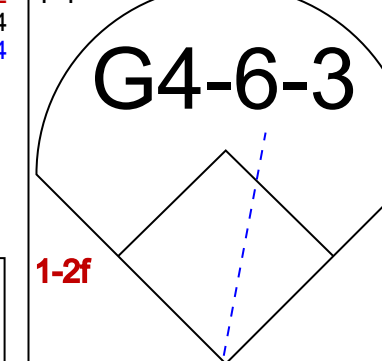

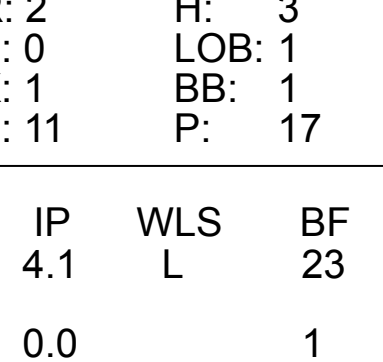
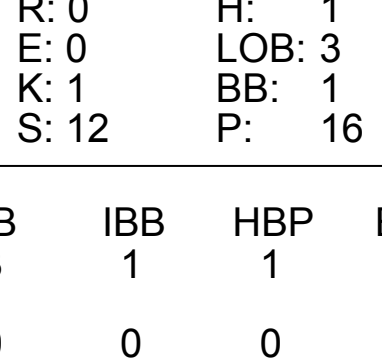
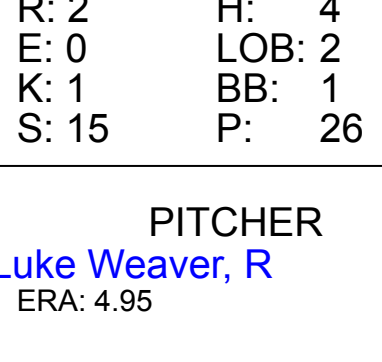
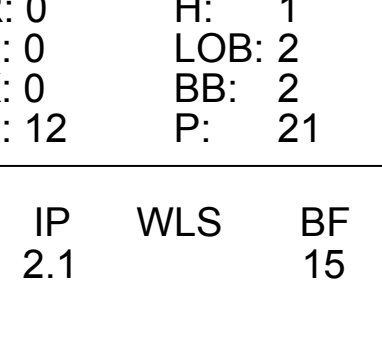
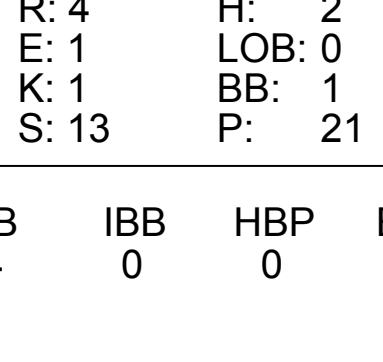

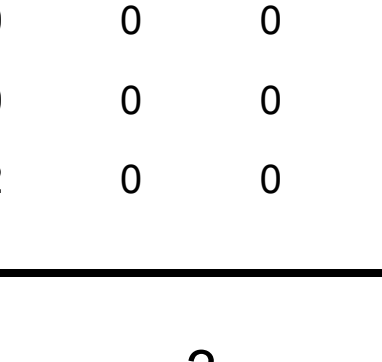



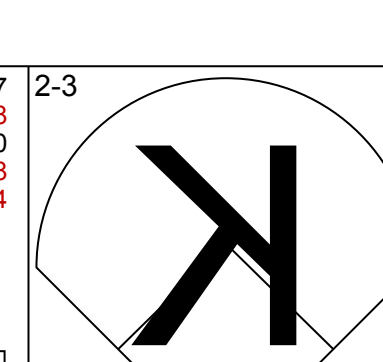
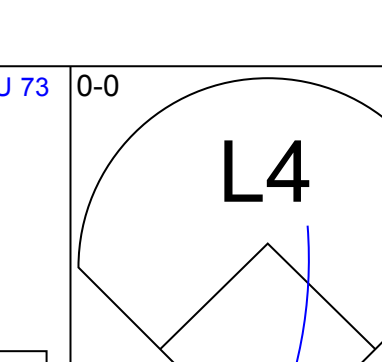

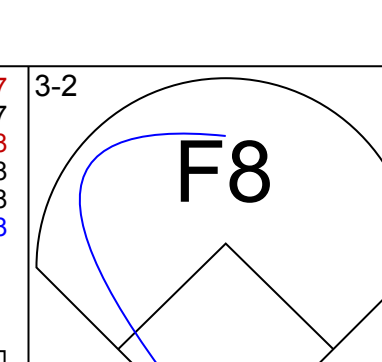

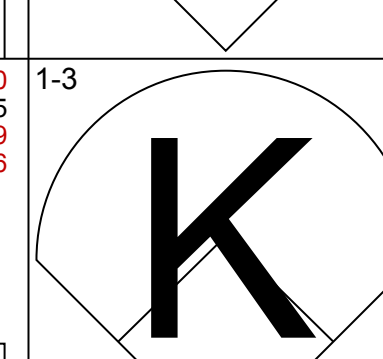
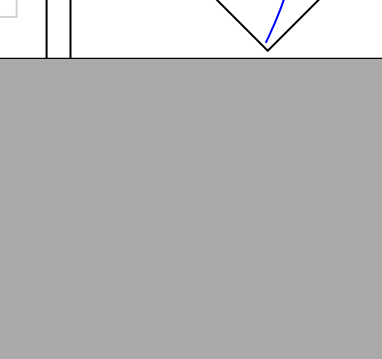

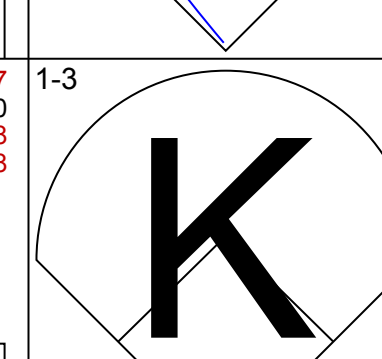

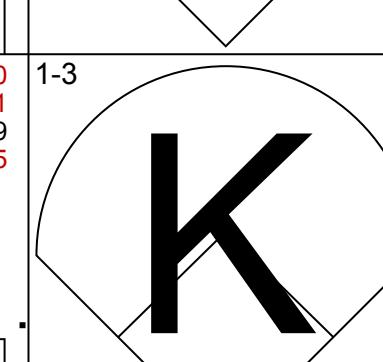


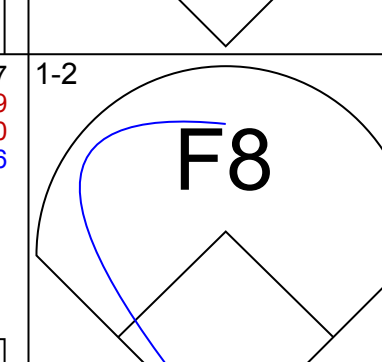

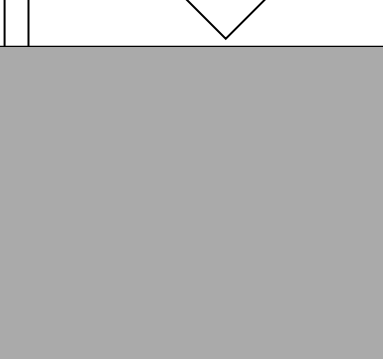

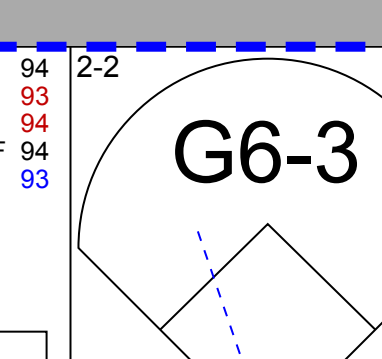
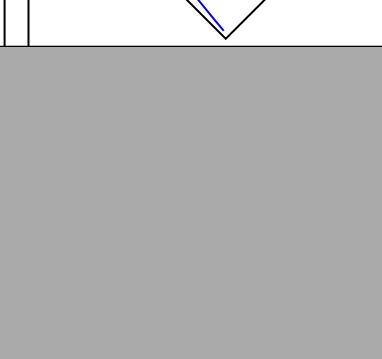



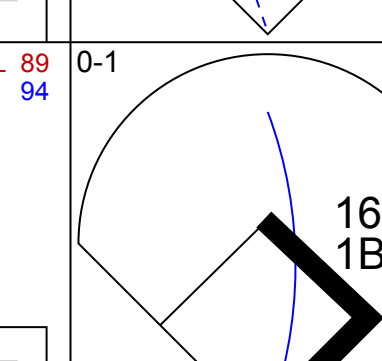



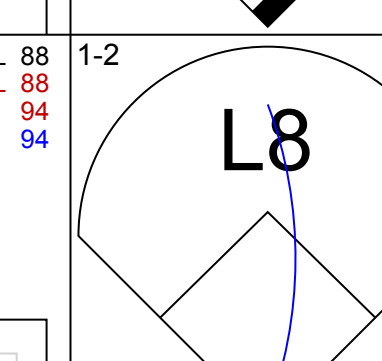




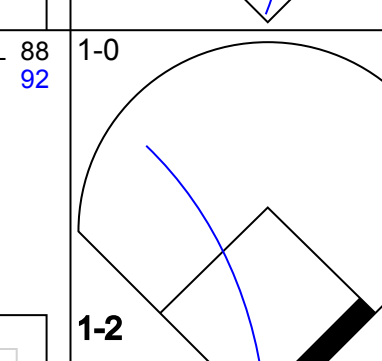

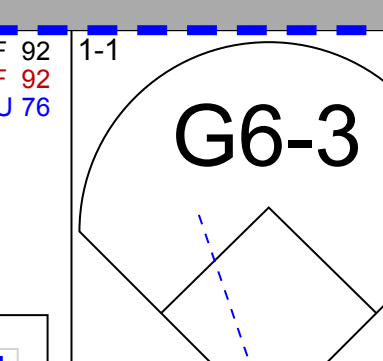

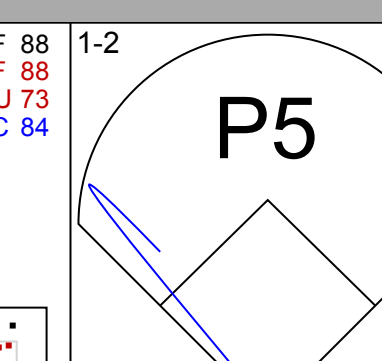
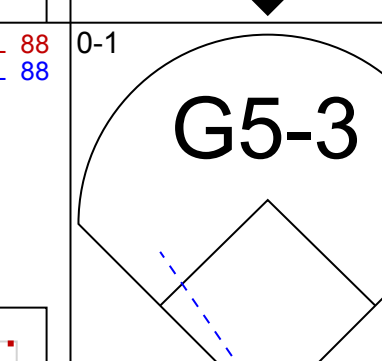

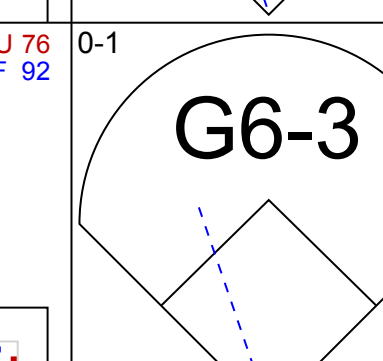

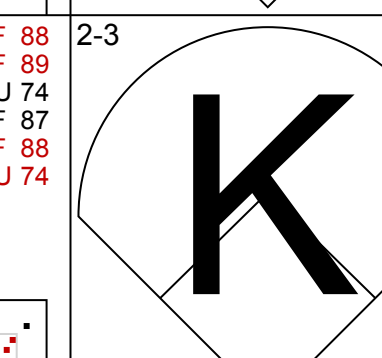

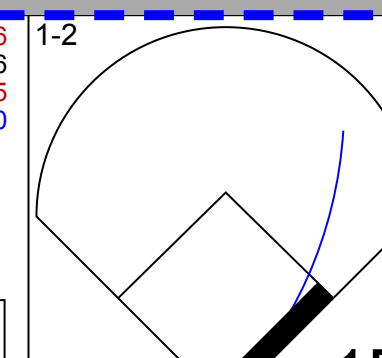
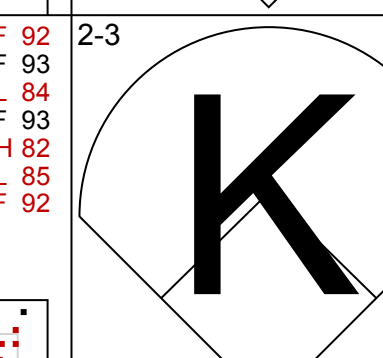
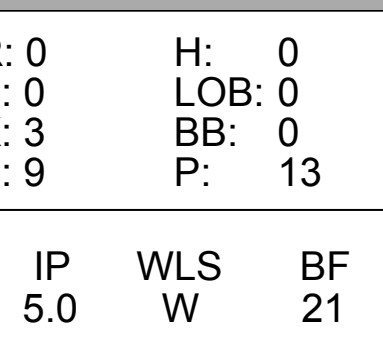
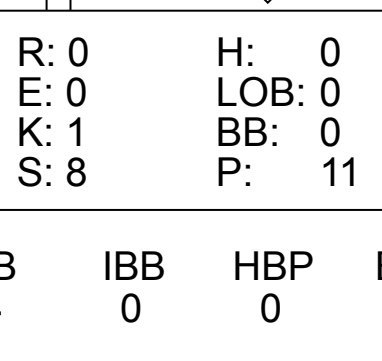
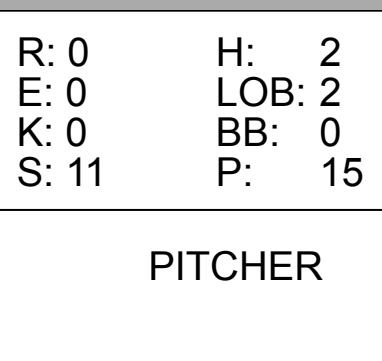
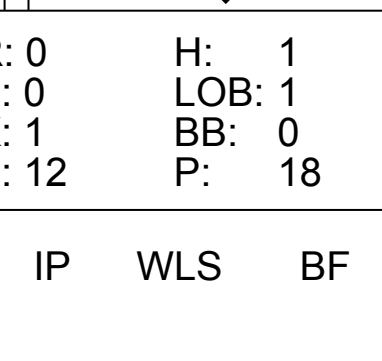
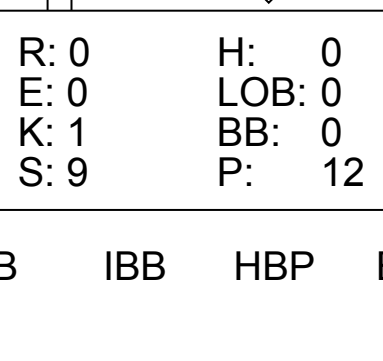
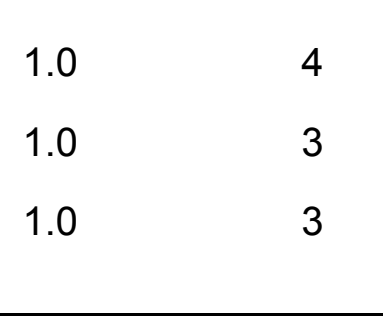




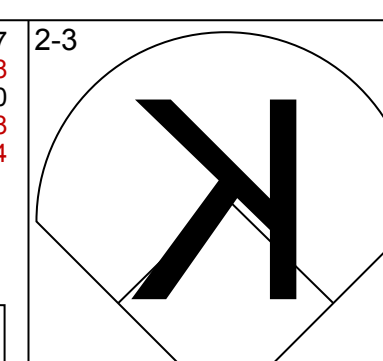
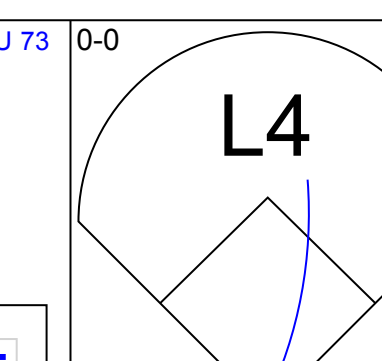

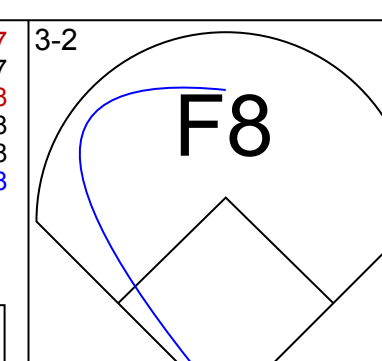

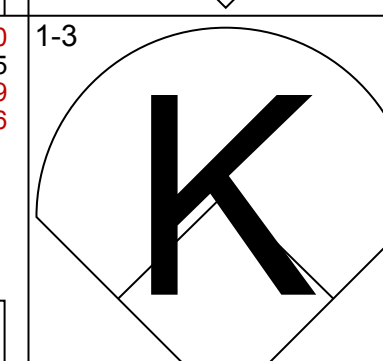


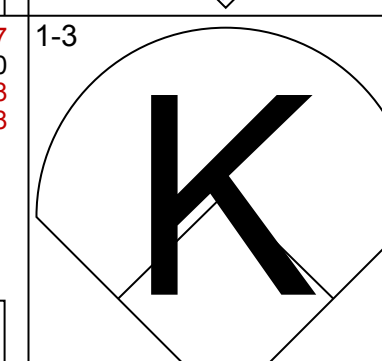

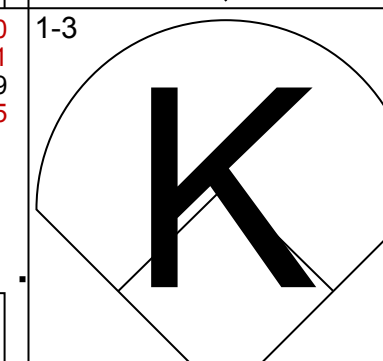


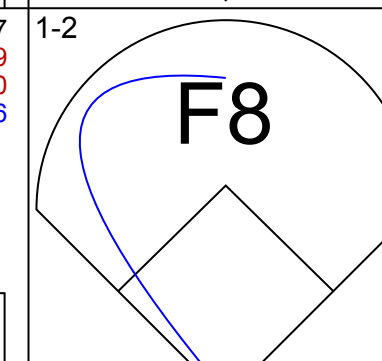



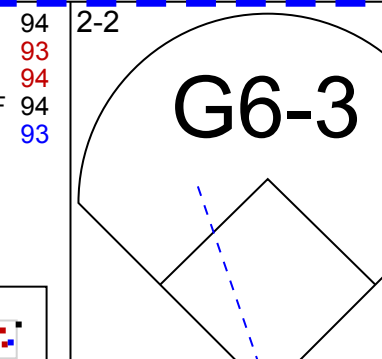




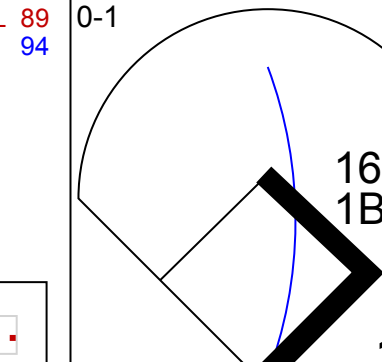




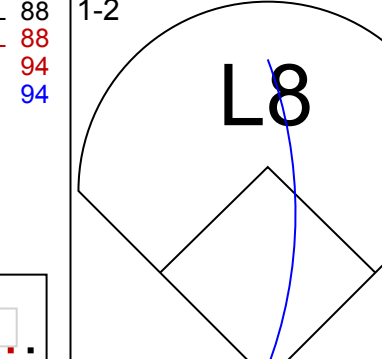




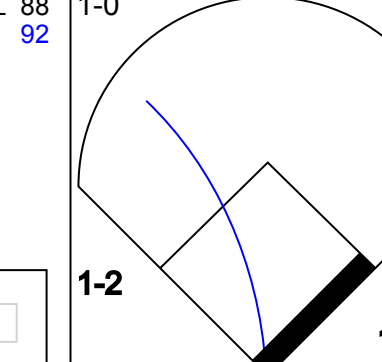

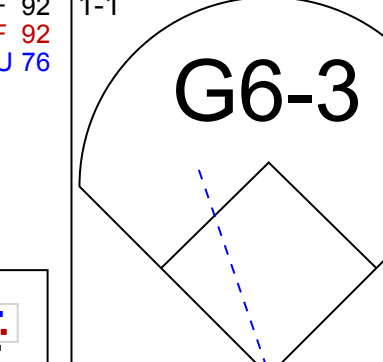

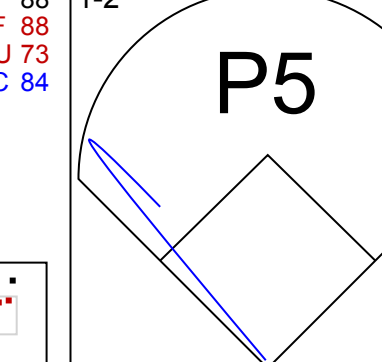
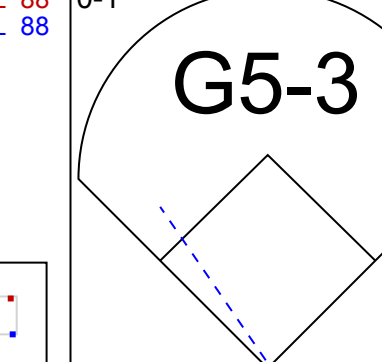

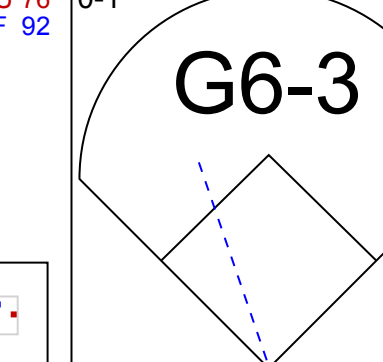

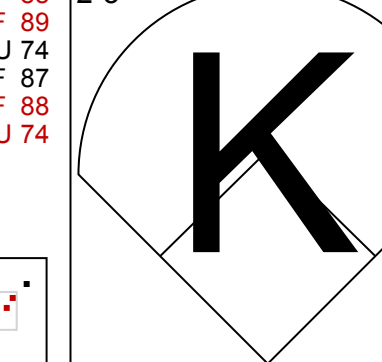

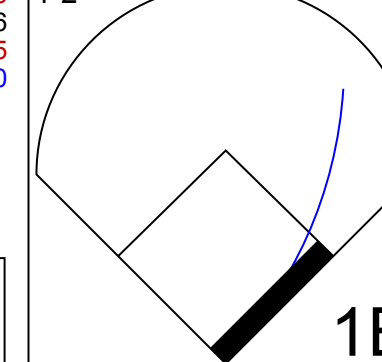
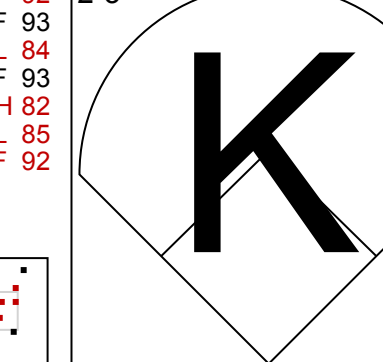
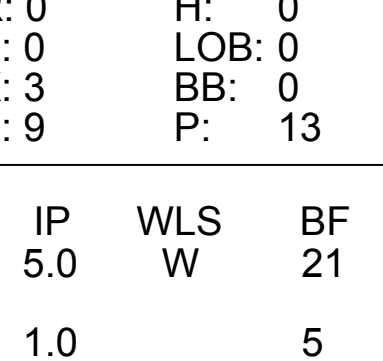
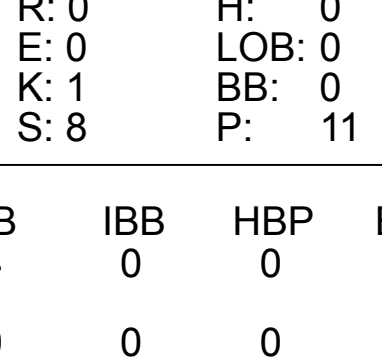
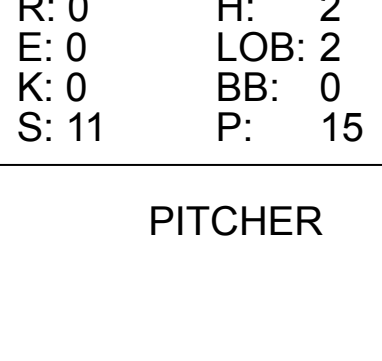
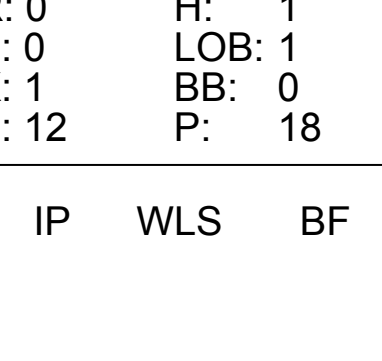
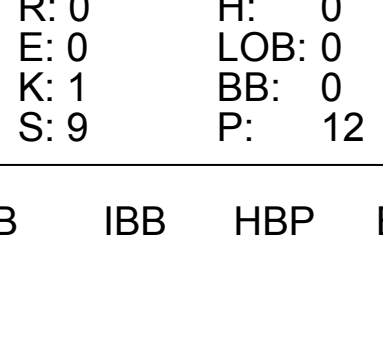





AB	38
R	9
H	16
RBI	9
BB	1
SO	7
LOB	17



Batter	1	2	3	4	5	6	7	8	9	AB	R	H	RBI	BB	SO	LOB	BOTTOM	
13 Matt Carpenter, L OBP: 0.386, SLG: 0.553											5	2	2	0	0	1	4	
34 Yairo Muñoz, R OBP: 0.352, SLG: 0.438										4	2	2	0	1	1	2		
38 José Martínez, R OBP: 0.361, SLG: 0.452										5	1	1	0	0	2	4		
23 Marcell Ozuna, R OBP: 0.322, SLG: 0.435										5	1	2	2	0	1	3		
12 Paul DeJong, R OBP: 0.310, SLG: 0.426										3	0	1	2	1	1	1		
3 Jedd Gyorko, R OBP: 0.345, SLG: 0.431										5	0	1	1	0	1	3		
62 Daniel Ponce de Leon, R OBP: 0.111, SLG: 0.3																		

Batter	1	2	3	4	5	6	7	8	9	AB	R	H	RBI	BB	SO	LOB	TOP					
31 Joc Pederson, L OBP: 0.318, SLG: 0.500	F9		P5		G4-3		PB		1B	6	0	0	0	0	1	3	Los Angeles Dodgers @ St. Louis Cardinals Busch Stadium, St. Louis, MO Fri Sep 14 2018, 7:18 PM - 10:21 PM CDT Att: 46,036 - Partly Cloudy - 85 F livebaseballscorecards.com					
10 Justin Turner, R OBP: 0.407, SLG: 0.526	13 1B		8 1B					P5	K	2	0	1	0	2	1	0						
8 Manny Machado, R OBP: 0.372, SLG: 0.541	K		G6-4-3							4	0	0	0	0	2	3						
13 Max Muncy, L OBP: 0.382, SLG: 0.576					F9			G1-3		2	0	1	0	2	0	0						
3 Chris Taylor, R OBP: 0.325, SLG: 0.443										0	0	0	0	0	0	0						
9 Yasmani Grandal, S OBP: 0.341, SLG: 0.462										4	0	0	0	0	1	5						
35 Cody Bellinger, L OBP: 0.340, SLG: 0.465										3	1	0	0	0	1	0						
66 Yasiel Puig, R OBP: 0.330, SLG: 0.479										4	2	3	2	0	1	0						
14 Enrique Hernández, R OBP: 0.316, SLG: 0.451										2	0	1	0	0	0	1		0				
26 Chase Utley, L OBP: 0.316, SLG: 0.327										1	0	0	0	0	0	2						
6 Brian Dozier, R OBP: 0.305, SLG: 0.388										1	0	0	0	0	1	0						
21 Walker Buehler, R OBP: 0.158, SLG: 0.158										3	0	0	0	0	3	3						
27 Matt Kemp, R OBP: 0.337, SLG: 0.468										1	0	1	0	0	0	0						
74 Kenley Jansen, S										0	0	0	0	0	0	0						
Inning Stats	R: 0 E: 0 K: 1 S: 9	H: 1 LOB: 2 BB: 1 P: 16	R: 1 E: 0 K: 3 S: 18	H: 1 LOB: 0 BB: 0 P: 30	R: 0 E: 0 K: 0 S: 8	H: 1 LOB: 0 BB: 0 P: 11	R: 0 E: 0 K: 0 S: 8	H: 0 LOB: 0 BB: 0 P: 12	R: 0 E: 0 K: 2 S: 12	H: 1 LOB: 1 BB: 0 P: 15	R: 0 E: 0 K: 2 S: 10	H: 0 LOB: 1 BB: 0 P: 19	R: 1 E: 0 K: 1 S: 9	H: 1 LOB: 1 BB: 0 P: 14	R: 0 E: 0 K: 1 S: 15	H: 0 LOB: 2 BB: 2 P: 25	R: 1 E: 0 K: 2 S: 16	H: 2 LOB: 1 BB: 0 P: 26	1B: 5 2B: 0 3B: 0 HR: 2	SF: 0 SAC: 0 DP: 1 HBP: 1	WP: 1 PB: 1 CS: 0	PA: 38
PITCHER	IP WLS BF H R ER SO BB IBB HBP BLK WP HR S P ERA WHIP	6.0 L 23 4 1 1 8 2 0 0 0 1 1 65 103 1.50 1.000	7.1 1.0 5 1 1 0 1 0 0 1 0 0 9 14 0.00 1.000	(8, 1) 0.2 4 0 0 0 0 2 0 0 0 0 0 9 17 0.00 3.000	(8, 1) 0.1 1 0 0 0 1 0 0 0 0 0 0 6 8 0.00 0.000	(9, 1) 1.0 5 2 1 1 2 0 0 0 0 0 1 16 26 9.00 2.000	PITCHER										IP WLS BF H R ER SO BB IBB HBP BLK WP HR S P ERA WHIP					

Batter	1	2	3	4	5	6	7	8	9	AB	R	H	RBI	BB	SO	LOB	BOTTOM					
13 Matt Carpenter, L OBP: 0.383, SLG: 0.548	K				G2-3					4	0	0	0	0	3	2	Los Angeles Dodgers @ St. Louis Cardinals Busch Stadium, St. Louis, MO Fri Sep 14 2018, 7:18 PM - 10:21 PM CDT Att: 46,036 - Partly Cloudy - 85 F livebaseballscorecards.com					
34 Yairo Muñoz, R OBP: 0.350, SLG: 0.433										3	0	0	0	0	2	0						
15 Matt Adams, L OBP: 0.314, SLG: 0.485										4	0	0	0	0	0	1						
23 Marcell Ozuna, R OBP: 0.319, SLG: 0.432										4	0	0	0	0	0	1						
12 Paul DeJong, R OBP: 0.309, SLG: 0.424										4	0	1	0	0	1	1						
16 Kolten Wong, L OBP: 0.325, SLG: 0.379										2	0	0	0	1	1	1						
48 Harrison Bader, R OBP: 0.340, SLG: 0.423										3	0	1	0	0	1	1						
4 Yadier Molina, R OBP: 0.323, SLG: 0.443										3	0	0	0	0	0	3						
32 Jack Flaherty, R ERA: 2.88										1	0	0	0	0	1	0						
21 Patrick Wisdom, R OBP: 0.198, SLG: 0.146										1	0	0	0	0	1	0						
43 Dakota Hudson, R ERA: 3.1										0	0	0	0	0	0	0						
55 Dominic Leone, R ERA: 4.29										0	0	0	0	0	0	0						
26 Bud Norris, R ERA: 3.49										0	0	0	0	0	0	0						
3 Jedid Gyorko, R OBP: 0.265, SLG: 0.293										0	0	0	0	0	0	0						
28 Adolis Garcia, R OBP: 0.145, SLG: 0.274										0	0	0	0	0	0	0						
30 Tyler Webb, L ERA: 4.58										0	0	0	0	0	0	0						
Inning Stats	R: 0 E: 0 K: 1 S: 10	H: 0 LOB: 0 BB: 0 P: 15	R: 0 E: 0 K: 1 S: 8	H: 0 LOB: 0 BB: 0 P: 12	R: 0 E: 0 K: 2 S: 7	H: 0 LOB: 0 BB: 0 P: 11	R: 0 E: 0 K: 1 S: 10	H: 0 LOB: 0 BB: 0 P: 13	R: 0 E: 0 K: 3 S: 7	H: 2 LOB: 2 BB: 0 P: 8	R: 0 E: 0 K: 3 S: 11	H: 0 LOB: 0 BB: 0 P: 12	R: 0 E: 0 K: 0 S: 7	H: 0 LOB: 0 BB: 0 P: 10	R: 0 E: 0 K: 1 S: 12	H: 0 LOB: 2 BB: 2 P: 24	R: 0 E: 0 K: 1 S: 10	H: 0 LOB: 1 BB: 0 P: 11	1B: 2 2B: 0 3B: 0 HR: 0	SF: 0 SAC: 0 DP: 0 HBP: 1	WP: 0 PB: 0 SB: 0 CS: 0	PA: 32
PITCHER	IP WLS BF H R ER SO BB IBB HBP BLK WP HR S P ERA WHIP	8.0 W 28 2 0 0 9 2 0 0 0 0 0 105 0.00 0.500	1.0 S 4 0 0 0 1 0 0 1 0 0 0 10 11 0.00 0.000	PITCHER										IP WLS BF H R ER SO BB IBB HBP BLK WP HR S P ERA WHIP								

Batter	1	2	3	4	5	6	7	8	9	AB	R	H	RBI	BB	SO	LOB	TOP					
31 Joc Pederson, L OBP: 0.320, SLG: 0.500										6	1	3	0	0	2	0	Los Angeles Dodgers @ St. Louis Cardinals Busch Stadium, St. Louis, MO Sat Sep 15 2018, 12:08 PM - 3:39 PM CDT Att: 45,481 - Sunny - 88 F livebaseballscorecards.com					
10 Justin Turner, R OBP: 0.415, SLG: 0.531									3	2	3	0	1	0	0	0						
6 Brian Dozier, R OBP: 0.306, SLG: 0.391									1	1	1	0	0	0	0	0						
8 Manny Machado, R OBP: 0.371, SLG: 0.543									5	1	1	2	0	0	0	7						
14 Enrique Hernández, R OBP: 0.315, SLG: 0.338									0	1	0	0	0	1	0	0						
13 Max Muncy, L OBP: 0.389, SLG: 0.577									1	2	1	1	4	0	0	0						
70 Tim Lincecum, R OBP: 0.337, SLG: 0.273									0	1	0	0	0	0	0	0						
50 Ryan Madson, L OBP: 0.315, SLG: 0.338									0	0	0	0	0	0	0	0						
60 Andrew Toles, L OBP: 0.250, SLG: 0.296									1	1	0	0	0	0	1	0						
17 Kyle Farmer, R OBP: 0.315, SLG: 0.338									0	0	0	0	0	0	0	0						
9 Yasmani Grandal, S OBP: 0.344, SLG: 0.461									3	1	1	0	2	1	4							
15 Austin Barnes, R OBP: 0.329, SLG: 0.260									1	0	0	0	0	1	2							
35 Cody Bellinger, L OBP: 0.343, SLG: 0.472									5	3	3	6	1	0	4							
7 Julio Urias, L									0	0	0	0	0	0	0	0						
66 Yasiel Puig, R OBP: 0.333, SLG: 0.504									6	3	3	7	0	1	2							
26 Chase Utley, L OBP: 0.311, SLG: 0.321									3	0	0	0	0	1	0							
3 Chris Taylor, R OBP: 0.326, SLG: 0.442									1	0	0	0	1	1	1							
44 Rich Hill, L OBP: 0.111, SLG: 0.111									3	0	0	0	0	1	0							
51 Dylan Floro, L OBP: 0.179, SLG: 0.487									0	0	0	0	0	0	1							
27 Matt Kemp, R OBP: 0.352, SLG: 0.487									0	0	0	0	0	0	1							
52 Pedro Báez, R OBP: 0.333, SLG: 0.386									0	0	0	0	0	1	1							
61 Alex Verdugo, L OBP: 0.333, SLG: 0.386									1	0	0	0	0	1	1							
Inning Stats	R: 2 E: 0 K: 1 S: 11	H: 3 LOB: 1 BB: 1 P: 17	R: 0 E: 0 K: 1 S: 9	H: 0 LOB: 0 BB: 0 P: 12	R: 0 E: 0 K: 1 S: 12	H: 1 LOB: 3 BB: 1 P: 16	R: 1 E: 0 K: 1 S: 9	H: 1 LOB: 0 BB: 0 P: 12	R: 5 E: 0 K: 1 S: 18	H: 3 LOB: 2 BB: 2 P: 34	R: 2 E: 0 K: 1 S: 15	H: 4 LOB: 2 BB: 1 P: 26	R: 0 E: 0 K: 0 S: 12	H: 1 LOB: 2 BB: 2 P: 21	R: 3 E: 0 K: 2 S: 19	H: 1 LOB: 1 BB: 2 P: 30	R: 4 E: 1 K: 1 S: 13	H: 2 LOB: 0 BB: 1 P: 21	1B: 10 2B: 1 3B: 0 HR: 5	SF: 0 SAC: 0 DP: 2 HBP: 1	WP: 1 PB: 0 SB: 0 CS: 0	PA: 52
PITCHER	IP: 4.1 WLS: L BF: 23 ERA: 3.53	H: 6 R: 6 ER: 6 SO: 4	BB: 3 IBB: 1 HBP: 1 BLK: 0	WP: 1 HR: 2 S: 50 P: 75	ERA: 12.46 WHIP: 2.077	PITCHER	IP: 2.1 WLS: L BF: 15 ERA: 4.95	H: 3 R: 7 ER: 3 SO: 3	BB: 4 IBB: 0 HBP: 0 BLK: 0	WP: 0 HR: 2 S: 37 P: 60	ERA: 11.57 WHIP: 3.000											
53 John Gant, R ERA: 3.53	53 John Gant, R ERA: 3.53	53 John Gant, R ERA: 3.53	53 John Gant, R ERA: 3.53	53 John Gant, R ERA: 3.53	53 John Gant, R ERA: 3.53	7 Luke Weaver, R ERA: 4.95	7 Luke Weaver, R ERA: 4.95	7 Luke Weaver, R ERA: 4.95	7 Luke Weaver, R ERA: 4.95	7 Luke Weaver, R ERA: 4.95	7 Luke Weaver, R ERA: 4.95											
30 Tyler Webb, L ERA: 5.09	30 Tyler Webb, L ERA: 5.09	30 Tyler Webb, L ERA: 5.09	30 Tyler Webb, L ERA: 5.09	30 Tyler Webb, L ERA: 5.09	30 Tyler Webb, L ERA: 5.09	59 Mike Mayers, R ERA: 4.5	59 Mike Mayers, R ERA: 4.5	59 Mike Mayers, R ERA: 4.5	59 Mike Mayers, R ERA: 4.5	59 Mike Mayers, R ERA: 4.5	59 Mike Mayers, R ERA: 4.5											
55 Dominic Leone, R ERA: 4.98	55 Dominic Leone, R ERA: 4.98	55 Dominic Leone, R ERA: 4.98	55 Dominic Leone, R ERA: 4.98	55 Dominic Leone, R ERA: 4.98	55 Dominic Leone, R ERA: 4.98	40 Chasen Shreve, L ERA: 3.93	40 Chasen Shreve, L ERA: 3.93	40 Chasen Shreve, L ERA: 3.93	40 Chasen Shreve, L ERA: 3.93	40 Chasen Shreve, L ERA: 3.93	40 Chasen Shreve, L ERA: 3.93											
48 Harrison Bader, R OBP: 0.336, SLG: 0.418										4	0	0	0	2	1		Los Angeles Dodgers @ St. Louis Cardinals Busch Stadium, St. Louis, MO Sat Sep 15 2018, 12:08 PM - 3:39 PM CDT Att: 45,481 - Sunny - 88 F livebaseballscorecards.com					
38 José Martínez, R OBP: 0.381, SLG: 0.449									3	0	0	0	1	2	1							
12 Paul DeJong, R OBP: 0.309, SLG: 0.420									3	1	0	0	1	1	2							
23 Marcell Ozuna, R OBP: 0.319, SLG: 0.430									2	1	0	0	1	0	0							
41 Tyler O'Neill, R OBP: 0.291, SLG: 0.487									1	0	0	0	0	0	0							
3 Jedd Gyorko, R OBP: 0.349, SLG: 0.432									2	1	1	0	1	1	0							
35 Greg Garcia, L OBP: 0.305, SLG: 0.303									1	0	0	0	0	1	0							
21 Patrick Wisdom, R OBP: 0.333, SLG: 0.538									4	1	2	4	0	0	1							
16 Kolten Wong, L OBP: 0.324, SLG: 0.377									4	0	1	0	0	0	1							
4 Yadier Molina, R OBP: 0.321, SLG: 0.440									3	0	0	0	0	1	2							
7 Luke Weaver, R OBP: 0.179, SLG: 0.158									0	0	0	0	0	0	0							
19 Carson Kelly, R OBP: 0.205, SLG: 0.114									1	0	0	0	0	0	0							
53 John Gant, R OBP: 0.209, SLG: 0.276									1	0	0	0	0	1	0							
59 Mike Mayers, R ERA: 3.18									0	0	0	0	0	0	0							
28 Adolis García, R OBP: 0.333, SLG: 0.386									0	0	0	0	0	1	0							
55 Dominic Leone, R ERA: 4.98									0	0	0	0	0	0	0							
40																						

Batter	1	2	3	4	5	6	7	8	9	AB	R	H	RBI	BB	SO	LOB	TOP					
31 Joc Pederson, L OBP: 0.320, SLG: 0.497										4	0	1	0	0	2	1	Los Angeles Dodgers @ St. Louis Cardinals Busch Stadium, St. Louis, MO Sun Sep 16 2018, 7:09 PM - 10:28 PM CDT Att. 45,217 - Clear - 87 F					
10 Justin Turner, R OBP: 0.416, SLG: 0.533										4	0	2	0	0	1	1						
8 Manny Machado, R OBP: 0.369, SLG: 0.540										4	0	0	0	0	2	2						
13 Max Muncy, L OBP: 0.385, SLG: 0.571										4	0	0	0	0	2	2						
9 Yasmani Grandal, S OBP: 0.345, SLG: 0.459										2	0	0	0	2	0	0						
35 Cody Bellinger, L OBP: 0.344, SLG: 0.471										3	0	1	0	1	1	1						
66 Yasiel Puig, R OBP: 0.332, SLG: 0.500										3	0	0	0	1	1	3						
26 Chase Utley, L OBP: 0.306, SLG: 0.314										3	0	0	0	0	2	3						
48 Ross Stripling, R ERA: 3.72										1	0	0	0	0	0	0						
Inning Stats	R: 0 E: 0 K: 1 S: 10	H: 1 LOB: 0 BB: 0 P: 14	R: 0 E: 0 K: 1 S: 11	H: 0 LOB: 1 BB: 1 P: 20	R: 0 E: 0 K: 2 S: 9	H: 1 LOB: 0 BB: 0 P: 13	R: 0 E: 0 K: 2 S: 11	H: 0 LOB: 1 BB: 1 P: 17	R: 0 E: 0 K: 2 S: 13	H: 0 LOB: 0 BB: 1 P: 23	R: 0 E: 0 K: 1 S: 7	H: 0 LOB: 0 BB: 0 P: 14	R: 0 E: 0 K: 1 S: 11	H: 1 LOB: 2 BB: 2 P: 19	R: 0 E: 0 K: 0 S: 5	H: 1 LOB: 0 BB: 0 P: 8		1B: 3 2B: 2 3B: 0 HR: 0	SF: 0 SAC: 0 DP: 2 HBP: 0	WP: 0 PB: 0 SB: 0 CS: 1	PA: 34	
PITCHER	IP WLS BF H R ER SO BB IBB HBP BLK WP HR S P ERA WHIP	6.0 W 22 2 0 0 9 3 0 0 0 0 0 0 61 101 0.00 0.833	0.0 1 0 0 0 0 1 0 0 0 0 0 0 2 6 ∞ ∞	2.0 8 1 0 0 3 1 0 0 0 0 0 0 20 35 0.00 1.000	1.0 3 1 0 0 0 0 0 0 0 0 0 0 5 8 0.00 1.000																	

Batter	1	2	3	4	5	6	7	8	9	AB	R	H	RBI	BB	SO	LOB	BOTTOM				
13 Matt Carpenter, L OBP: 0.381, SLG: 0.544										4	0	0	0	0	2	0	Los Angeles Dodgers @ St. Louis Cardinals Busch Stadium, St. Louis, MO Sun Sep 16 2018, 7:09 PM - 10:28 PM CDT Att. 45,217 - Clear - 87 F				
34 Yairo Muñoz, R OBP: 0.346, SLG: 0.427										4	1	0	0	0	2	0					
12 Paul DeJong, R OBP: 0.310, SLG: 0.420										3	2	1	0	1	1	0					
23 Marcell Ozuna, R OBP: 0.322, SLG: 0.438										4	2	3	1	0	0	2					
3 Jedd Gyorko, R OBP: 0.352, SLG: 0.434										3	0	2	1	0	1	0					
18 Carlos Martinez, R OBP: 0.235, SLG: 0.394										0	0	0	0	0	0	0					
4 Yadier Molina, R OBP: 0.322, SLG: 0.440										4	0	2	2	0	0	1					
16 Kolten Wong, L OBP: 0.322, SLG: 0.374										3	0	0	0	0	0	4					
48 Harrison Bader, R OBP: 0.333, SLG: 0.415										3	0	0	0	0	1	2					
50 Adam Wainwright, R ERA: 3.72										2	0	0	0	0	2	0					
Inning Stats	R: 0 E: 0 K: 2 S: 9	H: 0 LOB: 0 BB: 0 P: 11	R: 1 E: 0 K: 1 S: 12	H: 1 LOB: 0 BB: 0 P: 21	R: 0 E: 0 K: 1 S: 15	H: 0 LOB: 0 BB: 0 P: 21	R: 2 E: 0 K: 1 S: 17	H: 3 LOB: 2 BB: 0 P: 25	R: 0 E: 0 K: 2 S: 11	H: 0 LOB: 0 BB: 0 P: 14	R: 1 E: 1 K: 0 S: 12	H: 2 LOB: 1 BB: 0 P: 16	R: 0 E: 0 K: 3 S: 9	H: 0 LOB: 0 BB: 0 P: 15	R: 1 E: 0 K: 1 S: 13	H: 2 LOB: 2 BB: 1 P: 20	1B: 7 2B: 0 3B: 0 HR: 1	SF: 0 SAC: 0 DP: 1 HBP: 0	WP: 1 PB: 0 SB: 0 CS: 0	PA: 33	
PITCHER	IP WLS BF H R ER SO BB IBB HBP BLK WP HR S P ERA WHIP	3.1 L 15 4 3 3 3 0 0 0 0 0 0 0 5 6 0.00 0.000	0.2 2 0 0 0 0 0 0 0 0 0 0 0 5 6 0.00 0.000	1.1 7 2 1 0 2 0 0 0 0 0 0 0 22 29 0.00 1.500	0.2 1 0 0 0 0 0 0 0 0 0 0 0 1 1 0.00 0.000	0.2 2 0 0 0 2 0 0 0 0 0 0 0 6 11 0.00 0.000															



Batter	1	2	3	4	5	6	7	8	9	AB	R	H	RBI	BB	SO	LOB	TOP					
16 Koltan Wong, L OBP: 0.331, SLG: 0.388	F7		G3-6-1		K		L9		BB	4	0	0	0	1	1	1						
38 José Martínez, R OBP: 0.383, SLG: 0.452	BB			L9		1B		1B	K	4	2	2	0	1	1	3						
12 Paul DeJong, R OBP: 0.311, SLG: 0.436	G5-4-3			K		P3		2B	P3	5	0	1	0	0	1	5						
23 Marcell Ozuna, R OBP: 0.325, SLG: 0.437		L5		1B		K		P4		4	0	1	0	0	1	3						
3 Jedd Gyorko, R OBP: 0.351, SLG: 0.431		K		1B		BB		SF9		2	0	1	1	1	1	0						
4 Yadier Molina, R OBP: 0.324, SLG: 0.443		BB		K		1B		G6-3		3	0	1	1	1	1	3						
15 Matt Adams, L OBP: 0.309, SLG: 0.477																						
21 Patrick Wisdom, R OBP: 0.340, SLG: 0.537																						
48 Harrison Bader, R OBP: 0.336, SLG: 0.431																						
32 Jack Flaherty, R OBP: 0.175, SLG: 0.142																						
40 Chasen Shreve, L OBP: 0.305, SLG: 0.350																						
59 Mike Mayers, R OBP: 0.285, SLG: 0.320																						
41 Tyler O'Neill, R OBP: 0.305, SLG: 0.442																						
30 Tyler Webb, L OBP: 0.275, SLG: 0.320																						
27 Brett Cecil, R OBP: 0.285, SLG: 0.320																						
13 Matt Carpenter, L OBP: 0.341, SLG: 0.533																						
Inning Stats	R: 0 E: 0 K: 0 S: 6	H: 0 LOB: 0 BB: 1 P: 13	R: 0 E: 0 K: 2 S: 10	H: 0 LOB: 1 BB: 1 P: 18	R: 0 E: 0 K: 1 S: 4	H: 0 LOB: 0 BB: 0 P: 7	R: 0 E: 0 K: 2 S: 16	H: 2 LOB: 2 BB: 0 P: 20	R: 1 E: 0 K: 2 S: 12	H: 1 LOB: 0 BB: 0 P: 19	R: 1 E: 0 K: 1 S: 13	H: 2 LOB: 2 BB: 1 P: 19	R: 0 E: 0 K: 1 S: 8	H: 0 LOB: 0 BB: 0 P: 14	R: 1 E: 0 K: 0 S: 11	H: 2 LOB: 1 BB: 0 P: 15	R: 0 E: 0 K: 1 S: 11	H: 1 LOB: 3 BB: 2 P: 22	1B: 6 2B: 1 3B: 0 HR: 1	SF: 1 SAC: 0 DP: 2 HBP: 1	WP: 2 PB: 0 SB: 2 CS: 0	PA: 39
PITCHER	IP WLS BF H R ER SO BB IBB HBP BLK WP HR S P ERA WHIP																					
62 Touki Toussaint, R ERA: 4.3	5.2 W 24 5 2 2 8 3 0 1 0 0 1 0 2 3 3.18 1.412																					
48 Jonny Venters, L ERA: 3.19	0.1 H 1 0 0 0 0 0 0 0 0 0 1 0 2 3 0.00 0.000																					
63 Jesse Biddle, L ERA: 2.77	1.0 H 3 0 0 0 1 0 0 0 0 0 0 0 8 14 0.00 0.000																					
51 Shane Bieber, R ERA: 2.5	1.0 5 2 1 1 0 0 0 0 0 0 0 0 11 15 9.00 2.000																					
33 A.J. Minter, L ERA: 3.24	1.0 6 1 0 0 1 2 0 0 0 0 1 0 11 22 0.00 3.000																					

St. Louis Cardinals @ Atlanta Braves
SunTrust Park, Atlanta, GA
Wed Sep 19 2018, 12:11 PM - 3:20 PM EDT
Att. 25,195 - Sunny - 86 F

AB 32
R 3
H 8
RBI 3
BB 5
SO 10
LOB 20



Batter	1	2	3	4	5	6	7	8	9	AB	R	H	RBI	BB	SO	LOB	BOTTOM			
13 Ronald Acuña Jr., R OBP: 0.369, SLG: 0.573	K		G6-3		BB		F8			3	1	0	0	1	1	0				
11 Ender Inciarte, L OBP: 0.321, SLG: 0.382	K			HR	BB		BB		2B	3	3	2	0	1	1	0				
5 Freddie Freeman, L OBP: 0.390, SLG: 0.509	1B			HR	BB		1B		IBB	3	1	3	3	1	0	0				
22 Nick Markakis, L OBP: 0.369, SLG: 0.454	FC4-6			G4-3	K		FC5-4			4	0	0	0	0	1	3				
17 Johan Camargo, S OBP: 0.349, SLG: 0.457		K		K2-3			L9			4	0	0	0	0	3	1				
1 Ozzie Albies, S OBP: 0.311, SLG: 0.459	P5			F8			BB		G1-3	3	0	0	0	1	0	0				
25 Tyler Flowers, R OBP: 0.350, SLG: 0.372	K				BB		F9		HR	4	2	2	1	0	1	1				
7 Dansby Swanson, R OBP: 0.302, SLG: 0.397				K			G5-3		K	3	0	0	0	1	2	1				
62 Touki Toussaint, R ERA: 3.08																				
40 Chasen Shreve, L ERA: 3.89																				
59 Mike Mayers, R ERA: 4.35																				
30 Tyler Webb, L ERA: 4.74																				
27 Brett Cecil, L ERA: 6.25																				
Inning Stats	R: 0 E: 0 K: 2 S: 11	H: 1 LOB: 1 BB: 0 P: 14	R: 0 E: 0 K: 2 S: 11	H: 0 LOB: 0 BB: 0 P: 16	R: 0 E: 0 K: 1 S: 7	H: 0 LOB: 0 BB: 0 P: 11	R: 2 E: 0 K: 1 S: 15	H: 2 LOB: 0 BB: 0 P: 19	R: 3 E: 0 K: 1 S: 13	H: 2 LOB: 1 BB: 2 P: 26	R: 0 E: 0 K: 1 S: 10	H: 0 LOB: 2 BB: 2 P: 23	R: 1 E: 1 K: 0 S: 11	H: 1 LOB: 1 BB: 1 P: 17	R: 1 E: 0 K: 2 S: 10	H: 1 LOB: 0 BB: 0 P: 16	1B: 3 2B: 2 3B: 0 HR: 2	SF: 0 SAC: 0 DP: 0 HBP: 0	WP: 1 PB: 0 SB: 2 CS: 0	PA: 36
PITCHER	IP WLS BF H R ER SO BB IBB HBP BLK WP HR S P ERA WHIP																			
32 Jack Flaherty, R ERA: 3.08	4.2 L 21 5 5 5 6 2 0 0 0 0 0 0 9 19 0.00 1.500																			
40 Chasen Shreve, L ERA: 3.89	0.2 3 0 0 0 2 1 0 0 0 0 0 0 9 19 0.00 1.500																			
59 Mike Mayers, R ERA: 4.35	0.2 3 0 0 0 0 1 0 0 0 0 0 0 4 10 0.00 1.500																			
30 Tyler Webb, L ERA: 4.74	1.0 5 1 1 0 0 0 1 0 0 0 0 0 11 17 0.00 1.000																			
27 Brett Cecil, L ERA: 6.25	1.0 4 1 1 1 2 0 0 0 0 0 0 1 10 9.00 1.000																			

St. Louis Cardinals @ Atlanta Braves
SunTrust Park, Atlanta, GA
Wed Sep 19 2018, 12:11 PM - 3:20 PM EDT
Att. 25,195 - Sunny - 86 F

AB 31
R 7
H 7
RBI 4
BB 5
SO 10
LOB 9



Batter	1	2	3	4	5	6	7	8	9	10	AB	R	H	RBI	BB	SO	LOB	TOP									
1 Grégor Blanco, L OBP: 0.268, SLG: 0.318 (8, 7)	G4-3		K		G4-3		FC6-4 12 1B		G4-3		5	0	0	1	0	1	5	San Francisco Giants @ St. Louis Cardinals Busch Stadium, St. Louis, MO Sat Sep 22 2018, 12:07 PM - 3:21 PM CDT Att. 45,878 - Cloudy - 62 F									
12 Joe Panik, L OBP: 0.310, SLG: 0.338 (1, 3)						G3					4	0	3	1	1	0	0										
10 Evan Longoria, R OBP: 0.286, SLG: 0.422 (1, 5)											5	0	0	0	0	1	6										
35 Brandon Crawford, L OBP: 0.323, SLG: 0.393 (1, 6)	G4-3										5	0	0	0	0	1	1										
8 Hunter Pence, R OBP: 0.252, SLG: 0.311 (1, 9)											5	1	2	0	0	1	0										
26 Chris Shaw, L OBP: 0.313, SLG: 0.341 (1, 7)											3	0	0	0	1	1	1										
7 Gorkys Hernández, R OBP: 0.288, SLG: 0.395 (8, PR) (8, 8)											1	0	0	0	0	0	1										
19 Aken Hanson, S OBP: 0.286, SLG: 0.445 (1, 4)											5	1	1	0	0	3	3										
16 Aramis García, R OBP: 0.368, SLG: 0.632 (1, 2)											4	2	4	2	0	0	0										
2 Chase d'Arnaud, R OBP: 0.266, SLG: 0.386 (9, PR)											0	0	0	0	0	0	0										
5 Nick Hundley, R OBP: 0.306, SLG: 0.413 (9, 2)											0	0	0	0	1	0	0										
57 Derek Rodríguez, R OBP: 0.297, SLG: 0.329 (1, 11) (7, 1)											2	0	1	0	0	0	1										
49 Sam Dyson, R ERA: 2.51 (7, 1)											0	0	0	0	0	0	0										
56 Tony Watson, L ERA: 2.67 (8, 1)											0	0	0	0	0	0	0										
37 Kelly Tomlinson, R ERA: 4.91 (8, PR)											0	0	0	0	0	0	0										
62 Ray Black, R ERA: 4.91 (8, 1)											0	0	0	0	0	0	0										
53 Austin Slater, R ERA: 3.25 (10, PR)											1	0	0	0	0	1	3										
41 Mark Melancon, R ERA: 3.25 (10, 1)											0	0	0	0	0	0	0										
Inning Stats	R: 0 E: 0 K: 1 S: 11	H: 1 LOB: 1 BB: 0 P: 13	R: 0 E: 0 K: 1 S: 6	H: 0 LOB: 0 BB: 0 P: 10	R: 1 E: 0 K: 1 S: 12	H: 2 LOB: 1 BB: 0 P: 20	R: 0 E: 0 K: 2 S: 10	H: 0 LOB: 0 BB: 0 P: 14	R: 0 E: 0 K: 1 S: 8	H: 1 LOB: 1 BB: 0 P: 12	R: 0 E: 0 K: 0 S: 11	H: 0 LOB: 0 BB: 0 P: 20	R: 3 E: 2 K: 0 S: 15	H: 5 LOB: 2 BB: 0 P: 23	R: 0 E: 0 K: 0 S: 9	H: 0 LOB: 1 BB: 1 P: 13	R: 0 E: 0 K: 0 S: 7	H: 1 LOB: 2 BB: 1 P: 11	R: 0 E: 1 K: 3 S: 21	H: 1 LOB: 3 BB: 1 P: 27	1B: 10 2B: 1 3B: 0 HR: 0	SF: 0 SAC: 2 DP: 0 HBP: 0	WP: 0 PB: 0 SB: 1 CS: 0	PA: 45			
PITCHER	IP 6.1	WLS 7	BF 27	H 8	R 4	ER 4	SO 6	BB 0	IBB 0	HBP 0	BLK 0	WP 0	HR 0	S 68	P 104	ERA 5.68	WHIP 1.263										
50 Adam Wainwright, R ERA: 4.08 (1, 1)	1.2	7	1	0	0	0	1	0	0	0	0	0	0	14	21	0.00	1.200										
43 Dakota Hudson, R ERA: 2.92 (7, 1)	2.0	W	11	2	0	0	3	0	2	0	0	0	0	28	38	0.00	1.000										
18 Carlos Martínez, R ERA: 3.19 (9, 1)																											

AB	40
R	4
H	11
RBI	4
BB	3
SO	9
LOB	21



Batter	1	2	3	4	5	6	7	8	9	10	AB	R	H	RBI	BB	SO	LOB	BOTTOM									
13 Matt Carpenter, L OBP: 0.376, SLG: 0.532 (1, 3)	K										4	1	1	0	0	2	0	San Francisco Giants @ St. Louis Cardinals Busch Stadium, St. Louis, MO Sat Sep 22 2018, 12:07 PM - 3:21 PM CDT Att. 45,878 - Cloudy - 62 F									
38 José Martínez, R OBP: 0.361, SLG: 0.449 (1, 9)											3	0	0	0	0	0	1										
43 Dakota Hudson, R ERA: 2.92 (7, 1)	L9										0	0	0	0	0	0	0										
21 Patrick Wisdom, R OBP: 0.327, SLG: 0.512 (8, PH)											1	0	0	0	0	1	0										
18 Carlos Martínez, R OBP: 0.235, SLG: 0.394 (9, 1)											0	0	0	0	0	0	0										
12 Paul DeJong, R OBP: 0.312, SLG: 0.438 (1, 6)											4	0	2	1	0	0	0										
23 Marcell Ozuna, R OBP: 0.322, SLG: 0.432 (1, 7)											4	0	0	0	0	0	2										
3 Jedd Gyorko, R OBP: 0.354, SLG: 0.434 (1, 5)											3	2	1	0	1	0	0										
4 Yadier Molina, R OBP: 0.321, SLG: 0.444 (1, 2)											4	1	1	2	0	1	1										
48 Harrison Bader, R OBP: 0.339, SLG: 0.432 (1, 8)											4	0	1	0	0	0	0										
34 Yairo Muñoz, R OBP: 0.342, SLG: 0.417 (1, 4)											4	0	0	0	0	1	2										
50 Adam Wainwright, R OBP: 0.091, SLG: 0.091 (1, 1)											2	0	1	1	0	0	0										
41 Tyler O'Neill, R OBP: 0.299, SLG: 0.512 (7, 9)											2	1	1	1	0	0	0										
Inning Stats	R: 0 E: 0 K: 1 S: 14	H: 1 LOB: 1 BB: 0 P: 17	R: 1 E: 0 K: 0 S: 11	H: 3 LOB: 2 BB: 0 P: 15	R: 1 E: 0 K: 0 S: 6	H: 2 LOB: 0 BB: 0 P: 11	R: 0 E: 0 K: 0 S: 8	H: 0 LOB: 0 BB: 0 P: 11	R: 0 E: 0 K: 1 S: 6	H: 0 LOB: 0 BB: 0 P: 11	R: 0 E: 0 K: 0 S: 4	H: 0 LOB: 0 BB: 0 P: 7	R: 2 E: 0 K: 0 S: 10	H: 1 LOB: 0 BB: 1 P: 17	R: 0 E: 0 K: 2 S: 8	H: 0 LOB: 0 BB: 0 P: 15	R: 0 E: 0 K: 1 S: 8	H: 0 LOB: 0 BB: 0 P: 9	R: 1 E: 0 K: 0 S: 8	H: 1 LOB: 0 BB: 0 P: 13	1B: 5 2B: 1 3B: 0 HR: 2	SF: 0 SAC: 0 DP: 1 HBP: 0	WP: 0 PB: 0 SB: 0 CS: 0	PA: 36			
PITCHER	IP 6.0	WLS 3	BF 24	H 7	R 4	ER 4	SO 2	BB 1	IBB 0	HBP 0	BLK 0	WP 0	HR 1	S 51	P 78	ERA 6.00	WHIP 1.333										
57 Derek Rodríguez, R ERA: 2.5 (1, 1)	1.0	3	0	0	0	0	0	0	0	0	0	0	0	8	11	0.00	0.000										
49 Sam Dyson, R ERA: 2.81 (7, 1)	1.0	3	0	0	0	0	2	0	0	0	0	0	0	8	15	0.00	0.000										
56 Tony Watson, L ERA: 2.67 (8, 1)	1.0	3	0	0	0	1	0	0	0	0	0	0	0	8	9	0.00	0.000										
62 Ray Black, R ERA: 4.91 (8, 1)	0.2	L	3	1	1	1	0	0	0	0	0	0	0	1	8	13.50	1.500										
41 Mark Melancon, R ERA: 3.25 (10, 1)																											

AB	35
R	5
H	8
RBI	5
BB	1
SO	5
LOB	6



Batter	1	2	3	4	5	6	7	8	9	AB	R	H	RBI	BB	SO	LOB	TOP			
1 Grégor Blanco, L (1,8) OBP: 0.267, SLG: 0.316	G3			G4-3		K				4	0	1	0	0	1	0	San Francisco Giants @ St. Louis Cardinals Busch Stadium, St. Louis, MO Sun Sep 23 2018, 1:14 PM - 4:16 PM CDT Att: 46,596 - Sunny - 77 F			
12 Joe Panik, L (1,4) OBP: 0.306, SLG: 0.334	G4-3			L8		G4-3				4	0	0	0	0	0	2				
10 Evan Longoria, R (1,5) OBP: 0.284, SLG: 0.419	K			E4						4	1	0	0	0	2	2				
35 Brandon Crawford, L (1,6) OBP: 0.322, SLG: 0.397	G3-1			F9						4	1	1	2	0	1	1				
5 Nick Hundley, R (1,2) OBP: 0.305, SLG: 0.414	G6-3									4	0	1	0	0	0	0				
26 Chris Shaw, L (1,7) OBP: 0.308, SLG: 0.333	K									4	0	1	0	0	2	1				
19 Aken Hanson, S (1,9) OBP: 0.285, SLG: 0.314	F8									4	0	0	0	0	0	2				
16 Aramis Garcia, R (1,3) OBP: 0.341, SLG: 0.585	K									3	0	0	0	0	1	1				
59 Andrew Suárez, L (1,1) 2 Chase Anderson, R (5,PH) 62 Ray Black, R (8,1) 32 Steven Okert, L (8,1) 58 Pierce Johnson, R (8,1) 60 Hunter Strickland, R (7,1) 8 Hunter Pence, R (8,PH) 68 Casey Kelly, R (8,1)	K									1	0	0	0	0	1	0				
Inning Stats	R: 0 E: 0 K: 1 S: 8	H: 0 LOB: 0 BB: 0 P: 8	R: 0 E: 0 K: 1 S: 8	H: 0 LOB: 0 BB: 0 P: 13	R: 0 E: 0 K: 2 S: 13	H: 0 LOB: 0 BB: 0 P: 15	R: 0 E: 1 K: 0 S: 9	H: 0 LOB: 1 BB: 0 P: 11	R: 0 E: 0 K: 2 S: 7	H: 0 LOB: 0 BB: 0 P: 10	R: 2 E: 1 K: 1 S: 20	H: 1 LOB: 0 BB: 0 P: 28	R: 0 E: 0 K: 1 S: 12	H: 2 LOB: 2 BB: 0 P: 18	R: 0 E: 0 K: 2 S: 17	H: 1 LOB: 1 BB: 0 P: 24		1B: 3 2B: 1 3B: 0 HR: 1	SF: 0 SAC: 0 HBP: 0	WP: 0 PB: 0 SB: 0 CS: 0
PITCHER	IP WLS BF H R ER SO BB IBB HBP BLK WP HR S P ERA WHIP																			
39 Miles Mikolas, R (1,1) ERA: 2.94	7.0 W 25 2 2 1 8 0 0 0 0 0 1 72 96 1.29 0.286																			
60 John Brebbia, R (8,1) ERA: 3.35	1.0 5 2 0 0 1 0 0 0 0 0 0 12 18 0.00 2.000																			
65 Giovanni Gallegos, R (9,1) ERA: 4.09	1.0 4 1 0 0 2 0 0 0 0 0 0 0 17 24 0.00 1.000																			

Batter	1	2	3	4	5	6	7	8	9	AB	R	H	RBI	BB	SO	LOB	BOTTOM			
13 Matt Carpenter, L (1,3) OBP: 0.377, SLG: 0.534	L6			F9		P5				5	1	1	2	0	0	4	San Francisco Giants @ St. Louis Cardinals Busch Stadium, St. Louis, MO Sun Sep 23 2018, 1:14 PM - 4:16 PM CDT Att: 46,596 - Sunny - 77 F			
38 José Martínez, R (1,9) OBP: 0.357, SLG: 0.453	G5-3									4	0	2	2	0	1	0				
41 Tyler O'Neill, R (6,FR) OBP: 0.304, SLG: 0.512										0	1	0	0	0	0	0				
12 Paul DeJong, R (1,6) OBP: 0.311, SLG: 0.435	K									5	0	1	1	0	4	2				
23 Marcell Ozuna, R (1,7) OBP: 0.321, SLG: 0.429	G5-3									4	0	0	0	1	2	3				
65 Giovanni Gallegos, R (9,1) ERA: 4.09										0	0	0	0	0	0	0				
3 Jedd Gyorko, R (1,5) OBP: 0.357, SLG: 0.435										2	1	1	0	1	0	2				
21 Patrick Wisdom, R (6,FR) OBP: 0.333, SLG: 0.500										1	1	0	0	1	0	1				
4 Yadier Molina, R (1,2) OBP: 0.322, SLG: 0.444										4	1	2	0	0	0	1				
28 Adolis García, R (9,7) OBP: 0.125, SLG: 0.188										0	0	0	0	0	0	0				
Inning Stats	R: 0 E: 0 K: 1 S: 6	H: 3 LOB: 2 BB: 0 P: 8	R: 1 E: 0 K: 1 S: 14	H: 3 LOB: 0 BB: 0 P: 18	R: 0 E: 0 K: 1 S: 15	H: 1 LOB: 2 BB: 1 P: 27	R: 1 E: 0 K: 0 S: 8	H: 2 LOB: 1 BB: 0 P: 11	R: 0 E: 0 K: 2 S: 7	H: 0 LOB: 0 BB: 0 P: 13	R: 5 E: 0 K: 1 S: 22	H: 4 LOB: 2 BB: 1 P: 38	R: 0 E: 0 K: 1 S: 11	H: 1 LOB: 1 BB: 1 P: 17	R: 2 E: 0 K: 2 S: 11	H: 1 LOB: 1 BB: 1 P: 22	1B: 8 2B: 3 3B: 0 HR: 1	SF: 0 SAC: 2 DP: 1 HBP: 1	WP: 0 PB: 0 SB: 0 CS: 0	PA: 41
PITCHER	IP WLS BF H R ER SO BB IBB HBP BLK WP HR S P ERA WHIP																			
59 Andrew Suárez, L (1,1) ERA: 4.22	5.0 L 22 6 2 2 5 1 0 0 0 0 0 0 10 18 3.60 1.400																			
62 Ray Black, R (8,1) ERA: 6.45	0.1 5 2 5 5 0 1 0 0 0 0 0 0 1 2 0.00 6.000																			
32 Steven Okert, L (8,1) ERA: 6.45	0.1 1 0 0 0 0 0 0 0 0 0 0 0 1 2 0.00 6.000																			
58 Pierce Johnson, R (8,1) ERA: 5.53	0.1 3 2 0 0 1 0 0 0 0 0 0 0 1 2 0.00 6.000																			
60 Hunter Strickland, R (7,1) ERA: 3.64	1.0 4 1 0 0 1 1 0 0 0 0 0 0 11 17 0.00 2.000																			
PITCHER	IP WLS BF H R ER SO BB IBB HBP BLK WP HR S P ERA WHIP																			
68 Casey Kelly, R (8,1) ERA: 2.89	1.0 6 1 2 2 2 1 0 1 0 0 0 0 1 11 18.00 2.000																			

Batter	1	2	3	4	5	6	7	8	9	AB	R	H	RBI	BB	SO	LOB	TOP							
13 Matt Carpenter, L (1,3) OBP: 0.376, SLG: 0.524	G4-3			CI 38 BB 12 1B						3	1	1	1	0	1	0	St. Louis Cardinals @ Chicago Cubs Wrigley Field, Chicago, IL Sat Sep 29 2018, 12:07 PM - 2:31 PM CDT Att: 40,784 - Partly Cloudy - 59 F							
38 José Martínez, R (1,9) OBP: 0.381, SLG: 0.456	L3				G4-3					3	0	0	0	1	1	1								
41 Tyler O'Neill, R (8,9) OBP: 0.307, SLG: 0.512								K		0	0	0	0	0	0	0								
12 Paul DeJong, R (1,6) OBP: 0.310, SLG: 0.431	K									4	0	1	1	0	2	0								
23 Marcell Ozuna, R (1,7) OBP: 0.325, SLG: 0.433										4	0	1	0	0	2	2								
4 Yadier Molina, R (1,2) OBP: 0.314, SLG: 0.436	F7									3	0	0	0	0	1	2								
3 Jedd Gyorko, R (1,5) OBP: 0.346, SLG: 0.416										4	0	0	0	0	1	4								
48 Harrison Bader, R (1,8) OBP: 0.333, SLG: 0.424										3	1	0	0	0	1	2								
34 Yairo Muñoz, R (1,4) OBP: 0.346, SLG: 0.414										2	0	0	0	1	0	0								
16 Kolten Wong, L (9,4) OBP: 0.332, SLG: 0.388	L8									0	0	0	0	0	0	0								
39 Miles Mikolas, R (1,1) OBP: 0.167, SLG: 0.254										3	0	0	0	0	2	2								
18 Carlos Martínez, R (9,1) OBP: 0.235, SLG: 0.394										0	0	0	0	0	0	0								
Inning Stats	R: 0 H: 0 E: 0 K: 1 S: 10	H: 0 LOB: 0 BB: 0 P: 14	R: 0 H: 0 E: 0 K: 1 S: 9	H: 0 LOB: 0 BB: 0 P: 14	R: 0 H: 0 E: 0 K: 1 S: 6	H: 0 LOB: 0 BB: 0 P: 8	R: 1 H: 1 E: 1 K: 2 S: 18	H: 1 LOB: 2 BB: 1 P: 28	R: 1 H: 1 E: 0 K: 1 S: 11	H: 1 LOB: 1 BB: 1 P: 18	R: 0 H: 1 E: 0 K: 1 S: 10	H: 1 LOB: 2 BB: 0 P: 13	R: 0 H: 0 E: 0 K: 1 S: 8	H: 0 LOB: 0 BB: 0 P: 9	R: 0 H: 0 E: 0 K: 1 S: 9	H: 0 LOB: 0 BB: 0 P: 11	R: 0 H: 0 E: 0 K: 2 S: 14	H: 0 LOB: 0 BB: 0 P: 19	1B: 3 2B: 0 3B: 0 HR: 0	SF: 0 SAC: 0 DP: 0 HBP: 2	WP: 0 PB: 0 SB: 0 CS: 0	PA: 34		
PITCHER	IP WLS BF H R ER SO BB IBB HBP BLK WP HR S P ERA WHIP	IP WLS BF H R ER SO BB IBB HBP BLK WP HR S P ERA WHIP	IP WLS BF H R ER SO BB IBB HBP BLK WP HR S P ERA WHIP	IP WLS BF H R ER SO BB IBB HBP BLK WP HR S P ERA WHIP	IP WLS BF H R ER SO BB IBB HBP BLK WP HR S P ERA WHIP	IP WLS BF H R ER SO BB IBB HBP BLK WP HR S P ERA WHIP	IP WLS BF H R ER SO BB IBB HBP BLK WP HR S P ERA WHIP	IP WLS BF H R ER SO BB IBB HBP BLK WP HR S P ERA WHIP	IP WLS BF H R ER SO BB IBB HBP BLK WP HR S P ERA WHIP	IP WLS BF H R ER SO BB IBB HBP BLK WP HR S P ERA WHIP	IP WLS BF H R ER SO BB IBB HBP BLK WP HR S P ERA WHIP	IP WLS BF H R ER SO BB IBB HBP BLK WP HR S P ERA WHIP	IP WLS BF H R ER SO BB IBB HBP BLK WP HR S P ERA WHIP	IP WLS BF H R ER SO BB IBB HBP BLK WP HR S P ERA WHIP	IP WLS BF H R ER SO BB IBB HBP BLK WP HR S P ERA WHIP	IP WLS BF H R ER SO BB IBB HBP BLK WP HR S P ERA WHIP	IP WLS BF H R ER SO BB IBB HBP BLK WP HR S P ERA WHIP	IP WLS BF H R ER SO BB IBB HBP BLK WP HR S P ERA WHIP	IP WLS BF H R ER SO BB IBB HBP BLK WP HR S P ERA WHIP	IP WLS BF H R ER SO BB IBB HBP BLK WP HR S P ERA WHIP	IP WLS BF H R ER SO BB IBB HBP BLK WP HR S P ERA WHIP	IP WLS BF H R ER SO BB IBB HBP BLK WP HR S P ERA WHIP	IP WLS BF H R ER SO BB IBB HBP BLK WP HR S P ERA WHIP	IP WLS BF H R ER SO BB IBB HBP BLK WP HR S P ERA WHIP

AB	29
R	2
H	3
RBI	2
BB	2
SO	11
LOB	13



Batter	1	2	3	4	5	6	7	8	9	AB	R	H	RBI	BB	SO	LOB	BOTTOM							
3 Daniel Murphy, L (1,4) OBP: 0.335, SLG: 0.455	L8									4	0	2	0	0	0	0	St. Louis Cardinals @ Chicago Cubs Wrigley Field, Chicago, IL Sat Sep 29 2018, 12:07 PM - 2:31 PM CDT Att: 40,784 - Partly Cloudy - 59 F							
18 Ben Zobrist, S (1,9) OBP: 0.380, SLG: 0.441										4	1	1	0	0	0	2								
44 Anthony Rizzo, L (1,3) OBP: 0.372, SLG: 0.459	F9									4	0	1	0	0	0	2								
9 Javier Báez, R (1,6) OBP: 0.324, SLG: 0.555	E4									4	0	0	0	0	0	2								
22 Jason Heyward, L (1,8) OBP: 0.336, SLG: 0.399	K									3	0	1	0	0	2	1								
17 Kris Bryant, R (1,5) OBP: 0.374, SLG: 0.462										3	0	0	0	0	1	2								
8 Ian Happ, S (1,7) OBP: 0.351, SLG: 0.498	P6									3	0	0	0	0	1	0								
7 Victor Caratini, S (1,2) OBP: 0.294, SLG: 0.306										3	0	0	0	0	1	0								
35 Cole Hamels, L (1,1) OBP: 0.154, SLG: 0.240										2	0	0	0	0	1	0								
41 Steve Cishek, R (8,1) OBP: 0.167, SLG: 0.167										0	0	0	0	0	0	0								
2 Tommy La Stella, L (6,PH) OBP: 0.344, SLG: 0.335										1	0	0	0	0	0	0								
43 Jesse Chavez, R (9,1) OBP: 0.235, SLG: 0.394										0	0	0	0	0	0	0								
Inning Stats	R: 1 H: 1 E: 1 K: 1 S: 10	H: 1 LOB: 1 BB: 0 P: 14	R: 0 H: 0 E: 0 K: 2 S: 9	H: 0 LOB: 0 BB: 0 P: 12	R: 0 H: 1 E: 0 K: 1 S: 7	H: 1 LOB: 0 BB: 0 P: 9	R: 0 H: 2 E: 0 K: 0 S: 13	H: 2 LOB: 1 BB: 0 P: 18	R: 0 H: 0 E: 0 K: 1 S: 8	H: 0 LOB: 0 BB: 0 P: 11	R: 0 H: 1 E: 0 K: 0 S: 10	H: 1 LOB: 1 BB: 0 P: 12	R: 0 H: 0 E: 0 K: 1 S: 8	H: 0 LOB: 0 BB: 0 P: 11	R: 0 H: 0 E: 0 K: 0 S: 8	H: 0 LOB: 0 BB: 0 P: 12	R: 0 H: 0 E: 0 K: 0 S: 9	H: 0 LOB: 0 BB: 0 P: 5	1B: 5 2B: 2 3B: 0 HR: 0	SF: 0 SAC: 0 DP: 2 HBP: 0	WP: 0 PB: 0 SB: 0 CS: 0	PA: 31		
PITCHER	IP WLS BF H R ER SO BB IBB HBP BLK WP HR S P ERA WHIP	IP WLS BF H R ER SO BB IBB HBP BLK WP HR S P ERA WHIP	IP WLS BF H R ER SO BB IBB HBP BLK WP HR S P ERA WHIP	IP WLS BF H R ER SO BB IBB HBP BLK WP HR S P ERA WHIP	IP WLS BF H R ER SO BB IBB HBP BLK WP HR S P ERA WHIP	IP WLS BF H R ER SO BB IBB HBP BLK WP HR S P ERA WHIP	IP WLS BF H R ER SO BB IBB HBP BLK WP HR S P ERA WHIP	IP WLS BF H R ER SO BB IBB HBP BLK WP HR S P ERA WHIP	IP WLS BF H R ER SO BB IBB HBP BLK WP HR S P ERA WHIP	IP WLS BF H R ER SO BB IBB HBP BLK WP HR S P ERA WHIP	IP WLS BF H R ER SO BB IBB HBP BLK WP HR S P ERA WHIP	IP WLS BF H R ER SO BB IBB HBP BLK WP HR S P ERA WHIP	IP WLS BF H R ER SO BB IBB HBP BLK WP HR S P ERA WHIP	IP WLS BF H R ER SO BB IBB HBP BLK WP HR S P ERA WHIP	IP WLS BF H R ER SO BB IBB HBP BLK WP HR S P ERA WHIP	IP WLS BF H R ER SO BB IBB HBP BLK WP HR S P ERA WHIP	IP WLS BF H R ER SO BB IBB HBP BLK WP HR S P ERA WHIP	IP WLS BF H R ER SO BB IBB HBP BLK WP HR S P ERA WHIP	IP WLS BF H R ER SO BB IBB HBP BLK WP HR S P ERA WHIP	IP WLS BF H R ER SO BB IBB HBP BLK WP HR S P ERA WHIP	IP WLS BF H R ER SO BB IBB HBP BLK WP HR S P ERA WHIP	IP WLS BF H R ER SO BB IBB HBP BLK WP HR S P ERA WHIP	IP WLS BF H R ER SO BB IBB HBP BLK WP HR S P ERA WHIP	IP WLS BF H R ER SO BB IBB HBP BLK WP HR S P ERA WHIP

AB	31
R	1
H	5
RBI	0
BB	0
SO	6
LOB	9



