

St. Louis Cardinals - 2019

Batter	1	2	3	4	5	6	7	8	9	AB	R	H	RBI	BB	SO	LOB	TOP										
48 Harrison Bader, R OBP: 0.200, SLG: 0.200 82 Tommy Edman, S OBP: 0.500, SLG: 0.364	G5-3	G5-4-3			L9		G1-3			3	0	0	0	0	0	2	1	0	0	0	0	2	St. Louis Cardinals @ Houston Astros TEAM Ballpark of the Palm Beaches, West Palm Beach, FL Fri Mar 01 2019, 6:09 PM - 9:13 PM EST Att: 3,991 - Partly Cloudy - 76 F				
38 José Martínez, R OBP: 0.333, SLG: 0.200 44 Scott Hurst, L OBP: 1.000, SLG: 4.000	G1-3		K			P4		HR		3	0	0	0	0	1	0	1	1	1	1	0	0					
12 Paul DeJong, R OBP: 0.200, SLG: 0.222 28 Adolis García, R	2B		F7			F9		F9		3	0	1	0	0	0	0	1	0	0	0	0	0					
23 Marcell Ozuna, R OBP: 0.250, SLG: 0.750	G5-3		K			P6		K		3	0	0	0	0	1	1	1	0	0	0	0	0					
41 Tyler O'Neill, R OBP: 0.333, SLG: 0.667 91 Dylan Carlson, S OBP: 0.333, SLG: 0.308		FC4 81 1B 3 BB			G3-1		HR	K		2	2	1	1	1	0	0	1	0	0	0	0	1					
3 Jedd Gyorko, R OBP: 0.500, SLG: 0.200 79 Max Schrock, L OBP: 0.412, SLG: 0.571 63 Edmundo Sosa, R OBP: 0.250, SLG: 0.286	BB	BB			K		L7		1B	1	0	0	0	1	1	0	0	0	0	0	0	0					
16 Kolten Wong, L OBP: 0.333, SLG: 0.250 64 Ramón Urias, R OBP: 0.417, SLG: 0.636	FC4 78 S 81 1B 78 1B				P3		1B	L6		2	1	0	0	0	0	2	2	0	1	0	0	0					
81 Rangel Ravelo, R OBP: 0.294, SLG: 0.267	1B				G5-3		L9		F9	4	0	1	1	0	0	2											
78 Joe Hudson, R OBP: 0.250, SLG: 0.143 84 Andrew Knizner, R OBP: 0.300, SLG: 0.333	1B				G1-3			G1-3		2	0	1	1	1	0	0	1	0	0	0	0	0		1			
Inning Stats	R: 0 E: 0 K: 0 S: 4	H: 1 LOB: 1 BB: 0 P: 4	R: 2 E: 0 K: 0 S: 4	H: 2 LOB: 1 BB: 2 P: 13	R: 0 E: 0 K: 2 S: 7	H: 0 LOB: 0 BB: 0 P: 7	R: 0 E: 0 K: 1 S: 5	H: 0 LOB: 0 BB: 0 P: 5	R: 0 E: 0 K: 0 S: 3	H: 0 LOB: 0 BB: 0 P: 3	R: 0 E: 0 K: 0 S: 3	H: 0 LOB: 0 BB: 0 P: 3	R: 1 E: 0 K: 0 S: 7	H: 2 LOB: 2 BB: 1 P: 13	R: 1 E: 0 K: 2 S: 9	H: 1 LOB: 0 BB: 0 P: 10	R: 0 E: 0 K: 0 S: 4	H: 1 LOB: 0 BB: 0 P: 4	1B: 4 2B: 1 3B: 0 HR: 2	SF: 0 SAC: 0 DP: 1 HBP: 0	WP: 0 PB: 0 SB: 1 CS: 0	PA: 36					
PITCHER	IP	WLS	BF	H	R	ER	SO	BB	IBB	HBP	BLK	WP	HR	S	P	ERA	WHIP										
59 Framber Valdez, L ERA: 5.4	1.1		9	3	2	2	0	2	0	0	0	0	0	8	8	13.50	3.750										
63 Brendan McCurry, R ERA: 2.45	1.2		4	0	0	0	2	0	0	0	0	0	0	5	5	0.00	0.000										
54 Roberto Osuna, R ERA: 3.86	1.0		3	0	0	0	1	0	0	0	0	0	0	5	5	0.00	0.000										
67 Corbin Martin, R ERA: 15.43	2.2	B	11	2	1	1	0	1	0	0	0	0	1	12	18	3.38	1.125										
65 Kent Emanuel, L ERA: 15.43	1.1	B	5	1	1	1	2	0	0	0	0	0	1	10	11	6.75	0.750										

AB 33
R 4
H 7
RBI 4
BB 3
SO 5
LOB 11



Batter	1	2	3	4	5	6	7	8	9	AB	R	H	RBI	BB	SO	LOB	BOTTOM										
18 Tony Kemp, L OBP: 0.636, SLG: 0.875 73 Ronnie Dawson, L OBP: 0.417, SLG: 0.417	1B		B1-3		26 1B 44 SF4 26 WP	K			K	3	0	2	0	0	0	0	2	1	0	0	0	0	St. Louis Cardinals @ Houston Astros TEAM Ballpark of the Palm Beaches, West Palm Beach, FL Fri Mar 01 2019, 6:09 PM - 9:13 PM EST Att: 3,991 - Partly Cloudy - 76 F				
26 Myles Straw, R OBP: 0.375, SLG: 0.375	FC6-4 22 G5-3 22 S 1 2B		P4		13 HBP 12 1B	G4-3			1B	5	2	2	0	0	0	1											
22 Josh Reddick, L OBP: 0.556, SLG: 0.875 21 Derek Fisher, L OBP: 0.467, SLG: 0.364	G5-3				13 HBP 12 1B	BB			G4-3	2	0	1	0	0	0	1	2	1	0	0	1	0					
1 Carlos Correa, R OBP: 0.200, SLG: 0.400 74 Jamie Ritchie, R OBP: 0.500, SLG: 1.000	2B		K		K				BB	3	0	1	1	0	2	4	0	0	0	0	1	0					
10 Yuli Gurriel, R OBP: 0.556, SLG: 0.625 44 AJ Reed, L	P3				81 FC4-6 13 BB	SF4			G4-6-3	2	0	1	0	0	0	1	1	0	0	1	0	0					
83 Abraham Toro, S OBP: 0.462, SLG: 0.667					13 HBP 12 1B	BB				0	0	0	0	0	0	0	0	0	0	0	0	0					
13 Tyler White, R OBP: 0.500, SLG: 0.500 80 Jack Mayfield, R OBP: 0.286, SLG: 0.308	L8				81 FC4-6 12 1B	HBP			F8	1	0	0	0	1	0	0	1	0	0	0	0	0					
12 Max Stassi, R OBP: 0.250, SLG: 0.250 75 Chuckie Robinson, R OBP: 0.250, SLG: 0.625	1B				81 FC4-6 12 1B	HBP			G5-3	3	0	2	2	0	1	2	1	0	0	0	0	0					
81 Nick Tanelu, R OBP: 0.467, SLG: 0.846 82 Josh Rojas, L OBP: 0.182, SLG: 0.273	P3				13 HBP 12 1B	BB			G4-3	3	0	0	0	0	0	5	1	0	0	0	0	0					
78 Alex De Goti, R OBP: 0.235, SLG: 0.133	G1-3				FC4-6	G1-3			G4-3	4	0	0	0	0	0	3											
Inning Stats	R: 1 E: 0 K: 0 S: 6	H: 2 LOB: 1 BB: 0 P: 6	R: 0 E: 0 K: 0 S: 4	H: 1 LOB: 1 BB: 0 P: 4	R: 0 E: 0 K: 1 S: 6	H: 1 LOB: 1 BB: 0 P: 6	R: 0 E: 0 K: 1 S: 6	H: 1 LOB: 2 BB: 1 P: 10	R: 3 E: 0 K: 1 S: 8	H: 3 LOB: 2 BB: 1 P: 14	R: 0 E: 0 K: 1 S: 5	H: 0 LOB: 0 BB: 0 P: 5	R: 0 E: 0 K: 0 S: 2	H: 0 LOB: 0 BB: 1 P: 6	R: 0 E: 0 K: 0 S: 3	H: 0 LOB: 0 BB: 0 P: 3	R: 0 E: 0 K: 1 S: 6	H: 1 LOB: 1 BB: 0 P: 6	1B: 7 2B: 1 3B: 1 HR: 0	SF: 1 SAC: 0 DP: 1 HBP: 1	WP: 1 PB: 0 SB: 1 CS: 0	PA: 39					
PITCHER	IP	WLS	BF	H	R	ER	SO	BB	IBB	HBP	BLK	WP	HR	S	P	ERA	WHIP										
53 John Gant, R ERA: 1.8	3.0		13	4	1	1	1	0	0	0	0	0	0	6	10	0.00	2.000										
93 Connor Jones, R ERA: 40.5	1.0	H	5	1	0	0	1	1	0	0	0	0	0	6	10	0.00	2.000										
21 Andrew Miller, L ERA: 40.5	0.2	B	6	2	3	3	1	1	0	1	0	1	0	6	12	40.50	4.500										
70 Chris Beck, R ERA: 40.5	1.1		5	1	0	0	1	0	0	0	0	0	0	7	7	0.00	0.750										
56 Ryan Helsley, R ERA: 40.5	1.0		3	0	0	0	0	1	0	0	0	0	0	2	6	0.00	1.000										

AB 34
R 4
H 9
RBI 4
BB 3
SO 5
LOB 19



Batter	1	2	3	4	5	6	7	8	9	AB	R	H	RBI	BB	SO	LOB	TOP										
12 Juan Lagares, R (1, 8) 93 Braxton Lee, L (8, 8) OBP: 0.250, SLG: 0.211 OBP: 0.333, SLG: 0.143	F8		15 WP 15 HR		15 1B 18 1B		22 HR	K		5	3	3	0	0	1	0											
15 Luis Guillorme, L (1, 6) 82 Luis Carpio, R (8, 6)	K		HR		18 1B 22 1B		K		G5-3	4	2	2	2	0	2	1											
18 Travis d'Arnaud, R (1, 10) 74 Ali Sánchez, R (5, PR) (5, 10)	G5-3		G1-3		22 1B		22 HR		G5-3	3	0	1	1	0	0	0											
22 Dominic Smith, L (1, 3) 89 Jeremy Vasquez, L (8, 3)		29 1B	F8		1B		HR		K	4	1	3	4	0	0	0											
29 Devin Mesoraco, R (1, 2) 76 Patrick Mazeika, L (5, 2)		25 G4-6-3		P3		K	F9			3	0	1	0	0	1	2											
68 Rymer Liriano, R (1, 9) 92 Dario Pizzano, L (8, 9) OBP: 0.211, SLG: 0.333 OBP: 0.500, SLG: 1.000	F8			F7		P4	L6			4	0	0	0	0	0	3											
25 Adeiny Hechavarría, R (1, 5) 87 David Thompson, R (8, 5) OBP: 0.250, SLG: 0.400 OBP: 0.111, SLG: 0.444	G4-6-3			G6-3		P3		HR		4	1	1	1	0	0	2											
16 Dilson Herrera, R (1, 4) OBP: 0.267, SLG: 0.083			K			K	K			4	0	0	0	0	4	0											
11 Rajai Davis, R (1, 7) 86 Quinn Brodey, L (7, PR) (7, 7)			15 E 12 1B 15 WP		K2-3		12 1B 15 S			1	1	0	0	0	1	0											
Inning Stats	R: 0 E: 0 K: 1 S: 5	H: 0 LOB: 0 BB: 0 P: 6	R: 0 E: 0 K: 0 S: 4	H: 2 LOB: 1 BB: 0 P: 4	R: 3 E: 1 K: 1 S: 8	H: 2 LOB: 0 BB: 0 P: 11	R: 0 E: 0 K: 0 S: 3	H: 0 LOB: 0 BB: 0 P: 3	R: 2 E: 0 K: 3 S: 13	H: 4 LOB: 2 BB: 0 P: 14	R: 0 E: 0 K: 1 S: 5	H: 0 LOB: 0 BB: 0 P: 5	R: 4 E: 0 K: 1 S: 8	H: 2 LOB: 1 BB: 1 P: 15	R: 1 E: 0 K: 3 S: 11	H: 1 LOB: 0 BB: 0 P: 14	R: 0 E: 0 K: 1 S: 5	H: 0 LOB: 0 BB: 0 P: 5	1B: 8 2B: 0 3B: 0 HR: 3	SF: 0 SAC: 0 DP: 1 HBP: 2	WP: 2 PB: 0 SB: 2 CS: 0	PA: 40					
PITCHER	IP	WLS	BF	H	R	ER	SO	BB	IBB	HBP	BLK	WP	HR	S	P	ERA	WHIP										
62 Daniel Ponce de Leon, R (1, 1) ERA: 14.73	3.0		13	4	3	2	2	0	0	1	0	1	1	17	21	9.00	1.333										
43 Dakota Hudson, R (4, 1) ERA: 4.91	1.2	L	7	1	3	3	3	0	0	1	0	0	0	12	15	16.20	0.600										
60 John Brebbia, R (5, 1) ERA: 6.75	1.2		8	2	2	2	3	1	0	0	0	0	2	15	22	10.80	1.800										
65 Giovanni Gallegos, R (7, 1) ERA: 9.82	1.0		3	0	0	0	1	0	0	0	0	0	0	5	5	0.00	0.000										
30 Tyler Webb, L (9, 1) ERA:																											

New York Mets @ St. Louis Cardinals
Roger Dean Chevrolet Stadium, Jupiter, FL
Sun Mar 03 2019, 1:09 PM - 4:35 PM EST
Att: 6,585 - Sunny - 84 F

AB 37
R 10
H 11
RBI 8
BB 1
SO 11
LOB 9



Batter	1	2	3	4	5	6	7	8	9	AB	R	H	RBI	BB	SO	LOB	BOTTOM										
13 Matt Carpenter, L (1, 5) 79 Max Schrock, L (4, PH) OBP: 0.417, SLG: 0.900 OBP: 0.364, SLG: 0.474	41 S 3 1B	HR		G3		F9		81 BB 32 E	G4-3	1	2	1	2	1	0	0											
25 Dexter Fowler, S (1, 10) 36 Nick Dunn, L (5, PR) (6, 10)	K	41 WP 46 1B			E4 41 HR		K	FC4 81 BB		3	0	1	0	0	1	1											
32 Matt Wieters, S (6, PH) (7, 10)		1B			F8			63 G6-4-3 BB		2	0	1	0	0	1	1											
46 Paul Goldschmidt, R (1, 3) 81 Rangel Ravelo, R (5, 3) OBP: 0.590, SLG: 0.444 OBP: 0.350, SLG: 0.353	F8	1B			F8		2B		P5	2	1	1	2	1	1	2											
41 Tyler O'Neill, R (1, 7) 91 Dylan Carlson, S (6, 7) OBP: 0.389, SLG: 0.857 OBP: 0.294, SLG: 0.267	3 1B	K			HR		G3			2	0	0	0	0	4												
3 Jedd Gyorko, R (1, 4) 63 Edmundo Sosa, R (3, PR) OBP: 0.309, SLG: 0.417 OBP: 0.333, SLG: 0.571	1B				HR			G6-4-3		2	0	2	1	0	0	0											
48 Harrison Bader, R (1, 8) 44 Scott Hurst, L (6, 8) OBP: 0.231, SLG: 0.167 OBP: 0.750, SLG: 2.333	G1-3				K		84 CS BB	G4-3		2	0	0	0	1	1	3											
84 Andrew Knizner, R (1, 2) 78 Joe Hudson, R (7, 2) 82 Tommy Edman, S (9, PH) OBP: 0.309, SLG: 0.417 OBP: 0.222, SLG: 0.125 OBP: 0.500, SLG: 0.500		G4-3		L8		28 WP	2B		SF8	3	0	1	0	0	0	1											
28 Adolis García, R (1, 9) OBP: 0.263, SLG: 0.067		13 HR 1B		CS		F9		P6		4	1	1	0	1	0	1											
64 Ramón Uriás, R (1, 6) (4, 4)	F9				K		G4-3			5	1	2	0	0	1	3											
Inning Stats	R: 1 E: 0 K: 1 S: 6	H: 1 LOB: 2 BB: 2 P: 14	R: 2 E: 0 K: 1 S: 11	H: 4 LOB: 2 BB: 0 P: 14	R: 0 E: 0 K: 1 S: 5	H: 1 LOB: 1 BB: 0 P: 6	R: 0 E: 0 K: 1 S: 5	H: 0 LOB: 0 BB: 0 P: 5	R: 3 E: 1 K: 0 S: 7	H: 3 LOB: 3 BB: 2 P: 16	R: 0 E: 0 K: 1 S: 6	H: 1 LOB: 1 BB: 0 P: 6	R: 0 E: 0 K: 1 S: 6	H: 1 LOB: 1 BB: 0 P: 6	R: 1 E: 1 K: 0 S: 5	H: 2 LOB: 2 BB: 1 P: 9	R: 1 E: 0 K: 0 S: 5	H: 2 LOB: 1 BB: 0 P: 5	1B: 8 2B: 3 3B: 2 HR: 2	SF: 1 SAC: 0 DP: 1 HBP: 0	WP: 3 PB: 0 SB: 3 CS: 2	PA: 47					
PITCHER	IP	WLS	BF	H	R	ER	SO	BB	IBB	HBP	BLK	WP	HR	S	P	ERA	WHIP										
45 Zack Wheeler, R (1, 1) ERA: 10.13	1.2		11	4	3	3	1	2	0	0	0	1	0	9	10	0.00	1.500										
62 Drew Smith, R (2, 1) ERA:	1.1		5	2	0	0	2	0	0	0	0	0	0	5	5	0.00	0.000										
43 Luis Avilán, L (4, 1) ERA:	1.0		3	0	0	0	1	0	0	0	0	0	0	5	5	0.00	0.000										
33 Kyle Dowdy, R (5, 1) ERA: 10.8	0.2	B	7	3	3	2	0	2	0	0	0	2	1	5	14	27.00	7.500										
35 Jacob Rhame, R (5, 1) ERA: 8.1	1.1	W	5	1	0	0	1	0	0	0	0	0	0	8	8	0.00	0.750										
PITCHER	IP	WLS	BF	H	R	ER	SO	BB	IBB	HBP	BLK	WP	HR	S	P	ERA	WHIP										
49 Tyler Bashor, R (7, 1) ERA: 2.25	2.0		10	3	1	1	1	1	0	0	0	0	0	5	5	9.00	2.000										
83 Stephen Villines, R (9, 1) ERA: 6.0	1.0	S	5	2	1	1	0	0	0	0	0	0	0	5	5	9.00	2.000										

New York Mets @ St. Louis Cardinals
Roger Dean Chevrolet Stadium, Jupiter, FL
Sun Mar 03 2019, 1:09 PM - 4:35 PM EST
Att: 6,585 - Sunny - 84 F

AB 40
R 8
H 15
RBI 7
BB 5
SO 6
LOB 24



Batter	1	2	3	4	5	6	7	8	9	AB	R	H	RBI	BB	SO	LOB	TOP			
16 Koltan Wong, L (1,4) OBP: 0.308, SLG: 0.500 64 Ramón Urias, R (7,4) OBP: 0.444, SLG: 0.706	3-1 HR	0-0 G3-1		0-1 CS	0-3 K		0-3 K		0-0 2B	4	1	1	1	0	2	3				
38 José Martínez, R (1,7) OBP: 0.313, SLG: 0.154 44 Scott Hurst, L (7,7) OBP: 0.600, SLG: 1.750	0-0 G6-3		4-0 12 1B BB		0-3 K		0-0 G4-3		0-0 F7	3	0	0	0	1	1	0				
12 Paul DeJong, R (1,6) OBP: 0.286, SLG: 0.250 82 Tommy Edman, S (6, PR) OBP: 0.471, SLG: 0.462	0-0 G5-3		0-0 1B		0-0 G5-3			4-0 86 SH1-4 41 BB 33 SF9 BB	0-3 K	3	0	1	0	1	0	0				
41 Tyler O'Neill, R (1,10) OBP: 0.364, SLG: 0.706 63 Edmundo Sosa, S (8, PR) OBP: 0.333, SLG: 0.571	0-3 K		0-0 F9			0-0 F8		4-0 33 SF9 86 SH1-4 BB		3	0	0	0	1	1	2				
32 Matt Wieters, S (1,2) OBP: 0.400, SLG: 0.500 86 Jeremy Martínez, R (6, PR) OBP: 0.250, SLG: 0.500		4-0 91 1B 81 1B BB	0-0 F7			0-0 81 HR 2B		0-0 SH1-4		2	0	1	0	1	0	2				
33 Drew Robinson, L (1,5) OBP: 0.238, SLG: 0.368		0-3 K	0-0 P3			0-3 K		0-0 SF9		3	0	0	1	0	2	4				
81 Rangel Ravelo, R (1,3) OBP: 0.375, SLG: 0.524	0-0 91 1B 1B			0-0 P3		1-0 2H HR		0-0 F8		4	1	2	2	0	0	2				
91 Dylan Carlson, S (1,9) OBP: 0.286, SLG: 0.263	0-0 1B			0-3 K		0-0 G3			0-0 P5	4	0	1	0	0	1	1				
83 Randy Arozarena, R (1,8) OBP: 0.500, SLG: 0.533 87 Dennis Ortega, R (9, PH) OBP: 0.500, SLG: 1.000	0-3 K			0-0 K			0-3 K		0-0 64 2B 2B	3	0	1	0	0	2	3				
Inning Stats	R: 1 E: 0 K: 1 S: 7	H: 1 LOB: 0 BB: 0 P: 10	R: 0 E: 0 K: 2 S: 9	H: 2 LOB: 3 BB: 1 P: 13	R: 0 E: 0 K: 0 S: 4	H: 1 LOB: 2 BB: 1 P: 8	R: 0 E: 0 K: 1 S: 6	H: 1 LOB: 0 BB: 0 P: 6	R: 0 E: 0 K: 2 S: 7	H: 2 LOB: 1 BB: 0 P: 8	R: 0 E: 0 K: 2 S: 7	H: 0 LOB: 0 BB: 0 P: 7	R: 1 E: 0 K: 0 S: 3	H: 0 LOB: 2 BB: 2 P: 11	R: 1 E: 0 K: 1 S: 7	H: 2 LOB: 1 BB: 0 P: 7	1B: 4 2B: 3 3B: 0 HR: 2	SF: 1 SAC: 1 DP: 0 HBP: 0	WP: 0 PA: 40 PB: 0 SB: 0 CS: 1	
PITCHER	IP 3.0	WLS H	BF 15	H 4	R 1	ER 1	SO 3	BB 2	IBB 0	HBP 0	BLK 0	WP 0	HR 1	S 20	P 31	ERA 3.00	WHIP 2.000			
32 Michael Fulmer, R (1,1) ERA: 9.0																				
77 Joe Jiménez, R (4,1) ERA: 3.0	1.0	H	3	1	0	0	1	0	0	0	0	0	0	6	6	0.00	1.000			
50 Reed Garrett, R (5,1) ERA: 4.5	1.0	H	3	0	0	0	2	0	0	0	0	0	0	7	7	0.00	0.000			
62 Sandy Báez, R (6,1) ERA: 4.5	1.0	W	5	2	2	2	1	0	0	0	0	0	1	7	8	18.00	2.000			
74 Casey Mize, R (7,1) ERA: 4.5	2.0	H	8	0	1	1	2	2	0	0	0	0	0	10	18	4.50	1.000			
PITCHER	IP 1.0	WLS H	BF 5	H 2	R 1	ER 1	SO 1	BB 0	IBB 0	HBP 0	BLK 0	WP 0	HR 0	S 7	P 7	ERA 9.00	WHIP 2.000			
72 Eduardo Paredes, R (9,1) ERA: 2.7																				

St. Louis Cardinals @ Detroit Tigers
Publix Field at Joker Marchant Stadium, Lakeland, FL
Mon Mar 04 2019, 1:07 PM - 3:54 PM EST
Att: 6,469 - Cloudy - 81 F

AB 33
R 5
H 9
RBI 5
BB 4
SO 10
LOB 19



Batter	1	2	3	4	5	6	7	8	9	AB	R	H	RBI	BB	SO	LOB	BOTTOM			
1 Josh Harrison, R (1,4) OBP: 0.636, SLG: 0.625 29 Gordon Beckham, R (6,4) OBP: 0.450, SLG: 0.412	0-0 24 L8-4 46 BB 1B		0-0 9 2B 46 F8 1B		0-0 F7	0-0 F7		0-0 13 1B 12 SF7 70 BB 1B		3	1	2	0	0	0	0				
46 Jeimer Candelario, S (1,5) OBP: 0.368, SLG: 0.689 70 Harold Castro, L (6,5) OBP: 0.438, SLG: 0.867	4-0 BB		0-0 F8		2-2 HR	0-1 CS	0-0 F7	4-0 13 1B BB		2	1	1	1	1	0	1				
9 Nick Castellanos, R (1,9) OBP: 0.474, SLG: 0.655 13 Dustin Peterson, R (5, PR) OBP: 0.476, SLG: 0.632	0-3 K		0-0 2H 2B		0-0 24 G4-3 2B		0-0 G6-3	1-2 2-3 3H 1B		3	0	2	1	0	1	2				
24 Miguel Cabrera, R (1,3) OBP: 0.529, SLG: 0.714 12 Brandon Dixon, R (6,3) OBP: 0.333, SLG: 0.467	0-0 L8-4		0-0 L9		0-0 G4-3		0-0 E5	0-0 SF7		3	0	0	0	0	4					
14 Christin Stewart, L (1,7) OBP: 0.278, SLG: 0.667 22 Victor Reyes, S (6,7) OBP: 0.211, SLG: 0.222		0-3 K	0-0 F7		0-0 G1-3		0-0 G4-3	0-0 G3-1		3	0	0	0	0	1	3				
55 John Hicks, R (1,2) OBP: 0.167, SLG: 0.235 81 Kade Scivicque, R (6,2) OBP: 0.250, SLG: 1.000		0-0 G5-3		0-0 1B		0-0 G6-3		1-2 HR		2	0	1	0	0	0	0				
8 Mikie Mahtook, R (1,10) OBP: 0.474, SLG: 0.824 84 Jake Rogers, R (6, PH) OBP: 0.300, SLG: 0.333	1-0 HR		0-3 K		0-3 K		3-1 HR	0-0 P4		3	2	2	2	0	1	1				
7 Jordy Mercer, R (1,6) OBP: 0.353, SLG: 0.533 49 Willi Castro, S (7,6) OBP: 0.315, SLG: 0.467		0-0 2B		0-0 F9		2-0 HR		0-0 75 1B 29 1B 1B		3	1	2	1	0	0	1				
21 JaCoby Jones, R (1,8) OBP: 0.333, SLG: 0.125 75 Daz Cameron, R (6, PR) OBP: 0.400, SLG: 0.615	0-3 K		0-0 G5-3		0-0 G5-3		0-0 70 BB 13 1B 1B			3	0	1	0	0	1	2				
Inning Stats	R: 0 E: 0 K: 1 S: 5	H: 1 LOB: 1 BB: 1 P: 9	R: 1 E: 0 K: 2 S: 9	H: 2 LOB: 1 BB: 0 P: 10	R: 1 E: 0 K: 0 S: 5	H: 2 LOB: 1 BB: 0 P: 5	R: 0 E: 0 K: 1 S: 6	H: 1 LOB: 1 BB: 0 P: 6	R: 1 E: 0 K: 0 S: 7	H: 2 LOB: 2 BB: 0 P: 9	R: 2 E: 0 K: 0 S: 7	H: 3 LOB: 1 BB: 0 P: 12	R: 0 E: 1 K: 0 S: 4	H: 0 LOB: 1 BB: 0 P: 4	R: 4 E: 0 K: 0 S: 10	H: 5 LOB: 2 BB: 1 P: 15	1B: 8 2B: 4 3B: 0 HR: 5	SF: 1 SAC: 0 DP: 1 HBP: 0	WP: 0 PA: 42 PB: 0 SB: 0 CS: 1	
PITCHER	IP 3.0	WLS L	BF 14	H 5	R 2	ER 2	SO 3	BB 1	IBB 0	HBP 0	BLK 0	WP 0	HR 3	S 19	P 24	ERA 6.00	WHIP 2.000			
50 Adam Wainwright, R (1,1) ERA: 3.6																				
93 Connor Jones, R (4,1) ERA: 5.79	1.0		4	1	0	0	1	0	0	0	0	0	0	6	6	0.00	1.000			
36 Austin Gomber, L (5,1) ERA: 5.79	2.2	L	12	5	3	3	0	0	0	0	0	0	0	3	16	23	10.12	1.875		
59 Mike Mayers, R (7,1) ERA: 6.75	0.2		4	1	1	1	0	0	0	0	0	0	0	1	6	7	13.50	1.500		
56 Ryan Heltley, R (8,1) ERA: 5.79	0.2		7	4	3	3	0	1	0	0	0	0	0	6	10	40.50	7.500			

St. Louis Cardinals @ Detroit Tigers
Publix Field at Joker Marchant Stadium, Lakeland, FL
Mon Mar 04 2019, 1:07 PM - 3:54 PM EST
Att: 6,469 - Cloudy - 81 F

AB 38
R 9
H 16
RBI 9
BB 2
SO 4
LOB 18



Batter	1	2	3	4	5	6	7	8	9	AB	R	H	RBI	BB	SO	LOB	TOP							
16 Koltan Wong, L (1.4) OBP: 0.353, SLG: 0.563 33 Drew Robinson, L (7.4) OBP: 0.273, SLG: 0.400	K2-3		38 2B	K				91 FC6-4		4	1	2	1	0	2	0	St. Louis Cardinals @ New York Yankees George M. Steinbrenner Field, Tampa, FL Wed Mar 06 2019, 1:07 PM - 4:41 PM EST Att: 9,337 - Sunny - 59 F livebaseballscorecards.com							
38 José Martínez, R (1.9) OBP: 0.300, SLG: 0.235 91 Dylan Carlson, S (6.9) OBP: 0.273, SLG: 0.250	K		41 2B		G5-3	K		FC6-4		4	1	1	1	0	2	2								
46 Paul Goldschmidt, R (1.10) OBP: 0.579, SLG: 0.950 16 Evan Mendoza, R (7.7) OBP: 0.333, SLG: 0.667	F9		41 2B 32 G3-1					F9		3	1	2	0	1	0	0								
41 Tyler O'Neill, R (1.7) OBP: 0.385, SLG: 0.857 34 Yairo Muñoz, R (7.6) OBP: 0.471, SLG: 0.500		HR	32 G3-1 12 2B		P4					4	2	2	2	0	1	2								
32 Matt Wieters, S (1.2) OBP: 0.222, SLG: 0.250 83 Randy Arozarena, R (7.7) OBP: 0.450, SLG: 0.471		K	G3-1		F9			F7		4	0	0	1	0	1	3								
12 Paul DeJong, R (1.6) OBP: 0.388, SLG: 0.600 44 Scott Hurst, L (7.8) OBP: 0.429, SLG: 1.167	K		3-H 3-H			81 1B 16 1B		HR		3	2	2	3	1	1	0								
48 Harrison Bader, R (1.8) OBP: 0.250, SLG: 0.118 78 Joe Hudson, R (7.2) OBP: 0.222, SLG: 0.125		81 BB	K			K		G5-3		3	0	0	0	1	2	3								
81 Rangel Ravelo, R (1.3) OBP: 0.429, SLG: 0.600	K					16 1B				4	1	3	0	0	1	1								
79 Max Schrock, L (1.5) OBP: 0.333, SLG: 0.417			G1-3		G4-3			F7		4	0	0	0	0	0	4								
Inning Stats	R: 0 E: 0 K: 2 S: 7	H: 0 LOB: 0 BB: 0 P: 7	R: 1 E: 0 K: 3 S: 12	H: 1 LOB: 1 BB: 1 P: 19	R: 4 E: 0 K: 1 S: 9	H: 4 LOB: 1 BB: 1 P: 13	R: 0 E: 0 K: 1 S: 5	H: 1 LOB: 0 BB: 0 P: 5	R: 0 E: 0 K: 0 S: 4	H: 1 LOB: 1 BB: 0 P: 4	R: 1 E: 0 K: 2 S: 10	H: 2 LOB: 2 BB: 1 P: 14	R: 2 E: 0 K: 1 S: 8	H: 2 LOB: 1 BB: 0 P: 8	R: 1 E: 0 K: 0 S: 5	H: 2 LOB: 1 BB: 0 P: 6		R: 0 E: 0 K: 1 S: 5	H: 1 LOB: 0 BB: 0 P: 5	1B: 7 2B: 5 3B: 0 HR: 2	SF: 0 SAC: 0 DP: 1 HBP: 0	WP: 1 PB: 0 SB: 2 CS: 0	PA: 42	
PITCHER	IP	WLS	BF	H	R	ER	SO	BB	IBB	HBP	BLK	WP	HR	S	P	ERA	WHIP					ERA	WHIP	
67 Jonathan Loaisiga, R (1.1) ERA: 6.43	2.1	L	12	3	4	4	5	2	0	0	0	0	1	22	33	15.43	2.143					27.00	4.500	
74 Joe Harvey, R (3.1) ERA: 9.0	0.2	B	4	2	1	1	1	0	0	0	0	0	0	6	6	13.50	3.000					0.00	0.600	
54 Aroldis Chapman, L (4.1) ERA: 4.5	1.0		3	1	0	0	1	0	0	0	0	0	0	5	5	0.00	1.000							
62 Danny Coulombe, L (5.1) ERA: 4.5	1.1		7	2	1	1	1	1	0	0	0	0	0	9	13	6.75	2.250							
82 Phillip Diehl, L (6.1) ERA: 2.45	1.1		6	2	1	1	2	0	0	0	0	0	0	10	10	6.75	1.500							
PITCHER	IP	WLS	BF	H	R	ER	SO	BB	IBB	HBP	BLK	WP	HR	S	P	ERA	WHIP					ERA	WHIP	
91 Cale Coshow, R (7.1) ERA: 5.4	0.2		5	3	2	2	0	0	0	0	0	0	0	1	6	7	27.00	4.500						
81 James Reeves, L (8.1) ERA:	1.2		5	1	0	0	1	0	0	0	0	0	0	7	7	0.00	0.600							

Batter	1	2	3	4	5	6	7	8	9	AB	R	H	RBI	BB	SO	LOB	BOTTOM						
11 Brett Gardner, L (1.8) OBP: 0.500, SLG: 1.125 96 Matt Lipka, R (6.8) OBP: 0.333, SLG: 0.538	33 WP	G4-3		K				G6-3		3	0	1	0	0	1	3	St. Louis Cardinals @ New York Yankees George M. Steinbrenner Field, Tampa, FL Wed Mar 06 2019, 1:07 PM - 4:41 PM EST Att: 9,337 - Sunny - 59 F livebaseballscorecards.com						
99 Aaron Judge, R (1.9) OBP: 0.471, SLG: 1.200 94 Trev Amburgey, R (6.9) OBP: 0.250, SLG: 0.400	F8		G4-3			27 G4-6-3		K		2	0	0	0	1	0	1							
27 Giancarlo Stanton, R (1.10) OBP: 0.350, SLG: 0.900 80 Jorge Saez, R (7.7) OBP: 0.200, SLG: 0.111	K				G4-6-3			F7		3	0	1	0	0	1	2							
33 Greg Bird, L (1.3) OBP: 0.500, SLG: 0.800 95 Mike Ford, L (6.3) OBP: 0.297, SLG: 0.154	F8		G3-6-3					G6-3		2	0	0	0	1	0	2							
25 Gleyber Torres, R (1.6) OBP: 0.333, SLG: 0.529 72 Kyle Holder, L (7.6) OBP: 0.250, SLG: 0.250		28 HR				26 2B		K		3	1	2	0	0	1	1							
26 DJ LeMahieu, R (1.5) OBP: 0.283, SLG: 0.278 98 Oswaldo Cabrera, S (7.5) OBP: 0.667, SLG: 0.600	K							L5		3	0	1	0	0	1	1							
77 Clint Frazier, R (1.7) OBP: 0.350, SLG: 0.313 35 Billy Burns, S (7.7) OBP: 0.273, SLG: 0.500		28 HR						F8		2	1	0	0	1	1	2							
28 Austin Romine, R (1.2) OBP: 0.273, SLG: 0.500 30 Ryan Lavarnway, R (7.2) OBP: 0.500, SLG: 0.533								K		1	0	0	0	0	0	0							
14 Tyler Wade, L (1.4) OBP: 0.381, SLG: 0.684 83 Wilkerman Garcia, S (8.4) OBP: 0.500, SLG: 0.333			G6-3							3	0	1	0	0	1	3							
Inning Stats	R: 0 E: 0 K: 1 S: 6	H: 1 LOB: 1 BB: 0 P: 7	R: 3 E: 0 K: 1 S: 9	H: 2 LOB: 1 BB: 1 P: 16	R: 0 E: 0 K: 0 S: 3	H: 1 LOB: 0 BB: 0 P: 3	R: 0 E: 0 K: 3 S: 11	H: 2 LOB: 3 BB: 1 P: 15	R: 0 E: 0 K: 1 S: 4	H: 0 LOB: 1 BB: 2 P: 12	R: 0 E: 0 K: 1 S: 5	H: 0 LOB: 1 BB: 0 P: 5	R: 0 E: 0 K: 1 S: 6	H: 1 LOB: 1 BB: 0 P: 6	R: 0 E: 0 K: 0 S: 4	H: 1 LOB: 1 BB: 0 P: 5		R: 2 E: 0 K: 1 S: 7	H: 2 LOB: 1 BB: 1 P: 12	1B: 5 2B: 4 3B: 0 HR: 1	SF: 0 SAC: 0 DP: 2 HBP: 0	WP: 1 PB: 1 SB: 0 CS: 0	PA: 40
PITCHER	IP	WLS	BF	H	R	ER	SO	BB	IBB	HBP	BLK	WP	HR	S	P	ERA	WHIP					ERA	WHIP
53 John Gant, R (1.1) ERA: 4.5	3.0	W	13	4	3	3	2	1	0	0	0	0	0	11	15	0.00	3.000					9.00	2.000
70 Chris Beck, R (4.1) ERA:	1.0	H	6	2	0	0	3	1	0	0	0	0	0	4	12	0.00	2.000						
93 Connor Jones, R (5.1) ERA:	1.0	H	4	0	0	0	1	2	0	0	0	0	0	5	5	0.00	0.000						
74 Ryan Meisinger, R (6.1) ERA:	1.0	H	3	0	0	0	1	0	0	0	0	0	0	6	6	0.00	1.000						
68 Tommy Layne, L (7.1) ERA: 4.5	1.0		4	1	0	0	1	0	0	0	0	0	0	6	6	0.00	1.000						


Batter	1	2	3	4	5	6	7	8	9	AB	R	H	RBI	BB	SO	LOB									
13 Matt Carpenter, L (1.5) 63 Edmundo Sosa, R (7, FR) OBP: 0.368, SLG: 0.588	F8		K		HR		BB		F8	3	1	1	1	1	1	0									
12 Paul DeJong, R (1.6) 16 Evan Mendoza, R (7.3) OBP: 0.384, SLG: 0.500	HBP		F9		L5		K		BB	3	0	0	0	0	1	1									
46 Paul Goldschmidt, R (1.3) 39 Elehuris Montero, R (7.5) OBP: 0.522, SLG: 0.412	F9			SH5-3	BB		K		BB	3	1	0	0	1	2	2									
41 Tyler O'Neill, R (1.9) 19 Conner Capel, L (8.9) OBP: 0.400, SLG: 0.792	1B			SH5-3	BB		F9		F5	3	1	1	0	1	0	0									
16 Koltan Wong, L (1.4) 79 Max Schrock, L (7.4) OBP: 0.345, SLG: 0.400	F8			SH5-3			1B		F8	2	0	1	0	0	0	2									
84 Andrew Knizner, R (1.10) OBP: 0.333, SLG: 0.412							F7		BB	5	2	2	1	0	2	4									
91 Dylan Carlson, S (1.7) OBP: 0.308, SLG: 0.304	G6-3						K		BB	3	1	1	2	1	1	1									
44 Scott Hurst, L (1.8) OBP: 0.364, SLG: 0.900	K						K		BB	4	0	1	2	0	3	2									
78 Joe Hudson, R (1.2) 87 Dennis Ortega, R (8, PH) OBP: 0.333, SLG: 0.667	G5-3						K		K	3	0	0	0	0	1	1									
Inning Stats	R: 0 E: 0 K: 0 S: 4	H: 1 LOB: 2 BB: 0 P: 5	R: 0 E: 0 K: 2 S: 7	H: 0 LOB: 0 BB: 0 P: 7	R: 0 E: 0 K: 1 S: 5	H: 0 LOB: 0 BB: 0 P: 5	R: 3 E: 0 K: 1 S: 7	H: 2 LOB: 1 BB: 2 P: 15	R: 1 E: 0 K: 2 S: 6	H: 1 LOB: 1 BB: 0 P: 6	R: 0 E: 0 K: 3 S: 8	H: 1 LOB: 1 BB: 0 P: 9	R: 0 E: 0 K: 3 S: 9	H: 0 LOB: 1 BB: 1 P: 13	R: 2 E: 0 K: 1 S: 7	H: 2 LOB: 1 BB: 1 P: 11	R: 0 E: 0 K: 1 S: 6	H: 1 LOB: 3 BB: 2 P: 14	1B: 5 2B: 2 3B: 0 HR: 1	SF: 0 SAC: 1 DP: 0 HBP: 1	WP: 1 PB: 0 SB: 0 CS: 0	PA: 42			
PITCHER	IP	WLS	BF	H	R	ER	SO	BB	IBB	HBP	BLK	WP	HR	S	P	ERA	WHIP								
45 Gerrit Cole, R (1.1) ERA: 20.25	3.0		11	1	0	0	3	0	0	1	0	0	0	16	17	0.00	0.333								
36 Will Harris, R (4.1) ERA: 15.43	0.1	L	5	2	3	3	0	2	0	0	0	0	0	3	11	81.00	12.000								
47 Chris Devenski, R (5.1) ERA: 2.25	0.2		2	0	0	0	1	0	0	0	0	0	0	4	4	0.00	0.000								
68 Forrest Whitley, R (8.1) ERA: 2.7	3.0		12	2	1	1	6	1	0	0	0	1	1	23	28	3.00	1.000								
71 Akem Bostick, R (1.10) ERA: 2.7	2.0		12	3	2	2	2	3	0	0	0	0	0	13	25	9.00	3.000								

St. Louis Cardinals @ Houston Astros
TEAM Ballpark of the Palm Beaches, West Palm Beach, FL

Fri Mar 08 2019, 6:05 PM - 9:11 PM EST
 Att: 4,005 - Cloudy - 73 F

livebaseballscorecards.com

AB 34
 R 6
 H 8
 RBI 6
 BB 6
 SO 12
 LOB 16




Batter	1	2	3	4	5	6	7	8	9	AB	R	H	RBI	BB	SO	LOB									
6 Jake Marisnick, R (1.9) 73 Ronnie Dawson, L (6.9) OBP: 0.304, SLG: 0.429	G3-1		G6-3		K		K		BB	3	0	0	0	0	1	3									
18 Tony Kemp, L (1.7) 3 Kyle Tucker, L (5, FR) OBP: 0.318, SLG: 0.300	L6				G4-3		BB		BB	2	0	0	0	1	0	0									
10 Yuli Gurriel, R (1.3) 79 Taylor Jones, R (5, PR) OBP: 0.143, SLG: 0.077	G4-3				BB		E5		BB	3	0	1	0	0	0	1									
72 Yordan Alvarez, L (1.10) OBP: 0.385, SLG: 0.250					BB		G4-3		BB	4	0	0	0	0	2	3									
28 Robinson Chirinos, R (1.2) 75 Chuckie Robinson, R (5.2) OBP: 0.333, SLG: 0.545	K2-3				HBP		G6-3		BB	1	0	0	0	0	1	0									
83 Abraham Toro, S (1.5) 82 Josh Rojas, L (8.4) OBP: 0.222, SLG: 0.235	G5-3				K		F9		K	3	0	0	0	0	1	2									
80 Jack Mayfield, R (1.4) 95 Jeremy Peña, R (6.6) OBP: 0.250, SLG: 0.281					E6		BB		P3	2	1	1	0	0	0	0									
78 Alex De Goti, R (1.6) OBP: 0.346, SLG: 0.273	G1-3				BB		BB		FC6-4	4	1	2	1	0	0	2									
26 Myles Straw, R (1.8) OBP: 0.333, SLG: 0.346	G1-3				K		BB		L9	3	0	0	0	1	1	3									
Inning Stats	R: 0 E: 0 K: 0 S: 3	H: 0 LOB: 0 BB: 0 P: 3	R: 0 E: 0 K: 2 S: 7	H: 0 LOB: 0 BB: 0 P: 7	R: 0 E: 1 K: 0 S: 4	H: 0 LOB: 1 BB: 0 P: 5	R: 0 E: 0 K: 1 S: 6	H: 1 LOB: 2 BB: 0 P: 7	R: 2 E: 1 K: 2 S: 10	H: 2 LOB: 2 BB: 1 P: 15	R: 1 E: 0 K: 1 S: 6	H: 1 LOB: 2 BB: 2 P: 14	R: 0 E: 0 K: 2 S: 7	H: 0 LOB: 0 BB: 0 P: 7	R: 0 E: 0 K: 1 S: 6	H: 1 LOB: 1 BB: 0 P: 6	R: 0 E: 0 K: 0 S: 2	H: 0 LOB: 1 BB: 2 P: 10	1B: 4 2B: 1 3B: 0 HR: 0	SF: 0 SAC: 0 DP: 1 HBP: 1	WP: 1 PB: 0 SB: 1 CS: 0	PA: 39			
PITCHER	IP	WLS	BF	H	R	ER	SO	BB	IBB	HBP	BLK	WP	HR	S	P	ERA	WHIP								
43 Dakota Hudson, R (1.1) ERA: 2.35	4.0	W	15	1	0	0	3	0	0	1	0	0	0	20	22	0.00	0.250								
73 Hunter Cervenka, L (5.1) ERA: 9.22	1.0		7	2	2	0	2	1	0	0	0	1	0	10	15	0.00	3.000								
62 Daniel Ponce de Leon, R (6.1) ERA: 9.22	4.0	S	17	2	1	1	4	4	0	0	0	0	0	21	37	2.25	1.500								

St. Louis Cardinals @ Houston Astros
TEAM Ballpark of the Palm Beaches, West Palm Beach, FL

Fri Mar 08 2019, 6:05 PM - 9:11 PM EST
 Att: 4,005 - Cloudy - 73 F

livebaseballscorecards.com

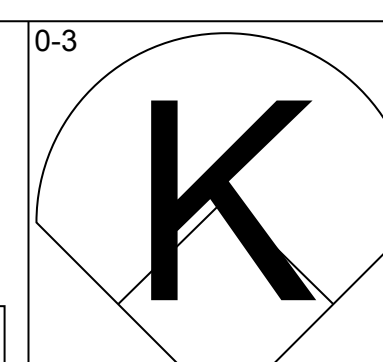
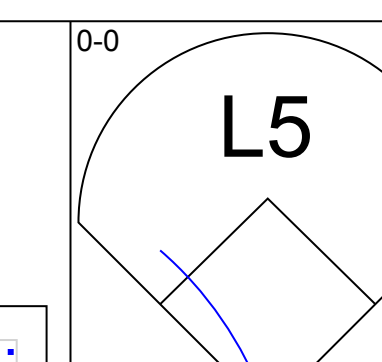
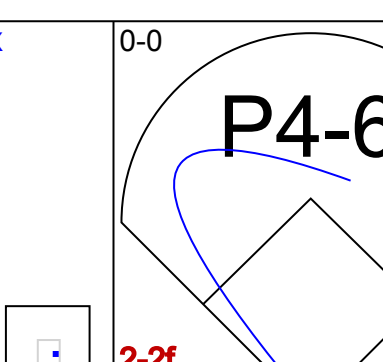
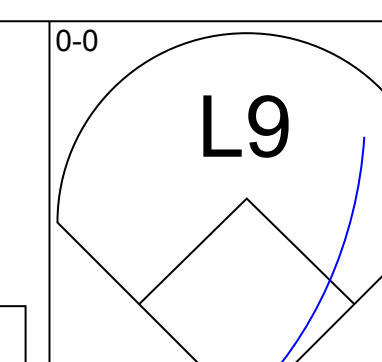
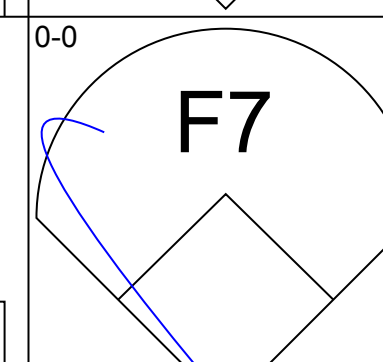
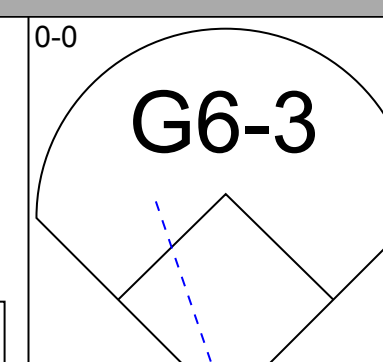
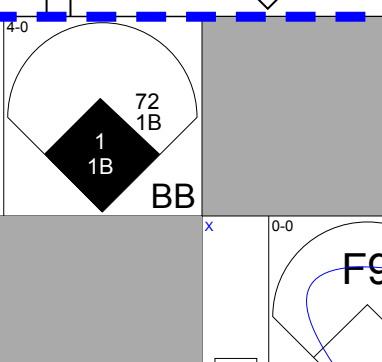
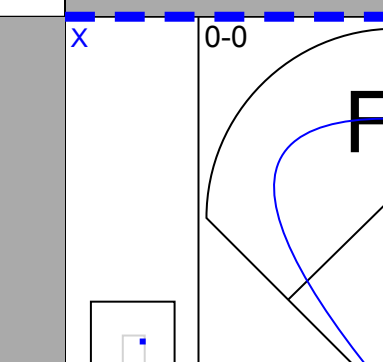
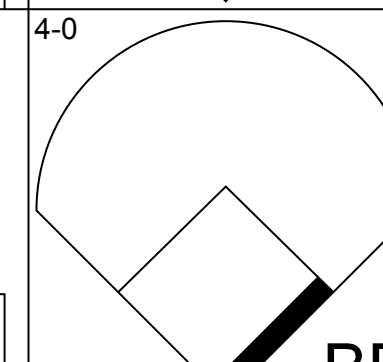
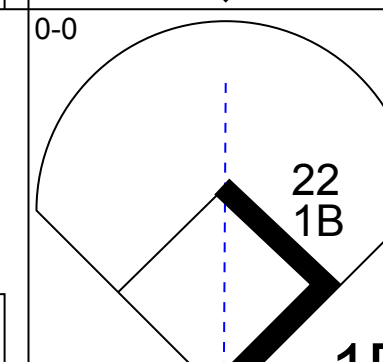
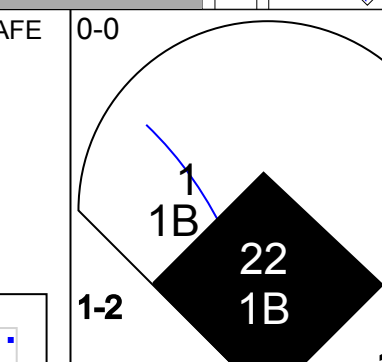
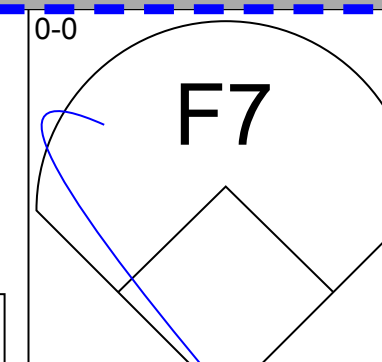
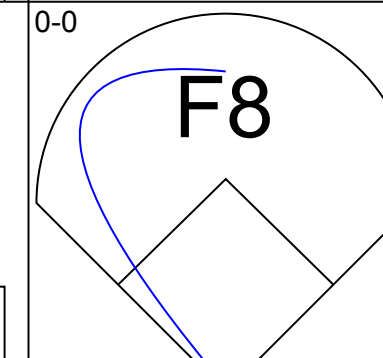
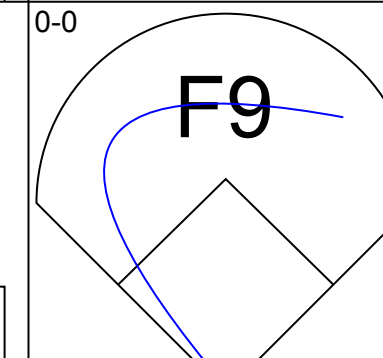
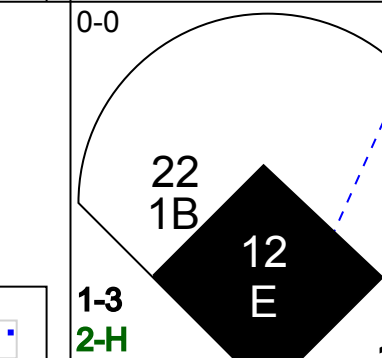
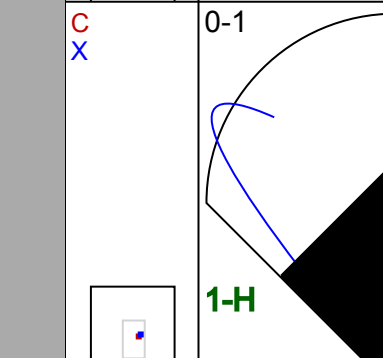
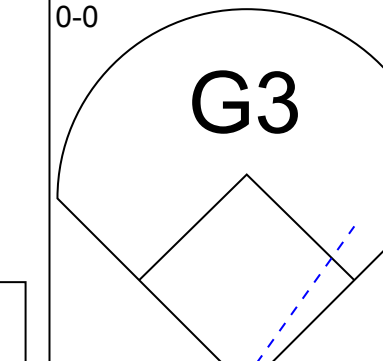
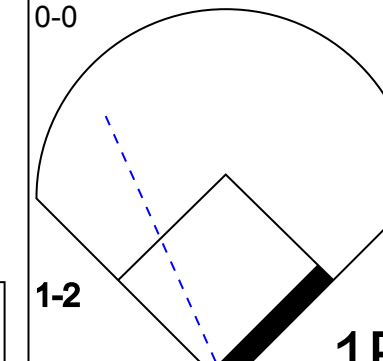
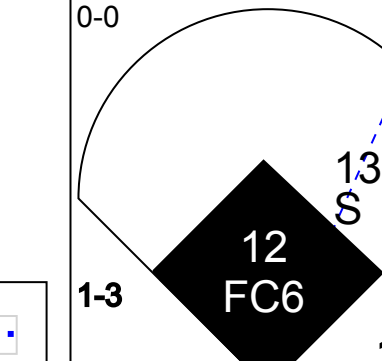
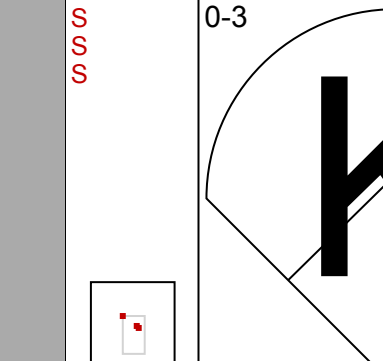
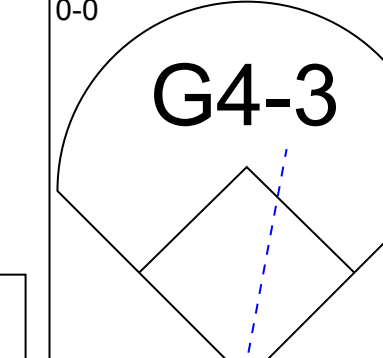
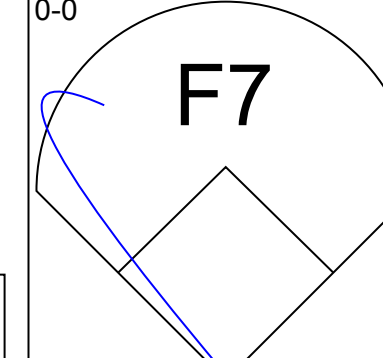
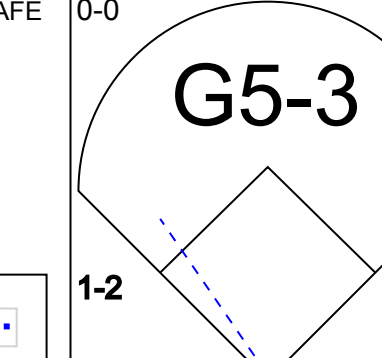
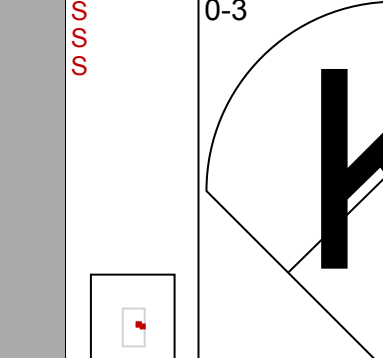
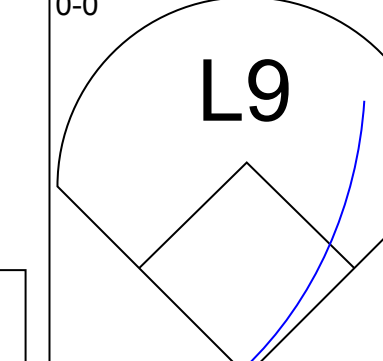
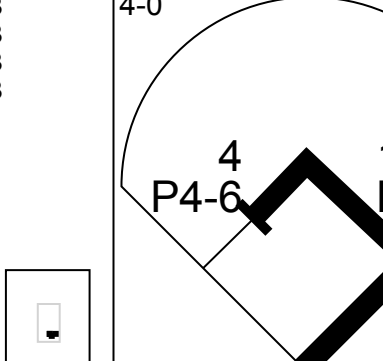
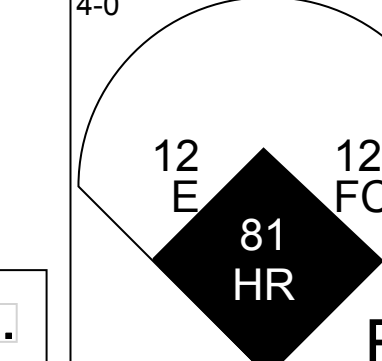
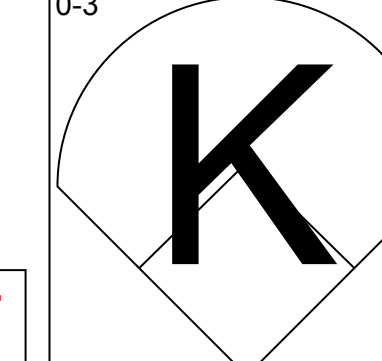
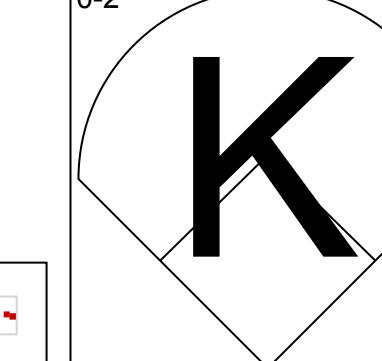
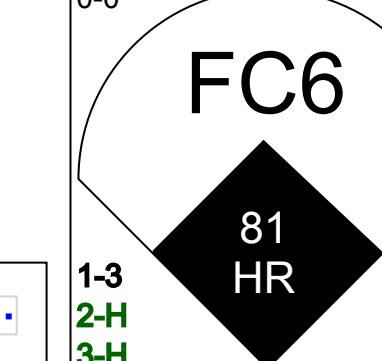
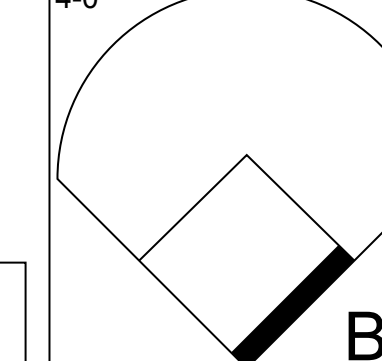
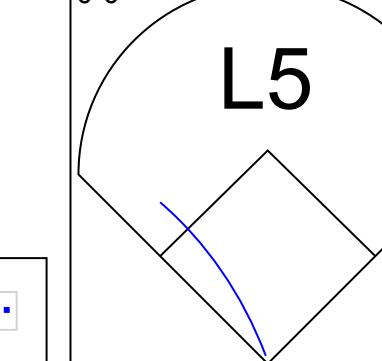
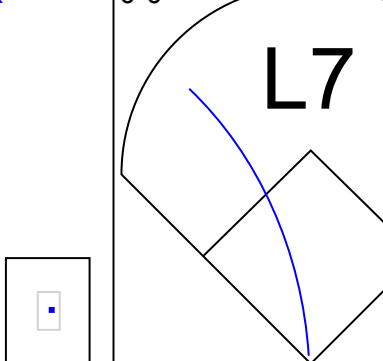
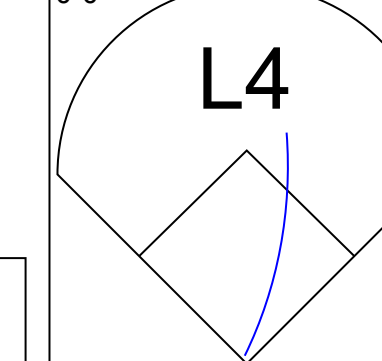
AB 33
 R 3
 H 5
 RBI 1
 BB 5
 SO 9
 LOB 20

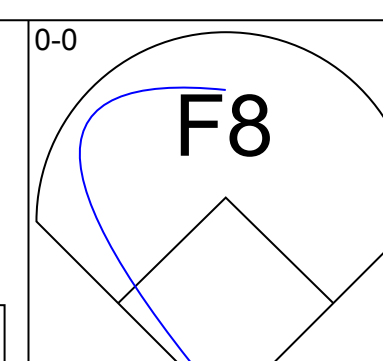
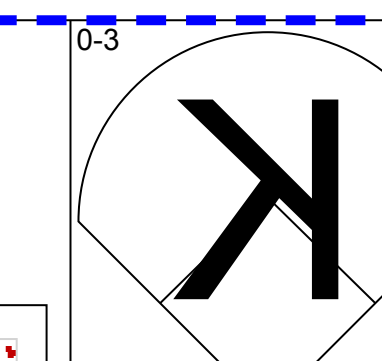
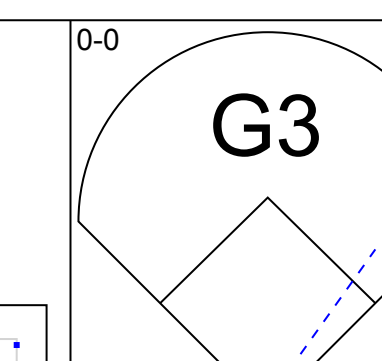
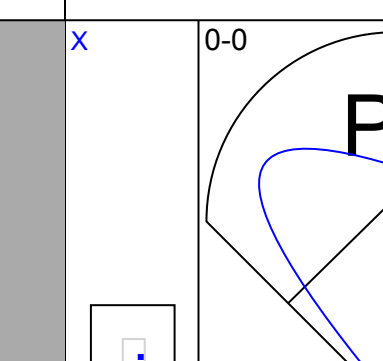
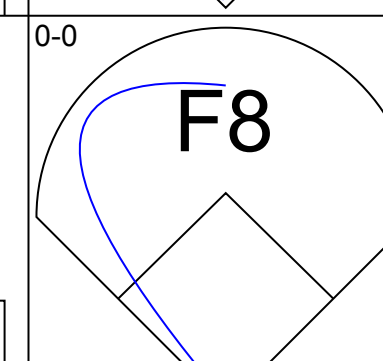
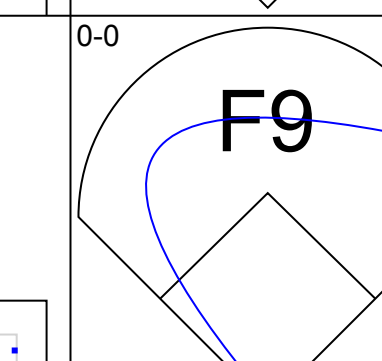
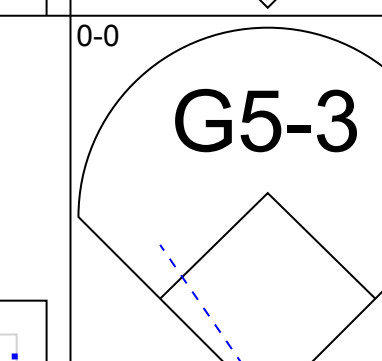
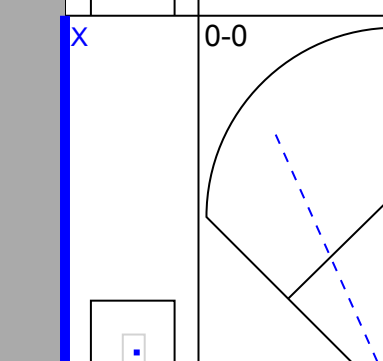
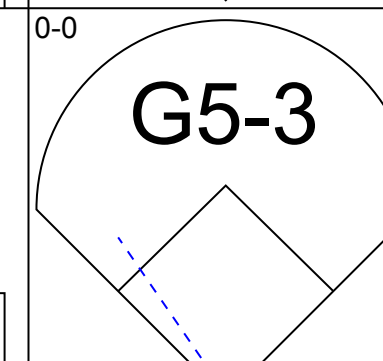
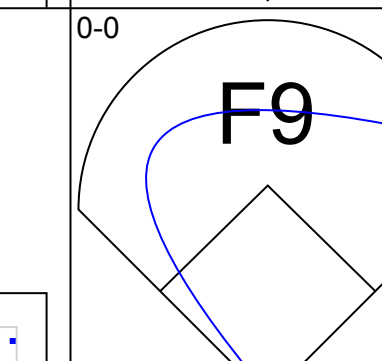
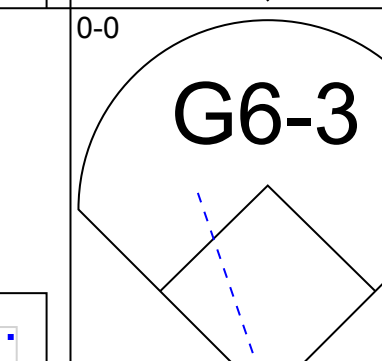
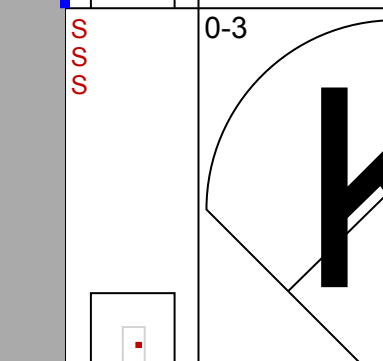
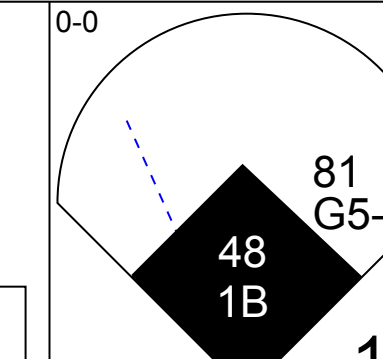
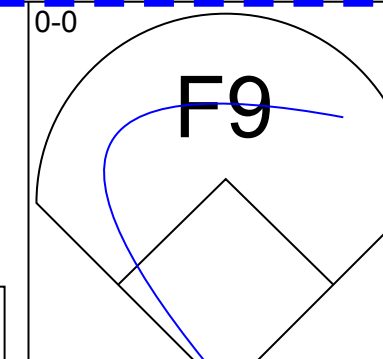

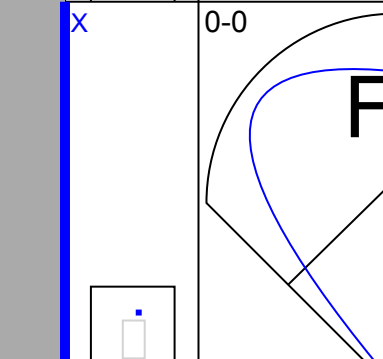
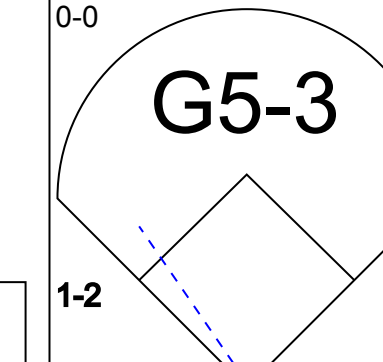
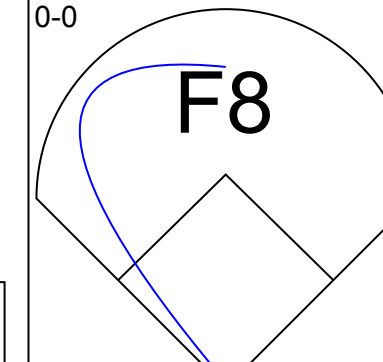


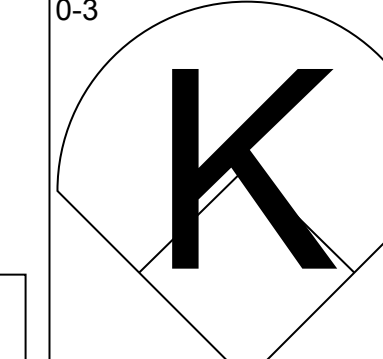
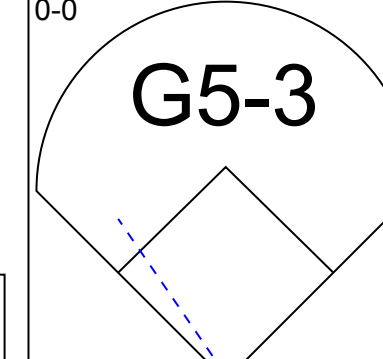


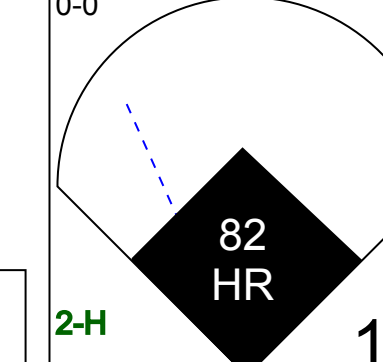
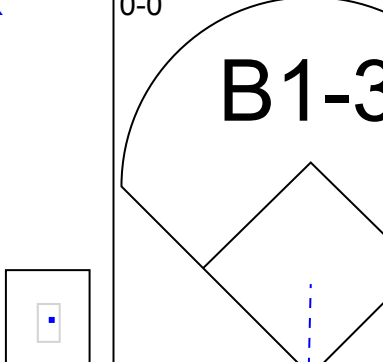
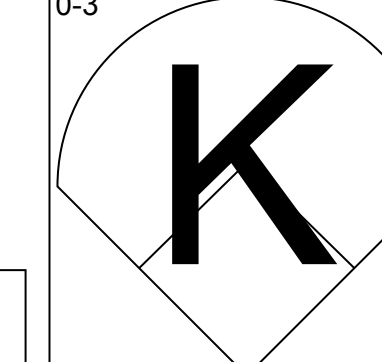
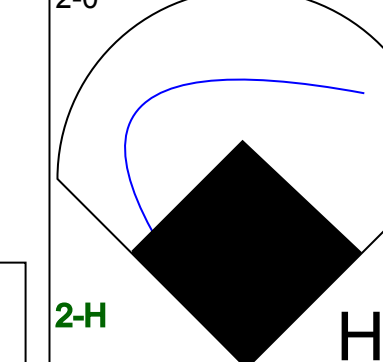
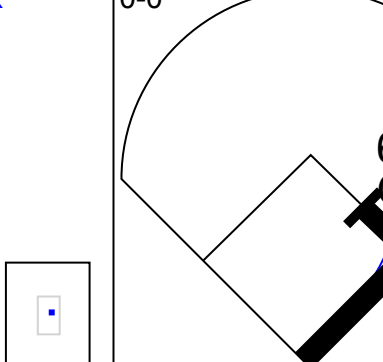
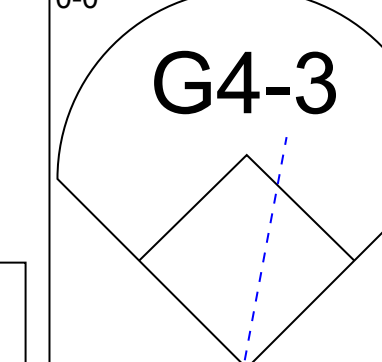
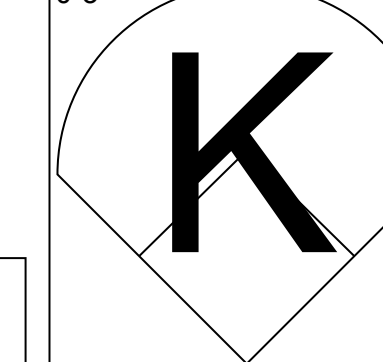
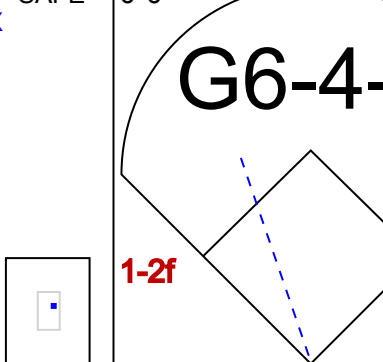
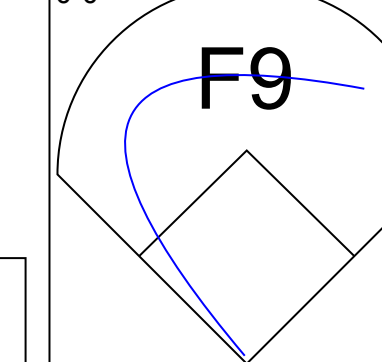


Batter	1	2	3	4	5	6	7	8	9	AB	R	H	RBI	BB	SO	LOB	TOP											
16 Victor Robles, R (1, 8) 89 Telmito Agustin, L (7, 7)										3	0	2	0	1	1	1	Washington Nationals @ St. Louis Cardinals Roger Dean Chevrolet Stadium, Jupiter, FL Fri Mar 08 2019, 3:16 PM - 3:44 PM EST Att: 6,053 - Overcast - 78 F											
28 Kurt Suzuki, R (1, 2) 27 Spencer Kieboom, R (6, 3)										3	0	1	0	0	0	2												
15 Matt Adams, L (1, 3) 29 Pedro Severino, R (6, 2)										3	1	1	1	0	0	3												
71 Jake Noll, R (1, 5) 8 Carter Kieboom, R (7, 4)										3	1	1	1	0	1	2												
17 Andrew Stevenson, L (1, 7) 63 Luis Garcia Jr., L (7, 6)										3	0	0	0	0	0	0												
1 Wilmer Difo, S (1, 4) 48 Jacob Wilson, R (7, 5)										3	0	0	0	0	1	0												
5 Adrián Sanchez, R (1, 6) 67 Hunter Jones, R (7, 8)										3	0	1	0	0	1	0												
39 Brandon Snyder, R (1, 9) 93 Jacob Rhinesmith, L (7, 9)										2	0	0	0	1	1	1												
14 Matt Reynolds, R (1, 10)										4	0	2	0	0	1	1												
Inning Stats	R: 2 E: 0 K: 0 S: 7	H: 3 LOB: 0 BB: 0 P: 8	R: 0 E: 0 K: 1 S: 5	H: 0 LOB: 0 BB: 0 P: 5	R: 0 E: 0 K: 0 S: 5	H: 2 LOB: 2 BB: 0 P: 5	R: 0 E: 0 K: 1 S: 6	H: 1 LOB: 1 BB: 0 P: 6	R: 0 E: 0 K: 1 S: 6	H: 0 LOB: 0 BB: 0 P: 5	R: 0 E: 0 K: 2 S: 7	H: 0 LOB: 2 BB: 2 P: 15	R: 0 E: 0 K: 0 S: 4	H: 1 LOB: 1 BB: 0 P: 4	R: 0 E: 0 K: 0 S: 5	H: 2 LOB: 3 BB: 1 P: 9		1B: 6 2B: 2 3B: 0 HR: 2	SF: 0 SAC: 0 DP: 0 HBP: 0	WP: 0 PB: 0 SB: 0 CS: 1	PA: 39							
PITCHER	IP	WLS	BF	H	R	ER	SO	BB	IBB	HBP	BLK	WP	HR	S	P	ERA		WHIP										
52 Michael Wacha, R (1, 1) 60 John Brebbia, R (5, 1) 21 Andrew Miller, L (6, 1) 59 Mike Mayers, R (7, 1) 74 Ryan Meisinger, R (9, 1)	4.0	W	17	6	2	2	2	0	0	0	0	0	2	23	24	4.50		1.500										

Batter	1	2	3	4	5	6	7	8	9	AB	R	H	RBI	BB	SO	LOB	BOTTOM											
25 Dexter Fowler, S (1, 9) 28 Adolis Garcia, R (6, 9)										3	1	1	0	0	0	0	Washington Nationals @ St. Louis Cardinals Roger Dean Chevrolet Stadium, Jupiter, FL Fri Mar 08 2019, 3:16 PM - 3:44 PM EST Att: 6,053 - Overcast - 78 F											
4 Yadier Molina, R (1, 10) 23 Marcell Ozuna, R (7, 10)										2	1	1	0	0	0	0												
38 José Martínez, R (1, 7) 83 Randy Arozarena, R (7, 7)										3	1	1	1	0	1	0												
81 Rangel Ravelo, R (1, 3)										3	0	1	1	0	0	0												
32 Matt Wieters, S (1, 2) 86 Jeremy Martínez, R (8, 2)										3	0	2	1	0	0	0												
48 Harrison Bader, R (1, 8) 12 Chase Pinder, R (8, 8)										3	0	0	0	0	0	3												
34 Yairo Muñoz, R (1, 6)										3	0	0	0	0	0	3												
33 Drew Robinson, L (1, 4) 64 Ramón Urias, R (8, 5)										3	0	1	0	0	1	1												
82 Tommy Edman, S (1, 5)										3	0	0	0	0	0	1												
Inning Stats	R: 3 E: 0 K: 0 S: 7	H: 5 LOB: 1 BB: 0 P: 7	R: 0 E: 0 K: 0 S: 3	H: 1 LOB: 0 BB: 0 P: 3	R: 0 E: 0 K: 0 S: 3	H: 0 LOB: 0 BB: 0 P: 3	R: 0 E: 0 K: 1 S: 5	H: 0 LOB: 0 BB: 0 P: 5	R: 0 E: 0 K: 2 S: 7	H: 0 LOB: 0 BB: 0 P: 7	R: 0 E: 0 K: 0 S: 4	H: 1 LOB: 1 BB: 0 P: 4	R: 0 E: 0 K: 1 S: 5	H: 0 LOB: 0 BB: 0 P: 5	1B: 5 2B: 2 3B: 0 HR: 0	SF: 0 SAC: 0 DP: 2 HBP: 0		WP: 0 PB: 0 SB: 0 CS: 0	PA: 29									
PITCHER	IP	WLS	BF	H	R	ER	SO	BB	IBB	HBP	BLK	WP	HR	S	P	ERA		WHIP										
46 Patrick Corbin, L (1, 1) 62 Sean Doolittle, L (5, 1) 41 Joe Ross, R (6, 1) 21 Tanner Rainey, R (7, 1) 53 Austen Williams, R (8, 1)	4.0	L	16	6	3	3	0	0	0	0	0	0	0	5	5	6.75		1.500										



Batter	1	2	3	4	5	6	7	8	9	AB	R	H	RBI	BB	SO	LOB	TOP						
4 George Springer, R OBP: 0.348, SLG: 0.368 21 Derek Fisher, L OBP: 0.357, SLG: 0.542 (6, PH)										3	0	0	0	0	1	2	Houston Astros @ St. Louis Cardinals Roger Dean Chevrolet Stadium, Jupiter, FL Sat Mar 09 2019, 1:20 PM - 4:13 PM EST Att: 7,183 - Rain - 79 F						
16 Aledmys Diaz, R OBP: 0.200, SLG: 0.130 26 Myles Straw, R OBP: 0.310, SLG: 0.321 (6, PR)										2	0	0	0	1	0	0							
2 Alex Bregman, R OBP: 0.389, SLG: 1.500 72 Jordan Alvarez, L OBP: 0.379, SLG: 0.261 (6, PH)										1	0	1	0	1	0	0							
1 Carlos Correa, R OBP: 0.261, SLG: 0.348 80 Jack Mayfield, R OBP: 0.306, SLG: 0.417 (6, PR)										3	0	1	1	0	0	2							
22 Josh Reddick, L OBP: 0.500, SLG: 0.643 3 Kyle Tucker, L OBP: 0.292, SLG: 0.273 (6, PR)										3	0	2	1	0	0	0							
13 Tyler White, R OBP: 0.370, SLG: 0.286 83 Abraham Toro, S OBP: 0.308, SLG: 0.417 (6, S)										2	1	0	0	0	1	1							
44 AJ Reed, L OBP: 0.286, SLG: 0.409 92 Seth Beer, L OBP: 0.286, SLG: 0.167 (6, PR)										1	0	0	0	2	0	0							
12 Max Stassi, R OBP: 0.348, SLG: 0.250 74 Jamie Ritchie, R OBP: 0.538, SLG: 0.444 (6, PR)										2	0	0	1	1	1	1							
81 Nick Taneli, R OBP: 0.407, SLG: 0.880 95 Jeremy Peña, R (6, 6)										3	1	1	3	0	0	2							
Inning Stats	R: 0 E: 0 K: 1 S: 5	H: 0 LOB: 1 BB: 1 P: 9	R: 0 E: 0 K: 0 S: 3	H: 0 LOB: 0 BB: 0 P: 3	R: 0 E: 0 K: 1 S: 5	H: 0 LOB: 0 BB: 0 P: 5	R: 0 E: 0 K: 0 S: 5	H: 2 LOB: 2 BB: 0 P: 5	R: 0 E: 0 K: 0 S: 2	H: 0 LOB: 1 BB: 2 P: 10	R: 7 E: 1 K: 1 S: 10	H: 4 LOB: 1 BB: 2 P: 18	R: 0 E: 0 K: 0 S: 3	H: 0 LOB: 1 BB: 1 P: 7	R: 0 E: 0 K: 1 S: 5	H: 0 LOB: 1 BB: 1 P: 9		R: 2 E: 1 K: 2 S: 10	H: 1 LOB: 0 BB: 0 P: 10	1B: 5 2B: 1 3B: 0 HR: 2	SF: 0 SAC: 0 DP: 1 HBP: 0	WP: 0 PB: 0 SB: 1 CS: 0	PA: 42
PITCHER	IP WLS BF H R ER SO BB IBB HBP BLK WP HR S P ERA WHIP	IP WLS BF H R ER SO BB IBB HBP BLK WP HR S P ERA WHIP																					
50 Adam Wainwright, R ERA: 2.0	4.0 15 2 0 0 2 1 0 0 0 0 0 0 18 22 0.00 0.750	29 Alex Reyes, R ERA: 4.5	1.0 4 0 0 0 0 2 0 0 0 0 0 0 2 10 0.00 2.000	93 Connor Jones, R ERA: 8.31	0.1 5 3 5 5 0 1 0 0 0 0 0 0 4 8 135.00 12.000	Genesis Cabrera, L ERA: 21.0	0.2 5 1 2 1 1 1 0 0 0 0 0 1 6 10 13.50 3.000	40 Chasen Shreve, L ERA: 2.7	1.0 4 0 0 0 0 1 0 0 0 0 0 0 3 7 0.00 1.000	55 Dominic Leone, R ERA: 1.6	1.0 4 0 0 0 1 1 0 0 0 0 0 0 1 10 0.00 1.000	30 Tyler Webb, L ERA: 1.6	1.0 5 1 2 1 2 0 0 0 0 0 0 0 1 10 9.00 1.000										

Batter	1	2	3	4	5	6	7	8	9	AB	R	H	RBI	BB	SO	LOB	BOTTOM		
25 Dexter Fowler, S OBP: 0.136, SLG: 0.182 83 Randy Arozarena, R OBP: 0.429, SLG: 0.444 (7, 7)										3	0	0	0	0	1	0	Houston Astros @ St. Louis Cardinals Roger Dean Chevrolet Stadium, Jupiter, FL Sat Mar 09 2019, 1:20 PM - 4:13 PM EST Att: 7,183 - Rain - 79 F		
4 Yadier Molina, R OBP: 0.250, SLG: 0.250 84 Andrew Knizner, R OBP: 0.316, SLG: 0.389 90 Julio Rodriguez, R OBP: 1.000, SLG: 1.000 (9, 2)										2	0	0	0	0	0	0			
38 Jose Martinez, R OBP: 0.269, SLG: 0.261 Adolis Garcia, R OBP: 0.200, SLG: 0.048 (7, 9)										3	0	0	0	0	0	0			
23 Marcell Ozuna, R OBP: 0.200, SLG: 0.059 22 Nolan Gorman, L (9, PH)										3	1	1	0	0	0	0			
81 Rangel Ravelo, R OBP: 0.382, SLG: 0.516 16 Evan Mendoza, R OBP: 0.429, SLG: 0.714 (8, 3)										3	0	0	0	0	1	1			
33 Drew Robinson, L OBP: 0.250, SLG: 0.346 (7, 4)										3	0	0	0	0	2	1			
39 Elehuris Montero, R (8, 5)										0	0	0	0	0	0	0			
48 Harrison Bader, R OBP: 0.240, SLG: 0.136 66 Lane Thomas, R OBP: 0.500, SLG: 0.500 (8, 8)										2	1	1	1	0	0	0			
82 Tommy Edman, S OBP: 0.417, SLG: 0.550 (7, 5)										3	1	2	2	0	0	0			
64 Ramon Urias, R OBP: 0.320, SLG: 0.500 (1, 6)										3	0	0	0	0	1	1			
Inning Stats	R: 0 E: 0 K: 0 S: 3	H: 3 LOB: 0 BB: 0 P: 12	R: 0 E: 0 K: 1 S: 5	H: 0 LOB: 0 BB: 0 P: 5	R: 0 E: 0 K: 0 S: 3	H: 0 LOB: 0 BB: 0 P: 3	R: 0 E: 0 K: 0 S: 3	H: 1 LOB: 0 BB: 0 P: 3	R: 0 E: 0 K: 0 S: 7	H: 0 LOB: 0 BB: 0 P: 7	R: 0 E: 0 K: 1 S: 5	H: 0 LOB: 1 BB: 0 P: 5	R: 0 E: 0 K: 1 S: 6	H: 1 LOB: 1 BB: 0 P: 6	1B: 4 2B: 0 3B: 0 HR: 1	SF: 0 SAC: 0 DP: 1 HBP: 0	WP: 0 PB: 0 SB: 0 CS: 0	PA: 31	
PITCHER	IP WLS BF H R ER SO BB IBB HBP BLK WP HR S P ERA WHIP	IP WLS BF H R ER SO BB IBB HBP BLK WP HR S P ERA WHIP																	
31 Collin McHugh, R ERA: 12.0	2.0 9 3 3 3 2 0 0 0 0 0 0 0 5 5 0.00 0.000	63 Brendan McCurry, R ERA: 1.59	1.0 3 0 0 0 1 0 0 0 0 0 0 0 5 5 0.00 0.000	87 Brandon Bielak, R ERA: 1.29	3.0 9 1 0 0 0 0 0 0 0 0 0 0 9 9 0.00 0.333	64 Reymin Guduan, L ERA: 3.6	1.0 3 0 0 0 2 0 0 0 0 0 0 0 7 7 0.00 0.000	70 Cy Sneed, R ERA: 1.42	2.0 7 1 0 0 2 0 0 0 0 0 0 0 11 11 0.00 0.500										

Batter	1	2	3	4	5	6	7	8	9	AB	R	H	RBI	BB	SO	LOB	TOP						
2 Adam Eaton, L (1, 9) 1 Wilmer Difo, S (7, 6) OBP: 0.520, SLG: 0.625 OBP: 0.250, SLG: 0.261	G3-1		BB 4-0 22 1B 7 G5-3 BB			K		G3		2	0	0	0	1	1	0	Washington Nationals @ St. Louis Cardinals Roger Dean Chevrolet Stadium, Jupiter, FL Mon Mar 11 2019, 1:08 PM - 3:45 PM EDT Att: 5,991 - Partly Cloudy - 81 F livebaseballscorecards.com						
7 Trea Turner, R (1, 6) 71 Jake Noll, R (7, 3) OBP: 0.345, SLG: 0.364 OBP: 0.483, SLG: 0.708	2B		G5-3			K		F8		3	1	1	0	0	1	1							
22 Juan Soto, L (1, 7) 5 Adrián Sánchez, R (7, 4) OBP: 0.448, SLG: 0.417 OBP: 0.345, SLG: 0.304	1B		1B			F9			K	3	0	2	1	0	0	0							
6 Anthony Rendon, R (1, 5) 14 Matt Reynolds, R (7, PR) OBP: 0.190, SLG: 0.350 OBP: 0.309, SLG: 0.287	P4		1B			F8		2B	1B	3	0	1	0	0	0	1							
11 Ryan Zimmerman, R (1, 3) 40 J.J. Hoover, R (6, 1) OBP: 0.182, SLG: 0.222 OBP: 0.529, SLG: 0.733	K					K		F9	2B	2	0	0	0	0	2	1							
29 Pedro Severino, R (7, 2)						K		F8	L3	3	0	0	0	0	1	1							
9 Brian Dozier, R (1, 4) 67 Hunter Jones, R (7, 9) OBP: 0.280, SLG: 0.364 OBP: 0.435, SLG: 0.316	P6					K		F8		3	0	1	1	0	0	0							
28 Kurt Suzuki, R (1, 2) 17 Andrew Stevenson, L (7, PR) OBP: 0.388, SLG: 0.579 OBP: 0.241, SLG: 0.259	P5					P5		1B		0	0	0	0	0	0	0							
3 Michael Taylor, R (1, 8) 62 Sean Doolittle, L (7, 1) 51 Wander Suero, R (8, 1)	K					F8		K		3	0	0	0	0	2	2							
31 Max Scherzer, R (1, 1) 16 Victor Robles, R (7, 8) OBP: 0.435, SLG: 0.682 OBP: 0.438, SLG: 0.500	K					F8		K		0	0	0	0	0	0	0							
	G1-3					K		F8		2	0	0	0	0	1	0							
										1	0	0	0	0	0	0							
Inning Stats	R: 1 E: 0 K: 1 S: 7	H: 2 LOB: 1 BB: 0 P: 7	R: 0 E: 0 K: 1 S: 5	H: 0 LOB: 0 BB: 0 P: 5	R: 0 E: 0 K: 0 S: 3	H: 1 LOB: 2 BB: 1 P: 7	R: 0 E: 0 K: 2 S: 7	H: 0 LOB: 0 BB: 0 P: 7	R: 0 E: 0 K: 1 S: 5	H: 0 LOB: 0 BB: 0 P: 5	R: 0 E: 0 K: 2 S: 7	H: 0 LOB: 0 BB: 0 P: 7	R: 1 E: 0 K: 1 S: 7	H: 2 LOB: 2 BB: 0 P: 7	R: 0 E: 0 K: 0 S: 3	H: 0 LOB: 1 BB: 0 P: 3		R: 0 E: 0 K: 1 S: 7	H: 2 LOB: 1 BB: 0 P: 7	1B: 4 2B: 3 3B: 0 HR: 0	SF: 0 SAC: 0 DP: 0 HBP: 0	WP: 0 PB: 0 SB: 0 CS: 1	PA: 33
PITCHER	IP WLS BF H R ER SO BB IBB HBP BLK WP HR S P ERA WHIP																						
22 Jack Flaherty, R (1, 1) 21 Andrew Miller, L (6, 1) 60 John Brebbia, R (7, 1) 80 Jake Woodford, R (8, 1) ERA: 2.77 ERA: 7.36 ERA: 5.79 ERA: 3.0	5.0 W 18 3 0 1 5 1 0 0 0 0 0 0 27 31 1.80 0.800	1.0 H 3 0 0 2 0 0 0 0 0 0 0 7 7 0.00 0.000	1.0 H 5 2 1 1 0 0 0 0 0 0 0 7 7 9.00 2.000	2.0 S 7 2 0 0 1 0 0 0 0 0 0 10 10 0.00 1.000																			

Batter	1	2	3	4	5	6	7	8	9	AB	R	H	RBI	BB	SO	LOB	BOTTOM						
13 Matt Carpenter, L (1, 5) Ramón Urias, R (8, 4) OBP: 0.385, SLG: 0.667 OBP: 0.320, SLG: 0.500	F8		BB 4-0 25 1B 46 2B 1-2			F7		G1-3		3	1	0	0	1	0	0	Washington Nationals @ St. Louis Cardinals Roger Dean Chevrolet Stadium, Jupiter, FL Mon Mar 11 2019, 1:08 PM - 3:45 PM EDT Att: 5,991 - Partly Cloudy - 81 F livebaseballscorecards.com						
25 Dexter Fowler, S (1, 9) 91 Dylan Carlson, S (8, 9) OBP: 0.200, SLG: 0.240 OBP: 0.300, SLG: 0.407	1B		1B			K		G4-3		3	1	2	1	0	1	0							
46 Paul Goldschmidt, R (1, 3) 81 Rangel Ravelo, R (8, 3) OBP: 0.483, SLG: 0.435 OBP: 0.400, SLG: 0.531	F7		1B			F7		1B	1B	3	0	1	2	0	0	1							
23 Marcell Ozuna, R (1, 7) 79 Max Schrock, L (8, 5) OBP: 0.174, SLG: 0.050 OBP: 0.323, SLG: 0.370	F7		2B			F7		G4-3		1	0	1	0	0	0	0							
38 José Martínez, R (1, 10)			G5-3			K		G4-3		4	0	1	0	0	2	2							
4 Yadier Molina, R (1, 2) 32 Matt Wieters, S (7, 2) OBP: 0.143, SLG: 0.143 OBP: 0.333, SLG: 0.308	G3		F8			1B		G4-3		3	0	0	0	1	2	2							
16 Kolten Wong, L (1, 4) 44 Scott Hurst, L (8, 7) OBP: 0.320, SLG: 0.458 OBP: 0.333, SLG: 0.818	E3		F9			K		F8		0	0	0	0	0	0	0							
33 Drew Robinson, L (1, 6) OBP: 0.226, SLG: 0.310	F7					K				3	0	0	0	0	1	1							
48 Harrison Bader, R (1, 8) 83 Randy Arozarena, R (8, 8) OBP: 0.250, SLG: 0.160 OBP: 0.429, SLG: 0.444			1B			L4		P4		3	1	1	0	0	0	0							
			1B					P4		0	0	0	0	0	0	0							
Inning Stats	R: 0 E: 0 K: 0 S: 4	H: 1 LOB: 1 BB: 0 P: 4	R: 0 E: 1 K: 0 S: 4	H: 1 LOB: 1 BB: 0 P: 4	R: 3 E: 0 K: 0 S: 6	H: 3 LOB: 1 BB: 1 P: 10	R: 0 E: 0 K: 0 S: 3	H: 0 LOB: 0 BB: 0 P: 3	R: 0 E: 0 K: 1 S: 5	H: 0 LOB: 0 BB: 0 P: 5	R: 0 E: 0 K: 2 S: 8	H: 1 LOB: 1 BB: 0 P: 8	R: 0 E: 0 K: 1 S: 5	H: 0 LOB: 0 BB: 0 P: 5	R: 0 E: 0 K: 0 S: 4	H: 1 LOB: 1 BB: 0 P: 5		R: 0 E: 0 K: 1 S: 4	H: 1 LOB: 1 BB: 0 P: 5	1B: 6 2B: 1 3B: 0 HR: 0	SF: 0 SAC: 0 DP: 0 HBP: 0	WP: 1 PB: 0 SB: 0 CS: 0	PA: 32
PITCHER	IP WLS BF H R ER SO BB IBB HBP BLK WP HR S P ERA WHIP																						
31 Max Scherzer, R (1, 1) 40 J.J. Hoover, R (6, 1) 62 Sean Doolittle, L (7, 1) 51 Wander Suero, R (8, 1) ERA: 5.93 ERA: 7.36 ERA:	5.1 L 23 6 3 3 2 1 0 0 0 0 0 0 4 4 5.06 1.312	0.2 2 0 0 0 1 0 0 0 0 0 0 4 4 0.00 0.000	1.0 3 0 0 0 1 0 0 0 0 0 0 5 5 0.00 0.000	1.0 4 1 0 0 0 0 0 0 0 1 0 4 5 0.00 1.000																			

Batter	1	2	3	4	5	6	7	8	9	AB	R	H	RBI	BB	SO	LOB	TOP										
13 Matt Carpenter, L (1.5) OBP: 0.345, SLG: 0.583 84 Andrew Knizner, R (7.2) OBP: 0.273, SLG: 0.333	G4-3		K		F8			F8		3	0	0	0	0	1	1	St. Louis Cardinals @ Miami Marlins Roger Dean Chevrolet Stadium, Jupiter, FL Wed Mar 13, 2019, 1:09 PM - 3:50 PM EDT Att: 4,534 - Partly Cloudy - 78 F										
25 Dexter Fowler, S (1.9) OBP: 0.214, SLG: 0.222 82 Tommy Edman, S (7.5) OBP: 0.379, SLG: 0.458	BB		L9			K			P3	2	0	0	0	1	1	0											
46 Paul Goldschmidt, R (1.3) OBP: 0.439, SLG: 0.385 33 Drew Robinson, L (7.6) OBP: 0.242, SLG: 0.355	P5				K	K			G4-3	3	0	0	0	0	2	1											
23 Marcell Ozuna, R (1.7) OBP: 0.231, SLG: 0.174 91 Dylan Carlson, S (7.9) OBP: 0.265, SLG: 0.355	BB				F8-5	K				3	0	2	0	0	1	0											
41 Tyler O'Neill, R (1.8) OBP: 0.325, SLG: 0.588 83 Randy Arozarena, R (7.8) OBP: 0.409, SLG: 0.421	G5-3				F8-5	K				3	0	0	0	0	1	3											
12 Paul DeJong, R (1.6) OBP: 0.281, SLG: 0.333 16 Evan Mendoza, R (7.3) OBP: 0.375, SLG: 0.625		F8							G2-3	2	1	0	0	0	0	0											
32 Matt Wieters, S (1.2) OBP: 0.278, SLG: 0.250 44 Scott Hurst, L (7.7) OBP: 0.333, SLG: 0.818									F7	3	0	0	0	0	2	1											
79 Max Schrock, L (1.4) OBP: 0.297, SLG: 0.333										3	0	1	1	0	0	0											
81 Rangel Ravelo, R (1.10) OBP: 0.390, SLG: 0.514										3	0	0	0	0	1	1											
Inning Stats	R: 0 E: 0 K: 0 S: 5	H: 1 LOB: 2 BB: 1 P: 9	R: 0 E: 0 K: 1 S: 5	H: 0 LOB: 0 BB: 0 P: 5	R: 0 E: 0 K: 1 S: 5	H: 0 LOB: 0 BB: 0 P: 5	R: 0 E: 0 K: 1 S: 5	H: 1 LOB: 1 BB: 0 P: 6	R: 1 E: 0 K: 1 S: 6	H: 1 LOB: 1 BB: 0 P: 9	R: 0 E: 0 K: 1 S: 9	H: 0 LOB: 0 BB: 0 P: 9	R: 0 E: 0 K: 1 S: 5	H: 0 LOB: 0 BB: 0 P: 5	R: 0 E: 0 K: 1 S: 5	H: 0 LOB: 0 BB: 0 P: 5		1B: 2 2B: 2 3B: 0 HR: 0	SF: 0 SAC: 0 DP: 1 HBP: 1	WP: 1 PB: 0 SB: 1 CS: 0	PA: 31						
PITCHER	IP	WLS	BF	H	R	ER	SO	BB	IBB	HBP	BLK	WP	HR	S	P	ERA	WHIP										
62 José Ureña, R (1.1) ERA: 3.38	4.0		15	2	1	1	3	1	0	1	0	0	0	20	25	2.25	0.750										
61 Adam Conley, L (5.1) ERA: 3.19	1.0	B	4	1	0	0	1	0	0	0	0	1	0	6	8	0.00	1.000										
31 Caleb Smith, L (6.1) ERA:	4.0	W	12	0	0	0	6	0	0	0	0	0	0	24	24	0.00	0.000										

Batter	1	2	3	4	5	6	7	8	9	AB	R	H	RBI	BB	SO	LOB	BOTTOM										
21 Curtis Granderson, L (1.7) OBP: 0.176, SLG: 0.313 81 Harold Ramirez, R (6.7) OBP: 0.316, SLG: 0.350	G5-3	G4-3				SF8		G5-3		2	0	0	0	1	0	2	St. Louis Cardinals @ Miami Marlins Roger Dean Chevrolet Stadium, Jupiter, FL Wed Mar 13, 2019, 1:09 PM - 3:50 PM EDT Att: 4,534 - Partly Cloudy - 78 F										
15 Brian Anderson, R (1.5) OBP: 0.444, SLG: 0.633 7 Deven Marrero, R (6.5) OBP: 0.125, SLG: 0.250	BB				BB	K				2	0	0	0	1	1	3											
13 Starlin Castro, R (1.4) OBP: 0.394, SLG: 0.172 12 Dixon Machado, R (6.4) OBP: 0.179, SLG: 0.250	BB									3	0	0	0	0	1	2											
18 Neil Walker, S (1.3) OBP: 0.345, SLG: 0.480 91 Santiago Chavez, R (6.2) OBP: 0.353, SLG: 0.590	L4									2	0	0	0	1	1	1											
10 JT Riddle, L (1.6) OBP: 0.219, SLG: 0.267 5 Rosell Herrera, S (5, PR) OBP: 0.300, SLG: 0.333										3	1	2	0	0	0	1											
45 Peter O'Brien, R (1.9) OBP: 0.285, SLG: 0.333 31 Caleb Smith, R (6.1) ERA:										1	0	1	1	1	0	0											
9 Lewis Brinson, R (1.8) OBP: 0.394, SLG: 0.671 65 Gabriel Guerrero, R (7.8) OBP: 0.381, SLG: 0.600										3	0	0	0	0	1	2											
28 Bryan Holaday, R (1.2) OBP: 0.455, SLG: 0.421 24 Pedro Alvarez, L (6.3) OBP: 0.357, SLG: 0.348										2	0	0	0	0	1	2											
62 José Ureña, R (1.1) 61 Adam Conley, L (5.1) 26 Garrett Cooper, R (6.9) OBP: 0.444, SLG: 0.500										0	0	0	0	2	0	0											
Inning Stats	R: 0 E: 0 K: 1 S: 5	H: 0 LOB: 1 BB: 1 P: 10	R: 1 E: 0 K: 2 S: 9	H: 2 LOB: 2 BB: 1 P: 13	R: 0 E: 1 K: 0 S: 3	H: 0 LOB: 1 BB: 1 P: 7	R: 0 E: 0 K: 1 S: 5	H: 0 LOB: 3 BB: 3 P: 17	R: 0 E: 0 K: 2 S: 8	H: 1 LOB: 1 BB: 0 P: 8	R: 1 E: 0 K: 1 S: 6	H: 1 LOB: 1 BB: 1 P: 10	R: 0 E: 0 K: 0 S: 5	H: 2 LOB: 2 BB: 0 P: 5	R: 2 E: 0 K: 0 S: 6	H: 1 LOB: 0 BB: 1 P: 12		1B: 3 2B: 3 3B: 0 HR: 1	SF: 1 SAC: 1 DP: 1 HBP: 0	WP: 1 PB: 0 SB: 0 CS: 0	PA: 39						
PITCHER	IP	WLS	BF	H	R	ER	SO	BB	IBB	HBP	BLK	WP	HR	S	P	ERA	WHIP										
43 Dakota Hudson, R (1.1) ERA: 2.53	3.0		14	2	1	1	3	3	0	0	0	0	0	17	30	3.00	1.667										
49 Jordan Hicks, R (4.1) ERA: 5.79	1.0		6	0	0	0	1	3	0	0	0	0	0	5	17	0.00	3.000										
21 Andrew Miller, L (5.1) ERA: 4.15	1.0	L	5	1	1	1	1	1	0	0	0	0	0	6	10	9.00	2.000										
30 Tyler Webb, L (7.1) ERA: 1.5	1.0		5	2	0	0	0	0	0	0	0	0	0	5	5	0.00	2.000										
PITCHER	IP	WLS	BF	H	R	ER	SO	BB	IBB	HBP	BLK	WP	HR	S	P	ERA	WHIP										
77 Mike Hauschild, R (8.1) ERA: 6.75	1.0		5	1	2	2	0	1	0	0	0	0	0	6	12	18.00	2.000										

St. Louis Cardinals @ Miami Marlins
 Roger Dean Chevrolet Stadium, Jupiter, FL
 Wed Mar 13, 2019, 1:09 PM - 3:50 PM EDT
 Att: 4,534 - Partly Cloudy - 78 F

AB 29
R 1
H 3
RBI 1
BB 1
SO 10
LOB 7



St. Louis Cardinals @ Miami Marlins
 Roger Dean Chevrolet Stadium, Jupiter, FL
 Wed Mar 13, 2019, 1:09 PM - 3:50 PM EDT
 Att: 4,534 - Partly Cloudy - 78 F

AB 29
R 4
H 7
RBI 4
BB 8
SO 7
LOB 18



Batter	1	2	3	4	5	6	7	8	9	AB	R	H	RBI	BB	SO	LOB	TOP						
6 Jake Marisnick, R (1,8) 72 Yordan Alvarez, L (6,7)	G4-3		HR			K	K	K		3	1	1	1	0	1	0							
26 Myles Straw, R (1,9) 23 Michael Brantley, L (1,7) 73 Ronnie Dawson, L (4,9)	G4-3 BB		G6-3			1B	BB	BB	1B	3	2	2	0	2	0	0							
13 Tyler White, R (1,10) 97 Chas McCormick, R (9,PH)	F8		F8			BB	FC6-4	BB	BB	2	0	0	0	0	0	1							
28 Robinson Chirinos, R (1,2) 74 Jamie Ritchie, R (7,PH)						BB	K		HR	3	1	0	0	1	2	2							
81 Nick Tanelu, R (1,4)	F9					BB	BB	1B		2	1	1	1	1	1	0							
83 Abraham Toro, S (1,5) 90 Osvaldo Duarte, R (6,4)	F7					1B	BB	BB		4	1	1	1	1	0	1							
79 Taylor Jones, R (1,3) 91 Miguelangel Sierra, R (8,5)	G1-3					1B				4	0	1	0	0	1	1							
78 Alex De Goti, R (1,6)			K			G5-3	K	G5-3		4	0	0	0	0	2	1							
Inning Stats	R: 0 E: 0 K: 0 S: 4	H: 0 LOB: 1 BB: 1 P: 8	R: 0 E: 0 K: 0 S: 4	H: 1 LOB: 1 BB: 0 P: 4	R: 1 E: 0 K: 1 S: 7	H: 1 LOB: 0 BB: 0 P: 7	R: 0 E: 0 K: 2 S: 7	H: 0 LOB: 0 BB: 0 P: 7	R: 0 E: 0 K: 1 S: 5	H: 0 LOB: 0 BB: 0 P: 5	R: 6 E: 0 K: 2 S: 10	H: 4 LOB: 1 BB: 3 P: 22	R: 1 E: 0 K: 2 S: 9	H: 1 LOB: 3 BB: 2 P: 17	R: 0 E: 0 K: 1 S: 5	H: 0 LOB: 0 BB: 0 P: 5	R: 3 E: 0 K: 0 S: 5	H: 2 LOB: 0 BB: 1 P: 11	1B: 5 2B: 2 3B: 0 HR: 3	SF: 0 SAC: 0 DP: 1 HBP: 0	WP: 2 PB: 1 SB: 1 CS: 1	PA: 43	
PITCHER	IP WLS BF H R ER SO BB IBB HBP BLK WP HR S P ERA WHIP																						
50 Adam Wainwright, R (1,1) 21 Andrew Miller, L (6,1) 74 Ryan Meisinger, R (6,1) 49 Jordan Hicks, R (7,1) 29 Alex Reyes, R (8,1)	5.1 0.0 0.2 1.0 2.0	WLS L 2 7 9	BF 4 3 7 9	H 3 2 1 2	R 2 1 1 3	ER 2 4 1 3	SO 5 0 2 1	BB 1 0 0 1	IBB 0 0 0 0	HBP 0 0 0 0	BLK 0 0 0 0	WP 0 0 0 0	HR 1 0 1 1	S 31 13 5 9	P 35 13 5 17 16	ERA 3.38 ∞ 54.00 9.00 13.50	WHIP 0.750 ∞ 3.000 3.000 1.500						

Houston Astros @ St. Louis Cardinals
Roger Dean Chevrolet Stadium, Jupiter, FL
Fri Mar 15 2019, 6:09 PM - 8:56 PM EDT
Att: 6,359 - Cloudy - 79 F

AB	36
R	11
H	9
RBI	11
BB	7
SO	9
LOB	11



Batter	1	2	3	4	5	6	7	8	9	AB	R	H	RBI	BB	SO	LOB	BOTTOM						
13 Matt Carpenter, L (1,5) 29 Alex Reyes, R (8,1)	K		G4-3			K		F7		4	0	0	0	0	2	2							
25 Dexter Fowler, S (1,9) 56 Justin Toerner, L (6,FR)	G5-3		1B			BB		K		2	0	1	0	1	0	0							
46 Paul Goldschmidt, R (1,3) 82 Tommy Edman, S (8,6)	K		F7			P5		G5-3		3	0	0	0	0	1	2							
12 Paul DeJong, R (1,6) 16 Evan Mendoza, R (8,3)			G6-3			P4		K		3	1	1	1	0	0	2							
4 Yadier Molina, R (1,2) 78 Joe Hudson, R (7,2)			HR			F7		K		3	1	1	0	0	0	1							
16 Kolten Wong, L (1,4) 75 Irving Lopez, L (8,4)			1B			G3-6-3		F7		2	0	0	0	1	0	1							
91 Dylan Carlson, S (1,7)	K		K			K		G4-3		4	0	1	0	0	2	2							
83 Randy Arozarena, R (1,8)			1B			G1-3		K		3	0	1	1	0	1	1							
50 Adam Wainwright, R (1,1) 21 Andrew Miller, L (6,1) 74 Ryan Meisinger, R (6,1) 49 Jordan Hicks, R (7,1) 86 Jeremy Martinez, R (7,PH) 39 Elehuris Montero, R (8,5)	K		K			K		1B		2	0	0	0	0	2	1							
Inning Stats	R: 0 E: 0 K: 2 S: 7	H: 0 LOB: 0 BB: 0 P: 7	R: 2 E: 1 K: 2 S: 11	H: 2 LOB: 1 BB: 1 P: 19	R: 0 E: 0 K: 0 S: 4	H: 1 LOB: 0 BB: 0 P: 5	R: 0 E: 0 K: 1 S: 5	H: 1 LOB: 0 BB: 0 P: 5	R: 0 E: 0 K: 2 S: 7	H: 0 LOB: 0 BB: 0 P: 7	R: 0 E: 0 K: 0 S: 3	H: 0 LOB: 1 BB: 1 P: 7	R: 0 E: 0 K: 1 S: 7	H: 2 LOB: 2 BB: 0 P: 7	R: 0 E: 0 K: 2 S: 7	H: 0 LOB: 0 BB: 0 P: 7	R: 0 E: 0 K: 1 S: 5	H: 0 LOB: 0 BB: 0 P: 5	1B: 5 2B: 0 3B: 0 HR: 1	SF: 0 SAC: 0 DP: 1 HBP: 0	WP: 1 PB: 0 SB: 1 CS: 0	PA: 34	
PITCHER	IP WLS BF H R ER SO BB IBB HBP BLK WP HR S P ERA WHIP																						
20 Wade Miley, L (1,1) 54 Roberto Osuna, R (5,1) 30 Héctor Rondón, R (6,1) 63 Brendan McCurry, R (7,1) 90 Enoli Paredes, R (8,1)	4.0 1.0 1.0 1.1 1.2	WLS W 4 6 5	BF 16 3 4 6 5	H 4 0 2 0	R 2 0 0 0	ER 1 0 0 0	SO 1 2 0 2 0	BB 1 0 0 0 0	IBB 0 0 0 0 0	HBP 0 0 0 0 0	BLK 0 0 0 0 0	WP 0 0 0 0 0	HR 1 0 0 0 0	S 1 7 3 10 9	P 27 7 7 10 9	ERA 2.25 0.00 0.00 0.00 0.00	WHIP 1.250 0.000 1.000 1.500 0.000						

Houston Astros @ St. Louis Cardinals
Roger Dean Chevrolet Stadium, Jupiter, FL
Fri Mar 15 2019, 6:09 PM - 8:56 PM EDT
Att: 6,359 - Cloudy - 79 F

AB	31
R	2
H	5
RBI	2
BB	2
SO	11
LOB	12



Batter	1	2	3	4	5	6	7	8	9	AB	R	H	RBI	BB	SO	LOB	TOP							
82 Tommy Edman, S (1.6) OBP: 0.371, SLG: 0.533										5	2	2	1	0	0	1	St. Louis Cardinals @ Washington Nationals TEAM Ballpark of the Palm Beaches, West Palm Beach, FL Sat Mar 16 2019, 1:09 PM - 4:17 PM EDT Att. 6,377 - Overcast - 78 F	AB 38 R 8 H 11 RBI 8 BB 3 SO 11 LOB 14						
38 Jose Martinez, R (1.9) OBP: 0.326, SLG: 0.522										3	0	2	1	0	0	0								
55 Dominic Leone, R (7.1) OBP: 0.357, SLG: 0.769										0	0	0	0	0	0	0								
39 Elehuris Montero, R (9.8) OBP: 0.357, SLG: 0.769										0	0	0	0	1	0	0								
56 Justin Toerner, L (9.8)										0	1	0	0	0	0	0								
79 Max Schrock, L (1.4) OBP: 0.265, SLG: 0.289										5	1	2	1	0	2	2								
41 Tyler O'Neill, R (1.8) OBP: 0.306, SLG: 0.524										3	0	0	0	1	2	2								
84 Andrew Knizner, R (8.2) OBP: 0.290, SLG: 0.456										1	1	1	3	0	0	0								
47 Francisco Peña, R (1.2) OBP: 0.294, SLG: 0.392										3	0	0	0	0	0	1								
86 Jeremy Martinez, R (7.2) OBP: 0.320, SLG: 0.600										0	0	0	0	0	0	0								
34 Yairo Muñoz, R (8.1) OBP: 0.335, SLG: 0.445										1	0	0	0	0	0	2								
73 Hunter Cervenko, L (8.1) OBP: 0.335, SLG: 0.445										0	0	0	0	0	0	0								
75 Irving Lopez, L (9.1)										1	0	0	0	0	0	1								
80 Jake Woodford, R (9.1)										0	0	0	0	0	0	0								
22 Nolan Gorman, L (1.5) OBP: 0.200, SLG: 0.800										4	1	1	1	0	3	2								
83 Randy Arozarena, R (1.7) OBP: 0.414, SLG: 0.538										4	2	2	1	0	2	0								
16 Evan Mendoza, R (1.3) OBP: 0.308, SLG: 0.462										4	0	1	0	0	1	1								
36 Austin Gomber, L (1.1)										1	0	0	0	0	0	0								
33 Drew Robinson, L (5.1) OBP: 0.244, SLG: 0.316										1	0	0	0	0	0	1								
68 Tommy Layne, L (5.1)										0	0	0	0	0	0	0								
59 Mike Mayers, R (5.1)										0	0	0	0	0	0	0								
91 Dylan Carlson, S (6.9) OBP: 0.288, SLG: 0.324										1	0	0	0	1	0	1								
Inning Stats	R: 1 E: 0 K: 1 S: 8	H: 2 LOB: 1 BB: 0 P: 8	R: 0 E: 0 K: 3 S: 9	H: 0 LOB: 0 BB: 0 P: 9	R: 0 E: 0 K: 0 S: 3	H: 0 LOB: 0 BB: 0 P: 3	R: 0 E: 0 K: 1 S: 5	H: 0 LOB: 0 BB: 0 P: 5	R: 0 E: 0 K: 2 S: 8	H: 1 LOB: 1 BB: 0 P: 8	R: 0 E: 0 K: 2 S: 8	H: 1 LOB: 1 BB: 0 P: 8	R: 2 E: 0 K: 0 S: 9	H: 2 LOB: 1 BB: 1 P: 16	R: 0 E: 0 K: 1 S: 6	H: 1 LOB: 2 BB: 1 P: 10	R: 5 E: 0 K: 1 S: 9	H: 4 LOB: 1 BB: 1 P: 13	1B: 6 2B: 1 3B: 1 HR: 3	SF: 0 SAC: 0 DP: 0 HBP: 0	WP: 1 PB: 0 SB: 0 CS: 0	PA: 41		
PITCHER	IP: 6.0 WLS: 0.2 BF: 22 H: 4 R: 1 ER: 1 SO: 9	IP: 0.1 WLS: 0.1 BF: 5 H: 1 R: 0 ER: 0 SO: 0	IP: 0.1 WLS: 0.1 BF: 5 H: 1 R: 0 ER: 0 SO: 0	IP: 1.0 WLS: 1.0 BF: 5 H: 1 R: 0 ER: 0 SO: 1	IP: 0.2 WLS: 0.1 BF: 7 H: 4 R: 5 ER: 5 SO: 0	IP: 0.2 WLS: 0.1 BF: 7 H: 4 R: 5 ER: 5 SO: 0	IP: 0.1 WLS: 0.1 BF: 1 H: 0 R: 0 ER: 0 SO: 1	IP: 0.1 WLS: 0.1 BF: 1 H: 0 R: 0 ER: 0 SO: 1	IP: 0.1 WLS: 0.1 BF: 1 H: 0 R: 0 ER: 0 SO: 1	IP: 0.1 WLS: 0.1 BF: 1 H: 0 R: 0 ER: 0 SO: 1	ERA: 1.50 WHIP: 0.667	ERA: 0.00 WHIP: 4.500	ERA: 0.00 WHIP: 27.000	ERA: 0.00 WHIP: 2.000	ERA: 67.50 WHIP: 7.500	ERA: 0.00 WHIP: 0.000	ERA: 0.00 WHIP: 0.000	ERA: 0.00 WHIP: 0.000	ERA: 0.00 WHIP: 0.000	ERA: 0.00 WHIP: 0.000	ERA: 0.00 WHIP: 0.000	ERA: 0.00 WHIP: 0.000	ERA: 0.00 WHIP: 0.000	ERA: 0.00 WHIP: 0.000

Batter	1	2	3	4	5	6	7	8	9	AB	R	H	RBI	BB	SO	LOB	BOTTOM	
7 Trea Turner, R (11.6) OBP: 0.342, SLG: 0.471										4	1	2	2	0	1	2	St. Louis Cardinals @ Washington Nationals TEAM Ballpark of the Palm Beaches, West Palm Beach, FL Sat Mar 16 2019, 1:09 PM - 4:17 PM EDT Att. 6,377 - Overcast - 78 F	AB 36 R 5 H 11 RBI 4 BB 3 SO 6 LOB 15
20 Kyle Barradough, R (7.1) ERA: 2.7										0	0	0	0	0	0	0		
45 Vidal Nuño, L (7.1) ERA: 3.88										0	0	0	0	0	0	0		
44 Trevor Rosenthal, R (8.1) ERA: 2.7										0	0	0	0	0	0	0		
27 Spencer Kieboom, R (8.1) ERA: 3.88										1	0	0	0	0	0	2		
62 Sean Doolittle, L (9.1) ERA: 6.64										0	0	0	0	0	0	0		
53 Austen Williams, R (9.1) ERA: 2.7										0	0	0	0	0	0	0		
2 Adam Eaton, L (1.9) OBP: 0.500, SLG: 0.760										3	0	1	0	0	0	1		
8 Carter Kieboom, R (7.6) OBP: 0.378, SLG: 0.700										2	0	0	0	0	1	0		
6 Anthony Rendon, R (1.5) OBP: 0.299, SLG: 0.690										3	0	1	0	0	0	2		
5 Adrián Sánchez, R (7.4) OBP: 0.275, SLG: 0.235										2	0	0	0	0	1	0		
22 Juan Soto, L (1.7) OBP: 0.459, SLG: 0.645										2	0	1	0	1	0	0		
29 Pedro Severino, R (7.2) OBP: 0.500, SLG: 0.667										2	0	1	0	0	0	0		
11 Ryan Zimmerman, R (1.3) OBP: 0.238, SLG: 0.389										3	0	0	0	0	1	4		
71 Jake Noll, R (6.3) OBP: 0.432, SLG: 0.656										1	0	0	0	0	0	1		
9 Brian Dozier, R (1.4) OBP: 0.286, SLG: 0.400										2	1	0	0	1	0	0		
67 Hunter Jones, R (7.7) OBP: 0.344, SLG: 0.222										1	0	0	0	0	0	0		
10 Yan Gomes, R (1.2) OBP: 0.494, SLG: 0.926										3	2	3	1	0	0	0		
84 Yadiel Hernández, L (7.9) ERA: 5.89										0	0	0	0	1	0	0		
1 Wilmer Difo, S (1.8) OBP: 0.257, SLG: 0.265										3	1	1	1	0	1	1		
61 Chris Dominguez, R (7.5) ERA: 3.68										1	0	0	0	0	1	1		
31 Max Scherzer, R (1.1) ERA: 3.68										1	0	0	0	0	0	0		
17 Andrew Stevenson, L (6.1) OBP: 0.268, SLG: 0.358										2	0	1	0	0	0	1		
Inning Stats	R: 0 E: 0 K: 0 S: 5	H: 2 LOB: 2 BB: 0 P: 5	R: 1 E: 0 K: 0 S: 6	H: 1 LOB: 0 BB: 0 P: 9	R: 0 E: 0 K: 0 S: 4	H: 1 LOB: 2												

Batter	1	2	3	4	5	6	7	8	9	AB	R	H	RBI	BB	SO	LOB	TOP										
25 Gleyber Torres, R (1,4) Thairo Estrada, R (6,4) OBP: 0.383, SLG: 0.610 OBP: 0.419, SLG: 0.500	G5-3		2B		41 G6-3 BB		K			2	0	1	2	1	0	0	New York Yankees @ St. Louis Cardinals Roger Dean Chevrolet Stadium, Jupiter, FL Thu Mar 21 2019, 1:10 PM - 4:08 PM EDT Att: 7,523 - Partly Cloudy - 73 F livebaseballscorecards.com										
41 Miguel Andujar, R (1,10) 79 Francisco Diaz, S (7,PH) OBP: 0.362, SLG: 0.457 OBP: 0.250, SLG: 0.143	P6		1B		G6-3					3	0	1	0	0	0	1											
77 Clint Frazier, R (1,7) 94 Trey Amburgey, R (5,7) OBP: 0.208, SLG: 0.217 OBP: 0.267, SLG: 0.407	F8		G6-4-3		K		HBP			3	0	0	0	0	1	3											
70 Gio Urshela, R (1,5) 89 Angel Aguilar, R (6,5) OBP: 0.409, SLG: 0.810 OBP: 0.125, SLG: 0.313		1B			72 G3-1 30 1B		P4		F8	3	1	2	0	0	0	0											
86 Ryan McBroom, R (1,3) OBP: 0.261, SLG: 0.381	L4-3				L8		F8		L1	4	0	0	0	0	0	2											
72 Kyle Holder, L (1,6) OBP: 0.316, SLG: 0.353	F7				G3-1		F8		K	4	0	0	0	0	1	1											
30 Ryan Lavarnway, R (1,2) 80 Jorge Saez, R (7,2) OBP: 0.435, SLG: 0.450 OBP: 0.222, SLG: 0.353			2B		96 BB 25 2B		L8		G6-3	2	1	1	1	1	0	0											
96 Matt Lipka, R (1,8) OBP: 0.419, SLG: 0.500			1B		96 FC6-4 3-H					2	1	1	0	2	0	1											
35 Billy Burns, S (1,9) 93 Zack Zehner, R (7,PH) OBP: 0.222, SLG: 0.156 OBP: 0.571, SLG: 1.273			BB		25 2B		79 S 93 HBP		1B	2	0	0	0	0	1	2											
	K				K		F8		G3-6-3	1	0	0	0	0	0	1											
Inning Stats	R: 0 E: 0 K: 0 S: 4	H: 0 LOB: 0 BB: 0 P: 4	R: 0 E: 0 K: 0 S: 3	H: 1 LOB: 0 BB: 0 P: 3	R: 2 E: 0 K: 1 S: 6	H: 2 LOB: 1 BB: 2 P: 14	R: 1 E: 0 K: 0 S: 5	H: 2 LOB: 1 BB: 0 P: 9	R: 0 E: 0 K: 1 S: 5	H: 0 LOB: 3 BB: 1 P: 14	R: 0 E: 0 K: 1 S: 5	H: 0 LOB: 0 BB: 0 P: 5	R: 0 E: 0 K: 1 S: 3	H: 1 LOB: 0 BB: 0 P: 3	1B: 4 2B: 3 3B: 0 HR: 0	SF: 0 SAC: 0 DP: 3 HBP: 2	WP: 0 PB: 0 SB: 2 CS: 0	PA: 36									
PITCHER	IP	WLS	BF	H	R	ER	SO	BB	IBB	HBP	BLK	WP	HR	S	P	ERA	WHIP	PITCHER									
80 Jake Woodford, R (1,1) ERA: 4.09	4.0	W	17	5	3	3	1	2	0	0	0	0	0	18	26	6.75	1.750										
71 Williams Pérez, R (5,1) ERA: 2.25	2.0	H	7	0	0	0	1	1	0	0	0	0	0	8	12	0.00	0.500										
21 Andrew Miller, L (7,1) ERA: 11.81	0.2		5	0	0	0	1	1	0	2	0	0	0	4	11	0.00	1.500										
60 John Brebbia, R (7,1) ERA: 3.0	1.1	H	4	0	0	0	2	0	0	0	0	0	0	8	8	0.00	0.000										
49 Jordan Hicks, R (9,1) ERA: 3.0	1.0		3	1	0	0	0	0	0	0	0	0	0	3	3	0.00	1.000										
Batter	1	2	3	4	5	6	7	8	9	AB	R	H	RBI	BB	SO	LOB	BOTTOM										
25 Dexter Fowler, S (1,9) 12 Chase Pinder, R (7,9) OBP: 0.261, SLG: 0.386	HR	HR			G5-3		P4			4	2	3	0	1	3	New York Yankees @ St. Louis Cardinals Roger Dean Chevrolet Stadium, Jupiter, FL Thu Mar 21 2019, 1:10 PM - 4:08 PM EDT Att: 7,523 - Partly Cloudy - 73 F livebaseballscorecards.com											
46 Paul Goldschmidt, R (1,3) 31 Alberto Trunffel, R (8,4) OBP: 0.350, SLG: 0.537	G6-3	G5-3			F9		K		F7	4	0	0	0	1	3												
12 Paul DeJong, R (1,6) OBP: 0.275, SLG: 0.378	P2				P4				G1-4-3	5	1	1	0	0	1												
23 Marcell Ozuna, R (1,7) 11 John Noguowski, R (8,3) OBP: 0.325, SLG: 0.400 OBP: 1.000, SLG: 2.000	2B				48 BB 1B		4 BB 1B		16 SF8	3	3	3	2	1	0		0										
4 Yadier Molina, R (1,2) 47 Francisco Peña, R (7,PR) OBP: 0.222, SLG: 0.192 OBP: 0.278, SLG: 0.333	K				F9		F9		48 BB 2B	4	0	1	0	0	1		2										
16 Koltan Wong, L (1,4) 56 Justin Toerner, L (8,7) OBP: 0.297, SLG: 0.364		48 G6-3 33 BB 1B			G6-3		48 BB 1B		SF8	2	2	1	1	0	0		0										
48 Harrison Bader, R (1,8) OBP: 0.280, SLG: 0.222	G6-3				G6-3		33 BB 1B		33 BB 2B	4	1	2	1	0	0		1										
33 Drew Robinson, L (1,5) OBP: 0.309, SLG: 0.392		22 S HR			K		22 S			4	1	3	4	0	1		0										
22 Nolan Gorman, L (1,10) OBP: 0.200, SLG: 0.444	K				K		1B		K	3	0	0	0	1	3		3										
Inning Stats	R: 1 E: 0 K: 1 S: 7	H: 2 LOB: 1 BB: 0 P: 7	R: 3 E: 0 K: 1 S: 9	H: 3 LOB: 0 BB: 0 P: 12	R: 1 E: 0 K: 1 S: 6	H: 1 LOB: 0 BB: 0 P: 8	R: 0 E: 0 K: 2 S: 7	H: 0 LOB: 0 BB: 0 P: 7	R: 0 E: 0 K: 0 S: 3	H: 0 LOB: 2 BB: 2 P: 18	R: 4 E: 0 K: 1 S: 10	H: 5 LOB: 2 BB: 0 P: 10	R: 0 E: 0 K: 1 S: 6	H: 1 LOB: 1 BB: 0 P: 6	1B: 5 2B: 6 3B: 0 HR: 3		SF: 1 SAC: 0 DP: 0 HBP: 1	WP: 0 PB: 0 SB: 3 CS: 0	PA: 41								
PITCHER	IP	WLS	BF	H	R	ER	SO	BB	IBB	HBP	BLK	WP	HR	S	P	ERA	WHIP	PITCHER									
63 Domingo Germán, R (1,1) ERA: 4.11	3.2	L	17	6	5	5	4	0	0	0	0	0	0	3	3	0.00	0.000										
55 Rex Brothers, L (4,1)	0.1		1	0	0	0	1	0	0	0	0	0	0	3	3	0.00	0.000										
71 Stephen Tarpley, L (5,1) ERA:	1.0		3	0	0	0	0	0	0	0	0	0	0	3	3	0.00	0.000										
81 James Reeves, L (6,1) ERA: 6.0	0.1		6	2	2	2	0	2	0	1	0	0	0	3	12	54.00	12.000										
91 Cale Coshow, R (6,1) ERA: 10.13	1.0		8	5	4	4	2	0	0	0	0	0	0	12	12	36.00	5.000										
82 Phillip Diehl, L (7,1) ERA: 4.5	1.2		6	1	0	0	2	0	0	0	0	0	0	10	10	0.00	0.600										

Batter	1	2	3	4	5	6	7	8	9	AB	R	H	RBI	BB	SO	LOB	TOP			
82 Tommy Edman, S (1,4) OBP: 0.375, SLG: 0.543										5	0	2	0	0	1	2	St. Louis Cardinals @ Washington Nationals TEAM Ballpark of the Palm Beaches, West Palm Beach, FL Thu Mar 21 2019, 6:38 PM - 9:39 PM EDT Att. 4,178 - Partly Cloudy - 75 F	AB 33 R 1 H 8 RBI 1 BB 5 SO 8 LOB 24		
34 Yairo Muñoz, R (1,6) OBP: 0.304, SLG: 0.333										4	0	1	0	1	1	3				
38 José Martínez, R (1,10) OBP: 0.289, SLG: 0.317										3	0	0	0	1	2	4				
41 Tyler O'Neill, R (1,8) OBP: 0.274, SLG: 0.481										4	0	0	0	0	1	4				
32 Matt Wieters, S (1,2) OBP: 0.222, SLG: 0.167										2	0	0	0	1	0	2				
84 Andrew Knizner, R (6, PR) OBP: 0.296, SLG: 0.462										1	1	1	0	0	0	0				
79 Max Schrock, L (1,5) OBP: 0.259, SLG: 0.277										2	0	0	0	1	1	0				
39 Elehuris Montero, R (8, PH) (8,5)										1	0	0	0	0	0	1				
91 Dylan Carlson, S (1,7) OBP: 0.319, SLG: 0.357										3	0	2	1	1	0	0				
16 Evan Mendoza, R (1,3) OBP: 0.294, SLG: 0.412										3	0	1	0	0	0	3				
76 Jose Martinez, S (9, PH) (9, PH)										1	0	0	0	0	1	1				
44 Scott Hurst, L (1,9) OBP: 0.353, SLG: 0.750										3	0	1	0	0	1	3				
30 Johan Mieses, R (9, PH) (9, PH)										1	0	0	0	0	0	1				
Inning Stats	R: 0 E: 0 K: 1 S: 7	H: 1 LOB: 2 BB: 1 P: 11	R: 0 E: 0 K: 0 S: 3	H: 0 LOB: 0 BB: 1 P: 7	R: 0 E: 0 K: 1 S: 7	H: 2 LOB: 2 BB: 0 P: 7	R: 0 E: 0 K: 1 S: 5	H: 0 LOB: 0 BB: 0 P: 5	R: 0 E: 0 K: 3 S: 10	H: 1 LOB: 2 BB: 1 P: 14	R: 0 E: 0 K: 1 S: 5	H: 0 LOB: 0 BB: 0 P: 5	R: 0 E: 0 K: 0 S: 3	H: 1 LOB: 0 BB: 0 P: 3	R: 0 E: 1 K: 1 S: 7	H: 2 LOB: 2 BB: 0 P: 8	1B: 6 2B: 2 3B: 0 HR: 0	SF: 0 SAC: 0 DP: 1 HBP: 0	WP: 0 PB: 0 SB: 0 CS: 1	PA: 38
PITCHER	IP WLS BF H R ER SO BB IBB HBP BLK WP HR S P ERA WHIP	5.0 W 21 4 0 0 6 3 0 0 0 0 0 32 44 0.00 1.400	1.0 H 6 1 1 1 0 2 0 0 0 0 0 0 4 12 9.00 3.000	1.0 H 3 0 0 0 1 0 0 0 0 0 0 0 5 5 0.00 0.000	1.0 3 1 0 0 0 0 0 0 0 0 0 0 3 3 0.00 1.000	1.0 5 2 0 0 1 0 0 0 0 0 0 0 7 8 0.00 2.000														

Batter	1	2	3	4	5	6	7	8	9	AB	R	H	RBI	BB	SO	LOB	BOTTOM			
2 Adam Eaton, L (1,9) OBP: 0.465, SLG: 0.677										3	1	1	0	0	1	0	St. Louis Cardinals @ Washington Nationals TEAM Ballpark of the Palm Beaches, West Palm Beach, FL Thu Mar 21 2019, 6:38 PM - 9:39 PM EDT Att. 4,178 - Partly Cloudy - 75 F	AB 29 R 7 H 6 RBI 7 BB 7 SO 8 LOB 13		
1 Wilmer Difo, S (8,4) OBP: 0.295, SLG: 0.372										3	1	0	0	1	1	1				
7 Trea Turner, R (1,6) OBP: 0.311, SLG: 0.400										2	0	0	1	2	1	1				
71 Jake Noll, R (8,3) OBP: 0.417, SLG: 0.571										4	0	2	2	0	0	1				
22 Juan Soto, L (1,7) OBP: 0.493, SLG: 0.700										3	1	1	1	1	0	2				
84 Yadiel Hernandez, L (7, PR) (8,9)										0	0	0	0	0	0	0				
6 Anthony Rendon, R (1,5) OBP: 0.289, SLG: 0.541										4	0	2	2	0	0	1				
5 Adrián Sánchez, R (7, PR) OBP: 0.293, SLG: 0.250										0	0	0	0	0	0	0				
11 Ryan Zimmerman, R (1,3) OBP: 0.286, SLG: 0.500										2	1	0	0	1	1	0				
94 Alec Keller, L (7, PR) OBP: 0.500, SLG: 0.600										0	0	0	1	0	0	0				
10 Yan Gomes, R (1,10) OBP: 0.455, SLG: 0.839										2	1	0	0	1	1	0				
27 Spencer Kieboom, R (7, PH) OBP: 0.414, SLG: 0.696										0	0	0	1	0	0	0				
9 Brian Dozier, R (1,4) OBP: 0.310, SLG: 0.472										3	1	1	2	1	1	3				
8 Carter Kieboom, R (8,6) OBP: 0.378, SLG: 0.632										0	0	0	0	0	0	0				
28 Kurt Suzuki, R (1,2) OBP: 0.333, SLG: 0.467										4	0	1	0	0	0	4				
29 Pedro Severino, R (8,2) OBP: 0.500, SLG: 0.619										0	0	0	0	0	0	0				
16 Victor Robles, R (1,8) OBP: 0.444, SLG: 0.488										2	1	0	0	1	1	1				
17 Andrew Stevenson, L (8,8) OBP: 0.260, SLG: 0.262										1	0	0	0	0	0	0				
Inning Stats	R: 0 E: 0 K: 0 S: 4	H: 1 LOB: 1 BB: 0 P: 4	R: 1 E: 0 K: 2 S: 9	H: 2 LOB: 0 BB: 0 P: 11	R: 0 E: 1 K: 2 S: 8	H: 1 LOB: 2 BB: 1 P: 12	R: 2 E: 0 K: 0 S: 5	H: 1 LOB: 0 BB: 1 P: 11	R: 0 E: 0 K: 1 S: 5	H: 0 LOB: 0 BB: 0 P: 5	R: 0 E: 0 K: 0 S: 3	H: 0 LOB: 1 BB: 1 P: 7	R: 4 E: 0 K: 1 S: 6	H: 1 LOB: 3 BB: 4 P: 23	R: 0 E: 0 K: 2 S: 7	H: 0 LOB: 0 BB: 0 P: 7	1B: 3 2B: 1 3B: 0 HR: 2	SF: 1 SAC: 0 DP: 0 HBP: 1	WP: 0 PB: 0 SB: 0 CS: 0	PA: 38
PITCHER	IP WLS BF H R ER SO BB IBB HBP BLK WP HR S P ERA WHIP	2.0 L 9 2 2 2 2 2 0 0 0 0 0 1 12 22 10.80 2.400	1.0 3 0 0 0 1 0 0 0 0 0 0 5 5 0.00 0.000	1.1 5 0 0 0 0 1 0 0 0 0 0 4 8 0.00 0.750	0.0 4 0 4 4 0 3 0 1 0 0 0 0 13 ∞ ∞															

Batter	1	2	3	4	5	6	7	8	9	AB	R	H	RBI	BB	SO	LOB	TOP			
33 Drew Robinson, L OBP: 0.295, SLG: 0.357	E9 41 2B	G6-3				K	K		K	5	1	0	0	0	3	0	St. Louis Cardinals @ Washington Nationals TEAM Ballpark of the Palm Beaches, West Palm Beach, FL Sat Mar 23 2019, 1:08 PM - 3:54 PM EDT Att: 6,195 - Sunny - 77 F	TOP		
25 Dexter Fowler, S OBP: 0.240, SLG: 0.354	K		K			K	G6-3		K	4	0	0	0	0	3	1				
91 Dylan Carlson, S OBP: 0.360, SLG: 0.372	K								K	0	0	0	0	0	0	0				
46 Paul Goldschmidt, R OBP: 0.379, SLG: 0.500	K		G6-3			F8	K2-3		K	2	0	0	0	0	1	1				
16 Evan Mendoza, R OBP: 0.273, SLG: 0.333	K								K	2	0	0	0	1	1	0				
41 Tyler O'Neill, R OBP: 0.324, SLG: 0.550	2B		1B						K	5	1	4	1	0	1	2				
32 Matt Wieters, S OBP: 0.233, SLG: 0.185	K								K	3	0	1	0	0	1	2				
47 Francisco Peña, R OBP: 0.263, SLG: 0.316	K		F9						F8	1	0	0	0	0	0	2				
34 Yairo Muñoz, R OBP: 0.308, SLG: 0.340		G4-3							F8	4	0	1	0	0	0	1				
82 Tommy Edman, S OBP: 0.300, SLG: 0.523		F7							F8	3	0	0	0	1	2	3				
79 Max Schrock, L OBP: 0.304, SLG: 0.320									F8	3	1	2	1	1	0	0				
39 Miles Mikolas, R ERA: 3.38										1	1	1	2	0	0	0				
43 Dakota Hudson, R ERA: 1.25										0	0	0	0	0	0	0				
44 Scott Hurst, L ERA: 1.25										0	0	0	0	0	0	0				
43 Dakota Hudson, R ERA: 1.25										0	0	0	0	0	0	0				
22 Nolan Gorman, L OBP: 0.149, SLG: 0.063										0	0	0	0	0	0	0				
43 Dakota Hudson, R ERA: 1.25										0	0	0	0	0	0	0				
76 Jose Martinez, S ERA: 6.0										0	0	0	0	0	0	0				
43 Dakota Hudson, R ERA: 1.25										0	0	0	0	0	0	0				
Inning Stats	R: 1 E: 1 K: 3 S: 11	H: 1 LOB: 1 BB: 0 P: 12	R: 2 E: 0 K: 0 S: 5	H: 2 LOB: 0 BB: 0 P: 6	R: 0 E: 0 K: 1 S: 6	H: 1 LOB: 1 BB: 0 P: 6	R: 0 E: 0 K: 1 S: 5	H: 0 LOB: 0 BB: 0 P: 5	R: 0 E: 0 K: 3 S: 9	H: 0 LOB: 0 BB: 0 P: 9	R: 0 E: 0 K: 2 S: 7	H: 0 LOB: 0 BB: 0 P: 7	R: 0 E: 0 K: 0 S: 4	H: 1 LOB: 3 BB: 2 P: 12	R: 0 E: 0 K: 2 S: 7	H: 0 LOB: 2 BB: 1 P: 13	1B: 6 2B: 2 3B: 0 HR: 1	SF: 0 SAC: 1 DP: 0 HBP: 1	WP: 0 PB: 0 SB: 2 CS: 0	PA: 41
PITCHER	IP WLS BF H R ER SO BB IBB HBP BLK WP HR S P ERA WHIP																			
37 Stephen Strasburg, R ERA: 3.38	5.2 26 8 4 3 9 0 0 0 0 0 1 44 46 4.76 1.412																			
53 Austen Williams, R ERA: 2.08	1.1 4 0 0 0 3 0 0 0 0 0 0 4 10 10 0.00 0.000																			
44 Trevor Rosenthal, R ERA: 2.08	1.0 6 1 0 0 0 2 0 0 0 0 0 4 12 0.00 3.000																			
60 Justin Miller, R ERA: 6.0	1.0 5 0 0 0 2 1 0 1 0 0 0 7 13 0.00 1.000																			

Batter	1	2	3	4	5	6	7	8	9	AB	R	H	RBI	BB	SO	LOB	BOTTOM					
7 Trea Turner, R OBP: 0.340, SLG: 0.381	BB									1	0	0	0	1	0	1	St. Louis Cardinals @ Washington Nationals TEAM Ballpark of the Palm Beaches, West Palm Beach, FL Sat Mar 23 2019, 1:08 PM - 3:54 PM EDT Att: 6,195 - Sunny - 77 F	BOTTOM				
5 Adrián Sánchez, R OBP: 0.260, SLG: 0.227	BB	G6-3		G4-6-3			L9		F8	3	0	0	0	0	2							
22 Juan Soto, L OBP: 0.483, SLG: 0.698	K									2	0	1	0	0	1							
8 Carter Kieboom, R OBP: 0.375, SLG: 0.600	K		2B							1	0	0	0	1	0							
6 Anthony Rendon, R OBP: 0.273, SLG: 0.571	F7		HR							2	1	1	1	0	0							
84 Yadiel Hernández, L OBP: 0.375, SLG: 0.600	F7		HR							2	0	0	0	0	0							
15 Matt Adams, L OBP: 0.298, SLG: 0.636	G4-1		HR							3	1	1	1	0	1							
85 Armond Upshaw, S OBP: 0.500, SLG: 0.500	G4-1		HR							1	0	0	0	0	1							
28 Kurt Suzuki, R OBP: 0.333, SLG: 0.485	G5-3		2B							3	0	1	0	0	0							
Spencer Kieboom, R OBP: 0.433, SLG: 0.708	G5-3		2B							1	0	1	0	0	0							
17 Andrew Stevenson, L OBP: 0.256, SLG: 0.269	F7		L8				G1-3		BB	3	0	0	0	1	0							
71 Jake Noll, R OBP: 0.396, SLG: 0.532			K				P2		L7	4	1	1	0	0	1							
1 Wilmer Difo, S OBP: 0.306, SLG: 0.362		BB								3	1	0	0	1	1							
16 Victor Robles, R OBP: 0.475, SLG: 0.574		BB								2	0	2	2	0	0							
90 Zach Collier, L OBP: 0.667, SLG: 0.500										2	0	1	0	0	0							
Inning Stats	R: 0 E: 0 K: 1 S: 5	H: 0 LOB: 1 BB: 1 P: 9	R: 2 E: 0 K: 0 S: 5	H: 2 LOB: 1 BB: 1 P: 9	R: 2 E: 0 K: 1 S: 12	H: 4 LOB: 1 BB: 0 P: 16	R: 0 E: 0 K: 1 S: 5	H: 1 LOB: 0 BB: 0 P: 5	R: 0 E: 0 K: 1 S: 4	H: 0 LOB: 0 BB: 0 P: 8	R: 0 E: 0 K: 0 S: 3	H: 0 LOB: 0 BB: 0 P: 3	R: 0 E: 0 K: 0 S: 4	H: 1 LOB: 1 BB: 0 P: 4	R: 0 E: 0 K: 1 S: 6	H: 0 LOB: 2 BB: 1 P: 10	R: 0 E: 0 K: 0 S: 3	H: 0 LOB: 0 BB: 0 P: 3	1B: 4 2B: 3 3B: 0 HR: 2	SF: 0 SAC: 0 DP: 2 HBP: 0	WP: 1 PB: 0 SB: 1 CS: 0	PA: 37
PITCHER	IP WLS BF H R ER SO BB IBB HBP BLK WP HR S P ERA WHIP																					
39 Miles Mikolas, R ERA: 6.23	3.0 16 6 4 4 2 2 0 0 0 0 0 25 33 0.00 0.833																					
43 Dakota Hudson, R ERA: 1.25	6.0 21 3 0 0 3 2 0 0 0 0 0 25 33 0.00 0.833																					
43 Dakota Hudson, R ERA: 1.25	6.0 21 3 0 0 3 2 0 0 0 0 0 25 33 0.00 0.833																					
43 Dakota Hudson, R ERA: 1.25	6.0 21 3 0 0 3 2 0 0 0 0 0 25 33 0.00 0.833																					

Batter	1	2	3	4	5	6	7	8	9	AB	R	H	RBI	BB	SO	LOB	TOP					
10 JT Riddle, L (1,6) OBP: 0.212, SLG: 0.260	F9		K			G6-3		G4-3		3	0	0	0	0	1	1	Miami Marlins @ St. Louis Cardinals Roger Dean Chevrolet Stadium, Jupiter, FL Sun Mar 24 2019, 1:11 PM - 3:26 PM EDT Att: 6,656 - Partly Cloudy - 78 F					
55 Jon Berti, R (6,6) OBP: 0.333, SLG: 0.393										1	0	0	0	0	0	1						
14 Martín Prado, R (1,3) OBP: 0.297, SLG: 0.389	F7					F8				3	0	1	0	0	0	0						
2 Yadiel Rivera, R (6, PR) OBP: 0.324, SLG: 0.303						15 S 1B				1	0	1	1	0	0	0						
15 Brian Anderson, R (1,5) OBP: 0.456, SLG: 0.625	F9					G6-3				3	0	0	0	0	0	1						
12 Dixon Machado, R (6,5) OBP: 0.222, SLG: 0.324						G6-3				1	0	0	0	0	0	1						
26 Garrett Cooper, R (1,9) OBP: 0.438, SLG: 0.488		K				G5-3				3	0	0	0	0	1	0						
79 Isaac Galloway, R (7,9) OBP: 0.392, SLG: 0.613										0	0	0	0	0	0	0						
38 Jorge Alfaro, R (1,10) OBP: 0.300, SLG: 0.300	G6-3					K				3	0	0	0	0	2	0						
22 Joe Dunand, R (9, PH) (9,10)										1	0	0	0	0	0	1						
9 Lewis Brinson, R (1,8) OBP: 0.394, SLG: 0.593	G5-3					K				3	0	1	0	0	1	0						
65 Gabriel Guerrero, R (7, PR) OBP: 0.323, SLG: 0.429										1	0	0	0	0	0	1						
81 Harold Ramírez, R (1,7) OBP: 0.351, SLG: 0.441			K							3	0	1	0	0	1	1						
17 Chad Wallach, R (1,2) OBP: 0.276, SLG: 0.308						G6-3				2	0	0	0	0	0	1						
45 Jack Murphy, S (7,2) OBP: 1.000, SLG: 1.000										1	1	1	0	0	0	0						
5 Rosell Herrera, S (1,4) OBP: 0.275, SLG: 0.283										3	0	1	0	0	0	1						
7 Deven Marrero, R (8,4) OBP: 0.167, SLG: 0.257										0	0	0	0	0	0	0						
Inning Stats	R: 0 E: 0 K: 0 S: 3	H: 0 LOB: 0 BB: 0 P: 4	R: 0 E: 0 K: 1 S: 5	H: 0 LOB: 0 BB: 0 P: 5	R: 0 E: 0 K: 2 S: 8	H: 1 LOB: 1 BB: 0 P: 8	R: 0 E: 0 K: 0 S: 3	H: 0 LOB: 0 BB: 0 P: 3	R: 0 E: 0 K: 2 S: 8	H: 1 LOB: 1 BB: 0 P: 8	R: 0 E: 0 K: 0 S: 4	H: 1 LOB: 2 BB: 0 P: 5	R: 0 E: 0 K: 1 S: 6	H: 1 LOB: 1 BB: 0 P: 6	R: 1 E: 0 K: 0 S: 5	H: 2 LOB: 1 BB: 0 P: 5	R: 0 E: 0 K: 0 S: 3	H: 0 LOB: 1 BB: 0 P: 3	1B: 4 2B: 1 3B: 1 HR: 0	SF: 0 SAC: 1 DP: 0 HBP: 0	WP: 0 PB: 0 SB: 1 CS: 0	PA: 33
PITCHER	IP	WLS	BF	H	R	ER	SO	BB	IBB	HBP	BLK	WP	HR	S	P	ERA	WHIP					
22 Jack Flaherty, R (1,1) ERA: 2.12	4.0		13	1	0	0	3	0	0	0	0	0	0	19	20	0.00	0.250					
61 Kodi Whitley, R (5,1) ERA:	1.0	H	4	1	0	0	2	0	0	0	0	0	0	8	8	0.00	1.000					
30 Tyler Webb, L (6,1) ERA: 2.77	2.0	H	8	2	0	0	1	0	0	0	0	0	0	10	11	0.00	1.000					
36 Jesus Cruz, R (8,1) ERA: 4.5	0.2	B	4	2	1	1	0	0	0	0	0	0	0	4	4	13.50	3.000					
70 Chris Beck, R (8,1) ERA: 1.59	1.1	W	4	0	0	0	0	0	0	0	0	0	0	4	4	0.00	0.000					

Batter	1	2	3	4	5	6	7	8	9	AB	R	H	RBI	BB	SO	LOB	BOTTOM					
13 Matt Carpenter, L (1,5) OBP: 0.294, SLG: 0.483	K		K			K				1	0	0	0	0	1	0	Miami Marlins @ St. Louis Cardinals Roger Dean Chevrolet Stadium, Jupiter, FL Sun Mar 24 2019, 1:11 PM - 3:26 PM EDT Att: 6,656 - Partly Cloudy - 78 F					
33 Drew Robinson, L (2,5) OBP: 0.281, SLG: 0.339										3	0	0	0	0	2	0						
46 Paul Goldschmidt, R (1,3) OBP: 0.379, SLG: 0.650	HR									2	1	1	1	0	0	0						
16 Evan Mendoza, R (4,3) OBP: 0.292, SLG: 0.348			F7			F9				2	0	1	1	0	0	0						
12 Paul DeJong, R (1,6) OBP: 0.281, SLG: 0.412	P3					F7				2	0	0	0	0	0	0						
76 Jose Martinez, S (5,9)										0	0	0	0	0	0	0						
23 Marcell Ozuna, R (1,7) OBP: 0.340, SLG: 0.462	K					G6-3				2	0	0	0	0	1	0						
84 Andrew Knizner, R (5,2) OBP: 0.310, SLG: 0.590										1	0	0	0	0	0	0						
4 Yadier Molina, R (1,2) OBP: 0.294, SLG: 0.313	E3									2	0	1	0	0	0	0						
34 Yairo Muñoz, R (4, PR) OBP: 0.302, SLG: 0.333										1	0	0	0	0	0	0						
25 Dexter Fowler, S (1,9) OBP: 0.231, SLG: 0.340	L8									2	0	0	0	0	1	2						
91 Dylan Carlson, S (5,7) OBP: 0.353, SLG: 0.364										1	0	0	0	0	0	0						
16 Kolten Wong, L (1,4) OBP: 0.318, SLG: 0.395	K									2	0	0	0	0	2	1						
41 Tyler O'Neill, R (6,8) OBP: 0.319, SLG: 0.541										1	0	0	0	0	1	0						
48 Harrison Bader, R (1,8) OBP: 0.293, SLG: 0.250	K									2	0	0	0	0	1	1						
82 Tommy Edman, S (6,4) OBP: 0.392, SLG: 0.511	K					P4				1	0	0	0	0	0	0						
22 Jack Flaherty, R (1,1) ERA: 2.12										1	0	0	0	0	0	0						
61 Kodi Whitley, R (5,1) ERA:										0	0	0	0	0	0	0						
30 Tyler Webb, L (6,1) ERA: 2.77										0	0	0	0	0	0	0						
36 Jesus Cruz, R (8,1) ERA: 4.5										0	0	0	0	0	0	0						
70 Chris Beck, R (8,1) ERA: 1.59										0	0	0	0	0	0	0						
Inning Stats	R: 1 E: 0 K: 2 S: 8	H: 1 LOB: 0 BB: 0 P: 9	R: 0 E: 1 K: 2 S: 8	H: 0 LOB: 1 BB: 0 P: 8	R: 0 E: 0 K: 1 S: 5	H: 0 LOB: 0 BB: 0 P: 5	R: 0 E: 0 K: 1 S: 6	H: 1 LOB: 1 BB: 0 P: 6	R: 0 E: 0 K: 1 S: 5	H: 0 LOB: 0 BB: 0 P: 5	R: 0 E: 0 K: 0 S: 3	H: 0 LOB: 0 BB: 0 P: 3	R: 0 E: 0 K: 1 S: 5	H: 0 LOB: 0 BB: 0 P: 5	R: 1 E: 0 K: 0 S: 2	H: 1 LOB: 1 BB: 0 P: 2	1B: 1 2B: 1 3B: 0 HR: 1	SF: 0 SAC: 0 DP: 0 HBP: 0	WP: 0 PB: 0 SB: 0 CS: 0	PA: 29		
PITCHER	IP	WLS	BF	H	R	ER	SO	BB	IBB	HBP	BLK	WP	HR	S	P	ERA	WHIP					
36 Zac Gallen, R (1,1) ERA: 3.0	5.0		18	2	1	1	7	0	0	0	0	0	0	1	32	33	1.80	0.400				
39 Tyler Kinley, R (6,1) ERA: 2.35	1.0		3	0	0	0	1	0	0	0	0	0	0	5	5	0.00	0.000					
33 Mike Kickham, L (7,1) ERA: 1.29	1.0		3	0	0	0	0	0	0	0	0	0	0	3	3	0.00	0.000					
67 R.J. Alvarez, R (8,1) ERA: 7.5	1.0		3	0	0	0	1	0	0	0	0	0	0	5	5	0.00	0.000					
45 Tommy Evelt, R (9,1) ERA:	0.1	L	2	1	1	0	0	0	0	0	0	0	0	2	2	0.00	3.000					

AB	32
R	1
H	6
RBI	1
BB	0
SO	6
LOB	9



AB	28
R	2
H	3
RBI	2
BB	0
SO	9
LOB	4



Batter	1	2	3	4	5	6	7	8	9	AB	R	H	RBI	BB	SO	LOB	TOP																			
34 Yairo Muñoz, R (1.5) (7.6)	K2-3		F9		K		G6-3		F9	5	0	0	0	0	2	2	St. Louis Cardinals @ Memphis Redbirds AutoZone Park, Memphis, TN Mon Mar 25 2019, 8:07 PM - 10:59 PM EDT Att: 10,442 - Cloudy - 57 F																			
46 Paul Goldschmidt, R 91 Dylan Carlson, S OBP: 0.667, SLG: 1.000	F9		F8		1B		2B		FC6-4	2	0	0	0	0	0	1																				
12 Paul DeJong, R 33 Drew Robinson, L (3, PR) (3, 6) (7.5)	F8		23 HR BB		K		G3-1			1	0	0	0	1	0	0																				
23 Marcell Ozuna, R 32 Matt Wieters, S OBP: 0.500, SLG: 2.000		G6-3	48 BB 41 1B BB						F7	2	1	1	3	0	0	0																				
4 Yadier Molina, R 16 Evan Mendoza, R (3, 3)	G6-3		F9						G5-3	2	0	0	0	0	0	1																				
25 Dexter Fowler, S 76 Jose Martinez, S (1, 9) (4, 9)	16 BB BB				K				G5-3	1	0	0	0	1	0	0																				
16 Kolten Wong, L 41 Tyler O'Neill, R OBP: 1.000, SLG: 1.500					G3					1	0	0	0	1	0	0																				
48 Harrison Bader, R 82 Tommy Edman, S (1, 8) (4, 4)									82 SH1-3 84 1B 2B	2	0	0	0	0	1	2																				
84 Andrew Knizner, R OBP: 0.500, SLG: 0.333			12 BB 23 HR BB						91 FC6-4 1B	3	1	1	1	1	0	0																				
Inning Stats	R: 0 E: 0 K: 1 S: 5	H: 0 LOB: 0 BB: 0 P: 5	R: 3 E: 0 K: 0 S: 4	H: 1 LOB: 1 BB: 2 P: 12	R: 0 E: 0 K: 0 S: 3	H: 0 LOB: 0 BB: 0 P: 3	R: 0 E: 0 K: 2 S: 8	H: 1 LOB: 1 BB: 0 P: 8	R: 2 E: 0 K: 2 S: 7	H: 1 LOB: 1 BB: 2 P: 17	R: 0 E: 0 K: 0 S: 4	H: 1 LOB: 0 BB: 0 P: 4	R: 0 E: 0 K: 0 S: 3	H: 0 LOB: 0 BB: 0 P: 3	R: 1 E: 0 K: 0 S: 5	H: 2 LOB: 1 BB: 0 P: 5		1B: 3 2B: 2 3B: 0 HR: 1	SF: 0 SAC: 1 DP: 0 HBP: 0	WP: 1 PB: 0 SB: 0 CS: 2	PA: 38															
PITCHER	IP	WLS	BF	H	R	ER	SO	BB	IBB	HBP	BLK	WP	HR	S	P	ERA	WHIP	PITCHER		IP	WLS	BF	H	R	ER	SO	BB	IBB	HBP	BLK	WP	HR	S	P	ERA	WHIP
Adam Wainwright, R ERA: 6.75	0.0	L	0	0	0	0	0	0	0	0	0	0	0	0	0	∞	∞	Tommy Layne, L ERA: 9.0		0.0		0	0	0	0	0	0	0	0	0	0	0	0	0	∞	∞
65 Giovanny Gallegos, R ERA: 18.0	1.0		4	1	0	2	0	0	0	0	0	0	0	8	8	0.00	1.000			0.0		0	0	0	0	0	0	0	0	0	0	0	0	0	0	0
53 John Gant, R ERA: 18.0	0.0		0	0	0	0	0	0	0	0	0	0	0	0	0	∞	∞			0.0		0	0	0	0	0	0	0	0	0	0	0	0	0	0	0
55 Dominic Leone, R ERA:	0.0		0	0	0	0	0	0	0	0	0	0	0	0	0	∞	∞			0.0		0	0	0	0	0	0	0	0	0	0	0	0	0	0	0
60 John Brebbia, R ERA:	0.0		0	0	0	0	0	0	0	0	0	0	0	0	0	∞	∞			0.0		0	0	0	0	0	0	0	0	0	0	0	0	0	0	0

AB 28
R 6
H 6
RBI 5
BB 5
SO 5
LOB 10



Batter	1	2	3	4	5	6	7	8	9	AB	R	H	RBI	BB	SO	LOB	BOTTOM																				
19 Ramón Uriás, R (1, 4)	G5-3	G5-3			G4-3		FC 48 WP		K	5	0	0	0	0	1	5	St. Louis Cardinals @ Memphis Redbirds AutoZone Park, Memphis, TN Mon Mar 25 2019, 8:07 PM - 10:59 PM EDT Att: 10,442 - Cloudy - 57 F																				
3 Max Schrock, L 48 Alberto Triunfel, R (1, 5) (7, 5)	E5		P6				F7		K	3	0	0	0	0	0	0																					
John Nogowski, R (1, 3)	K		K						K	3	0	0	0	1	3	1																					
32 Adolis García, R OBP: 0.333, SLG: 0.667 46 Johan Mieses, R OBP: 1.000, SLG: 2.000			P3							3	0	1	1	0	1	1																					
8 Lane Thomas, R 68 Scott Hurst, L (1, 8) (8, PH) (9, 8)	G6-3				K					3	0	1	0	0	0	0																					
12 Edmundo Sosa, R (1, 6)		G5-3			G6-3					2	1	0	0	0	1	1																					
5 Joe Hudson, R 35 Brian O'Keefe, R OBP: 1.000, SLG: 1.000					K					3	0	1	1	0	1	1																					
Blake Drake, R (1, 7)										2	1	0	0	0	1	1																					
39 Elehuris Montero, R OBP: 0.750, SLG: 0.500										4	0	0	0	0	2	2																					
Inning Stats	R: 1 E: 1 K: 1 S: 7	H: 1 LOB: 1 BB: 0 P: 7	R: 0 E: 1 K: 1 S: 7	H: 1 LOB: 2 BB: 0 P: 7	R: 0 E: 0 K: 1 S: 5	H: 0 LOB: 0 BB: 0 P: 5	R: 0 E: 0 K: 2 S: 7	H: 0 LOB: 0 BB: 0 P: 7	R: 0 E: 0 K: 1 S: 5	H: 0 LOB: 0 BB: 0 P: 5	R: 2 E: 1 K: 2 S: 8	H: 0 LOB: 2 BB: 2 P: 19	R: 0 E: 0 K: 3 S: 10	H: 1 LOB: 1 BB: 0 P: 10	R: 0 E: 0 K: 1 S: 5	H: 1 LOB: 1 BB: 1 P: 9		1B: 2 2B: 2 3B: 0 HR: 0	SF: 0 SAC: 0 DP: 1 HBP: 1	WP: 1 PB: 0 SB: 0 CS: 1	PA: 38																
PITCHER	IP	WLS	BF	H	R	ER	SO	BB	IBB	HBP	BLK	WP	HR	S	P	ERA	WHIP	PITCHER		IP	WLS	BF	H	R	ER	SO	BB	IBB	HBP	BLK	WP	HR	S	P	ERA	WHIP	
52 Michael Wacha, R ERA:	4.0	W	16	2	1	0	5	0	0	0	0	0	0	5	5	0.00	0.500	21 Andrew Miller, L ERA:		8.1		4	1	0	0	0	0	0	0	0	0	0	0	0	0	0.00	1.000
59 Mike Mayers, R ERA:	1.0	H	3	0	0	0	1	0	0	0	0	0	0	5	5	0.00	0.000	49 Jordan Hicks, R ERA:		9.1	S	4	1	0	0	1	1	0	0	0	0	5	9	0.00	2.000		
29 Alex Reyes, R ERA:	1.1		6	0	2	0	2	2	0	1	0	0	0	8	18	0.00	1.500																				
93 Connor Jones, R ERA:	0.1	H	3	0	0	0	0	1	0	0	0	0	0	2	6	0.00	3.000																				
74 Ryan Meisinger, R ERA:	0.1	H	1	0	0	0	1	0	0	0	0	1	0	3	4	0.00	0.000																				

AB 32
R 1
H 4
RBI 1
BB 4
SO 13
LOB 16



Batter	1	2	3	4	5	6	7	8	9	AB	R	H	RBI	BB	SO	LOB	TOP								
13 Matt Carpenter, L OBP: 0.300, SLG: 0.222 49 Jordan Hicks, R										5	2	2	1	1	1	2									
46 Paul Goldschmidt, R OBP: 0.600, SLG: 1.625										5	3	4	5	1	0	2									
12 Paul DeJong, R OBP: 0.300, SLG: 0.222										5	0	2	1	0	1	3									
23 Marcell Ozuna, R OBP: 0.200, SLG: 0.300										6	1	1	0	0	2	6									
4 Yadier Molina, R OBP: 0.333, SLG: 0.286										3	1	1	1	2	0	2									
25 Dexter Fowler, S OBP: 0.444, SLG: 0.167										3	0	1	0	2	2	4									
16 Kolten Wong, L OBP: 0.500, SLG: 1.286										4	1	1	0	1	1	6									
48 Harrison Bader, R OBP: 0.250, SLG: 0.625										5	0	0	0	0	2	7									
22 Jack Flaherty, R 53 John Gant, R 38 José Martínez, R 29 Alex Reyes, R 21 Andrew Miller, L 41 Tyler O'Neill, R 34 Yairo Muñoz, R										2	1	1	0	0	0	0									
Inning Stats	R: 3 E: 0 K: 2 S: 21	H: 2 LOB: 2 BB: 2 P: 39	R: 0 E: 0 K: 0 S: 12	H: 1 LOB: 1 BB: 0 P: 17	R: 0 E: 0 K: 1 S: 13	H: 1 LOB: 2 BB: 1 P: 18	R: 1 E: 0 K: 2 S: 17	H: 3 LOB: 3 BB: 1 P: 27	R: 0 E: 0 K: 0 S: 6	H: 0 LOB: 1 BB: 1 P: 11	R: 1 E: 0 K: 1 S: 13	H: 2 LOB: 1 BB: 0 P: 20	R: 3 E: 0 K: 1 S: 16	H: 3 LOB: 0 BB: 0 P: 24	R: 1 E: 0 K: 0 S: 10	H: 1 LOB: 1 BB: 1 P: 17	R: 0 E: 0 K: 3 S: 13	H: 1 LOB: 2 BB: 1 P: 17	1B: 8 2B: 3 3B: 0 HR: 3	SF: 0 SAC: 1 DP: 0 HBP: 1	WP: 1 PB: 0 CS: 0	PA: 49			
PITCHER	IP WLS BF H R ER SO BB IBB HBP BLK WP HR S P ERA WHIP	IP WLS BF H R ER SO BB IBB HBP BLK WP HR S P ERA WHIP	IP WLS BF H R ER SO BB IBB HBP BLK WP HR S P ERA WHIP	IP WLS BF H R ER SO BB IBB HBP BLK WP HR S P ERA WHIP	IP WLS BF H R ER SO BB IBB HBP BLK WP HR S P ERA WHIP	IP WLS BF H R ER SO BB IBB HBP BLK WP HR S P ERA WHIP	IP WLS BF H R ER SO BB IBB HBP BLK WP HR S P ERA WHIP	IP WLS BF H R ER SO BB IBB HBP BLK WP HR S P ERA WHIP	IP WLS BF H R ER SO BB IBB HBP BLK WP HR S P ERA WHIP	IP WLS BF H R ER SO BB IBB HBP BLK WP HR S P ERA WHIP	IP WLS BF H R ER SO BB IBB HBP BLK WP HR S P ERA WHIP	IP WLS BF H R ER SO BB IBB HBP BLK WP HR S P ERA WHIP	IP WLS BF H R ER SO BB IBB HBP BLK WP HR S P ERA WHIP	IP WLS BF H R ER SO BB IBB HBP BLK WP HR S P ERA WHIP	IP WLS BF H R ER SO BB IBB HBP BLK WP HR S P ERA WHIP	IP WLS BF H R ER SO BB IBB HBP BLK WP HR S P ERA WHIP	IP WLS BF H R ER SO BB IBB HBP BLK WP HR S P ERA WHIP	IP WLS BF H R ER SO BB IBB HBP BLK WP HR S P ERA WHIP	IP WLS BF H R ER SO BB IBB HBP BLK WP HR S P ERA WHIP	IP WLS BF H R ER SO BB IBB HBP BLK WP HR S P ERA WHIP	IP WLS BF H R ER SO BB IBB HBP BLK WP HR S P ERA WHIP	IP WLS BF H R ER SO BB IBB HBP BLK WP HR S P ERA WHIP	IP WLS BF H R ER SO BB IBB HBP BLK WP HR S P ERA WHIP	IP WLS BF H R ER SO BB IBB HBP BLK WP HR S P ERA WHIP	
51 Freddy Peralta, R ERA: 12.0	57 Chase Anderson, R ERA: 4.5	43 Matt Albers, R ERA:	58 Alex Claudio, L ERA:	54 Taylor Williams, R ERA: 9.0	50 Jacob Barnes, R ERA: 27.0	57 Chase Anderson, R ERA: 4.5	43 Matt Albers, R ERA:	58 Alex Claudio, L ERA:	54 Taylor Williams, R ERA: 9.0	50 Jacob Barnes, R ERA: 27.0	57 Chase Anderson, R ERA: 4.5	43 Matt Albers, R ERA:	58 Alex Claudio, L ERA:	54 Taylor Williams, R ERA: 9.0	50 Jacob Barnes, R ERA: 27.0	57 Chase Anderson, R ERA: 4.5	43 Matt Albers, R ERA:	58 Alex Claudio, L ERA:	54 Taylor Williams, R ERA: 9.0	50 Jacob Barnes, R ERA: 27.0	57 Chase Anderson, R ERA: 4.5	43 Matt Albers, R ERA:	58 Alex Claudio, L ERA:	54 Taylor Williams, R ERA: 9.0	50 Jacob Barnes, R ERA: 27.0
Batter	1	2	3	4	5	6	7	8	9	AB	R	H	RBI	BB	SO	LOB	BOTTOM								
6 Lorenzo Cain, R OBP: 0.375, SLG: 0.375 57 Chase Anderson, R										4	1	2	0	0	0	0									
22 Christian Yelich, L OBP: 0.750, SLG: 1.800										3	2	2	1	1	0	0									
8 Ryan Braun, R OBP: 0.375, SLG: 0.750										4	1	2	3	0	1	1									
21 Travis Shaw, L										3	0	0	0	2	2										
24 Jesús Aguilar, R OBP: 0.125, SLG: 0.125										4	1	1	0	0	0	1									
11 Mike Moustakas, L OBP: 0.429, SLG: 1.000										3	0	1	0	1	1	0									
10 Yasmani Grandal, S										3	0	0	1	0	2	1									
3 Orlando Arcia, R										4	0	0	0	0	1	1									
51 Freddy Peralta, R 43 Matt Albers, L 7 Eric Thames, L 58 Alex Claudio, L 54 Taylor Williams, S 50 Jacob Barnes, R 16 Ben Gamel, L										1	0	0	0	0	0	0									
Inning Stats	R: 0 E: 0 K: 0 S: 11	H: 1 LOB: 1 BB: 0 P: 19	R: 0 E: 0 K: 1 S: 8	H: 0 LOB: 0 BB: 0 P: 13	R: 3 E: 0 K: 2 S: 15	H: 2 LOB: 1 BB: 1 P: 27	R: 1 E: 0 K: 1 S: 12	H: 2 LOB: 1 BB: 0 P: 19	R: 0 E: 0 K: 2 S: 15	H: 2 LOB: 1 BB: 0 P: 24	R: 0 E: 0 K: 0 S: 3	H: 0 LOB: 0 BB: 1 P: 9	R: 0 E: 0 K: 0 S: 7	H: 0 LOB: 0 BB: 0 P: 12	R: 1 E: 0 K: 0 S: 14	H: 1 LOB: 0 BB: 0 P: 19	R: 0 E: 0 K: 2 S: 7	H: 0 LOB: 0 BB: 0 P: 9	1B: 5 2B: 1 3B: 0 HR: 2	SF: 1 SAC: 0 DP: 2 HBP: 1	WP: 1 PB: 0 CS: 1	PA: 35			
PITCHER	IP WLS BF H R ER SO BB IBB HBP BLK WP HR S P ERA WHIP	IP WLS BF H R ER SO BB IBB HBP BLK WP HR S P ERA WHIP	IP WLS BF H R ER SO BB IBB HBP BLK WP HR S P ERA WHIP	IP WLS BF H R ER SO BB IBB HBP BLK WP HR S P ERA WHIP	IP WLS BF H R ER SO BB IBB HBP BLK WP HR S P ERA WHIP	IP WLS BF H R ER SO BB IBB HBP BLK WP HR S P ERA WHIP	IP WLS BF H R ER SO BB IBB HBP BLK WP HR S P ERA WHIP	IP WLS BF H R ER SO BB IBB HBP BLK WP HR S P ERA WHIP	IP WLS BF H R ER SO BB IBB HBP BLK WP HR S P ERA WHIP	IP WLS BF H R ER SO BB IBB HBP BLK WP HR S P ERA WHIP	IP WLS BF H R ER SO BB IBB HBP BLK WP HR S P ERA WHIP	IP WLS BF H R ER SO BB IBB HBP BLK WP HR S P ERA WHIP	IP WLS BF H R ER SO BB IBB HBP BLK WP HR S P ERA WHIP	IP WLS BF H R ER SO BB IBB HBP BLK WP HR S P ERA WHIP	IP WLS BF H R ER SO BB IBB HBP BLK WP HR S P ERA WHIP	IP WLS BF H R ER SO BB IBB HBP BLK WP HR S P ERA WHIP	IP WLS BF H R ER SO BB IBB HBP BLK WP HR S P ERA WHIP	IP WLS BF H R ER SO BB IBB HBP BLK WP HR S P ERA WHIP	IP WLS BF H R ER SO BB IBB HBP BLK WP HR S P ERA WHIP	IP WLS BF H R ER SO BB IBB HBP BLK WP HR S P ERA WHIP	IP WLS BF H R ER SO BB IBB HBP BLK WP HR S P ERA WHIP	IP WLS BF H R ER SO BB IBB HBP BLK WP HR S P ERA WHIP	IP WLS BF H R ER SO BB IBB HBP BLK WP HR S P ERA WHIP	IP WLS BF H R ER SO BB IBB HBP BLK WP HR S P ERA WHIP	
22 Jack Flaherty, R ERA: 8.31	53 John Gant, R ERA:	29 Alex Reyes, R ERA:	21 Andrew Miller, L ERA: 9.0	49 Jordan Hicks, R ERA:	22 Jack Flaherty, R ERA: 8.31	53 John Gant, R ERA:	29 Alex Reyes, R ERA:	21 Andrew Miller, L ERA: 9.0	49 Jordan Hicks, R ERA:	22 Jack Flaherty, R ERA: 8.31	53 John Gant, R ERA:	29 Alex Reyes, R ERA:	21 Andrew Miller, L ERA: 9.0	49 Jordan Hicks, R ERA:	22 Jack Flaherty, R ERA: 8.31	53 John Gant, R ERA:	29 Alex Reyes, R ERA:	21 Andrew Miller, L ERA: 9.0	49 Jordan Hicks, R ERA:	22 Jack Flaherty, R ERA: 8.31	53 John Gant, R ERA:	29 Alex Reyes, R ERA:	21 Andrew Miller, L ERA: 9.0	49 Jordan Hicks, R ERA:	

St. Louis Cardinals @ Milwaukee Brewers
Miller Park, Milwaukee, WI
Fri Mar 29 2019, 7:11 PM - 10:52 PM CDT
Att: 30,157 - Roof Closed - 64 F

AB 40
R 9
H 14
RBI 8
BB 7
SO 10
LOB 33

WP: 1
PB: 0
CS: 0

St. Louis Cardinals @ Milwaukee Brewers
Miller Park, Milwaukee, WI
Fri Mar 29 2019, 7:11 PM - 10:52 PM CDT
Att: 30,157 - Roof Closed - 64 F

AB 31
R 5
H 8
RBI 5
SO 8
LOB 7

WP: 1
PB: 0
CS: 1

St. Louis Cardinals @ Milwaukee Brewers
Miller Park, Milwaukee, WI
Fri Mar 29 2019, 7:11 PM - 10:52 PM CDT
Att: 30,157 - Roof Closed - 64 F

AB 31
R 5
H 8
RBI 5
SO 8
LOB 7

WP: 1
PB: 0
CS: 1

Batter	1	2	3	4	5	6	7	8	9	10	11	AB	R	H	RBI	BB	SO	LOB	TOP					
13 Matt Carpenter, L OBP: 0.292, SLG: 0.381 53 John Gant, R	(1, 5) C SL 80 B CU 80 F FF 92 S SL 84 X SL 85		(1, 2) C CH 88 D CH 88 F FF 93 X CH 87		(1, 2) F FF 92 C SL 87 D CH 87 F FF 93 X SL 86		(1, 2) C SL 91 B FF 96 D CH 89 F FF 93 X SL 88 D SL 88 F FF 96 X SL 89	(1, 2) C SL 91 B FF 96 D CH 89 F FF 93 X SL 88 D SL 88 F FF 96 X SL 89	(1, 3) B FF 98 F FF 97 S SL 87		(1, 3) S SL 81 B FC 83 F FF 92 S SL 81 S FC 83	(1, 3) S SL 81 B FC 83 F FF 92 S SL 81 S FC 83	5	0	0	0	1	4	3					
46 Paul Goldschmidt, R OBP: 0.417, SLG: 0.600	(1, 3) B FF 90 B FF 93 B SL 87 B SL 87 B SL 93		(1, 3) S SL 87 D CH 87 F FF 94 D CH 88 S SL 86		(1, 3) C FF 93 C SI 94 B FF 94 D CH 87 F FF 94 D CH 88 S SL 86		(1, 2) F FF 98 B FF 92 D CH 87 F FF 92 D CH 87 D CH 87 D CH 87	(1, 2) F FF 98 B FF 92 D CH 87 F FF 92 D CH 87 D CH 87 D CH 87	(2, 2) B FF 97 C CU 80 S CH 87 B CH 88 X CH 87		(1, 0) B FC 83 X CH 84	(1, 0) B FC 83 X CH 84	4	0	0	1	2	2	2					
12 Paul DeJong, R OBP: 0.292, SLG: 0.409	(1, 6) S SL 85 F FF 92 S FF 94		(1, 1) S SL 86 H FF 93		(1, 2) S SL 85 H FF 93		(1, 2) B FF 94 S SL 80 S SL 80 S SL 95	(1, 2) B FF 94 S SL 80 S SL 80 S SL 95	(2, 2) F FF 98 F FF 97 F FF 98 F FF 98 F FF 98 F FF 98 F FF 98		(0, 0) X CH 84	(0, 0) X CH 84	5	2	1	0	0	2	5					
23 Marcell Ozuna, R 21 Andrew Miller, L 59 Mike Mayers, R 38 José Martínez, R 22 Josh Bell, L 49 Richard Rodríguez, L 32 Matt Wieters, S	(1, 7) B FF 93 B FF 92 C SL 86 X SL 86		(2, 3) C SL 85 D CH 87 B FF 94 D CH 87 F FF 94 D CH 87		(1, 3) C SL 84 B FF 94 D CH 87 F FF 94 D CH 87	(1, 3) C SL 84 B FF 94 D CH 87 F FF 94 D CH 87	(1, 3) C SL 84 B FF 94 D CH 87 F FF 94 D CH 87	(1, 3) C SL 84 B FF 94 D CH 87 F FF 94 D CH 87	(2, 2) B CH 87 F FF 97 F FF 97 F FF 97 F FF 97 F FF 97 F FF 97		(1, 1) B CH 87 F FF 97 F FF 97 F FF 97 F FF 97 F FF 97 F FF 97	(1, 1) B CH 87 F FF 97 F FF 97 F FF 97 F FF 97 F FF 97 F FF 97	4	0	0	0	0	3	6					
4 Yadier Molina, R OBP: 0.174, SLG: 0.100	(1, 2) C FF 91 B SI 92 C SL 82 X CH 85		(1, 2) C FF 91 B SI 92 C SL 82 X CH 85		(1, 1) D SL 84 B CH 85 X SL 92		(1, 0) B FF 94 S SL 79	(1, 0) B FF 94 S SL 79	(2, 3) F FF 91 B FF 96 D CH 87 F FF 92 S CU 82		(0, 2) C CU 81 S CH 87 X SL 88	(0, 2) C CU 81 S CH 87 X SL 88	5	0	0	0	1	1	4					
25 Dexter Fowler, S OBP: 0.412, SLG: 0.167 55 Dominic Leone, R	(1, 9) B FF 92 C SL 87 X CH 86		(1, 1) B FF 92 C SL 87 X CH 86		(3, 1) B CH 85 B SI 92 C SL 91 X SL 91		(1, 1) H SL 80	(1, 1) H SL 80	(0, 2) C SL 89 X SL 91		(1, 2) D CH 88 F FF 97 F FF 97 F FF 97 F FF 97 F FF 97	(1, 2) D CH 88 F FF 97 F FF 97 F FF 97 F FF 97 F FF 97	2	1	1	0	0	0	0					
34 Yairo Muñoz, R OBP: 0.500, SLG: 0.333	(7, 7) B SL 84 B CH 86 B SL 86 B SL 86		(0, 0) X SL 86		(2, 2) S SL 85 B SL 88		(2, 3) F FF 91 B FF 96 D CH 87 F FF 92 S CU 82	(2, 3) F FF 91 B FF 96 D CH 87 F FF 92 S CU 82	(1, 1) H SL 80		(1, 2) D CH 88 F FF 97 F FF 97 F FF 97 F FF 97 F FF 97	(1, 2) D CH 88 F FF 97 F FF 97 F FF 97 F FF 97 F FF 97	2	1	1	0	0	0	0					
16 Kolten Wong, L OBP: 0.550, SLG: 1.056	(1, 4) B SL 84 B CH 86 B SL 86 B SL 86		(4, 2) B SL 84 B CH 86 B SL 86 B SL 86		(2, 2) S SL 85 B SL 88		(2, 1) C FF 91 B FF 96 D CH 87 F FF 92 S CU 82	(2, 1) C FF 91 B FF 96 D CH 87 F FF 92 S CU 82	(0, 3) L FF 96 I SAFE I SAFE I SAFE I SAFE I SAFE		(1, 3) C SL 82 F FC 83 S SL 83	(1, 3) C SL 82 F FC 83 S SL 83	4	1	1	2	1	2	2					
48 Harrison Bader, R OBP: 0.294, SLG: 0.438	(1, 8) B FF 92 C SL 84 F FF 92 C SL 87		(1, 3) B FF 92 C SL 84 F FF 92 C SL 87		(2, 2) S SL 85 B SL 88		(1, 2) C FF 91 B FF 96 D CH 87 F FF 92 S CU 82	(1, 2) C FF 91 B FF 96 D CH 87 F FF 92 S CU 82	(0, 3) L FF 96 I SAFE I SAFE I SAFE I SAFE I SAFE		(4, 1) B CH 86 B FF 94 B CH 86 B SI 93	(4, 1) B CH 86 B FF 94 B CH 86 B SI 93	4	1	2	0	1	2	2					
50 Adam Wainwright, R (1, 1) 33 Drew Robinson, L (5, PH) 60 John Brebbia, L (5, 1) 41 Tyler O'Neill, R (7, PH) OBP: 0.222, SLG: 0.444 (7, 9)			(4, 2) B FF 91 B FF 91 B FF 91 B FF 91 B FF 91		(1, 3) C FF 91 B FF 96 D CH 87 F FF 92 S CU 82		(1, 2) SAFE FF 92 FF 92 FF 92 FF 92 FF 92 FF 92	(1, 2) SAFE FF 92 FF 92 FF 92 FF 92 FF 92 FF 92	(2, 1) S SL 88 B SL 89 B SL 89 B SL 89 B SL 89 B SL 89 B SL 89		(1, 1) B FF 93 S SL 82 I SAFE I SAFE I SAFE I SAFE I SAFE	(1, 1) B FF 93 S SL 82 I SAFE I SAFE I SAFE I SAFE I SAFE	0	0	0	0	1	0	0					
Inning Stats	R: 0 E: 0 K: 2 S: 12	H: 0 LOB: 1 BB: 1 P: 21	R: 0 E: 0 K: 1 S: 10	H: 0 LOB: 1 BB: 1 P: 17	R: 0 E: 0 K: 2 S: 15	H: 0 LOB: 2 BB: 1 P: 24	R: 0 E: 0 K: 0 S: 7	H: 1 LOB: 0 BB: 0 P: 13	R: 0 E: 0 K: 3 S: 16	H: 1 LOB: 1 BB: 0 P: 24	R: 3 E: 1 K: 2 S: 27	H: 2 LOB: 3 BB: 2 P: 45	R: 1 E: 0 K: 3 S: 14	H: 2 LOB: 1 BB: 0 P: 18	R: 1 E: 1 K: 0 S: 20	H: 1 LOB: 1 BB: 0 P: 27	R: 0 E: 0 K: 1 S: 7	H: 0 LOB: 0 BB: 1 P: 13	R: 1 E: 0 K: 1 S: 9	H: 1 LOB: 2 BB: 2 P: 24	1B: 5 2B: 2 3B: 0 HR: 1	SF: 0 SAC: 0 DP: 1 HBP: 3	WP: 2 PB: 1 SB: 0 CS: 1	PA: 52
PITCHER	IP 20	WLS 3	BF 19	H 4	R 4	ER 4	SO 3	BB 3	IBB 1	HBP 0	BLK 0	WP 0	HR 0	S 37	P 72	ERA 9.00	WHIP 1.750							
24 Chris Archer, R ERA: 9.0 30 Kyle Crick, R ERA: 9.0 48 Richard Rodríguez, R ERA: 37.0 47 Francisco Liriano, L ERA: 37.0 35 Keone Kela, R ERA: 37.0	(1, 1) IP: 5.0 WLS: 3 BF: 19 H: 4 R: 4 ER: 4 SO: 3 BB: 3 IBB: 1 HBP: 0 BLK: 0 WP: 0 HR: 0 S: 37 P: 72 ERA: 9.00 WHIP: 1.750	(6, 1) IP: 1.0 WLS: 0 BF: 3 H: 0 R: 0 ER: 0 SO: 2 BB: 0 IBB: 0 HBP: 0 BLK: 0 WP: 0 HR: 7 S: 12 P: 0.00 ERA: 0.000	(7, 1) IP: 0.0 WLS: 4 BF: 2 H: 2 R: 3 ER: 2 SO: 0 BB: 1 IBB: 0 HBP: 1 BLK: 0 WP: 1 HR: 12 S: 17 P: 0.00 ERA: 0.000	(7, 1) IP: 0.0 WLS: 1 BF: 0 H: 0 R: 0 ER: 0 SO: 0 BB: 1 IBB: 0 HBP: 0 BLK: 0 WP: 0 HR: 2 S: 6 P: 0.00 ERA: 0.000	(7, 1) IP: 1.0 WLS: 4 BF: 4 H: 0 R: 0 ER: 0 SO: 2 BB: 1 IBB: 0 HBP: 0 BLK: 0 WP: 0 HR: 13 S: 22 P: 0.00 ERA: 1.000	PITCHER	IP 0.2	WLS 0	BF 4	H 2	R 1	ER 1	SO 2	BB 0	IBB 0	HBP 0	BLK 0	WP 0	HR 0	S 11	P 14	ERA 13.50	WHIP 3.000	
57 Nick Burdi, R ERA: 5.4 73 Felipe Vázquez, L ERA: 5.4 43 Steven Brault, L ERA: 5.4 49 Nick Kingham, R ERA: 11.1	(8, 1) IP: 0.2 WLS: 0 BF: 4 H: 2 R: 1 ER: 1 SO: 2 BB: 0 IBB: 0 HBP: 0 BLK: 0 WP: 0 HR: 0 S: 11 P: 14 ERA: 13.50 WHIP: 3.000	(8, 1) IP: 1.1 WLS: 6 BF: 1 H: 1 R: 0 ER: 0 SO: 1 BB: 0 IBB: 0 HBP: 0 BLK: 0 WP: 1 HR: 23 S: 31 P: 0.00 ERA: 0.750	(10, 1) IP: 1.2 WLS: 8 BF: 1 H: 1 R: 1 ER: 2 SO: 2 BB: 0 IBB: 0 HBP: 0 BLK: 0 WP: 0 HR: 15 S: 32 P: 5.40 ERA: 1.800	(11, 1) IP: 0.1 WLS: 1 BF: 0 H: 0 R: 0 ER: 0 SO: 0 BB: 1 IBB: 0 HBP: 0 BLK: 0 WP: 0 HR: 1 S: 5 P: 0.00 ERA: 3.000	PITCHER	IP 0.2	WLS 0	BF 4	H 2	R 1	ER 1	SO 2	BB 0	IBB 0	HBP 0	BLK 0	WP 0	HR 0	S 11	P 14	ERA 13.50	WHIP 3.000		

St. Louis Cardinals @ Pittsburgh Pirates
PNC Park, Pittsburgh, PA
Mon Apr 01 2019, 1:11 PM - 5:59 PM EDT
Att: 37,336 - Party Cloudy - 37 F

livebaseballscores.com

AB 40
R 6
H 8
RBI 5
BB 8
SO 17
LOB 28



Batter	1	2	3	4	5	6	7	8	9	10	11	AB	R	H	RBI	BB	SO	LOB	BOTTOM					
26 Adam Frazier, L OBP: 0.375, SLG: 0.231	(1, 4) B SI 87 B CH 85 C SL 86 B FC 84		(2, 1) B CU 71 F FC 92 X CU 72		(2, 0) B CU 75 F FC 94 X FC 84		(1, 3) 2 SAFE B FC 96 F FC 92 S FF 92	(1, 3) 2 SAFE B FC 96 F FC 92 S FF 92	(1, 1) 1 SAFE B FC 90 X SL 81			(4, 1) C SI 95 B SI 94 B CH 84 B SI 95	(4, 1) C SI 95 B SI 94 B CH 84 B SI 95	4	1	1	0	2	1	1				
6 Starling Marte, R OBP: 0.364, SLG: 0.333	(1, 8) B CU 72 D SI 88 C FC 86 1 SAFE S CU 75 B CU 77 D SI 91		(1, 0) B CU 70 X SI 88		(0, 0) X FF 94		(0, 2) F FF 91 B FF 92 X SL 91	(0, 2) F FF 91 B FF 92 X SL 91	(3, 3) S SL 83 B SL 84 F FF 92 X SL 91			(2, 2) B SI 94 1 SAFE F FC 87 B FF 95 X SI 94	(2, 2) B SI 94 1 SAFE F FC 87 B FF 95 X SI 94	5	2	1	0	1	1	4				
12 Corey Dickerson, L OBP: 0.333, SLG: 0.500	(1, 7) B CU 74 F FC 83 B FF 88 X CU 75		(3, 2) 1 SAFE S FC 91 1 SAFE B FF 96 X CU 74		(0, 2) C SL 84 X SL 84		(4, 2) B SL 82 B SI 83 D SL 83 B SL 83 F FF 93	(4, 2) B SL 82 B SI 83 D SL 83 B SL 83 F FF 93	(3, 3) S SL 83 B SL 84 F FF 92 X SL 91			(1, 1) B SI 98 B SI 101 S SI 101	(1, 1) B SI 98 B SI 101 S SI 101	4	0	1	0	1	1	2				
56 Josh Bell, S OBP: 0.350, SLG: 0.229 73 Felipe Vázquez, L ERA: 5.4 53 Melky Cabrera, S 27 Kevin Newman, R 43 Steven Brault, L 49 Nick Kingham, R	(1, 3) B FC 83 B FC 85 C CU 74 X SI 86		(2, 1) B FC 82 D CU 75 B SI 87 C CU 72 X FC 84		(3, 2) B FF 94 B FF 95 F FF 95 X FC 94		(3, 0) B FF 93 B SL 84 H SL 83	(3, 0) B FF 93 B SL 84 H SL 83	(2, 1) B SL 88 B SL 89 B SL 89 B SL 89 B SL 89 B SL 89 B SL 89			(4, 2) F SI 100 B SI 98 B SI 98 B SI 98 B SI 98 B SI 98 B SI 98	(4, 2) F SI 100 B SI 98 B SI 98 B SI 98 B SI 98 B SI 98 B SI 98	2	0	0	0	0	0	1				
29 Francisco Cervelli, R OBP: 0.357, SLG: 0.182	(1, 2) B SI 88 B CU 75 B CU 74 C SI 89		(3, 1) 1 FC 76 B SI 87 B CU 76 C CU 76		(3, 3) 1 FC 76 B SI 87 B CU 76 C CU 76		(3, 2) B SL 84 B SL 83 B FF 92 X FF 92	(3, 2) B SL 84 B SL 83 B FF 92 X FF 92	(1, 1) B SI 98 X SI 101			(0, 1) F SI 99 X SI 101	(0, 1) F SI 99 X SI 101	4	1	0	0	1	2	5				
19 Colin Moran, L OBP: 0.857, SLG: 1.750	(1, 5) X SI 90		(0, 0)																					
15 Pablo Reyes, R 57 Nick Burdi, R 16 Jung Ho Kang, R OBP: 0.364, SLG: 0.333	(1, 9) C CU 76 B SI 86 C CU 76 X CU 77		(2, 2) C FC 81 B SI 86 X SI 89		(1, 1) C FC 81 B SI 86 X SI 89		(1, 3) S SL 81 B FF 94 S FF 94	(1, 3) S SL 81 B FF 94 S FF 94	(0, 1) C CH 89 X SL 84			(0, 3) F SL 84 C SI 85 B SI 99	(0, 3) F SL 84 C SI 85 B SI 99	3	0	0	0	0	1	4				
2 Erik González, R OBP: 0.214, SLG: 0.154	(1, 6) B SI 88 F FC 81 C FC 78		(1, 3) B SI 88 F FC 81 C FC 78		(0, 0) X SI 88		(0, 0) X SL 81	(0, 0) X SL 81	(1, 1) B SL 83 X FF 92			(3, 2) C SL 88 B SI 96 B SI 100 B SI 100 B SI 100 B SI 100 B SI 100	(3, 2) C SL 88 B SI 96 B SI 100 B SI 100 B SI 100 B SI 100 B SI 100	5	0	1	0	0	1	1				
24 Chris Archer, R 30 Kyle Crick, L 48 Richard Rodríguez, R 47 Francisco Liriano, L 17 JB Shuck, L 35 Keone Kela, R	(1, 1) F SI 88 C SL 82 C SI 89		(1, 3) F SI 88 C SL 82 C SI 89		(1, 2) B CU 70 C CU 70 X CU 75		(0, 2) C SI 93 F FC 86 F FC 81 F FC 81 F FC 81 F FC 81 F FC 81	(0, 2) C SI 93 F FC 86 F FC 81 F FC 81 F FC 81 F FC 81 F FC 81	(2, 1) B CU 76 C SL 82 H FF 92			(0, 1) C CH 82 X CH 82	(0, 1) C CH 82 X CH 82	1	0	0	0	0	1	0				
Inning Stats	R: 3 E: 0 K: 0 S: 14	H: 1 LOB: 1 BB: 3 P: 33	R: 0 E: 0 K: 2 S: 8	H: 0 LOB: 0 BB: 0 P: 12	R: 1 E: 0 K: 1 S: 10	H: 2 LOB: 2 BB: 1 P: 19	R: 0 E: 0 K: 0 S: 5	H: 1 LOB: 0 BB: 0 P: 8	R: 0 E: 0 K: 0 S: 8	H: 0 LOB: 1 BB: 0 P: 16	R: 0 E: 1 K: 1 S: 17	H: 0 LOB: 3 BB: 1 P: 28	R: 1 E: 0 K: 1 S: 12	H: 2 LOB: 2 BB: 0 P: 20	R: 0 E: 0 K: 1 S: 8	H: 0 LOB: 1 BB: 1 P: 15	R: 0 E: 0 K: 1 S: 11	H: 0 LOB: 0 BB: 0 P: 17	R: 0 E: 0 K: 0 S: 6	H: 0 LOB: 0 BB: 1 P: 12	1B: 3 2B: 3 3B: 0 HR: 1	SF: 1 SAC: 1 DP: 3 HBP: 2	WP: 0 PB: 0 SB: 0 CS: 0	PA: 47
PITCHER	IP 4.0	WLS 7	BF 19	H 4	R 4	ER 4	SO 3	BB 3	IBB 1	HBP 0	BLK 0	WP 0	HR 0	S 37	P 72	ERA 9.00	WHIP 1.750							
50 Adam Wainwright, R (1, 1) 60 John Brebbia, R (5, 1) 55 Dominic Leone, R (7, 1) 21 Andrew Miller, L (7, 1) 59 Mike Mayers, R (7, 1)	(1, 1) IP: 4.0 WLS: 7 BF: 19 H: 4 R: 4 ER: 4 SO: 3 BB: 3 IBB: 1 HBP: 0 BLK: 0 WP: 0 HR: 0 S: 37 P: 72 ERA: 9.00 WHIP: 1.750	(5, 1) IP: 2.0 WLS: 7 BF: 4 H: 0 R: 0 ER																						

Batter	1	2	3	4	5	6	7	8	9	AB	R	H	RBI	BB	SO	LOB	TOP					
3 Ian Kinsler, R OBP: 0.241, SLG: 0.333	G6-3		L7		F9			K		5	0	1	0	0	1	0	San Diego Padres @ St. Louis Cardinals Busch Stadium, St. Louis, MO Fri Apr 05 2019, 3:19 PM - 6:12 PM CDT Att. 46,615 - Overcast - 57 F					
30 Eric Hosmer, L OBP: 0.333, SLG: 0.333	G4-1		FC5-4 1B		G3-1		F7	K		5	0	1	0	0	1	1						
13 Manny Machado, R OBP: 0.370, SLG: 0.370			FC5-4 1B		BB			G5-3		2	1	1	0	3	0	0						
32 Franmil Reyes, R OBP: 0.174, SLG: 0.158			FC5-4							3	1	1	0	1	1	3						
7 Manuel Margot, R OBP: 0.233, SLG: 0.333	K		FC5-4							1	0	0	0	0	1	0						
4 Wil Myers, R OBP: 0.367, SLG: 0.571	P6		K							5	0	0	0	0	3	6						
33 Franchy Cordero, L OBP: 0.444, SLG: 0.429										3	1	2	1	1	0	0						
23 Fernando Tatis Jr., R OBP: 0.290, SLG: 0.463										4	1	2	2	0	1	2						
27 Francisco Mejia, S OBP: 0.308, SLG: 0.333										3	0	0	0	1	1	4						
25 Nick Margevicius, L 10 Hunter Renfroe, R 66 Robert Stock, L 5 Greg Garcia, L 34 Craig Stammen, R 58 Trey Wingenter, R 39 Kirby Yates, L	P3									2	0	0	0	0	1	3						
Inning Stats	R: 0 H: 0 E: 0 K: 1 S: 12	H: 0 LOB: 1 BB: 1 P: 17	R: 0 H: 2 E: 0 K: 1 S: 10	H: 2 LOB: 2 BB: 0 P: 13	R: 0 H: 2 E: 0 K: 1 S: 14	H: 2 LOB: 2 BB: 0 P: 24	R: 0 H: 1 E: 0 K: 2 S: 9	H: 1 LOB: 1 BB: 0 P: 18	R: 0 H: 1 E: 0 K: 1 S: 12	H: 2 LOB: 2 BB: 1 P: 26	R: 2 H: 2 E: 0 K: 0 S: 12	H: 2 LOB: 1 BB: 3 P: 20	R: 3 H: 1 E: 0 K: 0 S: 11	H: 1 LOB: 1 BB: 3 P: 26	R: 0 H: 0 E: 0 K: 2 S: 9	H: 0 LOB: 0 BB: 0 P: 15	R: 0 H: 0 E: 0 K: 2 S: 11	H: 0 LOB: 0 BB: 0 P: 15	1B: 6 2B: 1 3B: 0 HR: 2	SF: 1 SAC: 0 DP: 0 HBP: 0	WP: 2 PB: 0 CS: 0	PA: 42
PITCHER	IP WLS BF H R ER SO BB IBB HBP BLK WP HR S P ERA WHIP	5.0 0 23 6 0 0 6 2 0 0 0 1 0 57 98 0.00 1.600	6.1 1 6 2 2 2 0 1 0 0 0 0 1 12 20 18.00 3.000	7.1 1 7 1 3 3 0 3 0 0 0 1 1 11 26 27.00 4.000	8.1 2 6 0 0 0 4 0 0 0 0 0 0 20 26 0.00 0.000	PITCHER										IP WLS BF H R ER SO BB IBB HBP BLK WP HR S P ERA WHIP						

AB	35
R	5
H	9
RBI	5
BB	6
SO	10
LOB	20



Batter	1	2	3	4	5	6	7	8	9	AB	R	H	RBI	BB	SO	LOB	BOTTOM					
13 Matt Carpenter, L OBP: 0.273, SLG: 0.400	G4-3		L9					K		4	1	1	0	0	1	0	San Diego Padres @ St. Louis Cardinals Busch Stadium, St. Louis, MO Fri Apr 05 2019, 3:19 PM - 6:12 PM CDT Att. 46,615 - Overcast - 57 F					
46 Paul Goldschmidt, R OBP: 0.394, SLG: 0.615										3	1	1	1	1	1	1						
12 Paul DeJong, R OBP: 0.303, SLG: 0.567										3	1	1	1	1	1	1						
23 Marcell Ozuna, R OBP: 0.269, SLG: 0.280										4	0	1	1	0	0	1						
4 Yadier Molina, R OBP: 0.161, SLG: 0.107										4	0	0	0	0	0	2						
25 Dexter Fowler, S OBP: 0.304, SLG: 0.111										3	0	0	0	0	1	0						
60 John Brebbia, L										0	0	0	0	0	0	0						
38 José Martínez, R OBP: 0.071, SLG: 0.143										1	0	0	0	0	1	0						
48 Harrison Bader, R OBP: 0.292, SLG: 0.500										3	0	0	0	0	1	0						
16 Kolten Wong, L OBP: 0.481, SLG: 0.917										3	0	0	0	0	0	0						
22 Jack Flaherty, R OBP: 0.333, SLG: 0.333										1	0	0	0	0	0	0						
55 Dominic Leone, R										0	0	0	0	0	0	0						
3 Jedd Yorko, R										1	0	0	0	0	0	0						
29 Alex Reyes, R										0	0	0	0	0	0	0						
41 Tyler O'Neill, R OBP: 0.250, SLG: 0.417										1	0	0	0	0	1	0						
Inning Stats	R: 0 H: 0 E: 0 K: 1 S: 8	H: 0 LOB: 1 BB: 1 P: 16	R: 0 H: 0 E: 0 K: 0 S: 5	H: 0 LOB: 0 BB: 0 P: 7	R: 0 H: 0 E: 0 K: 0 S: 6	H: 0 LOB: 0 BB: 0 P: 11	R: 1 H: 1 E: 0 K: 0 S: 9	H: 1 LOB: 0 BB: 0 P: 12	R: 0 H: 0 E: 0 K: 2 S: 8	H: 0 LOB: 0 BB: 0 P: 12	R: 1 H: 2 E: 0 K: 1 S: 13	H: 2 LOB: 2 BB: 1 P: 27	R: 0 H: 0 E: 0 K: 2 S: 8	H: 0 LOB: 0 BB: 0 P: 12	R: 1 H: 1 E: 0 K: 2 S: 14	H: 1 LOB: 0 BB: 0 P: 21	R: 0 H: 0 E: 0 K: 1 S: 6	H: 0 LOB: 0 BB: 0 P: 7	1B: 1 2B: 1 3B: 0 HR: 2	SF: 0 SAC: 0 DP: 0 HBP: 0	WP: 0 PB: 0 CS: 0	PA: 33
PITCHER	IP WLS BF H R ER SO BB IBB HBP BLK WP HR S P ERA WHIP	5.0 0 17 1 1 1 1 1 0 0 0 0 0 13 27 9.00 3.000	6.1 1 6 2 1 1 1 1 0 0 0 0 0 8 12 0.00 0.000	7.1 1 7 1 1 1 2 2 0 0 0 0 1 14 21 9.00 1.000	8.1 1 8 0 0 0 1 0 0 0 0 0 6 7 0.00 0.000	PITCHER										IP WLS BF H R ER SO BB IBB HBP BLK WP HR S P ERA WHIP						

AB	31
R	3
H	4
RBI	3
BB	2
SO	7
LOB	5



Batter	1	2	3	4	5	6	7	8	9	AB	R	H	RBI	BB	SO	LOB	TOP								
3 Ian Kinsler, R OBP: 0.265, SLG: 0.300										3	1	0	0	2	0	2	San Diego Padres @ St. Louis Cardinals Busch Stadium, St. Louis, MO Sat Apr 06 2019, 1:15 PM - 4:52 PM CDT Att: 44,492 - Sunny - 67 F								
30 Eric Hosmer, L OBP: 0.342, SLG: 0.412										4	2	1	1	1	0	3									
13 Manny Machado, R OBP: 0.241, SLG: 0.484										4	1	2	2	1	2	0									
10 Hunter Renfroe, R OBP: 0.229, SLG: 0.347										3	0	2	1	2	0	0									
33 Franchy Cordero, L OBP: 0.450, SLG: 0.400										1	0	0	0	1	1	2									
7 Manuel Margot, R OBP: 0.273, SLG: 0.333										3	0	1	0	0	0	2									
4 Wil Myers, R OBP: 0.343, SLG: 0.515										5	0	1	0	0	1	6									
23 Fernando Tatis Jr., R OBP: 0.333, SLG: 0.550										3	1	1	0	2	1	3									
18 Austin Hedges, R OBP: 0.381, SLG: 0.444										5	1	1	2	0	2	3									
59 Chris Paddack, R 66 Robert Stock, L 32 Franmil Reyes, R 49 Matt Wisler, R 27 Francisco Mejia, S 34 Craig Stammen, R 5 Greg Garcia, L 39 Kirby Yates, L										2	0	0	0	0	1	1									
Inning Stats	R: 1 E: 0 K: 0 S: 13	H: 2 LOB: 2 BB: 2 P: 23	R: 0 E: 0 K: 2 S: 12	H: 0 LOB: 2 BB: 2 P: 21	R: 0 E: 0 K: 2 S: 11	H: 0 LOB: 0 BB: 2 P: 22	R: 0 E: 0 K: 1 S: 7	H: 0 LOB: 0 BB: 0 P: 11	R: 0 E: 0 K: 2 S: 15	H: 1 LOB: 2 BB: 1 P: 20	R: 0 E: 0 K: 1 S: 11	H: 0 LOB: 1 BB: 1 P: 20	R: 1 E: 0 K: 1 S: 15	H: 2 LOB: 0 BB: 0 P: 22	R: 4 E: 0 K: 0 S: 15	H: 3 LOB: 1 BB: 2 P: 29	R: 0 E: 0 K: 0 S: 10	H: 1 LOB: 1 BB: 0 P: 13	1B: 3 2B: 3 3B: 0 HR: 3	SF: 0 SAC: 0 DP: 1 HBP: 0	WP: 0 PB: 0 SB: 2 CS: 0	PA: 45			
PITCHER	IP WLS BF H R ER SO BB IBB HBP BLK WP HR S P ERA WHIP	5.2 27 3 1 1 7 8 0 0 0 0 0 66 119 1.59 1.941	1.1 6 2 1 1 1 0 0 0 0 0 1 18 28 6.75 1.500	0.2 6 2 4 2 0 2 0 0 0 0 0 13 27 27.00 6.000	1.1 6 2 0 0 0 0 0 0 0 0 0 12 15 0.00 1.500																				

AB	35
R	6
H	9
RBI	6
BB	10
SO	8
LOB	23



Batter	1	2	3	4	5	6	7	8	9	AB	R	H	RBI	BB	SO	LOB	BOTTOM							
13 Matt Carpenter, L OBP: 0.316, SLG: 0.394										3	1	1	0	2	2	2	San Diego Padres @ St. Louis Cardinals Busch Stadium, St. Louis, MO Sat Apr 06 2019, 1:15 PM - 4:52 PM CDT Att: 44,492 - Sunny - 67 F							
46 Paul Goldschmidt, R OBP: 0.342, SLG: 0.668										5	0	0	0	0	1	5								
12 Paul DeJong, R OBP: 0.289, SLG: 0.514										5	0	1	0	0	1	2								
23 Marcell Ozuna, R 53 John Gant, R 38 José Martínez, R 21 Andrew Miller, L 59 Mike Mayers, R 3 Jedd Gyorko, R										3	1	1	2	0	1	1								
4 Yadier Molina, R OBP: 0.194, SLG: 0.152										5	1	2	0	0	0	2								
25 Dexter Fowler, S OBP: 0.357, SLG: 0.227										4	1	2	0	1	1	2								
16 Kolten Wong, L OBP: 0.484, SLG: 0.923										2	0	1	1	1	1	1								
48 Harrison Bader, R OBP: 0.333, SLG: 0.478										1	0	0	0	2	1	2								
52 Michael Wacha, R 41 Tyler O'Neill, R										2	0	0	0	0	2	4								
Inning Stats	R: 0 E: 0 K: 1 S: 10	H: 0 LOB: 1 BB: 1 P: 18	R: 1 E: 1 K: 1 S: 22	H: 1 LOB: 1 BB: 1 P: 32	R: 0 E: 0 K: 1 S: 7	H: 0 LOB: 0 BB: 0 P: 11	R: 0 E: 0 K: 2 S: 20	H: 0 LOB: 3 BB: 3 P: 37	R: 2 E: 0 K: 1 S: 11	H: 2 LOB: 0 BB: 0 P: 18	R: 0 E: 0 K: 1 S: 12	H: 1 LOB: 1 BB: 0 P: 14	R: 0 E: 0 K: 0 S: 15	H: 1 LOB: 2 BB: 1 P: 25	R: 0 E: 0 K: 2 S: 17	H: 3 LOB: 0 BB: 0 P: 28		R: 0 E: 0 K: 1 S: 10	H: 1 LOB: 1 BB: 0 P: 15	1B: 6 2B: 2 3B: 0 HR: 1	SF: 1 SAC: 1 DP: 0 HBP: 0	WP: 0 PB: 0 SB: 0 CS: 0	PA: 42	
PITCHER	IP WLS BF H R ER SO BB IBB HBP BLK WP HR S P ERA WHIP	3.2 16 7 2 2 2 4 0 0 0 0 0 14 27 13.50 2.250	2.0 9 2 0 0 1 1 0 0 0 0 0 27 39 0.00 1.500	1.0 6 3 1 1 2 0 0 0 0 0 0 17 28 9.00 3.000	1.0 4 1 0 0 1 0 0 0 0 0 0 10 15 0.00 1.000																			

AB	34
R	4
H	9
RBI	4
BB	6
SO	10
LOB	24



Batter	1	2	3	4	5	6	7	8	9	AB	R	H	RBI	BB	SO	LOB	TOP										
3 Ian Kinsler, R OBP: 0.263, SLG: 0.294	G6-3		P3		G4-3					4	0	1	0	0	0	2	San Diego Padres @ St. Louis Cardinals Busch Stadium, St. Louis, MO Sun Apr 07 2019, 1:16 PM - 4:24 PM CDT Att: 44,340 - Cloudy - 74 F										
30 Eric Hosmer, L OBP: 0.333, SLG: 0.395	K					K		L8		4	0	1	1	0	2	1											
13 Manny Machado, R OBP: 0.405, SLG: 0.486							G6-3			4	0	1	0	0	2	2											
10 Hunter Renfroe, R OBP: 0.440, SLG: 0.909	K									3	0	1	0	1	2	1											
32 Franmil Reyes, R OBP: 0.214, SLG: 0.136	G4-3									3	0	0	0	1	1	2											
23 Fernando Tatis Jr., R OBP: 0.300, SLG: 0.444	K									4	0	0	0	0	2	3											
18 Austin Hedges, R OBP: 0.320, SLG: 0.364	K									4	0	0	0	0	2	2											
7 Manuel Margot, R OBP: 0.280, SLG: 0.375										3	1	1	0	0	0	1											
41 Robbie Erlin, R										0	0	0	0	0	0	0											
55 Matt Strahm, R OBP: 0.500, SLG: 1.000										2	0	1	0	0	1	1											
17 Adam Warren, R										0	0	0	0	0	0	0											
4 Wil Myers, R OBP: 0.333, SLG: 0.500										1	0	0	0	0	0	0											
38 Aaron Loup, L										0	0	0	0	0	0	0											
Inning Stats	R: 0 E: 0 K: 2 S: 11	H: 1 LOB: 1 BB: 0 P: 15	R: 0 E: 0 K: 2 S: 8	H: 0 LOB: 0 BB: 0 P: 14	R: 1 E: 1 K: 2 S: 17	H: 2 LOB: 1 BB: 0 P: 28	R: 0 E: 0 K: 0 S: 7	H: 1 LOB: 0 BB: 0 P: 11	R: 0 E: 0 K: 1 S: 10	H: 1 LOB: 1 BB: 0 P: 14	R: 0 E: 0 K: 2 S: 10	H: 0 LOB: 0 BB: 0 P: 18	R: 0 E: 0 K: 0 S: 11	H: 0 LOB: 1 BB: 1 P: 20	R: 0 E: 0 K: 1 S: 10	H: 1 LOB: 1 BB: 1 P: 14	R: 0 E: 0 K: 2 S: 8	H: 0 LOB: 1 BB: 1 P: 15	1B: 2 2B: 5 3B: 0 HR: 0	SF: 0 SAC: 0 DP: 1 HBP: 0	WP: 0 PB: 0 SB: 0 CS: 0	PA: 34					
PITCHER	IP	WLS	BF	H	R	ER	SO	BB	IBB	HBP	BLK	WP	HR	S	P	ERA	WHIP										
50 Adam Wainwright, R ERA: 4.5	6.0	W	22	5	1	1	9	0	0	0	0	0	0	63	100	1.50	0.833										
60 John Brebbia, R ERA:	7.1	H	6	1	0	0	0	1	0	0	0	0	0	13	23	0.00	1.500										
21 Andrew Miller, L ERA: 9.82	8.1	H	1	0	0	0	0	0	0	0	0	0	0	2	2	0.00	0.000										
49 Jordan Hicks, R ERA: 3.86	8.1	S	5	0	0	0	3	1	0	0	0	0	0	14	24	0.00	0.750										

Batter	1	2	3	4	5	6	7	8	9	AB	R	H	RBI	BB	SO	LOB	BOTTOM										
13 Matt Carpenter, L OBP: 0.333, SLG: 0.429	F8									2	1	1	1	1	0	0	San Diego Padres @ St. Louis Cardinals Busch Stadium, St. Louis, MO Sun Apr 07 2019, 1:16 PM - 4:24 PM CDT Att: 44,340 - Cloudy - 74 F										
46 Paul Goldschmidt, R OBP: 0.333, SLG: 0.669	G5-3									3	1	0	0	1	0	2											
12 Paul DeJong, R OBP: 0.286, SLG: 0.513	L8									4	0	1	2	0	0	3											
23 Marcell Ozuna, R OBP: 0.242, SLG: 0.344										4	0	0	0	0	2	3											
49 Jordan Hicks, R										0	0	0	0	0	0	0											
4 Yadier Molina, R OBP: 0.250, SLG: 0.243	P5									4	1	3	0	0	0	0											
25 Dexter Fowler, S OBP: 0.323, SLG: 0.200	G6-3									3	0	0	0	0	2	3											
60 John Brebbia, L										0	0	0	0	0	0	0											
21 Andrew Miller, L										0	0	0	0	0	0	0											
41 Tyler O'Neill, R OBP: 0.267, SLG: 0.400										1	0	0	0	0	1	1											
48 Harrison Bader, R OBP: 0.387, SLG: 0.538										3	0	2	0	1	0	1											
16 Kolten Wong, L OBP: 0.486, SLG: 0.867										4	1	2	1	0	0	4											
50 Adam Wainwright, R										2	0	0	0	0	1	1											
38 José Martínez, R OBP: 0.118, SLG: 0.176										2	0	1	0	0	0	1											
Inning Stats	R: 0 E: 0 K: 0 S: 6	H: 0 LOB: 0 BB: 0 P: 11	R: 0 E: 0 K: 0 S: 9	H: 0 LOB: 0 BB: 0 P: 13	R: 0 E: 0 K: 1 S: 8	H: 1 LOB: 0 BB: 0 P: 12	R: 2 E: 1 K: 1 S: 22	H: 2 LOB: 3 BB: 2 P: 36	R: 0 E: 0 K: 0 S: 11	H: 1 LOB: 1 BB: 0 P: 15	R: 0 E: 0 K: 2 S: 12	H: 1 LOB: 2 BB: 1 P: 18	R: 1 E: 0 K: 1 S: 12	H: 2 LOB: 2 BB: 1 P: 26	R: 1 E: 0 K: 1 S: 13	H: 3 LOB: 1 BB: 0 P: 19	1B: 6 2B: 4 3B: 0 HR: 0	SF: 1 SAC: 0 DP: 0 HBP: 0	WP: 1 PB: 0 SB: 0 CS: 1	PA: 36							
PITCHER	IP	WLS	BF	H	R	ER	SO	BB	IBB	HBP	BLK	WP	HR	S	P	ERA	WHIP										
55 Matt Strahm, L ERA: 7.04	5.0	L	21	4	2	1	2	0	0	0	0	0	0	19	31	9.00	3.000										
17 Adam Warren, R ERA: 7.2	6.1		6	3	1	1	2	0	0	0	0	0	0	5	13	0.00	1.000										
38 Aaron Loup, L ERA:	7.1		4	0	0	0	1	1	0	0	0	0	0	5	13	0.00	1.000										
41 Robbie Erlin, L ERA: 6.75	8.1		5	3	1	1	1	0	0	0	0	0	0	13	19	9.00	3.000										



Batter	1	2	3	4	5	6	7	8	9	AB	R	H	RBI	BB	SO	LOB	TOP																													
13 Matt Carpenter, L OBP: 0.338, SLG: 0.455	4-2 46 2B 12 FC1-5 BB	1-1 F7		3-3 K			G4-3			4	1	1	1	1	1	2																														
46 Paul Goldschmidt, R OBP: 0.319, SLG: 0.555	1-2 23 HR 2B	3-1 G4-3			4-1 23 G6-4-3 BB		K	K		4	1	1	0	1	2	0																														
12 Paul DeJong, R OBP: 0.368, SLG: 0.597	0-1 23 HR 3H	0-1 2B			1-1 SAFE SAFE P4		G5-3	F7		5	1	1	0	0	0	3																														
23 Marcell Ozuna, R OBP: 0.302, SLG: 0.627 49 Jordan Hicks, R	1-0 2H HR	2-2 G4-3			0-0 G6-4-3 1-2		HR	K		5	2	2	4	0	1	2																														
4 Yadier Molina, R OBP: 0.250, SLG: 0.333	2-2 G5-3		3-1 F9		0-1 G6-3		25 1B 41 BB 16 BB 1B	L5		5	1	1	0	0	0	0																														
41 Tyler O'Neill, R OBP: 0.321, SLG: 0.481	0-1 HR		1-3 K		0-0 25 BB 1B		16 BB 25 1B 38 1B BB	K		4	2	2	1	1	2	0																														
25 Dexter Fowler, S OBP: 0.333, SLG: 0.293	2-2 2B		0-0 F8		4-1 SAFE SAFE BB		16 BB 38 1B 1B	G4-3		4	1	2	0	1	0	0																														
16 Kolten Wong, L OBP: 0.424, SLG: 0.638	0-0 IBB		3-2 G3		3-2 SAFE L7		1-2 2-3 3-H BB			2	0	0	1	2	0	2																														
39 Miles Mikolas, R OBP: 0.143, SLG: 0.143 3 Jedli Chirino, R OBP: 0.286, SLG: 0.167 53 John Cant, R OBP: 0.135 38 José Martínez, R OBP: 0.176, SLG: 0.176 55 Dominic Leone, R OBP: 0.171 65 Giovanny Gallegos, R OBP: 0.181 21 Andrew Miller, L OBP: 0.181 42 Yairo Muñoz, R OBP: 0.100, SLG: 0.200	1-2 L8		0-3 K		1-3 K		1-2 2-H 3-H 1B			2	0	0	0	0	1	2																														
Inning Stats	R: 4 E: 0 K: 0 S: 21	H: 4 LOB: 2 BB: 2 P: 32	R: 0 E: 0 K: 0 S: 9	H: 1 LOB: 1 BB: 0 P: 15	R: 0 E: 0 K: 1 S: 6	H: 0 LOB: 0 BB: 0 P: 10	R: 0 E: 0 K: 2 S: 13	H: 0 LOB: 0 BB: 0 P: 19	R: 0 E: 0 K: 1 S: 11	H: 1 LOB: 2 BB: 1 P: 19	R: 5 E: 0 K: 1 S: 22	H: 5 LOB: 2 BB: 2 P: 42	R: 0 E: 0 K: 2 S: 8	H: 0 LOB: 0 BB: 0 P: 12	R: 0 E: 0 K: 1 S: 8	H: 0 LOB: 0 BB: 0 P: 12	1B: 4 2B: 3 3B: 0 HR: 4	SF: 0 SAC: 0 DP: 1 HBP: 0	WP: 0 PB: 0 SB: 0 CS: 0	PA: 43																										
PITCHER	IP WLS BF H R ER SO BB IBB HBP BLK WP HR S P ERA WHIP	28 Anthony DeSclafani, R ERA: 7.45 21 Michael Lorenzen, R ERA: 2.25 50 Amir Garrett, L ERA: 1.35 48 Jared Hughes, R ERA: 8.1 32 Zach Duke, L ERA: 8.31	4.0 2.0 0.0 0.2 0.1	0 7 L 6 3	5 1 1 3 1	4 0 1 1 3	4 0 1 1 3	3 0 0 0 0	2 1 0 1 0	0 0 0 0 0	0 0 0 0 0	0 0 0 0 0	0 0 0 0 0	0 0 0 0 0	0 0 0 0 0	0 0 0 0 0	0 0 0 0 0	0 0 0 0 0	0 0 0 0 0	0 0 0 0 0	0 0 0 0 0	9.00 0.00 ∞ 13.50 81.00	1.750 1.000 ∞ 6.000 6.000	PITCHER	IP WLS BF H R ER SO BB IBB HBP BLK WP HR S P ERA WHIP	55 Robert Stephenson, R ERA: 1.23 53 Wandy Peralta, L ERA:	1.0 1.0	3 3	0 0	0 0	0 0	2 1	0 0	0 0	0 0	0 0	0 0	0 0	0 0	0 0	0 0	0 0	0 0	0 0	0.00 0.000	0.000

St. Louis Cardinals @ Cincinnati Reds
Estadio de Beisbol Monterrey, Monterrey, MX
Sun Apr 14 2019, 4:14 PM - 7:32 PM EDT
Att: 16,793 - Sunny - 75 F

AB	37
R	9
H	11
RBI	9
BB	6
SO	8
LOB	13



Batter	1	2	3	4	5	6	7	8	9	AB	R	H	RBI	BB	SO	LOB	BOTTOM																												
33 Jesse Winker, L OBP: 0.277, SLG: 0.476	0-1 19 G4-6-3 1B		2-3 K		0-0 2H 3H HR		K		0-0 G3-1	5	1	2	3	0	2	1																													
19 Joey Votto, L OBP: 0.338, SLG: 0.408	0-2 G4-6-3 1-2		1-2 K		0-1 G4-3		F8		1-2 66 G4-3-6 1B	5	0	1	0	0	1	2																													
66 Yasiel Puig, R OBP: 0.200, SLG: 0.302	1-0 G6-3				0-0 F9		2B		0-0 G4-3-6 1-2	5	1	2	1	0	0	1																													
7 Eugenio Suárez, R OBP: 0.423, SLG: 0.571		1-1 2B		4-2 43 G4-6-3 BB	1-3 K		K		3-3 K	3	0	1	0	1	2	1																													
43 Scott Schebler, L OBP: 0.271, SLG: 0.349 27 Matt Kemp, R OBP: 0.162, SLG: 0.243		0-0 F8		2-2 G4-6-3 1-2		3-2 K		0-1 22 HBP 12 BB 1B		3	0	0	0	0	1	2																													
9 José Peraza, R OBP: 0.196, SLG: 0.267		0-0 L1-3			0-2 16 1B 21 2B E5		G4-3		2-3 K	4	1	0	0	0	1	2																													
16 Tucker Barnhart, L OBP: 0.425, SLG: 0.344 12 Curt Casali, R OBP: 0.412, SLG: 0.563		1-0 F9			1-0 SAFE SAFE 21 2B 33 HR 1B		BB		4-0 22 HBP BB	2	1	1	0	1	0	1																													
4 Jose Iglesias, R OBP: 0.314, SLG: 0.419 22 Derek Dietrich, L OBP: 0.303, SLG: 0.733 30 Tyler Mahle, R OBP: 0.171 53 Wandy Peralta, L			0-0 G4-3		0-0 P6		G1-3		2-2 52 FC6-4 HBP	3	0	1	0	0	0	3																													
28 Anthony DeSclafani, R ERA: 8.0 21 Michael Lorenzen, R ERA: 8.0 48 Jared Hughes, R ERA: 8.1 32 Zach Duke, L ERA: 8.31 55 Robert Stephenson, R ERA: 1.23 53 Kyle Eiland, R ERA: 8.35		1-2 SAFE SAFE G4-3		1-2 SAFE SAFE 33 HR 2B		2-2 K		1-1 FC6-4		1	0	0	0	0	0	1																													
Inning Stats	R: 0 E: 0 K: 0 S: 6	H: 1 LOB: 0 BB: 0 P: 7	R: 0 E: 0 K: 0 S: 5	H: 1 LOB: 1 BB: 0 P: 7	R: 0 E: 0 K: 2 S: 10	H: 1 LOB: 0 BB: 0 P: 14	R: 0 E: 0 K: 0 S: 7	H: 0 LOB: 0 BB: 1 P: 13	R: 4 E: 1 K: 1 S: 16	H: 4 LOB: 1 BB: 0 P: 20	R: 0 E: 0 K: 1 S: 11	H: 0 LOB: 0 BB: 1 P: 22	R: 0 E: 0 K: 2 S: 12	H: 0 LOB: 0 BB: 0 P: 19	R: 1 E: 0 K: 2 S: 13	H: 2 LOB: 3 BB: 1 P: 25	R: 0 E: 0 K: 0 S: 5	H: 1 LOB: 0 BB: 0 P: 6	1B: 5 2B: 3 3B: 0 HR: 2	SF: 0 SAC: 0 DP: 3 HBP: 1	WP: 0 PB: 0 SB: 0 CS: 0	PA: 39																							
PITCHER	IP WLS BF H R ER SO BB IBB HBP BLK WP HR S P ERA WHIP	39 Miles Mikolas, R ERA: 8.0 53 John Cant, R ERA: 0.77 55 Dominic Leone, R ERA: 2.08 65 Giovanny Gallegos, R ERA: 5.4 21 Andrew Miller, L ERA: 8.35	5.0 1.0 1.0 0.1 0.1	W 4 0 2 1	0 0 0 0 0	0 0 0 0 0	3 0 0 1 0	0 0 0 0 0	0 0 0 0 0	0 0 0 0 0	0 0 0 0 0	0 0 0 0 0	0 0 0 0 0	0 0 0 0 0	0 0 0 0 0	0 0 0 0 0	0 0 0 0 0	0 0 0 0 0	0 0 0 0 0	0 0 0 0 0	0 0 0 0 0	0.00 0.000 0.000 27.000 0.000 6.000	1.600 1.000 0.000 3.000 6.000	PITCHER	IP WLS BF H R ER SO BB IBB HBP BLK WP HR S P ERA WHIP	49 Jordan Hicks, R ERA: 2.57	1.1 1.1	S S	5 5	1 1	0 0	0 0	0 0	0 0	0 0	0 0	0 0	0 0	0 0	0 0	0 0	0 0	0 0	0.00 0.750	0.750

St. Louis Cardinals @ Cincinnati Reds
Estadio de Beisbol Monterrey, Monterrey, MX
Sun Apr 14 2019, 4:14 PM - 7:32 PM EDT
Att: 16,793 - Sunny - 75 F

AB	35
R	5
H	10
RBI	5
BB	3
SO	8
LOB	17



Batter	1	2	3	4	5	6	7	8	9	AB	R	H	RBI	BB	SO	LOB	TOP					
13 Matt Carpenter, L OBP: 0.307, SLG: 0.391										5	0	0	0	0	1	2						
46 Paul Goldschmidt, R OBP: 0.346, SLG: 0.651										4	0	1	0	0	3	0						
32 Matt Wieters, S OBP: 0.286, SLG: 0.200										1	0	0	0	0	1	0						
12 Paul DeJong, R OBP: 0.392, SLG: 0.618										2	1	1	0	1	0	1						
34 Yairo Muñoz, R OBP: 0.429, SLG: 0.500										2	1	1	0	0	0	0						
23 Marcell Ozuna, R OBP: 0.339, SLG: 0.707										3	2	1	2	1	1	2						
38 José Martínez, R OBP: 0.265, SLG: 0.324										4	0	1	0	0	2	3						
4 Yadier Molina, R OBP: 0.281, SLG: 0.348										4	0	2	1	0	0	2						
25 Dexter Fowler, S OBP: 0.351, SLG: 0.320										4	0	2	0	0	2	2						
16 Kolten Wong, L OBP: 0.418, SLG: 0.585										3	0	1	1	1	1	3						
22 Jack Flaherty, R OBP: 0.200, SLG: 0.200										1	0	0	0	0	1	0						
65 Giovanni Gallegos, R ERA: 5.23										1	0	0	0	0	1	0						
56 Ryan Helsley, R OBP: 1.000, SLG: 1.000										1	0	1	0	0	0	0						
3 Jedd Gyorko, R OBP: 0.333, SLG: 0.143										1	0	0	0	1	2	0						
30 Tyler Webb, L ERA: 5.4										0	0	0	0	0	0	0						
Inning Stats	R: 0 E: 0 K: 1 S: 12	H: 1 LOB: 1 BB: 0 P: 17	R: 0 E: 0 K: 0 S: 7	H: 2 LOB: 1 BB: 0 P: 12	R: 0 E: 0 K: 2 S: 9	H: 0 LOB: 0 BB: 0 P: 9	R: 0 E: 0 K: 0 S: 8	H: 1 LOB: 1 BB: 0 P: 10	R: 0 E: 0 K: 1 S: 11	H: 0 LOB: 1 BB: 1 P: 20	R: 2 E: 0 K: 3 S: 18	H: 3 LOB: 2 BB: 1 P: 29	R: 0 E: 0 K: 1 S: 9	H: 1 LOB: 0 BB: 0 P: 14	R: 2 E: 0 K: 3 S: 15	H: 3 LOB: 2 BB: 1 P: 23	R: 0 E: 0 K: 2 S: 11	H: 0 LOB: 0 BB: 0 P: 11	1B: 9 2B: 1 3B: 0 HR: 1	SF: 0 SAC: 0 DP: 2 HBP: 0	WP: 1 PB: 0 SB: 0 CS: 0	PA: 39
PITCHER	IP 5.2	WLS W	BF 25	H 7	R 2	ER 2	SO 6	BB 2	IBB 0	HBP 0	BLK 0	WP 0	HR 1	S 62	P 94	ERA 3.18	WHIP 1.588					
57 Chase Anderson, R ERA: 4.5	1.1		4	1	0	2	0	0	0	0	0	0	0	12	17	0.00	0.750					
12 Alex Wilson, R ERA: 8.31	1.0		7	3	2	2	3	1	0	0	0	1	0	15	23	18.00	4.000					
58 Alex Claudio, L ERA: 5.4	1.0		3	0	0	0	2	0	0	0	0	0	0	11	11	0.00	0.000					

St. Louis Cardinals @ Milwaukee Brewers
Miller Park, Milwaukee, WI
Tue Apr 16 2019, 6:42 PM - 9:54 PM CDT
Att: 30,260 - Roof Closed - 64 F

AB	36
R	4
H	11
RBI	4
BB	3
SO	13
LOB	18



Batter	1	2	3	4	5	6	7	8	9	AB	R	H	RBI	BB	SO	LOB	BOTTOM				
6 Lorenzo Cain, R OBP: 0.378, SLG: 0.458										4	2	2	1	1	1	0					
22 Christian Yelich, L OBP: 0.449, SLG: 0.800										5	1	2	3	0	2	3					
8 Ryan Braun, R OBP: 0.217, SLG: 0.407										5	1	1	0	0	2	1					
58 Alex Claudio, L ERA: 5.4										0	0	0	0	0	0	0					
11 Mike Moustakas, L OBP: 0.347, SLG: 0.574										3	0	0	0	1	1	2					
10 Yasmani Grandal, S OBP: 0.458, SLG: 0.731										4	1	1	2	0	2	1					
21 Travis Shaw, L OBP: 0.318, SLG: 0.268										4	1	2	0	0	1	1					
24 Jesús Aguilar, R OBP: 0.271, SLG: 0.200										4	1	1	0	0	1	1					
3 Orlando Arcia, R OBP: 0.283, SLG: 0.400										3	1	2	0	1	1	0					
53 Brandon Woodruff, L OBP: 0.750, SLG: 1.000										3	0	1	2	0	2	3					
57 Chase Anderson, R ERA: 7.36										0	0	0	0	0	0	0					
7 Eric Thames, L OBP: 0.273, SLG: 0.433										1	0	0	0	0	1	0					
12 Alex Wilson, R ERA: 8.31										0	0	0	0	0	0	0					
16 Ben Gamel, L OBP: 0.389, SLG: 0.367										0	0	0	0	0	0	0					
Inning Stats	R: 0 E: 0 K: 2 S: 13	H: 1 LOB: 1 BB: 0 P: 22	R: 0 E: 0 K: 1 S: 14	H: 2 LOB: 2 BB: 0 P: 16	R: 5 E: 0 K: 2 S: 27	H: 6 LOB: 3 BB: 2 P: 44	R: 0 E: 0 K: 2 S: 10	H: 0 LOB: 1 BB: 1 P: 18	R: 3 E: 0 K: 3 S: 19	H: 3 LOB: 0 BB: 0 P: 27	R: 0 E: 0 K: 1 S: 9	H: 0 LOB: 0 BB: 0 P: 9	R: 0 E: 0 K: 2 S: 8	H: 0 LOB: 0 BB: 0 P: 10	R: 0 E: 0 K: 1 S: 7	H: 0 LOB: 0 BB: 0 P: 9	1B: 7 2B: 2 3B: 0 HR: 3	SF: 0 SAC: 0 DP: 0 HBP: 0	WP: 0 PB: 0 SB: 0 CS: 0	PA: 39	
PITCHER	IP 2.2	WLS L	BF 18	H 2	R 5	ER 5	SO 4	BB 1	IBB 0	HBP 0	BLK 0	WP 0	HR 2	S 51	P 75	ERA 16.88	WHIP 3.750				
22 Jack Flaherty, R ERA: 5.0	2.0		10	2	2	5	2	0	0	0	0	0	0	25	43	9.00	2.000				
56 Ryan Helsley, R ERA: 7.86	2.1		8	1	1	1	4	0	0	0	0	0	1	24	28	3.86	0.429				
30 Tyler Webb, L ERA: 6.75	1.0		3	0	0	0	1	0	0	0	0	0	0	7	9	0.00	0.000				

St. Louis Cardinals @ Milwaukee Brewers
Miller Park, Milwaukee, WI
Tue Apr 16 2019, 6:42 PM - 9:54 PM CDT
Att: 30,260 - Roof Closed - 64 F

AB	36
R	8
H	12
RBI	8
BB	3
SO	14
LOB	12



Batter	1	2	3	4	5	6	7	8	9	AB	R	H	RBI	BB	SO	LOB	TOP							
13 Matt Carpenter, L OBP: 0.300, SLG: 0.420										5	1	1	1	0	1	2								
46 Paul Goldschmidt, R OBP: 0.349, SLG: 0.563										5	1	2	0	0	1	0								
12 Paul DeJong, R OBP: 0.407, SLG: 0.630										5	1	4	1	0	0	0								
23 Marcell Ozuna, R OBP: 0.343, SLG: 0.726										4	1	1	1	1	0	4								
38 José Martínez, R OBP: 0.263, SLG: 0.316										4	0	1	0	0	2	3								
35 Lane Thomas, R										0	0	0	0	0	0	0								
25 Dexter Fowler, S OBP: 0.361, SLG: 0.321										3	1	1	0	1	0	1								
16 Kolten Wong, L OBP: 0.437, SLG: 0.614										4	1	3	1	0	0	1								
32 Matt Wieters, S OBP: 0.364, SLG: 0.333										4	0	2	2	0	1	2								
52 Michael Wacha, R										2	0	0	0	0	1	0								
53 John Gant, R										0	0	0	0	0	0	0								
3 Jedd Gyorko, R OBP: 0.300, SLG: 0.125										1	0	0	0	0	1	1								
21 Andrew Miller, L										0	0	0	0	0	0	0								
49 Jordan Hicks, R										0	0	0	0	0	0	0								
Inning Stats	R: 0 E: 0 K: 2 S: 8	H: 0 LOB: 0 BB: 0 P: 11	R: 2 E: 0 K: 1 S: 17	H: 4 LOB: 2 BB: 0 P: 22	R: 2 E: 0 K: 0 S: 11	H: 3 LOB: 2 BB: 2 P: 25	R: 1 E: 0 K: 0 S: 13	H: 3 LOB: 1 BB: 0 P: 24	R: 0 E: 0 K: 0 S: 5	H: 1 LOB: 0 BB: 0 P: 11	R: 0 E: 0 K: 2 S: 12	H: 0 LOB: 0 BB: 0 P: 19	R: 0 E: 0 K: 1 S: 11	H: 1 LOB: 1 BB: 0 P: 18	R: 1 E: 0 K: 1 S: 8	H: 2 LOB: 1 BB: 0 P: 16	R: 0 E: 0 K: 0 S: 9	H: 1 LOB: 1 BB: 0 P: 14	1B: 11 2B: 3 HR: 2	SF: 0 SAC: 1 DP: 3 HBP: 0	WP: 0 PB: 0 CS: 2	PA: 40		
PITCHER	IP WLS BF H R ER SO BB IBB HBP BLK WP HR S P ERA WHIP	IP WLS BF H R ER SO BB IBB HBP BLK WP HR S P ERA WHIP	IP WLS BF H R ER SO BB IBB HBP BLK WP HR S P ERA WHIP	IP WLS BF H R ER SO BB IBB HBP BLK WP HR S P ERA WHIP	IP WLS BF H R ER SO BB IBB HBP BLK WP HR S P ERA WHIP	IP WLS BF H R ER SO BB IBB HBP BLK WP HR S P ERA WHIP	IP WLS BF H R ER SO BB IBB HBP BLK WP HR S P ERA WHIP	IP WLS BF H R ER SO BB IBB HBP BLK WP HR S P ERA WHIP	IP WLS BF H R ER SO BB IBB HBP BLK WP HR S P ERA WHIP	IP WLS BF H R ER SO BB IBB HBP BLK WP HR S P ERA WHIP	IP WLS BF H R ER SO BB IBB HBP BLK WP HR S P ERA WHIP	IP WLS BF H R ER SO BB IBB HBP BLK WP HR S P ERA WHIP	IP WLS BF H R ER SO BB IBB HBP BLK WP HR S P ERA WHIP	IP WLS BF H R ER SO BB IBB HBP BLK WP HR S P ERA WHIP	IP WLS BF H R ER SO BB IBB HBP BLK WP HR S P ERA WHIP	IP WLS BF H R ER SO BB IBB HBP BLK WP HR S P ERA WHIP	IP WLS BF H R ER SO BB IBB HBP BLK WP HR S P ERA WHIP	IP WLS BF H R ER SO BB IBB HBP BLK WP HR S P ERA WHIP	IP WLS BF H R ER SO BB IBB HBP BLK WP HR S P ERA WHIP	IP WLS BF H R ER SO BB IBB HBP BLK WP HR S P ERA WHIP	IP WLS BF H R ER SO BB IBB HBP BLK WP HR S P ERA WHIP	IP WLS BF H R ER SO BB IBB HBP BLK WP HR S P ERA WHIP	IP WLS BF H R ER SO BB IBB HBP BLK WP HR S P ERA WHIP	IP WLS BF H R ER SO BB IBB HBP BLK WP HR S P ERA WHIP
39 Corbin Burnes, R ERA: 10.7	4.0	15	5	1	1	3	0	0	0	0	0	38	66	2.25	1.250									
56 Aaron Wilkerson, R ERA: 2.25	0.2	1	0	0	0	1	0	0	0	0	0	3	6	0.00	0.000									
32 Jeremy Jeffress, R ERA: 6.0	1.0	4	1	0	0	0	0	0	0	0	0	9	14	0.00	1.000									

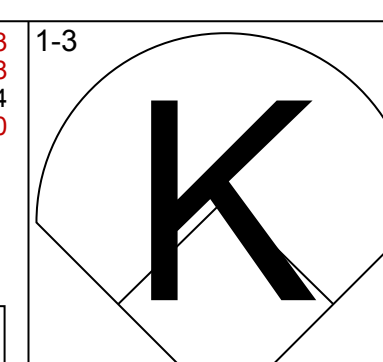
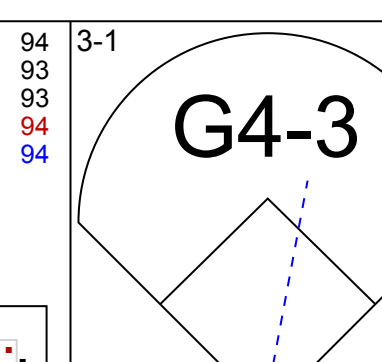
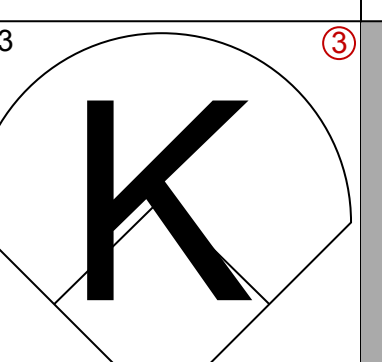
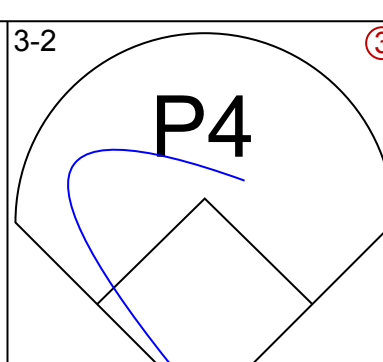
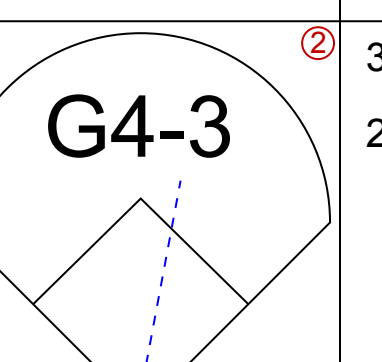
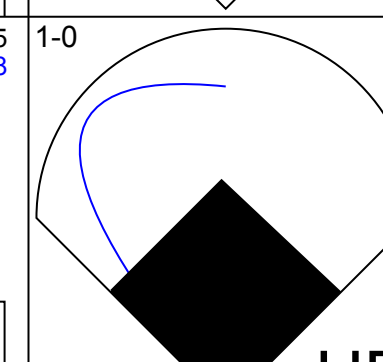
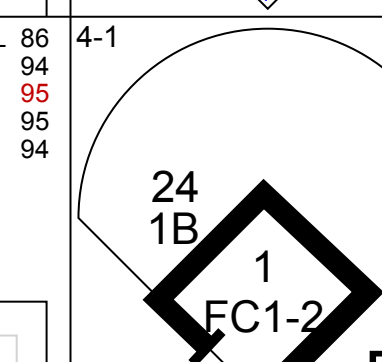
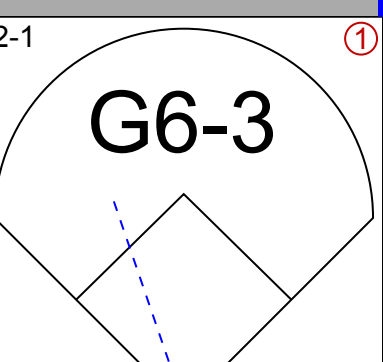
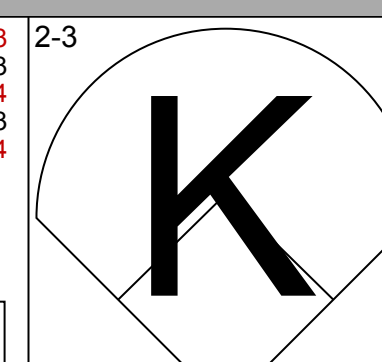
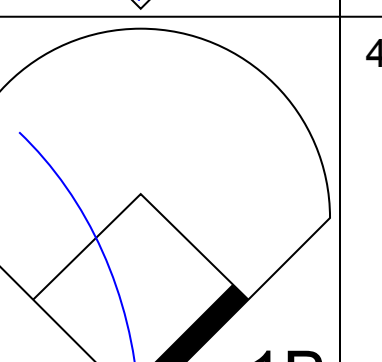
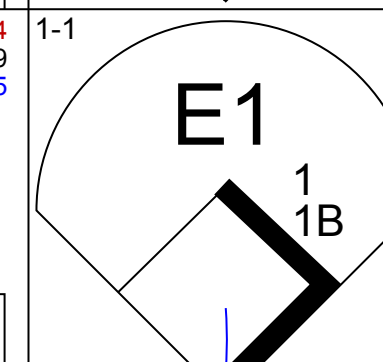
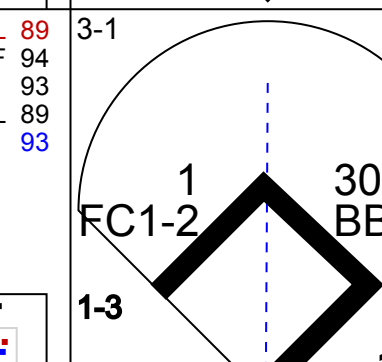
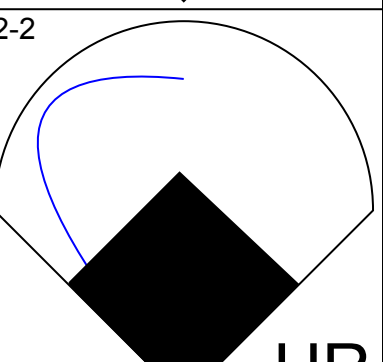
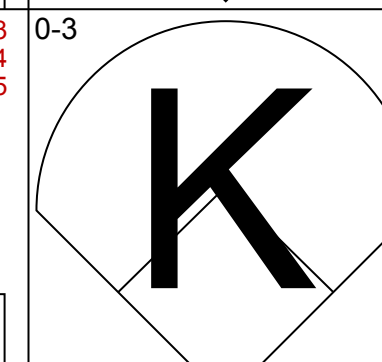
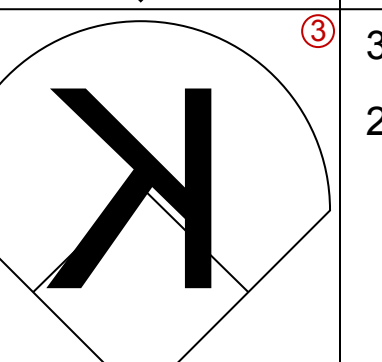
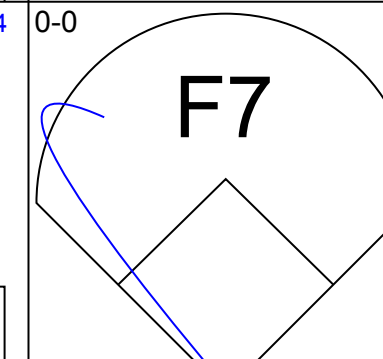
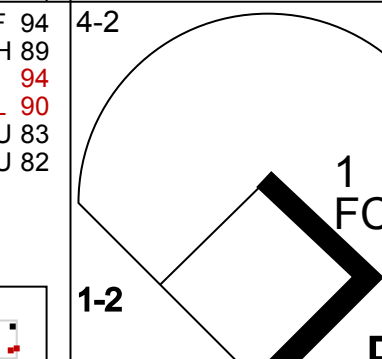
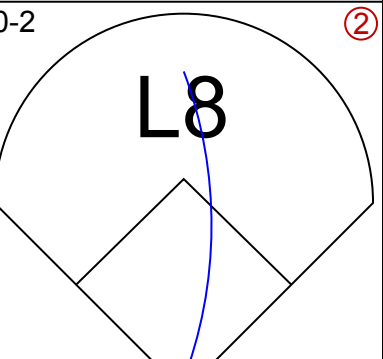
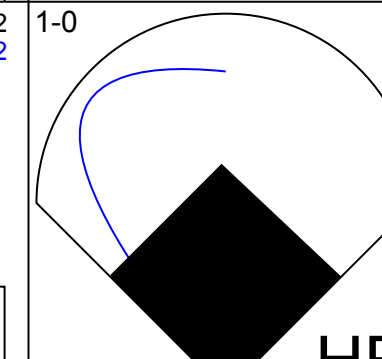
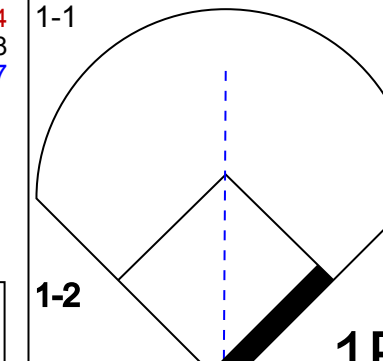
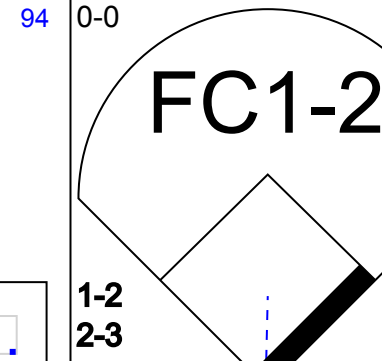
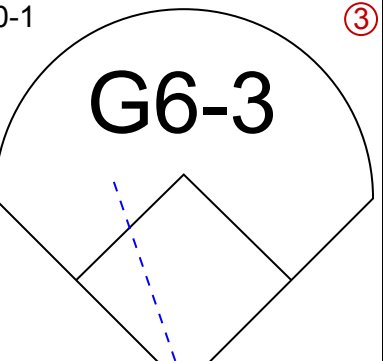
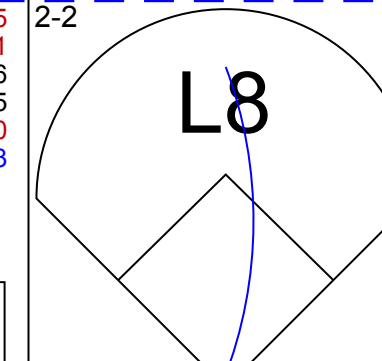
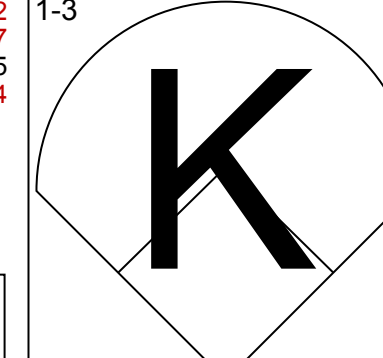
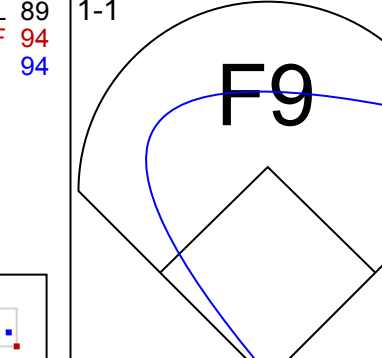
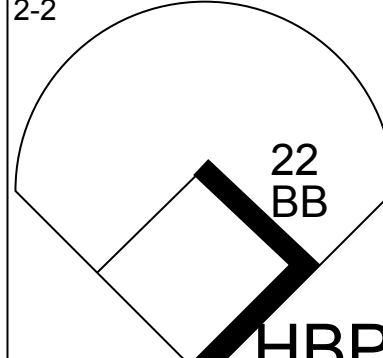
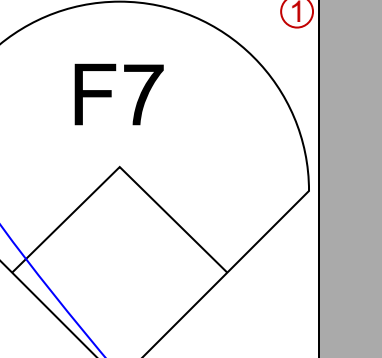
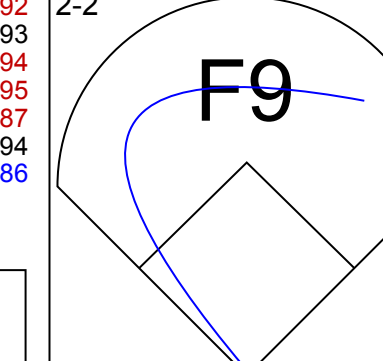
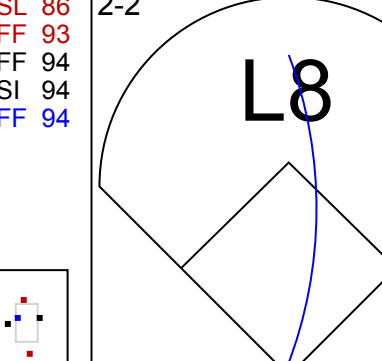
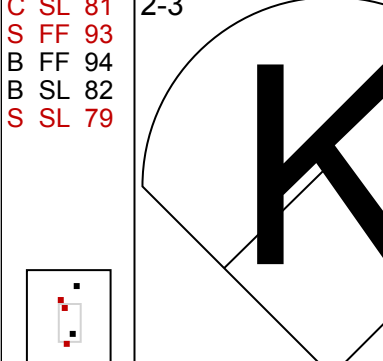
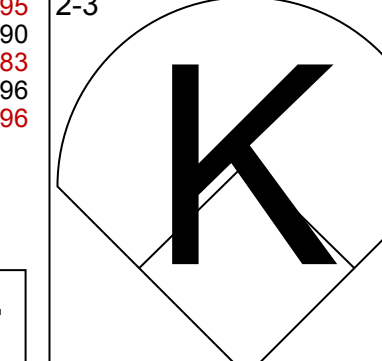
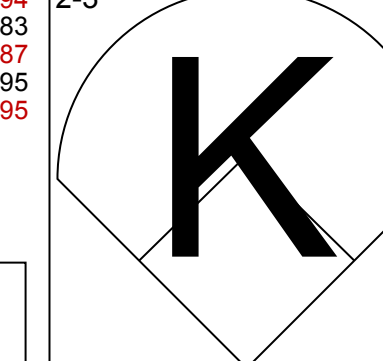
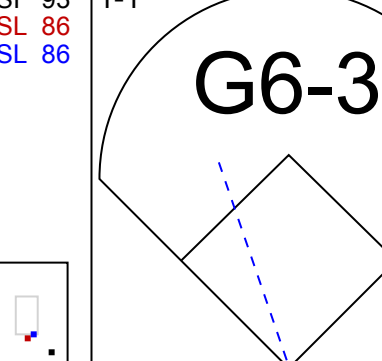
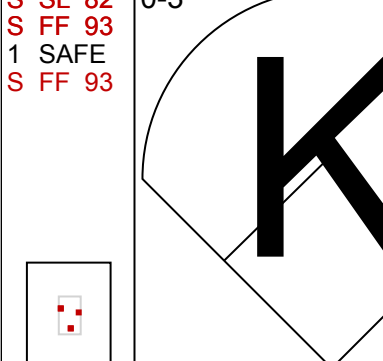
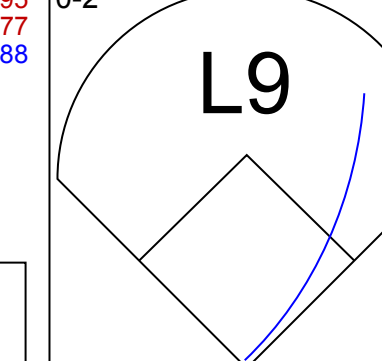
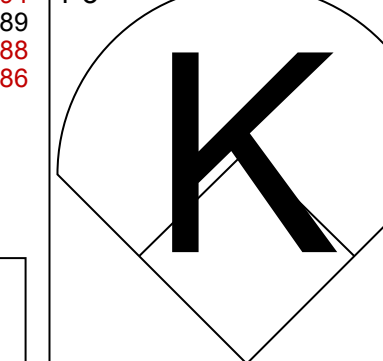
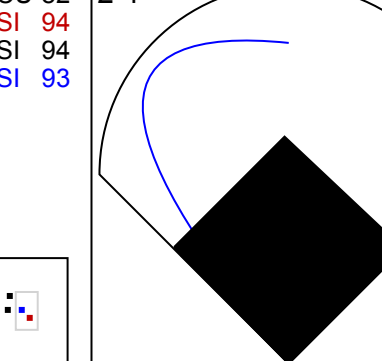
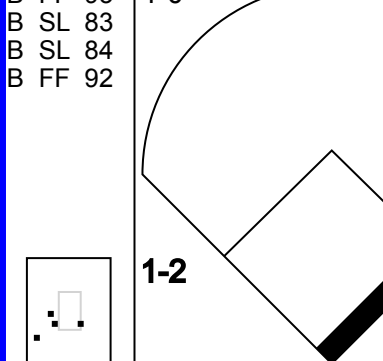

St. Louis Cardinals @ Milwaukee Brewers
Miller Park, Milwaukee, WI
Wed Apr 17 2019, 12:42 PM - 3:37 PM CDT
Att: 29,817 - Roof Closed - 61 F

AB	37
R	6
H	15
RBI	6
BB	2
SO	7
LOB	14



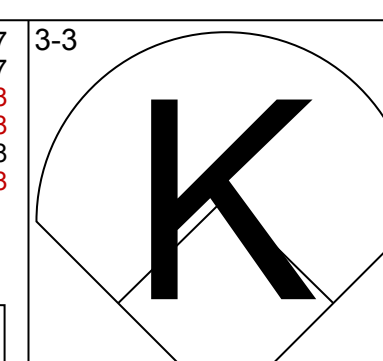
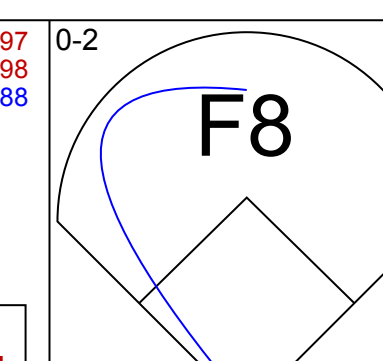
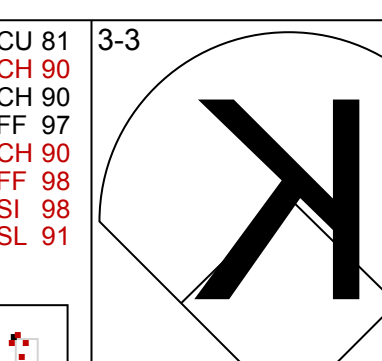
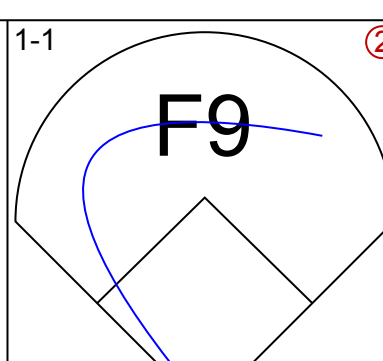
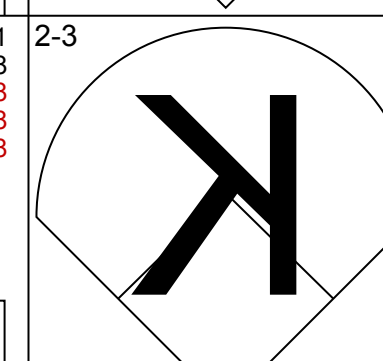
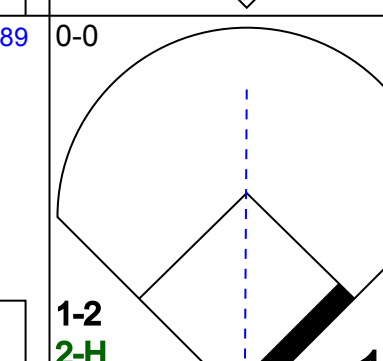
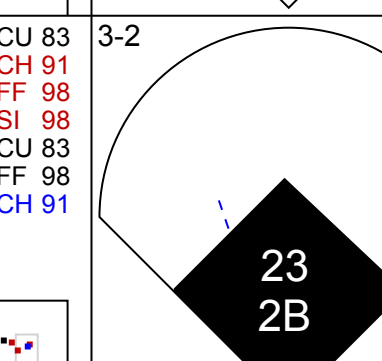
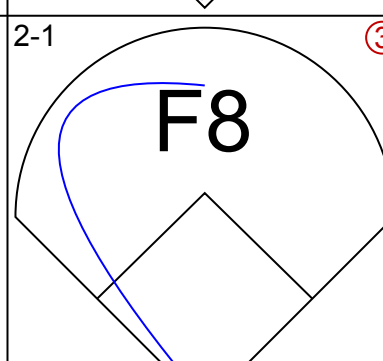
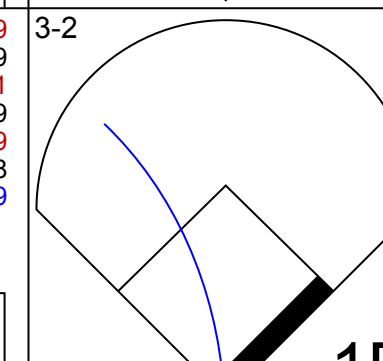
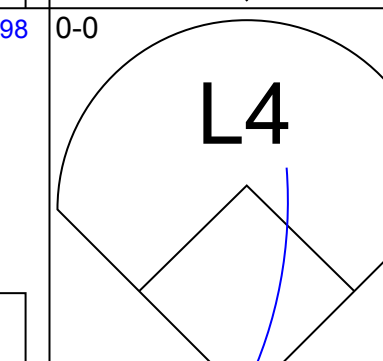
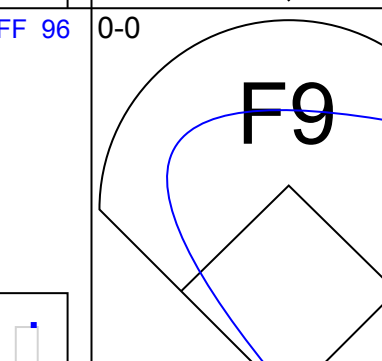
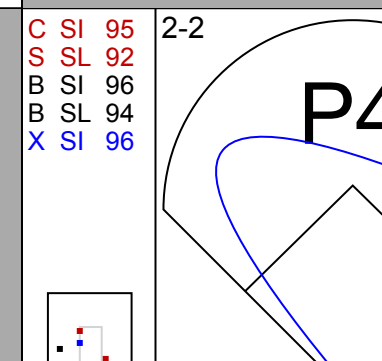
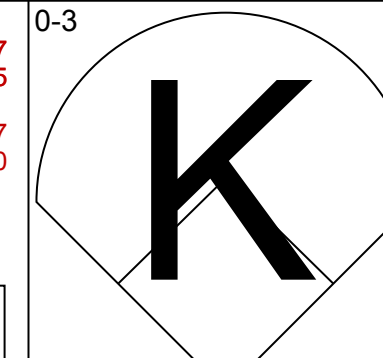
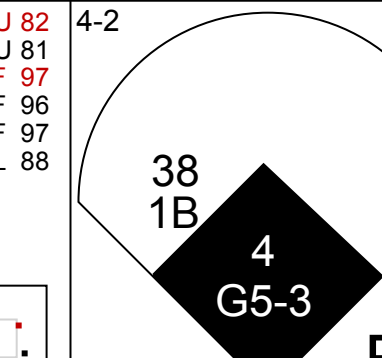
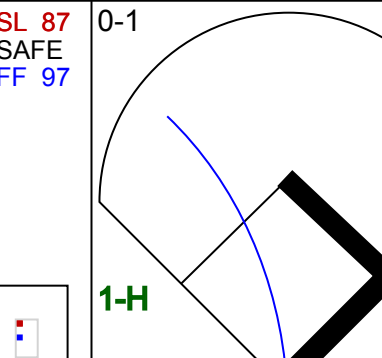
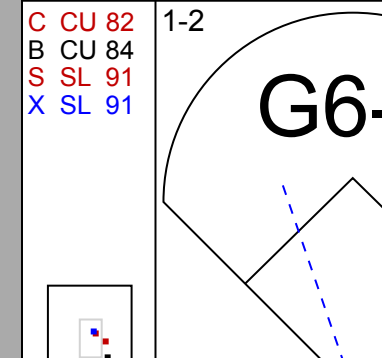
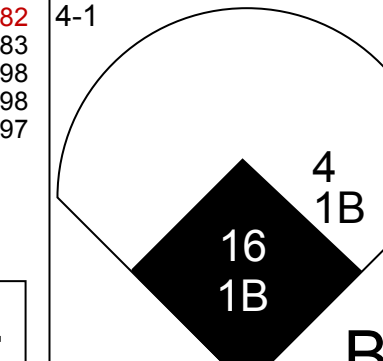
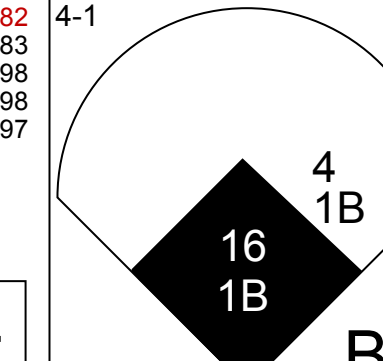
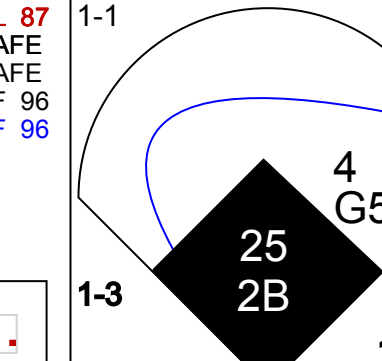
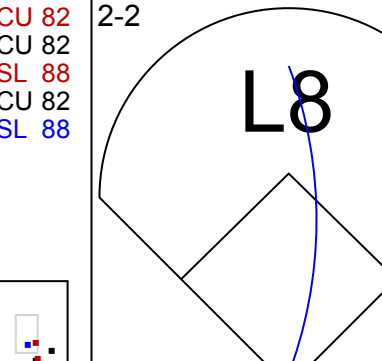
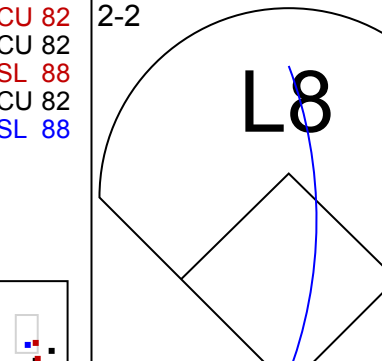
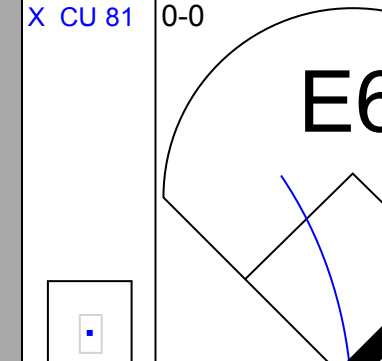
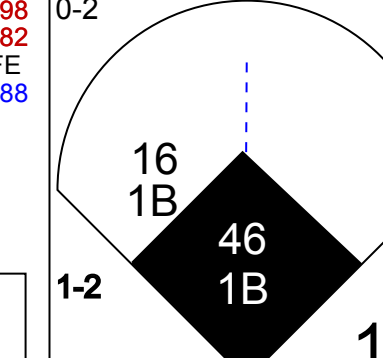
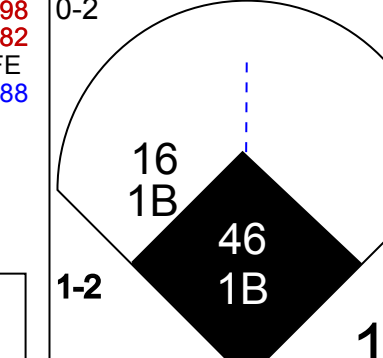
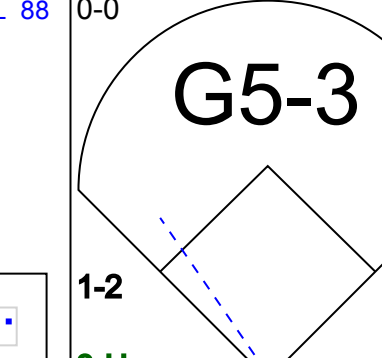
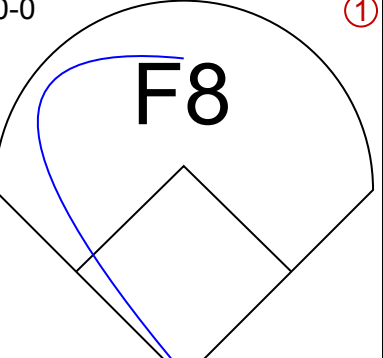
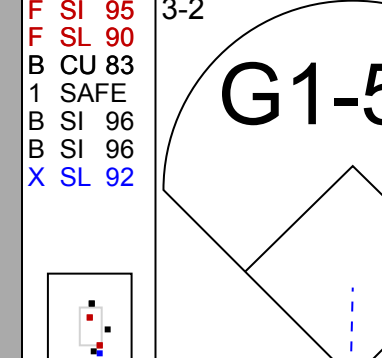
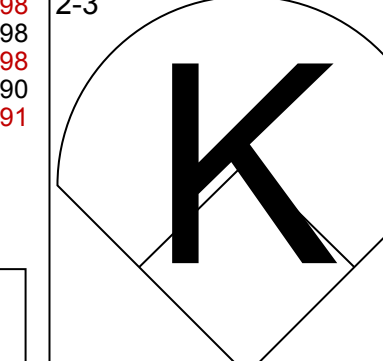
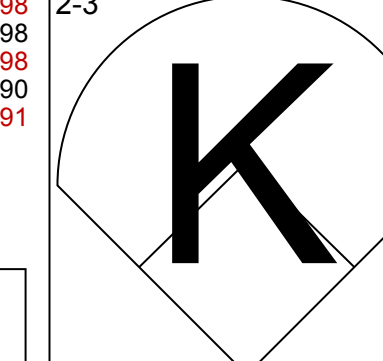
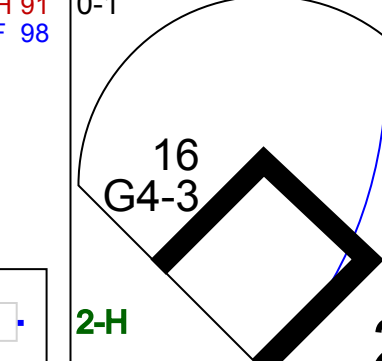

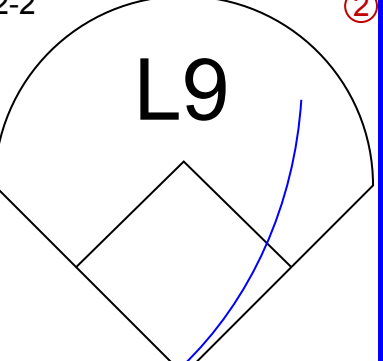
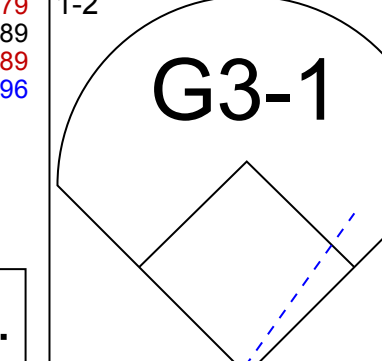
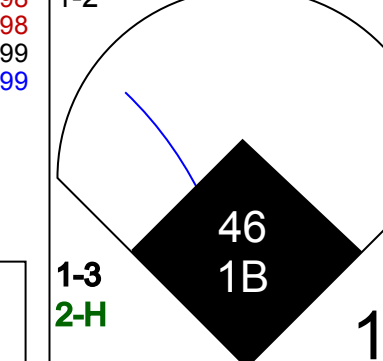
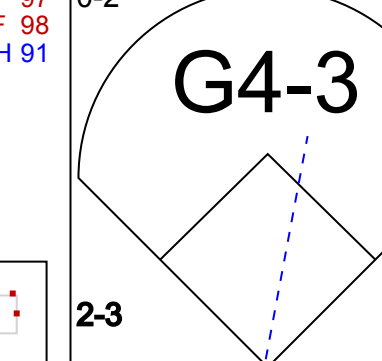
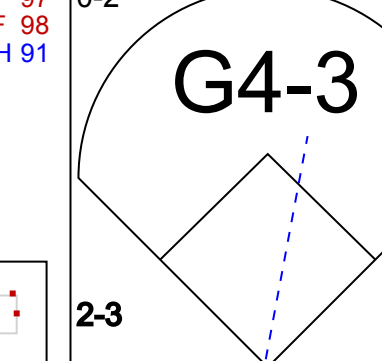
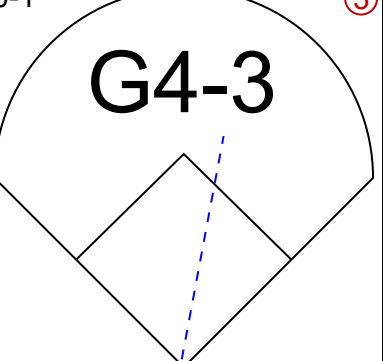
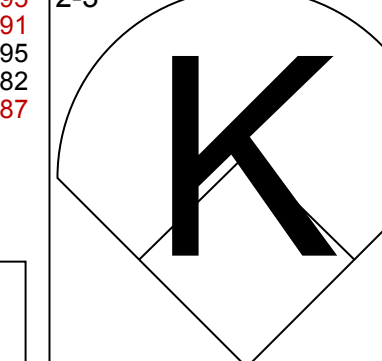

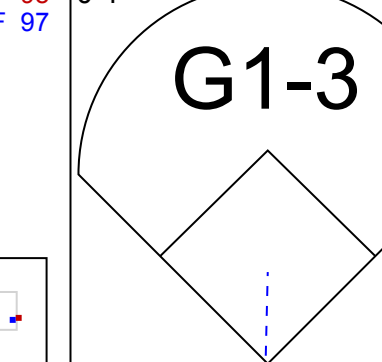
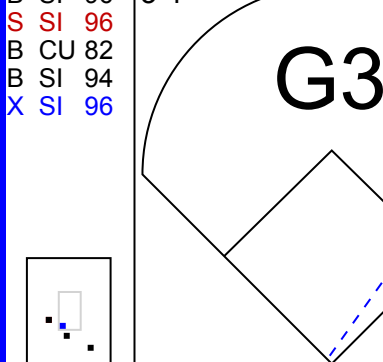
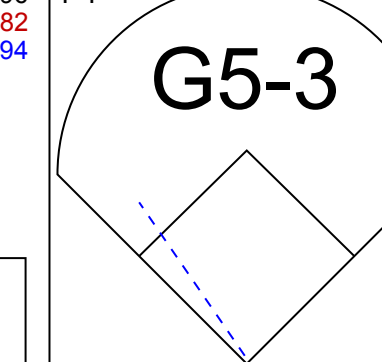
Batter	1	2	3	4	5	6	7	8	9	AB	R	H	RBI	BB	SO	LOB	BOTTOM							
16 Ben Gamel, L OBP: 0.359, SLG: 0.333										3	0	0	0	0	1	0								
9 Manny Piña, R OBP: 0.294, SLG: 0.143										1	0	0	0	0	1	1								
36 Jake Petricka, R										0	0	0	0	0	0	0								
22 Christian Yelich, L OBP: 0.448, SLG: 0.781										3	0	1	1	1	1	0								
10 Yasmani Grandal, S OBP: 0.429, SLG: 0.679										4	0	0	0	0	2	2								
11 Mike Moustakas, L OBP: 0.342, SLG: 0.569										4	0	1	0	0	1	2								
8 Ryan Braun, R OBP: 0.219, SLG: 0.387										4	0	1	0	0	1	2								
21 Travis Shaw, L OBP: 0.329, SLG: 0.300										4	0	2	0	0	1	1								
24 Jesús Aguilar, R OBP: 0.254, SLG: 0.185										4	0	0	0	0	2	2								
3 Orilando Arcia, R OBP: 0.286, SLG: 0.397										3	1	1	0	0	1	0								
39 Corbin Burnes, R OBP: 0.333, SLG: 0.333										1	0	0	0	0	0	0								
56 Aaron Wilkerson, R OBP: 1.000, SLG: 4.000										1	1	1	2	0	0	0								
32 Jeremy Jeffress, R										0	0	0	0	0	0	0								
14 Hernán Pérez, R OBP: 0.346, SLG: 0.583										1	1	1	0	0	0	0								
Inning Stats	R: 0 E: 0 K: 1 S: 10	H: 0 LOB: 0 BB: 0 P: 16	R: 0 E: 0 K: 2 S: 8	H: 1 LOB: 1 BB: 0 P: 15	R: 0 E: 0 K: 0 S: 7	H: 0 LOB: 0 BB: 0 P: 11	R: 0 E: 0 K: 2 S: 9	H: 1 LOB: 1 BB: 0 P: 16	R: 2 E: 0 K: 1 S: 9	H: 2 LOB: 0 BB: 0 P: 16	R: 0 E: 0 K: 1 S: 8	H: 0 LOB: 1 BB: 1 P: 17	R: 0 E: 0 K: 1 S: 6	H: 1 LOB: 0 BB: 0 P: 10	R: 1 E: 0 K: 1 S: 15	H: 2 LOB: 1 BB: 0 P: 23	R: 0 E: 0 K: 1 S: 6	H: 0 LOB: 0 BB: 1 P: 13	1B: 3 2B: 3 HR: 1	SF: 0 SAC: 0 DP: 2 HBP: 0	WP: 0 PB: 1 CS: 0	PA: 34		
PITCHER	IP WLS BF H R ER SO BB IBB HBP BLK WP HR S P ERA WHIP	IP WLS BF H R ER SO BB IBB HBP BLK WP HR S P ERA WHIP	IP WLS BF H R ER SO BB IBB HBP BLK WP HR S P ERA WHIP	IP WLS BF H R ER SO BB IBB HBP BLK WP HR S P ERA WHIP	IP WLS BF H R ER SO BB IBB HBP BLK WP HR S P ERA WHIP	IP WLS BF H R ER SO BB IBB HBP BLK WP HR S P ERA WHIP	IP WLS BF H R ER SO BB IBB HBP BLK WP HR S P ERA WHIP	IP WLS BF H R ER SO BB IBB HBP BLK WP HR S P ERA WHIP	IP WLS BF H R ER SO BB IBB HBP BLK WP HR S P ERA WHIP	IP WLS BF H R ER SO BB IBB HBP BLK WP HR S P ERA WHIP	IP WLS BF H R ER SO BB IBB HBP BLK WP HR S P ERA WHIP	IP WLS BF H R ER SO BB IBB HBP BLK WP HR S P ERA WHIP	IP WLS BF H R ER SO BB IBB HBP BLK WP HR S P ERA WHIP	IP WLS BF H R ER SO BB IBB HBP BLK WP HR S P ERA WHIP	IP WLS BF H R ER SO BB IBB HBP BLK WP HR S P ERA WHIP	IP WLS BF H R ER SO BB IBB HBP BLK WP HR S P ERA WHIP	IP WLS BF H R ER SO BB IBB HBP BLK WP HR S P ERA WHIP	IP WLS BF H R ER SO BB IBB HBP BLK WP HR S P ERA WHIP	IP WLS BF H R ER SO BB IBB HBP BLK WP HR S P ERA WHIP	IP WLS BF H R ER SO BB IBB HBP BLK WP HR S P ERA WHIP	IP WLS BF H R ER SO BB IBB HBP BLK WP HR S P ERA WHIP	IP WLS BF H R ER SO BB IBB HBP BLK WP HR S P ERA WHIP	IP WLS BF H R ER SO BB IBB HBP BLK WP HR S P ERA WHIP	IP WLS BF H R ER SO BB IBB HBP BLK WP HR S P ERA WHIP
52 Michael Wacha, R ERA: 4.64	6.0	24	2	2	7	0	0	0	0	0	5	8	0.00	0.000										
53 John Gant, R ERA: 0.71	1.0	5	2	1	1	1	0	0	0	0	0	15	23	9.00	2.000									
21 Andrew Miller, L ERA: 6.75	1.0	3	0	0	0	1	1	0	0	0	0	6	13	0.00	1.000									
49 Jordan Hicks, R ERA: 2.25	1.0	3	0	0	0	1	1	0	0	0	0	6	13	0.00	1.000									

St. Louis Cardinals @ Milwaukee Brewers
Miller Park

Batter	1	2	3	4	5	6	7	8	9	AB	R	H	RBI	BB	SO	LOB	TOP										
9 Brandon Nimmo, L (1,7) OBP: 0.365, SLG: 0.417 28 J.D. Davis, R (6,PH) OBP: 0.385, SLG: 0.491										3	0	0	0	0	2	0	New York Mets @ St. Louis Cardinals Busch Stadium, St. Louis, MO Sun Apr 21 2019, 1:17 PM - 4:23 PM CDT Att: 42,765 - Sunny - 76 F										
20 Pete Alonso, R (1,3) OBP: 0.416, SLG: 0.727										4	1	2	1	1	1	0											
24 Robinson Cano, L (1,4) OBP: 0.286, SLG: 0.412 12 Juan Lagares, R (7,PH) OBP: 0.317, SLG: 0.351										3	1	2	1	0	0	0											
30 Michael Conforto, L (1,9) OBP: 0.417, SLG: 0.613										3	1	1	1	1	0	1											
1 Amed Rosario, R (1,6) OBP: 0.303, SLG: 0.381										4	0	1	0	0	0	3											
6 Jeff McNeil, L (1,5) OBP: 0.443, SLG: 0.471										3	0	0	0	0	1	5											
23 Keon Broxton, R (1,8) OBP: 0.256, SLG: 0.171										4	0	0	0	0	2	1											
18 Travis d'Arnaud, R (1,2) OBP: 0.143, SLG: 0.053										4	0	0	0	0	2	1											
34 Noah Syndergaard, L (1,1) OBP: 0.273, SLG: 0.444 22 Dominic Smith, L (6,PH) OBP: 0.519, SLG: 0.900 65 Robert Gsellman, R (6,1) 40 Wilson Ramos, R (9,PH) OBP: 0.357, SLG: 0.355										2	1	1	1	0	1	0											
Inning Stats	R: 1 E: 1 K: 2 S: 12	H: 2 LOB: 2 BB: 0 P: 17	R: 0 E: 0 K: 2 S: 11	H: 0 LOB: 0 BB: 0 P: 16	R: 0 E: 0 K: 0 S: 10	H: 1 LOB: 3 BB: 2 P: 25	R: 1 E: 0 K: 1 S: 11	H: 1 LOB: 0 BB: 0 P: 17	R: 1 E: 0 K: 0 S: 10	H: 1 LOB: 0 BB: 0 P: 14	R: 0 E: 0 K: 2 S: 11	H: 0 LOB: 0 BB: 1 P: 22	R: 1 E: 0 K: 2 S: 11	H: 1 LOB: 0 BB: 0 P: 16	R: 0 E: 0 K: 1 S: 14	H: 0 LOB: 0 BB: 0 P: 17		R: 0 E: 0 K: 2 S: 12	H: 1 LOB: 1 BB: 0 P: 17	1B: 3 2B: 0 3B: 0 HR: 4	SF: 0 SAC: 0 DP: 0 HBP: 1	WP: 0 PB: 0 SB: 0 CS: 0	PA: 39				
PITCHER	IP	WLS	BF	H	R	ER	SO	BB	IBB	HBP	BLK	WP	HR	S	P	ERA	WHIP										
43 Dakota Hudson, R (1,1) ERA: 5.89	5.0	W	23	5	3	3	5	2	0	0	0	0	3	54	89	5.40	1.400										
60 John Brebbia, R (6,1) ERA: 0.73	0.2	H	3	0	0	0	2	0	0	1	0	0	0	8	12	0.00	0.000										
21 Andrew Miller, L (6,1) ERA: 7.04	1.0	H	5	1	1	1	2	1	0	0	0	0	1	10	20	9.00	2.000										
53 John Gant, R (7,1) ERA: 0.6	1.1	H	4	0	0	0	1	0	0	0	0	0	0	18	23	0.00	0.000										
49 Jordan Hicks, R (9,1) ERA: 2.0	1.0	S	4	1	0	0	2	0	0	0	0	0	0	12	17	0.00	1.000										

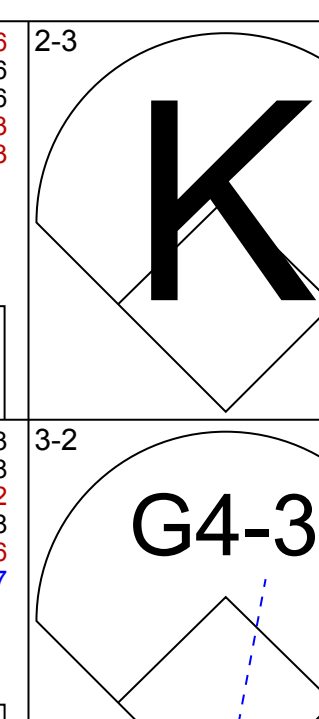
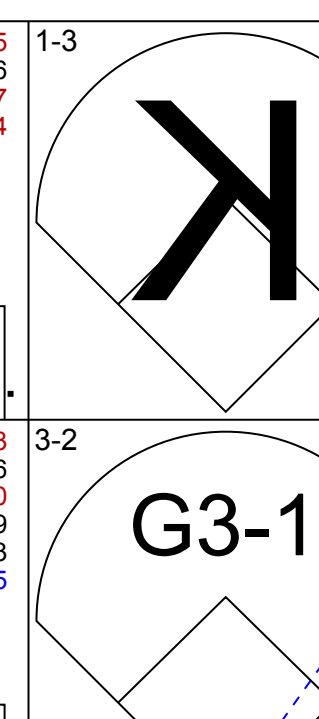
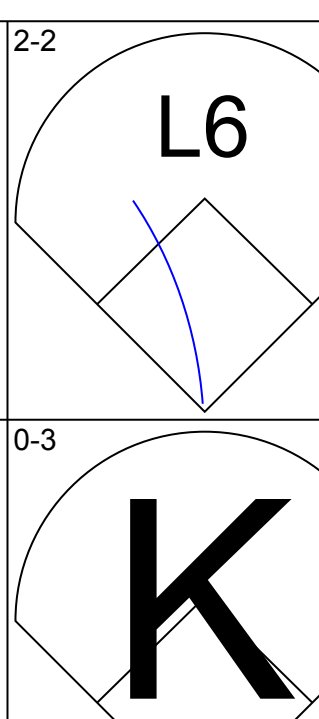
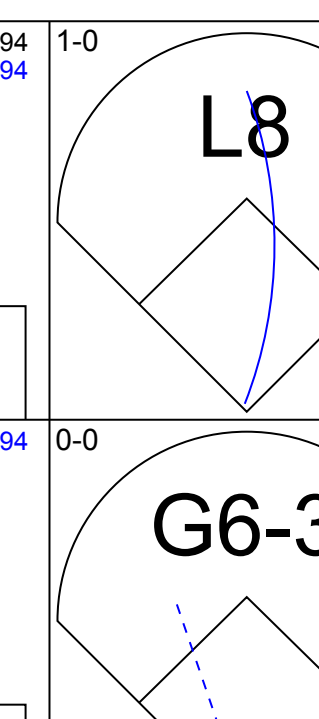
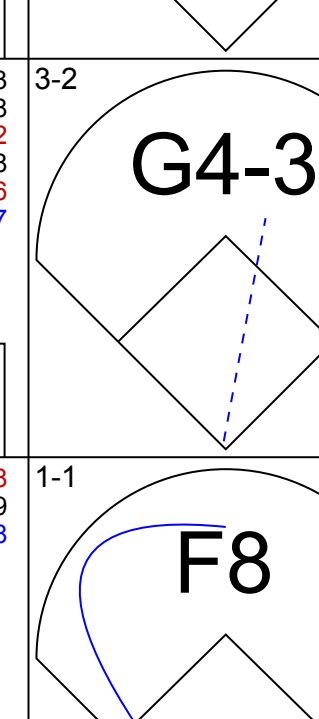
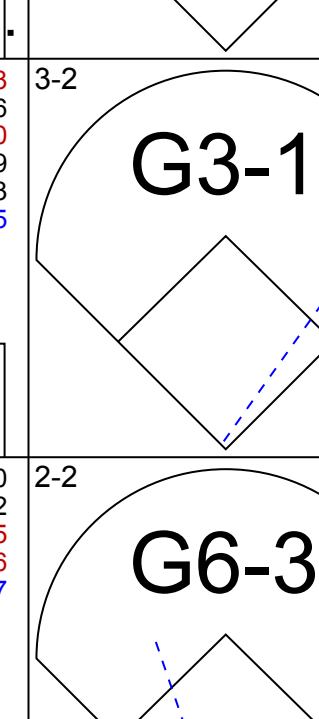
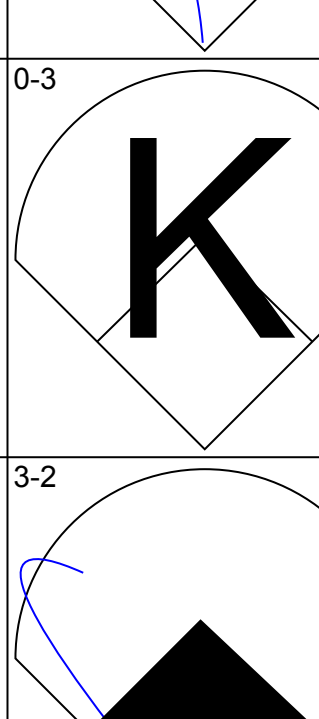
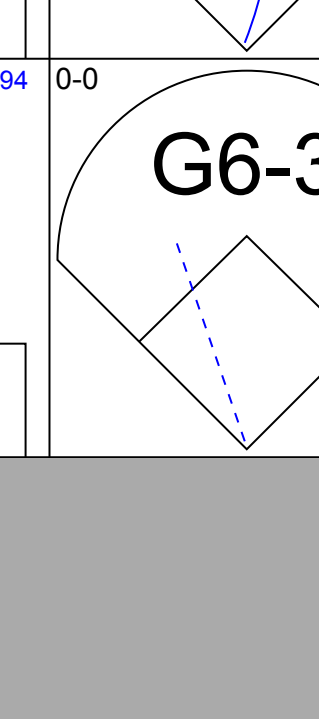
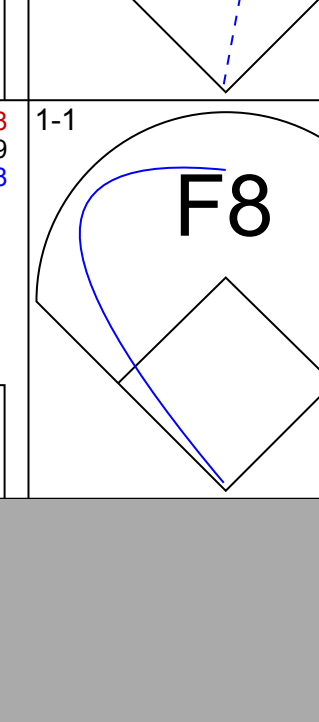
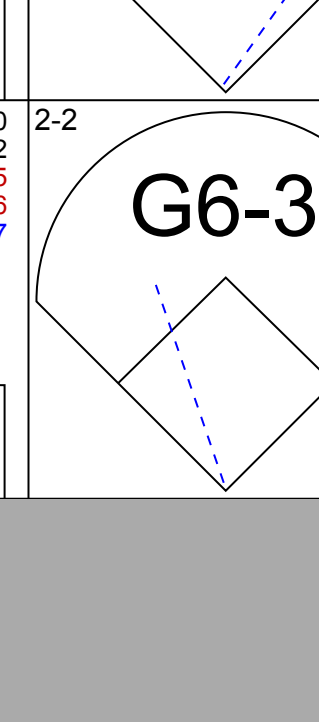
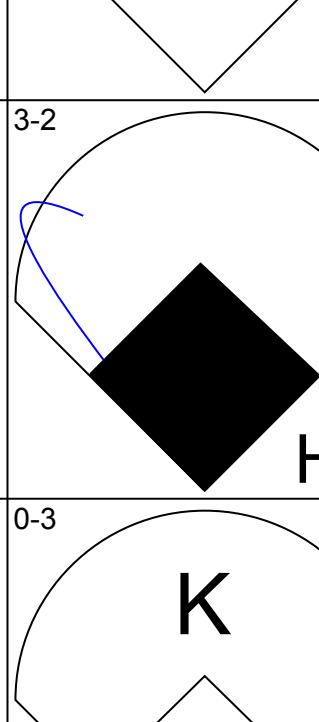


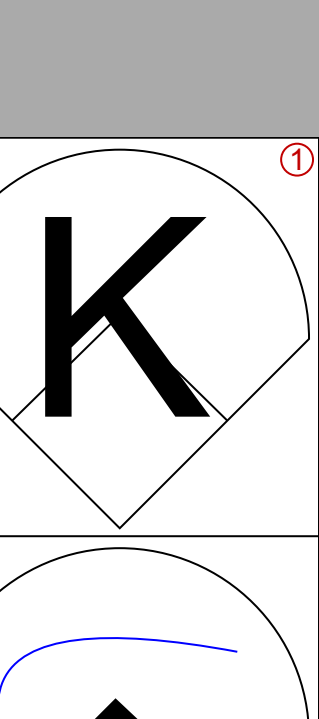
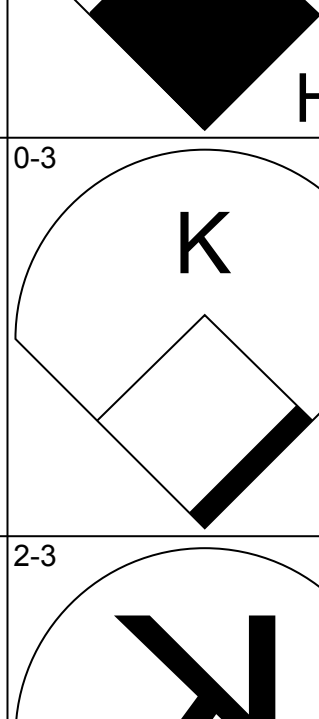


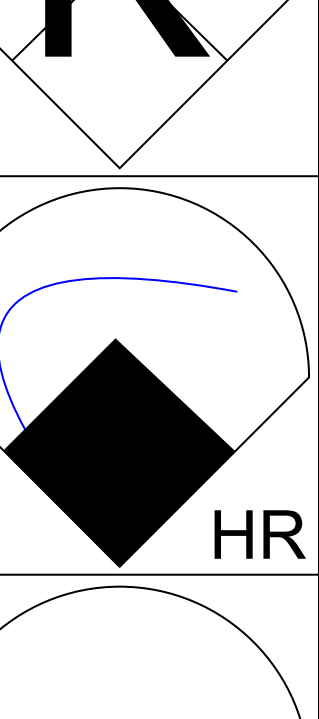
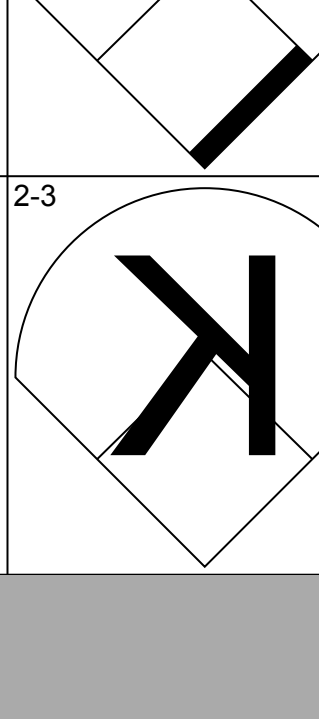


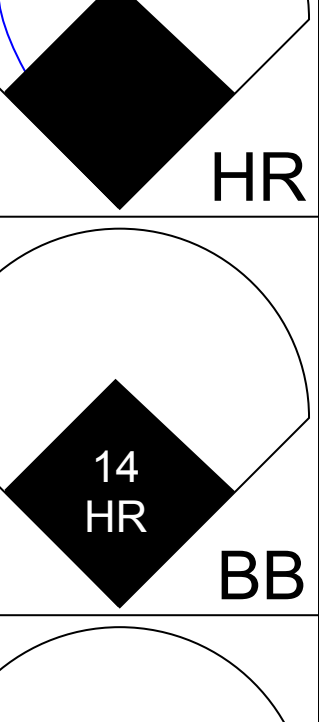



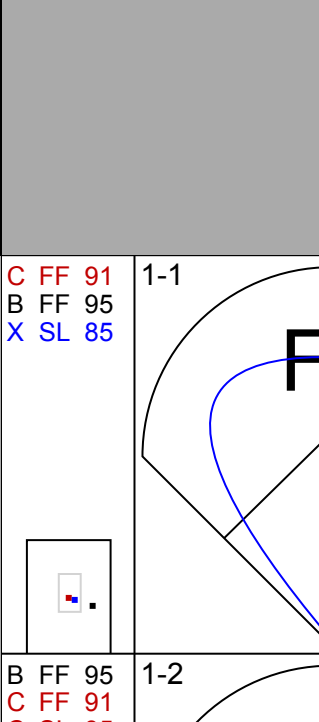
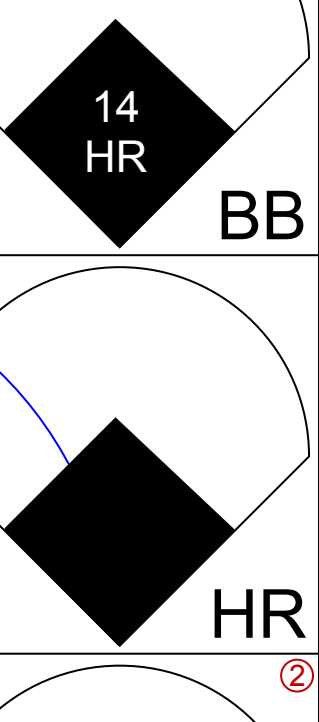



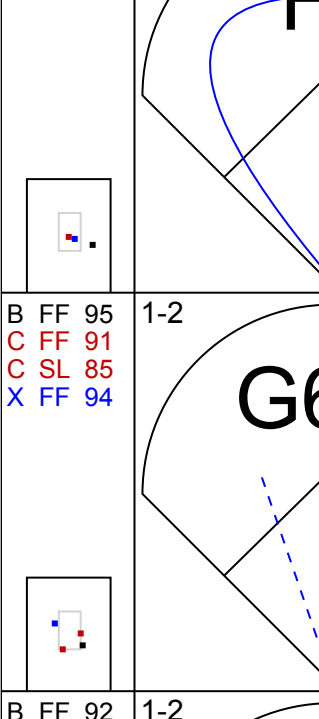
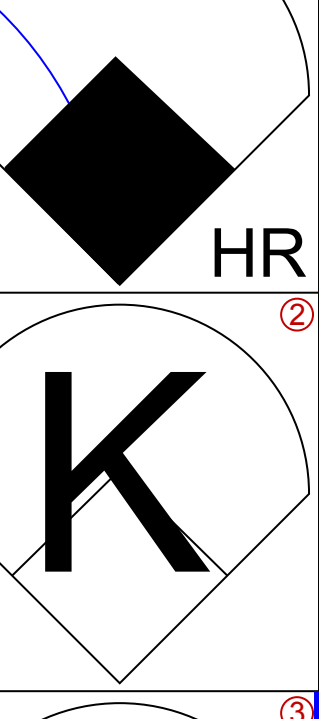



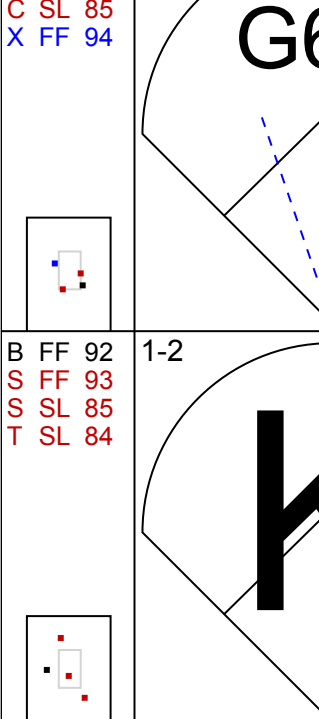
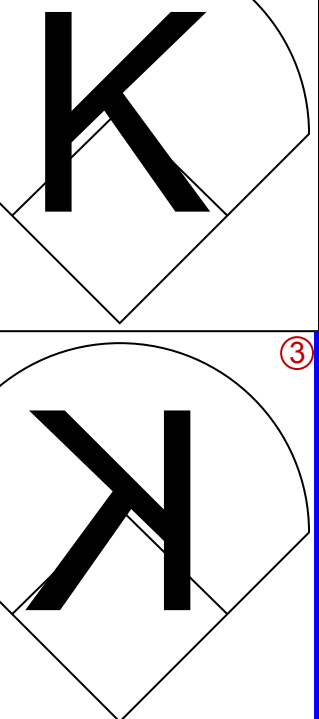

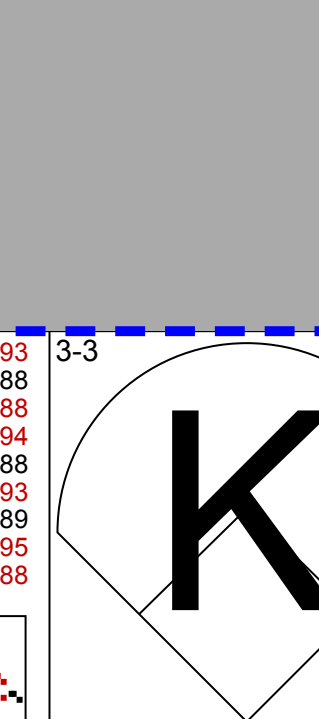
AB 35
R 4
H 7
RBI 4
BB 3
SO 12
LOB 14

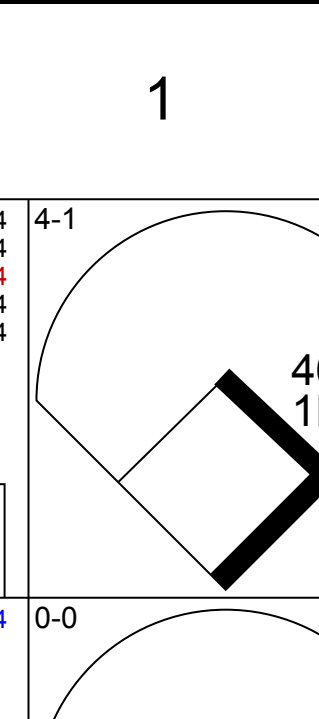
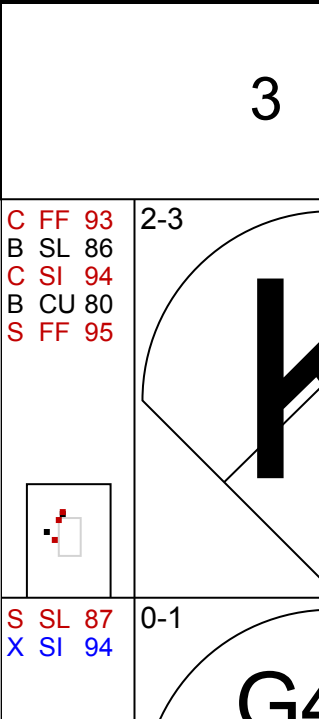
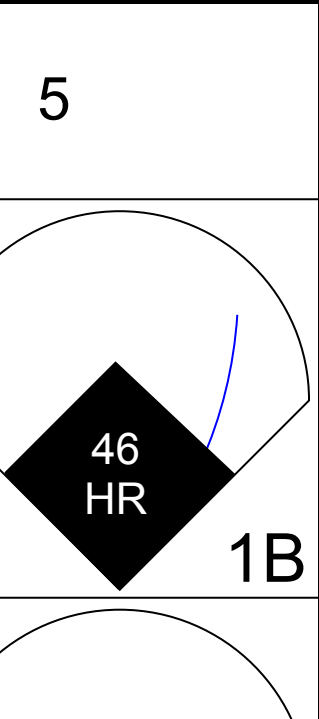
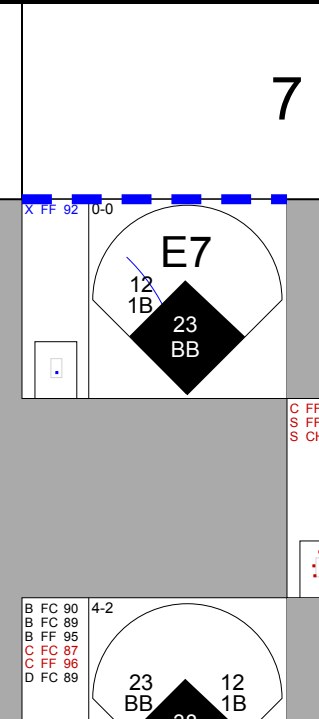
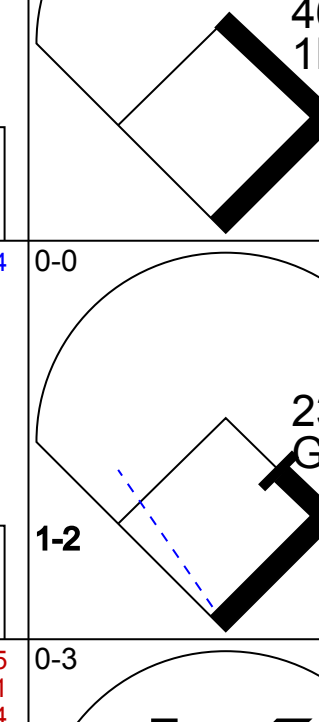
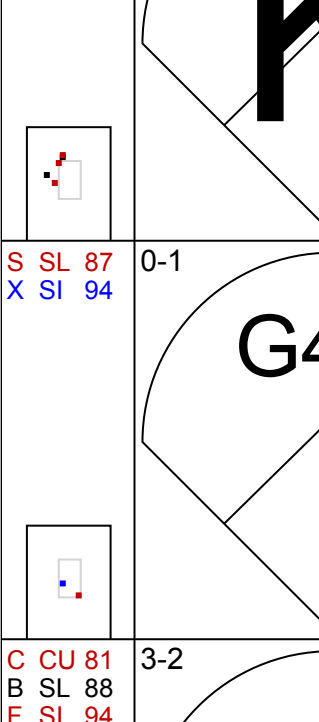
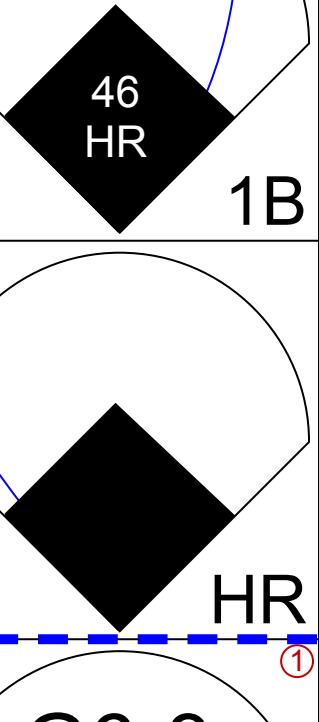
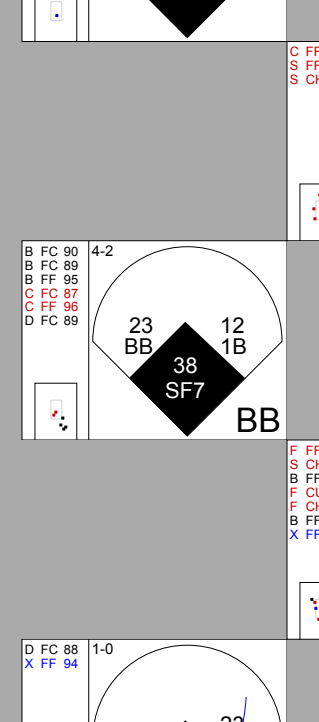
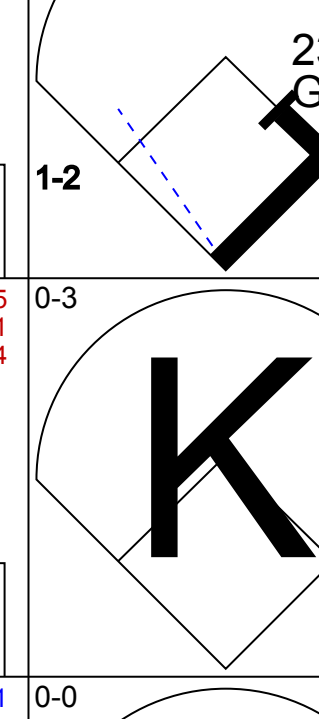
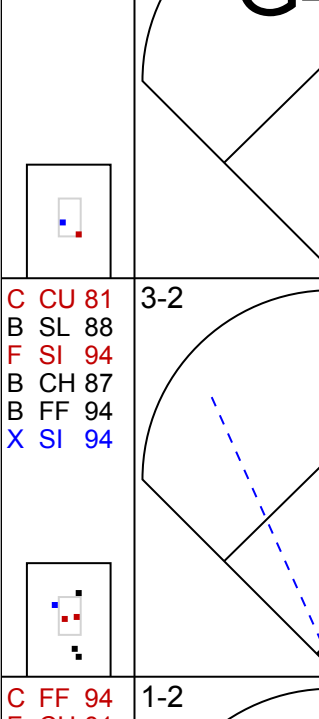
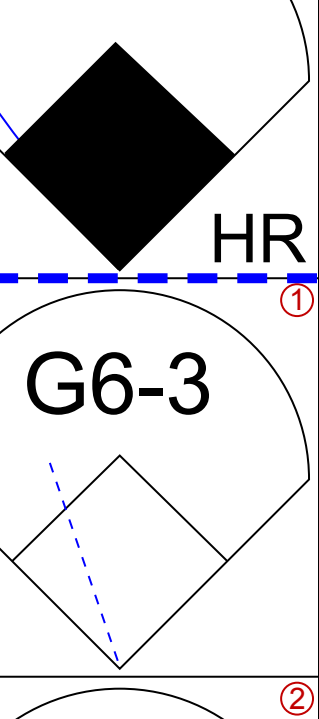
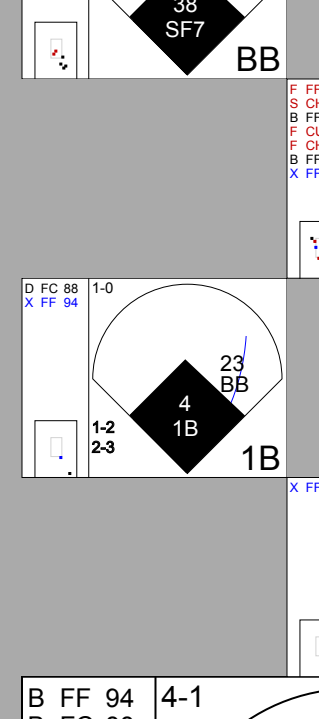
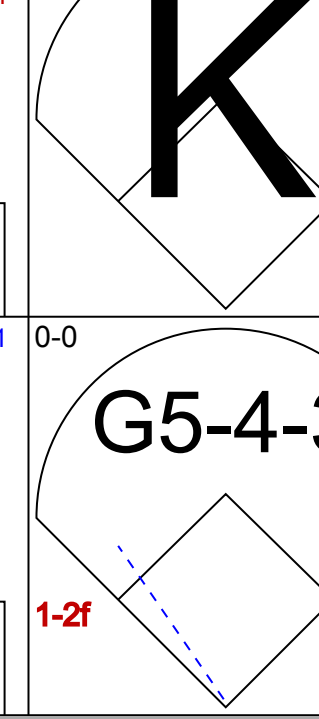
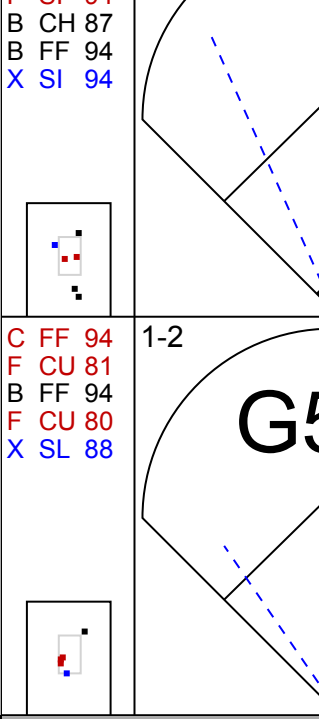
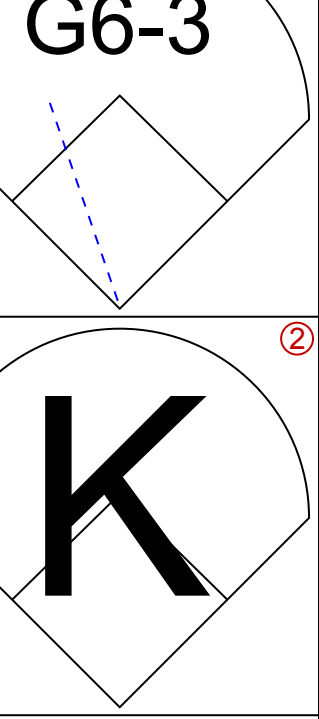
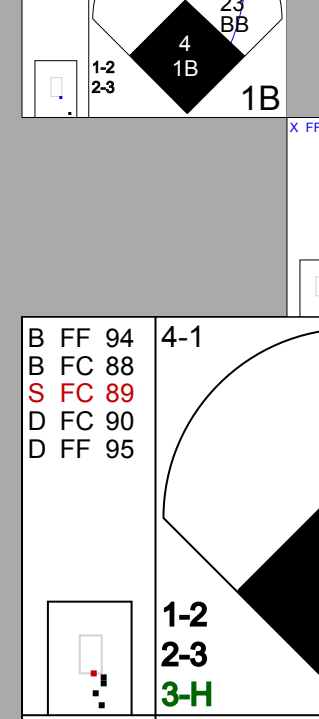
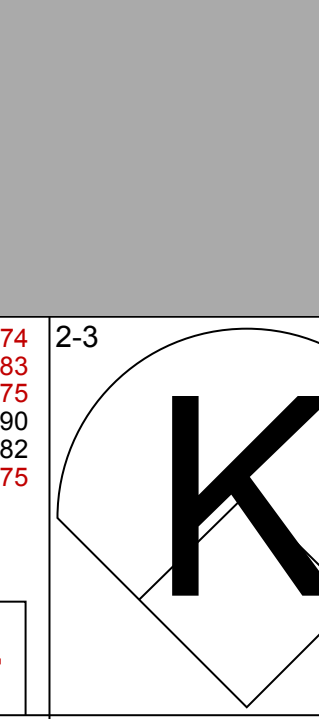
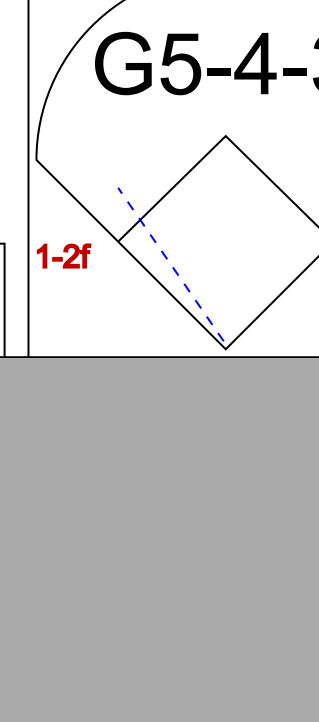
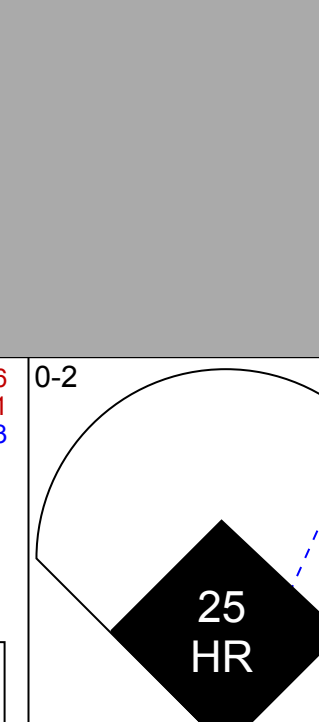
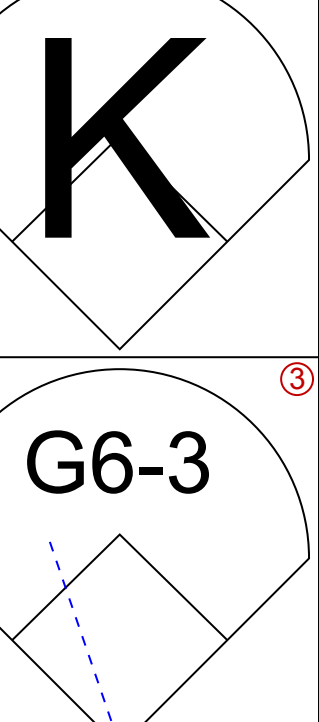
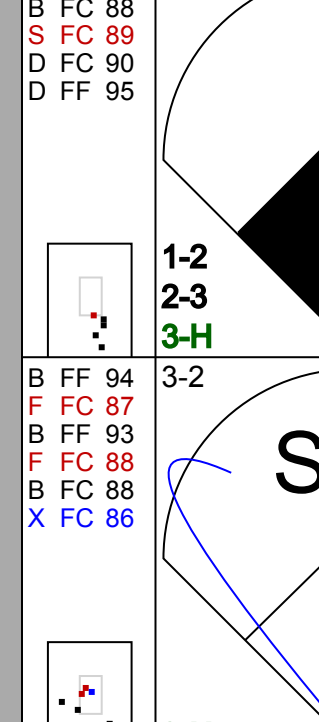
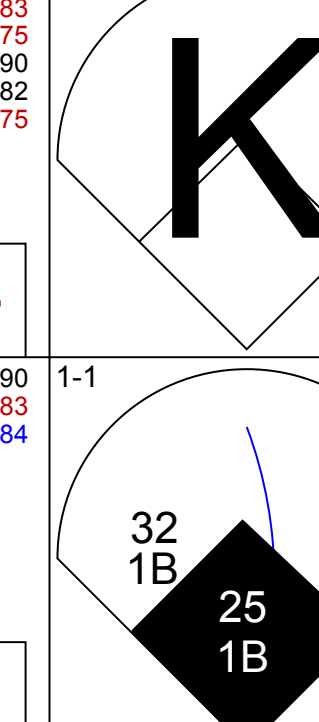

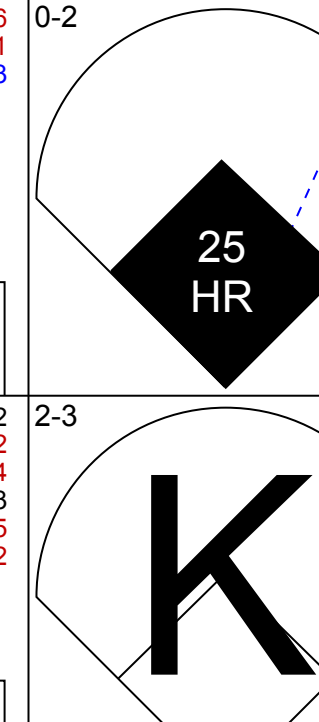
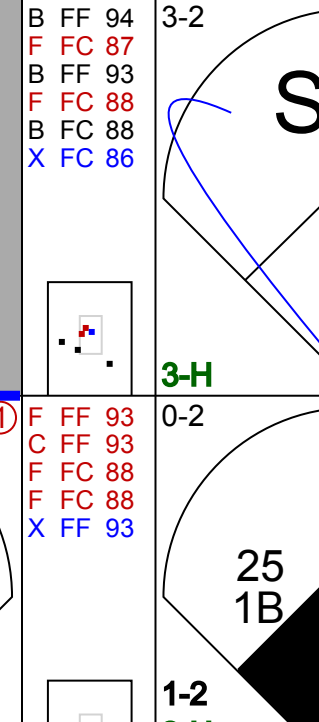
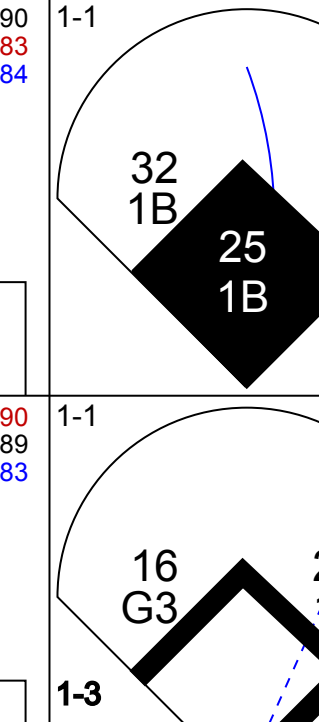

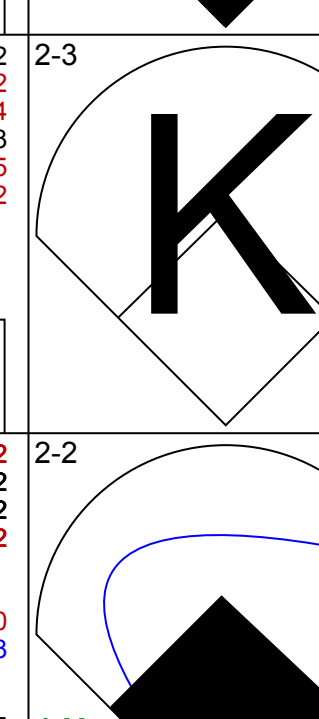
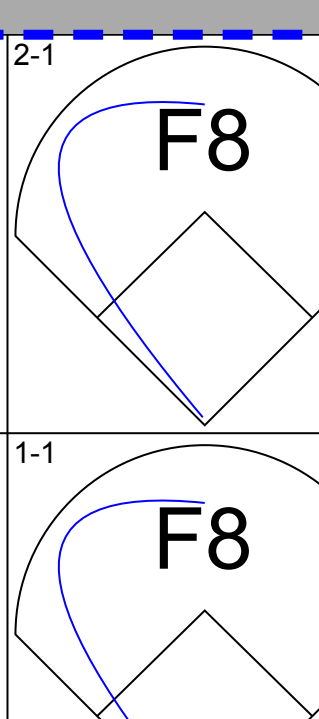
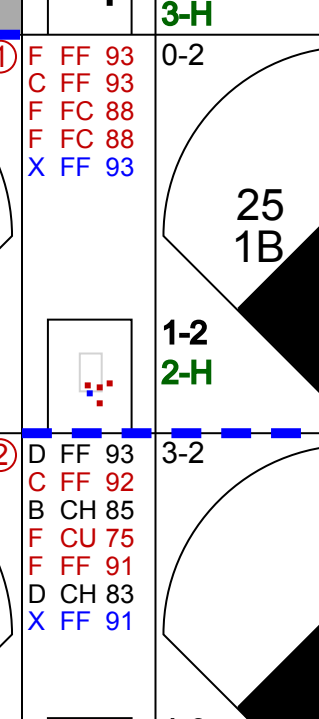
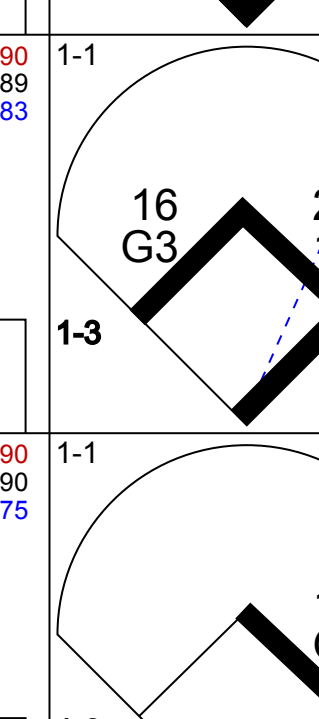

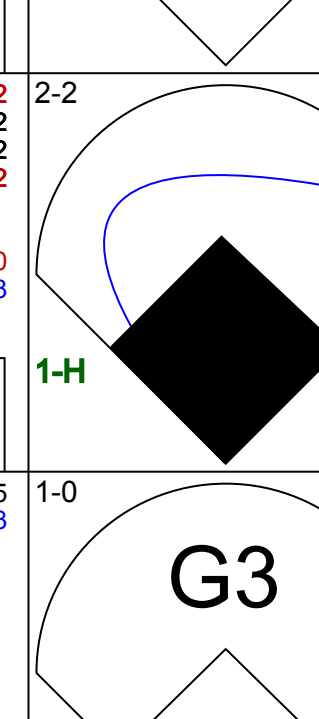
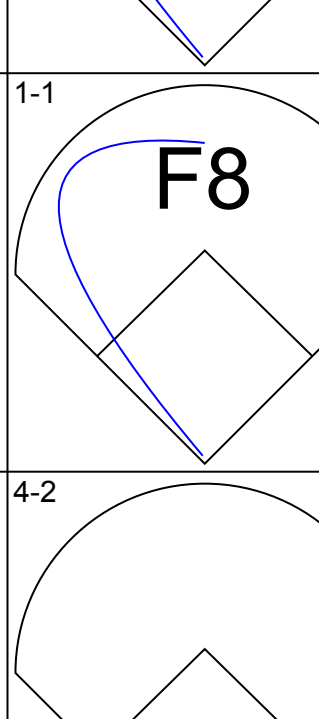
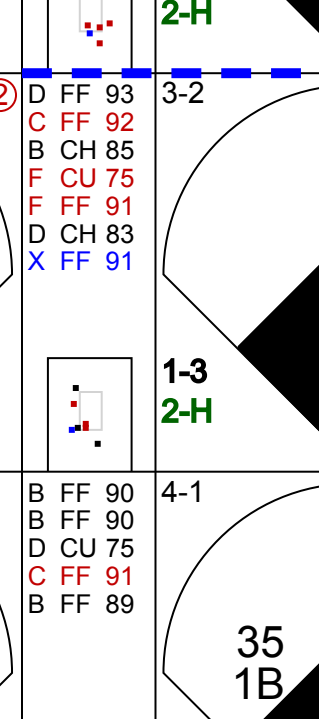
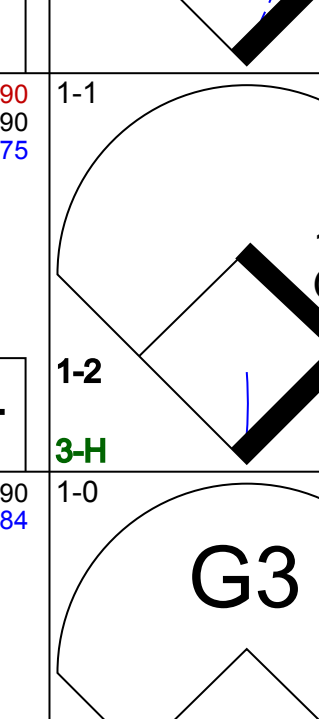

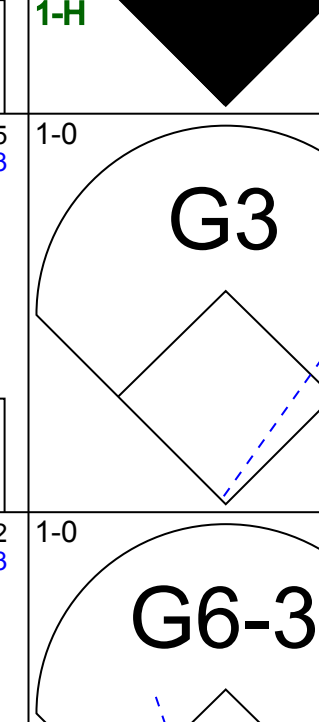
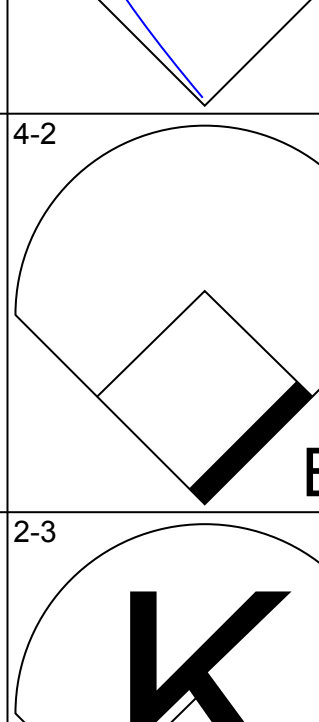
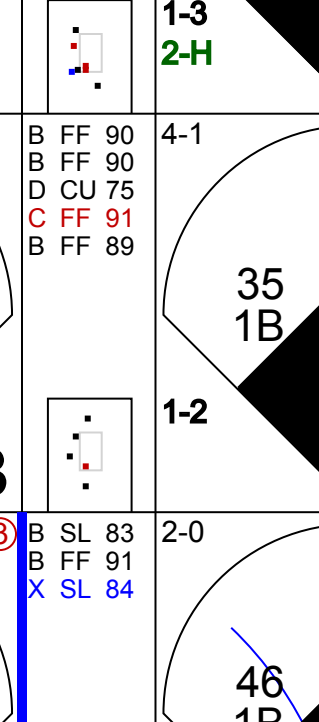
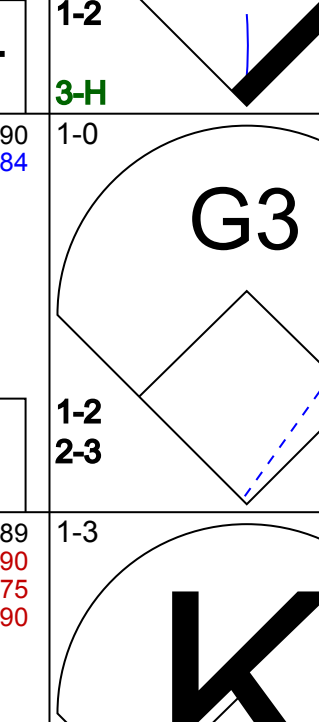

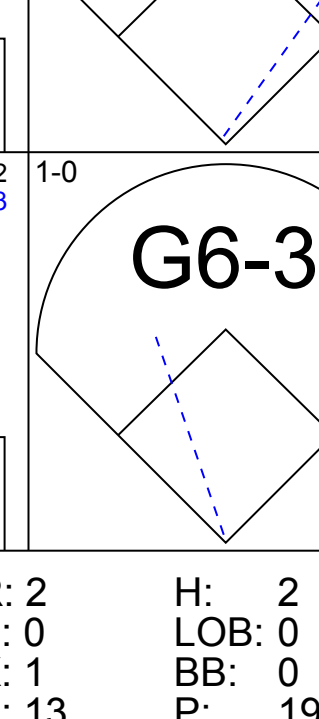
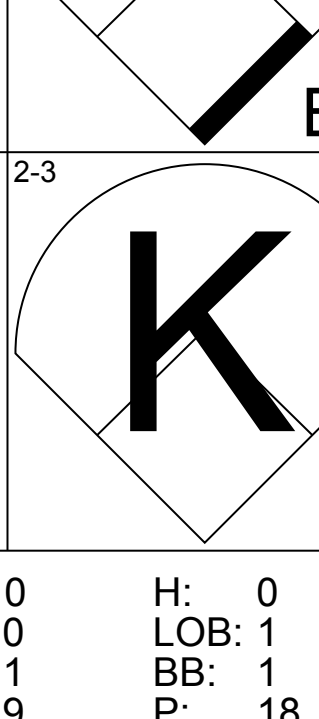
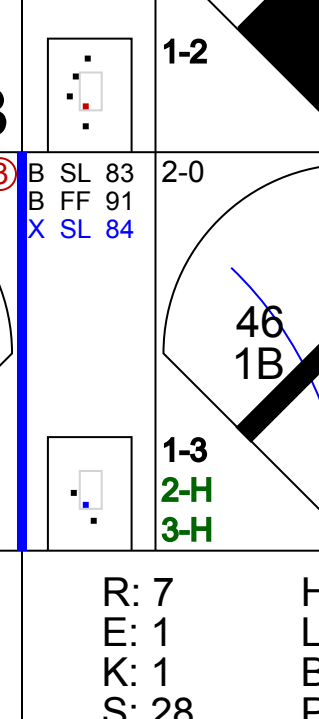
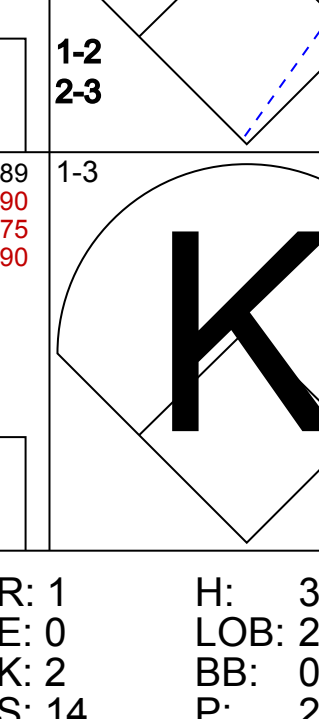


Batter	1	2	3	4	5	6	7	8	9	AB	R	H	RBI	BB	SO	LOB	BOTTOM										
13 Matt Carpenter, L (1,5) OBP: 0.312, SLG: 0.413										4	0	0	0	0	2	3	New York Mets @ St. Louis Cardinals Busch Stadium, St. Louis, MO Sun Apr 21 2019, 1:17 PM - 4:23 PM CDT Att: 42,765 - Sunny - 76 F										
46 Paul Goldschmidt, R (1,3) OBP: 0.340, SLG: 0.553										4	1	2	2	0	1	0											
12 Paul DeJong, R (1,6) OBP: 0.389, SLG: 0.593										4	0	1	0	0	0	3											
23 Marcell Ozuna, R (1,7) OBP: 0.363, SLG: 0.671										3	1	1	1	1	1	1											
38 José Martínez, R (1,9) OBP: 0.346, SLG: 0.451 49 Jordan Hicks, R (9,1)										3	2	1	0	1	0	1											
4 Yadier Molina, R (1,2) OBP: 0.288, SLG: 0.359										4	1	1	1	0	0	2											
25 Dexter Fowler, S (1,8) OBP: 0.375, SLG: 0.355 21 Andrew Miller, L (6,1) 53 John Gant, R (7,1) 34 Yairo Muñoz, R (8,PH) OBP: 0.333, SLG: 0.375										3	0	1	1	0	1	2											
16 Kolten Wong, L (1,4) OBP: 0.422, SLG: 0.545										4	1	1	1	0	1	1											
43 Dakota Hudson, R (1,1) 60 John Brebbia, L (6,1) 35 Lane Thomas, R (6,8) OBP: 0.250, SLG: 1.000										2	0	0	0	0	0	3											
Inning Stats	R: 0 E: 0 K: 3 S: 14	H: 1 LOB: 1 BB: 0 P: 22	R: 3 E: 1 K: 1 S: 16	H: 3 LOB: 2 BB: 1 P: 23	R: 2 E: 0 K: 0 S: 12	H: 2 LOB: 1 BB: 1 P: 17	R: 1 E: 0 K: 1 S: 15	H: 2 LOB: 1 BB: 0 P: 23	R: 0 E: 0 K: 0 S: 6	H: 0 LOB: 0 BB: 0 P: 8	R: 0 E: 0 K: 0 S: 6	H: 0 LOB: 0 BB: 0 P: 12	R: 0 E: 0 K: 0 S: 10	H: 0 LOB: 1 BB: 0 P: 16	R: 0 E: 0 K: 1 S: 8	H: 0 LOB: 0 BB: 0 P: 12		R: 0 E: 0 K: 1 S: 8	H: 0 LOB: 0 BB: 0 P: 12	1B: 6 2B: 2 3B: 0 HR: 0	SF: 0 SAC: 0 DP: 0 HBP: 0	WP: 0 PB: 0 SB: 0 CS: 0	PA: 36				
PITCHER	IP	WLS	BF	H	R	ER	SO	BB	IBB	HBP	BLK	WP	HR	S	P	ERA	WHIP										
34 Noah Syndergaard, R (1,1) ERA: 5.9	5.0	L	26	8	6	4	0	2	0	0	0	0	0	24	40	0.00	0.000										
65 Robert Gsellman, R (6,1) ERA: 2.57	3.0		10	0	0	0	1	0	0	0	0	0	0	0	0	0.00	0.000										

AB 34
R 6
H 8
RBI 6
BB 2
SO 6
LOB 16



Batter	1	2	3	4	5	6	7	8	9	AB	R	H	RBI	BB	SO	LOB	TOP									
6 Lorenzo Cain, R (1, 8) OBP: 0.359, SLG: 0.451 16 Ben Gamel, L (8, PH) OBP: 0.340, SLG: 0.317										3	0	0	0	0	2	0	Milwaukee Brewers @ St. Louis Cardinals Busch Stadium, St. Louis, MO Mon Apr 22 2019, 6:48 PM - 9:58 PM CDT Att: 35,819 - Clear - 80 F									
22 Christian Yelich, L (1, 9) OBP: 0.430, SLG: 0.820										4	0	0	0	0	1	0										
10 Yasmani Grandal, S (1, 2) OBP: 0.405, SLG: 0.623										4	1	1	1	0	0	0										
21 Travis Shaw, L (1, 5) OBP: 0.276, SLG: 0.286										4	1	1	1	0	2	0										
8 Ryan Braun, R (1, 7) OBP: 0.235, SLG: 0.436										4	1	2	1	0	2	1										
7 Eric Thames, L (1, 3) OBP: 0.295, SLG: 0.550										3	1	0	0	1	1	1										
14 Hernán Pérez, R (1, 4) OBP: 0.310, SLG: 0.513										4	1	1	2	0	2	1										
3 Orlando Arcia, R (1, 6) OBP: 0.266, SLG: 0.378 56 Aaron Wilkerson, R (7, 1) OBP: 1.000, SLG: 4.000										3	0	0	0	0	1	0										
37 Adrian Houser, R (1, 1) 12 Alex Wilson, R (5, 1) 32 Jeremy Jeffress, R (6, 1) 50 Jacob Barnes, R (7, 1) 24 Jesús Aguilar, R (7, 5) OBP: 0.234, SLG: 0.164										2	0	0	0	0	2	0										
Inning Stats	R: 0 E: 0 K: 1 S: 8	H: 0 LOB: 0 BB: 0 P: 14	R: 0 E: 0 K: 1 S: 10	H: 0 LOB: 0 BB: 0 P: 13	R: 0 E: 0 K: 1 S: 8	H: 0 LOB: 0 BB: 0 P: 11	R: 0 E: 0 K: 1 S: 9	H: 0 LOB: 0 BB: 0 P: 15	R: 3 E: 0 K: 3 S: 16	H: 2 LOB: 1 BB: 1 P: 27	R: 1 E: 0 K: 3 S: 16	H: 1 LOB: 1 BB: 0 P: 23	R: 0 E: 0 K: 2 S: 8	H: 0 LOB: 0 BB: 0 P: 11	R: 0 E: 0 K: 1 S: 8	H: 0 LOB: 1 BB: 0 P: 12		R: 1 E: 0 K: 1 S: 11	H: 2 LOB: 1 BB: 0 P: 13	1B: 1 2B: 0 3B: 0 HR: 4	SF: 0 SAC: 0 DP: 0 HBP: 0	WP: 1 PB: 0 SB: 0 CS: 0	PA: 34			
PITCHER	IP	WLS	BF	H	R	ER	SO	BB	IBB	HBP	BLK	WP	HR	S	P	ERA		WHIP								
22 Jack Flaherty, R (1, 1) ERA: 5.25 60 John Brebbia, R (7, 1) ERA: 0.68 55 Dominic Leone, R (8, 1) ERA: 1.64 65 Giovanni Gallegos, R (9, 1) ERA: 5.4	6.0	W	23	3	4	4	10	1	0	0	0	1	3	67	103	6.00		0.667								

Batter	1	2	3	4	5	6	7	8	9	AB	R	H	RBI	BB	SO	LOB	BOTTOM									
13 Matt Carpenter, L (1, 5) OBP: 0.316, SLG: 0.405										4	2	1	0	1	2	2	Milwaukee Brewers @ St. Louis Cardinals Busch Stadium, St. Louis, MO Mon Apr 22 2019, 6:48 PM - 9:58 PM CDT Att: 35,819 - Clear - 80 F									
46 Paul Goldschmidt, R (1, 3) OBP: 0.363, SLG: 0.596										4	2	3	3	1	0	0										
12 Paul DeJong, R (1, 6) OBP: 0.390, SLG: 0.593										5	1	2	0	0	1	4										
23 Marcell Ozuna, R (1, 7) OBP: 0.353, SLG: 0.635										4	1	0	1	1	2	3										
38 José Martínez, R (1, 9) OBP: 0.357, SLG: 0.463 55 Dominic Leone, R (8, 1)										3	1	2	1	0	0	0										
33 Drew Robinson, L (8, PH) OBP: 0.143, SLG: 0.143										1	1	1	0	0	0	0										
4 Yadier Molina, R (1, 2) OBP: 0.287, SLG: 0.354 32 Matt Wieters, S (8, PH) OBP: 0.417, SLG: 0.400										4	1	1	1	0	1	2										
25 Dexter Fowler, S (1, 8) OBP: 0.403, SLG: 0.433 65 Giovanni Gallegos, R (9, 1)										5	3	4	4	0	0	0										
16 Kolten Wong, L (1, 4) OBP: 0.432, SLG: 0.536										3	1	1	1	2	0	2										
22 Jack Flaherty, R (1, 1) OBP: 0.143, SLG: 0.143 3 Jedd Gyorko, R (6, PH) OBP: 0.231, SLG: 0.091 60 John Brebbia, L (7, 1) 35 Lane Thomas, R (7, PH) OBP: 0.333, SLG: 0.833										2	0	0	0	0	0	1										
Inning Stats	R: 0 E: 0 K: 1 S: 6	H: 1 LOB: 1 BB: 1 P: 10	R: 1 E: 0 K: 0 S: 13	H: 3 LOB: 1 BB: 0 P: 22	R: 0 E: 0 K: 1 S: 12	H: 1 LOB: 1 BB: 0 P: 18	R: 2 E: 0 K: 1 S: 13	H: 2 LOB: 0 BB: 0 P: 19	R: 2 E: 0 K: 1 S: 14	H: 2 LOB: 0 BB: 0 P: 20	R: 0 E: 0 K: 1 S: 9	H: 0 LOB: 1 BB: 1 P: 18	R: 7 E: 1 K: 1 S: 28	H: 5 LOB: 2 BB: 3 P: 51	R: 1 E: 0 K: 2 S: 14	H: 3 LOB: 2 BB: 0 P: 21		1B: 14 2B: 1 3B: 0 HR: 2	SF: 1 SAC: 0 DP: 1 HBP: 0	WP: 0 PB: 0 SB: 0 CS: 0	PA: 45					
PITCHER	IP	WLS	BF	H	R	ER	SO	BB	IBB	HBP	BLK	WP	HR	S	P	ERA		WHIP								
37 Adrian Houser, R (1, 1) ERA: 11.25 12 Alex Wilson, R (5, 1) ERA: 7.2 32 Jeremy Jeffress, R (6, 1) ERA: 50 Jacob Barnes, R (7, 1) ERA: 7.0 56 Aaron Wilkerson, R (7, 1) ERA: 6.35	4.0	L	20	9	5	5	3	1	0	0	0	0	0	8	78	11.25		2.500								

Batter	1	2	3	4	5	6	7	8	9	AB	R	H	RBI	BB	SO	LOB	TOP										
6 Lorenzo Cain, R OBP: 0.333, SLG: 0.414	L4		K			P4			F7	4	0	0	0	0	1	0	Milwaukee Brewers @ St. Louis Cardinals Busch Stadium, St. Louis, MO Wed Apr 24 2019, 12:19 PM - 3:10 PM CDT Att: 36,878 - Drizzlie - 59 F										
7 Eric Thames, L OBP: 0.284, SLG: 0.614	HR		F7			K			1B	4	2	2	1	0	1	0											
10 Yasmani Grandal, S OBP: 0.391, SLG: 0.579	1B				G5-3				BB	3	0	1	0	1	0	0											
21 Travis Shaw, L OBP: 0.284, SLG: 0.365	1B				F9				K	4	0	1	0	0	2	2											
8 Ryan Braun, R OBP: 0.239, SLG: 0.417 36 Jake Petricka, R (7, 1)	G6-4-3				P3				G6-3	3	0	0	0	0	0	2											
9 Manny Pina, R OBP: 0.346, SLG: 0.238	1-2								16 BB	0	0	0	0	0	0	0											
16 Ben Gamel, L OBP: 0.327, SLG: 0.289		L5							BB	3	0	0	1	1	1	0											
14 Hernán Pérez, R OBP: 0.313, SLG: 0.477 22 Christian Yelich, L OBP: 0.438, SLG: 0.793			BB			K			F7	2	0	0	0	1	1	0											
3 Orlando Arcia, R OBP: 0.267, SLG: 0.420			G5-4-3						K	1	0	0	0	0	1	3											
45 Jhoulys Chacín, R OBP: 0.500, SLG: 0.857 24 Jesús Aguilar, R OBP: 0.231, SLG: 0.162 50 Jacob Barnes, R 32 Jeremy Jeffress, R 13 Tyler Saladino, R					G6-3				K	3	0	1	0	0	1	1											
Inning Stats	R: 1 E: 0 K: 0 S: 10	H: 3 LOB: 1 BB: 0 P: 18	R: 0 E: 0 K: 0 S: 6	H: 0 LOB: 0 BB: 1 P: 13	R: 0 E: 0 K: 1 S: 11	H: 0 LOB: 0 BB: 0 P: 18	R: 0 E: 0 K: 0 S: 7	H: 0 LOB: 0 BB: 0 P: 12	R: 0 E: 0 K: 1 S: 10	H: 1 LOB: 1 BB: 0 P: 16	R: 0 E: 0 K: 1 S: 6	H: 0 LOB: 0 BB: 0 P: 9	R: 0 E: 0 K: 2 S: 12	H: 0 LOB: 0 BB: 0 P: 17	R: 0 E: 0 K: 1 S: 12	H: 0 LOB: 0 BB: 0 P: 17	R: 1 E: 0 K: 2 S: 15	H: 1 LOB: 3 BB: 2 P: 27	1B: 3 2B: 1 3B: 0 HR: 1	SF: 0 SAC: 0 DP: 2 HBP: 1	WP: 0 PB: 0 SB: 0 CS: 0	PA: 34					
PITCHER	IP	WLS	BF	H	R	ER	SO	BB	IBB	HBP	BLK	WP	HR	S	P	ERA	WHIP	PITCHER									
50 Adam Wainwright, R ERA: 3.96	6.0	W	21	4	1	1	3	1	0	0	0	0	1	50	86	1.50	0.833										
30 Tyler Webb, L ERA: 5.06	0.1	H	1	0	0	0	1	0	0	0	0	0	0	3	3	0.00	0.000										
60 John Brebbia, R ERA: 0.6	1.2	H	5	0	0	0	2	0	0	0	0	0	0	21	31	0.00	0.000										
21 Andrew Miller, L ERA: 6.75	0.2	S	6	1	1	1	1	2	0	1	0	0	0	12	22	13.50	4.500										
49 Jordan Hicks, R ERA: 2.61	0.1	S	1	0	0	0	1	0	0	0	0	0	0	3	5	0.00	0.000										

Batter	1	2	3	4	5	6	7	8	9	AB	R	H	RBI	BB	SO	LOB	BOTTOM										
13 Matt Carpenter, L OBP: 0.316, SLG: 0.385	F8		L9			L7			F7	4	1	0	0	1	0	2	Milwaukee Brewers @ St. Louis Cardinals Busch Stadium, St. Louis, MO Wed Apr 24 2019, 12:19 PM - 3:10 PM CDT Att: 36,878 - Drizzlie - 59 F										
46 Paul Goldschmidt, R OBP: 0.373, SLG: 0.664	F9				12B	23B	12B		BB	3	1	2	0	1	0	0											
12 Paul DeJong, R OBP: 0.398, SLG: 0.626	F9				23 HR	23B	1B		G4-3	4	1	2	0	0	0	2											
23 Marcell Ozuna, R OBP: 0.366, SLG: 0.654			K		HR	38	G6-4-3		1B	3	1	2	3	1	1	0											
38 José Martínez, R OBP: 0.359, SLG: 0.443 21 Andrew Miller, L 49 Jordan Hicks, R			K		L4	G6-4-3			FC6-4	4	0	0	1	0	1	5											
4 Yadier Molina, R OBP: 0.297, SLG: 0.422		G5-3				HR			G6-3	4	1	1	1	0	0	2											
16 Kolten Wong, L OBP: 0.417, SLG: 0.500			G6-3		G3				K	4	0	1	0	0	1	0											
35 Lane Thomas, R OBP: 0.455, SLG: 0.700					50 SH5-4				1B	3	0	2	0	1	0	1											
50 Adam Wainwright, R ERA: 6.35 3 Jedrick Goettsch, R 30 Tyler Webb, L 60 John Brebbia, L 48 Harrison Bader, R									SH5-4	1	0	0	0	0	1	1											
Inning Stats	R: 0 E: 0 K: 0 S: 6	H: 0 LOB: 0 BB: 0 P: 10	R: 0 E: 0 K: 2 S: 13	H: 0 LOB: 0 BB: 0 P: 18	R: 0 E: 0 K: 0 S: 12	H: 0 LOB: 1 BB: 1 P: 18	R: 4 E: 0 K: 1 S: 17	H: 5 LOB: 1 BB: 0 P: 26	R: 0 E: 0 K: 0 S: 8	H: 2 LOB: 2 BB: 1 P: 16	R: 0 E: 0 K: 2 S: 16	H: 1 LOB: 1 BB: 0 P: 24	R: 1 E: 0 K: 0 S: 8	H: 1 LOB: 2 BB: 2 P: 19	R: 0 E: 0 K: 1 S: 8	H: 1 LOB: 1 BB: 0 P: 14		1B: 7 2B: 1 3B: 0 HR: 2	SF: 0 SAC: 1 DP: 1 HBP: 0	WP: 0 PB: 0 SB: 2 CS: 0	PA: 37						
PITCHER	IP	WLS	BF	H	R	ER	SO	BB	IBB	HBP	BLK	WP	HR	S	P	ERA	WHIP	PITCHER									
45 Jhoulys Chacín, R ERA: 6.35	4.0	L	18	5	4	4	3	1	0	0	0	0	0	48	72	9.00	1.500										
50 Jacob Barnes, R ERA: 6.3	1.0	S	5	2	0	0	0	1	0	0	0	0	0	8	16	0.00	3.000										
32 Jeremy Jeffress, R ERA:	1.0	S	4	1	0	0	2	0	0	0	0	0	0	16	24	0.00	1.000										
36 Jake Petricka, R ERA: 4.5	2.0	L	10	2	1	1	1	1	1	0	0	0	0	16	33	4.50	1.500										

Batter	1	2	3	4	5	6	7	8	9	AB	R	H	RBI	BB	SO	LOB	TOP										
19 Joey Votto, L (1,3) OBP: 0.344, SLG: 0.415										4	0	1	0	0	1	1	Cincinnati Reds @ St. Louis Cardinals Busch Stadium, St. Louis, MO Sat Apr 27 2019, 1:17 PM - 3:48 PM CDT Att: 44,197 - Cloudy - 57 F										
7 Eugenio Suárez, R (1,5) OBP: 0.347, SLG: 0.506										4	0	1	1	0	0	1											
33 Jesse Winker, L (1,7) OBP: 0.315, SLG: 0.513										3	1	2	0	1	0	1											
66 Yasiel Puig, R (1,9) OBP: 0.217, SLG: 0.375										4	0	1	0	0	1	1											
22 Derek Dietrich, L (1,4) OBP: 0.317, SLG: 0.569										3	0	1	1	0	0	0											
16 Tucker Barnhart, L (1,2) OBP: 0.324, SLG: 0.345										4	0	0	0	0	2	2											
43 Scott Schebler, L (1,8) OBP: 0.263, SLG: 0.235										3	1	0	0	1	2	1											
30 Tyler Mahle, R (1,1) OBP: 0.143, SLG: 0.286										1	0	0	0	0	0	0											
32 Zach Duke, L (6,1)										0	0	0	0	0	0	0											
48 Jared Hughes, R (6,1)										0	0	0	0	0	0	0											
6 Phillip Ervin, R (7,PH) OBP: 0.300, SLG: 0.375										1	0	0	0	0	0	0											
21 Michael Lorenzen, R (7,1) OBP: 0.286, SLG: 0.333										0	0	0	0	0	0	0											
9 José Peraza, R (1,6) OBP: 0.203, SLG: 0.286										3	1	1	1	0	1	0											
Inning Stats	R: 0 E: 0 K: 0 S: 5	H: 1 LOB: 0 BB: 0 P: 9	R: 0 E: 0 K: 0 S: 6	H: 0 LOB: 0 BB: 0 P: 10	R: 2 E: 1 K: 0 S: 11	H: 3 LOB: 2 BB: 1 P: 21	R: 0 E: 0 K: 1 S: 10	H: 1 LOB: 1 BB: 0 P: 16	R: 0 E: 0 K: 0 S: 6	H: 0 LOB: 0 BB: 0 P: 8	R: 1 E: 0 K: 1 S: 13	H: 2 LOB: 1 BB: 0 P: 20	R: 0 E: 0 K: 2 S: 11	H: 0 LOB: 0 BB: 0 P: 15	R: 0 E: 0 K: 2 S: 12	H: 0 LOB: 1 BB: 1 P: 19	R: 0 E: 0 K: 1 S: 8	H: 0 LOB: 0 BB: 0 P: 13	1B: 6 2B: 1 3B: 0 HR: 0	SF: 1 SAC: 1 DP: 1 HBP: 0	WP: 1 PB: 0 SB: 0 CS: 0	PA: 34					
PITCHER	IP	WLS	BF	H	R	ER	SO	BB	IBB	HBP	BLK	WP	HR	S	P	ERA	WHIP										
43 Dakota Hudson, R (1,1) ERA: 5.63	5.2	W	23	7	3	3	1	1	0	0	0	1	0	47	79	4.76	1.412										
53 John Gant, R (6,1) ERA: 0.98	1.1	H	4	0	0	0	3	0	0	0	0	0	0	15	20	0.00	0.000										
21 Andrew Miller, L (8,1) ERA: 6.1	1.0	H	4	0	0	0	2	1	0	0	0	0	0	12	19	0.00	1.000										
49 Jordan Hicks, R (9,1) ERA: 2.38	1.0	S	3	0	0	0	1	0	0	0	0	0	0	8	13	0.00	0.000										

AB	30
R	3
H	7
RBI	3
BB	2
SO	7
LOB	7



Batter	1	2	3	4	5	6	7	8	9	AB	R	H	RBI	BB	SO	LOB	BOTTOM										
13 Matt Carpenter, L (1,5) OBP: 0.339, SLG: 0.385										3	1	0	0	1	0	2	Cincinnati Reds @ St. Louis Cardinals Busch Stadium, St. Louis, MO Sat Apr 27 2019, 1:17 PM - 3:48 PM CDT Att: 44,197 - Cloudy - 57 F										
46 Paul Goldschmidt, R (1,3) OBP: 0.361, SLG: 0.579										3	2	1	0	1	3												
12 Paul DeJong, R (1,6) OBP: 0.397, SLG: 0.607										4	1	2	0	0	2												
23 Marcell Ozuna, R (1,7) OBP: 0.356, SLG: 0.663										4	1	2	5	0	1												
38 José Martínez, R (1,9) OBP: 0.352, SLG: 0.418										3	0	1	0	0	0	1											
53 John Gant, R (6,1)										0	0	0	0	0	0	0											
41 Tyler O'Neill, R (7,PH) OBP: 0.323, SLG: 0.467										1	0	1	0	0	0	0											
21 Andrew Miller, L (8,1)										0	0	0	0	0	0	0											
49 Jordan Hicks, R (9,1)										0	0	0	0	0	0	0											
4 Yadier Molina, R (1,2) OBP: 0.294, SLG: 0.408										4	0	1	0	0	0	2											
25 Dexter Fowler, S (1,8) ERA: 4.9										2	1	0	0	1	0	1											
16 Kolten Wong, L (1,4) OBP: 0.404, SLG: 0.470										3	0	0	0	0	1	1											
43 Dakota Hudson, R (1,1) ERA: 5.75										2	0	0	0	0	0	0											
48 Harrison Bader, R (6,8) OBP: 0.358, SLG: 0.357										2	0	1	1	0	1	0											
Inning Stats	R: 0 E: 1 K: 1 S: 8	H: 1 LOB: 1 BB: 0 P: 12	R: 0 E: 0 K: 0 S: 10	H: 1 LOB: 1 BB: 1 P: 20	R: 3 E: 0 K: 0 S: 10	H: 2 LOB: 0 BB: 1 P: 15	R: 0 E: 0 K: 1 S: 5	H: 1 LOB: 0 BB: 0 P: 8	R: 2 E: 0 K: 0 S: 18	H: 2 LOB: 1 BB: 1 P: 29	R: 1 E: 0 K: 0 S: 7	H: 1 LOB: 2 BB: 0 P: 12	R: 0 E: 0 K: 0 S: 6	H: 1 LOB: 0 BB: 0 P: 10	R: 0 E: 0 K: 1 S: 6	H: 0 LOB: 0 BB: 0 P: 12	1B: 7 2B: 3 3B: 0 HR: 1	SF: 0 SAC: 0 DP: 3 HBP: 2	WP: 0 PB: 1 SB: 0 CS: 1	PA: 36							
PITCHER	IP	WLS	BF	H	R	ER	SO	BB	IBB	HBP	BLK	WP	HR	S	P	ERA	WHIP										
30 Tyler Mahle, R (1,1) ERA: 4.9	5.0	L	23	7	5	5	2	3	0	0	0	0	0	51	84	9.00	2.000										
32 Zach Duke, L (11,25) ERA: 11.25	0.2		5	1	1	1	0	0	0	0	0	0	0	6	11	13.50	1.500										
48 Jared Hughes, R (6,1)	0.1		1	0	0	0	0	0	0	0	0	0	0	1	1	0.00	0.000										
21 Michael Lorenzen, R (7,1) ERA: 1.29	2.0		7	1	0	0	1	0	0	0	0	0	0	12	22	0.00	0.500										

AB	31
R	6
H	9
RBI	6
BB	3
SO	3
LOB	13



Batter	1	2	3	4	5	6	7	8	9	AB	R	H	RBI	BB	SO	LOB	TOP		
19 Joey Votto, L (1,3) OBP: 0.340, SLG: 0.407	E4 66 BB		1B 7 G3-6-1			K		F7		4	0	1	0	0	1	1	Cincinnati Reds @ St. Louis Cardinals Busch Stadium, St. Louis, MO Sun Apr 28 2019, 1:18 PM - 4:10 PM CDT Att: 45,701 - Sunny - 51 F		
7 Eugenio Suárez, R (1,5) OBP: 0.343, SLG: 0.495 37 David Hernandez, R (8,1)	F8		G3-6-1 1-2f			K		K		4	0	1	0	0	1	3			
33 Jesse Winker, L (1,7) OBP: 0.312, SLG: 0.512	K		G3			G3-6 1-2f				4	1	1	0	0	1	2			
66 Yasiel Puig, R (1,9) OBP: 0.219, SLG: 0.363	BB		G5-3			G3				3	0	0	0	1	0	1			
16 Tucker Barnhart, L (1,2) OBP: 0.319, SLG: 0.339	L4		K			K				4	0	1	0	0	1	3			
4 Jose Iglesias, R (1,6) OBP: 0.302, SLG: 0.366	K		L7			FC5-4 1B				4	1	1	0	0	1	1			
43 Scott Schebler, L (1,8) OBP: 0.262, SLG: 0.250	F7					P2				4	0	1	2	0	0	1			
54 Sonny Gray, R (1,1) OBP: 0.143, SLG: 0.143 55 Robert Stephenson, R (6,1) 53 Wandy Peralta, L (7,1) 22 Derek Dietrich, L (8,PH) OBP: 0.306, SLG: 0.547	B3									2	0	1	0	0	0	0			
9 José Peraza, R (1,4) OBP: 0.207, SLG: 0.288	F7		G6-4-3							3	0	1	0	0	0	2			
Inning Stats	R: 0 H: 0 E: 1 K: 1 S: 14	H: 0 LOB: 2 BB: 1 P: 24	R: 0 H: 1 E: 0 K: 1 S: 9	H: 1 LOB: 1 BB: 0 P: 14	R: 0 H: 1 E: 0 K: 0 S: 10	H: 1 LOB: 0 BB: 0 P: 16	R: 0 H: 0 E: 0 K: 1 S: 9	H: 0 LOB: 0 BB: 0 P: 11	R: 0 H: 0 E: 1 K: 0 S: 5	H: 0 LOB: 0 BB: 0 P: 6	R: 0 H: 1 E: 0 K: 1 S: 8	H: 1 LOB: 1 BB: 0 P: 10	R: 0 H: 1 E: 0 K: 2 S: 14	H: 1 LOB: 2 BB: 0 P: 22	R: 2 H: 3 E: 0 K: 0 S: 12	H: 3 LOB: 1 BB: 0 P: 16	1B: 6 2B: 2 3B: 0 HR: 0	SF: 0 SAC: 0 DP: 3 HBP: 0	WP: 0 PA: 35 PB: 0 SB: 0 CS: 0
PITCHER	IP WLS BF H R ER SO BB IBB HBP BLK WP HR S P ERA WHIP	IP WLS BF H R ER SO BB IBB HBP BLK WP HR S P ERA WHIP	IP WLS BF H R ER SO BB IBB HBP BLK WP HR S P ERA WHIP	IP WLS BF H R ER SO BB IBB HBP BLK WP HR S P ERA WHIP	IP WLS BF H R ER SO BB IBB HBP BLK WP HR S P ERA WHIP	IP WLS BF H R ER SO BB IBB HBP BLK WP HR S P ERA WHIP	IP WLS BF H R ER SO BB IBB HBP BLK WP HR S P ERA WHIP	IP WLS BF H R ER SO BB IBB HBP BLK WP HR S P ERA WHIP	IP WLS BF H R ER SO BB IBB HBP BLK WP HR S P ERA WHIP	IP WLS BF H R ER SO BB IBB HBP BLK WP HR S P ERA WHIP	IP WLS BF H R ER SO BB IBB HBP BLK WP HR S P ERA WHIP	IP WLS BF H R ER SO BB IBB HBP BLK WP HR S P ERA WHIP	IP WLS BF H R ER SO BB IBB HBP BLK WP HR S P ERA WHIP	IP WLS BF H R ER SO BB IBB HBP BLK WP HR S P ERA WHIP	IP WLS BF H R ER SO BB IBB HBP BLK WP HR S P ERA WHIP	IP WLS BF H R ER SO BB IBB HBP BLK WP HR S P ERA WHIP	IP WLS BF H R ER SO BB IBB HBP BLK WP HR S P ERA WHIP	IP WLS BF H R ER SO BB IBB HBP BLK WP HR S P ERA WHIP	IP WLS BF H R ER SO BB IBB HBP BLK WP HR S P ERA WHIP
22 Jack Flaherty, R (1,1) ERA: 4.06	7.0	W	25	4	0	0	4	1	0	0	0	0	0	0	0	0	0.00	0.714	
60 John Brebbia, R (8,1) ERA: 0.59	0.1	H	2	1	0	0	1	0	0	0	0	0	0	0	0	0	0.00	3.000	
21 Andrew Miller, L (8,1) ERA: 5.91	0.1	H	1	0	0	0	0	0	0	0	0	0	0	0	0	0	0.00	0.000	
49 Jordan Hicks, R (8,1) ERA: 2.31	0.1	H	1	0	0	0	1	0	0	0	0	0	0	0	0	0	0.00	0.000	
55 Dominic Leone, R (9,1) ERA: 7.3	0.2		5	3	2	2	0	0	0	0	0	0	0	0	0	0	27.00	4.500	
Batter	1	2	3	4	5	6	7	8	9	AB	R	H	RBI	BB	SO	LOB	BOTTOM		
16 Koltan Wong, L (1,4) OBP: 0.398, SLG: 0.471	G6-3		K			G3		48 BB 4 1B 2B		4	1	1	0	0	1	1	Cincinnati Reds @ St. Louis Cardinals Busch Stadium, St. Louis, MO Sun Apr 28 2019, 1:18 PM - 4:10 PM CDT Att: 45,701 - Sunny - 51 F		
46 Paul Goldschmidt, R (1,3) OBP: 0.369, SLG: 0.507	F8		K			K		F7		4	0	0	0	0	2	1			
12 Paul DeJong, R (1,6) OBP: 0.392, SLG: 0.604	L9					F7		K		4	1	1	0	0	1	1			
23 Marcell Ozuna, R (1,7) OBP: 0.362, SLG: 0.648	G5-3					G6-3				2	2	0	0	2	0	0			
38 José Martínez, R (1,9) OBP: 0.365, SLG: 0.443 48 Harrison Bader, R (8,8) OBP: 0.370, SLG: 0.357	G4-3									3	0	2	1	0	0	0			
4 Yadier Molina, R (1,2) OBP: 0.283, SLG: 0.406	K									0	1	0	0	1	0	0			
25 Dexter Fowler, S (1,8) OBP: 0.419, SLG: 0.430 (8,9)										3	0	2	1	1	0	0			
3 Jedd Gyorko, R (1,5) OBP: 0.211, SLG: 0.118										3	0	0	0	0	2	3			
22 Jack Flaherty, R (1,1) ERA: 3.64 41 Tyler Nevo, R (7,PH) OBP: 0.125, SLG: 0.125 60 John Brebbia, L (8,1) 21 Andrew Miller, L (8,1) 49 Jordan Hicks, R (8,1) 55 Dominic Leone, R (9,1) 53 John Gant, R (9,1)	SH1-3									1	0	0	0	0	0	0			
Inning Stats	R: 0 H: 0 E: 0 K: 0 S: 9	H: 0 LOB: 0 BB: 0 P: 15	R: 0 H: 0 E: 0 K: 2 S: 11	H: 0 LOB: 1 BB: 1 P: 18	R: 0 H: 0 E: 0 K: 1 S: 16	H: 3 LOB: 2 BB: 1 P: 28	R: 0 H: 0 E: 0 K: 1 S: 11	H: 0 LOB: 0 BB: 0 P: 18	R: 0 H: 1 E: 0 K: 0 S: 10	H: 1 LOB: 1 BB: 0 P: 15	R: 0 H: 0 E: 0 K: 2 S: 12	H: 0 LOB: 0 BB: 0 P: 17	R: 3 H: 3 E: 0 K: 1 S: 15	H: 3 LOB: 3 BB: 2 P: 22	1B: 3 2B: 4 3B: 0 HR: 0	SF: 1 SAC: 1 DP: 0 HBP: 0	WP: 0 PA: 34 PB: 0 SB: 0 CS: 0		
PITCHER	IP WLS BF H R ER SO BB IBB HBP BLK WP HR S P ERA WHIP	IP WLS BF H R ER SO BB IBB HBP BLK WP HR S P ERA WHIP	IP WLS BF H R ER SO BB IBB HBP BLK WP HR S P ERA WHIP	IP WLS BF H R ER SO BB IBB HBP BLK WP HR S P ERA WHIP	IP WLS BF H R ER SO BB IBB HBP BLK WP HR S P ERA WHIP	IP WLS BF H R ER SO BB IBB HBP BLK WP HR S P ERA WHIP	IP WLS BF H R ER SO BB IBB HBP BLK WP HR S P ERA WHIP	IP WLS BF H R ER SO BB IBB HBP BLK WP HR S P ERA WHIP	IP WLS BF H R ER SO BB IBB HBP BLK WP HR S P ERA WHIP	IP WLS BF H R ER SO BB IBB HBP BLK WP HR S P ERA WHIP	IP WLS BF H R ER SO BB IBB HBP BLK WP HR S P ERA WHIP	IP WLS BF H R ER SO BB IBB HBP BLK WP HR S P ERA WHIP	IP WLS BF H R ER SO BB IBB HBP BLK WP HR S P ERA WHIP	IP WLS BF H R ER SO BB IBB HBP BLK WP HR S P ERA WHIP	IP WLS BF H R ER SO BB IBB HBP BLK WP HR S P ERA WHIP	IP WLS BF H R ER SO BB IBB HBP BLK WP HR S P ERA WHIP	IP WLS BF H R ER SO BB IBB HBP BLK WP HR S P ERA WHIP	IP WLS BF H R ER SO BB IBB HBP BLK WP HR S P ERA WHIP	IP WLS BF H R ER SO BB IBB HBP BLK WP HR S P ERA WHIP
54 Sonny Gray, R (1,1) ERA: 3.64	5.0	L	20	3	2	2	5	2	0	0	0	0	0	0	0	0	3.60	1.000	
55 Robert Stephenson, R (6,1) ERA: 1.93	1.0		4	1	0	0	0	0	0	0	0	0	0	0	0	0	0.00	1.000	
53 Wandy Peralta, L (7,1) ERA: 1.0	1.0		3	0	0	0	2	0	0	0	0	0	0	0	0	0	0.00	0.000	
37 David Hernandez, R (8,1) ERA: 4.63	1.0		7	3	3	3	1	1	1	0	0	0	0	0	0	0	27.00	4.000	

AB 34
R 2
H 8
RBI 2
BB 1
SO 6
LOB 16



WP: 0
PA: 35
PB: 0
SB: 0
CS: 0

AB 28
R 5
H 7
RBI 5
BB 4
SO 8
LOB 7



WP: 0
PA: 34
PB: 0
SB: 0
CS: 0

Batter	1	2	3	4	5	6	7	8	9	AB	R	H	RBI	BB	SO	LOB	TOP					
13 Matt Carpenter, L (1.5) OBP: 0.333, SLG: 0.370										4	1	0	0	1	3	0	St. Louis Cardinals @ Washington Nationals Nationals Park, Washington, DC Mon Apr 29 2019, 7:07 PM - 10:11 PM EDT Att: 17,890 - Cloudy - 59 F					
46 Paul Goldschmidt, R (1.3) OBP: 0.362, SLG: 0.541										5	1	1	0	0	0	0						
12 Paul DeJong, R (1.6) OBP: 0.400, SLG: 0.605										3	1	1	0	2	1	0						
23 Marcell Ozuna, R (1.7) OBP: 0.364, SLG: 0.635										5	1	2	2	0	0	2						
38 José Martínez, R (1.9) OBP: 0.372, SLG: 0.459										4	1	2	1	0	0	1						
60 John Brebbia, L (8.1)										0	0	0	0	0	0	0						
49 Jordan Hicks, R (9.1)										0	0	0	0	0	0	0						
4 Yadier Molina, R (1.2) OBP: 0.291, SLG: 0.404										3	0	1	1	1	0	2						
3 Jedd Gyorko, R (1.4) OBP: 0.394, SLG: 0.466										3	0	0	0	0	1	2						
16 Koltan Wong, L (7.4)										1	0	0	0	0	0	0						
48 Harrison Bader, R (1.8) OBP: 0.397, SLG: 0.444										3	1	2	1	0	1	1						
52 Michael Wacha, R (1.1)										2	0	0	0	0	1	0						
25 Dexter Fowler, S (6. PH) OBP: 0.415, SLG: 0.425										1	0	0	0	0	0	1						
65 Giovanni Gallegos, R (6.1)										0	0	0	0	0	0	0						
41 Tyler O'Neill, R (8. PH) OBP: 0.303, SLG: 0.438										1	0	0	0	0	1	1						
Inning Stats	R: 0 H: 0 E: 0 K: 1 S: 8	H: 0 LOB: 1 P: 18	R: 0 H: 0 E: 0 K: 1 S: 10	H: 0 LOB: 1 P: 20	R: 0 H: 0 E: 0 K: 2 S: 9	H: 0 LOB: 0 P: 13	R: 0 H: 1 E: 1 K: 0 S: 7	H: 1 LOB: 1 P: 9	R: 6 H: 5 E: 0 K: 1 S: 18	H: 5 LOB: 1 P: 32	R: 0 H: 0 E: 0 K: 0 S: 4	H: 0 LOB: 0 P: 11	R: 0 H: 1 E: 0 K: 1 S: 10	H: 1 LOB: 1 P: 14	R: 0 H: 1 E: 0 K: 1 S: 8	H: 1 LOB: 1 P: 11	R: 0 H: 1 E: 0 K: 1 S: 11	H: 1 LOB: 1 P: 12	1B: 6 2B: 2 3B: 0 HR: 1	SF: 0 SAC: 0 DP: 1 HBP: 1	WP: 1 PB: 0 SB: 0 CS: 1	PA: 40
PITCHER	IP WLS BF H R ER SO BB IBB HBP BLK WP HR S P ERA WHIP																					
46 Patrick Corbin, L (1.1) ERA: 3.58	5.0 L 25 6 6 6 5 4 0 0 0 0 1 1 52 92 10.80 2.000																					
60 Justin Miller, R (6.1) ERA: 4.52	2.0 7 1 0 0 1 0 0 0 1 0 0 0 14 25 0.00 0.500																					
51 Wander Suero, R (8.1) ERA: 7.5	1.0 4 1 0 0 1 0 0 0 0 0 0 8 11 0.00 1.000																					
33 Matt Grace, L (9.1) ERA: 4.97	1.0 4 1 0 0 1 0 0 0 0 0 0 11 12 0.00 1.000																					

AB	35
R	6
H	9
RBI	5
BB	4
SO	8
LOB	10



Batter	1	2	3	4	5	6	7	8	9	AB	R	H	RBI	BB	SO	LOB	BOTTOM					
2 Adam Eaton, L (1.9) OBP: 0.355, SLG: 0.373										5	0	1	2	0	1	2	St. Louis Cardinals @ Washington Nationals Nationals Park, Washington, DC Mon Apr 29 2019, 7:07 PM - 10:11 PM EDT Att: 17,890 - Cloudy - 59 F					
16 Victor Robles, R (1.8) OBP: 0.296, SLG: 0.461										4	0	0	0	0	2	2						
22 Juan Soto, L (1.7) OBP: 0.372, SLG: 0.475										3	0	0	0	1	1	0						
47 Howie Kendrick, R (1.5) OBP: 0.393, SLG: 0.612										4	0	0	0	0	0	1						
15 Matt Adams, L (1.3) OBP: 0.280, SLG: 0.563										3	1	1	0	1	2	0						
8 Carter Kieboom, R (1.6) OBP: 0.294, SLG: 0.600										3	0	0	0	1	0	1						
9 Brian Dozier, R (1.4) OBP: 0.309, SLG: 0.349										3	1	1	0	1	1	3						
10 Yan Gomes, R (1.2) OBP: 0.333, SLG: 0.387										3	1	1	0	1	1	0						
46 Patrick Corbin, L (1.1) ERA: 4.78										1	0	0	1	1	1	2						
60 Justin Miller, R (6.1) ERA: 3.86										0	0	0	0	0	0	0						
1 Wilmer Difo, S (7. PH) ERA: 0.55										0	0	0	0	0	0	0						
51 Wander Suero, R (8.1)										0	0	0	0	0	0	0						
33 Matt Grace, L (9.1) OBP: 0.296, SLG: 0.420										1	0	0	0	0	0	0						
28 Kurt Suzuki, R (6. PH)										0	0	0	0	0	0	0						
Inning Stats	R: 0 H: 0 E: 0 K: 1 S: 11	H: 3 LOB: 2 P: 14	R: 3 H: 3 E: 0 K: 1 S: 21	H: 3 LOB: 2 P: 35	R: 0 H: 0 E: 0 K: 1 S: 10	H: 0 LOB: 0 P: 15	R: 0 H: 1 E: 0 K: 1 S: 16	H: 1 LOB: 1 P: 23	R: 0 H: 0 E: 0 K: 1 S: 9	H: 0 LOB: 0 P: 14	R: 0 H: 0 E: 0 K: 2 S: 10	H: 0 LOB: 0 P: 17	R: 0 H: 0 E: 0 K: 0 S: 9	H: 0 LOB: 0 P: 12	R: 0 H: 0 E: 0 K: 1 S: 17	H: 0 LOB: 3 P: 34	R: 0 H: 0 E: 0 K: 1 S: 8	H: 0 LOB: 0 P: 13	1B: 4 2B: 0 3B: 0 HR: 0	SF: 0 SAC: 0 DP: 0 HBP: 0	WP: 0 PB: 0 SB: 0 CS: 0	PA: 37
PITCHER	IP WLS BF H R ER SO BB IBB HBP BLK WP HR S P ERA WHIP																					
52 Michael Wacha, R (1.1) ERA: 4.78	5.0 W 22 4 0 0 2 3 0 0 0 0 0 0 67 101 5.40 1.400																					
65 Giovanni Gallegos, R (6.1) ERA: 3.86	2.0 H 6 0 0 0 2 0 0 0 0 0 0 19 29 0.00 0.000																					
60 John Brebbia, R (8.1) ERA: 0.55	1.0 H 6 0 0 0 1 3 0 0 0 0 0 17 34 0.00 3.000																					
49 Jordan Hicks, R (9.1) ERA: 2.13	1.0 S 3 0 0 0 1 0 0 0 0 0 0 8 13 0.00 0.000																					

AB	31
R	3
H	4
RBI	3
BB	6
SO	9
LOB	11



Batter	1	2	3	4	5	6	7	8	9	AB	R	H	RBI	BB	SO	LOB	TOP				
13 Matt Carpenter, L (1,5) OBP: 0.328, SLG: 0.356										4	0	0	0	1	4	0	St. Louis Cardinals @ Washington Nationals Nationals Park, Washington, DC Tue Apr 30 2019, 7:07 PM - 10:14 PM EDT Att: 19,753 - Cloudy - 78 F				
46 Paul Goldschmidt, R (1,3) OBP: 0.348, SLG: 0.517										5	0	0	0	0	2	2					
12 Paul DeJong, R (1,6) OBP: 0.403, SLG: 0.607										3	1	1	0	1	0	0					
23 Marcell Ozuna, R (1,7) OBP: 0.351, SLG: 0.610										4	0	0	0	0	2	2					
38 José Martínez, R (1,9) OBP: 0.390, SLG: 0.468 21 Andrew Miller, L (9,1)										3	1	2	0	1	1	0					
4 Yadier Molina, R (1,2) OBP: 0.289, SLG: 0.393										0	0	0	0	0	0	0					
16 Kolten Wong, L (1,4) OBP: 0.398, SLG: 0.467										3	1	0	0	1	1	2					
48 Harrison Bader, R (1,8) OBP: 0.387, SLG: 0.429										4	0	1	2	0	3	1					
50 Adam Wainwright, R (1,1) OBP: 0.182, SLG: 0.100 30 Tyler Webb, L (7,1)										3	0	0	0	0	1	2					
41 Tyler O'Neill, R (8,9) OBP: 0.324, SLG: 0.455 53 John Gant, R (8,1)										0	0	0	0	0	0	0					
Inning Stats	R: 0 E: 0 K: 2 S: 11	H: 0 LOB: 0 BB: 0 P: 16	R: 0 E: 0 K: 2 S: 14	H: 1 LOB: 1 BB: 0 P: 22	R: 0 E: 0 K: 2 S: 7	H: 0 LOB: 0 BB: 0 P: 12	R: 3 E: 0 K: 0 S: 16	H: 3 LOB: 2 BB: 2 P: 28	R: 0 E: 0 K: 3 S: 20	H: 1 LOB: 1 BB: 0 P: 27	R: 0 E: 0 K: 3 S: 9	H: 0 LOB: 0 BB: 0 P: 15	R: 0 E: 0 K: 1 S: 8	H: 0 LOB: 1 BB: 1 P: 15	R: 0 E: 0 K: 1 S: 11	H: 1 LOB: 2 BB: 1 P: 20	1B: 6 2B: 1 3B: 0 HR: 0	SF: 0 SAC: 0 DP: 0 HBP: 0	WP: 0 PB: 0 SB: 1 CS: 0	PA: 38	
PITCHER	IP WLS BF H R ER SO BB IBB HBP BLK WP HR S P ERA WHIP	IP WLS BF H R ER SO BB IBB HBP BLK WP HR S P ERA WHIP	IP WLS BF H R ER SO BB IBB HBP BLK WP HR S P ERA WHIP	IP WLS BF H R ER SO BB IBB HBP BLK WP HR S P ERA WHIP	IP WLS BF H R ER SO BB IBB HBP BLK WP HR S P ERA WHIP	IP WLS BF H R ER SO BB IBB HBP BLK WP HR S P ERA WHIP	IP WLS BF H R ER SO BB IBB HBP BLK WP HR S P ERA WHIP	IP WLS BF H R ER SO BB IBB HBP BLK WP HR S P ERA WHIP	IP WLS BF H R ER SO BB IBB HBP BLK WP HR S P ERA WHIP	IP WLS BF H R ER SO BB IBB HBP BLK WP HR S P ERA WHIP	IP WLS BF H R ER SO BB IBB HBP BLK WP HR S P ERA WHIP	IP WLS BF H R ER SO BB IBB HBP BLK WP HR S P ERA WHIP	IP WLS BF H R ER SO BB IBB HBP BLK WP HR S P ERA WHIP	IP WLS BF H R ER SO BB IBB HBP BLK WP HR S P ERA WHIP	IP WLS BF H R ER SO BB IBB HBP BLK WP HR S P ERA WHIP	IP WLS BF H R ER SO BB IBB HBP BLK WP HR S P ERA WHIP	IP WLS BF H R ER SO BB IBB HBP BLK WP HR S P ERA WHIP	IP WLS BF H R ER SO BB IBB HBP BLK WP HR S P ERA WHIP	IP WLS BF H R ER SO BB IBB HBP BLK WP HR S P ERA WHIP	IP WLS BF H R ER SO BB IBB HBP BLK WP HR S P ERA WHIP	IP WLS BF H R ER SO BB IBB HBP BLK WP HR S P ERA WHIP

Batter	1	2	3	4	5	6	7	8	9	AB	R	H	RBI	BB	SO	LOB	BOTTOM				
2 Adam Eaton, L (1,9) OBP: 0.357, SLG: 0.400										5	1	2	1	0	2	1	St. Louis Cardinals @ Washington Nationals Nationals Park, Washington, DC Tue Apr 30 2019, 7:07 PM - 10:14 PM EDT Att: 19,753 - Cloudy - 78 F				
16 Victor Robles, R (1,8) OBP: 0.301, SLG: 0.481										4	1	1	1	0	0	1					
22 Juan Soto, L (1,7) OBP: 0.368, SLG: 0.467										4	0	1	0	0	1	2					
15 Matt Adams, L (1,3) OBP: 0.296, SLG: 0.549										3	0	1	0	1	0	1					
28 Kurt Suzuki, R (1,2) OBP: 0.302, SLG: 0.396 41 Joe Ross, R (9,1)										3	0	1	0	0	0	2					
8 Carter Kieboom, R (1,6) OBP: 0.238, SLG: 0.474										4	0	0	0	0	2	5					
9 Brian Dozier, R (1,4) OBP: 0.297, SLG: 0.333										4	0	0	0	0	2	5					
1 Wilmer Difo, S (1,5) OBP: 0.321, SLG: 0.396 20 Kyle Barraclough, R (7,1)										2	0	0	0	1	0	0					
26 Dan Jennings, L (9,1)										0	0	0	0	0	0	0					
10 Yan Gomes, R (9,2) OBP: 0.329, SLG: 0.381										1	0	0	0	0	1	0					
19 Anibal Sánchez, R (1,1) OBP: 0.083, SLG: 0.083 51 Wander Suero, R (6,1)										2	0	0	0	0	0	3					
36 Tony Sipp, L (7,1)										0	0	0	0	0	0	0					
47 Howie Kendrick, R (7,5) OBP: 0.397, SLG: 0.608 3 Michael Taylor, R (9, PR) OBP: 0.288, SLG: 0.287										2	0	1	0	0	0	0					
Inning Stats	R: 0 E: 0 K: 2 S: 8	H: 0 LOB: 0 BB: 0 P: 10	R: 0 E: 0 K: 1 S: 14	H: 2 LOB: 3 BB: 1 P: 21	R: 2 E: 0 K: 2 S: 12	H: 2 LOB: 2 BB: 1 P: 21	R: 0 E: 0 K: 0 S: 6	H: 0 LOB: 0 BB: 0 P: 8	R: 0 E: 0 K: 0 S: 6	H: 1 LOB: 1 BB: 0 P: 9	R: 0 E: 0 K: 0 S: 5	H: 0 LOB: 0 BB: 0 P: 5	R: 0 E: 0 K: 1 S: 13	H: 0 LOB: 1 BB: 0 P: 20	R: 0 E: 0 K: 2 S: 17	H: 1 LOB: 1 BB: 0 P: 24	1B: 5 2B: 0 3B: 0 HR: 2	SF: 0 SAC: 0 DP: 1 HBP: 2	WP: 0 PB: 0 SB: 0 CS: 0	PA: 38	
PITCHER	IP WLS BF H R ER SO BB IBB HBP BLK WP HR S P ERA WHIP	IP WLS BF H R ER SO BB IBB HBP BLK WP HR S P ERA WHIP	IP WLS BF H R ER SO BB IBB HBP BLK WP HR S P ERA WHIP	IP WLS BF H R ER SO BB IBB HBP BLK WP HR S P ERA WHIP	IP WLS BF H R ER SO BB IBB HBP BLK WP HR S P ERA WHIP	IP WLS BF H R ER SO BB IBB HBP BLK WP HR S P ERA WHIP	IP WLS BF H R ER SO BB IBB HBP BLK WP HR S P ERA WHIP	IP WLS BF H R ER SO BB IBB HBP BLK WP HR S P ERA WHIP	IP WLS BF H R ER SO BB IBB HBP BLK WP HR S P ERA WHIP	IP WLS BF H R ER SO BB IBB HBP BLK WP HR S P ERA WHIP	IP WLS BF H R ER SO BB IBB HBP BLK WP HR S P ERA WHIP	IP WLS BF H R ER SO BB IBB HBP BLK WP HR S P ERA WHIP	IP WLS BF H R ER SO BB IBB HBP BLK WP HR S P ERA WHIP	IP WLS BF H R ER SO BB IBB HBP BLK WP HR S P ERA WHIP	IP WLS BF H R ER SO BB IBB HBP BLK WP HR S P ERA WHIP	IP WLS BF H R ER SO BB IBB HBP BLK WP HR S P ERA WHIP	IP WLS BF H R ER SO BB IBB HBP BLK WP HR S P ERA WHIP	IP WLS BF H R ER SO BB IBB HBP BLK WP HR S P ERA WHIP	IP WLS BF H R ER SO BB IBB HBP BLK WP HR S P ERA WHIP	IP WLS BF H R ER SO BB IBB HBP BLK WP HR S P ERA WHIP	IP WLS BF H R ER SO BB IBB HBP BLK WP HR S P ERA WHIP

AB 34
R 3
H 7
RBI 3
BB 4
SO 15
LOB 10

AB 34
R 2
H 7
RBI 2
BB 2
SO 8
LOB 20

Batter	1	2	3	4	5	6	7	8	9	AB	R	H	RBI	BB	SO	LOB	TOP
13 Matt Carpenter, L (1.5) OBP: 0.323, SLG: 0.349	F9		K		G5-3		1B	K		5	0	1	0	0	2	2	
46 Paul Goldschmidt, R (1.3) OBP: 0.350, SLG: 0.512	1B		P6		K		K		1B	5	1	2	0	0	2	2	
12 Paul DeJong, R (1.6) OBP: 0.396, SLG: 0.590	1B		K			F8	P4		G4-6-3	5	1	1	0	0	1	3	
23 Marcell Ozuna, R (1.7) OBP: 0.370, SLG: 0.635	2B					1B	BB		F7	4	2	3	1	1	0	0	
38 José Martínez, R (1.9) OBP: 0.407, SLG: 0.488	1B		K			BB	BB			3	1	2	2	1	1	1	
4 Yadier Molina, R (1.2) OBP: 0.288, SLG: 0.387	G5-4-3				F8		FC6			4	0	1	1	0	0	4	
16 Kolten Wong, L (1.4) OBP: 0.393, SLG: 0.453		F9					K		B2	3	0	0	0	1	1	4	
48 Harrison Bader, R (1.8) OBP: 0.379, SLG: 0.434		F9			K				FC6	4	0	1	1	0	1	3	
39 Miles Mikolas, R (1.1) OBP: 0.154, SLG: 0.154										2	0	0	0	0	0	0	
34 Yairo Muñoz, R (7. PH) OBP: 0.250, SLG: 0.273										1	0	0	0	0	1	1	
65 Giovanni Gallegos, R (7.1) OBP: 0.314, SLG: 0.441										0	0	0	0	0	0	0	
41 Tyler O'Neill, R (8. PH) OBP: 0.314, SLG: 0.441										1	0	0	0	0	1	2	
60 John Brebbia, L (8.1) OBP: 0.288, SLG: 0.387										0	0	0	0	0	0	0	
Inning Stats	R: 3 H: 4 E: 0 K: 0 S: 14	H: 4 LOB: 0 BB: 0 P: 20	R: 0 H: 0 E: 0 K: 0 S: 5	H: 0 LOB: 0 BB: 0 P: 8	R: 0 H: 0 E: 0 K: 2 S: 9	H: 1 LOB: 2 BB: 1 P: 19	R: 0 H: 0 E: 0 K: 1 S: 9	H: 1 LOB: 2 BB: 1 P: 17	R: 0 H: 2 E: 1 K: 2 S: 15	H: 2 LOB: 2 BB: 1 P: 28	R: 0 H: 1 E: 0 K: 0 S: 6	H: 1 LOB: 0 BB: 0 P: 7	1B: 7 2B: 4 3B: 0 HR: 0	SF: 0 SAC: 0 DP: 2 HBP: 0	WP: 0 PB: 0 SB: 0 CS: 0	PA: 40	
PITCHER	IP WLS BF H R ER SO BB IBB HBP BLK WP HR S P ERA WHIP	7.0 L 30 8 3 3 8 2 0 0 0 0 0 0 73 110 3.86 1.429	0.0 3 2 2 2 0 1 0 0 0 0 0 5 9 ∞ ∞	1.0 4 0 0 0 2 0 0 0 0 0 0 11 19 0.00 0.000	1.0 3 1 0 0 0 0 0 0 0 0 0 6 7 0.00 1.000												

St. Louis Cardinals @ Washington Nationals
 Nationals Park, Washington, DC
 Wed May 01 2019, 7:07 PM - 10:07 PM EDT
 Att: 22,157 - Partly Cloudy - 68 F

AB	37
R	5
H	11
RBI	5
BB	3
SO	10
LOB	22

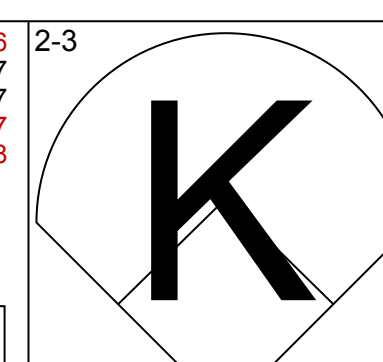
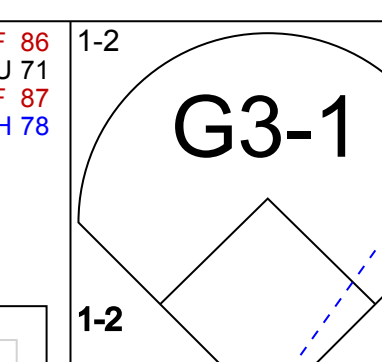
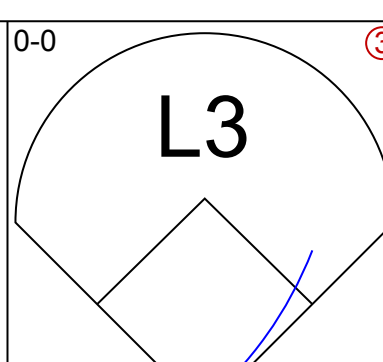
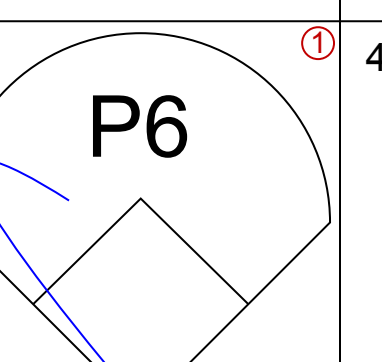
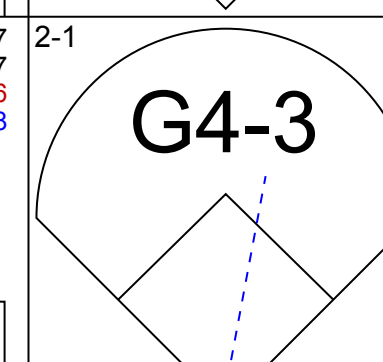
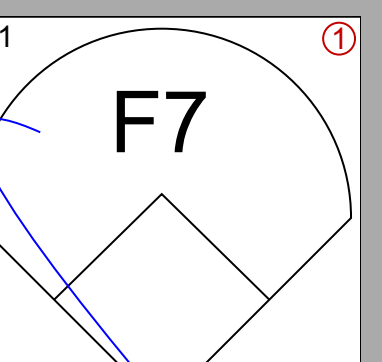
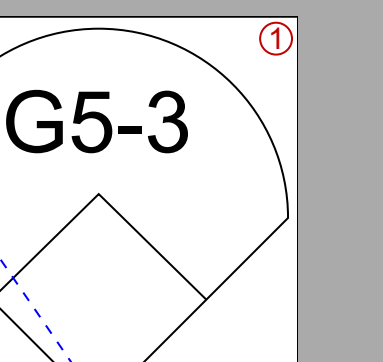
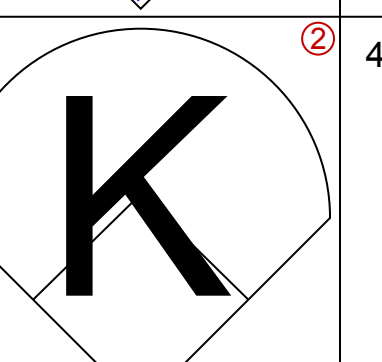
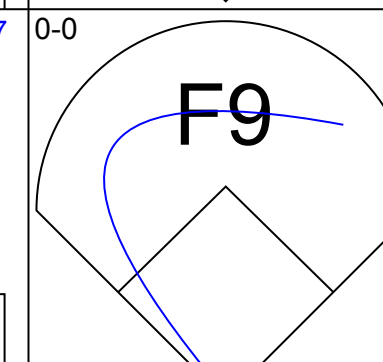
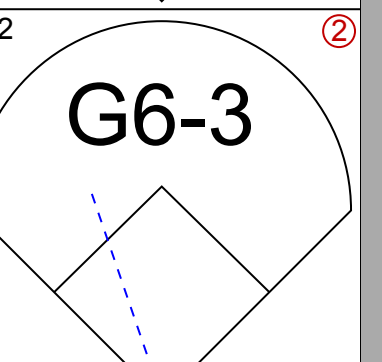
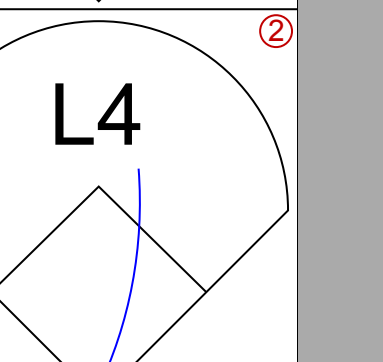
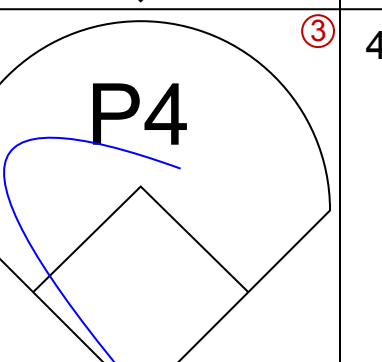
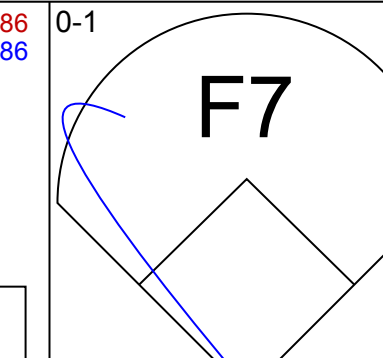
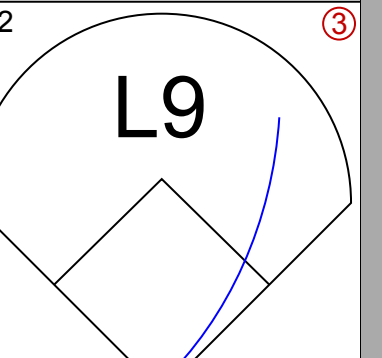
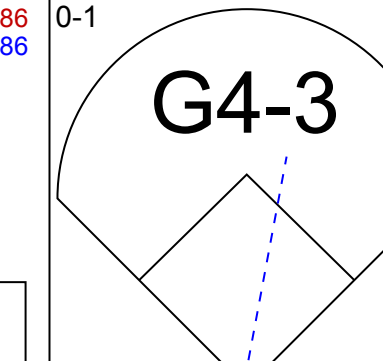
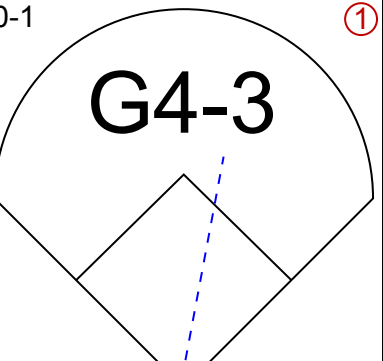
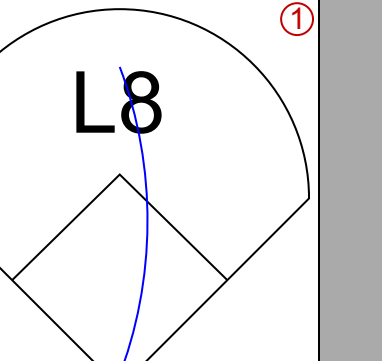
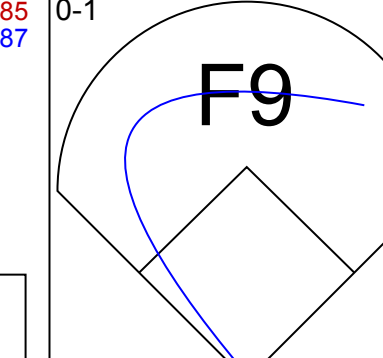
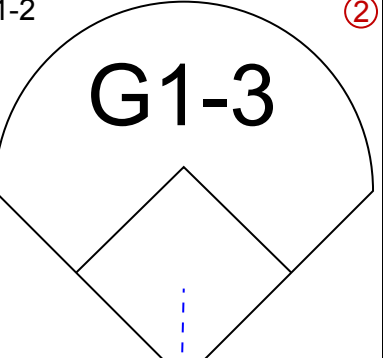
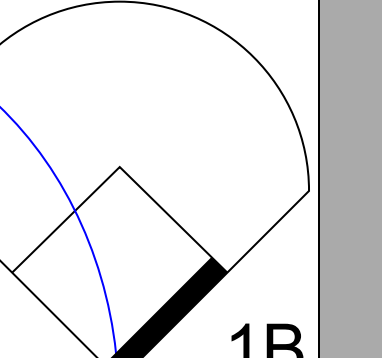
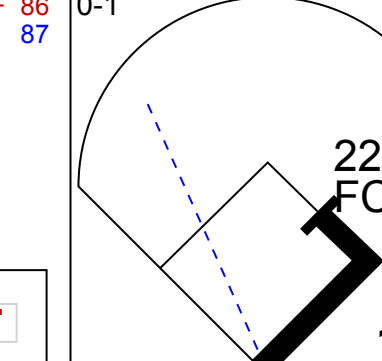
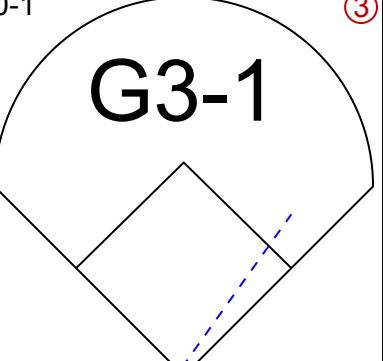
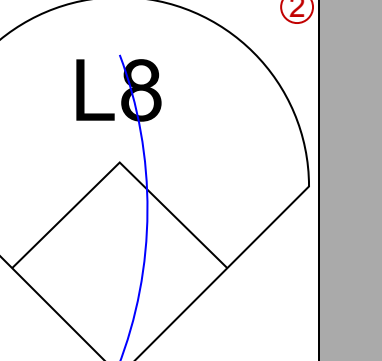
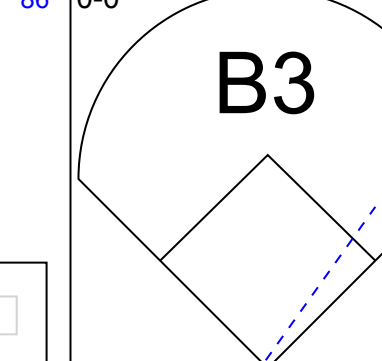
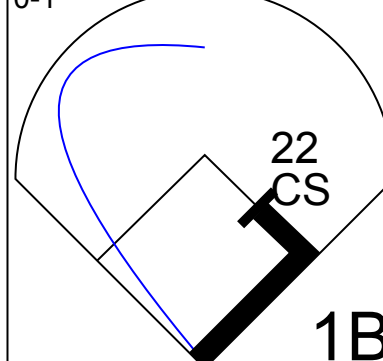
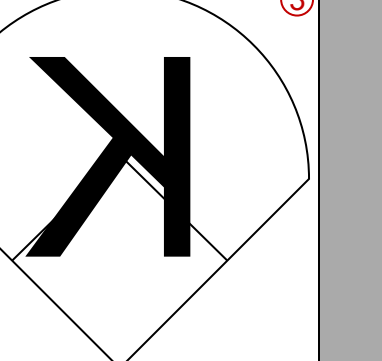
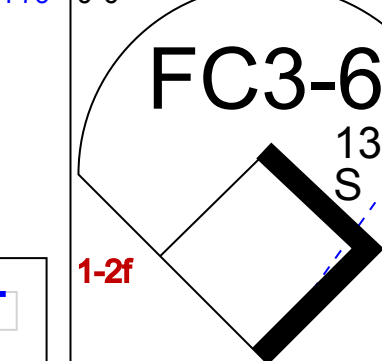
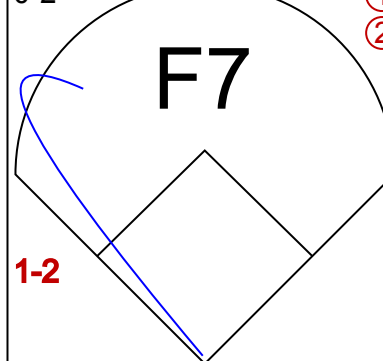
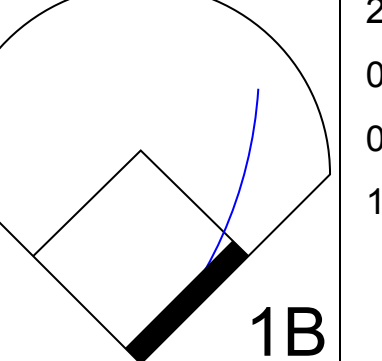


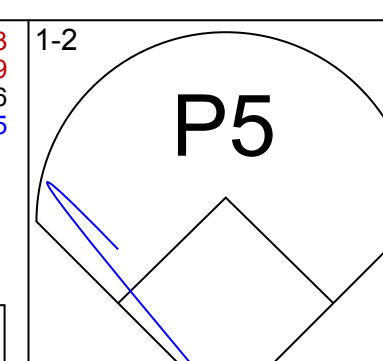
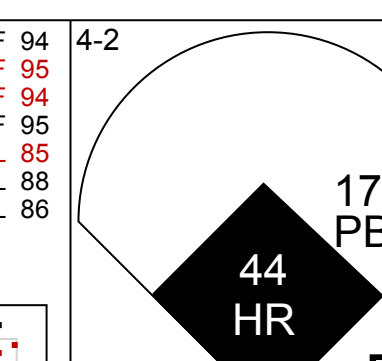
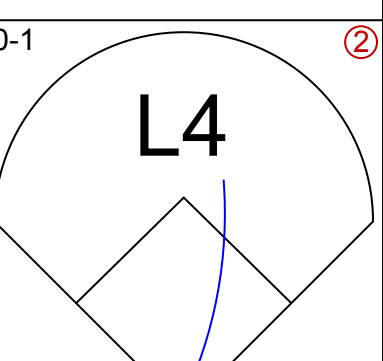
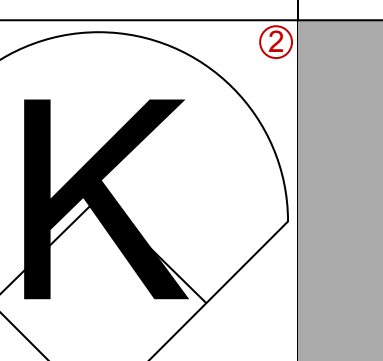
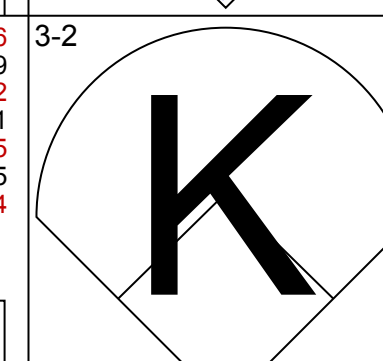
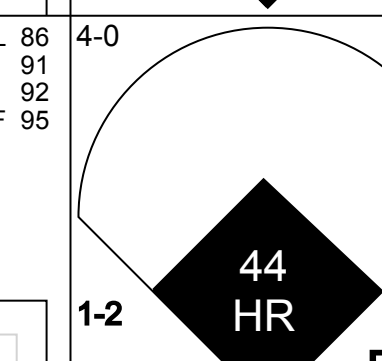
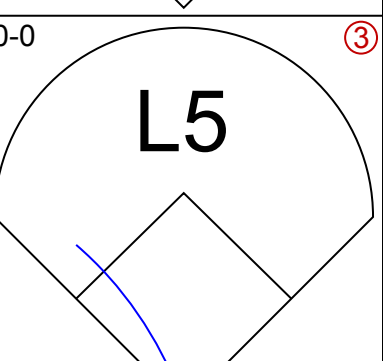
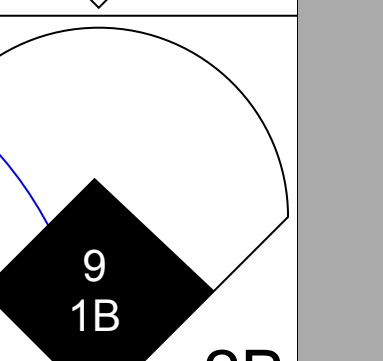
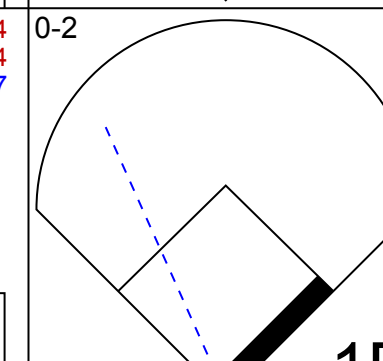
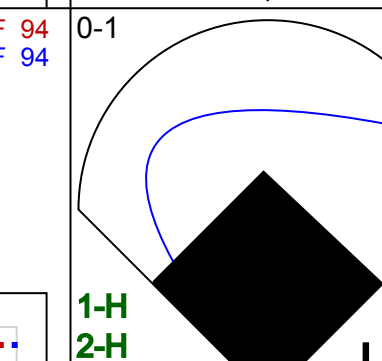
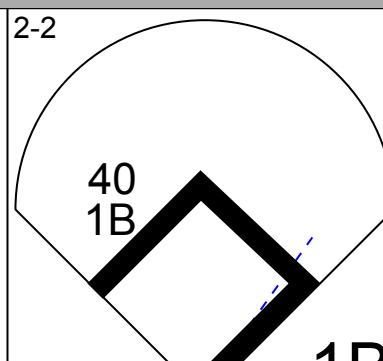
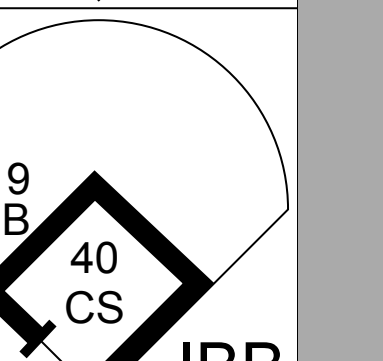
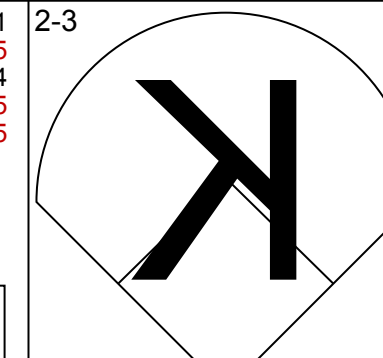
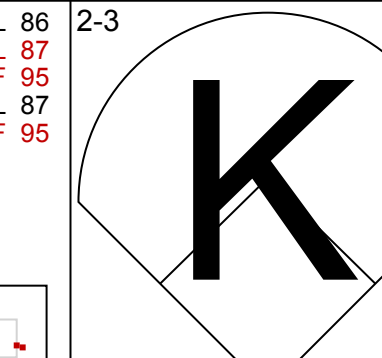
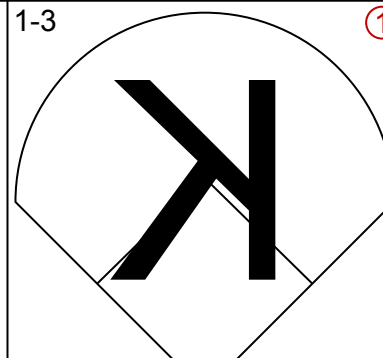
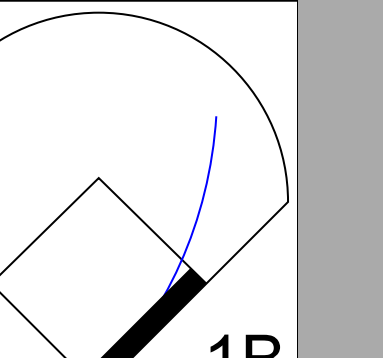
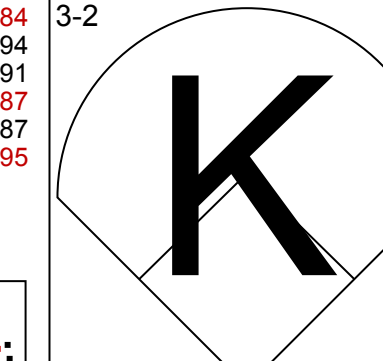
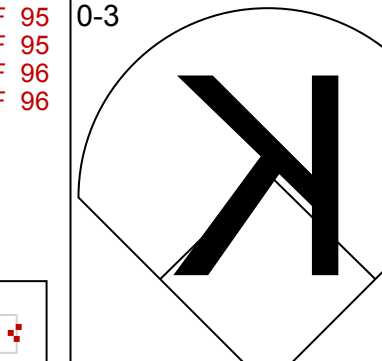
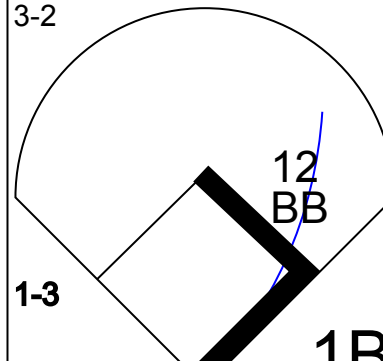
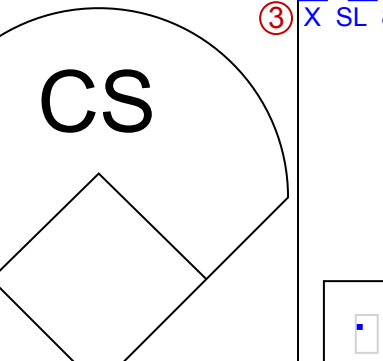
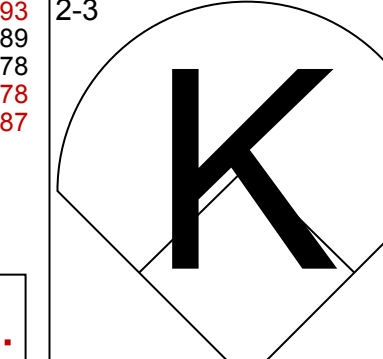
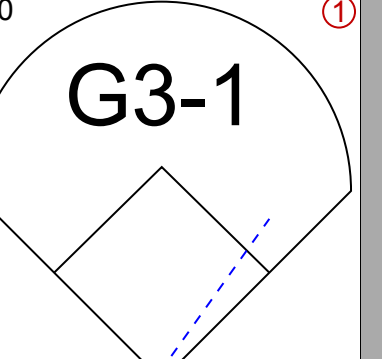
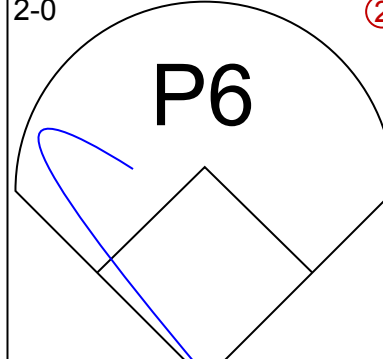
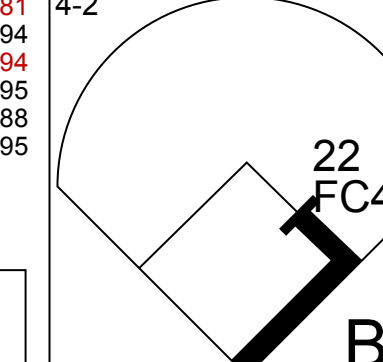

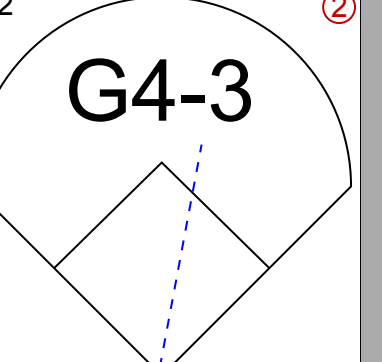

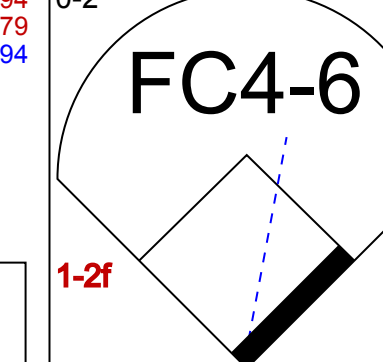
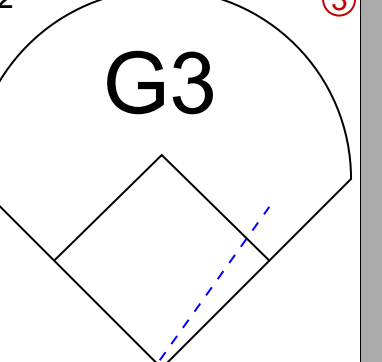
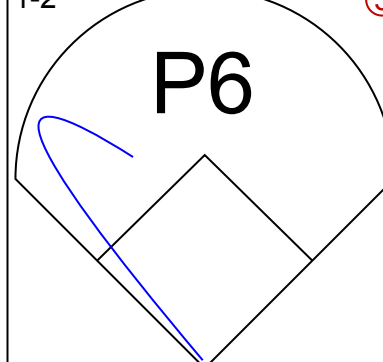
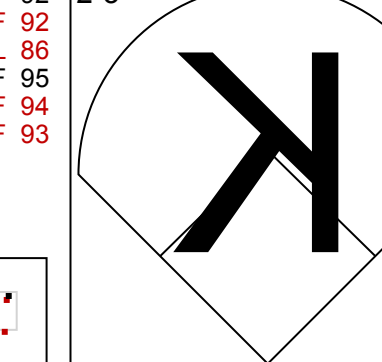
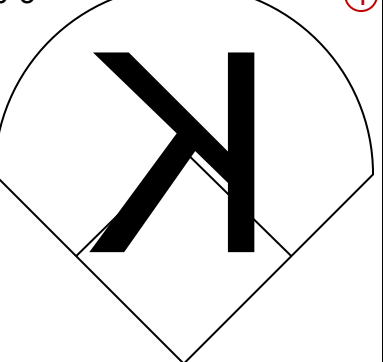

Batter	1	2	3	4	5	6	7	8	9	AB	R	H	RBI	BB	SO	LOB	BOTTOM	
2 Adam Eaton, L (1.7) OBP: 0.344, SLG: 0.383	G4-3		P5		G4-3		K		P4	5	0	0	0	0	1	2		
16 Victor Robles, R (1.9) OBP: 0.308, SLG: 0.482	K				1B		K			4	1	2	0	0	2	1		
47 Howie Kendrick, R (1.5) OBP: 0.418, SLG: 0.618	1B				1B		L9			4	0	3	0	0	0	1		
15 Matt Adams, L (1.3) OBP: 0.276, SLG: 0.509	K				G4-3				P6	4	0	0	0	0	2	5		
10 Yan Gomes, R (1.2) OBP: 0.324, SLG: 0.388		F9			FC5-4		2B		G6-3	4	0	1	1	0	0	1		
8 Carter Kieboom, R (1.6) OBP: 0.240, SLG: 0.409		G4-3			1B		K		K	3	0	0	0	1	2	1		
1 Wilmer Difo, S (1.4) OBP: 0.318, SLG: 0.351		L5					P5		G4-3	4	0	1	0	0	0	1		
3 Michael Taylor, R (1.8) OBP: 0.304, SLG: 0.211					G6-3		L8		P5	4	0	0	0	0	0	4		
31 Max Scherzer, R (1.1) OBP: 0.311, SLG: 0.111										2	0	0	0	0	0	0		
9 Brian Dozier, R (7. PH) OBP: 0.306, SLG: 0.341										1	0	0	0	0	0	0		
41 José Rosales, R (8.1) OBP: 0.296, SLG: 0.341										0	0	0	0	0	0	0		
26 Dan Jennings, L (8.1) OBP: 0.296, SLG: 0.341										0	0	0	0	0	0	0		
33 Matt Grace, L (9.1) OBP: 1.000, SLG: 1.000										1	0	1	0	0	0	0		
Inning Stats	R: 0 H: 1 E: 0 K: 2 S: 17	H: 0 LOB: 0 BB: 0 P: 26	R: 0 H: 0 E: 0 K: 0 S: 9	H: 0 LOB: 0 BB: 0 P: 11	R: 0 H: 0 E: 0 K: 0 S: 7	H: 3 LOB: 3 BB: 1 P: 23	R: 0 H: 2 E: 0 K: 0 S: 12	H: 1 LOB: 1 BB: 0 P: 12	R: 0 H: 1 E: 0 K: 2 S: 11	H: 1 LOB: 1 BB: 0 P: 15	R: 0 H: 0 E: 0 K: 1 S: 8	H: 0 LOB: 0 BB: 0 P: 10	R: 0 H: 1 E: 0 K: 0 S: 7	H: 1 LOB: 0 BB: 0 P: 11	1B: 8 2B: 1 3B: 0 HR: 0	SF: 0 SAC: 0 DP: 0 HBP: 0	WP: 1 PB: 0 SB: 0 CS: 0	PA: 37
PITCHER	IP WLS BF H R ER SO BB IBB HBP BLK WP HR S P ERA WHIP	6.0 W 26 7 1 1 4 1 0 0 0 0 0 0 70 99 1.50 1.333	1.0 H 4 1 0 0 2 0 0 0 0 0 0 11 15 0.00 1.000	2.0 7 1 0 0 1 0 0 0 0 0 0 15 21 0.00 0.500														

St. Louis Cardinals @ Washington Nationals
 Nationals Park, Washington, DC
 Wed May 01 2019, 7:07 PM - 10:07 PM EDT
 Att: 22,157 - Partly Cloudy - 68 F

AB	36
R	1
H	9
RBI	1
BB	1
SO	7
LOB	16




Batter	1	2	3	4	5	6	7	8	9	AB	R	H	RBI	BB	SO	LOB	TOP		
13 Matt Carpenter, L (1,5) OBP: 0.312, SLG: 0.328										4	0	0	0	0	1	2	St. Louis Cardinals @ Chicago Cubs Wrigley Field, Chicago, IL Fri May 03 2019, 1:23 PM - 3:49 PM CDT Att: 34,978 - Sunny - 49 F		
46 Paul Goldschmidt, R (1,3) OBP: 0.338, SLG: 0.462										4	0	0	0	0	1	1			
12 Paul DeJong, R (1,6) OBP: 0.381, SLG: 0.567										4	0	0	0	0	0	1			
23 Marcell Ozuna, R (1,7) OBP: 0.357, SLG: 0.604										3	0	0	0	0	0	0			
38 José Martínez, R (1,9) OBP: 0.400, SLG: 0.470										3	0	0	0	0	0	0			
4 Yadier Molina, R (1,2) OBP: 0.289, SLG: 0.386										3	0	1	0	0	0	0			
16 Kolten Wong, L (1,4) OBP: 0.384, SLG: 0.437										3	0	1	0	0	0	1			
48 Harrison Bader, R (1,8) OBP: 0.384, SLG: 0.424										3	0	1	0	0	1	2			
22 Jack Flaherty, R (1,1) OBP: 0.100, SLG: 0.100										2	0	0	0	0	0	2			
65 Giovanni Gallegos, R (6,1) 55 Dominic Leone, R (8,1) 25 Dexter Fowler, S (9,PH)										0	0	0	0	0	0	0			
Inning Stats	R: 0 E: 0 K: 1 S: 6	H: 0 LOB: 0 BB: 0 P: 10	R: 0 E: 0 K: 0 S: 6	H: 0 LOB: 0 BB: 0 P: 6	R: 0 E: 0 K: 0 S: 7	H: 1 LOB: 1 BB: 0 P: 8	R: 0 E: 0 K: 0 S: 10	H: 0 LOB: 0 BB: 0 P: 15	R: 0 E: 0 K: 0 S: 8	H: 1 LOB: 0 BB: 0 P: 9	R: 0 E: 0 K: 0 S: 5	H: 0 LOB: 0 BB: 0 P: 7	R: 0 E: 0 K: 1 S: 7	H: 1 LOB: 1 BB: 0 P: 9	R: 0 E: 0 K: 1 S: 7	H: 1 LOB: 1 BB: 0 P: 10	1B: 4 2B: 0 3B: 0 HR: 0	SF: 0 SAC: 0 DP: 0 HBP: 0	WP: 0 PA: 30 PB: 0 SB: 1 CS: 1
PITCHER 28 Kyle Hendricks, R (1,1) ERA: 3.93	IP: 9.0 WLS: W BF: 30 H: 4 R: 0 ER: 0 SO: 3 BB: 0 IBB: 0 HBP: 0 BLK: 0 WP: 0 HR: 0 S: 63 P: 81 ERA: 0.00 WHIP: 0.444															PITCHER IP: WLS: BF: H: R: ER: SO: BB: IBB: HBP: BLK: WP: HR: S: P: ERA: WHIP			

Batter	1	2	3	4	5	6	7	8	9	AB	R	H	RBI	BB	SO	LOB	BOTTOM		
3 Daniel Descalso, L (1,4) OBP: 0.337, SLG: 0.383										3	1	0	0	1	1	0	St. Louis Cardinals @ Chicago Cubs Wrigley Field, Chicago, IL Fri May 03 2019, 1:23 PM - 3:49 PM CDT Att: 34,978 - Sunny - 49 F		
17 Kris Bryant, R (1,5) OBP: 0.358, SLG: 0.419										3	2	1	0	1	1	0			
44 Anthony Rizzo, L (1,3) OBP: 0.386, SLG: 0.551										3	1	3	3	1	0	0			
9 Javier Báez, R (1,6) OBP: 0.348, SLG: 0.640										4	0	1	1	0	3	2			
40 Wilson Contreras, R (1,2) OBP: 0.421, SLG: 0.644										4	0	1	0	0	2	0			
18 Ben Zobrist, S (1,9) OBP: 0.322, SLG: 0.237										3	0	0	0	1	1	2			
12 Kyle Schwarber, L (1,7) 5 Albert Almora Jr., R (9,8)										2	0	0	0	2	1	1			
22 Jason Heyward, L (1,8) OBP: 0.422, SLG: 0.506										4	0	0	0	0	0	5			
28 Kyle Hendricks, R (1,1) OBP: 0.143, SLG: 0.077										3	0	0	0	0	3	0			
Inning Stats	R: 0 E: 0 K: 2 S: 13	H: 1 LOB: 1 BB: 0 P: 19	R: 0 E: 0 K: 2 S: 11	H: 0 LOB: 1 BB: 1 P: 20	R: 3 E: 0 K: 3 S: 16	H: 1 LOB: 0 BB: 2 P: 28	R: 0 E: 0 K: 0 S: 7	H: 0 LOB: 0 BB: 0 P: 12	R: 0 E: 0 K: 1 S: 6	H: 0 LOB: 0 BB: 0 P: 6	R: 0 E: 0 K: 1 S: 16	H: 2 LOB: 3 BB: 1 P: 29	R: 1 E: 0 K: 2 S: 11	H: 2 LOB: 1 BB: 1 P: 16	R: 0 E: 0 K: 1 S: 6	H: 0 LOB: 1 BB: 1 P: 11		1B: 4 2B: 1 3B: 0 HR: 1	SF: 0 SAC: 0 DP: 0 HBP: 0
PITCHER 22 Jack Flaherty, R (1,1) 65 Giovanni Gallegos, R (6,1) 55 Dominic Leone, R (8,1)	IP: 5.2 WLS: L BF: 25 H: 4 R: 3 ER: 3 SO: 9 BB: 4 IBB: 0 HBP: 0 BLK: 0 WP: 0 HR: 1 S: 66 P: 110 ERA: 4.76 WHIP: 1.412															PITCHER IP: WLS: BF: H: R: ER: SO: BB: IBB: HBP: BLK: WP: HR: S: P: ERA: WHIP			


livebaseballscores.com

AB 30
R 0
H 4
RBI 0
BB 0
SO 3
LOB 9



livebaseballscores.com

AB 29
R 4
H 6
RBI 4
BB 6
SO 12
LOB 10



Batter	1	2	3	4	5	6	7	8	9	AB	R	H	RBI	BB	SO	LOB	TOP	
13 Matt Carpenter, L (1.5) OBP: 0.322, SLG: 0.347	G3		K					K		5	0	3	2	0	1	0	St. Louis Cardinals @ Chicago Cubs Wrigley Field, Chicago, IL Sat May 04 2019, 3:08 PM - 6:09 PM CDT Att: 39,601 - Sunny - 56 F	
46 Paul Goldschmidt, R (1.3) OBP: 0.377, SLG: 0.473	L3		K	G5-4-3				K		5	0	0	0	0	3	4		
12 Paul DeJong, R (1.6) OBP: 0.389, SLG: 0.562	BB		FC5-2					K		3	0	1	0	2	1	2		
23 Marcell Ozuna, R (1.7) OBP: 0.351, SLG: 0.583	K		K					F8	G5-3	4	0	0	0	1	2	3		
38 José Martínez, R (1.9) OBP: 0.400, SLG: 0.511								K		5	2	2	1	0	2	2		
4 Yadier Molina, R (1.2) OBP: 0.294, SLG: 0.381	G6-3		G1-3					K		4	0	1	0	0	1	1		
25 Dexter Fowler, S (1.8) OBP: 0.420, SLG: 0.417	K		FC3-2					G3-1		3	1	0	0	2	1	3		
16 Kolten Wong, L (1.4) OBP: 0.388, SLG: 0.429	G4-3		G4-3							2	1	0	0	1	0	3		
52 Michael Wacha, R (1.1) 3 Jedli Chynoweth, S (6. Ph) 53 John Gant, R (6.1) 32 Matt Wieters, S (7. Ph) 21 Andrew Miller, L (7.1) 60 John Brebbia, L (8.1)										2	1	2	2	0	0	0		
Inning Stats	R: 0 E: 0 K: 1 S: 9	H: 0 LOB: 1 BB: 1 P: 16	R: 1 E: 0 K: 1 S: 7	H: 1 LOB: 0 BB: 0 P: 10	R: 1 E: 0 K: 2 S: 13	H: 2 LOB: 1 BB: 0 P: 24	R: 3 E: 0 K: 0 S: 10	H: 3 LOB: 1 BB: 2 P: 22	R: 0 E: 0 K: 2 S: 15	H: 1 LOB: 1 BB: 0 P: 22	R: 0 E: 0 K: 1 S: 12	H: 1 LOB: 3 BB: 1 P: 25	R: 0 E: 0 K: 2 S: 10	H: 0 LOB: 0 BB: 0 P: 15	1B: 5 2B: 3 3B: 0 HR: 1	SF: 0 SAC: 0 DP: 1 HBP: 2	WP: 3 PA: 43 PB: 0 SB: 4 CS: 0	
PITCHER	IP WLS BF H R ER SO BB IBB HBP BLK WP HR S P ERA WHIP	IP WLS BF H R ER SO BB IBB HBP BLK WP HR S P ERA WHIP																
11 Yu Darvish, R (1.1) ERA: 5.79	4.0	22	6	5	5	4	5	0	0	0	0	2	1	40	81	11.25	2.750	
61 Allen Webster, R (5.1) ERA: 3.86	0.1	2	0	0	0	0	0	0	1	0	0	0	0	1	3	0.00	0.000	
56 Kyle Ryan, L (5.1) ERA: 3.09	1.0	4	1	0	0	0	0	0	0	0	0	0	0	10	15	0.00	1.000	
29 Brad Brach, R (6.1) ERA: 2.77	0.2	2	0	0	0	2	0	0	0	0	0	0	0	8	11	0.00	0.000	
41 Steve Cishek, R (7.1) ERA: 3.86	1.0	6	1	0	0	1	1	0	1	0	1	0	0	15	25	0.00	2.000	
PITCHER	IP WLS BF H R ER SO BB IBB HBP BLK WP HR S P ERA WHIP	IP WLS BF H R ER SO BB IBB HBP BLK WP HR S P ERA WHIP																
20 Brandon Kintzler, R (8.1) ERA: 2.45	1.0	W 4	1	0	0	2	0	0	0	0	0	0	0	12	18	0.00	1.000	
46 Pedro Strop, R (9.1) ERA: 2.53	1.0	S 3	0	0	0	2	0	0	0	0	0	0	0	10	15	0.00	0.000	

Batter	1	2	3	4	5	6	7	8	9	AB	R	H	RBI	BB	SO	LOB	BOTTOM		
3 Daniel Descalso, L (1.4) OBP: 0.340, SLG: 0.386	E8		K					G5-3		2	1	1	0	0	1	0	St. Louis Cardinals @ Chicago Cubs Wrigley Field, Chicago, IL Sat May 04 2019, 3:08 PM - 6:09 PM CDT Att: 39,601 - Sunny - 56 F		
22 Jason Heyward, L (4. Ph) OBP: 0.414, SLG: 0.495	1B									2	0	0	0	0	0	0			
17 Kris Bryant, R (1.9) OBP: 0.371, SLG: 0.421	1B							K		2	0	1	1	2	1	0			
44 Anthony Rizzo, L (1.3) OBP: 0.375, SLG: 0.532	F9		G3					G4-3		4	0	0	0	0	0	3			
9 Javier Báez, R (1.6) OBP: 0.353, SLG: 0.659	K							HR		4	2	2	1	0	1	2			
13 David Bote, R (1.5) OBP: 0.373, SLG: 0.486								K		3	1	2	0	1	1	0			
5 Albert Almora Jr., R (1.8) OBP: 0.289, SLG: 0.286	G5-3							G6-3		3	0	0	0	0	1	2			
12 Kyle Schwarber, L (1.7) OBP: 0.308, SLG: 0.402	G4-3							K		3	1	0	0	1	2	0			
53 Taylor Davis, R (1.2) OBP: 0.222, SLG: 0.500	G6-3									3	1	1	4	0	1	0			
40 Wilson Contreras, R (9.2) OBP: 0.421, SLG: 0.644										0	0	0	0	0	0	0			
11 Yu Darvish, R (1.1) 61 Allen Webster, R (5.1) 56 Kyle Ryan, L (5.1) 29 Brad Brach, R (6.1) 2 Mark Zagunis, R (6. Ph) 41 Steve Cishek, R (7.1) 20 Brandon Kintzler, R (8.1) 46 Pedro Strop, R (9.1)										2	0	0	0	0	1	0			
Inning Stats	R: 1 E: 1 K: 1 S: 8	H: 3 LOB: 2 BB: 0 P: 13	R: 0 E: 0 K: 0 S: 10	H: 0 LOB: 0 BB: 0 P: 16	R: 0 E: 0 K: 1 S: 11	H: 0 LOB: 1 BB: 1 P: 20	R: 4 E: 0 K: 1 S: 12	H: 3 LOB: 0 BB: 1 P: 15	R: 0 E: 0 K: 1 S: 9	H: 0 LOB: 2 BB: 2 P: 19	R: 0 E: 0 K: 3 S: 10	H: 0 LOB: 0 BB: 0 P: 13	R: 0 E: 0 K: 1 S: 7	H: 0 LOB: 0 BB: 0 P: 9	R: 1 E: 0 K: 2 S: 14	H: 1 LOB: 0 BB: 0 P: 17	1B: 5 2B: 0 3B: 0 HR: 2	SF: 0 SAC: 1 DP: 0 HBP: 0	WP: 0 PA: 34 PB: 0 SB: 0 CS: 0
PITCHER	IP WLS BF H R ER SO BB IBB HBP BLK WP HR S P ERA WHIP	IP WLS BF H R ER SO BB IBB HBP BLK WP HR S P ERA WHIP																	
52 Michael Wacha, R (1.1) ERA: 5.17	5.0	24	6	4	4	3	3	1	0	0	0	0	0	50	83	7.20	1.800		
53 John Gant, R (6.1) ERA: 0.86	1.0	3	0	0	0	3	0	0	0	0	0	0	0	10	13	0.00	0.000		
21 Andrew Miller, L (7.1) ERA: 5.11	1.0	3	0	0	0	1	0	0	0	0	0	0	0	7	9	0.00	0.000		
60 John Brebbia, R (8.1) ERA: 0.93	1.0	L 4	1	1	1	2	0	0	0	0	0	0	0	14	17	9.00	1.000		

AB	35
R	5
H	9
RBI	5
BB	6
SO	11
LOB	21

AB	29
R	6
H	7
RBI	6
BB	4
SO	10
LOB	7



Batter	1	2	3	4	5	6	7	8	9	AB	R	H	RBI	BB	SO	LOB	TOP			
22 Andrew McCutchen, R OBP: 0.370, SLG: 0.426	G5-3			K		F9			1B	4	0	1	0	0	1	1	Philadelphia Phillies @ St. Louis Cardinals Busch Stadium, St. Louis, MO Mon May 06 2019, 7:10 PM - 10:01 PM CDT Att: 38,419 - Partly Cloudy - 75 F			
2 Jean Segura, R OBP: 0.361, SLG: 0.510	1B			G4-3			G4-3		L8	4	0	1	0	0	0	1				
3 Bryce Harper, L OBP: 0.364, SLG: 0.452	L4-3			G5-3			K		K	4	0	0	0	0	2	2				
17 Rhys Hoskins, R OBP: 0.412, SLG: 0.612	F9				K		G5-3		K	4	0	0	0	0	2	1				
10 J.T. Realmuto, R OBP: 0.333, SLG: 0.430	K				L5				G6-3	3	0	0	0	0	1	0				
37 Odúbel Herrera, L OBP: 0.286, SLG: 0.338									G6-3	2	0	0	0	0	1	0				
52 Jose Alvarez, L									G6-3	0	0	0	0	0	0	0				
9 Phil Gosselin, R OBP: 0.276, SLG: 0.379									G6-3	1	0	0	0	0	0	0				
61 Edubray Ramos, R									G6-3	0	0	0	0	0	0	0				
16 César Hernández, S OBP: 0.353, SLG: 0.423									G3	2	0	1	0	0	0	0				
7 Maikel Franco, R OBP: 0.336, SLG: 0.479									F7	3	0	1	0	0	0	1				
21 Vince Velasquez, R OBP: 0.222, SLG: 0.125									P4	1	0	0	0	0	0	0				
5 Nick Williams, L OBP: 0.239, SLG: 0.286										2	0	1	0	0	0	2				
41 Edgar Garcia, R										0	0	0	0	0	0	0				
Inning Stats	R: 0 E: 0 K: 0 S: 8	H: 1 LOB: 0 BB: 0 P: 12	R: 0 E: 0 K: 2 S: 10	H: 0 LOB: 0 BB: 0 P: 19	R: 0 E: 0 K: 0 S: 7	H: 0 LOB: 0 BB: 0 P: 9	R: 0 E: 0 K: 1 S: 12	H: 2 LOB: 1 BB: 0 P: 18	R: 0 E: 0 K: 1 S: 13	H: 0 LOB: 0 BB: 0 P: 9	R: 0 E: 0 K: 0 S: 8	H: 0 LOB: 0 BB: 0 P: 11	R: 0 E: 0 K: 0 S: 9	H: 1 LOB: 2 BB: 0 P: 16	R: 0 E: 0 K: 2 S: 12	H: 1 LOB: 1 BB: 0 P: 17	1B: 5 2B: 1 3B: 0 HR: 0	SF: 0 SAC: 0 DP: 2 HBP: 1	WP: 0 PB: 0 CS: 0	PA: 31
PITCHER	IP WLS BF H R ER SO BB IBB HBP BLK WP HR S P ERA WHIP	IP WLS BF H R ER SO BB IBB HBP BLK WP HR S P ERA WHIP	IP WLS BF H R ER SO BB IBB HBP BLK WP HR S P ERA WHIP	IP WLS BF H R ER SO BB IBB HBP BLK WP HR S P ERA WHIP	IP WLS BF H R ER SO BB IBB HBP BLK WP HR S P ERA WHIP	IP WLS BF H R ER SO BB IBB HBP BLK WP HR S P ERA WHIP	IP WLS BF H R ER SO BB IBB HBP BLK WP HR S P ERA WHIP	IP WLS BF H R ER SO BB IBB HBP BLK WP HR S P ERA WHIP	IP WLS BF H R ER SO BB IBB HBP BLK WP HR S P ERA WHIP	IP WLS BF H R ER SO BB IBB HBP BLK WP HR S P ERA WHIP	IP WLS BF H R ER SO BB IBB HBP BLK WP HR S P ERA WHIP	IP WLS BF H R ER SO BB IBB HBP BLK WP HR S P ERA WHIP	IP WLS BF H R ER SO BB IBB HBP BLK WP HR S P ERA WHIP	IP WLS BF H R ER SO BB IBB HBP BLK WP HR S P ERA WHIP	IP WLS BF H R ER SO BB IBB HBP BLK WP HR S P ERA WHIP	IP WLS BF H R ER SO BB IBB HBP BLK WP HR S P ERA WHIP	IP WLS BF H R ER SO BB IBB HBP BLK WP HR S P ERA WHIP			
39 Miles Mikolas, R ERA: 4.02	7.0	W	22	3	0	0	5	0	0	0	0	0	0	0	0	0	0.00	0.429		
60 John Brebbia, R ERA: 0.97	1.1		7	2	0	0	0	0	0	1	0	0	0	0	0	0	0.00	1.500		
49 Jordan Hicks, R ERA: 2.03	0.2		2	0	0	0	2	0	0	0	0	0	0	0	0	0	0.00	0.000		

Batter	1	2	3	4	5	6	7	8	9	AB	R	H	RBI	BB	SO	LOB	BOTTOM			
13 Matt Carpenter, L OBP: 0.327, SLG: 0.369	G3-1			G3		HR			F7	4	1	1	1	1	0	0	Philadelphia Phillies @ St. Louis Cardinals Busch Stadium, St. Louis, MO Mon May 06 2019, 7:10 PM - 10:01 PM CDT Att: 38,419 - Partly Cloudy - 75 F			
46 Paul Goldschmidt, R OBP: 0.329, SLG: 0.468	P6			G6-3		1B			K	4	1	1	0	0	1	1				
12 Paul DeJong, R OBP: 0.405, SLG: 0.606	BB			F9		HR			G4-6-3	3	1	1	2	1	0	1				
23 Marcell Ozuna, R OBP: 0.343, SLG: 0.581	P2			L7		F9			L8	4	0	0	0	0	0	1				
38 José Martínez, R OBP: 0.404, SLG: 0.495									G3-1	2	2	1	0	2	0	0				
60 John Brebbia, L										0	0	0	0	0	0	0				
49 Jordan Hicks, R										0	0	0	0	0	0	0				
4 Yadier Molina, R OBP: 0.306, SLG: 0.421	F8									4	1	3	2	0	0	1				
16 Kolten Wong, L OBP: 0.372, SLG: 0.405	L8								G4-3	2	0	0	1	1	0	2				
48 Harrison Bader, R OBP: 0.380, SLG: 0.397										2	0	0	0	2	1	1				
39 Miles Mikolas, R ERA: 3.86	4.0	L	21	4	5	3	3	4	1	0	0	0	0	0	0	0	11.25	2.000		
41 Edgar Garcia, R ERA: 9.0	1.0		6	2	1	1	0	0	1	0	15	21	9	0	0	0	9.00	2.000		
52 Jose Alvarez, L ERA: 5.84	2.0		7	1	0	0	1	1	0	0	14	22	0	0	0	0	0.00	1.000		
61 Edubray Ramos, R ERA: 5.0	1.0		3	0	0	0	0	0	0	0	5	7	0	0	0	0	0.00	0.000		
Inning Stats	R: 0 E: 0 K: 0 S: 15	H: 0 LOB: 1 BB: 1 P: 26	R: 0 E: 0 K: 1 S: 12	H: 0 LOB: 2 BB: 2 P: 18	R: 0 E: 0 K: 0 S: 6	H: 0 LOB: 0 BB: 0 P: 9	R: 2 E: 0 K: 2 S: 18	H: 1 LOB: 1 BB: 2 P: 33	R: 4 E: 0 K: 0 S: 23	H: 5 LOB: 2 BB: 1 P: 33	R: 0 E: 0 K: 1 S: 8	H: 0 LOB: 0 BB: 1 P: 13	R: 0 E: 0 K: 0 S: 6	H: 1 LOB: 1 BB: 0 P: 9	R: 0 E: 0 K: 0 S: 5	H: 0 LOB: 0 BB: 0 P: 7	1B: 4 2B: 0 3B: 0 HR: 3	SF: 1 SAC: 0 DP: 1 HBP: 0	WP: 1 PB: 0 CS: 0	PA: 37
PITCHER	IP WLS BF H R ER SO BB IBB HBP BLK WP HR S P ERA WHIP	IP WLS BF H R ER SO BB IBB HBP BLK WP HR S P ERA WHIP	IP WLS BF H R ER SO BB IBB HBP BLK WP HR S P ERA WHIP	IP WLS BF H R ER SO BB IBB HBP BLK WP HR S P ERA WHIP	IP WLS BF H R ER SO BB IBB HBP BLK WP HR S P ERA WHIP	IP WLS BF H R ER SO BB IBB HBP BLK WP HR S P ERA WHIP	IP WLS BF H R ER SO BB IBB HBP BLK WP HR S P ERA WHIP	IP WLS BF H R ER SO BB IBB HBP BLK WP HR S P ERA WHIP	IP WLS BF H R ER SO BB IBB HBP BLK WP HR S P ERA WHIP	IP WLS BF H R ER SO BB IBB HBP BLK WP HR S P ERA WHIP	IP WLS BF H R ER SO BB IBB HBP BLK WP HR S P ERA WHIP	IP WLS BF H R ER SO BB IBB HBP BLK WP HR S P ERA WHIP	IP WLS BF H R ER SO BB IBB HBP BLK WP HR S P ERA WHIP	IP WLS BF H R ER SO BB IBB HBP BLK WP HR S P ERA WHIP	IP WLS BF H R ER SO BB IBB HBP BLK WP HR S P ERA WHIP	IP WLS BF H R ER SO BB IBB HBP BLK WP HR S P ERA WHIP				
21 Vince Velasquez, R ERA: 3.86	4.0	L	21	4	5	3	3	4	1	0	0	0	0	0	0	0	11.25	2.000		
41 Edgar Garcia, R ERA: 9.0	1.0		6	2	1	1	0	0	1	0	15	21	9	0	0	0	9.00	2.000		
52 Jose Alvarez, L ERA: 5.84	2.0		7	1	0	0	1	1	0	0	14	22	0	0	0	0	0.00	1.000		
61 Edubray Ramos, R ERA: 5.0	1.0		3	0	0	0	0	0	0	0	5	7	0	0	0	0	0.00	0.000		

Batter	1	2	3	4	5	6	7	8	9	AB	R	H	RBI	BB	SO	LOB	TOP								
22 Andrew McCutchen, R OBP: 0.371, SLG: 0.417 41 Edgar Garcia, R (9, 1)										3	1	0	0	2	0	1	Philadelphia Phillies @ St. Louis Cardinals Busch Stadium, St. Louis, MO Tue May 07 2019, 6:46 PM - 9:49 PM CDT Att: 38,562 - Partly Cloudy - 78 F								
2 Jean Segura, R OBP: 0.364, SLG: 0.485										5	0	0	0	0	2	5									
3 Bryce Harper, L OBP: 0.374, SLG: 0.480 5 Nick Williams, L (6, PH) (8, 9)										3	2	4	1	0	0	0									
17 Rhys Hoskins, R OBP: 0.425, SLG: 0.651										5	3	4	1	0	1	0									
10 J.T. Realmuto, R OBP: 0.338, SLG: 0.432 15 Andrew Knapp, S OBP: 0.333, SLG: 0.241										4	1	2	1	0	0	2									
37 Odúbel Herrera, L OBP: 0.293, SLG: 0.368										5	1	2	2	0	0	1									
16 César Hernández, S OBP: 0.355, SLG: 0.421										3	1	1	1	1	0	1									
7 Maikel Franco, R OBP: 0.326, SLG: 0.464 12 Juan Nicasio, R (7, 1)										4	1	0	1	0	0	4									
9 Phil Gosselin, R OBP: 0.276, SLG: 0.379										0	0	0	0	0	0	0									
27 Aaron Nola, R OBP: 0.267, SLG: 0.083 13 Sean Rodríguez, R OBP: 0.435, SLG: 0.632										3	1	1	0	0	1	1									
Inning Stats	R: 0 E: 0 K: 0 S: 7	H: 1 LOB: 2 BB: 1 P: 16	R: 6 E: 2 K: 1 S: 15	H: 2 LOB: 0 BB: 2 P: 28	R: 0 E: 0 K: 0 S: 4	H: 1 LOB: 0 BB: 0 P: 8	R: 0 E: 0 K: 2 S: 9	H: 0 LOB: 0 BB: 0 P: 12	R: 2 E: 0 K: 0 S: 9	H: 3 LOB: 1 BB: 0 P: 15	R: 0 E: 0 K: 0 S: 8	H: 1 LOB: 0 BB: 0 P: 15	R: 2 E: 0 K: 0 S: 13	H: 3 LOB: 1 BB: 0 P: 21	R: 0 E: 0 K: 1 S: 9	H: 0 LOB: 0 BB: 1 P: 17	R: 1 E: 0 K: 1 S: 11	H: 1 LOB: 0 BB: 0 P: 19	1B: 7 2B: 3 3B: 0 HR: 2	SF: 1 SAC: 0 DP: 2 HBP: 0	WP: 0 PB: 1 SB: 0 CS: 0	PA: 43			
PITCHER	IP WLS BF H R ER SO BB IBB HBP BLK WP HR S P ERA WHIP	IP WLS BF H R ER SO BB IBB HBP BLK WP HR S P ERA WHIP	IP WLS BF H R ER SO BB IBB HBP BLK WP HR S P ERA WHIP	IP WLS BF H R ER SO BB IBB HBP BLK WP HR S P ERA WHIP	IP WLS BF H R ER SO BB IBB HBP BLK WP HR S P ERA WHIP	IP WLS BF H R ER SO BB IBB HBP BLK WP HR S P ERA WHIP	IP WLS BF H R ER SO BB IBB HBP BLK WP HR S P ERA WHIP	IP WLS BF H R ER SO BB IBB HBP BLK WP HR S P ERA WHIP	IP WLS BF H R ER SO BB IBB HBP BLK WP HR S P ERA WHIP	IP WLS BF H R ER SO BB IBB HBP BLK WP HR S P ERA WHIP	IP WLS BF H R ER SO BB IBB HBP BLK WP HR S P ERA WHIP	IP WLS BF H R ER SO BB IBB HBP BLK WP HR S P ERA WHIP	IP WLS BF H R ER SO BB IBB HBP BLK WP HR S P ERA WHIP	IP WLS BF H R ER SO BB IBB HBP BLK WP HR S P ERA WHIP	IP WLS BF H R ER SO BB IBB HBP BLK WP HR S P ERA WHIP	IP WLS BF H R ER SO BB IBB HBP BLK WP HR S P ERA WHIP	IP WLS BF H R ER SO BB IBB HBP BLK WP HR S P ERA WHIP	IP WLS BF H R ER SO BB IBB HBP BLK WP HR S P ERA WHIP	IP WLS BF H R ER SO BB IBB HBP BLK WP HR S P ERA WHIP	IP WLS BF H R ER SO BB IBB HBP BLK WP HR S P ERA WHIP	IP WLS BF H R ER SO BB IBB HBP BLK WP HR S P ERA WHIP	IP WLS BF H R ER SO BB IBB HBP BLK WP HR S P ERA WHIP	IP WLS BF H R ER SO BB IBB HBP BLK WP HR S P ERA WHIP	IP WLS BF H R ER SO BB IBB HBP BLK WP HR S P ERA WHIP	IP WLS BF H R ER SO BB IBB HBP BLK WP HR S P ERA WHIP

AB 38
R 11
H 12
RBI 10
BB 4
SO 5
LOB 16



Batter	1	2	3	4	5	6	7	8	9	AB	R	H	RBI	BB	SO	LOB	BOTTOM								
13 Matt Carpenter, L OBP: 0.327, SLG: 0.364 34 Yairo Muñoz, R OBP: 0.368, SLG: 0.389										2	0	0	0	1	2	0	Philadelphia Phillies @ St. Louis Cardinals Busch Stadium, St. Louis, MO Tue May 07 2019, 6:46 PM - 9:49 PM CDT Att: 38,562 - Partly Cloudy - 78 F								
46 Paul Goldschmidt, R OBP: 0.351, SLG: 0.455										4	0	0	0	0	2	2									
12 Paul DeJong, R OBP: 0.408, SLG: 0.600										3	0	1	0	1	0	1									
23 Marcell Ozuna, R OBP: 0.336, SLG: 0.567 30 Tyler Webb, L (7, 1) (9, 1)										3	0	0	0	0	1	2									
55 Dominic Leone, R OBP: 0.200, SLG: 0.143										0	0	0	0	0	0	0									
3 Jedd Gyorko, R OBP: 0.200, SLG: 0.143										1	0	0	0	0	1	1									
38 José Martínez, R OBP: 0.398, SLG: 0.485										4	0	1	0	0	1	1									
4 Yadier Molina, R OBP: 0.301, SLG: 0.414 44 Luke Gregerson, L (6, 1)										2	0	0	0	0	0	1									
48 Harrison Bader, R OBP: 0.370, SLG: 0.385										0	0	0	0	0	0	0									
25 Dexter Fowler, S OBP: 0.425, SLG: 0.409										2	0	0	0	0	2	0									
16 Kolten Wong, L OBP: 0.364, SLG: 0.395										3	0	0	0	0	1	1									
43 Dakota Hudson, R (1, 1)										1	0	0	0	0	1	0									
32 Matt Wieters, S OBP: 0.368, SLG: 0.529										2	1	1	1	0	1	0									
Inning Stats	R: 0 E: 0 K: 0 S: 6	H: 0 LOB: 1 BB: 1 P: 15	R: 0 E: 0 K: 0 S: 11	H: 1 LOB: 0 BB: 0 P: 18	R: 0 E: 0 K: 3 S: 10	H: 0 LOB: 0 BB: 0 P: 13	R: 0 E: 0 K: 1 S: 9	H: 0 LOB: 0 BB: 0 P: 14	R: 0 E: 0 K: 1 S: 9	H: 0 LOB: 0 BB: 0 P: 14	R: 1 E: 0 K: 2 S: 18	H: 2 LOB: 1 BB: 0 P: 27	R: 0 E: 0 K: 1 S: 8	H: 0 LOB: 0 BB: 0 P: 11	R: 0 E: 0 K: 2 S: 10	H: 1 LOB: 1 BB: 0 P: 13	R: 0 E: 0 K: 2 S: 11	H: 0 LOB: 1 BB: 1 P: 19	1B: 3 2B: 0 3B: 0 HR: 1	SF: 0 SAC: 0 DP: 1 HBP: 1	WP: 0 PB: 0 SB: 0 CS: 0	PA: 33			
PITCHER	IP WLS BF H R ER SO BB IBB HBP BLK WP HR S P ERA WHIP	IP WLS BF H R ER SO BB IBB HBP BLK WP HR S P ERA WHIP	IP WLS BF H R ER SO BB IBB HBP BLK WP HR S P ERA WHIP	IP WLS BF H R ER SO BB IBB HBP BLK WP HR S P ERA WHIP	IP WLS BF H R ER SO BB IBB HBP BLK WP HR S P ERA WHIP	IP WLS BF H R ER SO BB IBB HBP BLK WP HR S P ERA WHIP	IP WLS BF H R ER SO BB IBB HBP BLK WP HR S P ERA WHIP	IP WLS BF H R ER SO BB IBB HBP BLK WP HR S P ERA WHIP	IP WLS BF H R ER SO BB IBB HBP BLK WP HR S P ERA WHIP	IP WLS BF H R ER SO BB IBB HBP BLK WP HR S P ERA WHIP	IP WLS BF H R ER SO BB IBB HBP BLK WP HR S P ERA WHIP	IP WLS BF H R ER SO BB IBB HBP BLK WP HR S P ERA WHIP	IP WLS BF H R ER SO BB IBB HBP BLK WP HR S P ERA WHIP	IP WLS BF H R ER SO BB IBB HBP BLK WP HR S P ERA WHIP	IP WLS BF H R ER SO BB IBB HBP BLK WP HR S P ERA WHIP	IP WLS BF H R ER SO BB IBB HBP BLK WP HR S P ERA WHIP	IP WLS BF H R ER SO BB IBB HBP BLK WP HR S P ERA WHIP	IP WLS BF H R ER SO BB IBB HBP BLK WP HR S P ERA WHIP	IP WLS BF H R ER SO BB IBB HBP BLK WP HR S P ERA WHIP	IP WLS BF H R ER SO BB IBB HBP BLK WP HR S P ERA WHIP	IP WLS BF H R ER SO BB IBB HBP BLK WP HR S P ERA WHIP	IP WLS BF H R ER SO BB IBB HBP BLK WP HR S P ERA WHIP	IP WLS BF H R ER SO BB IBB HBP BLK WP HR S P ERA WHIP	IP WLS BF H R ER SO BB IBB HBP BLK WP HR S P ERA WHIP	IP WLS BF H R ER SO BB IBB HBP BLK WP HR S P ERA WHIP

AB 30
R 1
H 4
RBI 1
BB 2
SO 12
LOB 10



Batter	1	2	3	4	5	6	7	8	9	AB	R	H	RBI	BB	SO	LOB	TOP					
26 Adam Frazier, L (1,4) OBP: 0.321, SLG: 0.367										4	1	1	1	0	3	2	Pittsburgh Pirates @ St. Louis Cardinals Busch Stadium, St. Louis, MO Fri May 10 2019, 7:18 PM - 10:10 PM CDT Att: 45,060 - Clear - 58 F					
6 Starling Marte, R (1,8) OBP: 0.271, SLG: 0.402										4	0	1	1	0	2	0						
53 Melky Cabrera, S (1,9) OBP: 0.360, SLG: 0.463										4	0	0	0	0	1	2						
55 Josh Bell, S (1,3) OBP: 0.372, SLG: 0.631											4	0	2	0	0	0						
10 Bryan Reynolds, S (1,7) OBP: 0.375, SLG: 0.543											4	0	1	0	0	2						
19 Colin Moran, L (1,5) OBP: 0.322, SLG: 0.403										3	0	2	0	1	0	0						
29 Francisco Cervelli, R (1,2) OBP: 0.264, SLG: 0.223										4	0	0	0	0	2	5						
3 Cole Tucker, S (1,6) OBP: 0.233, SLG: 0.298										4	1	1	0	0	0	2						
34 Trevor Williams, R (1,1) OBP: 0.214, SLG: 0.154										2	0	0	0	0	1	0						
27 Kevin Newman, R (8,PH) OBP: 0.462, SLG: 0.583										1	0	1	0	0	0	0						
30 Kyle Crick, L (8,1) 73 Felipe Vázquez, L (9,1)										0	0	0	0	0	0	0						
Inning Stats	R: 1 E: 0 K: 3 S: 14	H: 2 LOB: 1 BB: 0 P: 24	R: 0 E: 0 K: 0 S: 5	H: 1 LOB: 0 BB: 0 P: 7	R: 0 E: 0 K: 1 S: 7	H: 0 LOB: 0 BB: 0 P: 9	R: 0 E: 0 K: 1 S: 11	H: 2 LOB: 2 BB: 0 P: 20	R: 0 E: 0 K: 2 S: 7	H: 0 LOB: 0 BB: 0 P: 9	R: 0 E: 0 K: 1 S: 8	H: 0 LOB: 0 BB: 0 P: 13	R: 0 E: 0 K: 0 S: 6	H: 0 LOB: 0 BB: 0 P: 10	R: 1 E: 0 K: 1 S: 10	H: 3 LOB: 1 BB: 0 P: 12	R: 0 E: 0 K: 2 S: 15	H: 1 LOB: 2 BB: 1 P: 28	1B: 8 2B: 0 3B: 0 HR: 1	SF: 0 SAC: 0 DP: 2 HBP: 0	WP: 0 PB: 0 SB: 0 CS: 0	PA: 35
PITCHER	IP	WLS	BF	H	R	ER	SO	BB	IBB	HBP	BLK	WP	HR	S	P	ERA	WHIP					
50 Adam Wainwright, R (1,1) ERA: 4.15	7.0		25	5	1	1	8	0	0	0	0	0	1	58	92	1.29	0.714					
21 Andrew Miller, L (8,1) ERA: 5.4	1.0	L	5	3	1	1	1	0	0	0	0	0	0	10	12	9.00	3.000					
49 Jordan Hicks, R (9,1) ERA: 1.88	1.0		5	1	0	0	2	1	0	0	0	0	0	15	28	0.00	2.000					

Batter	1	2	3	4	5	6	7	8	9	AB	R	H	RBI	BB	SO	LOB	BOTTOM					
13 Matt Carpenter, L (1,5) OBP: 0.322, SLG: 0.345											5	0	0	0	0	1	4					
46 Paul Goldschmidt, R (1,3) OBP: 0.339, SLG: 0.462											5	0	3	0	0	1	0					
12 Paul DeJong, R (1,6) OBP: 0.406, SLG: 0.573											4	0	1	1	0	2	2					
23 Marcell Ozuna, R (1,7) OBP: 0.338, SLG: 0.547											4	0	2	0	0	0	2					
38 José Martínez, R (1,9) OBP: 0.403, SLG: 0.462											2	0	0	0	2	0	2					
4 Yadier Molina, R (1,2) OBP: 0.313, SLG: 0.432											4	0	1	0	0	1	3					
25 Dexter Fowler, S (1,8) 49 Jordan Hicks, R (9,1)										4	0	1	0	0	2	2						
16 Kolten Wong, L (1,4) OBP: 0.362, SLG: 0.407										4	0	1	0	0	0	3						
50 Adam Wainwright, R (1,1) ERA: 3.4										1	0	0	0	0	0	1						
34 Yairo Muñoz, R (7,PH) 21 Andrew Miller, L (8,1) 48 Harrison Bader, R (9,8)										1	1	1	0	0	0	0						
Inning Stats	R: 0 E: 1 K: 2 S: 20	H: 2 LOB: 3 BB: 1 P: 30	R: 0 E: 0 K: 0 S: 7	H: 1 LOB: 1 BB: 0 P: 10	R: 0 E: 0 K: 1 S: 9	H: 2 LOB: 1 BB: 0 P: 10	R: 0 E: 0 K: 1 S: 9	H: 1 LOB: 2 BB: 0 P: 15	R: 0 E: 0 K: 0 S: 7	H: 0 LOB: 0 BB: 0 P: 10	R: 0 E: 0 K: 1 S: 8	H: 0 LOB: 0 BB: 0 P: 12	R: 1 E: 0 K: 0 S: 13	H: 3 LOB: 2 BB: 0 P: 16	R: 0 E: 0 K: 1 S: 10	H: 1 LOB: 1 BB: 1 P: 19	R: 0 E: 0 K: 1 S: 7	H: 0 LOB: 0 BB: 0 P: 10	1B: 10 2B: 0 3B: 0 HR: 0	SF: 0 SAC: 1 DP: 2 HBP: 0	WP: 0 PB: 0 SB: 0 CS: 0	PA: 38
PITCHER	IP	WLS	BF	H	R	ER	SO	BB	IBB	HBP	BLK	WP	HR	S	P	ERA	WHIP					
34 Trevor Williams, R (1,1) ERA: 3.4	7.0		31	9	1	1	5	1	0	0	0	0	0	73	103	1.29	1.429					
30 Kyle Crick, R (8,1) ERA: 3.0	1.0	H	4	1	0	0	1	1	0	0	0	0	0	10	19	0.00	2.000					
73 Felipe Vázquez, L (9,1) ERA: 0.51	1.0	S	3	0	0	0	1	0	0	0	0	0	0	7	10	0.00	0.000					

AB	34
R	2
H	9
RBI	2
BB	1
SO	11
LOB	13

AB	35
R	1
H	10
RBI	1
BB	2
SO	7
LOB	19



Batter	1	2	3	4	5	6	7	8	9	AB	R	H	RBI	BB	SO	LOB	TOP					
6 Starling Marte, R OBP: 0.273, SLG: 0.393										6	1	2	0	0	1	2						
10 Bryan Reynolds, S OBP: 0.333, SLG: 0.463										4	1	0	0	1	1	2						
25 Gregory Polanco, L OBP: 0.379, SLG: 0.533										4	3	2	0	0	0	0						
55 Josh Bell, S OBP: 0.389, SLG: 0.659										4	3	4	5	1	0	0						
19 Colin Moran, L OBP: 0.326, SLG: 0.398										4	0	1	2	1	2	2						
29 Francisco Cervelli, R OBP: 0.288, SLG: 0.255										4	1	3	0	0	0	1						
27 Kevin Newman, R OBP: 0.382, SLG: 0.469										5	0	1	1	0	2	6						
3 Cole Tucker, S OBP: 0.238, SLG: 0.288																						
53 Melky Cabrera, S OBP: 0.365, SLG: 0.463										2	0	0	0	1	0	2						
48 Richard Rodriguez, R OBP: 0.365, SLG: 0.463										0	1	0	0	1	0	0						
47 Francisco Liriano, L OBP: 0.316, SLG: 0.366										0	0	0	0	1	0	0						
43 Steven Brault, L OBP: 0.226, SLG: 0.200										2	0	0	0	0	0	1						
64 Montano DuRapau, R OBP: 0.277, SLG: 0.336										0	0	0	0	0	0	0						
59 Joe Musgrove, R OBP: 0.347, SLG: 0.469										1	0	0	0	0	0	0						
46 Chris Stratton, R OBP: 0.316, SLG: 0.366										2	0	1	2	0	0	1						
26 Adam Frazier, L OBP: 0.316, SLG: 0.366										2	0	1	2	0	0	1						
Inning Stats	R: 3 E: 0 K: 0 S: 23	H: 3 LOB: 2 BB: 1 P: 31	R: 0 E: 0 K: 0 S: 5	H: 0 LOB: 0 BB: 0 P: 6	R: 0 E: 0 K: 1 S: 9	H: 3 LOB: 2 BB: 0 P: 13	R: 0 E: 0 K: 0 S: 6	H: 1 LOB: 1 BB: 0 P: 11	R: 0 E: 0 K: 1 S: 12	H: 2 LOB: 0 BB: 0 P: 15	R: 0 E: 0 K: 0 S: 6	H: 0 LOB: 1 BB: 2 P: 8	R: 5 E: 0 K: 2 S: 19	H: 3 LOB: 1 BB: 2 P: 38	R: 2 E: 0 K: 2 S: 16	H: 2 LOB: 1 BB: 1 P: 27	R: 0 E: 0 K: 0 S: 9	H: 0 LOB: 0 BB: 1 P: 14	1B: 9 2B: 4 3B: 0 HR: 1	SF: 0 SAC: 0 DP: 1 HBP: 2	WP: 1 PB: 0 SB: 0 CS: 1	PA: 47
PITCHER	IP WLS BF H R ER SO BB IBB HBP BLK WP HR S P ERA WHIP																					
43 Dakota Hudson, R ERA: 4.61	(1, 1)	6.0	28	9	3	3	2	2	0	1	0	0	0	0	61	84	4.50	1.833				
30 Tyler Webb, L ERA: 6.52	(7, 1)	0.0	2	0	2	2	0	1	0	1	0	0	0	2	8	8	∞	∞				
60 John Brebbia, R ERA: 1.99	(7, 1)	1.0	L	7	3	3	3	2	1	0	0	0	0	1	17	30	27.00	4.000				
65 Giovanni Gallegos, R ERA: 4.8	(8, 1)	1.0		6	2	2	2	2	0	1	0	0	1	0	16	27	18.00	2.000				
44 Luke Gregerson, R ERA: 6.75	(9, 1)	1.0		3	0	0	0	0	1	0	0	0	0	0	9	14	0.00	1.000				

Pittsburgh Pirates @ St. Louis Cardinals
 Busch Stadium, St. Louis, MO
 Sun May 12 2019, 1:16 PM - 4:45 PM CDT
 Att: 48,555 - Cloudy - 51 F

AB	38
R	10
H	14
RBI	10
BB	6
SO	6
LOB	17



Batter	1	2	3	4	5	6	7	8	9	AB	R	H	RBI	BB	SO	LOB	BOTTOM					
34 Yairo Muñoz, R OBP: 0.387, SLG: 0.433										5	1	2	0	0	2	5						
46 Paul Goldschmidt, R OBP: 0.350, SLG: 0.479										5	1	2	2	0	0	2						
12 Paul DeJong, R OBP: 0.408, SLG: 0.564										3	2	0	0	2	0	3						
23 Marcell Ozuna, R OBP: 0.319, SLG: 0.514										5	0	0	0	0	2	4						
38 José Martínez, R OBP: 0.398, SLG: 0.478										5	2	3	2	0	0	0						
4 Yadier Molina, R OBP: 0.301, SLG: 0.412										5	0	1	0	0	0	4						
3 Jedd Gyorko, R OBP: 0.270, SLG: 0.206										5	0	2	1	0	0	1						
16 Kolten Wong, L OBP: 0.359, SLG: 0.395										4	0	1	0	0	1	1						
43 Dakota Hudson, R ERA: 8.82	(1, 1)	3.2	23	9	6	6	2	2	0	1	0	0	0	0	10	13	0.00	0.000				
64 Montano DuRapau, R ERA: 2.7	(4, 1)	1.1		4	0	0	0	2	0	0	0	0	0	0	0	0	0	0				
46 Chris Stratton, R ERA: 3.31	(6, 1)	1.0	W	4	1	0	0	0	0	0	0	0	0	0	9	13	0.00	1.000				
48 Richard Rodriguez, R ERA: 4.08	(7, 1)	1.0	H	4	1	0	0	0	0	0	0	0	0	7	11	0.00	1.000					
47 Francisco Liriano, L ERA: 0.95	(8, 1)	2.0		8	1	0	0	2	1	0	0	0	0	0	20	33	0.00	1.000				
Inning Stats	R: 4 E: 0 K: 1 S: 23	H: 6 LOB: 3 BB: 1 P: 33	R: 2 E: 0 K: 1 S: 13	H: 1 LOB: 0 BB: 1 P: 21	R: 0 E: 0 K: 0 S: 9	H: 0 LOB: 1 BB: 0 P: 17	R: 0 E: 0 K: 0 S: 18	H: 2 LOB: 0 BB: 0 P: 26	R: 0 E: 0 K: 2 S: 9	H: 0 LOB: 0 BB: 0 P: 12	R: 0 E: 0 K: 0 S: 9	H: 1 LOB: 1 BB: 0 P: 13	R: 0 E: 0 K: 0 S: 7	H: 1 LOB: 1 BB: 0 P: 11	R: 0 E: 0 K: 1 S: 8	H: 0 LOB: 1 BB: 1 P: 16	R: 0 E: 0 K: 1 S: 12	H: 1 LOB: 1 BB: 0 P: 17	1B: 9 2B: 1 3B: 0 HR: 2	SF: 0 SAC: 0 DP: 0 HBP: 1	WP: 1 PB: 0 SB: 0 CS: 0	PA: 43
PITCHER	IP WLS BF H R ER SO BB IBB HBP BLK WP HR S P ERA WHIP																					
43 Steven Brault, L ERA: 8.82	(1, 1)	3.2		9	6	6	2	2	0	1	0	0	0	0	10	13	0.00	0.000				
64 Montano DuRapau, R ERA: 2.7	(4, 1)	1.1		4	0	0	0	2	0	0	0	0	0	0	0	0	0	0				
46 Chris Stratton, R ERA: 3.31	(6, 1)	1.0	W	4	1	0	0	0	0	0	0	0	0	9	13	0.00	1.000					
48 Richard Rodriguez, R ERA: 4.08	(7, 1)	1.0	H	4	1	0	0	0	0	0	0	0	0	7	11	0.00	1.000					
47 Francisco Liriano, L ERA: 0.95	(8, 1)	2.0		8	1	0	0	2	1	0	0	0	0	20	33	0.00	1.000					

Pittsburgh Pirates @ St. Louis Cardinals
 Busch Stadium, St. Louis, MO
 Sun May 12 2019, 1:16 PM - 4:45 PM CDT
 Att: 48,555 - Cloudy - 51 F

AB	39
R	6
H	12
RBI	5
BB	3
SO	6
LOB	20



Batter	1	2	3	4	5	6	7	8	9	AB	R	H	RBI	BB	SO	LOB	TOP								
13 Matt Carpenter, L (1,5) OBP: 0.319, SLG: 0.338										5	1	1	1	1	0	2									
46 Paul Goldschmidt, R (1,3) OBP: 0.351, SLG: 0.473										4	1	1	0	1	2	1									
12 Paul DeJong, R (1,6) OBP: 0.413, SLG: 0.560										3	2	1	0	2	0	3									
23 Marcell Ozuna, R (1,7) OBP: 0.322, SLG: 0.526										4	2	1	3	1	1	2									
55 Dominic Leone, R (8,1)										0	0	0	0	0	0	0									
44 Luke Gregerson, L (9,1)										4	2	1	3	1	1	2									
38 José Martínez, R (1,9) OBP: 0.394, SLG: 0.471										4	0	1	1	0	1	2									
65 Giovanni Gallegos, R (7,1)										0	0	0	0	0	0	0									
34 Yairo Muñoz, R (8,7)										1	1	1	0	0	0	0									
4 Yadier Molina, R (1,2) OBP: 0.306, SLG: 0.441										4	1	2	3	0	1	1									
32 Matt Wieters, S (8,2) OBP: 0.333, SLG: 0.474										1	0	0	0	0	0	1									
25 Dexter Fowler, S (1,8) OBP: 0.421, SLG: 0.429										3	3	2	1	2	1	1									
16 Koltan Wong, L (1,4) OBP: 0.360, SLG: 0.418										5	2	2	3	0	0	1									
22 Jack Flaherty, R (1,1) OBP: 0.143, SLG: 0.143										3	1	1	1	0	0	0									
48 Harrison Bader, R (7,PH) OBP: 0.352, SLG: 0.361										2	0	1	0	0	0	0									
Inning Stats	R: 3 H: 3 E: 0 K: 2 S: 15	H: 3 LOB: 1 BB: 1 P: 29	R: 0 H: 0 E: 0 K: 0 S: 10	H: 0 LOB: 0 BB: 0 P: 15	R: 1 H: 2 E: 0 K: 1 S: 18	H: 2 LOB: 1 BB: 0 P: 23	R: 1 H: 1 E: 0 K: 0 S: 7	H: 1 LOB: 0 BB: 0 P: 9	R: 6 H: 5 E: 0 K: 1 S: 23	H: 5 LOB: 2 BB: 3 P: 45	R: 0 H: 0 E: 0 K: 1 S: 7	H: 0 LOB: 0 BB: 0 P: 11	R: 0 H: 1 E: 0 K: 0 S: 8	H: 1 LOB: 1 BB: 1 P: 13	R: 0 H: 0 E: 0 K: 1 S: 10	H: 0 LOB: 0 BB: 1 P: 19	R: 3 H: 2 E: 0 K: 0 S: 10	H: 2 LOB: 0 BB: 1 P: 18	1B: 8 2B: 2 3B: 0 HR: 4	SF: 0 SAC: 0 DP: 2 HBP: 0	WP: 1 PB: 0 SB: 0 CS: 0	PA: 46			
PITCHER	IP	WLS	BF	H	R	ER	SO	BB	IBB	HBP	BLK	WP	HR	S	P	ERA	WHIP								
26 Mike Folynewicz, R (1,1) ERA: 3.02	4.2	L	24	7	8	8	4	3	0	0	0	0	3	61	99	15.43	2.143								
19 Jesse Biddle, L (5,1) ERA: 5.4	0.1		6	4	3	3	0	1	0	0	0	1	0	12	22	81.00	15.000								
52 Wes Parsons, R (6,1) ERA: 3.38	3.0		10	1	0	0	2	2	0	0	0	0	0	25	43	0.00	1.000								
48 Jonny Venters, L (9,1) ERA: 20.25	1.0		6	2	3	3	0	1	0	0	0	0	1	10	18	27.00	3.000								

St. Louis Cardinals @ Atlanta Braves
SunTrust Park, Atlanta, GA
Tue May 14 2019, 7:23 PM - 10:21 PM EDT
Att: 23,718 - Sunny - 69 F

AB	39
R	14
H	14
RBI	13
BB	7
SO	6
LOB	14



Batter	1	2	3	4	5	6	7	8	9	AB	R	H	RBI	BB	SO	LOB	BOTTOM								
13 Ronald Acuña Jr., R (1,7) OBP: 0.369, SLG: 0.473										3	0	0	1	1	2	1									
7 Dansby Swanson, R (1,6) OBP: 0.325, SLG: 0.476										3	0	0	1	0	0	0									
5 Freddie Freeman, L (1,3) OBP: 0.399, SLG: 0.519										2	0	0	0	0	2	0									
14 Matt Joyce, L (5,PH) OBP: 0.341, SLG: 0.525										1	0	0	0	0	1	2									
52 Wes Parsons, R (6,1)										1	0	0	0	0	1	0									
48 Jonny Venters, L (9,1)										0	0	0	0	0	0	0									
20 Josh Donaldson, R (1,5) OBP: 0.379, SLG: 0.470										2	0	0	0	2	1	0									
22 Nick Markakis, L (1,9) OBP: 0.391, SLG: 0.459										2	1	0	0	2	1	2									
1 Ozzie Albies, S (1,4) OBP: 0.309, SLG: 0.441										4	0	0	0	0	1	2									
16 Brian McCann, L (1,2) OBP: 0.382, SLG: 0.492										4	1	1	0	0	0	1									
11 Ender Inciarte, L (1,8) OBP: 0.300, SLG: 0.323										0	0	0	0	1	0	0									
17 Johan Camargo, S (4,7) OBP: 0.239, SLG: 0.376										3	1	1	0	0	1	0									
26 Mike Folynewicz, R (1,1)										0	0	0	0	0	0	0									
19 Jesse Biddle, L (5,1)										0	0	0	0	0	0	0									
8 Charlie Culberson, R (5,PH) OBP: 0.419, SLG: 0.700										2	0	1	1	0	1	0									
Inning Stats	R: 0 H: 0 E: 0 K: 2 S: 8	H: 0 LOB: 0 BB: 0 P: 13	R: 0 H: 0 E: 0 K: 0 S: 8	H: 0 LOB: 0 BB: 1 P: 15	R: 0 H: 0 E: 0 K: 0 S: 8	H: 0 LOB: 0 BB: 1 P: 16	R: 0 H: 0 E: 0 K: 1 S: 9	H: 0 LOB: 0 BB: 0 P: 15	R: 3 H: 3 E: 0 K: 2 S: 20	H: 3 LOB: 2 BB: 2 P: 34	R: 0 H: 0 E: 0 K: 1 S: 8	H: 0 LOB: 1 BB: 1 P: 16	R: 0 H: 0 E: 0 K: 2 S: 10	H: 0 LOB: 0 BB: 0 P: 17	R: 0 H: 0 E: 0 K: 2 S: 9	H: 0 LOB: 0 BB: 1 P: 19	R: 0 H: 0 E: 0 K: 1 S: 11	H: 0 LOB: 0 BB: 0 P: 14	1B: 3 2B: 0 3B: 0 HR: 0	SF: 1 SAC: 1 DP: 1 HBP: 0	WP: 0 PB: 0 SB: 0 CS: 0	PA: 35			
PITCHER	IP	WLS	BF	H	R	ER	SO	BB	IBB	HBP	BLK	WP	HR	S	P	ERA	WHIP								
22 Jack Flaherty, R (1,1) ERA: 4.5	6.0	W	25	3	3	3	6	5	0	0	0	0	0	61	109	4.50	1.333								
65 Giovanni Gallegos, R (7,1) ERA: 4.5	1.0		3	0	0	0	2	0	0	0	0	0	0	10	17	0.00	0.000								
55 Dominic Leone, R (8,1) ERA: 7.76	1.0		4	0	0	0	2	1	0	0	0	0	0	9	19	0.00	1.000								
44 Luke Gregerson, R (9,1) ERA: 5.4	1.0		3	0	0	0	1	0	0	0	0	0	0	11	14	0.00	0.000								

St. Louis Cardinals @ Atlanta Braves
SunTrust Park, Atlanta, GA
Tue May 14 2019, 7:23 PM - 10:21 PM EDT
Att: 23,718 - Sunny - 69 F

AB	27
R	3
H	3
RBI	3
BB	6
SO	11
LOB	8



Batter	1	2	3	4	5	6	7	8	9	AB	R	H	RBI	BB	SO	LOB	TOP				
13 Matt Carpenter, L (1.5) OBP: 0.323, SLG: 0.333										2	0	0	0	1	1	0					
46 Paul Goldschmidt, R (1.3) OBP: 0.354, SLG: 0.467										2	0	0	0	2	1	3					
12 Paul DeJong, R (1.6) OBP: 0.410, SLG: 0.552										4	0	1	0	0	0	2					
23 Marcell Ozuna, R (1.7) OBP: 0.314, SLG: 0.513										4	0	0	0	0	1	3					
38 José Martínez, R (1.9) OBP: 0.390, SLG: 0.463										4	0	1	0	0	2	2					
4 Yadier Molina, R (1.2) OBP: 0.299, SLG: 0.429										4	0	0	0	0	1	1					
25 Dexter Fowler, S (1.8) OBP: 0.415, SLG: 0.417										3	0	0	0	1	0	0					
16 Kolten Wong, L (1.4) OBP: 0.366, SLG: 0.419										2	0	1	0	1	0	0					
52 Michael Wacha, R (1.1) OBP: 0.143, SLG: 0.214										1	0	0	0	0	0	0					
60 John Brebbia, L (6.1)										0	0	0	0	0	0	0					
3 Jedd Gyorko, R (7.7) OBP: 0.283, SLG: 0.200										1	0	0	0	0	0	1					
65 Giovanni Gallegos, R (7.1)										0	0	0	0	0	0	0					
53 John Gant, R (8.1)										0	0	0	0	0	0	0					
Inning Stats	R: 0 E: 0 K: 2 S: 9	H: 0 LOB: 0 BB: 0 P: 12	R: 0 E: 0 K: 0 S: 6	H: 0 LOB: 0 BB: 0 P: 8	R: 0 E: 0 K: 0 S: 7	H: 0 LOB: 2 BB: 2 P: 20	R: 0 E: 0 K: 0 S: 11	H: 1 LOB: 1 BB: 0 P: 16	R: 0 E: 0 K: 1 S: 11	H: 2 LOB: 2 BB: 1 P: 20	R: 0 E: 0 K: 0 S: 7	H: 1 LOB: 1 BB: 0 P: 8	R: 0 E: 0 K: 1 S: 5	H: 0 LOB: 1 BB: 2 P: 16	R: 0 E: 0 K: 2 S: 8	H: 0 LOB: 0 BB: 0 P: 13	1B: 3 2B: 0 3B: 0 HR: 0	SF: 0 SAC: 1 DP: 2 HBP: 1	WP: 0 PB: 0 SB: 0 CS: 0	PA: 34	
PITCHER	IP	WLS	BF	H	R	ER	SO	BB	IBB	HBP	BLK	WP	HR	S	P	ERA	WHIP				
40 Michael Soroka, R (1.1) ERA: 0.98	7.0	W	27	3	0	0	3	3	0	1	0	0	0	57	93	0.00	0.857				
58 Dan Winkler, R (8.1) ERA: 1.5	0.0		2	0	0	0	0	2	0	0	0	0	0	8							
77 Luke Jackson, R (8.1) ERA: 2.05	2.0	S	5	0	0	0	3	0	0	0	0	0	0	13	21	0.00	0.000				

St. Louis Cardinals @ Atlanta Braves
SunTrust Park, Atlanta, GA
Wed May 15 2019, 7:23 PM - 10:01 PM EDT
Att: 23,367 - Partly Cloudy - 73 F

AB 27
R 0
H 3
RBI 0
BB 5
SO 6
LOB 12



Batter	1	2	3	4	5	6	7	8	9	AB	R	H	RBI	BB	SO	LOB	BOTTOM				
13 Ronald Acuña Jr., R (1.8) OBP: 0.364, SLG: 0.468										4	1	1	0	0	2	1					
7 Dansby Swanson, R (1.6) OBP: 0.318, SLG: 0.463										4	0	0	0	0	1	1					
5 Freddie Freeman, L (1.3) OBP: 0.401, SLG: 0.516										3	0	1	0	1	0	0					
20 Josh Donaldson, R (1.5) OBP: 0.382, SLG: 0.474										3	0	1	0	1	2	2					
22 Nick Markakis, L (1.9) OBP: 0.388, SLG: 0.453										4	1	1	0	0	0	4					
27 Austin Riley, R (1.7) ERA: 4.93										3	1	1	1	0	1	0					
8 Charlie Culberson, R (8.7) OBP: 0.439, SLG: 0.806										1	1	1	2	0	0	0					
1 Ozzie Albies, S (1.4) OBP: 0.303, SLG: 0.432										4	0	0	0	0	2	0					
25 Tyler Flowers, R (1.2) OBP: 0.341, SLG: 0.442										1	0	0	0	2	1	0					
40 Michael Soroka, R (1.1) OBP: 0.077, SLG: 0.077										2	0	0	0	0	1	2					
14 Matt Joyce, L (7.7) OBP: 0.333, SLG: 0.512										1	0	0	0	0	0	0					
58 Dan Winkler, R (8.1)										0	0	0	0	0	0	0					
77 Luke Jackson, R (8.1)										0	0	0	0	0	0	0					
Inning Stats	R: 0 E: 0 K: 1 S: 10	H: 1 LOB: 2 BB: 1 P: 20	R: 0 E: 0 K: 2 S: 8	H: 0 LOB: 1 BB: 1 P: 17	R: 1 E: 0 K: 1 S: 17	H: 1 LOB: 1 BB: 1 P: 29	R: 1 E: 0 K: 0 S: 8	H: 1 LOB: 1 BB: 1 P: 14	R: 0 E: 0 K: 2 S: 7	H: 0 LOB: 0 BB: 0 P: 10	R: 0 E: 0 K: 2 S: 9	H: 0 LOB: 0 BB: 0 P: 12	R: 0 E: 0 K: 2 S: 17	H: 2 LOB: 0 BB: 0 P: 21	1B: 3 2B: 1 3B: 0 HR: 2	SF: 0 SAC: 0 DP: 0 HBP: 0	WP: 0 PB: 0 SB: 2 CS: 0	PA: 34			
PITCHER	IP	WLS	BF	H	R	ER	SO	BB	IBB	HBP	BLK	WP	HR	S	P	ERA	WHIP				
52 Michael Wacha, R (1.1) ERA: 4.93	5.0	L	23	4	2	1	4	4	0	0	0	0	0	51	90	1.80	1.600				
60 John Brebbia, R (6.1) ERA: 1.9	1.0		3	0	0	0	2	0	0	0	0	0	0	7	10	0.00	0.000				
65 Giovanni Gallegos, R (7.1) ERA: 4.24	1.0		3	0	0	0	2	0	0	0	0	0	0	9	12	0.00	0.000				
53 John Gant, R (8.1) ERA: 1.48	1.0		5	2	2	2	2	0	0	0	0	0	1	17	21	18.00	2.000				

St. Louis Cardinals @ Atlanta Braves
SunTrust Park, Atlanta, GA
Wed May 15 2019, 7:23 PM - 10:01 PM EDT
Att: 23,367 - Partly Cloudy - 73 F

AB 30
R 4
H 6
RBI 3
BB 4
SO 10
LOB 10



Batter	1	2	3	4	5	6	7	8	9	AB	R	H	RBI	BB	SO	LOB	TOP				
13 Matt Carpenter, L (1.5) OBP: 0.318, SLG: 0.345	G4-3		1-2 12 L8 23 46 E FC1-4 1B		2-2 G3		3-3 K		1-1 G4-3	5	1	1	0	0	1	1					
46 Paul Goldschmidt, R (1.3) OBP: 0.352, SLG: 0.457	K		1-2 FC4 23 FC1-4		2-3 K		0-0 FC6-4			4	0	0	1	0	2	2					
12 Paul DeJong, R (1.6) OBP: 0.408, SLG: 0.541	K		1-2 L8		0-2 FC6-4 1B				2-2 1B	4	0	2	0	0	1	2					
23 Marcell Ozuna, R (1.7) OBP: 0.306, SLG: 0.512		1-1 F8	1-2 FC1-4 38 1B		2-2 FC6-4				2-2 K	4	0	0	1	0	1	3					
38 José Martínez, R (1.10) OBP: 0.389, SLG: 0.466		1-2 L9 2B	1-2 1B		0-0 F9				1-3 K	4	0	2	0	0	1	1					
4 Yadier Molina, R (1.2) OBP: 0.292, SLG: 0.417		1-1 L9	3-2 F8		1-1 G6-3				0-1 L5	4	0	0	0	0	0	4					
25 Dexter Fowler, S (1.9) OBP: 0.406, SLG: 0.395		4-2 BB			2-2 G4-3				2-2 G3	3	0	0	0	1	0	0					
16 Kolten Wong, L (1.4) OBP: 0.366, SLG: 0.413		1-0 F7			1-1 G1-6-3				0-1 G3	4	0	1	0	0	0	2					
48 Harrison Bader, R (1.8) OBP: 0.366, SLG: 0.416			1-2 13 1B 46 E		1-2 G1-3				0-2 HR	4	2	3	1	0	0	0					
Inning Stats	R: 0 E: 0 K: 2 S: 8	H: 0 LOB: 0 BB: 0 P: 12	R: 0 E: 0 K: 0 S: 11	H: 1 LOB: 2 BB: 1 P: 19	R: 2 E: 1 K: 0 S: 24	H: 3 LOB: 2 BB: 0 P: 32	R: 0 E: 0 K: 0 S: 9	H: 0 LOB: 0 BB: 0 P: 13	R: 0 E: 0 K: 1 S: 14	H: 0 LOB: 1 BB: 0 P: 20	R: 0 E: 0 K: 0 S: 4	H: 2 LOB: 1 BB: 0 P: 15	R: 0 E: 0 K: 2 S: 11	H: 1 LOB: 1 BB: 0 P: 16	R: 1 E: 0 K: 0 S: 10	H: 1 LOB: 0 BB: 0 P: 13	1B: 7 2B: 1 3B: 0 HR: 1	SF: 0 SAC: 0 DP: 0 HBP: 0	WP: 0 PB: 0 SB: 0 CS: 0	PA: 37	
PITCHER	IP WLS BF H R ER SO BB IBB HBP BLK WP HR S P ERA WHIP	IP WLS BF H R ER SO BB IBB HBP BLK WP HR S P ERA WHIP	IP WLS BF H R ER SO BB IBB HBP BLK WP HR S P ERA WHIP	IP WLS BF H R ER SO BB IBB HBP BLK WP HR S P ERA WHIP	IP WLS BF H R ER SO BB IBB HBP BLK WP HR S P ERA WHIP	IP WLS BF H R ER SO BB IBB HBP BLK WP HR S P ERA WHIP	IP WLS BF H R ER SO BB IBB HBP BLK WP HR S P ERA WHIP	IP WLS BF H R ER SO BB IBB HBP BLK WP HR S P ERA WHIP	IP WLS BF H R ER SO BB IBB HBP BLK WP HR S P ERA WHIP	IP WLS BF H R ER SO BB IBB HBP BLK WP HR S P ERA WHIP	IP WLS BF H R ER SO BB IBB HBP BLK WP HR S P ERA WHIP	IP WLS BF H R ER SO BB IBB HBP BLK WP HR S P ERA WHIP	IP WLS BF H R ER SO BB IBB HBP BLK WP HR S P ERA WHIP	IP WLS BF H R ER SO BB IBB HBP BLK WP HR S P ERA WHIP	IP WLS BF H R ER SO BB IBB HBP BLK WP HR S P ERA WHIP	IP WLS BF H R ER SO BB IBB HBP BLK WP HR S P ERA WHIP	IP WLS BF H R ER SO BB IBB HBP BLK WP HR S P ERA WHIP	IP WLS BF H R ER SO BB IBB HBP BLK WP HR S P ERA WHIP	IP WLS BF H R ER SO BB IBB HBP BLK WP HR S P ERA WHIP	IP WLS BF H R ER SO BB IBB HBP BLK WP HR S P ERA WHIP	IP WLS BF H R ER SO BB IBB HBP BLK WP HR S P ERA WHIP

St. Louis Cardinals @ Texas Rangers
 Globe Life Park in Arlington, Arlington, TX
 Fri May 17 2019, 8:08 PM - 11:06 PM EDT
 Att: 34,398 - Partly Cloudy - 84 F

AB 36
 R 3
 H 9
 RBI 3
 BB 1
 SO 6
 LOB 15



Batter	1	2	3	4	5	6	7	8	9	AB	R	H	RBI	BB	SO	LOB	BOTTOM				
17 Shin-Soo Choo, L (1.9) OBP: 0.394, SLG: 0.513	G5-6-3 1B		1-2 HR		1-3 K		2-3 K			4	1	2	2	0	2	0					
5 Willie Calhoun, L (1.7) OBP: 0.500, SLG: 0.938	G5-6-3 1B		1-1 HR		2-3 K		2-2 24 1B			4	1	2	0	0	1	1					
24 Hunter Pence, R (1.10) OBP: 0.362, SLG: 0.624	K		1-1 13 1B 12 2		2-2 F7		0-2 1B		1-2 1B	4	0	2	0	0	1	0					
13 Joey Gallo, L (1.8) OBP: 0.413, SLG: 0.657		4-1 2B			1-3 K		0-3 K			4	1	2	1	0	2	2					
14 Asdrúbal Cabrera, S (1.5) OBP: 0.307, SLG: 0.435		4-1 HBP			2-3 K		2-2 F8			3	1	0	0	0	2	4					
41 Logan Forsythe, R (1.6) OBP: 0.421, SLG: 0.528		4-1 HR			1-1 G6-3				4-1 F8	3	1	1	1	1	0	0					
12 Rougned Odor, L (1.4) OBP: 0.244, SLG: 0.366		HR			1-2 F9		3-3 K		2-0 P4	4	1	1	3	0	1	0					
11 Ronald Guzmán, L (1.3) OBP: 0.281, SLG: 0.510		1-3 K			0-0 P6		1-0 L4		3-3 K	4	0	0	0	0	2	0					
2 Jeff Mathis, R (1.2) OBP: 0.197, SLG: 0.208		17 HR			2-3 K		1-3 K			3	1	1	0	0	2	0					
Inning Stats	R: 0 E: 0 K: 1 S: 8	H: 1 LOB: 0 BB: 0 P: 15	R: 7 E: 0 K: 2 S: 29	H: 8 LOB: 3 BB: 1 P: 45	R: 0 E: 0 K: 1 S: 9	H: 0 LOB: 0 BB: 0 P: 12	R: 0 E: 0 K: 2 S: 12	H: 0 LOB: 0 BB: 0 P: 17	R: 0 E: 0 K: 2 S: 8	H: 0 LOB: 0 BB: 0 P: 12	R: 0 E: 0 K: 2 S: 9	H: 0 LOB: 0 BB: 0 P: 14	R: 0 E: 0 K: 2 S: 18	H: 2 LOB: 2 BB: 0 P: 24	R: 0 E: 0 K: 1 S: 6	H: 0 LOB: 0 BB: 0 P: 15	1B: 7 2B: 2 3B: 0 HR: 2	SF: 0 SAC: 0 DP: 1 HBP: 1	WP: 1 PB: 0 SB: 1 CS: 0	PA: 35	
PITCHER	IP WLS BF H R ER SO BB IBB HBP BLK WP HR S P ERA WHIP	IP WLS BF H R ER SO BB IBB HBP BLK WP HR S P ERA WHIP	IP WLS BF H R ER SO BB IBB HBP BLK WP HR S P ERA WHIP	IP WLS BF H R ER SO BB IBB HBP BLK WP HR S P ERA WHIP	IP WLS BF H R ER SO BB IBB HBP BLK WP HR S P ERA WHIP	IP WLS BF H R ER SO BB IBB HBP BLK WP HR S P ERA WHIP	IP WLS BF H R ER SO BB IBB HBP BLK WP HR S P ERA WHIP	IP WLS BF H R ER SO BB IBB HBP BLK WP HR S P ERA WHIP	IP WLS BF H R ER SO BB IBB HBP BLK WP HR S P ERA WHIP	IP WLS BF H R ER SO BB IBB HBP BLK WP HR S P ERA WHIP	IP WLS BF H R ER SO BB IBB HBP BLK WP HR S P ERA WHIP	IP WLS BF H R ER SO BB IBB HBP BLK WP HR S P ERA WHIP	IP WLS BF H R ER SO BB IBB HBP BLK WP HR S P ERA WHIP	IP WLS BF H R ER SO BB IBB HBP BLK WP HR S P ERA WHIP	IP WLS BF H R ER SO BB IBB HBP BLK WP HR S P ERA WHIP	IP WLS BF H R ER SO BB IBB HBP BLK WP HR S P ERA WHIP	IP WLS BF H R ER SO BB IBB HBP BLK WP HR S P ERA WHIP	IP WLS BF H R ER SO BB IBB HBP BLK WP HR S P ERA WHIP	IP WLS BF H R ER SO BB IBB HBP BLK WP HR S P ERA WHIP	IP WLS BF H R ER SO BB IBB HBP BLK WP HR S P ERA WHIP	IP WLS BF H R ER SO BB IBB HBP BLK WP HR S P ERA WHIP


St. Louis Cardinals @ Texas Rangers
 Globe Life Park in Arlington, Arlington, TX
 Fri May 17 2019, 8:08 PM - 11:06 PM EDT
 Att: 34,398 - Partly Cloudy - 84 F

AB 33
 R 7
 H 11
 RBI 7
 BB 1
 SO 13
 LOB 7




Batter	1	2	3	4	5	6	7	8	9	AB R H RBI BB SO LOB	TOP											
13 Matt Carpenter, L (1.5) OBP: 0.320, SLG: 0.353										5 1 2 1 0 0 1	St. Louis Cardinals @ Texas Rangers Globe Life Park in Arlington, Arlington, TX Sat May 18 2019, 6:17 PM - 9:30 PM EDT Att: 30,967 - Cloudy - 69 F											
46 Paul Goldschmidt, R (1.3) OBP: 0.353, SLG: 0.449										3 2 0 0 2 0 2												
12 Paul DeJong, R (1.6) OBP: 0.413, SLG: 0.563										4 2 2 4 1 0 2												
23 Marcell Ozuna, R (1.7) OBP: 0.309, SLG: 0.506										4 1 1 1 1 3 2												
38 José Martínez, R (1.10) OBP: 0.383, SLG: 0.456										5 0 1 1 0 1 2												
4 Yadier Molina, R (1.2) OBP: 0.295, SLG: 0.423										5 0 2 1 0 0 1												
25 Dexter Fowler, S (1.9) OBP: 0.406, SLG: 0.385										3 0 0 0 2 2 1												
16 Kolten Wong, L (1.4) OBP: 0.356, SLG: 0.399										5 0 0 0 0 0 5												
48 Harrison Bader, R (1.8) OBP: 0.371, SLG: 0.420										4 2 2 0 0 1 0												
Inning Stats	R: 0 H: 1 E: 0 K: 1 S: 8	H: 1 LOB: 1 BB: 0 P: 13	R: 0 H: 1 E: 0 K: 1 S: 9	H: 1 LOB: 1 BB: 0 P: 13	R: 1 H: 1 E: 1 K: 1 S: 15	H: 1 LOB: 0 BB: 0 P: 19	R: 0 H: 0 E: 0 K: 1 S: 6	H: 0 LOB: 0 BB: 0 P: 10	R: 5 H: 4 E: 1 K: 0 S: 19	H: 4 LOB: 2 BB: 3 P: 40	R: 1 H: 1 E: 0 K: 1 S: 15	H: 1 LOB: 2 BB: 2 P: 29	R: 0 H: 0 E: 0 K: 0 S: 7	H: 0 LOB: 0 BB: 0 P: 10	R: 0 H: 0 E: 0 K: 1 S: 10	H: 0 LOB: 0 BB: 0 P: 12	R: 1 H: 2 E: 0 K: 1 S: 17	H: 2 LOB: 2 BB: 1 P: 28	1B: 6 2B: 3 3B: 0 HR: 1	SF: 0 SAC: 0 DP: 0 HBP: 0	WP: 1 PB: 1 SB: 0 CS: 0	PA: 44
PITCHER	IP WLS BF H R ER SO BB IBB HBP BLK WP HR S P ERA WHIP											IP WLS BF H R ER SO BB IBB HBP BLK WP HR S P ERA WHIP										
57 Ariel Jurado, R (1.1) ERA: 2.2	4.1 L 20 5 4 3 4 1 0 0 0 0 1 0 49 76 6.23 1.385																					
46 Jeanmar Gómez, R (5.1) ERA: 8.16	0.1 4 2 2 1 0 1 0 0 0 0 0 0 6 12 27.00 9.000																					
59 Brett Martin, L (5.1) ERA: 7.53	1.0 4 0 0 0 0 1 0 0 0 0 0 0 7 16 0.00 1.000																					
43 Kyle Dowdy, R (6.1) ERA: 7.48	0.1 4 1 1 1 1 2 0 0 0 0 0 0 10 20 27.00 9.000																					
54 Jeffrey Springs, L (7.1) ERA: 4.5	3.0 12 2 1 1 2 1 0 0 0 0 0 1 34 50 3.00 1.000																					

AB	38
R	8
H	10
RBI	8
BB	6
SO	7
LOB	16



Batter	1	2	3	4	5	6	7	8	9	AB R H RBI BB SO LOB	BOTTOM											
17 Shin-Soo Choo, L (1.10) OBP: 0.391, SLG: 0.503										3 0 0 0 1 1 2	St. Louis Cardinals @ Texas Rangers Globe Life Park in Arlington, Arlington, TX Sat May 18 2019, 6:17 PM - 9:30 PM EDT Att: 30,967 - Cloudy - 69 F											
5 Willie Calhoun, L (1.7) OBP: 0.236, SLG: 0.800										4 0 1 1 0 0 1												
30 Nomar Mazara, L (1.9) OBP: 0.315, SLG: 0.432										3 0 0 0 1 1 2												
13 Joey Gallo, L (1.8) OBP: 0.409, SLG: 0.645										4 0 1 0 0 0 3												
14 Asdrúbal Cabrera, S (1.5) OBP: 0.299, SLG: 0.422										4 0 0 0 0 0 3												
12 Rougned Odor, L (1.4) OBP: 0.236, SLG: 0.353										4 0 0 0 0 1 1												
38 Danny Santana, S (1.6) OBP: 0.353, SLG: 0.489										3 0 0 0 0 2 1												
41 Logan Forsythe, R (0. PR) OBP: 0.421, SLG: 0.528										0 0 0 0 0 0 0												
11 Ronald Guzmán, L (1.3) OBP: 0.295, SLG: 0.509										4 1 2 0 0 0 1												
9 Isiah Kiner-Falefa, R (1.2) OBP: 0.310, SLG: 0.329										3 1 2 1 0 1 1												
Inning Stats	R: 0 H: 1 E: 0 K: 0 S: 11	H: 1 LOB: 1 BB: 0 P: 19	R: 0 H: 1 E: 0 K: 2 S: 12	H: 1 LOB: 0 BB: 0 P: 17	R: 0 H: 0 E: 0 K: 2 S: 7	H: 0 LOB: 0 BB: 0 P: 13	R: 0 H: 1 E: 0 K: 1 S: 8	H: 1 LOB: 1 BB: 0 P: 11	R: 2 H: 2 E: 0 K: 0 S: 10	H: 2 LOB: 1 BB: 1 P: 20	R: 0 H: 0 E: 0 K: 0 S: 6	H: 0 LOB: 0 BB: 0 P: 7	R: 0 H: 1 E: 0 K: 0 S: 10	H: 1 LOB: 0 BB: 0 P: 14	R: 0 H: 0 E: 0 K: 0 S: 15	H: 0 LOB: 0 BB: 0 P: 23	R: 0 H: 0 E: 0 K: 1 S: 6	H: 0 LOB: 1 BB: 0 P: 12	1B: 5 2B: 1 3B: 0 HR: 0	SF: 0 SAC: 0 DP: 1 HBP: 1	WP: 0 PB: 0 SB: 0 CS: 0	PA: 35
PITCHER	IP WLS BF H R ER SO BB IBB HBP BLK WP HR S P ERA WHIP											IP WLS BF H R ER SO BB IBB HBP BLK WP HR S P ERA WHIP										
43 Dakota Hudson, R (1.1) ERA: 4.4	6.0 W 25 5 2 2 5 2 0 0 0 0 0 0 25 87 3.00 1.167																					
53 John Gant, R (7.1) ERA: 1.37	2.0 7 1 0 0 0 0 0 0 0 0 0 0 6 12 0.00 0.500																					
18 Carlos Martínez, R (9.1) ERA:	1.0 3 0 0 0 1 0 0 0 1 0 0 0 6 12 0.00 0.000																					

AB	32
R	2
H	6
RBI	2
BB	2
SO	6
LOB	15



Batter	1	2	3	4	5	6	7	8	9	AB	R	H	RBI	BB	SO	LOB	TOP				
15 Whit Merrifield, R OBP: 0.350, SLG: 0.510										5	1	2	1	0	1	1					
1 Nicky Lopez, L OBP: 0.424, SLG: 0.429										3	2	1	0	2	0	1					
27 Adalberto Mondesi, S OBP: 0.317, SLG: 0.487										5	1	2	2	0	1	1					
4 Alex Gordon, L OBP: 0.391, SLG: 0.524										3	2	1	0	1	1	2					
17 Hunter Dozier, R OBP: 0.395, SLG: 0.571										1	0	0	2	1	1	1					
12 Jorge Soler, R OBP: 0.323, SLG: 0.497										4	1	1	3	0	1	3					
66 Ryan O'Hearn, L OBP: 0.303, SLG: 0.336										3	0	0	0	1	2	0					
36 Cam Gallagher, R OBP: 0.176, SLG: 0.125										4	1	1	0	0	0	1					
56 Brad Keller, R										3	0	0	0	0	2	1					
61 Kevin McCarthy, R										0	0	0	0	0	0	0					
Inning Stats	R: 0 E: 0 K: 1 S: 13	H: 1 LOB: 0 BB: 0 P: 17	R: 1 E: 1 K: 2 S: 12	H: 1 LOB: 0 BB: 0 P: 20	R: 6 E: 0 K: 0 S: 12	H: 5 LOB: 0 BB: 1 P: 18	R: 0 E: 0 K: 1 S: 11	H: 0 LOB: 0 BB: 0 P: 16	R: 0 E: 0 K: 2 S: 12	H: 0 LOB: 2 BB: 2 P: 19	R: 1 E: 0 K: 2 S: 17	H: 1 LOB: 1 BB: 1 P: 28	R: 0 E: 0 K: 1 S: 9	H: 0 LOB: 0 BB: 0 P: 12	R: 0 E: 0 K: 0 S: 7	H: 0 LOB: 0 BB: 0 P: 10	1B: 5 2B: 1 3B: 1 HR: 1	SF: 2 SAC: 1 DP: 1 HBP: 0	WP: 0 PB: 0 SB: 0 CS: 0	PA: 39	
PITCHER	IP WLS BF H R ER SO	IP WLS BF H R ER SO	IP WLS BF H R ER SO	IP WLS BF H R ER SO	IP WLS BF H R ER SO	IP WLS BF H R ER SO	IP WLS BF H R ER SO	IP WLS BF H R ER SO	IP WLS BF H R ER SO	IP WLS BF H R ER SO	IP WLS BF H R ER SO	IP WLS BF H R ER SO	IP WLS BF H R ER SO	IP WLS BF H R ER SO	IP WLS BF H R ER SO	IP WLS BF H R ER SO	ERA WHIP	ERA WHIP			
52 Michael Wacha, R ERA: 3.56	4.2	L	23	7	7	6	4	2	1	0	0	0	0	0	1	54	86	11.57	1.929		
56 Ryan Helsley, R ERA: 3.38	1.2		8	1	1	1	3	2	0	0	0	0	0	0	22	35	5.40	1.800			
65 Giovanni Gallegos, R ERA: 3.54	1.2		5	0	0	0	2	0	0	0	0	0	0	0	17	25	0.00	0.000			
30 Tyler Webb, L ERA: 4.91	1.0		3	0	0	0	0	0	0	0	0	0	0	0	7	10	0.00	0.000			

Kansas City Royals @ St. Louis Cardinals
 Busch Stadium, St. Louis, MO
 Wed May 22 2019, 12:18 PM - 2:59 PM CDT
 Att: 42,725 - Partly Cloudy - 78 F

AB 31
 R 8
 H 8
 RBI 8
 BB 5
 SO 9
 LOB 11



Batter	1	2	3	4	5	6	7	8	9	AB	R	H	RBI	BB	SO	LOB	BOTTOM			
13 Matt Carpenter, L OBP: 0.322, SLG: 0.347										2	1	0	0	2	0	0				
46 Paul Goldschmidt, R OBP: 0.352, SLG: 0.435										4	1	1	0	0	0	1				
12 Paul DeJong, R OBP: 0.407, SLG: 0.556										2	0	0	0	0	0	0				
65 Giovanni Gallegos, R										4	0	1	2	0	0	3				
30 Tyler Webb, L										2	0	0	0	2	0	1				
25 Dexter Fowler, S OBP: 0.404, SLG: 0.398										2	0	0	0	0	1	2				
16 Kolten Wong, L OBP: 0.350, SLG: 0.391										2	0	0	0	0	1	2				
56 Ryan Helsley, R OBP: 1.000, SLG: 1.000										0	0	0	0	0	0	0				
3 Jedd Gyorko, R OBP: 0.227, SLG: 0.171										2	0	0	0	0	0	1				
48 Harrison Bader, R OBP: 0.381, SLG: 0.437										2	0	0	0	0	1	2				
38 José Martínez, R OBP: 0.368, SLG: 0.437										1	0	0	0	0	1	0				
32 Matt Wieters, S OBP: 0.346, SLG: 0.458										4	0	2	0	0	1	2				
52 Michael Wacha, R OBP: 0.133, SLG: 0.200										1	0	0	0	0	2					
34 Yairo Muñoz, R OBP: 0.359, SLG: 0.395										3	0	0	0	0	2					
Inning Stats	R: 0 E: 0 K: 0 S: 6	H: 0 LOB: 1 BB: 1 P: 12	R: 0 E: 0 K: 1 S: 11	H: 1 LOB: 2 BB: 1 P: 17	R: 0 E: 0 K: 0 S: 10	H: 0 LOB: 1 BB: 0 P: 13	R: 0 E: 0 K: 1 S: 11	H: 0 LOB: 0 BB: 1 P: 19	R: 0 E: 0 K: 0 S: 5	H: 0 LOB: 0 BB: 0 P: 7	R: 0 E: 0 K: 1 S: 11	H: 0 LOB: 0 BB: 0 P: 17	R: 2 E: 0 K: 0 S: 15	H: 2 LOB: 1 BB: 1 P: 23	R: 0 E: 0 K: 1 S: 7	H: 1 LOB: 0 BB: 0 P: 10	1B: 3 2B: 1 3B: 0 HR: 0	SF: 0 SAC: 1 DP: 2 HBP: 2	WP: 0 PB: 0 SB: 0 CS: 0	PA: 36
PITCHER	IP WLS BF H R ER SO	IP WLS BF H R ER SO	IP WLS BF H R ER SO	IP WLS BF H R ER SO	IP WLS BF H R ER SO	IP WLS BF H R ER SO	IP WLS BF H R ER SO	IP WLS BF H R ER SO	IP WLS BF H R ER SO	IP WLS BF H R ER SO	IP WLS BF H R ER SO	IP WLS BF H R ER SO	IP WLS BF H R ER SO	IP WLS BF H R ER SO	IP WLS BF H R ER SO	IP WLS BF H R ER SO	ERA WHIP	ERA WHIP		
56 Brad Keller, R ERA: 4.43	7.0	W	29	2	2	2	3	4	0	2	0	0	0	0	0	105	2.57	0.857		
61 Kevin McCarthy, R ERA: 12.71	2.0		7	2	0	0	1	0	0	0	0	0	0	0	16	20	0.00	1.000		

Kansas City Royals @ St. Louis Cardinals
 Busch Stadium, St. Louis, MO
 Wed May 22 2019, 12:18 PM - 2:59 PM CDT
 Att: 42,725 - Partly Cloudy - 78 F

AB 29
 R 2
 H 4
 RBI 2
 BB 4
 SO 4
 LOB 16



Batter	1	2	3	4	5	6	7	8	9	AB	R	H	RBI	BB	SO	LOB	TOP										
15 Whit Merrifield, R OBP: 0.351, SLG: 0.510	F9		27 1B	FC4-6		G6-4-3			L7	4	1	1	0	1	0	2											
1 Nicky Lopez, L OBP: 0.395, SLG: 0.394	27 1B		K	FC4-6			K		G6-3	5	0	1	0	0	2	4											
27 Adalberto Mondesi, S OBP: 0.321, SLG: 0.487		4 BB	12 1B	F8			K			4	1	2	1	0	1	2											
4 Alex Gordon, L OBP: 0.388, SLG: 0.515	17 G4-6-3		G4-3			G3			G3-1	3	0	0	0	1	0	1											
17 Hunter Dozier, R OBP: 0.397, SLG: 0.585	G4-6-3		12 1B				HR		K	3	1	1	1	1	1	3											
12 Jorge Soler, R OBP: 0.302, SLG: 0.492		K				F8			P4	4	0	1	1	0	1	0											
43 Wily Peralta, R			1B							0	0	0	0	0	0	0											
66 Ryan O'Hearn, L OBP: 0.296, SLG: 0.326		G6-3	L9			G5-3			G5-3	4	0	0	0	0	0	2											
16 Martin Maldonado, R OBP: 0.307, SLG: 0.261										2	0	2	0	1	0	0											
21 Homer Bailey, R 77 Glenn Sparkman, R 9 Santiago Espino, R 24 Angel Lopez, R 8 Billy Hamilton, S 35 Richard Lovelady, L 16 Scott Barlow, R 26 Brad Boxberger, R 2 Chris Young, R			FC4-6	FC4-6	FC4-6	FC6-4			L9	1	0	0	0	0	0	1											
Inning Stats	R: 0 E: 0 K: 0 S: 9	H: 2 LOB: 1 BB: 1 P: 17	R: 0 E: 0 K: 1 S: 8	H: 0 LOB: 1 BB: 1 P: 17	R: 2 E: 0 K: 1 S: 16	H: 3 LOB: 2 BB: 1 P: 32	R: 0 E: 0 K: 0 S: 12	H: 0 LOB: 0 BB: 1 P: 20	R: 1 E: 0 K: 0 S: 10	H: 1 LOB: 0 BB: 0 P: 17	R: 0 E: 0 K: 0 S: 6	H: 1 LOB: 0 BB: 0 P: 8	R: 0 E: 0 K: 2 S: 10	H: 0 LOB: 0 BB: 0 P: 15	R: 0 E: 0 K: 1 S: 5	H: 0 LOB: 0 BB: 0 P: 8	R: 0 E: 0 K: 0 S: 14	H: 1 LOB: 1 BB: 0 P: 21	1B: 6 2B: 1 3B: 0 HR: 1	SF: 0 SAC: 0 DP: 2 HBP: 1	WP: 0 PB: 0 SB: 1 CS: 0	PA: 38					
PITCHER	IP	WLS	BF	H	R	ER	SO	BB	IBB	HBP	BLK	WP	HR	S	P	ERA	WHIP										
50 Adam Wainwright, R ERA: 4.82	5.0	W	25	6	3	3	2	4	0	1	0	0	1	55	103	5.40	2.000										
53 John Gant, R ERA: 1.32	1.0	H	3	1	0	0	0	0	0	0	0	0	0	6	8	0.00	1.000										
21 Andrew Miller, L ERA: 4.58	1.0	H	3	0	0	0	2	0	0	0	0	0	0	10	15	0.00	0.000										
18 Carlos Martinez, R ERA: 1.71	1.0		3	0	0	0	1	0	0	0	0	0	0	5	8	0.00	0.000										
60 John Brebbia, R ERA: 1.71	1.0		4	1	0	0	0	0	0	0	0	0	0	14	21	0.00	1.000										
Batter	1	2	3	4	5	6	7	8	9	AB	R	H	RBI	BB	SO	LOB	BOTTOM										
13 Matt Carpenter, L OBP: 0.324, SLG: 0.362	23 HR									4	2	1	2	1	3	2											
18 Carlos Martinez, R										0	0	0	0	0	0	0											
60 John Brebbia, L										0	0	0	0	0	0	0											
46 Paul Goldschmidt, R OBP: 0.349, SLG: 0.432	23 HR									5	1	1	0	0	3	1											
12 Paul DeJong, R OBP: 0.407, SLG: 0.546	F8									3	0	0	0	2	1	2											
23 Marcell Ozuna, R OBP: 0.322, SLG: 0.533										4	2	2	3	1	0	2											
38 José Martínez, R OBP: 0.367, SLG: 0.431	G5-3									2	0	0	0	1	0	1											
53 John Gant, R										0	0	0	0	0	0	0											
21 Andrew Miller, L										0	0	0	0	0	0	0											
3 Jedd Gyorko, R OBP: 0.222, SLG: 0.167										1	0	0	0	0	0	1											
4 Yadier Molina, R OBP: 0.297, SLG: 0.411										3	1	1	1	0	0	2											
25 Dexter Fowler, S OBP: 0.413, SLG: 0.441										4	2	3	1	0	1	1											
35 Lane Thomas, R OBP: 0.455, SLG: 0.700										0	0	0	0	0	0	0											
16 Kolten Wong, L OBP: 0.353, SLG: 0.413										4	1	2	3	0	2	1											
50 Adam Wainwright, R ERA: 6.13										2	1	1	0	0	0	0											
48 Harrison Bader, R OBP: 0.383, SLG: 0.438										2	0	1	0	0	1	1											
Inning Stats	R: 3 E: 0 K: 1 S: 30	H: 2 LOB: 1 BB: 1 P: 42	R: 2 E: 0 K: 1 S: 14	H: 2 LOB: 1 BB: 1 P: 25	R: 0 E: 0 K: 1 S: 10	H: 1 LOB: 1 BB: 1 P: 17	R: 0 E: 0 K: 2 S: 10	H: 0 LOB: 0 BB: 0 P: 15	R: 0 E: 0 K: 0 S: 7	H: 0 LOB: 1 BB: 1 P: 16	R: 1 E: 0 K: 3 S: 11	H: 2 LOB: 0 BB: 0 P: 16	R: 4 E: 0 K: 2 S: 25	H: 5 LOB: 1 BB: 0 P: 31	R: 0 E: 0 K: 1 S: 6	H: 0 LOB: 0 BB: 1 P: 13	R: 0 E: 0 K: 1 S: 6	H: 0 LOB: 0 BB: 1 P: 13	1B: 6 2B: 2 3B: 0 HR: 4	SF: 0 SAC: 0 DP: 2 HBP: 1	WP: 0 PB: 0 SB: 2 CS: 0	PA: 40					
PITCHER	IP	WLS	BF	H	R	ER	SO	BB	IBB	HBP	BLK	WP	HR	S	P	ERA	WHIP										
21 Homer Bailey, R ERA: 2.95	1.1		5	1	0	0	1	1	0	0	0	0	0	11	18	0.00	1.500										
28 Jorge López, R ERA: 5.08	2.0		7	0	0	0	2	1	0	0	0	0	0	17	31	0.00	0.500										
55 Richard Lovelady, L ERA: 4.26	0.0		2	2	1	1	0	0	0	0	0	0	1	2	2	=	=										
56 Scott Barlow, R ERA: 3.38	1.2		9	4	4	4	4	0	0	0	0	0	1	27	37	21.60	2.400										
Batter	1	2	3	4	5	6	7	8	9	AB	R	H	RBI	BB	SO	LOB	BOTTOM										
26 Brad Boxberger, R ERA: 6.5										0	0	0	0	0	0	0											
43 Wily Peralta, R ERA: 5.91										0	0	0	0	1	1	0											
PITCHER	IP	WLS	BF	H	R	ER	SO	BB	IBB	HBP	BLK	WP	HR	S	P	ERA	WHIP										
26 Brad Boxberger, R ERA: 6.5	0.1		2	1	0	0	0	0	0	0	0	0	0	7	8	0.00	3.000										
43 Wily Peralta, R ERA: 5.91	1.0		3	0	0	0	1	1	0	0	0	0	0	6	13	0.00	1.000										

Kansas City Royals @ St. Louis Cardinals
 Busch Stadium, St. Louis, MO
 Wed May 22 2019, 6:47 PM - 10:16 PM CDT
 Att: 42,529 - Sunny - 82 F

livebaseballscorecards.com



AB 33
 R 3
 H 8
 RBI 3
 BB 4
 SO 5
 LOB 18

Kansas City Royals @ St. Louis Cardinals
 Busch Stadium, St. Louis, MO
 Wed May 22 2019, 6:47 PM - 10:16 PM CDT
 Att: 42,529 - Sunny - 82 F

livebaseballscorecards.com



AB 34
 R 10
 H 12
 RBI 10
 BB 5
 SO 11
 LOB 14

Batter	1	2	3	4	5	6	7	8	9	AB	R	H	RBI	BB	SO	LOB	TOP			
13 Ronald Acuña Jr., R OBP: 0.369, SLG: 0.490	F9		G4-6-3		K			7 E 7 HR	K	5	1	1	0	0	2	5	Atlanta Braves @ St. Louis Cardinals Busch Stadium, St. Louis, MO Fri May 24 2019, 7:18 PM - 10:00 PM CDT Att: 44,1630 - Clear - 86 F			
7 Dansby Swanson, R OBP: 0.319, SLG: 0.492	K		K			HR		1 SAFE C FF 94 C FF 94 X SL 96	HR	4	2	2	3	0	2	1				
5 Freddie Freeman, L OBP: 0.409, SLG: 0.585	G3			G6-3		HR		B SL 96 B SL 96 C FF 94 C FF 94 X SL 96	22 G4-6-3 1B	4	1	2	1	0	0	0				
20 Josh Donaldson, R OBP: 0.379, SLG: 0.458	K	1-3		K	3-3	L9		C FF 94 C FF 94 X SL 96	L5	4	0	0	0	0	2	1				
22 Nick Markakis, L OBP: 0.379, SLG: 0.433	G6-3	2-0			1-1	G5-3		X SL 96 X SL 96	G4-6-3	4	0	1	0	0	0	1				
27 Austin Riley, R OBP: 0.381, SLG: 0.750 15 Sean Newcomb, L	F8	2-2			2-3	K		F SL 94 F SL 94 F SL 94 F SL 94 S SI 95	K	4	0	0	0	0	3	1				
16 Brian McCann, L OBP: 0.354, SLG: 0.458			2-1					C FF 96 C FF 96 X SL 96	8 1B	4	1	3	0	0	0	0				
1 Ozzie Albies, S OBP: 0.319, SLG: 0.418			0-2			K		S SL 96 S SL 96 C FF 94 C FF 94 X SL 96	L9	4	0	1	0	0	1	2				
26 Mike Foltyniewicz, R OBP: 0.367, SLG: 0.597 50 Jerry Stevins, L 58 Dan Winkler, R 38 Anthony Swarzak, R 8 Charlie Culberson, R			1-0			L6		C FF 96 C FF 96 X SL 96	K2-3	3	0	1	0	0	0	1				
Inning Stats	R: 0 E: 0 K: 1 S: 9	H: 0 LOB: 0 BB: 0 P: 15	R: 0 E: 0 K: 1 S: 11	H: 0 LOB: 0 BB: 0 P: 16	R: 1 E: 0 K: 1 S: 10	H: 3 LOB: 1 BB: 0 P: 13	R: 0 E: 0 K: 2 S: 11	H: 1 LOB: 1 BB: 0 P: 18	R: 0 E: 0 K: 2 S: 10	H: 2 LOB: 0 BB: 0 P: 15	R: 0 E: 0 K: 1 S: 7	H: 0 LOB: 0 BB: 0 P: 11	R: 2 E: 0 K: 0 S: 14	H: 3 LOB: 0 BB: 0 P: 16	R: 0 E: 0 K: 2 S: 16	H: 2 LOB: 2 BB: 0 P: 22		1B: 8 2B: 1 3B: 0 HR: 3	SF: 0 SAC: 0 DP: 2 HBP: 0	WP: 0 PB: 0 SB: 0 CS: 0
PITCHER	IP WLS BF H R ER SO BB IBB HBP BLK WP HR S P ERA WHIP	IP WLS BF H R ER SO BB IBB HBP BLK WP HR S P ERA WHIP	IP WLS BF H R ER SO BB IBB HBP BLK WP HR S P ERA WHIP	IP WLS BF H R ER SO BB IBB HBP BLK WP HR S P ERA WHIP	IP WLS BF H R ER SO BB IBB HBP BLK WP HR S P ERA WHIP	IP WLS BF H R ER SO BB IBB HBP BLK WP HR S P ERA WHIP	IP WLS BF H R ER SO BB IBB HBP BLK WP HR S P ERA WHIP	IP WLS BF H R ER SO BB IBB HBP BLK WP HR S P ERA WHIP	IP WLS BF H R ER SO BB IBB HBP BLK WP HR S P ERA WHIP	IP WLS BF H R ER SO BB IBB HBP BLK WP HR S P ERA WHIP	IP WLS BF H R ER SO BB IBB HBP BLK WP HR S P ERA WHIP	IP WLS BF H R ER SO BB IBB HBP BLK WP HR S P ERA WHIP	IP WLS BF H R ER SO BB IBB HBP BLK WP HR S P ERA WHIP	IP WLS BF H R ER SO BB IBB HBP BLK WP HR S P ERA WHIP	IP WLS BF H R ER SO BB IBB HBP BLK WP HR S P ERA WHIP	IP WLS BF H R ER SO BB IBB HBP BLK WP HR S P ERA WHIP	IP WLS BF H R ER SO BB IBB HBP BLK WP HR S P ERA WHIP			
39 Miles Mikolas, R ERA: 4.78	7.0	L	27	7	3	3	9	0	0	0	0	0	0	0	0	0	3.86	1.000		
65 Giovanni Gallegos, R ERA: 4.30	0.1		4	3	2	2	0	0	0	0	0	0	0	0	0	0	54.00	9.000		
30 Tyler Webb, L ERA: 4.7	0.2		1	0	0	0	0	0	0	0	0	0	0	0	0	0	0.00	0.000		
60 John Brebbia, R ERA: 1.65	1.0		5	2	0	0	2	0	0	0	0	0	0	0	0	0	0.00	2.000		
Batter	1	2	3	4	5	6	7	8	9	AB	R	H	RBI	BB	SO	LOB	BOTTOM			
25 Dexter Fowler, S OBP: 0.409, SLG: 0.431	K		46 1B HBP		K			K		3	0	0	0	0	3	1	Atlanta Braves @ St. Louis Cardinals Busch Stadium, St. Louis, MO Fri May 24 2019, 7:18 PM - 10:00 PM CDT Att: 44,1630 - Clear - 86 F			
46 Paul Goldschmidt, R OBP: 0.391, SLG: 0.433	L7		1-2			K		1B		4	0	2	0	0	1	0				
12 Paul DeJong, R OBP: 0.399, SLG: 0.535	F8	0-1				K		F8		4	0	0	0	0	2	3				
23 Marcell Ozuna, R OBP: 0.316, SLG: 0.522	L5	0-0		G6-3		L8		L8		4	0	0	0	0	0	1				
13 Matt Carpenter, L OBP: 0.327, SLG: 0.381	F7	3-2		K	2-3			16 FC5-6 4 1B	HR	4	1	2	1	0	1	0				
4 Yadier Molina, R OBP: 0.296, SLG: 0.408	K	3-3		F9	2-0			16 FC5-6 1B	G6-3	4	0	1	0	0	1	0				
16 Kolten Wong, L OBP: 0.346, SLG: 0.403	E7	0-1			1-0	P5		FC5-6		4	1	0	0	0	1	2				
48 Harrison Bader, R OBP: 0.387, SLG: 0.462		0-2			2-1			K		4	0	2	1	0	2	2				
39 Miles Mikolas, R OBP: 0.105, SLG: 0.105 38 José Martínez, R OBP: 0.365, SLG: 0.428 65 Giovanni Gallegos, R 30 Tyler Webb, L 60 John Brebbia, L		0-0		G5-3	0-1	SH2-4		F8		1	0	0	0	0	0	0				
Inning Stats	R: 0 E: 0 K: 1 S: 7	H: 0 LOB: 0 BB: 0 P: 9	R: 0 E: 0 K: 1 S: 9	H: 0 LOB: 0 BB: 0 P: 15	R: 1 E: 0 K: 1 S: 15	H: 2 LOB: 0 BB: 0 P: 19	R: 0 E: 0 K: 1 S: 13	H: 0 LOB: 0 BB: 0 P: 18	R: 0 E: 0 K: 2 S: 8	H: 0 LOB: 0 BB: 0 P: 12	R: 0 E: 0 K: 1 S: 8	H: 2 LOB: 2 BB: 0 P: 13	R: 0 E: 0 K: 1 S: 9	H: 1 LOB: 1 BB: 0 P: 13	R: 1 E: 0 K: 2 S: 9	H: 1 LOB: 0 BB: 0 P: 16		1B: 5 2B: 0 3B: 1 HR: 1	SF: 0 SAC: 1 DP: 0 HBP: 1	WP: 0 PB: 0 SB: 0 CS: 0
PITCHER	IP WLS BF H R ER SO BB IBB HBP BLK WP HR S P ERA WHIP	IP WLS BF H R ER SO BB IBB HBP BLK WP HR S P ERA WHIP	IP WLS BF H R ER SO BB IBB HBP BLK WP HR S P ERA WHIP	IP WLS BF H R ER SO BB IBB HBP BLK WP HR S P ERA WHIP	IP WLS BF H R ER SO BB IBB HBP BLK WP HR S P ERA WHIP	IP WLS BF H R ER SO BB IBB HBP BLK WP HR S P ERA WHIP	IP WLS BF H R ER SO BB IBB HBP BLK WP HR S P ERA WHIP	IP WLS BF H R ER SO BB IBB HBP BLK WP HR S P ERA WHIP	IP WLS BF H R ER SO BB IBB HBP BLK WP HR S P ERA WHIP	IP WLS BF H R ER SO BB IBB HBP BLK WP HR S P ERA WHIP	IP WLS BF H R ER SO BB IBB HBP BLK WP HR S P ERA WHIP	IP WLS BF H R ER SO BB IBB HBP BLK WP HR S P ERA WHIP	IP WLS BF H R ER SO BB IBB HBP BLK WP HR S P ERA WHIP	IP WLS BF H R ER SO BB IBB HBP BLK WP HR S P ERA WHIP	IP WLS BF H R ER SO BB IBB HBP BLK WP HR S P ERA WHIP	IP WLS BF H R ER SO BB IBB HBP BLK WP HR S P ERA WHIP				
26 Mike Foltyniewicz, R ERA: 5.67	6.0	W	24	5	1	0	7	0	0	0	0	0	0	0	0	0	0.00	0.833		
50 Jerry Stevins, L ERA: 6.75	0.1	H	1	0	0	0	0	0	0	0	0	0	0	0	0	0	0.00	0.000		
58 Dan Winkler, R ERA: 1.29	0.2	H	2	0	0	0	1	0	0	0	0	0	0	0	0	0	0.00	0.000		
38 Anthony Swarzak, R ERA: 4.6	1.0		4	1	0	0	1	0	0	0	0	0	0	0	0	0	0.00	1.000		
15 Sean Newcomb, L ERA: 3.13	1.0		4	1	1	1	2	0	0	0	0	0	0	0	0	0	9.00	1.000		

Batter	1	2	3	4	5	6	7	8	9	AB	R	H	RBI	BB	SO	LOB	TOP					
13 Ronald Acuña Jr., R OBP: 0.318, SLG: 0.482										3	0	0	0	1	0	0	Atlanta Braves @ St. Louis Cardinals Busch Stadium, St. Louis, MO Sat May 25 2019, 6:16 PM - 8:55 PM CDT Att: 45,760 - Partly Cloudy - 90 F					
7 Dansby Swanson, R OBP: 0.318, SLG: 0.487										4	0	1	0	0	0	2						
5 Freddie Freeman, L OBP: 0.406, SLG: 0.576										3	0	0	0	1	1	0						
20 Josh Donaldson, R OBP: 0.381, SLG: 0.456										3	1	1	0	1	1	2						
22 Nick Markakis, L OBP: 0.381, SLG: 0.440										4	1	2	0	0	0	2						
27 Austin Riley, R OBP: 0.370, SLG: 0.727										4	0	1	1	0	0	2						
25 Tyler Flowers, R OBP: 0.330, SLG: 0.474										4	1	1	1	0	0	1						
1 Ozzie Albies, S OBP: 0.322, SLG: 0.421										3	0	1	1	1	0	0						
40 Michael Soroka, R OBP: 0.056, SLG: 0.056										2	0	0	0	0	0	2						
17 Johan Camargo, S (7, PH) OBP: 0.261, SLG: 0.327										1	0	0	0	0	0	1						
38 Anthony Swarzak, R (7, 1) 58 Dan Winkler, R (8, 1)										0	0	0	0	0	0	0						
Inning Stats	R: 0 E: 0 K: 0 S: 4	H: 0 LOB: 0 BB: 0 P: 6	R: 1 E: 0 K: 0 S: 8	H: 2 LOB: 2 BB: 1 P: 12	R: 0 E: 0 K: 0 S: 7	H: 1 LOB: 1 BB: 1 P: 15	R: 0 E: 0 K: 0 S: 6	H: 1 LOB: 0 BB: 0 P: 11	R: 0 E: 0 K: 2 S: 8	H: 0 LOB: 0 BB: 0 P: 10	R: 0 E: 0 K: 2 S: 8	H: 0 LOB: 0 BB: 0 P: 13	R: 2 E: 0 K: 0 S: 16	H: 3 LOB: 2 BB: 1 P: 26	R: 0 E: 0 K: 0 S: 8	H: 0 LOB: 0 BB: 0 P: 15	R: 0 E: 0 K: 0 S: 6	H: 0 LOB: 0 BB: 0 P: 12	1B: 3 2B: 5 3B: 0 HR: 0	SF: 0 SAC: 0 DP: 3 HBP: 0	WP: 0 PB: 0 SB: 0 CS: 0	PA: 35
PITCHER	IP	WLS	BF	H	R	ER	SO	BB	IBB	HBP	BLK	WP	HR	S	P	ERA	WHIP					
43 Dakota Hudson, R ERA: 4.22	6.1		24	5	2	2	2	1	1	0	0	0	0	43	74	2.84	0.947					
18 Carlos Martinez, R ERA: 2.7	0.2	B	5	2	1	1	0	1	0	0	0	0	0	12	19	13.50	4.500					
21 Andrew Miller, L ERA: 4.34	1.0	W	3	0	0	0	0	1	0	0	0	0	0	8	15	0.00	1.000					
49 Jordan Hicks, R ERA: 2.65	1.0	S	3	0	0	0	0	0	0	0	0	0	0	6	12	0.00	0.000					

Batter	1	2	3	4	5	6	7	8	9	AB	R	H	RBI	BB	SO	LOB	BOTTOM					
25 Dexter Fowler, S OBP: 0.405, SLG: 0.421										3	0	0	0	0	2	0	Atlanta Braves @ St. Louis Cardinals Busch Stadium, St. Louis, MO Sat May 25 2019, 6:16 PM - 8:55 PM CDT Att: 45,760 - Partly Cloudy - 90 F					
46 Paul Goldschmidt, R OBP: 0.360, SLG: 0.642										3	1	3	1	0	0	0						
12 Paul DeJong, R OBP: 0.392, SLG: 0.524										4	1	0	0	0	1	5						
23 Marcell Ozuna, R OBP: 0.314, SLG: 0.516										4	1	1	0	0	1	2						
13 Matt Carpenter, L OBP: 0.335, SLG: 0.389										4	1	3	2	0	0	0						
38 José Martínez, R OBP: 0.384, SLG: 0.422										2	0	0	0	1	0	2						
18 Carlos Martínez, R (7, 1) 21 Andrew Miller, L (8, 1) 3 Jedd Gworko, R (8, PH) 49 Jordan Hicks, R (9, 1)										0	0	0	0	0	0	0						
4 Yadier Molina, R OBP: 0.295, SLG: 0.404										4	1	1	0	0	0	1						
16 Kolten Wong, L OBP: 0.339, SLG: 0.393										4	0	0	0	0	2	1						
43 Dakota Hudson, R OBP: 0.133, SLG: 0.071										2	0	0	0	0	2	1						
48 Harrison Bader, R OBP: 0.384, SLG: 0.457										1	0	0	0	0	0	0						
Inning Stats	R: 0 E: 0 K: 1 S: 7	H: 1 LOB: 1 BB: 0 P: 9	R: 0 E: 0 K: 0 S: 4	H: 1 LOB: 0 BB: 0 P: 6	R: 0 E: 0 K: 1 S: 7	H: 0 LOB: 0 BB: 0 P: 8	R: 1 E: 1 K: 1 S: 13	H: 1 LOB: 1 BB: 0 P: 19	R: 1 E: 0 K: 1 S: 14	H: 2 LOB: 2 BB: 0 P: 20	R: 0 E: 0 K: 2 S: 12	H: 0 LOB: 1 BB: 1 P: 18	R: 0 E: 0 K: 2 S: 8	H: 0 LOB: 0 BB: 0 P: 12	R: 4 E: 0 K: 1 S: 19	H: 4 LOB: 0 BB: 0 P: 24	1B: 8 2B: 0 3B: 0 HR: 1	SF: 0 SAC: 0 DP: 1 HBP: 1	WP: 0 PB: 0 SB: 0 CS: 0	PA: 35		
PITCHER	IP	WLS	BF	H	R	ER	SO	BB	IBB	HBP	BLK	WP	HR	S	P	ERA	WHIP					
40 Michael Soroka, R ERA: 1.07	6.0		25	5	2	1	5	1	0	1	0	0	0	57	80	1.50	1.000					
38 Anthony Swarzak, R ERA: 4.32	1.0	H	3	0	0	0	2	0	0	0	0	0	0	8	12	0.00	0.000					
58 Dan Winkler, R (8, 1) ERA: 3.6	1.0	L	7	4	4	4	1	0	0	0	0	0	1	19	24	36.00	4.000					

AB 31
R 3
H 7
RBI 3
BB 4
SO 2
LOB 12

AB 32
R 6
H 9
RBI 6
BB 1
SO 8
LOB 12



Batter	1	2	3	4	5	6	7	8	9	10	AB	R	H	RBI	BB	SO	LOB	TOP		
13 Ronald Acuña Jr., R OBP: 0.368, SLG: 0.480											5	0	2	0	0	3	2			
7 Dansby Swanson, R OBP: 0.320, SLG: 0.482											4	0	1	0	0	0	3			
5 Freddie Freeman, L OBP: 0.406, SLG: 0.577											5	2	2	0	0	0	2			
20 Josh Donaldson, R OBP: 0.362, SLG: 0.451											4	1	1	1	1	2	1			
22 Nick Markakis, L OBP: 0.377, SLG: 0.431											4	1	0	0	1	1	2			
27 Austin Riley, R OBP: 0.373, SLG: 0.688											4	0	1	1	1	3	0			
16 Brian McCann, L OBP: 0.356, SLG: 0.442											3	0	0	1	2	2	2			
1 Ozzie Albies, S OBP: 0.324, SLG: 0.421											5	0	2	1	0	1	4			
49 Julio Teheran, R OBP: 0.000, SLG: 0.000											2	0	0	0	0	0	1			
62 Touki Toussaint, R OBP: 0.000, SLG: 0.000											0	0	0	0	0	0	0			
32 Josh Tomlin, R OBP: 0.000, SLG: 0.000											0	0	0	0	0	0	0			
8 Charlie Culberson, R OBP: 0.000, SLG: 0.000											0	0	0	0	0	0	0			
71 Jacob Webb, R OBP: 0.000, SLG: 0.000											0	0	0	0	0	0	0			
77 Luke Jackson, R OBP: 0.000, SLG: 0.000											0	0	0	0	0	0	0			
Inning Stats	R: 0 E: 0 K: 2 S: 10	H: 1 LOB: 1 BB: 0 P: 12	R: 0 E: 0 K: 2 S: 9	H: 0 LOB: 0 BB: 0 P: 14	R: 0 E: 0 K: 1 S: 9	H: 1 LOB: 1 BB: 0 P: 14	R: 0 E: 0 K: 1 S: 9	H: 0 LOB: 0 BB: 0 P: 14	R: 0 E: 0 K: 3 S: 17	H: 0 LOB: 0 BB: 0 P: 20	R: 0 E: 0 K: 1 S: 14	H: 1 LOB: 2 BB: 2 P: 22	R: 3 E: 0 K: 2 S: 15	H: 4 LOB: 2 BB: 2 P: 28	1B: 8 2B: 1 3B: 0 HR: 0	SF: 0 SAC: 0 DP: 1 HBP: 1	WP: 1 PB: 0 SB: 0 CS: 0	PA: 44		
PITCHER	IP: 6.0 WLS: 2 ERA: 3.77	BF: 21 H: 3 ER: 0 SO: 7	BB: 0 IBB: 0 HBP: 1 BLK: 0	WP: 0 HR: 0 S: 59 P: 91	ERA: 0.00 WHIP: 0.500	IP: 0.2 WLS: 0 ERA: 1.61	BF: 3 H: 0 ER: 0 SO: 1	BB: 1 IBB: 0 HBP: 0 BLK: 0	WP: 0 HR: 0 S: 16 P: 16	ERA: 0.00 WHIP: 1.500	IP: 0.1 WLS: 1 ERA: 10.1	BF: 5 H: 1 ER: 1 SO: 2	BB: 1 IBB: 0 HBP: 0 BLK: 0	WP: 0 HR: 12 S: 24 P: 24	ERA: 27.00 WHIP: 9.000	IP: 0.1 WLS: 0 ERA: 4.29	BF: 1 H: 0 ER: 0 SO: 0	BB: 0 IBB: 0 HBP: 0 BLK: 0	WP: 0 HR: 1 S: 1 P: 1	ERA: 0.00 WHIP: 0.000
22 Jack Flaherty, R ERA: 3.77						60 John Brebbia, R ERA: 1.61														
53 John Gant, R ERA: 1.26						30 Tyler Webb, L ERA: 10.1														
18 Carlos Martinez, R ERA: 2.25						65 Giovanni Gallegos, R ERA: 4.29														
49 Jordan Hicks, R ERA: 4.24																				
21 Andrew Miller, L ERA: 4.19																				
Batter	1	2	3	4	5	6	7	8	9	10	AB	R	H	RBI	BB	SO	LOB	BOTTOM		
25 Dexter Fowler, S OBP: 0.399, SLG: 0.409											4	0	0	0	0	0	1			
46 Paul Goldschmidt, R OBP: 0.357, SLG: 0.433											4	0	0	0	1	1	2			
12 Paul DeJong, R OBP: 0.396, SLG: 0.516											2	0	0	0	2	0	1			
23 Marcell Ozuna, R OBP: 0.316, SLG: 0.508											3	1	0	0	2	1	2			
13 Matt Carpenter, L OBP: 0.336, SLG: 0.366											4	0	1	0	1	1	5			
4 Yadier Molina, R OBP: 0.293, SLG: 0.401											4	0	1	1	0	1	2			
35 Lane Thomas, R (10, PR) OBP: 0.455, SLG: 0.700											0	0	0	0	0	0	0			
16 Kolten Wong, L OBP: 0.330, SLG: 0.381											5	1	0	0	0	1	2			
48 Harrison Bader, R OBP: 0.379, SLG: 0.449											4	1	1	1	0	0	0			
22 Jack Flaherty, R ERA: 3.53						60 John Brebbia, R ERA: 1.61														
62 Touki Toussaint, R ERA: 4.74						30 Tyler Webb, L ERA: 10.1														
32 Josh Tomlin, R ERA: 4.74						65 Giovanni Gallegos, R ERA: 4.29														
71 Jacob Webb, R ERA: 1.72																				
77 Luke Jackson, R ERA: 3.0																				
Inning Stats	R: 0 E: 0 K: 0 S: 12	H: 0 LOB: 2 BB: 1 P: 17	R: 0 E: 0 K: 1 S: 10	H: 0 LOB: 0 BB: 0 P: 14	R: 0 E: 0 K: 0 S: 12	H: 0 LOB: 3 BB: 3 P: 26	R: 2 E: 2 K: 0 S: 18	H: 1 LOB: 1 BB: 0 P: 25	R: 1 E: 0 K: 0 S: 8	H: 1 LOB: 1 BB: 0 P: 16	R: 0 E: 0 K: 2 S: 14	H: 0 LOB: 2 BB: 0 P: 24	R: 0 E: 0 K: 0 S: 7	H: 0 LOB: 0 BB: 0 P: 7	R: 0 E: 0 K: 2 S: 10	H: 1 LOB: 1 BB: 0 P: 15	1B: 3 2B: 0 3B: 0 HR: 0	SF: 1 SAC: 0 DP: 0 HBP: 2	WP: 1 PB: 0 SB: 3 CS: 0	PA: 43
PITCHER	IP: 5.0 WLS: 2 ERA: 3.53	BF: 25 H: 2 ER: 1 SO: 1	BB: 4 IBB: 0 HBP: 2 BLK: 0	WP: 0 HR: 0 S: 60 P: 98	ERA: 1.80 WHIP: 1.200	IP: 2.0 WLS: 0 ERA: 1.61	BF: 8 H: 0 ER: 0 SO: 2	BB: 0 IBB: 0 HBP: 0 BLK: 0	WP: 1 HR: 0 S: 19 P: 33	ERA: 0.00 WHIP: 1.000	IP: 1.0 WLS: 0 ERA: 4.74	BF: 3 H: 0 ER: 0 SO: 0	BB: 0 IBB: 0 HBP: 0 BLK: 0	WP: 0 HR: 0 S: 6 P: 7	ERA: 0.00 WHIP: 0.000	IP: 1.0 WLS: 0 ERA: 1.72	BF: 4 H: 1 ER: 0 SO: 2	BB: 0 IBB: 0 HBP: 0 BLK: 0	WP: 0 HR: 0 S: 10 P: 15	ERA: 0.00 WHIP: 1.000
49 Julio Teheran, R ERA: 3.53						60 John Brebbia, R ERA: 1.61														
62 Touki Toussaint, R ERA: 4.74						30 Tyler Webb, L ERA: 10.1														
32 Josh Tomlin, R ERA: 4.74						65 Giovanni Gallegos, R ERA: 4.29														
71 Jacob Webb, R ERA: 1.72																				
77 Luke Jackson, R ERA: 3.0																				

Atlanta Braves @ St. Louis Cardinals
 Busch Stadium, St. Louis, MO
 Sun May 26 2019, 6:10 PM - 10:15 PM CDT
 Att. 45,152 - Partly Cloudy - 83 F

AB 37
 R 4
 H 9
 RBI 4
 BB 6
 SO 13
 LOB 18



WP: 1 PA: 44
 PB: 0
 SB: 0
 CS: 0

Atlanta Braves @ St. Louis Cardinals
 Busch Stadium, St. Louis, MO
 Sun May 26 2019, 6:10 PM - 10:15 PM CDT
 Att. 45,152 - Partly Cloudy - 83 F

AB 34
 R 3
 H 3
 RBI 3
 BB 6
 SO 5
 LOB 15



WP: 1 PA: 43
 PB: 0
 SB: 3
 CS: 0

Batter	1	2	3	4	5	6	7	8	9	AB	R	H	RBI	BB	SO	LOB	TOP			
25 Dexter Fowler, S OBP: 0.390, SLG: 0.397	F7		K		F8		K			4	0	0	0	0	2	1	St. Louis Cardinals @ Philadelphia Phillies Citizens Bank Park, Philadelphia, PA Tue May 28 2019, 7:56 PM - 10:23 PM EDT Att: 29,084 - Cloudy - 74 F			
46 Paul Goldschmidt, R OBP: 0.359, SLG: 0.449	HR		G5-3					L9		4	1	2	1	0	0	0				
12 Paul DeJong, R OBP: 0.394, SLG: 0.510	HR		K		F7			G5-3		3	1	0	0	0	1	1				
23 Marcell Ozuna, R OBP: 0.315, SLG: 0.518	HR							G5-3		4	1	1	2	0	1	0				
13 Matt Carpenter, L OBP: 0.330, SLG: 0.378	K				L9			K		4	0	0	0	0	2	0				
4 Yadier Molina, R OBP: 0.294, SLG: 0.397	G1-3							L8		2	0	0	0	1	1	0				
38 José Martínez, R OBP: 0.360, SLG: 0.416					BB			K		1	0	0	0	0	0	0				
16 Kolten Wong, L OBP: 0.328, SLG: 0.374								K		3	0	0	0	1	2	0				
48 Harrison Bader, R OBP: 0.370, SLG: 0.436								P4		3	0	0	0	0	1	2				
50 Adam Wainwright, R OBP: 0.158, SLG: 0.111										2	0	0	0	0	1	0				
3 Jeddy Gyorko, R OBP: 0.250, SLG: 0.257										1	0	1	0	0	0	0				
22 Jack Flaherty, R OBP: 0.125, SLG: 0.125										0	0	0	0	0	0	0				
65 Giovanny Gallegos, R OBP: 0.125, SLG: 0.125										0	0	0	0	0	0	0				
Inning Stats	R: 3 E: 0 K: 1 S: 18	H: 2 LOB: 0 BB: 0 P: 29	R: 0 E: 0 K: 0 S: 10	H: 0 LOB: 0 BB: 0 P: 15	R: 0 E: 0 K: 2 S: 9	H: 0 LOB: 2 BB: 2 P: 14	R: 0 E: 0 K: 1 S: 15	H: 1 LOB: 1 BB: 0 P: 19	R: 0 E: 0 K: 1 S: 11	H: 0 LOB: 0 BB: 0 P: 17	R: 0 E: 0 K: 2 S: 11	H: 1 LOB: 1 BB: 0 P: 17	R: 0 E: 0 K: 0 S: 9	H: 0 LOB: 0 BB: 0 P: 14	R: 0 E: 0 K: 2 S: 12	H: 0 LOB: 0 BB: 0 P: 15	1B: 2 2B: 0 3B: 0 HR: 2	SF: 0 SAC: 0 DP: 0 HBP: 1	WP: 0 PB: 0 SB: 0 CS: 0	PA: 34
PITCHER	IP WLS BF H R ER SO BB IBB HBP BLK WP HR S P ERA WHIP																			
43 Nick Pivetta, R ERA: 7.71	(1, 1) 5.0 W 21 3 3 3 6 2 0 1 0 0 2 63 106 5.40 1.000																			
41 Edgar García, R ERA: 3.18	(6, 1) 1.2 H 6 1 0 0 2 0 0 0 0 0 0 17 29 0.00 0.600																			
58 Seranthony Domínguez, R ERA: 4.43	(7, 1) 1.1 H 4 0 0 0 1 0 0 0 0 0 0 12 19 0.00 0.000																			
50 Héctor Neris, R ERA: 1.9	(9, 1) 1.0 S 3 0 0 0 2 0 0 0 0 0 0 12 15 0.00 0.000																			

Batter	1	2	3	4	5	6	7	8	9	AB	R	H	RBI	BB	SO	LOB	BOTTOM			
22 Andrew McCutchen, R OBP: 0.375, SLG: 0.446	L9		2 WP 3 BB 1B		G6-3		K			4	1	1	0	0	1	0	St. Louis Cardinals @ Philadelphia Phillies Citizens Bank Park, Philadelphia, PA Tue May 28 2019, 7:56 PM - 10:23 PM EDT Att: 29,084 - Cloudy - 74 F			
2 Jean Segura, R OBP: 0.354, SLG: 0.478	G6-3		K		F9			G4-3		4	0	0	0	0	1	2				
3 Bryce Harper, L OBP: 0.357, SLG: 0.449	K		2B		17 BB 1B			K		4	0	2	2	0	2	0				
17 Rhys Hoskins, R OBP: 0.396, SLG: 0.536			4 BB 1B		K			G6-3		4	0	2	0	0	1	1				
10 J.T. Realmuto, R OBP: 0.325, SLG: 0.462	K				16 HR 1B			G5-3		3	1	1	0	0	1	1				
16 César Hernández, S OBP: 0.361, SLG: 0.462	K				HR			K		3	1	1	2	0	2	1				
4 Scott Kingery, R OBP: 0.301, SLG: 0.559										3	0	0	0	0	2	1				
58 Seranthony Domínguez, R ERA: 4.43										0	0	0	0	0	0	0				
50 Héctor Neris, R ERA: 1.9										0	0	0	0	0	0	0				
5 Nick Williams, L OBP: 0.221, SLG: 0.250					F7			K		3	0	0	0	0	2	0				
43 Nick Pivetta, R ERA: 7.71	(1, 1) 6.0 L 25 8 4 4 4 10 0 0 0 0 0 1 64 92 6.00 1.333																			
41 Edgar García, R ERA: 3.18	(6, 1) 1.2 H 6 1 0 0 2 0 0 0 0 0 0 17 29 0.00 0.600																			
7 Maikel Franco, R OBP: 0.284, SLG: 0.388	(7, 5) 2.0 6 0 0 0 3 0 0 0 0 0 0 19 23 0.00 0.000																			
Inning Stats	R: 0 E: 0 K: 1 S: 8	H: 0 LOB: 0 BB: 0 P: 10	R: 0 E: 0 K: 2 S: 12	H: 1 LOB: 1 BB: 0 P: 21	R: 2 E: 0 K: 2 S: 14	H: 3 LOB: 1 BB: 0 P: 21	R: 2 E: 0 K: 3 S: 12	H: 2 LOB: 0 BB: 0 P: 14	R: 0 E: 0 K: 0 S: 11	H: 2 LOB: 2 BB: 0 P: 15	R: 0 E: 0 K: 2 S: 7	H: 0 LOB: 0 BB: 0 P: 11	R: 0 E: 0 K: 2 S: 11	H: 0 LOB: 0 BB: 0 P: 12	R: 0 E: 0 K: 1 S: 8	H: 0 LOB: 0 BB: 0 P: 11	1B: 5 2B: 2 3B: 0 HR: 1	SF: 0 SAC: 0 DP: 0 HBP: 0	WP: 1 PB: 0 SB: 0 CS: 0	PA: 31
PITCHER	IP WLS BF H R ER SO BB IBB HBP BLK WP HR S P ERA WHIP																			
50 Adam Wainwright, R ERA: 4.84	(1, 1) 6.0 L 25 8 4 4 4 10 0 0 0 0 0 1 64 92 6.00 1.333																			
65 Giovanny Gallegos, R ERA: 3.91	(7, 1) 2.0 6 0 0 0 3 0 0 0 0 0 0 19 23 0.00 0.000																			

Batter	1	2	3	4	5	6	7	8	9	AB	R	H	RBI	BB	SO	LOB	TOP										
16 Kotten Wong, L OBP: 0.320, SLG: 0.364	B2-3		L9		K		F8			4	0	0	0	0	1	0	St. Louis Cardinals @ Philadelphia Phillies Citizens Bank Park, Philadelphia, PA Thu May 30 2019, 1:08 PM - 4:08 PM EDT Att: 31,206 - Partly Cloudy - 80 F										
12 Paul DeJong, R OBP: 0.385, SLG: 0.495	G4-3		K			F8		K		4	0	0	0	0	2	0											
46 Paul Goldschmidt, R OBP: 0.365, SLG: 0.450	K			1B				K		4	0	2	0	0	2	0											
23 Marcell Ozuna, R OBP: 0.322, SLG: 0.537		HR		1B		G6-4-3		P3		4	1	2	1	0	0	1											
38 José Martínez, R OBP: 0.359, SLG: 0.413	P6			1B						3	0	1	0	0	1	2											
25 Dexter Fowler, S OBP: 0.382, SLG: 0.388				K						1	0	1	0	0	0	0											
32 Matt Wieters, S OBP: 0.412, SLG: 0.710				1B						4	2	2	1	0	0	2											
3 Jedd Gyorko, R OBP: 0.259, SLG: 0.320		HR		1B						3	1	1	2	1	0	2											
48 Harrison Bader, R OBP: 0.352, SLG: 0.411										4	0	0	0	0	1	2											
43 Dakota Hudson, R 13 Matt Carpenter, L 18 Carlos Martínez, R 21 Andrew Miller, L 53 John Gant, R 34 Yairo Muñoz, R 49 Jordan Hicks, R										2	0	0	0	0	0	0											
Inning Stats	R: 0 E: 0 K: 1 S: 11	H: 0 LOB: 0 BB: 0 P: 13	R: 2 E: 0 K: 0 S: 15	H: 2 LOB: 0 BB: 0 P: 26	R: 0 E: 0 K: 1 S: 8	H: 0 LOB: 0 BB: 0 P: 9	R: 0 E: 0 K: 1 S: 10	H: 3 LOB: 2 BB: 0 P: 16	R: 0 E: 0 K: 0 S: 6	H: 0 LOB: 0 BB: 0 P: 8	R: 0 E: 0 K: 0 S: 5	H: 1 LOB: 0 BB: 0 P: 10	R: 3 E: 0 K: 0 S: 11	H: 3 LOB: 0 BB: 0 P: 21	R: 0 E: 0 K: 2 S: 8	H: 0 LOB: 0 BB: 0 P: 14	R: 0 E: 0 K: 2 S: 16	H: 1 LOB: 2 BB: 1 P: 24	1B: 6 2B: 0 3B: 0 HR: 4	SF: 0 SAC: 0 DP: 1 HBP: 0	WP: 1 PB: 0 SB: 0 CS: 0	PA: 36					
PITCHER	IP	WLS	BF	H	R	ER	SO	BB	IBB	HBP	BLK	WP	HR	S	P	ERA	WHIP										
48 Jerad Eickhoff, R ERA: 4.1	6.1	L	25	8	4	4	4	0	0	0	0	0	3	60	12	5.68	1.263										
41 Edgar García, R ERA: 3.75	0.2		3	1	1	1	0	0	0	0	0	0	1	6	9	13.50	1.500										
65 JD Hammer, R ERA:	1.0		3	0	0	0	2	0	0	0	0	0	0	8	14	0.00	0.000										
53 Yacksel Rios, R ERA:	1.0		5	1	0	0	2	1	0	0	0	1	0	16	24	0.00	2.000										

AB	35
R	5
H	10
RBI	5
BB	1
SO	8
LOB	11




Batter	1	2	3	4	5	6	7	8	9	AB	R	H	RBI	BB	SO	LOB	BOTTOM										
22 Andrew McCutchen, R OBP: 0.386, SLG: 0.459	G5-3			1B		G5-3			F9	4	2	1	0	1	0	0	St. Louis Cardinals @ Philadelphia Phillies Citizens Bank Park, Philadelphia, PA Thu May 30 2019, 1:08 PM - 4:08 PM EDT Att: 31,206 - Partly Cloudy - 80 F										
2 Jean Segura, R OBP: 0.355, SLG: 0.471	G5-3			F9						3	1	1	0	1	0	1											
3 Bryce Harper, L OBP: 0.370, SLG: 0.490	K			2B						4	0	3	1	0	1	0											
17 Rhys Hoskins, R OBP: 0.403, SLG: 0.540				1B						2	0	1	1	2	1	0											
16 César Hernández, S OBP: 0.356, SLG: 0.475	G5-3			IBB						4	0	0	1	0	0	7											
4 Scott Kingery, R OBP: 0.375, SLG: 0.567	K			P4						3	0	0	0	1	2	4											
15 Andrew Knapp, S OBP: 0.274, SLG: 0.289										2	0	1	0	0	1	0											
10 J.T. Realmuto, R OBP: 0.321, SLG: 0.450				1B						1	0	0	0	0	0	2											
7 Maikel Franco, R OBP: 0.281, SLG: 0.393				G6-4-3						4	0	0	0	0	0	2											
48 Jerad Eickhoff, R ERA: 3.94										2	0	0	0	0	0	0											
18 Carlos Martínez, R ERA: 5.4										1	0	0	0	0	0	1											
21 Andrew Miller, L ERA: 4.19										0	0	0	0	0	0	0											
53 John Gant, R ERA: 1.21										0	0	0	0	0	0	0											
49 Jordan Hicks, R ERA: 4.0										1	0	0	0	0	0	0											
Inning Stats	R: 0 E: 0 K: 1 S: 7	H: 0 LOB: 0 BB: 0 P: 10	R: 0 E: 0 K: 2 S: 10	H: 0 LOB: 0 BB: 0 P: 16	R: 0 E: 0 K: 0 S: 4	H: 1 LOB: 0 BB: 0 P: 7	R: 1 E: 0 K: 0 S: 11	H: 2 LOB: 2 BB: 1 P: 16	R: 0 E: 0 K: 1 S: 14	H: 0 LOB: 0 BB: 0 P: 21	R: 0 E: 0 K: 0 S: 6	H: 1 LOB: 2 BB: 2 P: 12	R: 0 E: 0 K: 1 S: 7	H: 0 LOB: 1 BB: 1 P: 13	R: 2 E: 0 K: 1 S: 16	H: 3 LOB: 2 BB: 1 P: 30	R: 0 E: 0 K: 0 S: 5	H: 0 LOB: 0 BB: 0 P: 8	1B: 5 2B: 3 3B: 0 HR: 0	SF: 0 SAC: 1 DP: 2 HBP: 0	WP: 0 PB: 0 SB: 0 CS: 0	PA: 37					
PITCHER	IP	WLS	BF	H	R	ER	SO	BB	IBB	HBP	BLK	WP	HR	S	P	ERA	WHIP										
43 Dakota Hudson, R	6.0	W	23	4	1	1	4	1	2	0	0	0	0	10	21	18.00	3.000										
21 Andrew Miller, L	0.0		1	1	0	0	0	0	0	0	0	0	0	1	1	∞	∞										
53 John Gant, R	1.0	H	4	1	0	0	1	0	0	0	0	0	0	12	21	0.00	1.000										
49 Jordan Hicks, R	1.0	S	3	0	0	0	0	0	0	0	0	0	0	5	8	0.00	0.000										



Batter	1	2	3	4	5	6	7	8	9	10	AB	R	H	RBI	BB	SO	LOB	TOP			
12 Kyle Schwarber, L OBP: 0.329, SLG: 0.429	F7	K			G4-3			G3-1		K	5	0	0	0	0	2	1				
17 Kris Bryant, R OBP: 0.398, SLG: 0.566	FC5-4 9 44 1B		G6-3		K			K		G5-3	5	0	1	0	0	2	1				
44 Anthony Rizzo, L OBP: 0.401, SLG: 0.582	FC5-4 9 1B		G4-3		G4-3			G6-3			4	0	1	0	0	0	0				
9 Javier Báez, R OBP: 0.349, SLG: 0.566	FC5-4 22 BB		P6					G6-3			3	0	0	0	1	0	2				
22 Jason Heyward, L OBP: 0.333, SLG: 0.410	BB		BB		BB			BB			2	0	1	0	2	0	1				
27 Addison Russell, R OBP: 0.333, SLG: 0.509	L9		BB		BB			FC5-4			4	0	1	0	0	0	4				
7 Victor Caratini, S OBP: 0.476, SLG: 0.559	F8		BB		BB			G6-3			4	1	1	0	0	1	3				
5 Albert Almora Jr., R OBP: 0.301, SLG: 0.446	G3-1		G1-4-3		G4-3			F8			4	0	1	0	0	1	3				
11 Yu Darvish, R 13 David Bote, R 29 Brad Brach, R 20 Brandon Kintzler, R 3 Jameson Taillon, L 38 Mike Montgomery, L 30 Jason Heyward, L 40 Wilton Kotto, R 41 Steve Cahlaner, R	SF7		G4-3					BB			1	0	0	0	0	0	0				
Inning Stats	R: 0 E: 0 K: 0 S: 8	H: 2 LOB: 3 BB: 1 P: 14	R: 1 E: 0 K: 13 S: 13	H: 1 LOB: 0 BB: 0 P: 17	R: 0 E: 0 K: 0 S: 9	H: 0 LOB: 0 BB: 0 P: 15	R: 0 E: 0 K: 0 S: 11	H: 2 LOB: 1 BB: 0 P: 16	R: 0 E: 0 K: 1 S: 8	H: 0 LOB: 0 BB: 0 P: 11	R: 0 E: 0 K: 1 S: 11	H: 1 LOB: 1 BB: 0 P: 18	R: 0 E: 0 K: 1 S: 8	H: 0 LOB: 0 BB: 0 P: 11	R: 0 E: 0 K: 0 S: 7	H: 0 LOB: 1 BB: 1 P: 14	R: 0 E: 0 K: 2 S: 12	H: 0 LOB: 1 BB: 1 P: 21	1B: 4 2B: 1 3B: 1 HR: 0	SF: 1 SAC: 0 DP: 1 HBP: 0	WP: 1 PA: 38 PB: 0 SB: 0 CS: 1
PITCHER	IP 7.0	WLS 27	BF 6	H 1	R 1	ER 1	SO 3	BB 2	IBB 0	HBP 0	BLK 0	WP 0	HR 0	S 66	P 104	ERA 1.29	WHIP 1.143				
39 Miles Mikolas, R ERA: 4.41	1.0	3	0	0	0	1	0	0	0	0	0	0	0	8	11	0.00	0.000				
18 Carlos Martínez, R ERA: 4.5	2.0	8	0	0	0	2	2	0	0	0	0	1	0	19	35	0.00	1.000				
49 Jordan Hicks, R ERA: 3.6																					

Chicago Cubs @ St. Louis Cardinals
 Busch Stadium, St. Louis, MO
 Fri May 31 2019, 7:15 PM - 10:38 PM CDT
 Att. 45,321 - Partly Cloudy - 79 F


AB 33
 R 1
 H 6
 RBI 1
 BB 4
 SO 6
 LOB 16



Batter	1	2	3	4	5	6	7	8	9	10	AB	R	H	RBI	BB	SO	LOB	BOTTOM			
13 Matt Carpenter, L OBP: 0.333, SLG: 0.388	FC5-4 46 F9 23 WP SF9 BB		K		K			G3		BB	4	1	1	1	1	2	2				
12 Paul DeJong, R OBP: 0.383, SLG: 0.488	FC5-4 23 SF9 BB		K		G5-3			P4		BB	3	0	0	0	1	1	0				
46 Paul Goldschmidt, R OBP: 0.363, SLG: 0.447	F9		BB		K			K			4	0	1	0	0	2	2				
23 Marcell Ozuna, R OBP: 0.320, SLG: 0.534	SF9		K		K			K			3	0	1	1	0	2	1				
32 Matt Wieters, S OBP: 0.309, SLG: 0.629	G4-3		G3-6-3		F9			G3-1			4	0	0	0	0	0	3				
25 Dexter Fowler, S OBP: 0.379, SLG: 0.380	G6-3		BB		L9			G6-3			3	0	0	0	1	0	0				
16 Kolten Wong, L OBP: 0.324, SLG: 0.372	G4-3		BB		K			K			4	1	2	0	0	1	0				
48 Harrison Bader, R OBP: 0.357, SLG: 0.404	P3		HBP		P3			P3			2	0	0	0	1	0	0				
39 Miles Mikolas, R OBP: 0.095, SLG: 0.095	G6-3		G6-3		G1-3			G1-3			2	0	0	0	0	1	2				
18 Carlos Martínez, R ERA: 4.5											0	0	0	0	0	0	0				
38 José Martínez, R OBP: 0.357, SLG: 0.410											1	0	0	0	0	0	0				
49 Jordan Hicks, R ERA: 3.6											0	0	0	0	0	0	0				
3 Jedd Gyorko, R OBP: 0.273, SLG: 0.320											0	0	0	0	1	0	0				
Inning Stats	R: 1 E: 0 K: 0 S: 9	H: 0 LOB: 1 BB: 2 P: 18	R: 0 E: 0 K: 0 S: 8	H: 0 LOB: 0 BB: 0 P: 12	R: 0 E: 0 K: 2 S: 8	H: 0 LOB: 0 BB: 0 P: 12	R: 0 E: 0 K: 1 S: 8	H: 1 LOB: 0 BB: 0 P: 12	R: 0 E: 0 K: 2 S: 12	H: 1 LOB: 2 BB: 1 P: 23	R: 0 E: 0 K: 1 S: 9	H: 0 LOB: 0 BB: 0 P: 14	R: 0 E: 0 K: 0 S: 8	H: 0 LOB: 0 BB: 0 P: 11	R: 0 E: 0 K: 2 S: 11	H: 0 LOB: 0 BB: 0 P: 15	R: 1 E: 0 K: 0 S: 7	H: 2 LOB: 3 BB: 2 P: 21	1B: 4 2B: 1 3B: 0 HR: 0	SF: 1 SAC: 0 DP: 1 HBP: 1	WP: 1 PA: 37 PB: 0 SB: 1 CS: 0
PITCHER	IP 6.0	WLS 23	BF 3	H 1	R 1	ER 1	SO 1	BB 3	IBB 0	HBP 0	BLK 0	WP 0	HR 0	S 54	P 93	ERA 1.50	WHIP 1.000				
11 Yu Darvish, R ERA: 5.02	1.0	3	0	0	0	1	0	0	0	0	0	0	0	8	11	0.00	0.000				
56 Kyle Ryan, L ERA: 4.26	1.0	3	0	0	0	2	0	0	0	0	0	0	0	11	15	0.00	0.000				
29 Brad Brach, R ERA: 3.42	1.0	3	0	0	0	2	0	0	0	0	0	0	0	8	11	0.00	0.000				
20 Brandon Kintzler, R ERA: 2.73	0.1	2	1	1	1	0	0	0	0	0	0	0	0	4	9	27.00	3.000				
38 Mike Montgomery, L ERA: 5.14																					

Chicago Cubs @ St. Louis Cardinals
 Busch Stadium, St. Louis, MO
 Fri May 31 2019, 7:15 PM - 10:38 PM CDT
 Att. 45,321 - Partly Cloudy - 79 F

AB 30
 R 2
 H 5
 RBI 2
 BB 5
 SO 9
 LOB 10



Batter	1	2	3	4	5	6	7	8	9	AB	R	H	RBI	BB	SO	LOB	TOP			
12 Kyle Schwarber, L (1, 7) OBP: 0.330, SLG: 0.420										2	0	1	0	2	1	0	Chicago Cubs @ St. Louis Cardinals Busch Stadium, St. Louis, MO Sun Jun 02 2019, 1:17 PM - 3:54 PM CDT Att: 46,053 - Sunny - 77 F			
17 Kris Bryant, R (1, 9) OBP: 0.388, SLG: 0.549										4	0	1	0	0	3	4				
44 Anthony Rizzo, L (1, 3) OBP: 0.404, SLG: 0.590										3	0	0	0	1	0	3				
9 Javier Báez, R (1, 6) OBP: 0.343, SLG: 0.556										4	0	0	0	0	2	2				
40 Wilson Contreras, R (1, 2) OBP: 0.396, SLG: 0.548										2	1	0	0	0	2	1				
22 Jason Heyward, L (1, 8) OBP: 0.335, SLG: 0.422										3	0	1	0	1	1	1				
27 Addison Russell, R (1, 4) OBP: 0.338, SLG: 0.484										3	0	0	1	1	0	3				
13 David Bote, R (1, 5) OBP: 0.348, SLG: 0.462										4	0	0	0	0	0	2				
35 Cole Hamels, L (1, 1)										2	0	0	0	0	1	1				
3 Daniel Descalso, L (8, PH) OBP: 0.291, SLG: 0.300										0	0	0	0	1	0	0				
29 Brad Brach, R (8, 1)										0	0	0	0	0	0	0				
38 Mike Montgomery, L (8, 1) OBP: 0.333, SLG: 0.333										0	0	0	0	0	0	0				
Inning Stats	R: 0 E: 0 K: 1 S: 8	H: 0 LOB: 1 BB: 2 P: 16	R: 0 E: 0 K: 0 S: 7	H: 0 LOB: 0 BB: 1 P: 15	R: 0 E: 0 K: 2 S: 8	H: 0 LOB: 1 BB: 1 P: 16	R: 0 E: 0 K: 1 S: 7	H: 0 LOB: 0 BB: 0 P: 12	R: 0 E: 0 K: 1 S: 16	H: 1 LOB: 0 BB: 1 P: 9	R: 0 E: 0 K: 1 S: 6	H: 0 LOB: 1 BB: 1 P: 17	R: 0 E: 0 K: 1 S: 10	H: 1 LOB: 2 BB: 1 P: 18	R: 1 E: 0 K: 1 S: 13	H: 1 LOB: 1 BB: 1 P: 26	1B: 3 2B: 2 3B: 0 HR: 0	SF: 0 SAC: 0 DP: 3 HBP: 0	WP: 0 PB: 0 SB: 0 CS: 0	PA: 35
PITCHER	IP WLS BF H R ER SO BB IBB HBP BLK WP HR S P ERA WHIP	8.0 W 30 2 0 0 8 7 0 0 0 0 0 0 70 126 0.00 1.125	0.1 H 3 1 1 1 1 1 0 0 0 0 0 0 7 16 27.00 6.000	0.2 S 2 0 0 0 0 0 0 0 0 0 0 0 6 10 0.00 0.000																

Chicago Cubs @ St. Louis Cardinals
Busch Stadium, St. Louis, MO
Sun Jun 02 2019, 1:17 PM - 3:54 PM CDT
Att: 46,053 - Sunny - 77 F

AB 27
R 1
H 3
RBI 1
BB 8
SO 9
LOB 16



Batter	1	2	3	4	5	6	7	8	9	AB	R	H	RBI	BB	SO	LOB	BOTTOM			
48 Harrison Bader, R (1, 8) OBP: 0.343, SLG: 0.410										4	0	0	0	0	1	2	Chicago Cubs @ St. Louis Cardinals Busch Stadium, St. Louis, MO Sun Jun 02 2019, 1:17 PM - 3:54 PM CDT Att: 46,053 - Sunny - 77 F			
12 Paul DeJong, R (1, 6) OBP: 0.376, SLG: 0.477										3	0	1	0	0	1	0				
46 Paul Goldschmidt, R (1, 3) OBP: 0.361, SLG: 0.455										3	0	0	0	0	0	1				
23 Marcell Ozuna, R (1, 7) OBP: 0.324, SLG: 0.531										3	0	0	0	0	2	0				
38 José Martínez, R (1, 9) OBP: 0.354, SLG: 0.403										2	0	0	0	1	0	0				
25 Dexter Fowler, S (8, 9) OBP: 0.382, SLG: 0.403										0	0	0	0	0	0	0				
3 Jedd Gyorko, R (1, 5) OBP: 0.271, SLG: 0.302										2	1	0	0	1	1	1				
16 Kolten Wong, L (1, 4) OBP: 0.332, SLG: 0.387										2	1	2	1	0	0	0				
7 Andrew Knizner, R (1, 2) OBP: 0.332, SLG: 0.387										3	0	0	0	0	0	2				
50 Adam Wainwright, R (1, 1) OBP: 0.143, SLG: 0.100										2	0	0	0	0	0	1				
13 Matt Carpenter, L (8, PH) OBP: 0.335, SLG: 0.388										1	0	1	1	0	0	0				
49 Jordan Hicks, R (9, 1) OBP: 0.382, SLG: 0.403										0	0	0	0	0	0	0				
53 John Gant, R (9, 1) OBP: 0.382, SLG: 0.403										0	0	0	0	0	0	0				
Inning Stats	R: 0 E: 0 K: 1 S: 8	H: 0 LOB: 0 BB: 0 P: 13	R: 0 E: 0 K: 1 S: 6	H: 0 LOB: 0 BB: 1 P: 10	R: 0 E: 0 K: 0 S: 9	H: 1 LOB: 0 BB: 0 P: 12	R: 0 E: 0 K: 0 S: 4	H: 1 LOB: 0 BB: 0 P: 5	R: 1 E: 0 K: 0 S: 8	H: 0 LOB: 0 BB: 1 P: 18	R: 0 E: 0 K: 1 S: 7	H: 0 LOB: 0 BB: 0 P: 9	R: 0 E: 0 K: 1 S: 10	H: 0 LOB: 0 BB: 0 P: 17	R: 1 E: 0 K: 1 S: 12	H: 2 LOB: 1 BB: 0 P: 19	1B: 4 2B: 0 3B: 0 HR: 0	SF: 1 SAC: 0 DP: 2 HBP: 0	WP: 0 PB: 0 SB: 2 CS: 0	PA: 28
PITCHER	IP WLS BF H R ER SO BB IBB HBP BLK WP HR S P ERA WHIP	7.0 L 23 2 1 0 4 2 0 0 0 0 0 9 84 0.00 0.571	0.2 3 1 1 1 1 0 0 0 0 0 0 9 15 13.50 1.500	0.1 2 1 0 0 0 0 0 0 0 0 0 3 4 0.00 3.000																

Chicago Cubs @ St. Louis Cardinals
Busch Stadium, St. Louis, MO
Sun Jun 02 2019, 1:17 PM - 3:54 PM CDT
Att: 46,053 - Sunny - 77 F

AB 25
R 2
H 4
RBI 2
BB 2
SO 5
LOB 7



Batter	1	2	3	4	5	6	7	8	9	AB	R	H	RBI	BB	SO	LOB	TOP										
15 Nick Senzel, R OBP: 0.331, SLG: 0.453	G5-3		2B		G6-3		BB			3	0	1	0	1	0	0	Cincinnati Reds @ St. Louis Cardinals Busch Stadium, St. Louis, MO Thu Jun 06 2019, 12:17 PM - 3:13 PM CDT Att: 44,654 - Partly Cloudy - 81 F										
19 Joey Votto, L OBP: 0.338, SLG: 0.362	G6-3		K		G4-3		K			4	0	0	0	0	2	3											
7 Eugenio Suárez, R OBP: 0.353, SLG: 0.527	2B BB		G5-3		G6-3		P6			4	0	1	0	0	0	3											
22 Derek Dietrich, L OBP: 0.369, SLG: 0.684	BB				F8		G4-3		F8	3	0	0	0	1	0	0											
33 Jesse Winker, L OBP: 0.316, SLG: 0.443	P6		66 2B 16 SF7		BB		L1			3	1	1	0	1	0	2											
66 Yasiel Puig, R OBP: 0.257, SLG: 0.388	G1-3		28 FC5		FC5-4		K			4	0	1	0	0	1	1											
4 Jose Iglesias, R OBP: 0.335, SLG: 0.421	K				G5-3		F7			3	0	0	0	1	1												
16 Tucker Barnhart, L OBP: 0.288, SLG: 0.336	G6-3		SF7				K			3	0	0	1	0	2	0											
28 Anthony DeSclafani, R ERA: 3.7	G1-3		G1-3		FC5		G6-3			2	0	0	0	0	0	2	REDS										
50 Amir Garrett, R ERA: 1.69										0	0	0	0	0	0	0											
17 Josh VanMeter, L OBP: 0.325, SLG: 0.306										1	0	0	0	0	0	0											
21 Michael Lorenzen, R ERA: 3.27										0	0	0	0	0	0	0											
53 Wandy Peralta, L OBP: 0.274, SLG: 0.333										0	0	0	0	0	0	0											
9 José Peraza, R										1	0	0	0	0	0	0											
Inning Stats	R: 0 E: 0 K: 0 S: 13	H: 1 LOB: 2 BB: 1 P: 25	R: 0 E: 0 K: 1 S: 10	H: 0 LOB: 0 BB: 0 P: 11	R: 0 E: 0 K: 1 S: 9	H: 1 LOB: 1 BB: 0 P: 11	R: 1 E: 0 K: 0 S: 10	H: 2 LOB: 2 BB: 1 P: 15	R: 0 E: 0 K: 0 S: 4	H: 0 LOB: 1 BB: 1 P: 12	R: 0 E: 0 K: 2 S: 12	H: 1 LOB: 2 BB: 1 P: 18	R: 0 E: 0 K: 1 S: 8	H: 0 LOB: 0 BB: 0 P: 11	R: 0 E: 0 K: 1 S: 9	H: 0 LOB: 0 BB: 0 P: 13		1B: 2 2B: 3 3B: 0 HR: 0	SF: 1 SAC: 0 DP: 0 HBP: 0	WP: 0 PA: 36 PB: 0 SB: 1 CS: 0							
PITCHER	IP	WLS	BF	H	R	ER	SO	BB	IBB	HBP	BLK	WP	HR	S	P	ERA		WHIP									
43 Dakota Hudson, R ERA: 3.7	6.1		28	5	1	1	3	3	1	0	0	0	0	59	93	1.42	1.263										
21 Andrew Miller, L ERA: 3.92	0.1	1	0	0	0	0	1	0	0	0	0	0	0	3	4	0.00	0.000										
53 John Gant, R ERA: 1.1	1.1	W	4	0	0	0	1	0	0	0	0	0	0	9	12	0.00	0.000										
49 Jordan Hicks, R ERA: 3.8	1.0	S	3	0	0	0	1	0	0	0	0	0	0	9	13	0.00	0.000										

Batter	1	2	3	4	5	6	7	8	9	AB	R	H	RBI	BB	SO	LOB	BOTTOM										
13 Matt Carpenter, L OBP: 0.336, SLG: 0.399	K		12 S		K		K			4	0	1	1	0	3	1	Cincinnati Reds @ St. Louis Cardinals Busch Stadium, St. Louis, MO Thu Jun 06 2019, 12:17 PM - 3:13 PM CDT Att: 44,654 - Partly Cloudy - 81 F										
3 Jedd Gyorko, R OBP: 0.283, SLG: 0.315			3H 1B		G5-3		G6-3			4	1	1	2	0	1	1											
12 Paul DeJong, R OBP: 0.372, SLG: 0.482	K		G5-3		G6-3		HR			4	0	1	0	0	1	1											
46 Paul Goldschmidt, R OBP: 0.359, SLG: 0.445	P3		L8				K			4	0	1	0	0	1	1											
23 Marcell Ozuna, R OBP: 0.329, SLG: 0.527	16 S 25 G6-3		1B		25 1B		F7			4	0	2	0	0	1	1											
25 Dexter Fowler, S OBP: 0.373, SLG: 0.391	G6-3		32 S		G6-3		G3			3	0	1	0	0	0	1											
53 John Gant, R ERA: 1.1										0	0	0	0	0	0	0											
38 José Martínez, R OBP: 0.350, SLG: 0.398										1	0	0	0	0	0	0											
49 Jordan Hicks, R ERA: 3.8										0	0	0	0	0	0	0											
16 Kolten Wong, L OBP: 0.329, SLG: 0.381	K				K		32 S			4	0	1	0	0	2	3											
32 Matt Wieters, S OBP: 0.300, SLG: 0.511	F7				K		K			4	0	0	0	0	2	4											
48 Harrison Bader, R OBP: 0.354, SLG: 0.418			43 SH2-4 13 1B				F8			2	1	1	0	1	0	1											
43 Dakota Hudson, R ERA: 3.7										1	0	0	0	0	1	3											
21 Andrew Miller, L ERA: 1.69										0	0	0	0	0	0	0											
34 Yairo Muñoz, R OBP: 0.326, SLG: 0.356							12 HR			1	1	1	0	0	0	0											
Inning Stats	R: 0 E: 0 K: 2 S: 15	H: 0 LOB: 0 BB: 0 P: 21	R: 0 E: 0 K: 1 S: 10	H: 1 LOB: 1 BB: 0 P: 17	R: 1 E: 0 K: 0 S: 11	H: 2 LOB: 1 BB: 0 P: 17	R: 0 E: 0 K: 3 S: 17	H: 2 LOB: 3 BB: 1 P: 23	R: 0 E: 0 K: 1 S: 10	H: 1 LOB: 1 BB: 0 P: 18	R: 0 E: 0 K: 1 S: 11	H: 1 LOB: 0 BB: 0 P: 15	R: 2 E: 0 K: 3 S: 17	H: 2 LOB: 0 BB: 0 P: 24	R: 0 E: 0 K: 0 S: 5	H: 0 LOB: 0 BB: 0 P: 8	1B: 8 2B: 0 3B: 0 HR: 1	SF: 0 SAC: 1 DP: 0 HBP: 0	WP: 0 PA: 34 PB: 0 SB: 4 CS: 0								
PITCHER	IP	WLS	BF	H	R	ER	SO	BB	IBB	HBP	BLK	WP	HR	S	P	ERA	WHIP										
28 Anthony DeSclafani, R ERA: 4.7	5.0		22	6	1	1	7	0	1	0	0	0	0	63	96	1.80	1.200										
50 Amir Garrett, L ERA: 1.69	1.0	4	1	0	0	0	1	0	0	0	0	0	0	11	15	0.00	1.000										
21 Michael Lorenzen, R ERA: 3.27	1.1	L	6	2	2	2	3	0	0	0	0	0	1	19	28	13.50	1.500										
53 Wandy Peralta, L ERA: 4.5	0.2	2	0	0	0	0	0	0	0	0	0	0	0	3	4	0.00	0.000										

Batter	1	2	3	4	5	6	7	8	9	AB	R	H	RBI	BB	SO	LOB	TOP					
13 Matt Carpenter, L (1,5) OBP: 0.331, SLG: 0.392										4	0	0	0	0	2	0	St. Louis Cardinals @ Chicago Cubs Wrigley Field, Chicago, IL Sat Jun 08 2019, 6:17 PM - 9:42 PM CDT Att: 41,005 - Cloudy - 67 F					
12 Paul DeJong, R (1,6) OBP: 0.372, SLG: 0.489										3	1	1	0	1	0	0						
46 Paul Goldschmidt, R (1,3) OBP: 0.359, SLG: 0.436										3	1	1	0	1	0	0						
23 Marcell Ozuna, R (1,7) OBP: 0.323, SLG: 0.526										4	1	1	3	0	2	2						
38 José Martínez, R (1,9) OBP: 0.348, SLG: 0.394										3	0	0	0	0	0	0						
21 Andrew Miller, L (6,1)										0	0	0	0	0	0	0						
30 Tyler Webb, L (7,1)										0	0	0	0	0	0	0						
56 Ryan Helsley, R (8,1) OBP: 1.000, SLG: 1.000										0	0	0	0	0	0	0						
19 Tommy Edman, S (9,PH)										1	0	0	0	0	1	0						
48 Harrison Bader, R (1,8) OBP: 0.351, SLG: 0.442										4	1	1	1	0	1	1						
16 Kolten Wong, L (1,4) OBP: 0.323, SLG: 0.373										4	0	1	0	0	1	0						
32 Matt Wieters, S (1,2) OBP: 0.263, SLG: 0.444										4	0	0	0	0	3	2						
22 Jack Flaherty, R (1,1) OBP: 0.158, SLG: 0.111										2	0	0	0	0	1	0						
60 John Brebbia, L (4,1) OBP: 1.000, SLG: 1.000										0	0	0	0	0	0	0						
25 Dexter Fowler, S (6,9) OBP: 0.369, SLG: 0.386										1	0	0	0	0	1	0						
53 John Gant, R (6,1)										0	0	0	0	0	0	0						
Inning Stats	R: 4 H: 4 E: 0 K: 2 S: 19	L: 4 R: 1 BB: 1 P: 36	R: 0 H: 1 E: 0 K: 3 S: 15	L: 1 R: 2 BB: 1 P: 21	R: 0 H: 0 E: 1 K: 0 S: 8	L: 0 R: 0 LOB: 0 BB: 0 P: 13	R: 0 H: 0 E: 0 K: 1 S: 6	L: 0 R: 0 LOB: 0 BB: 0 P: 10	R: 0 H: 0 E: 0 K: 0 S: 4	L: 0 R: 0 LOB: 0 BB: 0 P: 7	R: 0 H: 0 E: 0 K: 0 S: 8	L: 0 R: 0 LOB: 0 BB: 0 P: 12	R: 0 H: 0 E: 0 K: 2 S: 7	L: 0 R: 0 LOB: 0 BB: 0 P: 11	R: 0 H: 0 E: 0 K: 1 S: 8	L: 0 R: 0 LOB: 1 BB: 0 P: 16	S: 11	1B: 3 2B: 0 3B: 0 HR: 2	SF: 0 SAC: 0 DP: 1 HBP: 0	WP: 0 PB: 1 SB: 0 CS: 0	PA: 35	
PITCHER	IP WLS BF H R ER SO BB IBB HBP BLK WP HR S P ERA WHIP	IP WLS BF H R ER SO BB IBB HBP BLK WP HR S P ERA WHIP	IP WLS BF H R ER SO BB IBB HBP BLK WP HR S P ERA WHIP	IP WLS BF H R ER SO BB IBB HBP BLK WP HR S P ERA WHIP	IP WLS BF H R ER SO BB IBB HBP BLK WP HR S P ERA WHIP	IP WLS BF H R ER SO BB IBB HBP BLK WP HR S P ERA WHIP	IP WLS BF H R ER SO BB IBB HBP BLK WP HR S P ERA WHIP	IP WLS BF H R ER SO BB IBB HBP BLK WP HR S P ERA WHIP	IP WLS BF H R ER SO BB IBB HBP BLK WP HR S P ERA WHIP	IP WLS BF H R ER SO BB IBB HBP BLK WP HR S P ERA WHIP	IP WLS BF H R ER SO BB IBB HBP BLK WP HR S P ERA WHIP	IP WLS BF H R ER SO BB IBB HBP BLK WP HR S P ERA WHIP	IP WLS BF H R ER SO BB IBB HBP BLK WP HR S P ERA WHIP	IP WLS BF H R ER SO BB IBB HBP BLK WP HR S P ERA WHIP	IP WLS BF H R ER SO BB IBB HBP BLK WP HR S P ERA WHIP	IP WLS BF H R ER SO BB IBB HBP BLK WP HR S P ERA WHIP	IP WLS BF H R ER SO BB IBB HBP BLK WP HR S P ERA WHIP	IP WLS BF H R ER SO BB IBB HBP BLK WP HR S P ERA WHIP	IP WLS BF H R ER SO BB IBB HBP BLK WP HR S P ERA WHIP	IP WLS BF H R ER SO BB IBB HBP BLK WP HR S P ERA WHIP	IP WLS BF H R ER SO BB IBB HBP BLK WP HR S P ERA WHIP	IP WLS BF H R ER SO BB IBB HBP BLK WP HR S P ERA WHIP

AB	33
R	4
H	5
RBI	4
BB	2
SO	12
LOB	5



Batter	1	2	3	4	5	6	7	8	9	AB	R	H	RBI	BB	SO	LOB	BOTTOM				
12 Kyle Schwarber, L (1,7) OBP: 0.338, SLG: 0.455										4	2	2	2	1	0	2	St. Louis Cardinals @ Chicago Cubs Wrigley Field, Chicago, IL Sat Jun 08 2019, 6:17 PM - 9:42 PM CDT Att: 41,005 - Cloudy - 67 F				
17 Kris Bryant, R (1,5) OBP: 0.381, SLG: 0.533										5	1	1	0	0	0	2					
44 Anthony Rizzo, L (1,3) OBP: 0.396, SLG: 0.552										3	1	1	0	2	1	0					
9 Javier Báez, R (1,6) OBP: 0.345, SLG: 0.584										5	0	1	2	0	1	4					
40 Wilson Contreras, R (1,2) OBP: 0.394, SLG: 0.552										4	0	1	1	0	2	3					
22 Jason Heyward, L (1,9) OBP: 0.350, SLG: 0.417										4	1	1	0	0	1	3					
13 David Bote, R (1,4) OBP: 0.352, SLG: 0.475										2	2	0	0	2	0	3					
20 Brandon Kintzler, R (8,1) OBP: 0.480, SLG: 0.585										0	0	0	0	0	0	0					
32 Tyler Chatwood, R (9,1) OBP: 0.333, SLG: 0.667										0	0	0	0	0	0	0					
5 Albert Almora Jr., R (1,8) OBP: 0.301, SLG: 0.425										4	1	2	0	0	0	0					
34 Jon Lester, L (1,1) OBP: 0.412, SLG: 0.308										1	0	0	0	1	0	0					
7 Victor Caratini, S (6,PH) OBP: 0.480, SLG: 0.585										1	1	1	3	0	0	0					
56 Kyle Ryan, L (7,1)										0	0	0	0	0	0	0					
27 Addison Russell, R (7,PH) OBP: 0.316, SLG: 0.448										0	0	0	1	0	0	0					
Inning Stats	R: 2 H: 2 E: 0 K: 0 S: 13	L: 2 R: 0 LOB: 2 BB: 2 P: 30	R: 0 H: 0 E: 0 K: 0 S: 12	L: 0 R: 0 LOB: 1 BB: 1 P: 21	R: 1 H: 2 E: 0 K: 0 S: 16	L: 2 R: 0 LOB: 1 BB: 0 P: 23	R: 1 H: 1 E: 0 K: 0 S: 17	L: 1 R: 0 LOB: 0 BB: 0 P: 24	R: 0 H: 0 E: 0 K: 2 S: 14	L: 0 R: 0 LOB: 0 BB: 0 P: 17	R: 4 H: 4 E: 0 K: 2 S: 30	L: 2 R: 0 LOB: 2 BB: 2 P: 44	R: 1 H: 1 E: 0 K: 1 S: 14	L: 0 R: 0 LOB: 1 BB: 1 P: 21	R: 0 H: 0 E: 0 K: 0 S: 8	L: 0 R: 0 LOB: 0 BB: 0 P: 12	1B: 5 2B: 3 3B: 1 HR: 1	SF: 1 SAC: 0 DP: 0 HBP: 0	WP: 0 PB: 0 SB: 0 CS: 0	PA: 40	
PITCHER	IP WLS BF H R ER SO BB IBB HBP BLK WP HR S P ERA WHIP	IP WLS BF H R ER SO BB IBB HBP BLK WP HR S P ERA WHIP	IP WLS BF H R ER SO BB IBB HBP BLK WP HR S P ERA WHIP	IP WLS BF H R ER SO BB IBB HBP BLK WP HR S P ERA WHIP	IP WLS BF H R ER SO BB IBB HBP BLK WP HR S P ERA WHIP	IP WLS BF H R ER SO BB IBB HBP BLK WP HR S P ERA WHIP	IP WLS BF H R ER SO BB IBB HBP BLK WP HR S P ERA WHIP	IP WLS BF H R ER SO BB IBB HBP BLK WP HR S P ERA WHIP	IP WLS BF H R ER SO BB IBB HBP BLK WP HR S P ERA WHIP	IP WLS BF H R ER SO BB IBB HBP BLK WP HR S P ERA WHIP	IP WLS BF H R ER SO BB IBB HBP BLK WP HR S P ERA WHIP	IP WLS BF H R ER SO BB IBB HBP BLK WP HR S P ERA WHIP	IP WLS BF H R ER SO BB IBB HBP BLK WP HR S P ERA WHIP	IP WLS BF H R ER SO BB IBB HBP BLK WP HR S P ERA WHIP	IP WLS BF H R ER SO BB IBB HBP BLK WP HR S P ERA WHIP	IP WLS BF H R ER SO BB IBB HBP BLK WP HR S P ERA WHIP	IP WLS BF H R ER SO BB IBB HBP BLK WP HR S P ERA WHIP	IP WLS BF H R ER SO BB IBB HBP BLK WP HR S P ERA WHIP	IP WLS BF H R ER SO BB IBB HBP BLK WP HR S P ERA WHIP	IP WLS BF H R ER SO BB IBB HBP BLK WP HR S P ERA WHIP	IP WLS BF H R ER SO BB IBB HBP BLK WP HR S P ERA WHIP

AB	33
R	9
H	10
RBI	9
BB	6
SO	5
LOB	17



Batter	1	2	3	4	5	6	7	8	9	AB	R	H	RBI	BB	SO	LOB	TOP		
13 Matt Carpenter, L OBP: 0.332, SLG: 0.392	F7		F8				F8		G6-1	5	0	2	0	0	0	2			
12 Paul DeJong, R OBP: 0.397, SLG: 0.481	K		F9				G5-3		P4	4	0	0	0	0	1	3			
46 Paul Goldschmidt, R OBP: 0.360, SLG: 0.444	L9		L8				23 1B 25 FC3-2		1B	4	0	2	0	0	0	1			
23 Marcell Ozuna, R OBP: 0.329, SLG: 0.530	E5		16 CS 25 SH1-3				25 FC3-2		K	4	1	3	0	0	1	1			
25 Dexter Fowler, S OBP: 0.363, SLG: 0.379	SH1-3		K				FC3-2		K	3	0	0	0	0	2	4			
16 Kolten Wong, L OBP: 0.326, SLG: 0.377	G6-3		P5				F8		38 BB	3	0	1	1	1	0	3			
48 Harrison Bader, R OBP: 0.342, SLG: 0.429	G6-3		K				G1-3		L8	4	0	0	0	0	1	4			
7 Andrew Knizner, R	P6		G4-3				G1-3		K	4	0	0	0	0	1	2			
50 Adam Wainwright, R 65 Giovanny Gallegos, R 34 Yairo Muñoz, R 30 Tyler Webb, L 18 Carlos Martínez, R 38 José Martínez, R	G6-3		G6-3				L5		BB	2	0	1	0	0	0	0			
Inning Stats	R: 0 E: 0 K: 1 S: 8	H: 0 LOB: 0 BB: 0 P: 12	R: 1 E: 1 K: 0 S: 12	H: 2 LOB: 1 BB: 0 P: 18	R: 0 E: 0 K: 0 S: 13	H: 1 LOB: 1 BB: 0 P: 18	R: 0 E: 0 K: 1 S: 6	H: 1 LOB: 0 BB: 0 P: 10	R: 0 E: 0 K: 1 S: 9	H: 2 LOB: 2 BB: 0 P: 12	R: 0 E: 0 K: 0 S: 10	H: 2 LOB: 2 BB: 0 P: 14	R: 0 E: 0 K: 2 S: 9	H: 1 LOB: 1 BB: 0 P: 14	R: 0 E: 0 K: 1 S: 8	H: 0 LOB: 2 BB: 2 P: 17	1B: 6 2B: 3 3B: 0 HR: 0	SF: 0 SAC: 1 DP: 0 HBP: 0	WP: 0 PA: 37 PB: 0 SB: 0 CS: 1
PITCHER	IP WLS BF H R ER SO BB IBB HBP BLK WP HR S P ERA WHIP																		
28 Kyle Hendricks, R ERA: 3.0	7.0 W 28 8 1 1 3 0 0 0 0 0 0 0 68 98 1.29 1.143																		
41 Steve Cishek, R ERA: 3.0	1.0 H 4 1 0 0 2 0 0 0 0 0 0 0 9 14 0.00 1.000																		
6 Carl Edwards Jr., R ERA: 5.4	0.2 4 0 0 0 1 2 0 0 0 0 0 0 7 16 0.00 3.000																		
46 Pedro Strop, R ERA: 4.85	0.1 S 1 0 0 0 0 0 0 0 0 0 0 0 1 1 0.00 0.000																		

St. Louis Cardinals @ Chicago Cubs
Wrigley Field, Chicago, IL
Sun Jun 09 2019, 6:08 PM - 8:55 PM CDT
Att: 39,545 - Cloudy - 67 F

AB 34
R 1
H 9
RBI 1
BB 2
SO 6
LOB 20



Batter	1	2	3	4	5	6	7	8	9	AB	R	H	RBI	BB	SO	LOB	BOTTOM		
12 Kyle Schwarber, L 41 Steve Cishek, R 6 Carl Edwards Jr., R 46 Pedro Strop, R	G3-1		G3-1				17 1B 44 G3		BB	3	1	2	2	1	0	0			
17 Kris Bryant, R OBP: 0.383, SLG: 0.532	G3		G4-6-3				P6		1B	4	0	2	0	0	0	2			
44 Anthony Rizzo, L OBP: 0.390, SLG: 0.542	G3		G4-6-3				F8		K	4	0	0	1	0	1	3			
9 Javier Báez, R OBP: 0.339, SLG: 0.575	G4-3		K				G5-3		K	4	0	0	0	0	2	1			
2 Carlos González, L OBP: 0.292, SLG: 0.306	G6-3		G4-6-3				K		HR	4	1	2	1	0	1	1			
40 Wilson Contreras, R OBP: 0.387, SLG: 0.550	G6-3		K				K		K	4	0	0	0	0	3	1			
22 Jason Heyward, L OBP: 0.354, SLG: 0.420	SH2-4		SH2-4				L9		1B	3	1	2	0	0	0	0			
28 Kyle Hendricks, R 5 Albert Almora Jr., R	SH2-4		SH5-4				E5		13 1B 12 1B	0	0	0	0	0	0	0			
13 David Bote, R OBP: 0.352, SLG: 0.472	F9		G3-1				G3-1		1B	3	1	1	1	0	0	2			
Inning Stats	R: 1 E: 0 K: 0 S: 10	H: 1 LOB: 1 BB: 1 P: 18	R: 0 E: 0 K: 0 S: 8	H: 1 LOB: 1 BB: 0 P: 13	R: 0 E: 0 K: 0 S: 8	H: 1 LOB: 0 BB: 0 P: 12	R: 0 E: 0 K: 2 S: 8	H: 1 LOB: 1 BB: 0 P: 13	R: 2 E: 0 K: 0 S: 16	H: 3 LOB: 1 BB: 0 P: 22	R: 0 E: 0 K: 2 S: 10	H: 0 LOB: 0 BB: 0 P: 13	R: 1 E: 2 K: 0 S: 10	H: 1 LOB: 1 BB: 0 P: 16	R: 1 E: 0 K: 3 S: 13	H: 1 LOB: 0 BB: 0 P: 17	1B: 7 2B: 2 3B: 0 HR: 1	SF: 0 SAC: 2 DP: 2 HBP: 0	WP: 0 PA: 33 PB: 0 SB: 0 CS: 1
PITCHER	IP WLS BF H R ER SO BB IBB HBP BLK WP HR S P ERA WHIP																		
50 Adam Wainwright, R ERA: 4.48	4.1 L 19 7 3 3 2 1 0 0 0 0 0 0 44 70 6.23 1.846																		
65 Giovanny Gallegos, R ERA: 3.25	1.2 5 0 0 0 2 0 0 0 0 0 0 0 16 21 0.00 0.000																		
30 Tyler Webb, L ERA: 4.22	0.1 1 0 0 0 0 0 0 0 0 0 0 0 3 4 0.00 0.000																		
18 Carlos Martínez, R ERA: 4.15	1.2 8 2 2 1 3 0 0 0 0 0 0 1 20 29 5.40 1.200																		

St. Louis Cardinals @ Chicago Cubs
Wrigley Field, Chicago, IL
Sun Jun 09 2019, 6:08 PM - 8:55 PM CDT
Att: 39,545 - Cloudy - 67 F

AB 30
R 5
H 9
RBI 5
BB 1
SO 7
LOB 10



Batter	1	2	3	4	5	6	7	8	9	AB	R	H	RBI	BB	SO	LOB	TOP			
13 Matt Carpenter, L (1,5) OBP: 0.331, SLG: 0.387										3	0	0	0	1	0	0	St. Louis Cardinals @ Miami Marlins Marlins Park, Miami, FL Mon Jun 10 2019, 7:11 PM - 9:59 PM EDT Att: 6,585 - Roof Closed - 76 F			
38 José Martínez, R (1,9) OBP: 0.344, SLG: 0.385										4	0	0	0	0	2	1				
53 John Gant, R (7,1) OBP: 0.279, SLG: 0.355										0	0	0	0	0	0	0				
49 Jordan Hicks, R (9,1) OBP: 0.287, SLG: 0.337										0	0	0	0	0	0	0				
46 Paul Goldschmidt, R (1,3) OBP: 0.359, SLG: 0.440										4	1	1	0	0	1	0				
23 Marcell Ozuna, R (1,7) OBP: 0.336, SLG: 0.536										3	2	2	0	1	0	0				
16 Kolten Wong, L (1,4) OBP: 0.322, SLG: 0.372										3	1	0	0	0	2	2				
34 Yairo Muñoz, R (1,6) OBP: 0.302, SLG: 0.346										4	0	1	1	0	1	2				
48 Harrison Bader, R (1,8) OBP: 0.346, SLG: 0.425										1	0	0	1	2	0	0				
32 Matt Wieters, S (1,2) OBP: 0.246, SLG: 0.414										4	0	0	0	0	1	4				
52 Michael Wacha, R (1,1) OBP: 0.118, SLG: 0.176										2	0	0	0	0	1	0				
25 Dexter Fowler, S (7,PH) OBP: 0.361, SLG: 0.376										1	0	0	0	0	0	0				
Inning Stats	R: 0 E: 0 K: 1 S: 6	H: 0 LOB: 0 BB: 1 P: 14	R: 0 E: 0 K: 1 S: 18	H: 1 LOB: 2 BB: 1 P: 27	R: 0 E: 0 K: 2 S: 9	H: 0 LOB: 0 BB: 0 P: 12	R: 1 E: 0 K: 1 S: 13	H: 2 LOB: 2 BB: 1 P: 22	R: 0 E: 0 K: 1 S: 8	H: 0 LOB: 0 BB: 0 P: 9	R: 3 E: 1 K: 0 S: 16	H: 1 LOB: 0 BB: 1 P: 30	R: 0 E: 0 K: 0 S: 7	H: 0 LOB: 0 BB: 0 P: 11	R: 0 E: 0 K: 1 S: 8	H: 0 LOB: 0 BB: 0 P: 15	1B: 2 2B: 2 3B: 0 HR: 0	SF: 1 SAC: 1 DP: 1 HBP: 0	WP: 0 PB: 0 SB: 0 CS: 0	PA: 35
PITCHER	IP: 5.0 WLS: L BF: 23 H: 4 R: 4 ER: 1 SO: 6 BB: 4 IBB: 0 HBP: 0 BLK: 0 WP: 0 HR: 0 S: 61 P: 96 ERA: 1.80 WHIP: 1.600	IP: 2.0 WLS: 6 BF: 0 H: 0 R: 0 ER: 0 SO: 0 BB: 0 IBB: 0 HBP: 0 BLK: 0 WP: 0 HR: 16 S: 29 P: 29 ERA: 0.00 WHIP: 0.000	IP: 2.0 WLS: 6 BF: 0 H: 0 R: 0 ER: 0 SO: 2 BB: 0 IBB: 0 HBP: 0 BLK: 0 WP: 0 HR: 20 S: 26 P: 26 ERA: 0.00 WHIP: 0.000																	

Batter	1	2	3	4	5	6	7	8	9	AB	R	H	RBI	BB	SO	LOB	BOTTOM					
44 Austin Dean, R (1,7) OBP: 0.214, SLG: 0.368										4	0	0	0	0	0	1	St. Louis Cardinals @ Miami Marlins Marlins Park, Miami, FL Mon Jun 10 2019, 7:11 PM - 9:59 PM EDT Att: 6,585 - Roof Closed - 76 F					
26 Garrett Cooper, R (1,3) OBP: 0.371, SLG: 0.440										4	0	1	0	0	0	1						
15 Brian Anderson, R (1,5) OBP: 0.326, SLG: 0.379										3	0	1	0	1	1	1						
13 Starlin Castro, R (1,4) OBP: 0.262, SLG: 0.308										4	0	0	0	0	1	3						
47 Harold Ramírez, R (1,9) OBP: 0.363, SLG: 0.433										4	1	3	0	0	1	1						
10 JT Riddle, L (1,8) OBP: 0.224, SLG: 0.315										2	0	0	0	0	0	2						
20 Wei-Yin Chen, R (8,1) OBP: 0.279, SLG: 0.355										0	0	0	0	0	0	0						
14 Martín Prado, R (9,PH) OBP: 0.291, SLG: 0.301										1	0	0	0	0	1	1						
38 Jorge Alfaro, R (1,2) OBP: 0.325, SLG: 0.455										3	0	2	1	0	0	0						
19 Miguel Rojas, R (1,6) OBP: 0.329, SLG: 0.319										1	0	0	0	0	1	2						
22 Sandy Alcantara, R (1,1) OBP: 0.238, SLG: 0.250										2	0	0	0	0	1	0						
21 Curtis Granderson, L (6,9) OBP: 0.279, SLG: 0.355										0	0	0	0	0	0	0						
37 Austin Brice, R (6,1) OBP: 0.287, SLG: 0.337										0	0	0	0	0	0	0						
5 Rosell Herrera, S (7,PH) OBP: 0.287, SLG: 0.337										1	0	0	0	0	0	1						
Inning Stats	R: 0 E: 0 K: 0 S: 5	H: 1 LOB: 0 BB: 0 P: 10	R: 0 E: 0 K: 0 S: 6	H: 1 LOB: 0 BB: 0 P: 11	R: 0 E: 0 K: 1 S: 7	H: 1 LOB: 1 BB: 1 P: 13	R: 0 E: 0 K: 1 S: 5	H: 0 LOB: 0 BB: 0 P: 8	R: 0 E: 0 K: 0 S: 9	H: 2 LOB: 1 BB: 0 P: 11	R: 0 E: 1 K: 2 S: 13	H: 0 LOB: 2 BB: 1 P: 22	R: 1 E: 0 K: 0 S: 9	H: 1 LOB: 0 BB: 0 P: 13	R: 0 E: 0 K: 0 S: 8	H: 0 LOB: 0 BB: 0 P: 14	R: 0 E: 0 K: 2 S: 11	H: 1 LOB: 1 BB: 0 P: 15	1B: 6 2B: 1 3B: 0 HR: 0	SF: 0 SAC: 0 DP: 3 HBP: 0	WP: 0 PB: 0 SB: 0 CS: 0	PA: 33
PITCHER	IP: 6.0 WLS: W BF: 22 H: 5 R: 0 ER: 0 SO: 4 BB: 2 IBB: 0 HBP: 0 BLK: 0 WP: 0 HR: 0 S: 45 P: 75 ERA: 0.00 WHIP: 1.167	IP: 2.0 WLS: 7 BF: 1 H: 1 R: 1 ER: 1 SO: 0 BB: 0 IBB: 0 HBP: 0 BLK: 0 WP: 0 HR: 17 S: 27 P: 27 ERA: 4.50 WHIP: 0.500	IP: 1.0 WLS: S BF: 4 H: 1 R: 0 ER: 0 SO: 2 BB: 0 IBB: 0 HBP: 0 BLK: 0 WP: 0 HR: 11 S: 15 P: 15 ERA: 0.00 WHIP: 1.000																			

AB 29
R 4
H 4
RBI 2
BB 4
SO 8
LOB 9



AB 31
R 1
H 7
RBI 1
BB 2
SO 6
LOB 14



Batter	1	2	3	4	5	6	7	8	9	AB	R	H	RBI	BB	SO	LOB	TOP								
34 Yairo Muñoz, R OBP: 0.293, SLG: 0.333										5	0	1	0	0	3	1	St. Louis Cardinals @ Miami Marlins Marlins Park, Miami, FL Tue Jun 11 2019, 7:11 PM - 10:22 PM EDT Att: 6,308 - Roof Closed - 79 F								
12 Paul DeJong, R OBP: 0.384, SLG: 0.475										5	0	1	0	0	1	1									
46 Paul Goldschmidt, R OBP: 0.359, SLG: 0.441										4	1	1	0	0	0	3									
23 Marcell Ozuna, R OBP: 0.337, SLG: 0.546										5	2	2	1	0	1	2									
4 Yadier Molina, R OBP: 0.296, SLG: 0.402										5	1	2	0	0	1	1									
16 Kaiten Wong, L OBP: 0.332, SLG: 0.376										3	2	2	0	2	0	0									
60 John Brebbia, L OBP: 1.000, SLG: 1.000										0	0	0	0	0	0	0									
25 Dexter Fowler, S OBP: 0.367, SLG: 0.385										4	1	2	1	1	0	3									
48 Harrison Bader, R OBP: 0.354, SLG: 0.438										3	0	1	2	2	2	2									
43 Dakota Hudson, R OBP: 0.095, SLG: 0.050										3	0	0	0	0	3	4									
38 José Martínez, R OBP: 0.346, SLG: 0.388										1	0	1	2	0	0	0									
65 Giovanny Gallegos, R ERA: 2.7										0	0	0	0	0	0	0									
19 Tommy Edman, S ERA: 2.7										1	0	0	0	0	0	2									
Inning Stats	R: 0 E: 0 K: 2 S: 11	H: 0 LOB: 1 BB: 0 P: 16	R: 1 E: 0 K: 2 S: 13	H: 1 LOB: 1 BB: 1 P: 20	R: 0 E: 0 K: 1 S: 10	H: 0 LOB: 0 BB: 0 P: 12	R: 0 E: 0 K: 0 S: 11	H: 2 LOB: 1 BB: 0 P: 19	R: 0 E: 0 K: 2 S: 10	H: 0 LOB: 0 BB: 0 P: 10	R: 2 E: 1 K: 1 S: 18	H: 2 LOB: 3 BB: 3 P: 39	R: 0 E: 0 K: 1 S: 13	H: 1 LOB: 1 BB: 0 P: 20	R: 3 E: 0 K: 2 S: 21	H: 5 LOB: 2 BB: 2 P: 29	R: 1 E: 0 K: 0 S: 13	H: 2 LOB: 2 BB: 1 P: 22	1B: 8 2B: 3 3B: 1 HR: 1	SF: 0 SAC: 0 DP: 1 HBP: 1	WP: 1 PB: 0 SB: 2 CS: 0	PA: 45			
PITCHER	IP	WLS	BF	H	R	ER	SO	BB	IBB	HBP	BLK	WP	HR	S	P	ERA	WHIP								
57 Eliaser Hernández, R ERA: 5.87	5.2	L	23	5	3	3	7	1	0	1	0	0	0	66	96	4.76	1.059								
66 Jarlín García, L ERA: 4.38	0.0		1	0	0	0	0	1	0	0	0	0	0	4											
43 Jeff Bringham, R ERA: 2.7	1.1		7	1	0	0	2	2	0	0	0	1	0	20	36	0.00	2.250								
61 Adam Conley, L ERA: 8.17	2.0		14	7	4	4	2	1	0	0	0	0	1	34	51	18.00	4.000								

Batter	1	2	3	4	5	6	7	8	9	AB	R	H	RBI	BB	SO	LOB	BOTTOM								
21 Curtis Granderson, L OBP: 0.273, SLG: 0.347										4	0	0	0	0	1	1	St. Louis Cardinals @ Miami Marlins Marlins Park, Miami, FL Tue Jun 11 2019, 7:11 PM - 10:22 PM EDT Att: 6,308 - Roof Closed - 79 F								
26 Garrett Cooper, R OBP: 0.375, SLG: 0.437										3	0	1	0	1	1	0									
15 Brian Anderson, R OBP: 0.325, SLG: 0.377										4	0	1	0	0	1	2									
13 Starlin Castro, R OBP: 0.258, SLG: 0.304										4	0	0	0	0	1	2									
47 Harold Ramírez, R OBP: 0.358, SLG: 0.426										4	1	1	0	0	0	3									
38 Jorge Alfaro, R OBP: 0.323, SLG: 0.448										3	0	0	0	0	2	0									
19 Miguel Rojas, R OBP: 0.332, SLG: 0.319										3	0	1	1	1	0	0									
5 Rosell Herrera, S OBP: 0.277, SLG: 0.324										4	0	0	0	0	1	3									
57 Eliaser Hernández, R ERA: 3.47										2	0	0	0	0	2	3									
66 Jarlín García, L ERA: 3.14										0	0	0	0	0	0	0									
43 Jeff Bringham, R OBP: 0.225, SLG: 0.377										0	0	0	0	0	0	0									
44 Austin Dean, R OBP: 0.225, SLG: 0.377										1	0	1	0	0	0	0									
61 Adam Conley, L ERA: 2.51										0	0	0	0	0	0	0									
Inning Stats	R: 0 E: 1 K: 1 S: 11	H: 1 LOB: 2 BB: 0 P: 16	R: 0 E: 0 K: 1 S: 9	H: 0 LOB: 1 BB: 1 P: 16	R: 0 E: 0 K: 0 S: 7	H: 0 LOB: 0 BB: 1 P: 12	R: 1 E: 0 K: 2 S: 11	H: 2 LOB: 2 BB: 0 P: 16	R: 0 E: 0 K: 0 S: 5	H: 0 LOB: 0 BB: 0 P: 8	R: 0 E: 0 K: 1 S: 7	H: 0 LOB: 0 BB: 0 P: 8	R: 0 E: 0 K: 1 S: 11	H: 1 LOB: 1 BB: 0 P: 17	R: 0 E: 0 K: 1 S: 12	H: 1 LOB: 1 BB: 0 P: 15	R: 0 E: 0 K: 2 S: 9	H: 0 LOB: 0 BB: 0 P: 11	1B: 5 2B: 0 3B: 0 HR: 0	SF: 0 SAC: 0 DP: 1 HBP: 1	WP: 0 PB: 0 SB: 0 CS: 0	PA: 35			
PITCHER	IP	WLS	BF	H	R	ER	SO	BB	IBB	HBP	BLK	WP	HR	S	P	ERA	WHIP								
43 Dakota Hudson, R ERA: 3.47	7.0	W	28	4	1	1	6	2	0	1	0	0	0	61	93	1.29	0.857								
65 Giovanny Gallegos, R ERA: 3.14	1.0		4	1	0	0	1	0	0	0	0	0	0	12	15	0.00	1.000								
60 John Brebbia, R ERA: 2.51	1.0		3	0	0	0	2	0	0	0	0	0	0	9	11	0.00	0.000								

AB	39
R	7
H	13
RBI	6
BB	5
SO	11
LOB	19

AB	32
R	1
H	5
RBI	1
BB	2
SO	9
LOB	14



Batter	1	2	3	4	5	6	7	8	9	AB	R	H	RBI	BB	SO	LOB	TOP										
13 Matt Carpenter, L (1.5) OBP: 0.330, SLG: 0.382	F8		L8			K			G6-4-3	3	0	0	0	1	1	1											
12 Paul DeJong, R (1.6) OBP: 0.382, SLG: 0.475	G1-3					P5			G6-4-3	4	0	1	0	0	0	1											
46 Paul Goldschmidt, R (1.3) OBP: 0.359, SLG: 0.438	F9								K	4	0	1	0	0	1	0											
23 Marcell Ozuna, R (1.7) OBP: 0.333, SLG: 0.539		G6-3				F7				3	0	0	0	0	0	2											
4 Yadier Molina, R (1.2) OBP: 0.297, SLG: 0.398	L8					G6-4-3				2	0	0	0	1	0	2											
16 Kaiten Wong, L (1.4) OBP: 0.332, SLG: 0.376	K								F9	3	0	1	0	0	1	1											
25 Dexter Fowler, S (1.9) OBP: 0.362, SLG: 0.379			F8			G3-6-3			F7	3	0	0	0	0	0	1											
48 Harrison Bader, R (1.8) OBP: 0.353, SLG: 0.432									P4	2	0	0	0	1	1	0											
39 Miles Mikolas, R (1.1) OBP: 0.287, SLG: 0.352									K2-3	1	0	0	0	0	1	1											
19 Tommy Edman, S (5. PH)										1	0	0	0	0	1	0											
56 Ryan Helsley, R (6.1)										0	0	0	0	0	0	0											
30 Tyler Webb, L (6.1)										0	0	0	0	0	0	0											
34 Yairo Muñoz, R (6. PH)										1	0	0	0	0	1	0											
60 John Brebbia, L (8.1)										0	0	0	0	0	0	0											
Inning Stats	R: 0 E: 0 K: 0 S: 6	H: 0 LOB: 0 BB: 0 P: 8	R: 0 E: 0 K: 1 S: 6	H: 0 LOB: 0 BB: 0 P: 10	R: 0 E: 0 K: 1 S: 8	H: 0 LOB: 1 BB: 1 P: 14	R: 0 E: 0 K: 0 S: 12	H: 2 LOB: 1 BB: 0 P: 17	R: 0 E: 0 K: 1 S: 5	H: 1 LOB: 0 BB: 0 P: 9	R: 0 E: 0 K: 2 S: 12	H: 0 LOB: 0 BB: 0 P: 19	R: 0 E: 0 K: 0 S: 12	H: 0 LOB: 1 BB: 1 P: 18	R: 0 E: 0 K: 1 S: 8	H: 0 LOB: 0 BB: 0 P: 10	R: 0 E: 0 K: 1 S: 7	H: 0 LOB: 0 BB: 0 P: 13	1B: 2 2B: 1 3B: 0 HR: 0	SF: 0 SAC: 0 DP: 3 HBP: 0	WP: 0 PB: 0 SB: 0 CS: 0	PA: 30					
PITCHER	IP	WLS	BF	H	R	ER	SO	BB	IBB	HBP	BLK	WP	HR	S	P	ERA	WHIP										
50 Jordan Yamamoto, R (1.1) ERA: 4.23	7.0	W	24	3	0	0	5	2	0	0	0	0	0	61	95	0.00	0.714										
70 Nick Anderson, R (8.1) ERA: 3.51	1.0		3	0	0	0	1	0	0	0	0	0	0	8	10	0.00	0.000										
56 Tayron Guerrero, R (9.1)	1.0		3	0	0	0	1	1	0	0	0	0	0	7	13	0.00	1.000										

St. Louis Cardinals @ Miami Marlins
Marlins Park, Miami, FL
Wed Jun 12, 2019, 7:12 PM - 9:44 PM EDT
Att: 7,001 - Roof Closed - 77 F

AB 27
R 0
H 3
RBI 0
BB 3
SO 7
LOB 9



Batter	1	2	3	4	5	6	7	8	9	AB	R	H	RBI	BB	SO	LOB	BOTTOM										
21 Curtis Granderson, L (1.7) OBP: 0.276, SLG: 0.362	F7					F8				4	2	1	3	1	0	1											
26 Garrett Cooper, R (1.3) OBP: 0.384, SLG: 0.491										5	2	3	4	0	2	0											
15 Brian Anderson, R (1.9) OBP: 0.327, SLG: 0.379										4	0	2	1	0	1	1											
13 Starlin Castro, R (1.4) OBP: 0.258, SLG: 0.303										4	0	1	0	0	1	2											
47 Harold Ramirez, R (1.8) OBP: 0.345, SLG: 0.410										4	0	0	0	0	1	5											
14 Martin Prado, R (1.5) OBP: 0.284, SLG: 0.303										2	1	1	0	0	0	0											
44 Austin Dean, R (4.7) OBP: 0.219, SLG: 0.366										2	0	0	0	0	0	2											
56 Tayron Guerrero, R (9.1)										0	0	0	0	0	0	0											
19 Miguel Rojas, R (1.6) OBP: 0.335, SLG: 0.327										4	1	2	0	0	0	0											
28 Bryan Holaday, R (1.2) OBP: 0.391, SLG: 0.474										3	2	1	0	1	1	3											
50 Jordan Yamamoto, R (1.1)										1	0	0	1	0	1	1											
70 Nick Anderson, R (8.1)										0	0	0	0	0	0	0											
10 JT Riddle, L (6. PH) OBP: 0.237, SLG: 0.345										1	1	1	0	0	0	0											
Inning Stats	R: 1 E: 0 K: 1 S: 11	H: 2 LOB: 1 BB: 0 P: 17	R: 4 E: 0 K: 1 S: 14	H: 3 LOB: 0 BB: 1 P: 21	R: 0 E: 0 K: 1 S: 7	H: 0 LOB: 0 BB: 0 P: 10	R: 0 E: 0 K: 1 S: 11	H: 1 LOB: 1 BB: 0 P: 15	R: 0 E: 0 K: 0 S: 10	H: 2 LOB: 2 BB: 0 P: 15	R: 1 E: 0 K: 1 S: 10	H: 1 LOB: 0 BB: 0 P: 16	R: 0 E: 0 K: 1 S: 14	H: 1 LOB: 1 BB: 0 P: 21	R: 3 E: 0 K: 1 S: 16	H: 2 LOB: 0 BB: 1 P: 22	R: 0 E: 0 K: 1 S: 16	H: 0 LOB: 0 BB: 1 P: 22	1B: 7 2B: 2 3B: 1 HR: 2	SF: 0 SAC: 2 DP: 1 HBP: 0	WP: 0 PB: 0 SB: 0 CS: 0	PA: 38					
PITCHER	IP	WLS	BF	H	R	ER	SO	BB	IBB	HBP	BLK	WP	HR	S	P	ERA	WHIP										
39 Miles Mikolas, R (1.1) ERA: 4.83	5.0	L	24	8	5	5	4	1	0	0	0	0	0	6	10	9.00	1.800										
56 Ryan Helsley, R (6.1) ERA: 3.49	0.1		2	1	1	1	1	0	0	0	0	0	0	6	10	27.00	3.000										
30 Tyler Webb, L (6.1)	1.2		6	1	0	0	1	0	0	0	1	0	0	18	27	0.00	0.600										
60 John Brebbia, R (8.1)	1.0		6	2	3	3	1	1	0	0	0	0	1	16	22	27.00	3.000										

St. Louis Cardinals @ Miami Marlins
Marlins Park, Miami, FL
Wed Jun 12, 2019, 7:12 PM - 9:44 PM EDT
Att: 7,001 - Roof Closed - 77 F

AB 34
R 9
H 12
RBI 9
BB 2
SO 7
LOB 15



Batter	1	2	3	4	5	6	7	8	9	10	AB	R	H	RBI	BB	SO	LOB	TOP									
13 Matt Carpenter, L (1.5) OBP: 0.331, SLG: 0.379 49 Jordan Hicks, R (10, 1)	F8		FC5-4 1B			K		HBP		G3	4	0	1	1	0	1	1	St. Louis Cardinals @ New York Mets Citi Field, Flushing, NY Thu Jun 13 2019, 7:11 PM - 6:28 PM EDT Att: 31,862 - Cloudy - 65 F									
12 Paul DeJong, R (1.6) OBP: 0.363, SLG: 0.486	P3		FC5-4			HR		L8		G3	5	1	2	2	0	0	2										
46 Paul Goldschmidt, R (1.3) OBP: 0.352, SLG: 0.430	G6-3					F9		K		G6-4-3	5	0	0	0	0	1	2										
23 Marcell Ozuna, R (1.7) OBP: 0.336, SLG: 0.537			K			K				BB	3	1	1	0	1	2	0										
38 José Martínez, R (1.9) OBP: 0.340, SLG: 0.379			K			G3-6-3				G5-3	4	0	0	0	0	1	2										
4 Yadier Molina, R (1.2) OBP: 0.296, SLG: 0.395			K			K				K	4	0	1	0	0	3	1										
16 Kolten Wong, L (1.4) OBP: 0.331, SLG: 0.373			G4-3			L8		FC3-6		1B	4	1	1	1	0	0	1										
48 Harrison Bader, R (1.8) OBP: 0.363, SLG: 0.455			13 1B			22 S		K		2B	4	1	3	1	0	1	1										
22 Jack Flaherty, R (8, 1) ERA: 3.38 65 Giovanni Gallegos, R (8, PH) 25 Dexter Fowler, S (8, PH) 21 Andrew Miller, L (8, 1) 18 Carlos Martínez, R (9, 1) 34 Yairo Muñoz, R (10, PH) OBP: 0.290, SLG: 0.339			K			L7				G3-1	2	0	0	0	0	1	2										
			13 1B			13 S				1B	1	1	1	0	0	0	0										
Inning Stats	R: 0 E: 0 K: 0 S: 9	H: 0 LOB: 0 BB: 0 P: 13	R: 0 E: 0 K: 3 S: 10	H: 0 LOB: 0 BB: 0 P: 13	R: 1 E: 0 K: 1 S: 12	H: 2 LOB: 1 BB: 0 P: 18	R: 0 E: 0 K: 2 S: 10	H: 1 LOB: 0 BB: 0 P: 15	R: 0 E: 0 K: 1 S: 10	H: 1 LOB: 1 BB: 0 P: 16	R: 1 E: 0 K: 2 S: 15	H: 1 LOB: 0 BB: 0 P: 21	R: 0 E: 0 K: 1 S: 14	H: 1 LOB: 1 BB: 0 P: 20	R: 0 E: 0 K: 1 S: 13	H: 0 LOB: 1 BB: 0 P: 20	R: 2 E: 0 K: 1 S: 11	H: 2 LOB: 1 BB: 0 P: 20	R: 1 E: 0 K: 0 S: 10	H: 2 LOB: 0 BB: 0 P: 16	1B: 7 2B: 2 3B: 0 HR: 1	SF: 0 SAC: 0 DP: 2 HBP: 1	WP: 0 PB: 0 SB: 3 CS: 0	PA: 39			
PITCHER	IP 7.0	WLS H	BF 26	H 6	R 2	ER 2	SO 8	BB 0	IBB 0	HBP 0	BLK 0	WP 0	HR 1	S 80	P 116	ERA 2.57	WHIP 0.857										
48 Jacob deGrom, R (1.1) ERA: 3.38	1.0	H	4	0	0	0	1	0	0	1	0	0	0	13	20	0.00	0.000										
67 Seth Lugo, R (8, 1) ERA: 2.43	2.0	L	9	4	3	3	1	1	0	0	0	0	0	21	36	13.50	2.500										
39 Edwin Díaz, R (9, 1) ERA: 3.58																											

Batter	1	2	3	4	5	6	7	8	9	10	AB	R	H	RBI	BB	SO	LOB	BOTTOM									
6 Jeff McNeil, L (1.4) OBP: 0.406, SLG: 0.465	F7		30 HR			K		K		G4-3	5	1	1	0	0	2	0	St. Louis Cardinals @ New York Mets Citi Field, Flushing, NY Thu Jun 13 2019, 7:11 PM - 6:28 PM EDT Att: 31,862 - Cloudy - 65 F									
30 Michael Conforto, L (1.9) OBP: 0.383, SLG: 0.507	K		HR			K		K		K	4	1	1	2	0	3	0										
20 Pete Alonso, R (1.3) OBP: 0.339, SLG: 0.598	K		1B			22 1B		K		K	4	1	2	0	0	2	0										
22 Dominic Smith, L (1.7) OBP: 0.442, SLG: 0.573	F8		F8			21 1B		K		K	3	1	1	1	0	0	1										
12 Juan Lagares, R (8, 8) OBP: 0.258, SLG: 0.276	F8		F8			40 BB		K		K	1	0	0	0	0	1	0										
21 Todd Frazier, R (1.5) OBP: 0.340, SLG: 0.433	BB		1B			1B		G6-3		G6-3	3	0	1	0	1	0	0										
40 Wilson Ramos, R (1.2) OBP: 0.352, SLG: 0.407	P3		1B			BB		K		K	3	0	0	0	1	2	1										
1 Amed Rosario, R (1.6) OBP: 0.286, SLG: 0.412	K		1B			1B		G4-3		G4-3	3	0	0	1	0	1	1										
91 Carlos Gómez, R (1.8) (8, 7) OBP: 0.276, SLG: 0.386	K		K			K		K		G5-3	4	0	0	0	0	3	0										
48 Jacob deGrom, L (1.1) ERA: 4.28 65 Giovanni Gallegos, R (8, 1) ERA: 2.97 21 Andrew Miller, L (8, 1) ERA: 3.63 18 Carlos Martínez, R (9, 1) ERA: 3.72 39 Edwin Díaz, R (10, PH) 11 Adeiny Hechavarría, R OBP: 0.275, SLG: 0.455	G3-1		L7			K		K		G6-3	2	0	0	0	0	0	0										
											1	0	0	0	0	0	0										
Inning Stats	R: 0 E: 0 K: 2 S: 8	H: 0 LOB: 0 BB: 0 P: 11	R: 0 E: 0 K: 1 S: 9	H: 0 LOB: 1 BB: 1 P: 18	R: 2 E: 0 K: 1 S: 15	H: 3 LOB: 1 BB: 0 P: 25	R: 0 E: 0 K: 1 S: 5	H: 0 LOB: 0 BB: 0 P: 8	R: 0 E: 0 K: 2 S: 10	H: 0 LOB: 0 BB: 0 P: 13	R: 2 E: 0 K: 1 S: 15	H: 3 LOB: 1 BB: 1 P: 28	R: 0 E: 0 K: 3 S: 13	H: 0 LOB: 0 BB: 0 P: 15	R: 0 E: 0 K: 3 S: 9	H: 0 LOB: 0 BB: 0 P: 13	R: 0 E: 0 K: 1 S: 8	H: 0 LOB: 0 BB: 0 P: 12	R: 0 E: 0 K: 0 S: 3	H: 0 LOB: 0 BB: 0 P: 6	1B: 4 2B: 2 3B: 0 HR: 1	SF: 1 SAC: 0 DP: 1 HBP: 1	WP: 0 PB: 0 SB: 0 CS: 0	PA: 37			
PITCHER	IP 5.1	WLS H	BF 24	H 6	R 4	ER 4	SO 8	BB 2	IBB 0	HBP 0	BLK 0	WP 0	HR 1	S 61	P 101	ERA 6.75	WHIP 1.500										
22 Jack Flaherty, R (1.1) ERA: 4.28	1.2		4	0	0	0	3	0	0	0	0	0	0	9	13	0.00	0.000										
21 Andrew Miller, L (8, 1) ERA: 3.63	1.0	W	3	0	0	0	1	0	0	0	0	0	0	8	12	0.00	0.000										
18 Carlos Martínez, R (9, 1) ERA: 3.72	1.0	S	3	0	0	0	0	0	0	0	0	0	0	3	6	0.00	0.000										
49 Jordan Hicks, R (10, 1) ERA: 3.47																											



Batter	1	2	3	4	5	6	7	8	9	AB	R	H	RBI	BB	SO	LOB	TOP				
13 Matt Carpenter, L (1.5) OBP: 0.336, SLG: 0.385										2	0	1	1	2	0	1	St. Louis Cardinals @ New York Mets Citi Field, Flushing, NY Fri Jun 14, 2019, 7:11 PM - 10:15 PM EDT Att: 28,560 - Partly Cloudy - 75 F				
12 Paul DeJong, R (1.6) OBP: 0.360, SLG: 0.492										5	1	1	1	0	3	3					
46 Paul Goldschmidt, R (1.3) OBP: 0.340, SLG: 0.421										5	0	0	0	0	0	3					
23 Marcell Ozuna, R (1.7) OBP: 0.331, SLG: 0.528										4	0	0	0	0	1	1					
4 Yadier Molina, R (1.2) OBP: 0.295, SLG: 0.397										4	1	1	0	0	0	0					
48 Harrison Bader, R (1.8) OBP: 0.295, SLG: 0.445										3	1	0	0	1	2	0					
25 Dexter Fowler, S (1.9) OBP: 0.363, SLG: 0.392										3	2	1	3	1	0	0					
19 Tommy Edman, S (1.4) OBP: 0.167, SLG: 0.333										3	2	1	0	0	0	1					
21 Andrew Miller, L (7.1)										0	0	0	0	0	0	0					
53 John Gant, R (7.1)										1	0	0	0	0	1	0					
62 Daniel Ponce de Leon, R (1.1) ERA: 3.93										0	0	0	0	0	0	0					
38 José Martínez, R (5. PH) ERA: 4.79										1	1	1	3	0	0	0					
30 Tyler Webb, L (5.1) ERA: 4.24										0	0	0	0	0	0	0					
60 John Brebbia, L (5.1) ERA: 4.03										0	0	0	0	0	0	0					
16 Kellen Wong, L (7. PH) ERA: 1.88										2	1	2	1	0	0	0					
Inning Stats	R: 0 H: 1 E: 0 K: 1 S: 12	H: 1 LOB: 1 BB: 0 P: 18	R: 0 H: 0 E: 0 K: 0 S: 8	H: 0 LOB: 0 BB: 0 P: 12	R: 1 H: 1 E: 0 K: 1 S: 9	H: 1 LOB: 0 BB: 0 P: 11	R: 0 H: 0 E: 0 K: 0 S: 7	H: 0 LOB: 0 BB: 0 P: 12	R: 3 H: 1 E: 1 K: 2 S: 24	H: 1 LOB: 1 BB: 2 P: 43	R: 0 H: 0 E: 0 K: 2 S: 12	H: 0 LOB: 0 BB: 0 P: 17	R: 0 H: 1 E: 1 K: 0 S: 11	H: 1 LOB: 0 BB: 0 P: 20	R: 4 H: 3 E: 0 K: 1 S: 14	H: 3 LOB: 0 BB: 1 P: 23	R: 1 H: 1 E: 0 K: 0 S: 12	H: 1 LOB: 0 BB: 1 P: 21	1B: 1 2B: 4 3B: 0 HR: 4	SF: 1 SAC: 1 DP: 1 HBP: 0	WP: 0 PA: 39 PB: 0 SB: 1 CS: 0
PITCHER	IP WLS BF H R ER SO BB IBB HBP BLK WP HR S P ERA WHIP	IP WLS BF H R ER SO BB IBB HBP BLK WP HR S P ERA WHIP	IP WLS BF H R ER SO BB IBB HBP BLK WP HR S P ERA WHIP	IP WLS BF H R ER SO BB IBB HBP BLK WP HR S P ERA WHIP	IP WLS BF H R ER SO BB IBB HBP BLK WP HR S P ERA WHIP	IP WLS BF H R ER SO BB IBB HBP BLK WP HR S P ERA WHIP	IP WLS BF H R ER SO BB IBB HBP BLK WP HR S P ERA WHIP	IP WLS BF H R ER SO BB IBB HBP BLK WP HR S P ERA WHIP	IP WLS BF H R ER SO BB IBB HBP BLK WP HR S P ERA WHIP	IP WLS BF H R ER SO BB IBB HBP BLK WP HR S P ERA WHIP	IP WLS BF H R ER SO BB IBB HBP BLK WP HR S P ERA WHIP	IP WLS BF H R ER SO BB IBB HBP BLK WP HR S P ERA WHIP	IP WLS BF H R ER SO BB IBB HBP BLK WP HR S P ERA WHIP	IP WLS BF H R ER SO BB IBB HBP BLK WP HR S P ERA WHIP	IP WLS BF H R ER SO BB IBB HBP BLK WP HR S P ERA WHIP	IP WLS BF H R ER SO BB IBB HBP BLK WP HR S P ERA WHIP					

AB	33
R	9
H	8
RBI	9
BB	4
SO	7
LOB	9



Batter	1	2	3	4	5	6	7	8	9	AB	R	H	RBI	BB	SO	LOB	BOTTOM				
6 Jeff McNeil, L (1.4) OBP: 0.406, SLG: 0.463										5	0	2	0	0	1	1	St. Louis Cardinals @ New York Mets Citi Field, Flushing, NY Fri Jun 14, 2019, 7:11 PM - 10:15 PM EDT Att: 28,560 - Partly Cloudy - 75 F				
30 Michael Conforto, L (1.9) OBP: 0.379, SLG: 0.500										5	1	1	0	0	2	1					
20 Pete Alonso, R (1.3) OBP: 0.344, SLG: 0.599										3	2	1	1	2	0	3					
22 Dominic Smith, L (1.7) OBP: 0.434, SLG: 0.553										3	0	0	0	1	2	5					
27 Jeury Familia, R (8.1) ERA: 4.79										0	0	0	0	0	0	0					
33 Héctor Santiago, R (9.1) ERA: 6.75										1	0	0	0	0	0	1					
28 J.D. Davis, R (9. PH) OBP: 0.328, SLG: 0.447										0	0	0	0	0	0	0					
21 Todd Frazier, R (1.5) OBP: 0.335, SLG: 0.425										5	0	1	1	0	0	5					
40 Wilson Ramos, R (1.2) OBP: 0.350, SLG: 0.404										4	0	1	2	0	0	2					
1 Amed Rosario, R (1.6) OBP: 0.289, SLG: 0.412										3	0	1	0	1	0	2					
12 Juan Lagares, R (1.8) OBP: 0.252, SLG: 0.269										3	0	0	0	0	1	2					
65 Robert Cseleman, R (7.1) ERA: 4.24										0	0	0	0	0	0	0					
11 Adeiny Hechavarria, R (8.4) OBP: 0.272, SLG: 0.449										1	0	0	0	0	0	0					
32 Steven Matz, R (1.1) OBP: 0.261, SLG: 0.391										2	1	2	1	0	0	0					
91 Carlos Gómez, R (7.8) OBP: 0.282, SLG: 0.380										1	1	0	0	0	0	0					
Inning Stats	R: 1 H: 1 E: 0 K: 2 S: 18	H: 1 LOB: 2 BB: 2 P: 36	R: 0 H: 1 E: 0 K: 0 S: 9	H: 1 LOB: 1 BB: 1 P: 14	R: 0 H: 0 E: 0 K: 1 S: 8	H: 0 LOB: 1 BB: 1 P: 14	R: 0 H: 0 E: 0 K: 0 S: 5	H: 0 LOB: 0 BB: 0 P: 7	R: 1 H: 2 E: 0 K: 1 S: 10	H: 2 LOB: 1 BB: 0 P: 14	R: 0 H: 1 E: 0 K: 1 S: 8	H: 1 LOB: 0 BB: 0 P: 12	R: 3 H: 3 E: 1 K: 1 S: 14	H: 3 LOB: 2 BB: 0 P: 18	R: 0 H: 0 E: 0 K: 0 S: 7	H: 0 LOB: 0 BB: 0 P: 9	R: 0 H: 1 E: 0 K: 0 S: 10	H: 1 LOB: 0 BB: 0 P: 16	1B: 7 2B: 1 3B: 0 HR: 1	SF: 0 SAC: 0 DP: 1 HBP: 1	WP: 0 PA: 41 PB: 0 SB: 0 CS: 0
PITCHER	IP WLS BF H R ER SO BB IBB HBP BLK WP HR S P ERA WHIP	IP WLS BF H R ER SO BB IBB HBP BLK WP HR S P ERA WHIP	IP WLS BF H R ER SO BB IBB HBP BLK WP HR S P ERA WHIP	IP WLS BF H R ER SO BB IBB HBP BLK WP HR S P ERA WHIP	IP WLS BF H R ER SO BB IBB HBP BLK WP HR S P ERA WHIP	IP WLS BF H R ER SO BB IBB HBP BLK WP HR S P ERA WHIP	IP WLS BF H R ER SO BB IBB HBP BLK WP HR S P ERA WHIP	IP WLS BF H R ER SO BB IBB HBP BLK WP HR S P ERA WHIP	IP WLS BF H R ER SO BB IBB HBP BLK WP HR S P ERA WHIP	IP WLS BF H R ER SO BB IBB HBP BLK WP HR S P ERA WHIP	IP WLS BF H R ER SO BB IBB HBP BLK WP HR S P ERA WHIP	IP WLS BF H R ER SO BB IBB HBP BLK WP HR S P ERA WHIP	IP WLS BF H R ER SO BB IBB HBP BLK WP HR S P ERA WHIP	IP WLS BF H R ER SO BB IBB HBP BLK WP HR S P ERA WHIP	IP WLS BF H R ER SO BB IBB HBP BLK WP HR S P ERA WHIP	IP WLS BF H R ER SO BB IBB HBP BLK WP HR S P ERA WHIP					

AB	36
R	5
H	9
RBI	5
BB	4
SO	6
LOB	22



Batter	1	2	3	4	5	6	7	8	9	AB	R	H	RBI	BB	SO	LOB	TOP			
13 Matt Carpenter, L (1, 5) OBP: 0.328, SLG: 0.379	F7		K		F7			L6		4	0	0	0	0	1	0				
12 Paul DeJong, R (1, 6) OBP: 0.366, SLG: 0.506	46 HR		K		K			HR		3	2	1	1	1	2	0				
46 Paul Goldschmidt, R (1, 3) OBP: 0.353, SLG: 0.433	1-H			25 FC1 4 38 BB G5-4-3				K		2	2	1	2	2	1	0				
38 José Martínez, R (1, 7) 18 Carlos Martínez, R (8, 1)	G5-3			4 25 E G5-4-3				K		3	0	0	0	1	2	1				
25 Dexter Fowler, S (1, 9) OBP: 0.357, SLG: 0.402	P6			1-2 2-3 FC1 4 G5-4-3				K		0	0	0	0	0	0	3				
4 Yadier Molina, R (1, 2) OBP: 0.292, SLG: 0.390	G4-3			1-2 2-3 G5-4-3				1B		4	0	1	0	0	0	2				
48 Harrison Bader, R (1, 8) OBP: 0.346, SLG: 0.425	L8			1-2 2-3 3-H K				F9		4	0	0	0	0	1	2				
16 Kolten Wong, L (1, 4) OBP: 0.332, SLG: 0.390	B1-3			1-2 2-3 F8				P6		4	0	0	0	0	0	2				
43 Dakota Hudson, R (1, 1) 23 Marcell Ozuna, R (7, PH) 21 Andrew Miller, L (7, 1) 34 Yairo Muñoz, R (8, 7) OBP: 0.297, SLG: 0.333	K			1-2 2-3 F8				FC6-4		2	0	0	0	0	2	0				
Inning Stats	R: 2 E: 0 K: 0 S: 11	H: 1 LOB: 0 BB: 1 P: 23	R: 0 E: 0 K: 0 S: 6	H: 0 LOB: 0 BB: 0 P: 9	R: 0 E: 0 K: 3 S: 11	H: 0 LOB: 0 BB: 0 P: 17	R: 1 E: 1 K: 1 S: 11	H: 0 LOB: 1 BB: 2 P: 23	R: 0 E: 0 K: 2 S: 13	H: 0 LOB: 1 BB: 0 P: 21	R: 0 E: 0 K: 0 S: 13	H: 0 LOB: 0 BB: 0 P: 17	R: 1 E: 0 K: 2 S: 13	H: 1 LOB: 0 BB: 0 P: 21	R: 0 E: 0 K: 0 S: 9	H: 1 LOB: 0 BB: 0 P: 14	1B: 1 2B: 0 3B: 0 HR: 2	SF: 0 SAC: 0 DP: 1 HBP: 0	WP: 0 PB: 0 SB: 0 CS: 0	PA: 35
PITCHER	IP WLS BF H R ER SO BB IBB HBP BLK WP HR S P ERA WHIP																			
44 Jason Vargas, L (1, 1) ERA: 3.74	4.0	16	1	3	2	4	3	0	0	0	0	0	0	1	39	72	4.50	1.000		
68 Wilmer Font, R (5, 1) ERA: 4.95	3.0	11	0	0	0	3	1	0	0	0	0	0	0	0	38	55	0.00	0.333		
64 Chris Flexen, R (8, 1) ERA: 10.8	1.0	L	4	1	1	1	2	0	0	0	0	0	1	13	21	9.00	1.000			
46 Brooks Pounders, R (9, 1) ERA:	1.0	4	1	0	0	2	0	0	0	0	0	0	0	9	14	0.00	1.000			

St. Louis Cardinals @ New York Mets
Citi Field, Flushing, NY
Sun Jun 16 2019, 1:11 PM - 4:19 PM EDT
Att: 37,054 - Cloudy - 79 F

AB 31
R 4
H 3
RBI 3
BB 4
SO 9
LOB 11



Batter	1	2	3	4	5	6	7	8	9	AB	R	H	RBI	BB	SO	LOB	BOTTOM					
22 Dominic Smith, L (1, 7) OBP: 0.442, SLG: 0.562	28 1B			G4-6-3				1B		3	1	2	0	1	0	1						
28 J.D. Davis, R (1, 5) OBP: 0.335, SLG: 0.476	30 FC3-6			G4-3				F8		4	0	1	1	0	0	3						
30 Michael Conforto, L (1, 9) OBP: 0.361, SLG: 0.493	11 WP 24 BB FC3-6			G5-3				K		4	0	1	0	0	1	2						
20 Pete Alonso, R (1, 3) OBP: 0.347, SLG: 0.604	L6			K				F9		4	0	1	0	0	1	1						
24 Robinson Canó, L (1, 4) OBP: 0.289, SLG: 0.371	BB			G4-6-3				K		3	1	1	0	1	1	2						
11 Adielny Hecchavarria, R (1, 6) OBP: 0.271, SLG: 0.439	F9			11 1B				F9		4	1	1	1	0	0	2						
12 Juan Lagares, R (1, 8) OBP: 0.261, SLG: 0.279				12 1B				F9		3	0	2	1	0	0	0						
6 Jeff McNeil, L (9, PH) OBP: 0.404, SLG: 0.457	3 G6-3			22 G4-6-3				K		1	0	0	0	0	1	0						
3 Tomás Nido, R (1, 2) OBP: 0.232, SLG: 0.345	G6-3			K				G5-3		3	0	0	0	0	1	1						
21 Todd Frazier, R (9, PH) OBP: 0.341, SLG: 0.424	G6-3			22 G4-6-3				1B		1	0	1	0	0	0	0						
44 Jason Vargas, L (1, 1) ERA: 3.74	6.0	26	8	3	3	3	3	0	0	0	0	0	0	1	1	1						
46 Jacob deGrom, L (4, PH) ERA: 3.55	1.0	W	4	1	0	0	1	0	0	0	0	0	0	0	0	0						
68 Wilmer Font, R (5, 1) ERA: 4.95	1.0	S	6	1	0	0	2	0	0	0	0	0	0	0	0	0						
1 Améd Rosario, R (7, PH) ERA: 3.88	2.0	S	6	1	0	0	2	0	0	0	0	0	0	0	0	0						
64 Chris Flexen, R (8, 1) ERA: 10.8																						
46 Brooks Pounders, R (9, 1) ERA:																						
40 Wilson Ramos, R (9, PH) OBP: 0.346, SLG: 0.506																						
Inning Stats	R: 1 E: 0 K: 0 S: 8	H: 2 LOB: 2 BB: 1 P: 20	R: 0 E: 0 K: 1 S: 12	H: 1 LOB: 2 BB: 1 P: 24	R: 2 E: 0 K: 1 S: 15	H: 3 LOB: 2 BB: 0 P: 21	R: 0 E: 0 K: 1 S: 6	H: 0 LOB: 0 BB: 1 P: 12	R: 0 E: 0 K: 0 S: 7	H: 2 LOB: 1 BB: 0 P: 13	R: 0 E: 0 K: 0 S: 8	H: 0 LOB: 0 BB: 0 P: 9	R: 0 E: 0 K: 1 S: 11	H: 1 LOB: 0 BB: 0 P: 17	R: 0 E: 0 K: 1 S: 7	H: 0 LOB: 0 BB: 0 P: 14	R: 0 E: 0 K: 1 S: 12	H: 1 LOB: 0 BB: 0 P: 16	1B: 8 2B: 2 3B: 0 HR: 0	SF: 0 SAC: 0 DP: 3 HBP: 0	WP: 1 PB: 0 SB: 1 CS: 0	PA: 36
PITCHER	IP WLS BF H R ER SO BB IBB HBP BLK WP HR S P ERA WHIP																					
43 Dakota Hudson, R (1, 1) ERA: 3.55	6.0	26	8	3	3	3	3	0	0	0	0	0	0	1	1	1	4.50	1.833				
21 Andrew Miller, L (7, 1) ERA: 3.88	1.0	W	4	1	0	0	1	0	0	0	0	0	0	0	11	17	0.00	1.000				
18 Carlos Martínez, R (8, 1) ERA: 3.09	2.0	S	6	1	0	0	2	0	0	0	0	0	0	0	19	30	0.00	0.500				

St. Louis Cardinals @ New York Mets
Citi Field, Flushing, NY
Sun Jun 16 2019, 1:11 PM - 4:19 PM EDT
Att: 37,054 - Cloudy - 79 F

AB 33
R 3
H 10
RBI 3
BB 3
SO 6
LOB 14




Batter	1	2	3	4	5	6	7	8	9	AB	R	H	RBI	BB	SO	LOB	TOP										
21 Curtis Granderson, L (1.7) OBP: 0.269, SLG: 0.348	G4-3		1B			G3-1		F7		4	0	1	0	0	0	0	Miami Marlins @ St. Louis Cardinals Busch Stadium, St. Louis, MO Mon Jun 17 2019, 7:16 PM - 9:54 PM CDT Att. 41,274 - Rain - 74 F										
26 Garrett Cooper, R (1.3) OBP: 0.380, SLG: 0.480	G5-3		K			K		1B		4	0	1	0	0	2	1											
15 Brian Anderson, R (1.5) OBP: 0.333, SLG: 0.377	G6-3					1B		L3		4	0	2	0	0	0	1											
13 Starlin Castro, R (1.4) OBP: 0.264, SLG: 0.307	F9		G6-4-3			1B		G6-3		4	0	1	0	0	0	1											
47 Harold Ramirez, R (1.9) OBP: 0.349, SLG: 0.438	G6-3		G4-3			F8		G4-3		4	0	1	0	0	0	2											
38 Jorge Alfaro, R (1.2) OBP: 0.317, SLG: 0.430	G6-3		G5-3			K		G4-3		4	0	0	0	0	1	1											
10 JT Riddle, L (1.8) OBP: 0.239, SLG: 0.328	G6-3		1B			G3				3	0	1	0	0	0	1											
19 Miguel Rojas, R (1.6) OBP: 0.332, SLG: 0.326	G5-3		K			K				3	0	1	0	0	1	1											
57 Eliaser Hernández, R (1.1)	K		P4			K				2	0	0	0	0	1	1											
44 Austin Dean, R (7. PH) ERA: 4.48			K							1	0	0	0	0	1	1											
20 Wei-Yin Chen, R (7.1) ERA: 1.62										0	0	0	0	0	0	0											
37 Austin Brice, R (8.1)										0	0	0	0	0	0	0											
Inning Stats	R: 0 E: 0 K: 0 S: 5	H: 0 LOB: 0 BB: 0 P: 6	R: 0 E: 0 K: 0 S: 12	H: 1 LOB: 1 BB: 0 P: 20	R: 0 E: 0 K: 2 S: 16	H: 1 LOB: 1 BB: 0 P: 23	R: 0 E: 0 K: 0 S: 9	H: 1 LOB: 0 BB: 0 P: 13	R: 0 E: 0 K: 1 S: 14	H: 1 LOB: 1 BB: 0 P: 17	R: 0 E: 0 K: 1 S: 12	H: 2 LOB: 2 BB: 0 P: 20	R: 0 E: 0 K: 2 S: 12	H: 1 LOB: 1 BB: 0 P: 16	R: 0 E: 0 K: 0 S: 4	H: 1 LOB: 0 BB: 0 P: 5	R: 0 E: 0 K: 0 S: 5	H: 0 LOB: 0 BB: 0 P: 7	1B: 7 2B: 2 3B: 0 HR: 0	SF: 0 SAC: 0 DP: 2 HBP: 0	WP: 0 PB: 0 SB: 0 CS: 0	PA: 33					
PITCHER	IP	WLS	BF	H	R	ER	SO	BB	IBB	HBP	BLK	WP	HR	S	P	ERA	WHIP										
39 Miles Mikolas, R (1.1) ERA: 4.48	6.0	W	23	6	0	0	4	0	0	0	0	0	0	68	99	0.00	1.000										
65 Giovanni Gallegos, R (7.1) ERA: 2.76	1.0	H	4	1	0	0	2	0	0	0	0	0	0	12	16	0.00	1.000										
53 John Gant, R (8.1) ERA: 1.62	1.0	H	3	1	0	0	0	0	0	0	0	0	0	4	5	0.00	1.000										
49 Jordan Hicks, R (9.1) ERA: 3.33	1.0		3	0	0	0	0	0	0	0	0	0	0	5	7	0.00	0.000										

Batter	1	2	3	4	5	6	7	8	9	AB	R	H	RBI	BB	SO	LOB	BOTTOM											
13 Matt Carpenter, L (1.5) OBP: 0.334, SLG: 0.401	K		HR			12 E		25 HR		4	3	3	1	0	1	0	Miami Marlins @ St. Louis Cardinals Busch Stadium, St. Louis, MO Mon Jun 17 2019, 7:16 PM - 9:54 PM CDT Att. 41,274 - Rain - 74 F											
12 Paul DeJong, R (1.6) OBP: 0.388, SLG: 0.506	23 1B		F7			E4		25 HR		4	1	2	0	0	0	0												
46 Paul Goldschmidt, R (1.3) OBP: 0.349, SLG: 0.427	F9		F9			G5-3		L9		4	0	0	0	0	0	4												
23 Marcell Ozuna, R (1.7) OBP: 0.333, SLG: 0.521	F9					G1-3		L3		4	0	2	0	0	0	2												
25 Dexter Fowler, S (1.9) OBP: 0.355, SLG: 0.415	K		FC6-4			F9		HR		4	1	1	3	0	1	3												
4 Yadier Molina, R (1.2) OBP: 0.287, SLG: 0.382	P4		K			G5-3		K		4	0	0	0	0	2	1												
16 Kolten Wong, L (1.4) OBP: 0.328, SLG: 0.385	L9		F9			F8				3	0	0	0	0	0	1												
48 Harrison Bader, R (1.8) OBP: 0.341, SLG: 0.417	F7		K			K				3	0	0	0	0	2	0												
39 Miles Mikolas, R (1.1) OBP: 0.080, SLG: 0.080			K			G3-1				2	0	0	0	0	2	0												
65 Giovanni Gallegos, R (7.1) ERA: 3.95										0	0	0	0	0	0	0												
47 Rangel Ravelo, R (7. PH) ERA: 7.39										1	0	0	0	0	0	0												
53 John Gant, R (8.1)										0	0	0	0	0	0	0												
49 Jordan Hicks, R (9.1)										0	0	0	0	0	0	0												
Inning Stats	R: 0 E: 0 K: 2 S: 15	H: 2 LOB: 2 BB: 0 P: 19	R: 0 E: 0 K: 0 S: 9	H: 0 LOB: 0 BB: 0 P: 14	R: 1 E: 0 K: 1 S: 9	H: 1 LOB: 0 BB: 0 P: 10	R: 0 E: 0 K: 1 S: 13	H: 1 LOB: 1 BB: 0 P: 15	R: 1 E: 1 K: 2 S: 18	H: 1 LOB: 1 BB: 0 P: 25	R: 0 E: 0 K: 0 S: 14	H: 0 LOB: 0 BB: 0 P: 18	R: 0 E: 0 K: 1 S: 8	H: 0 LOB: 0 BB: 0 P: 12	R: 3 E: 0 K: 1 S: 16	H: 3 LOB: 0 BB: 0 P: 23	1B: 5 2B: 1 3B: 0 HR: 2	SF: 0 SAC: 0 DP: 0 HBP: 0	WP: 0 PB: 0 SB: 0 CS: 0	PA: 33								
PITCHER	IP	WLS	BF	H	R	ER	SO	BB	IBB	HBP	BLK	WP	HR	S	P	ERA	WHIP											
57 Eliaser Hernández, R (1.1) ERA: 3.95	6.0	L	24	5	2	1	6	0	0	0	0	0	0	1	78	101	1.50	0.833										
20 Wei-Yin Chen, L (7.1) ERA: 7.39	1.0		5	2	2	2	1	0	0	0	0	0	0	15	22	18.00	2.000											
37 Austin Brice, R (8.1) ERA: 2.7	1.0		4	1	1	1	1	0	0	0	0	0	1	9	13	9.00	1.000											

AB	33
R	0
H	8
RBI	0
BB	0
SO	6
LOB	10

AB	33
R	5
H	8
RBI	4
BB	0
SO	8
LOB	11



Batter	1	2	3	4	5	6	7	8	9	10	11	AB	R	H	RBI	BB	SO	LOB	TOP							
19 Miguel Rojas, R OBP: 0.336, SLG: 0.336	F9		K			47 B 15 2B			G1-3		HBP	5	1	2	1	0	1	1								
47 Harold Ramirez, R OBP: 0.343, SLG: 0.421	L9		G6-3			15 2B 46 HBP			G5-3		K	5	1	1	0	0	1	0								
66 Jarlin Garcia, L												5	1	0	0	0	1	0								
54 Sergio Romo, R												0	0	0	0	0	0	0								
26 Garrett Cooper, R OBP: 0.385, SLG: 0.496	G5-3					13 2B						2	1	1	0	0	0	0								
2 Yadiel Rivera, R OBP: 0.077, SLG: 0.077												3	0	0	0	0	0	0								
15 Brian Anderson, R OBP: 0.332, SLG: 0.397			K			G2-3						4	1	2	2	1	1	1								
13 Starlin Castro, R OBP: 0.263, SLG: 0.315	F8					46 HBP						4	0	1	1	1	1	1								
38 Jorge Alfaro, R OBP: 0.312, SLG: 0.419	G4-3					46 HBP						4	0	1	0	0	2	4								
28 Bryan Holaday, R OBP: 0.379, SLG: 0.417												1	0	0	0	0	0	0								
46 César Puello, R OBP: 0.500, SLG: 0.644			K			G6-3						3	1	1	1	1	1	0								
10 JT Riddle, L OBP: 0.238, SLG: 0.363						G4-3						5	1	2	2	0	1	4								
62 Zac Gallen, R												2	0	0	0	0	1	1								
37 Austin Brice, R												0	0	0	0	0	0	0								
21 Daulton Spangenberg, L												0	0	0	0	0	0	0								
20 Wei-Yin Chen, L												0	0	0	0	0	0	0								
70 Nick Anderson, R												0	0	0	0	0	0	0								
74 José Quijada, L												2	0	0	0	0	1	0								
82 Trevor Guerrero, R												0	0	0	0	0	0	0								
44 Austin Davis, R												2	0	0	0	0	1	0								
Inning Stats	R: 0 E: 0 K: 0 S: 6	H: 0 LOB: 0 BB: 0 P: 10	R: 0 E: 0 K: 1 S: 10	H: 0 LOB: 0 BB: 0 P: 14	R: 0 E: 0 K: 3 S: 13	H: 1 LOB: 1 BB: 0 P: 16	R: 1 E: 0 K: 1 S: 12	H: 2 LOB: 1 BB: 0 P: 21	R: 0 E: 0 K: 1 S: 9	H: 0 LOB: 0 BB: 0 P: 14	R: 2 E: 0 K: 1 S: 12	H: 3 LOB: 3 BB: 1 P: 21	R: 1 E: 1 K: 1 S: 10	H: 1 LOB: 0 BB: 0 P: 13	R: 1 E: 0 K: 1 S: 15	H: 3 LOB: 1 BB: 0 P: 23	R: 0 E: 0 K: 0 S: 5	H: 0 LOB: 0 BB: 0 P: 7	R: 0 E: 0 K: 0 S: 6	H: 0 LOB: 0 BB: 1 P: 12	R: 2 E: 0 K: 2 S: 13	H: 1 LOB: 1 BB: 1 P: 23	1B: 6 2B: 3 3B: 0 HR: 2	SF: 0 SAC: 0 DP: 1 HBP: 2	WP: 0 PB: 0 SB: 0 CS: 1	PA: 47
PITCHER	50 Adam Wainwright, R ERA: 4.5	IP: 5.1 WLS: 3 BF: 23 H: 6 R: 3 ER: 3 SO: 6	56 John Gant, R ERA: 1.54	IP: 1.0 WLS: 0 BF: 6 H: 1 R: 2 ER: 2 SO: 2	21 Andrew Miller, L ERA: 4.38	IP: 1.0 WLS: 0 BF: 6 H: 1 R: 2 ER: 2 SO: 2	18.00 2.000	18.00 2.000																		

Miami Marlins @ St. Louis Cardinals
 Busch Stadium, St. Louis, MO
 Thu Jun 20 2019, 6:17 PM - 10:46 PM CDT
 Att. 42,446 - Party Cloudy - 81 F

AB	42
R	7
H	11
RBI	7
BB	3
SO	11
LOB	15



Batter	1	2	3	4	5	6	7	8	9	10	11	AB	R	H	RBI	BB	SO	LOB	BOTTOM							
13 Matt Carpenter, L OBP: 0.331, SLG: 0.386	F7		G3									6	0	0	0	2	2									
12 Paul DeJong, R OBP: 0.366, SLG: 0.495	K		K									6	1	2	1	0	2	1								
46 Paul Goldschmidt, R OBP: 0.348, SLG: 0.435	K											5	1	2	1	1	3	0								
23 Marcell Ozuna, R OBP: 0.320, SLG: 0.496												6	0	1	1	0	1	3								
38 José Martínez, R OBP: 0.357, SLG: 0.398												6	1	3	0	0	0	2								
4 Yadier Molina, R OBP: 0.292, SLG: 0.385												5	0	3	1	1	0	2								
22 Jack Flaherty, R OBP: 0.174, SLG: 0.182												0	0	0	0	0	0	0								
16 Kellen Wong, L												4	0	1	0	0	0	6								
30 Tyler Wright, L												0	0	0	0	0	0	0								
49 Jordan Hicks, R												0	0	0	0	0	0	0								
47 Rangel Ravelo, R												1	0	0	0	0	0	1								
53 John Gant, R												0	0	0	0	0	0	0								
21 Andrew Miller, L												0	0	0	0	0	0	0								
32 Matt Wieters, S												0	0	0	0	0	0	0								
48 Harrison Bader, R OBP: 0.333, SLG: 0.400												4	1	1	0	0	0	2								
50 Adam Wainwright, R ERA: 1.8												2	1	1	0	0	1	0								
65 Giovanni Gallegos, R												0	0	0	0	0	0	0								
25 Dexter Fowler, S OBP: 0.349, SLG: 0.404												0	0	0	0	0	0	2								
60 John Brebbia, L OBP: 1.000, SLG: 1.000												0	0	0	0	0	0	0								
19 Tommy Edman, S OBP: 0.242, SLG: 0.287												2	1	2	2	0	0	0								
Inning Stats	R: 0 E: 0 K: 2 S: 12	H: 0 LOB: 0 BB: 0 P: 20	R: 0 E: 0 K: 0 S: 13	H: 1 LOB: 2 BB: 1 P: 22	R: 0 E: 0 K: 2 S: 8	H: 0 LOB: 0 BB: 0 P: 10	R: 0 E: 0 K: 1 S: 11	H: 2 LOB: 2 BB: 0 P: 19	R: 1 E: 0 K: 1 S: 17	H: 2 LOB: 2 BB: 1 P: 28	R: 0 E: 0 K: 0 S: 9	H: 1 LOB: 2 BB: 0 P: 16	R: 2 E: 0 K: 1 S: 21	H: 4 LOB: 2 BB: 0 P: 29	R: 2 E: 0 K: 1 S: 13	H: 2 LOB: 0 BB: 0 P: 18	R: 0 E: 0 K: 1 S: 8	H: 1 LOB: 1 BB: 0 P: 11	R: 0 E: 0 K: 0 S: 15	H: 1 LOB: 1 BB: 0 P: 25	R: 1 E: 0 K: 0 S: 5	H: 2 LOB: 1 BB: 0 P: 8	1B: 12 2B: 3 3B: 0 HR: 1	SF: 0 SAC: 0 DP: 1 HBP: 1	WP: 2 PB: 0 SB: 0 CS: 0	PA: 52
PITCHER	52 Zac Gallen, R ERA: 1.8	IP: 5.0 WLS: 1 BF: 22 H: 5 R: 1 ER: 1 SO: 6	56 Tayron Guerrero, R ERA: 3.68	IP: 1.0 WLS: 0 BF: 2 H: 2 R: 2 ER: 2 SO: 1	66 Jarlin Garcia, L ERA: 4.67	IP: 2.0 WLS: 0 BF: 8 H: 2 R: 0 ER: 0 SO: 1	54 Sergio Romo, R ERA: 4.94	IP: 1.0 WLS: 0 BF: 4 H: 2 R: 1 ER: 1 SO: 0	18.00 2.000	18.00 2.000	0.00 1.000	0.00 1.000	9.00 2.000													

Miami Marlins @ St. Louis Cardinals
 Busch Stadium, St. Louis, MO
 Thu Jun 20 2019, 6:17 PM - 10:46 PM CDT
 Att. 42,446 - Party Cloudy - 81 F

AB	48
R	6
H	16
RBI	6
BB	2
SO	9
LOB	21



Batter	1	2	3	4	5	6	7	8	9	AB	R	H	RBI	BB	SO	LOB	TOP										
9 Tommy La Stella, L (1,4) OBP: 0.391, SLG: 0.504										4	0	0	0	0	1	0	Los Angeles Angels @ St. Louis Cardinals Busch Stadium, St. Louis, MO Fri Jun 21 2019, 7:17 PM - 10:40 PM CDT Att: 48,423 - Cloudy - 68 F										
27 Mike Trout, R (1,8) OBP: 0.498, SLG: 0.653										3	1	2	0	1	0	0											
8 Justin Upton, R (1,7) OBP: 0.350, SLG: 0.667										4	0	2	1	0	2	1											
56 Kole Calhoun, L (1,9) OBP: 0.328, SLG: 0.477										4	0	0	0	0	1	4											
5 Albert Pujols, R (1,3) OBP: 0.309, SLG: 0.439										2	0	1	0	1	0	1											
19 Wilfredo Tovar, R (7, PR) OBP: 0.267, SLG: 0.293										0	0	0	0	0	0	0											
18 Brian Goodwin, L (9, PH) OBP: 0.351, SLG: 0.482										1	0	1	0	0	0	0											
6 David Fletcher, R (1,5) OBP: 0.347, SLG: 0.416										4	0	0	0	0	0	3											
4 Luis Rengifo, S (1,6) OBP: 0.313, SLG: 0.373										4	0	1	0	0	1	2											
20 Jonathan Lucroy, R (1,2) OBP: 0.313, SLG: 0.361										2	0	1	0	0	0	0											
17 Shohei Ohtani, L (7, PH) OBP: 0.339, SLG: 0.493										1	0	0	0	0	1	2											
39 Luke Bard, R (7,1)										2	0	0	0	0	1	1											
47 Griffin Canning, R (1,1)										0	0	0	0	0	0	0											
38 Justin Anderson, L (6,1)										1	0	0	0	0	1	2											
13 Dustin Garneau, R (7, PH) OBP: 0.444, SLG: 0.381										1	0	0	0	0	1	2											
Inning Stats	R: 1 H: 2 E: 0 K: 1 S: 13	WLS: 2 BF: 22 LOB: 0 P: 22	R: 0 H: 1 E: 0 K: 0 S: 13	ER: 1 LOB: 1 BB: 0 P: 19	R: 0 H: 2 E: 0 K: 0 S: 8	ER: 0 LOB: 1 BB: 0 P: 13	R: 0 H: 0 E: 0 K: 1 S: 7	ER: 0 LOB: 0 BB: 0 P: 17	R: 0 H: 0 E: 0 K: 1 S: 7	ER: 0 LOB: 0 BB: 0 P: 11	R: 0 H: 0 E: 0 K: 1 S: 7	ER: 0 LOB: 0 BB: 0 P: 13	R: 0 H: 2 E: 0 K: 2 S: 14	ER: 0 LOB: 2 BB: 0 P: 20	R: 0 H: 0 E: 0 K: 2 S: 10	ER: 0 LOB: 1 BB: 0 P: 20	R: 0 H: 1 E: 0 K: 0 S: 10	ER: 0 LOB: 0 BB: 0 P: 13	1B: 7 2B: 2 3B: 0 HR: 0	SF: 0 SAC: 0 DP: 3 HBP: 0	WP: 0 PB: 0 SB: 0 CS: 1	PA: 34					
PITCHER	IP	WLS	BF	H	R	ER	SO	BB	IBB	HBP	BLK	WP	HR	S	P	ERA	WHIP										
52 Michael Wacha, R (1,1) ERA: 5.95	6.0	W	22	5	1	1	4	1	0	0	0	0	0	55	95	1.50	1.000										
65 Giovanni Gallegos, R (7,1) ERA: 2.67	0.1	H	3	2	0	0	0	0	0	0	0	0	0	8	13	0.00	6.000										
21 Andrew Miller, L (7,1) ERA: 4.21	1.0	H	3	0	0	0	2	0	0	0	0	0	0	8	10	0.00	0.000										
18 Carlos Martinez, R (8,1) ERA: 3.0	1.2		6	1	0	0	2	1	0	0	0	0	0	18	30	0.00	1.200										

Batter	1	2	3	4	5	6	7	8	9	AB	R	H	RBI	BB	SO	LOB	BOTTOM										
13 Matt Carpenter, L (1,5) OBP: 0.332, SLG: 0.382										3	2	0	0	2	1	1	Los Angeles Angels @ St. Louis Cardinals Busch Stadium, St. Louis, MO Fri Jun 21 2019, 7:17 PM - 10:40 PM CDT Att: 48,423 - Cloudy - 68 F										
12 Paul DeJong, R (1,6) OBP: 0.383, SLG: 0.487										4	1	0	0	1	1	2											
46 Paul Goldschmidt, R (1,3) OBP: 0.347, SLG: 0.431										3	0	0	0	1	2	2											
23 Marcell Ozuna, R (1,7) OBP: 0.326, SLG: 0.511										4	2	3	3	0	0	0											
38 José Martínez, R (1,9) OBP: 0.365, SLG: 0.402										3	0	2	1	1	0	0											
18 Carlos Martínez, R (8,1)										0	0	0	0	0	0	0											
4 Yadier Molina, R (1,2) OBP: 0.291, SLG: 0.383										4	0	1	0	0	0	5											
16 Kolten Wong, L (1,4) OBP: 0.327, SLG: 0.376										4	0	1	1	0	0	5											
48 Harrison Bader, R (1,8) OBP: 0.332, SLG: 0.393										3	0	0	0	1	0	2											
52 Michael Wacha, R (1,1) OBP: 0.290, SLG: 0.250										2	0	1	0	0	1	0											
19 Tommy Edman, S (6, PH) OBP: 0.355, SLG: 0.667										1	0	0	0	0	0	3											
65 Giovanni Gallegos, R (7,1) ERA: 4.05										0	0	0	0	0	0	0											
21 Andrew Miller, L (7,1)										0	0	0	0	0	0	0											
25 Dexter Fowler, S (8,9) OBP: 0.347, SLG: 0.402										1	0	0	0	0	0	0											
Inning Stats	R: 0 H: 0 E: 0 K: 2 S: 13	WLS: 0 BF: 15 LOB: 0 P: 15	R: 0 H: 0 E: 0 K: 0 S: 9	ER: 0 LOB: 0 BB: 0 P: 15	R: 0 H: 0 E: 0 K: 1 S: 5	ER: 0 LOB: 0 BB: 0 P: 8	R: 1 H: 1 E: 0 K: 0 S: 13	ER: 1 LOB: 3 BB: 3 P: 28	R: 0 H: 1 E: 0 K: 0 S: 8	ER: 0 LOB: 1 BB: 0 P: 11	R: 1 H: 3 E: 0 K: 0 S: 22	ER: 0 LOB: 3 BB: 1 P: 37	R: 3 H: 3 E: 0 K: 1 S: 17	ER: 0 LOB: 2 BB: 2 P: 27	R: 0 H: 0 E: 0 K: 1 S: 7	ER: 0 LOB: 0 BB: 0 P: 13	1B: 7 2B: 0 3B: 0 HR: 1	SF: 0 SAC: 0 DP: 0 HBP: 0	WP: 1 PB: 0 SB: 3 CS: 0	PA: 38							
PITCHER	IP	WLS	BF	H	R	ER	SO	BB	IBB	HBP	BLK	WP	HR	S	P	ERA	WHIP										
47 Griffin Canning, R (1,1) ERA: 3.88	5.1	L	23	4	2	2	3	3	0	0	0	0	0	57	92	3.38	1.312										
38 Justin Anderson, R (6,1) ERA: 4.05	0.2		4	1	0	0	0	1	0	0	0	0	0	13	22	0.00	3.000										
39 Luke Bard, R (7,1) ERA: 5.01	2.0		11	3	3	3	2	2	0	0	0	1	0	24	40	13.50	2.500										



Batter	1	2	3	4	5	6	7	8	9	AB	R	H	RBI	BB	SO	LOB	TOP										
9 Tommy La Stella, L OBP: 0.348, SLG: 0.500	G4-3		L7		L7			G4-3		4	0	1	0	0	0	0	Los Angeles Angels @ St. Louis Cardinals Busch Stadium, St. Louis, MO Sat Jun 22 2019, 1:31 PM - 4:30 PM CDT Alt. 46,711 - Rain - 72 F										
27 Mike Trout, R OBP: 0.468, SLG: 0.649	BB		1B			K		K		3	0	1	0	1	2	0											
8 Justin Upton, R OBP: 0.333, SLG: 0.727	K		1B			K		K		4	1	1	1	0	2	4											
56 Kole Calhoun, L OBP: 0.324, SLG: 0.470	K		1B			K		HR		4	0	0	0	0	2	4											
5 Albert Pujols, R OBP: 0.308, SLG: 0.449	G6-3		G5-3			HR		G4-3		4	1	1	1	0	0	0											
6 David Fletcher, R OBP: 0.322, SLG: 0.409	G6-3		K			L9		K		4	0	0	0	0	2	0											
4 Luis Rengifo, S OBP: 0.312, SLG: 0.365	G4-3		G3			G4-3		BB		3	0	0	0	1	0	0											
20 Jonathan Lucroy, R OBP: 0.316, SLG: 0.364			G6-3			1B		G4-3		4	0	2	0	0	0	1											
24 Noé Ramirez, R 17 Shohel Ohtani, L 64 Félix Peña, R 18 Brian Goodwin, L 65 Jake Jewell, R 40 Luis Garcia, R	FC5-4		G3			G5-3				0	0	0	0	0	0	0											
Inning Stats	R: 0 E: 0 K: 2 S: 8	H: 0 LOB: 1 BB: 1 P: 17	R: 0 E: 0 K: 0 S: 10	H: 0 LOB: 0 BB: 0 P: 16	R: 0 E: 0 K: 0 S: 10	H: 3 LOB: 3 BB: 0 P: 14	R: 0 E: 0 K: 1 S: 10	H: 0 LOB: 0 BB: 0 P: 14	R: 0 E: 0 K: 3 S: 11	H: 0 LOB: 0 BB: 0 P: 18	R: 0 E: 0 K: 3 S: 11	H: 0 LOB: 0 BB: 0 P: 18	R: 1 E: 0 K: 0 S: 10	H: 2 LOB: 1 BB: 0 P: 15	R: 1 E: 0 K: 1 S: 13	H: 1 LOB: 0 BB: 0 P: 23	R: 0 E: 0 K: 1 S: 14	H: 0 LOB: 1 BB: 1 P: 22	1B: 4 2B: 0 3B: 0 HR: 2	SF: 0 SAC: 0 DP: 0 HBP: 0	WP: 0 PB: 0 SB: 0 CS: 0	PA: 35					
PITCHER	IP	WLS	BF	H	R	ER	SO	BB	IBB	HBP	BLK	WP	HR	S	P	ERA	WHIP										
43 Dakota Hudson, R ERA: 3.36	7.0	W	27	5	1	1	6	1	0	0	0	0	1	70	112	1.29	0.857										
21 Andrew Miller, L ERA: 4.15	0.1	H	1	0	0	0	0	0	0	0	0	0	0	4	5	0.00	0.000										
49 Jordan Hicks, R ERA: 3.14	1.1	H	5	1	1	1	2	0	0	0	0	0	1	15	28	6.75	0.750										
30 Tyler Webb, L ERA: 4.38	0.1	S	2	0	0	0	0	1	0	0	0	0	0	8	12	0.00	3.000										

Batter	1	2	3	4	5	6	7	8	9	AB	R	H	RBI	BB	SO	LOB	BOTTOM										
13 Matt Carpenter, L OBP: 0.331, SLG: 0.383	G6-3		K		K			G3-1		4	0	1	0	0	1	1	Los Angeles Angels @ St. Louis Cardinals Busch Stadium, St. Louis, MO Sat Jun 22 2019, 1:31 PM - 4:30 PM CDT Alt. 46,711 - Rain - 72 F										
12 Paul DeJong, R OBP: 0.359, SLG: 0.481	K		F8		L5			G4-3		4	0	0	0	0	1	2											
46 Paul Goldschmidt, R OBP: 0.349, SLG: 0.432	FC5-4		F9		HR			F8		4	1	2	0	0	0	0											
23 Marcell Ozuna, R OBP: 0.328, SLG: 0.520	FC5-4		G6-3		HR			BB		3	1	1	2	1	0	1											
38 José Martínez, R OBP: 0.360, SLG: 0.396	P4		F8		K			L6		3	0	0	0	0	1	0											
48 Harrison Bader, R OBP: 0.330, SLG: 0.391			F8		K			K		1	0	0	0	0	0	1											
4 Yadier Molina, R OBP: 0.291, SLG: 0.382	F7		FC1		K			K		3	1	1	0	0	1	0											
25 Dexter Fowler, S OBP: 0.343, SLG: 0.396	P1		G5-3		K			K		3	0	0	0	0	1	1											
16 Kolten Wong, L OBP: 0.327, SLG: 0.373	P6		P6		BB			F8		2	1	0	0	1	0	0											
43 Dakota Hudson, R 19 Tommy Edman, S 21 Andrew Miller, L 49 Jordan Hicks, R 30 Tyler Webb, L	K		FC1		G6-3					2	0	0	0	0	1	0											
Inning Stats	R: 0 E: 0 K: 1 S: 14	H: 1 LOB: 1 BB: 0 P: 19	R: 0 E: 0 K: 0 S: 5	H: 0 LOB: 0 BB: 0 P: 6	R: 0 E: 0 K: 1 S: 9	H: 1 LOB: 1 BB: 0 P: 13	R: 0 E: 0 K: 0 S: 8	H: 0 LOB: 0 BB: 0 P: 15	R: 2 E: 0 K: 3 S: 14	H: 2 LOB: 0 BB: 0 P: 24	R: 0 E: 0 K: 0 S: 6	H: 0 LOB: 0 BB: 0 P: 9	R: 0 E: 0 K: 0 S: 7	H: 0 LOB: 1 BB: 1 P: 13	1B: 3 2B: 1 3B: 0 HR: 1	SF: 0 SAC: 0 DP: 0 HBP: 0	WP: 1 PB: 0 SB: 0 CS: 0	PA: 32									
PITCHER	IP	WLS	BF	H	R	ER	SO	BB	IBB	HBP	BLK	WP	HR	S	P	ERA	WHIP										
24 Noé Ramirez, R ERA: 3.08	2.0	L	18	4	4	2	5	1	0	0	0	1	1	44	72	4.50	1.250										
64 Félix Peña, R ERA: 4.69	4.0			4	4	2	5	1	0	0	0	1	1	44	72	4.50	1.250										
65 Jake Jewell, R ERA: 7.56	1.0			3	0	0	0	0	0	0	0	0	0	6	9	0.00	0.000										
40 Luis Garcia, R ERA: 4.5	1.0			4	0	0	0	1	0	0	0	0	0	7	13	0.00	1.000										

AB	33
R	2
H	6
RBI	2
BB	2
SO	8
LOB	11

AB	30
R	4
H	5
RBI	2
BB	2
SO	6
LOB	6



Batter	1	2	3	4	5	6	7	8	9	AB	R	H	RBI	BB	SO	LOB	TOP			
9 Tommy La Stella, L (1,4) OBP: 0.350, SLG: 0.498 31 Ty Buttrey, L (8,1)										5	0	2	2	0	2	1				
20 Jonathan Lucroy, R (9,PH) OBP: 0.315, SLG: 0.362 65 Jake Jewell, R (9,1)										6	1	2	0	0	0	2	7			
27 Mike Trout, R (1,8) OBP: 0.456, SLG: 0.642										3	0	1	0	2	1	1				
8 Justin Upton, R (1,7) OBP: 0.379, SLG: 0.680 18 Brian Goodwin, L (9,PR) (9,7)										3	0	1	0	2	1	1				
56 Kole Calhoun, L (1,9) OBP: 0.325, SLG: 0.469										5	1	2	0	0	1	2				
5 Albert Pujols, R (1,3) OBP: 0.309, SLG: 0.448										5	0	2	0	0	0	6				
6 David Fletcher, R (1,5) OBP: 0.346, SLG: 0.411										4	2	2	2	1	1	1				
4 Luis Rengifo, S (1,6) OBP: 0.314, SLG: 0.357 (8,4)										3	0	0	0	2	0	2				
13 Dustin Garneau, R (1,2) OBP: 0.436, SLG: 0.385										5	1	2	1	0	1	2				
45 Tyler Skaggs, L (1,1) (8,PH) 17 Shohel Ohtani, L (8,PH) 38 Justin Anderson, L (8,1) 32 Cam Bedrosian, R (7,1) 41 Justin Bour, L (8,PH) 19 Wilfredo Tovar, R (8,PH) (8,8)										1	0	0	0	1	0	0				
Inning Stats	R: 0 E: 0 K: 1 S: 11	H: 2 LOB: 2 BB: 0 P: 17	R: 1 E: 0 K: 1 S: 15	H: 2 LOB: 2 BB: 1 P: 24	R: 0 E: 0 K: 0 S: 17	H: 2 LOB: 2 BB: 1 P: 26	R: 0 E: 0 K: 1 S: 8	H: 0 LOB: 0 BB: 0 P: 14	R: 0 E: 0 K: 1 S: 6	H: 1 LOB: 1 BB: 0 P: 9	R: 1 E: 0 K: 1 S: 13	H: 2 LOB: 2 BB: 2 P: 28	R: 0 E: 0 K: 1 S: 10	H: 1 LOB: 1 BB: 0 P: 16	R: 0 E: 0 K: 1 S: 7	H: 1 LOB: 3 BB: 3 P: 47	1B: 14 HR: 0	SF: 0 SAC: 0 DP: 1 HBP: 0	WP: 0 PA: 47 PB: 0 SB: 0 CS: 0	
PITCHER	IP 5.0	WLS L	BF 23	H 7	R 1	ER 1	SO 4	BB 2	IBB 0	HBP 0	BLK 0	WP 0	HR 0	S 57	P 90	ERA 1.80	WHIP 1.800			
39 Miles Mikolas, R (1,1) ERA: 4.33 60 John Brebbia, R (6,1) ERA: 3.52 30 Tyler Webb, L (6,1) ERA: 4.1 65 Giovanni Gallegos, R (8,1) ERA: 2.6 53 John Gant, R (9,1) ERA: 2.4																				
PITCHER	IP 0.2	WLS 3	BF 3	H 0	R 0	ER 0	SO 2	BB 1	IBB 0	HBP 0	BLK 0	WP 0	HR 0	S 8	P 16	ERA 0.00	WHIP 1.500			
61 Génesis Cabrera, L (9,1) ERA: 6.17																				

Los Angeles Angels @ St. Louis Cardinals
 Busch Stadium, St. Louis, MO
 Sun Jun 23 2019, 6:11 PM - 9:51 PM CDT
 Att: 47,114 - Overcast - 73 F

AB	40
R	6
H	15
RBI	6
BB	7
SO	9
LOB	25



Batter	1	2	3	4	5	6	7	8	9	AB	R	H	RBI	BB	SO	LOB	BOTTOM				
13 Matt Carpenter, L (1,5) OBP: 0.329, SLG: 0.380										5	0	1	0	0	1	4					
12 Paul DeJong, R (1,6) OBP: 0.353, SLG: 0.472										5	0	0	0	0	1	4					
46 Paul Goldschmidt, R (1,3) OBP: 0.345, SLG: 0.426										4	0	0	0	0	1	0					
23 Marcell Ozuna, R (1,7) OBP: 0.324, SLG: 0.512										4	0	0	0	0	2	0					
38 José Martínez, R (1,9) OBP: 0.358, SLG: 0.408										4	1	1	1	0	1	0					
4 Yadier Molina, R (1,2) OBP: 0.295, SLG: 0.384										4	1	2	0	0	1	0					
48 Harrison Bader, R (1,8) OBP: 0.328, SLG: 0.394										3	1	0	0	1	0	1					
16 Kolten Wong, L (1,4) OBP: 0.330, SLG: 0.379										4	1	2	2	0	0	0					
39 Miles Mikolas, R (1,1) 34 Yairo Muñoz, R (1,1) 80 John Brebbia, L (1,1) 30 Tyler Webb, L (1,1) 65 Giovanni Gallegos, R (1,1) 19 Wilfredo Tovar, R (1,1) 53 John Gant, R (1,1) 21 Óscar Flores, L (1,1) 61 Génesis Cabrera, L (1,1)										1	0	1	0	0	0	0					
Inning Stats	R: 0 E: 0 K: 1 S: 7	H: 0 LOB: 0 BB: 0 P: 10	R: 0 E: 0 K: 1 S: 10	H: 1 LOB: 1 BB: 0 P: 15	R: 0 E: 0 K: 0 S: 8	H: 1 LOB: 1 BB: 0 P: 9	R: 0 E: 0 K: 1 S: 12	H: 0 LOB: 0 BB: 0 P: 16	R: 0 E: 0 K: 2 S: 14	H: 2 LOB: 2 BB: 0 P: 20	R: 0 E: 0 K: 2 S: 8	H: 0 LOB: 0 BB: 0 P: 13	R: 0 E: 0 K: 1 S: 8	H: 0 LOB: 0 BB: 0 P: 12	R: 0 E: 0 K: 1 S: 14	H: 1 LOB: 1 BB: 0 P: 19	R: 4 E: 0 K: 0 S: 21	H: 5 LOB: 2 BB: 1 P: 35	1B: 7 HR: 1	SF: 0 SAC: 0 DP: 0 HBP: 0	WP: 0 PA: 38 PB: 0 SB: 0 CS: 0
PITCHER	IP 5.0	WLS H	BF 19	H 4	R 0	ER 0	SO 3	BB 0	IBB 0	HBP 0	BLK 0	WP 0	HR 0	S 51	P 70	ERA 0.00	WHIP 0.800				
45 Tyler Skaggs, L (1,1) ERA: 4.3 38 Justin Anderson, R (6,1) ERA: 3.5 32 Cam Bedrosian, R (7,1) ERA: 2.41 31 Ty Buttrey, R (8,1) ERA: 2.45 65 Jake Jewell, R (9,1) ERA: 10.0																					
PITCHER	IP 0.1	WLS 4	BF 3	H 3	R 1	ER 1	SO 0	BB 0	IBB 0	HBP 0	BLK 0	WP 0	HR 0	S 8	P 12	ERA 27.00	WHIP 9.000				
57 Hansel Robles, R (9,1) ERA: 3.28																					

Los Angeles Angels @ St. Louis Cardinals
 Busch Stadium, St. Louis, MO
 Sun Jun 23 2019, 6:11 PM - 9:51 PM CDT
 Att: 47,114 - Overcast - 73 F

AB	37
R	4
H	10
RBI	4
BB	1
SO	7
LOB	9



Batter	1	2	3	4	5	6	7	8	9	AB	R	H	RBI	BB	SO	LOB	TOP										
10 Marcus Semien, R OBP: 0.356, SLG: 0.442	P5		K			L7		L8		5	1	1	1	0	1	0	Oakland Athletics @ St. Louis Cardinals Busch Stadium, St. Louis, MO Tue Jun 25 2019, 7:17 PM - 10:44 PM CDT Att. 40,556 - Clear - 88 F										
8 Robbie Grossman, S OBP: 0.331, SLG: 0.395	G6-3		1B		G1-3	G4-3		F9		5	0	1	0	0	0	0											
26 Matt Chapman, R OBP: 0.354, SLG: 0.526	P4		F8			1B		K		4	1	1	0	0	1	1											
28 Matt Olson, L OBP: 0.333, SLG: 0.526		HR			K	25 1B		P3		4	2	2	1	0	1	0											
22 Ramon Laureano, R OBP: 0.307, SLG: 0.441	K		K		P4			K		4	0	0	0	0	3	2											
25 Stephen Piscotty, R OBP: 0.307, SLG: 0.397	F9				BB	2 2B		G4-3		3	1	1	1	1	0	0											
23 Jurickson Profar, S 57 J.B. Wendelen, R 2 Khris Davis, R 36 Yusmeiro Petit, R 48 Joakim Soria, R 53 Tanner Anderson, R 62 Lou Trivino, R 16 Liam Hendriks, R										2	0	1	0	0	1	1											
19 Josh Phegley, R OBP: 0.302, SLG: 0.478	L7							G4-3		4	1	1	0	0	0	2											
40 Chris Bassitt, R										1	0	0	0	0	0	0											
18 Chad Pinder, R OBP: 0.309, SLG: 0.466								L6		3	1	1	2	0	0	0											
Inning Stats	R: 0 E: 0 K: 0 S: 9	H: 0 LOB: 0 BB: 0 P: 13	R: 1 E: 0 K: 1 S: 11	H: 2 LOB: 1 BB: 0 P: 17	R: 0 E: 0 K: 1 S: 10	H: 1 LOB: 1 BB: 0 P: 15	R: 0 E: 0 K: 3 S: 14	H: 0 LOB: 1 BB: 0 P: 26	R: 6 E: 0 K: 0 S: 20	H: 7 LOB: 1 BB: 0 P: 25	R: 0 E: 0 K: 0 S: 8	H: 0 LOB: 0 BB: 0 P: 12	R: 0 E: 0 K: 2 S: 9	H: 0 LOB: 0 BB: 0 P: 11	R: 0 E: 0 K: 1 S: 7	H: 0 LOB: 0 BB: 0 P: 10	R: 0 E: 0 K: 0 S: 7	H: 0 LOB: 0 BB: 0 P: 9	1B: 4 2B: 3 3B: 0 HR: 3	SF: 0 SAC: 0 DP: 0 HBP: 0	WP: 0 PB: 0 SB: 0 CS: 0	PA: 38					
PITCHER	IP	WLS	BF	H	R	ER	SO	BB	IBB	HBP	BLK	WP	HR	S	P	ERA	WHIP										
22 Jack Flaherty, R ERA: 4.75	4.2	L	24	9	7	7	5	1	0	0	0	0	3	60	92	13.50	2.143										
60 John Brebbia, R ERA: 3.4	1.1		5	1	0	0	0	0	0	0	0	0	0	12	16	0.00	0.750										
55 Dominic Leone, R ERA: 7.33	2.0		6	0	0	0	3	0	0	0	0	0	0	16	21	0.00	0.000										
30 Tyler Webb, L ERA: 3.95	1.0		3	0	0	0	0	0	0	0	0	0	0	7	9	0.00	0.000										

Batter	1	2	3	4	5	6	7	8	9	AB	R	H	RBI	BB	SO	LOB	BOTTOM										
13 Matt Carpenter, L OBP: 0.327, SLG: 0.384	B5-3					K		F7		5	1	1	2	0	2	4	Oakland Athletics @ St. Louis Cardinals Busch Stadium, St. Louis, MO Tue Jun 25 2019, 7:17 PM - 10:44 PM CDT Att. 40,556 - Clear - 88 F										
12 Paul DeJong, R OBP: 0.354, SLG: 0.474	P4				P6			F9		5	0	2	1	0	0	2											
46 Paul Goldschmidt, R OBP: 0.342, SLG: 0.420	BB		L4			F7		P3		4	0	0	0	1	1	2											
23 Marcell Ozuna, R OBP: 0.331, SLG: 0.517			F9							3	0	2	0	2	0	0											
38 José Martínez, R OBP: 0.354, SLG: 0.403	K		G4-3					G5-3		5	0	1	0	0	2	5											
4 Yadier Molina, R OBP: 0.293, SLG: 0.380			G1-3			K		G3		5	1	1	0	0	2	4											
25 Dexter Fowler, S OBP: 0.348, SLG: 0.398										3	0	1	0	1	2	2											
16 Kolten Wong, L OBP: 0.329, SLG: 0.377										4	1	1	0	0	0	3											
22 Jack Flaherty, R 60 John Brebbia, R 34 Yadier Molina, R 55 Dominic Leone, R 19 Tommy Edman, S 30 Tyler Webb, L										0	0	0	0	0	0	0											
Inning Stats	R: 0 E: 0 K: 1 S: 22	H: 0 LOB: 2 BB: 2 P: 34	R: 3 E: 0 K: 0 S: 22	H: 3 LOB: 1 BB: 1 P: 34	R: 0 E: 0 K: 0 S: 9	H: 0 LOB: 0 BB: 0 P: 12	R: 0 E: 0 K: 2 S: 14	H: 1 LOB: 2 BB: 1 P: 21	R: 0 E: 0 K: 2 S: 15	H: 2 LOB: 2 BB: 0 P: 21	R: 0 E: 0 K: 1 S: 11	H: 0 LOB: 0 BB: 0 P: 13	R: 0 E: 0 K: 0 S: 10	H: 0 LOB: 1 BB: 1 P: 21	R: 0 E: 0 K: 0 S: 13	H: 2 LOB: 2 BB: 0 P: 17		R: 0 E: 0 K: 3 S: 18	H: 2 LOB: 2 BB: 0 P: 24	1B: 7 2B: 2 3B: 1 HR: 0	SF: 0 SAC: 1 DP: 0 HBP: 0	WP: 0 PB: 0 SB: 1 CS: 0	PA: 42				
PITCHER	IP	WLS	BF	H	R	ER	SO	BB	IBB	HBP	BLK	WP	HR	S	P	ERA	WHIP										
40 Chris Bassitt, R ERA: 3.86	3.1		18	4	3	3	2	4	0	0	0	0	0	5	7	0.00	0.000										
57 J.B. Wendelen, R ERA: 4.74	0.2	W	2	0	0	0	1	0	0	0	0	0	0	5	7	0.00	0.000										
36 Yusmeiro Petit, R ERA: 2.66	2.0		8	2	0	0	3	0	0	0	0	0	0	26	34	0.00	1.000										
48 Joakim Soria, R ERA: 4.91	1.0		4	0	0	0	0	1	0	0	0	0	0	10	21	0.00	1.000										
62 Lou Trivino, R ERA: 4.66	1.0		5	2	0	0	0	0	0	0	0	0	0	13	17	0.00	2.000										

Batter	1	2	3	4	5	6	7	8	9	AB	R	H	RBI	BB	SO	LOB	TOP			
19 Tommy Edman, S OBP: 0.360, SLG: 0.583	L4	G3-1		F8			K		F7	5	0	0	0	0	1	5	St. Louis Cardinals @ San Diego Padres Petco Park, San Diego, CA Fri Jun 28 2019, 7:12 PM - 10:00 PM PDT Att: 33,329 - Partly Cloudy - 69 F			
46 Paul Goldschmidt, R OBP: 0.339, SLG: 0.412	K			BB	G6-3	G6-3	G6-3	K		4	0	0	0	1	2	0				
12 Paul DeJong, R OBP: 0.349, SLG: 0.465				K		F7	G5-3			4	0	1	0	0	1	1				
23 Marcell Ozuna, R OBP: 0.331, SLG: 0.515										2	0	0	0	0	0	2				
34 Yairo Muñoz, R OBP: 0.295, SLG: 0.343	G6-3		FC4-6		G4-3					2	0	1	0	0	0	0				
38 José Martínez, R OBP: 0.346, SLG: 0.397			PO	G5-3		K		FC1-6		4	0	1	0	0	1	1				
4 Yadier Molina, R OBP: 0.295, SLG: 0.380							F9			4	1	3	0	0	0	0				
48 Harrison Bader, R OBP: 0.327, SLG: 0.381				L8						4	0	1	0	0	0	5				
16 Kolten Wong, L OBP: 0.328, SLG: 0.376										3	0	1	0	1	1	5				
52 Michael Wacha, R OBP: 0.217, SLG: 0.261										3	0	1	1	0	2	5				
65 Giovanni Gallegos, R OBP: 0.325, SLG: 0.381										0	0	0	0	0	0	0				
13 Matt Carpenter, L OBP: 0.325, SLG: 0.381										1	0	0	0	0	0	0				
Inning Stats	R: 0 E: 0 K: 1 S: 13	H: 1 LOB: 1 BB: 0 P: 18	R: 0 E: 0 K: 1 S: 18	H: 2 LOB: 3 BB: 0 P: 31	R: 0 E: 0 K: 1 S: 10	H: 0 LOB: 0 BB: 1 P: 18	R: 1 E: 0 K: 0 S: 18	H: 3 LOB: 2 BB: 1 P: 31	R: 0 E: 0 K: 0 S: 9	H: 0 LOB: 0 BB: 0 P: 13	R: 0 E: 0 K: 2 S: 15	H: 1 LOB: 2 BB: 1 P: 20	R: 0 E: 0 K: 1 S: 9	H: 2 LOB: 2 BB: 0 P: 14	R: 0 E: 0 K: 1 S: 9	H: 0 LOB: 0 BB: 0 P: 12	1B: 7 2B: 2 3B: 0 HR: 0	SF: 0 SAC: 0 DP: 0 HBP: 0	WP: 0 PB: 0 SB: 1 CS: 0	PA: 39
PITCHER	IP WLS BF H R ER SO BB IBB HBP BLK WP HR S P ERA WHIP																			
46 Eric Lauer, L ERA: 4.22	4.0	19	6	1	1	3	1	0	0	0	0	0	0	0	59	98	2.25	1.750		
40 Cal Quantrill, R ERA: 4.79	2.0	8	1	0	0	2	0	1	0	0	0	0	0	24	33	0.00	0.500			
61 Luis Perdomo, R ERA: 2.4	1.0	3	0	0	0	1	0	0	0	0	0	0	0	9	14	0.00	0.000			
34 Craig Stammen, R ERA: 4.39	0.2	4	2	0	0	0	0	0	0	0	0	0	0	6	10	0.00	3.000			
39 Kirby Yates, R ERA: 1.31	1.1	4	0	0	0	2	0	0	0	0	0	0	0	12	16	0.00	0.000			

Batter	1	2	3	4	5	6	7	8	9	AB	R	H	RBI	BB	SO	LOB	BOTTOM			
23 Fernando Tatis Jr., R OBP: 0.400, SLG: 0.596	G1-3		L5							3	1	1	1	1	0	1	St. Louis Cardinals @ San Diego Padres Petco Park, San Diego, CA Fri Jun 28 2019, 7:12 PM - 10:00 PM PDT Att: 33,329 - Partly Cloudy - 69 F			
30 Eric Hosmer, L OBP: 0.344, SLG: 0.460	G5-3									4	1	2	2	0	0	1				
13 Manny Machado, R OBP: 0.354, SLG: 0.493										4	0	0	0	0	2	2				
32 Franmil Reyes, R OBP: 0.294, SLG: 0.541										3	0	0	0	0	0	1				
22 Josh Naylor, L OBP: 0.271, SLG: 0.329										3	0	1	0	0	0	0				
34 Craig Stammen, R OBP: 0.282, SLG: 0.389										0	0	0	0	0	0	0				
39 Kirby Yates, L OBP: 0.282, SLG: 0.389										0	0	0	0	0	0	0				
3 Ian Kinsler, R OBP: 0.282, SLG: 0.389										3	0	1	0	0	1	1				
7 Manuel Margot, R OBP: 0.292, SLG: 0.347										3	0	1	0	0	0	1				
18 Austin Hedges, R OBP: 0.255, SLG: 0.322										2	0	0	0	1	0	1				
46 Eric Lauer, R OBP: 0.091, SLG: 0.136										0	0	0	0	0	0	0				
40 Cal Quantrill, L ERA: 5.3										0	0	0	0	0	0	0				
5 Greg Garcia, L OBP: 0.353, SLG: 0.424										1	0	0	0	0	0	0				
61 Luis Perdomo, R OBP: 0.500, SLG: 0.500										0	0	0	0	0	0	0				
4 Will Myers, R OBP: 0.317, SLG: 0.408										1	1	1	0	0	0	0				
Inning Stats	R: 0 E: 0 K: 1 S: 7	H: 0 LOB: 0 BB: 0 P: 11	R: 0 E: 0 K: 1 S: 8	H: 1 LOB: 1 BB: 0 P: 14	R: 0 E: 0 K: 0 S: 6	H: 0 LOB: 1 BB: 1 P: 13	R: 0 E: 0 K: 0 S: 6	H: 1 LOB: 0 BB: 0 P: 12	R: 0 E: 0 K: 0 S: 10	H: 1 LOB: 1 BB: 0 P: 15	R: 2 E: 0 K: 0 S: 8	H: 2 LOB: 0 BB: 0 P: 11	R: 0 E: 0 K: 0 S: 5	H: 1 LOB: 0 BB: 0 P: 6	R: 1 E: 0 K: 1 S: 10	H: 1 LOB: 1 BB: 1 P: 15	1B: 3 2B: 3 3B: 0 HR: 2	SF: 0 SAC: 1 DP: 3 HBP: 0	WP: 1 PB: 0 SB: 1 CS: 1	PA: 30
PITCHER	IP WLS BF H R ER SO BB IBB HBP BLK WP HR S P ERA WHIP																			
52 Michael Wacha, R ERA: 2.68	7.0	25	6	2	2	2	1	0	0	0	0	0	0	2	50	82	2.57	1.000		
65 Giovanni Gallegos, R ERA: 2.68	1.0	5	1	1	1	1	1	0	0	0	0	0	0	1	10	15	9.00	2.000		

AB	36
R	1
H	9
RBI	1
BB	2
SO	8
LOB	24



AB	27
R	3
H	7
RBI	3
BB	2
SO	3
LOB	8



Batter	1	2	3	4	5	6	7	8	9	10	11	AB	R	H	RBI	BB	SO	LOB	TOP										
19 Tommy Edman, S OBP: 0.294, SLG: 0.545 (1.4) (8.5)												5	0	0	0	0	3	3											
38 José Martínez, R OBP: 0.346, SLG: 0.392 (1.9)												4	1	1	0	1	0	3											
12 Paul DeJong, R OBP: 0.345, SLG: 0.458 (1.6)												5	1	1	0	0	1	1											
46 Paul Goldschmidt, R OBP: 0.336, SLG: 0.405 (1.3)												4	1	1	0	1	1	1											
41 Tyler O'Neill, R OBP: 0.271, SLG: 0.348 (1.7)												5	0	1	0	0	3	3											
34 Yairo Muñoz, R OBP: 0.338, SLG: 0.375 (1.5) (8.8)												3	0	2	2	1	0	1											
18 Carlos Martínez, R OBP: 0.292, SLG: 0.375 (1.1, PH)												0	0	0	0	0	0	0											
4 Yadier Molina, R OBP: 0.325, SLG: 0.371 (1.2)												1	0	0	0	0	0	0											
48 Harrison Bader, R OBP: 0.324, SLG: 0.372 (1.8, PH)												2	0	0	0	0	0	2											
16 Kolten Wong, L OBP: 0.325, SLG: 0.371 (8.4)												2	1	1	0	0	0	1											
32 Matt Wieters, S OBP: 0.260, SLG: 0.426 (1.2)																													
30 Tyler Webb, L OBP: 0.260, SLG: 0.426 (11.1)												5	1	1	2	0	1	3											
55 Dominic Leone, R OBP: 0.260, SLG: 0.426 (11.1)												0	0	0	0	0	0	0											
39 Miles Mikolas, R OBP: 0.260, SLG: 0.426 (7.1)												0	0	0	0	0	0	0											
29 Dexter Fowler, R OBP: 0.260, SLG: 0.426 (7.1)												2	0	1	0	0	1	1											
25 Odrisamer Despaigne, R OBP: 0.260, SLG: 0.426 (7.1)												0	0	0	0	0	0	0											
21 Andrew Miller, L OBP: 0.260, SLG: 0.426 (8.1)												0	0	0	0	0	0	0											
53 John Gant, R OBP: 0.260, SLG: 0.426 (8.1)												0	0	0	0	0	0	0											
35 Lane Thomas, R OBP: 0.260, SLG: 0.426 (8.8)												2	0	0	0	0	1	0											
Inning Stats	R: 0 E: 0 K: 2 S: 11	H: 1 LOB: 1 BB: 0 P: 16	R: 0 E: 0 K: 1 S: 9	H: 1 LOB: 1 BB: 0 P: 14	R: 0 E: 0 K: 1 S: 7	H: 1 LOB: 0 BB: 0 P: 13	R: 0 E: 0 K: 1 S: 6	H: 0 LOB: 0 BB: 0 P: 8	R: 0 E: 0 K: 1 S: 10	H: 0 LOB: 1 BB: 1 P: 17	R: 2 E: 0 K: 1 S: 17	H: 2 LOB: 1 BB: 2 P: 32	R: 0 E: 0 K: 2 S: 8	H: 0 LOB: 2 BB: 2 P: 16	R: 0 E: 2 K: 0 S: 14	H: 2 LOB: 1 BB: 0 P: 20	R: 0 E: 0 K: 0 S: 5	H: 0 LOB: 0 BB: 0 P: 8	R: 0 E: 0 K: 0 S: 7	H: 0 LOB: 0 BB: 0 P: 14	R: 2 E: 0 K: 2 S: 16	H: 2 LOB: 0 BB: 0 P: 19	1B: 8 2B: 0 3B: 0 HR: 1	SF: 0 SAC: 0 DP: 1 HBP: 1	WP: 1 PB: 0 SB: 1 CS: 1	PA: 46			
PITCHER	IP: 5.1 ERA: 3.91	WLS: 2 BF: 22	H: 4 R: 2	ER: 0 SO: 6	BB: 3 IBB: 0	HBP: 0 BLK: 0	WP: 0 HR: 0	S: 51 P: 87	ERA: 3.38 WHIP: 1.312	PITCHER	IP: 5.7 ERA: 6.57	WLS: 1 BF: 5	H: 2 R: 2	ER: 2 SO: 2	BB: 0 IBB: 0	HBP: 0 BLK: 0	WP: 0 HR: 1	S: 16 P: 19	ERA: 18.00 WHIP: 2.000										
37 Joey Lucchesi, L ERA: 3.91 (1.1)	61 Luis Perdomo, R ERA: 2.32 (6.1)	34 Craig Stammen, R ERA: 4.22 (7.1)	39 Kirby Yates, R ERA: 1.27 (9.1)	40 Cal Quantrill, R ERA: 4.56 (10.1)																									

St. Louis Cardinals @ San Diego Padres
Petco Park, San Diego, CA
Sun Jun 30 2019, 1:14 PM - 5:19 PM PDT
Att: 32,575 - Sunny - 80 F

AB 40
R 5
H 9
RBI 4
BB 4
SO 11
LOB 19



Batter	1	2	3	4	5	6	7	8	9	10	11	AB	R	H	RBI	BB	SO	LOB	BOTTOM										
23 Fernando Tatis Jr., R OBP: 0.405, SLG: 0.613 (1.6)												5	1	2	0	0	2	0											
30 Eric Hosmer, L OBP: 0.354, SLG: 0.474 (1.3)												5	1	3	1	0	0	1											
13 Manny Machado, R OBP: 0.352, SLG: 0.516 (1.5)												5	1	1	2	0	1	2											
32 Franmil Reyes, R OBP: 0.301, SLG: 0.559 (1.9)												4	0	1	0	1	0	1											
22 Josh Naylor, L OBP: 0.074, SLG: 0.038 (1.7)												3	0	1	0	0	0	0											
34 Craig Stammen, R ERA: 4.03 (7.1)												0	0	0	0	0	0	0											
10 Hunter Renfrew, R OBP: 0.260, SLG: 0.426 (8.1)												0	0	0	0	0	0	0											
29 Kirby Yates, L ERA: 1.27 (9.1)												0	0	0	0	0	0	0											
40 Cal Quantrill, L ERA: 4.56 (10.1)												1	0	0	0	0	1	1											
3 Ian Kinsler, R OBP: 0.260, SLG: 0.426 (11.1)												0	0	0	0	0	0	0											
5 Greg Garcia, L OBP: 0.352, SLG: 0.411 (1.4)												4	0	1	0	1	1	0											
7 Manuel Margot, R OBP: 0.289, SLG: 0.337 (1.8)												4	0	0	0	1	0	5											
18 Austin Hedges, R OBP: 0.249, SLG: 0.312 (1.2)												5	0	1	0	0	3	1											
37 Joey Lucchesi, L ERA: 3.91 (1.1)	61 Luis Perdomo, R OBP: 0.500, SLG: 0.500 (6.1)	4 Will Myers, R OBP: 0.315, SLG: 0.401 (7.7)										2	0	0	0	0	2	1											
Inning Stats	R: 2 E: 0 K: 1 S: 9	H: 2 LOB: 0 BB: 0 P: 12	R: 0 E: 0 K: 1 S: 9	H: 1 LOB: 1 BB: 0 P: 12	R: 0 E: 0 K: 1 S: 10	H: 1 LOB: 1 BB: 0 P: 19	R: 0 E: 0 K: 0 S: 8	H: 0 LOB: 0 BB: 0 P: 12	R: 1 E: 0 K: 1 S: 12	H: 2 LOB: 1 BB: 0 P: 17	R: 0 E: 0 K: 0 S: 9	H: 2 LOB: 2 BB: 0 P: 15	R: 0 E: 0 K: 2 S: 13	H: 1 LOB: 1 BB: 0 P: 16	R: 0 E: 0 K: 1 S: 15	H: 0 LOB: 2 BB: 3 P: 30	R: 0 E: 0 K: 3 S: 11	H: 0 LOB: 0 BB: 0 P: 17	R: 0 E: 0 K: 1 S: 13	H: 1 LOB: 1 BB: 0 P: 17	R: 0 E: 0 K: 2 S: 10	H: 0 LOB: 1 BB: 1 P: 22	1B: 8 2B: 1 3B: 0 HR: 1	SF: 0 SAC: 0 DP: 1 HBP: 0	WP: 0 PB: 0 SB: 0 CS: 0	PA: 45			
PITCHER	IP: 6.0 ERA: 4.34	WLS: 2 BF: 25	H: 3 R: 3	ER: 3 SO: 4	BB: 0 IBB: 0	HBP: 0 BLK: 0	WP: 0 HR: 1	S: 57 P: 87	ERA: 4.50 WHIP: 1.333	PITCHER	IP: 0.1 ERA: 3.9	WLS: 0 BF: 2	H: 0 R: 0	ER: 0 SO: 1	BB: 1 IBB: 0	HBP: 0 BLK: 0	WP: 0 HR: 0	S: 3 P: 10	ERA: 0.00 WHIP: 3.000										
39 Miles Mikolas, R ERA: 4.34 (1.1)	65 Giovanny Gallegos, R ERA: 2.03 (7.1)	21 Andrew Miller, L ERA: 4.1 (7.1)	53 John Gant, R ERA: 2.32 (8.1)	18 Carlos Martínez, R ERA: 2.55 (8.1)																									

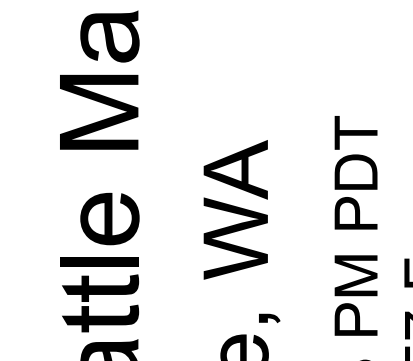
St. Louis Cardinals @ San Diego Padres
Petco Park, San Diego, CA
Sun Jun 30 2019, 1:14 PM - 5:19 PM PDT
Att: 32,575 - Sunny - 80 F

AB 41
R 3
H 10
RBI 3
BB 4
SO 13
LOB 13




Batter	1	2	3	4	5	6	7	8	9	AB	R	H	RBI	BB	SO	LOB	TOP											
34 Yairo Muñoz, R OBP: 0.333, SLG: 0.408 (1, 5)	L9		G5-3			G6-3	HR			4	1	1	2	0	0	0	St. Louis Cardinals @ Seattle Mariners T-Mobile Park, Seattle, WA Tue Jul 02 2019, 7:11 PM - 10:28 PM PDT Att: 20,173 - Roof Closed - 57 F											
38 José Martínez, R OBP: 0.348, SLG: 0.421 (1, 10)	HR			G4-3		HR	K			4	2	2	2	0	1	0												
12 Paul DeJong, R OBP: 0.344, SLG: 0.455 (1, 6)	1B			F7		G5-3		K		4	0	1	0	0	1	0												
46 Paul Goldschmidt, R OBP: 0.338, SLG: 0.404 (1, 3)	K			1B		41 2B		K		3	0	1	0	1	2	1												
41 Tyler O'Neill, R OBP: 0.288, SLG: 0.380 (1, 7)	1B			K		2B		K		4	0	2	0	0	2	1												
4 Yadier Molina, R OBP: 0.288, SLG: 0.370 (1, 2)	G5-4-3					L6		K		4	0	0	0	0	1	3												
25 Dexter Fowler, S OBP: 0.351, SLG: 0.398 (1, 9)	F9						G1-3			3	0	1	0	1	0	0												
48 Harrison Bader, R OBP: 0.321, SLG: 0.368 (7, PH)			G5-3			F9		K		2	0	0	0	0	0	1												
19 Tommy Edman, S OBP: 0.276, SLG: 0.514 (7, 5)						L8		K		2	0	0	0	0	1	1												
16 Kolten Wong, L OBP: 0.324, SLG: 0.373 (1, 4)	G6-3					F8		G6-3		4	1	1	0	0	0	2												
Inning Stats	R: 1 H: 2 E: 0 K: 1 S: 9	H: 2 LOB: 1 BB: 0 P: 14	R: 0 H: 1 E: 0 K: 0 S: 9	H: 1 LOB: 0 BB: 15 P: 15	R: 0 H: 0 E: 0 K: 0 S: 9	H: 0 LOB: 0 BB: 10 P: 10	R: 0 H: 1 E: 0 K: 1 S: 12	H: 1 LOB: 1 BB: 0 P: 17	R: 0 H: 0 E: 0 K: 0 S: 12	H: 0 LOB: 1 BB: 1 P: 23	R: 1 H: 2 E: 0 K: 0 S: 17	H: 2 LOB: 0 BB: 1 P: 27	R: 2 H: 2 E: 0 K: 1 S: 11	H: 2 LOB: 0 BB: 0 P: 17	R: 0 H: 0 E: 0 K: 3 S: 9	H: 0 LOB: 0 BB: 0 P: 13	R: 0 H: 1 E: 0 K: 2 S: 13	H: 1 LOB: 1 BB: 0 P: 21	1B: 3 2B: 4 3B: 0 HR: 3	SF: 0 SAC: 0 DP: 2 HBP: 0	WP: 0 PB: 0 SB: 0 CS: 1	PA: 36						
PITCHER	IP	WLS	BF	H	R	ER	SO	BB	IBB	HBP	BLK	WP	HR	S	P	ERA	WHIP											
56 Matt Carasiti, R ERA: 2.25 (1, 1)	1.0		4	2	1	1	1	0	0	0	0	0	0	1	9	14	9.00	2.000										
49 Wade LeBlanc, L ERA: 5.02 (2, 1)	4.2		19	4	1	1	1	2	0	0	0	0	0	1	57	90	1.93	1.286										
52 Anthony Bass, R ERA: 4.34 (6, 1)	1.0	B	5	2	2	2	0	0	0	0	0	0	0	1	10	15	18.00	2.000										
63 Austin Adams, R ERA: 2.86 (7, 1)	1.1	W	4	0	0	0	4	0	0	0	0	0	0	0	12	17	0.00	0.000										
55 Roenis Elias, L ERA: 3.46 (9, 1)	1.0	S	4	1	0	0	2	0	0	0	0	0	0	0	13	21	0.00	1.000										

Batter	1	2	3	4	5	6	7	8	9	AB	R	H	RBI	BB	SO	LOB	BOTTOM											
0 Mallex Smith, L OBP: 0.299, SLG: 0.359 (1, 8)	G6-3	16 BB	3 BB	K		F8		K		5	0	1	0	0	2	1	St. Louis Cardinals @ Seattle Mariners T-Mobile Park, Seattle, WA Tue Jul 02 2019, 7:11 PM - 10:28 PM PDT Att: 20,173 - Roof Closed - 57 F											
3 J.P. Crawford, L OBP: 0.374, SLG: 0.485 (1, 6)	F7	16 BB		G1-3		G3-1		K		4	0	0	0	1	1	1												
16 Domingo Santana, R OBP: 0.352, SLG: 0.499 (1, 9)	20 BB	1B		K						2	0	1	1	2	1	0												
20 Daniel Vogelbach, L OBP: 0.380, SLG: 0.515 (1, 10)	1B	G3				F9				2	1	0	0	2	0	5												
22 Omar Narváez, L OBP: 0.365, SLG: 0.471 (1, 2)	P6		23 1B			22 HR		L7		4	1	2	2	0	0	2												
15 Kyle Seager, L OBP: 0.263, SLG: 0.367 (1, 5)	G4-3		F7			K2-3		G4-3		4	0	0	0	0	1	1												
23 Austin Nola, R OBP: 0.474, SLG: 0.647 (1, 3)	9 1B		1B			K		K		4	1	2	0	0	2	0												
12 Mac Williamson, R OBP: 0.263, SLG: 0.273 (8, PH)	K		K			K				3	0	0	0	0	3	3												
1 Tim Beckham, R OBP: 0.291, SLG: 0.466 (9, 7)	K		K			K				1	1	1	1	0	0	0												
25 Dylan Moore, R OBP: 0.299, SLG: 0.325 (9, 7)	K		K			K				0	0	0	0	0	0	0												
9 Dee Strange-Gordon, L OBP: 0.301, SLG: 0.399 (1, 4)	3 BB	0 1B		K		G3-1		K		3	1	1	1	1	2	2												
Inning Stats	R: 0 H: 1 E: 0 K: 0 S: 12	H: 3 LOB: 2 BB: 1 P: 23	R: 2 H: 3 E: 0 K: 1 S: 21	H: 3 LOB: 2 BB: 2 P: 39	R: 0 H: 2 E: 0 K: 2 S: 13	H: 2 LOB: 0 BB: 0 P: 17	R: 0 H: 0 E: 0 K: 2 S: 8	H: 0 LOB: 0 BB: 0 P: 12	R: 2 H: 1 E: 0 K: 3 S: 10	H: 1 LOB: 0 BB: 1 P: 16	R: 0 H: 0 E: 0 K: 0 S: 7	H: 0 LOB: 2 BB: 2 P: 16	R: 0 H: 0 E: 0 K: 1 S: 12	H: 0 LOB: 0 BB: 0 P: 18	R: 1 H: 1 E: 0 K: 3 S: 15	H: 1 LOB: 0 BB: 0 P: 20	1B: 5 2B: 1 3B: 0 HR: 2	SF: 0 SAC: 0 DP: 0 HBP: 0	WP: 0 PB: 0 SB: 1 CS: 0	PA: 38								
PITCHER	IP	WLS	BF	H	R	ER	SO	BB	IBB	HBP	BLK	WP	HR	S	P	ERA	WHIP											
22 Jack Flaherty, R ERA: 4.8 (1, 1)	4.2		25	7	4	4	7	4	0	0	0	0	0	1	61	103	7.71	2.357										
55 Dominic Leone, R ERA: 7.01 (5, 1)	0.2		3	0	0	0	1	1	0	0	0	0	0	5	12	0.00	1.500											
30 Tyler Webb, L ERA: 3.72 (6, 1)	1.1		5	0	0	0	0	0	1	0	0	0	0	14	22	0.00	0.000											
65 Giovanny Gallegos, R ERA: 2.79 (7, 1)	1.0	L	4	1	1	1	3	0	0	0	0	0	0	1	15	20	9.00	1.000										
21 Andrew Miller, L ERA: 4.05 (8, 1)	0.1		1	0	0	0	1	0	0	0	0	0	0	3	4	0.00	0.000											



Batter	1	2	3	4	5	6	7	8	9	AB R H RBI BB SO LOB	TOP																
34 Yairo Muñoz, R OBP: 0.329, SLG: 0.400										4 0 1 0 0 0 2	St. Louis Cardinals @ Seattle Mariners T-Mobile Park, Seattle, WA Wed Jul 03 2019, 7:10 PM - 10:08 PM PDT Att: 31,876 - Cloudy - 69 F																
38 José Martínez, R OBP: 0.347, SLG: 0.418									4 1 1 0 0 0 2																		
12 Paul DeJong, R OBP: 0.343, SLG: 0.453									4 0 1 0 0 1 2																		
46 Paul Goldschmidt, R OBP: 0.340, SLG: 0.408									4 1 2 0 0 1 1																		
41 Tyler O'Neill, R OBP: 0.286, SLG: 0.358									3 1 0 0 1 1 2																		
25 Dexter Fowler, S OBP: 0.350, SLG: 0.396									4 1 1 1 0 1 2																		
4 Yadier Molina, R OBP: 0.284, SLG: 0.365									3 0 0 1 0 1 1																		
16 Kolten Wong, L OBP: 0.320, SLG: 0.369									3 0 0 0 0 3 0																		
19 Tommy Edman, S OBP: 0.297, SLG: 0.611									1 1 1 3 0 0 0																		
48 Harrison Bader, R OBP: 0.324, SLG: 0.371									4 0 2 0 0 1 0																		
Inning Stats	R: 0 E: 0 K: 0 S: 6	H: 1 LOB: 0 BB: 0 P: 8	R: 0 E: 0 K: 3 S: 10	H: 0 LOB: 0 BB: 0 P: 16	R: 0 E: 0 K: 1 S: 8	H: 0 LOB: 0 BB: 0 P: 11	R: 0 E: 0 K: 0 S: 6	H: 0 LOB: 0 BB: 0 P: 9	R: 0 E: 0 K: 1 S: 10	H: 1 LOB: 1 BB: 0 P: 16	R: 0 E: 0 K: 0 S: 9	H: 1 LOB: 1 BB: 0 P: 11	R: 0 E: 0 K: 2 S: 12	H: 1 LOB: 1 BB: 0 P: 16	R: 5 E: 1 K: 2 S: 23	H: 4 LOB: 0 BB: 1 P: 34	1B: 7 2B: 1 3B: 0 HR: 1	SF: 1 SAC: 0 DP: 1 HBP: 0	WP: 0 PB: 0 SB: 0 CS: 0	PA: 36							
PITCHER	IP WLS BF H R ER SO BB IBB HBP BLK WP HR S P ERA WHIP											IP WLS BF H R ER SO BB IBB HBP BLK WP HR S P ERA WHIP															
8 Mike Leake, R ERA: 4.32	7.2	27	5	0	0	7	0	0	0	0	0	0	0	67	96	0.00	0.652										
63 Austin Adams, R ERA: 3.7	0.2	L 5	2	3	3	1	1	0	0	0	0	0	0	14	20	40.50	4.500										
55 Roenis Elias, L ERA: 3.86	0.2	B 4	2	2	2	1	0	0	0	0	0	0	1	11	16	27.00	3.000										

Batter	1	2	3	4	5	6	7	8	9	AB R H RBI BB SO LOB	BOTTOM																	
0 Mallex Smith, L OBP: 0.301, SLG: 0.359										3 0 1 0 1 0 1	St. Louis Cardinals @ Seattle Mariners T-Mobile Park, Seattle, WA Wed Jul 03 2019, 7:10 PM - 10:08 PM PDT Att: 31,876 - Cloudy - 69 F																	
3 J.P. Crawford, L OBP: 0.294, SLG: 0.470									4 0 0 0 0 3 3																			
16 Domingo Santana, R OBP: 0.351, SLG: 0.496									4 1 1 0 0 2 2																			
20 Daniel Vogelbach, L OBP: 0.352, SLG: 0.513									3 0 1 0 1 1 0																			
23 Austin Nola, R OBP: 0.474, SLG: 0.647									0 0 0 0 0 0 0																			
22 Omar Narváez, L OBP: 0.360, SLG: 0.463									4 0 0 0 0 1 3																			
15 Kyle Seager, L OBP: 0.298, SLG: 0.356									4 0 0 0 0 2 1																			
2 Tom Murphy, R OBP: 0.287, SLG: 0.509									4 0 0 0 0 3 1																			
25 Dylan Moore, R OBP: 0.307, SLG: 0.353									2 1 1 1 1 1 0																			
9 Dee Strange-Gordon, L OBP: 0.302, SLG: 0.358									3 0 1 0 0 1 0																			
Inning Stats	R: 0 E: 0 K: 1 S: 16	H: 0 LOB: 2 BB: 2 P: 29	R: 0 E: 0 K: 2 S: 14	H: 0 LOB: 1 BB: 1 P: 22	R: 0 E: 0 K: 2 S: 13	H: 1 LOB: 0 BB: 0 P: 19	R: 0 E: 0 K: 0 S: 9	H: 0 LOB: 0 BB: 0 P: 12	R: 1 E: 0 K: 1 S: 9	H: 2 LOB: 1 BB: 0 P: 14	R: 1 E: 0 K: 1 S: 9	H: 2 LOB: 1 BB: 0 P: 15	R: 0 E: 0 K: 2 S: 8	H: 0 LOB: 0 BB: 0 P: 12	R: 0 E: 0 K: 3 S: 9	H: 0 LOB: 0 BB: 0 P: 17	R: 0 E: 0 K: 2 S: 9	H: 0 LOB: 0 BB: 0 P: 14	1B: 4 2B: 0 3B: 0 HR: 1	SF: 0 SAC: 0 DP: 0 HBP: 0	WP: 1 PB: 0 SB: 1 CS: 1	PA: 35						
PITCHER	IP WLS BF H R ER SO BB IBB HBP BLK WP HR S P ERA WHIP											IP WLS BF H R ER SO BB IBB HBP BLK WP HR S P ERA WHIP																
50 Adam Wainwright, R ERA: 4.31	5.0	21	4	2	2	6	3	0	0	0	0	0	0	1	4	7	0.00	1.500										
30 Tyler Webb, L ERA: 3.64	0.2	3	1	0	0	0	0	0	0	0	0	0	0	4	7	0.00	1.500											
60 John Brebbia, R ERA: 3.21	2.1	W 7	0	0	0	6	0	0	0	0	0	0	0	20	32	0.00	0.000											
21 Andrew Miller, L ERA: 3.95	0.2	H 2	0	0	0	2	0	0	0	0	0	0	0	6	8	0.00	0.000											
18 Carlos Martínez, R ERA: 2.5	0.1	1	0	0	0	0	0	0	0	0	0	0	0	3	6	0.00	0.000											



Batter	1	2	3	4	5	6	7	8	9	AB	R	H	RBI	BB	SO	LOB	TOP										
1 Jarrod Dyson, L (1,7) OBP: 0.337, SLG: 0.361										4	0	0	0	0	1	1											
4 Ketel Marte, S (1,8) OBP: 0.358, SLG: 0.564										4	1	1	2	0	0	0											
5 Eduardo Escobar, S (1,4) (8,5)										4	0	1	0	0	1	0											
53 Christian Walker, R (1,3) OBP: 0.332, SLG: 0.510										4	1	1	1	0	2	1											
50 Yoan López, R (8,1)										0	0	0	0	0	0	0											
56 Greg Holland, R (9,1)										0	0	0	0	0	0	0											
10 Adam Jones, R (1,9) OBP: 0.308, SLG: 0.436										4	0	0	0	0	2	0											
22 Jake Lamb, L (1,5) (8,3)										2	1	1	1	0	1	0											
13 Nick Ahmed, R (1,6) OBP: 0.313, SLG: 0.433										4	0	2	0	0	0	2											
18 Carson Kelly, R (1,2) OBP: 0.350, SLG: 0.525										3	0	0	0	0	0	2											
38 Robbie Ray, L (1,1) OBP: 0.559, SLG: 0.059										2	0	0	0	0	1	1											
66 Yoshinisa Hirano, R (7,1)										0	0	0	0	0	0	0											
2 Domingo Leyba, S (8,PH)										0	1	0	0	1	0	0											
15 Ildemaro Vargas, S (8,4) OBP: 0.291, SLG: 0.388										0	0	0	0	0	0	0											
Inning Stats	R: 0 E: 0 K: 2 S: 15	H: 1 LOB: 1 BB: 0 P: 23	R: 0 E: 0 K: 1 S: 9	H: 0 LOB: 0 BB: 0 P: 15	R: 0 E: 0 K: 1 S: 8	H: 0 LOB: 0 BB: 0 P: 12	R: 1 E: 0 K: 1 S: 13	H: 1 LOB: 0 BB: 0 P: 18	R: 0 E: 0 K: 1 S: 10	H: 1 LOB: 1 BB: 0 P: 14	R: 0 E: 0 K: 0 S: 6	H: 0 LOB: 0 BB: 0 P: 12	R: 1 E: 0 K: 1 S: 13	H: 2 LOB: 1 BB: 0 P: 19	R: 2 E: 0 K: 0 S: 7	H: 1 LOB: 0 BB: 1 P: 16	R: 0 E: 0 K: 1 S: 7	H: 0 LOB: 0 BB: 0 P: 8	1B: 2 2B: 1 3B: 0 HR: 3	SF: 0 SAC: 0 DP: 2 HBP: 2	WP: 0 PB: 0 SB: 0 CS: 0	PA: 34					
PITCHER	IP 6.2	WLS L	BF 23	H 3	R 1	ER 1	SO 7	BB 0	IBB 0	HBP 1	BLK 0	WP 0	HR 1	S 69	P 105	ERA 1.35	WHIP 0.450										
62 Daniel Ponce de Leon, R (1,1) ERA: 1.99	0.0	L	1	1	1	0	0	0	0	0	0	0	0	1	3	4	∞										
21 Andrew Miller, L (7,1) ERA: 4.13	1.1		7	2	2	2	0	1	0	0	0	0	1	9	20	13.50	2.250										
53 John Gant, R (7,1) ERA: 2.54	1.0		3	0	0	0	1	0	0	1	0	0	0	7	8	0.00	0.000										
60 John Brebbia, R (9,1) ERA: 3.05																											

Arizona Diamondbacks @ St. Louis Cardinals
 Busch Stadium, St. Louis, MO
 Fri Jul 12 2019, 7:18 PM - 10:12 PM CDT
 Att: 44,960 - Clear - 87 F

livebaseballscores.com

AB 31
 R 4
 H 6
 RBI 4
 BB 1
 SO 8
 LOB 7



Batter	1	2	3	4	5	6	7	8	9	AB	R	H	RBI	BB	SO	LOB	BOTTOM										
19 Tommy Edman, S (1,4) OBP: 0.288, SLG: 0.509										4	0	0	0	0	2	3											
38 José Martínez, R (1,7) OBP: 0.342, SLG: 0.420										3	0	0	0	1	1	3											
12 Paul DeJong, R (1,6) OBP: 0.342, SLG: 0.440										4	0	1	1	0	0	1											
46 Paul Goldschmidt, R (1,3) OBP: 0.339, SLG: 0.421										4	0	0	0	0	2	3											
13 Matt Carpenter, L (1,5) OBP: 0.324, SLG: 0.379										4	0	1	0	0	2	0											
25 Dexter Fowler, S (1,9) OBP: 0.352, SLG: 0.422										4	0	0	0	0	1	1											
32 Matt Wieters, S (1,2) OBP: 0.280, SLG: 0.459										3	1	1	1	1	0	1											
48 Harrison Bader, R (1,8) OBP: 0.313, SLG: 0.355										2	0	0	0	0	2	0											
16 Kolten Wong, L (8,PH) OBP: 0.328, SLG: 0.377										2	1	1	0	0	1	1											
62 Daniel Ponce de Leon, R (1,1) ERA: 3.81										1	0	0	0	1	1	0											
21 Andrew Miller, L (7,1) ERA: 4.01										0	0	0	0	0	0	0											
53 John Gant, R (7,1) ERA: 1.54										0	0	0	0	0	0	0											
34 Yairo Muñoz, R (8,PH) OBP: 0.319, SLG: 0.382										1	0	0	0	0	0	1											
60 John Brebbia, L (9,1) ERA: 1.00, SLG: 1.000										0	0	0	0	0	0	0											
Inning Stats	R: 0 E: 0 K: 2 S: 11	H: 0 LOB: 0 BB: 0 P: 13	R: 0 E: 0 K: 1 S: 12	H: 1 LOB: 1 BB: 0 P: 15	R: 0 E: 0 K: 1 S: 9	H: 0 LOB: 1 BB: 1 P: 17	R: 0 E: 0 K: 0 S: 5	H: 0 LOB: 0 BB: 0 P: 10	R: 1 E: 0 K: 2 S: 11	H: 1 LOB: 0 BB: 0 P: 16	R: 0 E: 0 K: 1 S: 13	H: 0 LOB: 0 BB: 1 P: 21	R: 0 E: 0 K: 2 S: 9	H: 0 LOB: 0 BB: 0 P: 14	R: 1 E: 1 K: 1 S: 19	H: 2 LOB: 2 BB: 0 P: 23	R: 0 E: 0 K: 2 S: 9	H: 0 LOB: 1 BB: 1 P: 16	1B: 3 2B: 0 3B: 0 HR: 1	SF: 0 SAC: 0 DP: 0 HBP: 0	WP: 1 PB: 0 SB: 0 CS: 0	PA: 35					
PITCHER	IP 6.1	WLS H	BF 23	H 2	R 1	ER 0	SO 8	BB 2	IBB 0	HBP 0	BLK 0	WP 0	HR 0	S 65	P 97	ERA 1.42	WHIP 0.632										
38 Robbie Ray, L (1,1) ERA: 4.01	0.2	H	2	0	0	0	1	0	0	0	0	0	0	5	9	0.00	0.000										
50 Yoan López, R (8,1) ERA: 1.54	1.0	H	6	2	1	0	1	0	0	0	0	0	0	19	23	0.00	2.000										
56 Greg Holland, R (9,1) ERA: 3.19	1.0	S	4	0	0	0	2	1	0	0	0	1	0	9	16	0.00	1.000										

Arizona Diamondbacks @ St. Louis Cardinals
 Busch Stadium, St. Louis, MO
 Fri Jul 12 2019, 7:18 PM - 10:12 PM CDT
 Att: 44,960 - Clear - 87 F

livebaseballscores.com

AB 32
 R 2
 H 4
 RBI 2
 BB 3
 SO 12
 LOB 14



Batter	1	2	3	4	5	6	7	8	9	AB	R	H	RBI	BB	SO	LOB	TOP										
1 Jarrod Dyson, L (1,7) OBP: 0.331, SLG: 0.353	G5-3	K			L8		K		G3-1	5	0	0	0	0	2	3											
4 Ketel Marte, S (1,8) OBP: 0.360, SLG: 0.566	1B	F9			L6		2B			4	0	2	0	0	0	3											
5 Eduardo Escobar, S (1,4) OBP: 0.351, SLG: 0.545	FC4-6				HR		G3-1			4	1	1	1	0	1	2											
53 Christian Walker, R (1,3) OBP: 0.328, SLG: 0.503	G5-3		G5-3		G5-3			F8		4	0	0	0	0	0	1											
10 Adam Jones, R (1,9) OBP: 0.307, SLG: 0.432		HBP	K			F9		G6-3		3	1	0	0	0	1	0											
22 Jake Lamb, L (1,5) OBP: 0.386, SLG: 0.400		BB			K		L9			2	0	0	0	2	1	0											
13 Nick Ahmed, R (1,6) OBP: 0.315, SLG: 0.432		1B			G5-3				BB	3	0	1	1	1	1	1											
18 Carson Kelly, R (1,2) OBP: 0.353, SLG: 0.520		BB				G5-3			K	2	0	0	0	2	1	1											
29 Merrill Kelly, R (1,1) ERA: 3.48										2	0	0	0	0	0	1	4										
30 T.J. McFarland, L (6,1) ERA: 4.13										0	0	0	0	0	0	0	0										
25 Archie Bradley, R (6,1) ERA: 4.91										0	0	0	0	0	0	0	0										
32 Kevin Cron, R (7,PH) ERA: 5.23										1	0	0	0	0	0	0	0										
35 Matt Andriese, R (7,1) ERA: 5.48										0	0	0	0	0	0	0	0										
2 Domingo Leyba, S (8,PH) ERA: 5.26, SLG: 0.187										1	0	0	0	0	0	0	0										
Inning Stats	R: 0 E: 0 K: 0 S: 7	H: 1 LOB: 1 BB: 0 P: 11	R: 1 E: 0 K: 1 S: 11	H: 1 LOB: 2 BB: 2 P: 25	R: 0 E: 0 K: 2 S: 9	H: 0 LOB: 0 BB: 0 P: 13	R: 0 E: 0 K: 2 S: 9	H: 0 LOB: 1 BB: 1 P: 16	R: 1 E: 0 K: 0 S: 8	H: 1 LOB: 0 BB: 0 P: 12	R: 0 E: 0 K: 0 S: 9	H: 0 LOB: 1 BB: 1 P: 17	R: 0 E: 0 K: 1 S: 7	H: 0 LOB: 1 BB: 0 P: 14	R: 0 E: 0 K: 2 S: 8	H: 0 LOB: 0 BB: 0 P: 10	1B: 2 2B: 1 3B: 0 HR: 1	SF: 0 SAC: 0 DP: 0 HBP: 1	WP: 0 PB: 0 SB: 0 CS: 0	PA: 37							
PITCHER	IP	WLS	BF	H	R	ER	SO	BB	IBB	HBP	BLK	WP	HR	S	P	ERA	WHIP										
43 Dakota Hudson, R (1,1) ERA: 3.48	6.0	W	26	3	2	2	5	4	0	1	0	0	1	53	94	3.00	1.167										
65 Giovanni Gallegos, R (7,1) ERA: 2.50	1.2	H	6	1	0	0	2	0	0	0	0	0	0	19	22	0.00	0.600										
21 Andrew Miller, L (8,1) ERA: 4.13	0.0		1	0	0	0	0	1	0	0	0	0	0	4													
18 Carlos Martinez, R (8,1) ERA: 2.21	1.1	S	4	0	0	0	3	0	0	0	0	0	0	11	15	0.00	0.000										

Arizona Diamondbacks @ St. Louis Cardinals
 Busch Stadium, St. Louis, MO
 Sat Jul 13 2019, 6:16 PM - 9:19 PM CDT
 Att. 46,152 - Clear - 90 F

AB 31
 R 2
 H 4
 RBI 2
 BB 5
 SO 10
 LOB 15



Batter	1	2	3	4	5	6	7	8	9	AB	R	H	RBI	BB	SO	LOB	BOTTOM										
13 Matt Carpenter, L (1,5) OBP: 0.322, SLG: 0.376	K	K			K			K		5	0	1	0	0	4	1											
38 José Martínez, R (1,9) OBP: 0.341, SLG: 0.415		G6-3			G6-3					3	0	0	0	1	0	1											
65 Giovanni Gallegos, R (7,1) ERA: 2.50										0	0	0	0	0	0	0											
21 Andrew Miller, L (8,1) ERA: 4.13										0	0	0	0	0	0	0											
48 Harrison Bader, R (8,8) OBP: 0.313, SLG: 0.355										0	0	0	0	0	0	0											
18 Carlos Martínez, R (8,1) ERA: 2.21										0	0	0	0	0	0	0											
12 Paul DeJong, R (1,6) OBP: 0.339, SLG: 0.435	FC6-4				F9		G4-3			4	2	0	0	0	0	1											
46 Paul Goldschmidt, R (1,3) OBP: 0.337, SLG: 0.417	E5				F7		G6-3		CI	3	1	0	0	0	0	2											
41 Tyler O'Neill, R (1,7) OBP: 0.311, SLG: 0.414	2B				HR		G5-3		K	4	1	2	4	0	1	1											
25 Dexter Fowler, S (1,8) OBP: 0.354, SLG: 0.421	BB				K				F7	3	0	1	0	1	1	1											
32 Matt Wieters, S (1,2) OBP: 0.299, SLG: 0.466		BB			G4-3		G4-3			3	0	2	0	1	0	1											
16 Kolten Wong, L (1,4) OBP: 0.328, SLG: 0.377	K				1B		B1-3		SH1-3	3	0	1	0	0	1	3											
43 Dakota Hudson, R (1,1) OBP: 0.069, SLG: 0.036		G4-3			G4-3				G6-3	2	0	0	0	0	0	2											
34 Yairo Muñoz, R (6,PH) OBP: 0.323, SLG: 0.378										1	0	0	0	1	0	1											
Inning Stats	R: 2 E: 1 K: 2 S: 13	H: 1 LOB: 3 BB: 3 P: 30	R: 0 E: 0 K: 1 S: 8	H: 0 LOB: 0 BB: 0 P: 14	R: 2 E: 1 K: 1 S: 20	H: 3 LOB: 2 BB: 0 P: 27	R: 0 E: 0 K: 1 S: 9	H: 0 LOB: 0 BB: 0 P: 13	R: 0 E: 0 K: 0 S: 6	H: 1 LOB: 1 BB: 0 P: 12	R: 0 E: 0 K: 0 S: 7	H: 0 LOB: 1 BB: 1 P: 12	R: 0 E: 1 K: 1 S: 7	H: 0 LOB: 1 BB: 0 P: 10	R: 0 E: 0 K: 1 S: 10	H: 1 LOB: 1 BB: 0 P: 14	1B: 5 2B: 1 3B: 0 HR: 1	SF: 0 SAC: 1 DP: 0 HBP: 0	WP: 0 PB: 0 SB: 0 CS: 1	PA: 37							
PITCHER	IP	WLS	BF	H	R	ER	SO	BB	IBB	HBP	BLK	WP	HR	S	P	ERA	WHIP										
29 Merrill Kelly, R (1,1) ERA: 3.93	5.0	L	25	5	4	1	5	3	0	0	0	0	1	56	96	1.80	1.600										
30 T.J. McFarland, L (6,1) ERA: 5.23	0.2		3	1	0	0	0	1	0	0	0	0	0	6	11	0.00	3.000										
25 Archie Bradley, R (6,1) ERA: 4.91	0.1		1	0	0	0	0	0	0	0	0	0	0	1	1	0.00	0.000										
35 Matt Andriese, R (7,1) ERA: 5.48	2.0		8	1	0	0	2	0	0	0	0	0	0	17	24	0.00	0.500										

Arizona Diamondbacks @ St. Louis Cardinals
 Busch Stadium, St. Louis, MO
 Sat Jul 13 2019, 6:16 PM - 9:19 PM CDT
 Att. 46,152 - Clear - 90 F

AB 31
 R 4
 H 7
 RBI 4
 BB 4
 SO 7
 LOB 14



Batter	1	2	3	4	5	6	7	8	9	AB	R	H	RBI	BB	SO	LOB	TOP					
16 Tim Lcastro, R OBP: 0.373, SLG: 0.318										4	0	2	1	0	1	1	Arizona Diamondbacks @ St. Louis Cardinals Busch Stadium, St. Louis, MO Sun Jul 14 2019, 1:18 PM - 4:09 PM CDT Att: 43,439 - Partly Cloudy - 89 F livebaseballscorecards.com AB 34 R 2 H 8 RBI 2 BB 4 SO 10 LOB 24 					
4 Ketel Marte, S OBP: 0.392, SLG: 0.563										2	0	0	0	3	0	2						
5 Eduardo Escobar, S OBP: 0.347, SLG: 0.537										5	0	0	0	0	3	7						
53 Christian Walker, R OBP: 0.325, SLG: 0.497										4	0	0	0	0	1	4						
10 Adam Jones, R OBP: 0.310, SLG: 0.433										4	1	2	0	0	1	2						
31 Alex Avila, L OBP: 0.392, SLG: 0.474										4	0	0	0	0	3	2						
13 Nick Ahmed, R OBP: 0.320, SLG: 0.434										3	1	2	0	1	0	0						
15 Ildemaro Vargas, S OBP: 0.286, SLG: 0.361										3	0	0	0	0	0	2						
52 Zack Godley, R OBP: 0.293, SLG: 0.176										0	0	0	0	0	0	0						
22 Jake Lamb, L OBP: 0.379, SLG: 0.391										2	0	0	0	0	0	2						
21 Zack Greinke, R OBP: 0.283, SLG: 0.545										2	0	0	0	0	0	2						
40 Andrew Chafin, R OBP: 0.444, SLG: 0.500										2	0	2	1	0	0	0						
Inning Stats	R: 0 H: 0 E: 0 K: 2 S: 9	H: 0 LOB: 0 BB: 0 P: 12	R: 0 H: 0 E: 0 K: 2 S: 9	H: 0 LOB: 0 BB: 0 P: 15	R: 0 H: 1 E: 0 K: 0 S: 7	H: 2 LOB: 2 BB: 0 P: 16	R: 0 H: 1 E: 0 K: 1 S: 10	H: 1 LOB: 0 BB: 0 P: 17	R: 0 H: 1 E: 0 K: 1 S: 4	H: 0 LOB: 0 BB: 0 P: 11	R: 0 H: 1 E: 0 K: 2 S: 13	H: 3 LOB: 2 BB: 2 P: 21	R: 2 H: 3 E: 0 K: 1 S: 15	H: 3 LOB: 3 BB: 2 P: 28	1B: 7 2B: 2 3B: 0 HR: 0	SF: 0 SAC: 0 DP: 1 HBP: 1		WP: 0 PA: 39 PB: 0 SB: 0 CS: 0				
PITCHER	IP WLS BF H R ER SO	IP WLS BF H R ER SO	IP WLS BF H R ER SO	IP WLS BF H R ER SO	IP WLS BF H R ER SO	IP WLS BF H R ER SO	IP WLS BF H R ER SO	IP WLS BF H R ER SO	IP WLS BF H R ER SO	IP WLS BF H R ER SO	IP WLS BF H R ER SO	IP WLS BF H R ER SO	IP WLS BF H R ER SO	IP WLS BF H R ER SO	IP WLS BF H R ER SO	IP WLS BF H R ER SO		IP WLS BF H R ER SO	ERA WHIP	ERA WHIP		
50 Adam Wainwright, R ERA: 3.99	7.0	W	26	4	0	0	7	1	0	1	0	0	0	0	0	0		0	0	57	97	0.00
55 Dominic Leone, R ERA: 6.59	1.0		5	1	0	0	2	1	0	0	0	0	0	0	0	0	0	0	13	21	0.00	2.000
60 John Brebbia, R ERA: 3.4	0.2	S	6	3	2	2	1	1	0	0	0	0	0	0	0	0	0	0	19	19	27.00	6.000
18 Carlos Martinez, R ERA: 2.18	0.1	S	2	0	0	0	0	1	0	0	0	0	0	0	0	0	0	0	5	9	0.00	3.000

Batter	1	2	3	4	5	6	7	8	9	AB	R	H	RBI	BB	SO	LOB	BOTTOM				
13 Matt Carpenter, L OBP: 0.319, SLG: 0.372										3	0	0	1	0	0	1	Arizona Diamondbacks @ St. Louis Cardinals Busch Stadium, St. Louis, MO Sun Jul 14 2019, 1:18 PM - 4:09 PM CDT Att: 43,439 - Partly Cloudy - 89 F livebaseballscorecards.com AB 30 R 5 H 9 RBI 5 BB 1 SO 7 LOB 6 				
34 Yairo Muñoz, R OBP: 0.320, SLG: 0.372										4	1	1	1	0	0	0					
46 Paul Goldschmidt, R OBP: 0.339, SLG: 0.427										4	2	2	2	0	0	0					
41 Tyler O'Neill, R OBP: 0.308, SLG: 0.419										4	0	1	1	0	3	0					
25 Dexter Fowler, S OBP: 0.356, SLG: 0.422										4	0	2	0	0	2	1					
16 Kolten Wong, L OBP: 0.330, SLG: 0.378										4	0	2	0	0	0	1					
7 Andrew Knizner, R OBP: 0.214, SLG: 0.192										3	0	0	0	0	1	3					
48 Harrison Bader, R OBP: 0.313, SLG: 0.360										3	1	1	0	0	1	0					
50 Adam Wainwright, R OBP: 0.214, SLG: 0.192										0	1	0	0	1	0	0					
19 Tommy Edman, S OBP: 0.283, SLG: 0.500										1	0	0	0	0	0	0					
55 Dominic Leone, R ERA: 6.59										0	0	0	0	0	0	0					
60 John Brebbia, L OBP: 1.000, SLG: 1.000										0	0	0	0	0	0	0					
18 Carlos Martinez, R ERA: 2.18										0	0	0	0	0	0	0					
Inning Stats	R: 1 H: 2 E: 0 K: 1 S: 14	H: 2 LOB: 1 BB: 0 P: 23	R: 0 H: 1 E: 0 K: 1 S: 8	H: 1 LOB: 0 BB: 0 P: 9	R: 3 H: 4 E: 1 K: 1 S: 17	H: 4 LOB: 2 BB: 1 P: 27	R: 1 H: 1 E: 0 K: 0 S: 8	H: 1 LOB: 0 BB: 0 P: 11	R: 0 H: 0 E: 0 K: 2 S: 7	H: 0 LOB: 0 BB: 0 P: 8	R: 0 H: 0 E: 0 K: 1 S: 8	H: 0 LOB: 0 BB: 0 P: 12	R: 0 H: 0 E: 0 K: 1 S: 8	H: 0 LOB: 0 BB: 0 P: 10	R: 0 H: 1 E: 0 K: 1 S: 11	H: 1 LOB: 1 BB: 0 P: 15		1B: 6 2B: 2 3B: 0 HR: 1	SF: 1 SAC: 1 DP: 0 HBP: 0	WP: 0 PA: 33 PB: 0 SB: 0 CS: 1	
PITCHER	IP WLS BF H R ER SO	IP WLS BF H R ER SO	IP WLS BF H R ER SO	IP WLS BF H R ER SO	IP WLS BF H R ER SO	IP WLS BF H R ER SO	IP WLS BF H R ER SO	IP WLS BF H R ER SO	IP WLS BF H R ER SO	IP WLS BF H R ER SO	IP WLS BF H R ER SO	IP WLS BF H R ER SO	IP WLS BF H R ER SO	IP WLS BF H R ER SO	IP WLS BF H R ER SO	IP WLS BF H R ER SO		IP WLS BF H R ER SO	ERA WHIP	ERA WHIP	
21 Zack Greinke, R ERA: 2.95	6.0	L	26	8	5	5	6	1	0	0	0	0	0	0	0	0	0	62	90	7.50	1.500
40 Andrew Chafin, L ERA: 3.34	0.2		2	0	0	0	0	0	0	0	0	0	0	0	0	0	0	6	8	0.00	0.000
52 Zack Godley, R ERA: 6.48	1.1		5	1	0	0	1	0	0	0	0	0	0	0	0	0	0	13	17	0.00	0.750

Batter	1	2	3	4	5	6	7	8	9	AB	R	H	RBI	BB	SO	LOB	TOP			
26 Adam Frazier, L (1.4) OBP: 0.335, SLG: 0.410										4	0	1	0	0	0	1	Pittsburgh Pirates @ St. Louis Cardinals Busch Stadium, St. Louis, MO Mon Jul 15 2019, 7:16 PM - 10:16 PM CDT Att: 41,965 - Cloudy - 74 F			
10 Bryan Reynolds, S (1.9) OBP: 0.416, SLG: 0.530										4	0	3	0	0	0	1				
6 Starling Marte, R (1.8) OBP: 0.315, SLG: 0.478										4	0	0	0	0	0	4				
55 Josh Bell, S (1.3) OBP: 0.369, SLG: 0.629										4	0	0	0	0	2	0				
19 Colin Moran, L (1.5) OBP: 0.333, SLG: 0.477										4	0	1	0	0	0	0				
12 Corey Dickerson, L (1.7) OBP: 0.308, SLG: 0.458										3	0	1	0	0	0	1				
27 Kevin Newman, R (1.6) 77 Luis Escobar, R (7.1)										3	0	1	0	0	0	1				
58 Jacob Stallings, R (1.2) 45 Michael Feliz, R (5.1) 30 Kyle Crick, L (7.1) 16 Jung Ho Kang, R (7.6)										2	0	0	0	0	0	2				
59 Joe Musgrove, R (1.1) 32 Elias Diaz, R (5.2)										1	0	0	0	0	0	0				
Inning Stats	R: 0 E: 0 K: 0 S: 7	H: 1 LOB: 0 BB: 0 P: 12	R: 0 E: 0 K: 1 S: 10	H: 0 LOB: 0 BB: 0 P: 14	R: 0 E: 0 K: 0 S: 4	H: 0 LOB: 0 BB: 0 P: 5	R: 0 E: 0 K: 0 S: 9	H: 1 LOB: 0 BB: 0 P: 11	R: 0 E: 0 K: 1 S: 9	H: 2 LOB: 1 BB: 0 P: 11	R: 0 E: 0 K: 1 S: 9	H: 1 LOB: 1 BB: 0 P: 11	R: 0 E: 0 K: 0 S: 10	H: 1 LOB: 1 BB: 0 P: 16	R: 0 E: 0 K: 0 S: 6	H: 0 LOB: 0 BB: 0 P: 9		1B: 6 2B: 3 HR: 0	SF: 0 SAC: 0 DP: 3 HBP: 0	WP: 0 PB: 0 SB: 0 CS: 0
PITCHER 39 Miles Mikolas, R (1.1) ERA: 4.15	IP: 9.0 WLS: W BF: 32	H: 8 R: 0 ER: 0 SO: 3	BB: 0 IBB: 0 HBP: 0 BLK: 1	WP: 0 HR: 0 S: 73 P: 100	ERA: 0.00 WHIP: 0.889	PITCHER IP: WLS: BF: H: R: ER: SO: BB: IBB: HBP: BLK: WP: HR: S: P: ERA: WHIP														

Batter	1	2	3	4	5	6	7	8	9	AB	R	H	RBI	BB	SO	LOB	BOTTOM			
13 Matt Carpenter, L (1.5) 19 Tommy Edman, S (7.5) OBP: 0.372, SLG: 0.492										2	1	1	0	0	1	0	Pittsburgh Pirates @ St. Louis Cardinals Busch Stadium, St. Louis, MO Mon Jul 15 2019, 7:16 PM - 10:16 PM CDT Att: 41,965 - Cloudy - 74 F			
12 Paul DeJong, R (1.6) OBP: 0.338, SLG: 0.433									4	1	1	0	0	1	1					
46 Paul Goldschmidt, R (1.3) OBP: 0.343, SLG: 0.430									2	3	1	1	2	1	1					
41 Tyler O'Neill, R (1.7) OBP: 0.329, SLG: 0.513									4	2	3	4	0	0	0					
25 Dexter Fowler, S (1.9) OBP: 0.358, SLG: 0.423									2	0	1	1	1	1	1					
16 Kolten Wong, L (1.4) OBP: 0.328, SLG: 0.375									3	0	0	0	0	0	2					
32 Matt Wieters, S (1.2) OBP: 0.287, SLG: 0.446									4	0	0	0	0	1	2					
48 Harrison Bader, R (1.8) OBP: 0.312, SLG: 0.355									3	0	0	0	1	1	0					
39 Miles Mikolas, R (1.1) OBP: 0.156, SLG: 0.156									4	0	1	0	0	3	1					
Inning Stats	R: 1 E: 1 K: 3 S: 23	H: 0 LOB: 1 BB: 1 P: 36	R: 0 E: 0 K: 1 S: 7	H: 0 LOB: 1 BB: 1 P: 13	R: 2 E: 0 K: 0 S: 18	H: 3 LOB: 1 BB: 0 P: 24	R: 0 E: 0 K: 2 S: 11	H: 0 LOB: 0 BB: 0 P: 15	R: 2 E: 0 K: 1 S: 12	H: 2 LOB: 1 BB: 1 P: 23	R: 0 E: 0 K: 2 S: 8	H: 0 LOB: 0 BB: 0 P: 11	R: 2 E: 0 K: 1 S: 18	H: 2 LOB: 2 BB: 1 P: 31	R: 0 E: 0 K: 0 S: 7	H: 1 LOB: 0 BB: 0 P: 10		1B: 5 2B: 2 3B: 0 HR: 2	SF: 1 SAC: 0 DP: 1 HBP: 2	WP: 0 PB: 0 SB: 0 CS: 0
PITCHER 59 Joe Musgrove, R (1.1) ERA: 4.31 45 Michael Feliz, R (5.1) ERA: 4.07 30 Kyle Crick, R (7.1) ERA: 3.9 77 Luis Escobar, R (7.1) ERA:	IP: 4.2 WLS: L BF: 23	H: 5 R: 5 ER: 0 SO: 7	BB: 3 IBB: 0 HBP: 0 BLK: 0	WP: 0 HR: 1 S: 67 P: 104	ERA: 7.71 WHIP: 1.714	PITCHER IP: WLS: BF: H: R: ER: SO: BB: IBB: HBP: BLK: WP: HR: S: P: ERA: WHIP														

livebaseballscorecards.com

AB 32
R 0
H 8
RBI 0
BB 0
SO 3
LOB 11

livebaseballscorecards.com

AB 30
R 7
H 8
RBI 6
BB 4
SO 10
LOB 9

Batter	1	2	3	4	5	6	7	8	9	AB	R	H	RBI	BB	SO	LOB	TOP																
26 Adam Frazier, L (1,4) OBP: 0.331, SLG: 0.405										4	0	0	0	0	2	0	Pittsburgh Pirates @ St. Louis Cardinals Busch Stadium, St. Louis, MO Tue Jul 16 2019, 7:18 PM - 10:20 PM CDT Att: 43,777 - Partly Cloudy - 84 F																
10 Bryan Reynolds, S (1,9) OBP: 0.413, SLG: 0.623										3	0	0	0	1	0	0																	
6 Starling Marte, R (1,8) OBP: 0.317, SLG: 0.477										3	1	1	0	0	0	1																	
55 Josh Bell, S (1,3) OBP: 0.368, SLG: 0.625										4	1	1	0	0	1	2																	
19 Colin Moran, L (1,5) OBP: 0.332, SLG: 0.474										4	0	1	1	0	2	1																	
12 Corey Dickerson, L (1,7) OBP: 0.333, SLG: 0.474										1	1	1	0	3	0	0																	
27 Kevin Newman, R (1,6) OBP: 0.365, SLG: 0.465										4	0	1	2	0	1	5																	
32 Elias Diaz, R (1,2) OBP: 0.310, SLG: 0.328										4	0	0	0	0	1	3																	
67 Dario Agrazal, R (1,1) 48 Richard Rodríguez, R (7,1) 53 Melky Cabrera, S (8,PH) 47 Francisco Liriano, L (8,1) 73 Felipe Vázquez, L (9,1)										2	0	0	0	0	1	0																	
Inning Stats	R: 0 E: 0 K: 1 S: 8	H: 0 LOB: 0 BB: 0 P: 13	R: 0 E: 0 K: 1 S: 9	H: 0 LOB: 1 BB: 1 P: 15	R: 0 E: 0 K: 1 S: 9	H: 0 LOB: 0 BB: 0 P: 14	R: 0 E: 0 K: 0 S: 6	H: 0 LOB: 0 BB: 1 P: 13	R: 1 E: 0 K: 2 S: 12	H: 2 LOB: 1 BB: 0 P: 18	R: 0 E: 0 K: 1 S: 8	H: 0 LOB: 0 BB: 0 P: 11	R: 0 E: 0 K: 2 S: 9	H: 1 LOB: 2 BB: 1 P: 17	R: 0 E: 0 K: 1 S: 8	H: 0 LOB: 0 BB: 0 P: 13		R: 2 E: 0 K: 0 S: 12	H: 2 LOB: 2 BB: 1 P: 21	1B: 4 2B: 2 HR: 0	SF: 0 SAC: 0 HBP: 1	WP: 0 PB: 0 SB: 0 CS: 2	PA: 35										
PITCHER	IP WLS BF H R ER SO BB IBB HBP BLK WP HR S P ERA WHIP																																
22 Jack Flaherty, R (1,1) ERA: 4.41	7.0	25	3	1	1	8	2	1	0	0	0	0	0	61	101	1.29	0.714																
65 Giovanni Gallegos, R (8,1) ERA: 2.49	1.0	3	0	0	0	1	0	0	0	0	0	0	0	8	13	0.00	0.000																
18 Carlos Martínez, R (9,1) ERA: 2.91	1.0	L	7	2	2	0	1	0	1	0	0	0	0	12	21	18.00	3.000																

Batter	1	2	3	4	5	6	7	8	9	AB	R	H	RBI	BB	SO	LOB	BOTTOM																
19 Tommy Edman, S (1,5) OBP: 0.262, SLG: 0.460										4	0	0	0	0	0	1	Pittsburgh Pirates @ St. Louis Cardinals Busch Stadium, St. Louis, MO Tue Jul 16 2019, 7:18 PM - 10:20 PM CDT Att: 43,777 - Partly Cloudy - 84 F																
12 Paul DeJong, R (1,6) OBP: 0.334, SLG: 0.428										4	0	0	0	0	1	0																	
46 Paul Goldschmidt, R (1,3) OBP: 0.339, SLG: 0.425										4	0	0	0	0	0	0																	
41 Tyler O'Neill, R (1,7) OBP: 0.337, SLG: 0.512										4	0	2	0	0	1	0																	
25 Dexter Fowler, S (1,9) OBP: 0.357, SLG: 0.424										4	0	1	0	0	1	2																	
16 Kolten Wong, L (1,4) ERA: 2.48										2	0	0	0	1	0	1																	
34 Yairo Muñoz, R (9,PH) OBP: 0.316, SLG: 0.368										1	0	0	0	0	0	0																	
32 Matt Wieters, S (1,2) OBP: 0.288, SLG: 0.436										2	0	0	0	1	0	2																	
48 Harrison Bader, R (1,8) OBP: 0.317, SLG: 0.361										2	1	1	0	1	0	2																	
22 Jack Flaherty, R (1,1) OBP: 0.250, SLG: 0.308										2	0	1	1	0	0	3																	
38 José Martínez, R (7,PH) OBP: 0.339, SLG: 0.414										1	0	0	0	0	0	2																	
65 Giovanni Gallegos, R (8,1) 18 Carlos Martínez, R (9,1)										0	0	0	0	0	0	0																	
Inning Stats	R: 0 E: 0 K: 0 S: 8	H: 0 LOB: 0 BB: 0 P: 11	R: 0 E: 0 K: 0 S: 13	H: 1 LOB: 3 BB: 2 P: 28	R: 0 E: 0 K: 0 S: 5	H: 0 LOB: 0 BB: 0 P: 7	R: 0 E: 0 K: 0 S: 6	H: 1 LOB: 0 BB: 0 P: 8	R: 1 E: 0 K: 0 S: 7	H: 2 LOB: 0 BB: 0 P: 13	R: 0 E: 0 K: 0 S: 9	H: 0 LOB: 0 BB: 0 P: 11	R: 0 E: 0 K: 0 S: 10	H: 1 LOB: 2 BB: 1 P: 20	R: 0 E: 0 K: 1 S: 8	H: 0 LOB: 0 BB: 0 P: 11	R: 0 E: 0 K: 2 S: 13	H: 0 LOB: 0 BB: 0 P: 17	1B: 2 2B: 4 HR: 0	SF: 0 SAC: 0 HBP: 0	WP: 0 PB: 0 SB: 1 CS: 1	PA: 33											
PITCHER	IP WLS BF H R ER SO BB IBB HBP BLK WP HR S P ERA WHIP																																
67 Dario Agrazal, R (1,1) ERA: 3.48	6.0	24	5	1	1	0	3	0	0	0	0	0	0	52	87	1.50	1.333																
48 Richard Rodríguez, R (7,1) ERA: 3.48	1.0	3	0	0	0	0	0	0	0	0	0	0	0	6	11	0.00	0.000																
47 Francisco Liriano, L (8,1) ERA: 2.96	1.0	W	3	0	0	0	0	0	0	0	0	0	0	8	11	0.00	0.000																
73 Felipe Vázquez, L (9,1) ERA: 2.01	1.0	S	3	0	0	0	0	0	0	0	0	0	0	13	17	0.00	0.000																

AB 30
R 3
H 5
RBI 3
BB 4
SO 9
LOB 12



AB 30
R 1
H 5
RBI 1
SO 3
LOB 13



Batter	1	2	3	4	5	6	7	8	9	AB	R	H	RBI	BB	SO	LOB	TOP					
27 Kevin Newman, R (1.4) OBP: 0.370, SLG: 0.468	G5-3		FC6-4	FC5			F8		1B	5	0	3	0	0	0	0						
10 Bryan Reynolds, S (1.9) OBP: 0.413, SLG: 0.620	G4-3		K				K		1B	5	0	2	3	0	2	2						
6 Starling Marte, R (1.8) OBP: 0.316, SLG: 0.482	HR		F9	FC5			G6-3		FC6-4	5	1	1	1	0	0	6						
36 José Osuna, R (1.3) OBP: 0.368, SLG: 0.651	K		FC6-4			L3			K	4	0	0	0	0	2	2						
53 Melky Cabrera, S (1.7)	G4-3		G6-4-3	1B		L8			F8	4	1	1	0	0	0	0						
19 Colin Moran, L (1.5) OBP: 0.334, SLG: 0.472	1B		BB			F8			G3-1	3	0	1	0	1	0	0						
16 Jung Ho Kang, R (1.6) OBP: 0.236, SLG: 0.418	P3		G6-4-3			K			1B	3	0	0	0	0	1	3						
26 Adam Frazier, L (0. PH) OBP: 0.333, SLG: 0.407			1B			K			FC5-4	1	0	1	0	0	0	0						
58 Jacob Stallings, R (1.2)	K		IBB			K			FC5-4	2	1	0	0	1	2	1						
55 Josh Bell, S (0. PH) OBP: 0.307, SLG: 0.623			1B			K			1B	1	1	0	0	0	0	1						
24 Chris Archer, R (1.1) OBP: 0.167, SLG: 0.107			1B			K			K	3	1	2	1	0	1	0						
47 Francisco Liriano, L (7.1) ERA: 1.000, SLG: 1.000			1B			K			K	0	0	0	0	0	0	0						
45 Michael Feliz, R (7.1) ERA: 3.26			1B			K			K	0	0	0	0	0	0	0						
30 Kyle Crick, L (8.1) ERA: 3.99			1B			K			K	1	0	0	0	0	0	1						
12 Corey Dickerson, L (0. PH) OBP: 0.330, SLG: 0.469			1B			K			K	1	0	0	0	0	1	1						
Inning Stats	R: 1 H: 1 E: 0 K: 1 S: 9	L: 1 BB: 0 P: 14	R: 0 H: 1 E: 0 K: 1 S: 13	L: 1 BB: 1 P: 19	R: 0 H: 2 E: 0 K: 1 S: 13	L: 2 BB: 0 P: 17	R: 3 H: 4 E: 0 K: 0 S: 16	L: 4 BB: 2 P: 25	R: 0 H: 0 E: 0 K: 3 S: 9	L: 0 BB: 0 P: 11	R: 0 H: 0 E: 0 K: 3 S: 9	L: 0 BB: 0 P: 14	R: 0 H: 0 E: 0 K: 1 S: 8	L: 0 BB: 0 P: 14	R: 1 H: 3 E: 0 K: 1 S: 16	L: 3 BB: 2 P: 21	1B: 10 2B: 0 3B: 0 HR: 1	SF: 0 DP: 1 HBP: 0	WP: 1 PA: 39 CS: 0			
PITCHER	IP WLS BF H R ER SO	IP WLS BF H R ER SO	IP WLS BF H R ER SO	IP WLS BF H R ER SO	IP WLS BF H R ER SO	IP WLS BF H R ER SO	IP WLS BF H R ER SO	IP WLS BF H R ER SO	IP WLS BF H R ER SO	IP WLS BF H R ER SO	IP WLS BF H R ER SO	IP WLS BF H R ER SO	IP WLS BF H R ER SO	IP WLS BF H R ER SO	IP WLS BF H R ER SO	IP WLS BF H R ER SO	ERA WHIP	ERA WHIP	ERA WHIP			
62 Daniel Ponce de Leon, R (1.1) ERA: 2.8	3.2	20	8	4	4	3	1	1	0	0	0	1	1	0	0	0	1	1	50	73	9.82	2.455
55 Dominic Leone, R (4.1) ERA: 6.52	0.1	1	0	0	0	0	0	0	0	0	0	0	0	0	0	0	0	0	1	2	0.00	0.000
40 Chasen Shreve, L (5.1) ERA: 3.26	1.0	3	0	0	0	0	0	0	0	0	0	0	0	0	0	0	0	0	7	11	0.00	0.000
60 John Brebbia, R (6.1) ERA: 3.26	2.0	W	6	0	0	0	4	0	0	0	0	0	0	0	0	0	0	0	16	23	0.00	0.000
21 Andrew Miller, L (8.1) ERA: 3.99	1.0	H	3	0	0	0	1	0	0	0	0	0	0	0	0	0	0	0	8	14	0.00	0.000

Pittsburgh Pirates @ St. Louis Cardinals
 Busch Stadium, St. Louis, MO
 Wed Jul 17 2019, 12:17 PM - 3:26 PM CDT
 Att: 43,186 - Partly Cloudy - 90 F

AB 37
 R 5
 H 11
 RBI 5
 BB 2
 SO 9
 LOB 16

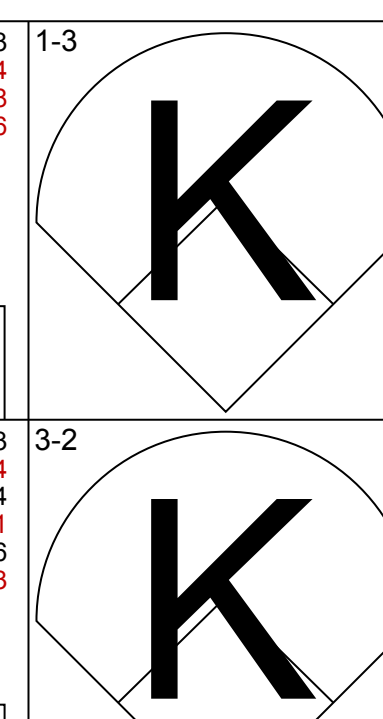
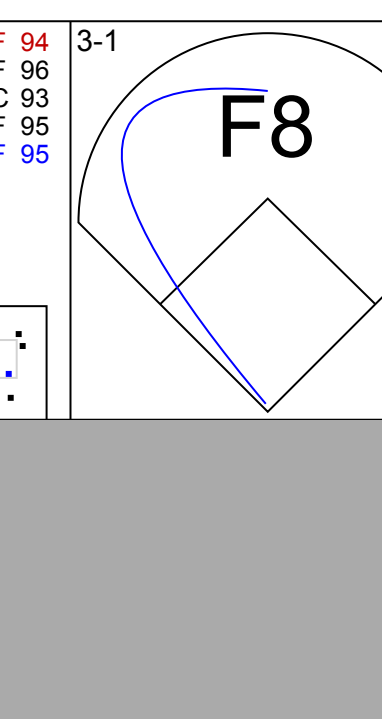
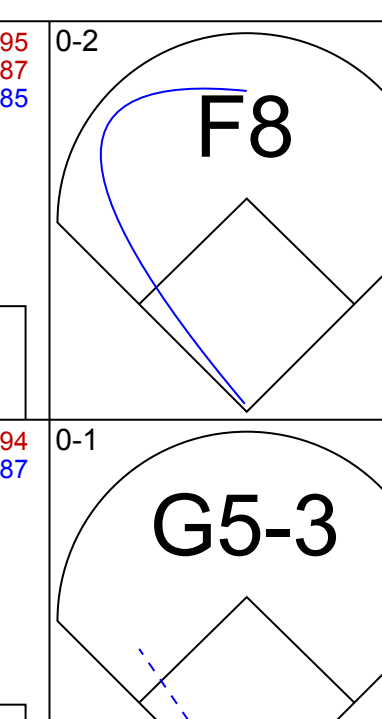
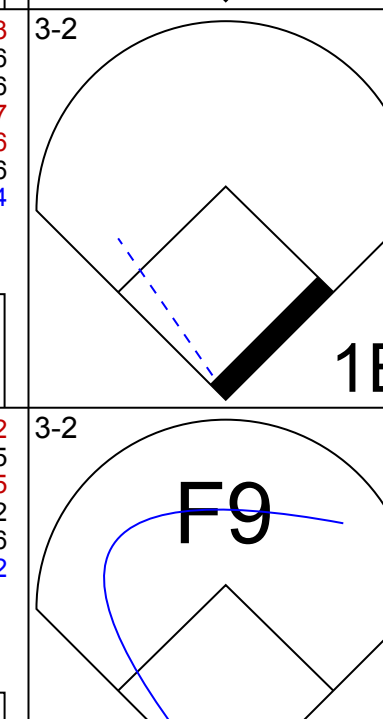
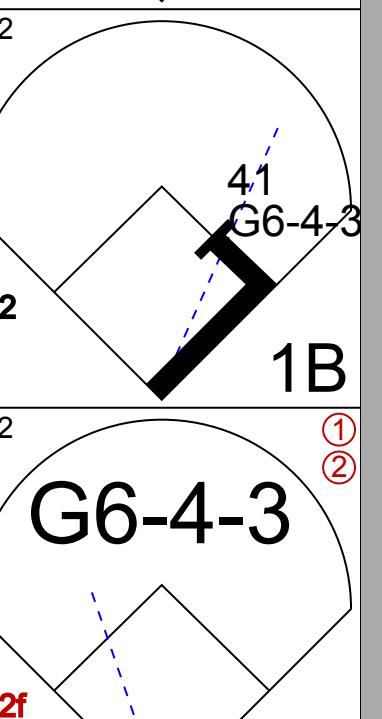

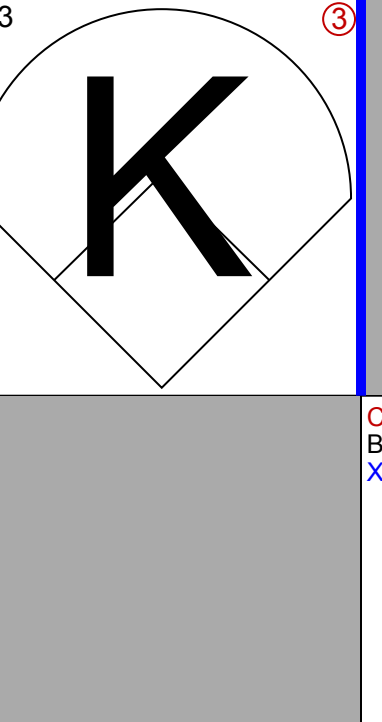


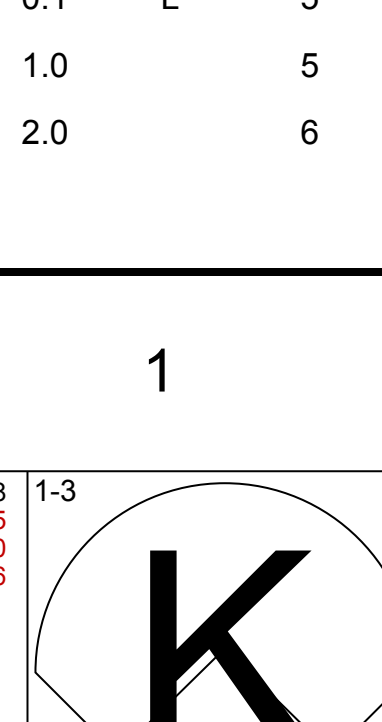
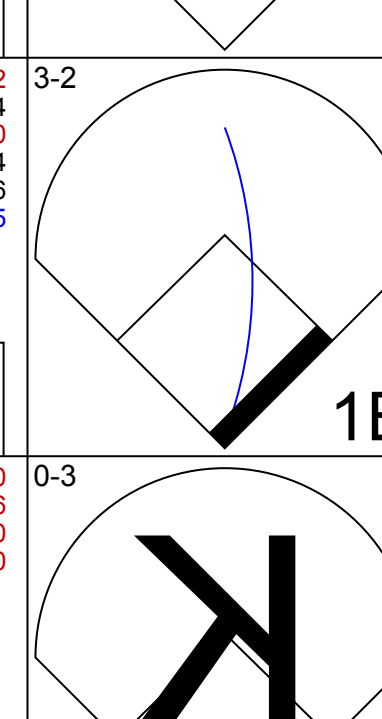
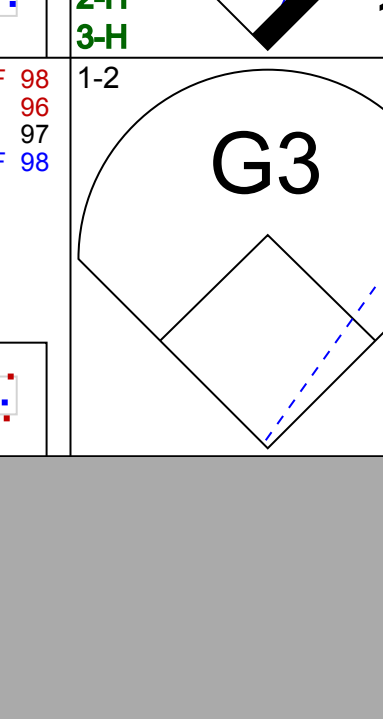
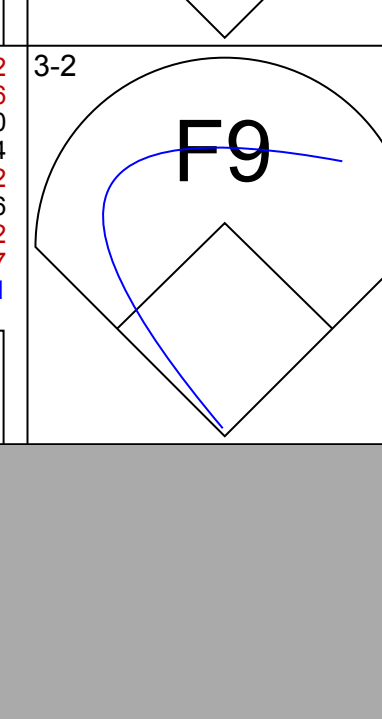
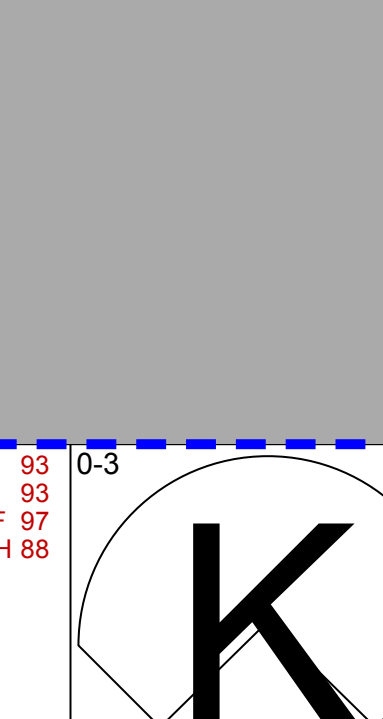

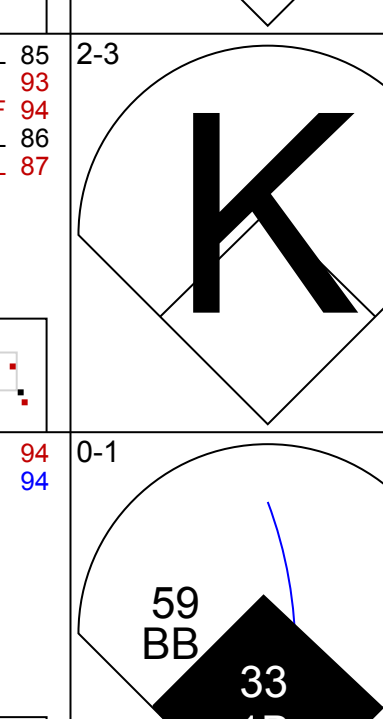

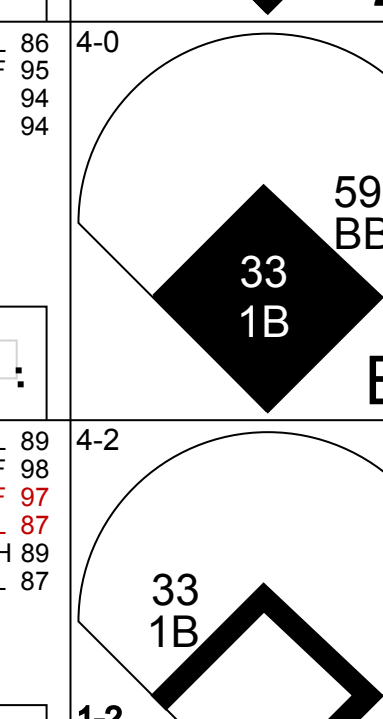
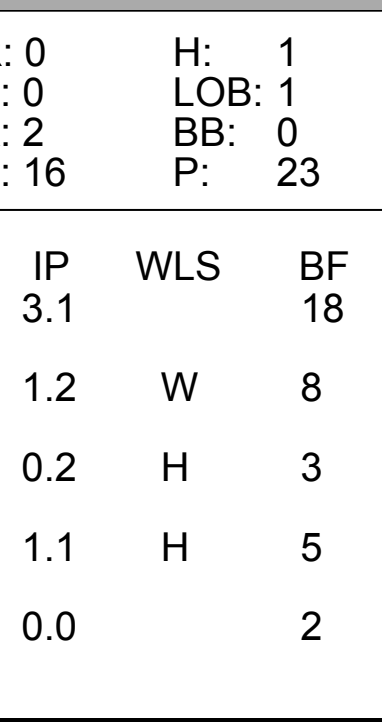
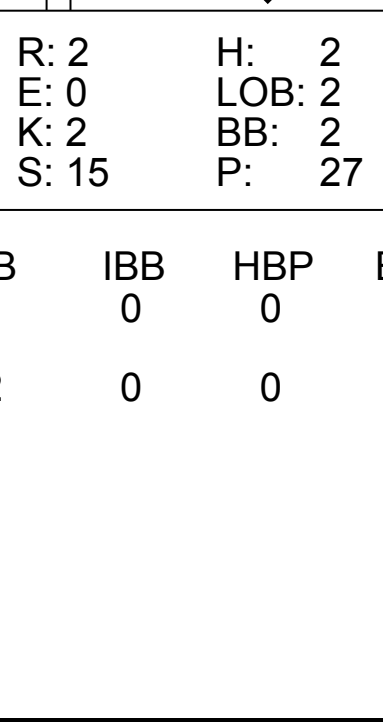


Batter	1	2	3	4	5	6	7	8	9	AB	R	H	RBI	BB	SO	LOB	BOTTOM				
19 Tommy Edman, S (1.4) OBP: 0.290, SLG: 0.470	G4-3		L9				HR		BB	3	2	2	0	1	0	0					
38 José Martínez, R (1.9) OBP: 0.338, SLG: 0.410	G4-3		SF9			K			BB	2	1	0	1	1	1	1					
21 Andrew Miller, L (8.1) OBP: 0.329, SLG: 0.372	G4-3		2B			K			BB	0	0	0	0	0	0	0					
16 Kolten Wong, L (9.4) OBP: 0.329, SLG: 0.372	P6		BB			F8			HR	3	1	1	3	1	0	1					
41 Tyler O'Neill, R (1.7) OBP: 0.344, SLG: 0.547	1B		K			HR			P3	4	1	2	2	0	1	3					
25 Dexter Fowler, S (1.8) OBP: 0.352, SLG: 0.418	E5		L9			K			K	4	0	0	0	0	2	1					
12 Paul DeJong, R (1.6) OBP: 0.331, SLG: 0.423	K		K			F7			P5	4	0	0	0	0	2	2					
34 Yairo Muñoz, R (1.5) OBP: 0.314, SLG: 0.364			F8			L9			F9	4	1	1	0	0	0	0					
18 Carlos Martínez, R (9.1) OBP: 0.314, SLG: 0.364			1B			L9			F9	0	0	0	0	0	0	0					
7 Andrew Knizner, R (1.2) OBP: 0.071, SLG: 0.143	2B		F9			K			K	4	0	1	0	0	2	0					
62 Daniel Ponce de Leon, R (1.1) ERA: 5.36			2B			K			G3	1	0	0	0	0	1	2					
55 Dominic Leone, R (4.1) ERA: 6.52			K			K			K	0	0	0	0	0	0	0					
63 Edmundo Sosa, R (4. PH) ERA: 3.33			K			K			K	1	0	0	0	0	1	0					
40 Chasen Shreve, L (5.1) ERA: 3.26			K			K			K	0	0	0	0	0	0	0					
60 John Brebbia, L (6.1) ERA: 3.26			K			K			K	0	0	0	0	0	0	0					
48 Harrison Bader, R (7. PH) OBP: 0.310, SLG: 0.339			K			K			K	1	0	0	0	0	0	0					
Inning Stats	R: 1 H: 2 E: 1 K: 1 S: 13	L: 2 BB: 0 P: 16	R: 1 H: 2 E: 0 K: 2 S: 14	L: 2 BB: 2 P: 29	R: 0 H: 0 E: 0 K: 1 S: 8	L: 0 BB: 0 P: 11	R: 0 H: 0 E: 0 K: 1 S: 9	L: 0 BB: 0 P: 15	R: 1 H: 1 E: 0 K: 2 S: 11	L: 1 BB: 0 P: 19	R: 0 H: 0 E: 0 K: 1 S: 8	L: 0 BB: 0 P: 11	R: 3 H: 2 E: 0 K: 1 S: 20	L: 2 BB: 1 P: 35	R: 0 H: 0 E: 0 K: 1 S: 9	L: 0 BB: 0 P: 12	1B: 4 2B: 1 3B: 0 HR: 2	SF: 1 DP: 0 HBP: 0	WP: 0 PA: 35 CS: 0		
PITCHER	IP WLS BF H R ER SO	IP WLS BF H R ER SO	IP WLS BF H R ER SO	IP WLS BF H R ER SO	IP WLS BF H R ER SO	IP WLS BF H R ER SO	IP WLS BF H R ER SO	IP WLS BF H R ER SO	IP WLS BF H R ER SO	IP WLS BF H R ER SO	IP WLS BF H R ER SO	IP WLS BF H R ER SO	IP WLS BF H R ER SO	IP WLS BF H R ER SO	IP WLS BF H R ER SO	IP WLS BF H R ER SO	ERA WHIP	ERA WHIP	ERA WHIP		
24 Chris Archer, R (1.1) ERA: 5.36	6.0	26	5	3	3	8	2	0	0	0	0	0	0	0	0	0	1	63	101	4.50	1.167
47 Francisco Liriano, L (7.1) ERA: 3.33	0.1	L	3	1	2	2	1	0	0	0	0	0	0	0	0	0	0	10	19	54.00	6.000
45 Michael Feliz, R (7.1) ERA: 4.86	0.2	B	3	1	1	1	0	0	0	0	0	0	0	0	0	0	1	10	16	13.50	1.500
30 Kyle Crick, R (8.1) ERA: 3.78	1.0	3	0	0	0	0	0	0	0	0	0	0	0	0	0	0	0	9	12	0.00	0.000

Pittsburgh Pirates @ St. Louis Cardinals
 Busch Stadium, St. Louis, MO
 Wed Jul 17 2019, 12:17 PM - 3:26 PM CDT
 Att: 43,186 - Partly Cloudy - 90 F

AB 31
 R 6
 H 7
 RBI 6
 BB 3
 SO 10
 LOB 10

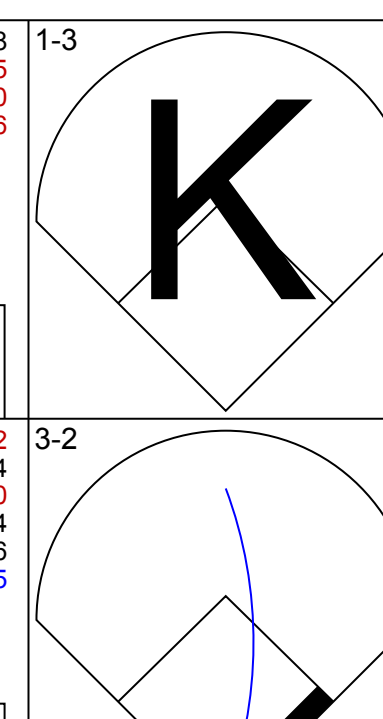
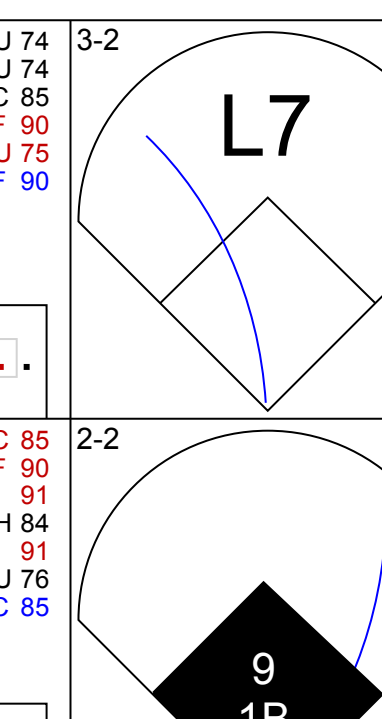
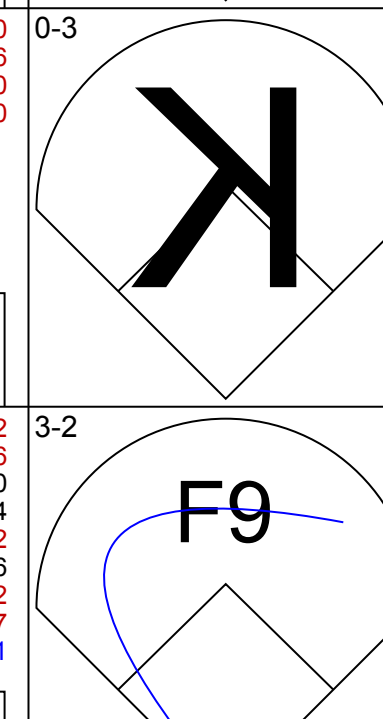
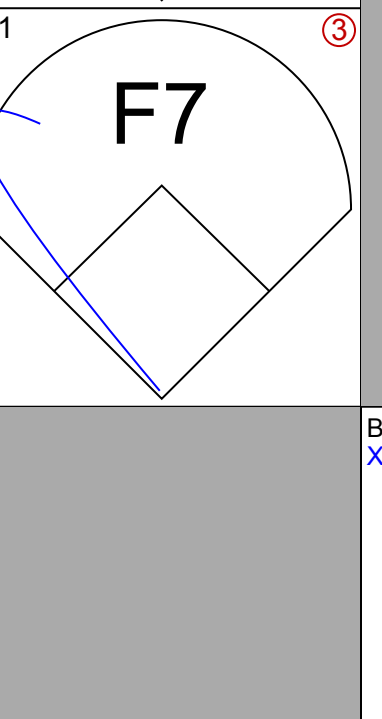



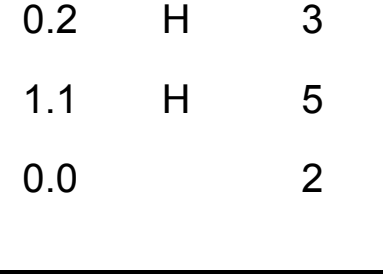


Batter	1	2	3	4	5	6	7	8	9	AB	R	H	RBI	BB	SO	LOB	TOP							
19 Tommy Edman, S (1,5) OBP: 0.278, SLG: 0.474										5	2	1	0	0	1	1								
38 Jose Martinez, R (1,9) OBP: 0.369, SLG: 0.567										3	2	2	3	1	1	0								
63 John Gant, R (8,1) OBP: 0.231, SLG: 0.393										0	0	0	0	0	0	0								
55 Dominic Leone, R (8,1) OBP: 0.231, SLG: 0.393										0	0	0	0	0	0	0								
21 Andrew Miller, L (8,1) OBP: 0.231, SLG: 0.393										0	0	0	0	0	0	0								
18 Carlos Martinez, R (8,1) OBP: 0.231, SLG: 0.393										0	0	0	0	0	0	0								
46 Paul Goldschmidt, R (1,3) OBP: 0.339, SLG: 0.429										4	0	2	1	0	1	0								
41 Tyler O'Neill, R (1,7) OBP: 0.343, SLG: 0.526										5	1	1	1	0	1	3								
25 Dexter Fowler, S (1,8) OBP: 0.348, SLG: 0.410										2	0	0	0	0	2	1								
52 Michael Wacha, R (4,1) OBP: 0.217, SLG: 0.281										0	0	0	0	0	0	0								
34 Yairo Muñoz, R (6,PH) OBP: 0.302, SLG: 0.350										3	1	0	0	0	0	2								
16 Kellen Wong, L (1,4) OBP: 0.336, SLG: 0.376										2	1	1	1	1	0	0								
12 Paul DeJong, R (1,6) OBP: 0.334, SLG: 0.444										4	2	2	4	0	0	1								
7 Andrew Knizner, R (1,2) OBP: 0.111, SLG: 0.222										4	1	1	1	0	1	0								
50 Adam Wainwright, R (1,1) OBP: 0.207, SLG: 0.185										1	0	0	0	0	1	0								
48 Harrison Bader, R (4,8) OBP: 0.322, SLG: 0.361										2	2	1	0	1	0	0								
Inning Stats	R: 0 E: 0 K: 2 S: 13	H: 1 LOB: 1 BB: 0 P: 23	R: 0 E: 0 K: 1 S: 9	H: 1 LOB: 0 BB: 0 P: 16	R: 0 E: 0 K: 1 S: 9	H: 0 LOB: 0 BB: 0 P: 13	R: 0 E: 0 K: 1 S: 12	H: 1 LOB: 1 BB: 1 P: 17	R: 0 E: 0 K: 0 S: 7	H: 0 LOB: 0 BB: 0 P: 9	R: 10 E: 1 K: 1 S: 34	H: 7 LOB: 0 BB: 1 P: 52	R: 2 E: 0 K: 2 S: 14	H: 1 LOB: 0 BB: 1 P: 23	R: 0 E: 0 K: 0 S: 8	H: 0 LOB: 0 BB: 0 P: 11	R: 0 E: 0 K: 0 S: 5	H: 0 LOB: 0 BB: 0 P: 8	1B: 7 2B: 2 3B: 0 HR: 2	SF: 2 SAC: 0 DP: 2 HBP: 0	WP: 0 PB: 0 SB: 1 CS: 0	PA: 41		
PITCHER	IP WLS BF H R ER SO BB IBB HBP BLK WP HR S P ERA WHIP	IP WLS BF H R ER SO BB IBB HBP BLK WP HR S P ERA WHIP	IP WLS BF H R ER SO BB IBB HBP BLK WP HR S P ERA WHIP	IP WLS BF H R ER SO BB IBB HBP BLK WP HR S P ERA WHIP	IP WLS BF H R ER SO BB IBB HBP BLK WP HR S P ERA WHIP	IP WLS BF H R ER SO BB IBB HBP BLK WP HR S P ERA WHIP	IP WLS BF H R ER SO BB IBB HBP BLK WP HR S P ERA WHIP	IP WLS BF H R ER SO BB IBB HBP BLK WP HR S P ERA WHIP	IP WLS BF H R ER SO BB IBB HBP BLK WP HR S P ERA WHIP	IP WLS BF H R ER SO BB IBB HBP BLK WP HR S P ERA WHIP	IP WLS BF H R ER SO BB IBB HBP BLK WP HR S P ERA WHIP	IP WLS BF H R ER SO BB IBB HBP BLK WP HR S P ERA WHIP	IP WLS BF H R ER SO BB IBB HBP BLK WP HR S P ERA WHIP	IP WLS BF H R ER SO BB IBB HBP BLK WP HR S P ERA WHIP	IP WLS BF H R ER SO BB IBB HBP BLK WP HR S P ERA WHIP	IP WLS BF H R ER SO BB IBB HBP BLK WP HR S P ERA WHIP	IP WLS BF H R ER SO BB IBB HBP BLK WP HR S P ERA WHIP	IP WLS BF H R ER SO BB IBB HBP BLK WP HR S P ERA WHIP	IP WLS BF H R ER SO BB IBB HBP BLK WP HR S P ERA WHIP	IP WLS BF H R ER SO BB IBB HBP BLK WP HR S P ERA WHIP	IP WLS BF H R ER SO BB IBB HBP BLK WP HR S P ERA WHIP	IP WLS BF H R ER SO BB IBB HBP BLK WP HR S P ERA WHIP	IP WLS BF H R ER SO BB IBB HBP BLK WP HR S P ERA WHIP	IP WLS BF H R ER SO BB IBB HBP BLK WP HR S P ERA WHIP

St. Louis Cardinals @ Cincinnati Reds
Great American Ball Park, Cincinnati, OH
Fri Jul 19 2019, 7:12 PM - 11:01 PM EDT
Att: 37,652 - Clear - 92 F

AB 36
R 12
H 11
RBI 11
BB 3
SO 8
LOB 8



Batter	1	2	3	4	5	6	7	8	9	AB	R	H	RBI	BB	SO	LOB	BOTTOM							
33 Jesse Winker, L (1,8) OBP: 0.334, SLG: 0.455										5	0	2	2	1	1	1								
19 Joey Votto, L (1,3) OBP: 0.398, SLG: 0.398										5	1	2	1	1	2	4								
7 Eugenio Suárez, R (1,5) OBP: 0.323, SLG: 0.503										1	0	0	0	0	1	1								
9 José Peraza, R (2,5) OBP: 0.291, SLG: 0.376										4	1	2	1	0	0	2								
66 Yasiel Puig, R (1,9) OBP: 0.308, SLG: 0.500										5	0	2	1	0	1	4								
3 Scooter Gennett, L (1,4) OBP: 0.195, SLG: 0.179										5	0	1	0	0	2	1								
6 Phillip Ervin, R (1,7) OBP: 0.405, SLG: 0.535										5	0	1	0	0	1	2								
4 Jose Iglesias, R (1,6) OBP: 0.315, SLG: 0.391										4	1	1	0	0	1	3								
49 Jimmy Herget, R (8,1) OBP: 0.350, SLG: 0.538										1	1	1	0	0	0	0								
30 Tyler Mahle, R (1,1) OBP: 0.133, SLG: 0.138										3	2	2	0	0	0	2								
67 Matt Bowman, R (6,1) OBP: 0.291, SLG: 0.376										0	0	0	0	0	0	0								
48 Jared Hughes, R (6,1) OBP: 0.291, SLG: 0.376										0	0	0	0	0	0	0								
55 Robert Stephenson, R (7,1) OBP: 0.291, SLG: 0.376										0	0	0	0	0	0	0								
17 Josh VanMeter, L (8,5) OBP: 0.368, SLG: 0.298										1	2	1	0	1	0	0								
59 Ryan Lavanway, R (1,2) OBP: 0.800, SLG: 2.500										4	3	3	6	1	1	0								
54 Sonny Gray, R (9,PR) OBP: 0.172, SLG: 0.214										0	0	0	0	0	0	0								
Inning Stats	R: 0 E: 0 K: 2 S: 16	H: 1 LOB: 1 BB: 0 P: 23	R: 0 E: 0 K: 2 S: 12	H: 0 LOB: 0 BB: 0 P: 18	R: 4 E: 0 K: 0 S: 15	H: 5 LOB: 0 BB: 0 P: 22	R: 3 E: 0 K: 1 S: 18	H: 4 LOB: 1 BB: 0 P: 27	R: 0 E: 0 K: 0 S: 11	H: 2 LOB: 2 BB: 0 P: 17	R: 0 E: 0 K: 1 S: 10	H: 1 LOB: 2 BB: 1 P: 19	R: 0 E: 0 K: 0 S: 10	H: 1 LOB: 0 BB: 0 P: 12	R: 2 E: 0 K: 2 S: 11	H: 2 LOB: 1 BB: 1 P: 17	R: 2 E: 0 K: 2 S: 15	H: 2 LOB: 2 BB: 2 P: 27	1B: 13 2B: 3 3B: 0 HR: 2	SF: 0 SAC: 0 DP: 1 HBP: 0	WP: 1 PB: 0 SB: 0 CS: 1	PA: 47		
PITCHER	IP WLS BF H R ER SO BB IBB HBP BLK WP HR S P ERA WHIP	IP WLS BF H R ER SO BB IBB HBP BLK WP HR S P ERA WHIP	IP WLS BF H R ER SO BB IBB HBP BLK WP HR S P ERA WHIP	IP WLS BF H R ER SO BB IBB HBP BLK WP HR S P ERA WHIP	IP WLS BF H R ER SO BB IBB HBP BLK WP HR S P ERA WHIP	IP WLS BF H R ER SO BB IBB HBP BLK WP HR S P ERA WHIP	IP WLS BF H R ER SO BB IBB HBP BLK WP HR S P ERA WHIP	IP WLS BF H R ER SO BB IBB HBP BLK WP HR S P ERA WHIP	IP WLS BF H R ER SO BB IBB HBP BLK WP HR S P ERA WHIP	IP WLS BF H R ER SO BB IBB HBP BLK WP HR S P ERA WHIP	IP WLS BF H R ER SO BB IBB HBP BLK WP HR S P ERA WHIP	IP WLS BF H R ER SO BB IBB HBP BLK WP HR S P ERA WHIP	IP WLS BF H R ER SO BB IBB HBP BLK WP HR S P ERA WHIP	IP WLS BF H R ER SO BB IBB HBP BLK WP HR S P ERA WHIP	IP WLS BF H R ER SO BB IBB HBP BLK WP HR S P ERA WHIP	IP WLS BF H R ER SO BB IBB HBP BLK WP HR S P ERA WHIP	IP WLS BF H R ER SO BB IBB HBP BLK WP HR S P ERA WHIP	IP WLS BF H R ER SO BB IBB HBP BLK WP HR S P ERA WHIP	IP WLS BF H R ER SO BB IBB HBP BLK WP HR S P ERA WHIP	IP WLS BF H R ER SO BB IBB HBP BLK WP HR S P ERA WHIP	IP WLS BF H R ER SO BB IBB HBP BLK WP HR S P ERA WHIP	IP WLS BF H R ER SO BB IBB HBP BLK WP HR S P ERA WHIP	IP WLS BF H R ER SO BB IBB HBP BLK WP HR S P ERA WHIP	IP WLS BF H R ER SO BB IBB HBP BLK WP HR S P ERA WHIP

St. Louis Cardinals @ Cincinnati Reds
Great American Ball Park, Cincinnati, OH
Fri Jul 19 2019, 7:12 PM - 11:01 PM EDT
Att: 37,652 - Clear - 92 F

AB 43
R 11
H 18
RBI 11
BB 4
SO 10
LOB 20



Batter	1	2	3	4	5	6	7	8	9	AB	R	H	RBI	BB	SO	LOB	TOP								
19 Tommy Edman, S (1, 5) OBP: 0.301, SLG: 0.513										4	0	3	0	0	0	1	St. Louis Cardinals @ Cincinnati Reds Great American Ball Park, Cincinnati, OH Sat Jul 20 2019, 7:11 PM - 9:46 PM EDT Att: 38,427 - Partly Cloudy - 94 F								
38 José Martínez, R (1, 9) OBP: 0.345, SLG: 0.417										3	0	0	1	1	1	3									
46 Paul Goldschmidt, R (1, 3) OBP: 0.335, SLG: 0.424										4	0	0	0	0	2	5									
41 Tyler O'Neill, R (1, 7) OBP: 0.330, SLG: 0.505										4	0	0	0	0	2	3									
25 Dexter Fowler, S (1, 8) OBP: 0.345, SLG: 0.405											3	0	0	0	0	1		0							
16 Kolten Wong, L (1, 4) OBP: 0.335, SLG: 0.374										4	0	1	0	0	0	0									
12 Paul DeJong, R (1, 6) OBP: 0.332, SLG: 0.440											3	0	0	0	0	1		1							
32 Matt Wieters, S (1, 2) OBP: 0.299, SLG: 0.465											3	1	1	1	0	1		0							
39 Miles Mikolas, R (1, 1) OBP: 0.176, SLG: 0.206											2	0	1	0	0	0		0							
48 Harrison Bader, R (7, 8) OBP: 0.325, SLG: 0.581										0	1	0	0	1	0	0									
56 Ryan Helsley, R (7, 1) OBP: 1.000, SLG: 1.000										0	0	0	0	0	0	0									
34 Yairo Muñoz, R (9, PH) OBP: 0.299, SLG: 0.346										1	0	0	0	0	0	0									
Inning Stats	R: 0 E: 0 K: 1 S: 9	H: 1 LOB: 0 BB: 0 P: 9	R: 0 E: 0 K: 1 S: 13	H: 0 LOB: 0 BB: 0 P: 19	R: 0 E: 0 K: 0 S: 6	H: 0 LOB: 0 BB: 0 P: 11	R: 0 E: 0 K: 1 S: 9	H: 1 LOB: 1 BB: 0 P: 12	R: 0 E: 0 K: 0 S: 7	H: 0 LOB: 0 BB: 0 P: 12	R: 1 E: 0 K: 1 S: 15	H: 2 LOB: 2 BB: 1 P: 25	R: 0 E: 0 K: 2 S: 7	H: 0 LOB: 0 BB: 0 P: 10	R: 1 E: 0 K: 1 S: 9	H: 1 LOB: 1 BB: 1 P: 17	R: 0 E: 0 K: 1 S: 6	H: 0 LOB: 0 BB: 0 P: 11	1B: 2 2B: 3 HR: 1	SF: 0 SAC: 0 DP: 2 HBP: 0	WP: 0 PB: 0 SB: 0 CS: 0	PA: 33			
PITCHER	IP WLS BF H R ER SO BB IBB HBP BLK WP HR S P ERA WHIP	IP WLS BF H R ER SO BB IBB HBP BLK WP HR S P ERA WHIP	IP WLS BF H R ER SO BB IBB HBP BLK WP HR S P ERA WHIP	IP WLS BF H R ER SO BB IBB HBP BLK WP HR S P ERA WHIP	IP WLS BF H R ER SO BB IBB HBP BLK WP HR S P ERA WHIP	IP WLS BF H R ER SO BB IBB HBP BLK WP HR S P ERA WHIP	IP WLS BF H R ER SO BB IBB HBP BLK WP HR S P ERA WHIP	IP WLS BF H R ER SO BB IBB HBP BLK WP HR S P ERA WHIP	IP WLS BF H R ER SO BB IBB HBP BLK WP HR S P ERA WHIP	IP WLS BF H R ER SO BB IBB HBP BLK WP HR S P ERA WHIP	IP WLS BF H R ER SO BB IBB HBP BLK WP HR S P ERA WHIP	IP WLS BF H R ER SO BB IBB HBP BLK WP HR S P ERA WHIP	IP WLS BF H R ER SO BB IBB HBP BLK WP HR S P ERA WHIP	IP WLS BF H R ER SO BB IBB HBP BLK WP HR S P ERA WHIP	IP WLS BF H R ER SO BB IBB HBP BLK WP HR S P ERA WHIP	IP WLS BF H R ER SO BB IBB HBP BLK WP HR S P ERA WHIP	IP WLS BF H R ER SO BB IBB HBP BLK WP HR S P ERA WHIP	IP WLS BF H R ER SO BB IBB HBP BLK WP HR S P ERA WHIP	IP WLS BF H R ER SO BB IBB HBP BLK WP HR S P ERA WHIP	IP WLS BF H R ER SO BB IBB HBP BLK WP HR S P ERA WHIP	IP WLS BF H R ER SO BB IBB HBP BLK WP HR S P ERA WHIP	IP WLS BF H R ER SO BB IBB HBP BLK WP HR S P ERA WHIP	IP WLS BF H R ER SO BB IBB HBP BLK WP HR S P ERA WHIP	IP WLS BF H R ER SO BB IBB HBP BLK WP HR S P ERA WHIP	IP WLS BF H R ER SO BB IBB HBP BLK WP HR S P ERA WHIP

St. Louis Cardinals @ Cincinnati Reds
Great American Ball Park, Cincinnati, OH
Sat Jul 20 2019, 7:11 PM - 9:46 PM EDT
Att: 38,427 - Partly Cloudy - 94 F

AB 31
R 2
H 6
RBI 2
BB 2
SO 8
LOB 13



Batter	1	2	3	4	5	6	7	8	9	AB	R	H	RBI	BB	SO	LOB	BOTTOM								
33 Jesse Winker, L (1, 8) OBP: 0.337, SLG: 0.457										3	0	1	0	1	2	1	St. Louis Cardinals @ Cincinnati Reds Great American Ball Park, Cincinnati, OH Sat Jul 20 2019, 7:11 PM - 9:46 PM EDT Att: 38,427 - Partly Cloudy - 94 F								
15 Nick Senzel, R (8, PR) OBP: 0.336, SLG: 0.471										4	0	0	0	0	0	3									
19 Joey Votto, L (1, 3) OBP: 0.346, SLG: 0.393										4	0	0	0	0	0	3									
7 Eugenio Suárez, R (1, 5) OBP: 0.330, SLG: 0.506										2	1	2	0	2	0	0									
66 Yasiel Puig, R (1, 9) OBP: 0.307, SLG: 0.500										4	1	1	1	0	2	5									
17 Josh VanMeter, L (1, 7) OBP: 0.377, SLG: 0.373										4	1	2	2	0	0	3									
9 José Peraza, R (1, 4) OBP: 0.292, SLG: 0.376										3	0	1	0	0	0	1									
4 Jose Iglesias, R (1, 6) OBP: 0.313, SLG: 0.387										3	0	0	0	0	0	1									
68 Juan Graterol, R (1, 2) OBP: 0.182, SLG: 0.182										3	0	0	0	0	0	1									
58 Luis Castillo, R (1, 1) OBP: 0.081, SLG: 0.081										1	0	0	0	0	0	1									
22 Derek Dietrich, L (6, PH) OBP: 0.353, SLG: 0.538										0	0	0	0	0	0	0									
50 Amir Garrett, R (7, 1) OBP: 1.000, SLG: 1.000										0	0	0	0	0	0	0									
3 Scooter Gennett, L (7, PH) OBP: 0.190, SLG: 0.175										0	0	0	0	0	0	0									
21 Michael Lorenzen, R (8, 1) OBP: 0.333, SLG: 0.364										0	0	0	0	0	0	0									
Inning Stats	R: 0 E: 0 K: 1 S: 8	H: 1 LOB: 1 BB: 1 P: 15	R: 0 E: 0 K: 0 S: 5	H: 1 LOB: 0 BB: 0 P: 6	R: 0 E: 0 K: 2 S: 9	H: 0 LOB: 0 BB: 0 P: 13	R: 0 E: 0 K: 0 S: 9	H: 1 LOB: 0 BB: 0 P: 17	R: 0 E: 0 K: 0 S: 6	H: 0 LOB: 0 BB: 0 P: 9	R: 3 E: 0 K: 0 S: 14	H: 3 LOB: 1 BB: 1 P: 26	R: 0 E: 0 K: 1 S: 9	H: 1 LOB: 2 BB: 1 P: 18	R: 0 E: 0 K: 1 S: 9	H: 1 LOB: 2 BB: 1 P: 18	1B: 4 2B: 2 HR: 1	SF: 0 SAC: 0 DP: 3 HBP: 1	WP: 0 PB: 0 SB: 1 CS: 0	PA: 32					
PITCHER	IP WLS BF H R ER SO BB IBB HBP BLK WP HR S P ERA WHIP	IP WLS BF H R ER SO BB IBB HBP BLK WP HR S P ERA WHIP	IP WLS BF H R ER SO BB IBB HBP BLK WP HR S P ERA WHIP	IP WLS BF H R ER SO BB IBB HBP BLK WP HR S P ERA WHIP	IP WLS BF H R ER SO BB IBB HBP BLK WP HR S P ERA WHIP	IP WLS BF H R ER SO BB IBB HBP BLK WP HR S P ERA WHIP	IP WLS BF H R ER SO BB IBB HBP BLK WP HR S P ERA WHIP	IP WLS BF H R ER SO BB IBB HBP BLK WP HR S P ERA WHIP	IP WLS BF H R ER SO BB IBB HBP BLK WP HR S P ERA WHIP	IP WLS BF H R ER SO BB IBB HBP BLK WP HR S P ERA WHIP	IP WLS BF H R ER SO BB IBB HBP BLK WP HR S P ERA WHIP	IP WLS BF H R ER SO BB IBB HBP BLK WP HR S P ERA WHIP	IP WLS BF H R ER SO BB IBB HBP BLK WP HR S P ERA WHIP	IP WLS BF H R ER SO BB IBB HBP BLK WP HR S P ERA WHIP	IP WLS BF H R ER SO BB IBB HBP BLK WP HR S P ERA WHIP	IP WLS BF H R ER SO BB IBB HBP BLK WP HR S P ERA WHIP	IP WLS BF H R ER SO BB IBB HBP BLK WP HR S P ERA WHIP	IP WLS BF H R ER SO BB IBB HBP BLK WP HR S P ERA WHIP	IP WLS BF H R ER SO BB IBB HBP BLK WP HR S P ERA WHIP	IP WLS BF H R ER SO BB IBB HBP BLK WP HR S P ERA WHIP	IP WLS BF H R ER SO BB IBB HBP BLK WP HR S P ERA WHIP	IP WLS BF H R ER SO BB IBB HBP BLK WP HR S P ERA WHIP	IP WLS BF H R ER SO BB IBB HBP BLK WP HR S P ERA WHIP	IP WLS BF H R ER SO BB IBB HBP BLK WP HR S P ERA WHIP	IP WLS BF H R ER SO BB IBB HBP BLK WP HR S P ERA WHIP

St. Louis Cardinals @ Cincinnati Reds
Great American Ball Park, Cincinnati, OH
Sat Jul 20 2019, 7:11 PM - 9:46 PM EDT
Att: 38,427 - Partly Cloudy - 94 F

AB 28
R 3
H 7
RBI 3
BB 3
SO 5
LOB 16



Batter	1	2	3	4	5	6	7	8	9	AB	R	H	RBI	BB	SO	LOB	TOP		
19 Tommy Edman, S OBP: 0.287, SLG: 0.488 21 Andrew Miller, L OBP: 0.335, SLG: 0.424										4	0	0	0	0	3	4	St. Louis Cardinals @ Cincinnati Reds Great American Ball Park, Cincinnati, OH Sun Jul 21 2019, 1:13 PM - 4:35 PM EDT Att: 28,763 - Partly Cloudy - 91 F		
25 Dexter Fowler, S OBP: 0.344, SLG: 0.403										4	0	1	0	0	2	0			
47 Rangel Ravelo, R OBP: 0.154, SLG: 0.083 53 John Gant, R OBP: 0.136, SLG: 0.227										4	0	0	0	0	2	1			
18 Carlos Martinez, R OBP: 0.327, SLG: 0.495										4	1	1	0	0	2	1			
41 Tyler O'Neill, R OBP: 0.327, SLG: 0.495										3	0	0	0	1	1	2			
12 Paul DeJong, R OBP: 0.331, SLG: 0.437										4	2	3	2	0	0	0			
34 Yairo Muñoz, R OBP: 0.315, SLG: 0.407										4	0	1	0	0	2	1			
7 Andrew Knizner, R OBP: 0.136, SLG: 0.227										4	0	1	0	0	2	1			
48 Harrison Bader, R OBP: 0.320, SLG: 0.354										4	0	0	0	0	1	2			
22 Jack Flaherty, R OBP: 0.233, SLG: 0.286 65 Giovanni Gallegos, R OBP: 0.347, SLG: 0.417 38 José Martínez, R OBP: 0.335, SLG: 0.374 16 Kolten Wong, L OBP: 0.335, SLG: 0.374										2	0	0	0	0	2	2			
Inning Stats	R: 0 H: 0 K: 2 S: 7	H: 0 LOB: 0 BB: 0 P: 11	R: 2 H: 3 E: 1 K: 2 S: 17	H: 3 LOB: 2 BB: 0 P: 28	R: 0 H: 0 K: 3 S: 9	H: 0 LOB: 0 BB: 0 P: 13	R: 0 H: 0 K: 1 S: 9	H: 0 LOB: 0 BB: 0 P: 13	R: 0 H: 1 K: 2 S: 11	H: 1 LOB: 1 BB: 0 P: 17	R: 0 H: 0 K: 1 S: 19	H: 1 LOB: 2 BB: 1 P: 26	R: 0 H: 0 K: 1 S: 10	H: 0 LOB: 0 BB: 0 P: 16	R: 1 H: 1 K: 2 S: 12	H: 1 LOB: 1 BB: 1 P: 22	1B: 4 2B: 0 3B: 1 HR: 1	SF: 0 SAC: 0 DP: 0 HBP: 0	WP: 0 PA: 35 PB: 0 SB: 4 CS: 1
PITCHER	IP WLS BF H R ER SO BB IBB HBP BLK WP HR S P ERA WHIP	IP WLS BF H R ER SO BB IBB HBP BLK WP HR S P ERA WHIP	IP WLS BF H R ER SO BB IBB HBP BLK WP HR S P ERA WHIP	IP WLS BF H R ER SO BB IBB HBP BLK WP HR S P ERA WHIP	IP WLS BF H R ER SO BB IBB HBP BLK WP HR S P ERA WHIP	IP WLS BF H R ER SO BB IBB HBP BLK WP HR S P ERA WHIP	IP WLS BF H R ER SO BB IBB HBP BLK WP HR S P ERA WHIP	IP WLS BF H R ER SO BB IBB HBP BLK WP HR S P ERA WHIP	IP WLS BF H R ER SO BB IBB HBP BLK WP HR S P ERA WHIP	IP WLS BF H R ER SO BB IBB HBP BLK WP HR S P ERA WHIP	IP WLS BF H R ER SO BB IBB HBP BLK WP HR S P ERA WHIP	IP WLS BF H R ER SO BB IBB HBP BLK WP HR S P ERA WHIP	IP WLS BF H R ER SO BB IBB HBP BLK WP HR S P ERA WHIP	IP WLS BF H R ER SO BB IBB HBP BLK WP HR S P ERA WHIP	IP WLS BF H R ER SO BB IBB HBP BLK WP HR S P ERA WHIP	IP WLS BF H R ER SO BB IBB HBP BLK WP HR S P ERA WHIP	IP WLS BF H R ER SO BB IBB HBP BLK WP HR S P ERA WHIP	IP WLS BF H R ER SO BB IBB HBP BLK WP HR S P ERA WHIP	IP WLS BF H R ER SO BB IBB HBP BLK WP HR S P ERA WHIP

AB	33
R	3
H	6
RBI	2
BB	2
SO	15
LOB	13



Batter	1	2	3	4	5	6	7	8	9	AB	R	H	RBI	BB	SO	LOB	BOTTOM		
33 Jesse Winker, L OBP: 0.341, SLG: 0.459										3	0	1	0	2	0	0	St. Louis Cardinals @ Cincinnati Reds Great American Ball Park, Cincinnati, OH Sun Jul 21 2019, 1:13 PM - 4:35 PM EDT Att: 28,763 - Partly Cloudy - 91 F		
19 Joey Votto, L OBP: 0.347, SLG: 0.393										5	0	2	0	0	3	2			
7 Eugenio Suárez, R OBP: 0.332, SLG: 0.504										3	0	1	0	0	2	1			
66 Yasiel Puig, R OBP: 0.306, SLG: 0.496										3	0	0	0	1	0	5			
17 Josh VanMeter, L OBP: 0.359, SLG: 0.352 6 Phillip Ervin, R OBP: 0.413, SLG: 0.583										3	0	0	0	0	2	7			
3 Scooter Gennett, L OBP: 0.200, SLG: 0.186 4 Jose Iglesias, R OBP: 0.312, SLG: 0.386										3	0	1	0	0	2	3			
9 José Peraza, R OBP: 0.287, SLG: 0.369										4	0	0	0	0	2	1			
28 Anthony DeSclafani, R ERA: 4.24 22 Derek Dietrich, L OBP: 0.300, SLG: 0.254 39 Lucas Sims, R OBP: 0.136, SLG: 0.289 48 Jared Hughes, R OBP: 0.136, SLG: 0.289 26 Raisel Iglesias, R OBP: 0.136, SLG: 0.289 15 Nick Senzel, R OBP: 0.136, SLG: 0.289										2	0	1	0	0	1	1			
59 Ryan Lavanway, R OBP: 0.444, SLG: 1.250										4	0	0	0	0	1	2			
Inning Stats	R: 0 H: 0 K: 2 S: 17	H: 1 LOB: 1 BB: 0 P: 16	R: 0 H: 2 E: 0 K: 1 S: 11	H: 2 LOB: 2 BB: 0 P: 17	R: 0 H: 1 K: 2 S: 9	H: 1 LOB: 1 BB: 0 P: 11	R: 0 H: 2 K: 2 S: 15	H: 2 LOB: 3 BB: 0 P: 26	R: 0 H: 0 K: 2 S: 10	H: 0 LOB: 0 BB: 0 P: 13	R: 0 H: 0 K: 0 S: 9	H: 0 LOB: 0 BB: 0 P: 13	R: 1 H: 1 K: 0 S: 13	H: 1 LOB: 0 BB: 0 P: 21	R: 0 H: 0 K: 1 S: 11	H: 0 LOB: 1 BB: 1 P: 19		1B: 5 2B: 1 3B: 0 HR: 1	SF: 0 SAC: 0 DP: 0 HBP: 1
PITCHER	IP WLS BF H R ER SO BB IBB HBP BLK WP HR S P ERA WHIP	IP WLS BF H R ER SO BB IBB HBP BLK WP HR S P ERA WHIP	IP WLS BF H R ER SO BB IBB HBP BLK WP HR S P ERA WHIP	IP WLS BF H R ER SO BB IBB HBP BLK WP HR S P ERA WHIP	IP WLS BF H R ER SO BB IBB HBP BLK WP HR S P ERA WHIP	IP WLS BF H R ER SO BB IBB HBP BLK WP HR S P ERA WHIP	IP WLS BF H R ER SO BB IBB HBP BLK WP HR S P ERA WHIP	IP WLS BF H R ER SO BB IBB HBP BLK WP HR S P ERA WHIP	IP WLS BF H R ER SO BB IBB HBP BLK WP HR S P ERA WHIP	IP WLS BF H R ER SO BB IBB HBP BLK WP HR S P ERA WHIP	IP WLS BF H R ER SO BB IBB HBP BLK WP HR S P ERA WHIP	IP WLS BF H R ER SO BB IBB HBP BLK WP HR S P ERA WHIP	IP WLS BF H R ER SO BB IBB HBP BLK WP HR S P ERA WHIP	IP WLS BF H R ER SO BB IBB HBP BLK WP HR S P ERA WHIP	IP WLS BF H R ER SO BB IBB HBP BLK WP HR S P ERA WHIP	IP WLS BF H R ER SO BB IBB HBP BLK WP HR S P ERA WHIP	IP WLS BF H R ER SO BB IBB HBP BLK WP HR S P ERA WHIP	IP WLS BF H R ER SO BB IBB HBP BLK WP HR S P ERA WHIP	IP WLS BF H R ER SO BB IBB HBP BLK WP HR S P ERA WHIP

AB	34
R	1
H	7
RBI	1
BB	3
SO	14
LOB	22



Batter	1	2	3	4	5	6	7	8	9	AB	R	H	RBI	BB	SO	LOB	TOP				
19 Tommy Edman, S OBP: 0.292, SLG: 0.467			L7	G4-3			K			3	0	0	0	1	1	2					
38 José Martínez, R OBP: 0.348, SLG: 0.428 65 Giovanni Gallegos, R (7, 1) 21 Andrew Miller, L (9, 1)							G6-3			4	2	2	1	0	1	1					
46 Paul Goldschmidt, R OBP: 0.335, SLG: 0.437	L5						G4-3			4	1	1	2	0	1	1					
41 Tyler O'Neill, R OBP: 0.302, SLG: 0.455	K		F7							4	0	0	0	0	2	1					
32 Matt Wieters, S OBP: 0.294, SLG: 0.477			L1-3							4	0	0	0	0	1	0					
12 Paul DeJong, R OBP: 0.331, SLG: 0.438			L4				K			4	1	1	0	0	1	0					
16 Kolten Wong, L OBP: 0.338, SLG: 0.377			G3-1							4	0	2	1	0	0	0					
34 Yairo Muñoz, R OBP: 0.303, SLG: 0.383	K						G5-3			3	0	0	0	1	2	2					
43 Dakota Hudson, R OBP: 0.088, SLG: 0.061 48 Harrison Bader, R OBP: 0.317, SLG: 0.350	G1-3						G6-3			3	0	1	0	0	0	2					
Inning Stats	R: 0 E: 0 K: 2 S: 9	H: 0 LOB: 1 BB: 1 P: 16	R: 1 E: 0 K: 2 S: 10	H: 2 LOB: 1 BB: 0 P: 15	R: 2 E: 0 K: 0 S: 9	H: 2 LOB: 0 BB: 0 P: 14	R: 0 E: 0 K: 0 S: 16	H: 1 LOB: 2 BB: 1 P: 26	R: 1 E: 0 K: 1 S: 11	H: 1 LOB: 0 BB: 0 P: 15	R: 0 E: 0 K: 1 S: 8	H: 0 LOB: 0 BB: 0 P: 9	R: 0 E: 0 K: 1 S: 6	H: 0 LOB: 0 BB: 0 P: 12	R: 0 E: 0 K: 2 S: 9	H: 0 LOB: 0 BB: 0 P: 9	1B: 3 2B: 2 3B: 0 HR: 2	SF: 0 SAC: 0 DP: 0 HBP: 0	WP: 0 PB: 0 SB: 0 CS: 0	PA: 36	
PITCHER	IP	WLS	BF	H	R	ER	SO	BB	IBB	HBP	BLK	WP	HR	S	P	ERA	WHIP				
24 Chris Archer, R ERA: 5.4	6.0	L	27	7	4	4	6	2	0	0	0	0	2	63	97	6.00	1.500				
46 Chris Stratton, R ERA: 6.22	3.0		9	0	0	0	4	0	0	0	0	0	0	22	30	0.00	0.000				

St. Louis Cardinals @ Pittsburgh Pirates
PNC Park, Pittsburgh, PA
Tue Jul 23 2019, 7:08 PM - 9:53 PM EDT
Att: 15,778 - Partly Cloudy - 77 F

AB 34
R 4
H 7
RBI 4
BB 2
SO 10
LOB 9



Batter	1	2	3	4	5	6	7	8	9	AB	R	H	RBI	BB	SO	LOB	BOTTOM				
26 Adam Frazier, L OBP: 0.336, SLG: 0.401			G3-1				G5-3			4	1	2	0	0	0	0					
10 Bryan Reynolds, S OBP: 0.401, SLG: 0.498			G4-3				K			2	1	0	0	2	1	0					
6 Starling Marte, R OBP: 0.323, SLG: 0.492			G6-3							3	1	1	3	1	0	0					
55 Josh Bell, S OBP: 0.369, SLG: 0.610	L8						K			4	0	1	0	0	2	3					
19 Colin Moran, L OBP: 0.332, SLG: 0.467	K		K				G6-3			4	0	0	0	0	3	4					
12 Corey Dickerson, L OBP: 0.357, SLG: 0.496 53 Melky Cabrera, S (8, FH) OBP: 0.340, SLG: 0.440			P5				G1-3			3	0	1	0	0	0	0					
27 Kevin Newman, R OBP: 0.364, SLG: 0.453	G4-3						L9			4	0	1	0	0	0	1					
58 Jacob Stallings, R OBP: 0.370, SLG: 0.364 46 Chris Stratton, R (7, 1) 36 José Osuna, R (8, FH) OBP: 0.347, SLG: 0.600	G5-3		F9				K			3	0	0	0	0	1	1					
24 Chris Archer, R OBP: 0.156, SLG: 0.100 32 Elias Díaz, R OBP: 0.301, SLG: 0.317	G2		K				P3			2	0	0	0	0	1	1					
Inning Stats	R: 3 E: 0 K: 1 S: 16	H: 3 LOB: 1 BB: 1 P: 28	R: 0 E: 0 K: 0 S: 7	H: 0 LOB: 0 BB: 0 P: 10	R: 0 E: 0 K: 1 S: 6	H: 1 LOB: 1 BB: 0 P: 7	R: 0 E: 0 K: 1 S: 10	H: 1 LOB: 1 BB: 0 P: 14	R: 0 E: 0 K: 1 S: 8	H: 0 LOB: 0 BB: 2 P: 16	R: 0 E: 0 K: 1 S: 5	H: 0 LOB: 0 BB: 0 P: 7	R: 0 E: 0 K: 2 S: 7	H: 0 LOB: 0 BB: 0 P: 8	R: 0 E: 0 K: 0 S: 12	H: 0 LOB: 0 BB: 0 P: 19	1B: 3 2B: 2 3B: 0 HR: 1	SF: 0 SAC: 0 DP: 1 HBP: 0	WP: 0 PB: 0 SB: 0 CS: 0	PA: 35	
PITCHER	IP	WLS	BF	H	R	ER	SO	BB	IBB	HBP	BLK	WP	HR	S	P	ERA	WHIP				
43 Dakota Hudson, R ERA: 3.81	6.1	W	27	6	3	3	5	3	0	0	0	0	0	13	19	0.00	0.000				
65 Giovanni Gallegos, R ERA: 2.23	1.2	H	5	0	0	0	3	0	0	0	0	0	0	12	19	0.00	0.000				
21 Andrew Miller, L ERA: 3.74	1.0	S	3	0	0	0	0	0	0	0	0	0	0	12	19	0.00	0.000				

St. Louis Cardinals @ Pittsburgh Pirates
PNC Park, Pittsburgh, PA
Tue Jul 23 2019, 7:08 PM - 9:53 PM EDT
Att: 15,778 - Partly Cloudy - 77 F

AB 32
R 3
H 6
RBI 3
BB 3
SO 8
LOB 10



Batter	1	2	3	4	5	6	7	8	9	AB	R	H	RBI	BB	SO	LOB	TOP			
19 Tommy Edman, S OBP: 0.304, SLG: 0.458	P2	25 BB				K			F9	4	1	1	1	2	1	1	St. Louis Cardinals @ Pittsburgh Pirates PNC Park, Pittsburgh, PA Wed Jul 24 2019, 7:09 PM - 10:24 PM EDT Att: 18,675 - Partly Cloudy - 74 F			
25 Dexter Fowler, S OBP: 0.345, SLG: 0.406	K	38 1B	L8	F8			L7		P5	6	0	1	1	0	1	3				
38 José Martínez, R OBP: 0.347, SLG: 0.425	K	46 HR	F8		G1-3		G6-3			4	1	1	0	0	1	2				
48 Harrison Bader, R OBP: 0.316, SLG: 0.349	K						G6-3			1	0	0	0	0	0	0				
46 Paul Goldschmidt, R OBP: 0.336, SLG: 0.444		E6					G5-3			5	3	2	2	0	1	0				
12 Paul DeJong, R OBP: 0.339, SLG: 0.471										4	4	4	5	0	0	0				
60 John Brebbia, L OBP: 1.000, SLG: 1.000										0	0	0	0	0	0	0				
16 Kaiten Wong, L OBP: 0.342, SLG: 0.385										4	1	2	1	1	0	1				
34 Yairo Muñoz, R OBP: 0.315, SLG: 0.408										5	2	3	1	0	1	2				
7 Andrew Knizner, R OBP: 0.214, SLG: 0.346										3	2	1	2	2	0	2				
50 Adam Wainwright, R (1, 1) OBP: 0.194, SLG: 0.179										1	0	0	1	0	1	0				
47 Rangel Ravelo, R (6, PH) OBP: 0.133, SLG: 0.071										1	0	0	0	0	0	1				
59 Mike Mayers, R (6, 1) OBP: 0.299, SLG: 0.451										0	0	0	0	0	0	0				
41 Tyler O'Neill, R (8, 7)										1	0	0	0	0	0	0				
Inning Stats	R: 0 E: 0 K: 2 S: 10	H: 0 LOB: 0 BB: 0 P: 15	R: 9 E: 1 K: 2 S: 26	H: 9 LOB: 1 BB: 1 P: 41	R: 0 E: 0 K: 0 S: 10	H: 0 LOB: 2 BB: 2 P: 21	R: 4 E: 0 K: 0 S: 16	H: 3 LOB: 1 BB: 2 P: 32	R: 0 E: 0 K: 1 S: 12	H: 1 LOB: 1 BB: 0 P: 14	R: 0 E: 0 K: 0 S: 7	H: 0 LOB: 0 BB: 0 P: 13	R: 1 E: 0 K: 0 S: 9	H: 2 LOB: 0 BB: 0 P: 11	R: 0 E: 0 K: 0 S: 5	H: 0 LOB: 0 BB: 0 P: 7	1B: 4 2B: 6 3B: 0 HR: 5	SF: 1 SAC: 1 DP: 1 HBP: 1	WP: 1 PB: 0 SB: 2 CS: 0	PA: 47
PITCHER	IP WLS BF H R ER SO BB IBB HBP BLK WP HR S P ERA WHIP																			
31 Jordan Lyles, R (1, 1) ERA: 5.36	1.2 L 13 7 8 5 3 1 0 0 0 0 0 3 29 45 27.00 4.800																			
77 Luis Escobar, R (2, 1) ERA: 7.94	2.0 15 5 5 5 1 4 0 0 0 1 1 30 60 22.50 4.500																			
45 Michael Feliz, R (4, 1) ERA: 4.35	1.1 5 0 0 0 1 0 0 0 0 0 0 15 19 0.00 0.000																			
35 Keone Kela, R (6, 1) ERA: 4.26	1.0 4 1 0 0 1 0 0 0 0 0 0 9 14 0.00 1.000																			
36 José Osuna, R (7, 1) ERA: 4.5	2.0 7 2 1 1 0 0 0 0 0 0 0 16 24 4.50 1.000																			

Batter	1	2	3	4	5	6	7	8	9	AB	R	H	RBI	BB	SO	LOB	BOTTOM					
26 Adam Frazier, L OBP: 0.337, SLG: 0.399	12 BB	E5		K		F7			G4-3	4	2	1	0	1	1	1	St. Louis Cardinals @ Pittsburgh Pirates PNC Park, Pittsburgh, PA Wed Jul 24 2019, 7:09 PM - 10:24 PM EDT Att: 18,675 - Partly Cloudy - 74 F					
58 Jacob Stallings, R (9, 1) OBP: 0.370, SLG: 0.364	6 1B	12 2B								0	0	0	0	0	0	0						
12 Corey Dickerson, L (1, 7) OBP: 0.374, SLG: 0.517	53 BB	6 1B	F9							3	4	2	1	2	0	0						
6 Starling Marte, R (1, 8) OBP: 0.328, SLG: 0.504	19 SF9	6 2B								5	2	4	3	0	1	0						
55 Josh Bell, S (1, 3) OBP: 0.369, SLG: 0.606	19 SF9	53 BB								2	0	0	0	1	1	2						
16 Jung Ho Kang, R (6, 5) OBP: 0.233, SLG: 0.425	K									2	0	0	0	0	0	3						
53 Melky Cabrera, S (1, 9) OBP: 0.341, SLG: 0.438										4	0	1	2	1	0	3						
19 Colin Moran, L (1, 5) OBP: 0.330, SLG: 0.464										4	0	1	2	0	1	1						
27 Kevin Newman, R (1, 6) OBP: 0.357, SLG: 0.445										5	0	0	0	0	0	4						
32 Elias Díaz, R (1, 2) OBP: 0.304, SLG: 0.325										4	0	2	0	0	0	0						
31 Jordan Lyles, R (1, 1) OBP: 0.194, SLG: 0.179										0	0	0	0	0	0	0						
77 Luis Escobar, R (2, 1) ERA: 7.94										2	0	0	0	0	1	1						
45 Michael Feliz, R (4, 1) ERA: 4.35										0	0	0	0	0	0	0						
35 Keone Kela, R (6, 1) ERA: 4.26										0	0	0	0	0	0	0						
36 José Osuna, R (7, 1) ERA: 4.5										2	0	0	0	0	0	1						
Inning Stats	R: 2 E: 0 K: 1 S: 15	H: 1 LOB: 2 BB: 3 P: 30	R: 2 E: 1 K: 0 S: 23	H: 3 LOB: 1 BB: 1 P: 37	R: 0 E: 0 K: 1 S: 12	H: 1 LOB: 1 BB: 0 P: 19	R: 0 E: 0 K: 2 S: 7	H: 0 LOB: 0 BB: 0 P: 10	R: 0 E: 0 K: 1 S: 8	H: 0 LOB: 0 BB: 0 P: 10	R: 0 E: 0 K: 0 S: 10	H: 1 LOB: 1 BB: 0 P: 16	R: 2 E: 0 K: 0 S: 10	H: 2 LOB: 1 BB: 1 P: 18	R: 0 E: 0 K: 0 S: 5	H: 0 LOB: 0 BB: 0 P: 7	R: 2 E: 0 K: 0 S: 11	H: 3 LOB: 1 BB: 0 P: 15	1B: 5 2B: 6 3B: 0 HR: 0	SF: 1 SAC: 0 DP: 0 HBP: 0	WP: 0 PB: 0 SB: 0 CS: 0	PA: 43
PITCHER	IP WLS BF H R ER SO BB IBB HBP BLK WP HR S P ERA WHIP																					
50 Adam Wainwright, R (1, 1) ERA: 4.63	5.0 W 24 5 4 4 4 4 0 0 0 0 0 65 106 7.20 1.800																					
59 Mike Mayers, R (6, 1) ERA: 6.1	2.0 10 3 2 2 0 1 0 0 0 0 0 20 34 9.00 2.000																					
60 John Brebbia, R (8, 1) ERA: 3.38	2.0 9 3 2 2 0 0 0 0 0 0 0 16 22 9.00 1.500																					



Batter	1	2	3	4	5	6	7	8	9	AB	R	H	RBI	BB	SO	LOB	TOP					
19 Tommy Edman, S OBP: 0.299, SLG: 0.455										5	2	1	0	0	1	0						
25 Dexter Fowler, S OBP: 0.342, SLG: 0.413										5	1	1	2	0	0	1						
38 José Martínez, R OBP: 0.349, SLG: 0.424 53 John Gant, R (7, 1)										3	1	1	1	1	0	0						
21 Andrew Miller, L (8, 1) 18 Carlos Martínez, R (9, 1)										3	1	2	1	1	0	1						
46 Paul Goldschmidt, R OBP: 0.340, SLG: 0.454										3	0	0	1	0	0	1						
12 Paul DeJong, R OBP: 0.336, SLG: 0.467										3	0	0	1	0	0	1						
16 Kolten Wong, L OBP: 0.341, SLG: 0.393										4	1	1	1	0	0	2						
32 Matt Wieters, S OBP: 0.293, SLG: 0.477										4	0	1	0	0	1	0						
34 Yairo Muñoz, R OBP: 0.313, SLG: 0.411										4	0	1	0	0	1	1						
39 Miles Mikolas, R OBP: 0.162, SLG: 0.189 48 Harrison Bader, R OBP: 0.315, SLG: 0.347										3	0	0	0	0	1	1						
Inning Stats	R: 2 H: 3 E: 0 K: 0 S: 14	H: 3 LOB: 1 BB: 0 P: 23	R: 0 H: 0 E: 0 K: 1 S: 6	H: 0 LOB: 0 BB: 0 P: 7	R: 0 H: 0 E: 0 K: 0 S: 6	H: 0 LOB: 0 BB: 0 P: 9	R: 2 H: 3 E: 0 K: 1 S: 17	H: 3 LOB: 1 BB: 0 P: 25	R: 2 H: 1 E: 1 K: 0 S: 15	H: 0 LOB: 0 BB: 1 P: 8	R: 0 H: 0 E: 0 K: 0 S: 7	H: 0 LOB: 0 BB: 0 P: 20	R: 0 H: 1 E: 0 K: 1 S: 10	H: 1 LOB: 1 BB: 0 P: 13	R: 0 H: 0 E: 0 K: 2 S: 11	H: 0 LOB: 0 BB: 0 P: 14	1B: 2 2B: 3 3B: 0 HR: 3	SF: 1 SAC: 0 DP: 0 HBP: 0	WP: 0 PB: 0 SB: 0 CS: 0	PA: 38		
PITCHER	IP WLS BF H R ER SO BB IBB HBP BLK WP HR S P ERA WHIP	5.0 L 24 7 6 5 2 1 0 0 0 0 0 3 58 89 9.00 1.600	1.2 6 0 0 0 0 1 0 0 0 0 0 0 15 23 0.00 0.600	0.1 1 0 0 0 0 0 0 0 0 0 0 0 3 5 0.00 0.000	1.0 4 1 0 0 1 0 0 0 0 0 0 0 10 13 0.00 1.000	1.0 3 0 0 0 2 0 0 0 0 0 0 0 11 14 0.00 0.000																

St. Louis Cardinals @ Pittsburgh Pirates
PNC Park, Pittsburgh, PA
Thu Jul 25 2019, 12:37 PM - 3:22 PM EDT
Att: 24,534 - Sunny - 79 F

AB	35
R	6
H	8
RBI	6
BB	2
SO	5
LOB	7



Batter	1	2	3	4	5	6	7	8	9	AB	R	H	RBI	BB	SO	LOB	BOTTOM					
26 Adam Frazier, L ERA: 4.29 63 Alex McAfee, R ERA: 7.71 48 Richard Rodriguez, R ERA: 3.4 32 Elias Díaz, R OBP: 0.303, SLG: 0.334 47 Francisco Liriano, L OBP: 0.199, SLG: 0.199 73 Felipe Vázquez, L ERA: 1.97										3	0	1	0	0	1	0						
10 Bryan Reynolds, S OBP: 0.399, SLG: 0.496										3	1	1	1	0	0	0						
6 Starling Marte, R OBP: 0.328, SLG: 0.504										4	1	1	1	0	2	1						
55 Josh Bell, S OBP: 0.370, SLG: 0.604										3	0	1	0	1	0	1						
19 Colin Moran, L OBP: 0.330, SLG: 0.460										2	0	0	1	0	1	1						
16 Jung Ho Kang, R OBP: 0.231, SLG: 0.422										1	0	0	0	0	0	1						
12 Corey Dickerson, L OBP: 0.370, SLG: 0.508										4	0	1	0	0	1	2						
27 Kevin Newman, R OBP: 0.356, SLG: 0.442										4	0	1	0	0	0	3						
58 Jacob Stallings, R OBP: 0.377, SLG: 0.362										3	1	1	0	0	1	0						
59 Joe Musgrove, R OBP: 0.206, SLG: 0.188 36 José Osuna, R OBP: 0.325, SLG: 0.560										0	0	0	0	0	0	0						
Inning Stats	R: 0 H: 6 E: 0 K: 2 S: 8	H: 0 LOB: 0 BB: 0 P: 10	R: 0 H: 0 E: 0 K: 1 S: 9	H: 0 LOB: 1 BB: 1 P: 14	R: 1 H: 2 E: 0 K: 0 S: 8	H: 2 LOB: 0 BB: 0 P: 10	R: 0 H: 0 E: 0 K: 1 S: 8	H: 0 LOB: 1 BB: 0 P: 13	R: 0 H: 0 E: 0 K: 1 S: 7	H: 0 LOB: 0 BB: 0 P: 7	R: 2 H: 3 E: 0 K: 0 S: 20	H: 3 LOB: 0 BB: 0 P: 27	R: 0 H: 0 E: 0 K: 2 S: 8	H: 0 LOB: 0 BB: 0 P: 8	R: 0 H: 1 E: 0 K: 1 S: 10	H: 1 LOB: 1 BB: 0 P: 14	R: 0 H: 1 E: 0 K: 0 S: 7	H: 1 LOB: 1 BB: 0 P: 12	1B: 6 2B: 1 3B: 0 HR: 0	SF: 1 SAC: 1 DP: 1 HBP: 2	WP: 0 PB: 0 SB: 0 CS: 0	PA: 36
PITCHER	IP WLS BF H R ER SO BB IBB HBP BLK WP HR S P ERA WHIP	6.0 W 25 5 3 3 3 1 0 0 0 0 0 0 8 8 4.50 1.000	1.0 H 3 0 0 0 2 0 0 0 0 0 0 0 8 8 0.00 0.000	1.1 H 5 1 0 0 1 0 0 0 0 0 0 0 11 15 0.00 0.750	0.2 3 1 0 0 0 0 0 0 1 0 0 0 6 11 0.00 1.500																	

St. Louis Cardinals @ Pittsburgh Pirates
PNC Park, Pittsburgh, PA
Thu Jul 25 2019, 12:37 PM - 3:22 PM EDT
Att: 24,534 - Sunny - 79 F

AB	31
R	3
H	7
RBI	3
BB	1
SO	8
LOB	11



Batter	1	2	3	4	5	6	7	8	9	AB	R	H	RBI	BB	SO	LOB	TOP					
4 George Springer, R OBP: 0.378, SLG: 0.582										4	0	0	0	0	2	1	Houston Astros @ St. Louis Cardinals Busch Stadium, St. Louis, MO Fri Jul 26 2019, 7:18 PM - 10:27 PM CDT Att: 44,724 - Clear - 83 F					
27 Jose Altuve, R OBP: 0.341, SLG: 0.505										3	0	0	0	1	2	0						
2 Alex Bregman, R OBP: 0.393, SLG: 0.521										2	1	0	0	2	0	0						
23 Michael Brantley, L OBP: 0.387, SLG: 0.527										3	1	1	3	1	1	0						
1 Carlos Correa, R OBP: 0.353, SLG: 0.536										4	0	0	0	0	2	3						
10 Yuli Gurriel, R OBP: 0.330, SLG: 0.528										4	0	2	0	0	0	0						
22 Josh Reddick, L OBP: 0.323, SLG: 0.407										4	0	1	0	0	1	2						
28 Robinson Chirinos, R OBP: 0.355, SLG: 0.430										4	0	0	0	0	2	1						
65 José Urquidy, R 36 Will Harris, R 44 Yordan Alvarez, L 26 Miles Straw, R 55 Ryan Pressly, R 47 Chris Devenski, R 16 Aledmys Díaz, R										2	0	0	0	0	2	0						
Inning Stats	R: 0 E: 0 K: 1 S: 6	H: 0 LOB: 0 BB: 0 P: 7	R: 0 E: 0 K: 1 S: 10	H: 1 LOB: 1 BB: 0 P: 17	R: 0 E: 0 K: 2 S: 11	H: 0 LOB: 0 BB: 0 P: 16	R: 2 E: 0 K: 3 S: 18	H: 2 LOB: 1 BB: 1 P: 32	R: 0 E: 0 K: 1 S: 13	H: 0 LOB: 0 BB: 0 P: 19	R: 0 E: 0 K: 1 S: 12	H: 0 LOB: 0 BB: 0 P: 17	R: 0 E: 0 K: 0 S: 7	H: 0 LOB: 0 BB: 0 P: 9	R: 1 E: 0 K: 2 S: 12	H: 1 LOB: 3 BB: 3 P: 28		R: 0 E: 0 K: 1 S: 9	H: 1 LOB: 1 BB: 0 P: 12	1B: 2 2B: 2 3B: 0 HR: 1	SF: 0 SAC: 0 DP: 0 HBP: 0	WP: 0 PB: 0 SB: 0 CS: 0
PITCHER	IP ERA WHIP	WLS BF	H R ER SO	BB IBB HBP BLK	WP HR S P	ERA WHIP	PITCHER										IP ERA WHIP	WLS BF	H R ER SO	BB IBB HBP BLK	WP HR S P	ERA WHIP
22 Jack Flaherty, R ERA: 4.17	6.0	22	3 2 2 9	1 0 0 0	0 0 0 0	3.00 0.667											6.0	22	3 2 2 9	1 0 0 0	0 0 0 0	3.00 0.667
60 John Brebbia, R ERA: 3.31	1.0	3	0 0 0 0	0 0 0 0	0 0 7 9	0.00 0.000											1.0	3	0 0 0 0	0 0 0 0	0 0 7 9	0.00 0.000
53 John Gant, R ERA: 2.7	0.2	5	1 1 1 1	2 0 0 0	0 0 9 18	13.50 4.500											0.2	5	1 1 1 1	2 0 0 0	0 0 9 18	13.50 4.500
21 Andrew Miller, L ERA: 3.57	0.1	W	2 0 0 0	1 0 0 0	0 0 3 10	0.00 3.000											0.1	W	2 0 0 0	1 0 0 0	0 0 3 10	0.00 3.000
18 Carlos Martinez, R ERA: 3.62	1.0	S	4 1 0 0	1 0 0 0	0 0 9 12	0.00 1.000											1.0	S	4 1 0 0	1 0 0 0	0 0 9 12	0.00 1.000

Batter	1	2	3	4	5	6	7	8	9	AB	R	H	RBI	BB	SO	LOB	BOTTOM					
34 Yairo Muñoz, R OBP: 0.303, SLG: 0.398										4	0	0	0	0	0	0	Houston Astros @ St. Louis Cardinals Busch Stadium, St. Louis, MO Fri Jul 26 2019, 7:18 PM - 10:27 PM CDT Att: 44,724 - Clear - 83 F					
25 Dexter Fowler, S 18 Carlos Martinez, R										3	1	1	0	1	1	0						
38 José Martínez, R 48 Harrison Bader, R										4	0	1	0	0	1	1						
46 Paul Goldschmidt, R										0	1	0	0	0	0	0						
12 Paul DeJong, R										4	2	2	3	0	1	1						
41 Tyler O'Neill, R										2	0	0	0	2	1	2						
16 Kolten Wong, L										3	0	1	0	1	0	2						
32 Matt Wieters, S										4	1	1	1	0	1	5						
22 Jack Flaherty, R 60 John Brebbia, R 47 Ranger Rabe, R 53 John Gant, R 21 Andrew Miller, L 19 Tommy Edman, S										2	0	0	0	0	2	0						
Inning Stats	R: 0 E: 0 K: 0 S: 8	H: 1 LOB: 1 BB: 0 P: 13	R: 0 E: 0 K: 0 S: 8	H: 0 LOB: 1 BB: 1 P: 17	R: 0 E: 0 K: 1 S: 8	H: 0 LOB: 0 BB: 0 P: 14	R: 1 E: 0 K: 2 S: 15	H: 3 LOB: 2 BB: 0 P: 19	R: 0 E: 0 K: 2 S: 11	H: 0 LOB: 0 BB: 0 P: 14	R: 0 E: 0 K: 1 S: 7	H: 0 LOB: 1 BB: 1 P: 11	R: 1 E: 0 K: 1 S: 12	H: 1 LOB: 0 BB: 0 P: 19	R: 3 E: 0 K: 1 S: 21	H: 3 LOB: 2 BB: 2 P: 36		1B: 5 2B: 1 3B: 0 HR: 2	SF: 0 SAC: 0 DP: 0 HBP: 0	WP: 0 PB: 0 SB: 0 CS: 0	PA: 36	
PITCHER	IP ERA WHIP	WLS BF	H R ER SO	BB IBB HBP BLK	WP HR S P	ERA WHIP	PITCHER										IP ERA WHIP	WLS BF	H R ER SO	BB IBB HBP BLK	WP HR S P	ERA WHIP
65 José Urquidy, R ERA: 4.26	6.0	24	4 1 1 1	0 0 0 0	0 0 1 12	9.00 1.000											6.0	24	4 1 1 1	0 0 0 0	0 0 1 12	9.00 1.000
55 Ryan Pressly, R ERA: 2.03	0.0	L	3 2 3 0	1 0 0 0	0 0 1 9	∞ ∞											0.0	L	3 2 3 0	1 0 0 0	0 0 1 9	∞ ∞
47 Chris Devenski, R ERA: 4.5	1.0	5	1 0 0 1	1 0 0 0	0 0 12 20	0.00 2.000											1.0	5	1 0 0 1	1 0 0 0	0 0 12 20	0.00 2.000

Batter	1	2	3	4	5	6	7	8	9	AB	R	H	RBI	BB	SO	LOB	TOP					
4 George Springer, R OBP: 0.381, SLG: 0.602										5	3	3	1	0	1	3	Houston Astros @ St. Louis Cardinals Busch Stadium, St. Louis, MO Sun Jul 28 2019, 1:16 PM - 4:39 PM CDT Att: 46,714 - Partly Cloudy - 87 F					
27 Jose Altuve, R OBP: 0.353, SLG: 0.519										5	1	3	3	0	0	0						
23 Michael Brantley, L OBP: 0.386, SLG: 0.524										5	0	2	1	0	1	2						
44 Yordan Alvarez, L OBP: 0.415, SLG: 0.698										2	1	2	1	2	0	0						
6 Jake Marisnick, R OBP: 0.306, SLG: 0.453										1	0	0	0	0	1	1						
1 Carlos Correa, R OBP: 0.438, SLG: 0.537										5	0	0	0	0	2	5						
10 Yuli Gurriel, R OBP: 0.334, SLG: 0.526										4	0	2	0	0	2	2						
16 Aledmys Diaz, R OBP: 0.304, SLG: 0.486										4	0	0	0	0	1	5						
12 Max Stassi, R OBP: 0.235, SLG: 0.211										5	0	0	0	0	3	5						
20 Wade Miley, L 22 Josh Reddick, L 31 Collin McHugh, R 26 Myles Straw, R 30 Hector Rondón, R 47 Chris Devenski, R										0	1	0	0	1	0	0						
Inning Stats	R: 1 E: 0 K: 1 S: 17	H: 2 LOB: 1 BB: 0 P: 23	R: 0 E: 0 K: 2 S: 13	H: 1 LOB: 2 BB: 0 P: 20	R: 1 E: 0 K: 1 S: 12	H: 1 LOB: 0 BB: 0 P: 19	R: 0 E: 0 K: 1 S: 9	H: 1 LOB: 2 BB: 0 P: 13	R: 3 E: 0 K: 2 S: 18	H: 3 LOB: 2 BB: 2 P: 31	R: 0 E: 0 K: 0 S: 11	H: 2 LOB: 2 BB: 0 P: 17	R: 0 E: 0 K: 1 S: 9	H: 0 LOB: 1 BB: 1 P: 19	R: 1 E: 0 K: 1 S: 12	H: 3 LOB: 1 BB: 0 P: 14	R: 0 E: 0 K: 3 S: 10	H: 0 LOB: 0 BB: 0 P: 15	1B: 7 2B: 3 3B: 0 HR: 3	SF: 0 SAC: 1 DP: 1 HBP: 2	WP: 0 PB: 0 SB: 0 CS: 0	PA: 44
PITCHER	IP WLS BF H R ER SO BB IBB HBP BLK WP HR S P ERA WHIP																					
43 Dakota Hudson, R ERA: 3.88	4.0 L 22 8 5 5 5 2 0 1 0 0 0 3 59 93 11.25 2.500																					
60 John Brebbia, R ERA: 3.19	2.0 0 8 2 0 0 2 0 0 0 0 0 0 21 30 0.00 1.000																					
65 Giovanni Gallegos, R ERA: 2.15	1.0 6 0 0 0 1 1 0 0 1 0 0 0 9 19 0.00 1.000																					
53 John Gant, R ERA: 2.82	1.0 5 3 1 1 1 0 0 0 0 0 0 0 12 14 9.00 3.000																					
30 Tyler Webb, L ERA: 3.93	1.0 3 0 0 0 3 0 0 0 0 0 0 0 10 15 0.00 0.000																					

Batter	1	2	3	4	5	6	7	8	9	AB	R	H	RBI	BB	SO	LOB	BOTTOM					
19 Tommy Edman, S OBP: 0.299, SLG: 0.441										5	0	2	0	0	0	1	Houston Astros @ St. Louis Cardinals Busch Stadium, St. Louis, MO Sun Jul 28 2019, 1:16 PM - 4:39 PM CDT Att: 46,714 - Partly Cloudy - 87 F					
38 José Martínez, R OBP: 0.347, SLG: 0.424										4	0	1	0	1	2	2						
46 Paul Goldschmidt, R OBP: 0.339, SLG: 0.454										5	0	1	0	0	2	3						
41 Tyler O'Neill, R OBP: 0.323, SLG: 0.447										4	0	1	0	1	0	2						
12 Paul DeJong, R OBP: 0.336, SLG: 0.461										4	0	0	0	0	2	6						
32 Matt Wieters, S OBP: 0.290, SLG: 0.487										4	0	1	0	0	1	3						
48 Harrison Bader, R OBP: 0.309, SLG: 0.339										4	0	0	0	0	2	1						
16 Kolten Wong, L OBP: 0.343, SLG: 0.390										3	1	1	0	0	0	1						
43 Dakota Hudson, R 60 John Brebbia, L 47 Rangel Rivas, L 65 Giovanni Gallegos, R 53 John Gant, R 30 Tyler Webb, L 25 Dexter Fowler, S										2	0	0	0	0	1	2						
Inning Stats	R: 0 E: 0 K: 0 S: 11	H: 0 LOB: 2 BB: 2 P: 23	R: 0 E: 0 K: 1 S: 10	H: 1 LOB: 1 BB: 0 P: 16	R: 0 E: 0 K: 2 S: 17	H: 3 LOB: 3 BB: 0 P: 26	R: 0 E: 0 K: 2 S: 14	H: 1 LOB: 2 BB: 0 P: 20	R: 0 E: 0 K: 1 S: 8	H: 0 LOB: 0 BB: 0 P: 12	R: 1 E: 0 K: 1 S: 16	H: 2 LOB: 1 BB: 0 P: 22	R: 0 E: 0 K: 1 S: 13	H: 0 LOB: 1 BB: 0 P: 16	R: 0 E: 0 K: 1 S: 8	H: 0 LOB: 0 BB: 0 P: 14		R: 1 E: 0 K: 1 S: 8	H: 2 LOB: 1 BB: 0 P: 10	1B: 7 2B: 1 3B: 0 HR: 1	SF: 0 SAC: 0 DP: 0 HBP: 1	WP: 0 PB: 0 SB: 0 CS: 0
PITCHER	IP WLS BF H R ER SO BB IBB HBP BLK WP HR S P ERA WHIP																					
20 Wade Miley, L ERA: 3.06	5.0 W 23 5 2 1 1 1 2 0 0 0 0 0 0 16 22 9.00 2.000																					
31 Collin McHugh, R ERA: 5.19	1.0 5 2 1 1 1 0 0 0 0 0 0 0 16 22 9.00 2.000																					
30 Héctor Rondón, R ERA: 4.31	1.0 4 0 0 0 1 0 0 0 0 0 0 0 13 16 0.00 0.000																					
47 Chris Devenski, R ERA: 4.5	2.0 8 2 1 1 2 0 0 0 0 0 0 1 16 24 4.50 1.000																					

Batter	1	2	3	4	5	6	7	8	9	AB	R	H	RBI	BB	SO	LOB	TOP							
16 Robel Garcia, S OBP: 0.254, SLG: 0.525										5	0	0	0	0	4	3								
22 Jason Hayward, L OBP: 0.355, SLG: 0.458										5	1	3	0	0	0	0								
17 Kris Bryant, R OBP: 0.396, SLG: 0.542										4	0	0	0	0	1	4								
44 Anthony Rizzo, L OBP: 0.389, SLG: 0.524										4	0	1	0	0	1	1								
9 Javier Báez, R OBP: 0.318, SLG: 0.540										3	0	1	1	1	1	0								
7 Victor Caratini, S OBP: 0.358, SLG: 0.457										2	0	0	0	2	1	1								
13 David Bote, R OBP: 0.337, SLG: 0.430										0	0	0	0	0	0	0								
12 Kyle Schwarber, L OBP: 0.316, SLG: 0.480										3	0	0	0	1	0	3								
8 Ian Happ, S OBP: 0.400, SLG: 0.100										3	0	1	0	1	1	2								
41 Steve Cishek, R										0	0	0	0	0	0	0								
11 Yu Darvish, R OBP: 0.132, SLG: 0.111										0	0	0	0	1	0	0								
5 Albert Almora Jr., R OBP: 0.275, SLG: 0.388										1	0	0	0	0	0	1								
50 Rowan Wick, L										0	0	0	0	0	0	0								
40 Willson Contreras, R OBP: 0.372, SLG: 0.543										1	0	0	0	0	1	0								
Inning Stats	R: 0 E: 0 K: 1 S: 5	H: 0 LOB: 0 BB: 0 P: 7	R: 0 E: 0 K: 2 S: 9	H: 0 LOB: 0 BB: 0 P: 15	R: 0 E: 0 K: 0 S: 10	H: 1 LOB: 1 BB: 0 P: 15	R: 1 E: 0 K: 0 S: 12	H: 2 LOB: 1 BB: 0 P: 17	R: 0 E: 0 K: 1 S: 10	H: 0 LOB: 3 BB: 2 P: 18	R: 0 E: 0 K: 1 S: 16	H: 2 LOB: 2 BB: 1 P: 28	R: 0 E: 0 K: 1 S: 9	H: 1 LOB: 2 BB: 1 P: 17	R: 0 E: 0 K: 2 S: 11	H: 0 LOB: 2 BB: 2 P: 22	R: 0 E: 0 K: 2 S: 8	H: 0 LOB: 0 BB: 0 P: 11	1B: 5 2B: 2 3B: 0 HR: 0	SF: 0 SAC: 1 DP: 1 HBP: 0	WP: 0 PB: 0 SB: 0 CS: 1	PA: 38		
PITCHER	IP WLS BF H R ER SO BB IBB HBP BLK WP HR S P ERA WHIP	5.2 24 5 1 1 5 2 1 0 0 0 0 58 95 1.59 1.235	1.0 W 4 0 0 0 1 1 0 0 0 0 0 10 17 0.00 1.000	1.0 H 6 1 0 0 1 2 0 0 0 0 0 11 23 0.00 3.000	1.1 S 4 0 0 0 3 0 0 0 0 0 0 11 15 0.00 0.000																			

Chicago Cubs @ St. Louis Cardinals
 Busch Stadium, St. Louis, MO
 Tue Jul 30 2019, 7:16 PM - 10:20 PM CDT
 Att: 46,123 - Clear - 83 F




Batter	1	2	3	4	5	6	7	8	9	AB	R	H	RBI	BB	SO	LOB	BOTTOM						
19 Tommy Edman, S OBP: 0.306, SLG: 0.443										4	0	2	0	0	2	0							
25 Dexter Fowler, S OBP: 0.342, SLG: 0.419										4	0	0	0	0	1	2							
38 José Martínez, R OBP: 0.349, SLG: 0.425										4	1	2	0	0	1	0							
35 Lane Thomas, R OBP: 0.357, SLG: 0.538										0	0	0	0	0	0	0							
46 Paul Goldschmidt, R OBP: 0.340, SLG: 0.472										4	1	2	1	0	0	1							
12 Paul DeJong, R OBP: 0.333, SLG: 0.457										4	0	0	0	0	2	4							
16 Kolten Wong, L OBP: 0.346, SLG: 0.391										2	0	1	0	0	0	1							
41 Tyler O'Neill, R OBP: 0.316, SLG: 0.437										3	0	0	0	0	1	3							
21 Andrew Miller, L										0	0	0	0	0	0	0							
18 Carlos Martínez, R										0	0	0	0	0	0	0							
32 Matt Wieters, S OBP: 0.284, SLG: 0.475										3	0	0	0	0	2	0							
50 Adam Wainwright, R OBP: 0.182, SLG: 0.167										2	0	0	0	0	2	0							
65 Giovanny Gallegos, R										0	0	0	0	0	0	0							
34 Yairo Muñoz, R OBP: 0.292, SLG: 0.383										1	0	0	0	0	0	0							
Inning Stats	R: 0 E: 0 K: 2 S: 7	H: 0 LOB: 0 BB: 0 P: 12	R: 0 E: 0 K: 1 S: 10	H: 1 LOB: 1 BB: 0 P: 17	R: 0 E: 0 K: 2 S: 12	H: 1 LOB: 1 BB: 0 P: 17	R: 1 E: 0 K: 0 S: 12	H: 2 LOB: 1 BB: 0 P: 17	R: 0 E: 0 K: 2 S: 16	H: 1 LOB: 1 BB: 0 P: 21	R: 1 E: 0 K: 0 S: 10	H: 1 LOB: 1 BB: 0 P: 14	R: 0 E: 0 K: 2 S: 7	H: 0 LOB: 0 BB: 0 P: 9	R: 0 E: 1 K: 0 S: 11	H: 1 LOB: 2 BB: 0 P: 18	R: 0 E: 0 K: 0 S: 11	H: 0 LOB: 0 BB: 0 P: 11	1B: 6 2B: 0 3B: 0 HR: 1	SF: 0 SAC: 0 DP: 0 HBP: 1	WP: 2 PB: 0 SB: 2 CS: 0	PA: 32	
PITCHER	IP WLS BF H R ER SO BB IBB HBP BLK WP HR S P ERA WHIP	6.0 L 25 6 2 2 9 0 0 0 0 0 0 7 9 3.00 1.000	1.0 3 0 0 0 2 0 0 0 0 0 0 7 9 0.00 0.000	1.0 4 1 0 0 0 0 0 0 0 0 0 11 18 0.00 1.000																			

Chicago Cubs @ St. Louis Cardinals
 Busch Stadium, St. Louis, MO
 Tue Jul 30 2019, 7:16 PM - 10:20 PM CDT
 Att: 46,123 - Clear - 83 F



Batter	1	2	3	4	5	6	7	8	9	AB	R	H	RBI	BB	SO	LOB	TOP					
22 Jason Heyward, L (1.9) OBP: 0.356, SLG: 0.460	F9		1B		K		2B		K	5	0	2	0	0	2	1	Chicago Cubs @ St. Louis Cardinals Busch Stadium, St. Louis, MO Wed Jul 31 2019, 7:16 PM - 10:30 PM CDT Att: 43,750 - Partly Cloudy - 81 F livebaseballscorecards.com					
40 Wilson Contreras, R (1.2) OBP: 0.374, SLG: 0.542	G4-6-3		1B			F9	G3-1			4	0	2	0	0	0	1						
17 Kris Bryant, R (1.5) OBP: 0.394, SLG: 0.539	G4-6-3									4	1	1	0	0	0	1						
44 Anthony Rizzo, L (1.3) OBP: 0.390, SLG: 0.525										3	0	1	0	1	0	1						
9 Javier Báez, R (1.6) OBP: 0.318, SLG: 0.540										4	1	1	0	0	0	4						
8 Ian Happ, S (8.7) OBP: 0.421, SLG: 0.154										3	0	1	1	1	0	2						
12 Kyle Schwarber, L (8.1) OBP: 0.573, SLG: 0.475										4	0	0	0	0	0	4						
56 Kyle Ryan, L (8.1) OBP: 0.274, SLG: 0.357										0	0	0	0	0	0	0						
20 Brandon Kintzler, R (8.1) OBP: 0.274, SLG: 0.357										0	0	0	0	0	0	0						
24 Craig Kimbrel, R (8.1) OBP: 0.274, SLG: 0.357										0	0	0	0	0	0	0						
13 David Bote, R (1.4) OBP: 0.332, SLG: 0.423			G6-3		K		K		K	4	0	0	0	0	3	0						
28 Kyle Hendricks, R (1.1) OBP: 0.243, SLG: 0.206										2	0	0	0	0	2	0						
5 Albert Almora Jr., R (8.8) OBP: 0.274, SLG: 0.357									G1-3	1	0	0	0	0	0	0						
Inning Stats	R: 0 E: 0 K: 0 S: 8	H: 1 LOB: 0 BB: 0 P: 13	R: 0 E: 0 K: 0 S: 12	H: 1 LOB: 1 BB: 0 P: 16	R: 0 E: 0 K: 1 S: 13	H: 2 LOB: 2 BB: 0 P: 18	R: 0 E: 0 K: 0 S: 9	H: 1 LOB: 1 BB: 0 P: 11	R: 0 E: 0 K: 2 S: 8	H: 0 LOB: 0 BB: 0 P: 14	R: 1 E: 0 K: 0 S: 12	H: 1 LOB: 2 BB: 1 P: 25	R: 0 E: 0 K: 2 S: 11	H: 1 LOB: 1 BB: 0 P: 15	R: 1 E: 0 K: 0 S: 15	H: 1 LOB: 0 BB: 1 P: 23	R: 0 E: 0 K: 2 S: 8	H: 0 LOB: 0 BB: 0 P: 13	1B: 5 2B: 3 3B: 0 HR: 0	SF: 0 SAC: 0 DP: 1 HBP: 1	WP: 0 PB: 0 SB: 1 CS: 0	PA: 37
PITCHER	IP WLS BF H R ER SO BB IBB HBP BLK WP HR S P ERA WHIP																					
39 Miles Mikolas, R (1.1) ERA: 4.0	5.2 L 24 6 1 0 0 3 1 0 1 0 0 0 0 61 93 0.00 1.235																					
65 Giovanny Gallegos, R (8.1) ERA: 2.13	0.1 1 0 0 0 0 0 0 0 0 0 0 0 0 4 0.00 0.000																					
53 John Gant, R (7.1) ERA: 2.73	1.2 7 2 1 0 2 0 0 0 0 0 0 0 20 27 0.00 1.200																					
30 Tyler Webb, L (8.1) ERA: 3.89	0.1 2 0 0 0 0 0 1 0 0 0 0 0 6 11 0.00 3.000																					
60 John Brebbia, R (8.1) ERA: 3.13	1.0 3 0 0 0 0 2 0 0 0 0 0 0 8 13 0.00 0.000																					

Batter	1	2	3	4	5	6	7	8	9	AB	R	H	RBI	BB	SO	LOB	BOTTOM					
19 Tommy Edman, S (1.5) OBP: 0.296, SLG: 0.429	K		K		G3		P4			4	0	0	0	0	2	2	Chicago Cubs @ St. Louis Cardinals Busch Stadium, St. Louis, MO Wed Jul 31 2019, 7:16 PM - 10:30 PM CDT Att: 43,750 - Partly Cloudy - 81 F livebaseballscorecards.com					
25 Dexter Fowler, S (1.8) OBP: 0.341, SLG: 0.420	K		G1-3						G3-1	4	0	1	0	0	1	2						
38 José Martínez, R (1.9) OBP: 0.345, SLG: 0.419	K		G1-3							4	0	0	0	0	2	3						
46 Paul Goldschmidt, R (1.3) OBP: 0.341, SLG: 0.478										4	0	2	0	0	0	0						
12 Paul DeJong, R (1.6) OBP: 0.330, SLG: 0.452										4	0	0	0	0	2	2						
16 Kolten Wong, L (1.4) OBP: 0.347, SLG: 0.392										4	0	2	0	0	0	2						
41 Tyler O'Neill, R (1.7) OBP: 0.305, SLG: 0.434										3	0	1	0	0	1	2						
53 John Gant, R (7.1) ERA: 2.73										0	0	0	0	0	0	0						
30 Tyler Webb, L (8.1) ERA: 3.89										0	0	0	0	0	0	0						
60 John Brebbia, L (8.1) ERA: 3.13										0	0	0	0	0	0	0						
32 Matt Wieters, S (1.2) OBP: 0.283, SLG: 0.476										4	0	1	0	0	1	4						
39 Miles Mikolas, R (1.1) ERA: 4.0										2	0	1	0	0	0	0						
65 Giovanny Gallegos, R (8.1) ERA: 2.13										0	0	0	0	0	0	0						
34 Yairo Muñoz, R (7.7) OBP: 0.283, SLG: 0.378										2	0	0	0	0	1	2						
Inning Stats	R: 0 E: 0 K: 3 S: 9	H: 0 LOB: 0 BB: 0 P: 12	R: 0 E: 0 K: 2 S: 14	H: 1 LOB: 1 BB: 0 P: 21	R: 0 E: 1 K: 1 S: 10	H: 2 LOB: 2 BB: 0 P: 12	R: 0 E: 0 K: 1 S: 14	H: 2 LOB: 2 BB: 0 P: 19	R: 0 E: 0 K: 0 S: 11	H: 1 LOB: 1 BB: 0 P: 16	R: 0 E: 0 K: 0 S: 10	H: 1 LOB: 1 BB: 0 P: 14	R: 0 E: 0 K: 0 S: 7	H: 0 LOB: 0 BB: 0 P: 10	R: 0 E: 0 K: 1 S: 7	H: 0 LOB: 0 BB: 0 P: 11	R: 0 E: 0 K: 2 S: 14	H: 2 LOB: 2 BB: 0 P: 17	1B: 4 2B: 5 3B: 0 HR: 0	SF: 0 SAC: 0 DP: 0 HBP: 0	WP: 0 PB: 0 SB: 1 CS: 0	PA: 36
PITCHER	IP WLS BF H R ER SO BB IBB HBP BLK WP HR S P ERA WHIP																					
28 Kyle Hendricks, R (1.1) ERA: 3.07	7.0 W 28 7 0 0 0 7 0 0 0 0 0 0 0 75 104 0.00 1.000																					
56 Kyle Ryan, L (8.1) ERA: 3.1	0.1 H 1 0 0 0 0 0 0 0 0 0 0 0 3 5 0.00 0.000																					
20 Brandon Kintzler, R (8.1) ERA: 4.42	0.2 H 2 0 0 0 1 0 0 0 0 0 0 0 4 6 0.00 0.000																					
24 Craig Kimbrel, R (8.1) ERA: 6.17	1.0 S 5 2 0 0 2 0 0 0 0 0 0 0 0 14 17 0.00 2.000																					

Batter	1	2	3	4	5	6	7	8	9	AB	R	H	RBI	BB	SO	LOB	TOP					
22 Jason Heyward, L (1,8) OBP: 0.353, SLG: 0.457 32 Tyler Chatwood, R (8,1) OBP: 0.308, SLG: 0.417 8 Ian Happ, S (9,PH) OBP: 0.400, SLG: 0.143	G3-1		F8			K			F8	3	0	0	0	0	1	0	Chicago Cubs @ St. Louis Cardinals Busch Stadium, St. Louis, MO Thu Aug 01 2019, 6:17 PM - 9:10 PM CDT Att: 46,811 - Clear - 82 F					
6 Nick Castellanos, R (1,9) OBP: 0.330, SLG: 0.481	17 WP BB			K				L5	3	0	1	0	1	1	0							
17 Kris Bryant, R (1,5) OBP: 0.392, SLG: 0.535 13 David Bote, R (9,PH) OBP: 0.331, SLG: 0.422	K			K				F9	3	0	0	0	0	3	2							
44 Anthony Rizzo, L (1,3) OBP: 0.388, SLG: 0.521	P3			G3				F8	3	0	0	0	0	0	1							
9 Javier Báez, R (1,6) OBP: 0.316, SLG: 0.536	F8			K				G4-3	3	0	0	0	0	1	0							
40 Wilson Contreras, R (1,2) OBP: 0.370, SLG: 0.537	K			G1-3				K	3	0	0	0	0	2	0							
12 Kyle Schwarber, L (1,7) OBP: 0.313, SLG: 0.472	G3-1							K	2	0	0	0	1	1	0							
21 Tony Kemp, L (1,4) OBP: 0.303, SLG: 0.410			G4-3			F8		G6-3	3	0	0	0	0	0	1							
34 Jon Lester, L (1,1) OBP: 0.286, SLG: 0.339 45 Derek Holland, L (6,1) OBP: 0.308, SLG: 0.480 29 Brad Brach, R (7,1) OBP: 0.295, SLG: 0.399 37 David Phelps, R (7,1) OBP: 0.273, SLG: 0.399 5 Albert Almora Jr., R (8,PH) OBP: 0.273, SLG: 0.399	F8					K		K	2	0	0	0	0	0	1							
Inning Stats	R: 0 E: 0 K: 1 S: 11	H: 0 LOB: 1 BB: 1 P: 18	R: 0 E: 0 K: 1 S: 6	H: 0 LOB: 0 BB: 0 P: 10	R: 0 E: 0 K: 0 S: 7	H: 0 LOB: 0 BB: 0 P: 10	R: 0 E: 0 K: 2 S: 10	H: 0 LOB: 0 BB: 0 P: 13	R: 0 E: 0 K: 1 S: 6	H: 1 LOB: 1 BB: 1 P: 14	R: 0 E: 0 K: 3 S: 15	H: 0 LOB: 0 BB: 0 P: 20	R: 0 E: 0 K: 1 S: 10	H: 0 LOB: 0 BB: 0 P: 13	R: 0 E: 0 K: 2 S: 9	H: 0 LOB: 0 BB: 0 P: 12		R: 0 E: 0 K: 0 S: 6	H: 0 LOB: 0 BB: 0 P: 12	1B: 1 2B: 0 3B: 0 HR: 0	SF: 0 SAC: 0 DP: 0 HBP: 0	WP: 1 PB: 0 SB: 0 CS: 0
PITCHER	IP WLS BF H R ER SO BB IBB HBP BLK WP HR S P ERA WHIP																					
22 Jack Flaherty, R (1,1) ERA: 3.93 30 Tyler Webb, L (8,1) ERA: 3.79 59 Mike Mayers, R (9,1) ERA: 6.57	7.0 W 24 1 0 0 9 2 0 0 0 0 1 0 65 98 0.00 0.429																					

Batter	1	2	3	4	5	6	7	8	9	AB	R	H	RBI	BB	SO	LOB	BOTTOM					
19 Tommy Edman, S (1,5) OBP: 0.292, SLG: 0.427	38 1B 2B		G5-3		F8	F9		G5-4-3 25 BB	5	1	1	0	0	1	2	Chicago Cubs @ St. Louis Cardinals Busch Stadium, St. Louis, MO Thu Aug 01 2019, 6:17 PM - 9:10 PM CDT Att: 46,811 - Clear - 82 F						
25 Dexter Fowler, S (1,8) OBP: 0.339, SLG: 0.414	F7		G6-3		K	F9		G5-4-3 47 BB	4	0	0	0	1	1	2							
38 José Martínez, R (1,9) OBP: 0.286, SLG: 0.339 30 Tyler Webb, L (8,1) ERA: 3.79 47 Rangel Ravelo, R (8,PH) OBP: 0.200, SLG: 0.263 59 Mike Mayers, R (9,1)	12 FC5-4 1B		G5-3		K			G5-4-3 12 1B 34 SF7 46 S BB	3	1	1	1	1	1	0							
46 Paul Goldschmidt, R (1,3) OBP: 0.340, SLG: 0.474	K			F8		12 2B 34 1B 1B		L9	5	1	1	0	0	2	3							
12 Paul DeJong, R (1,6) OBP: 0.333, SLG: 0.458	FC5-4			34 1B 16 1B 1B		34 1B 32 HR 2B		32 1B 1B	4	2	3	0	0	0	1							
34 Yairo Muñoz, R (1,7) OBP: 0.294, SLG: 0.384	K			16 1B 1B		32 HR 1B		SF7	3	1	2	2	0	1	0							
32 Matt Wieters, S (1,2) OBP: 0.289, SLG: 0.500	K			K		HR		1B	4	1	2	3	0	2	2							
16 Kolten Wong, L (1,4) OBP: 0.351, SLG: 0.396						19 F9 22 SH2-4 1B		K	4	0	3	1	0	1	2							
22 Jack Flaherty, R (1,1) OBP: 0.206, SLG: 0.250 35 Lane Thomas, R (8,8) OBP: 0.400, SLG: 0.571	G4-3			F8		SH2-4		19 WP 47 G5-4-3 1B	2	0	0	0	0	0	3							
Inning Stats	R: 1 E: 0 K: 1 S: 11	H: 2 LOB: 1 BB: 0 P: 18	R: 0 E: 0 K: 2 S: 11	H: 1 LOB: 1 BB: 0 P: 16	R: 0 E: 0 K: 0 S: 9	H: 0 LOB: 0 BB: 0 P: 12	R: 1 E: 0 K: 1 S: 13	H: 3 LOB: 2 BB: 0 P: 23	R: 0 E: 0 K: 2 S: 8	H: 0 LOB: 0 BB: 0 P: 11	R: 4 E: 0 K: 0 S: 17	H: 5 LOB: 1 BB: 0 P: 28	R: 1 E: 0 K: 2 S: 17	H: 2 LOB: 1 BB: 1 P: 28	R: 1 E: 0 K: 1 S: 9		H: 1 LOB: 1 BB: 1 P: 19	R: 1 E: 0 K: 1 S: 9	H: 1 LOB: 1 BB: 1 P: 19	1B: 11 2B: 2 3B: 0 HR: 1	SF: 1 SAC: 1 DP: 1 HBP: 0	WP: 2 PB: 0 SB: 1 CS: 0
PITCHER	IP WLS BF H R ER SO BB IBB HBP BLK WP HR S P ERA WHIP																					
34 Jon Lester, L (1,1) ERA: 3.86 45 Derek Holland, L (6,1) ERA: 5.33 29 Brad Brach, R (7,1) ERA: 6.13 37 David Phelps, R (7,1) ERA: 3.57 32 Tyler Chatwood, R (8,1) ERA: 4.21	5.0 L 24 5 5 5 6 0 0 0 0 0 0 1 9 13 9.00 2.000																					

Batter	1	2	3	4	5	6	7	8	9	AB	R	H	RBI	BB	SO	LOB	TOP										
19 Tommy Edman, S OBP: 0.281, SLG: 0.411										5	0	0	1	0	0	2											
38 José Martínez, R OBP: 0.345, SLG: 0.416										4	1	1	0	0	0	1											
46 Paul Goldschmidt, R OBP: 0.341, SLG: 0.477										4	0	2	0	0	0	1											
23 Marcell Ozuna, R OBP: 0.333, SLG: 0.514										3	0	1	0	1	1	3											
12 Paul DeJong, R OBP: 0.335, SLG: 0.458										4	0	2	1	0	1	1											
16 Kaiten Wong, L OBP: 0.348, SLG: 0.392										4	0	0	0	0	1	5											
25 Dexter Fowler, S OBP: 0.339, SLG: 0.412										2	1	0	0	1	1	0											
35 Lane Thomas, R OBP: 0.438, SLG: 0.800										1	1	1	1	0	0	0											
32 Matt Wieters, S OBP: 0.288, SLG: 0.493										4	0	1	0	0	2	0											
34 Yairo Muñoz, R OBP: 0.293, SLG: 0.376										3	0	0	0	1	2	2											
Inning Stats	R: 0 E: 0 K: 2 S: 11	H: 1 LOB: 1 BB: 0 P: 16	R: 0 E: 0 K: 0 S: 10	H: 0 LOB: 0 BB: 0 P: 16	R: 0 E: 0 K: 1 S: 9	H: 0 LOB: 0 BB: 1 P: 14	R: 0 E: 0 K: 0 S: 15	H: 2 LOB: 2 BB: 0 P: 20	R: 0 E: 0 K: 1 S: 8	H: 0 LOB: 0 BB: 0 P: 13	R: 1 E: 0 K: 1 S: 14	H: 3 LOB: 2 BB: 0 P: 21	R: 1 E: 0 K: 1 S: 15	H: 1 LOB: 1 BB: 1 P: 25	R: 0 E: 0 K: 2 S: 12	H: 0 LOB: 1 BB: 1 P: 20	R: 1 E: 0 K: 2 S: 9	H: 1 LOB: 0 BB: 0 P: 15	1B: 6 2B: 2 HR: 1	SF: 0 SAC: 0 DP: 1 HBP: 0	WP: 1 PB: 0 SB: 0 CS: 0	PA: 37					
PITCHER	IP	WLS	BF	H	R	ER	SO	BB	IBB	HBP	BLK	WP	HR	S	P	ERA	WHIP										
50 Mike Fiers, R ERA: 3.46	5.2	W	23	6	1	1	4	1	0	0	0	0	0	64	94	1.59	1.235										
35 Jake Diekmann, L ERA: 4.3	0.1	H	3	1	1	1	1	1	0	0	0	0	0	9	18	27.00	6.000										
36 Yusmeiro Petit, R ERA: 2.59	1.0	H	3	0	0	0	1	0	0	0	0	1	0	9	13	0.00	0.000										
48 Joakim Soria, R ERA: 4.56	1.0		4	0	0	0	2	1	0	0	0	0	0	12	20	0.00	1.000										
61 Wei-Chung Wang, L ERA: 2.89	1.0		4	1	1	1	2	0	0	0	0	0	1	9	15	9.00	1.000										

St. Louis Cardinals @ Oakland Athletics
Oakland Coliseum, Oakland, CA
Sat Aug 03 2019, 6:09 PM - 9:44 PM PDT
Att: 24,851 - Partly Cloudy - 70 F

AB	34
R	3
H	8
RBI	3
BB	3
SO	10
LOB	14



Batter	1	2	3	4	5	6	7	8	9	AB	R	H	RBI	BB	SO	LOB	BOTTOM										
10 Marcus Semien, R OBP: 0.359, SLG: 0.465										4	2	2	0	1	1	2											
8 Robbie Grossman, S OBP: 0.341, SLG: 0.363										2	1	1	1	1	1	1											
18 Chad Pinder, R OBP: 0.291, SLG: 0.451										1	1	1	3	0	0	0											
26 Matt Chapman, R OBP: 0.348, SLG: 0.522										2	1	0	0	3	2	1											
28 Matt Olson, L OBP: 0.341, SLG: 0.534										4	0	1	0	1	1	2											
2 Khris Davis, R OBP: 0.295, SLG: 0.398										5	1	1	0	0	3	6											
20 Mark Canha, R OBP: 0.381, SLG: 0.525										5	0	2	2	0	2	3											
25 Stephen Piscotty, R OBP: 0.311, SLG: 0.393										3	0	2	0	0	1	1											
23 Jurickson Profar, S OBP: 0.270, SLG: 0.381										4	0	0	0	0	1	7											
5 Chris Herrmann, L OBP: 0.321, SLG: 0.373										2	2	1	1	2	0	1											
Inning Stats	R: 2 E: 0 K: 2 S: 15	H: 2 LOB: 3 BB: 2 P: 30	R: 2 E: 0 K: 2 S: 16	H: 1 LOB: 1 BB: 2 P: 31	R: 0 E: 0 K: 2 S: 9	H: 1 LOB: 0 BB: 0 P: 15	R: 0 E: 0 K: 1 S: 13	H: 1 LOB: 1 BB: 1 P: 24	R: 1 E: 0 K: 1 S: 14	H: 3 LOB: 2 BB: 0 P: 22	R: 0 E: 0 K: 2 S: 12	H: 1 LOB: 2 BB: 1 P: 25	R: 3 E: 0 K: 1 S: 13	H: 2 LOB: 0 BB: 2 P: 28	R: 0 E: 0 K: 1 S: 8	H: 0 LOB: 0 BB: 0 P: 11	1B: 9 2B: 3 3B: 0 HR: 1	SF: 1 SAC: 0 DP: 2 HBP: 1	WP: 0 PB: 1 SB: 0 CS: 1	PA: 42							
PITCHER	IP	WLS	BF	H	R	ER	SO	BB	IBB	HBP	BLK	WP	HR	S	P	ERA	WHIP										
43 Dakota Hudson, R ERA: 3.99	3.2	L	21	4	4	3	7	5	0	0	0	0	0	49	93	7.36	2.727										
68 Adalberto Mejia, L ERA: 7.17	1.2		10	4	1	1	2	1	0	0	0	0	0	24	42	5.40	3.000										
59 Mike Mayers, R ERA: 7.24	1.1		6	1	2	2	1	2	0	0	0	0	0	13	31	13.50	2.250										
30 Tyler Webb, L ERA: 3.89	1.1		5	1	1	1	2	0	0	0	0	0	1	14	20	6.75	0.750										

St. Louis Cardinals @ Oakland Athletics
Oakland Coliseum, Oakland, CA
Sat Aug 03 2019, 6:09 PM - 9:44 PM PDT
Att: 24,851 - Partly Cloudy - 70 F

AB	32
R	8
H	11
RBI	7
BB	8
SO	12
LOB	24



Batter	1	2	3	4	5	6	7	8	9	AB	R	H	RBI	BB	SO	LOB	TOP							
13 Matt Carpenter, L OBP: 0.319, SLG: 0.369										5	0	1	0	0	2	4								
25 Dexter Fowler, S OBP: 0.338, SLG: 0.408										3	0	0	0	0	0	2								
46 Paul Goldschmidt, R OBP: 0.341, SLG: 0.473										3	0	0	0	1	1	1								
23 Marcell Ozuna, R OBP: 0.347, SLG: 0.508										3	1	0	0	1	1	4								
12 Paul DeJong, R OBP: 0.347, SLG: 0.463										4	1	1	1	0	3	1								
16 Kolten Wong, L OBP: 0.347, SLG: 0.390										4	0	1	1	0	1	0								
38 José Martínez, R OBP: 0.341, SLG: 0.411										4	0	0	0	0	0	1								
19 Tommy Edman, S OBP: 0.281, SLG: 0.406										4	0	1	0	0	1	0								
7 Andrew Knizner, R OBP: 0.250, SLG: 0.333										3	0	1	0	1	1	0								
Inning Stats	R: 0 H: 1 E: 0 K: 1 S: 13	H: 1 LOB: 1 BB: 0 P: 21	R: 0 H: 0 E: 0 K: 2 S: 10	H: 0 LOB: 0 BB: 0 P: 14	R: 0 H: 0 E: 0 K: 2 S: 21	H: 3 LOB: 3 BB: 2 P: 35	R: 1 H: 3 E: 0 K: 1 S: 16	H: 3 LOB: 2 BB: 0 P: 24	R: 0 H: 0 E: 0 K: 0 S: 8	H: 0 LOB: 0 BB: 0 P: 15	R: 0 H: 0 E: 0 K: 1 S: 7	H: 0 LOB: 1 BB: 0 P: 11	R: 0 H: 0 E: 1 K: 0 S: 9	H: 0 LOB: 1 BB: 0 P: 11	R: 1 H: 1 E: 0 K: 1 S: 12	H: 1 LOB: 1 BB: 1 P: 20	R: 0 H: 0 E: 0 K: 2 S: 9	H: 0 LOB: 0 BB: 0 P: 16	1B: 4 2B: 0 3B: 0 HR: 1	SF: 0 SAC: 0 DP: 0 HBP: 1	WP: 1 PB: 0 SB: 2 CS: 0	PA: 37		
PITCHER	IP: 5.0 WLS: W BF: 22 ERA: 4.14	H: 4 R: 1 ER: 1 SO: 6	BB: 2 IBB: 0 HBP: 1 BLK: 0	WP: 0 HR: 1 S: 68 P: 109	ERA: 1.80 WHIP: 1.200	IP: 1.0 WLS: S BF: 3 ERA: 1.61	H: 0 R: 0 ER: 0 SO: 2	BB: 0 IBB: 0 HBP: 0 BLK: 0	WP: 0 HR: 0 S: 9 P: 16	ERA: 0.00 WHIP: 0.000														
60 Tanner Roark, R ERA: 4.14	60 Yusmeiro Petit, R ERA: 2.55	39 Blake Treinen, R ERA: 4.05	35 Jake Diekmann, L ERA: 4.8	48 Joaquin Soria, R ERA: 4.53	16 Liam Hendriks, R ERA: 1.61																			
10 Marcus Semien, R OBP: 0.362, SLG: 0.467										4	0	2	0	1	1	1								
8 Robbie Grossman, S OBP: 0.345, SLG: 0.360										2	0	0	0	3	1	4								
26 Matt Chapman, R OBP: 0.345, SLG: 0.516										5	0	0	0	0	1	7								
28 Matt Olson, L OBP: 0.340, SLG: 0.529										3	0	0	0	1	2	3								
2 Khris Davis, R OBP: 0.297, SLG: 0.398									3	0	1	0	1	1	2									
20 Mark Canha, R OBP: 0.379, SLG: 0.519									3	1	0	0	0	1	4									
25 Stephen Piscotty, R OBP: 0.313, SLG: 0.393										3	1	1	0	0	1	1								
23 Jurickson Profar, S OBP: 0.269, SLG: 0.388										4	1	1	1	0	3									
18 Chad Pinder, R OBP: 0.291, SLG: 0.451										0	0	0	0	0	0	0								
3 Dustin Garneau, R OBP: 0.365, SLG: 0.389										3	1	2	2	1	0	0								
Inning Stats	R: 0 H: 0 E: 0 K: 2 S: 12	H: 2 LOB: 1 BB: 0 P: 18	R: 0 H: 2 E: 0 K: 3 S: 13	H: 2 LOB: 2 BB: 0 P: 18	R: 2 H: 1 E: 0 K: 0 S: 10	H: 1 LOB: 1 BB: 0 P: 15	R: 0 H: 0 E: 0 K: 2 S: 10	H: 2 LOB: 2 BB: 1 P: 24	R: 1 H: 2 E: 0 K: 0 S: 14	H: 2 LOB: 2 BB: 1 P: 27	R: 0 H: 0 E: 0 K: 1 S: 11	H: 0 LOB: 1 BB: 1 P: 20	R: 0 H: 0 E: 0 K: 0 S: 12	H: 0 LOB: 1 BB: 2 P: 24	R: 1 H: 0 E: 0 K: 0 S: 12	H: 0 LOB: 1 BB: 2 P: 24	R: 0 H: 0 E: 0 K: 2 S: 9	H: 0 LOB: 0 BB: 0 P: 16	1B: 4 2B: 2 3B: 0 HR: 1	SF: 0 SAC: 0 DP: 1 HBP: 2	WP: 1 PB: 0 SB: 0 CS: 0	PA: 39		
PITCHER	IP: 5.1 WLS: L BF: 26 ERA: 4.5	H: 6 R: 3 ER: 3 SO: 7	BB: 3 IBB: 0 HBP: 0 BLK: 0	WP: 0 HR: 1 S: 59 P: 99	ERA: 5.06 WHIP: 1.688	IP: 1.0 WLS: X BF: 3 ERA: 2.85	H: 2 R: 0 ER: 0 SO: 0	BB: 1 IBB: 0 HBP: 0 BLK: 0	WP: 0 HR: 0 S: 12 P: 24	ERA: 0.00 WHIP: 3.000														
50 Adam Wainwright, R ERA: 4.5	60 John Brebbia, R ERA: 3.09	65 Giovanny Gallegos, R ERA: 2.08	53 John Gant, R ERA: 2.85																					

St. Louis Cardinals @ Oakland Athletics
Oakland Coliseum, Oakland, CA
Sun Aug 04 2019, 1:09 PM - 4:21 PM PDT
Att: 24,603 - Sunny - 75 F

AB 33
R 2
H 5
RBI 2
BB 3
SO 10
LOB 13



St. Louis Cardinals @ Oakland Athletics
Oakland Coliseum, Oakland, CA
Sun Aug 04 2019, 1:09 PM - 4:21 PM PDT
Att: 24,603 - Sunny - 75 F

AB 30
R 4
H 7
RBI 3
BB 7
SO 8
LOB 25



Batter	1	2	3	4	5	6	7	8	9	AB	R	H	RBI	BB	SO	LOB	TOP					
25 Dexter Fowler, S OBP: 0.339, SLG: 0.413			L6				G5-3			4	0	1	0	0	1	0	St. Louis Cardinals @ Los Angeles Dodgers Dodger Stadium, Los Angeles, CA Wed Aug 07 2019, 12:11 PM - 3:11 PM PDT Att: 48,994 - Partly Cloudy - 79 F					
19 Tommy Edman, S OBP: 0.272, SLG: 0.397			K			F8	L8			4	0	1	0	0	1	1						
46 Paul Goldschmidt, R OBP: 0.333, SLG: 0.461	L4			F8		G4-3		K		4	0	0	0	0	1	1						
23 Marcell Ozuna, R OBP: 0.329, SLG: 0.505	G4-3			F8		HR		K		4	1	1	1	0	1	1						
12 Paul DeJong, R OBP: 0.331, SLG: 0.459		K		F9		F9		K		4	0	1	0	0	2	0						
13 Matt Carpenter, L OBP: 0.325, SLG: 0.368				13B																		
35 Lane Thomas, R OBP: 0.444, SLG: 0.750				1B																		
16 Kolten Wong, L OBP: 0.350, SLG: 0.392				1B																		
32 Matt Wieters, S OBP: 0.281, SLG: 0.475				K																		
22 Jack Flaherty, R OBP: 0.189, SLG: 0.229																						
65 Giovanni Gallegos, R OBP: 0.336, SLG: 0.463																						
38 José Martínez, R OBP: 0.336, SLG: 0.463																						
21 Andrew Miller, L OBP: 0.336, SLG: 0.463																						
18 Carlos Martínez, R OBP: 0.336, SLG: 0.463																						
Inning Stats	R: 0 H: 1 E: 0 K: 1 S: 10	H: 1 LOB: 1 BB: 0 P: 13	R: 0 H: 0 E: 0 K: 2 S: 11	H: 0 LOB: 1 BB: 0 P: 19	R: 0 H: 0 E: 0 K: 2 S: 8	H: 0 LOB: 0 BB: 0 P: 12	R: 0 H: 2 E: 0 K: 1 S: 10	H: 2 LOB: 2 BB: 0 P: 12	R: 0 H: 1 E: 0 K: 1 S: 12	H: 1 LOB: 1 BB: 0 P: 15	R: 1 H: 2 E: 0 K: 0 S: 19	H: 2 LOB: 2 BB: 1 P: 26	R: 0 H: 0 E: 0 K: 3 S: 9	H: 0 LOB: 0 BB: 0 P: 12	R: 0 H: 1 E: 0 K: 0 S: 9	H: 1 LOB: 2 BB: 0 P: 17	1B: 4 2B: 2 3B: 0 HR: 1	SF: 0 SAC: 1 DP: 1 HBP: 1	WP: 0 PB: 0 SB: 0 CS: 0	PA: 36		
PITCHER	IP WLS BF H R ER SO BB IBB HBP BLK WP HR S P ERA WHIP	5.2 23 5 1 1 7 1 0 0 0 0 1 61 83 1.59 1.059	0.0 2 1 0 0 0 1 0 0 0 0 0 7 12 ∞ ∞	1.1 4 0 0 0 1 0 0 0 0 0 0 13 17 0.00 0.000	1.0 3 0 0 0 3 0 0 0 0 0 0 9 12 0.00 0.000	1.0 W 4 1 0 0 0 0 0 0 1 0 0 0 9 17 0.00 1.000																

Batter	1	2	3	4	5	6	7	8	9	AB	R	H	RBI	BB	SO	LOB	BOTTOM					
31 Joc Pederson, L OBP: 0.325, SLG: 0.499						F9				4	0	2	0	0	1	0	St. Louis Cardinals @ Los Angeles Dodgers Dodger Stadium, Los Angeles, CA Wed Aug 07 2019, 12:11 PM - 3:11 PM PDT Att: 48,994 - Partly Cloudy - 79 F					
13 Max Muncy, L OBP: 0.372, SLG: 0.518						G4-3		K		3	0	0	0	1	2	2						
10 Justin Turner, R OBP: 0.371, SLG: 0.483					L9			P6		4	0	1	0	0	1	2						
35 Cody Bellinger, L OBP: 0.421, SLG: 0.664										4	0	1	0	0	1	1						
5 Corey Seager, L OBP: 0.342, SLG: 0.431		G4-3								3	1	0	0	0	1	2						
45 Matt Beatty, L OBP: 0.319, SLG: 0.487																						
16 Will Smith, R OBP: 0.364, SLG: 0.712		P6								3	0	0	0	0	1	0						
43 Edwin Ríos, L OBP: 0.417, SLG: 0.474										4	0	1	0	0	3	2						
55 Russell Martin, R OBP: 0.346, SLG: 0.316										4	0	1	2	0	1	1						
85 Dustin May, R ERA: 3.72										2	0	0	0	0	1	1						
65 Giovanni Gallegos, R ERA: 2.05										0	0	0	0	0	0	0						
21 Andrew Miller, L ERA: 3.96										0	0	0	0	0	0	0						
11 AJ Pollock, R ERA: 3.72										0	0	0	0	0	0	0						
65 Casey Sadler, R ERA: 3.72										0	0	0	0	0	0	0						
Inning Stats	R: 0 H: 0 E: 0 K: 2 S: 12	H: 0 LOB: 1 BB: 1 P: 19	R: 0 H: 0 E: 0 K: 1 S: 8	H: 0 LOB: 0 BB: 0 P: 14	R: 0 H: 1 E: 0 K: 1 S: 9	H: 1 LOB: 1 BB: 0 P: 12	R: 0 H: 0 E: 0 K: 2 S: 9	H: 0 LOB: 0 BB: 0 P: 11	R: 0 H: 1 E: 0 K: 3 S: 10	H: 1 LOB: 1 BB: 0 P: 13	R: 0 H: 2 E: 0 K: 0 S: 12	H: 2 LOB: 2 BB: 0 P: 16	R: 0 H: 0 E: 0 K: 1 S: 7	H: 0 LOB: 0 BB: 0 P: 12	R: 0 H: 1 E: 0 K: 2 S: 13	H: 1 LOB: 1 BB: 0 P: 18	R: 2 H: 2 E: 0 K: 1 S: 13	H: 2 LOB: 1 BB: 0 P: 18	1B: 5 2B: 2 3B: 0 HR: 0	SF: 0 SAC: 0 DP: 0 HBP: 1	WP: 1 PB: 0 SB: 0 CS: 0	PA: 35
PITCHER	IP WLS BF H R ER SO BB IBB HBP BLK WP HR S P ERA WHIP	7.0 26 4 0 0 10 1 0 0 0 0 0 67 97 0.00 0.714	1.0 H 4 1 0 0 2 0 0 0 0 0 0 13 18 0.00 1.000	0.1 H 2 0 1 1 0 0 0 0 1 0 0 3 6 27.00 0.000	0.1 L 3 2 1 1 1 1 0 0 0 0 0 1 0 10 12 27.00 6.000																	



Batter	1	2	3	4	5	6	7	8	9	AB	R	H	RBI	BB	SO	LOB	TOP										
26 Adam Frazier, L (1.4) OBP: 0.323, SLG: 0.380	G4-3		G4-3		L4		K			4	0	0	0	0	1	0	Pittsburgh Pirates @ St. Louis Cardinals Busch Stadium, St. Louis, MO Fri Aug 09 2019, 7:16 PM - 10:07 PM CDT Att. - 42,757 - Clear - 85 F										
10 Bryan Reynolds, S (1.9) OBP: 0.404, SLG: 0.521	F7		G5-4-3 HBP		G4-3			K		3	0	0	0	0	1	0											
6 Starling Marte, R (1.8) OBP: 0.328, SLG: 0.502	G5-3		G5-4-3					G6-3		4	0	1	0	0	0	1											
55 Josh Bell, S (1.3) OBP: 0.365, SLG: 0.578		36 WP 36 SF7 2B			36 1B 19 SF8 2B		K			3	2	2	0	1	1	1											
36 José Osuna, R (1.7) OBP: 0.370, SLG: 0.642	SF7				27 1B		K			3	0	1	1	0	1	2											
19 Colin Moran, L (1.5) OBP: 0.322, SLG: 0.437	2H 27 FC6-4 1B				SF8					1	0	1	1	2	0	0											
27 Kevin Newman, R (1.6) OBP: 0.347, SLG: 0.416	FC6-4 58 2B 1-2H				58 C6-4-3 1B					4	0	1	0	0	0	4											
58 Jacob Stallings, R (1.2) OBP: 0.333, SLG: 0.396	1 SAFE D SL 88 C SL 88 1 SAFE X FF 94				G6-4-3		K			4	0	1	0	0	1	3											
24 Chris Archer, R (1.1) OBP: 0.184, SLG: 0.014	G1-3				G5-3		L7			2	0	0	0	0	0	2											
15 Pablo Reyes, R (7. PH) OBP: 0.279, SLG: 0.246								G1-3		1	0	0	0	0	0	0											
45 Michael Feliz, R (7.1) OBP: 0.279, SLG: 0.246										0	0	0	0	0	0	0											
48 Richard Rodriguez, R (8.1) OBP: 0.279, SLG: 0.246										0	0	0	0	0	0	0											
72 Geoff Hartlieb, R (8.1) OBP: 0.279, SLG: 0.246										0	0	0	0	0	0	0											
53 Melky Cabrera, S (8. PH) OBP: 0.328, SLG: 0.438										1	0	0	0	0	0	1											
Inning Stats	R: 0 E: 0 K: 0 S: 4	H: 0 LOB: 0 BB: 0 P: 8	R: 1 E: 0 K: 0 S: 10	H: 3 LOB: 2 BB: 0 P: 16	R: 0 E: 0 K: 0 S: 6	H: 0 LOB: 0 BB: 0 P: 8	R: 1 E: 0 K: 0 S: 11	H: 3 LOB: 1 BB: 0 P: 17	R: 0 E: 0 K: 2 S: 10	H: 1 LOB: 2 BB: 1 P: 16	R: 0 E: 0 K: 2 S: 11	H: 0 LOB: 0 BB: 0 P: 14	R: 0 E: 0 K: 1 S: 10	H: 0 LOB: 1 BB: 1 P: 18	R: 0 E: 0 K: 0 S: 8	H: 0 LOB: 1 BB: 1 P: 14	1B: 4 2B: 3 3B: 0 HR: 0	SF: 2 SAC: 0 DP: 2 HBP: 1	WP: 1 PB: 0 SB: 1 CS: 0	PA: 36							
PITCHER	IP	WLS	BF	H	R	ER	SO	BB	IBB	HBP	BLK	WP	HR	S	P	ERA	WHIP										
43 Dakota Hudson, R (1.1) ERA: 4.01	4.0		17	6	2	2	0	0	0	1	0	1	0	31	49	4.50	1.500										
30 Tyler Webb, L (5.1) ERA: 3.66	1.1		5	1	0	0	1	0	0	0	0	0	0	13	18	0.00	0.750										
60 John Brebbia, R (6.1) ERA: 3.0	1.2		6	0	0	0	3	0	1	0	0	0	0	16	21	0.00	0.000										
21 Andrew Miller, L (8.1) ERA: 3.79	0.2		3	0	0	0	1	1	0	0	0	0	0	7	14	0.00	1.500										
18 Carlos Martinez, R (8.1) ERA: 3.59	1.1	W	5	0	0	0	0	1	0	0	0	0	0	11	18	0.00	0.750										

Batter	1	2	3	4	5	6	7	8	9	AB	R	H	RBI	BB	SO	LOB	BOTTOM										
25 Dexter Fowler, S (1.8) OBP: 0.340, SLG: 0.417	46 1B 23 G6-4-3 1B		G5-3		K			46 1B 2B		4	2	2	0	0	1	0	Pittsburgh Pirates @ St. Louis Cardinals Busch Stadium, St. Louis, MO Fri Aug 09 2019, 7:16 PM - 10:07 PM CDT Att. - 42,757 - Clear - 85 F										
19 Tommy Edman, S (1.9) OBP: 0.278, SLG: 0.414	23 G6-4-3 46 1B 1B				K			F9		4	0	2	0	0	1	1											
46 Paul Goldschmidt, R (1.3) OBP: 0.334, SLG: 0.461	23 G6-4-3 1-2 2-3 1B		L4		G4-3			23 HR 1B		4	1	2	1	0	0	1											
23 Marcell Ozuna, R (1.7) OBP: 0.329, SLG: 0.511	G6-4-3				K		P4	HR		4	1	1	2	0	1	2											
12 Paul DeJong, R (1.6) OBP: 0.328, SLG: 0.455	K				K		G1-3	E7 13 SF9		4	1	0	0	0	2	1											
13 Matt Carpenter, L (1.5) OBP: 0.324, SLG: 0.371	K				K		G3-1	SF9		3	1	1	1	0	1	0											
35 Lane Thomas, R (9.8) OBP: 0.444, SLG: 0.750					16 1B 32 1B 2B					0	0	0	0	0	0	0											
16 Kolten Wong, L (1.4) OBP: 0.351, SLG: 0.392	K				32 1B 1B			G3		3	0	1	0	1	1	0											
32 Matt Wieters, S (1.2) OBP: 0.282, SLG: 0.472	K				1B					3	0	1	1	0	2	1											
43 Dakota Hudson, R (1.1) OBP: 0.184, SLG: 0.014					L9			G5-4-3		1	0	0	0	0	0	0											
38 José Martínez, R (4. PH) OBP: 0.279, SLG: 0.246										1	0	0	0	0	0	0											
30 Tyler Webb, L (5.1) OBP: 0.279, SLG: 0.246										0	0	0	0	0	0	0											
60 John Brebbia, L (6.1) OBP: 0.279, SLG: 0.246										0	0	0	0	0	0	0											
34 Yairo Muñoz, R (7. PH) OBP: 0.279, SLG: 0.246										1	0	0	0	0	0	0											
21 Andrew Miller, L (8.1) OBP: 0.279, SLG: 0.246										0	0	0	0	0	0	0											
18 Carlos Martinez, R (8.1) OBP: 0.279, SLG: 0.246										0	0	0	0	0	0	0											
Inning Stats	R: 1 E: 0 K: 1 S: 11	H: 3 LOB: 1 BB: 0 P: 14	R: 0 E: 0 K: 3 S: 9	H: 0 LOB: 0 BB: 0 P: 13	R: 0 E: 0 K: 0 S: 16	H: 1 LOB: 1 BB: 0 P: 23	R: 1 E: 0 K: 3 S: 16	H: 3 LOB: 2 BB: 0 P: 24	R: 0 E: 0 K: 2 S: 9	H: 0 LOB: 0 BB: 0 P: 13	R: 0 E: 0 K: 1 S: 5	H: 0 LOB: 1 BB: 1 P: 11	R: 4 E: 0 K: 0 S: 19	H: 3 LOB: 0 BB: 0 P: 28	1B: 6 2B: 2 3B: 1 HR: 1	SF: 1 SAC: 0 DP: 2 HBP: 0	WP: 0 PB: 0 SB: 0 CS: 0	PA: 34									
PITCHER	IP	WLS	BF	H	R	ER	SO	BB	IBB	HBP	BLK	WP	HR	S	P	ERA	WHIP										
24 Chris Archer, R (1.1) ERA: 5.23	6.0		24	7	2	2	9	0	0	0	0	0	0	68	100	3.00	1.167										
45 Michael Feliz, R (7.1) ERA: 3.92	1.0		3	0	0	0	1	1	0	0	0	0	0	5	11	0.00	1.000										
48 Richard Rodriguez, R (8.1) ERA: 3.72	0.1	L	5	3	4	3	0	0	0	0	0	0	1	13	20	81.00	9.000										
72 Geoff Hartlieb, R (8.1) ERA: 7.2	0.2		2	0	0	0	0	0	0	0	0	0	0	6	8	0.00	0.000										



Batter	1	2	3	4	5	6	7	8	9	AB	R	H	RBI	BB	SO	LOB	TOP										
26 Adam Frazier, L (1,4) OBP: 0.324, SLG: 0.387			G4-3				L7			3	1	1	1	1	0	0	Pittsburgh Pirates @ St. Louis Cardinals Busch Stadium, St. Louis, MO Sat Aug 10 2019, 6:17 PM - 8:56 PM CDT Att: 45,026 - Clear - 88 F										
10 Bryan Reynolds, S (1,7) OBP: 0.402, SLG: 0.517	G4-3		K				F8			4	0	1	0	0	1	0											
6 Starling Marte, R (1,8) OBP: 0.326, SLG: 0.498	G5-3									4	0	0	0	0	2	3											
55 Josh Bell, S (1,3) OBP: 0.364, SLG: 0.574	K									3	0	0	0	1	2	3											
36 José Osuna, R (1,9) OBP: 0.366, SLG: 0.628			K							4	0	1	0	0	1	0											
19 Colin Moran, L (1,5) OBP: 0.321, SLG: 0.435										4	0	1	0	0	1	2											
27 Kevin Newman, R (1,6) OBP: 0.346, SLG: 0.414										4	0	1	0	0	1	3											
58 Jacob Stallings, R (1,2) 47 Francisco Lirio, L (6,1) 30 Kyle Crick, L (8,1) 53 Melky Cabrera, S (9,PH) 59 Joe Musgrove, R (1,1) 32 Elias Díaz, R (6,2)										3	0	1	0	0	0	2											
										0	0	0	0	0	0	0											
										1	0	0	0	0	0	0											
Inning Stats	R: 1 E: 0 K: 1 S: 11	H: 1 LOB: 0 BB: 0 P: 16	R: 0 E: 0 K: 1 S: 10	H: 1 LOB: 1 BB: 0 P: 12	R: 0 E: 0 K: 2 S: 7	H: 0 LOB: 0 BB: 0 P: 10	R: 0 E: 0 K: 3 S: 18	H: 1 LOB: 2 BB: 1 P: 27	R: 0 E: 0 K: 1 S: 10	H: 2 LOB: 3 BB: 1 P: 18	R: 0 E: 0 K: 0 S: 12	H: 1 LOB: 1 BB: 0 P: 15	R: 0 E: 0 K: 0 S: 8	H: 0 LOB: 0 BB: 0 P: 9	R: 0 E: 0 K: 1 S: 6	H: 0 LOB: 0 BB: 0 P: 8	R: 0 E: 0 K: 0 S: 4	H: 0 LOB: 0 BB: 0 P: 8	1B: 5 2B: 0 3B: 0 HR: 1	SF: 0 SAC: 0 DP: 0 HBP: 0	WP: 0 PB: 0 SB: 0 CS: 0	PA: 35					
PITCHER	IP	WLS	BF	H	R	ER	SO	BB	IBB	HBP	BLK	WP	HR	S	P	ERA	WHIP										
50 Adam Wainwright, R (1,1) ERA: 4.35	6.0	W	26	6	1	1	8	2	0	0	0	0	1	68	98	1.50	1.333										
65 Giovanni Gallegos, R (7,1) ERA: 1.96	2.1	H	7	0	0	0	1	0	0	0	0	0	0	15	19	0.00	0.000										
18 Carlos Martínez, R (9,1) ERA: 3.48	0.2	S	2	0	0	0	0	0	0	0	0	0	0	3	6	0.00	0.000										

Batter	1	2	3	4	5	6	7	8	9	AB	R	H	RBI	BB	SO	LOB	BOTTOM										
25 Dexter Fowler, S (1,8) OBP: 0.342, SLG: 0.416			K							3	1	1	0	1	2	0	Pittsburgh Pirates @ St. Louis Cardinals Busch Stadium, St. Louis, MO Sat Aug 10 2019, 6:17 PM - 8:56 PM CDT Att: 45,026 - Clear - 88 F										
19 Tommy Edman, S (1,9) OBP: 0.284, SLG: 0.423			K							4	1	2	0	0	2	0											
46 Paul Goldschmidt, R (1,3) OBP: 0.335, SLG: 0.460										3	1	1	0	1	0	0											
23 Marcell Ozuna, R (1,7) OBP: 0.331, SLG: 0.514	G5-4-3									2	0	1	0	1	0	2											
12 Paul DeJong, R (1,6) OBP: 0.328, SLG: 0.454	P3									3	0	1	1	0	0	2											
13 Matt Carpenter, L (1,5) 65 Giovanni Gallegos, R (7,1) 18 Carlos Martínez, R (9,1)			K							2	0	0	0	0	1	1											
16 Kolten Wong, L (1,4) OBP: 0.351, SLG: 0.391										0	0	0	0	0	0	0											
32 Matt Wieters, S (1,2) OBP: 0.277, SLG: 0.463										0	0	0	0	0	0	0											
50 Adam Wainwright, R (1,1) 35 Lane Thomas, R (7,8)										2	0	0	0	0	2	0											
										1	0	0	0	0	0	0											
Inning Stats	R: 1 E: 0 K: 0 S: 14	H: 1 LOB: 1 BB: 2 P: 26	R: 0 E: 0 K: 1 S: 8	H: 1 LOB: 0 BB: 0 P: 10	R: 0 E: 0 K: 3 S: 12	H: 0 LOB: 0 BB: 0 P: 13	R: 0 E: 0 K: 0 S: 8	H: 0 LOB: 1 BB: 1 P: 18	R: 0 E: 0 K: 2 S: 9	H: 0 LOB: 0 BB: 0 P: 14	R: 2 E: 1 K: 0 S: 14	H: 5 LOB: 1 BB: 0 P: 20	R: 0 E: 0 K: 1 S: 7	H: 0 LOB: 0 BB: 0 P: 8	R: 0 E: 0 K: 2 S: 8	H: 0 LOB: 0 BB: 0 P: 10	1B: 5 2B: 3 3B: 0 HR: 0	SF: 0 SAC: 1 DP: 2 HBP: 0	WP: 0 PB: 0 SB: 0 CS: 1	PA: 30							
PITCHER	IP	WLS	BF	H	R	ER	SO	BB	IBB	HBP	BLK	WP	HR	S	P	ERA	WHIP										
59 Joe Musgrove, R (1,1) ERA: 4.77	5.1	L	22	6	3	3	6	3	0	0	0	0	0	61	96	5.06	1.688										
47 Francisco Lirio, L (6,1) ERA: 3.31	1.2		5	1	0	0	1	0	0	0	0	0	0	11	13	0.00	0.600										
30 Kyle Crick, R (8,1) ERA: 3.64	1.0		3	0	0	0	2	0	0	0	0	0	0	8	10	0.00	0.000										



Batter	1	2	3	4	5	6	7	8	9	AB	R	H	RBI	BB	SO	LOB	TOP				
25 Dexter Fowler, S OBP: 0.342, SLG: 0.418										2	0	0	1	2	1	1					
19 Tommy Edman, S OBP: 0.284, SLG: 0.411										5	0	0	1	0	1	5					
46 Paul Goldschmidt, R OBP: 0.333, SLG: 0.464										4	0	0	0	0	2	2					
23 Marcell Ozuna, R OBP: 0.333, SLG: 0.506										4	1	1	0	0	0	0					
12 Paul DeJong, R OBP: 0.328, SLG: 0.454										4	2	2	1	0	0	1					
13 Matt Carpenter, L OBP: 0.323, SLG: 0.369										4	1	1	1	0	1	0					
4 Yadier Molina, R OBP: 0.282, SLG: 0.361										4	1	1	1	0	0	0					
16 Kolten Wong, L OBP: 0.354, SLG: 0.395										3	1	1	0	1	2	0					
66 Randy Arozarena, R OBP: 0.500, SLG: 0.500										4	0	2	1	0	1	1					
Inning Stats	R: 0 H: 0 K: 0 S: 8	H: 0 LOB: 0 BB: 0 P: 12	R: 0 H: 0 K: 1 S: 7	H: 0 LOB: 0 BB: 0 P: 12	R: 0 H: 0 K: 1 S: 14	H: 0 LOB: 2 BB: 2 P: 25	R: 0 H: 0 K: 0 S: 9	H: 0 LOB: 0 BB: 0 P: 14	R: 0 H: 0 K: 1 S: 7	H: 0 LOB: 0 BB: 0 P: 11	R: 0 H: 0 K: 2 S: 14	H: 0 LOB: 1 BB: 1 P: 22	R: 5 H: 6 K: 1 S: 18	H: 6 LOB: 1 BB: 0 P: 30	R: 1 H: 1 K: 0 S: 6	H: 1 LOB: 0 BB: 0 P: 12	R: 0 H: 1 K: 2 S: 11	H: 1 LOB: 1 BB: 0 P: 14	1B: 7 2B: 0 3B: 0 HR: 1	SF: 1 SAC: 0 DP: 1 HBP: 0	WP: 0 PA: 38 PB: 0 SB: 0 CS: 0
PITCHER	IP WLS BF H R ER SO BB IBB HBP BLK WP HR S P ERA WHIP																				
56 Brad Keller, R ERA: 4.1	6.0 L 24 3 3 3 5 3 0 0 0 0 0 0 64 107 4.50 1.000																				
61 Kevin McCarthy, R ERA: 4.66	1.0 6 3 2 2 1 0 0 0 0 0 0 1 13 19 18.00 3.000																				
63 Josh Staumont, R ERA: 4.32	1.0 4 1 1 1 0 0 0 0 0 0 0 1 6 12 9.00 1.000																				
31 Ian Kennedy, R ERA: 3.04	1.0 4 1 0 0 2 0 0 0 0 0 0 0 11 14 0.00 1.000																				

St. Louis Cardinals @ Kansas City Royals
Kauffman Stadium, Kansas City, MO
Wed Aug 14 2019, 7:16 PM - 9:54 PM CDT
Att: 22,494 - Clear - 83 F

AB 34
R 6
H 8
RBI 6
BB 3
SO 8
LOB 10

Batter	1	2	3	4	5	6	7	8	9	AB	R	H	RBI	BB	SO	LOB	BOTTOM
15 Whit Merrifield, R OBP: 0.359, SLG: 0.487										4	0	1	0	0	0	0	
4 Alex Gordon, L OBP: 0.333, SLG: 0.409										4	0	0	0	0	0	1	
17 Hunter Dozier, R OBP: 0.363, SLG: 0.557										4	0	1	0	0	2	0	
12 Jorge Soler, R OBP: 0.349, SLG: 0.552										2	0	0	0	2	1	0	
19 Cheslor Cuthbert, R OBP: 0.309, SLG: 0.412										4	0	0	0	0	1	3	
66 Ryan O'Hearn, L OBP: 0.266, SLG: 0.310										3	0	2	0	0	1	0	
11 Bubba Starling, R OBP: 0.250, SLG: 0.305										3	0	0	0	0	2	2	
72 Meibrys Vilorio, L OBP: 0.286, SLG: 0.346										3	0	1	0	0	1	0	
1 Nicky Lopez, L OBP: 0.262, SLG: 0.288										3	0	0	0	0	1		
Inning Stats	R: 0 H: 1 K: 0 S: 8	H: 2 LOB: 1 BB: 0 P: 18	R: 0 H: 0 K: 1 S: 9	H: 0 LOB: 0 BB: 0 P: 15	R: 0 H: 1 K: 1 S: 9	H: 1 LOB: 1 BB: 0 P: 16	R: 0 H: 0 K: 1 S: 8	H: 0 LOB: 0 BB: 1 P: 14	R: 0 H: 0 K: 1 S: 10	H: 0 LOB: 0 BB: 0 P: 16	R: 0 H: 0 K: 0 S: 6	H: 0 LOB: 0 BB: 0 P: 11	R: 0 H: 0 K: 1 S: 7	H: 0 LOB: 0 BB: 0 P: 10	1B: 3 2B: 2 3B: 0 HR: 0	SF: 0 SAC: 0 DP: 2 HBP: 0	WP: 0 PA: 32 PB: 0 SB: 0 CS: 0
PITCHER	IP WLS BF H R ER SO BB IBB HBP BLK WP HR S P ERA WHIP																
43 Dakota Hudson, R ERA: 3.82	6.0 W 23 5 0 0 0 4 2 0 0 0 0 0 0 0 12 18 0.00 1.167																
30 Tyler Webb, L ERA: 3.51	1.1 4 0 0 0 1 0 0 0 0 0 0 0 4 9 0.00 0.000																
53 John Gant, R ERA: 2.73	0.2 2 0 0 0 0 0 0 0 0 0 0 0 4 9 0.00 0.000																
44 Junior Fernández, R ERA: 10.8	1.0 3 0 0 0 1 0 0 0 0 0 0 0 7 10 0.00 0.000																

St. Louis Cardinals @ Kansas City Royals
Kauffman Stadium, Kansas City, MO
Wed Aug 14 2019, 7:16 PM - 9:54 PM CDT
Att: 22,494 - Clear - 83 F

AB 30
R 0
H 5
RBI 0
BB 2
SO 6
LOB 7

Batter	1	2	3	4	5	6	7	8	9	AB	R	H	RBI	BB	SO	LOB	TOP			
25 Dexter Fowler, S OBP: 0.344, SLG: 0.417										3	0	1	0	1	2	1	St. Louis Cardinals @ Cincinnati Reds Great American Ball Park, Cincinnati, OH Thu Aug 15 2019, 7:13 PM - 10:13 PM EDT Att: 14,891 - Partly Cloudy - 85 F			
13 Matt Carpenter, L OBP: 0.322, SLG: 0.365										3	0	0	0	0	2	2				
46 Paul Goldschmidt, R OBP: 0.332, SLG: 0.460										4	0	0	0	0	2	4				
23 Marcell Ozuna, R OBP: 0.335, SLG: 0.503										2	1	0	0	2	2	0				
12 Paul DeJong, R OBP: 0.325, SLG: 0.450										4	0	0	0	0	2	2				
4 Yadier Molina, R OBP: 0.276, SLG: 0.355										4	0	0	0	0	1	2				
16 Kolten Wong, L OBP: 0.355, SLG: 0.397										3	0	1	1	1	1	1				
66 Randy Arozarena, R (1, 8)										3	0	0	0	0	1	1				
56 Ryan Helsley, R OBP: 1.000, SLG: 1.000										0	0	0	0	0	0	0				
32 Matt Wieters, S (9, PH)										1	0	0	0	0	0	1				
52 Michael Wacha, R OBP: 0.179, SLG: 0.214										2	0	0	0	0	2	1				
30 Tyler Webb, L (6, 1)										0	0	0	0	0	0	0				
44 Junior Fernández, R (6, 1)										0	0	0	0	0	0	0				
19 Tommy Edman, S (7, 9)										0	0	0	0	1	0	0				
Inning Stats	R: 0 H: 0 E: 0 K: 2 S: 9	H: 0 LOB: 0 BB: 0 P: 14	R: 0 H: 0 E: 0 K: 1 S: 7	H: 0 LOB: 0 BB: 0 P: 12	R: 0 H: 0 E: 0 K: 3 S: 17	H: 0 LOB: 3 BB: 2 P: 32	R: 0 H: 0 E: 0 K: 2 S: 11	H: 1 LOB: 1 BB: 0 P: 22	R: 0 H: 0 E: 0 K: 2 S: 13	H: 0 LOB: 0 BB: 0 P: 15	R: 0 H: 0 E: 0 K: 1 S: 8	H: 0 LOB: 1 BB: 0 P: 12	R: 0 H: 0 E: 0 K: 1 S: 7	H: 0 LOB: 1 BB: 1 P: 19	R: 1 H: 1 E: 0 K: 1 S: 13	H: 1 LOB: 1 BB: 1 P: 19	1B: 1 2B: 1 3B: 0 HR: 0	SF: 0 SAC: 0 DP: 0 HBP: 1	WP: 0 PA: 35 PB: 0 SB: 3 CS: 0	
PITCHER	IP WLS BF H R ER SO BB IBB HBP BLK WP HR S P ERA WHIP	5.0 W 20 1 0 0 10 3 0 1 0 0 0 55 97 0.00 0.800	1.0 H 3 0 0 0 2 0 0 0 0 0 0 13 15 0.00 0.000	1.2 H 6 0 0 0 2 1 0 0 0 0 0 14 23 0.00 0.600	1.1 S 6 1 1 1 1 1 0 0 0 0 0 14 20 6.75 1.500															

Batter	1	2	3	4	5	6	7	8	9	AB	R	H	RBI	BB	SO	LOB	BOTTOM		
15 Nick Senzel, R OBP: 0.324, SLG: 0.443										4	1	0	1	0	2	1	St. Louis Cardinals @ Cincinnati Reds Great American Ball Park, Cincinnati, OH Thu Aug 15 2019, 7:13 PM - 10:13 PM EDT Att: 14,891 - Partly Cloudy - 85 F		
17 Josh VanMeter, L OBP: 0.388, SLG: 0.462										4	0	1	0	0	0	2			
26 Raisel Iglesias, R (8, 1)										0	0	0	0	0	0	0			
7 Eugenio Suárez, R OBP: 0.343, SLG: 0.532										4	0	2	1	0	1	1			
44 Aristides Aquino, R OBP: 0.412, SLG: 0.957										3	0	0	0	1	0	1			
6 Phillip Ervin, R OBP: 0.411, SLG: 0.580										3	0	1	0	1	0	3			
3 Freddy Galvis, S OBP: 0.305, SLG: 0.454										4	0	1	0	0	2	2			
4 Jose Iglesias, R OBP: 0.322, SLG: 0.418										4	1	2	0	0	0	2			
16 Tucker Barnhart, L OBP: 0.321, SLG: 0.376										2	0	0	0	0	0	2			
54 Sonny Gray, R OBP: 0.216, SLG: 0.229										1	0	0	0	0	1	0			
55 Robert Stephenson, R (6, 1)										0	0	0	0	0	0	0			
9 José Peraza, R (6, PH)										1	0	0	0	0	0	1			
21 Michael Lorenzen, R OBP: 0.333, SLG: 0.364										0	0	0	0	0	0	0			
52 Kyle Farmer, R OBP: 0.266, SLG: 0.435										0	0	0	0	0	0	0			
Inning Stats	R: 0 H: 1 E: 0 K: 0 S: 9	H: 1 LOB: 1 BB: 0 P: 13	R: 0 H: 1 E: 0 K: 1 S: 8	H: 1 LOB: 1 BB: 1 P: 12	R: 0 H: 1 E: 0 K: 2 S: 14	H: 1 LOB: 1 BB: 0 P: 20	R: 0 H: 0 E: 0 K: 0 S: 6	H: 0 LOB: 0 BB: 0 P: 11	R: 2 H: 2 E: 0 K: 0 S: 13	H: 2 LOB: 3 BB: 1 P: 24	R: 0 H: 1 E: 0 K: 0 S: 12	H: 1 LOB: 1 BB: 0 P: 16	R: 0 H: 0 E: 0 K: 2 S: 12	H: 0 LOB: 0 BB: 0 P: 14	R: 0 H: 1 E: 0 K: 1 S: 8	H: 1 LOB: 1 BB: 0 P: 9	1B: 6 2B: 1 3B: 0 HR: 0	SF: 0 SAC: 1 DP: 0 HBP: 1	WP: 1 PA: 34 PB: 0 SB: 0 CS: 0
PITCHER	IP WLS BF H R ER SO BB IBB HBP BLK WP HR S P ERA WHIP	5.0 L 23 5 2 2 3 3 1 1 0 0 0 50 80 3.60 1.200	0.2 3 1 0 0 0 0 0 0 0 0 0 8 11 0.00 1.500	0.1 1 0 0 0 0 0 0 0 0 0 0 4 5 0.00 0.000	2.0 7 1 0 0 3 0 0 0 0 0 0 20 23 0.00 0.500														

AB 29
R 1
H 2
RBI 1
BB 5
SO 15
LOB 15



AB 30
R 2
H 7
RBI 2
BB 2
SO 6
LOB 15



Batter	1	2	3	4	5	6	7	8	9	AB	R	H	RBI	BB	SO	LOB	TOP					
25 Dexter Fowler, S OBP: 0.346, SLG: 0.430	G5-3	HR	F8						G3-6-3	6	2	3	4	0	0	1	St. Louis Cardinals @ Cincinnati Reds Great American Ball Park, Cincinnati, OH Fri Aug 16 2019, 7:12 PM - 10:14 PM EDT Att: 24,118 - Partly Cloudy - 88 F					
65 Giovanni Gallegos, R (9.1)										0	0	0	0	0	0							
19 Tommy Edman, S OBP: 0.297, SLG: 0.417		G6-3								5	3	3	1	0	0	1						
46 Paul Goldschmidt, R OBP: 0.325, SLG: 0.456	K		G4-3						K	4	1	2	3	0	1	1						
32 Matt Wieters, S (8.2)										1	0	0	0	0	1	0						
23 Marcell Ozuna, R OBP: 0.340, SLG: 0.509										4	1	3	1	0	0	0						
35 Lane Thomas, R OBP: 0.229, SLG: 0.890										0	0	0	0	1	0	0						
12 Paul DeJong, R OBP: 0.325, SLG: 0.455										4	1	1	2	0	1	3						
34 Yairo Muñoz, R OBP: 0.290, SLG: 0.365										1	0	0	0	0	0	1						
13 Matt Carpenter, L OBP: 0.322, SLG: 0.361										4	0	0	0	1	1	2						
4 Yadier Molina, R OBP: 0.276, SLG: 0.353										5	1	1	0	0	2	2						
16 Kolten Wong, L OBP: 0.361, SLG: 0.410										5	3	4	1	0	1	0						
50 Adam Wainwright, R OBP: 0.179, SLG: 0.167										4	1	1	0	0	0	2						
60 John Brebbia, L OBP: 1.000, SLG: 1.000										0	0	0	0	0	0	0						
66 Randy Arozarena, R OBP: 0.250, SLG: 0.250										1	0	0	0	0	0	1						
Inning Stats	R: 1 H: 2 E: 0 K: 1 S: 23	H: 2 BB: 0 P: 31	R: 3 H: 3 E: 0 K: 0 S: 12	H: 3 BB: 0 P: 21	R: 2 H: 2 E: 0 K: 1 S: 11	H: 2 BB: 0 P: 17	R: 0 H: 0 E: 0 K: 1 S: 8	H: 0 BB: 0 P: 13	R: 2 H: 2 E: 0 K: 1 S: 11	H: 2 BB: 0 P: 17	R: 4 H: 6 E: 0 K: 1 S: 26	H: 6 BB: 1 P: 37	R: 1 H: 2 E: 0 K: 1 S: 12	H: 2 BB: 0 P: 20	R: 0 H: 0 E: 0 K: 1 S: 14	H: 0 BB: 2 P: 26	R: 0 H: 1 E: 0 K: 0 S: 6	H: 1 BB: 0 P: 11	1B: 12 2B: 2 3B: 0 HR: 4	SF: 0 SAC: 0 DP: 1 HBP: 0	WP: 0 PB: 0 SB: 0 CS: 0	PA: 46
PITCHER	IP WLS BF H R ER SO BB IBB HBP BLK WP HR S P ERA WHIP																					
58 Luis Castillo, R ERA: 3.1	4.1 L 22 9 8 8 3 0 0 0 0 0 0 3 61 93 16.61 2.077																					
67 Matt Bowman, R ERA: 5.45	1.2 11 6 4 3 2 0 0 0 0 0 0 0 30 43 16.20 3.600																					
66 Joel Kuhnel, R ERA: 9.0	1.0 5 2 1 1 1 0 0 0 0 0 0 1 12 20 9.00 2.000																					
46 Kevin Gausman, R ERA: 6.04	1.0 5 0 0 0 1 2 0 0 0 0 0 0 14 26 6.04 2.000																					
9 José Peraza, R ERA:	1.0 3 1 0 0 0 0 0 0 0 0 0 0 6 11 0.00 1.000																					
Batter	1	2	3	4	5	6	7	8	9	AB	R	H	RBI	BB	SO	LOB	BOTTOM					
15 Nick Senzel, R OBP: 0.323, SLG: 0.441	G6-3									4	1	1	0	0	1	2	St. Louis Cardinals @ Cincinnati Reds Great American Ball Park, Cincinnati, OH Fri Aug 16 2019, 7:12 PM - 10:14 PM EDT Att: 24,118 - Partly Cloudy - 88 F					
17 Josh VanMeter, L OBP: 0.385, SLG: 0.463										4	1	1	1	0	1	3						
7 Eugenio Suárez, R OBP: 0.341, SLG: 0.530										2	0	0	0	0	0	0						
52 Kyle Farmer, R OBP: 0.282, SLG: 0.429										2	0	0	0	0	0	1						
44 Aristides Aquino, R OBP: 0.400, SLG: 0.961										4	1	1	2	0	2	0						
3 Freddy Galvis, S OBP: 0.305, SLG: 0.453										4	0	1	0	0	2	0						
6 Phillip Ervin, R OBP: 0.298, SLG: 0.560										4	0	0	0	0	0	1						
16 Tucker Barnhart, L OBP: 0.328, SLG: 0.384										3	1	2	0	1	0	0						
4 Jose Iglesias, R OBP: 0.322, SLG: 0.417										3	0	1	0	0	0	2						
21 Michael Lorenzen, R OBP: 0.308, SLG: 0.333										1	0	0	0	0	1	0						
58 Luis Castillo, R OBP: 0.087, SLG: 0.109										1	0	0	0	0	1	2						
67 Matt Bowman, R (5.1)										1	0	0	0	0	0	0						
66 Joel Kuhnel, R (7.1)										1	0	0	0	0	0	1						
46 Kevin Gausman, L OBP: 0.037, SLG: 0.037										0	0	0	0	0	0	0						
9 José Peraza, R OBP: 0.298, SLG: 0.353										0	0	0	0	0	0	0						
Inning Stats	R: 0 H: 0 E: 0 K: 1 S: 6	H: 0 LOB: 0 P: 11	R: 0 H: 0 E: 0 K: 2 S: 10	H: 0 LOB: 0 P: 14	R: 0 H: 1 E: 0 K: 2 S: 14	H: 1 LOB: 2 P: 20	R: 0 H: 0 E: 0 K: 1 S: 8	H: 0 LOB: 0 P: 12	R: 0 H: 0 E: 0 K: 0 S: 5	H: 1 LOB: 0 P: 6	R: 3 H: 4 E: 0 K: 0 S: 12	H: 4 LOB: 1 P: 17	R: 1 H: 1 E: 0 K: 0 S: 11	H: 1 LOB: 0 P: 14	R: 0 H: 0 E: 0 K: 1 S: 11	H: 0 LOB: 0 P: 14	R: 0 H: 0 E: 0 K: 1 S: 11	H: 0 LOB: 0 P: 15	1B: 4 2B: 2 3B: 0 HR: 1	SF: 0 SAC: 0 DP: 1 HBP: 0	WP: 0 PB: 0 SB: 0 CS: 0	PA: 35
PITCHER	IP WLS BF H R ER SO BB IBB HBP BLK WP HR S P ERA WHIP																					
50 Adam Wainwright, R ERA: 4.33	6.2 W 28 7 4 3 6 1 0 0 0 0 0 0 1 64 91 4.05 1.200																					
60 John Brebbia, R ERA: 2.88	1.1 4 0 0 0 1 0 0 0 0 0 0 0 13 17 0.00 0.000																					
65 Giovanni Gallegos, R ERA: 1.93	1.0 3 0 0 0 1 0 0 0 0 0 0 0 11 15 0.00 0.000																					

Batter	1	2	3	4	5	6	7	8	9	AB	R	H	RBI	BB	SO	LOB	TOP		
25 Dexter Fowler, S OBP: 0.347, SLG: 0.428										4	0	1	0	1	2	3	St. Louis Cardinals @ Cincinnati Reds Great American Ball Park, Cincinnati, OH Sat Aug 17 2019, 6:42 PM - 9:41 PM EDT Att: 37,698 - Partly Cloudy - 86 F		
19 Tommy Edman, S OBP: 0.294, SLG: 0.407										4	0	0	0	1	0	2			
46 Paul Goldschmidt, R OBP: 0.333, SLG: 0.467										4	0	1	0	0	2	3			
23 Marcell Ozuna, R OBP: 0.339, SLG: 0.506										4	0	1	0	0	2	4			
32 Matt Wieters, S OBP: 0.271, SLG: 0.444										4	0	0	0	0	1	3			
16 Kolten Wong, L OBP: 0.360, SLG: 0.407										3	0	0	0	1	0	0			
13 Matt Carpenter, L OBP: 0.325, SLG: 0.371										2	1	1	1	2	1	0			
34 Yairo Muñoz, R OBP: 0.302, SLG: 0.375										4	0	3	0	0	0	0			
39 Miles Mikolas, R OBP: 0.156, SLG: 0.178										2	0	0	0	0	1	2			
12 Paul DeJong, R OBP: 0.324, SLG: 0.454										1	0	0	0	0	1	3			
56 Ryan Helsley, R OBP: 1.000, SLG: 1.000										0	0	0	0	0	0	0			
44 Junior Fernández, R OBP: 0.414, SLG: 0.769										1	0	0	0	0	0	0			
35 Lane Thomas, R OBP: 0.414, SLG: 0.769										1	0	0	0	0	0	0			
Inning Stats	R: 0 E: 0 K: 1 S: 10	H: 1 LOB: 2 BB: 1 P: 19	R: 1 E: 0 K: 1 S: 10	H: 1 LOB: 0 BB: 0 P: 15	R: 0 E: 0 K: 2 S: 10	H: 1 LOB: 1 BB: 0 P: 14	R: 0 E: 0 K: 0 S: 17	H: 1 LOB: 2 BB: 1 P: 28	R: 0 E: 0 K: 2 S: 8	H: 1 LOB: 3 BB: 2 P: 13	R: 0 E: 0 K: 2 S: 11	H: 0 LOB: 1 BB: 0 P: 16	R: 0 E: 0 K: 1 S: 8	H: 1 LOB: 1 BB: 0 P: 11	R: 0 E: 0 K: 1 S: 8	H: 0 LOB: 0 BB: 0 P: 12	1B: 5 2B: 1 3B: 0 HR: 1	SF: 0 SAC: 0 DP: 0 HBP: 0	WP: 0 PA: 38 PB: 0 SB: 0 CS: 0
PITCHER	IP WLS BF H R ER SO BB IBB HBP BLK WP HR S P ERA WHIP																		
28 Anthony DeSclafani, R ERA: 4.4	(1, 1)	5.0	W	22	5	1	1	4	3	0	0	0	0	0	1	55	89	1.80	1.600
39 Lucas Sims, R ERA: 4.32	(6, 1)	1.0		6	1	0	0	2	2	0	0	0	0	0	0	18	29	0.00	3.000
21 Michael Lorenzen, R ERA: 3.25	(7, 1)	2.0		7	1	0	0	3	0	0	0	0	0	0	19	27	0.00	0.500	
32 R.J. Alaniz, R ERA: 16.2	(9, 1)	1.0		3	0	0	0	1	0	0	0	0	0	0	8	12	0.00	0.000	

AB	33
R	1
H	7
RBI	1
BB	5
SO	10
LOB	20



Batter	1	2	3	4	5	6	7	8	9	AB	R	H	RBI	BB	SO	LOB	BOTTOM		
15 Nick Senzel, R OBP: 0.321, SLG: 0.446										5	1	1	1	0	2	4	St. Louis Cardinals @ Cincinnati Reds Great American Ball Park, Cincinnati, OH Sat Aug 17 2019, 6:42 PM - 9:41 PM EDT Att: 37,698 - Partly Cloudy - 86 F		
17 Josh VanMeter, L OBP: 0.383, SLG: 0.472										2	1	2	0	2	0	0			
3 Freddy Galvis, S OBP: 0.306, SLG: 0.454										3	1	2	1	0	1	1			
44 Aristides Aquino, R OBP: 0.390, SLG: 0.964										4	1	1	3	0	0	4			
6 Phillip Ervin, R OBP: 0.394, SLG: 0.550										4	1	1	0	0	0	1			
16 Tucker Barnhart, L OBP: 0.331, SLG: 0.384										3	0	1	0	1	1	0			
4 José Iglesias, R OBP: 0.322, SLG: 0.416										3	0	1	1	0	0	0			
9 José Peraza, R OBP: 0.282, SLG: 0.349										4	0	0	0	0	2	3			
28 Anthony DeSclafani, R OBP: 0.154, SLG: 0.154										2	0	0	0	0	1	0			
39 Lucas Sims, R ERA: 4.3	(6, 1)	1.0		6	1	0	0	2	2	0	0	0	0	0	0	0			
21 Michael Lorenzen, R OBP: 0.400, SLG: 0.429	(7, 1)	2.0		7	1	0	0	3	0	0	0	0	0	0	0	0			
32 R.J. Alaniz, R ERA: 16.2	(9, 1)	1.0		3	0	0	0	2	1	0	0	0	0	0	0	0			
Inning Stats	R: 1 E: 0 K: 1 S: 12	H: 1 LOB: 1 BB: 1 P: 19	R: 0 E: 0 K: 2 S: 9	H: 0 LOB: 0 BB: 0 P: 14	R: 0 E: 0 K: 1 S: 11	H: 1 LOB: 2 BB: 1 P: 20	R: 1 E: 0 K: 0 S: 16	H: 2 LOB: 0 BB: 0 P: 19	R: 3 E: 0 K: 1 S: 11	H: 3 LOB: 0 BB: 0 P: 17	R: 0 E: 0 K: 0 S: 7	H: 0 LOB: 0 BB: 0 P: 9	R: 1 E: 0 K: 0 S: 15	H: 2 LOB: 1 BB: 0 P: 18	R: 0 E: 0 K: 2 S: 12	H: 2 LOB: 3 BB: 1 P: 21	1B: 9 2B: 0 3B: 0 HR: 2	SF: 2 SAC: 0 DP: 1 HBP: 0	WP: 0 PA: 37 PB: 0 SB: 0 CS: 0
PITCHER	IP WLS BF H R ER SO BB IBB HBP BLK WP HR S P ERA WHIP																		
39 Miles Mikolas, R ERA: 4.3	(1, 1)	5.0	L	23	7	5	5	5	2	0	0	0	0	0	2	59	89	9.00	1.800
56 Ryan Helsley, R ERA: 2.33	(6, 1)	2.0		8	2	1	1	0	0	0	0	0	0	0	22	27	4.50	1.000	
44 Junior Fernández, R ERA: 6.0	(8, 1)	1.0		6	2	0	0	2	1	0	0	0	0	0	12	21	0.00	3.000	

AB	32
R	6
H	11
RBI	6
BB	3
SO	7
LOB	13



Batter	1	2	3	4	5	6	7	8	9	AB	R	H	RBI	BB	SO	LOB	TOP								
19 Tommy Edman, S (1.4) (7.5) C SI 90 B CH 84 X SI 90 S SI 90 F SI 90 X SI 90	3-2 1B		1-1 46 HR 1B		0-1 HR		3-2 L7		0-3 K	5	2	3	1	0	1	0									
13 Matt Carpenter, L (1.5) OBP: 0.321, SLG: 0.366	2-3 K		0-0 F8		2-2 F7		1-1 F8			4	0	0	0	0	1	2									
16 Kolten Wong, L (7.4) OBP: 0.360, SLG: 0.407	2-3 K		3-1 HR		0-0 2B		4-1 2B			3	2	2	2	1	1	1									
46 Paul Goldschmidt, R (1.3) OBP: 0.330, SLG: 0.477	2-3 K		1-2 HR		1-1 2B		2-2 FC6-4			4	0	1	1	0	1	2									
23 Marcell Ozuna, R (1.7) OBP: 0.338, SLG: 0.506	2-3 K		1-2 G6-3		1-1 2B		2-2 FC6-4			4	0	1	1	0	1	2									
12 Paul DeJong, R (1.6) OBP: 0.323, SLG: 0.451		2-0 F9		1-3 K		4-1 BB		1-3 K		3	0	0	0	1	2	0									
4 Yadier Molina, R (1.2) OBP: 0.273, SLG: 0.348		0-0 P3		0-0 E5		1-1 G6-4-3		0-3 K		4	1	0	0	0	1	2									
35 Lane Thomas, R (1.8) OBP: 0.424, SLG: 0.733		1-2 1B		3-1 1B		0-1 G6-3		3-3 K		4	0	2	1	0	1	0									
34 Yairo Muñoz, R (1.9) OBP: 0.294, SLG: 0.365		1-1 L9		1-3 K		0-3 K		0-3 K2-3		4	0	0	0	0	3	2									
18 Carlos Martinez, R (9.1)				1-2 K						0	0	0	0	0	0	0									
22 Jack Flaherty, R (1.1) ERA: 5.92				2-2 L6		2-3 K		0-3 K		3	0	0	0	0	1	0									
65 Giovanni Gallegos, R (6.1) ERA: 3.0						1-2 G4-3				0	0	0	0	0	0	0									
21 Andrew Miller, L (7.1) ERA: 3.0										0	0	0	0	0	0	0									
53 John Gant, R (7.1) ERA: 2.68										0	0	0	0	0	0	0									
25 Dexter Fowler, S (9.9) ERA: 5.9										1	0	0	0	0	1	0									
Inning Stats	R: 0 H: 1 E: 0 K: 3 S: 13	H: 1 R: 22 LOB: 0 BB: 22	R: 0 H: 1 E: 0 K: 0 S: 9	H: 1 R: 13 LOB: 1 BB: 0 P: 10	R: 2 H: 2 E: 0 K: 0 S: 11	H: 2 R: 18 LOB: 0 BB: 0 P: 18	R: 1 H: 1 E: 1 K: 2 S: 10	H: 1 R: 15 LOB: 0 BB: 0 P: 15	R: 2 H: 3 E: 0 K: 1 S: 14	H: 3 R: 24 LOB: 2 BB: 1 P: 24	R: 0 H: 0 E: 0 K: 1 S: 8	H: 0 R: 9 LOB: 0 BB: 0 P: 9	R: 0 H: 0 E: 0 K: 0 S: 11	H: 0 R: 21 LOB: 1 BB: 1 P: 21	R: 0 H: 0 E: 0 K: 3 S: 10	H: 0 R: 14 LOB: 0 BB: 0 P: 14	R: 0 H: 0 E: 0 K: 3 S: 9	H: 0 R: 9 LOB: 0 BB: 0 P: 9	1B: 4 2B: 2 3B: 0 HR: 2	SF: 0 SAC: 0 DP: 0 HBP: 0	WP: 0 PB: 0 SB: 1 CS: 1	PA: 37			
PITCHER	IP WLS BF H R ER SO BB IBB HBP BLK WP HR S P ERA WHIP	5.0 L 24 8 5 4 6 1 0 0 0 0 2 57 92 7.20 1.800	2.0 7 0 0 0 1 1 0 0 0 0 0 19 30 0.00 0.500	2.0 6 0 0 0 6 0 0 0 0 0 0 19 23 0.00 0.000																					

St. Louis Cardinals @ Cincinnati Reds
Great American Ball Park, Cincinnati, OH
Sun Aug 18 2019, 1:12 PM - 4:13 PM EDT
Att: 21,525 - Partly Cloudy - 90 F

AB 35
R 5
H 8
RBI 5
BB 2
SO 13
LOB 9



Batter	1	2	3	4	5	6	7	8	9	AB	R	H	RBI	BB	SO	LOB	BOTTOM								
15 Nick Senzel, R (1.8) OBP: 0.325, SLG: 0.445	0-0 G1-3		3-2 1B		2-2 HBP		4-2 BB		0-0 F9	3	0	1	0	1	0	1									
17 Josh VanMeter, L (1.3) OBP: 0.375, SLG: 0.460	0-3 K		2-1 G4-3		2-0 L8		4-1 BB		1-3 K	3	0	0	0	0	1	3									
9 José Peraza, R (7. PH) OBP: 0.284, SLG: 0.349							4-1 BB		1-3 K	0	0	0	1	1	0	0									
46 Kevin Gausman, L (8.1) OBP: 0.037, SLG: 0.037							4-1 BB		1-3 K	0	0	0	0	0	0	0									
34 Brian O'Grady, L (9. PH) OBP: 0.167, SLG: 0.167							4-1 BB		1-3 K	1	0	0	0	0	1	1									
7 Eugenio Suárez, R (1.5) OBP: 0.340, SLG: 0.533	0-0 HR				0-3 K		0-3 G6-4-3		1-3 K	5	1	1	1	0	2	6									
44 Aristides Aquino, R (1.9) OBP: 0.397, SLG: 0.930	3-2 P3				4-2 BB		4-1 BB		2-2 G5-3	2	0	0	0	2	0	0									
3 Freddy Galvis, S (1.4) OBP: 0.304, SLG: 0.450		0-3 K		0-2 L9		0-1 F8		1-2 L8		4	0	0	0	0	1	2									
6 Phillip Ervin, R (1.7) OBP: 0.390, SLG: 0.540		0-0 F7		1-1 1B		0-0 G6-4-3		3-3 K		4	0	1	0	0	1	1									
4 Jose Iglesias, R (1.6) OBP: 0.323, SLG: 0.420	1-1 L6		1-2 G6-3				2-2 1B		2-1 2B	4	2	2	0	0	0	2									
52 Kyle Farmer, R (1.2) (8.3) OBP: 0.288, SLG: 0.431		0-0 P6		0-3 K		0-3 K		2-2 1B		4	1	2	0	0	1	0									
40 Alex Wood, R (1.1) ERA: 3.48							4-2 BB		2-2 1B	1	0	0	0	0	1	0									
33 Jesse Winker, L (5. PH) ERA: 3.48							4-2 BB		2-2 1B	0	0	0	0	0	0	0									
66 Joel Kuhnel, R (6.1) ERA: 3.0							4-2 BB		2-2 1B	0	0	0	0	0	0	0									
16 Tucker Barnhart, L (7. PH) OBP: 0.332, SLG: 0.386							4-2 BB		2-2 1B	2	0	1	2	0	1	2									
21 Michael Lorenzen, R (9. PH) ERA: 5.20, SLG: 0.429							4-2 BB		2-2 1B	0	0	0	0	0	0	0									
Inning Stats	R: 1 H: 1 E: 0 K: 1 S: 10	H: 1 R: 22 LOB: 0 BB: 0 P: 13	R: 0 H: 0 E: 0 K: 1 S: 6	H: 0 R: 7 LOB: 0 BB: 0 P: 7	R: 0 H: 1 E: 0 K: 1 S: 9	H: 1 R: 15 LOB: 0 BB: 0 P: 15	R: 0 H: 1 E: 0 K: 0 S: 16	H: 1 R: 22 LOB: 1 BB: 1 P: 22	R: 0 H: 0 E: 0 K: 2 S: 13	H: 0 R: 21 LOB: 2 BB: 1 P: 21	R: 0 H: 0 E: 0 K: 0 S: 4	H: 0 R: 8 LOB: 0 BB: 1 P: 8	R: 1 H: 2 E: 0 K: 1 S: 15	H: 2 R: 28 LOB: 2 BB: 2 P: 28	R: 0 H: 0 E: 0 K: 1 S: 12	H: 0 R: 18 LOB: 0 BB: 0 P: 18	R: 2 H: 3 E: 0 K: 2 S: 13	H: 3 R: 21 LOB: 1 BB: 0 P: 21	1B: 6 2B: 1 3B: 0 HR: 1	SF: 0 SAC: 0 DP: 2 HBP: 1	WP: 1 PB: 0 SB: 0 CS: 0	PA: 39			
PITCHER	IP WLS BF H R ER SO BB IBB HBP BLK WP HR S P ERA WHIP	5.0 W 22 3 1 1 1 3 0 0 0 0 1 55 83 1.80 1.200	1.1 6 2 1 1 1 1 0 0 0 0 0 0 15 23 6.75 2.250	0.0 1 0 0 0 0 1 0 0 0 0 0 0 1 5 ∞ ∞	1.2 H 4 0 0 0 1 0 0 0 0 0 14 21 0.00 0.000	1.0 S 6 3 2 2 2 0 0 0 0 1 0 13 21 18.00 3.000																			

St. Louis Cardinals @ Cincinnati Reds
Great American Ball Park, Cincinnati, OH
Sun Aug 18 2019, 1:12 PM - 4:13 PM EDT
Att: 21,525 - Partly Cloudy - 90 F

AB 33
R 4
H 8
RBI 4
BB 5
SO 9
LOB 18



Batter	1	2	3	4	5	6	7	8	9	AB	R	H	RBI	BB	SO	LOB	TOP
2 Trent Grisham, L (1, 8) OBP: 0.288, SLG: 0.442	G4-3		F7			G6-3		F9		4	0	0	0	0	0	1	Milwaukee Brewers @ St. Louis Cardinals Busch Stadium, St. Louis, MO Mon Aug 19 2019, 6:46 PM - 9:29 PM CDT Att: 44,843 - Overcast - 92 F
10 Yasmani Grandal, S (1, 2) OBP: 0.377, SLG: 0.471	K			G1-3		BB		2B		3	0	1	0	1	1	0	
22 Christian Yelich, L (1, 9) OBP: 0.426, SLG: 0.897	BB			BB		FC6		IBB		1	0	0	0	3	0	1	
11 Mike Moustakas, L (1, 5) OBP: 0.329, SLG: 0.525	G4-3			P2			G3	G4-3		4	0	0	0	0	0	5	
18 Keston Hiura, R (1, 4) OBP: 0.377, SLG: 0.576	K		F9			K		G5-3		4	0	0	0	0	2	1	
7 Eric Thames, L (1, 3) OBP: 0.355, SLG: 0.491	K			G4-3				K		2	0	0	0	1	1	0	
9 Manny Pina, R (9, PH) OBP: 0.308, SLG: 0.408	K			G1-3		BB		K		1	0	0	0	0	1	0	
16 Ben Gamel, L (1, 7) OBP: 0.332, SLG: 0.379	L5			G4-3		G4-3		F7		4	0	0	0	0	0	1	
3 Orlando Arcia, R (1, 6) OBP: 0.292, SLG: 0.368			G6-3			K		E6		3	0	0	0	0	1	0	
27 Zach Davies, R (1, 1) OBP: 0.163, SLG: 0.190			K			K		F8		1	0	0	0	0	1	0	
6 Lorenzo Cain, R (6, PH) OBP: 0.316, SLG: 0.358										1	0	0	0	0	1	0	
38 Devin Williams, R (6, 1) OBP: 0.339, SLG: 0.500										0	0	0	0	0	0	1	
8 Ryan Braun, R (8, PH) OBP: 0.339, SLG: 0.500										0	0	0	0	0	0	0	
25 Jay Jackson, R (8, 1)										0	0	0	0	0	0	0	
Inning Stats	R: 0 E: 0 K: 1 S: 9	H: 0 LOB: 1 BB: 1 P: 16	R: 0 E: 0 K: 2 S: 12	H: 0 LOB: 0 BB: 0 P: 20	R: 0 E: 0 K: 1 S: 7	H: 0 LOB: 0 BB: 0 P: 8	R: 0 E: 0 K: 0 S: 7	H: 0 LOB: 1 BB: 1 P: 12	R: 0 E: 0 K: 1 S: 10	H: 0 LOB: 1 BB: 1 P: 18	R: 0 E: 0 K: 1 S: 12	H: 1 LOB: 3 BB: 1 P: 15	R: 0 E: 0 K: 1 S: 10	H: 0 LOB: 0 BB: 0 P: 17	1B: 0 2B: 1 3B: 0 HR: 0	SF: 0 SAC: 0 DP: 0 HBP: 0	WP: 0 PA: 34 PB: 0 SB: 0 CS: 0
PITCHER	IP WLS BF H R ER SO BB IBB HBP BLK WP HR S P ERA WHIP																
43 Dakota Hudson, R (1, 1) ERA: 3.63	6.2 W 24 0 0 0 7 4 0 0 0 0 0 0 64 111 0.00 0.600																
65 Giovanni Gallegos, R (7, 1) ERA: 2.07	1.0 H 5 1 0 0 0 0 0 0 0 0 0 0 13 16 0.00 1.000																
21 Andrew Miller, L (8, 1) ERA: 3.67	1.1 S 5 0 0 0 1 0 1 0 0 0 0 0 0 11 18 0.00 0.000																

Batter	1	2	3	4	5	6	7	8	9	AB	R	H	RBI	BB	SO	LOB	BOTTOM		
25 Dexter Fowler, S (1, 8) OBP: 0.345, SLG: 0.425	K		G3-1			1B		K		4	0	1	1	0	2	0	Milwaukee Brewers @ St. Louis Cardinals Busch Stadium, St. Louis, MO Mon Aug 19 2019, 6:46 PM - 9:29 PM CDT Att: 44,843 - Overcast - 92 F		
19 Tommy Edman, S (1, 9) OBP: 0.302, SLG: 0.425	G1-3		G3			K		1B		4	0	1	0	0	1	1			
46 Paul Goldschmidt, R (1, 3) OBP: 0.335, SLG: 0.474	BB			G5-3		G6-3		L6		3	0	0	0	1	0	1			
23 Marcell Ozuna, R (1, 7) OBP: 0.334, SLG: 0.500	L9			F7		G6-3		L8		4	0	0	0	0	0	2			
12 Paul DeJong, R (1, 6) OBP: 0.323, SLG: 0.457	K			F7		HR				3	1	1	1	0	1	0			
13 Matt Carpenter, L (1, 5) OBP: 0.324, SLG: 0.367						G3				2	1	1	0	1	0	0			
65 Giovanni Gallegos, R (7, 1) ERA: 1.59						BB				0	0	0	0	0	0	0			
21 Andrew Miller, L (8, 1) ERA: 5.28										0	0	0	0	0	0	0			
4 Yadier Molina, R (1, 2) OBP: 0.273, SLG: 0.347	L7							G5-3		3	0	1	0	0	0	1			
16 Kolten Wong, L (1, 4) OBP: 0.359, SLG: 0.405	P4					1B				2	1	0	1	0	0	2			
43 Dakota Hudson, R (1, 1) OBP: 0.079, SLG: 0.054						SH2-4		L6-3		1	0	0	0	0	1	0			
35 Lane Thomas, R (7, 8) OBP: 0.412, SLG: 0.710	K									1	0	0	0	0	0	1			
Inning Stats	R: 0 E: 0 K: 1 S: 11	H: 0 LOB: 1 BB: 1 P: 20	R: 0 E: 0 K: 1 S: 10	H: 1 LOB: 0 BB: 0 P: 14	R: 0 E: 0 K: 1 S: 10	H: 0 LOB: 0 BB: 0 P: 12	R: 0 E: 0 K: 0 S: 7	H: 0 LOB: 0 BB: 0 P: 10	R: 2 E: 0 K: 1 S: 13	H: 2 LOB: 1 BB: 1 P: 19	R: 1 E: 0 K: 0 S: 10	H: 1 LOB: 0 BB: 0 P: 17	R: 0 E: 0 K: 0 S: 3	H: 0 LOB: 0 BB: 0 P: 6	R: 0 E: 0 K: 1 S: 10	H: 1 LOB: 1 BB: 0 P: 15	1B: 4 2B: 1 3B: 0 HR: 1	SF: 0 SAC: 1 DP: 1 HBP: 1	WP: 0 PA: 31 PB: 0 SB: 0 CS: 0
PITCHER	IP WLS BF H R ER SO BB IBB HBP BLK WP HR S P ERA WHIP																		
27 Zach Davies, R (1, 1) ERA: 3.74	5.0 L 20 3 2 2 4 2 0 0 0 0 0 0 51 75 3.60 1.000																		
38 Devin Williams, R (6, 1) ERA: 1.59	2.0 7 1 1 1 0 0 0 1 0 0 0 1 13 23 4.50 0.500																		
25 Jay Jackson, R (8, 1) ERA: 5.28	1.0 4 1 0 0 1 0 0 0 0 0 0 0 10 15 0.00 1.000																		

Batter	1	2	3	4	5	6	7	8	9	AB	R	H	RBI	BB	SO	LOB	TOP		
6 Lorenzo Cain, R OBP: 0.322, SLG: 0.360										4	1	1	0	0	0	0	Milwaukee Brewers @ St. Louis Cardinals Busch Stadium, St. Louis, MO Wed Aug 21 2019, 6:47 PM - 9:40 PM CDT Att: 40,250 - Partly Cloudy - 86 F		
10 Yasmani Grandal, S OBP: 0.376, SLG: 0.465										4	1	1	0	1	0	0			
22 Christian Yelich, L OBP: 0.424, SLG: 0.889										4	1	1	0	1	0	4			
18 Keston Hiura, R OBP: 0.376, SLG: 0.575										4	1	2	2	0	0	3			
11 Mike Moustakas, L OBP: 0.334, SLG: 0.533										1	1	1	3	3	0	0			
8 Ryan Braun, R OBP: 0.340, SLG: 0.500										4	0	1	0	0	2	6			
15 Drew Pomeranz, R										0	0	0	0	0	0	0			
41 Junior Guerra, R OBP: 0.333, SLG: 0.533										0	0	0	0	0	0	0			
7 Eric Thames, L										4	0	1	0	0	1	1			
3 Orlando Arcia, R OBP: 0.292, SLG: 0.365										3	0	0	0	1	0	2			
37 Adrian Houser, R OBP: 0.118, SLG: 0.125										3	0	0	0	0	1	4			
58 Alex Claudio, L										0	0	0	0	0	0	0			
43 Matt Albers, L										0	0	0	0	0	0	0			
16 Ben Gamel, L OBP: 0.330, SLG: 0.376										0	0	0	0	0	0	0			
Inning Stats	R: 4 E: 0 K: 1 S: 21	H: 5 LOB: 2 BB: 1 P: 34	R: 0 E: 0 K: 0 S: 10	H: 0 LOB: 1 BB: 1 P: 19	R: 0 E: 0 K: 1 S: 12	H: 1 LOB: 2 BB: 1 P: 18	R: 1 E: 0 K: 0 S: 14	H: 2 LOB: 0 BB: 1 P: 26	R: 0 E: 0 K: 0 S: 9	H: 0 LOB: 3 BB: 2 P: 12	R: 0 E: 1 K: 1 S: 13	H: 0 LOB: 0 BB: 0 P: 11	R: 0 E: 0 K: 0 S: 4	H: 0 LOB: 0 BB: 0 P: 8	R: 0 E: 0 K: 0 S: 4	H: 0 LOB: 0 BB: 0 P: 8	1B: 4 2B: 3 3B: 0 HR: 1	SF: 0 SAC: 0 DP: 0 HBP: 1	WP: 0 PA: 39 PB: 0 SB: 0 CS: 0
PITCHER	IP WLS BF H R ER SO BB IBB HBP BLK WP HR S P ERA WHIP	IP WLS BF H R ER SO BB IBB HBP BLK WP HR S P ERA WHIP	IP WLS BF H R ER SO BB IBB HBP BLK WP HR S P ERA WHIP	IP WLS BF H R ER SO BB IBB HBP BLK WP HR S P ERA WHIP	IP WLS BF H R ER SO BB IBB HBP BLK WP HR S P ERA WHIP	IP WLS BF H R ER SO BB IBB HBP BLK WP HR S P ERA WHIP	IP WLS BF H R ER SO BB IBB HBP BLK WP HR S P ERA WHIP	IP WLS BF H R ER SO BB IBB HBP BLK WP HR S P ERA WHIP	IP WLS BF H R ER SO BB IBB HBP BLK WP HR S P ERA WHIP	IP WLS BF H R ER SO BB IBB HBP BLK WP HR S P ERA WHIP	IP WLS BF H R ER SO BB IBB HBP BLK WP HR S P ERA WHIP	IP WLS BF H R ER SO BB IBB HBP BLK WP HR S P ERA WHIP	IP WLS BF H R ER SO BB IBB HBP BLK WP HR S P ERA WHIP	IP WLS BF H R ER SO BB IBB HBP BLK WP HR S P ERA WHIP	IP WLS BF H R ER SO BB IBB HBP BLK WP HR S P ERA WHIP	IP WLS BF H R ER SO BB IBB HBP BLK WP HR S P ERA WHIP	IP WLS BF H R ER SO BB IBB HBP BLK WP HR S P ERA WHIP	IP WLS BF H R ER SO BB IBB HBP BLK WP HR S P ERA WHIP	IP WLS BF H R ER SO BB IBB HBP BLK WP HR S P ERA WHIP
50 Adam Wainwright, R ERA: 4.51	5.0	L	27	8	5	5	2	3	1	0	0	0	0	1	66	109	9.00	2.200	
44 Junior Fernández, R ERA: 3.6	2.0		9	0	0	0	2	2	0	1	0	0	0	0	19	41	0.00	1.000	
30 Tyler Webb, L ERA: 3.35	1.0		3	0	0	0	0	0	0	0	0	0	0	0	4	8	0.00	0.000	

Batter	1	2	3	4	5	6	7	8	9	AB	R	H	RBI	BB	SO	LOB	BOTTOM		
25 Dexter Fowler, S OBP: 0.349, SLG: 0.426										3	0	1	1	1	0	1	Milwaukee Brewers @ St. Louis Cardinals Busch Stadium, St. Louis, MO Wed Aug 21 2019, 6:47 PM - 9:40 PM CDT Att: 40,250 - Partly Cloudy - 86 F		
16 Koltan Wong, L OBP: 0.355, SLG: 0.402										3	0	1	0	1	1	2			
46 Paul Goldschmidt, R OBP: 0.331, SLG: 0.467										4	0	0	0	0	0	3			
23 Marcell Ozuna, R OBP: 0.338, SLG: 0.500										3	1	1	0	0	1	1			
12 Paul DeJong, R OBP: 0.326, SLG: 0.455										3	0	1	0	0	0	1			
4 Yadier Molina, R OBP: 0.282, SLG: 0.354										3	0	1	1	0	1	0			
13 Matt Carpenter, L OBP: 0.321, SLG: 0.363										3	0	0	0	0	3	2			
48 Harrison Bader, R OBP: 0.320, SLG: 0.348										2	1	0	0	1	1	2			
50 Adam Wainwright, R OBP: 0.175, SLG: 0.162										1	0	0	0	0	1	1			
34 Yairo Muñoz, R OBP: 0.297, SLG: 0.367										1	1	1	0	0	0	0			
44 Junior Fernández, R										0	0	0	0	0	0	0			
35 Lane Thomas, R OBP: 0.389, SLG: 0.667										0	0	0	0	0	1	0			
30 Tyler Webb, L										0	0	0	0	0	0	0			
Inning Stats	R: 0 E: 0 K: 0 S: 9	H: 1 LOB: 0 BB: 0 P: 12	R: 0 E: 0 K: 1 S: 8	H: 0 LOB: 0 BB: 0 P: 9	R: 0 E: 0 K: 2 S: 10	H: 0 LOB: 1 BB: 1 P: 20	R: 0 E: 0 K: 0 S: 7	H: 0 LOB: 1 BB: 1 P: 17	R: 2 E: 1 K: 3 S: 15	H: 2 LOB: 1 BB: 0 P: 21	R: 1 E: 0 K: 2 S: 14	H: 3 LOB: 2 BB: 0 P: 22	R: 0 E: 0 K: 1 S: 13	H: 0 LOB: 1 BB: 1 P: 20	R: 0 E: 0 K: 1 S: 13	H: 0 LOB: 1 BB: 1 P: 20	1B: 5 2B: 1 3B: 0 HR: 0	SF: 0 SAC: 0 DP: 1 HBP: 0	WP: 0 PA: 30 PB: 0 SB: 1 CS: 0
PITCHER	IP WLS BF H R ER SO BB IBB HBP BLK WP HR S P ERA WHIP	IP WLS BF H R ER SO BB IBB HBP BLK WP HR S P ERA WHIP	IP WLS BF H R ER SO BB IBB HBP BLK WP HR S P ERA WHIP	IP WLS BF H R ER SO BB IBB HBP BLK WP HR S P ERA WHIP	IP WLS BF H R ER SO BB IBB HBP BLK WP HR S P ERA WHIP	IP WLS BF H R ER SO BB IBB HBP BLK WP HR S P ERA WHIP	IP WLS BF H R ER SO BB IBB HBP BLK WP HR S P ERA WHIP	IP WLS BF H R ER SO BB IBB HBP BLK WP HR S P ERA WHIP	IP WLS BF H R ER SO BB IBB HBP BLK WP HR S P ERA WHIP	IP WLS BF H R ER SO BB IBB HBP BLK WP HR S P ERA WHIP	IP WLS BF H R ER SO BB IBB HBP BLK WP HR S P ERA WHIP	IP WLS BF H R ER SO BB IBB HBP BLK WP HR S P ERA WHIP	IP WLS BF H R ER SO BB IBB HBP BLK WP HR S P ERA WHIP	IP WLS BF H R ER SO BB IBB HBP BLK WP HR S P ERA WHIP	IP WLS BF H R ER SO BB IBB HBP BLK WP HR S P ERA WHIP	IP WLS BF H R ER SO BB IBB HBP BLK WP HR S P ERA WHIP	IP WLS BF H R ER SO BB IBB HBP BLK WP HR S P ERA WHIP	IP WLS BF H R ER SO BB IBB HBP BLK WP HR S P ERA WHIP	IP WLS BF H R ER SO BB IBB HBP BLK WP HR S P ERA WHIP
37 Adrian Houser, R ERA: 3.62	0.1	H	1	0	0	0	1	0	0	0	0	0	0	4	6	0.00	0.000		
58 Alex Claudio, L ERA: 3.99	0.1	H	1	0	0	0	1	0	0	0	0	0	0	3	6	0.00	0.000		
43 Matt Albers, R ERA: 4.39	0.1	H	1	0	0	0	1	0	0	0	0	0	0	3	6	0.00	0.000		
15 Drew Pomeranz, L ERA: 5.5	0.2	H	3	0	0	0	1	1	0	0	0	0	0	10	16	0.00	1.500		
41 Junior Guerra, R ERA: 3.88	0.1	S	1	0	0	0	0	0	0	0	0	0	0	3	4	0.00	0.000		

Batter	1	2	3	4	5	6	7	8	9	AB	R	H	RBI	BB	SO	LOB	TOP		
15 Raimel Tapia, L OBP: 0.326, SLG: 0.440	G4-3		G6-3					G6-3		4	0	1	0	0	0	0	Colorado Rockies @ St. Louis Cardinals Busch Stadium, St. Louis, MO Fri Aug 23 2019, 7:17 PM - 10:19 PM CDT Att: 40,829 - Partly Cloudy - 77 F		
19 Charlie Blackmon, L OBP: 0.369, SLG: 0.598	K			K		F8		P5		4	0	0	0	0	2	1			
28 Nolan Arenado, R OBP: 0.365, SLG: 0.563	BB			HBP		1B		1B		2	1	2	0	1	0	0			
9 Daniel Murphy, L OBP: 0.335, SLG: 0.465	F8			F9		P4		BB		3	1	0	0	1	0	4			
24 Ryan McMahon, L OBP: 0.347, SLG: 0.462	G1-3		G6-3			F8		BB		4	1	1	1	0	0	3			
31 Yonathan Daza, R OBP: 0.228, SLG: 0.165	K			1B		F8		BB		3	0	1	0	1	1	0			
58 Dom Nunez, L OBP: 0.214, SLG: 0.538	K			K		K		K		4	0	0	0	0	4	3			
1 Garrett Hampson, R OBP: 0.267, SLG: 0.309			K			F9		G3		4	0	0	1	0	2	2			
23 Peter Lambert, R OBP: 0.375, SLG: 0.549			K					K		2	0	0	0	0	0	2		ROCKIES	
18 Wes Parsons, R								F7		0	0	0	0	0	0	0			
71 Wade Davis, R										0	0	0	0	0	0	0			
20 Ian Desmond, R OBP: 0.317, SLG: 0.464										1	0	0	0	0	0	1			
51 Jake McGee, L										0	0	0	0	0	0	0			
13 Yonder Alonso, L OBP: 0.301, SLG: 0.320										1	0	0	0	0	0	1			
										2	0	0	0	0	0	2			
										0	0	0	0	0	0	0			
										0	0	0	0	0	0	0			
										0	0	0	0	0	0	0			
										0	0	0	0	0	0	0			
Inning Stats	R: 0 E: 0 K: 1 S: 7	H: 0 LOB: 1 BB: 1 P: 12	R: 0 E: 0 K: 2 S: 10	H: 0 LOB: 0 BB: 0 P: 15	R: 0 E: 0 K: 2 S: 9	H: 0 LOB: 0 BB: 0 P: 12	R: 0 E: 0 K: 1 S: 10	H: 1 LOB: 1 BB: 0 P: 16	R: 0 E: 0 K: 0 S: 10	H: 2 LOB: 2 BB: 0 P: 15	R: 0 E: 0 K: 1 S: 10	H: 0 LOB: 0 BB: 0 P: 12	R: 0 E: 0 K: 1 S: 10	H: 0 LOB: 0 BB: 0 P: 14	R: 3 E: 0 K: 1 S: 16	H: 2 LOB: 1 BB: 2 P: 32	1B: 5 2B: 0 3B: 0 HR: 0	SF: 0 SAC: 0 DP: 0 HBP: 1	WP: 0 PA: 36 PB: 1 SB: 0 CS: 0
PITCHER	IP WLS BF H R ER SO BB IBB HBP BLK WP HR S P ERA WHIP																		
22 Jack Flaherty, R ERA: 3.32	6.0 W 23 3 0 0 9 1 0 1 0 0 0 60 88 0.00 0.667																		
60 John Brebbia, R ERA: 3.03	1.0 3 0 0 0 1 0 0 0 0 0 0 10 12 0.00 0.000																		
30 Tyler Webb, L ERA: 3.27	1.0 3 0 0 0 1 0 0 0 0 0 0 10 14 0.00 0.000																		
53 John Gant, R ERA: 3.09	1.0 7 2 3 2 1 2 0 0 0 0 0 16 32 18.00 4.000																		

Batter	1	2	3	4	5	6	7	8	9	AB	R	H	RBI	BB	SO	LOB	BOTTOM		
25 Dexter Fowler, S OBP: 0.347, SLG: 0.428	G3	FC3-6		16 HBP	G1-3		F7			4	0	0	0	1	0	2	Colorado Rockies @ St. Louis Cardinals Busch Stadium, St. Louis, MO Fri Aug 23 2019, 7:17 PM - 10:19 PM CDT Att: 40,829 - Partly Cloudy - 77 F		
30 Tyler Webb, L				BB						0	0	0	0	0	0	0			
53 John Gant, R										0	0	0	0	0	0	0			
16 Kolten Wong, L OBP: 0.356, SLG: 0.396	E4	P6		HBP		G4-3	F8			4	1	0	1	0	0	2			
46 Paul Goldschmidt, R OBP: 0.333, SLG: 0.467	L9		G5-4-3	P3		23 2B	F9			5	1	2	0	0	0	4			
23 Marcell Ozuna, R OBP: 0.343, SLG: 0.520			1B	L8		1B				3	2	2	3	1	0	3			
34 Yairo Muñoz, R OBP: 0.301, SLG: 0.371	HR		BB	L8		12 1B	1B			1	0	1	0	0	0	0			
12 Paul DeJong, R OBP: 0.328, SLG: 0.460	4 1B		G5-4-3	G5-3		4 WP	K			4	0	1	1	1	1	3			
4 Yadier Molina, R OBP: 0.290, SLG: 0.356	BB		G5-3	L5		48 1B	1B			5	1	3	0	0	0	2			
19 Tommy Edman, S OBP: 0.305, SLG: 0.428	G4-3			1B		G3				5	2	2	0	0	0	5			
48 Harrison Bader, R OBP: 0.321, SLG: 0.343	F9		16 HBP	E1		22 SF8	P3			3	1	1	0	1	0	0			
22 Jack Flaherty, R OBP: 0.190, SLG: 0.231				SH1-4						1	0	1	1	0	0	0	Cardinals		
60 John Brebbia, L OBP: 1.000, SLG: 1.000				BB						0	0	0	0	0	0	0			
35 Lane Thomas, R OBP: 0.395, SLG: 0.647				BB						0	0	0	0	1	0	0			
										0	0	0	0	0	0	0			
										0	0	0	0	0	0	0			
										0	0	0	0	0	0	0			
										0	0	0	0	0	0	0			
										0	0	0	0	0	0	0			
										0	0	0	0	0	0	0			
										0	0	0	0	0	0	0			
Inning Stats	R: 2 E: 1 K: 0 S: 13	H: 2 LOB: 2 BB: 1 P: 22	R: 0 E: 0 K: 0 S: 6	H: 1 LOB: 0 BB: 0 P: 12	R: 0 E: 0 K: 0 S: 6	H: 1 LOB: 1 BB: 1 P: 12	R: 1 E: 0 K: 0 S: 11	H: 1 LOB: 3 BB: 2 P: 25	R: 3 E: 1 K: 0 S: 14	H: 3 LOB: 0 BB: 0 P: 21	R: 2 E: 0 K: 0 S: 13	H: 3 LOB: 1 BB: 0 P: 17	R: 0 E: 0 K: 0 S: 12	H: 0 LOB: 1 BB: 1 P: 24	R: 0 E: 0 K: 1 S: 9	H: 2 LOB: 2 BB: 0 P: 14	1B: 10 2B: 2 3B: 0 HR: 1	SF: 1 SAC: 1 DP: 1 HBP: 1	WP: 1 PA: 43 PB: 0 SB: 0 CS: 0
PITCHER	IP WLS BF H R ER SO BB IBB HBP BLK WP HR S P ERA WHIP																		
23 Peter Lambert, R ERA: 6.4	4.1 L 24 5 4 2 0 4 0 0 0 0 1 0 23 32 10.80 3.000																		
18 Wes Parsons, R ERA: 4.24	1.2 10 5 4 2 0 0 0 0 0 0 1 0 23 32 10.80 3.000																		
71 Wade Davis, R ERA: 7.23	1.0 4 0 0 0 0 1 0 0 0 0 0 0 12 24 0.00 1.000																		
51 Jake McGee, L ERA: 3.71	1.0 5 2 0 0 1 0 0 0 0 0 0 9 14 0.00 2.000																		

Batter	1	2	3	4	5	6	7	8	9	AB	R	H	RBI	BB	SO	LOB	TOP										
19 Charlie Blackmon, L OBP: 0.359, SLG: 0.594	G4-3		BB			F9		F7		3	0	0	0	1	0	0	Colorado Rockies @ St. Louis Cardinals Busch Stadium, St. Louis, MO Sat Aug 24 2019, 6:17 PM - 9:16 PM CDT Att. 42,102 - Clear - 74 F										
27 Trevor Story, R OBP: 0.359, SLG: 0.563	K		G1-3					G3-1		4	0	1	0	0	1	1											
28 Nolan Arenado, R OBP: 0.362, SLG: 0.558	L8					G5-4-3				4	0	0	0	0	1	1											
9 Daniel Murphy, L OBP: 0.337, SLG: 0.466										3	0	1	0	1	2	0											
24 Ryan McMahon, L OBP: 0.346, SLG: 0.459										3	0	0	0	1	2	1											
20 Ian Desmond, R OBP: 0.315, SLG: 0.464										3	0	1	0	0	0	3											
14 Tony Wolters, L OBP: 0.343, SLG: 0.354										3	0	1	0	0	1	1											
31 Yonathan Daza, R OBP: 0.217, SLG: 0.175										3	0	0	0	0	1	2											
62 Yency Almonte, R										0	0	0	0	0	0	0											
50 Chi Chi González, R										2	0	0	0	0	0	0											
63 DJ Johnson, L										0	0	0	0	0	0	0											
29 Bryan Shaw, S										0	0	0	0	0	0	0											
1 Garrett Hampson, R OBP: 0.285, SLG: 0.308										1	0	0	0	0	0	0											
Inning Stats	R: 0 E: 0 K: 1 S: 8	H: 0 LOB: 0 BB: 0 P: 13	R: 0 E: 0 K: 0 S: 15	H: 1 LOB: 1 BB: 0 P: 24	R: 0 E: 0 K: 0 S: 8	H: 0 LOB: 1 BB: 1 P: 13	R: 0 E: 0 K: 0 S: 12	H: 0 LOB: 0 BB: 2 P: 21	R: 0 E: 0 K: 1 S: 9	H: 0 LOB: 0 BB: 0 P: 13	R: 0 E: 0 K: 0 S: 6	H: 1 LOB: 0 BB: 0 P: 11	R: 0 E: 0 K: 3 S: 18	H: 2 LOB: 2 BB: 0 P: 25	R: 0 E: 0 K: 0 S: 7	H: 0 LOB: 0 BB: 0 P: 10	R: 0 E: 0 K: 3 S: 9	H: 0 LOB: 0 BB: 0 P: 14	1B: 2 2B: 2 3B: 0 HR: 0	SF: 0 SAC: 0 DP: 2 HBP: 0	WP: 0 PB: 0 SB: 0 CS: 0	PA: 32					
PITCHER	IP	WLS	BF	H	R	ER	SO	BB	IBB	HBP	BLK	WP	HR	S	P	ERA	WHIP										
43 Dakota Hudson, R ERA: 3.47	6.0	W	21	2	0	0	2	3	0	0	0	0	0	58	95	0.00	0.833										
30 Tyler Webb, L ERA: 3.22	0.2		4	2	0	0	2	0	0	0	0	0	0	15	21	0.00	3.000										
65 Giovanny Gallegos, R ERA: 1.95	1.1		4	0	0	0	1	0	0	0	0	0	0	10	14	0.00	0.000										
55 Dominic Leone, R ERA: 6.68	1.0		3	0	0	0	3	0	0	0	0	0	0	9	14	0.00	0.000										

Batter	1	2	3	4	5	6	7	8	9	AB	R	H	RBI	BB	SO	LOB	BOTTOM										
25 Dexter Fowler, S OBP: 0.348, SLG: 0.425										2	2	0	0	2	1	1	Colorado Rockies @ St. Louis Cardinals Busch Stadium, St. Louis, MO Sat Aug 24 2019, 6:17 PM - 9:16 PM CDT Att. 42,102 - Clear - 74 F										
30 Tyler Webb, L										0	0	0	0	0	0	0											
65 Giovanny Gallegos, R										0	0	0	0	0	0	0											
34 Yairo Muñoz, R OBP: 0.299, SLG: 0.369										1	0	0	0	0	1	0											
16 Kolten Wong, L OBP: 0.356, SLG: 0.395										3	1	1	0	0	0	1											
13 Matt Carpenter, L OBP: 0.322, SLG: 0.362										1	0	0	0	0	0	0											
46 Paul Goldschmidt, R OBP: 0.335, SLG: 0.472										3	1	1	1	1	0	2											
23 Marcell Ozuna, R OBP: 0.347, SLG: 0.521										3	0	2	2	1	1	0											
12 Paul DeJong, R OBP: 0.328, SLG: 0.458										3	0	0	1	1	1	4											
4 Yadier Molina, R OBP: 0.293, SLG: 0.355										3	0	1	0	1	0	2											
19 Tommy Edman, S OBP: 0.304, SLG: 0.421										3	1	0	0	1	0	5											
48 Harrison Bader, R OBP: 0.324, SLG: 0.356										3	1	1	2	1	0	0											
43 Dakota Hudson, R ERA: 6.43										2	0	0	0	0	0	0											
35 Lane Thomas, R OBP: 0.375, SLG: 0.611										2	0	0	0	0	0	1											
55 Dominic Leone, R										0	0	0	0	0	0	0											
Inning Stats	R: 2 E: 0 K: 0 S: 14	H: 2 LOB: 1 BB: 1 P: 26	R: 2 E: 0 K: 1 S: 9	H: 1 LOB: 0 BB: 1 P: 15	R: 0 E: 0 K: 1 S: 9	H: 0 LOB: 1 BB: 1 P: 18	R: 0 E: 0 K: 0 S: 4	H: 0 LOB: 0 BB: 0 P: 7	R: 1 E: 0 K: 0 S: 13	H: 0 LOB: 3 BB: 4 P: 33	R: 0 E: 0 K: 0 S: 6	H: 0 LOB: 0 BB: 1 P: 13	R: 1 E: 0 K: 1 S: 15	H: 3 LOB: 2 BB: 0 P: 23	R: 0 E: 0 K: 1 S: 9	H: 0 LOB: 0 BB: 0 P: 11	1B: 4 2B: 1 3B: 0 HR: 2	SF: 1 SAC: 0 DP: 1 HBP: 0	WP: 1 PB: 0 SB: 0 CS: 0	PA: 37							
PITCHER	IP	WLS	BF	H	R	ER	SO	BB	IBB	HBP	BLK	WP	HR	S	P	ERA	WHIP										
50 Chi Chi González, R	4.1	L	22	3	5	5	2	6	0	0	0	0	1	44	86	10.38	2.077										
63 DJ Johnson, R ERA: 7.53	0.2		3	0	0	0	0	1	0	0	0	0	0	5	13	0.00	1.500										
29 Bryan Shaw, R ERA: 5.58	1.0		3	0	0	0	0	1	0	0	0	0	0	6	13	0.00	1.000										
62 Yency Almonte, R ERA: 4.71	2.0		9	3	1	1	2	0	0	0	0	0	1	24	34	4.50	1.500										



Batter	1	2	3	4	5	6	7	8	9	AB	R	H	RBI	BB	SO	LOB	TOP											
25 Dexter Fowler, S OBP: 0.350, SLG: 0.423										3	0	0	0	2	1	2												
19 Tommy Edman, S OBP: 0.315, SLG: 0.431										4	0	0	0	0	0	3												
65 Giovanni Gallegos, R OBP: 0.409, SLG: 0.684										5	0	0	0	0	2	4												
21 Andrew Miller, L										4	0	2	0	0	0	1												
35 Lane Thomas, R OBP: 0.409, SLG: 0.684										3	1	0	0	1	0	2												
46 Paul Goldschmidt, R OBP: 0.334, SLG: 0.467										3	1	0	0	1	0	2												
23 Marcell Ozuna, R OBP: 0.350, SLG: 0.524										4	0	2	0	0	0	1												
18 Carlos Martinez, R										1	0	0	0	0	1	3												
12 Paul DeJong, R OBP: 0.332, SLG: 0.461										3	1	0	0	1	0	2												
4 Yadier Molina, R OBP: 0.304, SLG: 0.393										3	3	3	3	1	0	0												
13 Matt Carpenter, L OBP: 0.326, SLG: 0.370										3	1	1	0	1	0	1												
48 Harrison Bader, R OBP: 0.330, SLG: 0.370										4	1	3	1	0	0	0												
39 Miles Mikolas, R OBP: 0.143, SLG: 0.163										2	0	0	0	0	1	1												
16 Kolten Wong, L OBP: 0.359, SLG: 0.401										2	0	2	2	0	0	0												
Inning Stats	R: 0 E: 0 K: 1 S: 6	H: 0 LOB: 1 BB: 1 P: 14	R: 0 E: 0 K: 0 S: 9	H: 1 LOB: 1 BB: 1 P: 19	R: 0 E: 0 K: 0 S: 5	H: 0 LOB: 0 BB: 0 P: 11	R: 0 E: 1 K: 0 S: 7	H: 0 LOB: 0 BB: 0 P: 12	R: 1 E: 0 K: 1 S: 12	H: 3 LOB: 1 BB: 0 P: 18	R: 0 E: 0 K: 0 S: 9	H: 0 LOB: 0 BB: 0 P: 13	R: 3 E: 0 K: 0 S: 17	H: 3 LOB: 2 BB: 2 P: 34	R: 0 E: 0 K: 0 S: 7	H: 1 LOB: 0 BB: 0 P: 12	R: 2 E: 0 K: 3 S: 18	H: 3 LOB: 3 BB: 1 P: 34	1B: 6 2B: 4 3B: 0 HR: 2	SF: 0 SAC: 0 DP: 4 HBP: 1	WP: 0 PA: 40 PB: 0 SB: 1 CS: 1							
PITCHER	IP	WLS	BF	H	R	ER	SO	BB	IBB	HBP	BLK	WP	HR	S	P	ERA	WHIP											
37 Adrian Houser, R ERA: 3.52	5.0		18	4	1	1	2	2	0	0	0	0	0	1	39	74	1.80	1.200										
41 Junior Guerra, R ERA: 3.75	1.0		3	0	0	0	0	0	0	0	0	0	0	9	13	0.00	0.000											
43 Matt Albers, R ERA: 4.75	0.2	L	7	3	3	3	0	2	0	0	0	0	1	15	30	40.50	7.500											
15 Drew Pomeranz, L ERA: 5.3	1.1		4	1	0	0	0	0	0	0	0	0	0	9	16	0.00	0.750											
38 Devin Williams, R ERA: 4.5	0.1		6	3	2	2	1	1	0	1	0	0	0	12	26	54.00	12.000											

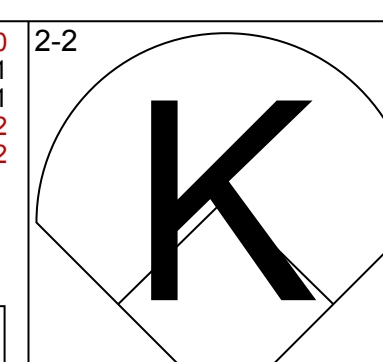
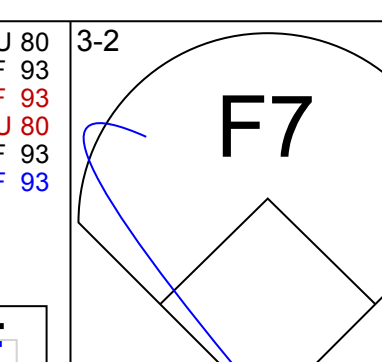
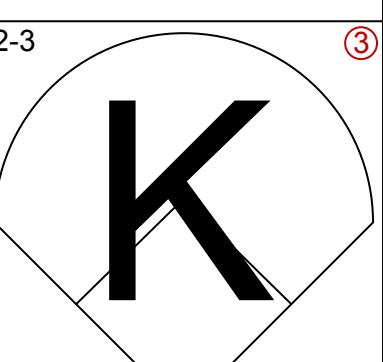
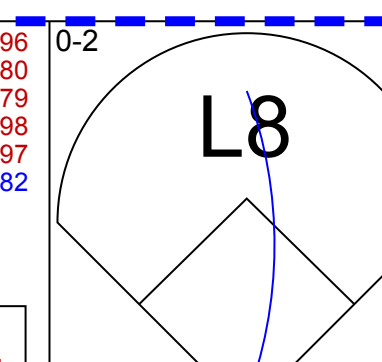
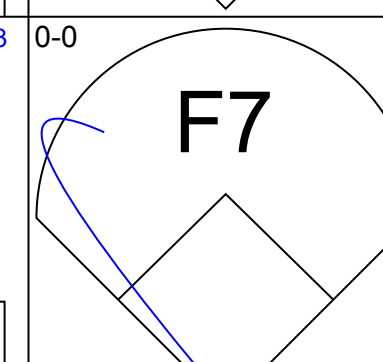
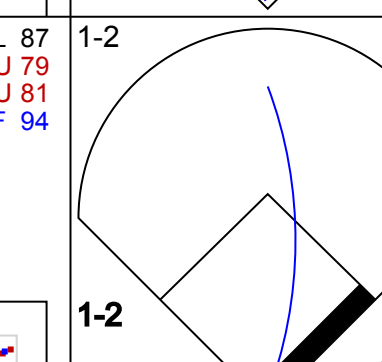
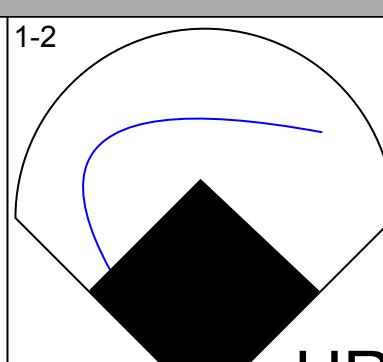
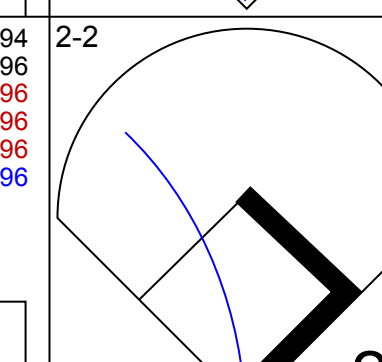
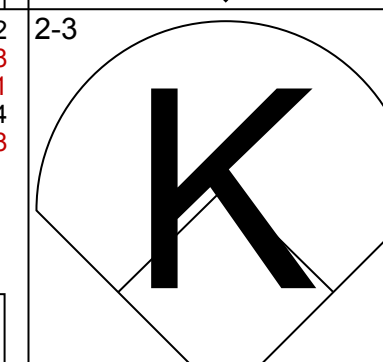
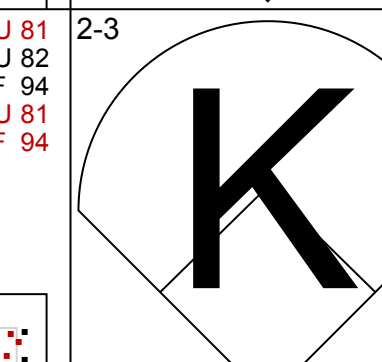
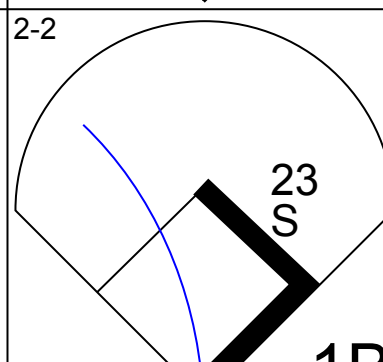
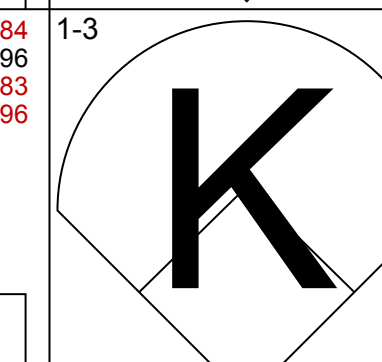
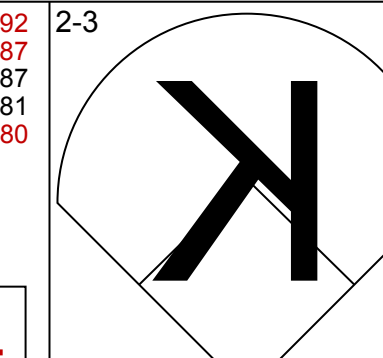
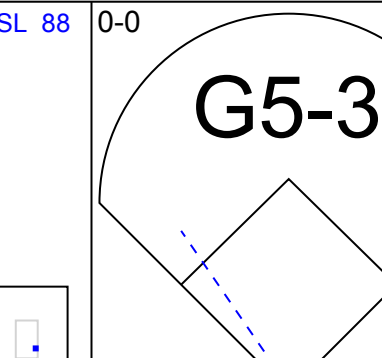
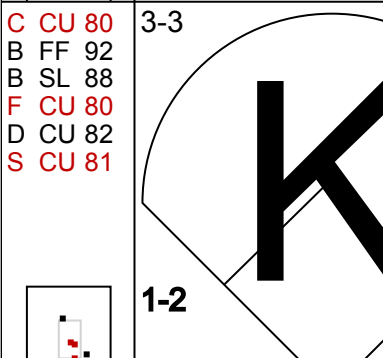
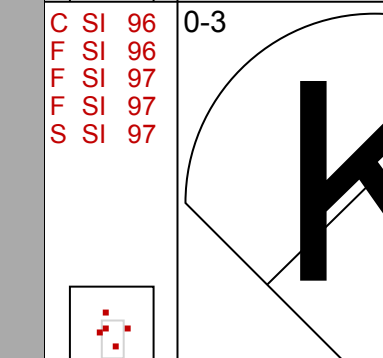


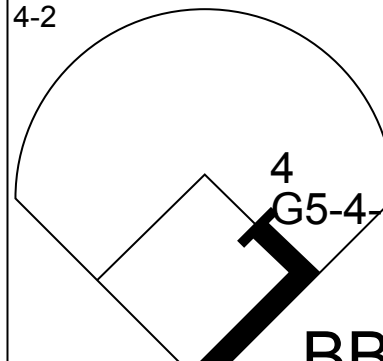



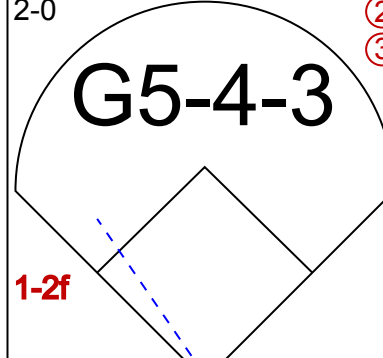




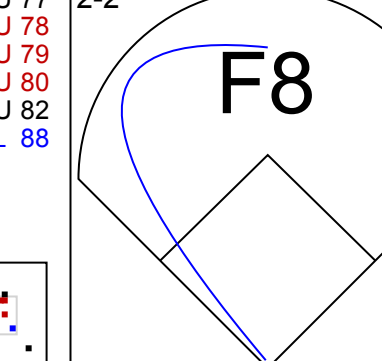
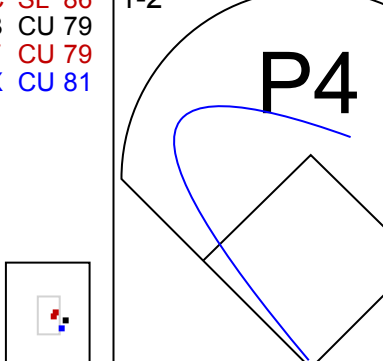
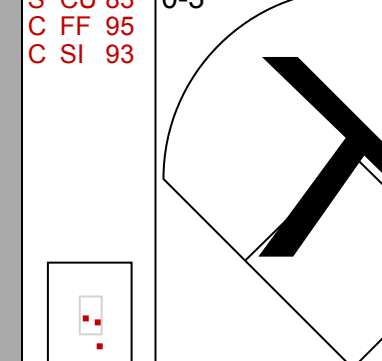
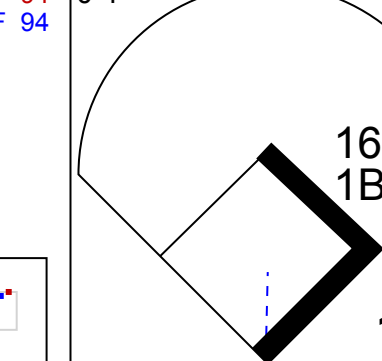
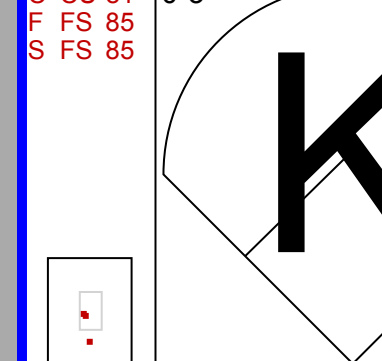
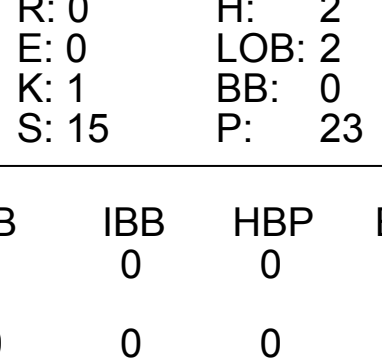

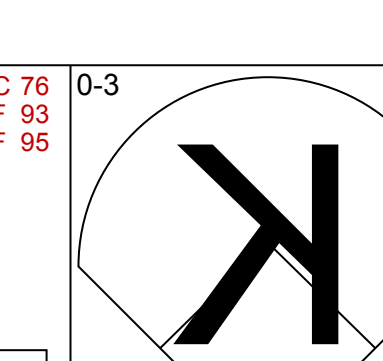
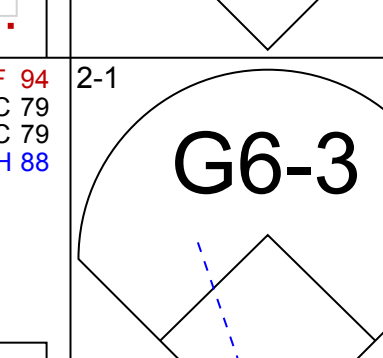
St. Louis Cardinals @ Milwaukee Brewers
Miller Park, Milwaukee, WI
Tue Aug 27 2019, 6:42 PM - 10:17 PM CDT
Att: 36,690 - Partly Cloudy - 77 F

AB 34
R 6
H 11
RBI 6
BB 5
SO 5
LOB 17

Batter	1	2	3	4	5	6	7	8	9	AB	R	H	RBI	BB	SO	LOB	BOTTOM										
2 Trent Grisham, L OBP: 0.296, SLG: 0.452										3	0	0	0	0	2	0											
8 Ryan Braun, R OBP: 0.339, SLG: 0.497										1	0	0	0	0	0	1											
10 Yasmani Grandal, S OBP: 0.379, SLG: 0.465										4	1	1	2	0	2	0											
22 Christian Yelich, L OBP: 0.424, SLG: 0.675										3	0	0	0	1	1	1											
18 Keston Hiura, R OBP: 0.372, SLG: 0.564										4	1	1	0	0	0	2											
7 Eric Thames, L OBP: 0.356, SLG: 0.513										3	0	1	0	0	1	2											
15 Drew Pomeranz, R OBP: 0.333, SLG: 0.333										0	0	0	0	0	0	0											
38 Devin Williams, R										0	0	0	0	0	0	0											
25 Jay Jackson, R										0	0	0	0	0	0	0											
9 Manny Pina, R OBP: 0.303, SLG: 0.419										1	0	0	0	0	1	0											
6 Lorenzo Cain, R OBP: 0.321, SLG: 0.356										4	0	1	0	0	0	1											
5 Cory Spangenberg, L OBP: 0.326, SLG: 0.462										4	0	1	0	0	2	3											
3 Oriando Arcia, R OBP: 0.295, SLG: 0.362										3	0	1	1	1	1	0											
37 Adrian Houser, R OBP: 0.105, SLG: 0.111										2	0	0	0	0	2	2											
41 Junior Guerra, R OBP: 0.333, SLG: 0.333										0	0	0	0	0	0	0											
43 Matt Albers, L										0	0	0	0	0	0	0											
14 Hernán Pérez, R OBP: 0.283, SLG: 0.375										2	1	1	0	0	0	2											
Inning Stats	R: 0 E: 0 K: 1 S: 8	H: 0 LOB: 0 BB: 0 P: 11	R: 1 E: 0 K: 2 S: 15	H: 3 LOB: 2 BB: 0 P: 22	R: 0 E: 0 K: 2 S: 12	H: 0 LOB: 0 BB: 0 P: 18	R: 0 E: 0 K: 1 S: 11	H: 1 LOB: 1 BB: 0 P: 18	R: 0 E: 0 K: 2 S: 10	H: 0 LOB: 0 BB: 0 P: 14	R: 0 E: 0 K: 1 S: 11	H: 0 LOB: 0 BB: 0 P: 15	R: 2 E: 0 K: 0 S: 11	H: 2 LOB: 1 BB: 1 P: 23	R: 0 E: 0 K: 1 S: 20	H: 1 LOB: 2 BB: 1 P: 30	1B: 6 2B: 0 3B: 0 HR: 1	SF: 0 SAC: 0 DP: 1 HBP: 0	WP: 2 PA: 36 PB: 0 SB: 1 CS: 0								
PITCHER	IP	WLS	BF	H	R	ER	SO	BB	IBB	HBP	BLK	WP	HR	S	P	ERA	WHIP										
39 Miles Mikolas, R ERA: 4.32	6.0		23	4	1	1	10	0	0	0	0	0	0	14	19	9.00	1.000										
65 Giovanni Gallegos, R ERA: 2.07	1.0	H	4	1	1	1	1	0	0	0	0	0	0	6	14	27.00	6.000										
21 Andrew Miller, L ERA: 3.63	0.1	H	3	1	1	1	0	1	0	0	0	0	1	6	14	27.00	6.000										
18 Carlos Martinez, R ERA: 3.53	1.2	S	6	1	0	0	1	1	0	0	0	0	0	22	35	0.00	1.200										

St. Louis Cardinals @ Milwaukee Brewers
Miller Park, Milwaukee, WI
Tue Aug 27 2019, 6:42 PM - 10:17 PM CDT
Att: 36,690 - Partly Cloudy - 77 F

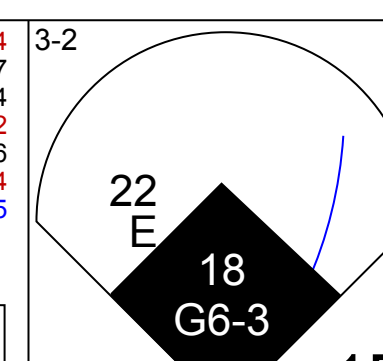
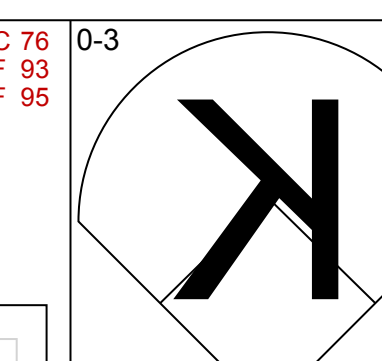
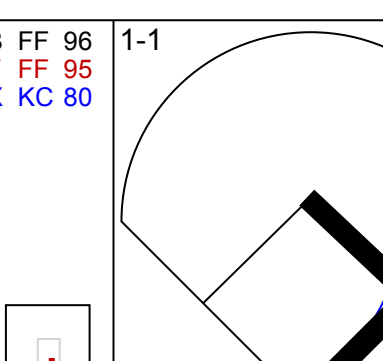
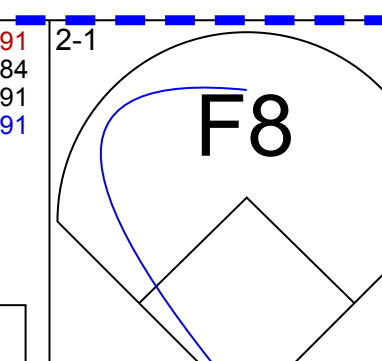
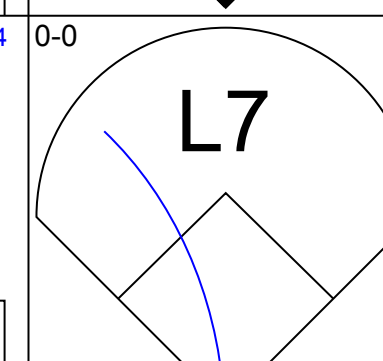
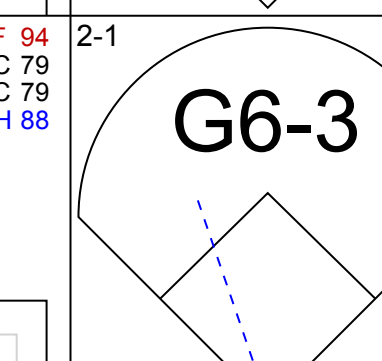
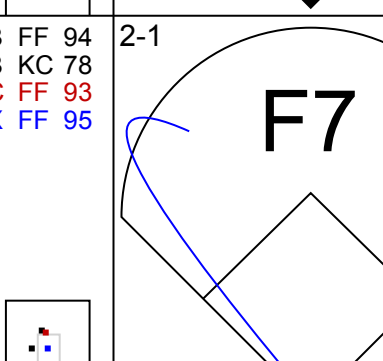
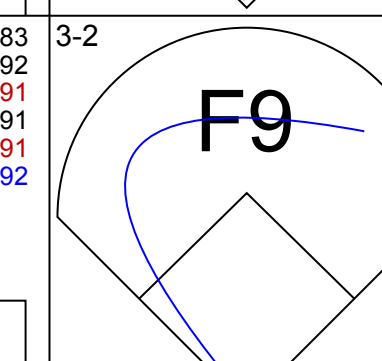
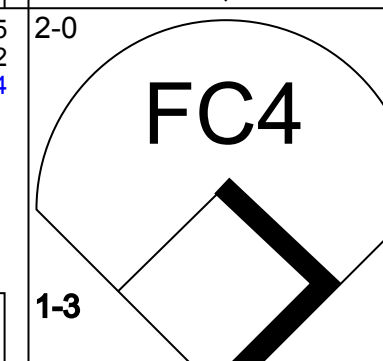
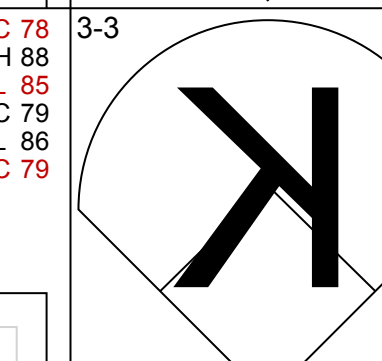

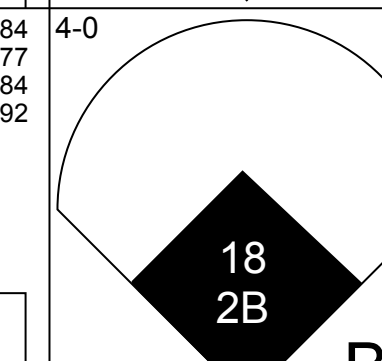
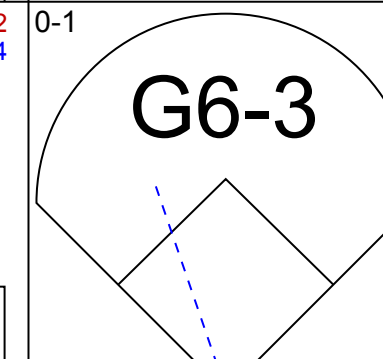


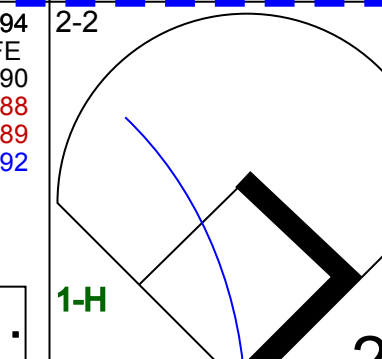
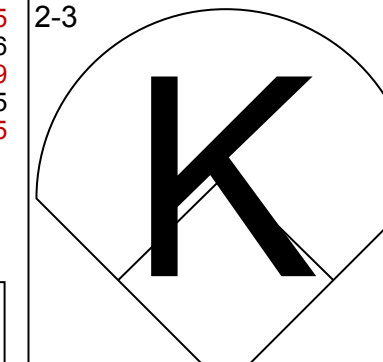


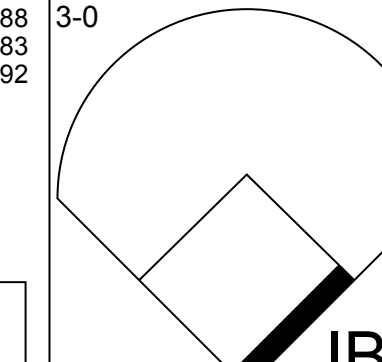
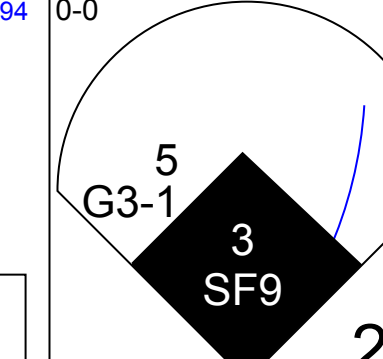
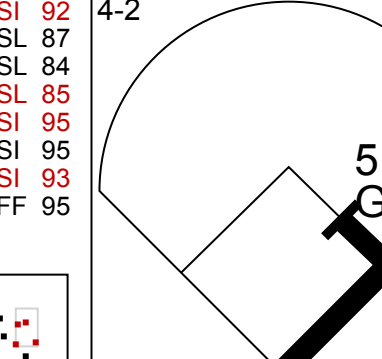
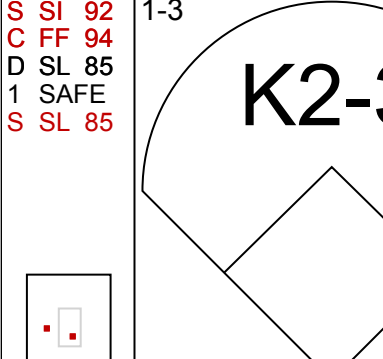
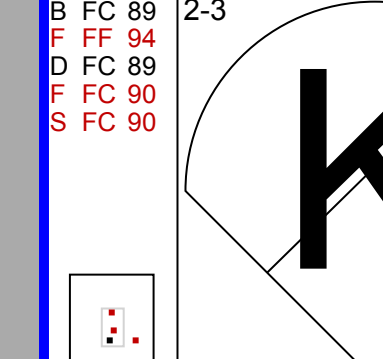
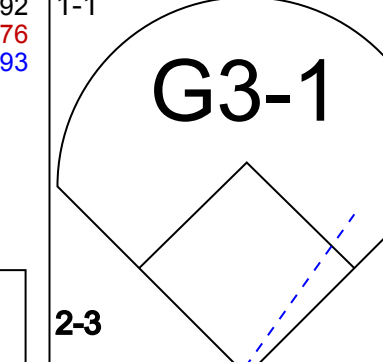
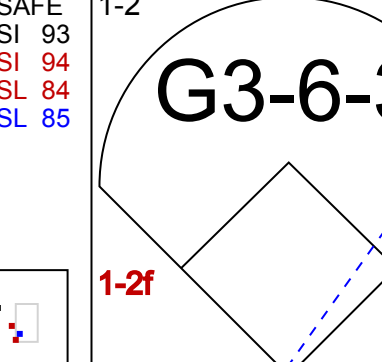
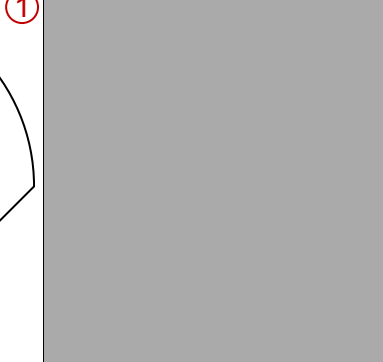


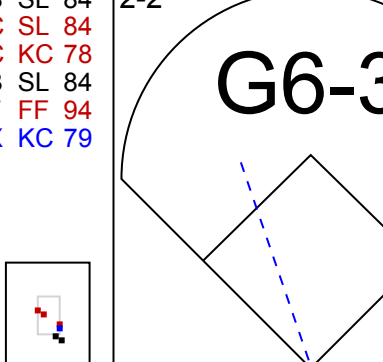


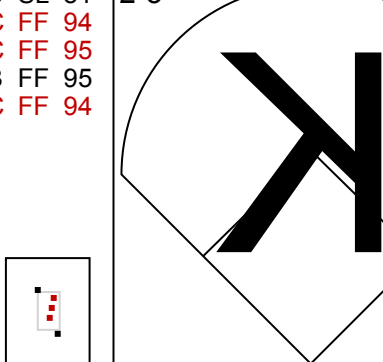
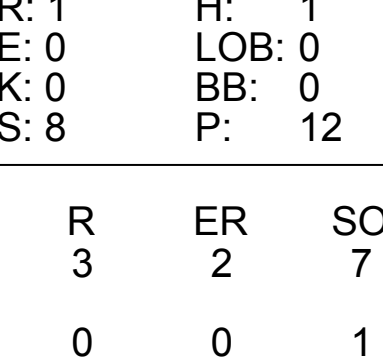
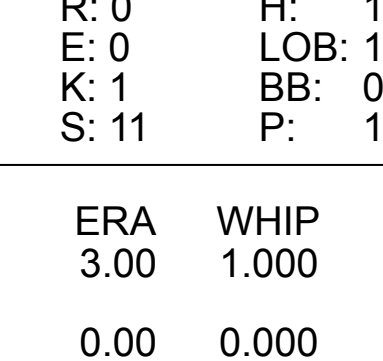
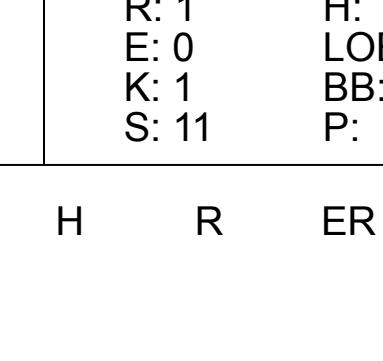
AB 34
R 3
H 7
RBI 3
BB 2
SO 12
LOB 14

Batter	1	2	3	4	5	6	7	8	9	AB	R	H	RBI	BB	SO	LOB	TOP						
25 Dexter Fowler, S OBP: 0.347, SLG: 0.418										4	0	0	0	0	2	1							
16 Kolten Wong, L OBP: 0.362, SLG: 0.414										4	1	3	1	0	0	0							
46 Paul Goldschmidt, R OBP: 0.333, SLG: 0.466										4	0	1	0	0	3	3							
23 Marcell Ozuna, R OBP: 0.317, SLG: 0.519										4	0	0	0	0	3	2							
12 Paul DeJong, R OBP: 0.332, SLG: 0.458										3	0	0	0	1	2	0							
4 Yadier Molina, R OBP: 0.307, SLG: 0.394										4	0	2	0	0	0	2							
19 Tommy Edman, S OBP: 0.310, SLG: 0.423										4	0	0	0	0	2	2							
48 Harrison Bader, R OBP: 0.327, SLG: 0.365										3	0	0	0	0	1	0							
22 Jack Flaherty, R OBP: 0.205, SLG: 0.244										2	0	1	0	0	1	0							
13 Matt Carpenter, L OBP: 0.327, SLG: 0.369										1	0	0	0	0	1	0							
60 John Brebbia, L OBP: 1.000, SLG: 1.000										0	0	0	0	0	0	0							
30 Tyler Webb, L OBP: 1.000, SLG: 1.000										0	0	0	0	0	0	0							
55 Dominic Leone, R OBP: 1.000, SLG: 1.000										0	0	0	0	0	0	0							
Inning Stats	R: 0 E: 0 K: 2 S: 7	H: 0 LOB: 0 BB: 0 P: 11	R: 0 E: 0 K: 3 S: 12	H: 1 LOB: 1 BB: 0 P: 17	R: 0 E: 0 K: 1 S: 15	H: 2 LOB: 2 BB: 0 P: 23	R: 0 E: 0 K: 0 S: 7	H: 1 LOB: 1 BB: 0 P: 8	R: 0 E: 0 K: 2 S: 10	H: 0 LOB: 0 BB: 0 P: 15	R: 1 E: 0 K: 1 S: 14	H: 2 LOB: 1 BB: 1 P: 26	R: 0 E: 0 K: 3 S: 11	H: 0 LOB: 0 BB: 0 P: 11	R: 0 E: 0 K: 2 S: 18	H: 1 LOB: 1 BB: 0 P: 20	R: 0 E: 0 K: 1 S: 7	H: 0 LOB: 0 BB: 0 P: 9	1B: 5 2B: 1 3B: 0 HR: 1	SF: 0 SAC: 0 DP: 1 HBP: 0	WP: 0 PB: 0 SB: 1 CS: 0	PA: 34	
PITCHER	IP WLS BF H R ER SO BB IBB HBP BLK WP HR S P ERA WHIP	IP WLS BF H R ER SO BB IBB HBP BLK WP HR S P ERA WHIP	IP WLS BF H R ER SO BB IBB HBP BLK WP HR S P ERA WHIP	IP WLS BF H R ER SO BB IBB HBP BLK WP HR S P ERA WHIP	IP WLS BF H R ER SO BB IBB HBP BLK WP HR S P ERA WHIP	IP WLS BF H R ER SO BB IBB HBP BLK WP HR S P ERA WHIP	IP WLS BF H R ER SO BB IBB HBP BLK WP HR S P ERA WHIP	IP WLS BF H R ER SO BB IBB HBP BLK WP HR S P ERA WHIP	IP WLS BF H R ER SO BB IBB HBP BLK WP HR S P ERA WHIP	IP WLS BF H R ER SO BB IBB HBP BLK WP HR S P ERA WHIP	IP WLS BF H R ER SO BB IBB HBP BLK WP HR S P ERA WHIP	IP WLS BF H R ER SO BB IBB HBP BLK WP HR S P ERA WHIP	IP WLS BF H R ER SO BB IBB HBP BLK WP HR S P ERA WHIP	IP WLS BF H R ER SO BB IBB HBP BLK WP HR S P ERA WHIP	IP WLS BF H R ER SO BB IBB HBP BLK WP HR S P ERA WHIP	IP WLS BF H R ER SO BB IBB HBP BLK WP HR S P ERA WHIP	IP WLS BF H R ER SO BB IBB HBP BLK WP HR S P ERA WHIP	IP WLS BF H R ER SO BB IBB HBP BLK WP HR S P ERA WHIP	IP WLS BF H R ER SO BB IBB HBP BLK WP HR S P ERA WHIP	IP WLS BF H R ER SO BB IBB HBP BLK WP HR S P ERA WHIP	IP WLS BF H R ER SO BB IBB HBP BLK WP HR S P ERA WHIP	IP WLS BF H R ER SO BB IBB HBP BLK WP HR S P ERA WHIP	IP WLS BF H R ER SO BB IBB HBP BLK WP HR S P ERA WHIP

St. Louis Cardinals @ Milwaukee Brewers
Miller Park, Milwaukee, WI
Wed Aug 28 2019, 1:10 PM - 4:00 PM CDT
Att: 33,045 - Partly Cloudy - 70 F

AB 33
R 1
H 7
RBI 1
BB 1
SO 15
LOB 10

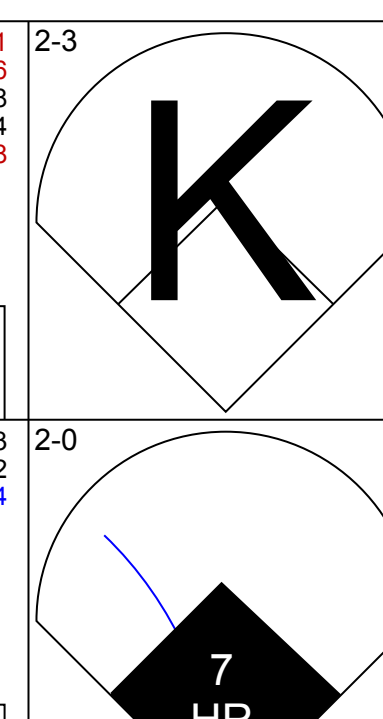
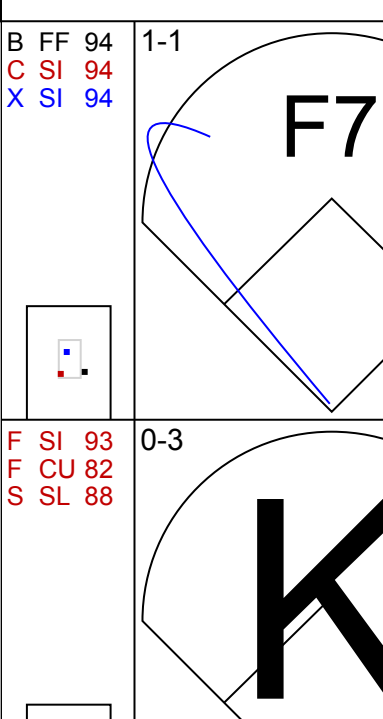
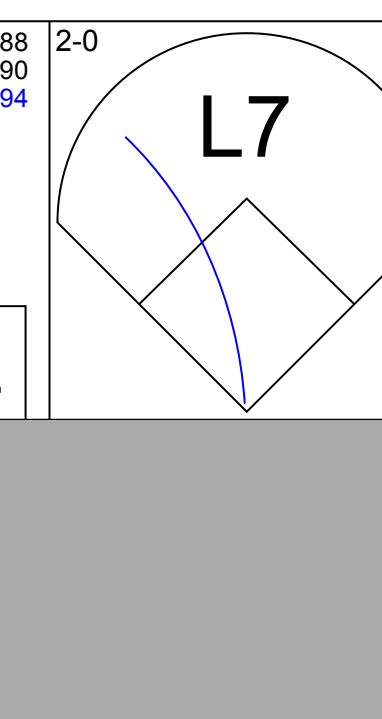
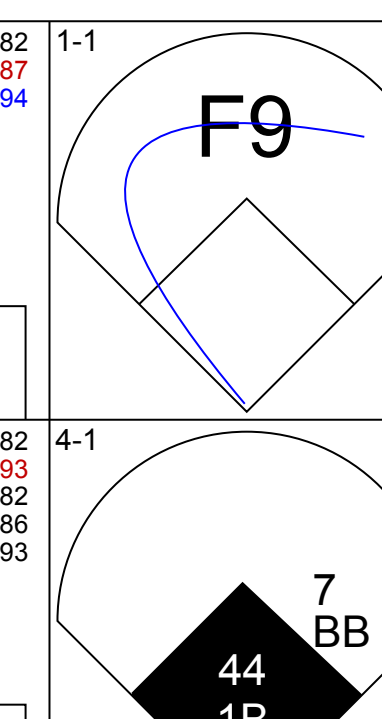
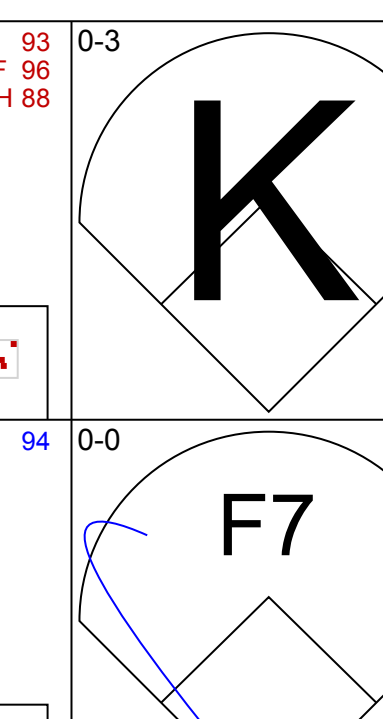
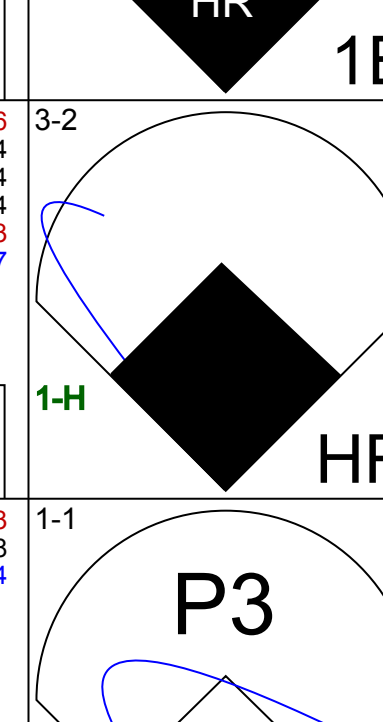

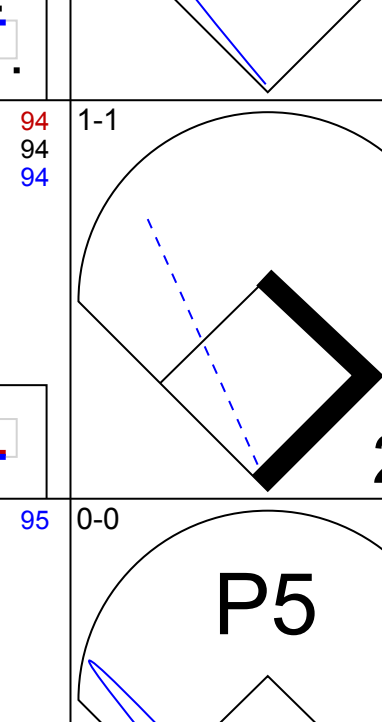
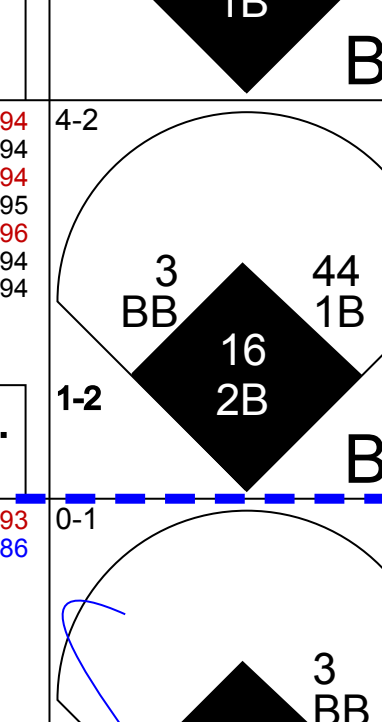

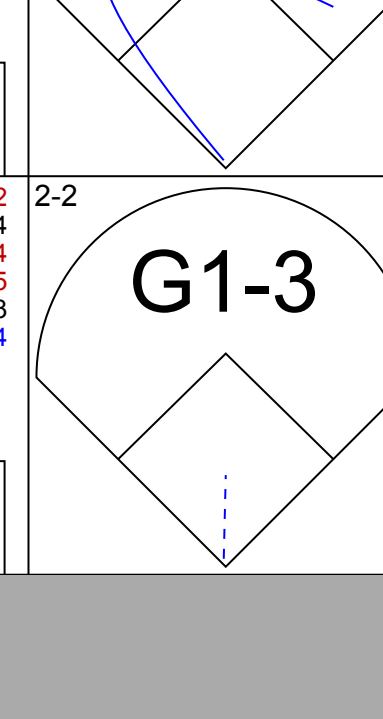
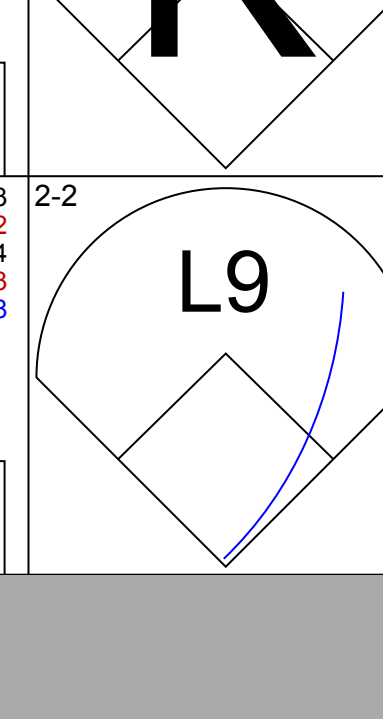
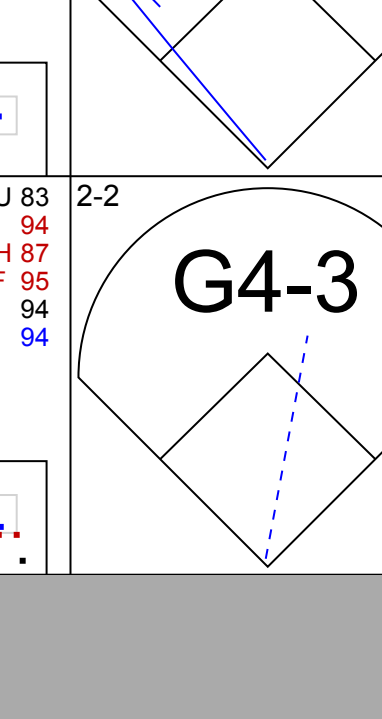
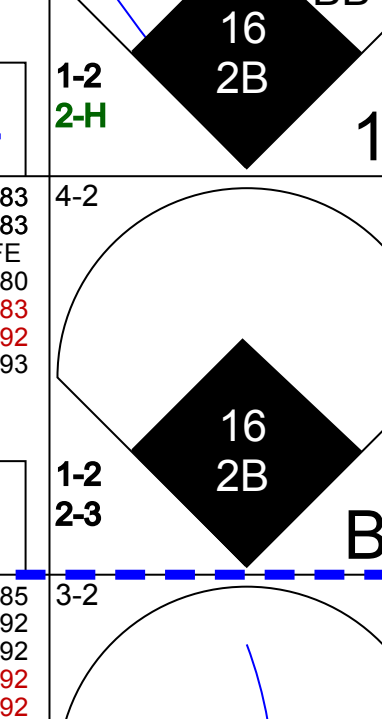



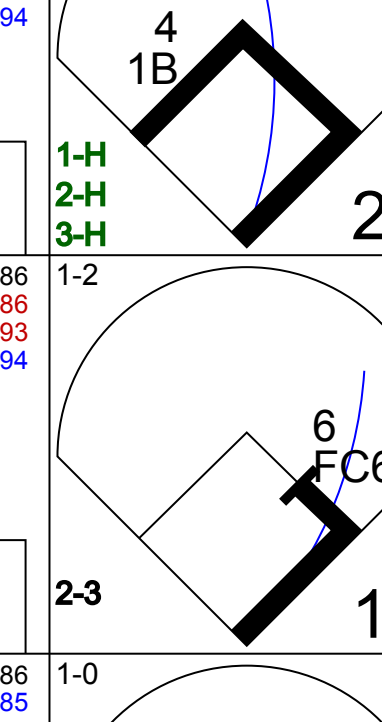



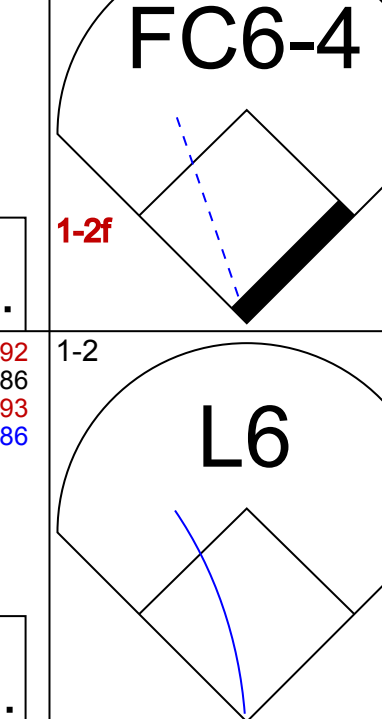
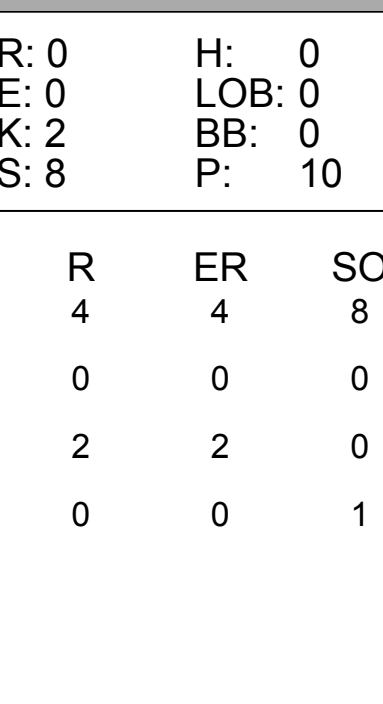
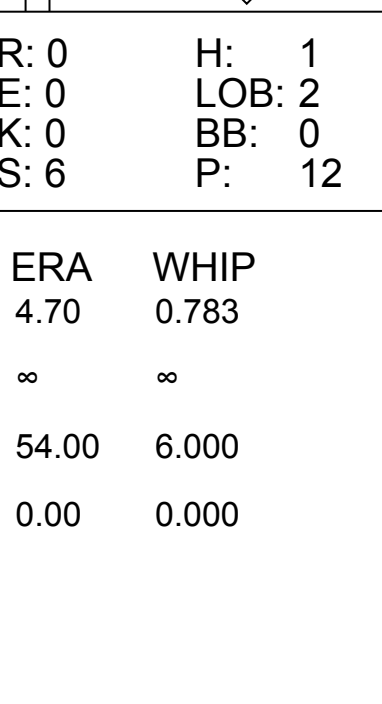
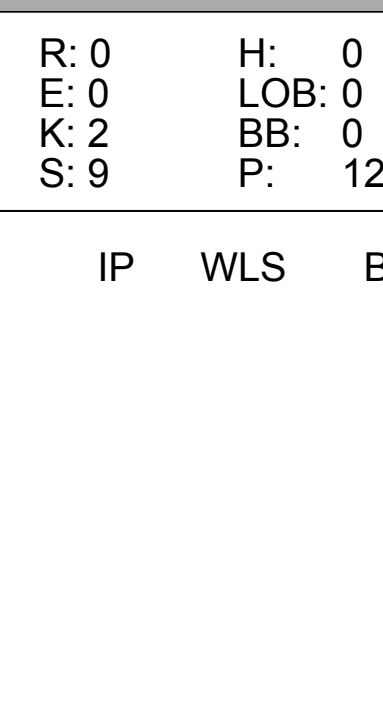
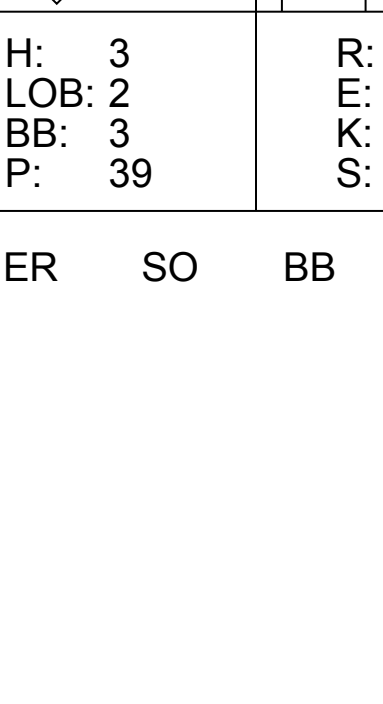
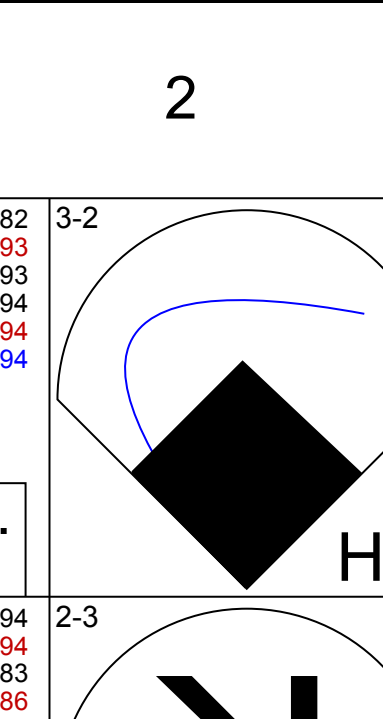


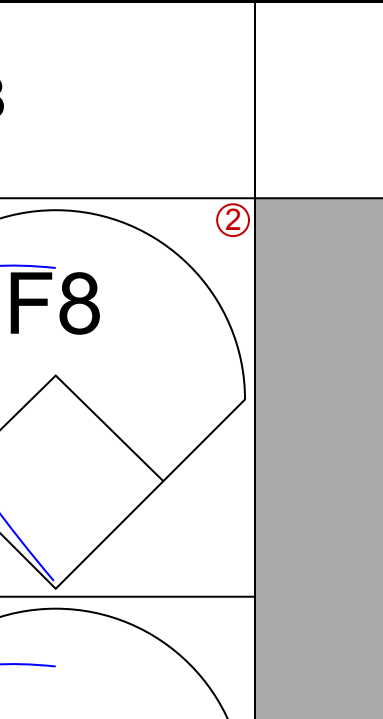
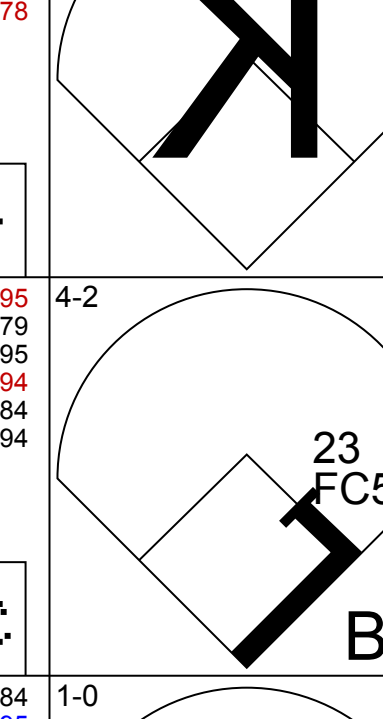
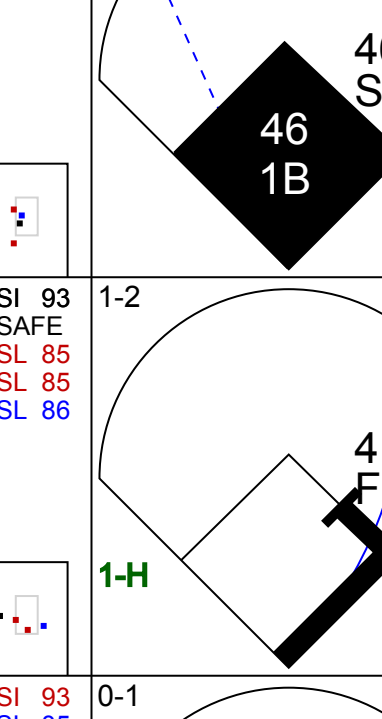

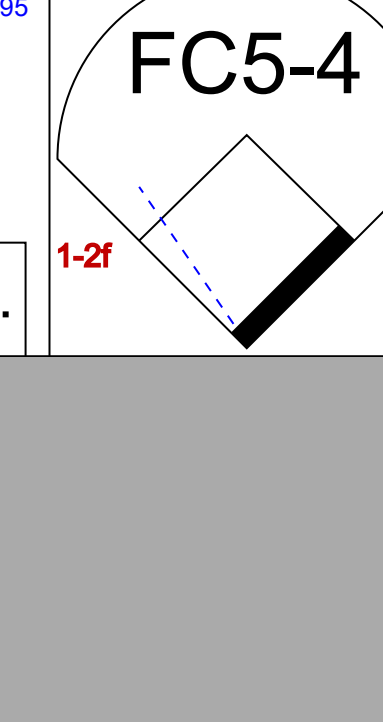


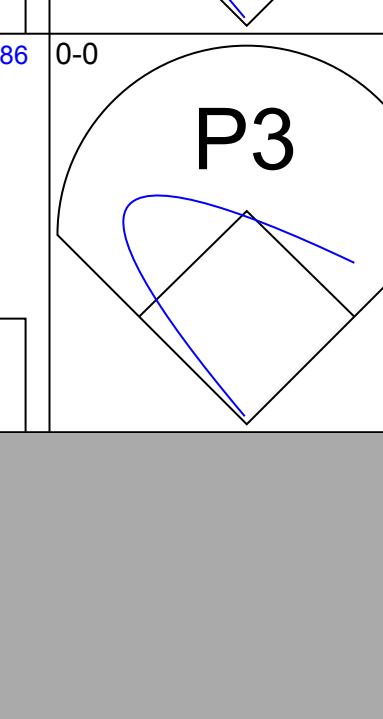
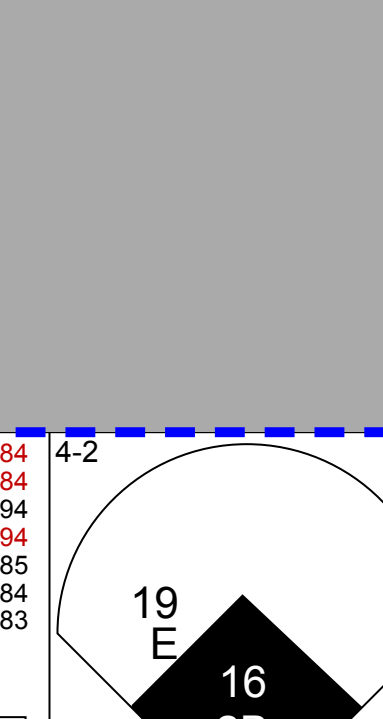



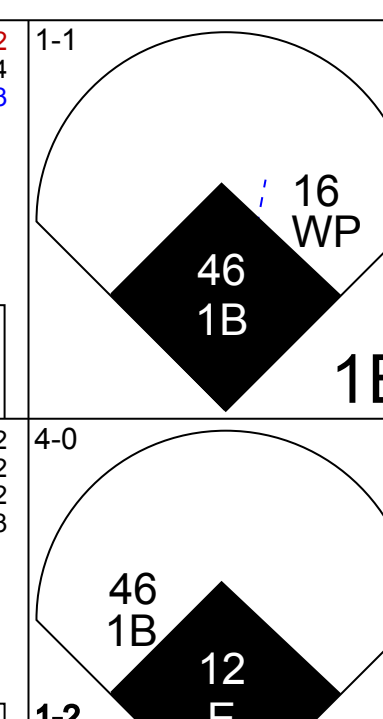
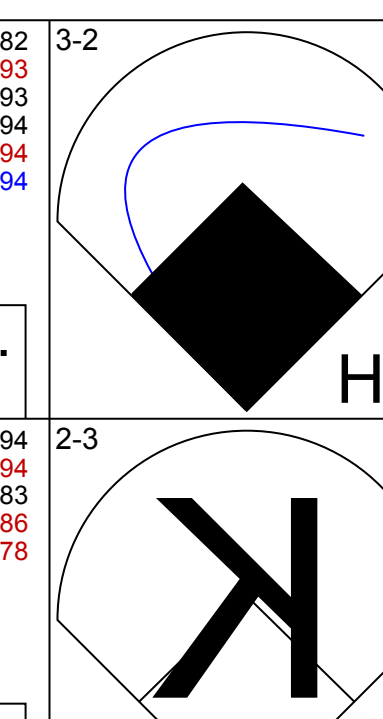
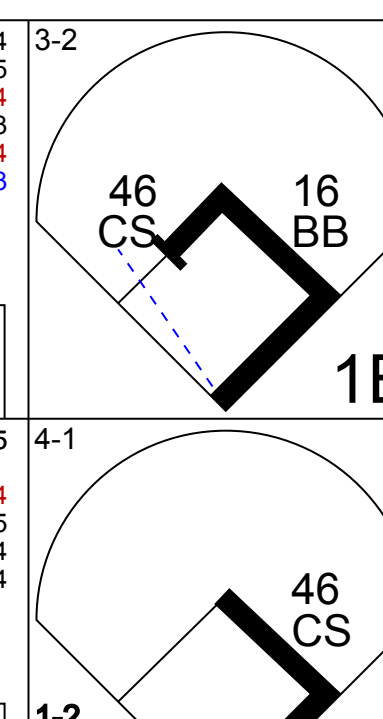
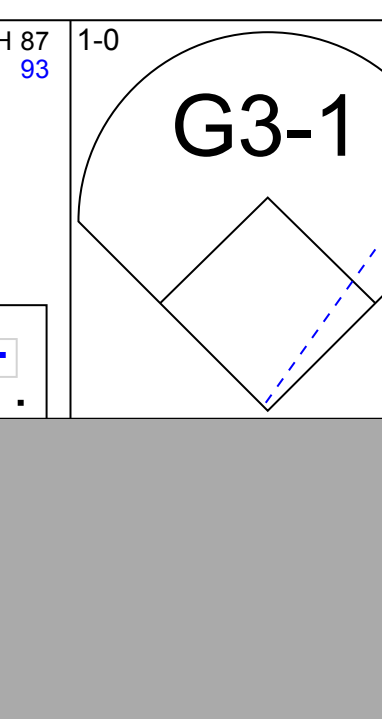
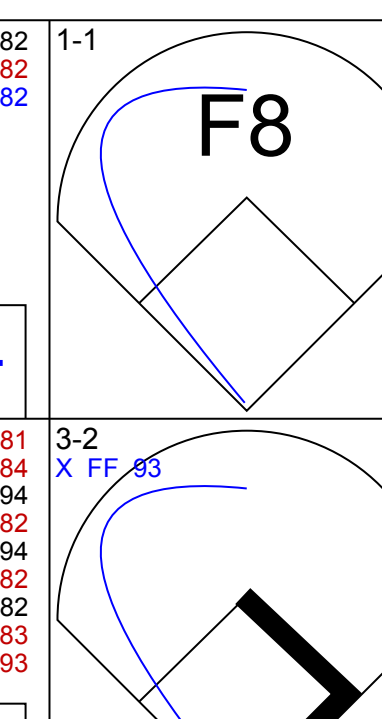
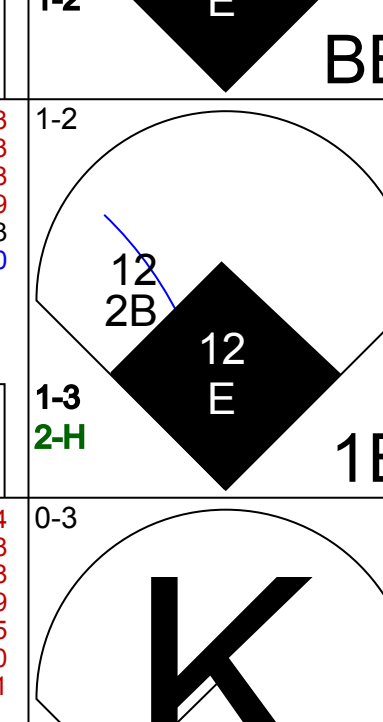
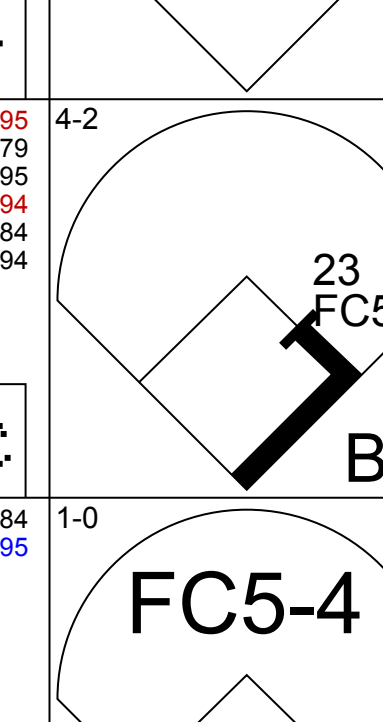
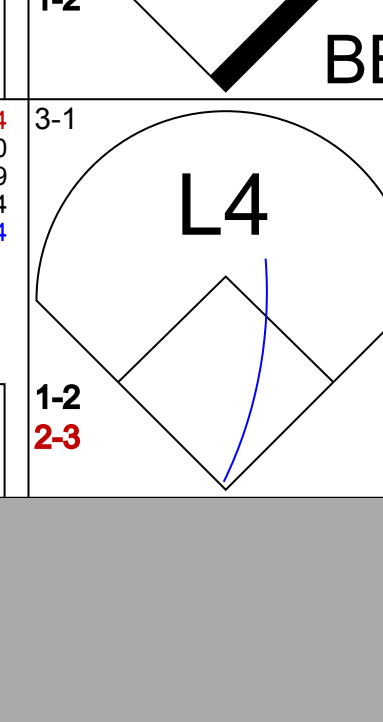
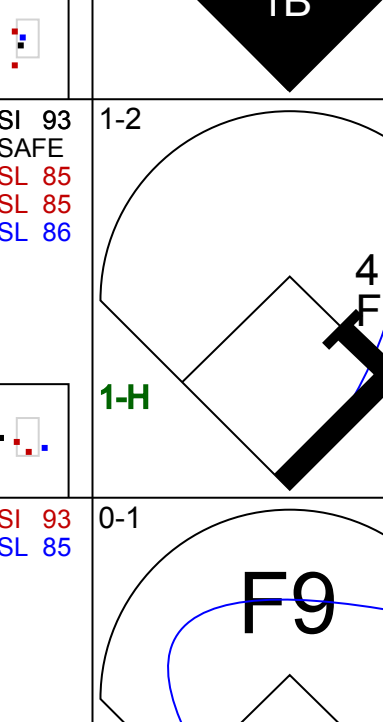
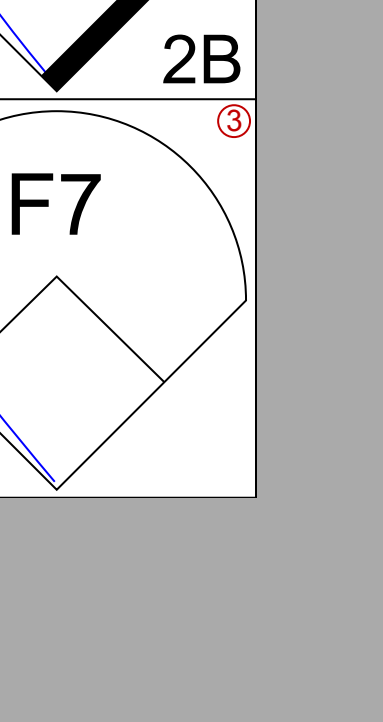
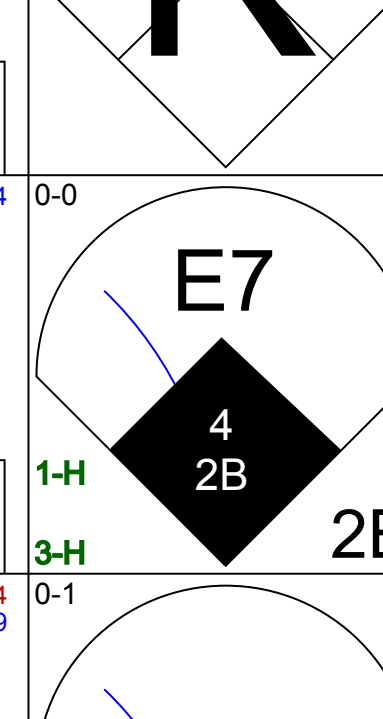


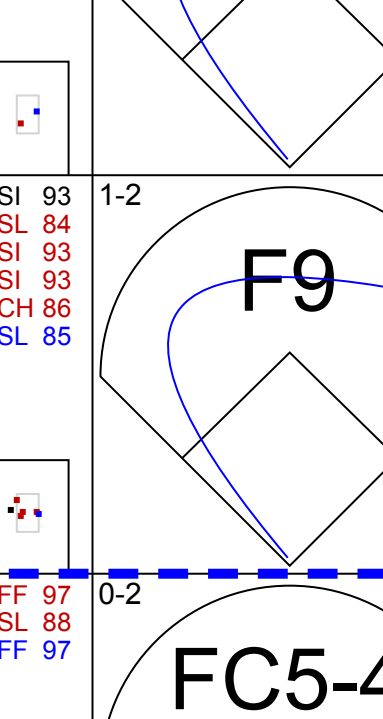

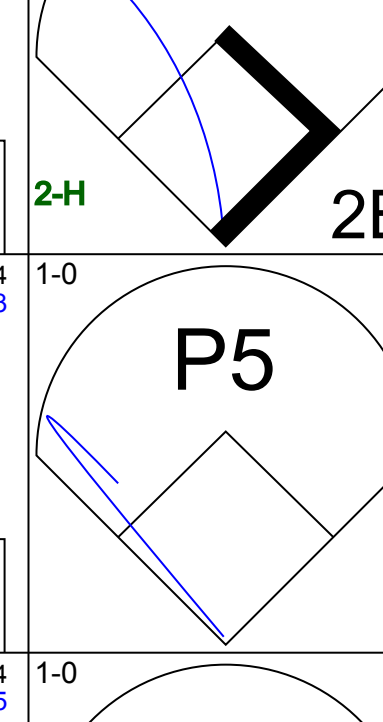

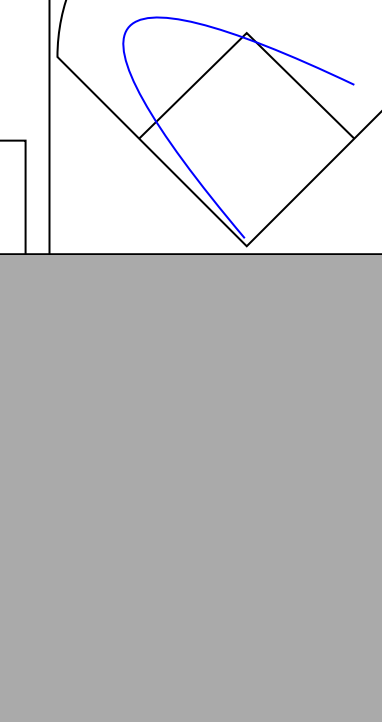
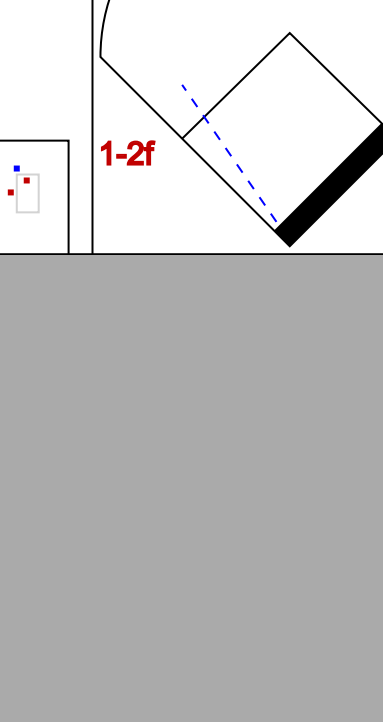
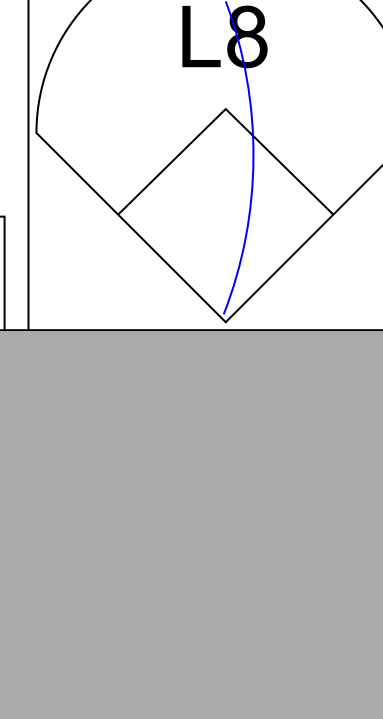
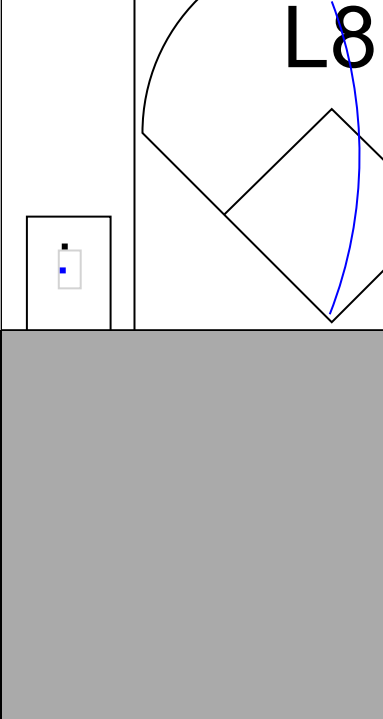


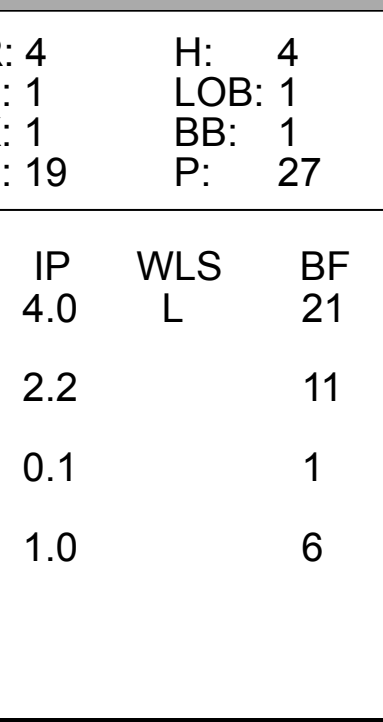
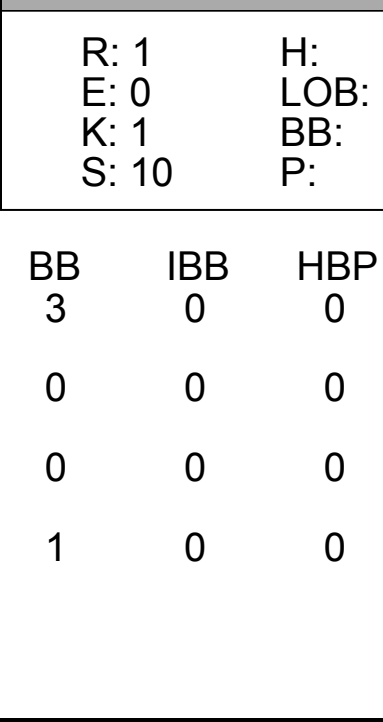
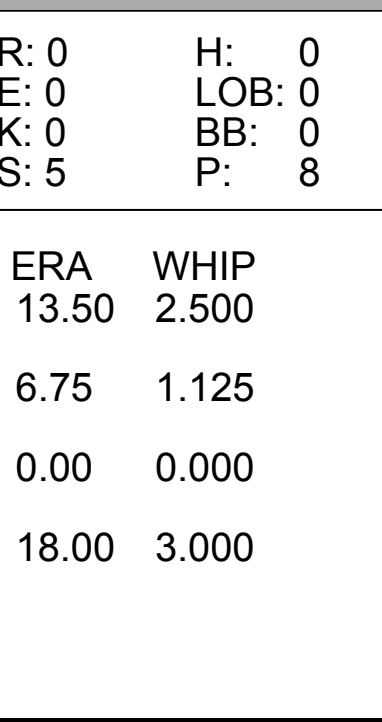
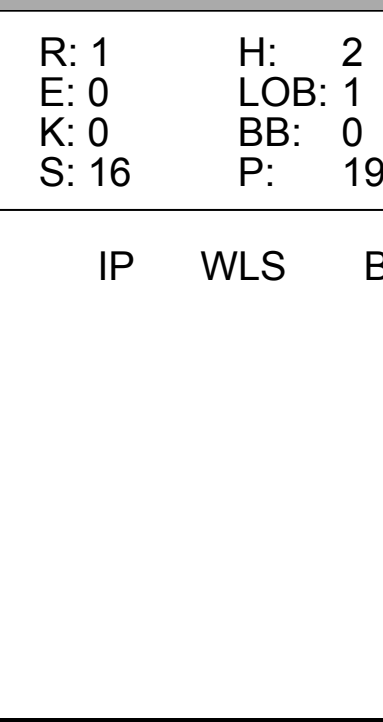
Batter	1	2	3	4	5	6	7	8	9	AB	R	H	RBI	BB	SO	LOB	BOTTOM						
2 Trent Grisham, L OBP: 0.307, SLG: 0.470										4	1	2	0	0	1	0							
10 Yasmani Grandal, S OBP: 0.376, SLG: 0.461										4	0	0	0	0	0	2							
22 Christian Yelich, L OBP: 0.425, SLG: 0.673										3	1	1	0	1	1	1							
18 Keston Hiura, R OBP: 0.373, SLG: 0.578										4	1	2	3	0	1	2							
7 Eric Thames, L OBP: 0.355, SLG: 0.508										3	0	0	0	1	2	2							
8 Ryan Braun, R OBP: 0.341, SLG: 0.500										2	1	1	0	1	1	1							
6 Lorenzo Cain, R OBP: 0.321, SLG: 0.356										1	0	0	0	0	1	2							
5 Cory Spangenberg, L OBP: 0.290, SLG: 0.375										3	0	0	0	0	2								
3 Orlando Arcia, R OBP: 0.293, SLG: 0.360										2	0	0	1	0	0	0							
23 Jordan Lyles, R OBP: 0.135, SLG: 0.086										2	0	0	0	0	1	0							
41 Junior Guerra, R OBP: 0.333, SLG: 0.333										0	0	0	0	0	0	0							
9 Manny Pina, R OBP: 0.301, SLG: 0.416										1	0	0	0	0	1	0							
71 Josh Hader, L ERA: 6.27										0	0	0	0	0	0	0							
Inning Stats	R: 1 E: 1 K: 1 S: 11	H: 1 LOB: 1 BB: 0 P: 18	R: 1 E: 0 K: 0 S: 8	H: 1 LOB: 0 BB: 0 P: 12	R: 0 E: 0 K: 2 S: 8	H: 0 LOB: 0 BB: 0 P: 13	R: 1 E: 0 K: 0 S: 10	H: 1 LOB: 0 BB: 1 P: 18	R: 0 E: 0 K: 1 S: 11	H: 1 LOB: 1 BB: 0 P: 18	R: 0 E: 0 K: 3 S: 12	H: 1 LOB: 1 BB: 0 P: 22	R: 0 E: 0 K: 1 S: 6	H: 0 LOB: 0 BB: 0 P: 9	R: 1 E: 0 K: 1 S: 11	H: 1 LOB: 2 BB: 2 P: 27	R: 1 E: 0 K: 1 S: 7	H: 1 LOB: 0 BB: 0 P: 9	1B: 2 2B: 3 3B: 0 HR: 1	SF: 1 SAC: 0 DP: 1 HBP: 0	WP: 0 PB: 0 SB: 0 CS: 0	PA: 33	
PITCHER	IP WLS BF H R ER SO BB IBB HBP BLK WP HR S P ERA WHIP	IP WLS BF H R ER SO BB IBB HBP BLK WP HR S P ERA WHIP	IP WLS BF H R ER SO BB IBB HBP BLK WP HR S P ERA WHIP	IP WLS BF H R ER SO BB IBB HBP BLK WP HR S P ERA WHIP	IP WLS BF H R ER SO BB IBB HBP BLK WP HR S P ERA WHIP	IP WLS BF H R ER SO BB IBB HBP BLK WP HR S P ERA WHIP	IP WLS BF H R ER SO BB IBB HBP BLK WP HR S P ERA WHIP	IP WLS BF H R ER SO BB IBB HBP BLK WP HR S P ERA WHIP	IP WLS BF H R ER SO BB IBB HBP BLK WP HR S P ERA WHIP	IP WLS BF H R ER SO BB IBB HBP BLK WP HR S P ERA WHIP	IP WLS BF H R ER SO BB IBB HBP BLK WP HR S P ERA WHIP	IP WLS BF H R ER SO BB IBB HBP BLK WP HR S P ERA WHIP	IP WLS BF H R ER SO BB IBB HBP BLK WP HR S P ERA WHIP	IP WLS BF H R ER SO BB IBB HBP BLK WP HR S P ERA WHIP	IP WLS BF H R ER SO BB IBB HBP BLK WP HR S P ERA WHIP	IP WLS BF H R ER SO BB IBB HBP BLK WP HR S P ERA WHIP	IP WLS BF H R ER SO BB IBB HBP BLK WP HR S P ERA WHIP	IP WLS BF H R ER SO BB IBB HBP BLK WP HR S P ERA WHIP	IP WLS BF H R ER SO BB IBB HBP BLK WP HR S P ERA WHIP	IP WLS BF H R ER SO BB IBB HBP BLK WP HR S P ERA WHIP	IP WLS BF H R ER SO BB IBB HBP BLK WP HR S P ERA WHIP	IP WLS BF H R ER SO BB IBB HBP BLK WP HR S P ERA WHIP	IP WLS BF H R ER SO BB IBB HBP BLK WP HR S P ERA WHIP

St. Louis Cardinals @ Milwaukee Brewers
Miller Park, Milwaukee, WI
Wed Aug 28 2019, 1:10 PM - 4:00 PM CDT
Att: 33,045 - Partly Cloudy - 70 F

AB 29
R 4
H 6
RBI 4
BB 3
SO 9
LOB 12



Batter	1	2	3	4	5	6	7	8	9	AB	R	H	RBI	BB	SO	LOB	TOP		
17 Josh VanMeter, L OBP: 0.353, SLG: 0.432										5	0	0	0	0	2	2	Cincinnati Reds @ St. Louis Cardinals Busch Stadium, St. Louis, MO Sat Aug 31 2019, 12:17 PM - 3:25 PM CDT Att: 44,738 - Sunny - 78 F		
19 Joey Votto, L OBP: 0.349, SLG: 0.401										4	2	1	0	1	1	0			
7 Eugenio Suárez, R OBP: 0.343, SLG: 0.547										3	2	2	2	1	1	0			
44 Aristides Aquino, R OBP: 0.387, SLG: 0.782										4	1	1	1	0	1	1			
3 Freddy Galvis, S OBP: 0.302, SLG: 0.453										3	1	0	0	1	0	1			
16 Tucker Barnhart, L OBP: 0.334, SLG: 0.390										4	0	2	3	0	0	0			
22 Derek Dietrich, L 66 Joel Kuhnel, R										3	0	0	0	0	2	1			
4 Jose Iglesias, R 39 Lucas Sims, R										0	0	0	0	0	0	0			
6 Phillip Ervin, R 27 Trevor Bauer, R										3	0	0	0	0	2	2			
15 Nick Senzel, R 32 R.J. Alaniz, R 52 Kyle Farmer, R										1	0	0	0	0	0	0			
										1	0	0	0	0	2	0			
										2	0	0	0	0	0	0			
Inning Stats	R: 2 H: 2 K: 1 S: 13	H: 2 LOB: 0 BB: 0 P: 23	R: 0 H: 0 K: 2 S: 8	H: 0 LOB: 0 BB: 0 P: 10	R: 0 H: 0 K: 1 S: 7	H: 0 LOB: 0 BB: 0 P: 8	R: 0 H: 0 K: 2 S: 10	H: 1 LOB: 2 BB: 0 P: 14	R: 0 H: 1 K: 0 S: 9	H: 1 LOB: 1 BB: 0 P: 10	R: 0 H: 0 K: 2 S: 9	H: 0 LOB: 0 BB: 0 P: 12	R: 4 H: 3 K: 0 S: 20	H: 3 LOB: 2 BB: 3 P: 39	R: 0 H: 0 K: 1 S: 7	H: 0 LOB: 0 BB: 0 P: 7	1B: 3 2B: 3 3B: 0 HR: 1	SF: 0 SAC: 0 DP: 1 HBP: 1	WP: 0 PA: 38 PB: 0 SB: 0 CS: 0
PITCHER	IP WLS BF H R ER SO BB IBB HBP BLK WP HR S P ERA WHIP	IP WLS BF H R ER SO BB IBB HBP BLK WP HR S P ERA WHIP	IP WLS BF H R ER SO BB IBB HBP BLK WP HR S P ERA WHIP	IP WLS BF H R ER SO BB IBB HBP BLK WP HR S P ERA WHIP	IP WLS BF H R ER SO BB IBB HBP BLK WP HR S P ERA WHIP	IP WLS BF H R ER SO BB IBB HBP BLK WP HR S P ERA WHIP	IP WLS BF H R ER SO BB IBB HBP BLK WP HR S P ERA WHIP	IP WLS BF H R ER SO BB IBB HBP BLK WP HR S P ERA WHIP	IP WLS BF H R ER SO BB IBB HBP BLK WP HR S P ERA WHIP	IP WLS BF H R ER SO BB IBB HBP BLK WP HR S P ERA WHIP	IP WLS BF H R ER SO BB IBB HBP BLK WP HR S P ERA WHIP	IP WLS BF H R ER SO BB IBB HBP BLK WP HR S P ERA WHIP	IP WLS BF H R ER SO BB IBB HBP BLK WP HR S P ERA WHIP	IP WLS BF H R ER SO BB IBB HBP BLK WP HR S P ERA WHIP	IP WLS BF H R ER SO BB IBB HBP BLK WP HR S P ERA WHIP	IP WLS BF H R ER SO BB IBB HBP BLK WP HR S P ERA WHIP	IP WLS BF H R ER SO BB IBB HBP BLK WP HR S P ERA WHIP	IP WLS BF H R ER SO BB IBB HBP BLK WP HR S P ERA WHIP	
43 Dakota Hudson, R ERA: 3.53	7.2	W	30	4	4	4	8	2	0	1	0	0	0	0	1	112	4.70	0.783	
60 John Brebbia, R ERA: 3.17	0.0		2	1	0	0	0	1	0	0	0	0	0	0	4	8			
65 Giovanni Gallegos, R ERA: 2.05	0.1	H	3	2	2	2	0	0	0	0	0	0	0	7	12	54.00	6.000		
18 Carlos Martinez, R ERA: 3.44	1.0		3	0	0	0	1	0	0	0	0	0	0	7	7	0.00	0.000		

Batter	1	2	3	4	5	6	7	8	9	AB	R	H	RBI	BB	SO	LOB	BOTTOM		
25 Dexter Fowler, S OBP: 0.349, SLG: 0.428										5	2	3	1	0	0	3	Cincinnati Reds @ St. Louis Cardinals Busch Stadium, St. Louis, MO Sat Aug 31 2019, 12:17 PM - 3:25 PM CDT Att: 44,738 - Sunny - 78 F		
16 Koltan Wong, L OBP: 0.367, SLG: 0.419										3	2	2	2	2	1	0			
46 Paul Goldschmidt, R OBP: 0.336, SLG: 0.466										4	1	2	2	1	0	3			
23 Marcell Ozuna, R OBP: 0.343, SLG: 0.513										4	0	0	0	0	1	4			
12 Paul DeJong, R OBP: 0.331, SLG: 0.459										4	1	1	1	0	1	1			
4 Yadier Molina, R OBP: 0.309, SLG: 0.408										4	1	2	2	0	0	1			
13 Matt Carpenter, L 48 Harrison Bader, R										3	0	1	0	0	0	1			
19 Tommy Edman, S OBP: 0.309, SLG: 0.420										4	1	1	0	0	0	2			
43 Dakota Hudson, R 60 John Brebbia, L 65 Giovanni Gallegos, R 41 Tyler O'Neill, R 18 Carlos Martinez, R										3	0	0	0	0	2	1			
										0	0	0	0	0	0	0			
										0	0	0	0	0	0	0			
										0	0	0	0	1	2	0			
										0	0	0	0	0	0	0			
Inning Stats	R: 4 H: 4 K: 1 S: 19	H: 4 LOB: 1 BB: 1 P: 27	R: 1 H: 1 K: 2 S: 12	H: 1 LOB: 1 BB: 1 P: 22	R: 1 H: 1 K: 1 S: 10	H: 1 LOB: 0 BB: 0 P: 14	R: 0 H: 1 K: 1 S: 10	H: 1 LOB: 1 BB: 1 P: 21	R: 0 H: 0 K: 0 S: 5	H: 0 LOB: 0 BB: 0 P: 8	R: 1 H: 2 K: 0 S: 16	H: 2 LOB: 1 BB: 0 P: 19	R: 2 H: 2 K: 1 S: 22	H: 2 LOB: 1 BB: 1 P: 36	R: 0 H: 0 K: 1 S: 7	H: 0 LOB: 0 BB: 0 P: 7	1B: 6 2B: 4 3B: 0 HR: 2	SF: 0 SAC: 0 DP: 0 HBP: 0	WP: 1 PA: 39 PB: 0 SB: 1 CS: 2
PITCHER	IP WLS BF H R ER SO BB IBB HBP BLK WP HR S P ERA WHIP	IP WLS BF H R ER SO BB IBB HBP BLK WP HR S P ERA WHIP	IP WLS BF H R ER SO BB IBB HBP BLK WP HR S P ERA WHIP	IP WLS BF H R ER SO BB IBB HBP BLK WP HR S P ERA WHIP	IP WLS BF H R ER SO BB IBB HBP BLK WP HR S P ERA WHIP	IP WLS BF H R ER SO BB IBB HBP BLK WP HR S P ERA WHIP	IP WLS BF H R ER SO BB IBB HBP BLK WP HR S P ERA WHIP	IP WLS BF H R ER SO BB IBB HBP BLK WP HR S P ERA WHIP	IP WLS BF H R ER SO BB IBB HBP BLK WP HR S P ERA WHIP	IP WLS BF H R ER SO BB IBB HBP BLK WP HR S P ERA WHIP	IP WLS BF H R ER SO BB IBB HBP BLK WP HR S P ERA WHIP	IP WLS BF H R ER SO BB IBB HBP BLK WP HR S P ERA WHIP	IP WLS BF H R ER SO BB IBB HBP BLK WP HR S P ERA WHIP	IP WLS BF H R ER SO BB IBB HBP BLK WP HR S P ERA WHIP	IP WLS BF H R ER SO BB IBB HBP BLK WP HR S P ERA WHIP	IP WLS BF H R ER SO BB IBB HBP BLK WP HR S P ERA WHIP	IP WLS BF H R ER SO BB IBB HBP BLK WP HR S P ERA WHIP	IP WLS BF H R ER SO BB IBB HBP BLK WP HR S P ERA WHIP	
27 Trevor Bauer, R ERA: 4.53	4.0	L	21	7	6	6	5	3	0	0	0	0	0	0	0	0	13.50	2.500	
32 R.J. Alaniz, R ERA: 9.59	2.2		11	3	2	2	0	0	0	0	0	0	0	0	3	3	6.75	1.125	
66 Joel Kuhnel, R ERA: 12.27	0.1		1	0	0	0	0	0	0	0	0	0	0	0	3	3	0.00	0.000	
39 Lucas Sims, R ERA: 4.99	1.0		6	2	2	2	1	1	0	0	0	0	0	22	36	18.00	3.000		

Batter	1	2	3	4	5	6	7	8	9	AB	R	H	RBI	BB	SO	LOB	TOP						
17 Josh VanMeter, L (1, 7) OBP: 0.353, SLG: 0.448 6 Phillip Ervin, R (8, PH) OBP: 0.357, SLG: 0.500										3	1	1	1	0	0	0	Cincinnati Reds @ St. Louis Cardinals Busch Stadium, St. Louis, MO Sat Aug 31 2019, 6:16 PM - 9:08 PM CDT Att: 42,074 - Cloudy - 80 F						
19 Joey Votto, L (1, 3) OBP: 0.350, SLG: 0.409										4	1	2	1	0	0								
7 Eugenio Suárez, R (1, 5) OBP: 0.340, SLG: 0.543										4	0	0	0	0	3	2							
44 Aristides Aquino, R (1, 9) OBP: 0.391, SLG: 0.767										2	0	0	0	2	0	1							
15 Nick Senzel, R (1, 8) OBP: 0.317, SLG: 0.427										3	0	0	0	1	2	1							
4 Jose Iglesias, R (1, 6) OBP: 0.323, SLG: 0.414										4	0	0	0	0	1	4							
52 Kyle Farmer, R (1, 4) OBP: 0.287, SLG: 0.429 21 Michael Lorenzen, R (8, 1) OBP: 0.412, SLG: 0.400 26 Raisel Iglesias, R (9, 1) 46 Kevin Gausman, L (9, 1) OBP: 0.037, SLG: 0.037										2	0	0	0	1	1	1		AB 29 R 2 H 3 RBI 2 BB 4 SO 8 LOB 10					
54 Sonny Gray, R (1, 1) OBP: 0.186, SLG: 0.195 50 Amir Garrett, L (7, 1) 3 Freddy Galvis, S (8, PH) OBP: 0.301, SLG: 0.452										2	0	0	0	0	0	1							
12 Curt Casali, R (1, 2) OBP: 0.333, SLG: 0.432										3	0	0	0	0	1	0							
Inning Stats	R: 1 E: 0 K: 0 S: 4	H: 2 LOB: 0 BB: 0 P: 7	R: 0 E: 0 K: 0 S: 8	H: 0 LOB: 1 BB: 1 P: 14	R: 1 E: 0 K: 1 S: 12	H: 1 LOB: 0 BB: 0 P: 17	R: 0 E: 0 K: 2 S: 7	H: 0 LOB: 0 BB: 0 P: 11	R: 0 E: 0 K: 1 S: 8	H: 0 LOB: 0 BB: 0 P: 10	R: 0 E: 0 K: 1 S: 8	H: 0 LOB: 0 BB: 0 P: 13	R: 0 E: 0 K: 2 S: 15	H: 0 LOB: 1 BB: 1 P: 23	R: 0 E: 0 K: 0 S: 7	H: 0 LOB: 0 BB: 0 P: 10		R: 0 E: 1 K: 1 S: 11	H: 0 LOB: 2 BB: 2 P: 17	1B: 1 2B: 0 3B: 0 HR: 2	SF: 0 SAC: 0 DP: 2 HBP: 0	WP: 0 PB: 0 SB: 0 CS: 0	PA: 33
PITCHER	IP WLS BF H R ER SO BB IBB HBP BLK WP HR S P ERA WHIP	7.0 0 25 3 2 2 7 2 0 0 0 0 0 2 62 95 2.57 0.714	0.2 0 2 0 0 0 0 0 0 0 0 0 0 0 6 9 0.00 0.000	0.1 2 0 0 0 0 0 0 0 0 0 0 0 0 2 2 0.00 0.000	1.0 W 4 0 0 0 1 1 1 0 0 0 0 0 10 16 0.00 1.000	PITCHER																	
25 Dexter Fowler, S (1, 9) OBP: 0.351, SLG: 0.431										4	0	2	1	0	0	0	Cincinnati Reds @ St. Louis Cardinals Busch Stadium, St. Louis, MO Sat Aug 31 2019, 6:16 PM - 9:08 PM CDT Att: 42,074 - Cloudy - 80 F						
16 Koltan Wong, L (1, 4) OBP: 0.368, SLG: 0.423										3	0	1	0	1	2	3							
46 Paul Goldschmidt, R (1, 3) OBP: 0.333, SLG: 0.462										4	0	0	0	0	1	2							
23 Marcell Ozuna, R (1, 7) OBP: 0.343, SLG: 0.509										3	0	0	0	1	1	1							
12 Paul DeJong, R (1, 6) OBP: 0.329, SLG: 0.455										4	0	0	0	0	1	2							
19 Tommy Edman, S (1, 5) OBP: 0.316, SLG: 0.426										4	2	3	0	0	0	0							
32 Matt Wieters, S (1, 2) ERA: 2.8 34 Yairo Muñoz, R (7, PR) OBP: 0.298, SLG: 0.366 4 Yadier Molina, R (8, 2) OBP: 0.311, SLG: 0.408										3	0	0	0	0	0	2		AB 33 R 3 H 8 RBI 3 BB 2 SO 7 LOB 16					
48 Harrison Bader, R (1, 8) OBP: 0.328, SLG: 0.364										4	0	1	1	0	0	3							
52 Michael Wacha, R (1, 1) ERA: 2.92 41 Tyler Webb, L (7, PH) OBP: 0.317, SLG: 0.429 55 Dominic Leone, R (8, 1) 30 Tyler Webb, L (8, 1) 53 John Gant, R (9, 1) 13 Matt Carpenter, L (9, PH) OBP: 0.326, SLG: 0.374										2	0	0	0	0	1	1		WP: 0 PB: 0 SB: 0 CS: 0					
Inning Stats	R: 0 E: 0 K: 0 S: 13	H: 1 LOB: 2 BB: 1 P: 23	R: 0 E: 0 K: 0 S: 7	H: 1 LOB: 1 BB: 0 P: 14	R: 0 E: 0 K: 0 S: 4	H: 0 LOB: 1 BB: 1 P: 9	R: 0 E: 0 K: 1 S: 10	H: 0 LOB: 0 BB: 0 P: 14	R: 0 E: 0 K: 2 S: 12	H: 1 LOB: 1 BB: 0 P: 19	R: 0 E: 0 K: 0 S: 3	H: 0 LOB: 0 BB: 0 P: 4	R: 1 E: 1 K: 2 S: 16	H: 2 LOB: 2 BB: 0 P: 22	R: 0 E: 0 K: 2 S: 10	H: 0 LOB: 0 BB: 0 P: 14			R: 2 E: 0 K: 0 S: 9	H: 3 LOB: 2 BB: 0 P: 16	1B: 6 2B: 1 3B: 1 HR: 0	SF: 0 SAC: 0 DP: 0 HBP: 1	WP: 0 PB: 0 SB: 0 CS: 0
PITCHER	IP WLS BF H R ER SO BB IBB HBP BLK WP HR S P ERA WHIP	6.2 0 28 5 1 0 4 2 0 0 0 0 0 0 61 101 0.00 1.050	0.1 H 1 0 0 0 1 0 0 0 0 0 0 0 4 4 0.00 0.000	1.0 H 3 0 0 0 2 0 0 0 0 0 0 0 10 14 0.00 0.000	0.0 L 3 2 2 2 0 0 0 0 0 1 0 0 6 11 = =	0.0 1 1 0 0 0 0 0 0 0 0 0 3 5 = =	PITCHER																

Batter	1	2	3	4	5	6	7	8	9	AB	R	H	RBI	BB	SO	LOB	TOP								
17 Josh VanMeter, L (1, 7) OBP: 0.351, SLG: 0.450										4	1	1	0	0	0	0	Cincinnati Reds @ St. Louis Cardinals Busch Stadium, St. Louis, MO Sun Sep 01 2019, 12:09 PM - 3:05 PM CDT Att. 43,692 - Overcast - 76 F								
19 Joey Votto, L (1, 3) OBP: 0.347, SLG: 0.406										3	0	0	1	0	2	0									
7 Eugenio Suárez, R (1, 5) OBP: 0.342, SLG: 0.548										4	1	2	2	0	1	0									
44 Aristides Aquino, R (1, 9) OBP: 0.378, SLG: 0.738										4	0	0	0	0	1	1									
16 Tucker Barnhart, L (1, 2) OBP: 0.330, SLG: 0.384										4	0	0	0	0	2	0									
3 Freddy Galvis, S (1, 4) OBP: 0.301, SLG: 0.454										3	0	1	0	0	0	0									
15 Nick Senzel, R (1, 8) OBP: 0.315, SLG: 0.423										3	0	0	0	0	2	1									
4 Jose Iglesias, R (1, 6) OBP: 0.323, SLG: 0.413										3	1	1	0	0	0	1									
30 Tyler Mahle, R (1, 1) OBP: 0.125, SLG: 0.129										2	0	0	0	0	2	1									
55 Robert Stephenson, R (7, 1) OBP: 0.344, SLG: 0.489										0	0	0	0	0	0	0									
22 Derek Dietrich, L (8, PH) OBP: 0.344, SLG: 0.489										0	0	0	0	0	0	0									
50 Amir Garrett, R (8, 1)										0	0	0	0	0	0	0									
21 Michael Lorenzen, R (8, 1) OBP: 0.412, SLG: 0.450										0	0	0	0	0	0	0									
Inning Stats	R: 0 E: 0 K: 0 S: 9	H: 1 LOB: 1 BB: 0 P: 14	R: 0 E: 0 K: 0 S: 8	H: 0 LOB: 0 BB: 0 P: 13	R: 3 E: 0 K: 1 S: 15	H: 3 LOB: 0 BB: 0 P: 23	R: 0 E: 0 K: 2 S: 8	H: 0 LOB: 0 BB: 0 P: 9	R: 0 E: 0 K: 1 S: 9	H: 0 LOB: 0 BB: 0 P: 16	R: 0 E: 0 K: 1 S: 9	H: 0 LOB: 0 BB: 0 P: 14	R: 0 E: 0 K: 1 S: 11	H: 1 LOB: 1 BB: 0 P: 15	R: 0 E: 0 K: 1 S: 9	H: 0 LOB: 0 BB: 0 P: 15	R: 0 E: 0 K: 3 S: 9	H: 0 LOB: 0 BB: 0 P: 13	1B: 2 2B: 2 3B: 0 HR: 1	SF: 1 SAC: 0 DP: 0 HBP: 0	WP: 0 PB: 0 SB: 0 CS: 0	PA: 32			
PITCHER	IP WLS BF H R ER SO BB IBB HBP BLK WP HR S P ERA WHIP	IP WLS BF H R ER SO BB IBB HBP BLK WP HR S P ERA WHIP	IP WLS BF H R ER SO BB IBB HBP BLK WP HR S P ERA WHIP	IP WLS BF H R ER SO BB IBB HBP BLK WP HR S P ERA WHIP	IP WLS BF H R ER SO BB IBB HBP BLK WP HR S P ERA WHIP	IP WLS BF H R ER SO BB IBB HBP BLK WP HR S P ERA WHIP	IP WLS BF H R ER SO BB IBB HBP BLK WP HR S P ERA WHIP	IP WLS BF H R ER SO BB IBB HBP BLK WP HR S P ERA WHIP	IP WLS BF H R ER SO BB IBB HBP BLK WP HR S P ERA WHIP	IP WLS BF H R ER SO BB IBB HBP BLK WP HR S P ERA WHIP	IP WLS BF H R ER SO BB IBB HBP BLK WP HR S P ERA WHIP	IP WLS BF H R ER SO BB IBB HBP BLK WP HR S P ERA WHIP	IP WLS BF H R ER SO BB IBB HBP BLK WP HR S P ERA WHIP	IP WLS BF H R ER SO BB IBB HBP BLK WP HR S P ERA WHIP	IP WLS BF H R ER SO BB IBB HBP BLK WP HR S P ERA WHIP	IP WLS BF H R ER SO BB IBB HBP BLK WP HR S P ERA WHIP	IP WLS BF H R ER SO BB IBB HBP BLK WP HR S P ERA WHIP	IP WLS BF H R ER SO BB IBB HBP BLK WP HR S P ERA WHIP	IP WLS BF H R ER SO BB IBB HBP BLK WP HR S P ERA WHIP	IP WLS BF H R ER SO BB IBB HBP BLK WP HR S P ERA WHIP	IP WLS BF H R ER SO BB IBB HBP BLK WP HR S P ERA WHIP	IP WLS BF H R ER SO BB IBB HBP BLK WP HR S P ERA WHIP	IP WLS BF H R ER SO BB IBB HBP BLK WP HR S P ERA WHIP	IP WLS BF H R ER SO BB IBB HBP BLK WP HR S P ERA WHIP	IP WLS BF H R ER SO BB IBB HBP BLK WP HR S P ERA WHIP

AB	31
R	3
H	5
RBI	3
BB	0
SO	10
LOB	4



Batter	1	2	3	4	5	6	7	8	9	AB	R	H	RBI	BB	SO	LOB	BOTTOM								
19 Tommy Edman, S (1, 4) OBP: 0.315, SLG: 0.423										4	0	1	0	0	2	0	Cincinnati Reds @ St. Louis Cardinals Busch Stadium, St. Louis, MO Sun Sep 01 2019, 12:09 PM - 3:05 PM CDT Att. 43,692 - Overcast - 76 F								
13 Matt Carpenter, L (1, 5) OBP: 0.326, SLG: 0.370										3	0	0	0	0	1	0									
12 Paul DeJong, R (8, PH) OBP: 0.328, SLG: 0.455										0	0	0	1	0	0	0									
46 Paul Goldschmidt, R (1, 3) OBP: 0.331, SLG: 0.499										4	0	0	0	0	0	1									
23 Marcell Ozuna, R (1, 7) OBP: 0.339, SLG: 0.504										4	0	0	0	0	1	1									
38 José Martínez, R (1, 9) OBP: 0.341, SLG: 0.401										2	1	1	0	1	0	0									
41 Tyler O'Neill, R (8, PR) OBP: 0.312, SLG: 0.427										0	1	0	0	0	0	0									
4 Yadier Molina, R (1, 2) OBP: 0.313, SLG: 0.412										4	1	2	0	0	0	2									
48 Harrison Bader, R (1, 8) OBP: 0.330, SLG: 0.366										4	0	2	2	0	0	0									
34 Yairo Muñoz, R (1, 6) OBP: 0.292, SLG: 0.360										3	0	0	0	0	1	2									
39 Miles Mikolas, R (1, 1) OBP: 0.137, SLG: 0.157										2	0	0	0	0	1	0									
56 Ryan Helsley, R (7, 1) OBP: 0.500, SLG: 0.500										0	0	0	0	0	0	0									
25 Dexter Fowler, S (8, PH) OBP: 0.352, SLG: 0.431										0	1	0	0	1	0	0									
18 Carlos Martínez, R (8, 1) OBP: 0.352, SLG: 0.431										0	0	0	0	0	0	0									
Inning Stats	R: 0 E: 0 K: 2 S: 11	H: 0 LOB: 0 BB: 0 P: 14	R: 1 E: 1 K: 0 S: 17	H: 1 LOB: 1 BB: 0 P: 26	R: 0 E: 0 K: 1 S: 9	H: 0 LOB: 0 BB: 0 P: 15	R: 0 E: 0 K: 0 S: 7	H: 1 LOB: 1 BB: 0 P: 10	R: 0 E: 0 K: 2 S: 9	H: 0 LOB: 0 BB: 0 P: 12	R: 0 E: 0 K: 0 S: 7	H: 0 LOB: 0 BB: 0 P: 10	R: 1 E: 0 K: 0 S: 10	H: 1 LOB: 1 BB: 0 P: 16	R: 1 E: 0 K: 1 S: 12	H: 1 LOB: 1 BB: 1 P: 23	R: 1 E: 0 K: 0 S: 7	H: 2 LOB: 2 BB: 1 P: 13	1B: 5 2B: 1 3B: 0 HR: 0	SF: 1 SAC: 0 DP: 0 HBP: 1	WP: 1 PB: 0 SB: 2 CS: 0	PA: 34			
PITCHER	IP WLS BF H R ER SO BB IBB HBP BLK WP HR S P ERA WHIP	IP WLS BF H R ER SO BB IBB HBP BLK WP HR S P ERA WHIP	IP WLS BF H R ER SO BB IBB HBP BLK WP HR S P ERA WHIP	IP WLS BF H R ER SO BB IBB HBP BLK WP HR S P ERA WHIP	IP WLS BF H R ER SO BB IBB HBP BLK WP HR S P ERA WHIP	IP WLS BF H R ER SO BB IBB HBP BLK WP HR S P ERA WHIP	IP WLS BF H R ER SO BB IBB HBP BLK WP HR S P ERA WHIP	IP WLS BF H R ER SO BB IBB HBP BLK WP HR S P ERA WHIP	IP WLS BF H R ER SO BB IBB HBP BLK WP HR S P ERA WHIP	IP WLS BF H R ER SO BB IBB HBP BLK WP HR S P ERA WHIP	IP WLS BF H R ER SO BB IBB HBP BLK WP HR S P ERA WHIP	IP WLS BF H R ER SO BB IBB HBP BLK WP HR S P ERA WHIP	IP WLS BF H R ER SO BB IBB HBP BLK WP HR S P ERA WHIP	IP WLS BF H R ER SO BB IBB HBP BLK WP HR S P ERA WHIP	IP WLS BF H R ER SO BB IBB HBP BLK WP HR S P ERA WHIP	IP WLS BF H R ER SO BB IBB HBP BLK WP HR S P ERA WHIP	IP WLS BF H R ER SO BB IBB HBP BLK WP HR S P ERA WHIP	IP WLS BF H R ER SO BB IBB HBP BLK WP HR S P ERA WHIP	IP WLS BF H R ER SO BB IBB HBP BLK WP HR S P ERA WHIP	IP WLS BF H R ER SO BB IBB HBP BLK WP HR S P ERA WHIP	IP WLS BF H R ER SO BB IBB HBP BLK WP HR S P ERA WHIP	IP WLS BF H R ER SO BB IBB HBP BLK WP HR S P ERA WHIP	IP WLS BF H R ER SO BB IBB HBP BLK WP HR S P ERA WHIP	IP WLS BF H R ER SO BB IBB HBP BLK WP HR S P ERA WHIP	IP WLS BF H R ER SO BB IBB HBP BLK WP HR S P ERA WHIP

AB	30
R	4
H	6
RBI	3
BB	2
SO	6
LOB	6



Batter	1	2	3	4	5	6	7	8	9	AB	R	H	RBI	BB	SO	LOB	TOP				
5 Mike Yastrzemski, L OBP: 0.319, SLG: 0.528 53 Austin Slater, R OBP: 0.309, SLG: 0.524	P6		1B		G3-1			BB		3	0	1	0	0	0	1					
9 Brandon Belt, L OBP: 0.341, SLG: 0.398 71 Tyler Rogers, R	G4-3		K			L8		K		4	0	0	0	0	2	2					
10 Evan Longoria, R OBP: 0.329, SLG: 0.469	1B				F8			K		4	0	1	0	0	1	1					
8 Alex Dickerson, L OBP: 0.356, SLG: 0.537	G4-3				F9			F9		4	0	0	0	0	0	1					
28 Buster Posey, R OBP: 0.316, SLG: 0.369	G6-3				1B			F9		4	0	1	0	0	1	0					
1 Kevin Pillar, R OBP: 0.285, SLG: 0.450	G5-3				FC5-4			L6		4	0	0	0	0	0	1					
35 Brandon Crawford, L OBP: 0.299, SLG: 0.359	F9							G4-3		3	0	0	0	0	0	0					
19 Mauricio Dubón, R OBP: 0.267, SLG: 0.533					F8			HR		3	1	2	1	0	0	0					
38 Tyler Beede, R OBP: 0.206, SLG: 0.129 21 Stephen Vogt, L OBP: 0.303, SLG: 0.517 59 Andrew Suárez, L OBP: 0.333, SLG: 0.333 74 Jandel Gustave, R OBP: 0.285, SLG: 0.450 45 Kyle Barraclough, R OBP: 0.285, SLG: 0.450 26 Chris Shaw, L	G5-3				G5-3			K		1	0	0	0	0	0	0					
Inning Stats	R: 0 E: 0 K: 0 S: 8	H: 1 LOB: 1 BB: 0 P: 16	R: 0 E: 0 K: 0 S: 5	H: 0 LOB: 0 BB: 0 P: 8	R: 0 E: 0 K: 1 S: 14	H: 1 LOB: 1 BB: 0 P: 20	R: 0 E: 0 K: 0 S: 13	H: 1 LOB: 1 BB: 0 P: 20	R: 0 E: 0 K: 0 S: 10	H: 0 LOB: 0 BB: 0 P: 7	R: 0 E: 0 K: 0 S: 6	H: 0 LOB: 0 BB: 0 P: 9	R: 1 E: 0 K: 3 S: 18	H: 1 LOB: 1 BB: 1 P: 32	R: 0 E: 0 K: 1 S: 7	H: 0 LOB: 0 BB: 0 P: 11	1B: 3 2B: 1 3B: 0 HR: 1	SF: 0 SAC: 0 DP: 0 HBP: 0	WP: 1 PB: 0 SB: 0 CS: 0	PA: 33	
PITCHER	IP	WLS	BF	H	R	ER	SO	BB	IBB	HBP	BLK	WP	HR	S	P	ERA	WHIP				
50 Adam Wainwright, R ERA: 4.3	7.0	W	25	4	0	0	1	0	0	0	0	1	0	62	96	0.00	0.571				
65 Giovanni Gallegos, R ERA: 2.19	0.1	H	2	1	1	1	1	0	0	0	0	0	1	7	11	27.00	3.000				
21 Andrew Miller, L ERA: 3.6	0.1	H	2	0	0	0	1	1	0	0	0	0	0	8	15	0.00	3.000				
18 Carlos Martínez, R ERA: 3.23	1.1	S	4	0	0	0	2	0	0	0	0	0	0	10	17	0.00	0.000				

San Francisco Giants @ St. Louis Cardinals
Busch Stadium, St. Louis, MO
Mon Sep 02 2019, 1:17 PM - 3:59 PM CDT
Att: 40,732 - Sunny - 82 F

AB 32
R 1
H 5
RBI 1
BB 1
SO 5
LOB 7



Batter	1	2	3	4	5	6	7	8	9	AB	R	H	RBI	BB	SO	LOB	BOTTOM				
25 Dexter Fowler, S OBP: 0.350, SLG: 0.426	1B	G6-3			P3			K		4	1	1	0	0	1	2					
16 Kolten Wong, L OBP: 0.370, SLG: 0.434	G6-3		G4-3		G5-3			F8		4	1	1	1	0	0	2					
46 Paul Goldschmidt, R OBP: 0.332, SLG: 0.460	G6-3				K			BB		3	1	1	1	1	1	0					
23 Marcell Ozuna, R OBP: 0.336, SLG: 0.499	P3		K					FC5-4		4	0	0	0	0	1	2					
12 Paul DeJong, R OBP: 0.327, SLG: 0.450	1B				P6			FC4-6		3	0	1	1	1	0	1					
4 Yadier Molina, R OBP: 0.313, SLG: 0.410	1B		L9					K		4	0	1	0	0	1	2					
19 Tommy Edman, S OBP: 0.314, SLG: 0.424	L7				P6			2B		3	0	1	0	0	0	2					
48 Harrison Bader, R OBP: 0.329, SLG: 0.361	F8		F8		F8			K		3	0	0	0	0	1	1					
50 Adam Wainwright, R ERA: 5.61 13 Matt Carpenter, L OBP: 0.326, SLG: 0.396 63 Edmundo Sosa, R OBP: 0.333, SLG: 0.333 65 Giovanni Gallegos, R OBP: 0.333, SLG: 0.333 21 Andrew Miller, L ERA: 3.6 18 Carlos Martínez, R ERA: 3.23	L7				K			BB		2	0	0	0	0	1	0					
Inning Stats	R: 2 E: 0 K: 0 S: 12	H: 3 LOB: 2 BB: 1 P: 26	R: 0 E: 0 K: 0 S: 12	H: 0 LOB: 0 BB: 0 P: 18	R: 1 E: 0 K: 1 S: 11	H: 2 LOB: 1 BB: 0 P: 14	R: 0 E: 0 K: 1 S: 9	H: 0 LOB: 0 BB: 0 P: 14	R: 0 E: 0 K: 1 S: 5	H: 0 LOB: 0 BB: 0 P: 10	R: 0 E: 0 K: 0 S: 6	H: 0 LOB: 0 BB: 0 P: 7	R: 0 E: 0 K: 2 S: 11	H: 1 LOB: 3 BB: 1 P: 20	R: 0 E: 0 K: 1 S: 9	H: 0 LOB: 1 BB: 1 P: 17	1B: 3 2B: 2 3B: 1 HR: 0	SF: 0 SAC: 0 DP: 0 HBP: 0	WP: 0 PB: 0 SB: 2 CS: 0	PA: 33	
PITCHER	IP	WLS	BF	H	R	ER	SO	BB	IBB	HBP	BLK	WP	HR	S	P	ERA	WHIP				
38 Tyler Beede, R ERA: 5.61	4.0	L	18	5	3	3	2	1	0	0	0	0	0	44	72	6.75	1.500				
59 Andrew Suárez, L ERA: 7.23	0.2		2	0	0	0	0	0	0	0	0	0	0	2	4	0.00	0.000				
74 Jandel Gustave, R ERA: 2.04	1.1		4	0	0	0	1	0	0	0	0	0	0	9	13	0.00	0.000				
45 Kyle Barraclough, R ERA: 6.41	1.0		5	1	0	0	2	1	0	0	0	0	0	11	20	2.000	2.000				
71 Tyler Rogers, R ERA: 2.08	1.0		4	0	0	0	1	1	0	0	0	0	0	9	17	0.00	1.000				

San Francisco Giants @ St. Louis Cardinals
Busch Stadium, St. Louis, MO
Mon Sep 02 2019, 1:17 PM - 3:59 PM CDT
Att: 40,732 - Sunny - 82 F

AB 30
R 3
H 6
RBI 3
BB 3
SO 6
LOB 12



Batter	1	2	3	4	5	6	7	8	9	AB	R	H	RBI	BB	SO	LOB	TOP	
19 Tommy Edman, S OBP: 0.311, SLG: 0.447	G4-3		F8		G3-1		F7			4	0	0	0	0	0	3		
16 Kolten Wong, L OBP: 0.366, SLG: 0.426	G4-3				G4-3	46 2B		K		3	1	0	0	1	1	0		
46 Paul Goldschmidt, R OBP: 0.341, SLG: 0.453	F8			G5-3		1-H 2B				3	0	1	1	1	0	0		
23 Marcell Ozuna, R OBP: 0.333, SLG: 0.496		G4-3			1B		L6			4	0	1	0	0	0	2		
12 Paul DeJong, R OBP: 0.324, SLG: 0.455		L8			K		G5-3			4	0	0	0	0	2	3		
4 Yadier Molina, R OBP: 0.311, SLG: 0.405							L8			3	0	0	0	1	0	1		
13 Matt Carpenter, L OBP: 0.336, SLG: 0.380																		
66 Randy Arozarena, R OBP: 0.333, SLG: 0.308																		
48 Harrison Bader, R OBP: 0.326, SLG: 0.354																		
22 Jack Flaherty, R OBP: 0.188, SLG: 0.222																		
18 Carlos Martinez, R OBP: 0.311, SLG: 0.447																		
Inning Stats	R: 0 H: 0 E: 0 K: 0 S: 10	H: 0 LOB: 0 BB: 0 P: 15	R: 0 H: 0 E: 0 K: 0 S: 16	H: 0 LOB: 1 BB: 1 P: 22	R: 0 H: 0 E: 0 K: 1 S: 6	H: 0 LOB: 0 BB: 0 P: 10	R: 0 H: 1 E: 0 K: 1 S: 9	H: 2 LOB: 1 BB: 0 P: 16	R: 1 H: 1 E: 0 K: 0 S: 9	H: 1 LOB: 2 BB: 1 P: 18	R: 0 H: 1 E: 0 K: 2 S: 10	H: 0 LOB: 1 BB: 1 P: 18	R: 0 H: 0 E: 0 K: 0 S: 8	H: 0 LOB: 0 BB: 0 P: 14	1B: 3 2B: 2 3B: 0 HR: 0	SF: 0 SAC: 1 DP: 0 HBP: 0	WP: 0 PB: 0 SB: 0 CS: 0	PA: 35
PITCHER	IP WLS BF H R ER SO BB IBB HBP BLK WP HR S P ERA WHIP	IP WLS BF H R ER SO BB IBB HBP BLK WP HR S P ERA WHIP	IP WLS BF H R ER SO BB IBB HBP BLK WP HR S P ERA WHIP	IP WLS BF H R ER SO BB IBB HBP BLK WP HR S P ERA WHIP	IP WLS BF H R ER SO BB IBB HBP BLK WP HR S P ERA WHIP	IP WLS BF H R ER SO BB IBB HBP BLK WP HR S P ERA WHIP	IP WLS BF H R ER SO BB IBB HBP BLK WP HR S P ERA WHIP	IP WLS BF H R ER SO BB IBB HBP BLK WP HR S P ERA WHIP	IP WLS BF H R ER SO BB IBB HBP BLK WP HR S P ERA WHIP	IP WLS BF H R ER SO BB IBB HBP BLK WP HR S P ERA WHIP	IP WLS BF H R ER SO BB IBB HBP BLK WP HR S P ERA WHIP	IP WLS BF H R ER SO BB IBB HBP BLK WP HR S P ERA WHIP	IP WLS BF H R ER SO BB IBB HBP BLK WP HR S P ERA WHIP	IP WLS BF H R ER SO BB IBB HBP BLK WP HR S P ERA WHIP	IP WLS BF H R ER SO BB IBB HBP BLK WP HR S P ERA WHIP	IP WLS BF H R ER SO BB IBB HBP BLK WP HR S P ERA WHIP	IP WLS BF H R ER SO BB IBB HBP BLK WP HR S P ERA WHIP	

St. Louis Cardinals @ Pittsburgh Pirates
PNC Park, Pittsburgh, PA
Sun Sep 08 2019, 1:38 PM - 4:26 PM EDT
Att: 18,363 - Partly Cloudy - 74 F

AB 30
R 2
H 5
RBI 2
BB 4
SO 4
LOB 12



Batter	1	2	3	4	5	6	7	8	9	AB	R	H	RBI	BB	SO	LOB	BOTTOM			
27 Kevin Newman, R OBP: 0.360, SLG: 0.447			K							3	0	1	0	0	2	1				
10 Bryan Reynolds, S OBP: 0.391, SLG: 0.529	L5									4	0	0	0	0	0	3				
61 Steven Baron, R										0	0	0	0	0	0	0				
6 Starling Marte, R OBP: 0.342, SLG: 0.503	K									3	0	0	0	0	3	2				
32 Elias Diaz, R OBP: 0.301, SLG: 0.316										1	0	0	0	0	0	0				
19 Colin Moran, L OBP: 0.331, SLG: 0.447	G6-3									4	0	1	0	0	1	1				
36 José Osuna, R OBP: 0.307, SLG: 0.511		K								4	0	1	0	0	2	1				
53 Melky Cabrera, S OBP: 0.315, SLG: 0.402										3	0	2	0	0	0	1				
26 Adam Frazier, L OBP: 0.338, SLG: 0.422										3	0	0	0	0	1	4				
30 Kyle Crick, L										0	0	0	0	0	0	0				
70 Yefry Ramírez, R										0	0	0	0	0	0	0				
58 Jacob Stallings, R OBP: 0.333, SLG: 0.364										2	0	0	0	0	0	2				
44 Kevin Kramer, L OBP: 0.287, SLG: 0.297										1	0	0	0	0	0	0				
74 James Marvel, R ERA: 3.6										1	0	0	0	0	1	0				
71 Yackiel Rios, R ERA: 5.0										0	0	0	0	0	0	0				
3 Cole Tucker, S ERA: 2.99										0	0	0	0	0	0	0				
78 Wei-Chung Wang, L ERA: 4.96										0	0	0	0	0	0	0				
15 Pablo Reyes, R ERA: 6.63										0	0	0	0	1	0	0				
Inning Stats	R: 0 H: 1 E: 0 K: 1 S: 9	H: 1 LOB: 1 BB: 0 P: 11	R: 0 H: 1 E: 0 K: 1 S: 7	H: 1 LOB: 0 BB: 0 P: 8	R: 0 H: 0 E: 0 K: 2 S: 9	H: 0 LOB: 0 BB: 0 P: 13	R: 0 H: 0 E: 0 K: 2 S: 9	H: 0 LOB: 0 BB: 0 P: 16	R: 0 H: 2 E: 0 K: 0 S: 11	H: 2 LOB: 1 BB: 0 P: 17	R: 0 H: 0 E: 0 K: 2 S: 8	H: 0 LOB: 1 BB: 0 P: 16	R: 0 H: 1 E: 0 K: 1 S: 9	H: 1 LOB: 1 BB: 0 P: 10	R: 0 H: 0 E: 0 K: 1 S: 12	H: 0 LOB: 1 BB: 1 P: 21	1B: 3 2B: 2 3B: 0 HR: 0	SF: 0 SAC: 0 DP: 2 HBP: 1	WP: 1 PB: 0 SB: 0 CS: 0	PA: 32
PITCHER	IP WLS BF H R ER SO BB IBB HBP BLK WP HR S P ERA WHIP	IP WLS BF H R ER SO BB IBB HBP BLK WP HR S P ERA WHIP	IP WLS BF H R ER SO BB IBB HBP BLK WP HR S P ERA WHIP	IP WLS BF H R ER SO BB IBB HBP BLK WP HR S P ERA WHIP	IP WLS BF H R ER SO BB IBB HBP BLK WP HR S P ERA WHIP	IP WLS BF H R ER SO BB IBB HBP BLK WP HR S P ERA WHIP	IP WLS BF H R ER SO BB IBB HBP BLK WP HR S P ERA WHIP	IP WLS BF H R ER SO BB IBB HBP BLK WP HR S P ERA WHIP	IP WLS BF H R ER SO BB IBB HBP BLK WP HR S P ERA WHIP	IP WLS BF H R ER SO BB IBB HBP BLK WP HR S P ERA WHIP	IP WLS BF H R ER SO BB IBB HBP BLK WP HR S P ERA WHIP	IP WLS BF H R ER SO BB IBB HBP BLK WP HR S P ERA WHIP	IP WLS BF H R ER SO BB IBB HBP BLK WP HR S P ERA WHIP	IP WLS BF H R ER SO BB IBB HBP BLK WP HR S P ERA WHIP	IP WLS BF H R ER SO BB IBB HBP BLK WP HR S P ERA WHIP	IP WLS BF H R ER SO BB IBB HBP BLK WP HR S P ERA WHIP	IP WLS BF H R ER SO BB IBB HBP BLK WP HR S P ERA WHIP			

St. Louis Cardinals @ Pittsburgh Pirates
PNC Park, Pittsburgh, PA
Sun Sep 08 2019, 1:38 PM - 4:26 PM EDT
Att: 18,363 - Partly Cloudy - 74 F

AB 30
R 0
H 5
RBI 0
BB 1
SO 11
LOB 15



Batter	1	2	3	4	5	6	7	8	9	AB	R	H	RBI	BB	SO	LOB	TOP										
25 Dexter Fowler, S OBP: 0.342, SLG: 0.415	L7			G3-1 16 G3-1 46 G6-3 2B	G3			L3		4	1	1	0	0	0	3											
16 Kolten Wong, L OBP: 0.363, SLG: 0.422	G4-3			G3-1			L8	G4-3		4	0	0	0	0	0	1											
46 Paul Goldschmidt, R OBP: 0.341, SLG: 0.462	K			G5-3			K			4	0	1	1	1	0	2	0										
23 Marcell Ozuna, R OBP: 0.333, SLG: 0.494				F8			G5-3			4	0	1	0	0	1	1											
12 Paul DeJong, R OBP: 0.323, SLG: 0.452	P3						G5-3			3	0	0	0	1	1	1											
4 Yadier Molina, R OBP: 0.313, SLG: 0.404 66 Randy Arozarena, R (P) OBP: 0.333, SLG: 0.308	K						E3 48 1B 19 1B			3	0	1	0	0	1	1											
19 Tommy Edman, S OBP: 0.310, SLG: 0.444				F7			48 1B			4	0	1	0	0	0	3											
48 Harrison Bader, R OBP: 0.326, SLG: 0.353				G5-3			1-2 2-3			3	0	1	0	0	1	2											
52 Michael Wacha, R OBP: 0.176, SLG: 0.206 13 Matt Carpenter, L ERA: 5.86 56 Ryan Helsley, R OBP: 0.333, SLG: 0.379 38 José Martínez, R OBP: 0.342, SLG: 0.399 65 Giovanny Gallegos, R ERA: 4.1				K			L6			1	0	0	0	0	1	0											
Inning Stats	R: 0 H: 0 E: 0 K: 1 S: 12	H: 0 LOB: 0 BB: 0 P: 18	R: 0 H: 1 E: 0 K: 1 S: 10	H: 1 LOB: 1 BB: 0 P: 18	R: 0 H: 0 E: 0 K: 1 S: 7	H: 0 LOB: 0 BB: 0 P: 9	R: 1 H: 1 E: 0 K: 0 S: 13	H: 1 LOB: 0 BB: 0 P: 20	R: 0 H: 2 E: 1 K: 0 S: 11	H: 2 LOB: 3 BB: 0 P: 20	R: 0 H: 0 E: 0 K: 1 S: 9	H: 0 LOB: 0 BB: 0 P: 15	R: 0 H: 0 E: 0 K: 2 S: 12	H: 0 LOB: 2 BB: 1 P: 22	R: 0 H: 1 E: 0 K: 1 S: 9	H: 1 LOB: 1 BB: 0 P: 9	R: 0 H: 1 E: 0 K: 1 S: 7	H: 1 LOB: 1 BB: 0 P: 9	1B: 5 2B: 2 3B: 0 HR: 0	SF: 0 SAC: 0 DP: 2 HBP: 1	WP: 0 PB: 0 SB: 0 CS: 1	PA: 34					
PITCHER	IP	WLS	BF	H	R	ER	SO	BB	IBB	HBP	BLK	WP	HR	S	P	ERA	WHIP										
50 Chi Chi González, R ERA: 5.86	(1.1)	6.0	W 22	4	1	1	4	0	0	0	0	0	0	62	100	1.50	0.667										
29 Bryan Shaw, R ERA: 5.4	(7.1)	0.1	H 3	0	0	0	0	1	0	1	0	0	0	6	13	0.00	3.000										
54 Carlos Estévez, R ERA: 3.95	(7.1)	0.2	H 2	0	0	0	2	0	0	0	0	0	0	6	9	0.00	0.000										
37 Jairo Díaz, R ERA: 4.1	(8.1)	2.0	S 7	2	0	0	2	0	0	0	0	0	0	16	21	0.00	1.000										

St. Louis Cardinals @ Colorado Rockies
Coors Field, Denver, CO
Tue Sep 10 2019, 6:44 PM - 9:16 PM MDT
Att: 31,514 - Partly Cloudy - 79 F

AB 32
R 1
H 6
RBI 1
BB 1
SO 8
LOB 17



Batter	1	2	3	4	5	6	7	8	9	AB	R	H	RBI	BB	SO	LOB	BOTTOM										
27 Trevor Story, R OBP: 0.355, SLG: 0.546	K			G4-3			F9			4	0	1	0	0	1	0											
19 Charlie Blackmon, L OBP: 0.364, SLG: 0.577				28 HR			F8			4	1	2	0	0	1	1											
28 Nolan Arenado, R OBP: 0.370, SLG: 0.580	HR						G5-4-3			4	1	2	2	0	0	1											
9 Daniel Murphy, L OBP: 0.333, SLG: 0.466	G6-3			G4-3						4	0	1	0	0	0	2											
24 Ryan McMahon, L OBP: 0.338, SLG: 0.455	K			G4-3			K			3	0	0	0	0	2	1											
15 Raimel Tapia, L OBP: 0.317, SLG: 0.426				G5-3			L7			3	0	1	0	0	0	1											
43 Sam Hilliard, L ERA: 4.97 54 Carlos Estévez, R ERA: 1.82 1 Garrett Hampson, R OBP: 0.276, SLG: 0.323	K			FC6-5 14 BB			G3			3	0	0	0	0	1	2											
14 Tony Wolters, L OBP: 0.338, SLG: 0.336	G4-3									2	0	0	0	1	0	0											
50 Chi Chi González, R 29 Bryan Shaw, S 31 Jonathan Daza, R 37 Jairo Díaz, R				G3-1			F9			2	0	0	0	0	0	2											
Inning Stats	R: 2 H: 2 E: 0 K: 2 S: 14	H: 2 LOB: 0 BB: 0 P: 21	R: 0 H: 0 E: 0 K: 1 S: 9	H: 0 LOB: 0 BB: 0 P: 13	R: 0 H: 2 E: 0 K: 0 S: 10	H: 2 LOB: 0 BB: 0 P: 12	R: 0 H: 1 E: 0 K: 0 S: 11	H: 1 LOB: 2 BB: 1 P: 22	R: 0 H: 1 E: 0 K: 0 S: 5	H: 1 LOB: 0 BB: 0 P: 6	R: 0 H: 1 E: 0 K: 1 S: 9	H: 1 LOB: 1 BB: 0 P: 13	R: 0 H: 0 E: 0 K: 0 S: 6	H: 0 LOB: 0 BB: 0 P: 8	R: 0 H: 0 E: 0 K: 1 S: 7	H: 0 LOB: 0 BB: 0 P: 11	1B: 6 2B: 0 3B: 0 HR: 1	SF: 0 SAC: 0 DP: 1 HBP: 0	WP: 0 PB: 0 SB: 0 CS: 0	PA: 31							
PITCHER	IP	WLS	BF	H	R	ER	SO	BB	IBB	HBP	BLK	WP	HR	S	P	ERA	WHIP										
52 Michael Wacha, R ERA: 1.82 56 Ryan Helsley, R ERA: 1.82 65 Giovanny Gallegos, R ERA: 2.2	(1.1)	4.0	L 18	5	2	2	3	1	0	0	0	0	0	14	19	0.00	1.000										

St. Louis Cardinals @ Colorado Rockies
Coors Field, Denver, CO
Tue Sep 10 2019, 6:44 PM - 9:16 PM MDT
Att: 31,514 - Partly Cloudy - 79 F

AB 30
R 2
H 7
RBI 2
BB 1
SO 5
LOB 10



Batter	1	2	3	4	5	6	7	8	9	AB	R	H	RBI	BB	SO	LOB	TOP								
2 Trent Grisham, L OBP: 0.336, SLG: 0.452	G3		HBP		F9		P3		K	4	0	0	0	0	1	5	Milwaukee Brewers @ St. Louis Cardinals Busch Stadium, St. Louis, MO Sun Sep 15 2019, 1:16 PM - 4:42 PM CDT Att: 46,722 - Sunny - 87°F								
10 Yasmani Grandal, S OBP: 0.385, SLG: 0.484	G4-6-3 1B		L8			P4	K		8 HR BB	4	1	1	0	1	1	4									
11 Mike Moustakas, L OBP: 0.334, SLG: 0.534	G4-6-3		G4-3			G4-3		E8 6 1B	F8	5	1	0	0	0	0	6									
8 Ryan Braun, R 71 Josh Hader, L	G5-3		G5-3			K		G5-3		5	1	1	4	0	1	1									
7 Eric Thames, L	G4-3 2B		G4-3				5 HR 1B	K	6 1B HBP	4	1	2	0	0	1	1									
6 Lorenzo Cain, R	G6-3		G3-1			P6		1B	3 5 1B	5	0	2	1	0	0	2									
5 Cory Spangenberg, L 20 David Freitas, R	L4-3						HR	L9	K	3	1	2	2	0	0	1									
3 Orlando Arcia, R										1	0	0	0	0	0	1									
14 Hernán Pérez, R 16 Ben Gamel, L			K		F9-1-6 1B				10 BB 8 HR 21 BB BB	3	0	1	0	0	1	1									
47 Chase Anderson, R 29 Tyler Austin, R 35 Brent Suter, L 16 Keston Hughes, R 54 Taylor Williams, S 50 Ray Black, R 58 Alex Claudio, L 43 Matt Albers, L 21 Trevor Story, R										1	0	0	0	0	0	0									
Inning Stats	R: 0 E: 0 K: 0 S: 8	H: 1 LOB: 0 BB: 0 P: 12	R: 0 E: 0 K: 0 S: 9	H: 1 LOB: 1 BB: 0 P: 15	R: 0 E: 0 K: 1 S: 12	H: 1 LOB: 2 BB: 0 P: 18	R: 0 E: 0 K: 0 S: 9	H: 0 LOB: 0 BB: 0 P: 12	R: 0 E: 0 K: 0 S: 11	H: 2 LOB: 1 BB: 0 P: 17	R: 0 E: 0 K: 1 S: 7	H: 0 LOB: 0 BB: 0 P: 8	R: 2 E: 0 K: 1 S: 18	H: 4 LOB: 2 BB: 0 P: 25	R: 1 E: 0 K: 1 S: 15	H: 1 LOB: 1 BB: 0 P: 18	R: 4 E: 0 K: 2 S: 22	H: 2 LOB: 2 BB: 3 P: 45	1B: 8 2B: 3 3B: 0 HR: 2	SF: 0 SAC: 0 DP: 2 HBP: 2	WP: 1 PB: 0 SB: 1 CS: 0	PA: 43			
PITCHER	IP WLS BF H R ER SO BB IBB HBP BLK WP HR S P ERA WHIP	5.0 19 5 0 0 1 0 0 0 0 0 0 0 49 74 0.00 1.000	1.0 4 1 1 1 0 0 0 0 0 0 0 0 1 7 11 27.00 6.000	0.1 3 2 1 1 0 0 0 0 0 0 0 0 8 10 0.00 1.500	1.0 5 1 1 0 1 0 0 0 0 0 0 0 15 18 0.00 1.000	0.1 4 0 3 3 1 3 0 0 0 0 0 0 10 22 81.00 9.000	0.1 1 0 0 0 0 0 0 0 0 0 0 0 3 6 0.00 0.000	0.1 4 2 1 1 1 0 0 1 0 0 1 9 17 27.00 6.000																	

AB	38
R	7
H	12
RBI	7
BB	3
SO	6
LOB	24



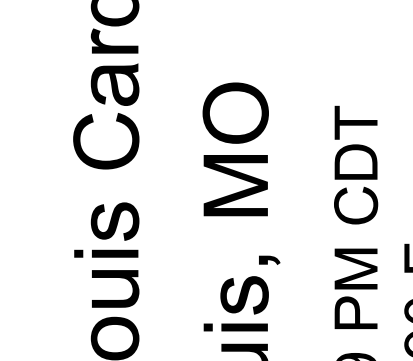
Batter	1	2	3	4	5	6	7	8	9	AB	R	H	RBI	BB	SO	LOB	BOTTOM			
25 Dexter Fowler, S OBP: 0.354, SLG: 0.426	46 E BB		K			G3	FC4			3	0	0	0	1	1	1	Milwaukee Brewers @ St. Louis Cardinals Busch Stadium, St. Louis, MO Sun Sep 15 2019, 1:16 PM - 4:42 PM CDT Att: 46,722 - Sunny - 87°F			
16 Koltan Wong, L OBP: 0.344, SLG: 0.429	K		L5-3			L8		G4-3		4	0	0	0	0	1	1				
46 Paul Goldschmidt, R OBP: 0.342, SLG: 0.471	L6					F9		K		3	0	0	0	1	1	1				
23 Marcell Ozuna, R OBP: 0.331, SLG: 0.486	P4					F9		F8		3	1	0	0	1	0	2				
12 Paul DeJong, R OBP: 0.320, SLG: 0.450		P3				K			G3	4	1	1	2	0	1	1				
4 Yadier Molina, R OBP: 0.306, SLG: 0.389	K					L9		F8		3	1	0	0	1	1	1				
19 Tommy Edman, S OBP: 0.317, SLG: 0.465								F7		4	1	1	2	0	1	0				
48 Harrison Bader, R OBP: 0.326, SLG: 0.377									HR	4	2	2	2	0	2	0				
42 Michael Wacha, R 47 Rangel Rizo, R 81 Gervaney Cabreria, L 66 Ryan Healy, R 65 Giovanny Gallegos, R 38 Jose Alvarado, R 66 Randy Arozarena, R 21 Andrew Miller, L 53 John Gant, R 30 Tyler Webb, L 44 Junior Fernández, R 41 Tyler O'Neill, R										1	0	0	0	0	0	0				
Inning Stats	R: 0 E: 1 K: 1 S: 9	H: 0 LOB: 1 BB: 1 P: 15	R: 0 E: 0 K: 2 S: 9	H: 0 LOB: 0 BB: 0 P: 13	R: 1 E: 0 K: 2 S: 10	H: 1 LOB: 0 BB: 0 P: 15	R: 0 E: 0 K: 1 S: 14	H: 0 LOB: 0 BB: 1 P: 21	R: 0 E: 0 K: 0 S: 6	H: 0 LOB: 0 BB: 0 P: 7	R: 3 E: 0 K: 0 S: 8	H: 3 LOB: 1 BB: 1 P: 16	R: 0 E: 0 K: 1 S: 8	H: 0 LOB: 0 BB: 0 P: 11	R: 2 E: 0 K: 2 S: 18	H: 1 LOB: 0 BB: 1 P: 26		1B: 1 2B: 0 3B: 0 HR: 4	SF: 0 SAC: 0 DP: 0 HBP: 0	WP: 0 PB: 0 SB: 0 CS: 0
PITCHER	IP WLS BF H R ER SO BB IBB HBP BLK WP HR S P ERA WHIP	4.0 15 1 1 1 0 2 0 0 0 0 0 0 17 22 0.00 0.000	2.0 6 0 0 0 1 0 0 0 0 0 0 0 3 4 0.00 0.000	0.2 6 3 3 3 0 1 0 0 0 0 0 0 3 4 0.00 0.000	0.2 2 0 0 0 0 0 0 0 0 0 0 0 6 8 0.00 0.000	1.0 5 1 4 2 2 0 0 0 0 0 1 18 26 18.00 2.000	1.0 5 1 0 0 0 0 0 0 0 0 0 0 0 0 0.00 0.000	1.0 5 1 0 0 0 0 0 0 0 0 0 0 0 0 0.00 0.000	1.0 5 1 0 0 0 0 0 0 0 0 0 0 0 0 0.00 0.000	1.0 5 1 0 0 0 0 0 0 0 0 0 0 0 0 0.00 0.000	1.0 5 1 0 0 0 0 0 0 0 0 0 0 0 0 0.00 0.000	1.0 5 1 0 0 0 0 0 0 0 0 0 0 0 0 0.00 0.000	1.0 5 1 0 0 0 0 0 0 0 0 0 0 0 0 0.00 0.000	1.0 5 1 0 0 0 0 0 0 0 0 0 0 0 0 0.00 0.000	1.0 5 1 0 0 0 0 0 0 0 0 0 0 0 0 0.00 0.000	1.0 5 1 0 0 0 0 0 0 0 0 0 0 0 0 0.00 0.000	1.0 5 1 0 0 0 0 0 0 0 0 0 0 0 0 0.00 0.000			

AB	32
R	6
H	5
RBI	6
BB	4
SO	10
LOB	7



Batter	1	2	3	4	5	6	7	8	9	AB	R	H	RBI	BB	SO	LOB	TOP			
7 Trea Turner, R OBP: 0.351, SLG: 0.469	G5-3		G3		F8			G4-3		4	0	0	0	0	0	1	Washington Nationals @ St. Louis Cardinals Busch Stadium, St. Louis, MO Mon Sep 16 2019, 6:46 PM - 9:49 PM CDT Att: 42,812 - Partly Cloudy - 90 F			
2 Adam Eaton, L OBP: 0.365, SLG: 0.434	P5			G4-3	G3-1			L7		4	0	0	0	0	0	1				
6 Anthony Rendon, R OBP: 0.417, SLG: 0.629				F8				G5-3		4	1	2	1	0	0	0				
22 Juan Soto, L OBP: 0.405, SLG: 0.572	G6-3			13 1B 16 1B				F8		3	1	0	0	1	0	1				
13 Asdrúbal Cabrera, S OBP: 0.335, SLG: 0.429	G3-1			11 BB 16 1B				F9		4	0	1	0	0	0	0				
11 Ryan Zimmerman, R (1, 3) OBP: 0.355, SLG: 0.420	G6-3			16 1B				G6-3		3	0	0	0	1	0	0				
16 Victor Robles, R OBP: 0.327, SLG: 0.431	G1-3			1B				L8		3	0	1	1	0	0	0				
10 Yan Gomes, R OBP: 0.309, SLG: 0.360			K					G5-3		3	0	1	0	0	1	0				
37 Stephen Strasburg, R OBP: 0.260, SLG: 0.292			G6-3					G3-1		1	0	0	0	0	0	0				
21 Tanner Rainey, R ERA: 3.13										0	0	0	0	0	0	0				
88 Gerardo Parra, L OBP: 0.276, SLG: 0.425										0	0	0	0	0	0	0				
63 Sean Doolittle, L ERA: 4.11										0	0	0	0	0	0	0				
60 Hunter Strickland, R ERA: 5.31										0	0	0	0	0	0	0				
51 Wander Suero, R ERA: 4.57										0	0	0	0	0	0	0				
Inning Stats	R: 0 E: 0 K: 0 S: 7	H: 1 LOB: 1 BB: 0 P: 12	R: 0 E: 0 K: 0 S: 6	H: 0 LOB: 0 BB: 0 P: 9	R: 0 E: 0 K: 1 S: 9	H: 0 LOB: 0 BB: 0 P: 16	R: 1 E: 0 K: 0 S: 11	H: 2 LOB: 2 BB: 2 P: 25	R: 0 E: 0 K: 0 S: 9	H: 1 LOB: 0 BB: 0 P: 14	R: 1 E: 0 K: 0 S: 9	H: 1 LOB: 0 BB: 0 P: 12	R: 0 E: 0 K: 0 S: 5	H: 0 LOB: 0 BB: 0 P: 8	R: 0 E: 0 K: 0 S: 6	H: 0 LOB: 0 BB: 0 P: 10	1B: 4 2B: 0 3B: 0 HR: 1	SF: 0 SAC: 1 DP: 0 HBP: 0	WP: 0 PB: 0 SB: 0 CS: 0	PA: 33
PITCHER	IP WLS BF H R ER SO BB IBB HBP BLK WP HR S P ERA WHIP																			
43 Dakota Hudson, R ERA: 3.35	7.0 W 27 5 2 2 1 2 2 0 0 0 0 0 1 56 96 2.57 1.000																			
60 John Brebbia, R ERA: 3.13	0.1 H 1 0 0 0 0 0 0 0 0 0 0 0 0 2 3 0.00 0.000																			
21 Andrew Miller, L ERA: 4.04	1.1 H 4 0 0 0 0 0 0 0 0 0 0 0 0 9 12 0.00 0.000																			
18 Carlos Martinez, R ERA: 3.0	0.1 S 1 0 0 0 0 0 0 0 0 0 0 0 0 2 2 0.00 0.000																			

Batter	1	2	3	4	5	6	7	8	9	AB	R	H	RBI	BB	SO	LOB	BOTTOM	
25 Dexter Fowler, S OBP: 0.355, SLG: 0.424	G2-3 23 HR	K		G4-3				23 2B 46 S		2	2	0	0	2	1	1	Washington Nationals @ St. Louis Cardinals Busch Stadium, St. Louis, MO Mon Sep 16 2019, 6:46 PM - 9:49 PM CDT Att: 42,812 - Partly Cloudy - 90 F	
16 Kolten Wong, L OBP: 0.341, SLG: 0.426	G2-3		46 S BB		G5-3			K		3	0	0	0	1	1	2		
46 Paul Goldschmidt, R OBP: 0.343, SLG: 0.499	K				L8			23 2B WP		2	1	0	0	2	1	1		
23 Marcell Ozuna, R OBP: 0.332, SLG: 0.495	2H HR				G5-3			2B		4	1	2	4	0	1	2		
12 Paul DeJong, R OBP: 0.320, SLG: 0.448	4 1B BB		P5					G6-3		3	0	0	0	1	1	3		
4 Yadier Molina, R OBP: 0.305, SLG: 0.387	19 S 1B		G5-3					K		4	0	1	0	0	1	2		
19 Tommy Edman, S OBP: 0.320, SLG: 0.466	K				43 G5-3 48 S 1B			L8		4	0	2	0	0	1	2		
48 Harrison Bader, R OBP: 0.322, SLG: 0.372					G5-3			P4		4	0	0	0	0	2	2		
43 Dakota Hudson, R OBP: 0.082, SLG: 0.063					G5-3					2	0	0	0	0	1	1		
38 José Martínez, R OBP: 0.341, SLG: 0.398								K		1	0	0	0	0	1	0		
60 John Brebbia, L OBP: 1.000, SLG: 1.000										0	0	0	0	0	0	0		
21 Andrew Miller, L ERA: 4.11										0	0	0	0	0	0	0		
18 Carlos Martinez, R ERA: 3.0										0	0	0	0	0	0	0		
Inning Stats	R: 2 E: 0 K: 2 S: 24	H: 2 LOB: 2 BB: 2 P: 38	R: 0 E: 0 K: 3 S: 10	H: 0 LOB: 0 BB: 0 P: 12	R: 0 E: 0 K: 1 S: 16	H: 0 LOB: 2 BB: 2 P: 26	R: 0 E: 0 K: 0 S: 9	H: 1 LOB: 1 BB: 0 P: 12	R: 0 E: 0 K: 2 S: 12	H: 1 LOB: 1 BB: 0 P: 14	R: 2 E: 0 K: 2 S: 23	H: 1 LOB: 1 BB: 2 P: 34	R: 0 E: 0 K: 1 S: 7	H: 0 LOB: 0 BB: 0 P: 12	1B: 3 2B: 1 3B: 0 HR: 1	SF: 0 SAC: 0 DP: 0 HBP: 0	WP: 1 PB: 0 SB: 4 CS: 0	PA: 35
PITCHER	IP WLS BF H R ER SO BB IBB HBP BLK WP HR S P ERA WHIP																	
37 Stephen Strasburg, R ERA: 3.49	5.0 22 3 2 2 6 4 0 0 0 0 0 0 12 14 0.00 1.000																	
21 Tanner Rainey, R ERA: 4.5	1.0 4 1 0 0 2 0 0 0 0 0 0 0 0 15 19 13.50 1.500																	
63 Sean Doolittle, L ERA: 4.11	0.2 L 3 0 1 1 2 1 0 0 0 0 0 0 8 15 27.00 6.000																	
60 Hunter Strickland, R ERA: 5.31	0.1 3 1 1 1 0 1 0 0 0 0 1 0 8 15 27.00 6.000																	
51 Wander Suero, R ERA: 4.57	1.0 3 0 0 0 1 0 0 0 0 0 0 0 7 12 0.00 0.000																	



Batter	1	2	3	4	5	6	7	8	9	AB	R	H	RBI	BB	SO	LOB	TOP					
7 Trea Turner, R OBP: 0.391, SLG: 0.467	F9		G6-4-3 1B		L6		K		K 22 SF7 2B	4	1	1	0	1	1	2	Washington Nationals @ St. Louis Cardinals Busch Stadium, St. Louis, MO Tue Sep 17 2019, 6:46 PM - 10:06 PM CDT Att. 44,061 - Clear - 86 F					
2 Adam Eaton, L OBP: 0.363, SLG: 0.432	K		K		F7		K		K 22 SF7 1B	5	0	1	0	0	3	3						
6 Anthony Rendon, R OBP: 0.415, SLG: 0.625			G6-4-3 1B		F9		P2		P4 1-2 2-3	5	0	1	0	0	0	5						
22 Juan Soto, L OBP: 0.403, SLG: 0.571	G1-3				K		K 16 1B		K2-3 SF7 2B	4	1	1	1	0	2	1						
47 Howie Kendrick, R OBP: 0.392, SLG: 0.578							F9		F9 16 1B	4	2	3	1	1	0	1						
13 Asdrubal Cabrera, S OBP: 0.333, SLG: 0.455			SF7 3B		G6-3 HR		G1-3		G5-3 16 1B	3	1	0	1	1	0	3						
16 Victor Robles, R OBP: 0.330, SLG: 0.432					F9					3	1	2	2	0	0	0						
10 Yan Gomes, R OBP: 0.315, SLG: 0.370										3	0	2	1	1	0	1						
46 Patrick Corbin, L OBP: 0.125, SLG: 0.098										3	0	1	0	0	1	3						
56 Fernando Rodney, R (7, 1)										0	0	0	0	0	0	0						
88 Gerardo Parra, L (8, PH)										1	0	0	0	0	0	1						
44 Daniel Hudson, R (8, 1)										0	0	0	0	0	0	0						
Inning Stats	R: 0 E: 0 K: 1 S: 10	H: 1 LOB: 1 BB: 0 P: 11	R: 1 E: 0 K: 0 S: 11	H: 1 LOB: 1 BB: 0 P: 16	R: 0 E: 0 K: 1 S: 7	H: 1 LOB: 0 BB: 0 P: 10	R: 1 E: 0 K: 1 S: 17	H: 1 LOB: 0 BB: 0 P: 22	R: 0 E: 0 K: 0 S: 11	H: 2 LOB: 2 BB: 1 P: 16	R: 1 E: 0 K: 1 S: 11	H: 2 LOB: 2 BB: 1 P: 16	R: 0 E: 0 K: 2 S: 8	H: 0 LOB: 0 BB: 0 P: 13	R: 2 E: 0 K: 1 S: 14	H: 3 LOB: 1 BB: 1 P: 22	R: 1 E: 0 K: 0 S: 12	H: 1 LOB: 2 BB: 2 P: 25	1B: 7 2B: 3 3B: 1 HR: 1	SF: 2 SAC: 0 DP: 1 HBP: 1	WP: 0 PB: 0 SB: 4 CS: 0	PA: 42
PITCHER	IP WLS BF H R ER SO BB IBB HBP BLK WP HR S P ERA WHIP	IP WLS BF H R ER SO BB IBB HBP BLK WP HR S P ERA WHIP	IP WLS BF H R ER SO BB IBB HBP BLK WP HR S P ERA WHIP	IP WLS BF H R ER SO BB IBB HBP BLK WP HR S P ERA WHIP	IP WLS BF H R ER SO BB IBB HBP BLK WP HR S P ERA WHIP	IP WLS BF H R ER SO BB IBB HBP BLK WP HR S P ERA WHIP	IP WLS BF H R ER SO BB IBB HBP BLK WP HR S P ERA WHIP	IP WLS BF H R ER SO BB IBB HBP BLK WP HR S P ERA WHIP	IP WLS BF H R ER SO BB IBB HBP BLK WP HR S P ERA WHIP	IP WLS BF H R ER SO BB IBB HBP BLK WP HR S P ERA WHIP	IP WLS BF H R ER SO BB IBB HBP BLK WP HR S P ERA WHIP	IP WLS BF H R ER SO BB IBB HBP BLK WP HR S P ERA WHIP	IP WLS BF H R ER SO BB IBB HBP BLK WP HR S P ERA WHIP	IP WLS BF H R ER SO BB IBB HBP BLK WP HR S P ERA WHIP	IP WLS BF H R ER SO BB IBB HBP BLK WP HR S P ERA WHIP	IP WLS BF H R ER SO BB IBB HBP BLK WP HR S P ERA WHIP	IP WLS BF H R ER SO BB IBB HBP BLK WP HR S P ERA WHIP					
39 Miles Mikolas, R ERA: 4.29	6.0	L	27	8	3	3	4	0	1	1	0	0	0	1	67	91	4.50	1.333				
65 Giovanni Gallegos, R ERA: 2.1	1.1		4	0	0	0	3	0	0	0	0	0	0	12	17	0.00	0.000					
53 John Gant, R ERA: 5.64	0.0		2	1	0	0	0	1	0	0	0	0	0	5	10							
56 Ryan Helsley, R ERA: 2.27	0.2		3	2	2	2	0	0	0	0	0	0	0	5	8	27.00	3.000					
61 Génesis Cabrera, L ERA: 5.98	1.0		6	1	1	1	0	2	0	0	0	0	0	12	25	9.00	3.000					

AB	35
R	6
H	12
RBI	6
BB	4
SO	7
LOB	20



Batter	1	2	3	4	5	6	7	8	9	AB	R	H	RBI	BB	SO	LOB	BOTTOM					
25 Dexter Fowler, S OBP: 0.353, SLG: 0.421	F9		12 FC6 16 SH5-4 1B		G6-3		G6-3		G3-1	5	0	1	0	0	0	1	Washington Nationals @ St. Louis Cardinals Busch Stadium, St. Louis, MO Tue Sep 17 2019, 6:46 PM - 10:06 PM CDT Att. 44,061 - Clear - 86 F					
16 Koltan Wong, L OBP: 0.360, SLG: 0.423	K		SH5-4		G1-3		G4-3		F7	4	0	0	0	0	1	0						
46 Paul Goldschmidt, R OBP: 0.346, SLG: 0.471										2	0	1	0	2	1	0						
23 Marcell Ozuna, R OBP: 0.331, SLG: 0.492	K		K		K		G5-3			3	0	0	0	1	2	4						
12 Paul DeJong, R OBP: 0.318, SLG: 0.444			FC6		FC6-4				K	4	0	0	0	0	2	4						
4 Yadier Molina, R OBP: 0.307, SLG: 0.391										4	0	2	0	0	2	3						
19 Tommy Edman, S OBP: 0.319, SLG: 0.461					K				F7	3	1	0	0	1	2	2						
48 Harrison Bader, R OBP: 0.321, SLG: 0.370					K2-3				K	4	0	1	0	0	3	2						
39 Miles Mikolas, R OBP: 0.140, SLG: 0.198										2	1	1	0	0	0	0						
38 José Martínez, R OBP: 0.340, SLG: 0.399										1	0	0	0	0	0	1						
65 Giovanni Gallegos, R ERA: 2.1										0	0	0	0	0	0	0						
53 John Gant, R ERA: 5.64										0	0	0	0	0	0	0						
56 Ryan Helsley, R ERA: 2.27										0	0	0	0	0	0	0						
61 Génesis Cabrera, L ERA: 5.98										0	0	0	0	0	0	0						
13 Matt Carpenter, L OBP: 0.332, SLG: 0.371										1	0	0	0	0	0	0						
Inning Stats	R: 0 E: 0 K: 2 S: 9	H: 1 LOB: 1 BB: 0 P: 15	R: 0 E: 0 K: 3 S: 11	H: 1 LOB: 0 BB: 0 P: 19	R: 1 E: 1 K: 2 S: 16	H: 2 LOB: 3 BB: 1 P: 31	R: 0 E: 0 K: 2 S: 7	H: 0 LOB: 0 BB: 0 P: 9	R: 0 E: 0 K: 0 S: 6	H: 0 LOB: 2 BB: 2 P: 17	R: 1 E: 1 K: 2 S: 8	H: 1 LOB: 1 BB: 1 P: 19	R: 0 E: 0 K: 1 S: 12	H: 0 LOB: 0 BB: 0 P: 18	R: 0 E: 0 K: 2 S: 10	H: 1 LOB: 1 BB: 0 P: 11	R: 0 E: 0 K: 0 S: 11	H: 0 LOB: 0 BB: 0 P: 15	1B: 4 2B: 2 3B: 0 HR: 0	SF: 0 SAC: 1 DP: 0 HBP: 0	WP: 0 PB: 0 SB: 2 CS: 0	PA: 38
PITCHER	IP WLS BF H R ER SO BB IBB HBP BLK WP HR S P ERA WHIP	IP WLS BF H R ER SO BB IBB HBP BLK WP HR S P ERA WHIP	IP WLS BF H R ER SO BB IBB HBP BLK WP HR S P ERA WHIP	IP WLS BF H R ER SO BB IBB HBP BLK WP HR S P ERA WHIP	IP WLS BF H R ER SO BB IBB HBP BLK WP HR S P ERA WHIP	IP WLS BF H R ER SO BB IBB HBP BLK WP HR S P ERA WHIP	IP WLS BF H R ER SO BB IBB HBP BLK WP HR S P ERA WHIP	IP WLS BF H R ER SO BB IBB HBP BLK WP HR S P ERA WHIP	IP WLS BF H R ER SO BB IBB HBP BLK WP HR S P ERA WHIP	IP WLS BF H R ER SO BB IBB HBP BLK WP HR S P ERA WHIP	IP WLS BF H R ER SO BB IBB HBP BLK WP HR S P ERA WHIP	IP WLS BF H R ER SO BB IBB HBP BLK WP HR S P ERA WHIP	IP WLS BF H R ER SO BB IBB HBP BLK WP HR S P ERA WHIP	IP WLS BF H R ER SO BB IBB HBP BLK WP HR S P ERA WHIP	IP WLS BF H R ER SO BB IBB HBP BLK WP HR S P ERA WHIP	IP WLS BF H R ER SO BB IBB HBP BLK WP HR S P ERA WHIP	IP WLS BF H R ER SO BB IBB HBP BLK WP HR S P ERA WHIP					
46 Patrick Corbin, L ERA: 3.1	6.0	W	28	5	2	0	11	4	0	0	0	0	0	0	0	0	1.500					
56 Fernando Rodney, R (7, 1)	1.0	H	3	0	0	0	1	0	0	0	0	0	0	12	18	0.00	0.000					
44 Daniel Hudson, R (8, 1)	2.0	S	7	1	0	0	2	0	0	0	0	0	0	21	26	0.00	0.500					

AB	33
R	2
H	6
RBI	0
BB	4
SO	14
LOB	17




Batter	1	2	3	4	5	6	7	8	9	AB	R	H	RBI	BB	SO	LOB	TOP		
7 Trea Turner, R OBP: 0.352, SLG: 0.468										5	0	2	1	0	0	1	Washington Nationals @ St. Louis Cardinals Busch Stadium, St. Louis, MO Wed Sep 18 2019, 12:18 PM - 3:11 PM CDT Att: 37,669 - Sunny - 84 F		
2 Adam Eaton, L OBP: 0.383, SLG: 0.430										4	0	1	0	0	0	2			
6 Anthony Rendon, R OBP: 0.414, SLG: 0.622										3	0	0	0	1	1	2			
22 Juan Soto, L OBP: 0.402, SLG: 0.568										3	0	0	0	1	0	2			
47 Howie Kendrick, R OBP: 0.393, SLG: 0.577										4	0	2	0	0	0	2			
13 Asdrúbal Cabrera, S OBP: 0.331, SLG: 0.452										4	0	0	0	0	0	5			
16 Victor Robles, R OBP: 0.328, SLG: 0.429										4	0	0	0	0	1	3			
10 Yan Gomes, R OBP: 0.320, SLG: 0.375										4	1	3	0	0	0	0			
31 Max Scherzer, R OBP: 0.185, SLG: 0.185										3	0	1	0	0	1	2			
21 Tanner Rainey, R OBP: 0.304, SLG: 0.417										0	0	0	0	0	0	0			
Inning Stats	R: 0 H: 1 E: 0 K: 0 S: 11	H: 1 LOB: 1 BB: 0 P: 17	R: 0 H: 2 E: 1 K: 0 S: 9	H: 2 LOB: 2 BB: 0 P: 11	R: 0 H: 0 E: 0 K: 0 S: 8	H: 0 LOB: 0 BB: 0 P: 12	R: 0 H: 1 E: 0 K: 1 S: 7	H: 1 LOB: 1 BB: 0 P: 11	R: 0 H: 1 E: 0 K: 1 S: 17	H: 2 LOB: 2 BB: 1 P: 25	R: 1 H: 2 E: 1 K: 1 S: 9	H: 2 LOB: 1 BB: 0 P: 10	R: 0 H: 1 E: 0 K: 0 S: 12	H: 1 LOB: 2 BB: 1 P: 20	R: 0 H: 0 E: 0 K: 0 S: 8	H: 0 LOB: 0 BB: 0 P: 12	1B: 8 2B: 1 3B: 0 HR: 0	SF: 0 SAC: 0 DP: 1 HBP: 0	WP: 0 PA: 37 PB: 0 SB: 0 CS: 0
PITCHER	IP WLS BF H R ER SO BB IBB HBP BLK WP HR S P ERA WHIP	7.0 W 29 8 1 0 3 1 0 0 0 0 0 69 97 0.00 1.286	0.0 L 1 0 0 0 0 1 0 0 0 0 0 7 10 0.00 1.500	1.1 S 4 0 0 0 0 0 0 0 0 0 0 11 16 0.00 0.000															

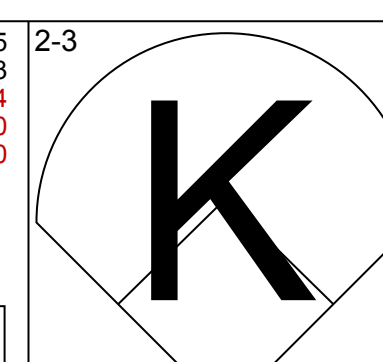
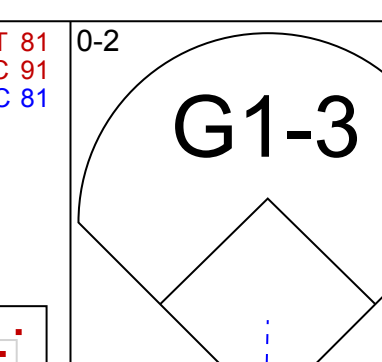
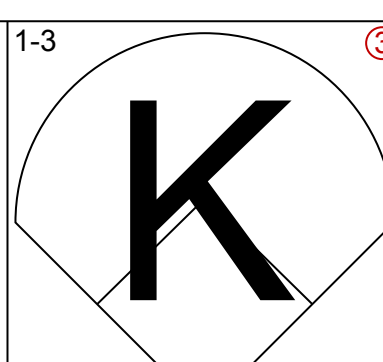
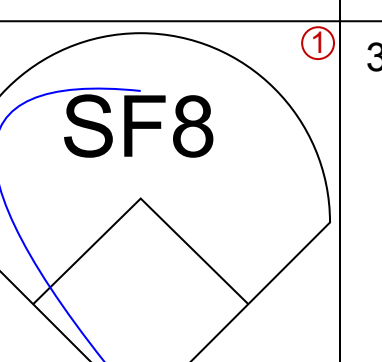
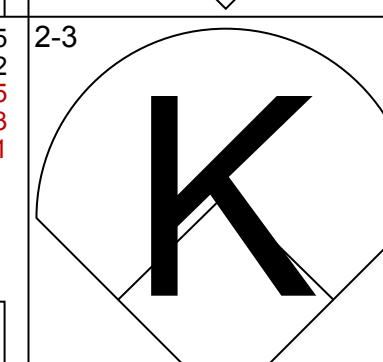
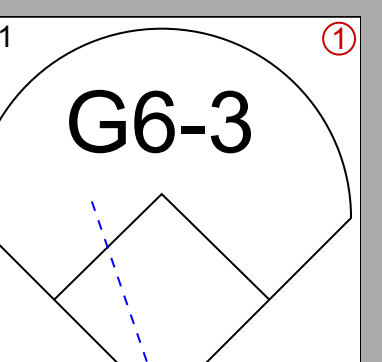
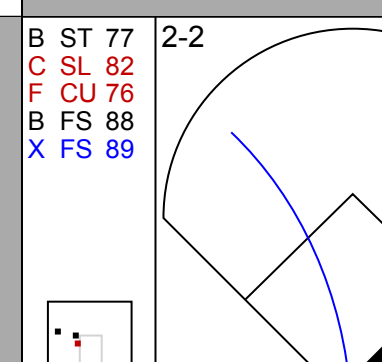
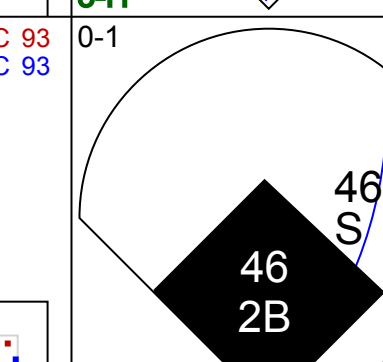
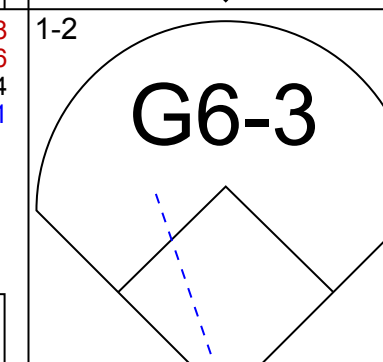
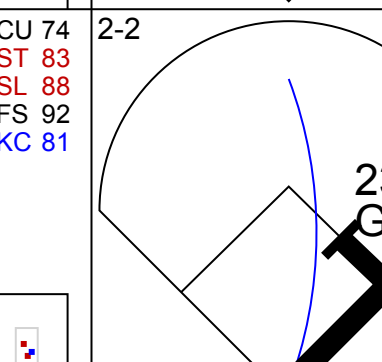
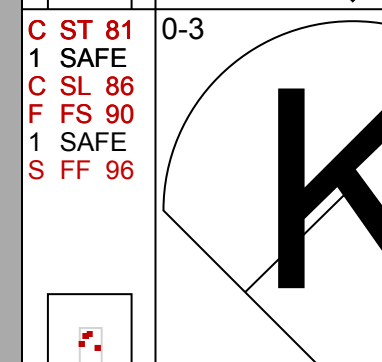
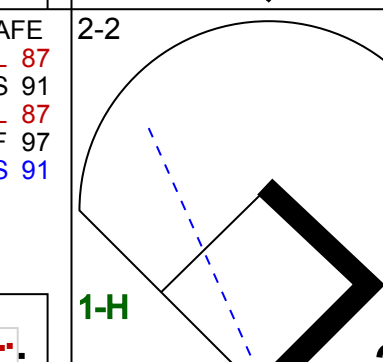
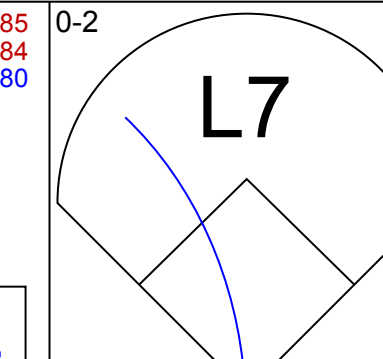
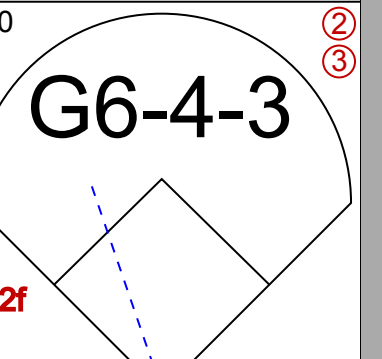
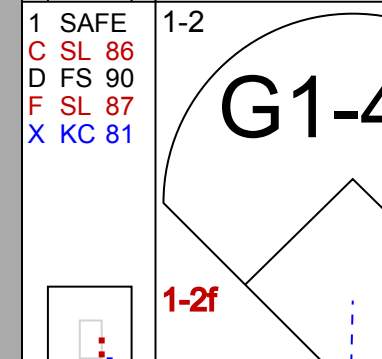
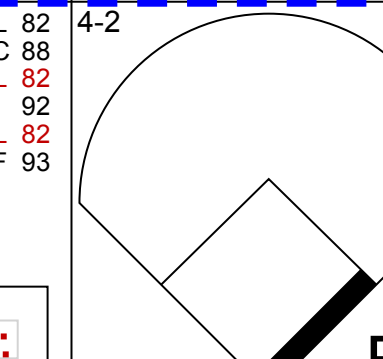

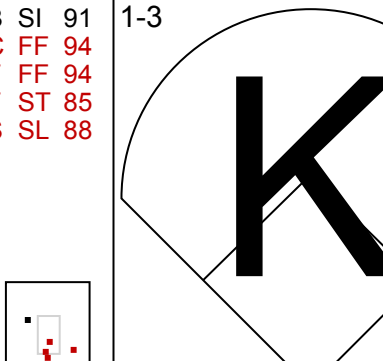
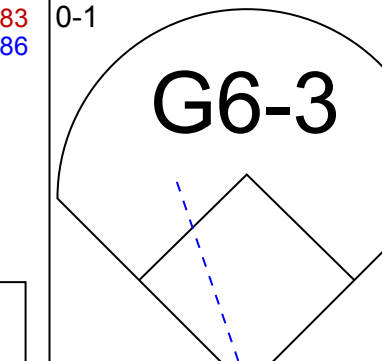
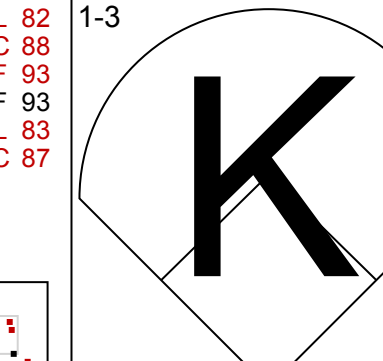

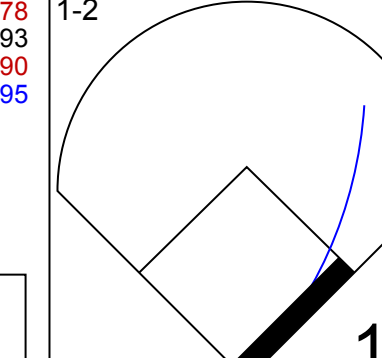
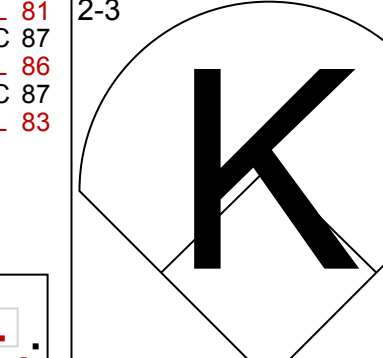
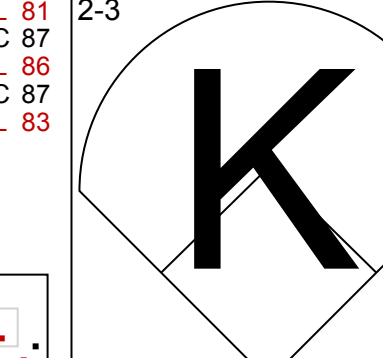
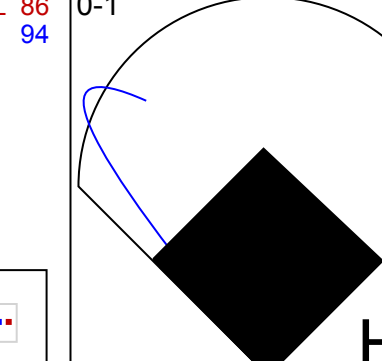
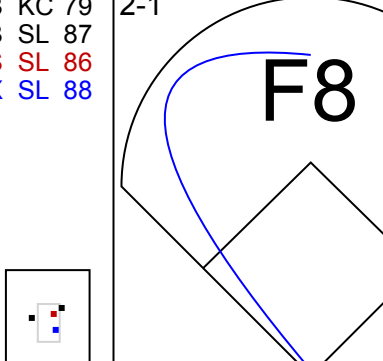
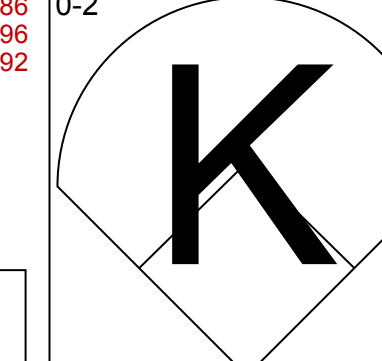
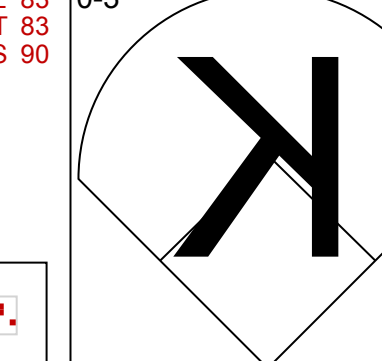
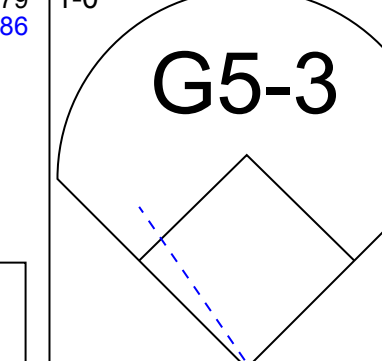
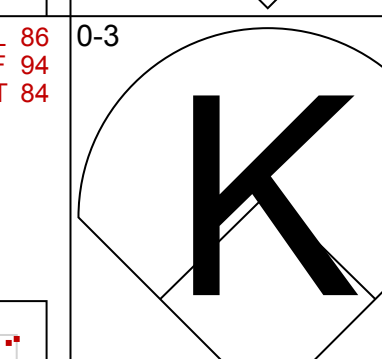
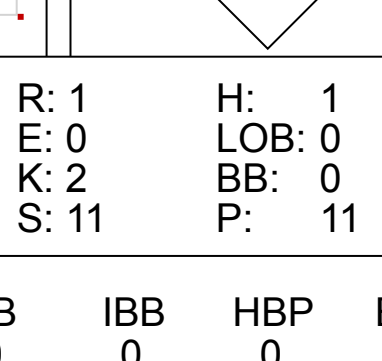

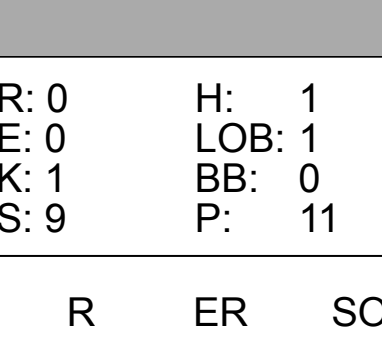
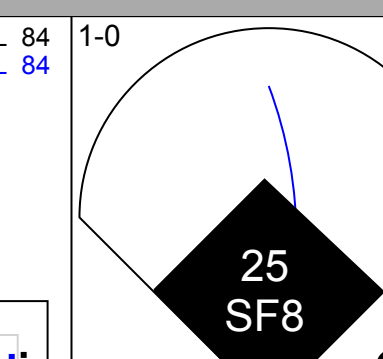
AB	35
R	1
H	9
RBI	1
BB	2
SO	3
LOB	19



Batter	1	2	3	4	5	6	7	8	9	AB	R	H	RBI	BB	SO	LOB	BOTTOM		
25 Dexter Fowler, S OBP: 0.352, SLG: 0.420										4	0	1	0	0	2	0	Washington Nationals @ St. Louis Cardinals Busch Stadium, St. Louis, MO Wed Sep 18 2019, 12:18 PM - 3:11 PM CDT Att: 37,669 - Sunny - 84 F		
16 Koltan Wong, L OBP: 0.361, SLG: 0.423										4	0	2	0	0	1	0			
46 Paul Goldschmidt, R OBP: 0.343, SLG: 0.468										3	0	0	0	1	2	2			
23 Marcell Ozuna, R OBP: 0.329, SLG: 0.488										4	0	0	0	0	2	4			
13 Matt Carpenter, L OBP: 0.333, SLG: 0.381										2	0	1	0	0	0	0			
48 Harrison Bader, R OBP: 0.320, SLG: 0.368										2	1	0	0	0	1	1			
4 Yadier Molina, R OBP: 0.305, SLG: 0.388										3	0	0	0	0	1	1			
12 Paul DeJong, R OBP: 0.318, SLG: 0.445										3	1	1	1	0	1	0			
19 Tommy Edman, S OBP: 0.322, SLG: 0.473										3	2	2	2	0	1	1			
50 Adam Wainwright, R OBP: 0.200, SLG: 0.234										2	0	0	0	0	1	0			
Inning Stats	R: 0 H: 0 E: 0 K: 2 S: 11	H: 0 LOB: 0 BB: 0 P: 14	R: 0 H: 0 E: 0 K: 1 S: 7	H: 0 LOB: 0 BB: 0 P: 11	R: 1 H: 1 E: 0 K: 2 S: 15	H: 1 LOB: 0 BB: 0 P: 19	R: 0 H: 0 E: 0 K: 2 S: 9	H: 0 LOB: 0 BB: 0 P: 13	R: 1 H: 1 E: 0 K: 1 S: 10	H: 1 LOB: 1 BB: 0 P: 15	R: 0 H: 2 E: 0 K: 2 S: 11	H: 2 LOB: 2 BB: 0 P: 15	R: 3 H: 3 E: 0 K: 1 S: 15	H: 3 LOB: 0 BB: 0 P: 24	R: 0 H: 1 E: 0 K: 1 S: 8	H: 1 LOB: 1 BB: 1 P: 17	1B: 4 2B: 2 3B: 0 HR: 2	SF: 0 SAC: 0 DP: 0 HBP: 0	WP: 1 PA: 32 PB: 0 SB: 1 CS: 1
PITCHER	IP WLS BF H R ER SO BB IBB HBP BLK WP HR S P ERA WHIP	6.2 L 27 7 5 5 11 0 0 0 0 1 2 77 109 6.75 1.050	1.1 L 5 1 0 0 1 1 0 0 0 1 0 9 19 0.00 1.500																

AB	31
R	5
H	8
RBI	5
BB	1
SO	12
LOB	9

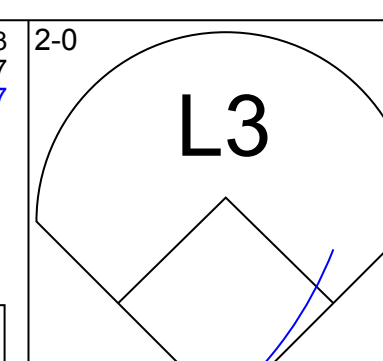
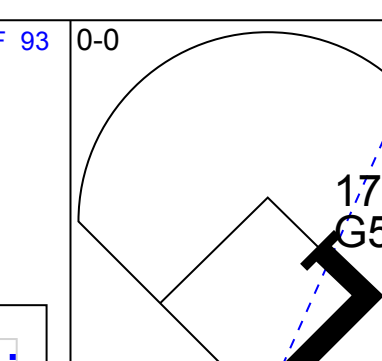
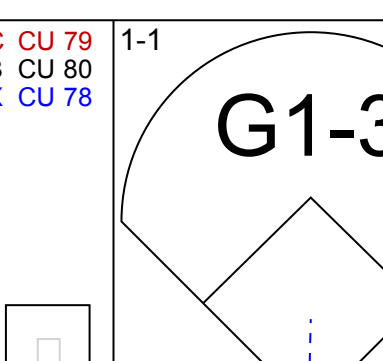
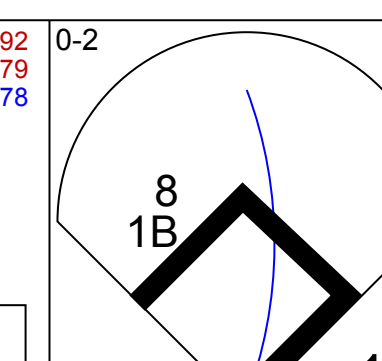
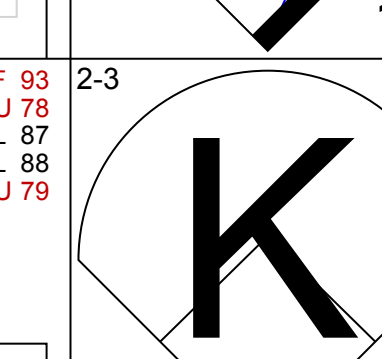
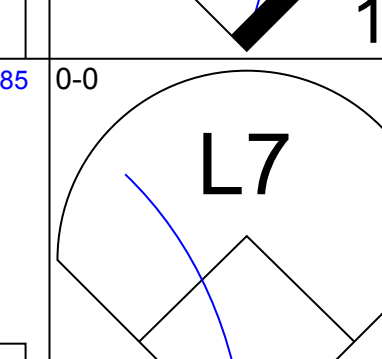
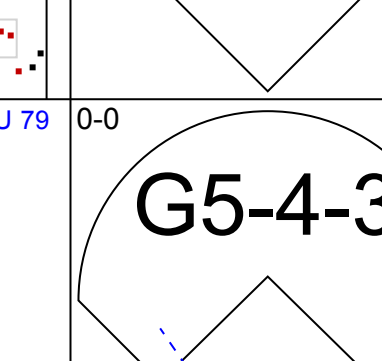
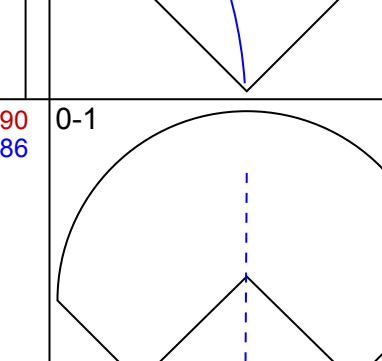
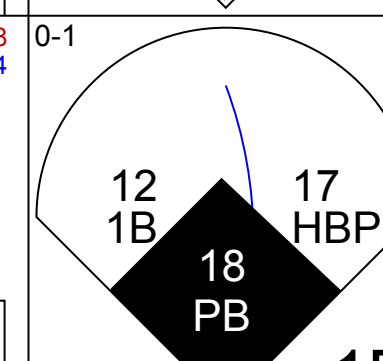
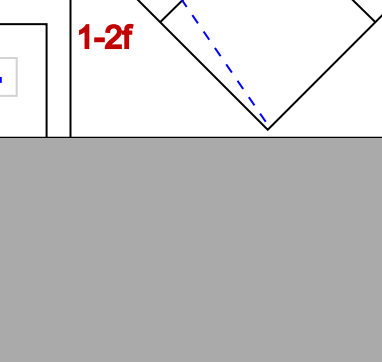

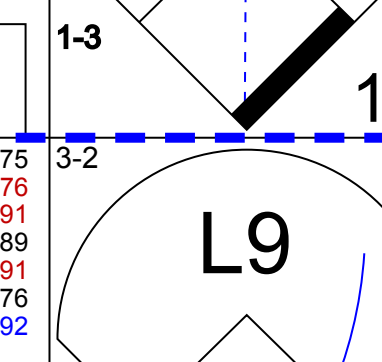


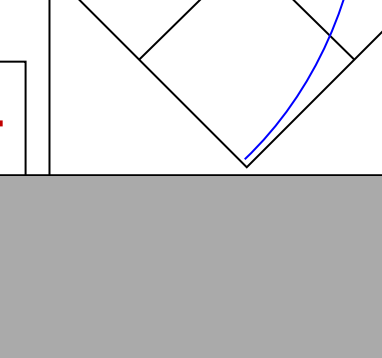
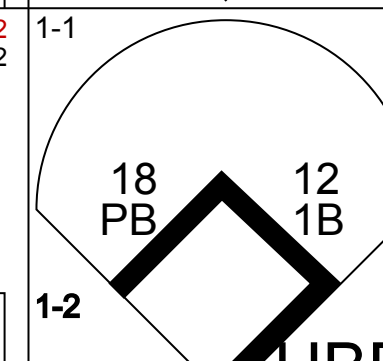



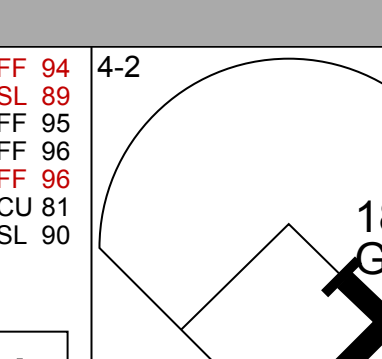

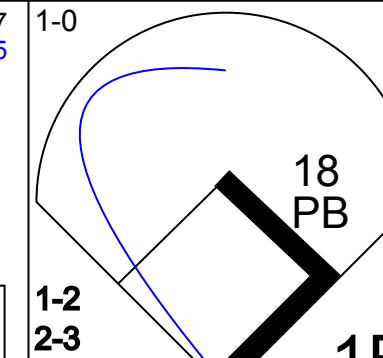
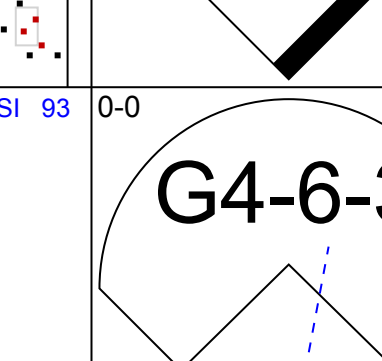

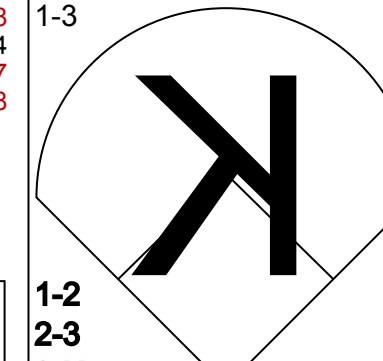


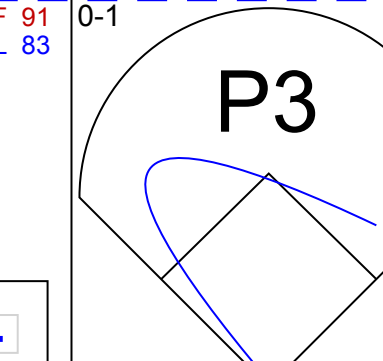
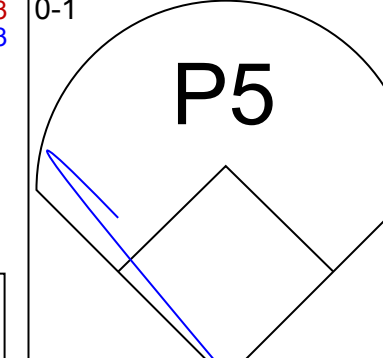
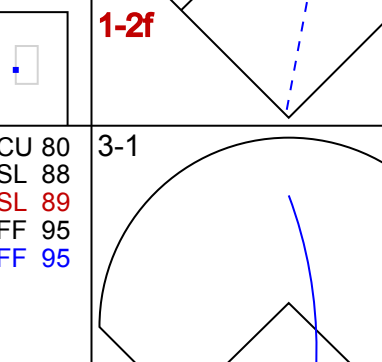
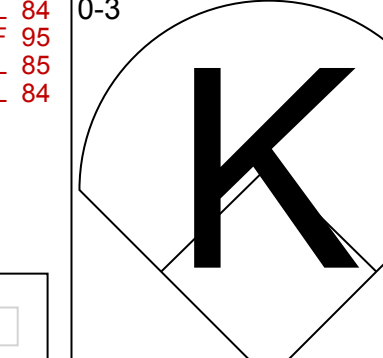
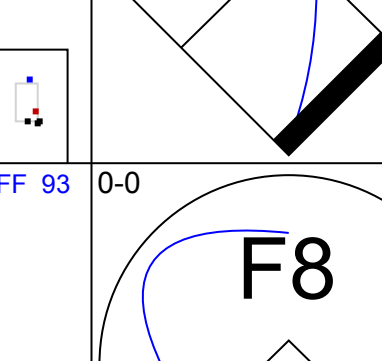
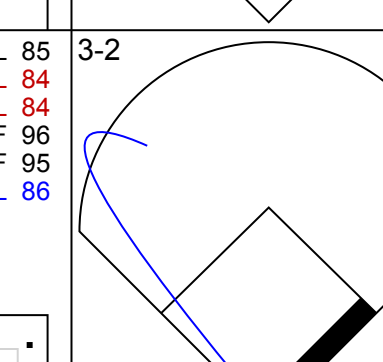

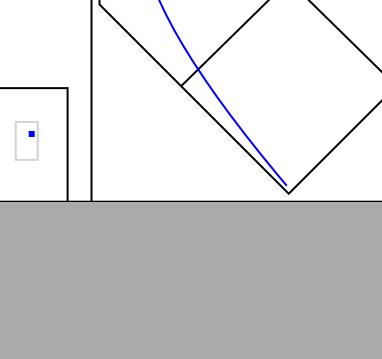
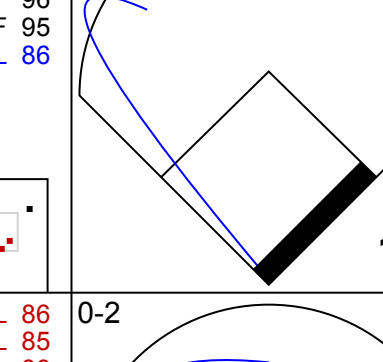

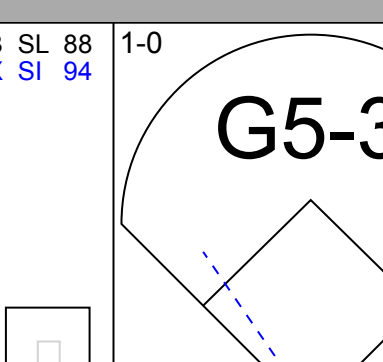


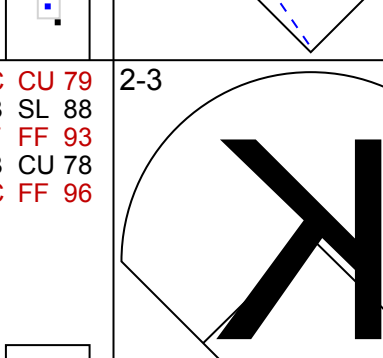
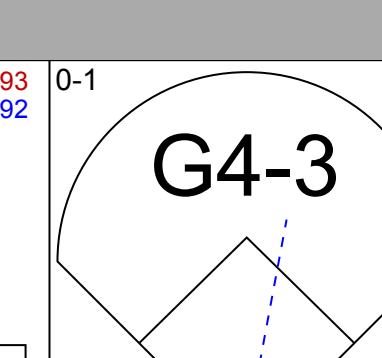
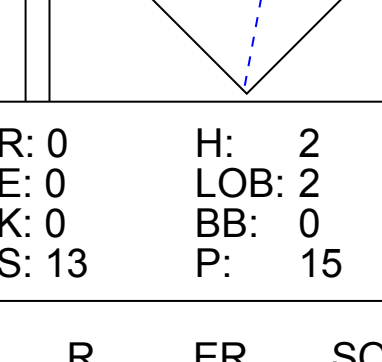


Batter	1	2	3	4	5	6	7	8	9	AB	R	H	RBI	BB	SO	LOB	TOP							
25 Dexter Fowler, S OBP: 0.349, SLG: 0.410										3	0	0	1	0	2	0								
19 Tommy Edman, S OBP: 0.332, SLG: 0.488										4	1	2	0	0	0	1	0							
46 Paul Goldschmidt, R OBP: 0.340, SLG: 0.458										4	0	2	1	0	0	1	1							
23 Marcell Ozuna, R OBP: 0.324, SLG: 0.479										3	0	0	0	0	1	0	2							
4 Yadier Molina, R OBP: 0.307, SLG: 0.394										4	0	0	0	0	3	3								
13 Matt Carpenter, L OBP: 0.338, SLG: 0.390										3	0	1	0	0	2	0								
34 Yairo Muñoz, R OBP: 0.294, SLG: 0.355										1	0	0	0	0	1	3								
12 Paul DeJong, R OBP: 0.319, SLG: 0.451										3	1	1	1	0	1	1								
48 Harrison Bader, R OBP: 0.317, SLG: 0.362										2	0	0	0	0	1	0								
32 Matt Wieters, S OBP: 0.271, SLG: 0.444										1	0	0	0	0	0	1								
66 Randy Arozarena, R OBP: 0.353, SLG: 0.286										0	0	0	0	0	0	0								
39 Miles Mikolas, R OBP: 0.136, SLG: 0.153										2	0	0	0	0	2	0								
30 Tyler Webb, L										0	0	0	0	0	0	0								
38 José Martínez, R OBP: 0.340, SLG: 0.402										1	0	1	0	0	0	0								
41 Tyler O'Neill, R OBP: 0.310, SLG: 0.423										0	1	0	0	0	0	0								
21 Andrew Miller, L										0	0	0	0	0	0	0								
Inning Stats	R: 0 E: 0 K: 2 S: 9	H: 0 LOB: 0 BB: 0 P: 14	R: 0 E: 0 K: 2 S: 9	H: 0 LOB: 0 BB: 0 P: 11	R: 1 E: 0 K: 2 S: 11	H: 1 LOB: 0 BB: 0 P: 11	R: 0 E: 0 K: 0 S: 6	H: 1 LOB: 0 BB: 0 P: 8	R: 0 E: 0 K: 2 S: 10	H: 0 LOB: 0 BB: 0 P: 16	R: 0 E: 0 K: 1 S: 9	H: 0 LOB: 0 BB: 0 P: 12	R: 0 E: 0 K: 1 S: 10	H: 1 LOB: 0 BB: 0 P: 13	R: 0 E: 0 K: 1 S: 9	H: 1 LOB: 1 BB: 0 P: 11	R: 2 E: 0 K: 2 S: 19	H: 3 LOB: 3 BB: 1 P: 31	1B: 4 2B: 1 3B: 1 HR: 1	SF: 1 SAC: 0 DP: 2 HBP: 0	WP: 0 PB: 0 SB: 1 CS: 0	PA: 33		
PITCHER	IP WLS BF H R ER SO BB IBB HBP BLK WP HR S P ERA WHIP	8.1 L 30 7 3 3 12 0 0 0 0 0 1 82 110 3.24 0.840	0.2 3 0 0 0 2 1 0 0 0 0 0 0 10 17 0.00 1.500																					

St. Louis Cardinals @ Chicago Cubs
Wrigley Field, Chicago, IL
Sun Sep 22 2019, 1:22 PM - 4:24 PM CDT
Att: 38,606 - Drizzlie - 76 F

AB 31
R 3
H 7
RBI 3
BB 1
SO 14
LOB 11



Batter	1	2	3	4	5	6	7	8	9	AB	R	H	RBI	BB	SO	LOB	BOTTOM						
44 Anthony Rizzo, L OBP: 0.407, SLG: 0.524										4	0	2	0	0	0	0							
9 Javier Báez, R OBP: 0.316, SLG: 0.531										0	0	0	0	0	0	0							
13 David Bote, R OBP: 0.363, SLG: 0.430										0	0	0	0	0	0	0							
6 Nick Castellanos, R OBP: 0.342, SLG: 0.533										4	2	2	1	0	1	2							
17 Kris Bryant, R OBP: 0.382, SLG: 0.521										1	0	0	0	0	0	1							
8 Ian Happ, S OBP: 0.303, SLG: 0.458										2	0	1	0	0	1	0							
12 Kyle Schwarber, L OBP: 0.334, SLG: 0.523										3	0	1	0	1	0	2							
5 Albert Almora Jr., R OBP: 0.274, SLG: 0.389										0	0	0	0	0	0	0							
18 Ben Zobrist, S OBP: 0.356, SLG: 0.321										4	0	0	0	0	1	3							
7 Victor Caratini, S OBP: 0.351, SLG: 0.451										3	0	1	0	0	0	2							
40 Wilson Contreras, R OBP: 0.356, SLG: 0.536										1	0	0	0	0	1	0							
22 Jason Heyward, L OBP: 0.344, SLG: 0.434										4	0	1	0	0	0	1							
2 Nico Hoerner, R OBP: 0.317, SLG: 0.474										4	0	1	0	0	0	1							
11 Yu Darvish, R OBP: 0.119, SLG: 0.089										3	0	0	0	0	1	1							
46 Pedro Strop, R										0	0	0	0	0	0	0							
Inning Stats	R: 1 E: 0 K: 1 S: 10	H: 2 LOB: 2 BB: 0 P: 15	R: 0 E: 0 K: 0 S: 9	H: 1 LOB: 0 BB: 0 P: 13	R: 0 E: 0 K: 1 S: 5	H: 1 LOB: 0 BB: 0 P: 7	R: 0 E: 0 K: 0 S: 7	H: 1 LOB: 1 BB: 0 P: 14	R: 0 E: 0 K: 1 S: 6	H: 0 LOB: 0 BB: 0 P: 10	R: 1 E: 0 K: 1 S: 14	H: 1 LOB: 0 BB: 0 P: 20	R: 0 E: 0 K: 0 S: 9	H: 0 LOB: 0 BB: 0 P: 13	R: 0 E: 0 K: 0 S: 13	H: 2 LOB: 2 BB: 0 P: 15	R: 0 E: 0 K: 1 S: 15	H: 1 LOB: 1 BB: 0 P: 18	1B: 8 2B: 0 3B: 0 HR: 1	SF: 0 SAC: 0 DP: 3 HBP: 1	WP: 0 PB: 1 SB: 0 CS: 0	PA: 35	
PITCHER	IP WLS BF H R ER SO BB IBB HBP BLK WP HR S P ERA WHIP	7.2 W 1 0 0 0 0 0 0 0 0 0 0 5 7 0.00 0.000	1.0 S 4 1 0 0 1 0 0 0 0 0 0 15 18 0.00 1.000																				

St. Louis Cardinals @ Chicago Cubs
Wrigley Field, Chicago, IL
Sun Sep 22 2019, 1:22 PM - 4:24 PM CDT
Att: 38,606 - Drizzlie - 76 F

AB 33
R 2
H 9
RBI 1
BB 1
SO 5
LOB 13



Batter	1	2	3	4	5	6	7	8	9	10	11	12	13	14	15	16	17	18	19	AB	R	H	RBI	BB	SO	LOB	TOP	
25 Dexter Fowler, S OBP: 0.344, SLG: 0.408																					8	1	1	1	1	5	4	
19 Tommy Edman, S OBP: 0.337, SLG: 0.494																					8	0	2	0	0	3	2	
46 Paul Goldschmidt, R OBP: 0.346, SLG: 0.476																					8	1	2	1	0	2	3	
23 Marcell Ozuna, R OBP: 0.328, SLG: 0.479																					6	0	0	0	2	1	2	
4 Yadier Molina, R OBP: 0.307, SLG: 0.402																					8	0	2	0	0	4	2	
13 Matt Carpenter, L OBP: 0.333, SLG: 0.381																					8	0	1	0	0	3	4	
12 Paul DeJong, R OBP: 0.317, SLG: 0.444																					7	0	1	0	1	2	2	
48 Harrison Bader, R OBP: 0.315, SLG: 0.390																					8	0	2	0	0	2	3	
37 Josh Rojas, L OBP: 0.319, SLG: 0.336																					3	0	1	0	0	0	3	
44 Andrew Vaughn, R OBP: 0.308, SLG: 0.416																					3	0	0	0	0	1	3	
31 Alex Avila, L OBP: 0.352, SLG: 0.425																					3	0	0	0	0	1	3	
18 Carson Kelly, R OBP: 0.349, SLG: 0.477																					4	1	1	0	1	1	3	
13 Nick Ahmed, R OBP: 0.322, SLG: 0.446																					7	1	2	0	1	1	1	
1 Jarrod Dyson, L OBP: 0.311, SLG: 0.319																					7	0	0	0	1	3	4	
44 Jesus Fernandez, R OBP: 0.311, SLG: 0.319																					1	0	0	0	0	1	0	
22 Jack Flaherty, R OBP: 0.333, SLG: 0.436																					10	0	0	0	0	0	0	
65 Gabe Kapler, R OBP: 0.308, SLG: 0.416																					10	0	0	0	0	0	0	
21 Andrew Miller, L OBP: 0.308, SLG: 0.416																					10	0	0	0	0	0	0	
30 Ryan Howard, R OBP: 0.308, SLG: 0.416																					10	0	0	0	0	0	0	
61 Gerson Rodriguez, L OBP: 0.308, SLG: 0.416																					10	0	0	0	0	0	0	
53 Juan Cruz, R OBP: 0.308, SLG: 0.416																					10	0	0	0	0	0	0	
44 Jesus Fernandez, R OBP: 0.308, SLG: 0.416																					10	0	0	0	0	0	0	
22 Jack Flaherty, R OBP: 0.333, SLG: 0.436																					10	0	0	0	0	0	0	
65 Gabe Kapler, R OBP: 0.308, SLG: 0.416																					10	0	0	0	0	0	0	
21 Andrew Miller, L OBP: 0.308, SLG: 0.416																					10	0	0	0	0	0	0	
30 Ryan Howard, R OBP: 0.308, SLG: 0.416																					10	0	0	0	0	0	0	
61 Gerson Rodriguez, L OBP: 0.308, SLG: 0.416																					10	0	0	0	0	0	0	
53 Juan Cruz, R OBP: 0.308, SLG: 0.416																					10	0	0	0	0	0	0	
44 Jesus Fernandez, R OBP: 0.308, SLG: 0.416																					10	0	0	0	0	0	0	
22 Jack Flaherty, R OBP: 0.333, SLG: 0.436																					10	0	0	0	0	0	0	
65 Gabe Kapler, R OBP: 0.308, SLG: 0.416																					10	0	0	0	0	0	0	
21 Andrew Miller, L OBP: 0.308, SLG: 0.416																					10	0	0	0	0	0	0	
30 Ryan Howard, R OBP: 0.308, SLG: 0.416																					10	0	0	0	0	0	0	
61 Gerson Rodriguez, L OBP: 0.308, SLG: 0.416																					10	0	0	0	0	0	0	
53 Juan Cruz, R OBP: 0.308, SLG: 0.416																					10	0	0	0	0	0	0	
44 Jesus Fernandez, R OBP: 0.308, SLG: 0.416																					10	0	0	0	0	0	0	
22 Jack Flaherty, R OBP: 0.333, SLG: 0.436																					10	0	0	0	0	0	0	
65 Gabe Kapler, R OBP: 0.308, SLG: 0.416																					10	0	0	0	0	0	0	
21 Andrew Miller, L OBP: 0.308, SLG: 0.416																					10	0	0	0	0	0	0	
30 Ryan Howard, R OBP: 0.308, SLG: 0.416																					10	0	0	0	0	0	0	
61 Gerson Rodriguez, L OBP: 0.308, SLG: 0.416																					10	0	0	0	0	0	0	
53 Juan Cruz, R OBP: 0.308, SLG: 0.416																					10	0	0	0	0	0	0	
44 Jesus Fernandez, R OBP: 0.308, SLG: 0.416																					10	0	0	0	0	0	0	
22 Jack Flaherty, R OBP: 0.333, SLG: 0.436																					10	0	0	0	0	0	0	
65 Gabe Kapler, R OBP: 0.308, SLG: 0.416																					10	0	0	0	0	0	0	
21 Andrew Miller, L OBP: 0.308, SLG: 0.416																					10	0	0	0	0	0	0	
30 Ryan Howard, R OBP: 0.308, SLG: 0.416																					10	0	0	0	0	0	0	
61 Gerson Rodriguez, L OBP: 0.308, SLG: 0.416																					10	0	0	0	0	0	0	
53 Juan Cruz, R OBP: 0.308, SLG: 0.416																					10	0	0	0	0	0	0	
44 Jesus Fernandez, R OBP: 0.308, SLG: 0.416																					10	0	0	0	0	0	0	
22 Jack Flaherty, R OBP: 0.333, SLG: 0.436																					10	0	0	0	0	0	0	
65 Gabe Kapler, R OBP: 0.308, SLG: 0.416																					10	0	0	0	0	0	0	
21 Andrew Miller, L OBP: 0.308, SLG: 0.416																					10	0	0	0	0	0	0	
30 Ryan Howard, R OBP: 0.308, SLG: 0.416																					10	0	0	0	0	0	0	
61 Gerson Rodriguez, L OBP: 0.308, SLG: 0.416																					10	0	0	0	0	0	0	
53 Juan Cruz, R OBP: 0.308, SLG: 0.416																					10	0	0	0	0	0	0	
44 Jesus Fernandez, R OBP: 0.308, SLG: 0.416																					10	0	0	0	0	0	0	
22 Jack Flaherty, R OBP: 0.333, SLG: 0.436																					10	0	0	0	0	0	0	
65 Gabe Kapler, R OBP: 0.308, SLG: 0.416																					10	0	0	0	0	0	0	
21 Andrew Miller, L OBP: 0.308, SLG: 0.416																					10	0	0	0	0	0	0	
30 Ryan Howard, R OBP: 0.308, SLG: 0.416																					10	0	0	0	0	0	0	
61 G																												

Batter	1	2	3	4	5	6	7	8	9	AB	R	H	RBI	BB	SO	LOB	TOP					
19 Tommy Edman, S (1.5)										4	2	2	0	0	1	2						
38 José Martínez, R (1.9)										5	2	3	2	2	0	2						
47 Rangel Ravelo, R (1.3)										3	0	0	1	1	1	2						
32 Matt Wieters, S (1.2)										5	0	1	2	0	0	2						
25 Dexter Fowler, S (9, PR)										0	0	0	0	0	0	0						
41 Tyler O'Neill, R (11, 7)										2	0	0	0	1	2	0						
61 Genesis Cabrera, L (5, 1)										0	0	0	0	0	0	0						
44 Junior Fernández, R (5, 1)										0	0	0	0	0	0	0						
30 Tyler Webb, L (5, 1)										0	0	0	0	0	0	0						
7 Andrew Knizner, R (5, PH)										0	0	0	0	0	0	0						
55 Dominic Leone, R (5, 1)										0	0	0	0	0	0	0						
46 Paul Goldschmidt, R (5, PH)										1	0	0	0	0	0	2						
66 Randy Arozarena, R (1, 8)										4	2	2	1	0	0	1						
34 Yairo Muñoz, R (1, 6)										3	0	1	0	1	0	1						
63 Edmundo Sosa, R (1, 4)										3	1	1	0	1	1	2						
52 Michael Wacha, R (1, 1)										0	0	0	0	0	0	0						
59 Mike Mayers, R (2, 1)										1	0	0	0	0	1	1						
13 Matt Carpenter, L (4, PH)										1	0	0	0	0	0	2						
53 John Gant, R (4, 1)										0	0	0	0	0	0	0						
48 Harrison Bader, R (5, 8)										2	0	0	0	0	2	0						
Inning Stats	R: 0 E: 1 K: 2 S: 10	H: 1 LOB: 1 BB: 0 P: 13	R: 0 E: 0 K: 1 S: 8	H: 1 LOB: 0 BB: 0 P: 12	R: 2 E: 0 K: 1 S: 11	H: 2 LOB: 1 BB: 1 P: 18	R: 1 E: 1 K: 0 S: 10	H: 2 LOB: 2 BB: 1 P: 19	R: 1 E: 0 K: 1 S: 9	H: 1 LOB: 0 BB: 0 P: 17	R: 1 E: 0 K: 2 S: 15	H: 1 LOB: 0 BB: 0 P: 20	R: 0 E: 0 K: 2 S: 8	H: 0 LOB: 0 BB: 0 P: 11	R: 0 E: 1 K: 0 S: 8	H: 0 LOB: 2 BB: 1 P: 15	R: 2 E: 0 K: 1 S: 13	H: 2 LOB: 2 BB: 1 P: 27	1B: 7 2B: 1 3B: 1 HR: 1	SF: 1 SAC: 0 DP: 2 HBP: 1	WP: 0 PB: 0 SB: 1 CS: 0	PA: 41
PITCHER	IP ERA WHIP	WLS BF	H R ER SO	BB IBB HBP BLK	WP HR S P	ERA WHIP	PITCHER	IP ERA WHIP	WLS BF	H R ER SO	BB IBB HBP BLK	WP HR S P	ERA WHIP									
29 Merrill Kelly, R (1, 1)	6.0 4.42	W 27	8 5 5 7	2 0 0 0	0 0 8 11	7.50 1.667	30 T.J. McFarland, L (8, 1)	1.0 3.41	3 0 0 2	0 0 0 0	0 0 0 0	0 0 8 15	0.00 0.000									
50 Yoan López, R (7, 1)	1.0 4.82	3 1 2 1	0 0 1 0	0 0 0 0	0 0 5 12	0.00 3.000	54 Jimmie Sherry, R (9, 1)	0.1 5.71	S 3	1 0 0 0	0 0 0 0	0 0 5 12	0.00 3.000									
25 Archie Bradley, R (9, 1)	0.2 5.57	S 3	1 0 0 0	0 0 0 0	0 0 5 12	0.00 3.000																

St. Louis Cardinals @ Arizona Diamondbacks
Chase Field, Phoenix, AZ
Wed Sep 25 2019, 12:40 PM - 4:32 PM MST
Att: 21,420 - Roof Closed - 74 F

AB	35
R	7
H	10
RBI	6
BB	4
SO	10
LOB	16



Batter	1	2	3	4	5	6	7	8	9	AB	R	H	RBI	BB	SO	LOB	BOTTOM			
16 Tim Lincecum, R (1, 8)										5	2	2	1	0	0	0				
48 Abraham Almonte, S (1, 9)										0	1	0	0	2	0	0				
10 Adam Jones, R (5, 9)										1	1	1	1	2	0	0				
41 Wilmer Flores, R (1, 4)										4	1	3	4	0	0	2				
31 Alex Avila, L (7, 2)										0	0	0	0	1	0	0				
22 Jake Lamb, L (1, 5)										5	0	0	0	0	3	4				
54 Jimmie Sherry, R (9, 1)										0	0	0	0	0	0	0				
25 Archie Bradley, R (9, 1)										0	0	0	0	0	0	0				
32 Kevin Cron, R (1, 3)										4	1	1	0	0	0	0				
50 Yoan López, R (7, 1)										0	0	0	0	0	0	0				
30 T.J. McFarland, L (8, 1)										0	0	0	0	0	0	0				
15 Ildemaro Vargas, S (8, 5)										0	0	0	0	0	0	0				
9 Josh Rojas, L (1, 7)										3	1	0	0	1	1	2				
13 Nick Ahmed, R (1, 6)										4	1	1	1	0	2	2				
14 Caleb Joseph, R (1, 2)										2	0	0	0	0	1	0				
2 Domingo Leyba, S (6, PH)										1	1	0	0	1	1	0				
29 Merrill Kelly, R (1, 1)										2	0	0	0	0	1	0				
53 Christian Walker, R (6, PH)										2	0	0	0	0	1	2				
Inning Stats	R: 2 E: 0 K: 3 S: 16	H: 3 LOB: 2 BB: 1 P: 27	R: 0 E: 0 K: 0 S: 13	H: 1 LOB: 2 BB: 1 P: 24	R: 0 E: 0 K: 1 S: 8	H: 0 LOB: 0 BB: 0 P: 11	R: 0 E: 0 K: 3 S: 11	H: 0 LOB: 0 BB: 0 P: 14	R: 0 E: 0 K: 1 S: 8	H: 1 LOB: 1 BB: 1 P: 17	R: 7 E: 2 K: 0 S: 25	H: 3 LOB: 2 BB: 2 P: 43	R: 0 E: 0 K: 1 S: 7	H: 0 LOB: 0 BB: 0 P: 11	R: 0 E: 0 K: 1 S: 12	H: 0 LOB: 2 BB: 2 P: 22	1B: 4 2B: 3 3B: 0 HR: 1	SF: 0 SAC: 0 DP: 0 HBP: 0	WP: 2 PB: 0 SB: 1 CS: 0	PA: 40
PITCHER	IP ERA WHIP	WLS BF	H R ER SO	BB IBB HBP BLK	WP HR S P	ERA WHIP	PITCHER	IP ERA WHIP	WLS BF	H R ER SO	BB IBB HBP BLK	WP HR S P	ERA WHIP							
52 Michael Wacha, R (1, 1)	1.2 0.00	W 5	4 2 2 3	1 0 0 0	0 0 12 21	0.00 0.750	30 Tyler Webb, L (6, 1)	1.2 3.91	5 0 0 0	0 0 0 1	0 0 0 0	0 0 12 22	0.00 2.000							
59 Mike Mayers, R (2, 1)	1.1 7.0	5 6 1 0	0 0 0 3	1 0 0 0	0 0 14 25	0.00 1.200	55 Dominic Leone, R (8, 1)	1.0 5.63	5 0 0 0	0 0 0 1	2 0 0 0	0 0 12 22	0.00 2.000							
53 John Gant, R (4, 1)	1.2 4.95	H 4	1 3 2 1	1 0 0 0	0 0 16 25	0.00 6.000														
61 Génesis Cabrera, L (5, 1)	0.1 4.95	H 5	2 4 3 0	1 0 0 0	1 1 9 17	81.00 9.000														
44 Junior Fernández, R (6, 1)	0.1 5.51	L 5	2 4 3 0	1 0 0 0	1 1 9 17	81.00 9.000														

St. Louis Cardinals @ Arizona Diamondbacks
Chase Field, Phoenix, AZ
Wed Sep 25 2019, 12:40 PM - 4:32 PM MST
Att: 21,420 - Roof Closed - 74 F

AB	33
R	9
H	8
RBI	7
BB	7
SO	10
LOB	12



Batter	1	2	3	4	5	6	7	8	9	AB	R	H	RBI	BB	SO	LOB	TOP										
4 Tony Kemp, L OBP: 0.296, SLG: 0.386	B1-3	G4-3		G6-3		P2				5	0	1	1	0	0	4	Chicago Cubs @ St. Louis Cardinals Busch Stadium, St. Louis, MO Sat Sep 28 2019, 6:16 PM - 10:02 PM CDT Att: 46,971 - Partly Cloudy - 74 F										
2 Nico Hoerner, R OBP: 0.316, SLG: 0.453	K		12 G6-3 8 HR	F7		L8		SF7		4	1	1	1	0	1	2											
12 Kyle Schwarber, L 46 Pedro Strop, R 20 Brandon Kintzler, R	HR		G6-3		8 HR	K		K		5	2	2	1	0	2	2											
8 Ian Happ, S OBP: 0.333, SLG: 0.572	1B				8 HR					0	0	0	0	0	0	0											
25 Jonathan Lucroy, R OBP: 0.305, SLG: 0.355	K				8 HR					0	0	0	0	0	0	0											
7 Victor Caratini, S OBP: 0.348, SLG: 0.448										5	2	3	4	0	0	0											
27 Addison Russell, R OBP: 0.311, SLG: 0.394										5	1	2	1	0	0	0											
13 David Bote, R OBP: 0.363, SLG: 0.424										5	1	4	0	0	0	0											
35 Cole Hamels, L 3 Daniel Descalso, L 56 Kyle Ryan, L 37 David Phelps, R 38 Brad Wieck, L 41 Steve Cishek, R 5 Albert Almora Jr., R	1B									2	0	2	0	0	0	0											
Inning Stats	R: 1 E: 0 K: 2 S: 12	H: 2 LOB: 1 BB: 0 P: 16	R: 0 E: 0 K: 1 S: 9	H: 2 LOB: 2 BB: 0 P: 14	R: 2 E: 0 K: 0 S: 12	H: 2 LOB: 0 BB: 0 P: 19	R: 0 E: 0 K: 0 S: 12	H: 2 LOB: 2 BB: 0 P: 15	R: 3 E: 0 K: 1 S: 21	H: 4 LOB: 1 BB: 0 P: 26	R: 0 E: 0 K: 1 S: 8	H: 0 LOB: 0 BB: 0 P: 12	R: 0 E: 0 K: 0 S: 6	H: 0 LOB: 0 BB: 0 P: 7	R: 2 E: 0 K: 1 S: 16	H: 2 LOB: 1 BB: 1 P: 23		R: 0 E: 0 K: 1 S: 19	H: 2 LOB: 2 BB: 0 P: 26	1B: 12 2B: 0 3B: 0 HR: 4	SF: 1 SAC: 0 DP: 0 HBP: 0	WP: 0 PB: 0 SB: 1 CS: 0	PA: 44				
PITCHER	IP	WLS	BF	H	R	ER	SO	BB	IBB	HBP	BLK	WP	HR	S	P	ERA	WHIP										
50 Adam Wainwright, R ERA: 4.19	4.1	L	25	12	6	6	3	0	0	0	0	0	4	60	84	12.46	2.769										
55 Dominic Leone, R ERA: 5.53	0.2		2	0	0	0	1	0	0	0	0	0	0	6	6	0.00	0.000										
30 Tyler Webb, L ERA: 3.76	2.0		6	0	0	0	1	0	0	0	0	0	0	14	19	0.00	0.000										
60 John Brebbia, R ERA: 3.59	0.1		3	1	2	2	0	1	0	0	0	0	0	10	16	54.00	6.000										
21 Andrew Miller, L ERA: 4.45	0.2		3	1	0	0	1	0	0	0	0	0	0	6	7	0.00	1.500										
18 Carlos Martinez, R ERA: 3.23	1.0		5	2	0	0	1	0	0	0	0	0	0	5	8	0.00	2.000										
25 Dexter Fowler, S OBP: 0.342, SLG: 0.401	G1-3									3	1	0	0	2	2	1	Chicago Cubs @ St. Louis Cardinals Busch Stadium, St. Louis, MO Sat Sep 28 2019, 6:16 PM - 10:02 PM CDT Att: 46,971 - Partly Cloudy - 74 F										
19 Tommy Edman, S OBP: 0.352, SLG: 0.506	K									4	0	2	3	0	1	0											
46 Paul Goldschmidt, R OBP: 0.342, SLG: 0.499	1B									5	0	1	0	0	2	4											
23 Marcell Ozuna, R OBP: 0.327, SLG: 0.473	K									4	0	0	0	1	1	3											
4 Yadier Molina, R OBP: 0.309, SLG: 0.400	HBP									4	0	1	0	0	0	3											
13 Matt Carpenter, L OBP: 0.335, SLG: 0.386	K									4	0	0	0	0	4	2											
12 Paul DeJong, R OBP: 0.317, SLG: 0.446	L7									4	1	1	1	0	1	1											
48 Harrison Bader, R OBP: 0.317, SLG: 0.370	K									2	2	1	1	1	1	1											
50 Adam Wainwright, R 55 Dominic Leone, R 41 Tyler Webb, L 30 Tyler Webb, L 47 Ranger Suarez, R 60 John Brebbia, R 21 Andrew Miller, L 38 Jose Martinez, R 60 Randy Arozarena, R	K									1	0	0	0	0	1	0											
Inning Stats	R: 0 E: 0 K: 2 S: 12	H: 1 LOB: 1 BB: 0 P: 19	R: 0 E: 0 K: 2 S: 9	H: 0 LOB: 0 BB: 0 P: 15	R: 0 E: 0 K: 2 S: 10	H: 0 LOB: 0 BB: 0 P: 15	R: 0 E: 0 K: 2 S: 13	H: 1 LOB: 1 BB: 0 P: 18	R: 3 E: 0 K: 2 S: 22	H: 2 LOB: 1 BB: 2 P: 37	R: 0 E: 0 K: 1 S: 12	H: 0 LOB: 0 BB: 0 P: 17	R: 2 E: 0 K: 0 S: 11	H: 1 LOB: 2 BB: 3 P: 24	R: 1 E: 1 K: 3 S: 17	H: 1 LOB: 1 BB: 1 P: 27		R: 0 E: 0 K: 0 S: 7	H: 0 LOB: 1 BB: 0 P: 12	1B: 3 2B: 0 3B: 1 HR: 2	SF: 0 SAC: 0 DP: 1 HBP: 3	WP: 1 PB: 0 SB: 0 CS: 0	PA: 41				
PITCHER	IP	WLS	BF	H	R	ER	SO	BB	IBB	HBP	BLK	WP	HR	S	P	ERA	WHIP										
35 Cole Hamels, L ERA: 3.81	4.0		15	2	0	0	8	0	0	0	0	0	0	44	67	0.00	0.500										
56 Kyle Ryan, L ERA: 3.54	0.1		4	1	3	3	1	2	0	0	0	0	1	13	24	81.00	9.000										
37 David Phelps, R ERA: 3.41	1.2		6	1	0	0	2	0	0	0	0	0	0	21	30	0.00	0.600										
38 Brad Wieck, L ERA: 5.71	0.0		3	0	2	2	0	2	0	1	0	1	0	6	15	∞	∞										
41 Steve Cishek, R ERA: 2.95	1.0	W	4	1	0	0	0	1	0	0	0	0	0	5	9	0.00	2.000										
46 Pedro Strop, R ERA: 4.97	1.0		5	1	1	1	3	1	0	0	0	0	0	0	0	0	0	0	0	7	12	0.00	0.000				
20 Brandon Kintzler, R ERA: 2.68	1.0	S	4	0	0	0	0	0	0	0	0	0	0	0	0	0	0	0	0	7	12	0.00	0.000				

Batter	1	2	3	4	5	6	7	8	9	AB	R	H	RBI	BB	SO	LOB	TOP			
4 Tony Kemp, L OBP: 0.291, SLG: 0.380	F8			G3-1			G1-3		P6	4	0	0	0	0	0	0				
18 Ben Zobrist, S OBP: 0.356, SLG: 0.313	F8			G4-3			G4-3			3	0	0	0	0	0	0				
8 Ian Happ, S OBP: 0.333, SLG: 0.564	K			K						2	0	0	0	1	2	0				
12 Kyle Schwarber, L OBP: 0.339, SLG: 0.531										1	0	0	0	0	1	0				
16 Robel Garcia, S OBP: 0.275, SLG: 0.250										2	0	1	0	0	1	1				
40 Wilson Contreras, R OBP: 0.355, SLG: 0.533										3	0	1	0	0	0	1				
7 Victor Caratini, S OBP: 0.348, SLG: 0.447										3	0	1	0	0	0	1				
2 Nico Hoerner, R OBP: 0.305, SLG: 0.436										3	0	0	0	0	0	1				
27 Addison Russell, R OBP: 0.308, SLG: 0.391										2	0	0	0	0	1	0				
3 Daniel Descalso, L OBP: 0.271, SLG: 0.250										1	0	0	0	0	0	0				
45 Derek Holland, S OBP: 0.133, SLG: 0.071										1	0	0	0	0	1	0				
51 Duane Underwood Jr., R										0	0	0	0	0	0	0				
57 James Norwood, R										1	0	0	0	0	0	0				
36 Dillon Maples, R										0	0	0	0	0	0	0				
13 David Bots, R OBP: 0.362, SLG: 0.422										1	0	0	0	0	1	0				
Inning Stats	R: 0 H: 0 E: 0 K: 1 S: 7	H: 0 LOB: 0 BB: 0 P: 8	R: 0 H: 1 E: 0 K: 1 S: 7	H: 0 LOB: 0 BB: 0 P: 9	R: 0 H: 0 E: 0 K: 1 S: 9	H: 0 LOB: 0 BB: 0 P: 13	R: 0 H: 0 E: 0 K: 1 S: 7	H: 0 LOB: 0 BB: 0 P: 9	R: 0 H: 1 E: 0 K: 0 S: 4	H: 0 LOB: 0 BB: 0 P: 7	R: 0 H: 0 E: 0 K: 1 S: 8	H: 0 LOB: 1 BB: 1 P: 16	R: 0 H: 1 E: 0 K: 0 S: 8	H: 0 LOB: 0 BB: 0 P: 11	R: 0 H: 0 E: 0 K: 1 S: 8	H: 0 LOB: 0 BB: 0 P: 11	1B: 3 2B: 0 3B: 0 HR: 0	SF: 0 SAC: 0 DP: 2 HBP: 0	WP: 0 PB: 0 SB: 0 CS: 0	PA: 28
PITCHER	IP WLS BF H R ER SO BB IBB HBP BLK WP HR S P ERA WHIP																ERA WHIP			
22 Jack Flaherty, R ERA: 2.75	7.0 W 22 2 0 0 6 1 0 0 0 0 0 0 48 69 0.00 0.429																			
65 Giovanni Gallegos, R ERA: 2.31	1.0 3 1 0 0 0 0 0 0 0 0 0 0 8 11 0.00 1.000																			
18 Carlos Martinez, R ERA: 3.17	1.0 3 0 0 0 1 0 0 0 0 0 0 0 8 11 0.00 0.000																			

Chicago Cubs @ St. Louis Cardinals
 Busch Stadium, St. Louis, MO
 Sun Sep 29 2019, 2:17 PM - 4:47 PM CDT
 Att: 47,212 - Sunny - 91 F

AB 27
 R 0
 H 3
 RBI 0
 BB 1
 SO 7
 LOB 4



Batter	1	2	3	4	5	6	7	8	9	AB	R	H	RBI	BB	SO	LOB	BOTTOM			
25 Dexter Fowler, S OBP: 0.346, SLG: 0.409	BB		F8							3	2	2	2	2	0	1				
19 Tommy Edman, S OBP: 0.391, SLG: 0.500	BB		F9		G3-1					4	1	0	0	1	0	3				
46 Paul Goldschmidt, R OBP: 0.340, SLG: 0.476										4	2	3	2	1	1	0				
23 Marcell Ozuna, R OBP: 0.328, SLG: 0.472										5	1	2	1	0	1	3				
4 Yadier Molina, R OBP: 0.312, SLG: 0.399										2	1	0	0	3	1	3				
13 Matt Carpenter, L OBP: 0.334, SLG: 0.392										4	1	1	3	0	1	3				
12 Paul DeJong, R OBP: 0.318, SLG: 0.444										2	0	0	0	1	1	0				
48 Harrison Bader, R OBP: 0.314, SLG: 0.366										4	0	0	0	0	1	2				
22 Jack Flaherty, R OBP: 0.211, SLG: 0.241										3	1	1	0	0	1	2				
60 Randy Arozarena, R OBP: 0.391, SLG: 0.500										1	0	0	0	0	0	0				
65 Giovanni Gallegos, R										0	0	0	0	0	0	0				
18 Carlos Martinez, R										0	0	0	0	0	0	0				
Inning Stats	R: 2 H: 1 E: 0 K: 0 S: 8	H: 1 LOB: 1 BB: 3 P: 21	R: 2 H: 2 E: 0 K: 0 S: 16	H: 2 LOB: 0 BB: 0 P: 22	R: 4 H: 3 E: 0 K: 1 S: 23	H: 3 LOB: 1 BB: 1 P: 40	R: 1 H: 2 E: 0 K: 1 S: 13	H: 2 LOB: 1 BB: 0 P: 16	R: 0 H: 1 E: 0 K: 1 S: 12	H: 0 LOB: 2 BB: 1 P: 20	R: 0 H: 0 E: 0 K: 2 S: 12	H: 0 LOB: 1 BB: 1 P: 22	R: 0 H: 0 E: 0 K: 1 S: 7	H: 0 LOB: 0 BB: 0 P: 10	R: 0 H: 0 E: 0 K: 1 S: 8	H: 0 LOB: 2 BB: 2 P: 19	1B: 6 2B: 0 3B: 0 HR: 3	SF: 0 SAC: 0 DP: 1 HBP: 1	WP: 0 PB: 0 SB: 1 CS: 0	PA: 41
PITCHER	IP WLS BF H R ER SO BB IBB HBP BLK WP HR S P ERA WHIP																ERA WHIP			
45 Derek Holland, L	2.0 L 14 5 7 7 0 4 0 0 0 0 0 0 2 27 31.50 4.500																			
51 Duane Underwood Jr., R	2.0 10 3 2 2 2 0 0 0 1 0 0 0 2 27 9.00 1.500																			
57 James Norwood, R	2.0 9 1 0 0 0 3 2 0 0 0 0 0 0 24 42 0.00 1.500																			
36 Dillon Maples, R	1.0 3 0 0 0 0 1 0 0 0 0 0 0 0 7 10 0.00 0.000																			
18 Ben Zobrist, R	1.0 5 0 0 0 0 1 2 0 0 0 0 0 0 8 19 0.00 2.000																			

Chicago Cubs @ St. Louis Cardinals
 Busch Stadium, St. Louis, MO
 Sun Sep 29 2019, 2:17 PM - 4:47 PM CDT
 Att: 47,212 - Sunny - 91 F

AB 32
 R 9
 H 9
 RBI 8
 BB 8
 SO 7
 LOB 17



Batter	1	2	3	4	5	6	7	8	9	AB	R	H	RBI	BB	SO	LOB	TOP										
25 Dexter Fowler, S OBP: 0.222, SLG: 0.125										4	0	0	0	0	1	1											
19 Tommy Edman, S OBP: 0.222, SLG: 0.333										4	0	0	0	0	0	0											
46 Paul Goldschmidt, R OBP: 0.444, SLG: 0.875										4	0	1	0	0	1	0											
23 Marcell Ozuna, R OBP: 0.556, SLG: 0.750										4	0	2	0	0	0	0											
4 Yadier Molina, R OBP: 0.333, SLG: 0.250										4	0	2	0	0	1	3											
16 Kolten Wong, L OBP: 0.333, SLG: 0.375										4	0	0	0	0	2	5											
12 Paul DeJong, R OBP: 0.375, SLG: 0.286										3	0	0	0	0	2	1											
48 Harrison Bader, R OBP: 0.167, SLG: 0.167										3	0	0	0	0	3	2											
22 Jack Flaherty, R 38 José Martínez, R 30 Tyler Webb, L										2	0	0	0	0	1	0											
										1	0	1	0	0	0	0											
										0	0	0	0	0	0	0											
Inning Stats	R: 0 H: 0 E: 0 K: 2 S: 10	H: 0 LOB: 0 BB: 0 P: 13	R: 0 H: 1 E: 1 K: 2 S: 11	LOB: 2 BB: 0 P: 15	R: 0 H: 0 E: 0 K: 1 S: 8	LOB: 0 BB: 0 P: 9	R: 0 H: 1 E: 0 K: 0 S: 9	LOB: 1 BB: 0 P: 15	R: 0 H: 0 E: 0 K: 2 S: 8	LOB: 0 BB: 0 P: 12	R: 0 H: 0 E: 0 K: 0 S: 5	LOB: 0 BB: 0 P: 7	R: 0 H: 1 E: 0 K: 0 S: 7	LOB: 0 BB: 0 P: 10	R: 0 H: 1 E: 0 K: 2 S: 10	LOB: 1 BB: 0 P: 13	R: 0 H: 2 E: 0 K: 2 S: 14	LOB: 2 BB: 0 P: 22	1B: 6 2B: 0 3B: 0 HR: 0	SF: 0 SAC: 0 DP: 1 HBP: 0	WP: 0 PB: 0 SB: 0 CS: 0	PA: 33					
PITCHER	IP	WLS	BF	H	R	ER	SO	BB	IBB	HBP	BLK	WP	HR	S	P	ERA	WHIP										
26 Mike Foltynewicz, R ERA: 3.86	7.0	W	24	3	0	0	7	0	0	0	0	0	0	58	81	0.00	0.429										
54 Max Fried, L ERA: 18.0	1.0	H	4	1	0	0	2	0	0	0	0	0	0	10	13	0.00	1.000										
36 Mark Melancon, R ERA: 18.0	1.0	S	5	2	0	0	2	0	0	0	0	0	0	14	22	0.00	2.000										

St. Louis Cardinals @ Atlanta Braves
SunTrust Park, Atlanta, GA
Fri Oct 04 2019, 4:38 PM - 7:24 PM EDT
Att: 42,911 - Sunny - 95 F

AB 33
R 0
H 6
RBI 0
BB 0
SO 11
LOB 12



Batter	1	2	3	4	5	6	7	8	9	AB	R	H	RBI	BB	SO	LOB	BOTTOM										
13 Ronald Acuña Jr., R OBP: 0.556, SLG: 1.125										4	0	1	0	0	2	0											
1 Ozzie Albies, S OBP: 0.222, SLG: 0.125										4	1	1	0	0	2	1											
5 Freddie Freeman, L OBP: 0.444, SLG: 0.714										3	0	0	0	1	0	1											
20 Josh Donaldson, R OBP: 0.222, SLG: 0.125										4	0	1	1	0	1	1											
22 Nick Markakis, L OBP: 0.222, SLG: 0.333										4	0	1	0	0	1	1											
14 Matt Joyce, L OBP: 0.200, SLG: 0.200										3	0	1	0	0	1	0											
54 Max Fried, L 36 Mark Melancon, R										0	0	0	0	0	0	0											
										0	0	0	0	0	0	0											
16 Brian McCann, L OBP: 0.400, SLG: 0.600										3	1	1	0	0	0	2											
7 Dansby Swanson, R OBP: 0.286, SLG: 0.286										3	0	1	0	0	2	3											
26 Mike Foltynewicz, R 23 Adam Duval, R										2	0	0	0	0	1	1											
										1	1	1	2	0	0	0											
Inning Stats	R: 1 H: 2 E: 0 K: 0 S: 10	H: 2 LOB: 1 BB: 0 P: 21	R: 0 H: 1 E: 0 K: 1 S: 9	LOB: 1 BB: 0 P: 12	R: 0 H: 0 E: 0 K: 2 S: 10	LOB: 1 BB: 1 P: 18	R: 0 H: 2 E: 0 K: 1 S: 6	LOB: 2 BB: 0 P: 11	R: 0 H: 0 E: 0 K: 1 S: 7	LOB: 0 BB: 0 P: 9	R: 0 H: 0 E: 0 K: 0 S: 10	LOB: 0 BB: 0 P: 13	R: 2 H: 3 E: 0 K: 3 S: 24	LOB: 3 BB: 0 P: 33	R: 0 H: 0 E: 0 K: 2 S: 14	LOB: 0 BB: 0 P: 18	1B: 6 2B: 2 3B: 0 HR: 1	SF: 0 SAC: 0 DP: 1 HBP: 0	WP: 2 PB: 0 SB: 0 CS: 1	PA: 32							
PITCHER	IP	WLS	BF	H	R	ER	SO	BB	IBB	HBP	BLK	WP	HR	S	P	ERA	WHIP										
22 Jack Flaherty, R ERA: 3.86	7.0	L	29	8	3	3	8	1	0	0	0	2	1	76	117	3.86	1.286										
30 Tyler Webb, L ERA: 6.75	1.0		3	0	0	0	2	0	0	0	0	0	0	14	18	0.00	0.000										

St. Louis Cardinals @ Atlanta Braves
SunTrust Park, Atlanta, GA
Fri Oct 04 2019, 4:38 PM - 7:24 PM EDT
Att: 42,911 - Sunny - 95 F

AB 31
R 3
H 8
RBI 3
BB 1
SO 10
LOB 10



Batter	1	2	3	4	5	6	7	8	9	AB	R	H	RBI	BB	SO	LOB	TOP								
7 Trea Turner, R OBP: 0.333, SLG: 0.471										4	1	2	0	0	0	0	Washington Nationals @ St. Louis Cardinals Busch Stadium, St. Louis, MO Sat Oct 12 2019, 3:10 PM - 6:03 PM CDT Att: 46,458 - Sunny - 59 F								
2 Adam Eaton, L OBP: 0.303, SLG: 0.286										4	0	1	2	0	1	1									
6 Anthony Rendon, R OBP: 0.457, SLG: 0.577										3	0	1	0	1	1	1									
22 Juan Soto, L OBP: 0.314, SLG: 0.419										4	0	0	0	0	3	4									
47 Howie Kendrick, R OBP: 0.303, SLG: 0.387										4	0	0	0	0	2	2									
63 Sean Doolittle, L (8, 1)										0	0	0	0	0	0	0									
46 Patrick Corbin, L (9, 1)										0	0	0	0	0	0	0									
44 Daniel Hudson, R (9, 1)										0	0	0	0	0	0	0									
11 Ryan Zimmerman, R OBP: 0.333, SLG: 0.522										4	0	0	0	0	1	0									
28 Kurt Suzuki, R (1, 2)										4	0	0	0	0	3	0									
10 Yan Gomes, R OBP: 0.455, SLG: 0.444										0	0	0	0	0	0	0									
3 Michael Taylor, R OBP: 0.364, SLG: 0.450										4	1	2	1	0	2	0									
31 Max Scherzer, R (1, 1)										2	0	0	0	0	1	1									
15 Matt Adams, L OBP: 0.333, SLG: 0.333										1	1	1	0	0	0	0									
9 Brian Dozier, R (8, 4)										0	0	0	0	0	0	0									
Inning Stats	R: 0 E: 0 K: 1 S: 11	H: 1 LOB: 1 BB: 0 P: 17	R: 0 E: 0 K: 1 S: 10	H: 0 LOB: 0 BB: 0 P: 13	R: 1 E: 0 K: 1 S: 7	H: 1 LOB: 0 BB: 0 P: 9	R: 0 E: 0 K: 2 S: 10	H: 0 LOB: 0 BB: 0 P: 15	R: 0 E: 0 K: 1 S: 7	H: 1 LOB: 1 BB: 0 P: 10	R: 0 E: 0 K: 3 S: 11	H: 1 LOB: 0 BB: 0 P: 13	R: 0 E: 0 K: 1 S: 5	H: 0 LOB: 0 BB: 0 P: 6	R: 2 E: 0 K: 2 S: 18	H: 3 LOB: 2 BB: 1 P: 26	R: 0 E: 0 K: 2 S: 11	H: 0 LOB: 0 BB: 0 P: 16	1B: 5 2B: 1 3B: 0 HR: 1	SF: 0 SAC: 0 DP: 0 HBP: 0	WP: 0 PB: 0 SB: 0 CS: 0	PA: 35			
PITCHER	IP	WLS	BF	H	R	ER	SO	BB	IBB	HBP	BLK	WP	HR	S	P	ERA	WHIP								
50 Adam Wainwright, R ERA: 1.8	7.1	L	30	7	3	3	11	0	1	0	0	0	1	73	99	3.68	0.955								
21 Andrew Miller, L ERA:	0.2		2	0	0	0	1	0	0	0	0	0	0	6	10	0.00	0.000								
56 Ryan Helsley, R ERA:	1.0		3	0	0	0	2	0	0	0	0	0	0	11	16	0.00	0.000								

Batter	1	2	3	4	5	6	7	8	9	AB	R	H	RBI	BB	SO	LOB	BOTTOM								
25 Dexter Fowler, S OBP: 0.156, SLG: 0.103										3	0	0	0	1	2	1	Washington Nationals @ St. Louis Cardinals Busch Stadium, St. Louis, MO Sat Oct 12 2019, 3:10 PM - 6:03 PM CDT Att: 46,458 - Sunny - 59 F								
16 Kolten Wong, L OBP: 0.300, SLG: 0.308										3	0	0	0	1	0	1									
46 Paul Goldschmidt, R OBP: 0.387, SLG: 0.690										4	0	1	0	0	2	1									
23 Marcell Ozuna, R OBP: 0.355, SLG: 0.621										4	0	0	0	2	2	2									
4 Yadier Molina, R OBP: 0.172, SLG: 0.115										3	0	0	0	0	0	1									
13 Matt Carpenter, L OBP: 0.287, SLG: 0.091										3	0	0	0	0	2	0									
19 Tommy Edman, S OBP: 0.296, SLG: 0.440										3	0	0	0	0	2	0									
12 Paul DeJong, R OBP: 0.269, SLG: 0.250										3	1	1	0	0	1	0									
50 Adam Wainwright, R (1, 1)										2	0	0	0	0	1	0									
21 Andrew Miller, L (8, 1)										0	0	0	0	0	0	0									
38 José Martínez, R OBP: 0.800, SLG: 1.000										1	0	1	1	0	0	0									
56 Ryan Helsley, R (9, 1)										0	0	0	0	0	0	0									
Inning Stats	R: 0 E: 0 K: 3 S: 10	H: 0 LOB: 1 BB: 1 P: 20	R: 0 E: 0 K: 1 S: 12	H: 0 LOB: 0 BB: 0 P: 19	R: 0 E: 0 K: 2 S: 8	H: 0 LOB: 0 BB: 0 P: 12	R: 0 E: 0 K: 1 S: 9	H: 0 LOB: 0 BB: 0 P: 16	R: 0 E: 0 K: 2 S: 8	H: 0 LOB: 0 BB: 0 P: 11	R: 0 E: 0 K: 1 S: 9	H: 0 LOB: 1 BB: 1 P: 14	R: 0 E: 0 K: 1 S: 9	H: 1 LOB: 0 BB: 0 P: 9	R: 1 E: 0 K: 1 S: 16	H: 2 LOB: 1 BB: 0 P: 21	R: 0 E: 0 K: 0 S: 6	H: 0 LOB: 0 BB: 0 P: 7	1B: 2 2B: 1 3B: 0 HR: 0	SF: 0 SAC: 0 DP: 1 HBP: 0	WP: 0 PB: 0 SB: 1 CS: 0	PA: 31			
PITCHER	IP	WLS	BF	H	R	ER	SO	BB	IBB	HBP	BLK	WP	HR	S	P	ERA	WHIP								
31 Max Scherzer, R ERA: 1.8	7.0	W	23	1	0	0	11	2	0	0	0	0	0	65	101	0.00	0.429								
63 Sean Doolittle, L ERA: 3.18	1.0	H	5	2	1	1	1	0	0	0	0	0	0	16	21	9.00	2.000								
46 Patrick Corbin, L ERA: 7.56	0.1	H	1	0	0	0	0	0	0	0	0	0	0	2	2	0.00	0.000								
44 Daniel Hudson, R ERA:	0.2	S	2	0	0	0	0	0	0	0	0	0	0	4	5	0.00	0.000								

Washington Nationals @ St. Louis Cardinals
 Busch Stadium, St. Louis, MO
 Sat Oct 12 2019, 3:10 PM - 6:03 PM CDT
 Att: 46,458 - Sunny - 59 F

AB	34
R	3
H	7
RBI	3
BB	1
SO	14
LOB	9



Washington Nationals @ St. Louis Cardinals
 Busch Stadium, St. Louis, MO
 Sat Oct 12 2019, 3:10 PM - 6:03 PM CDT
 Att: 46,458 - Sunny - 59 F

AB	29
R	1
H	3
RBI	1
BB	2
SO	12
LOB	6



Batter	1	2	3	4	5	6	7	8	9	AB	R	H	RBI	BB	SO	LOB	TOP					
19 Tommy Edman, S OBP: 0.250, SLG: 0.333										4	0	0	1	1	1	2						
38 José Martínez, R OBP: 0.538, SLG: 0.692										4	0	1	2	0	1	2						
46 Paul Goldschmidt, R OBP: 0.309, SLG: 0.541										4	0	0	0	0	3	1						
23 Marcell Ozuna, R OBP: 0.359, SLG: 0.595										4	0	1	0	0	3	1						
4 Yadier Molina, R OBP: 0.216, SLG: 0.242										3	1	1	1	0	0	0						
12 Paul DeJong, R OBP: 0.303, SLG: 0.267										3	0	0	0	1	3	0						
48 Harrison Bader, R 13 Matt Carpenter, L OBP: 0.235, SLG: 0.077										2	1	0	0	1	1	0						
16 Kolten Wong, L OBP: 0.289, SLG: 0.294										4	1	2	0	0	0	0						
43 Dakota Hudson, R 50 Adam Wainwright, R 86 Randy Arizona, R 92 Ryan Heisey, R 25 Diego Flores, S 65 Giovanni Gallegos, R 34 Yairo Muñoz, R 21 Andrew Miller, L 32 Matt Wieters, S										0	0	0	0	0	0	0						
Inning Stats	R: 0 E: 0 K: 3 S: 11	H: 0 LOB: 0 BB: 0 P: 13	R: 0 E: 0 K: 2 S: 8	H: 0 LOB: 0 BB: 0 P: 10	R: 0 E: 0 K: 2 S: 13	H: 1 LOB: 2 BB: 1 P: 20	R: 1 E: 0 K: 3 S: 10	H: 1 LOB: 0 BB: 0 P: 12	R: 3 E: 0 K: 2 S: 23	H: 2 LOB: 1 BB: 2 P: 39	R: 0 E: 0 K: 1 S: 10	H: 0 LOB: 0 BB: 0 P: 16	R: 0 E: 0 K: 1 S: 7	H: 0 LOB: 0 BB: 0 P: 9	R: 0 E: 0 K: 0 S: 16	H: 1 LOB: 3 BB: 1 P: 27	R: 0 E: 0 K: 0 S: 7	H: 0 LOB: 0 BB: 0 P: 11	1B: 3 2B: 1 3B: 0 HR: 1	SF: 0 SAC: 0 DP: 0 HBP: 1	WP: 0 PB: 0 SB: 0 CS: 0	PA: 37
PITCHER	IP WLS BF H R ER SO BB IBB HBP BLK WP HR S P ERA WHIP																					
46 Patrick Corbin, L ERA: 7.43	5.0 W 22 4 4 4 12 3 0 0 0 0 0 1 65 94 7.20 1.400																					
21 Tanner Rainey, R ERA: 4.5	1.0 H 3 0 0 0 1 0 0 0 0 0 0 0 10 16 0.00 0.000																					
63 Sean Doolittle, L ERA: 2.45	1.2 H 6 1 0 0 1 0 0 0 0 0 0 0 16 21 0.00 0.600																					
44 Daniel Hudson, R ERA:	1.1 S 6 0 0 0 0 1 0 1 0 0 0 0 14 26 0.00 0.750																					

St. Louis Cardinals @ Washington Nationals
 Nationals Park, Washington, DC
 Tue Oct 15 2019, 8:07 PM - 11:09 PM EDT
 Att: 43,976 - Clear - 64 F

AB	32
R	4
H	5
RBI	4
BB	4
SO	14
LOB	10



Batter	1	2	3	4	5	6	7	8	9	AB	R	H	RBI	BB	SO	LOB	BOTTOM			
7 Trea Turner, R OBP: 0.333, SLG: 0.429										4	1	2	2	0	1	1				
2 Adam Eaton, L OBP: 0.310, SLG: 0.306										3	1	1	0	1	0	1				
6 Anthony Rendon, R OBP: 0.465, SLG: 0.594										3	0	1	1	0	0	1				
22 Juan Soto, L OBP: 0.326, SLG: 0.421										4	1	2	1	0	0	1				
47 Howie Kendrick, R OBP: 0.341, SLG: 0.474										3	1	0	0	1	1	2				
44 Daniel Hudson, R ERA:										0	0	0	0	0	0	0				
11 Ryan Zimmerman, R OBP: 0.313, SLG: 0.494										4	1	0	0	0	1	2				
16 Victor Robles, R OBP: 0.333, SLG: 0.563										4	1	1	1	0	1	0				
10 Yan Gomes, R OBP: 0.400, SLG: 0.385										4	1	1	2	0	2	0				
46 Patrick Corbin, L 21 Tanner Rainey, R 88 Gerardo Parra, L 63 Sean Doolittle, L 9 Brian Dozier, R										1	0	0	0	0	1	0				
Inning Stats	R: 7 E: 1 K: 0 S: 14	H: 6 LOB: 1 BB: 1 P: 21	R: 0 E: 0 K: 0 S: 5	H: 1 LOB: 0 BB: 0 P: 10	R: 0 E: 0 K: 0 S: 8	H: 0 LOB: 0 BB: 0 P: 11	R: 0 E: 0 K: 1 S: 8	H: 0 LOB: 1 BB: 1 P: 16	R: 0 E: 0 K: 1 S: 7	H: 0 LOB: 0 BB: 0 P: 9	R: 0 E: 0 K: 2 S: 9	H: 1 LOB: 0 BB: 0 P: 11	R: 0 E: 0 K: 1 S: 12	H: 1 LOB: 0 BB: 0 P: 18	R: 0 E: 0 K: 2 S: 8	H: 0 LOB: 0 BB: 0 P: 11	1B: 7 2B: 2 3B: 0 HR: 0	SF: 1 SAC: 1 DP: 1 HBP: 0	WP: 0 PB: 0 SB: 0 CS: 0	PA: 35
PITCHER	IP WLS BF H R ER SO BB IBB HBP BLK WP HR S P ERA WHIP																			
43 Dakota Hudson, R ERA: 9.0	0.1 L 8 5 7 4 0 0 0 0 0 0 0 0 10 15 108.00 15.000																			
50 Adam Wainwright, R ERA: 1.62	1.2 6 2 0 0 0 0 0 0 0 0 0 0 9 16 0.00 1.200																			
56 Ryan Heisey, R ERA:	2.0 7 0 0 0 0 1 1 0 0 0 0 0 16 27 0.00 0.500																			
65 Giovanni Gallegos, R ERA: 2.08	2.0 7 1 0 0 3 0 0 0 0 0 0 0 16 20 0.00 0.500																			
21 Andrew Miller, L ERA:	2.0 7 1 0 0 3 0 0 0 0 0 0 0 20 29 0.00 0.500																			

St. Louis Cardinals @ Washington Nationals
 Nationals Park, Washington, DC
 Tue Oct 15 2019, 8:07 PM - 11:09 PM EDT
 Att: 43,976 - Clear - 64 F

AB	31
R	7
H	9
RBI	7
BB	2
SO	7
LOB	8

