

St. Louis Cardinals - 2020

Batter	1	2	3	4	5	6	7	8	9	AB R H RBI BB SO LOB	TOP		
1 Amed Rosario, R (1, 10) 29 Wagner Lagrange, R (PH) (8, 10) OBP: 1.000, SLG: 1.000	G3		G1-3		FC5-4			15 1B 81 G3-4-3 1B		3 0 0 0 0 0 2 1 0 1 0 0 0 0			
9 Brandon Nimmo, L (1, 8) 81 Johneshwy Fargas, R (6, PR) (6, 8)	K		G4-3			44 P3 15 S HBP		G3-4-3		2 0 0 0 0 1 1 1 0 0 0 0 0 1			
28 J.D. Davis, R (1, 7) 15 Jake Mangum, S (4, 7) OBP: 0.500, SLG: 0.500	2B		G5-3			K		1B		2 0 1 0 0 0 1 2 0 1 0 0 1 1			
2 Dominic Smith, L (1, 3) 44 David Thompson, R (4, 3)	K				K	P3		G6-3		2 0 0 0 0 2 1 2 0 0 0 0 0 4			
12 Eduardo Núñez, R (1, 5) 4 Blake Tiberi, L (4, 5)		G5-3			G4-3				K	2 0 0 0 0 0 0 2 0 0 0 0 1 2			
13 Luis Guillorme, L (1, 6) 16 Edgardo Fermin, R (5, 6)		1B			G1-3				K	2 0 1 0 0 0 0 1 0 0 0 1 1 0			
18 Ryan Cordell, R (1, 9) 12 Braxton Lee, L (5, 9) OBP: 0.500, SLG: 0.500						K		G4-6-3		2 0 0 0 0 2 1 2 0 1 0 0 0 1			
44 René Rivera, R (1, 2) 76 Patrick Mazeika, L (4, 2) 74 David Rodríguez, R (8, 2) OBP: 1.000, SLG: 1.000		G5-3							1B	1 0 0 0 0 0 1 1 0 0 0 1 0 0 1 0 1 0 0 0 0			
86 Jake Hager, R (1, 4) 65 Luke Ritter, R (7, 4)									K	2 0 1 0 0 1 1 2 0 0 0 0 1 2			
Inning Stats	R: 0 H: 1 E: 0 LOB: 1 K: 2 BB: 0 S: 11 P: 16	R: 0 H: 1 E: 0 LOB: 1 K: 1 BB: 0 S: 9 P: 16	R: 0 H: 1 E: 0 LOB: 1 K: 0 BB: 0 S: 4 P: 4	R: 0 H: 0 E: 0 LOB: 0 K: 1 BB: 0 S: 5 P: 5	R: 0 H: 0 E: 0 LOB: 1 K: 2 BB: 1 S: 7 P: 11	R: 0 H: 0 E: 0 LOB: 2 K: 1 BB: 0 S: 5 P: 6	R: 0 H: 0 E: 0 LOB: 0 K: 0 BB: 1 S: 2 P: 6	R: 0 H: 2 E: 0 LOB: 2 K: 3 BB: 0 S: 5 P: 5	R: 0 H: 2 E: 0 LOB: 2 K: 3 BB: 0 S: 11 P: 11	1B: 6 SF: 0 2B: 1 SAC: 0 3B: 0 DP: 1 HR: 0 HBP: 1	WP: 0 PA: 36 PB: 0 SB: 1 CS: 0		
PITCHER	IP WLS BF H R ER SO BB IBB HBP BLK WP HR S P ERA WHIP											PITCHER	IP WLS BF H R ER SO BB IBB HBP BLK WP HR S P ERA WHIP
22 Jack Flaherty, R (1, 1) ERA:	2.0 W 8 2 0 0 3 0 0 0 0 0 0 0 20 32 0.00 1.000											67 Rob Kaminsky, L (8, 1) ERA:	1.0 H 5 2 0 0 0 0 0 0 0 0 0 0 5 5 0.00 2.000
43 Dakota Hudson, R (3, 1) ERA:	2.0 7 1 0 0 1 0 0 0 0 0 0 0 9 9 0.00 0.500											92 Génesis Cabrera, L (9, 1) ERA:	1.0 S 5 2 0 0 3 0 0 0 0 0 0 0 11 11 0.00 2.000
33 Kwang Hyun Kim, L (5, 1) ERA:	1.0 H 4 0 0 0 2 1 0 0 0 0 0 0 7 11 0.00 1.000												
27 Brett Cecil, L (6, 1) ERA:	1.0 H 4 0 0 0 1 0 0 1 0 0 0 0 5 6 0.00 0.000												
59 Evan Kruczynski, L (7, 1) ERA:	1.0 H 3 0 0 0 0 1 0 0 0 0 0 0 2 6 0.00 1.000												

New York Mets @ St. Louis Cardinals
Roger Dean Chevrolet Stadium, Jupiter, FL
 Sat Feb 22 2020, 1:07 PM - 4:37 PM EST
 Att. 5,678 - Sunny - 73 F

livebaseballscorecards.com

AB	33
R	0
H	7
RBI	0
BB	2
SO	10
LOB	19



Batter	1	2	3	4	5	6	7	8	9
25 Dexter Fowler, S (1, 9) 81 Nolan Gorman, L (4, 5) OBP: 0.500, SLG: 0.500	3-2 P6	1-2 CS	0-0 G5-3		0-0 1B		0-0 G3		
13 Matt Carpenter, L (1, 5) 26 Justin Williams, L (3, PR) (4, 9)	2-1 1B		0-0 L7		0-0 L7			0-3 K	
46 Paul Goldschmidt, R (1, 10) 38 Austin Dean, R (5, PH) (6, 10)	2-3 K		4-0 BB		0-3 K			0-3 K	
4 Yadier Molina, R (1, 2) 7 Andrew Knizner, R (5, 2) OBP: 0.500, SLG: 1.500	1-3 K		0-0 L6-4			0-0 G5-3		0-0 3B	
41 Tyler O'Neill, R (1, 7) 68 Dylan Carlson, S (6, 8) OBP: 1.000, SLG: 1.000		0-0 HR		0-0 F8		0-0 1B		0-0 1B	
19 Tommy Edman, S (1, 6) 34 Yairo Muñoz, R (6, 7)		0-0 G1-3		0-0 L7		0-0 F8		0-3 K	
15 Brad Miller, L (1, 4) 55 Max Schrock, L (6, 4)		0-0 P6		0-0 L8		0-0 G3			
47 Rangel Ravelo, R (1, 3) 63 Edmundo Sosa, R (6, 6)		4-0 BB			1-0 HBP		0-0 P4		
35 Lane Thomas, R (1, 8) 83 John Nogowski, R (6, 3)		0-0 1B			0-0 P6		0-0 G5-3		

Inning Stats	R: 0	H: 1	E: 0	LOB: 1	K: 2	S: 11	P: 19
	R: 1	H: 2	E: 0	LOB: 1	K: 0	S: 6	P: 11
	R: 0	H: 1	E: 0	LOB: 1	K: 0	S: 3	P: 7
	R: 0	H: 0	E: 0	LOB: 0	K: 0	S: 3	P: 3
	R: 0	H: 1	E: 0	LOB: 2	K: 1	S: 6	P: 7
	R: 0	H: 1	E: 0	LOB: 1	K: 0	S: 4	P: 4
	R: 0	H: 0	E: 0	LOB: 0	K: 0	S: 3	P: 3
	R: 1	H: 2	E: 0	LOB: 1	K: 3	S: 11	P: 11

PITCHER	IP	WLS	BF	H	R	ER	SO	BB	IBB	HBP	BLK	WP	HR	S	P	ERA	WHIP
0 Marcus Stroman, R (1, 1) ERA: 5.4	1.2	L	8	2	1	1	2	1	0	0	0	0	1	14	26	5.40	1.800
40 Stephen Villines, R (2, 1) ERA:	0.1		1	1	0	0	0	0	0	0	0	0	0	3	4	0.00	3.000
59 Stephen Gonsalves, L (3, 1) ERA:	2.0		7	1	0	0	0	1	0	0	1	0	0	6	10	0.00	1.000
46 Pedro Payano, R (5, 1) ERA:	2.0		9	2	0	0	1	0	0	1	0	0	0	10	11	0.00	1.000
82 Matt Blackham, R (7, 1) ERA:	1.0		3	0	0	0	0	0	0	0	0	0	0	3	3	0.00	0.000

BOTTOM

AB	R	H	RBI	BB	SO	LOB
2	0	0	0	0	0	0
2	0	1	0	0	0	0
2	0	2	0	0	0	0
2	0	0	0	0	1	2
1	0	0	0	1	1	1
2	0	0	0	0	2	2
2	0	0	0	0	1	3
2	1	1	0	0	0	0
2	1	1	1	0	0	0
2	0	2	1	0	0	0
2	0	0	0	0	0	0
2	0	0	0	0	1	2
2	0	0	0	0	0	0
1	0	0	0	0	0	1
0	0	0	0	1	0	0
1	0	0	0	0	0	0
2	0	1	0	0	0	1
1	0	0	0	0	0	0

AB	30
R	2
H	8
RBI	2
BB	2
SO	6
LOB	12



WP	HR	S	P	ERA	WHIP
0	0	11	11	9.00	2.000

New York Mets @ St. Louis Cardinals
Roger Dean Chevrolet Stadium, Jupiter, FL
 Sat Feb 22 2020, 1:07 PM - 4:37 PM EST
 Att. 5,678 - Sunny - 73 F

livebaseballscores.com

Batter	1	2	3	4	5	6	7	8	9	AB	R	H	RBI	BB	SO	LOB
1 Amed Rosario, R (1, 10) 44 David Thompson, R(6, PH) (7, 10)	0-0 G3-1	0-0 G6-3		0-0 FC5-4 60 BB		4-0 BB		0-3 K		3	0	0	0	0	0	4
60 Andrés Giménez, L (1, 6) 23 Manny Rodríguez, R (5, 6)	0-0 G4-3		0-0 F9	4-0 BB		0-3 K		0-3 K		2	0	0	0	1	0	0
28 J.D. Davis, R (1, 5) 38 Will Toffey, L (6, 5)	4-0 BB		0-0 FC5-4 16 21 1B	0-0 SF4			0-0 F9	4-0 BB		1	0	1	1	1	0	0
21 Matt Adams, L (1, 3) 20 Jeremy Vasquez, L (3, PR) (4, 3)	0-0 P3		0-0 FC5-4 16 1B	0-3 K			0-0 F8	0-0 G6-4-3		2	0	1	0	0	0	1
16 Jake Marisnick, R (1, 8) 81 Johneshwy Fargas, R (5, 8)		1-0 HR	0-0 FC5-4		0-0 G6-3 3 1B		0-0 G6-3			2	1	1	1	0	0	2
3 Tomás Nido, R (1, 2) 74 David Rodríguez, R (6, 2)	0-0 1B		0-2 K		0-0 G6-3			0-3 K		3	0	1	0	0	1	3
13 Luis Guillorme, L (1, 4) 86 Jake Hager, R (6, 4)	0-1 L8		0-0 1B		0-0 L6			0-0 G6-3		3	1	1	0	0	0	1
18 Ryan Cordell, R (1, 9) 22 Quinn Brodey, L (5, 9)	0-3 K		0-0 FC5-4 23 SF4 2B		0-0 K2-3			0-0 1B		2	1	1	1	0	1	1
85 Tim Tebow, L (1, 7) 26 Jarrett Parker, L (7, 7)	4-0 BB		4-0 FC5-4 1 BB		0-3 K			0-0 1B		1	0	0	0	2	1	0

Inning Stats	R: 0	H: 0	E: 0	K: 3	S: 3	LOB: 1	BB: 1	P: 7	R: 1	H: 2	E: 0	K: 1	S: 8	LOB: 2	BB: 1	P: 13	R: 0	H: 2	E: 0	K: 1	S: 7	LOB: 2	BB: 0	P: 7	R: 2	H: 2	E: 0	K: 1	S: 7	LOB: 2	BB: 2	P: 15	R: 0	H: 1	E: 0	K: 0	S: 3	LOB: 0	BB: 0	P: 3	R: 0	H: 0	E: 0	K: 3	S: 9	LOB: 1	BB: 1	P: 13	R: 0	H: 0	E: 0	K: 0	S: 3	LOB: 0	BB: 0	P: 3	R: 0	H: 2	E: 0	K: 2	S: 9	LOB: 2	BB: 0	P: 9	R: 0	H: 0	E: 0	K: 1	S: 4	LOB: 0	BB: 1	P: 8	1B: 7	SF: 1	2B: 1	SAC: 0	3B: 0	DP: 2	HR: 1	HBP: 0	WP: 0	PA: 40
PITCHER	IP	WLS	BF	H	R	ER	SO	BB	IBB	HBP	BLK	WP	HR	S	P	ERA	WHIP																																																																	
50 Adam Wainwright, R (1, 1) ERA: 5.4	1.2		9	2	1	1	1	2	0	0	0	0	0	10	19	5.40	2.400																																																																	
89 Angel Rondón, R (2, 1) ERA:	0.1		1	0	0	0	0	0	0	0	0	0	0	1	1	0.00	0.000																																																																	
18 Carlos Martínez, R (3, 1) ERA: 13.5	1.1		10	4	2	2	1	2	0	0	0	0	0	10	18	13.50	4.500																																																																	
78 Ramon Santos, R (4, 1) ERA:	0.2		2	0	0	0	1	0	0	0	0	0	0	4	4	0.00	0.000																																																																	
62 Daniel Ponce de Leon, R (5, 1) ERA:	2.0		7	1	0	0	3	1	0	0	0	0	0	12	16	0.00	1.000																																																																	
PITCHER	IP	WLS	BF	H	R	ER	SO	BB	IBB	HBP	BLK	WP	HR	S	P	ERA	WHIP																																																																	
86 Jesus Cruz, R (7, 1) ERA:	1.0		3	0	0	0	0	0	0	0	0	0	0	3	3	0.00	0.000																																																																	
40 Jake Woodford, R (8, 1) ERA:	2.0		8	2	0	0	3	1	0	0	0	0	0	13	17	0.00	1.500																																																																	

BOTTOM

St. Louis Cardinals @ New York Mets
Clover Park, Port St. Lucie, FL
Sun Feb 23 2020, 1:09 PM - 4:28 PM EST
Att: 6,030 - Party Cloudy - 74 F

livebaseballscorecards.com

AB	33
R	3
H	9
RBI	3
BB	6
SO	9
LOB	18



Batter	1	2	3	4	5	6	7	8	9	AB R H RBI BB SO LOB	TOP
25 Dexter Fowler, S (1, 9) 26 Justin Williams, L (4, PH) (4, 9)	4-1 BB 13 G3-6-3	2-3 K 1-2		1-1 F8		0-0 G4-3			2-2 G4-3	1 0 0 0 1 1 1 3 0 0 0 0 0 3	
13 Matt Carpenter, L (1, 5) 49 Elehuris Montero, R (4, 5)	0-2 G3-6-3 1-2f		1-2 P5		2-3 K		0-0 G5-3		0-0 G5-3	2 0 0 0 0 0 1 3 0 0 0 0 1 0	
46 Paul Goldschmidt, R (1, 10) 81 Nolan Gorman, L (5, PH) (5, 10)	4-0 FC6-4 BB		3-2 L6		4-0 G6-4-3 BB		2-2 P6			1 0 0 0 1 0 0 1 0 0 0 1 0 0	
4 Yadier Molina, R (1, 2) 7 Andrew Knizner, R (5, 2) OBP: 0.200, SLG: 0.600	1-0 FC6-4 1-2f		3-2 15 2B 1B		2-2 G6-4-3 1-2f		2-3 K			3 0 1 0 0 0 2 1 0 0 0 0 1 0	
15 Brad Miller, L (1, 6) 63 Edmundo Sosa, R (6, PH) (6, 4) (7, 6) OBP: 0.500, SLG: 0.667 OBP: 0.600, SLG: 1.250		4-2 47 E 19 1B BB	0-2 1-3 2B		4-0 19 FC4-6 BB		2-3 K			1 1 1 0 1 0 0 1 0 0 0 1 1 0	
19 Tommy Edman, S (1, 4) (6, 6) 55 Max Schrock, L (7, 4) OBP: 0.200, SLG: 0.200 OBP: 0.400, SLG: 0.800		0-1 47 1B 83 FC5-4 1B	1-0 G3-1		1-0 FC4-6 47 1B 1B		0-2 L9			3 2 1 0 0 0 3 1 0 0 0 0 0 0	
47 Rangel Ravelo, R (1, 7) 38 Austin Dean, R (7, 7) OBP: 0.800, SLG: 0.667 OBP: 0.429, SLG: 0.200		3-1 83 FC5-4 1B		1-1 G1-3		0-0 83 1B 1B		1-2 1B		3 0 2 1 0 0 0 1 0 1 0 0 0 0	
35 Lane Thomas, R (1, 8) OBP: 0.375, SLG: 0.286		1-2 P3		0-0 83 1B 1B		3-2 F8		1-3 K		4 0 1 0 0 1 5	
83 John Nogowski, R (1, 3) OBP: 0.286, SLG: 0.286		0-0 FC5-4 25 BLK 1-2f 3-H		1-2 1B		0-0 1B		3-3 K		4 0 2 2 0 1 1	
Inning Stats	R: 0 E: 0 K: 0 S: 6 H: 0 LOB: 1 BB: 2 P: 15	R: 2 E: 1 K: 1 S: 13 H: 2 LOB: 1 BB: 1 P: 23	R: 0 E: 0 K: 0 S: 13 H: 2 LOB: 2 BB: 0 P: 21	R: 0 E: 0 K: 0 S: 11 H: 2 LOB: 1 BB: 0 P: 14	R: 0 E: 0 K: 1 S: 6 H: 0 LOB: 0 BB: 1 P: 14	R: 1 E: 0 K: 0 S: 7 H: 2 LOB: 2 BB: 1 P: 15	R: 0 E: 0 K: 1 S: 8 H: 0 LOB: 0 BB: 0 P: 12	R: 0 E: 0 K: 2 S: 13 H: 1 LOB: 1 BB: 0 P: 17	R: 0 E: 0 K: 1 S: 8 H: 0 LOB: 0 BB: 0 P: 13	1B: 8 2B: 1 3B: 0 HR: 0 SF: 0 SAC: 0 DP: 2 HBP: 0	WP: 0 PB: 0 SB: 0 CS: 0 PA: 38
PITCHER	IP WLS BF H R ER SO BB IBB HBP BLK WP HR S P ERA WHIP	IP WLS BF H R ER SO BB IBB HBP BLK WP HR S P ERA WHIP	IP WLS BF H R ER SO BB IBB HBP BLK WP HR S P ERA WHIP	IP WLS BF H R ER SO BB IBB HBP BLK WP HR S P ERA WHIP	IP WLS BF H R ER SO BB IBB HBP BLK WP HR S P ERA WHIP	IP WLS BF H R ER SO BB IBB HBP BLK WP HR S P ERA WHIP	IP WLS BF H R ER SO BB IBB HBP BLK WP HR S P ERA WHIP	IP WLS BF H R ER SO BB IBB HBP BLK WP HR S P ERA WHIP	IP WLS BF H R ER SO BB IBB HBP BLK WP HR S P ERA WHIP		
22 Sandy Alcantara, R (1, 1) ERA: 9.0	2.0										
59 Nick Neidert, R (3, 1) ERA:	2.0										
56 Sterling Sharp, R (5, 1) ERA: 4.5	2.0										
95 Trevor Rogers, L (7, 1) ERA:	1.0	W									
83 Tommy Eveld, R (8, 1) ERA:	1.0	H									
33 Brad Boxberger, R (9, 1) ERA:	1.0	S									

St. Louis Cardinals @ Miami Marlins
Roger Dean Chevrolet Stadium, Jupiter, FL
 Mon Feb 24 2020, 1:11 PM - 4:01 PM EST
 Att. 3,068 - Overcast - 77 F

livebaseballscorecards.com

AB 33
R 3
H 9
RBI 3
BB 5
SO 6
LOB 16



St. Louis Cardinals @ Miami Marlins

Roger Dean Chevrolet Stadium, Jupiter, FL

Mon Feb 24 2020, 1:11 PM - 4:01 PM EST
Att. 3,068 - Overcast - 77 F

livebaseballscorecards.com

AB	26
R	6
H	4
RBI	2
BB	4
SO	6
LOB	5



WP:	2	PA:	32
PB:	0		
SB:	2		
CS:	0		

Batter	1	2	3	4	5	6	7	8	9	AB	R	H	RBI	BB	SO	LOB
2 Jonathan Villar, S 7 Matt Joyce, L	4-2 BB 23 E 15 S 23 E BB		3-1 G1-3			1-1 F9	3-2 L4			1	1	0	0	1	0	0
15 Brian Anderson, R 84 Christian Lopes, R	3-2 P4			2-1 HBP			1-1 F9	1-3 K		1	0	0	0	0	0	1
23 Corey Dickerson, L 92 Brian Miller, L	2-3 K			2-2 F7-4-3			0-1 67 BLK	3-3 K		2	0	0	0	0	1	1
24 Jesús Aguilar, R 13 Sean Rodríguez, R	2-0 F8			2-1 P6			4-0 67 BLK	0-2 2B		2	0	0	0	0	0	1
26 Garrett Cooper, R 67 JJ Bleday, L		1-0 F9		3-2 G5-3			0-1 32 BB	3-3 K		2	0	0	0	0	0	0
5 Jon Berti, R 81 Gosuke Katoh, L		1-2 G5-3		0-0 G6-3			0-1 17 WP	1-2 1B		2	0	0	0	0	0	0
34 Magneuris Sierra, L 32 Victor Mesa, R		1-3 K		3-3 K			4-1 80 S	1-2 BB		2	0	0	0	0	2	0
29 Francisco Cervelli, R 17 Chad Wallach, R			1-2 G5-3				0-1 L3	3-1 SF9		2	0	0	0	0	0	0
19 Miguel Rojas, R 80 José Devers, L			0-0 F8				2-1 F7	4-2 7 WP		2	0	0	0	0	0	0

Inning Stats	R: 1	H: 0	E: 1	LOB: 0	K: 1	BB: 1	S: 13	R: 0	H: 0	E: 0	LOB: 0	K: 1	BB: 0	S: 9	R: 0	H: 0	E: 0	LOB: 0	K: 0	BB: 0	S: 6	R: 0	H: 0	E: 0	LOB: 1	K: 0	BB: 0	S: 6	R: 0	H: 0	E: 0	LOB: 0	K: 1	BB: 0	S: 8	R: 5	H: 3	E: 0	LOB: 1	K: 0	BB: 3	S: 17	R: 0	H: 1	E: 0	LOB: 1	K: 3	BB: 0	S: 24
--------------	------	------	------	--------	------	-------	-------	------	------	------	--------	------	-------	------	------	------	------	--------	------	-------	------	------	------	------	--------	------	-------	------	------	------	------	--------	------	-------	------	------	------	------	--------	------	-------	-------	------	------	------	--------	------	-------	-------

PITCHER	IP	WLS	BF	H	R	ER	SO	BB	IBB	HBP	BLK	WP	HR	S	P	ERA	WHIP
53 John Gant, R	(1, 1)	2.0		7	0	1	0	2	1	0	0	0	0	22	36	0.00	0.500
56 Ryan Helsley, R	(3, 1)	2.0	H	6	0	0	0	0	0	1	0	0	0	12	22	0.00	0.000
44 Junior Fernández, R	(5, 1)	1.0	H	3	0	0	1	0	0	0	0	0	0	8	14	0.00	0.000
80 Zack Thompson, L	(6, 1)	1.0	H	3	0	0	0	0	0	0	0	0	0	6	9	0.00	0.000
66 Matthew Liberatore, L	(7, 1)	0.2	L	8	3	5	0	3	0	0	1	1	0	13	29	67.50	9.000

PITCHER	IP	WLS	BF	H	R	ER	SO	BB	IBB	HBP	BLK	WP	HR	S	P	ERA	WHIP
91 Bryan Dobzanski, R	(7, 1)	0.1		1	0	0	0	0	0	0	0	0	0	6	9	0.00	0.000
90 Kodi Whitley, R	(8, 1)	1.0		4	1	0	3	0	0	0	0	0	0	17	24	0.00	1.000

Batter	1	2	3	4	5	6	7	8	9	AB	R	H	RBI	BB	SO	LOB	TOP						
9 Eric Thames, L (1, 3) <small>OBP: 0.200, SLG: 0.400</small> 25 Jacob Wilson, R (2, 3) <small>OBP: 0.714, SLG: 0.833</small> (6, 5)	 2B	 F9		 22 WP 28 1B 22 1B BB	 2B		 K	 76 BB 1B		2	0	1	0	0	0	1							
28 Kurt Suzuki, R (1, 2) <small>OBP: 0.600, SLG: 0.500</small> 76 Jakson Reetz, R (4, PR) <small>OBP: 0.800, SLG: 0.667</small> (4, 2)	 8 FC6-4 BB		 22 HR 1B	 22 1B 22 WP 3 SF7 1B	 K		 18 1B 29 BB 17 FC3-6 1B	 1B		2	1	2	0	1	0	0							
22 Juan Soto, L (1, 7) <small>OBP: 0.500, SLG: 1.000</small> 29 Yadiel Hernandez, L (5, 7) <small>OBP: 0.250, SLG: 0.143</small> (5, 7)	 K		 1B	 3 SF7 8 BB 1B		 8 1B 91 BB 1B	 17 FC3-6 18 1B BB	 G3-1		3	1	2	3	0	1	2							
47 Howie Kendrick, R (1, 10) <small>OBP: 0.250, SLG: 0.250</small> 65 Raudy Read, R (4, PH) <small>OBP: 0.250, SLG: 0.286</small> (4, 10) 18 Jake Noll, R (7, PH) <small>OBP: 0.286, SLG: 0.167</small> (7, 10)	 F4		 1 1B 1B	 K		 91 BB 8 1B 22 FC4-6 BB	 17 FC3-6 1B	 F9		2	0	1	0	0	0	2							
8 Carter Kieboom, R (1, 5) <small>OBP: 0.375, SLG: 0.167</small> 17 Andrew Stevenson, L (6, 9) <small>OBP: 0.375, SLG: 0.333</small> (6, 9)	 FC6-4		 L9	 1B		 22 FC4-6 91 BB 1B	 FC3-6	 G6-3		3	0	1	0	1	0	3							
3 Michael Taylor, R (1, 8) <small>OBP: 0.333, SLG: 0.600</small> 91 Rafael Bautista, R (5, 8)		 1 SH1-3 27 1B 2B	 F8	 SF7		 22 FC4-6 BB	 G6-3	 K		2	1	1	1	0	0	1							
1 Wilmer Difo, S (1, 6) <small>OBP: 0.286, SLG: 0.286</small> 5 Adrián Sanchez, R (6, 4)		 SH1-3	 22 WP 1B	 L4		 P3		 62 F9 25 1B 2B		3	0	1	0	0	0	5							
22 Mac Williamson, R (1, 9) 62 Luis García Jr., L (6, 6) <small>OBP: 0.167, SLG: 0.167</small>		 G5-3	 1B		 F8	 FC4-6		 F9		3	0	0	1	1	0	3							
27 Emilio Bonifácio, S (1, 4) <small>OBP: 0.286, SLG: 0.571</small> 75 Drew Ward, L (6, 3)		 9 WP 1B	 K		 F9	 K		 K		4	0	1	1	0	2	5							
Inning Stats	R: 0 E: 0 K: 1 S: 10	H: 1 LOB: 2 BB: 1 P: 15	R: 1 E: 0 K: 0 S: 5	H: 2 LOB: 1 BB: 0 P: 6	R: 2 E: 0 K: 1 S: 10	H: 4 LOB: 3 BB: 1 P: 17	R: 2 E: 0 K: 1 S: 7	H: 2 LOB: 2 BB: 2 P: 16	R: 0 E: 0 K: 1 S: 6	H: 1 LOB: 1 BB: 0 P: 6	R: 2 E: 0 K: 1 S: 7	H: 2 LOB: 2 BB: 2 P: 15	R: 1 E: 0 K: 1 S: 7	H: 2 LOB: 2 BB: 1 P: 11	R: 1 E: 0 K: 1 S: 7	H: 2 LOB: 2 BB: 1 P: 11	R: 0 E: 0 K: 1 S: 5	H: 0 LOB: 0 BB: 0 P: 5	1B: 11 2B: 4 3B: 0 HR: 1	SF: 1 SAC: 1 DP: 0 HBP: 0	WP: 3 PB: 0 SB: 0 CS: 0	PA: 51	
PITCHER	IP WLS BF H R ER SO BB IBB HBP BLK WP HR S P ERA WHIP	IP WLS BF H R ER SO BB IBB HBP BLK WP HR S P ERA WHIP	IP WLS BF H R ER SO BB IBB HBP BLK WP HR S P ERA WHIP	IP WLS BF H R ER SO BB IBB HBP BLK WP HR S P ERA WHIP	IP WLS BF H R ER SO BB IBB HBP BLK WP HR S P ERA WHIP	IP WLS BF H R ER SO BB IBB HBP BLK WP HR S P ERA WHIP	IP WLS BF H R ER SO BB IBB HBP BLK WP HR S P ERA WHIP	IP WLS BF H R ER SO BB IBB HBP BLK WP HR S P ERA WHIP	IP WLS BF H R ER SO BB IBB HBP BLK WP HR S P ERA WHIP	36 Austin Gomber, L (1, 1) <small>ERA: 4.5</small>	61 Seth Elledge, R (3, 1) <small>ERA: 18.0</small>	29 Alex Reyes, R (4, 1) <small>ERA: 54.0</small>	77 Roel Ramírez, R (4, 1) <small>ERA: 54.0</small>	27 Brett Cecil, L (6, 1) <small>ERA: 9.0</small>	88 Tommy Parsons, R (7, 1) <small>ERA: 27.0</small>	87 Johan Oviedo, R (7, 1) <small>ERA: 5.4</small>	93 Alex FaGalde, R (9, 1) <small>ERA: 5.4</small>	IP WLS BF H R ER SO BB IBB HBP BLK WP HR S P ERA WHIP	IP WLS BF H R ER SO BB IBB HBP BLK WP HR S P ERA WHIP	IP WLS BF H R ER SO BB IBB HBP BLK WP HR S P ERA WHIP	IP WLS BF H R ER SO BB IBB HBP BLK WP HR S P ERA WHIP	IP WLS BF H R ER SO BB IBB HBP BLK WP HR S P ERA WHIP	IP WLS BF H R ER SO BB IBB HBP BLK WP HR S P ERA WHIP

Washington Nationals @ St. Louis Cardinals
 Roger Dean Chevrolet Stadium, Jupiter, FL
 Tue Feb 25 2020, 1:08 PM - 4:56 PM EST
 Att. 4,814 - Partly Cloudy - 84 F

AB 41
 R 9
 H 16
 RBI 9
 BB 8
 SO 8
 LOB 33



WP: 3 PA: 51
 PB: 0
 SB: 0
 CS: 0

Batter	1	2	3	4	5	6	7	8	9	AB R H RBI BB SO LOB
16 Kolten Wong, L OBP: 0.250, SLG: 0.500 55 Max Schrock, L OBP: 0.500, SLG: 0.667	0-0 68 G4-3 11 SF8 2B		0-0 G4-3		4-0 68 WP 34 HR BB		4-0 34 G6-3 68 BB BB		0-0 FC4-6 34 FC4-6 68 E 1-2f	2 1 1 0 0 0 1 1 1 0 0 2 0 1
68 Dylan Carlson, S OBP: 0.333, SLG: 0.250	0-0 G4-3 2-3		0-0 E3 11 HR		1-3 K 1-2		4-0 34 G6-3 BB		0-0 FC3 34 FC4-6	4 1 0 0 1 1 4
11 Paul DeJong, R OBP: 0.250, SLG: 1.333 34 Yairo Muñoz, R OBP: 0.286, SLG: 0.714	0-0 SF8 3-H		0-1 HR		1-0 HR		0-0 G6-3		0-0 FC4-6 28 DI 1-2f 2-3	1 1 1 4 0 0 0 3 1 1 2 0 0 4
32 Matt Wieters, S 28 Óscar Hernández, R (5, 2)	0-3 K		0-0 L9		0-0 F8		0-3 K		0-0 F8	2 0 0 0 0 1 0 3 0 0 0 0 1 4
48 Harrison Bader, R OBP: 0.333, SLG: 1.000 26 Justin Williams, L (7, 9)			0-2 K				0-0 G4-3		0-0 G1-3	3 0 0 0 0 2 0 1 0 0 0 0 0 0
47 Rangel Ravelo, R OBP: 0.875, SLG: 0.800 97 Iván Herrera, R OBP: 1.000, SLG: 1.000 (8, PH) (9, 10)		0-0 81 FC5-6 1B		0-0 81 FC4-6 1B		4-0 38 E BB		0-0 1B		2 0 2 0 1 0 0 1 0 1 0 0 0 0
81 Nolan Gorman, L OBP: 0.286, SLG: 0.167 49 Elehuris Montero, R (7, 5)		0-0 FC5-6 1-2f		0-0 FC4-6 38 G6-4-3 1-2f		0-3 K		0-3 K		3 0 0 0 0 1 3 1 0 0 0 0 1 1
38 Austin Dean, R OBP: 0.273, SLG: 0.111 (1, 7)		0-0 L9		0-0 G6-4-3 1-2f		0-0 G5-3		0-0 L9		4 0 0 0 0 0 4
84 Evan Mendoza, R OBP: 0.500, SLG: 0.400 (1, 3)			4-0 68 E 16 G4-3 11 HR BB		0-0 F8		0-0 P4		0-0 55 FC4-6 1B	3 1 1 0 1 0 0

Inning Stats	R: 1	H: 1	R: 0	H: 1	R: 3	H: 1	R: 0	H: 1	R: 2	H: 1	R: 0	H: 0	R: 0	H: 1	R: 0	H: 1	R: 0	H: 1	1B: 4	SF: 1	WP: 1	PA: 40
E: 0	LOB: 0	E: 0	LOB: 1	E: 1	LOB: 0	E: 0	LOB: 0	E: 1	LOB: 1	E: 0	LOB: 0	E: 1	LOB: 1	E: 0	LOB: 2	E: 0	LOB: 2	E: 1	LOB: 2	2B: 1 <td>SAC: 0 <td>PB: 0 </td></td>	SAC: 0 <td>PB: 0 </td>	PB: 0
K: 1	BB: 0	K: 1	BB: 0	K: 1	BB: 1	K: 0	BB: 0	K: 1	BB: 1	K: 1	BB: 1	K: 1	BB: 1	K: 1	BB: 2	K: 0	BB: 0	K: 0	BB: 0	3B: 0 <td>DP: 1 <td>SB: 0 </td></td>	DP: 1 <td>SB: 0 </td>	SB: 0
S: 6	P: 6	S: 6	P: 6	S: 8	P: 12	S: 3	P: 3	S: 6	P: 9	S: 5	P: 12	S: 5	P: 9	S: 5	P: 13	S: 5	P: 5	S: 5	P: 5	HR: 2 <td>HBP: 0 <td>CS: 0 </td></td>	HBP: 0 <td>CS: 0 </td>	CS: 0


PITCHER	IP	WLS	BF	H	R	ER	SO	BB	IBB	HBP	BLK	WP	HR	S	P	ERA	WHIP
19 Anibal Sánchez, R ERA: 4.5	2.0		8	2	1	1	2	0	0	0	0	0	0	12	12	4.50	1.000
60 Hunter Strickland, R ERA: 9.0	1.0	B	6	1	3	2	1	1	0	0	0	0	1	8	12	18.00	2.000
71 Dakota Bacus, R	1.0	H	3	1	0	0	0	0	0	0	0	0	0	3	3	0.00	1.000
72 Jhonatan German, R ERA: 18.0	1.0	W	5	1	2	2	1	1	0	0	0	1	1	6	12	18.00	2.000
64 James Bourque, R ERA:	1.0	H	4	0	0	0	1	1	0	0	0	0	0	5	9	0.00	1.000

BOTTOM

Washington Nationals @ St. Louis Cardinals
Roger Dean Chevrolet Stadium, Jupiter, FL

Tue Feb 25 2020, 1:08 PM - 4:56 PM EST
Att: 4,814 - Party Cloudy - 84 F

AB 34
R 6
H 7
RBI 6
BB 5
SO 7
LOB 22



PITCHER	IP	WLS	BF	H	R	ER	SO	BB	IBB	HBP	BLK	WP	HR	S	P	ERA	WHIP
67 Kyle Finnegan, R ERA:	1.0	H	5	0	0	0	1	2	0	0	0	0	0	5	13	0.00	2.000
68 Bryan Bonnell, R ERA:	1.0	H	4	1	0	0	1	0	0	0	0	0	0	6	6	0.00	1.000
45 Kevin Quackenbush, R ERA:	1.0	S	5	1	0	0	0	0	0	0	0	0	0	5	5	0.00	1.000

Batter	1	2	3	4	5	6	7	8	9	AB	R	H	RBI	BB	SO	LOB	TOP								
2 Jonathan Villar, S (1, 10) 27 Matt Kemp, R (7, PH) OBP: 0.429, SLG: 0.429	2-2 G5-3		0-0 SH1-3		2-3 K		1-1 G5-3	1-2 F8		2	0	0	1	0	1	1									
15 Brian Anderson, R (1, 5) 81 Gosuke Katoh, L (5, PR) OBP: 0.286, SLG: 0.333	3-3 K		2-2 G5-3		1-1 23 BLK 23 SF7 2B		0-0 1B		4-0 67 CS BB	3	0	1	0	0	1	1									
23 Corey Dickerson, L (1, 7) 67 JJ Bleday, L (5, 7) OBP: 0.143, SLG: 0.167	1-2 G3			1-2 24 CS 1B	3-2 SF7		3-3 K		1-1 L8	2	0	1	1	0	0	0									
24 Jesús Aguilar, R (1, 3) 68 Lewin Díaz, L (5, 3) OBP: 0.333, SLG: 0.200		2-3 K		0-1 F9	3-3 K			2-1 HR	1-0 F7	3	0	0	0	0	2	3									
7 Matt Joyce, L (1, 9) 47 Harold Ramirez, R (5, 9) OBP: 0.444, SLG: 1.143	1-2 P6			0-0 1B		0-2 G6-3		4-1 34 BB 17 HR BB		2	0	1	0	0	0	0									
1 Isan Díaz, L (1, 4) 84 Christian Lopes, R (5, 4) OBP: 0.500, SLG: 0.429	2-3 K			2-2 1B		1-3 K		1-3 K		2	0	1	0	0	1	0									
60 Monte Harrison, R (1, 8) 34 Magneuris Sierra, L (5, 8) OBP: 0.250, SLG: 0.143			1-3 K	0-3 K		1-2 1B		4-2 17 HR BB		2	0	0	0	0	2	2									
29 Francisco Cervelli, R (1, 2) 17 Chad Wallach, R (5, PR) OBP: 0.200, SLG: 1.333			0-0 19 1B 2 SH1-3 2B		4-2 19 HR BB		3-2 G6-3		0-0 1-H 2-H HR	1	1	1	0	1	0	0									
19 Miquel Rojas, R (1, 6) 80 José Devers, L (5, 6) OBP: 0.333, SLG: 0.833			1-1 2 SH1-3 1B		0-1 HR		1-3 K	3-1 G4-3		2	1	2	2	0	0	0									
										2	0	0	0	0	1	0									
Inning Stats	R: 0 E: 0 K: 1 S: 9	H: 0 LOB: 0 BB: 0 P: 15	R: 0 E: 0 K: 2 S: 9	H: 0 LOB: 0 BB: 0 P: 14	R: 1 E: 0 K: 1 S: 11	H: 2 LOB: 1 BB: 0 P: 15	R: 0 E: 0 K: 1 S: 14	H: 3 LOB: 2 BB: 0 P: 17	R: 3 E: 0 K: 2 S: 19	H: 2 LOB: 2 BB: 1 P: 32	R: 0 E: 0 K: 1 S: 14	H: 1 LOB: 1 BB: 0 P: 19	R: 0 E: 0 K: 2 S: 9	H: 1 LOB: 1 BB: 0 P: 14	R: 4 E: 0 K: 1 S: 15	H: 2 LOB: 0 BB: 2 P: 30	R: 0 E: 0 K: 0 S: 3	H: 0 LOB: 0 BB: 1 P: 9	1B: 6 2B: 2 3B: 0 HR: 3	SF: 1 SAC: 1 DP: 0 HBP: 0	WP: 0 PB: 0 SB: 0 CS: 2	PA: 40			
PITCHER	IP WLS BF H R ER SO BB IBB HBP BLK WP HR S P ERA WHIP	IP WLS BF H R ER SO BB IBB HBP BLK WP HR S P ERA WHIP	IP WLS BF H R ER SO BB IBB HBP BLK WP HR S P ERA WHIP	IP WLS BF H R ER SO BB IBB HBP BLK WP HR S P ERA WHIP	IP WLS BF H R ER SO BB IBB HBP BLK WP HR S P ERA WHIP	IP WLS BF H R ER SO BB IBB HBP BLK WP HR S P ERA WHIP	IP WLS BF H R ER SO BB IBB HBP BLK WP HR S P ERA WHIP	IP WLS BF H R ER SO BB IBB HBP BLK WP HR S P ERA WHIP	IP WLS BF H R ER SO BB IBB HBP BLK WP HR S P ERA WHIP	IP WLS BF H R ER SO BB IBB HBP BLK WP HR S P ERA WHIP	IP WLS BF H R ER SO BB IBB HBP BLK WP HR S P ERA WHIP	IP WLS BF H R ER SO BB IBB HBP BLK WP HR S P ERA WHIP	IP WLS BF H R ER SO BB IBB HBP BLK WP HR S P ERA WHIP	IP WLS BF H R ER SO BB IBB HBP BLK WP HR S P ERA WHIP	IP WLS BF H R ER SO BB IBB HBP BLK WP HR S P ERA WHIP	IP WLS BF H R ER SO BB IBB HBP BLK WP HR S P ERA WHIP	IP WLS BF H R ER SO BB IBB HBP BLK WP HR S P ERA WHIP	IP WLS BF H R ER SO BB IBB HBP BLK WP HR S P ERA WHIP	IP WLS BF H R ER SO BB IBB HBP BLK WP HR S P ERA WHIP	IP WLS BF H R ER SO BB IBB HBP BLK WP HR S P ERA WHIP	IP WLS BF H R ER SO BB IBB HBP BLK WP HR S P ERA WHIP	IP WLS BF H R ER SO BB IBB HBP BLK WP HR S P ERA WHIP	IP WLS BF H R ER SO BB IBB HBP BLK WP HR S P ERA WHIP	IP WLS BF H R ER SO BB IBB HBP BLK WP HR S P ERA WHIP	IP WLS BF H R ER SO BB IBB HBP BLK WP HR S P ERA WHIP

Miami Marlins @ St. Louis Cardinals
Roger Dean Chevrolet Stadium, Jupiter, FL
Wed Feb 26 2020, 1:08 PM - 4:15 PM EST
Att. 4,014 - Partly Cloudy - 85 F

livebaseballscorecards.com

AB 34
R 8
H 11
RBI 8
BB 4
SO 11
LOB 11



Batter	1	2	3	4	5	6	7	8	9	AB	R	H	RBI	BB	SO	LOB	TOP										
16 Kolten Wong, L (1, 4) OBP: 0.250, SLG: 0.286 49 Elehuris Montero, R (6, 5)	1-3 K	4-0 11 BB BB		X 0-0 F8	0-3 K			X 0-0 P2		3	0	0	0	1	2	2											
19 Tommy Edman, S (1, 5) OBP: 0.100, SLG: 0.100	0-0 F7	1-0 F9			0-0 F9	0-0 G4-3		X 0-0 F9		5	0	0	0	0	0	2											
11 Paul DeJong, R (1, 6) OBP: 0.571, SLG: 1.200 38 Austin Dean, R (6, PH) OBP: 0.308, SLG: 0.100	0-0 1B	4-0 1-2 BB			X 0-0 47 PB 15 1B 1B	4-0 47 G4-3 BB			0-3 K	2	1	2	0	1	0	0											
47 Rangel Ravelo, R (1, 3) OBP: 0.692, SLG: 0.500	0-0 P4	0-0 F9			B 4-0 7 BB 15 1B 26 BB BB	X 0-0 G4-3		B 4-0 15 2B BB		3	1	0	0	2	0	5											
15 Brad Miller, L (1, 7) OBP: 0.556, SLG: 0.714		4-0 35 HR BB	0-3 K		X 0-0 26 BB 97 1B 7 BB 1B	X 0-0 L8		X 0-0 2B		4	2	2	1	1	1	1											
35 Lane Thomas, R (1, 8) OBP: 0.308, SLG: 0.500		3-2 1-H HR	0-0 G4-3		S 0-3 K		X 0-0 F8	X 0-0 F8		5	1	1	2	0	1	3											
7 Andrew Knizner, R (1, 2) OBP: 0.250, SLG: 0.429 70 José Godoy, L (7, PH)		0-0 F7	0-0 G5-3		B 4-0 26 BB 97 1B BB		X 0-0 G4-3			2	1	0	0	1	0	0											
26 Justin Williams, L (1, 9) OBP: 0.167, SLG: 0.364		0-0 HR		X 0-0 G4-3	1-2 2-3 3-H 97 1B BB		X 0-0 G4-3			3	1	1	2	1	0	0											
97 Iván Herrera, R (1, 10) OBP: 0.750, SLG: 0.667 96 Carlos Soto, L (8, PH)		4-0 19 WP 16 BB BB		X 0-0 F9	1-3 2-H 3-H 1B		X 0-0 F7			2	0	1	2	1	0	0											
										1	0	0	0	0	0	0											
Inning Stats	R: 0 E: 0 K: 1 S: 6	H: 1 LOB: 1 BB: 0 P: 7	R: 3 E: 0 K: 0 S: 7	H: 2 LOB: 3 BB: 4 P: 27	R: 0 E: 0 K: 1 S: 5	H: 0 LOB: 0 BB: 0 P: 5	R: 0 E: 0 K: 0 S: 3	H: 0 LOB: 0 BB: 0 P: 3	R: 4 E: 0 K: 2 S: 10	H: 3 LOB: 2 BB: 3 P: 22	R: 0 E: 0 K: 0 S: 3	H: 0 LOB: 0 BB: 0 P: 3	R: 0 E: 0 K: 0 S: 3	H: 0 LOB: 0 BB: 0 P: 3	R: 0 E: 0 K: 1 S: 5	H: 1 LOB: 1 BB: 1 P: 9	1B: 4 2B: 1 3B: 0 HR: 2	SF: 0 SAC: 0 DP: 0 HBP: 0	WP: 1 PB: 1 SB: 0 CS: 0	PA: 42							
PITCHER	IP	WLS	BF	H	R	ER	SO	BB	IBB	HBP	BLK	WP	HR	S	P	ERA	WHIP										
65 José Urquidy, R (1, 1) ERA: 13.5	1.1		7	2	2	2	1	1	0	0	0	0	1	10	18	13.50	2.250										
93 Justin Ferrell, R (2, 1) ERA: 13.5	0.2		6	1	1	1	0	3	0	0	0	1	1	3	16	13.50	6.000										
38 Joe Smith, R (3, 1) ERA:	1.0		3	0	0	0	1	0	0	0	0	0	0	5	5	0.00	0.000										
68 Forrest Whitley, R (4, 1) ERA: 16.2	1.2	L	8	2	3	3	1	1	0	0	0	0	0	9	13	16.20	1.800										
78 Andre Scrubb, R (5, 1) ERA: 3.86	1.1		8	1	1	1	1	3	0	0	0	0	0	7	19	6.75	3.000										
PITCHER	IP	WLS	BF	H	R	ER	SO	BB	IBB	HBP	BLK	WP	HR	S	P	ERA	WHIP										
95 Brett Adcock, L (7, 1) ERA:	2.0		6	0	0	0	0	0	0	0	0	0	0	6	6	0.00	0.000										
92 Ronel Blanco, R (9, 1) ERA:	1.0		4	1	0	0	1	1	0	0	0	0	0	5	9	0.00	2.000										

St. Louis Cardinals @ Houston Astros
 TEAM Ballpark of the Palm Beaches, West Palm Beach, FL
 Wed Feb 26 2020, 1:06 PM - 4:07 PM EST
 Att. 2,234 - Cloudy - 84 F

AB 33
 R 7
 H 7
 RBI 7
 BB 9
 SO 5
 LOB 13



Batter	1	2	3	4	5	6	7	8	9	AB	R	H	RBI	BB	SO	LOB
3 Myles Straw, R (1, 8) 90 Bryan De La Cruz, R (6, 8) OBP: 0.667, SLG: 2.167 OBP: 0.333, SLG: 0.833	0-3 K		1-1 HR		0-0 IHR		0-0 1B		3-2 HR	3	2	2	3	0	1	0
27 Jose Altuve, R (1, 4) 98 Miguelangel Sierra, R (6, 4) OBP: 0.333, SLG: 0.400 OBP: 0.500, SLG: 0.500	0-0 P3		0-3 K		0-0 F8		0-0 1B		0-0 F9	3	0	0	0	0	1	0
2 Alex Bregman, R (1, 5) 97 Luis Santana, R (5, PR) (6, 5)	0-0 G5-3		0-2 HR		1-0 HBP		0-0 P2		0-3 K	2	1	1	1	0	0	0
44 Yordan Alvarez, L (1, 10) 93 Michael Papierski, S (7, PH) (8, 10)		0-0 1B	0-0 G5-3		0-0 G4-3		0-0 L4			3	0	1	0	0	0	1
1 Carlos Correa, R (1, 6) 86 Alex De Gotti, R (6, 6) OBP: 0.667, SLG: 0.667		0-0 F9		0-0 P3		4-0 83 1B BB		0-0 F9		2	0	0	0	0	0	1
10 Yuli Gurriel, R (1, 3) 98 J.J. Matijevic, L (5, 3)		0-0 G5-3		0-0 G6-3		0-3 K		0-0 L4		2	0	0	0	0	0	1
15 Martin Maldonado, R (1, 2) 83 Chuckie Robinson, R (6, 2) OBP: 0.167, SLG: 0.167		0-3 K		4-0 BB		0-0 1B		0-0 G4-3		1	0	0	0	1	1	1
80 Chas McCormick, R (1, 9) 84 Jake Meyers, R (5, 9)			0-0 G5-3		0-0 P3		0-0 F8		0-0 G5-3	2	0	0	0	0	0	1
76 Ronnie Dawson, L (1, 7) 92 Corey Julks, R (6, 7) OBP: 0.400, SLG: 1.000			4-0 3 HR BB		0-0 G6-3		0-3 K		0-0 F8	1	1	0	0	1	0	0

Inning Stats	R: 0	H: 0	E: 0	K: 1	S: 5	H: 0	LOB: 0	BB: 0	P: 5	R: 0	H: 1	E: 0	K: 1	S: 6	R: 3	H: 2	E: 0	K: 1	S: 10	R: 0	H: 0	E: 0	K: 0	S: 3	R: 1	H: 1	E: 0	K: 0	S: 4	R: 0	H: 1	E: 0	K: 2	S: 8	R: 0	H: 2	E: 0	K: 0	S: 5	R: 0	H: 0	E: 0	K: 0	S: 3	R: 1	H: 1	E: 0	K: 1	S: 8	1B: 4	2B: 0	3B: 0	HR: 4	SF: 0	SAC: 0	DP: 0	HBP: 1	WP: 0	PB: 0	SB: 0	CS: 0	PA: 39
PITCHER	IP	WLS	BF	H	R	ER	SO	BB	IBB	HBP	BLK	WP	HR	S	P	ERA	WHIP																			IP	WLS	BF	H	R	ER	SO	BB	IBB	HBP	BLK	WP	HR	S	P	ERA	WHIP										
92 Génesis Cabrera, L (1, 1) ERA:	2.0		7	1	0	0	2	0	0	0	0	0	0	11	11	0.00	0.500																			1.0	H	3	0	0	0	0	0	0	0	0	0	3	3	0.00	0.000											
89 Angel Rondón, R (3, 1) ERA: 11.57	2.0	W	10	2	3	3	1	2	0	0	0	0	2	13	22	13.50	2.000																			1.0	S	4	1	1	1	1	0	0	0	0	1	8	11	9.00	1.000											
78 Ramon Santos, R (5, 1) ERA: 5.4	1.0		5	1	1	1	0	0	0	1	0	0	0	4	5	9.00	1.000																																													
95 Griffin Roberts, R (6, 1) ERA:	1.0	H	5	1	0	0	2	1	0	0	0	0	0	8	12	0.00	2.000																																													
86 Jesus Cruz, R (7, 1) ERA:	1.0	H	5	2	0	0	0	0	0	0	0	0	0	5	5	0.00	2.000																																													

BOTTOM


St. Louis Cardinals @ Houston Astros

IFTEAM Ballpark of the Palm Beaches, West Palm Beach, FL

Wed Feb 26 2020, 1:06 PM - 4:07 PM EST
Att. 2,234 - Cloudy - 84 F

livebaseballscorecards.com

AB	35
R	5
H	8
RBI	5
BB	3
SO	6
LOB	16



Batter	1	2	3	4	5	6	7	8	9	AB	R	H	RBI	BB	SO	LOB	BOTTOM	
11 Ender Inciarte, L (1, 8) OBP: 0.200, SLG: 0.222 68 Cristian Pache, R (5, PR) OBP: 0.250, SLG: 0.143 (6, 8)	0-0 		0-3 		0-0 		0-3 		3 0 1 0 0 1 0 1 1 0 0 0 1 0									
7 Dansby Swanson, R (1, 6) OBP: 0.400, SLG: 0.500 8 Charlie Culberson, R (6, 6)	0-0 		0-0 		0-0 		0-3 		3 0 1 1 0 0 0 1 0 0 0 0 1 0									
22 Nick Markakis, L (1, 10) OBP: 0.500, SLG: 1.000 83 Braden Shewmake, R (6, PR) OBP: 0.167, SLG: 0.167 (4, 10)	0-0 		0-0 		0-0 		0-0 		2 0 1 0 0 0 0 2 0 0 1 0 0 2									
20 Marcell Ozuna, R (1, 7) 84 Terone Harris III, R (5, 7)		0-0 	4-0 		0-0 		0-3 		1 0 0 0 1 0 0 2 0 0 0 0 1 2									
45 Yonder Alonso, L (1, 3) OBP: 0.167, SLG: 0.091 58 Peter O'Brien, R (6, 3) OBP: 0.250, SLG: 0.167		4-0 	0-0 		0-3 		0-0 		2 1 0 0 1 1 4 1 0 1 0 0 0 0									
27 Austin Riley, R (1, 5) OBP: 0.143, SLG: 0.143 0 Pete Kozma, R (6, 5) OBP: 0.143, SLG: 0.143		0-0 		0-0 		0-3 		0-0 		2 0 0 0 0 0 1 2 0 0 0 0 1 1								
25 Tyler Flowers, R (1, 2) 60 William Contreras, R (6, 2)		4-0 		0-3 		0-3 		4-0 		1 0 0 0 1 1 0 1 0 0 0 1 1 0								
70 Yangervis Solarte, S (1, 4) OBP: 0.250, SLG: 0.250 91 Riley Unroe, S (6, 4)		0-0 		0-0 		0-0 		0-3 		2 0 1 1 0 0 0 2 0 0 0 0 1 2								
18 Rafael Ortega, L (1, 9) OBP: 0.571, SLG: 0.667 81 Drew Waters, S (6, 9) OBP: 0.200, SLG: 0.111		0-0 		0-0 		0-3 		1-2 		2 1 1 0 0 0 2 1 0 0 0 0 1 1								
Inning Stats	R: 0 H: 0 E: 0 LOB: 0 K: 0 BB: 0 S: 3 P: 3	R: 1 H: 1 E: 0 LOB: 2 K: 0 BB: 2 S: 4 P: 12	R: 0 H: 1 E: 0 LOB: 2 K: 1 BB: 1 S: 6 P: 10	R: 0 H: 0 E: 0 LOB: 0 K: 1 BB: 0 S: 5 P: 5	R: 2 H: 3 E: 0 LOB: 2 K: 1 BB: 0 S: 8 P: 8	R: 0 H: 0 E: 1 LOB: 1 K: 3 BB: 0 S: 10 P: 10	R: 0 H: 0 E: 0 LOB: 0 K: 2 BB: 0 S: 7 P: 7	R: 0 H: 1 E: 1 LOB: 2 K: 2 BB: 1 S: 8 P: 12	1B: 4 SF: 0 2B: 2 SAC: 0 3B: 0 DP: 0 HR: 0 HBP: 0	WP: 0 PA: 35 PB: 0 SB: 1 CS: 0								
PITCHER	22 Jack Flaherty, R (1, 1) ERA: 1.93 93 Alex FaGalde, R (3, 1) ERA: 43 Dakots Hudson, R (4, 1) ERA: 3.86 77 Roel Ramirez, R (6, 1) ERA: 44 Junior Fernández, R (7, 1) ERA:	IP: 2.2 WLS: 12 BF: 2 H: 1 R: 1 ER: 1 SO: 1 BB: 2 IBB: 0 HBP: 0 BLK: 0 WP: 0 HR: 0 S: 12 P: 20 ERA: 3.38 WHIP: 1.500	IP: 0.1 WLS: 2 BF: 0 H: 0 R: 0 ER: 0 SO: 0 BB: 1 IBB: 0 HBP: 0 BLK: 0 WP: 0 HR: 0 S: 1 P: 5 ERA: 0.00 WHIP: 3.000	IP: 2.2 WLS: 12 BF: 3 H: 2 R: 2 ER: 2 SO: 4 BB: 0 IBB: 0 HBP: 0 BLK: 0 WP: 0 HR: 0 S: 20 P: 20 ERA: 6.75 WHIP: 1.125	IP: 0.1 WLS: 1 BF: 0 H: 0 R: 0 ER: 0 SO: 1 BB: 0 IBB: 0 HBP: 0 BLK: 0 WP: 0 HR: 0 S: 3 P: 3 ERA: 0.00 WHIP: 0.000	IP: 1.0 WLS: 3 BF: 7 H: 0 R: 0 ER: 0 SO: 2 BB: 1 IBB: 0 HBP: 0 BLK: 0 WP: 0 HR: 0 S: 8 P: 12 ERA: 0.00 WHIP: 2.000	90 Kodi Whitley, R (8, 1) ERA:	IP: 1.0 WLS: 5 BF: 1 H: 0 R: 0 ER: 0 SO: 2 BB: 1 IBB: 0 HBP: 0 BLK: 0 WP: 0 HR: 0 S: 8 P: 12 ERA: 0.00 WHIP: 2.000										

St. Louis Cardinals @ Atlanta Braves
 CoolToday Park, North Port, FL
 Thu Feb 27 2020, 1:07 PM - 4:12 PM EST
 Att: 6,636 - Party Cloudy - 63 F

livebaseballscores.com

AB	31
R	3
H	6
RBI	3
BB	4
SO	10
LOB	15



Batter	1	2	3	4	5	6	7	8	9	AB	R	H	RBI	BB	SO	LOB
25 Dexter Fowler, S OBP: 0.200, SLG: 0.111 38 Austin Dean, R OBP: 0.400, SLG: 0.455	0-0 G4-3		0-3 K		0-0 P6			2-0 HR		3	0	0	0	0	1	0
47 Rangel Ravelo, R OBP: 0.529, SLG: 0.333	0-3 K		0-0 F8		0-0 G5-3			0-0 G4-3		4	0	0	0	0	1	0
46 Paul Goldschmidt, R OBP: 0.500, SLG: 0.667 35 Lane Thomas, R OBP: 0.389, SLG: 0.467	2-1 HR		0-0 G5-3		0-0 G5-3			4-0 7 1B BB		3	1	1	1	0	0	0
4 Yadier Molina, R OBP: 0.273, SLG: 0.273 7 Andrew Knizner, R OBP: 0.308, SLG: 0.364	0-0 G5-3			0-0 F7		0-3 K		0-0 1B		3	0	0	0	0	1	0
41 Tyler O'Neill, R OBP: 0.400, SLG: 0.625 26 Justin Williams, L OBP: 0.133, SLG: 0.286		4-0 81 E 48 1B BB		4-0 48 1B BB		0-3 K		0-0 P5		1	0	0	0	2	1	0
48 Harrison Bader, R OBP: 0.400, SLG: 0.714		0-0 81 E 1-2 1B		0-0 1-2 1B		0-0 G6-3		0-0 P5		4	0	2	0	0	0	0
81 Nolan Gorman, L OBP: 0.333, SLG: 0.353		0-0 63 G6-4-3 1-2 2-3		0-0 F7		0-0 F9		0-3 K		4	0	0	0	0	1	4
55 Max Schrock, L OBP: 0.313, SLG: 0.429		0-0 L4		0-3 K		0-0 G6-3		0-0 2B		4	0	1	0	0	1	5
63 Edmundo Sosa, R OBP: 0.313, SLG: 0.429		0-0 G6-4-3 1-2f		0-0 G6-3				0-3 K		4	0	0	0	0	1	4

Inning Stats	R: 1	H: 1	R: 0	H: 1	R: 0	H: 0	R: 0	H: 0	R: 0	H: 0	R: 1	H: 2	R: 0	H: 1	1B: 3	SF: 0
	E: 0	LOB: 0	E: 1	LOB: 2	E: 0	LOB: 0	E: 0	LOB: 0	E: 0	LOB: 0	E: 0	LOB: 2	E: 0	LOB: 1	2B: 1	SAC: 0
	K: 1	BB: 0	K: 0	BB: 1	K: 1	BB: 0	K: 0	BB: 0	K: 2	BB: 0	K: 0	BB: 1	K: 1	BB: 0	3B: 0	DP: 1
	S: 7	P: 9	S: 4	P: 8	S: 5	P: 5	S: 6	P: 10	S: 3	P: 3	S: 7	P: 7	S: 3	P: 3	S: 7	P: 13
															HR: 2	HBP: 0

PITCHER	IP	WLS	BF	H	R	ER	SO	BB	IBB	HBP	BLK	WP	HR	S	P	ERA	WHIP
0 Marcus Stroman, R ERA: 4.91	2.0		9	2	1	1	1	1	0	0	0	0	1	11	17	4.50	1.500
82 Matt Blackham, R ERA:	1.0		3	0	0	0	1	0	0	0	0	0	0	5	5	0.00	0.000
27 Jeurys Familia, R ERA:	1.0		5	1	0	0	1	1	0	0	0	0	0	6	10	0.00	2.000
51 Paul Sewald, R ERA:	1.0		3	0	0	0	0	0	0	0	0	0	0	3	3	0.00	0.000
73 Daniel Zamora, L ERA:	1.0		3	0	0	0	2	0	0	0	0	0	0	7	7	0.00	0.000
PITCHER	IP	WLS	BF	H	R	ER	SO	BB	IBB	HBP	BLK	WP	HR	S	P	ERA	WHIP
43 Erasmo Ramirez, R (7, 1) ERA: 2.25	2.0	W	9	2	1	1	1	1	0	0	0	0	1	10	16	4.50	1.500
83 Ryley Gilliam, R (9, 1) ERA: 16.88	1.0	S	4	1	0	0	1	0	0	0	0	0	0	6	6	0.00	1.000


TOP

St. Louis Cardinals @ New York Mets
Clover Park, Port St. Lucie, FL
Fri Feb 28 2020, 1:11 PM - 3:37 PM EST
Att. 5,617 - Sunny - 61 F

livebaseballscorecards.com

AB	33
R	2
H	6
RBI	2
BB	3
SO	7
LOB	15

WP: 0 **PA: 36**
PB: 0
SB: 0
CS: 0



Batter	1	2	3	4	5	6	7	8	9	AB	R	H	RBI	BB	SO	LOB
6 Jeff McNeil, L (1, 5) OBP: 0.400, SLG: 0.500 16 Edgardo Fermin, R (6, 5) OBP: 0.750, SLG: 0.500	0-0 F8		0-0 40 1B		0-0 P5		4-0 81 G4-6-3 BB			3	0	1	0	0	0	0
9 Brandon Nimmo, L (1, 8) OBP: 0.500, SLG: 0.429 81 Johneshwy Fargas, R (5, 8) OBP: 0.182, SLG: 0.182	0-0 24 BB 2 1B		0-0 F8		0-3 K		0-0 G4-6-3			2	1	1	0	0	0	1
24 Robinson Canó, L (1, 10) OBP: 0.571, SLG: 1.000 76 Patrick Mazeika, L (5, PH) OBP: 0.250, SLG: 0.500	4-0 2 1B BB		0-0 F8		0-0 K		0-3 K			1	0	0	0	1	0	1
40 Wilson Ramos, R (1, 2) OBP: 0.444, SLG: 1.000 70 Ali Sánchez, R (6, 2) OBP: 0.250, SLG: 0.500	0-0 L8		0-0 1-2 1B		0-0 G6-3		0-0 G6-3			3	0	1	0	0	0	3
2 Dominic Smith, L (1, 3) OBP: 0.200, SLG: 0.200 11 Luis Carpio, R (7, 4) OBP: 0.200, SLG: 0.400	0-0 1-2 2-H 1B		0-0 G3		0-0 G5-3		0-3 K			3	0	1	1	0	0	2
1 Amed Rosario, R (1, 6) OBP: 0.385, SLG: 0.667 60 Andrés Giménez, L (5, 6) OBP: 0.385, SLG: 0.667	0-3 K		0-3 K		0-0 F8		0-0 HR			2	0	0	0	0	2	2
18 Ryan Cordell, R (1, 9) OBP: 0.250, SLG: 0.500 22 Quinn Brodey, L (7, 9) OBP: 0.125, SLG: 0.125		0-0 L7	0-3 K		0-0 L6		0-3 K2-3			3	0	0	0	0	1	0
86 Jake Hager, R (1, 4) OBP: 0.417, SLG: 0.222		0-0 L3	0-0 1B		0-0 1B		4-0 16 WP 85 HBP 81 G4-6-3 HBP			2	1	1	0	0	0	0
85 Tim Tebow, L (1, 7) OBP: 0.417, SLG: 0.500		0-3 K	0-3 K		0-3 K		1-0 81 G4-6-3 16 WP HBP			2	0	0	0	0	2	1

Inning Stats	R: 1	H: 2	E: 0	K: 1	S: 7	H: 2	LOB: 2	BB: 1	P: 11	R: 0	H: 0	E: 0	K: 1	S: 5	H: 0	LOB: 0	BB: 0	P: 5	R: 0	H: 2	E: 0	K: 0	S: 5	H: 1	LOB: 1	BB: 0	P: 10	R: 0	H: 1	E: 0	K: 3	S: 10	H: 0	LOB: 0	BB: 0	P: 3	R: 1	H: 0	E: 0	K: 1	S: 4	H: 0	LOB: 1	BB: 1	P: 13	R: 1	H: 1	E: 0	K: 2	S: 8	H: 1	LOB: 0	BB: 0	P: 8
--------------	------	------	------	------	------	------	--------	-------	-------	------	------	------	------	------	------	--------	-------	------	------	------	------	------	------	------	--------	-------	-------	------	------	------	------	-------	------	--------	-------	------	------	------	------	------	------	------	--------	-------	-------	------	------	------	------	------	------	--------	-------	------


PITCHER	IP	WLS	BF	H	R	ER	SO	BB	IBB	HBP	BLK	WP	HR	S	P	ERA	WHIP
50 Adam Wainwright, R (1, 1) ERA: 3.86	3.0		14	4	1	1	2	1	0	0	0	0	0	17	21	3.00	1.667
62 Daniel Ponce de Leon, R (4, 1) ERA:	3.0		11	2	0	0	4	0	0	0	0	0	0	19	19	0.00	0.667
21 Andrew Miller, L (7, 1) ERA: 9.0	1.0		5	0	1	1	1	1	0	2	0	1	0	4	13	9.00	1.000
29 Alex Reyes, R (8, 1) ERA: 20.25	1.0	L	4	1	1	1	2	0	0	0	0	0	1	8	8	9.00	1.000

BOTTOM

St. Louis Cardinals @ New York Mets
Clover Park, Port St. Lucie, FL
Fri Feb 28 2020, 1:11 PM - 3:37 PM EST
Att. 5,617 - Sunny - 61 F

AB	30
R	3
H	7
RBI	2
BB	2
SO	9
LOB	13

livebaseballscores.com



WP	HR	S	P	ERA	WHIP
1	1	13	8	3.00	1.667

Batter	1	2	3	4	5	6	7	8	9	AB R H RBI BB SO LOB	TOP		
2 Adam Eaton, L OBP: 0.636, SLG: 1.000 22 Mac Williamson, R OBP: 0.154, SLG: 0.083	1-3 		3-3 			4-1 	0-0 		2-2 	2 0 0 0 1 2 0 2 0 0 0 0 0 2			
11 Ryan Zimmerman, R OBP: 0.500, SLG: 0.545 26 Brandon Snyder, R OBP: 0.500, SLG: 0.545	1-1 		2-3 			2-2 	3-0 			2 0 0 0 0 1 0 2 0 1 1 0 1 1			
22 Juan Soto, L OBP: 0.500, SLG: 0.625 73 Tres Barrera, R OBP: 0.200, SLG: 0.200	4-2 			3-2 		2-0 	3-2 			2 0 0 0 1 0 1 1 0 0 0 0 0 1			
28 Kurt Suzuki, R OBP: 0.600, SLG: 0.429 27 Emilio Bonifacio, S OBP: 0.273, SLG: 0.455	4-2 			0-0 		4-2 	0-0 			1 0 1 0 2 0 0 1 0 0 0 0 0 0			
29 Yadiel Hernandez, L OBP: 0.222, SLG: 0.235 75 Drew Ward, L OBP: 0.111, SLG: 0.111	1-3 			1-1 		0-1 	1-3 			3 0 0 0 0 1 5 1 0 0 0 0 1 0			
8 Carter Kieboom, R OBP: 0.500, SLG: 0.111 25 Jacob Wilson, R OBP: 0.500, SLG: 0.556		4-1 		2-2 		4-0 	0-1 			1 1 0 0 2 1 1 1 0 0 0 0 0 0			
17 Andrew Stevenson, L OBP: 0.400, SLG: 0.273 62 Luis Garcia Jr., L OBP: 0.455, SLG: 0.727		2-2 		1-2 		0-1 	0-3 			2 0 0 0 0 0 1 2 1 1 2 0 1 0			
1 Wilmer Difo, S OBP: 0.250, SLG: 0.417 18 Jake Noll, R OBP: 0.455, SLG: 0.444		1-0 		2-1 		1-1 	2-0 			2 0 0 0 0 0 0 2 1 2 0 0 0 0			
5 Adrián Sanchez, R OBP: 0.154, SLG: 0.250 38 JB Shuck, L			1-1 		1-0 		0-0 		1-2 	2 0 0 0 0 0 0 2 0 0 0 0 0 2			
Inning Stats	R: 0 H: 0 E: 0 LOB: 2 K: 2 BB: 2 S: 14 P: 25	R: 0 H: 0 E: 0 LOB: 0 K: 0 BB: 1 S: 5 P: 12	R: 0 H: 0 E: 0 LOB: 0 K: 2 BB: 0 S: 8 P: 14	R: 0 H: 1 E: 0 LOB: 1 K: 1 BB: 0 S: 9 P: 15	R: 0 H: 0 E: 0 LOB: 0 K: 0 BB: 0 S: 6 P: 10	R: 0 H: 0 E: 0 LOB: 2 K: 1 BB: 2 S: 10 P: 22	R: 3 H: 3 E: 0 LOB: 1 K: 0 BB: 1 S: 10 P: 21	R: 0 H: 0 E: 0 LOB: 0 K: 1 BB: 0 S: 6 P: 7	R: 0 H: 1 E: 0 LOB: 1 K: 1 BB: 0 S: 11 P: 16	1B: 3 SF: 0 2B: 1 SAC: 0 3B: 0 DP: 1 HR: 1 HBP: 0	WP: 0 PA: 37 PB: 0 SB: 0 CS: 0		
PITCHER	IP WLS BF H R ER SO BB IBB HBP BLK WP HR S P ERA WHIP											PITCHER	IP WLS BF H R ER SO BB IBB HBP BLK WP HR S P ERA WHIP
18 Carlos Martinez, R ERA: 4.15	(1, 1) 3.0												
30 Tyler Webb, L ERA:	(4, 1) 1.0												
56 Ryan Helsley, R ERA:	(5, 1) 2.0												
40 Jake Woodford, R ERA: 6.75	(7, 1) 2.0												
65 Giovanni Gallegos, R ERA: 16.2	(9, 1) 1.0												

Washington Nationals @ St. Louis Cardinals
Roger Dean Chevrolet Stadium, Jupiter, FL
Sat Feb 29 2020, 1:09 PM - 3:44 PM EST
Att. 6,557 - Clear - 63 F

livebaseballscorecards.com

AB	31
R	3
H	5
RBI	3
BB	6
SO	8
LOB	14



Batter	1	2	3	4	5	6	7	8	9	AB	R	H	RBI	BB	SO	LOB
16 Kolten Wong, L OBP: 0.364, SLG: 0.250 55 Max Schrock, L OBP: 0.294, SLG: 0.400	4-0 BB 19 CS		3-2 G3		2-2 19 1B HBP		0-0 E3 19 1B 7 SF8			1	0	0	0	1	0	0
19 Tommy Edman, S OBP: 0.176, SLG: 0.176	2-1 G6-3 1-2		2-3 K		1-0 1B		2-2 1B 34 FC6-4			4	0	2	2	0	1	1
4 Yadier Molina, R OBP: 0.214, SLG: 0.214 7 Andrew Knizner, R OBP: 0.286, SLG: 0.364	0-0 F7			1-2 F7	0-3 K		0-0 SF8			3	0	0	0	0	1	2
11 Paul DeJong, R OBP: 0.500, SLG: 1.250 34 Yairo Muñoz, R OBP: 0.375, SLG: 0.625 63 Edmundo Sosa, R OBP: 0.313, SLG: 0.429		0-1 HR		0-2 K		0-0 G5-3	0-2 FC6-4			3	1	1	1	0	1	0
25 Dexter Fowler, S OBP: 0.154, SLG: 0.083 35 Lane Thomas, R OBP: 0.368, SLG: 0.438		0-1 G6-3		2-2 L3		1-1 F8		1-3 K		3	0	0	0	0	0	0
32 Matt Wieters, S OBP: 0.200, SLG: 0.111 70 José Godoy, L OBP: 0.500, SLG: 1.000		1-0 G4-3			3-2 L8	3-3 K		0-1 2B		3	0	0	0	0	1	0
68 Dylan Carlson, S OBP: 0.611, SLG: 0.786		4-1 BB			0-0 47 83 1B G6-3 1B		1-1 2B 55 E			3	2	2	0	1	1	1
47 Rangel Ravelo, R OBP: 0.450, SLG: 0.267 38 Austin Dean, R OBP: 0.375, SLG: 0.417		2-1 F9			0-1 G6-3		1-2 G6-3			3	0	0	0	0	0	3
83 John Nogowski, R OBP: 0.313, SLG: 0.214			1-0 G1-3		3-2 19 1B 1B		4-1 BB 55 E 19 1B			1	0	0	0	0	1	1

Inning Stats	R: 0	H: 0	E: 0	K: 0	S: 3	R: 1	H: 1	E: 0	K: 0	S: 8	R: 0	H: 0	E: 0	K: 1	S: 8	R: 0	H: 0	E: 0	K: 1	S: 11	R: 2	H: 3	E: 0	K: 1	S: 16	R: 0	H: 0	E: 0	K: 1	S: 7	R: 3	H: 2	E: 1	K: 0	S: 15	R: 0	H: 1	E: 0	K: 3	S: 12	1B: 4	2B: 2	3B: 0	HR: 1	SF: 1	SAC: 0	DP: 0	HBP: 1	WP: 0	PA: 35
--------------	------	------	------	------	------	------	------	------	------	------	------	------	------	------	------	------	------	------	------	-------	------	------	------	------	-------	------	------	------	------	------	------	------	------	------	-------	------	------	------	------	-------	-------	-------	-------	-------	-------	--------	-------	--------	-------	--------

PITCHER	IP	WLS	BF	H	R	ER	SO	BB	IBB	HBP	BLK	WP	HR	S	P	ERA	WHIP
46 Patrick Corbin, L ERA: 4.5	(1, 1)	2.0	8	1	1	1	0	2	0	0	0	0	0	11	24	4.50	1.500
23 Erick Fedde, R ERA: 4.5	(3, 1)	2.2	11	2	2	2	2	0	0	1	0	0	0	31	48	6.75	0.750
33 Ryne Harper, R ERA:	(5, 1)	0.1	2	1	0	0	1	0	0	0	0	0	0	4	5	0.00	3.000
70 Ben Braymer, L ERA: 4.91	(6, 1)	2.0	L 10	2	3	1	1	1	0	0	0	0	0	22	34	4.50	1.500
61 Kyle McGowin, R ERA:	(8, 1)	1.0	4	1	0	0	3	0	0	0	0	0	0	12	16	0.00	1.000


BOTTOM

Washington Nationals @ St. Louis Cardinals
 Roger Dean Chevrolet Stadium, Jupiter, FL

Sat Feb 29 2020, 1:09 PM - 3:44 PM EST
 Att: 6,557 - Clear - 63 F

livebaseballscorecards.com

AB 30
R 6
H 7
RBI 5
BB 3
SO 7
LOB 10



Batter	1	2	3	4	5	6	7	8	9	AB	R	H	RBI	BB	SO	LOB	TOP										
16 Kolten Wong, L (1, 4) OBP: 0.429, SLG: 0.364 55 Max Schrock, L (5, PR) OBP: 0.278, SLG: 0.375 (5, 4)	1-0 G1-3		0-0 11 HR 1B		0-0 46 G5-4-3 1B		0-0 G3-6-1 1-2f			3	1	2	0	0	0	0											
11 Paul DeJong, R (1, 6) OBP: 0.538, SLG: 1.455 63 Edmundo Sosa, R (5, 6) OBP: 0.294, SLG: 0.400	0-0 2B		1-1 1-H HR		0-0 F8			0-0 F7		3	1	2	2	0	0	1											
46 Paul Goldschmidt, R (1, 3) OBP: 0.385, SLG: 0.444 84 Evan Mendoza, R (5, 3) OBP: 0.429, SLG: 0.333	0-3 K		0-0 G5-3		0-0 G5-4-3 1-2f			0-0 G3-1		3	0	0	0	0	1	2											
41 Tyler O'Neill, R (1, 7) OBP: 0.500, SLG: 0.900	0-0 G5-3			2-0 HR		4-0 26 PB 26 L5 48 CS BB		4-0 BB		2	1	1	1	2	0	1											
81 Nolan Gorman, L (1, 10) OBP: 0.318, SLG: 0.381		0-3 K		0-0 7 F8 2B		0-0 F9		0-3 K		4	0	1	0	0	2	2											
48 Harrison Bader, R (1, 8) OBP: 0.368, SLG: 0.588		0-0 B2-3		0-0 F9 2B		4-0 26 PB BB		0-3 K		3	0	0	0	1	1	1											
26 Justin Williams, L (1, 9) OBP: 0.158, SLG: 0.235		0-0 G5-3		4-0 BB		1-0 L5 1-2 2-3		0-3 K		3	0	0	0	1	1	2											
7 Andrew Knizner, R (1, 2) OBP: 0.235, SLG: 0.286 99 Dennis Ortega, R (8, 2) OBP: 0.667, SLG: 1.667			0-0 P1		0-0 F8 2-3		0-0 F9		3-2 HR	3	0	0	0	0	0	2											
49 Elehuris Montero, R (1, 5) OBP: 0.182, SLG: 0.100			0-0 G6-3		0-0 F9		0-0 G3-6-1 1B		0-3 K	4	0	1	0	0	1	2											
Inning Stats	R: 0 E: 0 K: 1 S: 6	H: 1 LOB: 1 BB: 0 P: 7	R: 0 E: 0 K: 1 S: 5	H: 0 LOB: 0 BB: 0 P: 5	R: 2 E: 0 K: 0 S: 6	H: 2 LOB: 0 BB: 0 P: 7	R: 1 E: 0 K: 0 S: 5	H: 2 LOB: 2 BB: 1 P: 11	R: 0 E: 0 K: 0 S: 3	H: 0 LOB: 1 BB: 2 P: 11	R: 0 E: 0 K: 0 S: 3	H: 1 LOB: 0 BB: 0 P: 3	R: 0 E: 0 K: 1 S: 5	H: 0 LOB: 1 BB: 1 P: 9	R: 1 E: 0 K: 3 S: 12	H: 1 LOB: 0 BB: 0 P: 15	1B: 3 2B: 3 3B: 0 HR: 3	SF: 0 SAC: 0 DP: 3 HBP: 0	WP: 0 PA: 36 PB: 1 SB: 0 CS: 1								
PITCHER	IP	WLS	BF	H	R	ER	SO	BB	IBB	HBP	BLK	WP	HR	S	P	ERA	WHIP										
43 Lance McCullers Jr., R (1, 1) ERA: 2.45	0.2		3	1	0	0	1	0	0	0	0	0	0	5	6	0.00	1.500										
78 Andre Scrubb, R (1, 1) ERA: 2.45	1.1		4	0	0	0	1	0	0	0	0	0	0	6	6	0.00	0.000										
38 Joe Smith, R (3, 1) ERA: 9.0	1.0		5	2	2	2	0	0	0	0	0	0	1	6	7	18.00	2.000										
29 Joe Blagini, R (4, 1) ERA: 9.0	1.0		6	2	1	1	0	1	0	0	0	0	1	5	11	9.00	3.000										
91 Enoli Paredes, R (5, 1) ERA: 2.25	2.0		7	1	0	0	0	2	0	0	0	0	0	5	14	0.00	1.500										
PITCHER	IP	WLS	BF	H	R	ER	SO	BB	IBB	HBP	BLK	WP	HR	S	P	ERA	WHIP										
71 Brandon Bielak, R (7, 1) ERA: 4.5	2.0		7	1	0	0	1	1	0	0	0	0	0	8	12	0.00	1.000										
92 Nivaldo Rodriguez, R (9, 1) ERA: 6.0	1.0	W	4	1	1	1	3	0	0	0	0	0	1	12	15	9.00	1.000										

St. Louis Cardinals @ Houston Astros
 LIVE TEAM Ballpark of the Palm Beaches, West Palm Beach, FL
 Sun Mar 01 2020, 1:10 PM - 5:17 PM EST
 Att. 4,523 - Sunny - 72 F

livebaseballscorecards.com

AB	32
R	4
H	8
RBI	4
BB	4
SO	6
LOB	14



Batter	1	2	3	4	5	6	7	8	9	AB	R	H	RBI	BB	SO	LOB
3 Myles Straw, R (1, 8) 76 Ronnie Dawson, L (6, 8) OBP: 0.385, SLG: 1.083 OBP: 0.200, SLG: 0.333	0-3 K			0-3 K		0-0 K 1-H WP 2-H 3B		0-3 K		2	0	0	0	0	2	0
27 Jose Altuve, R (1, 4) 88 Osvaldo Duarte, R (6, 4) OBP: 0.364, SLG: 0.333 OBP: 0.583, SLG: 0.286	0-0 23 BB 1B			0-0 G4-3		1-3 K			4-0 86 G6-3 77 1B 80 BB BB	2	0	1	0	0	0	0
23 Michael Brantley, L (1, 7) 77 Drew Ferguson, R (6, 7) OBP: 0.500, SLG: 1.000 OBP: 0.364, SLG: 0.545	1-3 K 1-2			0-0 F9		0-0 F9			0-0 80 BB 86 G6-3 99 BB 1B	2	0	0	0	0	1	1
1 Carlos Correa, R (1, 6) 86 Alex De Goti, R (5, PR) OBP: 0.400, SLG: 0.143 OBP: 0.417, SLG: 0.333		0-0 F8			0-0 44 G6-3 1B			0-3 K	0-0 G6-3	2	0	1	0	0	0	0
44 Yordan Alvarez, L (1, 10) 81 Lorenzo Quintana, R (7, PH) OBP: 0.231, SLG: 0.167 OBP: 0.250, SLG: 0.143		0-0 L6			0-0 G6-3 1-2f			0-3 K	3-0 99 BB 80 BB 83 BB IBB	2	0	0	0	0	0	1
22 Josh Reddick, L (1, 9) 80 Chas McCormick, R (6, 9) OBP: 0.200, SLG: 0.200 OBP: 0.250, SLG: 0.455		0-0 G6-3			0-0 F7			0-0 K 1B	4-0 83 BB 99 BB BB	2	0	0	0	0	0	1
79 Taylor Jones, R (1, 3) 99 Jake Adams, R (7, 3) OBP: 0.400, SLG: 0.700 OBP: 0.429, SLG: 0.800			0-0 G4-3			0-3 K		0-3 K	4-0 83 BB BB	2	0	0	0	0	1	0
15 Martin Maldonado, R (1, 2) 83 Chuckie Robinson, R (6, PR) OBP: 0.500, SLG: 0.250 OBP: 0.222, SLG: 0.125			0-3 K			0-0 87 BB 76 3B 1B			0-0 G6-3	2	0	1	0	0	1	0
87 Nick Tanielu, R (1, 5) 9 Jack Mayfield, R (7, 5) OBP: 0.167, SLG: 0.182 OBP: 0.083, SLG: 0.167			0-3 K			4-0 76 3B BB			0-0 F9	1	1	0	0	1	1	0

Inning Stats	R: 0	H: 1	E: 0	LOB: 1	K: 2	BB: 0	S: 7	P: 8	R: 0	H: 0	E: 0	LOB: 0	K: 0	BB: 0	S: 3	P: 3	R: 0	H: 0	E: 0	LOB: 0	K: 1	BB: 0	S: 5	P: 5	R: 0	H: 1	E: 0	LOB: 1	K: 0	BB: 0	S: 3	P: 3	R: 3	H: 2	E: 0	LOB: 1	K: 2	BB: 1	S: 9	P: 14	R: 0	H: 1	E: 0	LOB: 1	K: 3	BB: 0	S: 10	P: 10	R: 0	H: 0	E: 0	LOB: 0	K: 1	BB: 0	S: 5	P: 5	R: 2	H: 1	E: 0	LOB: 3	K: 0	BB: 5	S: 2	P: 21	1B: 5	2B: 0	3B: 1	HR: 0	SF: 0	SAC: 0	DP: 1	HBP: 0	WP: 1	PA: 35
--------------	------	------	------	--------	------	-------	------	------	------	------	------	--------	------	-------	------	------	------	------	------	--------	------	-------	------	------	------	------	------	--------	------	-------	------	------	------	------	------	--------	------	-------	------	-------	------	------	------	--------	------	-------	-------	-------	------	------	------	--------	------	-------	------	------	------	------	------	--------	------	-------	------	-------	-------	-------	-------	-------	-------	--------	-------	--------	-------	--------

PITCHER	IP	WLS	BF	H	R	ER	SO	BB	IBB	HBP	BLK	WP	HR	S	P	ERA	WHIP
36 Austin Gomber, L (1, 1) ERA: 1.8	3.0		9	1	0	0	4	0	0	0	0	0	0	17	18	0.00	0.333
53 John Gant, R (4, 1) ERA: 5.79	2.2		11	3	3	3	3	1	0	0	0	1	0	16	21	10.12	1.500
86 Jesus Cruz, R (6, 1) ERA:	0.1		1	0	0	0	0	0	0	0	0	0	0	1	1	0.00	0.000
44 Junior Fernandez, R (7, 1) ERA:	1.0		4	1	0	0	3	0	0	0	0	0	0	10	10	0.00	1.000
90 Kodi Whitley, R (8, 1) ERA:	1.0		3	0	0	0	1	0	0	0	0	0	0	5	5	0.00	0.000


BOTTOM

St. Louis Cardinals @ Houston Astros

IFTEAM Ballpark of the Palm Beaches, West Palm Beach, FL

Sun Mar 01 2020, 1:10 PM - 5:17 PM EST
Att. 4,523 - Sunny - 72 F

AB	29
R	5
H	6
RBI	4
BB	6
SO	11
LOB	8



PITCHER	IP	WLS	BF	H	R	ER	SO	BB	IBB	HBP	BLK	WP	HR	S	P	ERA	WHIP
67 Rob Kaminsky, L (9, 1) ERA: 6.0	0.2		6	1	2	2	0	3	1	0	0	0	0	2	17	27.00	6.000
74 Nabil Crismatt, R (9, 1) ERA:	0.0		1	0	0	0	0	1	0	0	0	0	0	0	4	∞	∞

Batter	1	2	3	4	5	6	7	8	9	AB R H RBI BB SO LOB	TOP		
2 Luis Arraez, L (1, 4) OBP: 0.222, SLG: 0.125 78 Jack Reinheimer, R (6, 5)	4-2 30 1B BB		3-2 G1-3			1-0 G4-3		2-3 K		2 0 0 0 1 0 0 1 0 0 0 0 1 1			
13 Ehire Adrianza, S (1, 5) OBP: 0.364, SLG: 0.400 73 Juan Graterol, R (6, 2)	2-0 F7		0-1 L9			0-1 F9		0-0 P4		3 0 0 0 0 0 1 1 0 0 0 0 0 1			
16 Alex Avila, L (1, 2) 5 Peter Mooney, L (6, 4)	2-3 K				3-2 F7		1-1 G4-3		2-3 K	3 0 0 0 0 1 1 1 0 0 0 0 1 0			
30 LaMonte Wade Jr., L (1, 9) OBP: 0.500, SLG: 0.500 50 Brent Rooker, R (7, 7)	1-1 1B				1-2 F8		0-3 K		0-1 P3	3 0 1 0 0 1 0 1 0 0 0 0 0 0			
81 Trevor Larnach, L (1, 10) OBP: 0.389, SLG: 0.688 1 David Bañuelos, R (9, PH)	2-1 F8				1-2 1B		2-2 G6-3		0-0 F7	3 0 1 0 0 0 2 1 0 0 0 0 0 0			
76 Alex Kiriloff, L (1, 7) OBP: 0.625, SLG: 1.000 33 Ramón Flores, L (7, 9)		4-2 75 CS BB			1-2 G4-3		0-3 K			2 0 0 0 1 1 1 0 0 0 0 0 0 0			
75 Royce Lewis, R (1, 6) OBP: 0.125, SLG: 0.375 88 Drew Maggi, R (8, PR)		3-3 S CH 87 K				2-3 K		2-0 56 G4-3 79 2B 2B		3 0 1 0 0 2 1 0 1 0 0 0 0 0	AB 30 R 1 H 4 RBI 1 BB 2 SO 8 LOB 9		
56 Tomás Telis, S (1, 3) OBP: 0.083, SLG: 0.083 89 Zander Wiel, R (8, 3)		2-1 L8				2-1 G3		0-2 G4-3		3 0 0 0 0 0 1 0 0 0 0 0 0 0			
79 Gilberto Celestino, R (1, 8) OBP: 0.200, SLG: 0.429 9 DaShawn Keirse Jr., L (8, PR)			0-3 K			3-1 L9		3-2 2B		3 0 1 1 0 1 0 0 0 0 0 0 0 0			
Inning Stats	R: 0 H: 1 E: 0 LOB: 2 K: 1 BB: 1 S: 10 P: 21	R: 0 H: 0 E: 0 LOB: 0 K: 1 BB: 1 S: 10 P: 19	R: 0 H: 0 E: 0 LOB: 0 K: 1 BB: 0 S: 10 P: 13	R: 0 H: 1 E: 0 LOB: 1 K: 0 BB: 0 S: 16 P: 22	R: 0 H: 0 E: 0 LOB: 0 K: 1 BB: 0 S: 7 P: 14	R: 0 H: 0 E: 0 LOB: 0 K: 0 BB: 0 S: 5 P: 7	R: 0 H: 0 E: 0 LOB: 0 K: 2 BB: 0 S: 9 P: 11	R: 1 H: 2 E: 0 LOB: 1 K: 1 BB: 0 S: 14 P: 21	R: 0 H: 0 E: 0 LOB: 0 K: 1 BB: 0 S: 6 P: 8	1B: 2 SF: 0 2B: 3 SAC: 0 3B: 0 DP: 1 HR: 0 HBP: 0	WP: 0 PA: 32 PB: 0 SB: 0 CS: 1		
PITCHER	IP WLS BF H R ER SO BB IBB HBP BLK WP HR S P ERA WHIP											PITCHER	IP WLS BF H R ER SO BB IBB HBP BLK WP HR S P ERA WHIP
92 Génesis Cabrera, L (1, 1) ERA:	1.0 W 6 1 0 0 1 2 0 0 0 0 0 0 12 27 0.00 3.000											93 Alex FaGalde, R (8, 1) ERA: 3.86	1.0 5 2 1 1 1 0 0 0 0 0 0 0 14 21 9.00 2.000
77 Roel Ramírez, R (2, 1) ERA:	2.0 H 5 0 0 0 2 0 0 0 0 0 0 0 18 26 0.00 0.000											60 John Brebbia, R (9, 1) ERA: 4.5	1.0 3 0 0 0 1 0 0 0 0 0 0 0 6 8 0.00 0.000
27 Brett Cecil, L (4, 1) ERA: 6.0	1.0 4 1 0 0 0 0 0 0 0 0 0 0 16 22 0.00 1.000												
87 Johan Oviedo, R (5, 1) ERA: 2.45	2.0 6 0 0 0 1 0 0 0 0 0 0 0 12 21 0.00 0.000												
80 Zack Thompson, L (7, 1) ERA:	1.0 3 0 0 0 2 0 0 0 0 0 0 0 9 11 0.00 0.000												

Minnesota Twins @ St. Louis Cardinals
Roger Dean Chevrolet Stadium, Jupiter, FL
Mon Mar 02 2020, 1:08 PM - 4:44 PM EST
Att. 5,522 - Partly Cloudy - 76 F

livebaseballscorecards.com



BOTTOM

Minnesota Twins @ St. Louis Cardinals
Roger Dean Chevrolet Stadium, Jupiter, FL
 Mon Mar 02 2020, 1:08 PM - 4:44 PM EST
 Att: 5,522 - Party Cloudy - 76 F

livebaseballscorecards.com

AB	34
R	6
H	12
RBI	6
BB	2
SO	9
LOB	18



WP: 0	PA: 37
PB: 0	
SB: 0	
CS: 0	

AB	R	H	RBI	BB	SO	LOB
4	2	2	1	0	0	2
1	0	0	0	0	1	2
3	1	2	1	0	1	0
1	0	1	2	0	0	0
2	0	0	0	0	0	2
2	0	1	0	0	0	0
3	0	1	1	0	1	0
1	0	0	0	0	1	2
3	0	0	0	0	3	1
1	0	0	0	0	0	2
4	1	2	0	0	0	0
3	1	0	0	1	1	1
2	1	1	0	1	1	2
1	0	1	0	0	0	0
3	0	1	1	0	0	4

Batter	1	2	3	4	5	6	7	8	9											
19 Tommy Edman, S OBP: 0.238, SLG: 0.286 3 Kramer Robertson, R OBP: 0.000, SLG: 0.000	G5-3	4 1B 2B		G4-6-3			E1 70 1B	K												
4 Yadier Molina, R OBP: 0.294, SLG: 0.294 70 José Godoy, L OBP: 0.667, SLG: 1.000	13 1B 41 1B	2-H 1B			K		49 1B													
13 Matt Carpenter, L OBP: 0.333, SLG: 0.333 49 Elehuris Montero, R OBP: 0.231, SLG: 0.167	G1-3	F7			P2		38 FC4-6 1B													
41 Tyler O'Neill, R OBP: 0.471, SLG: 0.769 79 Luken Baker, R OBP: 0.333, SLG: 0.333	2-H 1B		G5-3		K		K													
25 Dexter Fowler, S OBP: 0.125, SLG: 0.067 38 Austin Dean, R OBP: 0.353, SLG: 0.385	K		K		K		FC4-6													
47 Rangel Ravelo, R OBP: 0.458, SLG: 0.368		68 E 63 SF9 2B	G6-3		F7			83 1B 68 BB 1B												
68 Dylan Carlson, S OBP: 0.545, SLG: 0.647	E5 19 2B			F8		K		63 L3-6 83 1B BB												
48 Harrison Bader, R OBP: 0.409, SLG: 0.579 83 John Nogowski, R OBP: 0.353, SLG: 0.267		K		63 1B BB			19 E 70 1B 1B	1-2 2-3 1B												
63 Edmundo Sosa, R OBP: 0.286, SLG: 0.389		SF9		19 G4-6-3 1B			L9	L3-6												
Inning Stats	R: 1 E: 0 K: 1 S: 16	H: 2 LOB: 1 BB: 0 P: 26	R: 3 E: 1 K: 1 S: 18	H: 3 LOB: 1 BB: 0 P: 21	R: 0 E: 0 K: 1 S: 10	H: 0 LOB: 0 BB: 0 P: 16	R: 0 E: 0 K: 2 S: 8	H: 0 LOB: 0 BB: 0 P: 11	R: 0 E: 0 K: 2 S: 9	H: 0 LOB: 0 BB: 0 P: 14	R: 2 E: 1 K: 1 S: 12	H: 4 LOB: 2 BB: 0 P: 18	R: 0 E: 0 K: 1 S: 9	H: 2 LOB: 2 BB: 1 P: 16	1B: 10 2B: 3 3B: 0 HR: 0	SF: 1 SAC: 0 DP: 2 HBP: 0	WP: 0 PB: 0 SB: 0 CS: 0	PA: 37		
PITCHER	IP WLS BF H R ER SO BB IBB HBP BLK WP HR S P ERA WHIP	31 Devin Smeltzer, L ERA: 5.68	51 Casey Lawrence, R ERA:	66 Jorge Alcala, R ERA: 6.75	72 Caleb Thielbar, L ERA: 4.5	49 Jake Reed, R ERA: 13.5	83 Griffin Jax, R ERA: 4.5	59 Jhoan Duran, R ERA:	IP WLS BF H R ER SO BB IBB HBP BLK WP HR S P ERA WHIP	83 Griffin Jax, R ERA: 4.5	59 Jhoan Duran, R ERA:	IP WLS BF H R ER SO BB IBB HBP BLK WP HR S P ERA WHIP	83 Griffin Jax, R ERA: 4.5	59 Jhoan Duran, R ERA:	IP WLS BF H R ER SO BB IBB HBP BLK WP HR S P ERA WHIP	83 Griffin Jax, R ERA: 4.5	59 Jhoan Duran, R ERA:	IP WLS BF H R ER SO BB IBB HBP BLK WP HR S P ERA WHIP	83 Griffin Jax, R ERA: 4.5	59 Jhoan Duran, R ERA:

Batter	1	2	3	4	5	6	7	8	9	AB R H RBI BB SO LOB	TOP		
4 George Springer, R (1, 8) OBP: 0.167, SLG: 0.167 3 Myles Straw, R (6, 8) OBP: 0.357, SLG: 1.000	3-2 G6-3		3-3 K			1-3 K		3-2 G5-3		3 0 0 0 0 2 0 1 0 0 0 0 0 0			
23 Michael Brantley, L (1, 10) OBP: 0.545, SLG: 0.875 82 Jamie Ritchie, R (8, PH) (8, 10)	0-1 G6-4-3 1B			4-2 G6-4-3 BB		3-1 L8		1-3 K		2 0 1 0 1 0 0 1 0 0 0 0 1 0			
2 Alex Bregman, R (1, 5) OBP: 0.556, SLG: 1.000 87 Nick Tanelu, R (6, PR) OBP: 0.231, SLG: 0.182 (6, 5)	1-0 G6-4-3 1-2f			3-2 G6-4-3 1-2f		2-1 10 BB 1B			4-2 86 F 81 WP BB	3 0 1 0 0 0 2 0 1 0 0 1 0 0			
10 Yuli Gurriel, R (1, 3) OBP: 0.308, SLG: 0.182 31 Abraham Toro, S (6, PR) OBP: 0.100, SLG: 0.100 (6, 3)		0-3 K		0-1 P3		4-1 BB			2-3 K	2 0 0 0 1 1 0 1 0 0 0 0 1 1			
1 Carlos Correa, R (1, 6) OBP: 0.385, SLG: 0.300 86 Alex De Gori, R (6, 6) OBP: 0.385, SLG: 0.300		0-0 G1-3			0-2 13 1B 2B	2-2 G5-3			2-2 81 WP 88 DI 1-3	3 1 1 0 0 0 2 1 0 0 0 0 0 1			
30 Kyle Tucker, L (1, 9) 77 Drew Ferguson, R (7, 9) OBP: 0.333, SLG: 0.500		0-0 G6-3			1-3 K		2-3 K2-3		0-1 P4	3 0 0 0 0 2 1 1 0 0 0 0 0 2			
16 Aledmys Diaz, R (1, 4) OBP: 0.375, SLG: 0.462 88 Osvaldo Duarte, R (6, 4) OBP: 0.571, SLG: 0.250			1-0 G6-3		0-3 K		0-2 G5-3		4-2 81 WP 1-2 BB	2 0 0 0 0 1 1 1 0 0 0 1 0 0			
13 Dustin Garneau, R (1, 2) OBP: 0.636, SLG: 1.000 81 Lorenzo Quintana, R (6, 2) OBP: 0.200, SLG: 0.111			1-1 HR		2-1 2-H 1B		2-0 P2		3-3 K	2 1 2 2 0 0 0 2 0 0 0 0 1 2			
90 Stephen Wrenn, R (1, 7) OBP: 0.273, SLG: 0.200 80 Chas McCormick, R (6, 7) OBP: 0.231, SLG: 0.417			1-1 G3		1-3 K			1-1 G6-3		2 0 0 0 0 1 1 1 0 0 0 0 0 0			
Inning Stats	R: 0 E: 0 K: 0 S: 7 H: 1 LOB: 0 BB: 0 P: 11	R: 0 E: 0 K: 1 S: 5 H: 0 LOB: 0 BB: 0 P: 5	R: 1 E: 0 K: 1 S: 8 H: 1 LOB: 0 BB: 0 P: 14	R: 0 E: 0 K: 0 S: 9 H: 0 LOB: 0 BB: 1 P: 16	R: 1 E: 0 K: 3 S: 16 H: 2 LOB: 1 BB: 0 P: 20	R: 0 E: 0 K: 1 S: 12 H: 1 LOB: 2 BB: 1 P: 24	R: 0 E: 0 K: 1 S: 7 H: 0 LOB: 0 BB: 0 P: 11	R: 0 E: 0 K: 1 S: 11 H: 0 LOB: 0 BB: 0 P: 16	R: 1 E: 1 K: 2 S: 20 H: 0 LOB: 2 BB: 2 P: 35	1B: 3 SF: 0 2B: 1 SAC: 0 3B: 0 DP: 2 HR: 1 HBP: 0	WP: 1 PA: 35 PB: 0 SB: 0 CS: 0		
PITCHER	IP WLS BF H R ER SO BB IBB HBP BLK WP HR S P ERA WHIP											PITCHER	IP WLS BF H R ER SO BB IBB HBP BLK WP HR S P ERA WHIP
43 Dakota Hudson, R (1, 1) ERA: 3.12	4.0 W 13 2 1 1 2 1 0 0 0 0 1 29 46 2.25 0.750											86 Jesus Cruz, R (9, 1) ERA:	0.1 S 1 0 0 0 1 0 0 0 0 0 0 17 29 0.00 3.000
29 Alex Reyes, R (5, 1) ERA: 10.8	2.0 10 3 1 1 4 1 0 0 0 0 0 28 44 4.50 2.000												
66 Matthew Liberatore, L (7, 1) ERA: 27.0	1.0 3 0 0 0 1 0 0 0 0 0 0 7 11 0.00 0.000												
30 Tyler Webb, L (8, 1) ERA:	1.0 3 0 0 0 1 0 0 0 0 0 0 11 16 0.00 0.000												
65 Giovanni Gallegos, R (9, 1) ERA: 11.57	0.2 5 0 1 0 1 2 0 0 0 0 0 0 17 29 0.00 3.000												

Houston Astros @ St. Louis Cardinals
Roger Dean Chevrolet Stadium, Jupiter, FL
 Tue Mar 03 2020, 1:10 PM - 4:05 PM EST
 Att. 5,643 - Partly Cloudy - 80 F

livebaseballscorecards.com

AB	31
R	3
H	5
RBI	2
BB	4
SO	10
LOB	13



Batter	1	2	3	4	5	6	7	8	9	AB	R	H	RBI	BB	SO	LOB
16 Kolten Wong, L OBP: 0.353, SLG: 0.286 38 Austin Dean, R OBP: 0.333, SLG: 0.357	0-1 P6		2-3 K	3-2 G6-3		0-3 K				3	0	0	1	0	1	1
4 Yadier Molina, R OBP: 0.250, SLG: 0.250 81 Nolan Gorman, L OBP: 0.304, SLG: 0.364	1-3 K		0-3 K	3-0 G6-3			0-0 F9			3	0	0	0	0	2	0
46 Paul Goldschmidt, R OBP: 0.438, SLG: 0.750 83 John Nogowski, R OBP: 0.333, SLG: 0.250	3-2 P3		3-2 HR		0-2 25 FC6 1B		2-2 F8			3	1	2	1	0	0	0
11 Paul DeJong, R OBP: 0.563, SLG: 1.286 49 Elehuris Montero, R OBP: 0.214, SLG: 0.154		1-0 32 BB 68 E 1B	3-0 1B		0-3 K		2-3 K			3	1	2	0	0	1	1
25 Dexter Fowler, S OBP: 0.105, SLG: 0.056 84 Evan Mendoza, R OBP: 0.375, SLG: 0.286		0-0 F7	2-1 F7		1-1 FC6			0-0 E5 26 S		3	0	0	0	0	0	3
32 Matt Wieters, S OBP: 0.308, SLG: 0.455 26 Justin Williams, L OBP: 0.150, SLG: 0.222		4-2 68 FC6 1B BB		0-1 HR	1-2 L4			3-3 K		2	1	1	1	1	0	1
68 Dylan Carlson, S OBP: 0.520, SLG: 0.650 28 Oscar Hernández, R (7, 2)		2-1 FC6 55 2B		2-1 35 G5-3 16 G6-3 2B		0-2 G6-3		0-0 P6		3	2	1	0	0	0	1
55 Max Schrock, L OBP: 0.409, SLG: 0.500		1-2 2B		4-0 16 G6-3 35 G5-3 4 WP BB		1-1 1B		4-1 BB		2	1	2	1	2	0	0
35 Lane Thomas, R OBP: 0.304, SLG: 0.350		3-2 G6-3		3-2 G5-3		1-3 K		2-3 K		4	0	0	0	0	2	6

Inning Stats	R: 0	H: 0	E: 0	K: 1	S: 9	LOB: 0	BB: 0	P: 13	R: 2	H: 2	E: 1	K: 0	S: 15	LOB: 1	BB: 1	P: 26	R: 1	H: 2	E: 0	K: 2	S: 12	LOB: 0	BB: 0	P: 22	R: 3	H: 2	E: 0	K: 0	S: 11	LOB: 0	BB: 1	P: 26	R: 0	H: 1	E: 0	K: 1	S: 11	LOB: 1	BB: 0	P: 13	R: 0	H: 1	E: 0	K: 2	S: 12	LOB: 1	BB: 0	P: 14	R: 0	H: 0	E: 0	K: 1	S: 8	LOB: 0	BB: 0	P: 12	R: 0	H: 0	E: 1	K: 2	S: 9	LOB: 2	BB: 1	P: 18
--------------	------	------	------	------	------	--------	-------	-------	------	------	------	------	-------	--------	-------	-------	------	------	------	------	-------	--------	-------	-------	------	------	------	------	-------	--------	-------	-------	------	------	------	------	-------	--------	-------	-------	------	------	------	------	-------	--------	-------	-------	------	------	------	------	------	--------	-------	-------	------	------	------	------	------	--------	-------	-------


PITCHER	IP	WLS	BF	H	R	ER	SO	BB	IBB	HBP	BLK	WP	HR	S	P	ERA	WHIP	
35 Justin Verlander, R ERA: 6.75	(1, 1)	2.2	L	12	3	3	2	3	1	0	0	0	0	1	33	53	6.75	1.500
28 Jared Hughes, R ERA: 13.5	(3, 1)	0.2		6	3	3	3	0	1	0	0	0	0	1	10	24	40.50	6.000
52 Clonel Pérez, L ERA: 2.45	(4, 1)	0.2		2	0	0	0	0	0	0	0	1	0	4	10	0.00	0.000	
65 José Urquidy, R ERA: 4.15	(5, 1)	3.0		11	2	0	4	0	0	0	0	0	0	31	39	0.00	0.667	
68 Forrest Whitley, R ERA: 10.13	(8, 1)	1.0		5	0	0	2	1	0	0	0	0	0	9	18	0.00	1.000	

BOTTOM

Houston Astros @ St. Louis Cardinals
Roger Dean Chevrolet Stadium, Jupiter, FL
 Tue Mar 03 2020, 1:10 PM - 4:05 PM EST
 Att: 5,643 - Party Cloudy - 80 F

AB	33
R	6
H	8
RBI	4
BB	3
SO	9
LOB	16

livebaseballscorecards.com



1B:	4	SF:	0	WP:	1	PA:	36
2B:	2	SAC:	0	PB:	0		
3B:	0	DP:	0	SB:	1		
HR:	2	HBP:	0	CS:	0		

Batter	1	2	3	4	5	6	7	8	9	AB R H RBI BB SO LOB	TOP
19 Tommy Edman, S (1, 6) OBP: 0.292, SLG: 0.304 35 Lane Thomas, R (7, 8) OBP: 0.292, SLG: 0.333	1-0 HBP 13 CS			0-3 K		0-0 1B		0-3 K		2 0 1 0 0 1 0 1 0 0 0 0 1 0	
13 Matt Carpenter, L (1, 5) OBP: 0.333, SLG: 0.250 81 Nolan Gorman, L (6, 5) OBP: 0.333, SLG: 0.522	4-0 BB 47 G6-4-3			0-0 G3		0-0 F7		0-0 HR		2 0 0 0 1 0 1 1 1 1 1 0 0 0	
47 Rangel Ravelo, R (1, 3) OBP: 0.444, SLG: 0.333 83 John Nogowski, R (7, 3) OBP: 0.316, SLG: 0.235	0-0 G6-4-3			4-0 41 HBP BB		0-3 K		0-0 F9		2 0 0 0 1 1 2 1 0 0 0 0 0 0	
41 Tyler O'Neill, R (1, 7) OBP: 0.450, SLG: 0.667 26 Justin Williams, L (7, PR) OBP: 0.143, SLG: 0.211			0-3 K	1-0 HBP			0-0 E6 63 WP 48 WP		0-0 G3	2 0 0 0 0 1 0 1 0 0 0 0 0 0	
48 Harrison Bader, R (1, 8) OBP: 0.400, SLG: 0.524 84 Evan Mendoza, R (7, 6) OBP: 0.333, SLG: 0.250			0-3 K	0-0 F7			4-0 63 WP 1-2 BB		0-3 K	2 0 0 0 1 1 2 1 0 0 0 0 1 0	
7 Andrew Knizner, R (1, 2) OBP: 0.200, SLG: 0.235 99 Dennis Ortega, R (7, 2) OBP: 0.750, SLG: 1.500			0-3 K			0-0 G3		0-0 L9		3 0 0 0 0 1 2 1 0 1 0 0 0 0	
38 Austin Dean, R (1, 9) OBP: 0.409, SLG: 0.471							0-0 63 F9 2B		0-0 F8	3 0 2 0 1 0 2 1-2 1B	
63 Edmundo Sosa, R (1, 4) OBP: 0.240, SLG: 0.318			0-0 F9	0-0 G6-4-3			0-0 63 G6-4-3 BB		0-0 F9	4 0 0 0 0 0 6 2 SAFE	
97 Iván Herrera, R (1, 10) OBP: 0.429, SLG: 0.333			0-2 K				0-0 F8		0-0 G4-3	3 0 0 0 0 1 0	
Inning Stats	R: 0 H: 0 E: 0 LOB: 0 K: 0 BB: 1 S: 1 P: 6	R: 0 H: 0 E: 0 LOB: 0 K: 3 BB: 0 S: 9 P: 9	R: 0 H: 1 E: 0 LOB: 0 K: 1 BB: 0 S: 5 P: 5	R: 0 H: 0 E: 0 LOB: 2 K: 1 BB: 1 S: 5 P: 10	R: 0 H: 0 E: 0 LOB: 0 K: 0 BB: 1 S: 2 P: 6	R: 0 H: 1 E: 0 LOB: 1 K: 1 BB: 0 S: 6 P: 6	R: 0 H: 0 E: 1 LOB: 3 K: 0 BB: 1 S: 4 P: 9	R: 1 H: 1 E: 0 LOB: 0 K: 1 BB: 0 S: 7 P: 6	R: 0 H: 2 E: 0 LOB: 2 K: 1 BB: 0 S: 7 P: 7	1B: 3 SF: 0 2B: 1 SAC: 0 3B: 0 DP: 2 HR: 1 HBP: 2	WP: 2 PA: 35 PB: 0 SB: 0 CS: 1
PITCHER 0 Marcus Stroman, R (1, 1) ERA: 2.7 73 Daniel Zamora, L (4, 1) ERA: 43 Erasmo Ramirez, R (5, 1) ERA: 1.5 47 Chasen Shreve, L (7, 1) ERA: 4.5 72 Stephen Nogosek, R (8, 1) ERA: 7.36	IP WLS BF H R ER SO BB IBB HBP BLK WP HR S P ERA WHIP	3.0 W 9 1 0 0 4 1 0 1 0 0 0 15 20 0.00 0.667	1.0 H 5 0 0 0 1 1 0 1 0 0 0 5 10 0.00 1.000	2.0 H 7 1 0 0 1 1 0 0 0 0 0 8 12 0.00 1.000	1.0 5 0 0 0 0 1 0 0 0 2 0 4 9 0.00 1.000	1.0 4 1 1 1 1 0 0 0 0 0 1 6 6 9.00 1.000	PITCHER 80 Francisco Rios, R (9, 1) ERA: 5.4	IP WLS BF H R ER SO BB IBB HBP BLK WP HR S P ERA WHIP	1.0 S 5 2 0 0 1 0 0 0 0 0 0 7 7 0.00 2.000		

St. Louis Cardinals @ New York Mets
Clover Park, Port St. Lucie, FL
Wed Mar 04 2020, 1:14 PM - 3:56 PM EST
Att. 5,280 - Partly Cloudy - 87 F

livebaseballscorecards.com

AB	29
R	1
H	5
RBI	1
BB	4
SO	8
LOB	15



Batter	1	2	3	4	5	6	7	8	9	AB	R	H	RBI	BB	SO	LOB
6 Jeff McNeil, L (1, 4) OBP: 0.579, SLG: 0.889 11 Luis Carpio, R (5, PR) OBP: 0.167, SLG: 0.333 (6, 4)	0-0 9 1B 20 1B 2B		0-3 K		0-0 2B	0-0 P1				3	1	2	0	0	1	0
9 Brandon Nimmo, L (1, 8) OBP: 0.450, SLG: 0.412 81 Johneshwy Fargas, R (6, 8) OBP: 0.235, SLG: 0.188	0-0 20 1B 30 G4-6-3 1B		0-0 G4-3		0-0 F7		0-0 20 CS 1B			3	1	1	0	0	0	1
20 Pete Alonso, R (1, 3) OBP: 0.167, SLG: 0.208 20 Jeremy Vasquez, L (6, 3)	0-0 30 G4-6-3 1B		0-0 P6		0-0 G5-3		0-3 K			3	0	1	1	0	0	1
30 Michael Conforto, L (1, 9) OBP: 0.304, SLG: 0.429 18 Ryan Cordell, R (6, PR) OBP: 0.227, SLG: 0.409 (7, 9)	0-0 G4-6-3		0-0 G1-3		0-0 G1-3		0-0 2 BB 2B		0-0 G5-3	3	0	1	0	0	0	1
40 Wilson Ramos, R (1, 10) OBP: 0.316, SLG: 0.556 16 Edgardo Fermin, R (4, PR) OBP: 0.680, SLG: 0.950 (5, 10) 76 Patrick Mazaika, L (6, PH) OBP: 0.500, SLG: 0.750 (7, 10) 85 Tim Tebow, L (8, PH) OBP: 0.412, SLG: 0.417 (9, 10)	4-0 BB		0-0 12 BB 3B 1B		0-0 12 BB 2 HBP BB		0-0 G1-5-3			1	0	1	0	1	0	0
2 Dominic Smith, L (1, 7) OBP: 0.190, SLG: 0.150 26 Jarrett Parker, L (6, PR) OBP: 0.250, SLG: 0.357 (7, 7)	0-0 P6		0-0 F7		0-0 F7		1-0 12 BB HBP BB		0-3 K	2	0	0	0	0	0	2
12 Eduardo Núñez, R (1, 5) OBP: 0.421, SLG: 0.529 33 Max Moroff, S (6, PR) OBP: 0.450, SLG: 0.438 (7, 5)		0-0 G2-3		0-0 1-H 3B		4-0 1-2 2-3 3-H BB		0-3 K	3	2	0	1	2	1	0	0
44 René Rivera, R (1, 2) 70 Ali Sánchez, R (7, 2) OBP: 0.200, SLG: 0.400		0-3 K		0-0 G6-3		0-3 K		0-3 K	3	0	0	0	0	0	2	5
60 Andrés Giménez, L (1, 6) OBP: 0.364, SLG: 0.550 86 Jake Hager, R (6, 6) OBP: 0.368, SLG: 0.267		0-0 P6		0-0 G4-3		0-3 K				2	0	0	0	0	0	0

Inning Stats	R: 2	H: 3	E: 0	LOB: 1	K: 0	P: 9	R: 0	H: 0	E: 0	LOB: 0	K: 1	P: 5	R: 0	H: 0	E: 0	LOB: 0	K: 1	P: 5	R: 1	H: 2	E: 0	LOB: 2	K: 0	P: 5	R: 0	H: 1	E: 0	LOB: 1	K: 0	P: 4	R: 1	H: 1	E: 0	LOB: 3	K: 2	P: 17	R: 0	H: 1	E: 0	LOB: 0	K: 1	P: 5	R: 0	H: 0	E: 0	LOB: 0	K: 2	P: 7
1B: 4	SF: 0	2B: 3	SAC: 0	3B: 1	DP: 1	HR: 0	HBP: 1	WP: 0	PA: 34	PB: 0	SB: 0	CS: 1																																				


PITCHER	IP	WLS	BF	H	R	ER	SO	BB	IBB	HBP	BLK	WP	HR	S	P	ERA	WHIP
22 Jack Flaherty, R (1, 1) ERA: 4.15	4.0	L	17	5	3	3	2	1	0	0	0	0	0	20	24	6.75	1.500
62 Daniel Ponce de Leon, R (5, 1) ERA: 1.13	3.0		14	3	1	1	3	2	0	1	0	0	0	17	26	3.00	1.667
44 Junior Fernández, R (8, 1) ERA:	1.0		3	0	0	0	2	0	0	0	0	0	0	7	7	0.00	0.000

BOTTOM

St. Louis Cardinals @ New York Mets
 Clover Park, Port St. Lucie, FL
 Wed Mar 04 2020, 1:14 PM - 3:56 PM EST
 Att: 5,280 - Partly Cloudy - 87 F

livebaseballscorecards.com

AB	30
R	4
H	8
RBI	3
BB	3
SO	7
LOB	17



Batter	1	2	3	4	5	6	7	8	9	AB	R	H	RBI	BB	SO	LOB	TOP										
1 Amed Rosario, R OBP: 0.056, SLG: 0.056 33 Max Moroff, S OBP: 0.429, SLG: 0.412	0-1 G5-3	0-1 24 G3 1B		0-0 G6-3		0-1 F8		2-2 L7		4	0	1	1	0	0	3											
24 Robinson Canó, L OBP: 0.222, SLG: 0.250 11 Luis Carpio, R OBP: 0.125, SLG: 0.250	2-1 F7	0-1 G3		1-1 G4-3		0-1 G1-3		2-3 K		3	0	0	0	0	0	2											
20 Pete Alonso, R OBP: 0.222, SLG: 0.259 70 Ali Sánchez, R OBP: 0.143, SLG: 0.286	1-1 1B	2-2 L9			0-0 2 G3-1 1B		1-2 G6-3		2-2 L9		3	0	2	0	0	1											
2 Dominic Smith, L OBP: 0.200, SLG: 0.130 86 Jake Hager, R OBP: 0.350, SLG: 0.250	1-2 L8		4-1 18 G6-4-3 BB		2-1 G3-1		3-3 K		0-3 K		3	0	0	0	1	1	2										
18 Ryan Cordell, R OBP: 0.240, SLG: 0.400 12 Braxton Lee, L OBP: 0.200, SLG: 0.300		0-1 3 2B 13 E 1B		0-2 G6-4-3		1-1 F8		1-3 K		3	1	1	0	0	0	2											
3 Tomás Nido, R OBP: 0.231, SLG: 0.250 76 Patrick Mazeika, L OBP: 0.545, SLG: 1.111		1-2 13 E 2B		0-0 L7		0-3 K		1-2 HR		3	1	1	0	0	1	1											
13 Luis Guillorme, L OBP: 0.211, SLG: 0.167 38 Will Toffey, L OBP: 0.364, SLG: 0.125		1-1 E8 26 G4-3 81 3B 1B		1-1 G4-3		2-3 K		2-3 K		2	1	1	2	0	0	0											
26 Jarrett Parker, L OBP: 0.316, SLG: 0.588 85 Tim Tebow, L OBP: 0.389, SLG: 0.385		1-2 G4-3		1-2 HR		2-1 81 1B		1-2 G6-3		3	1	2	1	0	0	1											
81 Johneshwy Fargas, R OBP: 0.381, SLG: 0.850		1-2 1 1B 3B		0-2 G6-3 1 2B		0-0 11 S 1B		1-0 HR		4	2	4	2	0	0	0											
Inning Stats	R: 0 E: 0 K: 0 S: 9	H: 1 LOB: 1 BB: 0 P: 13	R: 4 E: 1 K: 0 S: 20	H: 5 LOB: 1 BB: 0 P: 26	R: 0 E: 0 K: 0 S: 5	H: 0 LOB: 0 BB: 1 P: 9	R: 1 E: 0 K: 0 S: 13	H: 2 LOB: 1 BB: 0 P: 16	R: 0 E: 0 K: 1 S: 8	H: 1 LOB: 1 BB: 0 P: 11	R: 0 E: 0 K: 1 S: 10	H: 2 LOB: 2 BB: 0 P: 14	R: 0 E: 0 K: 2 S: 10	H: 0 LOB: 0 BB: 0 P: 15	R: 2 E: 0 K: 1 S: 14	H: 2 LOB: 0 BB: 0 P: 21	R: 0 E: 0 K: 2 S: 11	H: 0 LOB: 0 BB: 0 P: 15	1B: 7 2B: 2 3B: 1 HR: 3	SF: 0 SAC: 0 DP: 1 HBP: 0	WP: 0 PB: 0 SB: 1 CS: 0	PA: 40					
PITCHER	IP	WLS	BF	H	R	ER	SO	BB	IBB	HBP	BLK	WP	HR	S	P	ERA	WHIP										
50 Adam Wainwright, R ERA: 7.27	4.0		20	8	5	5	0	1	0	0	0	0	1	47	64	11.25	2.250										
33 Kwang Hyun Kim, L ERA:	2.0		9	3	0	0	2	0	0	0	0	0	0	18	25	0.00	1.500										
87 Johan Oviedo, R ERA: 1.93	1.0	H	3	0	0	0	2	0	0	0	0	0	0	10	15	0.00	0.000										
60 John Brebbia, R ERA: 9.0	1.0	B	5	2	2	2	1	0	0	0	0	0	2	14	21	18.00	2.000										
90 Kodi Whitley, R ERA:	1.0		3	0	0	0	2	0	0	0	0	0	0	11	15	0.00	0.000										

New York Mets @ St. Louis Cardinals
Roger Dean Chevrolet Stadium, Jupiter, FL
 Thu Mar 05 2020, 1:09 PM - 4:15 PM EST
 Att. 5,401 - Partly Cloudy - 90 F

livebaseballscorecards.com

AB	39
R	7
H	13
RBI	7
BB	1
SO	7
LOB	14



Batter	1	2	3	4	5	6	7	8	9	AB	R	H	RBI	BB	SO	LOB
16 Kolten Wong, L OBP: 0.429, SLG: 0.389 84 Evan Mendoza, R OBP: 0.400, SLG: 0.250	1-1 G6-3 1B		3-2 1B	0-0 13 HR 1B		2-1 G4-3	4-2 BB			4	1	3	0	0	0	0
13 Matt Carpenter, L OBP: 0.333, SLG: 0.545 81 Nolan Gorman, L OBP: 0.346, SLG: 0.500	3-3 K		1-3 K	2-0 HR		4-0 46 FC5-4 BB	2-3 K			3	1	1	2	0	2	2
46 Paul Goldschmidt, R OBP: 0.450, SLG: 0.733 3 Kramer Robertson, R	4-2 11 G6-3 BB		1-2 G1-3	3-2 2B		0-1 11 FC5-4 FC6-4	1-2 P3			3	0	1	0	1	0	2
11 Paul DeJong, R OBP: 0.500, SLG: 1.222 79 Luken Baker, R OBP: 0.250, SLG: 0.250	3-2 G6-3			HR		0-1 FC6-4	3-3 K			4	1	1	1	0	0	4
4 Yadier Molina, R OBP: 0.280, SLG: 0.250	0-0 P4									4	1	1	0	1	1	2
25 Dexter Fowler, S OBP: 0.136, SLG: 0.095 83 John Nogowski, R OBP: 0.333, SLG: 0.222		2-0 F7		0-2 35 HR 1B		1-3 K	4-2 35 PB 48 WP 98 SF8 BB		1-0 F8	3	1	1	0	0	1	1
48 Harrison Bader, R OBP: 0.400, SLG: 0.480		2-3 K		0-3 K		2-2 35 BB 1B	4-1 84 BB 35 PB BB		0-1 G6-3	4	0	1	0	1	2	2
35 Lane Thomas, R OBP: 0.379, SLG: 0.542						0-0 HR	4-2 99 G5-4-3 BB		1-0 2B	3	1	2	3	2	0	0
96 Carlos Soto, L 99 Pedro Pagés, R 98 Aaron Antonini, L 98 Alexis Wilson, R			2-3 K	1-3 K		1-2 G5-4-3	1-2 SF8		1-3 K	2	0	0	0	0	2	0

Inning Stats	R: 0	H: 1	E: 0	K: 13	LOB: 2	BB: 1	P: 24	R: 0	H: 0	E: 0	K: 1	LOB: 0	BB: 0	P: 10	R: 0	H: 1	E: 0	K: 15	LOB: 1	BB: 0	P: 22	R: 6	H: 7	E: 0	K: 2	LOB: 1	BB: 0	P: 28	R: 0	H: 1	E: 0	K: 17	LOB: 2	BB: 2	P: 29	R: 0	H: 0	E: 0	K: 6	LOB: 1	BB: 1	P: 12	R: 1	H: 0	E: 0	K: 15	LOB: 3	BB: 4	P: 36	R: 0	H: 0	E: 0	K: 11	LOB: 0	BB: 0	P: 15	R: 0	H: 1	E: 0	K: 8	LOB: 1	BB: 0	P: 11	1B: 6	SF: 1	2B: 2	SAC: 0	3B: 0	DP: 1	HR: 3	HBP: 0	WP: 1	PA: 45
PITCHER	IP	WLS	BF	H	R	ER	SO	BB	IBB	HBP	BLK	WP	HR	S	P	ERA	WHIP																																																								
22 Rick Porcello, R ERA: 1.5	3.0		12	2	0	0	4	1	0	0	0	0	0	34	56	0.00	1.000																																																								
49 Tyler Bashlor, R ERA: 14.73	0.2		9	7	6	6	2	0	0	0	0	0	3	19	26	81.00	10.500																																																								
27 Thomas McLirath, R ERA:	0.1		1	0	0	0	0	0	0	0	0	0	0	1	2	0.00	0.000																																																								
77 David Peterson, L ERA: 1.5	2.0		9	1	0	0	1	3	0	0	0	0	0	23	41	0.00	2.000																																																								
82 Matt Blackham, R ERA: 2.7	0.1		4	0	1	1	0	3	0	0	0	1	0	6	20	27.00	9.000																																																								
40 Stephen Villines, R ERA: 4.5	0.2		3	0	0	0	1	1	0	0	0	0	0	9	16	0.00	1.500																																																								
59 Stephen Gonsalves, L ERA:	2.0		7	1	0	0	3	0	0	0	0	0	0	19	26	0.00	0.500																																																								

BOTTOM

New York Mets @ St. Louis Cardinals

Roger Dean Chevrolet Stadium, Jupiter, FL

Thu Mar 05 2020, 1:09 PM - 4:15 PM EST
Att: 5,401 - Party Cloudy - 90 F

livebaseballscorecards.com

AB	36
R	7
H	11
RBI	7
BB	8
SO	11
LOB	20



Batter	1	2	3	4	5	6	7	8	9	AB	R	H	RBI	BB	SO	LOB	TOP
19 Tommy Edman, S OBP: 0.310, SLG: 0.429 (1, 6) (6, 4)	0-0 G4-3 1B	0-0 G5-3 1-2 1B			1-0 HR 1-H	1-0 1B 1-H	0-0 FC6 1-2f			5	1	2	3	0	0	2	<p>St. Louis Cardinals @ Washington Nationals</p> <p>TEAM Ballpark of the Palm Beaches, West Palm Beach, FL</p> <p>Thu Mar 05 2020, 6:08 PM - 8:55 PM EST</p> <p>Att. 4,099 - Partly Cloudy - 90 F</p>
68 Dylan Carlson, S OBP: 0.533, SLG: 0.625 (1, 8)	0-0 1B	0-0 G6-3 1B			4-0 41 2B BB	0-0 G4-3		0-0 1B		4	1	2	0	1	0	2	
32 Matt Wieters, S OBP: 0.250, SLG: 0.357 97 Iván Herrera, R OBP: 0.333, SLG: 0.250 (1, 2) (6, 2)	0-3 K		0-0 G5-3		0-3 K		0-0 F9	0-0 F9		3	0	0	0	0	2	2	
41 Tyler O'Neill, R OBP: 0.440, SLG: 0.650 (1, 7)	0-3 K		0-3 K		0-0 2B 1-H		0-0 47 2B 1B	0-3 K		2	0	0	0	0	0	1	
47 Rangel Ravelo, R OBP: 0.438, SLG: 0.423 (1, 3)		0-0 38 2B 2B	0-3 K		0-0 F9		0-0 38 2B 2B	0-0 F9		5	2	2	1	0	1	2	
38 Austin Dean, R OBP: 0.407, SLG: 0.545 (1, 9)		0-0 7 HR 2B		0-0 G6-3	0-0 P3		0-0 26 HR 2B	0-0 L8		5	2	2	2	0	0	1	
7 Andrew Knizner, R OBP: 0.217, SLG: 0.400 26 Justin Williams, L OBP: 0.174, SLG: 0.381 (1, 10) (7, PH) (7, 10)		2-0 HR		0-0 F9		0-0 G5-3	1-1 HR	0-2 K		3	1	1	2	0	0	0	
55 Max Schrock, L OBP: 0.444, SLG: 0.476 (1, 4) (6, 5)		4-0 19 G5-3 BB		0-3 K		0-0 19 WP 1B	4-0 63 FC5-4 BB	0-0 G1-3		2	1	1	2	0	1	0	
63 Edmundo Sosa, R OBP: 0.241, SLG: 0.308 (1, 5) (6, 6)		0-3 K			0-0 19 HR 1B	0-0 F8	0-0 FC5-4 19 FC6			4	1	1	0	0	1	3	
Inning Stats	R: 0 E: 0 K: 2 S: 8 H: 1 LOB: 1 BB: 0 P: 8	R: 3 E: 0 K: 1 S: 8 H: 3 LOB: 1 BB: 1 P: 14	R: 0 E: 0 K: 2 S: 7 H: 0 LOB: 0 BB: 0 P: 7	R: 0 E: 0 K: 1 S: 5 H: 0 LOB: 0 BB: 0 P: 5	R: 3 E: 0 K: 1 S: 8 H: 3 LOB: 1 BB: 1 P: 13	R: 1 E: 0 K: 0 S: 5 H: 2 LOB: 1 BB: 0 P: 6	R: 4 E: 0 K: 0 S: 8 H: 4 LOB: 1 BB: 1 P: 13	R: 0 E: 0 K: 1 S: 5 H: 1 LOB: 0 BB: 0 P: 6	R: 0 E: 0 K: 1 S: 5 H: 0 LOB: 0 BB: 0 P: 5	1B: 6 2B: 5 3B: 0 HR: 3	SF: 0 SAC: 0 DP: 0 HBP: 0	WP: 1 PB: 0 SB: 0 CS: 0	PA: 44				
PITCHER	IP WLS BF H R ER SO BB IBB HBP BLK WP HR S P ERA WHIP	IP WLS BF H R ER SO BB IBB HBP BLK WP HR S P ERA WHIP			IP WLS BF H R ER SO BB IBB HBP BLK WP HR S P ERA WHIP	IP WLS BF H R ER SO BB IBB HBP BLK WP HR S P ERA WHIP	IP WLS BF H R ER SO BB IBB HBP BLK WP HR S P ERA WHIP		IP WLS BF H R ER SO BB IBB HBP BLK WP HR S P ERA WHIP								
46 Patrick Corbin, L ERA: 7.2 (1, 1)	3.0 L 14 4 3 3 5 1 0 0 0 0 1 23 29 9.00 1.667				30 David Hernandez, R (7, 1) ERA: 27.0 (7, 1)	0.2 3 0 0 0 0 0 1 0 0 0 0 0 5 5 0.00 0.000			55 Roenis Elias, L (8, 1) ERA: (8, 1)	1.0 4 1 0 0 1 0 0 0 0 0 0 6 6 0.00 1.000							
48 Javy Guerra, R ERA: (4, 1)	1.0 3 0 0 0 1 0 0 0 0 0 0 0 5 5 0.00 0.000				72 Jhonatan German, R (9, 1) ERA: 9.0 (9, 1)	1.0 3 0 0 0 1 0 0 0 0 0 0 5 5 0.00 0.000											
63 Sean Doolittle, L ERA: 13.5 (5, 1)	1.0 7 3 3 3 1 1 0 0 0 0 1 8 13 27.00 4.000																
33 Ryne Harper, R ERA: 2.25 (6, 1)	1.0 5 2 1 1 0 0 0 0 0 0 1 0 5 6 9.00 2.000																
44 Daniel Hudson, R ERA: 40.5 (7, 1)	0.1 5 4 4 4 0 0 0 0 0 0 0 1 6 7 108.00 12.000																

St. Louis Cardinals @ Washington Nationals

TEAM Ballpark of the Palm Beaches, West Palm Beach, FL

Thu Mar 05 2020, 6:08 PM - 8:55 PM EST

Att. 4,099 - Partly Cloudy - 90 F

AB	41
R	11
H	14
RBI	11
BB	3
SO	9
LOB	15



BOTTOM

St. Louis Cardinals @ Washington Nationals
IFTEAM Ballpark of the Palm Beaches, West Palm Beach, FL
 Thu Mar 05 2020, 6:08 PM - 8:55 PM EST
 Att. 4,099 - Party Cloudy - 90 F

AB	30
R	0
H	6
RBI	0
BB	1
SO	4
LOB	10



WP: 0	PA: 31
PB: 0	
SB: 0	
CS: 1	

AB	R	H	RBI	BB	SO	LOB
3	0	0	0	0	1	0
1	0	0	0	0	1	0
2	0	1	0	0	0	0
2	0	0	0	0	0	0
3	0	0	0	0	1	1
0	0	0	0	1	0	0
2	0	2	0	0	0	0
2	0	1	0	0	0	1
2	0	0	0	0	0	2
1	0	0	0	0	0	1
2	0	0	0	0	0	2
1	0	1	0	0	0	0
2	0	0	0	0	0	1
1	0	0	0	0	0	0
2	0	0	0	0	1	0
1	0	1	0	0	0	0
2	0	0	0	0	0	0
1	0	0	0	0	0	1

Batter	1	2	3	4	5	6	7	8	9
7 Trea Turner, R OBP: 0.278, SLG: 0.412 22 Mac Williamson, R OBP: 0.176, SLG: 0.067	0-0 F9			0-0 G1-4-3		0-3 K			0-2 K
17 Andrew Stevenson, L OBP: 0.455, SLG: 0.389 1 Wilmer Difo, S OBP: 0.176, SLG: 0.294	0-0 G3			0-0 G6-4-3 14 1B			0-0 G4-3		0-0 F8
14 Starlin Castro, R 5 Adrián Sanchez, R OBP: 0.278, SLG: 0.500	0-3 K			0-0 G6-4-3 1-2f			0-0 L7		4-0 BB
22 Juan Soto, L OBP: 0.650, SLG: 0.917 62 Luis García Jr., L OBP: 0.467, SLG: 0.667		0-0 2B 11 CS			0-0 2B 11 G4-3		0-0 1B 20 FC6-4		0-0 P6
47 Howie Kendrick, R OBP: 0.375, SLG: 0.286 20 Welington Castillo, R		0-0 G6-3			0-0 G5-3		0-0 FC6-4 1-2f		
11 Ryan Zimmerman, R OBP: 0.125, SLG: 0.250 29 Yadiel Hernandez, L OBP: 0.240, SLG: 0.217		1-0 F9 2-3			0-0 G4-3 2-3			0-0 1B 18 G6-4-3	
8 Carter Kieboom, R OBP: 0.435, SLG: 0.188 18 Jake Noll, R OBP: 0.444, SLG: 0.357			0-0 G6-3		0-0 G6-3			0-0 G6-4-3 1-2f	
10 Yan Gomes, R OBP: 0.154, SLG: 0.154 27 Emilio Bonifacio, S OBP: 0.353, SLG: 0.471			0-3 K			0-0 G6-3		0-0 1B	
3 Michael Taylor, R OBP: 0.143, SLG: 0.200 38 JB Shuck, L OBP: 0.167, SLG: 0.167			0-0 G5-3			0-0 G3-1		0-0 G1-3	

Batter	1	2	3	4	5	6	7	8	9
7 Trea Turner, R OBP: 0.278, SLG: 0.412 22 Mac Williamson, R OBP: 0.176, SLG: 0.067	0-0 F9			0-0 G1-4-3		0-3 K			0-2 K
17 Andrew Stevenson, L OBP: 0.455, SLG: 0.389 1 Wilmer Difo, S OBP: 0.176, SLG: 0.294	0-0 G3			0-0 G6-4-3 14 1B			0-0 G4-3		0-0 F8
14 Starlin Castro, R 5 Adrián Sanchez, R OBP: 0.278, SLG: 0.500	0-3 K			0-0 G6-4-3 1-2f			0-0 L7		4-0 BB
22 Juan Soto, L OBP: 0.650, SLG: 0.917 62 Luis García Jr., L OBP: 0.467, SLG: 0.667		0-0 2B 11 CS			0-0 2B 11 G4-3		0-0 1B 20 FC6-4		0-0 P6
47 Howie Kendrick, R OBP: 0.375, SLG: 0.286 20 Welington Castillo, R		0-0 G6-3			0-0 G5-3		0-0 FC6-4 1-2f		
11 Ryan Zimmerman, R OBP: 0.125, SLG: 0.250 29 Yadiel Hernandez, L OBP: 0.240, SLG: 0.217		1-0 F9 2-3			0-0 G4-3 2-3			0-0 1B 18 G6-4-3	
8 Carter Kieboom, R OBP: 0.435, SLG: 0.188 18 Jake Noll, R OBP: 0.444, SLG: 0.357			0-0 G6-3		0-0 G6-3			0-0 G6-4-3 1-2f	
10 Yan Gomes, R OBP: 0.154, SLG: 0.154 27 Emilio Bonifacio, S OBP: 0.353, SLG: 0.471			0-3 K			0-0 G6-3		0-0 1B	
3 Michael Taylor, R OBP: 0.143, SLG: 0.200 38 JB Shuck, L OBP: 0.167, SLG: 0.167			0-0 G5-3			0-0 G3-1		0-0 G1-3	

Inning Stats	R: 0	H: 0	E: 0	K: 1	S: 5	LOB: 0	BB: 0	P: 5	R: 0	H: 1	E: 0	K: 0	S: 3	LOB: 0	BB: 0	P: 4	R: 0	H: 0	E: 0	K: 1	S: 5	LOB: 0	BB: 0	P: 5	R: 0	H: 1	E: 0	K: 0	S: 3	LOB: 0	BB: 0	P: 3	R: 0	H: 0	E: 0	K: 1	S: 5	LOB: 0	BB: 0	P: 4	R: 0	H: 0	E: 0	K: 1	S: 5	LOB: 0	BB: 0	P: 5	R: 0	H: 0	E: 0	K: 0	S: 4	LOB: 1	BB: 0	P: 4	R: 0	H: 0	E: 0	K: 1	S: 5	LOB: 0	BB: 0	P: 5	R: 0	H: 1	E: 0	K: 0	S: 4	LOB: 1	BB: 0	P: 4	R: 0	H: 2	E: 0	K: 0	S: 4	LOB: 1	BB: 0	P: 4	R: 0	H: 0	E: 0	K: 1	S: 5	LOB: 1	BB: 1	P: 9
PITCHER	IP	WLS	BF	H	R	ER	SO	BB	IBB	HBP	BLK	WP	HR	S	P	ERA	WHIP																																																																							
18 Carlos Martinez, R ERA: 1.93	(1, 1)	5.0		16	3	0	2	0	0	0	0	0	0	20	21	0.00	0.600																																																																							
80 Zack Thompson, L ERA:	(6, 1)	1.0		3	0	0	1	0	0	0	0	0	0	5	5	0.00	0.000																																																																							
40 Jake Woodford, R ERA: 5.4	(7, 1)	1.0		4	1	0	0	0	0	0	0	0	0	4	4	0.00	1.000																																																																							
56 Ryan Helsley, R ERA:	(8, 1)	2.0		8	2	0	1	1	0	0	0	0	0	9	13	0.00	1.500																																																																							

Batter	1	2	3	4	5	6	7	8	9	AB R H RBI BB SO LOB	TOP											
22 Josh Reddick, L OBP: 0.214, SLG: 0.083 92 Corey Julks, R OBP: 0.500, SLG: 1.000	0-1 G3-1		4-1 BB		3-3 K			1-1 1B		2 0 0 0 1 1 1 1 0 1 0 0 0 0												
27 Jose Altuve, R OBP: 0.294, SLG: 0.267 83 Chuckie Robinson, R OBP: 0.182, SLG: 0.100	0-0 G6-3		2-2 L7			0-1 L7		0-3 K		3 0 0 0 0 0 1 1 0 0 0 0 1 1												
30 Kyle Tucker, L OBP: 0.250, SLG: 0.429 90 Bryan De La Cruz, R OBP: 0.250, SLG: 0.583	4-2 BB			0-1 L8		0-0 E9 10 WP 2B		3-3 K		2 1 1 0 1 0 0 1 0 0 0 0 1 1												
10 Yuli Gurriel, R OBP: 0.227, SLG: 0.150 87 Nick Tanielu, R OBP: 0.250, SLG: 0.286	1-0 G6-3			0-0 16 WP 1B		1-2 G6-3		3-3 K		3 0 1 0 0 0 1 1 0 0 0 0 1 1												
1 Carlos Correa, R OBP: 0.364, SLG: 0.333 3 Myles Straw, R OBP: 0.444, SLG: 0.933		1-3 K		0-1 L4		0-3 K		4-2 86 G6-4-3 BB		3 0 0 0 0 2 1 0 0 0 0 1 0 0												
16 Aledmys Diaz, R OBP: 0.318, SLG: 0.333 86 Alex De Goti, R OBP: 0.353, SLG: 0.286		1-3 K		3-3 K		3-1 F8		1-1 G6-4-3		3 0 0 0 0 2 1 1 0 0 0 0 0 1												
15 Martin Maldonado, R OBP: 0.375, SLG: 0.167 11 Garrett Stubbs, L OBP: 0.750, SLG: 1.000		2-1 F9		1-2 G6-3		4-2 BB		2-3 K		2 0 0 0 0 0 0 1 0 0 0 1 1 0												
31 Abraham Toro, S OBP: 0.111, SLG: 0.167 9 Jack Mayfield, R OBP: 0.176, SLG: 0.235			1-2 G1-3		1-0 G5-3		1-3 K			2 0 0 0 0 0 0 1 0 0 0 0 1 1												
77 Drew Ferguson, R OBP: 0.294, SLG: 0.471 76 Ronnie Dawson, L OBP: 0.133, SLG: 0.214			1-0 L8		3-2 E5		1-0 G3			2 0 0 0 0 0 0 1 0 0 0 0 0 1												
Inning Stats	R: 0 E: 0 K: 0 S: 7	H: 0 LOB: 1 BB: 1 P: 12	R: 0 E: 0 K: 2 S: 8	H: 0 LOB: 0 BB: 0 P: 12	R: 0 E: 0 K: 0 S: 8	H: 0 LOB: 1 BB: 1 P: 16	R: 0 E: 0 K: 1 S: 9	H: 1 LOB: 1 BB: 0 P: 12	R: 0 E: 1 K: 1 S: 9	H: 0 LOB: 1 BB: 0 P: 17	R: 1 E: 1 K: 1 S: 9	H: 1 LOB: 0 BB: 0 P: 10	R: 0 E: 0 K: 1 S: 9	H: 0 LOB: 1 BB: 1 P: 18	R: 0 E: 0 K: 3 S: 14	H: 1 LOB: 1 BB: 0 P: 21	R: 0 E: 0 K: 1 S: 7	H: 0 LOB: 0 BB: 1 P: 14	1B: 2 2B: 1 3B: 0 HR: 0	SF: 0 SAC: 0 DP: 1 HBP: 0	WP: 2 PB: 0 SB: 0 CS: 0	PA: 34
PITCHER	IP WLS BF H R ER SO BB IBB HBP BLK WP HR S P ERA WHIP																					
53 John Gant, R ERA: 3.12	(1, 1) 4.0 W 15 1 0 0 3 2 0 0 0 0 1 0 32 52 0.00 0.750																					
36 Austin Gomber, L ERA: 2.25	(5, 1) 3.0 H 12 1 1 1 3 1 0 0 0 0 1 0 27 45 3.00 0.667																					
30 Tyler Webb, L ERA:	(8, 1) 1.0 4 1 0 0 3 0 0 0 0 0 0 0 14 21 0.00 1.000																					
65 Giovanny Gallegos, R ERA: 8.1	(9, 1) 1.0 3 0 0 0 1 1 0 0 0 0 0 0 7 14 0.00 1.000																					

Houston Astros @ St. Louis Cardinals
Roger Dean Chevrolet Stadium, Jupiter, FL
Sat Mar 07 2020, 1:07 PM - 3:42 PM EST
Att. 6,682 - Partly Cloudy - 72 F

livebaseballscorecards.com

AB	30
R	1
H	3
RBI	0
BB	4
SO	10
LOB	11




Batter	1	2	3	4	5	6	7	8	9	AB	R	H	RBI	BB	SO	LOB
16 Kolten Wong, L (1, 4) OBP: 0.417, SLG: 0.429 55 Max Schrock, L (6, 4) OBP: 0.429, SLG: 0.455										3	0	1	2	0	2	0
13 Matt Carpenter, L (1, 5) OBP: 0.267, SLG: 0.429 7 Andrew Knizner, R (6, 2) OBP: 0.208, SLG: 0.381										3	0	0	0	0	3	1
46 Paul Goldschmidt, R (1, 3) OBP: 0.435, SLG: 0.667 26 Justin Williams, L (6, 9) OBP: 0.167, SLG: 0.364										3	0	1	0	0	0	0
11 Paul DeJong, R (1, 6) OBP: 0.478, SLG: 1.095 63 Edmundo Sosa, R (5, PR) OBP: 0.267, SLG: 0.444										3	0	1	0	0	1	1
4 Yadier Molina, R (1, 10) OBP: 0.286, SLG: 0.231 38 Austin Dean, R (7, PH) OBP: 0.383, SLG: 0.522										2	2	0	0	0	1	1
25 Dexter Fowler, S (1, 9) OBP: 0.160, SLG: 0.087 83 John Nogowski, R (6, 3) OBP: 0.364, SLG: 0.222										1	0	0	0	0	1	0
41 Tyler O'Neill, R (1, 7) OBP: 0.429, SLG: 0.591 47 Rangel Ravelo, R (7, 7) OBP: 0.424, SLG: 0.407										2	0	0	0	1	2	1
32 Matt Wieters, S (1, 2) OBP: 0.278, SLG: 0.438 19 Tommy Edman, S (6, 5) OBP: 0.323, SLG: 0.414										1	0	0	0	0	0	1
35 Lane Thomas, R (1, 8) OBP: 0.375, SLG: 0.519										2	1	1	2	0	0	2

Inning Stats	R: 0	H: 0	E: 0	K: 2	S: 10	R: 1	H: 0	E: 0	K: 1	S: 10	R: 0	H: 1	E: 0	K: 3	S: 11	R: 3	H: 3	E: 1	K: 3	S: 18	R: 0	H: 1	E: 0	K: 1	S: 8	R: 0	H: 0	E: 0	K: 2	S: 9	R: 1	H: 1	E: 0	K: 2	S: 16	R: 0	H: 0	E: 0	K: 1	S: 12	R: 0	H: 0	E: 0	K: 1	S: 17	1B: 3	2B: 2	3B: 0	HR: 1	SF: 0	SAC: 0	DP: 1	HBP: 2	WP: 0	PA: 35
--------------	------	------	------	------	-------	------	------	------	------	-------	------	------	------	------	-------	------	------	------	------	-------	------	------	------	------	------	------	------	------	------	------	------	------	------	------	-------	------	------	------	------	-------	------	------	------	------	-------	-------	-------	-------	-------	-------	--------	-------	--------	-------	--------

PITCHER	IP	WLS	BF	H	R	ER	SO	BB	IBB	HBP	BLK	WP	HR	S	P	ERA	WHIP
71 Brandon Bielak, R (1, 1) ERA: 4.5	2.0	L	9	0	1	1	3	2	0	0	0	0	0	20	40	4.50	1.000
62 Blake Taylor, L (3, 1) ERA:	1.0		4	1	0	0	3	0	0	0	0	0	0	11	16	0.00	1.000
54 Roberto Osuna, R (4, 1) ERA:	1.0		7	3	3	0	3	0	0	0	0	0	0	18	26	0.00	3.000
55 Ryan Pressly, R (5, 1) ERA:	1.0		4	1	0	0	1	0	0	0	0	0	0	8	12	0.00	1.000
68 Forrest Whitley, R (6, 1) ERA: 7.36	1.0		4	0	0	0	2	0	0	1	0	0	0	9	20	0.00	0.000

Houston Astros @ St. Louis Cardinals
Roger Dean Chevrolet Stadium, Jupiter, FL
 Sat Mar 07 2020, 1:07 PM - 3:42 PM EST
 Att: 6,682 - Partly Cloudy - 72 F

AB	30
R	5
H	6
RBI	5
BB	3
SO	15
LOB	13



Batter	1	2	3	4	5	6	7	8	9	AB R H RBI BB SO LOB	TOP														
70 Jazz Chisholm Jr., L OBP: 0.500, SLG: 0.615 80 José Devers, L OBP: 0.313, SLG: 0.357	(1, 6) C SI 95 S FF 93 B SL 94 B SL 87 S FF 95	2-3 ①	(1, 6) B FF 94 B FF 93 C SI 94 F FF 94 F CU 84 B CH 89 B SL 87	4-2 BB 5 1B	(1, 6) B FF 96 X FF 96	1-0 HR	(1, 6) B KC 78 B SL 82 B SI 87 C FF 88 F SL 84 B KC 80	4-2 BB 65 FC5-4	(1, 6) C CH 82 F CH 83 B FF 92 X CH 83	1-2 1B 65 G4-6-3	2 1 1 1 1 1 0 1 0 1 0 1 0 0	Miami Marlins @ St. Louis Cardinals Roger Dean Chevrolet Stadium, Jupiter, FL Sun Mar 08 2020, 1:10 PM - 4:10 PM EDT Att: 5,910 - Cloudy - 70 F													
5 Jon Berti, R OBP: 0.174, SLG: 0.304 65 Eddy Alvarez, L OBP: 0.143, SLG: 0.357	(1, 5) B CU 83 B SL 87 F SI 94 F FF 94 F FF 95 S CU 84	1-3 ②	(1, 5) C FF 83 1 SAFE C CH 87 X SI 94	0-1 ②	(1, 5) S CH 87 B CU 82 C CH 87 X FF 97	1-2 ①	(1, 5) X FF 86	0-0 ②	(1, 5) F FF 92 F CH 84 X CH 84	0-2 ② ②	3 0 1 0 0 1 0 2 0 0 0 0 0 4														
26 Garrett Cooper, R OBP: 0.320, SLG: 0.391 47 Harold Ramírez, R OBP: 0.269, SLG: 0.409	(1, 9) F SI 94 B CH 88 B CH 89 B SL 88 B FF 95	4-1 BB	(1, 9) F FF 94 B SL 88 B SL 88 B CU 87 B CU 84 F SI 88 F SI 95 X SI 95	3-2 ③	(1, 9) B CU 81 C CH 89 C FF 96 B FF 97 F FF 97 X CU 83	2-2 ②	(1, 9) B KC 78 B KC 78 X FF 86	2-0 ③	(1, 9) B SL 83 F FF 93 X SL 81	1-1 ③	2 0 0 0 1 0 1 2 0 0 0 0 0 3														
7 Matt Joyce, L OBP: 0.273, SLG: 0.200 76 Jesús Sánchez, L OBP: 0.538, SLG: 0.917	(1, 10) C CU 83 D CH 89 S SI 94 S FF 94 S FF 94	1-3 ③	(1, 10) S FF 93 B CH 88 F SI 92 X SI 94	1-2 ①	(1, 10) F CU 81 C CU 81 X FF 96	0-2 ③	(1, 10) B SL 84 F SL 84 F SI 95 S FF 95 F SL 83 B FF 96 B SL 83 F SL 83	3-2 ③ X SL 84	(1, 10) 13 2B	1B	3 0 0 0 0 1 1 1 1 1 0 0 0 0														
25 Lewis Brinson, R OBP: 0.400, SLG: 0.920 13 Sean Rodríguez, R OBP: 0.278, SLG: 0.267	(1, 7) S CU 82 X FF 93	0-1 ②	(1, 7) B SI 94 F FF 94 X FF 94	1-1 ②	(1, 7) B FF 95 F FF 94 B CH 86 S CH 86 S CU 82	2-3 ①	(1, 7) C FF 93 X SL 81	0-1 ①	(1, 7) 17 FC1-4	2B	3 0 1 0 0 1 0 1 0 1 1 0 0 0														
1 Isan Díaz, L OBP: 0.276, SLG: 0.125 84 Christian Lopes, R OBP: 0.500, SLG: 0.941	(1, 4) F SI 93 F FF 95 D CU 84 S CH 88	1-3 ①	(1, 4) F FF 94 L CH 88 B CU 84 B CH 88 F SL 88 F CU 84 B FF 95 F FF 95 B FF 93	4-2 ②	(1, 4) S CH 85 D CH 83 F FF 94 F SL 85 B CH 87 B CH 86 F CH 85 B FF 94	4-2 ②	(1, 4) F CH 88 C CH 87 C CU 83	0-0 ①	(1, 4) F CH 88 B FF 94 X SL 82	F8	2 1 0 0 1 1 1 1 0 0 0 0 0 1														
29 Francisco Cervelli, R OBP: 0.333, SLG: 0.167 17 Chad Wallach, R OBP: 0.353, SLG: 0.923	(1, 2) 2 SAFE D CU 84 C SL 89 T CU 85	1-2 ②	(1, 2) C CH 85 D CH 83 F FF 94 F SL 85 B CH 87 B CH 86 F CH 85 B FF 94	4-2 ②	(1, 2) S CH 85 D CH 83 F FF 94 F SL 85 B CH 87 B CH 86 F CH 85 B FF 94	4-2 ②	(1, 2) F CH 88 C CH 87 C CU 83	2-2 ②	(1, 2) B SL 82 S SL 78 B FF 94 S FF 94 X SL 82	FC1-4	2 0 0 0 1 2 1 1 0 0 0 0 0 1														
60 Monte Harrison, R OBP: 0.500, SLG: 0.550 67 JJ Bleday, L OBP: 0.231, SLG: 0.231	(1, 8) S SI 96 D CU 84 D SL 87 X SL 88	2-1 ③	(1, 8) C FF 95 X FF 95	0-1 ③	(1, 8) B SI 87 T SI 86 B KC 80 B KC 79 B FF 86	4-1 ③	(1, 8) B CH 86 B FF 94 B SL 83 C SL 81 S FF 94 X FF 94	3-2 ③	(1, 8) 68 FC4-6	BB	2 0 1 1 1 0 1 1 0 0 0 0 0 1														
68 Lewin Díaz, L OBP: 0.286, SLG: 0.524 81 Gosuke Katoh, L OBP: 0.467, SLG: 0.273	(1, 3) S SI 96 D CU 84 D SL 87 X SL 88	2-1 ③	(1, 3) S FF 93 B CH 89 S CU 83 F SI 95 B CU 84 X CH 89	2-2 ①	(1, 3) C CH 87 B CH 84 X FF 93	1-1 ③	(1, 3) C SL 82 X SL 83	0-1 ①	(1, 3) B FF 94 B FF 93 B FF 92 B FF 92	4-1 ①	3 0 0 0 0 0 3 0 0 0 0 1 0 0														
Inning Stats	R: 0 E: 0 K: 3 S: 13	H: 0 LOB: 1 BB: 1 P: 21	R: 0 E: 0 K: 2 S: 10	H: 1 LOB: 1 BB: 0 P: 14	R: 0 E: 0 K: 0 S: 14	H: 1 LOB: 1 BB: 2 P: 23	R: 1 E: 0 K: 0 S: 18	H: 1 LOB: 2 BB: 2 P: 29	R: 1 E: 0 K: 0 S: 11	H: 1 LOB: 0 BB: 0 P: 15	R: 0 E: 0 K: 2 S: 9		H: 0 LOB: 0 BB: 0 P: 13	R: 0 E: 0 K: 0 S: 7	H: 0 LOB: 2 BB: 2 P: 17	R: 1 E: 0 K: 0 S: 16	H: 2 LOB: 1 BB: 0 P: 24	R: 0 E: 0 K: 0 S: 9	H: 1 LOB: 1 BB: 1 P: 15	1B: 3 2B: 3 3B: 0 HR: 1	SF: 0 SAC: 0 DP: 1 HBP: 0	WP: 1 PB: 0 SB: 0 CS: 0	PA: 39		
PITCHER	IP WLS BF H R ER SO BB IBB HBP BLK WP HR S P ERA WHIP	IP WLS BF H R ER SO BB IBB HBP BLK WP HR S P ERA WHIP	IP WLS BF H R ER SO BB IBB HBP BLK WP HR S P ERA WHIP	IP WLS BF H R ER SO BB IBB HBP BLK WP HR S P ERA WHIP	IP WLS BF H R ER SO BB IBB HBP BLK WP HR S P ERA WHIP	IP WLS BF H R ER SO BB IBB HBP BLK WP HR S P ERA WHIP	IP WLS BF H R ER SO BB IBB HBP BLK WP HR S P ERA WHIP	IP WLS BF H R ER SO BB IBB HBP BLK WP HR S P ERA WHIP	IP WLS BF H R ER SO BB IBB HBP BLK WP HR S P ERA WHIP	IP WLS BF H R ER SO BB IBB HBP BLK WP HR S P ERA WHIP	IP WLS BF H R ER SO BB IBB HBP BLK WP HR S P ERA WHIP	IP WLS BF H R ER SO BB IBB HBP BLK WP HR S P ERA WHIP	IP WLS BF H R ER SO BB IBB HBP BLK WP HR S P ERA WHIP	IP WLS BF H R ER SO BB IBB HBP BLK WP HR S P ERA WHIP	IP WLS BF H R ER SO BB IBB HBP BLK WP HR S P ERA WHIP	IP WLS BF H R ER SO BB IBB HBP BLK WP HR S P ERA WHIP	IP WLS BF H R ER SO BB IBB HBP BLK WP HR S P ERA WHIP	IP WLS BF H R ER SO BB IBB HBP BLK WP HR S P ERA WHIP	IP WLS BF H R ER SO BB IBB HBP BLK WP HR S P ERA WHIP	IP WLS BF H R ER SO BB IBB HBP BLK WP HR S P ERA WHIP	IP WLS BF H R ER SO BB IBB HBP BLK WP HR S P ERA WHIP	IP WLS BF H R ER SO BB IBB HBP BLK WP HR S P ERA WHIP	IP WLS BF H R ER SO BB IBB HBP BLK WP HR S P ERA WHIP	IP WLS BF H R ER SO BB IBB HBP BLK WP HR S P ERA WHIP	IP WLS BF H R ER SO BB IBB HBP BLK WP HR S P ERA WHIP
43 Dakota Hudson, R ERA: 2.92	(1, 1) 3.2 W 15 2 1 1 5 3 0 0 0 0 0 47 74 2.46 1.364	(1, 1) 0.1 H 3 1 0 0 0 1 0 0 0 1 0 8 13 0.00 6.000	(1, 1) 2.0 H 7 1 1 1 2 0 0 0 0 0 1 20 28 4.50 0.500	(1, 1) 1.0 5 0 0 0 0 2 0 0 0 0 0 7 17 0.00 2.000	(1, 1) 1.0 5 2 1 1 0 0 0 0 0 0 0 16 24 9.00 2.000	(9, 1) 1.0 4 1 0 0 0 1 0 0 0 0 0 9 15 0.00 2.000	(9, 1) 1.0 4 1 0 0 0 1 0 0 0 0 0 9 15 0.00 2.000	(9, 1) 1.0 4 1 0 0 0 1 0 0 0 0 0 9 15 0.00 2.000	(9, 1) 1.0 4 1 0 0 0 1 0 0 0 0 0 9 15 0.00 2.000	(9, 1) 1.0 4 1 0 0 0 1 0 0 0 0 0 9 15 0.00 2.000	(9, 1) 1.0 4 1 0 0 0 1 0 0 0 0 0 9 15 0.00 2.000	(9, 1) 1.0 4 1 0 0 0 1 0 0 0 0 0 9 15 0.00 2.000	(9, 1) 1.0 4 1 0 0 0 1 0 0 0 0 0 9 15 0.00 2.000	(9, 1) 1.0 4 1 0 0 0 1 0 0 0 0 0 9 15 0.00 2.000	(9, 1) 1.0 4 1 0 0 0 1 0 0 0 0 0 9 15 0.00 2.000	(9, 1) 1.0 4 1 0 0 0 1 0 0 0 0 0 9 15 0.00 2.000	(9, 1) 1.0 4 1 0 0 0 1 0 0 0 0 0 9 15 0.00 2.000	(9, 1) 1.0 4 1 0 0 0 1 0 0 0 0 0 9 15 0.00 2.000	(9, 1) 1.0 4 1 0 0 0 1 0 0 0 0 0 9 15 0.00 2.000	(9, 1) 1.0 4 1 0 0 0 1 0 0 0 0 0 9 15 0.00 2.000	(9, 1) 1.0 4 1 0 0 0 1 0 0 0 0 0 9 15 0.00 2.000	(9, 1) 1.0 4 1 0 0 0 1 0 0 0 0 0 9 15 0.00 2.000	(9, 1) 1.0 4 1 0 0 0 1 0 0 0 0 0 9 15 0.00 2.000	(9, 1) 1.0 4 1 0 0 0 1 0 0 0 0 0 9 15 0.00 2.000	

livebaseballscorecards.com

AB	32
R	3
H	7
RBI	3
BB	7
SO	7
LOB	18



Batter	1	2	3	4	5	6	7	8	9	AB	R	H	RBI	BB	SO	LOB
16 Kolten Wong, L OBP: 0.440, SLG: 0.429 63 Edmundo Sosa, R OBP: 0.265, SLG: 0.452	(1, 4) C FF 93 B CH 90 S FF 93 F FF 94 F FF 95 H FC 92	2-2	(2)		B CU 81 X CH 90	1-0	X SI 89	0-0	C CU 74 X FF 93	0-1						
19 Tommy Edman, S OBP: 0.314, SLG: 0.394 55 Max Schrock, L OBP: 0.429, SLG: 0.455	X FF 93	0-0	B CH 88 B FF 94 B FF 94 C FF 94 X FF 93	3-2	B CH 90 F CH 84 2 SAFE B CH 88 X CH 88	2-1	C SI 89 B SI 88 X SI 90	1-1								
46 Paul Goldschmidt, R OBP: 0.462, SLG: 0.700 47 Rangel Ravelo, R OBP: 0.412, SLG: 0.393	F FF 95 C FF 94 X CH 89	0-2	B CU 78 B FC 89 X FF 93	2-0	C FF 92 D CU 81 C CU 79 B CH 91 B FF 91 B FF 91	4-2	F SI 91 X SI 91	0-1								
11 Paul DeJong, R OBP: 0.500, SLG: 1.043 81 Nolan Gorman, L OBP: 0.333, SLG: 0.480	B FF 94 X CH 89	1-0	B CU 80 B FF 94 S FF 94 T FF 94 B FF 95 B CH 89	4-2	X FF 91	0-0			X FF 94	0-0						
4 Yadier Molina, R OBP: 0.290, SLG: 0.250 99 Dennis Ortega, R OBP: 0.800, SLG: 1.400	B CH 91 F FF 96 X FC 90	1-1	T FF 94 1 SAFE B FF 92 F FF 95 X FF 93	1-2	B FF 93 B FF 92 B FF 92 X FF 92	3-0			C FF 94 C CU 73 X FF 94	0-2						
25 Dexter Fowler, S OBP: 0.179, SLG: 0.080 38 Austin Dean, R OBP: 0.379, SLG: 0.500	C CH 89 S FF 95 S FF 95	0-3	B SI 90 B FF 90 F SL 82 B SI 90 S SI 90	3-3	B FF 91 B CH 90 B CH 90	4-0			B CU 74 X SI 93	1-0						
41 Tyler O'Neill, R OBP: 0.438, SLG: 0.560	D CU 82 F FF 94 S CH 87 F CH 87 B FF 95 D CU 81 S CH 89	3-3	C SL 82 X FF 89	0-1	B SI 91 S SI 91 H CU 78	2-1			S FF 92 F FF 92 S SL 80	0-3						
48 Harrison Bader, R OBP: 0.441, SLG: 0.481 26 Justin Williams, L OBP: 0.167, SLG: 0.364	B FF 93 C CH 88 B FF 93 F FF 94 B CH 90 B CH 89	4-2	C FF 90 C SL 82 B SL 82 F SI 89 1 SAFE C SL 81	1-3	B SI 91 B FF 91 D SI 91 S SI 90 F SI 90 F SI 91 X SI 91	3-2			B CU 74 B CU 73 B SI 92 F FF 92 F FF 92 B SL 81	4-2						
68 Dylan Carlson, S OBP: 0.471, SLG: 0.536	F FF 94 B FF 94 S FF 94 F FF 93 X CH 89	1-2	B SI 90 C SL 82 1 SAFE X FF 89	1-1	C SI 91 B SI 92 B SI 91 X SI 90	2-1			B SI 93 X FF 92	1-0						

Inning Stats		R: 3	H: 3	E: 0	K: 19	S: 26	R: 0	H: 0	E: 0	K: 12	S: 12	R: 0	H: 0	E: 0	K: 0	S: 6	R: 0	H: 1	E: 0	K: 2	S: 11	R: 4	H: 3	E: 0	K: 0	S: 15	R: 0	H: 0	E: 0	K: 0	S: 6	R: 0	H: 1	E: 0	K: 0	S: 6	R: 0	H: 0	E: 0	K: 1	S: 8
PITCHER		IP	WLS	BF	H	R	ER	SO	BB	IBB	HBP	BLK	WP	HR	S	P	ERA	WHIP																							
49 Pablo López, R ERA: 5.87	(1, 1)	3.0	L	14	3	3	3	2	2	0	0	0	0	0	37	60	9.00	1.667																							
88 Aaron Northcraft, R ERA:	(4, 1)	1.0		4	1	0	0	2	0	0	0	0	0	0	11	16	0.00	1.000																							
71 Drew Steckenrider, R ERA: 10.80	(5, 1)	0.2		6	2	4	4	0	2	0	0	0	0	0	7	21	54.00	6.000																							
37 Stephen Tarpley, L ERA: 5.06	(5, 1)	1.1		6	1	0	0	0	0	0	1	0	0	0	13	21	0.00	0.750																							
64 Robert Dugger, R ERA:	(7, 1)	2.0		7	1	0	0	1	1	0	0	0	1	0	13	19	0.00	1.000																							

BOTTOM

Miami Marlins @ St. Louis Cardinals
Roger Dean Chevrolet Stadium, Jupiter, FL
 Sun Mar 08 2020, 1:10 PM - 4:10 PM EDT
 Att. 5,910 - Cloudy - 70 F

livebaseballscorecards.com

AB	29
R	7
H	8
RBI	7
BB	5
SO	5
LOB	16



1B:	6	SF:	1	WP:	1	PA:	37
2B:	3	SAC:	0	PB:	1	SB:	0
3B:	0	DP:	2	CS:	0		
HR:	0	HBP:	2				

Batter	1	2	3	4	5	6	7	8	9	AB R H RBI BB SO LOB	TOP														
13 Matt Carpenter, L (1, 5) OBP: 0.333, SLG: 0.400 84 Evan Mendoza, R (5, PR) OBP: 0.417, SLG: 0.300	1-0 G4-3		4-0 55 G3 BB		4-0 2-3 BB		0-0 G6-3		0-0 1B	1 0 0 0 2 0 0 2 0 1 0 0 0 0															
55 Max Schrock, L (1, 4) OBP: 0.364, SLG: 0.385	0-0 G4-3		0-0 G3		0-0 SF9		0-3 K		0-0 G1-3	4 0 0 1 0 1 3															
47 Rangel Ravelo, R (1, 10) OBP: 0.368, SLG: 0.344	0-3 K		0-3 K		0-0 G5-3				0-0 G5-3	4 0 0 0 0 2 3															
38 Austin Dean, R (1, 9) OBP: 0.394, SLG: 0.643		0-0 G4-3		0-2 HR		0-0 P6		0-0 26 E 2B		4 1 2 1 0 0 0															
26 Justin Williams, L (1, 7) OBP: 0.214, SLG: 0.360		0-0 G5-3		4-0 35 G6-4-3 BB		0-0 7 E 1B		0-0 E3 35 BB		3 0 1 0 1 0 1															
35 Lane Thomas, R (1, 8) OBP: 0.361, SLG: 0.467		0-0 P6		0-0 G6-4-3 1-2f		0-0 P5		4-0 1 SAFE 1-2 BB		3 0 0 0 1 0 2															
7 Andrew Knizner, R (1, 2) OBP: 0.214, SLG: 0.360 28 Oscar Hernández, R (9, 2)			0-0 E5 63 1B 83 G5-3 1B		0-0 G6-3		0-0 E4 1-2		0-0 G1-3	4 1 1 0 0 0 3 0 0 0 0 0 0 0															
63 Edmundo Sosa, R (1, 6) OBP: 0.289, SLG: 0.441			0-0 55 G3 83 G5-3 2-3 1B		4-0 13 PB 83 G4-3 55 SF9 BB		0-0 F8		0-0 G6-3	3 1 1 0 1 0 2															
83 John Nogowski, R (1, 3) OBP: 0.308, SLG: 0.182			0-0 G5-3 1-2 3-H		0-0 G4-3 1-2		0-3 K		0-0 P6	4 0 0 1 0 1 2															
Inning Stats	R: 0 E: 0 K: 1 S: 5	H: 0 LOB: 0 BB: 0 P: 6	R: 0 E: 0 K: 0 S: 3	H: 0 LOB: 0 BB: 0 P: 3	R: 1 E: 1 K: 1 S: 7	H: 2 LOB: 2 BB: 1 P: 11	R: 1 E: 0 K: 0 S: 5	H: 1 LOB: 0 BB: 1 P: 9	R: 1 E: 0 K: 0 S: 3	H: 0 LOB: 1 BB: 2 P: 11	R: 0 E: 1 K: 0 S: 5	H: 1 LOB: 2 BB: 0 P: 5	R: 0 E: 0 K: 2 S: 7	H: 0 LOB: 0 BB: 0 P: 7	R: 0 E: 1 K: 0 S: 4	H: 1 LOB: 2 BB: 1 P: 8	R: 0 E: 0 K: 0 S: 4	H: 1 LOB: 1 BB: 0 P: 4	1B: 4 2B: 1 3B: 0 HR: 1	SF: 1 SAC: 0 DP: 1 HBP: 0	WP: 0 PB: 1 SB: 0 CS: 0	PA: 38			
PITCHER 68 Randy Dobnak, R (1, 1) ERA: 2.7	IP: 4.0 WLS: L BF: 16 H: 3 R: 2 ER: 2 SO: 2 BB: 2 IBB: 0 HBP: 0 BLK: 0 WP: 0 HR: 1 S: 20 P: 29 ERA: 4.50 WHIP: 1.250																								
54 Sergio Romo, R (5, 1) ERA: 1.8	IP: 1.0 WLS: L BF: 5 H: 0 R: 1 ER: 0 SO: 0 BB: 2 IBB: 0 HBP: 0 BLK: 0 WP: 0 HR: 0 S: 3 P: 11 ERA: 0.00 WHIP: 2.000																								
36 Tyler Clippard, R (6, 1) ERA:	IP: 1.0 WLS: L BF: 5 H: 1 R: 0 ER: 0 SO: 0 BB: 0 IBB: 0 HBP: 0 BLK: 0 WP: 0 HR: 0 S: 5 P: 5 ERA: 0.00 WHIP: 1.000																								
65 Trevor May, R (7, 1) ERA:	IP: 1.0 WLS: L BF: 3 H: 0 R: 0 ER: 0 SO: 2 BB: 0 IBB: 0 HBP: 0 BLK: 0 WP: 0 HR: 0 S: 7 P: 7 ERA: 0.00 WHIP: 0.000																								
52 Zack Littell, R (8, 1) ERA:	IP: 1.0 WLS: L BF: 5 H: 1 R: 0 ER: 0 SO: 0 BB: 1 IBB: 0 HBP: 0 BLK: 0 WP: 0 HR: 0 S: 4 P: 8 ERA: 0.00 WHIP: 2.000																								
PITCHER 61 Cody Stashak, R (9, 1) ERA:	IP: 1.0 WLS: L BF: 4 H: 1 R: 0 ER: 0 SO: 0 BB: 0 IBB: 0 HBP: 0 BLK: 0 WP: 0 HR: 0 S: 4 P: 4 ERA: 0.00 WHIP: 1.000																								

St. Louis Cardinals @ Minnesota Twins
CenturyLink Sports Complex, Fort Myers, FL
Mon Mar 09 2020, 1:05 PM - 3:53 PM EDT
Att: 9,123 - Cloudy - 73 F

AB	32
R	3
H	6
RBI	3
BB	5
SO	4
LOB	16



WP: 0	PA: 38
PB: 1	
SB: 0	
CS: 0	

Batter	1	2	3	4	5	6	7	8	9	AB R H RBI BB SO LOB	TOP														
19 Tommy Edman, S OBP: 0.308, SLG: 0.361 (1, 4) C BB BB (6, 6)	4-1 47 BB 15 1B BB	0-0 G5-4-3 1-2f			0-3 K			0-0 G3-1		3 1 0 0 1 1 1															
11 Paul DeJong, R OBP: 0.517, SLG: 1.000 81 Nolan Gorman, L OBP: 0.357, SLG: 0.500 (1, 6) X (6, 5)	0-0 47 BB 15 1B 1B		0-0 41 FC5-4 1B		0-3 K		0-0 1B		3 1 2 0 0 1 0 1 0 1 0 0 0 0																
41 Tyler O'Neill, R OBP: 0.389, SLG: 0.483 (1, 7) X	0-0 P6		0-0 32 CS FC5-4 1-2f		0-3 K		0-3 K		4 0 0 0 0 2 4																
32 Matt Wieters, S OBP: 0.238, SLG: 0.368 70 José Godoy, L OBP: 0.500, SLG: 0.750 (1, 2) X (6, 2)	0-0 F8		0-1 P3 1-2		0-0 G3			0-0 F7	3 0 0 0 0 0 3 1 0 0 0 0 0 0																
47 Rangel Ravelo, R OBP: 0.381, SLG: 0.343 (1, 3) BB BB BB	4-0 15 1B 1-2 2-3 BB			0-0 F9		0-0 48 S 1B		0-3 K	3 0 1 0 1 1 0																
15 Brad Miller, L OBP: 0.429, SLG: 0.500 55 Max Schrock, L OBP: 0.371, SLG: 0.393 35 Lane Thomas, R OBP: 0.361, SLG: 0.467 (1, 5) X (6, 4) (9, PR)	0-0 1-2 2-H 3-H 1B			0-0 G3		0-3 K		0-0 48 F 48 S 1B	2 0 1 2 0 0 0 2 0 1 0 0 1 1 0 0 0 0 0 0 0																
48 Harrison Bader, R OBP: 0.395, SLG: 0.419 (1, 8) SS SS SS	0-3 K			0-0 G6-3		1-0 G5-3 1-2		1-3 K	4 0 0 0 0 2 4																
7 Andrew Knizner, R OBP: 0.233, SLG: 0.346 38 Austin Dean, R OBP: 0.382, SLG: 0.621 (1, 10) BB BB BB (7, PH) (7, 10)		4-0 68 FC5-4 BB			0-3 K		0-0 L6		1 0 0 0 1 1 0 1 0 0 0 0 0 1																
68 Dylan Carlson, S OBP: 0.432, SLG: 0.484 (1, 9) X		0-0 19 G5-4-3 FC5-4 1-2f			0-3 K			0-0 G4-3	3 0 0 0 0 1 1																
Inning Stats	R: 2 E: 0 K: 1 S: 8	H: 2 LOB: 2 BB: 2 P: 16	R: 0 E: 0 K: 0 S: 2	H: 0 LOB: 0 BB: 1 P: 6	R: 0 E: 0 K: 0 S: 4	H: 1 LOB: 0 BB: 0 P: 4	R: 0 E: 0 K: 0 S: 3	H: 0 LOB: 0 BB: 0 P: 3	R: 0 E: 0 K: 3 S: 9	H: 0 LOB: 0 BB: 0 P: 9	R: 0 E: 0 K: 2 S: 7	H: 0 LOB: 0 BB: 0 P: 7	R: 0 E: 0 K: 1 S: 6	H: 1 LOB: 1 BB: 0 P: 7	R: 0 E: 0 K: 1 S: 6	H: 1 LOB: 1 BB: 0 P: 6	R: 0 E: 0 K: 2 S: 8	H: 1 LOB: 2 BB: 0 P: 9	1B: 6 2B: 0 3B: 0 HR: 0	SF: 0 SAC: 0 DP: 1 HBP: 0	WP: 0 PB: 0 SB: 2 CS: 1	PA: 34			
PITCHER	IP	WLS	BF	H	R	ER	SO	BB	IBB	HBP	BLK	WP	HR	S	P	ERA	WHIP								
61 Brian Johnson, L ERA: 3.86 (1, 1)	3.0		13	3	2	2	1	3	0	0	0	0	0	14	26	6.00	2.000								
72 Josh Taylor, L ERA: 1.8 (4, 1)	1.0		3	0	0	0	0	0	0	0	0	0	0	3	3	0.00	0.000								
32 Matt Barnes, R ERA: (5, 1)	1.0		3	0	0	0	3	0	0	0	0	0	0	9	9	0.00	0.000								
48 Cotten Brewer, R ERA: 2.16 (6, 1)	2.2	W	9	1	0	0	3	0	0	0	0	0	0	15	16	0.00	0.375								
77 Robinson Leyer, R ERA: 4.15 (8, 1)	1.1	S	6	2	0	0	3	0	0	0	0	0	0	12	13	0.00	1.500								

St. Louis Cardinals @ Boston Red Sox
 JetBlue Park, Ft. Myers, FL
 Tue Mar 10 2020, 1:07 PM - 4:22 PM EDT
 Att. 10,090 - Cloudy - 79 F

AB	31
R	2
H	6
RBI	2
BB	3
SO	10
LOB	15



Batter	1	2	3	4	5	6	7	8	9
16 Andrew Benintendi, L (1, 7) OBP: 0.348, SLG: 0.476 68 Jantzen Witte, R (6, 5) OBP: 0.438, SLG: 0.533	0-0 G3-1	0-3 K		0-3 K		0-0 1B			
11 Rafael Devers, L (1, 5) OBP: 0.333, SLG: 0.647 38 Rusney Castillo, R (6, 7) OBP: 0.480, SLG: 0.600	4-0 BB		0-0 2 WP 1B		0-0 G6-3	0-0 F9			
28 J.D. Martinez, R (1, 10) OBP: 0.286, SLG: 0.577 92 Jarren Duran, L (7, PH) OBP: 0.346, SLG: 0.478	0-0 F8		0-3 K		0-3 K		0-3 K		
2 Xander Bogaerts, R (1, 6) 67 John Andreoli, R (6, 8) OBP: 0.333, SLG: 0.300	0-3 K		1-3 K		0-0 G5-3		0-3 K		
18 Mitch Moreland, L (1, 3) OBP: 0.533, SLG: 0.667 12 Jonathan Lucroy, R (5, 2) OBP: 0.417, SLG: 0.333 47 Jett Bandy, R (8, 2) OBP: 0.125, SLG: 0.143		0-0 7 BB 5 1B	0-3 K			4-0 71 PB 36 WP FC4-2 BB	0-0 G6-3		
5 Kevin Pillar, R (1, 9) OBP: 0.414, SLG: 0.519 40 Marco Hernández, L (7, 4) OBP: 0.200, SLG: 0.095		0-0 7 BB 1-2 1B		0-0 7 2B		4-0 36 FC4-2 71 PB 68 1B BB	0-0 L4		
7 Christian Vázquez, R (1, 2) OBP: 0.286, SLG: 0.278 83 Nick Longhi, R (5, 3) OBP: 0.222, SLG: 0.333		4-0 1-2 2-3 BB		0-0 36 WP 2-H 2B		0-0 L8	0-3 K		
19 Jackie Bradley Jr., L (1, 8) OBP: 0.429, SLG: 0.654 71 Chad De La Guerra, L (6, 6) OBP: 0.280, SLG: 0.429		0-0 F7		0-3 K		4-0 36 FC4-2 68 1B BB	0-0 2B		
36 Jonathan Araúz, S (1, 4) OBP: 0.250, SLG: 0.370 40 Johan Mieses, R (7, 9) OBP: 0.500, SLG: 0.167		0-0 P4		1-3 K		0-0 FC4-2 68 1B	0-3 K		

AB	R	H	RBI	BB	SO	LOB
3	0	0	0	0	2	4
1	0	1	2	0	0	0
2	0	1	0	1	0	0
1	0	0	0	0	0	2
3	0	0	0	0	2	2
1	0	0	0	0	1	0
3	0	0	0	0	2	2
1	0	0	0	0	1	0
2	0	1	0	0	1	1
1	0	0	0	1	0	0
0	0	0	0	0	0	0
2	2	2	0	1	0	0
1	0	0	0	0	0	0
1	0	1	1	1	0	0
2	0	0	0	0	1	2
2	0	0	0	0	1	4
1	1	1	0	1	0	0
3	0	0	0	0	1	7
1	0	0	0	0	1	1

AB	R	H	RBI	BB	SO	LOB
31	3	7	3	5	13	25

Inning Stats	R: 0	H: 0	E: 0	K: 1	S: 5	LOB: 1	BB: 1	P: 9
1	0	2	0	1	7	3	11	
2	0	1	0	3	10	1	0	
3	1	2	0	3	11	1	12	
4	0	0	0	5	5	0	5	
5	0	0	0	2	4	0	7	
6	0	1	0	2	8	0	8	
7	0	0	0	2	7	0	7	
8	0	1	0	2	8	0	8	
9	0	0	0	2	8	0	8	


PITCHER	IP	WLS	BF	H	R	ER	SO	BB	IBB	HBP	BLK	WP	HR	S	P	ERA	WHIP
22 Jack Flaherty, R (1, 1) ERA: 3.09	3.0		14	3	0	0	5	2	0	0	0	1	0	22	31	0.00	1.667
87 Johan Oviedo, R (4, 1) ERA: 3.18	1.0	H	5	2	1	1	3	0	0	0	0	1	0	11	12	9.00	2.000
40 Jake Woodford, R (5, 1) ERA: 4.5	1.0	H	3	0	0	0	1	0	0	0	0	0	0	5	5	0.00	0.000
44 Junior Fernández, R (6, 1) ERA: 3.6	0.2	L	6	1	2	2	0	3	0	0	0	1	0	3	15	27.00	6.000
77 Roel Ramírez, R (6, 1) ERA:	0.1		1	0	0	0	0	0	0	0	0	0	0	1	1	0.00	0.000

PITCHER	IP	WLS	BF	H	R	ER	SO	BB	IBB	HBP	BLK	WP	HR	S	P	ERA	WHIP
65 Giovanni Gallegos, R (7, 1) ERA: 6.23	1.0		3	0	0	0	2	0	0	0	0	0	0	7	7	0.00	0.000
30 Tyler Webb, L (8, 1) ERA:	1.0		4	1	0	0	2	0	0	0	0	0	0	8	8	0.00	1.000

St. Louis Cardinals @ Boston Red Sox
JetBlue Park, Ft. Myers, FL
 Tue Mar 10 2020, 1:07 PM - 4:22 PM EDT
 Att: 10,090 - Cloudy - 79 F

livebaseballscorecards.com



Batter	1	2	3	4	5	6	7	8	9	AB R H RBI BB SO LOB	TOP					
25 Dexter Fowler, S (1, 9) OBP: 0.156, SLG: 0.069 26 Justin Williams, L (8, 9) OBP: 0.207, SLG: 0.346	0-3 K			0-3 K		0-0 F7		0-0 F7	0-3 K	4 0 0 0 0 2 2 1 0 0 0 0 1 2						
13 Matt Carpenter, L (1, 5) OBP: 0.381, SLG: 0.588 84 Evan Mendoza, R (6, PR) OBP: 0.462, SLG: 0.364 (6, 5)	0-0 L4			2-1 HR		4-0 BB		0-0 1B		2 1 1 1 1 0 0 1 0 1 0 0 0 0						
4 Yadier Molina, R (1, 2) OBP: 0.265, SLG: 0.226 97 Iván Herrera, R (6, 2) OBP: 0.300, SLG: 0.222	0-2 K			0-0 G4-3		0-3 K		0-3 K		3 0 0 0 0 2 1 1 0 0 0 0 1 3						
41 Tyler O'Neill, R (1, 10) OBP: 0.359, SLG: 0.438 48 Harrison Bader, R (8, PH) OBP: 0.385, SLG: 0.406 (8, 10)		0-0 P5		0-0 F7			0-0 P4	0-3 K		3 0 0 0 0 0 0 1 0 0 0 0 1 3						
38 Austin Dean, R (1, 7) OBP: 0.368, SLG: 0.563		0-0 F9			0-0 F7		0-0 F7		4-0 35 BB 83 1B BB	3 1 0 0 1 0 0						
55 Max Schrock, L (1, 4) OBP: 0.342, SLG: 0.355 3 Kramer Robertson, R (7, 4)		0-0 G1-3			0-0 F9		0-0 G3-1		0-0 P4	3 0 0 0 0 0 0 1 0 0 0 0 0 1						
35 Lane Thomas, R (1, 8) OBP: 0.400, SLG: 0.563				0-0 L8		4-0 BB		2-2 HR	4-0 83 1B 1-2 BB	2 1 1 1 2 0 0	AB 32 R 3 H 5 RBI 3 BB 5 SO 7 LOB 15					
63 Edmundo Sosa, R (1, 6) OBP: 0.286, SLG: 0.447				0-0 G6-3		0-0 F8		0-0 84 1B 2B	0-0 P3	4 0 1 0 0 0 3						
83 John Nogowski, R (1, 3) OBP: 0.333, SLG: 0.200				0-0 P3			0-0 F9	4-0 84 1B BB	0-0 1-3 2-H 1B	3 0 1 1 1 0 0						
Inning Stats	R: 0 E: 0 K: 2 S: 7	H: 0 LOB: 0 BB: 0 P: 7	R: 0 E: 0 K: 0 S: 3	H: 0 LOB: 0 BB: 0 P: 3	R: 0 E: 0 K: 0 S: 3	H: 0 LOB: 1 BB: 1 P: 7	R: 0 E: 0 K: 1 S: 5	H: 0 LOB: 0 BB: 0 P: 9	R: 0 E: 0 K: 0 S: 12	H: 3 LOB: 3 BB: 1 P: 18	R: 1 E: 0 K: 1 S: 6	H: 1 LOB: 2 BB: 2 P: 14	1B: 2 2B: 1 3B: 0 HR: 2	SF: 0 SAC: 0 DP: 0 HBP: 0	WP: 0 PB: 0 SB: 0 CS: 0	PA: 37
PITCHER	IP WLS BF H R ER SO BB IBB HBP BLK WP HR S P ERA WHIP															
48 Jacob deGrom, R (1, 1) ERA: 1.29	4.0 W 13 1 1 1 3 0 0 0 0 0 1 20 22 2.25 0.250															
68 Dellin Betances, R (5, 1) ERA: 13.5	1.0 4 0 0 0 0 1 0 0 0 0 0 3 7 0.00 1.000															
27 Jeury Familia, R (6, 1) ERA: 1.8	1.0 4 0 0 0 0 1 1 0 0 0 0 5 9 0.00 1.000															
39 Edwin Díaz, R (7, 1) ERA: 6.0	1.0 3 0 0 0 0 0 0 0 0 0 0 3 3 0.00 0.000															
29 Brad Brach, R (8, 1) ERA: 1.93	0.2 6 3 1 1 1 1 0 0 0 0 0 1 9 13.50 6.000															
PITCHER	IP WLS BF H R ER SO BB IBB HBP BLK WP HR S P ERA WHIP															
16 Ryder Ryan, R (8, 1) ERA: 3.0	0.1 H 1 0 0 0 1 0 0 0 0 0 0 3 3 0.00 0.000															
35 Jacob Rhame, R (9, 1) ERA: 13.5	0.2 4 0 1 1 0 2 0 0 0 0 0 2 10 13.50 3.000															
39 Joe Zanghi, R (9, 1) ERA:	0.1 2 1 0 0 1 0 0 0 0 0 0 4 4 0.00 3.000															

St. Louis Cardinals @ New York Mets
 Clover Park, Port St. Lucie, FL
 Wed Mar 11 2020, 1:11 PM - 4:18 PM EDT
 Att. 6,254 - Partly Cloudy - 79 F

livebaseballscorecards.com

Batter	1	2	3	4	5	6	7	8	9	AB	R	H	RBI	BB	SO	LOB
6 Jeff McNeil, L (1, 5) OBP: 0.500, SLG: 0.692 86 Jake Hager, R (6, PR) OBP: 0.320, SLG: 0.238 (7, 5)	1-0 1 BB HBP	0-0 G4-3		0-0 1 BB 2-H 1B		0-0 1 FC1-4 1B	0-3 K			3	2	2	1	0	0	0
1 Amed Rosario, R (1, 6) OBP: 0.194, SLG: 0.310 60 Andrés Giménez, L (8, 6) OBP: 0.290, SLG: 0.393	4-0 28 BB 21 BB 1B		0-0 F8	4-0 24 BB 1B		0-0 1 FC1-4 33 BB 1B	0-0 F8			2	1	0	0	2	0	1
24 Robinson Canó, L (1, 4) OBP: 0.333, SLG: 0.450 33 Max Moroff, S (6, PH) OBP: 0.357, SLG: 0.304 (7, 4)	0-3 K		0-0 28 WP 28 HR 2B	0-0 1-3 2-H 1B		4-0 1-2 BB	0-0 F7			3	1	2	1	0	1	2
28 J.D. Davis, R (1, 7) OBP: 0.375, SLG: 0.615 26 Jarrett Parker, L (7, 7) OBP: 0.323, SLG: 0.444	0-0 21 BB 1-2 2-H 1B		3-2 HR	0-3 K		0-0 G6-3	0-0 F8			4	1	2	3	0	1	4
40 Wilson Ramos, R (1, 2) OBP: 0.219, SLG: 0.355 70 Ali Sánchez, R (8, 2) OBP: 0.125, SLG: 0.250	0-3 K		0-0 G6-3			0-0 18 FC6-4 1B	0-3 K			4	0	1	0	0	2	2
21 Matt Adams, L (1, 3) OBP: 0.188, SLG: 0.143 76 Patrick Mazeika, L (6, 3) OBP: 0.500, SLG: 0.917	0-0 1-3 2-H 1B		0-0 G4-3			0-0 F8	0-0 81 BB 18 BB 1B			3	0	1	1	0	0	1
16 Jake Marisnick, R (1, 8) OBP: 0.320, SLG: 0.455 81 Johneshwy Fargas, R (7, 8) OBP: 0.300, SLG: 0.483	0-3 K			0-0 18 S 6 BB 1B		0-2 K	0-0 1-3 1B			3	1	1	0	0	2	3
18 Ryan Cordell, R (1, 9) OBP: 0.289, SLG: 0.378 22 Quinn Brodey, L (7, PR) OBP: 0.100, SLG: 0.100 (8, 9)		0-0 G6-3		0-3 K		0-0 FC6-4	0-0 4 BB 1B			4	0	1	1	0	1	2
48 Jacob deGrom, L 13 Luis Guillorme, L 68 Drellin Betances, R 27 Jeurys Familia, R 2 Ronny Mauricio, S 39 Edwin Díaz, R 4 Blake Tiberi, L 29 Brad Brach, R 46 Ryder Ryan, R 35 Jacob deGrom, R 39 Joe Zanghi, R		0-3 K		0-3 K		0-3 K	0-0 1-2 1B			0	0	0	0	0	0	0

Inning Stats	R: 2	H: 2	E: 0	K: 3	S: 11	LOB: 2	BB: 1	P: 16	R: 0	H: 0	E: 0	K: 1	S: 5	LOB: 0	BB: 0	P: 5	R: 2	H: 2	E: 0	K: 0	S: 7	LOB: 0	BB: 0	P: 10	R: 2	H: 3	E: 0	K: 3	S: 12	LOB: 2	BB: 1	P: 16	R: 0	H: 1	E: 0	K: 1	S: 6	LOB: 1	BB: 0	P: 6	R: 0	H: 1	E: 0	K: 1	S: 6	LOB: 2	BB: 1	P: 10	R: 1	H: 4	E: 0	K: 2	S: 10	LOB: 0	BB: 0	P: 10	R: 0	H: 0	E: 0	K: 0	S: 3	LOB: 0	BB: 0	P: 3
--------------	------	------	------	------	-------	--------	-------	-------	------	------	------	------	------	--------	-------	------	------	------	------	------	------	--------	-------	-------	------	------	------	------	-------	--------	-------	-------	------	------	------	------	------	--------	-------	------	------	------	------	------	------	--------	-------	-------	------	------	------	------	-------	--------	-------	-------	------	------	------	------	------	--------	-------	------


PITCHER	IP	WLS	BF	H	R	ER	SO	BB	IBB	HBP	BLK	WP	HR	S	P	ERA	WHIP
18 Carlos Martinez, R (1, 1) ERA: 5.54	3.2	L	19	6	6	6	6	1	0	0	0	1	0	31	39	14.73	1.909
60 John Brebbia, R (4, 1) ERA: 6.75	1.1		7	2	0	0	2	1	0	0	0	0	0	10	14	0.00	2.250
27 Brett Cecil, L (6, 1) ERA: 4.15	0.1		2	1	0	0	1	0	0	0	0	0	0	4	4	0.00	3.000
59 Evan Kruczynski, L (6, 1) ERA:	0.2		3	0	0	0	0	1	0	0	0	0	0	2	6	0.00	1.500
56 Ryan Helsley, R (7, 1) ERA: 1.29	1.0		6	4	1	1	2	0	0	0	0	0	0	10	10	9.00	4.000

BOTTOM

St. Louis Cardinals @ New York Mets
Clover Park, Port St. Lucie, FL

Wed Mar 11 2020, 1:11 PM - 4:18 PM EDT
Att: 6,254 - Party Cloudy - 79 F

AB	36
R	7
H	13
RBI	7
BB	3
SO	11
LOB	18



PITCHER	IP	WLS	BF	H	R	ER	SO	BB	IBB	HBP	BLK	WP	HR	S	P	ERA	WHIP
90 Kodi Whitley, R (8, 1) ERA:	1.0		3	0	0	0	0	0	0	0	0	0	0	3	3	0.00	0.000

Batter	1	2	3	4	5	6	7	8	9	AB	R	H	RBI	BB	SO	LOB	TOP				
2 Jonathan Villar, S OBP: 0.290, SLG: 0.429 60 Monte Harrison, R OBP: 0.481, SLG: 0.500	(1, 8) B SI 89 2-2 C S B F X G4-3		(1, 8) B B F S X 2-2 G3			(1, 8) 2 SAFE X FF 93 0-0 FC4-5		(1, 8) S FF 91 B CH 80 S CH 79 B FF 91 S FF 90 2-3 K		3	0	0	0	0	0	1					
5 Jon Berti, R OBP: 0.167, SLG: 0.241 84 Christian Lopes, R OBP: 0.429, SLG: 0.800	(1, 5) F C B S 1-3 K			(1, 5) C C C X 0-2 F8		(1, 5) 1 SAFE S SI 92 B FC 84 S SL 87 1 SAFE F SI 94 S CH 81 1-3 K		(1, 5) S FF 81 B CH 78 X FF 91 1-1 L8		3	0	0	0	0	2	1					
23 Corey Dickerson, L OBP: 0.194, SLG: 0.200 92 Brian Miller, L OBP: 0.250, SLG: 0.364	(1, 7) C X 0-1 F7			(1, 7) B B B F X 3-1 F7		(1, 7) D SI 93 S CH 81 F CH 83 F FF 95 F FF 94 B SI 93 X SL 83 2-2 F9			(1, 7) S FF 92 C FF 94 S SL 84 0-3 K	3	0	0	0	0	0	1					
24 Jesús Aguilar, R OBP: 0.387, SLG: 0.333 81 Goseuke Katoh, L OBP: 0.438, SLG: 0.250	(1, 3) C S B F X 1-2 G6-3			(1, 3) B S X 1-1 P6			(1, 3) C SI 93 S CH 82 X SI 95 0-2 G4-3		(1, 3) B CH 87 C FF 93 F FF 93 B SL 86 B SL 86 X FF 94 2-2 L7	3	0	0	0	0	0	0					
7 Matt Joyce, L OBP: 0.321, SLG: 0.308 34 Magneuris Sierra, L OBP: 0.316, SLG: 0.333	(1, 9) C S B F X 1-2 2B			(1, 9) B C C F F X 3-2 F8		(1, 9) B CU 75 X FF 94 1-0 13 CS 1B			(1, 9) B CH 87 S SL 86 S SL 86 S FF 94 1-3 K	3	0	2	0	0	0	0					
13 Sean Rodríguez, R OBP: 0.280, SLG: 0.238 14 Justin Twine, R	(1, 4) C C B B C X 2-2 F9			(1, 4) S X 0-1 G6-3		(1, 4) B SI 91 B FF 92 C SL 86 B CH 82 S SI 93 F SL 84 B SI 90 4-2 36 BB BB				2	0	0	0	1	0	1					
17 Chad Wallach, R OBP: 0.364, SLG: 0.778 36 Ryan Lavarnway, R OBP: 0.286, SLG: 0.250	(1, 2) B X 1-0 G6-3			(1, 2) B C C F F X 2-2 1B		(1, 2) B SI 92 B SI 91 B FF 92 CH 81 4-1 1-2 BB				2	0	1	0	0	0	1					
65 Eddy Alvarez, L OBP: 0.167, SLG: 0.389 53 Bryson Brigman, R	(1, 6) C C C B 1-3 K			(1, 6) C U 74 0-2 L8		(1, 6) B FF 91 B SI 91 B FF 92 F FC 86 X SL 85 3-2 L7				2	0	0	0	0	1	1					
62 José Ureña, R OBP: 0.500, SLG: 1.000 44 Riley Mahan, L OBP: 0.500, SLG: 1.000 58 Josh Smith, R 71 Drew Steckenrider, R 87 Brian Navarreto, R 33 Brad Boxberger, R	(1, 1) C C C B 1-3 K					(1, 1) B CU 75 S CH 82 B CH 82 F FF 93 X CH 81 2-2 2 FC4-5 2B		(1, 1) B CU 76 X FF 90 1-0 F8		1	0	0	0	0	1	0					
Inning Stats	R: 0 H: 0 E: 0 K: 1 S: 9	H: 0 LOB: 0 BB: 0 P: 12	R: 0 H: 1 E: 0 K: 0 S: 11	H: 1 LOB: 1 BB: 0 P: 16	R: 0 H: 0 E: 0 K: 2 S: 9	H: 0 LOB: 0 BB: 0 P: 13	R: 0 H: 0 E: 0 K: 0 S: 7	H: 0 LOB: 0 BB: 0 P: 11	R: 0 H: 1 E: 0 K: 0 S: 16	H: 1 LOB: 1 BB: 0 P: 21	R: 0 H: 1 E: 0 K: 1 S: 13	H: 1 LOB: 1 BB: 0 P: 18	R: 0 H: 1 E: 0 K: 0 S: 12	H: 1 LOB: 2 BB: 2 P: 24	R: 0 H: 0 E: 0 K: 1 S: 6	H: 0 LOB: 0 BB: 0 P: 10	R: 0 H: 0 E: 0 K: 2 S: 10	H: 0 LOB: 0 BB: 0 P: 13	1B: 2 SF: 0 2B: 2 SAC: 0 3B: 0 DP: 0 HR: 0 HBP: 0	WP: 0 PA: 32 PB: 0 SB: 0 CS: 1	
PITCHER	IP WLS BF H R ER SO BB IBB HBP BLK WP HR S P ERA WHIP	IP WLS BF H R ER SO BB IBB HBP BLK WP HR S P ERA WHIP	IP WLS BF H R ER SO BB IBB HBP BLK WP HR S P ERA WHIP	IP WLS BF H R ER SO BB IBB HBP BLK WP HR S P ERA WHIP	IP WLS BF H R ER SO BB IBB HBP BLK WP HR S P ERA WHIP	IP WLS BF H R ER SO BB IBB HBP BLK WP HR S P ERA WHIP	IP WLS BF H R ER SO BB IBB HBP BLK WP HR S P ERA WHIP	IP WLS BF H R ER SO BB IBB HBP BLK WP HR S P ERA WHIP	IP WLS BF H R ER SO BB IBB HBP BLK WP HR S P ERA WHIP	IP WLS BF H R ER SO BB IBB HBP BLK WP HR S P ERA WHIP	IP WLS BF H R ER SO BB IBB HBP BLK WP HR S P ERA WHIP	IP WLS BF H R ER SO BB IBB HBP BLK WP HR S P ERA WHIP	IP WLS BF H R ER SO BB IBB HBP BLK WP HR S P ERA WHIP	IP WLS BF H R ER SO BB IBB HBP BLK WP HR S P ERA WHIP	IP WLS BF H R ER SO BB IBB HBP BLK WP HR S P ERA WHIP	IP WLS BF H R ER SO BB IBB HBP BLK WP HR S P ERA WHIP	IP WLS BF H R ER SO BB IBB HBP BLK WP HR S P ERA WHIP	IP WLS BF H R ER SO BB IBB HBP BLK WP HR S P ERA WHIP	IP WLS BF H R ER SO BB IBB HBP BLK WP HR S P ERA WHIP	IP WLS BF H R ER SO BB IBB HBP BLK WP HR S P ERA WHIP	
50 Adam Wainwright, R ERA: 4.61	(1, 1) 5.0	WLS 17	H 2 R 0 ER 0 SO 3 BB 0 IBB 0 HBP 0 BLK 0 WP 0 HR 0 S 52 P 73 ERA 0.00 WHIP 0.400																		
53 John Gant, R ERA: 2.53	(6, 1) 2.0	W 9	H 2 R 0 ER 0 SO 1 BB 2 IBB 0 HBP 0 BLK 0 WP 0 HR 25 S 42 ERA 0.00 WHIP 2.000																		
30 Tyler Webb, L ERA:	(8, 1) 1.0	H 3	H 3 R 0 ER 0 SO 1 BB 0 IBB 0 HBP 0 BLK 0 WP 0 HR 6 S 10 ERA 0.00 WHIP 0.000																		
65 Giovanny Gallegos, R ERA: 5.06	(9, 1) 1.0	S 3	H 3 R 0 ER 0 SO 2 BB 0 IBB 0 HBP 0 BLK 0 WP 0 HR 10 S 13 ERA 0.00 WHIP 0.000																		

Miami Marlins @ St. Louis Cardinals
Roger Dean Chevrolet Stadium, Jupiter, FL
Thu Mar 12 2020, 2:11 PM - 3:30 PM EDT
Att. 6,118 - Partly Cloudy - 80 F

livebaseballscorecards.com

AB	30
R	0
H	4
RBI	0
BB	2
SO	7
LOB	8



Batter	1	2	3	4	5	6	7	8	9
16 Kolten Wong, L OBP: 0.481, SLG: 0.429 26 Justin Williams, L OBP: 0.226, SLG: 0.393	2-2 G6-4-3 HBP		4-0 BB			X FF 92 0-0 63 SH4 99 1B 1-H 2B		C FF 92 B SL 81 B FF 94 F FF 94 C SL 82 2-3	
19 Tommy Edman, S OBP: 0.310, SLG: 0.342 55 Max Schrock, L OBP: 0.333, SLG: 0.344	0-0 F7		0-2 G4-3			B FC 88 B FF 92 F FC 88 B SI 84 F FC 88 B FC 86 4-2		B FF 94 C FF 93 C SL 80 F FF 94 F FF 95 S FF 95 1-3	
4 Yadier Molina, R OBP: 0.250, SLG: 0.212 63 Edmundo Sosa, R OBP: 0.279, SLG: 0.436	2-2 G6-4-3 1-2f				C S 87 S 87 S 87 1-3	L FC 87 X FC 86 0-1 SH4		C CU 79 F SL 82 B FF 94 F FF 95 X SL 81 1-2	
11 Paul DeJong, R OBP: 0.484, SLG: 0.929 99 Dennis Ortega, R OBP: 0.833, SLG: 1.333		2-1 F9		2-3 K		S FC 87 X FF 92 0-1 K			
15 Brad Miller, L OBP: 0.353, SLG: 0.400 81 Nolan Gorman, L OBP: 0.357, SLG: 0.500		0-1 G1		1-1 G3		B CU 78 S SI 92 B CH 85 F FC 86 C FF 92 2-3 K			
25 Dexter Fowler, S OBP: 0.176, SLG: 0.097 53 John Gant, R 30 Tyler Webb, L 65 Giovanni Gallegos, R		2-0 1B			S CS 72 C FF 96 B SI 96 B SL 88 B CH 92 F FF 97 X SI 97 3-2 G3-1	B FF 91 F FF 90 S FC 87 S CU 80 1-3 K			
48 Harrison Bader, R OBP: 0.357, SLG: 0.371		2-3 K			C FF 98 X CH 93 0-1 F8		L CH 89 F CU 75 B CH 90 B CU 75 S CU 77 2-3 K		
47 Rangel Ravelo, R OBP: 0.356, SLG: 0.316 83 John Nogowski, R OBP: 0.333, SLG: 0.200			0-2 G5-3		X FF 98 0-0 G4-3		C CU 76 C CH 90 F CH 89 F CH 89 X CU 78 0-2 F9		
50 Adam Wainwright, R 68 Dylan Carlson, S			0-1 G4-3			B FF 92 F FC 89 L FF 90 H CU 80 2-2 26 2B HBP	B CH 89 S CH 84 B CH 84 X CH 89 2-1 G1-3		

Inning Stats	R: 0 E: 0 K: 0 S: 6	H: 0 LOB: 0 BB: 0 P: 10	R: 0 E: 0 K: 1 S: 8	H: 1 LOB: 1 BB: 0 P: 14	R: 0 E: 0 K: 0 S: 8	H: 0 LOB: 1 BB: 1 P: 12	R: 0 E: 0 K: 2 S: 9	H: 0 LOB: 0 BB: 0 P: 13	R: 0 E: 0 K: 0 S: 7	H: 0 LOB: 0 BB: 0 P: 10	R: 3 E: 0 K: 2 S: 15	H: 2 LOB: 1 BB: 1 P: 24	R: 0 E: 0 K: 1 S: 10	H: 0 LOB: 0 BB: 0 P: 14	R: 0 E: 0 K: 2 S: 11	H: 0 LOB: 0 BB: 0 P: 15
--------------	------------------------------	----------------------------------	------------------------------	----------------------------------	------------------------------	----------------------------------	------------------------------	----------------------------------	------------------------------	----------------------------------	-------------------------------	----------------------------------	-------------------------------	----------------------------------	-------------------------------	----------------------------------

PITCHER	IP	WLS	BF	H	R	ER	SO	BB	IBB	HBP	BLK	WP	HR	S	P	ERA	WHIP
62 José Ureña, R ERA: 1.29	(1, 1)	5.0	17	1	0	0	3	1	0	0	0	0	0	38	59	0.00	0.400
58 Josh Smith, R ERA: 5.06	(6, 1)	1.0	7	2	3	3	2	1	0	1	0	0	0	15	24	27.00	3.000
71 Drew Steckenrider, R ERA: 12.27	(7, 1)	1.0	3	0	0	0	1	0	0	0	0	0	0	10	14	0.00	0.000
33 Brad Boxberger, R ERA: 1.42	(8, 1)	1.0	3	0	0	0	2	0	0	0	0	0	0	11	15	0.00	0.000

BOTTOM

Miami Marlins @ St. Louis Cardinals
Roger Dean Chevrolet Stadium, Jupiter, FL
 Thu Mar 12 2020, 2:11 PM - 3:30 PM EDT
 Att. 6,118 - Partly Cloudy - 80 F

AB	25
R	3
H	3
RBI	3
BB	2
SO	8
LOB	6

livebaseballscorecards.com



1B:	2	SF:	0	WP:	0	PA:	30
2B:	1	SAC:	1	PB:	0		
3B:	0	DP:	1	SB:	0		
HR:	0	HBP:	2	CS:	0		

Batter	1	2	3	4	5	6	7	8	9	AB R H RBI BB SO LOB	TOP
15 Whit Merrifield, R OBP: 0.243, SLG: 0.400 1 Nicky Lopez, L OBP: 0.344, SLG: 0.533	3-1 F8 2B	1-3			1-1 G5-3		1-1 G1-6-3			3 1 1 0 0 1 2 1 0 0 0 0 0 0	
27 Adalberto Mondesi, S OBP: 0.214, SLG: 0.263 19 Matt Reynolds, R OBP: 0.214, SLG: 0.263	2-2 F8		1-3		2-3 K		0-3 K			3 0 0 0 0 2 1 1 0 0 0 0 1 0	
4 Alex Gordon, L OBP: 0.400, SLG: 0.296 76 Kyle Isbel, L OBP: 0.242, SLG: 0.531	1-2 SF8		3-1		0-0 1B			2-2 G3		2 0 1 1 0 0 0 1 0 0 0 0 0 0	
13 Salvador Perez, R OBP: 0.372, SLG: 0.568 26 Erick Mejia, S OBP: 0.289, SLG: 0.268	3-2 1B		2-1		1-3 K			0-1 G4-3		3 1 2 1 0 1 1 1 0 0 0 0 0 0	
7 Maikel Franco, R OBP: 0.270, SLG: 0.361 88 Nick Pratto, L OBP: 0.750, SLG: 0.500	0-1 F7		2-2			2-2 F8		4-2 BB		3 0 0 0 0 0 1 0 0 0 0 1 0 0	
9 Ryan McBroom, R OBP: 0.348, SLG: 0.581 0 Óscar Hernández, R		2-1 F8		2-2 F7		1-1 G5-3		1-0 P2		3 0 0 0 0 0 0 1 0 0 0 0 0 1	
Franchy Cordero, L OBP: 0.333, SLG: 0.385						0-1 1B				4 0 1 0 0 1 0	
11 Bubba Starling, R OBP: 0.439, SLG: 0.865 Nick Heath, L OBP: 0.273, SLG: 0.276		1-2 14 BB 1B		0-3 K			0-1 HR			3 1 2 1 0 1 1 1 0 0 0 0 1 0	
14 Brett Phillips, L OBP: 0.368, SLG: 0.290 90 Bobby Witt Jr., R OBP: 0.571, SLG: 0.600		4-1 BB		2-3 K			0-0 G4-3			2 0 0 0 1 1 1 1 0 0 0 0 1 0	
Inning Stats	R: 1 H: 2 E: 0 LOB: 1 K: 0 BB: 0 S: 15 P: 24	R: 0 H: 1 E: 0 LOB: 2 K: 1 BB: 1 S: 10 P: 18	R: 1 H: 1 E: 0 LOB: 0 K: 1 BB: 0 S: 11 P: 19	R: 0 H: 1 E: 0 LOB: 1 K: 2 BB: 0 S: 11 P: 15	R: 0 H: 1 E: 0 LOB: 1 K: 2 BB: 0 S: 9 P: 13	R: 0 H: 0 E: 0 LOB: 0 K: 0 BB: 0 S: 7 P: 11	R: 1 H: 1 E: 0 LOB: 0 K: 1 BB: 0 S: 9 P: 10	R: 0 H: 0 E: 0 LOB: 1 K: 0 BB: 1 S: 9 P: 16	R: 0 H: 0 E: 0 LOB: 0 K: 3 BB: 0 S: 10 P: 16	1B: 4 SF: 1 2B: 1 SAC: 0 3B: 0 DP: 0 HR: 2 HBP: 0	WP: 0 PA: 36 PB: 0 SB: 0 CS: 0
PITCHER	IP WLS BF H R ER SO BB IBB HBP BLK WP HR S P ERA WHIP										
39 Miles Mikolas, R ERA: 4.5	4.0 W 18 5 2 2 4 1 0 0 0 0 1 47 76 4.50 1.500										
18 Carlos Martinez, R ERA: 4.76	4.0 H 15 2 1 1 3 1 0 0 0 0 1 34 50 2.25 0.750										
33 Kwang Hyun Kim, L ERA:	1.0 S 3 0 0 0 3 0 0 0 0 0 0 10 16 0.00 0.000										

Kansas City Royals @ St. Louis Cardinals
 Busch Stadium, St. Louis, MO
 Wed Jul 22 2020, 3:06 PM - 6:09 PM CDT
 Cloudy - 86 F

livebaseballscorecards.com

AB 33
R 3
H 7
RBI 3
BB 2
SO 10
LOB 8



Batter	1	2	3	4	5	6	7	8	9	AB	R	H	RBI	BB	SO	LOB
19 Tommy Edman, S OBP: 0.298, SLG: 0.326 (1, 4) (6, 5)										5	0	1	0	0	0	7
13 Matt Carpenter, L OBP: 0.375, SLG: 0.600 55 Max Schrock, L OBP: 0.366, SLG: 0.441 (1, 5) (6, 4)										3	1	1	0	0	0	3
46 Paul Goldschmidt, R OBP: 0.483, SLG: 0.662 47 Rangel Ravelo, R OBP: 0.340, SLG: 0.308 (1, 3) (5, PR) (6, 3)										2	0	1	0	1	0	0
11 Paul DeJong, R OBP: 0.471, SLG: 1.000 Austin Dean, R OBP: 0.375, SLG: 0.559 (1, 6) (6, 7)										2	2	1	3	0	0	0
4 Yadier Molina, R OBP: 0.300, SLG: 0.250 (1, 2)										3	1	2	0	0	0	1
25 Dexter Fowler, S OBP: 0.189, SLG: 0.091 35 Lane Thomas, R OBP: 0.415, SLG: 0.563 (1, 9) (6, 8)										2	0	0	0	1	1	3
41 Tyler O'Neill, R OBP: 0.381, SLG: 0.471 68 Dylan Carlson, S OBP: 0.450, SLG: 0.469 (1, 7) (5, PR) (6, 9)										2	0	1	2	1	1	0
32 Matt Wieters, S OBP: 0.240, SLG: 0.318 (1, 10)										3	0	0	0	1	2	5
48 Harrison Bader, R OBP: 0.378, SLG: 0.361 Edmundo Sosa, R OBP: 0.295, SLG: 0.436 (1, 8) (6, 6)										1	0	0	0	2	0	2

Inning Stats	R: 0	H: 1	E: 0	LOB: 0	K: 0	BB: 0	S: 5	P: 7	R: 2	H: 2	E: 1	LOB: 2	K: 1	BB: 2	S: 17	P: 28	R: 1	H: 2	E: 0	LOB: 1	K: 0	BB: 0	S: 14	P: 22	R: 0	H: 0	E: 0	LOB: 2	K: 1	BB: 2	S: 9	P: 21	R: 2	H: 2	E: 0	LOB: 2	K: 1	BB: 2	S: 18	P: 31	R: 1	H: 2	E: 0	LOB: 1	K: 0	BB: 0	S: 11	P: 18	R: 0	H: 0	E: 0	LOB: 2	K: 1	BB: 3	S: 12	P: 25	R: 0	H: 1	E: 0	LOB: 1	K: 1	BB: 0	S: 11	P: 15
--------------	------	------	------	--------	------	-------	------	------	------	------	------	--------	------	-------	-------	-------	------	------	------	--------	------	-------	-------	-------	------	------	------	--------	------	-------	------	-------	------	------	------	--------	------	-------	-------	-------	------	------	------	--------	------	-------	-------	-------	------	------	------	--------	------	-------	-------	-------	------	------	------	--------	------	-------	-------	-------

PITCHER	IP	WLS	BF	H	R	ER	SO	BB	IBB	HBP	BLK	WP	HR	S	P	ERA	WHIP
45 Kyle Zimmer, R ERA: 5.79	1.0		3	1	0	0	0	0	0	0	0	0	0	5	7	0.00	1.000
Foster Griffin, L ERA: 9.45	1.0	L	8	3	3	2	1	2	0	0	0	1	0	19	32	18.00	5.000
61 Kevin McCarthy, R ERA: 2.45	1.0		4	1	0	0	0	0	0	1	0	0	0	12	18	0.00	1.000
Ronald Bolaños, R ERA:	1.0		5	0	0	0	1	2	0	0	0	0	0	9	21	0.00	2.000
58 Scott Barlow, R ERA: 4.76	0.1		5	2	2	2	1	2	0	0	0	0	1	14	26	54.00	12.000

BOTTOM

Kansas City Royals @ St. Louis Cardinals
 Busch Stadium, St. Louis, MO
 Wed Jul 22 2020, 3:06 PM - 6:09 PM CDT
 Cloudy - 86 F

AB	28
R	6
H	10
RBI	6
BB	9
SO	5
LOB	23

livebaseballscorecards.com

1B:	6	SF:	2	WP:	1	PA:	40
2B:	4	SAC:	0	PB:	0	SB:	0
3B:	1	DP:	4	CS:	2		
HR:	1	HBP:	1				



Batter	1	2	3	4	5	6	7	8	9	AB	R	H	RBI	BB	SO	LOB	TOP					
27 Kevin Newman, R OBP: 0.250, SLG: 0.250 (1, 6)	G5-3			FC4-6 1B		K		P2		4	0	1	0	0	1	0						
10 Bryan Reynolds, S (1, 7)	F9			FC4-6 26 1B		G3-1		F7		4	0	0	0	0	0	1						
26 Adam Frazier, L OBP: 0.250, SLG: 0.250 (1, 4)	F9			1B		G4-3		F7		4	0	1	0	0	0	0						
55 Josh Bell, S OBP: 0.250, SLG: 0.250 (1, 3)	L5			F9		36 1B 58 1B 19 1B		E5		4	2	1	0	0	0	2						
19 Colin Moran, L OBP: 0.500, SLG: 0.750 (1, 5)	F7			K		36 1B 58 1B		36 1B		4	2	2	0	0	1	2						
36 José Osuna, R OBP: 0.500, SLG: 0.500 (1, 10)	G6-3			K		58 1B		G4-6-3 1B		4	0	2	2	0	1	0						
5 Guillermo Heredia, R (1, 9)				K		L5		K		4	0	0	0	0	2	4						
58 Jacob Stallings, R OBP: 0.250, SLG: 0.250 (1, 2)				K		P3		G4-6-3		4	0	1	2	0	1	1						
6 Jarrod Dyson, L (1, 8)				P6		G4-3		G1-3		3	0	0	0	0	0	2						
Inning Stats	R: 0 E: 0 K: 0 S: 5	H: 0 LOB: 0 BB: 0 P: 8	R: 0 E: 0 K: 0 S: 8	H: 0 LOB: 0 BB: 0 P: 11	R: 0 E: 0 K: 2 S: 9	H: 0 LOB: 0 BB: 0 P: 12	R: 0 E: 0 K: 1 S: 10	H: 2 LOB: 2 BB: 0 P: 12	R: 0 E: 0 K: 1 S: 6	H: 0 LOB: 0 BB: 0 P: 10	R: 0 E: 0 K: 1 S: 8	H: 0 LOB: 0 BB: 0 P: 12	R: 2 E: 0 K: 1 S: 16	H: 4 LOB: 2 BB: 0 P: 24	R: 0 E: 0 K: 0 S: 10	H: 0 LOB: 0 BB: 0 P: 15	R: 2 E: 1 K: 0 S: 14	H: 2 LOB: 0 BB: 0 P: 19	1B: 7 2B: 1 3B: 0 HR: 0	SF: 0 SAC: 0 DP: 1 HBP: 0	WP: 0 PB: 0 SB: 0 CS: 0	PA: 35
PITCHER	IP	WLS	BF	H	R	ER	SO	BB	IBB	HBP	BLK	WP	HR	S	P	ERA	WHIP					
22 Jack Flaherty, R ERA: 2.57 (1, 1)	7.0	W	27	6	2	2	6	0	0	0	0	0	0	62	89	2.57	0.857					
56 Ryan Helsley, R ERA: (8, 1)	1.0	H	3	0	0	0	0	0	0	0	0	0	0	10	15	0.00	0.000					
33 Kwang Hyun Kim, L ERA: 9.0 (9, 1)	1.0	S	5	2	2	1	0	0	0	0	0	0	0	14	19	9.00	2.000					

Pittsburgh Pirates @ St. Louis Cardinals
 Busch Stadium, St. Louis, MO
 Fri Jul 24 2020, 7:18 PM - 10:09 PM CDT
 Clear - 90 F

livebaseballscorecards.com

AB 35
 R 4
 H 8
 RBI 4
 BB 0
 SO 6
 LOB 12



Batter	1	2	3	4	5	6	7	8	9
16 Kolten Wong, L OBP: 0.500, SLG: 1.000 (1, 4)	3-1 P5		2-2 G3-1		1-2 3B		2-1 E6 1B		
19 Tommy Edman, S OBP: 0.250, SLG: 0.250 (1, 5)	1-0 G5-3		1-0 46 CS 1B			0-3 K	2-3 K		
46 Paul Goldschmidt, R OBP: 0.750, SLG: 0.667 (1, 3)	0-0 L9		2-1 CS 1-2	4-2 4 FC6-4 BB		1-2 13 FC4-6 4 WP 1B	3-2 11 HR 1B		
11 Paul DeJong, R OBP: 0.500, SLG: 1.333 (1, 6)		1-3 K		2-3 K		4-0 13 FC4-6 BB	1-1 HR		
13 Matt Carpenter, L (1, 10)		4-1 BB		0-3 K		3-2 FC4-6 4 1B	2-2 G4-3		
4 Yadier Molina, R OBP: 0.250, SLG: 0.250 (1, 2)		1-2 L9		1-1 FC6-4 1-2f		0-0 1B	0-0 F8		
25 Dexter Fowler, S OBP: 0.250, SLG: 1.000 35 Lane Thomas, R (9, 9)		3-3 K		1-2 HR		1-2 G3-1	0-3 K		
41 Tyler O'Neill, R OBP: 0.333, SLG: 1.333 (1, 7)			1-1 HR		0-1 F8		2-0 G5-3		
48 Harrison Bader, R (1, 8)			2-3 K		0-3 K		2-2 P4		


AB	R	H	RBI	BB	SO	LOB
4	0	2	0	0	0	0
4	0	1	0	0	2	1
3	2	2	0	1	0	0
3	1	1	2	1	2	1
3	0	0	0	1	1	3
4	0	1	1	0	0	2
4	1	1	1	0	2	3
0	0	0	0	0	0	0
3	1	1	1	0	0	0
3	0	0	0	0	2	0

BOTTOM

Pittsburgh Pirates @ St. Louis Cardinals
 Busch Stadium, St. Louis, MO
 Fri Jul 24 2020, 7:18 PM - 10:09 PM CDT
 Clear - 90 F

livebaseballscores.com

AB	31
R	5
H	9
RBI	5
BB	3
SO	9
LOB	10



Inning Stats		R: 0	H: 0	E: 0	LOB: 0	K: 0	BB: 0	S: 4	P: 8	R: 0	H: 0	E: 0	LOB: 1	K: 2	BB: 1	S: 13	P: 22	R: 1	H: 2	E: 0	LOB: 0	K: 1	BB: 0	S: 11	P: 19	R: 0	H: 0	E: 0	LOB: 1	K: 2	BB: 1	S: 10	P: 17	R: 1	H: 2	E: 0	LOB: 1	K: 1	BB: 0	S: 12	P: 14	R: 1	H: 2	E: 0	LOB: 2	K: 1	BB: 1	S: 15	P: 24	R: 0	H: 1	E: 1	LOB: 1	K: 1	BB: 0	S: 9	P: 17	R: 2	H: 2	E: 0	LOB: 0	K: 1	BB: 0	S: 12	P: 18
59 Joe Musgrove, R ERA: 4.76 (1, 1)	IP	WLS	BF	H	R	ER	SO	BB	IBB	HBP	BLK	WP	HR	S	P	ERA	WHIP																																																
52 Clay Holmes, R ERA: (6, 1)	1.1		6	2	0	0	1	0	0	0	0	0	0	13	22	0.00	1.500																																																
88 Richard Rodríguez, R ERA: 18.0 (8, 1)	1.0		5	2	2	2	1	0	0	0	0	0	1	12	18	18.00	2.000																																																

WP	PA	31
1B:	5	SF: 0
2B:	0	SAC: 0
3B:	1	DP: 0
HR:	3	HBP: 0
WP:	1	PA:
PB:	0	35
SB:	0	
CS:	1	

Batter	1	2	3	4	5	6	7	8	9	AB R H RBI BB SO LOB	TOP												
27 Kevin Newman, R (1, 6) OBP: 0.125, SLG: 0.125	0-2 G4-3	2-2 G6-3			0-0 L8			0-1 G6-3		4 0 0 0 0 0 4													
10 Bryan Reynolds, S (1, 7)	2-1 F7		2-2 G4-3		1-2 G4-3			4-2 BB		3 0 0 0 1 0 1													
26 Adam Frazier, L (1, 4) OBP: 0.125, SLG: 0.125	1-1 F9		0-0 G4-3			1-2 G4-3		1-2 K		4 0 0 0 0 1 1													
55 Josh Bell, S (1, 3) OBP: 0.250, SLG: 0.250		0-1 64 HBP 18 BB 19 1B 1B	2-3 K			1-3 K2-3			1-1 G6-3	4 1 1 0 0 2 0													
19 Colin Moran, L (1, 10) OBP: 0.429, SLG: 0.571 2 Erik González, R (9, PH)		1-2 18 BB 64 HBP 1B		2-1 G4-3		0-2 G3			1-2 L9	3 0 1 0 0 0 0 1 0 0 0 0 0 0													
64 Phillip Evans, R (1, 5)		2-0 18 BB HBP		3-3 K			0-3 K		0-2 L5	3 0 0 0 0 2 0													
5 Guillermo Heredia, R (1, 8)		3-3 K		0-0 L8			1-1 G5-3			3 0 0 0 0 1 3													
18 John Ryan Murphy, R (1, 2) OBP: 0.667, SLG: 0.500		4-2 BB			1-1 1B		0-1 G6-3			2 0 1 1 1 0 0													
3 Cole Tucker, S (1, 9)		0-0 F6			2-3 K			0-2 P3		3 0 0 0 0 1 4													
Inning Stats	R: 0 E: 0 K: 0 S: 7	H: 0 LOB: 0 BB: 0 P: 10	R: 1 E: 0 K: 1 S: 14	H: 2 LOB: 3 BB: 1 P: 26	R: 0 E: 0 K: 1 S: 7	H: 0 LOB: 0 BB: 0 P: 11	R: 0 E: 0 K: 1 S: 6	H: 0 LOB: 0 BB: 0 P: 11	R: 0 E: 0 K: 1 S: 10	H: 1 LOB: 1 BB: 0 P: 14	R: 0 E: 0 K: 1 S: 9	H: 0 LOB: 0 BB: 0 P: 11	R: 0 E: 0 K: 1 S: 8	H: 0 LOB: 0 BB: 0 P: 9	R: 0 E: 0 K: 1 S: 11	H: 0 LOB: 1 BB: 1 P: 16	R: 0 E: 0 K: 0 S: 8	H: 0 LOB: 0 BB: 0 P: 10	1B: 3 2B: 0 3B: 0 HR: 0	SF: 0 SAC: 0 DP: 0 HBP: 1	WP: 0 PB: 0 SB: 0 CS: 0	PA: 33	
PITCHER	IP WLS BF H R ER SO BB IBB HBP BLK WP HR S P ERA WHIP																					PITCHER	IP WLS BF H R ER SO BB IBB HBP BLK WP HR S P ERA WHIP
50 Adam Wainwright, R (1, 1) ERA: 1.5	6.0 W 23 3 1 1 5 1 0 1 0 0 0 53 83 1.50 0.667																						
53 John Gant, R (7, 1) ERA:	1.2 H 6 0 0 0 1 1 0 0 0 0 0 15 20 0.00 0.600																						
30 Tyler Webb, L (8, 1) ERA:	1.0 3 0 0 0 1 0 0 0 0 0 0 9 12 0.00 0.000																						
62 Daniel Ponce de Leon, R (9, 1) ERA:	0.1 1 0 0 0 0 0 0 0 0 0 0 3 3 0.00 0.000																						

Pittsburgh Pirates @ St. Louis Cardinals
 Busch Stadium, St. Louis, MO
 Sat Jul 25 2020, 1:16 PM - 4:10 PM CDT
 Sunny - 90 F

livebaseballscorecards.com

AB 30
 R 1
 H 3
 RBI 1
 BB 2
 SO 7
 LOB 13



BOTTOM

Pittsburgh Pirates @ St. Louis Cardinals
Busch Stadium, St. Louis, MO
Sat Jul 25 2020, 1:16 PM - 4:10 PM CDT
Sunny - 90 F

livebaseballscorecards.com

AB 35
R 9
H 10
RBI 9
BB 2
SO 7
LOB 15



WP: 1 PA: 39
PB: 0
SB: 1
CS: 0

AB	R	H	RBI	BB	SO	LOB
4	2	1	0	1	0	4
5	0	1	2	0	1	4
5	2	2	1	0	0	3
4	2	2	2	0	1	0
4	0	1	2	0	1	1
4	1	1	0	0	1	1
0	0	0	0	0	0	0
3	0	1	1	0	1	0
1	0	0	0	0	0	0
3	0	1	1	1	1	0
2	2	0	0	0	1	2
1B: 7	SF: 0					
2B: 1	SAC: 0					
3B: 1	DP: 0					
HR: 1	HBP: 2					

Batter	1	2	3	4	5	6	7	8	9														
16 Kolten Wong, L OBP: 0.444, SLG: 0.625 (1, 4)	G6-3 ①		F6 ①	P5 ③			46 1B 11 1B BB ①	19 3B 1B ②															
19 Tommy Edman, S OBP: 0.222, SLG: 0.444 (1, 5)	G4-3 ②		G4-3 ②		L7 ①		K ②	3B 1-H 2-H ②															
46 Paul Goldschmidt, R OBP: 0.556, SLG: 0.875 (1, 3)	HR ③		L5 ③		G5-3 ②		11 1B 13 2B 1B ①	F9 ③															
11 Paul DeJong, R OBP: 0.500, SLG: 0.857 (1, 6)	F9 ③			4 1B 25 1B 1B ①	K ③		13 2B 1B ①																
13 Matt Carpenter, L OBP: 0.250, SLG: 0.286 (1, 10)		K ①		F7 ①		F9 ①	1-H 2-H 2B ①																
4 Yadier Molina, R OBP: 0.250, SLG: 0.250 (1, 2)		G5-3 ②		25 1B 41 1B 1B ①		G6-3 ②	3-H 3B ③																
32 Matt Wieters, S (9, 2)																							
25 Dexter Fowler, S OBP: 0.286, SLG: 0.714 (1, 9)		K ③		41 1B 1B ①		P6 ③		P3 ①															
35 Lane Thomas, R (8, PH) (9, 9)																							
41 Tyler O'Neill, R OBP: 0.429, SLG: 0.833 (1, 7)			19 G4-3 48 HBP BB ①	48 WP 1B ①		K ①	L8 ②																
48 Harrison Bader, R (1, 8)			19 G4-3 HBP ①	K ②		E1 46 1B 11 1B 16 S ①	16 1B 19 3B HBP ①																
Inning Stats	R: 1 E: 0 K: 0 S: 11	H: 1 LOB: 0 BB: 0 P: 13	R: 0 E: 0 K: 2 S: 8	H: 0 LOB: 0 BB: 0 P: 13	R: 0 E: 0 K: 0 S: 12	H: 0 LOB: 2 BB: 1 P: 21	R: 2 E: 0 K: 1 S: 17	H: 4 LOB: 2 BB: 0 P: 22	R: 0 E: 0 K: 1 S: 10	H: 0 LOB: 0 BB: 0 P: 12	R: 0 E: 0 K: 0 S: 10	H: 0 LOB: 0 BB: 0 P: 13	R: 4 E: 1 K: 3 S: 20	H: 3 LOB: 1 BB: 1 P: 27	R: 2 E: 0 K: 0 S: 8	H: 2 LOB: 1 BB: 0 P: 14	1B: 7 2B: 1 3B: 1 HR: 1	SF: 0 SAC: 0 DP: 0 HBP: 2	WP: 1 PB: 0 SB: 1 CS: 0	PA: 39 ERA WHIP			
PITCHER	IP	WLS	BF	H	R	ER	SO	BB	IBB	HBP	BLK	WP	HR	S	P	ERA	WHIP					ERA	WHIP
34 Trevor Williams, R ERA: 7.36 (1, 1)	3.2	L	18	5	3	3	3	1	0	0	0	1	0	47	67	7.36	1.636						
46 Chris Stratton, R ERA: (4, 1)	1.1		4	0	0	0	1	0	0	0	0	0	0	11	14	0.00	0.000						
71 Nik Turley, L ERA: (6, 1)	1.0		3	0	0	0	0	0	0	0	0	0	0	10	13	0.00	0.000						
30 Kyle Crick, R ERA: (7, 1)	0.2		6	2	4	0	2	1	0	0	0	0	0	15	21	0.00	4.500						
56 Robbie Erlin, L ERA: 13.5 (7, 1)	1.1		8	3	2	2	1	0	0	1	0	0	0	13	20	13.50	2.250						

Batter	1	2	3	4	5	6	7	8	9	AB R H RBI BB SO LOB	TOP											
26 Adam Frazier, L (1, 4) OBP: 0.250, SLG: 0.182	2-2 55 G4-3 1B		0-1 P5		4-1 55 SF8 10 BB BB		1-3 K			3 0 1 0 1 1 1												
10 Bryan Reynolds, S (1, 7)	1-0 P6			1-2 K	4-0 BB			0-3 K		3 0 0 0 1 2 1												
55 Josh Bell, S (1, 10) OBP: 0.250, SLG: 0.200	1-2 G4-3			2-3 K2-3	3-1 SF8			4-2 64 2B BB		2 1 0 1 1 1 1												
19 Colin Moran, L (1, 3) OBP: 0.364, SLG: 0.727		0-3 K		2-2 HR	0-2 G3			1-0 F7		4 1 1 1 0 1 3												
5 Guillermo Heredia, R (8, 9)										0 0 0 0 0 0 0												
64 Phillip Evans, R (1, 5) OBP: 0.500, SLG: 0.571		0-1 36 CS 1B		2-2 36 HR 1B		0-1 G5-3		0-0 1-H 2B		4 1 3 1 0 0 0												
36 José Osuna, R (1, 9) OBP: 0.375, SLG: 0.750		2-3 K		0-0 1-H HR		1-2 L8		0-0 G6-3		4 1 1 2 0 1 2												
6 Jarrod Dyson, L (1, 8)				0-2 G4-3	0-0 P6		3-2 F9			4 0 0 0 0 1 0												
58 Jacob Stallings, R (1, 2) OBP: 0.250, SLG: 0.375										4 1 1 0 0 0 0												
2 Erik González, R (1, 6) OBP: 0.200, SLG: 0.200										4 0 1 0 0 0 1												
Inning Stats	R: 0 E: 0 K: 0 S: 7	H: 1 LOB: 0 P: 11	R: 0 E: 0 K: 2 S: 8	H: 1 LOB: 0 BB: 0 P: 10	R: 0 E: 0 K: 0 S: 8	H: 1 LOB: 1 BB: 0 P: 8	R: 3 E: 0 K: 2 S: 16	H: 3 LOB: 0 BB: 0 P: 23	R: 1 E: 0 K: 0 S: 8	H: 1 LOB: 2 BB: 2 P: 21	R: 0 E: 0 K: 0 S: 8	H: 0 LOB: 0 BB: 0 P: 12	R: 0 E: 0 K: 1 S: 7	H: 0 LOB: 0 BB: 0 P: 13	R: 1 E: 0 K: 1 S: 8	H: 1 LOB: 1 BB: 1 P: 13	R: 0 E: 0 K: 1 S: 7	H: 0 LOB: 0 BB: 0 P: 12	1B: 4 2B: 2 3B: 0 HR: 2	SF: 1 SAC: 0 DP: 0 HBP: 0	WP: 0 PB: 0 SB: 0 CS: 1	PA: 36
PITCHER	IP WLS BF H R ER SO BB IBB HBP BLK WP HR S P ERA WHIP																					
43 Dakota Hudson, R (1, 1) ERA: 8.31	4.1 L 19 7 4 4 4 1 0 0 0 0 2 42 61 8.31 1.846																					
36 Austin Gomber, L (5, 1) ERA:	1.2 6 0 0 0 0 1 0 0 0 0 0 13 24 0.00 0.600																					
38 Kodi Whitley, R (7, 1) ERA:	1.0 3 0 0 0 1 0 0 0 0 0 0 7 13 0.00 0.000																					
21 Andrew Miller, L (8, 1) ERA: 9.0	1.0 5 1 1 1 1 1 0 0 0 0 0 8 13 9.00 2.000																					
44 Junior Fernández, R (9, 1) ERA:	1.0 3 0 0 0 1 0 0 0 0 0 0 7 12 0.00 0.000																					

Pittsburgh Pirates @ St. Louis Cardinals
 Busch Stadium, St. Louis, MO
 Sun Jul 26 2020, 1:16 PM - 4:10 PM CDT
 Partly Cloudy - 92 F

livebaseballscorecards.com

AB	32
R	5
H	8
RBI	5
BB	3
SO	7
LOB	9



Batter	1	2	3	4	5	6	7	8	9	AB	R	H	RBI	BB	SO	LOB
16 Kolten Wong, L OBP: 0.385, SLG: 0.500 (1, 4)	F8		19 WP 19 1B			K		K		4	1	1	0	0	2	0
19 Tommy Edman, S OBP: 0.231, SLG: 0.385 (1, 5)	G1-3		1B			K		L8		4	0	1	1	0	1	0
46 Paul Goldschmidt, R OBP: 0.462, SLG: 0.667 (1, 3)	G5-3		P4			1B		K		4	0	1	0	0	1	1
11 Paul DeJong, R OBP: 0.500, SLG: 0.800 (1, 6)		BB				K		K		3	0	1	0	1	2	0
13 Matt Carpenter, L OBP: 0.250, SLG: 0.200 (1, 10)		BB				G4-3		K		3	0	0	0	1	2	1
4 Yadier Molina, R OBP: 0.273, SLG: 0.273 (1, 2)						F7				3	0	1	0	0	0	2
25 Dexter Fowler, S OBP: 0.200, SLG: 0.500 (1, 9)						F7		K		3	0	0	0	0	1	3
41 Tyler O'Neill, R OBP: 0.300, SLG: 0.556 (1, 7)						G6-3		F8		3	0	0	0	0	0	2
35 Lane Thomas, R (1, 8)						K		P4		2	0	0	0	1	1	0

Inning Stats	R: 0	H: 0	E: 0	K: 5	S: 5	LOB: 0	BB: 0	P: 8	R: 0	H: 0	E: 0	K: 0	S: 11	LOB: 1	BB: 2	P: 24	R: 1	H: 2	E: 0	K: 0	S: 10	LOB: 1	BB: 1	P: 20	R: 0	H: 0	E: 0	K: 1	S: 11	LOB: 0	BB: 0	P: 19	R: 0	H: 1	E: 0	K: 2	S: 8	LOB: 1	BB: 0	P: 13	R: 0	H: 2	E: 0	K: 2	S: 11	LOB: 2	BB: 0	P: 15	R: 0	H: 0	E: 0	K: 3	S: 9	LOB: 0	BB: 0	P: 11	1B: 4	SF: 0	2B: 1	SAC: 0	3B: 0	DP: 1	HR: 0	HBP: 0
--------------	------	------	------	------	------	--------	-------	------	------	------	------	------	-------	--------	-------	-------	------	------	------	------	-------	--------	-------	-------	------	------	------	------	-------	--------	-------	-------	------	------	------	------	------	--------	-------	-------	------	------	------	------	-------	--------	-------	-------	------	------	------	------	------	--------	-------	-------	-------	-------	-------	--------	-------	-------	-------	--------

PITCHER	IP	WLS	BF	H	R	ER	SO	BB	IBB	HBP	BLK	WP	HR	S	P	ERA	WHIP
23 Mitch Keller, R ERA: 1.8 (1, 1)	5.0	W	18	2	1	1	2	3	0	0	0	1	0	47	87	1.80	1.000
65 JT Brubaker, R ERA: (6, 1)	2.0	H	8	3	0	0	4	0	0	0	0	0	0	19	28	0.00	1.500
49 Michael Feliz, R ERA: (8, 1)	1.0		3	0	0	0	1	0	0	0	0	0	0	12	18	0.00	0.000
57 Nick Burdi, R ERA: (9, 1)	1.0		3	0	0	0	3	0	0	0	0	0	0	9	11	0.00	0.000

BOTTOM

Pittsburgh Pirates @ St. Louis Cardinals
Busch Stadium, St. Louis, MO
 Sun Jul 26 2020, 1:16 PM - 4:10 PM CDT
 Partly Cloudy - 92 F

AB	29
R	1
H	5
RBI	1
BB	3
SO	10
LOB	9



PITCHER	IP	WLS	BF	H	R	ER	SO	BB	IBB	HBP	BLK	WP	HR	S	P	ERA	WHIP
WP: 1	PA: 32	PB: 0	SB: 0	CS: 0													

Batter	1	2	3	4	5	6	7	8	9	AB R H RBI BB SO LOB	TOP		
16 Kolten Wong, L OBP: 0.294, SLG: 0.375	(1, 4) C FF 90 T FF 91 B FF 91 X FF 92 G3		(1, 2) B KC 76 F FF 92 F FS 83 T FS 83 K		(1, 0) B FS 82 X FF 91 G4-3		(2, 2) B FF 92 C SL 83 F FS 83 B FF 93 X FF 93 G5-3			4 0 0 0 0 1 1			
19 Tommy Edman, S OBP: 0.353, SLG: 0.688	(1, 5) B FF 92 F FS 80 B KC 77 C FF 92 F FS 92 B FS 83 B FF 92 BB		(1, 2) C KC 74 F FS 83 B FS 82 X FS 83 2B		(3, 2) F FF 90 B SL 85 B FS 91 C FS 83 F FS 90 C FF 90 X FF 90 G4-3		(1, 2) C FF 94 T FF 95 B SL 84 X FF 96 HR			3 1 2 1 1 0 0			
46 Paul Goldschmidt, R OBP: 0.353, SLG: 0.500	(1, 3) X SL 84 F7		(3, 2) C FF 92 B FF 92 S SL 85 B SL 86 B FF 92 T FS 83 K		(3, 2) B FF 89 C CH 78 B CU 75 S SI 88 F FS 80 B FF 90 X CH 78 F8		(3, 3) B SL 86 C SL 84 S FF 96 B FF 96 F CH 86 B SL 88 S SL 87 K			4 0 0 0 0 2 2			
11 Paul DeJong, R OBP: 0.375, SLG: 0.571	(1, 6) F FF 91 B SL 85 X SL 86 F9			(1, 0) B KC 76 X FF 92 G4-3		(1, 1) B CU 75 F SI 89 X FF 89 P5		(2, 3) C SL 86 B SL 86 T CH 87 B FF 97 S SL 88 K		4 0 0 0 0 1 1			
13 Matt Carpenter, L OBP: 0.313, SLG: 0.286	(1, 10)		(2, 0) B KC 73 B KC 74 X FF 90 L8		(2, 2) C FF 92 C FS 82 B FS 84 B FS 85 X FF 92 4 G6-4-3 1B		(2, 2) S CH 78 B FS 81 B FS 82 C CH 79 X FS 80 1B			4 0 2 0 0 1 0			
4 Yadier Molina, R OBP: 0.200, SLG: 0.200	(1, 2)		(2, 3) B FF 91 C SL 83 F FF 91 F FF 92 B SL 85 S FS 81 K		(0, 0) X FS 82 G6-4-3 1-2f		(1, 1) C CU 74 B FF 88 X SI 87 F8		(1, 1) B SL 78 C SL 77 X SL 75 L7	4 0 0 0 0 1 2			
25 Dexter Fowler, S OBP: 0.286, SLG: 0.462	(1, 9)		(4, 2) C FF 91 B KC 76 F FS 83 C FF 92 B FS 84 B FF 93 BB				(1, 3) C FF 92 F FS 81 F FS 83 B FF 93 S SL 81 K			3 1 1 0 1 1 0			
41 Tyler O'Neill, R OBP: 0.357, SLG: 0.750	(1, 7)		(1, 0) D SL 85 X SL 84 L1-3		(3, 2) B KC 74 S SL 85 B SL 86 S D FS 82 F SL 84 X SL 84 HR		(0, 0) X SL 82 F9		(3, 2) C SL 75 B SL 76 F FF 85 F SL 74 B SL 77 F SL 76 H SL 74 HBP	3 1 1 2 0 0 1			
48 Harrison Bader, R OBP: 0.273, SLG: 0.222	(1, 8)		(1, 3) C FF 90 C SL 85 B SL 85 S SL 85 K		(0, 0) X FF 91 P3		(2, 1) C FF 92 B SL 80 F SL 77 X FF 93 2B		(0, 3) C SL 76 F SL 77 S SL 73 K	4 0 1 0 0 2 1			
Inning Stats	R: 0 E: 0 K: 0 S: 9 H: 0 LOB: 1 BB: 1 P: 15	R: 0 E: 0 K: 1 S: 9 H: 0 LOB: 1 BB: 1 P: 18	R: 0 E: 0 K: 3 S: 12 H: 1 LOB: 1 BB: 0 P: 18	R: 0 E: 0 K: 0 S: 5 H: 1 LOB: 0 BB: 0 P: 8	R: 2 E: 0 K: 0 S: 11 H: 2 LOB: 0 BB: 0 P: 21	R: 0 E: 0 K: 0 S: 11 H: 1 LOB: 1 BB: 0 P: 18	R: 0 E: 0 K: 1 S: 12 H: 1 LOB: 1 BB: 0 P: 17	R: 1 E: 0 K: 3 S: 13 H: 1 LOB: 0 BB: 0 P: 21	R: 0 E: 0 K: 1 S: 11 H: 0 LOB: 1 BB: 0 P: 15	1B: 3 2B: 2 3B: 0 HR: 2 SF: 0 SAC: 0 DP: 1 HBP: 1	WP: 0 PB: 0 SB: 0 CS: 0 PA: 36		
PITCHER	IP WLS BF H R ER SO BB IBB HBP BLK WP HR S P ERA WHIP											PITCHER	IP WLS BF H R ER SO BB IBB HBP BLK WP HR S P ERA WHIP
15 Homer Bailey, R ERA: 3.6	(1, 1) 5.0 W 20 4 2 2 4 2 0 0 0 0 0 1 46 80 3.60 1.200												
36 Tyler Clippard, R ERA:	(6, 1) 1.0 4 1 0 0 0 0 0 0 0 0 0 0 11 18 0.00 1.000												
61 Cody Stashak, R ERA:	(7, 1) 1.0 4 1 0 0 1 0 0 0 0 0 0 0 12 17 0.00 1.000												
65 Trevor May, R ERA: 4.5	(8, 1) 1.0 4 1 1 1 3 0 0 0 0 0 1 13 21 9.00 1.000												
54 Sergio Romo, R ERA:	(9, 1) 1.0 S 4 0 0 0 1 0 0 1 0 0 0 0 11 15 0.00 0.000												

St. Louis Cardinals @ Minnesota Twins
Target Field, Minneapolis, MN
Tue Jul 28 2020, 7:13 PM - 9:54 PM CDT
Clear - 82 F

livebaseballscorecards.com

AB	33
R	3
H	7
RBI	3
BB	2
SO	9
LOB	8



Batter	1	2	3	4	5	6	7	8	9	AB R H RBI BB SO LOB
26 Max Kepler, L OBP: 0.167, SLG: 0.500 (1, 9)										4 1 1 1 0 0 0
24 Josh Donaldson, R OBP: 0.389, SLG: 0.462 (1, 5)										3 1 2 2 0 1 0
11 Jorge Polanco, S OBP: 0.389, SLG: 0.529 (1, 6)										4 1 2 2 0 0 0
23 Nelson Cruz, R OBP: 0.444, SLG: 1.059 (1, 10)										4 0 0 0 0 0 2
20 Eddie Rosario, L OBP: 0.333, SLG: 0.267 (1, 7)										3 0 0 0 1 0 0
8 Mitch Garver, R OBP: 0.308, SLG: 0.200 (1, 2)										4 0 0 0 0 3 3
2 Luis Arraez, L OBP: 0.417, SLG: 0.417 (1, 4)										3 1 1 0 0 0 0
22 Miguel Sanó, R OBP: 0.091, SLG: 0.182 (1, 3)										3 1 1 0 0 0 0
25 Byron Buxton, R (1, 8)										3 1 0 1 0 1 1

Inning Stats	R: 0	H: 2	E: 1	LOB: 3	K: 0	S: 12	R: 5	H: 4	E: 0	LOB: 0	K: 0	S: 22	R: 0	H: 0	E: 0	LOB: 0	K: 1	S: 10	R: 1	H: 1	E: 0	LOB: 0	K: 1	S: 6	R: 0	H: 0	E: 0	LOB: 0	K: 1	S: 7	R: 0	H: 0	E: 0	LOB: 0	K: 1	S: 6	R: 0	H: 0	E: 0	LOB: 0	K: 1	S: 9	R: 0	H: 0	E: 0	LOB: 0	K: 1	S: 9	R: 0	H: 0	E: 0	LOB: 0	K: 1	S: 9
1B: 4	SF: 1	2B: 1	SAC: 0	3B: 0	DP: 0	HR: 2	HBP: 0	WP: 0	PA: 33	PB: 0	SB: 0	CS: 0	WP: 0	PA: 33	PB: 0	SB: 0	CS: 0	ERA	WHIP	ERA	WHIP	ERA	WHIP	ERA	WHIP	ERA	WHIP	ERA	WHIP	ERA	WHIP	ERA	WHIP	ERA	WHIP	ERA	WHIP	ERA	WHIP	ERA	WHIP	ERA	WHIP	ERA	WHIP	ERA	WHIP	ERA	WHIP	ERA	WHIP	ERA	WHIP	

PITCHER	IP	WLS	BF	H	R	ER	SO	BB	IBB	HBP	BLK	WP	HR	S	P	ERA	WHIP
18 Carlos Martinez, R ERA: 14.73 (1, 1)	3.2	L	20	7	6	6	2	0	0	0	0	0	2	49	73	14.73	1.909
36 Austin Gomber, L (4, 1)	1.2		5	0	0	0	1	0	0	0	0	0	0	10	19	0.00	0.000
65 Giovanny Gallegos, R (6, 1)	0.2		2	0	0	0	0	0	0	0	0	0	0	5	6	0.00	0.000
30 Tyler Webb, L (7, 1)	1.0		3	0	0	0	1	0	0	0	0	0	0	6	9	0.00	0.000
53 John Gant, R (8, 1)	1.0		3	0	0	0	1	0	0	0	0	0	0	9	10	0.00	0.000

BOTTOM

St. Louis Cardinals @ Minnesota Twins
 Target Field, Minneapolis, MN
 Tue Jul 28 2020, 7:13 PM - 9:54 PM CDT
 Clear - 82 F

livebaseballscores.com

AB	31
R	6
H	7
RBI	6
BB	1
SO	5
LOB	6




Batter	1	2	3	4	5	6	7	8	9	AB R H RBI BB SO LOB	TOP									
16 Kolten Wong, L OBP: 0.238, SLG: 0.300	0-0 L6		1-1 P4			3-3 K			2-2 G5-3	4 0 0 0 0 1 0										
19 Tommy Edman, S OBP: 0.286, SLG: 0.550	1-3 K		0-1 F8			3-3 K			0-3 K	4 0 0 0 0 3 0										
46 Paul Goldschmidt, R OBP: 0.381, SLG: 0.474	3-2 1B			4-0 41 FC6-4 BB		2-3 K			0-3 K	3 0 1 0 1 2 0										
11 Paul DeJong, R OBP: 0.316, SLG: 0.471	2-0 F9			0-1 L8			3-3 K			3 0 0 0 0 1 2										
41 Tyler O'Neill, R OBP: 0.294, SLG: 0.600		2-2 F9		2-0 FC6-4			0-2 L8			3 0 0 0 0 0 1										
4 Yadier Molina, R OBP: 0.222, SLG: 0.222		0-1 47 FC6-4 1B		1-2 G5-3			1-1 L8			3 0 1 0 0 0 1										
25 Dexter Fowler, S OBP: 0.294, SLG: 0.438		1-2 K			3-2 G1-3			1-2 32 P4-3 1B		3 0 1 0 0 1 1										
47 Rangel Ravelo, R 13 Matt Carpenter, L OBP: 0.294, SLG: 0.267	0-0 FC6-4				3-2 F7			3-3 K		2 0 0 0 0 0 1 1 0 0 0 0 1 1										
48 Harrison Bader, R 32 Matt Wieters, S 35 Lane Thomas, R		2-2 G5-3			2-1 G4-3			0-2 P4-3		2 0 0 0 0 0 0 1 0 0 0 0 0 1 0 0 0 0 0 0 0										
Inning Stats	R: 0 E: 0 K: 1 S: 8	H: 1 LOB: 1 BB: 0 P: 14	R: 0 E: 0 K: 1 S: 10	H: 1 LOB: 1 BB: 0 P: 13	R: 0 E: 0 K: 0 S: 7	H: 0 LOB: 0 BB: 0 P: 10	R: 0 E: 0 K: 0 S: 7	H: 0 LOB: 1 BB: 1 P: 14	R: 0 E: 0 K: 3 S: 9	H: 0 LOB: 0 BB: 0 P: 17	R: 0 E: 0 K: 1 S: 9	H: 0 LOB: 0 BB: 0 P: 13	R: 0 E: 0 K: 1 S: 12	H: 1 LOB: 0 BB: 0 P: 16	R: 0 E: 0 K: 2 S: 9	H: 0 LOB: 0 BB: 0 P: 11	1B: 3 2B: 1 3B: 0 HR: 0	SF: 0 SAC: 0 DP: 1 HBP: 0	WP: 0 PB: 0 SB: 0 CS: 0	PA: 30
PITCHER	IP WLS BF H R ER SO BB IBB HBP BLK WP HR S P ERA WHIP																			
44 Rich Hill, L ERA:	(1, 1) 5.0 W 18 2 0 0 2 1 0 0 0 0 0 0 41 68 0.00 0.600																			
21 Tyler Duffey, R ERA:	(6, 1) 1.0 H 3 0 0 0 3 0 0 0 0 0 0 0 9 17 0.00 0.000																			
54 Sergio Romo, R ERA:	(7, 1) 1.0 H 3 0 0 0 1 0 0 0 0 0 0 0 9 13 0.00 0.000																			
36 Tyler Clippard, R ERA:	(8, 1) 1.0 H 3 1 0 0 1 0 0 0 0 0 0 0 12 16 0.00 1.000																			
55 Taylor Rogers, L ERA:	(9, 1) 1.0 S 3 0 0 0 2 0 0 0 0 0 0 0 9 11 0.00 0.000																			


St. Louis Cardinals @ Minnesota Twins
Target Field, Minneapolis, MN
Wed Jul 29 2020, 7:11 PM - 10:04 PM CDT
Partly Cloudy - 80 F

livebaseballscorecards.com


AB	29
R	0
H	3
RBI	0
BB	1
SO	9
LOB	8



Batter	1	2	3	4	5	6	7	8	9	AB R H RBI BB SO LOB	TOP																								
												<p style="text-align: center;">St. Louis Cardinals @ Detroit Tigers Comerica Park, Detroit, MI Thu Aug 13 2020, 1:10 PM EDT</p> <p style="text-align: right;">livebaseballscorecards.com</p> <table border="0"> <tr><td>AB</td><td>0</td></tr> <tr><td>R</td><td>0</td></tr> <tr><td>H</td><td>0</td></tr> <tr><td>RBI</td><td>0</td></tr> <tr><td>BB</td><td>0</td></tr> <tr><td>SO</td><td>0</td></tr> <tr><td>LOB</td><td>0</td></tr> </table> 	AB	0	R	0	H	0	RBI	0	BB	0	SO	0	LOB	0									
AB											0																								
R											0																								
H											0																								
RBI											0																								
BB											0																								
SO											0																								
LOB											0																								
Inning Stats											1B: 0 SF: 0 2B: 0 SAC: 0 3B: 0 DP: 0 HR: 0 HBP: 0	WP: 0 PA: 0 PB: 0 SB: 0 CS: 0																							
PITCHER	IP	WLS	BF	H	R	ER	SO	BB	IBB	HBP	BLK	WP	HR	S	P	ERA	WHIP	PITCHER	IP	WLS	BF	H	R	ER	SO	BB	IBB	HBP	BLK	WP	HR	S	P	ERA	WHIP

Batter	1	2	3	4	5	6	7	8	9	AB R H RBI BB SO LOB	TOP																								
												St. Louis Cardinals @ Detroit Tigers Comerica Park, Detroit, MI Thu Aug 13 2020, 3:33 AM EDT livebaseballscorecards.com																							
											AB 0 R 0 H 0 RBI 0 BB 0 SO 0 LOB 0																								
																																			
Inning Stats											1B: 0 SF: 0 WP: 0 PA: 0 2B: 0 SAC: 0 PB: 0 3B: 0 DP: 0 SB: 0 HR: 0 HBP: 0 CS: 0																								
PITCHER	IP	WLS	BF	H	R	ER	SO	BB	IBB	HBP	BLK	WP	HR	S	P	ERA	WHIP	PITCHER	IP	WLS	BF	H	R	ER	SO	BB	IBB	HBP	BLK	WP	HR	S	P	ERA	WHIP

Batter	1	2	3	4	5	6	7	8	9	AB R H RBI BB SO LOB	BOTTOM
--------	---	---	---	---	---	---	---	---	---	----------------------	--------

												St. Louis Cardinals @ Detroit Tigers Comerica Park, Detroit, MI Thu Aug 13 2020, 3:33 AM EDT livebaseballscorecards.com
											AB 0 R 0 H 0 RBI 0 BB 0 SO 0 LOB 0	
												
Inning Stats											1B: 0 SF: 0 WP: 0 PA: 0 2B: 0 SAC: 0 PB: 0 3B: 0 DP: 0 SB: 0 HR: 0 HBP: 0 CS: 0	

PITCHER	IP	WLS	BF	H	R	ER	SO	BB	IBB	HBP	BLK	WP	HR	S	P	ERA	WHIP	PITCHER	IP	WLS	BF	H	R	ER	SO	BB	IBB	HBP	BLK	WP	HR	S	P	ERA	WHIP
---------	----	-----	----	---	---	----	----	----	-----	-----	-----	----	----	---	---	-----	------	---------	----	-----	----	---	---	----	----	----	-----	-----	-----	----	----	---	---	-----	------

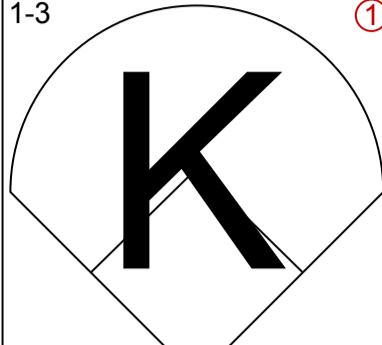
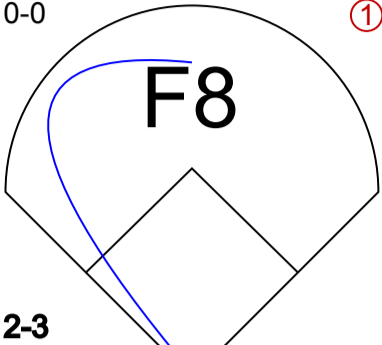
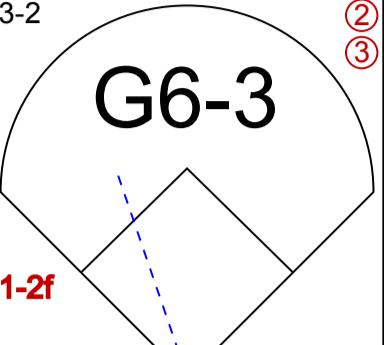
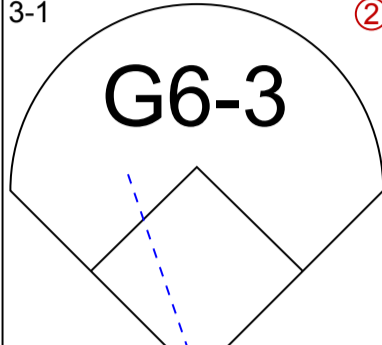
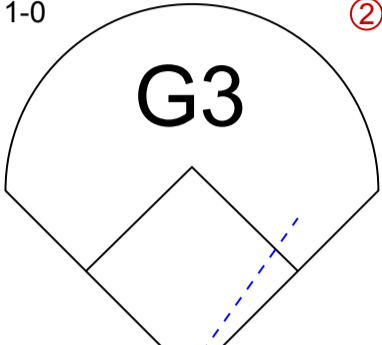
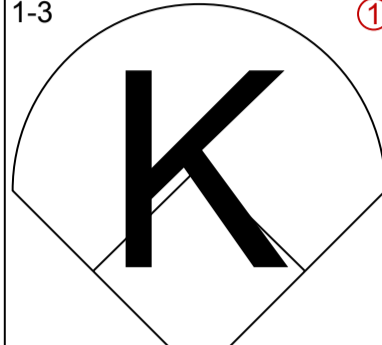
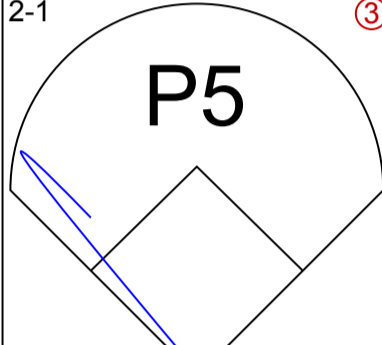
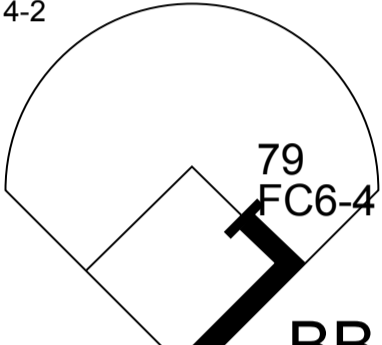
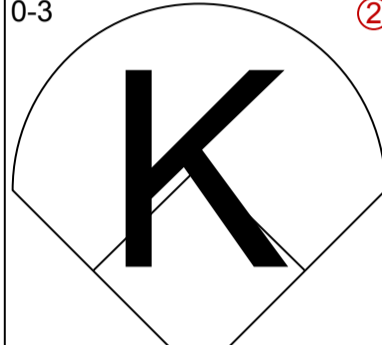
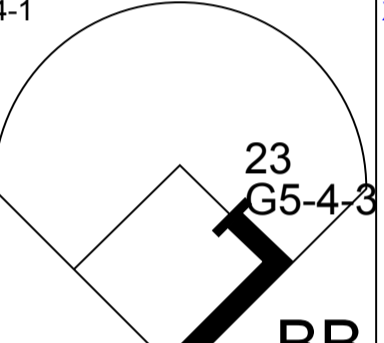
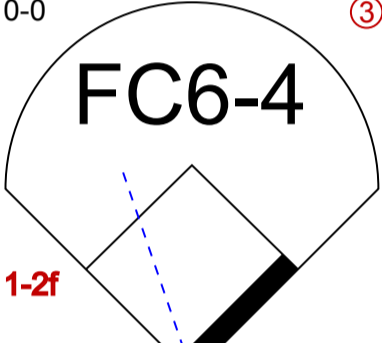
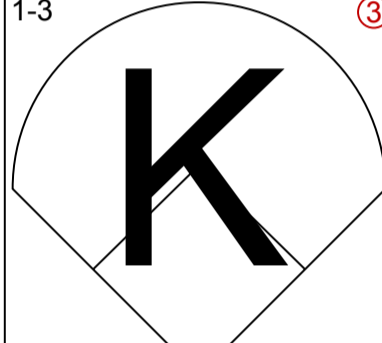
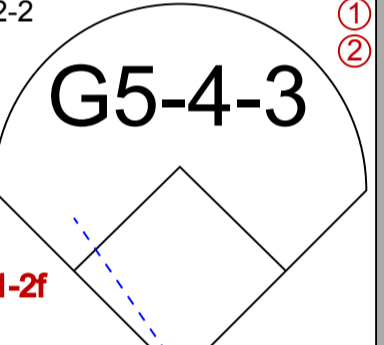
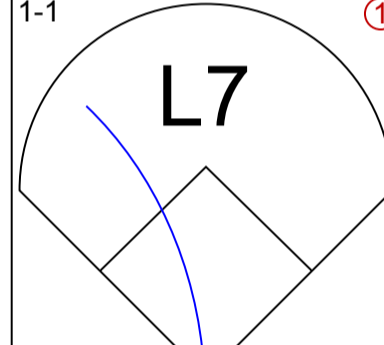
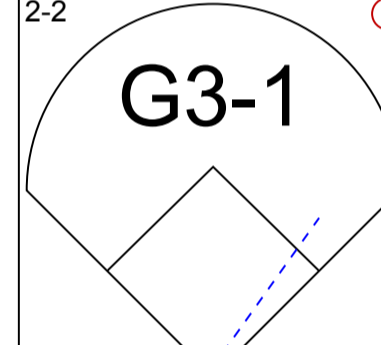
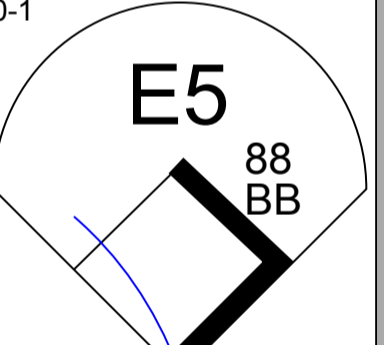
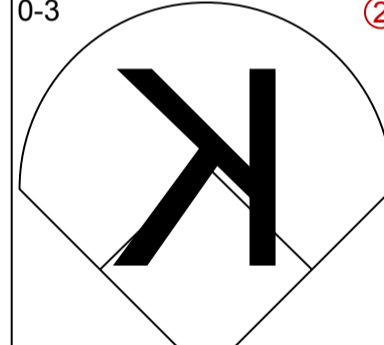
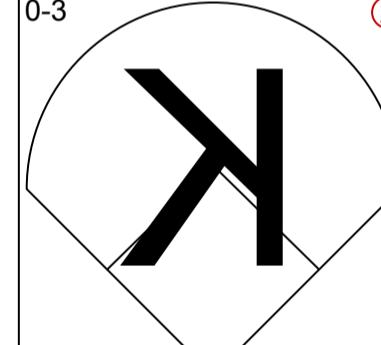
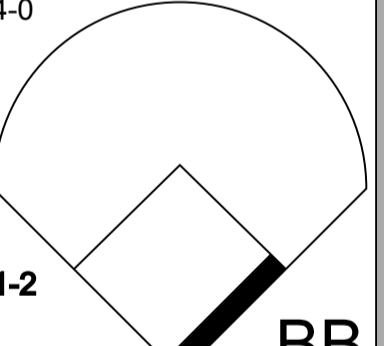
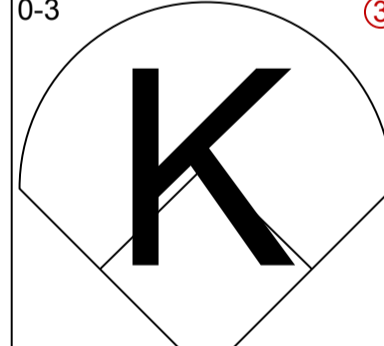
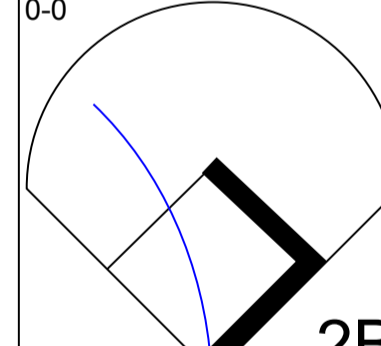
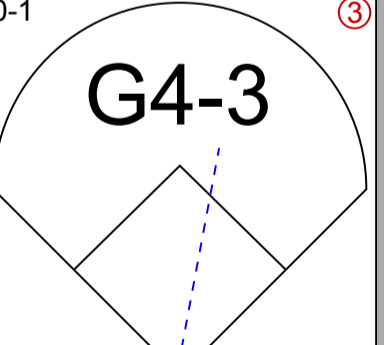
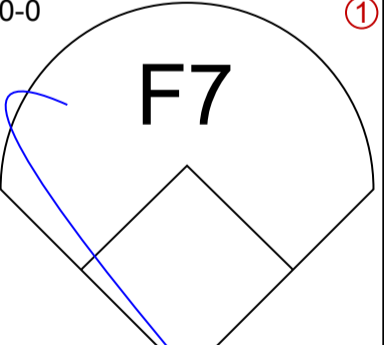
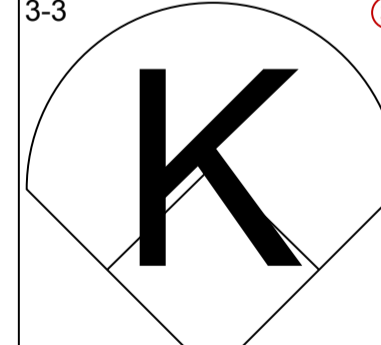
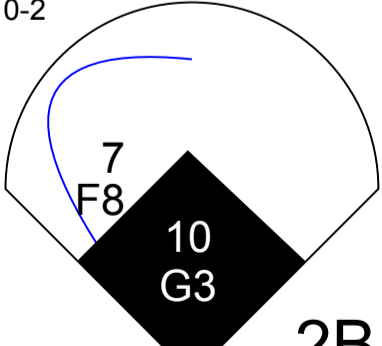
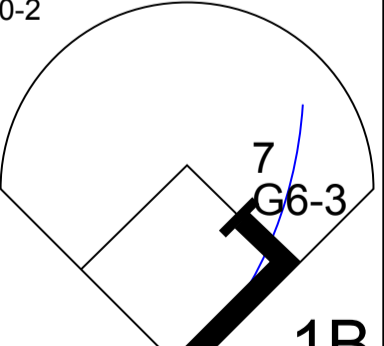
Batter	1	2	3	4	5	6	7	8	9	AB R H RBI BB SO LOB	TOP						
16 Kolten Wong, L OBP: 0.240, SLG: 0.261 (1, 4)	B FF 93 C CH 80 S FF 94 F FF 95 B SL 86 F FF 95 B CH 92 B CH 82	B FF 92 F SL 83 B SL 84 X CH 80		C FF 93 C FF 94 F SL 85 F SL 85 X CH 80		B SI 92 S SI 91 X SI 93				3 1 0 0 1 0 3							
19 Tommy Edman, S OBP: 0.280, SLG: 0.500 (1, 6)	C CH 80 F SL 83 X FF 94	C CH 79 X CH 80		B FF 93 F SL 83 D CH 81 X CH 81		G FF 96 B SL 92 X SL 92				4 1 1 0 0 0 1							
46 Paul Goldschmidt, R OBP: 0.360, SLG: 0.435 (1, 3)	B FF 93 F CH 80 B FF 94 F CH 82 S SL 86	B SL 84 FF 94 X CH 80		B SL 82 X FF 93		S FF 97 X FF 97				4 0 1 0 0 1 4							
41 Tyler O'Neill, R OBP: 0.333, SLG: 0.556 (1, 10)	H FF 94		B CU 76 C SL 82 C FF 93 B SL 83 B SL 84 C FF 93		C SL 83 F SL 82 B CH 80 F FF 94 X SL 84		B FF 98 F FF 97 B CH 80 B SL 82 F FF 97 C CU 85			3 1 1 0 0 2 1							
13 Matt Carpenter, L OBP: 0.286, SLG: 0.222 (1, 5)	H FF 93		B CU 77 F FF 93 S SL 84 B SL 86 C FF 94		C FF 92 B SL 84 B FF 91 C CH 80 C FF 93		1 SAFE C SL 92 F SL 92 B CH 90 X FF 98			3 1 0 1 0 2 2							
3 Dylan Carlson, S (1, 7)	C FF 93 B CH 80 F CH 80 S FF 93		C SL 84 B FF 94 B SL 83 C CH 80 X SL 84		B FF 91 S SL 84 S FF 93 B FF 94 B CH 82 X FF 94					3 0 0 0 0 1 4							
25 Dexter Fowler, S OBP: 0.350, SLG: 0.474 (1, 9)	S FF 94 F FF 92 X FF 94		C CU 76 B SL 84 X CH 80		B FF 93 B CH 86 S FF 92 F FF 94 B CH 86 X FF 93					3 1 2 2 0 0 0							
7 Andrew Knizner, R OBP: 0.667, SLG: 1.000 (1, 2)	B FF 94 F FF 93 F CH 80 C FF 93 1 SAFE B FF 94 X FF 94		B SL 83 F FF 92 D CH 80 F SL 83 X FF 92		F SL 86 X CH 86					3 0 2 1 0 0 1							
48 Harrison Bader, R OBP: 0.313, SLG: 0.231 (1, 8)	C CH 81 F CH 79 X SL 86		B SL 83 B SL 83 B FF 92 B FF 92		B SL 83 X FF 92					2 0 1 0 1 0 1							
Inning Stats	R: 4 E: 0 K: 2 S: 22	H: 4 LOB: 2 BB: 1 P: 34	R: 0 E: 0 K: 0 S: 6	H: 0 LOB: 0 BB: 0 P: 9	R: 0 E: 0 K: 2 S: 9	H: 0 LOB: 0 BB: 0 P: 16	R: 1 E: 1 K: 0 S: 13	H: 1 LOB: 2 BB: 1 P: 23	R: 0 E: 0 K: 1 S: 10	H: 1 LOB: 0 BB: 0 P: 16	R: 0 E: 0 K: 0 S: 8	H: 1 LOB: 1 BB: 0 P: 13	R: 0 E: 0 K: 1 S: 10	H: 1 LOB: 1 BB: 0 P: 15	1B: 7 2B: 1 3B: 0 HR: 0	SF: 0 SAC: 0 DP: 0 HBP: 2	WP: 0 PA: 32 PB: 0 SB: 0 CS: 1
PITCHER	IP WLS BF H R ER SO BB IBB HBP BLK WP HR S P ERA WHIP																
27 Lucas Giolito, R ERA: 4.88 (1, 1)	5.0 L 24 6 5 4 5 2 0 2 0 0 0 0 60 98 7.20 1.600																
54 Ross Detwiler, L ERA: (6, 1)	1.0 4 1 0 0 0 0 0 0 0 0 0 0 8 13 0.00 1.000																
66 José Ruiz, R ERA: (7, 1)	1.0 4 1 0 0 0 1 0 0 0 0 0 0 10 15 0.00 1.000																

St. Louis Cardinals @ Chicago White Sox
 Guaranteed Rate Field, Chicago, IL
 Sat Aug 15 2020, 12:14 PM - 2:30 PM CDT
 Cloudy - 86 F

livebaseballscorecards.com

AB	28
R	5
H	8
RBI	4
BB	2
SO	6
LOB	17



Batter	1	2	3	4	5	6	7	8	9	AB R H RBI BB SO LOB
7 Tim Anderson, R OBP: 0.386, SLG: 0.643 (1, 6)										3 0 0 0 0 1 2
10 Yoán Moncada, S OBP: 0.329, SLG: 0.440 (1, 5)										3 0 0 1 0 1 0
24 Yasmani Grandal, S OBP: 0.353, SLG: 0.291 (1, 2)										2 0 0 0 1 1 0
79 José Abreu, R OBP: 0.299, SLG: 0.427 (1, 3)										2 0 0 0 1 1 1
23 Edwin Encarnación, R OBP: 0.205, SLG: 0.310 (1, 10)										3 0 0 0 0 0 1
74 Eloy Jiménez, R OBP: 0.278, SLG: 0.500 (1, 7)										3 0 0 0 0 2 0
88 Luis Robert Jr., R OBP: 0.341, SLG: 0.440 (1, 8)										2 0 1 0 1 1 0
30 Nomar Mazara, L OBP: 0.367, SLG: 0.261 (1, 9)										3 0 0 0 0 1 3
20 Danny Mendick, R OBP: 0.348, SLG: 0.381 (1, 4)										2 1 2 0 0 0 0

Inning Stats	R: 0	H: 0	E: 0	K: 1	S: 7	LOB: 0	BB: 0	P: 13
	R: 0	H: 0	E: 1	K: 0	S: 8	LOB: 2	BB: 2	P: 18
	R: 1	H: 1	E: 0	K: 0	S: 9	LOB: 1	BB: 1	P: 14
	R: 0	H: 0	E: 0	K: 2	S: 10	LOB: 0	BB: 0	P: 11
	R: 0	H: 1	E: 0	K: 0	S: 8	LOB: 0	BB: 0	P: 11
	R: 0	H: 0	E: 0	K: 3	S: 10	LOB: 0	BB: 0	P: 12
	R: 0	H: 1	E: 0	K: 2	S: 11	LOB: 1	BB: 0	P: 16

PITCHER	IP	WLS	BF	H	R	ER	SO	BB	IBB	HBP	BLK	WP	HR	S	P	ERA	WHIP
50 Adam Wainwright, R ERA: 1.64 (1, 1)	5.0	W	19	2	1	1	3	3	0	0	0	0	0	42	67	1.80	1.000
65 Giovanny Gallegos, R ERA: (6, 1)	1.0		3	0	0	0	3	0	0	0	0	0	0	10	12	0.00	0.000
53 John Gant, R ERA: (7, 1)	1.0		4	1	0	0	2	0	0	0	0	0	0	11	16	0.00	1.000

BOTTOM

St. Louis Cardinals @ Chicago White Sox


Guaranteed Rate Field, Chicago, IL

Sat Aug 15 2020, 12:14 PM - 2:30 PM CDT

Cloudy - 86 F

livebaseballscorecards.com

AB	23
R	1
H	3
RBI	1
BB	3
SO	8
LOB	7



1B: 1	SF: 0	WP: 0	PA: 26
2B: 2	SAC: 0	PB: 0	
3B: 0	DP: 2	SB: 0	
HR: 0	HBP: 0	CS: 0	

Batter	1	2	3	4	5	6	7	8	9	AB	R	H	RBI	BB	SO	LOB	TOP	
19 Tommy Edman, S OBP: 0.310, SLG: 0.462	B FF 94 C FF 93 S CH 84 X CH 85		B FF 98 2 SAFE C FF 96 S FF 97 F FF 98 B FF 97 F CH 87 B FF 98 B CH 89			1 SAFE C SI 95 H FF 95				2	1	0	0	1	1	0		
13 Matt Carpenter, L OBP: 0.280, SLG: 0.227	B CH 84 B FF 93 C FF 94 X FF 95		B FF 97 F FF 97 S FF 97 X FF 97							4	1	1	1	0	0	3		
46 Paul Goldschmidt, R OBP: 0.379, SLG: 0.556	C FF 93 F FF 94 B SL 86 S CH 83									4	2	2	2	0	1	1		
41 Tyler O'Neill, R OBP: 0.360, SLG: 0.727		S FF 92 X FF 94								4	1	2	2	0	1	0		
15 Brad Miller, L OBP: 0.250, SLG: 0.333	C FF 93 B FF 95 B FF 93 S CH 85 X CH 85									3	0	1	1	0	0	0		
3 Dylan Carlson, S OBP: 0.286, SLG: 0.333	B CH 84 F FF 94 B FF 93 C CH 84 S CH 84									3	0	1	0	1	1	1		
32 Matt Wieters, S (1, 2)										3	0	0	0	0	1	3		
55 Max Schrock, L OBP: 0.667, SLG: 0.667										3	0	2	0	0	1	0		
16 Kolten Wong, L OBP: 0.240, SLG: 0.261										0	0	0	0	0	0	0		
48 Harrison Bader, R OBP: 0.263, SLG: 0.188										3	1	0	0	0	0	2		
Inning Stats	R: 0 E: 0 K: 1 S: 8	H: 0 LOB: 0 BB: 0 P: 13	R: 0 E: 0 K: 1 S: 8	H: 0 LOB: 0 BB: 1 P: 12	R: 0 E: 1 K: 1 S: 17	H: 0 LOB: 2 BB: 1 P: 28	R: 1 E: 0 K: 1 S: 12	H: 1 LOB: 1 BB: 1 P: 22	R: 4 E: 0 K: 1 S: 28	H: 5 LOB: 2 BB: 0 P: 40	R: 0 E: 0 K: 1 S: 8	H: 1 LOB: 0 BB: 0 P: 12	R: 1 E: 0 K: 0 S: 15	H: 2 LOB: 1 BB: 0 P: 20	1B: 5 2B: 2 3B: 0 HR: 2	SF: 1 SAC: 0 DP: 1 HBP: 1	WP: 1 PA: 33 PB: 0 SB: 0 CS: 0	
63 Matt Foster, R ERA: 2.89	(1, 1)	IP: 2.0 WLS: 0 BF: 6 H: 0 R: 0 ER: 0 SO: 2 BB: 0 IBB: 0 HBP: 0 BLK: 0 WP: 0 HR: 0 S: 16 P: 25 ERA: 0.00 WHIP: 0.000																
65 Codi Heuer, R ERA: 3.68	(3, 1)	IP: 1.0 WLS: 0 BF: 5 H: 0 R: 0 ER: 0 SO: 1 BB: 1 IBB: 0 HBP: 0 BLK: 0 WP: 0 HR: 0 S: 17 P: 28 ERA: 0.00 WHIP: 1.000																
62 Zack Burdi, R ERA: 3.0	(4, 1)	IP: 1.0 WLS: B BF: 5 H: 1 R: 1 ER: 1 SO: 1 BB: 1 IBB: 0 HBP: 0 BLK: 0 WP: 0 HR: 1 S: 12 P: 22 ERA: 9.00 WHIP: 2.000																
50 Jimmy Cordero, R ERA: 6.43	(5, 1)	IP: 0.2 WLS: H BF: 4 H: 1 R: 2 ER: 2 SO: 0 BB: 0 IBB: 0 HBP: 1 BLK: 0 WP: 1 HR: 0 S: 11 P: 16 ERA: 27.00 WHIP: 1.500																
43 Evan Marshall, R ERA: 2.89	(5, 1)	IP: 0.0 WLS: L BF: 4 H: 4 R: 4 ER: 2 SO: 0 BB: 0 IBB: 0 HBP: 0 BLK: 0 WP: 0 HR: 1 S: 14 P: 19 ERA: ∞ WHIP: ∞																
57 Jace Fry, L ERA: 6.14	(5, 1)	IP: 1.1 WLS: 0 BF: 4 H: 1 R: 0 ER: 0 SO: 2 BB: 0 IBB: 0 HBP: 0 BLK: 0 WP: 0 HR: 0 S: 11 P: 17 ERA: 0.00 WHIP: 0.750																
31 Steve Cishek, R ERA: 8.64	(7, 1)	IP: 1.0 WLS: 0 BF: 5 H: 2 R: 1 ER: 1 SO: 0 BB: 0 IBB: 0 HBP: 0 BLK: 0 WP: 0 HR: 0 S: 15 P: 20 ERA: 9.00 WHIP: 2.000																

St. Louis Cardinals @ Chicago White Sox
Guaranteed Rate Field, Chicago, IL
Sat Aug 15 2020, 3:18 PM - 5:47 PM CDT
Cloudy - 84 F

livebaseballscorecards.com

AB 29
R 6
H 9
RBI 6
BB 2
SO 6
LOB 10



Batter	1	2	3	4	5	6	7	8	9
7 Tim Anderson, R <small>(1, 6)</small> <small>OBP: 0.362, SLG: 0.600</small>	<small>2-0</small> 		<small>1-3</small> 			<small>0-2</small> 			
10 Yoán Moncada, S <small>(1, 5)</small> <small>OBP: 0.329, SLG: 0.429</small>	<small>2-1</small> 			<small>2-2</small> 		<small>4-2</small> 			
24 Yasmani Grandal, S <small>(1, 10)</small> <small>OBP: 0.352, SLG: 0.281</small>	<small>1-1</small> 			<small>4-1</small> 		<small>1-1</small> 			
79 José Abreu, R <small>(1, 3)</small> <small>OBP: 0.289, SLG: 0.412</small>		<small>2-3</small> 		<small>2-2</small> 		<small>3-0</small> 			
74 Eloy Jiménez, R <small>(1, 7)</small> <small>OBP: 0.293, SLG: 0.549</small>	<small>0-0</small> 			<small>0-0</small> 			<small>1-1</small> 		
33 James McCann, R <small>(1, 2)</small> <small>OBP: 0.410, SLG: 0.600</small>		<small>1-0</small> 		<small>2-3</small> 			<small>3-3</small> 		
88 Luis Robert Jr., R <small>(1, 8)</small> <small>OBP: 0.341, SLG: 0.474</small>			<small>1-0</small> 		<small>2-3</small> 		<small>1-1</small> 		
30 Nomar Mazara, L <small>(1, 9)</small> <small>OBP: 0.344, SLG: 0.240</small>			<small>1-2</small> 		<small>3-3</small> 		<small>3-3</small> 		
23 Edwin Encarnación, R <small>(7, PH)</small> <small>OBP: 0.200, SLG: 0.302</small>							<small>1-2</small> 		
20 Danny Mendick, R <small>(1, 4)</small> <small>OBP: 0.333, SLG: 0.364</small>			<small>3-2</small> 		<small>2-3</small> 				

AB	R	H	RBI	BB	SO	LOB
3	0	0	0	0	1	0
2	0	0	0	1	1	0
2	1	0	0	1	0	1
3	0	0	0	0	1	2
3	1	2	2	0	0	0
3	0	0	0	0	2	1
3	1	1	1	0	1	1
2	0	0	0	0	1	0
1	0	0	0	0	1	1
2	0	0	0	0	2	0

BOTTOM	
St. Louis Cardinals @ Chicago White Sox Guaranteed Rate Field, Chicago, IL Sat Aug 15 2020, 3:18 PM - 5:47 PM CDT Cloudy - 84 F	
AB 24 R 3 H 3 RBI 3 BB 2 SO 10 LOB 6	
WP: 1 PA: 26 PB: 0 SB: 0 CS: 0	

Inning Stats	R: 0	H: 0	E: 0	LOB: 0	K: 5	S: 5	P: 10	R: 0	H: 0	E: 0	LOB: 0	K: 1	S: 5	P: 8	R: 1	H: 1	E: 0	LOB: 0	K: 2	S: 10	P: 16	R: 2	H: 1	E: 0	LOB: 0	K: 2	S: 12	P: 22	R: 0	H: 0	E: 0	LOB: 0	K: 3	S: 11	P: 18	R: 0	H: 0	E: 0	LOB: 1	K: 2	S: 8	P: 16	R: 0	H: 1	E: 0	LOB: 1	K: 2	S: 10	P: 18
PITCHER 40 Jake Woodford, R (1, 1) <small>ERA: 3.0</small> 92 Génesis Cabrera, L (4, 1) <small>ERA: 18.0</small> Alex Reyes, R (5, 1) <small>ERA:</small> 30 Tyler Webb, L (6, 1) <small>ERA:</small> 21 Andrew Miller, L (7, 1) <small>ERA: 3.38</small>	IP 3.0 WLS 1 BF 10 H 1 R 1 ER 1 SO 3 BB 0 IBB 0 HBP 0 BLK 0 WP 0 HR 1 S 20 P 34 ERA 3.00 WHIP 0.333	IP 1.0 WLS 0 BF 5 H 1 R 2 ER 2 SO 2 BB 1 IBB 0 HBP 0 BLK 0 WP 0 HR 1 S 12 P 22 ERA 18.00 WHIP 2.000	IP 1.0 WLS 0 BF 3 H 0 R 0 ER 0 SO 3 BB 0 IBB 0 HBP 0 BLK 0 WP 0 HR 0 S 11 P 18 ERA 0.00 WHIP 0.000	IP 1.0 WLS 0 BF 4 H 0 R 0 ER 0 SO 0 BB 1 IBB 0 HBP 0 BLK 0 WP 0 HR 0 S 8 P 16 ERA 0.00 WHIP 1.000	IP 1.0 WLS 0 BF 4 H 1 R 0 ER 0 SO 2 BB 0 IBB 0 HBP 0 BLK 0 WP 1 HR 0 S 10 P 18 ERA 0.00 WHIP 1.000																																												

Batter	1	2	3	4	5	6	7	8	9	AB	R	H	RBI	BB	SO	LOB	TOP					
16 Kolten Wong, L (1, 4) OBP: 0.276, SLG: 0.269 55 Max Schrock, L (8, 4) OBP: 0.667, SLG: 0.667	2-2 		3-2 			2-1 	4-1 			3	0	1	0	1	0	0						
19 Tommy Edman, S (1, 6) OBP: 0.273, SLG: 0.400 48 Harrison Bader, R (8, 8) OBP: 0.263, SLG: 0.188	1-1 			2-1 		1-2 	3-3 			4	1	0	0	0	1	4						
46 Paul Goldschmidt, R (1, 10) OBP: 0.394, SLG: 0.533	2-1 			4-2 		1-1 		2-2 		3	1	1	0	1	0	2						
41 Tyler O'Neill, R (1, 7) OBP: 0.345, SLG: 0.640		3-2 		1-0 		4-2 		0-0 		3	0	0	0	1	0	2						
13 Matt Carpenter, L (1, 5) OBP: 0.276, SLG: 0.231			1-1 		0-3 	1-2 		2-0 		4	0	1	2	0	1	2						
3 Dylan Carlson, S (1, 8) OBP: 0.273, SLG: 0.300		0-2 			2-1 	1-1 		0-1 		4	0	1	0	0	0	3						
7 Andrew Knizner, R (1, 2) OBP: 0.286, SLG: 0.429		1-2 			0-2 		1-1 		0-3 	4	0	0	0	0	1	1						
25 Dexter Fowler, S (1, 9) OBP: 0.348, SLG: 0.455 15 Brad Miller, L (8, 6) OBP: 0.200, SLG: 0.250			0-0 		3-2 		0-0 		0-3 	3	0	1	0	0	0	0						
34 John Nogowski, R (1, 3) OBP: 0.250, SLG: 0.250			0-2 			2-1 	1-3 		2-0 	4	0	1	0	0	1	1						
Inning Stats	R: 0 E: 0 K: 0 S: 8	H: 0 LOB: 0 BB: 0 P: 13	R: 0 E: 0 K: 0 S: 11	H: 1 LOB: 1 BB: 0 P: 16	R: 0 E: 0 K: 0 S: 7	H: 0 LOB: 0 BB: 0 P: 10	R: 0 E: 0 K: 1 S: 8	H: 0 LOB: 1 BB: 1 P: 15	R: 0 E: 0 K: 0 S: 8	H: 0 LOB: 0 BB: 0 P: 13	R: 2 E: 0 K: 0 S: 17	H: 3 LOB: 2 BB: 1 P: 29	R: 0 E: 0 K: 2 S: 10	H: 1 LOB: 2 BB: 1 P: 19	R: 0 E: 0 K: 0 S: 7	H: 1 LOB: 1 BB: 0 P: 11	R: 0 E: 0 K: 2 S: 7	H: 0 LOB: 0 BB: 0 P: 9	1B: 6 2B: 0 3B: 0 HR: 0	SF: 0 SAC: 0 DP: 0 HBP: 0	WP: 0 PB: 0 SB: 0 CS: 0	PA: 36
PITCHER	IP	WLS	BF	H	R	ER	SO	BB	IBB	HBP	BLK	WP	HR	S	P	ERA	WHIP					
60 Dallas Keuchel, L (1, 1) ERA: 3.07 50 Jimmy Cordero, R (6, 1) ERA: 5.4 63 Matt Foster, R (8, 1) ERA: 54 Ross Detwiler, L (9, 1) ERA:	5.2	W	23	4	2	2	1	2	0	0	0	0	0	57	93	3.18	1.059					

St. Louis Cardinals @ Chicago White Sox
 Guaranteed Rate Field, Chicago, IL
 Sun Aug 16 2020, 1:13 PM - 4:03 PM CDT
 Sunny - 79 F

livebaseballscorecards.com

AB	33
R	2
H	6
RBI	2
BB	3
SO	5
LOB	15



Batter	1	2	3	4	5	6	7	8	9
7 Tim Anderson, R <small>OBP: 0.373, SLG: 0.583</small> (1, 6) B SI 94 B SL 94 B SL 90 C SI 95 F SI 94 X SI 96	3-2 74 1B 1B		B CU 83 X FF 93 1-0 G6-3		1 SAFE B SL 81 1 SAFE S FF 92 B FF 91 B FF 93 B FF 92 4-1 10 WP 10 HR BB		C SI 94 B SI 94 S SI 95 S SI 94 1-3 K		
10 Yoán Moncada, S <small>OBP: 0.326, SLG: 0.457</small> (1, 5) 1 SAFE B SI 93 F SI 93 X CU 83	1-1 F9 1B		X CU 83 0-0 G3-1		1 SAFE B SL 83 C FF 92 F SI 91 D SL 84 X FF 92 2-2 1-H 3-H HR		C SI 95 B SI 95 F SI 94 B SI 84 S SI 85 2-3 K		
24 Yasmani Grandal, S <small>OBP: 0.347, SLG: 0.328</small> (1, 2) 1 SAFE 1 SAFE F SI 94 F SI 94 S CU 83	0-3 K 1B		B SI 95 C SI 94 X SL 89 1-1 F9		B FF 92 X FF 91 1-0 HR		C SL 82 S SI 83 S SI 84 S SI 94 1-3 K		
79 José Abreu, R <small>OBP: 0.298, SLG: 0.443</small> (1, 3) C SI 95 1 SAFE F SI 88 1 SAFE B SI 94 B SI 94 D CU 85 B SI 95 D SL 90	4-2 74 1B 1-2 BB		C FF 93 C SI 94 F SI 94 B SI 94 B CU 84 S CU 85 2-3 K		X CH 83 0-0 HR		C CH 83 B CH 82 B CH 86 X CH 83 2-1 G6-3		
74 Eloy Jiménez, R <small>OBP: 0.304, SLG: 0.587</small> (1, 7) S SI 94 X FF 90	0-1 1-3 2-H 1B		F FF 94 B SI 94 B CU 85 X FF 93 2-1 F8		B FF 92 B SL 82 C FF 91 B FF 91 F FF 92 X CH 85 3-2 HR		C KC 86 F CH 84 C KC 84 0-3 K		
23 Edwin Encarnación, R <small>OBP: 0.184, SLG: 0.277</small> (1, 10) B FF 94 D SI 94 1 SAFE X FF 93	2-0 L8 1B		C CU 83 F FF 94 S SL 88 0-3 K		S SL 82 S SL 83 G SL 94 0-3 K		X FF 92 0-0 G5-3		
88 Luis Robert Jr., R <small>OBP: 0.333, SLG: 0.463</small> (1, 8) T FF 93 S SI 83 X SI 94	0-2 G1-3		C FF 94 S SI 83 B FF 94 B SL 82 F FF 94 F FF 93 T SL 85 2-2 K		B SI 94 S SI 92 1-1 CI 30 CS				
30 Nomar Mazara, L <small>OBP: 0.343, SLG: 0.250</small> (1, 9) B CU 82 B SI 94 F SI 95 X FF 94	2-1 G4-3		F SL 83 X SL 82 0-1 20 1B 10 HR 1B		1 SAFE B SI 93 C SI 93 B SI 93 S SI 95 C SI 95 2-3 1-2 K				
20 Danny Mendick, R <small>OBP: 0.333, SLG: 0.362</small> (1, 4) B SI 94 C SI 95 B SI 95 B SI 90 C SI 95 X SI 94	3-2 G5-3		B FF 92 X FF 92 1-0 7 CS 1B		B SL 83 X SI 92 1-0 P4				

Inning Stats	R: 1	H: 2	E: 0	LOB: 2	K: 1	S: 13	R: 0	H: 0	E: 0	LOB: 0	K: 0	S: 8	R: 0	H: 0	E: 0	LOB: 0	K: 0	S: 4	R: 0	H: 0	E: 0	LOB: 0	K: 2	S: 9	R: 6	H: 6	E: 1	LOB: 0	K: 1	S: 5	R: 0	H: 0	E: 0	LOB: 0	K: 3	S: 9	R: 0	H: 0	E: 0	LOB: 0	K: 1	S: 6	R: 0	H: 0	E: 0	LOB: 0	K: 1	S: 8
	13	23	13	13	13	13	13	13	13	13	13	13	13	13	13	13	13	13	13	13	13	13	13	13	13	13	13	13	13	13	13	13	13	13	13	13	13	13	13	13	13	13	13	13	13	13	13	13

PITCHER	IP	WLS	BF	H	R	ER	SO	BB	IBB	HBP	BLK	WP	HR	S	P	ERA	WHIP
43 Dakota Hudson, R <small>ERA: 5.4</small> (1, 1)	4.0	L	15	2	1	1	3	1	0	0	0	0	0	34	55	2.25	0.750
77 Roel Ramírez, R <small>ERA: 81.0</small> (5, 1)	0.2		8	6	6	6	1	1	0	0	0	1	4	17	30	81.00	10.500
61 Seth Elledge, R <small>ERA:</small> (5, 1)	2.1		7	0	0	0	5	0	0	0	0	0	0	17	25	0.00	0.000
67 Rob Kaminsky, L <small>ERA:</small> (8, 1)	1.0		3	0	0	0	1	0	0	0	0	0	0	6	8	0.00	0.000

AB R H RBI BB SO LOB

3 2 1 0 1 1 0

4 1 1 3 0 1 1

4 1 1 1 0 2 1

3 1 1 1 1 1 0

4 1 2 2 0 1 0

4 0 0 0 0 2 2

2 0 0 0 0 1 0

3 1 1 0 0 1 1

3 0 1 0 0 0 0

AB 30

R 7

H 8

RBI 7

BB 2

SO 10

LOB 5

WP: 1 PA: 33

PB: 0

SB: 1

CS: 2

WP: 1

PA: 33

St. Louis Cardinals @ Chicago White Sox

Guaranteed Rate Field, Chicago, IL

Sun Aug 16 2020, 1:13 PM - 4:03 PM CDT

Sunny - 79 F

AB	R	H	RBI	BB	SO	LOB
30	7	8	7	2	10	5

Batter	1	2	3	4	5	6	7	8	9	AB R H RBI BB SO LOB	TOP		
17 Kris Bryant, R OBP: 0.271, SLG: 0.323	1-3 K2-3	1-1 F9			3-3 K	4-2 FC5-4 BB				4 0 0 0 0 2 2			
44 Anthony Rizzo, L OBP: 0.433, SLG: 0.500	4-2 40 BB 12 BB 8 PB BB		0-3 K		2-0 P6	1-2 FC5-4				2 1 1 0 2 0 1			
9 Javier Báez, R OBP: 0.244, SLG: 0.363	0-3 K		4-1 BB		0-2 P4		0-0 40 FC5-4 2B			3 1 0 0 0 2 3			
12 Kyle Schwarber, L OBP: 0.354, SLG: 0.409 5 Albert Almora Jr., R OBP: 0.286, SLG: 0.118	4-0 40 BB 8 PB BB		1-2 P4		3-2 40 2B HBP	2-3 K				2 0 0 0 2 2 2 0 0 0 0 0 0 0			
40 Willson Contreras, R OBP: 0.338, SLG: 0.415	4-2 BB		0-3 K		0-3 K	0-0 40 FC5-4 IBB				3 1 1 1 1 0 2			
8 Ian Happ, S OBP: 0.416, SLG: 0.578	1-0 PB			3-2 G5-3	2-0 SH1-3 13 HR 2B	0-1 FC5-4				4 0 0 0 0 2 4			
22 Jason Heyward, L OBP: 0.350, SLG: 0.423				1-1 G6-3	0-0 SH1-3	2-3 K				2 1 0 0 1 1 0			
7 Victor Caratini, S OBP: 0.326 13 David Bote, R OBP: 0.306, SLG: 0.442		1-2 F8		2-2 K	4-1 13 HR BB					0 0 0 0 2 0 0 1 1 1 3 0 0 0			
27 Jason Kipnis, L OBP: 0.436, SLG: 0.667 43 Dan Winkler, R 24 Jeremy Jeffress, R		4-0 BB			4-0 BB	1-0 HR				2 0 0 0 1 1 2 0 0 0 0 0 0 0 0 0 0 0 0 0 0			
Inning Stats	R: 1 H: 0 E: 0 LOB: 2 K: 2 BB: 3 S: 10 P: 24	R: 0 H: 0 E: 0 LOB: 1 K: 1 BB: 1 S: 9 P: 17	R: 0 H: 0 E: 0 LOB: 1 K: 2 BB: 1 S: 12 P: 17	R: 0 H: 0 E: 0 LOB: 0 K: 1 BB: 0 S: 8 P: 14	R: 0 H: 0 E: 0 LOB: 1 K: 1 BB: 1 S: 8 P: 17	R: 4 H: 2 E: 0 LOB: 1 K: 1 BB: 2 S: 15 P: 30	R: 0 H: 1 E: 0 LOB: 2 K: 2 BB: 1 S: 9 P: 13			1B: 0 SF: 0 2B: 2 SAC: 1 3B: 0 DP: 0 HR: 1 HBP: 1	WP: 0 PA: 34 PB: 1 SB: 0 CS: 0		
PITCHER	IP WLS BF H R ER SO BB IBB HBP BLK WP HR S P ERA WHIP											PITCHER	IP WLS BF H R ER SO BB IBB HBP BLK WP HR S P ERA WHIP
29 Alex Reyes, R ERA:	(1, 1) 1.0 0 6 0 1 0 2 3 0 0 0 0 0 0 10 24 0.00 3.000											74 Nabil Crismatt, R ERA:	(7, 1) 1.0 0 5 1 0 0 2 0 1 0 0 0 0 0 9 13 0.00 1.000
64 Ricardo Sánchez, L ERA:	(2, 1) 2.0 0 8 0 0 0 3 2 0 0 0 0 0 0 21 34 0.00 1.000												
67 Rob Kaminsky, L ERA:	(4, 1) 1.0 H 3 0 0 0 1 0 0 0 0 0 0 0 8 14 0.00 0.000												
92 Génesis Cabrera, L ERA: 11.57	(5, 1) 1.1 H 6 0 1 1 2 1 0 1 0 0 0 0 13 25 6.75 0.750												
30 Tyler Webb, L ERA: 6.75	(6, 1) 0.2 L 6 2 3 3 0 2 0 0 0 0 0 0 1 10 22 40.50 6.000												

Chicago Cubs @ St. Louis Cardinals
Wrigley Field, Chicago, IL
Mon Aug 17 2020, 7:06 PM - 9:37 PM CDT
Partly Cloudy - 79 F

livebaseballscorecards.com

AB 23
R 5
H 3
RBI 4
BB 9
SO 10
LOB 16



Batter	1	2	3	4	5	6	7	8	9	AB R H RBI BB SO LOB
19 Tommy Edman, S OBP: 0.250, SLG: 0.351 (1, 6)	2-2 SAFE FC 87 G6-3	0-0 SAFE FC 87 G3		1-2 SAFE FC 85 FC 85 1B			2-2 SAFE FC 84 FC 84 G4-3			4 0 1 0 0 0 1
3 Dylan Carlson, S OBP: 0.167, SLG: 0.176 (1, 9)	1-1 SAFE FC 87 G6-3		3-3 SAFE FC 88 FC 87 FC 88 FC 89 K	1-3 SAFE FC 88 FC 88 FC 89 K			0-0 SAFE FC 81 FC 81 P5			4 0 0 0 0 2 2
46 Paul Goldschmidt, R OBP: 0.385, SLG: 0.514 (1, 3)	4-2 SAFE FC 85 FC 86 FC 85 FC 87 FC 87 FC 87 41 FC5-4 BB		2-3 SAFE FC 88 FC 89 FC 94 FC 89 FC 89 K			3-2 SAFE FC 82 FC 87 FC 89 FC 89 FC 88 FC 96 F9				2 0 0 0 1 1 0
41 Tyler O'Neill, R OBP: 0.314, SLG: 0.533 (1, 7)	1-1 SAFE FC 84 FC 84 FC 87 FC 87 FC 87 FC 5-4		3-3 SAFE FC 89 FC 87 FC 88 FC 83 FC 88 K			1-3 SAFE FC 82 FC 96 FC 88 FC 84 K				3 0 0 0 0 2 1
13 Matt Carpenter, L OBP: 0.286, SLG: 0.226 (1, 5)		4-2 SAFE FC 94 FC 95 FC 93 FC 92 FC 87 FC 85 FC 93 15 HR BB		1-1 SAFE FC 76 FC 85 FC 87 G3-1		2-2 SAFE FC 81 FC 89 FC 96 FC 89 F7				2 1 0 0 1 0 0
15 Brad Miller, L OBP: 0.455, SLG: 1.222 (1, 10)		0-0 SAFE FC 93 HR		1-1 SAFE FC 84 FC 78 FC 85 HR		4-2 SAFE FC 87 FC 87 FC 89 FC 88 FC 88 7 G5-4-3 BB				2 2 2 3 1 0 0
55 Max Schrock, L OBP: 0.600, SLG: 1.200 16 Kolten Wong, L OBP: 0.242, SLG: 0.233 (5, 4)		1-2 SAFE FC 93 FC 86 FC 92 L9		2-0 SAFE FC 86 FC 85 FC 88 HR		2-1 SAFE FC 89 FC 93 SAFE FC 88 FC 89 P2				2 1 1 1 0 0 0 1 0 0 0 0 0 1
7 Andrew Knizner, R OBP: 0.200, SLG: 0.300 (1, 2)		2-2 SAFE FC 86 FC 87 FC 84 FC 94 FC 88 L7		0-3 SAFE FC 88 FC 86 FC 76 K		0-0 SAFE FC 92 FC 76 G5-4-3				3 0 0 0 0 1 1
48 Harrison Bader, R OBP: 0.333, SLG: 0.235 25 Dexter Fowler, S OBP: 0.333, SLG: 0.538 (7, PH)		4-2 SAFE FC 81 FC 84 FC 85 FC 95 FC 93 FC 93 19 BLK BB		2-1 SAFE FC 84 FC 84 FC 77 FC 85 19 IB 1B			0-0 SAFE FC 93 FC 93 G6-3			1 0 1 0 1 0 0 1 0 0 0 0 0 0

Inning Stats	R: 0	H: 0	E: 0	K: 0	S: 9	H: 0	LOB: 1	BB: 1	P: 17	R: 2	H: 1	E: 0	K: 0	S: 14	R: 0	H: 0	E: 0	K: 3	S: 9	R: 2	H: 4	E: 0	K: 2	S: 16	R: 0	H: 0	E: 0	K: 10	S: 10	R: 0	H: 0	E: 0	K: 5	S: 5	R: 0	H: 0	E: 0	K: 0	S: 5	1B: 2	2B: 0	3B: 0	HR: 3	SF: 0	SAC: 0	DP: 1	HBP: 0	WP: 0	PA: 29
--------------	------	------	------	------	------	------	--------	-------	-------	------	------	------	------	-------	------	------	------	------	------	------	------	------	------	-------	------	------	------	-------	-------	------	------	------	------	------	------	------	------	------	------	-------	-------	-------	-------	-------	--------	-------	--------	-------	--------


PITCHER	IP	WLS	BF	H	R	ER	SO	BB	IBB	HBP	BLK	WP	HR	S	P	ERA	WHIP
72 Tyson Miller, R ERA: 9.0 (1, 1)	2.0		10	1	2	2	0	3	0	0	1	0	1	23	42	9.00	2.000
52 Ryan Tepera, R ERA: 3.12 (3, 1)	1.0		3	0	0	0	3	0	0	0	0	0	0	9	17	0.00	0.000
56 Kyle Ryan, L ERA: 8.1 (4, 1)	0.2		6	4	2	2	1	0	0	0	0	0	2	13	21	27.00	6.000
Duane Underwood Jr., R ERA: 7.36 (4, 1)	1.1	W	4	0	0	0	2	0	0	0	0	0	0	13	20	0.00	0.000
43 Dan Winkler, R ERA: 4.26 (6, 1)	1.0	H	3	0	0	0	0	1	0	0	0	0	0	5	11	0.00	1.000

BOTTOM

Chicago Cubs @ St. Louis Cardinals
 Wrigley Field, Chicago, IL
 Mon Aug 17 2020, 7:06 PM - 9:37 PM CDT
 Partly Cloudy - 79 F

livebaseballscorecards.com

AB 25
R 4
H 5
RBI 4
BB 4
SO 6
LOB 6



Batter	1	2	3	4	5	6	7	8	9	AB R H RBI BB SO LOB	TOP								
16 Kolten Wong, L OBP: 0.250, SLG: 0.241 (1, 4)	 B FF 87 C CH 80 F CH 80 B FF 87 F SI 87 C SI 88		 B CH 80 F CH 80 B FF 87 X CH 80			 X CH 80				3 0 0 0 0 1 0									
19 Tommy Edman, S OBP: 0.250, SLG: 0.364 (1, 6)	 C FF 88 B FF 88 F FF 89 F SI 89 X CH 82		 F SI 86 S CU 73 F CH 80 B CU 73 F FF 90 X CH 82			 B SI 87 B FF 87 B CH 80 C FF 87 C FF 87 X FF 88				3 0 0 0 0 0 0									
46 Paul Goldschmidt, R OBP: 0.389, SLG: 0.545 (1, 3)	 B SI 87 C SI 88 S CH 80 X SI 88		 B SI 88 X SI 88				 B CU 73 B CH 79 C SI 87 B FF 88 X SI 87			3 0 1 0 0 0 0									
41 Tyler O'Neill, R OBP: 0.344, SLG: 0.593 (1, 7)		 C SI 86 B CU 72 S CH 79 S CU 72	 S CU 72 B CH 80 F CU 72 S FF 88				 C CU 71 B CH 79 B CH 79 S CU 72 B CU 73 F CU 72 D CU 73			2 1 0 0 1 2 0									
13 Matt Carpenter, L OBP: 0.281, SLG: 0.241 (1, 10)		 B FF 85 X FF 88			 C FF 86 B CH 80 X CH 80		 D CU 71 S CH 79 S CH 79 X CH 80			3 1 1 0 0 0 0									
3 Dylan Carlson, S OBP: 0.214, SLG: 0.231 (1, 8) (7, 9)		 C FF 86 B CU 72 X CH 80			 C FF 86 B CU 72 X CH 80		 S CH 79 X CU 72			3 0 0 0 0 1 3									
15 Brad Miller, L OBP: 0.250, SLG: 0.429 (1, 5)			 X FF 87			 B CC 85 X CH 80		 B KC 75 X KC 76		3 0 1 2 0 0 0									
25 Dexter Fowler, S OBP: 0.346, SLG: 0.560 (1, 9)			 S FF 86 X FF 88			 B CU 71 1 SAFE B FF 88 1 SAFE F CH 79 C CH 80 1 SAFE X FF 89		 B FF 94 B FF 93 C FC 91 S KC 77 X KC 78		3 1 1 1 0 0 2									
48 Harrison Bader, R OBP: 0.263, SLG: 0.188 (7, 8)			 F FF 87 S CU 72 S CU 73					 B CU 71 C CH 79 L CH 79 F CU 74 F CH 80 X CU 73		0 0 0 0 0 0 0									
32 Matt Wieters, S (1, 2)			 F FF 87 S CU 72 S CU 73			 B CU 71 C CH 79 L CH 79 F CU 74 F CH 80 X CU 73				2 0 0 0 0 1 0									
Inning Stats	R: 0 E: 0 K: 1 S: 11	H: 0 LOB: 0 BB: 0 P: 16	R: 0 E: 0 K: 1 S: 6	H: 0 LOB: 0 BB: 0 P: 9	R: 1 E: 0 K: 1 S: 8	H: 1 LOB: 0 BB: 0 P: 10	R: 0 E: 0 K: 1 S: 9	H: 0 LOB: 0 BB: 0 P: 12	R: 0 E: 1 K: 1 S: 12	H: 0 LOB: 1 BB: 0 P: 18	R: 0 E: 0 K: 0 S: 9	H: 0 LOB: 0 BB: 0 P: 13	R: 2 E: 0 K: 0 S: 14	H: 3 LOB: 1 BB: 1 P: 25	1B: 1 2B: 2 3B: 0 HR: 1	SF: 0 SAC: 0 DP: 0 HBP: 0	WP: 0 PA: 26 PB: 0 SB: 0 CS: 0		
PITCHER 28 Kyle Hendricks, R ERA: 3.31 50 Rowan Wick, R ERA: 1.35	IP 6.1 0.2	WLS L	BF 24 2	H 3 1	R 3 0	ER 3 0	SO 5 0	BB 1 0	IBB 0 0	HBP 0 0	BLK 0 0	WP 0 0	HR 1 0	S 65 4	P 96 7	ERA 4.26 0.00	WHIP 0.632 1.500		

St. Louis Cardinals @ Chicago Cubs
Wrigley Field, Chicago, IL
Mon Aug 17 2020, 4:16 PM - 6:17 PM CDT
Partly Cloudy - 80 F

livebaseballscorecards.com

AB	25
R	3
H	4
RBI	3
BB	1
SO	5
LOB	5



Batter	1	2	3	4	5	6	7	8	9	AB R H RBI BB SO LOB
17 Kris Bryant, R OBP: 0.288, SLG: 0.345 (1, 7)	B FF 90 X SL 81 1-0 P6		C SL 79 B FF 90 F CH 79 B CU 72 B SL 82 X FF 91 3-2 G5-4-3 44 BB 1B		B CU 75 F SL 85 B SI 94 X CH 82 2-1 G4-3					3 0 1 0 0 0 0
44 Anthony Rizzo, L OBP: 0.419, SLG: 0.485 (1, 3)	B FF 91 B FF 89 B SL 81 B FF 91 4-0 2B BB		B FF 91 B FF 90 1 SAFE C FF 90 B SL 84 C SL 82 F SL 82 B SL 82 1-2 G5-4-3 9 BB		C SI 94 C SI 95 S CU 78 0-3 K					1 0 0 0 2 1 0
9 Javier Báez, R OBP: 0.244, SLG: 0.377 (1, 6)	C FF 90 F SL 83 F FF 90 F SL 85 X SL 86 0-2 1-3 2B		X CH 84 0-0 G5-4-3 1-2f 2-3		F FF 92 S SL 85 S SL 85 0-3 K					3 0 1 0 0 1 2
40 Willson Contreras, R OBP: 0.329, SLG: 0.403 (1, 2)	B SL 83 1-0 IBB		B FF 91 X FF 90 1-0 L3		X FF 93 0-0 G4-3					2 0 0 0 1 0 1
8 Ian Happ, S OBP: 0.432, SLG: 0.607 (1, 9)	C FF 91 S SL 86 S FF 91 0-3 K		B CU 69 S CH 80 B CH 79 X FF 88 2-1 HR		S SL 84 B FF 94 B SL 84 S SL 83 S SL 83 F FF 94 F SL 83 S SL 84 2-3 K					3 1 1 1 0 2 3
13 David Bote, R OBP: 0.292, SLG: 0.357 (1, 5)	X FF 92 0-0 G6-3		B FF 88 B FF 90 B CH 80 C FF 89 X SL 81 3-1 G5-3		F SL 81 B SL 80 C SL 80 F FF 92 S SL 80 1-3 K					2 0 0 0 0 0 3 1 0 0 0 0 1 0
12 Kyle Schwarber, L OBP: 0.347, SLG: 0.422 (7, PH)										
4 Josh Phegley, R (1, 10)		B CU 68 C FF 99 F SL 82 X FF 91 1-2 G6-3		C FF 88 B SL 78 X CH 80 1-1 G6-3		C SL 79 B SL 80 X FF 82 1-1 G6-3				3 0 0 0 0 0 0
5 Albert Almora Jr., R OBP: 0.286, SLG: 0.118 (1, 8)		B SL 81 S CH 82 C FF 91 B SL 86 B CU 72 X SL 80 3-2 P6		C CU 76 S SL 85 C FF 95 0-3 K		C SL 79 X SL 81 0-1 G3				3 0 0 0 0 1 0
2 Nico Hoerner, R OBP: 0.269, SLG: 0.239 (1, 4)		C CU 69 F SL 83 X FF 88 0-2 L8		C SI 93 C SI 94 S CU 78 0-3 K2-3						2 0 0 0 0 1 0

BOTTOM	
AB	23
R	1
H	3
RBI	1
BB	3
SO	7
LOB	9

Inning Stats	
R: 0	H: 1
E: 0	LOB: 3
K: 1	BB: 2
S: 10	P: 16

Inning Stats		Inning Stats		Inning Stats		Inning Stats		Inning Stats		Inning Stats		Inning Stats		Inning Stats		Inning Stats		Inning Stats		Inning Stats	
R: 0	H: 0	R: 0	H: 1	R: 1	H: 1	R: 0	H: 0	R: 0	H: 0	R: 0	H: 0	R: 0	H: 0	R: 0	H: 0	R: 0	H: 0	R: 0	H: 0	R: 0	H: 0
E: 0	LOB: 0	E: 0	LOB: 0	E: 0	LOB: 1	E: 0	LOB: 0	E: 0	LOB: 0	E: 0	LOB: 0	E: 0	LOB: 0	E: 0	LOB: 0	E: 0	LOB: 0	E: 0	LOB: 0	E: 0	LOB: 0
K: 0	BB: 0	K: 0	BB: 0	K: 1	BB: 1	K: 1	BB: 0	K: 2	BB: 0	K: 1	BB: 0	K: 1	BB: 0	K: 1	BB: 0	K: 1	BB: 0	K: 1	BB: 0	K: 1	BB: 0
S: 9	P: 13	S: 9	P: 13	S: 9	P: 16	S: 9	P: 15	S: 8	P: 10	S: 9	P: 11	S: 8	P: 10	S: 8	P: 10	S: 8	P: 10	S: 8	P: 10	S: 8	P: 10

PITCHER		PITCHER		PITCHER		PITCHER		PITCHER		PITCHER		PITCHER		PITCHER		PITCHER		PITCHER		PITCHER															
IP	WLS	BF	H	R	ER	SO	BB	IBB	HBP	BLK	WP	HR	S	P	ERA	WHIP	IP	WLS	BF	H	R	ER	SO	BB	IBB	HBP	BLK	WP	HR	S	P	ERA	WHIP		
3.2		16	3	1	1	1	2	1	0	0	0	1	33	57	2.46	1.364																			
1.1		4	0	0	0	3	0	0	0	0	0	0	11	13	0.00	0.000																			
1.0	W	3	0	0	0	2	0	0	0	0	0	0	9	11	0.00	0.000																			
1.0	S	3	0	0	0	1	0	0	0	0	0	0	8	10	0.00	0.000																			

St. Louis Cardinals @ Chicago Cubs
Wrigley Field, Chicago, IL
Mon Aug 17 2020, 4:16 PM - 6:17 PM CDT
Partly Cloudy - 80 F

livebaseballscorecards.com



Batter	1	2	3	4	5	6	7	8	9	AB R H RBI BB SO LOB	TOP											
16 Kolten Wong, L (1, 4) OBP: 0.289, SLG: 0.265	0-2 L3		1-1 G5-6-3 1B		3-2 46 1B 1B		2-3 K		4-2 46 DI BB	4 1 2 0 1 1 0												
19 Tommy Edman, S (1, 6) OBP: 0.244, SLG: 0.317	3-3 K		0-2 G5-6-3 1-2f		3-2 G4-3 1-2			4-1 46 BB 1B	2-3 K	4 1 0 0 1 2 3												
46 Paul Goldschmidt, R (1, 3) OBP: 0.432, SLG: 0.538	1-1 1B			2-0 13 2B 3 FC1-2 1B	2-1 1B			4-1 13 1B 3 G5-6-3 BB	1-3 K	4 1 3 1 1 1 1												
13 Matt Carpenter, L (1, 10) OBP: 0.308, SLG: 0.286	2-3 K			0-1 3 FC1-2 1-3 2B	2-3 K			0-0 3 G5-6-3 15 BB 1-3 2-H 1B		4 0 2 1 0 2 2												
15 Brad Miller, L (1, 5) OBP: 0.467, SLG: 1.000		1-2 F8		4-2 3 FC1-2 BB		2-3 K		4-2 3 G5-6-3 BB		2 0 0 0 2 1 0												
3 Dylan Carlson, S (1, 7) OBP: 0.182, SLG: 0.190		0-2 25 1B 1B		0-0 FC1-2		1-0 F9		0-0 G5-6-3		4 0 1 0 0 0 5												
25 Dexter Fowler, S (1, 9) OBP: 0.355, SLG: 0.517		0-0 32 G6-4-3 1B		1-3 K		1-3 K2-3		2-2 HBP		3 0 1 0 0 2 3												
32 Matt Wieters, S (1, 2) 7 Andrew Knizner, R (8, PH) (8, 2) OBP: 0.182, SLG: 0.273		2-0 G6-4-3 1-2f		0-1 L9			2-3 K	2-3 K		3 0 0 0 0 1 5 1 0 0 0 0 1 2												
48 Harrison Bader, R (1, 8) 55 Max Schrock, L (9, PH) OBP: 0.500, SLG: 1.000			3-2 F7		0-3 K		2-2 L9		0-0 P6	3 0 0 0 0 1 0 1 0 0 0 0 0 0												
Inning Stats	R: 0 E: 0 K: 2 S: 11	H: 1 LOB: 1 BB: 0 P: 17	R: 0 E: 0 K: 0 S: 8	H: 2 LOB: 1 BB: 0 P: 11	R: 0 E: 0 K: 0 S: 8	H: 1 LOB: 0 BB: 0 P: 12	R: 0 E: 0 K: 1 S: 12	H: 2 LOB: 3 BB: 1 P: 19	R: 1 E: 0 K: 2 S: 18	H: 2 LOB: 1 BB: 0 P: 28	R: 0 E: 0 K: 2 S: 7	H: 0 LOB: 0 BB: 0 P: 11	R: 0 E: 0 K: 2 S: 11	H: 0 LOB: 0 BB: 0 P: 17	R: 2 E: 0 K: 1 S: 12	H: 1 LOB: 2 BB: 3 P: 28	R: 0 E: 0 K: 2 S: 15	H: 0 LOB: 1 BB: 1 P: 22	1B: 8 2B: 1 3B: 0 HR: 0	SF: 0 SAC: 0 DP: 3 HBP: 1	WP: 0 PB: 0 SB: 0 CS: 0	PA: 39
PITCHER	IP WLS BF H R ER SO BB IBB HBP BLK WP HR S P ERA WHIP																					
11 Yu Darvish, R (1, 1) ERA: 1.8	6.0 W 25 8 1 1 7 1 0 0 0 0 0 64 98 1.50 1.500																					
65 Casey Sadler, R (7, 1) ERA: 4.7	1.0 H 5 0 2 2 2 2 0 0 0 0 0 0 13 27 18.00 2.000																					
43 Dan Winkler, R (8, 1) ERA: 3.86	0.2 4 1 0 0 0 1 0 1 0 0 0 0 7 13 0.00 3.000																					
50 Rowan Wick, R (8, 1) ERA: 1.13	1.1 S 5 0 0 0 3 1 0 0 0 0 0 0 18 27 0.00 0.750																					

St. Louis Cardinals @ Chicago Cubs
Wrigley Field, Chicago, IL
Tue Aug 18 2020, 7:16 PM - 11:24 PM CDT
Clear - 73 F

livebaseballscorecards.com

AB	33
R	3
H	9
RBI	2
BB	5
SO	12
LOB	21



Batter	1	2	3	4	5	6	7	8	9
8 Ian Happ, S OBP: 0.439, SLG: 0.627 (1, 8) (7, 7)	1-1 1B		1-1 HR	1-3 K		4-2 44 1B BB	4-2 BB		
44 Anthony Rizzo, L OBP: 0.432, SLG: 0.486 (1, 3)	1-3 K		4-0 BB	2-3 K		3-1 9 BB 1B	2-2 F7		
9 Javier Báez, R OBP: 0.253, SLG: 0.369 (1, 6)	0-3 K		3-3 K		2-1 12 HR 2B	4-2 1B	1-1 F9		
12 Kyle Schwarber, L OBP: 0.349, SLG: 0.443 5 Albert Almora Jr., R OBP: 0.273, SLG: 0.111 (1, 7) (7, 8)	1-3 K		3-3 K		3-2 HR	3-3 K	0-0 G1-3		
40 Willson Contreras, R OBP: 0.329, SLG: 0.391 (1, 10)		2-2 F8		4-1 22 3B BB	2-3 K		2-3 K	3-3 K	
22 Jason Heyward, L OBP: 0.375, SLG: 0.473 (1, 9)		2-2 L6		3-2 3B	1-2 13 G6-4-3 HBP		0-2 13 1B 7 2B 1B		
13 David Bote, R OBP: 0.321, SLG: 0.435 (1, 5)		4-2 BB		1-3 K	3-2 G6-4-3		2-2 7 2B 27 SF9 1B		
7 Victor Caratini, S OBP: 0.365, SLG: 0.348 (1, 2)		2-2 P4		4-1 27 BB BB		1-3 K	2-2 27 SF9 2B		
27 Jason Kipnis, L OBP: 0.419, SLG: 0.629 2 Nico Hoerner, R OBP: 0.269, SLG: 0.239 (1, 4) (8, 4)			3-3 K	4-2 BB		1-2 G4-3	2-1 SF9		

AB	R	H	RBI	BB	SO	LOB
3	1	2	1	2	1	3
4	0	1	0	1	2	6
4	1	1	0	1	2	2
4	1	1	2	0	3	5
1	0	0	0	0	0	0
4	1	0	0	1	3	0
3	1	2	1	0	0	0
3	1	1	0	1	1	2
3	0	1	1	1	1	1
2	0	0	1	1	1	0
0	0	0	0	0	0	0


BOTTOM

St. Louis Cardinals @ Chicago Cubs
Wrigley Field, Chicago, IL

Tue Aug 18 2020, 7:16 PM - 11:24 PM CDT
Clear - 73 F

livebaseballscorecards.com

AB	31
R	6
H	9
RBI	6
BB	8
SO	14
LOB	19



Inning	1	2	3	4	5	6	7	8	9
R: 0	H: 1	R: 0	H: 0	R: 1	H: 1	R: 2	H: 2	R: 0	H: 1
E: 0	LOB: 1	E: 0	LOB: 1	E: 0	LOB: 3	E: 0	LOB: 0	E: 0	LOB: 3
K: 3	BB: 0	K: 0	BB: 1	K: 3	BB: 3	K: 3	BB: 2	K: 1	BB: 2
S: 11	P: 14	S: 12	P: 22	S: 13	P: 27	S: 18	P: 37	S: 16	P: 32

PITCHER	IP	WLS	BF	H	R	ER	SO	BB	IBB	HBP	BLK	WP	HR	S	P	ERA	WHIP
62 Daniel Ponce de Leon, R ERA: 6.14	3.1	L	16	3	2	2	7	3	0	0	0	0	1	44	79	5.40	1.800
61 Seth Elledge, R ERA: 6.0	0.2		6	2	2	2	2	2	0	0	0	0	1	15	31	27.00	6.000
84 Ryan Meisinger, R ERA:	1.2		8	1	0	0	2	2	0	1	0	0	0	21	40	0.00	1.800
86 Jesus Cruz, R ERA: 18.0	1.0		7	3	2	2	2	1	0	0	0	0	0	24	39	18.00	4.000
74 Nabil Crismatt, R ERA:	1.1		4	0	0	0	1	0	0	0	0	0	0	12	18	0.00	0.000

WP	PA	ERA	WHIP
0	41		

Batter	1	2	3	4	5	6	7	8	9	AB R H RBI BB SO LOB	TOP						
8 Ian Happ, S OBP: 0.438, SLG: 0.671 (1, 8) (7, 7)	0-2 L3		1-2 FC4-2 3B			1-3 K2-3				3 0 1 0 0 1 0							
44 Anthony Rizzo, L OBP: 0.406, SLG: 0.449 (1, 3)	2-1 G4-3		3-1 FC4-2			1-1 G4-3				3 0 0 0 0 0 1							
9 Javier Báez, R OBP: 0.237, SLG: 0.344 (1, 6)	2-3 K		3-H 1-2 F8			2-3 K				3 0 0 0 0 2 1							
12 Kyle Schwarber, L OBP: 0.356, SLG: 0.427 5 Albert Almora Jr., R OBP: 0.261, SLG: 0.105 (1, 7) (7, PR) (7, 8)		4-2 7 WP 40 BB 7 1B BB		1-0 L1		1-2 2 1B 40 1B 13 1B 1B				2 1 1 0 1 0 0 0 1 0 0 0 0 0							
40 Willson Contreras, R OBP: 0.356, SLG: 0.394 (1, 10) (7, 2)		4-2 7 WP 7 1B BB		1-0 F7		1-0 2 1B 13 1B 1B				2 2 1 0 1 0 0							
22 Jason Heyward, L OBP: 0.362, SLG: 0.441 (1, 9)		2-2 K		1-1 F8		2-3 K				3 0 0 0 0 2 4							
7 Victor Caratini, S OBP: 0.351, SLG: 0.333 2 Nico Hoerner, R OBP: 0.286, SLG: 0.245 (1, 2) (7, PH) (7, 4)		3-2 13 G4-6-3 1B			3-2 G3		0-0 13 1B 1B			2 0 1 2 0 0 0 1 0 1 0 0 0 0							
13 David Bote, R OBP: 0.316, SLG: 0.420 (1, 5)		3-2 G4-6-3			2-2 K		0-2 1B			3 0 1 2 0 1 1							
27 Jason Kipnis, L OBP: 0.408, SLG: 0.564 46 Craig Kimbrel, R (1, 4) (7, 1)			3-3 K		3-2 G3		1-3 1B			3 0 0 0 0 2 2 0 0 0 0 0 0 0							
Inning Stats	R: 0 E: 0 K: 1 S: 8	H: 0 LOB: 0 BB: 0 P: 12	R: 2 E: 0 K: 1 S: 16	H: 1 LOB: 0 BB: 2 P: 32	R: 0 E: 0 K: 1 S: 12	H: 1 LOB: 1 BB: 0 P: 20	R: 0 E: 0 K: 0 S: 4	H: 0 LOB: 0 BB: 0 P: 7	R: 0 E: 0 K: 1 S: 10	H: 0 LOB: 0 BB: 0 P: 18	R: 0 E: 0 K: 2 S: 8	H: 0 LOB: 0 BB: 0 P: 12	R: 2 E: 0 K: 2 S: 15	H: 4 LOB: 2 BB: 0 P: 20	1B: 5 2B: 0 3B: 1 HR: 0	SF: 0 SAC: 0 DP: 1 HBP: 0	WP: 1 PA: 27 PB: 0 SB: 0 CS: 0
PITCHER	IP WLS BF H R ER SO BB IBB HBP BLK WP HR S P ERA WHIP																
59 Johan Oviedo, R ERA: 3.6 (1, 1)	5.0		18	2	2	2	4	2	0	0	0	1	0	50	89	3.60	0.800
92 Génesis Cabrera, L ERA: 8.1 (6, 1)	1.0		3	0	0	0	2	0	0	0	0	0	0	8	12	0.00	0.000
21 Andrew Miller, L ERA: 6.75 (7, 1)	0.1	L	4	3	2	2	1	0	0	0	0	0	0	9	13	54.00	9.000
65 Giovanni Gallegos, R ERA: (7, 1)	0.2		2	1	0	0	1	0	0	0	0	0	0	6	7	0.00	1.500

Chicago Cubs @ St. Louis Cardinals
Wrigley Field, Chicago, IL
Wed Aug 19 2020, 5:07 PM - 7:33 PM CDT
Clear - 77 F

livebaseballscorecards.com

AB 25
R 4
H 6
RBI 4
BB 2
SO 8
LOB 9



Batter	1	2	3	4	5	6	7	8	9
16 Kolten Wong, L OBP: 0.348, SLG: 0.325 (1, 4)	B FF 95 C FF 96 B FF 96 X FF 95 2-1 46 G5-3 1B		B CU 82 B SI 94 C SI 94 C SI 95 S CU 82 2-3 K			C KC 79 B FS 87 X FS 88 1-1 G4-3	B FF 97 B KC 85 C FF 97 S FF 98 F FF 97 B FF 98 C FF 97 3-3 K		
3 Dylan Carlson, S OBP: 0.207, SLG: 0.185 (1, 9)	B CH 84 F CH 83 1 SAFE F FF 94 S CU 83 1-3 K		B CU 80 S SI 94 F SI 96 B CU 84 T CH 84 2-2 K			B KC 79 C FS 88 B FS 86 B FS 88 B SI 92 4-1 46 15 1B BB			
46 Paul Goldschmidt, R OBP: 0.451, SLG: 0.512 (1, 3)	B SI 95 C FF 95 S FF 95 B FF 95 1 SAFE B CH 85 F SI 95 X SI 96 3-2 G5-3			B FF 94 C FF 94 B FF 95 X CH 84 2-1 G5-3		C FF 93 B FS 89 1 SAFE D FS 89 B FS 90 C FF 94 B FF 94 4-2 15 1B BB			
13 Matt Carpenter, L OBP: 0.304, SLG: 0.357 (1, 10)	D CU 81 F SI 94 B FF 95 X CU 84 2-2 F8			X SI 95 0-0 1B		C SI 93 X FS 90 0-1 F7			
15 Brad Miller, L OBP: 0.545, SLG: 0.938 (1, 6)		C CU 78 B FF 95 B FF 94 B CH 86 B SI 94 4-1 7 WP BB		B SI 95 C CH 84 X SI 96 1-1 G4-3		B FS 88 B FS 89 C FS 89 C FS 88 B SI 94 X FS 88 3-2 1-2 2-H 1B			
41 Tyler O'Neill, R OBP: 0.286, SLG: 0.486 (1, 7)		X FF 95 0-0 F9			C FF 94 F CU 80 X CU 82 0-2 E5 55 G1-3 7 SF8	X KC 81 0-0 L7			
55 Max Schrock, L OBP: 0.300, SLG: 0.600 (1, 5)		C SI 94 F SI 95 B FF 95 C CU 82 1-3 K			D CU 80 F SI 94 F SI 94 D CU 82 F CU 82 X SI 95 2-2 G1-3		C FF 98 B KC 86 F FF 98 B KC 86 C KC 87 2-3 K		
7 Andrew Knizner, R OBP: 0.143, SLG: 0.231 (1, 2)		F FF 95 1 SAFE F SI 94 B CU 84 C CU 82 1-3 K			B CU 81 B CU 82 X FF 93 2-0 SF8		C KC 86 F KC 87 B KC 88 F FF 98 F FF 99 S KC 87 1-3 K		
48 Harrison Bader, R OBP: 0.269, SLG: 0.182 19 Tommy Edman, S OBP: 0.300, SLG: 0.356 (7, PH)			C CU 80 B CU 83 X SI 94 1-1 G5-3		C FF 94 F CU 82 S CU 82 0-3 K		H KC 87 1-0 HBP		

Inning Stats	R: 0 E: 0 K: 1 S: 12	H: 1 LOB: 1 BB: 0 P: 20	R: 0 E: 0 K: 2 S: 8	H: 0 LOB: 1 BB: 1 P: 14	R: 0 E: 0 K: 2 S: 8	H: 0 LOB: 0 BB: 0 P: 13	R: 0 E: 0 K: 0 S: 5	H: 1 LOB: 0 BB: 0 P: 8	R: 1 E: 1 K: 1 S: 11	H: 0 LOB: 0 BB: 0 P: 15	R: 1 E: 0 K: 0 S: 11	H: 1 LOB: 2 BB: 2 P: 23	R: 0 E: 0 K: 3 S: 13	H: 0 LOB: 1 BB: 0 P: 20
--------------	-------------------------------	----------------------------------	------------------------------	----------------------------------	------------------------------	----------------------------------	------------------------------	---------------------------------	-------------------------------	----------------------------------	-------------------------------	----------------------------------	-------------------------------	----------------------------------


PITCHER	IP	WLS	BF	H	R	ER	SO	BB	IBB	HBP	BLK	WP	HR	S	P	ERA	WHIP
73 Adbert Alzolay, R ERA: 0.00	5.0		18	2	1	0	6	1	0	0	0	1	0	44	70	0.00	0.600
24 Jeremy Jeffress, R ERA: 1.64	1.0	W	6	1	1	1	0	2	0	0	0	0	0	11	23	9.00	3.000
46 Craig Kimbrel, R ERA: 11.12	1.0	S	4	0	0	0	3	0	0	1	0	0	0	13	20	0.00	0.000

BOTTOM

Chicago Cubs @ St. Louis Cardinals
Wrigley Field, Chicago, IL
Wed Aug 19 2020, 5:07 PM - 7:33 PM CDT
Clear - 77 F

livebaseballscorecards.com

AB	23
R	2
H	3
RBI	2
BB	3
SO	9
LOB	12



1B: 3	SF: 1	WP: 1	PA: 28
2B: 0	SAC: 0	PB: 0	
3B: 0	DP: 0	SB: 0	
HR: 0	HBP: 1	CS: 0	

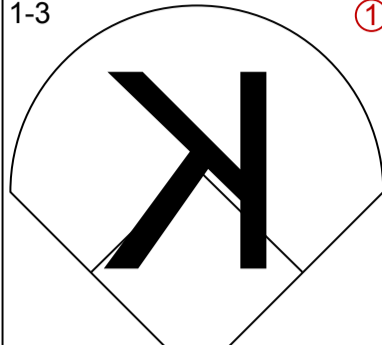
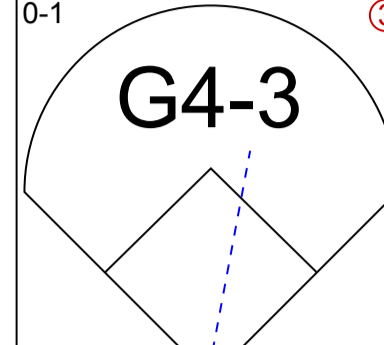
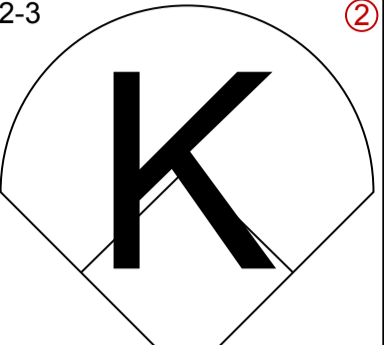
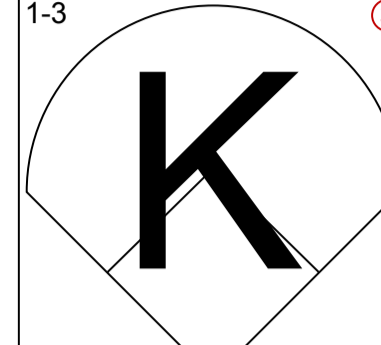
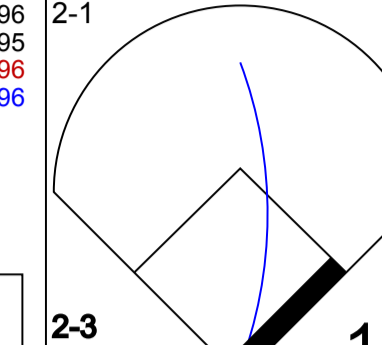
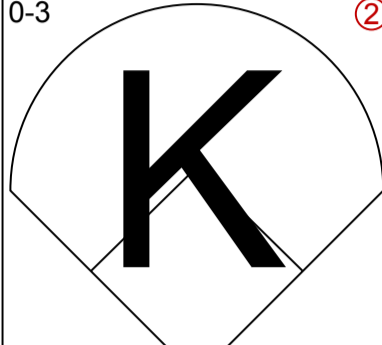
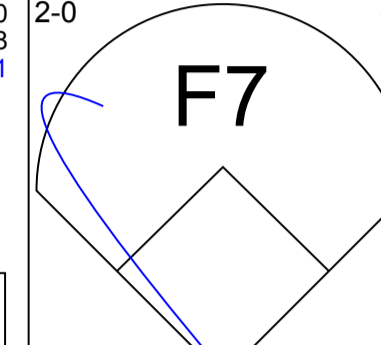
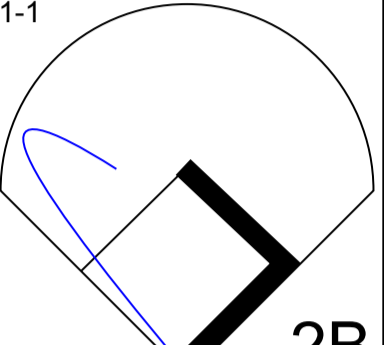
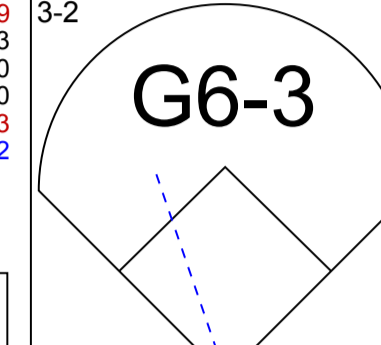
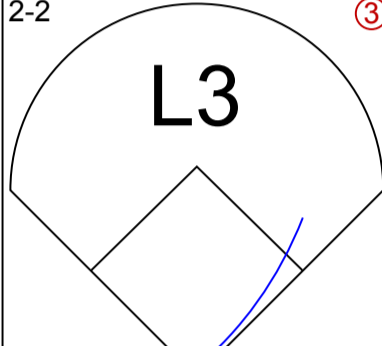
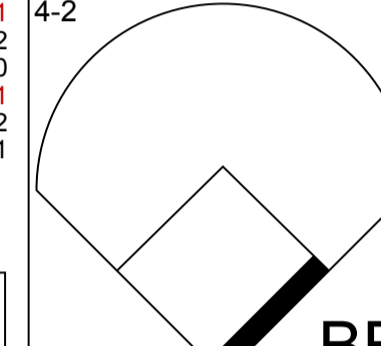
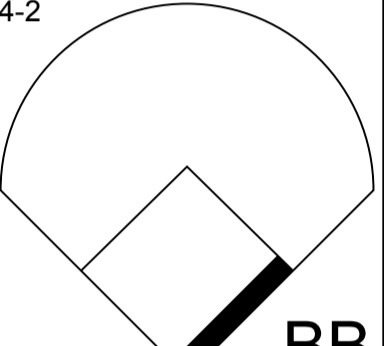
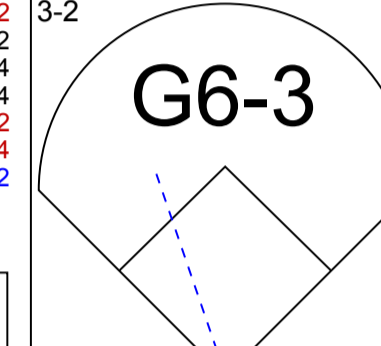
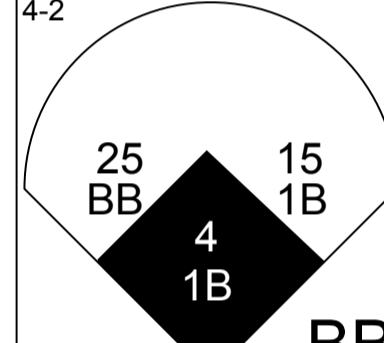
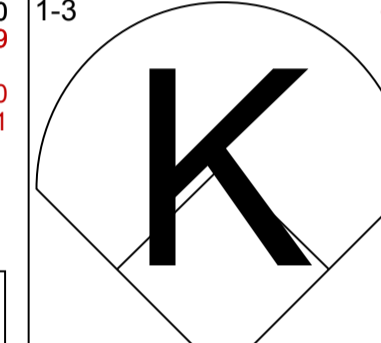
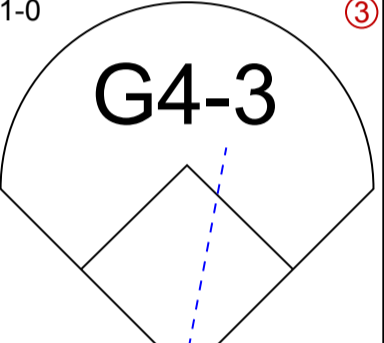
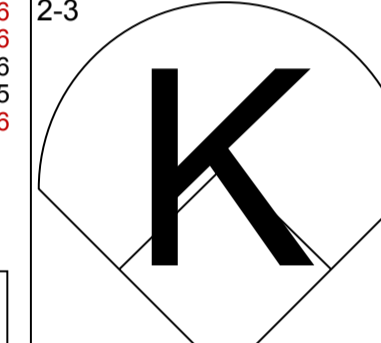
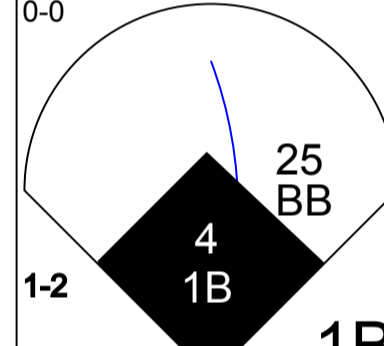
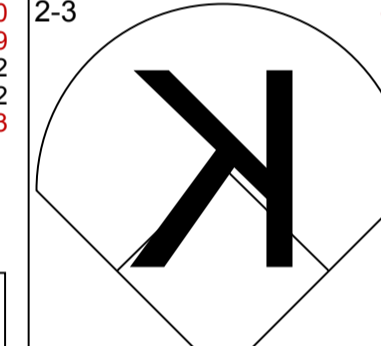
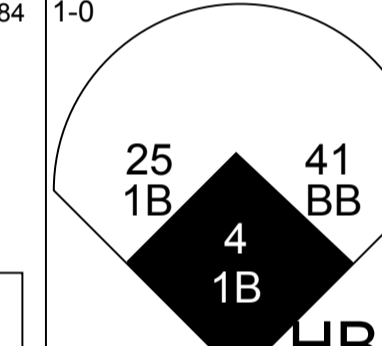
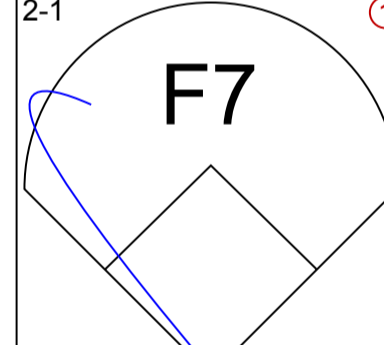
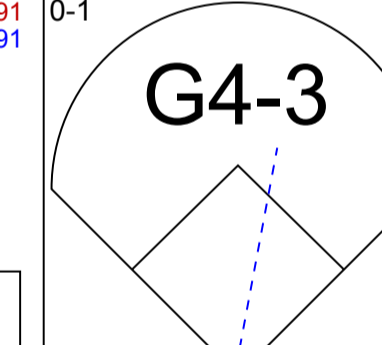
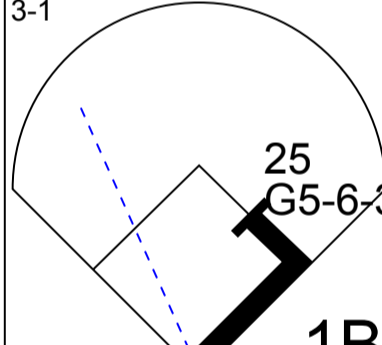
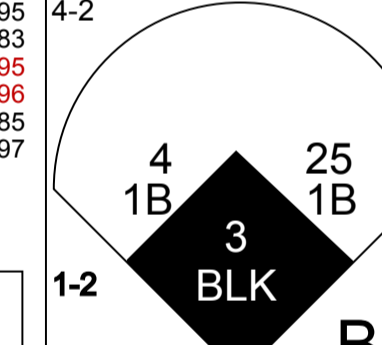
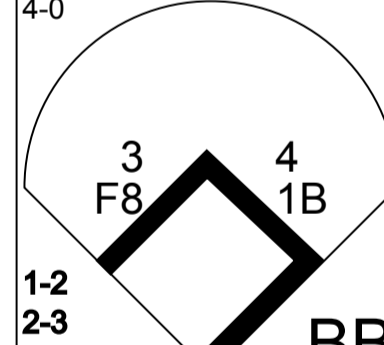
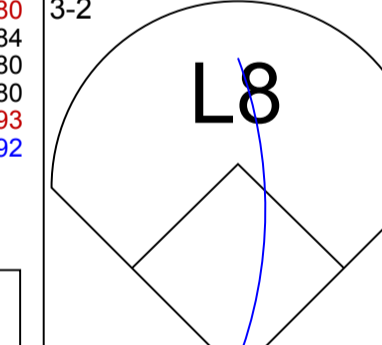
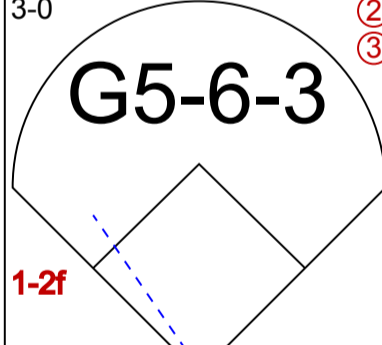
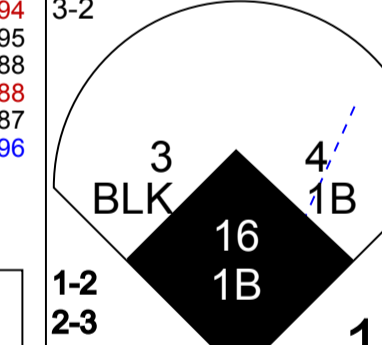
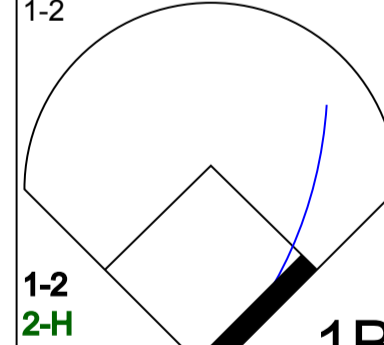
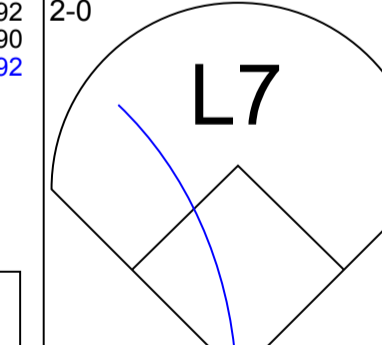
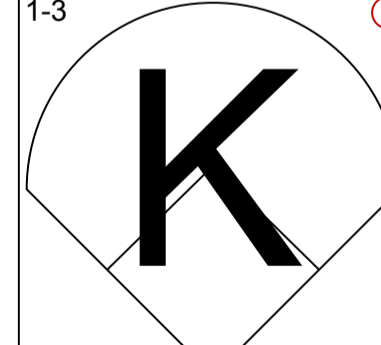
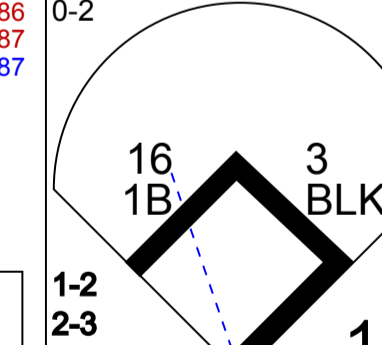
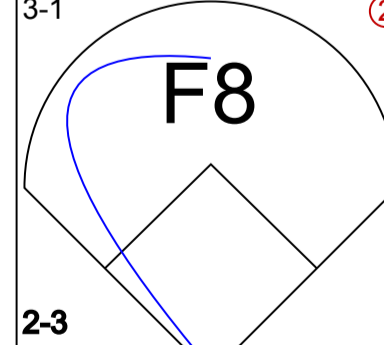
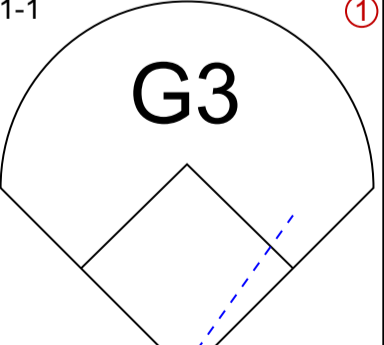
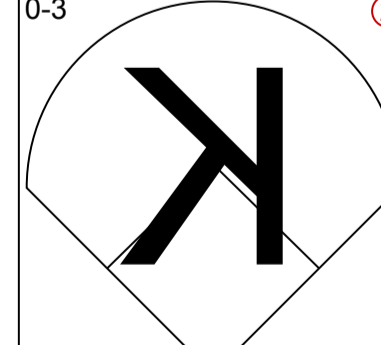
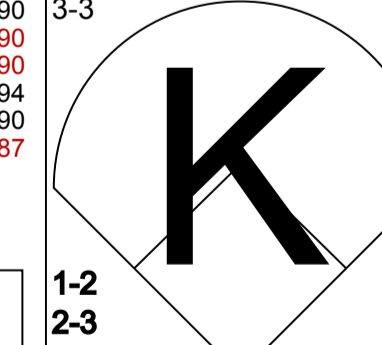
Batter	1	2	3	4	5	6	7	8	9	AB R H RBI BB SO LOB	TOP	
16 Kolten Wong, L (1, 4) OBP: 0.357, SLG: 0.333 55 Max Schrock, L (7, PH) OBP: 0.429, SLG: 0.857 (7, 4)	3-2 19 1B 13 HR HBP	3-2 19 1B 2B		2-2 46 1B 19 S 1B		4-1 46 BB 15 1B 2B BB	3-3 3			2 4 2 0 1 0 0 1 0 0 0 0 1 1		
19 Tommy Edman, S (1, 6) OBP: 0.286, SLG: 0.356 (1, 6)	1-0 46 BB 13 HR 1B	0-1 46 G5-3 1B		2-2 P4 1-2 2-H		0-1 46 BB 15 2B 1B				4 2 3 2 0 0 1		
46 Paul Goldschmidt, R (1, 10) OBP: 0.458, SLG: 0.537 7 Andrew Knizner, R (6, PR) OBP: 0.182, SLG: 0.273 (6, 10)	1-2 13 HR BB	1-2 G5-3 2-H		1-2 1B 2-H		4-2 15 2B BB				2 1 1 1 2 0 1 0 0 0 0 0 0 0		
13 Matt Carpenter, L (1, 3) OBP: 0.302, SLG: 0.359 (1, 3)	2-1 HR 1-H 2-H 3-H	0-2 F8 3		1-3 K 3		3-3 K 2				4 1 1 4 0 2 5		
15 Brad Miller, L (1, 5) OBP: 0.526, SLG: 1.000 (1, 5)	4-2 25 L8 25 BLK BB		1-2 1B 1		2-3 K 1 F FF 96 X FF 96	0-1 2B 1-3 2-H 3-H				3 0 2 2 1 1 0		
41 Tyler O'Neill, R (1, 7) OBP: 0.308, SLG: 0.529 (1, 7)	0-0 F8 1		2-0 2B 2		1-2 F8 2 C CU 80 C CU 81 B CU 79 F CH 97 X CU 79	2-3 K 3 B SL 83 S FF 95 C FF 97 B FF 96 F KC 80 S SL 84				4 0 1 0 0 1 4		
25 Dexter Fowler, S (1, 9) OBP: 0.314, SLG: 0.455 (1, 9)	1-1 L8 1-3 2		0-3 K 2 C CH 78 C SL 76 S CH 80		0-0 F7 3 X CH 87		1-3 K 1 B KC 79 S CH 90 C SL 81 S FF 95			4 0 0 0 0 2 2		
3 Dylan Carlson, S (1, 8) OBP: 0.192, SLG: 0.200 (1, 8)	1-2 L7 3		1-2 L8 3		0-1 32 S 19 1B 1B C CU 79 X CH 86	0-1 F7 2 F FF 95 X CH 91				4 1 1 0 0 0 2		
32 Matt Wieters, S (1, 2) (1, 2)		2-2 F7 1 C FF 88 B CU 85 C FF 88 B FF 89 X FF 90		1-1 G3-1 1 C FF 88 B CH 79 X SL 75		3-3 K 1 B FF 95 B CH 86 B FF 96 C FF 94 T FF 94 1 SAFE F CH 87 S CH 88	4-2 BB B SL 84 B FF 96 B CH 91 C FF 94 C SL 82 B FF 96			3 0 0 0 1 1 1		
Inning Stats	R: 4 H: 2 E: 0 LOB: 1 K: 0 BB: 2 S: 17 P: 33	R: 1 H: 2 E: 0 LOB: 1 K: 0 BB: 0 S: 18 P: 24	R: 0 H: 2 E: 0 LOB: 1 K: 1 BB: 0 S: 11 P: 15	R: 1 H: 2 E: 0 LOB: 1 K: 1 BB: 0 S: 15 P: 22	R: 0 H: 0 E: 0 LOB: 0 K: 1 BB: 0 S: 8 P: 11	R: 3 H: 3 E: 0 LOB: 3 K: 3 BB: 2 S: 20 P: 36	R: 0 H: 0 E: 0 LOB: 1 K: 2 BB: 1 S: 10 P: 18			1B: 7 SF: 0 2B: 3 SAC: 0 3B: 0 DP: 0 HR: 1 HBP: 1	WP: 0 PA: 37 PB: 0 SB: 2 CS: 0	
PITCHER	IP WLS BF H R ER SO BB IBB HBP BLK WP HR S P ERA WHIP 30 Alec Mills, R (1, 1) ERA: 4.76 Duane Underwood Jr., R (4, 1) ERA: 8.0 60 Jason Adam, R (6, 1) ERA: 6.75					IP WLS BF H R ER SO BB IBB HBP BLK WP HR S P ERA WHIP PITCHER						

St. Louis Cardinals @ Chicago Cubs
 Wrigley Field, Chicago, IL
 Wed Aug 19 2020, 1:21 PM - 4:21 PM CDT
 Sunny - 79 F

livebaseballscorecards.com

AB 31
R 9
H 11
RBI 9
BB 5
SO 8
LOB 17




Batter	1	2	3	4	5	6	7	8	9	AB R H RBI BB SO LOB
16 Kolten Wong, L OBP: 0.333, SLG: 0.311 (1, 4)		G4-3 			K 		K 			5 0 1 1 0 3 2
19 Tommy Edman, S OBP: 0.296, SLG: 0.367 (1, 6)	K 		F7 		2B 			G6-3 		4 0 1 0 0 1 0
46 Paul Goldschmidt, R OBP: 0.455, SLG: 0.489 (1, 3)	L3 		BB 		BB 			G6-3 		2 0 0 0 2 0 0
13 Matt Carpenter, L OBP: 0.300, SLG: 0.333 (1, 10)			K 		G4-3 			K 		3 1 0 0 1 2 3
15 Brad Miller, L OBP: 0.538, SLG: 0.842 (1, 5)			K 							3 2 1 0 0 2 1
41 Tyler O'Neill, R OBP: 0.304, SLG: 0.475 (1, 7)		F7 		G4-3 						3 1 1 0 1 0 2
25 Dexter Fowler, S OBP: 0.333, SLG: 0.444 (1, 9)				L8 						3 1 1 0 1 0 1
4 Yadier Molina, R OBP: 0.273, SLG: 0.273 (1, 2)				L7 				K 		4 0 2 3 0 1 0
3 Dylan Carlson, S OBP: 0.182, SLG: 0.161 (1, 8)		F8 			G3 					4 0 0 0 0 2 4

Inning Stats	R: 0	H: 0	E: 0	K: 2	S: 9	H: 0	LOB: 0	BB: 0	P: 12	R: 2	H: 2	E: 0	K: 0	S: 12	R: 0	H: 0	E: 0	K: 2	S: 9	R: 0	H: 0	E: 0	K: 0	S: 6	R: 0	H: 1	E: 0	K: 1	S: 10	R: 0	H: 1	E: 0	K: 1	S: 6	R: 0	H: 0	E: 0	K: 3	S: 10	R: 0	H: 0	E: 0	K: 1	S: 10	R: 3	H: 3	E: 0	K: 1	S: 13	1B: 6	2B: 1	3B: 0	HR: 0	SF: 0	SAC: 0	DP: 1	HBP: 1	WP: 0	PA: 37
54 Sonny Gray, R ERA: 2.21 (1, 1)	IP	WLS	BF	H	R	ER	SO	BB	IBB	HBP	BLK	WP	HR	S	P	ERA	WHIP																																										
39 Lucas Sims, R ERA: 0.82 (7, 1)	1.2	H	5	0	0	0	3	0	0	0	0	0	0	17	25	0.00	0.000																																										
50 Amir Garrett, L ERA: 3.52 (8, 1)	0.1	H	1	0	0	0	1	0	0	0	0	0	0	3	5	0.00	0.000																																										
26 Raisel Iglesias, R ERA: 7.71 (9, 1)	0.1	L	5	2	3	3	1	1	0	1	1	0	0	11	22	81.00	9.000																																										
57 Nate Jones, R ERA: 3.52 (9, 1)	0.0		1	1	0	0	0	0	0	0	0	0	0	2	4	∞	∞																																										

BOTTOM

Cincinnati Reds @ St. Louis Cardinals
 Busch Stadium, St. Louis, MO
 Thu Aug 20 2020, 7:18 PM - 10:28 PM CDT
 Clear - 79 F

AB	31
R	5
H	7
RBI	4
BB	5
SO	11
LOB	13



livebaseballscorecards.com

Batter	1	2	3	4	5	6	7	8	9	AB R H RBI BB SO LOB	TOP																
19 Joey Votto, L OBP: 0.356, SLG: 0.387 (1, 3)	0-0 G3		0-2 L8		0-3 K		2-2 P5			4 0 0 0 0 1 2																	
2 Nick Castellanos, R OBP: 0.340, SLG: 0.636 (1, 9)	0-0 L8		4-1 BB			1-2 G5-3	0-2 P6			3 0 0 0 1 0 1																	
33 Jesse Winker, L OBP: 0.463, SLG: 0.656 31 Travis Jankowski, L OBP: 0.125, SLG: 0.067 (1, 7) (7, 8)	0-1 L7		3-2 G5-3			3-3 K	2-1 L8			4 0 0 0 0 1 3 0 0 0 0 0 0 0																	
7 Eugenio Suárez, R OBP: 0.295, SLG: 0.291 (1, 5)		2-0 FC3-6 1B		1-3 K		3-2 E8 64 HR		2-1 G5-3		4 1 1 0 0 1 0																	
9 Mike Moustakas, L OBP: 0.368, SLG: 0.467 (1, 4)		0-3 K		1-1 HBP		4-1 64 HR 6 HBP BB		2-3 K		2 1 0 0 1 2 1																	
4 Shogo Akiyama, L OBP: 0.306, SLG: 0.281 6 Phillip Ervin, R OBP: 0.323, SLG: 0.125 (1, 8) (6, PH) (6, 8) (7, 7)		0-2 FC3-6		2-3 K		3-2 64 HR HBP		2-2 G4-3		2 0 0 0 0 1 2 1 1 0 0 0 0 0																	
17 Josh VanMeter, L OBP: 0.158, SLG: 0.176 64 Matt Davidson, R OBP: 0.348, SLG: 0.762 (1, 10) (6, PH) (6, 10)		2-3 K		0-3 K2-3		2-0 HR				2 0 0 0 0 2 2 2 1 1 4 0 0 0	AB 30 R 4 H 2 RBI 4 BB 4 SO 9 LOB 11																
3 Freddy Galvis, S OBP: 0.312, SLG: 0.493 (1, 6)			2-2 P4		3-2 F7	1-1 L9				4 0 0 0 0 0 0																	
16 Tucker Barnhart, L OBP: 0.234, SLG: 0.273 (1, 2)			4-2 2 BB BB		1-3 K		4-1 BB			2 0 0 0 2 1 0																	
Inning Stats	R: 0 E: 0 K: 0 S: 4	H: 0 LOB: 0 BB: 0 P: 4	R: 0 E: 0 K: 2 S: 11	H: 1 LOB: 1 BB: 0 P: 15	R: 0 E: 0 K: 0 S: 16	H: 0 LOB: 2 BB: 2 P: 29	R: 0 E: 0 K: 3 S: 11	H: 0 LOB: 1 BB: 0 P: 15	R: 0 E: 0 K: 2 S: 10	H: 0 LOB: 0 BB: 0 P: 14	R: 4 E: 1 K: 1 S: 16	H: 1 LOB: 0 BB: 1 P: 33	R: 0 E: 0 K: 0 S: 11	H: 0 LOB: 1 BB: 1 P: 19	R: 0 E: 0 K: 1 S: 9	H: 0 LOB: 0 BB: 0 P: 15	R: 0 E: 0 K: 0 S: 9	H: 0 LOB: 0 BB: 0 P: 12	1B: 1 2B: 0 3B: 0 HR: 1	SF: 0 SAC: 0 DP: 0 HBP: 2	WP: 0 PB: 0 SB: 0 CS: 0	PA: 36					
PITCHER	IP WLS BF H R ER SO BB IBB HBP BLK WP HR S P ERA WHIP																										
43 Dakota Hudson, R ERA: 3.46 (1, 1)	4.2		18	1	0	0	6	2	0	1	0	0	0	49	74	0.00	0.643										
92 Génesis Cabrera, L ERA: 6.23 (5, 1)	1.0	L	6	0	3	1	2	1	0	1	0	0	0	16	30	9.00	1.000										
30 Tyler Webb, L ERA: 5.4 (6, 1)	1.1	B	6	1	1	0	0	1	0	0	0	0	1	14	25	0.00	1.500										
40 Jake Woodford, R ERA: 1.8 (8, 1)	2.0		6	0	0	0	1	0	0	0	0	0	0	18	27	0.00	0.000										

Cincinnati Reds @ St. Louis Cardinals
 Busch Stadium, St. Louis, MO
 Fri Aug 21 2020, 7:16 PM - 10:26 PM CDT
 Partly Cloudy - 80 F

livebaseballscorecards.com



Batter	1	2	3	4	5	6	7	8	9	AB	R	H	RBI	BB	SO	LOB	BOTTOM							
16 Kolten Wong, L OBP: 0.345, SLG: 0.313 (1, 4)	0-2 G4-3 1B		0-0 13 BB 19 HBP 1B		4-0 13 BB 46 BB 15 FC4-6 BB		0-1 P2			3	1	1	0	1	0	0	Cincinnati Reds @ St. Louis Cardinals Busch Stadium, St. Louis, MO Fri Aug 21 2020, 7:16 PM - 10:26 PM CDT Partly Cloudy - 80 F							
19 Tommy Edman, S OBP: 0.293, SLG: 0.346 (1, 6)	3-2 F7		4-0 13 BB HBP		2-1 L8		2-2 F8			3	0	0	0	0	0	1								
46 Paul Goldschmidt, R OBP: 0.458, SLG: 0.479 (1, 3)	1-1 1B		1-3 K		4-2 15 FC4-6 13 BB BB		0-0 F8			3	0	1	0	1	1	3								
13 Matt Carpenter, L OBP: 0.315, SLG: 0.319 (1, 5)	1-0 L6		4-2 BB		4-1 15 FC4-6 BB		1-3 K			2	0	0	1	2	1	1								
15 Brad Miller, L OBP: 0.467, SLG: 0.696 (1, 10)	2-0 G6-1		0-1 G3-1		2-2 FC4-6 41 S BB		1-3 K			4	0	0	1	0	1	5								
41 Tyler O'Neill, R OBP: 0.280, SLG: 0.432 (1, 7)	3-3 K		0-0 G5-3		3-2 P4		3-2 G3			4	0	0	0	0	1	2								
25 Dexter Fowler, S OBP: 0.326, SLG: 0.425 (1, 9)	3-2 G3-1		2-2 4 G5-3 1B		1-3 K		0-3 K			4	0	1	0	0	2	0								
4 Yadier Molina, R OBP: 0.231, SLG: 0.231 (1, 2)			0-0 F7		0-0 G5-3		3-2 F9			4	0	0	0	0	0	1								
48 Harrison Bader, R OBP: 0.276, SLG: 0.167 3 Dylan Carlson, S OBP: 0.176, SLG: 0.156 (9, PH)			4-2 19 HBP 13 BB 16 BB BB		1-1 P5		1-3 K			2	1	0	0	1	1	1								
										1	0	0	0	0	0	0								
Inning Stats	R: 0 E: 0 K: 0 S: 9	H: 1 LOB: 1 BB: 0 P: 14	R: 0 E: 0 K: 1 S: 8	H: 0 LOB: 0 BB: 0 P: 16	R: 1 E: 0 K: 1 S: 12	H: 1 LOB: 3 BB: 2 P: 25	R: 0 E: 0 K: 0 S: 7	H: 1 LOB: 1 BB: 0 P: 10	R: 1 E: 0 K: 0 S: 14	H: 0 LOB: 2 BB: 3 P: 33	R: 0 E: 0 K: 2 S: 9	H: 0 LOB: 0 BB: 0 P: 14	R: 0 E: 0 K: 0 S: 6	H: 0 LOB: 0 BB: 0 P: 8	R: 0 E: 0 K: 1 S: 10	H: 0 LOB: 0 BB: 0 P: 15	R: 0 E: 0 K: 1 S: 8	H: 0 LOB: 0 BB: 0 P: 9	1B: 3 2B: 0 3B: 0 HR: 0	SF: 0 SAC: 0 DP: 0 HBP: 1	WP: 0 PB: 0 SB: 1 CS: 0	PA: 36		
PITCHER	IP WLS BF H R ER SO BB IBB HBP BLK WP HR S P ERA WHIP	IP WLS BF H R ER SO BB IBB HBP BLK WP HR S P ERA WHIP	IP WLS BF H R ER SO BB IBB HBP BLK WP HR S P ERA WHIP	IP WLS BF H R ER SO BB IBB HBP BLK WP HR S P ERA WHIP	IP WLS BF H R ER SO BB IBB HBP BLK WP HR S P ERA WHIP	IP WLS BF H R ER SO BB IBB HBP BLK WP HR S P ERA WHIP	IP WLS BF H R ER SO BB IBB HBP BLK WP HR S P ERA WHIP	IP WLS BF H R ER SO BB IBB HBP BLK WP HR S P ERA WHIP	IP WLS BF H R ER SO BB IBB HBP BLK WP HR S P ERA WHIP	IP WLS BF H R ER SO BB IBB HBP BLK WP HR S P ERA WHIP	IP WLS BF H R ER SO BB IBB HBP BLK WP HR S P ERA WHIP	IP WLS BF H R ER SO BB IBB HBP BLK WP HR S P ERA WHIP	IP WLS BF H R ER SO BB IBB HBP BLK WP HR S P ERA WHIP	IP WLS BF H R ER SO BB IBB HBP BLK WP HR S P ERA WHIP	IP WLS BF H R ER SO BB IBB HBP BLK WP HR S P ERA WHIP	IP WLS BF H R ER SO BB IBB HBP BLK WP HR S P ERA WHIP	IP WLS BF H R ER SO BB IBB HBP BLK WP HR S P ERA WHIP	IP WLS BF H R ER SO BB IBB HBP BLK WP HR S P ERA WHIP	IP WLS BF H R ER SO BB IBB HBP BLK WP HR S P ERA WHIP	IP WLS BF H R ER SO BB IBB HBP BLK WP HR S P ERA WHIP	IP WLS BF H R ER SO BB IBB HBP BLK WP HR S P ERA WHIP	IP WLS BF H R ER SO BB IBB HBP BLK WP HR S P ERA WHIP	IP WLS BF H R ER SO BB IBB HBP BLK WP HR S P ERA WHIP	IP WLS BF H R ER SO BB IBB HBP BLK WP HR S P ERA WHIP

livebaseballscorecards.com

AB	30
R	2
H	3
RBI	2
BB	5
SO	7
LOB	14



Batter	1	2	3	4	5	6	7	8	9	AB R H RBI BB SO LOB	TOP											
19 Joey Votto, L OBP: 0.351, SLG: 0.372 (1, 3)	G6-3 ①		K ③			F7 ①		BB ②		3 0 0 0 1 1 2												
2 Nick Castellanos, R OBP: 0.327, SLG: 0.609 (1, 9)	L3 ②			G4-3 ①		F8 ②		K ③		4 0 0 0 0 1 3												
64 Matt Davidson, R OBP: 0.308, SLG: 0.667 (1, 10)	G6-3 ③			L6 ②		L9 ③			F7 ①	3 0 0 0 0 0 1												
4 Shogo Akiyama, L OBP: 0.301, SLG: 0.277 (9, PH)										1 0 0 0 0 0 0												
7 Eugenio Suárez, R OBP: 0.283, SLG: 0.277 (1, 5)		L9 ①		G5-3 ③			F8 ①		G6-3 ②	4 0 0 0 0 0 0												
6 Phillip Ervin, R OBP: 0.294, SLG: 0.111 (1, 8)		G5-3 ②			G5-3 ①		F7 ②		G4-3 ③	3 0 0 0 0 0 0												
34 Mark Payton, L (9, PH)										1 0 0 0 0 0 0												
33 Jesse Winker, L OBP: 0.458, SLG: 0.657 (1, 7)			K ③				F9 ③			3 0 1 0 0 1 0												
12 Curt Casali, R OBP: 0.302, SLG: 0.444 (1, 2)					L5 ②				G4-6-3 BB ③	2 0 0 0 1 0 1												
3 Freddy Galvis, S OBP: 0.300, SLG: 0.472 (1, 6)			F9 ②		K ③				G4-6-3 ②	3 0 0 0 0 1 2												
52 Kyle Farmer, R OBP: 0.351, SLG: 0.353 (1, 4)									19 BB ①	3 0 3 0 0 0 0												
Inning Stats	R: 0 E: 0 K: 0 S: 9	H: 0 LOB: 0 BB: 0 P: 15	R: 0 E: 0 K: 1 S: 12	H: 0 LOB: 0 BB: 0 P: 16	R: 0 E: 0 K: 1 S: 10	H: 1 LOB: 1 BB: 0 P: 16	R: 0 E: 0 K: 0 S: 7	H: 0 LOB: 0 BB: 0 P: 10	R: 0 E: 0 K: 1 S: 10	H: 1 LOB: 1 BB: 0 P: 17	R: 0 E: 0 K: 0 S: 7	H: 1 LOB: 1 BB: 0 P: 9	R: 0 E: 0 K: 0 S: 10	H: 0 LOB: 0 BB: 0 P: 13	R: 0 E: 0 K: 1 S: 5	H: 1 LOB: 2 BB: 2 P: 14	R: 0 E: 0 K: 0 S: 7	H: 0 LOB: 0 BB: 0 P: 8	1B: 3 2B: 1 3B: 0 HR: 0	SF: 0 SAC: 0 DP: 1 HBP: 0	WP: 0 PB: 0 SB: 0 CS: 0	PA: 32
PITCHER	IP WLS BF H R ER SO BB IBB HBP BLK WP HR S P ERA WHIP																					
33 Kwang Hyun Kim, L ERA: 1.69 (1, 1)	6.0 W 21 3 0 0 3 0 0 0 0 0 0 0 55 83 0.00 0.500																					
53 John Gant, R ERA: (7, 1)	1.0 H 4 0 0 0 0 1 0 0 0 0 0 0 10 17 0.00 1.000																					
21 Andrew Miller, L ERA: 5.79 (8, 1)	0.2 H 3 1 0 0 0 1 0 0 0 0 0 0 2 6 0.00 3.000																					
65 Giovanny Gallegos, R ERA: (8, 1)	1.1 S 4 0 0 0 1 0 0 0 0 0 0 0 10 12 0.00 0.000																					

Cincinnati Reds @ St. Louis Cardinals
 Busch Stadium, St. Louis, MO
 Sat Aug 22 2020, 7:16 PM - 9:30 PM CDT
 Clear - 83 F

livebaseballscorecards.com

AB 30
 R 0
 H 4
 RBI 0
 BB 2
 SO 4
 LOB 9



Batter	1	2	3	4	5	6	7	8	9
16 Kolten Wong, L OBP: 0.339, SLG: 0.308 (1, 4)	C FC 86 B SL 81 B SI 89 B FC 86 F FC 86 X FC 89 3-2 L7		C CH 84 X FC 86 0-1 19 1B		C CU 74 X FC 85 0-1 G6-3		B FF 94 B SL 85 C FF 96 F FF 96 X CU 80 2-2 F7		
19 Tommy Edman, S OBP: 0.290, SLG: 0.339 (1, 6)	C CU 75 B FC 86 X FC 86 1-1 P6		D CH 84 L FC 86 X FC 87 1-1 41 G5-3 46 BB 1B		X CU 75 0-0 G6-3		C SL 83 S SL 84 X CU 82 0-2 L8		
46 Paul Goldschmidt, R OBP: 0.492, SLG: 0.490 (1, 3)	C SI 90 X CH 83 0-1 41 FC5-4 1B		B CH 83 B CH 83 B FC 87 C FC 86 B CH 83 4-1 1-2 BB		B CU 75 C FC 84 B FC 84 B FC 83 F FC 84 F FC 83 B FC 88 4-2 41 BB		B SL 84 B FF 95 C FF 95 C SL 83 B CU 80 B FF 96 4-2 41 FC5-4 BB		
41 Tyler O'Neill, R OBP: 0.278, SLG: 0.404 (1, 7)	SAFE S FC 86 F FC 86 B FC 88 D CH 83 B CH 83 F CH 84 X FC 86 3-2 FC5-4 1-2f		B CU 76 C CH 84 X CH 83 1-1 G5-3		S FC 85 B SL 81 D CH 83 B FC 84 F FC 85 F CH 82 B CH 82 4-2 1-2 BB		C SL 83 X SL 85 0-1 FC5-4 13 WP 1-2f		
13 Matt Carpenter, L OBP: 0.310, SLG: 0.300 (1, 5)		C FC 84 B SL 80 S FC 82 B FF 92 C CH 84 2-3 K		C CU 76 T FC 83 B FC 86 F FF 90 S CU 75 1-3 K		S CU 76 D CU 76 B FC 86 D CU 77 X FC 86 3-1 G4-3		B FF 96 B FF 96 B SL 87 C FF 95 C FF 96 B SL 89 4-2 4 G6-4-3 BB 1-2	
4 Yadier Molina, R OBP: 0.233, SLG: 0.233 (1, 2)		S FC 86 X FC 86 0-1 25 G6-4-3 1B		B FC 83 B CU 76 F CH 82 X CH 81 2-1 G6-3		S SL 85 C SL 85 S FF 97 0-3 K		F SL 89 S SL 89 X SL 88 0-2 G6-4-3 1-2f	
25 Dexter Fowler, S OBP: 0.326, SLG: 0.419 (1, 10)		B FC 86 X FC 85 1-0 G6-4-3 1-2f		S CU 76 F CH 81 B CH 80 B FC 86 B CU 73 X CH 83 3-2 1B		C SL 84 B FF 96 T SL 85 S CU 82 1-3 K			
3 Dylan Carlson, S OBP: 0.162, SLG: 0.143 (1, 9)			C CU 74 B FC 85 C CH 81 B CH 80 X FC 85 2-2 G4-3		C FC 85 B CU 74 F FC 86 B FC 84 B FC 85 T FC 86 3-2 K		C SL 84 B FF 96 X SL 83 1-1 G3-1		
48 Harrison Bader, R OBP: 0.313, SLG: 0.370 (1, 8)			B SI 91 B CU 74 C CH 84 C CH 84 F CH 84 F FC 86 X FF 92 2-2 16 1B 19 1B 2B		X SI 89 0-0 HR		F SL 82 C FF 96 B CU 81 C SL 85 1-3 K		

AB	R	H	RBI	BB	SO	LOB
4	1	1	0	0	0	0
4	0	1	2	0	0	0
1	0	1	0	3	0	0
3	0	0	0	1	0	4
3	0	0	0	1	2	2
4	0	1	0	0	1	2
3	0	1	0	0	1	1
3	0	0	0	0	1	1
3	2	2	1	0	1	0

BOTTOM

Cincinnati Reds @ St. Louis Cardinals
 Busch Stadium, St. Louis, MO
 Sat Aug 22 2020, 7:16 PM - 9:30 PM CDT
 Clear - 83 F

livebaseballscores.com

AB	28
R	3
H	7
RBI	3
BB	5
SO	6
LOB	10

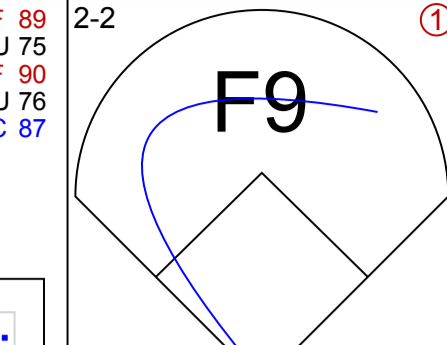
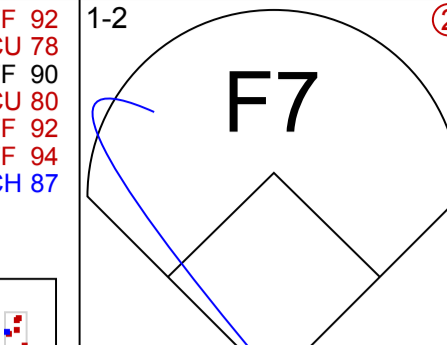
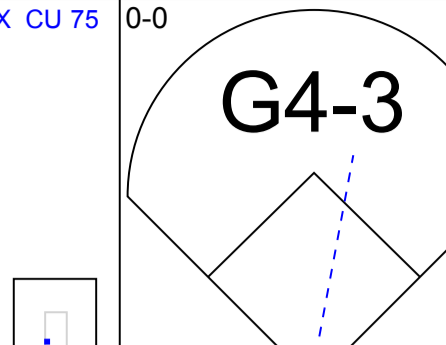
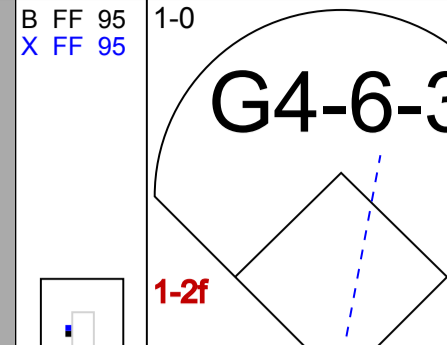
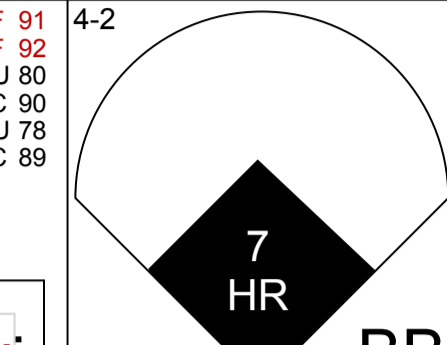
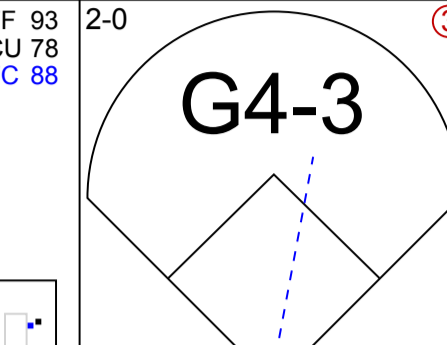
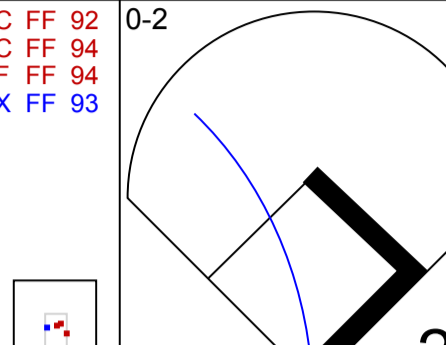
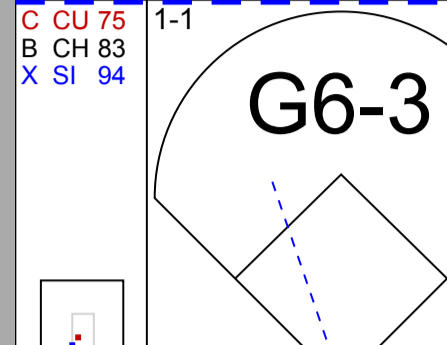
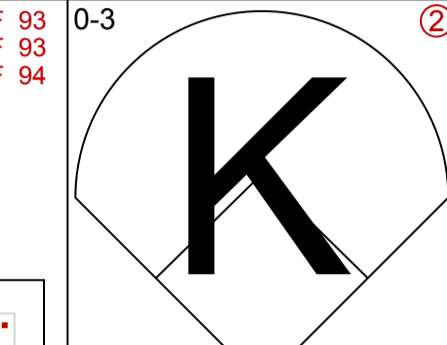
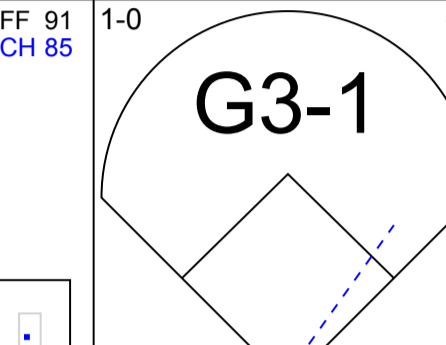
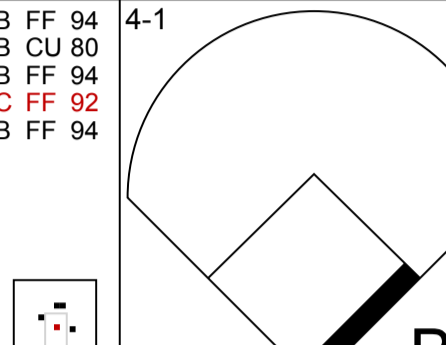
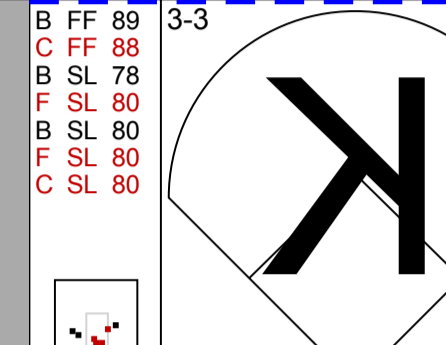
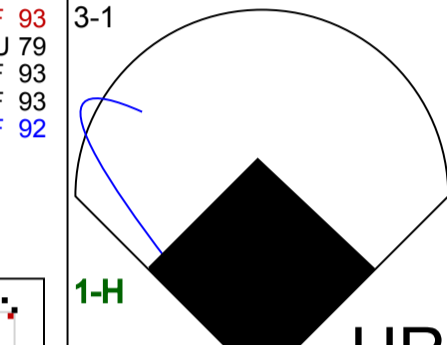
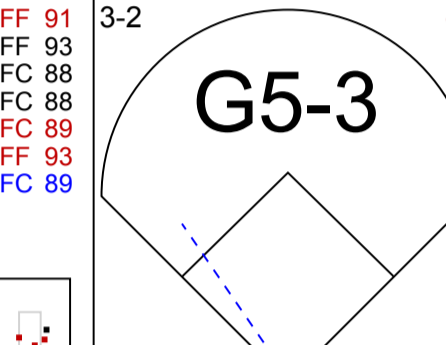
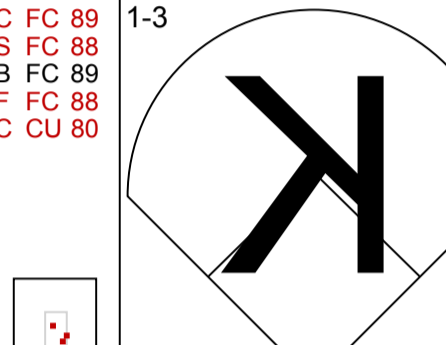
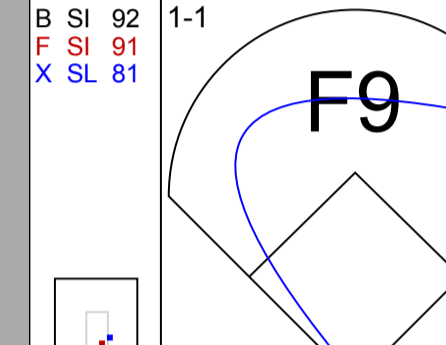
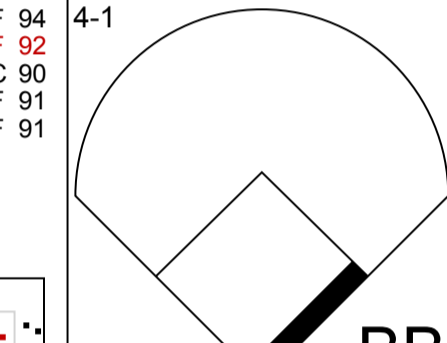
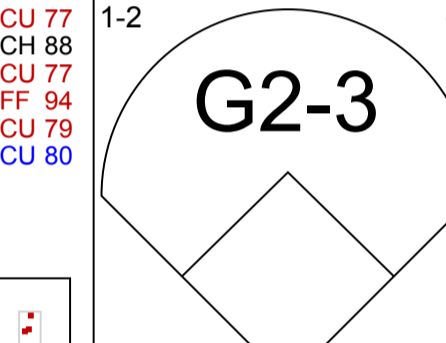
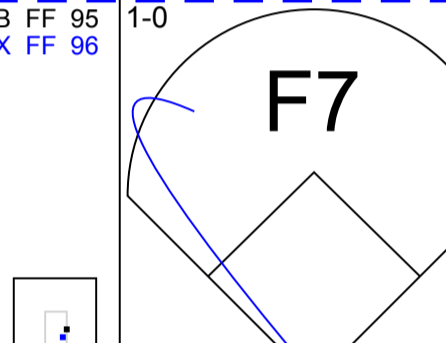
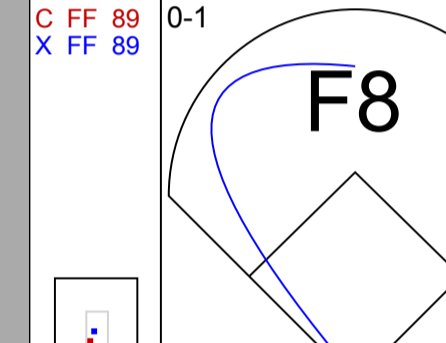
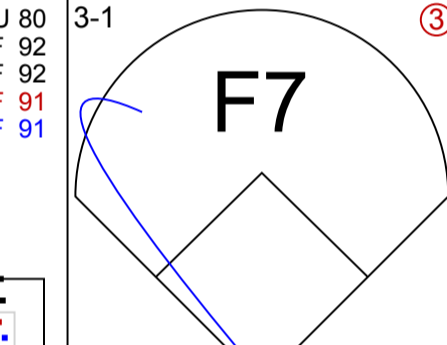
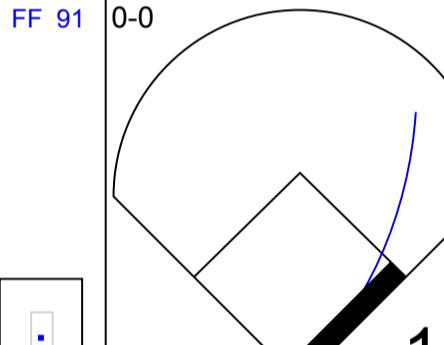
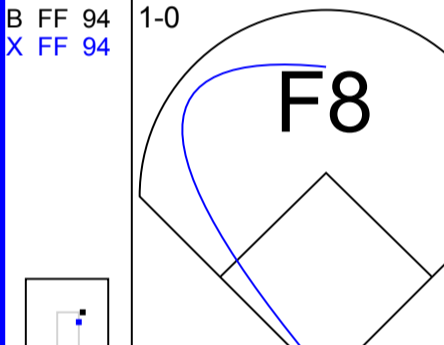
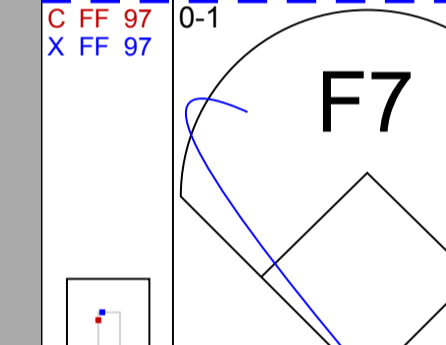

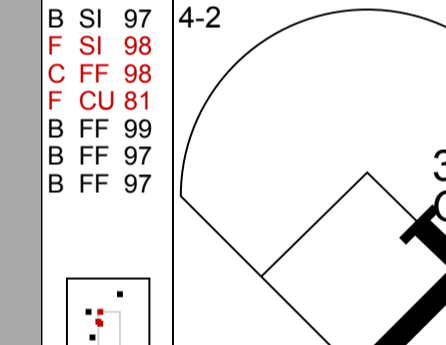


1B:	5	SF:	0
2B:	1	SAC:	0
3B:	0	DP:	3
HR:	1	HBP:	0

WP:	1	PA:	33
PB:	0		
SB:	0		
CS:	0		

Inning Stats	R	H	E	K	S	H	LOB	BB	P
	0	1	0	11	18	0	1	0	0
	0	1	0	6	9	0	0	0	0
	2	3	0	15	25	0	1	1	0
	0	1	0	11	20	0	0	0	0
	1	1	0	12	23	0	2	2	0
	0	0	0	8	10	0	0	0	0
	0	0	0	9	12	0	0	0	0
	0	0	0	9	17	0	1	2	0

PITCHER	IP	WLS	BF	H	R	ER	SO	BB	IBB	HBP	BLK	WP	HR	S	P	ERA	WHIP
22 Wade Miley, L ERA: 9.72 (1, 1)	5.0	L	23	7	3	3	3	3	3	0	0	0	1	55	95	5.40	2.000
70 Tejay Antone, R ERA: 1.72 (6, 1)	2.1		8	0	0	0	3	1	0	0	0	0	0	21	30	0.00	0.429
23 Cody Reed, L ERA: 6.48 (8, 1)	0.2		2	0	0	0	0	1	0	0	0	1	0	5	9	0.00	1.500

Batter	1	2	3	4	5	6	7	8	9	AB	R	H	RBI	BB	SO	LOB	TOP										
19 Joey Votto, L OBP: 0.337, SLG: 0.354 (1, 3)																	4 0 0 0 0 0 3										
2 Nick Castellanos, R OBP: 0.333, SLG: 0.611 (1, 9)																	3 1 1 0 1 0 2										
33 Jesse Winker, L OBP: 0.448, SLG: 0.629 (1, 10)																	3 0 0 0 1 2 1										
7 Eugenio Suárez, R OBP: 0.282, SLG: 0.310 (1, 5)																	4 1 1 2 0 1 2										
9 Mike Moustakas, L OBP: 0.357, SLG: 0.424 (1, 4)																	3 0 0 0 1 0 2										
4 Shogo Akiyama, L OBP: 0.307, SLG: 0.284 (1, 8)																	2 0 1 0 0 0 1										
6 Phillip Ervin, R OBP: 0.278, SLG: 0.103 (6, PH) (6, 7)																	2 0 0 0 0 0 1										
34 Mark Payton, L (1, 7)																											
64 Matt Davidson, R OBP: 0.296, SLG: 0.640 (6, PH)																											
31 Travis Jankowski, L OBP: 0.176, SLG: 0.067 (6, 8)																											
3 Freddy Galvis, S OBP: 0.298, SLG: 0.453 (1, 6)																											
16 Tucker Barnhart, L OBP: 0.245, SLG: 0.267 (1, 2)																											
12 Curt Casali, R OBP: 0.318, SLG: 0.444 (7, PH) (7, 2)																											
Inning Stats	R: 2 E: 0 K: 1 S: 13	H: 1 LOB: 1 BB: 2 P: 29	R: 0 E: 0 K: 0 S: 9	H: 0 LOB: 2 BB: 1 P: 20	R: 0 E: 0 K: 0 S: 10	H: 0 LOB: 0 BB: 0 P: 15	R: 0 E: 0 K: 0 S: 9	H: 1 LOB: 1 BB: 0 P: 14	R: 0 E: 0 K: 1 S: 11	H: 1 LOB: 2 BB: 1 P: 17	R: 0 E: 0 K: 0 S: 5	H: 0 LOB: 0 BB: 0 P: 6	R: 0 E: 0 K: 0 S: 3	H: 0 LOB: 0 BB: 1 P: 9	R: 0 E: 0 K: 1 S: 8	H: 0 LOB: 0 BB: 0 P: 12	R: 0 E: 0 K: 0 S: 6	H: 0 LOB: 0 BB: 1 P: 10	1B: 1 2B: 1 3B: 0 HR: 1	SF: 0 SAC: 0 DP: 2 HBP: 1	WP: 0 PB: 0 SB: 0 CS: 0	PA: 35					
PITCHER	IP	WLS	BF	H	R	ER	SO	BB	IBB	HBP	BLK	WP	HR	S	P	ERA	WHIP										
62 Daniel Ponce de Leon, R ERA: 5.25 (1, 1)	4.2		22	3	2	2	2	4	0	1	0	0	1	51	93	3.86	1.500										
92 Génesis Cabrera, L ERA: 4.26 (5, 1)	2.0	W	6	0	0	0	0	1	0	0	0	0	0	7	14	0.00	0.500										
53 John Gant, R ERA: (7, 1)	0.1	H	1	0	0	0	0	0	0	0	0	0	0	2	3	0.00	0.000										
21 Andrew Miller, L ERA: 4.76 (8, 1)	1.0		3	0	0	0	1	0	0	0	0	0	0	8	12	0.00	0.000										
Alex Reyes, R ERA: (9, 1)	1.0		3	0	0	0	0	1	0	0	0	0	0	6	10	0.00	1.000										

Cincinnati Reds @ St. Louis Cardinals
 Busch Stadium, St. Louis, MO
 Sun Aug 23 2020, 1:17 PM - 4:19 PM CDT
 Partly Cloudy - 90 F

livebaseballscorecards.com

AB	28
R	2
H	3
RBI	2
BB	6
SO	3
LOB	15



Batter	1	2	3	4	5	6	7	8	9	AB	R	H	RBI	BB	SO	LOB
16 Kolten Wong, L OBP: 0.349, SLG: 0.309	2-2 15 S 1B	4-2 15 BLK BB		0-1 SH1-3		3-1 P6	3-2 G4-3			3	0	1	0	1	0	1
15 Brad Miller, L OBP: 0.457, SLG: 0.615	2-3 K	2-0 G6-3		1-0 FC4-2		4-1 BB		4-2 4 PB 13 BB BB		3	0	0	0	2	1	4
46 Paul Goldschmidt, R OBP: 0.485, SLG: 0.491	4-0 BB		0-2 4 1B 2B	0-1 F9		0-0 F8		1-3 K		4	1	1	0	1	1	4
13 Matt Carpenter, L OBP: 0.333, SLG: 0.333	3-3 K		1-3 K		0-0 4 1B 1B		0-2 41 F9 4 1B 2B	4-2 4 PB BB		4	1	2	0	1	2	3
41 Tyler O'Neill, R OBP: 0.254, SLG: 0.365	2-3 K		0-0 P3		1-1 F8		3-2 F9	2-3 K		5	0	0	0	0	2	7
4 Yadier Molina, R OBP: 0.314, SLG: 0.314		2-2 3 FC2-5 1B	1-1 2-H 1B		0-0 1B		1-2 3 HR 1B	1-2 F8		5	1	4	2	0	0	2
11 Paul DeJong, R OBP: 0.261, SLG: 0.381		2-3 K	1-1 L9		2-1 F9		0-1 F9			4	0	0	0	0	1	5
3 Dylan Carlson, S OBP: 0.195, SLG: 0.256		3-2 FC2-5 48 HR		1-1 16 SH1-3 15 FC4-2 1B		3-2 G1-3		3-2 1-H HR		4	2	2	2	0	0	3
48 Harrison Bader, R OBP: 0.361, SLG: 0.533		0-1 HR		4-1 16 SH1-3 BB		3-3 K	1-1 2B			3	1	2	2	1	1	0

Inning Stats	R: 0	H: 1	E: 0	K: 3	S: 14	LOB: 2	BB: 1	P: 27	R: 2	H: 2	E: 0	K: 1	S: 17	LOB: 1	BB: 1	P: 30	R: 1	H: 2	E: 0	K: 1	S: 11	LOB: 1	BB: 0	P: 14	R: 0	H: 1	E: 0	K: 0	S: 8	LOB: 2	BB: 1	P: 14	R: 0	H: 2	E: 0	K: 0	S: 11	LOB: 2	BB: 0	P: 17	R: 0	H: 0	E: 0	K: 1	S: 11	LOB: 1	BB: 1	P: 21	R: 3	H: 4	E: 0	K: 0	S: 20	LOB: 1	BB: 0	P: 31	R: 0	H: 0	E: 0	K: 2	S: 13	LOB: 2	BB: 2	P: 25
--------------	------	------	------	------	-------	--------	-------	-------	------	------	------	------	-------	--------	-------	-------	------	------	------	------	-------	--------	-------	-------	------	------	------	------	------	--------	-------	-------	------	------	------	------	-------	--------	-------	-------	------	------	------	------	-------	--------	-------	-------	------	------	------	------	-------	--------	-------	-------	------	------	------	------	-------	--------	-------	-------

PITCHER	IP	WLS	BF	H	R	ER	SO	BB	IBB	HBP	BLK	WP	HR	S	P	ERA	WHIP
30 Tyler Mahle, R ERA: 4.41	3.0	L	16	5	3	3	5	2	0	0	1	0	1	42	71	9.00	2.333
21 Michael Lorenzen, R ERA: 7.3	2.0		10	3	0	0	0	1	0	0	0	0	0	19	31	0.00	2.000
48 Tyler Thornburg, R ERA:	1.0		4	0	0	0	1	1	0	0	0	0	0	11	21	0.00	1.000
57 Nate Jones, R ERA: 6.23	1.0		7	4	3	3	0	0	0	0	0	0	1	20	31	27.00	4.000
23 Cody Reed, L ERA: 5.79	1.0		5	0	0	0	2	2	0	0	0	0	0	13	25	0.00	2.000

BOTTOM

Cincinnati Reds @ St. Louis Cardinals
 Busch Stadium, St. Louis, MO
 Sun Aug 23 2020, 1:17 PM - 4:19 PM CDT
 Partly Cloudy - 90 F

livebaseballscorecards.com

AB	35
R	6
H	12
RBI	6
BB	6
SO	8
LOB	29



WP: 0	PA: 42
PB: 1	
SB: 1	
CS: 0	

Batter	1	2	3	4	5	6	7	8	9	AB R H RBI BB SO LOB	TOP		
15 Whit Merrifield, R OBP: 0.347, SLG: 0.478	(1, 8) B SL 82 X FF 95 1-0 G1-3		(3) C SL 84 F SI 90 B FF 97 B SL 86 X SL 87 3-2 G6-3			X FF 98 0-0 E6 12 HR 17 BB	(3) B SL 85 C FF 92 B FF 92 X FF 92 3-1 FC5-4			4 1 0 0 0 0 2	Kansas City Royals @ St. Louis Cardinals Busch Stadium, St. Louis, MO Mon Aug 24 2020, 7:17 PM - 10:26 PM CDT Cloudy - 95 F		
17 Hunter Dozier, R OBP: 0.396, SLG: 0.512	(1, 9) F FF 95 C SL 84 B SL 86 S KC 80 1-3 K		B SL 86 C SL 84 B FF 96 B FF 97 F SL 85 X FF 96 3-2 P4			B CU 80 B FF 97 F FF 96 1 SAFE C SL 89 D SL 88 B FF 96 4-2 12 HR BB		(1) B FF 94 C FF 93 B SL 86 X SL 84 2-1 F7		3 1 0 0 1 1 0			
12 Jorge Soler, R OBP: 0.345, SLG: 0.510	(1, 10) B SL 82 S SL 85 B SI 93 S SL 84 X FF 96 2-2 G5-3		S SI 92 C SI 91 C SL 85 0-3 K			B SL 85 C SL 86 X FF 95 1-1 1-H 2-H HR		B FF 94 B FF 93 C SL 86 C SL 84 B SL 84 F SL 84 F FF 92 X FF 93 3-2 66 FC4-8 1B		4 1 2 3 0 1 0			
66 Ryan O'Hearn, L OBP: 0.279, SLG: 0.295	(1, 3) B FF 93 F SI 89 X FF 93 1-1 F8		B KC 77 B KC 78 C FF 95 B FF 96 F FF 95 X KC 79 3-2 L3			B KC 76 B FF 92 F FF 93 B SL 87 X FF 94 3-1 F7		D CU 77 B FF 92 F FF 92 F SL 85 B CU 77 F SL 84 X FF 91 3-2 7 FC6-4 1B		4 0 0 0 0 0 1			
7 Maikel Franco, R OBP: 0.283, SLG: 0.462	(1, 5) X SL 80 0-0 G1-3		C SI 89 S SI 90 B SI 91 X SL 85 1-2 F8			B KC 78 B KC 76 F FF 94 X FF 93 2-1 E4		X SL 84 0-0 FC6-4		4 0 0 0 0 0 1			
4 Alex Gordon, L OBP: 0.261, SLG: 0.313	(1, 7) B KC 76 B KC 74 C FF 93 X FF 94 2-1 L8		B KC 78 X SL 84 1-0 E5 27 G4-3			C KC 77 C FF 93 C FF 93 0-3 K		F KC 76 B CU 77 F FF 91 X FF 92 2-2 G6-3		4 0 0 0 0 1 1			
27 Adalberto Mondesi, S OBP: 0.234, SLG: 0.279	(1, 6) C SI 93 F FF 95 X SL 84 0-2 G4-3		B KC 75 B SI 93 X SI 93 2-0 G4-3			F FF 92 B KC 77 S KC 77 C FF 93 1-3 K		X CU 76 0-0 P6		4 0 0 0 0 1 1			
1 Nicky Lopez, L OBP: 0.289, SLG: 0.316	(1, 4) S FF 95 X KC 80 0-1 G4-3		C SI 93 C FF 95 D SL 85 S KC 79 1-3 K			X FF 92 0-0 G1-6-3		C CU 76 X SL 83 0-1 1B		4 0 1 0 0 1 1			
72 Meibrys Viloria, L OBP: 0.385, SLG: 0.364	(1, 2) B FF 95 C FF 95 F KC 81 F FF 96 B KC 79 X SL 84 2-2 15 WP 2B		C SI 97 T FF 97 B CU 83 X FF 97 2-2 F7			C FF 92 C FF 91 B KC 76 B KC 76 B SL 84 B FF 92 4-2 15 FC5-4 BB		B FF 92 F FF 92 B CU 76 F FF 91 B CU 76 F FF 91 X FF 91 3-2 G3-1		3 0 1 0 1 0 1			
Inning Stats	R: 0 E: 0 K: 1 S: 7 H: 0 LOB: 0 BB: 0 P: 11	R: 0 E: 0 K: 0 S: 5 H: 0 LOB: 0 BB: 0 P: 8	R: 0 E: 0 K: 0 S: 12 H: 1 LOB: 1 BB: 0 P: 17	R: 0 E: 0 K: 1 S: 9 H: 0 LOB: 0 BB: 0 P: 15	R: 0 E: 1 K: 1 S: 8 H: 0 LOB: 1 BB: 0 P: 13	R: 3 E: 2 K: 1 S: 15 H: 1 LOB: 1 BB: 1 P: 27	R: 0 E: 0 K: 1 S: 9 H: 0 LOB: 1 BB: 1 P: 17	R: 0 E: 0 K: 0 S: 12 H: 1 LOB: 1 BB: 0 P: 20	R: 0 E: 0 K: 0 S: 10 H: 1 LOB: 1 BB: 0 P: 15	1B: 2 2B: 1 3B: 0 HR: 1 SF: 0 SAC: 0 DP: 0 HBP: 0		WP: 1 PB: 0 SB: 0 CS: 0 PA: 36	
PITCHER	IP WLS BF H R ER SO BB IBB HBP BLK WP HR S P ERA WHIP											PITCHER	IP WLS BF H R ER SO BB IBB HBP BLK WP HR S P ERA WHIP
22 Jack Flaherty, R ERA: 1.98	(1, 1) 5.0 W 17 1 0 0 3 0 0 0 0 0 1 0 41 64 0.00 0.200												
Alex Reyes, R ERA: 4.15	(6, 1) 0.1 4 1 3 2 0 1 0 0 0 0 0 1 8 15 54.00 6.000												
36 Austin Gomber, L ERA:	(6, 1) 1.2 H 7 0 0 0 2 1 0 0 0 0 0 0 16 29 0.00 0.600												
40 Jake Woodford, R ERA: 1.29	(8, 1) 2.0 8 2 0 0 0 0 0 0 0 0 0 0 22 35 0.00 1.000												

livebaseballscorecards.com

AB	34
R	3
H	4
RBI	3
BB	2
SO	5
LOB	8



Batter	1	2	3	4	5	6	7	8	9
19 Tommy Edman, S OBP: 0.313, SLG: 0.350	4-1 13 HBP 11 SF9 46 BB BB		1-2 L1-5-3				1-1 15 BB 1B		
15 Brad Miller, L OBP: 0.500, SLG: 0.633	0-0 L6		3-1 46 1B 1B		1-0 13 BB 11 2B 1B	2-2 46 HR 1B	4-1 1-2 BB		
46 Paul Goldschmidt, R OBP: 0.507, SLG: 0.561	4-2 11 SF9 13 HBP BB		0-1 1B		1-2 11 BB 11 2B 1B	3-1 HR	0-1 L5		
13 Matt Carpenter, L OBP: 0.343, SLG: 0.321	2-2 1-2 2-3 HBP		2-3 K		4-2 11 BB 25 2B BB	3-2 F7	0-2 G3		
55 Max Schrock, L OBP: 0.273, SLG: 0.545					1-2 2-3 2B				
11 Paul DeJong, R OBP: 0.286, SLG: 0.417	1-1 SF9		1-2 P4		0-0 25 2B	3-2 F8	4-0 3 BB 25 PB BB		
4 Yadier Molina, R OBP: 0.300, SLG: 0.282	1-0 F8				2-3 K	2-2 25 2B HBP	0-1 P3		
25 Dexter Fowler, S OBP: 0.333, SLG: 0.426		1-0 F7			2-3 K	0-1 3 FC6-3 2B	0-0 G3	4-2 3 BB BB	
3 Dylan Carlson, S OBP: 0.217, SLG: 0.256		3-1 G4-3			1-2 1B	1-0 FC6-3	0-2 K	4-2 BB	
48 Harrison Bader, R OBP: 0.366, SLG: 0.529		0-1 F9			3-3 K	1-0 19 S HBP	1-2 19 1B 2B	1-3 K	

Inning Stats	R: 1	H: 0	E: 0	K: 0	S: 9	R: 0	H: 0	E: 0	K: 0	S: 5	R: 0	H: 2	E: 0	K: 1	S: 20	R: 0	H: 1	E: 0	K: 3	S: 17	R: 5	H: 5	E: 0	K: 0	S: 14	R: 2	H: 2	E: 0	K: 0	S: 15	R: 1	H: 2	E: 0	K: 1	S: 12	R: 0	H: 0	E: 0	K: 1	S: 16	R: 0	H: 0	E: 0	K: 1	S: 16
	LOB: 2	BB: 21				LOB: 0	BB: 0				LOB: 2	BB: 0				LOB: 1	BB: 0				LOB: 2	BB: 1				LOB: 0	BB: 0				LOB: 2	BB: 2				LOB: 2	BB: 1				LOB: 3	BB: 3			

PITCHER	IP	WLS	BF	H	R	ER	SO	BB	IBB	HBP	BLK	WP	HR	S	P	ERA	WHIP
56 Brad Keller, R ERA: 2.08	(1, 1)	4.0	L	6	5	5	4	3	0	1	0	0	0	58	95	11.25	2.250
35 Greg Holland, R ERA: 3.6	(5, 1)	1.0		2	1	1	0	0	0	2	0	0	0	7	12	9.00	2.000
48 Chance Adams, R ERA: 16.2	(6, 1)	1.2		4	3	3	1	0	0	0	0	0	1	24	37	16.20	2.400
43 Randy Rosario, L ERA:	(7, 1)	0.1		0	0	0	0	1	0	0	0	0	0	3	7	0.00	3.000
45 Kyle Zimmer, R ERA: 1.64	(8, 1)	1.0		0	0	0	1	3	0	0	0	0	0	16	30	0.00	3.000

AB R H RBI BB SO LOB

4	2	2	1	1	0	2
4	2	3	0	1	0	1
4	2	3	3	1	0	2
2	1	0	0	1	1	2
1	0	0	0	0	0	0
3	1	1	3	1	0	2
4	0	0	0	0	1	3
4	0	1	2	1	1	0
4	0	1	0	1	1	2
4	1	1	0	0	2	4

AB	34
R	9
H	12
RBI	9
BB	7
SO	6
LOB	18



WP	PA	1B	SF	2B	SAC	3B	DP	HR	HBP
0	45	8	1	4	0	0	1	1	3

Kansas City Royals @ St. Louis Cardinals
 Busch Stadium, St. Louis, MO
 Mon Aug 24 2020, 7:17 PM - 10:26 PM CDT
 Cloudy - 95 F

livebaseballscorecards.com

Batter	1	2	3	4	5	6	7	8	9	AB R H RBI BB SO LOB	TOP																									
15 Whit Merrifield, R OBP: 0.341, SLG: 0.466	(1, 8) (8, 7) C SI 90 B FC 88 S FC 84 B CU 75 X FC 86	2-2	(1)	X SI 89	0-0	(2)	F SI 89 D FC 85 S CU 75 B SI 90 X FC 86	2-2	(3)	S FC 86 B FC 96 S CU 74 B FC 84 S CU 73	C CH 78 F CU 75 D CH 78 X SI 91	5 0 1 0 0 1 1	Kansas City Royals @ St. Louis Cardinals Busch Stadium, St. Louis, MO Tue Aug 25 2020, 7:17 PM - 10:23 PM CDT Partly Cloudy - 87 F																							
17 Hunter Dozier, R OBP: 0.404, SLG: 0.500	(1, 9) C CU 72 X FC 84	0-1	(2)	B SI 88 B CU 73 B SI 90	4-0	(1)	B FC 85 D CU 75 2 SAFE B FC 84 X SI 88	3-0	(2)	X SI 92	0-0	3 2 1 0 1 0 1																								
12 Jorge Soler, R OBP: 0.341, SLG: 0.495	(1, 10) C SI 90 B CU 72 C FC 73 C FC 83 F SI 91 X FF 91	1-2	(3)	B CU 73 D FC 84 B FC 85 C CU 71 S FC 85 F CU 74 B FC 83	4-2	(1)	F SI 88 S CU 74 S CU 74	0-3	(3)	B CH 79 C SI 91 C SI 93 B SI 93 C CU 76	2-3	3 0 0 0 1 2 1																								
66 Ryan O'Hearn, L OBP: 0.306, SLG: 0.369	(1, 3) S FC 84 B SI 89 B CU 72 X CU 72	2-1	(1)	X FC 85	0-0	(1)	B SI 88 B CH 79 B CU 71 C FF 88 X FC 84	3-1	(2)	B CH 82 B FF 93 S CH 82 1 SAFE F SI 93 T FF 94	2-2	4 2 3 2 0 1 1																								
7 Maikel Franco, R OBP: 0.291, SLG: 0.468	(1, 5) C FC 83 S CU 73 B FF 89 D CU 75 X CU 75	2-2	(1)	C CU 75 X SI 90	0-1	(3)	C FC 86 F CU 72 S CU 74	0-3	(1)	B CH 80 F CU 75 B SI 93 B SI 94 D CU 76	4-1	3 0 1 0 1 1 2																								
9 Ryan McBroom, R OBP: 0.327, SLG: 0.519	(1, 7) X SI 89	0-0	(1)	C SI 87 C CU 72 S FC 85	1-3	(1)	C SI 88 B CU 74 X CU 73	1-1	(1)	B FF 92 X CU 75	1-0	4 0 2 2 0 1 1																								
11 Bubba Starling, R OBP: 0.231, SLG: 0.217	(8, 8) X SI 88	0-0	(2)	B SI 88 C FC 87 X FC 84	1-1	(2)	S CU 73 X SI 88	0-1	(3)	B SI 90 B SI 90 X SI 90	2-0	0 0 0 0 0 0 0																								
27 Adalberto Mondesi, S OBP: 0.234, SLG: 0.278	(1, 6) B SI 88 X FC 85	1-0	(3)	B SI 86 C FC 84 X CU 73	1-1	(3)	C SI 87 F FF 89 X SI 89	0-2	(1)	1 SAFE B SI 90 B SI 76 1 SAFE B FF 90 C FF 89 L FF 90 X FF 90	3-2	4 0 0 0 0 0 2																								
1 Nicky Lopez, L OBP: 0.276, SLG: 0.300	(1, 4) B SI 90 B CU 73 C FC 84 X SI 89	2-1	(1)	C FC 82 B CU 73 B CU 74 X SI 88	2-1	(2)	C CU 73 B SI 87 B SI 88 F CU 73 X CU 75	2-2	(2)	2 SAFE S CH 78 C FF 90 T FF 91	0-2	4 0 0 0 0 0 2																								
36 Cam Gallagher, R OBP: 0.417, SLG: 0.400	(1, 2) B SI 90 B CU 73 C FC 84 X SI 89	2-1	(1)	C FC 82 B CU 73 B CU 74 X SI 88	2-1	(2)	C CU 73 B SI 87 B SI 88 F CU 73 X CU 75	2-2	(2)	2 SAFE S CH 78 C FF 90 T FF 91	0-2	4 1 1 0 0 1 1																								
Inning Stats	R: 0 E: 0 K: 0 S: 10	H: 0 LOB: 0 BB: 0 P: 13	R: 1 E: 0 K: 0 S: 8	H: 2 LOB: 1 BB: 0 P: 13	R: 1 E: 0 K: 0 S: 9	H: 1 LOB: 2 BB: 2 P: 19	R: 0 E: 0 K: 1 S: 7	H: 0 LOB: 0 BB: 0 P: 10	R: 1 E: 1 K: 1 S: 10	H: 2 LOB: 0 BB: 0 P: 17	R: 1 E: 0 K: 1 S: 9	H: 2 LOB: 0 BB: 0 P: 13	R: 0 E: 0 K: 1 S: 9	H: 0 LOB: 0 BB: 0 P: 13	R: 1 E: 0 K: 2 S: 9	H: 2 LOB: 3 BB: 1 P: 18	R: 0 E: 0 K: 1 S: 10	H: 1 LOB: 1 BB: 0 P: 16	1B: 7 2B: 3 3B: 0 HR: 1	SF: 0 SAC: 0 DP: 2 HBP: 0	WP: 0 PB: 0 SB: 1 CS: 0	PA: 37														
PITCHER	IP WLS BF H R ER SO BB IBB HBP BLK WP HR S P ERA WHIP																																			
50 Adam Wainwright, R ERA: 2.88	(1, 1)	7.0	28	7	4	4	4	2	0	0	0	0	1	62	98	5.14	1.286																			
53 John Gant, R ERA: 1.04	(8, 1)	1.0	L	5	2	1	1	2	1	0	0	0	0	9	18	9.00	3.000																			
30 Tyler Webb, L ERA: 4.7	(9, 1)	1.0		4	1	0	0	1	0	0	0	0	0	10	16	0.00	1.000																			

livebaseballscorecards.com

AB	34
R	5
H	10
RBI	4
BB	3
SO	7
LOB	12



Batter	1	2	3	4	5	6	7	8	9	AB R H RBI BB SO LOB
16 Kolten Wong, L OBP: 0.353, SLG: 0.293 (1, 4)	 C FF 94 F FF 92 B CU 82 C FF 93		G6-3 B FF 93 B CU 82 B FF 93 C FF 94 F FF 93 X FF 92	L8 C SL 83 F FF 93 X SL 82			 F FF 99 B FF 100 B CU 81 B FF 99 F FF 99 F FF 100 B FF 100		 D FF 97 F FF 97 H FF 97	3 0 0 0 1 1 3
19 Tommy Edman, S OBP: 0.319, SLG: 0.359 (1, 5)	P6 C FF 94 B CH 85 B CH 85 X FF 94		15 1B B CH 82 X CU 79		G5-3 C SL 95 B CU 78 C SL 96 B CU 78 X SL 96		 B FF 98 S FF 97 B FF 96 B FF 98 C FF 97 B FF 98		 S FF 98 F FF 97 S CH 87	4 1 1 2 1 1 2
46 Paul Goldschmidt, R OBP: 0.487, SLG: 0.525 (1, 3)	K B SL 87 C FF 95 B CU 81 F SL 86 S CU 82		15 1B B SL 85 D FF 93 B CU 81 C SL 86 B CU 82		K C CU 79 F SL 96 F SL 97 F CU 78 S SL 85		 C FF 98 X CU 83		 X FF 97	4 1 0 0 1 2 4
15 Brad Miller, L OBP: 0.477, SLG: 0.588 (1, 10)		G6-3 S FF 93 B FF 92 C SL 86 F FF 94 B CU 82 X FF 95	11 1B B FF 93 C CU 81 X CH 85		P6 B CU 79 S SL 95 B SL 94 X CU 79		 B CU 78 T FF 94 F FF 95 X CU 79			4 0 1 1 0 0 0
11 Paul DeJong, R OBP: 0.344, SLG: 0.464 (1, 6)		 X FF 95	E5 X FF 93		G6-3 C FC 91 B FC 90 B FF 94 B FC 91 X FF 93		 B SL 82 S SL 79 X SL 80		 B SL 82 S SL 82 B SL 82 X SL 80	4 0 3 1 0 0 0
4 Yadier Molina, R OBP: 0.295, SLG: 0.302 (1, 2)		G4-3 S SL 88 X FF 94	1B B SL 82 S SL 82 S SL 82		P6 F FF 94 F FF 93 X CH 87		 B CU 77 F FF 94 X CU 78		 B FF 95 S CH 86 S CH 85	4 0 1 0 0 1 3
25 Dexter Fowler, S OBP: 0.327, SLG: 0.400 (1, 9)			G4-3 C CU 80 F FF 93 B CU 82 B FF 95 B CH 86 B FF 95 F FF 93 X CU 80	48 3 BB B FF 91 F FF 92 B FF 93 B SL 82 B FF 92		P6 S FC 91 B FF 94 B FF 94 F CH 86 X FF 94		 B CU 77 F FF 94 X CU 78		3 0 0 0 1 0 1
3 Dylan Carlson, S OBP: 0.240, SLG: 0.261 (1, 7)			G6-3 C CU 82 X FF 94	1B 1 SAFE 1 SAFE 1 SAFE 1 SAFE B FF 92 B SL 82 B FF 93 B FF 92		 C FF 97 F FF 101 C CU 84		 B FF 95 F FF 95 S CH 86 S CH 85		3 1 1 0 1 2 0
48 Harrison Bader, R OBP: 0.378, SLG: 0.568 (1, 8)			G6-3 1 SAFE C FF 93 1 SAFE B SL 87 B FF 94 1 SAFE B SL 86 B FF 95	16 19 2B C FF 93 F SL 83 F SL 84 B FF 92 X SL 84		 S FF 100 F SL 82 C CU 82 B FF 92 S FF 100		 B FF 94 B FF 96 C FF 97 C FF 97 X SL 84		3 1 1 0 1 1 2

Inning Stats	R: 0	H: 0	E: 0	K: 2	S: 8	P: 13	R: 0	H: 1	E: 0	K: 0	S: 7	P: 9	R: 4	H: 4	E: 1	K: 1	S: 19	R: 0	H: 0	E: 0	K: 0	S: 9	P: 18	R: 0	H: 0	E: 0	K: 1	S: 10	R: 0	H: 0	E: 0	K: 0	S: 9	R: 0	H: 2	E: 0	K: 2	S: 10	R: 0	H: 1	E: 0	K: 2	S: 11	1B: 5	2B: 2	3B: 1	HR: 0	SF: 0	SAC: 0	DP: 2	HBP: 1	WP: 0	PA: 39
--------------	------	------	------	------	------	-------	------	------	------	------	------	------	------	------	------	------	-------	------	------	------	------	------	-------	------	------	------	------	-------	------	------	------	------	------	------	------	------	------	-------	------	------	------	------	-------	-------	-------	-------	-------	-------	--------	-------	--------	-------	--------

PITCHER	IP	WLS	BF	H	R	ER	SO	BB	IBB	HBP	BLK	WP	HR	S	P	ERA	WHIP
33 Matt Harvey, R ERA: 11.12 (1, 1)	2.2		14	5	4	4	2	2	0	0	0	0	0	31	54	13.50	2.625
68 Jake Newberry, R ERA: 1.86 (3, 1)	1.1		5	0	0	0	1	2	0	0	0	0	0	12	22	0.00	1.500
32 Jesse Hahn, R ERA: (5, 1)	1.0		3	0	0	0	1	0	0	0	0	0	0	10	14	0.00	0.000
31 Ian Kennedy, R ERA: 7.82 (6, 1)	1.0		3	0	0	0	0	0	0	0	0	0	0	9	14	0.00	0.000
63 Josh Staumont, R ERA: 0.73 (7, 1)	1.0	W	5	0	0	0	2	2	0	0	0	0	0	13	23	0.00	2.000

BOTTOM

Kansas City Royals @ St. Louis Cardinals
 Busch Stadium, St. Louis, MO
 Tue Aug 25 2020, 7:17 PM - 10:23 PM CDT
 Partly Cloudy - 87 F

livebaseballscorecards.com

AB	32
R	4
H	8
RBI	4
BB	6
SO	8
LOB	15

Batter	1		2		3		4		5		6		7		8		9		AB R H RBI BB SO LOB	TOP																				
15 Whit Merrifield, R OBP: 0.351, SLG: 0.488 (1, 8) (9, 9)	X SI 93 0-0				F CU 80 X SL 87 0-1	G6-3			B SI 92 M FF 92 F FF 92 X CU 82 1-2	G5-3			B CU 81 B CH 87 C FF 95 B FF 95 F FF 95 X CU 81 3-2		B SL 89 B FF 98 X SL 87 1-1				5 0 3 2 0 0 0																					
17 Hunter Dozier, R OBP: 0.387, SLG: 0.460 (1, 9) (9, 3)	1 SAFE C SI 92 1 SAFE B SI 92 F SI 32 B SL 88 S CU 82 1 SAFE	2-3			F SI 93 B CU 83 B SL 88 B SI 94 B CU 84 B CU 82 4-2				B CU 81 B FF 93 X SI 93 2-0	P4			C SL 87 X SI 98 0-1		B CU 82 S FF 98 F FF 98 B CU 83 S SL 88 2-3				4 0 0 0 1 2 3																					
12 Jorge Soler, R OBP: 0.339, SLG: 0.482 (1, 10)	1 SAFE D SI 93 B SL 86 S SL 88 B FF 93 B SI 94	4-1			C SL 88 B SL 88 B CU 82 C SI 93 B SI 94 F SI 93 X SI 94 3-2	G3-1			S CU 80 C CU 80 S CU 81 0-3	K			D CH 91 X SL 87 1-0	G5-3					3 0 0 0 1 1 2																					
66 Ryan O'Hearn, L OBP: 0.316, SLG: 0.358 11 Bubba Starling, R OBP: 0.231, SLG: 0.217 (1, 3) (9, 8)	B CU 81 C SI 92 B SI 92 F FF 92 B FF 93 X SI 92	3-2			B CU 82 B FF 91 B FF 91 3-0				C FF 92 F FF 91 X CU 82 0-2	G4-3									2 0 0 0 2 0 2 0 0 0 0 0 0 0																					
7 Maikel Franco, R OBP: 0.281, SLG: 0.451 (1, 5)			X SI 91 0-0		X SI 91 C SL 86 B SI 92 C FF 93 X SI 93 1-2	G5-3			B SI 91 B SI 93 S CU 81 F CU 82 B CU 81 X SI 93 3-2	G5-3			B FF 98 B FF 97 C FF 98 X FF 97 2-1						4 0 0 0 0 0 4																					
4 Alex Gordon, L OBP: 0.250, SLG: 0.299 (1, 7)			B SI 92 F FF 92 B CH 86 F SI 92 X SL 87 3-2						B CU 80 X FF 91 1-0	P6			B CU 80 C FF 94 F CU 79 B CU 81 X FF 94 2-2						4 0 0 0 0 1 0																					
27 Adalberto Mondesi, S OBP: 0.235, SLG: 0.277 (1, 6)			B CU 81 X SI 93 1-0		S CU 81 X CH 86 0-1	G4-3			B CU 81 T CH 87 S CH 87 F CH 88 S FF 96 1-3	K			B FF 99 B SI 97 X SI 96 2-0						4 1 1 0 0 1 0																					
1 Nicky Lopez, L OBP: 0.286, SLG: 0.301 (1, 4)			X FF 91 0-0		C SL 87 B CU 82 F CH 86 X CH 87 1-2				X CU 81 0-0	G4-3									3 2 1 0 1 0 0																					
36 Cam Gallagher, R OBP: 0.423, SLG: 0.545 9 Ryan McBroom, R OBP: 0.339, SLG: 0.585 72 Meibrys Vitoria, L OBP: 0.357, SLG: 0.333 (1, 2) (8, PH) (8, 2)	1 SAFE B SI 92 X SL 88 1-0				C SI 91 C SI 92 B SI 93 S SL 88 1-3				B CH 86 S FF 94 C CH 87 B FF 94 X CH 89 2-2				L FF 96 1 SAFE X SL 86 0-1						2 1 1 2 0 1 0 1 1 1 1 0 0 0 1 0 0 0 0 0 2																					
Inning Stats	R: 0 E: 0 K: 1 S: 8	H: 1 LOB: 1 BB: 1 P: 17	R: 0 E: 0 K: 0 S: 5	H: 0 LOB: 0 BB: 0 P: 9	R: 2 E: 0 K: 0 S: 13	H: 2 LOB: 2 BB: 2 P: 25	R: 0 E: 0 K: 0 S: 6	H: 0 LOB: 0 BB: 0 P: 8	R: 0 E: 0 K: 1 S: 8	H: 0 LOB: 0 BB: 0 P: 12	R: 0 E: 0 K: 1 S: 9	H: 0 LOB: 0 BB: 0 P: 12	R: 0 E: 0 K: 1 S: 8	H: 0 LOB: 0 BB: 0 P: 11	R: 1 E: 0 K: 0 S: 11	H: 2 LOB: 2 BB: 1 P: 19	R: 2 E: 0 K: 2 S: 12	H: 2 LOB: 1 BB: 1 P: 21	1B: 3 2B: 2 3B: 0 HR: 2	SF: 0 SAC: 0 DP: 1 HBP: 0	WP: 0 PB: 1 SB: 1 CS: 0	PA: 38																		
PITCHER	IP	WLS	BF	H	R	ER	SO	BB	IBB	HBP	BLK	WP	HR	S	P	ERA	WHIP						PITCHER	IP	WLS	BF	H	R	ER	SO	BB	IBB	HBP	BLK	WP	HR	S	P	ERA	WHIP
43 Dakota Hudson, R ERA: 3.32 (1, 1)	6.0		23	3	2	2	3	2	1	0	0	0	1	49	83	3.00	0.833																							
92 Génesis Cabrera, L ERA: 4.91 (7, 1)	1.0		5	2	1	1	1	0	0	0	0	0	1	14	22	9.00	2.000																							
Alex Reyes, R ERA: 5.68 (8, 1)	2.0	W	10	2	2	2	2	1	1	0	0	0	0	17	29	9.00	1.500																							

Kansas City Royals @ St. Louis Cardinals
 Busch Stadium, St. Louis, MO
 Wed Aug 26 2020, 7:20 PM - 10:57 PM CDT
 Partly Cloudy - 84 F

livebaseballscorecards.com

AB	33
R	5
H	7
RBI	5
BB	5
SO	6
LOB	13



Kansas City Royals @ St. Louis Cardinals
 Busch Stadium, St. Louis, MO
 Wed Aug 26 2020, 7:20 PM - 10:57 PM CDT
 Partly Cloudy - 84 F

livebaseballscorecards.com

AB	34
R	6
H	9
RBI	6
BB	8
SO	14
LOB	26



WP:	2	PA:	46
PB:	0		
SB:	1		
CS:	0		

Batter	1	2	3	4	5	6	7	8	9	AB	R	H	RBI	BB	SO	LOB
16 Kolten Wong, L OBP: 0.365, SLG: 0.290 (1, 4)	1-0 46 G3 1B		4-2 19 1B 46 SF7 BB	3-2 F7			1-0 G4-3	0-3 K	4-1 BB	4	1	1	1	2	1	4
19 Tommy Edman, S OBP: 0.312, SLG: 0.348 (1, 9) (9, 5)	1-3 K		0-1 15 E 15 S 1B			3-2 G4-3	1-2 K		3-3 K	5	0	1	0	0	3	1
46 Paul Goldschmidt, R OBP: 0.482, SLG: 0.508 (1, 3)	1-2 G3		1-1 SF7			0-0 F9	4-2 BB		4-2 15 2B 4 HBP BB	2	1	0	1	2	0	1
15 Brad Miller, L OBP: 0.449, SLG: 0.564 (1, 10)	1-3 K		3-3 K			1-2 F8	2-3 K		0-0 4 HBP 41 1B 2B	5	1	1	0	0	3	3
11 Paul DeJong, R OBP: 0.351, SLG: 0.438 (1, 6)		1-0 G5-3	0-1 F8			1-0 F9		1-0 4 FC3-6 13 BB 1B	4-2 41 1B 4 HBP BB	4	1	1	0	1	0	1
13 Matt Carpenter, L OBP: 0.366, SLG: 0.316 48 Harrison Bader, R OBP: 0.378, SLG: 0.568 (8, PR) (9, 8) 55 Max Schrock, L OBP: 0.250, SLG: 0.500 (9, PH)		1-1 4 1B HBP		2-1 41 WP 3 2B HBP		2-3 K		4-2 4 FC3-6 BB	1-2 K	1	1	0	0	1	1	0
4 Yadier Molina, R OBP: 0.327, SLG: 0.319 (1, 2)	1-1 SAFE 1B		1-2 P3			1-0 41 1B 1B		0-2 FC3-6 41 BB	2-2 3 WP 16 BB 41 1B HBP	4	1	2	1	0	0	3
41 Tyler O'Neill, R OBP: 0.281, SLG: 0.375 (1, 7)	1-3 K		3-3 K			0-1 1B		4-1 BB	0-0 16 BB 3 WP 1B	4	0	2	2	1	2	3
3 Dylan Carlson, S OBP: 0.255, SLG: 0.280 (9, 9)	1-3 K		2-1 2B			2-3 K		0-3 K	4-2 16 BB BB	4	0	1	1	1	3	7

Inning Stats	R: 0 E: 0 K: 2 S: 13	H: 1 LOB: 1 BB: 0 P: 17	R: 0 E: 0 K: 2 S: 11	H: 1 LOB: 2 BB: 0 P: 16	R: 1 E: 0 K: 1 S: 11	H: 1 LOB: 1 BB: 1 P: 19	R: 1 E: 0 K: 1 S: 12	H: 1 LOB: 1 BB: 0 P: 23	R: 0 E: 0 K: 0 S: 7	H: 0 LOB: 0 BB: 0 P: 11	R: 0 E: 0 K: 2 S: 10	H: 2 LOB: 2 BB: 0 P: 16	R: 0 E: 0 K: 2 S: 14	H: 0 LOB: 1 BB: 1 P: 22	R: 0 E: 0 K: 2 S: 15	H: 1 LOB: 3 BB: 2 P: 24	R: 4 E: 0 K: 2 S: 25	H: 2 LOB: 3 BB: 4 P: 47	1B: 7 2B: 2 3B: 0 HR: 0	SF: 1 SAC: 0 DP: 0 HBP: 3
--------------	-------------------------------	----------------------------------	-------------------------------	----------------------------------	-------------------------------	----------------------------------	-------------------------------	----------------------------------	------------------------------	----------------------------------	-------------------------------	----------------------------------	-------------------------------	----------------------------------	-------------------------------	----------------------------------	-------------------------------	----------------------------------	----------------------------------	------------------------------------

PITCHER	IP	WLS	BF	H	R	ER	SO	BB	IBB	HBP	BLK	WP	HR	S	P	ERA	WHIP
65 Jakob Junis, R ERA: 4.26 (1, 1)	3.2		18	4	2	2	6	1	0	0	0	1	0	44	69	4.91	1.364
68 Jake Newberry, R ERA: 1.8 (4, 1)	0.1		1	0	0	0	0	0	0	0	0	0	0	3	6	0.00	0.000
35 Greg Holland, R ERA: 3.38 (5, 1)	1.0		3	0	0	0	0	0	0	0	0	0	0	7	11	0.00	0.000
31 Ian Kennedy, R ERA: 7.24 (6, 1)	1.0		5	2	0	0	2	0	0	0	0	0	0	10	16	0.00	2.000
58 Scott Barlow, R ERA: 1.5 (7, 1)	1.0		4	0	0	0	2	1	0	0	0	0	0	14	22	0.00	1.000

PITCHER	IP	WLS	BF	H	R	ER	SO	BB	IBB	HBP	BLK	WP	HR	S	P	ERA	WHIP
63 Josh Staumont, R ERA: 0.71 (8, 1)	0.1		4	1	0	0	0	2	0	0	0	0	0	9	18	0.00	9.000
40 Trevor Rosenthal, R ERA: 3.29 (8, 1)	1.1	H	7	1	3	3	4	2	0	0	0	0	0	22	34	20.25	2.250
43 Randy Rosario, L ERA: 5.4 (9, 1)	0.0	L	4	1	1	1	0	2	0	1	0	1	0	9	19	∞	∞

Batter	1	2	3	4	5	6	7	8	9	AB R H RBI BB SO LOB	TOP										
2 Erik González, R OBP: 0.273, SLG: 0.434	(1, 6) (8, 5) 1-1 1B		(1, 1) G1-3		(2, 1) G5-3			(1, 3) K		4 0 1 0 0 1 0											
3 Cole Tucker, S OBP: 0.288, SLG: 0.345	(1, 8) (8, 9) 0-0 F9			(1, 2) E5		(1, 2) E4		(1, 2) 1B		4 2 1 1 0 0 1											
27 Kevin Newman, R OBP: 0.302, SLG: 0.341	(1, 4) (8, 6) 1-1 L5			(1, 1) L7		(0, 0) 1B		(1, 3) G4-3		4 0 1 0 0 0 3											
55 Josh Bell, S OBP: 0.243, SLG: 0.268	(1, 10) 2-3 K			(4, 0) BB		(2, 2) G4-6-3		(4, 1) BB		2 1 0 0 2 1 3											
10 Bryan Reynolds, S OBP: 0.291, SLG: 0.359	(1, 7) 3-2 F7			(1, 2) K		(0, 1) F9		(0, 2) 1B		4 0 1 1 0 1 3											
58 Jacob Stallings, R OBP: 0.400, SLG: 0.414	(1, 2) 1-0 F7			(1, 0) 1B				(0, 1) E5		4 0 2 1 0 0 1											
25 Gregory Polanco, L OBP: 0.222, SLG: 0.349	(1, 9) 1-3 K			(1, 0) F8				(1, 0) L8		4 0 0 0 0 1 5											
26 Adam Frazier, L OBP: 0.224, SLG: 0.324	(8, 4)							(0, 0) G4-3		0 0 0 0 0 0 0											
36 José Osuna, R OBP: 0.175, SLG: 0.211	(1, 5) (8, 3) 1-2 F7					(0, 1) F9				3 0 0 0 0 0 1											
31 Will Craig, R Jarrod Dyson, L OBP: 0.218, SLG: 0.157	(1, 3) (8, PR) (8, 8) 1-1 G5-3					(2, 2) L7				3 0 0 0 0 0 1											
										0 1 0 0 0 0 0											
Inning Stats	R: 0 E: 0 K: 1 S: 8	H: 1 LOB: 1 BB: 0 P: 12	R: 0 E: 0 K: 1 S: 8	H: 0 LOB: 0 BB: 0 P: 13	R: 0 E: 0 K: 0 S: 7	H: 0 LOB: 0 BB: 0 P: 10	R: 1 E: 1 K: 1 S: 13	H: 1 LOB: 2 BB: 1 P: 22	R: 0 E: 0 K: 0 S: 7	H: 0 LOB: 0 BB: 0 P: 11	R: 0 E: 1 K: 0 S: 9	H: 1 LOB: 1 BB: 0 P: 12	R: 0 E: 0 K: 0 S: 12	H: 1 LOB: 1 BB: 0 P: 19	R: 3 E: 1 K: 1 S: 18	H: 2 LOB: 2 BB: 1 P: 27	1B: 6 2B: 0 3B: 0 HR: 0	SF: 0 SAC: 0 DP: 1 HBP: 0	WP: 1 PB: 0 SB: 0 CS: 0	PA: 34	
PITCHER	IP WLS BF H R ER SO BB IBB HBP BLK WP HR S P ERA WHIP																				
33 Kwang Hyun Kim, L ERA: 1.08	(1, 1) 6.0	23 3 1 0 3 1 0 0 0 0 0 0 52 80 0.00 0.667																			
65 Giovanni Gallegos, R ERA:	(7, 1) 1.0	4 1 0 0 0 0 0 0 0 0 0 0 12 19 0.00 1.000																			
53 John Gant, R ERA: 1.93	(8, 1) 0.2	L 6 2 3 1 1 1 0 0 0 0 1 0 17 26 13.50 4.500																			
30 Tyler Webb, L ERA: 4.5	(8, 1) 0.1	1 0 0 0 0 0 0 0 0 0 0 0 1 1 0.00 0.000																			

Pittsburgh Pirates @ St. Louis Cardinals
 Busch Stadium, St. Louis, MO
 Thu Aug 27 2020, 2:14 PM - 5:02 PM CDT
 Overcast - 85 F

livebaseballscorecards.com

AB 32
 R 4
 H 6
 RBI 3
 BB 2
 SO 4
 LOB 18



Batter	1	2	3	4	5	6	7	8	9
16 Kolten Wong, L OBP: 0.346, SLG: 0.277 (1, 4)	G6-3 3-1			P6 0-1	CS 2-0	L9 2-1		SF7 1-1	
19 Tommy Edman, S OBP: 0.321, SLG: 0.356 (1, 6)	B1-3 0-0			15 BB 1B 0-1		G4-3 1-0		46 BB 1B 0-2	
46 Paul Goldschmidt, R OBP: 0.483, SLG: 0.500 (1, 10)	G4-3 0-2			L8 1-1		15 BB BB 4-2		1B 1-3	
48 Harrison Bader, R OBP: 0.378, SLG: 0.568 (8, PR)	G4-3 0-2			L8 1-1		BB 1-2		1B 2-H	
15 Brad Miller, L OBP: 0.453, SLG: 0.537 (1, 5)			G4-3 1-1			BB 1-2		K 0-3	
41 Tyler O'Neill, R OBP: 0.284, SLG: 0.373 (1, 7)			4 P5-4 1B 2-2			BB 2-3		K 0-3	
55 Max Schrock, L OBP: 0.231, SLG: 0.462 (8, PH)			4 P5-4 1B 2-2			BB 2-3		K 0-3	
4 Yadier Molina, R OBP: 0.327, SLG: 0.380 (1, 2)			P5-4 0-0			HR 1-0		G5-3 1-1	
13 Matt Carpenter, L OBP: 0.351, SLG: 0.300 (1, 3)			G6-3 0-0			F7 1-1		F8 2-2	
25 Dexter Fowler, S OBP: 0.345, SLG: 0.404 (1, 9)			3 G1-6-3 BB 4-1			16 CS 1B 3-1		F8 2-2	
3 Dylan Carlson, S OBP: 0.259, SLG: 0.283 (1, 8)			G1-6-3 1-0			F7 1-1		19 BB 46 BB 1B 2-2	


AB	R	H	RBI	BB	SO	LOB
3	0	0	1	0	0	0
4	0	2	0	0	0	0
3	0	1	1	1	0	1
0	0	0	0	0	0	0
2	0	0	0	2	1	2
3	0	1	0	0	1	4
1	0	0	0	0	1	2
3	1	1	1	0	0	1
3	0	0	0	0	0	0
2	1	1	0	1	0	0
3	1	1	0	0	0	2

BOTTOM

Pittsburgh Pirates @ St. Louis Cardinals
Busch Stadium, St. Louis, MO
 Thu Aug 27 2020, 2:14 PM - 5:02 PM CDT
 Overcast - 85 F

livebaseballscorecards.com

AB	27
R	3
H	7
RBI	3
BB	4
SO	3
LOB	12



WP: 0	PA: 33
PB: 0	
SB: 0	
CS: 1	

Inning Stats		R: 0	H: 0	R: 0	H: 1	R: 0	H: 0	R: 0	H: 1	R: 1	H: 2	R: 0	H: 0	R: 0	H: 0	R: 2	H: 3
		E: 0	LOB: 0	E: 0	LOB: 0	E: 0	LOB: 0	E: 0	LOB: 2	E: 0	LOB: 0	E: 0	LOB: 2	E: 0	LOB: 0	E: 0	LOB: 2
		K: 0	BB: 0	K: 0	BB: 0	K: 0	BB: 1	K: 0	BB: 2	K: 0	BB: 0	K: 0	BB: 2	K: 0	BB: 0	K: 2	BB: 0
		S: 7	P: 10	S: 8	P: 11	S: 3	P: 8	S: 8	P: 13	S: 7	P: 15	S: 11	P: 24	S: 8	P: 13	S: 21	P: 26
PITCHER	IP	WLS	BF	H	R	ER	SO	BB	IBB	HBP	BLK	WP	HR	S	P	ERA	WHIP
39 Chad Kuhl, R ERA: 2.52 (1, 1)	6.0		23	4	1	1	1	4	0	0	0	0	1	44	81	1.50	1.333
46 Chris Stratton, R ERA: 4.2 (7, 1)	1.0	W	3	0	0	0	0	0	0	0	0	0	0	8	13	0.00	0.000
88 Richard Rodriguez, R ERA: 3.55 (8, 1)	1.0	S	6	3	2	1	2	0	0	0	0	0	0	21	26	9.00	3.000

Batter	1	2	3	4	5	6	7	8	9	AB R H RBI BB SO LOB	TOP
2 Erik González, R OBP: 0.272, SLG: 0.425 (1, 6)	L5		FC3-6 1B		F9		K			4 0 1 1 0 1 1	
26 Adam Frazier, L OBP: 0.234, SLG: 0.330 (1, 4)	G6-3		FC3-6 1B		F9		G4-3			4 0 2 1 0 0 0	
10 Bryan Reynolds, S OBP: 0.283, SLG: 0.347 (1, 7)	F7		FC3-6		K					3 0 0 0 0 1 4	
55 Josh Bell, S OBP: 0.245, SLG: 0.270 (1, 3)		L9	F8							3 0 1 0 0 0 2	
25 Gregory Polanco, L (1, 10)		F9		F8			F9			3 0 0 0 0 0 1	
3 Cole Tucker, S OBP: 0.274, SLG: 0.328 (1, 8)		G4-3		F9			F9			3 0 0 0 0 0 1	
36 José Osuna, R OBP: 0.186, SLG: 0.220 (1, 9)			F8	F9			F9			3 0 1 0 0 0 0	
15 JT Riddle, L OBP: 0.167, SLG: 0.172 (1, 5)			WP 2 1B BB		G3-1		G4-3			2 1 0 0 1 0 2	
18 John Ryan Murphy, R OBP: 0.276, SLG: 0.192 (1, 2)			1B 26 1B WP		BB		K			2 1 1 0 1 1 0	
Inning Stats	R: 0 H: 0 E: 0 LOB: 0 K: 0 BB: 0 S: 6 P: 11	R: 0 H: 0 E: 0 LOB: 0 K: 0 BB: 0 S: 8 P: 11	R: 2 H: 3 E: 0 LOB: 2 K: 0 BB: 1 S: 12 P: 23	R: 0 H: 0 E: 0 LOB: 0 K: 0 BB: 0 S: 10 P: 18	R: 0 H: 1 E: 0 LOB: 2 K: 1 BB: 1 S: 10 P: 19	R: 0 H: 2 E: 0 LOB: 2 K: 0 BB: 0 S: 11 P: 13	R: 0 H: 0 E: 0 LOB: 0 K: 2 BB: 0 S: 7 P: 7			1B: 6 SF: 0 2B: 0 SAC: 0 3B: 0 DP: 0 HR: 0 HBP: 0	WP: 1 PA: 29 PB: 0 SB: 0 CS: 0
PITCHER 59 Johan Oviedo, R ERA: 3.6 (1, 1)	IP WLS BF H R ER SO BB IBB HBP BLK WP HR S P ERA WHIP	5.0 L 21 4 2 2 1 2 2 0 0 0 1 0 46 82 3.60 1.200									
36 Austin Gomber, L ERA: (6, 1)	IP WLS BF H R ER SO BB IBB HBP BLK WP HR S P ERA WHIP	2.0 8 2 0 0 2 0 0 0 0 0 0 0 18 20 0.00 1.000									

Pittsburgh Pirates @ St. Louis Cardinals
 Busch Stadium, St. Louis, MO
 Thu Aug 27 2020, 5:51 PM - 7:52 PM CDT
 Overcast - 85 F

livebaseballscorecards.com

AB 27
 R 2
 H 6
 RBI 2
 BB 2
 SO 3
 LOB 11



Batter	1	2	3	4	5	6	7	8	9	AB R H RBI BB SO LOB
--------	---	---	---	---	---	---	---	---	---	----------------------

19 Tommy Edman, S <small>OBP: 0.333, SLG: 0.360</small> 			11 Paul DeJong, R <small>OBP: 0.325, SLG: 0.400</small> 		46 Paul Goldschmidt, R <small>OBP: 0.478, SLG: 0.507</small> 		15 Brad Miller, L <small>OBP: 0.446, SLG: 0.568</small> 		41 Tyler O'Neill, R <small>OBP: 0.286, SLG: 0.361</small> 		4 Yadier Molina, R <small>OBP: 0.327, SLG: 0.377</small> 		3 Dylan Carlson, S <small>OBP: 0.262, SLG: 0.304</small> 		55 Max Schrock, L <small>OBP: 0.200, SLG: 0.400</small> 25 Dexter Fowler, S <small>OBP: 0.339, SLG: 0.396</small> 		48 Harrison Bader, R <small>OBP: 0.362, SLG: 0.538</small> 	
---	--	--	---	--	--	--	---	--	---	--	--	--	--	--	--	--	--	--

Inning Stats	R: 0 H: 2 E: 0 LOB: 1 K: 0 BB: 0 S: 11 P: 16	R: 0 H: 1 E: 0 LOB: 1 K: 0 BB: 1 S: 6 P: 12	R: 0 H: 0 E: 0 LOB: 1 K: 1 BB: 1 S: 12 P: 19	R: 0 H: 0 E: 0 LOB: 0 K: 0 BB: 0 S: 6 P: 6	R: 0 H: 1 E: 0 LOB: 1 K: 1 BB: 0 S: 8 P: 10	R: 0 H: 1 E: 0 LOB: 1 K: 0 BB: 0 S: 11 P: 17	R: 0 H: 0 E: 0 LOB: 0 K: 1 BB: 0 S: 7 P: 11	R: 0 H: 0 E: 0 LOB: 0 K: 1 BB: 0 S: 7 P: 11	R: 0 H: 0 E: 0 LOB: 0 K: 1 BB: 0 S: 7 P: 11	1B: 2 SF: 0 2B: 2 SAC: 0 3B: 1 DP: 2 HR: 0 HBP: 0
--------------	--	---	--	--	---	--	---	---	---	--

PITCHER	IP	WLS	BF	H	R	ER	SO	BB	IBB	HBP	BLK	WP	HR	S	P	ERA	WHIP
60 Cody Ponce, R <small>ERA: 2.0</small>	(1, 1)	5.2	W	22	5	0	2	2	0	0	0	0	0	51	77	0.00	1.235
32 Geoff Hartlieb, R <small>ERA: 2.92</small>	(6, 1)	0.1	H	1	0	0	0	0	0	0	0	0	0	3	3	0.00	0.000
71 Nik Turley, L <small>ERA: 3.18</small>	(7, 1)	1.0	S	3	0	0	1	0	0	0	0	0	0	7	11	0.00	0.000

BOTTOM

Pittsburgh Pirates @ St. Louis Cardinals
 Busch Stadium, St. Louis, MO
 Thu Aug 27 2020, 5:51 PM - 7:52 PM CDT
 Overcast - 85 F

AB	24
R	0
H	5
RBI	0
BB	2
SO	3
LOB	11



WP: 0	PA: 26
PB: 0	
SB: 0	
CS: 0	

Batter	1	2	3	4	5	6	7	8	9	AB	R	H	RBI	BB	SO	LOB	TOP					
7 César Hernández, S OBP: 0.364, SLG: 0.408 6 Mike Freeman, L OBP: 0.304, SLG: 0.286	(1, 4) P5	(0, 2) FC3-2-8 1B	(2, 2) F9		(3, 3) K	(1, 0) L9		(2, 2) FC6-4 1B		5	0	1	0	0	1	5						
11 José Ramírez, S OBP: 0.349, SLG: 0.464	(1, 5) 41 E BB	(1, 2) FC3-2-8 1B		(2, 2) K		(4, 1) 32 1B BB	(3, 1) 2 G5-3 2B	(3, 2) FC6-4 1B		4	3	2	0	2	1	1						
12 Francisco Lindor, S OBP: 0.324, SLG: 0.443 2 Yu Chang, R OBP: 0.364, SLG: 0.222	(1, 6) 41 S 32 HR 1B	(0, 0) FC3-2-8 41 WP 41 HR		(1, 2) F7		(2, 2) 32 1B 2B	(2, 2) G5-3	(3, 2) 41 1B		4	3	2	0	0	0	2						
41 Carlos Santana, S OBP: 0.414, SLG: 0.362	(1, 3) 32 HR BB	(3, 1) HR		(0, 0) G4-3		(4, 2) 55 1B BB	(4, 2) 30 HBP 8 SF8 1B	(2, 0) 1B		3	4	2	2	3	0	0						
32 Franmil Reyes, R OBP: 0.360, SLG: 0.526 9 Sandy León, S OBP: 0.296, SLG: 0.227	(1, 10) HR	(0, 1) G6-3			(0, 1) 30 HR 2B	(3, 1) 55 1B 1B	(2, 1) 30 HBP 1B	(3, 2) G6-3		4	3	3	5	0	0	0						
30 Tyler Naquin, L OBP: 0.327, SLG: 0.511	(1, 9) G3-1		(2, 3) K		(1, 0) HR	(2, 3) K	(2, 2) HBP		(1, 0) F8	5	1	1	2	0	2	2						
8 Jordan Luplow, R OBP: 0.280, SLG: 0.225	(1, 7) 55 BB BB		(2, 2) G1-3		(0, 0) P2	(2, 1) P3	(2, 2) SF8		(1, 0) P2	4	0	0	1	1	0	2						
55 Roberto Pérez, R OBP: 0.318, SLG: 0.167	(1, 2) BB		(2, 1) 1B		(0, 2) 1B	(0, 2) 0 2B 1B	(2, 2) G5-3		(1, 2) G6-3	5	0	3	1	1	0	2						
0 Delino DeShields, R OBP: 0.354, SLG: 0.302	(1, 8) K		(3, 2) 1B		(0, 0) 1B	(0, 0) 1B		(0, 1) F8		5	0	3	1	0	1	2						
Inning Stats	R: 4 E: 0 K: 1 S: 20	H: 2 LOB: 2 BB: 4 P: 45	R: 2 E: 0 K: 0 S: 16	H: 3 LOB: 0 BB: 0 P: 20	R: 0 E: 0 K: 1 S: 16	H: 2 LOB: 2 BB: 0 P: 27	R: 0 E: 0 K: 1 S: 8	H: 0 LOB: 0 BB: 0 P: 11	R: 2 E: 0 K: 1 S: 11	H: 4 LOB: 1 BB: 2 P: 15	R: 4 E: 0 K: 1 S: 21	H: 4 LOB: 2 BB: 2 P: 39	R: 2 E: 0 K: 0 S: 21	H: 2 LOB: 2 BB: 1 P: 38	R: 0 E: 0 K: 0 S: 16	H: 3 LOB: 3 BB: 0 P: 29	R: 0 E: 0 K: 0 S: 5	H: 0 LOB: 0 BB: 0 P: 8	1B: 13 2B: 5 3B: 0 HR: 3	SF: 1 SAC: 0 DP: 1 HBP: 1	WP: 1 PB: 0 SB: 2 CS: 0	PA: 53
PITCHER	IP WLS BF H R ER SO BB IBB HBP BLK WP HR S P ERA WHIP	IP WLS BF H R ER SO BB IBB HBP BLK WP HR S P ERA WHIP															IP WLS BF H R ER SO BB IBB HBP BLK WP HR S P ERA WHIP					
62 Daniel Ponce de Leon, R ERA: 7.82	(1, 1) 0.2 L 8 2 4 4 0 4 0 0 0 0 1 17 41 54.00 9.000	(1, 1) 3.1 14 5 2 2 3 0 0 0 0 0 1 43 62 5.40 1.500															(9, 1) 1.0 3 0 0 0 0 0 0 0 0 0 0 0 16 29 0.00 3.000					
40 Jake Woodford, R ERA: 2.61	(1, 1) 1.0 10 6 6 6 1 2 0 0 0 0 1 22 39 54.00 8.000	(6, 1) 2.0 12 4 2 2 1 1 0 1 1 0 0 31 53 9.00 2.500																				
64 Ricardo Sánchez, L ERA: 6.75	(8, 1) 1.0 6 3 0 0 0 0 0 0 0 0 0 0 16 29 0.00 3.000																					

Cleveland Indians @ St. Louis Cardinals
 Busch Stadium, St. Louis, MO
 Fri Aug 28 2020, 7:16 PM - 11:06 PM CDT
 Clear - 84 F

livebaseballscorecards.com

AB	44
R	14
H	20
RBI	13
BB	7
SO	5
LOB	19



Batter	1	2	3	4	5	6	7	8	9	AB R H RBI BB SO LOB	
16 Kolten Wong, L OBP: 0.325, SLG: 0.257 (1, 4)	 C FF 93 B FF 95 B CH 87 F FF 94 F FF 95 X FF 93	 B CH 89 B FF 95 C FF 94 F FF 95 X CH 89			 B FF 93 C CU 78 S CU 79 B FF 93 F FF 93 B FF 92 X FF 91		 F FF 90 B CU 74 X CU 74		 F FF 91 B FF 91 F FF 91 B FC 84 X FC 85	5 0 0 0 0 0 1	
11 Paul DeJong, R OBP: 0.364, SLG: 0.436 (1, 6)	 B FF 94 S FF 95 X FF 94		 B FF 91 B SL 88 X FF 92		 B SL 84 B SL 83 F FF 92 B FF 91 F FF 92 X FF 92			 C FF 90 B CU 76 F FC 85 B FF 90 X FC 84		4 0 3 0 0 0 0	
46 Paul Goldschmidt, R OBP: 0.473, SLG: 0.493 7 Andrew Knizner, R OBP: 0.133, SLG: 0.214 (1, 3) (6, 2)	 D FF 93 B FF 92 C CU 81 X FF 94		 B SL 86 B FF 93 C FF 92 F FF 93 B FF 94		 C FF 93 F FF 92 D SL 86 B CU 78 B SL 85 X SL 86			 S FF 89 S FF 91 F FF 91 F FF 90 F FC 88 X FC 86		2 0 0 0 1 0 2 1 0 0 0 0 0 1	
15 Brad Miller, L OBP: 0.467, SLG: 0.596 (1, 10) (9, 5)	 S FF 94 1 SAFE X FF 93		 C CH 88 B CH 87 X FF 94			 B FF 89 F CH 84 B CH 84 F FF 91 B FF 91			 B CU 76 B FF 91 F FF 92 B FF 90 X FF 91		3 0 2 0 1 0 1
13 Matt Carpenter, L OBP: 0.346, SLG: 0.286 (1, 5) (6, 3)	 B CH 87 C CU 80 B CU 80 B FF 94 X FF 94		 C CH 86 X FF 92			 B FF 90 C FC 86 X FF 91			 B FF 91 C FF 90 B FC 86 B FF 90 F FF 92 B FF 90		3 0 0 0 1 0 4
4 Yadier Molina, R OBP: 0.333, SLG: 0.370 55 Max Schrock, L OBP: 0.176, SLG: 0.353 (1, 2) (6, 5) (9, 1)		 B FF 93 B FF 94 C FF 94 X FF 94		 F FF 91 C CU 79 B FF 93 B FF 92 B FF 91		 C FF 90 C CH 85 B FC 85 B FF 91 F FF 91 X FC 85			 B CH 86 F FC 85 X FF 91		1 0 0 0 1 0 0 2 0 0 0 0 0 3
41 Tyler O'Neill, R OBP: 0.284, SLG: 0.344 (1, 7)		 S FF 95 B FF 94 B FF 93 C CU 80 FF 94 B SL 89		 C FF 92 F FF 93 F FF 94 F FF 93 S SL 89		 X FF 91			 F FF 90 F FF 75 S FC 86		3 1 0 0 1 2 2
25 Dexter Fowler, S OBP: 0.344, SLG: 0.455 48 Harrison Bader, R OBP: 0.367, SLG: 0.525 (1, 9) (6, 8)		 F FF 92 C CH 88 X FF 93		 F FF 93 F FF 93 F CH 90 X CH 86			 C FF 89 B FC 84 S FC 84 B FF 90 X FF 90		 B FF 91 B FF 90 C FF 90 C FF 86 B FC 87 F FF 90 B FC 86		2 1 1 2 0 0 1 1 0 0 0 1 0 0
3 Dylan Carlson, S OBP: 0.246, SLG: 0.283 (1, 8) (6, 9)		 F CH 90 S FF 94 B CH 88 F FF 96 B CH 89 F CU 80 S CH 88		 B FF 93 C CH 87 B CH 84 D FF 92 C FF 92 S FF 92			 B FF 90 B CH 83 F FF 91 S FF 90 T FF 91		 F FF 90 X FF 90		4 0 0 0 0 3 2

BOTTOM

Cleveland Indians @ St. Louis Cardinals
Busch Stadium, St. Louis, MO
 Fri Aug 28 2020, 7:16 PM - 11:06 PM CDT
 Clear - 84 F

livebaseballscorecards.com

AB	31
R	2
H	6
RBI	2
BB	6
SO	5
LOB	17



Inning Stats	R: 0	H: 2	E: 0	K: 13	S: 13	R: 2	H: 1	E: 0	K: 1	S: 16	R: 0	H: 0	E: 0	K: 0	S: 7	R: 0	H: 1	E: 0	K: 10	S: 10	R: 0	H: 0	E: 0	K: 10	S: 10	R: 0	H: 2	E: 0	K: 17	S: 17	R: 0	H: 0	E: 0	K: 11	S: 11	1B: 4	2B: 1	3B: 0	HR: 1	SF: 0	SAC: 0	DP: 2	HBP: 0	WP: 0	PB: 0	SB: 0	CS: 0	PA: 37
--------------	------	------	------	-------	-------	------	------	------	------	-------	------	------	------	------	------	------	------	------	-------	-------	------	------	------	-------	-------	------	------	------	-------	-------	------	------	------	-------	-------	-------	-------	-------	-------	-------	--------	-------	--------	-------	-------	-------	-------	--------

PITCHER	IP	WLS	BF	H	R	ER	SO	BB	IBB	HBP	BLK	WP	HR	S	P	ERA	WHIP
26 Triston McKenzie, R ERA: 2.7 (1, 1)	4.0		18	3	2	2	3	3	0	0	0	0	1	50	84	4.50	1.500
27 Cam Hill, R ERA: 3.55 (5, 1)	1.0	W	3	1	0	0	0	0	0	0	0	0	0	10	19	0.00	1.000
45 Adam Plutko, R ERA: 5.57 (6, 1)	4.0	S	16	2	0	0	2	3	0	0	0	0	0	46	77	0.00	1.250

Batter	1	2	3	4	5	6	7	8	9	10	11	12	AB R H RBI BB SO LOB	TOP														
7 César Hernández, S OBP: 0.365, SLG: 0.403	G3		11B				FC4-6			L8			4 0 1 0 1 0 4	Cleveland Indians @ St. Louis Cardinals Busch Stadium, St. Louis, MO Sat Aug 29 2020, 12:18 PM - 4:23 PM CDT Partly Cloudy - 83 F livebaseballscorecards.com														
11 José Ramírez, S OBP: 0.351, SLG: 0.485	HR		1B			G3		P5		F9	32 WF		5 1 2 1 0 0 3															
12 Francisco Lindor, S OBP: 0.327, SLG: 0.437	K		G4-3								L8		4 0 1 0 1 1 2															
41 Carlos Santana, S OBP: 0.400, SLG: 0.345	K												5 0 0 0 0 3 2															
32 Franmil Reyes, R OBP: 0.354, SLG: 0.508	G6-3												4 0 0 0 1 2 1															
6 Mike Freeman, L OBP: 0.304, SLG: 0.286													0 1 0 0 0 0 0															
30 Tyler Naquin, L OBP: 0.315, SLG: 0.500	G4-3												5 0 1 1 0 2 2															
24 Domingo Santana, R OBP: 0.298, SLG: 0.286	G5-3												2 0 0 0 1 1 1															
0 Delino DeShields, R OBP: 0.347, SLG: 0.295													1 0 0 0 0 0 0															
9 Sandy León, S OBP: 0.310, SLG: 0.217													2 0 0 0 1 1 0															
2 Yu Chang, R OBP: 0.364, SLG: 0.222													0 0 0 0 0 0 0															
55 Roberto Pérez, R OBP: 0.311, SLG: 0.162													1 0 0 0 0 1 1															
1 Greg Allen, S OBP: 0.214, SLG: 0.320													4 0 0 0 1 1 4															
Inning Stats	R: 1 E: 0 K: 2 S: 11	H: 1 LOB: 0 BB: 0 P: 16	R: 0 E: 0 K: 0 S: 6	H: 0 LOB: 0 BB: 0 P: 9	R: 0 E: 0 K: 0 S: 15	H: 1 LOB: 2 BB: 1 P: 23	R: 0 E: 0 K: 1 S: 10	H: 0 LOB: 1 BB: 1 P: 20	R: 0 E: 0 K: 2 S: 11	H: 0 LOB: 1 BB: 1 P: 15	R: 0 E: 0 K: 3 S: 14	H: 0 LOB: 1 BB: 1 P: 21	R: 0 E: 0 K: 0 S: 9	H: 1 LOB: 0 BB: 2 P: 21	R: 0 E: 0 K: 0 S: 13	H: 0 LOB: 0 BB: 0 P: 19	R: 0 E: 0 K: 1 S: 9	H: 0 LOB: 2 BB: 1 P: 11	R: 0 E: 0 K: 0 S: 8	H: 0 LOB: 2 BB: 1 P: 17	R: 0 E: 0 K: 2 S: 9	H: 0 LOB: 1 BB: 0 P: 14	R: 0 E: 0 K: 1 S: 10	H: 1 LOB: 1 BB: 0 P: 18	1B: 3 2B: 1 3B: 0 HR: 1	SF: 0 SAC: 1 DP: 1 HBP: 1	WP: 1 PB: 1 SB: 1 CS: 1	PA: 45
PITCHER	IP WLS BF H R ER SO BB IBB HBP BLK WP HR S P ERA WHIP															IP WLS BF H R ER SO BB IBB HBP BLK WP HR S P ERA WHIP												
22 Jack Flaherty, R ERA: 1.83	(1, 1) 5.0 20 3 1 1 5 2 0 0 1 0 0 0 0 0 1.80 1.000															Alex Reyes, R ERA: 4.32	(11, 1) 2.0 7 1 1 0 3 0 0 0 0 1 0 0 0 4.32 1.000											
92 Génesis Cabrera, L ERA: 4.32	(6, 1) 1.0 4 0 0 0 3 1 0 0 0 0 0 0 0 14 0.00 1.000																											
36 Austin Gomber, L ERA:	(7, 1) 1.1 6 1 0 0 0 2 0 0 0 0 0 0 0 18 0.00 2.250																											
65 Giovanni Gallegos, R ERA:	(8, 1) 1.2 4 0 0 0 1 0 0 0 0 0 0 0 13 0.00 0.000																											
53 John Gant, R ERA: 1.74	(10, 1) 1.0 4 0 0 0 0 1 0 0 0 0 0 0 8 0.00 1.000																											

AB	37
R	2
H	5
RBI	2
BB	6
SO	12
LOB	20



Batter	1	2	3	4	5	6	7	8	9	10	11	12	AB	R	H	RBI	BB	SO	LOB
19 Tommy Edman, S OBP: 0.326, SLG: 0.342 (1, 4) (11, 7)	L7		K			G1-3		P5		HBP			4	0	0	0	0	1	0
11 Paul DeJong, R OBP: 0.327, SLG: 0.386 (1, 6)	G1-3			K		K		K		P5			5	0	0	0	0	3	3
46 Paul Goldschmidt, R OBP: 0.469, SLG: 0.500 (1, 3)	2B			15 BB 1B		F9		F9			L8		5	0	2	0	0	0	0
15 Brad Miller, L OBP: 0.477, SLG: 0.571 (1, 10)	P4			4 G4-6-3 BB		4 BB 13 BB		F9			4 G4-6-3 IBB		2	1	0	0	3	0	1
4 Yadier Molina, R OBP: 0.323, SLG: 0.356 (1, 2)	L7			G4-6-3		13 BB 1B		F8			G6-4-3		5	0	1	0	0	0	3
25 Dexter Fowler, S OBP: 0.333, SLG: 0.424 (1, 9)	K			48 FC5-4 13 S BB		K		K		13 F9		G6-3	4	0	0	0	1	3	2
13 Matt Carpenter, L OBP: 0.337, SLG: 0.279 (1, 5)	F7			K		K		1B		F9		G3-5-3	5	0	1	1	0	1	2
41 Tyler O'Neill, R OBP: 0.273, SLG: 0.328 16 Kolten Wong, L OBP: 0.333, SLG: 0.257 (10, PH) (11, 4)	G5-3			K		K		K		3 FC3-6 IBB			3	0	0	0	0	2	3
48 Harrison Bader, R OBP: 0.346, SLG: 0.488 3 Dylan Carlson, S OBP: 0.242, SLG: 0.279 (10, PH) (11, 8)	G3-1			FC5-4		K2-3		FC3-6 19 HBP		1-2F			3	0	0	0	0	1	3


Inning Stats	R: 0	H: 1	E: 0	LOB: 1	K: 0	P: 10	R: 0	H: 0	E: 0	LOB: 0	K: 1	P: 8	R: 0	H: 0	E: 0	LOB: 0	K: 1	P: 9	R: 0	H: 0	E: 0	LOB: 0	K: 1	P: 10	R: 0	H: 0	E: 0	LOB: 0	K: 0	P: 3	R: 0	H: 0	E: 0	LOB: 0	K: 0	P: 3	R: 0	H: 0	E: 0	LOB: 0	K: 0	P: 3	1B: 3	SF: 0	2B: 2	SAC: 0	3B: 0	DP: 3	HR: 0	HBP: 1	WP: 1	PA: 43
--------------	------	------	------	--------	------	-------	------	------	------	--------	------	------	------	------	------	--------	------	------	------	------	------	--------	------	-------	------	------	------	--------	------	------	------	------	------	--------	------	------	------	------	------	--------	------	------	-------	-------	-------	--------	-------	-------	-------	--------	-------	--------

PITCHER	IP	WLS	BF	H	R	ER	SO	BB	IBB	HBP	BLK	WP	HR	S	P	ERA	WHIP
59 Carlos Carrasco, R ERA: 3.75 (1, 1)	6.0		21	2	0	0	6	2	0	0	0	0	0	54	85	0.00	0.667
99 James Karinchak, R ERA: 1.02 (7, 1)	1.0	B	6	2	1	1	3	1	0	0	0	0	0	17	29	9.00	3.000
88 Phil Maton, R ERA: 0.84 (8, 1)	1.0		3	0	0	0	1	0	0	0	0	0	0	7	12	0.00	0.000
39 Oliver Pérez, L ERA: 1.35 (9, 1)	1.1		4	0	0	0	1	0	0	0	0	0	0	14	20	0.00	0.000
62 Nick Wittgren, R ERA: 1.93 (10, 1)	1.2	W	7	0	0	0	0	0	2	1	0	0	0	11	16	0.00	0.000
PITCHER	IP	WLS	BF	H	R	ER	SO	BB	IBB	HBP	BLK	WP	HR	S	P	ERA	WHIP
33 Brad Hand, L ERA: 3.38 (12, 1)	1.0		2	0	0	0	0	0	0	0	0	0	0	1	0	0.00	0.000

BOTTOM

Cleveland Indians @ St. Louis Cardinals
 Busch Stadium, St. Louis, MO
 Sat Aug 29 2020, 12:18 PM - 4:23 PM CDT
 Partly Cloudy - 83 F

AB	37
R	1
H	4
RBI	1
BB	5
SO	11
LOB	19



Batter	1	2	3	4	5	6	7	8	9	AB R H RBI BB SO LOB	TOP
7 César Hernández, S OBP: 0.362, SLG: 0.406	(1, 4) 3-3 C SI 88 F FC 86 B CU 74 B SI 89 B CU 73 C FF 89		(1) 2-3 S FC 85 D CU 74 B SI 90 F CU 73 C SI 90		(1) 0-1 C FC 85 X SI 90			(2) 0-0 X SI 89		4 0 1 0 0 2 1	Cleveland Indians @ St. Louis Cardinals Busch Stadium, St. Louis, MO Sun Aug 30 2020, 1:17 PM - 3:40 PM CDT Partly Cloudy - 80 F
11 José Ramírez, S OBP: 0.348, SLG: 0.474	(1, 5) 0-1 C CU 73 X CH 82		(3) 4-2 C CU 74 1 SAFE B SI 89 C FF 89 F CU 76 B CU 75 B FF 90 F CU 75		(3) 2-3 B FC 86 F CU 75 C FC 87 B FF 91 S CU 75			(3) 2-3 C CU 72 B CH 80 F CU 75 B CU 75 F SI 90 F FC 85 C CU 74		3 0 0 0 1 2 1	
12 Francisco Lindor, S OBP: 0.325, SLG: 0.432	(1, 6) 1-1 B FC 87 C CU 72 X CH 80		(2) 1-1 B FC 86 S CU 74 X SI 91						(1) 0-2 C CU 72 F FC 86 X SI 90	4 0 1 0 0 0 2	
41 Carlos Santana, S OBP: 0.389, SLG: 0.333	(1, 3) 2-1 B SI 87 C FC 84 B CU 72 X FF 89	(1) 3-3 B CU 74 C FC 87 F CU 75 B FC 89 B SI 90 F CU 75 F CU 76 S CU 76	(3) 3-3 K						(2) 2-2 B SI 88 B CU 71 C FC 88 C FC 85 F CU 74 X FC 84	4 0 0 0 0 1 3	
32 Franmil Reyes, R OBP: 0.351, SLG: 0.496	(1, 10) 4-1 B SI 88 S CU 73 B CU 75 B FF 89 B SI 90			(1) 1-3 B FC 85 S FC 86 S CU 75 C SI 91					(3) 0-2 C SI 90 S CU 75 X FC 75	3 1 0 0 1 1 1	
30 Tyler Naquin, L OBP: 0.316, SLG: 0.545	(1, 9) 1-0 B FF 90 X CH 84	1-H HR		(2) 2-0 B FC 87 B FF 90 X FC 87						3 1 1 2 0 0 0	
8 Jordan Luplow, R OBP: 0.264, SLG: 0.209	(1, 7) 0-2 F FC 84 C CU 72 X SI 90			(3) 1-3 C SI 90 B SI 90 F CU 75 C SI 91				(2) 0-1 S FC 86 X CU 74		3 0 0 0 0 1 0	
55 Roberto Pérez, R OBP: 0.292, SLG: 0.150	(1, 2) 2-2 C SI 89 B CU 74 B CU 73 C SI 89 X CU 74							(3) 2-3 C FC 85 B CU 74 B SI 90 C FC 85 F CU 75 S SI 90		3 0 0 0 0 1 0	
0 Delino DeShields, R OBP: 0.346, SLG: 0.298	(1, 8) 1-1 C CU 71 B SI 89 X FC 84							(1) 0-1 L SI 88 X CU 74		3 0 1 0 0 1 0	
Inning Stats	R: 0 H: 0 E: 0 LOB: 0 K: 1 BB: 0 S: 7 P: 11	R: 2 H: 1 E: 0 LOB: 0 K: 0 BB: 1 S: 10 P: 19	R: 0 H: 1 E: 0 LOB: 2 K: 2 BB: 1 S: 16 P: 27	R: 0 H: 0 E: 0 LOB: 0 K: 2 BB: 0 S: 7 P: 11	R: 0 H: 1 E: 0 LOB: 1 K: 2 BB: 0 S: 10 P: 13	R: 0 H: 1 E: 0 LOB: 0 K: 0 BB: 0 S: 6 P: 9	R: 0 H: 0 E: 0 LOB: 0 K: 1 BB: 0 S: 8 P: 10	R: 0 H: 0 E: 0 LOB: 0 K: 1 BB: 0 S: 8 P: 10	R: 0 H: 0 E: 0 LOB: 0 K: 0 BB: 0 S: 10 P: 12	1B: 2 SF: 0 2B: 1 SAC: 0 3B: 0 DP: 1 HR: 1 HBP: 0	WP: 0 PA: 32 PB: 0 SB: 0 CS: 0
PITCHER 50 Adam Wainwright, R (1, 1) ERA: 2.65	IP WLS BF H R ER SO BB IBB HBP BLK WP HR S P ERA WHIP	9.0 W 32 4 2 2 9 2 0 0 0 0 1 82 122 2.00 0.667									
PITCHER	IP WLS BF H R ER SO BB IBB HBP BLK WP HR S P ERA WHIP										

livebaseballscorecards.com

AB	30
R	2
H	4
RBI	2
BB	2
SO	9
LOB	8



Batter	1	2	3	4	5	6	7	8	9	AB	R	H	RBI	BB	SO	LOB
16 Kolten Wong, L OBP: 0.330, SLG: 0.247	(1, 4) B FC 88 X FC 89 1-0 F8	(2, 1) FC 88 FC 88 FC 90 X SI 93 1-2 L7			(4, 1) C SI 92 B CH 86 B FC 88 B FC 88 B FC 88		(1, 0) B FF 93 X FF 93 G4-3			3	0	0	0	1	0	1
19 Tommy Edman, S OBP: 0.333, SLG: 0.349	(1, 7) (8, 5) C SI 93 B CU 77 C FC 76 F CU 78 B SI 94 B CH 86 X SI 93 3-2 15 CS 46 G5-3 1B		(2, 1) B SI 92 C SI 91 B CH 87 X FC 88 G4-3		(0, 0) X SI 92 1-3 46 G6-4-3 1B		(2, 2) C CU 79 B CU 79 C FC 78 B FF 92 F SL 83 X SL 85 P6			4	0	2	0	0	0	0
46 Paul Goldschmidt, R OBP: 0.461, SLG: 0.500	(1, 3) B SI 92 C FC 87 F CU 78 B FC 87 X FC 88 3-2 G5-3		(1, 0) B CU 77 X FC 87 15 G4-3 11 BLK 2B		(0, 1) F SI 91 X SI 92 1-2f G6-4-3			(1, 1) B SI 86 C SI 85 X SL 77 G5-3		4	1	1	0	0	0	3
15 Brad Miller, L OBP: 0.449, SLG: 0.528	(1, 10) C CU 75 F CU 76 B SI 92 F FC 87 B SI 92 2-3 CS	(1, 2) B CH 85 F SI 92 X CH 86 G6-3	(1, 2) C SI 92 S FC 88 B SI 92 X CH 86 G4-3		(1, 3) F FC 87 S CH 85 B CH 86 C FC 87 G4-3			(3, 1) B FF 86 B FF 85 C SL 76 B SL 77 X SL 77 F9		4	0	0	0	0	1	1
11 Paul DeJong, R OBP: 0.358, SLG: 0.458	(1, 6)	(0, 1) C CU 77 X SI 93 4 1B 25 2B 1B	(2, 2) B FC 88 C FC 87 S SL 85 B FC 89 X SL 84 G6-3		(1, 2) F SL 82 B CU 76 S CU 76 F FC 88 X SL 85 2B			(1, 0) B SL 77 X SI 85 4 1B 2B		4	2	3	0	0	0	0
4 Yadier Molina, R OBP: 0.333, SLG: 0.365	(1, 2)	(1, 2) C SI 92 S FC 88 B FC 87 X SI 92 1-2 13 BB 25 2B 1B		(0, 2) C SI 92 F CU 76 F FC 88 F SL 82 X SI 92 G5-3		(1, 0) B SI 90 X SI 91 P6		(0, 0) X SI 87 2-H 1B		4	1	2	1	0	0	1
13 Matt Carpenter, L OBP: 0.337, SLG: 0.271	(1, 5)	(1, 2) B SI 91 B CU 77 B SI 92 C FC 87 D CU 77 1-2 25 2B 3 1B BB		(1, 2) C CH 86 T CH 85 B SI 93 F SI 92 X CH 87 L8		(2, 3) C SI 90 B SI 91 S SI 90 B SI 92 S FC 87 K		(3, 3) F FF 95 S SL 83 D SL 84 D SL 85 B FF 95 F FF 95 C FF 96 K		2	1	0	0	1	1	1
48 Harrison Bader, R OBP: 0.340, SLG: 0.477	(8, 8)	(1, 2) B SI 91 B CU 77 B SI 92 C FC 87 D CU 77 1-2 25 2B 3 1B BB		(2, 3) S SI 92 B SI 93 F CH 87 S SI 93 S FC 88 K						1	0	0	0	0	1	1
25 Dexter Fowler, S OBP: 0.348, SLG: 0.500	(1, 9)	(0, 0) X CU 75 1-3 2-H 3-H 3 1B 2B								3	2	2	3	0	1	0
3 Dylan Carlson, S OBP: 0.246, SLG: 0.281	(1, 8) (8, 7)	(2, 0) B FC 88 B SI 91 X FC 88 2-H 3-H 16 CS 1B		(2, 1) S SI 91 B SI 92 X CH 86 G4-3						3	0	1	2	0	0	0

Inning Stats	R: 0	H: 1	E: 0	LOB: 0	K: 0	S: 11	R: 4	H: 4	E: 0	LOB: 0	K: 0	S: 13	R: 1	H: 1	E: 0	LOB: 0	K: 0	S: 10	R: 0	H: 0	E: 0	LOB: 0	K: 1	S: 12	R: 0	H: 1	E: 0	LOB: 1	K: 0	S: 6	R: 0	H: 1	E: 0	LOB: 1	K: 2	S: 11	R: 1	H: 1	E: 0	LOB: 0	K: 0	S: 8	R: 1	H: 2	E: 0	LOB: 1	K: 1	S: 10	1B: 6	SF: 0	2B: 4	SAC: 0	3B: 0	DP: 1	HR: 1	HBP: 0	WP: 0	PA: 35
--------------	------	------	------	--------	------	-------	------	------	------	--------	------	-------	------	------	------	--------	------	-------	------	------	------	--------	------	-------	------	------	------	--------	------	------	------	------	------	--------	------	-------	------	------	------	--------	------	------	------	------	------	--------	------	-------	-------	-------	-------	--------	-------	-------	-------	--------	-------	--------

PITCHER	IP	WLS	BF	H	R	ER	SO	BB	IBB	HBP	BLK	WP	HR	S	P	ERA	WHIP
43 Aaron Civale, R ERA: 3.72	(1, 1)	6.0	L	25	8	5	5	3	2	0	0	0	0	63	103	7.50	1.667
27 Cam Hill, R ERA: 3.95	(7, 1)	1.0		4	1	1	0	0	0	0	0	0	1	8	12	9.00	1.000
90 Adam Cimber, R ERA: 2.16	(8, 1)	0.2		4	2	1	0	0	0	0	0	0	0	6	11	13.50	3.000
53 Dominic Leone, R ERA: 8.1	(8, 1)	0.1		1	0	0	1	0	0	0	0	0	0	4	7	0.00	0.000

BOTTOM

Cleveland Indians @ St. Louis Cardinals
 Busch Stadium, St. Louis, MO
 Sun Aug 30 2020, 1:17 PM - 3:40 PM CDT
 Partly Cloudy - 80 F

livebaseballscorecards.com

AB	32
R	7
H	11
RBI	6
BB	2
SO	4
LOB	8



Batter	1	2	3	4	5	6	7	8	9	AB R H RBI BB SO LOB	TOP		
16 Kolten Wong, L OBP: 0.333, SLG: 0.256 (1, 4)	G4-3 2-2	1B 0-2		1B 0-2		G3-1 0-0		G3-1 1-1		5 1 2 1 0 0 0			
19 Tommy Edman, S OBP: 0.337, SLG: 0.364 (1, 7) (7, 5)	2B 1-1	G3-1 1-2		F7 2-0		1B 0-1		G4-3 0-1		5 1 2 0 0 0 3			
46 Paul Goldschmidt, R OBP: 0.486, SLG: 0.530 (1, 3)	2B 0-1		HBP 3-1	1B 4-1		1B 2-1		1B 1-1		3 2 3 1 1 0 0			
15 Brad Miller, L OBP: 0.432, SLG: 0.491 (1, 10)	K 2-3		F9 0-2	1B 4-1		1B 2-3		K 1-3		4 1 0 0 1 3 5			
11 Paul DeJong, R OBP: 0.362, SLG: 0.509 (1, 6)	K 3-3		1B 0-1	HR 3-2		K 1-3		K 1-3		5 1 2 4 0 3 3			
4 Yadier Molina, R OBP: 0.310, SLG: 0.343 (1, 2)	G5-3 2-2	SF7 3-1		F9 0-0		G5-3 0-1		F7 0-1		4 0 0 1 0 0 0			
13 Matt Carpenter, L OBP: 0.344, SLG: 0.264 48 Harrison Bader, R OBP: 0.333, SLG: 0.467 (1, 5) (7, 8)	BB 4-0	BB 4-1		G3-1 3-2		G3 3-2		G5-3 2-2		2 1 0 0 2 0 0 1 0 0 0 0 0 0	AB 36 R 7 H 10 RBI 7 BB 5 SO 8 LOB 16		
25 Dexter Fowler, S OBP: 0.347, SLG: 0.492 35 Lane Thomas, R (6, 9)	1B 2-1	F7 2-0		K 2-3		BB 4-2				3 0 1 0 0 1 2 0 0 0 0 1 0 0			
3 Dylan Carlson, S OBP: 0.233, SLG: 0.265 (1, 8) (7, 7)	K 2-3		P3 0-1	P2 2-2		FC4 1-1				4 0 0 0 0 1 3			
Inning Stats	R: 1 H: 2 E: 0 LOB: 1 K: 2 BB: 0 S: 13 P: 21	R: 1 H: 2 E: 0 LOB: 2 K: 1 BB: 1 S: 14 P: 25	R: 1 H: 1 E: 0 LOB: 2 K: 0 BB: 1 S: 10 P: 22	R: 4 H: 2 E: 0 LOB: 0 K: 0 BB: 2 S: 12 P: 25	R: 0 H: 0 E: 0 LOB: 0 K: 1 BB: 0 S: 10 P: 17	R: 0 H: 2 E: 0 LOB: 2 K: 2 BB: 0 S: 11 P: 16	R: 0 H: 0 E: 0 LOB: 1 K: 0 BB: 1 S: 10 P: 18	R: 0 H: 1 E: 0 LOB: 1 K: 1 BB: 0 S: 9 P: 12	R: 0 H: 0 E: 0 LOB: 0 K: 1 BB: 0 S: 9 P: 12	1B: 7 SF: 1 2B: 2 SAC: 0 3B: 0 DP: 0 HR: 1 HBP: 1	WP: 0 PA: 43 PB: 1 SB: 2 CS: 0		
PITCHER	IP WLS BF H R ER SO BB IBB HBP BLK WP HR S P ERA WHIP											PITCHER	IP WLS BF H R ER SO BB IBB HBP BLK WP HR S P ERA WHIP
28 Anthony DeSclafani, R ERA: 7.71 (1, 1)	3.2 L 23 7 7 7 3 4 0 1 0 0 0 1 48 92 17.18 3.000												
21 Michael Lorenzen, R ERA: 5.19 (4, 1)	4.0 15 2 0 0 3 1 0 0 0 0 0 0 36 57 0.00 0.750												
57 Nate Jones, R ERA: 5.4 (8, 1)	1.1 5 1 0 0 2 0 0 0 0 0 0 0 14 19 0.00 0.750												

St. Louis Cardinals @ Cincinnati Reds
Great American Ball Park, Cincinnati, OH
Mon Aug 31 2020, 6:43 PM - 9:51 PM EDT
Cloudy - 81 F

livebaseballscorecards.com



Batter	1	2	3	4	5	6	7	8	9	AB R H RBI BB SO LOB	BOTTOM
--------	---	---	---	---	---	---	---	---	---	----------------------	--------

19 Joey Votto, L <small>OBP: 0.342, SLG: 0.412</small> (1, 3) 										4 2 2 0 0 1 1	St. Louis Cardinals @ Cincinnati Reds Great American Ball Park, Cincinnati, OH Mon Aug 31 2020, 6:43 PM - 9:51 PM EDT Cloudy - 81 F
2 Nick Castellanos, R <small>OBP: 0.340, SLG: 0.571</small> (1, 9) 										4 0 0 1 0 2 2	
33 Jesse Winker, L <small>OBP: 0.433, SLG: 0.683</small> (1, 10) 										4 1 2 0 0 1 1	
7 Eugenio Suárez, R <small>OBP: 0.302, SLG: 0.412</small> (1, 5) 										4 1 2 4 0 0 1	
9 Mike Moustakas, L <small>OBP: 0.329, SLG: 0.338</small> (1, 4) 										4 0 0 0 0 1 2	
44 Aristides Aquino, R <small>OBP: 0.333, SLG: 0.308</small> (1, 7) 										4 0 0 0 0 3 0	
4 Shogo Akiyama, L <small>OBP: 0.282, SLG: 0.250</small> (1, 8) 										3 0 0 0 0 0 0	
3 Freddy Galvis, S <small>OBP: 0.295, SLG: 0.436</small> (1, 6) 										3 0 0 0 0 2 0	
16 Tucker Barnhart, L <small>OBP: 0.254, SLG: 0.262</small> (1, 2) 										3 1 1 0 0 1 0	

Inning Stats	R: 1	H: 2	E: 0	K: 1	S: 14	LOB: 1	BB: 0	P: 22	R: 0	H: 0	E: 0	K: 1	S: 10	LOB: 0	BB: 0	P: 14	R: 0	H: 0	E: 0	K: 3	S: 12	LOB: 0	BB: 0	P: 18	R: 0	H: 1	E: 0	K: 0	S: 6	LOB: 0	BB: 0	P: 8	R: 1	H: 1	E: 0	K: 0	S: 5	LOB: 0	BB: 0	P: 9	R: 0	H: 0	E: 0	K: 1	S: 9	LOB: 0	BB: 0	P: 12	R: 0	H: 0	E: 0	K: 1	S: 9	LOB: 0	BB: 0	P: 15	R: 3	H: 3	E: 0	K: 3	S: 15	LOB: 0	BB: 0	P: 21	1B: 5	SF: 0	2B: 1	SAC: 0	3B: 0	DP: 1	HR: 1	HBP: 0	WP: 0	PA: 33
--------------	------	------	------	------	-------	--------	-------	-------	------	------	------	------	-------	--------	-------	-------	------	------	------	------	-------	--------	-------	-------	------	------	------	------	------	--------	-------	------	------	------	------	------	------	--------	-------	------	------	------	------	------	------	--------	-------	-------	------	------	------	------	------	--------	-------	-------	------	------	------	------	-------	--------	-------	-------	-------	-------	-------	--------	-------	-------	-------	--------	-------	--------

PITCHER	IP	WLS	BF	H	R	ER	SO	BB	IBB	HBP	BLK	WP	HR	S	P	ERA	WHIP
43 Dakota Hudson, R <small>ERA: 2.77</small>	(1, 1)	7.0	W	24	4	2	1	7	0	0	0	0	0	63	95	1.29	0.571
36 Austin Gomber, L <small>ERA: 0.84</small>	(8, 1)	1.0		4	1	1	1	0	0	0	0	0	0	10	16	9.00	1.000
40 Jake Woodford, R <small>ERA: 4.22</small>	(9, 1)	0.1		3	2	2	1	0	0	0	0	0	1	7	11	54.00	6.000
65 Giovanni Gallegos, R <small>ERA:</small>	(9, 1)	0.2	S	2	0	0	2	0	0	0	0	0	0	7	9	0.00	0.000

livebaseballscorecards.com

AB	33
R	5
H	7
RBI	5
BB	0
SO	11
LOB	7



Batter	1	2	3	4	5	6	7	8	9	AB	R	H	RBI	BB	SO	LOB	TOP								
16 Kolten Wong, L OBP: 0.367, SLG: 0.305 48 Harrison Bader, R OBP: 0.339, SLG: 0.457	 1B		 1B		 2B	 1B	 BB		 F9	4	4	4	2	0	0	0									
19 Tommy Edman, S OBP: 0.343, SLG: 0.379	 1B		 2B		 F8	 1B	 G6-3		 G3	7	1	3	1	0	1	6									
46 Paul Goldschmidt, R OBP: 0.495, SLG: 0.541 7 Andrew Knizner, R OBP: 0.235, SLG: 0.313	 BB	 2B	 2B		 BB	 1B		 1B		2	3	1	0	2	1	1									
15 Brad Miller, L OBP: 0.450, SLG: 0.619	 2B	 HR	 P5		 1B	 G4-3		 HR		6	3	4	7	0	0	3									
11 Paul DeJong, R OBP: 0.359, SLG: 0.492	 G4-3	 F7		 1B	 K	 K		 1B		6	0	2	0	0	2	6									
4 Yadier Molina, R OBP: 0.325, SLG: 0.356 61 Seth Elledge, R	 K	 1B		 1B	 1B	 1B		 F8	 G5-4-3	6	0	3	1	0	1	3									
13 Matt Carpenter, L OBP: 0.344, SLG: 0.260	 BB	 K		 F8	 K		 1B	 L7		5	2	1	0	1	2	5									
25 Dexter Fowler, S OBP: 0.347, SLG: 0.485 41 Tyler O'Neill, R OBP: 0.288, SLG: 0.333	 1B	 G3-1		 K		 F8	 1B		 BB	3	1	1	2	0	1	3									
35 Lane Thomas, R OBP: 0.364, SLG: 0.250	 BB		 F7	 G5-3		 2B	 F6		 L8	5	1	1	0	1	0	5									
Inning Stats	R: 6 E: 0 K: 2 S: 21	H: 5 LOB: 2 BB: 3 P: 44	R: 2 E: 0 K: 1 S: 19	H: 3 LOB: 1 BB: 0 P: 32	R: 1 E: 0 K: 1 S: 12	H: 2 LOB: 1 BB: 0 P: 19	R: 0 E: 0 K: 1 S: 11	H: 2 LOB: 2 BB: 1 P: 15	R: 2 E: 0 K: 2 S: 17	H: 3 LOB: 2 BB: 0 P: 30	R: 2 E: 0 K: 1 S: 13	H: 3 LOB: 2 BB: 0 P: 19	R: 1 E: 0 K: 0 S: 13	H: 2 LOB: 2 BB: 1 P: 24	R: 2 E: 0 K: 0 S: 9	H: 3 LOB: 0 BB: 0 P: 13	R: 0 E: 0 K: 0 S: 8	H: 0 LOB: 1 BB: 1 P: 12	1B: 16 2B: 5 3B: 0 HR: 2	SF: 0 SAC: 0 DP: 1 HBP: 1	WP: 0 PB: 1 SB: 0 CS: 0	PA: 56			
PITCHER	IP WLS BF H R ER SO BB IBB HBP BLK WP HR S P ERA WHIP	IP WLS BF H R ER SO BB IBB HBP BLK WP HR S P ERA WHIP	IP WLS BF H R ER SO BB IBB HBP BLK WP HR S P ERA WHIP	IP WLS BF H R ER SO BB IBB HBP BLK WP HR S P ERA WHIP	IP WLS BF H R ER SO BB IBB HBP BLK WP HR S P ERA WHIP	IP WLS BF H R ER SO BB IBB HBP BLK WP HR S P ERA WHIP	IP WLS BF H R ER SO BB IBB HBP BLK WP HR S P ERA WHIP	IP WLS BF H R ER SO BB IBB HBP BLK WP HR S P ERA WHIP	IP WLS BF H R ER SO BB IBB HBP BLK WP HR S P ERA WHIP	IP WLS BF H R ER SO BB IBB HBP BLK WP HR S P ERA WHIP	IP WLS BF H R ER SO BB IBB HBP BLK WP HR S P ERA WHIP	IP WLS BF H R ER SO BB IBB HBP BLK WP HR S P ERA WHIP	IP WLS BF H R ER SO BB IBB HBP BLK WP HR S P ERA WHIP	IP WLS BF H R ER SO BB IBB HBP BLK WP HR S P ERA WHIP	IP WLS BF H R ER SO BB IBB HBP BLK WP HR S P ERA WHIP	IP WLS BF H R ER SO BB IBB HBP BLK WP HR S P ERA WHIP	IP WLS BF H R ER SO BB IBB HBP BLK WP HR S P ERA WHIP	IP WLS BF H R ER SO BB IBB HBP BLK WP HR S P ERA WHIP	IP WLS BF H R ER SO BB IBB HBP BLK WP HR S P ERA WHIP	IP WLS BF H R ER SO BB IBB HBP BLK WP HR S P ERA WHIP	IP WLS BF H R ER SO BB IBB HBP BLK WP HR S P ERA WHIP	IP WLS BF H R ER SO BB IBB HBP BLK WP HR S P ERA WHIP	IP WLS BF H R ER SO BB IBB HBP BLK WP HR S P ERA WHIP		
54 Sonny Gray, R ERA: 3.19 39 Lucas Sims, R ERA: 2.45 23 Archie Bradley, R ERA: 3.65 48 Tyler Thornburg, R ERA: 4.5 57 Nate Jones, R ERA: 6.39	(1, 1) (1, 1) (3, 1) (5, 1) (6, 1)	(1, 1) (1, 1) (3, 1) (5, 1) (6, 1)	(1, 1) (1, 1) (3, 1) (5, 1) (6, 1)	(1, 1) (1, 1) (3, 1) (5, 1) (6, 1)	(1, 1) (1, 1) (3, 1) (5, 1) (6, 1)	(1, 1) (1, 1) (3, 1) (5, 1) (6, 1)	(1, 1) (1, 1) (3, 1) (5, 1) (6, 1)	(1, 1) (1, 1) (3, 1) (5, 1) (6, 1)	(1, 1) (1, 1) (3, 1) (5, 1) (6, 1)	(1, 1) (1, 1) (3, 1) (5, 1) (6, 1)	(1, 1) (1, 1) (3, 1) (5, 1) (6, 1)	(1, 1) (1, 1) (3, 1) (5, 1) (6, 1)	(1, 1) (1, 1) (3, 1) (5, 1) (6, 1)	(1, 1) (1, 1) (3, 1) (5, 1) (6, 1)	(1, 1) (1, 1) (3, 1) (5, 1) (6, 1)	(1, 1) (1, 1) (3, 1) (5, 1) (6, 1)	(1, 1) (1, 1) (3, 1) (5, 1) (6, 1)	(1, 1) (1, 1) (3, 1) (5, 1) (6, 1)	(1, 1) (1, 1) (3, 1) (5, 1) (6, 1)	(1, 1) (1, 1) (3, 1) (5, 1) (6, 1)	(1, 1) (1, 1) (3, 1) (5, 1) (6, 1)	(1, 1) (1, 1) (3, 1) (5, 1) (6, 1)	(1, 1) (1, 1) (3, 1) (5, 1) (6, 1)	(1, 1) (1, 1) (3, 1) (5, 1) (6, 1)	
26 Raisel Iglesias, R ERA: 5.06 64 Matt Davidson, R ERA: 5.4	(7, 1) (8, 1)	(7, 1) (8, 1)	(7, 1) (8, 1)	(7, 1) (8, 1)	(7, 1) (8, 1)	(7, 1) (8, 1)	(7, 1) (8, 1)	(7, 1) (8, 1)	(7, 1) (8, 1)	(7, 1) (8, 1)	(7, 1) (8, 1)	(7, 1) (8, 1)	(7, 1) (8, 1)	(7, 1) (8, 1)	(7, 1) (8, 1)	(7, 1) (8, 1)	(7, 1) (8, 1)	(7, 1) (8, 1)	(7, 1) (8, 1)	(7, 1) (8, 1)	(7, 1) (8, 1)	(7, 1) (8, 1)	(7, 1) (8, 1)	(7, 1) (8, 1)	(7, 1) (8, 1)

St. Louis Cardinals @ Cincinnati Reds
Great American Ball Park, Cincinnati, OH
Tue Sep 01 2020, 6:43 PM - 10:10 PM EDT
Cloudy - 84 F

livebaseballscorecards.com

AB 49
R 16
H 23
RBI 15
BB 6
SO 8
LOB 33



Batter	1	2	3	4	5	6	7	8	9	AB	R	H	RBI	BB	SO	LOB
19 Joey Votto, L OBP: 0.358, SLG: 0.452 16 Tucker Barnhart, L OBP: 0.261, SLG: 0.258	4-2 BB G6-4-3		2-0 1B G6-4-3			3-1 HR G6-4-3	4-1 BB G6-4-3		2-1 F7	2	1	2	1	1	0	0
2 Nick Castellanos, R OBP: 0.336, SLG: 0.563 17 Brian Goodwin, L OBP: 0.330, SLG: 0.469	0-0 G6-4-3 1-2f		1-1 G6-4-3 1-2f			0-0 2B L9-6	0-3 K		2-1 G4-3	2	0	0	0	0	0	3
64 Matt Davidson, R OBP: 0.268, SLG: 0.459	1-3 K			3-2 G6-3		4-2 BB		1-0 F8	3-2 F8	4	0	0	0	1	1	1
7 Eugenio Suárez, R OBP: 0.305, SLG: 0.421 52 Kyle Farmer, R OBP: 0.306, SLG: 0.326		2-3 K		2-2 2B		0-0 F6		3-2 G5-3		2	0	1	0	0	1	0
9 Mike Moustakas, L OBP: 0.325, SLG: 0.324		1-2 K		2-2 P7		1-0 L9-6		4-0 44 BB		3	0	0	0	1	1	3
44 Aristides Aquino, R OBP: 0.368, SLG: 0.267		4-2 BB		1-1 G5-3			1-0 P4	4-2 BB		2	0	0	0	2	0	1
38 Jose Barrero, R OBP: 0.278, SLG: 0.235		1-2 F8		2-2 F7			0-1 FC4-6 1B	1-3 K		4	0	1	0	0	1	3
4 Shogo Akiyama, L OBP: 0.274, SLG: 0.242 21 Michael Lorenzen, R			3-2 F7		0-2 L7		3-1 FC4-6 16 BB, 12 BB 1-2f		3-0 12 BB HBP	3	0	0	0	0	0	1
12 Curt Casali, R OBP: 0.379, SLG: 0.604			1-1 19 BB 1B		1-3 K		2-2 16 BB 1B		2-2 17 BB G4-3 1-H	4	0	3	1	0	1	0

Inning Stats	R: 0	H: 0	E: 0	K: 1	S: 7	LOB: 0	BB: 1	P: 12	R: 0	H: 0	E: 0	K: 2	S: 11	LOB: 1	BB: 1	P: 19	R: 0	H: 2	E: 0	K: 0	S: 11	LOB: 1	BB: 0	P: 18	R: 0	H: 1	E: 0	K: 0	S: 15	LOB: 1	BB: 0	P: 23	R: 0	H: 0	E: 0	K: 1	S: 10	LOB: 0	BB: 0	P: 13	R: 1	H: 2	E: 0	K: 0	S: 7	LOB: 1	BB: 1	P: 15	R: 0	H: 2	E: 0	K: 1	S: 12	LOB: 3	BB: 1	P: 22	R: 0	H: 0	E: 0	K: 1	S: 9	LOB: 2	BB: 2	P: 22	R: 1	H: 1	E: 0	K: 0	S: 14	LOB: 1	BB: 0	P: 26	1B: 4	SF: 0	2B: 4	SAC: 0	3B: 0	DP: 3	HR: 1	HBP: 1	WP: 0	PA: 39
PITCHER	IP	WLS	BF	H	R	ER	SO	BB	IBB	HBP	BLK	WP	HR	S	P	ERA	WHIP																																																																	
33 Kwang Hyun Kim, L ERA: 0.83	(1, 1)	5.0	W	18	3	0	4	2	0	0	0	0	0	54	85	0.00	1.000																																																																	
56 Ryan Helsley, R ERA: 2.45	(6, 1)	1.0		5	2	1	0	1	0	0	0	0	1	7	15	9.00	3.000																																																																	
30 Tyler Webb, L ERA: 3.6	(7, 1)	1.0		6	2	0	1	1	0	0	0	0	0	12	22	0.00	3.000																																																																	
84 Ryan Meisinger, R ERA:	(8, 1)	1.0		5	0	0	1	2	0	0	0	0	0	9	22	0.00	2.000																																																																	
61 Seth Elledge, R ERA: 5.4	(9, 1)	1.0		5	1	1	0	0	0	1	0	0	0	14	26	9.00	1.000																																																																	

BOTTOM

St. Louis Cardinals @ Cincinnati Reds
Great American Ball Park, Cincinnati, OH
Tue Sep 01 2020, 6:43 PM - 10:10 PM EDT
Cloudy - 84 F

livebaseballscorecards.com

AB	32
R	2
H	8
RBI	2
BB	6
SO	6
LOB	19



Batter	1	2	3	4	5	6	7	8	9	AB R H RBI BB SO LOB	TOP		
16 Kolten Wong, L OBP: 0.363, SLG: 0.314	(1, 4) F FF 91 F FF 93 F SL 88 B FS 88 X FF 94 F7		(2) C CU 82 X FS 87 0-1 G6-3		(1-2) C FS 85 F FF 95 F FF 95 B FS 87 X FS 88 2-H 2B			(2) B FF 96 C FF 96 B SL 86 F SL 86 B SL 86 F SL 85 S SL 85 3-3 K		4 0 1 1 0 1 0			
19 Tommy Edman, S OBP: 0.339, SLG: 0.374	(1, 9) B FF 93 X FF 94 1-0 P5		(3) C SL 84 B FS 86 X FF 94 1-1 P3		(3) B FF 93 F FS 86 X FF 94 1-1 L4			(1-1) C FF 97 B FF 96 X SL 85 1B		4 0 1 0 0 0 1			
46 Paul Goldschmidt, R OBP: 0.478, SLG: 0.517	(1, 3) C SL 87 F FF 93 X FF 94 0-2 L7			(1) F FS 89 X FF 92 0-1 P4		(2-1) C SL 87 B SL 86 B FF 93 X FF 93 P3		(3) B FF 94 F FF 94 X SL 84 1-1 F7		4 0 0 0 0 0 1			
15 Brad Miller, L OBP: 0.464, SLG: 0.667	(1, 10) B SL 83 B FF 92 B FF 93 C FF 93 X FF 94 3-1 HR			(2) B FS 84 F FF 95 B FF 95 B FS 86 B FS 87 4-1 11 G5-4-3 BB		(2) T FF 93 S FS 88 T FF 95 0-2 K		(1-1) B SL 83 C FF 96 X SL 84 SH1-4 11 BB 1B		3 1 2 1 1 1 0			
11 Paul DeJong, R OBP: 0.368, SLG: 0.475	(1, 6) C SL 85 F FF 93 B SL 87 F FF 93 B SL 89 B FS 89 F SL 88 B FS 95 4-2 BB			(2) B SL 87 C FF 93 X FF 93 1-1 G5-4-3		(3) F FF 95 B FF 94 S SL 90 T FF 96 1-2 K		(4-2) F CH 86 F CH 88 B SL 96 D CH 89 B SL 85 B FF 97 4 SH1-4 BB		2 0 0 0 2 1 1			
4 Yadier Molina, R OBP: 0.325, SLG: 0.395	(1, 2) B FF 92 S FF 94 F FF 94 D SL 89 X SL 88 3-2 F7			(1) X SL 85 0-0 HR			(1) F SL 87 S SL 89 F FF 95 X FF 95 0-2 F7		(0-1) M FF 94 X SL 84 SH1-4		3 1 1 1 0 0 1		
13 Matt Carpenter, L OBP: 0.340, SLG: 0.250	(1, 5) B FF 93 C FF 94 B FS 87 SAFE X FF 94 2-1 F8			(1) C SL 84 C FF 94 X FF 95 0-2 F7			(2) C FF 94 S SL 89 S SL 90 0-3 K		(0-0)		3 0 0 0 1 1 1		
41 Tyler O'Neill, R OBP: 0.286, SLG: 0.342	(1, 7) X FF 93 0-0 F9			(1-2) S FF 94 S FF 94 B FS 96 F FF 96 X SL 90 16 2B 2B			(3) B SL 89 C FF 95 T FF 95 F FF 97 F FF 96 B SL 90 B SL 90 X FF 97 3-2 G6-3		(0-3) S SL 85 F FF 96 S FF 95 K IBB		4 1 1 0 0 1 4		
35 Lane Thomas, R OBP: 0.267, SLG: 0.167	(1, 8) C FS 88 X SL 85 0-1 G6-3			(2) F SL 88 X FF 94 0-1 F7			(1) B SL 82 B SL 83 F FF 96 F FF 96 X SL 85 2-2 F7		(2-3) C SL 85 B FF 95 C CH 89 B CH 89 S FF 98 K		4 0 0 0 0 1 4		
Inning Stats	R: 0 E: 0 K: 0 S: 8 H: 0 LOB: 0 BB: 0 P: 11	R: 1 E: 0 K: 0 S: 12 H: 1 LOB: 1 BB: 1 P: 24	R: 0 E: 0 K: 0 S: 6 H: 0 LOB: 0 BB: 0 P: 7	R: 0 E: 0 K: 0 S: 5 H: 0 LOB: 0 BB: 1 P: 10	R: 2 E: 0 K: 0 S: 16 H: 3 LOB: 1 BB: 0 P: 19	R: 0 E: 0 K: 2 S: 8 H: 0 LOB: 0 BB: 0 P: 11	R: 0 E: 0 K: 1 S: 12 H: 0 LOB: 0 BB: 0 P: 15	R: 0 E: 0 K: 1 S: 10 H: 1 LOB: 1 BB: 0 P: 17	R: 0 E: 0 K: 2 S: 12 H: 1 LOB: 3 BB: 2 P: 19	1B: 2 2B: 2 3B: 0 HR: 2 SF: 0 SAC: 1 DP: 1 HBP: 0	WP: 0 PB: 0 SB: 0 CS: 0 PA: 36		
PITCHER	IP WLS BF H R ER SO BB IBB HBP BLK WP HR S P ERA WHIP											PITCHER	IP WLS BF H R ER SO BB IBB HBP BLK WP HR S P ERA WHIP
30 Tyler Mahle, R ERA: 3.9	(1, 1) 7.0 26 4 3 3 3 2 0 0 0 0 0 2 67 97 3.86 0.857												
50 Amir Garrett, L ERA: 2.31	(8, 1) 0.2 3 1 0 0 1 0 0 0 0 0 0 0 8 14 0.00 1.500												
26 Raisel Iglesias, R ERA: 4.5	(8, 1) 1.1 W 7 1 0 0 2 1 1 0 0 0 0 0 14 22 0.00 1.500												

St. Louis Cardinals @ Cincinnati Reds
Great American Ball Park, Cincinnati, OH
Wed Sep 02 2020, 6:44 PM - 9:37 PM EDT
Overcast - 82 F

livebaseballscorecards.com

AB 31
R 3
H 6
RBI 3
BB 4
SO 6
LOB 13



Batter	1	2	3	4	5	6	7	8	9	AB R H RBI BB SO LOB
19 Joey Votto, L OBP: 0.352, SLG: 0.440 (1, 3)	G3		K		G5-3		F7		1B	5 0 1 1 0 1 1
2 Nick Castellanos, R OBP: 0.340, SLG: 0.554 (1, 9)	G5-3		K		HBP		BB			2 0 0 0 1 1 0
33 Jesse Winker, L OBP: 0.419, SLG: 0.657 (1, 10)	G4-3		G6-3		G4-3		K			4 0 0 0 0 1 3
7 Eugenio Suárez, R OBP: 0.303, SLG: 0.424 (1, 5)		9 WP 4 1B 2B			G5-3		G6-3		K	4 1 1 0 0 1 0
9 Mike Moustakas, L OBP: 0.333, SLG: 0.314 (1, 4)		4 1B 2-3 BB			K		BB		G4-3	2 0 0 0 2 1 0
17 Brian Goodwin, L OBP: 0.322, SLG: 0.455 (1, 8)					L8		K		K	3 0 0 0 0 2 3
64 Matt Davidson, R OBP: 0.262, SLG: 0.447 (8, PH)										1 0 0 0 0 1 0
21 Michael Lorenzen, R OBP: 0.262, SLG: 0.447 (9, 8)										0 0 0 0 0 0 0
38 Jose Barrero, R OBP: 0.227, SLG: 0.190 (1, 6)					L9		F7		K	4 0 0 0 0 2 3
4 Shogo Akiyama, L OBP: 0.291, SLG: 0.247 (1, 7)					16 HR HBP		L7		12 BB 19 1B BB	2 2 1 1 1 0 0
16 Tucker Barnhart, L OBP: 0.278, SLG: 0.313 (1, 2)					HR		2 BB		19 1B BB	2 1 1 2 1 0 2
44 Aristides Aquino, R OBP: 0.368, SLG: 0.267 (7, PR)										0 0 0 0 0 0 0
12 Curt Casali, R OBP: 0.390, SLG: 0.604 (8, 2)										0 0 0 0 1 0 0

Inning Stats	R: 0 E: 0 K: 0 S: 11	H: 0 LOB: 0 BB: 0 P: 15	R: 1 E: 0 K: 2 S: 15	H: 2 LOB: 2 BB: 1 P: 28	R: 0 E: 0 K: 2 S: 7	H: 0 LOB: 0 BB: 0 P: 10	R: 0 E: 0 K: 1 S: 8	H: 0 LOB: 0 BB: 0 P: 12	R: 2 E: 0 K: 0 S: 11	H: 1 LOB: 1 BB: 0 P: 19	R: 0 E: 0 K: 1 S: 7	H: 0 LOB: 1 BB: 1 P: 11	R: 0 E: 0 K: 1 S: 12	H: 0 LOB: 2 BB: 2 P: 24	R: 0 E: 0 K: 2 S: 10	H: 0 LOB: 0 BB: 0 P: 15	R: 1 E: 0 K: 1 S: 8	H: 1 LOB: 2 BB: 2 P: 16	1B: 2 2B: 1 3B: 0 HR: 1	SF: 0 SAC: 0 DP: 0 HBP: 2
--------------	-------------------------------	----------------------------------	-------------------------------	----------------------------------	------------------------------	----------------------------------	------------------------------	----------------------------------	-------------------------------	----------------------------------	------------------------------	----------------------------------	-------------------------------	----------------------------------	-------------------------------	----------------------------------	------------------------------	----------------------------------	----------------------------------	------------------------------------

PITCHER	IP	WLS	BF	H	R	ER	SO	BB	IBB	HBP	BLK	WP	HR	S	P	ERA	WHIP
59 Johan Oviedo, R ERA: 4.3 (1, 1)	4.2		20	3	3	3	5	1	0	2	0	1	1	51	83	5.79	0.857
92 Génesis Cabrera, L ERA: 3.48 (5, 1)	2.0		8	0	0	0	1	2	0	0	0	0	0	15	24	0.00	1.000
53 John Gant, R ERA: 1.64 (7, 1)	0.2		3	0	0	0	2	1	0	0	0	0	0	8	15	0.00	1.500
36 Austin Gomber, L ERA: 0.79 (8, 1)	0.2		2	0	0	0	1	0	0	0	0	0	0	7	12	0.00	0.000
65 Giovanny Gallegos, R ERA: 1.08 (9, 1)	0.1	L	4	1	1	1	1	2	0	0	0	0	0	8	16	27.00	9.000

BOTTOM

St. Louis Cardinals @ Cincinnati Reds
Great American Ball Park, Cincinnati, OH

Wed Sep 02 2020, 6:44 PM - 9:37 PM EDT
Overcast - 82 F

AB	29
R	4
H	4
RBI	4
BB	6
SO	10
LOB	12

WP: 1 PA: 37
PB: 0
SB: 1
CS: 0



PITCHER	IP	WLS	BF	H	R	ER	SO	BB	IBB	HBP	BLK	WP	HR	S	P	ERA	WHIP
---------	----	-----	----	---	---	----	----	----	-----	-----	-----	----	----	---	---	-----	------

Batter	1	2	3	4	5	6	7	8	9	AB R H RBI BB SO LOB	TOP											
16 Kolten Wong, L (1, 4) OBP: 0.358, SLG: 0.303	0-3 K			0-1 F7		0-0 G6-3			4-0 BB	3 0 0 0 1 1 0												
19 Tommy Edman, S (1, 9) OBP: 0.327, SLG: 0.359	2-3 K			2-3 K			0-0 F7		3-2 G6-3	4 0 0 0 0 2 1												
46 Paul Goldschmidt, R (1, 3) OBP: 0.466, SLG: 0.500	3-2 G4-3			2-2 G5-3			1-2 K			3 0 0 0 0 1 0												
15 Brad Miller, L (1, 10) OBP: 0.448, SLG: 0.638			0-2 G6-3		3-3 K		1-3 K			3 0 0 0 0 2 0												
11 Paul DeJong, R (1, 6) OBP: 0.352, SLG: 0.453			2-2 F7		1-2 K			2-1 F8		3 0 0 0 0 1 0												
4 Yadier Molina, R (1, 2) OBP: 0.325, SLG: 0.392			2-2 G5-3		2-2 K			1-1 1B		3 0 1 0 0 1 0												
13 Matt Carpenter, L (1, 5) OBP: 0.340, SLG: 0.289			2-3 K			3-2 HR		1-3 K		3 1 1 1 0 2 1												
41 Tyler O'Neill, R (1, 7) OBP: 0.276, SLG: 0.329			1-3 K			1-3 K		3-3 K		3 0 0 0 0 3 1												
3 Dylan Carlson, S (1, 8) OBP: 0.224, SLG: 0.254			1-2 L6			3-2 G4-3			3-3 K	3 0 0 0 0 1 0												
Inning Stats	R: 0 E: 0 K: 2 S: 9	H: 0 LOB: 0 BB: 0 P: 14	R: 0 E: 0 K: 0 S: 10	H: 0 LOB: 0 BB: 0 P: 14	R: 0 E: 0 K: 2 S: 10	H: 0 LOB: 0 BB: 0 P: 14	R: 0 E: 0 K: 1 S: 9	H: 0 LOB: 0 BB: 0 P: 13	R: 0 E: 0 K: 3 S: 10	H: 0 LOB: 0 BB: 0 P: 16	R: 1 E: 0 K: 1 S: 13	H: 1 LOB: 0 BB: 0 P: 20	R: 0 E: 0 K: 2 S: 8	H: 0 LOB: 0 BB: 0 P: 10	R: 0 E: 0 K: 2 S: 12	H: 1 LOB: 1 BB: 0 P: 19	R: 0 E: 0 K: 1 S: 6	H: 0 LOB: 0 BB: 1 P: 16	1B: 1 2B: 0 3B: 0 HR: 1	SF: 0 SAC: 0 DP: 1 HBP: 0	WP: 0 PB: 0 SB: 0 CS: 0	PA: 29
PITCHER	IP WLS BF H R ER SO BB IBB HBP BLK WP HR S P ERA WHIP																					
11 Yu Darvish, R (1, 1) ERA: 1.44	7.0 W 22 1 1 1 11 0 0 0 0 0 0 1 69 101 1.29 0.143																					
50 Rowan Wick, R (8, 1) ERA: 3.86	1.0 H 4 1 0 0 2 0 0 0 0 0 0 0 12 19 0.00 1.000																					
24 Jeremy Jeffress, R (9, 1) ERA: 1.13	1.0 S 3 0 0 0 1 1 0 0 0 0 0 0 6 16 0.00 1.000																					

St. Louis Cardinals @ Chicago Cubs
Wrigley Field, Chicago, IL
Fri Sep 04 2020, 7:15 PM - 10:20 PM CDT
Clear - 75 F

livebaseballscorecards.com

AB 28
R 1
H 2
RBI 1
BB 1
SO 14
LOB 3



Batter	1	2	3	4	5	6	7	8	9
12 Kyle Schwarber, L OBP: 0.329, SLG: 0.496 (1, 7)	C FF 94 B FF 95 F KC 77 B SL 85 S SL 85 F SL 94 S FF 94	X SL 82	0-0	B FF 92 F SL 84 X FF 92	B CU 76 F SL 84 F FF 93 B SI 93 F SL 83 F FF 93 F SL 84 X FF 93	C CU 72 B CU 74 X FF 90	D CH 81 D CH 90 C SL 86 X FF 96		
17 Kris Bryant, R OBP: 0.259, SLG: 0.312 (1, 5)	F FF 95 B SL 85 X SI 90		B FF 93 X SL 83		B CU 75 S CH 85 X CU 75	S CH 77 X FF 90			
44 Anthony Rizzo, L OBP: 0.366, SLG: 0.443 (1, 3)	B KC 74 B FF 94 C FF 94 D SL 86 D SL 86		B FF 93 H FF 92		B CU 75 S CH 85 X CU 75	B FF 89 C FF 89 X CU 73			
9 Javier Báez, R OBP: 0.235, SLG: 0.371 (1, 6)	C FF 96 D SI 94 B SL 86 S SL 86 S FF 95		X SL 84		F FF 93 C CU 76 B SL 83 X SL 83 X CU 76	C FF 99 S FF 99 B SI 97 X CU 84			
22 Jason Heyward, L OBP: 0.417, SLG: 0.559 (1, 9)	D KC 78 C FF 95 B FF 96 T FF 96 F KC 79 F FF 94 B SL 85 B SL 85		C FF 92 T FF 94 B FF 96 D SL 85 F KC 78 F SL 84 X FF 95		B CU 76 B FF 92 S CH 85 X SL 84	X FF 98			
40 Willson Contreras, R OBP: 0.336, SLG: 0.419 (1, 10)	B SL 85 B SL 87 B FF 96 C FF 96 F FF 95 F FF 96 F FF 95 F FF 96 X FF 96		D SI 91 F SI 91 S SI 91 1 SAFE D SL 87 X SL 85		X CU 75				
7 Victor Caratini, S OBP: 0.345, SLG: 0.325 (1, 2)	C KC 78 B SL 87 B FF 97 F SL 88 B KC 80 X SL 85		D CU 75 B SL 86 D CU 76 C SL 85 C FF 93 X SL 84		C FF 92 C FF 92 B FF 92 B SL 83 B CU 76 X SL 84		S SI 98 B CU 82 B FF 97 F SL 86 F FF 98 B CU 82 B SI 98		
15 Cameron Maybin, R OBP: 0.298, SLG: 0.396 (1, 8)		C FF 91 F FF 93 S SL 85		C FF 93 B CU 77 X SL 85		T FF 92 B FF 91 X FF 91		B SL 84 F FF 97 S FF 98 S SL 86	
27 Jason Kipnis, L OBP: 0.368, SLG: 0.408 (1, 4)									
53 José Martínez, R OBP: 0.299, SLG: 0.338 (6, PH)									
2 Nico Hoerner, R OBP: 0.322, SLG: 0.257 (7, 4)									

Inning Stats	R: 2	H: 2	E: 0	K: 2	S: 24	R: 0	H: 0	E: 0	K: 2	S: 8	R: 1	H: 2	E: 0	K: 0	S: 13	R: 0	H: 1	E: 0	K: 0	S: 6	R: 0	H: 0	E: 0	K: 0	S: 12	R: 1	H: 2	E: 0	K: 1	S: 11	R: 0	H: 1	E: 1	K: 0	S: 10	R: 0	H: 1	E: 0	K: 1	S: 13	R: 0	H: 1	E: 0	K: 1	S: 13
	LOB: 2	BB: 2	P: 43	LOB: 0	BB: 0	P: 9	LOB: 2	BB: 0	P: 23	LOB: 0	BB: 0	P: 9	LOB: 1	BB: 0	P: 19	LOB: 2	BB: 0	P: 21	LOB: 0	BB: 1	P: 17	LOB: 0	BB: 0	P: 17	LOB: 1	BB: 0	P: 19	LOB: 2	BB: 0	P: 13	LOB: 2	BB: 1	P: 21	LOB: 0	BB: 1	P: 21	LOB: 0	BB: 1	P: 21	LOB: 0	BB: 1	P: 21			

PITCHER	IP	WLS	BF	H	R	ER	SO	BB	IBB	HBP	BLK	WP	HR	S	P	ERA	WHIP
22 Jack Flaherty, R ERA: 2.95 (1, 1)	2.2	L	15	4	3	3	4	2	0	1	0	0	0	42	69	10.12	2.250
40 Jake Woodford, R ERA: 3.95 (3, 1)	3.0		11	3	1	1	0	0	0	0	0	0	1	29	46	3.00	1.000
30 Tyler Webb, L ERA: 3.27 (6, 1)	1.0		4	0	0	0	1	0	0	0	0	1	0	9	13	0.00	0.000
Alex Reyes, R ERA: 3.72 (7, 1)	1.1		7	2	0	0	1	1	0	0	0	0	0	17	26	0.00	2.250

AB	R	H	RBI	BB	SO	LOB
5	0	0	0	0	1	3
4	1	1	0	0	0	0
2	1	0	0	1	0	0
4	1	1	0	0	1	3
3	0	1	0	1	0	2
4	1	3	4	0	0	0
3	0	0	0	1	0	4
4	0	2	0	0	2	1
2	0	0	0	0	1	1
1	0	1	0	0	0	0

AB	R	H	RBI	BB	SO	LOB
33	4	9	4	3	6	15



St. Louis Cardinals @ Chicago Cubs
Wrigley Field, Chicago, IL
Fri Sep 04 2020, 7:15 PM - 10:20 PM CDT
Clear - 75 F

WP	PA	ERA	WHIP
1	37		

Batter	1	2	3	4	5	6	7	8	9	AB	R	H	RBI	BB	SO	LOB
16 Kolten Wong, L OBP: 0.354, SLG: 0.302 (1, 4) C FF 93 X CU 82 0-1 G6-3 ① X FF 93 0-0 G3-1 ③										3	0	0	0	0	0	0
19 Tommy Edman, S OBP: 0.325, SLG: 0.358 (1, 5) B CU 81 B CU 80 C FF 93 C SI 92 C FF 33 C FF 93 3-3 ② B FF 90 C FS 83 X FC 86 1-1 46 1B 15 1B 1B B CH 86 B FF 92 C FF 92 F CH 86 F CU 81 X FF 95 2-2 G1-3 ①										3	1	1	0	0	1	0
46 Paul Goldschmidt, R OBP: 0.472, SLG: 0.490 (1, 3) B CU 83 B FC 87 C FF 94 C FS 85 F FF 94 B SI 94 B FS 87 4-2 1 SAFE 1 SAFE B FF 90 D FS 83 X FF 91 2-0 15 1B 1B C FF 94 F SI 93 F CH 86 B FF 95 X CH 87 1-2 L9 ②										2	0	1	0	1	0	0
15 Brad Miller, L OBP: 0.436, SLG: 0.600 (1, 10) C FC 87 F FF 93 1 SAFE F FS 87 B FF 94 T FC 87 1-2 ③ B FC 84 F FS 84 X FS 84 1-1 35 G6-4-3 1B 1-2 3-H 1B 3-H 2-3 ① C CU 80 F FF 95 D CH 88 B CH 88 S FF 96										3	0	1	1	0	1	1
11 Paul DeJong, R OBP: 0.359, SLG: 0.486 (1, 6) X CU 80 0-0 HR K C CU 80 F FF 95 D CH 88 B CH 88 S FF 96 2-3 ① B FF 92 X FF 93 1-0 G4-3 ①										3	1	1	1	0	1	2
35 Lane Thomas, R OBP: 0.286, SLG: 0.235 (1, 9) B FF 93 B SI 92 C FF 93 B FF 93 B SI 92 4-2 41 HR BB X CU 83 0-0 G6-4-3 ② ③ 1-2f F FF 93 B FF 93 C FF 92 B FF 94 X FF 94 2-2 F8 ②										2	1	0	0	1	0	2
41 Tyler O'Neill, R OBP: 0.289, SLG: 0.392 (1, 7) X FF 93 0-0 HR G4-3 B FF 94 B FF 91 X FF 92 2-0 32 G4-3 48 SF9 2B B FF 93 X FF 92 1-0 G4-3 ③										3	2	2	2	0	0	0
32 Matt Wieters, S OBP: 0.289, SLG: 0.392 (1, 2) B CU 80 B CU 81 C FF 92 B FS 85 C FF 92 C FF 93 3-3 ① F CH 87 B CH 87 F FF 94 X CU 84 1-2 G4-3 ① 2-3 S CH 85 X FF 94 0-1 SF9 ② 3-H										2	0	0	0	0	1	1
48 Harrison Bader, R OBP: 0.328, SLG: 0.447 (1, 8) C CU 81 X FC 86 0-1 F7 ② S CH 85 X FF 94 0-1 SF9 ② 3-H										1	0	0	1	0	0	0


Inning Stats	R: 0	H: 0	E: 0	K: 2	S: 12	R: 3	H: 2	E: 0	K: 1	S: 10	R: 1	H: 3	E: 0	K: 1	S: 9	R: 1	H: 1	E: 0	K: 0	S: 10	R: 0	H: 0	E: 0	K: 0	S: 9	R: 0	H: 0	E: 0	K: 0	S: 5
	LOB: 1	BB: 1	P: 20	LOB: 0	BB: 1	LOB: 0	BB: 1	LOB: 0	BB: 0	P: 15	LOB: 0	BB: 0	LOB: 0	BB: 0	P: 12	LOB: 0	BB: 0	LOB: 0	BB: 0	P: 9	1B: 3	SF: 1	2B: 1	SAC: 0	3B: 0	DP: 1	HR: 2	HBP: 0	WP: 0	PA: 25

PITCHER	IP	WLS	BF	H	R	ER	SO	BB	IBB	HBP	BLK	WP	HR	S	P	ERA	WHIP
20 Colin Rea, R ERA: 5.79 (1, 1)	2.0	L	13	5	4	4	3	2	0	0	0	0	2	27	46	18.00	3.500
Duane Underwood Jr., R ERA: 6.14 (3, 1)	1.0		2	0	0	0	1	0	0	0	0	0	0	4	6	0.00	0.000
72 Tyson Miller, R ERA: 5.4 (4, 1)	3.0		10	1	1	1	0	0	0	0	0	0	0	24	34	3.00	0.333

BOTTOM

Chicago Cubs @ St. Louis Cardinals
Wrigley Field, Chicago, IL
Sat Sep 05 2020, 7:50 PM - 10:06 PM CDT
Cloudy - 72 F

AB	22
R	5
H	6
RBI	5
BB	2
SO	4
LOB	6



Batter	1	2	3	4	5	6	7	8	9	AB R H RBI BB SO LOB	TOP							
16 Kolten Wong, L OBP: 0.364, SLG: 0.312 (1, 4)	0-3 K		3-2 15 BB 11 FC5-4 19 1B	0-1 11 1B 19 SF9		0-1 G4-3				4 2 2 0 0 1 0	St. Louis Cardinals @ Chicago Cubs Wrigley Field, Chicago, IL Sat Sep 05 2020, 4:17 PM - 6:56 PM CDT Clear - 79 F							
19 Tommy Edman, S OBP: 0.325, SLG: 0.358 (1, 9) (5, 5)	1-0 G4-3		2-1 11 FC5-4 13 BB 15 BB	0-0 SF9		2-2 G4-3				3 1 1 1 0 0 0								
46 Paul Goldschmidt, R OBP: 0.467, SLG: 0.489 (1, 3)	4-2 BB		2-2 K	4-1 11 1B BB		3-1 F7				2 0 0 0 2 1 2								
15 Brad Miller, L OBP: 0.440, SLG: 0.611 (1, 10)	2-2 P6		4-2 11 FC5-4 BB	3-3 K			2-2 K			3 0 0 0 1 2 3								
11 Paul DeJong, R OBP: 0.360, SLG: 0.448 (1, 6)		4-2 35 FC5 4 E BB	0-1 13 BB 4 BB 11 FC5-4	1-2 1B		3-3 K				3 0 1 2 1 1 2								
4 Yadier Molina, R OBP: 0.322, SLG: 0.378 (1, 2)	1-2 FC5		4-0 13 BB BB	1-3 K		1-2 F9				3 0 0 0 1 1 3								
13 Matt Carpenter, L OBP: 0.340, SLG: 0.282 48 Harrison Bader, R OBP: 0.339, SLG: 0.457 (1, 5) (5, 8)	1-3 K		4-0 BB	2-3 K						2 0 0 1 1 2 2 0 0 0 0 0 0 0								
3 Dylan Carlson, S OBP: 0.215, SLG: 0.243 (1, 7)	2-3 K		2-2 L9			2-2 G4-3				3 0 0 0 0 1 5								
35 Lane Thomas, R OBP: 0.278, SLG: 0.267 (1, 8) (5, 9)	1-1 FC5		0-0 16 1B 19 SF9 2B			2-3 K				3 1 1 0 0 1 2								
Inning Stats	R: 0 E: 0 K: 1 S: 14	H: 0 LOB: 1 BB: 1 P: 21	R: 0 E: 1 K: 2 S: 14	H: 0 LOB: 2 BB: 1 P: 23	R: 2 E: 0 K: 1 S: 18	H: 2 LOB: 3 BB: 3 P: 39	R: 2 E: 0 K: 2 S: 15	H: 3 LOB: 2 BB: 1 P: 24	R: 0 E: 0 K: 0 S: 10	H: 0 LOB: 0 BB: 0 P: 16		R: 0 E: 0 K: 0 S: 7	H: 0 LOB: 0 BB: 0 P: 12	R: 0 E: 0 K: 2 S: 12	H: 0 LOB: 0 BB: 0 P: 18	1B: 4 2B: 1 3B: 0 HR: 0	SF: 1 SAC: 0 DP: 0 HBP: 0	WP: 0 PA: 33 PB: 0 SB: 0 CS: 0
PITCHER	IP WLS BF H R ER SO BB IBB HBP BLK WP HR S P ERA WHIP																	
73 Adbert Alzolay, R ERA: 2.08 (1, 1)	2.2 L 16 2 2 2 4 5 0 0 0 0 0 0 43 78 6.75 2.625																	
52 Ryan Tepera, R ERA: 5.06 (3, 1)	1.1 8 3 2 2 2 1 0 0 0 0 0 0 18 29 13.50 3.000																	
60 Jason Adam, R ERA: 3.68 (5, 1)	2.0 6 0 0 0 2 0 0 0 0 0 0 0 17 28 0.00 0.000																	
43 Dan Winkler, R ERA: 3.0 (7, 1)	1.0 3 0 0 0 2 0 0 0 0 0 0 0 12 18 0.00 0.000																	

livebaseballscores.com

AB	26
R	4
H	5
RBI	4
BB	6
SO	10
LOB	19



Batter	1	2	3	4	5	6	7	8	9	AB R H RBI BB SO LOB
8 Ian Happ, S OBP: 0.423, SLG: 0.690 (1, 8) C SI 87 X FC 83 B SI 90 F CU 74 F CU 76 X FF 91	0-1 HR	1-2 FC6			2-2 HR		1-2 L8			4 2 2 2 0 0 4
17 Kris Bryant, R OBP: 0.247, SLG: 0.296 (1, 5) C SI 88 B CU 73 C SI 90 X SI 90	1-2 F8		1-1 F7		3-3 K		1-1 E5			4 0 0 0 0 1 1
44 Anthony Rizzo, L OBP: 0.358, SLG: 0.430 (1, 3) B SI 89 X CH 82	1-0 L9		0-2 G3		0-0 G3-1		1-2 K			4 0 0 0 0 1 2
9 Javier Báez, R OBP: 0.237, SLG: 0.370 (1, 6) F SI 88 S CU 72 S CU 73	0-3 K		3-1 L6			0-1 1B				3 0 1 0 0 1 0
12 Kyle Schwarber, L OBP: 0.336, SLG: 0.496 (1, 10)		4-2 22 1B 40 HBP BB		1-1 22 40 G4-3 G3 1B		2-3 K				2 0 1 0 1 1 1
40 Willson Contreras, R OBP: 0.336, SLG: 0.413 (1, 2) S SI 90 H SI 88		1-1 22 1B 1-2 HBP		1-2 G3		2-0 P6				2 0 0 0 0 0 2
22 Jason Heyward, L OBP: 0.415, SLG: 0.552 (1, 9) B CU 73 C CU 74 B SI 90 X CU 73		2-1 8 FC6 1-2 2-3 1B		1-2 G4-3		1-1 F8				3 0 1 0 0 0 2
21 Steven Souza Jr., R OBP: 0.258, SLG: 0.333 (1, 7) 7 Victor Caratini, S OBP: 0.341, SLG: 0.321 (7, PH) C SI 90 C CU 74 C SI 91		0-3 K		0-3 K			3-2 L3			2 0 0 0 0 2 4 1 0 0 0 0 0 0
2 Nico Hoerner, R OBP: 0.322, SLG: 0.260 (1, 4) C CU 74 C SI 92 X SI 92		0-2 L4			0-3 K		0-0 17 E 1B			3 0 1 0 0 1 3

Inning Stats	R: 1	H: 1	E: 0	LOB: 0	K: 1	S: 9	P: 11	R: 0	H: 1	E: 0	LOB: 3	K: 1	S: 14	P: 22	R: 0	H: 0	E: 0	LOB: 0	K: 0	S: 7	P: 11	R: 0	H: 1	E: 0	LOB: 1	K: 1	S: 12	P: 15	R: 1	H: 1	E: 0	LOB: 0	K: 2	S: 11	P: 16	R: 0	H: 1	E: 0	LOB: 1	K: 1	S: 8	P: 13	R: 0	H: 1	E: 1	LOB: 2	K: 1	S: 17	P: 23
1B: 4	SF: 0	2B: 0	SAC: 0	3B: 0	DP: 0	HR: 2	HBP: 1	WP: 0	PA: 30	1B: 0	PB: 0	SB: 0	CS: 0																																				


PITCHER	IP	WLS	BF	H	R	ER	SO	BB	IBB	HBP	BLK	WP	HR	S	P	ERA	WHIP
50 Adam Wainwright, R ERA: 2.68 (1, 1)	6.1	W	27	6	2	2	6	1	0	1	0	0	2	65	95	2.84	1.105
65 Giovanny Gallegos, R ERA: 1.0 (7, 1)	0.2	S	3	0	0	0	1	0	0	0	0	0	0	13	16	0.00	0.000

BOTTOM

St. Louis Cardinals @ Chicago Cubs
Wrigley Field, Chicago, IL
Sat Sep 05 2020, 4:17 PM - 6:56 PM CDT
Clear - 79 F

livebaseballscorecards.com

AB 28
R 2
H 6
RBI 2
BB 1
SO 7
LOB 19



Batter	1	2	3	4	5	6	7	8	9	AB R H RBI BB SO LOB	TOP	
16 Kolten Wong, L OBP: 0.356, SLG: 0.317	(1, 4) B FF 90 3-2 C FF 90 B SI 88 B SI 88 C FF 89 X FF 91		B CU 72 1-0 X FF 89	C FF 87 2-3 D CH 86 B CH 82 S CH 86 S SI 88		X FC 91 0-0		B CH 85 3-1 D CH 86 1 SAFE B FF 94 B FF 93 C FF 93 X FF 94		5 1 2 1 0 1 2		
19 Tommy Edman, S OBP: 0.320, SLG: 0.377	(1, 5) X FF 90 0-0		C CU 73 0-1 X CH 83	B SI 91 2-0 X CH 87		F FC 89 1-3 D SL 79 1 SAFE F SL 78 S FC 89		1 SAFE 3-1 B FF 94 B CH 87 F FF 94 B FF 94 X FF 94		5 2 1 1 0 1 6		
46 Paul Goldschmidt, R OBP: 0.462, SLG: 0.505	(1, 3) X CU 74 0-0		C CU 73 0-1 X FC 88	B FC 90 1-0 X SI 91		B KC 76 1-3 C FC 93 C FF 95 S FC 95		C CU 81 0-3 S CH 87 S CU 83		5 1 1 3 0 2 4		
11 Paul DeJong, R OBP: 0.373, SLG: 0.486	(1, 6) B CU 73 4-2 B FF 90 F FC 88 S CH 83 B FF 90 D CH 84		S CH 84 2-3 B SI 88 S CH 83 B CH 82 C FF 89		C CU 81 1-1 B FC 86 X FC 86		X KC 79 0-0		B SL 83 3-3 B SL 85 F CH 82 B CH 83 F SI 94 S SI 94		4 0 2 1 1 2 0	
41 Tyler O'Neill, R OBP: 0.284, SLG: 0.381	(1, 7) B FC 88 3-3 F FC 87 B FC 88 B FC 88 F FC 88 S CU 74		C CU 72 1-1 B CU 73 X CU 71		C SI 92 2-2 B FF 93 S FC 87 1 SAFE X FC 86		F FC 95 3-1 B KC 77 B FC 91 X FC 92		X SI 94 0-0		5 1 1 0 0 1 4	
47 Rangel Ravelo, R OBP: 0.143, SLG: 0.286	(1, 10) C FF 89 0-1 X CH 82		X FF 88 0-0		B SI 92 2-3 B FC 87 F FC 88 F FC 88 S FC 88		X FF 96 0-0		B SI 95 1-0 X CH 84		5 0 1 1 0 1 1	
4 Yadier Molina, R OBP: 0.319, SLG: 0.365	(1, 2) B CU 71 1-0 X CH 81		S CH 83 4-2 B FC 87 F CH 82 B FC 87 B FC 87 B FF 89		X FC 89 0-0		C FF 97 2-3 F FC 97 B KC 86 B FF 98 C KC 86			3 0 0 0 1 1 1		
35 Lane Thomas, R OBP: 0.280, SLG: 0.238	(1, 9) B SI 89 3-2 B FF 88 C FF 88 S CH 82 F FC 87 B FC 90 F FC 86 X FC 87		S SI 87 0-3 C FC 86 S CH 82			B SI 94 2-2 F SI 92 B FF 95 S FC 90 X FF 94		B KC 87 3-3 C FF 97 F FC 97 B FF 96 F FC 97			4 1 1 0 0 2 2	
48 Harrison Bader, R OBP: 0.371, SLG: 0.520	(1, 8) C FF 89 1-2 C FC 88 H FC 86		B CU 71 1-0 X SI 87		B SL 77 1-1 C FC 88 X FC 89		C CU 82 0-1 X CU 81			3 1 3 0 0 0 0		
Inning Stats	R: 1 H: 1 E: 0 LOB: 1 K: 1 BB: 1 S: 11 P: 21	R: 0 H: 0 E: 0 LOB: 0 K: 0 BB: 0 S: 8 P: 12	R: 4 H: 4 E: 0 LOB: 2 K: 2 BB: 1 S: 18 P: 27	R: 0 H: 1 E: 0 LOB: 1 K: 1 BB: 0 S: 6 P: 12	R: 0 H: 1 E: 0 LOB: 1 K: 1 BB: 0 S: 9 P: 14	R: 2 H: 4 E: 1 LOB: 2 K: 2 BB: 0 S: 15 P: 23	R: 0 H: 0 E: 0 LOB: 0 K: 2 BB: 0 S: 8 P: 13	R: 0 H: 1 E: 0 LOB: 1 K: 1 BB: 0 S: 9 P: 15	R: 0 H: 0 E: 0 LOB: 0 K: 1 BB: 0 S: 5 P: 9	1B: 6 SF: 0 2B: 4 SAC: 0 3B: 0 DP: 0 HR: 2 HBP: 1	WP: 0 PA: 42 PB: 0 SB: 0 CS: 0	
PITCHER	IP WLS BF H R ER SO BB IBB HBP BLK WP HR S P ERA WHIP	IP WLS BF H R ER SO BB IBB HBP BLK WP HR S P ERA WHIP	IP WLS BF H R ER SO BB IBB HBP BLK WP HR S P ERA WHIP	IP WLS BF H R ER SO BB IBB HBP BLK WP HR S P ERA WHIP	IP WLS BF H R ER SO BB IBB HBP BLK WP HR S P ERA WHIP	IP WLS BF H R ER SO BB IBB HBP BLK WP HR S P ERA WHIP	IP WLS BF H R ER SO BB IBB HBP BLK WP HR S P ERA WHIP	IP WLS BF H R ER SO BB IBB HBP BLK WP HR S P ERA WHIP	IP WLS BF H R ER SO BB IBB HBP BLK WP HR S P ERA WHIP			
34 Jon Lester, L ERA: 5.8	(1, 1) 3.1 L 19 6 5 5 4 2 0 1 0 0 0 2 41 67 13.50 2.400											
43 Dan Winkler, R ERA: 2.63	(4, 1) 1.2 6 1 0 0 1 0 0 0 0 0 0 0 11 19 0.00 0.600											
37 Josh Osich, L ERA: 6.35	(6, 1) 0.1 4 3 2 2 1 0 0 0 0 0 0 0 9 13 54.00 9.000											
50 Rowan Wick, R ERA: 3.65	(6, 1) 0.2 3 1 0 0 1 0 0 0 0 0 0 0 6 10 0.00 1.500											
46 Craig Kimbrel, R ERA: 8.1	(7, 1) 1.0 3 0 0 0 2 0 0 0 0 0 0 0 8 13 0.00 0.000											
PITCHER	IP WLS BF H R ER SO BB IBB HBP BLK WP HR S P ERA WHIP	IP WLS BF H R ER SO BB IBB HBP BLK WP HR S P ERA WHIP	IP WLS BF H R ER SO BB IBB HBP BLK WP HR S P ERA WHIP	IP WLS BF H R ER SO BB IBB HBP BLK WP HR S P ERA WHIP	IP WLS BF H R ER SO BB IBB HBP BLK WP HR S P ERA WHIP	IP WLS BF H R ER SO BB IBB HBP BLK WP HR S P ERA WHIP	IP WLS BF H R ER SO BB IBB HBP BLK WP HR S P ERA WHIP	IP WLS BF H R ER SO BB IBB HBP BLK WP HR S P ERA WHIP	IP WLS BF H R ER SO BB IBB HBP BLK WP HR S P ERA WHIP			
Duane Underwood Jr., R ERA: 5.74	(8, 1) 1.0 4 1 0 0 1 0 0 0 0 0 0 0 9 15 0.00 1.000											
45 Matt Dermody, L ERA:	(9, 1) 1.0 3 0 0 0 1 0 0 0 0 0 0 0 5 9 0.00 0.000											

St. Louis Cardinals @ Chicago Cubs
Wrigley Field, Chicago, IL
Sun Sep 06 2020, 6:11 PM - 9:26 PM CDT
Partly Cloudy - 81 F

livebaseballscorecards.com

AB 39
R 7
H 12
RBI 7
BB 2
SO 11
LOB 20



Batter	1	2	3	4	5	6	7	8	9	AB	R	H	RBI	BB	SO	LOB
8 Ian Happ, S OBP: 0.408, SLG: 0.654 (1, 8)	2-1 G3-1	2-2 F7			2-2 G4-3		0-3 K			4	0	0	0	0	1	0
17 Kris Bryant, R OBP: 0.258, SLG: 0.318 (1, 10)	2-3 K		0-3 K		3-2 44 G6-3 1B			0-0 2B		4	0	2	0	0	2	0
44 Anthony Rizzo, L OBP: 0.355, SLG: 0.446 (1, 3)	0-1 HR		2-0 L7		3-2 G6-3			0-3 K		4	1	1	1	0	1	2
9 Javier Báez, R OBP: 0.233, SLG: 0.355 (1, 6)	4-2 BB		3-1 F9		1-1 G4-3			2-3 K		3	0	0	0	1	1	2
12 Kyle Schwarber, L OBP: 0.327, SLG: 0.474 (1, 7)	1-0 G4-3			3-1 G4-3		1-3 K		2-2 K		4	0	0	0	0	2	2
40 Willson Contreras, R OBP: 0.340, SLG: 0.411 (1, 2)		4-0 13 F8 22 G4-3 27 HR BB		2-1 13 1B		2-3 K		3-2 L7		3	1	1	0	1	1	0
22 Jason Heyward, L OBP: 0.415, SLG: 0.540 (1, 9)		3-2 G4-3		0-3 K		3-2 G5-3		0-1 P3		2	0	0	0	0	1	2
15 Cameron Maybin, R OBP: 0.283, SLG: 0.375 (5, 9)		1-2 G4-3		1-2 K				3-3 K		2	0	0	0	0	0	0
13 David Bote, R OBP: 0.327, SLG: 0.414 (1, 5)		0-0 F8		1-2 1B		1-3 K		3-3 K		3	0	1	0	0	1	1
7 Victor Caratini, S OBP: 0.337, SLG: 0.309 (9, PH)		2-3 F8		1-2 1B						1	0	0	0	0	1	0
27 Jason Kipnis, L OBP: 0.380, SLG: 0.467 (1, 4)		3-2 HR		3-3 K		2-1 P5				3	1	1	2	0	1	2


Inning Stats	R: 1	H: 1	E: 0	LOB: 1	K: 1	S: 12	P: 21	R: 2	H: 1	E: 0	LOB: 0	K: 0	S: 11	P: 23	R: 0	H: 0	E: 0	LOB: 0	K: 1	S: 6	P: 11	R: 0	H: 2	E: 0	LOB: 2	K: 2	S: 16	P: 25	R: 0	H: 1	E: 0	LOB: 1	K: 0	S: 12	P: 21	R: 0	H: 0	E: 0	LOB: 0	K: 2	S: 8	P: 11	R: 0	H: 1	E: 0	LOB: 1	K: 3	S: 12	P: 16	R: 0	H: 0	E: 0	LOB: 0	K: 1	S: 8	P: 14	1B: 3	SF: 0	2B: 1	SAC: 0	3B: 0	DP: 0	HR: 2	HBP: 0	WP: 0	PA: 35
--------------	------	------	------	--------	------	-------	-------	------	------	------	--------	------	-------	-------	------	------	------	--------	------	------	-------	------	------	------	--------	------	-------	-------	------	------	------	--------	------	-------	-------	------	------	------	--------	------	------	-------	------	------	------	--------	------	-------	-------	------	------	------	--------	------	------	-------	-------	-------	-------	--------	-------	-------	-------	--------	-------	--------

PITCHER	IP	WLS	BF	H	R	ER	SO	BB	IBB	HBP	BLK	WP	HR	S	P	ERA	WHIP
43 Dakota Hudson, R ERA: 3.19 (1, 1)	5.0	W	22	5	3	3	4	2	0	0	0	0	2	57	101	5.40	1.400
Alex Reyes, R ERA: 3.18 (6, 1)	1.2		5	0	0	0	3	0	0	0	0	0	0	16	25	0.00	0.000
92 Génesis Cabrera, L ERA: 2.92 (7, 1)	1.1		5	1	0	0	4	0	0	0	0	0	0	15	19	0.00	0.750
65 Giovanni Gallegos, R ERA: 0.9 (9, 1)	1.0		3	0	0	0	1	0	0	0	0	0	0	8	14	0.00	0.000

St. Louis Cardinals @ Chicago Cubs
Wrigley Field, Chicago, IL
 Sun Sep 06 2020, 6:11 PM - 9:26 PM CDT
 Partly Cloudy - 81 F

livebaseballscorecards.com

AB	33
R	3
H	6
RBI	3
BB	2
SO	12
LOB	11



Batter	1	2	3	4	5	6	7	8	9	AB R H RBI BB SO LOB	TOP												
16 Kolten Wong, L OBP: 0.369, SLG: 0.327 (1, 4)	1-0 46 CS 1B		0-2 2-3 1B			1-0 19 G4-6-3 HBP		2-3 K		3 0 2 0 0 1 0													
19 Tommy Edman, S OBP: 0.310, SLG: 0.364 (1, 9)	0-1 F9		2-2 K			0-1 G4-6-3 1-2f		3-2 G6-3		4 0 0 0 0 1 4													
46 Paul Goldschmidt, R OBP: 0.463, SLG: 0.505 (1, 3)	0-1 P6 1-2							0-0 F9		4 0 2 0 0 0 1													
15 Brad Miller, L OBP: 0.418, SLG: 0.570 (1, 10)		0-2 F7						2-1 F8		4 1 0 0 0 0 2													
11 Paul DeJong, R OBP: 0.372, SLG: 0.481 (1, 6)		1-2 L7								3 0 1 0 0 0 0													
4 Yadier Molina, R OBP: 0.312, SLG: 0.356 32 Matt Wieters, S OBP: 0.125, SLG: 0.067 (1, 2) (6, 2)		2-2 P3								2 0 0 0 0 0 0 1 0 1 1 0 0 0													
13 Matt Carpenter, L OBP: 0.330, SLG: 0.273 (1, 5)										3 0 0 0 0 1 2													
41 Tyler O'Neill, R OBP: 0.276, SLG: 0.368 (1, 7)										3 0 0 0 0 0 0													
48 Harrison Bader, R OBP: 0.369, SLG: 0.528 (1, 8)										3 0 1 0 0 1 0													
Inning Stats	R: 0 E: 0 K: 0 S: 5	H: 1 LOB: 0 BB: 0 P: 6	R: 0 E: 0 K: 0 S: 9	H: 0 LOB: 0 BB: 0 P: 12	R: 0 E: 0 K: 2 S: 17	H: 2 LOB: 2 BB: 0 P: 24	R: 0 E: 0 K: 0 S: 8	H: 1 LOB: 0 BB: 0 P: 11	R: 0 E: 0 K: 0 S: 7	H: 0 LOB: 0 BB: 0 P: 11	R: 0 E: 0 K: 0 S: 3	H: 0 LOB: 0 BB: 0 P: 5	R: 1 E: 0 K: 0 S: 9	H: 3 LOB: 1 BB: 0 P: 11	R: 0 E: 0 K: 2 S: 12	H: 0 LOB: 0 BB: 0 P: 17	R: 0 E: 0 K: 0 S: 6	H: 0 LOB: 0 BB: 0 P: 11	1B: 6 2B: 1 3B: 0 HR: 0	SF: 0 SAC: 0 DP: 3 HBP: 1	WP: 0 PB: 0 SB: 0 CS: 1	PA: 31	
PITCHER 28 Kyle Hendricks, R ERA: 3.41 50 Rowan Wick, R ERA: 3.38 (1, 1) (9, 1)	IP 8.0 1.0	WLS W 3	BF 28 3	H 7 0	R 1 0	ER 1 0	SO 4 0	BB 0 0	IBB 0 0	HBP 1 0	BLK 0 0	WP 0 0	HR 0 6	S 70 11	P 97 11	ERA 1.12 0.00	WHIP 0.875 0.000						

St. Louis Cardinals @ Chicago Cubs
Wrigley Field, Chicago, IL
Mon Sep 07 2020, 3:12 PM - 6:02 PM CDT
Partly Cloudy - 72 F

livebaseballscorecards.com

AB	30
R	1
H	7
RBI	1
BB	0
SO	4
LOB	9



Batter	1	2	3	4	5	6	7	8	9
8 Ian Happ, S OBP: 0.420, SLG: 0.659 (1, 8)	2-0 17 1B 44 G4-3 2B		F FF 94 4-2 B FF 93 C FF 93 B CH 87 B CH 87	4-1 BB		B CH 78 4-0 D CU 78 B CH 80 B FF 91		X KC 85 0-0 G6-3	
17 Kris Bryant, R OBP: 0.265, SLG: 0.322 (1, 5)	0-2 44 G4-3 1B		B FF 94 1-0 X SL 85	FC5-4 12 BB 9 1B	0-2 F4	F FF 90 0-1 X FF 90		B KC 85 2-2 C KC 84 F CH 84 B FF 93 X KC 86	
44 Anthony Rizzo, L OBP: 0.345, SLG: 0.434 (1, 3)	2-2 G4-3		S FF 95 1-2 1 SAFE F FF 94 F FF 94 F FF 94 B CH 88 X FF 96	SF8	2-2 G4-3	S FF 91 0-2 1 SAFE F FF 92 X SI 91		C KC 86 2-2 F FF 92 B FF 92 B FF 93 X KC 84	
9 Javier Báez, R OBP: 0.246, SLG: 0.365 (1, 6)	2-2 1B		X SL 87 0-0	12 BB 1B		B CH 80 1-1 S FF 90 X FF 91			
12 Kyle Schwarber, L OBP: 0.325, SLG: 0.464 (1, 7)	0-2 P6		C FF 94 4-2 B CU 78 C CU 78 B CU 77 F FF 95 B FF 96 B CU 78	1-2 BB		X FF 92 0-0	B CU 74 2-3 C FF 92 F SI 90 F SI 90 F CH 79 F FF 91 F FF 92 F FF 92 F CH 80		
40 Willson Contreras, R OBP: 0.344, SLG: 0.409 (1, 10)		B FF 92 1-0 X FF 92	F FF 96 1-2 B FF 96 F FF 95 F SL 84 X FF 96	G1		X FF 94 0-0	S SL 83 4-2 B SI 94 B SI 93 B SI 95 B SI 94 D SL 85		
7 Victor Caratini, S OBP: 0.323, SLG: 0.294 (1, 2)	2-0 G4-3		B FF 93 2-0 B CH 88 X CH 87		G4-3	B FF 93 3-2 F FF 93 F FF 93 B CU 78 X FF 94		B SI 93 2-1 D SI 92 F SI 93 X SI 94	
15 Cameron Maybin, R OBP: 0.281, SLG: 0.383 (1, 9)	0-2 F7		C SL 88 0-2 C CU 76 X SL 85		27 2B	F FF 94 1-3 B SL 84 F FF 93 C FF 93		F SL 82 3-2 B SL 85 B SL 83 B SI 93 X SI 94	
27 Jason Kipnis, L OBP: 0.394, SLG: 0.494 (1, 4)			C FF 92 0-1 X CU 76			F FF 90 3-3 S FF 90 B FF 91 B FF 91 S FF 91		C CH 82 1-2 B FF 92 F KC 86 F KC 83 X CH 85	
53 José Martínez, R OBP: 0.286, SLG: 0.321 (5, PH)									
2 Nico Hoerner, R OBP: 0.319, SLG: 0.259 (6, 4)									

AB	R	H	RBI	BB	SO	LOB	BOTTOM	
2	1	1	0	3	0	0		
5	0	2	0	0	0	5		
4	0	0	1	0	0	5		
4	1	3	0	0	0	0		
3	1	0	0	1	1	4		
3	0	1	2	1	0	3		
4	0	0	0	0	0	2		
4	1	1	0	0	1	1		
2	1	2	1	0	0	0		
1	0	0	0	0	1	1		
1	0	0	0	0	0	0		

AB	33
R	5
H	10
RBI	4
BB	5
SO	3
LOB	21



1B: 7	SF: 1	WP: 1	PA: 39
2B: 3	SAC: 0	PB: 0	
3B: 0	DP: 2	SB: 0	
HR: 0	HBP: 0	CS: 0	

St. Louis Cardinals @ Chicago Cubs
 Wrigley Field, Chicago, IL
 Mon Sep 07 2020, 3:12 PM - 6:02 PM CDT
 Partly Cloudy - 72 F

livebaseballscorecards.com

Inning Stats		R	H	E	K	S	Pitcher	
R: 1	H: 3	E: 0	LOB: 1	K: 0	BB: 21	S: 15		
R: 0	H: 0	E: 0	LOB: 0	K: 0	BB: 0	S: 5		
R: 1	H: 2	E: 0	LOB: 3	K: 0	BB: 2	S: 18		
R: 1	H: 2	E: 0	LOB: 2	K: 0	BB: 1	S: 13		
R: 2	H: 1	E: 2	LOB: 1	K: 2	BB: 0	S: 15		
R: 0	H: 1	E: 0	LOB: 2	K: 1	BB: 1	S: 19		
R: 0	H: 0	E: 0	LOB: 0	K: 0	BB: 1	S: 9		
R: 0	H: 1	E: 0	LOB: 1	K: 0	BB: 0	S: 11		

PITCHER	IP	WLS	BF	H	R	ER	SO	BB	IBB	HBP	BLK	WP	HR	S	P	ERA	WHIP
59 Johan Oviedo, R ERA: 4.66 (1, 1)	4.2	L	26	8	5	3	1	3	0	0	0	1	0	63	96	5.79	2.357
30 Tyler Webb, L ERA: 2.92 (5, 1)	1.1		6	1	0	0	2	1	0	0	0	0	0	22	32	0.00	1.500
61 Seth Elledge, R ERA: 4.5 (7, 1)	1.0		3	0	0	0	0	1	0	0	0	0	0	9	18	0.00	1.000
67 Rob Kaminsky, L ERA: (8, 1)	1.0		4	1	0	0	0	0	0	0	0	0	0	11	16	0.00	1.000

Batter	1	2	3	4	5	6	7	8	9	AB R H RBI BB SO LOB	TOP			
2 Luis Arraez, L (1, 4) OBP: 0.336, SLG: 0.337 9 Marwin Gonzalez, S (4, PR) OBP: 0.291, SLG: 0.295 (4, 4)	G1-3		24 HR	24 BB		L5				3 1 2 1 0 0 0 1 0 0 0 0 0 0				
24 Josh Donaldson, R (1, 5) OBP: 0.388, SLG: 0.500	1B		HR	BB		K				3 1 2 3 1 1 0				
11 Jorge Polanco, S (1, 6) OBP: 0.320, SLG: 0.395	L9		G4-3	F8		22 HR				4 1 1 0 0 0 3				
23 Nelson Cruz, R (1, 10) OBP: 0.418, SLG: 0.657	K		20 2B	HR		K				3 1 1 1 1 2 2				
20 Eddie Rosario, L (1, 7) OBP: 0.315, SLG: 0.468	G3-1		60 G4-3 22 G5-3	HR		F7				4 0 2 0 0 0 1				
22 Miguel Sanó, R (1, 3) OBP: 0.331, SLG: 0.556	G5-3		G4-3	G5-3		HR				4 1 1 2 0 0 3				
60 Jake Cave, L (1, 9) OBP: 0.277, SLG: 0.322	K		K	G4-3		G6-3				4 0 0 0 0 2 1				
25 Byron Buxton, R (1, 8) OBP: 0.244, SLG: 0.471	G6-3		P3	F7						3 0 0 0 0 0 1				
64 Williams Astudillo, R (1, 2) OBP: 0.429, SLG: 0.571	24 HR		2 1B	2 1B		F9				3 2 2 0 0 0 0				
Inning Stats	R: 0 H: 1 E: 0 K: 1 S: 15	H: 0 LOB: 0 K: 1 BB: 0 P: 10	R: 3 H: 4 E: 0 K: 0 S: 23	H: 4 LOB: 2 BB: 1 P: 36	R: 1 H: 2 E: 0 K: 1 S: 12	H: 2 LOB: 2 BB: 1 P: 22	R: 1 H: 2 E: 0 K: 0 S: 8	H: 2 LOB: 1 BB: 0 P: 9	R: 0 H: 0 E: 0 K: 1 S: 8	H: 0 LOB: 0 BB: 0 P: 15	R: 2 H: 2 E: 0 K: 1 S: 10	H: 2 LOB: 0 BB: 0 P: 14	1B: 6 SF: 0 2B: 2 SAC: 0 3B: 0 DP: 0 HR: 3 HBP: 0	WP: 0 PA: 34 PB: 0 SB: 0 CS: 0
PITCHER	IP WLS BF H R ER SO BB IBB HBP BLK WP HR S P ERA WHIP												ERA WHIP	
18 Carlos Martinez, R (1, 1) ERA: 12.27 40 Jake Woodford, R (4, 1) ERA: 3.94 56 Ryan Helsley, R (7, 1) ERA: 6.0	3.2 L 19 7 4 4 3 1 0 0 0 0 1 54 80 9.82 2.182													

Minnesota Twins @ St. Louis Cardinals
 Busch Stadium, St. Louis, MO
 Tue Sep 08 2020, 2:17 PM - 4:47 PM CDT
 Overcast - 88 F

livebaseballscorecards.com

AB 32
 R 7
 H 11
 RBI 7
 BB 2
 SO 5
 LOB 11




Batter	1	2	3	4	5	6	7	8	9
16 Kolten Wong, L OBP: 0.376, SLG: 0.324 (1, 4)	F FF 92 B CH 84 B CH 85 B SI 93 X FF 92 3-1 L8 ①		B CH 86 B FF 94 F SI 93 F SI 93 B FF 95 F CH 84 D SI 95 4-2 BB			C SI 93 B CH 86 B SI 93 F CH 85 B SI 95 F SI 95 B SV 82 B SV 81 4-2 19 HR BB			
19 Tommy Edman, S OBP: 0.311, SLG: 0.388 (1, 5)	B FF 93 B CH 84 C SI 92 X CH 84 2-1 G6-3 ②		F SI 94 F SI 95 F SV 84 1 SAFE D CH 85 C CH 86 1-3 K ③			C SI 93 S CH 83 1 SAFE B SI 96 F CH 84 F SI 95 F SI 95 X SV 84 1-2 1-H HR			
46 Paul Goldschmidt, R OBP: 0.467, SLG: 0.509 (1, 3)	C FF 92 F FF 93 B FF 93 X SV 83 1-2 1B ③		C SV 83 C SV 82 B SI 94 B FF 94 F SI 94 F SI 94 S SV 84 2-3 K ①			B FF 93 C SV 82 B SI 93 F FF 94 X SI 96 2-2 15 G4-3 15 PB 11 WP 1B			
15 Brad Miller, L OBP: 0.406, SLG: 0.549 (1, 10)	X SI 94 0-0 F7 ③		C FF 95 B FF 94 B CH 85 F CH 85 F SI 96 B SI 95 S SV 85 3-3 K ②			B SL 80 C SL 80 F SL 80 D SL 82 B FF 92 F SL 81 B SI 95 X SL 82 3-2 G4-3 1-3			
11 Paul DeJong, R OBP: 0.360, SLG: 0.463 (1, 6)		B FF 93 C CH 85 C FF 94 S FF 94 1-3 K ①		C FF 94 B SV 84 F CH 84 S SV 84 1-3 K ③		B SL 81 F SL 82 F SL 81 X SL 84 2-2 G4-3 ②			
4 Yadier Molina, R OBP: 0.302, SLG: 0.344 (1, 2)		S FF 94 B SV 82 F SV 82 X FF 95 1-2 L9 ②		C FF 93 X SI 93 0-1 P4 ①		S SL 82 B SL 83 X SL 83 1-1 F7 ③			
41 Tyler O'Neill, R OBP: 0.277, SLG: 0.367 (1, 7)		X FF 94 0-0 F9 ③		B SV 82 B SV 83 C SI 94 X SI 94 2-1 1B ②		B SL 77 S SI 86 S SL 75 B SL 74 C SL 74 2-3 K ①			
48 Harrison Bader, R OBP: 0.353, SLG: 0.500 (1, 8)		C FF 93 B SV 83 B CH 86 C SV 83 B SV 84 F FF 94 X SV 83 3-2 P3 ①		B SI 95 C FF 94 B SI 94 C FF 94 B SI 96 F FF 96 S SV 84 3-3 K ②		B SL 75 C SL 76 F SL 76 S SL 74 1-3 K ②			
35 Lane Thomas, R OBP: 0.259, SLG: 0.217 13 Matt Carpenter, L OBP: 0.327, SLG: 0.270 (7, PH)		F SV 82 C CH 85 S FF 94 0-3 K ②		1 SAFE T FF 94 B SI 93 F FF 93 B SV 84 C SV 85 2-3 K ③		C SL 76 S SL 73 B CH 81 B SV 84 S SI 86 2-3 K ③			

AB	R	H	RBI	BB	SO	LOB
1	1	0	0	2	0	0
3	1	1	2	0	1	1
3	1	2	0	0	1	0
3	0	0	0	0	1	2
3	0	0	0	0	2	0
3	0	0	0	0	0	0
3	0	1	0	0	1	0
3	0	0	0	0	2	1
2	0	0	0	0	2	1
1	0	0	0	0	1	0

MINNESOTA TWINS @ ST. LOUIS CARDINALS
 Busch Stadium, St. Louis, MO
 Tue Sep 08 2020, 2:17 PM - 4:47 PM CDT
 Overcast - 88 F

AB	25
R	3
H	4
RBI	2
BB	2
SO	11
LOB	5



Inning Stats		R	H	E	K	S	P	1B	2B	3B	HR	SF	PA	WP	PB	SB	CS
		0	1	0	1	14	9	3	0	0	0	0	27	1	1	0	0
		0	0	0	0	7	9	0	0	0	0	0	0	0	0	0	0
		0	0	0	1	22	9	0	0	0	0	0	0	0	0	0	0
		0	0	0	3	18	18	0	0	0	0	0	0	0	0	0	0
		0	1	0	0	18	18	0	0	0	0	0	0	0	0	0	0
		3	2	0	1	41	41	0	0	0	0	0	0	0	0	0	0
		0	0	0	0	14	14	0	0	0	0	0	0	0	0	0	0

PITCHER		IP	WLS	BF	H	R	ER	SO	BB	IBB	HBP	BLK	WP	HR	S	P	ERA	WHIP
17 José Berríos, R ERA: 4.4	(1, 1)	5.0	W	21	4	3	3	8	2	0	0	0	0	1	65	101	5.40	1.200
37 Matt Wisler, R ERA: 0.92	(6, 1)	1.0	H	3	0	0	0	0	0	0	0	0	0	0	15	21	0.00	0.000
54 Sergio Romo, R ERA: 3.52	(7, 1)	1.0		3	0	0	0	3	0	0	0	0	0	9	14	0.00	0.000	

Batter	1	2	3	4	5	6	7	8	9	AB R H RBI BB SO LOB	TOP
30 LaMonte Wade Jr., L (1, 8) OBP: 0.286, SLG: 0.333 64 Willians Astudillo, R (6, PH) OBP: 0.375, SLG: 0.500 60 Jake Cave, L (6, 8) OBP: 0.277, SLG: 0.322	 0-3 K	 3-2 F8		 1-1 F7		 0-2 K				3 0 0 0 0 1 2 1 0 0 0 0 1 1 0 0 0 0 0 0 0	
24 Josh Donaldson, R (1, 5) OBP: 0.396, SLG: 0.512	 1-3 K		 2-2 2B		 4-2 BB		 0-0 F9			3 1 1 0 1 1 0	
23 Nelson Cruz, R (1, 10) OBP: 0.432, SLG: 0.685	 0-0 1B		 4-0 BB		 0-1 1B		 1-2 HR			3 1 3 1 1 0 0	
20 Eddie Rosario, L (1, 7) OBP: 0.308, SLG: 0.456	 1-2 F7		 1-0 F7		 0-0 G5-3		 1-2 P5			4 0 0 0 0 0 5	
22 Miguel Sanó, R (1, 3) OBP: 0.329, SLG: 0.547		 1-2 1B	 1-3 K		 1-1 G4-3		 0-2 G5-3			4 1 1 1 0 1 3	
50 Brent Rooker, R (1, 9) OBP: 0.316, SLG: 0.500		 2-2 HR	 0-2 L7		 0-3 K					3 1 1 2 0 1 3	
13 Ehire Adrianza, S (1, 6) OBP: 0.250, SLG: 0.232		 0-3 K		 1-1 G5-3		 1-1 G5-3				3 0 0 0 0 1 0	
9 Marwin Gonzalez, S (1, 4) OBP: 0.285, SLG: 0.288		 3-2 G4-3		 2-3 K		 2-1 G1-3				3 0 0 0 0 1 0	
39 Ryan Jeffers, R (1, 2) OBP: 0.375, SLG: 0.371		 1-0 1B		 4-1 BB		 3-2 HBP				1 0 1 0 1 0 0	
Inning Stats	R: 0 H: 1 E: 0 LOB: 1 K: 2 BB: 0 S: 12 P: 14	R: 2 H: 3 E: 0 LOB: 1 K: 1 BB: 0 S: 20 P: 30	R: 0 H: 1 E: 0 LOB: 2 K: 1 BB: 1 S: 11 P: 19	R: 0 H: 0 E: 0 LOB: 1 K: 1 BB: 1 S: 8 P: 16	R: 1 H: 1 E: 0 LOB: 1 K: 1 BB: 1 S: 10 P: 15	R: 0 H: 0 E: 0 LOB: 1 K: 1 BB: 0 S: 9 P: 15	R: 1 H: 1 E: 0 LOB: 0 K: 0 BB: 0 S: 10 P: 12			1B: 4 SF: 0 2B: 1 SAC: 0 3B: 0 DP: 0 HR: 2 HBP: 1	WP: 0 PA: 32 PB: 0 SB: 0 CS: 0
PITCHER	62 Daniel Ponce de Leon, R (1, 1) ERA: 7.47 92 Génesis Cabrera, L (4, 1) ERA: 2.7 53 John Gant, R (5, 1) ERA: 2.03 21 Andrew Miller, L (6, 1) ERA: 3.68 65 Giovanny Gallegos, R (6, 1) ERA: 1.59	IP WLS BF H R ER SO BB IBB HBP BLK WP HR S P ERA WHIP		PITCHER	IP WLS BF H R ER SO BB IBB HBP BLK WP HR S P ERA WHIP						

Minnesota Twins @ St. Louis Cardinals
 Busch Stadium, St. Louis, MO
 Tue Sep 08 2020, 5:35 PM - 8:22 PM CDT
 Partly Cloudy - 80 F

AB	28
R	4
H	7
RBI	4
BB	3
SO	7
LOB	14



Batter	1	2	3	4	5	6	7	8	9	AB R H RBI BB SO LOB
19 Tommy Edman, S OBP: 0.316, SLG: 0.382 (1, 9) (6, 5)	E4 11 G6-4-3		C CH 87 B SI 92 F SI 93 F SL 84 H SL 84 2-2 1-2 2-3 3-H 15 FC3 11 BB 47 1B HBP	P5 3-2		C FF 97 B CH 91 B CH 89 B SL 91 B CH 91 B CH 98 4-2 46 1B 16 1B BB				2 2 0 1 1 0 0
11 Paul DeJong, R OBP: 0.366, SLG: 0.451 (1, 6)	G6-4-3 1-2f		B CH 86 D SL 85 B SI 92 B FF 93 4-0 47 1B 41 FC1-2 15 FC3 BB		B CU 77 B CH 78 B FF 89 4-0 BB	B FF 96 B SL 87 S SL 87 S FF 96 B FF 98 X SL 89 3-2 F7				2 0 0 1 2 0 2
46 Paul Goldschmidt, R OBP: 0.461, SLG: 0.500 (1, 10)	G6-3		S SI 93 S SL 85 B SL 84 S SL 85 2-2 1-3 K		S SI 88 X CH 78 0-1 L9	C SL 88 B FF 97 X SL 90 1-1 16 1B 1B				4 0 1 0 0 1 4
15 Brad Miller, L OBP: 0.404, SLG: 0.541 16 Kolten Wong, L OBP: 0.381, SLG: 0.330 (1, 4) (5, PR) (6, 4)		G6-3	X CH 87 0-0 FC3 41 FC1-2 47 1B 13 BB		X CH 87 0-0 32 WP 47 G4-3 1B	B SI 94 B SL 84 X SI 93 2-0 1B				3 1 1 1 0 0 2 1 0 1 1 0 0 0
47 Rangel Ravelo, R OBP: 0.182, SLG: 0.273 (1, 3)		P2	C SI 91 X SL 83 0-1 13 BB 41 FC1-2 1B		B FF 96 F SI 84 X SL 85 1-1 G4-3	B SL 84 S SI 94 S SL 87 1-3 K				4 0 1 1 0 1 3
41 Tyler O'Neill, R OBP: 0.269, SLG: 0.355 (1, 7)		K	S SL 84 S SL 84 S SL 84 0-3 K		B SI 93 X SL 84 1-0 FC1-2 13 BB	B SL 87 F SI 84 B FF 97 S SL 85 C SL 85 2-3 K				3 0 0 0 0 2 5
13 Matt Carpenter, L OBP: 0.345, SLG: 0.278 35 Lane Thomas, R OBP: 0.259, SLG: 0.217 (1, 5) (5, PR) (6, 9)			B SI 91 S SL 84 S SL 84 S SL 84 0-1 48 BB 32 HBP 1B		B FF 97 B FF 97 C CH 88 B FF 96 B FF 98 4-1 32 WP BB					1 1 1 1 2 0 0 0 0 0 0 0 0 0
32 Matt Wieters, S OBP: 0.158, SLG: 0.059 (1, 2)			H SI 92 H SI 92 H SI 92 H SI 92 1-0 19 HBP 48 BB 11 BB HBP		F FF 97 B FF 97 F FF 97 D SL 88 S FF 97 2-3 K					2 1 0 0 0 1 5
48 Harrison Bader, R OBP: 0.352, SLG: 0.483 (1, 8)			L SL 84 B SL 83 B SI 92 S SI 92 B SI 92 B SI 93 4-2 11 BB 19 HBP 15 FC3 BB		B FF 90 B CH 78 F SI 89 C CH 78 F FS 80 S FF 90 2-3 K	B SL 88 S SL 87 F FF 98 X SL 91 1-2 G6-3				2 1 0 0 1 1 0


Inning Stats	R: 0	H: 0	E: 1	LOB: 0	K: 0	BB: 0	S: 7	P: 11	R: 0	H: 0	E: 0	LOB: 0	K: 1	BB: 0	S: 6	P: 7	R: 5	H: 2	E: 0	LOB: 3	K: 1	BB: 3	S: 32	P: 54	R: 0	H: 0	E: 0	LOB: 1	K: 1	BB: 1	S: 9	P: 18	R: 0	H: 1	E: 0	LOB: 3	K: 2	BB: 1	S: 10	P: 19	R: 1	H: 2	E: 0	LOB: 2	K: 1	BB: 1	S: 14	P: 26
--------------	------	------	------	--------	------	-------	------	-------	------	------	------	--------	------	-------	------	------	------	------	------	--------	------	-------	-------	-------	------	------	------	--------	------	-------	------	-------	------	------	------	--------	------	-------	-------	-------	------	------	------	--------	------	-------	-------	-------

PITCHER	IP	WLS	BF	H	R	ER	SO	BB	IBB	HBP	BLK	WP	HR	S	P	ERA	WHIP
68 Randy Dobnak, R ERA: 3.61 (1, 1)	2.2	L	15	2	5	5	2	2	0	0	0	0	0	27	47	16.88	1.500
72 Caleb Thielbar, L ERA: 1.35 (3, 1)	0.1		2	0	0	0	0	1	0	0	0	0	0	18	25	0.00	3.000
36 Tyler Clippard, R ERA: 1.96 (4, 1)	1.0		4	0	0	0	1	1	0	0	0	0	0	9	18	0.00	1.000
65 Trevor May, R ERA: 5.4 (5, 1)	1.0		5	1	0	0	2	1	0	0	0	1	0	10	19	0.00	2.000
66 Jorge Alcala, R ERA: 2.84 (6, 1)	0.2		4	1	1	1	0	1	0	0	0	0	0	10	19	13.50	3.000

MINNESOTA TWINS @ ST. LOUIS CARDINALS
BUSCH STADIUM, ST. LOUIS, MO
 Tue Sep 08 2020, 5:35 PM - 8:22 PM CDT
 Partly Cloudy - 80 F

AB	24
R	6
H	5
RBI	6
BB	6
SO	6
LOB	21

livebaseballscores.com



1B	2B	3B	HR	SF	SAC	DP	HBP	WP	HR	S	P	ERA	WHIP
5	0	0	0	0	1	2	0	1	0	4	7	0.00	3.000

Batter	1	2	3	4	5	6	7	8	9	AB R H RBI BB SO LOB	TOP						
22 Victor Reyes, S OBP: 0.336, SLG: 0.465 54 Derek Hill, R	(1, 8) C FF 92 F FF 93 S SL 83 B KC 77 B SL 84 S FF 94	2-3 K	(1)	2-2 B FF 94 F KC 78 S FF 94 F FF 95 B SL 85 X FF 94	2-2 G4-3 8 1B	0-2 C FF 92 F SI 91 X FF 94	(2)	G4-3	3 0 1 0 0 1 0 0 0 0 0 0 0 0								
8 Jonathan Schoop, R OBP: 0.333, SLG: 0.497 40 Sergio Alcántara, S OBP: 0.250, SLG: 0.875	(1, 4) C SI 93 B SI 90 S SL 84 F FF 95 B FF 96 S SL 83	3-3 K	(2)	3-2 F SI 92 1 SAFE F SL 86 B SL 87 F SI 92 B SL 86 B SI 94 X SI 94	3-2 G4-3 1-2f	0-2 F FF 95 C FF 96 X SL 85	(3)	G5-3	3 0 0 0 0 1 2 0 0 0 0 0 0 0								
24 Miguel Cabrera, R OBP: 0.320, SLG: 0.362	(1, 10) F FF 94 S SL 85	0-3 K	(3)	2-2 C FF 92 B KC 76 C FF 93 F FF 94 F SL 85 B SL 85 X CH 87	2-2 46 HR 1B	1-2 C SI 92 B SI 93 S SL 83 X SI 94	(1)	G4-3	3 1 1 0 0 1 0								
46 Jeimer Candelario, S OBP: 0.373, SLG: 0.560	(1, 3) B KC 75 C SL 84 X FF 93	1-1 G3	(1)	0-1 C KC 74 X SL 84	0-1 1-H HR	2-1 B SI 94 F SI 93 B SL 83 X SI 93	(2)	2B	3 1 2 2 0 0 0								
49 Willi Castro, S OBP: 0.382, SLG: 0.569	(1, 6) B KC 77 B FF 92 S SL 84 F FF 93 S SL 85	2-3 K	(2)	0-2 C FF 93 F FF 94 X FF 94	0-2 P5	1-3 F SL 82 F SI 94 D SL 82 F SL 84 S SL 84	(2)	K	3 0 0 0 0 2 1								
50 Travis Demeritte, R OBP: 0.286, SLG: 0.208	(1, 7) B FF 94 B FF 94 S SL 85 B SL 92	4-1 BB	(3)	1-3 C FF 95 B SI 91 S FF 93 C SI 96	4-2 BB	1-1 C SI 93 B SL 83 X SL 83	(3)	P4	2 0 0 0 1 1 1								
41 Daz Cameron, R OBP: 0.260, SLG: 0.347	(1, 9) S SL 85 B FF 95 1 SAFE F FF 94 X SL 86	1-2 F9	(3)	4-2 C SL 86 B KC 80 B FF 96 C FF 95 B FF 96 B FF 96	0-0 F9	0-0 X FF 90	(1)	F9	2 0 0 0 1 0 1								
7 Austin Romine, R OBP: 0.260, SLG: 0.347	(1, 2) C FF 94 B SL 86 B FF 90 S SL 82 B FF 95 C FF 95	3-3 K	(1)	3-2 S SL 86 B FF 92 F SL 85 B KC 77 F FF 95 F FF 94 B FF 94 X FF 94	3-2 L8	3-2 B FF 90 C FF 88 B CH 81 F CH 81 B FF 90 F CH 80 X CH 81	(2)	L6	3 0 0 0 0 1 1								
19 Isaac Paredes, R OBP: 0.237, SLG: 0.241	(1, 5) C SL 83 B KC 78 C KC 78 X FF 94	1-2 22 1B	(1)	0-1 C FF 91 X FF 93	0-1 L9	0-1 C CU 72 X FF 90	(3)	G4-3	3 0 1 0 0 0 0								
Inning Stats	R: 0 E: 0 K: 3 S: 11	H: 0 LOB: 0 BB: 0 P: 16	R: 0 E: 0 K: 1 S: 9	H: 0 LOB: 1 BB: 1 P: 17	R: 0 E: 0 K: 1 S: 14	H: 2 LOB: 1 BB: 0 P: 23	R: 2 E: 0 K: 1 S: 21	H: 2 LOB: 1 BB: 1 P: 31	R: 0 E: 0 K: 0 S: 8	H: 0 LOB: 0 BB: 0 P: 8	R: 0 E: 0 K: 1 S: 11	H: 1 LOB: 1 BB: 0 P: 16	R: 0 E: 0 K: 0 S: 7	H: 0 LOB: 0 BB: 0 P: 10	1B: 3 2B: 1 3B: 0 HR: 1	SF: 0 SAC: 0 DP: 1 HBP: 0	WP: 0 PA: 27 PB: 0 SB: 0 CS: 0
22 Jack Flaherty, R ERA: 3.08 61 Seth Elledge, R ERA: 3.86 74 Nabil Crismatt, R ERA:	(1, 1) (6, 1) (7, 1)	IP WLS BF H R ER SO BB IBB HBP BLK WP HR S P ERA WHIP	5.0 W 20 4 2 2 6 2 0 0 0 0 1 63 95 3.60 1.200	1.0 4 1 0 0 1 0 0 0 0 0 0 0 11 16 0.00 1.000	1.0 3 0 0 0 0 0 0 0 0 0 0 0 7 10 0.00 0.000	PITCHER IP WLS BF H R ER SO BB IBB HBP BLK WP HR S P ERA WHIP											

Detroit Tigers @ St. Louis Cardinals
 Busch Stadium, St. Louis, MO
 Thu Sep 10 2020, 1:18 PM - 3:51 PM CDT
 Partly Cloudy - 81 F

livebaseballscorecards.com

AB	25
R	2
H	5
RBI	2
BB	2
SO	7
LOB	6



Batter	1	2	3	4	5	6	7	8	9	AB R H RBI BB SO LOB	TOP																								
22 Victor Reyes, S OBP: 0.346, SLG: 0.473 (1, 8)										4 1 3 0 0 0 0																									
8 Jonathan Schoop, R OBP: 0.331, SLG: 0.490 (1, 4)										4 1 1 1 0 1 2																									
24 Miguel Cabrera, R OBP: 0.318, SLG: 0.355 (1, 10) 54 Derek Hill, R (7, PR) (7, 10)										3 0 0 0 1 3 1 0 1 0 0 0 0 0																									
46 Jeimer Candelario, S OBP: 0.389, SLG: 0.590 (1, 3)										3 1 3 3 1 0 0																									
49 Willi Castro, S OBP: 0.388, SLG: 0.560 (1, 6)										3 0 1 0 1 1 3																									
57 Jorge Bonifacio, R OBP: 0.278, SLG: 0.392 (1, 7)										4 1 3 2 0 0 1																									
41 Daz Cameron, R (1, 9)										4 0 0 0 0 2 7																									
17 Grayson Greiner, R OBP: 0.192, SLG: 0.354 (1, 2)										3 0 0 0 0 2 6																									
40 Sergio Alcántara, S OBP: 0.273, SLG: 0.700 (1, 5)										2 1 0 0 1 0 3																									
Inning Stats	R: 0 H: 1 E: 0 LOB: 0 K: 1 BB: 0 S: 10 P: 16	R: 0 H: 2 E: 0 LOB: 2 K: 3 BB: 0 S: 20 P: 26	R: 0 H: 1 E: 0 LOB: 1 K: 2 BB: 0 S: 12 P: 15	R: 0 H: 2 E: 0 LOB: 3 K: 1 BB: 1 S: 10 P: 20	R: 0 H: 0 E: 0 LOB: 0 K: 1 BB: 0 S: 9 P: 12	R: 1 H: 1 E: 0 LOB: 1 K: 1 BB: 1 S: 12 P: 19	R: 5 H: 4 E: 1 LOB: 1 K: 0 BB: 2 S: 14 P: 19			1B: 9 SF: 0 2B: 1 SAC: 0 3B: 0 DP: 2 HR: 2 HBP: 0	WP: 0 PA: 34 PB: 0 SB: 0 CS: 0																								
PITCHER	IP WLS BF H R ER SO BB IBB HBP BLK WP HR S P ERA WHIP											PITCHER	IP WLS BF H R ER SO BB IBB HBP BLK WP HR S P ERA WHIP																						
36 Austin Gomber, L ERA: 0.53 (1, 1)	3.0	14	5	0	0	6	1	0	0	0	0	0	44	63	0.00	2.000	56 Ryan Helsley, R ERA: 7.71 (7, 1)	1.0	B	5	2	2	2	0	0	1	0	0	0	0	1	6	6	18.00	2.000
Alex Reyes, R ERA: 2.7 (4, 1)	2.0	7	1	0	0	2	0	0	0	0	0	0	17	26	0.00	0.500																			
92 Génesis Cabrera, L ERA: 3.29 (6, 1)	0.1	H	3	1	1	1	0	1	0	0	0	0	4	11	27.00	6.000																			
53 John Gant, R ERA: 1.93 (6, 1)	0.2	H	2	0	0	0	1	0	0	0	0	0	8	8	0.00	0.000																			
65 Giovanny Gallegos, R ERA: 3.97 (7, 1)	0.0	L	3	2	3	3	0	1	0	0	0	0	8	13	∞	∞																			

Detroit Tigers @ St. Louis Cardinals
 Busch Stadium, St. Louis, MO
 Thu Sep 10 2020, 4:40 PM - 7:20 PM CDT
 Cloudy - 82 F

livebaseballscorecards.com

AB	30
R	6
H	11
RBI	6
BB	4
SO	9
LOB	23




Batter	1	2	3	4	5	6	7	8	9	AB R H RBI BB SO LOB
16 Kolten Wong, L OBP: 0.381, SLG: 0.327 (1, 4)	X SI 90 0-0 46 BB 19 BB G6-4-3 1B		B CU 80 X CH 85 1-0 G6-3		X SL 82 0-0 G4-3		C SI 94 B SI 95 F SI 96 B CH 89 F SI 96 X CH 88 2-2 G4-3			4 0 1 0 0 0 0
19 Tommy Edman, S OBP: 0.326, SLG: 0.415 (1, 9) (6, 5)	1 SAFE B SL 85 B FF 90 B FF 90 C SI 89 B SL 86 4-1 46 BB G6-4-3 1-2		C FF 89 X CH 85 0-1 15 CS 1B		F FF 90 B SL 82 X FC 85 1-1 HR		B CH 87 X SI 95 1-0 G5-3			3 1 2 1 1 0 0
46 Paul Goldschmidt, R OBP: 0.459, SLG: 0.513 (1, 3)	S SL 86 B SI 90 X SL 86 1-1 G6-4-3 1-2f 2-3		B FF 89 1 SAFE 1 SAFE 1 SAFE X FF 88 1-0 L9		B FC 85 B CH 84 B FF 90 C SI 90 F SI 90 B FF 90 4-2 15 BB 1B		B SI 94 C SI 94 X SI 96 1-1 F9			3 0 0 0 1 0 3
15 Brad Miller, L OBP: 0.402, SLG: 0.534 (1, 10)	B FF 91 C SL 86 B SL 88 S SL 87 B SL 87 F SL 86 S FF 90 3-3 K		B SL 84 1-0 CS	S FC 86 B SL 84 B SI 90 X FC 86 2-1 P5	1 SAFE B FC 86 C SI 90 X SI 89 1-1 1B					3 0 1 0 0 1 1
11 Paul DeJong, R OBP: 0.374, SLG: 0.448 (1, 6)		C FF 90 X SL 85 0-1 41 E 41 FC5 13 1B 1B		C FF 92 C FC 88 B FF 92 B FC 86 B CH 86 B FC 87 4-2 13 BB 2B	B FF 96 D SL 85 S FF 96 F FF 95 S FF 96 2-3 K					2 2 1 0 1 1 2
41 Tyler O'Neill, R OBP: 0.279, SLG: 0.384 (1, 7)		X CU 80 0-0 FC5 13 1B 1-3		F FC 86 B SI 91 B FC 85 F FF 91 C FC 92 2-3 K		B FF 94 B FF 96 S FF 95 X SL 86 2-1 L8				3 0 0 0 0 1 2
13 Matt Carpenter, L OBP: 0.362, SLG: 0.304 (1, 5)		S FF 90 B FF 90 B SL 86 C SL 86 B FF 90 X SL 86 3-2 32 BB L3 2-3 3-H		D SL 84 B FC 86 B FF 91 C FC 92 C FC 87 X FC 87 3-2 1-H 2B		X FF 96 0-0 F7				2 0 2 2 0 0 0 1 0 0 0 0 0 0
35 Lane Thomas, R OBP: 0.258, SLG: 0.333 (6, 9)		C FF 89 B FF 89 B CU 81 1 SAFE 1 SAFE B SI 90 F SL 85 X FF 89 3-2 L3		S FF 91 D FC 88 X FF 91 1-1 P4		C CH 91 B SL 84 B FF 97 B CH 92 F FF 96 F FF 97 X FF 97 3-2 2B				3 0 1 0 0 0 3
32 Matt Wieters, S OBP: 0.182, SLG: 0.150 (1, 2)		C SL 85 B FF 90 F SL 87 S FF 90 1-3 K		C SI 89 S CH 84 S FF 89 0-3 K		C SL 85 F FF 96 S FF 97 0-3 K				3 0 0 0 0 3 2

Inning Stats	R: 0 E: 0 K: 1 S: 8	H: 1 LOB: 1 BB: 1 P: 16	R: 1 E: 1 K: 1 S: 12	H: 2 LOB: 1 BB: 0 P: 19	R: 0 E: 0 K: 0 S: 4	H: 1 LOB: 0 BB: 0 P: 7	R: 1 E: 0 K: 1 S: 12	H: 1 LOB: 1 BB: 1 P: 24	R: 1 E: 0 K: 2 S: 13	H: 2 LOB: 2 BB: 1 P: 21	R: 0 E: 0 K: 1 S: 10	H: 1 LOB: 1 BB: 0 P: 15	R: 0 E: 0 K: 0 S: 7	H: 0 LOB: 0 BB: 0 P: 11
--------------	------------------------------	----------------------------------	-------------------------------	----------------------------------	------------------------------	---------------------------------	-------------------------------	----------------------------------	-------------------------------	----------------------------------	-------------------------------	----------------------------------	------------------------------	----------------------------------

PITCHER	IP	WLS	BF	H	R	ER	SO	BB	IBB	HBP	BLK	WP	HR	S	P	ERA	WHIP
27 Jordan Zimmermann, R ERA: 3.22	(1, 1)	3.0		12	4	1	0	2	1	0	0	0	0	24	42	0.00	1.667
70 Tyler Alexander, L ERA: 4.25	(4, 1)	1.2		10	3	2	2	2	2	0	0	0	1	22	40	10.80	3.000
67 José Cisneros, R ERA: 3.22	(5, 1)	1.1	W	5	1	0	0	2	0	0	0	0	0	13	20	0.00	0.750
33 Bryan Garcia, R ERA: 1.56	(7, 1)	1.0	S	3	0	0	0	0	0	0	0	0	0	7	11	0.00	0.000

DETROIT TIGERS @ ST. LOUIS CARDINALS
 Busch Stadium, St. Louis, MO
 Thu Sep 10 2020, 4:40 PM - 7:20 PM CDT
 Cloudy - 82 F

AB	27
R	3
H	8
RBI	3
BB	3
SO	6
LOB	13



WP	PA	ERA	WHIP
0	31		

Batter	1	2	3	4	5	6	7	8	9	AB R H RBI BB SO LOB	TOP
4 Shogo Akiyama, L (1, 7) OBP: 0.338, SLG: 0.281	0-2 G4-3		2-1 19 BB 7 2B 1B		4-2 2 CS BB		1-3 K			3 1 1 0 1 1 0	
2 Nick Castellanos, R (1, 10) OBP: 0.324, SLG: 0.538	1-1 19 HR 1B		1-0 L6		0-2 G4-3		0-1 G6-3			4 1 1 0 0 0 2	
19 Joey Votto, L (1, 3) OBP: 0.335, SLG: 0.409	3-1 1-H HR		4-2 7 2B BB		3-2 F8			3-3 K		3 1 1 2 1 1 0	
7 Eugenio Suárez, R (1, 5) OBP: 0.307, SLG: 0.480	0-2 17 G4-6-3 1B		0-0 1-3 2-H 2B		2-1 F7		1-2 F7			4 0 2 1 0 0 0	
17 Brian Goodwin, L (1, 8) OBP: 0.314, SLG: 0.421	0-1 G4-6-3 1-2f		1-3 K		0-0 3 1B 1B		1-2 G4-3			4 0 1 0 0 1 3	
44 Aristides Aquino, R (1, 9) OBP: 0.357, SLG: 0.227		0-0 F7		3-3 K		1-0 F7		2-3 K		4 0 0 0 0 2 1	
3 Freddy Galvis, S (1, 4) OBP: 0.294, SLG: 0.426		1-2 G6-3		2-1 38 L1-3 1B		2-1 1-2 1B		1-2 G1-3		4 0 2 0 0 0 0	
38 Jose Barrero, R (1, 6) OBP: 0.163, SLG: 0.143		0-3 K		0-1 L1-3 1-2		3-3 K		1-1 G5-3		4 0 0 0 0 2 3	
12 Curt Casali, R (1, 2) OBP: 0.366, SLG: 0.517			0-2 G1-3		3-2 G5-3		3-3 K			3 0 0 0 0 1 1	
Inning Stats	R: 2 H: 3 E: 0 LOB: 0 K: 0 BB: 0 S: 13 P: 17	R: 0 H: 0 E: 0 LOB: 0 K: 1 BB: 0 S: 8 P: 9	R: 1 H: 2 E: 0 LOB: 2 K: 1 BB: 1 S: 13 P: 21	R: 0 H: 1 E: 0 LOB: 1 K: 1 BB: 0 S: 11 P: 19	R: 0 H: 0 E: 0 LOB: 0 K: 0 BB: 1 S: 9 P: 16	R: 0 H: 2 E: 0 LOB: 2 K: 1 BB: 0 S: 9 P: 17	R: 0 H: 0 E: 0 LOB: 0 K: 2 BB: 0 S: 12 P: 16	R: 0 H: 0 E: 0 LOB: 0 K: 1 BB: 0 S: 11 P: 16	R: 0 H: 0 E: 0 LOB: 0 K: 1 BB: 0 S: 8 P: 12	1B: 6 SF: 0 2B: 1 SAC: 0 3B: 0 DP: 1 HR: 1 HBP: 0	WP: 0 PA: 35 PB: 0 SB: 0 CS: 1
PITCHER	IP WLS BF H R ER SO BB IBB HBP BLK WP HR S P ERA WHIP										
50 Adam Wainwright, R (1, 1) ERA: 2.91	6.0 L 26 8 3 3 4 2 0 0 0 0 0 1 63 99 4.50 1.667										
61 Seth Elledge, R (7, 1) ERA: 3.38	1.0 3 0 0 0 2 0 0 0 0 0 0 0 12 16 0.00 0.000										
30 Tyler Webb, L (8, 1) ERA: 2.7	1.0 3 0 0 0 1 0 0 0 0 0 0 0 11 16 0.00 0.000										
74 Nabil Crismatt, R (9, 1) ERA:	1.0 3 0 0 0 1 0 0 0 0 0 0 0 8 12 0.00 0.000										

Cincinnati Reds @ St. Louis Cardinals
 Busch Stadium, St. Louis, MO
 Fri Sep 11 2020, 7:18 PM - 9:41 PM CDT
 Clear - 80 F

livebaseballscorecards.com

AB 33
 R 3
 H 8
 RBI 3
 BB 2
 SO 8
 LOB 10



Batter	1	2	3	4	5	6	7	8	9	AB R H RBI BB SO LOB
16 Kolten Wong, L OBP: 0.377, SLG: 0.325 (1, 4)	 1-3		 0-0			 0-2			 2-3	4 0 1 0 0 2 0
19 Tommy Edman, S OBP: 0.318, SLG: 0.403 (1, 9)	 1-1		 1-1			 3-2			 0-2	4 0 0 0 0 0 1
46 Paul Goldschmidt, R OBP: 0.454, SLG: 0.500 (1, 3)	 0-1		 2-3			 1-1			 4-2	3 0 0 0 1 1 1
15 Brad Miller, L OBP: 0.396, SLG: 0.516 (1, 10)		 4-0		 1-0		 0-1			 0-1	3 1 0 0 1 0 1
11 Paul DeJong, R OBP: 0.373, SLG: 0.456 (1, 6)		 2-2		 2-3		 0-2			 0-2	3 0 1 0 0 2 0
4 Yadier Molina, R OBP: 0.301, SLG: 0.371 (1, 2)		 1-0		 0-1		 1-1			 1-1	3 0 0 0 0 0 2
13 Matt Carpenter, L OBP: 0.361, SLG: 0.298 (1, 5)		 1-2		 4-1		 0-2			 0-2	2 0 0 1 1 0 1
41 Tyler O'Neill, R OBP: 0.272, SLG: 0.373 (1, 7)		 2-3		 0-2		 1-0			 1-0	3 0 0 0 0 1 2
35 Lane Thomas, R OBP: 0.235, SLG: 0.300 (1, 8)		 2-2		 2-2		 1-1			 1-1	3 0 0 0 0 0 0

Inning Stats	R: 0	H: 0	E: 0	K: 1	S: 7	R: 1	H: 1	E: 0	K: 1	S: 10	R: 0	H: 1	E: 0	K: 1	S: 9	R: 0	H: 0	E: 0	K: 1	S: 6	R: 0	H: 0	E: 0	K: 0	S: 9	R: 0	H: 0	E: 0	K: 1	S: 9	R: 0	H: 0	E: 0	K: 1	S: 7	R: 0	H: 0	E: 0	K: 0	S: 6	R: 0	H: 0	E: 0	K: 0	S: 6	R: 0	H: 0	E: 0	K: 1	S: 10	1B: 1	2B: 1	3B: 0	HR: 0	SF: 0	SAC: 0	DP: 1	HBP: 0	WP: 0	PA: 31
PITCHER 58 Luis Castillo, R ERA: 3.44 (1, 1)	IP	WLS	BF	H	R	ER	SO	BB	IBB	HBP	BLK	WP	HR	S	P	ERA	WHIP													IP	WLS	BF	H	R	ER	SO	BB	IBB	HBP	BLK	WP	HR	S	P	ERA	WHIP														

BOTTOM

Cincinnati Reds @ St. Louis Cardinals
 Busch Stadium, St. Louis, MO
 Fri Sep 11 2020, 7:18 PM - 9:41 PM CDT
 Clear - 80 F

AB	28
R	1
H	2
RBI	1
BB	3
SO	6
LOB	8

livebaseballscorecards.com

Batter	1	2	3	4	5	6	7	8	9	AB R H RBI BB SO LOB	TOP																
4 Shogo Akiyama, L (1, 7) OBP: 0.328, SLG: 0.271	1-2 G6-3		2-2 FC5-4 G5-4-3			1-0 G6-3		1-3 K		4 0 0 1 0 1 3																	
2 Nick Castellanos, R (1, 9) OBP: 0.317, SLG: 0.524	0-2 G5-3		2-2 G5-4-3			0-3 K		1-0 G5-3		4 0 0 0 0 1 3																	
19 Joey Votto, L (1, 3) OBP: 0.333, SLG: 0.411	0-0 F8			3-2 F7		1-2 2B			2-3 K	4 0 1 0 0 1 0																	
7 Eugenio Suárez, R (1, 5) OBP: 0.300, SLG: 0.468		1-2 F8		1-2 F9		2-2 F7			0-0 G6-3	4 0 0 0 0 0 1																	
17 Brian Goodwin, L (1, 8) OBP: 0.307, SLG: 0.411			1-3 K		1-2 K		0-0 L8		1-1 3 DI 1B	3 0 0 0 0 2 0 1 0 1 0 0 0 0																	
38 Jose Barrero, R (9, PH) OBP: 0.182, SLG: 0.163																											
3 Freddy Galvis, S (1, 4) OBP: 0.285, SLG: 0.411			3-3 K		0-2 G3-1		0-3 K		1-2 L7	4 0 0 0 0 2 1																	
44 Aristides Aquino, R (1, 10) OBP: 0.355, SLG: 0.208			4-2 52 BB 4 FC5-4 16 BB BB		0-0 P4		1-3 K			2 1 0 0 1 1 0																	
16 Tucker Barnhart, L (1, 2) OBP: 0.287, SLG: 0.342			4-2 4 FC5-4 52 BB BB		4-1 BB			0-0 G6-3		0 0 0 0 2 0 0 1 0 0 0 0 0 0																	
37 Tyler Stephenson, R (8, PH) (8, 2) OBP: 0.500, SLG: 0.857																											
52 Kyle Farmer, R (1, 6) OBP: 0.305, SLG: 0.309			4-0 4 FC5-4 BB		0-1 G6-3			2-1 1B		2 0 1 0 1 0 1																	
Inning Stats	R: 0 E: 0 K: 0 S: 7	H: 0 LOB: 0 BB: 0 P: 8	R: 0 E: 0 K: 2 S: 12	H: 0 LOB: 0 BB: 0 P: 17	R: 1 E: 0 K: 0 S: 14	H: 0 LOB: 1 BB: 3 P: 30	R: 0 E: 0 K: 1 S: 9	H: 0 LOB: 0 BB: 0 P: 14	R: 0 E: 0 K: 0 S: 7	H: 0 LOB: 1 BB: 1 P: 11	R: 0 E: 0 K: 1 S: 10	H: 1 LOB: 1 BB: 0 P: 14	R: 0 E: 0 K: 2 S: 8	H: 0 LOB: 0 BB: 0 P: 9	R: 0 E: 0 K: 1 S: 7	H: 1 LOB: 1 BB: 0 P: 11	R: 0 E: 0 K: 1 S: 11	H: 1 LOB: 1 BB: 0 P: 15	1B: 2 2B: 1 3B: 0 HR: 0	SF: 0 SAC: 0 DP: 1 HBP: 0	WP: 0 PB: 0 SB: 0 CS: 0	PA: 33					
PITCHER	IP	WLS	BF	H	R	ER	SO	BB	IBB	HBP	BLK	WP	HR	S	P	ERA	WHIP										
43 Dakota Hudson, R (1, 1) ERA: 2.92	6.0	W	22	1	1	1	4	4	0	0	0	0	0	59	94	1.50	0.833										
92 Génesis Cabrera, L (7, 1) ERA: 3.29	0.0		0	0	0	0	0	0	0	0	0	0	0	0	0	∞	∞										
30 Tyler Webb, L (7, 1) ERA: 2.45	1.1		5	1	0	0	2	0	0	0	0	0	0	11	14	0.00	0.750										
21 Andrew Miller, L (8, 1) ERA: 3.38	0.2		2	0	0	0	1	0	0	0	0	0	0	4	6	0.00	0.000										
67 Rob Kaminsky, L (9, 1) ERA:	1.0		4	1	0	0	1	0	0	0	0	0	0	11	15	0.00	1.000										

Cincinnati Reds @ St. Louis Cardinals
 Busch Stadium, St. Louis, MO
 Sat Sep 12 2020, 7:17 PM - 10:23 PM CDT
 Partly Cloudy - 74 F

livebaseballscorecards.com

AB	29
R	1
H	3
RBI	1
BB	4
SO	8
LOB	9



Batter	1	2	3	4	5	6	7	8	9	AB	R	H	RBI	BB	SO	LOB												
16 Kolten Wong, L OBP: 0.371, SLG: 0.320	(1, 4) C FF 95 B FF 94 F CU 80 X CU 81 S CU 80	2-3	(1)	K	L FF 96 C CH 86 F FF 96 X CU 78	0-2	(1)	G5-3	C CU 81 X FF 94	0-1	(2)	F8	B SL 85 F FF 94 X FF 95	1-1	(1)	19 L4 S 1B	B FF 97 F FF 96 F CH 86 X CH 86	1-2	(2)	G3	5	0	1	0	0	1	3	
19 Tommy Edman, S OBP: 0.320, SLG: 0.403	(1, 9) (8, 5) C FF 95 F FF 95 X FF 96	0-2	(2)	G3-1	C CU 80 C FF 96 X CU 81	0-2	(2)	G3-1	D CU 82 B FF 95 C FF 95 X FF 94	2-1	(3)	F8	C FF 95 D SL 85 1 SAFE 1 B FF 95 B FF 93 X FF 95	3-1	(1)	L4	X FF 95	0-0	(2)	1B	5	0	2	0	0	0	4	
46 Paul Goldschmidt, R OBP: 0.446, SLG: 0.512	(1, 3) C FF 94 X FF 95	0-1	(2)	F9	B SL 83 B FF 95 B SL 82 C FF 96 C FF 94 S CU 79	3-3	(3)	K	B SL 82 F FF 94 X SL 83	1-1	(1)	G6-3	C FF 94 C FF 95 B SL 85 X FF 93	1-2	(2)	HR	S FF 94 X FF 95	0-1	(3)	P4	5	1	1	1	0	1	2	
15 Brad Miller, L OBP: 0.391, SLG: 0.537	(1, 10) F CU 80 B FF 94 C FF 96 X CU 80	1-2	(3)	G4-3	S FF 96 B FF 96 X CH 86	1-1	(1)	HR	B FF 95 B CU 83 C FF 95 S SL 83	3-3	(2)	K	C SL 83 S SL 84 S SL 83	0-3	(3)	K					4	1	1	1	0	2	1	
11 Paul DeJong, R OBP: 0.368, SLG: 0.441	(1, 6) C FF 96 X SL 83	0-1	(1)	F8	B CU 79 F FF 95 B SL 83 B CU 77 B FF 95	4-1	(3)	BB	F FF 95 B SL 84 S CU 81 F FF 94	3-3	(3)	K	F FF 94 B FF 96 C SL 82 B FF 96 S CH 85	2-3	(1)	K					3	1	0	0	1	2	0	
13 Matt Carpenter, L OBP: 0.366, SLG: 0.337	(1, 5) F FF 95 X FF 95	0-1	(2)	G4-3	C FF 95 F FF 95 X FF 96	1-2	(1)	1B	C CU 81 F CU 81 F FF 94 X FF 94	0-2	(2)	HR	C FF 95 B SL 85 C CH 86 B CH 86 X CH 86	3-2	(2)	F8					4	1	2	1	0	0	0	
41 Tyler O'Neill, R OBP: 0.272, SLG: 0.373	(8, 7)				C FF 95 F FF 95 X FF 96	1-2	(1)	1B	D CU 80 B FF 95 B FF 97 C FF 96 B FF 95	4-1	(1)	BB	B FF 95 B FF 95 B FF 95	4-0	(2)	BB					0	0	0	0	0	0	0	
0 Austin Dean, R OBP: 0.800, SLG: 1.000	(1, 7) (8, 9) C FF 96 B SL 82 C SL 83 F SL 83 F FF 96 B CU 82 F CU 79 B FF 96 F FF 95	3-2	(1)	2B	D CU 80 B FF 95 B FF 97 C FF 96 B FF 95	4-1	(1)	BB	C FF 94 B SL 83 B CU 81 B FF 93 S FF 93 F FF 94 B CU 81	4-2	(2)	BB	B FF 95 B FF 95 B FF 95	4-0	(2)	BB						1	1	1	0	3	0	0
32 Matt Wieters, S OBP: 0.231, SLG: 0.136	(1, 2) B CU 78 B CU 78 B FF 95 C FF 95 B FF 95	4-1	(1)	BB	X FF 93	0-0	(1)	G6-3	B CU 78 B CU 80 L FF 92 C FF 94 B SL 82 H SL 82	4-2	(2)	HBP	C FF 95 F FF 95 X CH 84	1-1	(3)	G6-3					2	1	0	1	1	0	3	
48 Harrison Bader, R OBP: 0.341, SLG: 0.485	(1, 8) F FF 95 B SL 86 D CU 80 F FF 96 C CU 80	2-3	(3)	K	D SL 84 D SL 83 C FF 93 D SL 84 B FF 94	4-1	(1)	BB	B SL 84 D SL 85 X FF 94	2-0	(2)	HR	S FF 95 B FF 94 T FF 96 F FF 95 S CH 87	1-3	(1)	K					3	1	1	3	1	2	2	

Inning Stats	R: 0	H: 1	E: 0	LOB: 1	K: 1	P: 14	R: 0	H: 1	E: 0	LOB: 2	K: 1	P: 24	R: 0	H: 0	E: 0	LOB: 0	K: 1	P: 13	R: 2	H: 2	E: 0	LOB: 3	K: 0	P: 29	R: 0	H: 0	E: 0	LOB: 0	K: 2	P: 15	R: 5	H: 4	E: 0	LOB: 0	K: 1	P: 37	R: 0	H: 0	E: 0	LOB: 1	K: 1	P: 18	R: 0	H: 1	E: 0	LOB: 1	K: 1	P: 12
--------------	------	------	------	--------	------	-------	------	------	------	--------	------	-------	------	------	------	--------	------	-------	------	------	------	--------	------	-------	------	------	------	--------	------	-------	------	------	------	--------	------	-------	------	------	------	--------	------	-------	------	------	------	--------	------	-------

PITCHER	IP	WLS	BF	H	R	ER	SO	BB	IBB	HBP	BLK	WP	HR	S	P	ERA	WHIP
70 Tejay Antone, R ERA: 2.86	(1, 1)		3.0	4	2	2	3	3	0	0	0	0	1	43	68	6.00	2.333
39 Lucas Sims, R ERA: 3.32	(4, 1)		2.0	1	3	3	2	2	0	1	0	0	1	24	45	13.50	1.500
50 Amir Garrett, L ERA: 3.0	(6, 1)		1.0	3	2	2	1	0	0	0	0	0	2	12	19	18.00	3.000
87 José De León, R ERA: 18.0	(7, 1)		2.0	1	0	0	2	1	0	0	0	0	0	18	30	0.00	1.000

BOTTOM

Cincinnati Reds @ St. Louis Cardinals
 Busch Stadium, St. Louis, MO
 Sat Sep 12 2020, 7:17 PM - 10:23 PM CDT
 Partly Cloudy - 74 F

AB	R	H	RBI	BB	SO	LOB
5	0	1	0	0	1	3
5	0	2	0	0	0	4
5	1	1	1	0	1	2
4	1	1	1	0	2	1
3	1	0	0	1	2	0
4	1	2	1	0	0	0
0	0	0	0	0	0	0
1	1	1	0	3	0	0
2	1	0	1	1	0	3
3	1	1	3	1	2	2

AB	32
R	7
H	9
RBI	7
BB	6
SO	8
LOB	15

WP: 0 PA: 39
 PB: 0
 SB: 2
 CS: 0



PITCHER	IP	WLS	BF	H	R	ER	SO	BB	IBB	HBP	BLK	WP	HR	S	P	ERA	WHIP
---------	----	-----	----	---	---	----	----	----	-----	-----	-----	----	----	---	---	-----	------

Batter	1	2	3	4	5	6	7	8	9	AB R H RBI BB SO LOB	TOP																									
4 Shogo Akiyama, L OBP: 0.329, SLG: 0.282 (1, 7)	0-1 2B		2-2 FC5-4 19 1B 7 2B 1-2f	3-2 1B		0-3 K	1-1 G3		0-1 G3-1	6 1 2 0 0 1 4																										
2 Nick Castellanos, R OBP: 0.314, SLG: 0.515 (1, 9)	3-3 1		1-3 K	2-1 G4-3		3-2 1B		3-2 L8		5 0 1 1 0 2 3																										
19 Joey Votto, L OBP: 0.329, SLG: 0.404 (1, 10)	2-3 2		3-0 7 2B 37 BB 1-3 1B		2-3 K	1-0 F7		3-3 K		5 1 1 0 0 3 3																										
7 Eugenio Suárez, R OBP: 0.308, SLG: 0.497 (1, 5)	2-3 3		0-0 37 BB 1-3 2B		2-0 1B		0-1 F7	2-2 HR		5 1 3 2 0 1 1																										
9 Mike Moustakas, L OBP: 0.342, SLG: 0.398 (1, 3)		2-1 G3	0-0 37 BB IBB		3-2 L7		4-1 44 HBP 37 1B 3 BB BB	3-2 F8		3 1 0 0 2 0 1																										
37 Tyler Stephenson, R OBP: 0.500, SLG: 0.700 16 Tucker Barnhart, L OBP: 0.295, SLG: 0.351 (1, 2) (8, 2)	2-3 2	2-3 2	4-2 BB	1-2 2-3 3-H BB		1-3 K	2-1 3 BB 44 HBP 38 WP 1B		0-0 44 HR 1B	3 1 1 1 1 2 1 1 1 1 0 0 0 0																										
17 Brian Goodwin, L OBP: 0.315, SLG: 0.437 44 Aristides Aquino, R OBP: 0.394, SLG: 0.360 (1, 8) (7, PH) (7, 7)	0-1 HR		0-3 K		4-2 2 1B 38 1B BB	2-2 38 WP 3 BB 38 G5-3 HBP		3-1 HR		2 2 1 1 1 1 3 1 2 1 2 0 0 0	AB 40 R 10 H 13 RBI 9 BB 5 SO 14 LOB 18																									
3 Freddy Galvis, S OBP: 0.281, SLG: 0.397 (1, 4)	3-3 3		G6-3	2-2 G6-3		3-2 P4	4-0 38 G5-3 38 WP BB		0-3 K	4 0 0 1 1 2 1																										
38 Jose Barrero, R OBP: 0.204, SLG: 0.188 (1, 6)			3-1 4 FC5-4 1B	1-3 K		3-2 2 1B 1B	1-1 G5-3		3-2 K	5 0 2 1 0 2 1																										
Inning Stats	R: 0 E: 0 K: 3 S: 11	H: 1 LOB: 1 BB: 0 P: 18	R: 1 E: 0 K: 2 S: 12	H: 1 LOB: 0 BB: 0 P: 19	R: 2 E: 0 K: 2 S: 18	H: 3 LOB: 3 BB: 2 P: 31	R: 0 E: 0 K: 1 S: 14	H: 1 LOB: 1 BB: 0 P: 22	R: 0 E: 0 K: 2 S: 12	H: 1 LOB: 1 BB: 0 P: 20	R: 1 E: 0 K: 1 S: 17	H: 2 LOB: 2 BB: 1 P: 31	R: 3 E: 0 K: 0 S: 12	H: 1 LOB: 1 BB: 2 P: 26	R: 1 E: 0 K: 1 S: 21	H: 1 LOB: 0 BB: 0 P: 32	R: 2 E: 0 K: 2 S: 11	H: 2 LOB: 0 BB: 0 P: 17	1B: 8 2B: 2 3B: 0 HR: 3	SF: 0 SAC: 0 DP: 0 HBP: 1	WP: 1 PB: 0 SB: 0 CS: 0	PA: 46														
PITCHER	IP WLS BF H R ER SO BB IBB HBP BLK WP HR S P ERA WHIP																																			
18 Carlos Martínez, R ERA: 10.32 (1, 1)	4.0		20	6	3	3	8	1	1	0	0	0	1	55	90	6.75	1.750																			
92 Génesis Cabrera, L ERA: 3.6 (5, 1)	1.1		6	1	1	1	2	1	0	0	0	0	0	18	33	6.75	1.500																			
Alex Reyes, R ERA: 3.14 (6, 1)	1.0	H	6	2	1	1	1	1	0	0	0	0	0	14	25	9.00	3.000																			
53 John Gant, R ERA: 2.57 (7, 1)	0.0	L	1	1	0	0	0	0	0	0	0	0	0	2	4	∞	∞																			
21 Andrew Miller, L ERA: 4.15 (7, 1)	0.2	B	4	0	2	2	0	1	0	1	0	1	0	7	15	27.00	1.500																			
PITCHER	IP WLS BF H R ER SO BB IBB HBP BLK WP HR S P ERA WHIP																																			
40 Jake Woodford, R ERA: 4.24 (8, 1)	1.0		4	1	1	1	1	0	0	0	0	0	1	21	32	9.00	1.000																			
74 Nabil Crismatt, R ERA: 3.38 (9, 1)	1.0		5	2	2	2	2	0	0	0	0	0	1	11	17	18.00	2.000																			

Cincinnati Reds @ St. Louis Cardinals
 Busch Stadium, St. Louis, MO
 Sun Sep 13 2020, 1:16 PM - 4:58 PM CDT
 Cloudy - 75 F

livebaseballscorecards.com



Batter	1	2	3	4	5	6	7	8	9	AB R H RBI BB SO LOB
16 Kolten Wong, L OBP: 0.365, SLG: 0.315	0-0 F7	1-2 1B		0-1 F7	0-1 L9			0-3 K		5 0 1 1 0 1 2
11 Paul DeJong, R OBP: 0.369, SLG: 0.432	4-2 15 BB 47 SF9 46 1B BB	0-1 SF7		4-1 BB		2-3 K		1-3 K		2 1 0 1 2 2 0
46 Paul Goldschmidt, R OBP: 0.444, SLG: 0.504	0-0 47 SF9 15 BB 1B	3-2 F9		1-1 F8		0-0 G5-3		4-2 BB		4 0 1 0 1 0 2
15 Brad Miller, L OBP: 0.400, SLG: 0.526	4-1 BB		4-1 47 1B BB		4-2 47 FC4-6 BB		3-2 L8	1-1 L9		2 0 0 0 3 0 1
47 Rangel Ravelo, R OBP: 0.300, SLG: 0.529	2-2 SF9		2-1 1B		1-2 FC4-6 4 1B 13 1B		0-2 G1-3	0-1 P4		4 1 1 1 0 0 2
4 Yadier Molina, R OBP: 0.299, SLG: 0.366	2-2 G6-3		3-2 K		0-0 41 1B 13 1B 1B		0-1 G6-3			4 0 1 0 0 1 4
13 Matt Carpenter, L OBP: 0.370, SLG: 0.353		2-2 16 1B 2B		2-3 K		1-0 41 1B 48 1B 1B		0-1 F7		4 2 2 1 0 1 2
0 Austin Dean, R OBP: 0.571, SLG: 0.500		2-3 K		0-3 K		3-2 48 1B 1B		1-3 K		2 0 0 0 0 2 3
41 Tyler O'Neill, R OBP: 0.276, SLG: 0.375						1-3 2-H 1B				2 0 1 0 0 1 0
48 Harrison Bader, R OBP: 0.349, SLG: 0.479		4-2 16 1B 11 SF7 BB				0-2 1B		0-1 F7		3 1 1 1 1 0 0

Inning Stats	R: 1	H: 1	E: 0	K: 0	S: 12	H: 1	LOB: 2	BB: 2	P: 24	R: 2	H: 2	E: 0	K: 1	S: 20	H: 1	LOB: 1	BB: 1	P: 32	R: 0	H: 1	E: 0	K: 3	S: 14	R: 0	H: 0	E: 0	K: 0	S: 8	R: 2	H: 4	E: 0	K: 0	S: 15	R: 0	H: 0	E: 0	K: 1	S: 10	R: 0	H: 0	E: 0	K: 0	S: 8	R: 0	H: 0	E: 0	K: 2	S: 8	R: 0	H: 0	E: 0	K: 1	S: 10	1B: 7	SF: 2	2B: 1	SAC: 0	3B: 0	DP: 0	HR: 0	HBP: 0
--------------	------	------	------	------	-------	------	--------	-------	-------	------	------	------	------	-------	------	--------	-------	-------	------	------	------	------	-------	------	------	------	------	------	------	------	------	------	-------	------	------	------	------	-------	------	------	------	------	------	------	------	------	------	------	------	------	------	------	-------	-------	-------	-------	--------	-------	-------	-------	--------

PITCHER	IP	WLS	BF	H	R	ER	SO	BB	IBB	HBP	BLK	WP	HR	S	P	ERA	WHIP
30 Tyler Mahle, R ERA: 3.86	(1, 1)	2.2	16	4	3	3	3	4	0	0	0	0	0	42	77	10.12	3.000
55 Robert Stephenson, R ERA: 9.0	(3, 1)	1.1	6	0	1	1	1	2	0	0	0	0	0	14	26	6.75	1.500
57 Nate Jones, R ERA: 6.32	(5, 1)	1.0	6	4	1	1	0	0	0	0	0	0	0	13	18	9.00	4.000
23 Archie Bradley, R ERA: 2.93	(6, 1)	2.0	W 6	0	0	0	1	0	0	0	0	0	0	18	23	0.00	0.000
26 Raisel Iglesias, R ERA: 3.63	(8, 1)	2.0	S 7	0	0	0	3	1	0	0	0	0	0	18	25	0.00	0.500

BOTTOM

Cincinnati Reds @ St. Louis Cardinals
 Busch Stadium, St. Louis, MO
 Sun Sep 13 2020, 1:16 PM - 4:58 PM CDT
 Cloudy - 75 F

AB	32
R	5
H	8
RBI	5
BB	7
SO	8
LOB	16

WP: 0 PA: 41
 PB: 0
 SB: 0
 CS: 0



livebaseballscores.com

Batter	1	2	3	4	5	6	7	8	9	AB R H RBI BB SO LOB	TOP								
16 Kolten Wong, L OBP: 0.362, SLG: 0.313 (1, 4)	1-2 G5-3 ①		1-0 F8 ①			1-1 46 FC5-4 19 BB 1B		3-3 ② K		4 0 1 0 0 1 1									
19 Tommy Edman, S OBP: 0.325, SLG: 0.401 (1, 9) (7, 5)	2-3 ② K		0-3 ② K			4-2 46 FC5-4 BB		1-2 ② 1B		3 0 1 1 1 2 1									
46 Paul Goldschmidt, R OBP: 0.440, SLG: 0.496 (1, 3)	2-2 1B		3-2 CS ③	1-0 P4 ①		1-1 FC5-4 15 WP ②		3-1 ③ L9		4 0 1 0 0 0 3									
15 Brad Miller, L OBP: 0.390, SLG: 0.510 (1, 10)	3-3 ③ K		2-3 ② K			3-3 ③ K		1-2 ③ K		3 0 0 0 0 3 3									
11 Paul DeJong, R OBP: 0.377, SLG: 0.433 (1, 6)		2-2 ① 4 FC5-4 1B		1-2 ③ L4			1-2 ① HBP			2 0 1 0 0 0 0									
47 Rangel Ravelo, R OBP: 0.261, SLG: 0.450 32 Matt Wieters, S OBP: 0.231, SLG: 0.136 (1, 7) (8, 2)		2-3 ① K		0-0 ① F8			0-3 ① K			3 0 0 0 0 2 2 0 0 0 0 0 0 0									
13 Matt Carpenter, L OBP: 0.364, SLG: 0.346 35 Lane Thomas, R OBP: 0.229, SLG: 0.290 (1, 5) (7, PH) (7, 9)		0-1 ② F9		3-3 ② K			2-3 ② K			2 0 0 0 0 1 1 1 0 0 0 0 1 1									
4 Yadier Molina, R OBP: 0.291, SLG: 0.356 41 Tyler O'Neill, R OBP: 0.276, SLG: 0.375 (1, 2) (8, PR) (8, 7)		2-2 ③ FC5-4		0-2 ③ F7			0-0 ③ G1-3			3 0 0 0 0 0 2 0 1 0 0 0 0 0									
48 Harrison Bader, R OBP: 0.348, SLG: 0.473 (1, 8)			0-0 ① 46 CS 1B			2-3 ① K		1-1 ① P2		3 0 1 0 0 1 0									
Inning Stats	R: 0 E: 0 K: 2 S: 14	H: 1 LOB: 1 BB: 0 P: 22	R: 0 E: 0 K: 1 S: 16	H: 1 LOB: 1 BB: 0 P: 22	R: 0 E: 0 K: 1 S: 7	H: 0 LOB: 0 BB: 0 P: 11	R: 0 E: 0 K: 1 S: 7	H: 0 LOB: 0 BB: 0 P: 11	R: 0 E: 0 K: 2 S: 12	H: 1 LOB: 2 BB: 1 P: 23	R: 0 E: 0 K: 2 S: 10	H: 0 LOB: 1 BB: 0 P: 13	R: 1 E: 0 K: 1 S: 11	H: 1 LOB: 1 BB: 0 P: 19	1B: 5 2B: 0 3B: 0 HR: 0	SF: 0 SAC: 0 DP: 0 HBP: 1	WP: 1 PB: 0 SB: 0 CS: 1	PA: 31	
PITCHER	IP WLS BF H R ER SO BB IBB HBP BLK WP HR S P ERA WHIP								IP WLS BF H R ER SO BB IBB HBP BLK WP HR S P ERA WHIP										
29 Josh Lindblom, R ERA: 5.26 (1, 1)	5.0																		
38 Devin Williams, R ERA: 0.45 (6, 1)	1.0																		
71 Josh Hader, L ERA: 4.3 (7, 1)	1.0																		
51 Freddy Peralta, R ERA: 3.8 (8, 1)	1.0	W																	

St. Louis Cardinals @ Milwaukee Brewers
Miller Park, Milwaukee, WI
 Mon Sep 14 2020, 4:11 PM - 6:47 PM CDT
 Roof Closed - 66 F

livebaseballscorecards.com

AB 28
R 1
H 5
RBI 1
BB 1
SO 11
LOB 14



Batter	1	2	3	4	5	6	7	8	9
24 Avisail García, R OBP: 0.362, SLG: 0.370 (1, 8)	F FF 90 B CU 67 F FF 90 B SL 84 X SL 84 2-2 F9		B CU 70 F FF 91 B FF 91 X FF 90 2-1 2B		B FF 89 F FF 90 X CU 70 1-1 G6-3			B FF 95 S FF 96 B FF 97 B FF 98 B FF 98 4-1 8 2B 18 SF7 BB	
22 Christian Yelich, L OBP: 0.330, SLG: 0.432 (1, 10)	B FF 90 X SL 83 1-0 2B		D FF 89 D SL 85 C FF 90 C FF 90 S SL 87 2-3 K		B FF 87 C CU 69 F FF 88 S SL 84 1-3 K			C CU 80 C CU 82 F FF 97 B CH 91 B CU 81 F CU 84 S CU 82 2-3 K	
8 Ryan Braun, R OBP: 0.274, SLG: 0.455 (1, 9)	D FF 90 C FF 92 S FF 91 C FF 91 1-3 K			X SL 82 0-0 L8		C FF 90 T FF 88 B SL 84 B FF 90 B CH 80 F FF 91 X FF 90 3-2 L7		X FF 96 0-0 2B	
5 Jedd Gyorko, R OBP: 0.363, SLG: 0.606 (1, 3)	B SL 83 C SL 85 B CU 72 C FF 92 X SL 83 2-2 G6-3		B FF 89 S SL 82 F CU 71 B FF 92 B FF 91 4-2 2 FC5 3 BB BB		B CH 79 X CU 69 1-0 2B		S SL 86 S SL 87 B FF 92 B SL 87 D SL 88 B SL 86 4-2 BB		S SL 86 B FF 92 B SL 87 D SL 88 B SL 86 4-2 BB
14 Jace Peterson, L OBP: 0.433, SLG: 0.364 (6, PR) (7, 3)									
18 Keston Hiura, R OBP: 0.314, SLG: 0.444 (1, 4)		F FF 90 S CU 72 S FF 90 0-3 K		C SL 85 B FF 88 X FF 90 1-1 F8		B FF 87 B FF 89 B FF 87 3-0 3 FC4-6 IBB		B FF 93 F FF 93 S SL 86 F FF 94 B FF 95 X FF 94 2-2 SF7	
3 Orlando Arcia, R OBP: 0.312, SLG: 0.360 (1, 6)		X FF 92 0-0 G5-3		C SL 85 D FF 89 B FF 91 B SL 84 B SL 86 4-1 1-2 BB		X SL 82 0-0 FC4-6			
2 Luis Urias, R OBP: 0.327, SLG: 0.326 (1, 5)		B FF 91 C SL 78 X CU 69 1-1 G6-3		C SL 84 X FF 88 0-1 FC5					
10 Omar Narváez, L OBP: 0.283, SLG: 0.283 (1, 2)			B FF 88 F SL 81 F FF 88 B SL 86 F SL 86 C FF 90 2-3 K		C CU 70 F SL 83 C FF 90 0-3 K		C SL 84 X SL 88 0-1 F7		
15 Tyrone Taylor, R OBP: 0.333, SLG: 0.579 (1, 7)			X CU 72 0-0 F9		B FF 90 X CU 75 1-0 G6-3		X FF 90 0-0 G6-3		


AB	R	H	RBI	BB	SO	LOB
3	1	1	0	1	0	0
4	0	1	0	0	3	2
4	0	1	1	0	1	1
2	0	1	0	1	0	1
0	0	0	0	1	0	0
2	0	0	1	1	1	1
2	0	0	0	1	0	2
3	0	0	0	0	0	2
3	0	0	0	0	2	0
3	1	0	0	0	0	0

BOTTOM

St. Louis Cardinals @ Milwaukee Brewers
Miller Park, Milwaukee, WI
Mon Sep 14 2020, 4:11 PM - 6:47 PM CDT
Roof Closed - 66 F

livebaseballscorecards.com

AB	26
R	2
H	4
RBI	2
BB	5
SO	7
LOB	9



Inning Stats		R: 0	H: 1	E: 0	LOB: 1	K: 1	BB: 0	S: 10	P: 16
Inning Stats		R: 0	H: 0	E: 0	LOB: 0	K: 1	BB: 0	S: 6	P: 7
Inning Stats		R: 0	H: 1	E: 0	LOB: 1	K: 2	BB: 0	S: 10	P: 16
Inning Stats		R: 0	H: 0	E: 0	LOB: 2	K: 0	BB: 2	S: 8	P: 17
Inning Stats		R: 0	H: 0	E: 0	LOB: 0	K: 1	BB: 0	S: 6	P: 8
Inning Stats		R: 0	H: 1	E: 0	LOB: 2	K: 1	BB: 1	S: 9	P: 17
Inning Stats		R: 0	H: 0	E: 0	LOB: 0	K: 0	BB: 0	S: 5	P: 6
Inning Stats		R: 2	H: 1	E: 0	LOB: 2	K: 1	BB: 2	S: 13	P: 25

PITCHER		IP	WLS	BF	H	R	ER	SO	BB	IBB	HBP	BLK	WP	HR	S	P	ERA	WHIP
33 Kwang Hyun Kim, L	(1, 1)	7.0		27	3	0	0	6	2	1	0	0	0	0	54	87	0.00	0.714
56 Ryan Helsley, R	(8, 1)	0.1	L	3	1	2	1	1	1	0	0	0	0	0	7	13	27.00	6.000
36 Austin Gomber, L	(8, 1)	0.1		2	0	0	0	0	1	0	0	0	0	0	6	12	0.00	3.000

PITCHER		RBI	BB	SO	LOB	WP	HR	S	P	ERA	WHIP
1B:	0	SF:	1	WP:	0	PA:	32				
2B:	4	SAC:	0	PB:	0						
3B:	0	DP:	0	SB:	0						
HR:	0	HBP:	0	CS:	0						

Batter	1	2	3	4	5	6	7	8	9	AB R H RBI BB SO LOB	TOP										
16 Kolten Wong, L OBP: 0.357, SLG: 0.309	(1, 4) B SI 96 T FC 93 S FC 94 F FC 95 F FC 94 B CU 83 X SI 97	2-2 G3	1-0 B CU 80 X SI 95	1-3 S FC 91 D FC 92 F FC 92 S CU 83	0-3 C SL 76 C SL 77	0-1 C FF 98 X FF 98	5 0 1 0 0 2 2														
19 Tommy Edman, S OBP: 0.327, SLG: 0.393	(1, 9) (7, 5) C SI 96 B CH 90 S FC 93 S FC 93	2-3 K	4-2 B SI 93 1 SAFE B FC 92 B SI 95 C SI 95 1 SAFE C FC 94 1 SAFE B FC 93	1-2 15 WP BB	4-2 C FC 92 B SI 94 B CH 89 B SI 95 C FC 92 F FC 93 F FC 94 F FC 95 B SI 96	1-3 C SI 87 C SI 88 C CU 72 S CU 74	2-3 K	3 2 0 0 2 3 1													
46 Paul Goldschmidt, R OBP: 0.439, SLG: 0.500	(1, 10) C SL 86 X SI 97	0-1 15 BB 1B	2-3 S SI 95 1 SAFE B SI 96 B SL 87 S FC 94	2-3 K	2-3 B FC 92 1 SAFE C FC 92 F SI 95 1 SAFE F SI 86 B FC 93 1 SAFE	1-1 B SI 88 F SI 87 S CU 73 X SI 87	1-0 G1-3	5 1 2 0 0 2 3													
15 Brad Miller, L OBP: 0.394, SLG: 0.505	(1, 5) B SI 96 B SI 96 F SI 96 D FC 94 B FC 94	4-1 BB	1-3 C SI 95 T CH 90 B FC 94 S CU 82	1-2 K	3-3 1 SAFE S FC 93 B CH 89 1 SAFE D FC 93 B SI 94 C FC 93 S FC 93	1-1 F CU 73 B CU 73 X SI 88	0-2 K	3 0 1 1 1 2 3													
48 Harrison Bader, R OBP: 0.344, SLG: 0.467	(7, PR) (7, 8) D FC 94 B FC 94	1-2 BB	1-2 2-3	1-2 2-3	1-2 2-3	2-H 11 1B 47 FC6-2-5-1	1B	1 0 0 0 0 1 1													
11 Paul DeJong, R OBP: 0.387, SLG: 0.441	(1, 6) X SI 96	0-0 P3	2-2 C FC 91 F SL 87 B SL 86 B SL 87 X SI 97	2-2 F9	0-1 C CU 82 X SL 86	2-2 B SI 87 F SI 87 F SI 86 S SI 88 X SI 87	2-0 47 FC6-2-5-1	5 0 3 1 0 0 4													
13 Matt Carpenter, L OBP: 0.359, SLG: 0.340	(1, 3)	1-3 K	3-3 B CU 81 B SI 95 F SI 95 B CH 89 F FC 93 S FC 93	3-3 K	4-1 C CH 74 B CH 72 B SI 86 B CH 74 B SI 87	1-2 41 1B BB	1-2 FC6-2-5-1	2 0 0 0 0 2 0													
47 Rangel Ravelo, R OBP: 0.269, SLG: 0.409	(5, PH) (5, 3)	2-3 K	1-0 B SI 95 S SL 88 B SI 96 S FC 93	1-2 E6 32 1B 32 S	1-2 T SL 78 F SI 87 F SI 76 X CH 74	1-2 1B	1-3 3-H	2 0 0 0 1 0 4													
41 Tyler O'Neill, R OBP: 0.275, SLG: 0.370	(1, 7) B SI 95 S SL 88 B SI 96 S FC 93	2-3 K	1-0 B SI 96 X FC 93	3-1 B SI 95 1 SAFE 1 SAFE B SI 94 C SI 95 B SI 95 X FC 92	1-2 F7	1-2 B SI 86 C CH 73 F CH 74 X SL 76	2-3 K	4 0 1 1 0 2 2													
32 Matt Wieters, S OBP: 0.267, SLG: 0.192	(1, 2) B SI 96 X FC 93	1-0 1B	1-3 C SI 95 F FC 92 B SL 87 C SL 88	1-2 G2-3	1-2 D SL 86 C CH 73 C SI 95 X FC 93	1-2 F7	1-2 G6-3	4 0 2 0 0 0 5													
35 Lane Thomas, R OBP: 0.205, SLG: 0.257	(1, 8) (7, 9) C SI 95 F FC 92 B SL 87 C SL 88	1-3 K	1-2 G2-3	2-1 B SL 75 B CH 73 C SI 86 X SI 85	2-1 G4-3	1-3 C FF 96 B FF 97 C SL 86 S FF 99	1-3 K	4 0 0 0 0 2 3													
Inning Stats	R: 0 E: 0 K: 1 S: 12	H: 1 LOB: 2 BB: 1 P: 20	R: 0 E: 0 K: 3 S: 10	H: 1 LOB: 1 BB: 0 P: 15	R: 0 E: 0 K: 2 S: 12	H: 1 LOB: 2 BB: 0 P: 22	R: 0 E: 1 K: 2 S: 12	H: 0 LOB: 0 BB: 0 P: 11	R: 1 E: 0 K: 1 S: 23	H: 3 LOB: 2 BB: 0 P: 33	R: 0 E: 0 K: 2 S: 8	H: 0 LOB: 1 BB: 0 P: 11	R: 1 E: 0 K: 1 S: 9	H: 1 LOB: 1 BB: 0 P: 13	1B: 9 2B: 1 3B: 0 HR: 0	SF: 0 SAC: 0 DP: 0 HBP: 0	WP: 1 PB: 0 SB: 1 CS: 0	PA: 42			
PITCHER	IP WLS BF H R ER SO BB IBB HBP BLK WP HR S P ERA WHIP	IP WLS BF H R ER SO BB IBB HBP BLK WP HR S P ERA WHIP	IP WLS BF H R ER SO BB IBB HBP BLK WP HR S P ERA WHIP	IP WLS BF H R ER SO BB IBB HBP BLK WP HR S P ERA WHIP	IP WLS BF H R ER SO BB IBB HBP BLK WP HR S P ERA WHIP	IP WLS BF H R ER SO BB IBB HBP BLK WP HR S P ERA WHIP	IP WLS BF H R ER SO BB IBB HBP BLK WP HR S P ERA WHIP	IP WLS BF H R ER SO BB IBB HBP BLK WP HR S P ERA WHIP	IP WLS BF H R ER SO BB IBB HBP BLK WP HR S P ERA WHIP	IP WLS BF H R ER SO BB IBB HBP BLK WP HR S P ERA WHIP	IP WLS BF H R ER SO BB IBB HBP BLK WP HR S P ERA WHIP	IP WLS BF H R ER SO BB IBB HBP BLK WP HR S P ERA WHIP	IP WLS BF H R ER SO BB IBB HBP BLK WP HR S P ERA WHIP	IP WLS BF H R ER SO BB IBB HBP BLK WP HR S P ERA WHIP	IP WLS BF H R ER SO BB IBB HBP BLK WP HR S P ERA WHIP	IP WLS BF H R ER SO BB IBB HBP BLK WP HR S P ERA WHIP	IP WLS BF H R ER SO BB IBB HBP BLK WP HR S P ERA WHIP	IP WLS BF H R ER SO BB IBB HBP BLK WP HR S P ERA WHIP	IP WLS BF H R ER SO BB IBB HBP BLK WP HR S P ERA WHIP		
39 Corbin Burnes, R ERA: 1.98	(1, 1) 4.2	5	1	1	10	3	0	0	0	1	0	60	101	1.93	1.714						
58 Alex Claudio, L ERA: 4.11	(5, 1) 1.0	5	1	0	1	1	0	0	0	0	0	13	21	0.00	2.000						
57 Eric Yardley, R ERA: 1.93	(6, 1) 0.1	B	4	3	1	1	0	0	0	0	0	16	23	27.00	9.000						
43 Drew Rasmussen, R ERA: 2.31	(7, 1) 2.0	6	0	0	0	3	0	0	0	0	0	18	25	0.00	0.000						
56 Justin Topa, R ERA: 6.0	(9, 1) 1.0	L	4	1	1	0	1	0	0	0	0	9	13	0.00	1.000						

St. Louis Cardinals @ Milwaukee Brewers
 Miller Park, Milwaukee, WI
 Mon Sep 14 2020, 7:35 PM - 11:15 PM CDT
 Roof Closed - 63 F

AB	38
R	3
H	10
RBI	3
BB	4
SO	16
LOB	28



WP: 1	PA: 42
PB: 0	
SB: 1	
CS: 0	

Batter	1	2	3	4	5	6	7	8	9	AB R H RBI BB SO LOB	TOP													
19 Tommy Edman, S OBP: 0.335, SLG: 0.396	0-1 46 2B 1B		2-2 G5-3		0-0 46 11 BB 1B		4-1 11 1B BB		0-3 K	4 1 2 0 1 1 0														
11 Paul DeJong, R OBP: 0.387, SLG: 0.434	0-1 F9		3-3 K		4-0 46 BB BB		3-1 47 FC4-6 1B		2-3 K	4 0 1 1 1 2 1														
46 Paul Goldschmidt, R OBP: 0.443, SLG: 0.507 35 Lane Thomas, R OBP: 0.200, SLG: 0.250	2-1 1-H 2B			1-1 F9	4-2 47 FC4-6 BB		2-3 K			2 0 1 2 1 0 0 1 0 0 0 0 1 2														
47 Rangel Ravelo, R OBP: 0.233, SLG: 0.346	0-1 G5-3			1-2 G6-3	2-2 FC4-6		2-2 FC4-6			4 0 0 0 0 0 6														
15 Brad Miller, L OBP: 0.389, SLG: 0.495	1-1 G1-3			2-2 1B		1-2 L3		2-3 K		4 0 1 0 0 1 1														
4 Yadier Molina, R OBP: 0.283, SLG: 0.346 32 Matt Wieters, S OBP: 0.290, SLG: 0.222		0-1 G4-3		3-3 K		0-0 L1		0-0 1B		3 0 0 0 0 1 1 1 0 1 0 0 0 0														
13 Matt Carpenter, L OBP: 0.346, SLG: 0.327		1-2 G5-3			1-0 G5-3	2-3 K		1-3 K		4 0 0 0 0 2 1														
41 Tyler O'Neill, R OBP: 0.274, SLG: 0.360		2-2 L8			0-0 L8		4-2 19 11 BB BB	1-3 K		3 1 0 0 1 1 1														
48 Harrison Bader, R OBP: 0.340, SLG: 0.456			1-1 L8		2-2 11 19 BB 46 BB 1B		2-2 L7		3-3 K	4 1 1 0 0 1 1														
Inning Stats	R: 1 E: 0 K: 0 S: 10	H: 2 LOB: 1 BB: 0 P: 13	R: 0 E: 0 K: 0 S: 9	H: 0 LOB: 0 BB: 0 P: 12	R: 0 E: 0 K: 1 S: 10	H: 0 LOB: 0 BB: 0 P: 16	R: 0 E: 0 K: 1 S: 14	H: 1 LOB: 1 BB: 0 P: 21	R: 1 E: 0 K: 0 S: 12	H: 2 LOB: 3 BB: 2 P: 25	R: 0 E: 0 K: 1 S: 7	H: 0 LOB: 0 BB: 0 P: 10	R: 1 E: 0 K: 1 S: 18	H: 1 LOB: 2 BB: 2 P: 35	R: 0 E: 0 K: 3 S: 11	H: 1 LOB: 1 BB: 0 P: 15	R: 0 E: 0 K: 3 S: 9	H: 0 LOB: 0 BB: 0 P: 14	1B: 6 2B: 1 3B: 0 HR: 0	SF: 0 SAC: 0 DP: 0 HBP: 0	WP: 0 PB: 0 SB: 0 CS: 0	PA: 38		
PITCHER	IP	WLS	BF	H	R	ER	SO	BB	IBB	HBP	BLK	WP	HR	S	P	ERA	WHIP							
25 Brett Anderson, L ERA: 4.38	(1, 1)	6.0	W	25	5	2	2	3	2	0	0	0	0	0	62	97	3.00	1.167						
50 Ray Black, R ERA: 9.0	(7, 1)	1.0		6	1	1	1	1	2	0	0	0	0	0	18	35	9.00	3.000						
46 Corey Knebel, R ERA: 6.75	(8, 1)	2.0		7	1	0	0	6	0	0	0	0	0	0	20	29	0.00	0.500						

St. Louis Cardinals @ Milwaukee Brewers
Miller Park, Milwaukee, WI
Tue Sep 15 2020, 6:40 PM - 9:49 PM CDT
Roof Closed - 75 F

AB	34
R	3
H	7
RBI	3
BB	4
SO	10
LOB	14



Batter	1	2	3	4	5	6	7	8	9
24 Avisail Garcia, R <small>OBP: 0.365, SLG: 0.368</small> 15 Tyrone Taylor, R <small>OBP: 0.400, SLG: 0.636</small>	 1-3 K		 0-0 F9	 2-0 8 HR 22 1B 18 HR 1B	 2-1 8 CI 21 1B 2B	 0-2 22 G1-6-3 1B		 1-3 K	
22 Christian Yelich, L <small>OBP: 0.335, SLG: 0.448</small> 2 Luis Urias, R <small>OBP: 0.324, SLG: 0.316</small>	 0-1 HR		 3-1 8 BB 21 2B 1B	 1-1 8 G5-4-3 1B	 4-2 21 1B 18 BB 8 CI BB	 2-1 G1-6-3 1-2f			
8 Ryan Braun, R <small>OBP: 0.277, SLG: 0.473</small> 16 Ben Gamel, L <small>OBP: 0.311, SLG: 0.385</small>	 3-2 HR		 4-1 21 2B BB	 1-1 G5-4-3 1-2f 2-3 3-H	 2-2 18 BB 5 SF 21 1B CI		 2-2 G1-3		
21 Daniel Vogelbach, L <small>OBP: 0.333, SLG: 0.349</small>	 0-3 K		 3-2 18 HR BB	 4-1 18 HR BB	 3-2 5 SF 14 SF9 18 BB 1B		 0-1 HR		
18 Keston Hiura, R <small>OBP: 0.312, SLG: 0.449</small>	 0-3 K		 1-2 L7	 1-1 HR	 4-2 14 SF9 5 SF BB		 3-1 G6-3		
5 Jedd Gyorko, R <small>OBP: 0.364, SLG: 0.623</small> 7 Eric Sogard, L <small>OBP: 0.275, SLG: 0.250</small>	 2-3 K		 1-2 HR	 1-1 HR	 1-0 SF		 3-1 2B		
14 Jace Peterson, L <small>OBP: 0.385, SLG: 0.286</small>	 3-1 G4-3		 4-2 10 1B 3 1B BB	 1-2 10 1B BB	 1-2 SF9		 1-1 F9		
3 Orlando Arcia, R <small>OBP: 0.306, SLG: 0.351</small>	 1-3 K		 1-2 10 1B 24 1B 1B	 1-2 10 1B 24 1B 1B	 1-2 L4		 0-1 G6-3		
10 Omar Narváez, L <small>OBP: 0.288, SLG: 0.281</small>	 2-3 K		 2-1 22 1B 8 G5-4-3 24 1B 1B	 4-1 15 2B 8 CI BB	 0-2 L8		 1-2 K		

Inning Stats	R: 2	H: 2	E: 0	K: 3	S: 14	LOB: 0	BB: 0	P: 18	R: 0	H: 0	E: 0	K: 2	S: 8	LOB: 0	BB: 0	P: 14	R: 2	H: 2	E: 0	K: 1	S: 13	LOB: 1	BB: 1	P: 26	R: 7	H: 6	E: 0	K: 0	S: 21	LOB: 0	BB: 2	P: 38	R: 6	H: 2	E: 2	K: 1	S: 23	LOB: 2	BB: 4	P: 50	R: 0	H: 1	E: 0	K: 0	S: 8	LOB: 0	BB: 0	P: 10	R: 1	H: 2	E: 0	K: 0	S: 11	LOB: 1	BB: 0	P: 20	R: 0	H: 0	E: 0	K: 2	S: 12	LOB: 0	BB: 0	P: 14
--------------	------	------	------	------	-------	--------	-------	-------	------	------	------	------	------	--------	-------	-------	------	------	------	------	-------	--------	-------	-------	------	------	------	------	-------	--------	-------	-------	------	------	------	------	-------	--------	-------	-------	------	------	------	------	------	--------	-------	-------	------	------	------	------	-------	--------	-------	-------	------	------	------	------	-------	--------	-------	-------

PITCHER	IP	WLS	BF	H	R	ER	SO	BB	IBB	HBP	BLK	WP	HR	S	P	ERA	WHIP
22 Jack Flaherty, R <small>ERA: 5.52</small>	3.0	L	19	8	9	9	6	2	0	0	0	0	2	48	81	27.00	3.333
40 Jake Woodford, R <small>ERA: 6.38</small>	1.1		9	3	5	5	1	3	0	0	0	0	1	15	33	33.75	4.500
67 Rob Kaminsky, L <small>ERA: 1.93</small>	0.2		7	1	3	1	0	2	0	0	0	0	0	16	32	13.50	4.500
74 Nabil Crismatt, R <small>ERA: 3.24</small>	3.0		11	3	1	1	2	0	0	0	0	0	1	31	44	3.00	1.000

BOTTOM

AB	R	H	RBI	BB	SO	LOB
3	1	1	1	0	1	0
3	1	2	1	0	1	0
4	3	3	1	1	0	1
0	0	0	0	0	0	0
2	2	1	2	1	0	2
1	1	0	0	0	0	0
4	3	3	4	1	1	0
4	1	1	4	1	1	1
3	1	1	1	0	1	0
1	0	1	0	0	0	0
2	2	0	1	2	0	1
5	1	1	0	0	2	3
4	2	1	2	1	2	0

AB 36
R 18
H 15
RBI 17
BB 7
SO 9
LOB 8

WP: 0 PA: 46
 PB: 0
 SB: 0
 CS: 0

St. Louis Cardinals @ Milwaukee Brewers
 Miller Park, Milwaukee, WI
 Tue Sep 15 2020, 6:40 PM - 9:49 PM CDT
 Roof Closed - 75 F

livebaseballscorecards.com

Batter	1	2	3	4	5	6	7	8	9	AB R H RBI BB SO LOB	TOP
19 Tommy Edman, S OBP: 0.335, SLG: 0.401 (1, 4)	G1-3		G4-6-3							3 0 1 1 0 0 1	St. Louis Cardinals @ Milwaukee Brewers Miller Park, Milwaukee, WI Wed Sep 16 2020, 4:11 PM - 6:12 PM CDT Roof Closed - 75 F
11 Paul DeJong, R OBP: 0.378, SLG: 0.422 (1, 6)	K		P4							3 0 0 0 0 1 1	
46 Paul Goldschmidt, R OBP: 0.441, SLG: 0.503 (1, 3)	K									3 1 1 0 0 1 0	
15 Brad Miller, L OBP: 0.396, SLG: 0.536 (1, 10)		K								3 1 2 1 0 1 0	
13 Matt Carpenter, L OBP: 0.341, SLG: 0.319 (1, 5)										3 0 0 0 0 0 2	
41 Tyler O'Neill, R OBP: 0.276, SLG: 0.389 (1, 7)										2 1 1 2 0 0 0	
26 Justin Williams, L OBP: 0.333, SLG: 0.333 (1, 9)										3 0 1 0 0 1 1	
48 Harrison Bader, R OBP: 0.330, SLG: 0.439 (1, 8)										3 1 0 0 0 1 1	
4 Yadier Molina, R OBP: 0.284, SLG: 0.345 (1, 2)										3 0 1 0 0 0 1	
Inning Stats	R: 0 H: 0 E: 0 LOB: 0 K: 2 BB: 0 S: 8 P: 12	R: 1 H: 2 E: 0 LOB: 1 K: 1 BB: 0 S: 12 P: 15	R: 0 H: 1 E: 0 LOB: 0 K: 0 BB: 0 S: 6 P: 8	R: 1 H: 2 E: 0 LOB: 1 K: 1 BB: 0 S: 15 P: 19	R: 1 H: 1 E: 1 LOB: 0 K: 0 BB: 0 S: 9 P: 14	R: 1 H: 1 E: 0 LOB: 0 K: 0 BB: 0 S: 7 P: 10	R: 0 H: 0 E: 0 LOB: 0 K: 1 BB: 0 S: 7 P: 10	R: 0 H: 0 E: 0 LOB: 0 K: 1 BB: 0 S: 7 P: 10	R: 0 H: 0 E: 0 LOB: 0 K: 1 BB: 0 S: 7 P: 10	1B: 3 SF: 1 2B: 2 SAC: 0 3B: 0 DP: 1 HR: 2 HBP: 0	WP: 0 PA: 27 PB: 0 SB: 0 CS: 1
PITCHER 53 Brandon Woodruff, R ERA: 3.45 (1, 1)	IP WLS BF H R ER SO BB IBB HBP BLK WP HR S P ERA WHIP										

livebaseballscorecards.com

AB	26
R	4
H	7
RBI	4
BB	0
SO	5
LOB	7




Batter	1	2	3	4	5	6	7	8	9
24 Avisail García, R OBP: 0.371, SLG: 0.375 (1, 8)	0-0 G1-4-3 ①		0-0 1B		2-1 1-2 1B				
22 Christian Yelich, L OBP: 0.335, SLG: 0.446 (1, 7)	3-2 18 HR 1B		2-2 F7 ②		1-0 G4-3 ③				
18 Keston Hiura, R OBP: 0.312, SLG: 0.464 (1, 4)	0-2 1-H HR		3-3 K ③			2-2 P3 ①			
21 Daniel Vogelbach, L OBP: 0.324, SLG: 0.337 (1, 10)	0-3 K ②			2-3 K ①		3-2 G6-3 ②			
5 Jedd Gyorko, R OBP: 0.352, SLG: 0.600 (1, 3)	1-3 K ③			0-1 G5-3 ②		0-1 F8 ③			
16 Ben Gamel, L OBP: 0.304, SLG: 0.375 (1, 9)		1-3 K ①		0-2 G5-3 ③		1-0 G4-3 ①			
14 Jace Peterson, L OBP: 0.357, SLG: 0.258 (1, 5)		2-0 P6 ②			1-3 K ①	1-3 K ②			
3 Orlando Arcia, R OBP: 0.299, SLG: 0.343 (1, 6)		1-3 K ③			0-0 G1-3 ②	2-3 K ③			
10 Omar Narváez, L OBP: 0.292, SLG: 0.278 (1, 2)			2-2 G4-3 ①		4-2 24 1B BB				

AB	R	H	RBI	BB	SO	LOB
3	0	2	0	0	0	0
3	1	1	0	0	0	3
3	1	1	2	0	1	1
3	0	0	0	0	2	0
3	0	0	0	0	1	0
3	0	0	0	0	1	0
3	0	0	0	0	2	0
3	0	0	0	0	2	0
1	0	0	0	1	0	0

St. Louis Cardinals @ Milwaukee Brewers
 Miller Park, Milwaukee, WI
 Wed Sep 16 2020, 4:11 PM - 6:12 PM CDT
 Roof Closed - 75 F

livebaseballscorecards.com

AB	25
R	2
H	4
RBI	2
BB	1
SO	9
LOB	4



Inning Stats	R	H	E	K	S	R	H	E	K	S	R	H	E	K	S	R	H	E	K	S																				
	2	2	0	2	13	0	0	0	2	8	0	0	0	2	12	0	0	0	1	19	0	0	0	0	8	0	0	0	1	19	0	0	0	1	13	0	0	0	2	12

PITCHER	IP	WLS	BF	H	R	ER	SO	BB	IBB	HBP	BLK	WP	HR	S	P	ERA	WHIP
50 Adam Wainwright, R ERA: 2.87 (1, 1)	7.0	W	26	4	2	2	9	1	0	0	0	0	1	68	102	2.57	0.714

WP	PA	ERA	WHIP
0	26		

Batter	1	2	3	4	5	6	7	8	9	AB R H RBI BB SO LOB	TOP											
19 Tommy Edman, S (1, 5) OBP: 0.333, SLG: 0.396	3-3 K		0-0 1B			2-1 G3			1-1 G5-3	4 0 1 1 0 1 0	St. Louis Cardinals @ Pittsburgh Pirates PNC Park, Pittsburgh, PA Thu Sep 17 2020, 7:09 PM - 9:32 PM EDT Clear - 70 F livebaseballscorecards.com											
11 Paul DeJong, R (1, 6) OBP: 0.366, SLG: 0.405	0-0 F8		0-1 G5-3			2-3 K			3-3 K	4 0 0 0 0 2 2												
46 Paul Goldschmidt, R (1, 3) OBP: 0.429, SLG: 0.483	2-0 F9				2-3 K	3-2 L5			2-2 K	4 0 0 0 0 2 0												
41 Tyler O'Neill, R (1, 7) OBP: 0.263, SLG: 0.370		1-3 K			1-1 F7				1-2 G1-3	3 0 0 0 0 1 0												
4 Yadier Molina, R (1, 2) OBP: 0.286, SLG: 0.339		0-1 L9			4-0 BB				1-0 G6-3	2 0 0 0 1 0 0												
15 Brad Miller, L (1, 10) OBP: 0.379, SLG: 0.509		1-0 L4			0-2 G4-3				0-3 K	3 0 0 0 0 1 1												
48 Harrison Bader, R (1, 8) OBP: 0.314, SLG: 0.414			3-3 K			0-0 G5-3			2-1 F8	3 0 0 0 0 1 0												
47 Rangel Ravelo, R (1, 9) OBP: 0.250, SLG: 0.300			4-0 BB			0-1 G1-3			1-0 G4-3	2 1 0 0 1 0 0												
16 Kolten Wong, L (1, 4) OBP: 0.356, SLG: 0.309			1-1 BB			2-2 G6-3			3-1 F8	3 0 1 0 0 0 0												
Inning Stats	R: 0 E: 0 K: 1 S: 6	H: 0 LOB: 0 BB: 0 P: 11	R: 0 E: 0 K: 1 S: 6	H: 0 LOB: 0 BB: 0 P: 8	R: 1 E: 0 K: 1 S: 8	H: 2 LOB: 1 BB: 1 P: 16	R: 0 E: 0 K: 1 S: 8	H: 0 LOB: 1 BB: 1 P: 15	R: 0 E: 0 K: 0 S: 6	H: 0 LOB: 0 BB: 0 P: 8	R: 0 E: 0 K: 1 S: 11	H: 0 LOB: 0 BB: 0 P: 18	R: 0 E: 0 K: 1 S: 7	H: 0 LOB: 0 BB: 0 P: 9	R: 0 E: 0 K: 0 S: 5	H: 0 LOB: 0 BB: 0 P: 11	R: 0 E: 0 K: 2 S: 8	H: 0 LOB: 0 BB: 0 P: 14	1B: 2 2B: 0 3B: 0 HR: 0	SF: 0 SAC: 0 DP: 1 HBP: 0	WP: 0 PB: 0 SB: 0 CS: 0	PA: 30
PITCHER 43 Steven Brault, L (1, 1) ERA: 4.04	IP 9.0 WLS W BF 30 H 2 R 1 ER 1 SO 8 BB 2 IBB 0 HBP 0 BLK 0 WP 0 HR 0 S 65 P 110 ERA 1.00 WHIP 0.444											PITCHER IP WLS BF H R ER SO BB IBB HBP BLK WP HR S P ERA WHIP										

St. Louis Cardinals @ Pittsburgh Pirates
 PNC Park, Pittsburgh, PA
 Thu Sep 17 2020, 7:09 PM - 9:32 PM EDT
 Clear - 70 F

AB 28
R 1
H 2
RBI 1
BB 2
SO 8
LOB 3



BOTTOM

St. Louis Cardinals @ Pittsburgh Pirates
PNC Park, Pittsburgh, PA
Thu Sep 17 2020, 7:09 PM - 9:32 PM EDT
Clear - 70 F

livebaseballscorecards.com

AB	28
R	5
H	9
RBI	5
BB	5
SO	3
LOB	19



WP:	0	PA:	35
PB:	0	SB:	0
CS:	0		

AB	R	H	RBI	BB	SO	LOB
3	0	1	0	1	0	1
2	1	1	0	1	0	1
3	1	1	0	1	0	3
2	1	0	1	1	1	2
3	0	0	0	1	1	5
4	0	1	0	0	1	3
4	1	2	3	0	0	1
4	1	2	0	0	0	2
3	0	1	1	0	0	1
1B:	5	SF:	1			
2B:	3	SAC:	0			
3B:	0	DP:	3			
HR:	1	HBP:	1			

Batter	1	2	3	4	5	6	7	8	9
26 Adam Frazier, L OBP: 0.293, SLG: 0.331 (1, 7)	G1-6-3 ①		G5-4-3 1B ②	F9 ③			13 HBP BB		
13 Ke'Bryan Hayes, R OBP: 0.389, SLG: 0.583 (1, 5)	G6-3 BB		G5-4-3 1-2f ②		19 1B 55 SF8 2B		1-2 HBP		
19 Colin Moran, L OBP: 0.340, SLG: 0.482 (1, 10)	G6-3 1-2f ②			55 BB 25 HR BB	2 G5-4-3 1B		P5 ①		
55 Josh Bell, S OBP: 0.319, SLG: 0.390 (1, 3)		G4-3 ①		25 HR BB	SF8 ①		K ②		
2 Erik González, R OBP: 0.278, SLG: 0.405 (1, 6)		25 2B BB		K ①	G5-4-3 ③		P6 ③		
10 Bryan Reynolds, S OBP: 0.278, SLG: 0.318 (1, 8)		F7 ②		K ②		25 F7 27 B 1B	G5-3 ①		
25 Gregory Polanco, L OBP: 0.199, SLG: 0.331 (1, 9)		1-3 2B		1-H 2-H HR		F7 ①	F8 ②		
27 Kevin Newman, R OBP: 0.281, SLG: 0.289 (1, 4)		F9 ③		53 2B 1B		2-H 1B	G1-3 ③		
58 Jacob Stallings, R OBP: 0.345, SLG: 0.394 (1, 2)			G5-3 ①	1-H 2B		G4-3 ③			

Inning	R	H	E	K	S	H	LOB	BB	P	R	H	E	K	S	H	LOB	BB	P
1	0	0	0	3	9	1	0	1	17	0	0	0	0	0	0	0	0	0
2	0	0	0	0	9	1	2	0	17	0	0	0	0	0	0	0	0	0
3	0	1	0	0	12	1	0	0	20	0	0	0	0	0	0	0	0	0
4	0	0	0	0	20	0	0	0	26	0	0	0	0	0	0	0	0	0
5	0	0	0	0	5	0	0	0	8	0	0	0	0	0	0	0	0	0
6	0	0	0	0	11	0	0	0	18	0	0	0	0	0	0	0	0	0
7	0	0	0	0	17	0	0	0	17	0	0	0	0	0	0	0	0	0
8	0	0	0	0	18	0	0	0	18	0	0	0	0	0	0	0	0	0
9	0	0	0	0	10	0	0	0	10	0	0	0	0	0	0	0	0	0

PITCHER	IP	WLS	BF	H	R	ER	SO	BB	IBB	HBP	BLK	WP	HR	S	P	ERA	WHIP
43 Dakota Hudson, R ERA: 2.77 (1, 1)	2.0		8	1	0	0	0	2	0	0	0	0	0	12	26	0.00	1.500
36 Austin Gomber, L ERA: 2.37 (3, 1)	1.2	L	10	4	4	4	2	2	0	0	0	0	1	31	57	21.60	3.600
30 Tyler Webb, L ERA: 2.6 (4, 1)	1.2		7	3	1	1	0	0	0	0	0	0	0	20	26	5.40	1.800
61 Seth Elledge, R ERA: 2.89 (6, 1)	0.2		2	1	0	0	0	0	0	0	0	0	0	5	8	0.00	1.500
21 Andrew Miller, L ERA: 3.72 (7, 1)	1.0		5	0	0	0	1	1	0	1	0	0	0	11	18	0.00	1.000

PITCHER	IP	WLS	BF	H	R	ER	SO	BB	IBB	HBP	BLK	WP	HR	S	P	ERA	WHIP
44 Junior Fernández, R ERA: 18.0 (8, 1)	1.0		3	0	0	0	0	0	0	0	0	0	0	7	10	0.00	0.000

Batter	1	2	3	4	5	6	7	8	9	AB R H RBI BB SO LOB	TOP																
10 Bryan Reynolds, S OBP: 0.280, SLG: 0.338 (1, 7)	F FF 92 B FF 93 C CU 75 F FF 94 X CH 86 1-2 FC4-6 1B		C CU 77 F FF 93 F FF 95 S FF 95 0-3 K		B CU 78 X FF 93 1-0 1-H HR					3 1 2 2 0 1 1																	
13 Ke'Bryan Hayes, R OBP: 0.377, SLG: 0.537 (1, 5)	F FF 93 F FF 93 B FF 94 F CU 76 B CH 87 X FF 94 2-2 P3		X FC 89 0-0 F9		B FC 88 F FF 94 C CU 78 S FF 94 1-3 K					3 0 0 0 0 1 2																	
19 Colin Moran, L OBP: 0.331, SLG: 0.463 (1, 10)	X CU 78 0-0 FC4-6 1-2f			C FF 94 S FF 94 S FF 95 0-3 K		F SL 79 F SL 79 C FF 87 0-3 K				3 0 0 0 0 2 1																	
55 Josh Bell, S OBP: 0.318, SLG: 0.383 (1, 3)	B FF 93 C CU 77 S FF 94 S FF 95 1-3 K			C CH 86 B FF 94 B FF 95 T CU 78 B CU 79 S FF 95 3-3 K		B FF 85 C SL 80 B SL 79 S FF 85 S SL 79 2-3 K				3 0 0 0 0 3 1																	
25 Gregory Polanco, L OBP: 0.203, SLG: 0.328 (1, 9)		B FF 92 T FF 93 B FF 93 C CU 78 S FF 94 2-3 K		S FF 94 C FF 94 B FF 96 X CU 80 1-2 1B		B SL 79 C SL 79 S SL 80 1-3 K				3 0 1 0 0 2 0																	
2 Erik González, R OBP: 0.276, SLG: 0.399 (1, 6)			C CU 77 F FC 89 B FF 94 F FF 93 F FF 95 S FF 95 1-3 K		B FF 94 T FF 94 B FF 93 F FC 88 F FF 94 F FF 95 B CU 79 F CU 78 S FF 94 1-2 K		B SL 81 X SL 80 1-0 58 WP 1B			3 0 1 0 0 2 1																	
27 Kevin Newman, R OBP: 0.281, SLG: 0.281 (1, 4)		B FC 89 F FF 94 B FF 95 X FC 88 2-1 F9			C CU 75 G FF 91 B FF 94 X CU 78 1-2 G1-3		B SI 92 F SI 91 C SI 91 B SI 93 B SI 92 X SI 90 3-2 F9			3 0 0 0 0 0 1																	
58 Jacob Stallings, R OBP: 0.353, SLG: 0.390 (1, 2)			B CU 77 F FF 94 B FF 94 B FC 90 B FF 92 4-1 BB		B FF 92 C FF 92 B FF 93 B FC 87 B FF 93 4-1 10 HR BB		B SI 93 C SI 91 B SL 81 D SL 82 F SI 92 C SI 92 C SI 92 1-2 K			1 1 0 0 2 1 1																	
51 Jason Martin, L (1, 8)			X FF 93 0-0 P6		F CU 77 S FF 92 B FF 93 F FF 93 B FF 94 C FF 93 2-3 K		B SI 94 B SI 91 C SI 92 X SI 92 2-1 P5			2 0 0 0 0 1 2																	
26 Adam Frazier, L OBP: 0.301, SLG: 0.328 (7, PH)										1 0 0 0 0 0 1																	
Inning Stats	R: 0 E: 0 K: 1 S: 13	H: 1 LOB: 1 BB: 0 P: 17	R: 0 E: 0 K: 2 S: 10	H: 0 LOB: 0 BB: 0 P: 15	R: 0 E: 0 K: 1 S: 7	H: 0 LOB: 1 BB: 1 P: 11	R: 0 E: 0 K: 3 S: 15	H: 1 LOB: 1 BB: 0 P: 22	R: 2 E: 0 K: 2 S: 12	H: 1 LOB: 0 BB: 1 P: 21	R: 0 E: 0 K: 3 S: 9	H: 0 LOB: 0 BB: 0 P: 12	R: 0 E: 0 K: 1 S: 10	H: 1 LOB: 1 BB: 0 P: 19	1B: 3 2B: 0 3B: 0 HR: 1	SF: 0 SAC: 0 DP: 0 HBP: 0	WP: 1 PA: 27 PB: 0 SB: 1 CS: 0										
PITCHER	IP	WLS	BF	H	R	ER	SO	BB	IBB	HBP	BLK	WP	HR	S	P	ERA	WHIP										
62 Daniel Ponce de Leon, R ERA: 5.74 (1, 1)	5.0		20	3	2	2	9	2	0	0	0	0	1	57	86	3.60	1.000										
21 Andrew Miller, L ERA: 3.38 (6, 1)	1.0	W	3	0	0	0	3	0	0	0	0	0	0	9	12	0.00	0.000										
61 Seth Elledge, R ERA: 2.61 (7, 1)	1.0		4	1	0	0	1	0	0	0	0	1	0	10	19	0.00	1.000										

Pittsburgh Pirates @ St. Louis Cardinals
PNC Park, Pittsburgh, PA
Fri Sep 18 2020, 8:02 PM - 10:20 PM EDT
Clear - 61 F

livebaseballscorecards.com

AB	25
R	2
H	4
RBI	2
BB	2
SO	13
LOB	11



Batter	1	2	3	4	5	6	7	8	9
16 Kolten Wong, L OBP: 0.345, SLG: 0.320 (1, 4)	0-2 G5-3 ①		0-0 B1-3 ③		3-2 K ③	1-2 K ③			
19 Tommy Edman, S OBP: 0.337, SLG: 0.394 (1, 9) (7, 5)	0-3 K ②			0-0 1B ①		4-2 BB ①			
46 Paul Goldschmidt, R OBP: 0.432, SLG: 0.490 (1, 10)	0-3 K ③			2-2 1B ①		3-2 CI ①			
15 Brad Miller, L OBP: 0.374, SLG: 0.488 48 Harrison Bader, R OBP: 0.324, SLG: 0.416 (1, 5) (6, PR) (7, 8)		0-0 P2 ①		3-3 K ①		4-0 BB ①			
11 Paul DeJong, R OBP: 0.355, SLG: 0.397 (1, 6)		2-3 K ②		3-2 1B ①		0-0 SF9 ①			
41 Tyler O'Neill, R OBP: 0.266, SLG: 0.387 (1, 7)		1-1 G5-3 ③		2-1 G4-3 ② ③		0-2 FC5 ①			
13 Matt Carpenter, L OBP: 0.322, SLG: 0.298 (1, 3)			2-3 K ①		0-1 G4-3 ①	1-2 FC3 ①			
3 Dylan Carlson, S OBP: 0.229, SLG: 0.295 (1, 8) (7, 9)			1-1 G4-3 ②		3-2 1B ①	3-1 HR ①			
32 Matt Wieters, S OBP: 0.286, SLG: 0.226 (1, 2)			1-0 1B ①		0-0 SH1-3 ②	1-3 K ②			

Inning Stats	R: 0	H: 0	E: 0	K: 2	S: 10	LOB: 0	BB: 0	P: 10
	R: 0	H: 0	E: 0	K: 1	S: 7 <td>LOB: 0</td> <td>BB: 0</td> <td>P: 10</td>	LOB: 0	BB: 0	P: 10
	R: 0	H: 1	E: 0	K: 1	S: 7 <td>LOB: 1</td> <td>BB: 0</td> <td>P: 11</td>	LOB: 1	BB: 0	P: 11
	R: 1	H: 3	E: 0	K: 1	S: 14 <td>LOB: 1</td> <td>BB: 0</td> <td>P: 24</td>	LOB: 1	BB: 0	P: 24
	R: 0	H: 1	E: 0	K: 1	S: 9 <td>LOB: 1</td> <td>BB: 0</td> <td>P: 15</td>	LOB: 1	BB: 0	P: 15
	R: 6	H: 1	E: 3	K: 2	S: 22 <td>LOB: 1</td> <td>BB: 2</td> <td>P: 39</td>	LOB: 1	BB: 2	P: 39

PITCHER	IP	WLS	BF	H	R	ER	SO	BB	IBB	HBP	BLK	WP	HR	S	P	ERA	WHIP
39 Chad Kuhl, R ERA: 5.03 (1, 1)	5.0	L	22	5	4	1	6	2	0	0	0	0	0	53	87	1.80	1.400
46 Chris Stratton, R ERA: 3.12 (6, 1)	1.0	B	6	1	3	0	2	0	0	0	0	0	1	16	22	0.00	1.000

AB R H RBI BB SO LOB

4	0	0	0	0	2	3
2	2	1	0	1	1	0
2	1	1	0	0	1	0
2	0	0	0	1	1	2
0	1	0	0	0	0	0
2	0	1	2	0	1	0
3	1	0	0	0	0	3
3	1	0	1	0	1	1
3	1	2	3	0	0	0
2	0	1	0	0	1	1

AB	23
R	7
H	6
RBI	6
BB	2
SO	8
LOB	10



WP	HR	S	P	ERA	WHIP
0	0	1	28	0	0

Pittsburgh Pirates @ St. Louis Cardinals
PNC Park, Pittsburgh, PA
 Fri Sep 18 2020, 8:02 PM - 10:20 PM EDT
 Clear - 61 F

livebaseballscorecards.com

Batter	1	2	3	4	5	6	7	8	9	AB R H RBI BB SO LOB	TOP						
16 Kolten Wong, L OBP: 0.354, SLG: 0.329 (1, 4)	0-2 HR	2-1 L9		2-2 G6-3		3-2 F8				4 1 1 2 0 0 4	St. Louis Cardinals @ Pittsburgh Pirates PNC Park, Pittsburgh, PA Fri Sep 18 2020, 4:07 PM - 7:14 PM EDT Partly Cloudy - 65 F						
19 Tommy Edman, S OBP: 0.331, SLG: 0.393 (1, 9) (7, 5)	0-1 G3		1-2 46 2B	1-2 G3		1-2 L5				4 1 1 0 0 0 3							
46 Paul Goldschmidt, R OBP: 0.431, SLG: 0.490 (1, 3)	1-3 K		1 SAFE 1 SAFE C SL 83 C SL 84 B SL 82 X SL 91	1-2 15 F8 11 SF7		3-2 F9		0-2 1B		4 1 2 1 0 1 0							
15 Brad Miller, L OBP: 0.375, SLG: 0.496 (1, 10)	2-3 K		2-2 F8	2-2 HBP		0-3 K				3 0 0 0 0 2 2							
11 Paul DeJong, R OBP: 0.355, SLG: 0.395 (1, 6)		2-0 F9	2-0 SF7	1-0 F7		0-0 L5				3 0 0 1 0 0 2							
13 Matt Carpenter, L OBP: 0.329, SLG: 0.305 3 Dylan Carlson, S OBP: 0.213, SLG: 0.240 (7, PH) (7, 9)		0-1 G1-3	0-2 G6-3		3-2 K		1-3 K			3 0 0 0 0 1 1 1 0 0 0 0 1 1							
4 Yadier Molina, R OBP: 0.295, SLG: 0.348 (1, 2)		2-1 41 HR		0-1 41 E 16 FC6 G6-3		1-2 G5-3				3 2 2 0 0 0 0							
41 Tyler O'Neill, R OBP: 0.272, SLG: 0.397 (1, 7)		3-2 HR		3-1 16 FC6 G6-3		4-0 48 BB				2 1 1 2 1 0 1							
48 Harrison Bader, R OBP: 0.324, SLG: 0.416 (1, 8)		1-1 1B		1-2 K		4-0 BB				2 0 1 0 1 1 2							
Inning Stats	R: 1 E: 0 K: 2 S: 12	H: 1 LOB: 0 BB: 0 P: 15	R: 2 E: 0 K: 0 S: 12	H: 3 LOB: 1 BB: 0 P: 22	R: 2 E: 0 K: 0 S: 13	H: 2 LOB: 0 BB: 0 P: 19	R: 1 E: 1 K: 1 S: 13	H: 1 LOB: 1 BB: 0 P: 20	R: 0 E: 0 K: 1 S: 8	H: 0 LOB: 1 BB: 0 P: 17		R: 0 E: 0 K: 0 S: 12	H: 0 LOB: 2 BB: 2 P: 25	R: 0 E: 0 K: 2 S: 11	H: 1 LOB: 1 BB: 0 P: 12	1B: 5 2B: 1 3B: 0 HR: 2	SF: 1 SAC: 0 DP: 0 HBP: 1
PITCHER 34 Trevor Williams, R ERA: 6.7 71 Nik Turley, L ERA: 4.58 32 Geoff Hartlieb, R ERA: 2.66 54 Sam Howard, L ERA: 2.79	IP WLS BF H R ER SO BB IBB HBP BLK WP HR S P ERA WHIP	4.1 L 21 7 6 5 3 0 0 0 0 0 2 54 83 10.38 1.615	0.2 3 0 0 0 1 0 0 0 1 0 0 0 4 10 0.00 0.000	1.0 6 1 0 0 0 2 0 0 0 0 0 0 16 29 0.00 3.000	1.0 3 0 0 0 0 2 0 0 0 0 0 0 7 8 0.00 0.000	PITCHER IP WLS BF H R ER SO BB IBB HBP BLK WP HR S P ERA WHIP											

AB	29
R	6
H	8
RBI	6
BB	2
SO	6
LOB	16



Batter	1	2	3	4	5	6	7	8	9
26 Adam Frazier, L OBP: 0.302, SLG: 0.329 (1, 4) (6, 7)	4-2 19 BB 10 CI 13 BB BB	1-1 G3		4-0 13 BB 13 E BB		4-0 13 BB G3-1 BB			
13 Ke'Bryan Hayes, R OBP: 0.397, SLG: 0.569 (1, 5)	4-1 10 CI 27 SF7 19 BB BB	2-0 G5-3		2-2 E9 1B		2-2 G3-1			
19 Colin Moran, L OBP: 0.337, SLG: 0.472 (1, 10)	4-2 10 CI BB		3-3 K	2-2 K		2-3 K			
25 Gregory Polanco, L OBP: 0.200, SLG: 0.328 (1, 9)	0-0 F8		1-1 P5		1-1 FC5-4 27 BB 1B		2-2 L9		
10 Bryan Reynolds, S OBP: 0.273, SLG: 0.311 (1, 7) (6, 8)	2-2 CI		0-0 G3-1		2-1 F7		0-1 L6		
27 Kevin Newman, R OBP: 0.287, SLG: 0.287 (1, 6) (6, 4)	1-1 SF7			2-1 E6 36 FC4-6	4-0 FC5-4 BB		4-2 55 BB 2 E BB		
15 JT Riddle, L OBP: 0.182, SLG: 0.245 (1, 8) 2 Erik González, R OBP: 0.275, SLG: 0.400 (5, PH) 51 Jason Martin, L (7, PR)	0-1 G3			1-0 F7	0-2 FC5-4		0-2 E6 55 BB		
36 José Osuna, R OBP: 0.169, SLG: 0.211 55 Josh Bell, S OBP: 0.323, SLG: 0.390 (7, PH)		0-1 F9		1-0 FC4-6 26 BB 13 BB 1B	2-2 L9		4-0 BB		
18 John Ryan Murphy, R OBP: 0.236, SLG: 0.231 (1, 2)		2-2 26 BB G3 1B		2-2 26 BB 13 BB 1B		2-3 K	2-0 F7		

Inning Stats	R: 2	H: 0	E: 1	K: 0	S: 14	LOB: 2	BB: 3	P: 29	R: 0	H: 1	E: 0	K: 0	S: 8	LOB: 1	BB: 0	P: 13	R: 0	H: 0	E: 0	K: 1	S: 9	LOB: 0	BB: 0	P: 13	R: 3	H: 2	E: 2	K: 1	S: 13	LOB: 1	BB: 1	P: 27	R: 0	H: 1	E: 0	K: 0	S: 11	LOB: 2	BB: 1	P: 20	R: 0	H: 0	E: 0	K: 2	S: 17	LOB: 1	BB: 1	P: 27	R: 0	H: 0	E: 1	K: 0	S: 13	LOB: 3	BB: 2	P: 25
--------------	------	------	------	------	-------	--------	-------	-------	------	------	------	------	------	--------	-------	-------	------	------	------	------	------	--------	-------	-------	------	------	------	------	-------	--------	-------	-------	------	------	------	------	-------	--------	-------	-------	------	------	------	------	-------	--------	-------	-------	------	------	------	------	-------	--------	-------	-------

PITCHER	IP	WLS	BF	H	R	ER	SO	BB	IBB	HBP	BLK	WP	HR	S	P	ERA	WHIP
18 Carlos Martínez, R ERA: 8.4 (1, 1)	3.2		20	3	5	1	1	4	0	0	0	0	0	41	77	2.46	1.909
92 Génesis Cabrera, L ERA: 3.18 (4, 1)	1.0		5	1	0	0	1	1	0	0	0	0	0	10	19	0.00	2.000
Alex Reyes, R ERA: 2.65 (5, 1)	1.2	W	6	0	0	0	2	1	0	0	0	0	0	25	39	0.00	0.600
56 Ryan Helsley, R ERA: 7.88 (7, 1)	0.2	S	5	0	0	0	0	2	0	0	0	0	0	9	19	0.00	3.000

BOTTOM

St. Louis Cardinals @ Pittsburgh Pirates


PNC Park, Pittsburgh, PA


Fri Sep 18 2020, 4:07 PM - 7:14 PM EDT
Partly Cloudy - 65 F

AB	R	H	RBI	BB	SO	LOB
1	2	0	0	3	0	1
3	1	1	2	1	0	2
3	0	0	0	1	3	2
4	0	1	0	0	0	3
3	0	0	1	0	0	1
1	0	0	1	2	0	0
2	0	0	0	0	0	3
2	0	0	0	0	0	3
0	0	0	0	0	0	0
3	1	0	0	0	0	3
0	0	0	0	1	0	0
4	1	2	0	0	1	3

WP:	0	PA:	36
PB:	0		
SB:	0		
CS:	0		

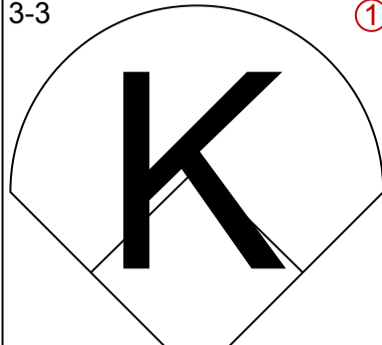
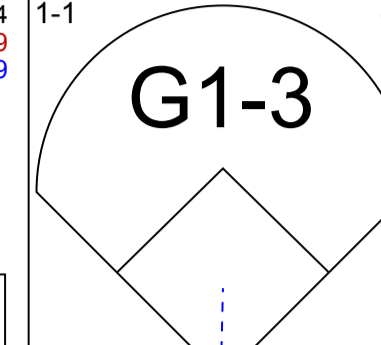
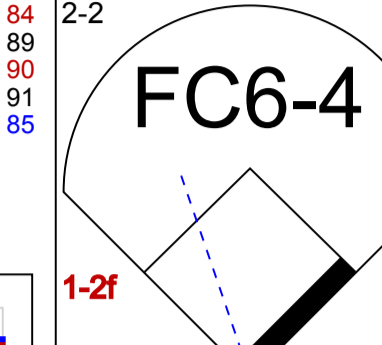
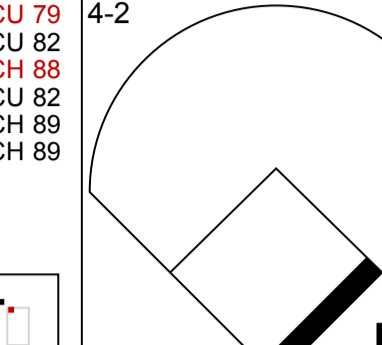
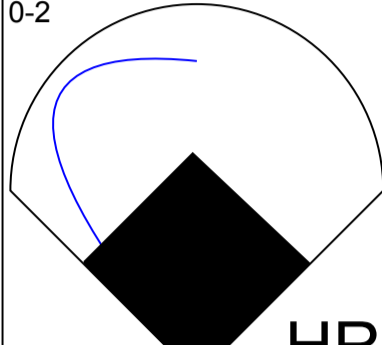
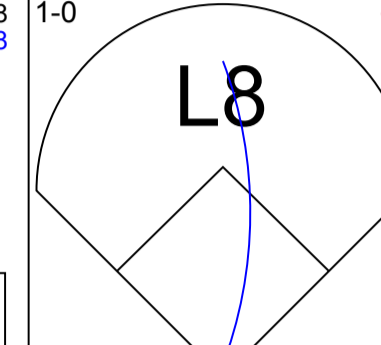
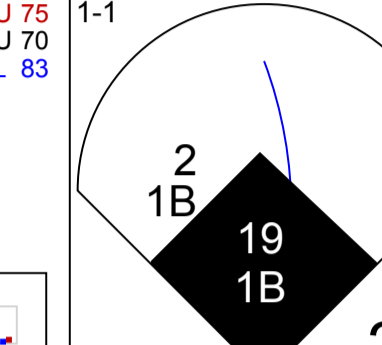
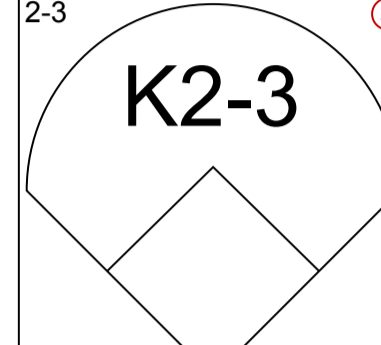
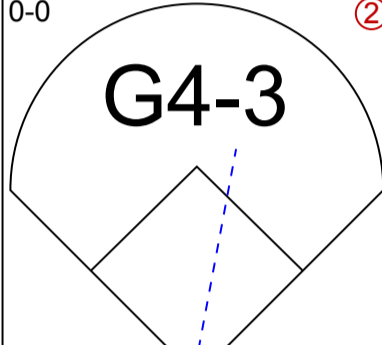
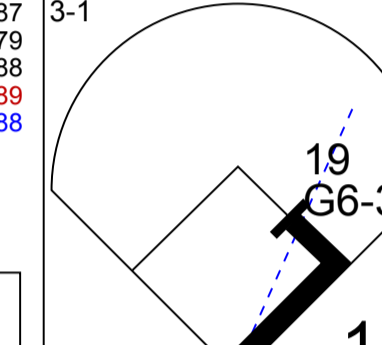
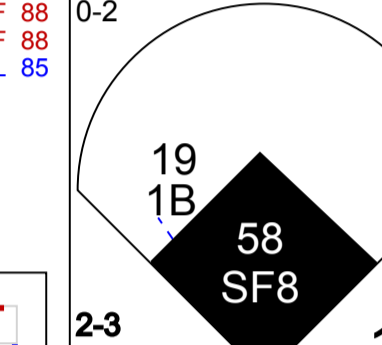
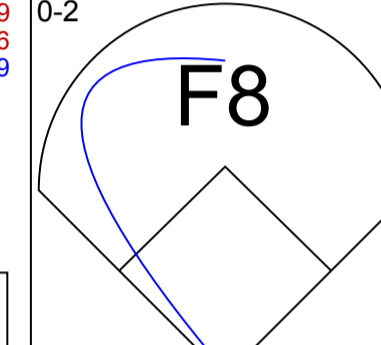
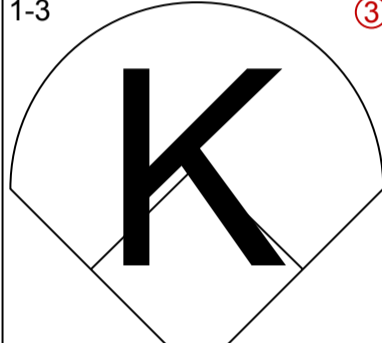
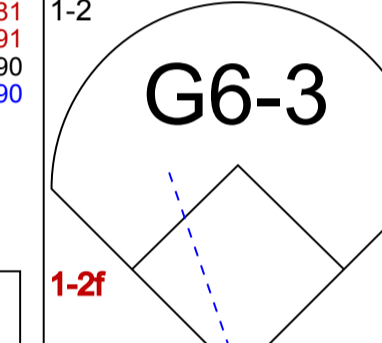
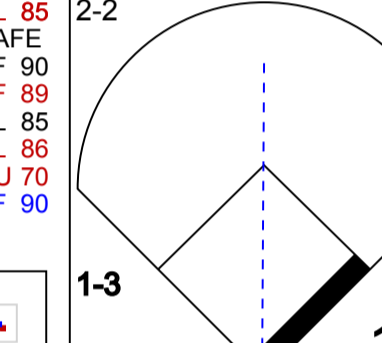
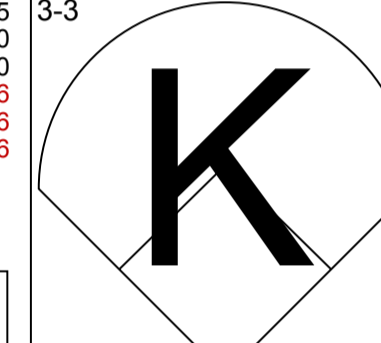
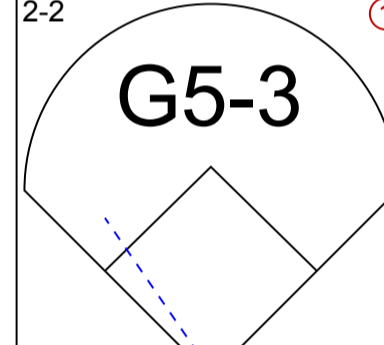
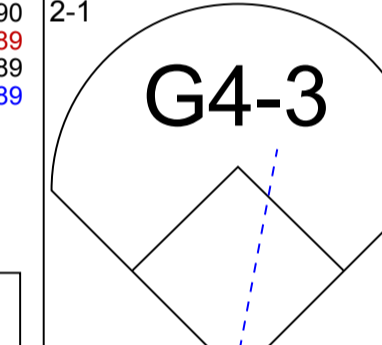
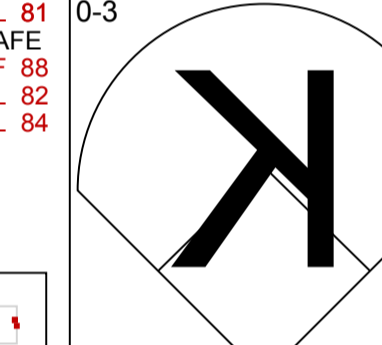
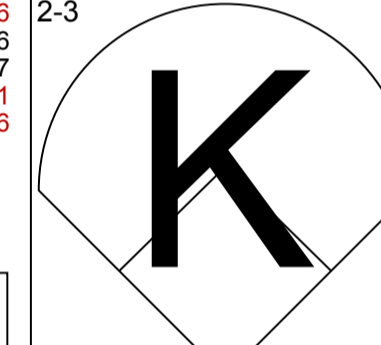
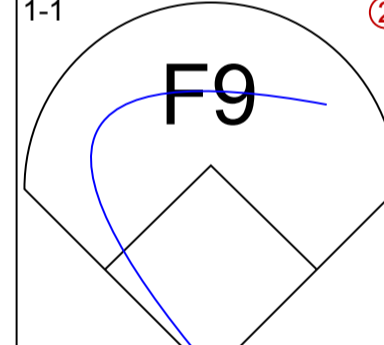
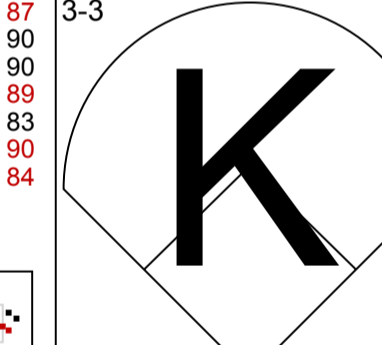
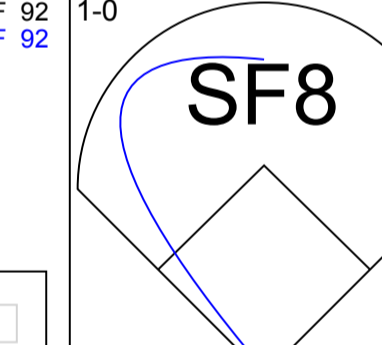
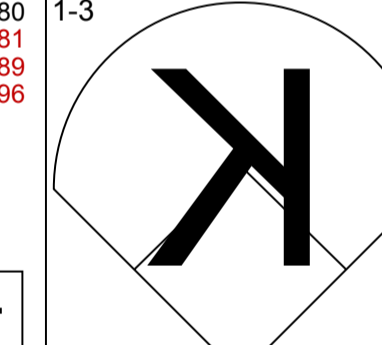
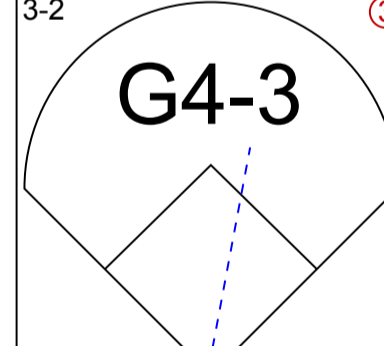
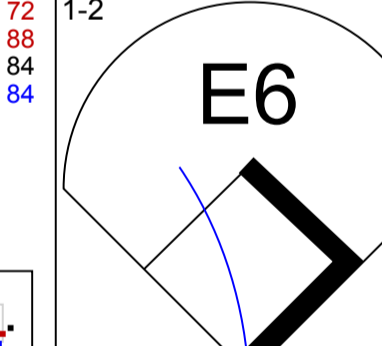
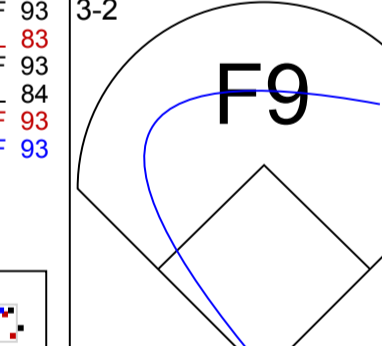
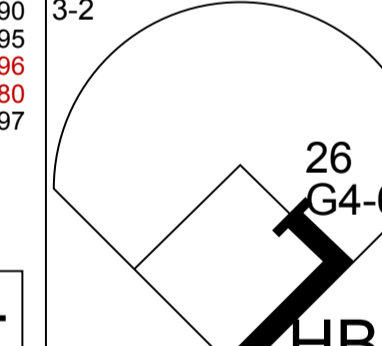
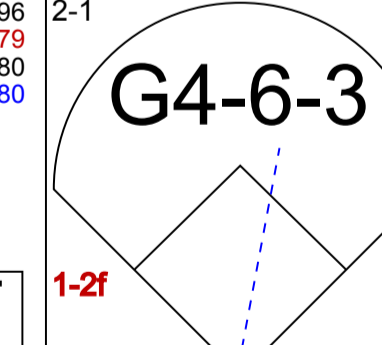
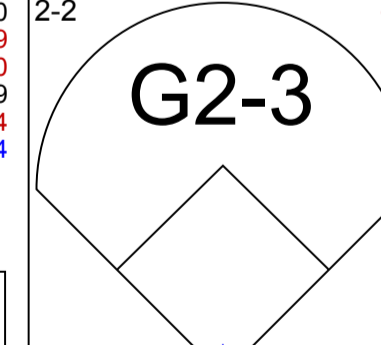
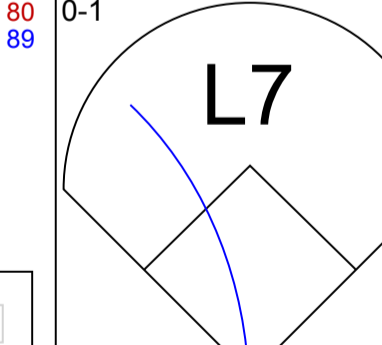
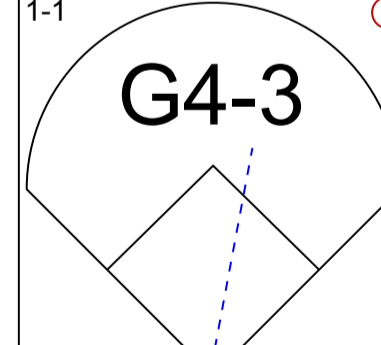
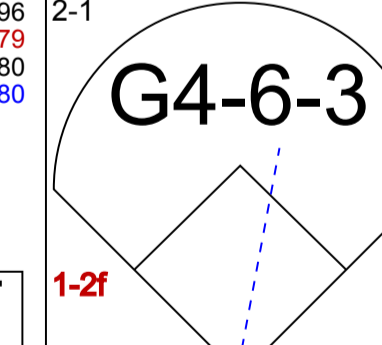
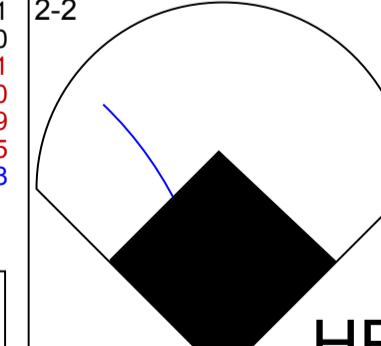
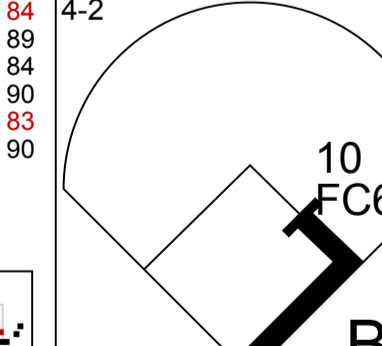
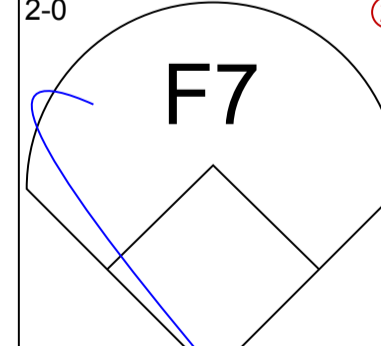
AB	26
R	5
H	4
RBI	4
BB	8
SO	4
LOB	21



Batter	1	2	3	4	5	6	7	8	9	AB R H RBI BB SO LOB	TOP																									
16 Kolten Wong, L (1, 4) OBP: 0.341, SLG: 0.316	3-2 F8		1-2 L5			2-0 G3	3-2 19 1B 1B		0-3 K	5 0 1 1 0 1 0																										
19 Tommy Edman, S (1, 5) OBP: 0.339, SLG: 0.391	4-2 15 HBP BB		2-0 F7			3-1 G4-3	2-1 1B		0-0 G6-3	4 0 1 1 1 0 0																										
46 Paul Goldschmidt, R (1, 3) OBP: 0.428, SLG: 0.481	0-2 K		1-2 F9			1-2 G1-3	4-1 BB			3 0 0 0 1 1 1																										
15 Brad Miller, L (1, 10) OBP: 0.377, SLG: 0.480	1-0 HBP		1-2 F9	1-2 F9			4 HBP 11 BB 2B			2 1 0 0 1 1 3																										
11 Paul DeJong, R (1, 6) OBP: 0.352, SLG: 0.387	0-0 G4-3		3-3 K	3-3 K			4 HBP 41 2B BB			3 1 0 0 1 1 5																										
4 Yadier Molina, R (1, 2) OBP: 0.296, SLG: 0.342		0-1 F8		1-3 K			3-2 41 2B 3 SF9 HBP			2 1 0 0 0 1 0																										
32 Matt Wieters, S (8, PH) (8, 2) OBP: 0.278, SLG: 0.219							1-2 2-3 HBP			1 0 0 0 0 1 0																										
41 Tyler O'Neill, R (1, 7) OBP: 0.273, SLG: 0.394		4-2 BB			2-1 P3		1-0 3 SF9 16 1B 2B			3 1 1 2 1 1 0	AB 29 R 5 H 3 RBI 5 BB 5 SO 11 LOB 11																									
3 Dylan Carlson, S (1, 9) OBP: 0.218, SLG: 0.284		0-3 K			2-2 K		1-0 SF9			3 0 0 1 0 2 1																										
48 Harrison Bader, R (1, 8) OBP: 0.321, SLG: 0.402		0-3 K			1-0 G5-3		2-1 16 1B 19 1B HBP			3 1 0 0 0 2 1																										
Inning Stats	R: 0 E: 0 K: 1 S: 10	H: 0 LOB: 2 BB: 1 P: 18	R: 0 E: 0 K: 2 S: 10	H: 0 LOB: 1 BB: 1 P: 14	R: 0 E: 0 K: 0 S: 9	H: 0 LOB: 0 BB: 0 P: 13	R: 0 E: 0 K: 2 S: 11	H: 0 LOB: 0 BB: 0 P: 16	R: 0 E: 0 K: 1 S: 6	H: 0 LOB: 0 BB: 0 P: 11	R: 0 E: 0 K: 0 S: 6	H: 0 LOB: 0 BB: 0 P: 12	R: 5 E: 0 K: 1 S: 19	H: 3 LOB: 3 BB: 3 P: 47	R: 0 E: 0 K: 2 S: 9	H: 0 LOB: 0 BB: 0 P: 11	R: 0 E: 0 K: 2 S: 8	H: 0 LOB: 0 BB: 0 P: 10	1B: 2 2B: 1 3B: 0 HR: 0	SF: 1 SAC: 0 DP: 0 HBP: 3	WP: 0 PB: 0 SB: 0 CS: 0	PA: 38														
PITCHER	IP WLS BF H R ER SO BB IBB HBP BLK WP HR S P ERA WHIP																																			
23 Mitch Keller, R (1, 1) ERA: 3.24	6.0		21	0	0	0	6	2	0	1	0	0	0	52	84	0.00	0.333																			
32 Geoff Hartlieb, R (7, 1) ERA: 3.98	0.0		3	0	3	3	0	2	0	1	0	0	0	5	16	∞	∞																			
54 Sam Howard, L (7, 1) ERA: 3.66	0.1	L	5	3	2	2	0	0	0	1	0	0	0	8	17	54.00	9.000																			
46 Chris Stratton, R (7, 1) ERA: 3.04	0.2		3	0	0	0	1	1	0	0	0	0	0	6	14	0.00	1.500																			
62 Blake Cederlind, R (8, 1) ERA:	1.0		3	0	0	0	2	0	0	0	0	0	0	9	11	0.00	0.000																			
PITCHER	IP WLS BF H R ER SO BB IBB HBP BLK WP HR S P ERA WHIP																																			
88 Richard Rodriguez, R (9, 1) ERA: 3.1	1.0		3	0	0	0	2	0	0	0	0	0	0	8	10	0.00	0.000																			

St. Louis Cardinals @ Pittsburgh Pirates
PNC Park, Pittsburgh, PA
Sat Sep 19 2020, 7:09 PM - 10:12 PM EDT
Sunny - 63 F

livebaseballscorecards.com

Batter	1	2	3	4	5	6	7	8	9	AB	R	H	RBI	BB	SO	LOB
10 Bryan Reynolds, S OBP: 0.279, SLG: 0.331 (1, 8)										3	0	0	0	1	1	2
13 Ke'Bryan Hayes, R OBP: 0.385, SLG: 0.603 (1, 5)										4	2	2	1	0	1	1
2 Erik González, R OBP: 0.281, SLG: 0.401 (1, 6)										4	1	2	0	0	0	0
19 Colin Moran, L OBP: 0.329, SLG: 0.457 (1, 3)										4	0	1	1	0	2	1
55 Josh Bell, S OBP: 0.311, SLG: 0.374 (1, 10)										4	0	0	0	0	2	2
58 Jacob Stallings, R OBP: 0.341, SLG: 0.380 (1, 2)										3	0	0	1	0	2	0
27 Kevin Newman, R OBP: 0.281, SLG: 0.276 (1, 4)										3	0	0	0	0	0	1
15 JT Riddle, L OBP: 0.182, SLG: 0.245 (9, PR)										0	0	0	0	0	0	0
26 Adam Frazier, L OBP: 0.294, SLG: 0.320 (1, 7)										4	0	0	0	0	0	2
36 José Osuna, R OBP: 0.194, SLG: 0.271 (1, 9)										2	1	1	1	1	0	0

Inning Stats	R: 1	H: 1	E: 0	K: 2	S: 12	H: 1	LOB: 0	BB: 0	P: 16	R: 0	H: 0	E: 0	K: 0	S: 9	H: 0	LOB: 0	BB: 0	P: 15	R: 1	H: 1	E: 0	K: 0	S: 12	R: 0	H: 1	E: 0	K: 0	S: 7	R: 0	H: 0	E: 1	K: 1	S: 14	R: 2	H: 3	E: 0	K: 1	S: 18	R: 0	H: 0	E: 0	K: 1	S: 10	R: 0	H: 0	E: 0	K: 2	S: 9	R: 0	H: 0	E: 0	K: 1	S: 7	R: 0	H: 0	E: 0	K: 1	S: 7	1B: 3	2B: 1	3B: 0	HR: 2	SF: 1	SAC: 0	DP: 2	HBP: 1	WP: 0	PB: 0	SB: 0	CS: 0	PA: 35
--------------	------	------	------	------	-------	------	--------	-------	-------	------	------	------	------	------	------	--------	-------	-------	------	------	------	------	-------	------	------	------	------	------	------	------	------	------	-------	------	------	------	------	-------	------	------	------	------	-------	------	------	------	------	------	------	------	------	------	------	------	------	------	------	------	-------	-------	-------	-------	-------	--------	-------	--------	-------	-------	-------	-------	--------

PITCHER	IP	WLS	BF	H	R	ER	SO	BB	IBB	HBP	BLK	WP	HR	S	P	ERA	WHIP
33 Kwang Hyun Kim, L ERA: 1.59 (1, 1)	5.1		23	6	4	4	4	1	0	0	0	0	2	68	103	6.75	1.312
40 Jake Woodford, R ERA: 6.16 (6, 1)	0.2	W	2	0	0	0	0	0	0	0	0	0	0	4	8	0.00	0.000
56 Ryan Helsley, R ERA: 6.75 (7, 1)	1.1	H	5	0	0	0	1	1	0	0	0	0	0	13	22	0.00	0.750
92 Génesis Cabrera, L ERA: 2.89 (8, 1)	1.2	S	5	0	0	0	3	0	0	1	0	0	0	13	24	0.00	0.000

BOTTOM

St. Louis Cardinals @ Pittsburgh Pirates
PNC Park, Pittsburgh, PA
Sat Sep 19 2020, 7:09 PM - 10:12 PM EDT
Sunny - 63 F

livebaseballscorecards.com

AB	31
R	4
H	6
RBI	4
BB	2
SO	8
LOB	9



Batter	1	2	3	4	5	6	7	8	9	AB R H RBI BB SO LOB	TOP																																									
19 Tommy Edman, S OBP: 0.335, SLG: 0.385 (1, 4) (8, 5) C SI 94 B CU 81 B FF 95 B FF 94 X FF 95	3-1 F9		0-3 K		1-3 K		1-1 1B		1-3 K	5 0 1 0 0 3 4																																										
11 Paul DeJong, R OBP: 0.342, SLG: 0.375 (1, 6) C SI 94 S SL 85 S SL 84	0-3 K		0-1 P3			2-3 K	3-2 F8			4 0 0 0 0 2 2																																										
46 Paul Goldschmidt, R OBP: 0.429, SLG: 0.488 (1, 3) B FF 95 B FF 95 C FF 94 X FF 94	2-1 1B			0-2 G3-1		3-1 2B		1-3 K		4 0 2 0 0 1 0																																										
15 Brad Miller, L OBP: 0.370, SLG: 0.468 47 Rangel Ravelo, R OBP: 0.243, SLG: 0.290 (1, 10) (8, PH) (8, 10) C CU 81 B CH 88 S FF 94 B CU 81 B FF 95 C CU 82	3-3 K			1-0 E6 41 FC6-4		2-2 F8		0-1 F8		3 0 0 0 0 1 2 1 0 0 0 0 0 0																																										
41 Tyler O'Neill, R OBP: 0.265, SLG: 0.382 (1, 7) C FF 93 S SL 83 S SL 82		0-3 K		0-0 FC6-4 1-2f		3-3 K		2-3 K		4 0 0 0 0 3 2																																										
13 Matt Carpenter, L OBP: 0.322, SLG: 0.298 16 Kolten Wong, L OBP: 0.345, SLG: 0.316 (1, 5) (8, 4) C CU 82 B CH 87 C SI 92 C CU 81		2-3 K		0-1 G1-3			2-2 4 HR 1B		4-2 19 S 48 S BB	3 1 1 0 0 1 1 0 0 0 0 0 1 0 0																																										
4 Yadier Molina, R OBP: 0.295, SLG: 0.364 (1, 2) F SI 93 B SL 82 F FF 93 X FF 94		1-2 G6-3			2-3 K		2-2 1-H HR		0-0 P4	4 1 1 2 0 1 1																																										
3 Dylan Carlson, S OBP: 0.220, SLG: 0.294 (1, 8) (7, 9) S CU 81 B CU 80 X FF 93			1-1 2B		0-3 K		0-0 G5-3		2-3 K	4 0 1 0 0 2 1																																										
26 Justin Williams, L OBP: 0.333, SLG: 0.200 48 Harrison Bader, R OBP: 0.324, SLG: 0.398 (1, 9) (7, PH) (7, 8) F FC 90 2 SAFE S SL 83 D SL 85 D CU 83 S FF 93			2-3 K		4-2 BB		2-0 L7		4-1 19 S BB	1 0 0 0 1 1 1 1 0 0 0 1 0 0																																										
Inning Stats	R: 0 E: 0 K: 2 S: 10	H: 1 LOB: 1 BB: 0 P: 18	R: 0 E: 0 K: 2 S: 9	H: 0 LOB: 0 BB: 0 P: 12	R: 0 E: 0 K: 2 S: 10	H: 1 LOB: 1 BB: 0 P: 13	R: 0 E: 1 K: 0 S: 9	H: 0 LOB: 1 BB: 0 P: 10	R: 0 E: 0 K: 3 S: 13	H: 0 LOB: 1 BB: 1 P: 20	R: 0 E: 0 K: 2 S: 11	H: 1 LOB: 1 BB: 0 P: 21	R: 2 E: 0 K: 0 S: 13	H: 3 LOB: 1 BB: 0 P: 23	R: 0 E: 0 K: 2 S: 8	H: 0 LOB: 0 BB: 0 P: 11	R: 0 E: 0 K: 2 S: 12	H: 0 LOB: 2 BB: 2 P: 23	1B: 3 2B: 2 3B: 0 HR: 1	SF: 0 SAC: 0 DP: 0 HBP: 0	WP: 0 PB: 0 SB: 3 CS: 0	PA: 37																														
PITCHER	IP	WLS	BF	H	R	ER	SO	BB	IBB	HBP	BLK	WP	HR	S	P	ERA	WHIP	PITCHER										IP	WLS	BF	H	R	ER	SO	BB	IBB	HBP	BLK	WP	HR	S	P	ERA	WHIP								
59 Joe Musgrove, R ERA: 4.68 (1, 1)	6.0		23	3	0	0	11	1	0	0	0	0	0	62	94	0.00	0.667																																			
45 Derek Holland, L ERA: 6.86 (7, 1)	1.0	L	6	3	2	2	0	0	0	0	0	0	1	13	23	18.00	3.000																																			
71 Nik Turley, L ERA: 4.34 (8, 1)	1.0		3	0	0	0	2	0	0	0	0	0	0	8	11	0.00	0.000																																			
88 Richard Rodriguez, R ERA: 2.95 (9, 1)	1.0		5	0	0	0	2	2	0	0	0	0	0	12	23	0.00	2.000																																			

St. Louis Cardinals @ Pittsburgh Pirates
PNC Park, Pittsburgh, PA
Sun Sep 20 2020, 4:09 PM - 6:58 PM EDT
Sunny - 69 F

livebaseballscorecards.com

AB 34
R 2
H 6
RBI 2
BB 3
SO 15
LOB 14



Batter	1	2	3	4	5	6	7	8	9	AB R H RBI BB SO LOB
10 Bryan Reynolds, S OBP: 0.279, SLG: 0.335 (1, 8)										4 1 1 0 0 1 1
26 Adam Frazier, L OBP: 0.290, SLG: 0.315 (1, 4)										3 0 0 0 0 2 1
19 Colin Moran, L OBP: 0.322, SLG: 0.448 (1, 10)										3 0 0 1 0 3 1
55 Josh Bell, S OBP: 0.307, SLG: 0.368 (1, 3)										3 0 0 0 0 2 0
2 Erik González, R OBP: 0.282, SLG: 0.396 (1, 6)										2 0 0 0 1 0 0
25 Gregory Polanco, L OBP: 0.199, SLG: 0.321 (1, 9)										3 0 0 0 0 3 1
36 José Osuna, R OBP: 0.200, SLG: 0.274 (1, 7)										3 0 1 0 0 1 1
15 JT Riddle, L OBP: 0.172, SLG: 0.232 (1, 5)										3 0 0 0 0 1 2
18 John Ryan Murphy, R OBP: 0.241, SLG: 0.222 (1, 2)										2 0 0 0 1 0 0

Inning Stats	R: 0	H: 0	E: 0	K: 2	S: 9	LOB: 0	BB: 0	P: 14	R: 0	H: 0	E: 0	K: 2	S: 7	LOB: 0	BB: 0	P: 13	R: 0	H: 1	E: 0	K: 0	S: 8	LOB: 0	BB: 0	P: 13	R: 1	H: 1	E: 0	K: 1	S: 9	LOB: 0	BB: 0	P: 13	R: 0	H: 0	E: 0	K: 3	S: 11	LOB: 1	BB: 1	P: 21	R: 0	H: 0	E: 0	K: 3	S: 17	LOB: 1	BB: 1	P: 28	R: 0	H: 0	E: 0	K: 1	S: 6	LOB: 0	BB: 0	P: 8	R: 0	H: 0	E: 0	K: 0	S: 9	LOB: 0	BB: 0	P: 13	R: 0	H: 0	E: 0	K: 1	S: 8	LOB: 0	BB: 0	P: 10	1B: 1	SF: 1	2B: 1	SAC: 1	3B: 0	DP: 0	HR: 0	HBP: 0	WP: 0	PA: 30
--------------	------	------	------	------	------	--------	-------	-------	------	------	------	------	------	--------	-------	-------	------	------	------	------	------	--------	-------	-------	------	------	------	------	------	--------	-------	-------	------	------	------	------	-------	--------	-------	-------	------	------	------	------	-------	--------	-------	-------	------	------	------	------	------	--------	-------	------	------	------	------	------	------	--------	-------	-------	------	------	------	------	------	--------	-------	-------	-------	-------	-------	--------	-------	-------	-------	--------	-------	--------

PITCHER	IP	WLS	BF	H	R	ER	SO	BB	IBB	HBP	BLK	WP	HR	S	P	ERA	WHIP
22 Jack Flaherty, R ERA: 4.84 (1, 1)	6.0	W	21	2	1	1	11	2	0	0	0	0	0	61	102	1.50	0.667
30 Tyler Webb, L ERA: 2.45 (7, 1)	1.0	H	3	0	0	0	1	0	0	0	0	0	0	6	8	0.00	0.000
53 John Gant, R ERA: 2.4 (8, 1)	1.0	H	3	0	0	0	0	0	0	0	0	0	0	9	13	0.00	0.000
21 Andrew Miller, L ERA: 3.09 (9, 1)	1.0	S	3	0	0	0	1	0	0	0	0	0	0	8	10	0.00	0.000

BOTTOM

St. Louis Cardinals @ Pittsburgh Pirates
PNC Park, Pittsburgh, PA
Sun Sep 20 2020, 4:09 PM - 6:58 PM EDT
Sunny - 69 F

AB	26
R	1
H	2
RBI	1
BB	2
SO	13
LOB	7

PITCHER	IP	WLS	BF	H	R	ER	SO	BB	IBB	HBP	BLK	WP	HR	S	P	ERA	WHIP
---------	----	-----	----	---	---	----	----	----	-----	-----	-----	----	----	---	---	-----	------

Batter	1	2	3	4	5	6	7	8	9	AB R H RBI BB SO LOB	TOP
16 Kolten Wong, L OBP: 0.343, SLG: 0.310 (1, 4)	F7		G6-4-3 BB 46 BB		F7		F7			3 0 0 0 1 1 0	
19 Tommy Edman, S OBP: 0.338, SLG: 0.384 (1, 5)	1B		G6-4-3 BB 46 BB		F9		K			3 0 1 0 1 1 0	
46 Paul Goldschmidt, R OBP: 0.426, SLG: 0.482 (1, 3)	L8		G6-4-3		1B		G5-3			4 0 1 0 0 0 3	
11 Paul DeJong, R OBP: 0.333, SLG: 0.364 (1, 6)	K		K		G1-3		F9			4 0 0 0 0 2 3	

4 Yadier Molina, R OBP: 0.301, SLG: 0.368 (1, 2)		G6-3			G5-3					4 0 2 0 0 0 0	
13 Matt Carpenter, L OBP: 0.320, SLG: 0.320 (1, 10)		HR			F7					4 1 1 1 0 1 2	

41 Tyler O'Neill, R OBP: 0.267, SLG: 0.376 15 Brad Miller, L OBP: 0.368, SLG: 0.465 (9, PH)			25 FC4-6 BB		K		K			2 0 0 0 1 2 1 1 0 0 0 0 0 1	
25 Dexter Fowler, S OBP: 0.342, SLG: 0.472 (1, 9)		FC4-6			3 WP 1B		F8			4 0 1 0 0 1 2	
3 Dylan Carlson, S OBP: 0.213, SLG: 0.284 (1, 8)		G4-3			L7		K			3 0 0 0 0 1 3	

Inning Stats	R: 0 E: 0 K: 1 S: 8	H: 1 LOB: 1 BB: 0 P: 11	R: 1 E: 0 K: 0 S: 10	H: 1 LOB: 1 BB: 1 P: 25	R: 0 E: 0 K: 1 S: 10	H: 0 LOB: 1 BB: 2 P: 19	R: 0 E: 0 K: 2 S: 15	H: 2 LOB: 2 BB: 0 P: 22	R: 0 E: 0 K: 1 S: 9	H: 1 LOB: 1 BB: 0 P: 15	R: 0 E: 0 K: 1 S: 9	H: 0 LOB: 0 BB: 0 P: 11	R: 0 E: 0 K: 1 S: 9	H: 0 LOB: 0 BB: 0 P: 12	R: 0 E: 0 K: 1 S: 10	H: 0 LOB: 0 BB: 0 P: 15	R: 0 E: 0 K: 1 S: 9	H: 1 LOB: 1 BB: 0 P: 14	1B: 5 2B: 0 3B: 0 HR: 1	SF: 0 SAC: 0 DP: 1 HBP: 0	WP: 1 PB: 0 SB: 0 CS: 0	PA: 35
---------------------	------------------------------	----------------------------------	-------------------------------	----------------------------------	-------------------------------	----------------------------------	-------------------------------	----------------------------------	------------------------------	----------------------------------	------------------------------	----------------------------------	------------------------------	----------------------------------	-------------------------------	----------------------------------	------------------------------	----------------------------------	----------------------------------	------------------------------------	----------------------------------	--------

PITCHER	IP	WLS	BF	H	R	ER	SO	BB	IBB	HBP	BLK	WP	HR	S	P	ERA	WHIP
71 Carlos Hernández, R ERA: 3.46 (1, 1)	3.2		17	4	1	1	4	3	0	0	0	0	1	40	72	2.46	1.909
68 Jake Newberry, R ERA: 5.09 (4, 1)	0.1		1	0	0	0	0	0	0	0	0	1	0	3	5	0.00	0.000
58 Scott Barlow, R ERA: 4.67 (5, 1)	1.0		4	1	0	0	1	0	0	0	0	0	0	9	15	0.00	1.000
63 Josh Staumont, R ERA: 1.57 (6, 1)	2.0	W	6	0	0	0	2	0	0	0	0	0	0	18	23	0.00	0.000
32 Jesse Hahn, R ERA: 0.64 (8, 1)	1.0	H	3	0	0	0	1	0	0	0	0	0	0	10	15	0.00	0.000

PITCHER	IP	WLS	BF	H	R	ER	SO	BB	IBB	HBP	BLK	WP	HR	S	P	ERA	WHIP
35 Greg Holland, R ERA: 1.91 (9, 1)	1.0	S	4	1	0	0	1	0	0	0	0	0	0	9	14	0.00	1.000

St. Louis Cardinals @ Kansas City Royals
Kauffman Stadium, Kansas City, MO
Mon Sep 21 2020, 7:07 PM - 10:01 PM CDT
Clear - 73 F

livebaseballscorecards.com

AB	32
R	1
H	6
RBI	1
BB	3
SO	9
LOB	15



Batter	1	2	3	4	5	6	7	8	9	AB R H RBI BB SO LOB
15 Whit Merrifield, R OBP: 0.332, SLG: 0.457 (1, 9)	1B 1-2 B SI 88 C FC 83 F SI 89 X CU 75			L7 1-2 S FC 83 B FC 83 F FC 83 X FF 86		1B 1-1 C CU 73 B FC 85 X FC 84		K 2-2 C CH 79 B SI 91 S FF 90 B SI 91 T CH 80		4 1 2 0 0 1 0
27 Adalberto Mondesi, S OBP: 0.243, SLG: 0.315 (1, 6)	K 2-3 L FC 84 D CU 72 C CU 72 F SI 89 S CU 74			G3 1-2 B CU 70 S CU 73 F FC 84 X CU 73		K 1-3 1 SAFE S CU 74 B SI 89 1 SAFE S FF 90 S CU 74		1B 0-0 X FF 93		4 1 1 0 0 2 2
13 Salvador Perez, R OBP: 0.374, SLG: 0.635 (1, 2)	L6-3 2-2 F CU 74 D SI 89 C SI 74 F SI 89 D FC 87 X CU 74			F8 2-1 C FC 84 B CU 71 B SI 88 X CU 88		1B 0-0 X SI 91		K 2-3 1 SAFE F FF 92 F SL 84 D SL 86 F SL 84 C FF 93		4 1 1 0 0 1 2
12 Jorge Soler, R OBP: 0.335, SLG: 0.460 (1, 10)		P2 0-0 X SI 89			K 3-3 C SI 89 B FF 89 B CU 74 S CU 74 B SI 91 C SI 90	BB 1-2 B CU 76 B SI 91 B SI 91		2B 2-H X FF 92		3 0 1 1 1 1 0 0 0 0 0 0 0 0
7 Maikel Franco, R OBP: 0.323, SLG: 0.453 (1, 5)		K 2-3 C FC 84 C FC 85 B CU 73 B SI 90 C FF 88			1B 0-1 F SI 88 X FC 84	1B 2-1 B CU 76 C SI 77 B SI 92 X SI 91		BB 4-2 B SL 86 F SL 87 D SL 86 F SL 86 D SL 85 F SL 86 B FF 94		3 1 2 2 1 1 0
17 Hunter Dozier, R OBP: 0.350, SLG: 0.406 (1, 3)		F9 0-1 C CU 72 X CU 72			2B 0-1 C SI 89 X CU 74	BB 1-2 S SI 90 B CU 75 1 SAFE F FC 85 F FF 90 F FC 74 B SI 90 D CU 75 B CU 76		K 2-3 S SL 85 F FF 93 F SI 85 B FF 93 B SL 86 S SL 86		3 0 1 0 1 1 3
4 Alex Gordon, L OBP: 0.299, SLG: 0.322 (1, 7)			K 1-3 C FC 87 F CU 71 B CU 72 C FF 88		G4-3 0-0 X FC 87	L5 0-0 X SI 90		G4-3 0-0 X SL 83		4 0 0 1 0 1 7
11 Bubba Starling, R OBP: 0.230, SLG: 0.250 (1, 8)			K 1-3 C SI 89 B SI 90 F SI 90 C CU 75		G5-3 1-0 B CU 75 X SI 90		K 0-3 C FF 89 F FF 90 F FF 90 S CH 79		3 0 0 0 0 2 1	
1 Nicky Lopez, L OBP: 0.300, SLG: 0.278 (1, 4)			G4-3 1-0 B CU 72 X FC 86			K 3-3 C SI 87 B CU 71 S CU 73 B FC 84 B FF 89 F FC 73 F FC 85 S CU 74	F7 0-1 C FF 90 X CU 75		3 0 0 0 0 1 0	

Inning Stats	R: 0	H: 1	E: 0	LOB: 0	K: 1	S: 11	P: 16	R: 0	H: 0	E: 0	LOB: 0	K: 1	S: 6	P: 8	R: 0	H: 0	E: 0	LOB: 0	K: 2	S: 7	P: 10	R: 0	H: 0	E: 0	LOB: 0	K: 0	S: 8	P: 12	R: 1	H: 2	E: 0	LOB: 1	K: 1	S: 9	P: 13	R: 2	H: 3	E: 0	LOB: 3	K: 2	S: 18	P: 33	R: 0	H: 0	E: 0	LOB: 0	K: 2	S: 9	P: 11	R: 1	H: 2	E: 0	LOB: 3	K: 2	S: 14	P: 22
--------------	------	------	------	--------	------	-------	-------	------	------	------	--------	------	------	------	------	------	------	--------	------	------	-------	------	------	------	--------	------	------	-------	------	------	------	--------	------	------	-------	------	------	------	--------	------	-------	-------	------	------	------	--------	------	------	-------	------	------	------	--------	------	-------	-------

1B: 6	SF: 0
2B: 3	SAC: 0
3B: 0	DP: 1
HR: 0	HBP: 0

BOTTOM

St. Louis Cardinals @ Kansas City Royals
 Kauffman Stadium, Kansas City, MO
 Mon Sep 21 2020, 7:07 PM - 10:01 PM CDT
 Clear - 73 F

AB	31
R	4
H	8
RBI	4
BB	3
SO	11
LOB	15



PITCHER	IP	WLS	BF	H	R	ER	SO	BB	IBB	HBP	BLK	WP	HR	S	P	ERA	WHIP
50 Adam Wainwright, R ERA: 3.05 (1, 1)	5.2	L	24	6	3	3	7	2	0	0	0	0	0	58	91	4.76	1.412
30 Tyler Webb, L ERA: 2.29 (6, 1)	1.1		4	0	0	0	2	0	0	0	0	0	0	10	12	0.00	0.000
65 Giovanni Gallegos, R ERA: 4.5 (8, 1)	0.2		5	2	1	1	2	1	0	0	0	1	0	13	21	13.50	4.500
61 Seth Elledge, R ERA: 2.53 (8, 1)	0.1		1	0	0	0	0	0	0	0	0	0	0	1	1	0.00	0.000

PITCHER	IP	WLS	BF	H	R	ER	SO	BB	IBB	HBP	BLK	WP	HR	S	P	ERA	WHIP
WP: 1	PA: 34	PB: 0	SB: 1	CS: 0													

St. Louis Cardinals @ Kansas City Royals
 Kauffman Stadium, Kansas City, MO

Tue Sep 22 2020, 7:06 PM - 10:15 PM CDT
 Clear - 72 F

AB	30
R	5
H	7
RBI	5
BB	7
SO	10
LOB	17



WP:	0	PA:	40
PB:	0		
SB:	0		
CS:	1		

AB	R	H	RBI	BB	SO	LOB
3	0	2	1	1	0	0
3	0	0	1	1	0	3
4	1	1	0	1	2	3
3	0	0	0	1	2	2
4	0	0	0	0	2	4
3	1	1	1	1	1	1
3	1	0	0	1	1	2
4	2	3	2	0	0	0
3	0	0	0	1	2	2

Batter	1	2	3	4	5	6	7	8	9												
16 Kolten Wong, L OBP: 0.352, SLG: 0.316	G6-3	2-H 1B		G4-6-3 BB		SH5-3			2-0 1B												
19 Tommy Edman, S OBP: 0.335, SLG: 0.378	G4-3	1-2 BB		G4-6-3 1-2f		SF8			0-2 1-2f FC6-4												
46 Paul Goldschmidt, R OBP: 0.425, SLG: 0.482	13 BB BB								3-2 F8												
13 Matt Carpenter, L OBP: 0.323, SLG: 0.313	1-2 BB								1-0 G4-3												
4 Yadier Molina, R OBP: 0.292, SLG: 0.357	K																				
15 Brad Miller, L OBP: 0.371, SLG: 0.469																					
25 Dexter Fowler, S OBP: 0.337, SLG: 0.453																					
3 Dylan Carlson, S OBP: 0.235, SLG: 0.337																					
48 Harrison Bader, R OBP: 0.322, SLG: 0.385																					
Inning Stats	R: 0 E: 0 K: 1 S: 14	H: 0 LOB: 2 BB: 2 P: 23	R: 3 E: 0 K: 2 S: 17	H: 2 LOB: 1 BB: 3 P: 37	R: 0 E: 0 K: 1 S: 10	H: 0 LOB: 1 BB: 0 P: 17	R: 0 E: 0 K: 1 S: 10	H: 1 LOB: 1 BB: 1 P: 15	R: 1 E: 0 K: 2 S: 13	H: 2 LOB: 1 BB: 0 P: 19	R: 1 E: 0 K: 1 S: 12	H: 1 LOB: 1 BB: 1 P: 19	R: 0 E: 0 K: 2 S: 9	H: 0 LOB: 0 BB: 0 P: 14	R: 0 E: 0 K: 0 S: 7	H: 0 LOB: 0 BB: 0 P: 11	R: 0 E: 0 K: 0 S: 8	H: 1 LOB: 1 BB: 0 P: 14	1B: 3 2B: 3 3B: 1 HR: 0	SF: 1 SAC: 1 DP: 1 HBP: 1	WP: 0 PA: 40
PITCHER	IP	WLS	BF	H	R	ER	SO	BB	IBB	HBP	BLK	WP	HR	S	P	ERA	WHIP				
51 Brady Singer, R ERA: 4.4	3.0	L	17	3	3	3	4	5	0	1	0	0	0	44	81	9.00	2.667				
68 Jake Newberry, R ERA: 4.82	1.0		3	0	0	0	1	1	0	0	0	0	0	7	11	0.00	1.000				
45 Kyle Zimmer, R ERA: 1.57	1.0		5	2	1	1	2	0	0	0	0	0	0	13	19	9.00	2.000				
53 Tyler Zuber, R ERA: 4.29	2.0		8	1	1	1	3	1	0	0	0	0	0	21	33	4.50	1.000				
48 Chance Adams, R ERA: 9.35	2.0		7	1	0	0	0	0	0	0	0	0	0	15	25	0.00	0.500				

livebaseballscores.com

Batter	1	2	3	4	5	6	7	8	9	AB R H RBI BB SO LOB
15 Whit Merrifield, R OBP: 0.331, SLG: 0.453 (1, 9) C FF 90 B KC 75 X FF 92	2-1 F9		1-2 L9			0-0 27 G5-4-3 1B		1-3 K		4 0 1 0 0 1 1
27 Adalberto Mondesi, S OBP: 0.243, SLG: 0.323 (1, 6) C FF 92 F CH 82 B FF 93 X KC 77	1-2 3B		1-0 G4-3			1-1 G5-4-3 1-2f		0-1 L5		4 0 1 0 0 0 2
13 Salvador Perez, R OBP: 0.363, SLG: 0.615 (1, 2) C SL 88 T FF 93 F FF 94 B KC 76 F SL 86 F FF 94 B FF 94 S KC 75	3-3 K				1-2 G1-6-3	1-1 G5-3		1-0 G5-3		4 0 0 0 0 1 2
12 Jorge Soler, R OBP: 0.327, SLG: 0.448 (1, 10) D SL 87 X FF 94	1-0 G6-3				1-3 K		2-2 G5-3		2-3 K	4 0 0 0 0 2 1
7 Maikel Franco, R OBP: 0.321, SLG: 0.449 (1, 5) 0 Nick Heath, L OBP: 0.313, SLG: 0.231 (9, PR)		0-2 G4-3		1-1 G5-3		2-2 E5 14 BB			2-2 17 BB 1B	4 0 1 0 0 0 0 0 0 0 0 0 0 0
17 Hunter Dozier, R OBP: 0.347, SLG: 0.397 (1, 3)		2-2 G5-3			1-1 F8		2-3 K		4-1 BB	3 0 0 0 1 1 1
14 Edward Olivares, R OBP: 0.277, SLG: 0.393 (1, 7)		1-2 1B			1-0 E6 1B		4-1 BB		0-3 K	3 0 2 0 1 1 2
11 Bubba Starling, R OBP: 0.219, SLG: 0.237 (1, 8) 66 Ryan O'Hearn, L OBP: 0.304, SLG: 0.308 (9, PH)		0-0 F8			0-3 K		2-3 K		3-3 K	3 0 0 0 0 2 4 1 0 0 0 0 1 2
1 Nicky Lopez, L OBP: 0.301, SLG: 0.279 (1, 4)			3-2 G5-3		2-1 L7			2-1 1B		3 0 1 0 0 0 1

Inning Stats	R: 0	H: 1	E: 0	K: 1	S: 12	LOB: 1	BB: 0	P: 19	R: 0	H: 1	E: 0	K: 0	S: 10	LOB: 1	BB: 0	P: 13	R: 0	H: 0	E: 0	K: 0	S: 7	LOB: 0	BB: 0	P: 12	R: 0	H: 0	E: 1	K: 1	S: 8	LOB: 1	BB: 0	P: 12	R: 0	H: 1	E: 0	K: 0	S: 5	LOB: 0	BB: 0	P: 7	R: 0	H: 0	E: 1	K: 2	S: 16	LOB: 2	BB: 1	P: 28	R: 0	H: 1	E: 0	K: 1	S: 8	LOB: 1	BB: 0	P: 12	R: 0	H: 1	E: 0	K: 3	S: 17	LOB: 2	BB: 1	P: 28	1B: 5	2B: 0	3B: 1	HR: 0	SF: 0	SAC: 0	DP: 1	HBP: 0	WP: 0	PB: 0	SB: 0	CS: 0	PA: 35
PITCHER	IP	WLS	BF	H	R	ER	SO	BB	IBB	HBP	BLK	WP	HR	S	P	ERA	WHIP																																																												
36 Austin Gomber, L ERA: 1.8 (1, 1)	6.0		21	4	0	0	3	0	0	0	0	0	0	52	76	0.00	0.667																																																												
56 Ryan Helsley, R ERA: 6.1 (7, 1)	1.0		5	0	0	0	2	1	0	0	0	0	0	16	28	0.00	1.000																																																												
92 Génesis Cabrera, L ERA: 2.75 (8, 1)	1.0		4	1	0	0	1	0	0	0	0	0	0	8	12	0.00	1.000																																																												
40 Jake Woodford, R ERA: 5.85 (9, 1)	1.0		5	1	0	0	3	1	0	0	0	0	0	17	28	0.00	2.000																																																												

BOTTOM

St. Louis Cardinals @ Kansas City Royals
Kauffman Stadium, Kansas City, MO

Tue Sep 22 2020, 7:06 PM - 10:15 PM CDT
Clear - 72 F

livebaseballscorecards.com

AB	33
R	0
H	6
RBI	0
BB	2
SO	9
LOB	16



Batter	1	2	3	4	5	6	7	8	9	AB R H RBI BB SO LOB	TOP											
16 Kolten Wong, L OBP: 0.349, SLG: 0.315 40 Jake Woodford, R 13 Matt Carpenter, L OBP: 0.321, SLG: 0.311	3-3 ①		0-2 ③			2-1 19 FC6-4 1B		2-1 ①	3-3 ③	4 0 1 0 0 1 1 0 0 0 0 0 0 0 1 0 0 0 0 1 2												
19 Tommy Edman, S OBP: 0.329, SLG: 0.370	0-0 ②			1-1 ①		0-1 ①		3-2 ②		4 0 0 0 0 0 1												
46 Paul Goldschmidt, R OBP: 0.424, SLG: 0.480 32 Matt Wieters, S OBP: 0.270, SLG: 0.212	2-3 ③			1-0 ②		1-0 ②		2-1 ③		3 0 1 0 0 1 0 1 0 0 0 0 0 0												
11 Paul DeJong, R OBP: 0.325, SLG: 0.353		0-2 ①		1-1 ③		1-3 ②			1-3 ①	4 0 0 0 0 2 2												
4 Yadier Molina, R OBP: 0.305, SLG: 0.371		0-0			0-0 ①	4-1 ①			0-0	3 1 2 0 1 0 0												
47 Rangel Ravelo, R OBP: 0.256, SLG: 0.303 15 Brad Miller, L OBP: 0.373, SLG: 0.477		1-2 ② ③			0-1 ②	3-2 ③			2-2 ②	2 1 1 0 0 0 1 2 1 1 0 0 0 3												
25 Dexter Fowler, S OBP: 0.341, SLG: 0.455 41 Tyler O'Neill, R OBP: 0.283, SLG: 0.370					2-0 ①				2-1 ②	2 0 1 1 0 0 0 2 0 0 0 0 1 2												
3 Dylan Carlson, S OBP: 0.235, SLG: 0.326					3-2 ②	2-3 ②			4-1 ②	3 0 0 0 1 2 1												
48 Harrison Bader, R OBP: 0.328, SLG: 0.390					0-2 ③	1-3 ③			0-1 ③	4 0 2 2 0 2 1												
Inning Stats	R: 0 E: 0 K: 2 S: 9	H: 0 LOB: 0 BB: 0 P: 14	R: 0 E: 0 K: 0 S: 7	H: 1 LOB: 0 BB: 0 P: 8	R: 0 E: 0 K: 0 S: 15	H: 1 LOB: 1 BB: 0 P: 20	R: 0 E: 0 K: 0 S: 5	H: 0 LOB: 0 BB: 0 P: 8	R: 1 E: 0 K: 2 S: 10	H: 2 LOB: 1 BB: 0 P: 15	R: 0 E: 0 K: 1 S: 12	H: 2 LOB: 3 BB: 1 P: 23	R: 0 E: 0 K: 3 S: 11	H: 0 LOB: 0 BB: 0 P: 15	R: 0 E: 0 K: 0 S: 9	H: 0 LOB: 0 BB: 0 P: 16	R: 2 E: 0 K: 2 S: 15	H: 3 LOB: 2 BB: 1 P: 27	1B: 7 2B: 3 3B: 0 HR: 0	SF: 0 SAC: 0 DP: 1 HBP: 0	WP: 1 PB: 0 SB: 0 CS: 0	PA: 37
PITCHER	IP WLS BF H R ER SO BB IBB HBP BLK WP HR S P ERA WHIP																					
41 Danny Duffy, L ERA: 4.66	(1, 1) 5.2 W 23 6 1 1 5 1 0 0 0 1 0 55 82 1.59 1.235																					
58 Scott Barlow, R ERA: 4.61	(6, 1) 0.1 H 1 0 0 0 0 0 0 0 0 0 0 3 6 0.00 0.000																					
65 Jakob Junis, R ERA: 6.66	(7, 1) 1.0 3 0 0 0 3 0 0 0 0 0 0 11 15 0.00 0.000																					
21 Mike Montgomery, L ERA: 9.0	(8, 1) 1.0 3 0 0 0 0 0 0 0 0 0 0 9 16 0.00 0.000																					
64 Scott Blewett, R ERA: 6.0	(9, 1) 1.0 7 3 2 2 2 1 0 0 0 0 0 15 27 18.00 4.000																					

St. Louis Cardinals @ Kansas City Royals
Kauffman Stadium, Kansas City, MO
Wed Sep 23 2020, 7:10 PM - 9:57 PM CDT
Cloudy - 73 F

AB	35
R	3
H	9
RBI	3
BB	2
SO	10
LOB	14



livebaseballscorecards.com

Batter	1	2	3	4	5	6	7	8	9	AB R H RBI BB SO LOB	TOP											
24 Avisail Garcia, R OBP: 0.347, SLG: 0.345 (1, 8)	G1-3		L3		BB		G6-3		K	4 0 0 0 1 1 4												
22 Christian Yelich, L OBP: 0.346, SLG: 0.426 (1, 7)	G3-1		G4-3		BB		P6		K	4 0 0 0 1 1 2												
8 Ryan Braun, R OBP: 0.294, SLG: 0.504 (1, 10)	G6-3		FC4-6 1B		F9		K		K	4 0 1 0 0 1 2												
5 Jedd Gyorko, R OBP: 0.350, SLG: 0.547 (1, 3)		K	FC4-6 1B		L8			BB		3 1 0 0 1 1 1												
18 Keston Hiura, R OBP: 0.306, SLG: 0.429 (1, 4)		G5-4-3 1B	1B		K			P3		4 0 2 0 0 1 1												
15 Tyrone Taylor, R OBP: 0.300, SLG: 0.514 (1, 9)		G5-4-3	1B		K					3 0 1 1 0 1 1												
14 Jace Peterson, L OBP: 0.379, SLG: 0.364 (9, PH)		1-2f	1B		K					1 1 1 0 0 0 0												
3 Orlando Arcia, R OBP: 0.303, SLG: 0.375 (1, 6)			P6		P6		L9		K	4 0 1 0 0 1 3												
2 Luis Urias, R OBP: 0.311, SLG: 0.296 (1, 5)			K		G5-3					3 0 1 0 0 1 1												
21 Daniel Vogelbach, L OBP: 0.336, SLG: 0.394 (9, PH)							1B			1 0 1 0 0 0 0												
26 Jacob Nottingham, R OBP: 0.250, SLG: 0.465 (1, 2)			K		F8					3 0 0 0 0 2 2												
7 Eric Sogard, L OBP: 0.282, SLG: 0.279 (9, PH)							K			1 0 1 1 0 0 0												
Inning Stats	R: 0 E: 0 K: 0 S: 9	H: 0 LOB: 0 BB: 0 P: 13	R: 0 E: 0 K: 1 S: 8	H: 1 LOB: 0 BB: 0 P: 13	R: 0 E: 0 K: 2 S: 11	H: 1 LOB: 1 BB: 0 P: 17	R: 1 E: 0 K: 0 S: 18	H: 3 LOB: 2 BB: 0 P: 27	R: 0 E: 0 K: 0 S: 15	H: 0 LOB: 2 BB: 2 P: 29	R: 0 E: 0 K: 2 S: 14	H: 0 LOB: 0 BB: 0 P: 20	R: 0 E: 0 K: 1 S: 8	H: 1 LOB: 1 BB: 0 P: 12	R: 0 E: 0 K: 1 S: 9	H: 0 LOB: 1 BB: 1 P: 18	R: 1 E: 0 K: 3 S: 21	H: 3 LOB: 2 BB: 0 P: 31	1B: 8 2B: 1 3B: 0 HR: 0	SF: 0 SAC: 0 DP: 1 HBP: 0	WP: 1 PB: 0 SB: 0 CS: 0	PA: 38
PITCHER	IP WLS BF H R ER SO BB IBB HBP BLK WP HR S P ERA WHIP																					
33 Kwang Hyun Kim, L ERA: 1.62 (1, 1)	5.0 W 21 5 1 1 3 2 0 0 0 0 1 0 61 99 1.80 1.400																					
65 Giovanni Gallegos, R ERA: 4.15 (6, 1)	1.0 H 3 0 0 0 2 0 0 0 0 0 0 0 14 20 0.00 0.000																					
92 Génesis Cabrera, L ERA: 2.57 (7, 1)	1.1 H 5 1 0 0 1 0 0 0 0 0 0 0 9 15 0.00 0.750																					
Alex Reyes, R ERA: 3.0 (8, 1)	1.0 H 6 2 1 1 2 1 0 0 0 0 0 0 19 31 9.00 3.000																					
21 Andrew Miller, L ERA: 2.92 (9, 1)	0.2 S 3 1 0 0 2 0 0 0 0 0 0 0 10 15 0.00 1.500																					

Milwaukee Brewers @ St. Louis Cardinals
 Busch Stadium, St. Louis, MO
 Thu Sep 24 2020, 7:17 PM - 10:58 PM CDT
 Partly Cloudy - 71 F

AB	35
R	2
H	9
RBI	2
BB	3
SO	10
LOB	17



livebaseballscores.com

BOTTOM

Milwaukee Brewers @ St. Louis Cardinals
Busch Stadium, St. Louis, MO
Thu Sep 24 2020, 7:17 PM - 10:58 PM CDT
Partly Cloudy - 71 F

livebaseballscorecards.com

AB	34
R	4
H	10
RBI	4
BB	5
SO	11
LOB	28



WP:	1	PA:	39
PB:	0		
SB:	0		
CS:	0		

AB	R	H	RBI	BB	SO	LOB
4	1	1	0	1	0	1
5	0	2	0	0	2	2
4	0	1	1	1	2	3
3	0	0	0	1	2	3
0	0	0	0	0	0	0
4	0	2	0	0	1	4
4	0	1	0	0	1	5
4	0	1	0	0	1	4
2	2	0	0	2	1	4
0	0	0	0	0	0	0
4	1	2	3	0	1	2
1B:	7	SF:	0			
2B:	2	SAC:	0			
3B:	0	DP:	0			
HR:	1	HBP:	0			

Batter	1	2	3	4	5	6	7	8	9							
16 Kolten Wong, L OBP: 0.351, SLG: 0.313	4-1 WP 46, E 46 BB		1-2 19 1B, 46 1B	0-0 G4-3		1-2 P6		1-1 P6								
19 Tommy Edman, S OBP: 0.330, SLG: 0.370	2-3 K		1-0 46 1B, 1B	1-3 K		0-2 G4-3		1-1 46 FC6-4, 1B								
46 Paul Goldschmidt, R OBP: 0.423, SLG: 0.475	3-2 K		0-0 1B		4-2 15 FC4-6, 13 BB, BB	3-3 K		0-0 FC6-4								
13 Matt Carpenter, L OBP: 0.319, SLG: 0.304 48 Harrison Bader, R OBP: 0.328, SLG: 0.390	2-3 K		1-1 F9		4-1 15 FC4-6, BB		2-3 K									
4 Yadier Molina, R OBP: 0.310, SLG: 0.375		0-1 25 G4-3, 15 1B	1-3 K		0-1 F4		2-2 11 2B, 1B									
15 Brad Miller, L OBP: 0.370, SLG: 0.471	1-1 25 G4-3, 1B		3-2 L3		2-1 FC4-6		1-3 K									
11 Paul DeJong, R OBP: 0.323, SLG: 0.357	1-3 K			0-0 F7	1-0 P4		0-0 2B									
25 Dexter Fowler, S OBP: 0.348, SLG: 0.443 41 Tyler O'Neill, R OBP: 0.263, SLG: 0.370	3-2 G4-3		4-2 3 HR, BB		4-2 3 2B, BB		2-3 K									
3 Dylan Carlson, S OBP: 0.245, SLG: 0.374	2-2 F7		2-1 HR		3-2 19 G4-3, 2B		2-3 K									
Inning Stats	R: 0, H: 0, E: 1, K: 3, S: 13	H: 0, LOB: 1, BB: 1, P: 24	R: 0, H: 2, E: 0, K: 1, S: 15	H: 2, LOB: 2, BB: 0, P: 22	R: 1, H: 3, E: 0, K: 1, S: 15	H: 3, LOB: 2, BB: 0, P: 22	R: 2, H: 1, E: 0, K: 1, S: 9	H: 1, LOB: 0, BB: 1, P: 16	R: 0, H: 0, E: 0, K: 3, S: 8	H: 0, LOB: 2, BB: 2, P: 19	R: 1, H: 1, E: 0, K: 1, S: 14	H: 1, LOB: 1, BB: 1, P: 25	R: 0, H: 2, E: 0, K: 3, S: 19	H: 2, LOB: 2, BB: 0, P: 26	R: 0, H: 1, E: 0, K: 1, S: 8	H: 1, LOB: 1, BB: 0, P: 12
PITCHER	IP, WLS, BF, H, R, ER, SO, BB, IBB, HBP, BLK, WP, HR, S, P, ERA, WHIP															
39 Corbin Burnes, R ERA: 2.11	(1, 1) 3.2, L, 19, 6, 3, 3, 5, 2, 0, 0, 0, 1, 1, 49, 80, 7.36, 2.182															
57 Eric Yardley, R ERA: 1.61	(4, 1) 1.1, 6, 0, 0, 0, 1, 2, 0, 0, 0, 0, 0, 11, 23, 0.00, 1.500															
46 Corey Knebel, R ERA: 6.08	(6, 1) 0.2, 4, 1, 1, 1, 0, 1, 0, 0, 0, 0, 0, 11, 19, 13.50, 3.000															
56 Justin Topa, R ERA: 3.18	(6, 1) 1.1, 6, 2, 0, 0, 4, 0, 0, 0, 0, 0, 0, 22, 32, 0.00, 1.500															
50 Ray Black, R ERA: 3.0	(8, 1) 1.0, 4, 1, 0, 0, 1, 0, 0, 0, 0, 0, 0, 8, 12, 0.00, 1.000															

Batter	1	2	3	4	5	6	7	8	9	AB R H RBI BB SO LOB	TOP		
24 Avisail Garcia, R OBP: 0.351, SLG: 0.345 (1, 8)	G6-3 ①		K 0-3 ①		G6-4-3 8 BB 4-2		G1-6-3 22 1B 0-2			3 0 1 0 1 1 0	Milwaukee Brewers @ St. Louis Cardinals Busch Stadium, St. Louis, MO Fri Sep 25 2020, 4:18 PM - 6:29 PM CDT Clear - 80 F		
22 Christian Yelich, L OBP: 0.349, SLG: 0.440 (1, 7)	K 3-3 ②		HR 3-2		G6-4-3 8 BB 4-1		G1-6-3 ② ③ 1-2f			3 1 1 1 1 1 1			
8 Ryan Braun, R OBP: 0.287, SLG: 0.492 15 Tyrone Taylor, R OBP: 0.300, SLG: 0.514 (1, 9) (7, 9)	K 2-3 ③		G6-3 1-1 ②		G6-4-3 1-2f 2-3 1-0 ① ②					3 0 0 0 0 1 2 0 0 0 0 0 0 0			
21 Daniel Vogelbach, L OBP: 0.344, SLG: 0.390 (1, 10)		G5-3 5 18 7 1B 4-2	BB 4-2		K 2-3 ③					1 1 0 0 2 1 1			
18 Keston Hiura, R OBP: 0.311, SLG: 0.432 2 Luis Urias, R OBP: 0.311, SLG: 0.296 (1, 4) (6, 4) (7, 5)		G5-3 7 5 3 1-2	K 1-3 ③		1B 2-2					3 1 2 0 0 1 1 0 0 0 0 0 0 0			
5 Jedd Gyorko, R OBP: 0.341, SLG: 0.532 (1, 3)		G5-3 1-2 ① 1-2 2-3		G6-3 1-2 ①		K 0-3 ①				3 0 0 0 0 1 3			
7 Eric Sogard, L OBP: 0.292, SLG: 0.290 (1, 5) (7, 4)		G5-3 3 1B 2-3 3-H ②		1B 1-2 ②		K 1-3 ②				3 0 2 1 0 1 1			
3 Orlando Arcia, R OBP: 0.298, SLG: 0.368 (1, 6)		G5-3 1-2 ②		L9 0-2 ②		F8 1-1 ③				3 0 0 1 0 0 3			
10 Omar Narváez, L OBP: 0.287, SLG: 0.260 (1, 2)		P5 0-2 ③		G1-3 1-1 ③		G4-3 1-1 ①				3 0 0 0 0 0 2			
Inning Stats	R: 0 H: 0 E: 0 LOB: 0 K: 2 BB: 0 S: 9 P: 15	R: 2 H: 2 E: 0 LOB: 1 K: 0 BB: 1 S: 15 P: 24	R: 1 H: 1 E: 0 LOB: 1 K: 2 BB: 1 S: 14 P: 23	R: 0 H: 1 E: 0 LOB: 1 K: 0 BB: 0 S: 11 P: 14	R: 0 H: 0 E: 0 LOB: 1 K: 1 BB: 2 S: 8 P: 19	R: 0 H: 1 E: 0 LOB: 1 K: 2 BB: 0 S: 11 P: 15	R: 0 H: 1 E: 0 LOB: 0 K: 0 BB: 0 S: 8 P: 11			1B: 5 SF: 0 2B: 0 SAC: 0 3B: 0 DP: 2 HR: 1 HBP: 0		WP: 0 PA: 29 PB: 0 SB: 0 CS: 0	
PITCHER	IP WLS BF H R ER SO BB IBB HBP BLK WP HR S P ERA WHIP											PITCHER	IP WLS BF H R ER SO BB IBB HBP BLK WP HR S P ERA WHIP
22 Jack Flaherty, R ERA: 4.91 (1, 1)	5.0 L 22 4 3 3 5 4 0 0 0 0 0 1 57 95 5.40 1.600												
53 John Gant, R ERA: 2.4 (6, 1)	0.0 1 1 0 0 0 0 0 0 0 0 0 0 3 5 ∞ ∞												
56 Ryan Helsley, R ERA: 5.56 (6, 1)	1.0 3 0 0 0 2 0 0 0 0 0 0 0 8 10 0.00 0.000												
30 Tyler Webb, L ERA: 2.18 (7, 1)	1.0 3 1 0 0 0 0 0 0 0 0 0 0 8 11 0.00 1.000												

livebaseballscorecards.com

AB	25
R	3
H	6
RBI	3
BB	4
SO	7
LOB	14



Batter	1	2	3	4	5	6	7	8	9	AB R H RBI BB SO LOB	TOP		
16 Kolten Wong, L OBP: 0.354, SLG: 0.329 (1, 4)	L7	3B			1B	FC6-5				4 1 2 1 0 0 1			
19 Tommy Edman, S OBP: 0.329, SLG: 0.383 (1, 7) (5, 5)	46 G5-3 13 2B 1B	L9			HR	K				4 2 2 2 0 1 1			
46 Paul Goldschmidt, R OBP: 0.419, SLG: 0.470 (1, 3)	G5-3				K	K				3 0 0 0 1 2 1			
13 Matt Carpenter, L OBP: 0.325, SLG: 0.319 48 Harrison Bader, R OBP: 0.328, SLG: 0.388 (5, PR) (5, 8)	2B				G6-3	11 BB 3 2B 25 BB 1B				3 0 2 1 0 0 0 1 1 0 0 0 0 1			
25 Dexter Fowler, S OBP: 0.337, SLG: 0.417 41 Tyler O'Neill, R OBP: 0.260, SLG: 0.365 (1, 9) (5, 7)	G4-3				K	11 BB 3 2B BB				2 1 0 0 1 1 1 1 0 0 0 0 0 1			
15 Brad Miller, L OBP: 0.383, SLG: 0.460 47 Rangel Ravelo, R OBP: 0.244, SLG: 0.286 (1, 10) (5, PH) (5, 10)					K	K				2 0 0 0 0 2 0 2 0 0 0 0 1 2			
11 Paul DeJong, R OBP: 0.327, SLG: 0.356 (1, 6)					K	3 2B 32 1B BB				3 2 1 0 1 1 0			
3 Dylan Carlson, S OBP: 0.268, SLG: 0.388 (1, 8) (5, 9)										3 1 1 2 1 0 1			
32 Matt Wieters, S OBP: 0.300, SLG: 0.229 (1, 2)										2 1 1 2 1 1 1			
Inning Stats	R: 1 H: 2 E: 0 LOB: 1 K: 0 BB: 0 S: 10 P: 16	R: 2 H: 2 E: 0 LOB: 1 K: 1 BB: 1 S: 15 P: 26	R: 0 H: 0 E: 0 LOB: 0 K: 2 BB: 0 S: 9 P: 15	R: 0 H: 0 E: 0 LOB: 1 K: 3 BB: 1 S: 12 P: 20	R: 6 H: 5 E: 0 LOB: 2 K: 2 BB: 2 S: 26 P: 48	R: 0 H: 0 E: 0 LOB: 1 K: 1 BB: 1 S: 9 P: 15	R: 0 H: 0 E: 0 LOB: 0 K: 0 BB: 0 S: 9 P: 13	1B: 5 SF: 0 2B: 2 SAC: 0 3B: 1 DP: 0 HR: 1 HBP: 0	WP: 2 PA: 35 PB: 1 SB: 0 CS: 0				
PITCHER	IP WLS BF H R ER SO BB IBB HBP BLK WP HR S P ERA WHIP											PITCHER	IP WLS BF H R ER SO BB IBB HBP BLK WP HR S P ERA WHIP
29 Josh Lindblom, R ERA: 5.16 (1, 1)	2.1 L 12 4 3 3 2 1 0 0 0 0 2 0 28 47 11.57 2.143												
58 Alex Claudio, L ERA: 4.26 (3, 1)	1.0 3 0 0 0 2 0 0 0 0 0 0 0 9 14 0.00 0.000												
43 Drew Rasmussen, R ERA: 5.87 (4, 1)	1.0 7 3 3 3 3 1 0 0 0 0 1 21 34 27.00 4.000												
27 Eric Lauer, L ERA: 13.09 (5, 1)	1.2 10 2 3 3 2 3 0 0 0 0 0 23 45 16.20 3.000												
54 J.P. Feyereisen, R ERA: 5.79 (7, 1)	1.0 3 0 0 0 0 0 0 0 0 0 0 9 13 0.00 0.000												

St. Louis Cardinals @ Milwaukee Brewers
 Busch Stadium, St. Louis, MO
 Fri Sep 25 2020, 7:15 PM - 9:51 PM CDT
 Clear - 73 F

AB	30
R	9
H	9
RBI	8
BB	5
SO	9
LOB	10



Batter	1	2	3	4	5	6	7	8	9	AB	R	H	RBI	BB	SO	LOB
24 Avisail Garcia, R OBP: 0.345, SLG: 0.339 15 Tyrone Taylor, R OBP: 0.300, SLG: 0.514	(1, 8) S FF 91 X FF 93 0-1 F8		B CU 78 X CU 78 1-0 L9			S FF 93 S FF 93 B FF 94 B CH 86 B FF 94 X FF 94 3-2 F9				3	0	0	0	0	0	1
22 Christian Yelich, L OBP: 0.349, SLG: 0.436 2 Luis Urias, R OBP: 0.311, SLG: 0.296	(1, 7) B FF 93 B FF 92 B CU 75 C FF 92 X FF 94 3-1 F7			B CU 76 S CU 77 X FF 93 2-1 G5-3		B CH 82 C FF 93 C FF 94 B CU 78 B FF 96 F FF 94 B CU 77 4-2 BB				2	0	0	0	1	0	0
8 Ryan Braun, R OBP: 0.262, SLG: 0.484 28 Ryon Healy, R OBP: 0.143, SLG: 0.143	(1, 9) B CU 76 B CU 75 B FC 87 C FF 92 X FF 93 3-1 F8			F FF 92 S FF 93 F FC 88 B CU 78 B CU 79 B FC 88 F FC 91 F FF 94 X FF 94 3-2 L3		X FF 92 0-0 F9				2	0	0	0	0	0	0
21 Daniel Vogelbach, L OBP: 0.336, SLG: 0.380	(1, 10)	C FF 91 B CH 82 S FF 92 F FF 95 B FF 95 F FF 94 S FC 90 2-3 K		C FF 94 X FF 94 0-1 F8		S CH 85 B FF 95 F FF 94 F SL 84 B FF 95 C CH 85 3-3 K				3	0	0	0	0	2	0
18 Keston Hiura, R OBP: 0.307, SLG: 0.426	(1, 4)	B CU 78 S FF 93 T CU 79 F FF 94 F FC 80 F FC 89 S FF 95 1-3 K			B CU 76 F FC 88 F FF 92 B FF 94 F FC 87 S FF 94 2-3 K		F FF 94 X FF 94 0-1 F8			3	0	0	0	0	2	0
5 Jedd Gyorko, R OBP: 0.339, SLG: 0.527 14 Jace Peterson, L OBP: 0.383, SLG: 0.356	(1, 3) (5, PH) (6, 9)	C CU 77 F FF 94 B FC 90 F FF 95 C CU 80 1-3 K			S FF 92 C CU 77 B FC 94 C FF 94 1-3 K		B FF 94 S CH 84 B FF 94 B FF 93 B FF 93 4-1 7 1B BB			1	0	0	0	0	1	0
7 Eric Sogard, L OBP: 0.293, SLG: 0.291	(1, 5) (7, 7)		X FF 91 0-0 P6		B FF 93 B CU 75 C FF 92 B CH 83 X FF 92 3-1 P4		C FF 94 B FF 94 B CH 84 X FF 93 2-1 1B			3	0	1	0	0	0	0
3 Orlando Arcia, R OBP: 0.298, SLG: 0.386	(1, 6)		C FF 92 B CU 77 C CU 77 X FF 93 1-2 F8		B FC 87 F FF 91 B CU 77 B FC 89 F FF 93 X FF 94 3-2 HR		B FF 93 B FF 92 X FF 92 2-0 F7			3	1	1	1	0	0	2
26 Jacob Nottingham, R OBP: 0.260, SLG: 0.455	(1, 2)		B CU 76 S FF 93 B CU 78 B FF 94 S FF 94 B FF 95 4-2 BB			S FF 94 B CU 78 B FF 94 S FF 94 S FF 95 2-3 K				1	0	0	0	1	1	0


Inning Stats	R: 0	H: 0	E: 0	K: 0	S: 6	P: 12	R: 0	H: 0	E: 0	K: 3	S: 15	R: 0	H: 0	E: 0	K: 0	S: 7	R: 0	H: 0	E: 0	K: 0	S: 10	R: 0	H: 0	E: 0	K: 2	S: 9	R: 1	H: 1	E: 0	K: 1	S: 13	R: 0	H: 1	E: 0	K: 1	S: 10
	0	0	0	0	6	12	0	0	0	3	15	0	0	0	0	7	0	0	0	0	10	0	0	0	0	2	9	1	1	0	1	13	0	1	0	10

PITCHER	IP	WLS	BF	H	R	ER	SO	BB	IBB	HBP	BLK	WP	HR	S	P	ERA	WHIP
62 Daniel Ponce de Leon, R ERA: 4.96	6.0	W	21	1	1	1	6	2	0	0	0	0	1	60	99	1.50	0.500
38 Kodi Whitley, R ERA: 1.93	1.0		5	1	0	0	1	1	0	0	0	0	0	10	21	0.00	2.000

BOTTOM

St. Louis Cardinals @ Milwaukee Brewers
 Busch Stadium, St. Louis, MO
 Fri Sep 25 2020, 7:15 PM - 9:51 PM CDT
 Clear - 73 F

AB	23
R	1
H	2
RBI	1
BB	3
SO	7
LOB	4



WP	PA	1B	SF	PB	SAC	3B	DP	HR	HBP	CS
0	26	1	0	0	0	0	0	1	0	0

Batter	1	2	3	4	5	6	7	8	9	AB R H RBI BB SO LOB	TOP			
24 Avisail García, R OBP: 0.342, SLG: 0.335 (1, 8) C CU 70 X FC 86 0-1 F9			F CU 74 F CU 74 F SI 90 D CU 75 T SI 90 1-2 K		F CU 74 X SI 87 0-1 F7		X FC 86 0-0 22 BB 1B		1 SAFE S FF 90 S FF 91 0-3 K	5 0 1 0 0 2 3				
22 Christian Yelich, L OBP: 0.350, SLG: 0.429 (1, 7) C SI 88 C FC 84 X CU 70 1-1 G1-3			C FC 85 B FF 89 C FC 84 B SI 90 X CU 74 2-2 G3		F FC 84 B CU 73 F CU 74 B FF 88 B CU 75 B FF 90 4-2 21 L1-3 BB		B SL 80 C FF 89 B SL 82 B SL 80 B SL 81 4-2 BB		C SI 81 B CH 79 F SI 90 C CU 76 1-3 K	3 0 0 0 2 1 3				
8 Ryan Braun, R OBP: 0.281, SLG: 0.500 15 Tyrone Taylor, R OBP: 0.300, SLG: 0.514 (1, 9) (7, 9) X SI 90 0-0 F9				C SI 88 X SI 88 0-1 HR		B SI 88 F CU 75 X CU 74 1-1 L4		C SL 80 B SL 80 F SI 81 S FF 91 1-3 K		4 1 1 1 0 1 4 0 0 0 0 0 0 0				
21 Daniel Vogelbach, L OBP: 0.333, SLG: 0.402 (1, 10)		C CU 71 C CU 72 C SI 90 0-3 K		B CU 71 F CU 71 X SI 89 1-1 HR		B FC 86 X CU 73 1-0 L1-3		C FF 88 B FF 89 B SL 79 C SL 79 S SL 80 2-3 K		4 1 1 1 0 2 1				
18 Keston Hiura, R OBP: 0.302, SLG: 0.418 2 Luis Urias, R OBP: 0.311, SLG: 0.296 (1, 4) (8, 5)		S SI 89 S SI 89 X SI 90 0-2 P4		B CU 72 X FC 84 1-0 F8		B SI 90 X CU 74 1-0 G5-3		B FF 96 F FF 97 B FF 96 S SL 87 F SL 89 X FF 98 2-2 G6-3		4 0 0 0 0 0 1 0 0 0 0 0 0 0				
5 Jedd Gyorko, R OBP: 0.336, SLG: 0.513 (1, 3)		B CU 74 X FC 83 1-0 L4		F CU 73 X CU 73 0-1 L7		S CU 74 S CU 73 B CU 75 S FC 84 1-3 K		B FF 97 S SL 86 H FF 97 2-1 HBP		3 0 0 0 0 1 0				
7 Eric Sogard, L OBP: 0.283, SLG: 0.281 (1, 5) (8, 4)			C FC 83 X CU 70 0-1 L7		B FC 84 C CH 82 X FC 84 1-1 L7		C FC 84 X CH 81 0-1 G6-3		F SL 87 S SL 85 B SL 85 S CU 81 1-3 K	4 0 0 0 0 1 1				
3 Orlando Arcia, R OBP: 0.314, SLG: 0.412 (1, 6)			F SI 88 X CU 71 0-1 10 1B 2B		X SI 87 0-0 10 G3-6-3 1B		X FC 83 0-0 10 1B 2B		S CH 78 X FF 90 0-1 1B	4 1 4 0 0 0 0				
10 Omar Narváez, L OBP: 0.294, SLG: 0.269 (1, 2)			B FC 84 D SI 89 B FC 86 C FF 88 X SI 88 3-1 2B		B CU 72 C FC 84 S CU 72 F CU 73 F FF 90 X CU 74 1-2 G3-6-3		X CU 73 0-0 22 BB 24 1B 2-H 1B		1 SAFE L FF 89 S CU 74 S FF 90 0-3 K	4 0 2 1 0 1 2				
Inning Stats	R: 0 E: 0 K: 0 S: 5 H: 0 LOB: 0 BB: 0 P: 6	R: 0 E: 0 K: 1 S: 7 H: 0 LOB: 0 BB: 0 P: 8	R: 0 E: 0 K: 1 S: 13 H: 2 LOB: 2 BB: 0 P: 19	R: 2 E: 0 K: 0 S: 9 H: 2 LOB: 0 BB: 0 P: 12	R: 0 E: 0 K: 0 S: 8 H: 1 LOB: 0 BB: 0 P: 9	R: 0 E: 0 K: 0 S: 6 H: 0 LOB: 1 BB: 1 P: 13	R: 1 E: 0 K: 2 S: 13 H: 3 LOB: 3 BB: 1 P: 19	R: 0 E: 0 K: 2 S: 11 H: 0 LOB: 1 BB: 0 P: 18	R: 0 E: 0 K: 3 S: 11 H: 1 LOB: 1 BB: 0 P: 12	1B: 5 2B: 2 3B: 0 HR: 2 SF: 0 SAC: 0 DP: 1 HBP: 1	WP: 0 PB: 0 SB: 0 CS: 0 PA: 38			
PITCHER	IP WLS BF H R ER SO BB IBB HBP BLK WP HR S P ERA WHIP												PITCHER	IP WLS BF H R ER SO BB IBB HBP BLK WP HR S P ERA WHIP
50 Adam Wainwright, R ERA: 3.15 (1, 1)	6.2 L 28 8 3 3 3 1 0 0 0 0 0 2 56 76 4.05 1.350													
21 Andrew Miller, L ERA: 2.77 (7, 1)	0.2 3 0 0 0 2 1 0 0 0 0 0 0 8 15 0.00 1.500													
56 Ryan Helsley, R ERA: 5.25 (8, 1)	0.2 3 0 0 0 1 0 0 1 0 0 0 0 8 13 0.00 0.000													
30 Tyler Webb, L ERA: 2.08 (9, 1)	1.0 4 1 0 0 3 0 0 0 0 0 0 0 11 12 0.00 1.000													

Milwaukee Brewers @ St. Louis Cardinals
 Busch Stadium, St. Louis, MO
 Sat Sep 26 2020, 6:09 PM - 8:47 PM CDT
 Clear - 81 F

AB	35
R	3
H	9
RBI	3
BB	2
SO	9
LOB	15



Batter	1	2	3	4	5	6	7	8	9	AB R H RBI BB SO LOB
16 Kolten Wong, L OBP: 0.351, SLG: 0.328 (1, 4) C SI 97 X FF 96 0-1 FC6-4 1B			B CU 83 B CU 83 B SI 96 C SI 95 X SI 96 3-1 P5			X CH 87 0-0 B1-3			C SI 95 F SI 95 B SL 82 B SL 82 F SI 96 F SI 96 X SI 95 3-2 G3-1	4 0 1 0 0 0 0
19 Tommy Edman, S OBP: 0.323, SLG: 0.375 (1, 7) B SI 96 B SI 95 X SI 95 2-0 FC6-4 1-2f			C SI 97 F CH 88 B FF 98 X CU 84 1-2 G4-3			B SI 96 B SI 96 C SI 97 F SI 97 S SI 97 3-3 K			F SI 95 C SI 95 B SI 97 B SI 97 B SI 96 C SL 82 2-3 K	4 0 0 0 0 2 1
46 Paul Goldschmidt, R OBP: 0.412, SLG: 0.460 (1, 3) T FF 96 B SI 96 S SL 88 F FF 97 C SI 96 1-3 K				C SL 85 F SI 96 B SI 97 X CH 88 1-2 F8			C FF 96 X FF 96 0-1 G3		S SL 82 C SI 96 F SI 96 B SL 83 B SL 96 B SL 83 X SI 96 3-2 P3	4 0 0 0 0 1 1
15 Brad Miller, L OBP: 0.357, SLG: 0.451 (1, 10) S SI 96 B SI 97 C CH 88 C CH 88 S SI 98 2-3 K				F CU 83 B FF 97 B CH 89 S SI 98 S FF 98 2-3 K			B SI 95 X CH 88 1-0 G6-3			3 0 0 0 0 2 1
4 Yadier Molina, R OBP: 0.305, SLG: 0.366 (1, 2) C FF 96 F SI 97 S SL 87 X SI 97 0-2 1B				C FF 97 B CH 90 F FF 96 T FF 98 1-2 K			B CH 86 F FF 97 C CU 94 F FF 98 F FF 97 X CU 84 1-2 G5-3			3 0 1 0 0 1 0
11 Paul DeJong, R OBP: 0.322, SLG: 0.349 (1, 6) C SL 86 F CH 87 F FF 98 D SL 87 B FF 96 S CH 87 2-3 K				C FF 96 F CU 82 X FF 97 0-2 P3			F CH 86 S CH 87 B CH 89 B CH 89 F FF 97 S SL 87 1-3 K			3 0 0 0 0 2 1
13 Matt Carpenter, L OBP: 0.325, SLG: 0.314 (1, 5) L CH 86 S CH 88 D CH 88 X FF 97 1-2 F7				B SI 96 B SI 96 C SI 96 T SI 96 X SI 97 2-2 F8			B CH 88 B CH 89 B SI 97 B SI 95 4-0 BB			2 0 0 0 1 0 1
25 Dexter Fowler, S OBP: 0.327, SLG: 0.402 (1, 9) C CU 82 B FF 96 B CH 87 C SI 97 S SI 97 2-3 K				B CH 86 X CH 88 1-0 G4-3			B SI 95 C CH 85 B CH 86 F CH 86 B FF 97 S FF 97 3-3 K			3 0 0 0 0 2 2
3 Dylan Carlson, S OBP: 0.261, SLG: 0.377 (1, 8) C SI 95 X CU 83 0-1 G1-3					C SI 95 C CH 87 F FF 97 C FF 97 0-3 K			B CU 81 F CH 86 X SI 97 1-1 L7		3 0 0 0 0 1 1

Inning Stats	R: 0 E: 0 K: 2 S: 10	H: 1 LOB: 1 BB: 0 P: 15	R: 0 E: 0 K: 2 S: 14	H: 1 LOB: 1 BB: 0 P: 19	R: 0 E: 0 K: 0 S: 7	H: 0 LOB: 0 BB: 0 P: 11	R: 0 E: 0 K: 2 S: 9	H: 0 LOB: 0 BB: 0 P: 13	R: 0 E: 0 K: 0 S: 7	H: 0 LOB: 0 BB: 0 P: 10	R: 0 E: 0 K: 2 S: 8	H: 0 LOB: 0 BB: 0 P: 11	R: 0 E: 0 K: 0 S: 8	H: 0 LOB: 0 BB: 0 P: 10	R: 0 E: 0 K: 2 S: 10	H: 0 LOB: 1 BB: 1 P: 19	R: 0 E: 0 K: 1 S: 13	H: 0 LOB: 0 BB: 0 P: 21	1B: 2 2B: 0 3B: 0 HR: 0	SF: 0 SAC: 0 DP: 0 HBP: 0	WP: 0 PB: 0 SB: 0 CS: 0	PA: 30
--------------	-------------------------------	----------------------------------	-------------------------------	----------------------------------	------------------------------	----------------------------------	------------------------------	----------------------------------	------------------------------	----------------------------------	------------------------------	----------------------------------	------------------------------	----------------------------------	-------------------------------	----------------------------------	-------------------------------	----------------------------------	----------------------------------	------------------------------------	----------------------------------	--------

PITCHER	IP	WLS	BF	H	R	ER	SO	BB	IBB	HBP	BLK	WP	HR	S	P	ERA	WHIP
53 Brandon Woodruff, R ERA: 3.05 (1, 1)	8.0	W	27	2	0	0	10	1	0	0	0	0	0	73	108	0.00	0.375
71 Josh Hader, L ERA: 3.79 (9, 1)	1.0	S	3	0	0	0	1	0	0	0	0	0	0	13	21	0.00	0.000

BOTTOM

Milwaukee Brewers @ St. Louis Cardinals
 Busch Stadium, St. Louis, MO
 Sat Sep 26 2020, 6:09 PM - 8:47 PM CDT
 Clear - 81 F

livebaseballscorecards.com

AB	29
R	0
H	2
RBI	0
BB	1
SO	11
LOB	8



Batter	1	2	3	4	5	6	7	8	9	AB R H RBI BB SO LOB	TOP																							
24 Avisail Garcia, R OBP: 0.333, SLG: 0.326 (1, 8)	F9 0-2 ①		K 1-3 ③			G6-3 2-1 ①		K 2-3 ①	G4-3 0-0 ③	5 0 0 0 0 2 3																								
22 Christian Yelich, L OBP: 0.356, SLG: 0.430 (1, 7)	G5-4-3 1B 2-2			5 WP 8 BB 21 G5-3 BB 4-1		F8 0-0 ②		BB 1-2		2 1 1 0 2 0 0																								
8 Ryan Braun, R OBP: 0.281, SLG: 0.488 (1, 9)	G5-4-3 1-2f 2-2 ② ③			21 G5-3 5 WP BB 1-2		K 0-3 ③		K 3-3 ②		3 0 0 0 1 2 3																								
5 Jedd Gyorko, R OBP: 0.333, SLG: 0.504 (1, 3)		F9 3-2 ①		K 1-2 2-3 3-3 S CH 64 ①			3 WP 21 G4-3 1B 0-0 X FF 95	K 2-3 ③		4 0 1 0 0 2 4																								
21 Daniel Vogelbach, L OBP: 0.331, SLG: 0.391 (1, 10)		HBP 1-1		G5-3 2-3 3-H		G4-3 1-2 ①		G5-3 3-2 ①		3 0 0 1 0 0 2																								
18 Keston Hiura, R OBP: 0.297, SLG: 0.410 (1, 4)		L4 1-1 ②		K 2-2 ③		K 0-2 ②		G6-3 1-1 ②		4 0 0 0 0 2 3																								
3 Orlando Arcia, R OBP: 0.317, SLG: 0.416 (1, 6)		P2 2-2 ③		K2-3 0-3 ①		BB 2-3		26 1B 2B 0-0 X FF 98		3 1 1 0 1 1 1																								
2 Luis Urias, R OBP: 0.308, SLG: 0.294 (1, 5)			G4-3 0-1 ①		G3 2-2 ②	G5-3 0-1 ③		26 1B BB 4-0 B SI 98 B CH 90 B FF 97 B FF 96		1 0 0 0 0 0 0 1 0 0 0 0 0 0																								
7 Eric Sogard, L OBP: 0.281, SLG: 0.278 (5, PH)										1 0 0 0 0 0 2 0 0 0 0 1 0 0																								
15 Tyrone Taylor, R OBP: 0.293, SLG: 0.500 (7, PH)																																		
14 Jace Peterson, L OBP: 0.393, SLG: 0.356 (7, 5)																																		
26 Jacob Nottingham, R OBP: 0.278, SLG: 0.458 (1, 2)			G6-3 2-2 ②		K 0-3 ③			22 BB 1B 1-2 B FF 96 T FF 97 S CH 90 X SL 87	1B 1-2 2-H	4 0 2 1 0 1 0																								
Inning Stats	R: 0 H: 1 E: 0 K: 0 S: 14	H: 1 LOB: 0 BB: 0 P: 18	R: 0 H: 0 E: 0 K: 0 S: 9	H: 0 LOB: 1 BB: 0 P: 16	R: 0 H: 0 E: 0 K: 1 S: 9	H: 0 LOB: 0 BB: 0 P: 12	R: 1 H: 0 E: 0 K: 2 S: 15	H: 0 LOB: 1 BB: 2 P: 29	R: 0 H: 0 E: 0 K: 1 S: 9	H: 0 LOB: 0 BB: 0 P: 11	R: 0 H: 0 E: 0 K: 1 S: 7	H: 0 LOB: 0 BB: 0 P: 9	R: 0 H: 1 E: 0 K: 1 S: 10	H: 1 LOB: 2 BB: 1 P: 15	R: 0 H: 1 E: 0 K: 3 S: 17	H: 1 LOB: 2 BB: 1 P: 29	R: 1 H: 2 E: 0 K: 0 S: 9	H: 2 LOB: 2 BB: 1 P: 18	1B: 4 2B: 1 3B: 0 HR: 0 SF: 0 SAC: 0 DP: 1 HBP: 1	WP: 2 PA: 37 PB: 0 SB: 0 CS: 0														
PITCHER	IP WLS BF H R ER SO BB IBB HBP BLK WP HR S P ERA WHIP																																	
36 Austin Gomber, L ERA: 1.86 (1, 1)	4.0	15	1	1	1	3	2	0	1	0	47	75	2.25	0.750																				
65 Giovanni Gallegos, R ERA: 3.6 (5, 1)	2.0	W	7	1	0	0	3	0	0	0	0	17	21	0.00	0.500																			
92 Génesis Cabrera, L ERA: 2.42 (7, 1)	1.1		7	1	0	0	2	2	0	0	1	19	31	0.00	2.250																			
Alex Reyes, R ERA: 3.2 (8, 1)	1.2	S	8	2	1	1	2	1	0	0	0	16	30	5.40	1.800																			

Milwaukee Brewers @ St. Louis Cardinals
 Busch Stadium, St. Louis, MO
 Sun Sep 27 2020, 2:16 PM - 5:13 PM CDT
 Cloudy - 80 F

AB	31
R	2
H	5
RBI	2
BB	5
SO	10
LOB	18



WP: 2	PA: 37
PB: 0	
SB: 0	
CS: 0	

PITCHER	IP	WLS	BF	H	R	ER	SO	BB	IBB	HBP	BLK	WP	HR	S	P	ERA	WHIP
36 Austin Gomber, L	4.0		15	1	1	1	3	2	0	1	0	47	75	2.25	0.750		
65 Giovanni Gallegos, R	2.0	W	7	1	0	0	3	0	0	0	0	17	21	0.00	0.500		
92 Génesis Cabrera, L	1.1		7	1	0	0	2	2	0	0	0	19	31	0.00	2.250		
Alex Reyes, R	1.2	S	8	2	1	1	2	1	0	0	0	16	30	5.40	1.800		

Batter	1	2	3	4	5	6	7	8	9
16 Kolten Wong, L OBP: 0.350, SLG: 0.326	G6-3		E1 46 1B	F7			G4-3		
19 Tommy Edman, S OBP: 0.317, SLG: 0.368	F9		K	K			K		
46 Paul Goldschmidt, R OBP: 0.417, SLG: 0.466									
3 Dylan Carlson, S OBP: 0.252, SLG: 0.364	L9		K						
4 Yadier Molina, R OBP: 0.303, SLG: 0.359		L7							
11 Paul DeJong, R OBP: 0.322, SLG: 0.349		F8							
25 Dexter Fowler, S OBP: 0.317, SLG: 0.389		K							
48 Harrison Bader, R OBP: 0.336, SLG: 0.443									
41 Tyler O'Neill, R OBP: 0.261, SLG: 0.360									

Inning Stats	R: 0	H: 1	E: 0	K: 0	S: 8	R: 0	H: 0	E: 0	K: 1	S: 9	R: 4	H: 4	E: 1	K: 2	S: 28	R: 1	H: 1	E: 0	K: 1	S: 12	R: 0	H: 0	E: 0	K: 2	S: 8	R: 0	H: 0	E: 0	K: 1	S: 8	R: 0	H: 1	E: 1	K: 0	S: 3
	LOB: 1	BB: 0	P: 13			LOB: 0	BB: 0	P: 15			LOB: 2	BB: 2	P: 43			LOB: 0	BB: 0	P: 21			LOB: 0	BB: 0	P: 12			LOB: 0	BB: 0	P: 12			LOB: 0	BB: 0	P: 7		

PITCHER	IP	WLS	BF	H	R	ER	SO	BB	IBB	HBP	BLK	WP	HR	S	P	ERA	WHIP
25 Brett Anderson, L ERA: 4.21	2.0	L	9	2	2	2	1	1	0	0	0	0	0	23	38	9.00	1.500
51 Freddy Peralta, R ERA: 3.99	2.0		11	4	3	3	3	1	0	0	0	0	1	34	54	13.50	2.500
56 Justin Topa, R ERA: 2.35	2.0		6	0	0	0	3	0	0	0	0	0	0	16	26	0.00	0.000
57 Eric Yardley, R ERA: 1.54	1.0		3	0	0	0	1	0	0	0	0	0	0	8	12	0.00	0.000
37 Adrian Houser, R ERA: 5.3	1.0		3	1	0	0	0	0	0	0	0	0	0	3	7	0.00	1.000

BOTTOM

AB	R	H	RBI	BB	SO	LOB
4	1	1	1	0	0	0
4	0	0	0	0	3	1
4	1	3	1	0	1	0
4	0	0	0	0	2	3
3	0	0	0	1	0	2
3	0	1	1	0	0	0
3	0	0	0	0	1	2
3	2	2	1	0	1	0
2	1	0	0	1	0	0

AB	30
R	5
H	7
RBI	4
BB	2
SO	8
LOB	8



WP	PA	ERA	WHIP
0	32		

Milwaukee Brewers @ St. Louis Cardinals
Busch Stadium, St. Louis, MO
 Sun Sep 27 2020, 2:16 PM - 5:13 PM CDT
 Cloudy - 80 F


livebaseballscorecards.com

St. Louis Cardinals @ San Diego Padres

Petco Park, San Diego, CA
Wed Sep 30 2020, 2:08 PM - 6:01 PM PDT
Sunny - 91 F

AB	39
R	7
H	13
RBI	7
BB	5
SO	10
LOB	21

WP	0	PA	46
PB	0		
SB	1		
CS	0		



Batter	1	2	3	4	5	6	7	8	9	AB	R	H	RBI	BB	SO	LOB									
16 Kolten Wong, L OBP: 0.167, SLG: 0.333 (1, 4)	P5 0-1	G4-3 2-2		G6-3 1-1 46 2B	G6-3 0-1		L8 1-2		L6 0-0	6	0	1	0	0	0	4									
19 Tommy Edman, S OBP: 0.200, SLG: 0.200 (1, 5)	46 HR 1B 0-2	P6 2-2		K 0-3		P4 1-2		G1-3 1-1		5	1	1	0	0	1	1									
46 Paul Goldschmidt, R OBP: 0.200, SLG: 0.800 (1, 3)	HR 0-0		F9 0-0	G6-3 2-2		F8 1-2		G5-3 1-2		5	1	1	2	0	0	1									
3 Dylan Carlson, S OBP: 0.800, SLG: 1.000 (1, 7)	4 1B 2B 0-2		4 2B 11 1B 1B 2-2	4 S BB 4-2		4 1B BB 4-2		K2-3 0-3		3	2	2	0	2	1	0									
4 Yadier Molina, R OBP: 0.600, SLG: 0.800 (1, 2)	11 2B 13 SF7 1B 2-H		11 1B 13 1B 2B 1-3	K 1-2		11 BB 1B 1-3		L9 1-0		5	2	3	1	0	1	2									
11 Paul DeJong, R OBP: 1.000, SLG: 1.500 (1, 6)	25 2B 1-3		25 FC5-4 13 1B 1B 2-3 3-H	HBP 25 1B 4-1		BB 1-2		13 BB 25 1B BB 4-2		2	1	2	1	2	0	0									
13 Matt Carpenter, L OBP: 0.400, SLG: 0.333 41 Tyler O'Neill, R (9, PR) (9, 10)	SF7 0-0		25 FC5-4 1B 1-2 3-H	K 1-3		K 3-3		25 1B BB 1-2		3	0	1	2	1	2	4									
25 Dexter Fowler, S OBP: 0.400, SLG: 0.400 (1, 9)	G4-3 1-1		FC5-4 1B 1-2 2-3	1B 0-0		F8 3-2		BB 2-1		5	0	2	1	0	0	3									
48 Harrison Bader, R (1, 8)		K 2-3	K 0-3	K 0-3		K 2-3		K 2-2		5	0	0	0	0	5	6									
Inning Stats	R: 4 E: 0 K: 0 S: 14	H: 5 LOB: 1 BB: 0 P: 16	R: 0 E: 0 K: 1 S: 9	H: 0 LOB: 0 BB: 0 P: 15	R: 2 E: 0 K: 1 S: 21	H: 4 LOB: 2 BB: 0 P: 29	R: 0 E: 0 K: 2 S: 17	H: 1 LOB: 2 BB: 1 P: 26	R: 0 E: 0 K: 2 S: 9	H: 1 LOB: 2 BB: 0 P: 11	R: 0 E: 0 K: 1 S: 16	H: 1 LOB: 3 BB: 2 P: 30	R: 0 E: 0 K: 1 S: 9	H: 0 LOB: 0 BB: 0 P: 15	R: 0 E: 0 K: 1 S: 8	H: 0 LOB: 0 BB: 0 P: 10	R: 1 E: 0 K: 1 S: 10	H: 1 LOB: 2 BB: 2 P: 23	1B: 8 2B: 4 3B: 0 HR: 1	SF: 1 SAC: 0 DP: 0 HBP: 1	WP: 0 PB: 0 SB: 1 CS: 0	PA: 46			
PITCHER	IP	WLS	BF	H	R	ER	SO	BB	IBB	HBP	BLK	WP	HR	S	P	ERA	WHIP								
59 Chris Paddack, R ERA: 23.14 (1, 1)	2.1	L	15	8	6	6	1	0	0	0	0	0	1	33	46	23.14	3.429								
55 Matt Strahm, L ERA: (3, 1)	0.2		3	1	0	0	1	0	0	0	0	0	0	11	14	0.00	1.500								
34 Craig Stammen, R ERA: (4, 1)	1.0		5	1	0	0	2	1	0	0	0	0	0	17	26	0.00	2.000								
36 Pierce Johnson, R ERA: (5, 1)	1.0		5	1	0	0	2	0	0	1	0	0	0	9	11	0.00	1.000								
14 Emilio Pagán, R ERA: (6, 1)	1.0		6	1	0	0	1	2	0	0	0	0	0	16	30	0.00	3.000								
PITCHER	IP	WLS	BF	H	R	ER	SO	BB	IBB	HBP	BLK	WP	HR	S	P	ERA	WHIP								
15 Drew Pomeranz, L ERA: (7, 1)	1.0		3	0	0	0	1	0	0	0	0	0	0	9	15	0.00	0.000								
43 Garrett Richards, R ERA: (8, 1)	1.0		3	0	0	0	1	0	0	0	0	0	0	8	10	0.00	0.000								
47 Trevor Rosenthal, R ERA: 9.0 (9, 1)	1.0		6	1	1	1	1	2	0	0	0	0	0	10	23	9.00	3.000								

livebaseballscores.com

Batter	1	2	3	4	5	6	7	8	9	AB	R	H	RBI	BB	SO	LOB
23 Fernando Tatis Jr., R OBP: 0.400, SLG: 0.250	4-1 13 1B 30 SF8 BB		3-2 4 1B 28 1B	0-1 L9		1-3 K		1-1 G6-3		4	2	1	0	1	1	5
13 Manny Machado, R OBP: 0.200, SLG: 0.200	1-2 1-3 1B		1-0 P2		2-2 P6		1-1 L7		3-1 G6-3	5	0	1	0	0	0	1
30 Eric Hosmer, L	2-1 SF8		0-0 F7		2-1 L3		0-3 K		1-0 L6	4	0	0	1	0	1	1
4 Wil Myers, R OBP: 0.400, SLG: 0.250	1-3 K		1-2 28 1B 1-3 1B		2-3 K		4-1 BB		2-2 F8	4	0	1	0	1	2	1
28 Tommy Pham, R OBP: 0.500, SLG: 0.750	2-2 F8		2-2 1-2 1B		2-1 22 S SF9-3-5 2B		3-2 G6-3			4	1	2	1	0	0	2
9 Jake Cronenworth, L OBP: 0.750, SLG: 1.500		2-0 22 SF9 3B	2-1 F7		1-0 22 S HBP			1-2 10 1B HBP		2	1	1	0	0	0	2
22 Austin Nola, R		2-0 SF9		0-3 K		1-0 SF9-3-5		1-0 F9		2	0	0	2	0	1	1
10 Jurickson Profar, S OBP: 0.500, SLG: 0.500		2-1 F7		1-1 G5-3		0-1 2 BB 1B		0-1 2 FC3-5-2 1B		4	0	2	0	0	0	0
2 Trent Grisham, L		2-1 G1-6-3		4-2 BB		4-2 BB		1-1 FC3-5-2		2	0	0	0	2	0	2

Inning Stats	R: 1	H: 1	E: 0	LOB: 1	K: 1	S: 13	R: 1	H: 1	E: 0	LOB: 0	K: 0	S: 6	R: 1	H: 3	E: 0	LOB: 2	K: 0	S: 17	R: 0	H: 0	E: 0	LOB: 1	K: 1	S: 10	R: 0	H: 0	E: 0	LOB: 0	K: 1	S: 9	R: 1	H: 2	E: 0	LOB: 2	K: 1	S: 10	R: 0	H: 0	E: 0	LOB: 1	K: 1	S: 9	R: 0	H: 1	E: 0	LOB: 2	K: 0	S: 10	R: 0	H: 0	E: 0	LOB: 0	K: 0	S: 7	1B: 6	SF: 3	2B: 2	SAC: 0	3B: 1	DP: 1	HR: 0	HBP: 2	WP: 0	PA: 40
--------------	------	------	------	--------	------	-------	------	------	------	--------	------	------	------	------	------	--------	------	-------	------	------	------	--------	------	-------	------	------	------	--------	------	------	------	------	------	--------	------	-------	------	------	------	--------	------	------	------	------	------	--------	------	-------	------	------	------	--------	------	------	-------	-------	-------	--------	-------	-------	-------	--------	-------	--------


PITCHER	IP	WLS	BF	H	R	ER	SO	BB	IBB	HBP	BLK	WP	HR	S	P	ERA	WHIP
33 Kwang Hyun Kim, L ERA: 7.36	(1, 1)	3.2	18	5	3	3	2	2	0	0	0	0	0	44	76	7.36	1.909
56 Ryan Helsley, R ERA: 6.75	(4, 1)	1.1	5	1	1	1	1	0	0	0	0	0	0	13	21	6.75	0.750
92 Génesis Cabrera, L ERA:	(6, 1)	0.2	4	1	0	0	0	1	0	1	0	0	0	5	11	0.00	3.000
65 Giovanny Gallegos, R ERA:	(6, 1)	1.1	W 5	0	0	0	2	1	0	0	0	0	0	12	21	0.00	0.750
21 Andrew Miller, L ERA:	(8, 1)	0.2	H 4	1	0	0	0	0	0	1	0	0	0	8	11	0.00	1.500

BOTTOM

St. Louis Cardinals @ San Diego Padres
 Petco Park, San Diego, CA
 Wed Sep 30 2020, 2:08 PM - 6:01 PM PDT
 Sunny - 91 F

livebaseballscorecards.com

AB	31
R	4
H	8
RBI	4
BB	4
SO	5
LOB	15



Batter	1	2	3	4	5	6	7	8	9	AB R H RBI BB SO LOB	TOP											
16 Kolten Wong, L OBP: 0.182, SLG: 0.600	(1, 4) C FF 88 B FF 88 F CH 79 B CH 79 X CH 78	2-2 G3-1	① C SI 89 B SI 89 X FF 88	0-2 HR		2-2 E7 46 F8	② B CU 83 S FF 94 F FF 95 B CU 82 X CU 86	1-2 G1-3	F FF 95 X FF 95	0-1 SF8	4 1 1 4 0 0 1											
19 Tommy Edman, S OBP: 0.200, SLG: 0.200	(1, 5) C SI 89 B CH 79 B CH 78 X CH 78	2-2 46 4 1B G5-4-3	② F CH 78 B SI 89 S CH 79	1-3 K		2-0 L7	① S SL 90 T SL 89 X CU 80	0-2 G4-3	B KC 84 C KC 83 B FF 93 F FF 94 F FF 95 S KC 83	2-3 K	5 1 1 0 0 2 2											
46 Paul Goldschmidt, R OBP: 0.300, SLG: 1.000	(1, 3) D SI 90 C SI 89 B CH 80 C CH 79 F SI 90 X CH 79	3-2 G5-4-3	② C FF 88 C FC 86 C FF 89	0-3 K		S SL 87 B SL 87 X SL 88	2-1 F8		X FF 96	0-0 4 G6-3 2B	5 1 2 1 0 1 2											
3 Dylan Carlson, S OBP: 0.700, SLG: 0.600	(1, 7) C FF 89 D CH 80 D CH 79 C CH 80 B CH 80 B CH 79	4-2 4 1B BB		① C CU 84 B FF 97 S CU 85 B CU 84 S CU 86	2-3 K	C FF 92 D SL 88 H SL 87	2-1 HBP		C FC 89 X FF 97	0-1 P6	2 0 0 0 2 1 1											
4 Yadier Molina, R OBP: 0.500, SLG: 0.600	(1, 2) C SI 89 B FF 90 S CH 90 X FF 90	1-2 11 FC5-4 1B		② S CU 85 C CU 86 X CU 85	0-2 F9	S SL 86 S SL 86 X SL 87	1-1 G6-3		F FC 89 C FC 89 F FF 96 X FC 89	0-2 G6-3	5 0 2 1 0 0 3 0 0 0 0 0 0 0											
41 Tyler O'Neill, R (9, PR)		1-3 2-H																				
11 Paul DeJong, R OBP: 0.600, SLG: 0.500	(1, 6) D SI 90 X CH 80	1-0 FC5-4	③	C CU 85 B FF 98 T CU 87 S CU 87	2-3 K				C FC 89 C FC 87 B FC 88 T FF 97	1-2 K	4 1 0 0 1 2 5											
13 Matt Carpenter, L OBP: 0.500, SLG: 0.500	(1, 10)																					
25 Dexter Fowler, S OBP: 0.400, SLG: 0.500	(1, 9)																					
48 Harrison Bader, R OBP: 0.111, SLG: 0.125	(1, 8)																					
Inning Stats	R: 1 E: 0 K: 0 S: 17	H: 2 LOB: 2 BB: 1 P: 30	R: 3 E: 0 K: 3 S: 18	H: 3 LOB: 0 BB: 0 P: 25	R: 0 E: 0 K: 2 S: 9	H: 0 LOB: 0 BB: 0 P: 13	R: 0 E: 0 K: 0 S: 11	H: 0 LOB: 0 BB: 0 P: 15	R: 0 E: 1 K: 1 S: 9	H: 0 LOB: 2 BB: 0 P: 18	R: 2 E: 0 K: 1 S: 22	H: 1 LOB: 1 BB: 2 P: 33	R: 0 E: 0 K: 1 S: 10	H: 1 LOB: 1 BB: 0 P: 11	R: 2 E: 1 K: 1 S: 15	H: 1 LOB: 0 BB: 0 P: 22	R: 1 E: 0 K: 1 S: 12	H: 2 LOB: 2 BB: 1 P: 22	1B: 5 2B: 3 3B: 0 HR: 2	SF: 2 SAC: 0 DP: 0 HBP: 2	WP: 0 PB: 0 SB: 0 CS: 0	PA: 44
PITCHER	IP WLS BF H R ER SO BB IBB HBP BLK WP HR S P ERA WHIP																			IP WLS BF H R ER SO BB IBB HBP BLK WP HR S P ERA WHIP		
17 Zach Davies, R ERA: 18.0	(1, 1) 2.0 12 5 4 4 3 1 0 0 0 0 1 35 55 18.00 3.000																			43 Garrett Richards, R ERA: 6.1		
36 Pierce Johnson, R ERA:	(3, 1) 1.0 3 0 0 0 2 0 0 0 0 0 0 9 13 0.00 0.000																			14 Emilio Pagán, R ERA: (7, 1)		
50 Adrian Morejon, L ERA:	(4, 1) 1.1 5 0 0 0 0 0 0 0 0 0 0 15 23 0.00 0.000																			15 Drew Pomeranz, L ERA: (8, 1)		
54 Austin Adams, R ERA: 13.5	(5, 1) 0.2 4 0 1 1 0 1 0 1 0 0 0 7 16 13.50 1.500																			47 Trevor Rosenthal, R ERA: 9.0		
55 Matt Strahm, L ERA: 6.75	(6, 1) 0.2 4 1 1 1 1 1 0 0 0 0 0 17 24 13.50 3.000																					

St. Louis Cardinals @ San Diego Padres
 Petco Park, San Diego, CA
 Thu Oct 01 2020, 4:09 PM - 8:27 PM PDT
 Partly Cloudy - 92 F

livebaseballscorecards.com

AB	36
R	9
H	10
RBI	9
BB	4
SO	9
LOB	21



Batter	1	2	3	4	5	6	7	8	9	AB R H RBI BB SO LOB
2 Trent Grisham, L (1, 8) C SI 89 C FF 86 B SI 90 X CU 74	1-2 G3		B FC 87 B FF 87 B FF 89 B FF 88 1-2	3-3 K		C FF 98 F FF 98 C CU 80 0-3	C FF 95 F SI 88 S FF 97 0-3			4 0 0 0 1 3 6
23 Fernando Tatis Jr., R (1, 6) OBP: 0.500, SLG: 1.111 B SI 91 B CU 75 S CU 74 F SI 92 X CU 76	2-2 13 G4-6-3 1B		B FC 87 S CU 76 F SI 90 B FC 86 T SI 89 2-2	0-3 K		B SL 86 F SL 86 B SL 85 F SL 85 X SL 85 2-2	B FF 95 B FF 95 C FF 95 C FF 95 X FF 96 3-2			5 2 3 5 0 2 5
13 Manny Machado, R (1, 5) OBP: 0.200, SLG: 0.500 1 SAFE C SI 91 X SI 91	0-1 G4-6-3 1-2f		C FC 86 F CU 74 D CU 75 B SI 90 C FF 92 2-3		F SL 86 X CH 82 0-1	C FF 95 B FF 95 S SL 85 F SL 85 X FF 94 3-2	C CU 78 X CU 79 0-1			5 1 1 1 0 1 3
30 Eric Hosmer, L (1, 3) OBP: 0.100, SLG: 0.111 X FF 87 0-0	P4		C CU 72 B CH 82 C CU 73 X SI 89 1-2	18 1B 4 FC5 28 1B 1B	B KC 74 X SL 85 1-0	X SL 85 0-0	C SI 91 F SI 92 X CH 79 0-2			5 1 1 0 0 0 1
28 Tommy Pham, R (1, 7) OBP: 0.667, SLG: 0.889 47 Trevor Rosenthal, R (9, 1) B SI 89 C FF 90 C CU 74 B FF 90 F CU 75 X SI 91	2-2 1B		X SI 88 0-0	4 FC5 18 1B 1B	C KC 76 B CH 81 B FF 94 C FF 94 F FF 94 X FF 94 3-2	B FF 95 S SL 86 X FF 94 1-1	F CH 79 X CH 78 0-1			5 0 4 0 0 0 0 0 0 0 0 0 0 0
18 Mitch Moreland, L (1, 10) OBP: 0.500, SLG: 0.500 10 Jurickson Profar, S (5, PH) (6, 10) (9, 7) C CU 73 X CU 75 0-1	F7		C CU 73 B FC 86 B FF 90 S CU 74 F CU 75 X FF 90 2-2	22 WP 9 BB 4 FC5 1B	X KC 76 0-0	B FF 95 F FF 93 T SL 84 T FF 95 1-3	F FF 91 F FF 91 X FF 92 0-2			2 1 1 0 0 0 1 3 1 2 0 0 1 1
4 Wil Myers, R (1, 9) OBP: 0.400, SLG: 1.000 B CU 75 D FF 88 B SI 92 C SI 91 F SI 92 X CU 76 3-2	G4-3		C CU 75 X CU 74 0-1	9 BB 22 BB FC5 1-2 2-3f 3-H	B SL 89 S FF 98 C FF 99 1-3		C FF 95 B FF 96 S FF 96 X FC 90 1-2	C FF 94 B CH 85 B FF 95 X FF 94 2-1		5 2 2 4 0 1 5
22 Austin Nola, R (1, 2) C SI 90 C SI 90 B CU 73 F SI 92 B FF 91 C CU 75 2-3	K		B FC 86 B CU 75 C FF 87 C SI 91 B CU 75 F CU 76 F SI 90 F CU 76 4-2	9 BB BB	B SI 90 4-2	B FF 97 B FF 97 B CH 88 B FF 97 B FF 97 4-1	S FF 95 B CH 88 C FF 95 B CU 78 C FF 95 B FF 96 F FF 96 B FF 95 4-2	S CH 85 F CH 86 F FF 94 B CH 86 X CH 86 1-2		2 2 0 0 3 1 0
9 Jake Cronenworth, L (1, 4) OBP: 0.750, SLG: 1.000 C SI 90 X CU 74 0-1	2 BB 1B		C FF 94 C FF 94 B FF 95 B FF 95 F FF 96 F FF 95 B FF 95 4-2	1-2 2-3 3-H		C FF 97 B FF 98 B FF 97 F FF 97 D CU 81 B FF 97 4-2	D FF 94 C FF 95 C FF 95 B CU 78 F FF 96 T FF 96 2-2			2 1 1 1 2 1 1

Inning Stats	R: 0 E: 0 K: 0 S: 8	H: 1 LOB: 0 BB: 0 P: 11	R: 0 E: 0 K: 0 S: 11	H: 1 LOB: 1 BB: 0 P: 16	R: 0 E: 0 K: 3 S: 12	H: 1 LOB: 2 BB: 1 P: 22	R: 2 E: 0 K: 2 S: 25	H: 3 LOB: 3 BB: 2 P: 39	R: 0 E: 1 K: 1 S: 11	H: 2 LOB: 2 BB: 0 P: 16	R: 4 E: 0 K: 2 S: 19	H: 3 LOB: 1 BB: 2 P: 34	R: 3 E: 0 K: 2 S: 20	H: 2 LOB: 0 BB: 1 P: 30	R: 2 E: 0 K: 0 S: 14	H: 2 LOB: 0 BB: 0 P: 17	1B: 9 2B: 1 3B: 0 HR: 5	SF: 0 SAC: 0 DP: 2 HBP: 0	WP: 1 PB: 0 SB: 0 CS: 0	PA: 44
--------------	------------------------------	----------------------------------	-------------------------------	----------------------------------	-------------------------------	----------------------------------	-------------------------------	----------------------------------	-------------------------------	----------------------------------	-------------------------------	----------------------------------	-------------------------------	----------------------------------	-------------------------------	----------------------------------	----------------------------------	------------------------------------	----------------------------------	--------


PITCHER	IP	WLS	BF	H	R	ER	SO	BB	IBB	HBP	BLK	WP	HR	S	P	ERA	WHIP
50 Adam Wainwright, R (1, 1) ERA: 5.4	3.1		17	6	2	2	3	2	0	0	0	1	0	47	72	5.40	2.400
36 Austin Gomber, L (4, 1) ERA: 5.4	1.1		7	2	0	0	2	1	0	0	0	0	0	17	28	0.00	2.250
56 Ryan Helsley, R (5, 1) ERA: 5.4	0.1	H	1	0	0	0	1	0	0	0	0	0	0	3	4	0.00	0.000
92 Génesis Cabrera, L (6, 1) ERA: 18.0	0.1		3	0	2	2	1	2	0	0	0	0	0	6	14	54.00	6.000
65 Giovanny Gallegos, R (6, 1) ERA: 9.0	0.2	B	5	3	2	2	1	0	0	0	0	0	2	13	20	27.00	4.500

BOTTOM

St. Louis Cardinals @ San Diego Padres
 Petco Park, San Diego, CA
 Thu Oct 01 2020, 4:09 PM - 8:27 PM PDT
 Partly Cloudy - 92 F

AB	38
R	11
H	15
RBI	11
BB	6
SO	10
LOB	23

livebaseballscorecards.com



Batter	1	2	3	4	5	6	7	8	9	AB R H RBI BB SO LOB
2 Trent Grisham, L (1, 8) B FF 93 F FF 92 B FF 95 X FF 96	2-1 G3	2-3 K			3-3 K		X FF 98 0-0 FC4 13 E 30 BB	2-3 K		5 1 0 0 0 3 4
23 Fernando Tatis Jr., R (1, 6) OBP: 0.571, SLG: 1.091 S SL 84 B FF 95 C FF 97 B FF 97 B FF 96 B SL 84	4-2 BB		1-0 G1-3		2-0 2B		0-0 IBB			2 1 1 0 2 0 0
13 Manny Machado, R (1, 5) OBP: 0.143, SLG: 0.357 B FF 94 B FF 97 C FF 96 S SL 92 1 SAFE F SI 93 1 SAFE S SL 86	2-3 K		2-2 L3		0-0 P4		2-0 FC5			4 0 0 0 0 1 4
30 Eric Hosmer, L (1, 3) OBP: 0.214, SLG: 0.250 1 SAFE 1 SAFE C KC 78 1 SAFE X SI 95	0-1 G3		2-3 K		0-0 2B		4-1 BB			3 0 1 2 1 1 1
28 Tommy Pham, R (1, 7) OBP: 0.462, SLG: 0.615 10 Jurickson Profar, S (8, 7) OBP: 0.571, SLG: 0.571 C SL 81 B KC 77 B SL 94 C FF 94 B FF 96 S SL 83		3-3 K		2-2 L6	3-1 FC5		1-2 FC4-2-6			4 0 0 0 0 1 4 0 0 0 0 0 0 0
18 Mitch Moreland, L (1, 10) OBP: 0.500, SLG: 0.500 B KC 74 X FF 94	1-0 1B		0-0 1B		2-3 K		3-3 K			4 0 2 0 0 2 2
4 Wil Myers, R (1, 9) OBP: 0.429, SLG: 0.833 B SL 84 S SL 84 B FF 93 B SI 93 1 SAFE B SL 86	4-1 BB		2-2 1B		2-2 G6-3		1-0 P5			3 0 1 0 1 0 0
22 Austin Nola, R (1, 2) C SI 92 B SI 93 B SI 94 C FF 94	2-3 K		1-2 L8		1-3 K		2-2 K			4 0 0 0 0 3 4
9 Jake Cronenworth, L (1, 4) OBP: 0.750, SLG: 1.250 C FF 96 X FF 94	0-1 1B		2-1 G4-3		0-1 1B		2-0 HR			4 2 3 1 0 0 2

Inning Stats	R: 0	H: 0	E: 0	K: 1	S: 10	R: 0	H: 2	E: 0	K: 3	S: 14	R: 0	H: 0	E: 0	K: 1	S: 7	R: 0	H: 2	E: 0	K: 0	S: 14	R: 1	H: 2	E: 0	K: 1	S: 9	R: 0	H: 0	E: 0	K: 2	S: 11	R: 2	H: 1	E: 2	K: 1	S: 12	R: 1	H: 1	E: 0	K: 2	S: 9	1B: 5	2B: 2	3B: 0	HR: 1	SF: 0	SAC: 0	DP: 1	HBP: 0	WP: 0	PB: 0	SB: 1	CS: 0	PA: 37
22 Jack Flaherty, R (1, 1) ERA: 1.5	IP	WLS	BF	H	R	ER	SO	BB	IBB	HBP	BLK	WP	HR	S	P	ERA	WHIP																																				
Alex Reyes, R (7, 1) ERA: 2.7	2.0	L	11	2	3	1	3	1	1	0	0	0	1	21	38	4.50	1.500																																				

BOTTOM

St. Louis Cardinals @ San Diego Padres
 Petco Park, San Diego, CA
 Fri Oct 02 2020, 4:10 PM - 7:30 PM PDT
 Sunny - 88 F

livebaseballscorecards.com

AB	33
R	4
H	8
RBI	3
BB	4
SO	11
LOB	21

