

St. Louis Cardinals - 2021

Batter	1	2	3	4	5	6	7	8	9	AB	R	H	RBI	BB	SO	LOB	TOP
13 Matt Carpenter, L (1,4) 81 Kramer Robertson, R (4,4)	G5-3		F9-3		F8					2	0	0	0	0	0	1	
48 Harrison Bader, R (1,8) 87 Scott Hurst, L (6,8)	G1-6-3		46 CS BB		K					2	0	0	0	1	1	0	
46 Paul Goldschmidt, R (1,3) 68 Nolan Gorman, L (4,5)	28 1B		CS	P4	F8					2	0	1	0	0	0	0	
28 Nolan Arenado, R (1,5) 34 John Nogueira, R (4,3)	4 FC6-4 1B		P6	P6	G6-3					2	0	1	0	0	0	0	
4 Yadier Molina, R (1,2) 66 Tyler Heineman, S (4, PR)	FC6-4									1	0	0	0	1	0	2	
95 Delvin Pérez, R (7, PR) 73 Dennis Ortega, R (7,2)	1-2									0	0	0	0	0	0	0	
27 Tyler O'Neill, R (1,10) 91 Lars Nootbaar, L (7, PR)	K									3	0	1	0	0	2	1	
26 Justin Williams, L (1,9) 64 José Rondón, R (5,6)	L7				G6-3					2	0	0	0	0	0	0	
36 Matt Szczur, R (1,7) 90 Conner Capel, L (5,7)	G5-3				G5-3					2	0	0	0	0	0	0	
67 Max Moroff, S (1,6) 89 Justin Toerner, L (5,9)										1	0	1	0	1	0	0	
Inning Stats	R: 0 H: 2 E: 0 K: 0 S: 13	H: 2 LOB: 2 BB: 0 P: 16	R: 0 H: 0 E: 0 K: 1 S: 9	H: 0 LOB: 0 BB: 0 P: 12	R: 0 H: 0 E: 0 K: 0 S: 5	H: 0 LOB: 0 BB: 2 P: 15	R: 0 H: 0 E: 0 K: 1 S: 7	H: 1 LOB: 1 BB: 0 P: 14	R: 0 H: 1 E: 0 K: 0 S: 11	H: 0 LOB: 0 BB: 0 P: 10	R: 0 H: 1 E: 0 K: 1 S: 9	H: 1 LOB: 2 BB: 1 P: 17	1B: 4 2B: 2 3B: 0 HR: 0	SF: 0 SAC: 0 DP: 2 HBP: 0	WP: 0 PB: 0 SB: 0 CS: 1	PA: 28	
PITCHER	IP WLS BF H R ER SO BB IBB HBP BLK WP HR S P ERA WHIP																
49 Pablo López, R (1,1) ERA: 0.00	2.0	8	2	0	0	1	0	0	0	0	0	0	22	28	0.00	1.000	
60 Braxton Garrett, L (3,1) ERA: 0.00	2.0	7	0	0	0	1	3	0	0	0	0	0	12	29	0.00	1.500	
90 Adam Cimber, R (5,1) ERA: 0.00	1.0	4	1	0	0	0	0	0	0	0	0	0	11	21	0.00	1.000	
70 Luis Madero, R (6,1) ERA: 0.00	1.0	3	0	0	0	1	0	0	0	0	0	0	7	10	0.00	0.000	
58 Dylan Lee, L (7,1) ERA: 2.000	1.0	5	1	0	0	1	1	0	0	0	0	0	9	17	0.00	2.000	

St. Louis Cardinals @ Miami Marlins
Roger Dean Chevrolet Stadium, Jupiter, FL
Tue Mar 02 2021, 1:10 PM - 3:02 PM EST
Att. 1,256 - Partly Cloudy - 81 F

AB 23
R 0
H 4
RBI 0
BB 4
SO 4
LOB 13



Batter	1	2	3	4	5	6	7	8	9	AB	R	H	RBI	BB	SO	LOB	BOTTOM	
5 Jon Berti, R (1,6) 89 Luis Martí, R (5,6)	K		2 CS BB			68 CS 1B				1	0	0	0	1	1	0		
2 Jazz Chisholm Jr., L (1,4) 83 Nasim Núñez, S (5,4)	G4-3		K			K				2	0	0	0	0	1	1		
26 Garrett Cooper, R (1,3) 68 Lewin Díaz, L (4, PR)	F9		1B			G3-1				2	0	1	0	0	0	0		
67 JJ Bleday, L (1,9) 84 Kameron Misner, L (5,9)	F8		K			G5-3				2	0	0	0	0	1	1		
17 Chad Wallach, R (1,2) 87 Brian Navarreto, R (5,2)	G5-3					G1-3				1	0	0	0	0	0	0		
3 Monte Harrison, R (1,7) 86 Peyton Burdick, R (6,7)	G6-3					K				2	0	0	0	0	0	0		
61 José Devers, L (1,5) 62 Joe Dunand, R (6,5)	32 G6-4-3 BB					32 BLK BB				0	0	0	0	2	0	0		
32 Victor Mesa, R (1,8) 92 Brian Miller, L (6,8)	G6-4-3									1	0	0	0	1	0	1		
34 Magneuris Sierra, L (1,10)	F9									2	0	0	0	0	0	2		
Inning Stats	R: 0 H: 0 E: 0 K: 1 S: 9	H: 0 LOB: 0 BB: 0 P: 14	R: 0 H: 0 E: 0 K: 0 S: 5	H: 0 LOB: 0 BB: 0 P: 6	R: 0 H: 0 E: 0 K: 0 S: 4	H: 0 LOB: 1 BB: 1 P: 9	R: 0 H: 1 E: 0 K: 2 S: 11	H: 1 LOB: 1 BB: 1 P: 20	R: 0 H: 0 E: 0 K: 1 S: 10	H: 0 LOB: 2 BB: 2 P: 19	R: 0 H: 1 E: 0 K: 1 S: 7	H: 0 LOB: 0 BB: 0 P: 12	R: 0 H: 0 E: 0 K: 1 S: 7	H: 0 LOB: 0 BB: 0 P: 10	1B: 2 2B: 0 3B: 0 HR: 0	SF: 0 SAC: 0 DP: 1 HBP: 0	WP: 0 PB: 0 SB: 0 CS: 2	PA: 24
PITCHER	IP WLS BF H R ER SO BB IBB HBP BLK WP HR S P ERA WHIP																	
50 Adam Wainwright, R (1,1) ERA: 0.000	2.0	6	0	0	0	1	0	0	0	0	0	0	14	20	0.00	0.000		
32 Daniel Ponce de Leon, R (3,1) ERA: 1.500	2.0	7	1	0	0	2	2	0	0	0	0	0	15	29	0.00	1.500		
52 Matthew Liberatore, L (5,1) ERA: 2.000	1.0	5	0	0	0	1	2	0	0	1	0	0	10	19	0.00	2.000		
40 Jake Woodford, R (6,1) ERA: 0.000	1.0	3	1	0	0	1	0	0	0	0	0	0	7	12	0.00	1.000		
30 Tyler Webb, L (7,1) ERA: 0.000	1.0	3	0	0	0	1	0	0	0	0	0	0	7	10	0.00	0.000		

St. Louis Cardinals @ Miami Marlins
Roger Dean Chevrolet Stadium, Jupiter, FL
Tue Mar 02 2021, 1:10 PM - 3:02 PM EST
Att. 1,256 - Partly Cloudy - 81 F

AB 20
R 0
H 2
RBI 0
BB 4
SO 6
LOB 7



Batter	1	2	3	4	5	6	7	8	9	AB	R	H	RBI	BB	SO	LOB	TOP	
11 Kevin Pillar, R (1.8) OBP: 0.600, SLG: 1.500 91 Pete Crow-Armstrong, L (4.8)									2 2 2 0 1 0 0 3 0 0 0 0 0 2									
1 Jonathan Villar, S (1.6) 94 Ronny Mauricio, S (5.6)									3 0 0 0 0 1 3 2 0 1 0 0 0 0									
28 J.D. Davis, R (1.5) 86 Jake Hager, R (5.5)									3 2 2 1 0 0 1 2 0 0 0 0 0 2									
16 José Martínez, R (1.3) 60 Bruce Maxwell, L (6.7)									1 2 0 0 2 0 0 1 1 1 0 1 0 0									
13 Luis Guillorme, L (1.4) 18 José Peraza, R (6.7)									3 0 2 1 0 0 1 2 0 0 0 0 0 4									
3 Tomás Nido, R (1.2) 76 Patrick Mazeika, L (6.2)									2 0 1 1 1 1 0 2 1 1 1 0 1 0									
4 Albert Almora Jr., R (1.9) 89 Drew Ferguson, R (6.9)									3 0 0 0 0 1 5 2 1 2 0 0 0 0									
21 Mallek Smith, L (1.7) 81 Johneshwy Fargas, R (6.7)									2 0 0 1 1 1 2 2 0 0 0 0 0 3									
95 Francisco Alvarez, R (1.10) 87 Mark Vientos, R (6.7)									2 0 0 0 0 1 0 1 0 0 0 1 1 1									
96 Brett Baty, L (9.7)									1 0 1 2 0 0 0									
Inning Stats	R: 3 H: 4 E: 0 K: 1 S: 20	R: 2 H: 1 E: 1 K: 1 S: 15	R: 0 H: 0 E: 0 K: 2 S: 8	R: 0 H: 1 E: 0 K: 0 S: 8	R: 1 H: 1 E: 0 K: 1 S: 14	R: 0 H: 1 E: 0 K: 0 S: 14	R: 0 H: 1 E: 0 K: 2 S: 14	R: 0 H: 0 E: 0 K: 0 S: 7	R: 3 H: 4 E: 0 K: 0 S: 13	1B: 7 2B: 5 3B: 1 HR: 0	SF: 0 SAC: 0 DP: 0 HBP: 0	WP: 0 PA: 46						
PITCHER	IP: 0.2 WLS: 0 BF: 8 H: 4 R: 0 ER: 0 SO: 2 BB: 2 IBB: 0 HBP: 0 BLK: 0 WP: 0 HR: 0 S: 23 P: 39 ERA: 40.50 WHIP: 9.000	IP: 0.2 WLS: 0 BF: 2 H: 0 R: 0 ER: 0 SO: 0 BB: 0 IBB: 0 HBP: 0 BLK: 0 WP: 0 HR: 4 S: 6 P: 0.00 ERA: 0.000	IP: 0.2 WLS: 0 BF: 8 H: 4 R: 0 ER: 0 SO: 2 BB: 2 IBB: 0 HBP: 0 BLK: 0 WP: 0 HR: 23 S: 39 P: 40.50 ERA: 9.000	IP: 0.2 WLS: 0 BF: 0 H: 0 R: 0 ER: 0 SO: 0 BB: 0 IBB: 0 HBP: 0 BLK: 0 WP: 0 HR: 4 S: 6 P: 0.00 ERA: 0.000	IP: 1.2 WLS: 0 BF: 7 H: 1 R: 1 ER: 0 SO: 2 BB: 0 IBB: 0 HBP: 0 BLK: 0 WP: 0 HR: 16 S: 27 P: 0.00 ERA: 0.600	IP: 1.0 WLS: 0 BF: 4 H: 1 R: 0 ER: 0 SO: 0 BB: 0 IBB: 0 HBP: 0 BLK: 0 WP: 0 HR: 8 S: 17 P: 0.00 ERA: 1.000	IP: 1.0 WLS: 0 BF: 6 H: 1 R: 1 ER: 1 SO: 1 BB: 3 IBB: 0 HBP: 0 BLK: 0 WP: 0 HR: 14 S: 28 P: 9.00 WHIP: 4.000	IP: 1.0 WLS: 0 BF: 6 H: 1 R: 0 ER: 0 SO: 0 BB: 0 IBB: 0 HBP: 0 BLK: 0 WP: 0 HR: 14 S: 26 P: 0.00 ERA: 3.000	IP: 1.0 WLS: 0 BF: 4 H: 1 R: 0 ER: 0 SO: 2 BB: 0 IBB: 0 HBP: 0 BLK: 0 WP: 0 HR: 14 S: 19 P: 0.00 ERA: 1.000	IP: 1.0 WLS: 0 BF: 7 H: 4 R: 3 ER: 3 SO: 0 BB: 0 IBB: 0 HBP: 0 BLK: 0 WP: 0 HR: 13 S: 21 P: 27.00 ERA: 4.000								
19 Tommy Edman, S (1.4) 64 José Rondón, R (4.4)									2 1 1 0 0 0 0 3 2 2 3 0 0 0									
11 Paul DeJong, R (1.6) 95 Delvin Pérez, R (4.6)									2 0 0 0 0 0 1 3 1 0 0 0 1 0									
28 Nolan Arenado, R (1.5) 70 Evan Mendoza, R (3.7)									1 0 1 1 1 0 0 2 2 1 1 1 0 0									
3 Dylan Carlson, S (1.9) 91 Lars Nootbaar, L (6.9)									2 1 0 0 0 2 1 2 0 0 0 0 0 1									
0 Austin Dean, R (1.7) 89 Justin Toerner, L (6.7)									3 0 0 0 0 1 3 2 0 0 0 0 1 0									
7 Andrew Knizner, R (1.2) 41 Ali Sánchez, R (6.2)									3 2 2 2 0 0 0 1 1 1 2 0 0 0									
35 Lane Thomas, R (1.8) 87 Scott Hurst, L (7.8)									2 1 1 0 1 1 0 1 0 0 0 0 1 0									
26 Justin Williams, L (1.10) 47 Iván Herrera, R (8.10)									3 0 1 1 0 1 2 0 1 0 0 1 0 0									
34 John Nogowski, R (1.3) 79 Luken Baker, R (7.3)									1 2 1 3 2 0 0 1 0 0 0 0 1 1									
Inning Stats	R: 1 H: 2 E: 1 K: 2 S: 13	R: 3 H: 2 E: 0 K: 0 S: 10	R: 3 H: 3 E: 0 K: 0 S: 14	R: 0 H: 0 E: 0 K: 0 S: 6	R: 0 H: 0 E: 0 K: 1 S: 6	R: 3 H: 2 E: 1 K: 2 S: 17	R: 0 H: 0 E: 0 K: 1 S: 8	R: 0 H: 0 E: 0 K: 3 S: 16	R: 4 H: 2 E: 0 K: 3 S: 16	1B: 5 2B: 2 3B: 1 HR: 3	SF: 0 SAC: 0 DP: 0 HBP: 1	WP: 0 PA: 41						
PITCHER	IP: 2.0 WLS: 1 BF: 8 H: 3 R: 3 ER: 3 SO: 0 BB: 2 IBB: 0 HBP: 1 BLK: 0 WP: 0 HR: 14 S: 35 P: 27.00 ERA: 5.000	IP: 1.0 WLS: 0 BF: 3 H: 0 R: 0 ER: 0 SO: 1 BB: 0 IBB: 0 HBP: 0 BLK: 0 WP: 0 HR: 6 S: 9 P: 0.00 ERA: 0.000	IP: 1.0 WLS: 0 BF: 3 H: 0 R: 0 ER: 0 SO: 1 BB: 0 IBB: 0 HBP: 0 BLK: 0 WP: 0 HR: 9 S: 10 P: 0.00 ERA: 0.000	IP: 1.0 WLS: 0 BF: 7 H: 2 R: 3 ER: 3 SO: 2 BB: 1 IBB: 0 HBP: 0 BLK: 0 WP: 0 HR: 17 S: 28 P: 9.00 ERA: 3.000	IP: 1.0 WLS: 0 BF: 3 H: 0 R: 0 ER: 0 SO: 0 BB: 0 IBB: 0 HBP: 0 BLK: 0 WP: 0 HR: 16 S: 30 P: 36.00 ERA: 4.000	IP: 1.0 WLS: 0 BF: 7 H: 2 R: 4 ER: 4 SO: 3 BB: 0 IBB: 0 HBP: 0 BLK: 0 WP: 0 HR: 2 S: 16 P: 36.00 ERA: 4.000												

New York Mets @ St. Louis Cardinals
 Roger Dean Chevrolet Stadium, Jupiter, FL
 Wed Mar 03 2021, 1:25 PM - 4:56 PM EST
 Att. 1,159 - Overcast - 77 F

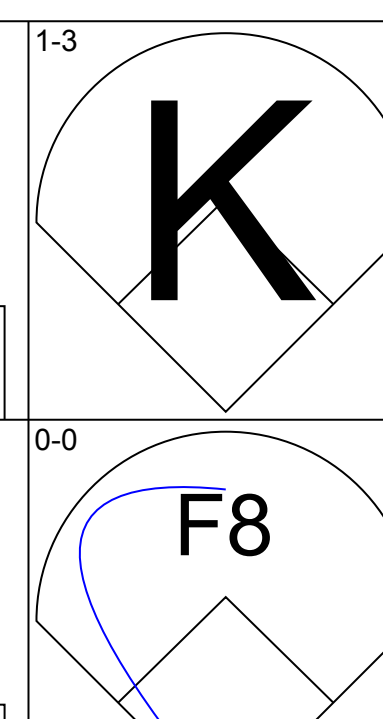
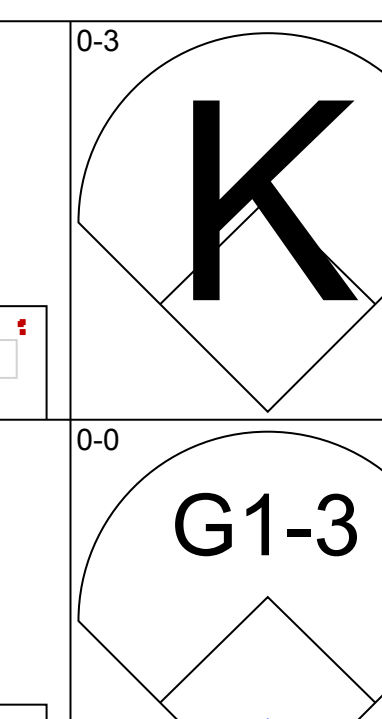
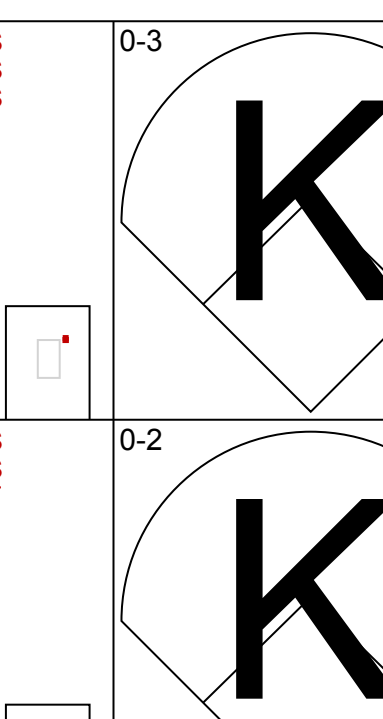
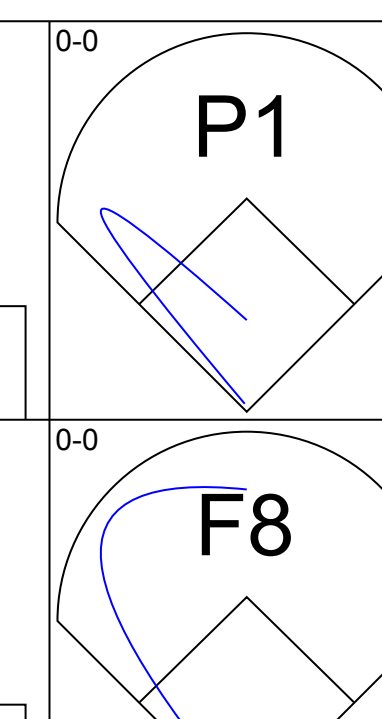
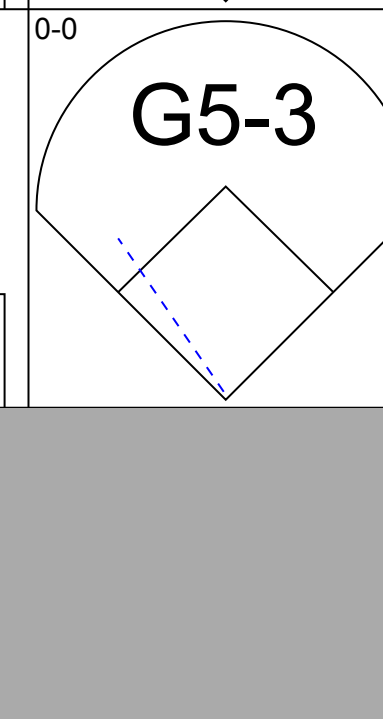


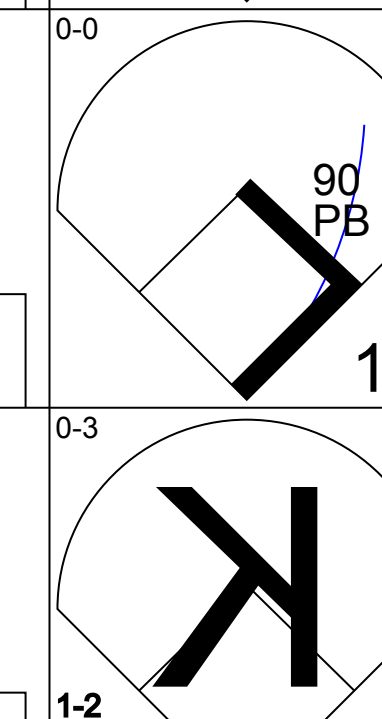

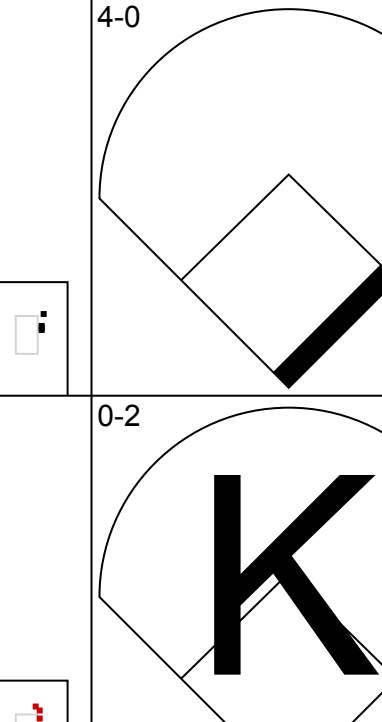
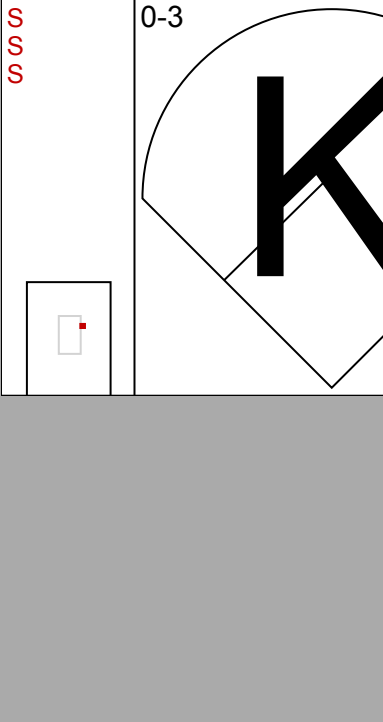

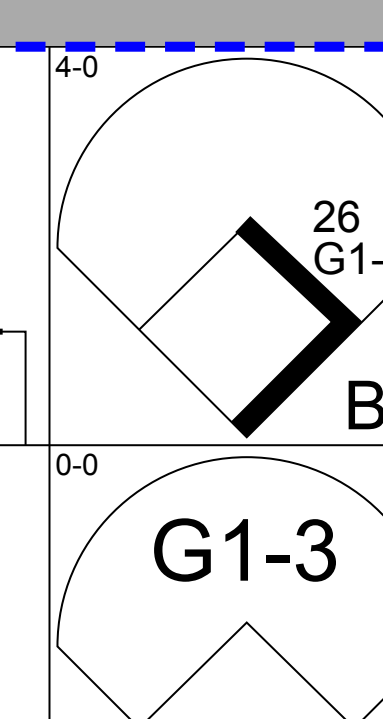
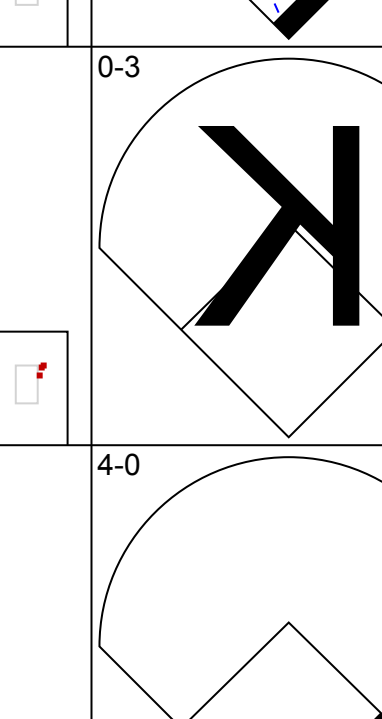
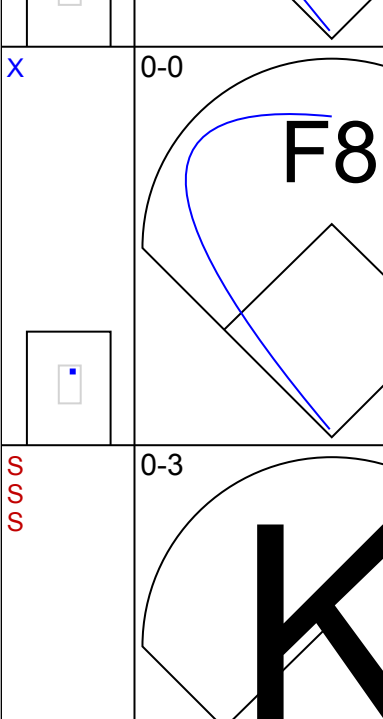
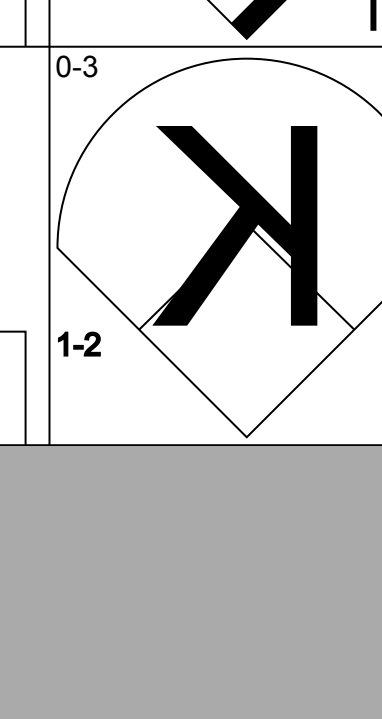
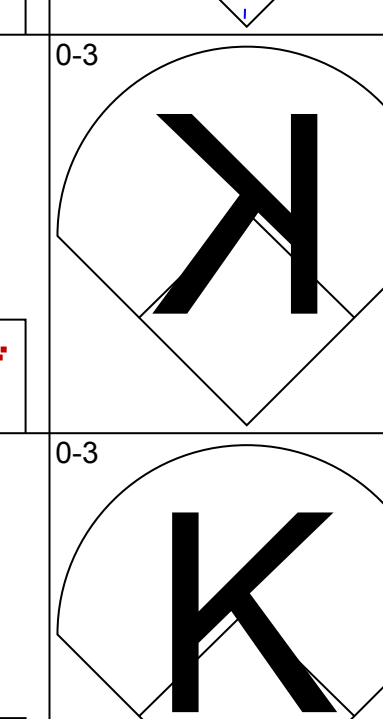

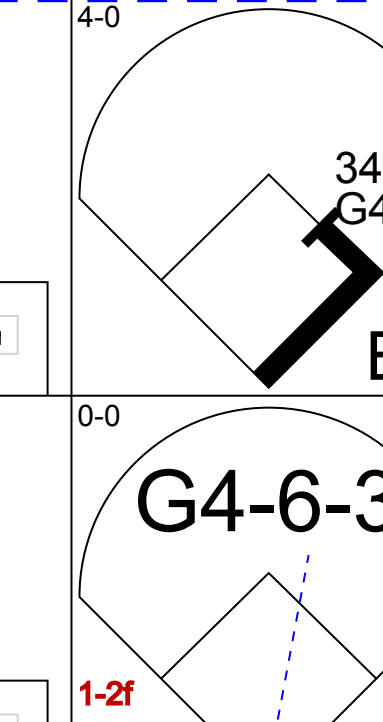
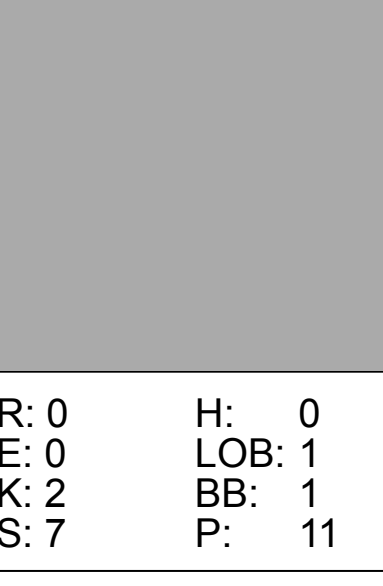
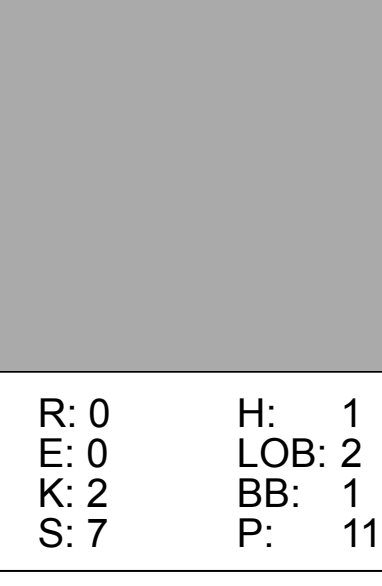
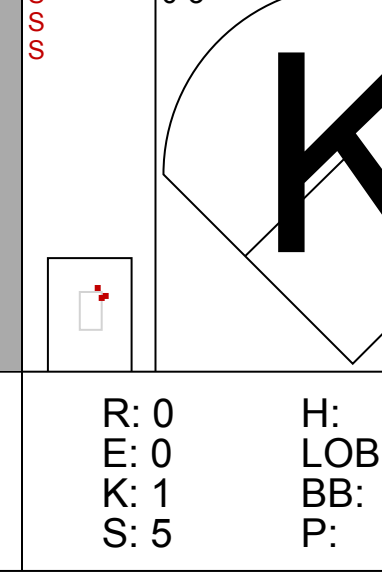
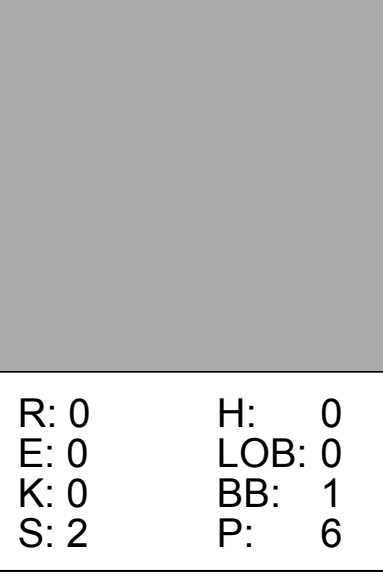
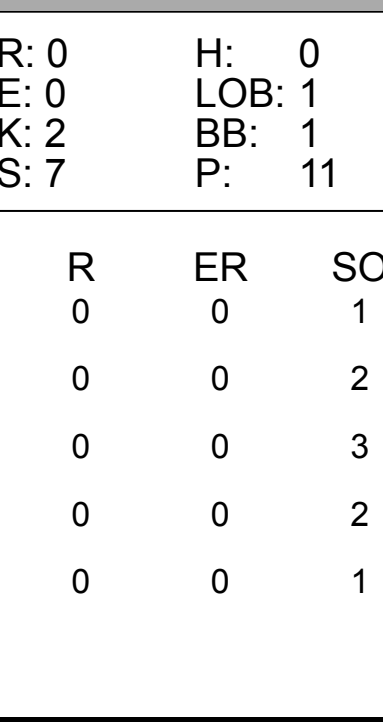
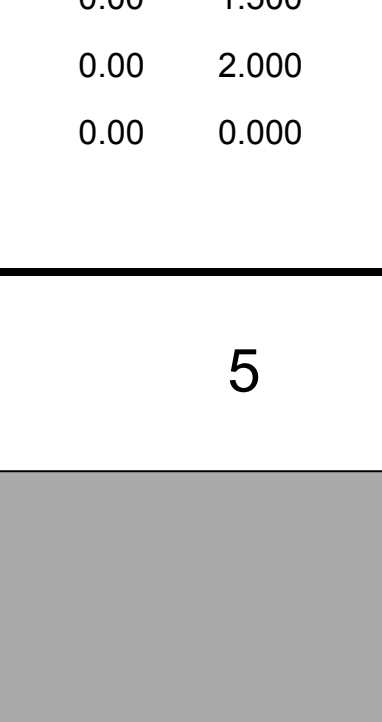
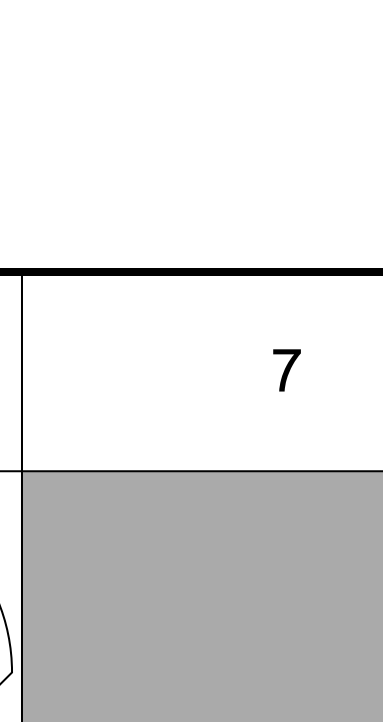
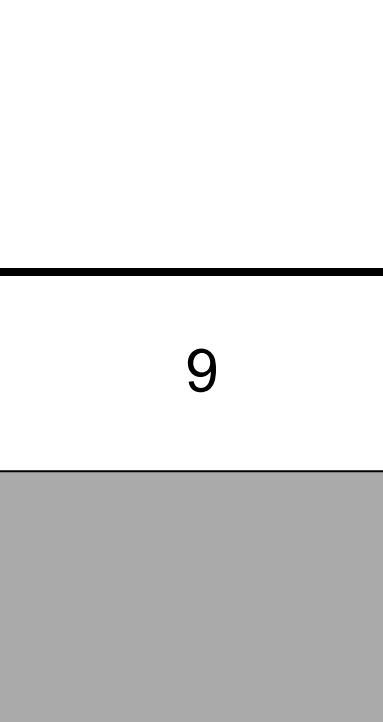
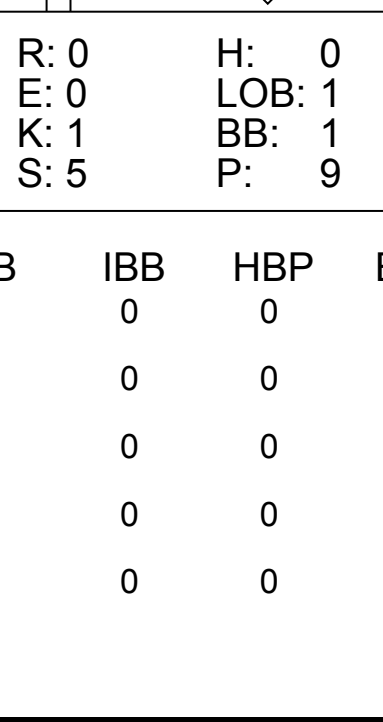
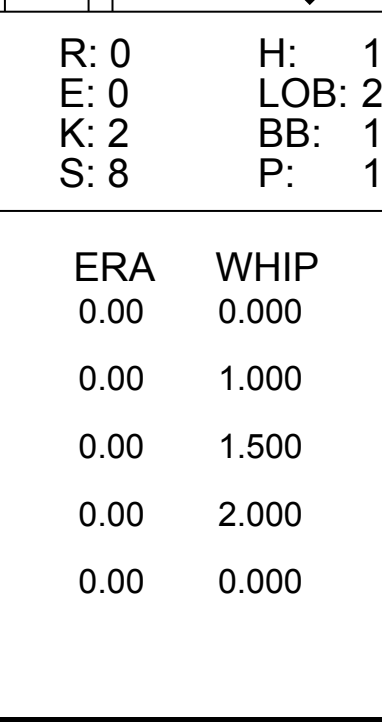
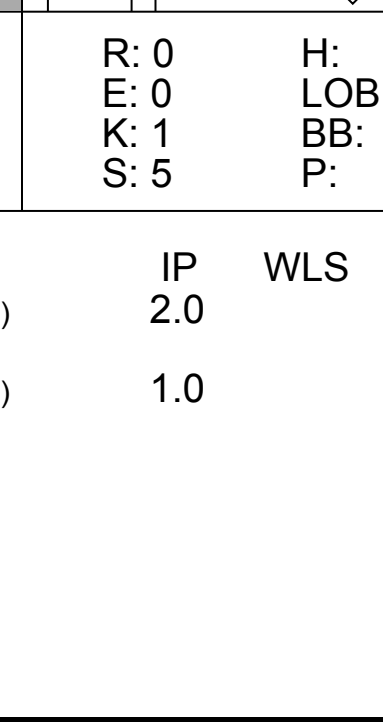


AB 39
 R 9
 H 13
 RBI 7
 BB 7
 SO 7
 LOB 24

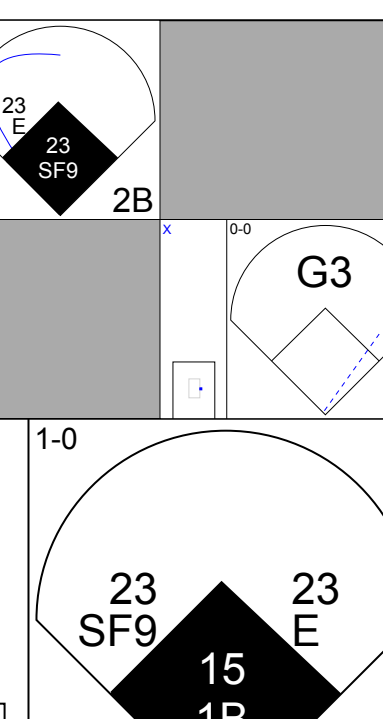
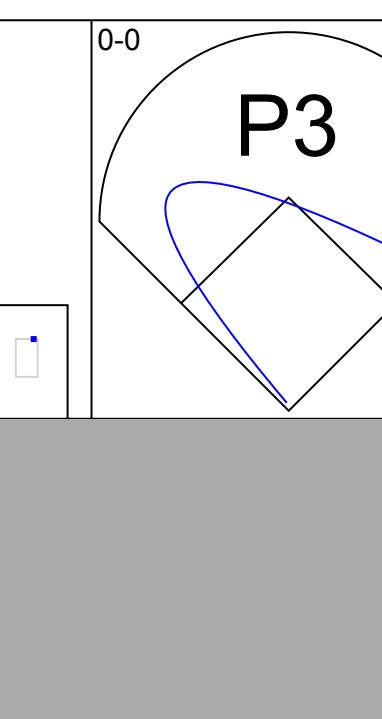
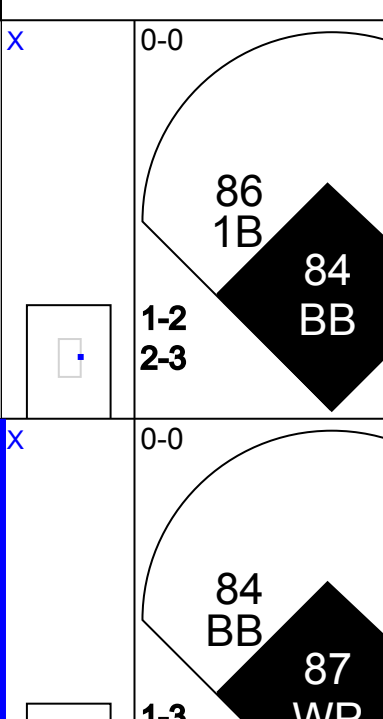
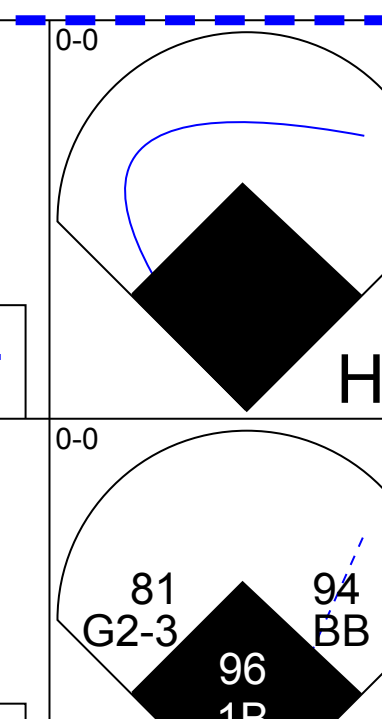
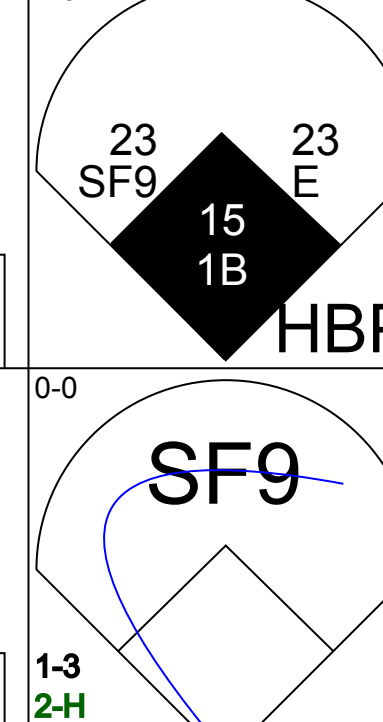
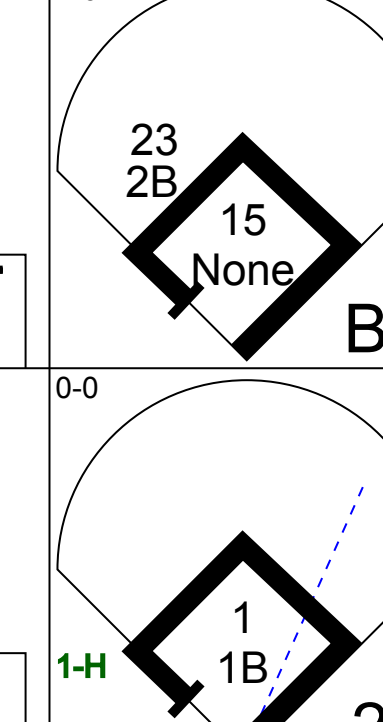
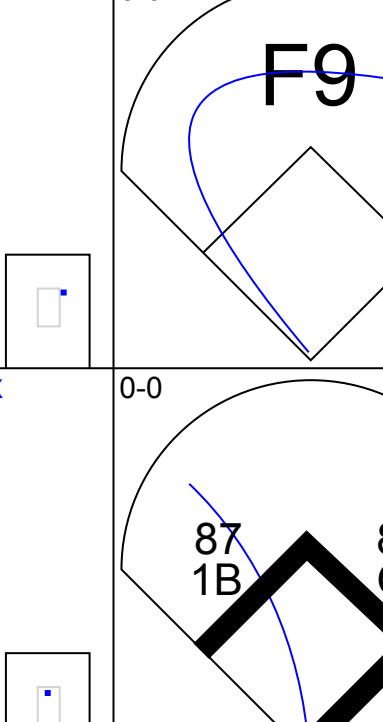
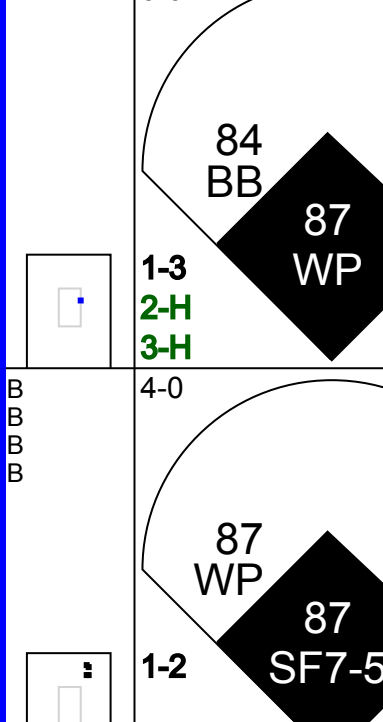
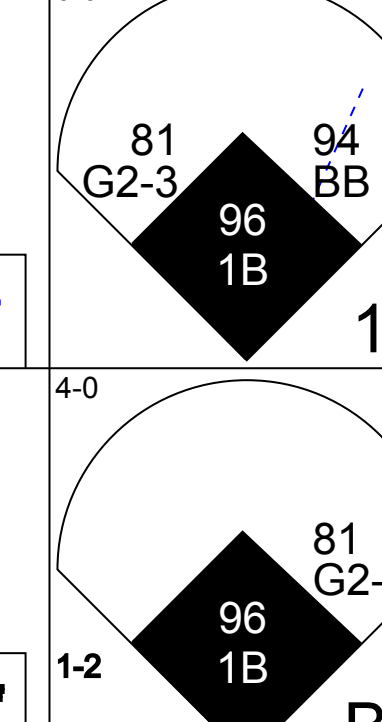
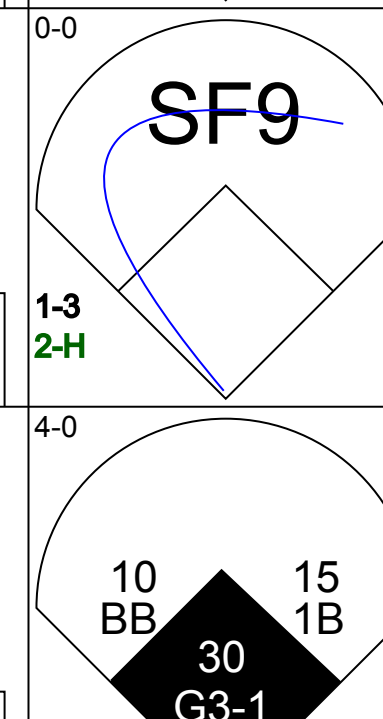
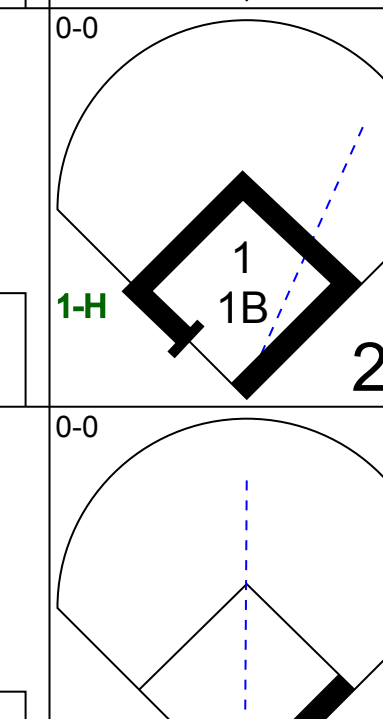
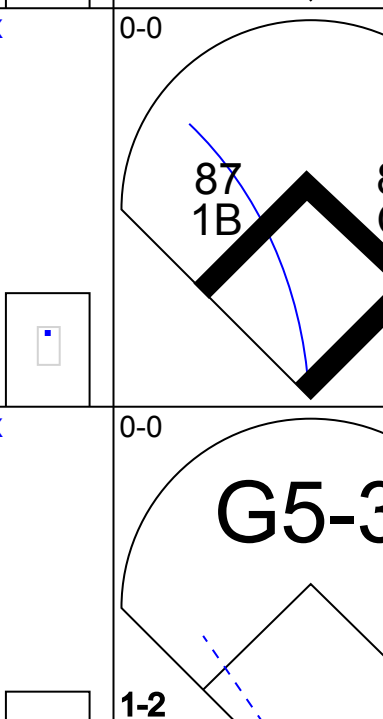
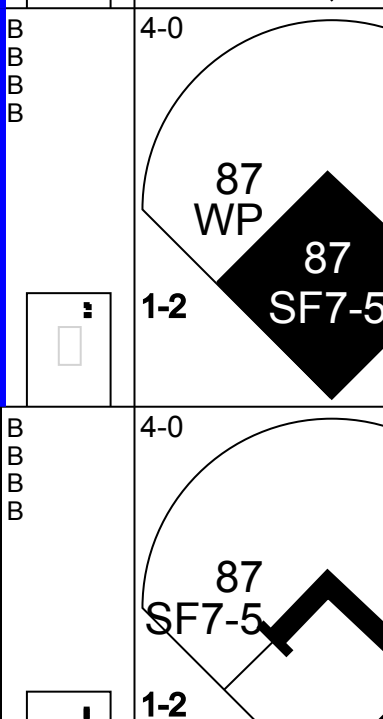
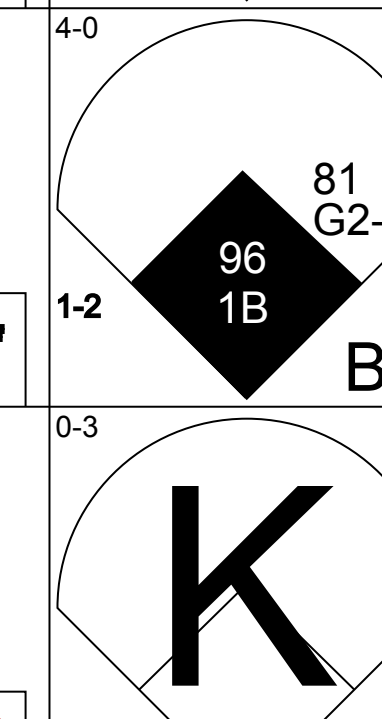
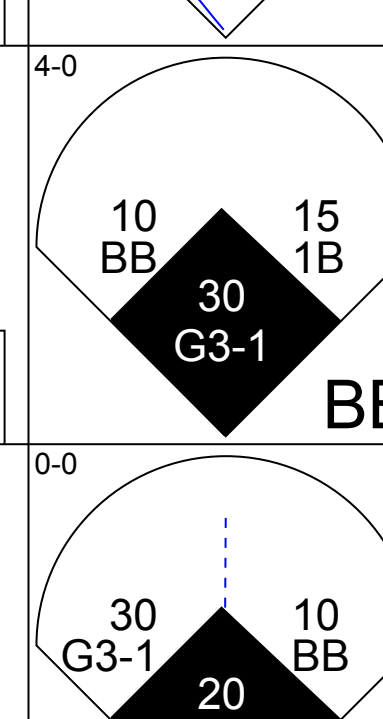
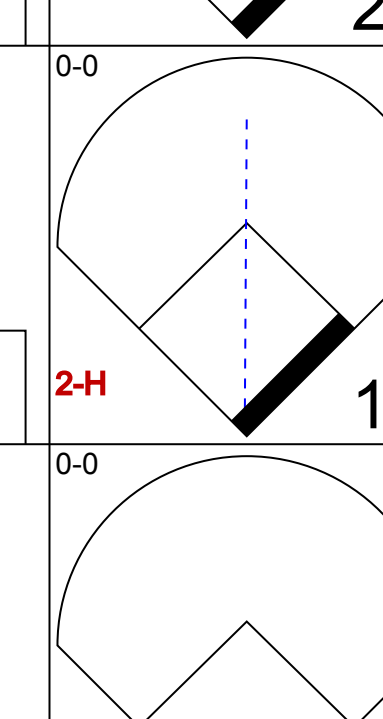
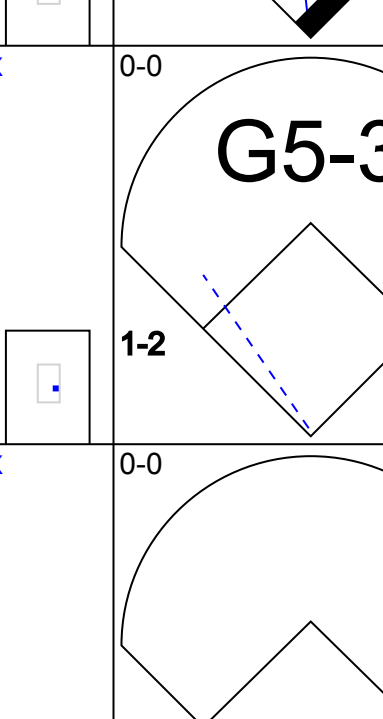
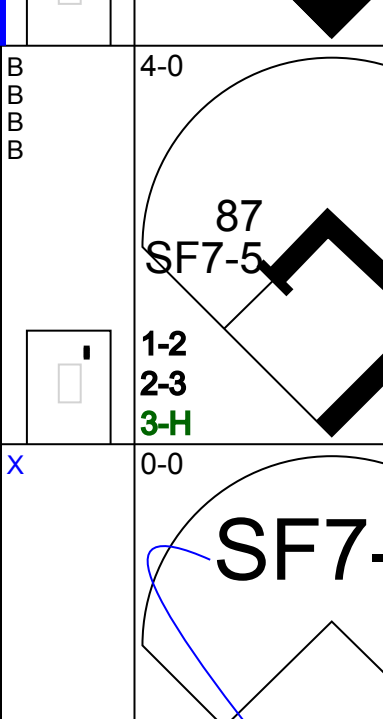
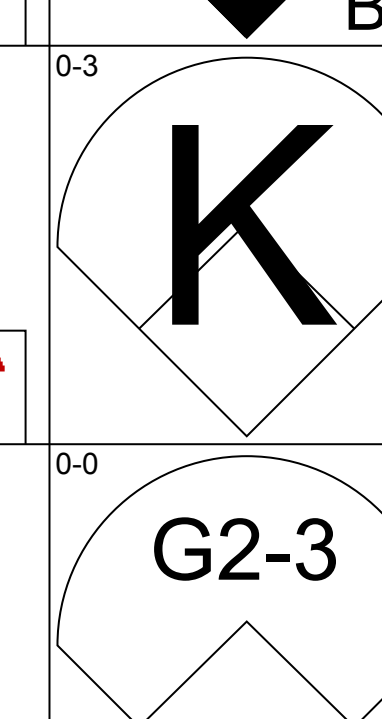
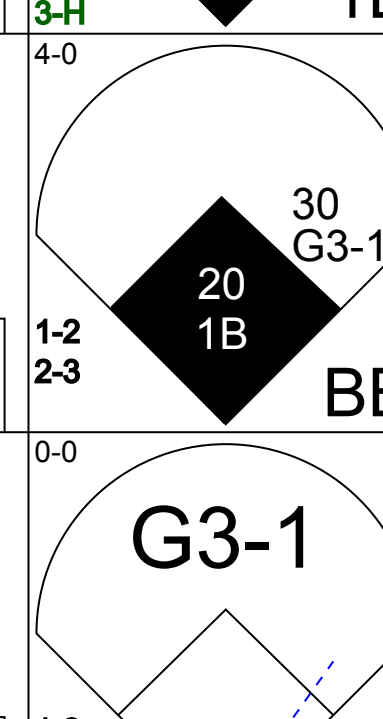
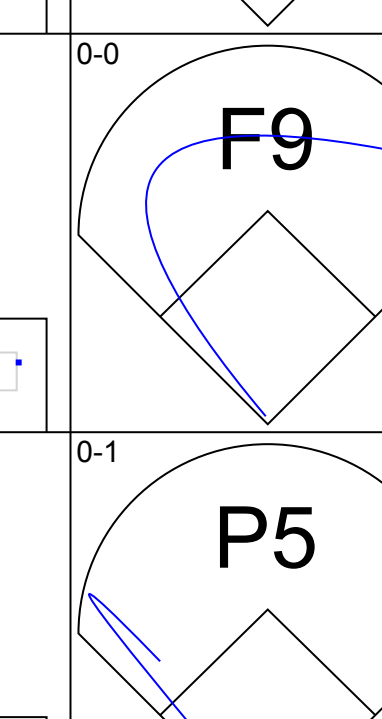
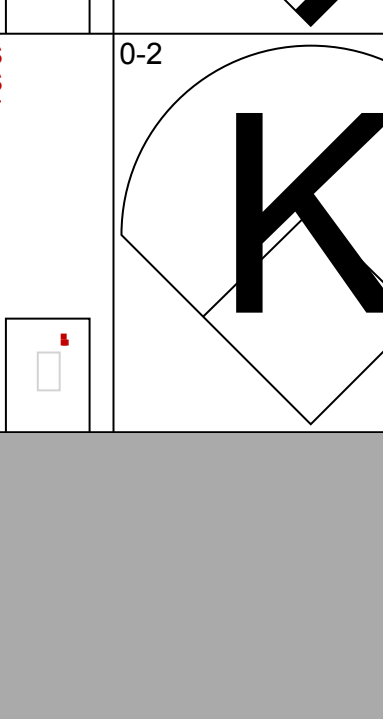
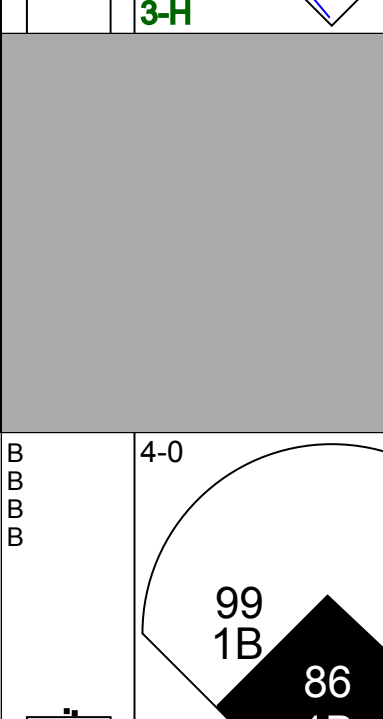
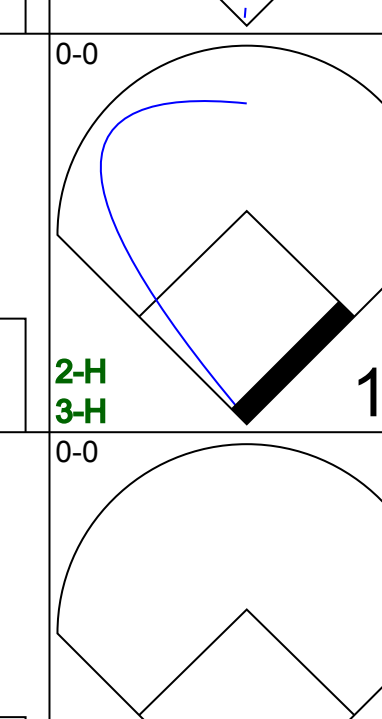
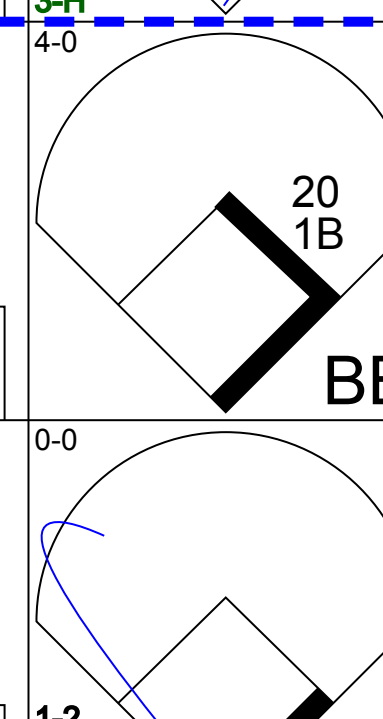



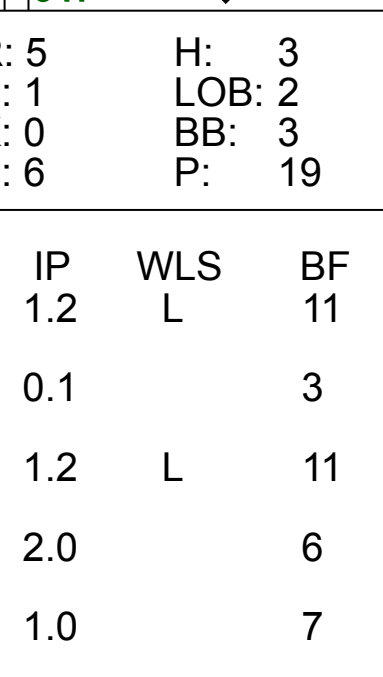
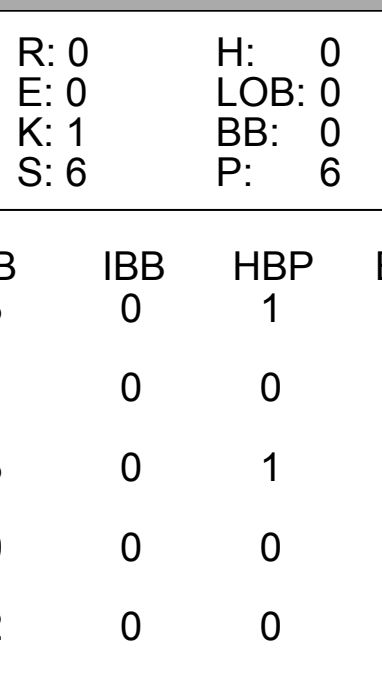
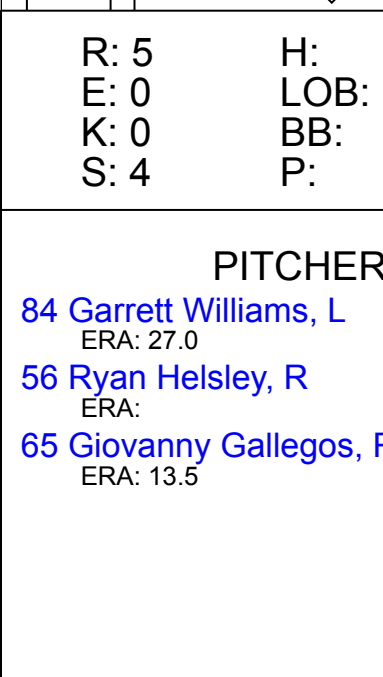
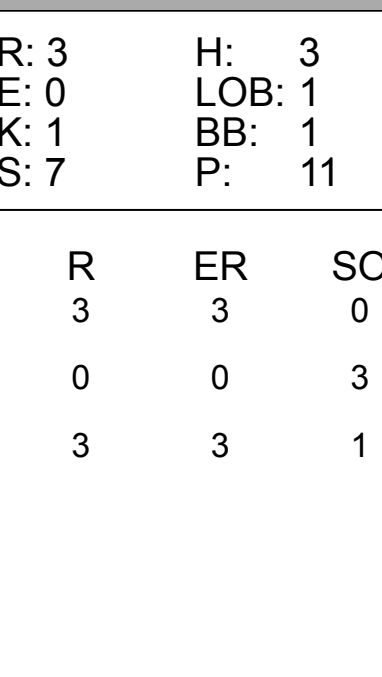
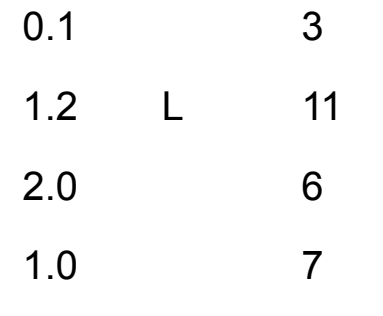
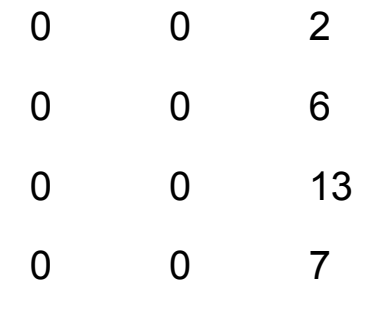
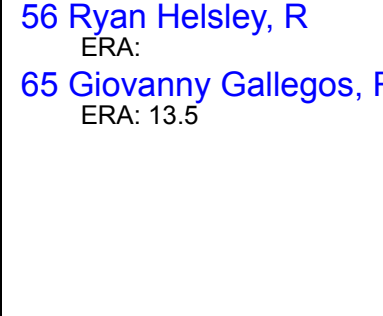



New York Mets @ St. Louis Cardinals
 Roger Dean Chevrolet Stadium, Jupiter, FL
 Wed Mar 03 2021, 1:25 PM - 4:56 PM EST
 Att. 1,159 - Overcast - 77 F

AB 34
 R 14
 H 11
 RBI 13
 BB 6
 SO 9
 LOB 9



Batter	1	2	3	4	5	6	7	8	9	AB	R	H	RBI	BB	SO	LOB	TOP				
13 Matt Carpenter, L (1.5) 68 Nolan Gorman, L (5.5)										3	0	0	0	0	3	3	St. Louis Cardinals @ Houston Astros The Ballpark of the Palm Beaches, West Palm Beach, FL Thu Mar 04 2021, 6:10 PM - 9:29 PM EST Att. 1,423 - Clear - 70 F livebaseballscorecards.com				
46 Paul Goldschmidt, R (1.3) 70 Evan Mendoza, R (5.3)										3	0	0	0	0	1	3					
4 Yadier Molina, R (1.2) 66 Tyler Heineman, S (6.2)										3	0	1	0	0	0	0					
27 Tyler O'Neill, R (1.7) 90 Conner Capel, L (6.7)										2	0	0	0	1	1	1					
26 Justin Williams, L (1.9) 89 Justin Toerner, L (6.9)										2	0	0	0	1	1	1					
0 Austin Dean, R (1.10) 34 John Nogowski, R (6, PH)										3	0	0	0	0	2	3					
35 Lane Thomas, R (1.8) 64 José Rondón, R (7.6)										2	0	1	0	0	1	1					
63 Edmundo Sosa, R (1.6) 87 Scott Hurst, L (7.8)										2	0	0	0	1	0	2					
67 Max Moroff, S (1.4) 81 Kramer Robertson, R (7.4)										2	0	0	0	1	1	2					
										0	0	0	0	0	0	0					
Inning Stats	R: 0 E: 0 K: 1 S: 5	H: 0 LOB: 0 BB: 0 P: 6	R: 0 E: 0 K: 2 S: 7	H: 0 LOB: 1 BB: 1 P: 11	R: 0 E: 0 K: 1 S: 5	H: 0 LOB: 1 BB: 1 P: 9	R: 0 E: 0 K: 2 S: 7	H: 1 LOB: 2 BB: 1 P: 11	R: 0 E: 0 K: 1 S: 8	H: 0 LOB: 0 BB: 0 P: 5	R: 0 E: 0 K: 1 S: 5	H: 0 LOB: 1 BB: 0 P: 6	R: 0 E: 0 K: 1 S: 6	H: 1 LOB: 1 BB: 0 P: 6	R: 0 E: 0 K: 0 S: 2	H: 0 LOB: 0 BB: 1 P: 6	1B: 2 2B: 1 3B: 0 HR: 0	SF: 0 SAC: 0 DP: 1 HBP: 1	WP: 0 PB: 1 SB: 0 CS: 0	PA: 34	
PITCHER	IP WLS BF H R ER SO	IP WLS BF H R ER SO	IP WLS BF H R ER SO	IP WLS BF H R ER SO	IP WLS BF H R ER SO	IP WLS BF H R ER SO	IP WLS BF H R ER SO	IP WLS BF H R ER SO	IP WLS BF H R ER SO	IP WLS BF H R ER SO	IP WLS BF H R ER SO	IP WLS BF H R ER SO	IP WLS BF H R ER SO	IP WLS BF H R ER SO	IP WLS BF H R ER SO	IP WLS BF H R ER SO	ERA WHIP	ERA WHIP	ERA WHIP		
43 Lance McCullers Jr., R (1.1) Francis Martes, R (2.1) 63 Tyler Ivey, R (3.1) 58 Brooks Raley, L (5.1) 48 Enoll Paredes, R (6.1)	1.0 1.0 2.0 1.0 1.0	1.0 4 9 5 3	0 0 1 0 0	0 0 0 0 0	0 0 0 0 0	0 0 0 0 0	0 0 0 0 0	0 0 0 0 0	0 0 0 0 0	0 0 0 0 0	0 0 0 0 0	0 0 0 0 0	0 0 0 0 0	0 0 0 0 0	0 0 0 0 0	0 0 0 0 0	0 0 0 0 0	0.00 0.000	0.00 1.000	0.00 2.000	0.00 0.000
80 Ralph Garza Jr., R (7.1) 92 Kit Scheetz, L (9.1)	2.0 1.0	8 3	1 0	0 0	0 0	2 0	0 0	0 0	0 0	0 0	0 0	0 0	0 0	0 0	0 0	0 0	0.00 0.000	0.500 1.000			

Batter	1	2	3	4	5	6	7	8	9	AB	R	H	RBI	BB	SO	LOB	BOTTOM			
3 Myles Straw, R (1.8) 99 Jose Siri, R (4, PH) (5.8)										2	1	1	0	0	0	2	St. Louis Cardinals @ Houston Astros The Ballpark of the Palm Beaches, West Palm Beach, FL Thu Mar 04 2021, 6:10 PM - 9:29 PM EST Att. 1,423 - Clear - 70 F livebaseballscorecards.com			
27 Jose Altuve, R (1.4) 86 Alex De Goti, R (6.4)										1	2	0	0	1	0	0				
23 Michael Brantley, L (1.7) 94 Zach Daniels, R (5, PR) (6.7)										2	0	2	2	0	0	0				
1 Carlos Correa, R (1.6) 84 Freudis Nova, R (5.6)										1	1	1	0	1	0	0				
15 Martín Maldonado, R (1.2) 87 Korey Lee, R (5.2) 81 Lorenzo Quintana, R (8.2)										2	1	1	1	0	1	0				
10 Yuli Gurriel, R (1.3) 16 Aledmys Diaz, R (5.3) 96 Bryan De La Cruz, R (7, PR) (8.9)										1	1	0	0	1	0	0				
30 Kyle Tucker, L (1.9) 20 Steven Souza Jr., R (5.9) (8.3)										2	0	0	1	0	0	2				
13 Abraham Toro, S (1.5) 93 Grae Kessinger, R (5.5)										1	0	0	0	1	1	0				
20 Chas McCormick, R (1.10) 97 Jake Meyers, R (7, PH) (8.10)										3	0	1	2	0	1	2				
										1	0	0	0	0	1	1				
Inning Stats	R: 5 E: 1 K: 0 S: 6	H: 3 LOB: 2 BB: 3 P: 19	R: 1 E: 0 K: 0 S: 2	H: 2 LOB: 1 BB: 1 P: 6	R: 0 E: 0 K: 1 S: 6	H: 0 LOB: 0 BB: 0 P: 6	R: 0 E: 0 K: 2 S: 7	H: 0 LOB: 0 BB: 0 P: 7	R: 0 E: 0 K: 1 S: 7	H: 2 LOB: 2 BB: 0 P: 7	R: 5 E: 0 K: 0 S: 4	H: 2 LOB: 0 BB: 4 P: 20	R: 0 E: 0 K: 3 S: 9	H: 0 LOB: 1 BB: 1 P: 13	R: 3 E: 0 K: 1 S: 7	H: 3 LOB: 1 BB: 1 P: 11	1B: 9 2B: 3 3B: 0 HR: 1	SF: 2 SAC: 0 DP: 1 HBP: 1	WP: 1 PB: 0 SB: 0 CS: 0	PA: 42
PITCHER	IP WLS BF H R ER SO	IP WLS BF H R ER SO	IP WLS BF H R ER SO	IP WLS BF H R ER SO	IP WLS BF H R ER SO	IP WLS BF H R ER SO	IP WLS BF H R ER SO	IP WLS BF H R ER SO	IP WLS BF H R ER SO	IP WLS BF H R ER SO	IP WLS BF H R ER SO	IP WLS BF H R ER SO	IP WLS BF H R ER SO	IP WLS BF H R ER SO	IP WLS BF H R ER SO	IP WLS BF H R ER SO	ERA WHIP	ERA WHIP	ERA WHIP	
18 Carlos Martínez, R (1.1) 86 Austin Warner, L (1.1) 18 Carlos Martínez, R (2.1) Alex Reyes, R (3.1) 92 Génesis Cabrera, L (5.1)	1.2 0.1 1.2 2.0 1.0	L 3 L 6	11 3 11 0	4 1 4 0	6 0 6 0	6 0 6 0	0 1 0 0	0 0 0 0	0 0 0 0	0 0 0 0	0 0 0 0	0 0 0 0	0 0 0 0	0 0 0 0	0 0 0 0	0 0 0 0	0.00 0.000	6.000 0.000	0.00 0.000	0.00 4.000
84 Garrett Williams, L (6.1) 56 Ryan Helsley, R (7.1) 65 Giovanny Gallegos, R (8.1)	1.0 1.0 1.0	3 4 7	2 0 3	3 0 3	3 0 3	0 0 0	0 0 0	0 0 0	0 0 0	0 0 0	0 0 0	0 0 0	0 0 0	0 0 0	0 0 0	0 0 0	27.00 0.000	4.000 1.000	27.00 4.000	

Batter	1	2	3	4	5	6	7	8	9	AB	R	H	RBI	BB	SO	LOB	TOP			
3 Myles Straw, R OBP: 0.421, SLG: 0.579 20 Chas McCormick, R OBP: 0.083, SLG: 0.083	G5-3		G6-4-3				F8			3	0	1	0	0	0	1	Houston Astros @ St. Louis Cardinals Roger Dean Chevrolet Stadium, Jupiter, FL Fri Mar 12 2021, 6:07 PM - 8:42 PM EST Att. 1,352 - Partly Cloudy - 76 F			
27 Jose Altuve, R OBP: 0.381, SLG: 0.375 84 Freudis Nova, R OBP: 0.455, SLG: 0.444	2B			K			23 L3 BB		93 1B 16 BB 1B	2	0	1	0	1	1	0				
23 Michael Brantley, L OBP: 0.493, SLG: 0.286 16 Aledmys Diaz, R OBP: 0.533, SLG: 0.500	K		G2-3			L3			93 1B 1B	3	0	0	0	0	1	3				
1 Carlos Correa, R OBP: 0.353, SLG: 0.267 93 Grae Kessinger, R OBP: 0.250, SLG: 0.182	F8		G4-3			L6			28 G4-6-3 1B	3	0	0	0	0	0	2				
30 Kyle Tucker, L OBP: 0.250, SLG: 0.214 94 Zach Daniels, R (7, 9)	F9					K			P3	3	0	0	0	0	1	0				
10 Yuli Gurriel, R OBP: 0.250, SLG: 0.214 28 Taylor Jones, R OBP: 0.273, SLG: 0.200	F9					F8			60 2B 74 1B 2B	3	0	1	0	0	0	0				
9 Robel Garcia, S OBP: 0.495, SLG: 0.790 60 C.J. Hinojosa, R OBP: 0.111, SLG: 0.222	K2-3								74 1B 2B	2	1	1	1	0	1	0				
11 Garrett Stubbs, L (1, 2) 74 Michael Papierski, S OBP: 0.571, SLG: 0.400			G3			F8				2	0	0	0	0	0	0				
95 Ronnie Dawson, L OBP: 0.300, SLG: 0.556 90 Colin Barber, L (7, PH) (7, 10)										3	0	0	0	0	2	3				
Inning Stats	R: 0 E: 0 K: 1 S: 7	H: 1 LOB: 1 BB: 0 P: 11	R: 0 E: 0 K: 1 S: 5	H: 0 LOB: 0 BB: 0 P: 9	R: 0 E: 0 K: 0 S: 4	H: 0 LOB: 0 BB: 1 P: 8	R: 0 E: 0 K: 1 S: 9	H: 0 LOB: 0 BB: 0 P: 13	R: 1 E: 0 K: 1 S: 10	H: 2 LOB: 1 BB: 1 P: 19	R: 1 E: 0 K: 0 S: 11	H: 3 LOB: 3 BB: 0 P: 23	R: 0 E: 0 K: 1 S: 12	H: 2 LOB: 2 BB: 1 P: 22	R: 0 E: 0 K: 2 S: 10	H: 0 LOB: 0 BB: 0 P: 13		1B: 4 2B: 4 3B: 0 HR: 2	SF: 0 SAC: 0 DP: 3 HBP: 0	WP: 0 PB: 0 SB: 0 CS: 0
PITCHER	IP WLS BF H R ER SO	IP WLS BF H R ER SO	IP WLS BF H R ER SO	IP WLS BF H R ER SO	IP WLS BF H R ER SO	IP WLS BF H R ER SO	IP WLS BF H R ER SO	IP WLS BF H R ER SO	IP WLS BF H R ER SO	IP WLS BF H R ER SO	IP WLS BF H R ER SO	IP WLS BF H R ER SO	IP WLS BF H R ER SO	IP WLS BF H R ER SO	IP WLS BF H R ER SO	IP WLS BF H R ER SO	ERA WHIP	ERA WHIP	ERA WHIP	ERA WHIP
50 Adam Wainwright, R ERA: 1.0 30 Tyler Webb, L ERA: 4.91 56 Ryan Helsley, R ERA: 3.0 21 Andrew Miller, L ERA: 16.2 65 Giovanny Gallegos, R ERA: 6.75	4.0 13 1 0 0 3	1.0 4 1 1 1 0	1.0 5 2 1 1 0	1.0 6 3 1 1 1	1.0 5 2 0 0 1	1.0 4 1 0 0 3	1.0 3 0 0 0 2	1.0 3 0 0 0 2	1.0 3 0 0 0 2	1.0 3 0 0 0 2	1.0 3 0 0 0 2	1.0 3 0 0 0 2	1.0 3 0 0 0 2	1.0 3 0 0 0 2	1.0 3 0 0 0 2	1.0 3 0 0 0 2	0.00 0.500	0.00 0.000	0.00 0.000	0.00 0.000
PITCHER	IP WLS BF H R ER SO	IP WLS BF H R ER SO	IP WLS BF H R ER SO	IP WLS BF H R ER SO	IP WLS BF H R ER SO	IP WLS BF H R ER SO	IP WLS BF H R ER SO	IP WLS BF H R ER SO	IP WLS BF H R ER SO	IP WLS BF H R ER SO	IP WLS BF H R ER SO	IP WLS BF H R ER SO	IP WLS BF H R ER SO	IP WLS BF H R ER SO	IP WLS BF H R ER SO	IP WLS BF H R ER SO	ERA WHIP	ERA WHIP	ERA WHIP	ERA WHIP
38 Kodi Whitley, R ERA:	1.0 3 0 0 0 2	1.0 3 0 0 0 2	1.0 3 0 0 0 2	1.0 3 0 0 0 2	1.0 3 0 0 0 2	1.0 3 0 0 0 2	1.0 3 0 0 0 2	1.0 3 0 0 0 2	1.0 3 0 0 0 2	1.0 3 0 0 0 2	1.0 3 0 0 0 2	1.0 3 0 0 0 2	1.0 3 0 0 0 2	1.0 3 0 0 0 2	1.0 3 0 0 0 2	1.0 3 0 0 0 2	0.00 0.000	0.00 0.000	0.00 0.000	0.00 0.000

AB 33
R 3
H 9
RBI 3
BB 3
SO 8
LOB 18



Batter	1	2	3	4	5	6	7	8	9	AB	R	H	RBI	BB	SO	LOB	BOTTOM				
19 Tommy Edman, S OBP: 0.444, SLG: 0.529 67 Max Moroff, S OBP: 0.375, SLG: 0.273	P6		11 FC6-4 1B			G3				3	0	1	0	0	0	0	Houston Astros @ St. Louis Cardinals Roger Dean Chevrolet Stadium, Jupiter, FL Fri Mar 12 2021, 6:07 PM - 8:42 PM EST Att. 1,352 - Partly Cloudy - 76 F				
11 Paul DeJong, R OBP: 0.187, SLG: 0.118 34 John Noguera, R OBP: 0.389, SLG: 0.385	L8		FC6-4			K2-3			L8	3	0	0	0	0	1	2					
28 Nolan Arenado, R OBP: 0.300, SLG: 0.235 63 Edmundo Sosa, R (5, PR) (6, 5)	G4-3		G6-3						G5-3	2	0	0	0	1	0	2					
46 Paul Goldschmidt, R OBP: 0.278, SLG: 0.250 64 José Rondon, R OBP: 0.417, SLG: 1.000	K					E5 13 F8 27 HR 1B			L9	3	1	1	0	0	1	1					
13 Matt Carpenter, L (1, 10) 68 Nolan Gorman, L (8, PH) (9, 10)	G4-3					F8				2	1	0	0	1	0	1					
4 Yadier Molina, R OBP: 0.353, SLG: 0.533										1	0	0	0	0	1	0					
27 Tyler O'Neill, R OBP: 0.421, SLG: 0.778 26 Justin Williams, L OBP: 0.316, SLG: 0.412	G5-3									4	1	2	2	0	1	1					
3 Dylan Carlson, S OBP: 0.300, SLG: 0.222 0 Austin Dean, R OBP: 0.234, SLG: 0.313										3	1	2	2	0	0	1					
48 Harrison Bader, R OBP: 0.273, SLG: 0.300 35 Lane Thomas, R OBP: 0.368, SLG: 0.353										0	0	0	0	0	0	0					
Inning Stats	R: 0 E: 0 K: 0 S: 8	H: 0 LOB: 0 BB: 0 P: 10	R: 0 E: 0 K: 1 S: 8	H: 1 LOB: 1 BB: 0 P: 13	R: 0 E: 0 K: 0 S: 12	H: 2 LOB: 2 BB: 0 P: 18	R: 2 E: 1 K: 0 S: 12	H: 3 LOB: 1 BB: 0 P: 16	R: 0 E: 0 K: 1 S: 9	H: 0 LOB: 1 BB: 1 P: 14	R: 2 E: 0 K: 0 S: 12	H: 2 LOB: 0 BB: 1 P: 20	R: 0 E: 0 K: 1 S: 8	H: 0 LOB: 0 BB: 0 P: 11	R: 0 E: 0 K: 2 S: 9	H: 0 LOB: 0 BB: 0 P: 14		1B: 6 2B: 0 3B: 0 HR: 2	SF: 0 SAC: 0 DP: 1 HBP: 0	WP: 0 PB: 0 SB: 0 CS: 0	PA: 33
PITCHER	IP WLS BF H R ER SO	IP WLS BF H R ER SO	IP WLS BF H R ER SO	IP WLS BF H R ER SO	IP WLS BF H R ER SO	IP WLS BF H R ER SO	IP WLS BF H R ER SO	IP WLS BF H R ER SO	IP WLS BF H R ER SO	IP WLS BF H R ER SO	IP WLS BF H R ER SO	IP WLS BF H R ER SO	IP WLS BF H R ER SO	IP WLS BF H R ER SO	IP WLS BF H R ER SO	IP WLS BF H R ER SO	ERA WHIP	ERA WHIP	ERA WHIP	ERA WHIP	
72 Kent Emanuel, L ERA: 1.5 36 Joe Smith, R ERA: 6.0 45 Ryne Stanek, R ERA: 4.5 62 Blake Taylor, L ERA: 9.0 83 Seth Martinez, R ERA: 8.1	3.0 12 6 3 2 2 0	1.0 6 4 0 0 0 1	1.0 5 2 2 2 0	1.0 5 2 2 2 0	1.0 5 2 0 0 1	1.0 4 1 0 0 0	1.0 3 0 0 0 2	1.0 3 0 0 0 2	1.0 3 0 0 0 2	1.0 3 0 0 0 2	1.0 3 0 0 0 2	1.0 3 0 0 0 2	1.0 3 0 0 0 2	1.0 3 0 0 0 2	1.0 3 0 0 0 2	1.0 3 0 0 0 2	0.00 1.000	18.00 3.000	0.00 1.000	18.00 3.000	0.00 0.000
PITCHER	IP WLS BF H R ER SO	IP WLS BF H R ER SO	IP WLS BF H R ER SO	IP WLS BF H R ER SO	IP WLS BF H R ER SO	IP WLS BF H R ER SO	IP WLS BF H R ER SO	IP WLS BF H R ER SO	IP WLS BF H R ER SO	IP WLS BF H R ER SO	IP WLS BF H R ER SO	IP WLS BF H R ER SO	IP WLS BF H R ER SO	IP WLS BF H R ER SO	IP WLS BF H R ER SO	IP WLS BF H R ER SO	ERA WHIP	ERA WHIP	ERA WHIP	ERA WHIP	
70 Andre Scrubb, R ERA:	1.0 3 0 0 0 2	1.0 3 0 0 0 2	1.0 3 0 0 0 2	1.0 3 0 0 0 2	1.0 3 0 0 0 2	1.0 3 0 0 0 2	1.0 3 0 0 0 2	1.0 3 0 0 0 2	1.0 3 0 0 0 2	1.0 3 0 0 0 2	1.0 3 0 0 0 2	1.0 3 0 0 0 2	1.0 3 0 0 0 2	1.0 3 0 0 0 2	1.0 3 0 0 0 2	1.0 3 0 0 0 2	0.00 0.000	0.00 0.000	0.00 0.000	0.00 0.000	

AB 31
R 4
H 8
RBI 4
BB 2
SO 5
LOB 10



Batter	1	2	3	4	5	6	7	8	9	AB	R	H	RBI	BB	SO	LOB	TOP								
19 Tommy Edman, S OBP: 0.381, SLG: 0.450 67 Max Moroff, S OBP: 0.333, SLG: 0.231	L8		F8		K		K		K	3	0	0	0	1	2										
46 Paul Goldschmidt, R OBP: 0.296, SLG: 0.263 47 Ivan Herrera, R	1B		K			G6-3		F9	K	3	0	1	0	0	1	1									
28 Nolan Arenado, R OBP: 0.304, SLG: 0.300 63 Edmundo Sosa, R	K			L6				F9		3	0	1	0	0	1	1									
11 Paul DeJong, R OBP: 0.143, SLG: 0.100 70 Evan Mendoza, R OBP: 0.333, SLG: 0.111	P3			K				K		3	0	0	0	0	1	1									
26 Justin Williams, L OBP: 0.273, SLG: 0.350 66 Tyler Heineman, S OBP: 0.429, SLG: 0.400	G5-3			K					K	3	0	0	0	0	1	0									
0 Austin Dean, R OBP: 0.350, SLG: 0.421 87 Scott Hurst, L	K									3	2	2	0	0	1	0									
7 Andrew Knizner, R OBP: 0.250, SLG: 0.750 91 Lars Nootbaar, L OBP: 0.250, SLG: 0.750	F7									3	0	1	0	0	0	1									
35 Lane Thomas, R OBP: 0.364, SLG: 0.400 89 Justin Toerner, L	K									3	1	1	1	0	1	2									
34 John Nogowski, R OBP: 0.500, SLG: 0.529	1B									4	0	4	4	0	0	0									
Inning Stats	R: 0 H: 1 E: 0 K: 1 S: 10	H: 1 LOB: 1 BB: 0 P: 16	R: 0 H: 0 E: 0 K: 1 S: 7	H: 0 LOB: 0 BB: 13 P: 13	R: 0 H: 1 E: 0 K: 2 S: 13	H: 1 LOB: 1 BB: 0 P: 16	R: 0 H: 0 E: 0 K: 2 S: 9	H: 0 LOB: 0 BB: 0 P: 12	R: 1 H: 3 E: 0 K: 1 S: 17	H: 3 LOB: 1 BB: 0 P: 25	R: 0 H: 1 E: 0 K: 0 S: 9	H: 1 LOB: 0 BB: 0 P: 10	R: 2 H: 3 E: 0 K: 1 S: 16	H: 3 LOB: 1 BB: 0 P: 26	R: 0 H: 0 E: 0 K: 1 S: 8	H: 0 LOB: 0 BB: 0 P: 11	R: 3 H: 2 E: 0 K: 3 S: 24	H: 2 LOB: 1 BB: 2 P: 39	1B: 7 2B: 3 3B: 1 HR: 0	SF: 0 SAC: 0 DP: 1 HBP: 0	WP: 2 PB: 0 SB: 1 CS: 0	PA: 38			
PITCHER	IP	WLS	BF	H	R	ER	SO	BB	IBB	HBP	BLK	WP	HR	S	P	ERA	WHIP								
57 Elieser Hernández, R ERA: 4.15 93 Yimi García, R ERA: 11.25 90 Adam Cimber, R ERA: 2.25 50 Shawn Morimando, L ERA: 3.0 72 Cody Poteet, R ERA: 8.1	4.0		14	2	0	0	6	0	0	0	0	0	0	39	57	0.00	0.500								
PITCHER	IP	WLS	BF	H	R	ER	SO	BB	IBB	HBP	BLK	WP	HR	S	P	ERA	WHIP								
74 Zach Thompson, R ERA:	0.2		3	1	0	0	2	0	0	0	0	1	0	8	11	0.00	1.500								

St. Louis Cardinals @ Miami Marlins
Roger Dean Chevrolet Stadium, Jupiter, FL
Sat Mar 13 2021, 6:07 PM - 9:30 PM EST
Att. 1,393 - Partly Cloudy - 77 F

AB 36
R 6
H 11
RBI 6
BB 2
SO 12
LOB 11



Batter	1	2	3	4	5	6	7	8	9	AB	R	H	RBI	BB	SO	LOB	BOTTOM								
23 Corey Dickerson, L OBP: 0.381, SLG: 0.476 25 Lewis Brinson, R OBP: 0.200, SLG: 0.308	L8		P6		G4-3			K		3	0	0	0	0	0										
6 Starling Marte, R OBP: 0.429, SLG: 0.579 5 Jon Berti, R OBP: 0.600, SLG: 0.600	F7				G4-3					2	0	0	0	0	0										
24 Jesús Aguilar, R OBP: 0.476, SLG: 0.611 68 Lewin Díaz, L OBP: 0.222, SLG: 0.294	1B									3	0	1	0	0	0	1									
26 Garrett Cooper, R OBP: 0.421, SLG: 0.694 34 Magnus Sierra, L OBP: 0.167, SLG: 0.091	L6									3	1	1	0	0	0	1									
15 Brian Anderson, R OBP: 0.381, SLG: 0.571 62 Joe Dunand, R OBP: 0.385, SLG: 0.273	F9									3	0	0	0	0	1	1									
14 Adam Duvall, R OBP: 0.095, SLG: 0.286 67 JJ Bleday, L OBP: 0.357, SLG: 0.583	P3									3	0	1	0	0	0	0									
1 Isan Diaz, L OBP: 0.316, SLG: 0.333 2 Jazz Chisholm Jr., L OBP: 0.111, SLG: 0.278	BB									2	0	0	0	0	2	1									
19 Miguel Rojas, R OBP: 0.389, SLG: 0.214 65 Eddy Alvarez, L	1B									2	0	1	0	0	0	1									
3B Jorge Alfaro, R OBP: 0.286, SLG: 0.286 17 Chad Wallach, R	K									2	0	0	0	0	1	2									
Inning Stats	R: 0 H: 1 E: 0 K: 0 S: 14	H: 1 LOB: 1 BB: 0 P: 24	R: 0 H: 1 E: 0 K: 1 S: 13	H: 1 LOB: 2 BB: 1 P: 19	R: 0 H: 0 E: 0 K: 0 S: 8	H: 0 LOB: 0 BB: 0 P: 13	R: 1 H: 2 E: 0 K: 1 S: 12	H: 2 LOB: 1 BB: 0 P: 17	R: 0 H: 0 E: 0 K: 0 S: 7	H: 0 LOB: 0 BB: 0 P: 11	R: 0 H: 0 E: 0 K: 1 S: 10	H: 0 LOB: 0 BB: 0 P: 16	R: 0 H: 0 E: 0 K: 2 S: 8	H: 0 LOB: 0 BB: 0 P: 12	R: 2 H: 1 E: 0 K: 1 S: 12	H: 1 LOB: 3 BB: 3 P: 28	R: 1 H: 1 E: 0 K: 2 S: 12	H: 1 LOB: 0 BB: 0 P: 20	1B: 4 2B: 2 3B: 0 HR: 0	SF: 0 SAC: 0 DP: 1 HBP: 1	WP: 1 PB: 1 SB: 0 CS: 0	PA: 36			
PITCHER	IP	WLS	BF	H	R	ER	SO	BB	IBB	HBP	BLK	WP	HR	S	P	ERA	WHIP								
32 Daniel Ponce de Leon, R ERA: 77 Roel Ramírez, R ERA: 52 Matthew Liberatore, L ERA: 2.08 57 Zack Thompson, L ERA: 7.36 61 Seth Elledge, R ERA: 7.36	3.2		16	4	1	1	2	1	0	0	0	1	0	44	68	2.46	1.364								
PITCHER	IP	WLS	BF	H	R	ER	SO	BB	IBB	HBP	BLK	WP	HR	S	P	ERA	WHIP								

St. Louis Cardinals @ Miami Marlins
Roger Dean Chevrolet Stadium, Jupiter, FL
Sat Mar 13 2021, 6:07 PM - 9:30 PM EST
Att. 1,393 - Partly Cloudy - 77 F

AB 31
R 4
H 6
RBI 2
BB 4
SO 8
LOB 14



Batter	1	2	3	4	5	6	7	8	9	AB	R	H	RBI	BB	SO	LOB	TOP																				
48 Harrison Bader, R OBP: 0.200, SLG: 0.214 87 Scott Hurst, L	G4-3	P4	G5-3	G5-3	FC6-4	FC6-4	FC6-4	L8	L8	4	0	0	0	0	0	2																					
3 Dylan Carlson, S OBP: 0.280, SLG: 0.182 89 Justin Toerner, L	G6-3	K	G3-1	G3-1	G3-1	K	K	SF8	SF8	4	0	0	0	0	2	1																					
4 Yadier Molina, R OBP: 0.460, SLG: 0.556 73 Dennis Ortega, R	1B	1B	G6-3	G6-3	G6-3	K	K	K	K	3	2	2	0	0	0	0																					
27 Tyler O'Neill, R OBP: 0.500, SLG: 0.857 90 Conner Capel, L	1B	1B	1B	1B	2B	L7	L7			3	2	3	0	0	0	0																					
13 Matt Carpenter, L OBP: 0.273, SLG: 0.118 95 Delvin Pérez, R OBP: 0.167, SLG: 0.500	BB	BB	F8	F8	2B	2B	K	K	K	2	0	1	1	1	0	2																					
64 José Rondón, R OBP: 0.375, SLG: 0.846	1B	1B	SF7	SF7	2B	2B	K	K	K	3	0	1	3	0	2	1																					
68 Nolan Gorman, L OBP: 0.063, SLG: 0.063 40 Jake Woodford, R	F7	F7	F8	F8	P5	P5	K	K	K	4	0	0	0	0	1	3																					
70 Evan Mendoza, R OBP: 0.438, SLG: 0.273	BB	BB	G6-3	G6-3	G6-3	G6-3	BB	BB	BB	2	1	1	0	2	0	0																					
18 Carlos Martínez, R 12 Jordan Hicks, R 84 Garrett Williams, L 62 Evan Kruczynski, L 41 Ali Sánchez, R 74 Tommy Parsons, R 67 Max Moroff, S	SH2-3	SH2-3	G5-3	G5-3	K	K				1	0	0	0	0	0	0																					
Inning Stats	R: 2 H: 3 E: 0 K: 0 S: 15	H: 3 LOB: 2 BB: 1 P: 21	R: 0 H: 0 E: 0 K: 1 S: 11	H: 0 LOB: 1 BB: 1 P: 20	R: 1 H: 2 E: 0 K: 0 S: 10	LOB: 1 BB: 0 P: 19	R: 0 H: 0 E: 0 K: 0 S: 5	H: 0 LOB: 0 BB: 0 P: 8	R: 1 H: 2 E: 0 K: 1 S: 16	LOB: 1 BB: 0 P: 18	R: 0 H: 0 E: 0 K: 1 S: 10	H: 0 LOB: 0 BB: 1 P: 17	R: 0 H: 0 E: 0 K: 3 S: 12	H: 0 LOB: 0 BB: 0 P: 18	R: 0 H: 0 E: 0 K: 3 S: 12	H: 0 LOB: 0 BB: 2 P: 21	R: 1 H: 1 E: 0 K: 1 S: 10	LOB: 1 BB: 1 P: 23	1B: 5 2B: 3 3B: 0 HR: 0	SF: 2 SAC: 1 DP: 0 HBP: 0	WP: 0 PB: 0 SB: 0 CS: 0	PA: 39															
PITCHER	IP	WLS	BF	H	R	ER	SO	BB	IBB	HBP	BLK	WP	HR	S	P	ERA	WHIP	PITCHER	IP	WLS	BF	H	R	ER	SO	BB	IBB	HBP	BLK	WP	HR	S	P	ERA	WHIP		
23 David Peterson, L ERA: 4.5	4.0		19	5	3	3	1	2	0	0	0	0	0	41	68	6.75	1.750																				
32 Aaron Loup, L ERA: 2.45	1.0	W	5	2	1	1	1	0	0	0	0	0	0	16	18	9.00	2.000																				
38 Arodys Vizcaino, R ERA: 2.45	1.0	H	4	0	0	0	1	1	0	0	0	0	0	10	17	0.00	1.000																				
55 Corey Oswalt, R ERA: 9.0	2.0	H	6	0	0	0	5	0	0	0	0	0	0	24	39	0.00	0.000																				
64 Yennys Díaz, R ERA: 9.0	1.0	S	5	1	1	1	1	1	0	0	0	0	0	10	23	9.00	2.000																				
Batter	1	2	3	4	5	6	7	8	9	AB	R	H	RBI <td>BB <td>SO <td>LOB <td>BOTTOM</td> </td></td></td>	BB <td>SO <td>LOB <td>BOTTOM</td> </td></td>	SO <td>LOB <td>BOTTOM</td> </td>	LOB <td>BOTTOM</td>	BOTTOM																				
9 Brandon Nimmo, L OBP: 0.542, SLG: 0.700 21 Mallex Smith, L OBP: 0.385, SLG: 0.111	1B	1B	G3	G3	G3	BB	BB	BB	BB	2	2	1	0	1	0	0																					
12 Francisco Lindor, S OBP: 0.238, SLG: 0.158 91 Pete Crow-Armstrong, L OBP: 0.100, SLG: 0.300	1B	1B	L7	L7	L7	BB	BB	BB	BB	3	1	1	1	1	0	2																					
30 Michael Conforto, L OBP: 0.375, SLG: 0.333 81 Johneshwy Fargas, R OBP: 0.286, SLG: 0.308	1B	1B	1B	1B	1B	1B	1B	L8	L8	3	2	3	2	0	0	0																					
20 Pete Alonso, R OBP: 0.462, SLG: 0.762 60 Bruce Maxwell, L OBP: 0.455, SLG: 0.444	1B	1B	F8	F8	F8	1B	1B	1B	1B	3	0	1	2	0	0	3																					
2 Dominic Smith, L OBP: 0.158, SLG: 0.316 77 Khalil Lee, L	1B	1B	F8	F8	F8	1B	1B	F8	F8	2	0	1	1	0	0	0																					
72 Wilfredo Tovar, R	1B	1B	1B	1B	1B	1B	1B	1B	1B	1	0	0	0	0	0	1																					
28 J.D. Davis, R OBP: 0.450, SLG: 0.267 84 Brandon Drury, R OBP: 0.182, SLG: 0.182	1B	1B	F7	F7	F7	1B	1B	F8	F8	3	0	0	0	1	3																						
33 James McCann, R OBP: 0.381, SLG: 0.368 86 Jake Hager, R OBP: 0.200, SLG: 0.800	K	K	F7	F7	F7	G4-3	G4-3	P6	P6	3	0	0	0	0	1	2																					
13 Luis Guillorme, L OBP: 0.444, SLG: 0.333 18 José Peraza, R OBP: 0.315, SLG: 0.286	BB	BB	BB	BB	BB	BB	BB	G5-3	G5-3	1	1	0	0	2	0	0																					
15 Caleb Joseph, R OBP: 0.429, SLG: 0.200 76 Patrick Mazeika, L OBP: 0.300, SLG: 0.375	1B	1B	1B	1B	1B	1B	1B	P5	P5	1	0	0	0	0	1	1																					
Inning Stats	R: 2 H: 4 E: 0 K: 1 S: 13	H: 4 LOB: 1 BB: 0 P: 22	R: 0 H: 0 E: 0 K: 2 S: 6	H: 0 LOB: 1 BB: 1 P: 13	R: 0 H: 1 E: 0 K: 0 S: 9	LOB: 1 BB: 0 P: 12	R: 0 H: 0 E: 0 K: 0 S: 7	H: 0 LOB: 0 BB: 0 P: 9	R: 5 H: 2 E: 0 K: 0 S: 30	LOB: 2 BB: 2 P: 49	R: 0 H: 1 E: 0 K: 0 S: 6	LOB: 1 BB: 1 P: 12	R: 0 H: 1 E: 0 K: 0 S: 13	H: 1 LOB: 1 BB: 0 P: 17	R: 0 H: 0 E: 0 K: 0 S: 6	H: 0 LOB: 0 BB: 0 P: 6	R: 0 H: 0 E: 0 K: 0 S: 6	H: 0 LOB: 0 BB: 0 P: 6	1B: 9 2B: 2 3B: 0 HR: 0	SF: 0 SAC: 0 DP: 4 HBP: 3	WP: 0 PB: 0 SB: 1 CS: 1	PA: 36															
PITCHER	IP	WLS	BF	H	R	ER	SO	BB	IBB	HBP	BLK	WP	HR	S	P	ERA	WHIP	PITCHER	IP	WLS	BF	H	R	ER	SO	BB	IBB	HBP	BLK	WP	HR	S	P	ERA	WHIP		
18 Carlos Martínez, R ERA: 8.31	4.0		16	5	2	2	3	1	0	0	0	0	0	35	56	4.50	1.500																				
12 Jordan Hicks, R ERA: 5.43	0.0	L	3	0	0	0	0	1	0	2	0	0	0	2	10	"	"																				
84 Garrett Williams, L ERA: 4.5	0.0	L	3	0	0	0	0	1	0	2	0	0	0	2	10	"	"																				
62 Evan Kruczynski, L ERA: 4.5	1.0	S	5	2	4	4	0	0	0	0	1	0	0	10	17	36.00	2.000																				
74 Tommy Parsons, R ERA: 4.5	2.0	S	8	2	0	0	0	1	0	0	0	0	0	19	29	0.00	1.500																				

St. Louis Cardinals @ New York Mets
Clover Park, Port St. Lucie, FL
Sun Mar 14, 2021, 1:11 PM - 4:19 PM EDT
Att: 1,373 - Partly Cloudy - 86 F

AB 32
R 5
H 8
RBI 5
BB 4
SO 9
LOB 13



St. Louis Cardinals @ New York Mets
Clover Park, Port St. Lucie, FL
Sun Mar 14, 2021, 1:11 PM - 4:19 PM EDT
Att: 1,373 - Partly Cloudy - 86 F

AB 29
R 7
H 9
RBI 6
BB 4
SO 3
LOB 13



Batter	1	2	3	4	5	6	7	8	9	AB	R	H	RBI	BB	SO	LOB	TOP			
23 Corey Dickerson, L (1.7) OBP: 0.267, SLG: 0.333 25 Lewis Brinson, R (7.7,PH) OBP: 0.227, SLG: 0.300 67 J Bleday, L (7.9) OBP: 0.263, SLG: 0.412										3	0	0	0	0	1	1	Miami Marlins @ St. Louis Cardinals Roger Dean Chevrolet Stadium, Jupiter, FL Thu Mar 18 2021, 6:06 PM - 9:18 PM EDT Att: 1,425 - Partly Cloudy - 84 F			
6 Starling Marte, R (1.8) OBP: 0.400, SLG: 0.556 3 Monte Harrison, R (7.8) OBP: 0.227, SLG: 0.316										3	1	1	0	1	0	0				
24 Jesús Aguilar, R (1.3) OBP: 0.474, SLG: 0.480 35 Richard Bleier, L (7.1) 36 Dylan Floro, L (8.1) 74 Zach Thompson, R (8.1) 34 Magneuris Sierra, L (9.7,PH) OBP: 0.263, SLG: 0.222										4	1	1	0	0	0	1				
14 Adam Duval, R (1.9) OBP: 0.167, SLG: 0.567 2 Jazz Chisholm Jr., L (7.4) OBP: 0.280, SLG: 0.478										3	2	2	3	0	0	0				
15 Brian Anderson, R (1.5) OBP: 0.321, SLG: 0.464 65 Eddy Alvarez, L (7.6) OBP: 0.455, SLG: 0.143										3	0	1	1	0	1	0				
1 Isan Díaz, L (1.4) OBP: 0.333, SLG: 0.250 62 Joe Dunand, R (7.5) OBP: 0.400, SLG: 0.722										2	0	0	0	1	1	1				
38 Jorge Alfaro, R (1.2) OBP: 0.333, SLG: 0.316 17 Chad Wallach, R (6.2) OBP: 0.125, SLG: 0.067										1	0	0	0	2	1	1				
19 Miguel Rojas, R (1.6) OBP: 0.320, SLG: 0.190 68 Lewin Díaz, L (7.3) OBP: 0.292, SLG: 0.250										3	0	1	0	0	1	2				
49 Pablo López, L (1.1) 51 James Hoyt, R (5.1) 56 Zach Pop, R (6.1) 5 Jon Berti, R (7.7,PH) OBP: 0.545, SLG: 0.467										1	0	0	0	0	1	0				
Inning Stats	R: 0 E: 0 K: 1 S: 7	H: 0 LOB: 0 BB: 0 P: 8	R: 1 E: 0 K: 2 S: 14	H: 1 LOB: 1 BB: 1 P: 23	R: 3 E: 0 K: 1 S: 14	H: 3 LOB: 1 BB: 1 P: 22	R: 0 E: 0 K: 0 S: 5	H: 0 LOB: 1 BB: 1 P: 11	R: 0 E: 0 K: 2 S: 10	H: 1 LOB: 2 BB: 1 P: 15	R: 0 E: 0 K: 1 S: 10	H: 1 LOB: 0 BB: 0 P: 14	R: 1 E: 0 K: 3 S: 18	H: 1 LOB: 2 BB: 2 P: 33	R: 0 E: 0 K: 2 S: 11	H: 1 LOB: 2 BB: 1 P: 24		1B: 4 2B: 2 3B: 2 HR: 1	SF: 0 SAC: 1 DP: 0 HBP: 0	WP: 1 PB: 0 SB: 0 CS: 0
PITCHER	IP WLS BF H R ER SO BB IBB HBP BLK WP HR S P ERA WHIP	IP WLS BF H R ER SO BB IBB HBP BLK WP HR S P ERA WHIP	IP WLS BF H R ER SO BB IBB HBP BLK WP HR S P ERA WHIP	IP WLS BF H R ER SO BB IBB HBP BLK WP HR S P ERA WHIP	IP WLS BF H R ER SO BB IBB HBP BLK WP HR S P ERA WHIP	IP WLS BF H R ER SO BB IBB HBP BLK WP HR S P ERA WHIP	IP WLS BF H R ER SO BB IBB HBP BLK WP HR S P ERA WHIP	IP WLS BF H R ER SO BB IBB HBP BLK WP HR S P ERA WHIP	IP WLS BF H R ER SO BB IBB HBP BLK WP HR S P ERA WHIP	5.0 22 4 4 4 4 3 0 0 0 0 1 45 71 7.20 1.400	1.0 5 5 1 0 0 2 1 0 0 0 0 10 15 0.00 2.000	1.0 5 5 1 0 0 2 1 0 0 0 0 10 14 0.00 1.000	0.2 5 1 1 1 2 2 0 0 0 1 0 15 28 13.50 4.500	0.1 1 0 0 0 1 0 0 0 0 0 0 3 5 0.00 0.000	5.79 1.0 5 1 0 0 2 1 0 0 0 0 11 24 0.00 2.000	5.79 1.0 5 1 0 0 2 1 0 0 0 0 11 24 0.00 2.000				

Batter	1	2	3	4	5	6	7	8	9	AB	R	H	RBI	BB	SO	LOB	BOTTOM			
19 Tommy Edman, S (1.4) OBP: 0.393, SLG: 0.444 64 José Roldán, R (7.4) OBP: 0.350, SLG: 0.688										3	0	0	0	0	0	0	Miami Marlins @ St. Louis Cardinals Roger Dean Chevrolet Stadium, Jupiter, FL Thu Mar 18 2021, 6:06 PM - 9:18 PM EDT Att: 1,425 - Partly Cloudy - 84 F			
46 Paul Goldschmidt, R (1.3) OBP: 0.333, SLG: 0.444 68 Nolan Gorman, L (6.5) OBP: 0.238, SLG: 0.300										2	1	1	0	1	1	0				
28 Nolan Arenado, R (1.5) OBP: 0.310, SLG: 0.308 70 Evan Mendoza, R (6.3) OBP: 0.444, SLG: 0.308										3	0	0	0	0	0	2				
11 Paul DeJong, R (1.6) OBP: 0.233, SLG: 0.286 67 Max Moroff, S (7.6) OBP: 0.354, SLG: 0.313										3	2	2	2	0	0	0				
4 Yadier Molina, R (1.2) OBP: 0.357, SLG: 0.440 36 Matt Szczur, R (7.7) OBP: 0.296, SLG: 0.360										3	0	1	0	0	0	0				
26 Justin Williams, L (1.9) OBP: 0.296, SLG: 0.360 66 Tyler Heineman, S (7.2) OBP: 0.500, SLG: 0.500										3	0	2	0	0	1	0				
0 Austin Dean, R (1.7) OBP: 0.360, SLG: 0.435 90 Conner Capel, L (7.9) OBP: 0.308, SLG: 0.333										3	0	2	1	0	0	0				
35 Lane Thomas, R (1.8) OBP: 0.308, SLG: 0.333 87 Scott Hurst, L (8.8) OBP: 0.296, SLG: 0.360										3	0	0	0	0	0	5				
32 Daniel Ponce de Leon, R (1.1) ERA: 4.26 30 Tyler Webb, L (6.1) ERA: 3.18 92 Génesis Cabrera, L (7.1) ERA: 5.4 Alex Reyes, R (8.1) ERA: 1.59 77 Roel Ramírez, R (8.1) ERA:										1	0	0	0	0	1	0				
Inning Stats	R: 2 E: 0 K: 0 S: 18	H: 2 LOB: 0 BB: 0 P: 22	R: 0 E: 0 K: 1 S: 6	H: 0 LOB: 0 BB: 0 P: 10	R: 0 E: 0 K: 2 S: 8	H: 0 LOB: 0 BB: 0 P: 10	R: 1 E: 0 K: 0 S: 11	H: 4 LOB: 2 BB: 0 P: 18	R: 0 E: 0 K: 0 S: 12	H: 2 LOB: 1 BB: 1 P: 21	R: 0 E: 0 K: 1 S: 15	H: 3 LOB: 2 BB: 0 P: 17	R: 4 E: 0 K: 2 S: 21	H: 2 LOB: 1 BB: 2 P: 40	R: 0 E: 0 K: 2 S: 11	H: 1 LOB: 2 BB: 2 P: 40		1B: 10 2B: 2 3B: 0 HR: 1	SF: 0 SAC: 0 DP: 2 HBP: 1	WP: 0 PB: 0 SB: 0 CS: 0
PITCHER	IP WLS BF H R ER SO BB IBB HBP BLK WP HR S P ERA WHIP	IP WLS BF H R ER SO BB IBB HBP BLK WP HR S P ERA WHIP	IP WLS BF H R ER SO BB IBB HBP BLK WP HR S P ERA WHIP	IP WLS BF H R ER SO BB IBB HBP BLK WP HR S P ERA WHIP	IP WLS BF H R ER SO BB IBB HBP BLK WP HR S P ERA WHIP	IP WLS BF H R ER SO BB IBB HBP BLK WP HR S P ERA WHIP	IP WLS BF H R ER SO BB IBB HBP BLK WP HR S P ERA WHIP	IP WLS BF H R ER SO BB IBB HBP BLK WP HR S P ERA WHIP	IP WLS BF H R ER SO BB IBB HBP BLK WP HR S P ERA WHIP	4.2 19 6 3 3 3 0 0 0 0 0 4 51 71 4.26 1.286	0.1 2 0 0 0 0 1 0 0 0 0 0 4 10 0.00 3.000	1.0 5 2 0 0 0 0 0 0 0 0 0 15 23 0.00 2.000	1.0 5 3 0 0 1 0 0 0 0 0 0 13 17 0.00 3.000	0.2 1 0 0 0 1 1 0 1 0 0 11 23 40.50 3.000	0.1 1 0 0 0 1 0 0 0 0 0 11 23 27.00 6.000	0.1 1 1 1 1 1 1 0 0 0 0 17 17 2.08 3.000				

Batter	1	2	3	4	5	6	7	8	9	AB	R	H	RBI	BB	SO	LOB	TOP																	
16 Victor Robles, R (1.8) OBP: 0.341, SLG: 0.579 3 Hernán Pérez, R (7.7) OBP: 0.286, SLG: 0.296 Tres Barrera, R (8.2) OBP: 0.273, SLG: 0.111										3	0	1	0	1	0	0	Washington Nationals @ St. Louis Cardinals Roger Dean Chevrolet Stadium, Jupiter, FL Tue Mar 23 2021, 1:09 PM - 4:01 PM EDT Att. 1,289 - Overcast - 79 F																	
7 Trea Turner, R (1.6) OBP: 0.355, SLG: 0.226 27 Jordy Mercer, R (8.6) OBP: 0.207, SLG: 0.286										3	1	0	0	1	1	0																		
22 Juan Soto, L (1.9) OBP: 0.273, SLG: 0.200										4	0	0	0	0	1	1																		
19 Josh Bell, S (1.3) OBP: 0.465, SLG: 0.861 77 Carlos Tocó, R (8. PR) OBP: 0.231, SLG: 0.385 25 Yasmény Tomás, R (8.3) OBP: 0.276, SLG: 0.250										4	1	2	1	0	2	0																		
13 Starlin Castro, R (1.5) OBP: 0.343, SLG: 0.515 8 Carter Kieboom, R (7. PR) OBP: 0.211, SLG: 0.278										3	0	0	0	0	0	1																		
12 Kyle Schwarber, L (1.7) OBP: 0.357, SLG: 0.543 17 Andrew Stevenson, L (7.8) OBP: 0.341, SLG: 0.336										2	2	2	2	1	0	0																		
2 Luis García Jr., L (1.4) OBP: 0.316, SLG: 0.219 5 Josh Harrison, R (7.4) OBP: 0.458, SLG: 0.773										3	0	2	1	0	0	0																		
6 Alex Avila, L (1.2) OBP: 0.240, SLG: 0.364 88 Gerardo Parra, L (8.9) OBP: 0.300, SLG: 0.125										2	0	0	0	1	1	2																		
34 Jon Lester, L (1.1) 61 Kyle McGowin, L (4.1) 29 Yadiel Hernández, L (5. PH) OBP: 0.516, SLG: 0.704 41 Joe Ross, R (5.1) 55 Dakota Bacus, R (9.1)										1	0	0	0	0	1	0																		
Inning Stats	R: 0 E: 0 K: 2 S: 8	H: 0 LOB: 0 BB: 0 P: 10	R: 1 E: 0 K: 1 S: 11	H: 1 LOB: 0 BB: 0 P: 15	R: 0 E: 0 K: 1 S: 9	H: 0 LOB: 0 BB: 0 P: 13	R: 0 E: 0 K: 2 S: 8	H: 0 LOB: 0 BB: 0 P: 10	R: 0 E: 0 K: 1 S: 13	H: 1 LOB: 2 BB: 1 P: 18	R: 0 E: 0 K: 0 S: 6	H: 0 LOB: 0 BB: 0 P: 10	R: 3 E: 1 K: 1 S: 12	H: 3 LOB: 2 BB: 1 P: 24	R: 1 E: 1 K: 1 S: 13	H: 1 LOB: 2 BB: 1 P: 25		R: 0 E: 0 K: 1 S: 6	H: 0 LOB: 0 BB: 0 P: 9	1B: 3 2B: 2 3B: 0 HR: 1	SF: 1 SAC: 0 DP: 0 HBP: 0	WP: 0 PA: 37 PB: 0 SB: 0 CS: 1												
PITCHER	IP WLS BF H R ER SO BB IBB HBP BLK WP HR S P ERA WHIP																																	
50 Adam Wainwright, R (1.1) ERA: 1.83	6.0	21	2	1	1	7	1	0	0	0	0	0	0	1	55	76	1.50	0.500																
92 Génesis Cabrera, L (7.1) ERA: 5.35	0.2	7	3	3	1	1	1	0	0	0	0	0	0	0	12	23	13.50	6.000																
60 Jesús Cruz, R (8.1) ERA: 2.7	0.1	0	0	0	0	0	0	0	0	0	0	0	0	0	1	0.00	0.000																	
Alex Reyes, R (9.1) ERA: 3.6	1.0	5	1	1	1	1	1	0	0	0	0	0	0	13	25	9.00	2.000																	
56 Ryan Helsley, R (9.1) ERA: 3.6	1.0	3	0	0	0	1	0	0	0	0	0	0	0	6	9	0.00	0.000																	

AB	32
R	5
H	6
RBI	5
BB	3
SO	10
LOB	12



Batter	1	2	3	4	5	6	7	8	9	AB	R	H	RBI	BB	SO	LOB	BOTTOM																	
19 Tommy Edman, S (1.4) OBP: 0.400, SLG: 0.424 67 Max Moroff, S (7.4) OBP: 0.444, SLG: 0.526										3	0	1	0	0	1	0	Washington Nationals @ St. Louis Cardinals Roger Dean Chevrolet Stadium, Jupiter, FL Tue Mar 23 2021, 1:09 PM - 4:01 PM EDT Att. 1,289 - Overcast - 79 F																	
46 Paul Goldschmidt, R (1.3) OBP: 0.359, SLG: 0.472 34 John Noguera, R (5. PH) OBP: 0.531, SLG: 0.500 95 Delvin Pérez, R (8. PR) OBP: 0.286, SLG: 0.714										3	0	1	0	0	0	1																		
28 Nolan Arenado, R (1.5) OBP: 0.268, SLG: 0.222 64 José Rondón, R (9.5) OBP: 0.417, SLG: 0.684										3	1	0	0	1	0	1																		
11 Paul DeJong, R (1.6) OBP: 0.308, SLG: 0.314 63 Edmundo Sosa, R (7.6) OBP: 0.217, SLG: 0.158										3	0	1	0	0	0	0																		
27 Tyler O'Neill, R (1.7) OBP: 0.432, SLG: 0.657 70 Evan Mendoza, R (7.3) OBP: 0.429, SLG: 0.375										2	0	1	0	1	1	0																		
4 Yadier Molina, R (1.2) OBP: 0.297, SLG: 0.364 73 Dennis Ortega, R (7.2)										2	0	0	1	0	0	1																		
3 Dylan Carlson, S (1.8) OBP: 0.357, SLG: 0.486 26 Justin Williams, L (8.9) OBP: 0.333, SLG: 0.407										3	0	0	0	0	0	3																		
35 Lane Thomas, R (1.9) OBP: 0.281, SLG: 0.310										4	1	1	0	0	1	3																		
50 Adam Wainwright, R (1.1) ERA: 3.18 92 Génesis Cabrera, L (7.1) ERA: 2.35 13 Matt Carpenter, L (7. PH) OBP: 0.308, SLG: 0.486 Alex Reyes, R (8.1) 60 Jesús Cruz, R (8.1) 56 Ryan Helsley, R (9.1) 0 Austin Dean, R (9. PH) OBP: 0.333, SLG: 0.500										2	0	0	0	0	0	0																		
Inning Stats	R: 0 E: 0 K: 0 S: 9	H: 0 LOB: 0 BB: 0 P: 13	R: 0 E: 0 K: 0 S: 6	H: 0 LOB: 1 BB: 1 P: 14	R: 0 E: 0 K: 0 S: 10	H: 1 LOB: 0 BB: 0 P: 13	R: 1 E: 0 K: 1 S: 8	H: 2 LOB: 2 BB: 1 P: 16	R: 0 E: 0 K: 1 S: 11	H: 1 LOB: 1 BB: 0 P: 14	R: 0 E: 0 K: 1 S: 7	H: 0 LOB: 0 BB: 0 P: 8	R: 1 E: 0 K: 0 S: 15	H: 2 LOB: 1 BB: 0 P: 24	R: 0 E: 0 K: 0 S: 7	H: 0 LOB: 0 BB: 0 P: 10		R: 3 E: 0 K: 0 S: 17	H: 3 LOB: 3 BB: 2 P: 36	1B: 7 2B: 1 3B: 0 HR: 1	SF: 1 SAC: 0 DP: 0 HBP: 0	WP: 0 PA: 40 PB: 0 SB: 1 CS: 0												
PITCHER	IP WLS BF H R ER SO BB IBB HBP BLK WP HR S P ERA WHIP																																	
34 Jon Lester, L (1.1) ERA: 3.18	3.2	16	3	1	1	0	2	0	0	0	0	0	0	0	30	51	2.46	1.364																
61 Kyle McGowin, R (4.1) ERA: 2.35	0.1	1	0	0	0	1	0	0	0	0	0	0	0	3	5	0.00	0.000																	
41 Joe Ross, R (5.1) ERA: 2.79	4.2	18	4	2	2	2	0	0	0	0	0	0	0	47	68	3.86	0.857																	
55 Dakota Bacus, R (9.1) ERA: 3.86	0.1	B	5	2	2	2	0	2	0	0	0	0	0	1	10	24	54.00	12.000																

AB	35
R	5
H	9
RBI	5
BB	4
SO	3
LOB	13



Batter	1	2	3	4	5	6	7	8	9	AB	R	H	RBI	BB	SO	LOB	TOP
19 Tommy Edman, S (1,4) OBP: 0.385, SLG: 0.405	1-0 G4-3			0-0 G2-3			0-0 G1-3		0-0 1B	4	0	1	0	0	0	0	St. Louis Cardinals @ Houston Astros The Ballpark of the Palm Beaches, West Palm Beach, FL Thu Mar 25 2021, 6:07 PM - 8:52 PM EDT Att. 1,512 - Clear - 81 F livebaseballscorecards.com
46 Paul Goldschmidt, R (1,3) OBP: 0.318, SLG: 0.415 34 John Nogowski, R (6,3) OBP: 0.541, SLG: 0.607	0-0 F7			0-3 K			0-0 G3-1		0-0 F8	2	0	0	0	0	1	0	
28 Nolan Arenado, R (1,5) OBP: 0.277, SLG: 0.244 63 Edmundo Sosa, R (7, PR) OBP: 0.240, SLG: 0.150	0-0 G6-3			0-0 L9			0-0 2B		0-3 K	3	0	1	0	0	0	0	
11 Paul DeJong, R (1,6) OBP: 0.302, SLG: 0.289				0-0 K		0-0 L9			0-3 K	3	0	0	0	1	2	2	
27 Tyler O'Neill, R (1,7) OBP: 0.400, SLG: 0.605	0-0 F9			0-0 K		0-0 K			0-0 FC6-4	3	0	0	0	0	1	2	
26 Justin Williams, L (1,9) OBP: 0.333, SLG: 0.400 67 Max Moroff, S (5,4) OBP: 0.414, SLG: 0.476	0-0 G1-3			0-0 G4-3					0-0 G5-3	2	0	0	0	0	0	0	
7 Andrew Knizner, R (1,2) OBP: 0.267, SLG: 0.300				0-0 F8			0-0 G1		0-0 G6-3	3	0	0	0	0	0	0	
35 Lane Thomas, R (1,8) OBP: 0.250, SLG: 0.273				0-0 G1-3			0-0 G6-3		0-0 P4	3	0	0	0	0	0	0	
32 Daniel Ponce de Leon, R (1,1) OBP: 0.213, SLG: 0.590 60 Jesus Cruz, R (6,4) OBP: 0.133, SLG: 0.200				0-3 K			0-3 K		4-0 19 1B BB	1	0	0	0	0	0	0	
Inning Stats	R: 0 E: 0 K: 0 S: 3	H: 0 LOB: 0 BB: 0 P: 4	R: 0 E: 0 K: 1 S: 5	H: 0 LOB: 0 BB: 0 P: 5	R: 0 E: 0 K: 1 S: 5	H: 0 LOB: 0 BB: 0 P: 5	R: 0 E: 0 K: 1 S: 5	H: 0 LOB: 0 BB: 0 P: 5	R: 0 E: 0 K: 0 S: 3	H: 1 LOB: 2 BB: 1 P: 3	R: 0 E: 0 K: 2 S: 8	H: 0 LOB: 0 BB: 0 P: 3	R: 0 E: 0 K: 2 S: 8	H: 1 LOB: 2 BB: 1 P: 12	1B: 1 2B: 1 3B: 0 HR: 0	SF: 0 SAC: 0 DP: 0 HBP: 0	
PITCHER	IP WLS BF H R ER SO BB IBB HBP BLK WP HR S P ERA WHIP																
65 José Urquidy, R (1,1) ERA: 4.15	5.0 W 15 0 0 0 4 0 0 0 0 0 0 23 24 0.00 0.000																
64 Brandon Bielak, R (6,1) ERA: 4.5	4.0 S 16 2 0 0 3 2 0 0 0 0 0 0 20 28 0.00 1.000																

Batter	1	2	3	4	5	6	7	8	9	AB	R	H	RBI	BB	SO	LOB	BOTTOM		
27 Jose Altuve, R (1,4) OBP: 0.308, SLG: 0.435 60 C.J. Hinojosa, R (6,4) OBP: 0.133, SLG: 0.200	2-0 HR	0-0 P3		0-0 F9		0-0 L9		0-0 F8		3	1	1	1	0	0	1	St. Louis Cardinals @ Houston Astros The Ballpark of the Palm Beaches, West Palm Beach, FL Thu Mar 25 2021, 6:07 PM - 8:52 PM EDT Att. 1,512 - Clear - 81 F livebaseballscorecards.com		
23 Michael Brantley, L (1,7) OBP: 0.287, SLG: 0.415 95 Ronnie Dawson, L (6,7) OBP: 0.389, SLG: 0.467	0-0 BB	0-0 F7		0-0 F9		0-0 96 CS		0-0 P5		3	1	1	0	0	0	1			
2 Alex Bregman, R (1,5) OBP: 0.313, SLG: 0.590 86 Alex De Gori, R (6,5) OBP: 0.435, SLG: 0.421	0-0 P4	4-0 BB		0-0 L8		0-0 F7		0-0 P4		2	0	0	0	1	0	1			
30 Kyle Tucker, L (1,9) OBP: 0.409, SLG: 0.405 96 Bryan De La Cruz, R (6,9) OBP: 0.412, SLG: 0.400	4-0 10 HBP	0-3 K		0-0 G6-3		0-1 CS		0-0 89 1B		2	0	0	0	1	1	2			
1 Carlos Correa, R (1,6) OBP: 0.409, SLG: 0.541 89 Jeremy Peña, R (6,6) OBP: 0.238, SLG: 0.526	4-0 10 HBP			0-0 F8		0-0 44 2B		0-0 13 FC3		2	1	1	0	1	0	0			
44 Yordan Alvarez, L (1,10) OBP: 0.269, SLG: 0.261 13 Abraham Toro, S (7, PH) OBP: 0.407, SLG: 0.478	1-2 2-3 BB	0-3 K		4-0 3 BB		0-0 2B		0-0 FC3		2	0	1	1	1	1	3			
10 Yuli Gurriel, R (1,3) OBP: 0.333, SLG: 0.343 9 Robel Garcia, S (5,3) OBP: 0.308, SLG: 0.348	1-0 HBP			0-3 K		4-0 BB		0-0 F6		1	0	0	1	0	1	1			
3 Myles Straw, R (1,8) OBP: 0.341, SLG: 0.429 97 Jake Meyers, R (6,8) OBP: 0.235, SLG: 0.200	1-2 2-3 3-H HBP	0-0 L8		0-0 K		0-0 BB		0-0 G5-4-3		2	0	0	0	1	0	5			
18 Jason Castro, L (1,2) OBP: 0.353, SLG: 0.267 11 Garrett Stubbs, L (8,2) OBP: 0.235, SLG: 0.200	0-0 2' BB			0-0 G3-1		0-3 K		0-0 1B		3	0	1	0	0	1	4			
Inning Stats	R: 2 E: 0 K: 1 S: 7	H: 2 LOB: 3 BB: 2 P: 18	R: 0 E: 0 K: 1 S: 6	H: 1 LOB: 1 BB: 1 P: 10	R: 0 E: 0 K: 1 S: 5	H: 0 LOB: 2 BB: 2 P: 13	R: 0 E: 0 K: 0 S: 3	H: 0 LOB: 0 BB: 0 P: 3	R: 1 E: 0 K: 1 S: 7	H: 2 LOB: 2 BB: 1 P: 11	R: 0 E: 0 K: 0 S: 4	H: 1 LOB: 0 BB: 0 P: 4	R: 0 E: 0 K: 0 S: 5	H: 2 LOB: 2 BB: 0 P: 5	R: 0 E: 0 K: 0 S: 4	H: 1 LOB: 1 BB: 0 P: 4		1B: 4 2B: 4 3B: 0 HR: 1	SF: 0 SAC: 0 DP: 1 HBP: 1
PITCHER	IP WLS BF H R ER SO BB IBB HBP BLK WP HR S P ERA WHIP																		
32 Daniel Ponce de Leon, R (1,1) ERA: 4.76	4.1 L 24 5 3 3 3 6 0 0 0 0 0 0 1 24 50 6.23 2.538																		
60 Jesus Cruz, R (1,1) ERA: 4.76	0.1 2 0 0 0 0 0 0 0 1 0 0 0 1 2 0.00 0.000																		
32 Daniel Ponce de Leon, R (2,1) ERA: 4.76	4.1 L 24 5 3 3 3 6 0 0 0 0 0 1 24 50 6.23 2.538																		
62 Evan Kruczynski, L (5,1) ERA: 3.38	0.1 1 0 0 0 1 0 0 0 0 0 0 0 3 3 0.00 0.000																		
65 Giovanny Gallegos, R (6,1) ERA: 5.1	1.0 3 1 0 0 0 0 0 0 0 0 0 0 4 4 0.00 1.000																		
PITCHER	IP WLS BF H R ER SO BB IBB HBP BLK WP HR S P ERA WHIP																		
56 Ryan Helsley, R (7,1) ERA: 3.0	1.0 4 1 0 0 0 0 0 0 0 0 0 0 4 4 0.00 1.000																		
38 Kodi Whitley, R (8,1) ERA:	1.0 4 1 0 0 0 0 0 0 0 0 0 0 4 4 0.00 1.000																		

Batter	1	2	3	4	5	6	7	8	9	AB	R	H	RBI	BB	SO	LOB	TOP				
19 Tommy Edman, S OBP: 0.200, SLG: 0.200	G4-3	L7		46 1B 28 WP	FC4-6			F8		5	1	1	0	0	0	1	St. Louis Cardinals @ Cincinnati Reds Great American Ball Park, Cincinnati, OH Thu Apr 01 2021, 4:11 PM - 7:42 PM EDT Att: 12,264 - Cloudy - 37 F				
46 Paul Goldschmidt, R OBP: 0.600, SLG: 1.200	28 1B 11 1B	E6		28 WP 27 HR		G4-3			2B	5	3	4	1	0	0	0					
28 Nolan Arenado, R OBP: 0.400, SLG: 0.400	11 1B 4 FC			L8		K			K	5	1	2	1	0	2	2					
11 Paul DeJong, R OBP: 0.200, SLG: 0.200	4 FC 27 HBP	G5-4-3		K		L8			G5-3	5	1	1	1	0	1	3					
27 Tyler O'Neill, R OBP: 0.400, SLG: 1.000	4 E 3 HR			F9		G5-3			K	4	2	1	2	0	1	1					
4 Yadier Molina, R	FC 3 HR			G6-3		G1-3			P3	4	1	0	1	0	0	1					
3 Dylan Carlson, S						K			K	3	1	1	3	1	2	0					
26 Justin Williams, L	G4-3			FC4-6		G4-3			F8	4	0	0	0	0	0	1					
22 Jack Flaherty, R	L9			19 1B 46 1B					K	1	1	0	0	2	0	0					
30 Tyler Webb, L										0	0	0	0	0	0	0					
56 Ryan Helsley, R										0	0	0	0	0	0	0					
92 Genesis Cabrera, L										0	0	0	0	0	0	0					
13 Matt Carpenter, L										0	0	0	0	0	0	0					
65 Giovanny Gallegos, R										0	0	0	0	0	0	0					
Alex Reyes, R										0	0	0	0	0	0	0					
Inning Stats	R: 6 H: 4 E: 1 K: 0 S: 15	H: 4 LOB: 0 BB: 0 P: 19	R: 1 H: 2 E: 1 K: 0 S: 12	H: 2 LOB: 0 BB: 0 P: 15	R: 0 H: 0 E: 0 K: 0 S: 8	H: 0 LOB: 1 BB: 1 P: 13	R: 4 H: 3 E: 0 K: 1 S: 25	H: 3 LOB: 0 BB: 1 P: 35	R: 0 H: 0 E: 0 K: 1 S: 8	H: 0 LOB: 0 BB: 0 P: 17	R: 0 H: 0 E: 0 K: 1 S: 6	H: 0 LOB: 0 BB: 0 P: 10	R: 0 H: 0 E: 0 K: 1 S: 9	H: 0 LOB: 0 BB: 0 P: 13	R: 0 H: 1 E: 0 K: 2 S: 11	H: 1 LOB: 1 BB: 0 P: 15	1B: 6 2B: 2 3B: 0 HR: 2	SF: 0 SAC: 0 DP: 1 HBP: 1	WP: 1 PA: 41 PB: 0 SB: 0 CS: 0		
PITCHER	IP WLS BF H R ER SO BB IBB HBP BLK WP HR S P ERA WHIP																				
58 Luis Castillo, R ERA: 21.6	(1, 1) 3.1 L 21 8 10 8 0 2 0 0 1 0 1 1 52 73 21.60 3.000																				
46 Cam Bedrosian, R ERA: 13.5	(4, 1) 0.2 3 1 1 1 1 0 0 0 0 0 1 8 9 13.50 1.500																				
47 Sal Romano, R ERA:	(5, 1) 2.0 7 0 0 0 2 1 0 0 0 0 0 16 26 0.00 0.500																				
41 Carson Fulmer, R ERA:	(7, 1) 2.0 6 0 0 0 2 0 0 0 0 0 0 15 23 0.00 0.000																				
63 Sean Doolittle, L ERA:	(9, 1) 1.0 4 1 0 0 2 0 0 0 0 0 0 11 15 0.00 1.000																				
Batter	1	2	3	4	5	6	7	8	9	AB	R	H	RBI	BB	SO	LOB	BOTTOM				
33 Jesse Winker, L OBP: 0.600, SLG: 0.750	2 F9 19 WP				2 1B 19 1B			K		4	2	2	0	1	2	1	St. Louis Cardinals @ Cincinnati Reds Great American Ball Park, Cincinnati, OH Thu Apr 01 2021, 4:11 PM - 7:42 PM EDT Att: 12,264 - Cloudy - 37 F				
63 Sean Doolittle, L										0	0	0	0	0	0	0					
2 Nick Castellanos, R OBP: 0.600, SLG: 1.400	F9				19 1B 9 SF8			L7-4		5	2	3	2	0	0	4					
19 Joey Votto, L OBP: 0.200, SLG: 0.200	P5				F9				P2	5	0	1	1	0	0	1					
7 Eugenio Suárez, R OBP: 0.600, SLG: 1.333	K									3	1	1	1	2	1	1					
9 Mike Moustakas, L	F7				HR					2	0	0	1	2	0	0					
15 Nick Senzel, R					G4-3					2	0	0	1	2	0	0					
12 Tyler Naquin, L	K				G3					1	0	0	0	0	0	0					
42 Aristides Aquino, R										3	0	0	0	0	1	6					
6 Jonathan India, R OBP: 0.500, SLG: 0.750	K									4	0	2	0	0	1	2					
16 Tucker Barnhart, L										1	1	0	0	0	0	1					
47 Sal Romano, L										0	0	0	0	0	0	0					
0 Alex Blandino, R										1	0	0	0	0	0	1					
41 Carson Fulmer, R										0	0	0	0	0	0	0					
17 Kyle Farmer, R										1	0	0	0	0	0	0					
58 Luis Castillo, R										0	0	0	0	0	0	0					
46 Cam Bedrosian, R										0	0	0	0	0	0	0					
37 Tyler Stephenson, R OBP: 0.333, SLG: 0.333										3	0	1	0	0	0	0					
Inning Stats	R: 1 H: 1 E: 0 K: 1 S: 10	H: 1 LOB: 0 BB: 0 P: 15	R: 0 H: 0 E: 0 K: 2 S: 11	H: 0 LOB: 0 BB: 0 P: 17	R: 2 H: 1 E: 0 K: 1 S: 8	H: 1 LOB: 0 BB: 0 P: 14	R: 1 H: 2 E: 0 K: 0 S: 14	H: 2 LOB: 1 BB: 0 P: 24	R: 2 H: 2 E: 0 K: 0 S: 15	H: 2 LOB: 2 BB: 2 P: 31	R: 0 H: 3 E: 0 K: 1 S: 11	H: 3 LOB: 0 BB: 0 P: 17	R: 0 H: 0 E: 0 K: 0 S: 8	H: 0 LOB: 2 BB: 2 P: 18	R: 0 H: 0 E: 0 K: 2 S: 12	H: 0 LOB: 0 BB: 0 P: 19	R: 0 H: 1 E: 0 K: 1 S: 11	H: 1 LOB: 2 BB: 1 P: 21	1B: 5 2B: 4 3B: 0 HR: 2	SF: 1 SAC: 1 DP: 1 HBP: 1	WP: 1 PA: 42 PB: 0 SB: 0 CS: 0
PITCHER	IP WLS BF H R ER SO BB IBB HBP BLK WP HR S P ERA WHIP																				
22 Jack Flaherty, R ERA: 12.46	(1, 1) 4.1 22 6 6 6 4 2 0 1 0 0 0 0 4 7 12.46 1.846																				
30 Tyler Webb, L ERA:	(5, 1) 0.2 2 0 0 0 0 0 0 0 0 0 0 4 7 0.00 0.000																				
56 Ryan Helsley, R ERA:	(6, 1) 1.0 5 3 0 0 1 0 0 0 0 0 0 11 17 0.00 3.000																				
92 Genesis Cabrera, L ERA:	(7, 1) 1.0 5 0 0 0 0 2 0 0 0 0 0 8 18 0.00 2.000																				
65 Giovanny Gallegos, R ERA:	(8, 1) 1.0 W 3 0 0 0 2 0 0 0 0 0 0 12 19 0.00 0.000																				
PITCHER	IP WLS BF H R ER SO BB IBB HBP BLK WP HR S P ERA WHIP																				
Alex Reyes, R ERA:	(9, 1) 1.0 5 1 0 0 1 1 0 0 0 0 0 11 21 0.00 2.000																				

Batter	1	2	3	4	5	6	7	8	9	AB	R	H	RBI	BB	SO	LOB	TOP					
19 Tommy Edman, S OBP: 0.286, SLG: 0.167	L8		L9			11 WP 1B		63 G4-3 BB		3	0	1	0	1	0	0	St. Louis Cardinals @ Cincinnati Reds Great American Ball Park, Cincinnati, OH Sun Apr 04 2021, 1:11 PM - 4:10 PM EDT Att: 11,629 - Sunny - 66 F					
46 Paul Goldschmidt, R 21 Andrew Miller, L	L4			K		F8		F8		4	0	0	0	0	1	4						
28 Nolan Arenado, R 63 Edmundo Sosa, R	2B		L8			F9		G4-3		3	0	1	0	0	0	2						
11 Paul DeJong, R OBP: 0.357, SLG: 0.750	K			K						4	0	0	0	0	3	3						
27 Tyler O'Neill, R OBP: 0.308, SLG: 0.583	F9					4 1B 2B		K		4	1	1	0	0	1	0						
4 Yadier Molina, R 7 Andrew Knizner, R	K					3 G4-6-3 1B		G1-3		2	0	1	1	0	1	0						
3 Dylan Carlson, S	G6-3					2H 1B				2	0	0	0	0	0	1						
26 Justin Williams, L			K			K		K		3	0	0	0	0	3	1						
18 Carlos Martinez, R 13 Matt Carpenter, L 56 Ryan Helsley, R 30 Tyler Webb, L 92 Génesis Cabrera, L 34 John Noguera, R	G1-3					46 F8 19 1B BB				1	0	0	0	0	0	0						
								19 BB 1B		1	0	1	0	0	0	0						
Inning Stats	R: 0 E: 0 K: 1 S: 13	H: 1 LOB: 1 BB: 0 P: 20	R: 0 E: 0 K: 1 S: 11	H: 0 LOB: 0 BB: 14	R: 0 E: 0 K: 1 S: 11	H: 0 LOB: 0 BB: 15	R: 0 E: 0 K: 2 S: 9	H: 0 LOB: 0 BB: 12	R: 1 E: 0 K: 1 S: 11	H: 2 LOB: 0 BB: 0 P: 16	R: 0 E: 0 K: 1 S: 11	H: 1 LOB: 2 BB: 1 P: 21	R: 0 E: 0 K: 2 S: 10	H: 0 LOB: 1 BB: 0 P: 19	R: 0 E: 0 K: 0 S: 11	H: 1 LOB: 0 BB: 1 P: 18	R: 0 E: 0 K: 0 S: 7	H: 0 LOB: 0 BB: 0 P: 9	1B: 3 2B: 2 3B: 0 HR: 0	SF: 0 SAC: 0 DP: 2 HBP: 1	WP: 1 PB: 0 SB: 0 CS: 0	PA: 33
PITCHER	IP WLS BF H R ER SO BB IBB HBP BLK WP HR S P ERA WHIP																					
23 Jeff Hoffman, R ERA: 1.8	5.0 W 17 3 1 1 6 0 0 0 0 0 0 55 77 1.80 0.600																					
70 Tejay Antone, R ERA: 1.8	1.0 H 5 1 0 0 1 1 0 0 0 1 0 11 21 0.00 2.000																					
41 Carson Fulmer, R ERA: 1.8	1.1 7 1 0 0 2 1 0 0 1 0 0 0 19 33 0.00 1.500																					
47 Sal Romano, R ERA: 3.86	1.2 4 0 0 0 0 0 0 0 0 0 0 9 13 0.00 0.000																					

Batter	1	2	3	4	5	6	7	8	9	AB	R	H	RBI	BB	SO	LOB	BOTTOM			
12 Tyler Naquin, L OBP: 0.400, SLG: 0.625	G4-3			K		G4-3		K		5	1	1	3	0	2	3	St. Louis Cardinals @ Cincinnati Reds Great American Ball Park, Cincinnati, OH Sun Apr 04 2021, 1:11 PM - 4:10 PM EDT Att: 11,629 - Sunny - 66 F			
2 Nick Castellanos, R 42 Aristides Aquino, R	G6-3			19 1B 3B		L8		F8		4	2	2	3	0	0	0				
19 Joey Votto, L 41 Carson Fulmer, R 47 Sal Romano, L	K			7 BB 1B		G6-3		E6		4	0	1	1	0	1	0				
7 Eugenio Suárez, R OBP: 0.467, SLG: 0.500	G5-3							G5-3		3	1	0	0	2	0	1				
9 Mike Moustakas, L OBP: 0.429, SLG: 0.333	G3			L6		P5		37 1B 0 2B BB		3	1	0	0	1	0	3				
15 Nick Senzel, R	P6			F7		6 1B 37 WP BB		F8		3	1	0	0	1	0	3				
6 Jonathan India, R OBP: 0.500, SLG: 0.545	G5-3					37 WP 37 1B 1B		F7		4	1	1	1	0	0	1				
37 Tyler Stephenson, R OBP: 0.571, SLG: 0.571	K			12 G4-3 2 HR 1B		12 HR 70 SH 1B		0 2B 1B		4	3	3	1	0	1	0				
23 Jeff Hoffman, R 17 Kyle Farmer, R 70 Tejay Antone, R 0 Alex Blandino, R	K			2 HR 12 G4-3 BB		12 HR 12 HR 2B				1	0	0	0	0	1	0				
										0	1	0	0	1	0	0				
										0	1	0	0	0	0	0				
										1	0	1	2	0	0	0				
Inning Stats	R: 0 E: 0 K: 1 S: 9	H: 0 LOB: 0 BB: 0 P: 14	R: 0 E: 0 K: 0 S: 8	H: 0 LOB: 0 BB: 0 P: 12	R: 0 E: 0 K: 2 S: 7	H: 0 LOB: 0 BB: 0 P: 8	R: 1 E: 0 K: 1 S: 11	H: 2 LOB: 2 BB: 1 P: 18	R: 3 E: 0 K: 0 S: 15	H: 2 LOB: 1 BB: 1 P: 25	R: 6 E: 1 K: 0 S: 25	H: 3 LOB: 1 BB: 2 P: 44	R: 2 E: 0 K: 1 S: 11	H: 2 LOB: 1 BB: 1 P: 20	R: 0 E: 0 K: 0 S: 8	H: 0 LOB: 0 BB: 0 P: 12	1B: 5 2B: 1 3B: 1 HR: 2	SF: 0 SAC: 1 DP: 0 HBP: 0	WP: 2 PB: 0 SB: 0 CS: 0	PA: 40
PITCHER	IP WLS BF H R ER SO BB IBB HBP BLK WP HR S P ERA WHIP																			
18 Carlos Martinez, R ERA: 7.2	5.0 L 21 4 4 4 4 0 2 0 0 0 0 1 0 12 26 108.00 12.000																			
56 Ryan Helsley, R ERA: 27.0	0.1 5 2 4 4 0 2 0 0 0 0 1 0 13 18 27.00 1.500																			
30 Tyler Webb, L ERA: 7.71	0.2 5 1 2 2 0 0 0 0 0 0 0 1 13 18 27.00 1.500																			
92 Génesis Cabrera, L ERA: 9.0	1.0 6 2 2 2 1 1 0 0 0 0 0 0 11 20 18.00 3.000																			
21 Andrew Miller, L ERA: 4.5	1.0 3 0 0 0 0 0 0 0 0 0 0 0 8 12 0.00 0.000																			

Batter	1	2	3	4	5	6	7	8	9	AB	R	H	RBI	BB	SO	LOB	TOP			
19 Tommy Edman, S OBP: 0.333, SLG: 0.400										3	2	1	1	1	0	0				
46 Paul Goldschmidt, R OBP: 0.444, SLG: 0.950										3	1	1	0	1	1	0				
28 Nolan Arenado, R OBP: 0.412, SLG: 0.647										4	0	2	0	0	0	3				
11 Paul DeJong, R OBP: 0.333, SLG: 0.600										3	1	0	0	1	3	3				
27 Tyler O'Neill, R OBP: 0.235, SLG: 0.438										4	0	0	0	0	2	5				
4 Yadier Molina, R OBP: 0.286, SLG: 0.308										4	0	1	2	0	1	1				
3 Dylan Carlson, S OBP: 0.267, SLG: 0.364										3	0	0	0	1	1	0				
0 Austin Dean, R										4	0	0	0	0	3	2				
26 Justin Williams, L										0	0	0	0	0	0	0				
32 Daniel Ponce de Leon, R										2	0	0	0	0	2	0				
12 Jordan Hicks, R										0	0	0	0	0	0	0				
13 Matt Carpenter, L										1	0	0	0	0	1	0				
65 Giovanni Gallegos, R										0	0	0	0	0	0	0				
Alex Reyes, R										0	0	0	0	0	0	0				
Inning Stats	R: 3 E: 0 K: 2 S: 18	H: 1 LOB: 2 BB: 4 P: 38	R: 0 E: 0 K: 1 S: 7	H: 0 LOB: 0 BB: 0 P: 9	R: 0 E: 0 K: 2 S: 12	H: 1 LOB: 1 BB: 0 P: 15	R: 0 E: 0 K: 1 S: 9	H: 0 LOB: 0 BB: 0 P: 15	R: 1 E: 0 K: 2 S: 17	H: 2 LOB: 1 BB: 0 P: 26	R: 0 E: 0 K: 1 S: 5	H: 0 LOB: 0 BB: 0 P: 8	R: 0 E: 0 K: 1 S: 9	H: 1 LOB: 0 BB: 0 P: 14	R: 0 E: 0 K: 2 S: 8	H: 0 LOB: 0 BB: 0 P: 13	1B: 3 2B: 1 3B: 0 HR: 1	SF: 0 SAC: 0 DP: 0 HBP: 0	WP: 1 PB: 1 SB: 0 CS: 1	PA: 36
PITCHER	IP WLS BF H R ER SO BB IBB HBP BLK WP HR S P ERA WHIP																			
28 Trevor Rogers, L ERA: 4.5	4.0 L 18 2 3 2 6 4 0 0 0 0 1 0 46 77 4.50 1.500																			
39 John Curtiss, R ERA: 9.0	1.0 5 2 1 1 2 0 0 0 0 0 0 1 17 26 9.00 2.000																			
78 Jordan Holloway, R ERA: 4.5	2.0 6 0 0 0 3 0 0 0 0 0 0 0 15 22 0.00 0.000																			
90 Adam Cimber, R ERA: 4.5	1.0 3 1 0 0 1 0 0 0 0 0 0 0 9 14 0.00 1.000																			
54 Ross Detwiler, L ERA: 4.5	1.0 3 0 0 0 2 0 0 0 0 0 0 0 8 13 0.00 0.000																			

St. Louis Cardinals @ Miami Marlins
loanDepot park, Miami, FL
Mon Apr 05 2021, 6:41 PM - 9:49 PM EDT
Att: 4,605 - Clear - 72 F

AB	31
R	4
H	5
RBI	3
BB	4
SO	14
LOB	14



Batter	1	2	3	4	5	6	7	8	9	AB	R	H	RBI	BB	SO	LOB	BOTTOM					
23 Corey Dickerson, L OBP: 0.100, SLG: 0.200										4	0	0	0	0	1	2						
6 Starling Marte, R OBP: 0.500, SLG: 0.667										1	0	0	1	0	0	0						
24 Jesús Aguilar, R OBP: 0.412, SLG: 0.429										4	0	1	0	0	0	3						
14 Adam Duvall, R OBP: 0.077, SLG: 0.308										4	0	0	0	0	1	2						
15 Brian Anderson, R OBP: 0.182, SLG: 0.273										4	0	1	0	0	1	0						
19 Miguel Rojas, R OBP: 0.412, SLG: 0.357										4	0	1	0	0	0	1						
38 Jorge Alfaro, R OBP: 0.273, SLG: 0.200										4	0	1	0	0	1	2						
5 Jon Berti, R OBP: 0.333, SLG: 0.375										3	1	0	0	1	2	2						
28 Trevor Rogers, L										1	0	0	0	0	0	0						
39 John Curtiss, R										0	0	0	0	0	0	0						
34 Magneguisa Sierra, L										1	0	0	0	0	0	0						
78 Jordan Holloway, R										0	0	0	0	0	0	0						
25 Lewis Brinson, R										1	0	0	0	0	0	0						
90 Adam Cimber, R										0	0	0	0	0	0	0						
54 Ross Detwiler, R										0	0	0	0	0	0	0						
Inning Stats	R: 0 E: 0 K: 1 S: 10	H: 0 LOB: 1 BB: 0 P: 15	R: 0 E: 0 K: 2 S: 17	H: 1 LOB: 1 BB: 0 P: 26	R: 0 E: 0 K: 0 S: 6	H: 0 LOB: 1 BB: 0 P: 11	R: 0 E: 0 K: 0 S: 10	H: 1 LOB: 1 BB: 0 P: 16	R: 1 E: 0 K: 0 S: 14	H: 1 LOB: 1 BB: 1 P: 25	R: 0 E: 0 K: 1 S: 8	H: 0 LOB: 0 BB: 0 P: 13	R: 0 E: 0 K: 1 S: 7	H: 0 LOB: 0 BB: 0 P: 12	R: 0 E: 0 K: 1 S: 10	H: 1 LOB: 1 BB: 0 P: 14	R: 0 E: 0 K: 0 S: 7	H: 1 LOB: 1 BB: 0 P: 13	1B: 4 2B: 1 3B: 0 HR: 0	SF: 1 SAC: 0 DP: 0 HBP: 2	WP: 0 PB: 0 SB: 0 CS: 0	PA: 35
PITCHER	IP WLS BF H R ER SO BB IBB HBP BLK WP HR S P ERA WHIP																					
32 Daniel Ponce de Leon, R ERA: 1.8	5.0 W 21 3 1 1 3 1 0 2 0 0 0 0 57 93 1.80 0.800																					
12 Jordan Hicks, R ERA: 1.8	1.0 H 3 0 0 0 1 0 0 0 0 0 0 0 8 13 0.00 0.000																					
65 Giovanni Gallegos, R ERA: 1.8	2.0 H 7 1 0 0 2 0 0 0 0 0 0 0 17 26 0.00 0.500																					
Alex Reyes, R ERA: 1.8	1.0 S 4 1 0 0 0 0 0 0 0 0 0 0 7 13 0.00 1.000																					

St. Louis Cardinals @ Miami Marlins
loanDepot park, Miami, FL
Mon Apr 05 2021, 6:41 PM - 9:49 PM EDT
Att: 4,605 - Clear - 72 F

AB	31
R	1
H	5
RBI	1
BB	1
SO	6
LOB	12



Batter	1	2	3	4	5	6	7	8	9	AB	R	H	RBI	BB	SO	LOB	TOP						
19 Tommy Edman, S OBP: 0.304, SLG: 0.350	E1		K			F7			G5-3	5	1	1	0	0	1	1							
46 Paul Goldschmidt, R OBP: 0.391, SLG: 0.459	F9			K		F8			K	5	1	1	0	0	2	2							
28 Nolan Arenado, R OBP: 0.429, SLG: 0.600	K									3	1	1	0	1	1	1							
11 Paul DeJong, R OBP: 0.318, SLG: 0.500	L8									3	0	0	1	1	1	3							
13 Matt Carpenter, L Alex Reyes, R	L7			G5-3						3	0	0	0	1	0	2							
4 Yadier Molina, R OBP: 0.318, SLG: 0.375	K									3	0	2	1	0	1	0							
27 Tyler O'Neill, R OBP: 0.190, SLG: 0.350	K									4	0	0	0	0	2	4							
3 Dylan Carlson, S OBP: 0.263, SLG: 0.533			K		FC5		K		HR	4	1	1	1	0	2	1							
53 John Gant, R 28 Justin Williams, L 56 Ryan Helsley, R 92 Genesis Cabrera, L 34 John Nogowski, R 65 Giovanny Gallegos, R 30 Tyler Webb, L 0 Austin Dean, R			K		K				G1-3	1	0	0	0	0	1	0							
Inning Stats	R: 0 H: 0 E: 1 K: 1 S: 13	H: 0 LOB: 1 BB: 0 P: 19	R: 0 H: 0 E: 0 K: 2 S: 9	H: 0 LOB: 0 BB: 0 P: 12	R: 0 H: 0 E: 0 K: 3 S: 9	H: 0 LOB: 0 BB: 0 P: 12	R: 0 H: 1 E: 0 K: 2 S: 9	H: 1 LOB: 1 BB: 0 P: 13	R: 0 H: 1 E: 0 K: 2 S: 10	H: 1 LOB: 1 BB: 0 P: 14	R: 3 H: 2 E: 0 K: 0 S: 12	H: 2 LOB: 1 BB: 2 P: 23	R: 0 H: 0 E: 0 K: 1 S: 8	H: 0 LOB: 1 BB: 1 P: 14	R: 0 H: 1 E: 0 K: 0 S: 14	H: 1 LOB: 2 BB: 1 P: 24	R: 1 H: 1 E: 0 K: 1 S: 22	H: 1 LOB: 0 BB: 0 P: 27	1B: 5 2B: 0 3B: 0 HR: 1	SF: 1 DP: 0 HBP: 0	WP: 1 PA: 38 PB: 1 SB: 1 CS: 0		
PITCHER	IP WLS BF H R ER SO BB IBB HBP BLK WP HR S P ERA WHIP	6.0 L 25 4 3 2 10 1 1 0 0 0 0 0 8 14 3.00 0.833	7.1 1.0 4 0 0 0 1 1 0 0 0 0 0 8 14 0.00 1.000	8.1 1.0 5 1 0 0 1 1 0 0 0 0 0 14 24 0.00 2.000	9.1 1.0 4 1 1 1 1 0 0 0 0 0 1 22 27 9.00 1.000																		

St. Louis Cardinals @ Miami Marlins
loanDepot park, Miami, FL
Tue Apr 06 2021, 6:43 PM - 10:25 PM EDT
Att: 4,982 - Partly Cloudy - 72 F

AB 33
R 4
H 6
RBI 3
BB 4
SO 12
LOB 15



Batter	1	2	3	4	5	6	7	8	9	AB	R	H	RBI	BB	SO	LOB	BOTTOM					
23 Corey Dickerson, L OBP: 0.200, SLG: 0.214 35 Richard Bleier, L				L4		P6		L8		4	1	1	0	0	0	4						
6 Starling Marte, R OBP: 0.435, SLG: 0.550	E7				F9	P4		F4		5	0	1	0	0	0	1						
26 Garrett Cooper, R OBP: 0.467, SLG: 0.636	G5-3									2	1	0	0	3	1	0						
14 Adam Duvall, R OBP: 0.111, SLG: 0.278	G5-3									5	0	1	0	0	3	5						
15 Brian Anderson, R OBP: 0.267, SLG: 0.286					F6					3	0	1	0	1	1	3						
2 Jazz Chisholm Jr., L OBP: 0.313, SLG: 0.482	K					SF7				3	0	1	1	0	2	5						
38 Jorge Alfaro, R OBP: 0.267, SLG: 0.214			G1-3							4	0	1	0	0	2	3						
19 Miguel Rojas, R OBP: 0.381, SLG: 0.333		G5-4-3								4	0	1	0	0	0	2						
22 Sandy Alcantara, R 5 Jon Bertl, R 36 Dylan Floro, L 93 Yimi Garcia, R 24 Jesus Aguilar, R 34 Magnanura Sierra, L										2	0	0	0	0	1	1						
Inning Stats	R: 1 H: 1 E: 0 K: 1 S: 14	H: 1 LOB: 2 BB: 2 P: 26	R: 0 H: 1 E: 0 K: 1 S: 7	H: 1 LOB: 0 BB: 0 P: 12	R: 0 H: 1 E: 0 K: 2 S: 12	H: 1 LOB: 3 BB: 1 P: 21	R: 0 H: 1 E: 0 K: 0 S: 15	H: 1 LOB: 1 BB: 0 P: 23	R: 1 H: 2 E: 0 K: 1 S: 12	H: 2 LOB: 2 BB: 1 P: 20	R: 0 H: 0 E: 0 K: 0 S: 9	H: 0 LOB: 1 BB: 1 P: 18	R: 0 H: 0 E: 0 K: 3 S: 10	H: 0 LOB: 0 BB: 0 P: 15	R: 0 H: 1 E: 0 K: 1 S: 9	H: 1 LOB: 2 BB: 1 P: 15	R: 0 H: 0 E: 0 K: 1 S: 9	H: 0 LOB: 0 BB: 0 P: 15	1B: 6 2B: 1 3B: 0 HR: 0	SF: 1 DP: 2 HBP: 1	WP: 1 PA: 40 PB: 0 SB: 1 CS: 0	
PITCHER	IP WLS BF H R ER SO BB IBB HBP BLK WP HR S P ERA WHIP	4.0 19 4 1 0 4 3 0 1 0 0 0 0 15 28 6.75 3.000	5.1 1.1 W 8 2 1 1 1 2 0 0 0 0 0 0 6 10 0.00 0.000	6.1 0.2 H 2 0 0 0 0 0 0 0 0 0 1 0 6 10 0.00 0.000	7.1 1.0 H 3 0 0 0 3 0 0 0 0 0 0 0 10 15 0.00 0.000	8.1 0.2 H 3 1 0 0 1 0 0 0 0 0 0 0 7 9 0.00 1.500																

St. Louis Cardinals @ Miami Marlins
loanDepot park, Miami, FL
Tue Apr 06 2021, 6:43 PM - 10:25 PM EDT
Att: 4,982 - Partly Cloudy - 72 F

AB 32
R 2
H 7
RBI 1
BB 6
SO 10
LOB 24



Batter	1	2	3	4	5	6	7	8	9	AB	R	H	RBI	BB	SO	LOB	TOP							
16 Victor Robles, R OBP: 0.367, SLG: 0.320										5	1	1	0	0	3	3								
7 Trea Turner, R OBP: 0.300, SLG: 0.500										5	0	0	0	0	2	4								
22 Juan Soto, L OBP: 0.500, SLG: 0.625										4	1	3	1	1	1	0								
19 Josh Bell, S OBP: 0.600, SLG: 0.333										3	2	1	0	2	1	4								
12 Kyle Schwarber, L OBP: 0.400, SLG: 0.600										5	0	2	1	0	1	2								
13 Starlin Castro, R OBP: 0.286, SLG: 0.333										3	0	1	2	0	0	0								
5 Josh Harrison, R OBP: 0.250, SLG: 0.250										4	0	1	0	0	0	1								
10 Yan Gomes, R OBP: 0.500, SLG: 0.500										4	0	2	0	0	1	4								
23 Erick Fedde, R 67 Kyle Finnegan, R 17 Andrew Stevenson, L 21 Tanner Rainey, R 11 Ryan Zimmerman, R 44 Daniel Hudson, R 52 Brad Hand, L										1	0	0	0	1	0	1								
Inning Stats	R: 1 E: 0 K: 0 S: 6	H: 2 LOB: 0 BB: 0 P: 8	R: 0 E: 0 K: 0 S: 5	H: 0 LOB: 0 BB: 0 P: 9	R: 0 E: 0 K: 3 S: 14	H: 1 LOB: 3 BB: 2 P: 28	R: 0 E: 0 K: 0 S: 5	H: 0 LOB: 0 BB: 0 P: 9	R: 0 E: 0 K: 1 S: 12	H: 1 LOB: 1 BB: 0 P: 18	R: 2 E: 0 K: 0 S: 11	H: 2 LOB: 1 BB: 0 P: 19	R: 1 E: 0 K: 1 S: 8	H: 3 LOB: 2 BB: 1 P: 24	R: 0 E: 0 K: 3 S: 12	H: 2 LOB: 2 BB: 0 P: 20	1B: 9 2B: 2 3B: 1 HR: 1	SF: 1 SAC: 0 DP: 2 HBP: 0	WP: 0 PB: 0 SB: 0 CS: 0	PA: 41				
PITCHER	IP WLS BF H R ER SO BB IBB HBP BLK WP HR S P ERA WHIP	IP WLS BF H R ER SO BB IBB HBP BLK WP HR S P ERA WHIP	IP WLS BF H R ER SO BB IBB HBP BLK WP HR S P ERA WHIP	IP WLS BF H R ER SO BB IBB HBP BLK WP HR S P ERA WHIP	IP WLS BF H R ER SO BB IBB HBP BLK WP HR S P ERA WHIP	IP WLS BF H R ER SO BB IBB HBP BLK WP HR S P ERA WHIP	IP WLS BF H R ER SO BB IBB HBP BLK WP HR S P ERA WHIP	IP WLS BF H R ER SO BB IBB HBP BLK WP HR S P ERA WHIP	IP WLS BF H R ER SO BB IBB HBP BLK WP HR S P ERA WHIP	IP WLS BF H R ER SO BB IBB HBP BLK WP HR S P ERA WHIP	IP WLS BF H R ER SO BB IBB HBP BLK WP HR S P ERA WHIP	IP WLS BF H R ER SO BB IBB HBP BLK WP HR S P ERA WHIP	IP WLS BF H R ER SO BB IBB HBP BLK WP HR S P ERA WHIP	IP WLS BF H R ER SO BB IBB HBP BLK WP HR S P ERA WHIP	IP WLS BF H R ER SO BB IBB HBP BLK WP HR S P ERA WHIP	IP WLS BF H R ER SO BB IBB HBP BLK WP HR S P ERA WHIP	IP WLS BF H R ER SO BB IBB HBP BLK WP HR S P ERA WHIP	IP WLS BF H R ER SO BB IBB HBP BLK WP HR S P ERA WHIP	IP WLS BF H R ER SO BB IBB HBP BLK WP HR S P ERA WHIP	IP WLS BF H R ER SO BB IBB HBP BLK WP HR S P ERA WHIP	IP WLS BF H R ER SO BB IBB HBP BLK WP HR S P ERA WHIP	IP WLS BF H R ER SO BB IBB HBP BLK WP HR S P ERA WHIP	IP WLS BF H R ER SO BB IBB HBP BLK WP HR S P ERA WHIP	
53 John Gant, R ERA: 3.0	5.0 L 23 6 3 3 4 3 0 0 0 0 0 0 48 85 5.40 1.800	65 Giovanni Gallegos, R ERA: 1.29	2.0 7 1 1 1 1 0 0 0 0 0 0 1 13 18 4.50 0.500	21 Andrew Miller, L ERA: 9.82	0.0 4 3 1 1 0 1 0 0 0 0 0 0 8 14 ∞ ∞	56 Ryan Helsley, R ERA: 7.11	1.2 6 2 0 0 3 0 0 0 0 0 0 0 17 26 0.00 1.200	30 Tyler Webb, L ERA: 11.87	0.1 1 0 0 0 1 0 0 0 0 0 0 0 3 4 0.00 0.000															

Washington Nationals @ St. Louis Cardinals
 Busch Stadium, St. Louis, MO
 Mon Apr 12 2021, 6:46 PM - 10:06 PM CDT
 Att: 12,894 - Partly Cloudy - 64 F

AB	36
R	5
H	12
RBI	5
BB	4
SO	9
LOB	22



Batter	1	2	3	4	5	6	7	8	9	AB	R	H	RBI	BB	SO	LOB	BOTTOM							
19 Tommy Edman, S OBP: 0.326, SLG: 0.395										4	0	1	1	0	1	4								
46 Paul Goldschmidt, R OBP: 0.290, SLG: 0.262										4	0	0	0	0	0	1								
28 Nolan Arenado, R OBP: 0.349, SLG: 0.500										4	0	0	0	0	3	0								
4 Yadier Molina, R OBP: 0.410, SLG: 0.588										4	1	1	1	0	2	0								
3 Dylan Carlson, S OBP: 0.282, SLG: 0.485										4	0	0	0	0	2	0								
11 Paul DeJong, R OBP: 0.282, SLG: 0.286										4	0	1	0	0	2	0								
13 Matt Carpenter, L OBP: 0.316, SLG: 0.071										2	1	1	0	1	0	1								
35 Lane Thomas, R OBP: 0.600, SLG: 0.500										0	0	0	0	1	0	0								
26 Justin Williams, L OBP: 0.261, SLG: 0.150										2	0	1	0	1	0	1								
0 Austin Dean, R OBP: 0.375, SLG: 0.571										0	0	0	0	0	0	0								
53 John Gant, R 65 Giovanni Gallegos, R 34 John Noguowski, R 21 Andrew Miller, L 56 Ryan Helsley, R 30 Tyler Webb, L 7 Andrew Knizner, R										0	0	0	0	0	0	0								
Inning Stats	R: 0 E: 0 K: 1 S: 10	H: 0 LOB: 0 BB: 0 P: 15	R: 0 E: 0 K: 3 S: 9	H: 0 LOB: 0 BB: 0 P: 15	R: 1 E: 0 K: 0 S: 11	H: 2 LOB: 1 BB: 0 P: 18	R: 0 E: 0 K: 1 S: 8	H: 0 LOB: 0 BB: 0 P: 13	R: 0 E: 0 K: 0 S: 10	H: 0 LOB: 2 BB: 2 P: 20	R: 1 E: 0 K: 2 S: 12	H: 1 LOB: 0 BB: 0 P: 15	R: 0 E: 0 K: 1 S: 9	H: 2 LOB: 2 BB: 0 P: 12	R: 0 E: 0 K: 1 S: 7	H: 0 LOB: 0 BB: 0 P: 12	R: 0 E: 0 K: 2 S: 16	H: 1 LOB: 2 BB: 1 P: 26	1B: 5 2B: 0 3B: 0 HR: 1	SF: 0 SAC: 2 DP: 0 HBP: 0	WP: 0 PB: 0 SB: 1 CS: 0	PA: 36		
PITCHER	IP WLS BF H R ER SO BB IBB HBP BLK WP HR S P ERA WHIP	IP WLS BF H R ER SO BB IBB HBP BLK WP HR S P ERA WHIP	IP WLS BF H R ER SO BB IBB HBP BLK WP HR S P ERA WHIP	IP WLS BF H R ER SO BB IBB HBP BLK WP HR S P ERA WHIP	IP WLS BF H R ER SO BB IBB HBP BLK WP HR S P ERA WHIP	IP WLS BF H R ER SO BB IBB HBP BLK WP HR S P ERA WHIP	IP WLS BF H R ER SO BB IBB HBP BLK WP HR S P ERA WHIP	IP WLS BF H R ER SO BB IBB HBP BLK WP HR S P ERA WHIP	IP WLS BF H R ER SO BB IBB HBP BLK WP HR S P ERA WHIP	IP WLS BF H R ER SO BB IBB HBP BLK WP HR S P ERA WHIP	IP WLS BF H R ER SO BB IBB HBP BLK WP HR S P ERA WHIP	IP WLS BF H R ER SO BB IBB HBP BLK WP HR S P ERA WHIP	IP WLS BF H R ER SO BB IBB HBP BLK WP HR S P ERA WHIP	IP WLS BF H R ER SO BB IBB HBP BLK WP HR S P ERA WHIP	IP WLS BF H R ER SO BB IBB HBP BLK WP HR S P ERA WHIP	IP WLS BF H R ER SO BB IBB HBP BLK WP HR S P ERA WHIP	IP WLS BF H R ER SO BB IBB HBP BLK WP HR S P ERA WHIP	IP WLS BF H R ER SO BB IBB HBP BLK WP HR S P ERA WHIP	IP WLS BF H R ER SO BB IBB HBP BLK WP HR S P ERA WHIP	IP WLS BF H R ER SO BB IBB HBP BLK WP HR S P ERA WHIP	IP WLS BF H R ER SO BB IBB HBP BLK WP HR S P ERA WHIP	IP WLS BF H R ER SO BB IBB HBP BLK WP HR S P ERA WHIP	IP WLS BF H R ER SO BB IBB HBP BLK WP HR S P ERA WHIP	
23 Erick Fedde, R ERA: 8.53	4.2 W 18 2 1 1 2 0 0 0 0 0 0 1 15 19 6.75 0.750	67 Kyle Finnegan, R ERA: 5.4	1.1 H 5 2 0 0 1 0 0 0 0 0 0 9 12 0.00 2.000	21 Tanner Rainey, R ERA: 12.0	1.0 H 3 0 0 0 1 0 0 0 0 0 0 7 12 0.00 0.000	44 Daniel Hudson, R ERA	1.0 H 3 0 0 0 1 0 0 0 0 0 0 7 12 0.00 0.000	52 Brad Hand, L ERA	1.0 S 5 1 0 0 2 1 0 0 0 0 0 16 26 0.00 2.000															

Washington Nationals @ St. Louis Cardinals
 Busch Stadium, St. Louis, MO
 Mon Apr 12 2021, 6:46 PM - 10:06 PM CDT
 Att: 12,894 - Partly Cloudy - 64 F

AB	31
R	2
H	6
RBI	2
BB	3
SO	11
LOB	11



Batter	1	2	3	4	5	6	7	8	9	AB	R	H	RBI	BB	SO	LOB	TOP					
19 Tommy Edman, S OBP: 0.367, SLG: 0.418										4	0	2	0	0	0	0	St. Louis Cardinals @ Philadelphia Phillies Citizens Bank Park, Philadelphia, PA Fri Apr 16 2021, 7:07 PM - 9:41 PM EDT Att: 10,842 - Cloudy - 54 F					
46 Paul Goldschmidt, R OBP: 0.278, SLG: 0.353										4	0	1	0	0	2	1						
28 Nolan Arenado, R OBP: 0.345, SLG: 0.529										4	0	0	0	0	1	3						
4 Yadier Molina, R OBP: 0.362, SLG: 0.500										4	0	0	0	0	1	0						
13 Matt Carpenter, L OBP: 0.226, SLG: 0.200										3	0	0	0	0	0	0						
21 Andrew Miller, L										0	0	0	0	0	0	0						
34 John Nogueira, R OBP: 0.273, SLG: 0.111										1	0	0	0	0	0	0						
11 Paul DeJong, R OBP: 0.280, SLG: 0.286										3	0	1	0	0	1	0						
3 Dylan Carlson, S OBP: 0.354, SLG: 0.525										3	1	1	0	0	0	1						
26 Justin Williams, L OBP: 0.303, SLG: 0.310										3	1	1	2	0	0	0						
18 Carlos Martinez, R OBP: 0.273, SLG: 0.111										1	0	0	0	0	1	0						
36 Scott Hurst, L OBP: 0.273, SLG: 0.111										1	0	0	0	0	0	0						
38 Kodi Whitley, R OBP: 0.273, SLG: 0.111										0	0	0	0	0	0	0						
63 Edmundo Sosa, R OBP: 0.429, SLG: 0.200										1	0	0	0	0	1	0						
Inning Stats	R: 0 E: 0 K: 1 S: 7	H: 1 LOB: 0 BB: 0 P: 9	R: 0 E: 0 K: 0 S: 9	H: 1 LOB: 1 BB: 0 P: 14	R: 0 E: 0 K: 1 S: 11	H: 0 LOB: 0 BB: 0 P: 16	R: 0 E: 0 K: 2 S: 10	H: 0 LOB: 0 BB: 0 P: 13	R: 0 E: 0 K: 0 S: 4	H: 0 LOB: 0 BB: 0 P: 8	R: 0 E: 0 K: 1 S: 14	H: 2 LOB: 2 BB: 0 P: 18	R: 0 E: 0 K: 1 S: 11	H: 0 LOB: 0 BB: 0 P: 14	R: 2 E: 0 K: 1 S: 12	H: 2 LOB: 0 BB: 0 P: 20	R: 0 E: 0 K: 0 S: 5	H: 0 LOB: 0 BB: 0 P: 8	1B: 4 2B: 1 3B: 0 HR: 1	SF: 0 SAC: 0 DP: 1 HBP: 0	WP: 0 PB: 0 SB: 0 CS: 0	PA: 32
PITCHER	IP WLS BF H R ER SO BB IBB HBP BLK WP HR S P ERA WHIP																					
56 Zach Eflin, R ERA: 3.15	7.0 W 26 6 2 2 6 0 0 0 0 0 1 73 104 2.57 0.857																					
75 Connor Brogdon, R ERA: 4.91	1.0 3 0 0 0 1 0 0 0 0 0 0 5 8 0.00 0.000																					
19 Brandon Kintzler, R ERA: 9.86	1.0 3 0 0 0 0 0 0 0 0 0 0 5 8 0.00 0.000																					

AB	32
R	2
H	6
RBI	2
BB	0
SO	7
LOB	5



Batter	1	2	3	4	5	6	7	8	9	AB	R	H	RBI	BB	SO	LOB	BOTTOM					
22 Andrew McCutchen, R OBP: 0.292, SLG: 0.293										5	1	2	3	0	0	1	St. Louis Cardinals @ Philadelphia Phillies Citizens Bank Park, Philadelphia, PA Fri Apr 16 2021, 7:07 PM - 9:41 PM EDT Att: 10,842 - Cloudy - 54 F					
19 Brandon Kintzler, R ERA: 9.86										0	0	0	0	0	0	0						
17 Rhys Hoskins, R OBP: 0.289, SLG: 0.480										4	0	0	0	1	1	2						
3 Bryce Harper, L OBP: 0.396, SLG: 0.429										3	1	1	2	1	0	0						
10 J.T. Realmuto, R OBP: 0.386, SLG: 0.575										3	1	1	2	0	1	0						
28 Alec Bohm, R OBP: 0.275, SLG: 0.340										4	1	1	0	0	3	3						
18 Didi Gregorius, L OBP: 0.320, SLG: 0.435										4	1	1	0	0	0	3						
2 Jean Segura, R OBP: 0.353, SLG: 0.438										4	2	3	1	0	0	0						
16 Mickey Moniak, L OBP: 0.273, SLG: 0.111										3	1	0	0	1	1	2						
56 Zach Eflin, R ERA: 3.15										2	1	0	1	0	1	1						
75 Connor Brogdon, R ERA: 4.91										0	0	0	0	0	0	0						
24 Roman Quinn, S OBP: 0.240, SLG: 0.050										0	0	0	0	1	0	0						
Inning Stats	R: 0 E: 0 K: 1 S: 10	H: 0 LOB: 0 BB: 0 P: 14	R: 6 E: 0 K: 2 S: 21	H: 5 LOB: 3 BB: 2 P: 32	R: 0 E: 0 K: 1 S: 9	H: 0 LOB: 0 BB: 0 P: 13	R: 0 E: 0 K: 0 S: 8	H: 0 LOB: 0 BB: 0 P: 10	R: 0 E: 0 K: 1 S: 9	H: 0 LOB: 0 BB: 0 P: 12	R: 0 E: 0 K: 1 S: 16	H: 1 LOB: 1 BB: 0 P: 21	R: 2 E: 0 K: 1 S: 13	H: 1 LOB: 0 BB: 1 P: 24	R: 1 E: 0 K: 0 S: 11	H: 2 LOB: 1 BB: 1 P: 21	R: 5 E: 0 K: 3 S: 11	H: 5 LOB: 3 BB: 1 P: 21	1B: 5 2B: 3 3B: 0 HR: 1	SF: 0 SAC: 0 DP: 1 HBP: 2	WP: 0 PB: 0 SB: 0 CS: 0	PA: 38
PITCHER	IP WLS BF H R ER SO BB IBB HBP BLK WP HR S P ERA WHIP																					
18 Carlos Martinez, R ERA: 7.8	5.0 L 24 5 6 6 5 1 0 0 0 0 0 1 57 81 10.80 1.200																					
38 Kodi Whitley, R ERA: 4.91	1.2 8 2 2 2 2 1 0 0 0 0 0 1 27 42 10.80 1.800																					
21 Andrew Miller, L ERA: 9.0	1.1 6 2 1 1 0 1 0 0 0 0 0 0 13 24 6.75 2.250																					

AB	32
R	9
H	9
RBI	9
BB	4
SO	7
LOB	12



Batter	1	2	3	4	5	6	7	8	9	AB	R	H	RBI	BB	SO	LOB	TOP					
19 Tommy Edman, S OBP: 0.348, SLG: 0.381 (1, 9)	G4-3		E1			G4-3			G3-1	4	0	0	0	0	0	0	St. Louis Cardinals @ Philadelphia Phillies Citizens Bank Park, Philadelphia, PA Sun Apr 18 2021, 1:09 PM - 3:42 PM EDT Att: 10,876 - Partly Cloudy - 63 F					
46 Paul Goldschmidt, R OBP: 0.286, SLG: 0.322 (1, 3)	G4-3		K			G5-3			F9	4	0	0	0	0	1	1						
28 Nolan Arenado, R OBP: 0.328, SLG: 0.525 (1, 5)	P3					G5-3			G6-3	4	0	0	0	0	0	0						
4 Yadier Molina, R OBP: 0.382, SLG: 0.640 (1, 2)		1B				G5-3			G4-3	3	0	1	0	0	0	0						
13 Matt Carpenter, L OBP: 0.200, SLG: 0.172 65 Giovanni Gallegos, R 30 Tyler Webb, L (7, 1) (8, 1)		K				K			K	3	0	0	0	0	0	3						
11 Paul DeJong, R OBP: 0.293, SLG: 0.347 (1, 6)		K				K			1B	3	0	1	0	0	2	1						
3 Dylan Carlson, S OBP: 0.357, SLG: 0.511 (1, 8)		F7				K			F8	3	0	0	0	0	1	2						
26 Justin Williams, L OBP: 0.293, SLG: 0.278 (1, 7) (7, 9)			F7			K			K	3	0	0	0	0	2	1						
53 John Gant, R 34 John Nogowski, R 21 Andrew Miller, L 0 Austin Dean, R (1, 1) (6, PH) (6, 1) (7, 7)			G6-3						K	1	0	0	0	0	0	0						
										1	0	0	0	0	0	1						
Inning Stats	R: 0 H: 0 E: 0 K: 0 S: 5	H: 0 LOB: 0 BB: 0 P: 9	R: 0 H: 1 E: 0 K: 2 S: 11	H: 1 LOB: 1 BB: 0 P: 19	R: 0 H: 0 E: 1 K: 1 S: 10	H: 0 LOB: 0 BB: 0 P: 12	R: 0 H: 0 E: 0 K: 1 S: 8	H: 0 LOB: 0 BB: 0 P: 11	R: 0 H: 0 E: 0 K: 3 S: 9	H: 0 LOB: 0 BB: 0 P: 13	R: 0 H: 0 E: 0 K: 0 S: 5	H: 0 LOB: 0 BB: 0 P: 12	R: 0 H: 0 E: 0 K: 1 S: 7	H: 0 LOB: 0 BB: 0 P: 9	R: 0 H: 1 E: 0 K: 2 S: 11	H: 1 LOB: 1 BB: 0 P: 17	R: 0 H: 0 E: 0 K: 0 S: 7	H: 0 LOB: 0 BB: 0 P: 7	1B: 2 2B: 0 3B: 0 HR: 0	SF: 0 SAC: 0 DP: 0 HBP: 0	WP: 0 PB: 0 SB: 0 CS: 0	PA: 30
PITCHER	IP WLS BF H R ER SO BB IBB HBP BLK WP HR S P ERA WHIP	9.0 W 30 2 0 0 10 0 0 0 0 0 0 73 109 0.00 0.222	PITCHER																			

Batter	1	2	3	4	5	6	7	8	9	AB	R	H	RBI	BB	SO	LOB	BOTTOM			
22 Andrew McCutchen, R OBP: 0.316, SLG: 0.277 24 Roman Quinn, S OBP: 0.241, SLG: 0.043 (9, 8)	G5-4-3 BB		K			G6-3			G1-3	3	0	0	0	1	1	0	St. Louis Cardinals @ Philadelphia Phillies Citizens Bank Park, Philadelphia, PA Sun Apr 18 2021, 1:09 PM - 3:42 PM EDT Att: 10,876 - Partly Cloudy - 63 F			
17 Rhys Hoskins, R OBP: 0.295, SLG: 0.483 (1, 3)	G5-4-3		E4			K2-3			K2-3	3	1	0	0	1	1	1				
3 Bryce Harper, L OBP: 0.439, SLG: 0.556 (1, 9)	HR		10 1B			28 SF7			10 WP	3	1	3	1	1	0	0				
10 J.T. Realmuto, R OBP: 0.396, SLG: 0.522 (1, 2)	K		10 1B			28 SF7			K	3	0	1	0	1	2	1				
			1B			IBB				3	0	1	0	0	0	0				
28 Alec Bohm, R OBP: 0.250, SLG: 0.315 (1, 5)	L9		G6-3			SF7			L7	3	0	0	1	0	0	0				
18 Didi Gregorius, L OBP: 0.322, SLG: 0.426 (1, 6)	K		P6			P6			F7	4	0	0	0	0	1	2				
2 Jean Segura, R OBP: 0.379, SLG: 0.463 (1, 4)	2B		16 BB			1B			BB	3	0	2	0	1	0	0				
16 Mickey Moniak, L (9, 7)	K		1B			BB			K	3	0	0	0	1	3	2				
27 Aaron Nola, R (1, 1)			K			G4-3			G6-3	3	0	0	0	0	1	2				
Inning Stats	R: 1 H: 1 E: 0 K: 1 S: 11	H: 1 LOB: 0 BB: 1 P: 18	R: 0 H: 1 E: 0 K: 2 S: 12	H: 1 LOB: 0 BB: 0 P: 17	R: 0 H: 1 E: 1 K: 2 S: 8	H: 1 LOB: 2 BB: 1 P: 15	R: 0 H: 1 E: 0 K: 0 S: 12	H: 1 LOB: 2 BB: 1 P: 23	R: 1 H: 1 E: 0 K: 0 S: 8	H: 1 LOB: 2 BB: 2 P: 15	R: 0 H: 0 E: 0 K: 1 S: 9	H: 0 LOB: 0 BB: 0 P: 10	R: 0 H: 1 E: 0 K: 2 S: 12	H: 1 LOB: 0 BB: 0 P: 18	R: 0 H: 0 E: 0 K: 1 S: 8	H: 0 LOB: 1 BB: 1 P: 14	1B: 3 2B: 2 3B: 0 HR: 1	SF: 1 SAC: 0 DP: 1 HBP: 0	WP: 1 PB: 0 SB: 0 CS: 0	PA: 35
PITCHER	IP WLS BF H R ER SO BB IBB HBP BLK WP HR S P ERA WHIP	5.0 L 24 5 2 2 5 4 1 0 0 0 0 9 10 0.00 0.000	PITCHER																	

Batter	1	2	3	4	5	6	7	8	9	AB	R	H	RBI	BB	SO	LOB	TOP										
19 Tommy Edman, S OBP: 0.351, SLG: 0.441										5	1	2	2	0	2	1											
46 Paul Goldschmidt, R OBP: 0.309, SLG: 0.391										5	2	3	2	0	1	0											
28 Nolan Arenado, R OBP: 0.319, SLG: 0.516										5	0	1	0	0	0	2											
4 Yadier Molina, R OBP: 0.350, SLG: 0.582										5	1	0	0	0	1	2											
3 Dylan Carlson, S OBP: 0.377, SLG: 0.540										3	2	1	0	1	0	0											
11 Paul DeJong, R OBP: 0.317, SLG: 0.472										4	3	2	5	1	1	1											
13 Matt Carpenter, L 36 Scott Hurst, L										3	0	1	1	0	2	0											
26 Justin Williams, L										3	2	2	1	1	0	1											
22 Jack Flaherty, R 92 Génesis Cabrera, L 34 John Nogowski, R 32 Daniel Ponce de Leon, R										1	0	0	1	0	1	0											
	R: 0 E: 0 K: 2 S: 9	H: 0 LOB: 0 BB: 0 P: 13	R: 1 E: 0 K: 1 S: 12	H: 1 LOB: 0 BB: 0 P: 18	R: 3 E: 0 K: 1 S: 11	H: 3 LOB: 0 BB: 0 P: 15	R: 2 E: 0 K: 1 S: 16	H: 1 LOB: 1 BB: 2 P: 28	R: 5 E: 0 K: 2 S: 21	H: 4 LOB: 0 BB: 1 P: 29	R: 0 E: 0 K: 0 S: 10	H: 0 LOB: 0 BB: 0 P: 15	R: 0 E: 0 K: 1 S: 7	H: 0 LOB: 0 BB: 0 P: 10	R: 1 E: 0 K: 0 S: 12	H: 2 LOB: 2 BB: 0 P: 22	R: 0 E: 0 K: 0 S: 4	H: 1 LOB: 1 BB: 0 P: 7	1B: 4 2B: 2 3B: 1 HR: 5	SF: 0 SAC: 2 DP: 0 HBP: 2	WP: 1 PB: 0 SB: 0 CS: 0	PA: 43					
PITCHER	IP	WLS	BF	H	R	ER	SO	BB	IBB	HBP	BLK	WP	HR	S	P	ERA	WHIP										
41 Joe Ross, R	4.1	L	24	8	10	10	5	2	1	1	0	0	4	57	85	20.77	2.308										
67 Kyle Finnegan, R	0.2		3	1	1	1	2	0	0	0	0	0	1	12	18	13.50	1.500										
33 Ryne Harper, R	2.0		6	0	0	0	1	0	0	0	0	0	0	17	25	0.00	0.000										
61 Kyle McGowin, R	1.0		6	2	1	1	0	0	0	1	0	1	0	12	22	9.00	2.000										
3 Hernán Pérez, R	1.0		4	1	0	0	0	0	0	0	0	0	0	4	7	0.00	1.000										

St. Louis Cardinals @ Washington Nationals
Nationals Park, Washington, DC
Mon Apr 19 2021, 7:05 PM - 10:15 PM EDT
Att. 7,542 - Partly Cloudy - 61 F

AB	36
R	12
H	12
RBI	12
BB	3
SO	8
LOB	10



Batter	1	2	3	4	5	6	7	8	9	AB	R	H	RBI	BB	SO	LOB	BOTTOM										
7 Trea Turner, R 33 Ryne Harper, R										3	0	0	0	0	2	2											
17 Andrew Stevenson, L 61 Kyle McGowin, R										0	0	0	0	1	0	0											
3 Hernán Pérez, R										1	0	0	0	0	0	0											
22 Juan Soto, L										4	1	1	0	1	0	1											
19 Josh Bell, S										5	2	1	0	0	2	2											
12 Kyle Schwarber, L										4	0	0	0	0	2	5											
5 Josh Harrison, R										3	1	1	0	1	0	2											
13 Starlin Castro, R										3	0	0	2	0	0	1											
10 Yan Gomes, R										3	1	1	1	0	1	1											
16 Victor Robles, R										4	0	1	1	0	1	1											
41 Joe Ross, R 67 Kyle Finnegan, R										1	0	1	0	0	0	0											
27 Jordy Mercer, R										3	0	1	0	0	0	2											
	R: 0 E: 0 K: 1 S: 9	H: 0 LOB: 0 BB: 0 P: 17	R: 0 E: 0 K: 0 S: 7	H: 0 LOB: 0 BB: 0 P: 12	R: 0 E: 0 K: 2 S: 15	H: 1 LOB: 1 BB: 0 P: 25	R: 2 E: 0 K: 1 S: 12	H: 1 LOB: 1 BB: 2 P: 23	R: 0 E: 0 K: 1 S: 9	H: 1 LOB: 1 BB: 0 P: 14	R: 3 E: 1 K: 0 S: 11	H: 3 LOB: 1 BB: 0 P: 16	R: 0 E: 0 K: 2 S: 11	H: 1 LOB: 2 BB: 1 P: 17	R: 0 E: 0 K: 0 S: 6	H: 0 LOB: 1 BB: 0 P: 9	R: 0 E: 0 K: 1 S: 10	H: 0 LOB: 0 BB: 0 P: 14	1B: 3 2B: 4 3B: 0 HR: 0	SF: 1 SAC: 0 DP: 0 HBP: 1	WP: 1 PB: 0 SB: 0 CS: 0	PA: 39					
PITCHER	IP	WLS	BF	H	R	ER	SO	BB	IBB	HBP	BLK	WP	HR	S	P	ERA	WHIP										
22 Jack Flaherty, R	6.0	W	27	6	5	2	5	2	0	0	0	0	0	63	107	3.00	1.333										
92 Génesis Cabrera, L	1.0		5	1	0	0	2	1	0	0	0	0	0	11	17	0.00	2.000										
32 Daniel Ponce de Leon, R	2.0		7	0	0	0	1	0	0	1	0	0	0	16	23	0.00	0.000										

St. Louis Cardinals @ Washington Nationals
Nationals Park, Washington, DC
Mon Apr 19 2021, 7:05 PM - 10:15 PM EDT
Att. 7,542 - Partly Cloudy - 61 F

AB	34
R	5
H	7
RBI	4
BB	3
SO	8
LOB	17



Batter	1	2	3	4	5	6	7	8	9	AB	R	H	RBI	BB	SO	LOB	TOP			
19 Tommy Edman, S OBP: 0.341, SLG: 0.413	(1,9) B FF 91 2-1 C CU 92 H FF 92 11 BB 28 1B HBP	(1,2) B FF 91 1-2 C CU 92 H FF 92 F7			(0,2) C FF 90 0-2 B SL 83 F FC 93 X FC 99 P6			(3,2) C FF 96 3-2 B SL 86 F FC 97 H FF 97 B SL 86 F FC 96 X FC 96 G3		3	0	0	0	0	0	1				
46 Paul Goldschmidt, R OBP: 0.276, SLG: 0.367	(1,3) S FF 93 0-1 X SL 86 F8		(2,3) C FF 91 2-3 B SL 83 F FC 93 B CH 83 S SL 84 K			(3,2) B CU 72 3-2 B SL 83 F FC 93 T FF 91 X FC 93 G4-3		(1,3) F FF 96 1-3 S SL 88 B SL 88 F FC 96 S FF 98 K		4	0	0	0	0	2	1				
28 Nolan Arenado, R OBP: 0.325, SLG: 0.493	(1,5) C SL 85 1-1 D SL 85 X FF 92 11 BB 1B		(2,2) B FF 93 2-2 B SL 84 F FC 93 X SL 85 L6			(1,3) C SL 82 1-3 B SL 84 F FC 92 S FF 94 K		(4,1) B FF 97 4-1 B SL 89 F FC 97 C FF 95 11 BB BB		3	0	1	0	1	1	0				
11 Paul DeJong, R OBP: 0.324, SLG: 0.450	(1,6) B FF 94 4-2 F FF 95 F FC 93 F FC 93 D FC 97 B CH 86 B FC 92 1-2 3 BB		(1,3) C CU 74 1-3 F FF 94 F FC 94 F FC 94 F FC 94 F FC 94 F FC 94 K			(2,2) C FF 92 2-2 B SL 83 F FC 94 B CH 83 F FC 94 X FC 90 X FC 90 1B		(3,2) B FF 97 3-2 F FF 98 F FC 98 D SL 90 X FC 90 X FC 90 3 BB 1B		3	0	2	0	1	1	0				
3 Dylan Carlson, S OBP: 0.362, SLG: 0.526	(1,8) S FF 94 2-3 B SL 86 F FC 92 F FC 92 F FC 92 F FC 92 F FC 92 K		(2,0) B FF 91 2-0 B CH 83 X FC 99 P6			(2,3) C CU 74 2-3 B SL 83 F FC 94 B CH 84 F FC 92 S FF 93 K		(4,2) B FF 98 4-2 B SL 89 F FC 97 C FF 96 D SL 91 1-2 BB		3	0	0	0	1	2	4				
13 Matt Carpenter, L OBP: 0.205, SLG: 0.162 36 Scott Hurst, L (8,8)	(1,4) F FF 93 1-2 B CH 85 F FC 96 K		(2,2) B FF 92 2-2 C CH 83 B CH 84 F FC 94 X CH 85 F8			(1,3) F FF 95 1-3 D SL 87 S SL 87 K		(1,0) B FF 97 1-0 X FF 96 F9		4	0	0	0	0	2	6				
26 Justin Williams, L OBP: 0.327, SLG: 0.356		(3,2) B FF 91 3-2 B SL 86 F FC 92 F FC 92 C CU 78 X FC 96 7 CS 1B			(1,2) C CH 85 1-2 B SL 86 F FC 92 T CU 78 K			(4,2) B SL 90 4-2 B SL 90 F FC 90 S SL 90 S SL 90 7 G6-4-3 BB		3	0	1	0	1	2	0				
7 Andrew Knizner, R OBP: 0.385, SLG: 0.364		(3,3) C FF 92 3-3 B SL 84 F FC 94 F FC 94 F FC 94 F FC 94 K			(0,0) X CU 74 0-0 P6			(3,1) C FF 90 3-1 B SL 86 F FC 91 X FF 91 G6-4-3		4	0	1	0	0	1	2				
18 Carlos Martinez, R OBP: 0.200, SLG: 0.400 0 Austin Dean, R OBP: 0.345, SLG: 0.455 56 Ryan Helsley, R Alex Reyes, R 4 Yadier Molina, R OBP: 0.369, SLG: 0.593	(1,1) B FF 91 1-1 F FF 92 X SL 86 2B		(2,1) B FF 91 2-1 B SL 84 F FC 92 X SL 86 2B			(1,3) C FF 91 1-3 B SL 83 S SL 83 K		(0,3) C FF 94 0-3 F FC 95 S SL 86 K		(1,2) C SL 78 1-2 S SL 79 X SL 79 F9	2	0	1	0	0	1	0			
Inning Stats	R: 0 E: 0 K: 2 S: 16	H: 1 LOB: 3 BB: 1 P: 26	R: 0 E: 0 K: 1 S: 14	H: 2 LOB: 1 BB: 0 P: 23	R: 0 E: 0 K: 2 S: 11	H: 0 LOB: 0 BB: 0 P: 16	R: 0 E: 0 K: 1 S: 7	H: 0 LOB: 0 BB: 0 P: 12	R: 0 E: 0 K: 1 S: 8	H: 0 LOB: 0 BB: 0 P: 9	R: 0 E: 0 K: 2 S: 15	H: 1 LOB: 1 BB: 2 P: 23	R: 0 E: 0 K: 3 S: 10	H: 1 LOB: 1 BB: 0 P: 13	R: 0 E: 0 K: 1 S: 15	H: 0 LOB: 0 BB: 1 P: 15	1B: 4 2B: 3 3B: 0 HR: 0	SF: 0 SAC: 0 DP: 2 HBP: 1	WP: 0 PB: 0 SB: 0 CS: 1	PA: 36
PITCHER	IP WLS BF H R ER SO BB IBB HBP BLK WP HR S P ERA WHIP	IP WLS BF H R ER SO BB IBB HBP BLK WP HR S P ERA WHIP	IP WLS BF H R ER SO BB IBB HBP BLK WP HR S P ERA WHIP	IP WLS BF H R ER SO BB IBB HBP BLK WP HR S P ERA WHIP	IP WLS BF H R ER SO BB IBB HBP BLK WP HR S P ERA WHIP	IP WLS BF H R ER SO BB IBB HBP BLK WP HR S P ERA WHIP	IP WLS BF H R ER SO BB IBB HBP BLK WP HR S P ERA WHIP	IP WLS BF H R ER SO BB IBB HBP BLK WP HR S P ERA WHIP	IP WLS BF H R ER SO BB IBB HBP BLK WP HR S P ERA WHIP	IP WLS BF H R ER SO BB IBB HBP BLK WP HR S P ERA WHIP	IP WLS BF H R ER SO BB IBB HBP BLK WP HR S P ERA WHIP	IP WLS BF H R ER SO BB IBB HBP BLK WP HR S P ERA WHIP	IP WLS BF H R ER SO BB IBB HBP BLK WP HR S P ERA WHIP	IP WLS BF H R ER SO BB IBB HBP BLK WP HR S P ERA WHIP	IP WLS BF H R ER SO BB IBB HBP BLK WP HR S P ERA WHIP	IP WLS BF H R ER SO BB IBB HBP BLK WP HR S P ERA WHIP	IP WLS BF H R ER SO BB IBB HBP BLK WP HR S P ERA WHIP	IP WLS BF H R ER SO BB IBB HBP BLK WP HR S P ERA WHIP		

St. Louis Cardinals @ Washington Nationals
Nationals Park, Washington, DC
Wed Apr 21 2021, 4:06 PM - 7:07 PM EDT
Att: 7,769 - Partly Cloudy - 53 F

AB 31
R 0
H 6
RBI 0
BB 4
SO 13
LOB 15



Batter	1	2	3	4	5	6	7	8	9	AB	R	H	RBI	BB	SO	LOB	BOTTOM			
17 Andrew Stevenson, L OBP: 0.278, SLG: 0.344	(1,9) B FF 92 1-1 S SL 84 L9		(3,2) C CH 88 3-2 B SL 85 F FC 91 B SL 85 B SL 85 X FC 90 7 G6-3			(0,1) C FC 92 0-1 X FC 92 F8		(1,3) B CH 89 1-3 C SL 82 S CH 90 K2-3		4	0	0	0	0	1	1				
5 Josh Harrison, R OBP: 0.472, SLG: 0.548	(1,4) F FF 94 0-1 X FF 94 F7		(2,2) 1 SAFE 1 SAFE B SL 92 B SL 92 S SL 93 X FF 94 L7			(2,2) C FF 92 2-2 X SL 84 P3		(4,0) B FF 96 4-0 B SL 95 B SL 95 B SL 93 BB		3	0	0	0	1	0	1				
7 Trea Turner, R OBP: 0.343, SLG: 0.540	(1,6) C FF 94 1-2 F CH 86 F SL 85 X FF 96 F9		(0,1) C SL 83 0-1 X SL 92 G6-3			(2,0) B FF 90 2-0 B SL 84 X FF 94 19 G4-3 19 S 1B		(1,1) 1 SAFE B FF 94 C FF 95 X SL 83 L6		4	0	1	0	0	0	2				
19 Josh Bell, S OBP: 0.250, SLG: 0.323		(3,2) C SL 82 3-2 B SL 82 S CH 86 F FC 91 B SL 87 F FC 91 X FF 96 6 2B 1B			(0,1) F FC 91 0-1 X SL 83 G5-3			(3,1) B FC 92 3-1 B SL 83 S FC 91 S FC 91 X FC 91 G4-3		3	1	1	0	0	0	1				
12 Kyle Schwarber, L OBP: 0.238, SLG: 0.350		(1,3) F FC 91 1-3 B FC 91 S SL 84 K			(0,0) X CH 86 0-0 G4-3			(3,3) B FC 92 3-3 B SL 83 S FF 94 S FF 94 K		3	0	0	0	0	2	2				
13 Starlin Castro, R OBP: 0.270, SLG: 0.383		(0,1) C FF 96 0-1 X FF 96 F9			(1,2) C SL 91 1-2 B CH 85 T SL 85 K			(2,2) C SL 86 2-2 B CU 77 B SL 83 F FF 96 F FF 96 F FF 96 X SL 84 X SL 84 G1-3		3	0	0	0	0	1	1				
6 Alex Avila, L OBP: 0.300, SLG: 0.444		(0,0) X FF 94 0-0 1-H 2B			(2,2) C SL 83 2-2 B SL 83 F FC 92 F FC 92 F FC 92 F FC 92 F FC 92 31 G4-3 2B			(3,3) B CH 86 3-3 B CU 77 B SL 83 F FF 96 F FF 96 F FF 96 X SL 84 X SL 84 K		3	0	2	1	0	1	0				
16 Victor Robles, R OBP: 0.350, SLG: 0.245		(4,2) D SL 84 4-2 B SL 84 B SL 84 B SL 84 B SL 84 B SL 84 2B			(2,1) B SL 84 2-1 B SL 84 B SL 84 X SL 91 G5-3			(1,2) C FF 96 1-2 B SL 84 X FF 98 G4-3		2	0	0	0	1	0	1				
31 Max Scherzer, R 21 Tanner Rainey, R 44 Daniel Hudson, R 29 Yadier Hernandez, L 52 Brad Hand, L	(1,1) X FF 94 0-0 G3-1		(0,0) X FF 94 0-0 G4-3			(1,2) S SL 83 1-2 B SL 84 X SL 84 G4-3			(3,1) B CU 77 3-1 B SL 83 F FF 94 X FF 94 F7		2	0	0	0	0	3				
Inning Stats	R: 0 E: 0 K: 0 S: 8	H: 0 LOB: 0 BB: 0 P: 10	R: 1 E: 0 K: 1 S: 15	H: 2 LOB: 2 BB: 1 P: 23	R: 0 E: 1 K: 0 S: 8	H: 0 LOB: 0 BB: 0 P: 13	R: 0 E: 0 K: 1 S: 6	H: 0 LOB: 0 BB: 0 P: 7	R: 0 E: 0 K: 1 S: 15	H: 1 LOB: 1 BB: 0 P: 20	R: 0 E: 0 K: 1 S: 10	H: 1 LOB: 1 BB: 0 P: 18	R: 0 E: 0 K: 1 S: 10	H: 0 LOB: 0 BB: 0 P: 16	R: 0 E: 0 K: 1 S: 7	H: 0 LOB: 1 BB: 1 P: 16	1B: 2 2B: 2 3B: 0 HR: 0	SF: 0 SAC: 0 DP: 1 HBP: 0	WP: 0 PB: 0 SB: 1 CS: 0	PA: 30
PITCHER	IP WLS BF H R ER SO BB IBB HBP BLK WP HR S P ERA WHIP	IP WLS BF H R ER SO BB IBB HBP BLK WP HR S P ERA WHIP	IP WLS BF H R ER SO BB IBB HBP BLK WP HR S P ERA WHIP	IP WLS BF H R ER SO BB IBB HBP BLK WP HR S P ERA WHIP	IP WLS BF H R ER SO BB IBB HBP BLK WP HR S P ERA WHIP	IP WLS BF H R ER SO BB IBB HBP BLK WP HR S P ERA WHIP	IP WLS BF H R ER SO BB IBB HBP BLK WP HR S P ERA WHIP	IP WLS BF H R ER SO BB IBB HBP BLK WP HR S P ERA WHIP	IP WLS BF H R ER SO BB IBB HBP BLK WP HR S P ERA WHIP	IP WLS BF H R ER SO BB IBB HBP BLK WP HR S P ERA WHIP	IP WLS BF H R ER SO BB IBB HBP BLK WP HR S P ERA WHIP	IP WLS BF H R ER SO BB IBB HBP BLK WP HR S P ERA WHIP	IP WLS BF H R ER SO BB IBB HBP BLK WP HR S P ERA WHIP	IP WLS BF H R ER SO BB IBB HBP BLK WP HR S P ERA WHIP	IP WLS BF H R ER SO BB IBB HBP BLK WP HR S P ERA WHIP	IP WLS BF H R ER SO BB IBB HBP BLK WP HR S P ERA WHIP	IP WLS BF H R ER SO BB IBB HBP BLK WP HR S P ERA WHIP	IP WLS BF H R ER SO BB IBB HBP BLK WP HR S P ERA WHIP		

St. Louis Cardinals @ Washington Nationals
Nationals Park, Washington, DC
Wed Apr 21 2021, 4:06 PM - 7:07 PM EDT
Att: 7,769 - Partly Cloudy - 53 F

AB 28
R 1
H 4
RBI 1
BB 2
SO 5
LOB 12



Batter	1	2	3	4	5	6	7	8	9	AB	R	H	RBI	BB	SO	LOB	TOP		
33 Jesse Winker, L (1,7) OBP: 0.431, SLG: 0.627											4	0	1	0	0	1			
2 Nick Castellanos, R (1,9) OBP: 0.329, SLG: 0.640										3	0	1	0	1	1	1			
19 Joey Votto, L (1,3) OBP: 0.287, SLG: 0.413										3	0	0	0	1	1	3			
7 Eugenio Suárez, R (1,6) OBP: 0.264, SLG: 0.324										4	0	0	0	0	1	4			
12 Tyler Naquin, L (1,8) OBP: 0.338, SLG: 0.589										4	0	0	0	0	1	1			
6 Jonathan India, R (1,4) OBP: 0.329, SLG: 0.387										3	0	1	0	0	0	0			
16 Tucker Barnhart, L (1,2) OBP: 0.420, SLG: 0.568										3	0	0	0	0	1	1			
17 Kyle Farmer, R (1,5) OBP: 0.268, SLG: 0.257										2	0	0	0	0	0	0			
22 Wade Miley, L (1,1) OBP: 0.111, SLG: 0.111										2	0	0	0	0	0	0			
47 Sai Romano, L (7,1)										0	0	0	0	0	0	0			
34 Mark Payton, L (8, PH) OBP: 0.333, SLG: 0.200										1	0	0	0	0	0	1			
55 Heath Hembree, R (8,1)										0	0	0	0	0	0	0			
Inning Stats	R: 0 E: 0 K: 2 S: 12	H: 0 LOB: 1 BB: 1 P: 18	R: 0 E: 0 K: 0 S: 6	H: 1 LOB: 0 BB: 0 P: 10	R: 0 E: 0 K: 1 S: 9	H: 0 LOB: 0 BB: 0 P: 11	R: 0 E: 0 K: 1 S: 9	H: 0 LOB: 1 BB: 1 P: 17	R: 0 E: 0 K: 1 S: 6	H: 2 LOB: 2 BB: 0 P: 8	R: 0 E: 0 K: 1 S: 11	H: 0 LOB: 0 BB: 0 P: 17	R: 0 E: 0 K: 0 S: 8	H: 0 LOB: 1 BB: 0 P: 13	R: 0 E: 0 K: 0 S: 8	H: 0 LOB: 0 BB: 0 P: 10	1B: 3 2B: 0 3B: 0 HR: 0	SF: 0 SAC: 0 DP: 1 HBP: 1	WP: 0 PA: 32 PB: 0 SB: 0 CS: 0
PITCHER	IP WLS BF H R ER SO BB IBB HBP BLK WP HR S P ERA WHIP	IP WLS BF H R ER SO BB IBB HBP BLK WP HR S P ERA WHIP	IP WLS BF H R ER SO BB IBB HBP BLK WP HR S P ERA WHIP	IP WLS BF H R ER SO BB IBB HBP BLK WP HR S P ERA WHIP	IP WLS BF H R ER SO BB IBB HBP BLK WP HR S P ERA WHIP	IP WLS BF H R ER SO BB IBB HBP BLK WP HR S P ERA WHIP	IP WLS BF H R ER SO BB IBB HBP BLK WP HR S P ERA WHIP	IP WLS BF H R ER SO BB IBB HBP BLK WP HR S P ERA WHIP	IP WLS BF H R ER SO BB IBB HBP BLK WP HR S P ERA WHIP	IP WLS BF H R ER SO BB IBB HBP BLK WP HR S P ERA WHIP	IP WLS BF H R ER SO BB IBB HBP BLK WP HR S P ERA WHIP	IP WLS BF H R ER SO BB IBB HBP BLK WP HR S P ERA WHIP	IP WLS BF H R ER SO BB IBB HBP BLK WP HR S P ERA WHIP	IP WLS BF H R ER SO BB IBB HBP BLK WP HR S P ERA WHIP	IP WLS BF H R ER SO BB IBB HBP BLK WP HR S P ERA WHIP	IP WLS BF H R ER SO BB IBB HBP BLK WP HR S P ERA WHIP	IP WLS BF H R ER SO BB IBB HBP BLK WP HR S P ERA WHIP	IP WLS BF H R ER SO BB IBB HBP BLK WP HR S P ERA WHIP	IP WLS BF H R ER SO BB IBB HBP BLK WP HR S P ERA WHIP
53 John Gant, R (1,1) ERA: 2.25	6.0 W 22 3 0 0 5 2 0 0 0 0 0 0 52 80 0.00 0.833	1.0 H 3 0 0 0 1 0 0 0 0 0 0 0 11 17 0.00 0.000	2.0 S 7 0 0 0 0 0 0 0 1 0 0 0 16 23 0.00 0.000																

Cincinnati Reds @ St. Louis Cardinals
 Busch Stadium, St. Louis, MO
 Sat Apr 24 2021, 3:36 PM - 6:08 PM CDT
 Att: 13,176 - Overcast - 55 F

AB	29
R	0
H	3
RBI	0
BB	2
SO	6
LOB	12

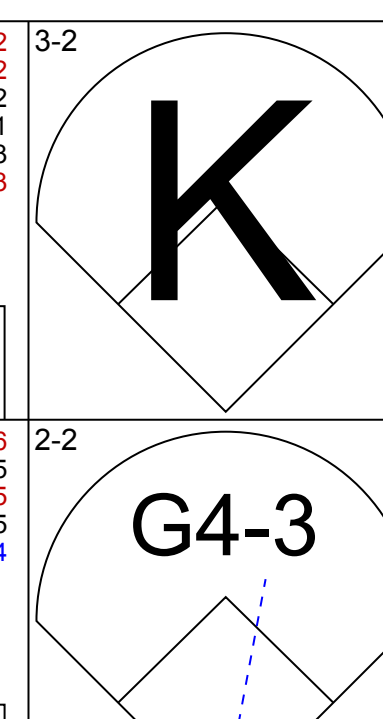
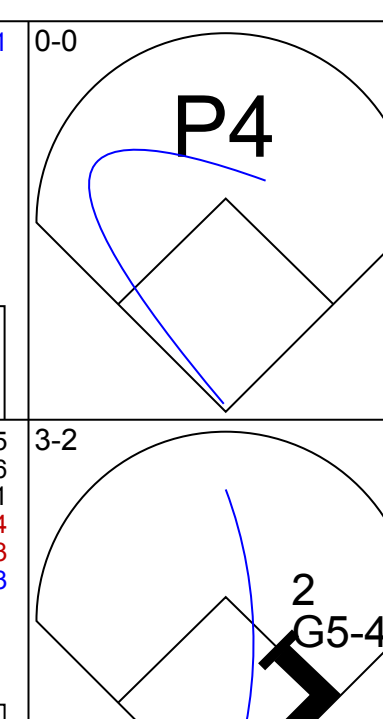
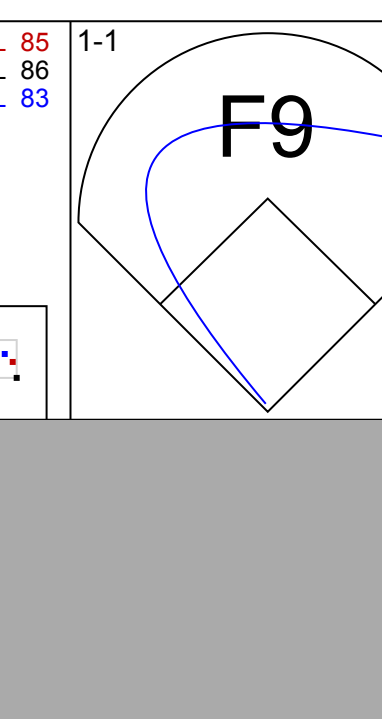
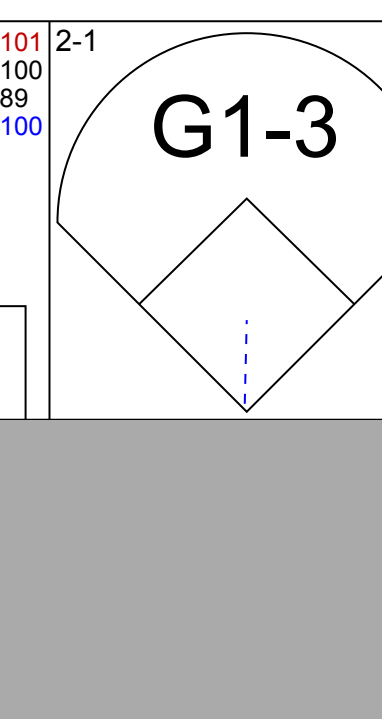
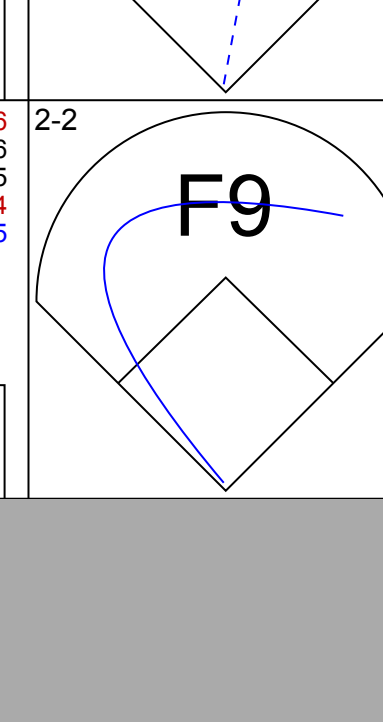
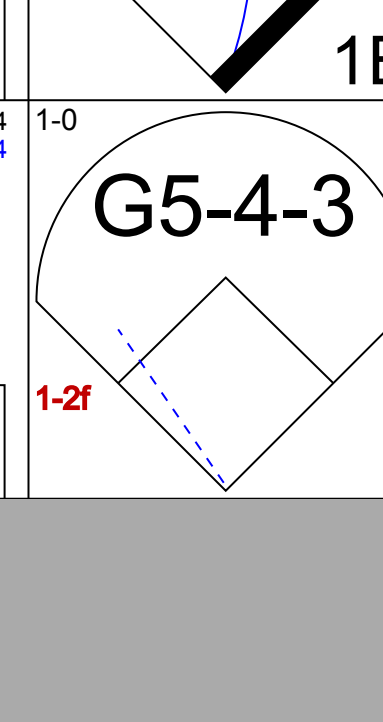
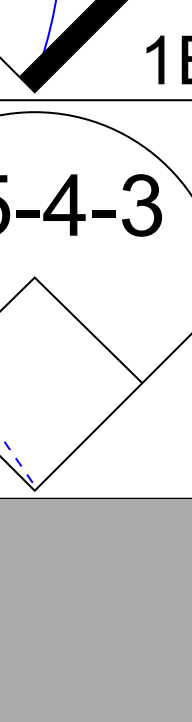
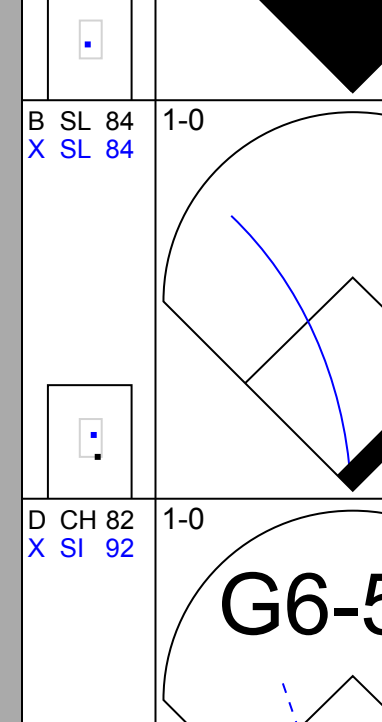
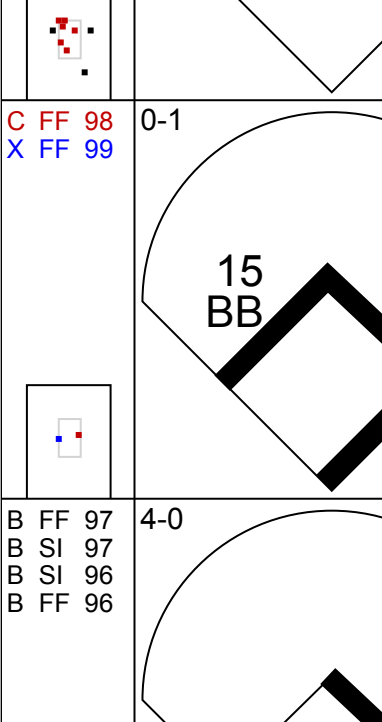



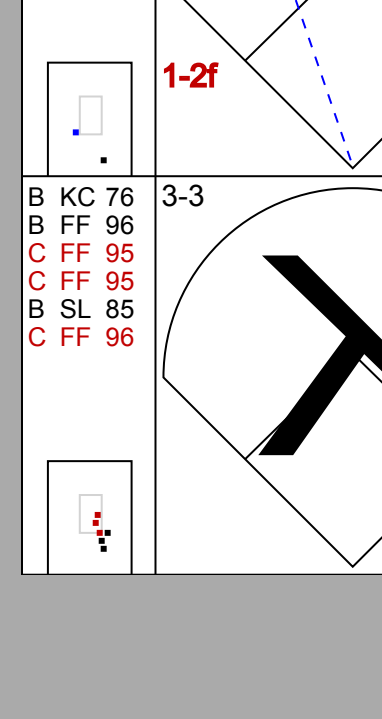
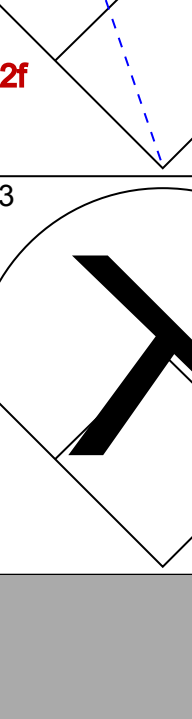
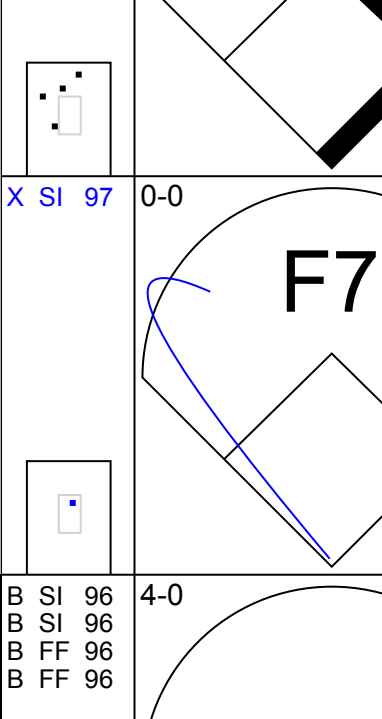
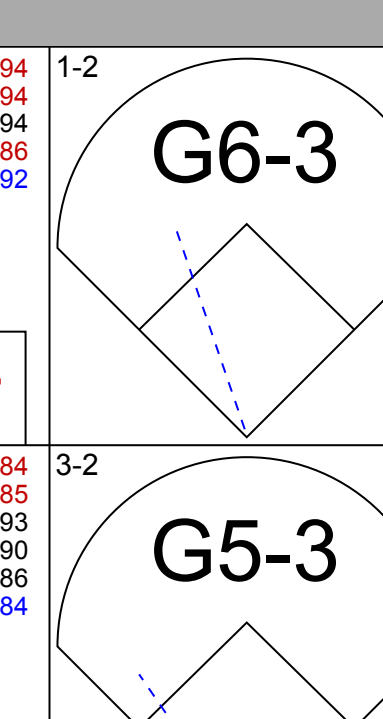
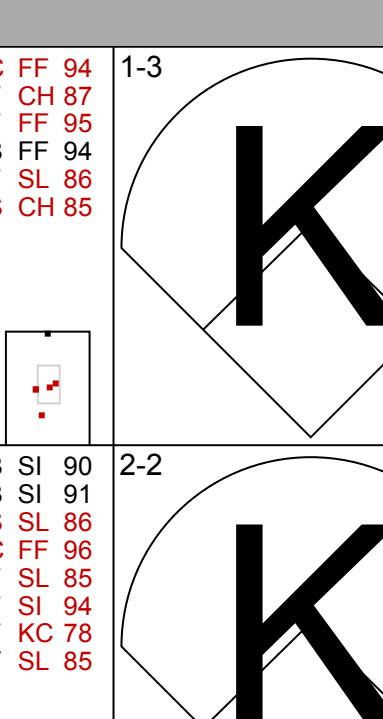
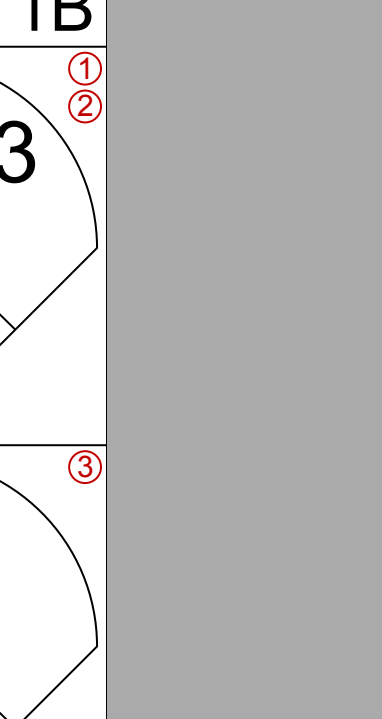
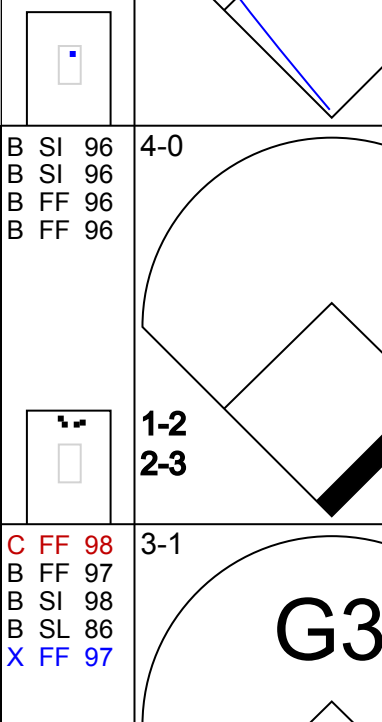
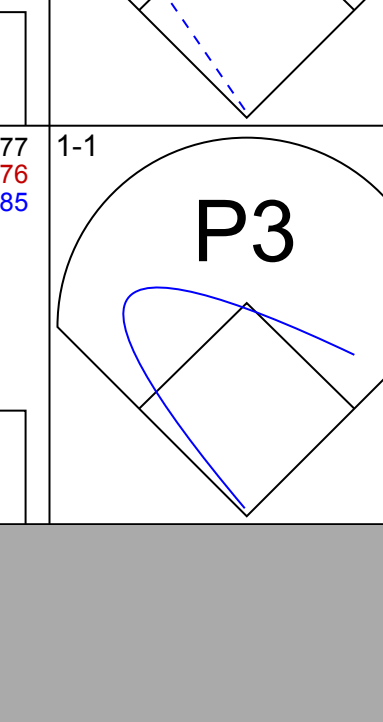
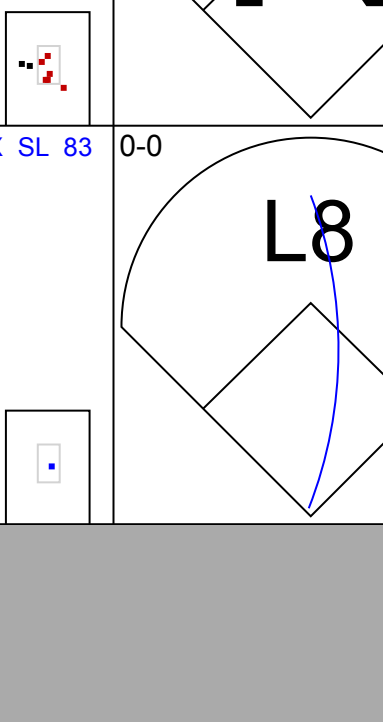
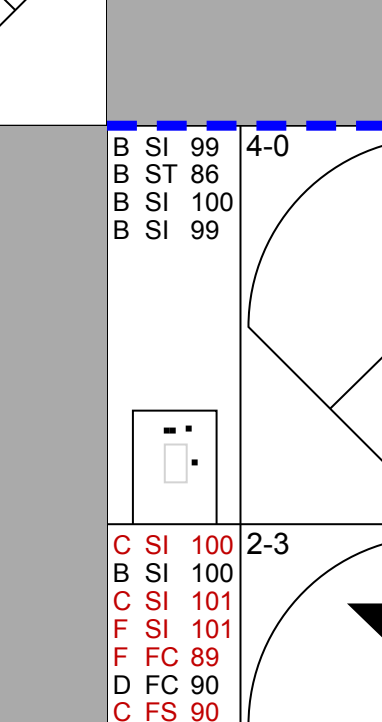
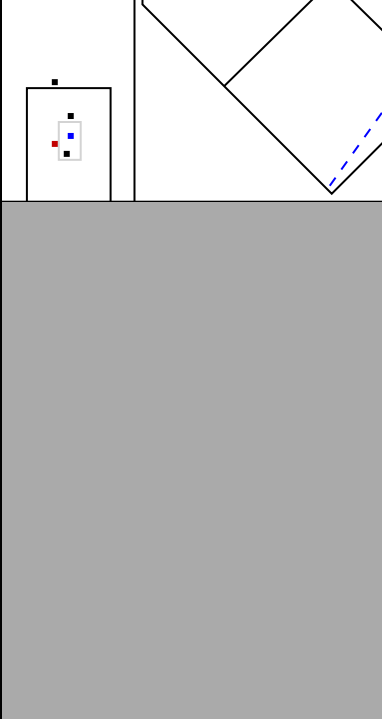


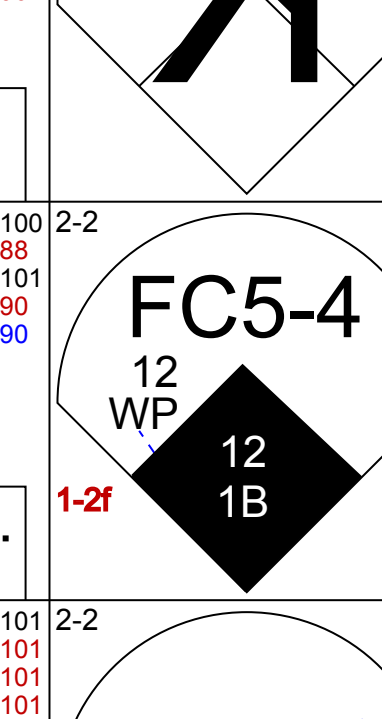
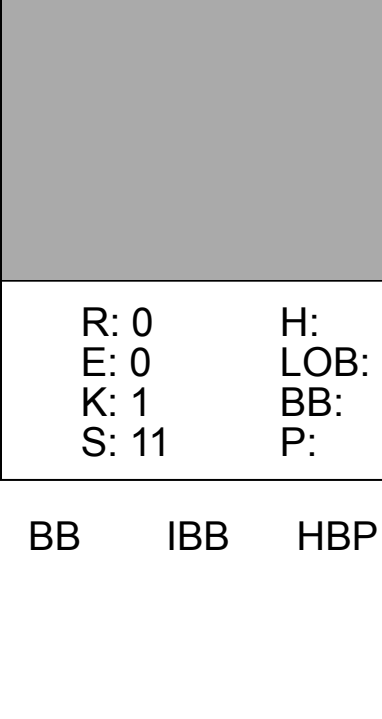

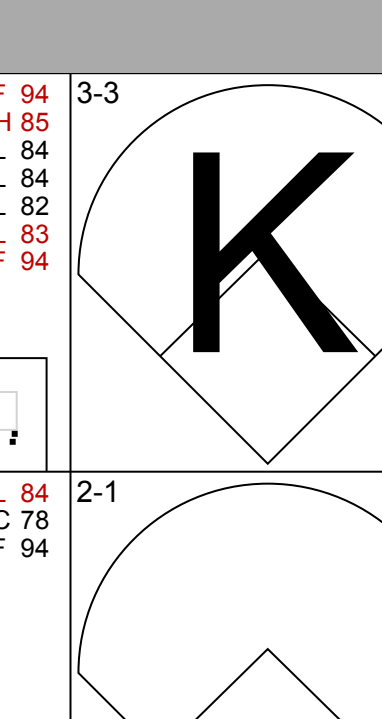
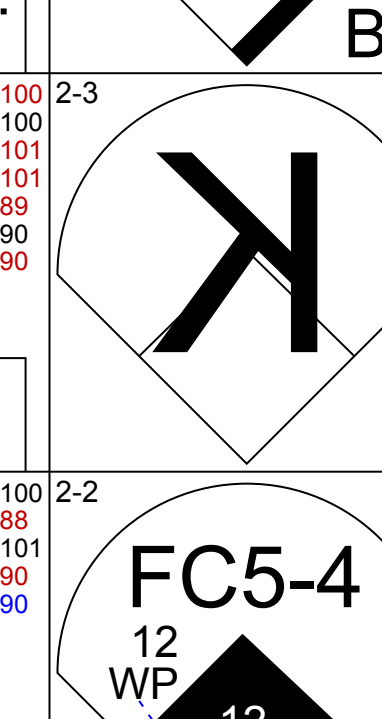


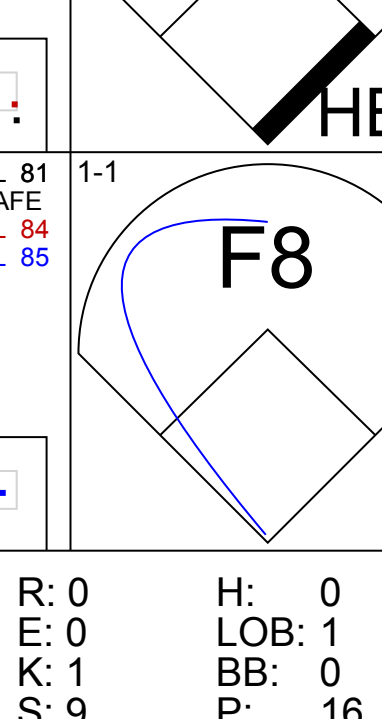
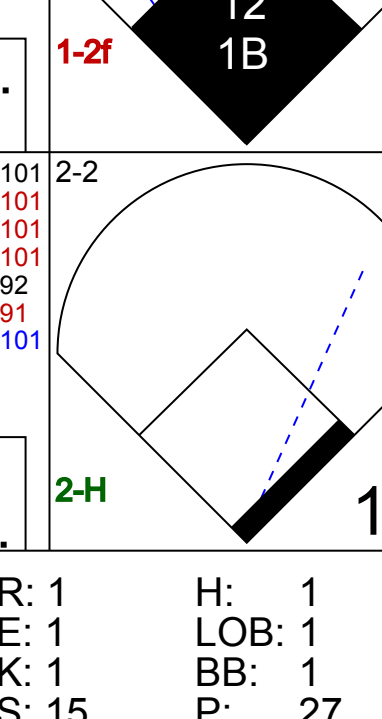
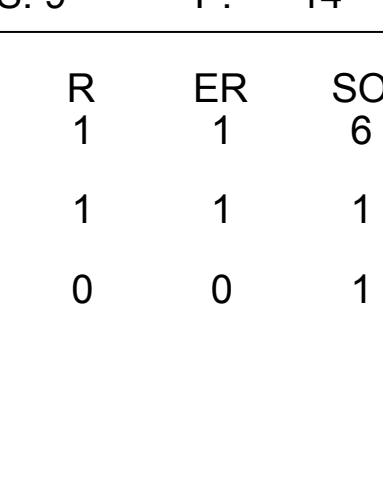


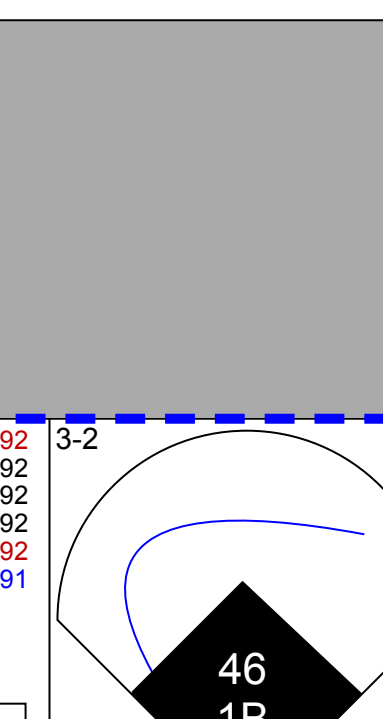


Batter	1	2	3	4	5	6	7	8	9	AB	R	H	RBI	BB	SO	LOB	BOTTOM		
19 Tommy Edman, S (1,4) OBP: 0.333, SLG: 0.390										4	1	1	0	0	0	0			
3 Dylan Carlson, S (1,8) OBP: 0.390, SLG: 0.531										4	0	3	0	0	0	0			
46 Paul Goldschmidt, R (1,3) OBP: 0.286, SLG: 0.354										4	0	1	0	0	1	3			
28 Nolan Arenado, R (1,5) OBP: 0.318, SLG: 0.468										4	0	1	1	0	0	3			
11 Paul DeJong, R (1,6) OBP: 0.291, SLG: 0.397										4	0	0	0	0	0	2			
27 Tyler O'Neill, R (1,7) OBP: 0.176, SLG: 0.250										3	1	0	0	1	0	2			
7 Andrew Knizner, R (1,2) OBP: 0.333, SLG: 0.375										4	0	1	1	0	0	1			
26 Justin Williams, L (1,9) OBP: 0.310, SLG: 0.320										2	0	0	0	1	0	1			
53 John Gant, R (1,1) ERA: 3.68										2	0	0	0	0	1	2			
0 Austin Dean, R (8, PH) OBP: 0.323, SLG: 0.417										1	0	0	0	0	0	2			
92 Génesis Cabrera, L (7,1)										0	0	0	0	0	0	0			
65 Giovanny Gallegos, R (8,1)										0	0	0	0	0	0	0			
Inning Stats	R: 1 E: 0 K: 0 S: 12	H: 3 LOB: 2 BB: 0 P: 16	R: 0 E: 0 K: 1 S: 7	H: 0 LOB: 0 BB: 0 P: 10	R: 0 E: 0 K: 1 S: 8	H: 1 LOB: 1 BB: 0 P: 15	R: 0 E: 1 K: 0 S: 13	H: 0 LOB: 2 BB: 1 P: 21	R: 0 E: 0 K: 0 S: 7	H: 0 LOB: 0 BB: 0 P: 13	R: 1 E: 1 K: 0 S: 10	H: 1 LOB: 1 BB: 1 P: 21	R: 0 E: 0 K: 0 S: 10	H: 2 LOB: 1 BB: 0 P: 16	R: 0 E: 0 K: 0 S: 8	H: 0 LOB: 0 BB: 0 P: 12	1B: 6 2B: 1 3B: 0 HR: 0	SF: 0 SAC: 0 DP: 1 HBP: 0	WP: 0 PA: 34 PB: 0 SB: 0 CS: 0
PITCHER	IP WLS BF H R ER SO BB IBB HBP BLK WP HR S P ERA WHIP	IP WLS BF H R ER SO BB IBB HBP BLK WP HR S P ERA WHIP	IP WLS BF H R ER SO BB IBB HBP BLK WP HR S P ERA WHIP	IP WLS BF H R ER SO BB IBB HBP BLK WP HR S P ERA WHIP	IP WLS BF H R ER SO BB IBB HBP BLK WP HR S P ERA WHIP	IP WLS BF H R ER SO BB IBB HBP BLK WP HR S P ERA WHIP	IP WLS BF H R ER SO BB IBB HBP BLK WP HR S P ERA WHIP	IP WLS BF H R ER SO BB IBB HBP BLK WP HR S P ERA WHIP	IP WLS BF H R ER SO BB IBB HBP BLK WP HR S P ERA WHIP	IP WLS BF H R ER SO BB IBB HBP BLK WP HR S P ERA WHIP	IP WLS BF H R ER SO BB IBB HBP BLK WP HR S P ERA WHIP	IP WLS BF H R ER SO BB IBB HBP BLK WP HR S P ERA WHIP	IP WLS BF H R ER SO BB IBB HBP BLK WP HR S P ERA WHIP	IP WLS BF H R ER SO BB IBB HBP BLK WP HR S P ERA WHIP	IP WLS BF H R ER SO BB IBB HBP BLK WP HR S P ERA WHIP	IP WLS BF H R ER SO BB IBB HBP BLK WP HR S P ERA WHIP	IP WLS BF H R ER SO BB IBB HBP BLK WP HR S P ERA WHIP	IP WLS BF H R ER SO BB IBB HBP BLK WP HR S P ERA WHIP	IP WLS BF H R ER SO BB IBB HBP BLK WP HR S P ERA WHIP
22 Wade Miley, L (1,1) ERA: 2.45	6.0 L 27 5 2 2 2 2 0 0 0 0 0 0 57 96 3.00 1.167	1.0 4 2 0 0 0 0 0 0 0 0 0 10 16 0.00 2.000	1.0 3 0 0 0 0 0 0 0 0 0 0 8 12 0.00 0.000																

Cincinnati Reds @ St. Louis Cardinals
 Busch Stadium, St. Louis, MO
 Sat Apr 24 2021, 3:36 PM - 6:08 PM CDT
 Att: 13,176 - Overcast - 55 F

AB	32
R	2
H	7
RBI	2
BB	2
SO	2
LOB	16

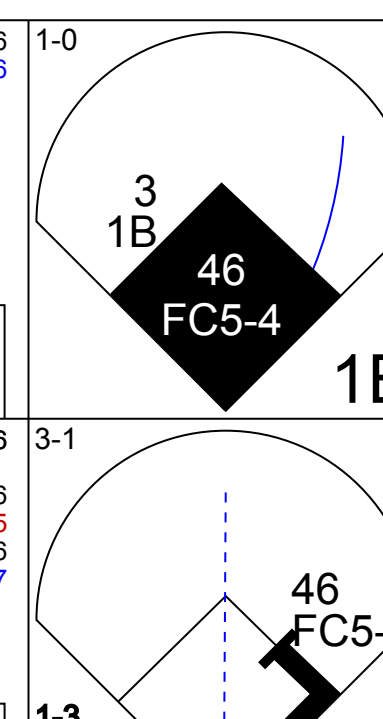
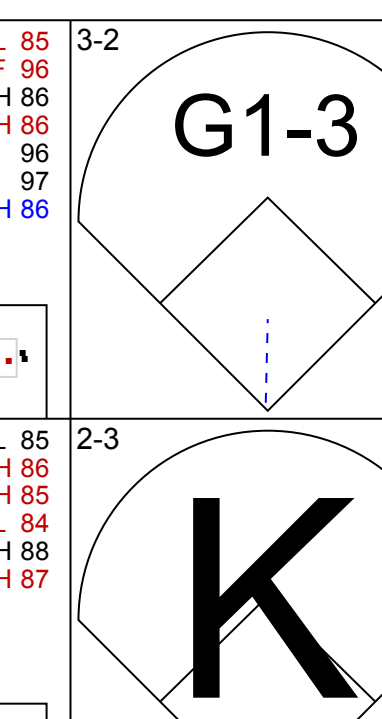
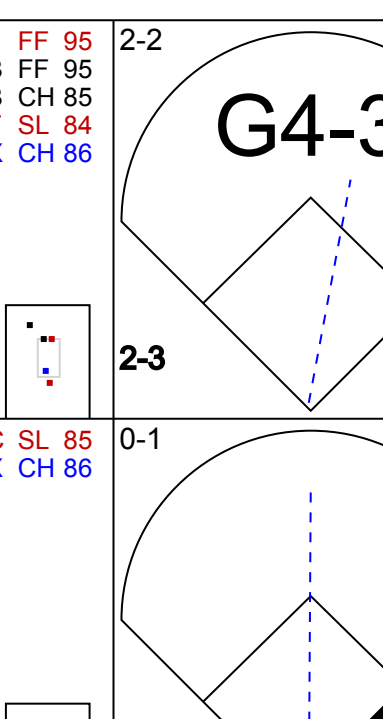
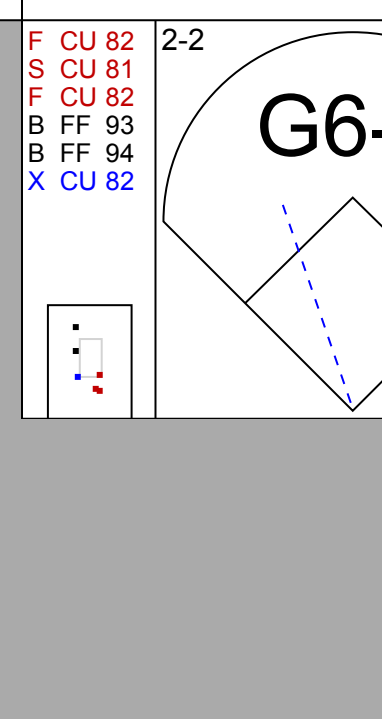
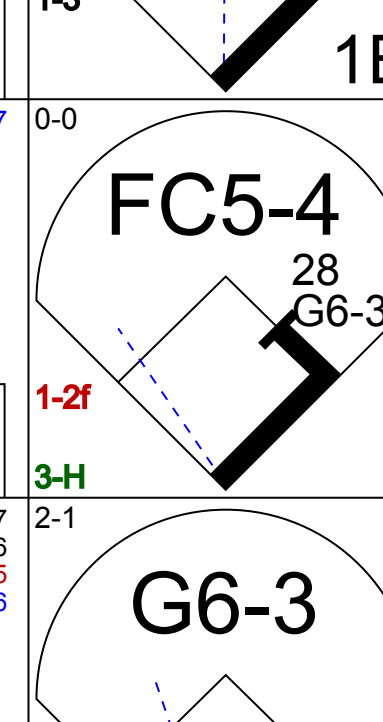

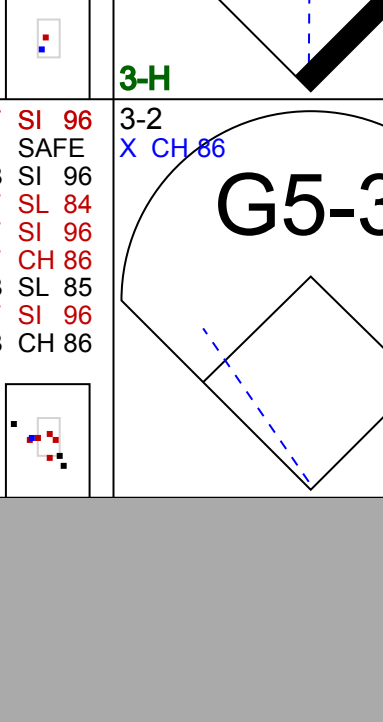
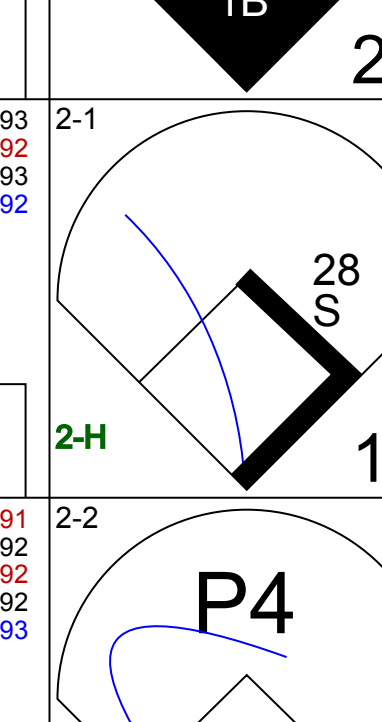

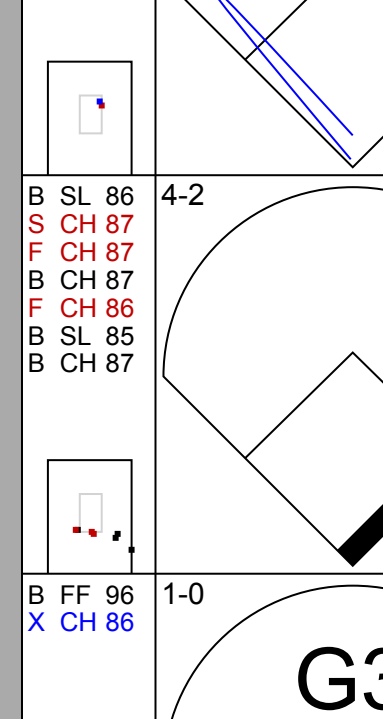

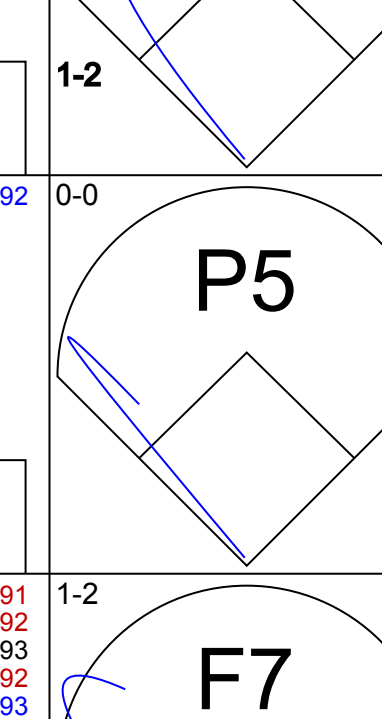


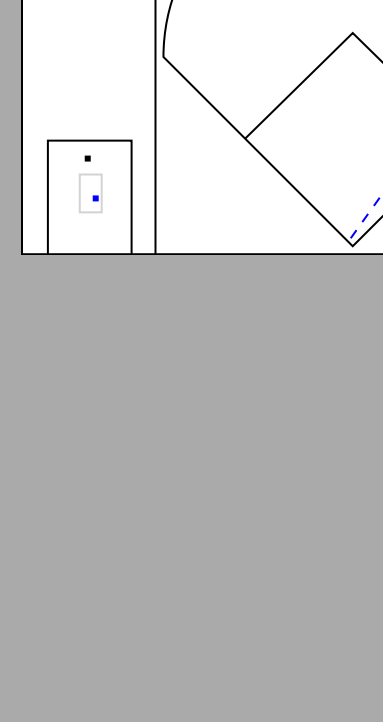
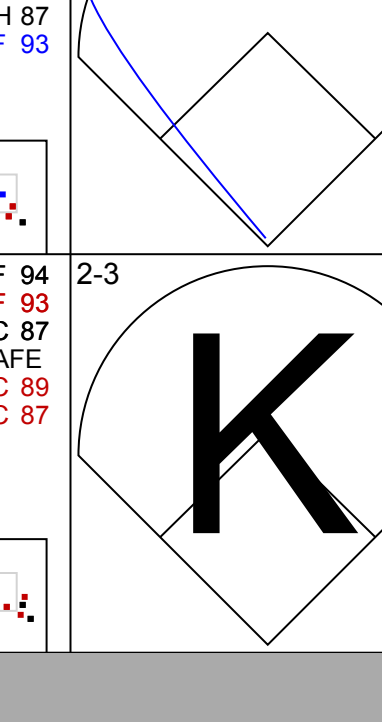
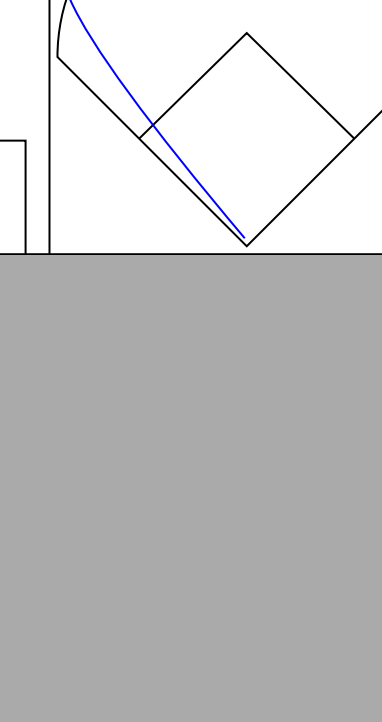
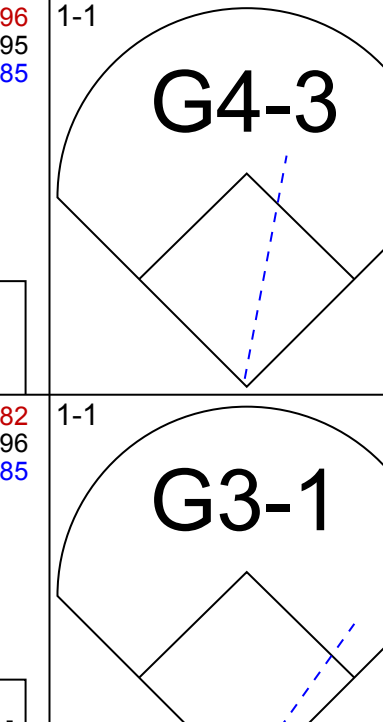
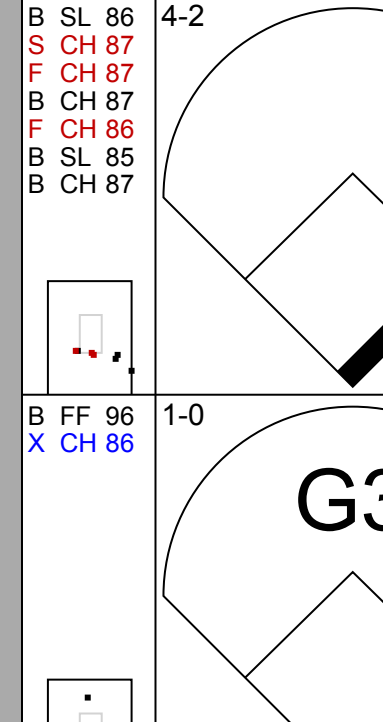
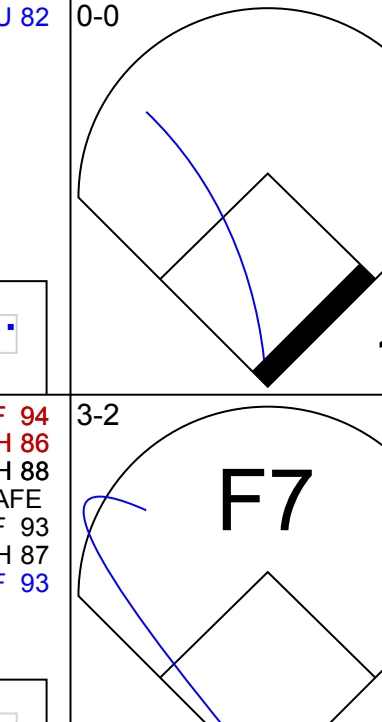
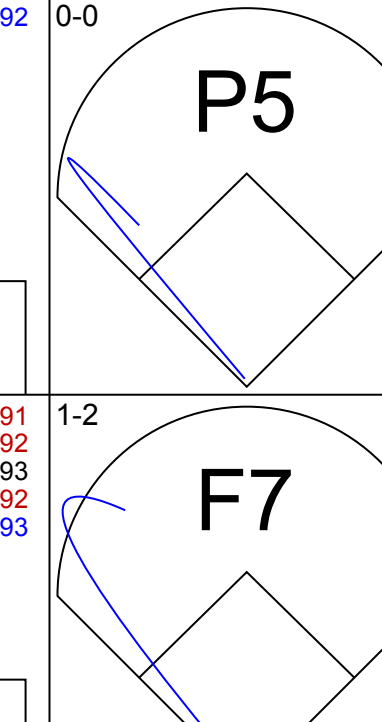
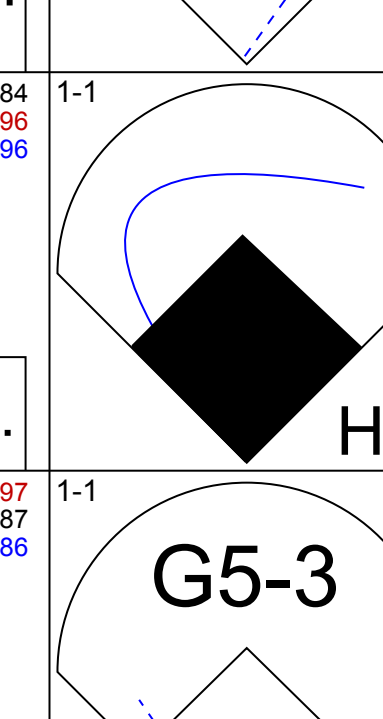

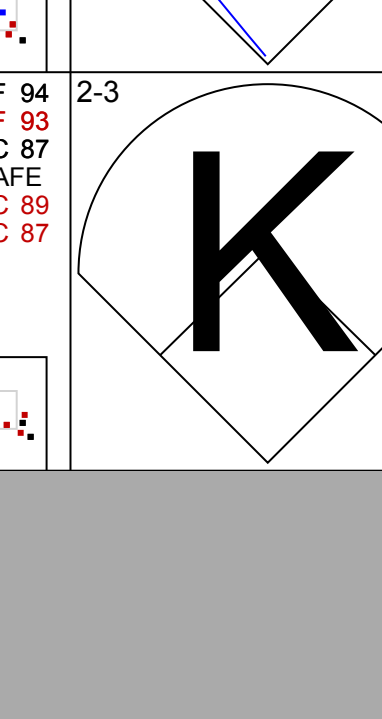


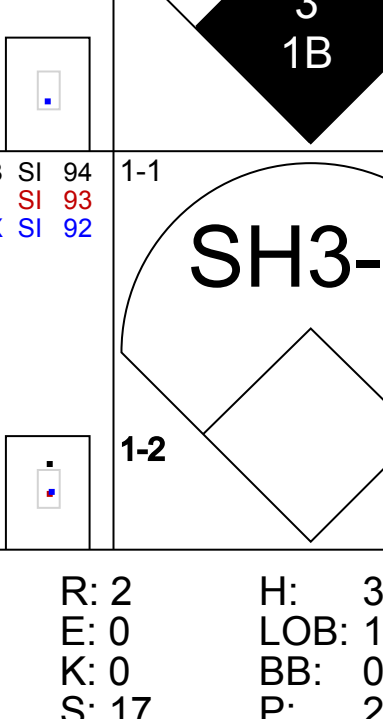

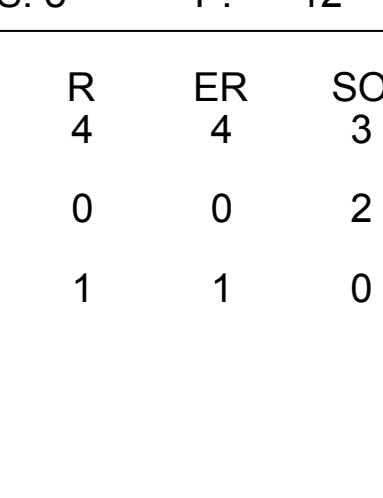
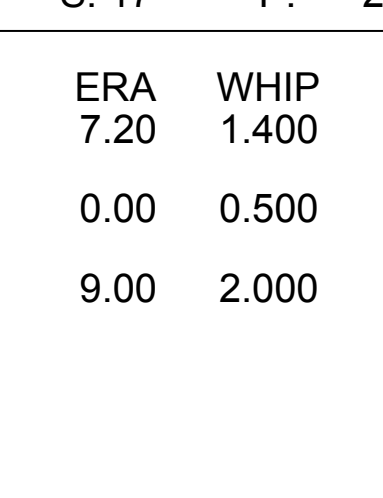
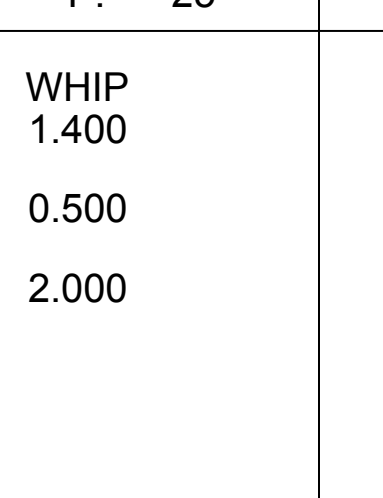

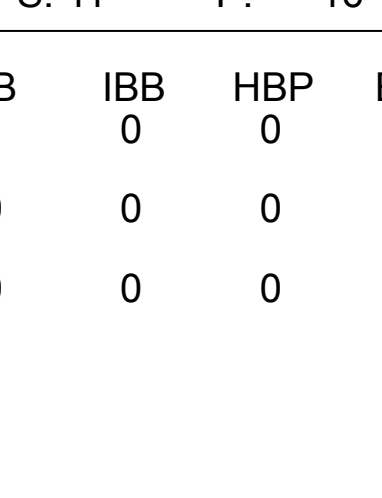
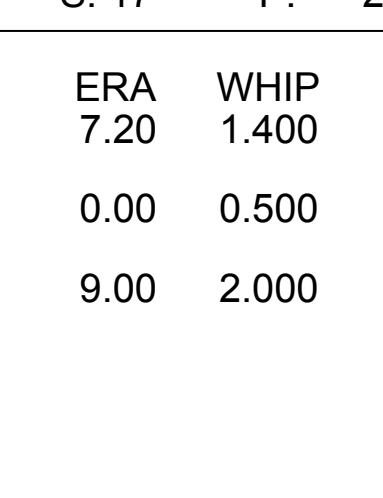



Batter	1	2	3	4	5	6	7	8	9	AB	R	H	RBI	BB	SO	LOB	TOP					
0 Alex Blandino, R OBP: 0.435, SLG: 0.500 63 Sean Doolittle, L										4	0	0	0	0	1	2						
33 Jesse Winker, L OBP: 0.435, SLG: 0.667										4	1	2	1	0	1	0						
2 Nick Castellanos, R OBP: 0.337, SLG: 0.646										4	0	2	0	0	0	1						
19 Joey Votto, L OBP: 0.286, SLG: 0.398										3	0	0	0	1	1							
7 Eugenio Suárez, R OBP: 0.253, SLG: 0.308										4	0	0	0	0	2	2						
15 Nick Senzel, R OBP: 0.323, SLG: 0.278										2	0	0	0	2	0	0						
16 Tucker Barnhart, L OBP: 0.389, SLG: 0.521										4	0	0	0	0	2	4						
6 Jonathan India, R OBP: 0.333, SLG: 0.381 17 Kyle Farmer, R OBP: 0.262, SLG: 0.250										1	0	0	0	0	0	0						
58 Luis Castillo, R OBP: 0.286, SLG: 0.333 34 Mark Payton, L OBP: 0.286, SLG: 0.167 41 Carson Fulmer, R										1	0	0	0	0	1	0						
12 Tyler Naquin, L OBP: 0.348, SLG: 0.596										1	0	1	1	0	0	0						
Inning Stats	R: 0 E: 0 K: 1 S: 9	H: 0 LOB: 0 BB: 0 P: 16	R: 0 E: 0 K: 0 S: 9	H: 0 LOB: 0 BB: 0 P: 14	R: 0 E: 0 K: 1 S: 10	H: 0 LOB: 0 BB: 0 P: 14	R: 0 E: 0 K: 0 S: 5	H: 1 LOB: 0 BB: 0 P: 9	R: 0 E: 0 K: 2 S: 12	H: 0 LOB: 0 BB: 0 P: 15	R: 0 E: 0 K: 1 S: 9	H: 0 LOB: 1 BB: 0 P: 16	R: 1 E: 0 K: 1 S: 6	H: 2 LOB: 0 BB: 0 P: 11	R: 1 E: 1 K: 1 S: 15	H: 1 LOB: 1 BB: 2 P: 27	R: 0 E: 0 K: 1 S: 11	H: 1 LOB: 3 BB: 2 P: 25	1B: 3 2B: 1 3B: 0 HR: 1	SF: 0 SAC: 0 DP: 2 HBP: 1	WP: 1 PB: 0 SB: 0 CS: 0	PA: 34
PITCHER	IP	WLS	BF	H	R	ER	SO	BB	IBB	HBP	BLK	WP	HR	S	P	ERA	WHIP					
22 Jack Flaherty, R ERA: 3.18 12 Jordan Hicks, R ERA: 5.4 Alex Reyes, R ERA:	7.0	W	23	3	1	1	6	0	0	1	0	0	1	60	95	1.29	0.429					
1.0	H	5	1	1	1	1	1	1	0	0	0	1	0	15	27	9.00	2.000					
1.0	S	6	1	0	0	1	2	0	0	0	0	0	0	11	25	0.00	3.000					

Cincinnati Reds @ St. Louis Cardinals
 Busch Stadium, St. Louis, MO
 Sun Apr 25 2021, 1:18 PM - 4:05 PM CDT
 Att. 13,348 - Sunny - 63 F

AB	30
R	2
H	5
RBI	2
BB	3
SO	8
LOB	12



Batter	1	2	3	4	5	6	7	8	9	AB	R	H	RBI	BB	SO	LOB	BOTTOM				
19 Tommy Edman, S OBP: 0.330, SLG: 0.384										4	1	1	0	0	0	1					
3 Dylan Carlson, S OBP: 0.407, SLG: 0.559										4	1	3	1	0	1	0					
46 Paul Goldschmidt, R OBP: 0.294, SLG: 0.349										4	0	1	2	0	1	2					
28 Nolan Arenado, R OBP: 0.303, SLG: 0.446										4	0	0	0	0	0	2					
11 Paul DeJong, R OBP: 0.301, SLG: 0.394										3	0	1	0	1	0	1					
26 Justin Williams, L OBP: 0.295, SLG: 0.302 36 Scott Hurst, L										3	0	0	0	0	0	2					
27 Tyler O'Neill, R OBP: 0.216, SLG: 0.457										3	2	2	2	0	1	1					
7 Andrew Knizner, R OBP: 0.333, SLG: 0.368										3	1	1	0	0	0	0					
22 Jack Flaherty, R ERA: 6.29 13 Matt Carpenter, L OBP: 0.208, SLG: 0.150 12 Jordan Hicks, R Alex Reyes, R										1	0	0	0	0	1	0					
										0	0	0	0	0	0	0					
										0	0	0	0	0	0	0					
Inning Stats	R: 1 E: 0 K: 0 S: 6	H: 2 LOB: 0 BB: 0 P: 12	R: 1 E: 0 K: 0 S: 8	H: 1 LOB: 0 BB: 0 P: 12	R: 0 E: 0 K: 2 S: 11	H: 0 LOB: 0 BB: 0 P: 16	R: 0 E: 0 K: 1 S: 12	H: 0 LOB: 1 BB: 1 P: 20	R: 2 E: 0 K: 0 S: 17	H: 3 LOB: 1 BB: 0 P: 25	R: 0 E: 0 K: 1 S: 9	H: 1 LOB: 0 BB: 0 P: 16	R: 0 E: 0 K: 1 S: 8	H: 0 LOB: 0 BB: 0 P: 12	R: 1 E: 0 K: 0 S: 13	H: 2 LOB: 1 BB: 0 P: 21	1B: 6 2B: 1 3B: 0 HR: 2	SF: 0 SAC: 1 DP: 1 HBP: 0	WP: 0 PB: 0 SB: 1 CS: 0	PA: 33	
PITCHER	IP	WLS	BF	H	R	ER	SO	BB	IBB	HBP	BLK	WP	HR	S	P	ERA	WHIP				
58 Luis Castillo, R ERA: 6.29 41 Carson Fulmer, R ERA: 3.46 63 Sean Doolittle, L ERA: 5.19	5.0	L	21	6	4	4	3	1	0	0	0	0	0	17	28	0.00	0.500				
1.0		5	2	1	1	0	0	0	0	0	0	0	0	13	21	9.00	2.000				

Cincinnati Reds @ St. Louis Cardinals
 Busch Stadium, St. Louis, MO
 Sun Apr 25 2021, 1:18 PM - 4:05 PM CDT
 Att. 13,348 - Sunny - 63 F

AB	31
R	5
H	9
RBI	5
BB	1
SO	5
LOB	10



Batter	1	2	3	4	5	6	7	8	9	AB	R	H	RBI	BB	SO	LOB	TOP			
13 Brad Miller, L (1,7) OBP: 0.385, SLG: 0.480 4 Scott Kingery, R (9,7)										4	0	1	0	0	2	0	Philadelphia Phillies @ St. Louis Cardinals Busch Stadium, St. Louis, MO Mon Apr 26 2021, 6:48 PM - 9:09 PM CDT Att. 12,866 - Clear - 75 F			
17 Rhys Hoskins, R (1,3) OBP: 0.293, SLG: 0.614										4	2	2	2	0	1	1				
3 Bryce Harper, L (1,9) OBP: 0.449, SLG: 0.625										4	0	0	0	0	1	0				
10 J.T. Realmuto, R (1,2) OBP: 0.436, SLG: 0.515										4	0	3	0	0	0	0				
18 Didi Gregorius, L (1,6) OBP: 0.287, SLG: 0.357										3	0	0	0	0	0	3				
28 Alec Bohm, R (1,5) OBP: 0.250, SLG: 0.308										3	0	0	0	0	1	2				
37 Odúbel Herrera, L (1,8)										3	0	0	0	0	1	1				
29 Nick Maton, L (1,4) OBP: 0.481, SLG: 0.560										3	0	0	0	0	2	0				
45 Zack Wheeler, L (1,1) OBP: 0.167, SLG: 0.250 50 Héctor Neris, R (9,1)										3	0	0	0	0	0	0				
Inning Stats	R: 0 K: 2 S: 8	H: 0 LOB: 0 BB: 0 P: 11	R: 0 K: 1 S: 6	H: 1 LOB: 0 BB: 0 P: 10	R: 0 K: 2 S: 8	H: 0 LOB: 0 BB: 0 P: 10	R: 0 K: 0 S: 6	H: 1 LOB: 1 BB: 0 P: 9	R: 0 K: 0 S: 9	H: 0 LOB: 0 BB: 0 P: 12	R: 1 K: 0 S: 14	H: 2 LOB: 1 BB: 0 P: 21	R: 0 K: 0 S: 6	H: 0 LOB: 0 BB: 0 P: 7	R: 1 K: 1 S: 9	H: 1 LOB: 0 BB: 0 P: 13		1B: 4 2B: 1 3B: 0 HR: 2	SF: 0 SAC: 0 DP: 2 HBP: 0	WP: 0 PB: 0 SB: 0 CS: 0
PITCHER 50 Adam Wainwright, R (1,1) ERA: 4.08	IP: 9.0 WLS: L BF: 31 H: 6 R: 2 ER: 2 SO: 8 BB: 0 IBB: 0 HBP: 0 BLK: 0 WP: 0 HR: 2 S: 75 P: 107 ERA: 2.00 WHIP: 0.667															PITCHER IP: 9.0 WLS: L BF: 31 H: 6 R: 2 ER: 2 SO: 8 BB: 0 IBB: 0 HBP: 0 BLK: 0 WP: 0 HR: 2 S: 75 P: 107 ERA: 2.00 WHIP: 0.667				

Batter	1	2	3	4	5	6	7	8	9	AB	R	H	RBI	BB	SO	LOB	BOTTOM					
19 Tommy Edman, S (1,4) OBP: 0.327, SLG: 0.378										4	0	1	0	0	2	0	Philadelphia Phillies @ St. Louis Cardinals Busch Stadium, St. Louis, MO Mon Apr 26 2021, 6:48 PM - 9:09 PM CDT Att. 12,866 - Clear - 75 F					
3 Dylan Carlson, S (1,8) OBP: 0.388, SLG: 0.528										4	0	0	1	0	2	1						
46 Paul Goldschmidt, R (1,3) OBP: 0.272, SLG: 0.333										4	0	0	0	0	0	1						
28 Nolan Arenado, R (1,5) OBP: 0.301, SLG: 0.430										3	0	0	0	1	1	1						
4 Yadier Molina, R (1,2) OBP: 0.366, SLG: 0.631										3	0	0	0	0	1	1						
11 Paul DeJong, R (1,6) OBP: 0.302, SLG: 0.392										3	0	1	0	0	0	0						
27 Tyler O'Neill, R (1,7) OBP: 0.200, SLG: 0.421										3	0	0	0	0	1	1						
26 Justin Williams, L (1,9) OBP: 0.297, SLG: 0.291										2	0	0	0	1	2	0						
50 Adam Wainwright, R (1,1) 13 Matt Carpenter, L (9,PH) OBP: 0.224, SLG: 0.150										2	0	0	0	0	0	1						
Inning Stats	R: 0 K: 2 S: 8	H: 0 LOB: 0 BB: 0 P: 11	R: 0 K: 1 S: 7	H: 0 LOB: 0 BB: 0 P: 9	R: 0 K: 2 S: 11	H: 0 LOB: 0 BB: 0 P: 14	R: 0 K: 1 S: 9	H: 0 LOB: 0 BB: 0 P: 14	R: 0 K: 1 S: 13	H: 1 LOB: 1 BB: 0 P: 23	R: 0 K: 1 S: 7	H: 0 LOB: 0 BB: 1 P: 11	R: 0 K: 0 S: 8	H: 0 LOB: 1 BB: 1 P: 13	R: 0 K: 1 S: 7	H: 0 LOB: 0 BB: 0 P: 12		R: 1 K: 0 S: 10	H: 1 LOB: 1 BB: 1 P: 18	1B: 2 2B: 0 3B: 0 HR: 0	SF: 0 SAC: 0 DP: 1 HBP: 0	WP: 0 PB: 0 SB: 0 CS: 0
PITCHER 45 Zack Wheeler, R (1,1) ERA: 3.13 50 Héctor Neris, R (9,1) ERA: 1.96	IP: 8.0 WLS: W BF: 27 H: 1 R: 1 ER: 1 SO: 9 BB: 3 IBB: 0 HBP: 0 BLK: 0 WP: 0 HR: 0 S: 73 P: 114 ERA: 1.12 WHIP: 0.500															PITCHER IP: 1.0 WLS: S BF: 4 H: 1 R: 0 ER: 0 SO: 0 BB: 0 IBB: 0 HBP: 0 BLK: 0 WP: 0 HR: 0 S: 7 P: 11 ERA: 0.00 WHIP: 1.000						

AB 31
R 2
H 6
RBI 2
BB 0
SO 8
LOB 7

AB 28
R 1
H 2
RBI 1
BB 3
SO 9
LOB 6

Batter	1	2	3	4	5	6	7	8	9	AB	R	H	RBI	BB	SO	LOB	TOP						
13 Brad Miller, L (1, 7) OBP: 0.367, SLG: 0.448										4	0	1	0	0	1	1	Philadelphia Phillies @ St. Louis Cardinals Busch Stadium, St. Louis, MO Tue Apr 27 2021, 6:48 PM - 9:29 PM CDT Att: 12,895 - Overcast - 78 F						
17 Rhys Hoskins, R (1, 3) OBP: 0.292, SLG: 0.593										3	1	0	0	1	1								
3 Bryce Harper, L (1, 9) OBP: 0.452, SLG: 0.632										4	0	2	0	0	1	1							
10 J.T. Realmuto, R (1, 2) OBP: 0.415, SLG: 0.493										3	1	0	1	0	0	1							
18 Didi Gregorius, L (1, 6) OBP: 0.266, SLG: 0.338										4	0	0	1	0	1	2							
28 Alec Bohm, R (1, 5) OBP: 0.242, SLG: 0.296										3	0	0	0	0	0	0							
37 Odúbel Herrera, L (1, 8)										3	0	0	0	0	0	0							
29 Nick Maton, L (1, 4) OBP: 0.433, SLG: 0.500										3	0	0	0	0	2	0							
56 Zach Eflin, R (1, 1)										2	0	0	0	0	0	0							
54 Sam Coonrod, R (7, 1)										0	0	0	0	0	0	0							
7 Matt Joyce, L (8, PH) OBP: 0.429, SLG: 0.267										0	0	0	0	1	0	0							
46 José Alvarado, L (8, 1)										0	0	0	0	0	0	0							
Inning Stats	R: 1 E: 0 K: 1 S: 8	H: 1 LOB: 1 BB: 1 P: 13	R: 0 E: 0 K: 1 S: 7	H: 0 LOB: 0 BB: 0 P: 12	R: 0 E: 0 K: 0 S: 7	H: 1 LOB: 1 BB: 0 P: 10	R: 1 E: 2 K: 0 S: 10	H: 0 LOB: 0 BB: 0 P: 15	R: 0 E: 0 K: 1 S: 6	H: 0 LOB: 0 BB: 0 P: 10	R: 0 E: 0 K: 0 S: 9	H: 0 LOB: 0 BB: 0 P: 15	R: 0 E: 0 K: 1 S: 7	H: 0 LOB: 0 BB: 1 P: 14	R: 0 E: 0 K: 2 S: 16	H: 1 LOB: 1 BB: 0 P: 22	1B: 2 2B: 1 3B: 0 HR: 0	SF: 1 SAC: 0 DP: 1 HBP: 0	WP: 0 PB: 0 SB: 1 CS: 0	PA: 32			
PITCHER	IP: 7.1 ERA: 4.76	WLS: W LOB: 1	BF: 27	H: 2 R: 2 ER: 1 SO: 4	BB: 2 IBB: 0 HBP: 0 BLK: 0	WP: 0 HR: 0 S: 57 P: 93	ERA: 1.23 WHIP: 0.545	PITCHER	IP: 9.9	WLS: H	BF: 1	H: 0 R: 0 ER: 0 SO: 0	BB: 0 IBB: 0 HBP: 0 BLK: 0	WP: 0 HR: 2 S: 3 P: 0.00	ERA: 0.000 WHIP: 1.000	PITCHER	IP: 1.0	WLS: S	BF: 4	H: 0 R: 0 ER: 0 SO: 2	BB: 0 IBB: 0 HBP: 0 BLK: 0	WP: 0 HR: 0 S: 16 P: 22	ERA: 0.000 WHIP: 1.000

Batter	1	2	3	4	5	6	7	8	9	AB	R	H	RBI	BB	SO	LOB	BOTTOM						
19 Tommy Edman, S (1, 4) OBP: 0.333, SLG: 0.394										4	1	2	2	0	0	0	Philadelphia Phillies @ St. Louis Cardinals Busch Stadium, St. Louis, MO Tue Apr 27 2021, 6:48 PM - 9:29 PM CDT Att: 12,895 - Overcast - 78 F						
3 Dylan Carlson, S (1, 8) OBP: 0.393, SLG: 0.526										4	2	2	0	0	1								
46 Paul Goldschmidt, R (1, 3) OBP: 0.271, SLG: 0.341										4	0	1	2	0	2	1							
28 Nolan Arenado, R (1, 5) OBP: 0.309, SLG: 0.456										4	0	2	1	0	1	1							
11 Paul DeJong, R (1, 6) OBP: 0.289, SLG: 0.372										4	0	0	0	0	1	2							
27 Tyler O'Neill, R (1, 7) OBP: 0.205, SLG: 0.405										4	0	1	0	0	1	1							
26 Justin Williams, L (1, 9) OBP: 0.299, SLG: 0.293										3	1	1	0	0	2	1							
0 Austin Dean, R (8, PH) OBP: 0.344, SLG: 0.440										1	0	1	0	0	0	0							
36 Scott Hurst, L (8, PR)										0	0	0	0	0	0	0							
7 Andrew Knizner, R (1, 2) OBP: 0.360, SLG: 0.391										4	1	2	0	0	0	0							
18 Carlos Martinez, R (1, 1) OBP: 0.125, SLG: 0.250										3	0	0	0	0	3	2							
63 Edmundo Sosa, R (8, PH) OBP: 0.375, SLG: 0.167										0	0	0	0	0	0	0							
Alex Reyes, R (9, 1)										1	0	0	0	0	2	0							
Inning Stats	R: 1 E: 0 K: 1 S: 11	H: 2 LOB: 1 BB: 0 P: 19	R: 2 E: 0 K: 1 S: 13	H: 3 LOB: 1 BB: 0 P: 15	R: 0 E: 0 K: 0 S: 10	H: 1 LOB: 1 BB: 0 P: 17	R: 0 E: 0 K: 2 S: 9	H: 0 LOB: 0 BB: 0 P: 14	R: 0 E: 0 K: 1 S: 7	H: 1 LOB: 1 BB: 0 P: 11	R: 0 E: 0 K: 2 S: 8	H: 1 LOB: 1 BB: 0 P: 12	R: 2 E: 0 K: 1 S: 16	H: 3 LOB: 0 BB: 0 P: 22	R: 0 E: 0 K: 2 S: 16	H: 2 LOB: 2 BB: 0 P: 21	1B: 8 2B: 4 3B: 0 HR: 0	SF: 0 SAC: 0 DP: 0 HBP: 0	WP: 1 PB: 0 SB: 0 CS: 0	PA: 36			
PITCHER	IP: 3.8 ERA: 1.5	WLS: L	BF: 29	H: 9 R: 5 ER: 5 SO: 8	BB: 0 IBB: 0 HBP: 0 BLK: 0	WP: 1 HR: 0 S: 70 P: 104	ERA: 6.75 WHIP: 1.350	PITCHER	IP: 1.5	WLS: S	BF: 5	H: 0 R: 0 ER: 0 SO: 0	BB: 0 IBB: 0 HBP: 0 BLK: 0	WP: 0 HR: 4 S: 6 P: 0.00	ERA: 0.000 WHIP: 3.000	PITCHER	IP: 1.0	WLS: S	BF: 2	H: 0 R: 0 ER: 0 SO: 2	BB: 0 IBB: 0 HBP: 0 BLK: 0	WP: 0 HR: 0 S: 21 P: 21	ERA: 0.000 WHIP: 2.000

Batter	1	2	3	4	5	6	7	8	9	10	AB	R	H	RBI	BB	SO	LOB	TOP
22 Andrew McCutchen, R OBP: 0.315, SLG: 0.260 50 Héctor Neris, R ERA: 1.54 41 David Hale, R ERA: 5.06	G6-3 1B		FC5-4 1B		K 1B		K 2B		K 1B	K 1B	5	1	2	1	0	2	0	
28 Alec Bohm, R OBP: 0.255, SLG: 0.318	10B 1B		FC5-4 10B 2B		F8 1B		K 1B		K 1B	K 1B	5	1	2	1	0	1	1	
17 Rhys Hoskins, R OBP: 0.274, SLG: 0.545	L8 1B		L8 1B		K 1B		K 1B		K 1B	F8-5 1B	5	0	0	0	0	2	3	
10 J.T. Realmuto, R OBP: 0.425, SLG: 0.507	1B 1B		2B 1B		37 FC6 BB		K 1B		K 1B	K 1B	3	0	2	1	1	1	1	
37 Odúbel Herrera, L ERA: 3.29	K 1B		G4-3 1B		FC6 1B		L4 1B		L4 1B	K 1B	4	0	0	0	0	1	4	
4 Scott Kingsley, R OBP: 0.167, SLG: 0.167 13 Brad Miller, L OBP: 0.371, SLG: 0.515	G5-3 1B		G5-3 1B		24 FC5-4 1B		K 1B		K 1B	K 1B	3	0	1	0	0	1	1	
24 Roman Quinn, S OBP: 0.233, SLG: 0.111	G6-3 1B		G6-3 1B		29 CS 1B		K 1B		P4 1B	K 1B	4	0	1	0	0	1	2	
29 Nick Maton, L OBP: 0.395, SLG: 0.472	G6-3 1B		G6-3 1B		27 FC1-4 1B		K 1B		G4-3 1B	G4-3 1B	4	1	2	0	0	0	1	
27 Aaron Nola, R ERA: 3.29 5 Andrew Knicker, S ERA: 8.99 79 JoJo Romero, L ERA: 6.3 75 Connor Brogdon, R ERA: 1.54 7 Matt Joyce, L ERA: 5.06	K 1B		K 1B		FC1-4 1B		K 1B		K 1B	K 1B	2	0	0	0	0	1	2	
Inning Stats	R: 0 E: 0 K: 1 S: 13	H: 2 LOB: 2 BB: 0 P: 21	R: 0 E: 0 K: 1 S: 11	H: 1 LOB: 1 BB: 0 P: 18	R: 1 E: 0 K: 0 S: 9	H: 2 LOB: 1 BB: 0 P: 15	R: 0 E: 0 K: 2 S: 8	H: 0 LOB: 0 BB: 1 P: 19	R: 0 E: 0 K: 1 S: 7	H: 0 LOB: 0 BB: 0 P: 9	R: 0 E: 0 K: 2 S: 10	H: 0 LOB: 0 BB: 0 P: 17	R: 0 E: 0 K: 1 S: 8	H: 0 LOB: 0 BB: 0 P: 8	1B: 7 2B: 4 3B: 0 HR: 0	SF: 0 SAC: 0 DP: 1 HBP: 0	WP: 0 PB: 0 SB: 1 CS: 1	PA: 39
PITCHER	IP WLS BF H R ER SO BB IBB HBP BLK WP HR S P ERA WHIP	IP WLS BF H R ER SO BB IBB HBP BLK WP HR S P ERA WHIP	IP WLS BF H R ER SO BB IBB HBP BLK WP HR S P ERA WHIP	IP WLS BF H R ER SO BB IBB HBP BLK WP HR S P ERA WHIP	IP WLS BF H R ER SO BB IBB HBP BLK WP HR S P ERA WHIP	IP WLS BF H R ER SO BB IBB HBP BLK WP HR S P ERA WHIP	IP WLS BF H R ER SO BB IBB HBP BLK WP HR S P ERA WHIP	IP WLS BF H R ER SO BB IBB HBP BLK WP HR S P ERA WHIP	IP WLS BF H R ER SO BB IBB HBP BLK WP HR S P ERA WHIP	IP WLS BF H R ER SO BB IBB HBP BLK WP HR S P ERA WHIP	IP WLS BF H R ER SO BB IBB HBP BLK WP HR S P ERA WHIP	IP WLS BF H R ER SO BB IBB HBP BLK WP HR S P ERA WHIP	IP WLS BF H R ER SO BB IBB HBP BLK WP HR S P ERA WHIP	IP WLS BF H R ER SO BB IBB HBP BLK WP HR S P ERA WHIP	IP WLS BF H R ER SO BB IBB HBP BLK WP HR S P ERA WHIP	IP WLS BF H R ER SO BB IBB HBP BLK WP HR S P ERA WHIP	IP WLS BF H R ER SO BB IBB HBP BLK WP HR S P ERA WHIP	IP WLS BF H R ER SO BB IBB HBP BLK WP HR S P ERA WHIP

Philadelphia Phillies @ St. Louis Cardinals
Busch Stadium, St. Louis, MO
Thu Apr 29 2021, 12:17 PM - 3:26 PM CDT
Att. 13,159 - Cloudy - 66 F

AB 38
R 3
H 10
RBI 3
BB 1
SO 13
LOB 16



Batter	1	2	3	4	5	6	7	8	9	10	AB	R	H	RBI	BB	SO	LOB	BOTTOM						
19 Tommy Edman, S OBP: 0.327, SLG: 0.382	G4-3 1B		L9 1B		P5 1B		G1-3 1B		G1-3 1B	G1-3 1B	4	0	0	0	0	0	1							
3 Dylan Carlson, S OBP: 0.371, SLG: 0.500	F8 1B		G6-3 1B		K 1B		K 1B		K 1B	K 1B	4	0	0	0	0	2	0							
46 Paul Goldschmidt, R OBP: 0.289, SLG: 0.357	K 1B		P3 1B		L8 1B		L8 1B		F8 1B	F8 1B	4	0	0	0	0	1	0							
28 Nolan Arenado, R OBP: 0.305, SLG: 0.433	K 1B		F8 1B		G5-3 1B		G5-3 1B		HBP 1B	HBP 1B	3	0	0	0	0	1	0							
27 Tyler O'Neill, R OBP: 0.231, SLG: 0.460	K 1B		K 1B		K 1B		E4 7 G6-3 1B		K 1B	K 1B	4	1	0	0	0	3	1							
7 Andrew Knitzer, R OBP: 0.364, SLG: 0.400	1B 1B		13 HR 2B		K 1B		G6-3 1B		G6-3 1B	G4-3 1B	4	1	2	0	0	0	1							
26 Justin Williams, L OBP: 0.280, SLG: 0.262	G4-3 1B		K 1B		K 1B		K 1B		K 1B	K 1B	3	0	0	0	1	2	2							
63 Edmundo Sosa, R OBP: 0.455, SLG: 0.250	19 CS 1B		13 HR IBB		K 1B		K 1B		K 1B	WP 1B	3	1	1	0	1	1	1							
33 Kwang Hyun Kim, L ERA: 3.11 13 Matt Carpenter, L ERA: 8.44 12 Jordan Hicks, R ERA: 6.3 21 Andrew Miller, L ERA: 6.3 65 Giovanni Gallegos, R ERA: 1.54 0 Austin Dean, R ERA: 5.06 Alex Reyes, R ERA: 5.06	K 1B		K 1B		K 1B		G5-3 1B		G5-3 1B	G5-3 1B	1	0	0	0	0	1	1							
Inning Stats	R: 0 E: 0 K: 1 S: 9	H: 0 LOB: 0 BB: 0 P: 14	R: 0 E: 0 K: 2 S: 10	H: 1 LOB: 1 BB: 0 P: 13	R: 0 E: 0 K: 1 S: 8	H: 1 LOB: 1 BB: 0 P: 13	R: 0 E: 0 K: 0 S: 6	H: 0 LOB: 0 BB: 0 P: 7	R: 3 E: 0 K: 2 S: 16	H: 2 LOB: 0 BB: 1 P: 22	R: 0 E: 0 K: 1 S: 7	H: 0 LOB: 0 BB: 0 P: 11	R: 0 E: 1 K: 1 S: 6	H: 0 LOB: 0 BB: 0 P: 10	R: 0 E: 0 K: 1 S: 6	H: 0 LOB: 0 BB: 0 P: 6	R: 0 E: 0 K: 2 S: 7	H: 0 LOB: 1 BB: 0 P: 12	R: 1 E: 0 K: 0 S: 3	H: 0 LOB: 1 BB: 1 P: 5	1B: 2 2B: 1 3B: 0 HR: 1	SF: 0 SAC: 0 DP: 1 HBP: 1	WP: 1 PB: 0 SB: 0 CS: 1	PA: 35
PITCHER	IP WLS BF H R ER SO BB IBB HBP BLK WP HR S P ERA WHIP	IP WLS BF H R ER SO BB IBB HBP BLK WP HR S P ERA WHIP	IP WLS BF H R ER SO BB IBB HBP BLK WP HR S P ERA WHIP	IP WLS BF H R ER SO BB IBB HBP BLK WP HR S P ERA WHIP	IP WLS BF H R ER SO BB IBB HBP BLK WP HR S P ERA WHIP	IP WLS BF H R ER SO BB IBB HBP BLK WP HR S P ERA WHIP	IP WLS BF H R ER SO BB IBB HBP BLK WP HR S P ERA WHIP	IP WLS BF H R ER SO BB IBB HBP BLK WP HR S P ERA WHIP	IP WLS BF H R ER SO BB IBB HBP BLK WP HR S P ERA WHIP	IP WLS BF H R ER SO BB IBB HBP BLK WP HR S P ERA WHIP	IP WLS BF H R ER SO BB IBB HBP BLK WP HR S P ERA WHIP	IP WLS BF H R ER SO BB IBB HBP BLK WP HR S P ERA WHIP	IP WLS BF H R ER SO BB IBB HBP BLK WP HR S P ERA WHIP	IP WLS BF H R ER SO BB IBB HBP BLK WP HR S P ERA WHIP	IP WLS BF H R ER SO BB IBB HBP BLK WP HR S P ERA WHIP	IP WLS BF H R ER SO BB IBB HBP BLK WP HR S P ERA WHIP	IP WLS BF H R ER SO BB IBB HBP BLK WP HR S P ERA WHIP	IP WLS BF H R ER SO BB IBB HBP BLK WP HR S P ERA WHIP						

Philadelphia Phillies @ St. Louis Cardinals
Busch Stadium, St. Louis, MO
Thu Apr 29 2021, 12:17 PM - 3:26 PM CDT
Att. 13,159 - Cloudy - 66 F

AB 32
R 4
H 4
RBI 3
BB 2
SO 11
LOB 7




Batter	1	2	3	4	5	6	7	8	9	AB	R	H	RBI	BB	SO	LOB	TOP			
19 Tommy Edman, S OBP: 0.330, SLG: 0.377										4	1	1	0	0	1	1	St. Louis Cardinals @ Pittsburgh Pirates PNC Park, Pittsburgh, PA Fri Apr 30 2021, 6:39 PM - 9:55 PM EDT Att. 5,953 - Overcast - 51 F			
3 Dylan Carlson, S OBP: 0.363, SLG: 0.494										5	1	1	0	0	2	3				
46 Paul Goldschmidt, R OBP: 0.297, SLG: 0.340										5	0	0	0	0	3	2				
28 Nolan Arenado, R OBP: 0.309, SLG: 0.451										5	0	2	2	0	0	1				
11 Paul DeJong, R OBP: 0.276, SLG: 0.341										4	0	0	0	0	1	2				
27 Tyler O'Neill, R OBP: 0.288, SLG: 0.537										4	2	3	1	0	1	0				
7 Andrew Knizner, R OBP: 0.378, SLG: 0.394										3	1	1	0	1	0	1				
48 Harrison Bader, R OBP: 0.250, SLG: 0.250										4	0	1	0	0	2	4				
53 John Gant, R 13 Matt Carpenter, L 30 Tyler Webb, L 38 Kodi Whitely, R 92 Génesis Cabrera, L 26 Justin Williams, L 56 Ryan Helsley, R										1	0	0	0	0	0	1				
Inning Stats	R: 1 E: 0 K: 2 S: 15	H: 2 LOB: 1 BB: 0 P: 25	R: 0 E: 0 K: 2 S: 8	H: 1 LOB: 1 BB: 0 P: 11	R: 1 E: 0 K: 2 S: 12	H: 2 LOB: 1 BB: 0 P: 18	R: 1 E: 0 K: 0 S: 9	H: 2 LOB: 1 BB: 0 P: 15	R: 0 E: 0 K: 1 S: 8	H: 0 LOB: 0 BB: 0 P: 11	R: 3 E: 0 K: 0 S: 11	H: 2 LOB: 0 BB: 1 P: 18	R: 0 E: 0 K: 2 S: 9	H: 1 LOB: 1 BB: 0 P: 10	R: 0 E: 0 K: 1 S: 8	H: 1 LOB: 1 BB: 0 P: 13	1B: 5 2B: 3 HR: 2	SF: 0 SAC: 1 DP: 1 HBP: 2	WP: 0 PB: 0 SB: 1 CS: 0	PA: 40
PITCHER	IP WLS BF H R ER SO BB IBB HBP BLK WP HR S P ERA WHIP																			
34 JT Brubaker, R ERA: 2.63	5.0 L 22 7 3 3 7 0 0 0 0 0 0 1 52 80 5.40 1.400																			
56 Duane Underwood Jr., R ERA: 3.86	1.0 6 2 3 3 0 1 0 0 0 0 0 1 11 18 27.00 3.000																			
51 David Bednar, R ERA: 1.86	2.0 7 1 0 0 3 0 0 0 0 0 0 0 17 20 0.00 0.500																			
52 Clay Holmes, R ERA: 5.02	1.0 5 0 1 0 0 0 0 0 2 0 0 0 6 13 0.00 0.000																			

Batter	1	2	3	4	5	6	7	8	9	AB	R	H	RBI	BB	SO	LOB	BOTTOM					
26 Adam Frazier, L OBP: 0.373, SLG: 0.412										4	0	1	0	1	0	3	St. Louis Cardinals @ Pittsburgh Pirates PNC Park, Pittsburgh, PA Fri Apr 30 2021, 6:39 PM - 9:55 PM EDT Att. 5,953 - Overcast - 51 F					
2 Enk González, R OBP: 0.247, SLG: 0.367										5	0	0	0	0	4							
10 Bryan Reynolds, S OBP: 0.381, SLG: 0.411										3	1	0	0	1	1							
19 Colin Moran, L OBP: 0.340, SLG: 0.483										3	0	0	0	1	0	0						
58 Jacob Stallings, R OBP: 0.377, SLG: 0.381										2	0	0	0	2	1	2						
25 Gregory Polanco, L OBP: 0.295, SLG: 0.362										4	1	0	0	0	1	4						
27 Kevin Newman, R OBP: 0.230, SLG: 0.265										4	1	2	1	0	0	1						
60 Ka'ai Tom, L OBP: 0.238, SLG: 0.059										1	0	0	0	3	1	2						
34 JT Brubaker, R ERA: 2.16 15 Wilmer Difo, S 56 Duane Underwood Jr., R 99 Todd Frazier, R 51 David Bednar, L 52 Clay Holmes, R 24 Phillip Evans, R										0	0	0	0	0	0	0						
Inning Stats	R: 0 E: 0 K: 0 S: 8	H: 0 LOB: 0 BB: 0 P: 11	R: 0 E: 0 K: 0 S: 12	H: 0 LOB: 1 BB: 1 P: 23	R: 0 E: 0 K: 0 S: 9	H: 1 LOB: 1 BB: 1 P: 16	R: 1 E: 0 K: 2 S: 15	H: 1 LOB: 2 BB: 2 P: 28	R: 0 E: 0 K: 0 S: 11	H: 1 LOB: 1 BB: 1 P: 21	R: 2 E: 0 K: 0 S: 16	H: 1 LOB: 2 BB: 3 P: 35	R: 0 E: 0 K: 1 S: 6	H: 0 LOB: 0 BB: 0 P: 10	R: 0 E: 0 K: 1 S: 9	H: 0 LOB: 0 BB: 0 P: 16	R: 0 E: 0 K: 1 S: 12	H: 0 LOB: 1 BB: 1 P: 16	1B: 4 2B: 1 3B: 0 HR: 0	SF: 0 SAC: 1 DP: 2 HBP: 0	WP: 1 PB: 0 SB: 1 CS: 0	PA: 38
PITCHER	IP WLS BF H R ER SO BB IBB HBP BLK WP HR S P ERA WHIP																					
53 John Gant, R ERA: 2.16	5.0 W 21 3 1 1 2 0 2 0 0 0 0 0 0 13 27 27.00 4.500																					
30 Tyler Webb, L ERA: 8.72	0.2 5 1 2 2 0 2 0 0 0 0 0 0 0 3 8 0.00 3.000																					
38 Kodi Whitely, R ERA: 4.5	0.1 H 2 0 0 0 0 1 0 0 0 1 1 0 0 3 8 0.00 3.000																					
92 Génesis Cabrera, L ERA: 2.92	2.0 H 6 0 0 0 2 0 0 0 0 0 0 0 0 15 26 0.00 0.000																					
56 Ryan Helsley, R ERA: 4.26	1.0 4 0 0 0 1 1 0 0 0 0 0 0 0 12 16 0.00 1.000																					


Batter	1	2	3	4	5	6	7	8	9	AB	R	H	RBI	BB	SO	LOB	TOP				
12 Francisco Lindor, S OBP: 0.275, SLG: 0.196	P3		G6-3		G1-3					3	0	0	0	0	0	0	New York Mets @ St. Louis Cardinals Busch Stadium, St. Louis, MO Wed May 05 2021, 4:16 PM - 6:43 PM CDT Clear - 66 F				
20 Pete Alonso, R OBP: 0.356, SLG: 0.522	1B		G6-3		BB					2	0	1	0	1	0						
30 Michael Conforto, L OBP: 0.360, SLG: 0.391	BB			BB	G1-3					1	1	0	0	2	0						
11 Kevin Pillar, R OBP: 0.275, SLG: 0.395	F4			BB	BB					3	0	1	0	0	1	2					
6 Jeff McNeil, L OBP: 0.341, SLG: 0.356	G4-3			BB						2	0	0	0	1	0	2					
33 James McCann, R OBP: 0.270, SLG: 0.250	F8			BB	G6-3					3	0	0	1	0	0	2					
1 Jonathan Villar, S OBP: 0.259, SLG: 0.373	G6-3									3	0	0	0	0	1	2					
4 Albert Almora Jr., R OBP: 0.143, SLG: 0.077	G4-3									3	0	0	0	0	2	2					
0 Marcus Stroman, R OBP: 0.154, SLG: 0.167			P5							2	0	0	0	0	1	0					
40 Jacob Barnes, R										0	0	0	0	0	0	0					
2 Dominic Smith, L OBP: 0.264, SLG: 0.349										1	0	0	0	0	0	0					
Inning Stats	R: 0 E: 0 K: 0 S: 10	H: 1 LOB: 2 BB: 1 P: 19	R: 0 E: 0 K: 0 S: 7	H: 0 LOB: 0 BB: 0 P: 7	R: 0 E: 0 K: 0 S: 7	H: 0 LOB: 0 BB: 0 P: 10	R: 1 E: 0 K: 2 S: 18	H: 1 LOB: 2 BB: 2 P: 30	R: 0 E: 0 K: 1 S: 8	H: 0 LOB: 1 BB: 1 P: 13	R: 0 E: 0 K: 1 S: 11	H: 0 LOB: 0 BB: 0 P: 15	R: 0 E: 0 K: 1 S: 5	H: 0 LOB: 0 BB: 0 P: 7			1B: 2 2B: 0 3B: 0 HR: 0	SF: 0 SAC: 0 DP: 0 HBP: 0	WP: 0 PB: 0 SB: 0 CS: 0	PA: 27	
PITCHER	IP WLS BF H R ER SO BB IBB HBP BLK WP HR S P ERA WHIP																				
33 Kwang Hyun Kim, L ERA: 3.06	(1, 1) 4.0	W 17	2 1 1 2	3 0 0 0	0 0 42 66	2.25 1.250															
56 Ryan Helsley, R ERA: 3.86	(5, 1) 1.0	H 4	0 0 0 1	1 0 0 0	0 0 8 13	0.00 1.000															
65 Giovanny Gallegos, R ERA: 2.04	(6, 1) 1.0	H 3	0 0 0 1	0 0 0 0	0 0 11 15	0.00 0.000															
Alex Reyes, R ERA:	(7, 1) 1.0	S 3	0 0 0 1	0 0 0 0	0 0 5 7	0.00 0.000															

Batter	1	2	3	4	5	6	7	8	9	AB	R	H	RBI	BB	SO	LOB	BOTTOM				
19 Tommy Edman, S OBP: 0.351, SLG: 0.423	G4-3		K	K						4	0	1	0	0	2	2	New York Mets @ St. Louis Cardinals Busch Stadium, St. Louis, MO Wed May 05 2021, 4:16 PM - 6:43 PM CDT Clear - 66 F				
3 Dylan Carlson, S OBP: 0.345, SLG: 0.462	G4-3									3	1	1	0	0	1	0					
65 Giovanny Gallegos, R										0	0	0	0	0	0	0					
63 Edmundo Sosa, R OBP: 0.417, SLG: 0.222			1B							1	0	0	0	0	1	1					
46 Paul Goldschmidt, R OBP: 0.289, SLG: 0.396	HR		1B							3	1	2	1	0	1	0					
28 Nolan Arenado, R OBP: 0.333, SLG: 0.500	1B		1B							3	1	2	1	0	0	0					
11 Paul DeJong, R OBP: 0.289, SLG: 0.420	F9		G4-3							3	1	1	2	0	0	3					
27 Tyler O'Neill, R OBP: 0.292, SLG: 0.522	F9		E3							2	0	0	0	1	0	0					
48 Harrison Bader, R OBP: 0.316, SLG: 0.588	L8									3	0	1	0	0	0	1					
7 Andrew Knizner, R OBP: 0.288, SLG: 0.277	L8		K							3	0	0	0	0	1	2					
33 Kwang Hyun Kim, L OBP: 0.167, SLG: 0.167			F7							1	0	0	0	0	0	0					
13 Matt Carpenter, L OBP: 0.254, SLG: 0.292										1	0	0	0	0	1	2					
56 Ryan Helsley, R										0	0	0	0	0	0	0					
26 Justin Williams, L OBP: 0.291, SLG: 0.309										1	0	0	0	0	1	0					
Alex Reyes, R										0	0	0	0	0	0	0					
Inning Stats	R: 1 E: 0 K: 0 S: 10	H: 2 LOB: 1 BB: 0 P: 16	R: 0 E: 0 K: 0 S: 5	H: 0 LOB: 0 BB: 0 P: 7	R: 1 E: 0 K: 1 S: 21	H: 3 LOB: 2 BB: 0 P: 27	R: 0 E: 1 K: 3 S: 15	H: 1 LOB: 2 BB: 0 P: 21	R: 2 E: 1 K: 2 S: 16	H: 1 LOB: 1 BB: 1 P: 27	R: 0 E: 0 K: 2 S: 10	H: 1 LOB: 0 BB: 0 P: 13	R: 0 E: 0 K: 2 S: 5	H: 1 LOB: 1 BB: 0 P: 7			1B: 5 2B: 1 3B: 0 HR: 2	SF: 0 SAC: 0 DP: 0 HBP: 0	WP: 1 PB: 0 SB: 1 CS: 0	PA: 29	
PITCHER	IP WLS BF H R ER SO BB IBB HBP BLK WP HR S P ERA WHIP																				
0 Marcus Stroman, R ERA: 2.1	(1, 1) 5.0	L 25	7 4 2 6	1 0 0 0	0 0 2 67	3.60 1.600															
40 Jacob Barnes, R ERA: 5.63	(6, 1) 1.0	H 4	1 0 0 2	0 0 0 0	0 0 10 13	0.00 1.000															

AB 23
R 1
H 2
RBI 1
BB 4
SO 5
LOB 11



AB 28
R 4
H 8
RBI 4
BB 1
SO 8
LOB 11



Batter	1	2	3	4	5	6	7	8	9	AB	R	H	RBI	BB	SO	LOB	TOP
6 Jeff McNeil, L (1,4) OBP: 0.337, SLG: 0.351	G5-3		G4-3		L9					4	1	1	0	0	0	0	New York Mets @ St. Louis Cardinals Busch Stadium, St. Louis, MO Wed May 05 2021, 7:28 PM - 10:08 PM CDT Att. 13,187 - Clear - 66 F
20 Pete Alonso, R (1,3) OBP: 0.391, SLG: 0.511	K		HBP		F8					2	1	0	0	1	1		
30 Michael Conforto, L (1,9) OBP: 0.365, SLG: 0.372	F9		L8		L8					2	1	0	0	2	0		
2 Dominic Smith, L (1,7) OBP: 0.274, SLG: 0.356		11 WP 3 1B	G3		F8					4	1	2	0	0	0		
11 Kevin Pillar, R (1,8) OBP: 0.295, SLG: 0.429		3 HR 3 2B			F8					4	1	2	2	0	0		
1 Jonathan Villar, S (1,6) OBP: 0.276, SLG: 0.436		F7			HR					4	1	2	2	0	1		
18 José Peraza, R (1,5) OBP: 0.167, SLG: 0.167		F8			P3					4	0	0	0	0	0		
3 Tomás Nido, R (1,2) OBP: 0.333, SLG: 0.563		2H 3H HR								3	1	2	2	0	0		
50 Miguel Castro, R (1,1) ERA: 4.81		G3								0	0	0	0	0	0		
76 Patrick Mazeika, L (2,Ph) OBP: 0.270, SLG: 0.300										1	0	0	0	0	0		
45 Jordan Yamamoto, R (2,1) ERA: 3.38										0	0	0	0	0	0		
32 Aaron Loup, L (4,1) ERA: 6.000										0	0	0	0	0	0		
65 Trevor May, R (5,1) ERA: 1.74										0	0	0	0	0	0		
4 Albert Almora Jr., R (6,Ph) OBP: 0.330, SLG: 0.375										1	0	0	0	0	0		
44 Robert Gsellman, R (6,1) ERA: 3.12										0	0	0	0	0	0		
27 Jeury Familia, R (7,1) ERA: 3.12										0	0	0	0	0	0		
Inning Stats	R: 0 E: 0 K: 1 S: 6	H: 0 LOB: 0 BB: 0 P: 8	R: 3 E: 0 K: 0 S: 20	H: 3 LOB: 0 BB: 0 P: 31	R: 0 E: 0 K: 0 S: 4	H: 0 LOB: 1 BB: 0 P: 7	R: 1 E: 0 K: 1 S: 10	H: 2 LOB: 1 BB: 0 P: 13	R: 2 E: 0 K: 0 S: 17	H: 3 LOB: 2 BB: 1 P: 24	R: 0 E: 0 K: 0 S: 5	H: 0 LOB: 0 BB: 0 P: 7	R: 1 E: 0 K: 1 S: 10	H: 1 LOB: 2 BB: 2 P: 22			
PITCHER	IP WLS BF H R ER SO BB IBB HBP BLK WP HR S P ERA WHIP																
59 Johan Oviedo, R (1,1) ERA: 4.81	4.0 L 18 5 4 4 2 0 0 0 1 0 1 2 40 59 9.00 1.250																
30 Tyler Webb, L (5,1) ERA: 11.0	0.2 4 1 2 2 0 1 0 0 0 0 0 0 9 15 27.00 3.000																
61 Seth Elledge, R (5,1) ERA: 11.0	1.1 6 2 0 0 0 0 0 0 0 0 0 0 13 16 0.00 1.500																
62 Bernardo Flores Jr., L (7,1) ERA: 3.12	0.0 3 1 1 1 0 2 0 0 0 0 0 0 3 12 = =																
38 Kodi Whitely, R (7,1) ERA: 3.12	1.0 3 0 0 0 1 0 0 0 0 0 0 0 7 10 0.00 0.000																

AB	30
R	7
H	9
RBI	6
BB	3
SO	3
LOB	18



1B:	6	SF:	0
2B:	1	SAC:	0
3B:	0	DP:	0
HR:	2	HBP:	1
WP:	1	PA:	34
PB:	0	SB:	0
CS:	0		

Batter	1	2	3	4	5	6	7	8	9	AB	R	H	RBI	BB	SO	LOB	BOTTOM
19 Tommy Edman, S (1,9) OBP: 0.355, SLG: 0.425	G6-3 13 1B		F9		F8					4	0	2	0	0	0	1	New York Mets @ St. Louis Cardinals Busch Stadium, St. Louis, MO Wed May 05 2021, 7:28 PM - 10:08 PM CDT Att. 13,187 - Clear - 66 F
13 Matt Carpenter, L (1,4) OBP: 0.254, SLG: 0.288	G6-3		F9		F9					4	0	1	0	0	0		
46 Paul Goldschmidt, R (1,3) OBP: 0.290, SLG: 0.393	K		1B		F8					4	0	1	0	0	1		
28 Nolan Arenado, R (1,5) OBP: 0.338, SLG: 0.496			L4		L7					3	0	1	0	1	0		
11 Paul DeJong, R (1,6) OBP: 0.288, SLG: 0.413	F7		L7		G1-3					4	0	1	0	0	0		
27 Tyler O'Neill, R (1,7) OBP: 0.289, SLG: 0.500	K		L4		G6-3					3	1	0	0	0	1		
48 Harrison Bader, R (1,8) OBP: 0.318, SLG: 0.600	G3		G4-3		G4-3					3	1	1	0	0	0		
41 Ali Sánchez, R (1,2) OBP: 0.333, SLG: 0.667			L7		L7					3	0	1	0	0	0		
59 Johan Oviedo, R (1,1) ERA: 4.81										1	0	1	0	0	0		
3 Dyson Gentry, S (4,Ph) OBP: 0.200, SLG: 0.250										1	0	1	0	0	0		
30 Tyler Webb, L (5,1) ERA: 11.0										0	0	0	0	0	0		
61 Seth Elledge, R (5,1) ERA: 11.0										0	0	0	0	0	0		
26 Justin Williams, L (6,Ph) OBP: 0.330, SLG: 0.375										1	0	1	0	0	0		
62 Bernardo Flores Jr., L (7,1) ERA: 3.12										0	0	0	0	0	0		
38 Kodi Whitely, R (7,1) ERA: 3.12										0	0	0	0	0	0		
Inning Stats	R: 0 E: 0 K: 1 S: 11	H: 1 LOB: 2 BB: 1 P: 22	R: 0 E: 0 K: 1 S: 10	H: 2 LOB: 0 BB: 0 P: 13	R: 0 E: 0 K: 0 S: 9	H: 2 LOB: 2 BB: 0 P: 15	R: 1 E: 0 K: 0 S: 16	H: 2 LOB: 1 BB: 0 P: 24	R: 0 E: 0 K: 0 S: 5	H: 1 LOB: 1 BB: 0 P: 6	R: 0 E: 0 K: 0 S: 10	H: 2 LOB: 0 BB: 0 P: 14	R: 0 E: 0 K: 0 S: 10	H: 1 LOB: 1 BB: 0 P: 14			
PITCHER	IP WLS BF H R ER SO BB IBB HBP BLK WP HR S P ERA WHIP																
50 Miguel Castro, R (1,1) ERA: 2.77	1.0 W 12 4 1 1 1 0 0 0 1 0 0 0 26 38 3.38 1.500																
45 Jordan Yamamoto, R (2,1) ERA: 3.38	2.2 4 1 1 1 0 0 0 1 0 0 0 0 9 14 0.00 6.000																
32 Aaron Loup, L (4,1) ERA: 6.000	0.1 3 2 0 0 0 0 0 0 0 0 0 0 5 6 0.00 1.000																
65 Trevor May, R (5,1) ERA: 1.74	1.0 4 1 0 0 0 0 0 0 0 0 0 0 10 14 9.00 2.000																
44 Robert Gsellman, R (6,1) ERA: 3.12	1.0 5 2 1 1 0 0 0 0 0 0 0 0 10 14 9.00 2.000																
27 Jeury Familia, R (7,1) ERA: 1.0	1.0 4 1 0 0 0 0 0 0 0 0 0 0 10 14 9.00 2.000																

AB	31
R	2
H	11
RBI	2
BB	1
SO	2
LOB	18



1B:	9	SF:	0
2B:	2	SAC:	0
3B:	0	DP:	0
HR:	0	HBP:	1
WP:	0	PA:	33
PB:	0	SB:	1
CS:	0		

Batter	1	2	3	4	5	6	7	8	9	AB	R	H	RBI	BB	SO	LOB	TOP			
15 Raimel Tapia, L (1, 7) OBP: 0.352, SLG: 0.434	L1		F7			F7			1B	4	0	1	0	0	0	0	Colorado Rockies @ St. Louis Cardinals Busch Stadium, St. Louis, MO Fri May 07 2021, 7:16 PM - 9:58 PM CDT Att: 13,435 - Cloudy - 70 F			
27 Trevor Story, R (1, 6) OBP: 0.396, SLG: 0.513	K		BB			K			L4	3	0	0	0	1	2	1				
24 Ryan McMahon, L (1, 4) OBP: 0.313, SLG: 0.504	1B		G4-3			G3-1			K	4	0	1	0	0	1	2				
19 Charlie Blackmon, L (1, 9) OBP: 0.313, SLG: 0.330	1B					F9			K	4	0	1	0	0	1	1				
1 Garrett Hampson, R (1, 8) OBP: 0.317, SLG: 0.423						K			K	3	0	1	0	0	2	0				
18 Matt Adams, L (1, 3) OBP: 0.267, SLG: 0.154			G4-3			G4-3			F7	3	0	0	0	0	1	0				
8 Joshua Fuentes, R (1, 5) OBP: 0.211, SLG: 0.276	L8					F8			G5-3	3	0	0	0	0	0	0				
3 Dom Nunez, L (1, 2) OBP: 0.282, SLG: 0.531	L7					G4-3			G3	3	0	0	0	0	0	0				
26 Austin Gomber, L (1, 1) OBP: 0.091, SLG: 0.091						K			G5-3	2	0	0	0	0	1	0				
34 Jordan Sheffield, R (6, 1) 9 Connor Joe, R (8, PH) 58 Lucas Gilbreath, L (8, 1)			P6			K				0	0	0	0	0	0	0				
Inning Stats	R: 0 H: 3 E: 0 K: 1 S: 13	WLS: 3 BF: 24 LOB: 2 P: 18	R: 0 H: 0 E: 0 K: 1 S: 10	WLS: 0 BF: 0 LOB: 0 P: 16	R: 0 H: 0 E: 0 K: 0 S: 8	WLS: 0 BF: 0 LOB: 1 P: 17	R: 0 H: 0 E: 0 K: 1 S: 7	WLS: 0 BF: 0 LOB: 0 P: 11	R: 0 H: 0 E: 0 K: 1 S: 9	WLS: 0 BF: 0 LOB: 0 P: 13	R: 0 H: 0 E: 0 K: 1 S: 6	WLS: 0 BF: 0 LOB: 0 P: 8	R: 0 H: 0 E: 0 K: 0 S: 8	WLS: 0 BF: 0 LOB: 0 P: 14	R: 0 H: 1 E: 0 K: 2 S: 12	WLS: 1 BF: 15 LOB: 1 P: 15	1B: 4 2B: 0 3B: 0 HR: 0	SF: 0 SAC: 0 DP: 0 HBP: 0	WP: 0 PA: 31 PB: 0 SB: 0 CS: 0	
PITCHER	IP: 7.0 WLS: W BF: 24 ERA: 2.83	WLS: W BF: 24 ERA: 2.83	IP: 3.0 WLS: 0 BF: 0 ERA: 3.5	IP: 4.0 WLS: 1 BF: 0 ERA: 2.87	IP: 1.0 WLS: 0 BF: 0 ERA: 2.83	IP: 1.0 WLS: 0 BF: 0 ERA: 2.87	IP: 1.0 WLS: 0 BF: 0 ERA: 2.87	IP: 1.0 WLS: 0 BF: 0 ERA: 2.87	IP: 1.0 WLS: 0 BF: 0 ERA: 2.87	IP: 1.0 WLS: 0 BF: 0 ERA: 2.87	IP: 1.0 WLS: 0 BF: 0 ERA: 2.87	IP: 1.0 WLS: 0 BF: 0 ERA: 2.87	IP: 1.0 WLS: 0 BF: 0 ERA: 2.87	IP: 1.0 WLS: 0 BF: 0 ERA: 2.87	IP: 1.0 WLS: 0 BF: 0 ERA: 2.87	IP: 1.0 WLS: 0 BF: 0 ERA: 2.87	IP: 1.0 WLS: 0 BF: 0 ERA: 2.87	IP: 1.0 WLS: 0 BF: 0 ERA: 2.87	IP: 1.0 WLS: 0 BF: 0 ERA: 2.87	IP: 1.0 WLS: 0 BF: 0 ERA: 2.87

livebaseballscores.com

AB 30
R 0
H 4
RBI 0
BB 1
SO 8
LOB 4



Batter	1	2	3	4	5	6	7	8	9	AB	R	H	RBI	BB	SO	LOB	BOTTOM			
19 Tommy Edman, S (1, 4) OBP: 0.356, SLG: 0.418	K		L9			1B			BB	3	1	1	0	1	1	0	Colorado Rockies @ St. Louis Cardinals Busch Stadium, St. Louis, MO Fri May 07 2021, 7:16 PM - 9:58 PM CDT Att: 13,435 - Cloudy - 70 F			
3 Dylan Carlson, S (1, 9) OBP: 0.352, SLG: 0.460	K2-3		E5			1B			1B	4	0	2	1	0	1	0				
46 Paul Goldschmidt, R (1, 3) OBP: 0.276, SLG: 0.365	P6		K			FC5-4			F9	4	0	0	1	0	1	4				
28 Nolan Arenado, R (1, 5) OBP: 0.341, SLG: 0.496		48 HR	K			G3			1B	4	1	2	0	0	1	2				
11 Paul DeJong, R (1, 6) OBP: 0.272, SLG: 0.387	K					G6-3			K	4	0	0	0	0	2	2				
27 Tyler O'Neill, R (1, 7) OBP: 0.275, SLG: 0.474	K		K			K			L8	4	0	0	0	0	2	2				
48 Harrison Bader, R (1, 8) OBP: 0.276, SLG: 0.615		2H	F9			F9			L8	4	1	1	2	0	0	1				
7 Andrew Knizner, R (1, 2) OBP: 0.276, SLG: 0.264	P4								K	3	1	1	0	0	1	0				
22 Jack Flaherty, R (1, 1) OBP: 0.286, SLG: 0.417									F7	2	1	1	1	0	0	1				
13 Matt Carpenter, L (7, PH) 56 Ryan Helsley, R (8, 1) 92 Génesis Cabrera, L (9, 1)										1	0	0	0	0	0	0				
Inning Stats	R: 0 H: 0 E: 0 K: 2 S: 9	WLS: L BF: 22 LOB: 0 P: 12	R: 2 H: 2 E: 0 K: 2 S: 14	WLS: 2 BF: 20 LOB: 0 P: 20	R: 1 H: 1 E: 1 K: 2 S: 13	WLS: 1 BF: 22 LOB: 1 P: 22	R: 0 H: 0 E: 0 K: 1 S: 8	WLS: 0 BF: 0 LOB: 0 P: 12	R: 2 H: 3 E: 0 K: 0 S: 10	WLS: 3 BF: 15 LOB: 1 P: 15	R: 0 H: 0 E: 0 K: 0 S: 7	WLS: 0 BF: 0 LOB: 0 P: 12	R: 0 H: 1 E: 0 K: 1 S: 10	WLS: 1 BF: 17 LOB: 2 P: 17	R: 0 H: 1 E: 0 K: 1 S: 12	WLS: 1 BF: 20 LOB: 1 P: 20	1B: 5 2B: 1 3B: 0 HR: 2	SF: 0 SAC: 0 DP: 0 HBP: 0	WP: 0 PA: 34 PB: 0 SB: 0 CS: 0	
PITCHER	IP: 5.0 WLS: L BF: 22 ERA: 6.35	IP: 2.0 WLS: 8 BF: 8 ERA: 1.59	IP: 1.0 WLS: 4 BF: 1 ERA: 6.75	IP: 1.0 WLS: 1 BF: 0 ERA: 6.75	IP: 1.0 WLS: 0 BF: 0 ERA: 6.75	IP: 1.0 WLS: 0 BF: 0 ERA: 6.75	IP: 1.0 WLS: 0 BF: 0 ERA: 6.75	IP: 1.0 WLS: 0 BF: 0 ERA: 6.75	IP: 1.0 WLS: 0 BF: 0 ERA: 6.75	IP: 1.0 WLS: 0 BF: 0 ERA: 6.75	IP: 1.0 WLS: 0 BF: 0 ERA: 6.75	IP: 1.0 WLS: 0 BF: 0 ERA: 6.75	IP: 1.0 WLS: 0 BF: 0 ERA: 6.75	IP: 1.0 WLS: 0 BF: 0 ERA: 6.75	IP: 1.0 WLS: 0 BF: 0 ERA: 6.75	IP: 1.0 WLS: 0 BF: 0 ERA: 6.75	IP: 1.0 WLS: 0 BF: 0 ERA: 6.75	IP: 1.0 WLS: 0 BF: 0 ERA: 6.75	IP: 1.0 WLS: 0 BF: 0 ERA: 6.75	IP: 1.0 WLS: 0 BF: 0 ERA: 6.75

livebaseballscores.com

AB 33
R 5
H 8
RBI 5
BB 1
SO 9
LOB 12




Batter	1	2	3	4	5	6	7	8	9	10	11	AB	R	H	RBI	BB	SO	LOB	TOP					
19 Tommy Edman, S OBP: 0.344, SLG: 0.395	F9		1B			P6		F8		G4-3	G6-3 46 HR	5	1	1	0	0	0	5						
3 Dylan Carlson, S OBP: 0.373, SLG: 0.459		46 G6-4-3 BB		K		F8		SF7			G6-3	3	0	0	1	1	1	2						
46 Paul Goldschmidt, R OBP: 0.286, SLG: 0.410			G6-4-3			P3		G6-3				5	1	1	2	0	1	4						
28 Nolan Arenado, R OBP: 0.336, SLG: 0.507			L9			K					HR	5	1	1	0	0	1	1						
11 Paul DeJong, R OBP: 0.281, SLG: 0.377			F8			P5					F4	4	0	0	0	0	0	1						
4 Yadier Molina, R OBP: 0.349, SLG: 0.597			K			F7					F8	4	0	0	0	0	0	1						
63 Edmundo Sosa, R (10, PR) OBP: 0.385, SLG: 0.200			K			F9					F6	4	0	0	0	0	0	0						
7 Andrew Knizner, R OBP: 0.288, SLG: 0.284			K			K					G4-3	4	0	0	0	0	0	0						
27 Tyler O'Neill, R OBP: 0.270, SLG: 0.488			K			K					G4-3	5	1	1	3	0	2	1						
48 Harrison Bader, R OBP: 0.310, SLG: 0.514			G4-3			K					P3	5	1	1	0	0	2	1						
33 Kwang Hyun Kim, L 56 Ryan Helsley, R 38 Kodi Whitley, R 13 Matt Carpenter, L 35 Lague Thomas, R 65 Giovanni Gallegos, R 26 Justin Williams, L Alex Reyes, R			K			E1					BB	2	0	0	0	0	1	0						
Inning Stats	R: 0 E: 0 K: 0 S: 13	H: 0 LOB: 1 BB: 1 P: 23	R: 0 E: 0 K: 2 S: 9	H: 0 LOB: 0 BB: 0 P: 13	R: 0 E: 0 K: 2 S: 10	H: 1 LOB: 1 BB: 0 P: 13	R: 0 E: 0 K: 2 S: 7	H: 0 LOB: 0 BB: 0 P: 10	R: 0 E: 0 K: 2 S: 8	H: 0 LOB: 0 BB: 0 P: 13	R: 0 E: 0 K: 0 S: 9	H: 0 LOB: 1 BB: 0 P: 16	R: 0 E: 0 K: 0 S: 10	H: 0 LOB: 2 BB: 1 P: 17	R: 0 E: 0 K: 0 S: 10	H: 0 LOB: 0 BB: 0 P: 15	R: 0 E: 0 K: 0 S: 8	H: 0 LOB: 2 BB: 1 P: 18	R: 5 E: 0 K: 1 S: 16	H: 3 LOB: 0 BB: 0 P: 19	1B: 2 2B: 1 3B: 0 HR: 2	SF: 1 SAC: 0 DP: 0 HBP: 2	WP: 0 PB: 0 SB: 1 CS: 0	PA: 44
PITCHER	IP ERA WHIP	WLS BF H R ER SO	BF H R ER SO	BB IBB HBP BLK	WP HR S P	ERA WHIP	PITCHER														IP WLS BF H R ER SO BB IBB HBP BLK WP HR S P ERA WHIP			
51 Freddy Peralta, R ERA: 2.77	1.0	5	1	1	0	0	1	0	0	0	0	0	0	0	10	17	9.00	2.000						
38 Devin Williams, R ERA: 3.95	1.0	3	0	0	0	0	0	0	0	0	0	0	0	10	15	0.00	0.000							
71 Josh Hader, L ERA: 0.65	1.0	4	0	0	0	0	1	0	0	0	0	0	0	8	18	0.00	1.000							
54 J.P. Feyereisen, R ERA: 0.5	1.0	7	3	5	4	1	0	0	1	0	0	0	2	16	19	36.00	3.000							

St. Louis Cardinals @ Milwaukee Brewers
American Family Field, Milwaukee, WI
Tue May 11 2021, 6:42 PM - 10:36 PM CDT
Att: 10,595 - Roof Closed - 63 F

livebaseballscorecards.com

AB 38
R 6
H 5
RBI 6
BB 3
SO 9
LOB 16




Batter	1	2	3	4	5	6	7	8	9	10	11	AB	R	H	RBI	BB	SO	LOB	BOTTOM			
16 Kolten Wong, L OBP: 0.356, SLG: 0.420	L9		L9			L6						4	0	2	0	1	0	1				
6 Lorenzo Cain, R OBP: 0.291, SLG: 0.417			L6					G4-3				5	1	1	0	0	2	3				
15 Tyrone Taylor, R OBP: 0.344, SLG: 0.446						F9		K				4	0	0	0	0	2	3				
21 Travis Shaw, L OBP: 0.313, SLG: 0.407												4	0	2	1	1	1	2				
2 Luis Urias, R OBP: 0.310, SLG: 0.354						F8		P1				5	0	0	0	0	1	4				
9 Manny Pina, R OBP: 0.263, SLG: 0.375												3	0	0	0	2	1	1				
41 Jackie Bradley Jr., L OBP: 0.242, SLG: 0.316						G6-3		L4				4	0	0	0	1	1	5				
33 Pablo Reyes, R OBP: 0.222, SLG: 0.259												2	0	1	0	0	0	1				
11 Billy McKinney, L OBP: 0.266, SLG: 0.368												3	0	0	0	0	2	3				
51 Freddy Peralta, R 20 Daniel Vogelbach, L 38 Devin Williams, R 71 Josh Hader, L 54 J.P. Feyereisen, R 24 Avsail Garcia, R 45 Brad Boxberger, R												2	0	0	0	0	2	1				
Inning Stats	R: 0 E: 0 K: 2 S: 10	H: 1 LOB: 1 BB: 0 P: 15	R: 0 E: 0 K: 1 S: 9	H: 0 LOB: 1 BB: 1 P: 18	R: 0 E: 0 K: 1 S: 9	H: 0 LOB: 0 BB: 0 P: 13	R: 0 E: 0 K: 0 S: 11	H: 1 LOB: 1 BB: 0 P: 15	R: 0 E: 0 K: 1 S: 16	H: 2 LOB: 2 BB: 1 P: 31	R: 0 E: 0 K: 1 S: 11	H: 1 LOB: 1 BB: 0 P: 14	R: 0 E: 0 K: 0 S: 7	H: 0 LOB: 0 BB: 0 P: 13	R: 0 E: 0 K: 2 S: 9	H: 0 LOB: 2 BB: 1 P: 14	R: 0 E: 0 K: 3 S: 10	H: 0 LOB: 3 BB: 2 P: 19	1B: 2 2B: 4 3B: 0 HR: 0	SF: 0 SAC: 0 DP: 0 HBP: 1	WP: 1 PB: 0 SB: 0 CS: 1	PA: 44
PITCHER	IP ERA WHIP	WLS BF H R ER SO	BF H R ER SO	BB IBB HBP BLK	WP HR S P	ERA WHIP	PITCHER														IP WLS BF H R ER SO BB IBB HBP BLK WP HR S P ERA WHIP	
33 Kwang Hyun Kim, L ERA: 2.74	5.1	22	5	1	1	6	1	0	0	0	0	0	0	58	88	1.69	1.125					
56 Ryan Helsley, R ERA: 3.31	0.2	3	0	0	0	0	1	0	0	0	0	0	0	5	13	0.00	1.500					
38 Kodi Whitley, R ERA: 2.08	1.0	4	1	0	0	1	0	0	0	0	0	0	0	11	14	0.00	1.000					
65 Giovanni Gallegos, R ERA: 2.57	2.0	6	0	0	0	0	0	0	1	0	0	0	0	16	27	0.00	0.000					
Alex Reyes, R ERA: 0.47	2.0	9	0	0	0	5	2	1	0	0	1	0	1	17	28	0.00	1.000					

St. Louis Cardinals @ Milwaukee Brewers
American Family Field, Milwaukee, WI
Tue May 11 2021, 6:42 PM - 10:36 PM CDT
Att: 10,595 - Roof Closed - 63 F

livebaseballscorecards.com


AB 38
R 1
H 6
RBI 1
BB 5
SO 12
LOB 24



Batter	1	2	3	4	5	6	7	8	9	AB	R	H	RBI	BB	SO	LOB	TOP				
19 Tommy Edman, S (1,4) OBP: 0.335, SLG: 0.384	L6		K			B1-3		G6-3		4	0	0	0	0	1	2					
3 Dylan Carlson, S (1,9) OBP: 0.353, SLG: 0.444	K			G3		K		K		4	0	0	0	0	3	1					
46 Paul Goldschmidt, R (1,3) OBP: 0.285, SLG: 0.413	K			P3			F9			4	0	1	0	0	1	0					
28 Nolan Arenado, R (1,5) OBP: 0.333, SLG: 0.497		E3			K					3	0	0	0	1	1	0					
11 Paul DeJong, R (1,6) OBP: 0.277, SLG: 0.371	F8									2	0	0	0	0	1	1					
63 Edmundo Sosa, R (5,6) OBP: 0.333, SLG: 0.167								FC5-4		2	0	0	0	0	1	2					
4 Yadier Molina, R (1,2) OBP: 0.333, SLG: 0.568	L7									4	0	0	0	0	2	3					
27 Tyler O'Neill, R (1,7) OBP: 0.272, SLG: 0.517		F9								3	1	1	1	0	1	1					
48 Harrison Bader, R (1,8) OBP: 0.333, SLG: 0.525			P3							3	0	2	0	0	0	0					
53 John Gant, R (1,1)										1	0	0	0	0	1	0					
92 Génesis Cabrera, L (6,1)										0	0	0	0	0	0	0					
13 Matt Carpenter, L (8,PH) OBP: 0.269, SLG: 0.276										0	0	0	0	1	0	0					
56 Ryan Helsley, R (8,1)										0	0	0	0	0	0	0					
30 Tyler Webb, L (8,1)										0	0	0	0	0	0	0					
Inning Stats	R: 0 E: 0 K: 2 S: 8	H: 0 LOB: 0 BB: 0 P: 13	R: 0 E: 1 K: 0 S: 8	H: 0 LOB: 1 BB: 0 P: 12	R: 0 E: 0 K: 2 S: 10	H: 0 LOB: 0 BB: 0 P: 13	R: 0 E: 0 K: 1 S: 9	H: 0 LOB: 0 BB: 0 P: 13	R: 0 E: 0 K: 1 S: 9	H: 1 LOB: 1 BB: 0 P: 12	R: 0 E: 0 K: 1 S: 10	H: 0 LOB: 0 BB: 0 P: 13	R: 1 E: 0 K: 1 S: 8	H: 2 LOB: 1 BB: 1 P: 12	R: 0 E: 0 K: 2 S: 21	H: 1 LOB: 2 BB: 1 P: 31	1B: 2 2B: 1 3B: 0 HR: 1	SF: 0 SAC: 1 DP: 0 HBP: 0	WP: 0 PB: 0 SB: 0 CS: 1	PA: 33	
PITCHER	IP ERA WLS BF H R ER SO BB IBB HBP BLK WP HR S P ERA WHIP	IP ERA WLS BF H R ER SO BB IBB HBP BLK WP HR S P ERA WHIP	IP ERA WLS BF H R ER SO BB IBB HBP BLK WP HR S P ERA WHIP	IP ERA WLS BF H R ER SO BB IBB HBP BLK WP HR S P ERA WHIP	IP ERA WLS BF H R ER SO BB IBB HBP BLK WP HR S P ERA WHIP	IP ERA WLS BF H R ER SO BB IBB HBP BLK WP HR S P ERA WHIP	IP ERA WLS BF H R ER SO BB IBB HBP BLK WP HR S P ERA WHIP	IP ERA WLS BF H R ER SO BB IBB HBP BLK WP HR S P ERA WHIP	IP ERA WLS BF H R ER SO BB IBB HBP BLK WP HR S P ERA WHIP	IP ERA WLS BF H R ER SO BB IBB HBP BLK WP HR S P ERA WHIP	IP ERA WLS BF H R ER SO BB IBB HBP BLK WP HR S P ERA WHIP	IP ERA WLS BF H R ER SO BB IBB HBP BLK WP HR S P ERA WHIP	IP ERA WLS BF H R ER SO BB IBB HBP BLK WP HR S P ERA WHIP	IP ERA WLS BF H R ER SO BB IBB HBP BLK WP HR S P ERA WHIP	IP ERA WLS BF H R ER SO BB IBB HBP BLK WP HR S P ERA WHIP	IP ERA WLS BF H R ER SO BB IBB HBP BLK WP HR S P ERA WHIP	IP ERA WLS BF H R ER SO BB IBB HBP BLK WP HR S P ERA WHIP	IP ERA WLS BF H R ER SO BB IBB HBP BLK WP HR S P ERA WHIP	IP ERA WLS BF H R ER SO BB IBB HBP BLK WP HR S P ERA WHIP	IP ERA WLS BF H R ER SO BB IBB HBP BLK WP HR S P ERA WHIP	IP ERA WLS BF H R ER SO BB IBB HBP BLK WP HR S P ERA WHIP

St. Louis Cardinals @ Milwaukee Brewers
American Family Field, Milwaukee, WI
Wed May 12 2021, 6:42 PM - 9:49 PM CDT
Att: 10,226 - Roof Closed - 66 F


AB 30
R 1
H 4
RBI 1
BB 2
SO 12
LOB 10



Batter	1	2	3	4	5	6	7	8	9	AB	R	H	RBI	BB	SO	LOB	BOTTOM					
16 Koltan Wong, L (1,4) OBP: 0.343, SLG: 0.402	G4-3		L7			F9		L8		4	0	0	0	0	0	0						
6 Lorenzo Cain, R (1,8) OBP: 0.322, SLG: 0.420								F9		2	1	1	0	1	0	0						
20 Daniel Vogelbach, L (1,3) OBP: 0.310, SLG: 0.347										2	0	1	0	2	1	0						
33 Pablo Reyes, R (8,PR) OBP: 0.222, SLG: 0.259										0	1	0	0	0	0	0						
21 Travis Shaw, L (1,5) OBP: 0.311, SLG: 0.410										4	1	1	1	0	1	5						
24 Avisail García, R (1,9) OBP: 0.349, SLG: 0.430										3	1	1	2	1	1	2						
41 Jackie Bradley Jr., L (1,7) OBP: 0.242, SLG: 0.308										3	0	0	0	1	1	2						
2 Luis Urias, R (1,6) OBP: 0.300, SLG: 0.340										4	0	0	0	0	2	1						
9 Manny Piña, R (1,2) OBP: 0.268, SLG: 0.371										3	0	1	0	0	0	0						
53 Brandon Woodruff, L (1,1)										3	0	0	0	0	1	1						
38 Devin Williams, R (8,1)										0	0	0	0	0	0	0						
71 Josh Hader, L (9,1)										0	0	0	0	0	0	0						
Inning Stats	R: 0 E: 0 K: 1 S: 11	H: 2 LOB: 2 BB: 0 P: 15	R: 0 E: 0 K: 0 S: 10	H: 0 LOB: 0 BB: 0 P: 18	R: 0 E: 0 K: 3 S: 11	H: 0 LOB: 2 BB: 2 P: 22	R: 0 E: 0 K: 0 S: 9	H: 0 LOB: 0 BB: 0 P: 16	R: 0 E: 0 K: 0 S: 9	H: 1 LOB: 0 BB: 0 P: 13	R: 1 E: 1 K: 0 S: 5	H: 0 LOB: 1 BB: 2 P: 18	R: 0 E: 0 K: 1 S: 8	H: 0 LOB: 0 BB: 0 P: 12	R: 3 E: 0 K: 2 S: 18	H: 2 LOB: 1 BB: 1 P: 26	1B: 3 2B: 2 3B: 0 HR: 1	SF: 0 SAC: 0 DP: 2 HBP: 1	WP: 1 PB: 0 SB: 1 CS: 0	PA: 34		
PITCHER	IP ERA WLS BF H R ER SO BB IBB HBP BLK WP HR S P ERA WHIP	IP ERA WLS BF H R ER SO BB IBB HBP BLK WP HR S P ERA WHIP	IP ERA WLS BF H R ER SO BB IBB HBP BLK WP HR S P ERA WHIP	IP ERA WLS BF H R ER SO BB IBB HBP BLK WP HR S P ERA WHIP	IP ERA WLS BF H R ER SO BB IBB HBP BLK WP HR S P ERA WHIP	IP ERA WLS BF H R ER SO BB IBB HBP BLK WP HR S P ERA WHIP	IP ERA WLS BF H R ER SO BB IBB HBP BLK WP HR S P ERA WHIP	IP ERA WLS BF H R ER SO BB IBB HBP BLK WP HR S P ERA WHIP	IP ERA WLS BF H R ER SO BB IBB HBP BLK WP HR S P ERA WHIP	IP ERA WLS BF H R ER SO BB IBB HBP BLK WP HR S P ERA WHIP	IP ERA WLS BF H R ER SO BB IBB HBP BLK WP HR S P ERA WHIP	IP ERA WLS BF H R ER SO BB IBB HBP BLK WP HR S P ERA WHIP	IP ERA WLS BF H R ER SO BB IBB HBP BLK WP HR S P ERA WHIP	IP ERA WLS BF H R ER SO BB IBB HBP BLK WP HR S P ERA WHIP	IP ERA WLS BF H R ER SO BB IBB HBP BLK WP HR S P ERA WHIP	IP ERA WLS BF H R ER SO BB IBB HBP BLK WP HR S P ERA WHIP	IP ERA WLS BF H R ER SO BB IBB HBP BLK WP HR S P ERA WHIP	IP ERA WLS BF H R ER SO BB IBB HBP BLK WP HR S P ERA WHIP	IP ERA WLS BF H R ER SO BB IBB HBP BLK WP HR S P ERA WHIP	IP ERA WLS BF H R ER SO BB IBB HBP BLK WP HR S P ERA WHIP	IP ERA WLS BF H R ER SO BB IBB HBP BLK WP HR S P ERA WHIP	IP ERA WLS BF H R ER SO BB IBB HBP BLK WP HR S P ERA WHIP

St. Louis Cardinals @ Milwaukee Brewers
American Family Field, Milwaukee, WI
Wed May 12 2021, 6:42 PM - 9:49 PM CDT
Att: 10,226 - Roof Closed - 66 F

AB 28
R 4
H 5
RBI 3
BB 5
SO 7
LOB 11



Batter	1	2	3	4	5	6	7	8	9	AB	R	H	RBI	BB	SO	LOB	TOP			
19 Tommy Edman, S OBP: 0.337, SLG: 0.381										4	1	1	0	1	1	2	St. Louis Cardinals @ Milwaukee Brewers American Family Field, Milwaukee, WI Thu May 13 2021, 12:41 PM - 4:11 PM CDT Att: 10,554 - Sunny - 68 F livebaseballscorecards.com			
3 Dylan Carlson, S OBP: 0.394, SLG: 0.438										4	0	1	0	1	1	2				
46 Paul Goldschmidt, R OBP: 0.293, SLG: 0.411										3	0	1	0	2	0	3				
28 Nolan Arenado, R OBP: 0.342, SLG: 0.500										5	0	3	1	0	0	3				
13 Matt Carpenter, L Alex Reyes, R OBP: 0.278, SLG: 0.276										4	0	1	0	1	2	4				
27 Tyler O'Neill, R OBP: 0.280, SLG: 0.495										4	0	0	0	0	3	4				
48 Harrison Bader, R OBP: 0.327, SLG: 0.488										3	0	0	0	1	1	2				
7 Andrew Knizner, R OBP: 0.286, SLG: 0.263										4	0	1	0	0	1	5				
22 Jack Flaherty, R 26 Justin Williams, L 65 Giovanny Gallegos, R 92 Genesis Cabrera, L 35 Lane Thomas, R 63 Edmundo Sosa, R OBP: 0.299, SLG: 0.397										2	0	0	0	0	2	1				
Inning Stats	R: 1 E: 0 K: 1 S: 10	H: 3 LOB: 2 BB: 0 P: 15	R: 0 E: 0 K: 3 S: 10	H: 1 LOB: 1 BB: 0 P: 16	R: 0 E: 0 K: 1 S: 12	H: 1 LOB: 1 BB: 0 P: 17	R: 0 E: 0 K: 2 S: 7	H: 0 LOB: 0 BB: 0 P: 11	R: 0 E: 0 K: 2 S: 10	H: 1 LOB: 3 BB: 2 P: 19	R: 0 E: 0 K: 0 S: 9	H: 1 LOB: 1 BB: 1 P: 16	R: 0 E: 0 K: 1 S: 12	H: 1 LOB: 2 BB: 3 P: 18	R: 1 E: 0 K: 0 S: 16	H: 0 LOB: 2 BB: 3 P: 32		1B: 8 2B: 1 3B: 0 HR: 0	SF: 0 SAC: 0 DP: 1 HBP: 0	WP: 0 PB: 0 SB: 4 CS: 0
PITCHER	IP	WLS	BF	H	R	ER	SO	BB	IBB	HBP	BLK	WP	HR	S	P	ERA	WHIP			
39 Corbin Burnes, R ERA: 1.57	5.0	L	20	5	1	1	9	1	0	0	0	0	0	49	78	1.80	1.200			
43 Drew Rasmussen, R ERA: 4.5	1.0		6	1	0	0	1	1	1	0	0	0	0	13	25	0.00	2.000			
35 Brent Suter, L ERA: 3.43	2.0		9	2	0	0	1	2	0	0	0	0	0	21	34	0.00	2.000			
47 Angel Perdomo, L ERA: 6.52	1.0		6	0	1	1	0	3	0	0	0	0	0	16	32	9.00	3.000			

Batter	1	2	3	4	5	6	7	8	9	AB	R	H	RBI	BB	SO	LOB	BOTTOM			
16 Koltan Wong, L OBP: 0.330, SLG: 0.385										4	0	0	0	0	1	3	St. Louis Cardinals @ Milwaukee Brewers American Family Field, Milwaukee, WI Thu May 13 2021, 12:41 PM - 4:11 PM CDT Att: 10,554 - Sunny - 68 F livebaseballscorecards.com			
6 Lorenzo Cain, R OBP: 0.302, SLG: 0.389										4	0	0	0	0	2	2				
20 Daniel Vogelbach, L OBP: 0.319, SLG: 0.399										3	0	1	0	1	1	0				
21 Travis Shaw, L OBP: 0.309, SLG: 0.413										4	0	1	0	0	1	2				
24 Avisail García, R 35 Brent Suter, L 47 Angel Perdomo, L 9 Manny Piña, R OBP: 0.341, SLG: 0.419										3	0	0	0	0	1	3				
10 Omar Narváez, L OBP: 0.434, SLG: 0.507										3	0	0	0	1	1	3				
41 Jackie Bradley Jr., L OBP: 0.235, SLG: 0.298										4	0	0	0	0	2	4				
2 Luis Urrías, R OBP: 0.306, SLG: 0.346										4	0	2	0	0	1	0				
39 Corbin Burnes, R 11 Billy McKinney, L 43 Drew Rasmussen, R 15 Tyrone Taylor, R OBP: 0.250, SLG: 0.250										0	0	0	0	0	0	0				
Inning Stats	R: 0 E: 0 K: 0 S: 7	H: 0 LOB: 0 BB: 0 P: 10	R: 0 E: 0 K: 1 S: 12	H: 1 LOB: 1 BB: 0 P: 21	R: 0 E: 0 K: 2 S: 10	H: 1 LOB: 2 BB: 2 P: 23	R: 0 E: 0 K: 2 S: 14	H: 1 LOB: 1 BB: 0 P: 21	R: 0 E: 0 K: 1 S: 10	H: 1 LOB: 1 BB: 0 P: 12	R: 0 E: 0 K: 1 S: 8	H: 0 LOB: 1 BB: 1 P: 15	R: 0 E: 0 K: 1 S: 7	H: 0 LOB: 0 BB: 0 P: 11	R: 0 E: 0 K: 3 S: 12	H: 1 LOB: 2 BB: 1 P: 20		1B: 3 2B: 2 3B: 0 HR: 0	SF: 0 SAC: 1 DP: 0 HBP: 0	WP: 0 PB: 0 SB: 0 CS: 0
PITCHER	IP	WLS	BF	H	R	ER	SO	BB	IBB	HBP	BLK	WP	HR	S	P	ERA	WHIP			
22 Jack Flaherty, R ERA: 2.47	6.0	W	24	4	0	0	6	2	0	0	0	0	0	63	101	0.00	1.000			
65 Giovanny Gallegos, R ERA: 2.45	1.0	H	4	0	0	0	1	1	0	0	0	0	0	8	15	0.00	1.000			
92 Genesis Cabrera, L ERA: 2.41	1.0	H	3	0	0	0	1	0	0	0	0	0	0	7	11	0.00	0.000			
Alex Reyes, R ERA: 0.45	1.0	S	5	1	0	0	3	1	0	0	0	0	0	12	20	0.00	2.000			



Batter	1	2	3	4	5	6	7	8	9	AB	R	H	RBI	BB	SO	LOB	TOP								
19 Tommy Edman, S OBP: 0.339, SLG: 0.381	G3		1B			1B				5	1	2	0	0	1	2									
3 Dylan Carlson, S OBP: 0.365, SLG: 0.429	HBP		BB			K				3	0	0	0	1	2	1									
46 Paul Goldschmidt, R OBP: 0.394, SLG: 0.499	1B		BB			F9				3	0	1	0	2	0	0									
28 Nolan Arenado, R OBP: 0.349, SLG: 0.529	F7		G4-6-3			1B				5	1	3	1	0	0	5									
4 Yadier Molina, R OBP: 0.326, SLG: 0.565	L5					SF9				4	0	1	1	0	1	3									
13 Matt Carpenter, L OBP: 0.287, SLG: 0.262	G3-1					G4-3				3	0	0	0	0	1	3									
30 Tyler Webb, L										0	0	0	0	0	0	0									
63 Edmundo Sosa, R OBP: 0.376, SLG: 0.167										0	1	0	0	0	0	0									
27 Tyler O'Neill, R OBP: 0.270, SLG: 0.526	P3									4	1	2	2	0	1	1									
48 Harrison Bader, R OBP: 0.340, SLG: 0.478	F9									3	0	1	0	1	0	0									
59 Johan Oviedo, R OBP: 0.167, SLG: 0.192										1	0	0	0	0	1	0									
40 Jake Woodford, R										1	0	0	0	0	1	2									
67 Max Moroff, S										1	0	0	0	0	1	2									
61 Seth Elledge, R										0	0	0	0	0	0	0									
26 Justin Williams, L OBP: 0.297, SLG: 0.325										1	0	0	0	0	1	0									
38 Kodi Whitley, R										0	0	0	0	0	0	0									
Inning Stats	R: 0 E: 0 K: 0 S: 14	H: 1 LOB: 2 BB: 0 P: 17	R: 0 E: 0 K: 0 S: 5	H: 0 LOB: 0 BB: 0 P: 8	R: 0 E: 0 K: 1 S: 11	H: 1 LOB: 2 BB: 2 P: 25	R: 0 E: 0 K: 3 S: 12	H: 1 LOB: 2 BB: 1 P: 21	R: 1 E: 0 K: 1 S: 13	H: 2 LOB: 2 BB: 1 P: 22	R: 0 E: 0 K: 1 S: 11	H: 2 LOB: 1 BB: 0 P: 17	R: 0 E: 0 K: 1 S: 13	H: 1 LOB: 1 BB: 0 P: 20	R: 2 E: 0 K: 2 S: 22	H: 1 LOB: 0 BB: 0 P: 30	R: 1 E: 0 K: 1 S: 9	H: 1 LOB: 0 BB: 0 P: 11	1B: 6 2B: 2 3B: 0 HR: 2	SF: 1 SAC: 0 DP: 2 HBP: 2	WP: 0 PB: 0 SB: 0 CS: 0	PA: 41			
PITCHER	IP	WLS	BF	H	R	ER	SO	BB	IBB	HBP	BLK	WP	HR	S	P	ERA	WHIP								
44 Joe Musgrove, R ERA: 2.86	5.0	W	24	5	1	1	5	3	1	1	0	0	0	55	93	1.80	1.600								
34 Craig Stammen, R ERA: 1.93	1.1	H	5	2	0	0	1	0	0	0	0	0	0	12	20	0.00	1.500								
Austin Adams, R ERA: 3.65	0.2	H	3	1	0	0	1	0	0	0	0	0	0	12	17	0.00	1.500								
14 Emilio Pagán, R ERA: 3.38	1.0	S	5	1	2	2	2	0	0	1	0	0	1	22	30	18.00	1.000								
33 Mark Melancon, R ERA: 1.02	1.0	S	4	1	1	1	1	0	0	0	0	0	1	9	11	9.00	1.000								

St. Louis Cardinals @ San Diego Padres
Petco Park, San Diego, CA
Fri May 14 2021, 7:13 PM - 11:20 PM PDT
Att: 15,250 - Cloudy - 63 F

AB 34
R 4
H 10
RBI 4
BB 4
SO 10
LOB 19



Batter	1	2	3	4	5	6	7	8	9	AB	R	H	RBI	BB	SO	LOB	BOTTOM								
2 Trent Grisham, L OBP: 0.380, SLG: 0.487	1B	G1		BB		BB				2	2	1	0	3	0	2									
13 Manny Machado, R OBP: 0.341, SLG: 0.400	2B		BB			BB				3	1	2	2	2	0	1									
9 Jake Cronenworth, L OBP: 0.354, SLG: 0.497	G6-3		BB			1B				4	1	1	0	1	0	4									
28 Tommy Pham, R OBP: 0.314, SLG: 0.196	BB		BB			1B				3	0	0	0	2	1	4									
33 Mark Melancon, R	BB		BB							0	0	0	0	0	0	0									
24 Brian O'Grady, L OBP: 0.222, SLG: 0.286	G3-6-3		BB							3	1	0	1	1	0	4									
26 Austin Nola, R OBP: 0.394, SLG: 0.208	HBP		HBP							1	0	0	0	1	1	0									
16 Tucupiti Marcano, L OBP: 0.295, SLG: 0.299	FC6-4		FC3							2	0	0	1	1	0	3									
34 Craig Stammen, R ERA: 2.25										0	0	0	0	0	0	0									
Austin Adams, R										0	0	0	0	0	0	0									
18 Patrick Kivhan, R										0	0	0	0	0	0	0									
14 Emilio Pagán, L										0	0	0	0	0	0	0									
22 John Andreoli, R										0	0	0	0	0	0	0									
7 Ha-Seong Kim, R OBP: 0.238, SLG: 0.260	F7		G5-3							3	0	0	1	0	1	4									
44 Joe Musgrove, R OBP: 0.143, SLG: 0.077	BB									1	0	0	0	1	1	0									
61 Ivan Castillo, S										2	0	0	0	0	0	2									
Inning Stats	R: 1 E: 0 K: 0 S: 9	H: 2 LOB: 1 BB: 1 P: 17	R: 0 E: 0 K: 0 S: 10	H: 0 LOB: 1 BB: 1 P: 25	R: 2 E: 0 K: 0 S: 14	H: 0 LOB: 2 BB: 3 P: 31	R: 0 E: 0 K: 1 S: 10	H: 1 LOB: 2 BB: 1 P: 21	R: 0 E: 0 K: 2 S: 9	H: 0 LOB: 1 BB: 1 P: 18	R: 1 E: 0 K: 0 S: 8	H: 1 LOB: 0 BB: 0 P: 19	R: 1 E: 0 K: 1 S: 15	H: 0 LOB: 2 BB: 2 P: 32	R: 0 E: 0 K: 0 S: 10	H: 0 LOB: 2 BB: 2 P: 21	1B: 3 2B: 1 3B: 0 HR: 0	SF: 2 SAC: 0 DP: 1 HBP: 3	WP: 2 PB: 0 SB: 0 CS: 1	PA: 41					
PITCHER	IP	WLS	BF	H	R	ER	SO	BB	IBB	HBP	BLK	WP	HR	S	P	ERA	WHIP								
59 Johan Oviedo, R ERA: 5.74	2.0	L	13	2	3	3	0	5	0	1	0	0	0	22	57	13.50	3.500								
40 Jake Woodford, R	2.0		9	1	0	0	1	1	0	1	0	1	0	21	37	0.00	1.000								
30 Tyler Webb, L ERA: 11.81	1.1		6	0	1	1	2	2	0	0	0	0	0	13	29	6.75	1.500								
61 Seth Elledge, R ERA: 2.25	1.2		8	1	1	1	1	2	0	1	0	1	0	19	40	5.40	1.800								
38 Kodi Whitley, R ERA: 1.86	1.0		5	0	0	0	0	2	0	0	0	0	0	10	21	0.00	2.000								

St. Louis Cardinals @ San Diego Padres
Petco Park, San Diego, CA
Fri May 14 2021, 7:13 PM - 11:20 PM PDT
Att: 15,250 - Cloudy - 63 F

AB 24
R 5
H 4
RBI 5
BB 12
SO 4
LOB 24



Batter	1	2	3	4	5	6	7	8	9	AB	R	H	RBI	BB	SO	LOB	TOP								
19 Tommy Edman, S OBP: 0.330, SLG: 0.370	F6		G4-3		L9		F5		L8	5	0	0	0	0	0	2	St. Louis Cardinals @ San Diego Padres Petco Park, San Diego, CA Sat May 15 2021, 5:46 PM - 9:13 PM PDT Att: 15,250 - Overcast - 63 F								
3 Dylan Carlson, S OBP: 0.369, SLG: 0.422	G6-3		46 FC6-4 BB		K		46 FC6-4 BB			2	0	0	0	2	1	1									
46 Paul Goldschmidt, R OBP: 0.393, SLG: 0.495	1B		FC6-4				FC4-6		FC4-6	4	0	1	0	0	1	3									
28 Nolan Arenado, R 63 Edmundo Sosa, R OBP: 0.412, SLG: 0.167	F4		F8		HR		HR		7 G5-4-3 HBP	3	1	1	1	0	0	1									
4 Yadier Molina, R 7 Andrew Knizner, R OBP: 0.261, SLG: 0.259	F8		HR		K		K		G5-4-3	3	1	1	1	0	1	0									
27 Tyler O'Neill, R OBP: 0.279, SLG: 0.520	K		L7		L7		1B		35 FC6-4 HBP	1	0	0	0	0	0	1									
67 Max Moroff, S	F7		F9		G4-3		G4-3		FC6-4	3	0	0	0	0	0	1									
40 Jake Woodford, R 35 Lane Thomas, R OBP: 0.385, SLG: 0.200	F7		F9		G4-3		G4-3		FC6-4	0	0	0	0	0	0	1									
48 Harrison Bader, R OBP: 0.351, SLG: 0.540			19 G4-3 1B		G6-3		HR		G6-3	4	1	2	1	0	0	0									
50 Adam Wainwright, R 26 Justin Williams, L 44 Junior Fernández, R 13 Matt Carpenter, L 30 Tyler Webb, L 13 Matt Carpenter, L OBP: 0.291, SLG: 0.254			K		BB		K		K	1	0	0	0	0	1	1									
Inning Stats	R: 0 H: 1 E: 0 K: 0 S: 20	H: 1 LOB: 1 BB: 0 P: 29	R: 0 H: 0 E: 0 K: 1 S: 7	H: 0 LOB: 0 BB: 0 P: 12	R: 0 H: 1 E: 0 K: 1 S: 11	H: 1 LOB: 2 BB: 1 P: 21	R: 1 H: 1 E: 0 K: 0 S: 13	H: 1 LOB: 0 BB: 0 P: 22	R: 0 H: 0 E: 0 K: 1 S: 7	H: 0 LOB: 1 BB: 1 P: 12	R: 1 H: 2 E: 0 K: 2 S: 12	H: 1 LOB: 1 BB: 0 P: 18	R: 1 H: 1 E: 0 K: 1 S: 19	H: 1 LOB: 1 BB: 1 P: 30	R: 0 H: 0 E: 0 K: 0 S: 8	H: 0 LOB: 1 BB: 0 P: 12	R: 0 H: 0 E: 0 K: 1 S: 9	H: 0 LOB: 0 BB: 0 P: 12	1B: 3 2B: 0 3B: 0 HR: 3	SF: 0 SAC: 0 DP: 1 HBP: 2	WP: 0 PB: 0 SB: 0 CS: 0	PA: 37			
PITCHER	IP WLS BF H R ER SO BB IBB HBP BLK WP HR S P ERA WHIP	IP WLS BF H R ER SO BB IBB HBP BLK WP HR S P ERA WHIP	IP WLS BF H R ER SO BB IBB HBP BLK WP HR S P ERA WHIP	IP WLS BF H R ER SO BB IBB HBP BLK WP HR S P ERA WHIP	IP WLS BF H R ER SO BB IBB HBP BLK WP HR S P ERA WHIP	IP WLS BF H R ER SO BB IBB HBP BLK WP HR S P ERA WHIP	IP WLS BF H R ER SO BB IBB HBP BLK WP HR S P ERA WHIP	IP WLS BF H R ER SO BB IBB HBP BLK WP HR S P ERA WHIP	IP WLS BF H R ER SO BB IBB HBP BLK WP HR S P ERA WHIP	IP WLS BF H R ER SO BB IBB HBP BLK WP HR S P ERA WHIP	IP WLS BF H R ER SO BB IBB HBP BLK WP HR S P ERA WHIP	IP WLS BF H R ER SO BB IBB HBP BLK WP HR S P ERA WHIP	IP WLS BF H R ER SO BB IBB HBP BLK WP HR S P ERA WHIP	IP WLS BF H R ER SO BB IBB HBP BLK WP HR S P ERA WHIP	IP WLS BF H R ER SO BB IBB HBP BLK WP HR S P ERA WHIP	IP WLS BF H R ER SO BB IBB HBP BLK WP HR S P ERA WHIP	IP WLS BF H R ER SO BB IBB HBP BLK WP HR S P ERA WHIP	IP WLS BF H R ER SO BB IBB HBP BLK WP HR S P ERA WHIP	IP WLS BF H R ER SO BB IBB HBP BLK WP HR S P ERA WHIP	IP WLS BF H R ER SO BB IBB HBP BLK WP HR S P ERA WHIP	IP WLS BF H R ER SO BB IBB HBP BLK WP HR S P ERA WHIP	IP WLS BF H R ER SO BB IBB HBP BLK WP HR S P ERA WHIP	IP WLS BF H R ER SO BB IBB HBP BLK WP HR S P ERA WHIP	IP WLS BF H R ER SO BB IBB HBP BLK WP HR S P ERA WHIP	IP WLS BF H R ER SO BB IBB HBP BLK WP HR S P ERA WHIP

Batter	1	2	3	4	5	6	7	8	9	AB	R	H	RBI	BB	SO	LOB	BOTTOM								
2 Trent Grisham, L 16 Tucupita Marcano, L OBP: 0.286, SLG: 0.240	F9		L8			18 WP 18 1B	61 BB 9 1B			5	1	3	0	0	0	2	St. Louis Cardinals @ San Diego Padres Petco Park, San Diego, CA Sat May 15 2021, 5:46 PM - 9:13 PM PDT Att: 15,250 - Overcast - 63 F								
13 Manny Machado, R 74 Nabil Crismatt, R OBP: 0.337, SLG: 0.395	L8		L5		P6	18 1B 26 2B	SF8			4	1	1	2	0	0	2									
9 Jake Cronenworth, L OBP: 0.367, SLG: 0.416	28 HR BB		26 HR 1B		28 FC6-4 1B	F6	61 BB 26 1B			4	3	3	0	1	0	2									
28 Tommy Pham, R 37 Miguel Diaz, R 18 Patrick Kiehan, R 36 Pierce Johnson, R 61 Ivan Castillo, S	HR		26 HR BB		FC6-4	26 2B 24 G4-3	26 1B			2	2	1	2	1	0	1									
26 Austin Nola, R OBP: 0.395, SLG: 0.414	G6-3		HR		L6	24 G4-3 2B	26 1B			5	1	3	6	0	0	1									
24 Brian O'Grady, L OBP: 0.286, SLG: 0.273	F7		17 BB 1B		G6-4-3 BB	G4-3	P4			4	0	1	1	1	0	3									
7 Ha-Seong Kim, R OBP: 0.236, SLG: 0.293	HR		P6		G6-4-3	F8				5	1	1	1	0	0	3									
17 Victor Caratini, S OBP: 0.347, SLG: 0.395	2 1B 1B		HR		F7	L9				3	0	1	0	1	0	0									
59 Chris Paddock, R 22 John Andreoli, R OBP: 0.400, SLG: 0.500	K		K		K	2 1B 13 1B	2 1B 13 SF8			2	0	0	0	0	2	3									
Inning Stats	R: 2 H: 1 E: 0 K: 0 S: 10	H: 3 LOB: 2 BB: 0 P: 23	R: 3 H: 3 E: 0 K: 1 S: 19	H: 3 LOB: 2 BB: 2 P: 36	R: 0 H: 1 E: 0 K: 0 S: 9	H: 1 LOB: 1 BB: 0 P: 13	R: 0 H: 0 E: 0 K: 0 S: 8	H: 0 LOB: 0 BB: 1 P: 17	R: 4 H: 4 E: 0 K: 0 S: 19	H: 4 LOB: 1 BB: 1 P: 33	R: 3 H: 4 E: 0 K: 0 S: 21	H: 4 LOB: 2 BB: 1 P: 31	R: 0 H: 1 E: 0 K: 0 S: 9	H: 1 LOB: 2 BB: 0 P: 19	1B: 12 2B: 2 3B: 0 HR: 3	SF: 1 SAC: 0 DP: 1 HBP: 1		WP: 1 PB: 0 SB: 0 CS: 0	PA: 46						
PITCHER	IP WLS BF H R ER SO BB IBB HBP BLK WP HR S P ERA WHIP	IP WLS BF H R ER SO BB IBB HBP BLK WP HR S P ERA WHIP	IP WLS BF H R ER SO BB IBB HBP BLK WP HR S P ERA WHIP	IP WLS BF H R ER SO BB IBB HBP BLK WP HR S P ERA WHIP	IP WLS BF H R ER SO BB IBB HBP BLK WP HR S P ERA WHIP	IP WLS BF H R ER SO BB IBB HBP BLK WP HR S P ERA WHIP	IP WLS BF H R ER SO BB IBB HBP BLK WP HR S P ERA WHIP	IP WLS BF H R ER SO BB IBB HBP BLK WP HR S P ERA WHIP	IP WLS BF H R ER SO BB IBB HBP BLK WP HR S P ERA WHIP	IP WLS BF H R ER SO BB IBB HBP BLK WP HR S P ERA WHIP	IP WLS BF H R ER SO BB IBB HBP BLK WP HR S P ERA WHIP	IP WLS BF H R ER SO BB IBB HBP BLK WP HR S P ERA WHIP	IP WLS BF H R ER SO BB IBB HBP BLK WP HR S P ERA WHIP	IP WLS BF H R ER SO BB IBB HBP BLK WP HR S P ERA WHIP	IP WLS BF H R ER SO BB IBB HBP BLK WP HR S P ERA WHIP	IP WLS BF H R ER SO BB IBB HBP BLK WP HR S P ERA WHIP	IP WLS BF H R ER SO BB IBB HBP BLK WP HR S P ERA WHIP	IP WLS BF H R ER SO BB IBB HBP BLK WP HR S P ERA WHIP	IP WLS BF H R ER SO BB IBB HBP BLK WP HR S P ERA WHIP	IP WLS BF H R ER SO BB IBB HBP BLK WP HR S P ERA WHIP	IP WLS BF H R ER SO BB IBB HBP BLK WP HR S P ERA WHIP	IP WLS BF H R ER SO BB IBB HBP BLK WP HR S P ERA WHIP	IP WLS BF H R ER SO BB IBB HBP BLK WP HR S P ERA WHIP	IP WLS BF H R ER SO BB IBB HBP BLK WP HR S P ERA WHIP	IP WLS BF H R ER SO BB IBB HBP BLK WP HR S P ERA WHIP



Batter	1	2	3	4	5	6	7	8	9	AB	R	H	RBI	BB	SO	LOB	TOP										
26 Adam Frazier, L (1.4) OBP: 0.387, SLG: 0.457	F7		1B		G3		L7			4	0	1	0	0	0	0	Pittsburgh Pirates @ St. Louis Cardinals Busch Stadium, St. Louis, MO Tue May 18 2021, 6:47 PM - 9:39 PM CDT Att: 14,005 - Overcast - 70 F										
27 Kevin Newman, R (1.6) OBP: 0.243, SLG: 0.270	G6-3		1B			2B		G5-3		4	0	2	0	0	0	0											
10 Bryan Reynolds, S (1.8) OBP: 0.243, SLG: 0.464	L4		K			BB		K		3	1	0	0	1	2	2											
38 Will Craig, R (1.3) OBP: 0.200, SLG: 0.316		G6-3		K		FC1-5		K		4	1	0	0	0	2	2											
25 Gregory Polanco, L (1.9) OBP: 0.301, SLG: 0.360						G3				3	0	2	1	1	0	1											
2 Enk González, R (1.5) OBP: 0.230, SLG: 0.295	L9				FC6-4			L9		4	0	1	1	0	0	3											
60 Ka'ai Tom, L (1.7) 18 Ben Gamel, L (8.7) OBP: 0.212, SLG: 0.172	F9				F8		P2			3	0	0	0	0	0	3											
5 Michael Pérez, L (1.2) OBP: 0.184, SLG: 0.182			K			G4-3		K		4	0	0	0	0	2	1											
34 JT Brubaker, R (1.1) OBP: 0.250, SLG: 0.182			G4-3			G1-3				2	0	0	0	0	0	0											
55 Chasen Shreve, L (6.1) 15 Wilmer Difo, S (7.7) 46 Chris Stratton, R (7.1) OBP: 0.258, SLG: 0.383								P5		0	0	0	0	0	0	0											
Inning Stats	R: 0 H: 0 E: 0 K: 0 S: 9	H: 0 LOB: 0 BB: 0 P: 11	R: 0 H: 1 E: 0 K: 0 S: 9	H: 1 LOB: 1 BB: 0 P: 12	R: 0 H: 2 E: 0 K: 2 S: 12	H: 2 LOB: 2 BB: 0 P: 19	R: 0 H: 1 E: 0 K: 1 S: 11	H: 1 LOB: 1 BB: 0 P: 16	R: 0 H: 0 E: 0 K: 0 S: 7	H: 0 LOB: 0 BB: 0 P: 11	R: 2 H: 2 E: 0 K: 0 S: 18	H: 2 LOB: 1 BB: 0 P: 28	R: 0 H: 0 E: 0 K: 2 S: 10	H: 0 LOB: 0 BB: 0 P: 14	R: 0 H: 0 E: 0 K: 0 S: 10	H: 0 LOB: 1 BB: 1 P: 16	1B: 5 2B: 1 3B: 0 HR: 0	SF: 0 SAC: 0 DP: 0 HBP: 0	WP: 1 PB: 0 SB: 0 CS: 0	PA: 35							
PITCHER	IP	WLS	BF	H	R	ER	SO	BB	IBB	HBP	BLK	WP	HR	S	P	ERA	WHIP										
53 John Gant, R (1.1) ERA: 2.04	5.1	W	22	5	2	2	3	1	0	0	0	0	0	53	81	3.38	1.125										
92 Génesis Cabrera, L (6.1) ERA: 2.14	0.2		3	1	0	0	0	0	0	0	0	1	0	13	16	0.00	1.500										
65 Giovanni Gallegos, R (7.1) ERA: 2.13	2.0	H	6	0	0	0	3	0	0	0	0	0	0	19	26	0.00	0.000										
Alex Reyes, R (9.1) ERA: 0.41	1.0	S	4	0	0	0	0	1	0	0	0	0	0	10	16	0.00	1.000										

Batter	1	2	3	4	5	6	7	8	9	AB	R	H	RBI	BB	SO	LOB	BOTTOM										
19 Tommy Edman, S (1.4) OBP: 0.328, SLG: 0.366	G4-3		1B		G5-3		1B			5	0	3	2	0	0	0	Pittsburgh Pirates @ St. Louis Cardinals Busch Stadium, St. Louis, MO Tue May 18 2021, 6:47 PM - 9:39 PM CDT Att: 14,005 - Overcast - 70 F										
3 Dylan Carlson, S (1.9) OBP: 0.379, SLG: 0.427			BB				K		F8	4	1	2	0	1	1	2											
46 Paul Goldschmidt, R (1.3) OBP: 0.295, SLG: 0.398	L8		L8		P3				F4	4	0	0	0	0	0	4											
28 Nolan Arenado, R (1.5) OBP: 0.362, SLG: 0.583			HR		F4				1B	3	2	2	2	1	0	1											
4 Yadier Molina, R (1.2) OBP: 0.330, SLG: 0.573	G5-3					L9			1B	4	0	2	0	0	0	0											
48 Harrison Bader, R (1.8) OBP: 0.354, SLG: 0.500					F8				F8	3	1	0	0	1	0	4											
26 Justin Williams, L (1.7) OBP: 0.289, SLG: 0.277			K		K				K	4	0	0	0	0	4	5											
63 Edmundo Sosa, R (1.6) OBP: 0.391, SLG: 0.278						G4-3			L8	4	1	2	1	0	0	0											
53 John Gant, R (1.1) ERA: 3.27						G1-3			P3	1	0	0	0	0	0	2											
13 Matt Carpenter, L (6.7) 65 Giovanni Gallegos, R (7.1) 34 John Noguera, R (8.7) Alex Reyes, R (9.1) OBP: 0.289, SLG: 0.277										0	0	0	0	0	0	0											
Inning Stats	R: 2 H: 1 E: 0 K: 0 S: 12	H: 3 LOB: 2 BB: 1 P: 18	R: 1 H: 2 E: 0 K: 1 S: 15	H: 2 LOB: 2 BB: 1 P: 21	R: 0 H: 1 E: 0 K: 0 S: 7	H: 1 LOB: 1 BB: 0 P: 9	R: 0 H: 0 E: 0 K: 1 S: 9	H: 0 LOB: 0 BB: 0 P: 12	R: 0 H: 1 E: 0 K: 1 S: 11	H: 1 LOB: 1 BB: 0 P: 14	R: 0 H: 2 E: 0 K: 1 S: 9	H: 2 LOB: 2 BB: 0 P: 11	R: 0 H: 1 E: 0 K: 0 S: 8	H: 1 LOB: 1 BB: 0 P: 13	1B: 9 2B: 1 3B: 0 HR: 1	SF: 0 SAC: 1 DP: 0 HBP: 0	WP: 2 PB: 0 SB: 0 CS: 0	PA: 38									
PITCHER	IP	WLS	BF	H	R	ER	SO	BB	IBB	HBP	BLK	WP	HR	S	P	ERA	WHIP										
34 JT Brubaker, R (1.1) ERA: 3.27	5.2	L	28	8	5	5	3	3	0	0	0	0	1	59	89	7.94	1.941										
55 Chasen Shreve, L (6.1) ERA: 3.27	0.1		1	0	0	0	1	0	0	0	0	0	0	5	7	0.00	0.000										
46 Chris Stratton, R (7.1) ERA: 3.8	2.0		9	3	0	0	1	0	0	0	0	1	0	17	24	0.00	1.500										

AB 33
R 2
H 6
RBI 2
BB 2
SO 6
LOB 13



AB 34
R 5
H 11
RBI 5
BB 3
SO 5
LOB 18



Batter	1	2	3	4	5	6	7	8	9	AB	R	H	RBI	BB	SO	LOB	TOP				
24 Joc Pederson, L (1, 7) OBP: 0.344, SLG: 0.374	1-1 FC3-6 9 1B HBP		0-3 K		1-0 G6-3			1-3 K		3	1	0	0	0	2	0	Chicago Cubs @ St. Louis Cardinals Busch Stadium, St. Louis, MO Sat May 22 2021, 6:16 PM - 9:03 PM CDT Att: 26,027 - Partly Cloudy - 75 F				
17 Kris Bryant, R (1, 9) OBP: 0.403, SLG: 0.607	1-2 P3		1-2 G5-3		2-3 K			0-1 40 BB 1B		4	0	1	0	0	1	1					
40 Wilson Contreras, R (1, 2) OBP: 0.354, SLG: 0.449	1-1 44 FC3-6 1B		0-0 P2		4-0 8 WP BB			4-0 BB		2	0	1	0	2	0	0					
44 Anthony Rizzo, L (1, 3) OBP: 0.377, SLG: 0.450	0-2 FC3-6 9 1B			0-0 8 G1-3 1B				1-3 K		4	0	1	0	0	1	5					
9 Javier Báez, R (1, 6) OBP: 0.302, SLG: 0.500	1-1 F7			1-0 F7				1-1 F7		4	0	1	1	0	1	4					
8 Ian Happ, S (1, 8) OBP: 0.328, SLG: 0.409	1-3 3H K			1-1 G1-3				1-3 K2-3		4	0	0	0	0	3	4					
5 Matt Duffy, R (1, 5) OBP: 0.377, SLG: 0.356		1-2 G4-3							1-0 G4-3	1	0	0	0	1	0	0					
13 David Bote, R (7, PH) OBP: 0.271, SLG: 0.310										1	0	0	0	0	1	0					
4 Eric Sogard, L (9, PH) OBP: 0.300, SLG: 0.342										1	0	0	0	0	0	0					
2 Nico Hoerner, R (1, 4) OBP: 0.416, SLG: 0.448		0-2 G1-3			3-2 P3				1-1 1B	4	0	1	0	0	0	2					
73 Adbert Alzola, R (1, 1) OBP: 0.077, SLG: 0.077			0-3 K		1-2 G1-3				2-0 F7	3	0	0	0	0	2	0					
71 Keegan Thompson, R (1) OBP: 0.333, SLG: 0.333										0	0	0	0	0	0	0					
62 Nick Martini, L (9, PH) OBP: 0.182, SLG: 0.111										1	0	0	0	0	0	1					
Inning Stats	R: 1 H: 2 E: 0 K: 1 S: 15	H: 2 LOB: 2 BB: 0 P: 20	R: 0 H: 0 E: 0 K: 1 S: 10	H: 0 LOB: 0 BB: 0 P: 11	R: 0 H: 0 E: 0 K: 1 S: 9	H: 0 LOB: 0 BB: 0 P: 10	R: 0 H: 1 E: 0 K: 0 S: 9	H: 0 LOB: 1 BB: 0 P: 18	R: 0 H: 0 E: 0 K: 2 S: 8	H: 0 LOB: 0 BB: 1 P: 19	R: 0 H: 0 E: 0 K: 2 S: 8	H: 0 LOB: 0 BB: 0 P: 11	R: 0 H: 1 E: 0 K: 2 S: 10	H: 1 LOB: 2 BB: 0 P: 17	R: 0 H: 1 E: 0 K: 1 S: 8	H: 1 LOB: 1 BB: 0 P: 13	1B: 5 2B: 0 3B: 0 HR: 0	SF: 0 SAC: 0 DP: 0 HBP: 1	WP: 1 PB: 0 SB: 0 CS: 0	PA: 36	
PITCHER	IP WLS BF H R ER SO	IP WLS BF H R ER SO	IP WLS BF H R ER SO	IP WLS BF H R ER SO	IP WLS BF H R ER SO	IP WLS BF H R ER SO	IP WLS BF H R ER SO	IP WLS BF H R ER SO	IP WLS BF H R ER SO	IP WLS BF H R ER SO	IP WLS BF H R ER SO	IP WLS BF H R ER SO	IP WLS BF H R ER SO	IP WLS BF H R ER SO	IP WLS BF H R ER SO	IP WLS BF H R ER SO	ERA WHIP	ERA WHIP	ERA WHIP	ERA WHIP	
39 Miles Mikolas, R (1, 1) ERA: 2.25	4.0 17 3 1 1 3																2.25 1.000				
32 Daniel Ponce de Leon, R (5, 1) ERA: 6.92	1.2 6 0 0 0 2																0.600				
92 Génesis Cabrera, L (6, 1) ERA: 1.93	1.1 W 4 0 0 0 3																0.000				
65 Giovanny Gallegos, R (8, 1) ERA: 2.05	1.0 H 5 1 0 0 2																2.000				
Alex Reyes, R (9, 1) ERA: 0.38	1.0 S 4 1 0 0 1																1.000				

AB	32
R	1
H	5
RBI	1
BB	3
SO	11
LOB	17



Batter	1	2	3	4	5	6	7	8	9	AB	R	H	RBI	BB	SO	LOB	BOTTOM				
19 Tommy Edman, S (1, 4) OBP: 0.330, SLG: 0.374	1-2 G3-1			2-2 G1		0-0 P6		0-1 1B		4	0	1	0	0	0	0	Chicago Cubs @ St. Louis Cardinals Busch Stadium, St. Louis, MO Sat May 22 2021, 6:16 PM - 9:03 PM CDT Att: 26,027 - Partly Cloudy - 75 F				
46 Paul Goldschmidt, R (1, 3) OBP: 0.391, SLG: 0.414	0-3 K			1-2 2B		1-2 G6-3		0-3 K		4	0	1	0	0	2	1					
28 Nolan Arenado, R (1, 5) OBP: 0.347, SLG: 0.549	1-1 G6-3			1-1 G6-3		2-3 K		1-2 L8		4	0	0	0	0	1	2					
4 Yadier Molina, R (1, 2) OBP: 0.316, SLG: 0.561		0-2 G4-3		1-0 F7			0-2 HR			3	1	1	1	0	0	1					
48 Harrison Bader, R (1, 8) OBP: 0.312, SLG: 0.418		1-3 K			1-2 F9			0-1 G6-3		3	0	0	0	0	1	0					
26 Justin Williams, L (1, 7) OBP: 0.294, SLG: 0.269			0-0 G6-3			1-0 G3-1			0-0 G4-3	3	0	0	0	0	0	0					
63 Edmundo Sosa, R (1, 6) OBP: 0.500, SLG: 0.481				0-1 F8				0-0 E6		3	1	2	0	0	0	0					
35 Lane Thomas, R (1, 9) OBP: 0.333, SLG: 0.200				2-3 K		0-1 32 S 1B		0-2 G1-3		3	0	1	1	0	1	1					
39 Miles Mikolas, R (1, 1) ERA: 2.25								1-2 F8		1	0	0	0	0	1	0					
32 Daniel Ponce de Leon, R (5, 1) ERA: 6.92										1	0	0	0	0	1	1					
92 Génesis Cabrera, L (6, 1) ERA: 1.93										0	0	0	0	0	0	0					
65 Giovanny Gallegos, R (8, 1) ERA: 2.05										0	0	0	0	0	0	0					
13 Matt Carpenter, L (9, 1) OBP: 0.299, SLG: 0.324										1	0	0	0	0	0	0					
Alex Reyes, R (9, 1) ERA: 0.38										0	0	0	0	0	0	0					
Inning Stats	R: 0 H: 0 E: 0 K: 1 S: 9	H: 0 LOB: 0 BB: 0 P: 11	R: 0 H: 0 E: 0 K: 1 S: 7	H: 0 LOB: 0 BB: 0 P: 8	R: 0 H: 0 E: 0 K: 2 S: 8	H: 0 LOB: 0 BB: 0 P: 10	R: 0 H: 1 E: 0 K: 0 S: 13	H: 1 LOB: 1 BB: 0 P: 18	R: 1 H: 2 E: 0 K: 1 S: 14	H: 2 LOB: 1 BB: 0 P: 17	R: 0 H: 0 E: 0 K: 1 S: 8	H: 0 LOB: 0 BB: 0 P: 11	R: 1 H: 2 E: 0 K: 0 S: 11	H: 2 LOB: 1 BB: 0 P: 11	R: 0 H: 1 E: 0 K: 1 S: 11	H: 1 LOB: 1 BB: 0 P: 13	1B: 3 2B: 1 3B: 1 HR: 1	SF: 0 SAC: 0 DP: 0 HBP: 0	WP: 0 PB: 0 SB: 1 CS: 0	PA: 30	
PITCHER	IP WLS BF H R ER SO	IP WLS BF H R ER SO	IP WLS BF H R ER SO	IP WLS BF H R ER SO	IP WLS BF H R ER SO	IP WLS BF H R ER SO	IP WLS BF H R ER SO	IP WLS BF H R ER SO	IP WLS BF H R ER SO	IP WLS BF H R ER SO	IP WLS BF H R ER SO	IP WLS BF H R ER SO	IP WLS BF H R ER SO	IP WLS BF H R ER SO	IP WLS BF H R ER SO	IP WLS BF H R ER SO	ERA WHIP	ERA WHIP	ERA WHIP	ERA WHIP	
73 Adbert Alzola, R (1, 1) ERA: 4.3	7.0 L 26 5 2 2 6																4.3 0.714				
71 Keegan Thompson, R (1) ERA: 0.00	1.0 4 1 0 0 0 1																0.00 1.000				


AB	30
R	2
H	6
RBI	2
BB	0
SO	7
LOB	6



Batter	1	2	3	4	5	6	7	8	9	10	AB	R	H	RBI	BB	SO	LOB	TOP						
24 Joc Pederson, L OBP: 0.333, SLG: 0.360	F9		L8			G3			F8		4	0	0	0	0	0	0							
17 Kris Bryant, R OBP: 0.406, SLG: 0.604				K		G5-3					4	0	2	0	0	1	0							
40 Wilson Contreras, R OBP: 0.352, SLG: 0.439											3	1	0	0	1	2	2							
44 Anthony Rizzo, L OBP: 0.369, SLG: 0.439	G4-3										4	0	0	0	0	1	2							
9 Javier Báez, R OBP: 0.301, SLG: 0.513											4	1	1	2	0	2	1							
8 Ian Happ, S OBP: 0.326, SLG: 0.398											3	0	0	0	1	1	0							
13 David Bote, R OBP: 0.271, SLG: 0.302											3	0	0	0	1	1	0							
2 Nico Hoerner, R OBP: 0.395, SLG: 0.423											4	0	0	0	0	1	2							
27 Zach Davies, R OBP: 0.143, SLG: 0.143											1	0	0	0	0	0	0							
62 Nick Martin, L OBP: 0.143, SLG: 0.143											0	0	0	0	0	0	0							
45 Tommy Nance, R OBP: 0.143, SLG: 0.143											0	0	0	0	0	0	0							
18 Ryan Tepera, R OBP: 0.143, SLG: 0.143											0	0	0	0	0	0	0							
43 Dan Winkler, R OBP: 0.143, SLG: 0.143											0	0	0	0	0	0	0							
4 Eric Sogard, L OBP: 0.143, SLG: 0.143											1	0	0	0	0	0	0							
39 Andrew Chafin, R OBP: 0.143, SLG: 0.143											0	0	0	0	0	0	0							
46 Craig Kimbrel, R OBP: 0.143, SLG: 0.143											1	0	0	0	0	1	2							
Inning Stats	R: 0 E: 0 K: 1 S: 12	H: 1 LOB: 1 BB: 0 P: 19	R: 0 E: 0 K: 1 S: 7	H: 0 LOB: 0 BB: 0 P: 10	R: 0 E: 0 K: 0 S: 8	H: 0 LOB: 0 BB: 0 P: 13	R: 0 E: 0 K: 2 S: 10	H: 0 LOB: 1 BB: 1 P: 18	R: 0 E: 0 K: 1 S: 8	H: 0 LOB: 0 BB: 0 P: 13	R: 0 E: 0 K: 0 S: 6	H: 0 LOB: 0 BB: 0 P: 11	R: 0 E: 0 K: 1 S: 6	H: 0 LOB: 0 BB: 0 P: 8	R: 0 E: 0 K: 1 S: 8	H: 0 LOB: 0 BB: 0 P: 9	R: 0 E: 0 K: 1 S: 7	H: 1 LOB: 1 BB: 0 P: 11	R: 2 E: 0 K: 2 S: 19	H: 1 LOB: 2 BB: 2 P: 32	1B: 2 2B: 0 3B: 0 HR: 1	SF: 0 SAC: 0 DP: 0 HBP: 0	WP: 0 PB: 0 SB: 0 CS: 0	PA: 36
PITCHER	IP WLS BF H R ER SO BB IBB HBP BLK WP HR S P ERA WHIP	50 Adam Wainwright, R ERA: 3.95	65 Giovanni Gallegos, R ERA: 1.95	Alex Reyes, R ERA: 0.72	PITCHER	IP WLS BF H R ER SO BB IBB HBP BLK WP HR S P ERA WHIP	46 Paul Goldschmidt, R ERA: 2.96	28 Nolan Arenado, R ERA: 0.34	4 Yadier Molina, R ERA: 0.31	7 Andrew Knizner, R ERA: 0.27	48 Harrison Bader, R ERA: 0.30	26 Justin Williams, L ERA: 0.28	63 Edmundo Sosa, R ERA: 0.50	35 Lane Thomas, R ERA: 0.36	50 Adam Wainwright, R ERA: 4.96	65 Giovanni Gallegos, R ERA: 1.95	13 Matt Carpenter, L ERA: 0.25	Alex Reyes, R ERA: 0.72						

Chicago Cubs @ St. Louis Cardinals
 Busch Stadium, St. Louis, MO
 Sun May 23 2021, 6:10 PM - 9:47 PM CDT
 Att. 24,082 - Partly Cloudy - 88 F


AB 33
 R 2
 H 3
 RBI 2
 BB 3
 SO 10
 LOB 9



Batter	1	2	3	4	5	6	7	8	9	10	AB	R	H	RBI	BB	SO	LOB	BOTTOM						
19 Tommy Edman, S OBP: 0.327, SLG: 0.375			F8								5	0	1	0	0	1	4							
46 Paul Goldschmidt, R OBP: 0.296, SLG: 0.404											4	1	0	0	1	0	5							
28 Nolan Arenado, R OBP: 0.344, SLG: 0.547											4	0	1	1	0	1	4							
4 Yadier Molina, R OBP: 0.319, SLG: 0.545											3	0	0	0	2	0	2							
7 Andrew Knizner, R OBP: 0.277, SLG: 0.254											0	0	0	0	0	0	0							
48 Harrison Bader, R OBP: 0.305, SLG: 0.417											5	0	1	0	0	1	3							
26 Justin Williams, L OBP: 0.289, SLG: 0.285											5	0	1	0	0	1	2							
63 Edmundo Sosa, R OBP: 0.500, SLG: 0.516											4	0	2	0	0	2	1							
35 Lane Thomas, R OBP: 0.364, SLG: 0.176											2	0	0	0	2	0	0							
50 Adam Wainwright, R ERA: 4.96											3	0	0	0	0	1	4							
65 Giovanni Gallegos, R ERA: 1.95											0	0	0	0	0	0	0							
13 Matt Carpenter, L OBP: 0.254, SLG: 0.254											0	0	0	0	0	1	0							
Alex Reyes, R ERA: 0.72											0	0	0	0	0	0	0							
Inning Stats	R: 0 E: 0 K: 0 S: 10	H: 1 LOB: 2 BB: 1 P: 17	R: 0 E: 0 K: 1 S: 8	H: 0 LOB: 0 BB: 0 P: 10	R: 0 E: 0 K: 0 S: 12	H: 1 LOB: 2 BB: 1 P: 22	R: 0 E: 0 K: 1 S: 10	H: 2 LOB: 2 BB: 1 P: 16	R: 0 E: 0 K: 1 S: 7	H: 0 LOB: 0 BB: 0 P: 11	R: 0 E: 0 K: 1 S: 7	H: 0 LOB: 0 BB: 0 P: 10	R: 0 E: 1 K: 1 S: 20	H: 1 LOB: 3 BB: 1 P: 30	R: 0 E: 0 K: 1 S: 10	H: 1 LOB: 1 BB: 0 P: 16	R: 0 E: 0 K: 0 S: 10	H: 0 LOB: 1 BB: 1 P: 17	R: 1 E: 0 K: 2 S: 12	H: 0 LOB: 1 BB: 1 P: 23	1B: 2 2B: 5 3B: 0 HR: 0	SF: 1 SAC: 0 DP: 1 HBP: 0	WP: 0 PB: 1 SB: 0 CS: 0	PA: 42
PITCHER	IP WLS BF H R ER SO BB IBB HBP BLK WP HR S P ERA WHIP	27 Zach Davies, R ERA: 4.96	45 Tommy Nance, R ERA: 2.95	18 Ryan Tepera, R ERA: 2.95	43 Dan Winkler, R ERA: 0.59	39 Andrew Chafin, L ERA: 2.49	PITCHER	IP WLS BF H R ER SO BB IBB HBP BLK WP HR S P ERA WHIP	46 Paul Goldschmidt, R ERA: 2.96	28 Nolan Arenado, R ERA: 0.34	4 Yadier Molina, R ERA: 0.31	7 Andrew Knizner, R ERA: 0.27	48 Harrison Bader, R ERA: 0.30	26 Justin Williams, L ERA: 0.28	63 Edmundo Sosa, R ERA: 0.50	35 Lane Thomas, R ERA: 0.36	50 Adam Wainwright, R ERA: 4.96	65 Giovanni Gallegos, R ERA: 1.95	13 Matt Carpenter, L ERA: 0.25	Alex Reyes, R ERA: 0.72				

Chicago Cubs @ St. Louis Cardinals
 Busch Stadium, St. Louis, MO
 Sun May 23 2021, 6:10 PM - 9:47 PM CDT
 Att. 24,082 - Partly Cloudy - 88 F

AB 35
 R 1
 H 6
 RBI 1
 BB 6
 SO 7
 LOB 25



Batter	1	2	3	4	5	6	7	8	9	AB	R	H	RBI	BB	SO	LOB	TOP			
19 Tommy Edman, S OBP: 0.325, SLG: 0.369	F6		F7			BB		K		3	1	0	0	1	1	1	St. Louis Cardinals @ Chicago White Sox Guaranteed Rate Field, Chicago, IL Mon May 24 2021, 7:12 PM - 10:25 PM CDT Att: 14,629 - Partly Cloudy - 85 F			
3 Dylan Carlson, S OBP: 0.374, SLG: 0.413	F5		F7			F7		F8		4	0	0	0	0	2					
46 Paul Goldschmidt, R OBP: 0.303, SLG: 0.493	P2				BB	E6		WP		3	0	1	0	1	0	0				
28 Nolan Arenado, R OBP: 0.337, SLG: 0.536	G6-3		F9			F9		G6-3		4	0	0	0	0	3					
4 Yadier Molina, R OBP: 0.252, SLG: 0.544	L6		K			1B				4	0	2	0	0	1	1				
13 Matt Carpenter, L OBP: 0.287, SLG: 0.243	BB		G4-3			G4-3		K		3	0	0	0	1	4					
48 Harrison Bader, R OBP: 0.301, SLG: 0.411	K					K		K		1	0	0	0	0	1	1				
26 Justin Williams, L OBP: 0.282, SLG: 0.257	K							K		3	0	0	0	0	2	1				
63 Edmundo Sosa, R OBP: 0.500, SLG: 0.500			HBP			G4-3		G4-3		3	0	1	0	0	0	1				
35 Lane Thomas, R OBP: 0.320, SLG: 0.150	K					F9		L8		3	0	0	0	0	1	2				
Inning Stats	R: 0 E: 0 K: 0 S: 6	H: 0 LOB: 0 BB: 0 P: 10	R: 0 E: 0 K: 1 S: 12	H: 0 LOB: 1 BB: 1 P: 21	R: 0 E: 0 K: 1 S: 8	H: 0 LOB: 0 BB: 0 P: 11	R: 0 E: 0 K: 1 S: 10	H: 0 LOB: 1 BB: 1 P: 16	R: 0 E: 0 K: 0 S: 6	H: 0 LOB: 0 BB: 0 P: 7	R: 1 E: 0 K: 0 S: 13	H: 1 LOB: 2 BB: 1 P: 23	R: 0 E: 0 K: 1 S: 8	H: 1 LOB: 0 BB: 0 P: 16	R: 0 E: 0 K: 2 S: 10	H: 1 LOB: 1 BB: 0 P: 15	1B: 4 2B: 0 3B: 0 HR: 0	SF: 0 SAC: 0 DP: 0 HBP: 1	WP: 1 PB: 0 SB: 2 CS: 1	PA: 36
PITCHER	IP WLS BF H R ER SO BB IBB HBP BLK WP HR S P ERA WHIP	7.0 W 27 2 1 0 4 3 0 1 0 0 0 63 104 0.00 0.714	2.0 8 2 0 0 3 0 0 0 0 1 0 21 28 0.00 1.000																	

Batter	1	2	3	4	5	6	7	8	9	AB	R	H	RBI	BB	SO	LOB	BOTTOM			
7 Tim Anderson, R OBP: 0.331, SLG: 0.434	K		G1-3			E3		2B		4	0	1	2	0	1	1	St. Louis Cardinals @ Chicago White Sox Guaranteed Rate Field, Chicago, IL Mon May 24 2021, 7:12 PM - 10:25 PM CDT Att: 14,629 - Partly Cloudy - 85 F			
12 Adam Eaton, L OBP: 0.305, SLG: 0.351	F7		P5			FC6-4		BB		3	1	0	0	1	0	2				
10 Yoán Moncada, S OBP: 0.404, SLG: 0.403	G6-3		L8			G3		K		4	0	0	0	0	1	3				
79 José Abreu, R OBP: 0.343, SLG: 0.477	K					F7		BB		2	0	0	0	2	1	0				
73 Yermín Mercedes, R OBP: 0.402, SLG: 0.533	2B		F9			SF9		BB		3	1	2	1	0	0	1				
24 Yasmani Grandal, S OBP: 0.391, SLG: 0.364	K					K		G3-1		3	0	0	0	1	2	3				
25 Andrew Vaughn, R OBP: 0.333, SLG: 0.434	2B		L9			HR		G1-3		4	1	2	2	0	0	2				
28 Leury Garcia, S OBP: 0.261, SLG: 0.286	G5-3		K			1B		F8		3	1	0	0	1	1	4				
1 Nick Madrigal, R OBP: 0.321, SLG: 0.385	2B					G6-3		P4		3	1	1	0	0	0	0				
Inning Stats	R: 0 E: 0 K: 1 S: 8	H: 2 LOB: 2 BB: 0 P: 12	R: 0 E: 0 K: 2 S: 12	H: 1 LOB: 0 BB: 0 P: 18	R: 0 E: 0 K: 1 S: 9	H: 1 LOB: 1 BB: 0 P: 13	R: 0 E: 0 K: 1 S: 15	H: 0 LOB: 2 BB: 2 P: 29	R: 0 E: 0 K: 0 S: 7	H: 0 LOB: 0 BB: 0 P: 13	R: 4 E: 0 K: 1 S: 15	H: 3 LOB: 1 BB: 1 P: 25	R: 1 E: 0 K: 1 S: 13	H: 0 LOB: 1 BB: 2 P: 29	R: 0 E: 0 K: 0 S: 7	H: 0 LOB: 0 BB: 0 P: 13		1B: 2 2B: 3 3B: 0 HR: 1	SF: 1 SAC: 0 DP: 0 HBP: 1	WP: 1 PB: 0 SB: 0 CS: 0
PITCHER	IP WLS BF H R ER SO BB IBB HBP BLK WP HR S P ERA WHIP	5.2 L 26 5 3 3 3 3 0 0 0 0 1 0 12 25 13.50 4.500	0.2 5 1 2 1 1 2 0 0 1 0 0 0 5 10 0.00 0.000	0.2 2 0 0 0 0 0 0 0 0 0 0 0 7 13 0.00 0.000																

Batter	1	2	3	4	5	6	7	8	9	AB	R	H	RBI	BB	SO	LOB	TOP			
19 Tommy Edman, S OBP: 0.323, SLG: 0.365	L9		3 SF9 1B		L5		G4-3		K	5	0	1	0	0	1	4	St. Louis Cardinals @ Chicago White Sox Guaranteed Rate Field, Chicago, IL Tue May 25 2021, 7:11 PM - 10:33 PM CDT Att: 16,380 - Cloudy - 81 F			
3 Dylan Carlson, S OBP: 0.371, SLG: 0.411	K		SF9		G4-3			46 G5-4-3 1B		3	0	1	1	0	1	0				
46 Paul Goldschmidt, R OBP: 0.302, SLG: 0.490			G5-3		G4-3			G5-4-3		4	0	1	0	0	0	3				
28 Nolan Arenado, R OBP: 0.340, SLG: 0.540			4 G6-4-3 1B		13 1B 63 WP			G5-3		4	1	2	0	0	1	0				
4 Yadier Molina, R OBP: 0.323, SLG: 0.542	G6-4-3				K			G5-3		4	0	1	0	0	1	2				
13 Matt Carpenter, L OBP: 0.285, SLG: 0.274	F8				63 WP 1B					3	1	2	0	1	0	0				
63 Edmundo Sosa, R OBP: 0.500, SLG: 0.514			19 1B 3 SF9		P5			G5-3		3	1	1	0	1	0	2				
35 Lane Thomas, R OBP: 0.276, SLG: 0.125			E5 3 SF9 19 1B		K			L5		4	0	0	0	0	2	6				
67 Max Moroff, S OBP: 0.083, SLG: 0.083	F9				K					4	0	1	1	1	0	2				
Inning Stats	R: 0 E: 0 K: 1 S: 6	H: 1 LOB: 1 BB: 0 P: 10	R: 0 E: 0 K: 0 S: 10	H: 1 LOB: 0 BB: 12	R: 1 E: 1 K: 0 S: 13	H: 2 LOB: 2 BB: 0 P: 25	R: 1 E: 0 K: 2 S: 14	H: 2 LOB: 1 BB: 0 P: 20	R: 0 E: 0 K: 1 S: 9	H: 0 LOB: 0 BB: 0 P: 12	R: 1 E: 0 K: 0 S: 15	H: 2 LOB: 1 BB: 0 P: 24	R: 0 E: 0 K: 0 S: 6	H: 1 LOB: 3 BB: 2 P: 9	R: 0 E: 0 K: 3 S: 16	H: 1 LOB: 0 BB: 0 P: 28	1B: 6 2B: 4 3B: 0 HR: 0	SF: 1 SAC: 0 DP: 2 HBP: 0	WP: 1 PB: 0 SB: 0 CS: 0	PA: 37
PITCHER	IP WLS BF H R ER SO BB IBB HBP BLK WP HR S P ERA WHIP	IP WLS BF H R ER SO BB IBB HBP BLK WP HR S P ERA WHIP	IP WLS BF H R ER SO BB IBB HBP BLK WP HR S P ERA WHIP	IP WLS BF H R ER SO BB IBB HBP BLK WP HR S P ERA WHIP	IP WLS BF H R ER SO BB IBB HBP BLK WP HR S P ERA WHIP	IP WLS BF H R ER SO BB IBB HBP BLK WP HR S P ERA WHIP	IP WLS BF H R ER SO BB IBB HBP BLK WP HR S P ERA WHIP	IP WLS BF H R ER SO BB IBB HBP BLK WP HR S P ERA WHIP	IP WLS BF H R ER SO BB IBB HBP BLK WP HR S P ERA WHIP	IP WLS BF H R ER SO BB IBB HBP BLK WP HR S P ERA WHIP	IP WLS BF H R ER SO BB IBB HBP BLK WP HR S P ERA WHIP	IP WLS BF H R ER SO BB IBB HBP BLK WP HR S P ERA WHIP	IP WLS BF H R ER SO BB IBB HBP BLK WP HR S P ERA WHIP	IP WLS BF H R ER SO BB IBB HBP BLK WP HR S P ERA WHIP	IP WLS BF H R ER SO BB IBB HBP BLK WP HR S P ERA WHIP	IP WLS BF H R ER SO BB IBB HBP BLK WP HR S P ERA WHIP	IP WLS BF H R ER SO BB IBB HBP BLK WP HR S P ERA WHIP			
27 Lucas Giolito, R ERA: 4.04	6.0	W	23	6	2	1	5	0	0	0	0	0	0	0	0	0	1.50	1.000		
65 Codi Heuer, R ERA: 5.57	1.0		5	2	1	1	0	0	0	0	0	0	0	0	0	0	9.00	2.000		
43 Evan Marshall, R ERA: 6.11	1.0		3	1	0	0	0	0	0	0	0	0	0	0	0	6	9.00	1.000		
45 Garrett Crochet, L ERA: 0.71	0.0		3	1	0	0	0	2	0	0	0	0	0	0	3	11	∞	∞		
31 Liam Hendriks, R ERA: 2.37	1.0	S	3	0	0	0	3	0	0	0	0	0	0	0	13	17	0.00	0.000		

AB	34
R	3
H	10
RBI	2
BB	2
SO	8
LOB	22



Batter	1	2	3	4	5	6	7	8	9	AB	R	H	RBI	BB	SO	LOB	BOTTOM			
7 Tim Anderson, R OBP: 0.321, SLG: 0.420	E6 10 L9 12 HBP 79 G1-3	E5 73 WP 10 BB	FC6-4		K			G6-3		5	1	0	0	0	1	5	St. Louis Cardinals @ Chicago White Sox Guaranteed Rate Field, Chicago, IL Tue May 25 2021, 7:11 PM - 10:33 PM CDT Att: 16,380 - Cloudy - 81 F			
12 Adam Eaton, L OBP: 0.308, SLG: 0.348	79 G1-3 73 E HBP	P3			CS		L9	G6-3		4	2	1	0	0	0	3				
10 Yoán Moncada, S OBP: 0.409, SLG: 0.411	L9				G4-3			79 BLK 79 WP 1B		4	1	2	1	1	0	3				
79 José Abreu, R OBP: 0.344, SLG: 0.494	G1-3	K			HR			P6		5	1	2	4	0	1	5				
73 Yermín Mercedes, R OBP: 0.393, SLG: 0.519	E9	K			G3			G6-4-3		4	0	0	0	0	1	3				
25 Andrew Vaughn, R OBP: 0.338, SLG: 0.431	F8				28 FC4-6 HBP			F9		3	0	1	0	0	0	1				
21 Zack Collins, L OBP: 0.306, SLG: 0.355					F7			K		4	1	1	0	0	2	2				
28 Leury García, S OBP: 0.268, SLG: 0.287					FC4-6			L7		3	1	1	0	1	0	1				
1 Nick Madrigal, R OBP: 0.331, SLG: 0.395					FC4			FC4		4	1	3	1	0	0	1				
Inning Stats	R: 2 E: 2 K: 0 S: 16	H: 0 LOB: 1 BB: 0 P: 26	R: 3 E: 1 K: 2 S: 16	H: 2 LOB: 2 BB: 2 P: 28	R: 0 E: 0 K: 1 S: 14	H: 1 LOB: 2 BB: 0 P: 19	R: 2 E: 0 K: 0 S: 13	H: 3 LOB: 1 BB: 0 P: 21	R: 0 E: 0 K: 1 S: 7	H: 1 LOB: 0 BB: 0 P: 10	R: 1 E: 0 K: 0 S: 8	H: 2 LOB: 0 BB: 0 P: 14	R: 0 E: 0 K: 1 S: 9	H: 1 LOB: 1 BB: 0 P: 16	R: 0 E: 0 K: 0 S: 13	H: 1 LOB: 0 BB: 0 P: 18	1B: 9 2B: 1 3B: 0 HR: 1	SF: 0 SAC: 0 DP: 1 HBP: 2	WP: 3 PB: 0 SB: 0 CS: 1	PA: 41
PITCHER	IP WLS BF H R ER SO BB IBB HBP BLK WP HR S P ERA WHIP	IP WLS BF H R ER SO BB IBB HBP BLK WP HR S P ERA WHIP	IP WLS BF H R ER SO BB IBB HBP BLK WP HR S P ERA WHIP	IP WLS BF H R ER SO BB IBB HBP BLK WP HR S P ERA WHIP	IP WLS BF H R ER SO BB IBB HBP BLK WP HR S P ERA WHIP	IP WLS BF H R ER SO BB IBB HBP BLK WP HR S P ERA WHIP	IP WLS BF H R ER SO BB IBB HBP BLK WP HR S P ERA WHIP	IP WLS BF H R ER SO BB IBB HBP BLK WP HR S P ERA WHIP	IP WLS BF H R ER SO BB IBB HBP BLK WP HR S P ERA WHIP	IP WLS BF H R ER SO BB IBB HBP BLK WP HR S P ERA WHIP	IP WLS BF H R ER SO BB IBB HBP BLK WP HR S P ERA WHIP	IP WLS BF H R ER SO BB IBB HBP BLK WP HR S P ERA WHIP	IP WLS BF H R ER SO BB IBB HBP BLK WP HR S P ERA WHIP	IP WLS BF H R ER SO BB IBB HBP BLK WP HR S P ERA WHIP	IP WLS BF H R ER SO BB IBB HBP BLK WP HR S P ERA WHIP	IP WLS BF H R ER SO BB IBB HBP BLK WP HR S P ERA WHIP	IP WLS BF H R ER SO BB IBB HBP BLK WP HR S P ERA WHIP			
22 Jack Flaherty, R ERA: 2.84	3.2	L	24	6	7	3	3	2	0	2	0	0	0	0	0	0	7.36	2.182		
30 Tyler Webb, L ERA: 11.57	1.2		6	2	1	1	1	0	0	0	0	0	0	0	12	20	5.40	1.200		
44 Junior Fernández, R ERA: 7.36	2.2		10	3	0	0	1	0	0	0	0	0	0	0	26	41	0.00	1.125		



Batter	1	2	3	4	5	6	7	8	9	AB	R	H	RBI	BB	SO	LOB	TOP				
19 Tommy Edman, S OBP: 0.326, SLG: 0.397	G6-3		HR			G6-3		HR		4	2	2	2	0	0	0					
3 Dylan Carlson, S OBP: 0.393, SLG: 0.401	K		F9			F8		K		4	0	0	0	0	2	0					
46 Paul Goldschmidt, R OBP: 0.393, SLG: 0.399	HBP			P1		K		1B		3	1	1	0	0	1	0					
28 Nolan Arenado, R OBP: 0.338, SLG: 0.539	K			P3		L8		2B		4	1	1	0	0	1	1					
63 Edmundo Sosa, R OBP: 0.500, SLG: 0.500	K			HBP		F7		1B		3	0	1	2	0	1	0					
7 Andrew Knizner, R OBP: 0.290, SLG: 0.246	G6-3			P4				BB		2	0	0	0	2	0	1					
35 Lane Thomas, R OBP: 0.242, SLG: 0.107	K					P5		K		4	0	0	0	0	3	3					
67 Max Moroff, S OBP: 0.063, SLG: 0.063			K		K			K		4	0	0	0	0	4	2					
26 Justin Williams, L OBP: 0.273, SLG: 0.248	K		K		K			L8		4	0	0	0	0	2	2					
Inning Stats	R: 0 H: 0 E: 0 K: 2 S: 15	H: 0 LOB: 1 BB: 0 P: 23	R: 0 H: 0 E: 0 K: 2 S: 8	H: 0 LOB: 0 BB: 0 P: 11	R: 1 H: 1 E: 0 K: 2 S: 11	H: 1 LOB: 0 BB: 0 P: 17	R: 0 H: 0 E: 0 K: 0 S: 12	H: 0 LOB: 1 BB: 0 P: 19	R: 0 H: 0 E: 0 K: 1 S: 9	H: 0 LOB: 0 BB: 0 P: 14	R: 0 H: 0 E: 0 K: 1 S: 8	H: 0 LOB: 0 BB: 1 P: 10	R: 0 H: 0 E: 0 K: 2 S: 11	H: 1 LOB: 0 BB: 0 P: 14	R: 2 H: 3 E: 0 K: 2 S: 14	H: 3 LOB: 1 BB: 1 P: 22	1B: 2 2B: 1 3B: 0 HR: 2	SF: 0 SAC: 0 DP: 0 HBP: 2	WP: 0 PB: 0 SB: 1 CS: 0	PA: 36	
PITCHER	IP	WLS	BF	H	R	ER	SO	BB	IBB	HBP	BLK	WP	HR	S	P	ERA	WHIP				
55 Carlos Rodón, L ERA: 1.29	6.0	L	21	1	1	1	10	0	0	2	0	0	1	63	94	1.50	0.167				
34 Michael Kopech, R ERA: 1.72	1.0		4	0	0	0	0	1	0	0	0	0	0	9	18	0.00	1.000				
39 Aaron Bummer, L ERA: 3.38	1.0		4	1	1	2	0	0	0	0	0	0	1	11	14	9.00	1.000				
66 José Ruiz, R ERA: 3.54	1.0		7	3	2	2	2	1	0	0	0	0	0	14	22	18.00	4.000				

St. Louis Cardinals @ Chicago White Sox
Guaranteed Rate Field, Chicago, IL
Wed May 26 2021, 1:13 PM - 4:30 PM CDT
Att: 14,791 - Partly Cloudy - 77 F

AB 32
R 4
H 5
RBI 4
BB 2
SO 14
LOB 9



Batter	1	2	3	4	5	6	7	8	9	AB	R	H	RBI	BB	SO	LOB	BOTTOM				
1 Nick Madrigal, R OBP: 0.345, SLG: 0.404	F9		1B			1B		BB		4	0	3	0	1	0	0					
12 Adam Eaton, L OBP: 0.310, SLG: 0.346	BB		SH5-3			FC4-6		SH3-4		1	0	0	0	1	0	1					
0 Billy Hamilton, S OBP: 0.229, SLG: 0.311	BB		SH5-3			FC4-6		F7		1	0	0	0	0	0	1					
10 Yoán Moncada, S OBP: 0.414, SLG: 0.406	BB		K			K		HBP		2	0	0	0	2	3						
79 José Abreu, R OBP: 0.346, SLG: 0.488	FC1		BB			1B		K		4	0	1	0	1	2	6					
73 Yermin Mercedes, R OBP: 0.384, SLG: 0.506	L7-2		P3			FC5-4		K		4	0	0	0	0	1	10					
25 Andrew Vaughn, R OBP: 0.329, SLG: 0.417	F7		F7			E5		L9		4	0	0	0	0	0	0					
21 Zack Collins, L OBP: 0.293, SLG: 0.338	B1-3		F7			SH3		L8		3	0	0	0	0	0	0					
28 Leury García, S OBP: 0.268, SLG: 0.286	G3		1B			K		K		4	0	1	0	0	2	1					
20 Danny Mendick, R OBP: 0.346, SLG: 0.364	1B		1B			P4		K		4	0	1	0	0	2	2					
Inning Stats	R: 0 H: 0 E: 1 K: 0 S: 6	H: 0 LOB: 2 BB: 0 P: 15	R: 0 H: 2 E: 0 K: 1 S: 14	H: 2 LOB: 3 BB: 1 P: 22	R: 0 H: 1 E: 0 K: 1 S: 14	H: 2 LOB: 0 BB: 0 P: 18	R: 0 H: 0 E: 0 K: 1 S: 11	H: 0 LOB: 1 BB: 0 P: 15	R: 0 H: 0 E: 0 K: 1 S: 5	H: 0 LOB: 0 BB: 0 P: 6	R: 0 H: 1 E: 0 K: 2 S: 13	H: 1 LOB: 2 BB: 1 P: 20	1B: 6 2B: 1 3B: 0 HR: 0	SF: 0 SAC: 3 DP: 1 HBP: 1	WP: 2 PB: 0 SB: 1 CS: 0	PA: 40					
PITCHER	IP	WLS	BF	H	R	ER	SO	BB	IBB	HBP	BLK	WP	HR	S	P	ERA	WHIP				
53 John Gant, R ERA: 1.81	5.0	W	24	5	0	0	3	3	0	0	0	0	0	8	17	0.00	0.750				
92 Génesis Cabrera, L ERA: 1.82	1.1	H	6	0	0	0	1	1	0	1	0	0	0	12	16	0.00	0.000				
65 Giovanni Gallegos, R ERA: 1.86	1.2	H	5	0	0	0	3	0	0	0	0	0	0	13	20	0.00	2.000				
Alex Reyes, R ERA: 0.69	1.0		5	1	0	0	2	1	0	0	0	1	0	13	20	0.00	2.000				

St. Louis Cardinals @ Chicago White Sox
Guaranteed Rate Field, Chicago, IL
Wed May 26 2021, 1:13 PM - 4:30 PM CDT
Att: 14,791 - Partly Cloudy - 77 F

AB 31
R 0
H 6
RBI 0
BB 5
SO 9
LOB 24



Batter	1	2	3	4	5	6	7	8	9	AB	R	H	RBI	BB	SO	LOB	TOP				
19 Tommy Edman, S (1.4) OBP: 0.329, SLG: 0.392										3	1	1	1	2	0	2					
3 Dylan Carlson, S (1.8) OBP: 0.360, SLG: 0.394										4	1	1	1	1	0	1					
46 Paul Goldschmidt, R (1.3) OBP: 0.365, SLG: 0.395										3	1	0	1	1	1	2					
28 Nolan Arenado, R (1.5) OBP: 0.336, SLG: 0.550										4	1	1	2	0	0	4					
4 Yadier Molina, R (1.2) OBP: 0.328, SLG: 0.547										5	1	1	1	0	2	1					
27 Tyler O'Neill, R (1.7) OBP: 0.293, SLG: 0.578										4	1	2	2	0	1	0					
63 Edmundo Sosa, R (1.6) OBP: 0.441, SLG: 0.417										4	0	0	0	0	0	1					
35 Lane Thomas, R (1.9) OBP: 0.270, SLG: 0.100										2	1	0	0	2	2	0					
59 Johan Oviedo, R (1.1) OBP: 0.125, SLG: 0.125										2	1	0	0	0	0	1					
40 Jake Woodford, R (5.1) ERA: 6.0										1	0	0	0	0	0	0					
13 Matt Carpenter, L (8. PH) ERA: 9.23										1	0	0	0	0	0	0					
56 Ryan Helsley, R (8.1) ERA: 6.0										0	0	0	0	0	0	0					
32 Daniel Ponce de Leon, R (8.1) ERA: 6.75										0	0	0	0	0	0	0					
Inning Stats	R: 4 H: 2 E: 0 K: 0 S: 16	H: 2 R: 2 ER: 0 LOB: 2 P: 26	R: 0 H: 0 E: 0 K: 1 S: 11	H: 0 R: 0 ER: 0 LOB: 0 P: 16	R: 1 H: 1 E: 0 K: 2 S: 18	H: 1 R: 0 ER: 0 LOB: 0 P: 24	R: 2 H: 2 E: 1 K: 1 S: 18	H: 2 R: 0 ER: 0 LOB: 0 P: 26	R: 0 H: 0 E: 0 K: 0 S: 4	H: 0 R: 0 ER: 0 LOB: 0 P: 6	R: 0 H: 0 E: 0 K: 1 S: 6	H: 0 R: 0 ER: 0 LOB: 0 P: 8	R: 0 H: 0 E: 0 K: 1 S: 7	H: 1 R: 0 ER: 0 LOB: 1 P: 12	R: 0 H: 1 E: 0 K: 1 S: 7	H: 2 R: 1 ER: 0 LOB: 2 P: 11	1B: 1 RBI: 2 SF: 2 2B: 3 3B: 0 HR: 2	WP: 1 PB: 0 SB: 2 CS: 0	PA: 41		
PITCHER	IP WLS BF H R ER SO BB IBB HBP BLK WP HR S P ERA WHIP	4.0 L 22 5 7 6 4 4 0 0 0 0 1 2 63 92 13.50 2.250	2.0 6 0 0 0 1 0 0 0 0 0 0 0 14 23 0.00 1.000	1.0 4 0 1 0 0 0 0 0 0 0 0 0 8 11 0.00 0.000	PITCHER																
40 Madison Bumgarner, L (1.1) ERA: 5.15	4.0 L 22 5 7 6 4 4 0 0 0 0 1 2 63 92 13.50 2.250	2.0 6 0 0 0 1 0 0 0 0 0 0 0 14 23 0.00 1.000	1.0 4 0 1 0 0 0 0 0 0 0 0 0 8 11 0.00 0.000																		
46 Riley Smith, R (5.1) ERA: 6.0	2.0 6 0 0 0 1 0 0 0 0 0 0 0 14 23 0.00 1.000	1.0 4 0 1 0 0 0 0 0 0 0 0 0 8 11 0.00 0.000																			
52 Ryan Buchter, L (7.1) ERA: 6.0	2.0 6 0 0 0 1 0 0 0 0 0 0 0 14 23 0.00 1.000	1.0 4 0 1 0 0 0 0 0 0 0 0 0 8 11 0.00 0.000																			
35 Joe Mantiply, L (9.1) ERA: 1.93	1.0 4 0 1 0 0 0 0 0 0 0 0 0 8 11 0.00 0.000																				
Batter	1	2	3	4	5	6	7	8	9	AB	R	H	RBI	BB	SO	LOB	BOTTOM				
10 Josh Rojas, L (1.4) OBP: 0.368, SLG: 0.477										3	1	1	0	3	1	2					
18 Carson Kelly, R (1.2) OBP: 0.440, SLG: 0.532										4	0	0	1	0	2	5					
5 Eduardo Escobar, S (1.5) OBP: 0.266, SLG: 0.450										5	0	1	2	0	1	4					
6 David Peralta, L (1.7) OBP: 0.323, SLG: 0.443										4	1	1	1	1	1	2					
35 Joe Mantiply, R (9.1) ERA: 1.93										0	0	0	0	0	0	0					
26 Pavin Smith, L (1.3) OBP: 0.327, SLG: 0.440										3	0	2	0	2	1	0					
22 Josh Reddick, L (1.9) OBP: 0.290, SLG: 0.419										5	1	3	1	0	1	3					
13 Nick Ahmed, R (1.6) OBP: 0.285, SLG: 0.307										4	1	1	0	1	2	4					
16 Tim Lincecum, R (1.8) OBP: 0.290, SLG: 0.258										4	1	1	0	0	1	5					
40 Madison Bumgarner, R (1.1) ERA: 5.15	4.1 3 2 3 3 6 0 0 0 0 0 0 0 24 33 0.00 0.375	2.2 W 9 1 0 0 6 0 0 0 0 0 0 0 14 23 0.00 1.000	1.0 4 0 1 0 0 0 0 0 0 0 0 0 8 11 0.00 0.000																		
46 Riley Smith, R (5.1) ERA: 6.0	2.2 W 9 1 0 0 6 0 0 0 0 0 0 0 14 23 0.00 1.000	1.0 4 0 1 0 0 0 0 0 0 0 0 0 8 11 0.00 0.000																			
1 Domingo Leyba, S (6. PH) ERA: 9.23	2.2 W 9 1 0 0 6 0 0 0 0 0 0 0 14 23 0.00 1.000	1.0 4 0 1 0 0 0 0 0 0 0 0 0 8 11 0.00 0.000																			
52 Ryan Buchter, L (7.1) ERA: 6.0	2.2 W 9 1 0 0 6 0 0 0 0 0 0 0 14 23 0.00 1.000	1.0 4 0 1 0 0 0 0 0 0 0 0 0 8 11 0.00 0.000																			
4 Ketel Marte, S (8. PH) OBP: 0.373, SLG: 0.545	1.1 S 7 2 1 1 2 0 0 1 0 0 0 0 18 27 6.75 1.500																				
Inning Stats	R: 1 H: 1 E: 0 K: 0 S: 14	H: 1 R: 3 ER: 2 LOB: 2 P: 27	R: 1 H: 1 E: 1 K: 1 S: 10	H: 1 R: 0 ER: 0 LOB: 1 P: 16	R: 1 H: 1 E: 0 K: 1 S: 10	H: 1 R: 0 ER: 0 LOB: 1 P: 22	R: 0 H: 0 E: 0 K: 1 S: 9	H: 0 R: 0 ER: 0 LOB: 0 P: 17	R: 0 H: 2 E: 1 K: 2 S: 11	H: 2 R: 0 ER: 0 LOB: 2 P: 17	R: 0 H: 0 E: 0 K: 2 S: 8	H: 0 R: 0 ER: 0 LOB: 0 P: 11	R: 0 H: 1 E: 0 K: 2 S: 10	H: 1 R: 0 ER: 0 LOB: 1 P: 14	R: 2 H: 3 E: 0 K: 2 S: 17	H: 3 R: 0 ER: 0 LOB: 2 P: 28	R: 1 H: 2 E: 0 K: 1 S: 14	H: 2 R: 0 ER: 0 LOB: 2 P: 22	1B: 7 RBI: 6 SF: 1 2B: 3 3B: 1 HR: 0	WP: 0 PB: 0 SB: 0 CS: 0	PA: 46
PITCHER	IP WLS BF H R ER SO BB IBB HBP BLK WP HR S P ERA WHIP	4.1 3 2 3 3 6 0 0 0 0 0 0 0 24 33 0.00 0.375	2.2 W 9 1 0 0 6 0 0 0 0 0 0 0 14 23 0.00 1.000	1.0 4 0 1 0 0 0 0 0 0 0 0 0 8 11 0.00 0.000	PITCHER																
59 Johan Oviedo, R (1.1) ERA: 5.4	4.1 3 2 3 3 6 0 0 0 0 0 0 0 24 33 0.00 0.375	2.2 W 9 1																			

Batter	1	2	3	4	5	6	7	8	9	AB	R	H	RBI	BB	SO	LOB	TOP							
19 Tommy Edman, S OBP: 0.335, SLG: 0.398										4	2	2	0	0	0	0	St. Louis Cardinals @ Arizona Diamondbacks Chase Field, Phoenix, AZ Sat May 29 2021, 7:10 PM - 10:34 PM MST Att: 17,834 - Clear - 96 F							
3 Dylan Carlson, S OBP: 0.326, SLG: 0.385										4	0	0	0	1	0	3								
46 Paul Goldschmidt, R OBP: 0.312, SLG: 0.394										3	1	1	0	2	0	3								
28 Nolan Arenado, R OBP: 0.333, SLG: 0.539										4	1	0	0	0	2	3								
4 Yadier Molina, R OBP: 0.331, SLG: 0.541										5	1	2	3	0	1	0								
27 Tyler O'Neill, R OBP: 0.306, SLG: 0.623										5	2	3	3	0	1	2								
63 Edmundo Sosa, R OBP: 0.444, SLG: 0.412										3	0	1	0	1	1	1								
26 Justin Williams, L OBP: 0.266, SLG: 0.234										2	0	0	1	1	1	2								
35 Lane Thomas, R OBP: 0.295, SLG: 0.161										1	0	1	0	0	0	0								
50 Adam Wainwright, R 92 Génesis Cabrera, L 65 Giovanny Gallegos, R 64 José Rondón, R 30 Tyler Webb, L Alex Reyes, R										3	0	0	0	0	1	2								
Inning Stats	R: 1 E: 0 K: 2 S: 12	H: 2 LOB: 0 BB: 0 P: 17	R: 0 E: 0 K: 1 S: 10	H: 0 LOB: 0 BB: 1 P: 17	R: 5 E: 1 K: 0 S: 9	H: 4 LOB: 1 BB: 1 P: 18	R: 0 E: 0 K: 0 S: 6	H: 0 LOB: 1 BB: 1 P: 12	R: 1 E: 0 K: 2 S: 14	H: 1 LOB: 1 BB: 1 P: 21	R: 0 E: 1 K: 0 S: 7	H: 0 LOB: 0 BB: 0 P: 11	R: 0 E: 0 K: 0 S: 9	H: 1 LOB: 1 BB: 0 P: 14	R: 0 E: 0 K: 0 S: 15	H: 2 LOB: 2 BB: 1 P: 24	R: 0 E: 0 K: 2 S: 7	H: 0 LOB: 0 BB: 0 P: 10	1B: 5 2B: 5 3B: 0 HR: 1	SF: 0 SAC: 0 DP: 2 HBP: 2	WP: 0 PB: 0 SB: 0 CS: 2	PA: 42		
PITCHER	IP WLS BF H R ER SO BB IBB HBP BLK WP HR S P ERA WHIP	IP WLS BF H R ER SO BB IBB HBP BLK WP HR S P ERA WHIP	IP WLS BF H R ER SO BB IBB HBP BLK WP HR S P ERA WHIP	IP WLS BF H R ER SO BB IBB HBP BLK WP HR S P ERA WHIP	IP WLS BF H R ER SO BB IBB HBP BLK WP HR S P ERA WHIP	IP WLS BF H R ER SO BB IBB HBP BLK WP HR S P ERA WHIP	IP WLS BF H R ER SO BB IBB HBP BLK WP HR S P ERA WHIP	IP WLS BF H R ER SO BB IBB HBP BLK WP HR S P ERA WHIP	IP WLS BF H R ER SO BB IBB HBP BLK WP HR S P ERA WHIP	IP WLS BF H R ER SO BB IBB HBP BLK WP HR S P ERA WHIP	IP WLS BF H R ER SO BB IBB HBP BLK WP HR S P ERA WHIP	IP WLS BF H R ER SO BB IBB HBP BLK WP HR S P ERA WHIP	IP WLS BF H R ER SO BB IBB HBP BLK WP HR S P ERA WHIP	IP WLS BF H R ER SO BB IBB HBP BLK WP HR S P ERA WHIP	IP WLS BF H R ER SO BB IBB HBP BLK WP HR S P ERA WHIP	IP WLS BF H R ER SO BB IBB HBP BLK WP HR S P ERA WHIP	IP WLS BF H R ER SO BB IBB HBP BLK WP HR S P ERA WHIP	IP WLS BF H R ER SO BB IBB HBP BLK WP HR S P ERA WHIP	IP WLS BF H R ER SO BB IBB HBP BLK WP HR S P ERA WHIP	IP WLS BF H R ER SO BB IBB HBP BLK WP HR S P ERA WHIP	IP WLS BF H R ER SO BB IBB HBP BLK WP HR S P ERA WHIP	IP WLS BF H R ER SO BB IBB HBP BLK WP HR S P ERA WHIP	IP WLS BF H R ER SO BB IBB HBP BLK WP HR S P ERA WHIP	IP WLS BF H R ER SO BB IBB HBP BLK WP HR S P ERA WHIP
61 Seth Frankoff, R ERA: 9.22	5.0	L	27	7	7	7	5	4	0	2	0	0	0	0	0	0	0	0	7	11	0.00	0.000		
49 Alex Young, L ERA: 3.97	1.0		3	0	0	0	0	0	0	0	0	0	0	0	0	0	0	0	9	14	0.00	1.000		
45 Taylor Clarke, R ERA: 4.39	1.0		4	1	0	0	0	0	0	0	0	0	0	0	0	0	0	0	15	24	0.00	3.000		
35 Joe Mantiply, L ERA: 1.59	1.0		5	2	0	0	0	1	0	0	0	0	0	0	0	0	0	0	7	10	0.00	0.000		
37 Kevin Ginkel, R ERA: 6.2	1.0		3	0	0	0	2	0	0	0	0	0	0	0	0	0	0	0	7	10	0.00	0.000		
Batter	1	2	3	4	5	6	7	8	9	AB	R	H	RBI	BB	SO	LOB	BOTTOM							
10 Josh Rojas, L OBP: 0.364, SLG: 0.474										5	0	1	0	0	1	5	St. Louis Cardinals @ Arizona Diamondbacks Chase Field, Phoenix, AZ Sat May 29 2021, 7:10 PM - 10:34 PM MST Att: 17,834 - Clear - 96 F							
4 Ketel Marte, S OBP: 0.355, SLG: 0.508										4	0	0	0	1	2	1								
5 Eduardo Escobar, S OBP: 0.274, SLG: 0.454										3	1	1	0	2	1	2								
6 David Peralta, L OBP: 0.320, SLG: 0.442										5	1	1	0	0	2	4								
53 Christian Walker, R OBP: 0.263, SLG: 0.304										5	0	1	2	0	1	4								
26 Pavin Smith, L OBP: 0.335, SLG: 0.447										4	1	3	0	0	0	0								
13 Nick Ahmed, R OBP: 0.277, SLG: 0.298										4	0	0	0	0	3	4								
21 Stephen Vogt, L OBP: 0.292, SLG: 0.423										2	1	1	2	1	0	0								
18 Carson Kelly, R OBP: 0.437, SLG: 0.526										1	0	0	0	0	1	1								
61 Seth Frankoff, R 16 Tim Lincecum, R 49 Alex Young, L 1 Domingo Leyba, S 45 Taylor Clarke, R 35 Joe Mantiply, R 22 Josh Reddick, L 37 Kevin Ginkel, L										0	0	0	0	1	0	0								
Inning Stats	R: 0 E: 0 K: 2 S: 10	H: 0 LOB: 0 BB: 0 P: 14	R: 0 E: 0 K: 0 S: 5	H: 0 LOB: 0 BB: 0 P: 9	R: 0 E: 0 K: 2 S: 11	H: 0 LOB: 1 BB: 1 P: 17	R: 0 E: 0 K: 0 S: 9	H: 1 LOB: 1 BB: 0 P: 14	R: 2 E: 0 K: 2 S: 14	H: 2 LOB: 1 BB: 1 P: 27	R: 2 E: 0 K: 1 S: 18	H: 3 LOB: 3 BB: 2 P: 34	R: 0 E: 0 K: 1 S: 10	H: 0 LOB: 1 BB: 1 P: 16	R: 0 E: 0 K: 1 S: 13	H: 1 LOB: 1 BB: 0 P: 17	R: 0 E: 0 K: 2 S: 8	H: 1 LOB: 2 BB: 1 P: 20	1B: 4 2B: 3 3B: 0 HR: 1	SF: 0 SAC: 0 DP: 0 HBP: 0	WP: 2 PB: 0 SB: 0 CS: 0	PA: 41		
PITCHER	IP WLS BF H R ER SO BB IBB HBP BLK WP HR S P ERA WHIP	IP WLS BF H R ER SO BB IBB HBP BLK WP HR S P ERA WHIP	IP WLS BF H R ER SO BB IBB HBP BLK WP HR S P ERA WHIP	IP WLS BF H R ER SO BB IBB HBP BLK WP HR S P ERA WHIP	IP WLS BF H R ER SO BB IBB HBP BLK WP HR S P ERA WHIP	IP WLS BF H R ER SO BB IBB HBP BLK WP HR S P ERA WHIP	IP WLS BF H R ER SO BB IBB HBP BLK WP HR S P ERA WHIP	IP WLS BF H R ER SO BB IBB HBP BLK WP HR S P ERA WHIP	IP WLS BF H R ER SO BB IBB HBP BLK WP HR S P ERA WHIP	IP WLS BF H R ER SO BB IBB HBP BLK WP HR S P ERA WHIP	IP WLS BF H R ER SO BB IBB HBP BLK WP HR S P ERA WHIP	IP WLS BF H R ER SO BB IBB HBP BLK WP HR S P ERA WHIP	IP WLS BF H R ER SO BB IBB HBP BLK WP HR S P ERA WHIP	IP WLS BF H R ER SO BB IBB HBP BLK WP HR S P ERA WHIP	IP WLS BF H R ER SO BB IBB HBP BLK WP HR S P ERA WHIP	IP WLS BF H R ER SO BB IBB HBP BLK WP HR S P ERA WHIP	IP WLS BF H R ER SO BB IBB HBP BLK WP HR S P ERA WHIP	IP WLS BF H R ER SO BB IBB HBP BLK WP HR S P ERA WHIP	IP WLS BF H R ER SO BB IBB HBP BLK WP HR S P ERA WHIP	IP WLS BF H R ER SO BB IBB HBP BLK WP HR S P ERA WHIP	IP WLS BF H R ER SO BB IBB HBP BLK WP HR S P ERA WHIP	IP WLS BF H R ER SO BB IBB HBP BLK WP HR S P ERA WHIP	IP WLS BF H R ER SO BB IBB HBP BLK WP HR S P ERA WHIP	IP WLS BF H R ER SO BB IBB HBP BLK WP HR S P ERA WHIP
50 Adam Wainwright, R ERA: 4.22	5.0	W	23	5	4	4	6	3	0	0	0	0	0	0	0	0	0	0	12	22	0.00	2.000		
92 Génesis Cabrera, L ERA: 1.75	1.0	H	5	1	0	0	1	1	0	0	0	0	0	0	0	0	0	0	10	16	0.00	1.000		
65 Giovanny Gallegos, R ERA: 2.03	1.0	H	4	0	0	0	1	1	0	0	0	0	0	0	0	0	0	0	13	17	0.00	1.000		
30 Tyler Webb, L ERA: 10.8	1.0	H	4	1	0	0	1	0	0	0	0	0	0	0	0	0	0	0	8	20	0.00	2.000		
Alex Reyes, R ERA: 0.64	1.0	S	5	1	0	0	2	1	0	0	0	0	0	0	0	0	0	0	8	20	0.00	2.000		

Batter	1	2	3	4	5	6	7	8	9	AB R H RBI BB SO LOB	TOP												
7 Eugenio Suárez, R OBP: 0.234, SLG: 0.361			G5-3		F9				P2	5 0 1 0 0 1 1	Cincinnati Reds @ St. Louis Cardinals Busch Stadium, St. Louis, MO Fri Jun 04, 2021, 7:16 PM - 10:41 PM CDT Att: 22,756 - Partly Cloudy - 84 F												
33 Jesse Winker, L OBP: 0.403, SLG: 0.625	G5-3		K		L6		G6-5-3			5 1 1 0 0 1 2													
2 Nick Castellanos, R OBP: 0.425, SLG: 0.646	G5-3		G6-3							4 1 2 0 1 0 0													
37 Tyler Stephenson, R OBP: 0.351, SLG: 0.390				G3-1	FC6-4					4 1 2 2 1 0 2													
26 Scott Heineman, R OBP: 0.273, SLG: 0.444		F8					F7		FC1-6	1 0 0 0 0 0 0													
4 Shogo Akiyama, L OBP: 0.273, SLG: 0.205				HBP			HBP			2 0 0 1 0 0 1													
17 Kyle Farmer, R OBP: 0.280, SLG: 0.317				F7			K		K	4 1 0 0 0 2 5													
6 Jonathan India, R OBP: 0.360, SLG: 0.396										2 2 2 2 2 0 0													
58 Luis Castillo, R OBP: 0.285, SLG: 0.319										3 0 1 1 0 1 2													
47 Brad Brach, R										0 0 0 0 0 0 0													
34 Mark Payton, L										0 0 0 0 0 0 0													
68 Ryan Hendrix, R										0 0 0 0 0 0 0													
55 Heath Hembree, R										0 0 0 0 0 0 0													
63 Sean Doolittle, L										0 0 0 0 0 0 0													
46 Michael Feliz, R										0 0 0 0 0 0 0													
0 Alex Blandino, R										1 0 0 0 0 1 0													
27 Mike Freeman, L										2 0 0 0 0 0 1													
Inning Stats	R: 0 E: 0 K: 1 S: 6	H: 0 LOB: 0 BB: 0 P: 12	R: 3 E: 0 K: 1 S: 13	H: 2 LOB: 0 BB: 23 P: 20	R: 0 E: 0 K: 1 S: 8	H: 0 LOB: 0 BB: 1 P: 12	R: 0 E: 0 K: 1 S: 13	H: 0 LOB: 2 BB: 1 P: 23	R: 0 E: 0 K: 0 S: 10	H: 1 LOB: 1 BB: 1 P: 18	R: 0 E: 0 K: 1 S: 11	H: 2 LOB: 3 BB: 1 P: 13	R: 0 E: 0 K: 0 S: 7	H: 1 LOB: 0 BB: 0 P: 8	R: 2 E: 0 K: 1 S: 12	H: 3 LOB: 1 BB: 0 P: 15	1B: 4 2B: 3 HR: 2	SF: 0 SAC: 0 DP: 1 HBP: 4	WP: 0 PB: 0 SB: 0 CS: 0	PA: 42			
PITCHER	IP WLS BF H R ER SO BB IBB HBP BLK WP HR S P ERA WHIP											IP WLS BF H R ER SO BB IBB HBP BLK WP HR S P ERA WHIP											
33 Kwang Hyun Kim, L ERA: 4.05	3.0 L 12 2 0 3 3 0 0 0 1 0 0 2 27 47 9.00 0.667											46 Michael Feliz, R ERA: 5.65	0.1 S 1 0 0 0 1 0 0 0 0 0 0 0 8 12 0.00 0.000										
40 Jake Woodford, R ERA: 3.18	1.2 9 0 0 0 1 2 0 2 0 0 0 0 21 40 0.00 1.200											68 Ryan Hendrix, R ERA: 5.02	0.2 H 4 1 0 0 1 1 0 0 0 0 0 0 7 18 0.00 3.000										
61 Seth Elledge, R ERA: 5.63	1.0 5 1 1 1 0 1 0 0 0 0 0 0 9 20 9.00 2.000											55 Heath Hembree, R ERA: 6.48	1.0 H 5 1 2 2 2 1 0 0 0 0 0 0 10 21 18.00 2.000										
21 Andrew Miller, L ERA: 6.52	2.1 10 3 0 0 1 0 1 1 0 0 0 0 20 24 0.00 1.286											63 Sean Doolittle, L ERA: 4.12	0.0 3 2 1 1 0 1 0 0 0 0 0 0 5 10 ∞ ∞										
44 Junior Fernández, R ERA: 5.19	1.0 6 3 2 2 1 0 0 0 0 0 0 0 12 15 18.00 3.000											7 Andrew Knizner, R OBP: 0.125, SLG: 0.225	0.0 3 2 1 1 0 1 0 0 0 0 0 0 5 10 ∞ ∞										

AB	34
R	6
H	9
RBI	6
BB	4
SO	6
LOB	14



Batter	1	2	3	4	5	6	7	8	9	AB R H RBI BB SO LOB	BOTTOM												
19 Tommy Edman, S OBP: 0.326, SLG: 0.394	E5		K		K			B1-3		5 0 1 2 0 2 0	Cincinnati Reds @ St. Louis Cardinals Busch Stadium, St. Louis, MO Fri Jun 04, 2021, 7:16 PM - 10:41 PM CDT Att: 22,756 - Partly Cloudy - 84 F												
3 Dylan Carlson, S OBP: 0.395, SLG: 0.439	K				K		K			5 0 3 0 0 2 1													
46 Paul Goldschmidt, R OBP: 0.311, SLG: 0.395	L9		FC5-4							4 0 1 0 1 1 4													
28 Nolan Arenado, R OBP: 0.313, SLG: 0.505	P6			G6-3			F9		K	4 0 0 0 0 1 4													
4 Yadier Molina, R OBP: 0.316, SLG: 0.497				F7			P4		G5-3	3 0 0 0 1 0 1													
27 Tyler O'Neill, R OBP: 0.308, SLG: 0.593					K					3 1 0 0 1 2 1													
13 Matt Carpenter, L OBP: 0.290, SLG: 0.303					L4		K			4 1 1 1 0 1 1													
63 Edmundo Sosa, R OBP: 0.395, SLG: 0.397							G5-3		K	4 1 1 1 0 1 2													
33 Kwang Hyun Kim, L OBP: 0.285, SLG: 0.319										1 0 0 0 0 0 0													
40 Jake Woodford, R ERA: 3.18										0 0 0 0 0 0 0													
61 Seth Elledge, R ERA: 5.63										0 0 0 0 0 0 0													
21 Andrew Miller, L ERA: 6.52										0 0 0 0 0 0 0													
64 José Rondon, R OBP: 0.299, SLG: 0.304										1 0 0 0 0 1 0													
44 Junior Fernández, R ERA: 5.19										0 0 0 0 0 0 0													
7 Andrew Knizner, R OBP: 0.125, SLG: 0.225										0 1 0 0 0 1 0 0													
Inning Stats	R: 0 E: 1 K: 1 S: 8	H: 0 LOB: 1 BB: 0 P: 13	R: 0 E: 0 K: 0 S: 15	H: 0 LOB: 1 BB: 1 P: 26	R: 0 E: 0 K: 1 S: 11	H: 1 LOB: 0 BB: 0 P: 14	R: 0 E: 0 K: 1 S: 8	H: 0 LOB: 0 BB: 0 P: 11	R: 1 E: 0 K: 1 S: 8	H: 1 LOB: 0 BB: 0 P: 11	R: 0 E: 0 K: 2 S: 12	H: 1 LOB: 2 BB: 0 P: 20	R: 0 E: 0 K: 2 S: 10	H: 1 LOB: 1 BB: 1 P: 23	R: 3 E: 0 K: 2 S: 15	H: 3 LOB: 2 BB: 2 P: 29	1B: 3 2B: 3 HR: 1	SF: 0 SAC: 0 DP: 0 HBP: 0	WP: 0 PB: 0 SB: 0 CS: 0	PA: 39			
PITCHER	IP WLS BF H R ER SO BB IBB HBP BLK WP HR S P ERA WHIP											IP WLS BF H R ER SO BB IBB HBP BLK WP HR S P ERA WHIP											
58 Luis Castillo, R ERA: 6.83	6.0 W 23 3 0 0 1 5 1 0 0 0 0 0 62 95 1.50 0.667											46 Michael Feliz, R ERA: 5.65	0.1 S 1 0 0 0 1 0 0 0 0 0 0 8 12 0.00 0.000										
47 Brad Brach, R ERA: 3.0	1.0 H 3 0 0 0 2 0 0 0 0 0 0 0 8 12 0.00 0.000											68 Ryan Hendrix, R ERA: 5.02	0.2 H 4 1 0 0 1 1 0 0 0 0 0 0 7 18 0.00 3.000										
55 Heath Hembree, R ERA: 6.48	1.0 H 5 1 2 2 2 1 0 0 0 0 0 0 10 21 18.00 2.000											63 Sean Doolittle, L ERA: 4.12	0.0 3 2 1 1 0 1 0 0 0 0 0 0 5 10 ∞ ∞										
63 Sean Doolittle, L ERA: 4.12	0.0 3 2 1 1 0 1 0 0 0 0 0 0 5 10 ∞ ∞											7 Andrew Knizner, R OBP: 0.125, SLG: 0.225	0.0 3 2 1 1 0 1 0 0 0 0 0 0 5 10 ∞ ∞										

AB	35
R	4
H	7
RBI	4
BB	4
SO	11
LOB	14



Batter	1	2	3	4	5	6	7	8	9	AB	R	H	RBI	BB	SO	LOB	TOP					
6 Jonathan India, R OBP: 0.368, SLG: 0.423										4	2	1	0	0	1	1						
33 Jesse Winker, L OBP: 0.412, SLG: 0.665										4	3	3	6	1	0	1						
2 Nick Castellanos, R OBP: 0.415, SLG: 0.627										5	0	0	0	0	2	1						
37 Tyler Stephenson, R 39 Lucas Sims, R										3	1	1	0	2	0	1						
12 Tyler Naquin, L 4 Shogo Akiyama, L										1	0	1	0	0	0	0						
7 Eugenio Suárez, R OBP: 0.234, SLG: 0.375										4	0	1	2	0	0	3						
16 Tucker Barnhart, L OBP: 0.356, SLG: 0.417										3	1	0	0	1	2	1						
27 Mike Freeman, L OBP: 0.313, SLG: 0.214										4	0	1	0	0	1	2						
23 Wade Miley, L 34 Matt Payne, L 46 Michael Feliz, R 47 Brad Brach, R 70 Tejay Antone, R 88 Ryan Hendrix, R 26 Scott Hemmerling, R 35 Heath Hembree, R 17 Alex Reyes, R										1	0	0	0	0	0	1						
Inning Stats	R: 2 E: 0 K: 0 S: 12	H: 3 LOB: 1 BB: 1 P: 22	R: 3 E: 0 K: 1 S: 13	H: 1 LOB: 0 BB: 1 P: 19	R: 2 E: 0 K: 1 S: 16	H: 3 LOB: 1 BB: 0 P: 25	R: 0 E: 0 K: 0 S: 8	H: 0 LOB: 1 BB: 1 P: 14	R: 0 E: 0 K: 1 S: 9	H: 0 LOB: 0 BB: 0 P: 11	R: 0 E: 0 K: 1 S: 15	H: 1 LOB: 1 BB: 0 P: 22	R: 0 E: 0 K: 0 S: 9	H: 1 LOB: 1 BB: 0 P: 13	R: 0 E: 0 K: 2 S: 10	H: 0 LOB: 0 BB: 0 P: 16	R: 1 E: 0 K: 2 S: 12	H: 1 LOB: 1 BB: 1 P: 20	1B: 5 2B: 3 3B: 0 HR: 3	SF: 0 SAC: 1 DP: 1 HBP: 1	WP: 0 PB: 0 SB: 0 CS: 0	PA: 41
PITCHER	IP WLS BF H R ER SO BB IBB HBP BLK WP HR S P ERA WHIP	IP WLS BF H R ER SO BB IBB HBP BLK WP HR S P ERA WHIP																				
53 John Gant, R ERA: 2.63	(1, 1) 4.0 22 7 7 7 2 3 0 1 0 0 2 49 80 15.75 2.500	21 Andrew Miller, L ERA: 5.91	(5, 1) 1.0 3 0 0 0 1 0 0 0 0 0 0 0 9 11 0.00 0.000	55 Angel Rondón, R ERA: 5.91	(6, 1) 1.0 4 1 0 0 1 0 0 0 0 0 0 0 15 22 0.00 1.000	65 Giovanny Gallegos, R ERA: 2.31	(7, 1) 2.0 7 1 0 0 2 0 0 0 0 0 0 0 19 29 0.00 0.500	Alex Reyes, R ERA: 0.9	(9, 1) 1.0 L 5 1 1 1 2 1 0 0 0 0 0 1 12 20 9.00 2.000													

Cincinnati Reds @ St. Louis Cardinals
 Busch Stadium, St. Louis, MO
 Sun Jun 06 2021, 1:17 PM - 5:06 PM CDT
 Att: 21,152 - Partly Cloudy - 82 F

AB	35
R	8
H	10
RBI	8
BB	4
SO	8
LOB	13



Batter	1	2	3	4	5	6	7	8	9	AB	R	H	RBI	BB	SO	LOB	BOTTOM					
19 Tommy Edman, S OBP: 0.322, SLG: 0.392										5	1	1	1	0	2	0						
3 Dylan Carlson, S OBP: 0.380, SLG: 0.432										4	0	1	0	1	2	0						
46 Paul Goldschmidt, R OBP: 0.316, SLG: 0.496										5	0	3	0	0	1	4						
28 Nolan Arenado, R OBP: 0.333, SLG: 0.522										4	1	4	2	1	0	0						
27 Tyler O'Neill, R OBP: 0.309, SLG: 0.611										5	1	1	2	0	0	7						
63 Edmundo Sosa, R OBP: 0.366, SLG: 0.358										4	1	0	0	1	2	4						
64 José Rondón, R OBP: 0.333, SLG: 0.222										4	1	2	0	1	1	2						
7 Andrew Knizner, R OBP: 0.294, SLG: 0.263										4	1	1	0	0	1	4						
53 John Gant, R 21 Andrew Miller, L 35 Lane Thomas, R 55 Angel Rondón, R 13 Matt Carpenter, L 65 Giovanny Gallegos, R 34 John Nolasco, R Alex Reyes, R	(1, 1) 5.0 21 4 4 5 5 2 0 0 0 0 0 1 12 21 0.00 1.200	(6, 1) 0.0 5 4 5 5 0 1 0 0 0 0 0 1 12 21 0.00 1.200	(6, 1) 0.0 3 2 0 0 0 1 0 0 0 0 0 6 13 0.00 0.000	(6, 1) 1.0 B 3 1 2 2 0 0 0 0 0 0 5 6 18.00 1.000	(7, 1) 1.0 3 1 0 0 0 0 0 0 0 0 0 5 8 0.00 1.000	(1, 1) 1.0 3 2 0 0 0 0 0 0 0 0 0 0 0 0 0 0.00 0.000	(5, 1) 1.0 S 5 2 0 0 2 0 0 0 0 0 0 0 0 13 21 0.00 2.000	(8, 1) 1.0 3 2 0 0 2 0 0 0 0 0 0 0 0 13 21 0.00 2.000	(9, 1) 1.0 5 2 0 0 2 0 0 0 0 0 0 0 0 13 21 0.00 2.000													
Inning Stats	R: 0 E: 0 K: 2 S: 12	H: 2 LOB: 2 BB: 0 P: 19	R: 0 E: 0 K: 2 S: 8	H: 0 LOB: 0 BB: 0 P: 11	R: 0 E: 0 K: 2 S: 8	H: 0 LOB: 0 BB: 0 P: 13	R: 0 E: 0 K: 0 S: 21	H: 1 LOB: 3 BB: 2 P: 35	R: 0 E: 0 K: 2 S: 10	H: 1 LOB: 1 BB: 0 P: 14	R: 7 E: 1 K: 0 S: 23	H: 7 LOB: 1 BB: 2 P: 40	R: 0 E: 0 K: 0 S: 5	H: 1 LOB: 1 BB: 0 P: 8	R: 0 E: 0 K: 2 S: 16	H: 0 LOB: 0 BB: 0 P: 23	R: 0 E: 0 K: 2 S: 13	H: 2 LOB: 2 BB: 0 P: 21	1B: 10 2B: 4 3B: 0 HR: 1	SF: 0 SAC: 0 DP: 1 HBP: 0	WP: 0 PB: 0 SB: 1 CS: 0	PA: 43
PITCHER	IP WLS BF H R ER SO BB IBB HBP BLK WP HR S P ERA WHIP	IP WLS BF H R ER SO BB IBB HBP BLK WP HR S P ERA WHIP																				
22 Wade Miley, L ERA: 2.96	(1, 1) 5.0 21 4 4 5 5 2 0 0 0 0 0 1 12 21 0.00 1.200	46 Michael Feliz, R ERA: 8.79	(6, 1) 0.0 5 4 5 5 0 1 0 0 0 0 0 1 12 21 0.00 1.200	47 Brad Brach, R ERA: 6.0	(6, 1) 0.0 3 2 0 0 0 1 0 0 0 0 0 6 13 0.00 0.000	70 Tejay Antone, R ERA: 1.41	(6, 1) 1.0 B 3 1 2 2 0 0 0 0 0 0 5 6 18.00 1.000	68 Ryan Hendrix, R ERA: 4.7	(7, 1) 1.0 3 1 0 0 0 0 0 0 0 0 0 5 8 0.00 1.000	55 Heath Hembree, R ERA: 6.11	(8, 1) 1.0 3 2 0 0 2 0 0 0 0 0 0 0 0 13 21 0.00 2.000	39 Lucas Sims, R ERA: 4.7	(9, 1) 1.0 5 2 0 0 2 0 0 0 0 0 0 0 0 13 21 0.00 2.000									

Cincinnati Reds @ St. Louis Cardinals
 Busch Stadium, St. Louis, MO
 Sun Jun 06 2021, 1:17 PM - 5:06 PM CDT
 Att: 21,152 - Partly Cloudy - 82 F

AB	39
R	7
H	14
RBI	7
BB	4
SO	12
LOB	21



Batter	1	2	3	4	5	6	7	8	9	AB	R	H	RBI	BB	SO	LOB	TOP					
7 César Hernández, S OBP: 0.300, SLG: 0.386										3	2	1	1	1	1	1						
1 Amed Rosario, R OBP: 0.323, SLG: 0.403										5	3	3	1	0	1	1						
11 José Ramírez, S OBP: 0.353, SLG: 0.546											5	2	3	4	0	0						
9 Eddie Rosario, L OBP: 0.295, SLG: 0.353											5	0	3	2	0	1	0					
44 Bobby Bradley, L OBP: 0.400, SLG: 0.900											5	1	0	0	0	1	3					
22 Josh Naylor, L OBP: 0.305, SLG: 0.397											5	1	2	0	0	1	2					
17 Austin Hedges, R OBP: 0.220, SLG: 0.269											4	1	2	0	1	1	2					
4 Bradley Zimmer, L OBP: 0.231											4	0	1	2	0	3	3					
57 Shane Bieber, R 27 Bryan Shaw, S 6 Owen Miller, R 48 Emmanuel Clase, R 2 Yu Chang, R 52 Nick Sandlin, R											3	0	0	0	0	0	2	3				
Inning Stats	R: 2 H: 1 E: 0 K: 0 S: 11	LOB: 0 BB: 1 P: 17	R: 0 H: 1 E: 0 K: 2 S: 11	LOB: 1 BB: 0 P: 13	R: 3 H: 5 E: 0 K: 3 S: 21	LOB: 2 BB: 0 P: 32	R: 0 H: 0 E: 0 K: 2 S: 7	LOB: 0 BB: 0 P: 9	R: 0 H: 2 E: 0 K: 1 S: 12	LOB: 1 BB: 0 P: 18	R: 1 H: 0 E: 0 K: 0 S: 11	LOB: 1 BB: 1 P: 22	R: 0 H: 1 E: 0 K: 0 S: 8	LOB: 1 BB: 0 P: 9	R: 0 H: 0 E: 0 K: 2 S: 12	LOB: 1 BB: 1 P: 20	R: 4 H: 5 E: 0 K: 2 S: 20	LOB: 1 BB: 0 P: 29	1B: 11 2B: 2 3B: 1 HR: 1	SF: 1 SAC: 0 DP: 0 HBP: 1	WP: 1 PB: 0 SB: 1 CS: 1	PA: 45
PITCHER	IP: 4.0 WLS: L BF: 20 H: 7 R: 5 ER: 5 SO: 7	BB: 1 IBB: 0 HBP: 0 BLK: 0	WP: 1 HR: 1 S: 50 P: 71	ERA: 11.25 WHIP: 2.000	IP: 1.0 WLS: L BF: 8 H: 5 R: 4 ER: 4 SO: 2	BB: 0 IBB: 0 HBP: 0 BLK: 0	WP: 0 HR: 0 S: 12 P: 29	ERA: 36.00 WHIP: 5.000														

Cleveland Indians @ St. Louis Cardinals
 Busch Stadium, St. Louis, MO
 Tue Jun 08 2021, 7:17 PM - 10:26 PM CDT
 Att: 16,178 - Cloudy - 77 F

AB	40
R	10
H	15
RBI	10
BB	3
SO	12
LOB	16



Batter	1	2	3	4	5	6	7	8	9	AB	R	H	RBI	BB	SO	LOB	BOTTOM					
19 Tommy Edman, S OBP: 0.316, SLG: 0.384											5	0	0	0	0	1	0					
3 Dylan Carlson, S OBP: 0.354, SLG: 0.424											4	0	0	0	0	1	0					
46 Paul Goldschmidt, R OBP: 0.319, SLG: 0.495											3	0	1	0	1	0	0					
28 Nolan Arenado, R OBP: 0.328, SLG: 0.513											4	0	0	0	0	2	2					
27 Tyler O'Neill, R OBP: 0.314, SLG: 0.605											3	1	1	0	1	1	1					
13 Matt Carpenter, L OBP: 0.310, SLG: 0.323											3	0	2	0	0	1	1					
63 Edmundo Sosa, R OBP: 0.374, SLG: 0.365											4	0	2	1	0	1	3					
7 Andrew Knizner, R OBP: 0.292, SLG: 0.253											3	0	0	0	1	1	3					
18 Carlos Martínez, R 34 John Noster, R 21 Andrew Miller, L 40 Jake Woodford, R 32 Daniel Ponce de León, R 61 Seth Elledge, R 44 Junior Fernández, R 25 Lane Thomas, R											1	0	0	0	0	0	0					
Inning Stats	R: 0 H: 0 E: 0 K: 0 S: 10	LOB: 0 BB: 0 P: 13	R: 0 H: 2 E: 0 K: 1 S: 14	LOB: 2 BB: 0 P: 22	R: 0 H: 0 E: 0 K: 2 S: 10	LOB: 0 BB: 0 P: 12	R: 1 H: 1 E: 0 K: 1 S: 11	LOB: 3 BB: 2 P: 25	R: 0 H: 1 E: 0 K: 0 S: 9	LOB: 1 BB: 0 P: 14	R: 0 H: 1 E: 0 K: 0 S: 9	LOB: 0 BB: 0 P: 12	R: 0 H: 0 E: 0 K: 1 S: 8	LOB: 0 BB: 0 P: 9	R: 0 H: 1 E: 0 K: 3 S: 12	LOB: 2 BB: 1 P: 18	R: 0 H: 0 E: 0 K: 2 S: 8	LOB: 0 BB: 0 P: 9	1B: 6 2B: 0 3B: 0 HR: 0	SF: 0 SAC: 0 DP: 0 HBP: 1	WP: 0 PB: 0 SB: 0 CS: 0	PA: 37
PITCHER	IP: 6.0 WLS: W BF: 26 H: 5 R: 1 ER: 1 SO: 5	BB: 2 IBB: 0 HBP: 0 BLK: 0	WP: 0 HR: 0 S: 63 P: 98	ERA: 1.50 WHIP: 1.167	IP: 1.0 WLS: L BF: 3 H: 0 R: 0 ER: 0 SO: 1	BB: 0 IBB: 0 HBP: 0 BLK: 0	WP: 0 HR: 8 S: 9 P: 9	ERA: 0.00 WHIP: 0.000	IP: 1.0 WLS: L BF: 5 H: 1 R: 0 ER: 0 SO: 3	BB: 1 IBB: 0 HBP: 0 BLK: 0	WP: 0 HR: 0 S: 12 P: 18	ERA: 0.00 WHIP: 2.000	IP: 1.0 WLS: L BF: 3 H: 0 R: 0 ER: 0 SO: 1	BB: 0 IBB: 0 HBP: 0 BLK: 0	WP: 0 HR: 0 S: 10 P: 13	ERA: 0.00 WHIP: 0.000						

Cleveland Indians @ St. Louis Cardinals
 Busch Stadium, St. Louis, MO
 Tue Jun 08 2021, 7:17 PM - 10:26 PM CDT
 Att: 16,178 - Cloudy - 77 F

AB	33
R	1
H	6
RBI	1
BB	3
SO	11
LOB	13



Batter	1	2	3	4	5	6	7	8	9	AB	R	H	RBI	BB	SO	LOB	TOP					
19 Tommy Edman, S OBP: 0.316, SLG: 0.385	F8		L6			G1-6-3		F6		5	1	1	0	0	0	2						
3 Dylan Carlson, S OBP: 0.344, SLG: 0.414	G3-1		F8					G4-3		5	1	1	1	0	1	1						
46 Paul Goldschmidt, R OBP: 0.319, SLG: 0.413	G1-3					F9		K		4	0	1	0	0	1	2						
28 Nolan Arenado, R OBP: 0.332, SLG: 0.512		K						G4-3		4	0	2	3	0	1	0						
27 Tyler O'Neill, R OBP: 0.323, SLG: 0.636						L6		K		3	1	0	0	0	2	3						
4 Yadier Molina, R OBP: 0.329, SLG: 0.494										4	0	3	0	0	0	0						
13 Matt Carpenter, L OBP: 0.317, SLG: 0.333										4	0	1	1	0	2	3						
11 Paul DeJong, R OBP: 0.269, SLG: 0.359						G5-3		G5-3		4	0	0	0	0	1	2						
59 Johan Oviedo, R OBP: 0.273, SLG: 0.411										0	2	0	0	0	2	0	0					
56 Ryan Helsley, R										0	0	0	0	0	0	0	0					
35 Lane Thomas, R										0	0	0	0	0	1	0	0					
32 Daniel Ponce de Leon, R										0	0	0	0	0	0	0	0					
92 Genesis Cabrera, L										0	0	0	0	0	0	0	0					
65 Giovanni Gallegos, R										0	0	0	0	0	0	0	0					
40 Jake Woodford, R										1	0	0	0	0	0	0	0					
63 Edmundo Sosa, R										0	0	0	0	0	0	0	0					
Inning Stats	R: 0 E: 0 K: 0 S: 6	H: 0 LOB: 0 BB: 0 P: 12	R: 1 E: 0 K: 1 S: 11	H: 2 LOB: 1 BB: 0 P: 19	R: 1 E: 0 K: 1 S: 14	H: 2 LOB: 2 BB: 1 P: 22	R: 0 E: 0 K: 1 S: 7	H: 0 LOB: 0 BB: 0 P: 9	R: 3 E: 0 K: 0 S: 16	H: 4 LOB: 2 BB: 1 P: 28	R: 0 E: 0 K: 1 S: 5	H: 0 LOB: 0 BB: 0 P: 9	R: 0 E: 0 K: 1 S: 8	H: 1 LOB: 1 BB: 0 P: 11	R: 0 E: 0 K: 2 S: 8	H: 0 LOB: 0 BB: 0 P: 11	R: 0 E: 0 K: 1 S: 8	H: 0 LOB: 0 BB: 0 P: 9	1B: 8 2B: 1 3B: 0 HR: 0	SF: 0 SAC: 0 DP: 1 HBP: 1	WP: 0 PB: 0 SB: 0 CS: 0	PA: 38
PITCHER	IP WLS BF H R ER SO BB IBB HBP BLK WP HR S P ERA WHIP																					
37 Kohl Stewart, R ERA: 5.68	4.0	20	6	5	5	3	2	0	1	0	0	0	0	0	12	17	0.00	2.000				
71 Keagan Thompson, R ERA: 2.01	1.0	5	2	0	0	0	0	0	0	0	0	0	0	13	20	0.00	0.500					
45 Tommy Nance, R ERA: 2.08	2.0	W	6	0	0	0	2	1	0	0	0	0	0	8	11	0.00	1.000					
18 Ryan Tepera, R ERA: 2.08	1.0	H	4	1	0	0	2	0	0	0	0	0	0	8	9	0.00	0.000					
46 Craig Kimbrel, R ERA: 0.69	1.0	S	3	0	0	0	1	0	0	0	0	0	0	8	9	0.00	0.000					

St. Louis Cardinals @ Chicago Cubs
Wrigley Field, Chicago, IL
Fri Jun 11 2021, 1:22 PM - 4:24 PM CDT
Att: 35,112 - Sunny - 84 F

AB 34
R 5
H 9
RBI 5
BB 3
SO 8
LOB 13

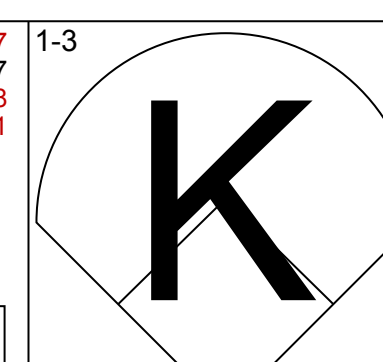
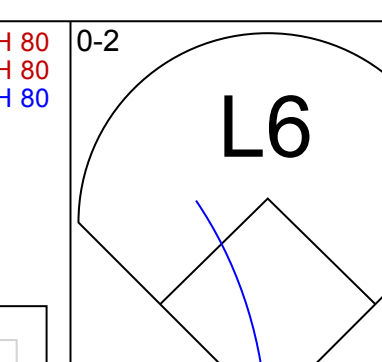
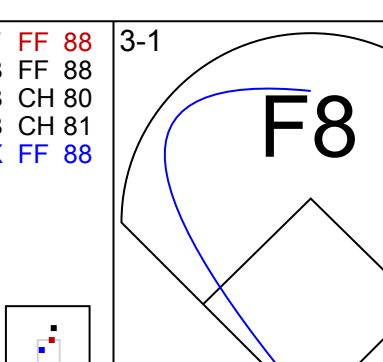
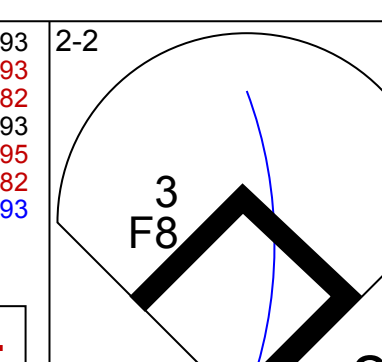
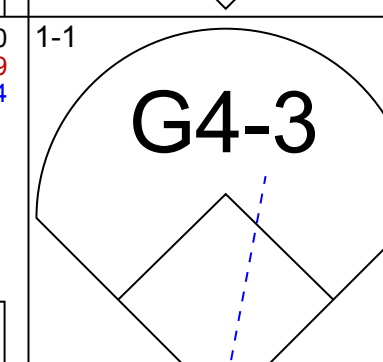
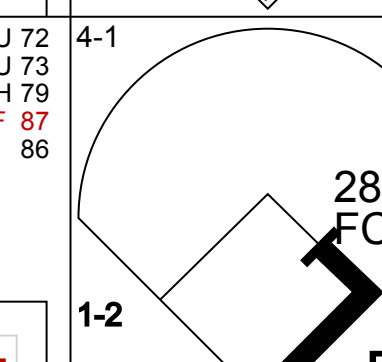

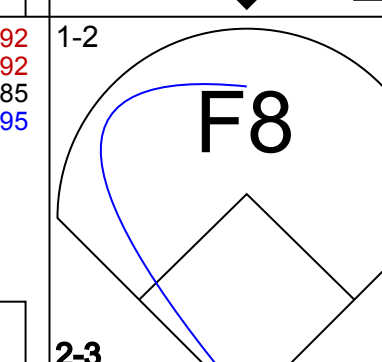
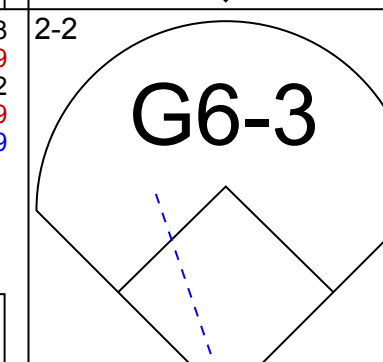
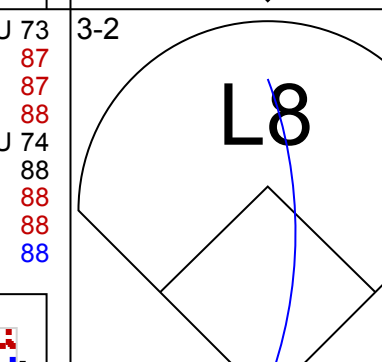

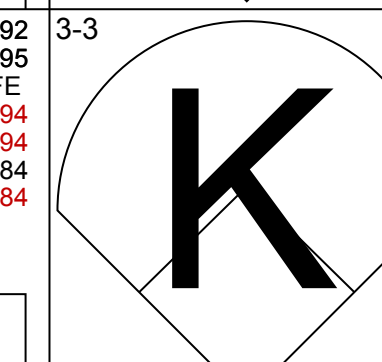

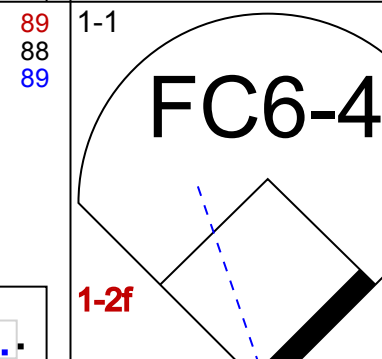












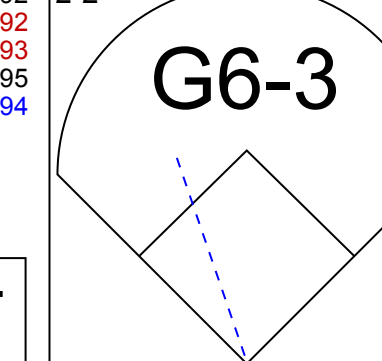
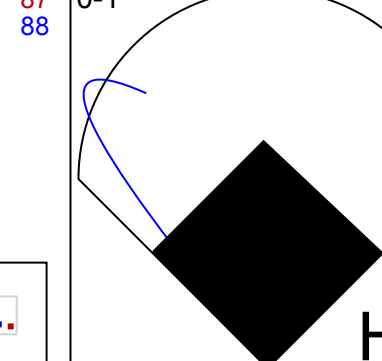
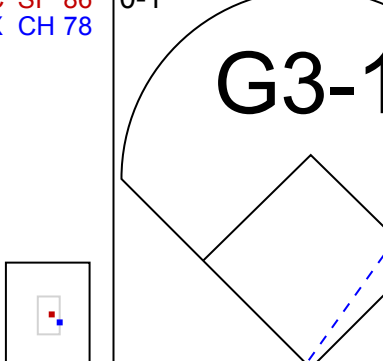
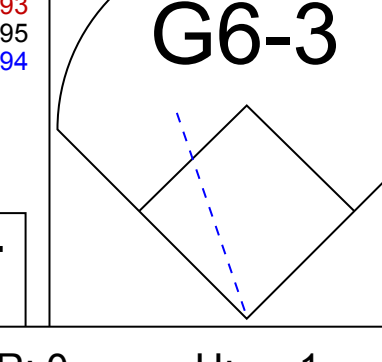
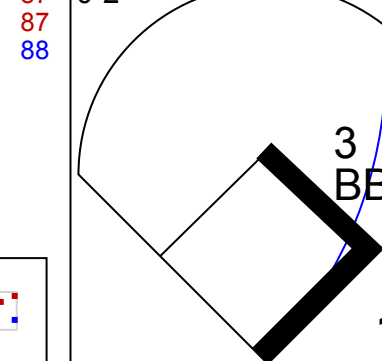
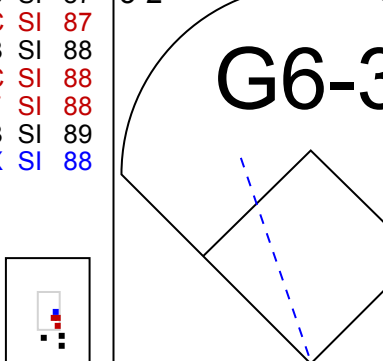
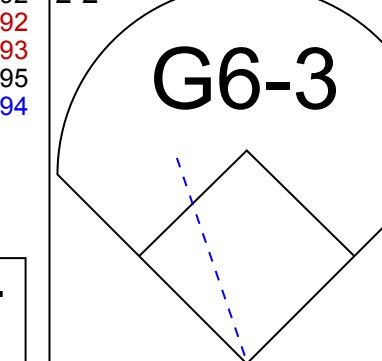


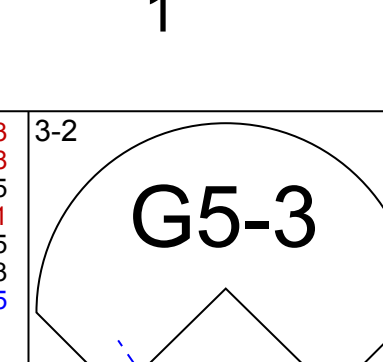





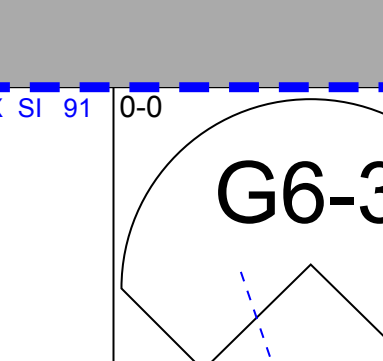
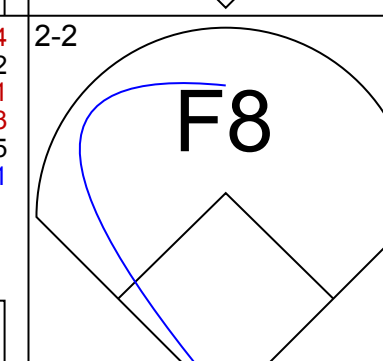


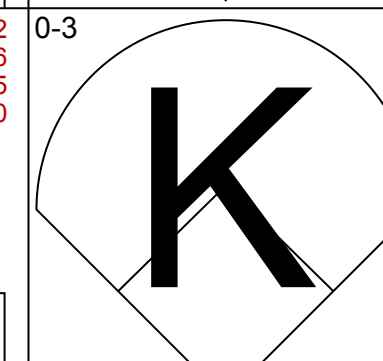



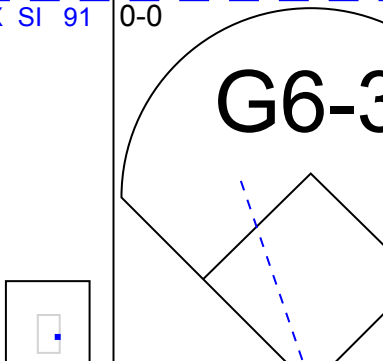
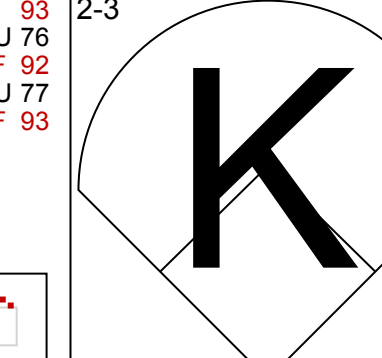
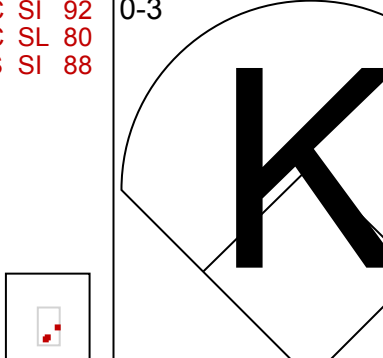

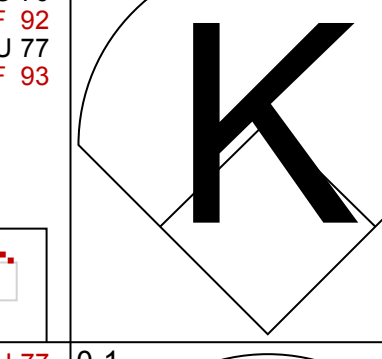
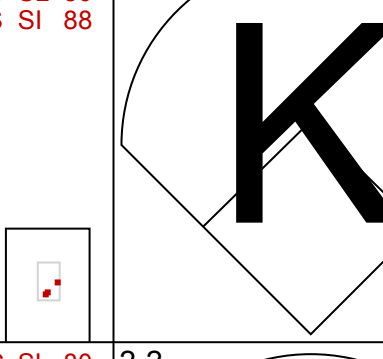

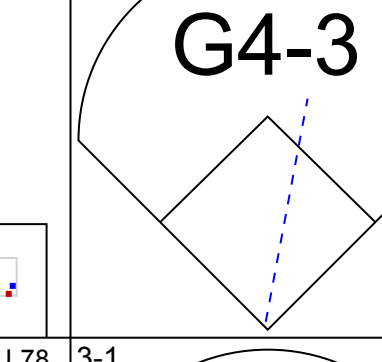
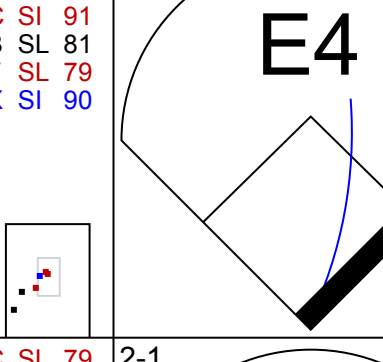
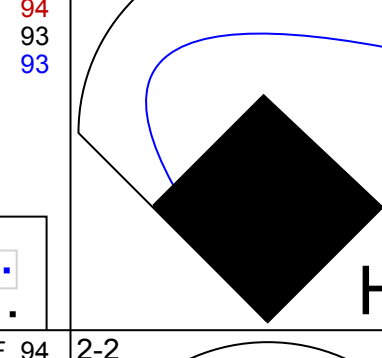
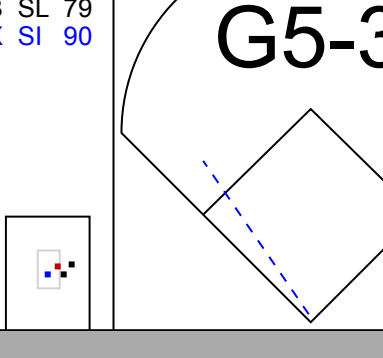
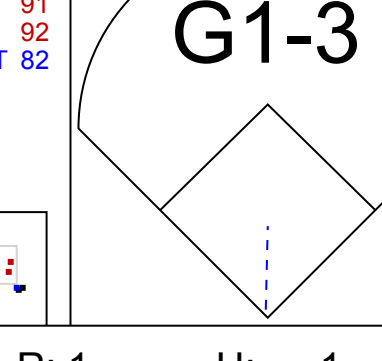

Batter	1	2	3	4	5	6	7	8	9	AB	R	H	RBI	BB	SO	LOB	BOTTOM					
24 Joc Pederson, L OBP: 0.321, SLG: 0.446						L8				4	1	3	3	0	0	1						
18 Ryan Tepera, R										0	0	0	0	0	0	0						
46 Craig Kimbrel, R										0	0	0	0	0	0	0						
17 Kris Bryant, R OBP: 0.377, SLG: 0.565	K					F7		F8		4	0	0	0	0	1	3						
9 Javier Báez, R OBP: 0.278, SLG: 0.474	F8									4	0	0	0	0	3	1						
44 Anthony Rizzo, L OBP: 0.359, SLG: 0.455										4	1	1	1	0	0	0						
40 Wilson Contreras, R OBP: 0.344, SLG: 0.449										3	2	1	1	1	2	0						
16 Patrick Wisdom, R OBP: 0.385, SLG: 0.875										4	0	0	0	0	2	1						
22 Jason Heyward, L OBP: 0.255, SLG: 0.317										4	2	2	0	0	0	0						
51 Sergio Alcántara, S OBP: 0.321, SLG: 0.731										3	1	1	1	0	1	1						
37 Kohl Stewart, R ERA: 5.72										1	0	0	0	0	1	0						
71 Keagan Thompson, R OBP: 0.299, SLG: 0.220										0	0	0	0	0	0	0						
8 Ian Happ, L OBP: 0.316, SLG: 0.390										1	0	1	0	0	0	0						
45 Tommy Nance, R OBP: 0.364, SLG: 0.610										0	0	0	0	0	0	0						
6 Jake Woodford, R										1	1	1	0	0	0	0						
Inning Stats	R: 0 E: 0 K: 1 S: 8	H: 1 LOB: 0 BB: 0 P: 12	R: 0 E: 0 K: 2 S: 9	H: 0 LOB: 0 BB: 0 P: 12	R: 0 E: 0 K: 1 S: 11	H: 0 LOB: 0 BB: 0 P: 16	R: 1 E: 0 K: 1 S: 8	H: 1 LOB: 0 BB: 0 P: 10	R: 3 E: 1 K: 0 S: 17	H: 3 LOB: 1 BB: 1 P: 29	R: 1 E: 0 K: 2 S: 21	H: 1 LOB: 0 BB: 0 P: 28	R: 2 E: 0 K: 2 S: 15	H: 3 LOB: 1 BB: 0 P: 21	R: 1 E: 0 K: 1 S: 8	H: 1 LOB: 0 BB: 0 P: 10	R: 1 E: 0 K: 1 S: 8	H: 1 LOB: 0 BB: 0 P: 10	1B: 5 2B: 2 3B: 1 HR: 3	SF: 0 SAC: 0 DP: 1 HBP: 0	WP: 0 PB: 1 SB: 0 CS: 1	PA: 34
PITCHER	IP WLS BF H R ER SO BB IBB HBP BLK WP HR S P ERA WHIP																					
59 Johan Oviedo, R ERA: 5.72	4.1	18	5	4	4	5	1	0	0	0	0	1	48	73	8.31	1.385						
56 Ryan Helsley, R ERA: 6.39	0.2	2	0	0	0	0	0	0	0	0	0	5	6	0.00	0.000							
32 Daniel Ponce de Leon, R ERA: 0.78	1.0	B	4	1	1	1	2	0	0	0	0	1	21	28	9.00	1.000						
92 Genesis Cabrera, L ERA: 2.76	0.1	L	4	3	2	2	1	0	0	0	0	10	15	54.00	9.000							
65 Giovanni Gallegos, R ERA: 2.27	0.2	2	0	0	0	1	0	0	0	0	0	5	6	0.00	0.000							

St. Louis Cardinals @ Chicago Cubs
Wrigley Field, Chicago, IL
Fri Jun 11 2021, 1:22 PM - 4:24 PM CDT
Att: 35,112 - Sunny - 84 F

AB 33
R 8
H 10
RBI 6
BB 1
SO 10
LOB 7



Batter	1	2	3	4	5	6	7	8	9	AB	R	H	RBI	BB	SO	LOB	TOP										
19 Tommy Edman, S OBP: 0.315, SLG: 0.387										4	0	1	0	0	1	1	St. Louis Cardinals @ Chicago Cubs Wrigley Field, Chicago, IL Sat Jun 12 2021, 6:17 PM - 9:35 PM CDT Att: 39,095 - Partly Cloudy - 79 F										
3 Dylan Carlson, S OBP: 0.342, SLG: 0.408										3	0	0	0	1	0	1											
46 Paul Goldschmidt, R OBP: 0.314, SLG: 0.496										4	0	0	0	0	1	3											
28 Nolan Arenado, R OBP: 0.335, SLG: 0.522										3	1	1	1	1	0	2											
27 Tyler O'Neill, R OBP: 0.321, SLG: 0.627										4	0	1	0	0	1	0											
4 Yadier Molina, R OBP: 0.322, SLG: 0.481										4	0	0	0	0	0	2											
13 Matt Carpenter, L Alex Reyes, R										2	0	0	0	1	0	0											
55 Angel Rondón, R										0	0	0	0	0	0	0											
64 José Rondón, R OBP: 0.304, SLG: 0.200										1	0	0	0	0	0	2											
11 Paul DeJong, R OBP: 0.275, SLG: 0.382										3	1	1	1	1	1	1											
53 John Gant, R 40 Jake Woodford, R 61 Seth Elledge, R 35 Lane Thomas, R 21 Andrew Miller, L 44 Junior Fernández, R 63 Edmundo Sosa, R										0	0	0	0	0	0	0											
Inning Stats	R: 0 E: 0 K: 1 S: 8	H: 0 LOB: 0 BB: 0 P: 12	R: 1 E: 0 K: 0 S: 9	H: 1 LOB: 0 BB: 0 P: 11	R: 1 E: 0 K: 0 S: 17	H: 2 LOB: 2 BB: 1 P: 25	R: 0 E: 0 K: 1 S: 8	H: 0 LOB: 0 BB: 0 P: 14	R: 0 E: 0 K: 0 S: 7	H: 0 LOB: 0 BB: 0 P: 11	R: 0 E: 0 K: 1 S: 14	H: 1 LOB: 1 BB: 0 P: 22	R: 0 E: 0 K: 0 S: 15	H: 1 LOB: 3 BB: 2 P: 23	1B: 2 2B: 1 3B: 0 HR: 2	SF: 0 SAC: 0 DP: 0 HBP: 0	WP: 0 PB: 0 SB: 0 CS: 0	PA: 36									
PITCHER	IP	WLS	BF	H	R	ER	SO	BB	IBB	HBP	BLK	WP	HR	S	P	ERA	WHIP										
28 Kyle Hendricks, R ERA: 4.46	6.0	W	22	3	2	2	2	1	0	0	0	0	2	57	87	3.00	0.667										
43 Dan Winkler, R ERA: 0.73	1.0		4	0	0	0	1	1	0	0	0	0	0	8	15	0.00	1.000										
39 Andrew Chafin, L ERA: 1.91	1.0		4	1	0	0	1	0	0	0	0	0	0	14	22	0.00	1.000										
74 Trevor Megill, R ERA: 0.68	0.1	S	1	0	0	0	0	0	0	0	0	0	0	3	3	0.00	0.000										

Batter	1	2	3	4	5	6	7	8	9	AB	R	H	RBI	BB	SO	LOB	BOTTOM										
24 Joc Pederson, L OBP: 0.320, SLG: 0.459										4	1	1	1	0	1	4	St. Louis Cardinals @ Chicago Cubs Wrigley Field, Chicago, IL Sat Jun 12 2021, 6:17 PM - 9:35 PM CDT Att: 39,095 - Partly Cloudy - 79 F										
43 Dan Winkler, R										0	0	0	0	0	0	0											
39 Andrew Chafin, R										2	0	0	1	2	0	1											
74 Trevor Megill, L										0	0	0	0	0	0	0											
46 Craig Kimbrel, R										4	0	1	1	0	2	1											
17 Kris Bryant, R OBP: 0.378, SLG: 0.560										2	0	0	1	1	0	1											
9 Javier Báez, R OBP: 0.278, SLG: 0.469										2	0	0	1	1	0	1											
44 Anthony Rizzo, L OBP: 0.362, SLG: 0.450										0	0	0	0	0	0	0											
40 Wilson Contreras, R OBP: 0.342, SLG: 0.442										3	1	0	0	1	1	4											
8 Ian Happ, S OBP: 0.320, SLG: 0.367										3	1	1	2	1	2	0											
22 Jason Heyward, L OBP: 0.255, SLG: 0.310										0	0	0	0	0	0	0											
51 Sergio Alcántara, S OBP: 0.344, SLG: 0.793										3	1	0	0	1	0	1											
28 Kyle Hendricks, R OBP: 0.095, SLG: 0.100										1	1	0	0	1	0	0											
16 Patrick Wisdom, R OBP: 0.396, SLG: 0.878										1	0	1	0	0	0	0											
Inning Stats	R: 0 E: 0 K: 1 S: 12	H: 0 LOB: 0 BB: 0 P: 17	R: 5 E: 0 K: 0 S: 26	H: 2 LOB: 3 BB: 5 P: 56	R: 1 E: 0 K: 0 S: 10	H: 1 LOB: 0 BB: 0 P: 17	R: 1 E: 0 K: 0 S: 9	H: 1 LOB: 0 BB: 1 P: 15	R: 0 E: 0 K: 1 S: 10	H: 0 LOB: 1 BB: 0 P: 14	R: 0 E: 0 K: 2 S: 7	H: 0 LOB: 1 BB: 1 P: 14	R: 0 E: 0 K: 0 S: 3	H: 0 LOB: 0 BB: 1 P: 7	1B: 2 2B: 1 3B: 0 HR: 3	SF: 0 SAC: 0 DP: 4 HBP: 1	WP: 0 PB: 0 SB: 0 CS: 1	PA: 35									
PITCHER	IP	WLS	BF	H	R	ER	SO	BB	IBB	HBP	BLK	WP	HR	S	P	ERA	WHIP										
53 John Gant, R ERA: 3.98	1.1		7	2	1	1	1	0	0	1	0	0	1	14	25	6.75	1.500										
40 Jake Woodford, R ERA: 3.98	1.0		4	1	1	1	0	1	0	0	0	0	1	9	15	9.00	2.000										
61 Seth Elledge, R ERA: 4.85	1.1		6	1	0	0	2	0	0	0	0	0	0	15	21	0.00	0.750										
21 Andrew Miller, L ERA: 4.85	0.2		1	0	0	0	0	0	0	0	0	0	0	3	5	0.00	0.000										
44 Junior Fernández, R ERA: 7.84																											

AB	32
R	2
H	5
RBI	2
BB	4
SO	4
LOB	15

AB	26
R	7
H	5
RBI	7
BB	8
SO	6
LOB	13



Batter	1	2	3	4	5	6	7	8	9	AB	R	H	RBI	BB	SO	LOB	TOP					
19 Tommy Edman, S (1.9) OBP: 0.311, SLG: 0.381	L4			F9		G3-1		L9		4	0	0	0	0	0	2						
3 Dylan Carlson, S (1.8) OBP: 0.341, SLG: 0.410	K			F7					K	4	0	1	0	0	2	0						
46 Paul Goldschmidt, R (1.3) OBP: 0.313, SLG: 0.491	G5-3			L6						3	0	0	0	1	0	1						
28 Nolan Arenado, R (1.5) OBP: 0.330, SLG: 0.514		G6-3			K			G6-3		4	0	0	0	0	2	2						
27 Tyler O'Neill, R (1.7) OBP: 0.326, SLG: 0.621		K								3	0	1	0	1	2	1						
4 Yadier Molina, R (1.2) OBP: 0.316, SLG: 0.472			P3							3	0	0	0	0	0	2						
13 Matt Carpenter, L (1.4) OBP: 0.318, SLG: 0.321				F8						2	0	0	0	1	0	0						
11 Paul DeJong, R (1.6) OBP: 0.270, SLG: 0.373										3	0	0	0	0	2	1						
18 Carlos Martinez, R (1.1) OBP: 0.105, SLG: 0.158										1	0	0	0	0	1	0						
63 Edmundo Sosa, R (8, PH) OBP: 0.355, SLG: 0.344										1	0	0	0	0	0	0						
56 Ryan Helsley, R (8.1) OBP: 0.316, SLG: 0.472										0	0	0	0	0	0	0						
Inning Stats	R: 0 E: 0 K: 1 S: 7	H: 0 LOB: 0 BB: 0 P: 14	R: 0 E: 0 K: 1 S: 7	H: 0 LOB: 0 BB: 0 P: 10	R: 0 E: 0 K: 2 S: 12	H: 0 LOB: 0 BB: 0 P: 17	R: 0 E: 0 K: 0 S: 7	H: 0 LOB: 0 BB: 0 P: 11	R: 0 E: 0 K: 1 S: 6	H: 1 LOB: 1 BB: 0 P: 7	R: 0 E: 0 K: 1 S: 9	H: 0 LOB: 1 BB: 1 P: 15	R: 0 E: 0 K: 0 S: 12	H: 1 LOB: 2 BB: 1 P: 19	R: 0 E: 1 K: 0 S: 10	H: 0 LOB: 1 BB: 0 P: 16	R: 0 E: 0 K: 3 S: 11	H: 0 LOB: 1 BB: 1 P: 21	1B: 1 2B: 1 3B: 0 HR: 0	SF: 0 SAC: 1 DP: 0 HBP: 0	WP: 0 PB: 0 SB: 0 CS: 0	PA: 32
PITCHER	IP WLS BF H R ER SO BB IBB HBP BLK WP HR S P ERA WHIP																					
27 Zach Davies, R (1.1) ERA: 4.01	6.2 W 23 2 0 0 6 2 0 0 0 0 0 0 0 89 0.00 0.600																					
18 Ryan Tepera, R (7.1) ERA: 1.99	1.1 H 5 0 0 0 0 0 0 0 0 0 0 0 13 20 0.00 0.000																					
46 Craig Kimbrel, R (9.1) ERA: 0.66	1.0 S 4 0 0 0 3 1 0 0 0 0 0 0 0 11 21 0.00 1.000																					

St. Louis Cardinals @ Chicago Cubs
Wrigley Field, Chicago, IL
Sun Jun 13 2021, 6:08 PM - 8:42 PM CDT
Att: 35,225 - Clear - 81 F

AB 28
R 0
H 2
RBI 0
BB 3
SO 9
LOB 9



Batter	1	2	3	4	5	6	7	8	9	AB	R	H	RBI	BB	SO	LOB	BOTTOM			
24 Joc Pederson, L (1.7) OBP: 0.318, SLG: 0.455	L8									4	1	1	1	0	0	3				
17 Kris Bryant, R (1.9) OBP: 0.377, SLG: 0.554	L6									4	0	1	0	0	0	1				
44 Anthony Rizzo, L (1.3) OBP: 0.380, SLG: 0.446	K									4	0	1	1	0	1	0				
40 Wilson Contreras, R (1.2) OBP: 0.336, SLG: 0.433		G5-3								4	0	0	0	0	1	2				
8 Ian Happ, S (1.8) OBP: 0.315, SLG: 0.360										3	0	0	0	0	1	0				
18 Ryan Tepera, R (7.1) OBP: 0.315, SLG: 0.360		G1-3								0	0	0	0	0	0	0				
46 Craig Kimbrel, R (9.1) OBP: 0.315, SLG: 0.360										0	0	0	0	0	0	0				
16 Patrick Wisdom, R (1.5) OBP: 0.375, SLG: 0.827										3	0	0	0	0	1	0				
4 Eric Sogard, L (1.4) OBP: 0.282, SLG: 0.314										3	1	1	0	0	1	0				
51 Sergio Alcántara, S (1.6) OBP: 0.343, SLG: 0.742										2	0	0	0	1	0	1				
27 Zach Davies, R (1.1) ERA: 5.82										2	0	1	0	0	1	1				
6 Jake Marisnick, R (7.8) OBP: 0.358, SLG: 0.600										1	0	0	0	0	0	1				
Inning Stats	R: 0 E: 0 K: 1 S: 9	H: 0 LOB: 0 BB: 0 P: 12	R: 0 E: 0 K: 0 S: 4	H: 0 LOB: 0 BB: 0 P: 8	R: 2 E: 0 K: 2 S: 20	H: 4 LOB: 2 BB: 0 P: 30	R: 0 E: 0 K: 2 S: 9	H: 0 LOB: 0 BB: 0 P: 12	R: 0 E: 0 K: 0 S: 11	H: 1 LOB: 1 BB: 0 P: 13	R: 0 E: 0 K: 0 S: 6	H: 0 LOB: 0 BB: 0 P: 9	R: 0 E: 1 K: 1 S: 8	H: 0 LOB: 2 BB: 1 P: 13	R: 0 E: 0 K: 0 S: 9	H: 0 LOB: 0 BB: 0 P: 16	1B: 4 2B: 1 3B: 0 HR: 0	SF: 0 SAC: 0 DP: 0 HBP: 0	WP: 0 PB: 0 SB: 0 CS: 0	PA: 31
PITCHER	IP WLS BF H R ER SO BB IBB HBP BLK WP HR S P ERA WHIP																			
18 Carlos Martinez, R (1.1) ERA: 5.82	7.0 L 28 5 2 2 2 1 0 0 0 0 0 0 0 67 2.57 0.857																			
56 Ryan Helsley, R (8.1) ERA: 6.15	1.0 3 0 0 0 0 0 0 0 0 0 0 0 9 16 0.00 0.000																			

St. Louis Cardinals @ Chicago Cubs
Wrigley Field, Chicago, IL
Sun Jun 13 2021, 6:08 PM - 8:42 PM CDT
Att: 35,225 - Clear - 81 F

AB 30
R 2
H 5
RBI 2
BB 1
SO 6
LOB 9



Batter	1	2	3	4	5	6	7	8	9	AB	R	H	RBI	BB	SO	LOB	TOP			
5 Jon Berti, R OBP: 0.305, SLG: 0.305	K2-3		24 WP 2 BB 1B		K			G3		4	1	1	0	0	2	0				
6 Starling Marte, R OBP: 0.434, SLG: 0.548	G5-3		24 WP 2 BB BB		G3-1			G6-3		3	1	0	0	1	0	0				
24 Jesús Aguilar, R OBP: 0.324, SLG: 0.480	L5		14 FCS 2 BB BB		K			K		3	0	0	0	1	2	0				
2 Jazz Chisholm Jr., L OBP: 0.351, SLG: 0.497	G3-1		1-2 2H 3-H 1B		G3			K		4	0	1	2	0	1	0				
14 Adam Duvall, R OBP: 0.248, SLG: 0.415	34 2B 1B		FC5 2-3f BB		G3			F8		3	0	1	0	1	0	2				
38 Jorge Alfaro, R OBP: 0.302, SLG: 0.348	F8		1-3 FC5 BB		K			F9		4	0	0	0	0	1	2				
34 Magneuris Sierra, L OBP: 0.324, SLG: 0.275	1-H 2B		G3		G3			G5-3		3	0	1	0	0	0	0				
1 Isan Diaz, L OBP: 0.293, SLG: 0.230			K		K			G6-3		3	0	1	0	0	2	0				
60 Braxton Garrett, R 60 Anthony Bender, R 90 Adam Cimber, R 39 John Curtiss, R 52 Anthony Bass, R 36 Dylan Floro, L			G5-3		G6-3			K2-4-2 1-2		2	0	0	0	0	0	0				
Inning Stats	R: 0 H: 0 E: 0 K: 1 S: 8	H: 0 LOB: 0 BB: 0 P: 11	R: 0 H: 2 E: 0 K: 0 S: 11	H: 2 LOB: 2 BB: 0 P: 15	R: 2 H: 2 E: 0 K: 1 S: 15	H: 2 LOB: 2 BB: 2 P: 31	R: 0 H: 0 E: 0 K: 2 S: 10	H: 0 LOB: 0 BB: 0 P: 14	R: 0 H: 0 E: 0 K: 1 S: 13	H: 0 LOB: 1 BB: 1 P: 17	R: 0 H: 1 E: 0 K: 1 S: 10	H: 0 LOB: 1 BB: 0 P: 14	R: 0 H: 0 E: 0 K: 1 S: 7	H: 0 LOB: 0 BB: 0 P: 10	R: 0 H: 0 E: 0 K: 1 S: 9	H: 0 LOB: 0 BB: 0 P: 10	1B: 4 2B: 2 3B: 0 HR: 0	SF: 0 SAC: 0 DP: 1 HBP: 0	WP: 1 PB: 0 SB: 0 CS: 0	PA: 33
PITCHER	IP WLS BF H R ER SO BB IBB HBP BLK WP HR S P ERA WHIP	IP WLS BF H R ER SO BB IBB HBP BLK WP HR S P ERA WHIP	IP WLS BF H R ER SO BB IBB HBP BLK WP HR S P ERA WHIP	IP WLS BF H R ER SO BB IBB HBP BLK WP HR S P ERA WHIP	IP WLS BF H R ER SO BB IBB HBP BLK WP HR S P ERA WHIP	IP WLS BF H R ER SO BB IBB HBP BLK WP HR S P ERA WHIP	IP WLS BF H R ER SO BB IBB HBP BLK WP HR S P ERA WHIP	IP WLS BF H R ER SO BB IBB HBP BLK WP HR S P ERA WHIP	IP WLS BF H R ER SO BB IBB HBP BLK WP HR S P ERA WHIP	IP WLS BF H R ER SO BB IBB HBP BLK WP HR S P ERA WHIP	IP WLS BF H R ER SO BB IBB HBP BLK WP HR S P ERA WHIP	IP WLS BF H R ER SO BB IBB HBP BLK WP HR S P ERA WHIP	IP WLS BF H R ER SO BB IBB HBP BLK WP HR S P ERA WHIP	IP WLS BF H R ER SO BB IBB HBP BLK WP HR S P ERA WHIP	IP WLS BF H R ER SO BB IBB HBP BLK WP HR S P ERA WHIP	IP WLS BF H R ER SO BB IBB HBP BLK WP HR S P ERA WHIP	IP WLS BF H R ER SO BB IBB HBP BLK WP HR S P ERA WHIP			

Miami Marlins @ St. Louis Cardinals
 Busch Stadium, St. Louis, MO
 Mon Jun 14 2021, 7:15 PM - 10:17 PM CDT
 Att: 24,281 - Partly Cloudy - 90 F

AB	30
R	2
H	5
RBI	2
BB	3
SO	9
LOB	5




Batter	1	2	3	4	5	6	7	8	9	AB	R	H	RBI	BB	SO	LOB	BOTTOM			
19 Tommy Edman, S OBP: 0.310, SLG: 0.383	K	L5			G4-3 3 BB 46 1B 2B			F8		4	1	1	0	0	1	2				
3 Dylan Carlson, S OBP: 0.347, SLG: 0.413			27 2B 1B		G4-3			46 1B 2B BB		3	1	2	0	1	0	1				
46 Paul Goldschmidt, R OBP: 0.316, SLG: 0.492	L7		F7		28 2B G6-4-3 1B			27 2B 11 G3 1B		4	1	2	1	0	0	2				
28 Nolan Arenado, R OBP: 0.325, SLG: 0.506	P6		F7		G6-4-3			F8		4	0	0	0	0	0	5				
27 Tyler O'Neill, R OBP: 0.330, SLG: 0.630	K						P3	11 G3 2B		4	0	2	1	0	1	0				
4 Yadier Molina, R OBP: 0.320, SLG: 0.470	G5-3 11 BB 63 1B 1B				G5-3		L7	11 G3 IBB		3	1	1	0	1	0	0				
11 Paul DeJong, R OBP: 0.269, SLG: 0.365	50 SH1-4 63 1B BB				G5-3		G5-3	G3		3	0	0	1	1	0	2				
63 Edmundo Sosa, R OBP: 0.360, SLG: 0.351	50 SH1-4 1B							F8		4	0	2	1	0	1	2				
50 Adam Wainwright, R 92 Génesis Cabrera, L 13 Matt Carpenter, L 65 Giovanny Gallegos, R Alex Reyes, R	SH1-4				K			F4		1	0	0	0	0	1	1				
Inning Stats	R: 0 H: 1 E: 0 K: 1 S: 9	H: 2 LOB: 1 BB: 0 P: 12	R: 1 H: 2 E: 0 K: 1 S: 19	H: 2 LOB: 1 BB: 1 P: 26	R: 0 H: 2 E: 0 K: 0 S: 8	H: 2 LOB: 2 BB: 0 P: 11	R: 0 H: 1 E: 0 K: 1 S: 11	H: 1 LOB: 0 BB: 0 P: 15	R: 1 H: 2 E: 0 K: 0 S: 7	H: 2 LOB: 0 BB: 0 P: 12	R: 0 H: 0 E: 0 K: 0 S: 8	H: 0 LOB: 0 BB: 0 P: 11	R: 0 H: 0 E: 0 K: 0 S: 6	H: 0 LOB: 0 BB: 0 P: 8	R: 2 H: 2 E: 0 K: 1 S: 15	H: 2 LOB: 2 BB: 2 P: 24	1B: 7 2B: 3 3B: 0 HR: 0	SF: 0 SAC: 1 DP: 1 HBP: 0	WP: 0 PB: 0 SB: 0 CS: 0	PA: 35
PITCHER	IP WLS BF H R ER SO BB IBB HBP BLK WP HR S P ERA WHIP	IP WLS BF H R ER SO BB IBB HBP BLK WP HR S P ERA WHIP	IP WLS BF H R ER SO BB IBB HBP BLK WP HR S P ERA WHIP	IP WLS BF H R ER SO BB IBB HBP BLK WP HR S P ERA WHIP	IP WLS BF H R ER SO BB IBB HBP BLK WP HR S P ERA WHIP	IP WLS BF H R ER SO BB IBB HBP BLK WP HR S P ERA WHIP	IP WLS BF H R ER SO BB IBB HBP BLK WP HR S P ERA WHIP	IP WLS BF H R ER SO BB IBB HBP BLK WP HR S P ERA WHIP	IP WLS BF H R ER SO BB IBB HBP BLK WP HR S P ERA WHIP	IP WLS BF H R ER SO BB IBB HBP BLK WP HR S P ERA WHIP	IP WLS BF H R ER SO BB IBB HBP BLK WP HR S P ERA WHIP	IP WLS BF H R ER SO BB IBB HBP BLK WP HR S P ERA WHIP	IP WLS BF H R ER SO BB IBB HBP BLK WP HR S P ERA WHIP	IP WLS BF H R ER SO BB IBB HBP BLK WP HR S P ERA WHIP	IP WLS BF H R ER SO BB IBB HBP BLK WP HR S P ERA WHIP	IP WLS BF H R ER SO BB IBB HBP BLK WP HR S P ERA WHIP	IP WLS BF H R ER SO BB IBB HBP BLK WP HR S P ERA WHIP			

Miami Marlins @ St. Louis Cardinals
 Busch Stadium, St. Louis, MO
 Mon Jun 14 2021, 7:15 PM - 10:17 PM CDT
 Att: 24,281 - Partly Cloudy - 90 F

AB	31
R	4
H	10
RBI	4
BB	3
SO	4
LOB	15



Batter	1	2	3	4	5	6	7	8	9	AB	R	H	RBI	BB	SO	LOB	TOP					
2 Jazz Chisholm Jr., L OBP: 0.344, SLG: 0.485	F9	F9		K			K			4	0	0	0	0	2	2	Miami Marlins @ St. Louis Cardinals Busch Stadium, St. Louis, MO Tue Jun 15 2021, 7:15 PM - 10:09 PM CDT Att: 24,736 - Clear - 88 F					
6 Starling Marte, R OBP: 0.429, SLG: 0.534	G5-3		24 E 1B		G1-3		G5-3			3	1	0	0	1	0	0						
24 Jesús Aguilar, R OBP: 0.331, SLG: 0.483	14 BB 1B		E8 14 1B					F8		3	0	2	0	1	0	0						
14 Adam Duvall, R OBP: 0.252, SLG: 0.414					F7			F8		3	0	1	1	1	0	1						
76 Jesús Sánchez, L OBP: 0.111, SLG: 0.111	G4-3		G5-3		K			K		4	0	0	0	0	2	5						
5 Jon Berti, R OBP: 0.309, SLG: 0.301		G3-1	G4-3		G5-3				7 FC5-6 BB	2	0	0	0	2	0	2						
7 Sandy León, S OBP: 0.230, SLG: 0.231		G3-1								4	0	0	0	0	1	4						
34 Magneuris Sierra, L OBP: 0.324, SLG: 0.275			G6-3							0	0	0	0	0	0	0						
93 Yimi García, R OBP: 0.283, SLG: 0.221					G2-3					4	0	0	0	0	3	2						
28 Trevor Rogers, L OBP: 0.111, SLG: 0.077										1	0	0	0	1	1	0						
25 Luis Edinson Yáñez, R OBP: 0.271, SLG: 0.395										1	0	0	0	0	1	0						
80 Anthony Bender, R ERA: 2.15										0	0	0	0	0	0	0						
35 Richard Bleier, L ERA: 3.96										0	0	0	0	0	0	0						
38 Jorge Alfaro, R OBP: 0.229, SLG: 0.344										1	0	0	0	0	0	1						
Inning Stats	R: 0 E: 0 K: 0 S: 7	H: 1 LOB: 2 BB: 1 P: 14	R: 0 E: 0 K: 1 S: 7	H: 0 LOB: 2 BB: 2 P: 17	R: 1 E: 1 K: 0 S: 12	H: 2 LOB: 2 BB: 1 P: 28	R: 0 E: 0 K: 2 S: 8	H: 0 LOB: 0 BB: 0 P: 11	R: 0 E: 0 K: 1 S: 7	H: 0 LOB: 1 BB: 1 P: 16	R: 0 E: 0 K: 2 S: 8	H: 0 LOB: 0 BB: 0 P: 16	R: 0 E: 0 K: 1 S: 11	H: 0 LOB: 0 BB: 0 P: 14	R: 0 E: 0 K: 1 S: 6	H: 0 LOB: 1 BB: 1 P: 12	1B: 3 2B: 0 3B: 0 HR: 0	SF: 0 SAC: 0 DP: 0 HBP: 0	WP: 0 PB: 0 SB: 0 CS: 0	PA: 36		
PITCHER	IP WLS BF H R ER SO BB IBB HBP BLK WP HR S P ERA WHIP	IP WLS BF H R ER SO BB IBB HBP BLK WP HR S P ERA WHIP	IP WLS BF H R ER SO BB IBB HBP BLK WP HR S P ERA WHIP	IP WLS BF H R ER SO BB IBB HBP BLK WP HR S P ERA WHIP	IP WLS BF H R ER SO BB IBB HBP BLK WP HR S P ERA WHIP	IP WLS BF H R ER SO BB IBB HBP BLK WP HR S P ERA WHIP	IP WLS BF H R ER SO BB IBB HBP BLK WP HR S P ERA WHIP	IP WLS BF H R ER SO BB IBB HBP BLK WP HR S P ERA WHIP	IP WLS BF H R ER SO BB IBB HBP BLK WP HR S P ERA WHIP	IP WLS BF H R ER SO BB IBB HBP BLK WP HR S P ERA WHIP	IP WLS BF H R ER SO BB IBB HBP BLK WP HR S P ERA WHIP	IP WLS BF H R ER SO BB IBB HBP BLK WP HR S P ERA WHIP	IP WLS BF H R ER SO BB IBB HBP BLK WP HR S P ERA WHIP	IP WLS BF H R ER SO BB IBB HBP BLK WP HR S P ERA WHIP	IP WLS BF H R ER SO BB IBB HBP BLK WP HR S P ERA WHIP	IP WLS BF H R ER SO BB IBB HBP BLK WP HR S P ERA WHIP	IP WLS BF H R ER SO BB IBB HBP BLK WP HR S P ERA WHIP					
33 Kwang Hyun Kim, L ERA: 3.72	6.0	26	3	1	1	6	5	0	0	0	0	0	0	49	102	1.50	1.333					
92 Génesis Cabrera, L ERA: 2.59	1.0	3	0	0	0	2	0	0	0	0	0	0	0	10	14	0.00	0.000					
65 Giovanni Gallegos, R ERA: 2.15	1.0	3	0	0	0	1	0	0	0	0	0	0	0	11	14	0.00	0.000					
Alex Reyes, R ERA: 0.82	1.0	W 4	0	0	0	1	1	0	0	0	0	0	0	6	12	0.00	1.000					
Batter	1	2	3	4	5	6	7	8	9	AB	R	H	RBI	BB	SO	LOB	BOTTOM					
3 Dylan Carlson, S OBP: 0.346, SLG: 0.410	F9			1B			K			4	0	1	0	0	2	2	Miami Marlins @ St. Louis Cardinals Busch Stadium, St. Louis, MO Tue Jun 15 2021, 7:15 PM - 10:09 PM CDT Att: 24,736 - Clear - 88 F					
46 Paul Goldschmidt, R OBP: 0.319, SLG: 0.416	K			F8						4	1	2	2	0	1	1						
28 Nolan Arenado, R OBP: 0.321, SLG: 0.500	G4-3			P4						3	0	0	0	0	0	2						
27 Tyler O'Neill, R OBP: 0.330, SLG: 0.623				K						2	0	0	0	1	2	1						
4 Yadier Molina, R OBP: 0.315, SLG: 0.461										3	0	0	0	0	2	1						
63 Edmundo Sosa, R OBP: 0.351, SLG: 0.340										3	0	0	0	0	0	0						
11 Paul DeJong, R OBP: 0.270, SLG: 0.364										3	0	1	0	0	1	0						
35 Lane Thomas, R OBP: 0.273, SLG: 0.133										3	0	1	0	0	0	0						
33 Kwang Hyun Kim, L OBP: 0.277, SLG: 0.377										1	0	0	0	0	1	0						
64 José Fontán, R OBP: 0.335, SLG: 0.228										1	1	1	0	0	0	0						
92 Génesis Cabrera, L ERA: 2.15										0	0	0	0	0	0	0						
65 Giovanni Gallegos, R ERA: 2.15										0	0	0	0	0	0	0						
50 Adam Wainwright, R OBP: 0.262, SLG: 0.342										1	0	0	0	0	0	2						
Alex Reyes, R ERA: 2.77										0	0	0	0	0	0	0						
Inning Stats	R: 0 E: 0 K: 1 S: 8	H: 0 LOB: 0 BB: 0 P: 11	R: 0 E: 0 K: 1 S: 9	H: 0 LOB: 0 BB: 1 P: 16	R: 0 E: 0 K: 2 S: 10	H: 0 LOB: 0 BB: 0 P: 16	R: 0 E: 0 K: 1 S: 12	H: 1 LOB: 1 BB: 0 P: 14	R: 0 E: 0 K: 0 S: 6	H: 0 LOB: 0 BB: 0 P: 10	R: 1 E: 0 K: 1 S: 17	H: 2 LOB: 1 BB: 0 P: 24	R: 0 E: 0 K: 2 S: 10	H: 0 LOB: 0 BB: 0 P: 15	R: 0 E: 0 K: 1 S: 8	H: 2 LOB: 0 BB: 0 P: 13	R: 1 E: 0 K: 0 S: 3	H: 1 LOB: 0 BB: 0 P: 4	1B: 5 2B: 1 3B: 0 HR: 1	SF: 0 SAC: 0 DP: 2 HBP: 0	WP: 0 PB: 0 SB: 2 CS: 1	PA: 29
PITCHER	IP WLS BF H R ER SO BB IBB HBP BLK WP HR S P ERA WHIP	IP WLS BF H R ER SO BB IBB HBP BLK WP HR S P ERA WHIP	IP WLS BF H R ER SO BB IBB HBP BLK WP HR S P ERA WHIP	IP WLS BF H R ER SO BB IBB HBP BLK WP HR S P ERA WHIP	IP WLS BF H R ER SO BB IBB HBP BLK WP HR S P ERA WHIP	IP WLS BF H R ER SO BB IBB HBP BLK WP HR S P ERA WHIP	IP WLS BF H R ER SO BB IBB HBP BLK WP HR S P ERA WHIP	IP WLS BF H R ER SO BB IBB HBP BLK WP HR S P ERA WHIP	IP WLS BF H R ER SO BB IBB HBP BLK WP HR S P ERA WHIP	IP WLS BF H R ER SO BB IBB HBP BLK WP HR S P ERA WHIP	IP WLS BF H R ER SO BB IBB HBP BLK WP HR S P ERA WHIP	IP WLS BF H R ER SO BB IBB HBP BLK WP HR S P ERA WHIP	IP WLS BF H R ER SO BB IBB HBP BLK WP HR S P ERA WHIP	IP WLS BF H R ER SO BB IBB HBP BLK WP HR S P ERA WHIP	IP WLS BF H R ER SO BB IBB HBP BLK WP HR S P ERA WHIP	IP WLS BF H R ER SO BB IBB HBP BLK WP HR S P ERA WHIP	IP WLS BF H R ER SO BB IBB HBP BLK WP HR S P ERA WHIP					
28 Trevor Rogers, L ERA: 1.87	6.0	21	3	1	1	6	1	0	0	0	0	0	0	62	91	1.50	0.667					
80 Anthony Bender, R ERA: 3.96	1.0	3	0	0	0	2	0	0	0	0	0	0	0	10	15	0.00	0.000					
35 Richard Bleier, L ERA: 3.96	1.0	4	2	0	0	1	0	0	0	0	0	0	0	8	13	0.00	2.000					
93 Yimi García, R ERA: 2.77	0.0	L 1	1	1	1	0	0	0	0	0	1	3	4	∞	∞							

Batter	1	2	3	4	5	6	7	8	9	AB	R	H	RBI	BB	SO	LOB	TOP										
2 Jazz Chisholm Jr., L (1.6) OBP: 0.337, SLG: 0.474	G4-3			G6-3	FC6			P5		4	0	0	0	0	0	2	Miami Marlins @ St. Louis Cardinals Busch Stadium, St. Louis, MO Wed Jun 16 2021, 12:17 PM - 2:55 PM CDT Att: 24,682 - Sunny - 82 F										
5 Jon Berti, R (1.4) OBP: 0.319, SLG: 0.308	F9			76 1B 38 FC3-2 1B		76 G1-3 1B		BB		3	0	2	0	1	0	0											
76 Jesús Sánchez, L (1.9) OBP: 0.154, SLG: 0.154	G4-3			38 FC3-2 1B		G1-3		K		4	0	1	0	0	1	2											
38 Jorge Alfaro, R (1.2) OBP: 0.297, SLG: 0.340		G5-3		FC3-2		1B		K		4	0	1	0	0	1	3											
68 Lewin Díaz, L (1.3) OBP: 0.077, SLG: 0.308	G4-3			3-H K		1B			G1-3	4	0	0	0	0	1	4											
25 Lewis Brinson, R (1.7) OBP: 0.232, SLG: 0.353	K					L4				4	0	1	0	0	1	2											
34 Magneuris Sierra, L (1.8) OBP: 0.274, SLG: 0.274						F8				4	0	1	0	0	1	2											
9 Deven Marrero, R (1.5)										4	0	1	0	0	0	0											
22 Sandy Alcantara, R (1.1) OBP: 0.200, SLG: 0.115										3	0	0	0	0	0	2											
										2	0	0	0	0	2	0											
Inning Stats	R: 0 E: 0 K: 0 S: 7	H: 0 LOB: 0 BB: 0 P: 11	R: 0 E: 0 K: 1 S: 8	H: 0 LOB: 0 BB: 0 P: 9	R: 0 E: 0 K: 1 S: 6	H: 0 LOB: 0 BB: 0 P: 10	R: 0 E: 0 K: 1 S: 13	H: 2 LOB: 2 BB: 0 P: 18	R: 0 E: 0 K: 0 S: 11	H: 2 LOB: 2 BB: 0 P: 15	R: 0 E: 0 K: 0 S: 8	H: 2 LOB: 2 BB: 0 P: 9	R: 0 E: 0 K: 1 S: 10	H: 0 LOB: 0 BB: 0 P: 15	R: 0 E: 0 K: 2 S: 12	H: 0 LOB: 1 BB: 1 P: 20	R: 0 E: 0 K: 0 S: 7	H: 0 LOB: 0 BB: 0 P: 10	1B: 6 2B: 0 3B: 0 HR: 0	SF: 0 SAC: 0 DP: 1 HBP: 1	WP: 0 PB: 0 SB: 0 CS: 0	PA: 34					
PITCHER	IP	WLS	BF	H	R	ER	SO	BB	IBB	HBP	BLK	WP	HR	S	P	ERA	WHIP										
59 Johan Oviedo, R (1.1) ERA: 4.58	7.0		27	6	0	0	4	0	0	1	0	0	0	63	87	0.00	0.857										
21 Andrew Miller, L (8.1) ERA: 4.51	0.2		3	0	0	0	1	1	0	0	0	0	0	9	15	0.00	1.500										
56 Ryan Helsley, R (8.1) ERA: 5.86	1.1	W	4	0	0	0	1	0	0	0	0	0	0	10	15	0.00	0.000										

Batter	1	2	3	4	5	6	7	8	9	AB	R	H	RBI	BB	SO	LOB	BOTTOM										
3 Dylan Carlson, S (1.8) OBP: 0.348, SLG: 0.412	G4-3		K			G4-3		G4-3		4	0	2	0	0	1	1	Miami Marlins @ St. Louis Cardinals Busch Stadium, St. Louis, MO Wed Jun 16 2021, 12:17 PM - 2:55 PM CDT Att: 24,682 - Sunny - 82 F										
46 Paul Goldschmidt, R (1.3) OBP: 0.314, SLG: 0.469	K		P6			K				4	1	0	0	0	2	3											
27 Tyler O'Neill, R (1.7) OBP: 0.328, SLG: 0.614	G4-3					FC5-4				4	0	1	0	0	1	3											
13 Matt Carpenter, L (1.5) OBP: 0.313, SLG: 0.309		K		G3-1		CS		L8		3	0	0	0	1	1	1											
4 Yadier Molina, R (1.2) OBP: 0.314, SLG: 0.456	F9			FC1		G5-3				4	0	1	1	0	0	1											
63 Edmundo Sosa, R (1.4) OBP: 0.399, SLG: 0.343				G6-3						2	0	1	0	0	0	2											
21 Andrew Miller, L (8.1)										0	0	0	0	0	0	0											
56 Ryan Helsley, R (8.1)										0	0	0	0	0	0	0											
11 Paul DeJong, R (1.6) OBP: 0.265, SLG: 0.357	K					F8				3	0	0	0	0	2	2											
64 José Rondón, R (1.9) OBP: 0.296, SLG: 0.208								G6-3		3	0	0	0	0	0	0											
59 Johan Oviedo, R (1.1) OBP: 0.308, SLG: 0.182										2	0	1	0	0	0	0											
35 Lane Thomas, R (8.9) OBP: 0.288, SLG: 0.130								F7		1	0	0	0	0	0	0											
Inning Stats	R: 0 E: 0 K: 1 S: 8	H: 1 LOB: 0 BB: 0 P: 11	R: 0 E: 0 K: 2 S: 11	H: 1 LOB: 1 BB: 0 P: 15	R: 0 E: 0 K: 1 S: 12	H: 1 LOB: 1 BB: 0 P: 16	R: 0 E: 1 K: 0 S: 7	H: 1 LOB: 1 BB: 0 P: 9	R: 0 E: 0 K: 1 S: 10	H: 0 LOB: 0 BB: 0 P: 13	R: 0 E: 0 K: 0 S: 6	H: 1 LOB: 0 BB: 0 P: 9	R: 0 E: 0 K: 0 S: 6	H: 0 LOB: 1 BB: 0 P: 10	R: 0 E: 0 K: 0 S: 7	H: 0 LOB: 0 BB: 0 P: 10	R: 1 E: 1 K: 1 S: 9	H: 1 LOB: 2 BB: 1 P: 15	1B: 6 2B: 0 3B: 0 HR: 0	SF: 0 SAC: 0 DP: 2 HBP: 1	WP: 0 PB: 0 SB: 0 CS: 1	PA: 33					
PITCHER	IP	WLS	BF	H	R	ER	SO	BB	IBB	HBP	BLK	WP	HR	S	P	ERA	WHIP										
22 Sandy Alcantara, R (1.1) ERA: 3.09	8.1	L	32	6	1	0	7	1	0	1	0	0	0	76	108	0.00	0.840										



Batter	1	2	3	4	5	6	7	8	9	AB	R	H	RBI	BB	SO	LOB	TOP					
19 Tommy Edman, S (1.9) OBP: 0.306, SLG: 0.377	F8		K			L3		K		4	0	0	0	0	2	3						
3 Dylan Carlson, S (1.8) OBP: 0.347, SLG: 0.407	G3-1					HBP		F7		3	0	0	0	0	1	0						
46 Paul Goldschmidt, R (1.3) OBP: 0.313, SLG: 0.497	G1-3					G5-4-3		G1-3		4	0	1	0	0	0	1						
28 Nolan Arenado, R (1.5) OBP: 0.317, SLG: 0.492		L7				K		P4		4	0	0	0	0	1	1						
27 Tyler O'Neill, R (1.7) OBP: 0.323, SLG: 0.603		K				L8		K		3	0	0	0	0	2	1						
4 Yadier Molina, R (1.2) OBP: 0.309, SLG: 0.448		K				F8		G6-3		3	0	0	0	0	1	0						
13 Matt Carpenter, L (1.4) OBP: 0.321, SLG: 0.313						G6-3		HBP		2	0	1	0	0	0	0						
11 Paul DeJong, R (1.6) OBP: 0.261, SLG: 0.349						F8		F8		3	0	0	0	0	0	2						
53 John Gant, R (1.1)						K		K		2	0	0	0	0	2	1						
32 Daniel Ponce de Leon, R (7.1)										0	0	0	0	0	0	0						
49 Wade LeBlanc, L (7.1)										0	0	0	0	0	0	0						
64 José Rondón, R (8. PH)										1	0	1	0	0	0	0						
44 Junior Fernández, R (8.1)										0	0	0	0	0	0	0						
Inning Stats	R: 0 E: 0 K: 0 S: 7	H: 0 LOB: 0 BB: 0 P: 12	R: 0 E: 0 K: 2 S: 9	H: 0 LOB: 0 BB: 0 P: 11	R: 0 E: 0 K: 2 S: 9	H: 0 LOB: 1 BB: 0 P: 11	R: 0 E: 0 K: 1 S: 6	H: 0 LOB: 0 BB: 0 P: 10	R: 0 E: 0 K: 1 S: 12	H: 0 LOB: 0 BB: 0 P: 18	R: 0 E: 0 K: 1 S: 7	H: 0 LOB: 0 BB: 0 P: 10	R: 0 E: 0 K: 1 S: 16	H: 1 LOB: 1 BB: 0 P: 25	R: 0 E: 0 K: 1 S: 12	H: 2 LOB: 2 BB: 0 P: 20	R: 0 E: 0 K: 1 S: 7	H: 0 LOB: 0 BB: 0 P: 11	1B: 3 2B: 0 3B: 0 HR: 0	SF: 0 SAC: 0 DP: 1 HBP: 2	WP: 0 PB: 0 CS: 0	PA: 31
PITCHER	IP WLS BF H R ER SO BB IBB HBP BLK WP HR S P ERA WHIP																					
50 Charlie Morton, R (1.1) ERA: 4.03	7.2 W 27 3 0 0 7 0 0 0 2 0 0 0 0 75 112 0.00 0.391																					
77 Luke Jackson, R (8.1) ERA: 1.05	0.1 H 1 0 0 0 1 0 0 0 0 0 0 0 3 5 0.00 0.000																					
51 Will Smith, L (9.1) ERA: 4.23	1.0 3 0 0 0 1 0 0 0 0 0 0 0 7 11 0.00 0.000																					

St. Louis Cardinals @ Atlanta Braves
Truist Park, Atlanta, GA
Thu Jun 17 2021, 7:22 PM - 10:15 PM EDT
Att: 33,412 - Clear - 87 F

livebaseballscores.com

AB 29
R 0
H 3
RBI 0
BB 0
SO 9
LOB 9



Batter	1	2	3	4	5	6	7	8	9	AB	R	H	RBI	BB	SO	LOB	BOTTOM			
13 Ronald Acuña Jr., R (1.9) OBP: 0.399, SLG: 0.605	K					G4-3		SF8		2	1	1	1	1	1	0				
5 Freddie Freeman, L (1.3) OBP: 0.360, SLG: 0.475	G3					G4-3		G4-3		4	0	2	0	0	0	1				
Ozzie Albies, S (1.4) OBP: 0.321, SLG: 0.480	L9					F7		P2		4	1	1	1	0	0	3				
34 Abraham Almonte, S (1.7) OBP: 0.463, SLG: 0.550						FC4-6		L9		3	0	1	1	1	0	2				
51 Will Smith, R (9.1)						BB				0	0	0	0	0	0	0				
27 Austin Riley, R (1.5) OBP: 0.371, SLG: 0.491						L5		K		4	0	0	0	0	2	4				
7 Dansby Swanson, R (1.6) OBP: 0.289, SLG: 0.444						G6-4-3		K		2	0	0	0	2	1	1				
24 William Contreras, R (1.2) OBP: 0.300, SLG: 0.435						F9		G6-3		4	0	1	0	0	0	2				
38 Guillermo Heredia, R (1.8) OBP: 0.360, SLG: 0.467						P6		HR		3	2	2	1	1	0	0				
50 Charlie Morton, R (1.1) ERA: 3.9						G1-3		G4-3		2	0	0	0	0	1	0				
77 Luke Jackson, R (8.1) ERA: 6.75										0	0	0	0	0	0	0				
48 Pablo Sandoval, S (8. PH) OBP: 0.338, SLG: 0.446										1	0	0	0	0	0	3				
11 Ender Inciarte, L (9.8) OBP: 0.276, SLG: 0.302										0	0	0	0	0	0	0				
Inning Stats	R: 0 E: 0 K: 1 S: 5	H: 0 LOB: 0 BB: 0 P: 9	R: 0 E: 0 K: 1 S: 6	H: 0 LOB: 0 BB: 1 P: 11	R: 0 E: 0 K: 0 S: 5	H: 0 LOB: 0 BB: 0 P: 5	R: 0 E: 0 K: 0 S: 15	H: 2 LOB: 0 BB: 0 P: 25	R: 1 E: 0 K: 2 S: 14	H: 1 LOB: 0 BB: 0 P: 18	R: 2 E: 0 K: 0 S: 18	H: 2 LOB: 2 BB: 2 P: 32	R: 1 E: 0 K: 0 S: 10	H: 2 LOB: 1 BB: 0 P: 17	R: 0 E: 0 K: 1 S: 13	H: 1 LOB: 3 BB: 2 P: 26	1B: 3 2B: 3 3B: 1 HR: 1	SF: 1 SAC: 1 DP: 1 HBP: 0	WP: 0 PB: 1 CS: 0	PA: 36
PITCHER	IP WLS BF H R ER SO BB IBB HBP BLK WP HR S P ERA WHIP																			
53 John Gant, R (1.1) ERA: 3.9	5.1 L 21 4 3 3 4 2 0 0 0 0 0 0 0 18 31 6.75 2.250																			
32 Daniel Ponce de Leon, R (8.1) ERA: 6.75	1.1 7 2 1 1 0 1 0 0 0 0 0 0 3 4 0.00 3.000																			
49 Wade LeBlanc, L (7.1) ERA: 9.0	0.1 2 1 0 0 0 0 0 0 0 0 0 0 3 4 0.00 3.000																			
44 Junior Fernández, R (8.1) ERA: 7.15	1.0 6 1 0 0 1 2 0 0 0 0 0 0 13 26 0.00 3.000																			

St. Louis Cardinals @ Atlanta Braves
Truist Park, Atlanta, GA
Thu Jun 17 2021, 7:22 PM - 10:15 PM EDT
Att: 33,412 - Clear - 87 F

livebaseballscores.com

AB 29
R 4
H 8
RBI 4
BB 5
SO 5
LOB 16



Batter	1	2	3	4	5	6	7	8	9	AB	R	H	RBI	BB	SO	LOB	TOP				
19 Tommy Edman, S OBP: 0.305, SLG: 0.379										4	1	1	0	0	0	0					
3 Dylan Carlson, S OBP: 0.349, SLG: 0.403										2	0	0	0	2	0	1					
46 Paul Goldschmidt, R 64 José Rondón, R OBP: 0.310, SLG: 0.492										3	0	0	1	0	1	1					
28 Nolan Arenado, R 35 Lane Thomas, R OBP: 0.293, SLG: 0.128										3	0	0	0	0	2	1					
27 Tyler O'Neill, R OBP: 0.317, SLG: 0.593										3	0	0	0	0	1	0					
4 Yadier Molina, R 7 Andrew Knizner, R OBP: 0.289, SLG: 0.250										1	0	0	0	1	0	0					
63 Edmundo Sosa, R OBP: 0.358, SLG: 0.343										3	0	1	0	0	0	1					
11 Paul DeJong, R OBP: 0.262, SLG: 0.349										3	0	1	0	0	1	1					
18 Carlos Martínez, R 40 Jake Woodford, R 49 Wade LeBlanc, L OBP: 0.100, SLG: 0.150										1	0	0	0	0	1	0					
Inning Stats	R: 1 E: 0 K: 1 S: 17	H: 1 LOB: 0 BB: 0 P: 25	R: 0 E: 0 K: 0 S: 9	H: 0 LOB: 0 BB: 1 P: 15	R: 0 E: 0 K: 1 S: 9	H: 0 LOB: 0 BB: 0 P: 12	R: 0 E: 0 K: 0 S: 8	H: 1 LOB: 1 BB: 0 P: 14	R: 0 E: 0 K: 0 S: 7	H: 0 LOB: 0 BB: 0 P: 8	R: 0 E: 0 K: 2 S: 10	H: 0 LOB: 0 BB: 0 P: 12	R: 0 E: 0 K: 0 S: 7	H: 1 LOB: 1 BB: 0 P: 8	R: 0 E: 0 K: 0 S: 7	H: 0 LOB: 1 BB: 1 P: 17	1B: 2 2B: 1 3B: 0 HR: 0	SF: 0 SAC: 0 DP: 1 HBP: 0	WP: 0 PB: 0 SB: 0 CS: 1	PA: 32	
PITCHER	IP: 7.0 WLS: W BF: 23	H: 2 R: 1 ER: 1 SO: 6	BB: 2 IBB: 0 HBP: 0 BLK: 0	WP: 0 HR: 0 S: 68 P: 98	ERA: 1.29 WHIP: 0.571	IP: 1.0 WLS: 4 BF: 4	H: 1 R: 0 ER: 0 SO: 0	BB: 0 IBB: 0 HBP: 0 BLK: 0	WP: 0 HR: 7 S: 8 P: 8	ERA: 0.00 WHIP: 1.000	IP: 1.0 WLS: 4 BF: 4	H: 0 R: 0 ER: 0 SO: 0	BB: 0 IBB: 0 HBP: 0 BLK: 0	WP: 0 HR: 7 S: 17 P: 17	ERA: 0.00 WHIP: 1.000						

St. Louis Cardinals @ Atlanta Braves
Truist Park, Atlanta, GA
Fri Jun 18, 2021, 7:22 PM - 10:12 PM EDT
Att: 40,377 - Partly Cloudy - 87 F

AB 28
R 1
H 3
RBI 1
BB 3
SO 6
LOB 8



Batter	1	2	3	4	5	6	7	8	9	AB	R	H	RBI	BB	SO	LOB	BOTTOM				
13 Ronald Acuña Jr., R OBP: 0.409, SLG: 0.603										1	2	0	0	2	0	3					
5 Freddie Freeman, L 67 Edgar Santana, R 71 Jacob Webb, R										5	2	2	1	0	1	3					
Ozzie Albies, S OBP: 0.326, SLG: 0.498										5	3	3	3	0	1	2					
34 Abraham Almonte, S OBP: 0.458, SLG: 0.523										4	1	1	1	1	2	0					
27 Austin Riley, R OBP: 0.371, SLG: 0.489										3	0	1	2	1	0	0					
7 Dansby Swanson, R OBP: 0.288, SLG: 0.440										5	0	1	0	0	2	3					
24 William Contreras, R OBP: 0.315, SLG: 0.468										3	1	2	1	1	0	0					
38 Guillermo Heredia, R OBP: 0.364, SLG: 0.472										3	0	1	0	1	1	3					
54 Max Fried, L 23 Ehire Adrianza, S 49 Wade LeBlanc, L OBP: 0.389, SLG: 0.375										2	0	0	1	1	0	2					
Inning Stats	R: 1 E: 0 K: 1 S: 13	H: 2 LOB: 2 BB: 1 P: 22	R: 4 E: 0 K: 2 S: 17	H: 3 LOB: 1 BB: 1 P: 24	R: 0 E: 0 K: 0 S: 6	H: 1 LOB: 2 BB: 2 P: 17	R: 4 E: 0 K: 0 S: 16	H: 4 LOB: 3 BB: 2 P: 32	R: 0 E: 0 K: 2 S: 10	H: 0 LOB: 0 BB: 0 P: 17	R: 0 E: 0 K: 0 S: 9	H: 0 LOB: 0 BB: 0 P: 12	R: 0 E: 0 K: 0 S: 8	H: 1 LOB: 2 BB: 1 P: 15	R: 0 E: 0 K: 2 S: 7	H: 0 LOB: 0 BB: 0 P: 10	1B: 7 2B: 2 3B: 0 HR: 2	SF: 1 SAC: 0 DP: 1 HBP: 2	WP: 0 PB: 0 SB: 1 CS: 1	PA: 42	
PITCHER	IP: 3.0 WLS: L BF: 21	H: 8 R: 8 ER: 8 SO: 3	BB: 4 IBB: 0 HBP: 0 BLK: 0	WP: 0 HR: 2 S: 39 P: 68	ERA: 24.00 WHIP: 4.000	IP: 2.0 WLS: 10 BF: 10	H: 2 R: 1 ER: 1 SO: 2	BB: 2 IBB: 0 HBP: 0 BLK: 0	WP: 0 HR: 23 S: 44 P: 44	ERA: 4.50 WHIP: 2.000	IP: 3.0 WLS: 11 BF: 11	H: 1 R: 0 ER: 0 SO: 2	BB: 1 IBB: 0 HBP: 0 BLK: 0	WP: 0 HR: 24 S: 37 P: 37	ERA: 0.00 WHIP: 0.667						

St. Louis Cardinals @ Atlanta Braves
Truist Park, Atlanta, GA
Fri Jun 18, 2021, 7:22 PM - 10:12 PM EDT
Att: 40,377 - Partly Cloudy - 87 F

AB 32
R 9
H 11
RBI 9
BB 7
SO 7
LOB 17



Batter	1	2	3	4	5	6	7	8	9	AB	R	H	RBI	BB	SO	LOB	TOP	
19 Tommy Edman, S (1, 9) OBP: 0.311, SLG: 0.384										4	3	3	0	0	1	0	St. Louis Cardinals @ Atlanta Braves Truist Park, Atlanta, GA Sun Jun 20 2021, 2:11 PM - 4:26 PM EDT Att: 33,781 - Cloudy - 79 F	
3 Dylan Carlson, S (1, 8) OBP: 0.354, SLG: 0.411									3	2	2	0	1	0	1			
46 Paul Goldschmidt, R (1, 3) OBP: 0.316, SLG: 0.419									4	1	3	4	0	0	1			
28 Nolan Arenado, R (1, 5) OBP: 0.319, SLG: 0.504									3	1	2	3	1	0	2			
27 Tyler O'Neill, R (1, 7) OBP: 0.316, SLG: 0.594									3	1	1	1	0	2	1			
4 Yadier Molina, R (1, 2) OBP: 0.309, SLG: 0.441									4	0	1	1	0	0	3			
63 Edmundo Sosa, R (1, 4) OBP: 0.347, SLG: 0.330									4	0	0	0	0	2	2			
11 Paul DeJong, R (1, 6) OBP: 0.256, SLG: 0.340									4	0	0	0	0	1	1			
50 Adam Wainwright, R (1, 1) OBP: 0.071, SLG: 0.037									3	1	0	0	1	0	1			
Inning Stats	R: 2 E: 0 K: 1 S: 11	H: 2 LOB: 0 BB: 0 P: 16	R: 0 E: 0 K: 1 S: 8	H: 0 LOB: 0 BB: 0 P: 10	R: 0 E: 1 K: 1 S: 10	H: 2 LOB: 2 BB: 0 P: 12	R: 1 E: 0 K: 1 S: 15	H: 2 LOB: 1 BB: 0 P: 20	R: 3 E: 0 K: 1 S: 16	H: 4 LOB: 1 BB: 0 P: 20	R: 0 E: 0 K: 1 S: 8	H: 0 LOB: 0 BB: 0 P: 10	R: 0 E: 0 K: 1 S: 8	H: 0 LOB: 0 BB: 0 P: 10	1B: 7 2B: 3 3B: 0 HR: 2	SF: 1 SAC: 0 DP: 0 HBP: 0	WP: 0 PB: 0 SB: 1 CS: 0	PA: 36
PITCHER	IP WLS BF H R ER SO BB IBB HBP BLK WP HR S P ERA WHIP																	
Bryse Wilson, R (1, 1) ERA: 5.34	4.0 L 20 8 5 5 4 0 0 0 0 0 0 1 49 65 11.25 2.000																	
32 Josh Tomlin, R (5, 1) ERA: 4.99	1.0 5 2 1 1 1 0 0 0 0 0 0 1 11 13 9.00 2.000																	
15 Sean Newcomb, L (6, 1) ERA: 6.52	1.0 8 2 3 3 0 3 0 0 0 0 0 0 11 25 27.00 5.000																	
68 Tyler Matzek, L (7, 1) ERA: 3.33	1.0 3 0 0 0 1 0 0 0 0 0 0 0 8 10 0.00 0.000																	

AB	32
R	9
H	12
RBI	9
BB	3
SO	6
LOB	12



Batter	1	2	3	4	5	6	7	8	9	AB	R	H	RBI	BB	SO	LOB	BOTTOM	
13 Ronald Acuña Jr., R (1, 9) OBP: 0.401, SLG: 0.595										3	0	0	0	0	2	2	St. Louis Cardinals @ Atlanta Braves Truist Park, Atlanta, GA Sun Jun 20 2021, 2:11 PM - 4:26 PM EDT Att: 33,781 - Cloudy - 79 F	
5 Freddie Freeman, L (1, 3) OBP: 0.360, SLG: 0.472									3	1	1	0	0	2	0			
Ozzie Albies, S (1, 4) OBP: 0.326, SLG: 0.496									3	0	1	0	0	1	0			
34 Abraham Almonte, S (1, 7) OBP: 0.452, SLG: 0.500									2	0	0	0	1	2	1			
27 Austin Riley, R (1, 5) OBP: 0.367, SLG: 0.483									3	0	0	0	0	1	2			
7 Dansby Swanson, R (1, 6) OBP: 0.285, SLG: 0.434									3	0	0	0	0	1	1			
24 William Contreras, R (1, 2) OBP: 0.315, SLG: 0.460									2	0	0	0	1	1	0			
11 Ender Inciarte, L (1, 8) OBP: 0.279, SLG: 0.291									2	0	0	0	1	0	1			
Bryse Wilson, R (1, 1) OBP: 0.167, SLG: 0.091									1	0	0	0	0	1	1			
32 Josh Tomlin, R (5, 1) ERA: 4.99									0	0	0	0	0	0	0			
23 Ehire Adrianza, S (5, PH) OBP: 0.302, SLG: 0.386									1	0	1	0	0	0	0			
15 Sean Newcomb, L (6, 1) ERA: 6.52									0	0	0	0	0	0	0			
68 Tyler Matzek, L (7, 1) ERA: 3.33									0	0	0	0	0	0	0			
Inning Stats	R: 0 E: 0 K: 1 S: 5	H: 0 LOB: 0 BB: 1 P: 10	R: 0 E: 0 K: 1 S: 10	H: 0 LOB: 0 BB: 1 P: 17	R: 0 E: 0 K: 2 S: 12	H: 0 LOB: 1 BB: 1 P: 19	R: 1 E: 0 K: 2 S: 12	H: 2 LOB: 1 BB: 0 P: 21	R: 0 E: 0 K: 2 S: 11	H: 1 LOB: 1 BB: 0 P: 14	R: 0 E: 0 K: 3 S: 10	H: 0 LOB: 0 BB: 0 P: 13	R: 0 E: 0 K: 0 S: 9	H: 0 LOB: 1 BB: 1 P: 17	1B: 2 2B: 1 3B: 0 HR: 0	SF: 0 SAC: 0 DP: 0 HBP: 0	WP: 0 PB: 0 SB: 2 CS: 1	PA: 26
PITCHER	IP WLS BF H R ER SO BB IBB HBP BLK WP HR S P ERA WHIP																	
50 Adam Wainwright, R (1, 1) ERA: 3.74	7.0 W 26 3 3 1 1 11 3 0 0 0 0 0 69 111 1.29 0.857																	

AB	23
R	1
H	3
RBI	0
BB	3
SO	11
LOB	8



Batter	1	2	3	4	5	6	7	8	9	AB	R	H	RBI	BB	SO	LOB	TOP
19 Tommy Edman, S (1,9) OBP: 0.308, SLG: 0.380										3	0	0	0	0	0	0	St. Louis Cardinals @ Atlanta Braves Truist Park, Atlanta, GA Sun Jun 20 2021, 7:09 PM - 9:07 PM EDT Att: 36,977 - Partly Cloudy - 83 F
3 Dylan Carlson, S (1,8) OBP: 0.351, SLG: 0.406										3	0	0	0	0	2	0	
46 Paul Goldschmidt, R (1,3) OBP: 0.320, SLG: 0.419										2	0	1	0	1	0	0	
28 Nolan Arenado, R (1,5)										3	0	1	0	0	0	1	
27 Tyler O'Neill, R (1,7) OBP: 0.321, SLG: 0.591										1	0	0	0	2	1	2	
63 Edmundo Sosa, R (1,4) OBP: 0.339, SLG: 0.321										3	0	0	0	0	1	3	
11 Paul DeJong, R (1,6) OBP: 0.251, SLG: 0.333										3	0	0	0	0	2	1	
7 Andrew Knizner, R (1,2) OBP: 0.280, SLG: 0.241										3	0	0	0	0	1	0	
33 Kwang Hyun Kim, L (1,1) OBP: 0.071, SLG: 0.071										1	0	0	0	0	1	0	
35 Lane Thomas, R (5,PH) OBP: 0.259, SLG: 0.125										1	0	0	0	0	0	0	
56 Ryan Helsley, R (5,1)										0	0	0	0	0	0	0	
92 Génesis Cabrera, L (6,1)										0	0	0	0	0	0	0	
Inning Stats	R: 0 E: 0 K: 1 S: 8	H: 0 LOB: 0 BB: 0 P: 11	R: 0 E: 0 K: 1 S: 10	H: 0 LOB: 1 BB: 1 P: 16	R: 0 E: 0 K: 1 S: 7	H: 0 LOB: 0 BB: 0 P: 9	R: 0 E: 0 K: 0 S: 14	H: 0 LOB: 2 BB: 2 P: 25	R: 0 E: 0 K: 1 S: 7	H: 2 LOB: 0 BB: 0 P: 12	R: 0 E: 0 K: 2 S: 14	H: 0 LOB: 0 BB: 0 P: 19	R: 0 E: 0 K: 2 S: 11	H: 0 LOB: 0 BB: 0 P: 17			
PITCHER	IP WLS BF H R ER SO BB IBB HBP BLK WP HR S P ERA WHIP																
18 Drew Smyly, L (1,1) ERA: 5.11	5.2 W 21 1 0 0 5 3 0 0 0 0 0 0 55 85 0.00 0.706																
77 Luke Jackson, R (6,1) ERA: 1.04	0.1 H 2 1 0 0 1 0 0 0 0 0 0 0 5 7 0.00 3.000																
51 Will Smith, L (7,1) ERA: 4.08	1.0 S 3 0 0 0 2 0 0 0 0 0 0 0 11 17 0.00 0.000																

AB	23
R	0
H	2
RBI	0
BB	3
SO	8
LOB	7



WP	0	PA	26
SB	0		
3B	0		
CS	0		

Batter	1	2	3	4	5	6	7	8	9	AB	R	H	RBI	BB	SO	LOB	BOTTOM
13 Ronald Acuña Jr., R (1,9) OBP: 0.404, SLG: 0.607										2	1	1	1	1	1	1	St. Louis Cardinals @ Atlanta Braves Truist Park, Atlanta, GA Sun Jun 20 2021, 7:09 PM - 9:07 PM EDT Att: 36,977 - Partly Cloudy - 83 F
5 Freddie Freeman, L (1,3) OBP: 0.357, SLG: 0.467										3	0	0	0	0	1	1	
Ozzie Albies, S (1,4) OBP: 0.323, SLG: 0.490										3	0	0	0	0	0	1	
27 Austin Riley, R (1,5) OBP: 0.367, SLG: 0.481										3	0	1	0	0	1	1	
7 Dansby Swanson, R (1,6) OBP: 0.286, SLG: 0.435										2	0	1	0	0	0	1	
34 Abraham Almonte, S (1,7) OBP: 0.438, SLG: 0.479										2	0	0	0	0	1	2	
11 Ender Inciarte, L (7,8) OBP: 0.279, SLG: 0.291										0	0	0	0	0	0	0	
38 Guillermo Heredia, R (1,8) OBP: 0.359, SLG: 0.464										2	0	0	0	0	1	1	
52 Kevan Smith, R (1,2) OBP: 0.281, SLG: 0.207										2	0	0	0	0	1	1	
18 Drew Smyly, L (1,1) OBP: 0.100, SLG: 0.100										2	0	1	0	0	1	0	
77 Luke Jackson, R (6,1)										0	0	0	0	0	0	0	
51 Will Smith, R (7,1)										0	0	0	0	0	0	0	
Inning Stats	R: 0 E: 0 K: 0 S: 9	H: 0 LOB: 1 BB: 1 P: 17	R: 0 E: 0 K: 1 S: 9	H: 1 LOB: 0 BB: 0 P: 13	R: 1 E: 0 K: 1 S: 8	H: 1 LOB: 0 BB: 0 P: 11	R: 0 E: 0 K: 0 S: 6	H: 1 LOB: 0 BB: 0 P: 6	R: 0 E: 0 K: 3 S: 15	H: 1 LOB: 1 BB: 0 P: 21	R: 0 E: 0 K: 2 S: 10	H: 0 LOB: 0 BB: 0 P: 13					
PITCHER	IP WLS BF H R ER SO BB IBB HBP BLK WP HR S P ERA WHIP																
33 Kwang Hyun Kim, L (1,1) ERA: 3.8	4.0 L 15 3 1 1 2 1 0 0 0 0 0 0 32 47 2.25 1.000																
56 Ryan Helsley, R (5,1) ERA: 5.65	1.0 4 1 0 0 3 0 0 0 0 0 0 0 15 21 0.00 1.000																
92 Génesis Cabrera, L (6,1) ERA: 2.51	1.0 3 0 0 0 2 0 0 0 0 0 0 0 10 13 0.00 0.000																

AB	21
R	1
H	4
RBI	1
BB	1
SO	7
LOB	9



WP	0	PA	22
SB	0		
3B	0		
CS	0		

Batter	1	2	3	4	5	6	7	8	9	AB	R	H	RBI	BB	SO	LOB	TOP		
19 Tommy Edman, S OBP: 0.309, SLG: 0.380	F8		L9				L4-3			5	0	2	0	0	0	0			
3 Dylan Carlson, S OBP: 0.322, SLG: 0.403			F8				1B			4	0	1	0	1	1	3			
46 Paul Goldschmidt, R OBP: 0.319, SLG: 0.417	F8		P4				1B			4	0	1	1	0	1	2			
28 Nolan Arenado, R OBP: 0.315, SLG: 0.495	L5						FC6-4			4	0	0	0	0	0	4			
27 Tyler O'Neill, R OBP: 0.320, SLG: 0.584			K							4	0	1	0	0	2	0			
4 Yadier Molina, R OBP: 0.308, SLG: 0.434			F9				F8			3	0	0	0	1	0	1			
63 Edmundo Sosa, R OBP: 0.336, SLG: 0.313			K				G2-3			3	1	0	0	0	2	2			
11 Paul DeJong, R OBP: 0.263, SLG: 0.335										2	1	1	0	2	0	0			
68 Lars Nootbaar, L ERA: 6.59			G4-3				G3			3	0	0	1	0	0	4			
Inning Stats	R: 0 H: 1 E: 0 K: 0 S: 11	H: 1 LOB: 1 BB: 0 P: 18	R: 0 H: 0 E: 0 K: 2 S: 16	H: 0 LOB: 2 BB: 2 P: 28	R: 0 H: 0 E: 0 K: 0 S: 12	H: 0 LOB: 0 BB: 0 P: 20	R: 0 H: 0 E: 0 K: 1 S: 9	H: 3 LOB: 2 BB: 0 P: 10	R: 0 H: 1 E: 0 K: 0 S: 12	H: 1 LOB: 1 BB: 1 P: 17	R: 0 H: 0 E: 0 K: 1 S: 8	H: 0 LOB: 1 BB: 1 P: 17	R: 0 H: 0 E: 0 K: 1 S: 6	H: 0 LOB: 0 BB: 0 P: 9	R: 0 H: 1 E: 0 K: 0 S: 8	H: 1 LOB: 1 BB: 0 P: 14	1B: 6 2B: 0 3B: 0 HR: 0	SF: 1 SAC: 0 DP: 0 HBP: 1	WP: 0 PA: 38 PB: 0 SB: 0 CS: 0
PITCHER	IP WLS BF H R ER SO BB IBB HBP BLK WP HR S P ERA WHIP																		
29 Tank Skubal, L ERA: 4.33	4.2	21	4	2	2	4	2	0	1	0	0	0	0	0	0	62	97	3.86	1.286
36 Kyle Funkhouser, R ERA: 3.57	1.1	W	6	1	0	0	1	0	0	0	0	0	0	0	14	20	0.00	1.500	
33 Bryan Garcia, R ERA: 4.23	1.0		4	0	0	0	1	0	0	0	0	0	0	8	17	0.00	1.000		
45 Buck Farmer, R ERA: 10.13	1.0		3	0	0	0	0	0	0	0	0	0	0	6	9	0.00	0.000		
44 Daniel Norris, L ERA: 6.59	1.0		4	1	0	0	0	0	0	0	0	0	0	8	14	0.00	1.000		

St. Louis Cardinals @ Detroit Tigers
Comerica Park, Detroit, MI
Tue Jun 22 2021, 7:10 PM - 10:23 PM EDT
Att: 13,492 - Cloudy - 62 F

AB 32
R 2
H 6
RBI 2
BB 4
SO 6
LOB 16



Batter	1	2	3	4	5	6	7	8	9	AB	R	H	RBI	BB	SO	LOB	BOTTOM		
8 Robbie Grossman, S OBP: 0.341, SLG: 0.392	L9		F7							5	0	1	0	0	2	3			
7 Jonathan Schoop, R OBP: 0.331, SLG: 0.481	G4-3		G5-3							5	1	2	3	0	0	1			
46 Jeimer Candelario, S OBP: 0.349, SLG: 0.379	24 BB		L7							4	0	2	0	1	0	1			
24 Miguel Cabrera, R OBP: 0.287, SLG: 0.320			F8							3	0	1	0	0	0	1			
19 Isaac Paredes, R OBP: 0.290, SLG: 0.346			G6-3							1	0	0	0	1	0	0			
60 Akil Baddoo, L OBP: 0.364, SLG: 0.493	FC1-6-4									5	2	2	0	0	1	5			
15 Nomar Mazara, L OBP: 0.274, SLG: 0.326			FC1							4	1	1	0	0	1	1			
9 Willi Castro, S OBP: 0.284, SLG: 0.362	FC4-6									2	2	1	0	2	0	1			
30 Harold Castro, L OBP: 0.304, SLG: 0.295	G6-3									2	1	0	1	1	0	2			
34 Jake Rogers, R OBP: 0.286, SLG: 0.451	F7									4	1	2	3	0	0	1			
Inning Stats	R: 0 H: 1 E: 0 K: 0 S: 12	H: 1 LOB: 1 BB: 0 P: 20	R: 0 H: 0 E: 0 K: 0 S: 9	H: 0 LOB: 0 BB: 0 P: 12	R: 0 H: 0 E: 0 K: 1 S: 21	H: 4 LOB: 1 BB: 2 P: 41	R: 2 H: 2 E: 0 K: 1 S: 13	H: 2 LOB: 1 BB: 1 P: 20	R: 0 H: 1 E: 0 K: 0 S: 9	H: 1 LOB: 0 BB: 0 P: 12	R: 0 H: 1 E: 0 K: 2 S: 10	H: 1 LOB: 0 BB: 0 P: 15	R: 0 H: 2 E: 0 K: 0 S: 14	H: 2 LOB: 3 BB: 1 P: 25	R: 0 H: 1 E: 0 K: 0 S: 8	H: 1 LOB: 1 BB: 0 P: 14	1B: 8 2B: 2 3B: 1 HR: 1	SF: 0 SAC: 1 DP: 1 HBP: 0	WP: 1 PA: 41 PB: 0 SB: 0 CS: 0
PITCHER	IP WLS BF H R ER SO BB IBB HBP BLK WP HR S P ERA WHIP																		
59 Johan Oviedo, R ERA: 4.65	3.2	L	21	6	6	2	1	0	0	0	0	0	0	0	0	4	7	27.00	3.000
32 Daniel Ponce de Leon, R ERA: 7.03	0.1		2	1	1	1	0	0	0	0	0	0	0	0	0	0	0	9	12
21 Andrew Miller, L ERA: 4.91	1.0		5	1	1	1	1	0	0	0	0	0	0	0	0	0	0	10	16
40 Jake Woodford, R ERA: 3.86	1.0		3	1	0	0	0	0	0	0	0	0	0	0	0	0	0	9	12
49 Wade LeBlanc, L ERA: 5.73	1.0		4	1	0	0	2	0	0	0	0	0	0	0	0	0	0	10	15

St. Louis Cardinals @ Detroit Tigers
Comerica Park, Detroit, MI
Tue Jun 22 2021, 7:10 PM - 10:23 PM EDT
Att: 13,492 - Cloudy - 62 F

AB 35
R 8
H 12
RBI 7
BB 5
SO 4
LOB 16



Batter	1	2	3	4	5	6	7	8	9	AB	R	H	RBI	BB	SO	LOB	TOP							
26 Adam Frazier, L (1.4) OBP: 0.396, SLG: 0.477										4	3	3	1	1	0	1								
13 Ke'Bryan Hayes, R (1.5) OBP: 0.376, SLG: 0.486										4	2	2	0	1	0	3								
10 Bryan Reynolds, S (1.8) OBP: 0.403, SLG: 0.543										4	1	3	4	1	0	1								
19 Colin Moran, L (1.3) OBP: 0.331, SLG: 0.405										5	0	1	2	0	0	3								
25 Gregory Polanco, L (1.9) OBP: 0.273, SLG: 0.348										3	0	0	0	2	0	2								
32 Geoff Hartlieb, R (8.1)										0	0	0	0	0	0	0								
51 David Bednar, L (8.1)										0	0	0	0	0	0	0								
27 Kevin Newman, R (1.6) OBP: 0.248, SLG: 0.264										5	0	1	0	0	1	5								
18 Ben Gamel, L (1.7) OBP: 0.292, SLG: 0.340										4	0	0	0	1	1	6								
5 Michael Pérez, L (1.2) OBP: 0.232, SLG: 0.379										4	0	1	0	1	1	1								
39 Chad Kuhl, R (1.1) OBP: 0.143, SLG: 0.077										2	1	0	0	1	0	1								
46 Chris Stratton, R (7.1)										0	0	0	0	0	0	0								
24 Phillip Evans, R (8. PH) OBP: 0.309, SLG: 0.342										2	1	1	1	0	0	1								
										2	1	1	1	0	0	1								
Inning Stats	R: 2 H: 2 E: 0 K: 0 S: 20	WLS: 2 BF: 2 P: 32	H: 0 R: 0 ER: 0 SO: 4	H: 0 R: 0 LOB: 0 P: 9	R: 0 H: 0 ER: 0 SO: 5	H: 0 R: 0 LOB: 3 P: 14	R: 3 H: 3 E: 0 K: 0 S: 9	H: 3 R: 0 LOB: 0 P: 17	R: 0 H: 0 ER: 0 SO: 10	H: 0 R: 0 LOB: 1 P: 15	R: 1 H: 2 E: 0 K: 0 S: 9	H: 2 R: 0 LOB: 0 P: 14	R: 0 H: 1 E: 0 K: 0 S: 8	H: 1 R: 0 LOB: 0 P: 8	R: 2 H: 4 E: 0 K: 0 S: 18	H: 4 R: 0 LOB: 2 P: 30	R: 0 H: 0 ER: 0 SO: 10	H: 0 R: 0 LOB: 1 P: 18	1B: 8 2B: 1 3B: 0 HR: 3	SF: 0 SAC: 0 DP: 2 HBP: 0	WP: 0 PB: 0 SB: 0 CS: 0	PA: 45		
PITCHER	IP WLS BF H R ER SO BB IBB HBP BLK WP HR S P ERA WHIP	IP WLS BF H R ER SO BB IBB HBP BLK WP HR S P ERA WHIP	IP WLS BF H R ER SO BB IBB HBP BLK WP HR S P ERA WHIP	IP WLS BF H R ER SO BB IBB HBP BLK WP HR S P ERA WHIP	IP WLS BF H R ER SO BB IBB HBP BLK WP HR S P ERA WHIP	IP WLS BF H R ER SO BB IBB HBP BLK WP HR S P ERA WHIP	IP WLS BF H R ER SO BB IBB HBP BLK WP HR S P ERA WHIP	IP WLS BF H R ER SO BB IBB HBP BLK WP HR S P ERA WHIP	IP WLS BF H R ER SO BB IBB HBP BLK WP HR S P ERA WHIP	IP WLS BF H R ER SO BB IBB HBP BLK WP HR S P ERA WHIP	IP WLS BF H R ER SO BB IBB HBP BLK WP HR S P ERA WHIP	IP WLS BF H R ER SO BB IBB HBP BLK WP HR S P ERA WHIP	IP WLS BF H R ER SO BB IBB HBP BLK WP HR S P ERA WHIP	IP WLS BF H R ER SO BB IBB HBP BLK WP HR S P ERA WHIP	IP WLS BF H R ER SO BB IBB HBP BLK WP HR S P ERA WHIP	IP WLS BF H R ER SO BB IBB HBP BLK WP HR S P ERA WHIP	IP WLS BF H R ER SO BB IBB HBP BLK WP HR S P ERA WHIP	IP WLS BF H R ER SO BB IBB HBP BLK WP HR S P ERA WHIP	IP WLS BF H R ER SO BB IBB HBP BLK WP HR S P ERA WHIP	IP WLS BF H R ER SO BB IBB HBP BLK WP HR S P ERA WHIP	IP WLS BF H R ER SO BB IBB HBP BLK WP HR S P ERA WHIP	IP WLS BF H R ER SO BB IBB HBP BLK WP HR S P ERA WHIP	IP WLS BF H R ER SO BB IBB HBP BLK WP HR S P ERA WHIP	IP WLS BF H R ER SO BB IBB HBP BLK WP HR S P ERA WHIP

Pittsburgh Pirates @ St. Louis Cardinals
 Busch Stadium, St. Louis, MO
 Thu Jun 24 2021, 7:19 PM - 10:28 PM CDT
 Att: 33,254 - Overcast - 81 F

AB	37
R	8
H	12
RBI	8
BB	8
SO	3
LOB	24



Batter	1	2	3	4	5	6	7	8	9	AB	R	H	RBI	BB	SO	LOB	BOTTOM							
3 Dylan Carlson, S (1.8) OBP: 0.352, SLG: 0.402										4	1	2	0	0	1	0								
46 Paul Goldschmidt, R (1.3) OBP: 0.300, SLG: 0.412										2	0	0	0	2	0	1								
28 Nolan Arenado, R (1.5) OBP: 0.314, SLG: 0.496										3	0	0	0	1	1	1								
27 Tyler O'Neill, R (1.7) OBP: 0.327, SLG: 0.579										1	1	0	1	2	0	1								
4 Yadier Molina, R (1.2) OBP: 0.301, SLG: 0.418										4	0	0	0	0	0	5								
44 Junior Fernández, R (9.1)										0	0	0	0	0	0	0								
19 Tommy Edman, S (1.4) OBP: 0.311, SLG: 0.378										4	0	1	0	0	0	1								
68 Lars Nootbaar, L (1.9) OBP: 0.182, SLG: 0.400										4	0	1	1	0	0	1								
11 Paul DeJong, R (1.6) OBP: 0.251, SLG: 0.319										4	0	0	0	0	2	2								
18 Carlos Martínez, R (1.1) OBP: 0.295, SLG: 0.143										1	0	0	0	0	0	0								
13 Matt Carpenter, L (5. PH) OBP: 0.177, SLG: 0.290										1	0	0	0	0	0	1								
49 Wade LeBlanc, L (8.1)										0	0	0	0	0	0	0								
61 Seth Elledge, R (8.1)										0	0	0	0	0	0	0								
63 Edmundo Sosa, R (8. PH) OBP: 0.332, SLG: 0.590										1	0	0	0	0	0	0								
7 Andrew Knizner, R (9.2) OBP: 0.226, SLG: 0.241										0	0	0	0	0	0	0								
Inning Stats	R: 0 H: 0 E: 0 K: 2 S: 10	H: 0 R: 0 LOB: 0 P: 16	R: 1 H: 1 E: 0 K: 0 S: 12	H: 1 R: 0 LOB: 1 P: 23	R: 0 H: 1 E: 0 K: 0 S: 10	H: 1 R: 0 LOB: 0 P: 11	R: 0 H: 0 E: 0 K: 0 S: 6	H: 0 R: 0 LOB: 0 P: 12	R: 0 H: 1 E: 0 K: 0 S: 8	H: 1 R: 0 LOB: 1 P: 14	R: 0 H: 0 E: 0 K: 0 S: 8	H: 0 R: 0 LOB: 1 P: 17	R: 0 H: 0 E: 0 K: 0 S: 9	H: 0 R: 0 LOB: 0 P: 10	R: 1 H: 1 E: 0 K: 1 S: 17	H: 1 R: 0 LOB: 2 P: 34	R: 0 H: 0 E: 0 K: 1 S: 8	H: 0 R: 0 LOB: 0 P: 10	1B: 4 2B: 0 3B: 0 HR: 0	SF: 0 SAC: 0 DP: 2 HBP: 1	WP: 0 PB: 0 SB: 0 CS: 0	PA: 35		
PITCHER	IP WLS BF H R ER SO BB IBB HBP BLK WP HR S P ERA WHIP	IP WLS BF H R ER SO BB IBB HBP BLK WP HR S P ERA WHIP	IP WLS BF H R ER SO BB IBB HBP BLK WP HR S P ERA WHIP	IP WLS BF H R ER SO BB IBB HBP BLK WP HR S P ERA WHIP	IP WLS BF H R ER SO BB IBB HBP BLK WP HR S P ERA WHIP	IP WLS BF H R ER SO BB IBB HBP BLK WP HR S P ERA WHIP	IP WLS BF H R ER SO BB IBB HBP BLK WP HR S P ERA WHIP	IP WLS BF H R ER SO BB IBB HBP BLK WP HR S P ERA WHIP	IP WLS BF H R ER SO BB IBB HBP BLK WP HR S P ERA WHIP	IP WLS BF H R ER SO BB IBB HBP BLK WP HR S P ERA WHIP	IP WLS BF H R ER SO BB IBB HBP BLK WP HR S P ERA WHIP	IP WLS BF H R ER SO BB IBB HBP BLK WP HR S P ERA WHIP	IP WLS BF H R ER SO BB IBB HBP BLK WP HR S P ERA WHIP	IP WLS BF H R ER SO BB IBB HBP BLK WP HR S P ERA WHIP	IP WLS BF H R ER SO BB IBB HBP BLK WP HR S P ERA WHIP	IP WLS BF H R ER SO BB IBB HBP BLK WP HR S P ERA WHIP	IP WLS BF H R ER SO BB IBB HBP BLK WP HR S P ERA WHIP	IP WLS BF H R ER SO BB IBB HBP BLK WP HR S P ERA WHIP	IP WLS BF H R ER SO BB IBB HBP BLK WP HR S P ERA WHIP	IP WLS BF H R ER SO BB IBB HBP BLK WP HR S P ERA WHIP	IP WLS BF H R ER SO BB IBB HBP BLK WP HR S P ERA WHIP	IP WLS BF H R ER SO BB IBB HBP BLK WP HR S P ERA WHIP	IP WLS BF H R ER SO BB IBB HBP BLK WP HR S P ERA WHIP	IP WLS BF H R ER SO BB IBB HBP BLK WP HR S P ERA WHIP

Pittsburgh Pirates @ St. Louis Cardinals
 Busch Stadium, St. Louis, MO
 Thu Jun 24 2021, 7:19 PM - 10:28 PM CDT
 Att: 33,254 - Overcast - 81 F

AB	29
R	2
H	4
RBI	2
BB	5
SO	4
LOB	13



Batter	1	2	3	4	5	6	7	8	9	AB	R	H	RBI	BB	SO	LOB	TOP							
26 Adam Frazier, L (1.4) OBP: 0.401, SLG: 0.473										4	2	3	0	1	0	0								
13 Ke'Bryan Hayes, R (1.5) OBP: 0.395, SLG: 0.476										5	1	2	1	0	2	2								
10 Bryan Reynolds, S (1.8) OBP: 0.399, SLG: 0.532										5	1	2	2	0	1	1								
19 Colin Moran, L (1.3) OBP: 0.341, SLG: 0.414											4	0	1	0	1	1	2							
58 Jacob Stallings, R (1.2) OBP: 0.308, SLG: 0.379											4	0	0	0	1	1	1							
25 Gregory Polanco, L (1.9) OBP: 0.274, SLG: 0.371											4	1	1	1	1	3	3							
27 Kevin Newman, R (1.6) OBP: 0.252, SLG: 0.268										4	0	0	0	0	0	5								
18 Ben Gamel, L (1.7) OBP: 0.302, SLG: 0.368										3	2	3	2	1	0	0								
45 Max Kranick, R (1.1) 56 Duane Underwood Jr., R (1.6) 51 David Bednar, L (0.1)										3	0	0	0	0	2	4								
Inning Stats	R: 3 H: 2 E: 0 K: 1 S: 21	H: 2 LOB: 3 BB: 4 P: 43	R: 0 H: 0 E: 0 K: 2 S: 10	H: 0 LOB: 0 BB: 0 P: 15	R: 0 H: 0 E: 0 K: 1 S: 7	H: 0 LOB: 0 BB: 0 P: 8	R: 2 H: 4 E: 0 K: 1 S: 13	H: 4 LOB: 2 BB: 0 P: 24	R: 2 H: 2 E: 0 K: 1 S: 10	H: 2 LOB: 0 BB: 0 P: 15	R: 0 H: 1 E: 0 K: 0 S: 9	H: 1 LOB: 0 BB: 0 P: 14	R: 0 H: 2 E: 0 K: 0 S: 8	H: 2 LOB: 2 BB: 1 P: 13	R: 0 H: 1 E: 0 K: 2 S: 11	H: 1 LOB: 1 BB: 0 P: 16	R: 0 H: 0 E: 0 K: 3 S: 11	H: 0 LOB: 0 BB: 0 P: 16	1B: 10 2B: 0 3B: 0 HR: 2	SF: 0 SAC: 0 DP: 1 HBP: 0	WP: 0 PB: 1 SB: 1 CS: 0	PA: 42		
PITCHER	IP WLS BF H R ER SO BB IBB HBP BLK WP HR S P ERA WHIP	IP WLS BF H R ER SO BB IBB HBP BLK WP HR S P ERA WHIP	IP WLS BF H R ER SO BB IBB HBP BLK WP HR S P ERA WHIP	IP WLS BF H R ER SO BB IBB HBP BLK WP HR S P ERA WHIP	IP WLS BF H R ER SO BB IBB HBP BLK WP HR S P ERA WHIP	IP WLS BF H R ER SO BB IBB HBP BLK WP HR S P ERA WHIP	IP WLS BF H R ER SO BB IBB HBP BLK WP HR S P ERA WHIP	IP WLS BF H R ER SO BB IBB HBP BLK WP HR S P ERA WHIP	IP WLS BF H R ER SO BB IBB HBP BLK WP HR S P ERA WHIP	IP WLS BF H R ER SO BB IBB HBP BLK WP HR S P ERA WHIP	IP WLS BF H R ER SO BB IBB HBP BLK WP HR S P ERA WHIP	IP WLS BF H R ER SO BB IBB HBP BLK WP HR S P ERA WHIP	IP WLS BF H R ER SO BB IBB HBP BLK WP HR S P ERA WHIP	IP WLS BF H R ER SO BB IBB HBP BLK WP HR S P ERA WHIP	IP WLS BF H R ER SO BB IBB HBP BLK WP HR S P ERA WHIP	IP WLS BF H R ER SO BB IBB HBP BLK WP HR S P ERA WHIP	IP WLS BF H R ER SO BB IBB HBP BLK WP HR S P ERA WHIP	IP WLS BF H R ER SO BB IBB HBP BLK WP HR S P ERA WHIP	IP WLS BF H R ER SO BB IBB HBP BLK WP HR S P ERA WHIP	IP WLS BF H R ER SO BB IBB HBP BLK WP HR S P ERA WHIP	IP WLS BF H R ER SO BB IBB HBP BLK WP HR S P ERA WHIP	IP WLS BF H R ER SO BB IBB HBP BLK WP HR S P ERA WHIP	IP WLS BF H R ER SO BB IBB HBP BLK WP HR S P ERA WHIP	IP WLS BF H R ER SO BB IBB HBP BLK WP HR S P ERA WHIP
59 Johan Oviedo, R (1.1) ERA: 5.23	4.0 L 22 6 5 5 5 4 0 0 0 0 0 0 51 90 11.25 2.500																							
40 Jake Woodford, R (0.1) ERA: 4.62	2.0 8 3 2 2 1 0 0 0 0 0 0 2 19 29 9.00 1.500																							
44 Junior Fernández, R (7.1) ERA: 5.28	2.0 9 3 0 0 2 1 0 0 0 0 0 0 19 29 0.00 2.000																							
61 Seth Elledge, R (0.1) ERA: 4.63	1.0 3 0 0 0 3 0 0 0 0 0 0 0 11 16 0.00 0.000																							
Batter	1	2	3	4	5	6	7	8	9	AB	R	H	RBI	BB	SO	LOB	BOTTOM							
3 Dylan Carlson, S (1.8) OBP: 0.350, SLG: 0.408										4	1	1	0	0	1	2								
46 Paul Goldschmidt, R (1.3) OBP: 0.377, SLG: 0.412										4	0	0	0	0	0	1								
28 Nolan Arenado, R (1.5) OBP: 0.320, SLG: 0.509										3	0	0	1	0	0	0								
27 Tyler O'Neill, R (1.7) OBP: 0.321, SLG: 0.552										3	0	0	0	1	1	0								
4 Yadier Molina, R (1.2) OBP: 0.306, SLG: 0.423									4	1	1	0	0	0	1									
19 Tommy Edman, S (1.4) OBP: 0.300, SLG: 0.364										3	0	0	0	0	1	1								
68 Lars Nootbaar, L (1.9) OBP: 0.273, SLG: 0.316									2	0	0	0	1	0	0									
11 Paul DeJong, R (1.6) OBP: 0.262, SLG: 0.341									3	0	1	1	0	1	0									
59 Johan Oviedo, R (1.1) OBP: 0.286, SLG: 0.352									1	0	0	0	0	1	0									
40 Jake Woodford, R (0.1) OBP: 0.167, SLG: 0.167										0	0	0	0	0	0									
64 José Montano, R (0.1) OBP: 0.296, SLG: 0.296										0	0	0	0	0	0									
44 Junior Fernández, R (7.1) OBP: 0.296, SLG: 0.296										0	0	0	0	0	0									
13 Matt Carpenter, L (0.1) OBP: 0.111, SLG: 0.111										0	0	0	0	0	1	2								
61 Seth Elledge, R (0.1) ERA: 4.63										0	0	0	0	0	0									
Inning Stats	R: 0 H: 0 E: 0 K: 0 S: 6	H: 0 LOB: 0 BB: 0 P: 7	R: 0 H: 0 E: 0 K: 2 S: 9	H: 0 LOB: 0 BB: 0 P: 16	R: 0 H: 0 E: 0 K: 1 S: 10	H: 0 LOB: 0 BB: 0 P: 12	R: 0 H: 0 E: 0 K: 0 S: 6	H: 0 LOB: 0 BB: 0 P: 7	R: 0 H: 0 E: 0 K: 1 S: 9	H: 0 LOB: 0 BB: 0 P: 14	R: 1 H: 1 E: 0 K: 0 S: 8	H: 1 LOB: 0 BB: 0 P: 10	R: 1 H: 2 E: 0 K: 2 S: 14	H: 2 LOB: 2 BB: 1 P: 25	R: 0 H: 0 E: 0 K: 0 S: 10	H: 0 LOB: 1 BB: 1 P: 16	1B: 1 2B: 2 3B: 0 HR: 0	SF: 1 SAC: 0 DP: 0 HBP: 0	WP: 0 PB: 0 SB: 0 CS: 0	PA: 32				
PITCHER	IP WLS BF H R ER SO BB IBB HBP BLK WP HR S P ERA WHIP	IP WLS BF H R ER SO BB IBB HBP BLK WP HR S P ERA WHIP	IP WLS BF H R ER SO BB IBB HBP BLK WP HR S P ERA WHIP	IP WLS BF H R ER SO BB IBB HBP BLK WP HR S P ERA WHIP	IP WLS BF H R ER SO BB IBB HBP BLK WP HR S P ERA WHIP	IP WLS BF H R ER SO BB IBB HBP BLK WP HR S P ERA WHIP	IP WLS BF H R ER SO BB IBB HBP BLK WP HR S P ERA WHIP	IP WLS BF H R ER SO BB IBB HBP BLK WP HR S P ERA WHIP	IP WLS BF H R ER SO BB IBB HBP BLK WP HR S P ERA WHIP	IP WLS BF H R ER SO BB IBB HBP BLK WP HR S P ERA WHIP	IP WLS BF H R ER SO BB IBB HBP BLK WP HR S P ERA WHIP	IP WLS BF H R ER SO BB IBB HBP BLK WP HR S P ERA WHIP	IP WLS BF H R ER SO BB IBB HBP BLK WP HR S P ERA WHIP	IP WLS BF H R ER SO BB IBB HBP BLK WP HR S P ERA WHIP	IP WLS BF H R ER SO BB IBB HBP BLK WP HR S P ERA WHIP	IP WLS BF H R ER SO BB IBB HBP BLK WP HR S P ERA WHIP	IP WLS BF H R ER SO BB IBB HBP BLK WP HR S P ERA WHIP	IP WLS BF H R ER SO BB IBB HBP BLK WP HR S P ERA WHIP	IP WLS BF H R ER SO BB IBB HBP BLK WP HR S P ERA WHIP	IP WLS BF H R ER SO BB IBB HBP BLK WP HR S P ERA WHIP	IP WLS BF H R ER SO BB IBB HBP BLK WP HR S P ERA WHIP	IP WLS BF H R ER SO BB IBB HBP BLK WP HR S P ERA WHIP	IP WLS BF H R ER SO BB IBB HBP BLK WP HR S P ERA WHIP	IP WLS BF H R ER SO BB IBB HBP BLK WP HR S P ERA WHIP
45 Max Kranick, R (1.1) ERA: 4.03	5.0 W 15 0 0 0 3 0 0 0 0 0 0 0 36 50 0.00 0.000																							
56 Duane Underwood Jr., R (0.1) ERA: 4.03	3.0 H 13 3 2 2 3 1 0 0 0 0 0 0 31 49 6.00 1.333																							
51 David Bednar, R (0.1) ERA: 3.41	1.0 4 0 0 0 0 1 0 0 0 0 0 0 10 16 0.00 1.000																							

Pittsburgh Pirates @ St. Louis Cardinals
 Busch Stadium, St. Louis, MO
 Sun Jun 27 2021, 1:17 PM - 5:13 PM CDT
 Att: 25,163 - Sunny - 84 F

Pittsburgh Pirates @ St. Louis Cardinals
 Busch Stadium, St. Louis, MO
 Sun Jun 27 2021, 1:17 PM - 5:13 PM CDT
 Att: 25,163 - Sunny - 84 F



Batter	1	2	3	4	5	6	7	8	9	AB	R	H	RBI	BB	SO	LOB	TOP					
10 Josh Rojas, L OBP: 0.339, SLG: 0.450										3	1	1	0	2	2	0	Arizona Diamondbacks @ St. Louis Cardinals Busch Stadium, St. Louis, MO Tue Jun 29 2021, 7:18 PM - 10:27 PM CDT Att: 28,740 - Cloudy - 83 F					
26 Pavin Smith, L OBP: 0.325, SLG: 0.401										3	0	0	1	1	1	2						
5 Eduardo Escobar, S OBP: 0.293, SLG: 0.471										4	0	1	1	0	1	4						
6 David Peralta, L OBP: 0.315, SLG: 0.399										4	0	0	0	0	0	1						
16 Tim Locastro, R OBP: 0.269, SLG: 0.224										4	0	2	0	0	1	1						
19 Josh VanMeter, L OBP: 0.294, SLG: 0.264										2	0	1	0	0	0	1						
22 Josh Reddick, L OBP: 0.298, SLG: 0.364										2	0	1	0	0	0	1						
53 Christian Walker, R OBP: 0.287, SLG: 0.350										2	1	1	0	0	1	2						
21 Stephen Vogt, L OBP: 0.300, SLG: 0.377										2	0	0	0	1	0	3						
13 Nick Ahmed, R OBP: 0.278, SLG: 0.318										3	0	0	0	0	2	3						
12 Daulton Varsho, L OBP: 0.242, SLG: 0.203										1	0	0	0	0	0	0						
31 Caleb Smith, R 47 Matt Peacock, R 14 Aristoidal Cabrera, S 9 Nick Heath, L 50 Noé Ramirez, R 35 Joe Mantiply, R 15 Andrew Young, R										2	0	0	0	0	1	2						
Inning Stats	R: 0 E: 0 K: 0 S: 7	H: 0 LOB: 0 BB: 1 P: 12	R: 0 E: 0 K: 0 S: 7	H: 1 LOB: 1 BB: 0 P: 14	R: 0 E: 0 K: 3 S: 9	H: 0 LOB: 0 BB: 0 P: 11	R: 0 E: 0 K: 2 S: 10	H: 0 LOB: 0 BB: 0 P: 14	R: 0 E: 0 K: 1 S: 10	H: 1 LOB: 2 BB: 1 P: 19	R: 1 E: 0 K: 0 S: 11	H: 2 LOB: 1 BB: 0 P: 17	R: 1 E: 0 K: 1 S: 11	H: 1 LOB: 3 BB: 3 P: 28	R: 0 E: 1 K: 1 S: 11	H: 1 LOB: 2 BB: 0 P: 16	R: 0 E: 0 K: 2 S: 10	H: 0 LOB: 0 BB: 0 P: 16	1B: 4 2B: 3 3B: 0 HR: 0	SF: 0 SAC: 1 DP: 2 HBP: 0	WP: 0 PB: 0 SB: 0 CS: 0	PA: 37
PITCHER	IP WLS BF H R ER SO BB IBB HBP BLK WP HR S P ERA WHIP	6.0 W 23 4 1 1 6 2 0 0 0 0 0 8 19 1.50 1.000	0.2 H 5 1 1 1 1 2 0 0 0 0 0 0 3 9 13.50 4.500	0.1 H 2 0 0 0 0 1 0 0 0 0 0 0 3 9 0.00 3.000	2.0 S 7 1 0 0 3 0 0 0 0 1 0 0 21 32 0.00 0.500											IP WLS BF H R ER SO BB IBB HBP BLK WP HR S P ERA WHIP						

Batter	1	2	3	4	5	6	7	8	9	AB	R	H	RBI	BB	SO	LOB	BOTTOM
19 Tommy Edman, S OBP: 0.301, SLG: 0.364										4	1	2	1	0	1	0	Arizona Diamondbacks @ St. Louis Cardinals Busch Stadium, St. Louis, MO Tue Jun 29 2021, 7:18 PM - 10:27 PM CDT Att: 28,740 - Cloudy - 83 F
3 Dylan Carlson, S OBP: 0.353, SLG: 0.414										3	0	1	0	1	1	1	
46 Paul Goldschmidt, R OBP: 0.315, SLG: 0.495										3	0	0	0	1	2	5	
28 Nolan Arenado, R OBP: 0.324, SLG: 0.520																	

Batter	1	2	3	4	5	6	7	8	9	AB	R	H	RBI	BB	SO	LOB	TOP						
10 Josh Rojas, L OBP: 0.337, SLG: 0.445										5	1	1	0	0	1	2							
Tim Locastro, R OBP: 0.271, SLG: 0.220										2	0	0	0	0	0	0							
26 Pavin Smith, L OBP: 0.322, SLG: 0.399										2	0	0	0	0	0	0							
5 Eduardo Escobar, S OBP: 0.292, SLG: 0.465										4	0	0	0	1	1	2							
53 Christian Walker, R OBP: 0.277, SLG: 0.358										5	1	3	0	0	1	2							
14 Adrobal Cabrera, S OBP: 0.340, SLG: 0.460										3	0	2	1	0	1	2							
52 Ryan Buchter, L OBP: 0.341, SLG: 0.556										0	0	0	0	0	0	0							
35 Joe Mantiply, R OBP: 0.277, SLG: 0.374										0	0	0	0	0	0	0							
19 Josh VanMeter, L OBP: 0.283, SLG: 0.394										0	0	0	0	1	0	0							
48 Joakim Soria, R OBP: 0.298, SLG: 0.374										1	0	0	0	0	0	1							
21 Stephen Vogt, L OBP: 0.298, SLG: 0.374										1	0	0	0	0	0	1							
22 Josh Reddick, L OBP: 0.287, SLG: 0.355										3	1	0	0	1	0	5							
13 Nick Ahmed, R OBP: 0.286, SLG: 0.317										1	1	0	0	3	0	1							
12 Daulton Varsho, L OBP: 0.243, SLG: 0.194										3	0	0	1	1	0	4							
46 Riley Smith, R OBP: 0.341, SLG: 0.556										1	0	0	0	0	1	1							
15 Andrew Young, R OBP: 0.341, SLG: 0.556										1	0	0	0	0	1	1							
54 Humberto Castellanos, R OBP: 0.313, SLG: 0.396										0	0	0	0	0	0	0							
6 David Peralta, L OBP: 0.313, SLG: 0.396										2	0	0	1	0	0	3							
Inning Stats	R: 0 E: 0 K: 2 S: 15	H: 1 LOB: 2 BB: 1 P: 26	R: 0 E: 0 K: 1 S: 7	H: 0 LOB: 1 BB: 1 P: 13	R: 1 E: 0 K: 1 S: 17	H: 2 LOB: 2 BB: 0 P: 25	R: 0 E: 0 K: 1 S: 12	H: 0 LOB: 1 BB: 1 P: 19	R: 0 E: 0 K: 0 S: 9	H: 0 LOB: 0 BB: 0 P: 13	R: 0 E: 0 K: 0 S: 7	H: 1 LOB: 2 BB: 1 P: 15	R: 0 E: 0 K: 0 S: 9	H: 0 LOB: 0 BB: 0 P: 16	R: 3 E: 0 K: 0 S: 12	H: 1 LOB: 1 BB: 3 P: 26	R: 0 E: 1 K: 1 S: 9	H: 1 LOB: 1 BB: 0 P: 15	1B: 5 2B: 1 3B: 0 HR: 0	SF: 0 SAC: 0 DP: 0 HBP: 1	WP: 1 PB: 0 SB: 0 CS: 0	PA: 41	
PITCHER	IP WLS BF H R ER SO BB IBB HBP BLK WP HR S P ERA WHIP	5.0 W 22 3 1 1 5 3 0 1 0 0 0 0 60 96 1.80 1.200	3.79 3.61 81.0 5.29 0.99	3.79 3.61 81.0 5.29 0.99	3.79 3.61 81.0 5.29 0.99	3.79 3.61 81.0 5.29 0.99	3.79 3.61 81.0 5.29 0.99	3.79 3.61 81.0 5.29 0.99	3.79 3.61 81.0 5.29 0.99	3.79 3.61 81.0 5.29 0.99	3.79 3.61 81.0 5.29 0.99	3.79 3.61 81.0 5.29 0.99	3.79 3.61 81.0 5.29 0.99	3.79 3.61 81.0 5.29 0.99	3.79 3.61 81.0 5.29 0.99	3.79 3.61 81.0 5.29 0.99	3.79 3.61 81.0 5.29 0.99	3.79 3.61 81.0 5.29 0.99	3.79 3.61 81.0 5.29 0.99	3.79 3.61 81.0 5.29 0.99	3.79 3.61 81.0 5.29 0.99	3.79 3.61 81.0 5.29 0.99	3.79 3.61 81.0 5.29 0.99

Arizona Diamondbacks @ St. Louis Cardinals
 Busch Stadium, St. Louis, MO
 Wed Jun 30 2021, 12:17 PM - 3:35 PM CDT
 Att: 27,235 - Cloudy - 80 F

AB 33
 R 4
 H 6
 RBI 3
 BB 7
 SO 6
 LOB 24

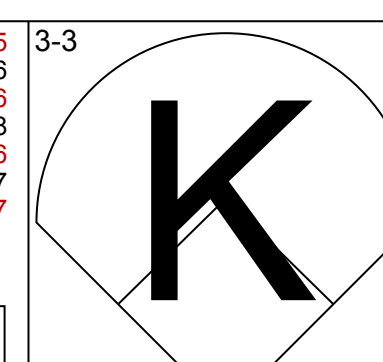
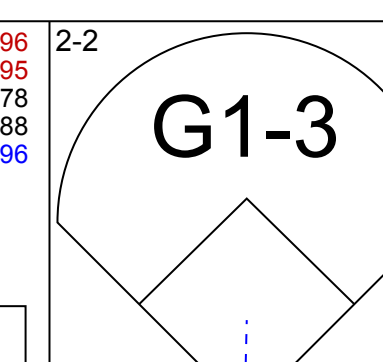
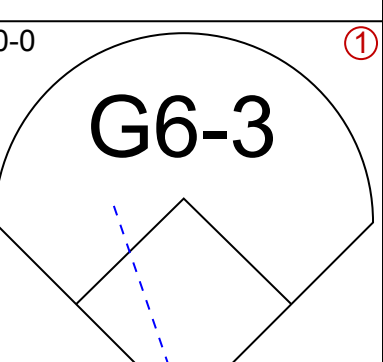
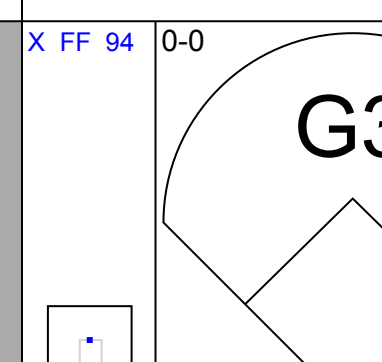
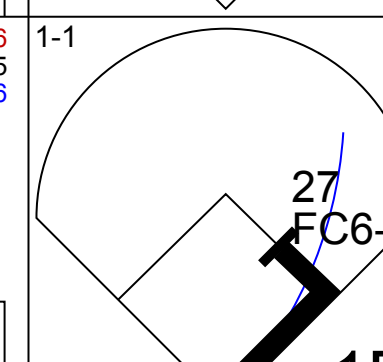
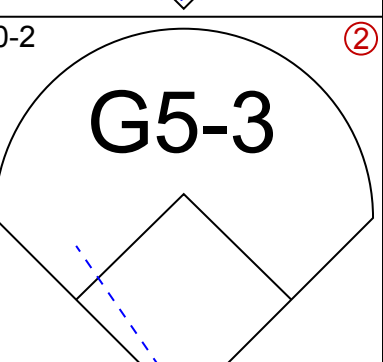
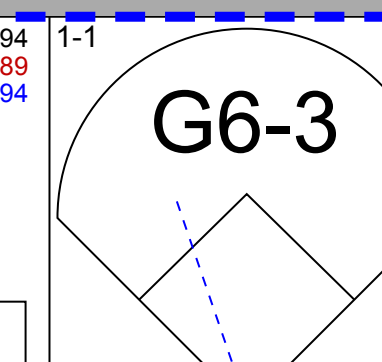
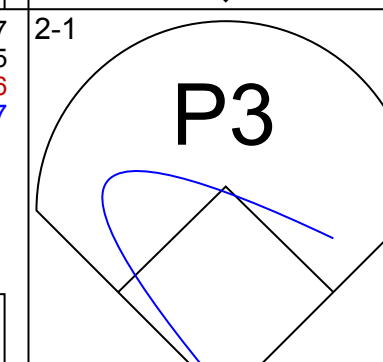
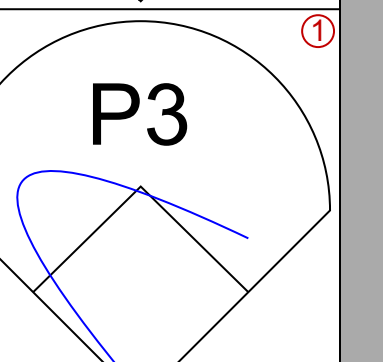
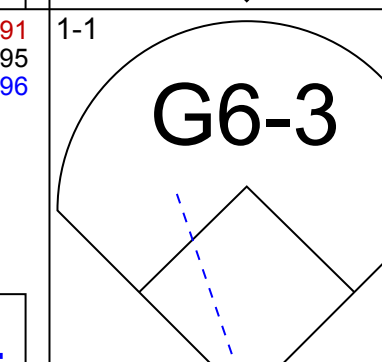
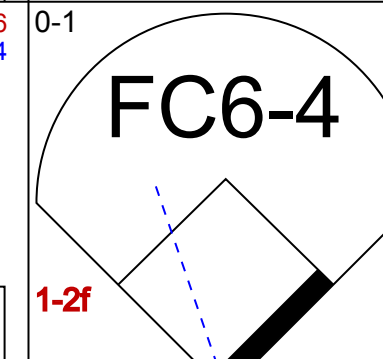
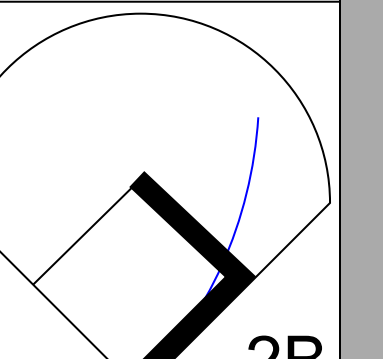
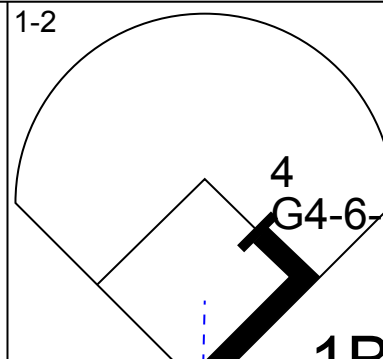
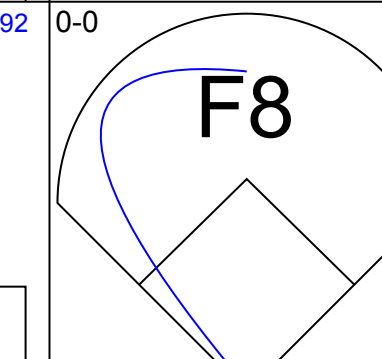
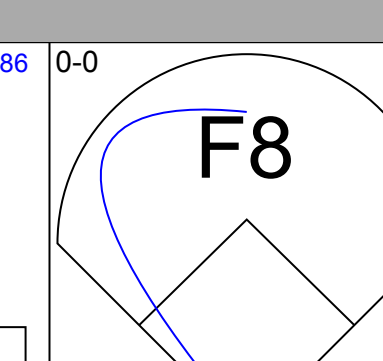
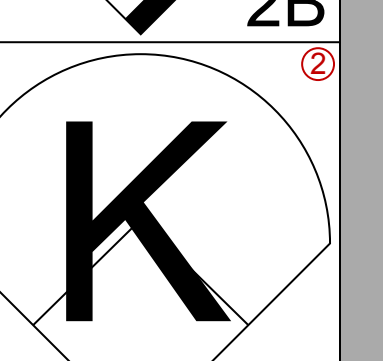
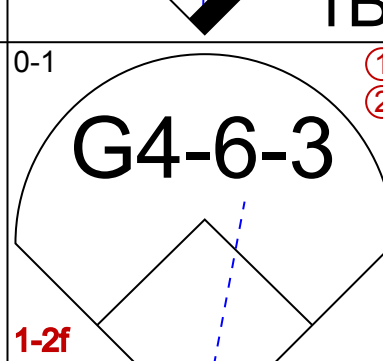
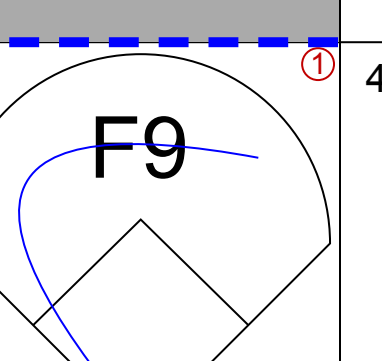
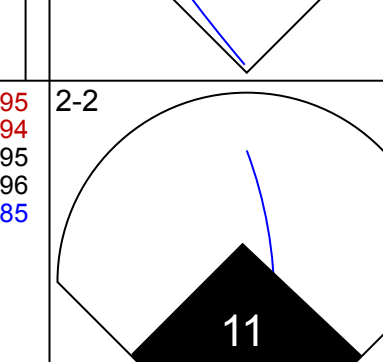
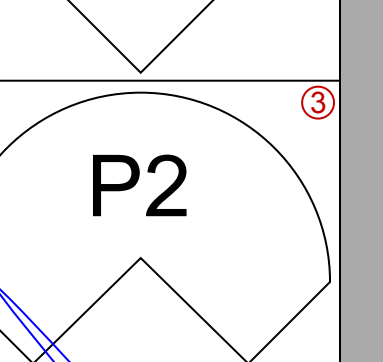
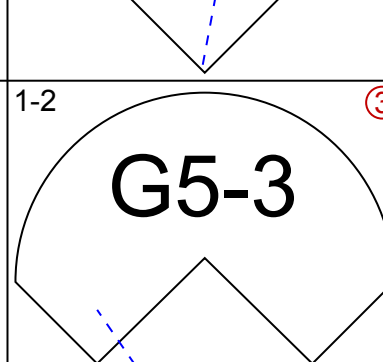
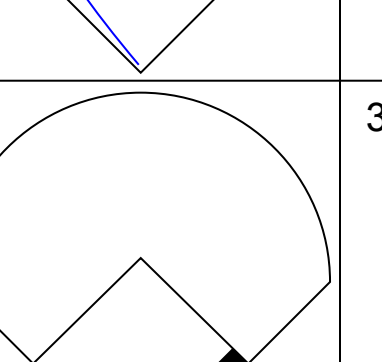
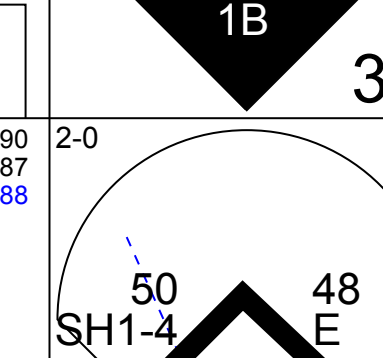
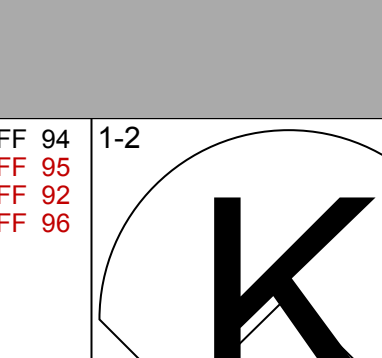
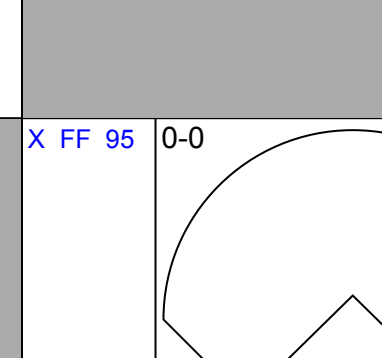
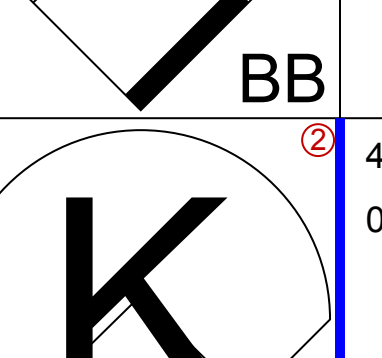
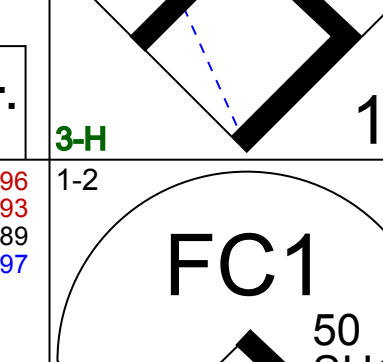
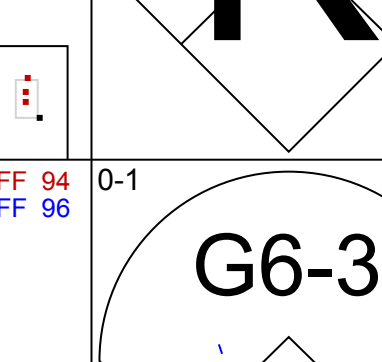
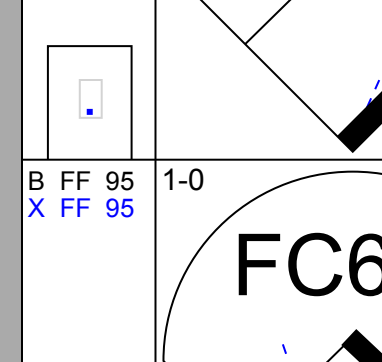
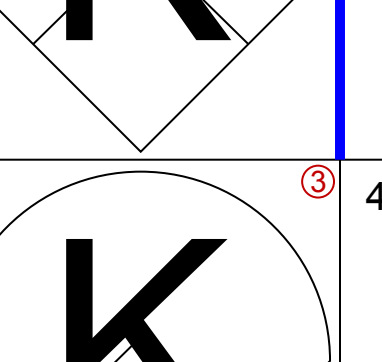
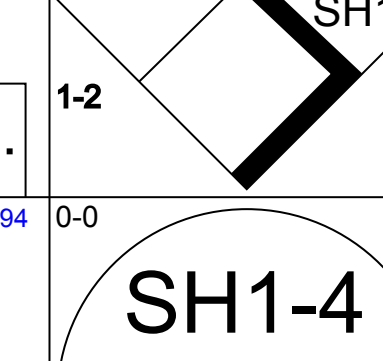
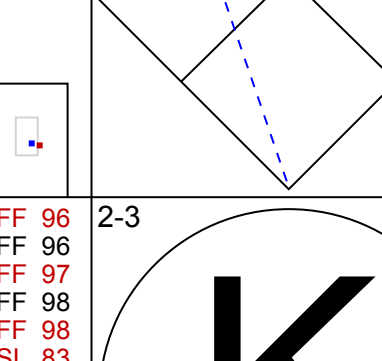
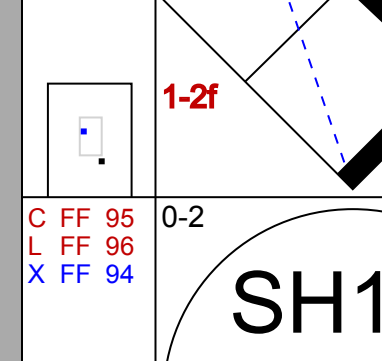


Batter	1	2	3	4	5	6	7	8	9	AB	R	H	RBI	BB	SO	LOB	BOTTOM					
3 Dylan Carlson, S OBP: 0.351, SLG: 0.411										5	0	1	0	0	2	2						
46 Paul Goldschmidt, R OBP: 0.319, SLG: 0.415										5	1	3	1	0	0	1						
28 Nolan Arenado, R OBP: 0.320, SLG: 0.513										4	0	0	0	0	0	4						
27 Tyler O'Neill, R OBP: 0.326, SLG: 0.554										4	3	3	1	0	0	1						
13 Matt Carpenter, L OBP: 0.340, SLG: 0.520										3	0	0	0	0	1	2						
63 John Gant, R OBP: 0.271, SLG: 0.220										0	0	0	0	0	0	0						
64 José Rondon, R OBP: 0.271, SLG: 0.220										0	0	0	0	0	0	0						
77 Roel Ramírez, R OBP: 0.271, SLG: 0.220										0	0	0	0	0	0	0						
56 Ryan Helsley, R OBP: 0.271, SLG: 0.220										0	0	0	0	0	0	0						
Alex Reyes, R OBP: 0.271, SLG: 0.220										0	0	0	0	0	0	0						
4 Yadier Molina, R OBP: 0.303, SLG: 0.418										4	1	2	1	0	0	3						
19 Tommy Edman, S OBP: 0.301, SLG: 0.363										4	0	1	2	0	0	3						
63 Edmundo Sosa, R OBP: 0.342, SLG: 0.326										3	2	1	0	0	0	2						
33 Kwang Hyun Kim, L OBP: 0.176, SLG: 0.188										1	0	1	2	0	0	0						
68 Lars Nootbaar, L OBP: 0.214, SLG: 0.240										2	0	0	0	0	0	0						
Inning Stats	R: 0 E: 0 K: 1 S: 9	H: 1 LOB: 1 BB: 0 P: 11	R: 2 E: 0 K: 0 S: 12	H: 3 LOB: 1 BB: 0 P: 22	R: 2 E: 0 K: 0 S: 18	H: 3 LOB: 1 BB: 0 P: 27	R: 1 E: 1 K: 1 S: 12	H: 1 LOB: 1 BB: 0 P: 17	R: 1 E: 0 K: 1 S: 11	H: 2 LOB: 1 BB: 0 P: 17	R: 0 E: 0 K: 0 S: 10	H: 1 LOB: 1 BB: 0 P: 12	R: 1 E: 0 K: 0 S: 8	H: 1 LOB: 1 BB: 1 P: 15	R: 0 E: 0 K: 0 S: 9	H: 0 LOB: 0 BB: 0 P: 10	1B: 7 2B: 5 3B: 0 HR: 0	SF: 0 SAC: 1 DP: 0 HBP: 0	WP: 0 PB: 0 SB: 1 CS: 0	PA: 38		
PITCHER	IP WLS BF H R ER SO BB IBB HBP BLK WP HR S P ERA WHIP	3.0 L 16 7 4 4 4 0 0 0 0 0 0 23 34 4.50 1.500	6.07 3.48 81.0 5.12	6.07 3.48 81.0 5.12	6.07 3.48 81.0 5.12	6.07 3.48 81.0 5.12	6.07 3.48 81.0 5.12	6.07 3.48 81.0 5.12	6.07 3.48 81.0 5.12	6.07 3.48 81.0 5.12	6.07 3.48 81.0 5.12	6.07 3.48 81.0 5.12	6.07 3.48 81.0 5.12	6.07 3.48 81.0 5.12	6.07 3.48 81.0 5.12	6.07 3.48 81.0 5.12	6.07 3.48 81.0 5.12	6.07 3.48 81.0 5.12	6.07 3.48 81.0 5.12	6.07 3.48 81.0 5.12	6.07 3.48 81.0 5.12	6.07 3.48 81.0 5.12

Arizona Diamondbacks @ St. Louis Cardinals
 Busch Stadium, St. Louis, MO
 Wed Jun 30 2021, 12:17 PM - 3:35 PM CDT
 Att: 27,235 - Cloudy - 80 F


AB 35
 R 7
 H 12
 RBI 7
 BB 1
 SO 3
 LOB 18

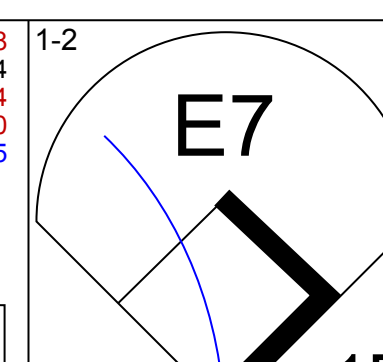
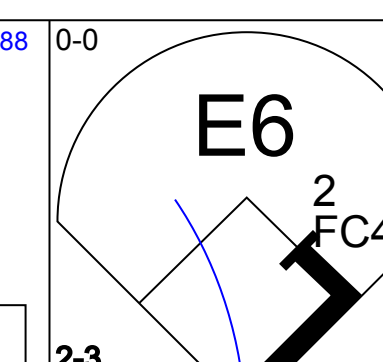
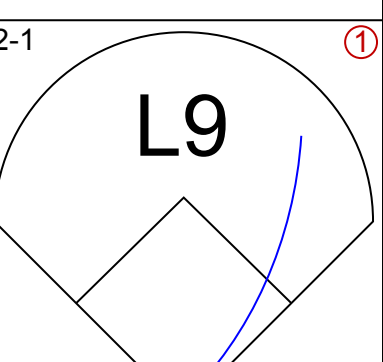
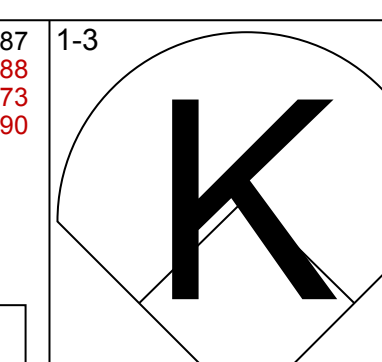
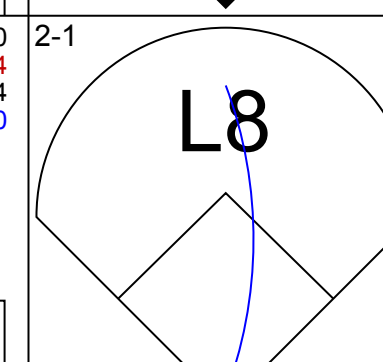
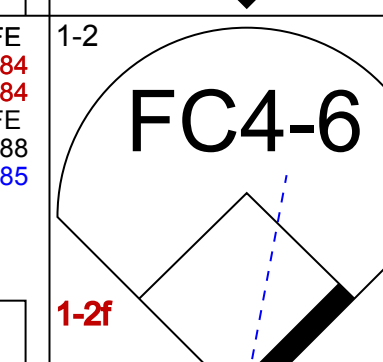
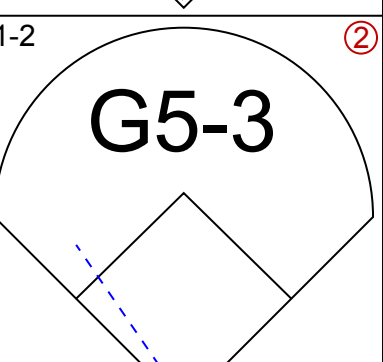
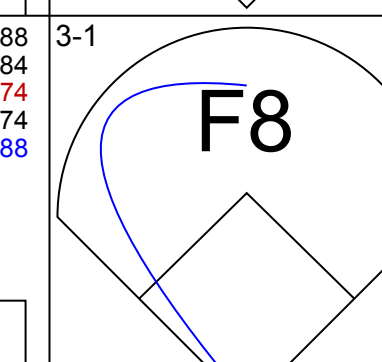
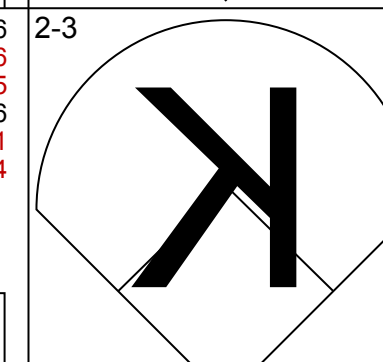
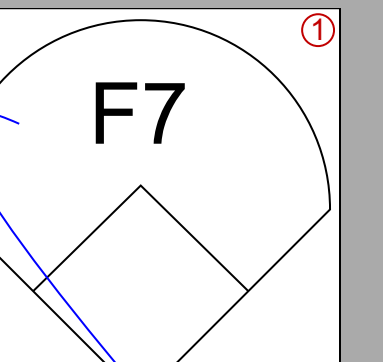
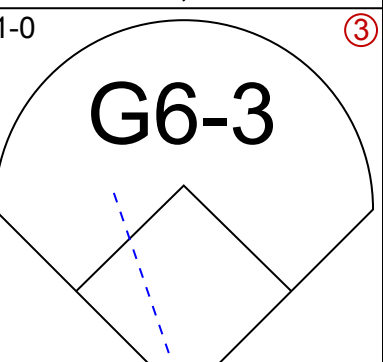
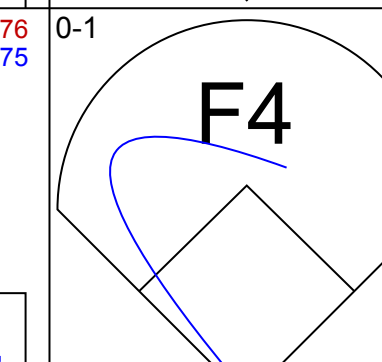
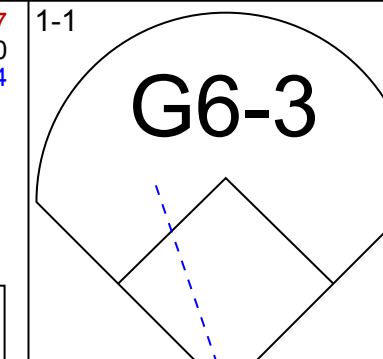
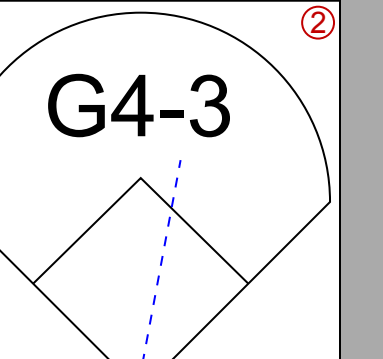
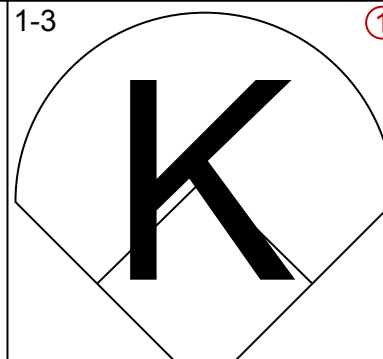
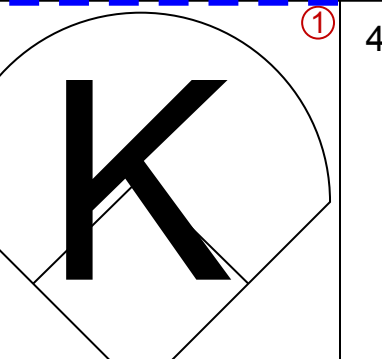
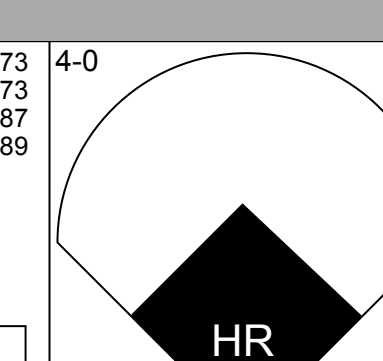
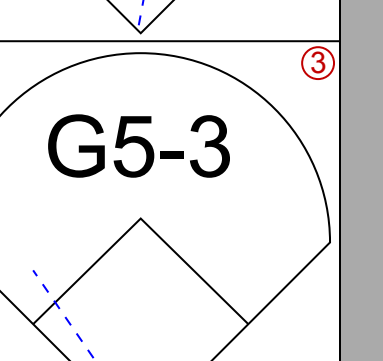
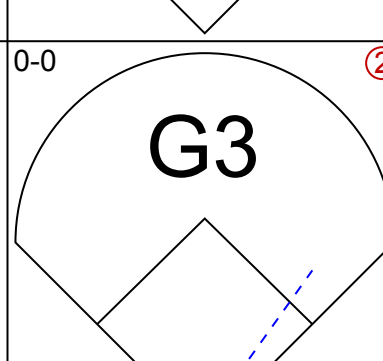
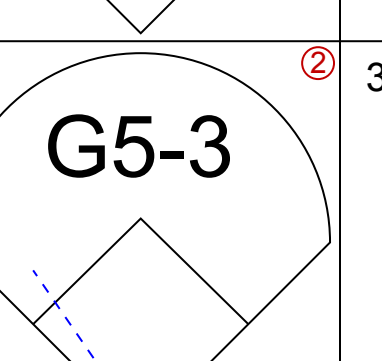
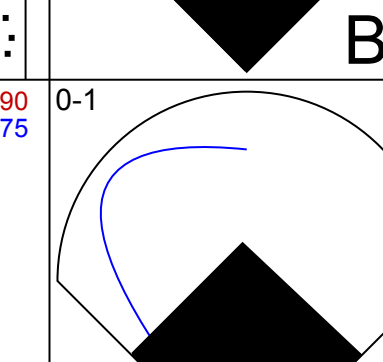
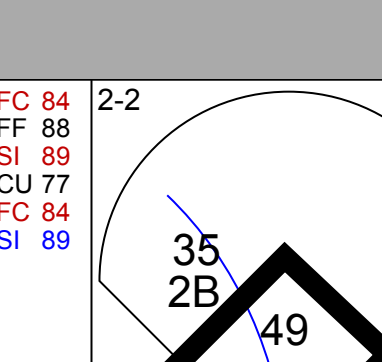
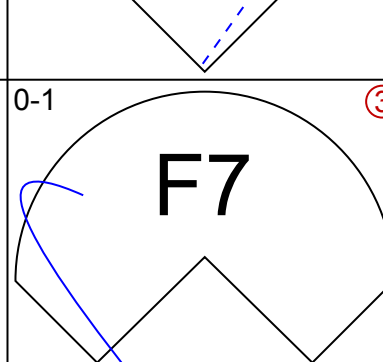
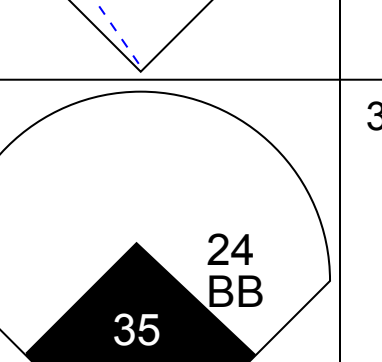
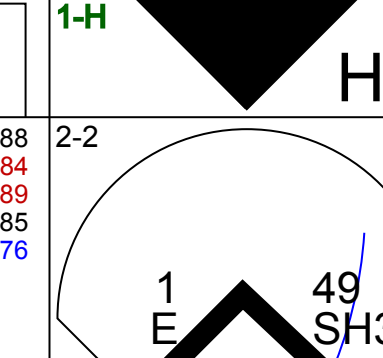
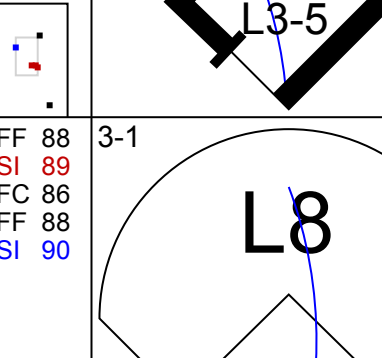
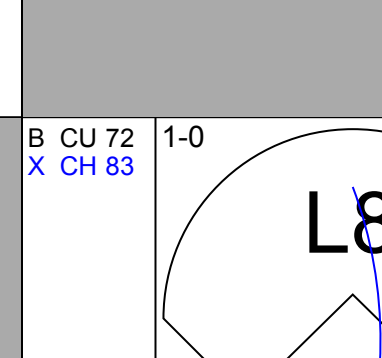
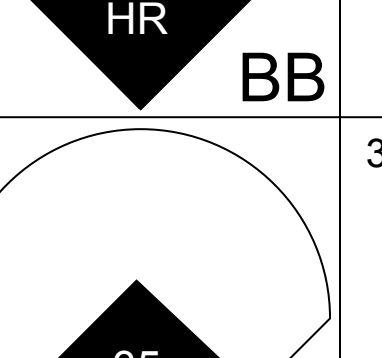
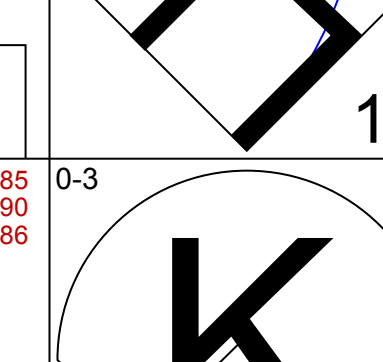
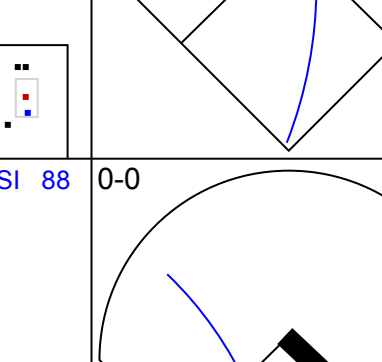
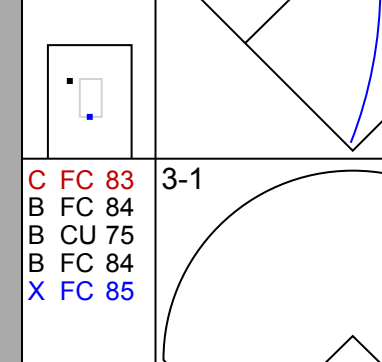
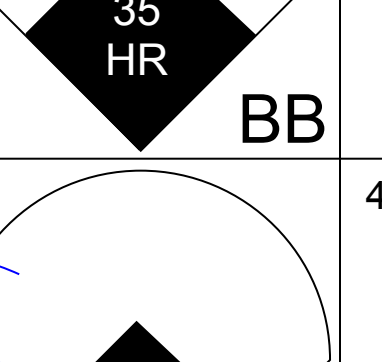


Batter	1	2	3	4	5	6	7	8	9	AB	R	H	RBI	BB	SO	LOB	TOP
3 Dylan Carlson, S OBP: 0.346, SLG: 0.405										4	0	0	0	0	1	3	
46 Paul Goldschmidt, R OBP: 0.321, SLG: 0.425										4	1	2	1	0	0	0	
28 Nolan Arenado, R OBP: 0.316, SLG: 0.507										4	0	0	0	0	1	1	
27 Tyler O'Neill, R OBP: 0.329, SLG: 0.558										4	0	2	0	0	0	1	
4 Yadier Molina, R OBP: 0.298, SLG: 0.410										4	0	0	0	0	1	2	
19 Tommy Edman, S OBP: 0.303, SLG: 0.369										3	1	1	0	1	0	1	
11 Paul DeJong, R OBP: 0.275, SLG: 0.357 65 Giovanni Gallegos, R OBP: 0.342, SLG: 0.326										4	0	2	1	0	2	1	AB 32
48 Harrison Bader, R OBP: 0.287, SLG: 0.390										4	0	0	0	0	1	3	R 2
50 Adam Wainwright, R OBP: 0.065, SLG: 0.033 63 Edmundo Sosa, R OBP: 0.342, SLG: 0.326										1	0	0	0	0	1	0	H 7
Inning Stats	R: 0 H: 1 E: 0 K: 1 S: 10	H: 1 LOB: 1 BB: 0 P: 16	R: 1 H: 2 E: 1 K: 0 S: 12	H: 2 LOB: 2 BB: 1 P: 19	R: 1 H: 2 E: 0 K: 1 S: 9	H: 2 LOB: 1 BB: 0 P: 12	R: 0 H: 0 E: 0 K: 2 S: 9	H: 0 LOB: 0 BB: 0 P: 12	R: 0 H: 1 E: 0 K: 0 S: 8	H: 1 LOB: 1 BB: 0 P: 10	R: 0 H: 1 E: 0 K: 0 S: 6	H: 0 LOB: 0 BB: 7 P: 7	R: 0 H: 0 E: 0 K: 2 S: 9	H: 0 LOB: 1 BB: 1 P: 15	1B: 4 2B: 1 3B: 1 HR: 1	SF: 0 SAC: 2 DP: 1 HBP: 0	WP: 0 PA: 35 PB: 0 SB: 0 CS: 0
PITCHER	IP WLS BF H R ER SO BB IBB HBP BLK WP HR S P ERA WHIP																
49 Antonio Senzateola, R ERA: 4.58	(1, 1) 7.0 28 7 2 2 5 0 0 0 0 0 1 62 87 2.57 1.000																
40 Tyler Kinley, R ERA: 4.58	(8, 1) 1.0 3 0 0 0 0 0 0 0 0 0 0 5 7 0.00 0.000																
52 Daniel Bard, R ERA: 4.19	(9, 1) 1.0 W 4 0 0 0 2 1 0 0 0 0 0 0 9 15 0.00 1.000																

St. Louis Cardinals @ Colorado Rockies
Coors Field, Denver, CO
Thu Jul 01 2021, 7:40 PM - 10:25 PM MDT
Att: 30,410 - Partly Cloudy - 66 F


AB 32
R 2
H 7
RBI 2
BB 1
SO 7
LOB 12



Batter	1	2	3	4	5	6	7	8	9	AB	R	H	RBI	BB	SO	LOB	BOTTOM
1 Garrett Hampson, R OBP: 0.308, SLG: 0.437										4	0	1	0	0	1	1	
2 Yonathan Daza, R OBP: 0.357, SLG: 0.406										4	0	0	0	0	0	3	
27 Trevor Story, R OBP: 0.328, SLG: 0.439										4	0	0	0	0	1	1	
19 Charlie Blackmon, L OBP: 0.361, SLG: 0.370										4	0	0	0	0	2	1	
25 C.J. Cron, R OBP: 0.347, SLG: 0.459										3	1	0	0	1	0	0	
Brendan Rodgers, R OBP: 0.374, SLG: 0.486										3	2	2	2	1	0	0	
24 Ryan McMahon, L OBP: 0.305, SLG: 0.478										3	1	1	0	1	0	1	AB 31
35 Elias Diaz, R OBP: 0.273, SLG: 0.343										4	1	3	3	0	1	1	R 5
49 Antonio Senzateola, R OBP: 0.042, SLG: 0.042 15 Raimel Tapia, L OBP: 0.338, SLG: 0.403 40 Tyler Kinley, R 52 Daniel Bard, R	(1, 1) 8.0 30 6 2 2 4 1 0 0 0 0 0 1 71 110 2.25 0.875	(7, PH) 0.2 L 5 1 3 3 1 2 0 0 0 0 0 0 1 14 25 40.50 4.500	(8, 1)	(9, 1)						1	0	0	0	0	2	H 7	
Inning Stats	R: 0 H: 1 E: 1 K: 1 S: 12	H: 1 LOB: 1 BB: 0 P: 18	R: 2 H: 2 E: 1 K: 1 S: 13	H: 2 LOB: 1 BB: 1 P: 20	R: 0 H: 0 E: 0 K: 0 S: 8	H: 0 LOB: 0 BB: 0 P: 13	R: 0 H: 2 E: 0 K: 0 S: 9	H: 2 LOB: 1 BB: 0 P: 14	R: 0 H: 0 E: 0 K: 1 S: 7	H: 0 LOB: 0 BB: 0 P: 8	R: 0 H: 1 E: 0 K: 0 S: 7	H: 0 LOB: 0 BB: 0 P: 14	R: 0 H: 0 E: 0 K: 1 S: 7	H: 0 LOB: 0 BB: 2 P: 25	1B: 4 2B: 2 3B: 0 HR: 2	SF: 0 SAC: 1 DP: 2 HBP: 0	WP: 0 PA: 35 PB: 0 SB: 0 CS: 0
PITCHER	IP WLS BF H R ER SO BB IBB HBP BLK WP HR S P ERA WHIP																
50 Adam Wainwright, R ERA: 3.49	(1, 1) 8.0 30 6 2 2 4 1 0 0 0 0 0 1 71 110 2.25 0.875																
65 Giovanni Gallegos, R ERA: 2.57	(9, 1) 0.2 L 5 1 3 3 1 2 0 0 0 0 0 0 1 14 25 40.50 4.500																

St. Louis Cardinals @ Colorado Rockies
Coors Field, Denver, CO
Thu Jul 01 2021, 7:40 PM - 10:25 PM MDT
Att: 30,410 - Partly Cloudy - 66 F

AB 31
R 5
H 7
RBI 5
BB 3
SO 5
LOB 11



Batter	1	2	3	4	5	6	7	8	9	AB	R	H	RBI	BB	SO	LOB	TOP				
19 Tommy Edman, S (1,9) OBP: 0.308, SLG: 0.377	K2-3		F8 2B		G4-3			G3-1	F8 2B	5	0	2	0	0	1	0					
3 Dylan Carlson, S (1,7) OBP: 0.342, SLG: 0.401	G3		F8 2-3		G5-3			G5-3	K	5	1	1	0	0	1	3					
46 Paul Goldschmidt, R (1,3) OBP: 0.322, SLG: 0.422	BB		G5-3		G5-3			46 1B	28 BB 4 1B	3	1	1	1	1	0	1					
28 Nolan Arenado, R (1,5) OBP: 0.323, SLG: 0.506	BB		F8		F8			4 1B	4 1B	2	0	1	0	2	0	0					
4 Yadier Molina, R (1,2) OBP: 0.307, SLG: 0.427	F7		BB		G5-3			BB	BB	3	0	1	1	1	0	3					
48 Harrison Bader, R (1,8) OBP: 0.278, SLG: 0.412	K		K		G5-3			K	K	4	0	1	0	0	2	3					
11 Paul DeJong, R (1,6) OBP: 0.278, SLG: 0.354	F9		F8		F8			K	19 2B	3	0	0	0	1	1	2					
63 Edmundo Sosa, R (1,4) OBP: 0.331, SLG: 0.313	G5-3		F8		F8			F8	F8	3	0	0	0	0	0	1					
92 Génesis Cabrera, L (7,1)	G5-3		F8		F8			F8	F8	0	0	0	0	0	0	0					
53 John Gant, R (8,1)	G5-3		F8		F8			F8	F8	0	0	0	0	0	0	0					
64 José Rondón, R (9,PH) OBP: 0.314, SLG: 0.226	G5-3		F8		F8			F8	F8	1	0	0	0	0	0	1					
49 Wade LeBlanc, L (1,1)	K		K		G5-3			K	K	2	0	0	0	0	1	0					
56 Ryan Helsley, R (6,1)	K		K		G5-3			K	K	0	0	0	0	0	0	0					
13 Matt Carpenter, L (7,4) OBP: 0.303, SLG: 0.286	K		K		G5-3			K	K	2	0	0	0	0	2	1					
Inning Stats	R: 0 H: 0 E: 0 K: 1 S: 15	H: 0 LOB: 2 BB: 2 P: 29	R: 0 H: 1 E: 0 K: 0 S: 6	H: 1 LOB: 0 BB: 7 P: 7	R: 0 H: 1 E: 0 K: 1 S: 13	H: 1 LOB: 1 BB: 0 P: 19	R: 0 H: 0 E: 0 K: 1 S: 8	H: 0 LOB: 1 BB: 1 P: 15	R: 0 H: 0 E: 0 K: 0 S: 5	H: 0 LOB: 0 BB: 0 P: 10	R: 0 H: 1 E: 0 K: 0 S: 12	H: 1 LOB: 1 BB: 0 P: 18	R: 0 H: 0 E: 0 K: 1 S: 11	H: 0 LOB: 0 BB: 0 P: 16	R: 2 H: 3 E: 0 K: 2 S: 18	H: 3 LOB: 2 BB: 1 P: 31	R: 0 H: 1 E: 0 K: 2 S: 15	H: 1 LOB: 2 BB: 1 P: 27	1B: 3 2B: 4 HR: 0	SF: 0 SAC: 0 DP: 0 HBP: 0	WP: 0 PA: 38 PB: 0 SB: 1 CS: 1
PITCHER	IP WLS BF H R ER SO BB IBB HBP BLK WP HR S P ERA WHIP	IP WLS BF H R ER SO BB IBB HBP BLK WP HR S P ERA WHIP	IP WLS BF H R ER SO BB IBB HBP BLK WP HR S P ERA WHIP	IP WLS BF H R ER SO BB IBB HBP BLK WP HR S P ERA WHIP	IP WLS BF H R ER SO BB IBB HBP BLK WP HR S P ERA WHIP	IP WLS BF H R ER SO BB IBB HBP BLK WP HR S P ERA WHIP	IP WLS BF H R ER SO BB IBB HBP BLK WP HR S P ERA WHIP	IP WLS BF H R ER SO BB IBB HBP BLK WP HR S P ERA WHIP	IP WLS BF H R ER SO BB IBB HBP BLK WP HR S P ERA WHIP	IP WLS BF H R ER SO BB IBB HBP BLK WP HR S P ERA WHIP	IP WLS BF H R ER SO BB IBB HBP BLK WP HR S P ERA WHIP	IP WLS BF H R ER SO BB IBB HBP BLK WP HR S P ERA WHIP	IP WLS BF H R ER SO BB IBB HBP BLK WP HR S P ERA WHIP	IP WLS BF H R ER SO BB IBB HBP BLK WP HR S P ERA WHIP	IP WLS BF H R ER SO BB IBB HBP BLK WP HR S P ERA WHIP	IP WLS BF H R ER SO BB IBB HBP BLK WP HR S P ERA WHIP	IP WLS BF H R ER SO BB IBB HBP BLK WP HR S P ERA WHIP	IP WLS BF H R ER SO BB IBB HBP BLK WP HR S P ERA WHIP	IP WLS BF H R ER SO BB IBB HBP BLK WP HR S P ERA WHIP	IP WLS BF H R ER SO BB IBB HBP BLK WP HR S P ERA WHIP	IP WLS BF H R ER SO BB IBB HBP BLK WP HR S P ERA WHIP

St. Louis Cardinals @ Colorado Rockies
Coors Field, Denver, CO
Sat Jul 03 2021, 7:12 PM - 10:34 PM MDT
Att: 48,182 - Partly Cloudy - 84 F

livebaseballscorecards.com

AB 33
R 2
H 7
RBI 2
BB 5
SO 8
LOB 15



Batter	1	2	3	4	5	6	7	8	9	AB	R	H	RBI	BB	SO	LOB	BOTTOM			
1 Garrett Hampson, R (1,8) OBP: 0.309, SLG: 0.435	K		L3		P4			FC5-4 BB		3	0	0	0	1	1	1				
2 Jonathan Daza, R (1,7) OBP: 0.356, SLG: 0.397	K		F8		F8			FC5-4 27 HR		4	1	0	0	0	1	3				
27 Trevor Story, R (1,6) OBP: 0.328, SLG: 0.445	F9		G1-3		G1-3			25 BB HR		4	1	2	3	0	0	0				
Brendan Rodgers, R (1,4) OBP: 0.356, SLG: 0.457	G6-3		G5-3		G5-3			F9		4	0	0	0	0	1	1				
24 Ryan McMahon, L (1,5) OBP: 0.312, SLG: 0.481	G1-3 35 HBP		G1-3 25 HBP		G1-3 35 BB			P5		4	0	2	0	0	1	1				
25 C.J. Cron, R (1,3) OBP: 0.356, SLG: 0.463	G1-3 35 HBP		G1-3 35 HBP		G1-3 35 BB			G6-3		1	0	0	0	2	0	0				
52 Daniel Bard, R (9,1)	G1-3 35 HBP		G1-3 35 HBP		G1-3 35 BB			G6-3		0	0	0	0	0	0	0				
35 Elias Díaz, R (1,2) OBP: 0.272, SLG: 0.366	G1-3		G1-3		FC6-4-3-2			G1-3		4	0	0	0	0	0	6				
12 Chris Owings, R (1,9) OBP: 0.419, SLG: 0.854	IBB		IBB		SH2-4 BB			G6-3		1	0	0	0	2	0	0				
21 Kyle Freeland, L (1,1) OBP: 0.125, SLG: 0.125	F8		F8		SH2-4			G6-3		1	0	0	0	0	0	3				
43 Jhoulys Chacín, R (7,1)	F8		F8		SH2-4			G6-3		0	0	0	0	0	0	0				
15 Raimel Tapia, L (7,PH) OBP: 0.338, SLG: 0.399	F8		F8		SH2-4			G6-3		1	1	1	0	0	0	0				
54 Carlos Estévez, R (8,1)	F8		F8		SH2-4			G6-3		0	0	0	0	0	0	0				
8 Joshua Fuentes, R (9,3) OBP: 0.265, SLG: 0.383	F8		F8		SH2-4			G6-3		0	0	0	0	0	0	0				
Inning Stats	R: 0 H: 0 E: 0 K: 2 S: 8	H: 0 LOB: 0 BB: 0 P: 12	R: 0 H: 1 E: 0 K: 0 S: 9	H: 1 LOB: 3 BB: 1 P: 14	R: 0 H: 0 E: 0 K: 0 S: 6	H: 0 LOB: 0 BB: 0 P: 10	R: 0 H: 1 E: 0 K: 0 S: 8	H: 1 LOB: 2 BB: 1 P: 16	R: 0 H: 0 E: 0 K: 0 S: 9	H: 0 LOB: 0 BB: 1 P: 17	R: 0 H: 1 E: 0 K: 1 S: 14	H: 1 LOB: 2 BB: 1 P: 19	R: 3 H: 2 E: 0 K: 0 S: 9	H: 2 LOB: 0 BB: 1 P: 16	R: 0 H: 0 E: 0 K: 1 S: 7	H: 0 LOB: 0 BB: 0 P: 12	1B: 4 2B: 0 3B: 0 HR: 1	SF: 0 SAC: 1 DP: 0 HBP: 1	WP: 0 PA: 34 PB: 0 SB: 1 CS: 0	
PITCHER	IP WLS BF H R ER SO BB IBB HBP BLK WP HR S P ERA WHIP	IP WLS BF H R ER SO BB IBB HBP BLK WP HR S P ERA WHIP	IP WLS BF H R ER SO BB IBB HBP BLK WP HR S P ERA WHIP	IP WLS BF H R ER SO BB IBB HBP BLK WP HR S P ERA WHIP	IP WLS BF H R ER SO BB IBB HBP BLK WP HR S P ERA WHIP	IP WLS BF H R ER SO BB IBB HBP BLK WP HR S P ERA WHIP	IP WLS BF H R ER SO BB IBB HBP BLK WP HR S P ERA WHIP	IP WLS BF H R ER SO BB IBB HBP BLK WP HR S P ERA WHIP	IP WLS BF H R ER SO BB IBB HBP BLK WP HR S P ERA WHIP	IP WLS BF H R ER SO BB IBB HBP BLK WP HR S P ERA WHIP	IP WLS BF H R ER SO BB IBB HBP BLK WP HR S P ERA WHIP	IP WLS BF H R ER SO BB IBB HBP BLK WP HR S P ERA WHIP	IP WLS BF H R ER SO BB IBB HBP BLK WP HR S P ERA WHIP	IP WLS BF H R ER SO BB IBB HBP BLK WP HR S P ERA WHIP	IP WLS BF H R ER SO BB IBB HBP BLK WP HR S P ERA WHIP	IP WLS BF H R ER SO BB IBB HBP BLK WP HR S P ERA WHIP	IP WLS BF H R ER SO BB IBB HBP BLK WP HR S P ERA WHIP	IP WLS BF H R ER SO BB IBB HBP BLK WP HR S P ERA WHIP	IP WLS BF H R ER SO BB IBB HBP BLK WP HR S P ERA WHIP	IP WLS BF H R ER SO BB IBB HBP BLK WP HR S P ERA WHIP

St. Louis Cardinals @ Colorado Rockies
Coors Field, Denver, CO
Sat Jul 03 2021, 7:12 PM - 10:34 PM MDT
Att: 48,182 - Partly Cloudy - 84 F

livebaseballscorecards.com

AB 27
R 3
H 5
RBI 3
BB 5
SO 4
LOB 15



Batter	1	2	3	4	5	6	7	8	9	AB	R	H	RBI	BB	SO	LOB	TOP				
3 Dylan Carlson, S OBP: 0.341, SLG: 0.397										3	0	0	0	0	2	0					
46 Paul Goldschmidt, R OBP: 0.334, SLG: 0.421										3	0	1	0	1	1	0					
28 Nolan Arenado, R OBP: 0.319, SLG: 0.500										4	0	0	0	0	2	3					
13 Matt Carpenter, L OBP: 0.308, SLG: 0.292										4	1	2	0	0	2	2					
19 Tommy Edman, S OBP: 0.308, SLG: 0.375										4	0	1	0	0	1	2					
48 Harrison Bader, R OBP: 0.300, SLG: 0.449										4	1	2	2	0	1	1					
11 Paul DeJong, R OBP: 0.277, SLG: 0.352										4	0	1	0	0	0	2					
7 Andrew Knizner, R OBP: 0.278, SLG: 0.233										3	0	0	0	1	0	1					
18 Carlos Martinez, R 70 Brandon Waddell, L 60 Justin Miller, R 64 José Rondon, R 21 Andrew Miller, L 65 Giovanny Gallegos, R 4 Yadier Molina, R Alex Reyes, R												1	0	0	0	0	1				
Inning Stats	R: 0 E: 0 K: 2 S: 7	H: 0 LOB: 0 BB: 0 P: 11	R: 2 E: 0 K: 1 S: 13	H: 2 LOB: 0 BB: 0 P: 17	R: 0 E: 0 K: 3 S: 12	H: 1 LOB: 2 BB: 0 P: 18	R: 0 E: 0 K: 0 S: 8	H: 1 LOB: 1 BB: 0 P: 15	R: 0 E: 0 K: 3 S: 10	H: 0 LOB: 1 BB: 1 P: 18	R: 0 E: 0 K: 1 S: 10	H: 0 LOB: 0 BB: 0 P: 14	R: 0 E: 0 K: 0 S: 8	H: 1 LOB: 1 BB: 0 P: 18	R: 0 E: 0 K: 0 S: 9	H: 1 LOB: 1 BB: 1 P: 18	1B: 6 2B: 0 3B: 0 HR: 1	SF: 0 SAC: 0 DP: 1 HBP: 1	WP: 1 PB: 0 SB: 2 CS: 0	PA: 36	
PITCHER	IP WLS BF H R ER SO BB IBB HBP BLK WP HR S P ERA WHIP	6.0 25 5 2 2 11 1 0 1 0 1 1 60 95 3.00 1.000	7.1 1.0 3 0 0 0 1 0 0 0 0 0 0 10 14 0.00 0.000	8.1 1.0 4 1 0 0 0 0 0 0 0 0 8 14 0.00 1.000	9.1 1.0 W 4 1 0 0 0 1 0 0 0 0 0 9 18 0.00 2.000																

St. Louis Cardinals @ Colorado Rockies
Coors Field, Denver, CO
Sun Jul 04 2021, 1:12 PM - 4:27 PM MDT
Att: 36,891 - Partly Cloudy - 90 F

AB	33
R	2
H	7
RBI	2
BB	2
SO	12
LOB	13



Batter	1	2	3	4	5	6	7	8	9	AB	R	H	RBI	BB	SO	LOB	BOTTOM					
15 Raimel Tapia, L OBP: 0.300, SLG: 0.401										4	1	2	0	0	1	1						
2 Yonathan Daza, R OBP: 0.350, SLG: 0.394										2	0	0	0	1	0	1						
27 Trevor Story, R OBP: 0.327, SLG: 0.455										3	1	1	2	0	0	2						
19 Charlie Blackmon, L OBP: 0.357, SLG: 0.366										3	0	0	0	1	1	1						
Brendan Rodgers, R OBP: 0.346, SLG: 0.442										4	0	0	0	0	1	1						
24 Ryan McMahon, L OBP: 0.314, SLG: 0.479										3	0	1	0	0	1	1						
8 Joshua Fuentes, R OBP: 0.269, SLG: 0.383										3	1	1	0	1	1	1						
3 Dom Nunez, L OBP: 0.259, SLG: 0.338										1	0	0	0	1	0	0						
35 Elias Diaz, R OBP: 0.275, SLG: 0.368										2	0	1	1	0	1	2						
48 Germán Márquez, R 58 Lucas Gilbreath, L										2	0	0	0	0	0	0						
1 Garrett Hampson, R 62 Yency Almonte, R 61 Justin Lawrence, R										1	0	0	0	0	0	0						
Inning Stats	R: 1 E: 0 K: 1 S: 9	H: 1 LOB: 0 BB: 0 P: 14	R: 0 E: 0 K: 1 S: 6	H: 0 LOB: 0 BB: 0 P: 11	R: 0 E: 0 K: 0 S: 6	H: 0 LOB: 1 BB: 1 P: 14	R: 0 E: 0 K: 0 S: 8	H: 0 LOB: 1 BB: 1 P: 14	R: 0 E: 0 K: 1 S: 6	H: 0 LOB: 0 BB: 0 P: 10	R: 0 E: 0 K: 1 S: 10	H: 1 LOB: 1 BB: 1 P: 20	R: 0 E: 0 K: 1 S: 8	H: 1 LOB: 2 BB: 1 P: 15	R: 1 E: 0 K: 0 S: 10	H: 1 LOB: 0 BB: 0 P: 15	R: 1 E: 0 K: 1 S: 9	H: 2 LOB: 1 BB: 0 P: 13	1B: 5 2B: 1 3B: 0 HR: 1	SF: 1 SAC: 0 DP: 2 HBP: 1	WP: 1 PB: 0 SB: 1 CS: 0	PA: 35
PITCHER	IP WLS BF H R ER SO BB IBB HBP BLK WP HR S P ERA WHIP	3.1 12 1 1 1 2 1 0 0 0 0 0 16 28 0.00 1.200	4.1 7 1 0 0 1 1 0 0 0 0 0 5 12 0.00 1.000	7.1 1.0 H 3 0 0 0 1 1 0 0 0 0 0 4 8 0.00 6.000	8.2 1.2 B 6 1 1 1 1 0 0 0 0 0 0 14 22 5.40 0.600																	

St. Louis Cardinals @ Colorado Rockies
Coors Field, Denver, CO
Sun Jul 04 2021, 1:12 PM - 4:27 PM MDT
Att: 36,891 - Partly Cloudy - 90 F

AB	28
R	3
H	6
RBI	3
BB	4
SO	6
LOB	13



Batter	1	2	3	4	5	6	7	8	9	AB	R	H	RBI	BB	SO	LOB	TOP				
3 Dylan Carlson, S OBP: 0.340, SLG: 0.388										4	0	0	0	1	3	2					
46 Paul Goldschmidt, R OBP: 0.336, SLG: 0.416										5	1	2	2	0	2	0					
28 Nolan Arenado, R OBP: 0.325, SLG: 0.511										5	2	3	2	0	1	2					
4 Yadier Molina, R OBP: 0.307, SLG: 0.421										5	0	3	1	0	1	1					
19 Tommy Edman, S OBP: 0.306, SLG: 0.372										4	0	0	0	0	1	4					
48 Harrison Bader, R OBP: 0.296, SLG: 0.443										4	1	1	0	0	0	2					
11 Paul DeJong, R OBP: 0.276, SLG: 0.345										4	0	0	0	0	3	1	AB 37				
63 Edmundo Sosa, R OBP: 0.335, SLG: 0.340										4	2	3	1	0	0	0	R 6				
50 Adam Wainwright, R OBP: 0.266, SLG: 0.320										0	0	0	0	0	0	0	H 13				
64 José Fontana, R OBP: 0.289, SLG: 0.212										0	0	0	0	0	0	0	RBI 6				
21 Andrew Miller, L										0	0	0	0	0	0	0	BB 1				
56 Ryan Helsley, R										0	0	0	0	0	0	0	SO 11				
13 Matt Carpenter, L OBP: 0.316, SLG: 0.375										0	0	0	0	0	0	0	LOB 12				
53 John Gant, R										0	0	0	0	0	0	0					
92 Génesis Cabrera, L										0	0	0	0	0	0	0					
60 Justin Miller, R										0	0	0	0	0	0	0					
Inning Stats	R: 2 E: 0 K: 2 S: 17	H: 3 LOB: 1 BB: 0 P: 27	R: 0 E: 0 K: 1 S: 7	H: 1 LOB: 1 BB: 0 P: 10	R: 0 E: 0 K: 1 S: 9	H: 1 LOB: 1 BB: 0 P: 14	R: 2 E: 0 K: 2 S: 13	H: 3 LOB: 2 BB: 1 P: 26	R: 0 E: 0 K: 1 S: 8	H: 0 LOB: 0 BB: 0 P: 10	R: 1 E: 0 K: 1 S: 17	H: 2 LOB: 1 BB: 0 P: 27	R: 1 E: 0 K: 2 S: 13	H: 2 LOB: 1 BB: 0 P: 20	R: 0 E: 0 K: 1 S: 7	H: 0 LOB: 0 BB: 0 P: 11	1B: 10 2B: 1 3B: 0 HR: 2	SF: 0 SAC: 2 DP: 1 HBP: 0	WP: 0 PA: 40 PB: 0 SB: 1 CS: 0		
PITCHER	IP WLS BF H R ER SO BB IBB HBP BLK WP HR S P ERA WHIP	IP WLS BF H R ER SO BB IBB HBP BLK WP HR S P ERA WHIP																			
47 Johnny Cueto, R ERA: 4.15	6.0	L	27	9	4	4	7	1	0	0	0	0	0	0	0	0	1	59	94	6.00	1.667
59 John Brebbia, R ERA: 4.05	1.2		8	3	2	2	2	0	0	0	0	0	0	0	0	0	1	25	40	10.80	1.800
48 Jose Alvarez, L ERA: 2.7	0.1		2	1	0	0	1	0	0	0	0	0	0	0	0	0	5	7	0.00	3.000	
52 Dominic Leone, R ERA: 1.1	1.0		3	0	0	0	1	0	0	0	0	0	0	0	0	0	7	11	0.00	0.000	

St. Louis Cardinals @ San Francisco Giants
Oracle Park, San Francisco, CA
Tue Jul 06 2021, 6:47 PM - 10:12 PM PDT
Att: 18,785 - Partly Cloudy - 60 F

AB	37
R	6
H	13
RBI	6
BB	1
SO	11
LOB	12



Batter	1	2	3	4	5	6	7	8	9	AB	R	H	RBI	BB	SO	LOB	BOTTOM			
31 LaMonte Wade Jr., L OBP: 0.336, SLG: 0.496										2	0	0	0	1	1	0				
33 Darin Ruf, R OBP: 0.386, SLG: 0.505										5	2	3	1	0	0	4				
5 Mike Yastrzemski, L OBP: 0.331, SLG: 0.475										3	2	1	1	2	0	3				
41 Wilmer Flores, R OBP: 0.333, SLG: 0.429										4	0	0	0	0	0	6				
12 Alex Dickerson, L OBP: 0.296, SLG: 0.411										1	0	0	0	0	1	1				
39 Thairo Estrada, R OBP: 0.333, SLG: 0.444										0	0	0	0	0	0	0				
52 Dominic Leone, R																				
35 Brandon Crawford, L OBP: 0.354, SLG: 0.542										5	0	4	3	0	0	0				
7 Donovan Solano, R OBP: 0.321, SLG: 0.367										4	0	0	0	1	2	3				
6 Steven Duggar, L OBP: 0.384, SLG: 0.523										4	0	1	0	1	0	2	AB 38			
14 Chadwick Tromp, R OBP: 0.286, SLG: 0.500										5	0	0	0	0	1	6	R 5			
47 Johnny Cueto, R ERA: 3.58	5.0	W	26	7	3	3	3	3	3	3	3	3	3	3	3	3	H 11			
21 Andrew Miller, L ERA: 4.0	0.1	H	3	1	0	0	0	0	0	0	0	0	0	0	0	0	RBI 5			
56 Ryan Helsley, R ERA: 4.84	1.2	H	5	0	0	0	1	0	0	0	0	0	0	0	0	0	SO 5			
53 John Gant, R ERA: 3.63	0.2	H	3	0	1	1	0	1	0	0	0	0	0	0	0	0	LOB 30			
92 Génesis Cabrera, L ERA: 3.4	0.2	H	6	3	1	1	1	1	0	0	0	0	0	0	0	2				
Inning Stats	R: 0 E: 0 K: 0 S: 12	H: 1 LOB: 1 BB: 0 P: 15	R: 0 E: 0 K: 1 S: 13	H: 2 LOB: 2 BB: 0 P: 23	R: 2 E: 0 K: 1 S: 16	H: 2 LOB: 1 BB: 1 P: 24	R: 0 E: 0 K: 1 S: 13	H: 1 LOB: 2 BB: 1 P: 22	R: 1 E: 0 K: 0 S: 7	H: 1 LOB: 2 BB: 2 P: 13	R: 0 E: 0 K: 1 S: 8	H: 0 LOB: 0 BB: 0 P: 12	R: 2 E: 0 K: 1 S: 15	H: 2 LOB: 1 BB: 1 P: 25	R: 0 E: 0 K: 0 S: 10	H: 1 LOB: 2 BB: 1 P: 17	1B: 9 2B: 2 3B: 0 HR: 0	SF: 0 SAC: 0 DP: 0 HBP: 1	WP: 2 PA: 45 PB: 0 SB: 0 CS: 0	
PITCHER	IP WLS BF H R ER SO BB IBB HBP BLK WP HR S P ERA WHIP	IP WLS BF H R ER SO BB IBB HBP BLK WP HR S P ERA WHIP																		
50 Adam Wainwright, R ERA: 3.58	5.0	W	26	7	3	3	3	3	3	3	3	3	3	3	3	3	3	5.40	2.000	
21 Andrew Miller, L ERA: 4.0	0.1	H	3	1	0	0	0	0	0	0	0	0	0	0	0	0	6	11	0.00	3.000
56 Ryan Helsley, R ERA: 4.84	1.2	H	5	0	0	0	1	0	0	0	0	0	0	0	0	0	9	16	0.00	0.000
53 John Gant, R ERA: 3.63	0.2	H	3	0	1	1	0	1	0	0	0	0	0	0	0	0	7	12	13.50	1.500
92 Génesis Cabrera, L ERA: 3.4	0.2	H	6	3	1	1	1	1	0	0	0	0	0	0	0	0	14	24	13.50	6.000

St. Louis Cardinals @ San Francisco Giants
Oracle Park, San Francisco, CA
Tue Jul 06 2021, 6:47 PM - 10:12 PM PDT
Att: 18,785 - Partly Cloudy - 60 F

AB	38
R	5
H	11
RBI	5
SO	5
LOB	30



Batter	1	2	3	4	5	6	7	8	9	AB	R	H	RBI	BB	SO	LOB	TOP							
3 Dylan Carlson, S OBP: 0.348, SLG: 0.397	1-1 FC4-6 1B		1-1 28 1B		2-2 L1		4-1 BB		3-2 46 1B	4	2	3	0	1	0	0								
46 Paul Goldschmidt, R OBP: 0.339, SLG: 0.420	1-1 F		0-0 P6		0-1 28 G4-3		1-0 F8		3-1 11 HR	5	1	2	1	0	0	3								
28 Nolan Arenado, R OBP: 0.323, SLG: 0.508	3-2 FC4-6		0-0 27 1B		1-0 G4-3		2-2 G4-3		0-1 1-H HR	4	1	1	0	0	0	3								
70 Brandon Waddell, L OBP: 0.283, SLG: 0.368	1-2 1-2		1-2 4 1B		2-0 L1				4-2 48 BB	4	0	1	1	1	0	2								
27 Tyler O'Neill, R OBP: 0.332, SLG: 0.551	0-1 P6		0-0 4 1B		2-0 L1				1-1 G6-3	4	0	1	1	1	0	2								
4 Yadier Molina, R OBP: 0.305, SLG: 0.417		0-1 G6-3		0-0 1-2 1B		2-0 G5-3			1-2 FC4	5	0	1	1	0	0	1								
19 Tommy Edman, S OBP: 0.299, SLG: 0.363		1-2 G1-3		1-1 F7		2-1 F9			0-3 K	5	0	0	0	0	2	4								
48 Harrison Bader, R OBP: 0.437, SLG: 0.437		1-0 2B		2-1 G1-3		2-0 HBP			4-0 BB	2	0	1	0	1	0	0								
63 Edmundo Sosa, R OBP: 0.327, SLG: 0.331		0-0 L5		3-2 P3		1-2 F7			2-3 K	4	0	0	0	0	1	5								
48 Wade Lletich, L 68 Luis Nolasco, L 86 Luis Garcia, R 21 Andrew Miller, L 60 Justin Miller, R 80 Ryan Helsley, R 64 Jose Roeders, R 82 Cameron Coakley, L 44 Javier Hernandez, R 13 Matt Carpenter, L				1-2 G4-3		3-3 K			1-2 G5-3															
Inning Stats	R: 0 E: 0 K: 0 S: 13	H: 1 LOB: 1 BB: 0 P: 18	R: 0 E: 0 K: 0 S: 7	H: 1 LOB: 2 BB: 0 P: 9	R: 2 E: 0 K: 0 S: 11	H: 4 LOB: 2 BB: 0 P: 14	R: 0 E: 0 K: 1 S: 9	H: 0 LOB: 1 BB: 0 P: 17	R: 0 E: 0 K: 0 S: 8	H: 0 LOB: 1 BB: 0 P: 13	R: 0 E: 0 K: 0 S: 6	H: 0 LOB: 1 BB: 1 P: 17	R: 0 E: 1 K: 3 S: 20	H: 0 LOB: 3 BB: 2 P: 32	R: 3 E: 0 K: 1 S: 13	H: 3 LOB: 0 BB: 0 P: 20	1B: 6 2B: 3 HR: 1	SF: 0 SAC: 0 DP: 0 HBP: 1	WP: 0 PB: 0 CS: 0	PA: 42				
PITCHER	IP WLS BF H R ER SO BB IBB HBP BLK WP HR S P ERA WHIP	IP WLS BF H R ER SO BB IBB HBP BLK WP HR S P ERA WHIP	IP WLS BF H R ER SO BB IBB HBP BLK WP HR S P ERA WHIP	IP WLS BF H R ER SO BB IBB HBP BLK WP HR S P ERA WHIP	IP WLS BF H R ER SO BB IBB HBP BLK WP HR S P ERA WHIP	IP WLS BF H R ER SO BB IBB HBP BLK WP HR S P ERA WHIP	IP WLS BF H R ER SO BB IBB HBP BLK WP HR S P ERA WHIP	IP WLS BF H R ER SO BB IBB HBP BLK WP HR S P ERA WHIP	IP WLS BF H R ER SO BB IBB HBP BLK WP HR S P ERA WHIP	IP WLS BF H R ER SO BB IBB HBP BLK WP HR S P ERA WHIP	IP WLS BF H R ER SO BB IBB HBP BLK WP HR S P ERA WHIP	IP WLS BF H R ER SO BB IBB HBP BLK WP HR S P ERA WHIP	IP WLS BF H R ER SO BB IBB HBP BLK WP HR S P ERA WHIP	IP WLS BF H R ER SO BB IBB HBP BLK WP HR S P ERA WHIP	IP WLS BF H R ER SO BB IBB HBP BLK WP HR S P ERA WHIP	IP WLS BF H R ER SO BB IBB HBP BLK WP HR S P ERA WHIP	IP WLS BF H R ER SO BB IBB HBP BLK WP HR S P ERA WHIP	IP WLS BF H R ER SO BB IBB HBP BLK WP HR S P ERA WHIP	IP WLS BF H R ER SO BB IBB HBP BLK WP HR S P ERA WHIP	IP WLS BF H R ER SO BB IBB HBP BLK WP HR S P ERA WHIP	IP WLS BF H R ER SO BB IBB HBP BLK WP HR S P ERA WHIP			
28 Kyle Hendricks, R ERA: 3.77	6.1 W 28	7 2 2 1	1 0 1 0	0 0 0 0	0 0 0 0	0 0 5 8	0 0 17 28	0 0 3 4	0 0 0 0	2.84 1.263														
18 Ryan Tepera, R ERA: 3.29	0.2 H 2	0 0 0 0	0 0 0 0	0 0 2 2	0 0 0 0	0 0 17 28	0 0 3 4	0 0 0 0	0 0 0 0	0.00 0.000														
43 Dan Winkler, R ERA: 2.05	0.2 5 0 0	0 0 0 2	2 0 0 0	0 0 0 0	0 0 0 0	0 0 17 28	0 0 3 4	0 0 0 0	0 0 0 0	0.00 0.000														
39 Andrew Chafin, L ERA: 1.42	0.1 1 0 0	0 0 0 1	0 0 0 0	0 0 0 0	0 0 0 0	0 0 3 4	0 0 0 0	0 0 0 0	0 0 0 0	0.00 0.000														
56 Kyle Ryan, L ERA: 9.82	1.0 6 3 3	3 3 3 1	0 0 0 0	0 0 0 0	0 0 1 13	20 27.00 3.000																		

St. Louis Cardinals @ Chicago Cubs
Wrigley Field, Chicago, IL
Fri Jul 09 2021, 1:22 PM - 5:19 PM CDT
Att: 36,192 - Partly Cloudy - 71 F

AB	38
R	5
H	10
RBI	5
BB	3
SO	5
LOB	21



Batter	1	2	3	4	5	6	7	8	9	AB	R	H	RBI	BB	SO	LOB	BOTTOM						
40 Willson Contreras, R OBP: 0.345, SLG: 0.422	4-0 9 1B 24 2B			1-2 16 FC6-4 HBP		2-3 K		0-2 G5-3		1-3 K	4	1	1	0	1	2	4						
56 Kyle Ryan, L											0	0	0	0	0	0							
16 Patrick Wisdom, R OBP: 0.333, SLG: 0.640	3-2 9 1B 24 2B		0-1 G6-3		3-1 FC6-4 44 1B		0-1 F7		0-1 2-H HR	5	3	2	2	0	0	2							
44 Anthony Rizzo, L OBP: 0.343, SLG: 0.432	0-1 F8		1-1 HBP		1-2 8 1B		0-3 K		4-1 BB	3	0	1	0	1	1	2							
9 Javier Báez, R OBP: 0.285, SLG: 0.493	1-0 24 2B		0-2 F8		1-3 K		2-3 K		2-3 K	5	1	1	0	0	3	6							
6 Jake Marisnick, R OBP: 0.304, SLG: 0.481	2-3 K		3-2 F8		2-0 1B		4-2 2 F9 17 2B		2-3 K	2	0	0	0	0	1	3							
8 Ian Happ, S OBP: 0.300, SLG: 0.336										2	1	1	1	1	1	0							
24 Joc Pederson, L OBP: 0.300, SLG: 0.418	1-2 2B		0-1 G6-3		1-2 F7		4-2 22 HBP 17 2B		1-2 2 F9 22 1B	4	2	2	3	1	0	2							
2 Nico Hoerner, R OBP: 0.394, SLG: 0.409	1-2 BB		0-0 22 BB		3-2 G5-3		0-2 F9		1-2 F9	4	0	1	0	1	0	3							
22 Jason Heyward, L OBP: 0.297, SLG: 0.338	2-1 F8		4-2 BB		1-1 28 SH1-4		1-1 17 2B		2-2 29 BB	3	1	2	1	1	0	2							
28 Kyle Hendricks, R ERA: 4.78	3.0 L 18	5 3 3 1	3 0 1 0	0 0 0 0	0 0 0 0	0 0 12 20	0 0 3 5	0 0 0 0	0 0 0 0	9.00 2.667													
66 Luis Garcia, R ERA: 13.5	0.2 5 2 1	1 1 1 1	0 0 0 0	0 0 0 0	0 0 0 0	0 0 12 20	0 0 3 5	0 0 0 0	0 0 0 0	13.50 3.000													
21 Andrew Miller, L ERA: 3.66	1.0 4 1 0	0 0 0 0	0 0 0 0	0 0 0 0	0 0 0 0	0 0 10 15	0 0 3 5	0 0 0 0	0 0 0 0	0.00 1.000													
60 Justin Miller, R ERA: 11.12	0.1 1 0 0	0 0 0 1	0 0 0 0	0 0 0 0	0 0 0 0	0 0 3 5	0 0 0 0	0 0 0 0	0 0 0 0	0.00 0.000													
56 Ryan Helsley, R ERA: 4.71	1.0 3 0 0	0 0 0 2	0 0 0 0	0 0 0 0	0 0 0 8	10 0.00 0.000																	

St. Louis Cardinals @ Chicago Cubs
Wrigley Field, Chicago, IL
Fri Jul 09 2021, 1:22 PM - 5:19 PM CDT
Att: 36,192 - Partly Cloudy - 71 F


AB	35
R	10
H	12
RBI	10
BB	7
SO	8
LOB	26




Batter	1	2	3	4	5	6	7	8	9	AB	R	H	RBI	BB	SO	LOB	TOP					
40 Wilson Contreras, R OBP: 0.348, SLG: 0.430 36 Dillon Maples, R 43 Dan Winkler, R										4	0	1	0	0	0	2	Chicago Cubs @ St. Louis Cardinals Busch Stadium, St. Louis, MO Mon Jul 19 2021, 7:15 PM - 10:14 PM CDT Att: 38,199 - Clear - 82 F					
44 Anthony Rizzo, L OBP: 0.345, SLG: 0.436										4	1	2	0	0	0	1						
9 Javier Báez, R 51 Sergio Alcántara, S										3	0	0	0	0	2	2						
17 Kris Bryant, R OBP: 0.345, SLG: 0.490										4	0	0	1	0	1	2						
22 Jason Heyward, L 6 Jake Marisnick, R										2	0	0	0	0	1	0						
16 Patrick Wisdom, R OBP: 0.326, SLG: 0.636										4	2	3	1	0	1	0						
66 Rafael Ortega, L OBP: 0.316, SLG: 0.397										4	0	2	0	0	1	1						
4 Eric Sogard, L OBP: 0.281, SLG: 0.305										4	0	1	0	0	0	2						
30 Alec Mills, R 8 Ian Happ, S 71 Keegan Thompson, R 29 Robinson Chirinos, R										1	0	0	0	0	1	0						
Inning Stats	R: 0 E: 0 K: 2 S: 9	H: 1 LOB: 1 BB: 0 P: 14	R: 0 E: 0 K: 2 S: 9	H: 1 LOB: 1 BB: 0 P: 15	R: 0 E: 0 K: 1 S: 8	H: 0 LOB: 0 BB: 0 P: 14	R: 0 E: 0 K: 1 S: 8	H: 0 LOB: 0 BB: 0 P: 14	R: 1 E: 0 K: 0 S: 5	H: 3 LOB: 1 BB: 0 P: 19	R: 0 E: 0 K: 0 S: 5	H: 1 LOB: 1 BB: 0 P: 5	R: 1 E: 0 K: 0 S: 8	H: 1 LOB: 1 BB: 1 P: 16	R: 1 E: 0 K: 0 S: 8	H: 1 LOB: 0 BB: 0 P: 15		R: 0 E: 0 K: 0 S: 10	H: 1 LOB: 1 BB: 0 P: 19	1B: 6 2B: 2 HR: 1	SF: 0 SAC: 0 HBP: 0	WP: 0 PB: 0 SB: 0 CS: 0
PITCHER	IP WLS BF H R ER SO BB IBB HBP BLK WP HR S P ERA WHIP																					
40 Jake Woodford, R ERA: 4.06	5.2 W 22 6 1 1 6 0 0 0 0 0 0 0 1 1 1.59 1.059																					
62 T.J. McFarland, L ERA: 9.0	0.1 1 0 0 0 0 0 0 0 0 0 0 0 1 1 0.00 0.000																					
21 Andrew Miller, L ERA: 3.98	0.2 4 1 1 1 1 1 0 0 0 0 0 1 9 14 13.50 3.000																					
53 John Gant, R ERA: 3.53	2.1 9 2 1 1 0 0 0 0 0 0 0 0 19 36 3.86 0.857																					

Batter	1	2	3	4	5	6	7	8	9	AB	R	H	RBI	BB	SO	LOB	BOTTOM			
3 Dylan Carlson, S OBP: 0.338, SLG: 0.392										4	1	2	4	1	0	1	Chicago Cubs @ St. Louis Cardinals Busch Stadium, St. Louis, MO Mon Jul 19 2021, 7:15 PM - 10:14 PM CDT Att: 38,199 - Clear - 82 F			
46 Paul Goldschmidt, R OBP: 0.343, SLG: 0.457										5	1	2	2	0	1	3				
13 Matt Carpenter, L 53 John Gant, R										4	0	0	0	0	3	3				
27 Tyler O'Neill, R OBP: 0.331, SLG: 0.541										4	1	1	0	0	1	0				
4 Yadier Molina, R OBP: 0.297, SLG: 0.400										4	1	2	0	0	1	1				
19 Tommy Edman, S OBP: 0.297, SLG: 0.363										3	1	0	0	1	0	1				
11 Paul DeJong, R OBP: 0.302, SLG: 0.408										3	2	1	1	0	1	1				
48 Harrison Bader, R OBP: 0.328, SLG: 0.437										4	1	2	0	0	0	3				
40 Jake Woodford, R 62 T.J. McFarland, L										1	0	0	0	0	1	3				
64 José Rondón, R 21 Andrew Miller, L										1	0	0	0	0	1	1				
63 Edmundo Sosa, R OBP: 0.323, SLG: 0.327										1	0	0	0	0	0	1				
Inning Stats	R: 0 E: 0 K: 2 S: 10	H: 0 LOB: 0 BB: 0 P: 15	R: 0 E: 0 K: 1 S: 11	H: 1 LOB: 1 BB: 0 P: 16	R: 1 E: 0 K: 0 S: 11	H: 2 LOB: 0 BB: 0 P: 18	R: 4 E: 2 K: 3 S: 20	H: 3 LOB: 3 BB: 2 P: 32	R: 0 E: 0 K: 2 S: 10	H: 0 LOB: 0 BB: 0 P: 14	R: 3 E: 0 K: 1 S: 9	H: 2 LOB: 0 BB: 0 P: 12	R: 0 E: 0 K: 0 S: 9	H: 1 LOB: 0 BB: 0 P: 14	R: 0 E: 1 K: 1 S: 11	H: 1 LOB: 2 BB: 0 P: 17	1B: 8 2B: 0 3B: 0 HR: 2	SF: 0 SAC: 1 DP: 2 HBP: 1	WP: 0 PB: 0 SB: 0 CS: 0	PA: 38
PITCHER	IP WLS BF H R ER SO BB IBB HBP BLK WP HR S P ERA WHIP																			
30 Alec Mills, R ERA: 4.64	4.0 L 21 6 5 1 1 2 0 0 0 0 0 0 2 19 2.25 2.000																			
71 Keegan Thompson, R ERA: 2.25	2.0 9 2 3 3 3 0 0 1 0 0 2 19 26 13.50 1.000																			
36 Dillon Maples, R ERA: 1.9	1.0 3 1 0 0 0 0 0 0 0 0 0 0 9 14 0.00 1.000																			
43 Dan Winkler, R ERA: 2.76	1.0 5 1 0 0 1 0 0 0 0 0 0 0 11 17 0.00 1.000																			

AB 35
R 3
H 9
RBI 2
BB 1
SO 7
LOB 15




AB 34
R 8
H 10
RBI 7
BB 2
SO 10
LOB 18



Batter	1	2	3	4	5	6	7	8	9	10	AB	R	H	RBI	BB	SO	LOB	TOP						
66 Rafael Ortega, L OBP: 0.333, SLG: 0.429 6 Jake Marisnick, R OBP: 0.252, SLG: 0.435	(1, 8) B SI 89 X SI 89 1-0 1B		X FC 86 0-0 9 CS 3B		C CU 76 0-1 G6-3			B FF 96 X CH 89 1-0 L7	F CH 81 B SI 93 F SI 94 D CH 83 H CH 80 3-2 40 HBP HBP		3	0	2	1	0	0	1							
40 Wilson Contreras, R OBP: 0.352, SLG: 0.430	(1, 2) B FC 84 X SI 90 1-0 F8		B SI 89 F SI 89 S CU 75 H FF 88 2-2 3B		F CU 74 0-1 G3-1		B FF 98 B FF 97 C SI 97 B SI 99 4-1 9 HBP BB	H SI 94 1-0 HBP	B SI 94 1-2 2-3 HBP		2	0	1	0	1	0	1							
44 Anthony Rizzo, L OBP: 0.341, SLG: 0.424	(1, 3) C FC 86 CH 80 1 SAFE F CH 82 X CU 75 1-2 F9		X FF 89 0-0 P5		D CU 74 D CU 75 C FF 90 X CU 76 2-2 G3-1		B FF 87 B SI 93 F CU 79 C SI 90 X CU 80 1-2 F7	B CU 75 B FF 84 C SI 92 X CH 80 2-2 G4-3		0-0 9 1B 8 2-2-2-2-4		5	0	0	0	0	0	8						
9 Javier Báez, R OBP: 0.293, SLG: 0.484	(1, 6) S CU 76 1 SAFE S SI 92 D CU 75 B FF 91 C SI 90 1-2 K		S CU 76 M CU 76 0-2 CS		X CU 76 0-0 FC5-2		H FF 93 1-0 HBP		X SI 92 0-0 1B		4	0	1	0	0	1	2							
8 Ian Happ, S OBP: 0.291, SLG: 0.321	(1, 7) C CU 72 B FF 88 X CH 83 1-1 L7		F FF 80 X CU 74 1-2 G6-3		X CU 76 0-0 G4-3		X SL 85 0-0 G4-3		X SI 89 0-0 FC6-2-5-2-6-3		5	0	0	0	0	0	5							
16 Patrick Wisdom, R OBP: 0.318, SLG: 0.601	(1, 5) C FC 86 X CU 74 0-1 F7		X CU 75 0-0 G5-3				B CU 73 S CU 75 S SI 90 S CU 75 2-3 K		F SL 85 B FF 92 S CU 76 B FF 95 B FF 94 S SL 86 2-3 K		4	0	0	0	1	2	0							
22 Jason Heyward, L OBP: 0.287, SLG: 0.347 29 Robinson Chirinos, R OBP: 0.467, SLG: 0.636	(1, 9) C FC 86 B FF 89 X FF 90 1-2 G6-3		C CU 73 B FF 90 X CH 85 1-1 L9		B CH 84 C CU 73 F FF 90 X FF 90 1-2 2B		B CH 84 C CU 73 F FF 90 X FF 90 1-2 2B		C FF 94 B FF 95 F FF 95 B FF 94 X SL 86 2-2 G6-3	C SI 89 B SI 89 B CH 83 B SI 90 X SI 89 3-2 F8		4	0	2	0	0	0	2						
2 Nico Hoerner, R OBP: 0.389, SLG: 0.393	(1, 4) C CU 72 X SI 87 0-1 66 3B 1B		L CU 72 F SI 89 D CU 74 1 SAFE C SI 88 1-3 K		B CU 75 C CU 75 C SI 90 S CU 76 1-3 K		S CU 74 C SI 90 S CU 74 0-3 K		B FF 95 B FF 95 X SL 85 2-1 40 HBP 2B		3	0	0	0	0	3	3							
28 Kyle Hendricks, R OBP: 0.174, SLG: 0.218 39 Andrew Chafin, L ERA: 1.37 18 Ryan Tepera, R ERA: 3.02 4 Eric Sogard, L OBP: 0.293, SLG: 0.314 51 Sergio Alcántara, S OBP: 0.266, SLG: 0.326 71 Keegan Thompson, R ERA: 2.21 46 Craig Kimbrel, R ERA: 0.51	(7, 1) (7, 1) (7, 1) (9, PH) (9, PH) (9, 1) (9, 1)																							
Inning Stats	R: 0 E: 0 K: 1 S: 8	H: 1 LOB: 1 BB: 0 P: 13	R: 0 E: 0 K: 0 S: 7	H: 0 LOB: 0 BB: 0 P: 9	R: 1 E: 0 K: 1 S: 11	H: 2 LOB: 1 BB: 0 P: 14	R: 0 E: 0 K: 0 S: 7	H: 0 LOB: 0 BB: 0 P: 11	R: 0 E: 0 K: 1 S: 12	H: 1 LOB: 1 BB: 0 P: 15	R: 0 E: 0 K: 2 S: 10	H: 1 LOB: 1 BB: 0 P: 13	R: 0 E: 0 K: 0 S: 6	H: 0 LOB: 2 BB: 1 P: 13	R: 1 E: 0 K: 1 S: 18	H: 1 LOB: 3 BB: 0 P: 32	R: 0 E: 0 K: 0 S: 6	H: 1 LOB: 2 BB: 1 P: 9	1B: 3 2B: 5 3B: 1 HR: 0	SF: 0 SAC: 0 DP: 1 HBP: 5	WP: 0 PB: 0 SB: 1 CS: 1	PA: 44		
PITCHER	IP WLS BF H R ER SO BB IBB HBP BLK WP HR S P ERA WHIP	50 Adam Wainwright, R ERA: 3.56 92 Génesis Cabrera, L ERA: 3.65 65 Giovanny Gallegos, R ERA: 2.7 53 John Gant, R ERA: 3.51 62 T.J. McFarland, L ERA: 4.5	7.0 0.2 0.1 0.1 1.0	27 3 4 3 0	6 0 1 0 0	1 0 0 0 0	5 0 1 0 0	0 0 0 0 0	0 0 0 0 0	0 0 0 0 0	0 0 0 0 0	0 0 0 0 0	0 0 0 0 0	62 11 23 12 8	84 0.00 9.00 0.00 0.00	1.29 1.500 1.000 3.000 0.000								

Chicago Cubs @ St. Louis Cardinals
 Busch Stadium, St. Louis, MO
 Wed Jul 21 2021, 7:17 PM - 11:26 PM CDT
 Att: 37,008 - Partly Cloudy - 84 F

AB	36
R	2
H	8
RBI	2
BB	2
SO	6
LOB	24



Batter	1	2	3	4	5	6	7	8	9	10	AB	R	H	RBI	BB	SO	LOB	BOTTOM						
3 Dylan Carlson, S OBP: 0.337, SLG: 0.394	(1, 9) X FF 87 0-0 G4-3		C SI 88 X CU 74 0-1 G4-3		B CH 80 F CH 80 S CH 80 B FF 88 C FF 89 3-3 K		B FF 89 D SL 81 X FF 92 2-1 46 WP 2B		1 SAFE B FF 95 B FF 95 B FF 95 B FF 94 1-4 BB		4	0	1	1	1	2								
46 Paul Goldschmidt, R OBP: 0.339, SLG: 0.453	(1, 3) C SI 88 F SI 88 B CU 74 B SI 89 X SI 89 3-2 2B		C CU 72 X CU 73 0-2 F9		X SI 88 0-0 F7		X SI 88 0-0 F7		B KC 85 S KC 86 B KC 86 B FF 86 C KC 86 X KC 86 3-2 G6-3		5	1	1	0	0	1	3							
28 Nolan Arenado, R OBP: 0.311, SLG: 0.487	(1, 5) B SI 88 B SI 88 X SI 88 2-0 G6-3		X SI 88 0-1 F7		C SI 88 F SI 88 B SI 89 S SI 89 2-2 F7		C SI 88 F SI 88 B SI 89 S SI 89 2-2 F7		B KC 84 B FF 95 B KC 86 B KC 86 B FF 96 4-2 4 1B		4	0	1	0	1	1	3							
27 Tyler O'Neill, R OBP: 0.331, SLG: 0.533	(1, 7) S SI 87 S CH 79 B FF 87 S SI 88 1-3 K		X CH 79 0-0 F6		C SI 88 F SI 88 B SI 89 S SI 89 2-2 F6		C SI 88 F SI 88 B SI 89 S SI 89 2-2 F6		B FF 96 S FF 96 D KC 86 S FF 95 3-3 11 CS 1B		5	0	2	0	0	2	3							
4 Yadier Molina, R OBP: 0.295, SLG: 0.394	(1, 2) B SI 87 X SI 88 1-0 G5-3		X SI 87 0-0 P5		C CH 79 X SI 88 1-1 F7		C CH 79 X SI 88 1-1 F7		F SI 92 1 SAFE S SI 83 F SI 85 B SI 85 D SAFE F FF 92 1-2 P6		5	0	1	1	0	0	3							
11 Paul DeJong, R OBP: 0.301, SLG: 0.400 53 John Gant, R ERA: 3.51 62 T.J. McFarland, L ERA: 4.5	(1, 6) (9, 1) (10, 1)		C SI 88 X CH 80 0-1 G6-3		B SI 87 F SI 88 X CH 80 1-1 F8		C SI 88 F SI 88 X CH 80 1-1 F8		1 SAFE S SI 84 1 SAFE B SI 85 R SI 85 D SAFE F FF 92 3-3 48 2B 1B		4	1	1	0	0	1	1							
19 Tommy Edman, S OBP: 0.299, SLG: 0.371	(1, 4) C FF 88 B FF 88 X CH 81 1-1 F7		B FF 87 B CH 81 C FF 89 X CH 81 2-1 48 1B		B CH 79 X FF 86 1-0 B1		B CH 79 X FF 86 1-0 B1		F FF 95 C CU 83 X CU 85 0-2 3 BB 1B		4	0	2	0	0	0	1							
48 Harrison Bader, R OBP: 0.345, SLG: 0.465	(1, 8) C FF 87 B CH 80 B CH 80 F SI 88 B SI 88 1 SAFE X SI 88 3-2 50 SH1-4 1B		1 SAFE C SI 88 B CH 80 B CH 80 F SI 87 1 SAFE B SI 88 X SI 87 0-2 50 SH1-4 1B		1 SAFE C SI 88 B CH 80 B CH 80 F SI 87 1 SAFE B SI 88 X SI 87 1-3 3 2B 2B		1 SAFE C SI 88 B CH 80 B CH 80 F SI 87 1 SAFE B SI 88 X SI 87 1-1 3 2B 2B		C FF 85 B FF 96 F FF 96 S FC 92 1-3 K		4	1	3	1	0	1	1							
50 Adam Wainwright, R OBP: 0.061, SLG: 0.031 13 Matt Carpenter, L OBP: 0.318, SLG: 0.320 92 Génesis Cabrera, L ERA: 3.65 65 Giovanny Gallegos, R ERA: 2.7 63 Edmundo Sosa, R OBP: 0.321, SLG: 0.325	(7, PH) (8, 1) (8, 1) (9, 6) (9, 6)		C SI 88 B FF 87 C BU 74 F SI 89 B CH 80 F SI 88 X SI 87 2-3 K		1 SAFE C SI 88 B CH 80 B CH 80 F SI 87 1 SAFE B SI 88 X SI 87 1-1 50 SH1-4 2B		B SI 81 C SI 90 X FF 92 1-1 F8		S FC 91 B FF 96 S FC 92 1-3 K		1	0	0	0	0	1	0							
Inning Stats	R: 0 E: 0 K: 1 S: 8	H: 1 LOB: 1 BB: 0 P: 14	R: 0 E: 0 K: 0 S: 5	H: 0 LOB: 0 BB: 0 P: 7	R: 0 E: 0 K: 1 S: 12	H: 1 LOB: 0 BB: 0 P: 17	R: 0 E: 0 K: 0 S: 7	H: 1 LOB: 1 BB: 0 P: 7	R: 0 E: 0 K: 1 S: 12	H: 2 LOB: 2 BB: 0 P: 19	R: 0 E: 1 K: 2 S: 15	H: 3 LOB: 2 BB: 0 P: 23	R: 0 E: 0 K: 1 S: 11	H: 1 LOB: 1 BB: 0 P: 16	R: 0 E: 0 K: 2 S: 13	H: 1 LOB: 2 BB: 1 P: 22	R: 1 E: 0 K: 1 S: 8	H: 1 LOB: 2 BB: 1 P: 15	1B: 9 2B: 4 3B: 0 HR: 0	SF: 0 SAC: 1 DP: 0 HBP: 0	WP: 1 PB: 0 SB: 0 CS: 1	PA: 41		
PITCHER	IP WLS BF H R ER SO BB IBB HBP BLK WP HR S P ERA WHIP	28 Kyle Hendricks, R ERA: 3.61 39 Andrew Chafin, L ERA: 1.37 18 Ryan Tepera, R ERA: 3.02 71 Keegan Thompson, R ERA: 2.21 46 Craig Kimbrel, R ERA: 0.51	6.1 0.1 1.1 0.2 0.2	8 1 0 1 0	2 0 0 0 0	2 0 0 0 0	3 0 0 0 0	0 0 0 0 0	0 0 0 0 0	0 0 0 0 0	0 0 0 0 0	0 0 0 0 0	0 0 0 0 0	63 11 21 15 22	90 0.00 0.750 0.00 0.000	2.84 1.263 0.00 0.750 0.000								

Chicago Cubs @ St. Louis Cardinals
 Busch Stadium, St. Louis, MO
 Wed Jul 21 2021, 7:17 PM - 11:26 PM CDT
 Att: 37,008 - Partly Cloudy - 84 F

AB	38
R	3
H	12
RBI	3
BB	2
SO	9
LOB	19



Batter	1	2	3	4	5	6	7	8	9	AB	R	H	RBI	BB	SO	LOB	TOP			
40 Wilson Contreras, R OBP: 0.348, SLG: 0.424										4	0	0	0	0	1	1				
44 Anthony Rizzo, L OBP: 0.337, SLG: 0.419										4	0	0	0	0	1	0				
16 Patrick Wisdom, R OBP: 0.316, SLG: 0.589										3	1	0	0	1	2	0				
9 Javier Báez, R OBP: 0.296, SLG: 0.483										3	1	1	0	1	1	0				
6 Jake Marisnick, R OBP: 0.291, SLG: 0.437										4	0	1	2	0	1	1				
66 Rafael Ortega, L OBP: 0.333, SLG: 0.425										3	0	1	0	0	2	1				
2 Nico Hoerner, R OBP: 0.380, SLG: 0.383										3	0	0	0	0	0	1				
8 Ian Happ, S OBP: 0.289, SLG: 0.319										2	0	0	0	0	1	1				
17 Kris Bryant, R OBP: 0.349, SLG: 0.489										0	0	0	0	1	0	0				
22 Jason Heyward, L OBP: 0.287, SLG: 0.347										0	0	0	0	0	0	0				
73 Adbert Alzola, R OBP: 0.077, SLG: 0.040										2	0	0	0	0	1	1				
36 Dillon Maples, R										0	0	0	0	0	0	0				
43 Dan Winkler, R										0	0	0	0	0	0	0				
29 Robinson Chirinos, R										1	0	0	0	0	1	1				
74 Trevor Megill, L										0	0	0	0	0	0	0				
Inning Stats	R: 0 H: 0 E: 0 K: 1 S: 8	H: 0 LOB: 0 BB: 0 P: 10	R: 0 H: 0 E: 0 K: 2 S: 10	H: 0 LOB: 0 BB: 0 P: 16	R: 0 H: 0 E: 0 K: 1 S: 8	H: 0 LOB: 0 BB: 0 P: 12	R: 2 H: 2 E: 0 K: 1 S: 14	H: 2 LOB: 1 BB: 0 P: 25	R: 0 H: 0 E: 0 K: 1 S: 9	H: 0 LOB: 0 BB: 0 P: 13	R: 0 H: 1 E: 0 K: 0 S: 6	H: 1 LOB: 1 BB: 0 P: 9	R: 0 H: 0 E: 0 K: 1 S: 7	H: 0 LOB: 1 BB: 1 P: 13	R: 0 H: 0 E: 0 K: 2 S: 10	H: 0 LOB: 1 BB: 1 P: 17	1B: 2 2B: 1 3B: 0 HR: 0	SF: 0 SAC: 0 DP: 2 HBP: 0	WP: 0 PB: 0 SB: 0 CS: 0	PA: 32
PITCHER	IP WLS BF H R ER SO BB IBB HBP BLK WP HR S P ERA WHIP																			
33 Kwang Hyun Kim, L ERA: 2.88	6.0 W 21 2 2 2 7 1 0 0 0 0 0 0 55 84 3.00 0.500																			
56 Ryan Helsley, R ERA: 4.54	1.0 H 4 1 0 0 0 0 0 0 0 0 0 0 6 9 0.00 1.000																			
62 T.J. McFarland, L ERA: 3.0	1.0 H 3 0 0 0 1 1 0 0 0 0 0 0 7 13 0.00 1.000																			
Alex Reyes, R ERA: 2.01	1.0 S 4 0 0 0 2 1 0 0 0 0 0 0 10 17 0.00 1.000																			

Chicago Cubs @ St. Louis Cardinals
 Busch Stadium, St. Louis, MO
 Thu Jul 22 2021, 6:17 PM - 9:04 PM CDT
 Att: 41,412 - Clear - 88 F

AB 29
 R 2
 H 3
 RBI 2
 BB 3
 SO 10
 LOB 7

Batter	1	2	3	4	5	6	7	8	9	AB	R	H	RBI	BB	SO	LOB	BOTTOM			
3 Dylan Carlson, S OBP: 0.341, SLG: 0.412										4	2	3	1	0	0	2				
46 Paul Goldschmidt, R OBP: 0.341, SLG: 0.451										2	0	0	0	2	2	2				
28 Nolan Arenado, R OBP: 0.310, SLG: 0.493										4	1	1	2	0	1	4				
27 Tyler O'Neill, R OBP: 0.326, SLG: 0.525										4	0	0	0	0	2	1				
4 Yadier Molina, R OBP: 0.295, SLG: 0.390										3	0	0	0	1	1	1				
19 Tommy Edman, S OBP: 0.301, SLG: 0.371										3	0	1	0	1	2	1				
48 Harrison Bader, R OBP: 0.336, SLG: 0.450										4	0	0	0	0	1	2				
63 Edmundo Sosa, R OBP: 0.322, SLG: 0.320										2	0	0	0	0	0	1				
33 Kwang Hyun Kim, L OBP: 0.160, SLG: 0.167										2	0	0	0	0	0	0				
56 Ryan Helsley, R										0	0	0	0	0	0	0				
13 Matt Carpenter, L										0	0	0	0	1	0	0				
62 T.J. McFarland, L										0	0	0	0	0	0	0				
Alex Reyes, R										0	0	0	0	0	0	0				
Inning Stats	R: 1 H: 1 E: 0 K: 2 S: 12	H: 1 LOB: 1 BB: 1 P: 24	R: 0 H: 0 E: 0 K: 0 S: 7	H: 0 LOB: 0 BB: 1 P: 13	R: 2 H: 2 E: 0 K: 2 S: 12	H: 2 LOB: 0 BB: 0 P: 19	R: 0 H: 0 E: 0 K: 1 S: 6	H: 0 LOB: 0 BB: 0 P: 11	R: 0 H: 1 E: 0 K: 1 S: 9	H: 1 LOB: 1 BB: 0 P: 13	R: 0 H: 0 E: 0 K: 2 S: 14	H: 0 LOB: 1 BB: 1 P: 22	R: 0 H: 0 E: 0 K: 1 S: 15	H: 0 LOB: 3 BB: 2 P: 26	R: 0 H: 1 E: 0 K: 0 S: 10	H: 1 LOB: 1 BB: 0 P: 11	1B: 1 2B: 2 3B: 0 HR: 2	SF: 0 SAC: 0 DP: 0 HBP: 1	WP: 0 PB: 0 SB: 0 CS: 1	PA: 34
PITCHER	IP WLS BF H R ER SO BB IBB HBP BLK WP HR S P ERA WHIP																			
73 Adbert Alzola, R ERA: 4.58	6.0 L 24 4 3 3 8 3 0 1 0 0 0 0 4 10 4.50 1.167																			
36 Dillon Maples, R ERA: 1.8	0.1 3 0 0 0 1 1 0 1 0 0 0 0 4 10 0.00 3.000																			
43 Dan Winkler, R ERA: 2.7	0.2 3 0 0 0 0 1 0 0 0 0 0 0 11 16 0.00 1.500																			
74 Trevor Megill, R ERA: 13.5	1.0 4 1 0 0 0 0 0 0 0 0 0 0 10 11 0.00 1.000																			

Chicago Cubs @ St. Louis Cardinals
 Busch Stadium, St. Louis, MO
 Thu Jul 22 2021, 6:17 PM - 9:04 PM CDT
 Att: 41,412 - Clear - 88 F

AB 28
 R 3
 H 5
 RBI 3
 BB 5
 SO 9
 LOB 14

Batter	1	2	3	4	5	6	7	8	9	AB	R	H	RBI	BB	SO	LOB	TOP			
3 Dylan Carlson, S OBP: 0.339, SLG: 0.408										3	0	0	1	1	2	1				
46 Paul Goldschmidt, R OBP: 0.344, SLG: 0.459										4	1	2	1	1	2	1				
28 Nolan Arenado, R OBP: 0.312, SLG: 0.490										4	0	1	0	1	1	2				
27 Tyler O'Neill, R OBP: 0.324, SLG: 0.517										4	0	0	0	0	2	4				
11 Paul DeJong, R OBP: 0.297, SLG: 0.395										3	0	0	0	0	2	4				
60 Justin Miller, R										0	0	0	0	0	0	0				
92 Génesis Cabrera, L										0	0	0	0	0	0	0				
13 Matt Carpenter, L										0	0	0	0	0	0	0				
56 Ryan Helsley, R										0	0	0	0	0	0	0				
65 Giovanny Gallegos, R										0	0	0	0	0	0	0				
50 Adam Wainwright, R										1	0	0	0	0	0	0				
48 Harrison Bader, R OBP: 0.347, SLG: 0.485										3	2	2	1	1	1	2				
19 Tommy Edman, S OBP: 0.300, SLG: 0.370										4	1	1	0	0	1	3				
7 Andrew Knizner, R OBP: 0.276, SLG: 0.245										4	1	2	2	0	0	3				
49 Wade LeBlanc, L OBP: 0.273, SLG: 0.282										0	0	0	0	0	0	0				
64 José Róndón, R										1	0	0	0	0	0	0				
21 Andrew Miller, L										0	0	0	0	0	0	0				
63 Edmundo Sosa, R OBP: 0.324, SLG: 0.323										2	0	1	0	0	1	0				
Inning Stats	R: 1 H: 2 E: 0 K: 2 S: 12	H: 2 LOB: 1 BB: 0 P: 19	R: 1 H: 2 E: 0 K: 1 S: 14	H: 2 LOB: 1 BB: 0 P: 21	R: 0 H: 1 E: 0 K: 0 S: 4	H: 1 LOB: 0 BB: 0 P: 6	R: 0 H: 0 E: 0 K: 0 S: 9	H: 0 LOB: 3 BB: 1 P: 19	R: 0 H: 0 E: 0 K: 2 S: 12	H: 0 LOB: 2 BB: 1 P: 22	R: 0 H: 0 E: 0 K: 3 S: 7	H: 0 LOB: 0 BB: 0 P: 8	R: 0 H: 0 E: 0 K: 3 S: 13	H: 0 LOB: 0 BB: 0 P: 19	1B: 5 2B: 2 3B: 0 HR: 2	SF: 1 SAC: 1 DP: 1 HBP: 1	WP: 0 PB: 0 SB: 1 CS: 0	PA: 41		
PITCHER	IP: 5.0 WLS: 23 BF: 5 H: 2 R: 2 ER: 2 SO: 5	IP: 0.0 WLS: 4 BF: 4 H: 3 R: 3 ER: 3 SO: 0	IP: 1.0 WLS: 3 BF: 3 H: 0 R: 0 ER: 0 SO: 1	IP: 0.0 WLS: 2 BF: 0 H: 0 R: 0 ER: 0 SO: 0	IP: 1.0 WLS: 3 BF: 0 H: 1 R: 0 ER: 0 SO: 0	IP: 0.0 WLS: 4 BF: 0 H: 0 R: 0 ER: 0 SO: 0	IP: 1.0 WLS: 3 BF: 0 H: 0 R: 0 ER: 0 SO: 3	IP: 1.0 WLS: 3 BF: 0 H: 0 R: 0 ER: 0 SO: 2	IP: 1.0 WLS: 3 BF: 0 H: 0 R: 0 ER: 0 SO: 3	IP: 1.0 WLS: 3 BF: 0 H: 0 R: 0 ER: 0 SO: 2	IP: 1.0 WLS: 3 BF: 0 H: 0 R: 0 ER: 0 SO: 3	IP: 1.0 WLS: 3 BF: 0 H: 0 R: 0 ER: 0 SO: 2	IP: 1.0 WLS: 3 BF: 0 H: 0 R: 0 ER: 0 SO: 3	IP: 1.0 WLS: 3 BF: 0 H: 0 R: 0 ER: 0 SO: 2	IP: 1.0 WLS: 3 BF: 0 H: 0 R: 0 ER: 0 SO: 3	IP: 1.0 WLS: 3 BF: 0 H: 0 R: 0 ER: 0 SO: 2	IP: 1.0 WLS: 3 BF: 0 H: 0 R: 0 ER: 0 SO: 3	IP: 1.0 WLS: 3 BF: 0 H: 0 R: 0 ER: 0 SO: 2	IP: 1.0 WLS: 3 BF: 0 H: 0 R: 0 ER: 0 SO: 3	IP: 1.0 WLS: 3 BF: 0 H: 0 R: 0 ER: 0 SO: 2

St. Louis Cardinals @ Cincinnati Reds
Great American Ball Park, Cincinnati, OH
Fri Jul 23 2021, 7:12 PM - 10:55 PM EDT
Att: 30,605 - Clear - 84 F

AB 33
R 5
H 9
RBI 5
BB 5
SO 13
LOB 20



Batter	1	2	3	4	5	6	7	8	9	AB	R	H	RBI	BB	SO	LOB	BOTTOM			
6 Jonathan India, R OBP: 0.404, SLG: 0.420										5	1	2	0	0	1	3				
33 Jesse Winker, L OBP: 0.371, SLG: 0.517										4	0	1	0	1	1	1				
37 Tyler Stephenson, R OBP: 0.366, SLG: 0.410										4	2	2	1	0	0	2				
19 Joey Votto, L OBP: 0.361, SLG: 0.471										5	1	3	2	0	1	2				
55 Heath Hembree, R										0	0	0	0	0	0	0				
7 Eugenio Suárez, R OBP: 0.257, SLG: 0.364										3	0	1	1	1	1	1				
44 Aristides Aquino, R OBP: 0.352, SLG: 0.607										4	0	1	0	0	2	4				
12 Tyler Naquin, L OBP: 0.315, SLG: 0.439										4	0	1	0	0	0	0				
17 Kyle Farmer, R OBP: 0.303, SLG: 0.364										4	2	3	1	0	0	2				
30 Tyler Mahle, R										1	0	0	0	0	0	0				
62 Edgar García, R										0	0	0	0	0	0	0				
88 Ryan Hendrix, R										0	0	0	0	0	0	0				
84 Tony Santillan, R										0	0	0	0	0	0	0				
47 Brad Brach, R										0	0	0	0	0	0	0				
16 Tucker Barnhart, L										0	0	0	0	0	0	0				
27 Wade LeBlanc, L										0	0	0	0	0	0	0				
Inning Stats	R: 2 H: 3 E: 1 K: 3 S: 17	H: 3 LOB: 1 BB: 0 P: 28	R: 0 H: 1 E: 0 K: 1 S: 13	H: 1 LOB: 1 BB: 0 P: 18	R: 0 H: 1 E: 0 K: 1 S: 9	H: 1 LOB: 2 BB: 1 P: 14	R: 1 H: 3 E: 0 K: 0 S: 13	H: 3 LOB: 2 BB: 0 P: 22	R: 0 H: 2 E: 0 K: 1 S: 10	H: 2 LOB: 0 BB: 0 P: 16	R: 0 H: 0 E: 0 K: 0 S: 3	H: 0 LOB: 0 BB: 0 P: 5	R: 2 H: 3 E: 0 K: 0 S: 9	H: 3 LOB: 0 BB: 0 P: 12	R: 1 H: 1 E: 1 K: 0 S: 14	H: 1 LOB: 2 BB: 1 P: 24	1B: 10 2B: 4 3B: 0 HR: 1	SF: 1 SAC: 1 DP: 1 HBP: 0	WP: 1 PB: 0 SB: 0 CS: 0	PA: 40
PITCHER	IP: 4.0 WLS: 21 BF: 21 H: 3 R: 3 ER: 3 SO: 5	IP: 0.2 WLS: 4 BF: 4 H: 2 R: 0 ER: 0 SO: 1	IP: 0.1 WLS: 1 BF: 0 H: 0 R: 0 ER: 0 SO: 0	IP: 1.0 WLS: 3 BF: 3 H: 0 R: 0 ER: 0 SO: 0	IP: 0.0 WLS: 2 BF: 0 H: 1 R: 0 ER: 0 SO: 0	IP: 0.0 WLS: 4 BF: 0 H: 0 R: 0 ER: 0 SO: 0	IP: 1.0 WLS: 3 BF: 0 H: 0 R: 0 ER: 0 SO: 3	IP: 1.0 WLS: 3 BF: 0 H: 0 R: 0 ER: 0 SO: 2	IP: 1.0 WLS: 3 BF: 0 H: 0 R: 0 ER: 0 SO: 2	IP: 1.0 WLS: 3 BF: 0 H: 0 R: 0 ER: 0 SO: 3	IP: 1.0 WLS: 3 BF: 0 H: 0 R: 0 ER: 0 SO: 2	IP: 1.0 WLS: 3 BF: 0 H: 0 R: 0 ER: 0 SO: 3	IP: 1.0 WLS: 3 BF: 0 H: 0 R: 0 ER: 0 SO: 2	IP: 1.0 WLS: 3 BF: 0 H: 0 R: 0 ER: 0 SO: 3	IP: 1.0 WLS: 3 BF: 0 H: 0 R: 0 ER: 0 SO: 2	IP: 1.0 WLS: 3 BF: 0 H: 0 R: 0 ER: 0 SO: 3	IP: 1.0 WLS: 3 BF: 0 H: 0 R: 0 ER: 0 SO: 2	IP: 1.0 WLS: 3 BF: 0 H: 0 R: 0 ER: 0 SO: 3	IP: 1.0 WLS: 3 BF: 0 H: 0 R: 0 ER: 0 SO: 2	IP: 1.0 WLS: 3 BF: 0 H: 0 R: 0 ER: 0 SO: 3

St. Louis Cardinals @ Cincinnati Reds
Great American Ball Park, Cincinnati, OH
Fri Jul 23 2021, 7:12 PM - 10:55 PM EDT
Att: 30,605 - Clear - 84 F

AB 36
R 6
H 14
RBI 5
BB 2
SO 6
LOB 16



Batter	1	2	3	4	5	6	7	8	9	AB	R	H	RBI	BB	SO	LOB	TOP			
3 Dylan Carlson, S OBP: 0.335, SLG: 0.403										5	0	0	0	0	1	1				
46 Paul Goldschmidt, R OBP: 0.345, SLG: 0.461										5	1	2	0	0	1	0				
28 Nolan Arenado, R OBP: 0.310, SLG: 0.489										5	1	1	1	1	0	2				
27 Tyler O'Neill, R OBP: 0.323, SLG: 0.513										4	0	1	0	0	1	1				
11 Paul DeJong, R OBP: 0.300, SLG: 0.397										4	1	2	1	0	1	1				
19 Tommy Edman, S OBP: 0.303, SLG: 0.373										2	0	1	0	1	1	0				
62 T.J. McFarland, L										0	0	0	0	0	0	0				
63 Edmundo Sosa, R OBP: 0.329, SLG: 0.327										1	0	1	0	0	0	0				
48 Harrison Bader, R OBP: 0.344, SLG: 0.478										4	0	1	1	0	1	4				
7 Andrew Knizner, R OBP: 0.294, SLG: 0.242										1	0	0	0	3	0	2				
40 Jake Woodford, R OBP: 0.111, SLG: 0.111										2	0	0	0	0	2	5				
13 Matt Carpenter, L OBP: 0.316, SLG: 0.318										1	0	0	0	0	1	1				
64 José Rondón, R OBP: 0.267, SLG: 0.275										1	0	0	0	0	0	3				
53 John Gant, R										0	0	0	0	0	0	0				
Inning Stats	R: 0 E: 0 K: 1 S: 7	H: 1 LOB: 0 BB: 0 P: 11	R: 1 E: 0 K: 1 S: 12	H: 2 LOB: 2 BB: 1 P: 23	R: 0 E: 1 K: 0 S: 10	H: 0 LOB: 0 BB: 0 P: 15	R: 0 E: 0 K: 3 S: 14	H: 2 LOB: 3 BB: 1 P: 20	R: 0 E: 0 K: 1 S: 7	H: 0 LOB: 0 BB: 0 P: 10	R: 0 E: 0 K: 2 S: 9	H: 0 LOB: 1 BB: 1 P: 16	R: 2 E: 0 K: 0 S: 16	H: 4 LOB: 3 BB: 1 P: 28	R: 0 E: 0 K: 0 S: 7	H: 0 LOB: 0 BB: 0 P: 8	1B: 6 2B: 3 3B: 0 HR: 0	SF: 0 SAC: 0 DP: 2 HBP: 0	WP: 0 PB: 0 SB: 0 CS: 0	PA: 39
PITCHER	IP	WLS	BF	H	R	ER	SO	BB	IBB	HBP	BLK	WP	HR	S	P	ERA	WHIP			
58 Luis Castillo, R ERA: 4.2	7.0	W	28	5	1	1	9	2	1	0	0	0	0	68	107	1.29	1.000			
47 Brad Brach, R ERA: 4.15	0.2		7	4	2	2	0	1	0	0	0	0	0	13	22	27.00	7.500			
63 Sean Doolittle, L ERA: 4.32	0.1	H	1	0	0	0	0	0	0	0	0	0	0	3	6	0.00	0.000			
55 Heath Hembree, R ERA: 4.71	1.0	S	3	0	0	0	0	0	0	0	0	0	0	7	8	0.00	0.000			

St. Louis Cardinals @ Cincinnati Reds
Great American Ball Park, Cincinnati, OH
Sat Jul 24 2021, 7:11 PM - 10:05 PM EDT
Att: 33,489 - Partly Cloudy - 89 F

AB 35
R 3
H 9
RBI 3
BB 4
SO 9
LOB 20



Batter	1	2	3	4	5	6	7	8	9	AB	R	H	RBI	BB	SO	LOB	BOTTOM			
6 Jonathan India, R OBP: 0.408, SLG: 0.423										3	2	2	0	1	0	0				
33 Jesse Winker, L OBP: 0.374, SLG: 0.531										4	1	3	4	0	0	0				
19 Joey Votto, L OBP: 0.359, SLG: 0.480										4	1	1	1	0	1	3				
12 Tyler Naquin, L OBP: 0.314, SLG: 0.436										4	0	1	0	0	0	0				
7 Eugenio Suárez, R OBP: 0.257, SLG: 0.361										3	0	0	0	1	0	3				
17 Kyle Farmer, R OBP: 0.305, SLG: 0.363										3	0	1	0	1	0	3				
16 Tucker Barnhart, L OBP: 0.341, SLG: 0.396										4	0	0	0	0	2	3				
4 Shogo Akiyama, L OBP: 0.268, SLG: 0.238										4	1	1	0	0	0	3				
58 Luis Castillo, R OBP: 0.188, SLG: 0.226										3	0	0	0	0	2	1				
47 Brad Brach, R										0	0	0	0	0	0	0				
63 Sean Doolittle, L										0	0	0	0	0	0	0				
32 Max Schrock, L OBP: 0.281, SLG: 0.516										1	0	0	0	0	1	1				
55 Heath Hembree, R										0	0	0	0	0	0	0				
Inning Stats	R: 0 E: 0 K: 1 S: 11	H: 2 LOB: 3 BB: 1 P: 19	R: 2 E: 0 K: 1 S: 14	H: 3 LOB: 1 BB: 0 P: 20	R: 0 E: 0 K: 0 S: 15	H: 1 LOB: 2 BB: 1 P: 25	R: 0 E: 0 K: 0 S: 5	H: 0 LOB: 0 BB: 0 P: 7	R: 1 E: 0 K: 0 S: 12	H: 1 LOB: 0 BB: 0 P: 17	R: 0 E: 0 K: 2 S: 9	H: 0 LOB: 0 BB: 0 P: 12	R: 2 E: 0 K: 0 S: 7	H: 2 LOB: 0 BB: 0 P: 11	R: 0 E: 0 K: 2 S: 8	H: 0 LOB: 1 BB: 1 P: 17	1B: 6 2B: 1 3B: 0 HR: 2	SF: 0 SAC: 0 DP: 0 HBP: 0	WP: 0 PB: 0 SB: 0 CS: 0	PA: 36
PITCHER	IP	WLS	BF	H	R	ER	SO	BB	IBB	HBP	BLK	WP	HR	S	P	ERA	WHIP			
40 Jake Woodford, R ERA: 4.25	5.0	L	24	7	3	3	2	2	0	0	0	0	1	16	23	9.00	1.000			
62 T.J. McFarland, L ERA: 5.4	2.0		8	2	2	2	2	0	0	0	0	0	0	1	23	9.00	1.000			
53 John Gant, R ERA: 3.46	1.0		4	0	0	0	2	1	0	0	0	0	0	8	17	0.00	1.000			

St. Louis Cardinals @ Cincinnati Reds
Great American Ball Park, Cincinnati, OH
Sat Jul 24 2021, 7:11 PM - 10:05 PM EDT
Att: 33,489 - Partly Cloudy - 89 F

AB 33
R 5
H 9
RBI 5
BB 3
SO 6
LOB 17



Batter	1	2	3	4	5	6	7	8	9	AB	R	H	RBI	BB	SO	LOB	TOP					
3 Dylan Carlson, S OBP: 0.336, SLG: 0.409	G4-3		G5-3	HR		K		HBP		4	1	1	2	0	1	0						
46 Paul Goldschmidt, R OBP: 0.360, SLG: 0.455	F9		K	K		K		G3-1		5	0	0	0	0	3	2						
28 Nolan Arenado, R OBP: 0.314, SLG: 0.504	27 HR		F9	27 WP		F8		HR		5	3	3	1	0	0	0						
27 Tyler O'Neill, R OBP: 0.331, SLG: 0.526	HR			BB		G4-3		BB		3	2	2	2	2	0	0						
11 Paul DeJong, R OBP: 0.300, SLG: 0.394	F9		19 2B	48 HR		G5-3		G4-3		4	1	1	0	0	0	1						
92 Genesis Cabrera, L										0	0	0	0	0	0	0						
65 Giovanni Gallegos, R										0	0	0	0	0	0	0						
13 Matt Carpenter, L OBP: 0.315, SLG: 0.315										1	0	0	0	0	0	1						
Alex Reyes, R										0	0	0	0	0	0	0						
19 Tommy Edman, S OBP: 0.302, SLG: 0.373	G5-3		48 HR	2B		G3-1		G3-1		5	1	1	1	0	0	1						
48 Harrison Bader, R OBP: 0.358, SLG: 0.507			HR	BB				K		4	1	3	3	1	1	0						
7 Andrew Knizner, R OBP: 0.316, SLG: 0.258			HR	BB				BB		2	1	1	0	3	1	1						
59 Johan Oviedo, R OBP: 0.227, SLG: 0.150								BB		3	0	0	0	0	2	4						
56 Ryan Helsley, R										0	0	0	0	0	0	0						
21 Andrew Miller, L										0	0	0	0	0	0	0						
60 Justin Miller, R										0	0	0	0	0	0	0						
63 Edmundo Sosa, R OBP: 0.324, SLG: 0.323										2	0	0	0	0	2	4						
Inning Stats	R: 2 E: 0 K: 0 S: 10	H: 2 LOB: 0 BB: 0 P: 17	R: 0 E: 0 K: 1 S: 12	H: 1 LOB: 1 BB: 0 P: 16	R: 0 E: 0 K: 1 S: 7	H: 0 LOB: 0 BB: 0 P: 10	R: 7 E: 0 K: 2 S: 26	H: 6 LOB: 0 BB: 1 P: 44	R: 0 E: 0 K: 2 S: 7	H: 0 LOB: 0 BB: 0 P: 10	R: 0 E: 0 K: 0 S: 10	H: 0 LOB: 0 BB: 1 P: 16	R: 0 E: 0 K: 2 S: 13	H: 0 LOB: 2 BB: 2 P: 21	R: 1 E: 0 K: 1 S: 12	H: 2 LOB: 3 BB: 2 P: 27	1B: 5 2B: 2 3B: 1 HR: 4	SF: 0 SAC: 0 DP: 1 HBP: 1	WP: 2 PB: 0 SB: 0 CS: 0	PA: 45		
PITCHER	IP WLS BF ERA WHIP	IP WLS BF ERA WHIP	IP WLS BF ERA WHIP	IP WLS BF ERA WHIP	IP WLS BF ERA WHIP	IP WLS BF ERA WHIP	IP WLS BF ERA WHIP	IP WLS BF ERA WHIP	IP WLS BF ERA WHIP	IP WLS BF ERA WHIP	IP WLS BF ERA WHIP	IP WLS BF ERA WHIP	IP WLS BF ERA WHIP	IP WLS BF ERA WHIP	IP WLS BF ERA WHIP	IP WLS BF ERA WHIP	IP WLS BF ERA WHIP	IP WLS BF ERA WHIP	IP WLS BF ERA WHIP	IP WLS BF ERA WHIP	IP WLS BF ERA WHIP	
54 Sonny Gray, R ERA: 4.5	3.1	L	19	8	8	8	3	1	0	0	0	0	0	1	0	8	15	21.60	2.700			
52 Edgar Garcia, R ERA: 13.5	0.2		3	1	1	1	1	0	0	0	0	0	0	1	0	8	15	13.50	1.500			
23 Jeff Hoffman, R ERA: 4.98	2.0		8	1	0	0	3	1	0	0	0	0	0	0	20	36	0.00	1.000				
35 Josh Osich, L ERA: 4.61	1.0		3	0	0	0	0	1	0	0	0	0	0	0	10	16	0.00	1.000				
64 Tony Santillan, R ERA: 4.57	1.0		5	0	0	0	2	1	0	1	0	0	0	0	13	21	0.00	1.000				
6 Jonathan India, R OBP: 0.294, SLG: 0.419	K		G5-3			K		19 WP	37 1B													
23 Jeff Hoffman, R																						
28 Aroldo Lopez, S																						
35 Josh Osich, L																						
7 Eugenio Suarez, R OBP: 0.287, SLG: 0.325																						
64 Tony Santillan, R OBP: 0.297, SLG: 0.325																						
4 Shogo Akiyama, L OBP: 0.260, SLG: 0.325																						
33 Jesse Winker, L OBP: 0.377, SLG: 0.534	37 BB		L8			F7		19 BB	37 1B													
37 Tyler Stephenson, R OBP: 0.376, SLG: 0.419	19 HR		19 BB			12 BB		19 WP														
19 Joey Votto, L OBP: 0.363, SLG: 0.490	HR		12 G4-6-3			K		K														
12 Tyler Naquin, L OBP: 0.312, SLG: 0.430	K		G4-6-3			BB		BB														
44 Aristides Aquino, R OBP: 0.355, SLG: 0.576	K					32 BB		K														
68 Ryan Hendrix, R																						
17 Kyle Farmer, R OBP: 0.307, SLG: 0.362	54 G6-3		K			P6		27 WP	32 2B													
27 Mike Freeman, L OBP: 0.279, SLG: 0.200	G4-3		F8			37 1B		K														
54 Sonny Gray, R OBP: 0.100, SLG: 0.053	G6-3																					
52 Edgar Garcia, R																						
32 Max Schrock, L OBP: 0.306, SLG: 0.529																						
Inning Stats	R: 3 E: 0 K: 3 S: 16	H: 2 LOB: 1 BB: 1 P: 27	R: 0 E: 0 K: 0 S: 8	H: 1 LOB: 1 BB: 0 P: 11	R: 0 E: 0 K: 0 S: 10	H: 1 LOB: 1 BB: 1 P: 19	R: 0 E: 0 K: 2 S: 12	H: 0 LOB: 2 BB: 2 P: 21	R: 0 E: 0 K: 2 S: 14	H: 1 LOB: 3 BB: 2 P: 26	R: 1 E: 0 K: 2 S: 13	H: 3 LOB: 2 BB: 0 P: 21	R: 2 E: 0 K: 2 S: 15	H: 1 LOB: 1 BB: 1 P: 28	R: 0 E: 0 K: 1 S: 12	H: 1 LOB: 3 BB: 2 P: 23	R: 0 E: 0 K: 0 S: 5	H: 0 LOB: 0 BB: 0 P: 6	1B: 7 2B: 2 3B: 0 HR: 1	SF: 0 SAC: 0 DP: 1 HBP: 1	WP: 2 PB: 0 SB: 0 CS: 0	PA: 46
PITCHER	IP WLS BF ERA WHIP	IP WLS BF ERA WHIP	IP WLS BF ERA WHIP	IP WLS BF ERA WHIP	IP WLS BF ERA WHIP	IP WLS BF ERA WHIP	IP WLS BF ERA WHIP	IP WLS BF ERA WHIP	IP WLS BF ERA WHIP	IP WLS BF ERA WHIP	IP WLS BF ERA WHIP	IP WLS BF ERA WHIP	IP WLS BF ERA WHIP	IP WLS BF ERA WHIP	IP WLS BF ERA WHIP	IP WLS BF ERA WHIP	IP WLS BF ERA WHIP	IP WLS BF ERA WHIP	IP WLS BF ERA WHIP	IP WLS BF ERA WHIP	IP WLS BF ERA WHIP	
59 Johan Oviedo, R ERA: 4.91	4.1		23	5	3	3	6	0	0	0	0	0	0	0	5	6	0.00	0.000				
56 Ryan Helsley, R ERA: 4.79	0.2	W	2	0	0	0	1	0	0	0	0	0	0	0	5	6	0.00	0.000				
21 Andrew Miller, L ERA: 4.09	1.0		6	3	1	1	2	0	0	0	0	0	1	0	13	21	9.00	3.000				
60 Justin Miller, R ERA: 9.72	0.1		3	0	2	2	1	1	0	1	0	0	0	0	6	14	54.00	3.000				
92 Genesis Cabrera, L ERA: 3.52	0.2		4	1	0	0	1	1	0	0	0	0	1	0	13	22	0.00	3.000				

St. Louis Cardinals @ Cincinnati Reds
Great American Ball Park, Cincinnati, OH
Sun Jul 25 2021, 1:12 PM - 5:16 PM EDT
Att: 21,947 - Partly Cloudy - 88 F

AB 38
R 10
H 12
RBI 9
BB 6
SO 10
LOB 14



St. Louis Cardinals @ Cincinnati Reds
Great American Ball Park, Cincinnati, OH
Sun Jul 25 2021, 1:12 PM - 5:16 PM EDT
Att: 21,947 - Partly Cloudy - 88 F

AB 36
R 6
H 10
RBI 6
BB 9
SO 12
LOB 34



Batter	1	2	3	4	5	6	7	8	9	AB	R	H	RBI	BB	SO	LOB	TOP			
3 Dylan Carlson, S OBP: 0.336, SLG: 0.408	G4-3		K			FC1-2 28 BB 46 1B	G6-3		BB	4	0	1	1	1	1	1	St. Louis Cardinals @ Cleveland Indians Progressive Field, Cleveland, OH Tue Jul 27 2021, 7:13 PM - 10:02 PM EDT Att: 19,480 - Partly Cloudy - 81 F			
46 Paul Goldschmidt, R OBP: 0.339, SLG: 0.452	K			F9		FC1-2 27 BB 28 BB		F8	K	5	0	1	0	0	2	3				
28 Nolan Arenado, R OBP: 0.313, SLG: 0.500	K			P4		FC1-2 27 BB		F8		3	0	0	0	1	1	0				
27 Tyler O'Neill, R OBP: 0.327, SLG: 0.518		K		G6-3		FC1-2		K		4	0	0	0	0	2	3				
4 Yadier Molina, R OBP: 0.291, SLG: 0.384	G5-3			G3		L7			F7	4	0	0	0	0	0	3				
19 Tommy Edman, S OBP: 0.301, SLG: 0.374	F7			G4-3				K		4	0	1	0	0	1	0				
48 Harrison Bader, R OBP: 0.368, SLG: 0.548				HR		2B		F8	2B	4	2	3	1	0	0	0				
13 Matt Carpenter, L OBP: 0.315, SLG: 0.316				G4-3		1B		BB	BB	3	0	1	0	0	1	1				
64 José Róndón, R OBP: 0.293, SLG: 0.275								BB	BB	0	1	0	0	0	1	0				
11 Paul DeJong, R OBP: 0.303, SLG: 0.406	L7			G6-3		HR		BB	BB	3	1	1	2	1	0	0				
Inning Stats	R: 0 H: 0 E: 0 K: 2 S: 12	H: 0 LOB: 0 BB: 0 P: 18	R: 0 H: 0 E: 0 K: 1 S: 7	H: 0 LOB: 0 BB: 0 P: 11	R: 1 H: 1 E: 0 K: 2 S: 14	H: 1 LOB: 0 BB: 0 P: 21	R: 0 H: 0 E: 0 K: 0 S: 5	H: 0 LOB: 0 BB: 0 P: 6	R: 0 H: 1 E: 0 K: 0 S: 11	H: 1 LOB: 1 BB: 0 P: 18	R: 0 H: 2 E: 0 K: 0 S: 9	H: 3 LOB: 1 BB: 0 P: 19	R: 0 H: 0 E: 0 K: 1 S: 9	H: 0 LOB: 0 BB: 0 P: 14	R: 1 H: 1 E: 0 K: 2 S: 18	H: 1 LOB: 3 BB: 3 P: 38	1B: 3 2B: 3 3B: 0 HR: 2	SF: 0 SAC: 0 DP: 0 HBP: 0	WP: 0 PB: 0 SB: 2 CS: 0	PA: 38
PITCHER	IP WLS BF H R ER SO BB IBB HBP BLK WP HR S P ERA WHIP	IP WLS BF H R ER SO BB IBB HBP BLK WP HR S P ERA WHIP	IP WLS BF H R ER SO BB IBB HBP BLK WP HR S P ERA WHIP	IP WLS BF H R ER SO BB IBB HBP BLK WP HR S P ERA WHIP	IP WLS BF H R ER SO BB IBB HBP BLK WP HR S P ERA WHIP	IP WLS BF H R ER SO BB IBB HBP BLK WP HR S P ERA WHIP	IP WLS BF H R ER SO BB IBB HBP BLK WP HR S P ERA WHIP	IP WLS BF H R ER SO BB IBB HBP BLK WP HR S P ERA WHIP	IP WLS BF H R ER SO BB IBB HBP BLK WP HR S P ERA WHIP	IP WLS BF H R ER SO BB IBB HBP BLK WP HR S P ERA WHIP	IP WLS BF H R ER SO BB IBB HBP BLK WP HR S P ERA WHIP	IP WLS BF H R ER SO BB IBB HBP BLK WP HR S P ERA WHIP	IP WLS BF H R ER SO BB IBB HBP BLK WP HR S P ERA WHIP	IP WLS BF H R ER SO BB IBB HBP BLK WP HR S P ERA WHIP	IP WLS BF H R ER SO BB IBB HBP BLK WP HR S P ERA WHIP	IP WLS BF H R ER SO BB IBB HBP BLK WP HR S P ERA WHIP	IP WLS BF H R ER SO BB IBB HBP BLK WP HR S P ERA WHIP			
47 Cal Quantrill, R ERA: 3.66	6.0	L	5	3	2	2	0	0	0	0	1	15	19	18.00	3.000					
27 Bryan Shaw, R ERA: 3.18	1.0	L	3	0	0	0	1	0	0	0	0	9	14	0.00	0.000					
52 Nick Sandlin, R ERA: 2.54	0.2	L	6	1	1	1	1	3	0	0	0	15	33	13.50	6.000					
88 Phil Maton, R ERA: 4.57	0.1	L	1	0	0	0	1	0	0	0	0	3	5	0.00	0.000					

AB	34
R	4
H	8
RBI	4
BB	4
SO	8
LOB	11



Batter	1	2	3	4	5	6	7	8	9	AB	R	H	RBI	BB	SO	LOB	BOTTOM			
7 César Hernández, S OBP: 0.305, SLG: 0.418	L9		F7			FC5-4 1 BB		G4-6-3 1 BB		3	0	1	0	1	0	1	St. Louis Cardinals @ Cleveland Indians Progressive Field, Cleveland, OH Tue Jul 27 2021, 7:13 PM - 10:02 PM EDT Att: 19,480 - Partly Cloudy - 81 F			
1 Amed Rosario, R OBP: 0.308, SLG: 0.367	L9			HR		FC5-4 1-2		G4-6-3 1-2		4	1	1	0	0	0	3				
11 José Ramírez, S OBP: 0.344, SLG: 0.519	K			HR		BB		L4		3	1	1	2	1	1	0				
32 Franmil Reyes, R OBP: 0.309, SLG: 0.563	K			K		K		L8		4	0	0	0	0	3	1				
44 Bobby Bradley, L OBP: 0.316, SLG: 0.485	G3-1			K		K		HBP		3	0	0	0	0	2	0				
40 Harold Ramírez, R OBP: 0.305, SLG: 0.414	F8			G6-3				L8		4	0	0	0	0	0	1				
4 Bradley Zimmer, L OBP: 0.365, SLG: 0.533				G4-3 55 1B		G5-3 23 G3 55 G5-3 1B		K		3	0	2	0	0	1	0				
55 Roberto Pérez, R OBP: 0.265, SLG: 0.347				G4-3		G5-3		F7		3	0	0	0	0	0	2				
23 Daniel Johnson, L OBP: 0.209, SLG: 0.333				K		G3		K		3	0	0	0	0	2	2				
Inning Stats	R: 0 H: 0 E: 0 K: 1 S: 7	H: 0 LOB: 0 BB: 0 P: 11	R: 0 H: 0 E: 0 K: 1 S: 8	H: 0 LOB: 0 BB: 0 P: 11	R: 0 H: 1 E: 0 K: 1 S: 8	H: 1 LOB: 1 BB: 0 P: 11	R: 2 H: 2 E: 0 K: 2 S: 11	H: 2 LOB: 0 BB: 0 P: 15	R: 0 H: 0 E: 0 K: 0 S: 7	H: 0 LOB: 0 BB: 1 P: 14	R: 0 H: 0 E: 0 K: 1 S: 7	H: 0 LOB: 0 BB: 0 P: 11	R: 0 H: 1 E: 0 K: 1 S: 6	H: 1 LOB: 0 BB: 0 P: 8	R: 0 H: 0 E: 0 K: 0 S: 7	H: 0 LOB: 1 BB: 0 P: 10		1B: 4 2B: 1 3B: 0 HR: 1	SF: 0 SAC: 0 DP: 2 HBP: 1	WP: 0 PB: 0 SB: 0 CS: 1
PITCHER	IP WLS BF H R ER SO BB IBB HBP BLK WP HR S P ERA WHIP	IP WLS BF H R ER SO BB IBB HBP BLK WP HR S P ERA WHIP	IP WLS BF H R ER SO BB IBB HBP BLK WP HR S P ERA WHIP	IP WLS BF H R ER SO BB IBB HBP BLK WP HR S P ERA WHIP	IP WLS BF H R ER SO BB IBB HBP BLK WP HR S P ERA WHIP	IP WLS BF H R ER SO BB IBB HBP BLK WP HR S P ERA WHIP	IP WLS BF H R ER SO BB IBB HBP BLK WP HR S P ERA WHIP	IP WLS BF H R ER SO BB IBB HBP BLK WP HR S P ERA WHIP	IP WLS BF H R ER SO BB IBB HBP BLK WP HR S P ERA WHIP	IP WLS BF H R ER SO BB IBB HBP BLK WP HR S P ERA WHIP	IP WLS BF H R ER SO BB IBB HBP BLK WP HR S P ERA WHIP	IP WLS BF H R ER SO BB IBB HBP BLK WP HR S P ERA WHIP	IP WLS BF H R ER SO BB IBB HBP BLK WP HR S P ERA WHIP	IP WLS BF H R ER SO BB IBB HBP BLK WP HR S P ERA WHIP	IP WLS BF H R ER SO BB IBB HBP BLK WP HR S P ERA WHIP	IP WLS BF H R ER SO BB IBB HBP BLK WP HR S P ERA WHIP	IP WLS BF H R ER SO BB IBB HBP BLK WP HR S P ERA WHIP			
50 Adam Wainwright, R ERA: 3.51	7.0	W	26	4	2	2	8	2	0	0	0	0	0	0	0	0				
65 Giovanny Gallegos, R ERA: 2.52	1.0	H	3	1	0	0	1	0	0	0	0	6	8	0.00	1.000					
Alex Reyes, R ERA: 1.93	1.0	S	4	0	0	0	0	0	0	0	0	7	10	0.00	0.000					



Batter	1	2	3	4	5	6	7	8	9	AB	R	H	RBI	BB	SO	LOB	TOP											
3 Dylan Carlson, S OBP: 0.338, SLG: 0.417	1-1 C FF 93 B CH 86 X CH 86 28 4 1B		3-2 C CU 79 S FF 93 B CH 86 B CH 86 X FF 91 HR	3-2 D CU 80 1 SAFE B FF 93 C CH 85 D CU 80 X CH 86 G4-3		1-3 C FS 89 F FF 94 B SL 80 S SL 79 K				4	2	2	1	0	1	1												
46 Paul Goldschmidt, R OBP: 0.338, SLG: 0.450	2-0 1 SAFE B SL 86 F FF 92 F8		2-0 B FF 96 B FF 93 X SL 88 G5-3		0-1 C FF 93 X CH 86 28 HBP 1B		3-3 C SL 80 B SL 79 B SL 78 B SL 79 B SL 96 S SL 96 K			4	0	1	0	0	0	1												
28 Nolan Arenado, R OBP: 0.318, SLG: 0.501	0-0 X FF 94 4 1B		4-1 F FF 94 B FF 93 B CH 86 B SL 86 4 1B		1-1 C CU 91 H FF 94 1-2 HBP		1-0 B SI 95 X SL 77 P6			1	0	1	0	1	0	0												
63 Edmundo Sosa, R OBP: 0.322, SLG: 0.321	1-2 4 1B		1-1 1 SAFE F FF 92 C SL 86 F8		2-1 B SL 86 B FF 94 X CH 86 F9		2-3 C SL 92 B FC 101 B FC 101 S SL 92 K			4	0	0	0	0	2	5												
27 Tyler O'Neill, R OBP: 0.287, SLG: 0.511	2-3 F FF 94 B SL 86 B SL 86 B FF 94 S CH 86 K		1-1 1 SAFE F FF 92 C SL 86 F8		2-1 B SL 86 B FF 94 X CH 86 F9		2-2 S FC 102 B SL 93 P SL 94 B FC 101 T FC 101 K			4	0	2	1	0	1	2												
4 Yadier Molina, R OBP: 0.293, SLG: 0.386	1-2 48 FC6-4 1B		0-1 C CU 79 X SL 86 1-2 1B		2-1 C FF 94 B SL 86 X CH 87 F7		2-2 S FC 102 B SL 93 P SL 94 B FC 101 T FC 101 K			4	0	2	1	0	1	2												
48 Harrison Bader, R OBP: 0.359, SLG: 0.533	0-1 C SL 88 X SL 88 FC6-4 1-2		0-2 C FF 93 F CH 87 F FF 93 F SL 88 X CH 88 F7		0-1 F CH 87 X FF 93 L9		2-2 C FC 102 B FC 101 B SL 93 C FC 102 F FF 96 X SL 91 G6-3			4	0	0	0	0	0	6												
19 Tommy Edman, S OBP: 0.301, SLG: 0.373		0-3 C FF 92 F FF 92 S CU 81 K2-3		0-1 C FF 91 X CH 85 1B		0-1 F FF 91 X CU 76 G5-3				4	0	1	0	0	1	0												
13 Matt Carpenter, L OBP: 0.308, SLG: 0.308		3-3 S FF 92 F CH 86 B CH 86 B SL 88 F FF 93 B CH 86 B CH 86 S CH 87 K		3-1 B CU 79 B CH 86 C CH 84 1 SAFE F FF 92 B FF 92 X CH 86 L9		2-3 C FF 91 B FS 79 C CU 76 B FF 90 S FS 78 K		3-3 B FF 96 S FF 96 S FF 96 S FF 96 S FF 96 K			4	0	0	0	0	3	1											
11 Paul DeJong, R OBP: 0.298, SLG: 0.399		1-3 C FF 94 S FF 94 S SL 87 K		1-0 1 SAFE F SL 88 X SL 86 P5		1-3 C CU 76 F FF 90 S FS 81 K		2-1 B CU 82 F FF 96 X FF 96 G5-3		4	0	0	0	0	2	1												
Inning Stats	R: 1 E: 0 K: 1 S: 14	H: 3 LOB: 2 BB: 0 P: 20	R: 0 E: 0 K: 3 S: 12	H: 0 LOB: 0 BB: 0 P: 16	R: 1 E: 0 K: 0 S: 14	H: 2 LOB: 2 BB: 1 P: 24	R: 0 E: 0 K: 0 S: 8	H: 1 LOB: 0 BB: 0 P: 15	R: 0 E: 0 K: 0 S: 9	H: 1 LOB: 2 BB: 0 P: 14	R: 0 E: 0 K: 2 S: 8	H: 0 LOB: 0 BB: 0 P: 11	R: 0 E: 0 K: 2 S: 11	H: 0 LOB: 0 BB: 0 P: 17	R: 0 E: 0 K: 1 S: 7	H: 0 LOB: 0 BB: 0 P: 13	1B: 6 2B: 0 3B: 0 HR: 1	SF: 0 SAC: 0 DP: 0 HBP: 1	WP: 0 PB: 0 SB: 0 CS: 0	PA: 36								
PITCHER	IP	WLS	BF	H	R	ER	SO	BB	IBB	HBP	BLK	WP	HR	S	P	ERA	WHIP											
34 Zach Plesac, R ERA: 4.26	5.0	W	24	7	2	2	4	1	0	1	0	0	1	57	89	3.60	1.600											
53 Blake Parker, R ERA: 2.55	1.0		3	0	0	0	2	0	0	0	0	0	0	8	11	0.00	0.000											
52 Nick Sandlin, R ERA: 2.45	1.0		3	0	0	0	2	0	0	0	0	0	0	8	13	0.00	0.000											
48 Emmanuel Clase, R ERA: 1.93	1.0		3	0	0	0	2	0	0	0	0	0	0	11	17	0.00	0.000											
99 James Karinchak, R ERA: 2.78	1.0		3	0	0	0	1	0	0	0	0	0	0	7	13	0.00	0.000											
Batter	1	2	3	4	5	6	7	8	9	AB	R	H	RBI	BB	SO	LOB	BOTTOM											
César Hernández, S OBP: 0.307, SLG: 0.431	1-1 C FF 87 B FF 86 X SL 82 F8		3-1 B FF 87 B FF 87 C FF 89 B FF 89 X FF 88 1-H HR	0-1 F SI 94 X FF 94 SF9		1-1 C SL 82 X SL 84 2B				3	1	2	3	0	0	0												
1 Amed Rosario, R OBP: 0.304, SLG: 0.362	2-1 C FF 90 B FF 88 B FF 89 X SL 82 F8		1-2 C SL 78 B CH 78 B CH 80 X SL 84 G6-3	3-1 B SL 84 F SL 83 X SL 83 F9		3-1 B SL 86 B SL 99 C SL 97 X SL 95 G1-3				4	0	0	0	0	1													
11 José Ramírez, S OBP: 0.343, SLG: 0.525	2-2 B CU 87 C CH 83 C SL 83 F FF 90 X FF 90 F8		2-1 C CH 79 B CH 68 B SL 82 X CH 80 HR		3-1 B CH 80 B CH 79 B SL 93 X SL 93 P6		0-2 C FF 85 F FF 88 T FF 87 K			4	1	1	1	0	1	0												
32 Franmil Reyes, R OBP: 0.321, SLG: 0.597	0-0 X FF 86 HR		3-2 C SL 78 B CH 77 S CH 79 B SL 83 HR		4-2 S FC 86 B CH 77 F FC 86 B SL 86 B SL 94 B SL 94 35 BB		2-2 B SL 85 S SL 85 X SL 97 35 CS			3	2	3	2	1	0	0												
4 Bradley Zimmer, L OBP: 0.305, SLG: 0.333	1-0 B CU 86 X SL 81 HR		1-1 B FF 87 X FF 86 HR		1-2 C FC 86 D CH 81 D SI 94 X CH 79 P4		0-2 1 SAFE F SI 98 X SL 85 F8			4	0	1	0	0	0	2												
40 Harold Ramírez, R OBP: 0.304, SLG: 0.411	1-0 B CU 86 X SL 81 F8		1-1 B FF 87 X FF 86 1B		1-2 C FC 86 D CH 81 D SI 94 X CH 79 P4		0-2 1 SAFE F SI 98 X SL 85 F8			4	0	1	0	0	0	2												
35 Óscar Mercado, R OBP: 0.317, SLG: 0.375	4-2 C FF 88 B CH 80 S SL 84 P SL 86 B SL 86 B FF 89 B FF 89 B CH 79 17 CS BB		2-0 B SI 92 X FF 93 G5-3		4-1 B SI 93 B FC 87 B SI 93 B SI 93 1-2 BB		0-1 S SI 97 1-2 CS		4-2 B SL 75 B SL 78 B SL 78 B SL 77 B SL 78 1B	1	0	0	0	3	0	1												
2 Yu Chang, R OBP: 0.217, SLG: 0.293	3-1 1 SAFE B SL 82 B SL 84 B SL 84 X FF 90 F9		1-0 B SI 84 X FF 93 2B		3-0 B FC 87 B CH 79 B SI 92 X SL 90 F7		0-1 B SI 90 X SI 99 1-2 BB		2-3 B SI 90 C SL 77 1 SAFE B SL 78 B SL 80 S SL 78 K	4	1	1	0	0	1	4												
17 Austin Hedges, R OBP: 0.205, SLG: 0.245	1-1 B SL 82 C SL 83 1 SAFE CS		0-0 X CU 69 B5-3		1-0 B SI 84 X FF 93 2B		0-2 C SI 96 X SI 99 F9		2-3 S SI 89 B SI 90 P SL 91 F SL 78 C SL 77 K	4	1	1	1	0	1	1												
28 Ernie Clement, R OBP: 0.286, SLG: 0.259	1-1 B SL 82 C SL 83 1 SAFE CS		1-1 C FF 87 H FF 86 HR		1-1 B SI 94 X SI 94 SH5-3		1-1 B SI 98 C SI 98 X SI 98 G4-3		0-0 X SI 88 F9	2	1	0	0	0	0	1												
Inning Stats	R: 0 E: 0 K: 0 S: 9	H: 0 LOB: 0 BB: 0 P: 14	R: 1 E: 0 K: 0 S: 10	H: 1 LOB: 1 BB: 1 P: 19	R: 4 E: 0 K: 0 S: 15	H: 4 LOB: 1 BB: 0 P: 28	R: 2 E: 0 K: 0 S: 8	H: 2 LOB: 0 BB: 0 P: 12	R: 0 E: 0 K: 0 S: 9	H: 0 LOB: 2 BB: 2 P: 24	R: 0 E: 0 K: 0 S: 9	H: 1 LOB: 1 BB: 0 P: 14	R: 0 E: 0 K: 1 S: 10	H: 1 LOB: 1 BB: 0 P: 12	R: 0 E: 0 K: 2 S: 11	H: 0 LOB: 1 BB: 1 P: 19	1B: 3 2B: 2 3B: 0 HR: 4	SF: 1 SAC: 1 DP: 0 HBP: 1	WP: 0 PB: 0 SB: 0 CS: 2	PA: 38								
PITCHER	IP	WLS	BF	H	R	ER	SO	BB	IBB	HBP	BLK	WP	HR	S	P	ERA	WHIP											
33 Kwang Hyun Kim, L ERA: 3.31	2.2	L	14	5	5	5	0	1	0	0	0	0	0	4	33	58	16.88	2.250										
60 Justin Miller, R ERA: 10.24	1.1		6	2	2	2	0	0	0	0	0	0	0	9	15	13.50	1.500											
53 John Gant, R ERA: 3.42	1.0		5	0	0	0	0	2	0	0	0	0	0	9	24	0.00	2.000											
66 Luis García, R ERA: 18.0	2.0		7	2	0	0	1	0	0	0	0	0	0	19	26	0.00	1.000											
21 Andrew Miller, L ERA: 3.91	1.0		4	0	0	0	2	1	0	0	0	0	0	11	19	0.00	1.000											

St. Louis Cardinals @ Cleveland Indians
Progressive Field, Cleveland, OH
Wed Jul 28 2021, 1:11 PM - 4:18 PM EDT
Att: 19,927 - Sunny - 82 F

AB 34
R 2
H 7
RBI 2
BB 1
SO 11
LOB 17

WP: 0 PA: 36
PB: 0
SB: 0
CS: 0

St. Louis Cardinals @ Cleveland Indians
Progressive Field, Cleveland, OH
Wed Jul 28 2021, 1:11 PM - 4:18 PM EDT
Att: 19,927 - Sunny - 82 F

AB 29
R 7
H 9
RBI 7
BB 4
SO 3
LOB 10

WP: 0 PA: 38
PB: 0
SB: 0
CS: 2



livebaseballscorecards.com

Batter	1	2	3	4	5	6	7	8	9	AB	R	H	RBI	BB	SO	LOB	TOP					
11 Jorge Polanco, S OBP: 0.333, SLG: 0.456										5	0	3	0	0	0	3	Minnesota Twins @ St. Louis Cardinals Busch Stadium, St. Louis, MO Fri Jul 30 2021, 7:17 PM - 10:01 PM CDT Att: 34,036 - Clear - 81 F					
50 Brent Rooker, R OBP: 0.292, SLG: 0.464										4	0	0	0	0	1	3						
8 Mitch Garver, R OBP: 0.348, SLG: 0.552										4	0	0	0	0	1	3						
24 Trevor Larnach, L OBP: 0.317, SLG: 0.354										4	0	0	0	0	1	3						
53 Danny Coulombe, L OBP: 0.292, SLG: 0.424										4	0	3	0	0	0	0						
22 Miguel Sanó, R OBP: 0.294, SLG: 0.443										2	1	0	0	2	0	2						
1 Nick Gordon, L OBP: 0.295, SLG: 0.326										4	0	0	0	0	0	5						
9 Andrelton Simmons, R OBP: 0.290, SLG: 0.286										4	0	3	1	0	0	0						
65 Griffin Jax, R OBP: 0.300, SLG: 0.447										2	0	0	0	0	1	4						
26 Max Kepler, L OBP: 0.290, SLG: 0.447										1	0	0	0	0	1	2						
21 Tyler Duffey, R OBP: 0.243, SLG: 0.255										0	0	0	0	0	0	0						
60 Jake Cave, L OBP: 0.243, SLG: 0.255										1	0	0	0	0	0	0						
Inning Stats	R: 0 E: 0 K: 1 S: 11	H: 1 LOB: 1 BB: 0 P: 15	R: 1 E: 0 K: 1 S: 9	H: 1 LOB: 1 BB: 1 P: 18	R: 0 E: 0 K: 1 S: 13	H: 1 LOB: 1 BB: 0 P: 15	R: 0 E: 0 K: 0 S: 11	H: 2 LOB: 3 BB: 1 P: 18	R: 0 E: 0 K: 0 S: 6	H: 0 LOB: 0 BB: 0 P: 10	R: 0 E: 0 K: 1 S: 11	H: 2 LOB: 2 BB: 0 P: 15	R: 0 E: 0 K: 1 S: 9	H: 1 LOB: 0 BB: 0 P: 14	R: 0 E: 0 K: 0 S: 4	H: 1 LOB: 0 BB: 0 P: 5	R: 0 E: 0 K: 0 S: 8	H: 0 LOB: 0 BB: 0 P: 10	1B: 8 2B: 1 3B: 0 HR: 0	SF: 0 SAC: 0 DP: 1 HBP: 0	WP: 0 PB: 0 SB: 0 CS: 0	PA: 37
PITCHER	IP WLS BF H R ER SO BB IBB HBP BLK WP HR S P ERA WHIP																					
49 Wade LeBlanc, L ERA: 4.17	(1, 1) 5.2 25 6 1 1 3 2 0 0 0 0 0 0 57 85 1.59 1.412																					
56 Ryan Heisley, R ERA: 4.64	(6, 1) 1.1 W 6 2 0 0 2 0 0 0 0 0 0 0 13 20 0.00 1.500																					
65 Giovanni Gallegos, R ERA: 2.5	(8, 1) 1.0 3 1 0 0 0 0 0 0 0 0 0 0 4 5 0.00 1.000																					
Alex Reyes, R ERA: 1.89	(9, 1) 1.0 3 0 0 0 0 0 0 0 0 0 0 0 8 10 0.00 0.000																					

Batter	1	2	3	4	5	6	7	8	9	AB	R	H	RBI	BB	SO	LOB	BOTTOM			
3 Dylan Carlson, S OBP: 0.335, SLG: 0.412										4	0	0	0	0	0	1	Minnesota Twins @ St. Louis Cardinals Busch Stadium, St. Louis, MO Fri Jul 30 2021, 7:17 PM - 10:01 PM CDT Att: 34,036 - Clear - 81 F			
46 Paul Goldschmidt, R OBP: 0.342, SLG: 0.454										3	2	2	0	1	1	0				
28 Nolan Arenado, R OBP: 0.320, SLG: 0.501										4	0	2	1	0	0	2				
27 Tyler O'Neill, R OBP: 0.325, SLG: 0.509										3	2	1	0	1	1	1				
4 Yadier Molina, R OBP: 0.289, SLG: 0.380										4	0	0	0	0	1	3				
48 Harrison Bader, R OBP: 0.357, SLG: 0.529										3	1	1	1	0	0	0				
19 Tommy Edman, S OBP: 0.303, SLG: 0.376										2	0	1	3	1	0	0				
11 Paul DeJong, R OBP: 0.295, SLG: 0.394										3	0	0	0	0	0	2				
49 Wade LeBlanc, L ERA: 4.17	(1, 1) 5.0																			
56 Ryan Heisley, R ERA: 3.79	(6, 1) 1.0 L 7 3 3 3 1 1 0 0 0 0 0 0 16 32 27.00 4.000																			
53 Danny Coulombe, L ERA: 1.84	(7, 1) 2.0 7 3 1 1 1 0 0 0 0 0 0 0 14 23 4.50 1.500																			
Inning Stats	R: 0 E: 0 K: 1 S: 10	H: 1 LOB: 1 BB: 0 P: 17	R: 0 E: 0 K: 0 S: 17	H: 0 LOB: 1 BB: 1 P: 26	R: 0 E: 0 K: 1 S: 10	H: 0 LOB: 1 BB: 1 P: 17	R: 1 E: 0 K: 0 S: 8	H: 1 LOB: 0 BB: 0 P: 13	R: 0 E: 0 K: 0 S: 7	H: 0 LOB: 0 BB: 0 P: 10	R: 3 E: 0 K: 1 S: 16	H: 3 LOB: 1 BB: 1 P: 32	R: 1 E: 0 K: 0 S: 7	H: 3 LOB: 2 BB: 0 P: 11	R: 0 E: 0 K: 1 S: 7	H: 0 LOB: 0 BB: 0 P: 12	1B: 6 2B: 2 3B: 0 HR: 0	SF: 1 SAC: 0 DP: 1 HBP: 0	WP: 0 PB: 0 SB: 2 CS: 0	PA: 33
PITCHER	IP WLS BF H R ER SO BB IBB HBP BLK WP HR S P ERA WHIP																			
65 Griffin Jax, R ERA: 6.41	(1, 1) 5.0																			
21 Tyler Duffey, R ERA: 3.79	(6, 1) 1.0 L 7 3 3 3 1 1 0 0 0 0 0 0 16 32 27.00 4.000																			
53 Danny Coulombe, L ERA: 1.84	(7, 1) 2.0 7 3 1 1 1 0 0 0 0 0 0 0 14 23 4.50 1.500																			

Batter	1	2	3	4	5	6	7	8	9	AB	R	H	RBI	BB	SO	LOB	TOP
26 Max Kepler, L OBP: 0.291, SLG: 0.431										4	0	0	0	0	2	1	Minnesota Twins @ St. Louis Cardinals Busch Stadium, St. Louis, MO Sun Aug 01 2021, 1:17 PM - 4:18 PM CDT Att: 28,975 - Partly Cloudy - 82 F
50 Brent Rooker, R OBP: 0.297, SLG: 0.431										4	0	1	0	0	0	0	
11 Jorge Polanco, S OBP: 0.333, SLG: 0.464										4	1	1	1	0	0	1	
2 Luis Arraez, L OBP: 0.363, SLG: 0.384										4	0	0	0	0	0	1	
8 Mitch Garver, R OBP: 0.346, SLG: 0.543										4	1	1	0	0	2	0	
22 Miguel Sanó, R OBP: 0.298, SLG: 0.448										4	1	1	0	0	2	0	
24 Trevor Larnach, L OBP: 0.319, SLG: 0.357										2	0	1	0	1	1	2	
9 Andrelton Simmons, R OBP: 0.290, SLG: 0.286										3	0	1	2	0	0	2	
35 Michael Pineda, R 60 Jake Cave, L 33 John Gant, R 53 Danny Coulombe, L 64 Williams Astudillo, R 41 Beau Burrows, R										1	0	0	0	0	0	1	
Inning Stats	R: 0 H: 1 E: 0 K: 1 S: 8	H: 3 R: 2 ER: 0 LOB: 0 BB: 0 P: 9	H: 0 R: 0 ER: 0 LOB: 0 BB: 0 P: 9	H: 0 R: 0 ER: 0 LOB: 0 BB: 0 P: 14	H: 1 R: 0 ER: 1 LOB: 1 K: 0 S: 6	H: 1 R: 0 ER: 0 LOB: 0 K: 1 S: 8	H: 0 R: 0 ER: 0 LOB: 1 K: 1 S: 10	H: 0 R: 0 ER: 0 LOB: 1 K: 1 S: 15	H: 0 R: 0 ER: 0 LOB: 0 K: 1 S: 7	1B: 3 2B: 2 3B: 0 HR: 1	SF: 0 SAC: 0 DP: 1 HBP: 0	WP: 0 PB: 0 SB: 0 CS: 0	PA: 33				
PITCHER	IP WLS BF H R ER SO BB IBB HBP BLK WP HR S P ERA WHIP																
50 Adam Wainwright, R ERA: 3.53	7.0 W 27 6 3 3 5 1 0 0 0 0 1 61 85 3.86 1.000																
65 Giovanni Gallegos, R ERA: 2.45	1.0 H 3 0 0 0 1 0 0 0 0 0 0 7 8 0.00 0.000																
Alex Reyes, R ERA: 1.85	1.0 3 0 0 0 1 0 0 0 0 0 0 7 9 0.00 0.000																

Batter	1	2	3	4	5	6	7	8	9	AB	R	H	RBI	BB	SO	LOB	BOTTOM
3 Dylan Carlson, S OBP: 0.337, SLG: 0.417										5	1	3	1	0	1	3	Minnesota Twins @ St. Louis Cardinals Busch Stadium, St. Louis, MO Sun Aug 01 2021, 1:17 PM - 4:18 PM CDT Att: 28,975 - Partly Cloudy - 82 F
46 Paul Goldschmidt, R OBP: 0.337, SLG: 0.447										4	0	1	2	0	0	2	
28 Nolan Arenado, R OBP: 0.321, SLG: 0.497										4	0	0	0	1	2	2	
27 Tyler O'Neill, R OBP: 0.323, SLG: 0.500										4	1	1	0	0	2	3	
4 Yadier Molina, R OBP: 0.296, SLG: 0.385										4	0	2	0	0	0	0	
48 Harrison Bader, R OBP: 0.346, SLG: 0.509										4	0	0	0	0	1	3	
19 Tommy Edman, S OBP: 0.304, SLG: 0.380										4	2	2	0	0	0	2	
63 Edmundo Sosa, R OBP: 0.333, SLG: 0.348										3	2	3	2	1	0	0	
50 Adam Wainwright, R OBP: 0.057, SLG: 0.029										1	0	0	0	0	0	1	
65 Giovanni Gallegos, R ERA: 3.49										0	0	0	0	0	0	0	
13 Matt Carpenter, L OBP: 0.316, SLG: 0.358										0	1	0	0	1	0	0	
Alex Reyes, R ERA: 11.25										0	0	0	0	0	0	0	
Inning Stats	R: 0 H: 1 E: 0 K: 1 S: 13	H: 0 R: 0 ER: 0 LOB: 0 BB: 0 P: 11	H: 3 R: 2 ER: 0 LOB: 1 K: 1 S: 13	H: 1 R: 1 ER: 1 LOB: 2 K: 1 S: 18	H: 2 R: 0 ER: 0 LOB: 1 K: 1 S: 11	H: 2 R: 1 ER: 0 LOB: 1 K: 1 S: 16	H: 1 R: 0 ER: 0 LOB: 2 K: 1 S: 19	H: 1 R: 0 ER: 0 LOB: 1 K: 1 S: 28	H: 2 R: 2 ER: 0 LOB: 0 K: 0 S: 10	1B: 7 2B: 5 3B: 0 HR: 1	SF: 1 SAC: 2 DP: 1 HBP: 0	WP: 1 PB: 0 SB: 3 CS: 0	PA: 39				
PITCHER	IP WLS BF H R ER SO BB IBB HBP BLK WP HR S P ERA WHIP																
35 Michael Pineda, R ERA: 3.89	4.0 L 19 5 3 2 3 0 0 0 0 0 1 0 52 68 4.50 1.250																
33 John Gant, R ERA: 3.49	1.0 5 2 1 1 1 0 0 0 0 0 1 0 11 16 9.00 2.000																
53 Danny Coulombe, L ERA: 2.3	1.0 5 2 1 1 1 0 0 0 0 0 0 0 16 21 9.00 2.000																
41 Beau Burrows, R ERA: 11.25	2.0 10 3 2 2 1 2 0 0 0 0 0 1 29 45 9.00 2.500																

Batter	1	2	3	4	5	6	7	8	9	AB	R	H	RBI	BB	SO	LOB	TOP					
Ozzie Albies, S OBP: 0.320, SLG: 0.482										4	1	0	0	1	0	3						
12 Jorge Soler, R OBP: 0.253, SLG: 0.380 38 Guillermo Heredia, R OBP: 0.318, SLG: 0.385										4	1	1	2	0	2	0						
5 Freddie Freeman, L OBP: 0.399, SLG: 0.510										4	2	3	1	0	0	0						
27 Austin Riley, R OBP: 0.373, SLG: 0.520										4	1	2	0	0	0	1						
7 Dansby Swanson, R OBP: 0.301, SLG: 0.464										4	1	1	1	0	0	2						
14 Adam Duval, R OBP: 0.275, SLG: 0.473										3	0	0	0	1	2	1						
22 Joc Pederson, L OBP: 0.313, SLG: 0.429										4	0	2	1	0	0	0						
52 Kevan Smith, R OBP: 0.263, SLG: 0.213										4	0	0	0	0	0	3						
54 Max Fried, L OBP: 0.351, SLG: 0.353 60 Jesse Chavez, R ERA: 4.15 67 Edgar Santana, R ERA: 9.0 34 Abraham Almonte, R (PH) OBP: 0.341, SLG: 0.424 32 Josh Tomlin, R ERA: 8.49										3	0	1	0	0	1	2						
Inning Stats	R: 5 E: 0 K: 0 S: 17	H: 5 LOB: 1 BB: 2 P: 31	R: 1 E: 0 K: 1 S: 11	H: 2 LOB: 1 BB: 0 P: 15	R: 0 E: 0 K: 1 S: 7	H: 0 LOB: 0 BB: 0 P: 12	R: 0 E: 0 K: 1 S: 6	H: 1 LOB: 0 BB: 0 P: 12	R: 0 E: 0 K: 1 S: 10	H: 1 LOB: 1 BB: 0 P: 18	R: 0 E: 0 K: 1 S: 12	H: 1 LOB: 0 BB: 0 P: 16	R: 0 E: 0 K: 0 S: 6	H: 0 LOB: 0 BB: 0 P: 8	R: 0 E: 0 K: 0 S: 7	H: 0 LOB: 0 BB: 0 P: 9	R: 0 E: 0 K: 0 S: 6	H: 0 LOB: 0 BB: 1 P: 13	1B: 8 2B: 0 3B: 0 HR: 2	SF: 0 SAC: 0 DP: 3 HBP: 0	WP: 0 PB: 0 SB: 0 CS: 0	PA: 37
PITCHER	IP WLS BF H R ER SO BB IBB HBP BLK WP HR S P ERA WHIP																					
31 Jon Lester, L ERA: 5.38 62 T.J. McFarland, L ERA: 4.15 66 Luis Garcia, R ERA: 9.0 60 Justin Miller, R ERA: 8.49	5.0 L 24 9 6 6 4 2 0 0 0 0 0 2 51 88 10.80 2.200																					

Atlanta Braves @ St. Louis Cardinals
 Busch Stadium, St. Louis, MO
 Tue Aug 03 2021, 7:17 PM - 9:54 PM CDT
 Att: 31,509 - Clear - 79 F

AB 34
 R 6
 H 10
 RBI 5
 BB 3
 SO 5
 LOB 12



Batter	1	2	3	4	5	6	7	8	9	AB	R	H	RBI	BB	SO	LOB	BOTTOM					
19 Tommy Edman, S OBP: 0.301, SLG: 0.377										4	0	0	0	0	1	1						
3 Dylan Carlson, S OBP: 0.336, SLG: 0.415										4	0	1	0	0	1	0						
46 Paul Goldschmidt, R OBP: 0.334, SLG: 0.443										4	0	0	0	0	1	1						
28 Nolan Arenado, R OBP: 0.318, SLG: 0.492										4	0	0	0	0	2	1						
27 Tyler O'Neill, R OBP: 0.331, SLG: 0.509										3	1	3	0	1	0	0						
4 Yadier Molina, R OBP: 0.298, SLG: 0.386										4	0	2	1	0	0	2						
48 Harrison Bader, R OBP: 0.344, SLG: 0.503										4	0	1	0	0	3	4						
63 Edmundo Sosa, R OBP: 0.328, SLG: 0.341										3	0	0	0	0	0	4						
31 Jon Lester, L ERA: 5.38 64 Jorge Polanco, R OBP: 0.372, SLG: 0.276 62 T.J. McFarland, L ERA: 4.15 66 Luis Garcia, R ERA: 9.0 21 Lars Nootbaar, L OBP: 0.290, SLG: 0.222 60 Justin Miller, R ERA: 8.49										1	0	0	0	0	0	2						
Inning Stats	R: 0 E: 0 K: 2 S: 12	H: 1 LOB: 1 BB: 0 P: 19	R: 0 E: 0 K: 1 S: 15	H: 1 LOB: 1 BB: 1 P: 23	R: 0 E: 0 K: 0 S: 8	H: 0 LOB: 0 BB: 0 P: 13	R: 0 E: 0 K: 2 S: 18	H: 1 LOB: 1 BB: 0 P: 25	R: 0 E: 0 K: 0 S: 6	H: 1 LOB: 0 BB: 0 P: 7	R: 0 E: 0 K: 2 S: 9	H: 0 LOB: 0 BB: 0 P: 11	R: 0 E: 0 K: 0 S: 6	H: 2 LOB: 1 BB: 0 P: 9	R: 0 E: 0 K: 0 S: 8	H: 0 LOB: 0 BB: 0 P: 13	R: 1 E: 0 K: 1 S: 14	H: 2 LOB: 1 BB: 0 P: 21	1B: 7 2B: 1 3B: 0 HR: 0	SF: 0 SAC: 0 DP: 2 HBP: 0	WP: 0 PB: 0 SB: 0 CS: 0	PA: 34
PITCHER	IP WLS BF H R ER SO BB IBB HBP BLK WP HR S P ERA WHIP																					
54 Max Fried, L ERA: 4.05 60 Jesse Chavez, R ERA: 1.13 67 Edgar Santana, R ERA: 3.38 32 Josh Tomlin, R ERA: 5.2	6.0 W 22 4 0 0 0 1 0 0 0 0 0 0 6 9 0.00 2.000																					

Atlanta Braves @ St. Louis Cardinals
 Busch Stadium, St. Louis, MO
 Tue Aug 03 2021, 7:17 PM - 9:54 PM CDT
 Att: 31,509 - Clear - 79 F

AB 33
 R 1
 H 8
 RBI 1
 SO 8
 LOB 15



Batter	1	2	3	4	5	6	7	8	9	AB	R	H	RBI	BB	SO	LOB	TOP			
Ozzie Albies, S (1.4) OBP: 0.320, SLG: 0.475	L7		12 BB 5 1B		F9			G3-1		3	1	0	1	2	0	0	Atlanta Braves @ St. Louis Cardinals Busch Stadium, St. Louis, MO Thu Aug 05 2021, 7:15 PM - 10:45 PM CDT Att: 30,549 - Clear - 80 F			
12 Jorge Soler, R (1.9) OBP: 0.294, SLG: 0.383	L7		5 1B		F7			F8		3	0	0	1	2	0	0				
5 Freddie Freeman, L (1.3) OBP: 0.395, SLG: 0.502	L8				F7					5	1	2	1	0	0	3				
27 Austin Riley, R (1.5) OBP: 0.372, SLG: 0.522		K	L7		L4			2-2 1-H	7 HBP	5	1	2	2	0	1	2				
7 Dansby Swanson, R (1.6) OBP: 0.310, SLG: 0.475	22 FC5		P3		G5-3			22 BB	22 BB	4	1	2	0	0	0	2				
14 Adam Duvall, R (1.7) OBP: 0.279, SLG: 0.476	22 FC5		P3		F9			23 BB	26 BB	3	1	0	0	1	0	2				
22 Joc Pederson, L (1.8) OBP: 0.319, SLG: 0.445	FC5		HR					26 BB	23 BB	3	2	1	1	1	0	4				
52 Kevan Smith, R (1.2) OBP: 0.256, SLG: 0.207	G4-6-3		F6		G4-3			26 BB	12 BB	3	0	0	0	0	0	4				
23 Ehire Adrianza, S (8. PH) OBP: 0.346, SLG: 0.432	G4-6-3							12 BB	BB	0	1	0	1	1	0	0				
48 Richard Rodriguez, R (8.1)										0	0	0	0	0	0	0				
51 Will Smith, R (9.1)										0	0	0	0	0	0	0				
62 Touki Toussaint, R (1.1)										2	0	0	0	0	0	0				
60 Jesse Chavez, R (6.1)										0	0	0	0	0	0	0				
38 Guillermo Heredia, R (7. PH)										1	0	0	0	0	0	1				
67 Edgar Santana, R (7.1)										0	0	0	0	0	0	0				
26 Stephen Vogt, L (8. PH) OBP: 0.299, SLG: 0.346										0	0	0	0	0	0	0				
										0	0	0	1	1	0	0				
Inning Stats	R: 0 E: 0 K: 0 S: 6	H: 0 LOB: 0 BB: 0 P: 10	R: 0 E: 0 K: 1 S: 11	H: 1 LOB: 2 BB: 1 P: 20	R: 1 E: 0 K: 0 S: 9	H: 1 LOB: 2 BB: 2 P: 20	R: 1 E: 0 K: 0 S: 11	H: 1 LOB: 0 BB: 0 P: 15	R: 0 E: 0 K: 0 S: 5	H: 0 LOB: 0 BB: 0 P: 6	R: 0 E: 0 K: 1 S: 9	H: 0 LOB: 0 BB: 0 P: 16	R: 6 E: 0 K: 0 S: 18	H: 3 LOB: 3 BB: 5 P: 44	R: 0 E: 0 K: 0 S: 10	H: 1 LOB: 1 BB: 0 P: 16	1B: 3 2B: 2 3B: 0 HR: 2	SF: 0 SAC: 0 DP: 2 HBP: 3	WP: 0 PB: 0 SB: 0 CS: 0	PA: 43
PITCHER	IP WLS BF H R ER SO	IP WLS BF H R ER SO	IP WLS BF H R ER SO	IP WLS BF H R ER SO	IP WLS BF H R ER SO	IP WLS BF H R ER SO	IP WLS BF H R ER SO	IP WLS BF H R ER SO	IP WLS BF H R ER SO	IP WLS BF H R ER SO	IP WLS BF H R ER SO	IP WLS BF H R ER SO	IP WLS BF H R ER SO	IP WLS BF H R ER SO	IP WLS BF H R ER SO	IP WLS BF H R ER SO	ERA WHIP	ERA WHIP		
49 Wade LeBlanc, L (1.1) ERA: 4.02	6.0	24	3	2	2	1	2	1	0	0	0	1	50	85	3.00	0.833	21 Andrew Miller, L (9.1) ERA: 3.6			
92 Génesis Cabrera, L (7.1) ERA: 3.38	1.0	3	0	0	0	1	0	0	1	0	0	0	9	16	0.00	0.000				
65 Giovanni Gallegos, R (8.1) ERA: 3.38	0.2	5	3	3	3	0	0	0	0	0	0	1	11	16	40.50	4.500				
Alex Reyes, R (8.1) ERA: 2.4	0.0	5	0	2	2	0	4	0	1	0	0	0	4	21	-	-				
60 Justin Miller, R (8.1) ERA: 9.93	0.2	5	1	1	1	0	1	0	1	0	0	0	9	19	13.50	3.000				

Batter	1	2	3	4	5	6	7	8	9	AB	R	H	RBI	BB	SO	LOB	BOTTOM					
3 Dylan Carlson, S (1.9) OBP: 0.334, SLG: 0.409	F9		46 BB 28 1B		K			F7		3	1	0	0	0	1	1	Atlanta Braves @ St. Louis Cardinals Busch Stadium, St. Louis, MO Thu Aug 05 2021, 7:15 PM - 10:45 PM CDT Att: 30,549 - Clear - 80 F					
Alex Reyes, R (8.1)										0	0	0	0	0	0	0						
60 Justin Miller, R (8.1)										0	0	0	0	0	0	0						
21 Andrew Miller, L (9.1)										0	0	0	0	0	0	0						
64 José Rondón, R (9. PH) OBP: 0.300, SLG: 0.295										1	0	0	0	0	0	1						
46 Paul Goldschmidt, R (1.3) OBP: 0.336, SLG: 0.443	F7		28 BB		G6-3					4	0	2	1	0	0	0						
28 Nolan Arenado, R (1.5) OBP: 0.319, SLG: 0.500	F7		1B							4	0	1	1	0	0	1						
27 Tyler O'Neill, R (1.7) OBP: 0.338, SLG: 0.508			G4-3							4	1	2	0	0	1	1						
13 Matt Carpenter, L (1.4) OBP: 0.325, SLG: 0.314										2	0	1	0	1	1	1						
92 Génesis Cabrera, L (7.1) ERA: 3.38										0	0	0	0	0	0	0						
65 Giovanni Gallegos, R (8.1) ERA: 3.38										0	0	0	0	0	0	0						
63 Edmundo Sosa, R (8.4) OBP: 0.324, SLG: 0.337										1	0	0	0	0	0	0						
48 Harrison Bader, R (1.8) OBP: 0.346, SLG: 0.491	F8									3	0	0	0	1	0	3						
11 Paul DeJong, R (1.6) OBP: 0.284, SLG: 0.377										4	0	0	0	0	2	4						
7 Andrew Knizner, R (1.2) OBP: 0.317, SLG: 0.284										3	1	1	1	1	0	2						
49 Wade LeBlanc, L (1.1)										2	0	0	0	0	0	0						
19 Tommy Edman, S (7.4) OBP: 0.301, SLG: 0.376										2	1	1	0	0	0	1						
Inning Stats	R: 0 E: 0 K: 0 S: 7	H: 0 LOB: 0 BB: 0 P: 14	R: 0 E: 0 K: 2 S: 10	H: 1 LOB: 1 BB: 0 P: 18	R: 2 E: 0 K: 0 S: 15	H: 3 LOB: 1 BB: 0 P: 26	R: 0 E: 0 K: 0 S: 7	H: 0 LOB: 2 BB: 2 P: 17	R: 0 E: 0 K: 1 S: 5	H: 2 LOB: 1 BB: 0 P: 8	R: 1 E: 0 K: 1 S: 14	H: 2 LOB: 1 BB: 0 P: 24	R: 1 E: 0 K: 0 S: 10	H: 2 LOB: 1 BB: 0 P: 17	R: 0 E: 0 K: 1 S: 11	H: 0 LOB: 0 BB: 0 P: 16	R: 0 E: 0 K: 0 S: 8	H: 0 LOB: 0 BB: 1 P: 16	1B: 6 2B: 1 3B: 0 HR: 1	SF: 0 SAC: 0 DP: 1 HBP: 1	WP: 1 PB: 1 SB: 0 CS: 0	PA: 37
PITCHER	IP WLS BF H R ER SO	IP WLS BF H R ER SO	IP WLS BF H R ER SO	IP WLS BF H R ER SO	IP WLS BF H R ER SO	IP WLS BF H R ER SO	IP WLS BF H R ER SO	IP WLS BF H R ER SO	IP WLS BF H R ER SO	IP WLS BF H R ER SO	IP WLS BF H R ER SO	IP WLS BF H R ER SO	IP WLS BF H R ER SO	IP WLS BF H R ER SO	IP WLS BF H R ER SO	IP WLS BF H R ER SO	ERA WHIP	ERA WHIP				
62 Touki Toussaint, R (1.1) ERA: 4.43	5.1	22	3	2	3	0	2	0	1	0	0	0	9	13	0.00	1.500						
60 Jesse Chavez, R (6.1) ERA: 1.08	0.2	3	1	0	0	1	0	0	0	0	0	0	9	13	0.00	1.500						
67 Edgar Santana, R (7.1) ERA: 3.56	1.0	5	2	1	1	0	0	0	0	0	0	10	17	9.00	2.000							
48 Richard Rodriguez, R (8.1) ERA: 2.55	1.0	3	0	0	0	1	0	0	0	0	0	11	16	0.00	0.000							
51 Will Smith, L (9.1) ERA: 3.22	1.0	4	0	0	0	0	1	0	0	0	0	8	16	0.00	1.000							



Batter	1	2	3	4	5	6	7	8	9	AB	R	H	RBI	BB	SO	LOB	TOP					
15 Whit Merrifield, R OBP: 0.314, SLG: 0.391										4	0	0	0	0	1	1	Kansas City Royals @ St. Louis Cardinals Busch Stadium, St. Louis, MO Fri Aug 06 2021, 7:18 PM - 10:06 PM CDT Att: 29,090 - Clear - 84 F					
8 Nicky Lopez, L OBP: 0.352, SLG: 0.354										4	0	1	0	0	1	0						
41 Carlos Santana, S OBP: 0.348, SLG: 0.392										3	1	1	0	1	0	0						
Ryan O'Hearn, L OBP: 0.263, SLG: 0.430										3	1	2	1	0	0	2						
14 Edward Olivares, R (8, PH) OBP: 0.294, SLG: 0.510										1	0	0	0	0	1	0						
17 Hunter Dozier, R OBP: 0.272, SLG: 0.352										3	0	1	1	1	0	1						
26 Emmanuel Rivera, R (1, 5) OBP: 0.235, SLG: 0.294										4	0	1	0	0	2	3						
1 Jarrod Dyson, L OBP: 0.264, SLG: 0.333										4	0	0	0	0	2							
36 Cam Gallagher, R OBP: 0.213, SLG: 0.203										4	0	1	0	0	0	2						
23 Mike Minor, R 31 Domingo Tapia, R 16 Andrew Benintendi, L 35 Greg Holland, R 71 Wade Davis, R										2	0	0	0	0	2	1						
Inning Stats	R: 0 E: 0 K: 2 S: 9	H: 0 LOB: 0 BB: 0 P: 13	R: 0 E: 0 K: 1 S: 10	H: 1 LOB: 0 BB: 0 P: 13	R: 0 E: 0 K: 1 S: 8	H: 0 LOB: 0 BB: 0 P: 9	R: 0 E: 0 K: 0 S: 8	H: 1 LOB: 3 BB: 2 P: 16	R: 0 E: 0 K: 1 S: 7	H: 1 LOB: 1 BB: 0 P: 9	R: 2 E: 0 K: 0 S: 17	H: 4 LOB: 2 BB: 0 P: 28	R: 0 E: 0 K: 1 S: 7	H: 0 LOB: 0 BB: 0 P: 8	R: 0 E: 0 K: 1 S: 7	H: 0 LOB: 0 BB: 0 P: 11	R: 0 E: 0 K: 1 S: 8	H: 0 LOB: 0 BB: 0 P: 9	1B: 5 2B: 1 3B: 1 HR: 0	SF: 0 SAC: 0 DP: 1 HBP: 0	WP: 0 PB: 0 SB: 0 CS: 0	PA: 35
PITCHER	IP WLS BF H R ER SO BB IBB HBP BLK WP HR S P ERA WHIP	7.0 W 29 7 2 2 6 2 0 0 0 0 0 0 66 96 2.57 1.286	1.0 H 3 0 0 0 1 0 0 0 0 0 0 0 7 11 0.00 0.000	1.0 S 3 0 0 0 1 0 0 0 0 0 0 0 8 9 0.00 0.000	PITCHER										IP WLS BF H R ER SO BB IBB HBP BLK WP HR S P ERA WHIP							

AB	33
R	2
H	7
RBI	2
BB	2
SO	8
LOB	12



Batter	1	2	3	4	5	6	7	8	9	AB	R	H	RBI	BB	SO	LOB	BOTTOM			
19 Tommy Edman, S OBP: 0.298, SLG: 0.373										4	0	0	0	0	2	2	Kansas City Royals @ St. Louis Cardinals Busch Stadium, St. Louis, MO Fri Aug 06 2021, 7:18 PM - 10:06 PM CDT Att: 29,090 - Clear - 84 F			
3 Dylan Carlson, S OBP: 0.336, SLG: 0.411										3	1	1	0	1	1	0				
46 Paul Goldschmidt, R OBP: 0.336, SLG: 0.450										4	1	2	2	0	1	1				
28 Nolan Arenado, R OBP: 0.316, SLG: 0.495										4	0	0	0	0	2	2				
27 Tyler O'Neill, R OBP: 0.346, SLG: 0.528										4	2	4	1	0	0	0				
4 Yadier Molina, R OBP: 0.297, SLG: 0.379										2	0	0	0	2	0	3				
48 Harrison Bader, R OBP: 0.344, SLG: 0.486										4	0	1	0	0	1	3				
11 Paul DeJong, R OBP: 0.283, SLG: 0.375										4	0	1	1	0	1	2				
50 Adam Wainwright, R OBP: 0.054, SLG: 0.028										2	0	0	0	0	2	1				
62 T.J. McFarland, L Alex Reyes, R										0	0	0	0	0	0	0				
Inning Stats	R: 1 E: 0 K: 0 S: 10	H: 1 LOB: 0 BB: 0 P: 15	R: 1 E: 0 K: 1 S: 14	H: 2 LOB: 2 BB: 1 P: 23	R: 0 E: 0 K: 2 S: 10	H: 0 LOB: 0 BB: 0 P: 17	R: 1 E: 0 K: 2 S: 11	H: 1 LOB: 1 BB: 1 P: 19	R: 1 E: 0 K: 2 S: 16	H: 3 LOB: 2 BB: 0 P: 24	R: 0 E: 0 K: 1 S: 7	H: 0 LOB: 0 BB: 0 P: 11	R: 0 E: 0 K: 1 S: 8	H: 0 LOB: 1 BB: 1 P: 16	R: 0 E: 0 K: 1 S: 10	H: 2 LOB: 1 BB: 0 P: 15	1B: 5 2B: 2 3B: 0 HR: 2	SF: 0 SAC: 1 DP: 1 HBP: 0	WP: 0 PB: 0 SB: 0 CS: 0	PA: 35
PITCHER	IP WLS BF H R ER SO BB IBB HBP BLK WP HR S P ERA WHIP	5.0 L 24 4 4 4 4 2 0 0 0 0 0 0 61 98 7.20 1.800	1.0 3 0 0 0 1 0 0 0 0 0 0 0 0 7 11 0.00 0.000	1.0 4 0 0 0 1 1 0 0 0 0 0 0 8 16 0.00 1.000	1.0 4 2 0 0 1 0 0 0 0 0 0 0 10 15 0.00 2.000	PITCHER										IP WLS BF H R ER SO BB IBB HBP BLK WP HR S P ERA WHIP				

AB	31
R	4
H	9
RBI	4
BB	3
SO	10
LOB	14



Batter	1	2	3	4	5	6	7	8	9	AB	R	H	RBI	BB	SO	LOB	TOP				
15 Whit Merrifield, R OBP: 0.314, SLG: 0.389										4	0	1	0	0	1	1	Kansas City Royals @ St. Louis Cardinals Busch Stadium, St. Louis, MO Sat Aug 07 2021, 6:17 PM - 9:22 PM CDT Att: 36,615 - Clear - 90 F				
41 Carlos Santana, S OBP: 0.347, SLG: 0.389										3	0	0	0	1	2	2					
13 Salvador Perez, R OBP: 0.301, SLG: 0.507										4	0	0	0	0	2	2					
17 Hunter Dozier, R OBP: 0.272, SLG: 0.351										4	1	1	0	0	1	2					
14 Edward Olivares, R OBP: 0.273, SLG: 0.472										4	0	0	0	0	0	1					
26 Emmanuel Rivera, R OBP: 0.238, SLG: 0.250										3	1	0	0	1	1	0					
Michael Taylor, R OBP: 0.299, SLG: 0.362										4	0	1	1	0	0	0					
49 Hanser Alberto, R OBP: 0.279, SLG: 0.393										3	0	2	1	0	1	0					
56 Brad Keller, R										1	0	0	0	0	1	2					
63 Josh Staumont, R										0	0	0	0	0	0	0					
16 Andrew Benintendi, L 54 Ervin Santana, R										1	0	0	0	0	0	0					
Inning Stats	R: 0 E: 0 K: 1 S: 12	H: 0 LOB: 1 BB: 1 P: 21	R: 0 E: 0 K: 0 S: 8	H: 0 LOB: 0 BB: 0 P: 13	R: 0 E: 0 K: 1 S: 10	H: 1 LOB: 1 BB: 0 P: 16	R: 2 E: 0 K: 1 S: 22	H: 3 LOB: 2 BB: 1 P: 33	R: 0 E: 0 K: 1 S: 9	H: 0 LOB: 0 BB: 0 P: 12	R: 0 E: 0 K: 1 S: 8	H: 0 LOB: 0 BB: 0 P: 13	R: 0 E: 0 K: 2 S: 17	H: 1 LOB: 1 BB: 0 P: 25	R: 0 E: 0 K: 0 S: 10	H: 0 LOB: 0 BB: 0 P: 13	1B: 5 2B: 0 3B: 0 HR: 0	SF: 0 SAC: 1 DP: 0 HBP: 0	WP: 0 PB: 0 SB: 0 CS: 0	PA: 34	
PITCHER	IP WLS BF H R ER SO BB IBB HBP BLK WP HR S P ERA WHIP	IP WLS BF H R ER SO BB IBB HBP BLK WP HR S P ERA WHIP	IP WLS BF H R ER SO BB IBB HBP BLK WP HR S P ERA WHIP	IP WLS BF H R ER SO BB IBB HBP BLK WP HR S P ERA WHIP	IP WLS BF H R ER SO BB IBB HBP BLK WP HR S P ERA WHIP	IP WLS BF H R ER SO BB IBB HBP BLK WP HR S P ERA WHIP	IP WLS BF H R ER SO BB IBB HBP BLK WP HR S P ERA WHIP	IP WLS BF H R ER SO BB IBB HBP BLK WP HR S P ERA WHIP	IP WLS BF H R ER SO BB IBB HBP BLK WP HR S P ERA WHIP	IP WLS BF H R ER SO BB IBB HBP BLK WP HR S P ERA WHIP	IP WLS BF H R ER SO BB IBB HBP BLK WP HR S P ERA WHIP	IP WLS BF H R ER SO BB IBB HBP BLK WP HR S P ERA WHIP	IP WLS BF H R ER SO BB IBB HBP BLK WP HR S P ERA WHIP	IP WLS BF H R ER SO BB IBB HBP BLK WP HR S P ERA WHIP	IP WLS BF H R ER SO BB IBB HBP BLK WP HR S P ERA WHIP	IP WLS BF H R ER SO BB IBB HBP BLK WP HR S P ERA WHIP	IP WLS BF H R ER SO BB IBB HBP BLK WP HR S P ERA WHIP	IP WLS BF H R ER SO BB IBB HBP BLK WP HR S P ERA WHIP	IP WLS BF H R ER SO BB IBB HBP BLK WP HR S P ERA WHIP	IP WLS BF H R ER SO BB IBB HBP BLK WP HR S P ERA WHIP	IP WLS BF H R ER SO BB IBB HBP BLK WP HR S P ERA WHIP

AB	31
R	2
H	5
RBI	2
BB	2
SO	9
LOB	10



Batter	1	2	3	4	5	6	7	8	9	AB	R	H	RBI	BB	SO	LOB	BOTTOM				
3 Dylan Carlson, S OBP: 0.336, SLG: 0.409										4	1	1	0	1	1	3	Kansas City Royals @ St. Louis Cardinals Busch Stadium, St. Louis, MO Sat Aug 07 2021, 6:17 PM - 9:22 PM CDT Att: 36,615 - Clear - 90 F				
46 Paul Goldschmidt, R OBP: 0.336, SLG: 0.447										3	1	0	0	1	0	3					
28 Nolan Arenado, R OBP: 0.318, SLG: 0.501										3	1	1	1	1	1	5					
27 Tyler O'Neill, R OBP: 0.342, SLG: 0.521										4	0	0	0	0	3	6					
4 Yadier Molina, R OBP: 0.300, SLG: 0.378										3	0	1	2	1	0	1					
48 Harrison Bader, R OBP: 0.337, SLG: 0.475										4	0	0	0	0	1	2					
11 Paul DeJong, R OBP: 0.290, SLG: 0.383										3	2	2	0	1	0	0					
19 Tommy Edman, S OBP: 0.300, SLG: 0.374										4	0	2	0	0	0	1					
33 Kwang Hyun Kim, L 13 Matt Carpenter, L 66 Luis Garcia, R 21 Lars Nootbaar, L 56 Ryan Helsley, R 92 Genesis Cabrera, L 64 Jose Rondon, R 65 Giovanny Gallegos, R										1	0	0	0	0	1	1					
Inning Stats	R: 2 E: 0 K: 2 S: 16	H: 1 LOB: 2 BB: 2 P: 29	R: 0 E: 0 K: 1 S: 9	H: 0 LOB: 1 BB: 1 P: 13	R: 0 E: 0 K: 1 S: 6	H: 0 LOB: 1 BB: 1 P: 12	R: 1 E: 0 K: 0 S: 10	H: 3 LOB: 1 BB: 0 P: 13	R: 1 E: 0 K: 1 S: 9	H: 1 LOB: 3 BB: 1 P: 16	R: 0 E: 0 K: 0 S: 8	H: 0 LOB: 0 BB: 0 P: 9	R: 0 E: 0 K: 1 S: 5	H: 1 LOB: 0 BB: 0 P: 6	R: 0 E: 0 K: 1 S: 5	H: 1 LOB: 0 BB: 0 P: 6		1B: 7 2B: 2 3B: 0 HR: 1	SF: 0 SAC: 0 DP: 0 HBP: 0	WP: 1 PB: 0 SB: 0 CS: 0	PA: 37
PITCHER	IP WLS BF H R ER SO BB IBB HBP BLK WP HR S P ERA WHIP	IP WLS BF H R ER SO BB IBB HBP BLK WP HR S P ERA WHIP	IP WLS BF H R ER SO BB IBB HBP BLK WP HR S P ERA WHIP	IP WLS BF H R ER SO BB IBB HBP BLK WP HR S P ERA WHIP	IP WLS BF H R ER SO BB IBB HBP BLK WP HR S P ERA WHIP	IP WLS BF H R ER SO BB IBB HBP BLK WP HR S P ERA WHIP	IP WLS BF H R ER SO BB IBB HBP BLK WP HR S P ERA WHIP	IP WLS BF H R ER SO BB IBB HBP BLK WP HR S P ERA WHIP	IP WLS BF H R ER SO BB IBB HBP BLK WP HR S P ERA WHIP	IP WLS BF H R ER SO BB IBB HBP BLK WP HR S P ERA WHIP	IP WLS BF H R ER SO BB IBB HBP BLK WP HR S P ERA WHIP	IP WLS BF H R ER SO BB IBB HBP BLK WP HR S P ERA WHIP	IP WLS BF H R ER SO BB IBB HBP BLK WP HR S P ERA WHIP	IP WLS BF H R ER SO BB IBB HBP BLK WP HR S P ERA WHIP	IP WLS BF H R ER SO BB IBB HBP BLK WP HR S P ERA WHIP	IP WLS BF H R ER SO BB IBB HBP BLK WP HR S P ERA WHIP	IP WLS BF H R ER SO BB IBB HBP BLK WP HR S P ERA WHIP	IP WLS BF H R ER SO BB IBB HBP BLK WP HR S P ERA WHIP	IP WLS BF H R ER SO BB IBB HBP BLK WP HR S P ERA WHIP	IP WLS BF H R ER SO BB IBB HBP BLK WP HR S P ERA WHIP	IP WLS BF H R ER SO BB IBB HBP BLK WP HR S P ERA WHIP

AB	32
R	5
H	10
RBI	5
BB	5
SO	7
LOB	22



Batter	1	2	3	4	5	6	7	8	9	AB	R	H	RBI	BB	SO	LOB	TOP							
19 Tommy Edman, S OBP: 0.300, SLG: 0.376										4	1	1	1	1	0	3								
3 Dylan Carlson, S OBP: 0.340, SLG: 0.421										4	1	3	0	0	1	1								
46 Paul Goldschmidt, R OBP: 0.333, SLG: 0.442										4	0	0	0	0	2	3								
28 Nolan Arenado, R OBP: 0.318, SLG: 0.496										3	1	0	0	1	0	2								
4 Yadier Molina, R OBP: 0.299, SLG: 0.377										4	0	1	1	0	1	1								
48 Harrison Bader, R OBP: 0.341, SLG: 0.468										4	0	1	1	0	2	0								
11 Paul DeJong, R OBP: 0.291, SLG: 0.387										3	1	1	1	1	1	2								
63 Edmundo Sosa, R OBP: 0.328, SLG: 0.353										4	0	2	0	0	1	0								
34 J.A. Happ, L 21 Lars Nootbaar, L 56 Ryan Helsley, R 92 Génesis Cabrera, L 13 Matt Carpenter, L Alex Reyes, R										2	0	0	0	0	1	1								
Inning Stats	R: 1 E: 0 K: 1 S: 14	H: 2 LOB: 1 BB: 0 P: 21	R: 1 E: 0 K: 2 S: 15	H: 2 LOB: 1 BB: 0 P: 22	R: 0 E: 0 K: 1 S: 6	H: 1 LOB: 0 BB: 0 P: 8	R: 0 E: 0 K: 1 S: 13	H: 0 LOB: 0 BB: 0 P: 16	R: 0 E: 0 K: 1 S: 7	H: 0 LOB: 0 BB: 0 P: 11	R: 2 E: 0 K: 1 S: 14	H: 3 LOB: 1 BB: 1 P: 20	R: 0 E: 0 K: 1 S: 9	H: 0 LOB: 1 BB: 1 P: 15	R: 0 E: 0 K: 0 S: 7	H: 0 LOB: 0 BB: 0 P: 10	R: 0 E: 0 K: 1 S: 16	H: 1 LOB: 2 BB: 1 P: 25	1B: 6 2B: 0 3B: 1 HR: 2	SF: 0 SAC: 0 DP: 1 HBP: 0	WP: 1 PB: 0 SB: 0 CS: 0	PA: 37		
PITCHER	IP WLS BF H R ER SO BB IBB HBP BLK WP HR S P ERA WHIP	IP WLS BF H R ER SO BB IBB HBP BLK WP HR S P ERA WHIP	IP WLS BF H R ER SO BB IBB HBP BLK WP HR S P ERA WHIP	IP WLS BF H R ER SO BB IBB HBP BLK WP HR S P ERA WHIP	IP WLS BF H R ER SO BB IBB HBP BLK WP HR S P ERA WHIP	IP WLS BF H R ER SO BB IBB HBP BLK WP HR S P ERA WHIP	IP WLS BF H R ER SO BB IBB HBP BLK WP HR S P ERA WHIP	IP WLS BF H R ER SO BB IBB HBP BLK WP HR S P ERA WHIP	IP WLS BF H R ER SO BB IBB HBP BLK WP HR S P ERA WHIP	IP WLS BF H R ER SO BB IBB HBP BLK WP HR S P ERA WHIP	IP WLS BF H R ER SO BB IBB HBP BLK WP HR S P ERA WHIP	IP WLS BF H R ER SO BB IBB HBP BLK WP HR S P ERA WHIP	IP WLS BF H R ER SO BB IBB HBP BLK WP HR S P ERA WHIP	IP WLS BF H R ER SO BB IBB HBP BLK WP HR S P ERA WHIP	IP WLS BF H R ER SO BB IBB HBP BLK WP HR S P ERA WHIP	IP WLS BF H R ER SO BB IBB HBP BLK WP HR S P ERA WHIP	IP WLS BF H R ER SO BB IBB HBP BLK WP HR S P ERA WHIP	IP WLS BF H R ER SO BB IBB HBP BLK WP HR S P ERA WHIP	IP WLS BF H R ER SO BB IBB HBP BLK WP HR S P ERA WHIP	IP WLS BF H R ER SO BB IBB HBP BLK WP HR S P ERA WHIP	IP WLS BF H R ER SO BB IBB HBP BLK WP HR S P ERA WHIP	IP WLS BF H R ER SO BB IBB HBP BLK WP HR S P ERA WHIP	IP WLS BF H R ER SO BB IBB HBP BLK WP HR S P ERA WHIP	IP WLS BF H R ER SO BB IBB HBP BLK WP HR S P ERA WHIP

St. Louis Cardinals @ Pittsburgh Pirates
PNC Park, Pittsburgh, PA
Tue Aug 10 2021, 7:08 PM - 9:57 PM EDT
Att: 10,056 - Cloudy - 73 F

AB	34
R	4
H	9
RBI	4
BB	3
SO	9
LOB	15



Batter	1	2	3	4	5	6	7	8	9	AB	R	H	RBI	BB	SO	LOB	BOTTOM							
68 Hoy Park, L OBP: 0.355, SLG: 0.552										3	1	1	1	0	1	0								
13 Ke'Bryan Hayes, R OBP: 0.321, SLG: 0.389										3	0	0	0	1	2	1								
10 Bryan Reynolds, S OBP: 0.388, SLG: 0.526										4	0	0	0	0	1	1								
6 Anthony Alford, R OBP: 0.275, SLG: 0.229										3	0	0	0	0	3	0								
58 Jacob Stallings, R OBP: 0.328, SLG: 0.391										2	0	0	0	1	0	0								
25 Gregory Polanco, L OBP: 0.282, SLG: 0.356										3	0	0	0	0	0	1								
69 John Nogowski, R OBP: 0.304, SLG: 0.315										3	0	0	0	0	1	0								
27 Kevin Newman, R OBP: 0.255, SLG: 0.281										3	0	0	0	0	0	0								
43 Steven Brault, L 67 Kyle Keller, R 15 Wilmer Difo, S 56 Duane Underwood Jr., R 64 Rodolfo Castro, S 36 Nick Mears, R										1	0	0	0	0	0	0								
Inning Stats	R: 0 E: 0 K: 2 S: 9	H: 0 LOB: 0 BB: 0 P: 14	R: 0 E: 0 K: 1 S: 10	H: 0 LOB: 0 BB: 0 P: 15	R: 0 E: 0 K: 0 S: 5	H: 0 LOB: 0 BB: 0 P: 8	R: 1 E: 0 K: 1 S: 9	H: 1 LOB: 0 BB: 1 P: 16	R: 0 E: 0 K: 1 S: 8	H: 0 LOB: 0 BB: 0 P: 12	R: 0 E: 0 K: 0 S: 12	H: 0 LOB: 1 BB: 1 P: 21	R: 0 E: 0 K: 2 S: 8	H: 0 LOB: 1 BB: 1 P: 16	R: 0 E: 0 K: 0 S: 9	H: 0 LOB: 0 BB: 0 P: 15	R: 0 E: 0 K: 1 S: 5	H: 0 LOB: 0 BB: 0 P: 7	1B: 0 2B: 0 3B: 0 HR: 1	SF: 0 SAC: 1 DP: 1 HBP: 0	WP: 0 PB: 0 SB: 0 CS: 0	PA: 30		
PITCHER	IP WLS BF H R ER SO BB IBB HBP BLK WP HR S P ERA WHIP	IP WLS BF H R ER SO BB IBB HBP BLK WP HR S P ERA WHIP	IP WLS BF H R ER SO BB IBB HBP BLK WP HR S P ERA WHIP	IP WLS BF H R ER SO BB IBB HBP BLK WP HR S P ERA WHIP	IP WLS BF H R ER SO BB IBB HBP BLK WP HR S P ERA WHIP	IP WLS BF H R ER SO BB IBB HBP BLK WP HR S P ERA WHIP	IP WLS BF H R ER SO BB IBB HBP BLK WP HR S P ERA WHIP	IP WLS BF H R ER SO BB IBB HBP BLK WP HR S P ERA WHIP	IP WLS BF H R ER SO BB IBB HBP BLK WP HR S P ERA WHIP	IP WLS BF H R ER SO BB IBB HBP BLK WP HR S P ERA WHIP	IP WLS BF H R ER SO BB IBB HBP BLK WP HR S P ERA WHIP	IP WLS BF H R ER SO BB IBB HBP BLK WP HR S P ERA WHIP	IP WLS BF H R ER SO BB IBB HBP BLK WP HR S P ERA WHIP	IP WLS BF H R ER SO BB IBB HBP BLK WP HR S P ERA WHIP	IP WLS BF H R ER SO BB IBB HBP BLK WP HR S P ERA WHIP	IP WLS BF H R ER SO BB IBB HBP BLK WP HR S P ERA WHIP	IP WLS BF H R ER SO BB IBB HBP BLK WP HR S P ERA WHIP	IP WLS BF H R ER SO BB IBB HBP BLK WP HR S P ERA WHIP	IP WLS BF H R ER SO BB IBB HBP BLK WP HR S P ERA WHIP	IP WLS BF H R ER SO BB IBB HBP BLK WP HR S P ERA WHIP	IP WLS BF H R ER SO BB IBB HBP BLK WP HR S P ERA WHIP	IP WLS BF H R ER SO BB IBB HBP BLK WP HR S P ERA WHIP	IP WLS BF H R ER SO BB IBB HBP BLK WP HR S P ERA WHIP	IP WLS BF H R ER SO BB IBB HBP BLK WP HR S P ERA WHIP

St. Louis Cardinals @ Pittsburgh Pirates
PNC Park, Pittsburgh, PA
Tue Aug 10 2021, 7:08 PM - 9:57 PM EDT
Att: 10,056 - Cloudy - 73 F

AB	26
R	1
H	1
RBI	1
BB	3
SO	8
LOB	3



Batter	1	2	3	4	5	6	7	8	9	AB	R	H	RBI	BB	SO	LOB	TOP									
3 Dylan Carlson, S OBP: 0.341, SLG: 0.419	K2-3			K		G4-3			G4-3	4	0	1	0	1	2	2	St. Louis Cardinals @ Pittsburgh Pirates PNC Park, Pittsburgh, PA Wed Aug 11 2021, 7:08 PM - 9:59 PM EDT Att: 8,548 - Partly Cloudy - 81 F									
46 Paul Goldschmidt, R OBP: 0.338, SLG: 0.443	G4-3			G4-3		G4-3			G4-3	2	1	1	0	3	0	3										
28 Nolan Arenado, R OBP: 0.319, SLG: 0.494	G4-3			G4-3		G4-3			G5-4-3	4	1	1	0	1	0	4										
27 Tyler O'Neill, R OBP: 0.342, SLG: 0.511			K	K		F8			F9	4	0	0	0	0	2	4										
4 Yadier Molina, R OBP: 0.301, SLG: 0.381	G5-3			G5-3		F8			F8	4	1	2	1	0	0	1										
48 Harrison Bader, R OBP: 0.335, SLG: 0.458	F9			F9		L7			K	4	0	0	0	0	1	2										
11 Paul DeJong, R OBP: 0.294, SLG: 0.393				L5		L5			F7	4	1	2	2	0	0	0	AB 33 R 4 H 9 RBI 4 BB 6 SO 6 LOB 17									
19 Tommy Edman, S OBP: 0.299, SLG: 0.374				L8		F8			F9	3	0	0	0	1	0	1										
50 Adam Wainwright, R (1, 1) OBP: 0.098, SLG: 0.100				G5-3		G5-3			K	4	0	2	1	0	1	0										
Inning Stats	R: 0 E: 0 K: 1 S: 6	H: 0 LOB: 0 BB: 1 P: 11	R: 0 E: 0 K: 1 S: 8	H: 0 LOB: 0 BB: 0 P: 12	R: 0 E: 0 K: 0 S: 7	H: 0 LOB: 0 BB: 0 P: 12	R: 1 E: 0 K: 2 S: 13	H: 2 LOB: 2 BB: 1 P: 23	R: 0 E: 0 K: 0 S: 17	H: 2 LOB: 3 BB: 1 P: 31	R: 3 E: 0 K: 1 S: 20	H: 4 LOB: 2 BB: 1 P: 27	R: 0 E: 0 K: 0 S: 10	H: 0 LOB: 1 BB: 1 P: 16	R: 0 E: 0 K: 0 S: 4	H: 0 LOB: 0 BB: 0 P: 9		R: 0 E: 0 K: 1 S: 7	H: 1 LOB: 1 BB: 1 P: 18	1B: 6 2B: 3 3B: 0 HR: 0	SF: 0 SAC: 0 DP: 2 HBP: 0	WP: 0 PB: 0 SB: 0 CS: 0	PA: 39			
PITCHER	IP	WLS	BF	H	R	ER	SO	BB	IBB	HBP	BLK	WP	HR	S	P	ERA		WHIP								
29 Wil Crowe, R ERA: 5.27	4.2	L	19	4	1	4	4	3	0	0	0	0	0	49	84	1.93		1.500								
36 Nick Mears, R ERA: 5.0	0.1		1	0	0	0	0	0	0	0	0	0	0	2	5	0.00	0.000									
44 Cody Ponce, R ERA: 8.27	2.0		12	4	3	3	1	1	1	0	0	0	0	30	43	13.50	2.500									
55 Chasen Shreve, L ERA: 2.86	1.0		3	0	0	0	0	0	0	0	0	0	0	4	9	0.00	0.000									
52 Anthony Banda, L ERA: 5.4	1.0		4	1	0	0	1	1	0	0	0	0	0	7	18	0.00	2.000									

Batter	1	2	3	4	5	6	7	8	9	AB	R	H	RBI	BB	SO	LOB	BOTTOM									
68 Hoy Park, L OBP: 0.314, SLG: 0.485	K			K		L4			G1-4-3	4	0	0	0	0	2	0	St. Louis Cardinals @ Pittsburgh Pirates PNC Park, Pittsburgh, PA Wed Aug 11 2021, 7:08 PM - 9:59 PM EDT Att: 8,548 - Partly Cloudy - 81 F									
13 Ke'Bryan Hayes, R OBP: 0.317, SLG: 0.384	K			G4-3		G5-3			G5-3	3	0	0	0	0	1	0										
10 Bryan Reynolds, S OBP: 0.385, SLG: 0.522	G4-3			K		L4			L4	3	0	0	0	0	1	0										
19 Colin Moran, L OBP: 0.344, SLG: 0.411				G6-4-3		G4-3			G4-3	3	0	2	0	0	0	0										
64 Rodolfo Castro, S OBP: 0.254, SLG: 0.452				G6-4-3		K			K	3	0	0	0	0	2	2										
25 Gregory Polanco, L OBP: 0.279, SLG: 0.353				G6-3		FC6-4			F8	3	0	0	0	0	0	1										
6 Anthony Alford, R OBP: 0.262, SLG: 0.216				F9		F8			L8	2	0	0	0	0	0	1	AB 28 R 0 H 2 RBI 0 BB 0 SO 7 LOB 4									
44 Cody Ponce, R				F9		F8			L8	0	0	0	0	0	0	0										
55 Chasen Shreve, L				P4		F9			F8	0	0	0	0	0	0	0										
15 Wilmer Difo, S OBP: 0.321, SLG: 0.396				P4		F9			F8	0	0	0	0	0	0	0										
52 Anthony Banda, L				P4		F9			F8	0	0	0	0	0	0	0										
5 Michael Pérez, L OBP: 0.234, SLG: 0.361				P4		F9			F8	0	0	0	0	0	0	0										
29 Wil Crowe, R OBP: 0.120, SLG: 0.043				K		P6			L8	1	0	0	0	0	1	0	AB 28 R 0 H 2 RBI 0 BB 0 SO 7 LOB 4									
36 Nick Mears, R				K		P6			L8	0	0	0	0	0	0	0										
27 Kevin Newman, R OBP: 0.254, SLG: 0.280				K		P6			L8	2	0	0	0	0	0	0										
Inning Stats	R: 0 E: 0 K: 2 S: 9	H: 0 LOB: 0 BB: 0 P: 13	R: 0 E: 0 K: 0 S: 4	H: 1 LOB: 0 BB: 0 P: 7	R: 0 E: 0 K: 1 S: 8	H: 0 LOB: 0 BB: 0 P: 12	R: 0 E: 0 K: 2 S: 7	H: 0 LOB: 0 BB: 0 P: 9	R: 0 E: 0 K: 0 S: 6	H: 1 LOB: 1 BB: 0 P: 9	R: 0 E: 0 K: 0 S: 5	H: 0 LOB: 0 BB: 0 P: 7	R: 0 E: 0 K: 1 S: 8	H: 0 LOB: 0 BB: 0 P: 13	R: 0 E: 0 K: 0 S: 5	H: 0 LOB: 0 BB: 0 P: 6		R: 0 E: 0 K: 0 S: 5	H: 0 LOB: 0 BB: 0 P: 6	1B: 2 2B: 0 3B: 0 HR: 0	SF: 0 SAC: 0 DP: 1 HBP: 0	WP: 0 PB: 0 SB: 0 CS: 0	PA: 28			
PITCHER	IP	WLS	BF	H	R	ER	SO	BB	IBB	HBP	BLK	WP	HR	S	P	ERA		WHIP								
50 Adam Wainwright, R (1, 1) ERA: 3.27	9.0	W	28	2	0	0	7	0	0	0	0	0	0	58	88	0.00		0.222								



Batter	1	2	3	4	5	6	7	8	9	AB	R	H	RBI	BB	SO	LOB	TOP								
3 Dylan Carlson, S OBP: 0.341, SLG: 0.419										3	1	1	0	0	1	0	St. Louis Cardinals @ Pittsburgh Pirates PNC Park, Pittsburgh, PA Thu Aug 12 2021, 12:36 PM - 4:14 PM EDT Att: 8,676 - Cloudy - 84 F								
64 José Rondón, R OBP: 0.333, SLG: 0.354										2	1	1	0	0	0	0									
46 Paul Goldschmidt, R OBP: 0.341, SLG: 0.445										4	0	2	1	1	1	1									
28 Nolan Arenado, R OBP: 0.320, SLG: 0.494										4	0	1	1	1	1	2									
13 Matt Carpenter, L OBP: 0.333, SLG: 0.319										2	1	0	0	0	2	0									
65 Giovanni Gallegos, R OBP: 0.301, SLG: 0.380										0	0	0	0	0	0	0									
4 Yadier Molina, R OBP: 0.301, SLG: 0.380										1	0	0	0	0	0	2									
Alex Reyes, R OBP: 0.301, SLG: 0.380										0	0	0	0	0	0	0									
11 Paul DeJong, R OBP: 0.292, SLG: 0.400										5	1	1	2	0	2	5									
48 Harrison Bader, R OBP: 0.338, SLG: 0.456										3	1	1	0	0	2	0									
19 Tommy Edman, S OBP: 0.299, SLG: 0.375										4	1	1	0	0	1	2									
7 Andrew Knizner, R OBP: 0.305, SLG: 0.266										4	0	0	1	0	1	3									
49 Wade LeBlanc, L OBP: 0.286, SLG: 0.357										1	0	0	0	0	0	1									
62 T.J. McFarland, L OBP: 0.286, SLG: 0.357										0	0	0	0	0	0	0									
21 Lars Nootbaar, L OBP: 0.286, SLG: 0.357										1	1	1	2	0	0	0									
21 Andrew Miller, L OBP: 0.286, SLG: 0.357										0	0	0	0	0	0	0									
66 Luis García, R OBP: 0.286, SLG: 0.357										0	0	0	0	0	0	0									
27 Tyler O'Neill, R OBP: 0.286, SLG: 0.357										1	0	0	0	0	0	1									
92 Génesis Cabrera, L OBP: 0.286, SLG: 0.357										1	0	0	0	0	0	0									
63 Edmundo Sosa, R OBP: 0.286, SLG: 0.357										1	0	0	0	0	0	0									
Inning Stats	R: 1 E: 0 K: 2 S: 13	H: 2 LOB: 1 BB: 0 P: 26	R: 0 E: 0 K: 0 S: 6	H: 0 LOB: 1 BB: 0 P: 13	R: 0 E: 0 K: 0 S: 6	H: 0 LOB: 1 BB: 1 P: 10	R: 4 E: 0 K: 2 S: 16	H: 3 LOB: 0 BB: 1 P: 25	R: 0 E: 0 K: 0 S: 5	H: 0 LOB: 0 BB: 0 P: 7	R: 1 E: 1 K: 1 S: 10	H: 1 LOB: 1 BB: 0 P: 16	R: 0 E: 0 K: 2 S: 15	H: 1 LOB: 2 BB: 1 P: 27	R: 0 E: 0 K: 3 S: 10	H: 0 LOB: 2 BB: 0 P: 10	R: 1 E: 0 K: 0 S: 15	H: 2 LOB: 2 BB: 1 P: 21	1B: 3 2B: 4 3B: 0 HR: 2	SF: 0 SAC: 0 DP: 1 HBP: 1	WP: 0 PB: 0 SB: 1 CS: 0	PA: 41			
PITCHER	IP WLS BF H R ER SO BB IBB HBP BLK WP HR S P ERA WHIP	IP WLS BF H R ER SO BB IBB HBP BLK WP HR S P ERA WHIP	IP WLS BF H R ER SO BB IBB HBP BLK WP HR S P ERA WHIP	IP WLS BF H R ER SO BB IBB HBP BLK WP HR S P ERA WHIP	IP WLS BF H R ER SO BB IBB HBP BLK WP HR S P ERA WHIP	IP WLS BF H R ER SO BB IBB HBP BLK WP HR S P ERA WHIP	IP WLS BF H R ER SO BB IBB HBP BLK WP HR S P ERA WHIP	IP WLS BF H R ER SO BB IBB HBP BLK WP HR S P ERA WHIP	IP WLS BF H R ER SO BB IBB HBP BLK WP HR S P ERA WHIP	IP WLS BF H R ER SO BB IBB HBP BLK WP HR S P ERA WHIP	IP WLS BF H R ER SO BB IBB HBP BLK WP HR S P ERA WHIP	IP WLS BF H R ER SO BB IBB HBP BLK WP HR S P ERA WHIP	IP WLS BF H R ER SO BB IBB HBP BLK WP HR S P ERA WHIP	IP WLS BF H R ER SO BB IBB HBP BLK WP HR S P ERA WHIP	IP WLS BF H R ER SO BB IBB HBP BLK WP HR S P ERA WHIP	IP WLS BF H R ER SO BB IBB HBP BLK WP HR S P ERA WHIP	IP WLS BF H R ER SO BB IBB HBP BLK WP HR S P ERA WHIP	IP WLS BF H R ER SO BB IBB HBP BLK WP HR S P ERA WHIP	IP WLS BF H R ER SO BB IBB HBP BLK WP HR S P ERA WHIP	IP WLS BF H R ER SO BB IBB HBP BLK WP HR S P ERA WHIP	IP WLS BF H R ER SO BB IBB HBP BLK WP HR S P ERA WHIP	IP WLS BF H R ER SO BB IBB HBP BLK WP HR S P ERA WHIP	IP WLS BF H R ER SO BB IBB HBP BLK WP HR S P ERA WHIP	IP WLS BF H R ER SO BB IBB HBP BLK WP HR S P ERA WHIP	
34 JT Brubaker, R ERA: 5.13	5.0 L 22 5 5 5 4 2 0 1 0 0 2 46 81 9.00 1.400	5.0 L 22 5 5 5 4 2 0 1 0 0 2 46 81 9.00 1.400	5.0 L 22 5 5 5 4 2 0 1 0 0 2 46 81 9.00 1.400	5.0 L 22 5 5 5 4 2 0 1 0 0 2 46 81 9.00 1.400	5.0 L 22 5 5 5 4 2 0 1 0 0 2 46 81 9.00 1.400	5.0 L 22 5 5 5 4 2 0 1 0 0 2 46 81 9.00 1.400	5.0 L 22 5 5 5 4 2 0 1 0 0 2 46 81 9.00 1.400	5.0 L 22 5 5 5 4 2 0 1 0 0 2 46 81 9.00 1.400	5.0 L 22 5 5 5 4 2 0 1 0 0 2 46 81 9.00 1.400	5.0 L 22 5 5 5 4 2 0 1 0 0 2 46 81 9.00 1.400	5.0 L 22 5 5 5 4 2 0 1 0 0 2 46 81 9.00 1.400	5.0 L 22 5 5 5 4 2 0 1 0 0 2 46 81 9.00 1.400	5.0 L 22 5 5 5 4 2 0 1 0 0 2 46 81 9.00 1.400	5.0 L 22 5 5 5 4 2 0 1 0 0 2 46 81 9.00 1.400	5.0 L 22 5 5 5 4 2 0 1 0 0 2 46 81 9.00 1.400	5.0 L 22 5 5 5 4 2 0 1 0 0 2 46 81 9.00 1.400	5.0 L 22 5 5 5 4 2 0 1 0 0 2 46 81 9.00 1.400	5.0 L 22 5 5 5 4 2 0 1 0 0 2 46 81 9.00 1.400	5.0 L 22 5 5 5 4 2 0 1 0 0 2 46 81 9.00 1.400	5.0 L 22 5 5 5 4 2 0 1 0 0 2 46 81 9.00 1.400	5.0 L 22 5 5 5 4 2 0 1 0 0 2 46 81 9.00 1.400	5.0 L 22 5 5 5 4 2 0 1 0 0 2 46 81 9.00 1.400	5.0 L 22 5 5 5 4 2 0 1 0 0 2 46 81 9.00 1.400		
56 Duane Underwood Jr., R ERA: 4.57	1.2 9 2 1 0 2 1 0 0 0 0 0 21 36 0.00 1.800	1.2 9 2 1 0 2 1 0 0 0 0 0 21 36 0.00 1.800	1.2 9 2 1 0 2 1 0 0 0 0 0 21 36 0.00 1.800	1.2 9 2 1 0 2 1 0 0 0 0 0 21 36 0.00 1.800	1.2 9 2 1 0 2 1 0 0 0 0 0 21 36 0.00 1.800	1.2 9 2 1 0 2 1 0 0 0 0 0 21 36 0.00 1.800	1.2 9 2 1 0 2 1 0 0 0 0 0 21 36 0.00 1.800	1.2 9 2 1 0 2 1 0 0 0 0 0 21 36 0.00 1.800	1.2 9 2 1 0 2 1 0 0 0 0 0 21 36 0.00 1.800	1.2 9 2 1 0 2 1 0 0 0 0 0 21 36 0.00 1.800	1.2 9 2 1 0 2 1 0 0 0 0 0 21 36 0.00 1.800	1.2 9 2 1 0 2 1 0 0 0 0 0 21 36 0.00 1.800	1.2 9 2 1 0 2 1 0 0 0 0 0 21 36 0.00 1.800	1.2 9 2 1 0 2 1 0 0 0 0 0 21 36 0.00 1.800	1.2 9 2 1 0 2 1 0 0 0 0 0 21 36 0.00 1.800	1.2 9 2 1 0 2 1 0 0 0 0 0 21 36 0.00 1.800	1.2 9 2 1 0 2 1 0 0 0 0 0 21 36 0.00 1.800	1.2 9 2 1 0 2 1 0 0 0 0 0 21 36 0.00 1.800	1.2 9 2 1 0 2 1 0 0 0 0 0 21 36 0.00 1.800	1.2 9 2 1 0 2 1 0 0 0 0 0 21 36 0.00 1.800	1.2 9 2 1 0 2 1 0 0 0 0 0 21 36 0.00 1.800	1.2 9 2 1 0 2 1 0 0 0 0 0 21 36 0.00 1.800	1.2 9 2 1 0 2 1 0 0 0 0 0 21 36 0.00 1.800		
46 Chris Stratton, R ERA: 3.65	0.1 1 0 0 0 1 0 0 0 0 0 0 4 7 0.00 0.000	0.1 1 0 0 0 1 0 0 0 0 0 0 4 7 0.00 0.000	0.1 1 0 0 0 1 0 0 0 0 0 0 4 7 0.00 0.000	0.1 1 0 0 0 1 0 0 0 0 0 0 4 7 0.00 0.000	0.1 1 0 0 0 1 0 0 0 0 0 0 4 7 0.00 0.000	0.1 1 0 0 0 1 0 0 0 0 0 0 4 7 0.00 0.000	0.1 1 0 0 0 1 0 0 0 0 0 0 4 7 0.00 0.000	0.1 1 0 0 0 1 0 0 0 0 0 0 4 7 0.00 0.000	0.1 1 0 0 0 1 0 0 0 0 0 0 4 7 0.00 0.000	0.1 1 0 0 0 1 0 0 0 0 0 0 4 7 0.00 0.000	0.1 1 0 0 0 1 0 0 0 0 0 0 4 7 0.00 0.000	0.1 1 0 0 0 1 0 0 0 0 0 0 4 7 0.00 0.000	0.1 1 0 0 0 1 0 0 0 0 0 0 4 7 0.00 0.000	0.1 1 0 0 0 1 0 0 0 0 0 0 4 7 0.00 0.000	0.1 1 0 0 0 1 0 0 0 0 0 0 4 7 0.00 0.000	0.1 1 0 0 0 1 0 0 0 0 0 0 4 7 0.00 0.000	0.1 1 0 0 0 1 0 0 0 0 0 0 4 7 0.00 0.000	0.1 1 0 0 0 1 0 0 0 0 0 0 4 7 0.00 0.000	0.1 1 0 0 0 1 0 0 0 0 0 0 4 7 0.00 0.000	0.1 1 0 0 0 1 0 0 0 0 0 0 4 7 0.00 0.000	0.1 1 0 0 0 1 0 0 0 0 0 0 4 7 0.00 0.000	0.1 1 0 0 0 1 0 0 0 0 0 0 4 7 0.00 0.000	0.1 1 0 0 0 1 0 0 0 0 0 0 4 7 0.00 0.000	0.1 1 0 0 0 1 0 0 0 0 0 0 4 7 0.00 0.000	0.1 1 0 0 0 1 0 0 0 0 0 0 4 7 0.00 0.000
51 David Bednar, R ERA: 2.72	2.0 9 2 1 1 3 0 1 0 0 0 0 25 31 4.50 1.000	2.0 9 2 1 1 3 0 1 0 0 0 0 25 31 4.50 1.000	2.0 9 2 1 1 3 0 1 0 0 0 0 25 31 4.50 1.000	2.0 9 2 1 1 3 0 1 0 0 0 0 25 31 4.50 1.000	2.0 9 2 1 1 3 0 1 0 0 0 0 25 31 4.50 1.000	2.0 9 2 1 1 3 0 1 0 0 0 0 25 31 4.50 1.000	2.0 9 2 1 1 3 0 1 0 0 0 0 25 31 4.50 1.000	2.0 9 2 1 1 3 0 1 0 0 0 0 25 31 4.50 1.000	2.0 9 2 1 1 3 0 1 0 0 0 0 25 31 4.50 1.000	2.0 9 2 1 1 3 0 1 0 0 0 0 25 31 4.50 1.000	2.0 9 2 1 1 3 0 1 0 0 0 0 25 31 4.50 1.000	2.0 9 2 1 1 3 0 1 0 0 0 0 25 31 4.50 1.000	2.0 9 2 1 1 3 0 1 0 0 0 0 25 31 4.50 1.000	2.0 9 2 1 1 3 0 1 0 0 0 0 25 31 4.50 1.000	2.0 9 2 1 1 3 0 1 0 0 0 0 25 31 4.50 1.000	2.0 9 2 1 1 3 0 1 0 0 0 0 25 31 4.50 1.000	2.0 9 2 1 1 3 0 1 0 0 0 0 25 31 4.50 1.000	2.0 9 2 1 1 3 0 1 0 0 0 0 25 31 4.50 1.000	2.0 9 2 1 1 3 0 1 0 0 0 0 25 31 4.50 1.000	2.0 9 2 1 1 3 0 1 0 0 0 0 25 31 4.50 1.000	2.0 9 2 1 1 3 0 1 0 0 0 0 25 31 4.50 1.000	2.0 9 2 1 1 3 0 1 0 0 0 0 25 31 4.50 1.000	2.0 9 2 1 1 3 0 1 0 0 0 0 25 31 4.50 1.000	2.0 9 2 1 1 3 0 1 0 0 0 0 25 31 4.50 1.000	

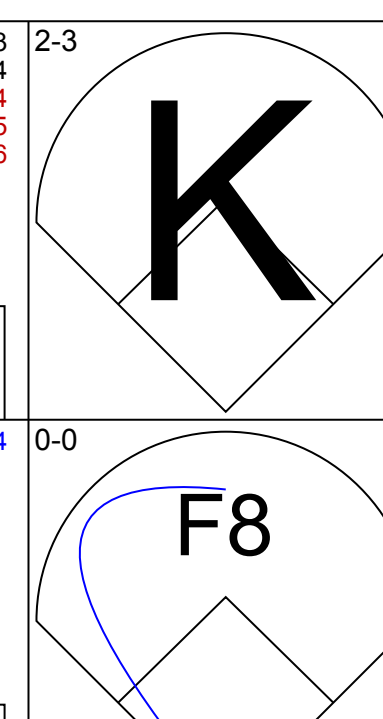
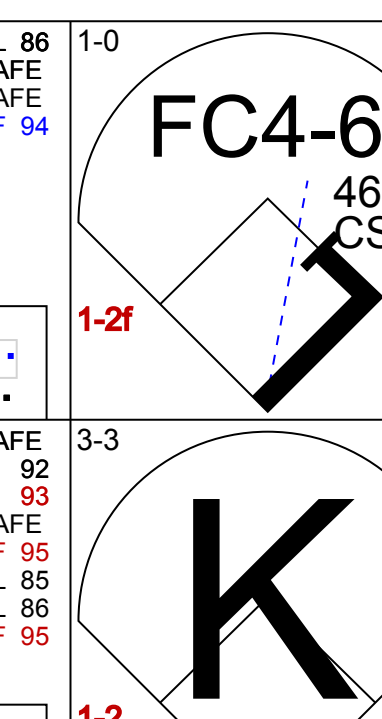
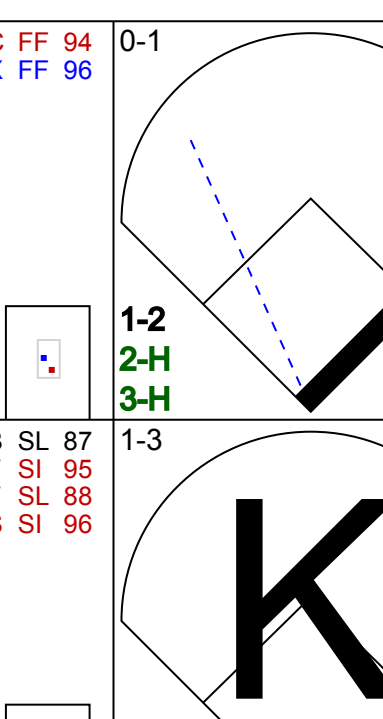
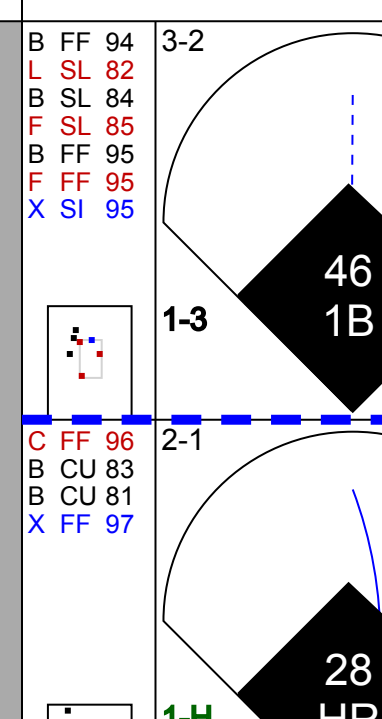
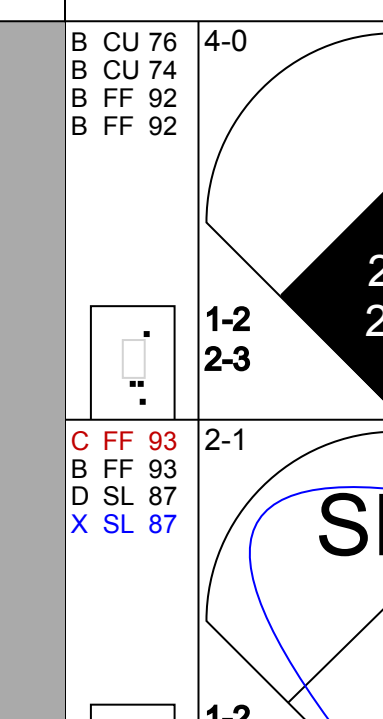
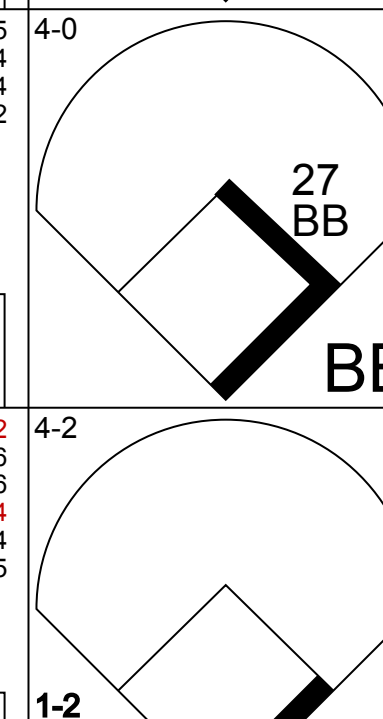

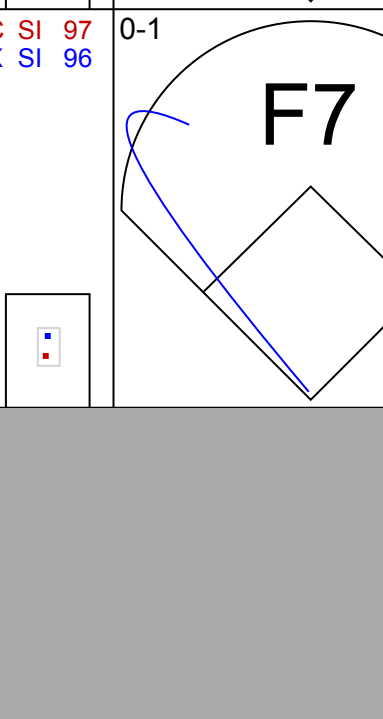
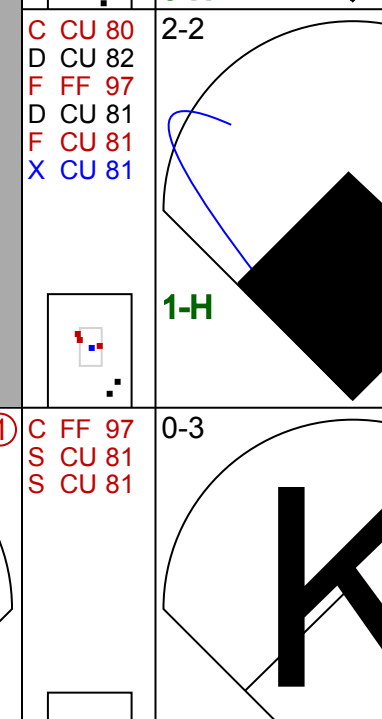
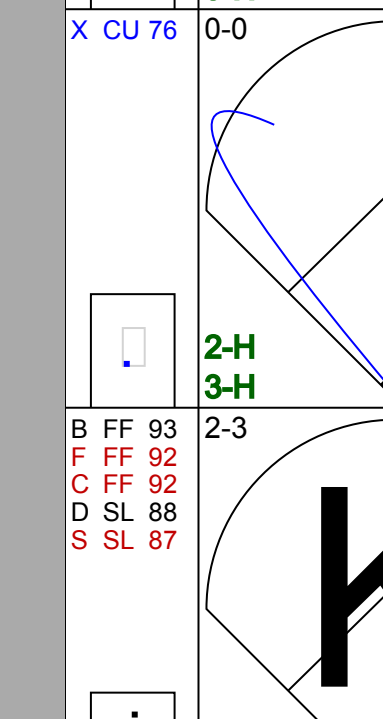
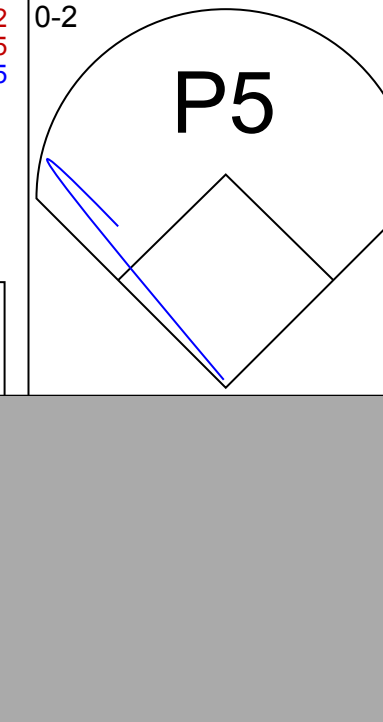
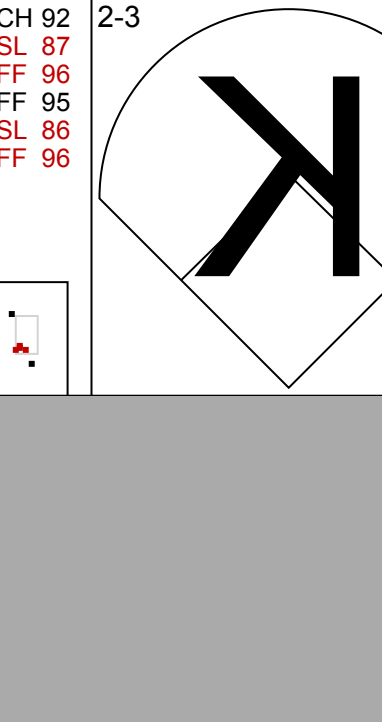
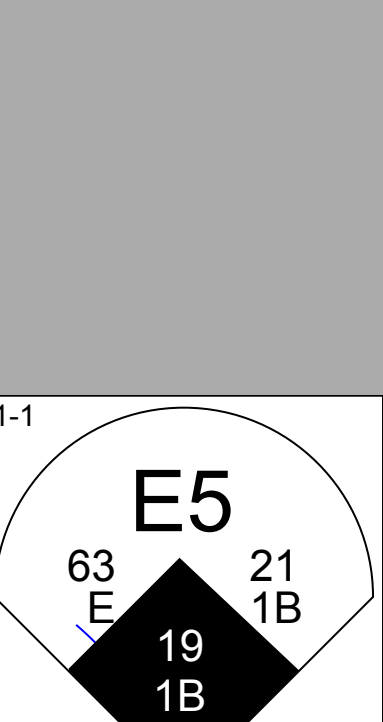

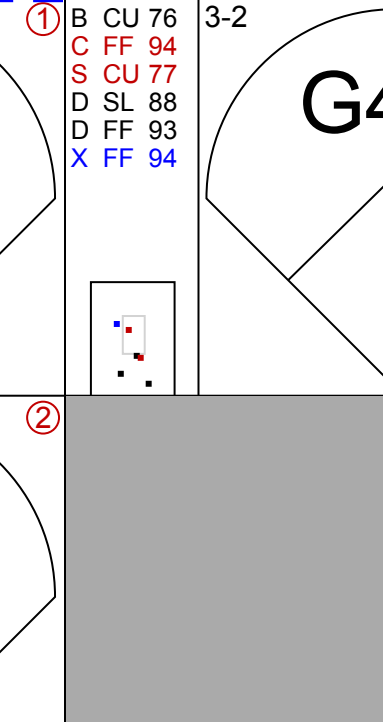
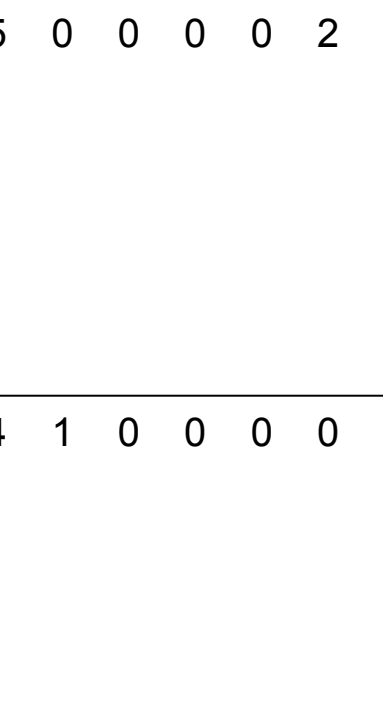



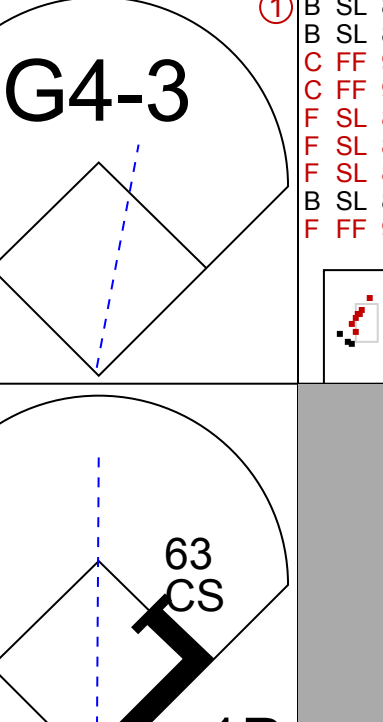
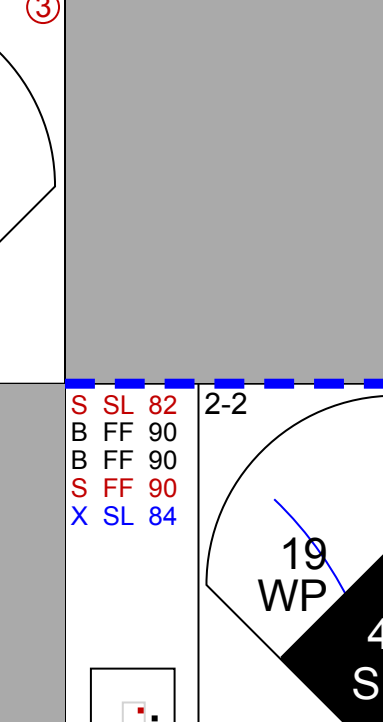
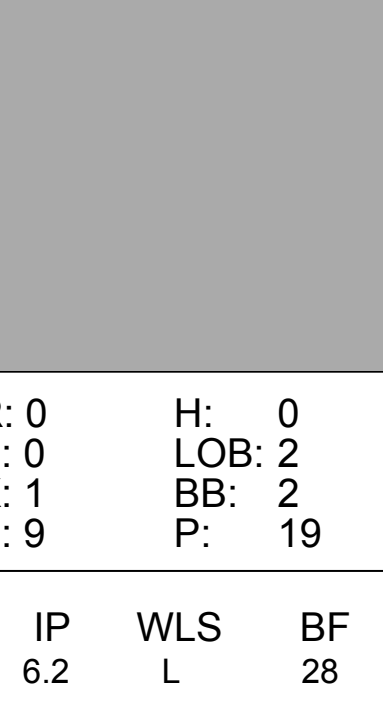



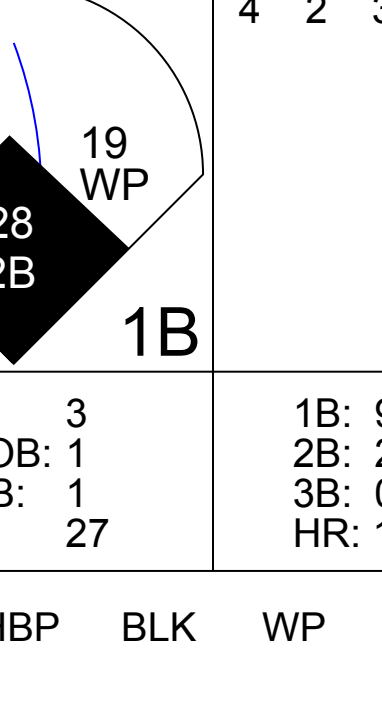
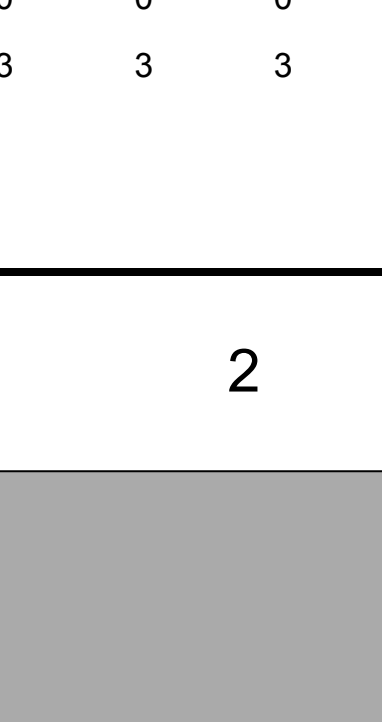
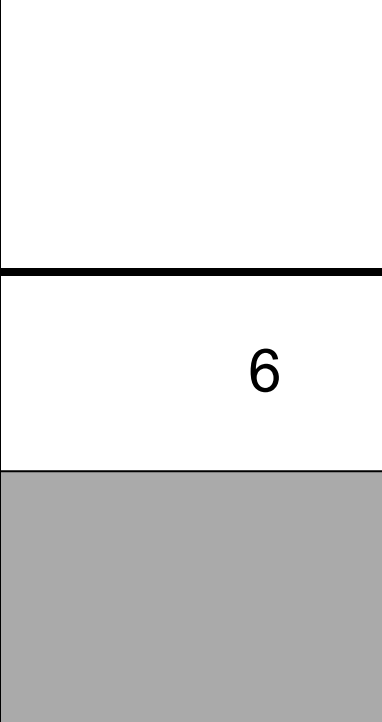
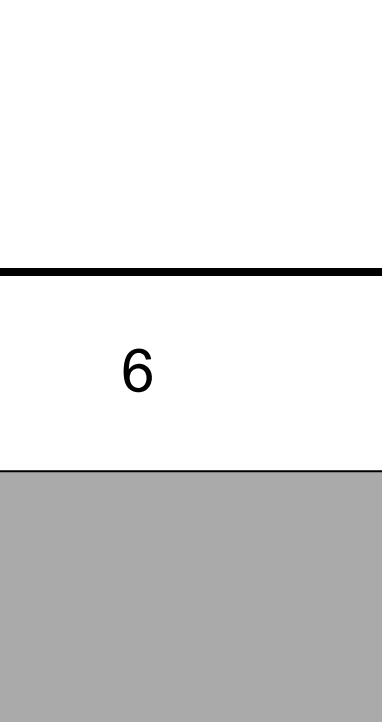
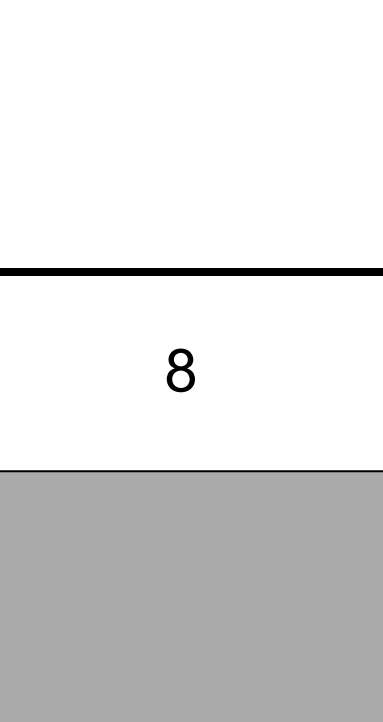
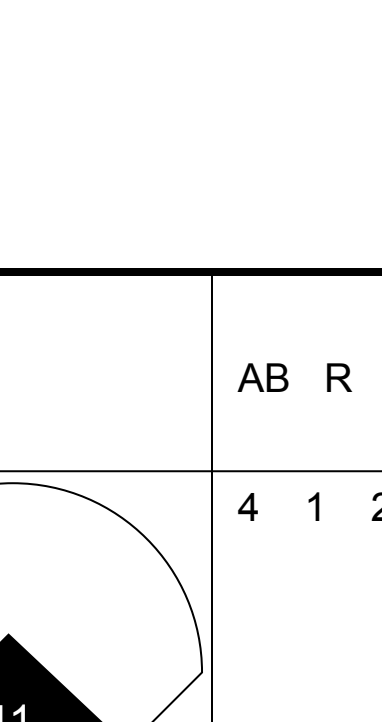
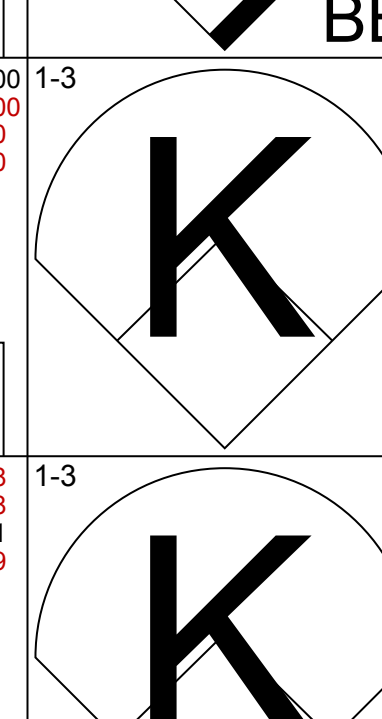
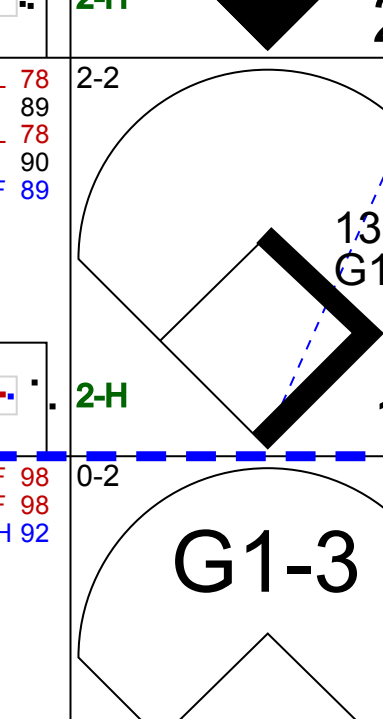
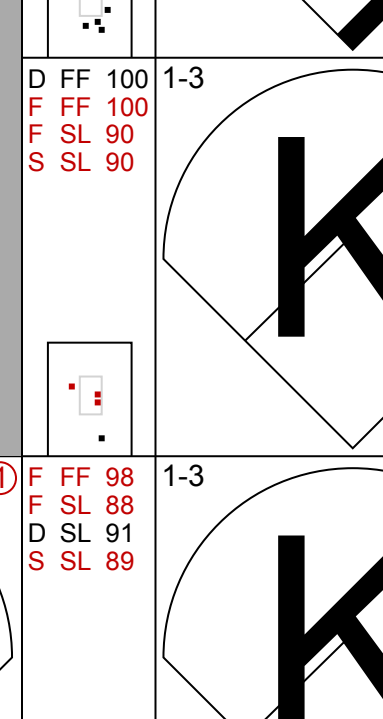
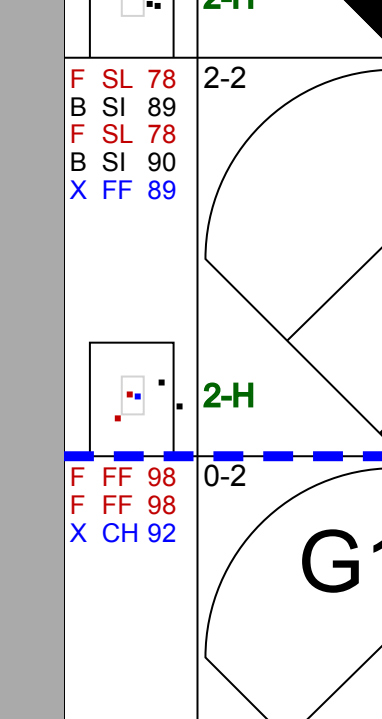

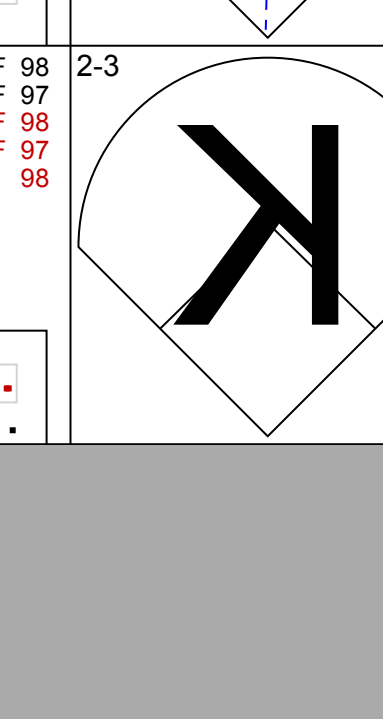



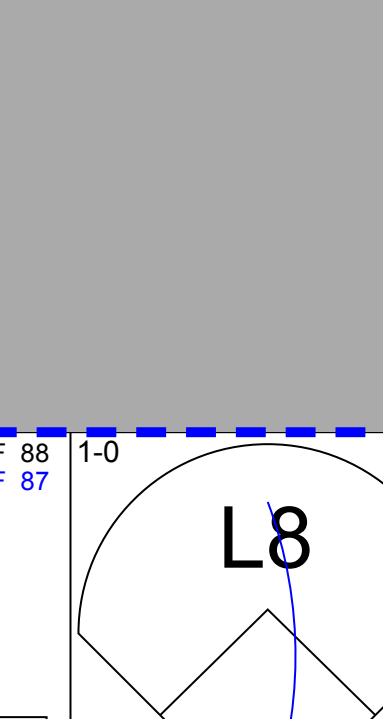
St. Louis Cardinals @ Pittsburgh Pirates
 PNC Park, Pittsburgh, PA
 Thu Aug 12 2021, 12:36 PM - 4:14 PM EDT
 Att: 8,676 - Cloudy - 84 F

AB 36
 R 7
 H 9
 RBI 7
 BB 4
 SO 10
 LOB 18



Batter	1	2	3	4	5	6	7	8	9	AB	R	H	RBI	BB	SO	LOB	BOTTOM
68 Hoy Park, L OBP: 0.308, SLG: 0.444										3	0	0	0	1	0	3	St. Louis Cardinals @ Pittsburgh Pirates PNC Park, Pittsburgh, PA Thu Aug 12 2021, 12:36 PM - 4:14 PM EDT Att: 8,676 - Cloudy - 84 F
51 David Bednar, L OBP: 0.308, SLG: 0.444										0	0	0	0	0	0	0	
5 Michael Pérez, L OBP: 0.233, SLG: 0.359										1	0	0	0	0	1	0	
13 Ke'Bryan Hayes, R OBP: 0.319, SLG: 0.388										5	1	2	0	0	1	2	
58 Jacob Stallings, R OBP: 0.327, SLG: 0.388										3	1	0	0	1	2	2	
19 Colin Moran, L OBP: 0.347, SLG: 0.448										4	2	2	4	0	1	1	
15 Wilmer Difo, S OBP: 0.319, SLG: 0.392										4	0	1	0	0	1	0	
6 Anthony Alford, R OBP: 0.239, SLG: 0.195										4	0	0	0	0	4	2	
25 Gregory Polanco, L OBP: 0.279, SLG: 0.351										4	1	1	0	0	1	0	
27 Kevin Newman, R OBP: 0.256, SLG: 0.285										4	0	2	0	0	0	2	
34 JT Brubaker, R ERA: 5.13	2.0 9 2 1 1 3 0 1 0 0 0 0 25 31 4.50 1.000	2.0 9 2 1 1															

Batter	1	2	3	4	5	6	7	8	9	AB	R	H	RBI	BB	SO	LOB	TOP				
19 Tommy Edman, S OBP: 0.298, SLG: 0.375	F8		F9		FC5-4 46 1B 28 SF8		G4-3		46 1B 2B	5	1	1	0	0	0	1	St. Louis Cardinals @ Kansas City Royals Kauffman Stadium, Kansas City, MO Fri Aug 13 2021, 7:11 PM - 10:18 PM CDT Att: 30,620 - Partly Cloudy - 81 F livebaseballscorecards.com				
46 Paul Goldschmidt, R OBP: 0.344, SLG: 0.445	K			K	1B			27 S 4 1B BB	1B	4	1	2	0	1	2	0					
28 Nolan Arenado, R OBP: 0.321, SLG: 0.500	BB			HR	SF8			F8	L6	3	1	1	2	1	0	3					
27 Tyler O'Neill, R OBP: 0.342, SLG: 0.516	P6			HR	HR			4 1B 11 SF9 BB	K	4	2	1	1	1	2	4					
4 Yadier Molina, R OBP: 0.303, SLG: 0.385	G5-3			HR	2B			1B		4	0	2	1	0	0	0					
11 Paul DeJong, R OBP: 0.288, SLG: 0.396	K			K				SF9		3	0	0	1	0	2	1					
48 Harrison Bader, R OBP: 0.336, SLG: 0.452	K				1B			K		4	0	1	0	0	2	1					
63 Edmundo Sosa, R OBP: 0.320, SLG: 0.343			K		P4			G6-3	G6-3	4	0	0	0	0	1	2					
64 José Rondón, R OBP: 0.333, SLG: 0.353	L8							L8		3	0	1	0	0	0	0					
21 Lars Nootbaar, L OBP: 0.306, SLG: 0.464					FC5-4 1B				HR	1	1	1	1	0	0	0					
Inning Stats	R: 0 E: 0 K: 1 S: 8	H: 0 LOB: 1 BB: 1 P: 16	R: 0 E: 0 K: 2 S: 10	H: 0 LOB: 0 BB: 0 P: 12	R: 0 E: 0 K: 1 S: 11	H: 0 LOB: 0 BB: 0 P: 16	R: 2 E: 0 K: 2 S: 14	H: 4 LOB: 2 BB: 0 P: 23	R: 1 E: 0 K: 1 S: 19	H: 2 LOB: 1 BB: 0 P: 26	R: 0 E: 0 K: 0 S: 6	H: 0 LOB: 0 BB: 0 P: 9	R: 0 E: 0 K: 0 S: 6	H: 0 LOB: 0 BB: 0 P: 11	R: 2 E: 0 K: 1 S: 10	H: 1 LOB: 1 BB: 2 P: 24	R: 1 E: 0 K: 1 S: 17	H: 3 LOB: 2 BB: 0 P: 28	1B: 5 2B: 2 3B: 0 HR: 3	SF: 2 SAC: 0 DP: 0 HBP: 0	WP: 0 PA: 40 PB: 0 SB: 1 CS: 0
PITCHER	IP WLS BF H R ER SO BB IBB HBP BLK WP HR S P ERA WHIP																				
23 Mike Minor, L ERA: 5.35	6.0 L 25 6 3 3 7 1 0 0 0 0 0 2 68 102 4.50 1.167																				
31 Domingo Tapia, R ERA: 3.18	1.0 3 0 0 0 0 0 0 0 0 0 0 0 6 11 0.00 0.000																				
71 Wade Davis, R ERA: 6.49	1.0 6 1 2 2 1 2 0 0 0 0 0 0 10 24 18.00 3.000																				
54 Ervin Santana, R ERA: 5.28	1.0 6 3 1 1 1 0 0 0 0 0 0 1 17 28 9.00 3.000																				
Batter	1	2	3	4	5	6	7	8	9	AB	R	H	RBI	BB	SO	LOB	BOTTOM				
15 Whit Merrifield, R OBP: 0.317, SLG: 0.387	F8		G5-3			L9				3	0	0	0	1	0	1	St. Louis Cardinals @ Kansas City Royals Kauffman Stadium, Kansas City, MO Fri Aug 13 2021, 7:11 PM - 10:18 PM CDT Att: 30,620 - Partly Cloudy - 81 F livebaseballscorecards.com				
8 Nicky Lopez, L OBP: 0.340, SLG: 0.341	G1			G6-3		CS		F8		4	0	0	0	0	0	3					
13 Salvador Perez, R OBP: 0.310, SLG: 0.519	1B			F9		2B			L8	4	0	2	0	0	0	0					
41 Carlos Santana, S OBP: 0.335, SLG: 0.372	K			G1-3		G5-3		G3-1		4	0	0	0	0	1	2					
16 Andrew Benintendi, L OBP: 0.305, SLG: 0.401	F7			K		G6-3		K		4	0	0	0	0	2	1					
17 Hunter Dozier, R OBP: 0.276, SLG: 0.360	K			F9				26 F8 49 1B 1B		3	0	1	0	0	1	0					
Ryan O'Hearn, L ERA: 2.65	P5							15 BB 1B		2	0	0	0	0	0	0					
49 Hanser Alberto, R OBP: 0.280, SLG: 0.390								1B		1	0	1	0	0	0	0					
26 Emmanuel Rivera, R OBP: 0.286, SLG: 0.273	K					FC4-6 1B		F8		3	0	1	0	0	1	2					
1 Jarrod Dyson, L OBP: 0.250, SLG: 0.318	K					FC4-6 8 CS 1B		K		3	0	0	0	0	2	3					
Inning Stats	R: 0 E: 0 K: 1 S: 13	H: 1 LOB: 1 BB: 0 P: 20	R: 0 E: 0 K: 1 S: 9	H: 0 LOB: 0 BB: 0 P: 15	R: 0 E: 0 K: 2 S: 9	H: 0 LOB: 0 BB: 0 P: 13	R: 0 E: 0 K: 0 S: 4	H: 0 LOB: 0 BB: 0 P: 6	R: 0 E: 0 K: 1 S: 10	H: 0 LOB: 0 BB: 0 P: 13	R: 0 E: 0 K: 0 S: 7	H: 1 LOB: 0 BB: 0 P: 14	R: 0 E: 0 K: 0 S: 7	H: 1 LOB: 1 BB: 0 P: 13	R: 0 E: 0 K: 1 S: 13	H: 2 LOB: 3 BB: 1 P: 22	R: 0 E: 0 K: 1 S: 6	H: 0 LOB: 0 BB: 0 P: 8	1B: 4 2B: 1 3B: 0 HR: 0	SF: 0 SAC: 0 DP: 0 HBP: 0	WP: 0 PA: 33 PB: 0 SB: 0 CS: 1
PITCHER	IP WLS BF H R ER SO BB IBB HBP BLK WP HR S P ERA WHIP																				
22 Jack Flaherty, R ERA: 2.65	6.0 W 19 2 0 0 5 0 0 0 0 0 0 0 11 17 0.00 3.000																				
62 T.J. McFarland, L ERA: 2.77	1.0 H 6 3 0 0 0 0 0 0 0 0 0 0 11 17 0.00 3.000																				
65 Giovanni Gallegos, R ERA: 3.17	1.0 4 0 0 0 1 1 0 0 0 0 0 0 9 18 0.00 1.000																				
56 Ryan Helsley, R ERA: 4.7	1.0 3 0 0 0 1 0 0 0 0 0 0 0 6 8 0.00 0.000																				

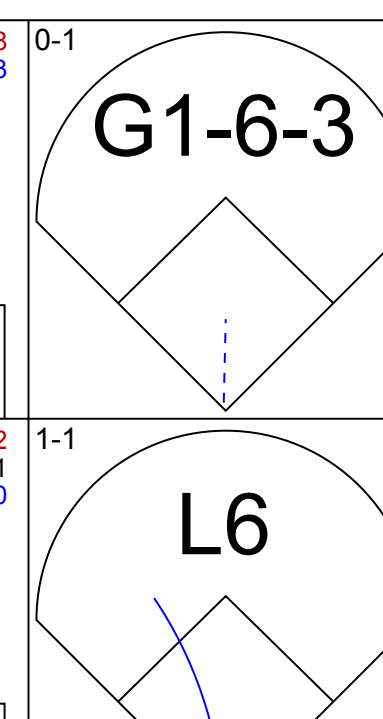
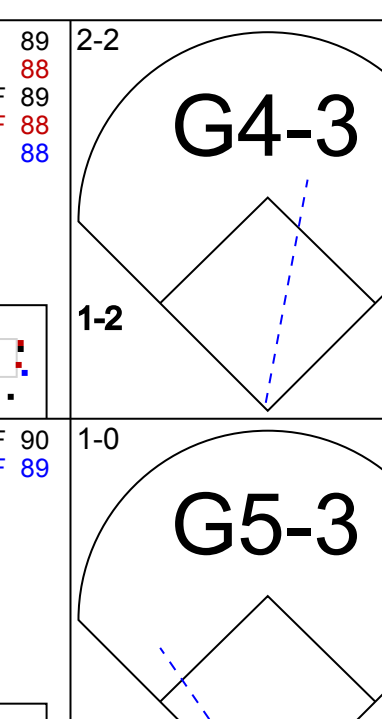
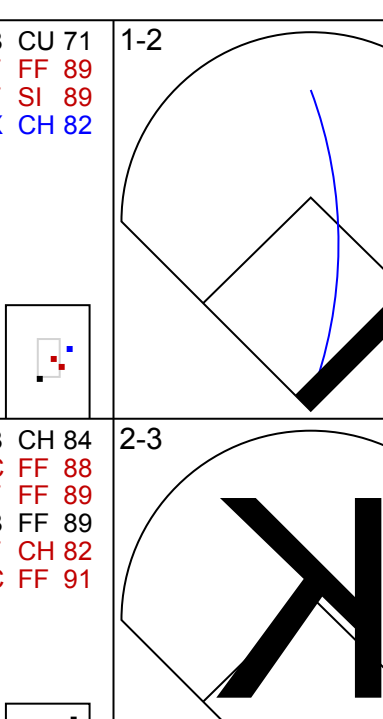
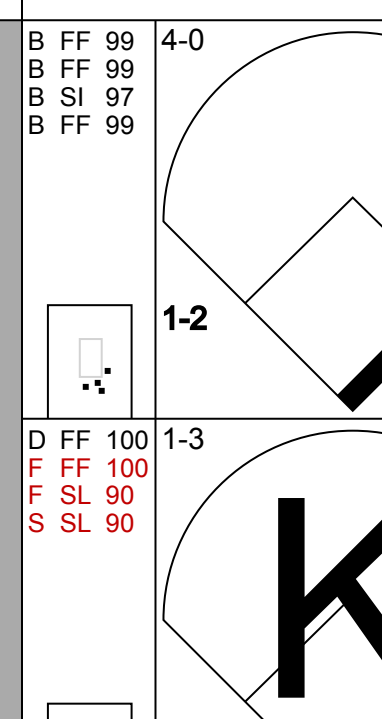
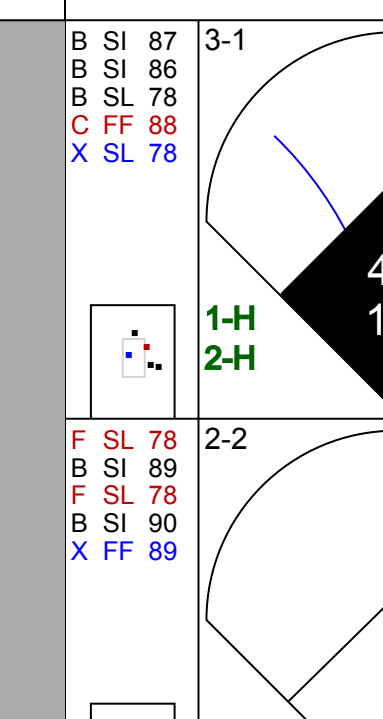
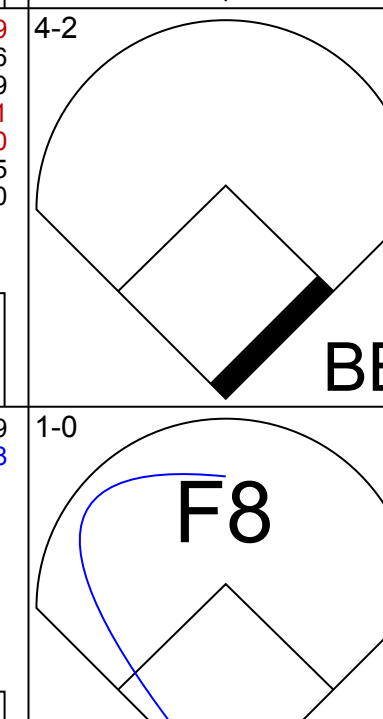


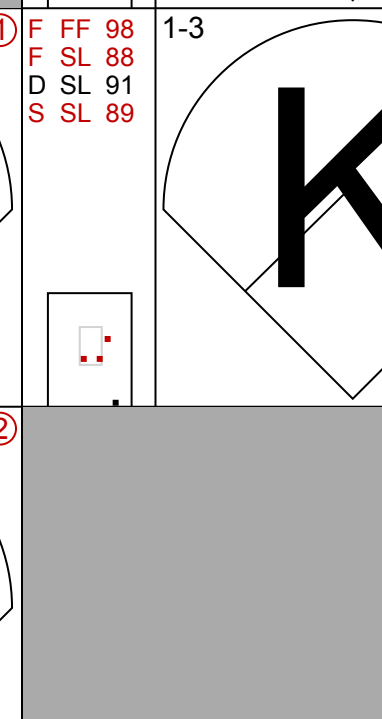
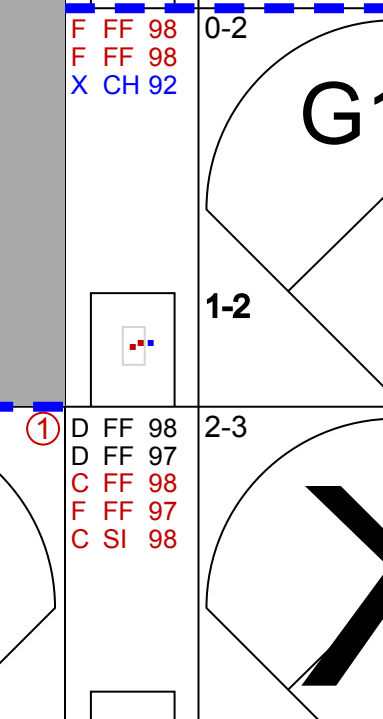




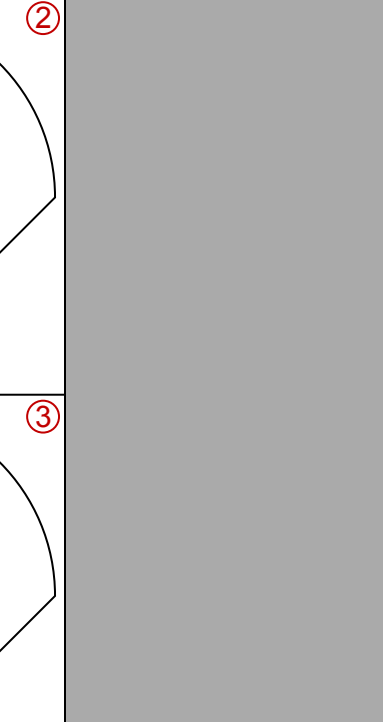

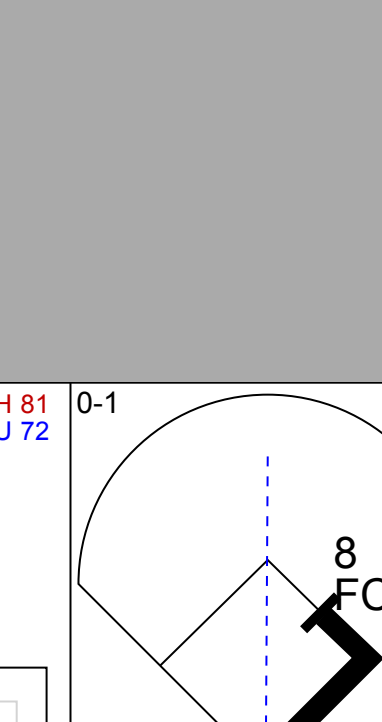
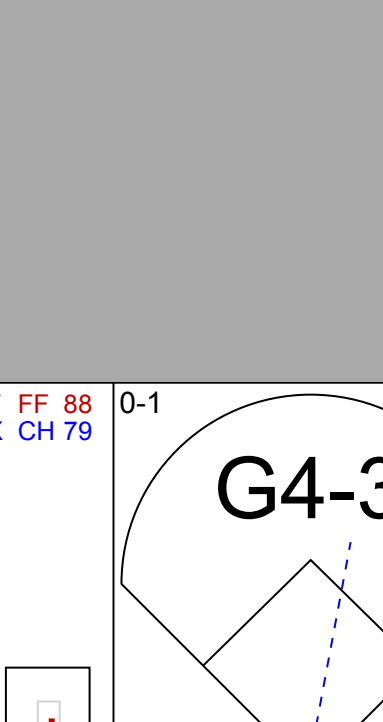
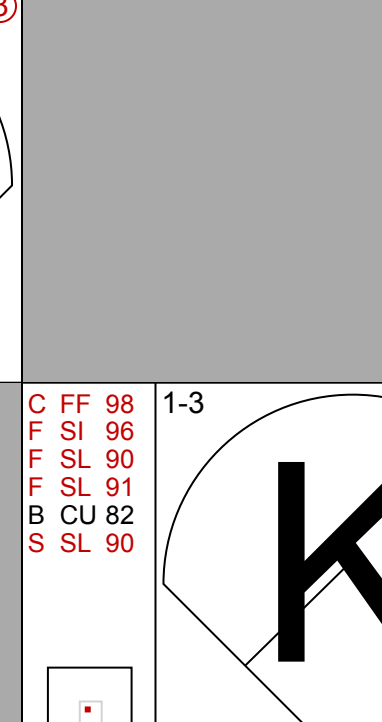
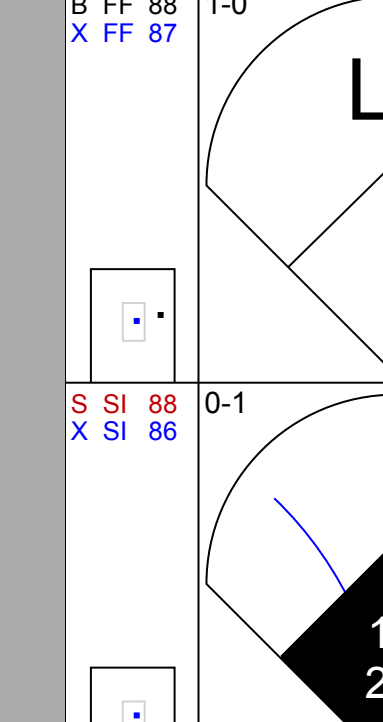
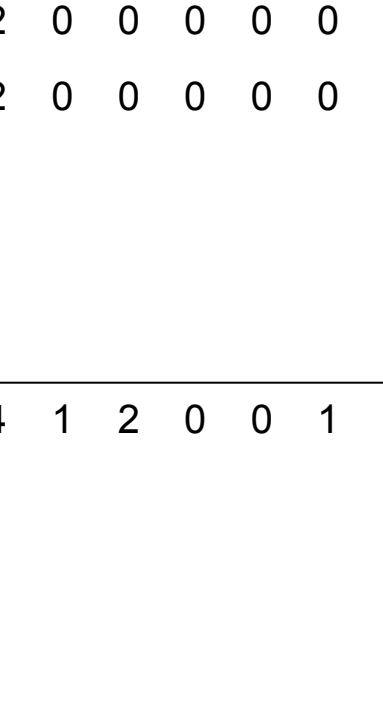
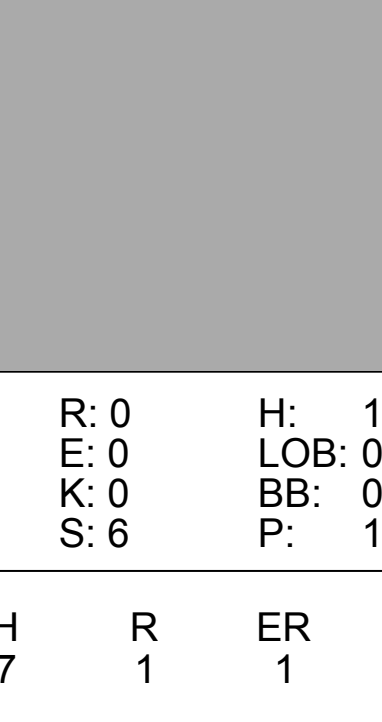
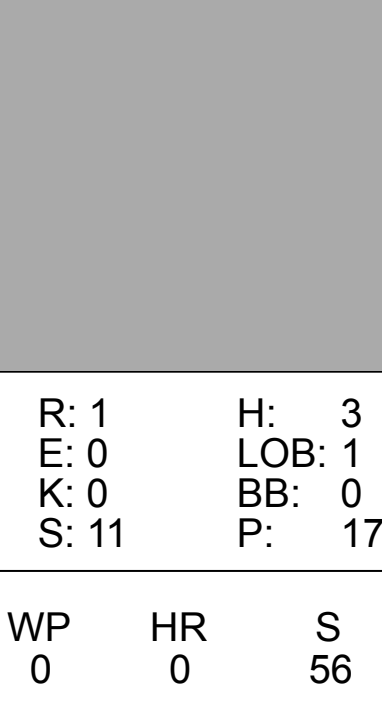
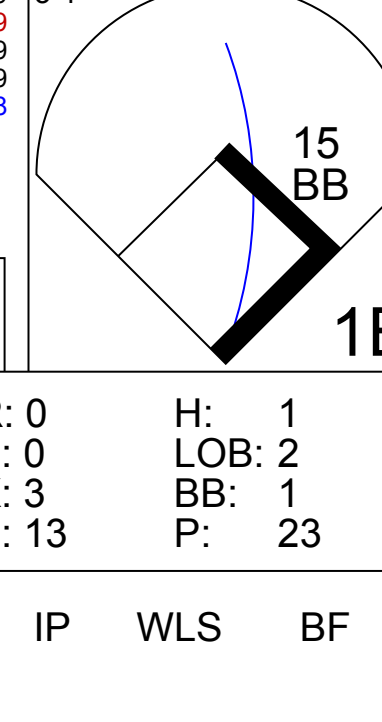
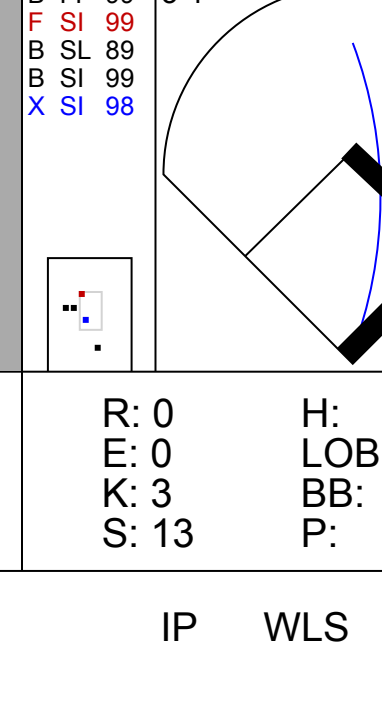
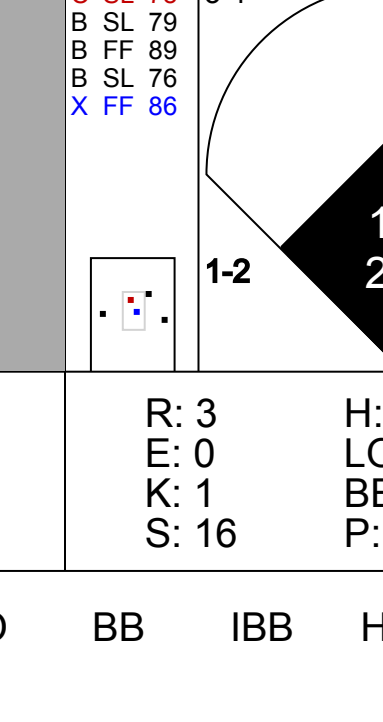
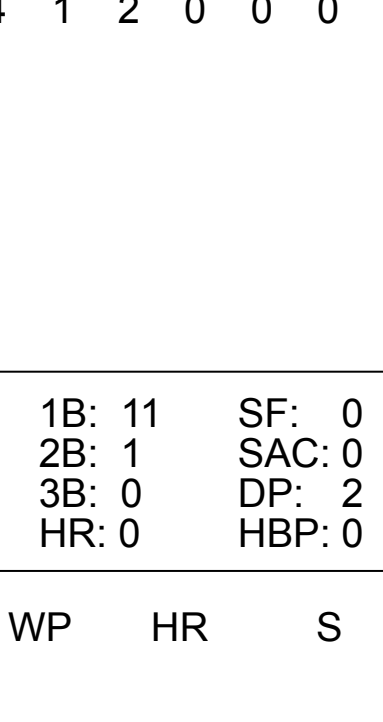


Batter	1	2	3	4	5	6	7	8	9	AB	R	H	RBI	BB	SO	LOB	TOP				
19 Tommy Edman, S OBP: 0.301, SLG: 0.376											4	2	2	2	1	1					
46 Paul Goldschmidt, R OBP: 0.342, SLG: 0.444											4	1	1	3	0	2	3				
28 Nolan Arenado, R OBP: 0.324, SLG: 0.509											4	1	2	4	1	0	2				
27 Tyler O'Neill, R OBP: 0.340, SLG: 0.509											4	0	0	0	1	3	1				
13 Matt Carpenter, L OBP: 0.325, SLG: 0.310											5	0	0	0	0	2	3				
4 Yadier Molina, R OBP: 0.299, SLG: 0.380											4	1	0	0	0	0					
21 Lars Nootbaar, L OBP: 0.300, SLG: 0.457											4	1	1	0	0	2	0				
48 Harrison Bader, R OBP: 0.339, SLG: 0.453											4	1	2	0	0	1	2				
63 Edmundo Sosa, R OBP: 0.328, SLG: 0.352											4	2	3	0	0	0	2				
Inning Stats	R: 0 H: 0 E: 0 K: 1 S: 9	H: 0 LOB: 2 BB: 1 P: 19	R: 0 H: 0 E: 0 K: 1 S: 9	H: 0 LOB: 0 BB: 0 P: 14	R: 0 H: 1 E: 0 K: 1 S: 5	H: 1 LOB: 1 BB: 0 P: 9	R: 0 H: 0 E: 0 K: 1 S: 10	H: 0 LOB: 0 BB: 0 P: 15	R: 2 H: 2 E: 2 K: 2 S: 19	H: 2 LOB: 2 BB: 0 P: 25	R: 0 H: 0 E: 0 K: 2 S: 9	H: 0 LOB: 0 BB: 0 P: 12	R: 4 H: 5 E: 0 K: 1 S: 21	H: 5 LOB: 0 BB: 0 P: 31	R: 0 H: 0 E: 0 K: 1 S: 11	H: 0 LOB: 0 BB: 0 P: 16	R: 3 H: 3 E: 0 K: 1 S: 14	H: 3 LOB: 1 BB: 1 P: 27	1B: 9 2B: 2 3B: 0 HR: 1	SF: 1 SAC: 0 DP: 1 HBP: 0	WP: 2 PA: 41 PB: 0 SB: 0 CS: 2
PITCHER	IP WLS BF H R ER SO BB IBB HBP BLK WP HR S P ERA WHIP	IP WLS BF H R ER SO BB IBB HBP BLK WP HR S P ERA WHIP	IP WLS BF H R ER SO BB IBB HBP BLK WP HR S P ERA WHIP	IP WLS BF H R ER SO BB IBB HBP BLK WP HR S P ERA WHIP	IP WLS BF H R ER SO BB IBB HBP BLK WP HR S P ERA WHIP	IP WLS BF H R ER SO BB IBB HBP BLK WP HR S P ERA WHIP	IP WLS BF H R ER SO BB IBB HBP BLK WP HR S P ERA WHIP	IP WLS BF H R ER SO BB IBB HBP BLK WP HR S P ERA WHIP	IP WLS BF H R ER SO BB IBB HBP BLK WP HR S P ERA WHIP	IP WLS BF H R ER SO BB IBB HBP BLK WP HR S P ERA WHIP	IP WLS BF H R ER SO BB IBB HBP BLK WP HR S P ERA WHIP	IP WLS BF H R ER SO BB IBB HBP BLK WP HR S P ERA WHIP	IP WLS BF H R ER SO BB IBB HBP BLK WP HR S P ERA WHIP	IP WLS BF H R ER SO BB IBB HBP BLK WP HR S P ERA WHIP	IP WLS BF H R ER SO BB IBB HBP BLK WP HR S P ERA WHIP	IP WLS BF H R ER SO BB IBB HBP BLK WP HR S P ERA WHIP	IP WLS BF H R ER SO BB IBB HBP BLK WP HR S P ERA WHIP	IP WLS BF H R ER SO BB IBB HBP BLK WP HR S P ERA WHIP	IP WLS BF H R ER SO BB IBB HBP BLK WP HR S P ERA WHIP	IP WLS BF H R ER SO BB IBB HBP BLK WP HR S P ERA WHIP	IP WLS BF H R ER SO BB IBB HBP BLK WP HR S P ERA WHIP

St. Louis Cardinals @ Kansas City Royals
Kauffman Stadium, Kansas City, MO
Sat Aug 14 2021, 6:11 PM - 9:35 PM CDT
Att: 35,784 - Clear - 85 F

livebaseballscorecards.com

AB 37
R 9
H 11
RBI 9
BB 3
SO 11
LOB 14



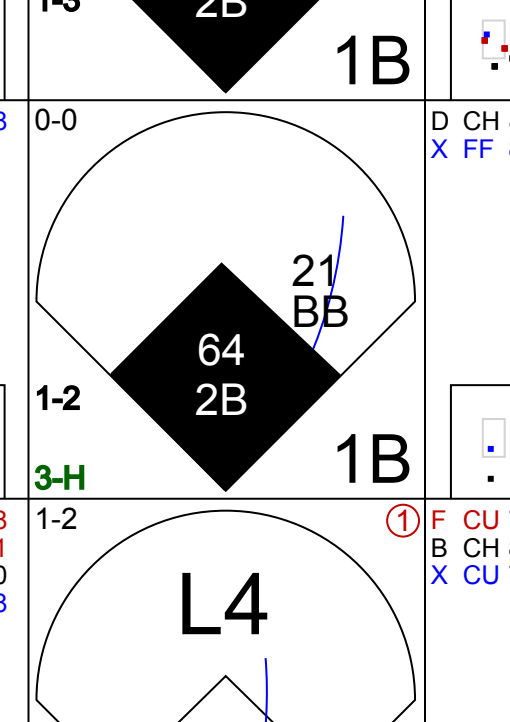
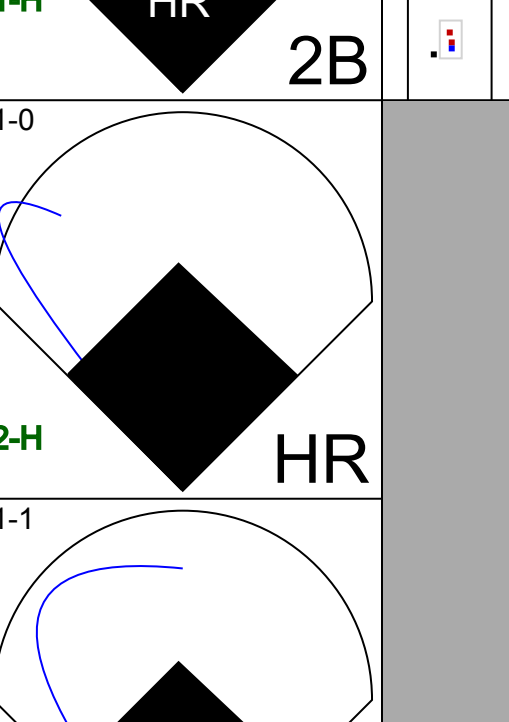
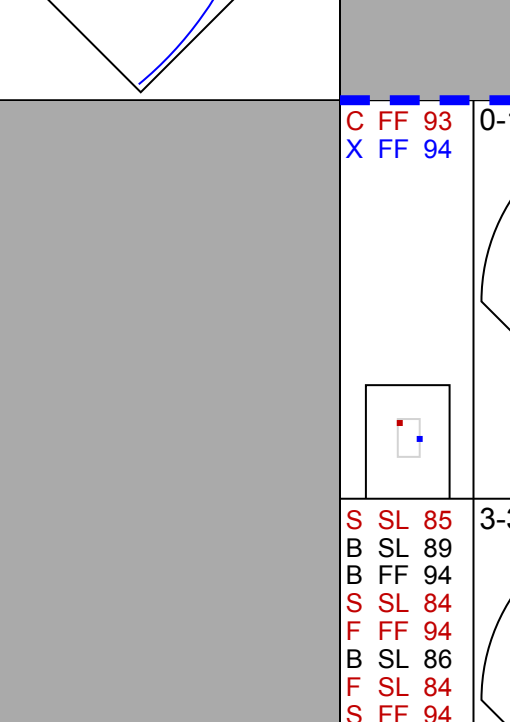
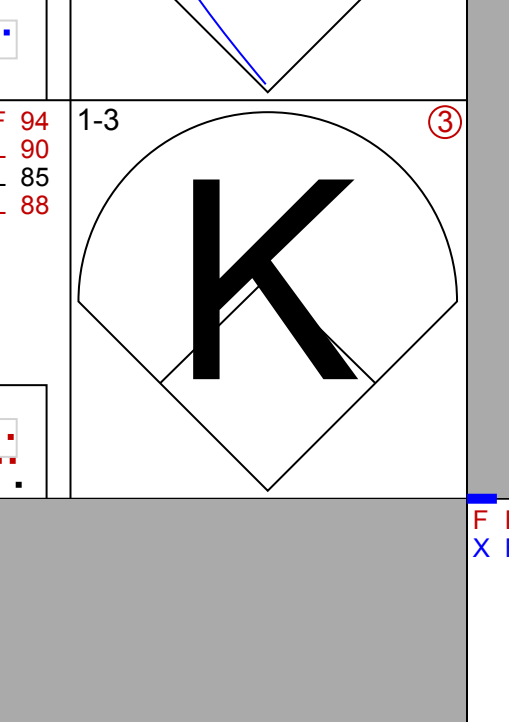

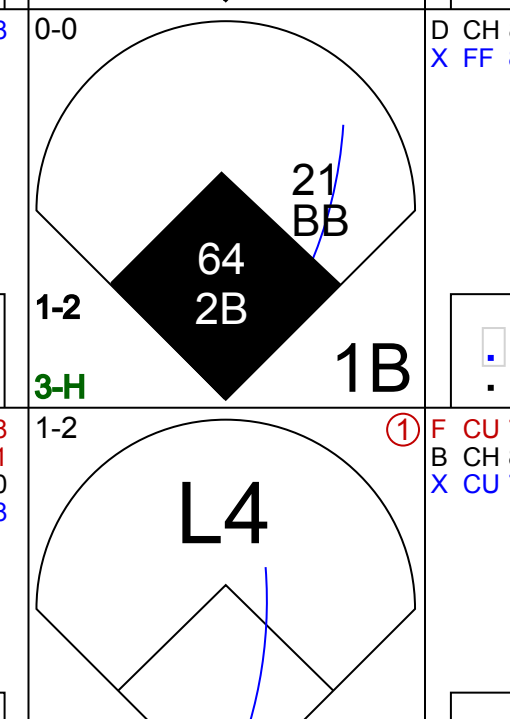
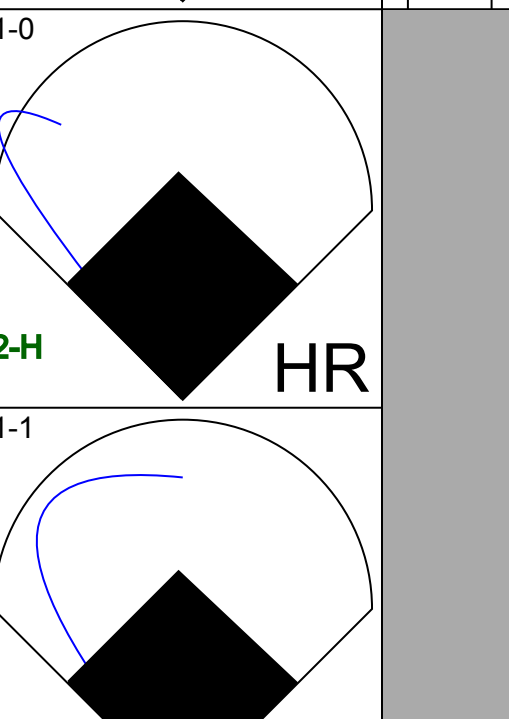
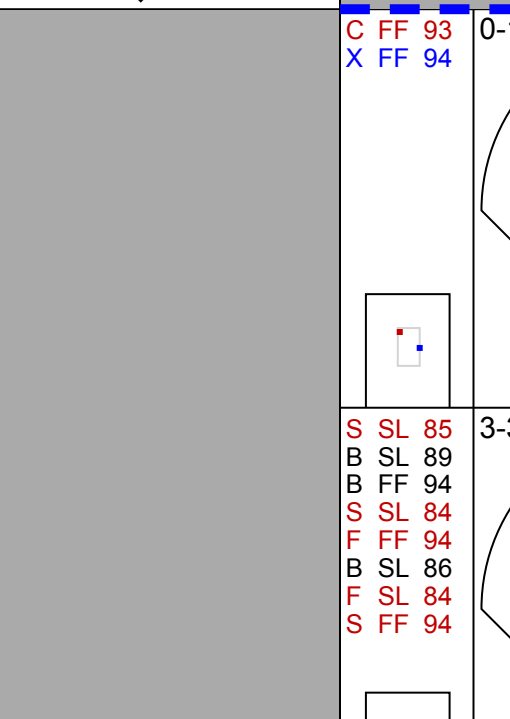


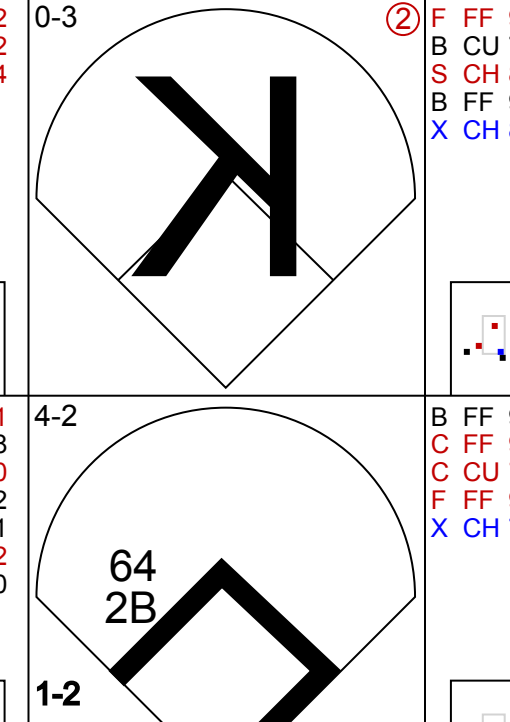
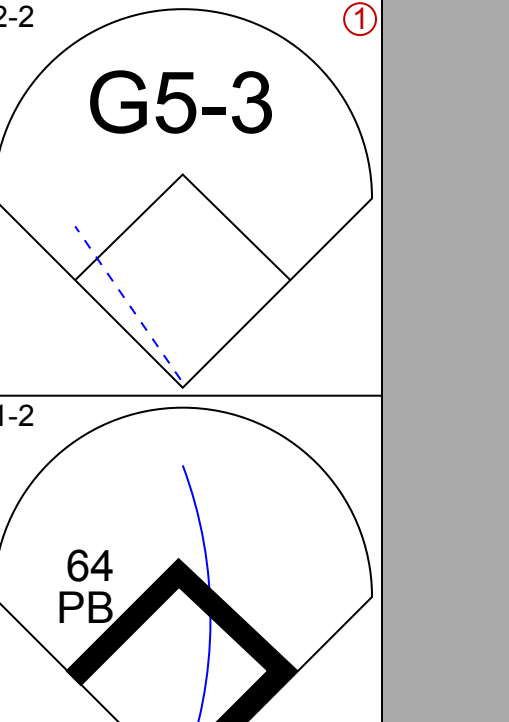

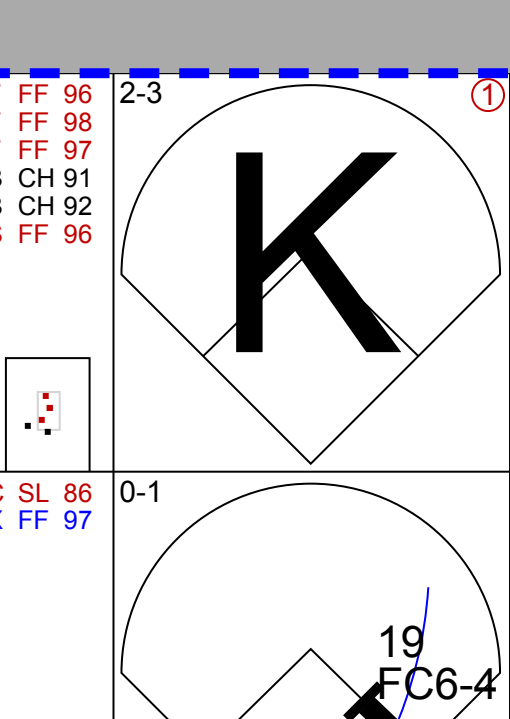
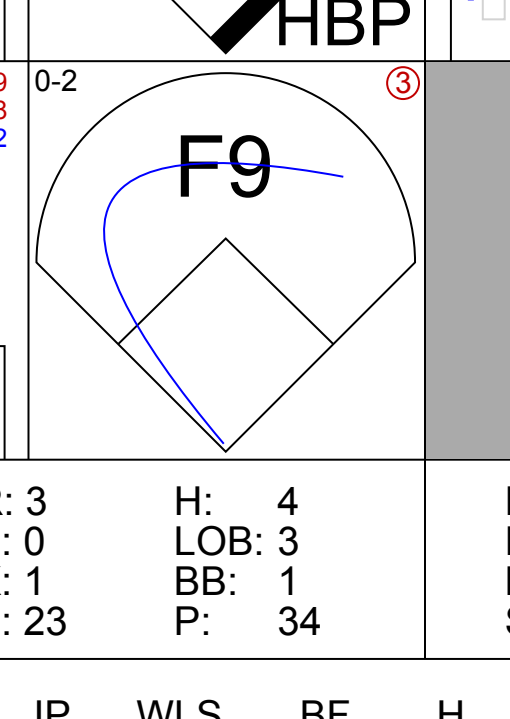
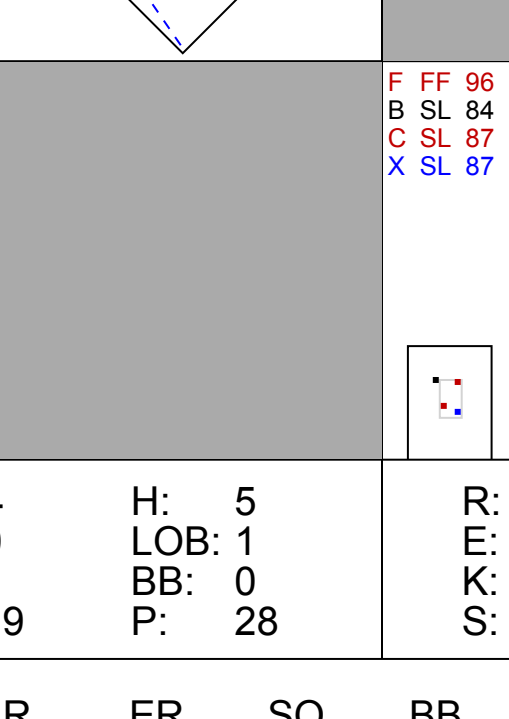

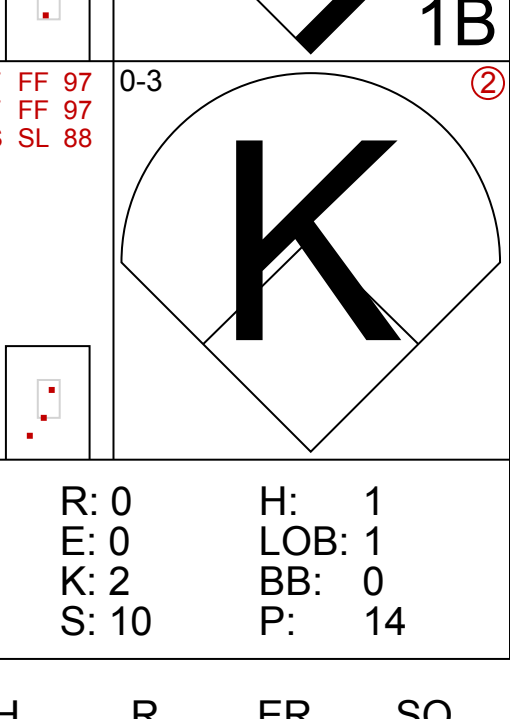
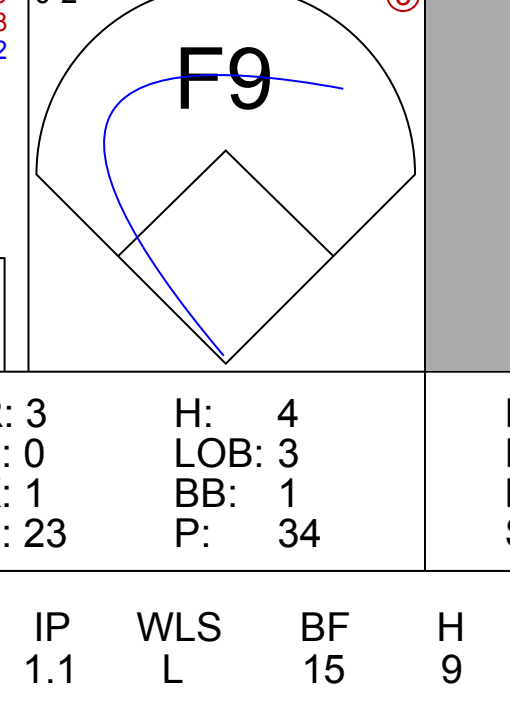
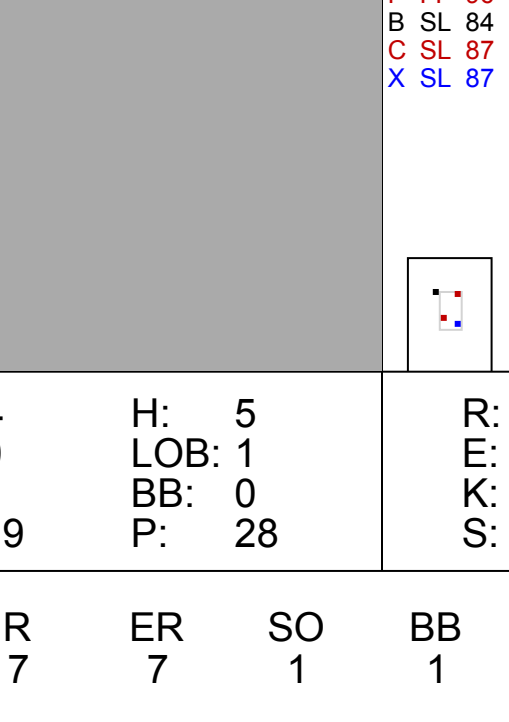
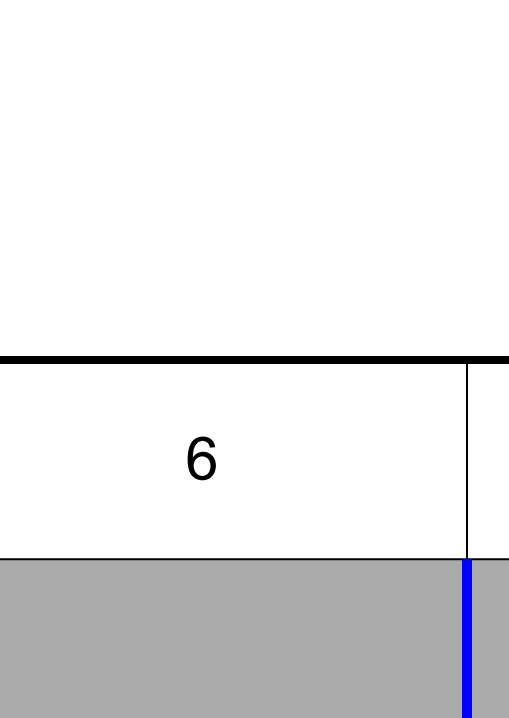
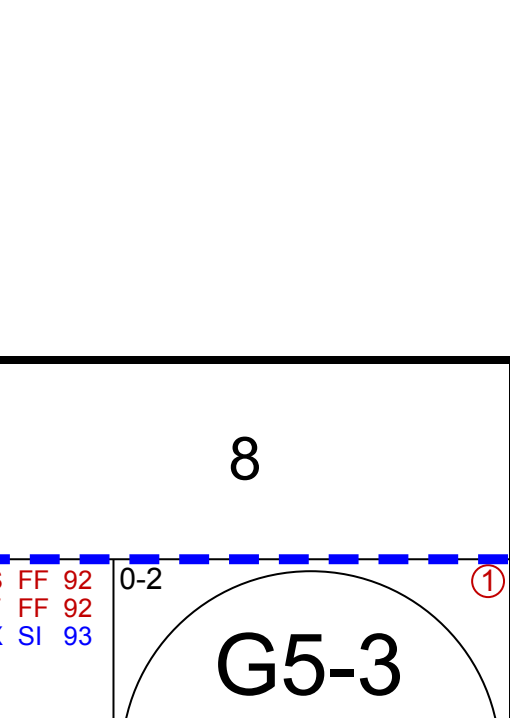
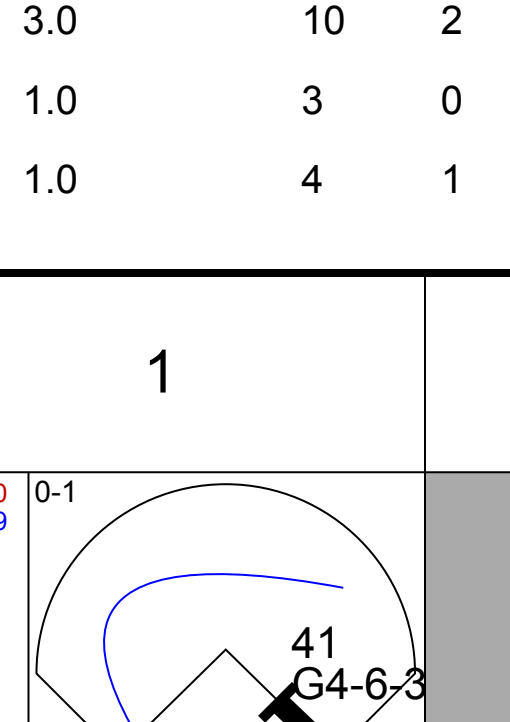
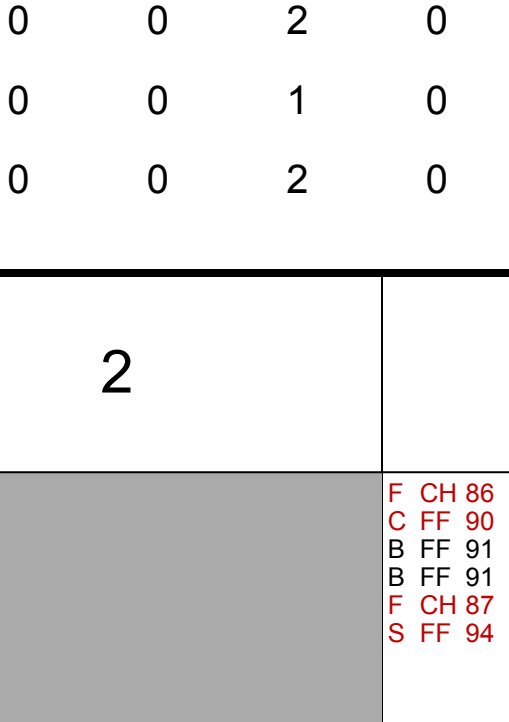
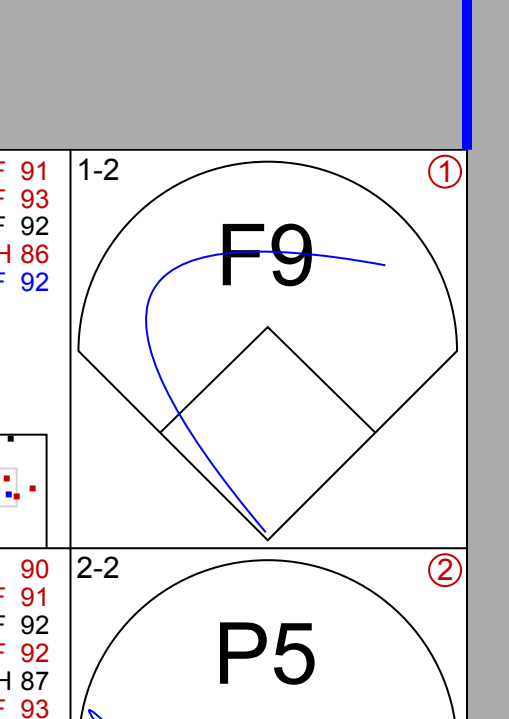
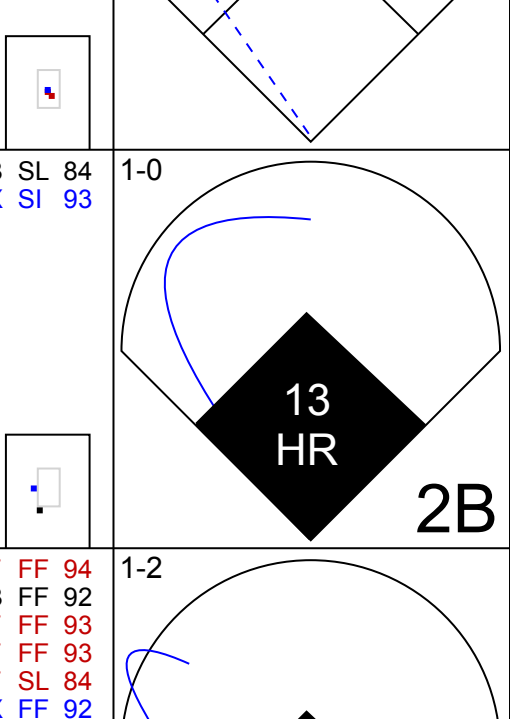
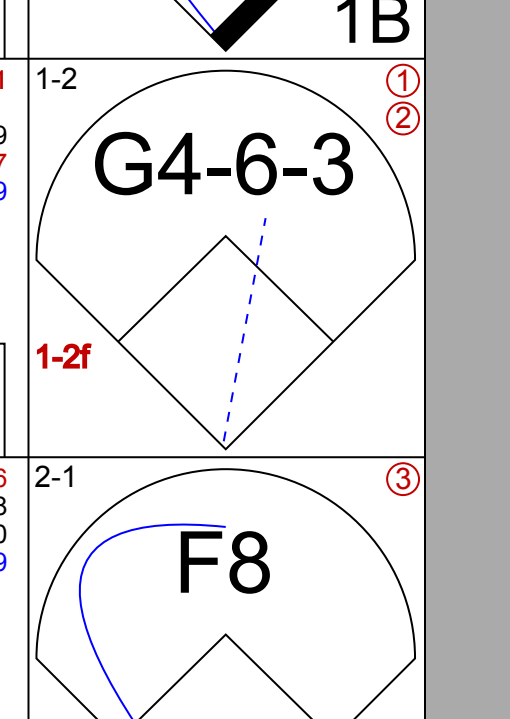
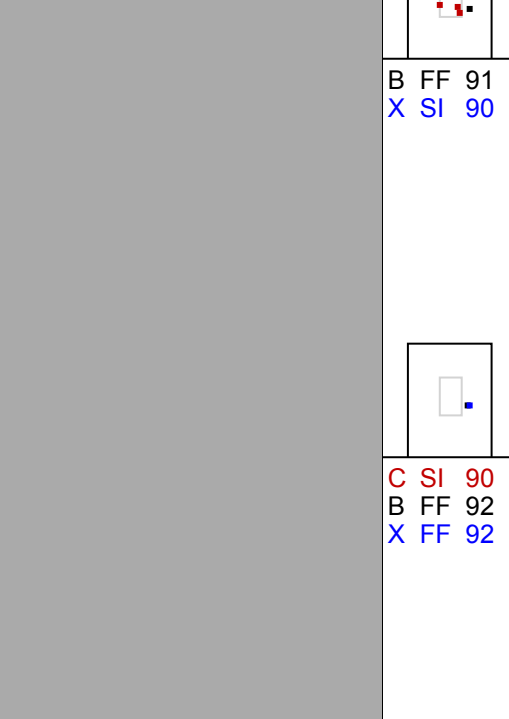
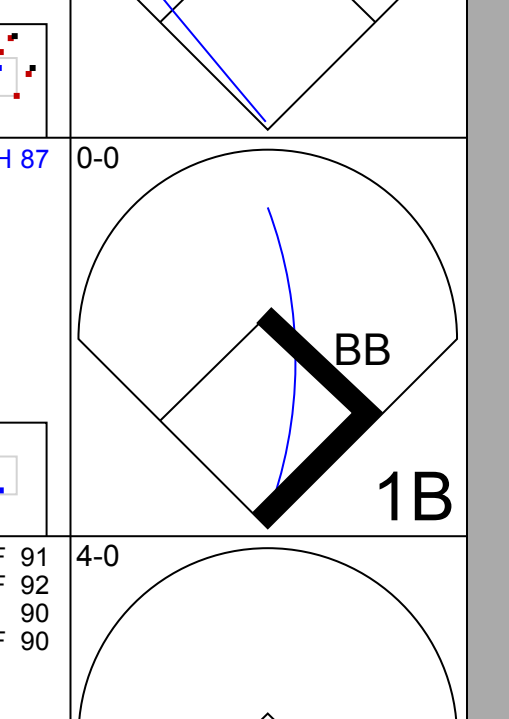
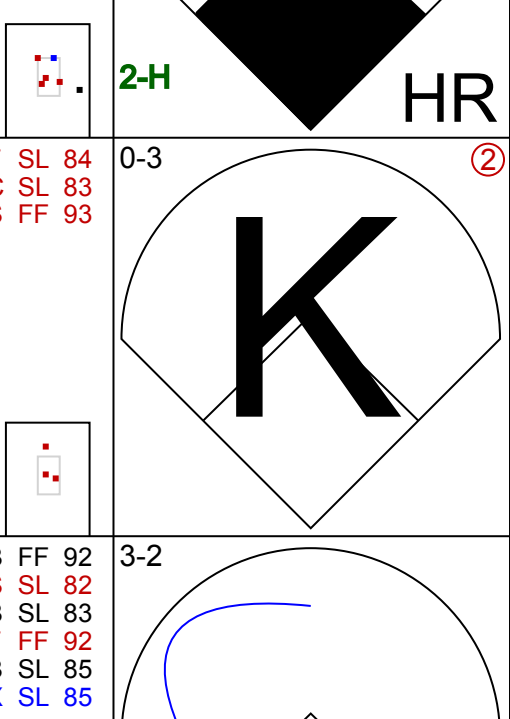
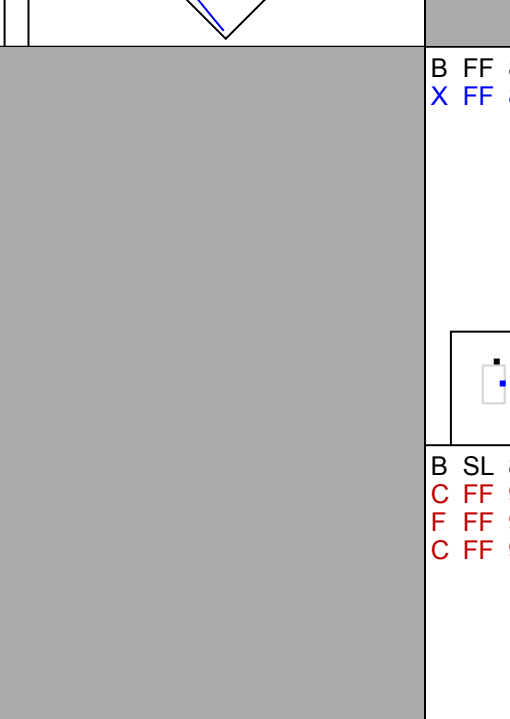
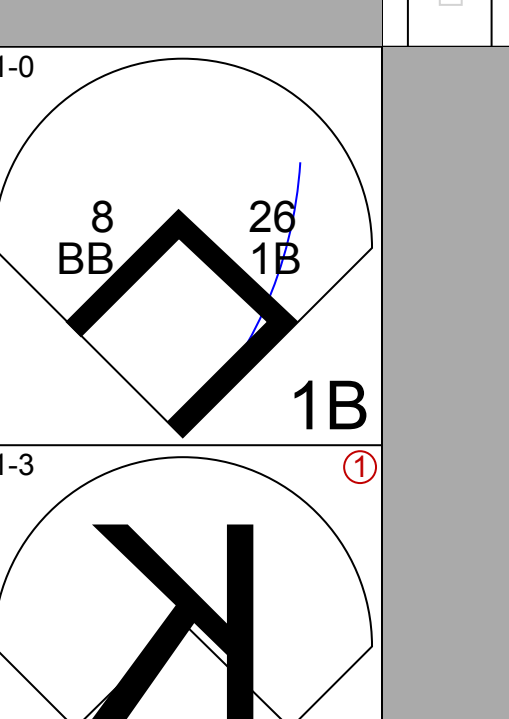
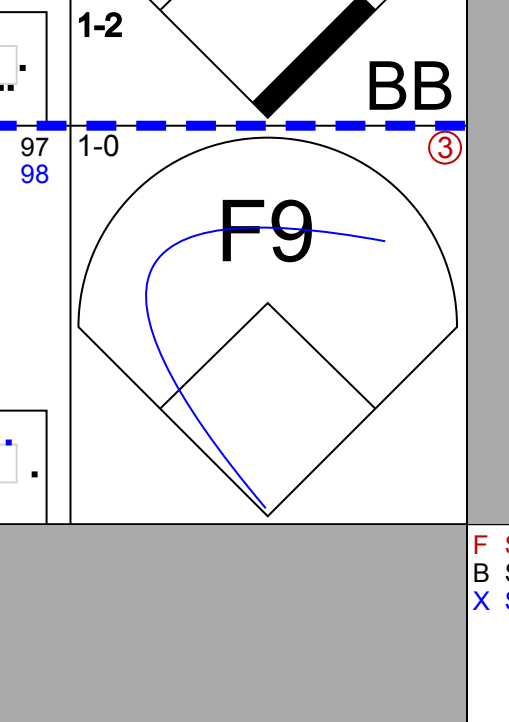
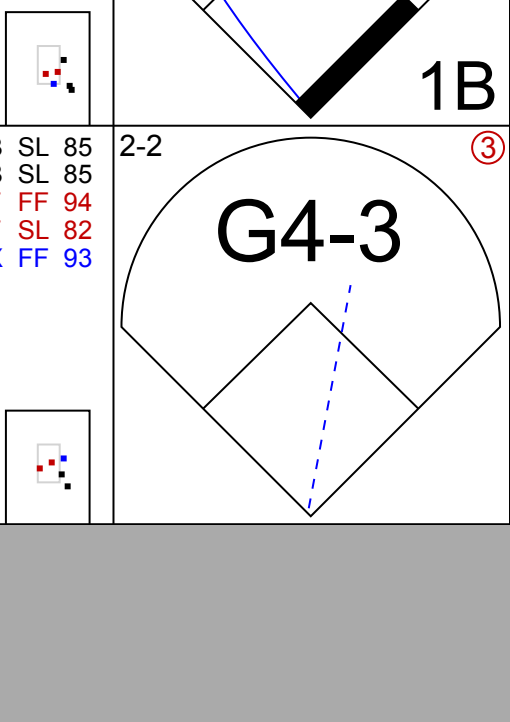
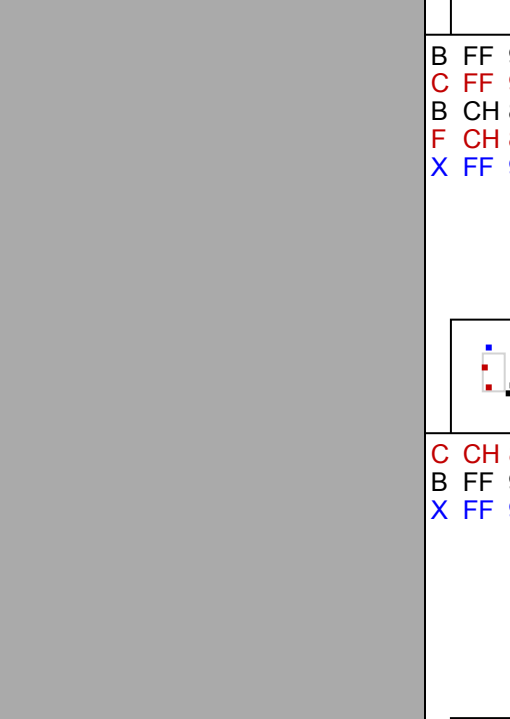
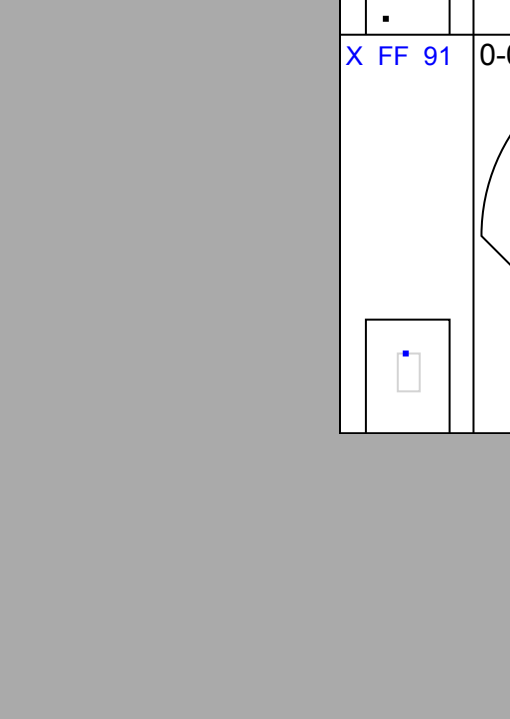
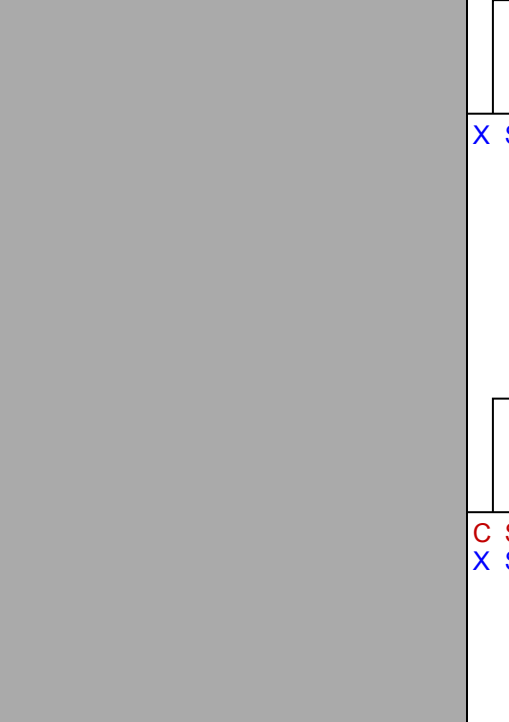

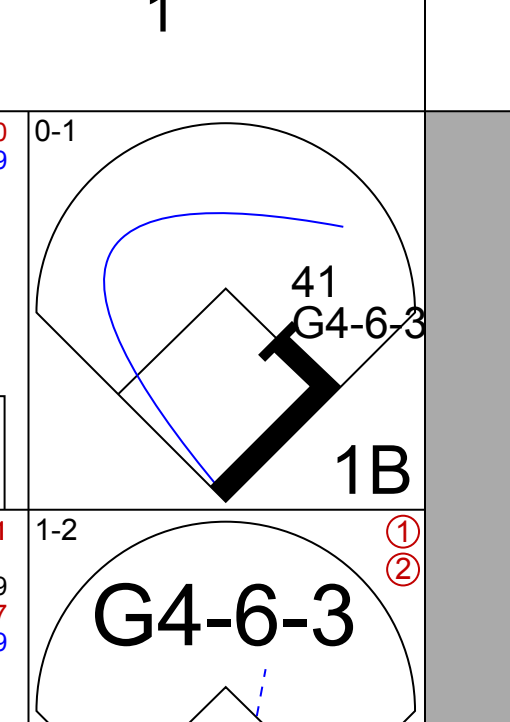
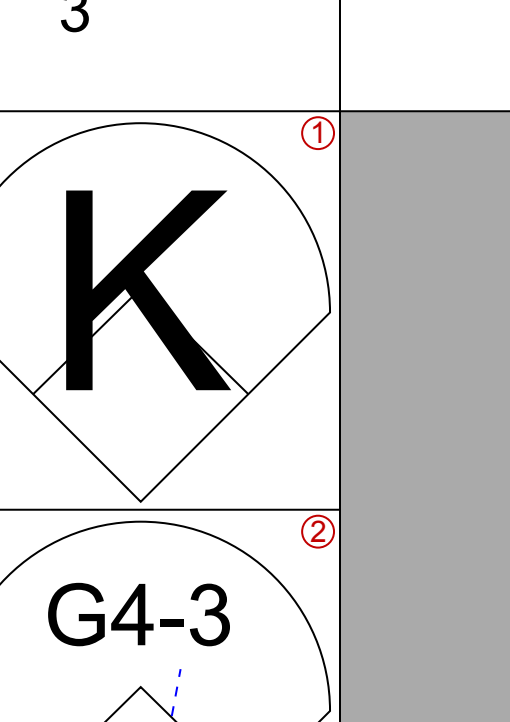
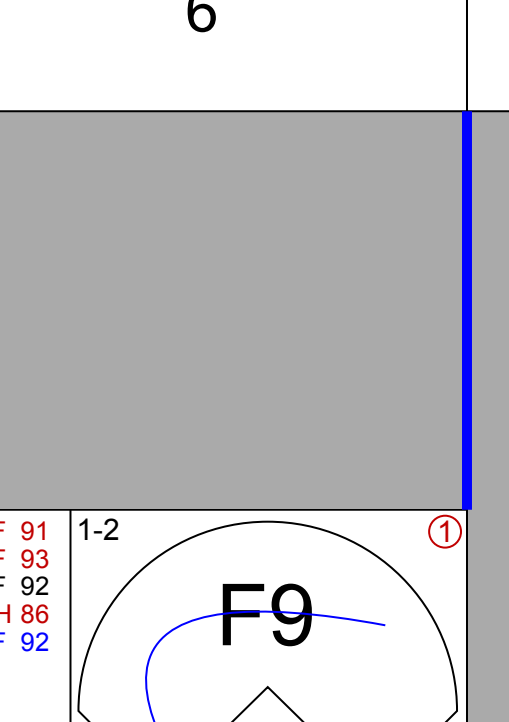
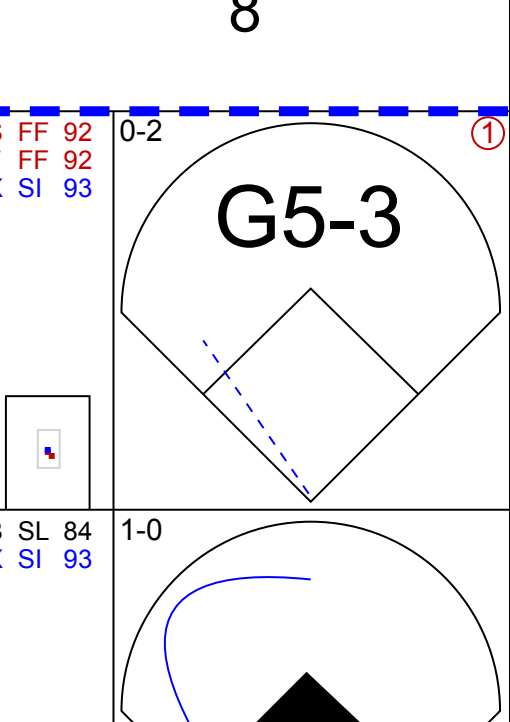
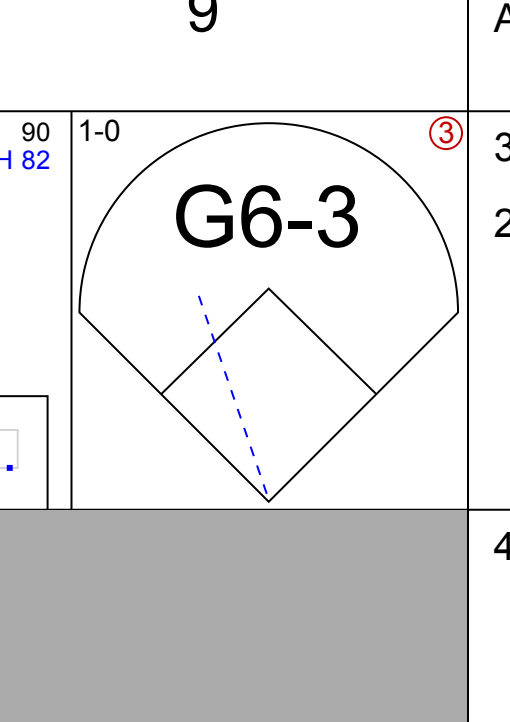
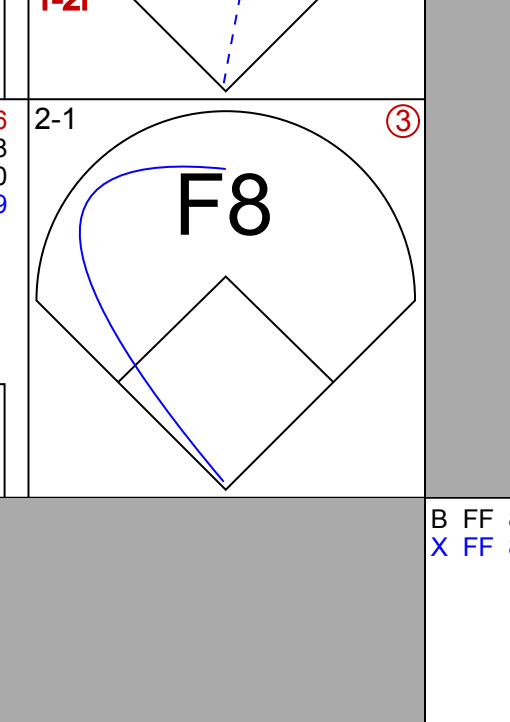
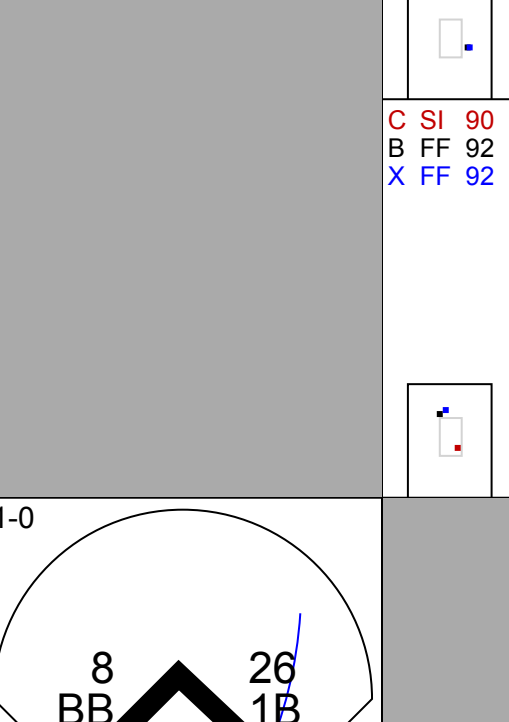
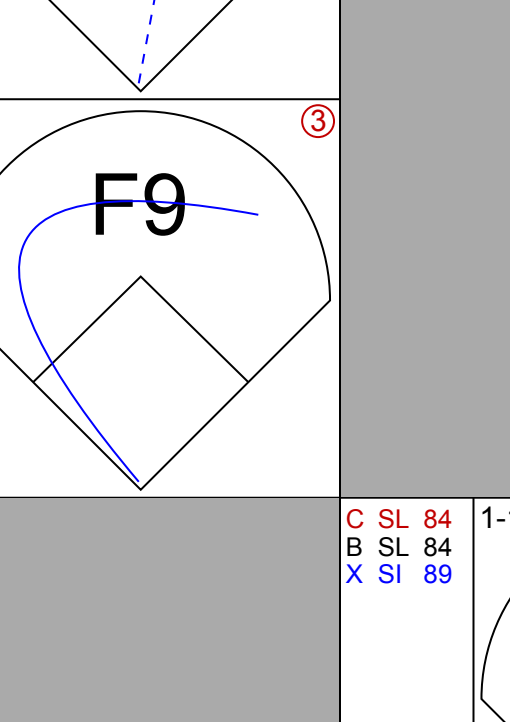
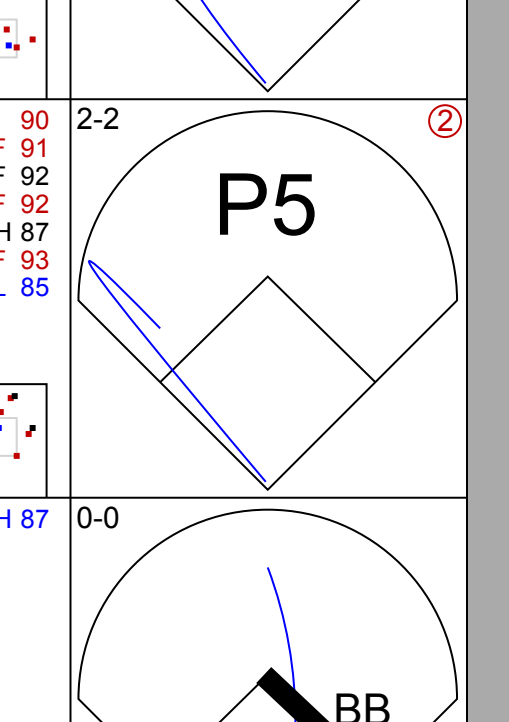
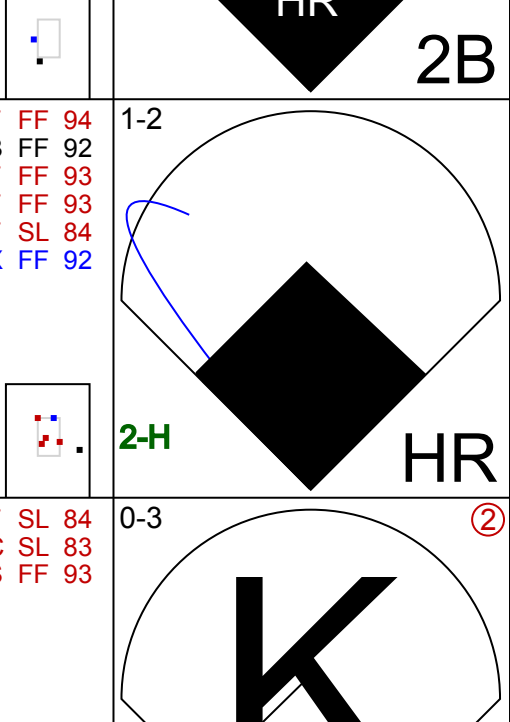

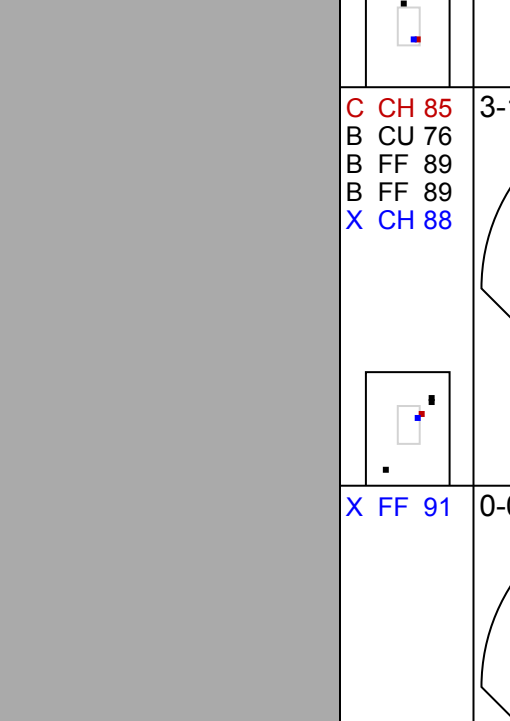
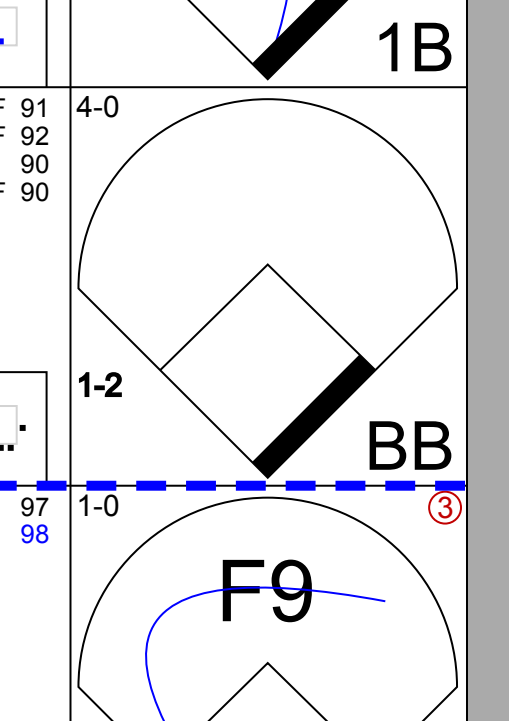
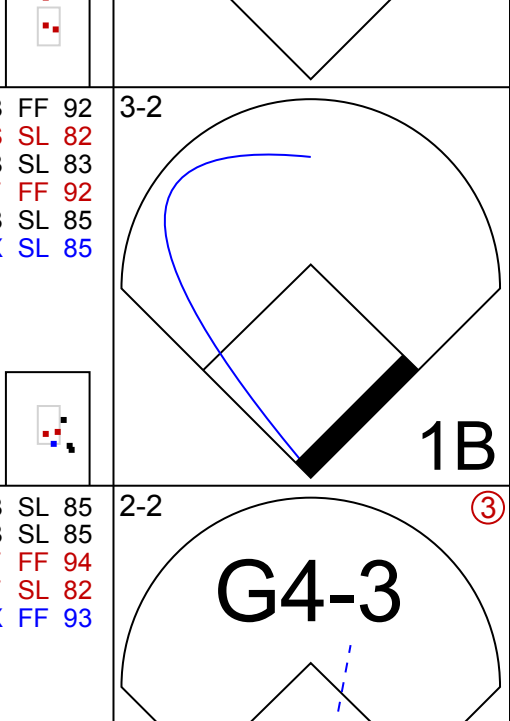
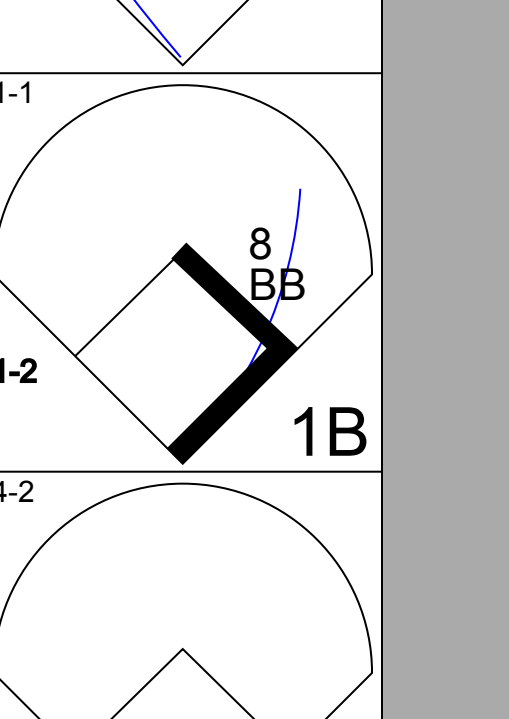
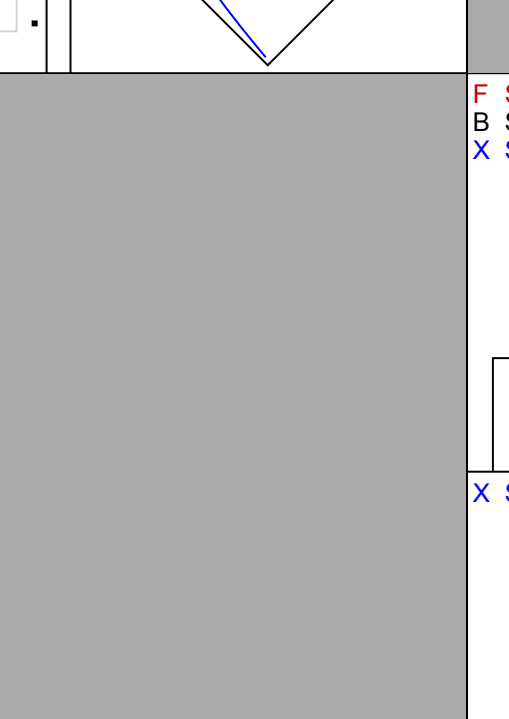

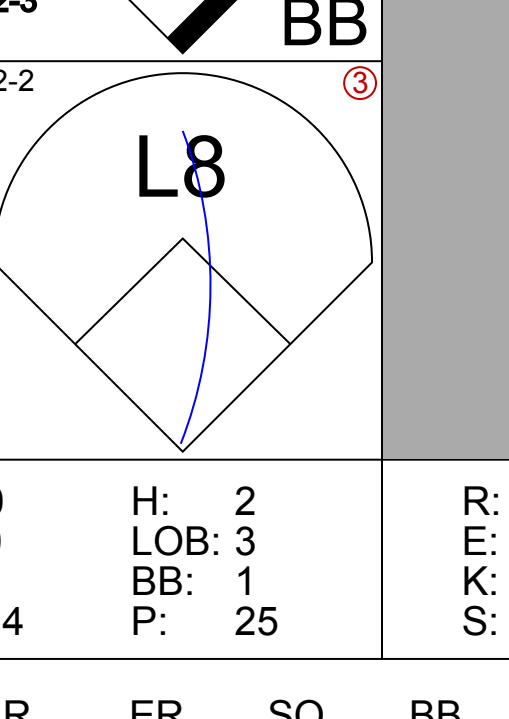
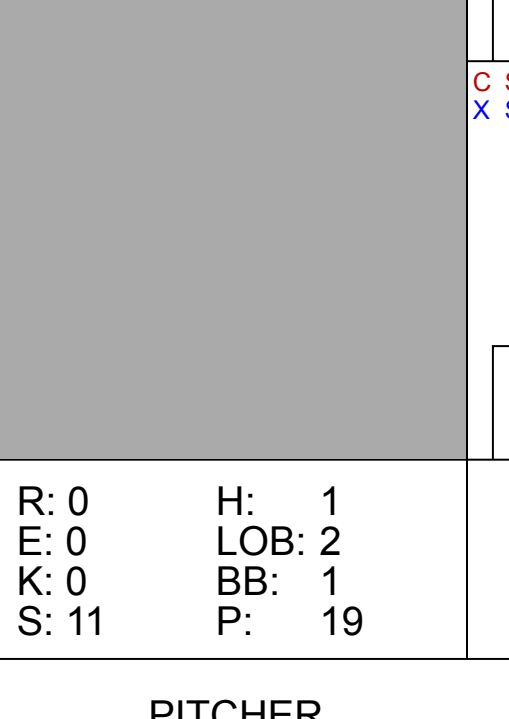




Batter	1	2	3	4	5	6	7	8	9	AB	R	H	RBI	BB	SO	LOB	BOTTOM				
15 Whit Merrifield, R OBP: 0.319, SLG: 0.390										4	1	2	2	1	0	1					
41 Carlos Santana, S OBP: 0.303, SLG: 0.370										5	0	1	1	0	2	4					
13 Salvador Perez, R OBP: 0.310, SLG: 0.517										4	0	1	0	1	2	3					
16 Andrew Benintendi, L OBP: 0.301, SLG: 0.394										5	1	0	0	0	2	3					
17 Hunter Dozier, R OBP: 0.280, SLG: 0.360										3	0	1	0	1	1	0					
Michael Taylor, R OBP: 0.303, SLG: 0.364										4	0	3	1	0	0	0					
26 Emmanuel Rivera, R OBP: 0.270, SLG: 0.257										2	0	0	0	0	0	3					
Ryan O'Hearn, L OBP: 0.263, SLG: 0.417										2	0	0	0	0	0	2					
49 Hanser Alberto, R OBP: 0.285, SLG: 0.392										4	1	2	0	0	1	0					
8 Nicky Lopez, L OBP: 0.342, SLG: 0.343										4	1	2	0	0	0	1					
Inning Stats	R: 0 H: 0 E: 0 K: 0 S: 8	H: 1 LOB: 1 BB: 1 P: 14	R: 0 H: 1 E: 0 K: 0 S: 6	H: 1 LOB: 0 BB: 0 P: 11	R: 0 H: 1 E: 0 K: 0 S: 9	H: 1 LOB: 1 BB: 0 P: 14	R: 1 H: 3 E: 0 K: 0 S: 11	H: 3 LOB: 1 BB: 0 P: 17	R: 0 H: 1 E: 0 K: 1 S: 10	H: 1 LOB: 2 BB: 1 P: 13	R: 0 H: 1 E: 0 K: 3 S: 13	H: 1 LOB: 2 BB: 1 P: 22	R: 0 H: 1 E: 0 K: 3 S: 13	H: 1 LOB: 2 BB: 1 P: 23	R: 0 H: 0 E: 0 K: 2 S: 9	H: 0 LOB: 0 BB: 0 P: 12	R: 3 H: 4 E: 0 K: 1 S: 16	H: 4 LOB: 1 BB: 0 P: 27	1B: 11 2B: 1 3B: 0 HR: 0	SF: 0 SAC: 0 DP: 2 HBP: 0	WP: 0 PA: 40 PB: 0 SB: 0 CS: 0
PITCHER	IP WLS BF H R ER SO BB IBB HBP BLK WP HR S P ERA WHIP	IP WLS BF H R ER SO BB IBB HBP BLK WP HR S P ERA WHIP	IP WLS BF H R ER SO BB IBB HBP BLK WP HR S P ERA WHIP	IP WLS BF H R ER SO BB IBB HBP BLK WP HR S P ERA WHIP	IP WLS BF H R ER SO BB IBB HBP BLK WP HR S P ERA WHIP	IP WLS BF H R ER SO BB IBB HBP BLK WP HR S P ERA WHIP	IP WLS BF H R ER SO BB IBB HBP BLK WP HR S P ERA WHIP	IP WLS BF H R ER SO BB IBB HBP BLK WP HR S P ERA WHIP	IP WLS BF H R ER SO BB IBB HBP BLK WP HR S P ERA WHIP	IP WLS BF H R ER SO BB IBB HBP BLK WP HR S P ERA WHIP	IP WLS BF H R ER SO BB IBB HBP BLK WP HR S P ERA WHIP	IP WLS BF H R ER SO BB IBB HBP BLK WP HR S P ERA WHIP	IP WLS BF H R ER SO BB IBB HBP BLK WP HR S P ERA WHIP	IP WLS BF H R ER SO BB IBB HBP BLK WP HR S P ERA WHIP	IP WLS BF H R ER SO BB IBB HBP BLK WP HR S P ERA WHIP	IP WLS BF H R ER SO BB IBB HBP BLK WP HR S P ERA WHIP	IP WLS BF H R ER SO BB IBB HBP BLK WP HR S P ERA WHIP	IP WLS BF H R ER SO BB IBB HBP BLK WP HR S P ERA WHIP	IP WLS BF H R ER SO BB IBB HBP BLK WP HR S P ERA WHIP	IP WLS BF H R ER SO BB IBB HBP BLK WP HR S P ERA WHIP	IP WLS BF H R ER SO BB IBB HBP BLK WP HR S P ERA WHIP

St. Louis Cardinals @ Kansas City Royals
Kauffman Stadium, Kansas City, MO
Sat Aug 14 2021, 6:11 PM - 9:35 PM CDT
Att: 35,784 - Clear - 85 F

livebaseballscorecards.com

AB 37
R 4
H 12
RBI 4
BB 3
SO 8
LOB 17



Batter	1	2	3	4	5	6	7	8	9	AB	R	H	RBI	BB	SO	LOB	TOP						
19 Tommy Edman, S OBP: 0.302, SLG: 0.376										5	2	2	0	0	1	1							
46 Paul Goldschmidt, R OBP: 0.343, SLG: 0.446										5	2	2	1	0	0	0							
28 Nolan Arenado, R OBP: 0.324, SLG: 0.515										5	2	2	3	0	1	0							
27 Tyler O'Neill, R OBP: 0.341, SLG: 0.515										4	1	1	1	1	1	2							
48 Harrison Bader, R OBP: 0.336, SLG: 0.447										5	0	1	0	0	2	3							
21 Lars Nootbaar, L OBP: 0.318, SLG: 0.474										3	0	1	0	1	1	1							
64 José Rondón, R OBP: 0.328, SLG: 0.364										4	0	1	2	0	2	1							
63 Edmundo Sosa, R OBP: 0.337, SLG: 0.357										3	0	2	0	0	0	1							
7 Andrew Knizner, R OBP: 0.295, SLG: 0.257										4	0	0	0	0	1	5							
Inning Stats	R: 3 E: 0 K: 1 S: 23	H: 4 LOB: 3 BB: 1 P: 34	R: 4 E: 0 K: 1 S: 19	H: 5 LOB: 1 BB: 0 P: 28	R: 0 E: 0 K: 1 S: 9	H: 0 LOB: 0 BB: 0 P: 13	R: 0 E: 0 K: 1 S: 12	H: 1 LOB: 1 BB: 0 P: 16	R: 0 E: 0 K: 0 S: 4	H: 1 LOB: 0 BB: 0 P: 5	R: 0 E: 0 K: 1 S: 6	H: 0 LOB: 0 BB: 0 P: 9	R: 0 E: 0 K: 1 S: 8	H: 0 LOB: 0 BB: 0 P: 12	R: 0 E: 0 K: 2 S: 10	H: 1 LOB: 1 BB: 0 P: 14	R: 0 E: 0 K: 1 S: 9	H: 0 LOB: 1 BB: 1 P: 16	1B: 7 2B: 3 3B: 0 HR: 2	SF: 0 SAC: 0 DP: 1 HBP: 1	WP: 0 PB: 1 SB: 1 CS: 0	PA: 41	
PITCHER	IP: 1.1 WLS: L BF: 15 ERA: 5.09	H: 9 R: 7 ER: 7 SO: 1	BB: 1 IBB: 0 HBP: 1 BLK: 0	WP: 0 HR: 2 S: 38 P: 56	ERA: 47.25 WHIP: 7.500	IP: 1.0 WLS: 4 BF: 4 ERA: 2.6	H: 0 R: 0 ER: 0 SO: 1	BB: 1 IBB: 0 HBP: 0 BLK: 0	WP: 0 HR: 0 S: 9 P: 16	ERA: 0.00 WHIP: 1.000													
50 Kris Bubic, L ERA: 5.09	(1, 1)					58 Scott Barlow, R ERA: 2.6	(9, 1)																
31 Domingo Tapia, R ERA: 2.77	(2, 1)																						
54 Ervin Santana, R ERA: 4.96	(4, 1)																						
71 Wade Davis, R ERA: 6.31	(7, 1)																						
59 Jake Brentz, L ERA: 3.18	(8, 1)																						
Batter	1	2	3	4	5	6	7	8	9	AB	R	H	RBI	BB	SO	LOB	BOTTOM						
15 Whit Merrifield, R OBP: 0.320, SLG: 0.390										3	0	1	0	0	1	1							
49 Hanser Alberto, R OBP: 0.282, SLG: 0.388	(7, 4)									2	0	0	0	0	0	1							
41 Carlos Santana, S OBP: 0.333, SLG: 0.371										4	1	1	0	0	0	1							
13 Salvador Perez, R OBP: 0.310, SLG: 0.521										4	1	1	2	0	0	0							
16 Andrew Benintendi, L OBP: 0.303, SLG: 0.396										4	0	2	0	0	1	0							
Michael Taylor, R OBP: 0.305, SLG: 0.364										3	0	1	0	1	1	1							
17 Hunter Dozier, R OBP: 0.277, SLG: 0.356										4	0	0	0	0	0	4							
26 Emmanuel Rivera, R OBP: 0.293, SLG: 0.282										4	0	2	0	0	0	0							
8 Nicky Lopez, L OBP: 0.341, SLG: 0.340										3	0	0	0	1	1	1							
36 Cam Gallagher, R OBP: 0.230, SLG: 0.225										4	0	1	0	0	0	4							
Inning Stats	R: 0 E: 0 K: 0 S: 7	H: 1 LOB: 0 BB: 0 P: 10	R: 0 E: 0 K: 1 S: 14	H: 2 LOB: 3 BB: 1 P: 25	R: 0 E: 0 K: 1 S: 7	H: 0 LOB: 0 BB: 0 P: 11	R: 0 E: 0 K: 0 S: 5	H: 0 LOB: 0 BB: 0 P: 9	R: 0 E: 0 K: 0 S: 10	H: 1 LOB: 1 BB: 0 P: 17	R: 0 E: 0 K: 0 S: 11	H: 1 LOB: 2 BB: 1 P: 19	R: 0 E: 0 K: 0 S: 5	H: 0 LOB: 0 BB: 0 P: 6	R: 2 E: 0 K: 1 S: 18	H: 3 LOB: 1 BB: 0 P: 25	R: 0 E: 0 K: 1 S: 9	H: 1 LOB: 0 BB: 0 P: 13	1B: 7 2B: 1 3B: 0 HR: 1	SF: 0 SAC: 0 DP: 1 HBP: 0	WP: 1 PB: 0 SB: 0 CS: 0	PA: 37	
PITCHER	IP: 5.2 WLS: W BF: 23 ERA: 6.03	H: 5 R: 0 ER: 0 SO: 0	BB: 2 IBB: 0 HBP: 0 BLK: 0	WP: 1 HR: 0 S: 53 P: 89	ERA: 0.00 WHIP: 1.235	IP: 1.1 WLS: 0 BF: 4 ERA: 2.57	H: 0 R: 0 ER: 0 SO: 1	BB: 0 IBB: 0 HBP: 0 BLK: 0	WP: 0 HR: 0 S: 9 P: 13	ERA: 0.00 WHIP: 1.000													
34 J.A. Happ, L ERA: 6.03	(1, 1)																						
66 Luis García, R ERA: 4.29	(6, 1)																						
60 Justin Miller, R ERA: 7.8	(8, 1)																						
62 T.J. McFarland, L ERA: 2.57	(9, 1)																						

St. Louis Cardinals @ Kansas City Royals
Kauffman Stadium, Kansas City, MO
Sun Aug 15 2021, 1:12 PM - 4:15 PM CDT
Att: 18,317 - Sunny - 83 F

AB 38
R 7
H 12
RBI 7
BB 2
SO 9
LOB 14

livebaseballscorecards.com
Cardinals

St. Louis Cardinals @ Kansas City Royals
Kauffman Stadium, Kansas City, MO
Sun Aug 15 2021, 1:12 PM - 4:15 PM CDT
Att: 18,317 - Sunny - 83 F

AB 35
R 2
H 9
RBI 2
BB 2
SO 4
LOB 13

livebaseballscorecards.com
Royals

Batter	1	2	3	4	5	6	7	8	9	AB	R	H	RBI	BB	SO	LOB	TOP		
32 Yoshi Tsutsugo, L (1,7) OBP: 0.261, SLG: 0.275										4	0	0	0	0	4	0	Pittsburgh Pirates @ St. Louis Cardinals Busch Stadium, St. Louis, MO Sun Aug 22 2021, 1:18 PM - 4:12 PM CDT Att: 34,431 - Sunny - 84 F		
13 Ke'Bryan Hayes, R (1,5) OBP: 0.316, SLG: 0.368										4	0	1	0	0	1	0			
10 Bryan Reynolds, S (1,8) OBP: 0.387, SLG: 0.525										4	0	1	0	0	1	0			
19 Colin Moran, L (1,3)										4	0	0	0	0	1	2			
25 Gregory Polanco, L (1,9) OBP: 0.278, SLG: 0.343										3	0	1	0	0	0	0			
27 Kevin Newman, R (1,6) OBP: 0.284, SLG: 0.313										3	0	1	0	0	0	1			
5 Michael Pérez, L (1,2) OBP: 0.226, SLG: 0.340										3	0	0	0	0	1	2			
68 Hoy Park, L (1,4) OBP: 0.246, SLG: 0.311										2	0	0	0	0	0	1			
67 Kyle Keller, R (5,1)										0	0	0	0	0	0	0			
36 Nick Mears, R (7,1)										0	0	0	0	0	0	0			
18 Ben Gamel, L (8,PH) 52 Anthony Banda, L (8,1)										1	0	0	0	0	1	0			
43 Steven Brault, L (1,1)										0	0	0	0	0	0	0			
15 Wilmer Difo, S (5,4) OBP: 0.318, SLG: 0.381										2	0	0	0	0	0	0			
Inning Stats	R: 0 H: 0 E: 0 K: 2 S: 10	H: 0 LOB: 0 BB: 0 P: 15	R: 0 H: 1 E: 0 K: 1 S: 11	H: 1 LOB: 1 BB: 0 P: 17	R: 0 H: 0 E: 0 K: 2 S: 8	H: 0 LOB: 0 BB: 0 P: 9	R: 0 H: 0 E: 0 K: 1 S: 9	H: 0 LOB: 0 BB: 0 P: 14	R: 0 H: 1 E: 0 K: 0 S: 9	H: 1 LOB: 1 BB: 0 P: 15	R: 0 H: 0 E: 0 K: 1 S: 9	H: 0 LOB: 0 BB: 0 P: 13	R: 0 H: 0 E: 0 K: 2 S: 9	H: 0 LOB: 0 BB: 0 P: 15	R: 0 H: 2 E: 0 K: 1 S: 10	H: 2 LOB: 2 BB: 0 P: 13	1B: 3 2B: 1 3B: 0 HR: 0	SF: 0 SAC: 0 DP: 0 HBP: 0	WP: 0 PA: 31 PB: 0 SB: 0 CS: 0
PITCHER	IP WLS BF H R ER SO BB IBB HBP BLK WP HR S P ERA WHIP																		
50 Adam Wainwright, R (1,1) ERA: 3.1	8.0 W 26 2 0 0 9 0 0 0 0 0 0 71 106 0.00 0.250																		
Alex Reyes, R (9,1) ERA: 2.43	1.0 S 5 2 0 0 1 0 0 0 0 0 0 0 10 13 0.00 2.000																		

Batter	1	2	3	4	5	6	7	8	9	AB	R	H	RBI	BB	SO	LOB	BOTTOM		
19 Tommy Edman, S (1,4) OBP: 0.306, SLG: 0.379										5	0	0	0	0	1	6	Pittsburgh Pirates @ St. Louis Cardinals Busch Stadium, St. Louis, MO Sun Aug 22 2021, 1:18 PM - 4:12 PM CDT Att: 34,431 - Sunny - 84 F		
46 Paul Goldschmidt, R (1,3) OBP: 0.349, SLG: 0.462										4	2	2	1	0	0	0			
27 Tyler O'Neill, R (1,7) OBP: 0.344, SLG: 0.512										2	0	1	0	1	0	0			
28 Nolan Arenado, R (1,5) OBP: 0.315, SLG: 0.495										4	0	0	0	0	1	4			
4 Yadier Molina, R (1,2) OBP: 0.304, SLG: 0.376										4	1	2	1	0	0	2			
21 Lars Nootbaar, L (1,9) OBP: 0.338, SLG: 0.483										4	0	2	0	0	1	3			
63 Edmundo Sosa, R (1,6) OBP: 0.333, SLG: 0.350										2	0	0	0	1	0	2			
48 Harrison Bader, R (1,8) OBP: 0.323, SLG: 0.412										4	0	1	1	0	1	3			
50 Adam Wainwright, R (1,1) ERA: 1.93										2	0	1	0	1	0	2			
11 Paul DeJong, R (8,PH) Alex Reyes, R (9,1)										0	0	0	0	0	0	0			
Inning Stats	R: 1 H: 2 E: 0 K: 1 S: 16	H: 2 LOB: 2 BB: 1 P: 28	R: 0 H: 1 E: 0 K: 0 S: 9	H: 1 LOB: 1 BB: 0 P: 12	R: 0 H: 1 E: 0 K: 0 S: 13	H: 1 LOB: 1 BB: 0 P: 22	R: 0 H: 1 E: 0 K: 0 S: 11	H: 1 LOB: 2 BB: 1 P: 19	R: 1 H: 3 E: 0 K: 2 S: 16	H: 3 LOB: 2 BB: 0 P: 24	R: 0 H: 0 E: 0 K: 1 S: 9	H: 0 LOB: 0 BB: 0 P: 15	R: 0 H: 0 E: 0 K: 0 S: 8	H: 0 LOB: 0 BB: 0 P: 11	R: 1 H: 3 E: 0 K: 0 S: 13	H: 3 LOB: 2 BB: 0 P: 19	1B: 5 2B: 4 3B: 0 HR: 1	SF: 0 SAC: 0 DP: 1 HBP: 2	WP: 0 PA: 37 PB: 0 SB: 0 CS: 0
PITCHER	IP WLS BF H R ER SO BB IBB HBP BLK WP HR S P ERA WHIP																		
43 Steven Brault, L (1,1) ERA: 1.93	4.0 L 19 5 1 1 1 3 1 0 2 0 0 1 25 39 4.50 1.000																		
67 Kyle Keller, R (5,1) ERA: 7.52	2.0 9 1 1 1 3 1 0 2 0 0 0 1 25 39 4.50 1.000																		
36 Nick Mears, R (7,1) ERA: 5.25	1.0 3 0 0 0 0 0 0 0 0 0 0 0 8 11 0.00 0.000																		
52 Anthony Banda, L (8,1) ERA: 5.27	1.0 6 3 1 1 0 0 0 0 0 0 0 0 13 19 9.00 3.000																		

Batter	1	2	3	4	5	6	7	8	9	AB	R	H	RBI	BB	SO	LOB	TOP			
19 Tommy Edman, S OBP: 0.311, SLG: 0.382										4	2	2	2	1	0	0				
46 Paul Goldschmidt, R OBP: 0.348, SLG: 0.469										4	0	1	1	0	0	2				
3 Dylan Carlson, S OBP: 0.338, SLG: 0.413										3	0	0	0	1	0	3				
28 Nolan Arenado, R OBP: 0.313, SLG: 0.495										4	1	1	2	0	0	2				
4 Yadier Molina, R OBP: 0.303, SLG: 0.374										4	1	1	0	0	1	0				
21 Lars Nootbaar, L OBP: 0.343, SLG: 0.441										3	1	0	0	1	2	1				
63 Edmundo Sosa, R OBP: 0.348, SLG: 0.368										3	2	2	2	0	1	0				
48 Harrison Bader, R OBP: 0.312, SLG: 0.404										4	0	0	0	0	0	3				
39 Miles Mikolas, R 62 T.J. McFarland, L 13 Matt Carpenter, L 21 Andrew Miller, L 92 Génesis Cabrera, L 32 Daniel Ponce de Leon, R 44 Junior Fernández, R 27 Tyler O'Neill, R										1	0	0	0	0	0	1	0			
Inning Stats	R: 2 E: 0 K: 0 S: 9	H: 1 LOB: 1 BB: 1 P: 16	R: 3 E: 0 K: 0 S: 14	H: 3 LOB: 1 BB: 1 P: 27	R: 2 E: 0 K: 0 S: 7	H: 2 LOB: 0 BB: 0 P: 13	R: 0 E: 0 K: 1 S: 7	H: 0 LOB: 0 BB: 0 P: 8	R: 0 E: 0 K: 0 S: 10	H: 0 LOB: 1 BB: 1 P: 18	R: 0 E: 0 K: 1 S: 8	H: 0 LOB: 1 BB: 0 P: 16	R: 0 E: 0 K: 3 S: 10	H: 0 LOB: 0 BB: 0 P: 13	R: 0 E: 0 K: 1 S: 7	H: 0 LOB: 0 BB: 0 P: 8	1B: 4 2B: 1 3B: 0 HR: 2	SF: 0 SAC: 1 DP: 1 HBP: 1	WP: 0 PB: 0 SB: 0 CS: 0	PA: 37
PITCHER	IP WLS BF H R ER SO BB IBB HBP BLK WP HR S P ERA WHIP																			
23 Mitch Keller, R ERA: 6.75	(1, 1) 5.1 25 6 7 7 2 3 0 1 0 0 2 51 90 11.81 1.688																			
67 Kyle Keller, R ERA: 7.77	(6, 1) 0.2 2 0 0 0 0 0 0 0 0 0 0 4 8 0.00 0.000																			
39 Chad Kuhl, R ERA: 4.37	(7, 1) 1.0 W 4 1 0 0 0 0 0 0 0 0 0 9 12 0.00 1.000																			
46 Chris Stratton, R ERA: 3.73	(8, 1) 1.0 3 0 0 0 3 0 0 0 0 0 0 10 13 0.00 0.000																			
51 David Bednar, R ERA: 2.39	(9, 1) 1.0 3 0 0 0 1 0 0 0 0 0 0 7 8 0.00 0.000																			
Batter	1	2	3	4	5	6	7	8	9	AB	R	H	RBI	BB	SO	LOB	BOTTOM			
18 Ben Gamel, L OBP: 0.346, SLG: 0.411										2	1	0	0	3	0	0				
31 Michael Chavis, R OBP: 0.242, SLG: 0.396										5	2	4	0	0	1	1				
10 Bryan Reynolds, S OBP: 0.381, SLG: 0.518										5	1	1	2	0	0	5				
19 Colin Moran, L OBP: 0.343, SLG: 0.437										5	2	4	2	0	1	1				
15 Wilmer Difo, S OBP: 0.332, SLG: 0.389										5	2	3	2	0	0	3				
25 Gregory Polanco, L OBP: 0.283, SLG: 0.355										5	1	3	2	0	2	1				
27 Kevin Newman, R 39 Chad Kuhl, R 32 Yoshi Tsuruta, L 46 Chris Stratton, R 6 Anthony Alford, R 51 David Bednar, L										3	0	0	1	0	0	3				
5 Michael Pérez, L OBP: 0.221, SLG: 0.331										4	0	0	0	0	2	1				
23 Mitch Keller, R OBP: 0.143, SLG: 0.100										2	0	0	0	0	0	1				
67 Kyle Keller, R										0	0	0	0	0	0	0				
13 Ke'Bryan Hayes, R OBP: 0.322, SLG: 0.380										2	1	1	0	0	0	0				
Inning Stats	R: 0 E: 0 K: 2 S: 12	H: 0 LOB: 1 BB: 1 P: 19	R: 1 E: 0 K: 1 S: 11	H: 2 LOB: 1 BB: 0 P: 15	R: 2 E: 0 K: 0 S: 12	H: 4 LOB: 2 BB: 0 P: 18	R: 0 E: 0 K: 0 S: 11	H: 0 LOB: 0 BB: 0 P: 15	R: 0 E: 0 K: 0 S: 9	H: 2 LOB: 1 BB: 0 P: 11	R: 0 E: 0 K: 2 S: 8	H: 0 LOB: 0 BB: 0 P: 9	R: 8 E: 0 K: 0 S: 24	H: 8 LOB: 2 BB: 2 P: 42	R: 0 E: 0 K: 1 S: 9	H: 1 LOB: 1 BB: 0 P: 13	1B: 11 2B: 4 3B: 0 HR: 2	SF: 0 SAC: 0 DP: 1 HBP: 0	WP: 0 PB: 0 SB: 0 CS: 0	PA: 43
PITCHER	IP WLS BF H R ER SO BB IBB HBP BLK WP HR S P ERA WHIP																			
39 Miles Mikolas, R ERA: 2.7	(1, 1) 4.1 22 8 3 3 3 1 0 0 0 0 0 0 2 2 0.00 0.000																			
62 T.J. McFarland, L ERA: 1.86	(5, 1) 0.2 1 0 0 0 0 0 0 0 0 0 0 2 2 0.00 0.000																			
21 Andrew Miller, L ERA: 4.94	(6, 1) 1.0 5 1 2 2 2 1 0 0 0 0 0 11 16 18.00 2.000																			
92 Génesis Cabrera, L ERA: 4.29	(7, 1) 0.0 L 6 6 6 6 0 0 0 0 0 0 1 10 13 = =																			
32 Daniel Ponce de Leon, R ERA: 6.07	(7, 1) 1.0 5 1 0 0 0 1 0 0 0 0 0 0 11 22 0.00 2.000																			
PITCHER	IP WLS BF H R ER SO BB IBB HBP BLK WP HR S P ERA WHIP																			
44 Junior Fernández, R ERA: 5.12	(8, 1) 1.0 4 1 0 0 0 0 0 0 0 0 0 9 13 0.00 1.000																			

St. Louis Cardinals @ Pittsburgh Pirates
PNC Park, Pittsburgh, PA
Thu Aug 26 2021, 7:07 PM - 10:13 PM EDT
Att: 8,618 - Partly Cloudy - 85 F

AB	32
R	7
H	7
RBI	7
BB	3
SO	6
LOB	12



WP	0
PB	0
SB	0
CS	0

St. Louis Cardinals @ Pittsburgh Pirates
PNC Park, Pittsburgh, PA
Thu Aug 26 2021, 7:07 PM - 10:13 PM EDT
Att: 8,618 - Partly Cloudy - 85 F

AB	40
R	11
H	17
RBI	11
BB	3
SO	6
LOB	17



WP	0
PB	0
SB	0
CS	0

Batter	1	2	3	4	5	6	7	8	9	AB	R	H	RBI	BB	SO	LOB	TOP					
19 Tommy Edman, S OBP: 0.310, SLG: 0.387	F7		F9		HR		SF8		L4	4	1	1	3	0	0	1						
46 Paul Goldschmidt, R OBP: 0.351, SLG: 0.477	3B		1B	27 HBP	2B		K			4	0	3	0	0	1	0						
27 Tyler O'Neill, R OBP: 0.341, SLG: 0.504	P3		4 G5-4-3 HBP	L6				P2		3	0	0	0	0	0	2						
28 Nolan Arenado, R OBP: 0.312, SLG: 0.493	F9		K	4 G4-3	1B			L7		4	0	1	0	0	1	3						
4 Yadier Molina, R OBP: 0.302, SLG: 0.372	L8		G5-4-3	G4-3				1B		4	0	1	0	0	0	3						
3 Dylan Carlson, S OBP: 0.337, SLG: 0.410	K		G1-3	HBP				G4-3		3	0	0	0	0	1	1						
63 Edmundo Sosa, R 66 Luis Garcia, R 65 Giovanni Gallegos, R 13 Matt Carpenter, L Alex Reyes, R	K		48 2B	K				BB		3	1	1	0	0	2	1	AB 33 R 4 H 9 RBI 4 BB 1 SO 6 LOB 14					
48 Harrison Bader, R OBP: 0.311, SLG: 0.406	G5-3		34 G3-1 19 HR	G1-3				F9		4	1	1	1	0	0	1						
34 J.A. Happ, L	K		G3-1	G3-1				F7		2	0	0	0	0	1	1						
11 Paul DeJong, R OBP: 0.294, SLG: 0.389										2	1	1	0	0	0	1						
Inning Stats	R: 0 E: 0 K: 0 S: 11	H: 1 LOB: 1 BB: 0 P: 19	R: 0 E: 0 K: 2 S: 7	H: 0 LOB: 0 BB: 0 P: 10	R: 0 E: 0 K: 1 S: 11	H: 0 LOB: 0 BB: 0 P: 14	R: 0 E: 0 K: 1 S: 12	H: 1 LOB: 1 BB: 0 P: 18	R: 3 E: 0 K: 0 S: 12	H: 4 LOB: 1 BB: 0 P: 17	R: 0 E: 0 K: 1 S: 11	H: 1 LOB: 0 BB: 0 P: 15	R: 1 E: 0 K: 1 S: 12	H: 1 LOB: 0 BB: 0 P: 16	R: 0 E: 0 K: 0 S: 10	H: 1 LOB: 1 BB: 0 P: 12	R: 0 E: 0 K: 0 S: 9	H: 0 LOB: 1 BB: 1 P: 19	1B: 3 2B: 3 HR: 1	SF: 1 SAC: 0 HBP: 2	WP: 0 PB: 0 SB: 0 CS: 0	PA: 37
PITCHER	IP WLS BF H R ER SO BB IBB HBP BLK WP HR S P ERA WHIP	IP WLS BF H R ER SO BB IBB HBP BLK WP HR S P ERA WHIP	IP WLS BF H R ER SO BB IBB HBP BLK WP HR S P ERA WHIP	IP WLS BF H R ER SO BB IBB HBP BLK WP HR S P ERA WHIP	IP WLS BF H R ER SO BB IBB HBP BLK WP HR S P ERA WHIP	IP WLS BF H R ER SO BB IBB HBP BLK WP HR S P ERA WHIP	IP WLS BF H R ER SO BB IBB HBP BLK WP HR S P ERA WHIP	IP WLS BF H R ER SO BB IBB HBP BLK WP HR S P ERA WHIP	IP WLS BF H R ER SO BB IBB HBP BLK WP HR S P ERA WHIP	IP WLS BF H R ER SO BB IBB HBP BLK WP HR S P ERA WHIP	IP WLS BF H R ER SO BB IBB HBP BLK WP HR S P ERA WHIP	IP WLS BF H R ER SO BB IBB HBP BLK WP HR S P ERA WHIP	IP WLS BF H R ER SO BB IBB HBP BLK WP HR S P ERA WHIP	IP WLS BF H R ER SO BB IBB HBP BLK WP HR S P ERA WHIP	IP WLS BF H R ER SO BB IBB HBP BLK WP HR S P ERA WHIP	IP WLS BF H R ER SO BB IBB HBP BLK WP HR S P ERA WHIP	IP WLS BF H R ER SO BB IBB HBP BLK WP HR S P ERA WHIP	IP WLS BF H R ER SO BB IBB HBP BLK WP HR S P ERA WHIP	IP WLS BF H R ER SO BB IBB HBP BLK WP HR S P ERA WHIP			

St. Louis Cardinals @ Pittsburgh Pirates
PNC Park, Pittsburgh, PA
Fri Aug 27 2021, 7:08 PM - 10:25 PM EDT
Att: 12,662 - Partly Cloudy - 88 F

livebaseballscorecards.com



Batter	1	2	3	4	5	6	7	8	9	AB	R	H	RBI	BB	SO	LOB	BOTTOM					
18 Ben Gamel, L OBP: 0.340, SLG: 0.403	F8		F7		L4		L8		K	5	0	0	0	0	1	3						
13 Ke'Bryan Hayes, R OBP: 0.280, SLG: 0.375	G4-3		31 FC5-4 BB	K	F8			G6-3		4	0	0	0	1	1	1						
31 Michael Chavis, R OBP: 0.243, SLG: 0.400	K		FC5-4 19 S	G3				19 1B		4	1	1	0	0	1	1						
19 Colin Moran, L OBP: 0.346, SLG: 0.435	F7		P5	32 BB 27 BB	BB			32 G3 27 1B		3	1	1	1	1	0	1						
58 Jacob Stallings, R OBP: 0.330, SLG: 0.378	1B		E4 32 3B	27 BB 32 BB	1B			L8		4	1	3	0	0	0	1						
32 Yoshi Tsutsugo, L 46 Chris Stratton, R	L6		27 BB	3B	BB			G3		3	0	1	1	1	0	2						
27 Kevin Newman, R OBP: 0.264, SLG: 0.308	F8		L4	L4				1B		3	0	1	1	1	0	2						
6 Anthony Alford, R OBP: 0.259, SLG: 0.288	F8		K	K				18 S		4	0	1	0	0	2	4						
38 Dillon Peters, L 15 Wilmer Difo, S 56 Duane Underwood Jr., R 25 Gregory Polanco, L 36 Nick Mears, R 10 Bryan Reynolds, S	K		BB	K				K		1	0	0	0	0	1	0						
Inning Stats	R: 0 E: 0 K: 1 S: 7	H: 0 LOB: 0 BB: 0 P: 10	R: 0 E: 0 K: 0 S: 9	H: 1 LOB: 1 BB: 0 P: 14	R: 0 E: 0 K: 1 S: 9	H: 0 LOB: 0 BB: 0 P: 14	R: 0 E: 0 K: 0 S: 7	H: 0 LOB: 0 BB: 1 P: 13	R: 1 E: 1 K: 1 S: 11	H: 2 LOB: 2 BB: 1 P: 22	R: 1 E: 0 K: 2 S: 15	H: 1 LOB: 3 BB: 3 P: 33	R: 0 E: 0 K: 1 S: 8	H: 0 LOB: 0 BB: 0 P: 13	R: 1 E: 0 K: 0 S: 8	H: 3 LOB: 2 BB: 0 P: 15	R: 0 E: 0 K: 2 S: 9	H: 1 LOB: 1 BB: 0 P: 12	1B: 6 2B: 1 3B: 1 HR: 0	SF: 0 SAC: 0 DP: 0 HBP: 0	WP: 0 PB: 0 SB: 1 CS: 0	PA: 38
PITCHER	IP WLS BF H R ER SO BB IBB HBP BLK WP HR S P ERA WHIP	IP WLS BF H R ER SO BB IBB HBP BLK WP HR S P ERA WHIP	IP WLS BF H R ER SO BB IBB HBP BLK WP HR S P ERA WHIP	IP WLS BF H R ER SO BB IBB HBP BLK WP HR S P ERA WHIP	IP WLS BF H R ER SO BB IBB HBP BLK WP HR S P ERA WHIP	IP WLS BF H R ER SO BB IBB HBP BLK WP HR S P ERA WHIP	IP WLS BF H R ER SO BB IBB HBP BLK WP HR S P ERA WHIP	IP WLS BF H R ER SO BB IBB HBP BLK WP HR S P ERA WHIP	IP WLS BF H R ER SO BB IBB HBP BLK WP HR S P ERA WHIP	IP WLS BF H R ER SO BB IBB HBP BLK WP HR S P ERA WHIP	IP WLS BF H R ER SO BB IBB HBP BLK WP HR S P ERA WHIP	IP WLS BF H R ER SO BB IBB HBP BLK WP HR S P ERA WHIP	IP WLS BF H R ER SO BB IBB HBP BLK WP HR S P ERA WHIP	IP WLS BF H R ER SO BB IBB HBP BLK WP HR S P ERA WHIP	IP WLS BF H R ER SO BB IBB HBP BLK WP HR S P ERA WHIP	IP WLS BF H R ER SO BB IBB HBP BLK WP HR S P ERA WHIP	IP WLS BF H R ER SO BB IBB HBP BLK WP HR S P ERA WHIP	IP WLS BF H R ER SO BB IBB HBP BLK WP HR S P ERA WHIP	IP WLS BF H R ER SO BB IBB HBP BLK WP HR S P ERA WHIP	IP WLS BF H R ER SO BB IBB HBP BLK WP HR S P ERA WHIP		

St. Louis Cardinals @ Pittsburgh Pirates
PNC Park, Pittsburgh, PA
Fri Aug 27 2021, 7:08 PM - 10:25 PM EDT
Att: 12,662 - Partly Cloudy - 88 F



Batter	1	2	3	4	5	6	7	8	9	AB	R	H	RBI	BB	SO	LOB	TOP										
19 Tommy Edman, S OBP: 0.316, SLG: 0.401										4	2	2	2	0	0	0	St. Louis Cardinals @ Pittsburgh Pirates PNC Park, Pittsburgh, PA Sun Aug 29 2021, 1:07 PM - 4:07 PM EDT Att: 10,290 - Partly Cloudy - 90 F										
46 Paul Goldschmidt, R OBP: 0.351, SLG: 0.476										4	0	0	0	0	2	1											
27 Tyler O'Neill, R OBP: 0.342, SLG: 0.504										3	0	1	1	1	2	0											
28 Nolan Arenado, R OBP: 0.311, SLG: 0.488										3	0	0	0	1	0	1											
4 Yadier Molina, R OBP: 0.299, SLG: 0.367										4	0	0	0	0	2	2											
3 Dylan Carlson, S OBP: 0.345, SLG: 0.419										3	0	2	0	0	1	0											
63 Edmundo Sosa, R 62 T.J. McFarland, L 65 Giovanni Gallegos, R 21 Lars Nootbaar, L Alex Reyes, R										2	0	1	0	1	0	0											
48 Harrison Bader, R OBP: 0.307, SLG: 0.393										4	0	0	0	0	1	3											
33 Kwang Hyun Kim, L 13 Matt Carpenter, L 66 Luis Garcia, R 11 Paul DeJong, R										1	0	0	0	0	1	0											
										0	1	0	0	1	0	0											
										0	0	0	0	0	0	0											
										1	0	0	0	0	1	0											
Inning Stats	R: 0 H: 0 E: 0 K: 1 S: 11	H: 0 LOB: 2 BB: 2 P: 24	R: 0 H: 1 E: 0 K: 0 S: 5	H: 1 LOB: 0 BB: 0 P: 6	R: 1 H: 2 E: 0 K: 2 S: 12	H: 2 LOB: 1 BB: 0 P: 18	R: 0 H: 1 E: 0 K: 0 S: 10	H: 1 LOB: 1 BB: 0 P: 15	R: 2 H: 1 E: 0 K: 1 S: 15	H: 1 LOB: 0 BB: 1 P: 27	R: 0 H: 1 E: 0 K: 1 S: 9	H: 1 LOB: 1 BB: 1 P: 16	R: 0 H: 0 E: 0 K: 2 S: 9	H: 0 LOB: 0 BB: 0 P: 14	R: 0 H: 0 E: 0 K: 1 S: 7	H: 0 LOB: 0 BB: 0 P: 8	R: 0 H: 0 E: 0 K: 3 S: 11	H: 0 LOB: 0 BB: 0 P: 16	1B: 3 2B: 1 3B: 1 HR: 1	SF: 0 SAC: 0 DP: 1 HBP: 1	WP: 1 PB: 0 SB: 0 CS: 1	PA: 35					
PITCHER	IP	WLS	BF	H	R	ER	SO	BB	IBB	HBP	BLK	WP	HR	S	P	ERA	WHIP										
29 Wil Crowe, R ERA: 5.46	5.0		22	5	3	3	4	3	0	1	0	0	1	53	90	5.40	1.600										
39 Chad Kuhl, R ERA: 4.25	2.0		7	1	0	0	3	1	0	0	0	1	0	18	30	0.00	1.000										
51 David Bednar, R ERA: 2.35	1.0		3	0	0	0	1	0	0	0	0	0	0	7	8	0.00	0.000										
46 Chris Stratton, R ERA: 3.62	1.0	W	3	0	0	0	3	0	0	0	0	0	0	11	16	0.00	0.000										

AB	30
R	3
H	6
RBI	3
BB	4
SO	11
LOB	7



Batter	1	2	3	4	5	6	7	8	9	AB	R	H	RBI	BB	SO	LOB	BOTTOM										
27 Kevin Newman, R OBP: 0.259, SLG: 0.303										4	0	0	0	0	0	0	St. Louis Cardinals @ Pittsburgh Pirates PNC Park, Pittsburgh, PA Sun Aug 29 2021, 1:07 PM - 4:07 PM EDT Att: 10,290 - Partly Cloudy - 90 F										
13 Ke'Bryan Hayes, R OBP: 0.317, SLG: 0.370 51 David Bednar, L										3	1	1	0	0	1	0											
5 Michael Pérez, L OBP: 0.216, SLG: 0.323 46 Chris Stratton, R										2	1	1	0	2	0	0											
10 Bryan Reynolds, S OBP: 0.382, SLG: 0.516										4	0	1	0	0	1	2											
19 Colin Moran, L OBP: 0.343, SLG: 0.429										3	1	0	0	1	1	3											
58 Jacob Stallings, R OBP: 0.329, SLG: 0.375										3	1	0	0	1	1	3											
32 Yoshi Tsutsugo, L OBP: 0.284, SLG: 0.369										3	1	1	4	0	0	0											
3 Cole Tucker, S OBP: 0.250, SLG: 0.167										2	0	0	0	1	1	2											
6 Anthony Alford, R OBP: 0.254, SLG: 0.281										3	0	0	0	0	2	1											
29 Wil Crowe, R OBP: 0.103, SLG: 0.037 18 Ben Gamel, L 39 Chad Kuhl, R 15 Wilmer Difo, S										1	0	0	0	0	0	0											
										1	0	0	0	0	1	0											
										0	0	0	0	0	0	0											
										1	0	0	0	0	0	0											
Inning Stats	R: 0 H: 0 E: 0 K: 0 S: 7	H: 0 LOB: 1 BB: 1 P: 16	R: 0 H: 0 E: 0 K: 1 S: 9	H: 0 LOB: 0 BB: 0 P: 16	R: 0 H: 0 E: 0 K: 1 S: 8	H: 0 LOB: 0 BB: 0 P: 13	R: 1 H: 3 E: 0 K: 1 S: 13	H: 3 LOB: 2 BB: 0 P: 19	R: 0 H: 0 E: 0 K: 1 S: 9	H: 0 LOB: 0 BB: 0 P: 14	R: 0 H: 0 E: 0 K: 1 S: 9	H: 0 LOB: 0 BB: 0 P: 12	R: 0 H: 0 E: 0 K: 1 S: 10	H: 0 LOB: 1 BB: 1 P: 16	R: 0 H: 0 E: 0 K: 1 S: 5	H: 0 LOB: 0 BB: 0 P: 5	R: 3 H: 1 E: 0 K: 1 S: 8	H: 1 LOB: 2 BB: 2 P: 18	1B: 3 2B: 0 3B: 0 HR: 1	SF: 1 SAC: 0 DP: 0 HBP: 0	WP: 0 PB: 0 SB: 0 CS: 0	PA: 33					
PITCHER	IP	WLS	BF	H	R	ER	SO	BB	IBB	HBP	BLK	WP	HR	S	P	ERA	WHIP										
33 Kwang Hyun Kim, L ERA: 3.23	4.0		16	3	1	1	3	1	0	0	0	0	0	37	64	2.25	1.000										
66 Luis Garcia, R ERA: 2.7	1.1		4	0	0	0	2	0	0	0	0	0	0	14	21	0.00	0.000										
62 T.J. McFarland, L ERA: 1.71	1.2	H	6	0	0	0	1	1	0	0	0	0	0	14	21	0.00	0.600										
65 Giovanni Gallegos, R ERA: 3.06	1.0	H	3	0	0	0	1	0	0	0	0	0	0	5	5	0.00	0.000										
Alex Reyes, R ERA: 2.56	0.1	L	4	1	3	3	1	2	0	0	0	0	1	8	18	81.00	9.000										


AB	28
R	4
H	4
RBI	4
BB	4
SO	8
LOB	8



Batter	1	2	3	4	5	6	7	8	9	AB	R	H	RBI	BB	SO	LOB	TOP			
19 Tommy Edman, S OBP: 0.315, SLG: 0.398										3	1	0	0	1	1	2				
46 Paul Goldschmidt, R OBP: 0.352, SLG: 0.451										3	1	1	2	1	1	0				
3 Dylan Carlson, S OBP: 0.344, SLG: 0.420										4	1	1	0	0	1	1				
28 Nolan Arenado, R OBP: 0.313, SLG: 0.488										4	0	2	0	0	0	1				
27 Tyler O'Neill, R OBP: 0.344, SLG: 0.504										4	0	2	1	0	1	1				
4 Yadier Molina, R OBP: 0.296, SLG: 0.363										4	0	0	0	0	3	3				
63 Edmundo Sosa, R OBP: 0.354, SLG: 0.394										4	0	0	0	0	2	0				
48 Harrison Bader, R OBP: 0.306, SLG: 0.395										4	0	1	0	0	0	0				
31 Jon Lester, L OBP: 0.194, SLG: 0.306										3	0	1	0	0	1	1				
62 T.J. McFarland, L ERA: 4.3										0	0	0	0	0	0	0				
66 Luis Garcia, R ERA: 2.72										0	0	0	0	0	0	0				
11 Paul DeJong, R OBP: 0.292, SLG: 0.387										1	0	0	0	0	1	0				
65 Giovanny Gallegos, R ERA: 5.34										0	0	0	0	0	0	0				
Inning Stats	R: 2 H: 1 E: 0 K: 1 S: 16	H: 1 LOB: 0 BB: 1 P: 25	R: 0 H: 0 E: 0 K: 2 S: 10	H: 0 LOB: 0 BB: 1 P: 14	R: 0 H: 0 E: 0 K: 2 S: 12	H: 0 LOB: 1 BB: 1 P: 18	R: 0 H: 1 E: 0 K: 1 S: 9	H: 1 LOB: 0 BB: 0 P: 11	R: 0 H: 1 E: 0 K: 1 S: 10	H: 2 LOB: 1 BB: 0 P: 20	R: 0 H: 1 E: 0 K: 0 S: 10	H: 1 LOB: 1 BB: 0 P: 17	R: 0 H: 2 E: 0 K: 2 S: 12	H: 0 LOB: 0 BB: 0 P: 11	R: 0 H: 0 E: 0 K: 1 S: 8	H: 0 LOB: 0 BB: 0 P: 11	1B: 5 2B: 2 3B: 0 HR: 1	SF: 0 SAC: 0 DP: 1 HBP: 0	WP: 0 PB: 0 SB: 0 CS: 0	PA: 36
PITCHER	IP WLS BF H R ER SO BB IBB HBP BLK WP HR S P ERA WHIP																			
58 Luis Castillo, R ERA: 4.3	6.0 L 24 5 3 3 8 2 0 0 0 0 0 1 69 104 4.50 1.167																			
85 Luis Cessa, R ERA: 2.72	1.0 4 1 0 0 0 0 0 0 0 0 0 0 10 17 0.00 1.000																			
23 Jeff Hoffman, R ERA: 4.06	1.0 5 2 0 0 2 0 0 0 0 0 0 0 12 20 0.00 2.000																			
34 Justin Wilson, L ERA: 5.34	1.0 3 0 0 0 1 0 0 0 0 0 0 0 8 11 0.00 0.000																			

St. Louis Cardinals @ Cincinnati Reds
Great American Ball Park, Cincinnati, OH
Mon Aug 30 2021, 6:43 PM - 9:29 PM EDT
Att: 10,773 - Overcast - 77 F

AB 34
R 3
H 8
RBI 3
BB 2
SO 11
LOB 9



Batter	1	2	3	4	5	6	7	8	9	AB	R	H	RBI	BB	SO	LOB	BOTTOM					
6 Jonathan India, R OBP: 0.381, SLG: 0.454										4	0	0	0	0	1	0						
37 Tyler Stephenson, R OBP: 0.371, SLG: 0.441										4	0	0	0	0	0	1						
2 Nick Castellanos, R OBP: 0.371, SLG: 0.565										3	0	0	0	1	1	0						
19 Joey Votto, L OBP: 0.367, SLG: 0.549										3	0	0	0	1	2	1						
17 Kyle Farmer, R OBP: 0.313, SLG: 0.403										4	1	2	1	0	1	0						
7 Eugenio Suárez, R OBP: 0.295, SLG: 0.363										3	0	0	0	0	0	2						
12 Tyler Naquin, L OBP: 0.339, SLG: 0.487										3	0	0	0	0	2	2						
44 Aristides Aquino, R OBP: 0.282, SLG: 0.407										3	0	0	0	0	0	0						
58 Luis Castillo, R OBP: 0.194, SLG: 0.306										1	0	0	0	0	0	0						
Asdrubal Cabrera, S ERA: 5.68										1	0	0	0	0	0	0						
85 Luis Cessa, R ERA: 2.72										0	0	0	0	0	0	0						
23 Jeff Hoffman, R ERA: 4.06										0	0	0	0	0	0	0						
9 Mike Moustakas, L OBP: 0.307, SLG: 0.424										1	0	0	0	0	0	0						
34 Justin Wilson, L ERA: 5.34										0	0	0	0	0	0	0						
Inning Stats	R: 0 H: 0 E: 0 K: 1 S: 9	H: 1 LOB: 1 BB: 1 P: 14	R: 1 H: 1 E: 0 K: 0 S: 8	H: 1 LOB: 0 BB: 0 P: 14	R: 0 H: 0 E: 0 K: 1 S: 10	H: 0 LOB: 0 BB: 0 P: 15	R: 0 H: 0 E: 0 K: 2 S: 8	H: 0 LOB: 0 BB: 0 P: 12	R: 0 H: 0 E: 0 K: 1 S: 6	H: 0 LOB: 0 BB: 0 P: 8	R: 0 H: 0 E: 0 K: 0 S: 9	H: 0 LOB: 0 BB: 0 P: 14	R: 0 H: 1 E: 0 K: 1 S: 14	H: 1 LOB: 2 BB: 1 P: 23	R: 0 H: 0 E: 1 K: 0 S: 7	H: 0 LOB: 1 BB: 0 P: 11	R: 0 H: 0 E: 0 K: 1 S: 11	H: 0 LOB: 0 BB: 0 P: 14	1B: 0 2B: 1 3B: 0 HR: 1	SF: 0 SAC: 0 DP: 0 HBP: 0	WP: 0 PB: 0 SB: 0 CS: 0	PA: 32
PITCHER	IP WLS BF H R ER SO BB IBB HBP BLK WP HR S P ERA WHIP																					
31 Jon Lester, L ERA: 4.06	6.1 W 22 1 1 1 5 2 0 0 0 0 0 0 0 13 18 0.00 0.750																					
62 T.J. McFarland, L ERA: 1.61	1.1 H 5 1 0 0 1 0 0 0 0 0 0 0 4 7 0.00 0.000																					
66 Luis Garcia, R ERA: 2.66	0.1 H 2 0 0 0 0 0 0 0 0 0 0 0 4 7 0.00 0.000																					
65 Giovanny Gallegos, R ERA: 3.02	1.0 S 3 0 0 0 1 0 0 0 0 0 0 0 11 14 0.00 0.000																					

St. Louis Cardinals @ Cincinnati Reds
Great American Ball Park, Cincinnati, OH
Mon Aug 30 2021, 6:43 PM - 9:29 PM EDT
Att: 10,773 - Overcast - 77 F

AB 30
R 1
H 2
RBI 1
BB 2
SO 7
LOB 6



Batter	1	2	3	4	5	6	7	8	9	AB	R	H	RBI	BB	SO	LOB	TOP
19 Tommy Edman, S OBP: 0.315, SLG: 0.397	G5-3	G6-3		46 HR 1B		K				4	1	1	0	0	1	1	St. Louis Cardinals @ Cincinnati Reds Great American Ball Park, Cincinnati, OH Wed Sep 01 2021, 1:11 PM - 3:31 PM EDT Att: 10,365 - Partly Cloudy - 80 F
46 Paul Goldschmidt, R OBP: 0.377, SLG: 0.465	HR	BB		HR		BB				2	2	2	3	2	0	0	
27 Tyler O'Neill, R OBP: 0.345, SLG: 0.507	1B	K		2B		L6				4	0	2	0	0	1	3	
28 Nolan Arenado, R OBP: 0.312, SLG: 0.486	K			P3		G6-3				4	1	1	0	0	1	2	
3 Dylan Carlson, S OBP: 0.345, SLG: 0.421	1B			G6-3		K				4	0	2	0	0	1	1	
63 Edmundo Sosa, R OBP: 0.352, SLG: 0.393	FC6-4			SF9		K				3	0	1	1	0	1	2	
48 Harrison Bader, R OBP: 0.313, SLG: 0.412		HR		P4		1B				4	1	3	1	0	0	0	
7 Andrew Knizner, R OBP: 0.295, SLG: 0.254		1B		G6-4-3		K				4	0	1	0	0	1	4	
39 Miles Mikolas, R 64 José Rondon, R 92 Génesis Cabrera, L 13 Matt Carpenter, L 66 Luis García, R 65 Giovanny Gallegos, R	SH3-4			19 1B		K				0	0	0	0	0	0	0	
Inning Stats	R: 1 E: 0 K: 1 S: 14	H: 3 LOB: 2 BB: 0 P: 17	R: 1 E: 0 K: 1 S: 9	H: 2 LOB: 2 BB: 1 P: 16	R: 1 E: 0 K: 0 S: 10	H: 3 LOB: 1 BB: 0 P: 14	R: 2 E: 0 K: 0 S: 12	H: 4 LOB: 1 BB: 0 P: 19	R: 0 E: 0 K: 2 S: 10	H: 0 LOB: 0 BB: 0 P: 15	R: 0 E: 0 K: 2 S: 12	H: 0 LOB: 1 BB: 2 P: 21	R: 0 E: 0 K: 1 S: 13	H: 2 LOB: 2 BB: 0 P: 18			
PITCHER	IP WLS BF H R ER SO BB IBB HBP BLK WP HR S P ERA WHIP																
22 Wade Miley, L ERA: 2.97	4.0 L 23 12 5 5 2 1 0 0 0 0 0 3 45 66 11.25 3.250																
39 Lucas Sims, R ERA: 5.2	1.0 3 0 0 0 2 0 0 0 0 0 0 10 15 0.00 0.000																
64 Tony Santillan, R ERA: 3.64	1.0 4 0 0 0 2 1 0 0 0 0 0 12 21 0.00 1.000																
85 Luis Cessa, R ERA: 2.86	1.0 5 2 0 0 1 0 0 0 0 0 0 13 18 0.00 2.000																
Batter	1	2	3	4	5	6	7	8	9	AB	R	H	RBI	BB	SO	LOB	BOTTOM
6 Jonathan India, R OBP: 0.378, SLG: 0.450	K	G5-3		P3		F8				4	0	0	0	0	1	3	St. Louis Cardinals @ Cincinnati Reds Great American Ball Park, Cincinnati, OH Wed Sep 01 2021, 1:11 PM - 3:31 PM EDT Att: 10,365 - Partly Cloudy - 80 F
12 Tyler Naquin, L OBP: 0.337, SLG: 0.485	F8			G4-3		K				2	0	0	0	0	0	0	
28 Alejo Lopez, S	F8					K				2	0	0	0	0	1	2	
2 Nick Castellanos, R OBP: 0.372, SLG: 0.564	K			19 2B		F8				4	1	2	0	0	1	0	
19 Joey Votto, L OBP: 0.369, SLG: 0.551		17 1B		G6-5-3		1B				2	1	1	1	1	0	1	
9 Mike Moustakas, L OBP: 0.301, SLG: 0.406	F7	16 1B		K		K				3	0	0	0	0	2	2	
17 Kyle Farmer, R OBP: 0.313, SLG: 0.403	16 1B	G4-3				F9				3	1	1	0	0	0	1	
16 Tucker Barnhart, L 37 Tyler Stephenson, R	22 2B	22 2B		WP		G4-3				1	1	1	1	0	0	0	
32 Max Schrock, L Asdrubal Cabrera, S 39 Lucas Sims, R 64 Tony Santillan, R 7 Eugenio Suárez, R 26 Delino DeShields, R	P5			K						1	0	0	0	0	0	2	
22 Wade Miley, L 44 Aristides Aquino, R 85 Luis Cessa, R	1H 2H	2B		1B		L4				1	0	1	2	0	0	0	
Inning Stats	R: 0 E: 0 K: 2 S: 13	H: 0 LOB: 0 BB: 0 P: 21	R: 3 E: 0 K: 0 S: 12	H: 3 LOB: 1 BB: 1 P: 20	R: 1 E: 0 K: 1 S: 10	H: 2 LOB: 1 BB: 0 P: 14	R: 0 E: 0 K: 1 S: 14	H: 2 LOB: 2 BB: 0 P: 17	R: 0 E: 0 K: 0 S: 6	H: 1 LOB: 1 BB: 0 P: 8	R: 0 E: 0 K: 1 S: 8	H: 0 LOB: 0 BB: 0 P: 11	R: 0 E: 0 K: 1 S: 8	H: 0 LOB: 0 BB: 0 P: 11			
PITCHER	IP WLS BF H R ER SO BB IBB HBP BLK WP HR S P ERA WHIP																
39 Miles Mikolas, R ERA: 4.4	3.0 15 5 4 4 3 1 0 0 0 0 1 0 35 55 12.00 2.000																
92 Génesis Cabrera, L ERA: 4.14	2.0 W 8 3 0 0 2 0 0 0 0 0 1 0 26 34 0.00 1.500																
66 Luis García, R ERA: 2.25	1.0 H 4 1 0 0 0 0 0 0 0 0 0 6 8 0.00 1.000																
65 Giovanny Gallegos, R ERA: 2.97	1.0 S 3 0 0 0 1 0 0 0 0 0 0 0 8 11 0.00 0.000																
AB	R	H	RBI	BB	SO	LOB	WP	HR	S	P	ERA	WHIP					PA
29	4	9	4	1	6	13	1	0	8	11	12.00	2.000	1	0	0	30	

Batter	1	2	3	4	5	6	7	8	9	AB	R	H	RBI	BB	SO	LOB	TOP
19 Tommy Edman, S (1.4) OBP: 0.317, SLG: 0.403	1-1 HR		3-2 HBP			3-2 G6-3				2	1	1	1	0	0	0	St. Louis Cardinals @ Cincinnati Reds Great American Ball Park, Cincinnati, OH Wed Sep 01 2021, 6:42 PM - 9:30 PM EDT Att: 10,892 - Clear - 81 F
46 Paul Goldschmidt, R (1.3) OBP: 0.355, SLG: 0.453 64 José Rondón, R (5.5) OBP: 0.329, SLG: 0.339	2-2 G5-3		1-2 FC6-4			2-3 K				2	0	0	0	0	0	1	
27 Tyler O'Neill, R (1.7) OBP: 0.343, SLG: 0.503	1-0 G6-3					3-3 K				3	0	0	0	0	1	0	
28 Nolan Arenado, R (1.5) OBP: 0.313, SLG: 0.492 7 Andrew Knizner, R (5.3) OBP: 0.293, SLG: 0.252	2-2 P3									2	1	1	1	0	0	0	
3 Dylan Carlson, S (1.9) OBP: 0.344, SLG: 0.419 21 Lars Nootbaar, L (7. PH) OBP: 0.333, SLG: 0.451		1-0 L8								2	0	0	0	0	0	0	
4 Yadier Molina, R (1.2) OBP: 0.294, SLG: 0.361 41 Ali Sánchez, R (5.2) OBP: 0.500, SLG: 1.000		1-3 K								2	0	0	0	0	1	0	
11 Paul DeJong, R (1.6) OBP: 0.289, SLG: 0.383		1-1 P3								3	0	0	0	0	1	1	
48 Harrison Bader, R (1.8) OBP: 0.310, SLG: 0.408										2	0	0	0	0	0	0	
34 J.A. Happ, L (1.1) 44 Junior Fernández, R (2.1) 32 Daniel Ponce de Leon, R (2.1) 38 Kodi Whitley, R (3.1) 13 Matt Carpenter, L (5. PH) 53 Brandon Dickson, R (5.1) Alex Reyes, R (6.1)										0	0	0	0	0	0	0	
Inning Stats	R: 1 E: 0 K: 0 S: 9	H: 1 LOB: 0 BB: 0 P: 15	R: 0 E: 0 K: 1 S: 6	H: 0 LOB: 0 BB: 0 P: 9	R: 0 E: 0 K: 1 S: 13	H: 0 LOB: 1 BB: 0 P: 20	R: 1 E: 0 K: 0 S: 13	H: 1 LOB: 0 BB: 0 P: 19	R: 0 E: 0 K: 1 S: 8	H: 0 LOB: 0 BB: 0 P: 13	R: 0 E: 0 K: 2 S: 11	H: 1 LOB: 1 BB: 0 P: 9					
PITCHER	IP WLS BF H R ER SO BB IBB HBP BLK WP HR S P ERA WHIP																
54 Sonny Gray, R (1.1) ERA: 3.89	5.0 W 18 2 2 2 3 0 0 1 0 0 2 49 76 3.60 0.400																
23 Jeff Hoffman, R (6.1) ERA: 4.0	1.0 3 0 0 0 2 0 0 0 0 0 0 11 19 0.00 0.000																
50 Amir Garrett, L (7.1) ERA: 6.27	1.0 4 1 0 0 0 0 0 0 0 0 0 6 9 0.00 1.000																

AB	24
R	2
H	3
RBI	2
BB	0
SO	5
LOB	2



1B:	0	SF:	0
2B:	1	SAC:	0
3B:	0	DP:	0
HR:	2	HBP:	1

WP:	0	PA:	25
PB:	0		
SB:	0		
CS:	0		

Batter	1	2	3	4	5	6	7	8	9	AB	R	H	RBI	BB	SO	LOB	BOTTOM
6 Jonathan India, R (1.4) OBP: 0.381, SLG: 0.453 28 Alejo Lopez, S (6. PH) OBP: 0.273, SLG: 0.273	1-0 2 HR					2-3 K				3	2	2	0	1	1	0	St. Louis Cardinals @ Cincinnati Reds Great American Ball Park, Cincinnati, OH Wed Sep 01 2021, 6:42 PM - 9:30 PM EDT Att: 10,892 - Clear - 81 F
37 Tyler Stephenson, R (1.2) OBP: 0.370, SLG: 0.439	0-1 G5-3					2-0 F9				4	1	1	0	0	0	3	
2 Nick Castellanos, R (1.9) OBP: 0.376, SLG: 0.579 4 Shogo Akiyama, L (6.7) OBP: 0.283, SLG: 0.247	0-1 2H HR	1-2 HR				4-0 7 FC5-4 19 BB 17 SF7 BB				3	3	2	6	1	0	0	
19 Joey Votto, L (1.3) OBP: 0.372, SLG: 0.551 32 Max Schrock, L (6.3) OBP: 0.375, SLG: 0.549	4-2 7 2B	2-2 17 HR				4-2 7 FC5-4 BB				2	1	1	0	2	0	0	
7 Eugenio Suárez, R (1.5) OBP: 0.258, SLG: 0.378	1-1 2B	3-3 K				1-0 FC5-4 17 SF7 26 E				4	2	2	1	0	1	3	
17 Kyle Farmer, R (1.6) OBP: 0.312, SLG: 0.409	1-0 P3	2-0 HR				2-2 SF7				3	1	1	3	0	0	2	
44 Aristides Aquino, R (1.7) OBP: 0.296, SLG: 0.406	4-2 BB	4-1 26 E				4-1 26 E BB				1	1	0	0	3	1	0	
26 Delino DeShields, R (1.8) OBP: 0.500, SLG: 0.750	3-2 F7	2-2 E6				0-1 E7				4	0	2	2	0	1	3	
54 Sonny Gray, R (1.1) OBP: 0.194, SLG: 0.171 23 Jeff Hoffman, R (6.1) ERA: 4.38 Asdrubal Cabrera, S (6. PH) OBP: 0.317, SLG: 0.383 50 Amir Garrett, R (7.1)										3	1	1	0	0	1	3	
Inning Stats	R: 2 E: 0 K: 0 S: 16	H: 3 LOB: 3 BB: 2 P: 30	R: 7 E: 1 K: 2 S: 34	H: 7 LOB: 2 BB: 2 P: 59	R: 2 E: 1 K: 0 S: 11	H: 1 LOB: 2 BB: 3 P: 27	R: 0 E: 0 K: 1 S: 8	H: 0 LOB: 0 BB: 0 P: 12	R: 1 E: 0 K: 1 S: 10	H: 1 LOB: 0 BB: 0 P: 14	R: 0 E: 0 K: 3 S: 9	H: 0 LOB: 0 BB: 0 P: 13					
PITCHER	IP WLS BF H R ER SO BB IBB HBP BLK WP HR S P ERA WHIP																
34 J.A. Happ, L (1.1) ERA: 6.2	1.0 L 13 8 7 7 0 2 0 0 0 0 0 1 5 10 27.00 10.000																
44 Junior Fernández, R (2.1) ERA: 5.66	0.1 2 1 1 1 1 0 0 0 0 0 0 1 5 10 27.00 3.000																
32 Daniel Ponce de Leon, R (2.1) ERA: 4.38	1.1 10 1 3 3 1 5 0 0 0 0 0 0 23 50 20.25 4.500																
38 Kodi Whitley, R (3.1) ERA: 4.97	1.1 5 1 0 0 1 0 0 0 0 0 0 0 11 16 0.00 0.750																
53 Brandon Dickson, R (5.1) ERA: 9.0	1.0 4 1 1 1 1 0 0 0 0 0 0 1 10 14 9.00 1.000																

AB	29
R	12
H	12
RBI	12
BB	7
SO	7
LOB	14



1B:	5	SF:	1
2B:	3	SAC:	0
3B:	0	DP:	0
HR:	4	HBP:	0

WP:	0	PA:	37
PB:	0		
SB:	0		
CS:	0		

Batter	1	2	3	4	5	6	7	8	9	AB	R	H	RBI	BB	SO	LOB	TOP										
19 Tommy Edman, S OBP: 0.315, SLG: 0.403	F8	FC6-4 46 S	G4-3			F9				6	1	1	1	0	0	4											
46 Paul Goldschmidt, R OBP: 0.356, SLG: 0.650	28 HR	K		K		27 HR			G6-3	3	2	0	0	2	2	3											
27 Tyler O'Neill, R OBP: 0.344, SLG: 0.598										4	2	1	2	1	3	3											
21 Lars Nootbaar, L OBP: 0.333, SLG: 0.451	K	K		K						0	0	0	0	0	0	0											
28 Nolan Arenado, R OBP: 0.314, SLG: 0.503	HR								F8	5	2	2	3	0	1	2											
3 Dylan Carlson, S OBP: 0.344, SLG: 0.417	K								F8	4	2	1	0	1	2	0											
4 Yadier Molina, R OBP: 0.295, SLG: 0.368										4	2	1	4	0	0	1											
53 Brandon Dickson, R (9, 1)										0	0	0	0	0	0	0											
63 Edmundo Sosa, R OBP: 0.357, SLG: 0.408										4	3	2	1	1	0	0											
48 Harrison Bader, R OBP: 0.315, SLG: 0.423										5	1	3	3	0	0	0											
50 Adam Wainwright, R ERA: 2.7										3	0	1	1	0	0	0											
62 T.J. McFarland, L ERA: 1.57										1	0	0	0	0	0	0											
64 José Rondon, R ERA: 4.61										0	0	0	0	0	0	0											
38 Kodi Whitely, R ERA: 4.61										0	0	0	0	0	0	0											
7 Andrew Knizner, R OBP: 0.291, SLG: 0.232										0	0	0	0	0	0	0											
Inning Stats	R: 2 E: 0 K: 2 S: 14	H: 1 LOB: 0 BB: 1 P: 24	R: 2 E: 0 K: 2 S: 16	H: 2 LOB: 2 BB: 1 P: 29	R: 4 E: 0 K: 0 S: 23	H: 4 LOB: 0 BB: 0 P: 27	R: 0 E: 0 K: 3 S: 10	H: 0 LOB: 0 BB: 0 P: 11	R: 0 E: 0 K: 1 S: 7	H: 0 LOB: 0 BB: 0 P: 9	R: 2 E: 0 K: 0 S: 12	H: 1 LOB: 0 BB: 1 P: 20	R: 0 E: 0 K: 0 S: 12	H: 0 LOB: 0 BB: 0 P: 17	R: 5 E: 0 K: 0 S: 19	H: 4 LOB: 2 BB: 2 P: 39	1B: 5 2B: 1 3B: 0 HR: 6	SF: 0 SAC: 0 DP: 0 HBP: 2	WP: 0 PB: 0 CS: 1	PA: 46							
PITCHER	IP	WLS	BF	H	R	ER	SO	BB	IBB	HBP	BLK	WP	HR	S	P	ERA	WHIP										
51 Freddy Peralta, R ERA: 2.7	2.0	L	12	3	4	4	4	2	0	1	0	0	1	30	53	18.00	2.500										
56 Justin Topa, R ERA: 29.7	0.2		6	4	4	4	0	0	0	0	0	0	2	17	20	54.00	6.000										
26 Aaron Ashby, L ERA: 4.0	4.1		15	1	2	2	4	1	0	0	0	0	1	43	56	4.15	0.462										
32 Daniel Norris, L ERA: 6.12	1.2		8	1	3	3	0	2	0	0	0	0	0	20	38	16.20	1.800										
55 Hoby Milner, L ERA: 5.03	0.1		5	3	2	2	0	0	0	1	0	0	2	11	18	54.00	9.000										
Batter	1	2	3	4	5	6	7	8	9	AB	R	H	RBI	BB	SO	LOB	BOTTOM										
14 Jace Peterson, L OBP: 0.394, SLG: 0.412	G6-3		G4-3			FC4-6 27 G4-6-3	G6-3		G4-6-3	4	0	0	0	0	0	5											
32 Daniel Norris, L ERA: 6.12										0	0	0	0	0	0	0											
55 Hoby Milner, L ERA: 5.03										0	0	0	0	0	0	0											
20 Daniel Vogelbach, L OBP: 0.330, SLG: 0.381										1	0	0	0	0	0	2											
27 Willy Adames, R OBP: 0.337, SLG: 0.480	K									4	0	0	0	0	1	1											
22 Christian Yelich, L OBP: 0.373, SLG: 0.397										2	0	0	0	0	1	0											
41 Jackie Bradley Jr., L OBP: 0.247, SLG: 0.277	G3-1									2	0	0	0	0	1	0											
5 Eduardo Escobar, S OBP: 0.308, SLG: 0.473										3	1	1	0	1	1	0											
10 Omar Narváez, L OBP: 0.370, SLG: 0.440										3	1	1	0	0	0	1											
12 Luke Maile, R OBP: 0.346, SLG: 0.391										1	1	1	0	0	0	0											
2 Luis Urias, R OBP: 0.337, SLG: 0.443										4	1	3	1	0	1	0											
11 Rowdy Tellez, L OBP: 0.300, SLG: 0.400										4	0	0	2	0	0	3											
6 Lorenzo Cain, R OBP: 0.321, SLG: 0.394										3	0	1	1	1	1	3											
51 Freddy Peralta, R OBP: 0.103, SLG: 0.079										0	0	0	0	0	0	0											
56 Justin Topa, R ERA: 29.7										0	0	0	0	0	0	0											
26 Aaron Ashby, R ERA: 4.61										0	0	0	0	1	0	0											
33 Pablo Reyes, R OBP: 0.296, SLG: 0.292										2	0	2	0	0	0	0											
Inning Stats	R: 0 E: 0 K: 1 S: 8	H: 0 LOB: 0 BB: 0 P: 9	R: 0 E: 0 K: 1 S: 12	H: 1 LOB: 0 BB: 0 P: 15	R: 0 E: 0 K: 0 S: 8	H: 0 LOB: 1 BB: 1 P: 14	R: 0 E: 0 K: 1 S: 9	H: 0 LOB: 0 BB: 0 P: 14	R: 0 E: 0 K: 0 S: 12	H: 1 LOB: 1 BB: 0 P: 17	R: 0 E: 0 K: 0 S: 8	H: 0 LOB: 0 BB: 1 P: 16	R: 2 E: 0 K: 0 S: 19	H: 3 LOB: 3 BB: 1 P: 31	R: 0 E: 0 K: 2 S: 7	H: 0 LOB: 0 BB: 0 P: 9	R: 2 E: 0 K: 0 S: 12	H: 4 LOB: 1 BB: 0 P: 21	1B: 7 2B: 2 3B: 0 HR: 0	SF: 0 SAC: 1 DP: 3 HBP: 0	WP: 0 PB: 0 CS: 0	PA: 37					
PITCHER	IP	WLS	BF	H	R	ER	SO	BB	IBB	HBP	BLK	WP	HR	S	P	ERA	WHIP										
50 Adam Wainwright, R ERA: 2.91	6.1	W	24	4	2	1	4	3	0	0	0	0	0	70	105	1.42	1.105										
62 T.J. McFarland, L ERA: 1.57	0.2		4	1	0	0	0	0	0	0	0	0	0	6	11	0.00	1.500										
38 Kodi Whitely, R ERA: 4.61	1.0		3	0	0	0	2	0	0	0	0	0	0	7	9	0.00	0.000										
53 Brandon Dickson, R ERA: 13.5	1.0		6	4	2	2	0	0	0	0	0	0	0	12	21	18.00	4.000										

St. Louis Cardinals @ Milwaukee Brewers
American Family Field, Milwaukee, WI
Fri Sep 03 2021, 7:12 PM - 10:35 PM CDT
Att: 23,987 - Roof Closed - 70 F

AB 39
R 15
H 12
RBI 15
BB 5
SO 8
LOB 13



St. Louis Cardinals @ Milwaukee Brewers
American Family Field, Milwaukee, WI
Fri Sep 03 2021, 7:12 PM - 10:35 PM CDT
Att: 23,987 - Roof Closed - 70 F

AB 33
R 4
H 9
RBI 4
BB 3
SO 6
LOB 15



Batter	1	2	3	4	5	6	7	8	9	AB	R	H	RBI	BB	SO	LOB	TOP					
19 Tommy Edman, S (1,4) OBP: 0.316, SLG: 0.403	L7			K			FC6-4 1B		L9	4	0	2	0	0	1	0	St. Louis Cardinals @ Milwaukee Brewers American Family Field, Milwaukee, WI Sat Sep 04 2021, 6:12 PM - 8:37 PM CDT Att: 33,439 - Roof Closed - 74 F livebaseballscorecards.com					
46 Paul Goldschmidt, R (1,3) OBP: 0.353, SLG: 0.456	K			P6			F8		L9	4	0	0	0	0	1	2						
27 Tyler O'Neill, R (1,7) OBP: 0.341, SLG: 0.504	K			K			FC6-4 1-2			3	0	0	0	0	2	1						
28 Nolan Arenado, R (1,5)		G4-3					L1-3			3	0	1	0	0	0	1						
3 Dylan Carlson, S (1,9) OBP: 0.342, SLG: 0.414		F7					P6			3	0	0	0	0	1	1						
4 Yadier Molina, R (1,2) OBP: 0.293, SLG: 0.365		G4-3					G6-3			3	0	0	0	0	0	1						
63 Edmundo Sosa, R (1,6) OBP: 0.353, SLG: 0.403				K			G6-3			3	0	0	0	0	2	0						
48 Harrison Bader, R (1,8) OBP: 0.312, SLG: 0.419				G6-3			G4-3		F7	3	0	0	0	0	0	0						
33 Kwang Hyun Kim, L (1,1) OBP: 0.148, SLG: 0.154				G4-3			G4-3		F8	0	0	0	0	0	0	0						
40 Jake Woodford, R (2,1) OBP: 0.091, SLG: 0.091 Alex Reyes, R (8,1) 13 Matt Carpenter, L (8,PH) OBP: 0.316, SLG: 0.292				G4-3			G4-3			2	0	0	0	0	0	0						
Inning Stats	R: 0 H: 0 E: 0 K: 2 S: 9	H: 0 LOB: 0 BB: 0 P: 14	R: 0 H: 0 E: 0 K: 0 S: 8	H: 0 LOB: 0 BB: 0 P: 10	R: 0 H: 0 E: 0 K: 1 S: 9	H: 0 LOB: 0 BB: 0 P: 13	R: 0 H: 0 E: 0 K: 2 S: 12	H: 0 LOB: 0 BB: 0 P: 17	R: 0 H: 1 E: 0 K: 0 S: 5	H: 0 LOB: 0 BB: 0 P: 6	R: 0 H: 0 E: 0 K: 0 S: 8	H: 0 LOB: 0 BB: 0 P: 8	R: 0 H: 1 E: 0 K: 0 S: 11	H: 0 LOB: 1 BB: 0 P: 13	R: 0 H: 0 E: 0 K: 2 S: 8	H: 0 LOB: 0 BB: 0 P: 10	R: 0 H: 1 E: 0 K: 0 S: 6	H: 1 LOB: 1 BB: 0 P: 9	1B: 3 2B: 0 3B: 0 HR: 0	SF: 0 SAC: 0 DP: 1 HBP: 0	WP: 0 PB: 0 SB: 0 CS: 0	PA: 29
PITCHER 37 Adrian Houser, R (1,1) ERA: 3.41	IP: 9.0 WLS: W BF: 29 H: 3 R: 0 ER: 0 SO: 7 BB: 0 IBB: 0 HBP: 0 BLK: 0 WP: 0 HR: 0 S: 76 P: 100 ERA: 0.00 WHIP: 0.333															PITCHER IP: WLS: BF: H: R: ER: SO: BB: IBB: HBP: BLK: WP: HR: S: P: ERA: WHIP						

Batter	1	2	3	4	5	6	7	8	9	AB	R	H	RBI	BB	SO	LOB	BOTTOM			
2 Luis Urias, R (1,4) OBP: 0.338, SLG: 0.451	HR				G5-3			P6		4	1	2	2	0	0	0	St. Louis Cardinals @ Milwaukee Brewers American Family Field, Milwaukee, WI Sat Sep 04 2021, 6:12 PM - 8:37 PM CDT Att: 33,439 - Roof Closed - 74 F livebaseballscorecards.com			
27 Willy Adames, R (1,6) OBP: 0.341, SLG: 0.484 41 Jackie Bradley Jr., L (7,9) OBP: 0.246, SLG: 0.277	G4-6-3 1B				PO 1B			L9		3	0	3	0	0	0	0				
22 Christian Yelich, L (1,7) OBP: 0.372, SLG: 0.385	G4-6-3 1B				F7			K		4	0	1	0	0	2	2				
5 Eduardo Escobar, S (1,5) OBP: 0.308, SLG: 0.472	G4-6-3 1-2 2-3				PO 1-2		K			3	0	1	0	0	1	2				
14 Jace Peterson, L (1,9) OBP: 0.389, SLG: 0.406	K				P6		K			3	0	0	0	0	2	1				
6 Lorenzo Cain, R (1,8) OBP: 0.321, SLG: 0.390		11 E BB			K		G1-3			2	1	0	0	1	1	0				
11 Rowdy Tellez, L (1,3) OBP: 0.300, SLG: 0.399		E9 12 2B 1B			F7		G1-3			3	1	1	0	0	0	0				
12 Luke Maile, R (1,2) OBP: 0.345, SLG: 0.423		2 1B 2B			L9		G4-3			3	1	1	1	0	0	0				
37 Adrian Houser, R (1,1) OBP: 0.103, SLG: 0.237		P4			G1-3		K			3	0	0	0	0	1	1				
Inning Stats	R: 1 H: 3 E: 0 K: 1 S: 13	H: 4 LOB: 1 BB: 1 P: 19	R: 3 H: 4 E: 1 K: 1 S: 20	H: 4 LOB: 1 BB: 1 P: 28	R: 0 H: 1 E: 0 K: 1 S: 7	H: 1 LOB: 0 BB: 0 P: 13	R: 0 H: 0 E: 0 K: 0 S: 8	H: 0 LOB: 0 BB: 0 P: 11	R: 0 H: 1 E: 0 K: 0 S: 11	H: 0 LOB: 0 BB: 0 P: 16	R: 0 H: 0 E: 0 K: 2 S: 13	H: 0 LOB: 0 BB: 0 P: 20	R: 0 H: 0 E: 0 K: 1 S: 7	H: 0 LOB: 0 BB: 0 P: 10	R: 0 H: 0 E: 0 K: 1 S: 10	H: 0 LOB: 0 BB: 0 P: 14		1B: 7 2B: 1 3B: 0 HR: 1	SF: 0 SAC: 0 DP: 1 HBP: 0	WP: 0 PB: 0 SB: 0 CS: 0
PITCHER 33 Kwang Hyun Kim, L (1,1) ERA: 3.53 40 Jake Woodford, R (2,1) ERA: 4.47 Alex Reyes, R (8,1) ERA: 2.85	IP: 1.2 WLS: L BF: 11 H: 7 R: 4 ER: 4 SO: 5 BB: 1 IBB: 0 HBP: 0 BLK: 0 WP: 0 HR: 1 S: 43 P: 43 ERA: 21.60 WHIP: 4.800															PITCHER IP: WLS: BF: H: R: ER: SO: BB: IBB: HBP: BLK: WP: HR: S: P: ERA: WHIP				

Batter	1	2	3	4	5	6	7	8	9	AB	R	H	RBI	BB	SO	LOB	TOP		
19 Tommy Edman, S OBP: 0.317, SLG: 0.402										5	0	1	0	1	3	5	St. Louis Cardinals @ Milwaukee Brewers American Family Field, Milwaukee, WI Sun Sep 05 2021, 1:11 PM - 5:19 PM CDT Att: 33,845 - Sunny - 80 F livebaseballscorecards.com		
46 Paul Goldschmidt, R OBP: 0.352, SLG: 0.453										5	0	1	0	0	1	4			
3 Dylan Carlson, S OBP: 0.345, SLG: 0.415										4	1	2	0	1	1	2			
28 Nolan Arenado, R OBP: 0.313, SLG: 0.499										5	1	1	0	0	2	4			
27 Tyler O'Neill, R OBP: 0.347, SLG: 0.514 65 Giovanni Gallegos, R Alex Reyes, R										4	2	3	2	1	0	1			
4 Yadier Molina, R OBP: 0.295, SLG: 0.366										4	1	1	0	1	2	3			
63 Edmundo Sosa, R OBP: 0.354, SLG: 0.402										3	0	1	1	1	0	2			
48 Harrison Bader, R OBP: 0.314, SLG: 0.422										5	0	2	2	0	2	3			
31 Jon Lester, L OBP: 0.295, SLG: 0.389 62 T.J. McFarland, L 13 Matt Carpenter, L 66 Luis Garcia, R 92 Genesis Cabrera, L 21 Lars Nootbaar, L OBP: 0.325, SLG: 0.444										2	0	0	0	0	1	1			
Inning Stats	R: 0 E: 0 K: 3 S: 10	H: 1 LOB: 0 BB: 0 P: 12	R: 0 E: 1 K: 1 S: 8	H: 0 LOB: 1 BB: 1 P: 13	R: 0 E: 0 K: 2 S: 9	H: 1 LOB: 0 BB: 0 P: 15	R: 3 E: 0 K: 1 S: 17	H: 3 LOB: 1 BB: 1 P: 29	R: 0 E: 0 K: 1 S: 12	H: 0 LOB: 3 BB: 3 P: 26	R: 2 E: 0 K: 1 S: 29	H: 3 LOB: 3 BB: 2 P: 44	R: 0 E: 0 K: 2 S: 17	H: 2 LOB: 2 BB: 0 P: 23	R: 0 E: 0 K: 2 S: 14	H: 1 LOB: 1 BB: 0 P: 18		1B: 9 2B: 2 3B: 0 HR: 1	SF: 1 2B: 2 DP: 0 HBP: 0
PITCHER	IP WLS BF H R ER SO BB IBB HBP BLK WP HR S P ERA WHIP																		
39 Corbin Burnes, R ERA: 2.38	5.0	23	6	3	3	7	2	0	0	0	0	0	0	55	86	5.40	1.600		
43 Hunter Strickland, R ERA: 2.47	1.0	6	0	0	0	1	3	0	0	0	0	0	1	21	30	27.00	4.500		
54 Jake Cousins, R ERA: 1.49	1.1	8	3	0	0	3	1	0	0	0	0	0	0	25	37	0.00	3.000		
31 Jandel Gustave, R ERA: 4.09	1.0	W	4	1	0	0	2	0	0	0	0	0	0	14	18	0.00	1.000		

Batter	1	2	3	4	5	6	7	8	9	AB	R	H	RBI	BB	SO	LOB	BOTTOM		
2 Luis Urias, R OBP: 0.337, SLG: 0.447										4	0	0	0	1	2	2	St. Louis Cardinals @ Milwaukee Brewers American Family Field, Milwaukee, WI Sun Sep 05 2021, 1:11 PM - 5:19 PM CDT Att: 33,845 - Sunny - 80 F livebaseballscorecards.com		
14 Jacob Peterson, L OBP: 0.389, SLG: 0.411										5	1	2	0	0	2	1			
5 Eduardo Escobar, S OBP: 0.313, SLG: 0.476										4	1	3	0	1	0	1			
10 Omar Narváez, L 31 Jandel Gustave, R 24 Avisail Garcia, R 26 Aaron Ashby, R 58 Miguel Sánchez, R 20 Daniel Vogelbach, L OBP: 0.326, SLG: 0.491										3	0	0	0	0	1	2			
6 Lorenzo Cain, R OBP: 0.325, SLG: 0.389										3	0	1	0	1	0	1			
11 Rowdy Tellez, L OBP: 0.296, SLG: 0.401										4	0	1	0	0	1	4			
33 Pablo Reyes, R OBP: 0.324, SLG: 0.358 22 Christian Yelich, L OBP: 0.371, SLG: 0.384										2	1	2	1	1	0	0			
41 Jackie Bradley Jr., L OBP: 0.246, SLG: 0.279										4	1	1	0	0	0	4			
39 Corbin Burnes, R OBP: 0.196, SLG: 0.163 7 Tim Lopes, R OBP: 0.200, SLG: 0.111 43 Hunter Strickland, R 54 Jake Cousins, R 12 Luke Maile, R OBP: 0.355, SLG: 0.429										1	0	0	0	0	0	0			
Inning Stats	R: 0 E: 0 K: 1 S: 10	H: 1 LOB: 1 BB: 0 P: 13	R: 1 E: 0 K: 0 S: 9	H: 1 LOB: 0 BB: 0 P: 12	R: 0 E: 0 K: 1 S: 13	H: 0 LOB: 0 BB: 1 P: 22	R: 0 E: 0 K: 0 S: 8	H: 2 LOB: 3 BB: 1 P: 17	R: 0 E: 0 K: 0 S: 5	H: 1 LOB: 0 BB: 0 P: 8	R: 0 E: 0 K: 1 S: 7	H: 1 LOB: 1 BB: 0 P: 11	R: 0 E: 0 K: 1 S: 10	H: 1 LOB: 3 BB: 2 P: 28	R: 5 E: 0 K: 1 S: 15	H: 4 LOB: 1 BB: 1 P: 24		1B: 6 2B: 4 3B: 0 HR: 2	SF: 0 2B: 4 DP: 1 HBP: 0
PITCHER	IP WLS BF H R ER SO BB IBB HBP BLK WP HR S P ERA WHIP																		
31 Jon Lester, L ERA: 4.88	5.1	23	6	1	1	2	0	0	0	0	0	0	0	51	81	1.69	1.312		
62 T.J. McFarland, L ERA: 1.52	0.2	H	1	0	0	0	0	0	0	0	0	0	1	2	0.00	0.000			
66 Luis Garcia, R ERA: 2.42	1.0	4	1	0	0	1	0	0	0	0	0	0	10	12	0.00	1.000			
92 Genesis Cabrera, L ERA: 4.12	0.1	4	1	0	0	1	2	0	0	0	0	0	8	20	0.00	9.000			
65 Giovanni Gallegos, R ERA: 3.46	1.0	H	7	3	4	4	2	1	0	0	0	0	18	30	36.00	4.000			

Batter	1	2	3	4	5	6	7	8	9	AB	R	H	RBI	BB	SO	LOB	TOP			
6 Trea Turner, R OBP: 0.366, SLG: 0.513	G5-3		2B		F8		F8		10 HR	5	1	2	0	0	0	0	Los Angeles Dodgers @ St. Louis Cardinals Busch Stadium, St. Louis, MO Tue Sep 07 2021, 6:46 PM - 9:51 PM CDT Att: 34,500 - Clear - 86 F livebaseballscorecards.com			
10 Justin Turner, R OBP: 0.369, SLG: 0.473	L8		K		HR		K		HR	5	2	2	3	0	2	1				
55 Albert Pujols, R Blake Treinen, R	2-1		F8		L8		F9		K	4	1	1	1	0	0	1				
15 Austin Barnes, R 25 Nefitalli Feliz, R	HR		F8		L8		F9		K	0	0	0	0	0	0	0				
5 Corey Seager, L OBP: 0.377, SLG: 0.453	F8			16 1B 18 2B	K				16 1B	3	1	1	0	1	1	0				
3 Chris Taylor, R OBP: 0.350, SLG: 0.457		F4		L7		K			P4	4	0	0	0	0	1	2				
16 Will Smith, R OBP: 0.381, SLG: 0.518				18 2B 35 G6-3	1B		HR			4	2	4	1	0	0	0				
18 Steven Souza Jr., R 17 Joe Kelly, R		F9		35 G6-3	2B		K			3	0	1	1	0	1	1				
13 Max Muncy, L OBP: 0.381, SLG: 0.531		F9		35 G6-3	2B		K			0	0	0	0	0	0	0				
35 Cody Bellinger, L OBP: 0.237, SLG: 0.300		F8		G6-3			G1-3		L4	4	0	0	1	0	0	2				
48 Corey Knebel, R 59 Evan Phillips, R 51 Alex Vesia, L 28 Shane Greene, R 52 Phil Bickford, R 48 Brusdar Graterol, R 50 Mookie Betts, R			K		F7				G5-3	0	0	0	0	0	0	0				
Inning Stats	R: 1 E: 0 K: 0 S: 8	H: 1 LOB: 0 BB: 0 P: 14	R: 0 E: 0 K: 0 S: 11	H: 1 LOB: 1 BB: 0 P: 15	R: 0 E: 0 K: 2 S: 12	H: 1 LOB: 1 BB: 0 P: 17	R: 2 E: 0 K: 0 S: 9	H: 3 LOB: 1 BB: 0 P: 14	R: 1 E: 0 K: 2 S: 13	H: 1 LOB: 0 BB: 0 P: 18	R: 0 E: 0 K: 1 S: 7	H: 0 LOB: 2 BB: 0 P: 9	R: 0 E: 0 K: 1 S: 14	H: 1 LOB: 2 BB: 1 P: 24	R: 2 E: 0 K: 1 S: 11	H: 2 LOB: 0 BB: 0 P: 16	1B: 5 2B: 2 3B: 0 HR: 4	SF: 0 SAC: 0 DP: 0 HBP: 0	WP: 0 PB: 1 SB: 1 CS: 0	PA: 39
PITCHER	IP WLS BF H R ER SO BB IBB HBP BLK WP HR S P ERA WHIP																			
34 J.A. Happ, L ERA: 6.24	5.0 L 22 7 4 4 3 0 0 0 0 0 2 49 78 7.20 1.400																			
Alex Reyes, R ERA: 3.1	1.0 4 1 1 1 2 0 0 0 0 0 1 13 18 9.00 1.000																			
32 Daniel Ponce de Leon, R ERA: 5.0	1.0 3 0 0 0 1 0 0 0 0 0 0 7 9 0.00 0.000																			
38 Kodi Whitley, R ERA: 3.86	0.2 4 1 0 0 0 1 0 0 0 0 0 11 20 0.00 3.000																			
33 Kwang Hyun Kim, L ERA: 3.67	1.1 6 2 2 2 2 0 0 0 0 0 1 14 20 13.50 1.500																			
Batter	1	2	3	4	5	6	7	8	9	AB	R	H	RBI	BB	SO	LOB	BOTTOM			
19 Tommy Edman, S OBP: 0.315, SLG: 0.400	P5		G6-3	F9			G4-3		G4-3	5	0	0	0	0	0	2	Los Angeles Dodgers @ St. Louis Cardinals Busch Stadium, St. Louis, MO Tue Sep 07 2021, 6:46 PM - 9:51 PM CDT Att: 34,500 - Clear - 86 F livebaseballscorecards.com			
3 Dylan Carlson, S OBP: 0.341, SLG: 0.410	27 2B 28 SF7	1B	F7		K		F8			4	1	1	0	0	1	0				
27 Tyler O'Neill, R OBP: 0.349, SLG: 0.518				28 1B					28 C	3	1	3	0	1	0	0				
28 Nolan Arenado, R OBP: 0.313, SLG: 0.498	SF7	2B		4 1B			F8		K	3	0	1	2	0	1	2				
4 Yadier Molina, R OBP: 0.294, SLG: 0.365	F8			2H			F9		K	4	0	1	0	0	1	3				
13 Matt Carpenter, L OBP: 0.308, SLG: 0.280		G3					K			4	0	0	0	0	2	3				
11 Paul DeJong, R OBP: 0.288, SLG: 0.383		G3			34 G3		G6-3		P2	4	0	1	0	0	0	0				
48 Harrison Bader, R OBP: 0.310, SLG: 0.413					G6-3		G2-3		F9	3	0	0	0	1	0	1				
34 J.A. Happ, L Alex Reyes, R 32 Daniel Ponce de Leon, R 21 Lars Nootbaar, L 38 Kodi Whitley, R 33 Kwang Hyun Kim, L 63 Edmundo Sosa, R					G3				19 DI	2	0	0	0	0	0	2				
Inning Stats	R: 1 E: 0 K: 0 S: 11	H: 2 LOB: 1 BB: 0 P: 15	R: 0 E: 0 K: 0 S: 14	H: 0 LOB: 1 BB: 1 P: 19	R: 1 E: 0 K: 1 S: 18	H: 3 LOB: 2 BB: 0 P: 23	R: 0 E: 0 K: 0 S: 8	H: 1 LOB: 1 BB: 0 P: 11	R: 0 E: 0 K: 1 S: 7	H: 0 LOB: 0 BB: 0 P: 8	R: 0 E: 0 K: 0 S: 7	H: 0 LOB: 0 BB: 0 P: 11	R: 0 E: 0 K: 2 S: 11	H: 0 LOB: 1 BB: 1 P: 19	R: 0 E: 0 K: 0 S: 11	H: 1 LOB: 1 BB: 0 P: 14		1B: 5 2B: 3 3B: 0 HR: 0	SF: 1 SAC: 0 DP: 0 HBP: 0	WP: 0 PB: 0 SB: 1 CS: 0
PITCHER	IP WLS BF H R ER SO BB IBB HBP BLK WP HR S P ERA WHIP																			
46 Corey Knebel, R ERA: 3.44	1.0 5 2 1 1 0 1 0 0 0 0 0 29 39 5.40 2.400																			
59 Evan Phillips, R ERA: 3.58	1.2 9 3 1 1 0 1 0 0 0 0 0 0 29 39 5.40 2.400																			
51 Alex Vesia, L ERA: 2.7	0.1 W 1 0 0 0 1 0 0 0 0 0 0 3 3 0.00 0.000																			
28 Shane Greene, R ERA: 7.15	1.0 H 4 1 0 0 0 0 0 0 0 0 0 8 11 0.00 1.000																			
52 Phil Bickford, R ERA: 2.8	1.0 H 4 1 0 0 1 0 0 0 0 0 0 12 17 0.00 1.000																			
PITCHER	IP WLS BF H R ER SO BB IBB HBP BLK WP HR S P ERA WHIP																			
48 Brusdar Graterol, R ERA: 4.8	1.0 H 3 0 0 0 0 0 0 0 0 0 0 7 8 0.00 0.000																			
17 Joe Kelly, R ERA: 3.25	1.0 H 3 0 0 0 0 0 0 0 0 0 0 7 11 0.00 0.000																			
Blake Treinen, R ERA: 1.86	1.0 H 4 0 0 0 2 1 0 0 0 0 0 11 19 0.00 1.000																			
25 Nefitalli Feliz, R ERA: 12.0	1.0 4 1 0 0 0 0 0 0 0 0 0 11 14 0.00 1.000																			

Batter	1	2	3	4	5	6	7	8	9	AB	R	H	RBI	BB	SO	LOB	TOP		
6 Treva Turner, R OBP: 0.365, SLG: 0.511										4	1	1	0	0	1	0	Los Angeles Dodgers @ St. Louis Cardinals Busch Stadium, St. Louis, MO Wed Sep 08 2021, 6:48 PM - 9:21 PM CDT Att: 35,566 - Clear - 77 F		
13 Max Muncy, L OBP: 0.382, SLG: 0.538										4	2	2	1	0	0	1			
50 Mookie Betts, R OBP: 0.373, SLG: 0.500										4	1	2	0	0	0	0			
5 Corey Seager, L OBP: 0.379, SLG: 0.458										4	0	2	2	0	0	0			
16 Will Smith, R OBP: 0.377, SLG: 0.514										3	0	0	1	0	0	1			
3 Chris Taylor, R OBP: 0.347, SLG: 0.453										4	0	0	0	0	2	1			
55 Albert Pujols, R OBP: 0.282, SLG: 0.446										3	0	0	0	0	0	0			
35 Cody Bellinger, L OBP: 0.235, SLG: 0.296										3	0	0	0	0	0	0			
66 Mitch White, R 29 Billy McKinney, L 48 Brusdar Graterol, R 25 Neftali Feliz, R 10 Justin Turner, R 28 Shane Greene, R										1	0	0	0	0	1	0			
Inning Stats	R: 1 H: 3 E: 0 K: 1 S: 13	H: 3 LOB: 1 BB: 0 P: 19	R: 0 H: 0 E: 0 K: 0 S: 4	H: 0 LOB: 0 BB: 0 P: 5	R: 0 H: 0 E: 0 K: 1 S: 11	H: 0 LOB: 0 BB: 0 P: 16	R: 0 H: 0 E: 0 K: 0 S: 6	H: 0 LOB: 0 BB: 0 P: 12	R: 0 H: 0 E: 0 K: 1 S: 8	H: 1 LOB: 0 BB: 0 P: 14	R: 0 H: 0 E: 0 K: 0 S: 5	H: 0 LOB: 0 BB: 0 P: 8	R: 0 H: 0 E: 0 K: 0 S: 5	H: 0 LOB: 0 BB: 0 P: 7	R: 2 H: 3 E: 0 K: 1 S: 11	H: 3 LOB: 1 BB: 0 P: 19		1B: 5 2B: 1 3B: 0 HR: 1	SF: 1 SAC: 0 DP: 0 HBP: 0
PITCHER	IP WLS BF H R ER SO BB IBB HBP BLK WP HR S P ERA WHIP	8.1 W 31 7 4 4 4 0 0 0 0 0 1 68 104 4.32 0.840	0.2 S 2 0 0 0 1 0 0 0 0 0 0 0 5 8 0.00 0.000																

Batter	1	2	3	4	5	6	7	8	9	AB	R	H	RBI	BB	SO	LOB	BOTTOM			
19 Tommy Edman, S OBP: 0.315, SLG: 0.399										4	1	1	0	0	1	0	Los Angeles Dodgers @ St. Louis Cardinals Busch Stadium, St. Louis, MO Wed Sep 08 2021, 6:48 PM - 9:21 PM CDT Att: 35,566 - Clear - 77 F			
46 Paul Goldschmidt, R OBP: 0.354, SLG: 0.454										4	1	1	0	0	1	0				
27 Tyler O'Neill, R OBP: 0.351, SLG: 0.524										3	1	1	1	0	2	2				
28 Nolan Arenado, R OBP: 0.310, SLG: 0.494										4	0	0	1	0	0	2				
4 Yadier Molina, R OBP: 0.299, SLG: 0.375										3	2	2	2	1	0	1				
21 Lars Nootbaar, L OBP: 0.318, SLG: 0.416										3	0	0	0	1	1	2				
63 Edmundo Sosa, R OBP: 0.357, SLG: 0.403										4	0	2	1	0	1	1				
48 Harrison Bader, R OBP: 0.307, SLG: 0.408										3	0	0	0	0	0	5				
50 Adam Wainwright, R OBP: 0.164, SLG: 0.154 65 Giovanni Gallegos, R										3	0	0	0	0	1	1				
Inning Stats	R: 3 H: 3 E: 0 K: 1 S: 12	H: 3 LOB: 0 BB: 0 P: 17	R: 0 H: 0 E: 1 K: 0 S: 7	H: 0 LOB: 0 BB: 0 P: 9	R: 0 H: 0 E: 0 K: 3 S: 12	H: 2 LOB: 1 BB: 0 P: 17	R: 1 H: 2 E: 1 K: 1 S: 9	H: 0 LOB: 0 BB: 0 P: 10	R: 0 H: 1 E: 0 K: 0 S: 15	H: 3 LOB: 3 BB: 1 P: 23	R: 0 H: 0 E: 0 K: 0 S: 4	H: 0 LOB: 0 BB: 0 P: 8	R: 1 H: 1 E: 0 K: 1 S: 12	H: 1 LOB: 1 BB: 1 P: 21	R: 0 H: 0 E: 0 K: 0 S: 12	H: 0 LOB: 0 BB: 0 P: 21		1B: 5 2B: 0 3B: 0 HR: 2	SF: 0 SAC: 0 DP: 0 HBP: 1	WP: 2 PA: 34 PB: 0 SB: 2 CS: 1
PITCHER	IP WLS BF H R ER SO BB IBB HBP BLK WP HR S P ERA WHIP	5.0 L 20 5 4 4 6 1 0 0 0 0 1 0 15 23 0.00 2.000	1.0 6 1 0 0 0 1 0 0 0 0 0 0 4 8 0.00 0.000	1.0 5 1 1 1 1 1 0 0 0 0 0 1 12 21 9.00 2.000																

Batter	1	2	3	4	5	6	7	8	9	AB	R	H	RBI	BB	SO	LOB	TOP					
6 Jonathan India, R OBP: 0.379, SLG: 0.463	G1-3		BB		G5-3			G5-3		3	0	0	0	1	0	0						
37 Tyler Stephenson, R OBP: 0.366, SLG: 0.426	G4-3		G5-3			G6-3		G6-3		4	0	0	0	0	0	1						
2 Nick Castellanos, R OBP: 0.370, SLG: 0.573	F9				F9		L7			4	0	1	0	0	0	0						
19 Joey Votto, L OBP: 0.369, SLG: 0.553		G4-3			HR			G4-3		3	1	1	1	1	0	1						
7 Eugenio Suárez, R OBP: 0.266, SLG: 0.389										3	1	2	1	1	1	1						
4 Shogo Akiyama, L OBP: 0.280, SLG: 0.244										0	0	0	0	0	0	0						
48 Mychal Givens, R OBP: 0.280, SLG: 0.244										0	0	0	0	0	0	0						
44 Aristides Aquino, R OBP: 0.336, SLG: 0.421	L5							FC2-4		3	1	0	0	1	0	1						
Jose Barrero, R OBP: 0.333, SLG: 0.375	G6-3									4	1	2	1	0	0	2						
26 Delino DeShields, R OBP: 0.200, SLG: 0.214										3	0	0	1	0	0	1						
30 Tyler Mahle, R OBP: 0.115, SLG: 0.052										2	0	0	0	0	1	0						
Asdrubal Cabrera, S OBP: 0.336, SLG: 0.376										1	0	0	0	0	0	1						
39 Lucas Sims, R ERA: 4.81										0	0	0	0	0	0	0						
21 Michael Lorenzen, R ERA: 3.2										0	0	0	0	0	0	0						
9 Mike Moustakas, L OBP: 0.291, SLG: 0.390										1	0	0	0	0	0	1						
Inning Stats	R: 0 H: 0 E: 0 K: 0 S: 7	H: 0 LOB: 0 BB: 0 P: 7	R: 1 H: 1 E: 0 K: 0 S: 6	H: 1 LOB: 0 BB: 0 P: 10	R: 0 H: 0 E: 0 K: 1 S: 10	H: 0 LOB: 1 BB: 1 P: 16	R: 1 H: 2 E: 0 K: 0 S: 6	H: 1 LOB: 1 BB: 2 P: 15	R: 0 H: 0 E: 0 K: 1 S: 11	H: 0 LOB: 0 BB: 0 P: 17	R: 0 H: 0 E: 0 K: 1 S: 7	H: 0 LOB: 1 BB: 1 P: 15	R: 0 H: 1 E: 0 K: 0 S: 9	H: 1 LOB: 1 BB: 0 P: 12	R: 0 H: 0 E: 0 K: 0 S: 13	H: 1 LOB: 1 BB: 0 P: 20	R: 2 H: 2 E: 0 K: 0 S: 10	H: 2 LOB: 1 BB: 0 P: 17	1B: 3 2B: 2 3B: 0 HR: 2	SF: 0 SAC: 1 DP: 2 HBP: 0	WP: 0 PB: 0 SB: 0 CS: 0	PA: 36
PITCHER	IP	WLS	BF	H	R	ER	SO	BB	IBB	HBP	BLK	WP	HR	S	P	ERA	WHIP					
31 Jon Lester, L ERA: 4.75	7.0		27	3	2	2	2	4	0	0	0	0	2	56	92	2.57	1.000					
66 Luis García, R ERA: 2.25	1.0		4	1	0	0	0	0	0	0	0	0	0	13	20	0.00	1.000					
62 T.J. McFarland, L ERA: 2.08	1.0	L	5	2	2	2	0	0	0	0	0	0	0	10	17	18.00	2.000					

Cincinnati Reds @ St. Louis Cardinals
 Busch Stadium, St. Louis, MO
 Fri Sep 10 2021, 7:18 PM - 9:59 PM CDT
 Att: 29,597 - Clear - 80 F

AB	31
R	4
H	6
RBI	4
BB	4
SO	2
LOB	9



Batter	1	2	3	4	5	6	7	8	9	AB	R	H	RBI	BB	SO	LOB	BOTTOM					
19 Tommy Edman, S OBP: 0.312, SLG: 0.395	G4-3				F7			G6-3		4	0	1	0	0	0	0						
46 Paul Goldschmidt, R OBP: 0.353, SLG: 0.479	K		L7		F7			K		4	0	0	0	0	2	1						
27 Tyler O'Neill, R OBP: 0.347, SLG: 0.524	P4		K		F9			E6		4	0	0	0	0	1	1						
28 Nolan Arenado, R OBP: 0.308, SLG: 0.488	F7							F8		3	1	0	0	1	0	2						
4 Yadier Molina, R OBP: 0.300, SLG: 0.384										4	1	2	2	0	1	0						
3 Dylan Carlson, S OBP: 0.340, SLG: 0.410	K				G3-1			L3		4	0	1	0	0	1	1						
11 Paul DeJong, R OBP: 0.288, SLG: 0.377	K				F7			K2-3		4	0	0	0	0	2	2						
48 Harrison Bader, R OBP: 0.308, SLG: 0.406								K		3	0	1	0	1	2	1						
31 Jon Lester, L OBP: 0.195, SLG: 0.275										2	0	0	0	0	2	3						
21 Lars Nootbaar, L OBP: 0.304, SLG: 0.395										1	0	0	0	0	1	0						
66 Luis García, R ERA: 3.2										0	0	0	0	0	0	0						
62 T.J. McFarland, L ERA: 2.76										0	0	0	0	0	0	0						
Inning Stats	R: 0 H: 1 E: 0 K: 1 S: 11	H: 1 LOB: 1 BB: 0 P: 17	R: 0 H: 1 E: 0 K: 3 S: 21	H: 1 LOB: 2 BB: 1 P: 29	R: 0 H: 0 E: 0 K: 1 S: 11	H: 0 LOB: 0 BB: 0 P: 16	R: 2 H: 2 E: 0 K: 1 S: 12	H: 2 LOB: 1 BB: 1 P: 21	R: 0 H: 0 E: 0 K: 0 S: 4	H: 0 LOB: 0 BB: 0 P: 5	R: 0 H: 0 E: 0 K: 0 S: 6	H: 0 LOB: 0 BB: 0 P: 8	R: 0 H: 0 E: 0 K: 3 S: 10	H: 0 LOB: 0 BB: 0 P: 14	R: 0 H: 0 E: 1 K: 1 S: 11	H: 0 LOB: 1 BB: 0 P: 17	R: 0 H: 1 E: 0 K: 2 S: 10	H: 1 LOB: 1 BB: 0 P: 13	1B: 4 2B: 0 3B: 0 HR: 1	SF: 0 SAC: 0 DP: 0 HBP: 0	WP: 1 PB: 0 SB: 0 CS: 0	PA: 35
PITCHER	IP	WLS	BF	H	R	ER	SO	BB	IBB	HBP	BLK	WP	HR	S	P	ERA	WHIP					
30 Tyler Mahle, R ERA: 3.73	6.0		24	4	2	2	6	2	0	0	0	0	1	65	96	3.00	1.000					
39 Lucas Sims, R ERA: 4.81	1.0		3	0	0	0	3	0	0	0	0	0	0	10	14	0.00	0.000					
21 Michael Lorenzen, R ERA: 3.2	1.0	W	4	0	0	0	1	0	0	0	0	0	0	11	17	0.00	0.000					
48 Mychal Givens, R ERA: 2.76	1.0	S	4	1	0	0	2	0	0	0	0	0	0	10	13	0.00	1.000					

Cincinnati Reds @ St. Louis Cardinals
 Busch Stadium, St. Louis, MO
 Fri Sep 10 2021, 7:18 PM - 9:59 PM CDT
 Att: 29,597 - Clear - 80 F

AB	33
R	2
H	5
RBI	2
BB	2
SO	12
LOB	11



Batter	1	2	3	4	5	6	7	8	9	AB	R	H	RBI	BB	SO	LOB	TOP			
6 Jonathan India, R OBP: 0.380, SLG: 0.470	F8		HR		FC6-4			F9		4	1	2	2	0	0	0	Cincinnati Reds @ St. Louis Cardinals Busch Stadium, St. Louis, MO Sat Sep 11 2021, 6:17 PM - 9:00 PM CDT Att: 33,404 - Clear - 88 F			
32 Max Schrock, L OBP: 0.388, SLG: 0.500	G3-1		1B		F8			K		4	1	1	0	0	1					
2 Nick Castellanos, R OBP: 0.371, SLG: 0.576	G5-3		HR		FC6-4			BB		3	1	1	2	1	0	1				
19 Joey Votto, L OBP: 0.368, SLG: 0.549		BB	F8		F7			F8		3	0	0	0	1	0	1				
12 Tyler Naquin, L OBP: 0.333, SLG: 0.477	G5-4-3				F7			K		3	0	0	0	0	0	1				
4 Shogo Akiyama, L OBP: 0.290, SLG: 0.244										0	0	0	0	0	0	0				
37 Tyler Stephenson, R OBP: 0.387, SLG: 0.425										1	0	0	0	0	1	0				
9 Mike Moustakas, L OBP: 0.290, SLG: 0.387	G4-3				G4-3			K		4	0	1	0	0	1	0				
Jose Barrero, R OBP: 0.286, SLG: 0.316										3	0	0	0	0	1	1				
Asdrubal Cabrera, S OBP: 0.315, SLG: 0.375								G6-3		1	0	0	0	0	0	0				
16 Tucker Barnhart, L OBP: 0.338, SLG: 0.406					F9			G3-1		3	1	1	0	0	0	1				
58 Luis Castillo, R OBP: 0.174, SLG: 0.200					SH3-4			G6-3		2	0	0	0	0	1	0				
39 Lucas Sims, R					K					0	0	0	0	0	0	0				
Inning Stats	R: 0 E: 0 K: 0 S: 5	H: 0 LOB: 0 BB: 0 P: 6	R: 0 E: 0 K: 0 S: 7	H: 0 LOB: 0 BB: 1 P: 12	R: 4 E: 0 K: 0 S: 12	H: 4 LOB: 0 BB: 0 P: 19	R: 0 E: 0 K: 0 S: 17	H: 1 LOB: 1 BB: 0 P: 20	R: 0 E: 0 K: 1 S: 10	H: 0 LOB: 0 BB: 0 P: 14	R: 0 E: 0 K: 1 S: 11	H: 0 LOB: 0 BB: 0 P: 13	R: 0 E: 0 K: 1 S: 8	H: 0 LOB: 0 BB: 1 P: 14	R: 0 E: 0 K: 2 S: 11	H: 0 LOB: 0 BB: 0 P: 15	1B: 4 2B: 0 3B: 0 HR: 2	SF: 0 SAC: 1 DP: 1 HBP: 0	WP: 0 PB: 0 SB: 0 CS: 0	PA: 34
PITCHER	IP WLS BF H R ER SO BB IBB HBP BLK WP HR S P ERA WHIP	IP WLS BF H R ER SO BB IBB HBP BLK WP HR S P ERA WHIP	IP WLS BF H R ER SO BB IBB HBP BLK WP HR S P ERA WHIP	IP WLS BF H R ER SO BB IBB HBP BLK WP HR S P ERA WHIP	IP WLS BF H R ER SO BB IBB HBP BLK WP HR S P ERA WHIP	IP WLS BF H R ER SO BB IBB HBP BLK WP HR S P ERA WHIP	IP WLS BF H R ER SO BB IBB HBP BLK WP HR S P ERA WHIP	IP WLS BF H R ER SO BB IBB HBP BLK WP HR S P ERA WHIP	IP WLS BF H R ER SO BB IBB HBP BLK WP HR S P ERA WHIP	IP WLS BF H R ER SO BB IBB HBP BLK WP HR S P ERA WHIP	IP WLS BF H R ER SO BB IBB HBP BLK WP HR S P ERA WHIP	IP WLS BF H R ER SO BB IBB HBP BLK WP HR S P ERA WHIP	IP WLS BF H R ER SO BB IBB HBP BLK WP HR S P ERA WHIP	IP WLS BF H R ER SO BB IBB HBP BLK WP HR S P ERA WHIP	IP WLS BF H R ER SO BB IBB HBP BLK WP HR S P ERA WHIP	IP WLS BF H R ER SO BB IBB HBP BLK WP HR S P ERA WHIP	IP WLS BF H R ER SO BB IBB HBP BLK WP HR S P ERA WHIP			
39 Miles Mikolas, R ERA: 5.47	5.0	21	6	4	4	1	0	0	0	0	2	51	72	7.20	1.400					
92 Genesis Cabrera, L ERA: 3.98	2.0	6	0	0	0	1	0	0	0	0	0	21	27	0.00	0.000					
Alex Reyes, R ERA: 2.95	1.0	W	4	0	0	0	1	1	0	0	0	8	14	0.00	0.000					
65 Giovanny Gallegos, R ERA: 3.33	1.0	S	3	0	0	0	2	0	0	0	0	11	15	0.00	0.000					

AB	31
R	4
H	6
RBI	4
BB	2
SO	5
LOB	6



Batter	1	2	3	4	5	6	7	8	9	AB	R	H	RBI	BB	SO	LOB	BOTTOM			
19 Tommy Edman, S OBP: 0.312, SLG: 0.394	F7		1B		F7			K		4	0	1	1	0	1	0	Cincinnati Reds @ St. Louis Cardinals Busch Stadium, St. Louis, MO Sat Sep 11 2021, 6:17 PM - 9:00 PM CDT Att: 33,404 - Clear - 88 F			
46 Paul Goldschmidt, R OBP: 0.354, SLG: 0.460	G4-3		G4-6-3		K			K		3	1	1	0	1	1	1				
27 Tyler O'Neill, R OBP: 0.346, SLG: 0.521	G4-3				K			G3		4	1	1	0	0	1	2				
28 Nolan Arenado, R OBP: 0.309, SLG: 0.497	G5-3				G5-3			HR		4	2	2	3	0	0	0				
3 Dylan Carlson, S OBP: 0.341, SLG: 0.413	G3-1				K			1B		4	0	2	1	0	1	0				
4 Yadier Molina, R OBP: 0.298, SLG: 0.380	G5-3				G5-3			K		4	0	0	0	0	1	2				
11 Paul DeJong, R OBP: 0.291, SLG: 0.389			HR		1B			G6-3		3	1	2	1	0	0	0				
48 Harrison Bader, R OBP: 0.312, SLG: 0.412			2B		1B			K		3	1	2	0	0	1	0				
39 Miles Mikolas, R										0	0	0	0	0	0	0				
13 Matt Carpenter, L OBP: 0.267, SLG: 0.271										1	0	0	0	0	0	2				
92 Genesis Cabrera, L										0	0	0	0	0	0	0				
21 Lars Nootbaar, L OBP: 0.291, SLG: 0.330										1	0	0	0	0	1	0				
Alex Reyes, R										0	0	0	0	0	0	0				
65 Giovanny Gallegos, R										0	0	0	0	0	0	0				
Inning Stats	R: 0 E: 0 K: 0 S: 3	H: 0 LOB: 0 BB: 1 P: 10	R: 0 E: 0 K: 0 S: 5	H: 0 LOB: 0 BB: 0 P: 7	R: 2 E: 0 K: 0 S: 11	H: 3 LOB: 0 BB: 0 P: 14	R: 0 E: 0 K: 2 S: 8	H: 0 LOB: 0 BB: 0 P: 12	R: 0 E: 0 K: 1 S: 14	H: 2 LOB: 1 BB: 0 P: 22	R: 2 E: 0 K: 1 S: 14	H: 3 LOB: 1 BB: 0 P: 19	R: 0 E: 0 K: 2 S: 10	H: 0 LOB: 0 BB: 0 P: 17	R: 2 E: 0 K: 2 S: 14	H: 3 LOB: 1 BB: 0 P: 22	1B: 5 2B: 4 3B: 1 HR: 2	SF: 0 SAC: 1 DP: 3 HBP: 0	WP: 0 PB: 0 SB: 0 CS: 0	PA: 33
PITCHER	IP WLS BF H R ER SO BB IBB HBP BLK WP HR S P ERA WHIP	IP WLS BF H R ER SO BB IBB HBP BLK WP HR S P ERA WHIP	IP WLS BF H R ER SO BB IBB HBP BLK WP HR S P ERA WHIP	IP WLS BF H R ER SO BB IBB HBP BLK WP HR S P ERA WHIP	IP WLS BF H R ER SO BB IBB HBP BLK WP HR S P ERA WHIP	IP WLS BF H R ER SO BB IBB HBP BLK WP HR S P ERA WHIP	IP WLS BF H R ER SO BB IBB HBP BLK WP HR S P ERA WHIP	IP WLS BF H R ER SO BB IBB HBP BLK WP HR S P ERA WHIP	IP WLS BF H R ER SO BB IBB HBP BLK WP HR S P ERA WHIP	IP WLS BF H R ER SO BB IBB HBP BLK WP HR S P ERA WHIP	IP WLS BF H R ER SO BB IBB HBP BLK WP HR S P ERA WHIP	IP WLS BF H R ER SO BB IBB HBP BLK WP HR S P ERA WHIP	IP WLS BF H R ER SO BB IBB HBP BLK WP HR S P ERA WHIP	IP WLS BF H R ER SO BB IBB HBP BLK WP HR S P ERA WHIP	IP WLS BF H R ER SO BB IBB HBP BLK WP HR S P ERA WHIP	IP WLS BF H R ER SO BB IBB HBP BLK WP HR S P ERA WHIP	IP WLS BF H R ER SO BB IBB HBP BLK WP HR S P ERA WHIP			
58 Luis Castillo, R ERA: 4.24	7.0	27	8	4	4	1	0	0	0	0	1	64	101	5.14	1.286					
39 Lucas Sims, R ERA: 5.13	1.0	L	6	3	2	2	0	0	0	0	1	14	22	18.00	3.000					



Batter	1	2	3	4	5	6	7	8	9	AB	R	H	RBI	BB	SO	LOB	TOP					
6 Jonathan India, R OBP: 0.379, SLG: 0.468	(1,4) F8		(3-2) FC6-4			(3-1) F8		(2-1) F9		4	0	1	0	0	0	1	Cincinnati Reds @ St. Louis Cardinals Busch Stadium, St. Louis, MO Sun Sep 12 2021, 1:16 PM - 3:50 PM CDT Att: 32,872 - Sunny - 84 F					
37 Tyler Stephenson, R OBP: 0.366, SLG: 0.423	(1,2) K		(0-0) FC6-4			(3-1) K		(3-3) K		4	0	1	0	0	2	3						
2 Nick Castellanos, R OBP: 0.370, SLG: 0.574	(1,9) L8			(4-2) BB		(0-0) F8			(1-2) K	3	0	0	0	1	1							
19 Joey Votto, L OBP: 0.365, SLG: 0.544		(0-3) K		(0-3) K		(2-3) K			(1-2) P6	4	0	0	0	0	3	2						
7 Eugenio Suárez, R OBP: 0.264, SLG: 0.387		(3-2) F8		(0-1) L9		(3-3) K			(1-0) K	3	0	0	0	0	1	1						
9 Mike Moustakas, L OBP: 0.294, SLG: 0.396									(2B) K	1	0	1	0	0	0	0						
44 Aristides Aquino, R OBP: 0.332, SLG: 0.416		(2-0) G5-3		(0-0) G4-3					(3) K2-3	2	0	0	0	0	0	1						
32 Max Schrock, L OBP: 0.372, SLG: 0.500						(1B) G5-4-3				2	0	1	0	0	1	1						
Asdrúbal Cabrera, S OBP: 0.313, SLG: 0.371			(2-2) E5		(0-0) G6-3		(1-1) G5-4-3			3	0	0	0	0	0	1						
26 Delino DeShields, R OBP: 0.222, SLG: 0.294			(2-2) F9		(3-1) L8			(0-2) F9		3	0	1	0	0	0	1						
54 Sonny Gray, R OBP: 0.179, SLG: 0.158			(1-2) K		(1-1) G4-3			(2-3) K		2	0	0	0	0	1	1						
Jose Barrero, R OBP: 0.273, SLG: 0.300										1	0	0	0	0	1	1						
64 Tony Santillan, R OBP: 0.143, SLG: 0.286										0	0	0	0	0	0	0						
Inning Stats	R: 0 E: 0 K: 1 S: 8	H: 0 LOB: 0 BB: 0 P: 10	R: 0 E: 0 K: 1 S: 8	H: 0 LOB: 0 BB: 0 P: 13	R: 0 E: 1 K: 1 S: 14	H: 1 LOB: 2 BB: 0 P: 22	R: 0 E: 0 K: 1 S: 14	H: 0 LOB: 1 BB: 1 P: 18	R: 0 E: 0 K: 0 S: 5	H: 1 LOB: 0 BB: 0 P: 9	R: 0 E: 0 K: 1 S: 9	H: 1 LOB: 0 BB: 0 P: 17	R: 0 E: 0 K: 1 S: 6	H: 1 LOB: 1 BB: 0 P: 11	R: 0 E: 0 K: 2 S: 12	H: 1 LOB: 1 BB: 0 P: 19	R: 0 E: 0 K: 2 S: 10	H: 1 LOB: 1 BB: 0 P: 13	1B: 3 2B: 2 3B: 0 HR: 0	SF: 0 SAC: 0 DP: 1 HBP: 0	WP: 0 PB: 0 SB: 0 CS: 0	PA: 33
PITCHER	IP WLS BF H R ER SO BB IBB HBP BLK WP HR S P ERA WHIP																					
34 J.A. Happ, L ERA: 6.0	(1,1) 5.1 W 20 2 0 0 4 1 0 0 0 0 0 0 53 82 0.00 0.562																					
66 Luis García, R ERA: 2.16	(6,1) 1.0 H 4 1 0 0 2 0 0 0 0 0 0 0 9 15 0.00 1.000																					
62 T.J. McFarland, L ERA: 2.03	(7,1) 0.2 H 1 0 0 0 0 0 0 0 0 0 0 2 3 0.00 0.000																					
92 Génesis Cabrera, L ERA: 3.92	(8,1) 1.0 H 4 1 0 0 2 0 0 0 0 0 0 0 12 19 0.00 1.000																					
65 Giovanni Gallegos, R ERA: 3.29	(9,1) 1.0 S 4 1 0 0 2 0 0 0 0 0 0 0 10 13 0.00 1.000																					

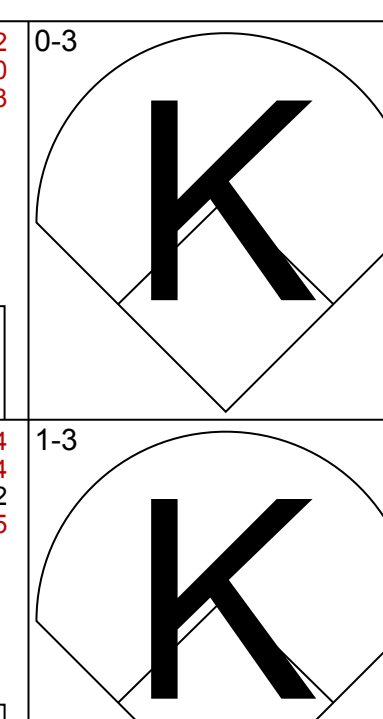
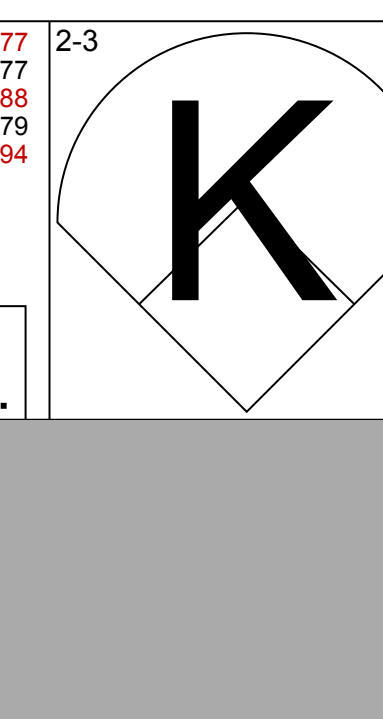
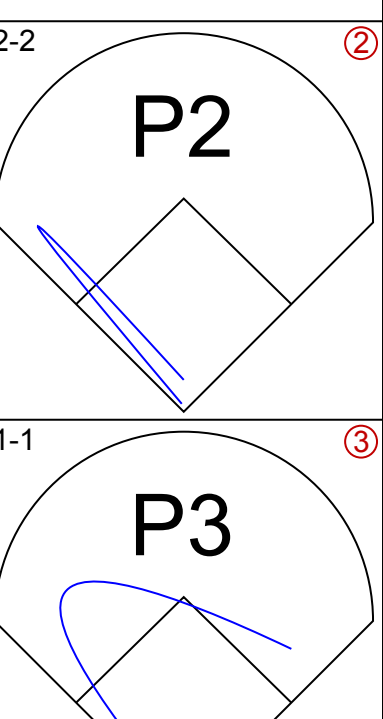
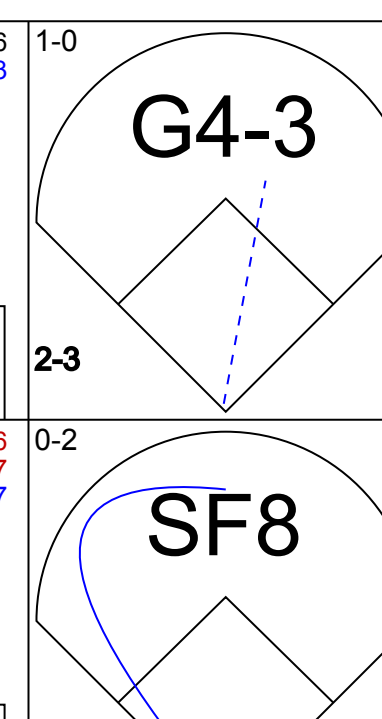
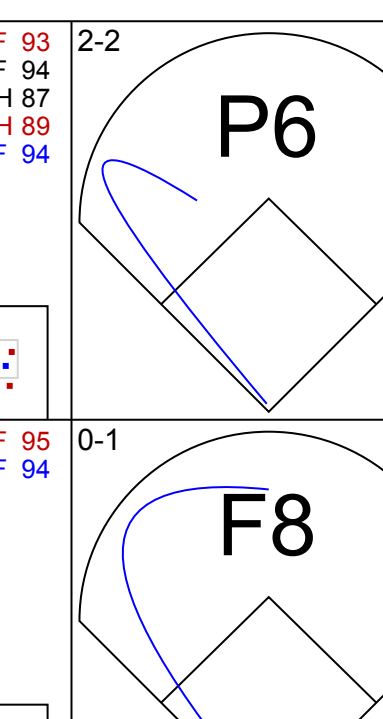
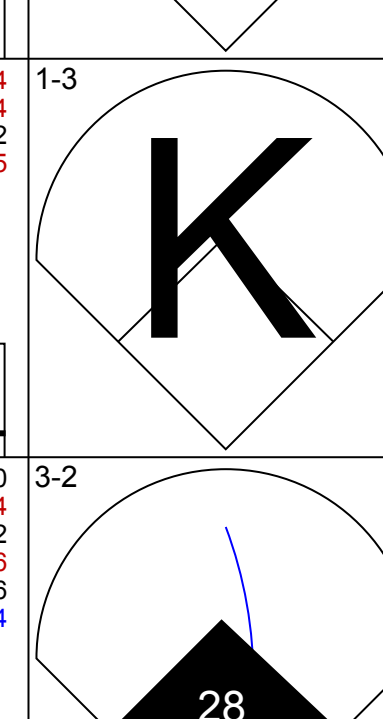
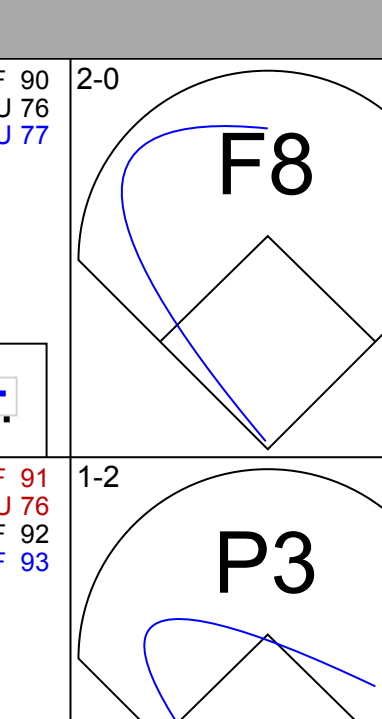

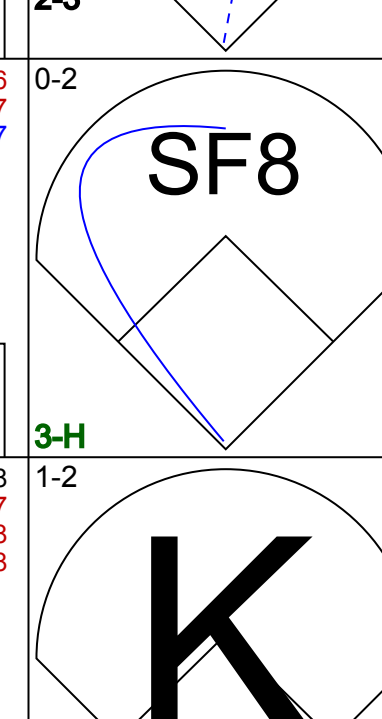
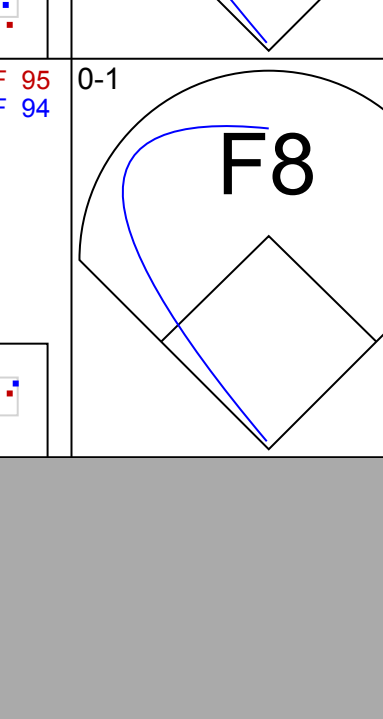
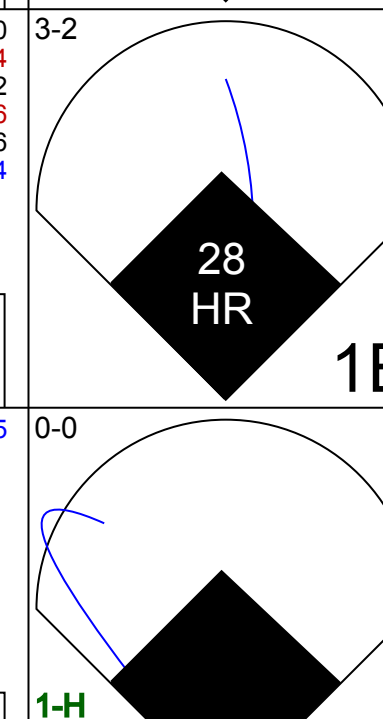
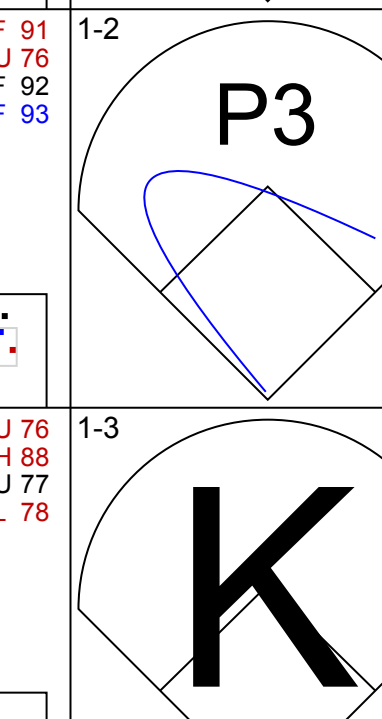
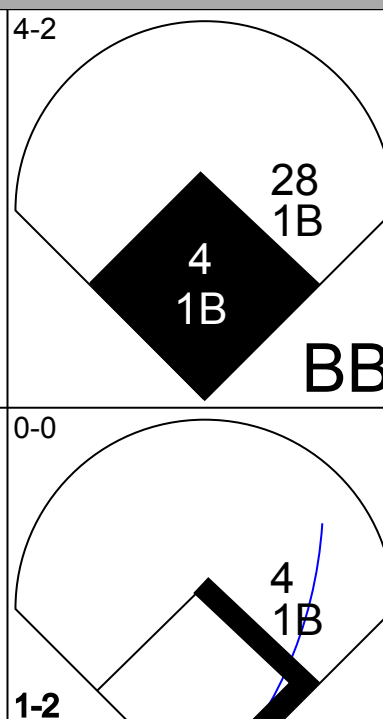
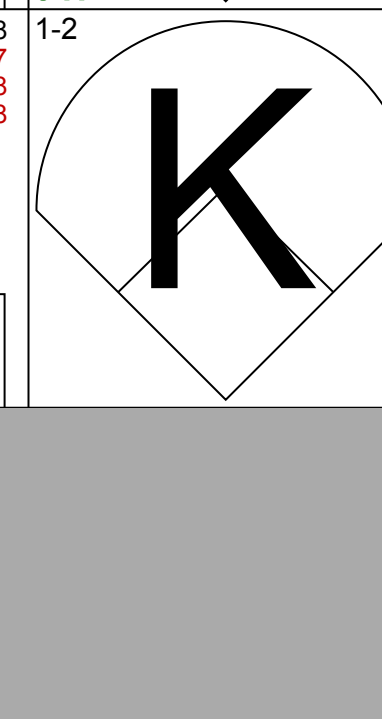
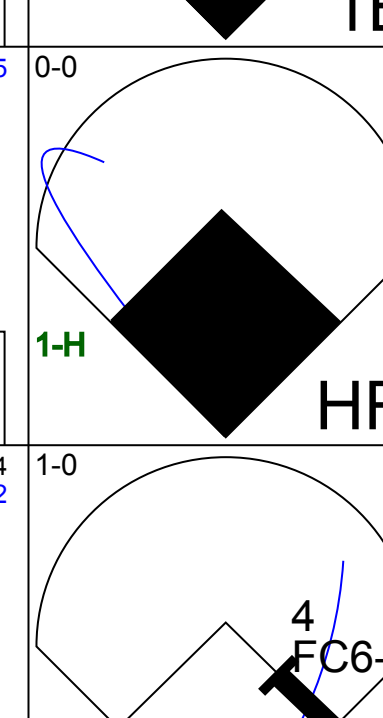
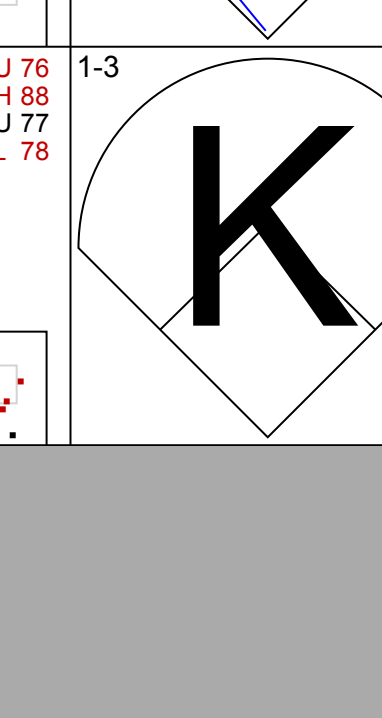
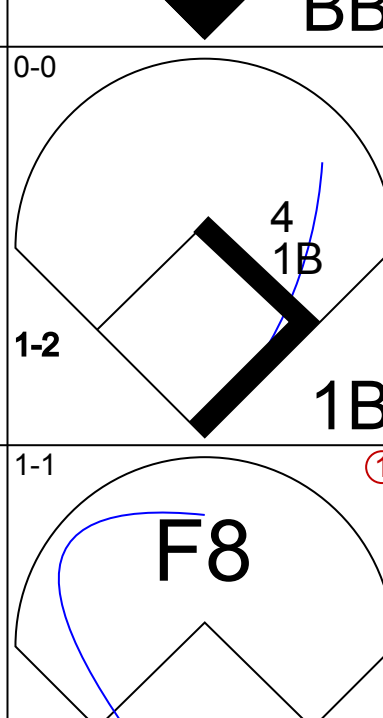
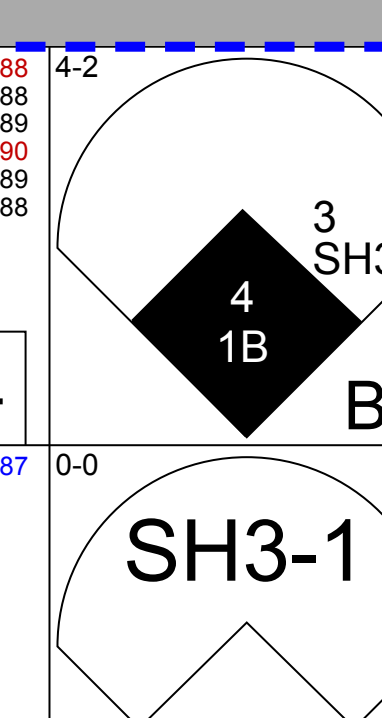
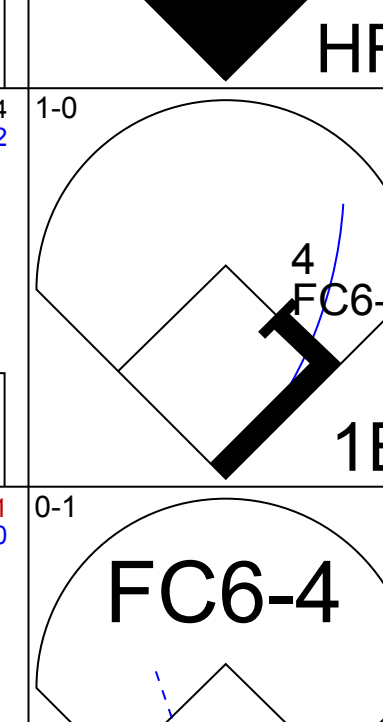
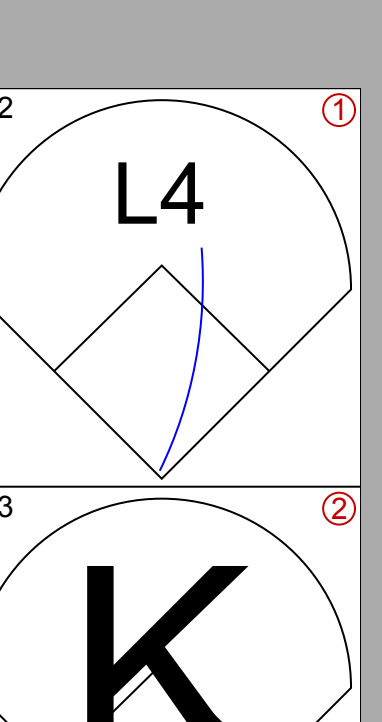
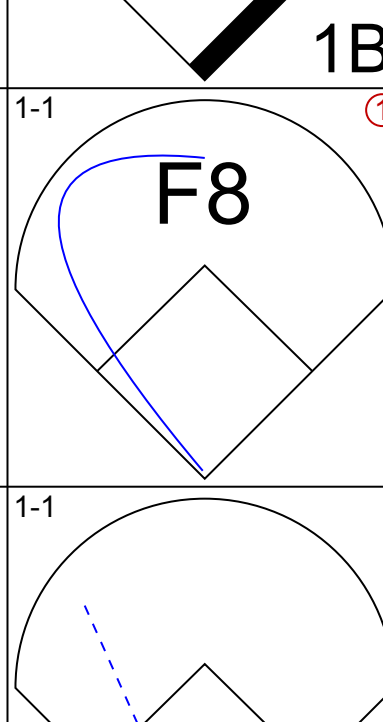
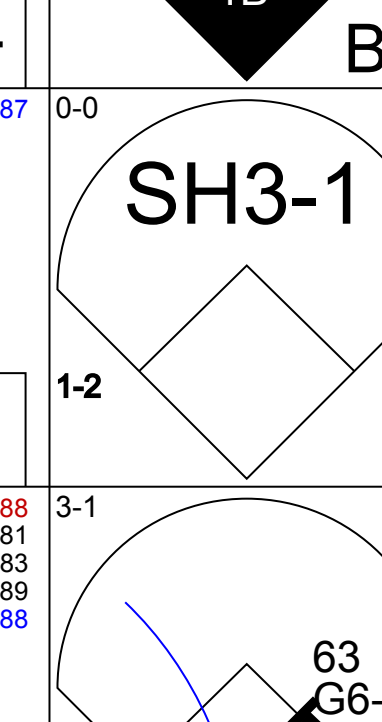
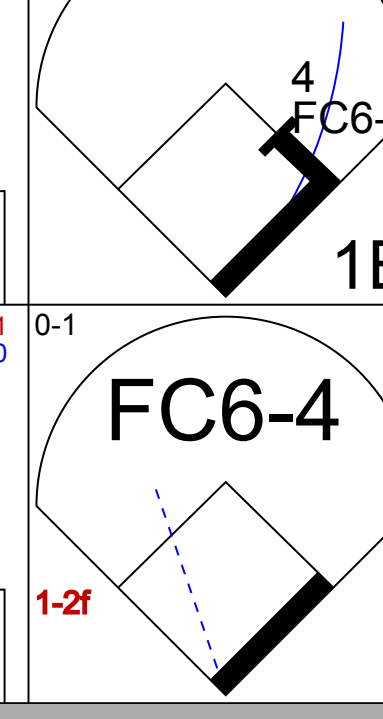
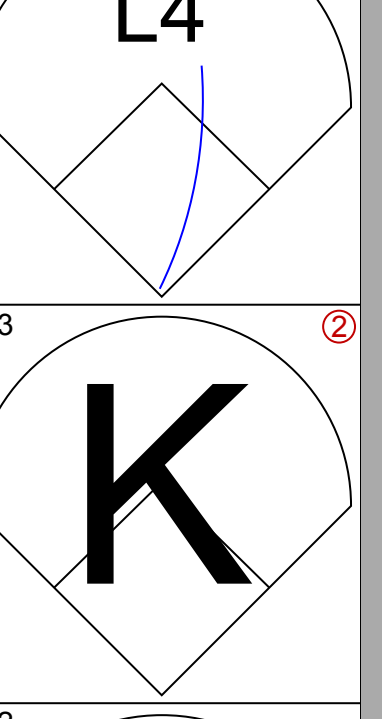
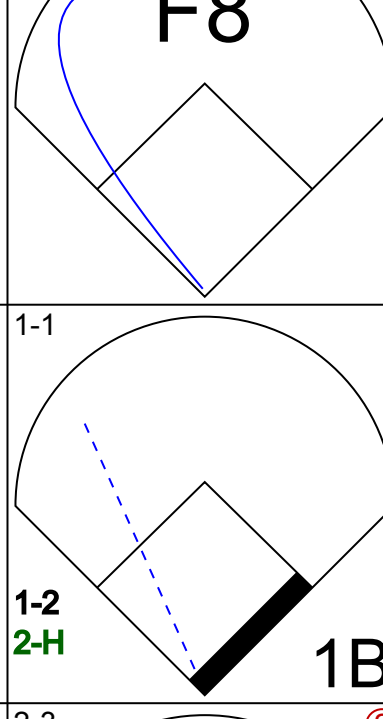
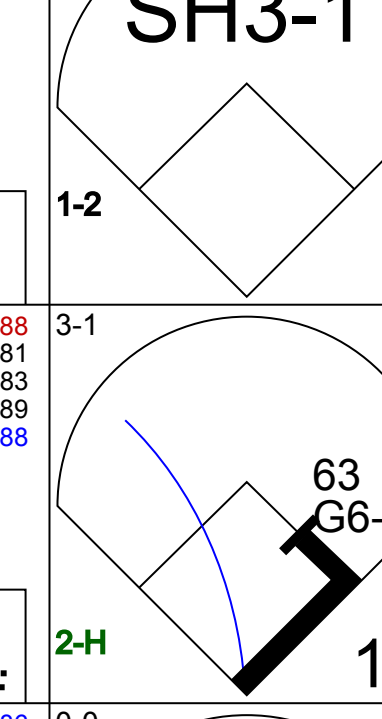

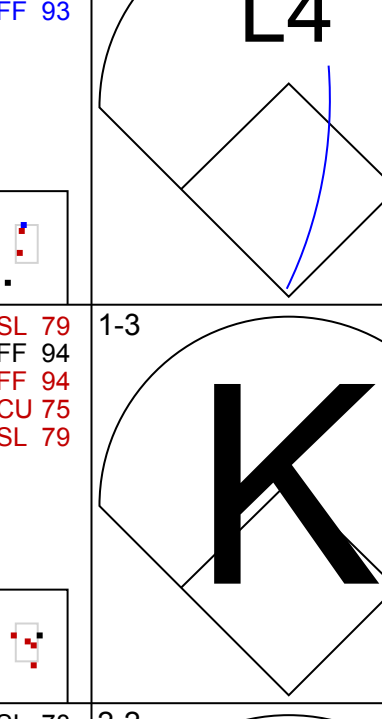
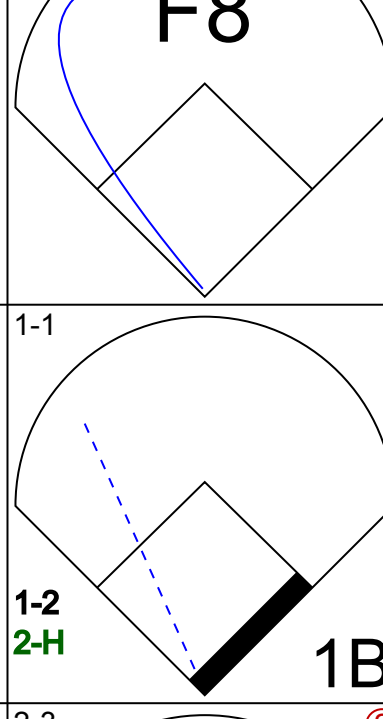
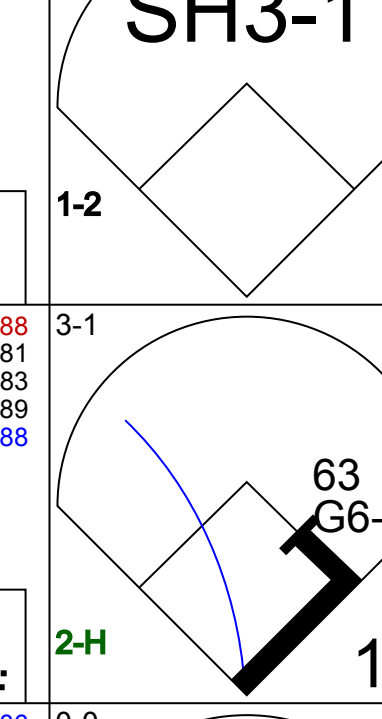

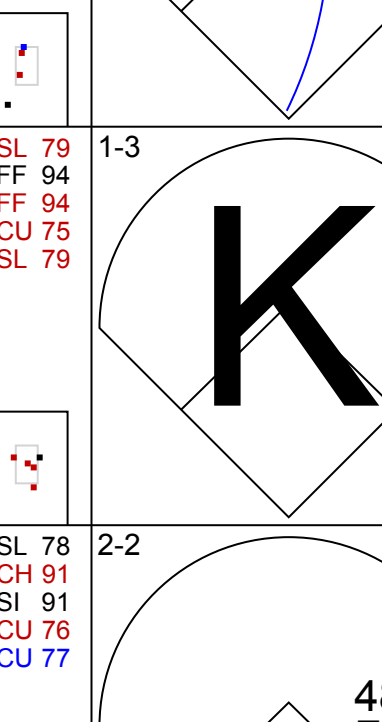
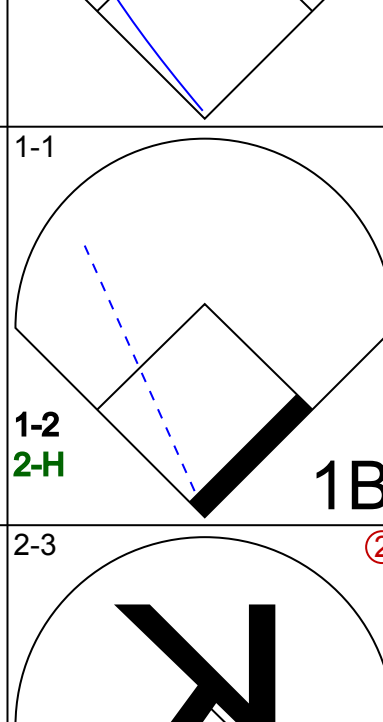

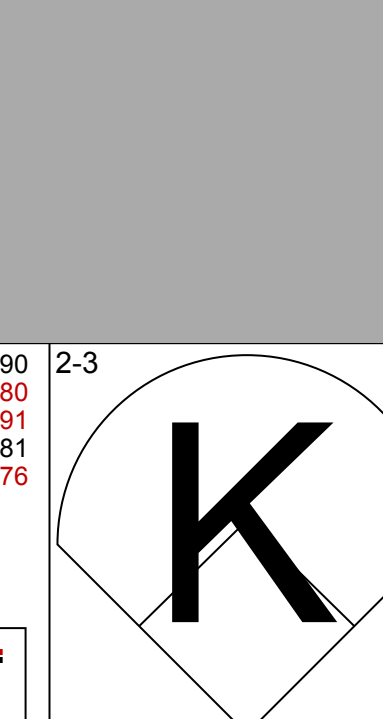


Batter	1	2	3	4	5	6	7	8	9	AB	R	H	RBI	BB	SO	LOB	BOTTOM					
19 Tommy Edman, S OBP: 0.311, SLG: 0.393	(1,4) G1-3		(3-2) K			(0-0) 46 S		(1-0) G4-3		4	0	1	0	0	1	0	Cincinnati Reds @ St. Louis Cardinals Busch Stadium, St. Louis, MO Sun Sep 12 2021, 1:16 PM - 3:50 PM CDT Att: 32,872 - Sunny - 84 F					
46 Paul Goldschmidt, R OBP: 0.353, SLG: 0.479	(1,3) L3		(2-2) G5-3			(4-0) 1B				2	0	0	0	1	0	0						
27 Tyler O'Neill, R OBP: 0.346, SLG: 0.520	(1,7) X ST 80			(0-1) F7		(3-3) K				3	1	1	0	0	1	2						
28 Nolan Arenado, R OBP: 0.309, SLG: 0.502	(1,5) X ST 81		(2-0) G5-3		(2-2) G5-3		(2-1) F8			3	1	1	2	0	0	2						
3 Dylan Carlson, S OBP: 0.339, SLG: 0.410	(1,9) X FF 92			(2-0) G3-1						3	0	0	0	0	1	0						
11 Paul DeJong, R OBP: 0.290, SLG: 0.387		(2-1) F8			(2-1) G6-3					2	0	0	0	0	0	0						
66 Luis García, R ERA: 2.16										0	0	0	0	0	0	0						
62 T.J. McFarland, L ERA: 2.03										0	0	0	0	0	0	0						
21 Lars Nootbaar, L OBP: 0.299, SLG: 0.336										1	0	0	0	0	0	0						
92 Génesis Cabrera, L ERA: 3.92										0	0	0	0	0	0	0						
65 Giovanni Gallegos, R ERA: 3.29										0	0	0	0	0	0	0						
48 Harrison Bader, R OBP: 0.309, SLG: 0.408		(1-2) L9			(2-2) K		(3-3) K			3	0	0	0	0	2	0						
7 Andrew Knizner, R OBP: 0.293, SLG: 0.257		(2-3) K			(1-1) G6-3			(0-2) G4-3		3	0	0	0	0	1	0						
34 J.A. Happ, L ERA: 6.0						(1-2) P3		(2-0) G6-3		1	0	0	0	0	0	0						
63 Edmundo Sosa, R OBP: 0.354, SLG: 0.400										2	0	0	0	0	0	0						
Inning Stats	R: 2 E: 0 K: 0 S: 7	H: 2 LOB: 0 BB: 0 P: 10	R: 0 E: 0 K: 1 S: 10	H: 0 LOB: 0 BB: 0 P: 15	R: 0 E: 0 K: 1 S: 8	H: 0 LOB: 0 BB: 0 P: 14	R: 0 E: 0 K: 0 S: 6	H: 0 LOB: 0 BB: 0 P: 10	R: 0 E: 0 K: 1 S: 7	H: 0 LOB: 0 BB: 0 P: 12	R: 0 E: 0 K: 1 S: 11	H: 1 LOB: 2 BB: 1 P: 21	R: 0 E: 0 K: 2 S: 11	H: 0 LOB: 0 BB: 0 P: 18	R: 0 E: 0 K: 0 S: 5	H: 0 LOB: 0 BB: 0 P: 8	R: 0 E: 0 K: 0 S: 5	H: 0 LOB: 0 BB: 0 P: 8	1B: 2 2B: 0 3B: 0 HR: 1	SF: 0 SAC: 0 DP: 0 HBP: 0	WP: 0 PB: 0 SB: 1 CS: 0	PA: 28
PITCHER	IP WLS BF H R ER SO BB IBB HBP BLK WP HR S P ERA WHIP																					
54 Sonny Gray, R ERA: 3.8	(1,1) 7.0 L 25 3 2 2 6 1 0 0 0 0 0 0 1 60 2.57 0.571																					
64 Tony Santillan, R ERA: 3.15	(8,1) 1.0 3 0 0 0 0 0 0 0 0 0 0 0 5 8 0.00 0.000																					



Batter	1	2	3	4	5	6	7	8	9	AB R H RBI BB SO LOB	TOP											
19 Tommy Edman, S (1.4) OBP: 0.310, SLG: 0.393										6 1 1 0 0 4 6	St. Louis Cardinals @ New York Mets Citi Field, Flushing, NY Mon Sep 13 2021, 7:12 PM - 10:52 PM EDT Att: 19,057 - Partly Cloudy - 82 F livebaseballscorecards.com											
46 Paul Goldschmidt, R (1.3) OBP: 0.355, SLG: 0.454										4 2 2 2 1 1 0												
27 Tyler O'Neill, R (1.7) OBP: 0.349, SLG: 0.520										4 1 2 0 1 1 1												
28 Nolan Arenado, R (1.5) OBP: 0.308, SLG: 0.499										5 1 1 1 0 2 3												
4 Yadier Molina, R (1.2) OBP: 0.301, SLG: 0.385										5 2 3 1 0 0 1												
3 Dylan Carlson, S (1.9) OBP: 0.340, SLG: 0.411										4 0 1 1 1 0 2												
63 Edmundo Sosa, R (1.6) OBP: 0.351, SLG: 0.396										5 0 1 1 0 1 1												
48 Harrison Bader, R (1.8) OBP: 0.316, SLG: 0.416										4 0 3 1 1 0 1												
50 Adam Wainwright, R (1.1) OBP: 0.375, SLG: 0.417										2 0 1 0 0 0 1												
21 Lars Nootbaar, L (8. PH) OBP: 0.266, SLG: 0.381										0 0 0 0 0 0 0												
13 Matt Carpenter, L (9. PH) OBP: 0.354, SLG: 0.373										0 0 0 0 0 0 0												
38 Kodi Whitely, R (9.1) OBP: 0.299, SLG: 0.326										0 0 0 0 0 0 0												
Inning Stats	R: 0 E: 0 K: 1 S: 14	H: 0 LOB: 1 BB: 1 P: 21	R: 1 E: 0 K: 0 S: 14	H: 2 LOB: 1 BB: 0 P: 21	R: 1 E: 0 K: 1 S: 12	H: 3 LOB: 2 BB: 0 P: 13	R: 0 E: 0 K: 1 S: 8	H: 0 LOB: 1 BB: 1 P: 13	R: 1 E: 0 K: 1 S: 9	H: 1 LOB: 0 BB: 0 P: 15	R: 0 E: 1 K: 1 S: 13	H: 2 LOB: 2 BB: 0 P: 18	R: 0 E: 0 K: 2 S: 12	H: 1 LOB: 1 BB: 0 P: 16	R: 0 E: 0 K: 0 S: 8	H: 1 LOB: 1 BB: 0 P: 15	R: 4 E: 0 K: 3 S: 21	H: 5 LOB: 3 BB: 2 P: 31	1B: 10 2B: 4 3B: 0 HR: 1	SF: 0 SAC: 1 DP: 0 HBP: 0	WP: 0 PB: 0 SB: 2 CS: 0	PA: 46
PITCHER	IP WLS BF H R ER SO BB IBB HBP BLK WP HR S P ERA WHIP											IP WLS BF H R ER SO BB IBB HBP BLK WP HR S P ERA WHIP										
21 Rich Hill, L (1.1) ERA: 3.88	5.0 L 23 6 3 3 4 2 0 0 0 0 0 1 57 83 5.40 1.600																					
53 Heath Hembree, R (6.1) ERA: 5.94	1.0 5 2 0 0 1 0 0 0 0 0 0 0 13 18 0.00 2.000																					
50 Miguel Castro, R (7.1) ERA: 3.65	1.0 4 1 0 0 2 0 0 0 0 0 0 0 12 16 0.00 1.000																					
64 Yennys Diaz, R (8.1) ERA: 5.4	1.1 11 5 4 4 1 1 1 0 0 0 0 0 21 37 27.00 4.500																					
29 Trevor Williams, R (9.1) ERA: 4.19	0.2 3 1 0 0 2 0 0 0 0 0 0 0 8 9 0.00 1.500																					

Batter	1	2	3	4	5	6	7	8	9	AB R H RBI BB SO LOB	BOTTOM											
1 Jonathan Villar, S (1.5) OBP: 0.334, SLG: 0.446										4 0 1 0 0 1 2	St. Louis Cardinals @ New York Mets Citi Field, Flushing, NY Mon Sep 13 2021, 7:12 PM - 10:52 PM EDT Att: 19,057 - Partly Cloudy - 82 F livebaseballscorecards.com											
12 Francisco Lindor, S (1.6) OBP: 0.350, SLG: 0.498										2 0 1 0 2 0 1												
30 Michael Conforto, L (1.9) OBP: 0.344, SLG: 0.376										4 0 1 0 0 0 4												
20 Pete Alonso, R (1.3) OBP: 0.340, SLG: 0.511										3 0 0 0 1 2 3												
23 Javier Báez, R (1.4) OBP: 0.309, SLG: 0.506										3 0 0 0 1 2 2												
6 Jeff McNeil, L (1.7) OBP: 0.318, SLG: 0.349										4 0 0 0 0 2 6												
11 Kevin Pillar, R (1.8) OBP: 0.271, SLG: 0.406										4 0 1 0 0 1 1												
33 James McCann, R (1.2) OBP: 0.302, SLG: 0.362										4 0 0 0 0 1 1												
21 Rich Hill, L (1.1) OBP: 0.298, SLG: 0.450										1 0 0 0 0 0 1												
2 Didi Gregorius, L (5. PH) OBP: 0.297, SLG: 0.390										0 0 0 0 0 0 0												
53 Heath Hembree, R (8.1) ERA: 1.95										0 0 0 0 0 0 0												
50 Miguel Castro, R (7. PH) OBP: 0.350, SLG: 0.445										0 0 0 0 0 0 0												
26 J.D. Davis, R (8. PH) OBP: 0.295, SLG: 0.445										0 0 0 0 0 0 0												
64 Yennys Diaz, R (8.1) ERA: 2.91										0 0 0 0 0 0 0												
29 Trevor Williams, R (9.1) ERA: 3.63										0 0 0 0 0 0 0												
13 Luis Guillorme, L (9. PH) OBP: 0.330, SLG: 0.326										0 0 0 0 0 0 0												
Inning Stats	R: 0 E: 0 K: 1 S: 12	H: 1 LOB: 3 BB: 2 P: 22	R: 0 E: 0 K: 0 S: 3	H: 1 LOB: 0 BB: 0 P: 5	R: 0 E: 0 K: 1 S: 10	H: 1 LOB: 1 BB: 0 P: 19	R: 0 E: 0 K: 0 S: 10	H: 0 LOB: 0 BB: 0 P: 18	R: 0 E: 0 K: 2 S: 10	H: 1 LOB: 2 BB: 1 P: 25	R: 0 E: 0 K: 2 S: 10	H: 0 LOB: 1 BB: 0 P: 14	R: 0 E: 0 K: 0 S: 9	H: 1 LOB: 0 BB: 0 P: 16	R: 0 E: 0 K: 3 S: 15	H: 1 LOB: 2 BB: 1 P: 23	R: 0 E: 0 K: 3 S: 9	H: 0 LOB: 0 BB: 0 P: 10	1B: 5 2B: 2 3B: 0 HR: 0	SF: 0 SAC: 0 DP: 2 HBP: 0	WP: 1 PB: 1 SB: 0 CS: 0	PA: 36
PITCHER	IP WLS BF H R ER SO BB IBB HBP BLK WP HR S P ERA WHIP											IP WLS BF H R ER SO BB IBB HBP BLK WP HR S P ERA WHIP										
50 Adam Wainwright, R (1.1) ERA: 2.88	6.0 W 25 4 0 0 4 3 0 0 0 0 0 0 9 58 0.00 1.167																					
62 T.J. McFarland, L (7.1) ERA: 1.95	1.0 H 3 1 0 0 0 0 0 0 0 0 0 0 9 16 0.00 1.000																					
Alex Reyes, R (8.1) ERA: 2.91	1.0 H 5 1 0 0 3 1 0 0 0 0 0 0 15 23 0.00 2.000																					
38 Kodi Whitely, R (9.1) ERA: 3.63	1.0 3 0 0 0 3 0 0 0 0 0 0 0 9 10 0.00 0.000																					

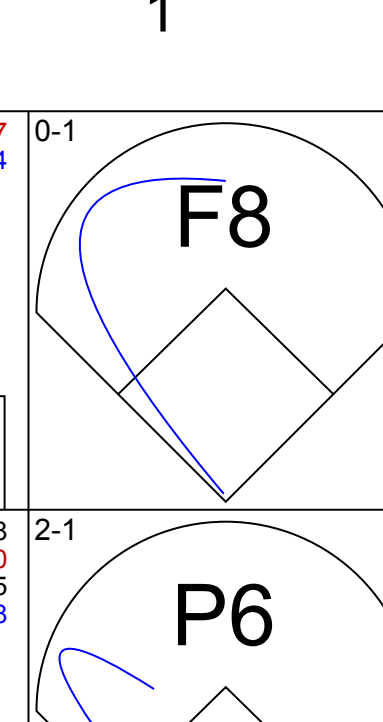
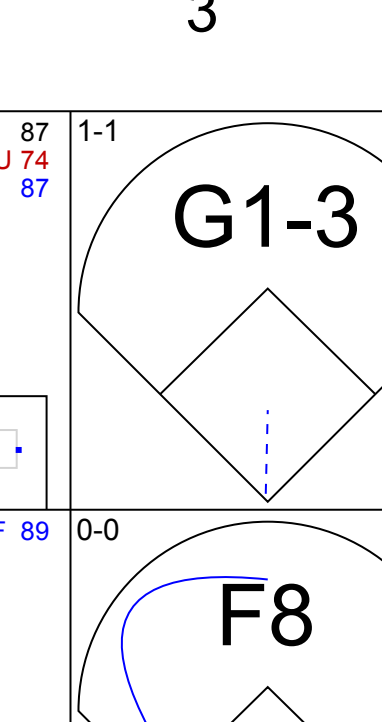
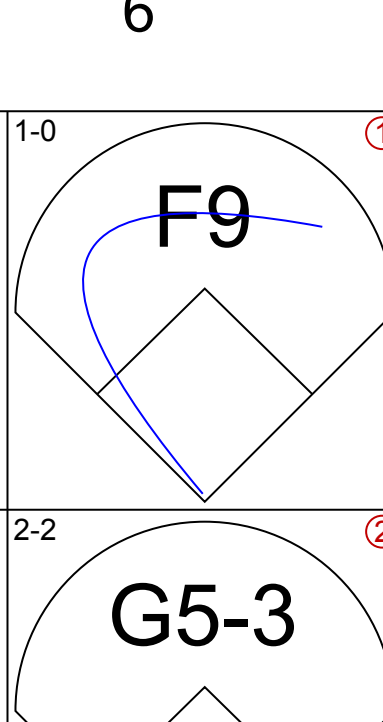
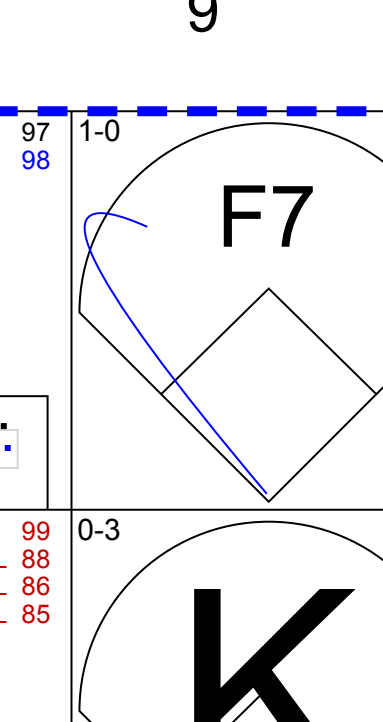
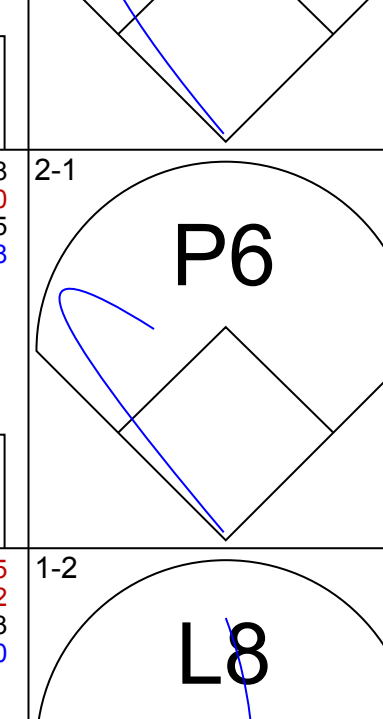
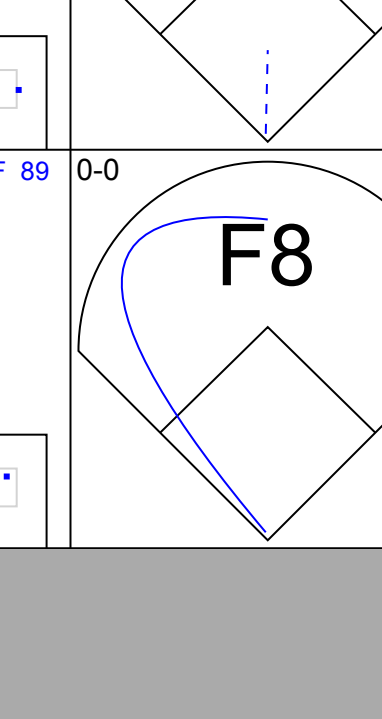
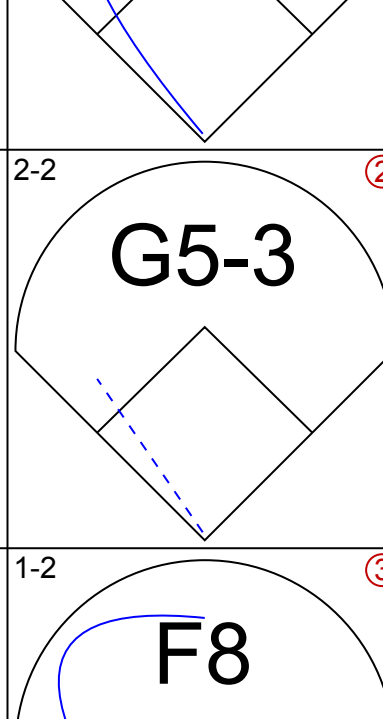
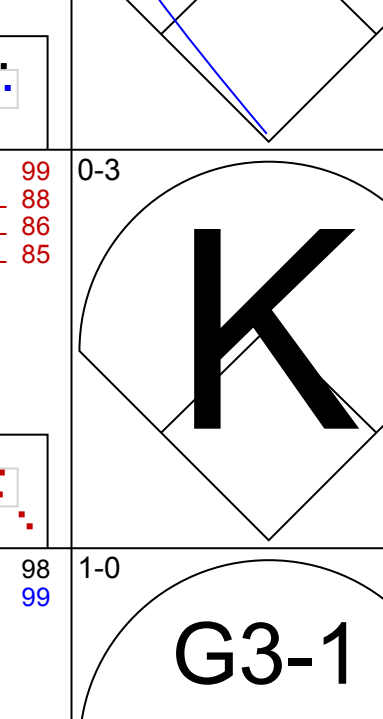
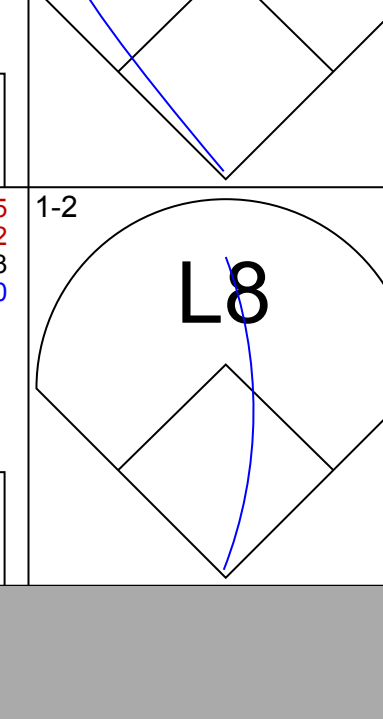

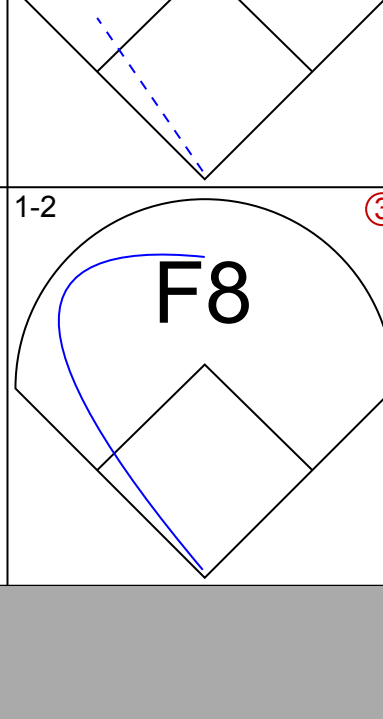
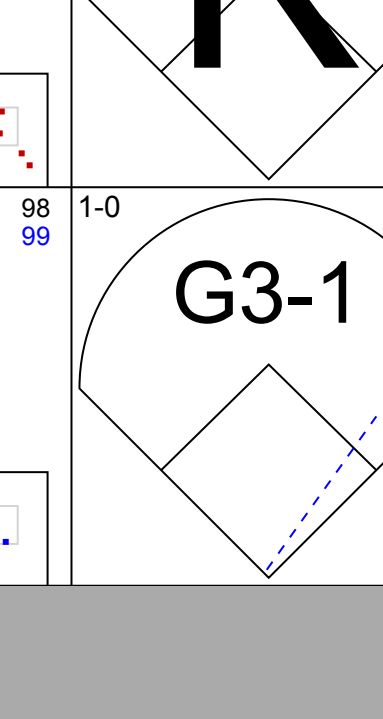

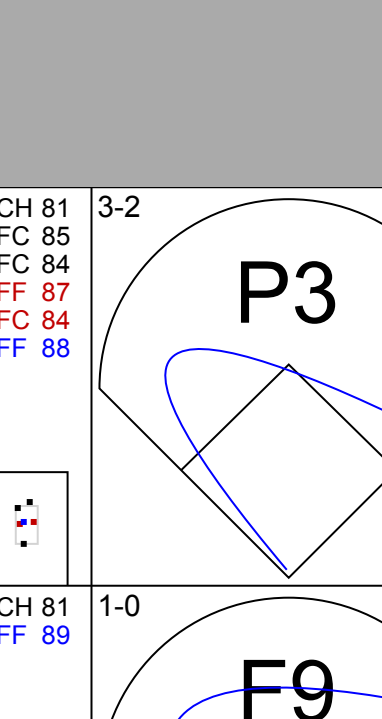

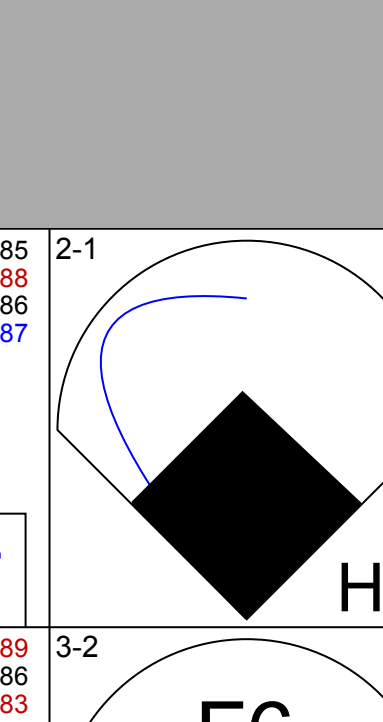
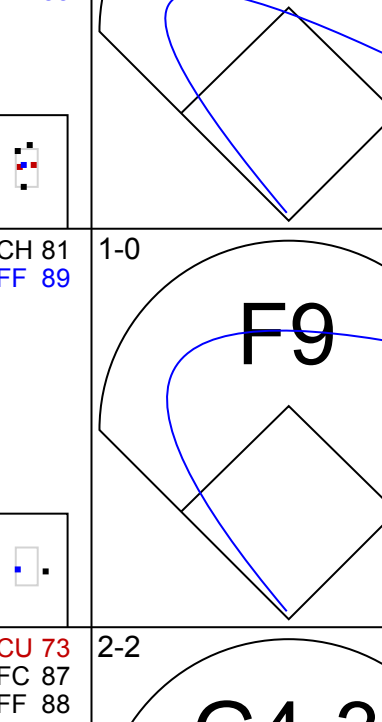
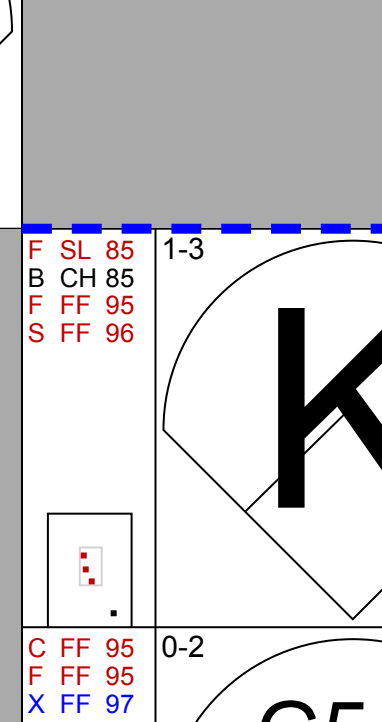
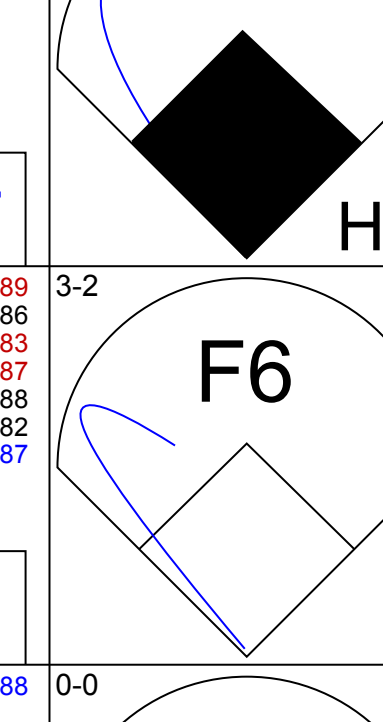
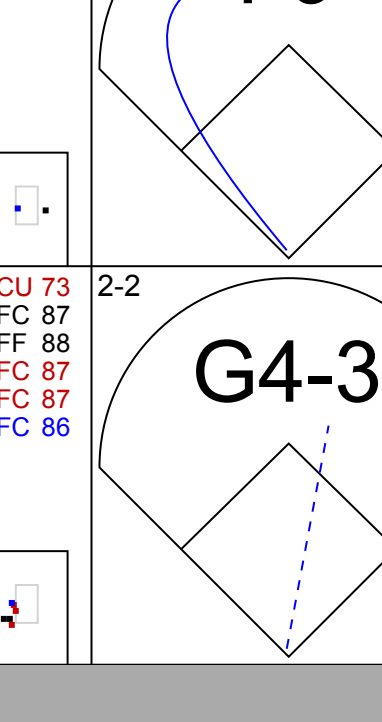
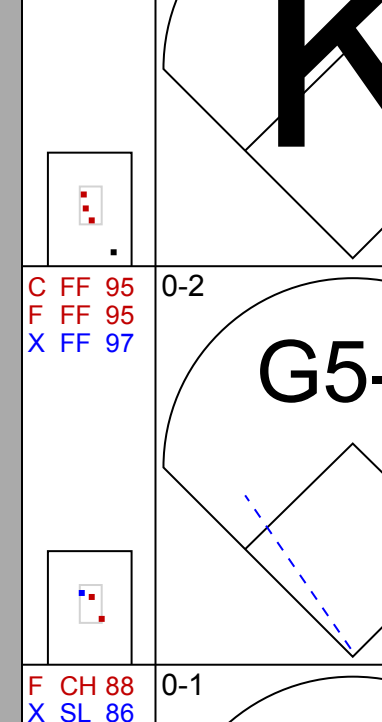
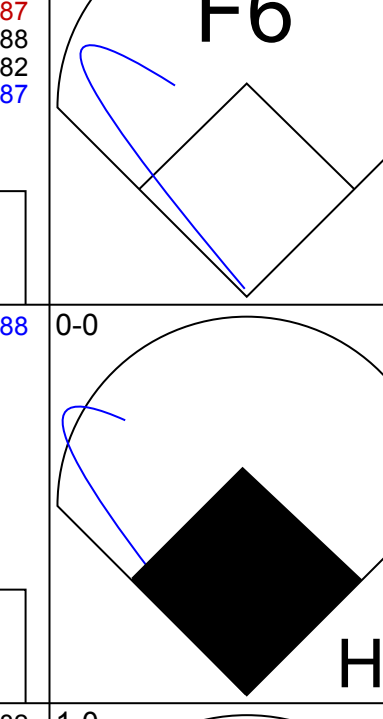
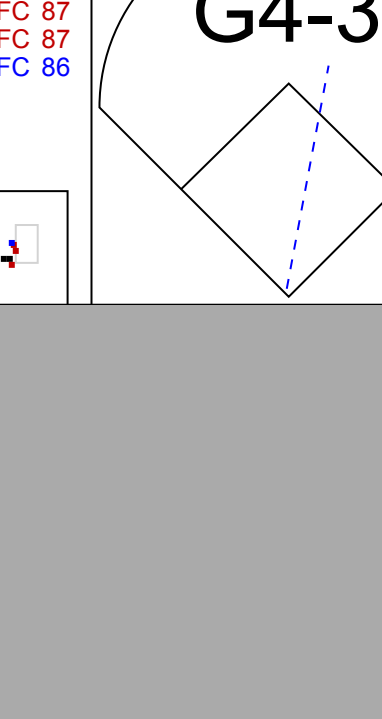
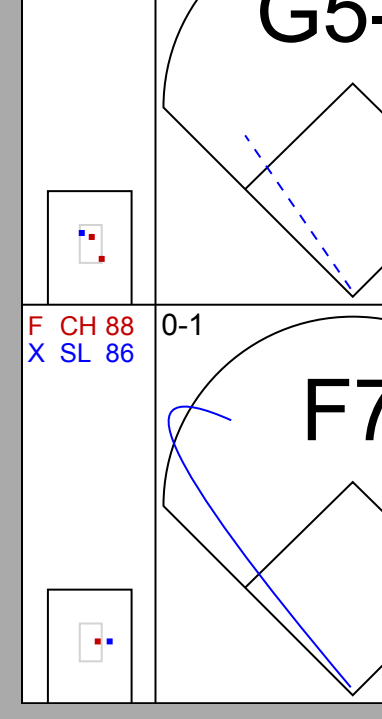

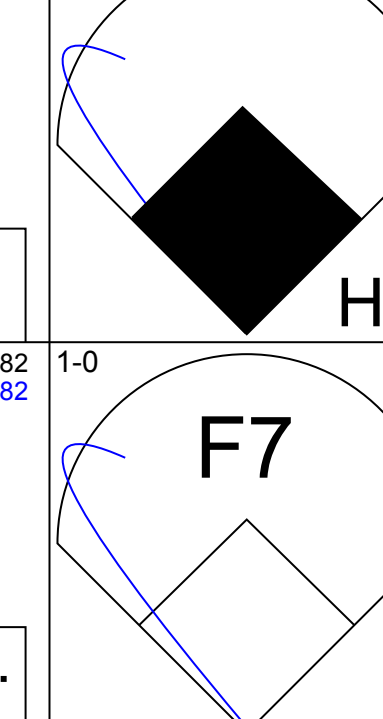

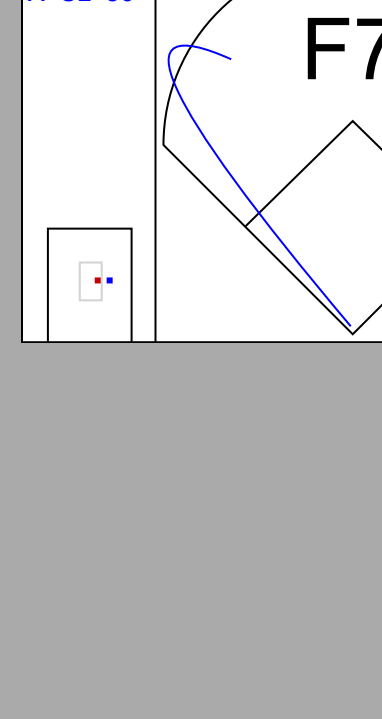



Batter	1	2	3	4	5	6	7	8	9	AB	R	H	RBI	BB	SO	LOB	TOP						
19 Tommy Edman, S OBP: 0.310, SLG: 0.394										5	0	0	0	0	2	3							
46 Paul Goldschmidt, R OBP: 0.359, SLG: 0.651										4	0	0	1	0	1	1							
27 Tyler O'Neill, R OBP: 0.355, SLG: 0.535										3	2	1	0	1	1	0							
28 Nolan Arenado, R OBP: 0.313, SLG: 0.503										3	2	2	2	1	1	0							
3 Dylan Carlson, S OBP: 0.336, SLG: 0.416										3	0	1	0	0	0	2							
4 Yadier Molina, R OBP: 0.301, SLG: 0.378										4	0	2	2	0	1	1							
63 Edmundo Sosa, R OBP: 0.347, SLG: 0.403										4	0	1	0	0	2	3							
48 Harrison Bader, R OBP: 0.313, SLG: 0.419										3	0	1	0	0	1	3							
31 Jon Lester, L ERA: 2.65										2	0	0	0	0	1	1							
13 Matt Carpenter, L OBP: 0.296, SLG: 0.289										1	1	1	0	0	0	0							
38 Kodi Whitley, R ERA: 2.43										0	0	0	0	0	0	0							
62 T.J. McFarland, L ERA: 3.18										0	0	0	0	0	0	0							
21 Lars Nootbaar, L OBP: 0.280, SLG: 0.356										1	0	0	0	0	0	1							
66 Luis Garcia, R ERA: 3.6										0	0	0	0	0	0	0							
Inning Stats	R: 2 E: 0 K: 2 S: 13	H: 3 LOB: 1 BB: 0 P: 18	R: 0 E: 0 K: 2 S: 11	H: 1 LOB: 1 BB: 0 P: 16	R: 0 E: 0 K: 1 S: 7	H: 0 LOB: 0 BB: 0 P: 11	R: 0 E: 0 K: 1 S: 11	H: 1 LOB: 1 BB: 0 P: 15	R: 0 E: 0 K: 1 S: 8	H: 0 LOB: 0 BB: 0 P: 12	R: 1 E: 0 K: 2 S: 14	H: 2 LOB: 2 BB: 1 P: 24	R: 1 E: 0 K: 1 S: 9	H: 1 LOB: 0 BB: 0 P: 12	R: 1 E: 0 K: 0 S: 6	H: 1 LOB: 0 BB: 1 P: 13	R: 0 E: 0 K: 0 S: 10	H: 0 LOB: 0 BB: 0 P: 15	1B: 6 2B: 2 3B: 0 HR: 1	SF: 1 SAC: 1 DP: 1 HBP: 1	WP: 0 PB: 0 SB: 0 CS: 0	PA: 38	
PITCHER	IP WLS BF H R ER SO BB IBB HBP BLK WP HR S P ERA WHIP	IP WLS BF H R ER SO BB IBB HBP BLK WP HR S P ERA WHIP	IP WLS BF H R ER SO BB IBB HBP BLK WP HR S P ERA WHIP	IP WLS BF H R ER SO BB IBB HBP BLK WP HR S P ERA WHIP	IP WLS BF H R ER SO BB IBB HBP BLK WP HR S P ERA WHIP	IP WLS BF H R ER SO BB IBB HBP BLK WP HR S P ERA WHIP	IP WLS BF H R ER SO BB IBB HBP BLK WP HR S P ERA WHIP	IP WLS BF H R ER SO BB IBB HBP BLK WP HR S P ERA WHIP	IP WLS BF H R ER SO BB IBB HBP BLK WP HR S P ERA WHIP	IP WLS BF H R ER SO BB IBB HBP BLK WP HR S P ERA WHIP	IP WLS BF H R ER SO BB IBB HBP BLK WP HR S P ERA WHIP	IP WLS BF H R ER SO BB IBB HBP BLK WP HR S P ERA WHIP	IP WLS BF H R ER SO BB IBB HBP BLK WP HR S P ERA WHIP	IP WLS BF H R ER SO BB IBB HBP BLK WP HR S P ERA WHIP	IP WLS BF H R ER SO BB IBB HBP BLK WP HR S P ERA WHIP	IP WLS BF H R ER SO BB IBB HBP BLK WP HR S P ERA WHIP	IP WLS BF H R ER SO BB IBB HBP BLK WP HR S P ERA WHIP	IP WLS BF H R ER SO BB IBB HBP BLK WP HR S P ERA WHIP	IP WLS BF H R ER SO BB IBB HBP BLK WP HR S P ERA WHIP	IP WLS BF H R ER SO BB IBB HBP BLK WP HR S P ERA WHIP	IP WLS BF H R ER SO BB IBB HBP BLK WP HR S P ERA WHIP	IP WLS BF H R ER SO BB IBB HBP BLK WP HR S P ERA WHIP	IP WLS BF H R ER SO BB IBB HBP BLK WP HR S P ERA WHIP
51 Freddy Peralta, R ERA: 2.65	6.0	L	26	7	3	3	9	1	0	0	0	0	0	0	0	1	64	96	4.50	1.333			
43 Hunter Strickland, R ERA: 2.43	1.0		4	1	1	1	1	0	0	0	0	0	0	0	0	0	9	12	9.00	1.000			
35 Brent Suter, L ERA: 3.18	1.0		4	1	1	1	0	1	0	0	0	0	0	0	0	6	13	9.00	2.000				
58 Miguel Sánchez, R ERA: 3.6	1.0		4	0	0	0	0	0	0	0	1	0	0	0	0	10	15	0.00	0.000				

St. Louis Cardinals @ Milwaukee Brewers
American Family Field, Milwaukee, WI
Mon Sep 20 2021, 6:41 PM - 9:24 PM CDT
Att: 28,291 - Clear - 78 F

AB	33
R	5
H	9
RBI	5
BB	2
SO	10
LOB	15



Batter	1	2	3	4	5	6	7	8	9	AB	R	H	RBI	BB	SO	LOB	BOTTOM						
16 Koltan Wong, L OBP: 0.334, SLG: 0.450										4	0	0	0	0	0	0							
27 Willy Adames, R OBP: 0.338, SLG: 0.479										4	0	0	0	0	1	0							
5 Eduardo Escobar, S OBP: 0.313, SLG: 0.477										4	0	0	0	0	0	0							
24 Avisail Garcia, R OBP: 0.338, SLG: 0.502										3	1	1	1	0	1	0							
22 Christian Yelich, L OBP: 0.358, SLG: 0.370										3	0	0	0	0	0	0							
2 Luis Urias, R OBP: 0.342, SLG: 0.445										3	1	1	1	0	0	0							
9 Manny Pina, R OBP: 0.312, SLG: 0.453										2	0	0	0	1	0	0							
41 Jackie Bradley Jr., L OBP: 0.237, SLG: 0.265										3	0	1	0	0	0	1							
51 Freddy Peralta, R OBP: 0.119, SLG: 0.098										2	0	0	0	0	2	1							
43 Hunter Strickland, R ERA: 2.95										0	0	0	0	0	0	0							
35 Brent Suter, L ERA: 2.95										0	0	0	0	0	0	0							
33 Pablo Reyes, R OBP: 0.337, SLG: 0.364										1	0	0	0	0	0	0							
58 Miguel Sánchez, R ERA: 3.6										0	0	0	0	0	0	0							
Inning Stats	R: 0 E: 0 K: 0 S: 7	H: 0 LOB: 0 BB: 0 P: 10	R: 2 E: 0 K: 0 S: 9	H: 2 LOB: 0 BB: 0 P: 16	R: 0 E: 0 K: 1 S: 6	H: 0 LOB: 0 BB: 0 P: 9	R: 0 E: 0 K: 0 S: 8	H: 0 LOB: 0 BB: 0 P: 14	R: 0 E: 0 K: 1 S: 10	H: 1 LOB: 1 BB: 0 P: 16	R: 0 E: 0 K: 0 S: 8	H: 0 LOB: 0 BB: 0 P: 12	R: 0 E: 0 K: 1 S: 8	H: 0 LOB: 0 BB: 0 P: 9	R: 0 E: 0 K: 0 S: 7	H: 0 LOB: 0 BB: 1 P: 13	R: 0 E: 0 K: 1 S: 6	H: 0 LOB: 0 BB: 0 P: 8	1B: 1 2B: 0 3B: 0 HR: 2	SF: 0 SAC: 0 DP: 1 HBP: 0	WP: 0 PB: 0 SB: 0 CS: 0	PA: 30	
PITCHER	IP WLS BF H R ER SO BB IBB HBP BLK WP HR S P ERA WHIP	IP WLS BF H R ER SO BB IBB HBP BLK WP HR S P ERA WHIP	IP WLS BF H R ER SO BB IBB HBP BLK WP HR S P ERA WHIP	IP WLS BF H R ER SO BB IBB HBP BLK WP HR S P ERA WHIP	IP WLS BF H R ER SO BB IBB HBP BLK WP HR S P ERA WHIP	IP WLS BF H R ER SO BB IBB HBP BLK WP HR S P ERA WHIP	IP WLS BF H R ER SO BB IBB HBP BLK WP HR S P ERA WHIP	IP WLS BF H R ER SO BB IBB HBP BLK WP HR S P ERA WHIP	IP WLS BF H R ER SO BB IBB HBP BLK WP HR S P ERA WHIP	IP WLS BF H R ER SO BB IBB HBP BLK WP HR S P ERA WHIP	IP WLS BF H R ER SO BB IBB HBP BLK WP HR S P ERA WHIP	IP WLS BF H R ER SO BB IBB HBP BLK WP HR S P ERA WHIP	IP WLS BF H R ER SO BB IBB HBP BLK WP HR S P ERA WHIP	IP WLS BF H R ER SO BB IBB HBP BLK WP HR S P ERA WHIP	IP WLS BF H R ER SO BB IBB HBP BLK WP HR S P ERA WHIP	IP WLS BF H R ER SO BB IBB HBP BLK WP HR S P ERA WHIP	IP WLS BF H R ER SO BB IBB HBP BLK WP HR S P ERA WHIP	IP WLS BF H R ER SO BB IBB HBP BLK WP HR S P ERA WHIP	IP WLS BF H R ER SO BB IBB HBP BLK WP HR S P ERA WHIP	IP WLS BF H R ER SO BB IBB HBP BLK WP HR S P ERA WHIP	IP WLS BF H R ER SO BB IBB HBP BLK WP HR S P ERA WHIP	IP WLS BF H R ER SO BB IBB HBP BLK WP HR S P ERA WHIP	IP WLS BF H R ER SO BB IBB HBP BLK WP HR S P ERA WHIP
31 Jon Lester, L ERA: 4.59	6.0	W	21	3	2	2	2	0	0	0	0	0	0	0	0	0	2	48	3.00	0.500			
38 Kodi Whitley, R ERA: 2.95	1.0	H	4	0	0	0	1	1	0	0	0	0	0	0	0	10	15	0.00	1.000				
62 T.J. McFarland, L ERA: 2.53	1.0	H	2	0	0	0	0	0	0	0	0	0	0	0	5	7	0.00	0.000					
66 Luis Garcia, R ERA: 2.6	1.0	S	3	0	0	0	1	0	0	0	0	0	0	0	6	8	0.00	0.000					

St. Louis Cardinals @ Milwaukee Brewers
American Family Field, Milwaukee, WI
Mon Sep 20 2021, 6:41 PM - 9:24 PM CDT
Att: 28,291 - Clear - 78 F

AB	29
R	2
H	3
RBI	2
BB	1
SO	4
LOB	2



Batter	1	2	3	4	5	6	7	8	9	AB	R	H	RBI	BB	SO	LOB	TOP				
19 Tommy Edman, S OBP: 0.312, SLG: 0.394	F8	SF8		G4-3	F7			46 HR 1B	G1	5	1	1	2	0	0	3					
46 Paul Goldschmidt, R OBP: 0.350, SLG: 0.656										4	4	3	2	0	0	0					
13 Matt Carpenter, L OBP: 0.306, SLG: 0.289	27 HR	27 2B		27 E 28 SF8 HBP		P5		HR		5	2	2	3	0	1	1					
27 Tyler O'Neill, R OBP: 0.352, SLG: 0.539				FC6		K		G3		2	0	2	2	0	0	0					
28 Nolan Arenado, R OBP: 0.313, SLG: 0.503				SF8		K		K		2	0	2	2	0	0	0					
11 Paul DeJong, R OBP: 0.296, SLG: 0.382	4 FC6-4 1B	28 2B								2	0	0	0	0	2	0					
3 Dylan Carlson, S OBP: 0.334, SLG: 0.416	F7	F8		K				48 2B 49 WP		5	1	2	0	0	1	3					
4 Yadier Molina, R OBP: 0.298, SLG: 0.374	FC6-4					F7				4	0	0	0	0	2						
7 Andrew Knizner, R OBP: 0.294, SLG: 0.261			F3					P3		1	0	0	0	0	1						
63 Edmundo Sosa, R OBP: 0.346, SLG: 0.399										4	1	2	0	1	2	1					
48 Harrison Bader, R OBP: 0.312, SLG: 0.421										5	1	3	1	0	0	2					
39 Miles Mikolas, R										2	0	0	0	0	2	2					
60 Justin Miller, R										0	0	0	0	0	0	0					
21 Lars Nootbaar, L										1	0	0	0	0	0	1					
21 Andrew Miller, L										0	0	0	0	0	0	0					
Inning Stats	R: 2 H: 3 E: 0 K: 0 S: 15	H: 3 R: 0 ER: 1 LOB: 1 BB: 0 P: 24	R: 4 H: 3 E: 1 K: 0 S: 16	H: 3 R: 0 ER: 0 LOB: 1 BB: 1 P: 29	R: 0 H: 1 E: 0 K: 1 S: 10	H: 1 R: 0 ER: 0 LOB: 1 BB: 0 P: 12	R: 1 H: 0 E: 1 K: 1 S: 13	H: 0 R: 0 ER: 0 LOB: 0 BB: 0 P: 22	R: 0 H: 2 E: 0 K: 2 S: 10	H: 0 R: 0 ER: 0 LOB: 1 BB: 0 P: 13	R: 1 H: 2 E: 0 K: 2 S: 18	H: 2 R: 0 ER: 0 LOB: 1 BB: 0 P: 23	R: 2 H: 3 E: 0 K: 1 S: 16	H: 3 R: 0 ER: 0 LOB: 1 BB: 0 P: 20	R: 0 H: 1 E: 0 K: 1 S: 10	H: 1 R: 0 ER: 0 LOB: 1 BB: 0 P: 14	1B: 8 2B: 5 3B: 0 HR: 2	SF: 2 SAC: 2 DP: 0 HBP: 1	WP: 2 PB: 0 CS: 0	PA: 46	
PITCHER	IP WLS BF H R ER SO BB IBB HBP BLK WP HR S P ERA WHIP	IP WLS BF H R ER SO BB IBB HBP BLK WP HR S P ERA WHIP	IP WLS BF H R ER SO BB IBB HBP BLK WP HR S P ERA WHIP	IP WLS BF H R ER SO BB IBB HBP BLK WP HR S P ERA WHIP	IP WLS BF H R ER SO BB IBB HBP BLK WP HR S P ERA WHIP	IP WLS BF H R ER SO BB IBB HBP BLK WP HR S P ERA WHIP	IP WLS BF H R ER SO BB IBB HBP BLK WP HR S P ERA WHIP	IP WLS BF H R ER SO BB IBB HBP BLK WP HR S P ERA WHIP	IP WLS BF H R ER SO BB IBB HBP BLK WP HR S P ERA WHIP	IP WLS BF H R ER SO BB IBB HBP BLK WP HR S P ERA WHIP	IP WLS BF H R ER SO BB IBB HBP BLK WP HR S P ERA WHIP	IP WLS BF H R ER SO BB IBB HBP BLK WP HR S P ERA WHIP	IP WLS BF H R ER SO BB IBB HBP BLK WP HR S P ERA WHIP	IP WLS BF H R ER SO BB IBB HBP BLK WP HR S P ERA WHIP	IP WLS BF H R ER SO BB IBB HBP BLK WP HR S P ERA WHIP	IP WLS BF H R ER SO BB IBB HBP BLK WP HR S P ERA WHIP	IP WLS BF H R ER SO BB IBB HBP BLK WP HR S P ERA WHIP	IP WLS BF H R ER SO BB IBB HBP BLK WP HR S P ERA WHIP	IP WLS BF H R ER SO BB IBB HBP BLK WP HR S P ERA WHIP	IP WLS BF H R ER SO BB IBB HBP BLK WP HR S P ERA WHIP	IP WLS BF H R ER SO BB IBB HBP BLK WP HR S P ERA WHIP

St. Louis Cardinals @ Milwaukee Brewers
American Family Field, Milwaukee, WI
Wed Sep 22 2021, 6:40 PM - 9:37 PM CDT
Att: 29,635 - Roof Closed - 69 F

AB 40
R 10
H 15
RBI 10
BB 1
SO 8
LOB 16



Batter	1	2	3	4	5	6	7	8	9	AB	R	H	RBI	BB	SO	LOB	BOTTOM						
16 Kolten Wong, L OBP: 0.333, SLG: 0.448	L6					G4-3				3	0	0	0	0	0	1							
20 Daniel Vogelbach, L OBP: 0.340, SLG: 0.365										0	0	0	0	1	0	0							
5 Eduardo Escobar, S OBP: 0.305, SLG: 0.470	K					G6-3				4	0	0	0	0	1	1							
22 Christian Yelich, L OBP: 0.355, SLG: 0.365	L9									4	0	0	0	0	1	0							
24 Avisail Garcia, R OBP: 0.337, SLG: 0.506										3	1	1	1	0	0	0							
9 Manny Pina, R OBP: 0.307, SLG: 0.445										1	0	0	0	0	1	0							
10 Omar Narváez, L OBP: 0.354, SLG: 0.421										4	1	1	0	0	1	0							
2 Luis Urias, R OBP: 0.343, SLG: 0.443										3	0	1	1	0	0	0							
14 Jace Peterson, L OBP: 0.359, SLG: 0.382										3	0	0	0	0	0	1							
6 Lorenzo Cain, R OBP: 0.327, SLG: 0.400										3	0	1	0	0	0	1							
41 Jackie Bradley Jr., L OBP: 0.237, SLG: 0.255										0	0	0	0	0	0	0							
25 Brett Anderson, L										0	0	0	0	0	0	0							
31 Jandel Gustave, R										1	0	0	0	0	1	1							
32 Daniel Norris, L										1	0	0	0	0	1	1							
43 Hunter Strickland, R										0	0	0	0	0	0	0							
15 Tyrone Taylor, R OBP: 0.320, SLG: 0.447										1	0	0	0	0	0	0							
Inning Stats	R: 0 H: 0 E: 0 K: 1 S: 9	H: 0 R: 0 ER: 0 LOB: 0 BB: 0 P: 16	R: 0 H: 0 E: 0 K: 0 S: 12	H: 0 R: 0 ER: 0 LOB: 0 BB: 0 P: 14	R: 0 H: 1 E: 0 K: 1 S: 11	H: 1 R: 0 ER: 0 LOB: 1 BB: 0 P: 15	R: 0 H: 0 E: 0 K: 0 S: 10	H: 0 R: 0 ER: 0 LOB: 0 BB: 0 P: 12	R: 1 H: 2 E: 0 K: 0 S: 10	H: 2 R: 0 ER: 0 LOB: 1 BB: 0 P: 12	R: 0 H: 0 E: 0 K: 0 S: 6	H: 0 R: 0 ER: 0 LOB: 0 BB: 0 P: 7	R: 1 H: 1 E: 0 K: 1 S: 11	H: 1 R: 0 ER: 0 LOB: 0 BB: 0 P: 15	R: 0 H: 0 E: 0 K: 0 S: 9	H: 0 R: 0 ER: 0 LOB: 1 BB: 1 P: 13	R: 0 H: 0 E: 0 K: 2 S: 10	H: 0 R: 0 ER: 0 LOB: 0 BB: 0 P: 15	1B: 1 2B: 2 3B: 0 HR: 1	SF: 0 SAC: 0 DP: 0 HBP: 0	WP: 0 PB: 0 CS: 0	PA: 32	
PITCHER	IP WLS BF H R ER SO BB IBB HBP BLK WP HR S P ERA WHIP	IP WLS BF H R ER SO BB IBB HBP BLK WP HR S P ERA WHIP	IP WLS BF H R ER SO BB IBB HBP BLK WP HR S P ERA WHIP	IP WLS BF H R ER SO BB IBB HBP BLK WP HR S P ERA WHIP	IP WLS BF H R ER SO BB IBB HBP BLK WP HR S P ERA WHIP	IP WLS BF H R ER SO BB IBB HBP BLK WP HR S P ERA WHIP	IP WLS BF H R ER SO BB IBB HBP BLK WP HR S P ERA WHIP	IP WLS BF H R ER SO BB IBB HBP BLK WP HR S P ERA WHIP	IP WLS BF H R ER SO BB IBB HBP BLK WP HR S P ERA WHIP	IP WLS BF H R ER SO BB IBB HBP BLK WP HR S P ERA WHIP	IP WLS BF H R ER SO BB IBB HBP BLK WP HR S P ERA WHIP	IP WLS BF H R ER SO BB IBB HBP BLK WP HR S P ERA WHIP	IP WLS BF H R ER SO BB IBB HBP BLK WP HR S P ERA WHIP	IP WLS BF H R ER SO BB IBB HBP BLK WP HR S P ERA WHIP	IP WLS BF H R ER SO BB IBB HBP BLK WP HR S P ERA WHIP	IP WLS BF H R ER SO BB IBB HBP BLK WP HR S P ERA WHIP	IP WLS BF H R ER SO BB IBB HBP BLK WP HR S P ERA WHIP	IP WLS BF H R ER SO BB IBB HBP BLK WP HR S P ERA WHIP	IP WLS BF H R ER SO BB IBB HBP BLK WP HR S P ERA WHIP	IP WLS BF H R ER SO BB IBB HBP BLK WP HR S P ERA WHIP	IP WLS BF H R ER SO BB IBB HBP BLK WP HR S P ERA WHIP	IP WLS BF H R ER SO BB IBB HBP BLK WP HR S P ERA WHIP	IP WLS BF H R ER SO BB IBB HBP BLK WP HR S P ERA WHIP

St. Louis Cardinals @ Milwaukee Brewers
American Family Field, Milwaukee, WI
Wed Sep 22 2021, 6:40 PM - 9:37 PM CDT
Att: 29,635 - Roof Closed - 69 F

AB 31
R 2
H 4
RBI 2
BB 1
SO 5
LOB 6




Batter	1	2	3	4	5	6	7	8	9	AB	R	H	RBI	BB	SO	LOB	TOP					
19 Tommy Edman, S OBP: 0.311, SLG: 0.391	F8			G4-3 46 BB	P5		FC4-6 46 HR		K	4	1	0	1	1	1	5						
46 Paul Goldschmidt, R OBP: 0.362, SLG: 0.568	G5-3			G4-3			FC5-4 1B		HR	5	2	3	3	0	0	1						
27 Tyler O'Neill, R OBP: 0.349, SLG: 0.533	K			K			FC5-4 1-2		K	5	0	0	0	0	3	1						
28 Nolan Arenado, R OBP: 0.312, SLG: 0.500		G6-3			G5-3	L7			BB 3 4 PB	3	1	0	0	1	0	1						
3 Dylan Carlson, S OBP: 0.337, SLG: 0.422						F7			BB 4 PB	4	2	3	0	0	0	1						
4 Yadier Molina, R OBP: 0.298, SLG: 0.373		G5-4-3							BB 4 SF8	3	0	1	2	0	1	1						
63 Edmundo Sosa, R OBP: 0.348, SLG: 0.398									K	3	1	1	0	0	2	0						
48 Harrison Bader, R OBP: 0.314, SLG: 0.420									K	3	1	1	0	1	1	0						
50 Adam Wainwright, R ERA: 3.05									K	1	0	0	0	0	0	0						
13 Matt Carpenter, L OBP: 0.297, SLG: 0.288									K	0	0	0	0	0	0	0						
33 Kwang Hyun Kim, L ERA: 3.56									K	0	0	0	0	0	0	0						
21 Lars Nootbaar, L ERA: 2.45									K	0	0	0	0	0	0	0						
62 T.J. McFarland, L ERA: 2.45									K	0	0	0	0	0	0	0						
66 Luis Garcia, R ERA: 2.73									K	1	0	0	0	0	0	0						
64 José Rondón, R OBP: 0.226, SLG: 0.353									K	0	0	0	0	0	0	0						
65 Giovanny Gallegos, R ERA: 3.16									K	0	0	0	0	0	0	0						
Inning Stats	R: 0 E: 0 K: 1 S: 11	H: 0 LOB: 0 BB: 0 P: 16	R: 0 E: 0 K: 0 S: 5	H: 1 LOB: 0 BB: 0 P: 9	R: 0 E: 0 K: 1 S: 8	H: 0 LOB: 0 BB: 0 P: 11	R: 0 E: 0 K: 1 S: 6	H: 0 LOB: 0 BB: 1 P: 11	R: 1 E: 0 K: 0 S: 16	H: 3 LOB: 3 BB: 1 P: 27	R: 0 E: 0 K: 0 S: 6	H: 1 LOB: 1 BB: 0 P: 7	R: 4 E: 1 K: 2 S: 16	H: 2 LOB: 2 BB: 2 P: 31	R: 2 E: 0 K: 2 S: 10	H: 1 LOB: 0 BB: 1 P: 18	R: 1 E: 0 K: 1 S: 12	H: 1 LOB: 0 BB: 0 P: 19	1B: 6 2B: 0 3B: 1 HR: 2	SF: 1 SAC: 0 DP: 2 HBP: 1	WP: 0 PB: 1 CS: 0	PA: 39
PITCHER	IP	WLS	BF	H	R	ER	SO	BB	IBB	HBP	BLK	WP	HR	S	P	ERA	WHIP					
37 Adrian Houser, R ERA: 3.34	6.0		23	5	1	1	3	2	0	1	0	0	0	52	81	1.50	1.167					
54 Jake Cousins, R ERA: 2.7	0.1		4	1	3	3	1	2	0	0	0	0	0	6	17	81.00	9.000					
45 Brad Boxberger, R ERA: 3.47	0.2	B	3	1	1	1	1	0	0	0	0	0	1	10	14	13.50	1.500					
26 Aaron Ashby, L ERA: 3.21	2.0	L	9	2	3	2	3	1	0	0	0	0	1	22	37	9.00	1.500					

St. Louis Cardinals @ Milwaukee Brewers
American Family Field, Milwaukee, WI
Thu Sep 23 2021, 1:12 PM - 4:42 PM CDT
Att: 30,804 - Roof Closed - 66 F

livebaseballscorecards.com

AB 32
R 8
H 9
RBI 6
BB 5
SO 8
LOB 10




Batter	1	2	3	4	5	6	7	8	9	AB	R	H	RBI	BB	SO	LOB	BOTTOM					
16 Koltan Wong, L OBP: 0.332, SLG: 0.445	2 BB 15 HR	L9			K		G4-3		G4-3	5	1	1	0	0	1	1						
27 Willy Adames, R OBP: 0.338, SLG: 0.476	F9		G5-3		22 BB		1B		K	5	0	2	0	0	1	1						
22 Christian Yelich, L OBP: 0.394, SLG: 0.362	F7		G5-3		1B		1B		K	3	0	0	0	1	1	2						
5 Eduardo Escobar, S OBP: 0.308, SLG: 0.467	2 BB 15 HR		F8		F9		F8		F8	3	1	0	0	1	0	4						
2 Luis Urias, R OBP: 0.342, SLG: 0.440	15 HR				K		G5-3		F7	3	1	0	0	1	1	3						
15 Tyrone Taylor, R OBP: 0.322, SLG: 0.475	HR				HR		L9		K	4	2	2	5	0	1	0						
6 Lorenzo Cain, R OBP: 0.330, SLG: 0.402	F9				HR		K		1B	4	0	2	0	0	1	0						
9 Manny Pina, R OBP: 0.306, SLG: 0.446		L7			G4-6-3		2B		G5-3	4	0	1	0	0	0	2						
37 Adrian Houser, R ERA: 3.05		G4-3			22 BB 27 1B		G4-3		K	1	0	0	0	0	0	0						
24 Avisail Garcia, R ERA: 3.05										1	0	0	0	0	0	1						
54 Jake Cousins, R ERA: 2.7										0	0	0	0	0	0	0						
45 Brad Boxberger, R ERA: 3.47										0	0	0	0	0	0	0						
26 Aaron Ashby, R ERA: 3.21										0	0	0	0	0	0	0						
20 Daniel Vogelbach, L OBP: 0.226, SLG: 0.353										1	0	0	0	0	0	1						
Inning Stats	R: 4 E: 0 K: 0 S: 16	H: 2 LOB: 0 BB: 2 P: 28	R: 0 E: 0 K: 0 S: 11	H: 0 LOB: 0 BB: 0 P: 19	R: 0 E: 0 K: 0 S: 9	H: 0 LOB: 0 BB: 0 P: 14	R: 1 E: 0 K: 1 S: 13	H: 2 LOB: 0 BB: 0 P: 17	R: 0 E: 0 K: 1 S: 14	H: 1 LOB: 3 BB: 2 P: 26	R: 0 E: 0 K: 1 S: 7	H: 1 LOB: 1 BB: 0 P: 12	R: 0 E: 0 K: 1 S: 10	H: 1 LOB: 1 BB: 0 P: 15	R: 0 E: 0 K: 1 S: 12	H: 1 LOB: 0 BB: 0 P: 15	R: 0 E: 0 K: 2 S: 12	H: 0 LOB: 0 BB: 0 P: 19	1B: 5 2B: 1 3B: 0 HR: 2	SF: 0 SAC: 0 DP: 1 HBP: 0	WP: 0 PB: 0 CS: 0	PA: 38
PITCHER	IP	WLS	BF	H	R	ER	SO	BB	IBB	HBP	BLK	WP	HR	S	P	ERA	WHIP					
50 Adam Wainwright, R ERA: 3.05	4.0		17	4	5	5	1	2	0	0	0	0	0	49	78	11.25	1.500					
33 Kwang Hyun Kim, L ERA: 3.56	2.0		10	2	0	0	2	2	0	0	0	0	0	21	38	0.00	2.000					
62 T.J. McFarland, L ERA: 2.45	1.0	W	4	1	0	0	1	0	0	0	0	0	0	10	15	0.00	1.000					
66 Luis Garcia, R ERA: 2.73	1.0	H	4	1	0	0	1	0	0	0	0	0	0	12	15	0.00	1.000					
65 Giovanny Gallegos, R ERA: 3.16	1.0	S	3	0	0	0	2	0	0	0	0	0	0	12	19	0.00	0.000					

St. Louis Cardinals @ Milwaukee Brewers
American Family Field, Milwaukee, WI
Thu Sep 23 2021, 1:12 PM - 4:42 PM CDT
Att: 30,804 - Roof Closed - 66 F

livebaseballscorecards.com

AB 34
R 5
H 8
RBI 5
BB 4
SO 7
LOB 14



Batter	1	2	3	4	5	6	7	8	9	AB	R	H	RBI	BB	SO	LOB	TOP		
19 Tommy Edman, S (1.4) OBP: 0.311, SLG: 0.390	G4-3	G6-3	G6-3		L7		K			5	0	0	0	0	1	3			
46 Paul Goldschmidt, R (1.3) OBP: 0.364, SLG: 0.515	2B 4 2B	27 HR	K			K				5	2	3	1	0	2	0			
27 Tyler O'Neill, R (1.7) OBP: 0.348, SLG: 0.542	4 2B	HR			K	G6-3	F9			5	2	2	3	0	1	1			
28 Nolan Arenado, R (1.5) OBP: 0.313, SLG: 0.497	4 2B	K			G6-3					3	1	1	0	1	1	0			
4 Yadier Molina, R (1.2) OBP: 0.299, SLG: 0.375	48 1B				L8		F8			3	0	1	2	1	0	1			
48 Harrison Bader, R (1.8) OBP: 0.322, SLG: 0.441		L6								4	2	3	2	0	0	1			
21 Lars Nootbaar, L (1.9) OBP: 0.306, SLG: 0.432	K									4	2	3	3	0	1	2			
11 Paul DeJong, R (1.6) OBP: 0.288, SLG: 0.392	L8									4	2	2	1	0	0	3			
22 Jack Flaherty, R (1.1) OBP: 0.304, SLG: 0.294										0	0	0	0	0	0	0			
43 Dakota Hudson, R (1.1) OBP: 0.667, SLG: 0.500										2	1	1	0	1	1	0			
92 Génesis Cabrera, L (5.1) OBP: 0.333, SLG: 0.400		46 1B	19 G6-3							0	0	0	0	0	0	0			
64 José Rondón, R (7.7, PH) OBP: 0.333, SLG: 0.400		27 HR								1	0	0	0	0	1	1			
60 Justin Miller, R (7.1) ERA: 8.69										0	0	0	0	0	0	0			
Inning Stats	R: 3 E: 0 K: 1 S: 14	H: 4 LOB: 2 BB: 1 P: 25	R: 3 E: 0 K: 1 S: 13	H: 3 LOB: 1 BB: 1 P: 25	R: 2 E: 0 K: 2 S: 19	H: 2 LOB: 0 BB: 0 P: 31	R: 0 E: 0 K: 1 S: 7	H: 0 LOB: 0 BB: 0 P: 9	R: 1 E: 0 K: 0 S: 10	H: 2 LOB: 1 BB: 1 P: 18	R: 0 E: 0 K: 1 S: 8	H: 1 LOB: 1 BB: 0 P: 12	R: 3 E: 0 K: 2 S: 18	H: 4 LOB: 1 BB: 0 P: 30			WP: 0 PA: 39		
PITCHER	IP: 2.0 WLS: L BF: 15 ERA: 5.78	IP: 1.0 WLS: 5 BF: 2 ERA: 7.82	IP: 1.0 WLS: 3 BF: 0 ERA: 3.97	IP: 1.0 WLS: 5 BF: 2 ERA: 5.37	IP: 1.0 WLS: 4 BF: 1 ERA: 8.69	IP: 0.2 WLS: 6 BF: 4 ERA: 4.18	IP: 0.1 WLS: 3 BF: 0 ERA: 7.82	IP: 0.0 WLS: 0 BF: 0 ERA: 0.00	IP: 0.0 WLS: 0 BF: 0 ERA: 0.00	IP: 0.0 WLS: 0 BF: 0 ERA: 0.00	IP: 0.0 WLS: 0 BF: 0 ERA: 0.00	IP: 0.0 WLS: 0 BF: 0 ERA: 0.00	IP: 0.0 WLS: 0 BF: 0 ERA: 0.00	IP: 0.0 WLS: 0 BF: 0 ERA: 0.00	IP: 0.0 WLS: 0 BF: 0 ERA: 0.00	IP: 0.0 WLS: 0 BF: 0 ERA: 0.00	IP: 0.0 WLS: 0 BF: 0 ERA: 0.00	IP: 0.0 WLS: 0 BF: 0 ERA: 0.00	IP: 0.0 WLS: 0 BF: 0 ERA: 0.00

St. Louis Cardinals @ Chicago Cubs
Wrigley Field, Chicago, IL
Fri Sep 24 2021, 7:06 PM - 9:47 PM CDT
Att: 35,020 - Cloudy - 74 F

AB 36
R 12
H 16
RBI 12
BB 3
SO 8
LOB 12



Batter	1	2	3	4	5	6	7	8	9	AB	R	H	RBI	BB	SO	LOB	BOTTOM	
66 Rafael Ortega, L (1.8) OBP: 0.340, SLG: 0.452	K	F7								4	0	1	0	0	1	1		
18 Frank Schwindel, R (1.3) OBP: 0.389, SLG: 0.641	16 HR		16 G1-3							3	2	2	0	0	0	1		
16 Patrick Wisdom, R (1.5) OBP: 0.304, SLG: 0.522			G1-3							4	1	1	2	0	0	5		
8 Ian Happ, S (1.9) OBP: 0.317, SLG: 0.429	2 FC5	62 1B	G5-3							1	0	0	2	1	0	0		
62 Nick Martini, L (1.7) OBP: 0.222, SLG: 0.208			F8							2	0	1	0	0	0	0		
13 David Bote, R (5.7, PH) OBP: 0.265, SLG: 0.325										1	0	0	0	0	0	2		
74 Trevor Megill, L (6.1) OBP: 0.333, SLG: 0.571										0	0	0	0	0	0	0		
47 Adam Morgan, L (7.1) ERA: 4.18										0	0	0	0	0	0	0		
43 Travis Thompson, R (7.7) OBP: 0.333, SLG: 0.571										0	0	0	0	0	0	0		
2 Nico Hoerner, R (1.6) OBP: 0.382, SLG: 0.369	FC5									3	0	0	0	0	0	2		
25 Austin Romine, R (1.2) OBP: 0.196, SLG: 0.273	K									3	0	0	0	0	2	2		
51 Sergio Alcántara, S (1.4) OBP: 0.306, SLG: 0.321			G4-3							3	0	0	0	0	1	0		
27 Zach Davies, R (1.1) OBP: 0.176, SLG: 0.176										0	0	0	0	0	0	0		
6 Grady DiOrfino, L (2.7, PH) OBP: 0.196, SLG: 0.196										1	0	0	0	0	1	0		
59 Michael Rucker, L (3.1) OBP: 0.265, SLG: 0.325										0	0	0	0	0	0	0		
57 Scott Effross, R (4.1) ERA: 3.97										0	0	0	0	0	0	0		
48 Rex Brothers, L (5.1) OBP: 0.333, SLG: 0.400										0	0	0	0	0	0	0		
5 Matt Duffy, R (5.7, PH) OBP: 0.333, SLG: 0.571										2	1	2	0	0	0	0		
Inning Stats	R: 2 E: 0 K: 2 S: 20	H: 3 LOB: 2 BB: 1 P: 33	R: 0 E: 0 K: 1 S: 10	H: 0 LOB: 0 BB: 0 P: 16	R: 1 E: 0 K: 0 S: 10	H: 1 LOB: 0 BB: 0 P: 13	R: 0 E: 0 K: 0 S: 6	H: 0 LOB: 0 BB: 0 P: 9	R: 1 E: 0 K: 0 S: 11	H: 2 LOB: 2 BB: 0 P: 17	R: 0 E: 0 K: 2 S: 7	H: 0 LOB: 0 BB: 0 P: 10	R: 0 E: 0 K: 0 S: 4	H: 1 LOB: 1 BB: 0 P: 5			WP: 0 PA: 30	
PITCHER	IP: 0.1 WLS: W BF: 16 ERA: 3.3	IP: 3.2 WLS: 6 BF: 0 ERA: 3.59	IP: 2.0 WLS: 0 BF: 0 ERA: 3.97	IP: 1.0 WLS: 4 BF: 1 ERA: 6.16	IP: 0.0 WLS: 0 BF: 0 ERA: 0.00	IP: 0.0 WLS: 0 BF: 0 ERA: 0.00	IP: 0.0 WLS: 0 BF: 0 ERA: 0.00	IP: 0.0 WLS: 0 BF: 0 ERA: 0.00	IP: 0.0 WLS: 0 BF: 0 ERA: 0.00	IP: 0.0 WLS: 0 BF: 0 ERA: 0.00	IP: 0.0 WLS: 0 BF: 0 ERA: 0.00	IP: 0.0 WLS: 0 BF: 0 ERA: 0.00	IP: 0.0 WLS: 0 BF: 0 ERA: 0.00	IP: 0.0 WLS: 0 BF: 0 ERA: 0.00	IP: 0.0 WLS: 0 BF: 0 ERA: 0.00	IP: 0.0 WLS: 0 BF: 0 ERA: 0.00	IP: 0.0 WLS: 0 BF: 0 ERA: 0.00	IP: 0.0 WLS: 0 BF: 0 ERA: 0.00

St. Louis Cardinals @ Chicago Cubs
Wrigley Field, Chicago, IL
Fri Sep 24 2021, 7:06 PM - 9:47 PM CDT
Att: 35,020 - Cloudy - 74 F


AB 27
R 4
H 7
RBI 4
BB 1
SO 5
LOB 13



Batter	1	2	3	4	5	6	7	8	9	AB	R	H	RBI	BB	SO	LOB	TOP										
19 Tommy Edman, S OBP: 0.309, SLG: 0.387										5	0	0	0	0	1	1											
46 Paul Goldschmidt, R OBP: 0.364, SLG: 0.513										3	0	0	0	1	0	0											
27 Tyler O'Neill, R OBP: 0.348, SLG: 0.546										4	1	1	1	0	1	1											
28 Nolan Arenado, R OBP: 0.313, SLG: 0.497										4	1	1	0	0	0	1											
4 Yadier Molina, R OBP: 0.299, SLG: 0.374										4	1	1	0	0	0	0											
48 Harrison Bader, R OBP: 0.329, SLG: 0.459										4	3	4	2	0	0	0											
21 Lars Nootbaar, L OBP: 0.304, SLG: 0.424										4	1	1	1	0	2	1											
11 Paul DeJong, R OBP: 0.288, SLG: 0.400										3	1	1	3	0	1	1											
31 Jon Lester, L 33 Kwang Hyun Kim, L 3 Dylan Carlson, S 62 T.J. McFarland, L 13 Matt Carpenter, L 66 Luis Garcia, R										2	0	0	0	0	0	1											
Inning Stats	R: 0 E: 0 K: 1 S: 9	H: 0 LOB: 0 BB: 0 P: 10	R: 1 E: 0 K: 0 S: 12	H: 1 LOB: 0 BB: 21 P: 21	R: 0 E: 0 K: 1 S: 6	H: 0 LOB: 0 BB: 0 P: 9	R: 1 E: 0 K: 0 S: 7	H: 1 LOB: 1 BB: 0 P: 13	R: 0 E: 0 K: 2 S: 10	H: 0 LOB: 0 BB: 0 P: 18	R: 3 E: 0 K: 1 S: 19	H: 4 LOB: 1 BB: 0 P: 28	R: 0 E: 0 K: 1 S: 4	H: 0 LOB: 0 BB: 1 P: 9	R: 3 E: 0 K: 2 S: 16	H: 2 LOB: 0 BB: 0 P: 23	1B: 4 2B: 2 3B: 0 HR: 3	SF: 1 SAC: 0 DP: 1 HBP: 0	WP: 3 PA: 37 PB: 0 SB: 2 CS: 0								
PITCHER	IP	WLS	BF	H	R	ER	SO	BB	IBB	HBP	BLK	WP	HR	S	P	ERA	WHIP										
56 Adrian Sampson, R ERA: 2.87	6.0		21	3	2	2	4	0	0	0	0	1	2	51	83	3.00	0.500										
12 Codi Heuer, R ERA: 4.13	0.0	L	4	4	3	3	0	0	0	0	0	0	0	12	16	∞	∞										
57 Scott Effross, R ERA: 3.65	1.0		3	0	0	0	1	0	0	0	0	0	0	7	12	0.00	0.000										
50 Rowan Wick, R ERA: 4.5	1.0		3	0	0	0	1	1	0	0	0	0	0	4	9	0.00	1.000										
45 Tommy Nance, R ERA: 7.07	1.0		6	2	3	3	2	0	0	0	0	1	1	16	23	27.00	2.000										

St. Louis Cardinals @ Chicago Cubs
Wrigley Field, Chicago, IL
Sat Sep 25 2021, 1:22 PM - 4:39 PM CDT
Att: 32,918 - Partly Cloudy - 67 F


AB 35
R 8
H 9
RBI 7
BB 1
SO 8
LOB 7



Batter	1	2	3	4	5	6	7	8	9	AB	R	H	RBI	BB	SO	LOB	BOTTOM										
40 Wilson Contreras, R OBP: 0.335, SLG: 0.431										5	1	2	2	0	0	1											
18 Frank Schwindel, R OBP: 0.381, SLG: 0.625										5	0	0	0	0	1	4											
8 Ian Happ, S OBP: 0.319, SLG: 0.436										4	1	2	3	1	1	0											
16 Patrick Wisdom, R OBP: 0.305, SLG: 0.518										3	0	0	0	2	2	3											
5 Matt Duffy, R OBP: 0.347, SLG: 0.372										4	0	2	0	0	0	3											
50 Rowan Wick, L										0	0	0	0	0	0	0											
45 Tommy Nance, R										0	0	0	0	0	0	0											
13 David Bote, R OBP: 0.271, SLG: 0.336										3	1	2	0	1	1	1											
43 Trayce Thompson, R OBP: 0.318, SLG: 0.471										3	0	0	0	1	1	4											
51 Sergio Alcántara, S OBP: 0.310, SLG: 0.325										4	2	2	0	0	2	3											
56 Adrian Sampson, R										0	0	0	0	0	0	0											
25 Austin Romine, R OBP: 0.211, SLG: 0.286										1	0	1	0	0	0	0											
12 Codi Heuer, R										0	0	0	0	0	0	0											
57 Scott Effross, R										0	0	0	0	0	0	0											
66 Rafael Ortega, L OBP: 0.339, SLG: 0.451										1	0	0	0	0	0	2											
Inning Stats	R: 0 E: 0 K: 1 S: 5	H: 0 LOB: 0 BB: 0 P: 6	R: 0 E: 0 K: 1 S: 11	H: 1 LOB: 1 BB: 1 P: 21	R: 2 E: 0 K: 1 S: 14	H: 3 LOB: 2 BB: 1 P: 28	R: 2 E: 1 K: 1 S: 16	H: 3 LOB: 3 BB: 1 P: 25	R: 0 E: 0 K: 2 S: 10	H: 1 LOB: 1 BB: 0 P: 16	R: 0 E: 0 K: 0 S: 3	H: 0 LOB: 0 BB: 1 P: 11	R: 0 E: 0 K: 1 S: 10	H: 1 LOB: 1 BB: 1 P: 18	R: 1 E: 0 K: 1 S: 15	H: 1 LOB: 0 BB: 0 P: 23	1B: 7 2B: 3 3B: 1 HR: 1	SF: 0 SAC: 2 DP: 4 HBP: 0	WP: 0 PA: 40 PB: 0 SB: 0 CS: 0								
PITCHER	IP	WLS	BF	H	R	ER	SO	BB	IBB	HBP	BLK	WP	HR	S	P	ERA	WHIP										
31 Jon Lester, L ERA: 4.62	5.0		26	8	4	3	6	3	0	0	0	0	0	3	6	0.00	1.000										
33 Kwang Hyun Kim, L ERA: 3.53	1.0	W	3	1	0	0	0	0	0	0	0	0	0	3	6	0.00	1.000										
62 T.J. McFarland, L ERA: 2.55	2.0	H	7	1	0	0	1	2	0	0	0	0	0	13	29	0.00	1.500										
66 Luis Garcia, R ERA: 2.93	1.0		4	1	1	1	1	0	0	0	0	0	1	15	23	9.00	1.000										

St. Louis Cardinals @ Chicago Cubs
Wrigley Field, Chicago, IL
Sat Sep 25 2021, 1:22 PM - 4:39 PM CDT
Att: 32,918 - Partly Cloudy - 67 F

AB 33
R 5
H 11
RBI 5
BB 5
SO 8
LOB 21




Batter	1	2	3	4	5	6	7	8	9	AB	R	H	RBI	BB	SO	LOB	TOP																	
19 Tommy Edman, S (1.4) OBP: 0.308, SLG: 0.386	E4		F7		L8		46 HBP 1B		SH1-4	4	0	1	0	0	0	0																		
46 Paul Goldschmidt, R (1.3) OBP: 0.366, SLG: 0.517	K		HR		F9				27 G1-3 27 WP IBB	3	1	1	1	1	1	1																		
27 Tyler O'Neill, R (1.7) OBP: 0.348, SLG: 0.544	K		28 BB 1B				48 F9 28 S 1B		G1-3	5	0	2	1	0	1	4																		
28 Nolan Arenado, R (1.5) OBP: 0.313, SLG: 0.495	K		1B						F8	3	0	0	0	2	2	2																		
3 Dylan Carlson, S (1.9) OBP: 0.338, SLG: 0.419																																		
92 Génesis Cabrera, L (8.1)																																		
64 José Rondón, R (9. PH) OBP: 0.329, SLG: 0.364																																		
65 Giovanny Gallegos, R (9.1)																																		
48 Harrison Bader, R (1.8) OBP: 0.328, SLG: 0.466	K																																	
11 Paul DeJong, R (1.6) OBP: 0.285, SLG: 0.395	K																																	
7 Andrew Knizner, R (1.2) OBP: 0.288, SLG: 0.250	G5-3																																	
40 Jake Woodford, R (1.1) OBP: 0.118, SLG: 0.118																																		
21 Andrew Miller, L (6.1)																																		
13 Matt Carpenter, L (7. PH) OBP: 0.305, SLG: 0.284																																		
38 Kodi Whitley, R (7.1)																																		
21 Lars Nootbaar, L (8.9) OBP: 0.310, SLG: 0.430																																		
Inning Stats	R: 0 E: 1 K: 3 S: 12	H: 0 LOB: 1 BB: 0 P: 18	R: 0 E: 0 K: 2 S: 12	H: 1 LOB: 1 BB: 0 P: 18	R: 1 E: 0 K: 2 S: 12	H: 2 LOB: 2 BB: 1 P: 20	R: 0 E: 0 K: 1 S: 9	H: 0 LOB: 0 BB: 0 P: 10	R: 0 E: 0 K: 1 S: 8	H: 1 LOB: 2 BB: 1 P: 13	R: 0 E: 0 K: 0 S: 11	H: 1 LOB: 2 BB: 0 P: 20	R: 1 E: 0 K: 0 S: 12	H: 1 LOB: 0 BB: 0 P: 18	R: 2 E: 0 K: 1 S: 10	H: 1 LOB: 2 BB: 3 P: 18	1B: 5 2B: 0 3B: 0 HR: 2	SF: 0 SAC: 1 DP: 0 HBP: 1	WP: 1 PB: 0 SB: 1 CS: 0	PA: 41														
PITCHER	IP WLS BF H R ER SO BB IBB HBP BLK WP HR S P ERA WHIP																																	
71 Keegan Thompson, R (1) ERA: 3.38	3.0	14	3	1	1	7	1	0	0	0	0	0	0	36	56	3.00	1.333																	
73 Adbert Alzolay, R (4.1) ERA: 4.69	3.2	14	2	0	0	3	1	0	0	0	0	0	0	39	59	0.00	0.818																	
57 Scott Effross, R (7.1) ERA: 3.55	0.1	H	2	0	0	0	0	0	1	0	0	0	0	3	8	0.00	0.000																	
50 Rowan Wick, R (8.1) ERA: 4.71	1.0	B	4	1	1	1	0	0	0	0	0	1	12	18	9.00	1.000																		
12 Codi Heuer, R (9.1) ERA: 4.34	1.0	L	7	1	2	2	1	1	2	0	0	1	0	10	18	18.00	2.000																	

St. Louis Cardinals @ Chicago Cubs
Wrigley Field, Chicago, IL
Sun Sep 26 2021, 1:21 PM - 4:56 PM CDT
Att: 26,547 - Sunny - 76 F

livebaseballscorecards.com

AB 34
R 4
H 7
RBI 3
BB 5
SO 11
LOB 18




Batter	1	2	3	4	5	6	7	8	9	AB	R	H	RBI	BB	SO	LOB	BOTTOM																
66 Rafael Ortega, L (1.8) OBP: 0.347, SLG: 0.453	L3		8 G3-5 BB							3	0	2	0	2	0	0																	
18 Frank Schwindel, R (1.3) OBP: 0.377, SLG: 0.616	5 FC5 40 1B 1B		F8		P6		1B		F5	5	0	1	0	0	1	6																	
8 Ian Happ, S (1.9) OBP: 0.316, SLG: 0.431	L8		G3-5		P5				K	5	0	0	0	0	2	7																	
40 Wilson Contreras, R (1.2) OBP: 0.336, SLG: 0.430					F9					3	1	1	0	1	1	1																	
5 Matt Duffy, R (1.5) OBP: 0.346, SLG: 0.370	FC5									4	1	1	0	0	0	2																	
62 Nick Martini, L (1.7) OBP: 0.233, SLG: 0.222																																	
43 Trayce Thompson, R (9. PH) OBP: 0.348, SLG: 0.471																																	
51 Sergio Alcántara, S (1.6) OBP: 0.309, SLG: 0.326																																	
13 David Bote, R (1.4) OBP: 0.274, SLG: 0.337																																	
71 Keegan Thompson, R (1.1) ERA: 3.38																																	
73 Adbert Alzolay, R (4.1) ERA: 4.69																																	
57 Scott Effross, R (7.1) ERA: 3.55																																	
6 Greg Deichmann, L (7. PH) OBP: 0.277, SLG: 0.297																																	
50 Rowan Wick, L (8.1) ERA: 4.71																																	
12 Codi Heuer, R (9.1) ERA: 4.34																																	
25 Austin Romine, R (9. PH) OBP: 0.290, SLG: 0.326																																	
Inning Stats	R: 0 E: 0 K: 0 S: 16	H: 2 LOB: 2 BB: 0 P: 22	R: 0 E: 0 K: 0 S: 9	H: 1 LOB: 1 BB: 0 P: 13	R: 0 E: 0 K: 0 S: 5	H: 0 LOB: 0 BB: 1 P: 10	R: 2 E: 0 K: 1 S: 12	H: 2 LOB: 1 BB: 1 P: 19	R: 0 E: 0 K: 0 S: 10	H: 1 LOB: 1 BB: 0 P: 13	R: 0 E: 0 K: 1 S: 7	H: 0 LOB: 0 BB: 0 P: 12	R: 0 E: 0 K: 3 S: 14	H: 2 LOB: 2 BB: 0 P: 24	R: 0 E: 0 K: 1 S: 12	H: 0 LOB: 1 BB: 1 P: 22	R: 0 E: 0 K: 2 S: 13	H: 0 LOB: 2 BB: 2 P: 25	1B: 7 2B: 1 3B: 0 HR: 0	SF: 1 SAC: 0 DP: 2 HBP: 1	WP: 0 PB: 0 SB: 0 CS: 0	PA: 39											
PITCHER	IP WLS BF H R ER SO BB IBB HBP BLK WP HR S P ERA WHIP																																
40 Jake Woodford, R (1.1) ERA: 3.38	5.1	23	6	2	2	1	2	0	1	0	0	0	4	6	0.00	0.000																	
21 Andrew Miller, L (6.1) ERA: 4.81	0.2	2	0	0	0	1	0	0	0	0	0	0	0	0	0	0																	
38 Kodi Whitley, R (7.1) ERA: 2.7	1.1	6	2	0	0	4	0	0	0	0	0	18	31	0.00	1.500																		
92 Génesis Cabrera, L (8.1) ERA: 3.56	0.2	W	3	0	0	0	1	0	0	0	0	0	8	15	0.00	1.500																	
65 Giovanny Gallegos, R (9.1) ERA: 3.1	1.0	S	5	0	0	0	2	0	0	0	0	13	25	0.00	2.000																		

St. Louis Cardinals @ Chicago Cubs
Wrigley Field, Chicago, IL
Sun Sep 26 2021, 1:21 PM - 4:56 PM CDT
Att: 26,547 - Sunny - 76 F

livebaseballscorecards.com

AB 32
R 2
H 8
RBI 2
BB 5
SO 8
LOB 24



Batter	1	2	3	4	5	6	7	8	9	AB	R	H	RBI	BB	SO	LOB	TOP								
16 Koltan Wong, L OBP: 0.338, SLG: 0.451	L7		G4-3	G3			G3-6-3		F8	5	0	1	0	0	0	3	Milwaukee Brewers @ St. Louis Cardinals Busch Stadium, St. Louis, MO Tue Sep 28 2021, 6:47 PM - 9:40 PM CDT Att: 35,726 - Clear - 87 F								
10 Omar Narváez, L OBP: 0.348, SLG: 0.411	G6-3				P6		G3-6-3		L8	4	0	0	0	1	0	2									
22 Christian Yelich, L OBP: 0.356, SLG: 0.372	G4-3			P4			G5-3			4	0	0	0	0	1	1									
24 Avisail García, R OBP: 0.333, SLG: 0.496					G4-3				K	4	0	1	0	0	2	0									
20 Daniel Vogelbach, L OBP: 0.347, SLG: 0.365					FC4-6					3	1	1	0	1	1	1									
2 Luis Urias, R OBP: 0.354, SLG: 0.444										3	1	2	2	1	1	1									
14 Jace Peterson, L OBP: 0.360, SLG: 0.382										4	0	2	0	0	0	3									
15 Tyrone Taylor, R OBP: 0.313, SLG: 0.457					FC5-4					4	0	1	0	0	1	5									
53 Brandon Woodruff, L OBP: 0.165, SLG: 0.115										2	0	1	0	0	0	0									
31 Jandel Gustave, R ERA: 2.45										0	0	0	0	0	0	0									
5 Eduardo Escobar, S OBP: 0.311, SLG: 0.464										1	0	0	0	0	0	0									
55 Hoby Milner, L ERA: 5.4										0	0	0	0	0	0	0									
32 Daniel Norris, L ERA: 5.89										0	0	0	0	0	0	0									
41 Jackie Bradley Jr., L OBP: 0.296, SLG: 0.293										1	0	0	0	0	0	1									
Inning Stats	R: 0 E: 0 K: 0 S: 7	H: 0 LOB: 0 BB: 0 P: 10	R: 0 E: 0 K: 1 S: 15	H: 2 LOB: 2 BB: 0 P: 21	R: 0 E: 0 K: 0 S: 8	H: 0 LOB: 1 BB: 1 P: 13	R: 2 E: 0 K: 0 S: 15	H: 4 LOB: 2 BB: 0 P: 24	R: 0 E: 0 K: 1 S: 11	H: 1 LOB: 2 BB: 1 P: 17	R: 0 E: 0 K: 2 S: 11	H: 1 LOB: 0 BB: 0 P: 8	R: 0 E: 0 K: 2 S: 11	H: 0 LOB: 1 BB: 0 P: 18	R: 0 E: 0 K: 0 S: 8	H: 1 LOB: 1 BB: 0 P: 9	1B: 8 2B: 0 3B: 0 HR: 1	SF: 0 SAC: 0 DP: 1 HBP: 0	WP: 0 PB: 0 SB: 0 CS: 0	PA: 38					
PITCHER	IP WLS BF H R ER SO	IP WLS BF H R ER SO	IP WLS BF H R ER SO	IP WLS BF H R ER SO	IP WLS BF H R ER SO	IP WLS BF H R ER SO	IP WLS BF H R ER SO	IP WLS BF H R ER SO	IP WLS BF H R ER SO	IP WLS BF H R ER SO	IP WLS BF H R ER SO	IP WLS BF H R ER SO	IP WLS BF H R ER SO	IP WLS BF H R ER SO	IP WLS BF H R ER SO	IP WLS BF H R ER SO	BB IBB HBP BLK	WP HR S P	ERA WHIP	ERA WHIP					
50 Adam Wainwright, R ERA: 3.05	6.0	W	27	7	2	2	4	2	0	0	0	0	0	0	0	0	0	0	0	0	1	67	102	3.00	1.500
62 T.J. McFarland, L ERA: 2.48	1.0	H	3	1	0	0	0	0	0	0	0	0	0	0	0	0	0	0	0	0	0	5	8	0.00	1.000
66 Luis García, R ERA: 2.94	1.0		4	0	0	0	2	1	0	0	0	0	0	0	0	0	0	0	0	0	11	18	0.00	1.000	
65 Giovanny Gallegos, R ERA: 3.06	1.0		4	1	0	0	0	0	0	0	0	0	0	0	0	0	0	0	0	0	8	9	0.00	1.000	

Batter	1	2	3	4	5	6	7	8	9	AB	R	H	RBI	BB	SO	LOB	BOTTOM							
19 Tommy Edman, S OBP: 0.308, SLG: 0.385	F6		F9	F7						4	0	1	0	0	0	1	Milwaukee Brewers @ St. Louis Cardinals Busch Stadium, St. Louis, MO Tue Sep 28 2021, 6:47 PM - 9:40 PM CDT Att: 35,726 - Clear - 87 F							
46 Paul Goldschmidt, R OBP: 0.366, SLG: 0.519	F9									4	1	2	0	0	1	1								
27 Tyler O'Neill, R OBP: 0.349, SLG: 0.546	F9									4	1	2	0	0	1	1								
28 Nolan Arenado, R OBP: 0.313, SLG: 0.499	F7									3	1	1	2	0	0	2								
3 Dylan Carlson, S OBP: 0.337, SLG: 0.423										4	1	1	1	0	1	0								
48 Harrison Bader, R OBP: 0.327, SLG: 0.463										4	1	1	0	0	1	0								
11 Paul DeJong, R OBP: 0.287, SLG: 0.395										3	0	1	0	0	1	0								
7 Andrew Knizner, R OBP: 0.287, SLG: 0.250										4	0	1	0	0	1	2								
50 Adam Wainwright, R ERA: 2.96										1	0	0	1	0	1	2								
64 José Rondon, R OBP: 0.338, SLG: 0.444										1	1	1	1	0	0	0								
62 T.J. McFarland, L ERA: 2.45										0	0	0	0	0	0	0								
66 Luis García, R ERA: 2.94										0	0	0	0	0	0	0								
65 Giovanny Gallegos, R ERA: 3.06										0	0	0	0	0	0	0								
Inning Stats	R: 0 E: 0 K: 0 S: 10	H: 1 LOB: 1 BB: 0 P: 15	R: 0 E: 0 K: 3 S: 11	H: 1 LOB: 2 BB: 0 P: 14	R: 0 E: 0 K: 0 S: 11	H: 2 LOB: 1 BB: 0 P: 16	R: 2 E: 0 K: 0 S: 12	H: 3 LOB: 1 BB: 0 P: 18	R: 2 E: 1 K: 0 S: 10	H: 2 LOB: 0 BB: 0 P: 13	R: 1 E: 0 K: 2 S: 12	H: 1 LOB: 0 BB: 0 P: 17	R: 1 E: 0 K: 2 S: 10	H: 1 LOB: 0 BB: 0 P: 13	R: 0 E: 0 K: 0 S: 6	H: 0 LOB: 0 BB: 0 P: 12	1B: 6 2B: 2 3B: 0 HR: 3	SF: 1 SAC: 1 DP: 0 HBP: 1	WP: 0 PB: 0 SB: 0 CS: 0	PA: 35				
PITCHER	IP WLS BF H R ER SO	IP WLS BF H R ER SO	IP WLS BF H R ER SO	IP WLS BF H R ER SO	IP WLS BF H R ER SO	IP WLS BF H R ER SO	IP WLS BF H R ER SO	IP WLS BF H R ER SO	IP WLS BF H R ER SO	IP WLS BF H R ER SO	IP WLS BF H R ER SO	IP WLS BF H R ER SO	IP WLS BF H R ER SO	IP WLS BF H R ER SO	IP WLS BF H R ER SO	IP WLS BF H R ER SO	BB IBB HBP BLK	WP HR S P	ERA WHIP	ERA WHIP				
53 Brandon Woodruff, R ERA: 2.96	4.0	L	19	7	2	2	3	0	0	1	0	0	0	0	0	0	0	0	0	10	13	9.00	2.000	
31 Jandel Gustave, R ERA: 2.45	1.0		5	2	2	1	0	0	0	0	0	0	0	0	0	0	0	0	0	2	22	30	9.00	1.000
55 Hoby Milner, L ERA: 5.4	2.0		8	2	2	2	4	0	0	0	0	0	0	0	0	0	0	0	0	6	12	0.00	0.000	
32 Daniel Norris, L ERA: 5.89	1.0		3	0	0	0	0	0	0	0	0	0	0	0	0	0	0	0	0	0	0	0	0.00	0.000

Batter	1	2	3	4	5	6	7	8	9	AB	R	H	RBI	BB	SO	LOB	TOP					
14 Jace Peterson, L (1,4) OBP: 0.354, SLG: 0.375	F7		K		G1-3		G3		K	5	0	0	0	0	2	1						
27 Willy Adames, R (1,6) OBP: 0.338, SLG: 0.481	G3	1B	G5-3			K	K		G4-3	5	1	1	0	0	2	1						
22 Christian Yelich, L (1,7) OBP: 0.360, SLG: 0.374	G3	1B								3	1	2	0	1	1	1						
5 Eduardo Escobar, S (8,3) OBP: 0.309, SLG: 0.461	G3									4	0	0	1	0	2	3						
20 Daniel Vogelbach, L (1,3) OBP: 0.349, SLG: 0.382	K									4	1	2	2	0	1	1						
26 Aaron Ashby, R (8,1) OBP: 0.348, SLG: 0.374	K									0	0	0	0	0	0	0						
6 Lorenzo Cain, R (1,8) OBP: 0.335, SLG: 0.406		L9								4	0	2	0	0	0	1						
41 Jackie Bradley Jr., L (1,9) OBP: 0.291, SLG: 0.264										3	0	1	0	1	1	2						
9 Manny Pina, R (1,2) OBP: 0.300, SLG: 0.451										4	1	1	1	0	1	3						
37 Adrian Houser, R (1,1) OBP: 0.114, SLG: 0.214										2	0	0	0	0	2	1						
35 Brent Suter, L (6,1)										0	0	0	0	0	0	0						
15 Tyrone Taylor, R (7,PH) OBP: 0.315, SLG: 0.457										0	0	0	0	1	0	0						
45 Brad Boxberger, R (7,1)										0	0	0	0	0	0	0						
2 Luis Urias, R (8,5) OBP: 0.345, SLG: 0.443										1	0	0	0	0	0	0						
Inning Stats	R: 1 E: 0 K: 1 S: 16	H: 2 LOB: 1 BB: 0 P: 25	R: 0 E: 0 K: 1 S: 9	H: 1 LOB: 1 BB: 0 P: 14	R: 0 E: 0 K: 2 S: 12	H: 0 LOB: 1 BB: 1 P: 21	R: 0 E: 0 K: 0 S: 6	H: 1 LOB: 0 BB: 0 P: 6	R: 0 E: 0 K: 2 S: 9	H: 0 LOB: 0 BB: 0 P: 12	R: 2 E: 0 K: 2 S: 13	H: 3 LOB: 1 BB: 0 P: 24	R: 1 E: 0 K: 2 S: 12	H: 1 LOB: 1 BB: 1 P: 20	R: 0 E: 0 K: 1 S: 9	H: 1 LOB: 1 BB: 1 P: 17	R: 0 E: 0 K: 1 S: 6	H: 0 LOB: 0 BB: 0 P: 8	1B: 6 2B: 1 3B: 0 HR: 2	SF: 0 SAC: 0 DP: 1 HBP: 0	WP: 1 PB: 0 SB: 1 CS: 0	PA: 38
PITCHER	IP WLS BF H R ER SO BB IBB HBP BLK WP HR S P ERA WHIP																					
39 Miles Mikolas, R (1,1) ERA: 4.23	5.2 L 24 7 3 3 7 1 0 0 0 0 1 1 62 96 4.76 1.412																					
21 Andrew Miller, L (6,1) ERA: 4.89	1.1 6 1 1 1 3 1 0 0 0 0 0 1 15 26 6.75 1.500																					
22 Jack Flaherty, R (8,1) ERA: 3.26	1.0 5 1 0 0 1 1 0 0 0 0 0 0 9 17 0.00 2.000																					
92 Génesis Cabrera, L (9,1) ERA: 3.5	1.0 3 0 0 0 1 0 0 0 0 0 0 0 6 8 0.00 0.000																					

Milwaukee Brewers @ St. Louis Cardinals
 Busch Stadium, St. Louis, MO
 Wed Sep 29 2021, 6:48 PM - 9:34 PM CDT
 Att: 35,283 - Clear - 82 F

AB 35
 R 4
 H 9
 RBI 4
 BB 3
 SO 12
 LOB 14



Batter	1	2	3	4	5	6	7	8	9	AB	R	H	RBI	BB	SO	LOB	BOTTOM					
21 Lars Nootbaar, L (1,7) OBP: 0.308, SLG: 0.423	FC4-6		G4-3							4	0	1	0	0	2	1						
46 Paul Goldschmidt, R (1,3) OBP: 0.397, SLG: 0.517	FC4-6		G6-3							2	0	0	0	2	1	0						
3 Dylan Carlson, S (1,9) OBP: 0.337, SLG: 0.424	FC4-6									4	0	1	0	0	1	3						
13 Matt Carpenter, L (1,5) OBP: 0.308, SLG: 0.281	G6-4-3									2	0	0	0	2	1	1						
48 Harrison Bader, R (1,8) OBP: 0.324, SLG: 0.458	G6-4-3									4	0	0	0	0	1	5						
11 Paul DeJong, R (1,6) OBP: 0.294, SLG: 0.390	G6-3									4	0	0	0	0	1	1						
64 José Róndón, R (1,4) OBP: 0.337, SLG: 0.440	G6-3									3	0	1	0	0	1	0						
7 Andrew Knizner, R (1,2) OBP: 0.282, SLG: 0.245	L8									3	0	0	0	0	1	1						
39 Miles Mikolas, R (1,1) ERA: 3.22										1	0	0	0	0	0	0						
21 Andrew Miller, L (6,1) ERA: 3.0										0	0	0	0	0	0	0						
22 Jack Flaherty, R (8,1) OBP: 0.304, SLG: 0.294										0	0	0	0	0	0	0						
27 Tyler O'Neill, R (8,PH) OBP: 0.349, SLG: 0.545										1	0	0	0	0	0	0						
92 Génesis Cabrera, L (9,1) ERA: 2.9										0	0	0	0	0	0	0						
Inning Stats	R: 0 E: 0 K: 0 S: 6	H: 1 LOB: 2 BB: 2 P: 15	R: 0 E: 0 K: 0 S: 6	H: 0 LOB: 0 BB: 0 P: 12	R: 0 E: 0 K: 0 S: 5	H: 0 LOB: 0 BB: 0 P: 10	R: 0 E: 0 K: 0 S: 10	H: 1 LOB: 1 BB: 0 P: 16	R: 0 E: 0 K: 1 S: 10	H: 1 LOB: 1 BB: 0 P: 14	R: 0 E: 0 K: 1 S: 13	H: 0 LOB: 1 BB: 1 P: 20	R: 0 E: 0 K: 2 S: 10	H: 0 LOB: 0 BB: 0 P: 13	R: 0 E: 0 K: 2 S: 10	H: 0 LOB: 1 BB: 1 P: 23	R: 0 E: 0 K: 3 S: 11	H: 0 LOB: 0 BB: 0 P: 16	1B: 2 2B: 1 3B: 0 HR: 0	SF: 0 SAC: 1 DP: 1 HBP: 0	WP: 0 PB: 0 SB: 0 CS: 0	PA: 33
PITCHER	IP WLS BF H R ER SO BB IBB HBP BLK WP HR S P ERA WHIP																					
37 Adrian Houser, R (1,1) ERA: 3.22	5.0 W 19 3 0 0 1 2 0 0 0 0 0 0 37 67 0.00 1.000																					
35 Brent Suter, L (6,1) ERA: 3.0	1.0 H 4 0 0 0 1 1 0 0 0 0 0 0 13 20 0.00 1.000																					
45 Brad Boxberger, R (7,1) ERA: 3.36	1.0 3 0 0 0 2 0 0 0 0 0 0 0 10 13 0.00 0.000																					
26 Aaron Ashby, L (8,1) ERA: 2.9	2.0 7 0 0 0 5 1 0 0 0 0 0 0 21 39 0.00 0.500																					

Milwaukee Brewers @ St. Louis Cardinals
 Busch Stadium, St. Louis, MO
 Wed Sep 29 2021, 6:48 PM - 9:34 PM CDT
 Att: 35,283 - Clear - 82 F

AB 28
 R 0
 H 3
 RBI 0
 BB 4
 SO 9
 LOB 12



Batter	1	2	3	4	5	6	7	8	9	AB	R	H	RBI	BB	SO	LOB	TOP										
40 Wilson Contreras, R OBP: 0.340, SLG: 0.438 87 Erick Castillo, R OBP: 0.269, SLG: 0.333	2-2 K		4-2 BB		0-0 1B	3-2 F9		4-2 BB	4-2 BB	1	0	0	0	1	1	0											
18 Frank Schwindel, R OBP: 0.287, SLG: 0.352	0-1 1B		0-0 L8		1-1 FC5-4 43 HR	2-2 G3-1		2-2 FC5-4 8 HR	2-2 FC5-4 8 HR	5	2	1	0	0	0	3											
8 Ian Happ, S OBP: 0.323, SLG: 0.436 50 Rowan Wick, L	1-1 FC6-4			2-2 G3-1	4-0 43 HR	4-2 5B		4-2 HR	2-0 HR	3	2	1	2	2	0	1											
5 Matt Duffy, R OBP: 0.354, SLG: 0.378	1-0 L6			0-1 43 1B	1-2 43 HR	1-2 1B		0-0 1B	2-0 G6-3	4	1	2	0	1	0	1											
43 Travece Thompson, R OBP: 0.438, SLG: 0.800	3-2 51 G5-4-3			2-1 51 BB	0-0 HR	0-0 HR		0-1 F7		4	1	3	4	0	0	2											
51 Srejo Alcántara, S OBP: 0.393, SLG: 0.327	1-0 G5-4-3			4-2 4 FC6-4	2-3 K	2-3 K		2-3 K		3	0	0	0	1	2	1											
85 Trent Giambrone, R OBP: 0.200, SLG: 0.200	1-1 F9			3-3 K	0-2 4 G6-4-3	0-2 1B		2-2 K		4	0	1	0	0	2	3											
4 Johneshwy Fargas, R OBP: 0.264, SLG: 0.385			1-1 G5-3	0-1 FC6-4	0-0 G6-4-3	0-0 G6-4-3		1-0 F8		4	0	0	0	0	0	4											
56 Adrian Sampson, R 84 Tyler Ladendorf, R 74 Trevor Megill, L 15 Cory Abbott, R 59 Michael Rucker, R 60 Jason Adam, R 66 Rafael Ortega, L	R: 0 E: 0 K: 1 S: 8	H: 1 LOB: 1 BB: 0 P: 12	R: 0 E: 0 K: 0 S: 6	H: 1 LOB: 0 BB: 0 P: 11	R: 0 E: 0 K: 1 S: 9	H: 0 LOB: 1 BB: 1 P: 14	R: 0 E: 0 K: 1 S: 15	H: 2 LOB: 3 BB: 1 P: 26	R: 4 E: 0 K: 1 S: 12	H: 2 LOB: 0 BB: 2 P: 25	R: 0 E: 0 K: 0 S: 5	H: 1 LOB: 0 BB: 0 P: 8	R: 0 E: 0 K: 2 S: 12	H: 0 LOB: 0 BB: 0 P: 13	R: 2 E: 0 K: 0 S: 12	H: 1 LOB: 0 BB: 1 P: 22	1B: 6 2B: 1 HR: 2	SF: 0 SAC: 0 DP: 2 HBP: 0	WP: 0 PA: 40 PB: 0 SB: 0 CS: 0								
PITCHER	IP	WLS	BF	H	R	ER	SO	BB	IBB	HBP	BLK	WP	HR	S	P	ERA	WHIP										
31 Jon Lester, L ERA: 4.71	5.0		24	6	4	4	4	4	0	0	0	0	1	50	88	7.20	2.000										
33 Kwang Hyun Kim, L ERA: 3.46	2.0		8	2	0	0	0	1	0	0	0	0	0	17	29	0.00	1.500										
38 Kodi Whitley, R ERA: 2.49	1.0	H	3	0	0	0	2	0	0	0	0	0	0	8	13	0.00	0.000										
66 Luis Garcia, R ERA: 3.24	1.0	L	5	1	2	2	0	1	0	0	0	0	1	12	22	18.00	2.000										

Chicago Cubs @ St. Louis Cardinals
 Busch Stadium, St. Louis, MO
 Sat Oct 02 2021, 6:19 PM - 9:42 PM CDT
 Att: 45,239 - Cloudy - 75 F

livebaseballscorecards.com

AB 34
 R 6
 H 9
 RBI 6
 BB 6
 SO 6
 LOB 15



Batter	1	2	3	4	5	6	7	8	9	AB	R	H	RBI	BB	SO	LOB	BOTTOM										
48 Harrison Bader, R OBP: 0.322, SLG: 0.460	3-1 HR	1-1 F7			3-2 P3		2-2 E6 19 1B		2-3 K	5	2	1	1	0	1	3											
46 Paul Goldschmidt, R OBP: 0.366, SLG: 0.515 13 Matt Carpenter, L OBP: 0.305, SLG: 0.275	0-2 F9	3-2 K			1-0 27 3B		1-2 F8		3-1 F7	3	1	1	0	0	1	2											
27 Tyler O'Neill, R OBP: 0.351, SLG: 0.560	3-2 28 1B		2-1 P3		1-1 3B		1-0 19 1B		1-3 K	4	1	2	1	0	1	1											
28 Nolan Arenado, R OBP: 0.313, SLG: 0.495 33 Kwang Hyun Kim, L OBP: 0.148, SLG: 0.154 19 Tommy Edman, S OBP: 0.307, SLG: 0.382 38 Kodi Whitley, R 66 Luis Garcia, R	2-2 HBP		0-3 K		4-1 3B		2-2 3 1B		3-1 K	2	0	1	0	1	1	0											
3 Dylan Carlson, S OBP: 0.341, SLG: 0.437	2-3 K		4-2 BB		0-0 G1-6-3		2-2 3 1B		2-2 1B	3	0	1	2	1	1	4											
4 Yadier Molina, R OBP: 0.296, SLG: 0.371	0-3 K		2-3 K		1-2 1B		2-1 L6		1-3 K	4	0	0	0	0	3	3											
63 Edmundo Sosa, R OBP: 0.346, SLG: 0.392	2-3 K		3-1 P4		0-0 F9		0-3 K		0-3 K	4	0	0	0	0	2	0											
11 Paul DeJong, R OBP: 0.284, SLG: 0.390	1-1 48 F7		1-0 F6		3-2 F8		3-2 F8		0-1 G5-3	4	0	1	0	0	0	0											
31 Jon Lester, L OBP: 0.200, SLG: 0.271 64 José Rondón, R OBP: 0.330, SLG: 0.423	4-2 BB		2-3 K		1-2 F7		4-2 BB		4-2 BB	1	0	0	0	1	1	0											
Inning Stats	R: 1 E: 0 K: 2 S: 19	H: 2 LOB: 2 BB: 0 P: 29	R: 0 E: 0 K: 2 S: 15	H: 1 LOB: 1 BB: 1 P: 26	R: 0 E: 0 K: 1 S: 16	H: 0 LOB: 1 BB: 1 P: 24	R: 0 E: 0 K: 1 S: 6	H: 0 LOB: 0 BB: 0 P: 12	R: 1 E: 0 K: 0 S: 8	H: 2 LOB: 1 BB: 1 P: 17	R: 0 E: 0 K: 0 S: 6	H: 0 LOB: 0 BB: 0 P: 11	R: 3 E: 1 K: 0 S: 16	H: 3 LOB: 1 BB: 0 P: 25	R: 0 E: 0 K: 2 S: 8	H: 0 LOB: 0 BB: 0 P: 9	R: 0 E: 0 K: 2 S: 12	H: 0 LOB: 1 BB: 1 P: 22	1B: 4 2B: 2 HR: 1	SF: 0 SAC: 0 DP: 1 HBP: 1	WP: 0 PA: 39 PB: 0 SB: 1 CS: 0						
PITCHER	IP	WLS	BF	H	R	ER	SO	BB	IBB	HBP	BLK	WP	HR	S	P	ERA	WHIP										
56 Adrian Sampson, R ERA: 2.8	4.0		18	3	1	1	0	2	0	0	0	0	0	56	91	2.25	1.250										
74 Trevor Megill, R ERA: 8.37	1.0		5	2	1	1	0	1	0	0	0	0	0	8	17	9.00	3.000										
59 Michael Rucker, R ERA: 6.99	2.0	B	9	3	3	0	0	0	0	0	0	0	0	22	36	0.00	1.500										
60 Jason Adam, R ERA: 5.91	1.0	W	3	0	0	0	2	0	0	0	0	0	0	8	9	0.00	0.000										
50 Rowan Wick, R ERA: 4.3	1.0	S	4	0	0	0	2	1	0	0	0	0	0	12	22	0.00	1.000										

Chicago Cubs @ St. Louis Cardinals
 Busch Stadium, St. Louis, MO
 Sat Oct 02 2021, 6:19 PM - 9:42 PM CDT
 Att: 45,239 - Cloudy - 75 F

livebaseballscorecards.com

AB 34
 R 5
 H 8
 RBI 5
 BB 4
 SO 11
 LOB 15



Batter	1	2	3	4	5	6	7	8	9	AB	R	H	RBI	BB	SO	LOB	TOP
66 Rafael Ortega, L (1,8) OBP: 0.360, SLG: 0.463	L7		F7		18 2B		K			4	1	1	0	0	1	0	Chicago Cubs @ St. Louis Cardinals Busch Stadium, St. Louis, MO Sun Oct 03 2021, 2:15 PM CDT Att: 46,525 - Cloudy - 71 F
18 Frank Schwindel, R (1,3) OBP: 0.371, SLG: 0.591	5 1B		K		5 1B					3	2	2	1	0	1	0	
8 Ian Happ, S (1,7) OBP: 0.323, SLG: 0.434 41 Joe Biagini, R (5,1)	F9		K		5 1B 43 CS					2	0	0	0	1	1	0	
5 Matt Duffy, R (1,5) OBP: 0.357, SLG: 0.381	43 S				5 1B 43 CS					3	0	2	2	0	0	0	
43 Travece Thompson, R (1,9) OBP: 0.400, SLG: 0.714	G6-3									3	0	0	0	0	1	1	
51 Sergio Alcántara, S (1,6) OBP: 0.393, SLG: 0.327		E6								3	0	1	0	0	0	0	
85 Trent Giambrone, R (1,4) OBP: 0.154, SLG: 0.154		FC5-4								3	0	0	0	0	1	2	
87 Erick Castillo, R (1,2) OBP: 0.333, SLG: 0.250 6 Greg Deichmann, L (5,7) OBP: 0.161, SLG: 0.153		FC6-4								2	0	0	0	0	0	1	
30 Alec Mills, R (1,1) OBP: 0.031, SLG: 0.063 96 Tyler Payne, R (5,PH) (5,2)										1	0	0	0	0	1	1	
										2	0	0	0	0	2	0	
Inning Stats	R: 1 E: 0 K: 0 S: 15	H: 2 LOB: 1 BB: 0 P: 20	R: 0 E: 1 K: 1 S: 8	H: 0 LOB: 1 BB: 0 P: 10	R: 0 E: 0 K: 2 S: 8	H: 0 LOB: 0 BB: 0 P: 11	R: 0 E: 0 K: 0 S: 8	H: 1 LOB: 1 BB: 0 P: 13	R: 2 E: 0 K: 1 S: 10	H: 3 LOB: 1 BB: 1 P: 22	R: 0 E: 0 K: 2 S: 12	H: 0 LOB: 0 BB: 0 P: 18	R: 0 E: 0 K: 3 S: 13	H: 0 LOB: 0 BB: 0 P: 19			
PITCHER	IP WLS BF H R ER SO BB IBB HBP BLK WP HR S P ERA WHIP																
40 Jake Woodford, R (1,1) ERA: 3.99	5.0 L 22 6 3 3 4 1 0 0 0 0 0 0 49 76 5.40 1.400																
22 Jack Flaherty, R (6,1) ERA: 3.22	1.0 3 0 0 0 2 0 0 0 0 0 0 0 12 18 0.00 0.000																
62 T.J. McFarland, L (7,1) ERA: 2.56	1.0 3 0 0 0 3 0 0 0 0 0 0 0 13 19 0.00 0.000																

livebaseballscores.com

AB 27
R 3
H 6
RBI 3
BB 1
SO 9
LOB 6



WP: 0 PA: 29
PB: 0
SB: 1
CS: 1

Batter	1	2	3	4	5	6	7	8	9	AB	R	H	RBI	BB	SO	LOB	BOTTOM
19 Tommy Edman, S (1,4) OBP: 0.308, SLG: 0.387	HR		13 G3-6-1		F7		F5			3	1	1	1	1	0	3	Chicago Cubs @ St. Louis Cardinals Busch Stadium, St. Louis, MO Sun Oct 03 2021, 2:15 PM CDT Att: 46,525 - Cloudy - 71 F
46 Paul Goldschmidt, R (1,3) OBP: 0.365, SLG: 0.514 13 Matt Carpenter, L (3,3) OBP: 0.305, SLG: 0.275	G5-3		G3-6-1				F9			1	0	0	0	0	0	0	
27 Tyler O'Neill, R (1,7) OBP: 0.352, SLG: 0.560 7 Andrew Knizner, R (4,PR) OBP: 0.281, SLG: 0.236	K									2	0	1	0	0	1	0	
28 Nolan Arenado, R (1,5) OBP: 0.312, SLG: 0.494 64 José Róndón, R (3,5) OBP: 0.322, SLG: 0.413	G6-3									1	0	0	0	0	0	0	
3 Dylan Carlson, S (1,9) OBP: 0.343, SLG: 0.437		4 1B 63 G6-4-3								2	1	1	0	1	1	0	
4 Yadier Molina, R (1,2) OBP: 0.297, SLG: 0.370										3	0	1	0	0	0	2	
63 Edmundo Sosa, R (1,6) OBP: 0.346, SLG: 0.389										2	0	0	0	1	0	3	
48 Harrison Bader, R (1,8) OBP: 0.324, SLG: 0.460										2	0	1	0	0	0	0	
40 Jake Woodford, R (1,1) OBP: 0.111, SLG: 0.111 22 Jack Flaherty, R (6,1) OBP: 0.304, SLG: 0.294 62 T.J. McFarland, L (7,1) OBP: 0.317, SLG: 0.422										1	0	0	0	0	0	0	
										0	0	0	0	0	0	0	
										1	0	0	0	0	0	2	
Inning Stats	R: 1 E: 0 K: 1 S: 10	H: 1 LOB: 0 BB: 0 P: 14	R: 1 E: 0 K: 0 S: 8	H: 1 LOB: 0 BB: 1 P: 15	R: 0 E: 0 K: 0 S: 4	H: 0 LOB: 0 BB: 1 P: 10	R: 0 E: 0 K: 0 S: 9	H: 2 LOB: 2 BB: 0 P: 15	R: 0 E: 0 K: 1 S: 11	H: 2 LOB: 2 BB: 0 P: 16	R: 0 E: 0 K: 1 S: 7	H: 0 LOB: 0 BB: 0 P: 10	R: 0 E: 0 K: 0 S: 7	H: 0 LOB: 2 BB: 1 P: 15			
PITCHER	IP WLS BF H R ER SO BB IBB HBP BLK WP HR S P ERA WHIP																
30 Alec Mills, R (1,1) ERA: 5.07	4.0 W 16 4 2 2 1 2 0 0 0 0 0 0 25 41 0.00 1.500																
41 Joe Biagini, R (5,1) ERA:	3.0 W 13 2 0 0 2 1 0 1 0 0 0 0 25 41 0.00 1.000																

livebaseballscores.com

AB 24
R 2
H 6
RBI 1
BB 3
SO 3
LOB 16



WP: 0 PA: 29
PB: 0
SB: 0
CS: 0

Batter	1	2	3	4	5	6	7	8	9	AB	R	H	RBI	BB	SO	LOB	TOP					
19 Tommy Edman, S OBP: 0.600, SLG: 0.600										5	1	3	0	0	1	1	St. Louis Cardinals @ Los Angeles Dodgers Dodger Stadium, Los Angeles, CA Wed Oct 06 2021, 5:12 PM - 9:25 PM PDT Att: 53,193 - Partly Cloudy - 72 F					
46 Paul Goldschmidt, R OBP: 0.600, SLG: 0.333										3	0	1	0	2	1	1						
27 Tyler O'Neill, R										4	0	0	0	1	3	6						
28 Nolan Arenado, R										4	0	0	0	0	0	5						
3 Dylan Carlson, S OBP: 0.250, SLG: 0.250										4	0	1	0	0	1	4						
4 Yadier Molina, R										4	0	0	0	0	0	3						
63 Edmundo Sosa, R										4	0	0	0	0	1	1						
65 Giovanni Gallegos, R										1	0	0	0	1	1	1						
62 T.J. McFarland, L										2	0	0	0	0	1	2						
11 Paul DeJong, R										1	0	0	0	0	1	0						
Inning Stats	R: 1 E: 0 K: 0 S: 13	H: 1 LOB: 2 BB: 1 P: 19	R: 0 E: 0 K: 1 S: 14	H: 0 LOB: 1 BB: 2 P: 24	R: 0 E: 0 K: 1 S: 12	H: 1 LOB: 1 BB: 0 P: 17	R: 0 E: 0 K: 1 S: 12	H: 0 LOB: 1 BB: 0 P: 18	R: 0 E: 0 K: 2 S: 16	H: 0 LOB: 2 BB: 1 P: 27	R: 0 E: 0 K: 1 S: 12	H: 0 LOB: 1 BB: 1 P: 21	R: 0 E: 0 K: 1 S: 13	H: 1 LOB: 1 BB: 0 P: 19	R: 0 E: 0 K: 3 S: 12	H: 1 LOB: 1 BB: 0 P: 16	1B: 5 2B: 0 3B: 0 HR: 0	SF: 0 SAC: 1 DP: 2 HBP: 2	WP: 2 PB: 0 CS: 3 SB: 0	PA: 39		
PITCHER	IP WLS BF H R ER SO BB IBB HBP BLK WP HR S P ERA WHIP	IP WLS BF H R ER SO BB IBB HBP BLK WP HR S P ERA WHIP	IP WLS BF H R ER SO BB IBB HBP BLK WP HR S P ERA WHIP	IP WLS BF H R ER SO BB IBB HBP BLK WP HR S P ERA WHIP	IP WLS BF H R ER SO BB IBB HBP BLK WP HR S P ERA WHIP	IP WLS BF H R ER SO BB IBB HBP BLK WP HR S P ERA WHIP	IP WLS BF H R ER SO BB IBB HBP BLK WP HR S P ERA WHIP	IP WLS BF H R ER SO BB IBB HBP BLK WP HR S P ERA WHIP	IP WLS BF H R ER SO BB IBB HBP BLK WP HR S P ERA WHIP	IP WLS BF H R ER SO BB IBB HBP BLK WP HR S P ERA WHIP	IP WLS BF H R ER SO BB IBB HBP BLK WP HR S P ERA WHIP	IP WLS BF H R ER SO BB IBB HBP BLK WP HR S P ERA WHIP	IP WLS BF H R ER SO BB IBB HBP BLK WP HR S P ERA WHIP	IP WLS BF H R ER SO BB IBB HBP BLK WP HR S P ERA WHIP	IP WLS BF H R ER SO BB IBB HBP BLK WP HR S P ERA WHIP	IP WLS BF H R ER SO BB IBB HBP BLK WP HR S P ERA WHIP	IP WLS BF H R ER SO BB IBB HBP BLK WP HR S P ERA WHIP	IP WLS BF H R ER SO BB IBB HBP BLK WP HR S P ERA WHIP	IP WLS BF H R ER SO BB IBB HBP BLK WP HR S P ERA WHIP	IP WLS BF H R ER SO BB IBB HBP BLK WP HR S P ERA WHIP	IP WLS BF H R ER SO BB IBB HBP BLK WP HR S P ERA WHIP	IP WLS BF H R ER SO BB IBB HBP BLK WP HR S P ERA WHIP

St. Louis Cardinals @ Los Angeles Dodgers
 Dodger Stadium, Los Angeles, CA
 Wed Oct 06 2021, 5:12 PM - 9:25 PM PDT
 Att: 53,193 - Partly Cloudy - 72 F

AB	32
R	1
H	5
RBI	0
BB	4
SO	10
LOB	24



Batter	1	2	3	4	5	6	7	8	9	AB	R	H	RBI	BB	SO	LOB	BOTTOM						
50 Mookie Betts, R OBP: 0.500, SLG: 0.500										4	0	2	0	0	0	1	St. Louis Cardinals @ Los Angeles Dodgers Dodger Stadium, Los Angeles, CA Wed Oct 06 2021, 5:12 PM - 9:25 PM PDT Att: 53,193 - Partly Cloudy - 72 F						
5 Corey Seager, L										3	0	0	0	1	2	1							
6 Trea Turner, R OBP: 0.500, SLG: 0.500										4	0	2	0	0	0	4							
10 Justin Turner, R OBP: 0.250, SLG: 1.000										4	1	1	1	0	1	3							
16 Will Smith, R										3	0	0	0	1	1	1							
11 AJ Pollock, R										3	0	0	0	0	1	2							
46 Corey Knebel, R										3	0	0	0	0	0	0							
29 Billy McKinney, L										0	0	0	0	0	0	0							
18 Steven Souza Jr., R										1	0	0	0	0	0	0							
35 Cody Bellinger, L OBP: 0.700, SLG: 0.500										2	1	1	0	2	1	0							
31 Max Scherzer, R										0	0	0	0	0	0	0							
17 Joe Kelly, R									0	0	0	0	0	0	0	0							
37 Luke Raley, L									1	0	0	0	0	1	0								
48 Brusdar Graterol, R									0	0	0	0	0	0	0								
3 Chris Taylor, R OBP: 0.500, SLG: 2.000									2	1	1	2	0	0	1								
Inning Stats	R: 0 E: 0 K: 1 S: 9	H: 1 LOB: 0 BB: 0 P: 13	R: 0 E: 0 K: 0 S: 11	H: 0 LOB: 0 BB: 0 P: 17	R: 0 E: 0 K: 0 S: 9	H: 1 LOB: 2 BB: 2 P: 23	R: 1 E: 0 K: 2 S: 14	H: 1 LOB: 0 BB: 0 P: 20	R: 0 E: 0 K: 2 S: 8	H: 0 LOB: 0 BB: 0 P: 10	R: 0 E: 0 K: 0 S: 14	H: 1 LOB: 2 BB: 1 P: 27	R: 0 E: 0 K: 0 S: 10	H: 1 LOB: 1 BB: 0 P: 12	R: 0 E: 0 K: 2 S: 10	H: 1 LOB: 1 BB: 0 P: 12	R: 2 E: 0 K: 0 S: 10	H: 1 LOB: 0 BB: 1 P: 22	1B: 5 2B: 0 3B: 0 HR: 2	SF: 0 SAC: 1 DP: 1 HBP: 0	WP: 0 PB: 0 CS: 0 SB: 0	PA: 36	
PITCHER	IP WLS BF H R ER SO BB IBB HBP BLK WP HR S P ERA WHIP	IP WLS BF H R ER SO BB IBB HBP BLK WP HR S P ERA WHIP	IP WLS BF H R ER SO BB IBB HBP BLK WP HR S P ERA WHIP	IP WLS BF H R ER SO BB IBB HBP BLK WP HR S P ERA WHIP	IP WLS BF H R ER SO BB IBB HBP BLK WP HR S P ERA WHIP	IP WLS BF H R ER SO BB IBB HBP BLK WP HR S P ERA WHIP	IP WLS BF H R ER SO BB IBB HBP BLK WP HR S P ERA WHIP	IP WLS BF H R ER SO BB IBB HBP BLK WP HR S P ERA WHIP	IP WLS BF H R ER SO BB IBB HBP BLK WP HR S P ERA WHIP	IP WLS BF H R ER SO BB IBB HBP BLK WP HR S P ERA WHIP	IP WLS BF H R ER SO BB IBB HBP BLK WP HR S P ERA WHIP	IP WLS BF H R ER SO BB IBB HBP BLK WP HR S P ERA WHIP	IP WLS BF H R ER SO BB IBB HBP BLK WP HR S P ERA WHIP	IP WLS BF H R ER SO BB IBB HBP BLK WP HR S P ERA WHIP	IP WLS BF H R ER SO BB IBB HBP BLK WP HR S P ERA WHIP	IP WLS BF H R ER SO BB IBB HBP BLK WP HR S P ERA WHIP	IP WLS BF H R ER SO BB IBB HBP BLK WP HR S P ERA WHIP	IP WLS BF H R ER SO BB IBB HBP BLK WP HR S P ERA WHIP	IP WLS BF H R ER SO BB IBB HBP BLK WP HR S P ERA WHIP	IP WLS BF H R ER SO BB IBB HBP BLK WP HR S P ERA WHIP	IP WLS BF H R ER SO BB IBB HBP BLK WP HR S P ERA WHIP	IP WLS BF H R ER SO BB IBB HBP BLK WP HR S P ERA WHIP	IP WLS BF H R ER SO BB IBB HBP BLK WP HR S P ERA WHIP

St. Louis Cardinals @ Los Angeles Dodgers
 Dodger Stadium, Los Angeles, CA
 Wed Oct 06 2021, 5:12 PM - 9:25 PM PDT
 Att: 53,193 - Partly Cloudy - 72 F

AB	31
R	3
H	7
RBI	3
BB	4
SO	7
LOB	13

