

St. Louis Cardinals - 2022

Batter	1	2	3	4	5	6	7	8	9	AB	R	H	RBI	BB	SO	LOB	TOP
19 Tommy Edman, S OBP: 0.100, SLG: 0.100 68 Nolan Gorman, L OBP: 0.154, SLG: 0.154	1-2 G3		1-3 K		1-3 K	1-0 F9		2-1 F7		2	0	0	0	0	1	1	St. Louis Cardinals @ Houston Astros The Ballpark of the Palm Beaches, West Palm Beach, FL Wed Mar 23, 2022, 1:10 PM - 4:33 PM EDT Att: 2,649 - Partly Cloudy - 81 F livebaseballscorecards.com
46 Paul Goldschmidt, R OBP: 0.600, SLG: 1.000 21 Lars Nootbaar, L OBP: 0.500, SLG: 0.500	1-1 28 L6-4 27 BB 1B		1-0 1B		G4-3		4-0 33 F8 36 G5-3 BB		4-2 36 1B 2B BB	2	0	2	0	0	0	0	
27 Tyler O'Neill, R OBP: 0.371, SLG: 0.400 36 Juan Yezpez, R OBP: 0.462, SLG: 0.222	4-2 1B		1-1 F7			4-1 77 1B 63 BB 1B		0-0 G5-3	0-2 33 2B 1B	1	0	0	0	1	0	2	
28 Nolan Arenado, R OBP: 0.222, SLG: 0.556 33 Brendan Donovan, L OBP: 0.357, SLG: 0.583	1-1 L6-4			1-2 P6		4-0 63 1B 48 1B 77 1B BB		0-1 F8	2-2 33 2B 1B	2	0	0	0	0	0	2	
3 Dylan Carlson, S OBP: 0.333, SLG: 0.750 84 Alec Burleson, L		2-2 F7		2-3 K		1-1 F7		1-3 K	3-3 K	2	0	0	0	0	1	0	
25 Corey Dickerson, L OBP: 0.400, SLG: 0.250 77 Luken Baker, R OBP: 0.500, SLG: 0.400		2-3 K		2-2 G5-3		2-0 48 1B 63 1B 1B		2-2 63 1B 1B	0-1 F9	2	0	0	0	0	1	0	
11 Paul DeJong, R OBP: 0.375, SLG: 0.286 63 Edmundo Sosa, R OBP: 0.400, SLG: 0.500		1-0 F7			4-2 41 E 41 1B BB	1-2 48 1B 1B		0-1 1B	2-3 K	1	0	0	0	1	0	0	
48 Harrison Bader, R OBP: 0.250, SLG: 0.143 36 Scott Hurst, L			3-2 L9		1-0 F8	0-0 1B		3-2 F8		3	0	1	1	0	0	1	
41 Ali Sánchez, R OBP: 0.714, SLG: 0.500 80 Clint Coulter, R			3-1 46 1B 1B		1-1 E7	2-1 F5		3-3 K		3	0	2	0	0	0	3	
		R: 0 H: 1 E: 0 LOB: 1 K: 0 BB: 1 S: 11 P: 18	R: 0 H: 0 E: 0 LOB: 0 K: 1 BB: 0 S: 11 P: 16	R: 0 H: 2 E: 0 LOB: 2 K: 1 BB: 0 S: 11 P: 20	R: 0 H: 0 E: 0 LOB: 0 K: 1 BB: 0 S: 10 P: 15	R: 0 H: 1 E: 1 LOB: 2 K: 1 BB: 1 S: 10 P: 18	R: 2 H: 3 E: 0 LOB: 3 K: 0 BB: 2 S: 11 P: 26	R: 0 H: 0 E: 0 LOB: 1 K: 1 BB: 1 S: 6 P: 11	R: 0 H: 2 E: 0 LOB: 2 K: 1 BB: 1 S: 13 P: 23	R: 1 H: 2 E: 0 LOB: 2 K: 2 BB: 1 S: 20 P: 31	1B: 10 SF: 0 2B: 2 SAC: 0 3B: 0 DP: 1 HR: 0 HBP: 0	WP: 0 PA: 43 PB: 0 SB: 0 CS: 0					
PITCHER	IP	WLS	BF	H	R	ER	SO	BB	IBB	HBP	BLK	WP	HR	S	P	ERA	WHIP
35 Justin Verlander, R ERA: 3.1	2.2	W 11	3	0	0	2	1	0	0	0	0	0	0	31	51	0.00	1.500
9 Devin Conn, R ERA: 4.1	0.1	H 1	1	0	0	0	0	0	0	0	0	0	0	2	3	0.00	0.000
50 Hector Neris, R ERA: 4.1	1.0	H 3	3	0	0	0	1	0	0	0	0	0	0	10	15	0.00	0.000
48 Enoli Paredes, R ERA: 6.1	1.0	5	1	0	0	1	1	0	0	0	0	0	0	10	18	0.00	2.000
63 Tyler Lvey, R ERA: 18.6	1.0	8	3	2	2	0	2	0	0	0	0	0	0	11	26	18.00	5.000

Batter	1	2	3	4	5	6	7	8	9	AB	R	H	RBI	BB	SO	LOB	BOTTOM
3 Jeremy Peña, R OBP: 0.500, SLG: 0.500	1-3 K		0-3 K		1-1 G3-1		0-3 K	0-0 74 G6-4-3 1B		3	0	0	0	0	2	0	St. Louis Cardinals @ Houston Astros The Ballpark of the Palm Beaches, West Palm Beach, FL Wed Mar 23, 2022, 1:10 PM - 4:33 PM EDT Att: 2,649 - Partly Cloudy - 81 F livebaseballscorecards.com
27 Jose Altuve, R OBP: 0.429, SLG: 0.571	0-1 G5-3		0-0 F8		1-1 L4		1-2 3H 2B	1-2 G6-4-3 1B		3	0	0	0	0	0	0	
23 Michael Brantley, L OBP: 0.333, SLG: 0.533 89 Scott Manea, R OBP: 0.500, SLG: 0.500	1-2 1B		0-2 G3-1		0-0 44 G6-3 10 HR 2B	1-3 K		1-1 82 WP 28 1B 91 HR 1B	2-3 82 WP 91 HR 1B	3	0	1	0	0	1	0	
2 Alex Bregman, R OBP: 0.333, SLG: 0.667 28 Taylor Jones, R OBP: 0.333, SLG: 0.333	3-3 K			0-0 G6-3		1-3 K		1-0 82 WP 91 HR 1B	1-2 3H 1B	3	1	1	0	0	2	1	
44 Yordan Alvarez, L OBP: 0.400, SLG: 0.400		2-2 P5		0-0 G6-3		2-1 1B		1-2 F7	1-2 2-3 1B	2	0	0	0	0	0	1	
10 Yuli Gurriel, R OBP: 1.000, SLG: 2.500 91 Scott Schreiber, R OBP: 0.667, SLG: 2.000		1-2 98 HR 1B		0-0 HR		2-2 G6-3		1-0 HR	2-2 2-3 HR	2	2	2	2	0	0	0	
15 Martin Maldonado, R OBP: 0.500, SLG: 0.333		1-1 F7		0-3 HR K		1-3 K		4-1 90 FC4-6 BB	3-2 90 2B 1B	2	0	0	0	0	1	1	
98 Pedro León, R OBP: 0.250, SLG: 1.000 90 Alex McKenna, R OBP: 0.333, SLG: 0.500		1-1 HR		1-1 G6-3		1-1 G6-3		3-2 FC4-6 BB	1-2 99 1B 16 1B 2B	2	1	1	2	0	0	0	
81 Corey Julks, R OBP: 0.250, SLG: 0.286 99 Colin Barber, L OBP: 0.333, SLG: 0.333		0-0 L7			0-1 P5		2-3 K	1-0 16 1B 1B	2-3 1B	2	0	0	0	0	0	0	
		R: 2 H: 2 E: 0 LOB: 0 K: 0 BB: 0 S: 12 P: 17	R: 0 H: 0 E: 0 LOB: 0 K: 1 BB: 0 S: 8 P: 8	R: 2 H: 2 E: 0 LOB: 0 K: 1 BB: 0 S: 8 P: 9	R: 0 H: 0 E: 0 LOB: 0 K: 0 BB: 0 S: 6 P: 8	R: 0 H: 1 E: 0 LOB: 1 K: 2 BB: 0 S: 12 P: 18	R: 0 H: 0 E: 0 LOB: 1 K: 2 BB: 1 S: 12 P: 21	R: 6 H: 8 E: 0 LOB: 1 K: 0 BB: 0 S: 21 P: 34	R: 1 H: 2 E: 0 LOB: 2 K: 2 BB: 1 S: 20 P: 31	1B: 8 SF: 0 2B: 3 SAC: 0 3B: 0 DP: 1 HR: 3 HBP: 0	WP: 1 PA: 38 PB: 0 SB: 0 CS: 0						
PITCHER	IP	WLS	BF	H	R	ER	SO	BB	IBB	HBP	BLK	WP	HR	S	P	ERA	WHIP
50 Adam Wainwright, R ERA: 5.4	3.0	L 12	3	2	2	3	0	0	0	0	0	0	1	26	35	6.00	1.000
67 Aaron Brooks, R ERA: 3.6	1.0	4	0	0	0	2	1	0	0	0	0	0	0	12	21	0.00	1.000
30 Nick Wittgren, R ERA: 8.1	0.1	6	5	5	5	0	0	0	0	0	0	1	1	15	25	135.00	15.000
61 Jake Walsh, R ERA: 33.75 58 Kyle Ryan, L ERA: 3.39	0.2	4	3	1	1	0	0	0	0	0	0	0	0	6	9	13.50	4.500

Batter	1	2	3	4	5	6	7	8	9	AB	R	H	RBI	BB	SO	LOB	TOP					
3 Dylan Carlson, S OBP: 0.333, SLG: 0.643 79 Conner Capel, L (6, 9)										3	1	1	0	0	1	0	St. Louis Cardinals @ New York Mets Clover Park, Port St. Lucie, FL Sun Mar 27 2022, 1:12 PM - 3:58 PM EDT Att: 7,205 - Sunny - 76 F					
21 Lars Nootbaar, L OBP: 0.333, SLG: 0.333										4	0	0	0	0	1	2						
48 Harrison Bader, R OBP: 0.462, SLG: 0.500 73 Delvin Perez, R (6, 6)										3	0	2	1	0	1	0						
11 Paul DeJong, R OBP: 0.429, SLG: 0.417 26 Ben DeLuizio, R (6, 8)										2	0	0	0	0	1	2						
36 Juan Yenez, R OBP: 0.381, SLG: 0.188										3	0	0	0	1	1	0						
33 Brendan Donovan, L OBP: 0.250, SLG: 0.389 35 Anderson Tejeda, S OBP: 0.375, SLG: 0.833										3	0	0	0	0	0	2						
84 Alec Burleson, L OBP: 0.150, SLG: 0.105										4	1	2	0	0	0	0						
41 Ali Sánchez, R OBP: 0.600, SLG: 0.571 99 Pedro Pagés, R (8, 2)										3	0	1	1	0	1	1						
78 Kramer Robertson, R OBP: 0.375, SLG: 0.167										4	0	0	0	0	3	1						
Inning Stats	R: 0 E: 0 K: 3 S: 12	H: 1 LOB: 1 BB: 0 P: 16	R: 0 E: 0 K: 1 S: 13	H: 1 LOB: 1 BB: 0 P: 17	R: 1 E: 0 K: 1 S: 13	H: 2 LOB: 1 BB: 0 P: 19	R: 0 E: 0 K: 0 S: 7	H: 0 LOB: 0 BB: 0 P: 8	R: 0 E: 0 K: 2 S: 10	H: 0 LOB: 0 BB: 0 P: 14	R: 0 E: 0 K: 1 S: 15	H: 0 LOB: 2 BB: 1 P: 25	R: 1 E: 0 K: 0 S: 13	H: 2 LOB: 1 BB: 0 P: 19	R: 0 E: 0 K: 2 S: 8	H: 0 LOB: 0 BB: 0 P: 12		R: 1 E: 0 K: 2 S: 10	H: 1 LOB: 0 BB: 0 P: 12	1B: 4 2B: 2 HR: 1	SF: 0 SAC: 0 DP: 0 HBP: 1	WP: 0 PB: 0 SB: 1 CS: 0
PITCHER	IP WLS BF H R ER SO BB IBB HBP BLK WP HR S P ERA WHIP																					
48 Jacob deGrom, R ERA: 1.8	3.0 W 13 4 1 1 5 0 0 0 0 0 0 38 52 3.00 1.333																					
21 Max Scherzer, R ERA: 2.45	6.0 S 23 3 2 2 7 1 0 1 0 0 1 63 90 3.00 0.667																					

Batter	1	2	3	4	5	6	7	8	9	AB	R	H	RBI	BB	SO	LOB	BOTTOM			
1 Jeff McNeil, L OBP: 0.353, SLG: 0.385 2 Wyatt Young, L (7, PR)										3	0	0	0	1	0	1	St. Louis Cardinals @ New York Mets Clover Park, Port St. Lucie, FL Sun Mar 27 2022, 1:12 PM - 3:58 PM EDT Att: 7,205 - Sunny - 76 F			
42 Mark Canha, R OBP: 0.235, SLG: 0.471 81 Daniel Palka, L OBP: 0.333, SLG: 0.308										4	0	1	1	0	1	1				
12 Francisco Lindor, S OBP: 0.444, SLG: 1.000 80 Matt Reynolds, R (6, 6)										4	2	3	3	0	1	0				
20 Pete Alonso, R OBP: 0.381, SLG: 0.313 87 Carlos Cortes, L OBP: 0.273, SLG: 0.390 (7, PR)										3	1	2	0	1	1	0				
24 Robinson Canó, L OBP: 0.214, SLG: 0.154 95 Francisco Alvarez, R OBP: 0.400, SLG: 1.000										0	0	0	0	0	0	0				
10 Eduardo Escobar, S OBP: 0.467, SLG: 0.667 90 Nick Meyer, R OBP: 0.250, SLG: 0.250										4	0	1	0	0	0	4				
16 Travis Jankowski, L OBP: 0.386, SLG: 0.273 2 Dominic Smith, L OBP: 0.500, SLG: 0.786										3	0	0	1	0	1	2				
3 Tomás Nido, R OBP: 0.417, SLG: 0.636 28 J.D. Davis, R OBP: 0.462, SLG: 0.333										3	1	2	2	0	0	1				
6 Starling Marte, R OBP: 0.500, SLG: 1.000 89 Jake Mangum, S OBP: 0.333, SLG: 0.333										2	1	1	0	0	1	0				
Inning Stats	R: 0 E: 0 K: 2 S: 8	H: 0 LOB: 0 BB: 0 P: 13	R: 3 E: 0 K: 1 S: 11	H: 2 LOB: 0 BB: 1 P: 19	R: 1 E: 0 K: 1 S: 12	H: 1 LOB: 0 BB: 0 P: 16	R: 0 E: 0 K: 0 S: 12	H: 1 LOB: 1 BB: 0 P: 19	R: 1 E: 0 K: 0 S: 15	H: 3 LOB: 2 BB: 1 P: 22	R: 0 E: 0 K: 1 S: 11	H: 1 LOB: 0 BB: 0 P: 18	R: 2 E: 0 K: 2 S: 20	H: 3 LOB: 2 BB: 1 P: 27	R: 0 E: 0 K: 0 S: 5	H: 1 LOB: 0 BB: 0 P: 10		1B: 7 2B: 3 3B: 0 HR: 3	SF: 1 SAC: 0 DP: 2 HBP: 0	WP: 0 PB: 0 SB: 0 CS: 0
PITCHER	IP WLS BF H R ER SO BB IBB HBP BLK WP HR S P ERA WHIP																			
43 Dakota Hudson, R ERA: 7.2	3.0 L 13 3 4 4 4 1 0 0 0 0 0 2 31 48 12.00 1.333																			
40 Jake Woodford, R ERA: 1.8	3.0 14 5 1 1 1 1 0 0 0 0 0 38 59 3.00 2.000																			
52 Matthew Liberatore, L ERA: 6.75	2.0 10 4 2 2 2 1 0 0 0 0 0 1 25 37 9.00 2.500																			

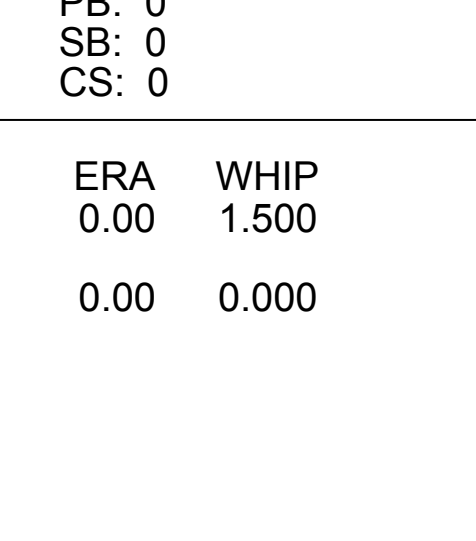
Batter	1	2	3	4	5	6	7	8	9	AB	R	H	RBI	BB	SO	LOB	TOP					
3 Dylan Carlson, S OBP: 0.409, SLG: 0.579 84 Alec Burleson, L OBP: 0.167, SLG: 0.182			L9				G4-3			3	1	2	0	1	0	1	St. Louis Cardinals @ Washington Nationals The Ballpark of the Palm Beaches, West Palm Beach, FL Wed Mar 30, 2022, 1:06 PM - 4:56 PM EDT Att: 1,964 - Partly Cloudy - 78 F					
46 Paul Goldschmidt, R OBP: 0.591, SLG: 1.053 21 Lars Nootbaar, L OBP: 0.333, SLG: 0.294							K			4	3	4	1	0	0	0						
27 Tyler O'Neill, R OBP: 0.300, SLG: 0.176 36 Juan Yezzer, R OBP: 0.423, SLG: 0.350 78 Kramer Robertson, R OBP: 0.333, SLG: 0.143										3	1	0	1	1	0	4						
5 Albert Pujols, R OBP: 0.400, SLG: 0.474 19 Mack Chambers, S OBP: 0.308, SLG: 0.250 25 Corey Dickerson, L OBP: 0.333, SLG: 0.556 70 Matt Kopeckik, L OBP: 0.165, SLG: 0.110										3	0	1	0	0	0	4						
11 Paul DeJong, R OBP: 0.550, SLG: 0.824 63 Edmundo Sosa, R OBP: 0.438, SLG: 0.429										3	3	3	5	0	0	0						
4 Yadier Molina, R OBP: 0.333, SLG: 0.833 41 Ali Sánchez, R OBP: 0.615, SLG: 0.556										4	2	2	3	0	1	2						
48 Harrison Bader, R OBP: 0.400, SLG: 0.474 18 Cory Spangenberg, L OBP: 0.667, SLG: 0.500										4	0	2	2	0	1	0						
19 Tommy Edman, S OBP: 0.050, SLG: 0.050 79 Conner Capel, L OBP: 0.308, SLG: 0.250										4	0	0	0	0	0	2						
33 Brendan Donovan, L OBP: 0.276, SLG: 0.346										6	3	2	2	1	0	3						
Inning Stats	R: 4 E: 0 K: 0 S: 7	H: 5 LOB: 1 BB: 1 P: 11	R: 4 E: 0 K: 0 S: 8	H: 4 LOB: 0 BB: 0 P: 8	R: 0 E: 0 K: 1 S: 5	H: 0 LOB: 1 BB: 1 P: 9	R: 3 E: 0 K: 1 S: 10	H: 4 LOB: 1 BB: 0 P: 11	R: 0 E: 0 K: 0 S: 3	H: 1 LOB: 1 BB: 1 P: 7	R: 2 E: 0 K: 1 S: 9	H: 1 LOB: 0 BB: 1 P: 13	R: 0 E: 0 K: 1 S: 5	H: 0 LOB: 0 BB: 0 P: 5	R: 15 E: 2 K: 0 S: 16	H: 10 LOB: 1 BB: 2 P: 27		R: 1 E: 0 K: 1 S: 6	H: 1 LOB: 2 BB: 2 P: 14	1B: 18 2B: 5 3B: 0 HR: 3	SF: 1 SAC: 0 DP: 2 HBP: 2	WP: 1 PB: 1 SB: 1 CS: 0
PITCHER	IP: 4.0 WLS: L BF: 26 ERA: 14.21	H: 12 R: 10 ER: 10 SO: 2	BB: 3 IBB: 0 HBP: 0 BLK: 0	WP: 0 HR: 1 S: 28 P: 41	ERA: 22.50 WHIP: 3.750	IP: 0.1 WLS: L BF: 8 ERA: 27.0	H: 3 R: 3 ER: 3 SO: 0	BB: 0 IBB: 0 HBP: 0 BLK: 0	WP: 0 HR: 0 S: 3 P: 3	ERA: 27.00 WHIP: 3.000	IP: 1.1 WLS: L BF: 7 ERA: 6.75	H: 1 R: 1 ER: 1 SO: 1	BB: 1 IBB: 0 HBP: 0 BLK: 0	WP: 0 HR: 0 S: 7 P: 15	ERA: 6.75 WHIP: 2.250							

Batter	1	2	3	4	5	6	7	8	9	AB	R	H	RBI	BB	SO	LOB	BOTTOM
1 César Hernández, S OBP: 0.318, SLG: 0.500 84 Jake Alu, L OBP: 0.500, SLG: 1.000										3	0	1	0	0	0	2	St. Louis Cardinals @ Washington Nationals The Ballpark of the Palm Beaches, West Palm Beach, FL Wed Mar 30, 2022, 1:06 PM - 4:56 PM EDT Att: 1,964 - Partly Cloudy - 78 F
9 Dee Strange-Gordon, L OBP: 0.333, SLG: 0.429 29 Yadier Hernandez, L OBP: 0.294, SLG: 0.333										3	1	1	0	0	0	0	
19 Josh Bell, S OBP: 0.192, SLG: 0.292 96 Joey Meneses, R OBP: 0.333, SLG: 0.333										3	1	1	3	0	1	0	
20 Keibert Ruiz, S OBP: 0.176, SLG: 0.188 15 Riley Adams, R OBP: 0.500, SLG: 1.143										2	0	0	0	0	0	0	
28 Lane Thomas, R OBP: 0.423, SLG: 0.591 97 Mitch Longo, L OBP: 0.500, SLG: 1.143										3	1	2	0	0	1	0	
6 Maikel Franco, R OBP: 0.238, SLG: 0.300 89 Jordy Barley, R OBP: 0.500, SLG: 1.143										2	0	1	0	0	0	0	
17 Andrew Stevenson, L OBP: 0.313, SLG: 0.214 92 Jacob Young, R OBP: 0.500, SLG: 1.143										3	0	1	0	0	0	2	
5 Ehire Adrianza, S OBP: 0.286, SLG: 0.308 91 Gilbert Lara, R OBP: 0.500, SLG: 2.000										2	0	1	0	0	0	2	
16 Victor Robles, R OBP: 0.278, SLG: 0.133 90 Cole Freeman, R OBP: 0.500, SLG: 2.000										2	0	1	0	0	0	2	
Inning Stats	R: 0 E: 0 K: 0 S: 3	H: 0 LOB: 0 BB: 0 P: 3	R: 0 E: 0 K: 1 S: 5	H: 0 LOB: 0 BB: 0 P: 5	R: 0 E: 0 K: 1 S: 5	H: 0 LOB: 0 BB: 0 P: 5	R: 0 E: 0 K: 2 S: 15	H: 2 LOB: 2 BB: 0 P: 17	R: 4 E: 0 K: 1 S: 7	H: 5 LOB: 0 BB: 2 P: 15	R: 0 E: 0 K: 2 S: 8	H: 1 LOB: 1 BB: 0 P: 8	1B: 8 2B: 1 3B: 1 HR: 2	SF: 0 SAC: 0 DP: 2 HBP: 1	WP: 0 PB: 0 SB: 0 CS: 0	PA: 40	
PITCHER	IP: 5.0 WLS: W BF: 19 ERA: 2.97	H: 4 R: 1 ER: 1 SO: 2	BB: 0 IBB: 0 HBP: 1 BLK: 0	WP: 0 HR: 0 S: 22 P: 23	ERA: 1.80 WHIP: 0.800	IP: 1.0 WLS: L BF: 4 ERA: 13.5	H: 1 R: 1 ER: 1 SO: 2	BB: 0 IBB: 0 HBP: 0 BLK: 0	WP: 0 HR: 0 S: 8 P: 8	ERA: 0.00 WHIP: 1.000							

Batter	1	2	3	4	5	6	7	8	9	AB	R	H	RBI	BB	SO	LOB	TOP							
48 Harrison Bader, R OBP: 0.375, SLG: 0.435 13 Mike Antico, L (6, 8)	K2-3		27 1B HR	F8		G6-4-3		K		4	1	1	0	0	1	2								
27 Tyler O'Neill, R OBP: 0.348, SLG: 0.250 79 Conner Capel, L OBP: 0.333, SLG: 0.231	1B		11 1B HR			K		K		3	1	2	0	0	1	0								
28 Nolan Arenado, R OBP: 0.293, SLG: 0.474 18 Cory Spangenberg, L OBP: 0.364, SLG: 0.250	K		K			21 1B 7 SF8		G4-3		3	0	1	0	0	2	3								
11 Paul DeJong, R OBP: 0.385, SLG: 0.950 78 Kramer Robertson, R OBP: 0.364, SLG: 0.333	G5-3		HR			33 1B 21 1B		G6-3		3	1	2	3	0	0	1								
21 Lars Nootbaar, L OBP: 0.333, SLG: 0.263 38 Todd Lott, R (5, PR)	G3		K			33 1B		K2-3		2	0	0	0	1	1	0								
7 Andrew Knizner, R OBP: 0.385, SLG: 0.667 74 Julio Rodriguez, R OBP: 0.429, SLG: 0.400	2B		BB			SF8		G5-3		1	0	1	1	1	0	0								
33 Brendan Donovan, L OBP: 1.000, SLG: 1.000 39 Francisco Hernandez, R (5, 4)	K		G6-3			1B		77 1B 47 WP		3	0	1	0	0	1	2								
84 Alec Burleson, L OBP: 0.185, SLG: 0.167 47 Ivan Herrera, R OBP: 0.375, SLG: 0.167	BB		G4-3			E5 48 1B 77 1B		79 HBP BB		2	0	0	0	1	0	0								
77 Luken Baker, R OBP: 0.385, SLG: 0.333	K		K			48 1B G6-4-3		F9		4	0	1	0	0	2	4								
Inning Stats	R: 0 E: 0 K: 2 S: 9	H: 1 LOB: 1 BB: 0 P: 14	R: 0 E: 0 K: 2 S: 15	H: 1 LOB: 2 BB: 1 P: 25	R: 3 E: 0 K: 2 S: 17	H: 3 LOB: 1 BB: 1 P: 29	R: 0 E: 0 K: 1 S: 11	H: 0 LOB: 0 BB: 0 P: 15	R: 1 E: 0 K: 1 S: 10	H: 3 LOB: 2 BB: 1 P: 16	R: 0 E: 1 K: 1 S: 10	H: 1 LOB: 1 BB: 0 P: 11	R: 0 E: 0 K: 1 S: 12	H: 1 LOB: 3 BB: 1 P: 23	R: 0 E: 0 K: 1 S: 5	H: 0 LOB: 0 BB: 0 P: 8	1B: 8 2B: 2 3B: 0 HR: 1	SF: 1 SAC: 0 DP: 1 HBP: 1	WP: 2 PB: 0 SB: 0 CS: 0	PA: 42				
PITCHER	IP WLS BF H R ER SO BB IBB HBP BLK WP HR S P ERA WHIP	IP WLS BF H R ER SO BB IBB HBP BLK WP HR S P ERA WHIP	IP WLS BF H R ER SO BB IBB HBP BLK WP HR S P ERA WHIP	IP WLS BF H R ER SO BB IBB HBP BLK WP HR S P ERA WHIP	IP WLS BF H R ER SO BB IBB HBP BLK WP HR S P ERA WHIP	IP WLS BF H R ER SO BB IBB HBP BLK WP HR S P ERA WHIP	IP WLS BF H R ER SO BB IBB HBP BLK WP HR S P ERA WHIP	IP WLS BF H R ER SO BB IBB HBP BLK WP HR S P ERA WHIP	IP WLS BF H R ER SO BB IBB HBP BLK WP HR S P ERA WHIP	IP WLS BF H R ER SO BB IBB HBP BLK WP HR S P ERA WHIP	IP WLS BF H R ER SO BB IBB HBP BLK WP HR S P ERA WHIP	IP WLS BF H R ER SO BB IBB HBP BLK WP HR S P ERA WHIP	IP WLS BF H R ER SO BB IBB HBP BLK WP HR S P ERA WHIP	IP WLS BF H R ER SO BB IBB HBP BLK WP HR S P ERA WHIP	IP WLS BF H R ER SO BB IBB HBP BLK WP HR S P ERA WHIP	IP WLS BF H R ER SO BB IBB HBP BLK WP HR S P ERA WHIP	IP WLS BF H R ER SO BB IBB HBP BLK WP HR S P ERA WHIP	IP WLS BF H R ER SO BB IBB HBP BLK WP HR S P ERA WHIP	IP WLS BF H R ER SO BB IBB HBP BLK WP HR S P ERA WHIP	IP WLS BF H R ER SO BB IBB HBP BLK WP HR S P ERA WHIP	IP WLS BF H R ER SO BB IBB HBP BLK WP HR S P ERA WHIP	IP WLS BF H R ER SO BB IBB HBP BLK WP HR S P ERA WHIP		
28 Trevor Rogers, L ERA: 4.26 52 Anthony Bass, R ERA: 3.39 28 Trevor Rogers, L ERA: 4.26 38 Louis Head, R ERA: 3.6 35 Richard Bleier, L ERA: 20.25	12 Jorge Soler, R OBP: 0.583, SLG: 0.600 74 Griffin Conine, L OBP: 0.500, SLG: 2.000	26 Garrett Cooper, R OBP: 0.417, SLG: 0.316 46 Troy Johnston, L	18 Joey Wendle, L OBP: 0.400, SLG: 0.391 84 Joe Dunand, R	24 Avisail Garcia, R OBP: 0.360, SLG: 0.381 92 Brian Miller, L OBP: 0.455, SLG: 0.400	99 Jesús Aguilar, R OBP: 0.440, SLG: 0.571	15 Brian Anderson, R OBP: 0.190, SLG: 0.300 28 Brady Allen, R	2 Jazz Chisholm Jr., L OBP: 0.346, SLG: 0.655 90 Bryson Brigman, R OBP: 0.125, SLG: 0.143	58 Jacob Stallings, R OBP: 0.214, SLG: 0.357 93 Lorenzo Quintana, R OBP: 0.333, SLG: 0.733	11 Miguel Rojas, R OBP: 0.286, SLG: 0.278 95 Ray-Patrick Diddier, R OBP: 0.444, SLG: 1.000	34 Drew VerHagen, R ERA: 10.13 38 Kodai Whitley, R ERA: 3.0 12 Jordan Hicks, R ERA: 91 Andre Pallante, R ERA: 56 Ryan Helsley, R ERA:	34 Drew VerHagen, R ERA: 10.13 38 Kodai Whitley, R ERA: 3.0 12 Jordan Hicks, R ERA: 91 Andre Pallante, R ERA: 56 Ryan Helsley, R ERA:	34 Drew VerHagen, R ERA: 10.13 38 Kodai Whitley, R ERA: 3.0 12 Jordan Hicks, R ERA: 91 Andre Pallante, R ERA: 56 Ryan Helsley, R ERA:	34 Drew VerHagen, R ERA: 10.13 38 Kodai Whitley, R ERA: 3.0 12 Jordan Hicks, R ERA: 91 Andre Pallante, R ERA: 56 Ryan Helsley, R ERA:	34 Drew VerHagen, R ERA: 10.13 38 Kodai Whitley, R ERA: 3.0 12 Jordan Hicks, R ERA: 91 Andre Pallante, R ERA: 56 Ryan Helsley, R ERA:	34 Drew VerHagen, R ERA: 10.13 38 Kodai Whitley, R ERA: 3.0 12 Jordan Hicks, R ERA: 91 Andre Pallante, R ERA: 56 Ryan Helsley, R ERA:	34 Drew VerHagen, R ERA: 10.13 38 Kodai Whitley, R ERA: 3.0 12 Jordan Hicks, R ERA: 91 Andre Pallante, R ERA: 56 Ryan Helsley, R ERA:	34 Drew VerHagen, R ERA: 10.13 38 Kodai Whitley, R ERA: 3.0 12 Jordan Hicks, R ERA: 91 Andre Pallante, R ERA: 56 Ryan Helsley, R ERA:	34 Drew VerHagen, R ERA: 10.13 38 Kodai Whitley, R ERA: 3.0 12 Jordan Hicks, R ERA: 91 Andre Pallante, R ERA: 56 Ryan Helsley, R ERA:	34 Drew VerHagen, R ERA: 10.13 38 Kodai Whitley, R ERA: 3.0 12 Jordan Hicks, R ERA: 91 Andre Pallante, R ERA: 56 Ryan Helsley, R ERA:	34 Drew VerHagen, R ERA: 10.13 38 Kodai Whitley, R ERA: 3.0 12 Jordan Hicks, R ERA: 91 Andre Pallante, R ERA: 56 Ryan Helsley, R ERA:	34 Drew VerHagen, R ERA: 10.13 38 Kodai Whitley, R ERA: 3.0 12 Jordan Hicks, R ERA: 91 Andre Pallante, R ERA: 56 Ryan Helsley, R ERA:	34 Drew VerHagen, R ERA: 10.13 38 Kodai Whitley, R ERA: 3.0 12 Jordan Hicks, R ERA: 91 Andre Pallante, R ERA: 56 Ryan Helsley, R ERA:	34 Drew VerHagen, R ERA: 10.13 38 Kodai Whitley, R ERA: 3.0 12 Jordan Hicks, R ERA: 91 Andre Pallante, R ERA: 56 Ryan Helsley, R ERA:	34 Drew VerHagen, R ERA: 10.13 38 Kodai Whitley, R ERA: 3.0 12 Jordan Hicks, R ERA: 91 Andre Pallante, R ERA: 56 Ryan Helsley, R ERA:

St. Louis Cardinals @ Miami Marlins
Roger Dean Chevrolet Stadium, Jupiter, FL
Thu Mar 31 2022, 6:44 PM - 9:52 PM EDT
Att. 2,736 - Clear - 81 F


AB 36
R 4
H 11
RBI 4
BB 4
SO 11
LOB 20




St. Louis Cardinals @ Miami Marlins
Roger Dean Chevrolet Stadium, Jupiter, FL
Thu Mar 31 2022, 6:44 PM - 9:52 PM EDT
Att. 2,736 - Clear - 81 F

AB 32
R 7
H 8
RBI 7
BB 4
SO 10
LOB 15



Batter	1	2	3	4	5	6	7	8	9	AB R H RBI BB SO LOB	TOP																								
											<p>St. Louis Cardinals @ Houston Astros</p> <p>The Ballpark of the Palm Beaches, West Palm Beach, FL</p> <p>Sat Apr 02 2022, 6:05 PM EDT</p> <p>livebaseballscorecards.com</p> <p>AB 0 R 0 H 0 RBI 0 BB 0 SO 0 LOB 0</p> 																								
Inning Stats										1B: 0 SF: 0 2B: 0 SAC: 0 3B: 0 DP: 0 HR: 0 HBP: 0	WP: 0 PA: 0 FB: 0 SB: 0 CS: 0																								
PITCHER	IP	WLS	BF	H	R	ER	SO	BB	IBB	HBP	BLK	WP	HR	S	P	ERA	WHIP	PITCHER	IP	WLS	BF	H	R	ER	SO	BB	IBB	HBP	BLK	WP	HR	S	P	ERA	WHIP

Batter	1	2	3	4	5	6	7	8	9	AB R H RBI BB SO LOB	BOTTOM																								
											<p>St. Louis Cardinals @ Houston Astros</p> <p>The Ballpark of the Palm Beaches, West Palm Beach, FL</p> <p>Sat Apr 02 2022, 6:05 PM EDT</p> <p>livebaseballscorecards.com</p> <p>AB 0 R 0 H 0 RBI 0 BB 0 SO 0 LOB 0</p> 																								
Inning Stats										1B: 0 SF: 0 2B: 0 SAC: 0 3B: 0 DP: 0 HR: 0 HBP: 0	WP: 0 PA: 0 FB: 0 SB: 0 CS: 0																								
PITCHER	IP	WLS	BF	H	R	ER	SO	BB	IBB	HBP	BLK	WP	HR	S	P	ERA	WHIP	PITCHER	IP	WLS	BF	H	R	ER	SO	BB	IBB	HBP	BLK	WP	HR	S	P	ERA	WHIP

Batter	1	2	3	4	5	6	7	8	9	AB	R	H	RBI	BB	SO	LOB	TOP						
1 César Hernández, S <small>OBP: 0.333, SLG: 0.464</small> 84 Kyle Marincz, L <small>OBP: 0.500, SLG: 0.500</small>										3	0	1	0	0	0	1	Washington Nationals @ St. Louis Cardinals Roger Dean Chevrolet Stadium, Jupiter, FL <small>Mon Apr 04 2022, 1:08 PM - 3:59 PM EDT</small> <small>Att. 2,535 - Overcast - 78 F</small>						
22 Juan Soto, L <small>OBP: 0.499, SLG: 0.640</small> 29 Yadier Hernandez, L <small>OBP: 0.333, SLG: 0.294</small>										2	0	1	0	1	0	1							
23 Nelson Cruz, R <small>OBP: 0.194, SLG: 0.242</small> 95 Jackson Coutts, L <small>OBP: 0.333, SLG: 0.294</small>										3	1	1	1	0	1	3							
19 Josh Bell, S <small>OBP: 0.171, SLG: 0.242</small> 98 Landon Dieterich, R <small>OBP: 0.333, SLG: 0.294</small>										4	0	0	0	0	0	3							
28 Lane Thomas, R <small>OBP: 0.353, SLG: 0.467</small>										4	0	1	0	0	0	2							
6 Maikel Franco, R <small>OBP: 0.281, SLG: 0.400</small> 90 Paul Witt, R <small>OBP: 0.333, SLG: 0.294</small>										3	1	1	0	0	0	0							
Lucius Fox, S <small>OBP: 0.333, SLG: 0.643</small>									4	0	0	0	0	1	2								
15 Riley Adams, R <small>OBP: 0.353, SLG: 0.643</small> 87 Daniel Marte, R <small>OBP: 0.333, SLG: 0.294</small>									4	0	1	0	0	1	1								
9 Dee Strange-Gordon, L <small>OBP: 0.469, SLG: 0.594</small> 85 Christopher De La Cruz, R <small>OBP: 1.000, SLG: 1.000</small>									3	1	2	0	0	0	0								
Inning Stats	R: 0 H: 0 E: 0 K: 1 S: 8	H: 0 LOB: 1 BB: 1 P: 18	R: 0 H: 0 E: 0 K: 0 S: 6	H: 0 LOB: 0 BB: 0 P: 7	R: 0 H: 1 E: 0 K: 0 S: 7	LOB: 1 BB: 0 P: 10	R: 1 H: 1 E: 0 K: 0 S: 7	H: 1 LOB: 0 BB: 0 P: 10	R: 0 H: 0 E: 0 K: 0 S: 7	H: 0 LOB: 0 BB: 0 P: 11	R: 0 H: 2 E: 0 K: 0 S: 10	H: 2 LOB: 2 BB: 1 P: 13	R: 2 H: 3 E: 1 K: 2 S: 13	H: 3 LOB: 2 BB: 1 P: 27	R: 0 H: 1 E: 1 K: 0 S: 9	H: 1 LOB: 1 BB: 0 P: 15		R: 0 H: 2 E: 0 K: 0 S: 14	H: 2 LOB: 2 BB: 0 P: 21	1B: 8 2B: 1 3B: 0 HR: 1	SF: 0 SAC: 0 DP: 1 HBP: 0	WP: 0 PA: 38 CS: 0	
PITCHER	IP: 6.0 WLS: W BF: 23	H: 4 R: 1 ER: 1 SO: 1	BB: 1 IBB: 0 HBP: 0 BLK: 0	WP: 0 HR: 1 S: 45 P: 69	ERA: 1.50 WHIP: 0.833	PITCHER	IP: 7.1 WLS: H BF: 6	H: 3 R: 2 ER: 2 SO: 2	BB: 1 IBB: 0 HBP: 0 BLK: 0	WP: 0 HR: 12 S: 25 P: 27	ERA: 27.00 WHIP: 6.000	PITCHER	IP: 7.1 WLS: H BF: 1	H: 0 R: 0 ER: 0 SO: 0	BB: 0 IBB: 0 HBP: 0 BLK: 0	WP: 0 HR: 2 S: 1 P: 2	ERA: 0.000 WHIP: 0.000	PITCHER	IP: 8.1 WLS: S BF: 8	H: 3 R: 0 ER: 0 SO: 0	BB: 0 IBB: 0 HBP: 0 BLK: 0	WP: 0 HR: 23 S: 36 P: 1500	ERA: 0.000 WHIP: 1.500

Batter	1	2	3	4	5	6	7	8	9	AB	R	H	RBI	BB	SO	LOB	BOTTOM												
3 Dylan Carlson, S <small>OBP: 0.360, SLG: 0.500</small> 21 Lars Nootbaar, L <small>OBP: 0.360, SLG: 0.263</small>										3	0	0	0	0	2	1	Washington Nationals @ St. Louis Cardinals Roger Dean Chevrolet Stadium, Jupiter, FL <small>Mon Apr 04 2022, 1:08 PM - 3:59 PM EDT</small> <small>Att. 2,535 - Overcast - 78 F</small>												
46 Paul Goldschmidt, R <small>OBP: 0.553, SLG: 1.143</small> 25 Corey Dickerson, L <small>OBP: 0.533, SLG: 0.583</small>									2	1	1	2	0	0	0														
27 Tyler O'Neill, R <small>OBP: 0.333, SLG: 0.217</small> 27 Joshua Baez, R <small>OBP: 0.333, SLG: 0.217</small>									3	0	0	0	1	1	1														
28 Nolan Arenado, R <small>OBP: 0.273, SLG: 0.455</small> 28 Osvaldo Tovar, L <small>OBP: 1.000, SLG: 1.000</small>									3	1	1	0	0	1	2														
5 Albert Pujols, R <small>OBP: 0.600, SLG: 0.600</small> 74 Ramon Mendoza, R <small>OBP: 0.333, SLG: 0.294</small>									2	0	2	1	0	0	0														
11 Paul DeJong, R <small>OBP: 0.538, SLG: 0.864</small> 63 Edmundo Sosa, R <small>OBP: 0.471, SLG: 0.467</small>									2	1	0	0	1	1	3														
4 Yadier Molina, R <small>OBP: 0.625, SLG: 0.625</small> 7 Andrew Knizner, R <small>OBP: 0.467, SLG: 0.800</small>										2	0	0	0	1	1														
48 Harrison Bader, R <small>OBP: 0.333, SLG: 0.385</small> 81 Tyler Reichenborn, R <small>OBP: 0.333, SLG: 0.385</small>									3	0	0	1	0	0	2														
19 Tommy Edman, S <small>OBP: 0.087, SLG: 0.045</small> 41 Jeremy Rivas, R <small>OBP: 0.333, SLG: 0.294</small>									2	1	0	0	0	1	1														
Inning Stats	R: 0 H: 0 E: 0 K: 1 S: 7	H: 2 LOB: 1 BB: 0 P: 12	R: 1 H: 2 E: 0 K: 1 S: 14	H: 2 LOB: 1 BB: 0 P: 22	R: 2 H: 2 E: 0 K: 2 S: 15	H: 2 LOB: 2 BB: 1 P: 31	R: 0 H: 0 E: 0 K: 1 S: 7	H: 0 LOB: 0 BB: 0 P: 9	R: 0 H: 0 E: 0 K: 1 S: 11	H: 0 LOB: 1 BB: 1 P: 21	R: 1 H: 1 E: 0 K: 0 S: 10	H: 1 LOB: 1 BB: 1 P: 19	R: 0 H: 0 E: 0 K: 0 S: 6	H: 0 LOB: 0 BB: 0 P: 11	R: 0 H: 2 E: 0 K: 1 S: 14	H: 2 LOB: 3 BB: 1 P: 25		1B: 5 2B: 1 3B: 0 HR: 1	SF: 0 SAC: 0 DP: 1 HBP: 2	WP: 2 PA: 36 CS: 0									
PITCHER	IP: 4.0 WLS: L BF: 18	H: 4 R: 3 ER: 3 SO: 3	BB: 1 IBB: 0 HBP: 0 BLK: 0	WP: 0 HR: 1 S: 43 P: 74	ERA: 6.75 WHIP: 1.250	PITCHER	IP: 5.1 WLS: 4 BF: 4	H: 0 R: 0 ER: 0 SO: 2	BB: 1 IBB: 0 HBP: 0 BLK: 0	WP: 0 HR: 11 S: 21 P: 21	ERA: 0.000 WHIP: 1.000	PITCHER	IP: 6.1 WLS: 5 BF: 1	H: 1 R: 1 ER: 1 SO: 1	BB: 1 IBB: 0 HBP: 0 BLK: 0	WP: 0 HR: 10 S: 19 P: 19	ERA: 9.000 WHIP: 2.000	PITCHER	IP: 7.1 WLS: 4 BF: 4	H: 0 R: 0 ER: 0 SO: 0	BB: 0 IBB: 0 HBP: 1 BLK: 0	WP: 0 HR: 8 S: 14 P: 14	ERA: 0.000 WHIP: 1.000	PITCHER	IP: 8.1 WLS: 5 BF: 1	H: 0 R: 0 ER: 0 SO: 1	BB: 1 IBB: 0 HBP: 0 BLK: 0	WP: 0 HR: 12 S: 22 P: 2000	ERA: 0.000 WHIP: 2.000

AB 36
R 3
H 10
RBI 3
BB 2
SO 3
LOB 20

AB 30
R 4
H 7
RBI 4
BB 4
SO 9
LOB 19

Batter	1	2	3	4	5	6	7	8	9	AB	R	H	RBI	BB	SO	LOB	TOP										
3 Dylan Carlson, S OBP: 0.333, SLG: 0.458 21 Lars Nootbaar, L OBP: 0.333, SLG: 0.238 79 Adanson Cruz, R (7.9)	G4-3		F9		K		K	K		2	0	0	0	0	0	1											
46 Paul Goldschmidt, R OBP: 0.338, SLG: 1.091 28 Osvaldo Tovar, L OBP: 0.290, SLG: 0.290	P4		SF9		G4-3		G4-3		K	1	0	0	1	0	0	0											
27 Tyler O'Neill, R OBP: 0.345, SLG: 0.280 25 Corey Dickerson, L OBP: 0.563, SLG: 0.615 27 Joshua Baez, R (6.7)	L1-5-3		2B		1B			F9	74 WP 93 PB 1B	2	1	1	0	0	0	0											
28 Nolan Arenado, R OBP: 0.333, SLG: 0.542 74 Ramon Mendoza, R OBP: 0.200, SLG: 0.200			5 6 4 3 1B		G5-3			93 3B 1B	K	2	0	2	1	0	0	0											
5 Albert Pujols, R OBP: 0.429, SLG: 0.429 93 Darin Moquete, R OBP: 0.667, SLG: 1.333	G6-4-3		L9		P3			81 1B 3B	22 3B 1B	2	0	0	0	0	0	2											
11 Paul DeJong, R OBP: 0.536, SLG: 0.826 63 Edmundo Sosa, R OBP: 0.421, SLG: 0.412 22 Wade Stauss, R OBP: 1.000, SLG: 3.000	4 1B BB		F8		L8			P3	3B	1	0	0	0	1	0	0											
4 Yadier Molina, R OBP: 0.400, SLG: 0.390 62 Nathanael Heredia, L (4.9) 7 Andrew Knizner, R OBP: 0.421, SLG: 0.412 90 Sander Mora, R (8.6)			48 FC6-4 1B					81 1B 41 1B BB	K	2	0	2	0	0	0	0											
48 Harrison Bader, R OBP: 0.310, SLG: 0.357 81 Tyler Reichenborn, R OBP: 0.333, SLG: 0.333	FC6-4		F8		F8			41 1B 1B		2	0	0	0	0	0	3											
19 Tommy Edman, S OBP: 0.120, SLG: 0.125 41 Jeremy Rivas, R OBP: 0.333, SLG: 0.333			3 F9 46 SF9 2B		G5-3					2	0	1	1	0	0	1											
Inning Stats	R: 0 E: 0 K: 0 S: 5	H: 0 LOB: 0 BB: 0 P: 8	R: 0 E: 0 K: 0 S: 7	H: 2 LOB: 2 BB: 1 P: 12	R: 2 E: 0 K: 0 S: 12	H: 3 LOB: 1 BB: 0 P: 17	R: 0 E: 0 K: 0 S: 11	H: 1 LOB: 1 BB: 0 P: 17	R: 0 E: 0 K: 1 S: 15	H: 1 LOB: 1 BB: 0 P: 16	R: 0 E: 0 K: 0 S: 10	H: 0 LOB: 0 BB: 0 P: 18	R: 0 E: 0 K: 2 S: 8	H: 0 LOB: 0 BB: 0 P: 11	R: 3 E: 0 K: 1 S: 17	H: 4 LOB: 2 BB: 1 P: 27	R: 2 E: 0 K: 3 S: 17	H: 2 LOB: 1 BB: 1 P: 26	1B: 7 2B: 4 3B: 2 HR: 0	SF: 1 SAC: 0 DP: 1 HBP: 0	WP: 1 PB: 1 SB: 0 CS: 0	PA: 43					
PITCHER	IP	WLS	BF	H	R	ER	SO	BB	IBB	HBP	BLK	WP	HR	S	P	ERA	WHIP										
57 Elieser Hernández, R ERA: 2.08	1.0		3	0	0	0	0	0	0	0	0	0	0	5	8	0.00	0.000										
43 Shawn Armstrong, R ERA: 2.08	1.0		5	2	0	0	0	1	0	0	0	0	0	7	12	0.00	3.000										
35 Richard Bleier, L ERA: 18.0	1.0	L	6	3	2	2	0	0	0	0	0	0	0	12	17	18.00	3.000										
28 Trevor Rogers, L ERA: 4.09	4.2		19	4	2	2	3	1	0	0	0	0	0	54	77	3.86	1.071										
72 Cody Poteet, R ERA: 4.32	1.1		10	4	3	3	4	2	0	0	0	1	0	24	38	20.25	4.500										

St. Louis Cardinals @ Miami Marlins
Roger Dean Chevrolet Stadium, Jupiter, FL
Tue Apr 05 2022, 11:07 AM - 1:44 PM EDT
Att. 2,128 - Partly Cloudy - 83 F

AB 38
R 7
H 13
RBI 7
BB 4
SO 7
LOB 14



Batter	1	2	3	4	5	6	7	8	9	AB	R	H	RBI	BB	SO	LOB	BOTTOM										
99 Jesús Aguilar, R OBP: 0.387, SLG: 0.593 18 Joey Wendle, L OBP: 0.424, SLG: 0.452	L6		F8			P4			K	2	0	0	0	0	0	0											
50 Noah Williamson, R (9, PH)										1	0	0	0	0	1	1											
26 Garrett Cooper, R OBP: 0.334, SLG: 0.241 37 Williams Astudillo, R OBP: 0.373, SLG: 0.357 59 Zach Zúbia, R (8.3)	K			G2-3		G6-3				2	0	0	0	0	1	0											
12 Jorge Soler, R OBP: 0.556, SLG: 0.750 5 Jon Berti, R OBP: 0.364, SLG: 0.474										2	0	2	0	0	0	0											
45 Jorge Caballero, R (7, PR)										0	0	0	0	1	0	0											
24 Avisail García, R OBP: 0.290, SLG: 0.296 28 Brady Allen, R (5.9)	P3			L6		G1-6-3			K	2	0	0	0	0	2	2											
7 Jesús Sánchez, L OBP: 0.320, SLG: 0.273 46 Troy Johnston, L (5.8)										2	0	0	0	0	1	1											
15 Brian Anderson, R OBP: 0.192, SLG: 0.280 93 Cristhian Rodríguez, L (6.5)										2	0	0	0	0	1	0											
2 Jazz Chisholm Jr., L OBP: 0.324, SLG: 0.590 1 Jose Salas, S (6.4)										2	0	0	0	0	0	0											
58 Jacob Stallings, R OBP: 0.222, SLG: 0.333 59 Payton Henry, R OBP: 0.389, SLG: 0.313 85 José Estrada, R (9.2)										1	0	0	0	0	0	0											
11 Miguel Rojas, R OBP: 0.320, SLG: 0.286 3 Kahlil Watson, L (6.6)										1	0	0	0	1	1	0											
Inning Stats	R: 0 E: 0 K: 1 S: 11	H: 1 LOB: 1 BB: 0 P: 15	R: 0 E: 0 K: 0 S: 6	H: 0 LOB: 0 BB: 0 P: 8	R: 0 E: 0 K: 0 S: 6	H: 0 LOB: 0 BB: 0 P: 9	R: 0 E: 0 K: 1 S: 10	H: 1 LOB: 1 BB: 0 P: 15	R: 0 E: 0 K: 2 S: 8	H: 0 LOB: 0 BB: 0 P: 11	R: 0 E: 0 K: 1 S: 7	H: 0 LOB: 0 BB: 0 P: 9	R: 0 E: 0 K: 0 S: 6	H: 0 LOB: 1 BB: 1 P: 10	R: 0 E: 0 K: 0 S: 7	H: 0 LOB: 0 BB: 0 P: 9	R: 0 E: 0 K: 3 S: 14	H: 0 LOB: 2 BB: 2 P: 27	1B: 2 2B: 0 3B: 0 HR: 0	SF: 0 SAC: 0 DP: 1 HBP: 0	WP: 0 PB: 0 SB: 0 CS: 0	PA: 31					
PITCHER	IP	WLS	BF	H	R	ER	SO	BB	IBB	HBP	BLK	WP	HR	S	P	ERA	WHIP										
32 Steven Matz, L ERA: 5.23	6.2		22	2	0	0	5	1	0	0	0	0	0	51	74	0.00	0.450										
65 Giovanni Gallegos, R ERA: 1.5	0.1	H	1	0	0	0	0	0	0	0	0	0	0	3	3	0.00	0.000										
40 Jake Woodford, R ERA: 1.5	1.0		3	0	0	0	0	0	0	0	0	0	0	7	9	0.00	0.000										
44 Alfredo Ruiz, L ERA: 1.5	1.0		5	0	0	0	3	2	0	0	0	0	0	14	27	0.00	2.000										

St. Louis Cardinals @ Miami Marlins
Roger Dean Chevrolet Stadium, Jupiter, FL
Tue Apr 05 2022, 11:07 AM - 1:44 PM EDT
Att. 2,128 - Partly Cloudy - 83 F

AB 28
R 0
H 2
RBI 0
BB 3
SO 8
LOB 10



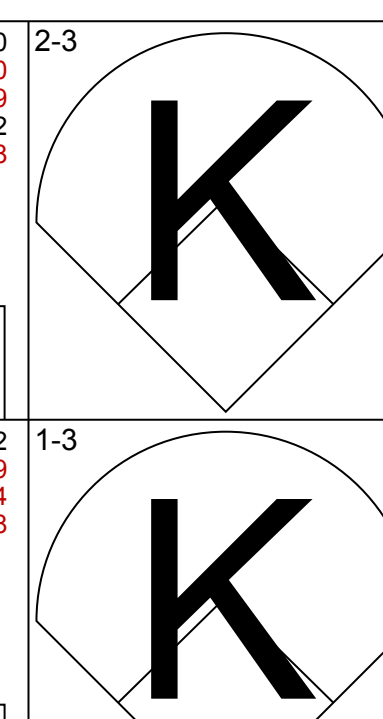
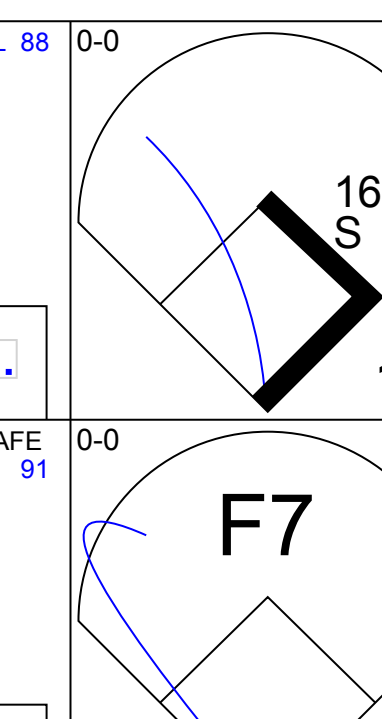
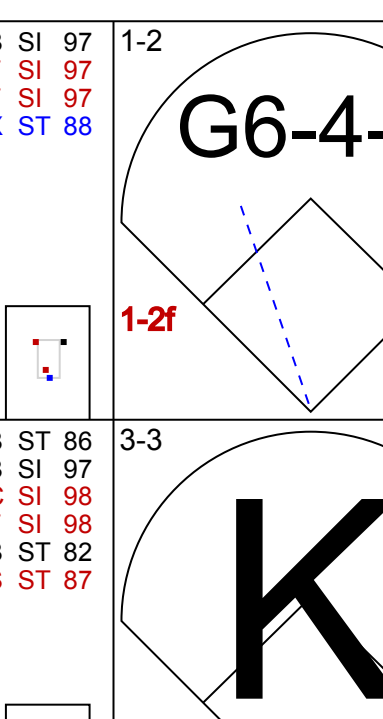
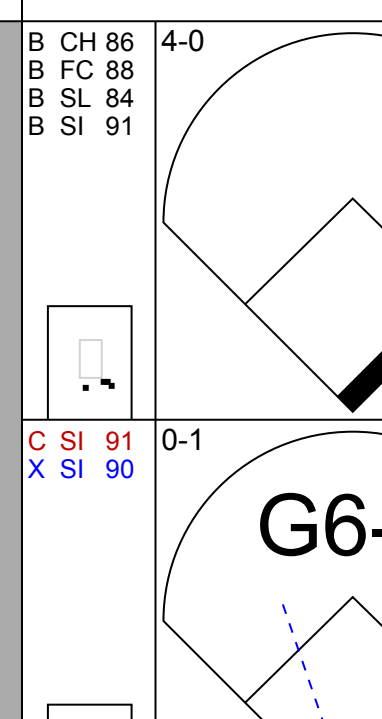
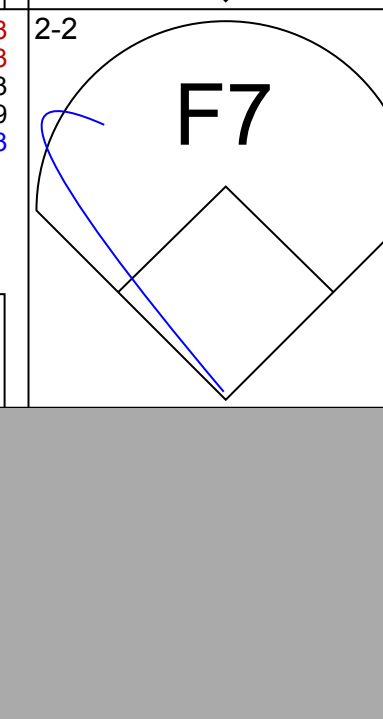
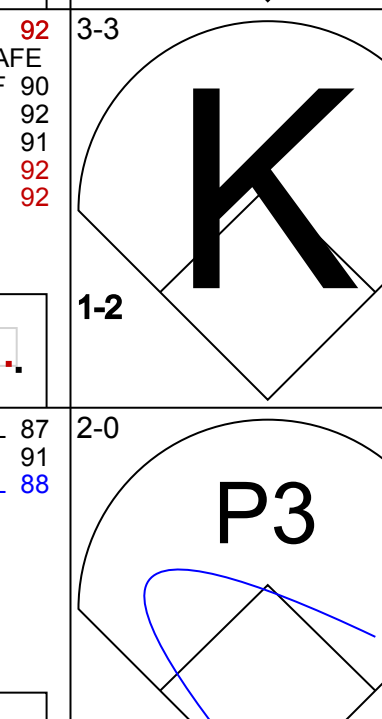





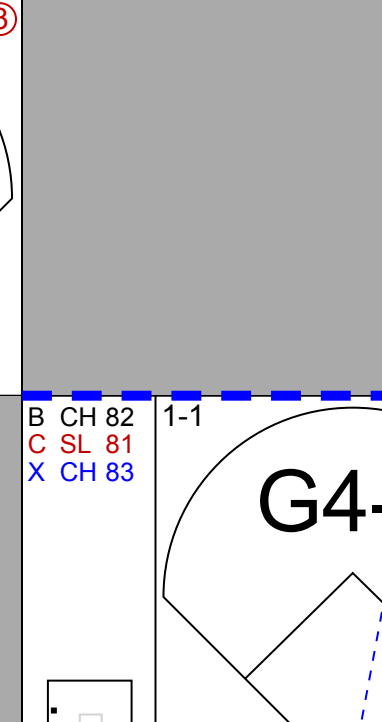



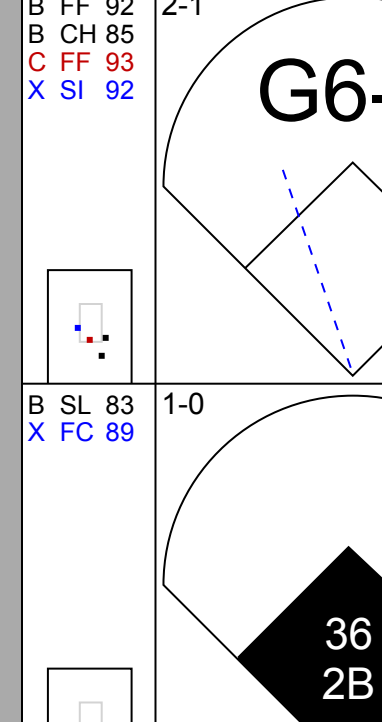
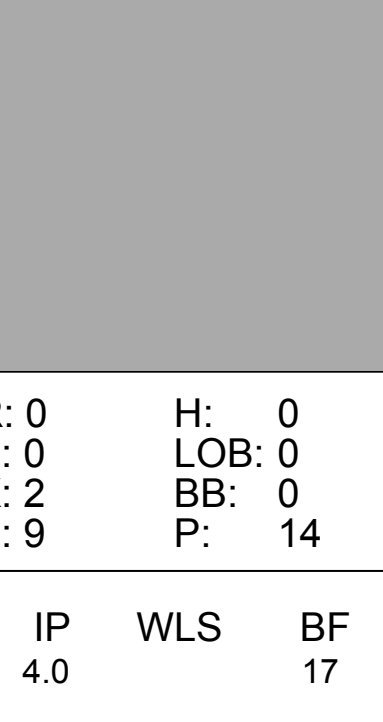
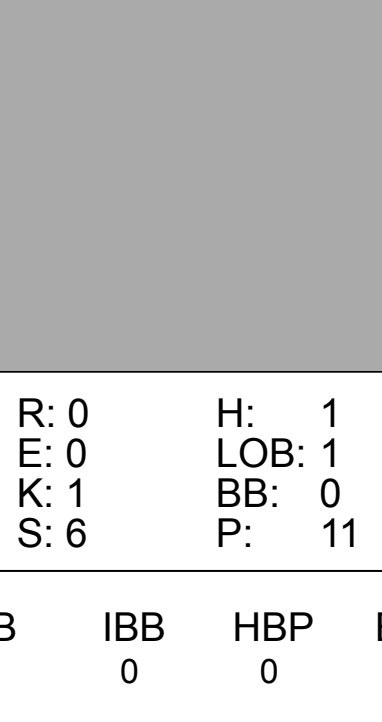
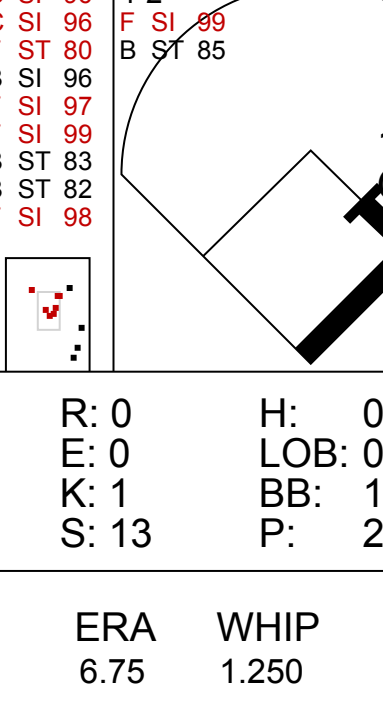
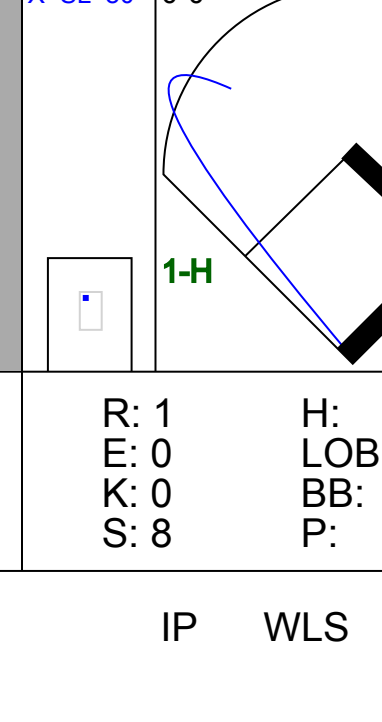
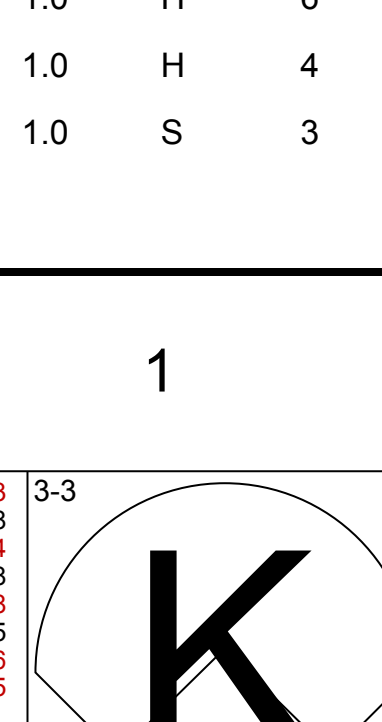
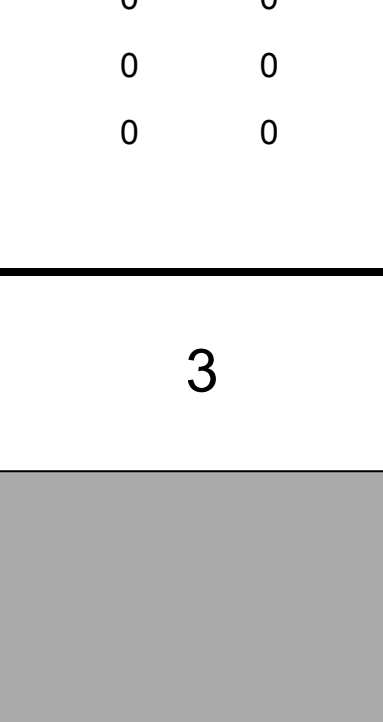
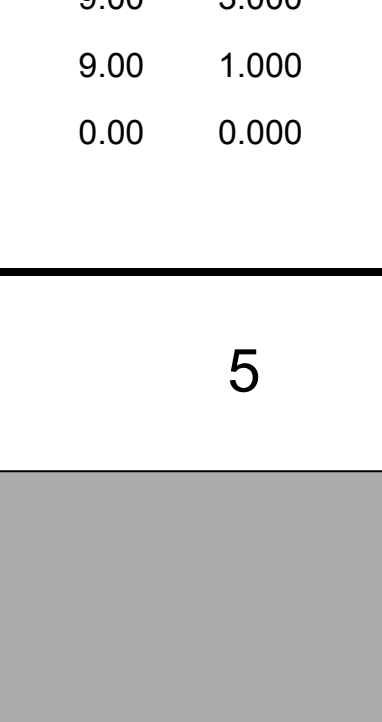
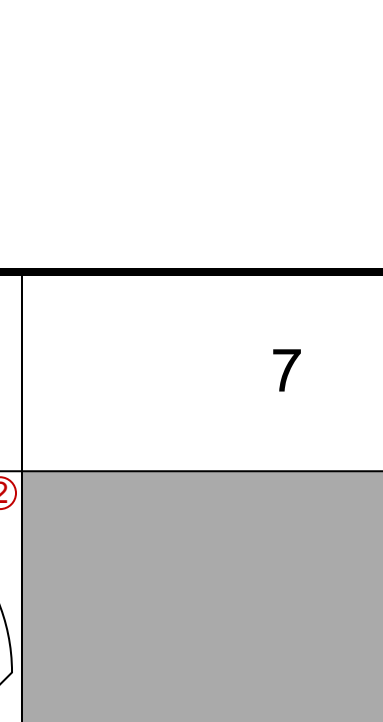
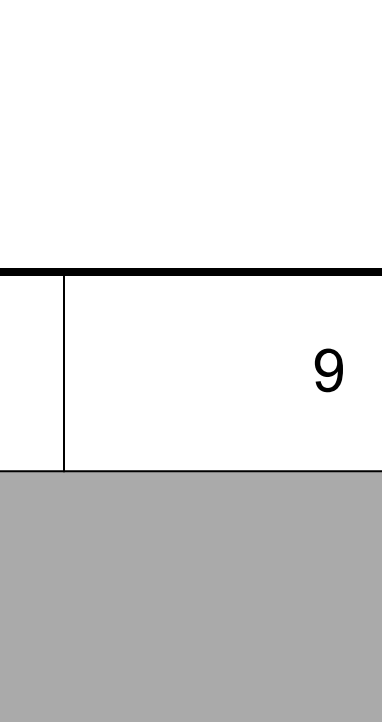
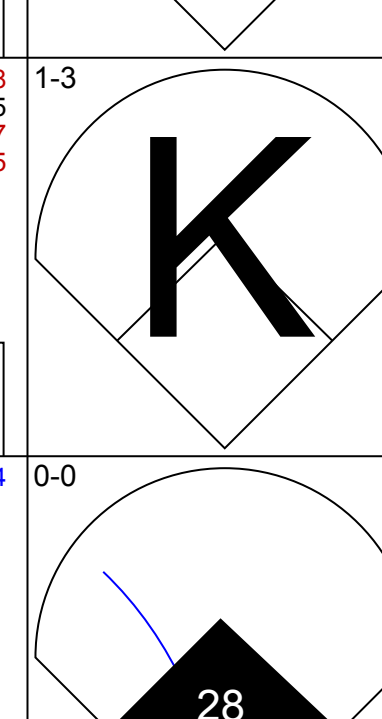
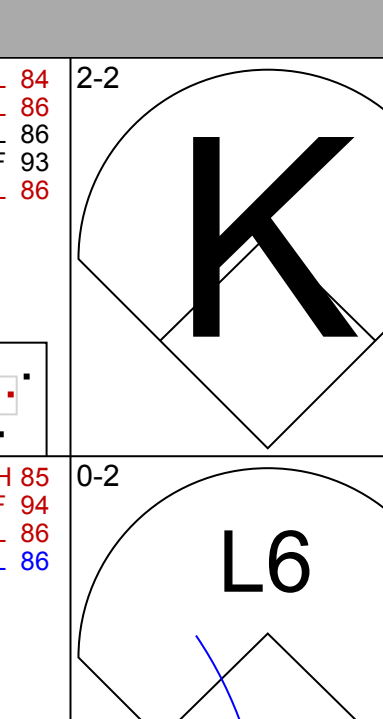
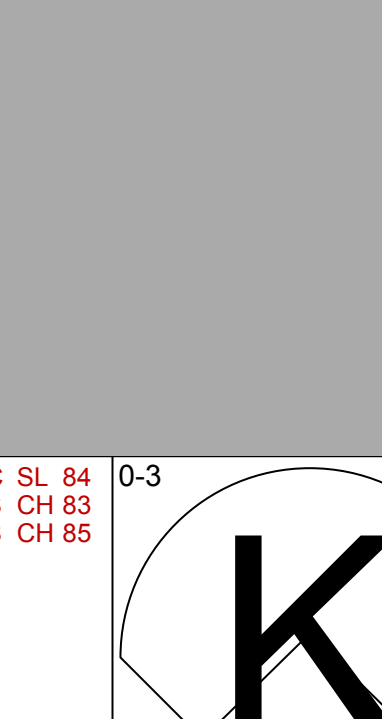

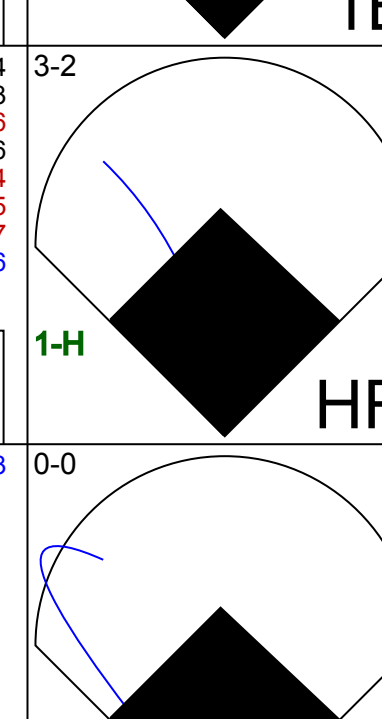
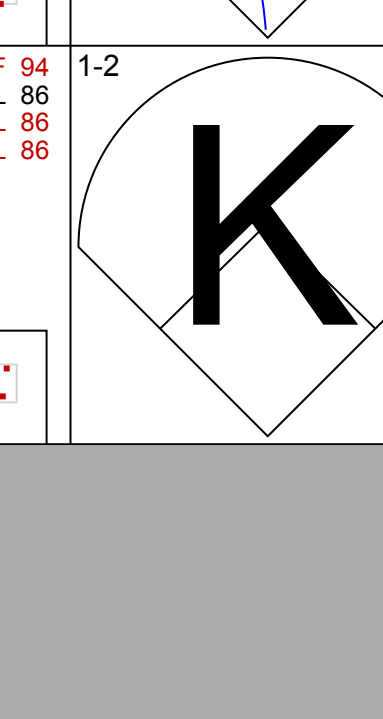
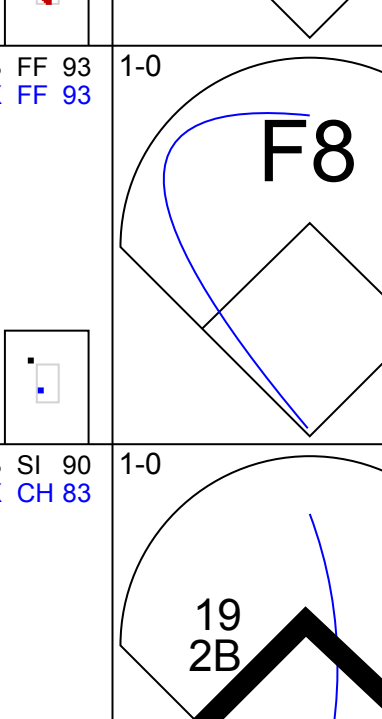
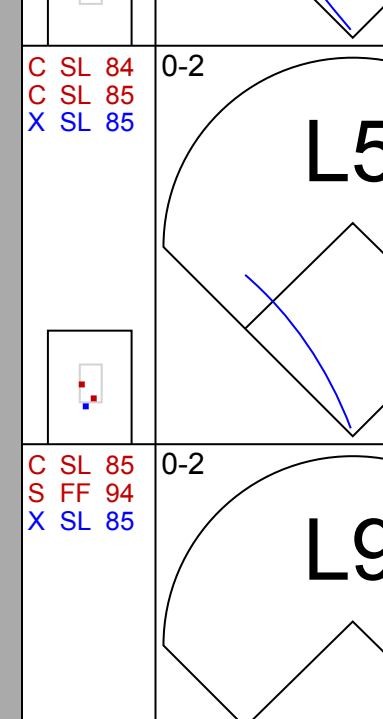
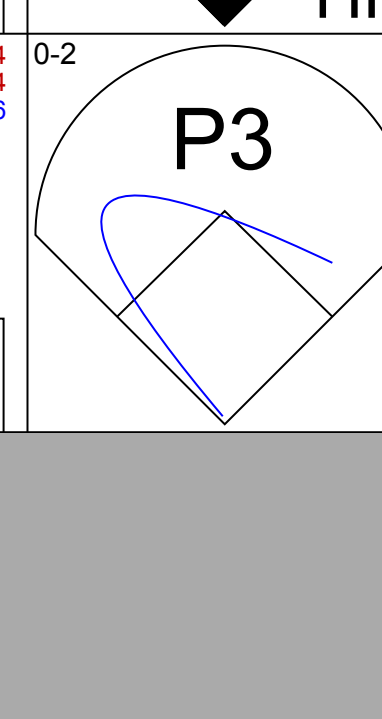

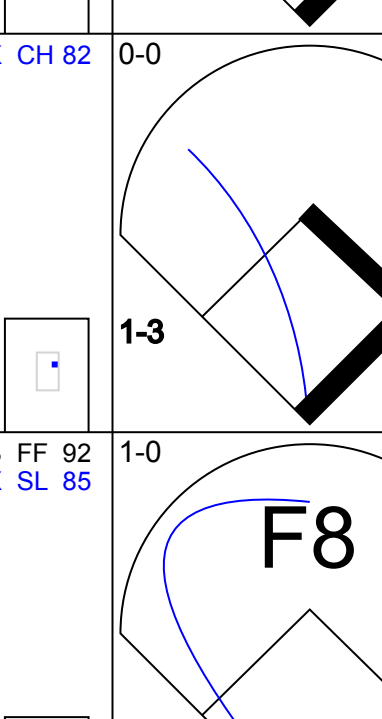

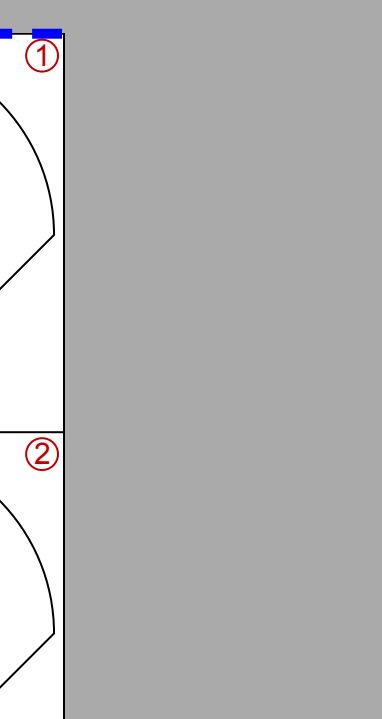
Batter	1	2	3	4	5	6	7	8	9	AB	R	H	RBI	BB	SO	LOB	TOP																					
19 Daniel Vogelbach, L (1,10) 2 Michael Chavis, R (8,PH)	G6-3		K			F8		F8		3	0	0	0	0	1	2	Pittsburgh Pirates @ St. Louis Cardinals Busch Stadium, St. Louis, MO Thu Apr 07 2022, 3:24 PM - 6:32 PM CDT Att: 46,256 - Cloudy - 50 F																					
10 Bryan Reynolds, S (1,8) OBP: 0.250, SLG: 0.250	K					F8		K		4	0	1	0	0	2	3																						
13 Ke'Bryan Hayes, R (1,5) 64 Diego Castillo, R (1,5)	K					G4-3				1	0	0	0	0	1	0																						
25 Yoshi Tsutsugo, L (1,3) 26 Josh VanMeter, L (9,PH)	L8									3	0	2	0	0	0	0																						
27 Kevin Newman, R (1,6) OBP: 0.250, SLG: 0.250										1	0	0	0	0	1	0																						
3 Cole Tucker, S (1,9)										4	0	1	0	0	0	3																						
18 Ben Gamel, L (1,7)										3	0	0	0	0	1	2																						
55 Roberto Pérez, R (1,2) OBP: 0.667, SLG: 0.500										2	0	0	0	1	1	0																						
44 Hoy Park, L (1,4) OBP: 0.333, SLG: 0.333										2	0	1	0	1	0	0																						
Inning Stats	R: 0 E: 0 K: 2 S: 8	H: 0 LOB: 0 BB: 0 P: 14	R: 0 E: 0 K: 1 S: 10	H: 1 LOB: 1 BB: 0 P: 14	R: 0 E: 0 K: 2 S: 13	H: 1 LOB: 1 BB: 0 P: 20	R: 0 E: 0 K: 1 S: 8	H: 2 LOB: 1 BB: 0 P: 12	R: 0 E: 0 K: 0 S: 5	H: 0 LOB: 0 BB: 0 P: 8	R: 0 E: 0 K: 0 S: 9	H: 1 LOB: 1 BB: 0 P: 13	R: 0 E: 0 K: 0 S: 5	H: 1 LOB: 0 BB: 0 P: 7	R: 0 E: 0 K: 2 S: 11	H: 0 LOB: 2 BB: 2 P: 22		R: 0 E: 0 K: 1 S: 9	H: 0 LOB: 0 BB: 0 P: 11	1B: 6 2B: 1 3B: 0 HR: 0	SF: 0 SAC: 0 DP: 3 HBP: 0	WP: 1 PB: 0 CS: 1	PA: 32															
PITCHER	IP	WLS	BF	H	R	ER	SO	BB	IBB	HBP	BLK	WP	HR	S	P	ERA	WHIP	PITCHER				IP	WLS	BF	H	R	ER	SO	BB	IBB	HBP	BLK	WP	HR	S	P	ERA	WHIP
50 Adam Wainwright, R (1,1) ERA: 12.0	6.0	W	21	5	0	0	6	0	0	0	0	1	0	53	81	0.00	0.833					1.0	3	1	0	0	0	0	0	0	0	0	0	5	7	0.00	1.000	
30 Nick Wittgren, R (7,1) ERA:	1.0		3	1	0	0	0	0	0	0	0	0	0	5	7	0.00	1.000					1.0	5	0	0	0	2	2	0	0	0	11	22	0.00	2.000			
92 Génesis Cabrera, L (8,1) ERA:	1.0		3	0	0	0	1	0	0	0	0	0	0	9	11	0.00	0.000					1.0	3	0	0	0	1	0	0	0	0	9	11	0.00	0.000			
56 Ryan Helsley, R (9,1) ERA:																																						

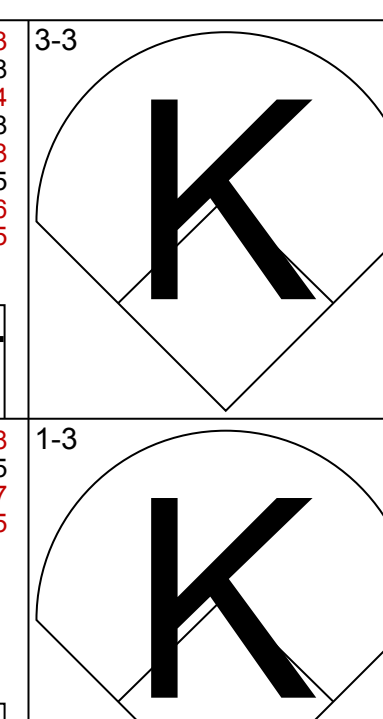
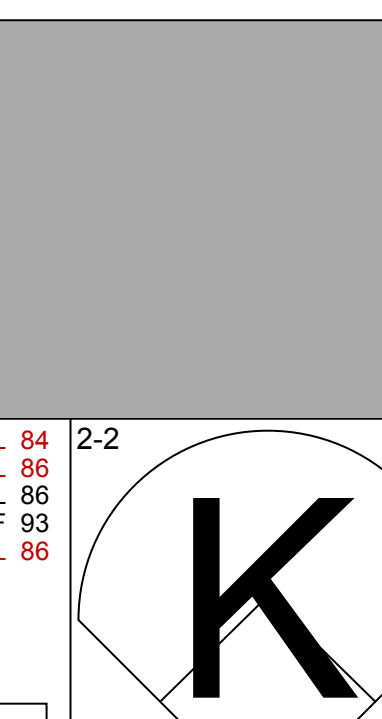


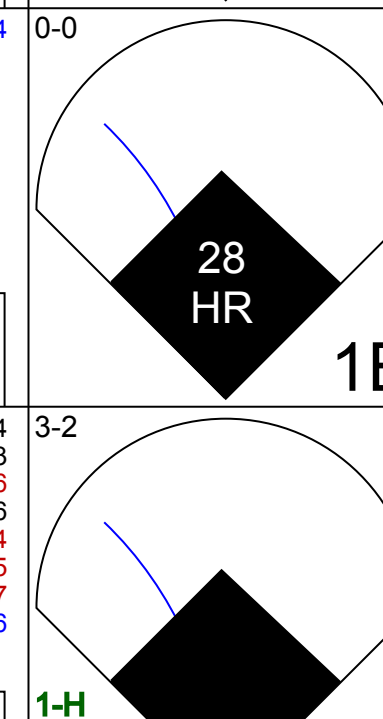
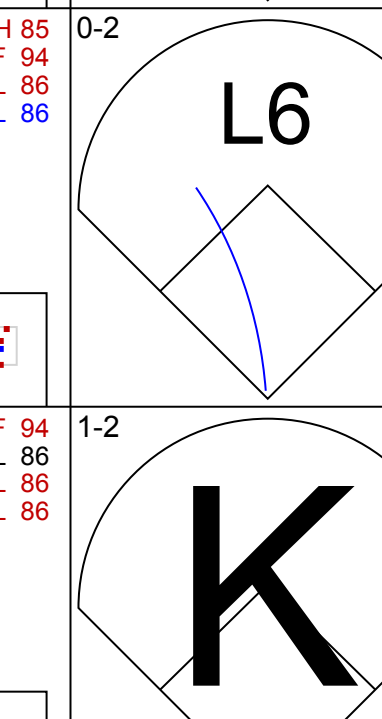
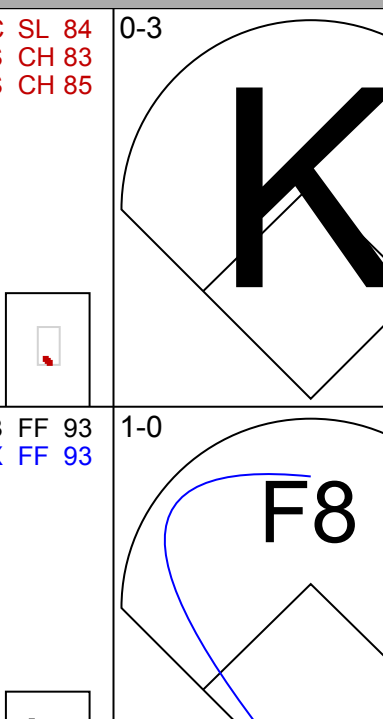
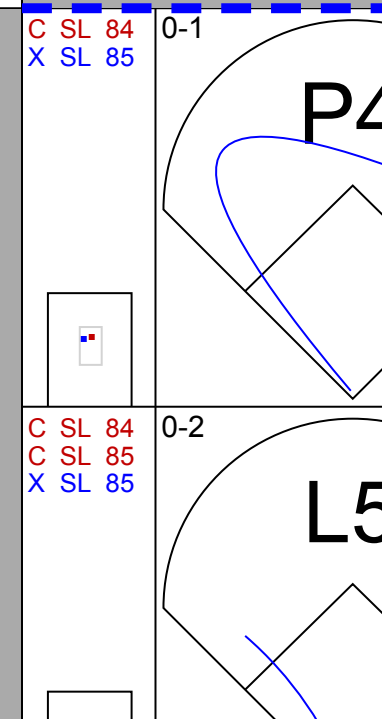
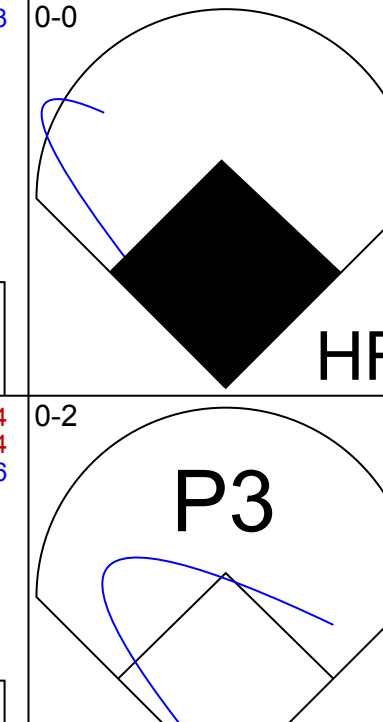

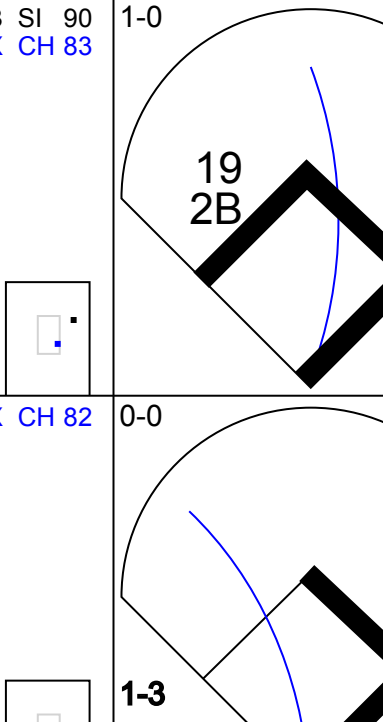
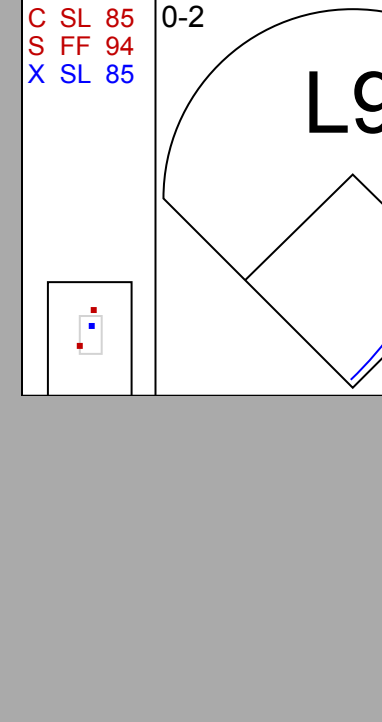


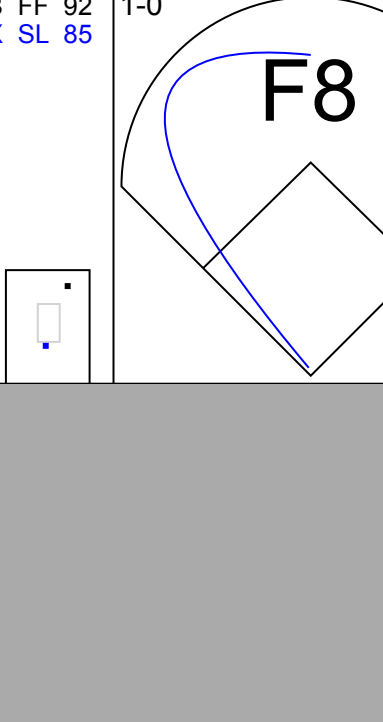


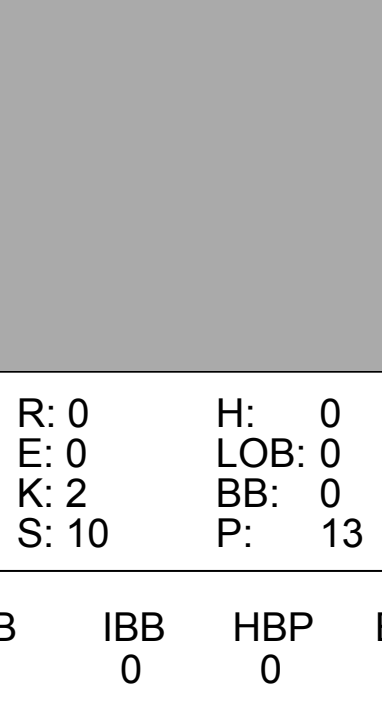
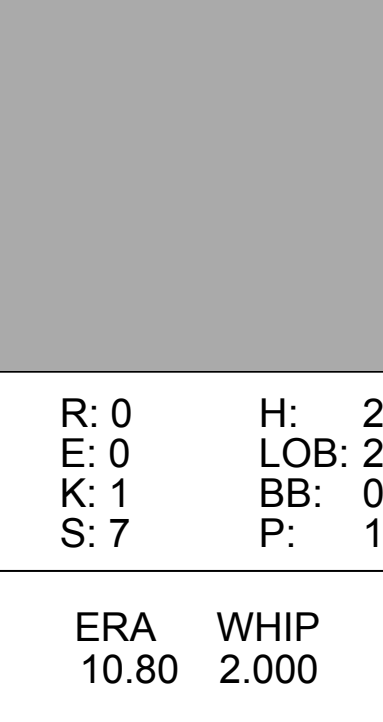
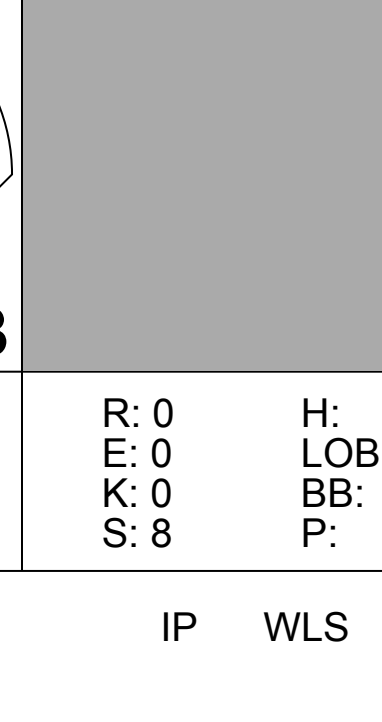





Batter	1	2	3	4	5	6	7	8	9	AB	R	H	RBI	BB	SO	LOB	BOTTOM																					
3 Dylan Carlson, S (1,9) OBP: 0.400, SLG: 0.667			K			SF8				3	2	1	1	0	2	1	Pittsburgh Pirates @ St. Louis Cardinals Busch Stadium, St. Louis, MO Thu Apr 07 2022, 3:24 PM - 6:32 PM CDT Att: 46,256 - Cloudy - 50 F																					
46 Paul Goldschmidt, R (1,3) OBP: 1.000, SLG: 1.000										1	2	1	0	4	0	0																						
27 Tyler O'Neill, R (1,7) OBP: 0.800, SLG: 1.667										3	1	2	5	1	1	1																						
28 Nolan Arenado, R (1,5) OBP: 0.400, SLG: 1.000										4	1	1	2	1	1	4																						
5 Albert Pujols, R (1,10)										5	0	0	0	0	0	3																						
11 Paul DeJong, R (1,6) ERA:										3	0	0	0	1	0	3																						
4 Yadier Molina, R (1,2)										4	0	0	0	0	0	6																						
48 Harrison Bader, R (1,8) OBP: 0.500, SLG: 0.750										4	2	2	0	0	0	1																						
19 Tommy Edman, S (1,4) OBP: 0.250, SLG: 1.000										4	1	1	1	0	1	2																						
Inning Stats	R: 1 E: 0 K: 1 S: 14	H: 2 LOB: 3 BB: 2 P: 26	R: 3 E: 0 K: 1 S: 16	H: 2 LOB: 0 BB: 1 P: 28	R: 0 E: 1 K: 0 S: 9	H: 0 LOB: 1 BB: 0 P: 14	R: 0 E: 0 K: 3 S: 15	H: 0 LOB: 1 BB: 1 P: 27	R: 0 E: 1 K: 0 S: 6	H: 0 LOB: 1 BB: 1 P: 14	R: 1 E: 0 K: 0 S: 15	H: 1 LOB: 2 BB: 2 P: 29	R: 0 E: 0 K: 0 S: 8	H: 0 LOB: 0 BB: 0 P: 13	R: 4 E: 0 K: 0 S: 11	H: 3 LOB: 0 BB: 0 P: 17		R: 4 E: 0 K: 0 S: 11	H: 3 LOB: 0 BB: 0 P: 17	1B: 3 2B: 2 3B: 0 HR: 3	SF: 2 SAC: 0 DP: 1 HBP: 1	WP: 0 PB: 0 SB: 1 CS: 0	PA: 41															
PITCHER	IP	WLS	BF	H	R	ER	SO	BB	IBB	HBP	BLK	WP	HR	S	P	ERA	WHIP	PITCHER				IP	WLS	BF	H	R	ER	SO	BB	IBB	HBP	BLK	WP	HR	S	P	ERA	WHIP
34 JT Brubaker, R (1,1) ERA: 12.0	3.0	L	17	4	4	4	2	3	0	0	0	0	1	39	68	12.00	2.333					1.0	7	3	4	4	0	0	0	0	1	0	0	2	11	17	36.00	3.000
29 Wil Crowe, R (4,1) ERA:	2.0		8	0	0	0	3	2	0	0	0	0	0	4	7	0.00	1.000					1.0	3	0	0	0	0	0	0	0	0	8	13	0.00	0.000			
56 Duane Underwood Jr., R (6,1) ERA:	0.0		1	1	1	1	0	0	0	0	0	0	0	4	7	0.00	1.000																					
53 Heath Hembree, R (6,1) ERA:	1.0		5	0	0	0	0	2	0	0	0	0	0	11	22	0.00	2.000																					
46 Chris Stratton, R (7,1) ERA:	1.0		3	0	0	0	0	0	0	0	0	0	0	8	13	0.00	0.000																					

AB 30
R 0
H 6
RBI 0
BB 2
SO 9
LOB 17

AB 31
R 9
H 8
RBI 9
SO 5
LOB 21



Batter	1	2	3	4	5	6	7	8	9	AB	R	H	RBI	BB	SO	LOB	TOP				
15 Whit Merrifield, R OBP: 0.238, SLG: 0.200										3	0	1	0	1	1	1	Kansas City Royals @ St. Louis Cardinals Busch Stadium, St. Louis, MO Tue Apr 12 2022, 6:46 PM - 9:21 PM CDT Att: 40,398 - Partly Cloudy - 76 F				
7 Bobby Witt Jr., R OBP: 0.143, SLG: 0.200										4	0	0	0	0	2	3					
16 Andrew Benintendi, L OBP: 0.500, SLG: 0.588										4	0	0	0	0	1	1					
13 Salvador Perez, R OBP: 0.211, SLG: 0.500										4	2	2	2	0	1	1					
41 Carlos Santana, S OBP: 0.211, SLG: 0.125										4	0	0	0	0	0	0					
27 Adalberto Mondesi, S OBP: 0.211, SLG: 0.187										4	1	1	0	0	0	0					
2 Michael Taylor, R OBP: 0.375, SLG: 0.500										4	1	2	2	0	0	0					
8 Nicky Lopez, L OBP: 0.400, SLG: 0.429										4	1	1	0	0	0	1					
36 Cam Gallagher, R OBP: 0.667, SLG: 1.000 Ryan O'Hearn, L (9,PH)										2	0	1	1	1	1	0					
										1	0	0	0	0	0	0					
Inning Stats	R: 0 H: 0 E: 0 K: 2 S: 9	H: 0 LOB: 0 BB: 0 P: 14	R: 3 H: 3 E: 0 K: 1 S: 16	H: 3 LOB: 0 BB: 0 P: 31	R: 0 H: 1 E: 0 K: 1 S: 6	H: 1 LOB: 1 BB: 0 P: 11	R: 0 H: 1 E: 0 K: 0 S: 8	H: 1 LOB: 0 BB: 0 P: 10	R: 0 H: 0 E: 0 K: 1 S: 5	H: 0 LOB: 0 BB: 0 P: 6	R: 1 H: 2 E: 0 K: 0 S: 8	H: 2 LOB: 2 BB: 1 P: 16	R: 1 H: 1 E: 0 K: 0 S: 8	H: 1 LOB: 0 BB: 0 P: 10	R: 0 H: 0 E: 0 K: 0 S: 7	H: 0 LOB: 0 BB: 0 P: 11	1B: 4 2B: 1 3B: 0 HR: 3	SF: 0 SAC: 0 DP: 1 HBP: 0	WP: 0 PB: 0 SB: 1 CS: 0	PA: 36	
PITCHER	IP	WLS	BF	H	R	ER	SO	BB	IBB	HBP	BLK	WP	HR	S	P	ERA	WHIP				
43 Dakota Hudson, R ERA: 6.75	4.0		17	5	3	3	4	0	0	0	0	0	2	39	70	6.75	1.250				
12 Jordan Hicks, R ERA: 3.38	2.0	W	6	0	0	0	2	1	0	0	0	0	0	18	27	0.00	0.500				
30 Nick Wittgren, R ERA: 4.5	1.0	H	6	2	1	1	0	1	0	0	0	0	0	8	16	9.00	3.000				
92 Génesis Cabrera, L ERA: 4.5	1.0	H	4	1	1	1	0	0	0	0	0	0	1	8	10	9.00	1.000				
65 Giovanny Gallegos, R ERA:	1.0	S	3	0	0	0	0	0	0	0	0	0	0	7	11	0.00	0.000				

Batter	1	2	3	4	5	6	7	8	9	AB	R	H	RBI	BB	SO	LOB	BOTTOM				
3 Dylan Carlson, S OBP: 0.389, SLG: 0.500										4	0	1	0	0	1	2	Kansas City Royals @ St. Louis Cardinals Busch Stadium, St. Louis, MO Tue Apr 12 2022, 6:46 PM - 9:21 PM CDT Att: 40,398 - Partly Cloudy - 76 F				
46 Paul Goldschmidt, R OBP: 0.444, SLG: 0.251										4	0	0	0	0	2	2					
27 Tyler O'Neill, R OBP: 0.294, SLG: 0.462										4	1	1	0	0	1	0					
28 Nolan Arenado, R OBP: 0.471, SLG: 1.188										4	1	1	2	0	1	0					
5 Albert Pujols, R OBP: 0.333, SLG: 0.667										4	2	3	1	0	0	0					
19 Tommy Edman, S OBP: 0.467, SLG: 0.692										4	1	2	0	0	0	0					
48 Harrison Bader, R OBP: 0.250, SLG: 0.333										4	0	0	0	0	1	4					
11 Paul DeJong, R OBP: 0.375, SLG: 0.538										3	0	1	0	1	2	2					
7 Andrew Knizner, R OBP: 0.500, SLG: 1.333										3	1	1	3	1	1	2					
Inning Stats	R: 3 H: 3 E: 0 K: 2 S: 18	H: 0 LOB: 0 BB: 0 P: 25	R: 0 H: 0 E: 0 K: 0 S: 7	H: 0 LOB: 1 BB: 1 P: 14	R: 0 H: 0 E: 0 K: 2 S: 10	H: 0 LOB: 0 BB: 0 P: 13	R: 3 H: 4 E: 0 K: 2 S: 15	H: 4 LOB: 1 BB: 0 P: 19	R: 0 H: 2 E: 0 K: 1 S: 7	H: 2 LOB: 2 BB: 0 P: 10	R: 0 H: 0 E: 0 K: 1 S: 9	H: 0 LOB: 0 BB: 0 P: 15	R: 0 H: 0 E: 0 K: 0 S: 8	H: 0 LOB: 0 BB: 0 P: 8	R: 0 H: 1 E: 0 K: 1 S: 10	H: 1 LOB: 1 BB: 0 P: 17	1B: 5 2B: 2 3B: 0 HR: 3	SF: 0 SAC: 0 DP: 0 HBP: 0	WP: 0 PB: 0 SB: 0 CS: 0	PA: 36	
PITCHER	IP	WLS	BF	H	R	ER	SO	BB	IBB	HBP	BLK	WP	HR	S	P	ERA	WHIP				
52 Daniel Lynch IV, L ERA: 10.8	5.0	L	25	9	6	6	7	1	0	0	0	0	3	57	81	10.80	2.000				
38 Joel Payamps, R ERA: 4.5	1.0		4	0	0	0	1	1	0	0	0	0	0	9	15	0.00	1.000				
24 Amir Garrett, L ERA:	1.0		3	0	0	0	0	0	0	0	0	0	0	8	8	0.00	0.000				
65 Dylan Coleman, R ERA:	1.0		4	1	0	0	1	0	0	0	0	0	0	10	17	0.00	1.000				



Batter	1	2	3	4	5	6	7	8	9	AB	R	H	RBI	BB	SO	LOB	TOP								
3 Dylan Carlson, S OBP: 0.318, SLG: 0.389	G3		G1-3		L8			G3-1		4	0	0	0	0	0	2	St. Louis Cardinals @ Milwaukee Brewers American Family Field, Milwaukee, WI Thu Apr 14 2022, 4:16 PM - 7:20 PM CDT Att. 42,794 - Roof Closed - 64 F livebaseballscorecards.com								
46 Paul Goldschmidt, R OBP: 0.381, SLG: 0.188	G5-3		CI			K		F7		3	0	0	0	0	1	0									
27 Tyler O'Neill, R OBP: 0.238, SLG: 0.353	F7		F9			G5-3		F9		4	0	0	0	0	0	3									
28 Nolan Arenado, R OBP: 0.429, SLG: 1.000		P6		P6				P6		4	0	1	0	0	0	0									
5 Albert Pujols, R OBP: 0.385, SLG: 0.583	E4							G5-3		3	0	1	0	1	0	1									
11 Paul DeJong, R OBP: 0.300, SLG: 0.412	K		FC5-4					K		4	0	0	0	0	2	2									
48 Harrison Bader, R OBP: 0.283, SLG: 0.333			FC4					K		3	0	1	0	0	1	1									
4 Yadier Molina, R OBP: 0.133, SLG: 0.133								G6-3		3	0	1	0	0	0	0									
19 Tommy Edman, S OBP: 0.471, SLG: 0.867		SH5-3						HR		2	1	1	1	0	1	0									
Inning Stats	R: 0 E: 0 K: 0 S: 10	H: 0 LOB: 0 BB: 0 P: 13	R: 0 E: 1 K: 1 S: 11	H: 1 LOB: 0 BB: 0 P: 15	R: 0 E: 1 K: 0 S: 20	H: 2 LOB: 3 BB: 0 P: 26	R: 0 E: 0 K: 0 S: 10	H: 0 LOB: 1 BB: 0 P: 16	R: 0 E: 0 K: 1 S: 14	H: 1 LOB: 0 BB: 0 P: 13	R: 0 E: 0 K: 1 S: 8	H: 0 LOB: 0 BB: 0 P: 10	R: 1 E: 0 K: 0 S: 12	H: 1 LOB: 0 BB: 0 P: 18	R: 0 E: 0 K: 1 S: 10	H: 0 LOB: 0 BB: 0 P: 13	1B: 4 2B: 0 3B: 0 HR: 1	SF: 0 SAC: 1 DP: 0 HBP: 0	WP: 0 PB: 0 SB: 0 CS: 1	PA: 33					
PITCHER	IP	WLS	BF	H	R	ER	SO	BB	IBB	HBP	BLK	WP	HR	S	P	ERA	WHIP								
53 Brandon Woodruff, R ERA: 7.27	5.0	W	19	3	0	0	2	1	0	0	0	0	0	65	89	0.00	0.800								
48 Trevor Gott, R ERA:	2.0		7	1	0	0	2	0	0	0	0	0	0	16	23	0.00	0.500								
31 Jandel Gustave, R ERA: 7.36	2.0		7	1	1	1	1	0	0	0	0	0	1	22	31	4.50	0.500								

Batter	1	2	3	4	5	6	7	8	9	AB	R	H	RBI	BB	SO	LOB	BOTTOM								
16 Koltan Wong, L OBP: 0.269, SLG: 0.400	24 1B	F8		P6						4	1	2	1	0	0	2	St. Louis Cardinals @ Milwaukee Brewers American Family Field, Milwaukee, WI Thu Apr 14 2022, 4:16 PM - 7:20 PM CDT Att. 42,794 - Roof Closed - 64 F livebaseballscorecards.com								
27 Willy Adames, R OBP: 0.300, SLG: 0.407	P4		K					G5-3		4	0	0	0	0	2	3									
22 Christian Yelich, L OBP: 0.400, SLG: 0.391	K							G4-3		4	1	1	0	0	1	3									
24 Andrew McCutchen, R OBP: 0.300, SLG: 0.357										4	0	1	1	0	1	1									
11 Rowdy Tellez, L OBP: 0.381, SLG: 0.579	F8									3	1	1	0	1	1	1									
12 Hunter Renfroe, R OBP: 0.250, SLG: 0.200	K									4	0	1	1	0	3	1									
10 Omar Narváez, L OBP: 0.357, SLG: 0.583	HR									4	1	2	2	0	1	1									
6 Lorenzo Cain, R OBP: 0.176, SLG: 0.250										4	0	0	0	0	2	2									
14 Jace Peterson, L OBP: 0.313, SLG: 0.083										2	1	1	0	2	0	0									
Inning Stats	R: 1 E: 0 K: 1 S: 10	H: 2 LOB: 1 BB: 0 P: 15	R: 1 E: 0 K: 2 S: 10	H: 1 LOB: 1 BB: 1 P: 20	R: 2 E: 0 K: 2 S: 17	H: 3 LOB: 2 BB: 1 P: 30	R: 0 E: 0 K: 1 S: 9	H: 1 LOB: 0 BB: 0 P: 12	R: 0 E: 0 K: 2 S: 12	H: 1 LOB: 1 BB: 0 P: 18	R: 1 E: 0 K: 0 S: 17	H: 1 LOB: 0 BB: 1 P: 26	R: 0 E: 0 K: 2 S: 8	H: 0 LOB: 0 BB: 0 P: 11	R: 0 E: 0 K: 1 S: 7	H: 0 LOB: 0 BB: 0 P: 8	1B: 5 2B: 2 3B: 1 HR: 1	SF: 0 SAC: 0 DP: 0 HBP: 0	WP: 0 PB: 0 SB: 2 CS: 0	PA: 36					
PITCHER	IP	WLS	BF	H	R	ER	SO	BB	IBB	HBP	BLK	WP	HR	S	P	ERA	WHIP								
50 Adam Wainwright, R ERA: 3.48	4.1	L	23	8	4	4	7	2	0	0	0	0	0	52	86	8.31	2.308								
34 Drew VerHagen, R ERA: 3.38	2.2		10	1	1	1	3	1	0	0	0	0	0	31	46	3.38	0.750								
67 Aaron Brooks, R ERA: 3.0	1.0		3	0	0	0	1	0	0	0	0	0	0	7	8	0.00	0.000								

Batter	1	2	3	4	5	6	7	8	9	AB	R	H	RBI	BB	SO	LOB	TOP										
3 Dylan Carlson, S OBP: 0.286, SLG: 0.304	F7	HBP	G5-3		G3			F8	FC5-6	5	1	0	0	0	0	4											
46 Paul Goldschmidt, R OBP: 0.346, SLG: 0.235	G5-3	2B			L9			F9		5	1	1	1	0	0	0											
27 Tyler O'Neill, R OBP: 0.308, SLG: 0.455																											
25 Corey Dickerson, L OBP: 0.125, SLG: 0.125	2B	K																									
28 Nolan Arenado, R OBP: 0.500, SLG: 1.087	2B																										
11 Paul DeJong, R OBP: 0.300, SLG: 0.412	BB	1B																									
21 Lars Nootbaar, L (1, 10)	BB	1B																									
48 Harrison Bader, R OBP: 0.292, SLG: 0.348	1B	G1-3																									
7 Andrew Knizner, R OBP: 0.556, SLG: 0.875	1B																										
63 Edmundo Sosa, R OBP: 0.400, SLG: 0.400	1B																										
19 Tommy Edman, S OBP: 0.455, SLG: 0.895	K2-3																										
Inning Stats	R: 4 H: 4 E: 0 K: 1 S: 20	H: 4 LOB: 2 BB: 2 P: 35	R: 2 H: 2 E: 0 K: 2 S: 20	H: 2 LOB: 1 BB: 0 P: 29	R: 0 H: 1 E: 0 K: 1 S: 9	H: 1 LOB: 1 BB: 0 P: 13	R: 0 H: 1 E: 0 K: 1 S: 10	H: 1 LOB: 2 BB: 1 P: 17	R: 2 H: 2 E: 0 K: 1 S: 12	H: 2 LOB: 0 BB: 0 P: 18	R: 0 H: 0 E: 0 K: 0 S: 6	H: 0 LOB: 0 BB: 0 P: 6	R: 0 H: 1 E: 0 K: 1 S: 7	H: 3 LOB: 0 BB: 0 P: 9	R: 0 H: 0 E: 0 K: 0 S: 6	H: 0 LOB: 0 BB: 0 P: 9	R: 2 H: 3 E: 0 K: 0 S: 15	H: 3 LOB: 3 BB: 2 P: 28	1B: 10 2B: 2 3B: 0 HR: 2	SF: 0 SAC: 0 DP: 1 HBP: 1	WP: 0 PB: 1 CS: 1	PA: 46					
PITCHER	IP	WLS	BF	H	R	ER	SO	BB	IBB	HBP	BLK	WP	HR	S	P	ERA	WHIP										
51 Freddy Peralta, R ERA: 11.57	3.0	L	19	7	6	6	4	2	0	1	0	0	0	49	77	18.00	3.000										
32 José Ureña, L ERA: 4.15	3.0		13	3	2	2	2	1	0	0	0	0	1	28	41	6.00	1.333										
55 Hoby Milner, L ERA: 10.8	2.0		6	1	0	0	1	0	0	0	0	0	0	13	18	0.00	0.500										
35 Brent Suter, L ERA: 10.8	0.0		2	2	2	2	0	0	0	0	0	0	1	3	5	∞	∞										
20 Mike Brosseau, R ERA: 10.8	1.0		6	1	0	0	0	2	0	0	0	0	0	12	23	0.00	3.000										
Batter	1	2	3	4	5	6	7	8	9	AB	R	H	RBI	BB	SO	LOB	BOTTOM										
16 Koltan Wong, L OBP: 0.233, SLG: 0.345	K		G4-3			P2		G5-3		4	0	0	0	0	1	0											
27 Willy Adames, R OBP: 0.294, SLG: 0.387	F9									3	0	0	0	1	0	0											
20 Mike Brosseau, R OBP: 0.273, SLG: 0.500										0	0	0	0	0	0	0											
22 Christian Yelich, L OBP: 0.353, SLG: 0.333										4	0	0	0	0	4	1											
18 Nestor Cortes, R OBP: 0.444, SLG: 0.286	K									0	0	0	0	0	0	0											
24 Andrew McCutchen, R OBP: 0.294, SLG: 0.344		L8								4	1	1	0	0	0	1											
11 Rowdy Tellez, L OBP: 0.400, SLG: 0.545										3	0	1	0	1	0	1											
12 Hunter Renfroe, R OBP: 0.281, SLG: 0.241										4	0	2	0	0	0	2											
10 Omar Narváez, L OBP: 0.333, SLG: 0.500										4	0	1	1	0	1	3											
15 Tyrone Taylor, R OBP: 0.235, SLG: 0.200										3	0	1	0	0	1	1											
14 Jace Peterson, L OBP: 0.250, SLG: 0.063										4	0	0	0	0	1	5											
Inning Stats	R: 0 H: 0 E: 0 K: 2 S: 8	H: 1 LOB: 1 BB: 0 P: 11	R: 0 H: 0 E: 0 K: 2 S: 10	H: 0 LOB: 0 BB: 0 P: 13	R: 0 H: 0 E: 0 K: 2 S: 10	H: 0 LOB: 0 BB: 0 P: 16	R: 0 H: 0 E: 0 K: 1 S: 6	H: 0 LOB: 0 BB: 0 P: 8	R: 0 H: 0 E: 0 K: 0 S: 5	H: 0 LOB: 0 BB: 0 P: 8	R: 1 H: 3 E: 0 K: 0 S: 18	H: 3 LOB: 3 BB: 0 P: 29	R: 0 H: 0 E: 0 K: 1 S: 8	H: 0 LOB: 1 BB: 1 P: 16	R: 0 H: 2 E: 0 K: 0 S: 16	H: 2 LOB: 2 BB: 0 P: 26	1B: 6 2B: 0 3B: 0 HR: 0	SF: 0 SAC: 0 DP: 0 HBP: 1	WP: 0 PB: 0 CS: 0	PA: 36							
PITCHER	IP	WLS	BF	H	R	ER	SO	BB	IBB	HBP	BLK	WP	HR	S	P	ERA	WHIP										
39 Miles Mikolas, R ERA: 2.61	6.2	W	24	3	1	1	7	1	0	0	0	0	0	61	91	1.35	0.600										
30 Nick Wittgren, R ERA: 3.0	0.1		3	1	0	0	0	0	0	1	0	0	0	5	10	0.00	3.000										
53 Andre Pallante, R ERA: 3.0	2.0		9	2	0	0	1	1	0	0	0	0	0	24	42	0.00	1.500										

St. Louis Cardinals @ Milwaukee Brewers
American Family Field, Milwaukee, WI
Fri Apr 15, 2022, 7:12 PM - 10:22 PM CDT
Att: 26,874 - Roof Closed - 64 F

AB 40
R 10
H 14
RBI 10
BB 5
SO 7
LOB 20



St. Louis Cardinals @ Milwaukee Brewers
American Family Field, Milwaukee, WI
Fri Apr 15, 2022, 7:12 PM - 10:22 PM CDT
Att: 26,874 - Roof Closed - 64 F

AB 33
R 1
H 6
RBI 1
SO 8
LOB 14



Batter	1	2	3	4	5	6	7	8	9	AB	R	H	RBI	BB	SO	LOB	TOP		
3 Dylan Carlson, S OBP: 0.273, SLG: 0.286	1-1 F SI 94 B FF 94 X SI 94 1B		1-2 F FF 94 B CU 81 X SI 94		3-3 B CU 79 C CU 91 S CH 85 S CH 85		2-2 B FC 90 F FC 91 B FF 94 X SI 94		0-0 1 SAFE X FF 86	5	0	1	0	0	1	3			
46 Paul Goldschmidt, R OBP: 0.300, SLG: 0.290	0-0 X SI 94			2-2 C SI 94 B FF 94 X SI 94		2-2 B FF 93 S SI 94 X SI 94		0-1 C FF 96 X SI 96		4	0	0	0	0	0	1			
27 Tyler O'Neill, R OBP: 0.333, SLG: 0.440	2-1 1 SAFE D CU 80 C SI 94 X SI 94 1-2		4-2 B SI 94 C SI 94 B FF 94 X SI 94 1B	28 BB 11 1B		2-2 B SI 93 S SI 94 X SI 94		1-2 C SI 93 B SI 96 X SI 94		3	1	1	0	1	0	1			
28 Nolan Arenado, R OBP: 0.500, SLG: 1.038		0-2 C SI 83 X SI 94 X CU 79		4-0 B SI 94 B SI 94 X SI 94		0-0 X SI 94		3-1 C SI 84 B SI 83 X SI 83		3	1	1	0	1	0	1			
25 Corey Dickerson, L OBP: 0.250, SLG: 0.182		0-1 C FF 95 X FF 95		2-0 B SI 93 B CU 80 X SI 94		4-2 1 SAFE B CH 83 B SI 92 C SI 93 F SI 94 B FF 94		2-2 S SI 83 B SI 84 P FF 96 X SI 97		3	0	1	1	1	0	2			
11 Paul DeJong, R OBP: 0.292, SLG: 0.381		2-2 B SI 83 S SI 94 B CU 80 X SI 94		3-2 F SI 94 B CH 86 B SI 94 X SI 94 1-3 2-H		0-1 C FC 91 X SI 94		2-2 B SI 84 S SI 83 X SI 97		4	0	1	1	0	0	3			
48 Harrison Bader, R OBP: 0.286, SLG: 0.370			2-0 B CU 78 B SI 93 X SI 94		1-3 F SI 93 B FF 94 S CU 81		2-0 B FC 90 B SI 94 X SI 94		3-1 B FF 86 B FF 86 B SI 85 X SI 86	4	0	1	0	0	1	2			
7 Andrew Knizner, R OBP: 0.462, SLG: 0.750			2-2 B SI 94 C SI 94 X SI 94		2-3 B SI 82 C SI 93 C SI 94		0-3 F FC 90 B FF 94 X SI 94		1-3 F FF 86 B FF 86 S CH 78 S CH 77	4	0	1	0	0	3	1			
19 Tommy Edman, S OBP: 0.423, SLG: 0.783			2-0 B FF 94 X SI 93		2-3 C CU 81 B FF 94 B SI 94 C SI 94		0-1 C CU 80 X FC 90		2-0 B CH 76 B SI 86 X CH 76	4	0	1	0	0	1	2			
Inning Stats	R: 0 E: 0 K: 0 S: 5	H: 1 LOB: 0 BB: 0 P: 8	R: 0 E: 0 K: 0 S: 8	H: 0 LOB: 0 BB: 0 P: 10	R: 0 E: 0 K: 0 S: 8	H: 1 LOB: 1 BB: 0 P: 15	R: 1 E: 0 K: 1 S: 14	H: 1 LOB: 2 BB: 2 P: 30	R: 0 E: 0 K: 0 S: 12	H: 1 LOB: 1 BB: 0 P: 20	R: 0 E: 0 K: 1 S: 9	H: 1 LOB: 1 BB: 0 P: 13	R: 1 E: 0 K: 0 S: 13	H: 2 LOB: 1 BB: 0 P: 21	R: 0 E: 0 K: 1 S: 7	H: 1 LOB: 1 BB: 0 P: 13	1B: 5 2B: 3 HR: 0	SF: 0 SAC: 0 DP: 1 HBP: 0	WP: 2 PA: 37 SB: 0 CS: 0
PITCHER	IP WLS BF H R ER SO BB IBB HBP BLK WP HR S P ERA WHIP																		
37 Adrian Houser, R ERA: 2.89	5.2 L 23 4 1 1 4 3 0 0 0 0 0 0 54 97 1.59 1.235																		
48 Trevor Gott, R ERA:	1.1 5 1 0 0 1 0 0 0 0 0 0 0 11 15 0.00 0.750																		
54 Jake Cousins, R ERA: 4.5	1.0 5 2 1 1 0 0 0 0 0 0 2 0 13 21 9.00 2.000																		
35 Brent Suter, L ERA: 6.75	1.0 4 1 0 0 1 0 0 0 0 0 0 0 7 13 0.00 1.000																		

St. Louis Cardinals @ Milwaukee Brewers
American Family Field, Milwaukee, WI
Sat Apr 16 2022, 6:12 PM - 9:07 PM CDT
Att: 26,356 - Roof Closed - 65 F

AB 34
R 2
H 8
RBI 2
BB 3
SO 6
LOB 16



Batter	1	2	3	4	5	6	7	8	9	AB	R	H	RBI	BB	SO	LOB	BOTTOM				
24 Andrew McCutchen, R OBP: 0.289, SLG: 0.333	1-0 B SI 94 X SI 94		1-1 C CH 77 X CH 84			2-2 B CU 77 C CH 84 B SI 94 X SI 94		1-3 C SI 84 B SI 85 S SI 86		4	0	1	0	0	1	0					
27 Willy Adames, R OBP: 0.288, SLG: 0.353	2-2 C SI 96 B SI 94 X CH 86		2-3 C CH 86 B SI 94 S SI 94			1-3 C CU 77 F SI 93 B SI 94 S SI 94		2-2 C SI 85 B SI 85 B FF 92 X FF 94		4	0	1	0	0	2	1					
12 Hunter Renfroe, R OBP: 0.278, SLG: 0.273	3-1 B SI 94 F SI 95 B SI 86 X CH 86			1-3 B SI 94 C SI 94 S SI 94		0-3 1 SAFE B FF 96 B SI 96 S FF 90 S SL 88 S FF 101		3-1 F FF 94 D SI 87 B SI 86 X SI 87		4	0	1	0	0	2	2					
18 Keston Hiura, R OBP: 0.333, SLG: 0.200	0-1 F CH 84 X CH 84			2-3 B SI 94 C CH 84 B SI 94		2-3 B SI 96 C CH 81 B FF 97 S CU 80		1-1 D SI 87 1 SAFE S FF 94 X CH 87		3	0	0	0	0	2	1					
11 Rowdy Tellez, L OBP: 0.365, SLG: 1.522				0-1 F CH 85 X SI 94		0-1 C CU 80 B CH 90 X SI 91		2-1 C SI 87 B SI 86 X SI 87		1	0	0	0	0	0	1					
15 Tyrone Taylor, R OBP: 0.200, SLG: 0.167		1-3 C CU 78 B CU 78 S CH 85				2-1 C CU 80 B CH 90 X SI 91		2-2 B CU 79 B CH 90 X FF 86		3	0	0	0	0	1	0					
6 Lorenzo Cain, R OBP: 0.150, SLG: 0.211		1-0 B CH 86 X CH 86			1-1 C CH 86 X CH 86					3	0	0	0	0	0	0					
16 Kolten Wong, L OBP: 0.242, SLG: 0.344		0-2 C SI 96 C SI 95 X SI 96			1-3 B SI 96 C SI 95 S CH 85			1-3 C CU 78 F FF 96 C CU 80		3	0	1	0	0	2	0					
20 Mike Brosseau, R OBP: 0.214, SLG: 0.385		2-2 1 SAFE C SI 94 B SI 94 F SI 94 B CU 77 X CU 76			0-1 C CU 78 X CU 77			2-1 S SI 95 B CH 91 X FF 96		3	0	0	0	0	0	1					
7 Victor Caratini, S OBP: 0.400, SLG: 0.615			3-1 B SI 94 B SI 94 X SI 94			2-2 B SI 94 C SI 94 X CH 83		3-2 C FF 96 B SI 96 B SI 96 X FF 96		3	1	1	1	0	0	0					
Inning Stats	R: 0 E: 0 K: 0 S: 8	H: 1 LOB: 1 BB: 0 P: 14	R: 0 E: 0 K: 1 S: 12	H: 1 LOB: 0 BB: 0 P: 16	R: 0 E: 0 K: 1 S: 7	H: 0 LOB: 0 BB: 0 P: 13	R: 0 E: 0 K: 2 S: 8	H: 0 LOB: 0 BB: 0 P: 11	R: 0 E: 0 K: 1 S: 7	H: 0 LOB: 0 BB: 0 P: 9	R: 0 E: 0 K: 2 S: 12	H: 1 LOB: 1 BB: 0 P: 20	R: 0 E: 0 K: 1 S: 6	H: 0 LOB: 0 BB: 0 P: 12	R: 1 E: 0 K: 2 S: 13	H: 1 LOB: 0 BB: 0 P: 20	R: 0 E: 0 K: 0 S: 7	H: 1 LOB: 0 BB: 0 P: 13	1B: 3 2B: 1 HR: 1	SF: 0 SAC: 0 DP: 1 HBP: 0	WP: 0 PA: 31 SB: 1 CS: 0
PITCHER	IP WLS BF H R ER SO BB IBB HBP BLK WP HR S P ERA WHIP																				
32 Steven Matz, L ERA: 7.27	5.2 W 20 3 0 0 0 0 0 0 0 0 0 0 51 77 0.00 0.529																				
56 Ryan Helsley, R ERA:	0.1 H 1 0 0 0 1 0 0 0 0 0 0 0 3 6 0.00 0.000																				
92 Genesis Cabrera, L ERA: 4.91	1.2 H 6 1 1 1 2 0 0 0 0 0 1 16 28 5.40 0.600																				
65 Giovanni Gallegos, R ERA:	1.1 S 4 1 0 0 1 0 0 0 0 0 0 0 10 17 0.00 0.750																				

St. Louis Cardinals @ Milwaukee Brewers
American Family Field, Milwaukee, WI
Sat Apr 16 2022, 6:12 PM - 9:07 PM CDT
Att: 26,356 - Roof Closed - 65 F

AB 31
R 1
H 5
RBI 1
BB 0
SO 10
LOB 6



Batter	1	2	3	4	5	6	7	8	9	AB	R	H	RBI	BB	SO	LOB	TOP			
3 Dylan Carlson, S OBP: 0.209, SLG: 0.211										5	0	0	0	0	2	2				
46 Paul Goldschmidt, R OBP: 0.300, SLG: 0.255										5	1	2	0	0	1	0				
27 Tyler O'Neill, R OBP: 0.359, SLG: 0.406										3	1	1	1	1	0	1				
28 Nolan Arenado, R OBP: 0.462, SLG: 0.882										4	0	0	0	0	0	2				
5 Albert Pujols, R OBP: 0.476, SLG: 0.778										3	2	2	0	0	0	2				
21 Lars Nootbaar, L (8, PR)										0	0	0	0	0	0	0				
19 Tommy Edman, S OBP: 0.412, SLG: 0.742										4	0	2	2	0	0	2				
11 Paul DeJong, R OBP: 0.313, SLG: 0.370										3	1	1	1	1	1	3				
4 Yadier Molina, R OBP: 0.105, SLG: 0.105										4	0	0	0	0	0	1				
48 Harrison Bader, R OBP: 0.306, SLG: 0.313										3	0	0	0	1	2	0				
Inning Stats	R: 0 H: 0 E: 0 K: 2 S: 9	H: 0 LOB: 0 BB: 0 P: 13	R: 2 H: 2 E: 1 K: 0 S: 18	H: 2 LOB: 2 BB: 1 P: 29	R: 2 H: 4 E: 0 K: 1 S: 14	H: 0 LOB: 0 BB: 0 P: 11	R: 1 H: 2 E: 0 K: 0 S: 16	H: 0 LOB: 0 BB: 1 P: 24	R: 0 H: 0 E: 0 K: 1 S: 7	H: 0 LOB: 0 BB: 0 P: 11	R: 0 H: 0 E: 0 K: 0 S: 6	H: 0 LOB: 0 BB: 0 P: 9	R: 0 H: 0 E: 0 K: 0 S: 8	H: 0 LOB: 2 BB: 1 P: 18	R: 0 H: 0 E: 0 K: 2 S: 9	H: 0 LOB: 0 BB: 0 P: 14	1B: 4 2B: 3 3B: 1 HR: 0	SF: 0 SAC: 0 DP: 2 HBP: 1	WP: 0 PB: 0 SB: 2 CS: 0	PA: 38
PITCHER	IP WLS BF H R ER SO BB IBB HBP BLK WP HR S P ERA WHIP																			
44 Jesús Luzardo, L ERA: 4.82	4.1 L 22 7 5 4 3 2 0 0 0 0 0 0 59 88 8.31 2.077																			
43 Shawn Armstrong, R ERA: 4.75	(5, 1) 1.2 6 1 0 0 1 0 0 0 0 0 0 14 21 0.00 0.600																			
38 Louis Head, R ERA: 2.08	(7, 1) 1.0 3 0 0 0 0 0 0 0 0 0 0 6 9 0.00 0.000																			
48 Steven Okert, L ERA: 2.08	(8, 1) 1.0 4 0 0 0 0 1 0 1 0 0 0 8 18 0.00 1.000																			
66 Tanner Scott, L ERA: 3.6	(9, 1) 1.0 3 0 0 0 2 0 0 0 0 0 0 9 14 0.00 0.000																			

St. Louis Cardinals @ Miami Marlins
loanDepot park, Miami, FL
Tue Apr 19 2022, 6:41 PM - 9:44 PM EDT
Att: 8,475 - Dome - 72 F

AB 34
R 5
H 8
RBI 4
BB 3
SO 6
LOB 13



Batter	1	2	3	4	5	6	7	8	9	AB	R	H	RBI	BB	SO	LOB	BOTTOM			
7 Jesús Sánchez, L OBP: 0.375, SLG: 0.641										4	0	2	0	0	2	0				
26 Garrett Cooper, R OBP: 0.373, SLG: 0.367										3	0	0	0	1	2	2				
99 Jesús Aguilar, R OBP: 0.263, SLG: 0.161										3	0	0	0	1	0	0				
18 Joey Wendle, L OBP: 0.419, SLG: 0.464										4	0	2	0	0	0	2				
24 Avisail García, R OBP: 0.222, SLG: 0.346										2	0	0	0	0	1	3				
14 Bryan De La Cruz, R OBP: 0.533, SLG: 0.636										2	1	1	1	0	1	1				
15 Brian Anderson, R OBP: 0.379, SLG: 0.360										4	0	1	0	0	2	2				
2 Jazz Chisholm Jr., L OBP: 0.345, SLG: 0.792										2	0	0	0	0	0	1				
12 Jorge Soler, R OBP: 0.273, SLG: 0.263										2	0	0	0	0	1	1				
58 Jacob Stallings, R OBP: 0.233, SLG: 0.286										4	0	2	0	0	1	0				
11 Miguel Rojas, R OBP: 0.216, SLG: 0.257										4	0	0	0	0	0	2				
Inning Stats	R: 0 H: 0 E: 0 K: 1 S: 7	H: 1 LOB: 2 BB: 0 P: 15	R: 0 H: 1 E: 0 K: 1 S: 12	H: 0 LOB: 0 BB: 0 P: 17	R: 0 H: 0 E: 0 K: 2 S: 7	H: 1 LOB: 1 BB: 0 P: 10	R: 0 H: 1 E: 0 K: 1 S: 11	H: 1 LOB: 1 BB: 0 P: 16	R: 1 H: 2 E: 0 K: 0 S: 12	H: 2 LOB: 1 BB: 0 P: 17	R: 0 H: 2 E: 0 K: 1 S: 8	H: 2 LOB: 1 BB: 0 P: 14	R: 0 H: 1 E: 0 K: 2 S: 13	H: 1 LOB: 1 BB: 0 P: 22	R: 0 H: 0 E: 0 K: 1 S: 7	H: 0 LOB: 0 BB: 0 P: 11	1B: 6 2B: 1 3B: 0 HR: 1	SF: 0 SAC: 0 DP: 0 HBP: 0	WP: 0 PB: 0 SB: 0 CS: 0	PA: 36
PITCHER	IP WLS BF H R ER SO BB IBB HBP BLK WP HR S P ERA WHIP																			
50 Adam Wainwright, R ERA: 2.91	(1, 1) 5.2 W 24 5 1 1 6 2 0 0 0 0 0 0 60 92 1.59 1.235																			
62 T.J. McFarland, L ERA: 2.91	(6, 1) 1.0 4 2 0 0 0 0 0 0 0 0 0 6 11 0.00 2.000																			
56 Ryan Heislely, R ERA: 2.91	(7, 1) 1.1 5 1 0 0 3 0 0 0 0 0 0 16 26 0.00 0.750																			
65 Giovanni Gallegos, R ERA: 2.91	(9, 1) 1.0 3 0 0 0 1 0 0 0 0 0 0 7 11 0.00 0.000																			

St. Louis Cardinals @ Miami Marlins
loanDepot park, Miami, FL
Tue Apr 19 2022, 6:41 PM - 9:44 PM EDT
Att: 8,475 - Dome - 72 F

AB 34
R 1
H 8
RBI 1
BB 2
SO 10
LOB 14



Batter	1	2	3	4	5	6	7	8	9	AB	R	H	RBI	BB	SO	LOB	TOP																	
19 Tommy Edman, S OBP: 0.421, SLG: 0.714										4	0	2	0	0	0	2																		
46 Paul Goldschmidt, R OBP: 0.255, SLG: 0.216										3	0	0	0	1	1	1																		
27 Tyler O'Neill, R OBP: 0.349, SLG: 0.371										3	1	0	0	1	0	3																		
28 Nolan Arenado, R OBP: 0.442, SLG: 0.895										4	1	1	2	0	3	2																		
25 Corey Dickerson, L OBP: 0.235, SLG: 0.133										4	0	0	0	0	0	2																		
21 Lars Nootbaar, L										4	0	0	0	0	3	0																		
11 Paul DeJong, R OBP: 0.286, SLG: 0.333										3	0	0	0	0	1	0																		
4 Yadier Molina, R OBP: 0.136, SLG: 0.136										3	0	1	0	0	0	0																		
48 Harrison Bader, R OBP: 0.308, SLG: 0.314										3	0	1	0	0	0	1																		
Inning Stats	R: 0 E: 1 K: 1 S: 14	H: 1 LOB: 2 BB: 1 P: 27	R: 0 E: 0 K: 1 S: 6	H: 0 LOB: 0 BB: 0 P: 10	R: 0 E: 0 K: 0 S: 8	H: 1 LOB: 1 BB: 0 P: 10	R: 0 E: 0 K: 1 S: 7	H: 0 LOB: 0 BB: 0 P: 8	R: 0 E: 0 K: 1 S: 7	H: 1 LOB: 1 BB: 0 P: 10	R: 0 E: 0 K: 1 S: 6	H: 0 LOB: 0 BB: 0 P: 10	R: 0 E: 0 K: 1 S: 7	H: 0 LOB: 0 BB: 0 P: 11	R: 0 E: 0 K: 0 S: 7	H: 1 LOB: 0 BB: 0 P: 12	R: 2 E: 0 K: 2 S: 13	H: 1 LOB: 0 BB: 1 P: 19	1B: 4 2B: 0 3B: 0 HR: 1	SF: 0 SAC: 0 DP: 1 HBP: 0	WP: 0 PB: 0 SB: 2 CS: 0	PA: 33												
PITCHER	IP: 8.0 ERA: 1.86	WLS: 28 BF: 28	H: 4 R: 0 ER: 0 SO: 6	BB: 1 IBB: 0 HBP: 0 BLK: 0	WP: 0 HR: 0 S: 62 P: 98	ERA: 0.00 WHIP: 0.625	PITCHER																											
22 Sandy Alcantara, R ERA: 1.86	1.0	L	5	1	2	2	2	1	0	0	0	0	0	0	1	13	19	18.00	2.000															
55 Anthony Bender, R ERA: 8.31																																		

St. Louis Cardinals @ Miami Marlins
loanDepot park, Miami, FL
Wed Apr 20 2022, 6:43 PM - 9:45 PM EDT
Att: 8,655 - Roof Closed - 72 F

AB 31
R 2
H 5
RBI 2
BB 2
SO 8
LOB 11



Batter	1	2	3	4	5	6	7	8	9	AB	R	H	RBI	BB	SO	LOB	BOTTOM																		
12 Jorge Soler, R OBP: 0.250, SLG: 0.238										4	0	0	0	0	2	2																			
26 Garrett Cooper, R OBP: 0.359, SLG: 0.364										3	0	1	0	1	1	0																			
5 Jon Berti, R OBP: 0.545, SLG: 0.500										3	0	0	0	0	2	2																			
7 Jesús Sánchez, L OBP: 0.364, SLG: 0.595										4	0	1	0	0	2	1																			
99 Jesús Aguilar, R OBP: 0.262, SLG: 0.171										4	0	1	0	0	1	3																			
24 Avisail García, R OBP: 0.226, SLG: 0.333										3	0	0	0	0	0	2																			
18 Joey Wendle, L OBP: 0.382, SLG: 0.419										0	0	0	0	1	0	0																			
15 Brian Anderson, R OBP: 0.400, SLG: 0.360										4	0	0	0	0	2	2																			
58 Jacob Stallings, R OBP: 0.206, SLG: 0.250										4	0	1	0	0	0	2																			
11 Miguel Rojas, R OBP: 0.220, SLG: 0.256										3	0	1	0	0	1	1																			
2 Jazz Chisholm Jr., L OBP: 0.344, SLG: 0.741										3	0	1	0	0	1	1																			
Inning Stats	R: 0 E: 0 K: 1 S: 8	H: 0 LOB: 0 BB: 0 P: 9	R: 0 E: 0 K: 0 S: 8	H: 0 LOB: 0 BB: 0 P: 12	R: 0 E: 0 K: 1 S: 15	H: 1 LOB: 1 BB: 0 P: 20	R: 0 E: 0 K: 2 S: 15	H: 1 LOB: 2 BB: 0 P: 23	R: 0 E: 0 K: 1 S: 10	H: 1 LOB: 1 BB: 0 P: 18	R: 0 E: 0 K: 2 S: 11	H: 1 LOB: 0 BB: 0 P: 17	R: 0 E: 0 K: 1 S: 9	H: 0 LOB: 0 BB: 0 P: 18	R: 0 E: 0 K: 1 S: 12	H: 0 LOB: 1 BB: 1 P: 21	R: 0 E: 0 K: 2 S: 10	H: 1 LOB: 2 BB: 1 P: 15	1B: 5 2B: 0 3B: 0 HR: 0	SF: 0 SAC: 0 DP: 0 HBP: 1	WP: 0 PB: 0 SB: 1 CS: 0	PA: 35													
PITCHER	IP: 5.0 ERA: 1.76	WLS: 6 BF: 6	H: 4 R: 0 ER: 0 SO: 3	BB: 0 IBB: 0 HBP: 0 BLK: 0	WP: 0 HR: 0 S: 59 P: 86	ERA: 0.00 WHIP: 0.000	PITCHER																												
39 Miles Mikolas, R ERA: 1.76	2.0	W	4	0	0	0	1	0	0	0	0	0	0	0	0	0	17	31	0.00	0.000															
53 Andruw Palante, R ERA: 1.8	1.0	S	5	1	0	0	2	1	0	0	0	0	0	0	0	0	10	15	0.00	2.000															
92 Genesis Cabrera, L ERA: 3.86																																			
65 Giovanni Gallegos, R ERA:																																			

St. Louis Cardinals @ Miami Marlins
loanDepot park, Miami, FL
Wed Apr 20 2022, 6:43 PM - 9:45 PM EDT
Att: 8,655 - Roof Closed - 72 F

AB 32
R 0
H 5
RBI 0
BB 2
SO 11
LOB 15



Batter	1	2	3	4	5	6	7	8	9	AB	R	H	RBI	BB	SO	LOB	TOP			
3 Dylan Carlson, S OBP: 0.213, SLG: 0.214										4	0	1	0	0	0	1				
46 Paul Goldschmidt, R OBP: 0.271, SLG: 0.195										4	0	0	0	0	1	1				
27 Tyler O'Neill, R OBP: 0.319, SLG: 0.333										4	0	0	0	0	3	0				
28 Nolan Arenado, R OBP: 0.468, SLG: 0.881										4	0	3	0	0	0	0				
5 Albert Pujols, R OBP: 0.417, SLG: 0.667										3	0	0	0	0	3	2				
21 Lars Nootbaar, L (9, PH)										1	0	0	0	0	1	1				
11 Paul DeJong, R OBP: 0.283, SLG: 0.303										3	0	0	0	0	2	2				
48 Harrison Bader, R OBP: 0.286, SLG: 0.289										3	0	0	0	0	2	1				
4 Yadier Molina, R OBP: 0.160, SLG: 0.160										3	0	1	0	0	0	0				
19 Tommy Edman, S OBP: 0.390, SLG: 0.658										3	0	0	0	0	1	1				
Inning Stats	R: 0 E: 0 K: 1 S: 8	H: 0 LOB: 0 BB: 0 P: 9	R: 0 E: 0 K: 1 S: 12	H: 1 LOB: 1 BB: 0 P: 18	R: 0 E: 0 K: 0 S: 12	H: 1 LOB: 1 BB: 0 P: 17	R: 0 E: 0 K: 3 S: 14	H: 1 LOB: 1 BB: 0 P: 22	R: 0 E: 0 K: 1 S: 7	H: 0 LOB: 0 BB: 0 P: 10	R: 0 E: 0 K: 2 S: 8	H: 0 LOB: 0 BB: 0 P: 14	R: 0 E: 0 K: 2 S: 12	H: 1 LOB: 1 BB: 0 P: 17	R: 0 E: 0 K: 2 S: 13	H: 1 LOB: 1 BB: 0 P: 16	1B: 5 2B: 0 3B: 0 HR: 0	SF: 0 SAC: 0 DP: 0 HBP: 0	WP: 0 PB: 0 SB: 0 CS: 0	PA: 32
PITCHER	IP WLS BF H R ER SO BB IBB HBP BLK WP HR S P ERA WHIP	7.0 W 24 3 0 0 9 0 0 0 0 0 0 69 100 0.00 0.429	1.0 L 4 1 0 0 2 0 0 0 0 0 0 12 17 0.00 1.000	1.0 L 4 1 0 0 2 0 0 0 0 0 0 13 16 0.00 1.000	PITCHER										IP WLS BF H R ER SO BB IBB HBP BLK WP HR S P ERA WHIP					

St. Louis Cardinals @ Miami Marlins
loanDepot park, Miami, FL
Thu Apr 21 2022, 6:40 PM - 9:23 PM EDT
Att: 9,670 - Roof Closed - 72 F

AB 32
R 0
H 5
RBI 0
BB 0
SO 13
LOB 9



Batter	1	2	3	4	5	6	7	8	9	AB	R	H	RBI	BB	SO	LOB	BOTTOM			
2 Jazz Chisholm Jr., L OBP: 0.333, SLG: 0.774										4	1	1	2	0	1	0				
26 Garrett Cooper, R OBP: 0.349, SLG: 0.333										3	0	0	0	1	2	0				
12 Jorge Soler, R OBP: 0.290, SLG: 0.291										4	0	1	0	0	0	1				
14 Bryan De La Cruz, R OBP: 0.533, SLG: 0.636										0	0	0	0	0	0	0				
7 Jesús Sánchez, L OBP: 0.396, SLG: 0.667										3	3	2	1	1	1	1				
99 Jesús Aguilar, R OBP: 0.283, SLG: 0.205										4	0	2	0	0	0	0				
24 Avisail García, R OBP: 0.200, SLG: 0.294										4	0	0	0	0	1	4				
18 Joey Wendle, L OBP: 0.368, SLG: 0.400										4	0	1	0	0	0	2				
15 Brian Anderson, R OBP: 0.424, SLG: 0.346										1	1	0	1	2	0	2				
58 Jacob Stallings, R OBP: 0.189, SLG: 0.229										3	0	0	0	0	0	6				
Inning Stats	R: 0 E: 0 K: 0 S: 5	H: 2 LOB: 2 BB: 1 P: 9	R: 1 E: 1 K: 1 S: 12	H: 2 LOB: 1 BB: 1 P: 23	R: 0 E: 0 K: 2 S: 8	H: 0 LOB: 0 BB: 0 P: 14	R: 1 E: 0 K: 0 S: 13	H: 2 LOB: 2 BB: 1 P: 22	R: 0 E: 0 K: 0 S: 10	H: 0 LOB: 0 BB: 0 P: 14	R: 1 E: 0 K: 0 S: 8	H: 1 LOB: 1 BB: 0 P: 9	R: 2 E: 0 K: 2 S: 15	H: 2 LOB: 1 BB: 1 P: 25	R: 0 E: 0 K: 0 S: 10	H: 0 LOB: 0 BB: 0 P: 13	1B: 4 2B: 1 3B: 0 HR: 2	SF: 0 SAC: 0 DP: 2 HBP: 0	WP: 0 PB: 1 SB: 1 CS: 0	PA: 34
PITCHER	IP WLS BF H R ER SO BB IBB HBP BLK WP HR S P ERA WHIP	3.0 L 12 2 1 0 0 1 0 0 0 0 0 13 22 0.00 3.000	4.1 L 6 2 1 0 0 1 0 0 0 0 0 30 44 10.12 1.500	2.2 L 12 3 3 3 1 1 0 0 0 0 2 30 44 10.12 1.500	0.1 L 1 0 0 0 1 0 0 0 0 0 0 3 4 0.00 0.000	2.7 L 3 0 0 0 0 0 0 0 0 0 0 10 13 0.00 0.000	PITCHER										IP WLS BF H R ER SO BB IBB HBP BLK WP HR S P ERA WHIP			

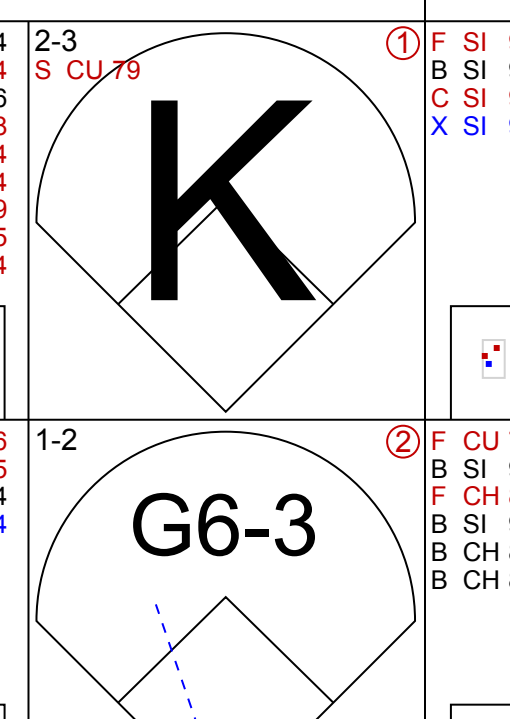
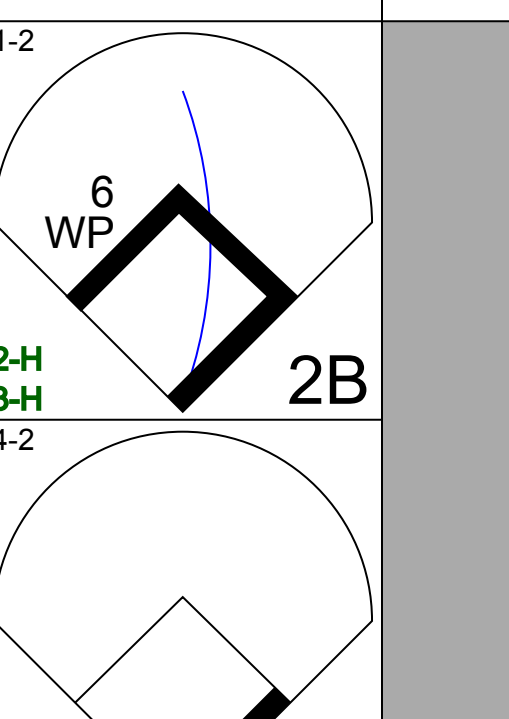
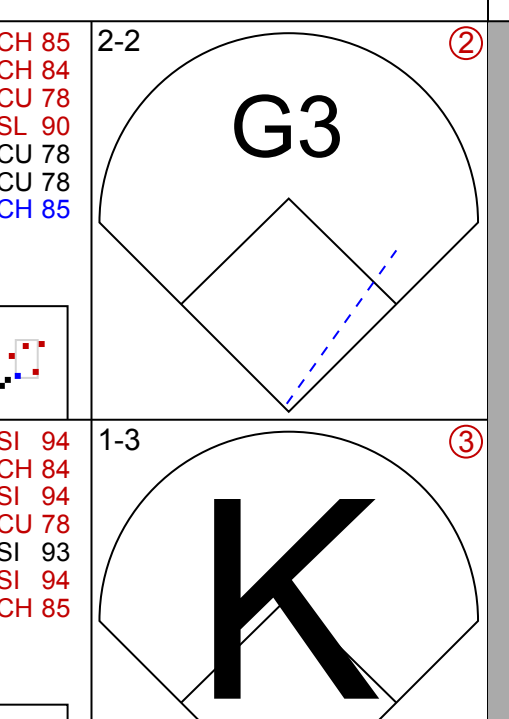
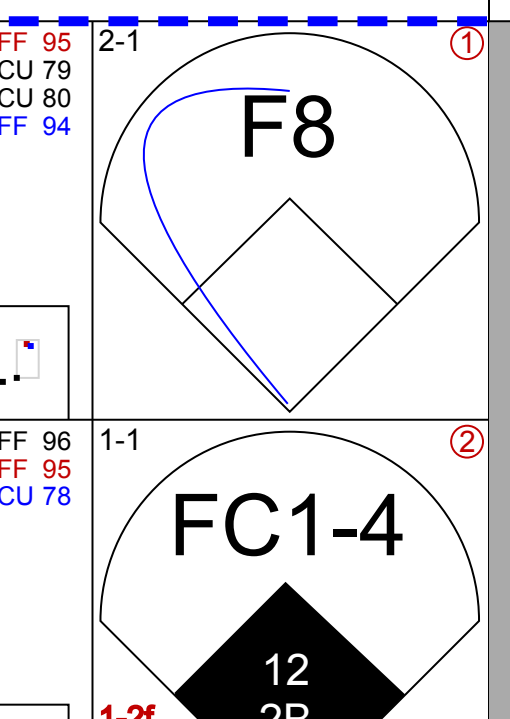
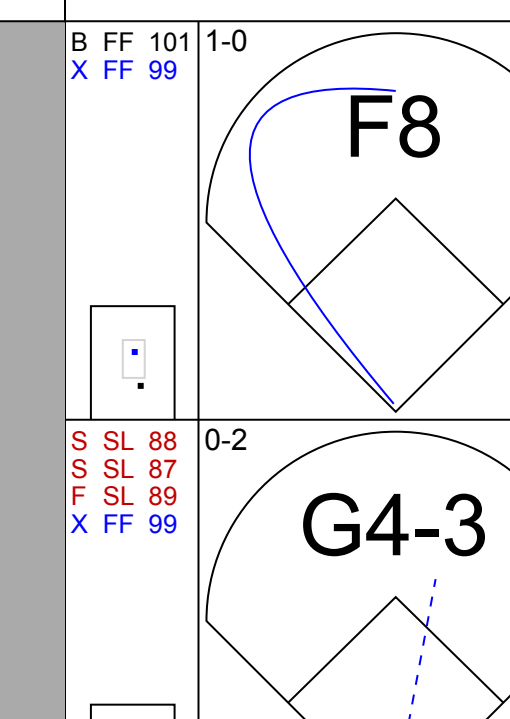
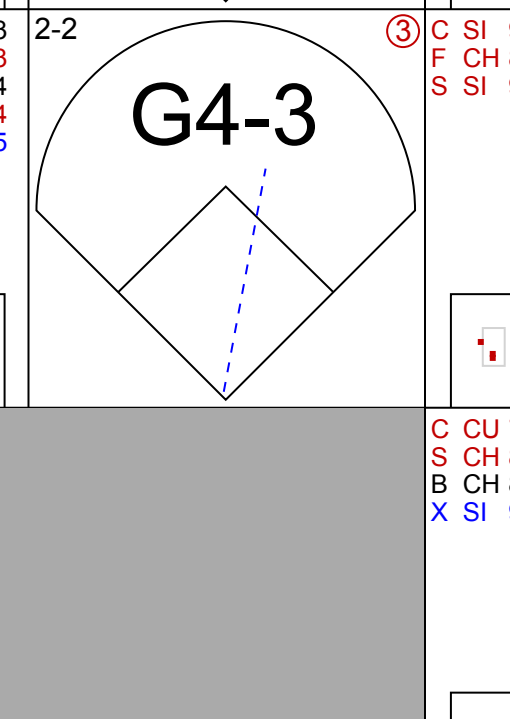
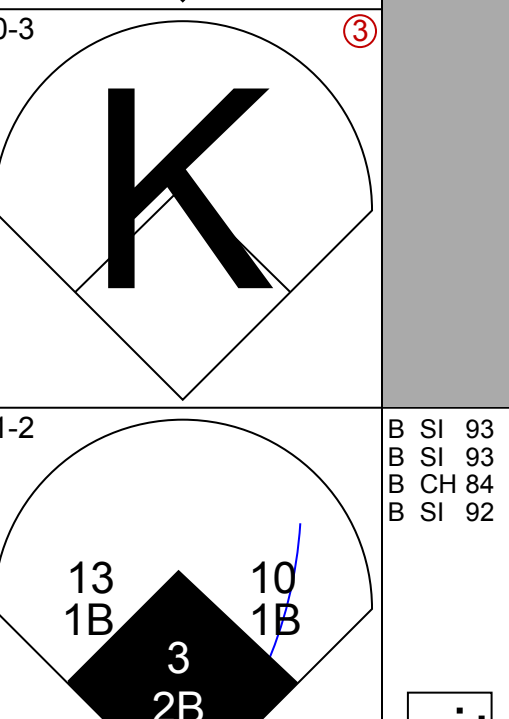

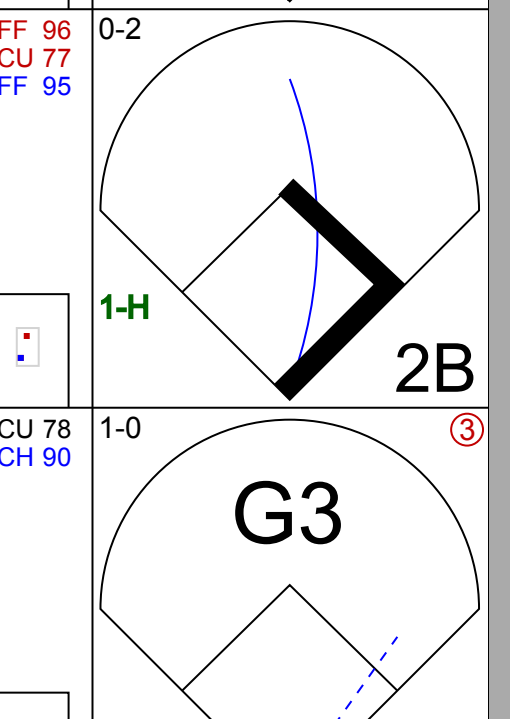

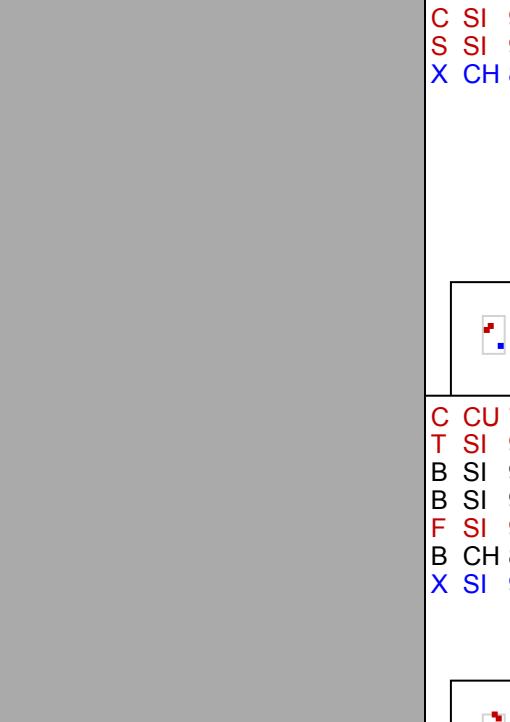
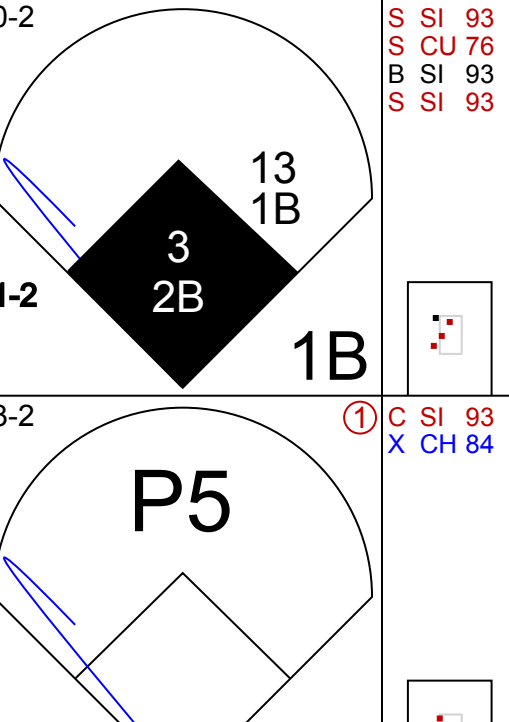
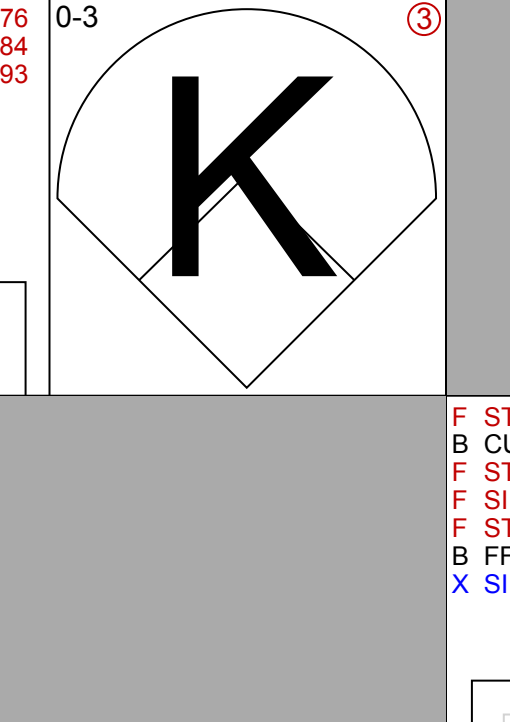

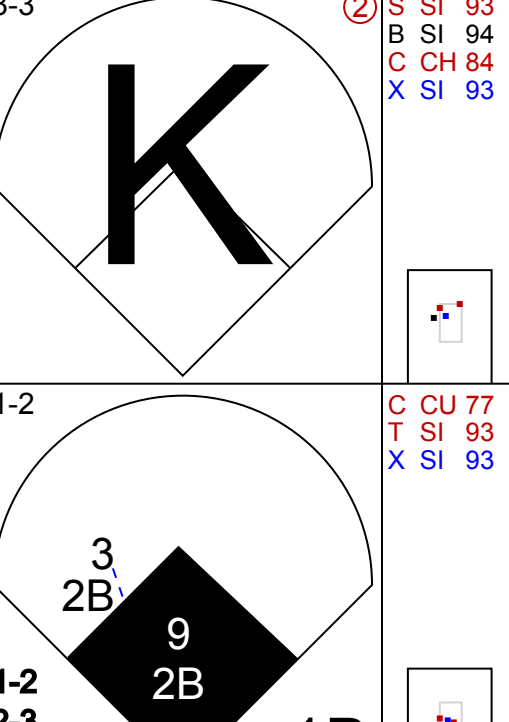
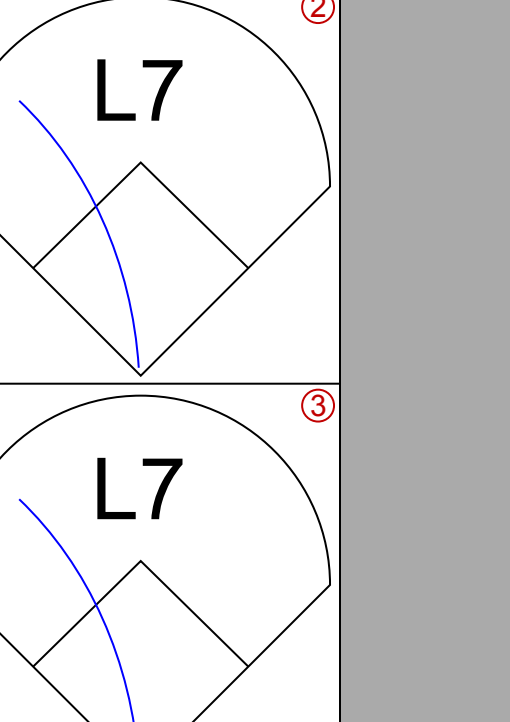
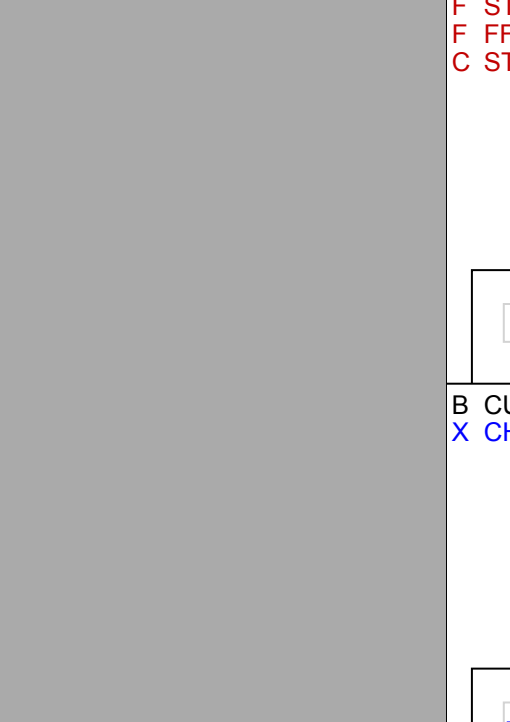

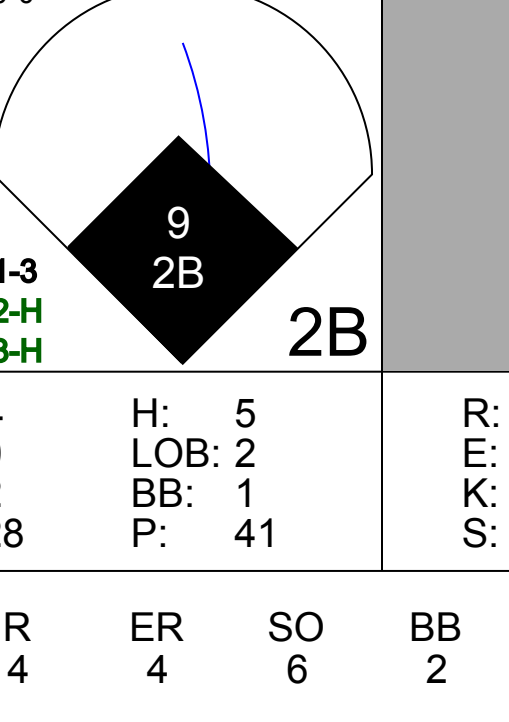
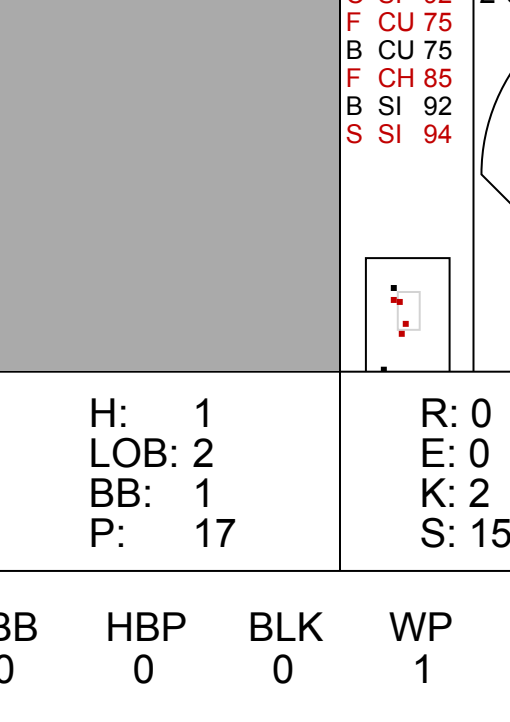
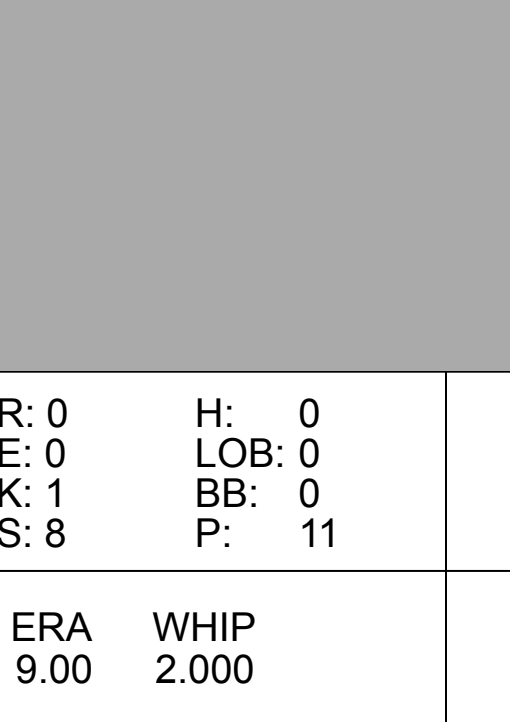
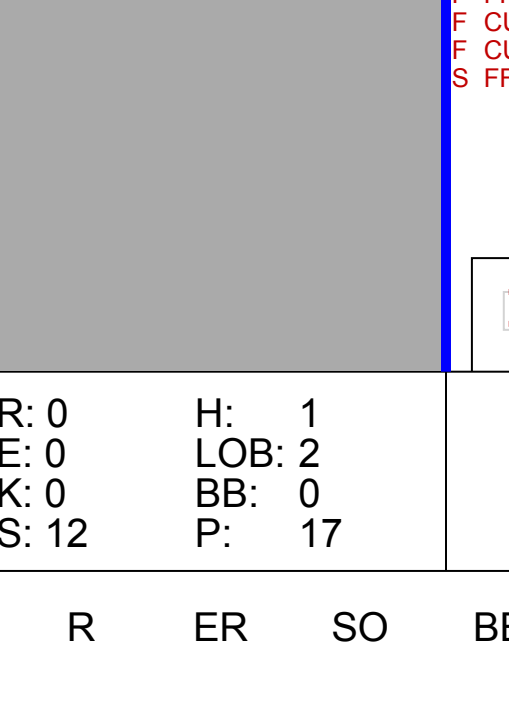
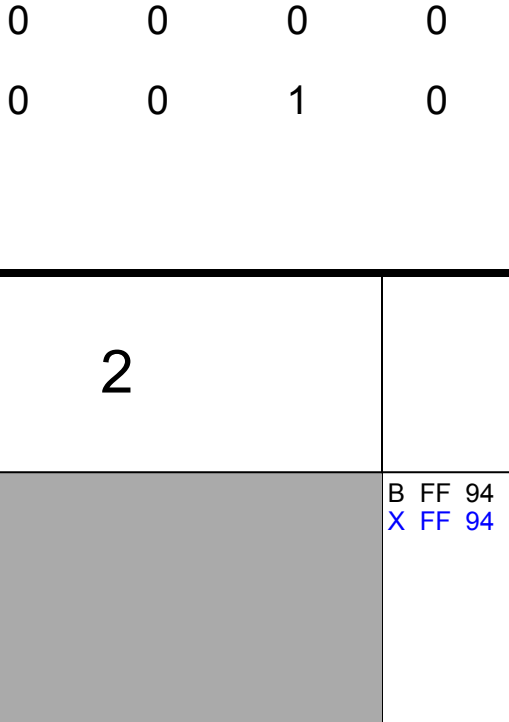
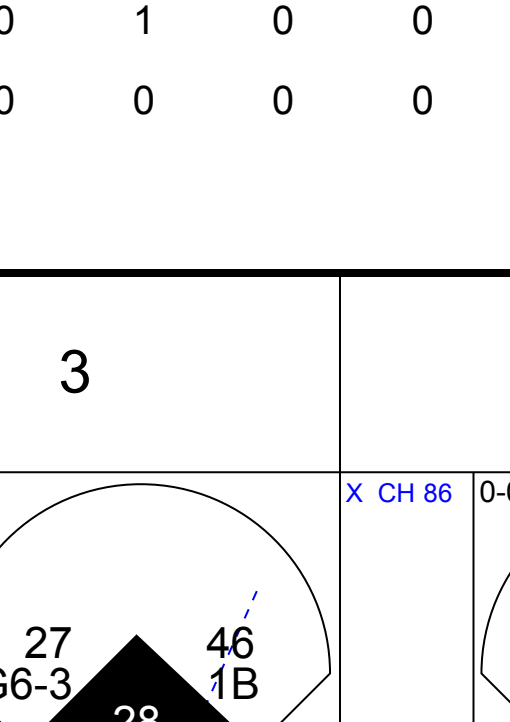
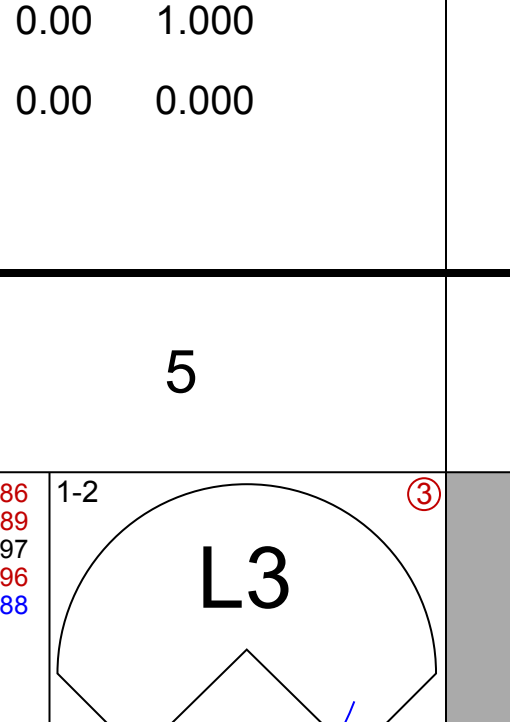
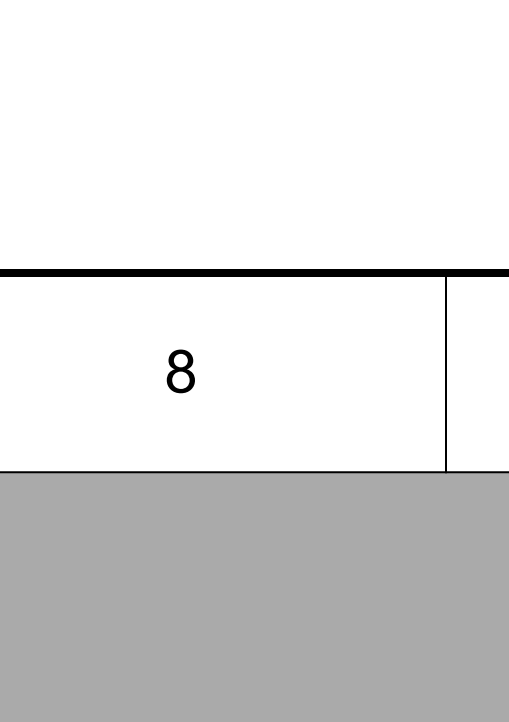
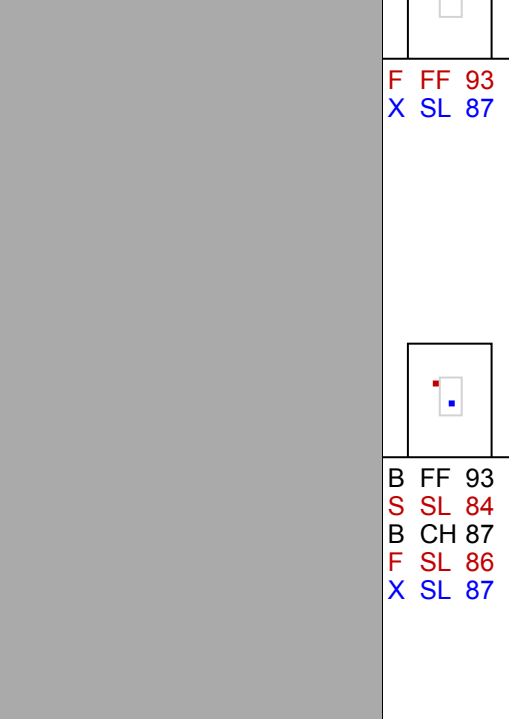
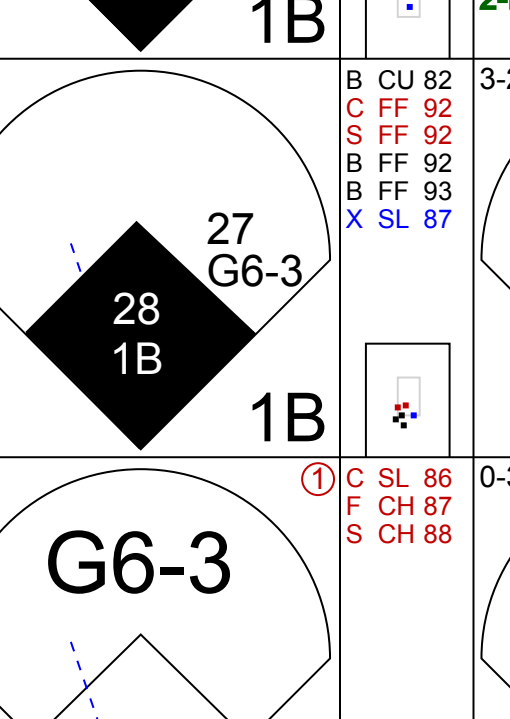


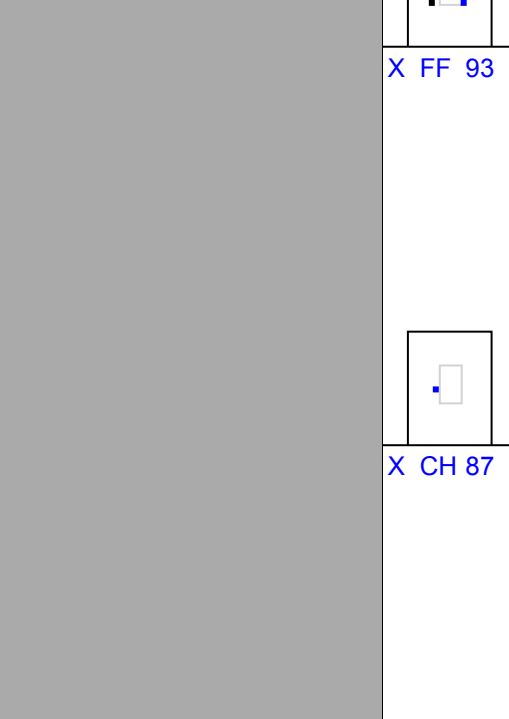
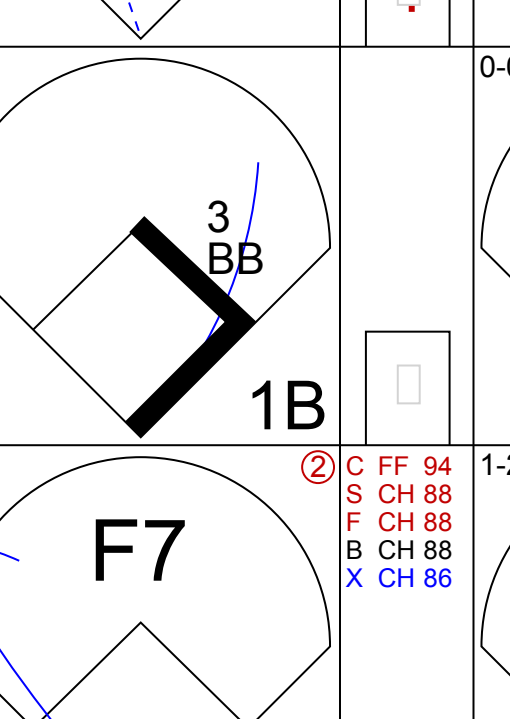
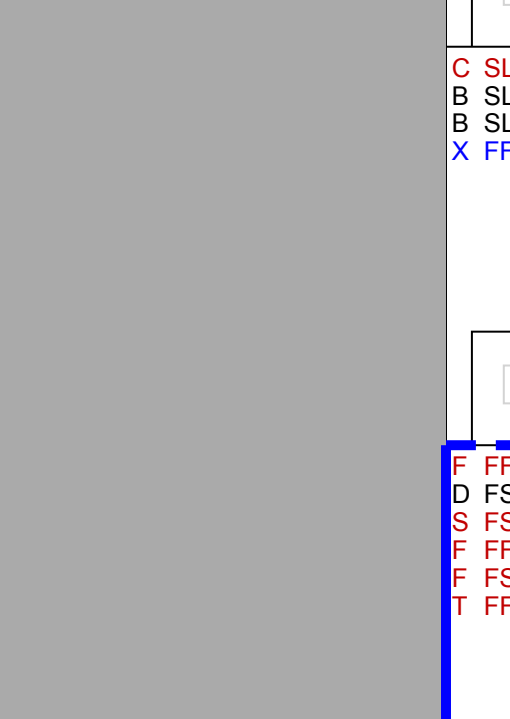
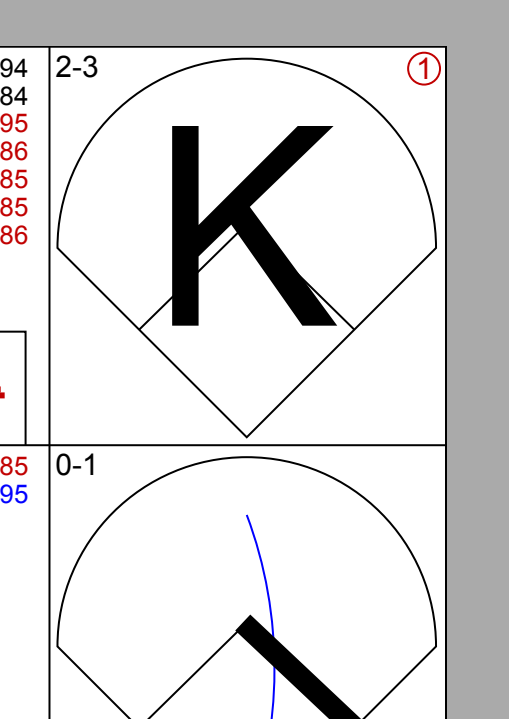
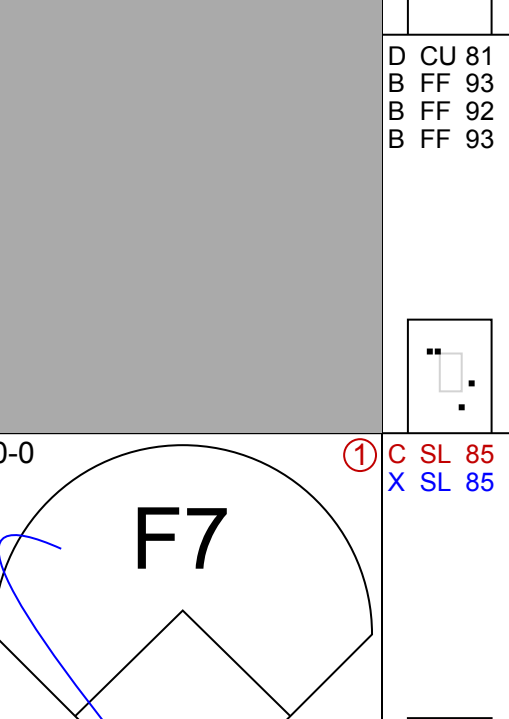
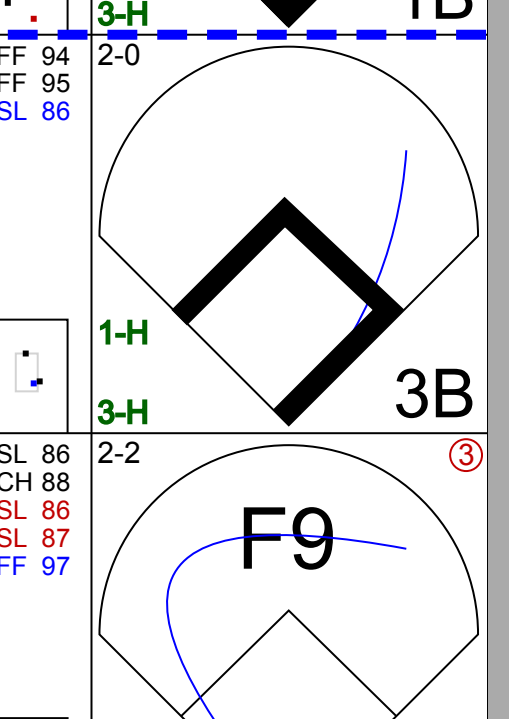

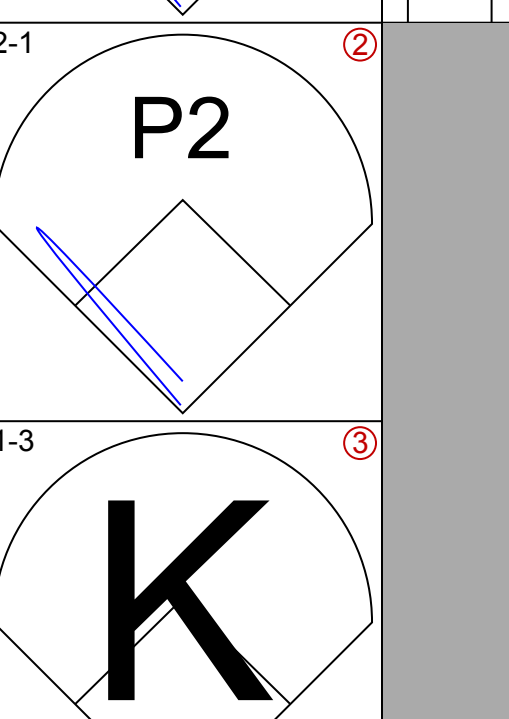

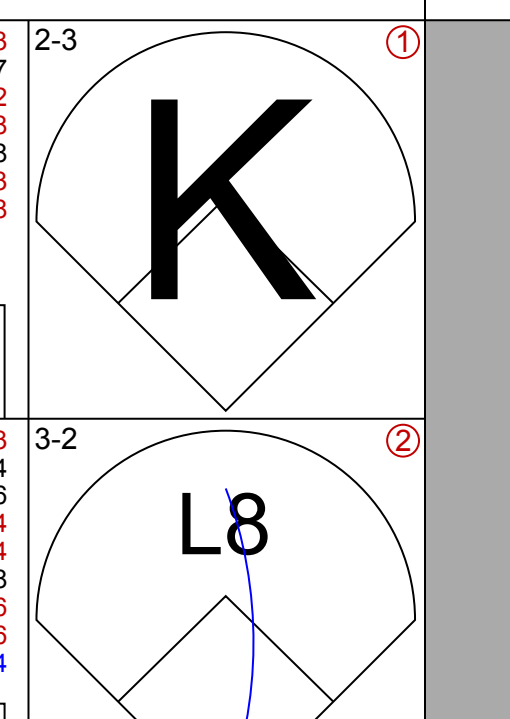
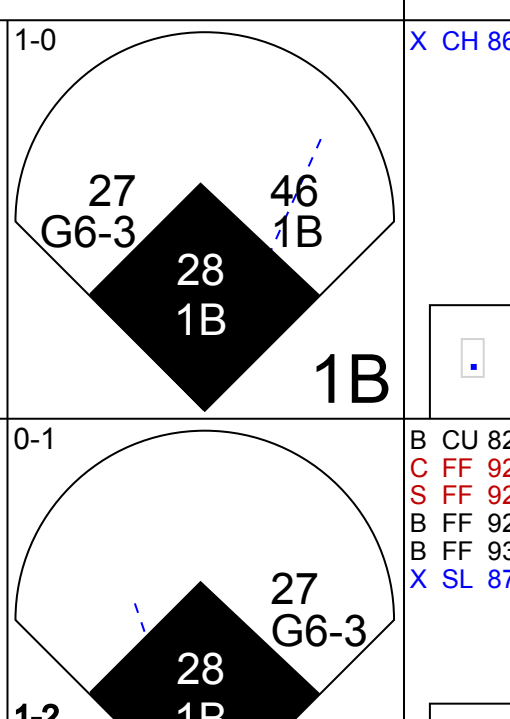
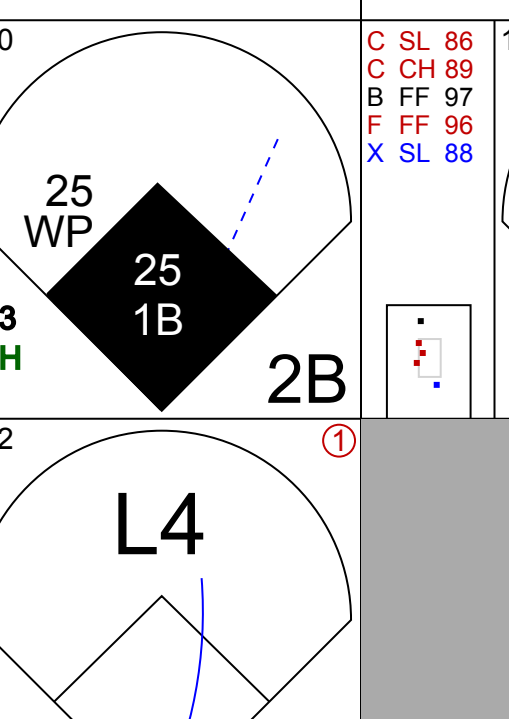
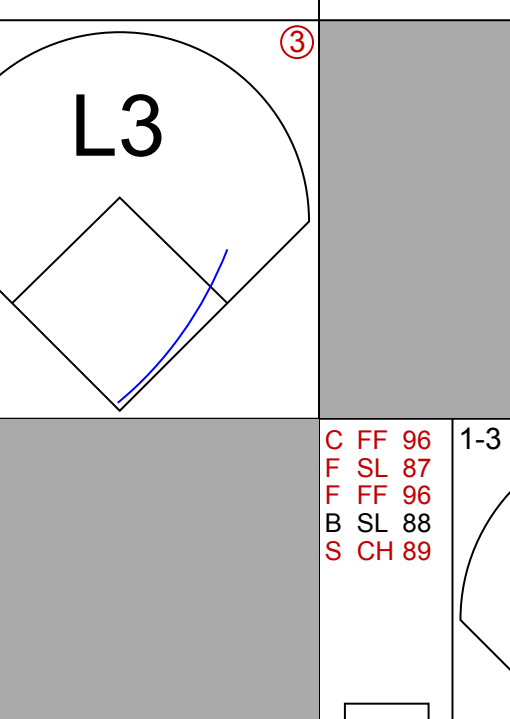
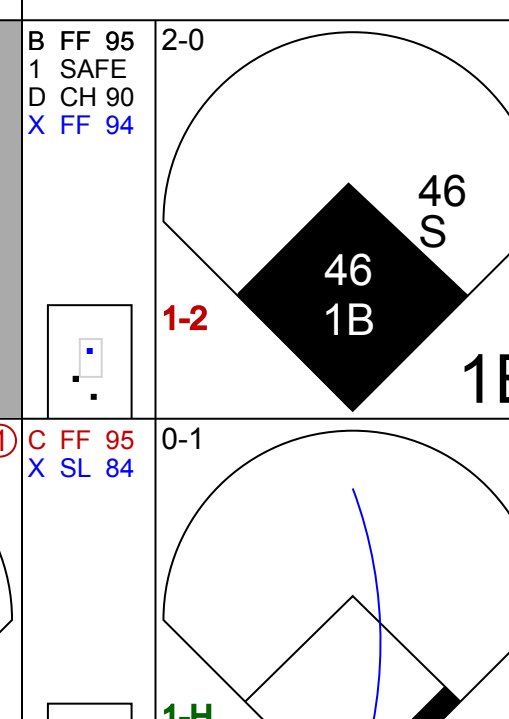
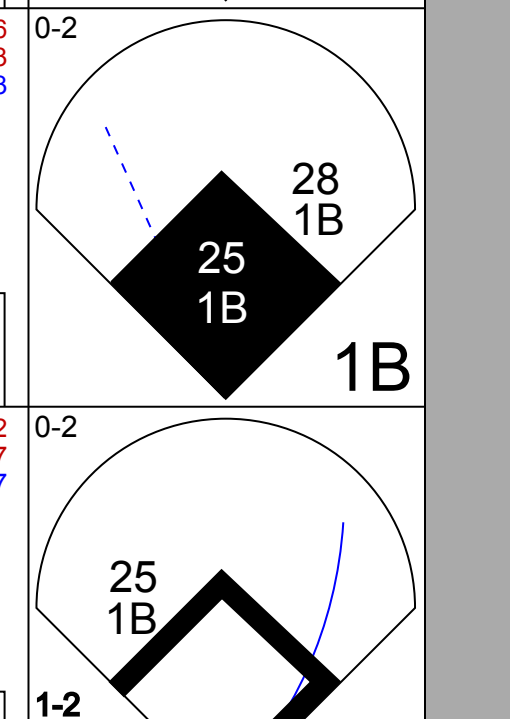
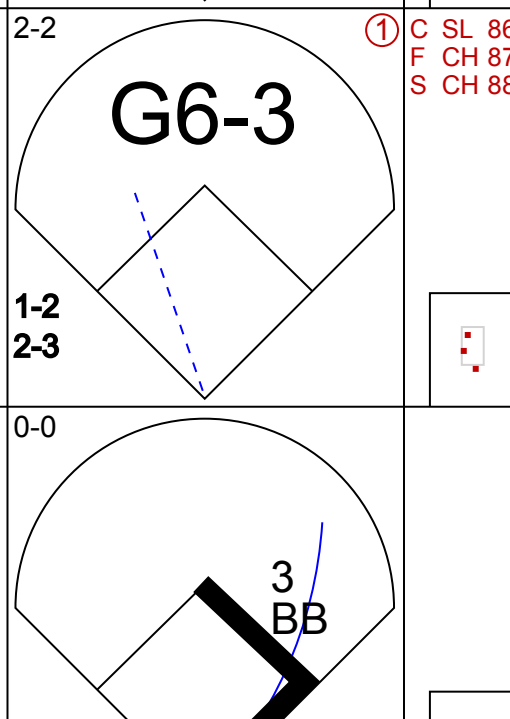
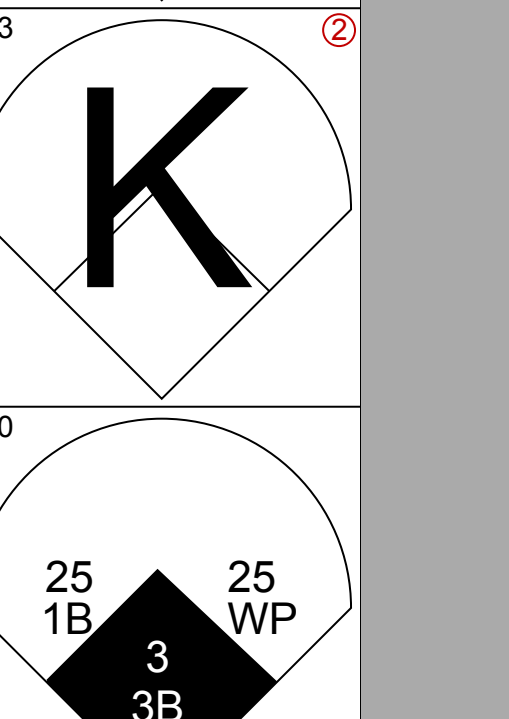
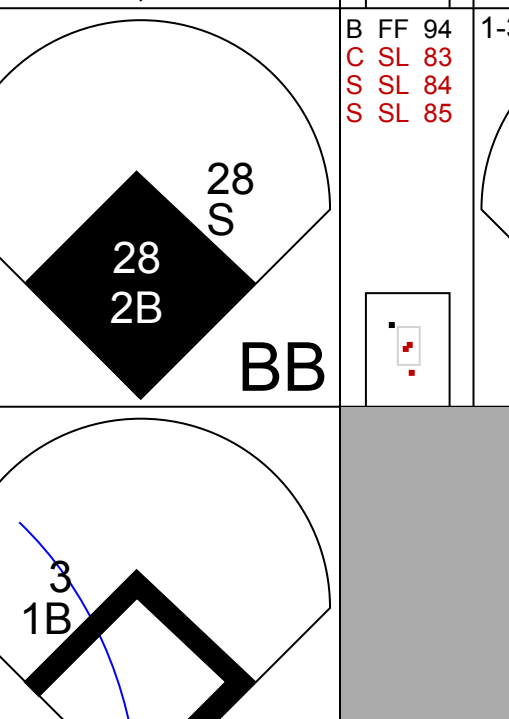
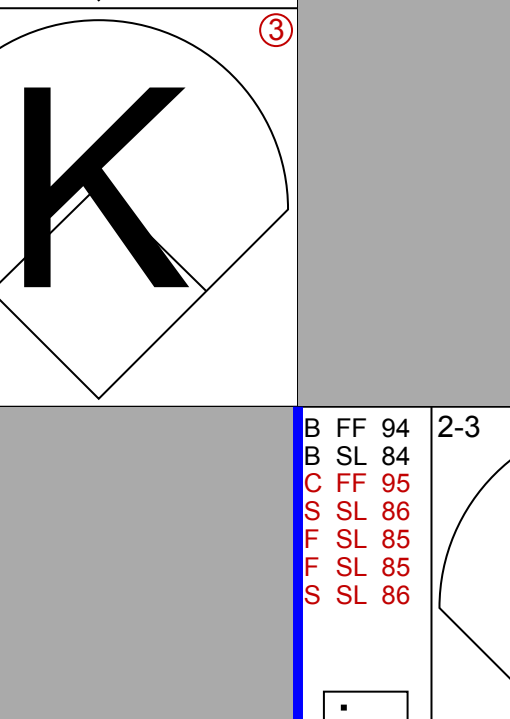
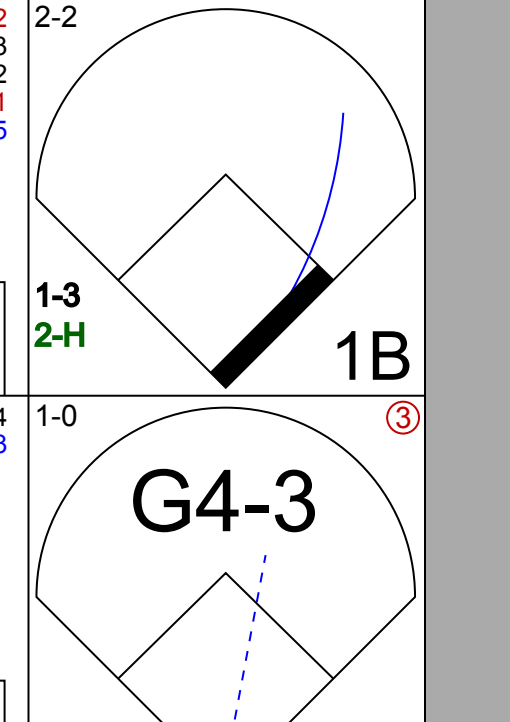
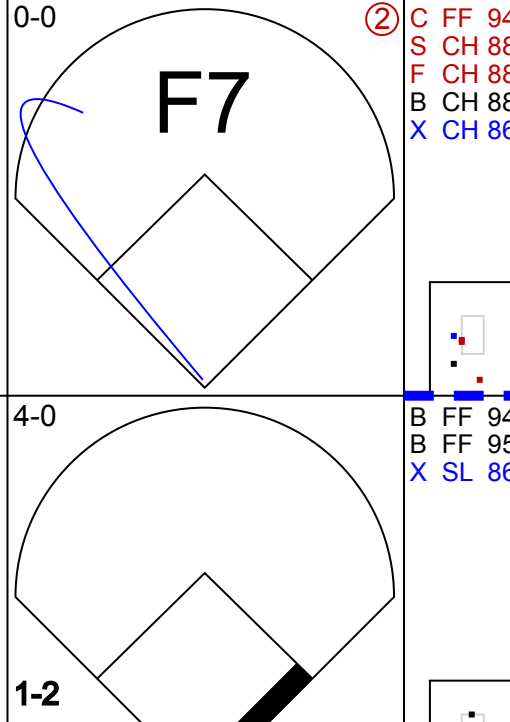
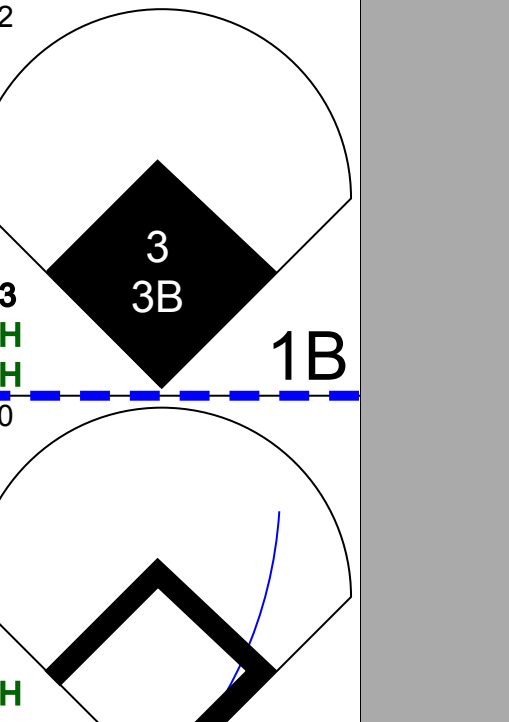
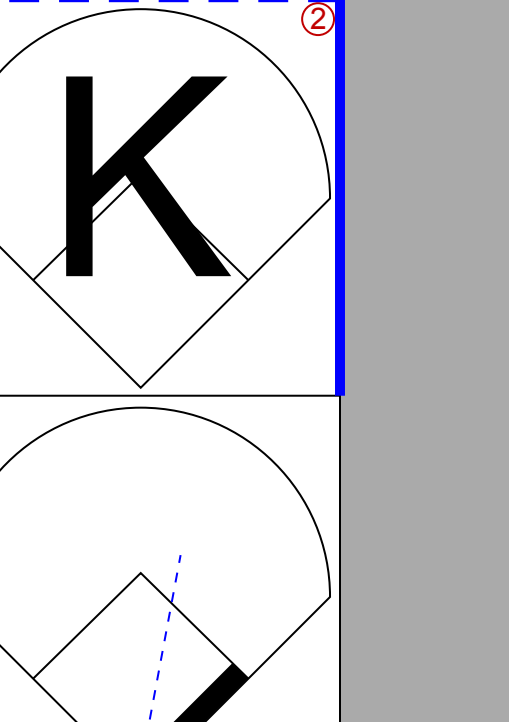
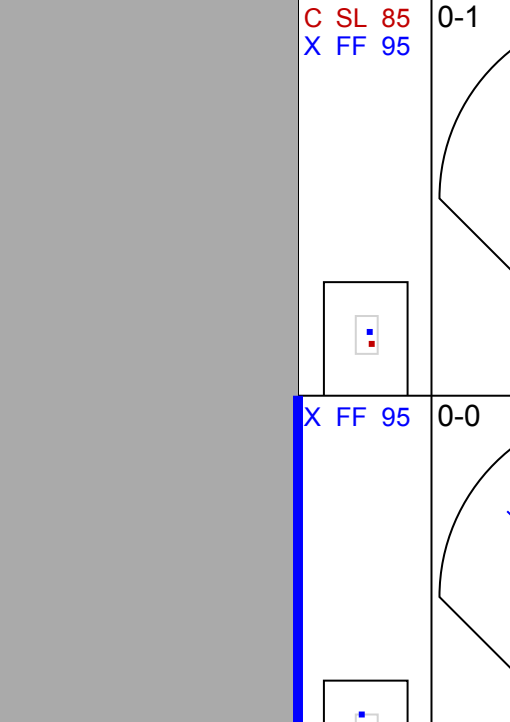
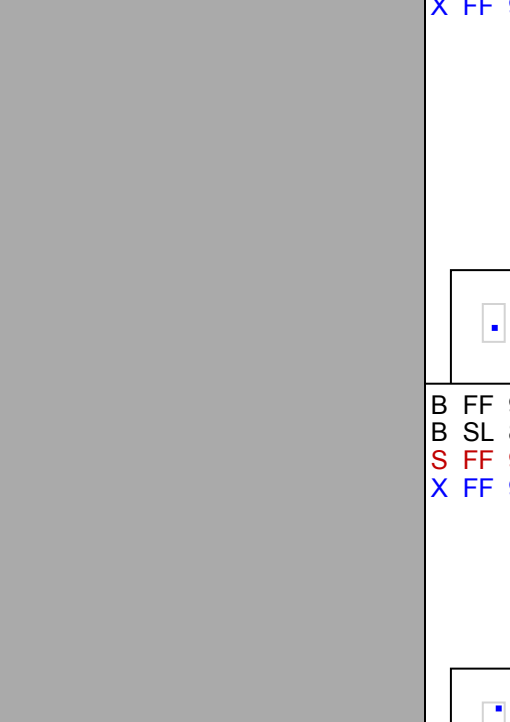
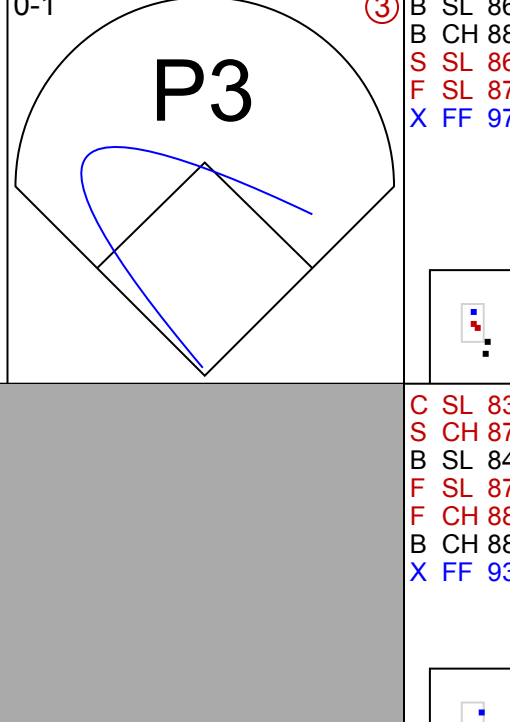
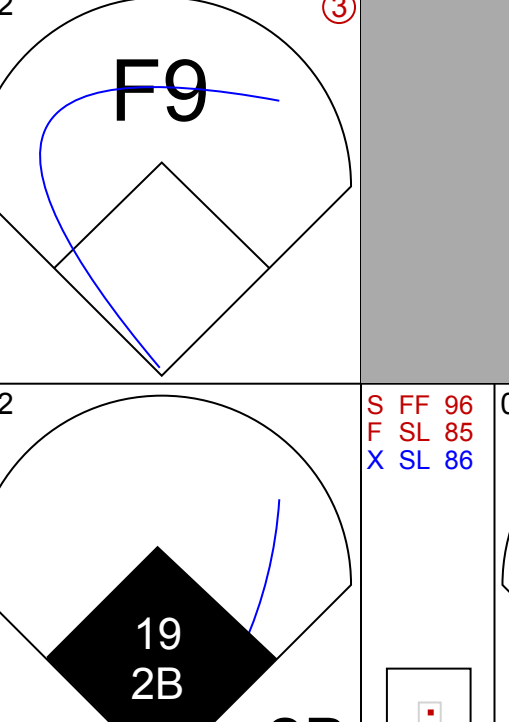
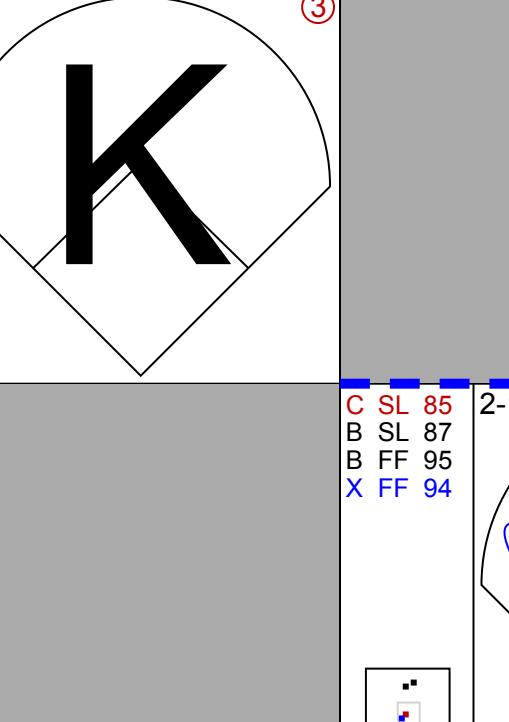
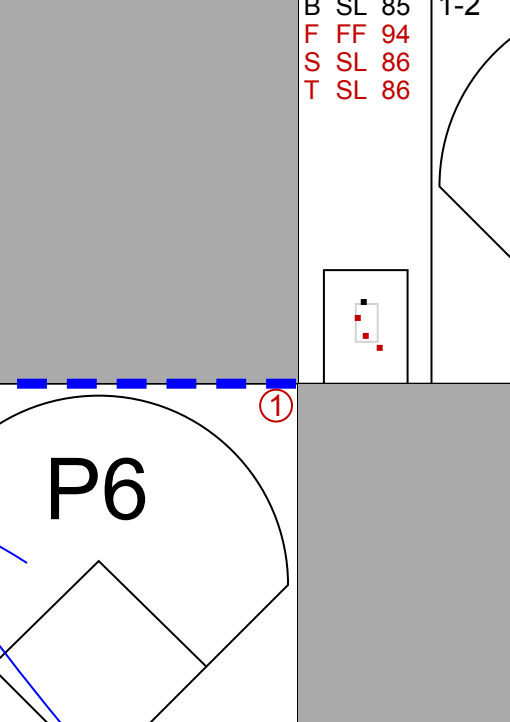

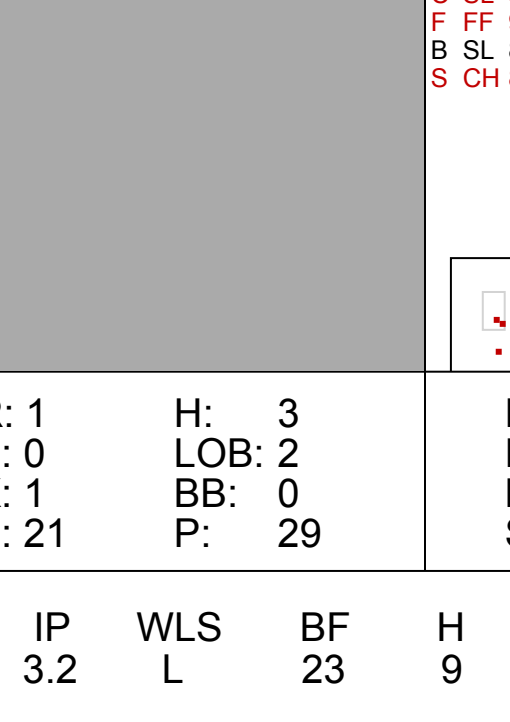
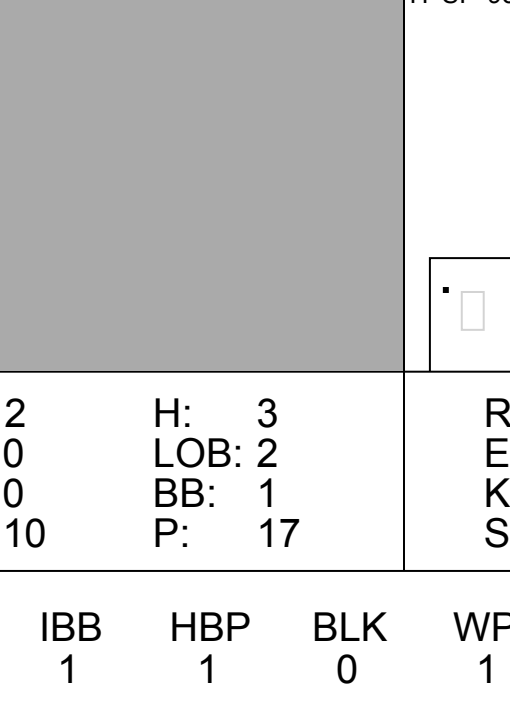
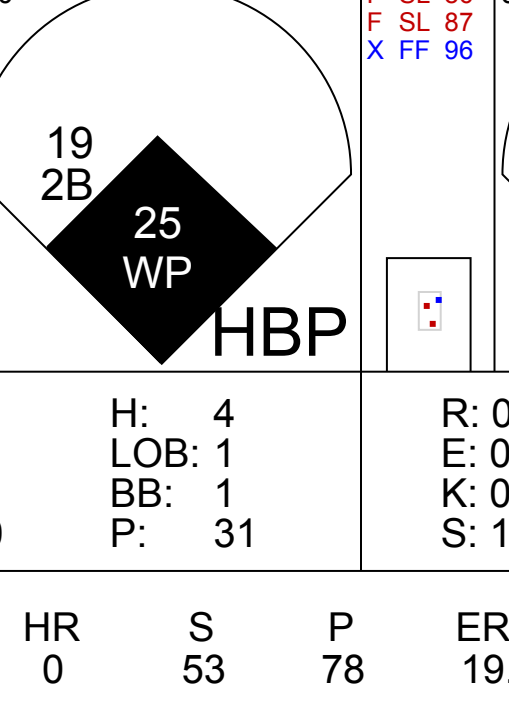
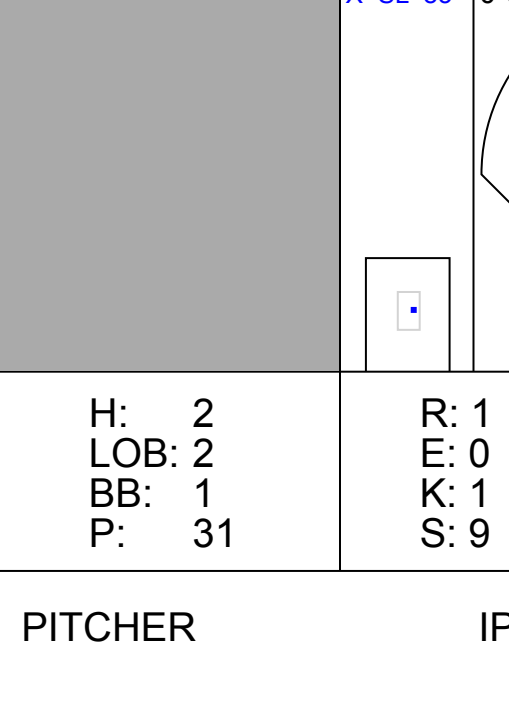
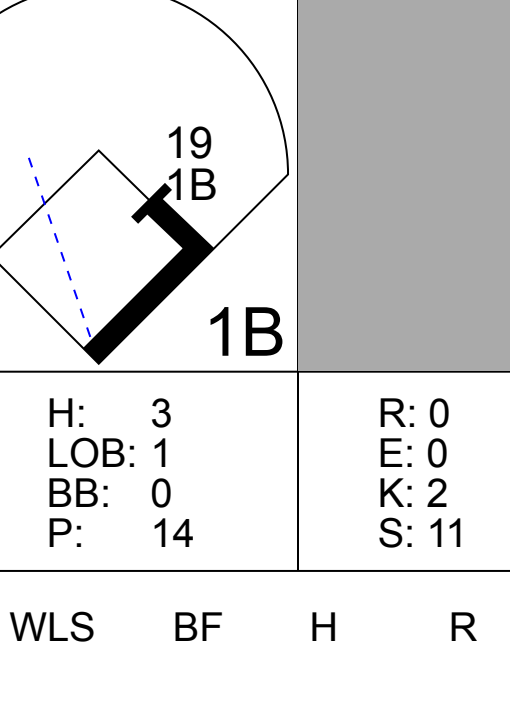



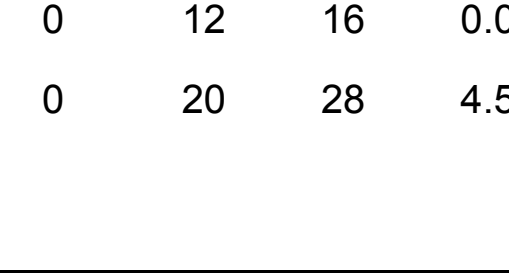



St. Louis Cardinals @ Miami Marlins
loanDepot park, Miami, FL
Thu Apr 21 2022, 6:40 PM - 9:23 PM EDT
Att: 9,670 - Roof Closed - 72 F

AB 30
R 5
H 7
RBI 4
BB 4
SO 5
LOB 16



Batter	1	2	3	4	5	6	7	8	9	AB	R	H	RBI	BB	SO	LOB	TOP										
19 Tommy Edman, S (1,4) OBP: 0.400, SLG: 0.563	G6-3		L9			G4-3	P5			4	0	0	0	0	0	3	St. Louis Cardinals @ Cincinnati Reds Great American Ball Park, Cincinnati, OH Sun Apr 24 2022, 1:44 PM - 4:29 PM EDT Att: 23,124 - Sunny - 83 F										
46 Paul Goldschmidt, R (1,3) OBP: 0.353, SLG: 0.509	1B		K			2B		K		4	1	2	0	0	2	1											
27 Tyler O'Neill, R (1,7) OBP: 0.304, SLG: 0.319	K				L8	2B		BB		3	0	1	1	1	1	1											
28 Nolan Arenado, R (1,5) OBP: 0.426, SLG: 0.727	G5-3				P5	L8		K		4	0	0	0	0	1	3											
5 Albert Pujols, R (1,10) OBP: 0.345, SLG: 0.538 25 Corey Dickerson, L (8,PH) OBP: 0.269, SLG: 0.174	P2		K			P3		G4-3		3	0	0	0	0	1	1											
3 Dylan Carlson, S (1,9) OBP: 0.282, SLG: 0.273	F8					2B				1	0	0	0	0	0	1											
63 Edmundo Sosa, R (1,6) OBP: 0.308, SLG: 0.250	K					K		G5-3		4	0	1	0	0	0	0											
4 Yadier Molina, R (1,2) OBP: 0.138, SLG: 0.138			K			L9		K		4	0	0	0	0	2	2											
48 Harrison Bader, R (1,8) OBP: 0.320, SLG: 0.295						K		1B		3	0	2	0	0	1	1											
Inning Stats	R: 0 E: 0 K: 1 S: 10	H: 1 LOB: 1 BB: 0 P: 17	R: 0 E: 0 K: 1 S: 7	H: 0 LOB: 0 BB: 0 P: 7	R: 0 E: 0 K: 2 S: 14	H: 1 LOB: 1 BB: 0 P: 19	R: 0 E: 0 K: 1 S: 6	H: 0 LOB: 0 BB: 0 P: 10	R: 0 E: 0 K: 2 S: 10	H: 1 LOB: 1 BB: 0 P: 10	R: 1 E: 0 K: 0 S: 13	H: 2 LOB: 1 BB: 0 P: 22	R: 0 E: 0 K: 1 S: 15	H: 2 LOB: 2 BB: 0 P: 21	R: 0 E: 0 K: 2 S: 15	H: 0 LOB: 1 BB: 1 P: 20	R: 0 E: 0 K: 0 S: 8	H: 0 LOB: 0 BB: 0 P: 11	1B: 4 2B: 3 3B: 0 HR: 0	SF: 0 SAC: 0 DP: 0 HBP: 0	WP: 1 PB: 0 SB: 1 CS: 0	PA: 35					
PITCHER	IP	WLS	BF	H	R	ER	SO	BB	IBB	HBP	BLK	WP	HR	S	P	ERA	WHIP										
40 Nick Lodolo, L (1,1) ERA: 5.52	5.2	W	22	5	1	1	7	0	0	0	0	1	0	57	79	1.59	0.882										
64 Tony Santillan, R (6,1) ERA: 5.0	1.1	H	6	2	0	0	1	0	0	0	0	0	0	18	27	0.00	1.500										
77 Art Warren, R (8,1) ERA: 4.15	1.0	H	4	0	0	0	2	1	0	0	0	0	0	15	20	0.00	1.000										
39 Lucas Sims, R (9,1) ERA: 9.0	1.0	S	3	0	0	0	0	0	0	0	0	0	0	8	11	0.00	0.000										

Batter	1	2	3	4	5	6	7	8	9	AB	R	H	RBI	BB	SO	LOB	BOTTOM										
12 Tyler Naquin, L (1,9) OBP: 0.318, SLG: 0.425	1B		G4-3			F8		K		4	1	1	1	0	1	1	St. Louis Cardinals @ Cincinnati Reds Great American Ball Park, Cincinnati, OH Sun Apr 24 2022, 1:44 PM - 4:29 PM EDT Att: 23,124 - Sunny - 83 F										
17 Kyle Farmer, R (1,6) OBP: 0.311, SLG: 0.291	G6-3		G6-3			F9				4	0	0	0	0	2												
28 Tommy Pham, R (1,7) OBP: 0.273, SLG: 0.333	BB					1B		K		3	2	2	0	1	1	0											
19 Joey Votto, L (1,3) OBP: 0.297, SLG: 0.170	BB		G3-5-3			BB		BB		1	0	0	0	3	0	1											
16 Colin Moran, L (1,10) OBP: 0.290, SLG: 0.259	SF8		K			1B		G4-3		3	0	1	2	0	1	1											
15 Nick Senzel, R (1,8) OBP: 0.188, SLG: 0.226	1B					1B		G5-4-3		3	0	2	1	0	0	2											
35 Alejo Lopez, S (1,4) OBP: 0.333, SLG: 0.263	1B		G4-3			F8		G6-3		3	1	1	0	0	0	2											
57 JT Riddle, L (1,5) OBP: 0.250, SLG: 0.250	1B		G4-3			G4-3		F9		3	0	1	0	0	0	1											
47 Mark Kolozsvary, R (1,2) OBP: 0.250, SLG: 0.250	K					K		L4		3	0	0	0	0	2	2											
Inning Stats	R: 2 E: 0 K: 0 S: 17	H: 2 LOB: 2 BB: 2 P: 27	R: 1 E: 0 K: 1 S: 14	H: 2 LOB: 1 BB: 0 P: 24	R: 0 E: 0 K: 1 S: 7	H: 1 LOB: 0 BB: 0 P: 10	R: 0 E: 0 K: 0 S: 4	H: 1 LOB: 0 BB: 0 P: 8	R: 0 E: 0 K: 1 S: 9	H: 0 LOB: 0 BB: 0 P: 14	R: 1 E: 0 K: 0 S: 9	H: 2 LOB: 1 BB: 1 P: 13	R: 0 E: 0 K: 1 S: 5	H: 0 LOB: 0 BB: 0 P: 8	R: 0 E: 0 K: 1 S: 6	H: 0 LOB: 1 BB: 1 P: 13	1B: 6 2B: 2 3B: 0 HR: 0	SF: 1 SAC: 0 DP: 2 HBP: 0	WP: 1 PB: 0 SB: 0 CS: 1	PA: 32							
PITCHER	IP	WLS	BF	H	R	ER	SO	BB	IBB	HBP	BLK	WP	HR	S	P	ERA	WHIP										
50 Adam Wainwright, R (1,1) ERA: 3.86	5.0	L	23	4	4	4	3	3	0	0	0	1	0	58	94	7.20	2.200										
62 T.J. McFarland, L (6,1) ERA: 4.0	2.0		5	0	0	0	1	0	0	0	0	0	0	7	10	0.00	0.000										
40 Jake Woodford, R (8,1) ERA: 4.0	1.0		4	0	0	0	1	0	0	0	0	0	0	6	13	0.00	1.000										

Batter	1	2	3	4	5	6	7	8	9	AB	R	H	RBI	BB	SO	LOB	TOP			
9 Brandon Nimmo, L (1, 8) OBP: 0.379, SLG: 0.518										5	0	1	2	0	1	1	New York Mets @ St. Louis Cardinals Busch Stadium, St. Louis, MO Wed Apr 27 2022, 12:18 PM - 3:44 PM CDT Att: 34,822 - Sunny - 68 F			
6 Starling Marte, R (1, 9) OBP: 0.310, SLG: 0.342										4	1	0	0	1	1	1				
12 Francisco Lindor, S (1, 6) OBP: 0.360, SLG: 0.494										4	0	1	1	0	1	2				
20 Pete Alonso, R (1, 3) OBP: 0.314, SLG: 0.416										3	1	1	0	1	0	1				
10 Eduardo Escobar, S (1, 10) OBP: 0.395, SLG: 0.463										4	1	2	0	0	2	1				
19 Mark Canha, R (1, 7) OBP: 0.429, SLG: 0.333										4	0	2	0	0	0	3				
28 J.D. Davis, R (1, 5) OBP: 0.388, SLG: 0.492										3	0	0	0	0	2	4				
13 Luis Guillorme, L (1, 4) OBP: 0.375, SLG: 0.333										4	1	2	0	0	0	4				
3 Tomás Nido, R (1, 2) OBP: 0.207, SLG: 0.250										3	1	2	2	0	1	0				
2 Dominic Smith, L (9, PH) OBP: 0.300, SLG: 0.212										1	0	0	0	0	1	0				
Inning Stats	R: 0 E: 0 K: 1 S: 14	H: 0 LOB: 0 BB: 0 P: 19	R: 4 E: 0 K: 2 S: 28	H: 5 LOB: 2 BB: 1 P: 41	R: 0 E: 0 K: 1 S: 11	H: 1 LOB: 2 BB: 1 P: 17	R: 0 E: 0 K: 2 S: 15	H: 0 LOB: 0 BB: 0 P: 20	R: 0 E: 0 K: 1 S: 8	H: 2 LOB: 1 BB: 0 P: 12	R: 1 E: 0 K: 0 S: 9	H: 2 LOB: 1 BB: 0 P: 13	R: 0 E: 0 K: 0 S: 12	H: 1 LOB: 2 BB: 0 P: 17	R: 0 E: 0 K: 1 S: 9	H: 0 LOB: 0 BB: 0 P: 10	1B: 6 2B: 5 3B: 0 HR: 0	SF: 0 SAC: 0 DP: 1 HBP: 1	WP: 1 PB: 0 SB: 0 CS: 0	PA: 38
PITCHER	IP WLS BF H R ER SO	IP WLS BF H R ER SO	IP WLS BF H R ER SO	IP WLS BF H R ER SO	IP WLS BF H R ER SO	IP WLS BF H R ER SO	IP WLS BF H R ER SO	IP WLS BF H R ER SO	IP WLS BF H R ER SO	IP WLS BF H R ER SO	IP WLS BF H R ER SO	IP WLS BF H R ER SO	IP WLS BF H R ER SO	IP WLS BF H R ER SO	IP WLS BF H R ER SO	IP WLS BF H R ER SO	ERA WHIP	ERA WHIP		
32 Steven Matz, L (1, 1) ERA: 6.11	4.0		6	4	4	6	2	0	0	0	0	0	0	0	0	0	9.00	2.000		
40 Jake Woodford, R (5, 1) ERA: 1.5	2.0	W	7	3	1	2	0	0	0	0	0	0	0	0	0	0	4.50	1.500		
92 Génesis Cabrera, L (7, 1) ERA: 2.16	2.0		8	2	0	0	0	0	1	0	0	0	0	0	0	0	0.00	1.000		
56 Ryan Helsley, R (9, 1) ERA:	1.0		3	0	0	0	1	0	0	0	0	0	0	0	0	0	0.00	0.000		
Batter	1	2	3	4	5	6	7	8	9	AB	R	H	RBI	BB	SO	LOB	BOTTOM			
19 Tommy Edman, S (1, 4) OBP: 0.412, SLG: 0.534										5	3	3	1	0	1	0	New York Mets @ St. Louis Cardinals Busch Stadium, St. Louis, MO Wed Apr 27 2022, 12:18 PM - 3:44 PM CDT Att: 34,822 - Sunny - 68 F			
46 Paul Goldschmidt, R (1, 3) OBP: 0.347, SLG: 0.355										5	1	2	1	0	1	2				
27 Tyler O'Neill, R (1, 7) OBP: 0.290, SLG: 0.288										4	2	1	0	1	2	5				
28 Nolan Arenado, R (1, 10) OBP: 0.452, SLG: 0.703										3	1	3	3	1	0	0				
7 Andrew Knizner, R (6, PH) OBP: 0.333, SLG: 0.444										1	0	0	0	0	1	0				
25 Corey Dickerson, L (1, 9) OBP: 0.273, SLG: 0.200										3	1	2	2	0	0	1				
5 Albert Pujols, R (6, PH) OBP: 0.333, SLG: 0.519										1	0	0	0	0	1	1				
48 Harrison Bader, R (7, 8) OBP: 0.305, SLG: 0.302										1	0	1	0	0	0	0				
3 Dylan Carlson, S (1, 8) OBP: 0.274, SLG: 0.292										3	0	2	2	1	0	2				
33 Brendan Donovan, L (6, PH) OBP: 0.235, SLG: 0.244										5	0	0	0	0	2	6				
4 Yadier Molina, R (1, 2) OBP: 0.167, SLG: 0.194										4	1	1	0	0	0	0				
63 Edmundo Sosa, R (1, 5) OBP: 0.286, SLG: 0.211										3	1	1	0	0	1	0				
Inning Stats	R: 1 E: 0 K: 1 S: 21	H: 3 LOB: 2 BB: 0 P: 29	R: 0 E: 0 K: 1 S: 6	H: 0 LOB: 0 BB: 0 P: 9	R: 2 E: 0 K: 0 S: 10	H: 3 LOB: 2 BB: 1 P: 17	R: 5 E: 0 K: 1 S: 20	H: 4 LOB: 1 BB: 1 P: 31	R: 0 E: 0 K: 0 S: 10	H: 0 LOB: 0 BB: 0 P: 11	R: 1 E: 0 K: 3 S: 20	H: 2 LOB: 2 BB: 1 P: 31	R: 1 E: 0 K: 1 S: 9	H: 3 LOB: 1 BB: 0 P: 14	R: 0 E: 0 K: 2 S: 11	H: 1 LOB: 1 BB: 0 P: 14	1B: 11 2B: 4 3B: 1 HR: 0	SF: 0 SAC: 0 DP: 0 HBP: 1	WP: 1 PB: 0 SB: 2 CS: 0	PA: 43
PITCHER	IP WLS BF H R ER SO	IP WLS BF H R ER SO	IP WLS BF H R ER SO	IP WLS BF H R ER SO	IP WLS BF H R ER SO	IP WLS BF H R ER SO	IP WLS BF H R ER SO	IP WLS BF H R ER SO	IP WLS BF H R ER SO	IP WLS BF H R ER SO	IP WLS BF H R ER SO	IP WLS BF H R ER SO	IP WLS BF H R ER SO	IP WLS BF H R ER SO	IP WLS BF H R ER SO	IP WLS BF H R ER SO	ERA WHIP	ERA WHIP		
59 Carlos Carrasco, R (1, 1) ERA: 4.5	3.2	L	23	8	8	3	1	1	0	0	0	0	0	0	0	0	19.64	2.727		
61 Sean Reid-Foley, R (4, 1) ERA: 5.0	1.2		8	2	1	1	1	0	0	0	0	0	0	0	0	0	5.40	1.800		
43 Chasen Shreve, L (6, 1) ERA: 2.35	0.2		3	1	0	0	2	0	0	0	0	0	0	0	0	0	0.00	1.500		
44 Yoan López, R (7, 1) ERA: 4.5	2.0		9	4	1	1	3	0	0	0	0	0	0	0	0	0	4.50	2.000		

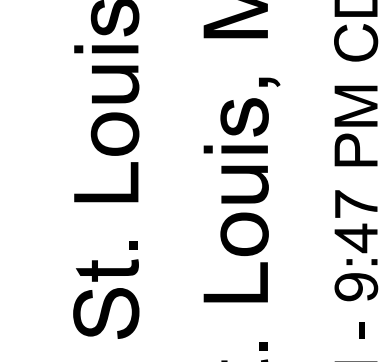
Batter	1	2	3	4	5	6	7	8	9	AB	R	H	RBI	BB	SO	LOB	TOP										
12 Daulton Varsho, L (1.8) OBP: 0.286, SLG: 0.379	F8		K			F8 6 BB 1B		F8	K	5	0	1	0	0	2	5	Arizona Diamondbacks @ St. Louis Cardinals Busch Stadium, St. Louis, MO Thu Apr 28 2022, 6:47 PM - 9:47 PM CDT Att: 33,464 - Overcast - 67 F										
26 Pavin Smith, L (1.9) OBP: 0.365, SLG: 0.377	G6-3		F8					HR		3	1	1	2	1	0	1											
6 David Peralta, L (1.7) OBP: 0.290, SLG: 0.403	BB				G3-1	F8		K		3	0	0	0	1	1	2											
53 Christian Walker, R (1.3) OBP: 0.244, SLG: 0.371	K		K			G6-3			K	4	1	1	0	0	2	3											
28 Seth Beer, L (1.10) OBP: 0.387, SLG: 0.396	F7		G3			K		F8		4	0	0	0	0	1	1											
4 Ketel Marte, S (1.4) OBP: 0.207, SLG: 0.203	F9				G1	G4-3		F6		4	0	0	0	0	0	1											
18 Carson Kelly, R (1.2) OBP: 0.163, SLG: 0.130	G5-3		K			L7				4	0	1	1	0	1	0											
13 Nick Ahmed, R (1.6) OBP: 0.313, SLG: 0.625			G6-3			F9		HR		4	1	2	0	0	0	0											
2 Geraldo Perdomo, S (1.5) OBP: 0.373, SLG: 0.282					G4-3			F7		2	0	0	0	2	0	1											
Inning Stats	R: 0 H: 0 E: 0 K: 1 S: 10	H: 0 LOB: 1 BB: 1 P: 22	R: 0 H: 0 E: 0 K: 0 S: 5	H: 0 LOB: 0 BB: 0 P: 9	R: 0 H: 0 E: 0 K: 1 S: 9	H: 0 LOB: 1 BB: 1 P: 17	R: 0 H: 0 E: 0 K: 1 S: 6	H: 0 LOB: 0 BB: 0 P: 8	R: 0 H: 0 E: 0 K: 1 S: 7	H: 0 LOB: 0 BB: 0 P: 10	R: 0 H: 1 E: 0 K: 0 S: 9	H: 1 LOB: 2 BB: 1 P: 18	R: 0 H: 0 E: 0 K: 1 S: 10	H: 0 LOB: 0 BB: 0 P: 14	R: 2 H: 2 E: 0 K: 1 S: 9	H: 2 LOB: 3 BB: 1 P: 15	R: 1 H: 3 E: 0 K: 1 S: 17	H: 3 LOB: 3 BB: 1 P: 26	1B: 3 2B: 2 3B: 0 HR: 1	SF: 0 SAC: 0 DP: 0 HBP: 0	WP: 0 PB: 0 SB: 0 CS: 0	PA: 37					
PITCHER	IP	WLS	BF	H	R	ER	SO	BB	IBB	HBP	BLK	WP	HR	S	P	ERA	WHIP										
43 Dakota Hudson, R (1.1) ERA: 2.75	6.0	W	22	1	0	0	4	3	0	0	0	0	0	46	84	0.00	0.667										
67 Aaron Brooks, R (7.1) ERA: 7.71	2.2		12	4	3	3	2	0	0	0	0	0	1	29	43	10.12	1.500										
30 Nick Wittgren, R (9.1) ERA: 1.69	0.1		3	1	0	0	1	1	0	0	0	0	0	7	12	0.00	6.000										

Batter	1	2	3	4	5	6	7	8	9	AB	R	H	RBI	BB	SO	LOB	BOTTOM										
19 Tommy Edman, S (1.4) OBP: 0.425, SLG: 0.532	46 BB 27 SF9 1B	46 BB 27 SF8 1B		G4-6-3		E8 46 BB 1B		G6-3		4	3	2	2	1	0	2	Arizona Diamondbacks @ St. Louis Cardinals Busch Stadium, St. Louis, MO Thu Apr 28 2022, 6:47 PM - 9:47 PM CDT Att: 33,464 - Overcast - 67 F										
46 Paul Goldschmidt, R (1.3) OBP: 0.477, SLG: 0.952	28 BB 25 SF8 1B			G4-3		27 FC5-4 1B				4	1	3	3	0	0	1											
33 Brendan Donovan, L (8.3) OBP: 0.400, SLG: 0.250										1	0	1	0	0	0	0											
27 Tyler O'Neill, R (1.7) OBP: 0.284, SLG: 0.290	SF9	SF8			L7	FC5-4 28 BB 1B				3	0	1	2	0	0	1											
28 Nolan Arenado, R (1.5) OBP: 0.455, SLG: 0.691		F9			L8					4	0	2	0	0	0	1											
63 Edmundo Sosa, R (8.5) OBP: 0.275, SLG: 0.200					L8			K		1	0	0	0	0	1	2											
25 Corey Dickerson, L (1.9) OBP: 0.263, SLG: 0.206	SF8			P5		F9		L7		4	0	1	1	0	0	4											
3 Dylan Carlson, S (1.10) OBP: 0.260, SLG: 0.275	P6			K		F8				4	0	0	0	0	2	2											
48 Harrison Bader, R (1.8) OBP: 0.333, SLG: 0.321		G5-3 19 BB 1B	G6-3			4 BB 19 E 1B				3	2	2	0	1	0	0											
4 Yadier Molina, R (1.2) OBP: 0.200, SLG: 0.225	G5-3					19 E 46 BB 11 S 1B		F8		4	1	2	0	0	0	2											
7 Andrew Knizner, R (9.2) OBP: 0.233, SLG: 0.444						19 E 46 BB 11 S 1B				0	0	0	0	0	0	0											
11 Paul DeJong, R (1.6) OBP: 0.255, SLG: 0.250								F7		3	1	1	0	0	1	3											
Inning Stats	R: 2 H: 2 E: 0 K: 0 S: 15	H: 2 LOB: 1 BB: 1 P: 26	R: 3 H: 3 E: 0 K: 0 S: 12	H: 3 LOB: 3 BB: 0 P: 18	R: 0 H: 0 E: 0 K: 1 S: 10	H: 0 LOB: 0 BB: 0 P: 17	R: 0 H: 2 E: 0 K: 0 S: 12	H: 2 LOB: 1 BB: 0 P: 16	R: 0 H: 1 E: 0 K: 0 S: 6	H: 1 LOB: 1 BB: 0 P: 10	R: 3 H: 5 E: 1 K: 1 S: 19	H: 5 LOB: 2 BB: 0 P: 26	R: 0 H: 0 E: 0 K: 1 S: 12	H: 0 LOB: 1 BB: 1 P: 19	R: 0 H: 2 E: 0 K: 1 S: 17	H: 2 LOB: 2 BB: 0 P: 24	1B: 15 2B: 0 3B: 0 HR: 0	SF: 3 SAC: 0 DP: 1 HBP: 1	WP: 0 PB: 0 SB: 0 CS: 0	PA: 41							
PITCHER	IP	WLS	BF	H	R	ER	SO	BB	IBB	HBP	BLK	WP	HR	S	P	ERA	WHIP										
54 Humberto Castellanos, R (1.1) ERA: 5.79	2.0	L	13	5	5	5	0	1	0	1	0	0	0	27	44	22.50	3.000										
25 Corbin Martin, R (3.1) ERA: 4.35	3.1		15	6	3	3	2	0	0	0	0	0	0	40	59	8.10	1.800										
57 Taylor Widener, R (6.1) ERA: 3.38	1.2		8	2	0	0	1	1	0	0	0	0	0	19	29	0.00	1.800										
67 Tyler Holton, L (8.1) ERA:	1.0		5	2	0	0	1	0	0	0	0	0	0	17	24	0.00	2.000										

AB 33
R 3
H 6
RBI 3
BB 4
SO 7
LOB 14



AB 35
R 8
H 15
RBI 8
BB 2
SO 4
LOB 18



Batter	1	2	3	4	5	6	7	8	9	AB	R	H	RBI	BB	SO	LOB	TOP								
12 Daulton Varsho, L (1, 8) OBP: 0.293, SLG: 0.394										5	1	2	1	0	1	2									
26 Pavin Smith, L (1, 9) OBP: 0.379, SLG: 0.400										2	0	1	1	1	0	1									
8 Jordan Luplow, R (7, PH) OBP: 0.143, SLG: 0.143										2	0	1	1	0	0	0									
6 David Peralta, L (1, 10) OBP: 0.284, SLG: 0.385										3	1	0	1	1	1	2									
28 Seth Beer, L (1, 3) OBP: 0.379, SLG: 0.375										3	0	0	0	1	1	4									
53 Christian Walker, R (7, 3) OBP: 0.241, SLG: 0.386										1	0	0	0	0	0	0									
21 Cooper Hummel, S (1, 7) OBP: 0.360, SLG: 0.359										3	0	1	1	1	1	0									
4 Ketel Marte, S (1, 4) OBP: 0.282, SLG: 0.218										4	1	1	0	0	1	3									
43 Sergio Alcántara, S (1, 5) OBP: 0.146, SLG: 0.231										4	0	1	1	0	1	3									
2 Geraldo Perdomo, S (1, 6) OBP: 0.382, SLG: 0.286										3	1	1	0	1	1	0									
36 Jose Herrera, S (1, 2) OBP: 0.280, SLG: 0.100										3	2	1	0	1	1	2									
Inning Stats	R: 0 E: 0 K: 1 S: 8	H: 1 LOB: 1 BB: 1 P: 15	R: 0 E: 0 K: 0 S: 10	H: 0 LOB: 0 BB: 1 P: 17	R: 2 E: 0 K: 0 S: 10	H: 2 LOB: 1 BB: 1 P: 15	R: 0 E: 0 K: 1 S: 7	H: 0 LOB: 0 BB: 0 P: 11	R: 0 E: 0 K: 1 S: 9	H: 0 LOB: 0 BB: 0 P: 11	R: 1 E: 0 K: 1 S: 17	H: 1 LOB: 2 BB: 2 P: 31	R: 2 E: 0 K: 1 S: 14	H: 2 LOB: 1 BB: 1 P: 24	R: 1 E: 0 K: 2 S: 17	H: 3 LOB: 2 BB: 0 P: 21	R: 0 E: 0 K: 1 S: 13	H: 0 LOB: 0 BB: 0 P: 16	1B: 6 2B: 3 3B: 0 HR: 0	SF: 1 SAC: 0 DP: 2 HBP: 0	WP: 0 PB: 0 SB: 0 CS: 0	PA: 40			
PITCHER	IP	WLS	BF	H	R	ER	SO	BB	IBB	HBP	BLK	WP	HR	S	P	ERA	WHIP								
50 Adam Wainwright, R (1, 1) ERA: 4.0	6.0	L	25	4	3	3	4	5	0	0	0	0	0	61	100	4.50	1.500								
62 T.J. McFarland, L (7, 1) ERA: 4.78	0.1		3	1	2	2	0	1	0	0	0	0	0	6	13	54.00	6.000								
53 Andre Pallante, R (7, 1) ERA: 0.9	0.2		3	1	0	0	1	0	0	0	0	0	0	8	11	0.00	1.500								
38 Kodi Whitley, R (8, 1) ERA: 1.42	1.0		6	3	1	1	2	0	0	0	0	0	0	17	21	9.00	3.000								
30 Nick Wittgren, R (9, 1) ERA: 1.42	1.0		3	0	0	0	1	0	0	0	0	0	0	13	16	0.00	0.000								

Arizona Diamondbacks @ St. Louis Cardinals
 Busch Stadium, St. Louis, MO
 Fri Apr 29 2022, 7:18 PM - 10:40 PM CDT
 Att: 40,753 - Cloudy - 65 F

AB	33
R	6
H	9
RBI	6
BB	6
SO	8
LOB	17



Batter	1	2	3	4	5	6	7	8	9	AB	R	H	RBI	BB	SO	LOB	BOTTOM								
19 Tommy Edman, S (1, 4) OBP: 0.416, SLG: 0.515										4	0	1	0	0	0	0									
46 Paul Goldschmidt, R (1, 3) OBP: 0.361, SLG: 0.937										4	1	1	1	0	1	2									
27 Tyler O'Neill, R (1, 7) OBP: 0.282, SLG: 0.277										3	0	0	0	1	0	0									
28 Nolan Arenado, R (1, 5) OBP: 0.444, SLG: 0.681										4	0	1	0	0	1	1									
5 Albert Pujols, R (1, 10) OBP: 0.333, SLG: 0.500										3	0	1	0	0	0	2									
25 Corey Dickerson, L (8, PH) OBP: 0.263, SLG: 0.206										0	0	0	0	0	0	0									
63 Edmundo Sosa, R (8, PH) OBP: 0.261, SLG: 0.190										1	0	0	0	0	0	0									
3 Dylan Carlson, S (1, 9) OBP: 0.247, SLG: 0.260										4	0	0	0	0	1	1									
48 Harrison Bader, R (1, 8) OBP: 0.343, SLG: 0.310										2	1	0	0	2	1	1									
4 Yadier Molina, R (1, 2) OBP: 0.205, SLG: 0.227										4	0	1	0	0	1	1									
11 Paul DeJong, R (1, 6) OBP: 0.241, SLG: 0.235										3	0	0	0	0	2	2									
Inning Stats	R: 1 E: 0 K: 0 S: 21	H: 2 LOB: 1 BB: 0 P: 29	R: 0 E: 0 K: 1 S: 10	H: 0 LOB: 1 BB: 1 P: 19	R: 0 E: 0 K: 0 S: 7	H: 0 LOB: 0 BB: 0 P: 9	R: 0 E: 0 K: 1 S: 13	H: 1 LOB: 1 BB: 0 P: 20	R: 0 E: 0 K: 0 S: 8	H: 0 LOB: 0 BB: 0 P: 12	R: 0 E: 0 K: 0 S: 7	H: 0 LOB: 1 BB: 1 P: 15	R: 1 E: 0 K: 1 S: 16	H: 2 LOB: 2 BB: 1 P: 27	R: 0 E: 0 K: 1 S: 13	H: 0 LOB: 0 BB: 0 P: 15	R: 0 E: 0 K: 1 S: 5	H: 0 LOB: 0 BB: 0 P: 7	1B: 3 2B: 1 3B: 0 HR: 1	SF: 0 SAC: 0 DP: 0 HBP: 0	WP: 0 PB: 0 SB: 1 CS: 0	PA: 35			
PITCHER	IP	WLS	BF	H	R	ER	SO	BB	IBB	HBP	BLK	WP	HR	S	P	ERA	WHIP								
40 Madison Bumgarner, L (1, 1) ERA: 1.17	5.0	W	19	3	1	1	2	1	0	0	0	0	0	18	36	5.40	1.800								
65 Luis Frias, R (8, 1) ERA: 5.4	1.2	H	8	1	1	1	0	2	0	0	0	0	0	13	16	0.00	1.000								
24 Noé Ramirez, R (7, 1) ERA: 2.0	1.0	H	4	1	0	0	2	0	0	0	0	0	0	5	5	0.00	0.000								
35 Joe Mantiply, L (8, 1) ERA: 2.0	0.1		1	0	0	0	0	0	0	0	0	0	0	5	5	0.00	0.000								
31 Ian Kennedy, R (9, 1) ERA: 5.0	1.0		3	0	0	0	1	0	0	0	0	0	0	5	7	0.00	0.000								

Arizona Diamondbacks @ St. Louis Cardinals
 Busch Stadium, St. Louis, MO
 Fri Apr 29 2022, 7:18 PM - 10:40 PM CDT
 Att: 40,753 - Cloudy - 65 F

AB	32
R	2
H	5
RBI	1
BB	3
SO	5
LOB	10



Batter	1	2	3	4	5	6	7	8	9	AB	R	H	RBI	BB	SO	LOB	TOP										
26 Pavin Smith, L OBP: 0.377, SLG: 0.397 14 Matt Davidson, R OBP: 0.308, SLG: 0.400 12 Daulton Varsho, L OBP: 0.293, SLG: 0.394	G4-3		G6-3			1B		K		3	0	1	0	0	0	0	Arizona Diamondbacks @ St. Louis Cardinals Busch Stadium, St. Louis, MO Sat Apr 30 2022, 1:15 PM - 3:53 PM CDT Att: 40,144 - Cloudy - 73 F										
8 Jordan Luplow, R OBP: 0.091, SLG: 0.091	G5-3			G5-3		K		E6		4	0	0	0	0	1	2											
6 David Peralta, L OBP: 0.273, SLG: 0.368 21 Cooper Hummel, S OBP: 0.353, SLG: 0.350	F7			F8			K	FC6-4		3	0	0	0	0	1	0											
53 Christian Walker, R OBP: 0.229, SLG: 0.347		E5		G5-3			K		F8	4	0	0	0	0	1	0											
28 Seth Beer, L OBP: 0.357, SLG: 0.350	L6				F7		K		G6-3	4	0	0	0	0	1	1											
4 Ketel Marte, S OBP: 0.211, SLG: 0.256					G1-3			HR	G4-3	4	1	1	1	0	1	1											
18 Carson Kelly, R OBP: 0.154, SLG: 0.122										3	0	0	0	0	2	1											
13 Nick Ahmed, R OBP: 0.368, SLG: 0.789						G5-3				3	1	2	1	0	0	0											
43 Sergio Alcántara, S OBP: 0.159, SLG: 0.262			G4-6-3			G6-3				3	0	1	0	0	0	1											
Inning Stats	R: 0 E: 0 K: 0 S: 8	H: 0 LOB: 0 BB: 0 P: 13	R: 0 E: 1 K: 2 S: 10	H: 0 LOB: 1 BB: 0 P: 13	R: 0 E: 0 K: 0 S: 9	H: 1 LOB: 0 BB: 0 P: 13	R: 0 E: 0 K: 0 S: 7	H: 0 LOB: 0 BB: 0 P: 9	R: 0 E: 0 K: 1 S: 9	H: 0 LOB: 0 BB: 0 P: 11	R: 0 E: 0 K: 1 S: 8	H: 1 LOB: 1 BB: 0 P: 12	R: 0 E: 0 K: 3 S: 12	H: 0 LOB: 0 BB: 0 P: 20	R: 2 E: 1 K: 1 S: 13	H: 3 LOB: 2 BB: 0 P: 20	R: 0 E: 0 K: 0 S: 6	H: 0 LOB: 0 BB: 0 P: 7	1B: 2 2B: 1 3B: 0 HR: 2	SF: 0 SAC: 0 DP: 1 HBP: 0	WP: 0 PB: 0 SB: 1 CS: 0	PA: 33					
PITCHER	IP	WLS	BF	H	R	ER	SO	BB	IBB	HBP	BLK	WP	HR	S	P	ERA	WHIP										
39 Miles Mikolas, R ERA: 1.52	7.1	L	26	4	2	2	7	0	0	0	0	0	2	68	98	2.46	0.545										
92 Génesis Cabrera, L ERA: 2.0	0.2		4	1	0	0	1	0	0	0	0	0	0	8	13	0.00	1.500										
40 Jake Woodford, R ERA: 1.29	1.0		3	0	0	0	0	0	0	0	0	0	0	6	7	0.00	0.000										

Batter	1	2	3	4	5	6	7	8	9	AB	R	H	RBI	BB	SO	LOB	BOTTOM										
19 Tommy Edman, S OBP: 0.395, SLG: 0.486	G4-3		F8			F8		P6		4	0	0	0	0	0	1	Arizona Diamondbacks @ St. Louis Cardinals Busch Stadium, St. Louis, MO Sat Apr 30 2022, 1:15 PM - 3:53 PM CDT Att: 40,144 - Cloudy - 73 F										
46 Paul Goldschmidt, R OBP: 0.336, SLG: 0.572	K			F8		G6-3				3	0	0	0	1	1	1											
27 Tyler O'Neill, R OBP: 0.268, SLG: 0.261	K				K					4	0	0	0	0	3	1											
25 Corey Dickerson, L OBP: 0.238, SLG: 0.184		P6			F8		P2		F9	4	0	0	0	0	0	1											
4 Yadier Molina, R OBP: 0.208, SLG: 0.229	F7				F8				FC6-4	4	0	1	0	0	0	1											
48 Harrison Bader, R OBP: 0.343, SLG: 0.311						F7				3	0	1	0	0	0	1											
3 Dylan Carlson, S OBP: 0.238, SLG: 0.250						G4-3				3	0	0	0	0	1	3											
33 Brendan Donovan, L OBP: 0.250, SLG: 0.143			G3-1							3	0	0	0	0	0	0											
63 Edmundo Sosa, R OBP: 0.269, SLG: 0.174					F9					2	0	0	0	0	0	0											
Inning Stats	R: 0 E: 0 K: 2 S: 8	H: 0 LOB: 0 BB: 0 P: 12	R: 0 E: 0 K: 0 S: 11	H: 1 LOB: 1 BB: 0 P: 17	R: 0 E: 0 K: 0 S: 7	H: 0 LOB: 0 BB: 0 P: 10	R: 0 E: 0 K: 1 S: 7	H: 0 LOB: 0 BB: 0 P: 10	R: 0 E: 0 K: 0 S: 6	H: 0 LOB: 0 BB: 0 P: 10	R: 0 E: 0 K: 0 S: 12	H: 0 LOB: 1 BB: 0 P: 16	R: 0 E: 1 K: 1 S: 13	H: 1 LOB: 2 BB: 0 P: 22	R: 0 E: 0 K: 0 S: 8	H: 0 LOB: 0 BB: 0 P: 12	R: 0 E: 0 K: 1 S: 19	H: 0 LOB: 1 BB: 1 P: 27	1B: 2 2B: 0 3B: 0 HR: 0	SF: 0 SAC: 0 DP: 0 HBP: 1	WP: 0 PB: 0 SB: 2 CS: 0	PA: 32					
PITCHER	IP	WLS	BF	H	R	ER	SO	BB	IBB	HBP	BLK	WP	HR	S	P	ERA	WHIP										
29 Merrill Kelly, R ERA: 1.27	7.0	W	25	2	0	0	4	0	0	0	0	0	0	64	97	0.00	0.286										
24 Noé Ramirez, R ERA: 1.9	1.0	H	3	0	0	0	0	0	0	0	0	0	0	8	12	0.00	0.000										
31 Ian Kennedy, R ERA: 4.5	1.0	S	4	0	0	0	1	1	0	0	0	0	0	19	27	0.00	1.000										

AB	33
R	2
H	5
RBI	2
BB	0
SO	8
LOB	9

AB	30
R	0
H	2
RBI	0
BB	1
SO	5
LOB	9



Batter	1	2	3	4	5	6	7	8	9	AB	R	H	RBI	BB	SO	LOB	TOP				
19 Tommy Edman, S OBP: 0.409, SLG: 0.487										4	1	2	0	0	0	2					
46 Paul Goldschmidt, R OBP: 0.362, SLG: 0.465										3	0	0	0	1	2	2					
27 Tyler O'Neill, R OBP: 0.258, SLG: 0.263										4	0	1	1	0	0	0					
28 Nolan Arenado, R OBP: 0.424, SLG: 0.671										4	0	1	0	0	0	2					
5 Albert Pujols, R OBP: 0.325, SLG: 0.444											2	0	0	0	1	0					
25 Corey Dickerson, L (7, PR) OBP: 0.229, SLG: 0.205											1	0	0	0	0	0					
7 Andrew Knizner, R OBP: 0.341, SLG: 0.389											3	0	0	0	1	0	2				
48 Harrison Bader, R OBP: 0.317, SLG: 0.329											4	0	1	0	0	0	1				
11 Paul DeJong, R OBP: 0.221, SLG: 0.230											3	0	0	0	0	2					
3 Dylan Carlson, S OBP: 0.245, SLG: 0.259											2	0	1	0	1	0					
Inning Stats	R: 0 E: 0 K: 1 S: 10	H: 1 LOB: 0 BB: 0 P: 17	R: 0 E: 0 K: 0 S: 7	H: 0 LOB: 1 BB: 1 P: 15	R: 0 E: 0 K: 0 S: 6	H: 1 LOB: 1 BB: 0 P: 8	R: 0 E: 0 K: 0 S: 10	H: 1 LOB: 1 BB: 0 P: 14	R: 0 E: 0 K: 1 S: 7	H: 0 LOB: 0 BB: 0 P: 11	R: 0 E: 0 K: 0 S: 4	H: 1 LOB: 1 BB: 1 P: 9	R: 1 E: 0 K: 0 S: 13	H: 2 LOB: 1 BB: 1 P: 21	R: 0 E: 0 K: 0 S: 5	H: 0 LOB: 0 BB: 0 P: 7	1B: 5 2B: 2 3B: 0 HR: 0	SF: 0 SAC: 0 DP: 3 HBP: 0	WP: 0 PB: 0 SB: 0 CS: 1	PA: 34	
PITCHER	IP ERA WHIP	WLS BF	H R ER SO	BB IBB HBP BLK	WP HR S P	ERA WHIP	PITCHER	IP ERA WHIP	WLS BF	H R ER SO	BB IBB HBP BLK	WP HR S P	ERA WHIP								
56 Brad Keller, R ERA: 1.74	6.1 0.00 1.105	W 25	4 0 0 2	3 0 0 0	0 0 0 0	0.00 1.105	40 Collin Snider, R ERA: 2.7	0.2 0.00 0.000	H 1	0 0 0 0	0 0 0 0	0 0 0 0	0 0 1 2	0.00 0.000							
24 Amir Garrett, L ERA: 1.42	1.0 9.00 3.000	5 2 1 1	2 1 1 0	1 0 0 0	0 0 0 0	9.00 3.000	67 Gabe Speier, L ERA:	1.0 0.00 0.000	3 0 0 0	0 0 0 0	0 0 0 0	0 0 5 7	0.00 0.000								

St. Louis Cardinals @ Kansas City Royals
Kauffman Stadium, Kansas City, MO
Tue May 03 2022, 7:11 PM - 9:58 PM CDT
Att: 18,788 - Cloudy - 56 F

AB	30
R	1
H	6
RBI	1
BB	4
SO	2
LOB	12



Batter	1	2	3	4	5	6	7	8	9	AB	R	H	RBI	BB	SO	LOB	BOTTOM			
14 Edward Olivares, R OBP: 0.438, SLG: 0.517										5	1	4	1	0	0	0				
16 Andrew Benintendi, L OBP: 0.420, SLG: 0.459										5	1	2	1	0	0	4				
13 Salvador Perez, R OBP: 0.220, SLG: 0.395										5	0	0	0	0	2	7				
Ryan O'Hearn, L OBP: 0.333, SLG: 0.111										3	1	1	0	0	1	0				
17 Hunter Dozier, R (7, PH) OBP: 0.263, SLG: 0.439										3	0	1	1	0	1	0				
15 Whit Merrifield, R OBP: 0.206, SLG: 0.191										3	2	2	2	1	0	1				
7 Bobby Witt Jr., R OBP: 0.274, SLG: 0.363										3	0	1	0	1	0	0				
1 MJ Melendez, L OBP: 0.500, SLG: 0.333										4	0	2	1	0	1	2				
2 Michael Taylor, R OBP: 0.324, SLG: 0.317										3	1	1	0	1	0	2				
8 Nicky Lopez, L OBP: 0.325, SLG: 0.271																				
Inning Stats	R: 0 E: 0 K: 1 S: 6	H: 0 LOB: 0 BB: 0 P: 8	R: 1 E: 0 K: 1 S: 12	H: 1 LOB: 0 BB: 0 P: 15	R: 0 E: 0 K: 0 S: 8	H: 3 LOB: 2 BB: 0 P: 10	R: 1 E: 0 K: 0 S: 7	H: 2 LOB: 0 BB: 0 P: 9	R: 0 E: 0 K: 2 S: 10	H: 1 LOB: 2 BB: 1 P: 20	R: 5 E: 0 K: 1 S: 17	H: 5 LOB: 2 BB: 2 P: 36	R: 0 E: 0 K: 0 S: 10	H: 1 LOB: 1 BB: 0 P: 13	1B: 11 2B: 3 3B: 0 HR: 1	SF: 1 SAC: 0 DP: 2 HBP: 0	WP: 1 PB: 0 SB: 0 CS: 0	PA: 40		
PITCHER	IP ERA WHIP	WLS BF	H R ER SO	BB IBB HBP BLK	WP HR S P	ERA WHIP	PITCHER	IP ERA WHIP	WLS BF	H R ER SO	BB IBB HBP BLK	WP HR S P	ERA WHIP							
43 Dakota Hudson, R ERA: 3.16	6.0 4.50 1.833	L 27	3 3 3 0	2 0 0 0	0 0 0 0	4.50 1.833	62 T.J. McFarland, L ERA: 7.5	0.1 27.00 6.000	3 2 1 1	1 1 1 1	0 0 0 0	0 0 5 8	27.00 6.000							
40 Jake Woodford, R ERA: 3.12	1.2 16.20 3.000	10 4 3 3	4 3 3 0	1 0 0 0	1 0 21 36	16.20 3.000														

St. Louis Cardinals @ Kansas City Royals
Kauffman Stadium, Kansas City, MO
Tue May 03 2022, 7:11 PM - 9:58 PM CDT
Att: 18,788 - Cloudy - 56 F

AB	36
R	7
H	15
RBI	6
BB	3
SO	5
LOB	17



Batter	1	2	3	4	5	6	7	8	9	AB	R	H	RBI	BB	SO	LOB	TOP				
19 Tommy Edman, S (1,4) OBP: 0.419, SLG: 0.474										2	2	0	0	3	1	0					
46 Paul Goldschmidt, R (1,3) OBP: 0.374, SLG: 0.395										2	1	0	0	3	0	0					
28 Nolan Arenado, R (1,5) OBP: 0.427, SLG: 0.698										4	1	2	5	0	0	0					
33 Brendan Donovan, L (8,PH) OBP: 0.231, SLG: 0.167										4	0	0	0	0	0	2					
5 Albert Pujols, R (1,10) OBP: 0.295, SLG: 0.400										1	0	0	0	0	0	0					
25 Corey Dickerson, L (9,PH) OBP: 0.224, SLG: 0.290																					
36 Juan Yezzer, R (1,9) OBP: 0.667, SLG: 1.333										3	1	2	0	0	0	0					
3 Dylan Carlson, S (7,PH) OBP: 0.250, SLG: 0.256										1	1	0	0	1	0	2					
27 Tyler O'Neill, R (1,7) OBP: 0.276, SLG: 0.333										4	2	2	3	1	1	0					
48 Harrison Bader, R (1,8) OBP: 0.310, SLG: 0.325										4	1	1	1	0	1	2					
4 Yadier Molina, R (1,2) OBP: 0.208, SLG: 0.226										5	0	1	0	0	0	0					
11 Paul DeJong, R (1,6) OBP: 0.222, SLG: 0.222										2	1	0	1	1	1	0					
Inning Stats	R: 5 H: 3 E: 0 K: 0 S: 17	H: 3 LOB: 2 P: 35	R: 0 H: 0 E: 0 K: 0 S: 6	H: 0 LOB: 0 BB: 0 P: 11	R: 0 H: 1 E: 0 K: 1 S: 16	H: 1 LOB: 2 BB: 1 P: 23	R: 0 H: 0 E: 0 K: 2 S: 10	H: 0 LOB: 0 BB: 0 P: 18	R: 0 H: 0 E: 0 K: 0 S: 11	H: 0 LOB: 0 BB: 0 P: 19	R: 2 H: 1 E: 0 K: 0 S: 15	H: 1 LOB: 2 BB: 3 P: 33	R: 1 H: 2 E: 0 K: 1 S: 18	H: 2 LOB: 3 BB: 2 P: 34	R: 2 H: 1 E: 0 K: 0 S: 9	H: 1 LOB: 0 BB: 1 P: 17	1B: 3 2B: 2 3B: 1 HR: 2	SF: 2 SAC: 0 DP: 0 HBP: 0	WP: 0 PB: 0 CS: 2	PA: 44	
PITCHER	IP WLS BF H R ER SO BB IBB HBP BLK WP HR S P ERA WHIP	IP WLS BF H R ER SO BB IBB HBP BLK WP HR S P ERA WHIP	IP WLS BF H R ER SO BB IBB HBP BLK WP HR S P ERA WHIP	IP WLS BF H R ER SO BB IBB HBP BLK WP HR S P ERA WHIP	IP WLS BF H R ER SO BB IBB HBP BLK WP HR S P ERA WHIP	IP WLS BF H R ER SO BB IBB HBP BLK WP HR S P ERA WHIP	IP WLS BF H R ER SO BB IBB HBP BLK WP HR S P ERA WHIP	IP WLS BF H R ER SO BB IBB HBP BLK WP HR S P ERA WHIP	IP WLS BF H R ER SO BB IBB HBP BLK WP HR S P ERA WHIP	IP WLS BF H R ER SO BB IBB HBP BLK WP HR S P ERA WHIP	IP WLS BF H R ER SO BB IBB HBP BLK WP HR S P ERA WHIP	IP WLS BF H R ER SO BB IBB HBP BLK WP HR S P ERA WHIP	IP WLS BF H R ER SO BB IBB HBP BLK WP HR S P ERA WHIP	IP WLS BF H R ER SO BB IBB HBP BLK WP HR S P ERA WHIP	IP WLS BF H R ER SO BB IBB HBP BLK WP HR S P ERA WHIP	IP WLS BF H R ER SO BB IBB HBP BLK WP HR S P ERA WHIP	IP WLS BF H R ER SO BB IBB HBP BLK WP HR S P ERA WHIP	IP WLS BF H R ER SO BB IBB HBP BLK WP HR S P ERA WHIP	IP WLS BF H R ER SO BB IBB HBP BLK WP HR S P ERA WHIP	IP WLS BF H R ER SO BB IBB HBP BLK WP HR S P ERA WHIP	
50 Kris Bubic, L (1,1) ERA: 13.14	57 Ronald Bolaños, R (7,1) ERA: 3.86																				
36 Joel Payamps, R (1,1) ERA: 2.03																					
65 Dylan Coleman, R (4,1) ERA: 2.89																					
67 Gabe Speier, L (6,1) ERA: 4.65																					
24 Amir Garrett, L (7,1) ERA: 4.65																					
Batter	1	2	3	4	5	6	7	8	9	AB	R	H	RBI	BB	SO	LOB	BOTTOM				
14 Edward Olivares, R (1,9) OBP: 0.417, SLG: 0.485										4	0	1	0	0	0	2					
16 Andrew Benintendi, L (1,7) OBP: 0.407, SLG: 0.439										3	0	0	0	0	0	1					
17 Hunter Dozier, R (9,PH) OBP: 0.273, SLG: 0.446										4	0	0	0	0	3	4					
13 Salvador Perez, R (1,10) OBP: 0.211, SLG: 0.378										4	0	0	0	0	3	4					
Ryan O'Hearn, L (1,3) OBP: 0.250, SLG: 0.077										4	0	0	0	0	0	3					
15 Whit Merrifield, R (1,4) OBP: 0.198, SLG: 0.183										4	0	0	0	0	0	3					
7 Bobby Witt Jr., R (1,5) OBP: 0.284, SLG: 0.349										3	0	0	0	0	0	0					
1 MJ Melendez, L (1,2) OBP: 0.429, SLG: 0.333										3	0	1	0	0	0	0					
2 Michael Taylor, R (1,8) OBP: 0.329, SLG: 0.323										2	0	1	0	0	0	0					
28 Kyle Isbel, L (8,8) OBP: 0.237, SLG: 0.214										1	0	0	0	0	0	1					
8 Nicky Lopez, L (1,6) OBP: 0.329, SLG: 0.268										1	0	0	0	1	0	1					
26 Emmanuel Rivera, R (8,PH) OBP: 0.237, SLG: 0.214										1	0	0	0	0	0	1					
Inning Stats	R: 0 H: 0 E: 0 K: 1 S: 9	H: 0 LOB: 0 BB: 0 P: 16	R: 0 H: 0 E: 0 K: 0 S: 8	H: 0 LOB: 0 BB: 0 P: 11	R: 0 H: 1 E: 0 K: 0 S: 12	H: 1 LOB: 1 BB: 0 P: 19	R: 0 H: 0 E: 0 K: 0 S: 8	H: 0 LOB: 0 BB: 0 P: 9	R: 0 H: 0 E: 0 K: 1 S: 7	H: 0 LOB: 1 BB: 1 P: 7	R: 0 H: 0 E: 0 K: 0 S: 12	H: 0 LOB: 0 BB: 0 P: 21	R: 0 H: 1 E: 0 K: 0 S: 4	H: 1 LOB: 0 BB: 0 P: 6	R: 0 H: 2 E: 0 K: 1 S: 9	H: 2 LOB: 0 BB: 0 P: 14	1B: 4 2B: 0 3B: 0 HR: 0	SF: 0 SAC: 0 DP: 1 HBP: 0	WP: 0 PB: 0 CS: 0	PA: 32	
PITCHER	IP WLS BF H R ER SO BB IBB HBP BLK WP HR S P ERA WHIP	IP WLS BF H R ER SO BB IBB HBP BLK WP HR S P ERA WHIP	IP WLS BF H R ER SO BB IBB HBP BLK WP HR S P ERA WHIP	IP WLS BF H R ER SO BB IBB HBP BLK WP HR S P ERA WHIP	IP WLS BF H R ER SO BB IBB HBP BLK WP HR S P ERA WHIP	IP WLS BF H R ER SO BB IBB HBP BLK WP HR S P ERA WHIP	IP WLS BF H R ER SO BB IBB HBP BLK WP HR S P ERA WHIP	IP WLS BF H R ER SO BB IBB HBP BLK WP HR S P ERA WHIP	IP WLS BF H R ER SO BB IBB HBP BLK WP HR S P ERA WHIP	IP WLS BF H R ER SO BB IBB HBP BLK WP HR S P ERA WHIP	IP WLS BF H R ER SO BB IBB HBP BLK WP HR S P ERA WHIP	IP WLS BF H R ER SO BB IBB HBP BLK WP HR S P ERA WHIP	IP WLS BF H R ER SO BB IBB HBP BLK WP HR S P ERA WHIP	IP WLS BF H R ER SO BB IBB HBP BLK WP HR S P ERA WHIP	IP WLS BF H R ER SO BB IBB HBP BLK WP HR S P ERA WHIP	IP WLS BF H R ER SO BB IBB HBP BLK WP HR S P ERA WHIP	IP WLS BF H R ER SO BB IBB HBP BLK WP HR S P ERA WHIP	IP WLS BF H R ER SO BB IBB HBP BLK WP HR S P ERA WHIP	IP WLS BF H R ER SO BB IBB HBP BLK WP HR S P ERA WHIP	IP WLS BF H R ER SO BB IBB HBP BLK WP HR S P ERA WHIP	
50 Adam Wainwright, R (1,1) ERA: 3.18	62 T.J. McFarland, L (8,1) ERA: 6.43																				
70 Packy Naughton, L (9,1) ERA: 4.65																					

St. Louis Cardinals @ Kansas City Royals
Kauffman Stadium, Kansas City, MO
Wed May 04 2022, 12:14 PM - 3:13 PM CDT
Att: 12,774 - Overcast - 54 F

AB 33
R 10
H 8
RBI 10
BB 9
SO 4
LOB 9



St. Louis Cardinals @ Kansas City Royals
Kauffman Stadium, Kansas City, MO
Wed May 04 2022, 12:14 PM - 3:13 PM CDT
Att: 12,774 - Overcast - 54 F

AB 31
R 0
H 4
RBI 0
BB 1
SO 3
LOB 16



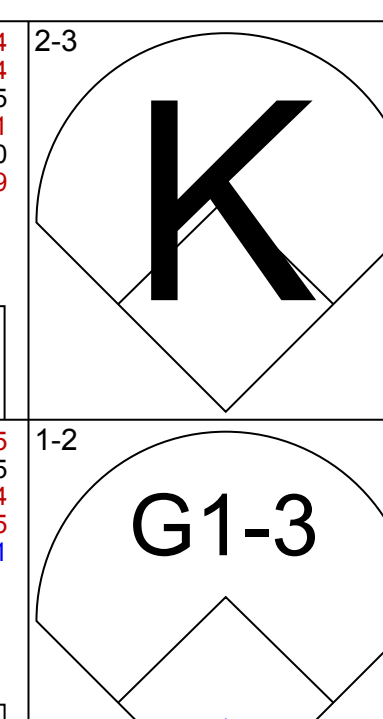
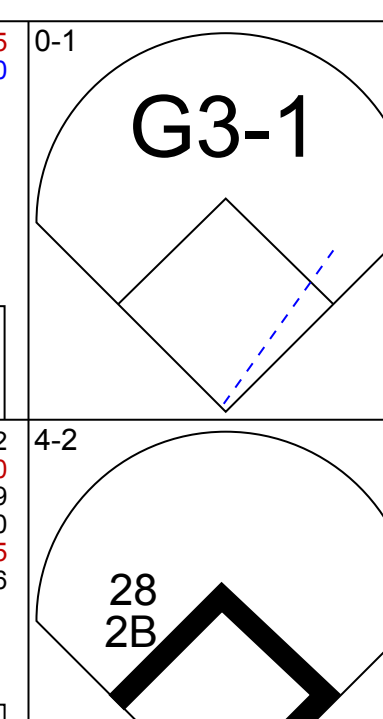
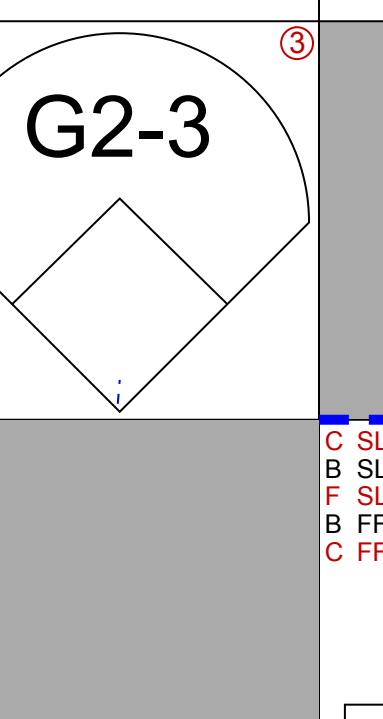
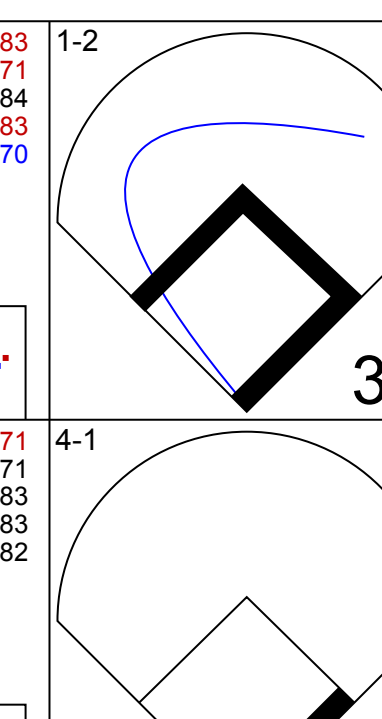
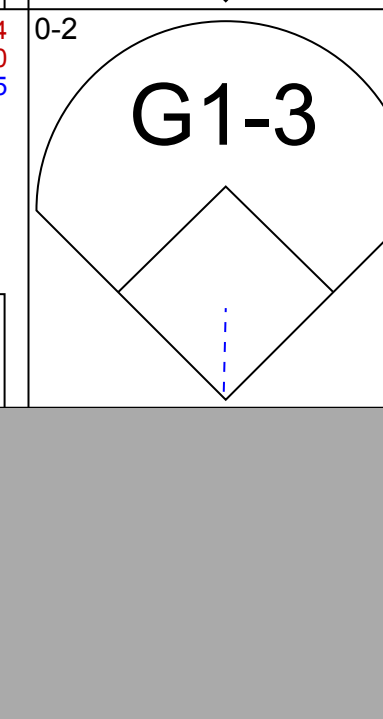
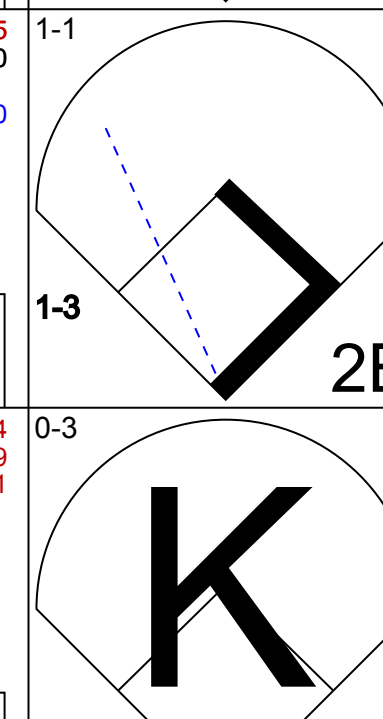
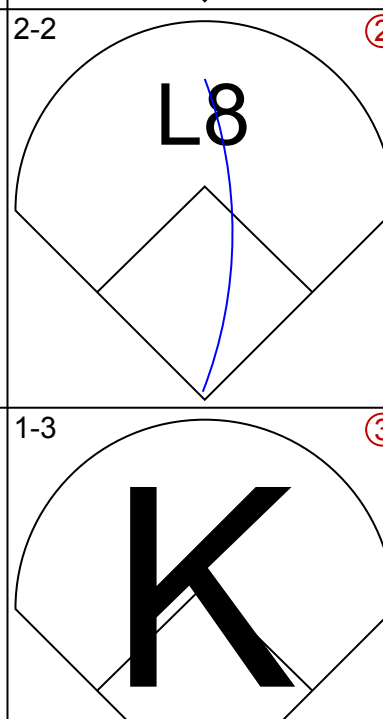
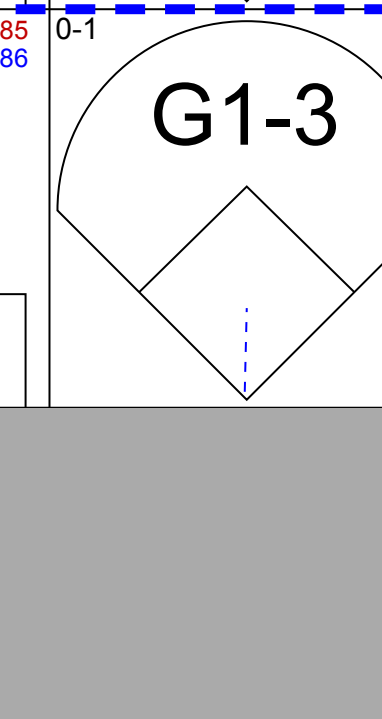

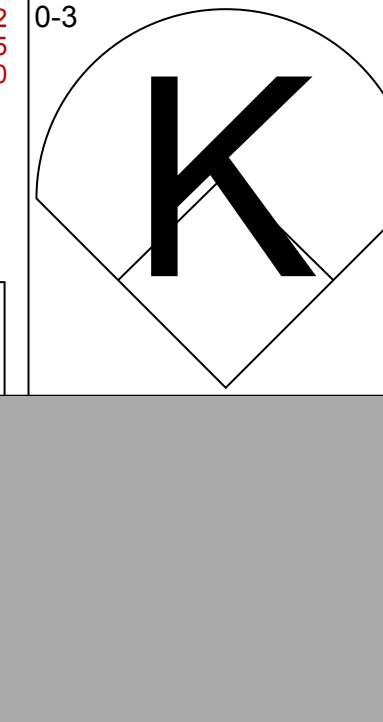


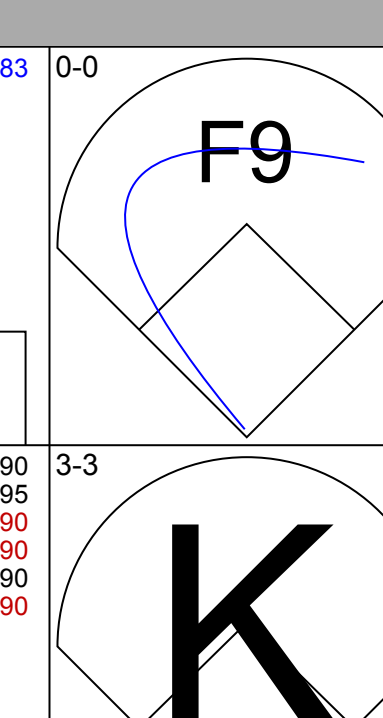


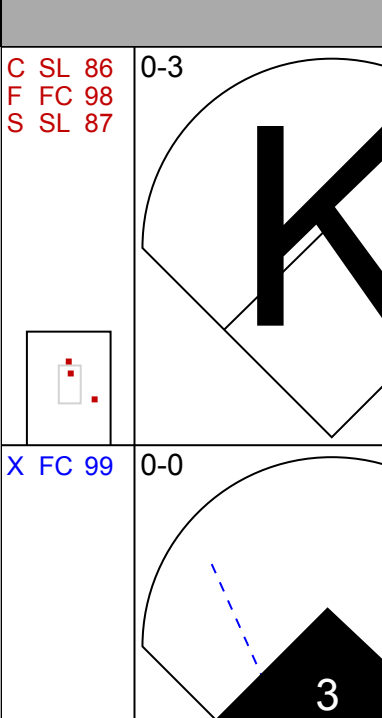


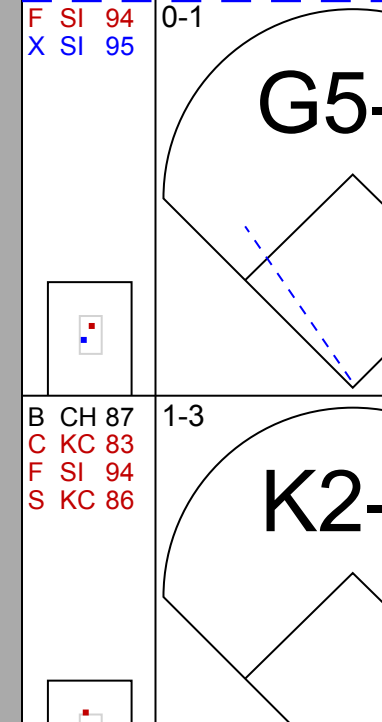
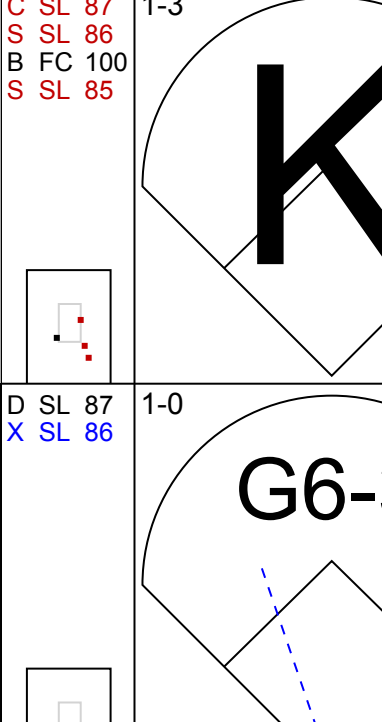

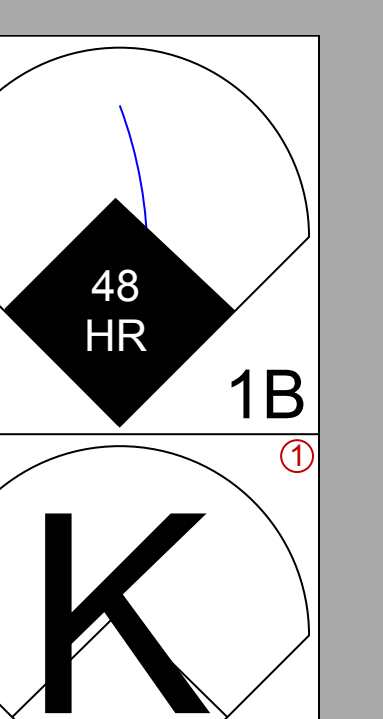
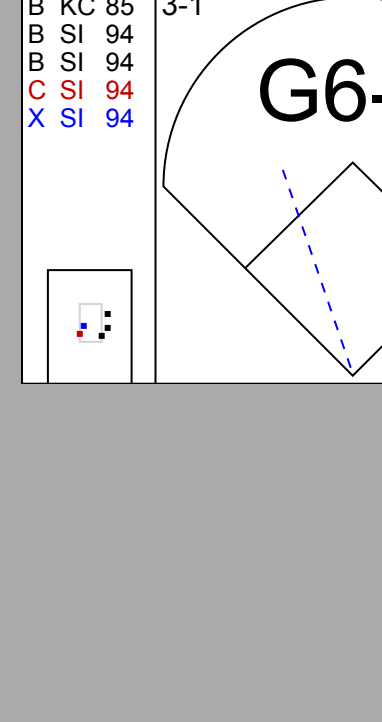
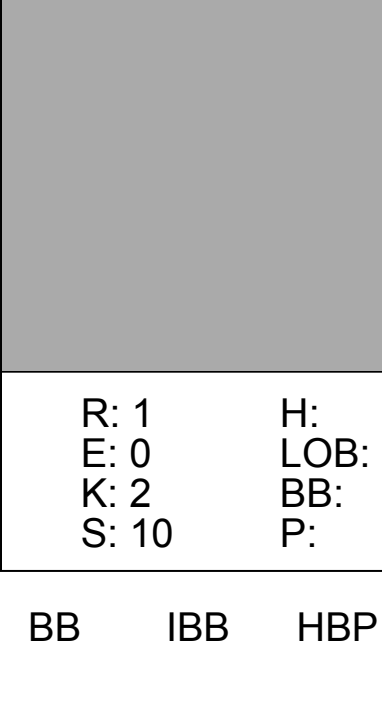
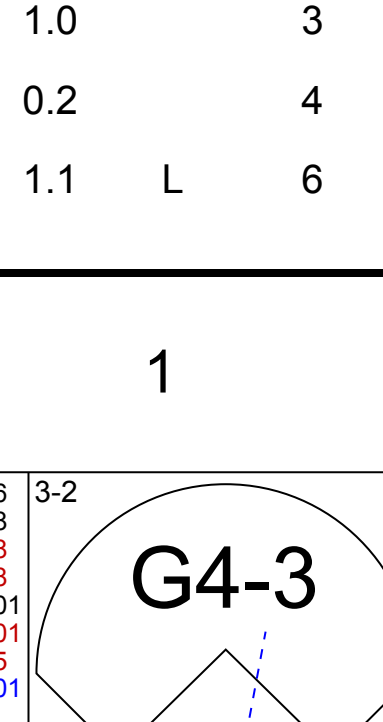
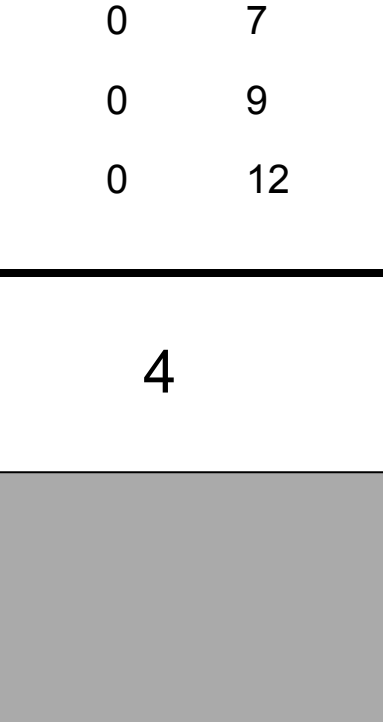

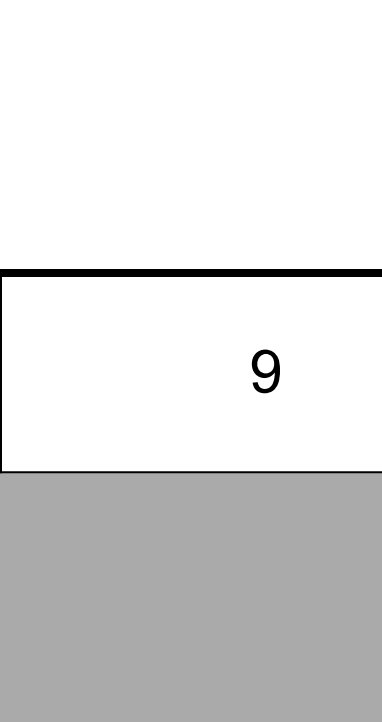
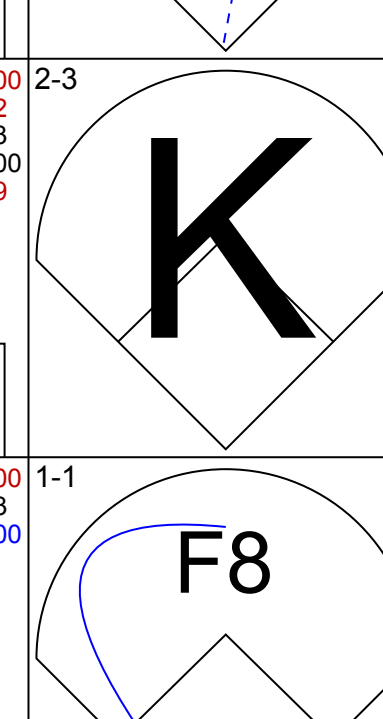
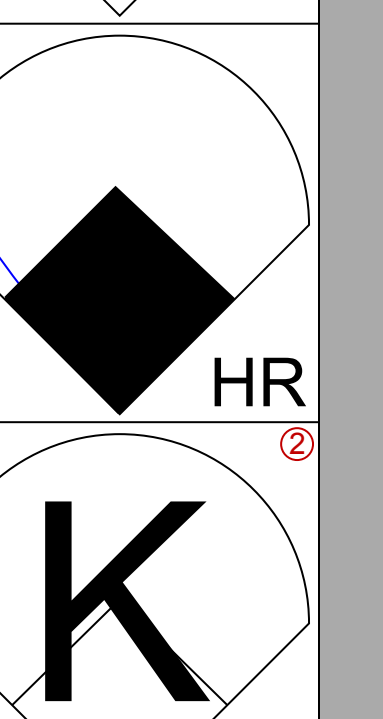
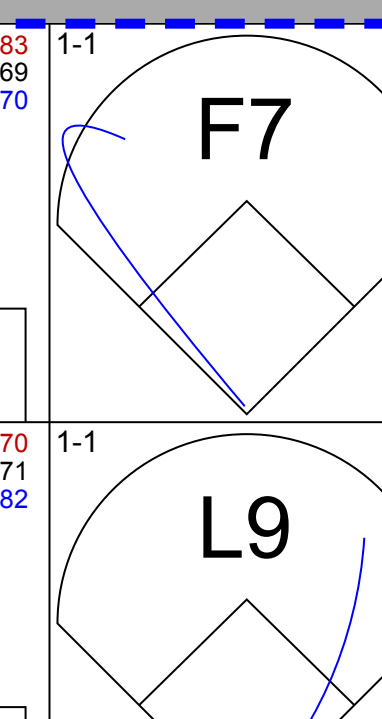


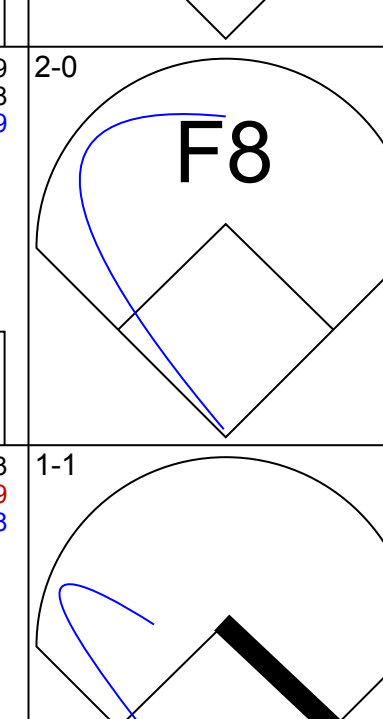
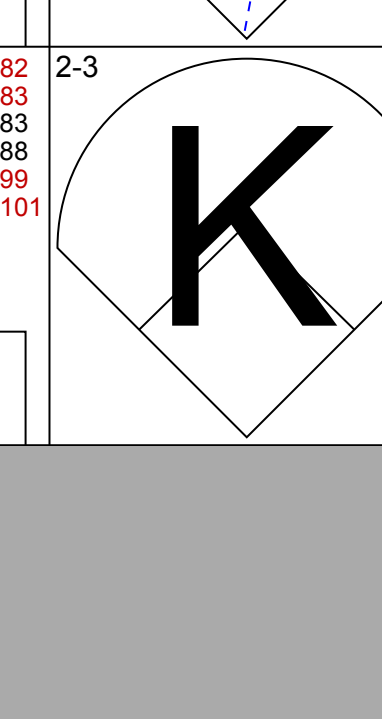
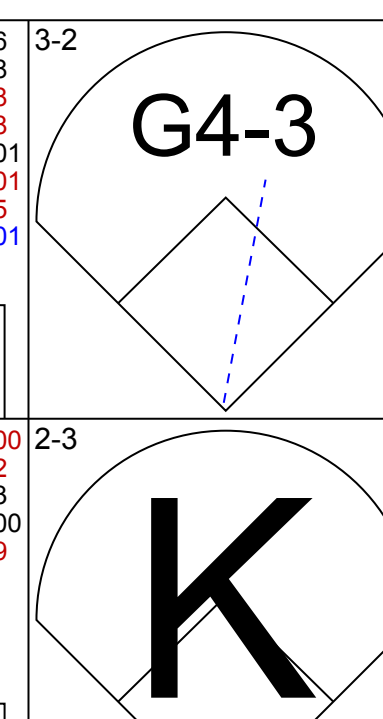
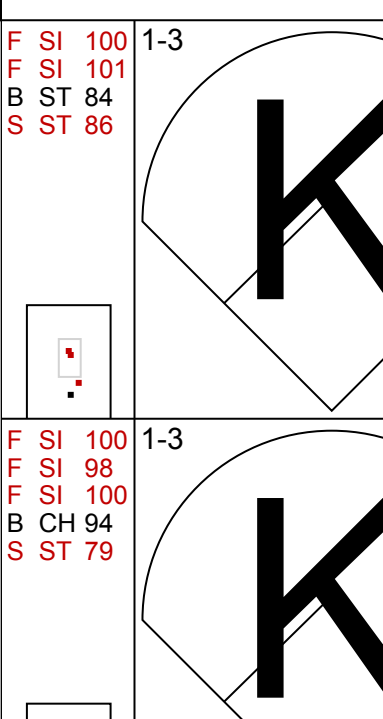
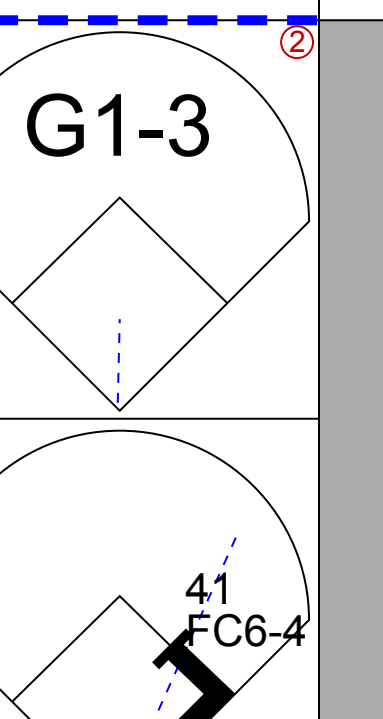

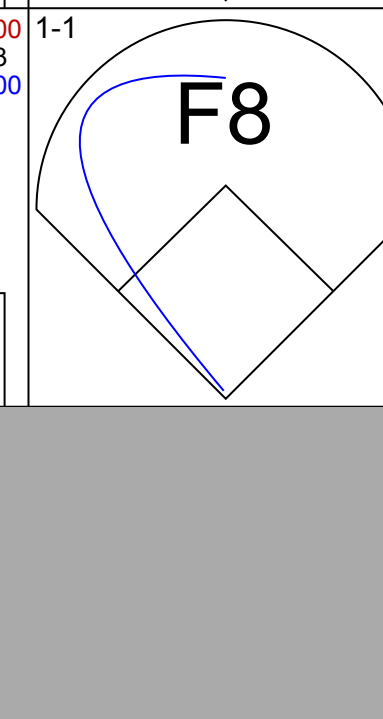

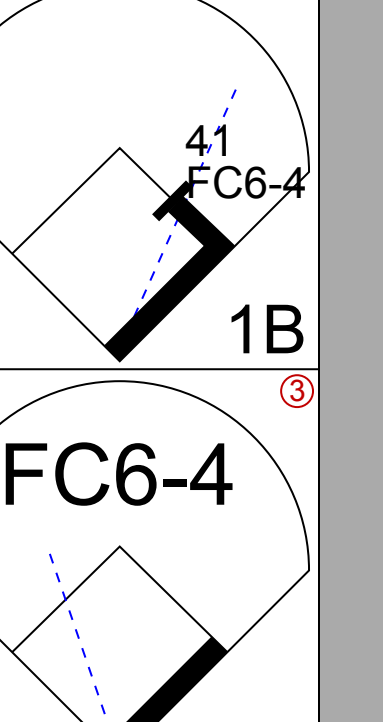

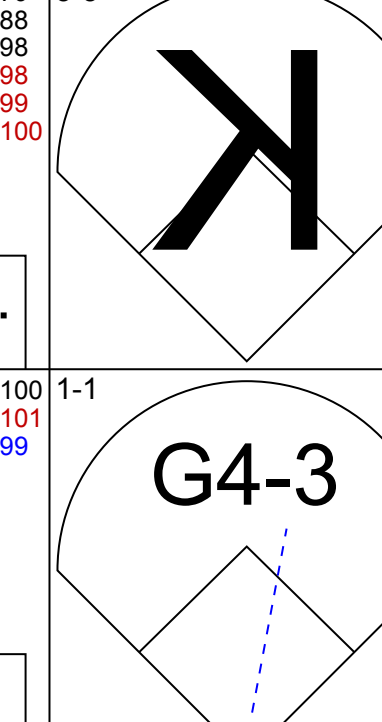




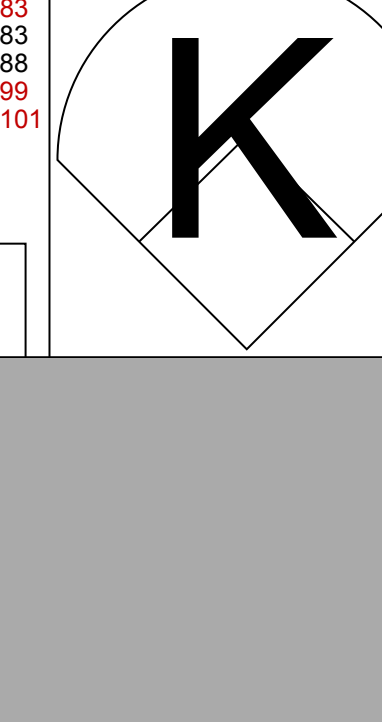


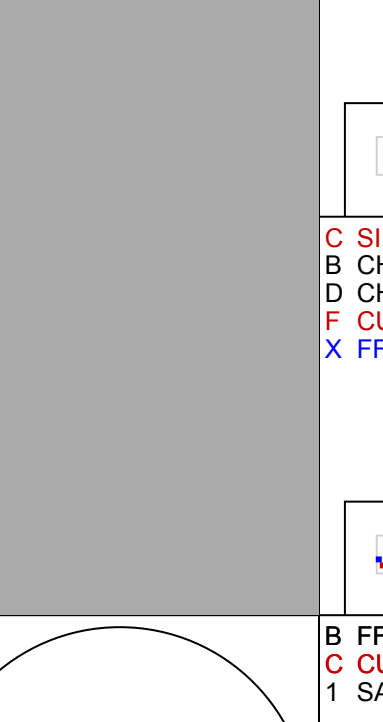
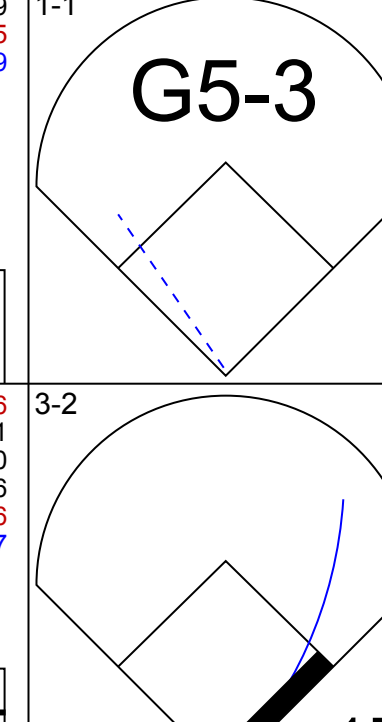


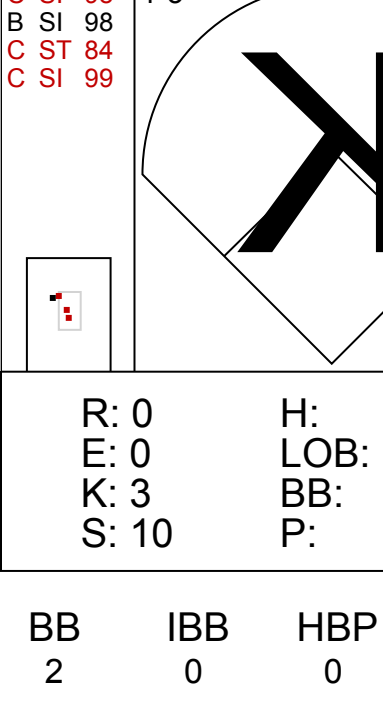
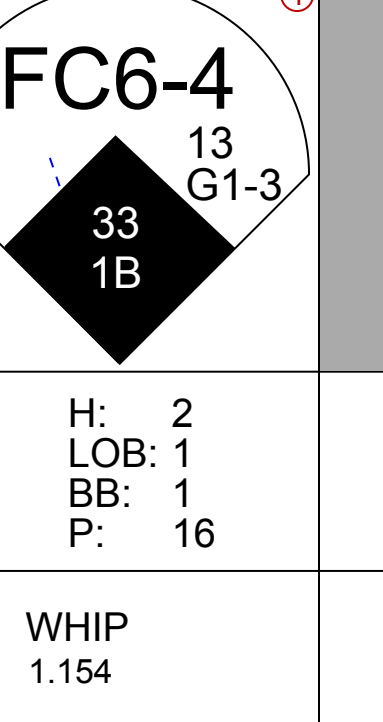
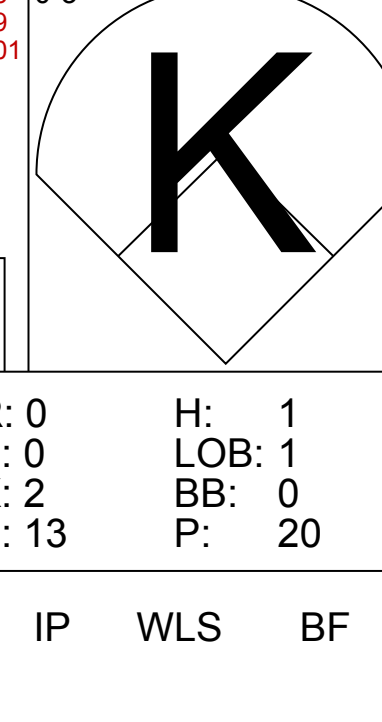





Batter	1	2	3	4	5	6	7	8	9	AB	R	H	RBI	BB	SO	LOB	TOP							
19 Tommy Edman, S OBP: 0.428, SLG: 0.494	F7								G6-3	5	1	3	3	0	0	0	St. Louis Cardinals @ San Francisco Giants Oracle Park, San Francisco, CA Thu May 05 2022, 6:47 PM - 9:47 PM PDT Att: 22,562 - Overcast - 59 F							
46 Paul Goldschmidt, R OBP: 0.365, SLG: 0.365	K								F7	5	1	1	0	0	1	2								
28 Nolan Arenado, R OBP: 0.426, SLG: 0.674	F8									3	1	0	0	2	0	1								
27 Tyler O'Neill, R OBP: 0.282, SLG: 0.348	K								K	5	0	2	2	0	3	1								
36 Juan Yezpez, R OBP: 0.571, SLG: 0.857	K									4	0	2	1	0	1	0								
48 Harrison Bader, R OBP: 0.297, SLG: 0.309	G2-3									4	0	0	0	0	0	4								
4 Yadier Molina, R OBP: 0.228, SLG: 0.298										4	2	2	1	0	0	0								
3 Dylan Carlson, S OBP: 0.260, SLG: 0.278										4	2	2	0	0	1	0								
11 Paul DeJong, R OBP: 0.211, SLG: 0.209										4	0	0	0	0	1	3								
Inning Stats	R: 0 H: 0 E: 0 K: 1 S: 13	H: 0 LOB: 0 BB: 0 P: 17	R: 0 H: 0 E: 0 K: 2 S: 16	H: 0 LOB: 0 BB: 0 P: 21	R: 1 H: 2 E: 0 K: 1 S: 10	H: 2 LOB: 1 BB: 0 P: 15	R: 0 H: 2 E: 0 K: 0 S: 10	H: 2 LOB: 1 BB: 0 P: 12	R: 2 H: 3 E: 0 K: 0 S: 11	H: 3 LOB: 0 BB: 0 P: 18	R: 0 H: 0 E: 0 K: 1 S: 8	H: 0 LOB: 0 BB: 0 P: 12	R: 4 H: 5 E: 0 K: 1 S: 23	H: 5 LOB: 2 BB: 1 P: 32	R: 0 H: 0 E: 0 K: 0 S: 6	H: 0 LOB: 0 BB: 0 P: 12	R: 0 H: 0 E: 0 K: 1 S: 8	H: 0 LOB: 1 BB: 1 P: 15	1B: 8 2B: 3 3B: 0 HR: 1	SF: 0 SAC: 0 DP: 1 HBP: 0	WP: 0 PB: 0 SB: 0 CS: 0	PA: 40		
PITCHER	IP WLS BF H R ER SO BB IBB HBP BLK WP HR S P ERA WHIP	IP WLS BF H R ER SO BB IBB HBP BLK WP HR S P ERA WHIP	IP WLS BF H R ER SO BB IBB HBP BLK WP HR S P ERA WHIP	IP WLS BF H R ER SO BB IBB HBP BLK WP HR S P ERA WHIP	IP WLS BF H R ER SO BB IBB HBP BLK WP HR S P ERA WHIP	IP WLS BF H R ER SO BB IBB HBP BLK WP HR S P ERA WHIP	IP WLS BF H R ER SO BB IBB HBP BLK WP HR S P ERA WHIP	IP WLS BF H R ER SO BB IBB HBP BLK WP HR S P ERA WHIP	IP WLS BF H R ER SO BB IBB HBP BLK WP HR S P ERA WHIP	IP WLS BF H R ER SO BB IBB HBP BLK WP HR S P ERA WHIP	IP WLS BF H R ER SO BB IBB HBP BLK WP HR S P ERA WHIP	IP WLS BF H R ER SO BB IBB HBP BLK WP HR S P ERA WHIP	IP WLS BF H R ER SO BB IBB HBP BLK WP HR S P ERA WHIP	IP WLS BF H R ER SO BB IBB HBP BLK WP HR S P ERA WHIP	IP WLS BF H R ER SO BB IBB HBP BLK WP HR S P ERA WHIP	IP WLS BF H R ER SO BB IBB HBP BLK WP HR S P ERA WHIP	IP WLS BF H R ER SO BB IBB HBP BLK WP HR S P ERA WHIP	IP WLS BF H R ER SO BB IBB HBP BLK WP HR S P ERA WHIP	IP WLS BF H R ER SO BB IBB HBP BLK WP HR S P ERA WHIP	IP WLS BF H R ER SO BB IBB HBP BLK WP HR S P ERA WHIP	IP WLS BF H R ER SO BB IBB HBP BLK WP HR S P ERA WHIP	IP WLS BF H R ER SO BB IBB HBP BLK WP HR S P ERA WHIP	IP WLS BF H R ER SO BB IBB HBP BLK WP HR S P ERA WHIP	IP WLS BF H R ER SO BB IBB HBP BLK WP HR S P ERA WHIP

AB	38
R	7
H	12
RBI	7
BB	2
SO	7
LOB	11



Batter	1	2	3	4	5	6	7	8	9	AB	R	H	RBI	BB	SO	LOB	BOTTOM							
5 Mike Yastrzemski, L OBP: 0.356, SLG: 0.358										4	0	2	1	1	0	1	St. Louis Cardinals @ San Francisco Giants Oracle Park, San Francisco, CA Thu May 05 2022, 6:47 PM - 9:47 PM PDT Att: 22,562 - Overcast - 59 F							
23 Joc Pederson, L OBP: 0.323, SLG: 0.623										5	0	0	0	0	1	5								
41 Wilmer Flores, R OBP: 0.351, SLG: 0.407										4	0	2	0	0	0	0								
35 Brandon Crawford, L OBP: 0.316, SLG: 0.337										4	0	1	0	0	1	1								
33 Darin Ruf, R OBP: 0.287, SLG: 0.202										4	0	1	0	0	0	2								
51 Luis González, L OBP: 0.372, SLG: 0.472										3	0	2	0	1	0	1								
39 Thairo Estrada, R OBP: 0.273, SLG: 0.348										3	1	0	0	1	0	2								
32 Jason Vosler, L OBP: 0.342, SLG: 0.485										4	0	1	0	0	2	3								
2 Curt Casali, R OBP: 0.229, SLG: 0.242										3	0	1	0	1	1	2								
Inning Stats	R: 0 H: 1 E: 0 K: 0 S: 4	H: 1 LOB: 1 BB: 1 P: 9	R: 0 H: 1 E: 0 K: 1 S: 14	H: 1 LOB: 0 BB: 0 P: 19	R: 0 H: 0 E: 0 K: 2 S: 8	H: 0 LOB: 0 BB: 0 P: 14	R: 0 H: 1 E: 0 K: 0 S: 7	H: 1 LOB: 0 BB: 0 P: 11	R: 1 H: 2 E: 0 K: 0 S: 10	H: 2 LOB: 2 BB: 1 P: 16	R: 0 H: 2 E: 0 K: 0 S: 22	H: 2 LOB: 3 BB: 1 P: 30	R: 0 H: 0 E: 0 K: 0 S: 5	H: 0 LOB: 0 BB: 1 P: 11	R: 0 H: 1 E: 0 K: 0 S: 10	H: 1 LOB: 0 BB: 0 P: 13	R: 0 H: 2 E: 0 K: 2 S: 20	H: 2 LOB: 2 BB: 0 P: 27	1B: 9 2B: 1 3B: 0 HR: 0	SF: 0 SAC: 0 DP: 2 HBP: 0	WP: 0 PB: 0 SB: 0 CS: 0	PA: 38		
PITCHER	IP WLS BF H R ER SO BB IBB HBP BLK WP HR S P ERA WHIP	IP WLS BF H R ER SO BB IBB HBP BLK WP HR S P ERA WHIP	IP WLS BF H R ER SO BB IBB HBP BLK WP HR S P ERA WHIP	IP WLS BF H R ER SO BB IBB HBP BLK WP HR S P ERA WHIP	IP WLS BF H R ER SO BB IBB HBP BLK WP HR S P ERA WHIP	IP WLS BF H R ER SO BB IBB HBP BLK WP HR S P ERA WHIP	IP WLS BF H R ER SO BB IBB HBP BLK WP HR S P ERA WHIP	IP WLS BF H R ER SO BB IBB HBP BLK WP HR S P ERA WHIP	IP WLS BF H R ER SO BB IBB HBP BLK WP HR S P ERA WHIP	IP WLS BF H R ER SO BB IBB HBP BLK WP HR S P ERA WHIP	IP WLS BF H R ER SO BB IBB HBP BLK WP HR S P ERA WHIP	IP WLS BF H R ER SO BB IBB HBP BLK WP HR S P ERA WHIP	IP WLS BF H R ER SO BB IBB HBP BLK WP HR S P ERA WHIP	IP WLS BF H R ER SO BB IBB HBP BLK WP HR S P ERA WHIP	IP WLS BF H R ER SO BB IBB HBP BLK WP HR S P ERA WHIP	IP WLS BF H R ER SO BB IBB HBP BLK WP HR S P ERA WHIP	IP WLS BF H R ER SO BB IBB HBP BLK WP HR S P ERA WHIP	IP WLS BF H R ER SO BB IBB HBP BLK WP HR S P ERA WHIP	IP WLS BF H R ER SO BB IBB HBP BLK WP HR S P ERA WHIP	IP WLS BF H R ER SO BB IBB HBP BLK WP HR S P ERA WHIP	IP WLS BF H R ER SO BB IBB HBP BLK WP HR S P ERA WHIP	IP WLS BF H R ER SO BB IBB HBP BLK WP HR S P ERA WHIP	IP WLS BF H R ER SO BB IBB HBP BLK WP HR S P ERA WHIP	IP WLS BF H R ER SO BB IBB HBP BLK WP HR S P ERA WHIP



Batter	1	2	3	4	5	6	7	8	9	AB	R	H	RBI	BB	SO	LOB	TOP									
19 Tommy Edman, S (1,4) OBP: 0.422, SLG: 0.566										4	0	1	0	0	1	0	St. Louis Cardinals @ San Francisco Giants Oracle Park, San Francisco, CA Fri May 06 2022, 7:17 PM - 10:07 PM PDT Att: 28,898 - Cloudy - 59 F									
46 Paul Goldschmidt, R (1,3) OBP: 0.370, SLG: 0.379										2	0	0	0	2	1	0										
28 Nolan Arenado, R (1,5) OBP: 0.419, SLG: 0.667										4	0	1	0	0	0	2										
27 Tyler O'Neill, R (1,7) OBP: 0.271, SLG: 0.333										4	0	0	0	0	3	2										
36 Juan Yezzer, R (1,10) OBP: 0.455, SLG: 0.727 33 Brendan Donovan, L (9, PR) OBP: 0.231, SLG: 0.167										4	0	1	0	0	2	2										
25 Corey Dickerson, L (1,9) OBP: 0.231, SLG: 0.208 3 Dylan Carlson, S (7,9) OBP: 0.267, SLG: 0.286										3	1	1	0	0	2	0										
7 Andrew Knizner, R (1,2) OBP: 0.311, SLG: 0.350										4	0	0	0	0	2	2										
48 Harrison Bader, R (1,8) OBP: 0.295, SLG: 0.341										4	1	1	2	0	0	1										
11 Paul DeJong, R (1,6) OBP: 0.203, SLG: 0.200										3	0	0	0	0	2	0										
Inning Stats	R: 0 E: 0 K: 1 S: 11	H: 0 LOB: 0 BB: 0 P: 14	R: 0 E: 0 K: 2 S: 7	H: 0 LOB: 0 BB: 0 P: 10	R: 0 E: 0 K: 1 S: 10	H: 0 LOB: 0 BB: 0 P: 12	R: 0 E: 0 K: 2 S: 12	H: 1 LOB: 2 BB: 1 P: 17	R: 2 E: 0 K: 2 S: 14	H: 2 LOB: 0 BB: 0 P: 21	R: 0 E: 0 K: 2 S: 9	H: 0 LOB: 0 BB: 0 P: 14	R: 0 E: 0 K: 1 S: 7	H: 0 LOB: 0 BB: 0 P: 11	R: 0 E: 0 K: 0 S: 11	H: 1 LOB: 2 BB: 1 P: 18		R: 1 E: 0 K: 2 S: 10	H: 2 LOB: 1 BB: 0 P: 14	1B: 2 2B: 2 HR: 1	SF: 0 SAC: 0 DP: 0 HBP: 0	WP: 0 PB: 0 SB: 0 CS: 0	PA: 35			
PITCHER	IP	WLS	BF	H	R	ER	SO	BB	IBB	HBP	BLK	WP	HR	S	P	ERA		WHIP								
38 Alex Cobb, R (1,1) ERA: 4.8	5.0		19	3	2	2	8	1	0	0	0	0	1	54	74	3.60		0.800								
59 John Brebbia, R (6,1) ERA: 1.5	1.0		3	0	0	0	2	0	0	0	0	0	0	9	14	0.00	0.000									
64 Sean Hjelle, R (7,1) ERA:	1.0		3	0	0	0	1	0	0	0	0	0	0	7	11	0.00	0.000									
71 Tyler Rogers, R (8,1) ERA: 2.53	0.2		4	1	0	0	0	1	0	0	0	0	0	9	16	0.00	3.000									
75 Camilo Doval, R (8,1) ERA: 3.09	1.1	L	6	2	1	1	2	0	0	0	0	0	0	12	16	6.75	1.500									
Batter	1	2	3	4	5	6	7	8	9	AB	R	H	RBI	BB	SO	LOB	BOTTOM									
31 LaMonte Wade Jr., L (1,9) OBP: 0.347, SLG: 0.419										2	0	0	0	0	1	0	St. Louis Cardinals @ San Francisco Giants Oracle Park, San Francisco, CA Fri May 06 2022, 7:17 PM - 10:07 PM PDT Att: 28,898 - Cloudy - 59 F									
13 Austin Slater, R (6,8) OBP: 0.101										2	0	1	2	0	1	0										
5 Mike Yastrzemski, L (1,8) OBP: 0.344, SLG: 0.345 33 Darin Ruf, R (5, PH) OBP: 0.291, SLG: 0.208										4	0	0	0	0	1	1										
41 Wilmer Flores, R (1,3) OBP: 0.337, SLG: 0.389										4	0	0	0	0	1	1										
23 Joc Pederson, L (1,10) OBP: 0.304, SLG: 0.585										4	0	0	0	0	1	0										
35 Brandon Crawford, L (1,6) OBP: 0.333, SLG: 0.360										3	0	2	0	1	0	0										
39 Thairo Estrada, R (1,4) OBP: 0.282, SLG: 0.354										4	0	2	0	0	0	2										
51 Luis González, L (1,7) OBP: 0.362, SLG: 0.450										4	1	1	0	0	0	3										
32 Jason Vosler, L (1,5) OBP: 0.366, SLG: 0.486										2	0	1	0	1	0	2										
21 Joey Bart, R (1,2) OBP: 0.323, SLG: 0.373										3	1	0	0	0	2	3										
Inning Stats	R: 0 E: 0 K: 1 S: 10	H: 0 LOB: 0 BB: 0 P: 16	R: 0 E: 0 K: 0 S: 10	H: 1 LOB: 2 BB: 1 P: 14	R: 0 E: 0 K: 3 S: 10	H: 0 LOB: 0 BB: 0 P: 13	R: 0 E: 0 K: 1 S: 10	H: 1 LOB: 1 BB: 0 P: 15	R: 2 E: 0 K: 0 S: 10	H: 2 LOB: 1 BB: 1 P: 16	R: 0 E: 0 K: 0 S: 8	H: 1 LOB: 0 BB: 0 P: 13	R: 0 E: 0 K: 2 S: 13	H: 1 LOB: 1 BB: 0 P: 20	R: 0 E: 0 K: 2 S: 9	H: 0 LOB: 0 BB: 0 P: 15		R: 0 E: 0 K: 0 S: 4	H: 1 LOB: 0 BB: 0 P: 6	1B: 6 2B: 1 3B: 0 HR: 0	SF: 0 SAC: 0 DP: 1 HBP: 0	WP: 0 PB: 0 SB: 0 CS: 1	PA: 35			
PITCHER	IP	WLS	BF	H	R	ER	SO	BB	IBB	HBP	BLK	WP	HR	S	P	ERA		WHIP								
12 Jordan Hicks, R (1,1) ERA: 3.78	4.1		18	3	2	2	5	2	0	0	0	0	0	19	28	0.00	1.500									
92 Génesis Cabrera, L (5,1) ERA: 2.31	2.0		8	3	0	0	0	0	0	0	0	0	0	17	26	0.00	0.000									
56 Ryan Heisle, R (7,1) ERA:	1.2	W	5	0	0	0	4	0	0	0	0	0	0	4	6	0.00	1.000									
65 Giovanni Gallegos, R (9,1) ERA: 5.0	1.0	S	3	1	0	0	0	0	0	0	0	0	0	4	6	0.00	1.000									

Batter	1	2	3	4	5	6	7	8	9	AB R H RBI BB SO LOB	TOP									
31 Cedric Mullins, L OBP: 0.328, SLG: 0.467										5 2 4 2 0 0 0	<p>Baltimore Orioles @ St. Louis Cardinals Busch Stadium, St. Louis, MO Tue May 10 2022, 6:48 PM - 9:40 PM CDT Att: 33,649 - Clear - 90 F</p>									
16 Trey Mancini, R OBP: 0.325, SLG: 0.346										4 0 1 1 0 2 1										
25 Anthony Santander, S OBP: 0.397, SLG: 0.375										5 0 3 1 0 0 3										
21 Austin Hays, R OBP: 0.387, SLG: 0.477										5 0 0 0 0 1 5										
6 Ryan Mountcastle, R OBP: 0.299, SLG: 0.402										3 0 0 0 1 1 0										
41 Tyler Nevin, R OBP: 0.310, SLG: 0.292										4 1 1 1 0 2 3										
3 Jorge Mateo, R OBP: 0.279, SLG: 0.364										4 0 1 0 0 0 0										
23 Robinson Chirinos, R OBP: 0.261, SLG: 0.169										3 0 0 0 0 0 0										
11 Chris Owings, R OBP: 0.310, SLG: 0.174										4 2 1 0 0 1 2										
Inning Stats	R: 0 E: 0 K: 0 S: 9	H: 1 LOB: 1 BB: 0 P: 13	R: 0 E: 0 K: 1 S: 12	H: 0 LOB: 0 BB: 0 P: 17	R: 2 E: 0 K: 1 S: 14	H: 3 LOB: 1 BB: 0 P: 19	R: 1 E: 0 K: 0 S: 7	H: 1 LOB: 0 BB: 0 P: 13	R: 1 E: 0 K: 3 S: 19	H: 2 LOB: 3 BB: 1 P: 35		R: 0 E: 0 K: 1 S: 10	H: 0 LOB: 0 BB: 0 P: 14	R: 0 E: 0 K: 0 S: 6	H: 0 LOB: 0 BB: 0 P: 7	R: 0 E: 0 K: 1 S: 7	H: 1 LOB: 1 BB: 0 P: 9	1B: 6 2B: 4 3B: 0 HR: 2	SF: 0 SAC: 0 DP: 1 HBP: 2	WP: 0 PB: 0 SB: 1 CS: 0
PITCHER	IP WLS BF H R ER SO BB IBB HBP BLK WP HR S P ERA WHIP											PITCHER	IP WLS BF H R ER SO BB IBB HBP BLK WP HR S P ERA WHIP							
70 Packy Naughton, L ERA: 4.26	3.1 L 15 5 3 3 2 0 0 0 0 0 2 39 57 8.10 1.500																			
38 Kodi Whitley, R ERA: 4.5	1.1 8 2 1 1 2 1 0 1 0 0 0 19 36 6.75 2.250																			
30 Nick Wittgren, R ERA: 3.09	1.1 7 3 1 1 1 0 0 1 0 0 0 15 20 6.75 2.250																			
53 Andre Pallante, R ERA: 1.2	1.0 3 0 0 0 1 0 0 0 0 0 0 10 14 0.00 0.000																			
62 T.J. McFarland, L ERA: 4.35	2.0 7 1 0 0 1 0 0 0 0 0 0 13 16 0.00 0.500																			

Batter	1	2	3	4	5	6	7	8	9	AB R H RBI BB SO LOB	BOTTOM									
19 Tommy Edman, S OBP: 0.388, SLG: 0.450										4 0 1 0 0 3 0	<p>Baltimore Orioles @ St. Louis Cardinals Busch Stadium, St. Louis, MO Tue May 10 2022, 6:48 PM - 9:40 PM CDT Att: 33,649 - Clear - 90 F</p>									
46 Paul Goldschmidt, R OBP: 0.377, SLG: 0.606										4 0 1 0 0 1 1										
28 Nolan Arenado, R OBP: 0.387, SLG: 0.598										4 0 0 0 0 2 2										
36 Juan Ypez, R OBP: 0.500, SLG: 0.727										3 0 1 0 0 1 0										
35 Kramer Robertson, R (9, PR)										0 0 0 0 0 0 0										
27 Tyler O'Neill, R OBP: 0.267, SLG: 0.317										4 0 0 0 0 3 3										
3 Dylan Carlson, S OBP: 0.274, SLG: 0.330										3 0 1 0 0 1 1										
4 Yadier Molina, R OBP: 0.234, SLG: 0.313										3 1 1 0 0 0 1										
48 Harrison Bader, R OBP: 0.318, SLG: 0.379										3 1 1 2 0 0 0										
33 Brendan Donovan, L OBP: 0.235, SLG: 0.375										3 1 1 1 0 1 0										
Inning Stats	R: 0 E: 0 K: 1 S: 8	H: 1 LOB: 0 BB: 0 P: 13	R: 0 E: 0 K: 1 S: 8	H: 1 LOB: 0 BB: 0 P: 14	R: 0 E: 0 K: 0 S: 6	H: 0 LOB: 0 BB: 0 P: 7	R: 0 E: 0 K: 2 S: 10	H: 0 LOB: 0 BB: 0 P: 13	R: 0 E: 0 K: 3 S: 15	H: 2 LOB: 0 BB: 0 P: 20	R: 0 E: 0 K: 2 S: 9	H: 0 LOB: 0 BB: 0 P: 12	R: 0 E: 0 K: 0 S: 10	H: 1 LOB: 0 BB: 0 P: 14	R: 1 E: 0 K: 1 S: 13	H: 2 LOB: 2 BB: 0 P: 19	1B: 4 2B: 1 3B: 0 HR: 2	SF: 0 SAC: 0 DP: 3 HBP: 1	WP: 1 PB: 0 SB: 0 CS: 0	PA: 32
PITCHER	IP WLS BF H R ER SO BB IBB HBP BLK WP HR S P ERA WHIP											PITCHER	IP WLS BF H R ER SO BB IBB HBP BLK WP HR S P ERA WHIP							
56 Kyle Bradish, R ERA: 4.24	7.0 W 23 4 2 2 11 0 0 0 0 0 0 64 90 2.57 0.571																			
34 Joey Krehbiel, R ERA: 2.92	1.0 H 3 1 0 0 0 0 0 0 0 0 0 10 14 0.00 1.000																			
55 Dillon Tate, R ERA: 2.45	0.2 H 5 2 1 1 0 0 0 0 1 0 1 9 14 13.50 3.000																			
74 Félix Bautista, R ERA: 2.13	0.1 S 1 0 0 0 1 0 0 0 0 0 0 4 5 0.00 0.000																			

Batter	1	2	3	4	5	6	7	8	9	AB	R	H	RBI	BB	SO	LOB	TOP																			
31 Cedric Mullins, L (1, 10) OBP: 0.333, SLG: 0.464	G3-1			1B 25 F9 16 G6-3		BB 16 G4-6-3		K		3	0	1	0	1	1	0	<p>Baltimore Orioles @ St. Louis Cardinals Busch Stadium, St. Louis, MO Wed May 11 2022, 6:47 PM - 9:44 PM CDT Att: 34,533 - Partly Cloudy - 92 F</p>																			
16 Trey Mancini, R (1, 3) OBP: 0.322, SLG: 0.343	K			G6-3		G4-6-3		1B 12 E	4	0	1	0	0	1	2																					
25 Anthony Santander, S (1, 9) OBP: 0.359, SLG: 0.374 37 Anthony Bembom, L (9, PH) OBP: 0.227, SLG: 0.179	K			F9		1B		K	3	0	1	0	0	1	1																					
21 Austin Hays, R (1, 8) OBP: 0.375, SLG: 0.460		G4-3		G5-3		G1-3		F9	4	0	0	0	0	0	3																					
12 Rougned Odor, L (1, 4) OBP: 0.244, SLG: 0.325		G4-3			F9		F8		E6	4	0	0	0	0	1																					
3 Jorge Mateo, R (1, 6) OBP: 0.278, SLG: 0.359		G3-1			1B 23 2B		G6-3		K	4	1	1	0	0	1																					
41 Tyler Nevin, R (1, 7) OBP: 0.281, SLG: 0.259				K	F8		G3-1			3	0	0	0	0	1																					
23 Robinson Chirinos, R (1, 2) OBP: 0.264, SLG: 0.194				G6-3	2B 1-H		F8			3	0	1	1	0	0																					
11 Chris Owings, R (1, 5) OBP: 0.281, SLG: 0.154				G5-3	G1-3		K			3	0	0	0	0	1																					
Inning Stats	R: 0 E: 0 K: 2 S: 14	H: 0 LOB: 0 BB: 0 P: 19	R: 0 E: 0 K: 0 S: 10	H: 0 LOB: 0 BB: 0 P: 12	R: 0 E: 0 K: 1 S: 10	H: 0 LOB: 1 BB: 0 P: 14	R: 0 E: 0 K: 0 S: 9	H: 1 LOB: 1 BB: 0 P: 13	R: 0 E: 0 K: 0 S: 7	H: 0 LOB: 0 BB: 0 P: 13	R: 0 E: 1 K: 2 S: 15	H: 0 LOB: 2 BB: 0 P: 22	R: 0 E: 1 K: 2 S: 15	H: 1 LOB: 2 BB: 0 P: 22	1B: 4 2B: 1 3B: 0 HR: 0	SF: 0 SAC: 0 DP: 1 HBP: 0	WP: 0 PB: 0 SB: 0 CS: 0	PA: 33																		
PITCHER	IP	WLS	BF	H	R	ER	SO	BB	IBB	HBP	BLK	WP	HR	S	P	ERA	WHIP	PITCHER		IP	WLS	BF	H	R	ER	SO	BB	IBB	HBP	BLK	WP	HR	S	P	ERA	WHIP
39 Miles Mikolas, R (1, 1) ERA: 1.49	7.0	W	25	4	1	1	3	1	0	0	0	0	0	69	98	1.29	0.714			2.0	8	1	0	0	4	0	0	0	0	0	24	34	0.00	0.500		
61 Jake Walsh, R (8, 1) ERA:																																				

AB	32
R	1
H	5
RBI	1
BB	1
SO	7
LOB	12



Batter	1	2	3	4	5	6	7	8	9	AB	R	H	RBI	BB	SO	LOB	BOTTOM																			
19 Tommy Edman, S (1, 4) OBP: 0.380, SLG: 0.438	G3-1	L8		1B 46 2B 1-3 2-H		G2-3		G3-1		5	1	1	2	0	0	3	<p>Baltimore Orioles @ St. Louis Cardinals Busch Stadium, St. Louis, MO Wed May 11 2022, 6:47 PM - 9:44 PM CDT Att: 34,533 - Partly Cloudy - 92 F</p>																			
46 Paul Goldschmidt, R (1, 3) OBP: 0.389, SLG: 0.422 35 Kramer Robertson, R (8, PH) OBP: 0.281, SLG: 0.326	K			2B 28 2B 2-H 3-H		1B 28 FC5-4 2-H		G4-3		3	1	2	3	1	1	0																				
28 Nolan Arenado, R (1, 5) OBP: 0.392, SLG: 0.595 7 Andrew Knizner, R (8, PH) OBP: 0.320, SLG: 0.326	K		P5	2B 2-H		FC5-4				4	0	1	1	0	1	2																				
36 Juan Yezzer, R (1, 7) OBP: 0.483, SLG: 0.778		HR	F7	G4-3		1B 4 WP		K	5	1	2	1	0	1	3																					
3 Dylan Carlson, S (1, 9) OBP: 0.274, SLG: 0.336	FC1-6 4 2B		F8		G5-3		F9			4	0	1	0	0	0	2																				
4 Yadier Molina, R (1, 2) OBP: 0.221, SLG: 0.294	FC1-6 25 2B 33 2B		K		G6-3		F7			4	1	0	0	0	1	2																				
48 Harrison Bader, R (1, 8) OBP: 0.315, SLG: 0.374	L8		1B 19 E 25 F9		K		K			4	1	1	0	0	2	2																				
25 Corey Dickerson, L (1, 10) OBP: 0.236, SLG: 0.235 5 Albert Pujols, R (6, PH) OBP: 0.327, SLG: 0.381			F9		G1-4-3			BB 33 2B 19 G3-1	2	1	1	0	0	0	1	0																				
33 Brendan Donovan, L (1, 6) OBP: 0.381, SLG: 0.556			1B 19 E 46 2B		BB 19 1B 46 2B		BB 19 G2-3 46 1B	2B 19 G3-1 35 G4-3	2	3	2	2	2	0	0	0																				
Inning Stats	R: 0 E: 0 K: 2 S: 9	H: 0 LOB: 0 BB: 0 P: 12	R: 3 E: 0 K: 0 S: 18	H: 4 LOB: 1 BB: 0 P: 24	R: 0 E: 0 K: 0 S: 11	H: 0 LOB: 1 BB: 1 P: 19	R: 4 E: 1 K: 1 S: 21	H: 4 LOB: 1 BB: 1 P: 27	R: 0 E: 0 K: 1 S: 8	H: 0 LOB: 0 BB: 0 P: 13	R: 1 E: 0 K: 0 S: 12	H: 1 LOB: 1 BB: 1 P: 20	R: 0 E: 0 K: 1 S: 15	H: 1 LOB: 1 BB: 0 P: 23	R: 2 E: 0 K: 1 S: 16	H: 1 LOB: 1 BB: 2 P: 31	1B: 4 2B: 6 3B: 0 HR: 1	SF: 0 SAC: 0 DP: 0 HBP: 0	WP: 1 PB: 0 SB: 0 CS: 0	PA: 40																
PITCHER	IP	WLS	BF	H	R	ER	SO	BB	IBB	HBP	BLK	WP	HR	S	P	ERA	WHIP	PITCHER		IP	WLS	BF	H	R	ER	SO	BB	IBB	HBP	BLK	WP	HR	S	P	ERA	WHIP
80 Spenser Watkins, R (1, 1) ERA: 6.0	3.2	L	21	7	7	3	2	2	0	0	0	0	0	9	14	0.00	0.000			2.0	8	1	0	0	4	0	0	0	0	0	24	34	0.00	0.500		
51 Paul Fry, L (4, 1) ERA: 6.0	1.1		4	0	0	0	1	0	0	0	0	0	0	9	14	0.00	0.000																			
61 Logan Allen, L (6, 1) ERA: 5.14	1.0		5	1	1	1	0	1	0	0	0	0	0	12	20	9.00	2.000																			
54 Travis Lakins Sr., R (7, 1) ERA: 9.58	2.0		10	2	2	2	2	2	0	0	0	1	0	31	54	9.00	2.000																			

AB	35
R	10
H	11
RBI	10
BB	5
SO	6
LOB	15



Batter	1	2	3	4	5	6	7	8	9	AB	R	H	RBI	BB	SO	LOB	TOP				
31 Cedric Mullins, L (1,8) OBP: 0.331, SLG: 0.457	G3-1		P4		F7		1B			4	0	1	1	0	0	0	Baltimore Orioles @ St. Louis Cardinals Busch Stadium, St. Louis, MO Thu May 12 2022, 12:15 PM - 3:20 PM CDT Att: 35,198 - Partly Cloudy - 90 F				
21 Austin Hays, R (1,9) OBP: 0.394, SLG: 0.444	K		F7			G6-3	G1			4	0	0	0	0	1						
16 Trey Mancini, R (1,3) OBP: 0.328, SLG: 0.348	P4				1B	1B		F9		4	0	2	0	0	0						
25 Anthony Santander, S (1,10) OBP: 0.383, SLG: 0.359	K		K		1B	P4		F8		4	0	0	0	0	2						
41 Tyler Nevin, R (1,7) OBP: 0.278, SLG: 0.258	G5-3				1B	G6-3		G5-3		4	0	1	0	0	0						
3 Jorge Mateo, R (1,6) OBP: 0.277, SLG: 0.383	HR		L7			L8		P6		4	1	1	1	0	0	2					
65 Rylan Bannon, R (1,5) OBP: 0.250, SLG: 0.250	1B		F9			K		F7		4	0	1	0	0	1						
37 Anthony Bemboom, L (1,2) OBP: 0.229, SLG: 0.256	K		K			HR		L8		4	1	1	1	0	0	2					
11 Chris Owings, R (1,4) OBP: 0.286, SLG: 0.172	G5-3		K			1B		1B		3	1	1	0	0	1						
Inning Stats	R: 0 E: 0 K: 1 S: 9	H: 0 LOB: 0 BB: 0 P: 12	R: 1 E: 0 K: 2 S: 13	H: 2 LOB: 1 BB: 0 P: 21	R: 0 E: 0 K: 0 S: 5	H: 0 LOB: 0 BB: 0 P: 6	R: 0 E: 0 K: 1 S: 13	H: 2 LOB: 2 BB: 0 P: 15	R: 0 E: 0 K: 2 S: 8	H: 1 LOB: 1 BB: 0 P: 14	R: 2 E: 0 K: 1 S: 18	H: 3 LOB: 1 BB: 0 P: 27	R: 0 E: 0 K: 0 S: 7	H: 0 LOB: 0 BB: 0 P: 11	R: 0 E: 0 K: 0 S: 5	H: 0 LOB: 0 BB: 0 P: 10		1B: 6 2B: 2 3B: 0 HR: 2	SF: 0 SAC: 0 DP: 0 HBP: 0	WP: 0 PA: 35 PB: 0 SB: 1 CS: 0	
PITCHER	IP WLS BF H R ER SO BB IBB HBP BLK WP HR S P ERA WHIP	IP WLS BF H R ER SO BB IBB HBP BLK WP HR S P ERA WHIP	IP WLS BF H R ER SO BB IBB HBP BLK WP HR S P ERA WHIP	IP WLS BF H R ER SO BB IBB HBP BLK WP HR S P ERA WHIP	IP WLS BF H R ER SO BB IBB HBP BLK WP HR S P ERA WHIP	IP WLS BF H R ER SO BB IBB HBP BLK WP HR S P ERA WHIP	IP WLS BF H R ER SO BB IBB HBP BLK WP HR S P ERA WHIP	IP WLS BF H R ER SO BB IBB HBP BLK WP HR S P ERA WHIP	IP WLS BF H R ER SO BB IBB HBP BLK WP HR S P ERA WHIP	IP WLS BF H R ER SO BB IBB HBP BLK WP HR S P ERA WHIP	IP WLS BF H R ER SO BB IBB HBP BLK WP HR S P ERA WHIP	IP WLS BF H R ER SO BB IBB HBP BLK WP HR S P ERA WHIP	IP WLS BF H R ER SO BB IBB HBP BLK WP HR S P ERA WHIP	IP WLS BF H R ER SO BB IBB HBP BLK WP HR S P ERA WHIP	IP WLS BF H R ER SO BB IBB HBP BLK WP HR S P ERA WHIP	IP WLS BF H R ER SO BB IBB HBP BLK WP HR S P ERA WHIP	IP WLS BF H R ER SO BB IBB HBP BLK WP HR S P ERA WHIP				
32 Steven Matz, L (1,1) ERA: 6.4	6.2	L	27	7	3	3	7	0	0	0	0	0	0	0	0	0	2	71	101	4.05	1.050
92 Genesis Cabrera, L (7,1) ERA: 2.77	0.1		2	1	0	0	0	0	0	0	0	0	0	0	0	0	0	5	6	0.00	3.000
30 Nick Wittgren, R (8,1) ERA: 2.94	1.0		3	0	0	0	0	0	0	0	0	0	0	0	0	0	0	7	11	0.00	0.000
65 Giovanni Gallegos, R (9,1) ERA: 4.09	1.0		3	0	0	0	0	0	0	0	0	0	0	0	0	0	0	5	10	0.00	0.000

Batter	1	2	3	4	5	6	7	8	9	AB	R	H	RBI	BB	SO	LOB	BOTTOM					
19 Tommy Edman, S (1,4) OBP: 0.376, SLG: 0.431	F8					G6-3		FC1-4-6		4	1	1	0	0	0	1	Baltimore Orioles @ St. Louis Cardinals Busch Stadium, St. Louis, MO Thu May 12 2022, 12:15 PM - 3:20 PM CDT Att: 35,198 - Partly Cloudy - 90 F					
46 Paul Goldschmidt, R (1,10) OBP: 0.385, SLG: 0.416	P6				K			1B		4	0	1	0	0	2	1						
28 Nolan Arenado, R (1,5) OBP: 0.378, SLG: 0.596	G5-3				L9			SF7		3	0	1	1	0	0	1						
36 Juan Yezzer, R (1,9) OBP: 0.455, SLG: 0.700	K				BB			F9		3	0	0	0	1	1	2						
5 Albert Pujols, R (1,3) OBP: 0.333, SLG: 0.372	P5				BB			G6-3		1	0	0	0	1	0	0						
25 Corey Dickerson, L (7,PH) OBP: 0.246, SLG: 0.231					BB			1B		1	0	0	0	0	0	0						
27 Tyler O'Neill, R (1,7) OBP: 0.297, SLG: 0.314	K				K			1B		4	0	1	0	0	2	4						
3 Dylan Carlson, S (1,8) OBP: 0.273, SLG: 0.360	K				G5-3			HR		4	1	1	1	0	1	1						
7 Andrew Knizner, R (1,2) OBP: 0.321, SLG: 0.326					K			K		3	0	1	0	0	2	0						
33 Brendan Donovan, L (1,6) OBP: 0.375, SLG: 0.500	G1-6-3				K			BB		2	0	0	0	1	1	1						
Inning Stats	R: 0 E: 0 K: 0 S: 6	H: 0 LOB: 0 BB: 0 P: 11	R: 0 E: 0 K: 2 S: 11	H: 0 LOB: 0 BB: 0 P: 13	R: 0 E: 0 K: 1 S: 6	H: 1 LOB: 0 BB: 0 P: 10	R: 0 E: 0 K: 2 S: 19	H: 1 LOB: 3 BB: 2 P: 32	R: 0 E: 0 K: 2 S: 11	H: 0 LOB: 0 BB: 0 P: 14	R: 0 E: 0 K: 1 S: 11	H: 1 LOB: 1 BB: 0 P: 14	R: 1 E: 0 K: 0 S: 15	H: 1 LOB: 0 BB: 0 P: 24	R: 1 E: 0 K: 0 S: 11	H: 1 LOB: 1 BB: 1 P: 23	R: 0 E: 0 K: 0 S: 12	H: 1 LOB: 0 BB: 0 P: 19	1B: 4 2B: 2 3B: 0 HR: 1	SF: 1 SAC: 0 DP: 3 HBP: 1	WP: 0 PA: 34 PB: 0 SB: 1 CS: 0	
PITCHER	IP WLS BF H R ER SO BB IBB HBP BLK WP HR S P ERA WHIP	IP WLS BF H R ER SO BB IBB HBP BLK WP HR S P ERA WHIP	IP WLS BF H R ER SO BB IBB HBP BLK WP HR S P ERA WHIP	IP WLS BF H R ER SO BB IBB HBP BLK WP HR S P ERA WHIP	IP WLS BF H R ER SO BB IBB HBP BLK WP HR S P ERA WHIP	IP WLS BF H R ER SO BB IBB HBP BLK WP HR S P ERA WHIP	IP WLS BF H R ER SO BB IBB HBP BLK WP HR S P ERA WHIP	IP WLS BF H R ER SO BB IBB HBP BLK WP HR S P ERA WHIP	IP WLS BF H R ER SO BB IBB HBP BLK WP HR S P ERA WHIP	IP WLS BF H R ER SO BB IBB HBP BLK WP HR S P ERA WHIP	IP WLS BF H R ER SO BB IBB HBP BLK WP HR S P ERA WHIP	IP WLS BF H R ER SO BB IBB HBP BLK WP HR S P ERA WHIP	IP WLS BF H R ER SO BB IBB HBP BLK WP HR S P ERA WHIP	IP WLS BF H R ER SO BB IBB HBP BLK WP HR S P ERA WHIP	IP WLS BF H R ER SO BB IBB HBP BLK WP HR S P ERA WHIP	IP WLS BF H R ER SO BB IBB HBP BLK WP HR S P ERA WHIP	IP WLS BF H R ER SO BB IBB HBP BLK WP HR S P ERA WHIP					
43 Bryan Baker, R (1,1) ERA: 4.38	2.1		8	1	0	0	4	2	0	0	0	0	0	0	0	0	0	21	31	0.00	0.429	
45 Keegan Akin, L (3,1) ERA: 1.71	2.2	W	10	1	0	0	4	2	0	0	0	0	0	0	0	0	0	32	49	0.00	1.125	
55 Dillon Tate, R (6,1) ERA: 2.3	1.0	H	4	1	0	0	1	0	0	0	0	0	0	0	0	0	0	11	14	0.00	1.000	
58 Cionel Pérez, L (7,1) ERA: 0.87	1.0	H	4	1	1	1	1	0	0	0	0	1	0	0	0	0	0	1	15	24	9.00	1.000
34 Joey Krehbiel, R (8,1) ERA: 3.46	0.2	H	4	1	1	1	0	1	0	0	0	0	0	0	0	0	0	9	18	13.50	3.000	
PITCHER	IP WLS BF H R ER SO BB IBB HBP BLK WP HR S P ERA WHIP	IP WLS BF H R ER SO BB IBB HBP BLK WP HR S P ERA WHIP	IP WLS BF H R ER SO BB IBB HBP BLK WP HR S P ERA WHIP	IP WLS BF H R ER SO BB IBB HBP BLK WP HR S P ERA WHIP	IP WLS BF H R ER SO BB IBB HBP BLK WP HR S P ERA WHIP	IP WLS BF H R ER SO BB IBB HBP BLK WP HR S P ERA WHIP	IP WLS BF H R ER SO BB IBB HBP BLK WP HR S P ERA WHIP	IP WLS BF H R ER SO BB IBB HBP BLK WP HR S P ERA WHIP	IP WLS BF H R ER SO BB IBB HBP BLK WP HR S P ERA WHIP	IP WLS BF H R ER SO BB IBB HBP BLK WP HR S P ERA WHIP	IP WLS BF H R ER SO BB IBB HBP BLK WP HR S P ERA WHIP	IP WLS BF H R ER SO BB IBB HBP BLK WP HR S P ERA WHIP	IP WLS BF H R ER SO BB IBB HBP BLK WP HR S P ERA WHIP	IP WLS BF H R ER SO BB IBB HBP BLK WP HR S P ERA WHIP	IP WLS BF H R ER SO BB IBB HBP BLK WP HR S P ERA WHIP	IP WLS BF H R ER SO BB IBB HBP BLK WP HR S P ERA WHIP	IP WLS BF H R ER SO BB IBB HBP BLK WP HR S P ERA WHIP					
74 Félix Bautista, R (8,1) ERA: 1.93	1.1	S	4	1	0	0	0	0	0	0	0	0	0	0	0	0	0	1	4	0.00	0.750	

Batter	1	2	3	4	5	6	7	8	9	AB	R	H	RBI	BB	SO	LOB	TOP				
31 LaMonte Wade Jr., L OBP: 0.500, SLG: 0.563 13 Austin Slater, R OBP: 0.415, SLG: 0.442	(1, 9) C SI 98 98 4-2 B SI 99 99 F ST 98 98 B ST 94 94 B ST 87 87 BB 9 G5-6-3		H SI 96 1-0 HBP 41 F8 9 1B 5 2B		B SI 94 4-1 B SI 97 97 B SI 98 98 B SI 95 95 B SI 93 93 BB 9 G6-5-3		C SI 80 4-1 C SI 89 89 X SI 89 BB 1-2 2-3	C SI 80 0-1 X SI 89 G4-3		0	1	0	0	2	0	0					
9 Brandon Belt, L OBP: 0.378, SLG: 0.450	(1, 3) X SI 100 0-0 G5-6-3		1 SAFE B SI 98 3-2 1 SAFE C SI 97 97 B SI 99 99 B SI 98 98 X ST 86 1B 5 2B		S SI 98 2-2 B SI 90 90 B SI 96 96 F ST 83 83 F SI 99 X ST 86 BB 1-2 1-2		B SI 94 2-3 X SI 80 80 BB K	B SI 80 0-0 X SI 80 F8		5	1	1	0	0	1	5					
41 Wilmer Flores, R OBP: 0.331, SLG: 0.404 Mauricio Dubón, R OBP: 0.245, SLG: 0.391	(1, 5) B SI 100 1-0 X SI 98 G5-3		B SI 99 1-1 F SI 99 X SI 100 F8		B SI 80 2-2 B SI 92 92 F SI 94 X ST 84 L8		B SI 93 1-1 X SI 84 X CH 82 F7		B SI 92 3-1 B SI 91 91 B SI 92 92 X SI 91 F7	4	0	0	0	0	0	5					
23 Joc Pederson, L OBP: 0.298, SLG: 0.513 33 Darin Ruf, R OBP: 0.341, SLG: 0.282	(1, 10) (6, PH) (6, 10)	F SI 96 0-1 X ST 83 P4	B SI 99 1-1 X SI 100 L6		C FF 93 2-3 B SI 92 92 B SI 93 93 B SI 93 93 F SI 93 93 F SI 93 93 C FF 93 C FF 93 K		C SI 82 0-1 X SI 82 FC1-5 39 5 BB 1B	B SI 92 4-1 B SI 92 92 B SI 92 92 B SI 92 92 B SI 93 93 FC6-4 39 5 BB BB		2	0	0	0	0	0	2					
5 Mike Yastrzemski, L OBP: 0.367, SLG: 0.390	(1, 8) (7, 9)	C ST 81 1-2 H ST 86 35 WP 39 G4-3 51 1B HBP	C SI 100 1-1 X SI 100 1-H 2B		B SI 94 3-2 B SI 80 80 F SI 86 86 F SI 83 83 B CH 84 T SI 94 K		B SI 92 4-2 C CH 84 B FF 92 C FC 89 B CH 84 F FC 88 B FF 91 39 5 BB BB	C SI 93 4-1 B SI 92 92 B SI 92 92 B SI 92 92 B SI 93 93 FC6-4 39 BB		2	2	1	2	2	1	0					
39 Thairo Estrada, R OBP: 0.271, SLG: 0.350	(1, 4)	B SI 99 1-2 1 SAFE F SI 98 98 1 SAFE F SI 99 99 X SI 99 G4-3	C ST 85 3-1 X SI 100 G1-3		C CH 86 1-1 X CH 86 G6-3		X SI 90 0-0 1 FC1-5 35 1B 10 2B 2-3 2-3	B SI 93 1-1 F SI 91 91 X SI 92 FC6-4		5	1	0	0	0	0	6					
35 Brandon Crawford, L OBP: 0.323, SLG: 0.352	(1, 6)	B SI 100 2-3 F SI 100 100 B SI 100 100 F SI 99 99 S ST 77 K 51 1B		B SI 96 1-1 X SI 81 G4-3		C SI 80 0-3 S CH 84 84 S SL 80 K		X SI 81 0-0 1 K	B SI 92 1-3 B SI 93 93 C SI 92 92 K	5	1	1	1	0	3	3					
51 Luis González, L OBP: 0.373, SLG: 0.414 10 Evan Longoria, R OBP: 0.167, SLG: 0.333	(1, 7) (8, PH) (8, 5)	F SI 100 0-1 X SI 100 1-2 3-H 1B		C ST 81 2-3 B SI 96 96 F SI 92 92 S ST 85 85 K		C SI 93 0-1 X CH 85 13 BB 2 BB 1B		C CH 82 0-1 X CH 82 1-H 2-H 2B		3	0	2	1	0	1	0					
2 Curt Casali, R OBP: 0.333, SLG: 0.372	(1, 2)	B SI 100 2-2 C ST 85 85 X ST 85 P3		C ST 82 1-3 F SI 96 96 F SI 92 92 S ST 85 85 K		B FF 92 4-0 1 SAFE F SI 91 91 B SI 91 91 B SI 91 91 13 BB 1-2 BB		X CH 82 0-0 2-H HR		3	1	1	2	1	1	2					
Inning Stats	R: 0 E: 0 K: 0 S: 4	H: 0 LOB: 0 BB: 1 P: 9	R: 1 E: 0 K: 1 S: 16	H: 1 LOB: 2 BB: 0 P: 22	R: 2 E: 0 K: 0 S: 11	H: 2 LOB: 1 BB: 0 P: 18	R: 0 E: 0 K: 2 S: 9	H: 0 LOB: 0 BB: 1 P: 13	R: 0 E: 0 K: 0 S: 7	H: 0 LOB: 0 BB: 0 P: 15	R: 0 E: 0 K: 2 S: 10	H: 1 LOB: 3 BB: 2 P: 22	R: 5 E: 0 K: 0 S: 13	H: 4 LOB: 0 BB: 2 P: 17	R: 0 E: 0 K: 1 S: 9	H: 0 LOB: 0 BB: 2 P: 22	1B: 5 2B: 2 HR: 1	SF: 0 SAC: 0 HBP: 2	WP: 1 PB: 0 SB: 0 CS: 0	PA: 43	
PITCHER	IP WLS BF H R ER SO BB IBB HBP BLK WP HR S P ERA WHIP	IP WLS BF H R ER SO BB IBB HBP BLK WP HR S P ERA WHIP	IP WLS BF H R ER SO BB IBB HBP BLK WP HR S P ERA WHIP	IP WLS BF H R ER SO BB IBB HBP BLK WP HR S P ERA WHIP	IP WLS BF H R ER SO BB IBB HBP BLK WP HR S P ERA WHIP	IP WLS BF H R ER SO BB IBB HBP BLK WP HR S P ERA WHIP	IP WLS BF H R ER SO BB IBB HBP BLK WP HR S P ERA WHIP	IP WLS BF H R ER SO BB IBB HBP BLK WP HR S P ERA WHIP	IP WLS BF H R ER SO BB IBB HBP BLK WP HR S P ERA WHIP	IP WLS BF H R ER SO BB IBB HBP BLK WP HR S P ERA WHIP	IP WLS BF H R ER SO BB IBB HBP BLK WP HR S P ERA WHIP	IP WLS BF H R ER SO BB IBB HBP BLK WP HR S P ERA WHIP	IP WLS BF H R ER SO BB IBB HBP BLK WP HR S P ERA WHIP	IP WLS BF H R ER SO BB IBB HBP BLK WP HR S P ERA WHIP	IP WLS BF H R ER SO BB IBB HBP BLK WP HR S P ERA WHIP	IP WLS BF H R ER SO BB IBB HBP BLK WP HR S P ERA WHIP	IP WLS BF H R ER SO BB IBB HBP BLK WP HR S P ERA WHIP	IP WLS BF H R ER SO BB IBB HBP BLK WP HR S P ERA WHIP	IP WLS BF H R ER SO BB IBB HBP BLK WP HR S P ERA WHIP	IP WLS BF H R ER SO BB IBB HBP BLK WP HR S P ERA WHIP	IP WLS BF H R ER SO BB IBB HBP BLK WP HR S P ERA WHIP

San Francisco Giants @ St. Louis Cardinals
Busch Stadium, St. Louis, MO
Fri May 13 2022, 7:20 PM - 10:25 PM CDT
Att: 39,612 - Clear - 85 F

AB 34
R 8
H 8
RBI 8
BB 7
SO 8
LOB 23



Batter	1	2	3	4	5	6	7	8	9	AB	R	H	RBI	BB	SO	LOB	BOTTOM				
19 Tommy Edman, S OBP: 0.372, SLG: 0.420	(1, 4) C SI 94 4-2 B SI 94 94 F ST 84 84 B ST 84 84 B SI 93 93 B SI 92 92 BB 46 WP 46 S G3-1		C SI 93 0-2 X CH 86 FC5-6 46 FC4-6 1-2		F CH 85 1-1 B CH 85 85 X CH 83 F9		B SI 90 2-1 X SI 91 1B	B SI 92 2-1 B SI 92 92 X SI 85 F7		3	1	0	0	1	0	2					
46 Paul Goldschmidt, R OBP: 0.368, SLG: 0.444	(1, 3) S SI 93 3-2 B SI 92 92 B SI 92 92 B SI 92 92 D ST 84 84 B SI 92 92 1-H G3-1		1 SAFE B SI 90 1-1 1 SAFE X SI 92 FC4-6 1-2		B SI 90 2-1 X SI 91 1B		C SI 84 1-1 B SI 92 92 X SI 85 HR		C SI 84 1-1 B SI 92 92 X SI 85 HR		4	1	2	2	0	1					
28 Nolan Arenado, R OBP: 0.366, SLG: 0.576	(1, 5) C SI 91 1-2 B SI 93 93 B SI 92 92 X SI 83 G5-3		F ST 83 0-1 X ST 83 L4		C ST 81 0-1 X SI 92 P4		B SI 92 2-3 C SI 91 91 S CH 86 K		C FF 94 1-1 B FF 95 95 X SI 87 P6		4	0	0	0	0	1					
36 Juan Yezzer, R OBP: 0.432, SLG: 0.647	(1, 10) C ST 83 0-2 X ST 82 L4		C ST 81 0-1 X SI 92 P4		S CH 85 0-1 X SI 89 F7		C SI 85 0-2 X SI 84 F7		C FF 94 0-2 X FF 94 1B		4	0	1	0	0	1					
3 Dylan Carlson, S OBP: 0.272, SLG: 0.351	(1, 9) C SI 91 4-2 B SI 92 92 F SI 93 93 B CH 86 86 B CH 86 86 B ST 82 82 BB 27 G6-4-3		C ST 81 1-2 B FF 92 92 X ST 82 G5-3		B SI 90 1-0 X SI 91 F9		B SI 86 3-2 F SI 93 93 F SI 95 95 F SI 86 86 F SI 95 95 F SI 94 94 F7		B SI 86 3-2 F SI 93 93 F SI 95 95 F SI 86 86 F SI 95 95 F SI 94 94 F7		3	0	0	0	1	0	2				
27 Tyler O'Neill, R OBP: 0.258, SLG: 0.303	(1, 7) C SI 91 1-2 F SI 97 97 1 SAFE D CH 85 85 1 SAFE F SI 91 91 X ST 82 G6-4-3 1-2		F SI 91 3-2 B CH 87 87 F SI 91 91 F ST 83 83 B ST 82 82 X ST 82 P4		C FF 96 0-1 X FC 89 P3		C SI 81 2-2 B SI 82 82 X CH 84 P3				4	0	0	0	0	1					
33 Brendan Donovan, L OBP: 0.444, SLG: 0.591 63 Edmundo Sosa, R OBP: 0.241, SLG: 0.154	(1, 6) (8, PH)	B SI 91 4-2 B SI 93 93 C SI 93 93 B CH 86 86 B CH 86 86 B SI 91 91 BB		C SI 91 3-2 B SI 80 80 B SI 92 92 B SI 91 91 X CH 86 48 G1-4-3 1B		C FF 96 1-2 B SI 80 80 X SI 84 X SI 86 2B		X SI 82 0-0 2 G6-3		2	0	2	0	1	0	0					
48 Harrison Bader, R OBP: 0.304, SLG: 0.359	(1, 8) B SI 92 1-1 X ST 82 P4		S ST 83 0-1 X ST 83 G1-4-3		B FF 95 1-1 X FC 91 F9		C FF 92 0-1 X CH 85 G6-3			4	0	0	0	0	3						
7 Andrew Knizner, R OBP: 0.339, SLG: 0.354	(1, 2) H SI 91 1-0 HBP 19 FC5-6		X SI 92 0-0 2B		C FC 91 0-1 X SI 83 F7					2	0	1	0	0	1						
Inning Stats	R: 1 E: 0 K: 0 S: 16	H: 0 LOB: 0 BB: 1 P: 24	R: 0 E: 0 K: 0 S: 13	H: 0 LOB: 2 BB: 2 P: 23	R: 0 E: 0 K: 0 S: 7	H: 0 LOB: 1 BB: 0 P: 9	R: 0 E: 0 K: 0 S: 9	H: 2 LOB: 1 BB: 0 P: 13	R: 0 E: 0 K: 1 S: 8	H: 1 LOB: 1 BB: 0 P: 13	R: 0 E: 0 K: 0 S: 9	H: 1 LOB: 1 BB: 0 P: 11	R: 1 E: 0 K: 0 S: 16	H: 2 LOB: 1 BB: 0 P: 23	R: 0 E: 0 K: 0 S: 7	H: 0 LOB: 0 BB: 0 P: 9	1B: 3 2B: 2 HR: 1	SF: 0 SAC: 0 HBP: 1	WP: 1 PB: 0 SB: 1 CS: 0	PA: 35	
PITCHER	IP WLS BF H R ER SO BB IBB HBP BLK WP HR S P ERA WHIP	IP WLS BF H R ER SO BB IBB HBP BLK WP HR S P ERA WHIP	IP WLS BF H R ER SO BB IBB HBP BLK WP HR S P ERA WHIP	IP WLS BF H R ER SO BB IBB HBP BLK WP HR S P ERA WHIP	IP WLS BF H R ER SO BB IBB HBP BLK WP HR S P ERA WHIP	IP WLS BF H R ER SO BB IBB HBP BLK WP HR S P ERA WHIP	IP WLS BF H R ER SO BB IBB HBP BLK WP HR S P ERA WHIP	IP WLS BF H R ER SO BB IBB HBP BLK WP HR S P ERA WHIP	IP WLS BF H R ER SO BB IBB HBP BLK WP HR S P ERA WHIP	IP WLS BF H R ER SO BB IBB HBP BLK WP HR S P ERA WHIP	IP WLS BF H R ER SO BB IBB HBP BLK WP HR S P ERA WHIP	IP WLS BF H R ER SO BB IBB HBP BLK WP HR S P ERA WHIP	IP WLS BF H R ER SO BB IBB HBP BLK WP HR S P ERA WHIP	IP WLS BF H R ER SO BB IBB HBP BLK WP HR S P ERA WHIP	IP WLS BF H R ER SO BB IBB HBP BLK WP HR S P ERA WHIP	IP WLS BF H R ER SO BB IBB HBP BLK WP HR S P ERA WHIP	IP WLS BF H R ER SO BB IBB HBP BLK WP HR S P ERA WHIP	IP WLS BF H R ER SO BB IBB HBP BLK WP HR S P ERA WHIP	IP WLS BF H R ER SO BB IBB HBP BLK WP HR S P ERA WHIP	IP WLS BF H R ER SO BB IBB HBP BLK WP HR S P ERA WHIP	IP WLS BF H R ER SO BB IBB HBP BLK WP HR S P ERA WHIP

San Francisco Giants @ St. Louis Cardinals
Busch Stadium, St. Louis, MO
Fri May 13 2022, 7:20 PM - 10:25 PM CDT
Att: 39,612 - Clear - 85 F

AB 31
R 2
H 6
RBI 2
BB 3
SO 1
LOB 13



Batter	1	2	3	4	5	6	7	8	9	AB	R	H	RBI	BB	SO	LOB	TOP				
31 LaMonte Wade Jr., L OBP: 0.393, SLG: 0.409										5	0	0	0	0	2	1					
9 Brandon Belt, L OBP: 0.371, SLG: 0.437 2 Curt Casali, R OBP: 0.347, SLG: 0.372										3	0	0	0	0	0	1					
41 Wilmer Flores, R OBP: 0.333, SLG: 0.413										4	1	1	0	0	1	1					
23 Joc Pederson, L OBP: 0.297, SLG: 0.524 33 Darin Ruf, R OBP: 0.341, SLG: 0.277										3	1	1	2	0	0	0					
5 Mike Yastrzemski, L OBP: 0.358, SLG: 0.370 13 Austin Slater, R OBP: 0.412, SLG: 0.426										2	0	0	0	1	1	0					
10 Evan Longoria, R OBP: 0.214, SLG: 0.286										4	0	2	0	0	0	1					
35 Brandon Crawford, L OBP: 0.359, SLG: 0.333 39 Thairo Estrada, R OBP: 0.267, SLG: 0.344										2	0	0	0	0	1	1					
51 Luis González, L OBP: 0.397, SLG: 0.492										4	1	2	3	0	0	1					
21 Joey Bart, R OBP: 0.338, SLG: 0.385										3	1	1	1	1	0	1					
Inning Stats	R: 0 E: 0 K: 2 S: 10	H: 0 LOB: 0 BB: 0 P: 11	R: 0 E: 0 K: 1 S: 12	H: 0 LOB: 1 BB: 1 P: 20	R: 0 E: 0 K: 1 S: 13	H: 0 LOB: 1 BB: 1 P: 23	R: 0 E: 0 K: 1 S: 9	H: 0 LOB: 0 BB: 0 P: 14	R: 0 E: 0 K: 0 S: 5	H: 1 LOB: 1 BB: 0 P: 6	R: 2 E: 0 K: 0 S: 17	H: 2 LOB: 0 BB: 0 P: 22	R: 0 E: 0 K: 1 S: 8	H: 1 LOB: 0 BB: 0 P: 12	R: 0 E: 0 K: 0 S: 6	H: 0 LOB: 1 BB: 1 P: 13	R: 4 E: 0 K: 0 S: 16	H: 3 LOB: 0 BB: 1 P: 27	1B: 3 2B: 1 3B: 0 HR: 3	SF: 0 SAC: 0 DP: 1 HBP: 0	WP: 0 PA: 37 PB: 0 SB: 0 CS: 0
PITCHER	IP WLS BF H R ER SO BB IBB HBP BLK WP HR S P ERA WHIP	IP WLS BF H R ER SO BB IBB HBP BLK WP HR S P ERA WHIP	IP WLS BF H R ER SO BB IBB HBP BLK WP HR S P ERA WHIP	IP WLS BF H R ER SO BB IBB HBP BLK WP HR S P ERA WHIP	IP WLS BF H R ER SO BB IBB HBP BLK WP HR S P ERA WHIP	IP WLS BF H R ER SO BB IBB HBP BLK WP HR S P ERA WHIP	IP WLS BF H R ER SO BB IBB HBP BLK WP HR S P ERA WHIP	IP WLS BF H R ER SO BB IBB HBP BLK WP HR S P ERA WHIP	IP WLS BF H R ER SO BB IBB HBP BLK WP HR S P ERA WHIP	IP WLS BF H R ER SO BB IBB HBP BLK WP HR S P ERA WHIP	IP WLS BF H R ER SO BB IBB HBP BLK WP HR S P ERA WHIP	IP WLS BF H R ER SO BB IBB HBP BLK WP HR S P ERA WHIP	IP WLS BF H R ER SO BB IBB HBP BLK WP HR S P ERA WHIP	IP WLS BF H R ER SO BB IBB HBP BLK WP HR S P ERA WHIP	IP WLS BF H R ER SO BB IBB HBP BLK WP HR S P ERA WHIP	IP WLS BF H R ER SO BB IBB HBP BLK WP HR S P ERA WHIP	IP WLS BF H R ER SO BB IBB HBP BLK WP HR S P ERA WHIP	IP WLS BF H R ER SO BB IBB HBP BLK WP HR S P ERA WHIP	IP WLS BF H R ER SO BB IBB HBP BLK WP HR S P ERA WHIP	IP WLS BF H R ER SO BB IBB HBP BLK WP HR S P ERA WHIP	IP WLS BF H R ER SO BB IBB HBP BLK WP HR S P ERA WHIP

San Francisco Giants @ St. Louis Cardinals
 Busch Stadium, St. Louis, MO
 Sun May 15 2022, 6:10 PM - 9:15 PM CDT
 Att: 39,703 - Partly Cloudy - 79 F

AB 33
 R 6
 H 7
 RBI 6
 BB 4
 SO 6
 LOB 11



Batter	1	2	3	4	5	6	7	8	9	AB	R	H	RBI	BB	SO	LOB	BOTTOM				
19 Tommy Edman, S OBP: 0.367, SLG: 0.430										5	2	1	0	1	1	2					
46 Paul Goldschmidt, R OBP: 0.394, SLG: 0.496 25 Corey Dickerson, L OBP: 0.239, SLG: 0.224										4	3	3	3	0	0	0					
28 Nolan Arenado, R OBP: 0.374, SLG: 0.690 33 Brendan Donovan, L OBP: 0.438, SLG: 0.577										3	2	1	2	1	0	1					
36 Juan Yezzer, R OBP: 0.435, SLG: 0.585										4	2	2	0	1	0	2					
5 Albert Pujols, R OBP: 0.375, SLG: 0.413										3	2	2	1	2	0	2					
4 Yadier Molina, R OBP: 0.253, SLG: 0.373 7 Andrew Knizner, R OBP: 0.362, SLG: 0.367										3	1	2	4	0	0	1					
3 Dylan Carlson, S OBP: 0.269, SLG: 0.341										5	0	2	1	0	1	2					
48 Harrison Bader, R OBP: 0.300, SLG: 0.352										5	1	1	0	0	0	4					
63 Edmundo Sosa, R OBP: 0.270, SLG: 0.206										5	1	2	1	0	1	3					
Inning Stats	R: 4 E: 0 K: 1 S: 18	H: 5 LOB: 0 BB: 0 P: 20	R: 0 E: 0 K: 2 S: 7	H: 0 LOB: 0 BB: 0 P: 11	R: 1 E: 0 K: 0 S: 10	H: 2 LOB: 1 BB: 1 P: 15	R: 4 E: 0 K: 0 S: 19	H: 4 LOB: 0 BB: 0 P: 28	R: 2 E: 0 K: 0 S: 13	H: 2 LOB: 1 BB: 1 P: 21	R: 2 E: 0 K: 0 S: 15	H: 3 LOB: 3 BB: 2 P: 25	R: 2 E: 1 K: 0 S: 15	H: 1 LOB: 3 BB: 2 P: 31	R: 0 E: 1 K: 0 S: 10	H: 0 LOB: 1 BB: 0 P: 15	1B: 11 2B: 3 3B: 0 HR: 3	SF: 0 SAC: 0 DP: 0 HBP: 1	WP: 0 PA: 48 PB: 0 SB: 1 CS: 0		
PITCHER	IP WLS BF H R ER SO BB IBB HBP BLK WP HR S P ERA WHIP	IP WLS BF H R ER SO BB IBB HBP BLK WP HR S P ERA WHIP	IP WLS BF H R ER SO BB IBB HBP BLK WP HR S P ERA WHIP	IP WLS BF H R ER SO BB IBB HBP BLK WP HR S P ERA WHIP	IP WLS BF H R ER SO BB IBB HBP BLK WP HR S P ERA WHIP	IP WLS BF H R ER SO BB IBB HBP BLK WP HR S P ERA WHIP	IP WLS BF H R ER SO BB IBB HBP BLK WP HR S P ERA WHIP	IP WLS BF H R ER SO BB IBB HBP BLK WP HR S P ERA WHIP	IP WLS BF H R ER SO BB IBB HBP BLK WP HR S P ERA WHIP	IP WLS BF H R ER SO BB IBB HBP BLK WP HR S P ERA WHIP	IP WLS BF H R ER SO BB IBB HBP BLK WP HR S P ERA WHIP	IP WLS BF H R ER SO BB IBB HBP BLK WP HR S P ERA WHIP	IP WLS BF H R ER SO BB IBB HBP BLK WP HR S P ERA WHIP	IP WLS BF H R ER SO BB IBB HBP BLK WP HR S P ERA WHIP	IP WLS BF H R ER SO BB IBB HBP BLK WP HR S P ERA WHIP	IP WLS BF H R ER SO BB IBB HBP BLK WP HR S P ERA WHIP	IP WLS BF H R ER SO BB IBB HBP BLK WP HR S P ERA WHIP	IP WLS BF H R ER SO BB IBB HBP BLK WP HR S P ERA WHIP	IP WLS BF H R ER SO BB IBB HBP BLK WP HR S P ERA WHIP	IP WLS BF H R ER SO BB IBB HBP BLK WP HR S P ERA WHIP	IP WLS BF H R ER SO BB IBB HBP BLK WP HR S P ERA WHIP

San Francisco Giants @ St. Louis Cardinals
 Busch Stadium, St. Louis, MO
 Sun May 15 2022, 6:10 PM - 9:15 PM CDT
 Att: 39,703 - Partly Cloudy - 79 F

AB 41
 R 15
 H 17
 RBI 15
 BB 6
 SO 3
 LOB 20



Batter	1	2	3	4	5	6	7	8	9	AB	R	H	RBI	BB	SO	LOB	TOP								
19 Tommy Edman, S (1,4) OBP: 0.371, SLG: 0.427	G6-3							K		3	0	1	0	1	1	0	St. Louis Cardinals @ New York Mets Citi Field, Flushing, NY Tue May 17 2022, 3:11 PM - 6:05 PM EDT Partly Cloudy - 76 F								
46 Paul Goldschmidt, R (1,10) OBP: 0.350, SLG: 0.512	G5-3		F9					HR		4	1	1	1	0	1	4									
28 Nolan Arenado, R (1,5) OBP: 0.364, SLG: 0.581	F8		K					P3		4	0	0	0	0	1	4									
36 Juan Yezzer, R (1,3) OBP: 0.400, SLG: 0.533		K						G6-3		4	0	0	0	0	1	0									
4 Yadier Molina, R (1,2) OBP: 0.241, SLG: 0.354		K						F8		4	0	0	0	0	3	0									
3 Dylan Carlson, S (1,9) OBP: 0.275, SLG: 0.354								G1-3		4	0	2	0	0	1	0									
27 Tyler O'Neill, R (1,7) OBP: 0.258, SLG: 0.301										4	0	1	0	0	3	2									
33 Brendan Donovan, L (1,6) OBP: 0.472, SLG: 0.571										2	0	1	0	2	0	0									
63 Edmundo Sosa, R (9, PR) OBP: 0.270, SLG: 0.205										0	0	0	0	0	0	0									
48 Harrison Bader, R (1,8) OBP: 0.290, SLG: 0.339										4	0	0	0	0	2	4									
Inning Stats	R: 0 E: 0 K: 0 S: 7	H: 0 LOB: 0 BB: 0 P: 8	R: 0 E: 0 K: 3 S: 13	H: 1 LOB: 1 BB: 0 P: 18	R: 0 E: 0 K: 1 S: 11	H: 2 LOB: 2 BB: 0 P: 15	R: 0 E: 0 K: 2 S: 15	H: 1 LOB: 1 BB: 0 P: 24	R: 0 E: 0 K: 2 S: 16	H: 0 LOB: 2 BB: 2 P: 31	R: 0 E: 0 K: 0 S: 6	H: 0 LOB: 0 BB: 0 P: 8	R: 0 E: 0 K: 1 S: 7	H: 0 LOB: 0 BB: 0 P: 12	R: 1 E: 0 K: 1 S: 9	H: 1 LOB: 0 BB: 0 P: 13	R: 0 E: 0 K: 3 S: 15	H: 1 LOB: 2 BB: 1 P: 23	1B: 4 2B: 1 3B: 0 HR: 1	SF: 0 SAC: 0 DP: 0 HBP: 0	WP: 0 PB: 0 SB: 0 CS: 0	PA: 36			
PITCHER	IP	WLS	BF	H	R	ER	SO	BB	IBB	HBP	BLK	WP	HR	S	P	ERA	WHIP								
29 Trevor Williams, R (1,1) ERA: 4.2	4.0		16	4	0	0	6	0	0	0	0	0	0	46	65	0.00	1.000								
72 Jake Reed, R (5,1) ERA:	2.0	W	8	0	0	0	2	2	0	0	0	0	0	22	39	0.00	1.000								
67 Seth Lugo, R (7,1) ERA: 3.86	1.0	H	3	0	0	0	1	0	0	0	0	0	0	7	12	0.00	0.000								
62 Drew Smith, R (8,1) ERA: 1.69	1.0	H	4	1	1	1	1	0	0	0	0	0	1	9	13	9.00	1.000								
39 Edwin Diaz, R (9,1) ERA: 1.69	1.0	S	5	1	0	0	3	1	0	0	0	0	0	15	23	0.00	2.000								

Batter	1	2	3	4	5	6	7	8	9	AB	R	H	RBI	BB	SO	LOB	BOTTOM								
9 Brandon Nimmo, L (1,8) OBP: 0.401, SLG: 0.457	G4-3	L9						G1-3		4	0	0	0	0	1	2	St. Louis Cardinals @ New York Mets Citi Field, Flushing, NY Tue May 17 2022, 3:11 PM - 6:05 PM EDT Partly Cloudy - 76 F								
12 Francisco Lindor, S (1,6) OBP: 0.313, SLG: 0.461	FC5-6 1B		E6 1B					G1-3		4	1	1	0	0	0	0									
1 Jeff McNeil, L (1,7) OBP: 0.373, SLG: 0.430	FC5-6 20 WP 1-2I		F8 2B					K		4	1	2	1	0	1	1									
20 Pete Alonso, R (1,10) OBP: 0.333, SLG: 0.475	F8		F8					L6		4	0	0	0	0	1	3									
2 Dominic Smith, L (1,3) OBP: 0.270, SLG: 0.258		13 BB 16 FC4-6 1B	10 G4-3 2B					P6		4	1	2	1	0	0	1									
10 Eduardo Escobar, S (1,5) OBP: 0.324, SLG: 0.344		16 FC1+4 1B	G4-3					13 FC4-6 1B		3	0	2	0	1	0	1									
13 Luis Guillorme, L (1,4) OBP: 0.362, SLG: 0.380								19 FC4 1B		3	0	1	0	0	1	2									
19 Mark Canha, R (6, PH) OBP: 0.363, SLG: 0.367								FC4		1	0	0	0	0	0	1									
16 Travis Jankowski, L (1,9) OBP: 0.342, SLG: 0.265		FC1-4-6								3	0	0	1	0	1	3									
4 Patrick Mazeika, L (1,2) OBP: 0.250, SLG: 0.625		P6						F7		3	0	0	0	0	1	3									
Inning Stats	R: 0 E: 0 K: 0 S: 18	H: 1 LOB: 1 BB: 0 P: 24	R: 1 E: 0 K: 0 S: 14	H: 2 LOB: 2 BB: 1 P: 21	R: 2 E: 1 K: 1 S: 16	H: 2 LOB: 1 BB: 0 P: 19	R: 0 E: 0 K: 2 S: 14	H: 0 LOB: 0 BB: 0 P: 19	R: 0 E: 0 K: 1 S: 11	H: 1 LOB: 1 BB: 0 P: 11	R: 0 E: 0 K: 1 S: 11	H: 1 LOB: 0 BB: 0 P: 12	R: 0 E: 0 K: 1 S: 11	H: 0 LOB: 0 BB: 0 P: 17	R: 0 E: 0 K: 0 S: 7	H: 1 LOB: 1 BB: 0 P: 13	1B: 6 2B: 2 3B: 0 HR: 0	SF: 0 SAC: 0 DP: 0 HBP: 0	WP: 1 PB: 0 SB: 0 CS: 0	PA: 34					
PITCHER	IP	WLS	BF	H	R	ER	SO	BB	IBB	HBP	BLK	WP	HR	S	P	ERA	WHIP								
39 Miles Mikolas, R (1,1) ERA: 1.68	6.0	L	27	7	3	2	5	1	0	0	0	0	0	84	106	3.00	1.333								
70 Packy Naughton, L (7,1) ERA: 2.89	1.2		6	1	0	0	1	0	0	0	0	0	0	17	29	0.00	0.600								
30 Nick Wittgren, R (8,1) ERA: 4.05	0.1		1	0	0	0	0	0	0	0	0	0	0	1	1	0.00	0.000								

AB	33
R	1
H	6
RBI	1
BB	3
SO	13
LOB	14



AB	33
R	3
H	8
RBI	3
BB	1
SO	6
LOB	17



Batter	1	2	3	4	5	6	7	8	9	AB	R	H	RBI	BB	SO	LOB	TOP					
19 Tommy Edman, S (1,4) OBP: 0.372, SLG: 0.438	G4-3		P5					FC6-4		4	1	1	1	0	0	2						
33 Brendan Donovan, L (1,5) OBP: 0.488, SLG: 0.545	K									3	2	1	0	2	2	2						
46 Paul Goldschmidt, R (1,3) OBP: 0.397, SLG: 0.530																						
3 Dylan Carlson, S (1,9) OBP: 0.273, SLG: 0.344	F9																					
25 Corey Dickerson, L (1,10) OBP: 0.254, SLG: 0.230																						
28 Nolan Arenado, R (9,PH) OBP: 0.361, SLG: 0.577																						
27 Tyler O'Neill, R (1,7) OBP: 0.256, SLG: 0.297																						
63 Edmundo Sosa, R (1,6) OBP: 0.262, SLG: 0.205																						
48 Harrison Bader, R (1,8) OBP: 0.289, SLG: 0.336																						
7 Andrew Knizner, R (1,2) OBP: 0.371, SLG: 0.377																						
Inning Stats	R: 0 E: 0 K: 1 S: 8	H: 1 LOB: 1 BB: 0 P: 11	R: 0 E: 0 K: 2 S: 8	H: 0 LOB: 0 BB: 0 P: 13	R: 0 E: 0 K: 0 S: 9	H: 0 LOB: 0 BB: 0 P: 14	R: 1 E: 0 K: 1 S: 17	H: 3 LOB: 2 BB: 0 P: 28	R: 2 E: 0 K: 0 S: 18	H: 3 LOB: 3 BB: 2 P: 28	R: 0 E: 0 K: 1 S: 9	H: 1 LOB: 2 BB: 0 P: 17	R: 0 E: 0 K: 0 S: 4	H: 0 LOB: 0 BB: 0 P: 5	R: 0 E: 0 K: 1 S: 10	H: 2 LOB: 2 BB: 0 P: 14	R: 1 E: 0 K: 1 S: 12	H: 1 LOB: 2 BB: 2 P: 25	1B: 8 2B: 2 3B: 1 HR: 0	SF: 0 SAC: 0 DP: 0 HBP: 1	WP: 0 PB: 1 SB: 3 CS: 0	PA: 43
PITCHER	IP	WLS	BF	H	R	ER	SO	BB	IBB	HBP	BLK	WP	HR	S	P	ERA	WHIP					
99 Taijuan Walker, R (1,1) ERA: 3.52	5.0		24	7	3	3	4	1	1	0	0	0	0	60	94	5.40	1.600					
68 Adonis Medina, R (6,1) ERA:	2.2		12	3	0	0	2	0	0	1	0	0	0	21	33	0.00	1.125					
30 Joely Rodríguez, L (8,1) ERA: 4.26	0.2	L	4	0	1	0	0	2	0	0	0	0	0	9	20	0.00	3.000					
0 Adam Ottavino, R (9,1) ERA: 4.73	0.2		3	1	0	0	1	0	0	0	0	0	0	5	8	0.00	1.500					

St. Louis Cardinals @ New York Mets
Citi Field, Flushing, NY
Tue May 17 2022, 6:52 PM - 10:33 PM EDT
Att: 27,457 - Partly Cloudy - 74 F

AB	38
R	4
H	11
RBI	4
BB	4
SO	7
LOB	22



Batter	1	2	3	4	5	6	7	8	9	AB	R	H	RBI	BB	SO	LOB	BOTTOM					
9 Brandon Nimmo, L (1,8) OBP: 0.397, SLG: 0.458	P5									4	0	1	0	0	0	1						
13 Luis Guillorme, L (8,4) OBP: 0.373, SLG: 0.392										1	0	1	0	0	0	0						
19 Mark Canha, R (1,7) OBP: 0.394, SLG: 0.394										4	1	1	1	1	1	3						
12 Francisco Lindor, S (1,6) OBP: 0.315, SLG: 0.393										3	1	0	0	2	1	2						
20 Pete Alonso, R (1,3) OBP: 0.331, SLG: 0.465										3	0	0	0	1	1	1						
10 Eduardo Escobar, S (1,5) OBP: 0.322, SLG: 0.364										4	1	1	1	0	2	4						
1 Jeff McNeil, L (1,4) OBP: 0.370, SLG: 0.424										4	0	1	1	0	1	3						
28 J.D. Davis, R (1,10) OBP: 0.314, SLG: 0.310										4	0	0	0	0	2	2						
16 Travis Jankowski, L (1,9) OBP: 0.333, SLG: 0.243										3	0	0	0	1	2	0						
3 Tomás Nido, R (1,2) OBP: 0.224, SLG: 0.236										3	0	0	0	0	2	1						
2 Dominic Smith, L (9,PH) OBP: 0.280, SLG: 0.258										0	0	0	0	1	0	0						
Inning Stats	R: 1 E: 0 K: 0 S: 13	H: 1 LOB: 0 BB: 0 P: 20	R: 0 E: 0 K: 1 S: 9	H: 0 LOB: 0 BB: 0 P: 14	R: 0 E: 0 K: 2 S: 16	H: 1 LOB: 1 BB: 0 P: 25	R: 1 E: 0 K: 1 S: 11	H: 1 LOB: 0 BB: 0 P: 14	R: 0 E: 0 K: 3 S: 11	H: 0 LOB: 0 BB: 0 P: 19	R: 0 E: 0 K: 1 S: 8	H: 0 LOB: 3 BB: 3 P: 22	R: 0 E: 0 K: 0 S: 6	H: 0 LOB: 1 BB: 1 P: 11	R: 1 E: 0 K: 2 S: 18	H: 1 LOB: 2 BB: 1 P: 29	R: 0 E: 0 K: 2 S: 14	H: 1 LOB: 2 BB: 1 P: 22	1B: 2 2B: 1 3B: 0 HR: 2	SF: 0 SAC: 0 DP: 0 HBP: 0	WP: 0 PB: 1 SB: 0 CS: 0	PA: 39
PITCHER	IP	WLS	BF	H	R	ER	SO	BB	IBB	HBP	BLK	WP	HR	S	P	ERA	WHIP					
32 Steven Matz, L (1,1) ERA: 6.03	5.0		18	3	2	2	7	0	0	0	0	0	0	4	18	0.00	9.000					
53 Andre Pallante, R (6,1) ERA: 1.15	0.1	H	4	0	0	0	0	3	0	0	0	0	0	10	15	0.00	0.600					
92 Genesis Cabrera, L (6,1) ERA: 2.3	1.2	H	6	0	0	0	1	1	0	0	0	0	0	18	29	0.00	2.000					
56 Ryan Helsley, R (8,1) ERA:	1.0	W	6	1	1	0	2	1	0	0	0	0	0	14	22	0.00	2.000					
65 Giovanny Gallegos, R (9,1) ERA: 3.46	1.0	S	5	1	0	0	2	1	0	0	0	0	0	14	22	0.00	2.000					

St. Louis Cardinals @ New York Mets
Citi Field, Flushing, NY
Tue May 17 2022, 6:52 PM - 10:33 PM EDT
Att: 27,457 - Partly Cloudy - 74 F

AB	33
R	3
H	5
RBI	3
BB	6
SO	12
LOB	17



Batter	1	2	3	4	5	6	7	8	9	AB	R	H	RBI	BB	SO	LOB	TOP						
33 Brendan Donovan, L (1,4) OBP: 0.478, SLG: 0.500										3	0	0	0	1	2	1							
46 Paul Goldschmidt, R (1,3) OBP: 0.391, SLG: 0.519										5	1	1	0	0	2	3							
28 Nolan Arenado, R (1,5) OBP: 0.365, SLG: 0.597										4	1	2	2	0	0	1							
36 Juan Yezzer, R (1,9) OBP: 0.370, SLG: 0.490										4	0	0	0	0	0	2							
25 Corey Dickerson, L (1,7) OBP: 0.239, SLG: 0.215										4	1	0	0	0	3	2							
3 Dylan Carlson, S (1,8) OBP: 0.286, SLG: 0.363										4	1	3	0	0	0	0							
5 Albert Pujols, R (1,10) OBP: 0.393, SLG: 0.420										4	0	2	2	0	1	3							
4 Yadier Molina, R (1,2) OBP: 0.244, SLG: 0.354										3	0	1	0	0	0	1							
7 Andrew Knizner, R (9,PH) OBP: 0.365, SLG: 0.370										1	0	0	0	0	1	0							
63 Edmundo Sosa, R (1,6) OBP: 0.273, SLG: 0.220										2	0	1	0	0	0	2							
19 Tommy Edman, S (5,4) OBP: 0.367, SLG: 0.431										2	0	0	0	0	0	0							
Inning Stats	R: 0 H: 0 E: 0 K: 1 S: 8	H: 0 LOB: 0 BB: 0 P: 11	R: 2 H: 3 E: 1 K: 0 S: 14	H: 3 LOB: 1 BB: 0 P: 19	R: 0 H: 0 E: 0 K: 0 S: 9	H: 0 LOB: 1 BB: 0 P: 12	R: 0 H: 1 E: 0 K: 1 S: 11	H: 1 LOB: 1 BB: 0 P: 19	R: 0 H: 1 E: 0 K: 1 S: 8	H: 1 LOB: 0 BB: 0 P: 9	R: 0 H: 2 E: 0 K: 2 S: 13	H: 2 LOB: 2 BB: 0 P: 21	R: 0 H: 0 E: 0 K: 1 S: 8	H: 0 LOB: 0 BB: 0 P: 13	R: 2 H: 3 E: 0 K: 1 S: 13	H: 3 LOB: 1 BB: 0 P: 25	R: 0 H: 0 E: 0 K: 2 S: 9	H: 0 LOB: 1 BB: 0 P: 17	1B: 8 2B: 1 3B: 0 HR: 1	SF: 0 SAC: 0 DP: 1 HBP: 1	WP: 0 PB: 0 SB: 1 CS: 1	PA: 38	
PITCHER	IP WLS BF H R ER SO BB IBB HBP BLK WP HR S P ERA WHIP	IP WLS BF H R ER SO BB IBB HBP BLK WP HR S P ERA WHIP	IP WLS BF H R ER SO BB IBB HBP BLK WP HR S P ERA WHIP	IP WLS BF H R ER SO BB IBB HBP BLK WP HR S P ERA WHIP	IP WLS BF H R ER SO BB IBB HBP BLK WP HR S P ERA WHIP	IP WLS BF H R ER SO BB IBB HBP BLK WP HR S P ERA WHIP	IP WLS BF H R ER SO BB IBB HBP BLK WP HR S P ERA WHIP	IP WLS BF H R ER SO BB IBB HBP BLK WP HR S P ERA WHIP	IP WLS BF H R ER SO BB IBB HBP BLK WP HR S P ERA WHIP	IP WLS BF H R ER SO BB IBB HBP BLK WP HR S P ERA WHIP	IP WLS BF H R ER SO BB IBB HBP BLK WP HR S P ERA WHIP	IP WLS BF H R ER SO BB IBB HBP BLK WP HR S P ERA WHIP	IP WLS BF H R ER SO BB IBB HBP BLK WP HR S P ERA WHIP	IP WLS BF H R ER SO BB IBB HBP BLK WP HR S P ERA WHIP	IP WLS BF H R ER SO BB IBB HBP BLK WP HR S P ERA WHIP	IP WLS BF H R ER SO BB IBB HBP BLK WP HR S P ERA WHIP	IP WLS BF H R ER SO BB IBB HBP BLK WP HR S P ERA WHIP	IP WLS BF H R ER SO BB IBB HBP BLK WP HR S P ERA WHIP	IP WLS BF H R ER SO BB IBB HBP BLK WP HR S P ERA WHIP	IP WLS BF H R ER SO BB IBB HBP BLK WP HR S P ERA WHIP	IP WLS BF H R ER SO BB IBB HBP BLK WP HR S P ERA WHIP	IP WLS BF H R ER SO BB IBB HBP BLK WP HR S P ERA WHIP	IP WLS BF H R ER SO BB IBB HBP BLK WP HR S P ERA WHIP

St. Louis Cardinals @ New York Mets
Citi Field, Flushing, NY
Wed May 18 2022, 7:11 PM - 10:39 PM EDT
Att: 32,798 - Clear - 68 F

livebaseballscores.com

AB 36
R 4
H 10
RBI 4
BB 1
SO 9
LOB 15

Batter	1	2	3	4	5	6	7	8	9	AB	R	H	RBI	BB	SO	LOB	BOTTOM						
9 Brandon Nimmo, L (1,8) OBP: 0.397, SLG: 0.468										4	2	1	1	1	1	1							
19 Mark Canha, R (1,9) OBP: 0.384, SLG: 0.402										3	3	2	1	1	0	0							
12 Francisco Lindor, S (1,6) OBP: 0.329, SLG: 0.395										2	2	1	0	2	1	2							
20 Pete Alonso, R (1,3) OBP: 0.339, SLG: 0.486										4	2	2	4	0	0	3							
1 Jeff McNeil, L (1,7) OBP: 0.371, SLG: 0.423										5	1	2	2	0	0	3							
10 Eduardo Escobar, S (1,5) OBP: 0.312, SLG: 0.353										4	0	0	1	0	3	5							
2 Dominic Smith, L (1,10) OBP: 0.291, SLG: 0.261										3	0	1	1	1	2	2							
13 Luis Guillorme, L (1,4) OBP: 0.371, SLG: 0.389										3	0	1	1	0	0	1							
16 Travis Jankowski, L (8,PR) OBP: 0.333, SLG: 0.243										0	1	0	0	0	0	0							
4 Patrick Mazaika, L (1,2) OBP: 0.273, SLG: 0.636										3	0	1	0	0	0	1							
Inning Stats	R: 2 H: 2 E: 0 K: 3 S: 15	H: 2 LOB: 2 BB: 1 P: 31	R: 0 H: 0 E: 0 K: 1 S: 6	H: 0 LOB: 0 BB: 0 P: 12	R: 0 H: 0 E: 0 K: 1 S: 9	H: 0 LOB: 2 BB: 1 P: 19	R: 0 H: 1 E: 0 K: 0 S: 9	H: 1 LOB: 1 BB: 1 P: 20	R: 4 H: 3 E: 0 K: 0 S: 20	H: 3 LOB: 1 BB: 1 P: 32	R: 0 H: 1 E: 0 K: 0 S: 11	H: 1 LOB: 1 BB: 0 P: 17	R: 0 H: 0 E: 0 K: 2 S: 9	H: 0 LOB: 0 BB: 0 P: 11	R: 5 H: 4 E: 0 K: 0 S: 13	H: 4 LOB: 1 BB: 1 P: 22	R: 0 H: 0 E: 0 K: 2 S: 9	H: 0 LOB: 1 BB: 0 P: 11	1B: 8 2B: 1 3B: 1 HR: 1	SF: 1 SAC: 2 DP: 1 HBP: 3	WP: 2 PB: 0 SB: 0 CS: 0	PA: 42	
PITCHER	IP WLS BF H R ER SO BB IBB HBP BLK WP HR S P ERA WHIP	IP WLS BF H R ER SO BB IBB HBP BLK WP HR S P ERA WHIP	IP WLS BF H R ER SO BB IBB HBP BLK WP HR S P ERA WHIP	IP WLS BF H R ER SO BB IBB HBP BLK WP HR S P ERA WHIP	IP WLS BF H R ER SO BB IBB HBP BLK WP HR S P ERA WHIP	IP WLS BF H R ER SO BB IBB HBP BLK WP HR S P ERA WHIP	IP WLS BF H R ER SO BB IBB HBP BLK WP HR S P ERA WHIP	IP WLS BF H R ER SO BB IBB HBP BLK WP HR S P ERA WHIP	IP WLS BF H R ER SO BB IBB HBP BLK WP HR S P ERA WHIP	IP WLS BF H R ER SO BB IBB HBP BLK WP HR S P ERA WHIP	IP WLS BF H R ER SO BB IBB HBP BLK WP HR S P ERA WHIP	IP WLS BF H R ER SO BB IBB HBP BLK WP HR S P ERA WHIP	IP WLS BF H R ER SO BB IBB HBP BLK WP HR S P ERA WHIP	IP WLS BF H R ER SO BB IBB HBP BLK WP HR S P ERA WHIP	IP WLS BF H R ER SO BB IBB HBP BLK WP HR S P ERA WHIP	IP WLS BF H R ER SO BB IBB HBP BLK WP HR S P ERA WHIP	IP WLS BF H R ER SO BB IBB HBP BLK WP HR S P ERA WHIP	IP WLS BF H R ER SO BB IBB HBP BLK WP HR S P ERA WHIP	IP WLS BF H R ER SO BB IBB HBP BLK WP HR S P ERA WHIP	IP WLS BF H R ER SO BB IBB HBP BLK WP HR S P ERA WHIP	IP WLS BF H R ER SO BB IBB HBP BLK WP HR S P ERA WHIP	IP WLS BF H R ER SO BB IBB HBP BLK WP HR S P ERA WHIP	IP WLS BF H R ER SO BB IBB HBP BLK WP HR S P ERA WHIP

St. Louis Cardinals @ New York Mets
Citi Field, Flushing, NY
Wed May 18 2022, 7:11 PM - 10:39 PM EDT
Att: 32,798 - Clear - 68 F

livebaseballscores.com

AB 31
R 11
H 11
RBI 11
BB 5
SO 7
LOB 18

Batter	1	2	3	4	5	6	7	8	9	AB	R	H	RBI	BB	SO	LOB	TOP					
19 Tommy Edman, S OBP: 0.369, SLG: 0.432										5	1	2	0	0	0	3						
33 Brendan Donovan, L OBP: 0.463, SLG: 0.463										3	0	0	0	0	1	3						
5 Albert Pujols, R OBP: 0.343, SLG: 0.368										2	0	0	0	0	0	2						
46 Paul Goldschmidt, R OBP: 0.399, SLG: 0.544										4	0	1	0	1	0	0						
28 Nolan Arenado, R OBP: 0.354, SLG: 0.563										4	1	0	0	1	1	3						
36 Juan Yenez, R OBP: 0.381, SLG: 0.534										4	1	1	0	0	0	2						
25 Corey Dickerson, L OBP: 0.239, SLG: 0.215										0	0	0	0	0	0	0						
16 Nolan Gorman, L OBP: 0.500, SLG: 0.333										3	1	1	0	1	0	2						
3 Dylan Carlson, S OBP: 0.288, SLG: 0.361										4	1	2	1	0	1	1						
4 Yadier Molina, R OBP: 0.250, SLG: 0.352										4	0	2	2	0	0	2						
48 Harrison Bader, R OBP: 0.299, SLG: 0.344										4	0	1	1	0	0	2						
Inning Stats	R: 1 E: 0 K: 0 S: 10	H: 2 LOB: 0 BB: 0 P: 16	R: 0 E: 0 K: 1 S: 16	H: 1 LOB: 1 BB: 0 P: 20	R: 0 E: 0 K: 1 S: 12	H: 0 LOB: 0 BB: 0 P: 17	R: 0 E: 0 K: 0 S: 7	H: 0 LOB: 1 BB: 1 P: 13	R: 0 E: 0 K: 0 S: 13	H: 2 LOB: 2 BB: 0 P: 14	R: 4 E: 0 K: 0 S: 21	H: 4 LOB: 2 BB: 2 P: 39	R: 0 E: 1 K: 1 S: 13	H: 0 LOB: 1 BB: 0 P: 19	R: 0 E: 0 K: 0 S: 10	H: 1 LOB: 0 BB: 0 P: 14	R: 0 E: 0 K: 0 S: 13	H: 0 LOB: 0 BB: 0 P: 18	1B: 10 2B: 1 3B: 0 HR: 0	SF: 0 SAC: 0 DP: 1 HBP: 0	WP: 0 PB: 0 SB: 0 CS: 0	PA: 40
PITCHER	IP: 5.0 WLS: L BF: 20 ERA: 4.88	WLS: L BF: 20 ERA: 4.88	H: 5 R: 1 ER: 1 SO: 2	H: 1 R: 2 ER: 2 SO: 0	H: 2 R: 2 ER: 0 SO: 1	H: 2 R: 2 ER: 0 SO: 1	H: 4 R: 4 ER: 0 SO: 12	H: 4 R: 4 ER: 0 SO: 12	H: 0 R: 0 ER: 0 SO: 0	H: 0 R: 0 ER: 0 SO: 0	H: 0 R: 0 ER: 0 SO: 0	H: 0 R: 0 ER: 0 SO: 0	H: 0 R: 0 ER: 0 SO: 0	H: 0 R: 0 ER: 0 SO: 0	H: 0 R: 0 ER: 0 SO: 0	H: 0 R: 0 ER: 0 SO: 0	H: 0 R: 0 ER: 0 SO: 0	H: 0 R: 0 ER: 0 SO: 0	WP: 0 HR: 0 S: 13 P: 18	ERA: 0.00 WHIP: 0.000		
39 Zach Thompson, R ERA: 4.88	IP: 5.0 WLS: L BF: 20 ERA: 4.88	IP: 5.0 WLS: L BF: 20 ERA: 4.88	H: 5 R: 1 ER: 1 SO: 2	H: 1 R: 2 ER: 2 SO: 0	H: 2 R: 2 ER: 0 SO: 1	H: 2 R: 2 ER: 0 SO: 1	H: 4 R: 4 ER: 0 SO: 12	H: 4 R: 4 ER: 0 SO: 12	H: 0 R: 0 ER: 0 SO: 0	H: 0 R: 0 ER: 0 SO: 0	H: 0 R: 0 ER: 0 SO: 0	H: 0 R: 0 ER: 0 SO: 0	H: 0 R: 0 ER: 0 SO: 0	H: 0 R: 0 ER: 0 SO: 0	H: 0 R: 0 ER: 0 SO: 0	H: 0 R: 0 ER: 0 SO: 0	H: 0 R: 0 ER: 0 SO: 0	H: 0 R: 0 ER: 0 SO: 0	WP: 0 HR: 0 S: 13 P: 18	ERA: 0.00 WHIP: 0.000		
53 Heath Hembree, R ERA: 8.1	IP: 0.1 WLS: L BF: 3 ERA: 8.1	IP: 0.1 WLS: L BF: 3 ERA: 8.1	H: 1 R: 2 ER: 2 SO: 0	H: 2 R: 2 ER: 2 SO: 0	H: 0 R: 0 ER: 0 SO: 0	H: 0 R: 0 ER: 0 SO: 0	H: 4 R: 4 ER: 0 SO: 12	H: 4 R: 4 ER: 0 SO: 12	H: 0 R: 0 ER: 0 SO: 0	H: 0 R: 0 ER: 0 SO: 0	H: 0 R: 0 ER: 0 SO: 0	H: 0 R: 0 ER: 0 SO: 0	H: 0 R: 0 ER: 0 SO: 0	H: 0 R: 0 ER: 0 SO: 0	H: 0 R: 0 ER: 0 SO: 0	H: 0 R: 0 ER: 0 SO: 0	H: 0 R: 0 ER: 0 SO: 0	H: 0 R: 0 ER: 0 SO: 0	WP: 0 HR: 0 S: 13 P: 18	ERA: 0.00 WHIP: 0.000		
52 Anthony Banda, L ERA: 4.5	IP: 0.1 WLS: L BF: 3 ERA: 4.5	IP: 0.1 WLS: L BF: 3 ERA: 4.5	H: 1 R: 2 ER: 2 SO: 0	H: 2 R: 2 ER: 2 SO: 0	H: 0 R: 0 ER: 0 SO: 0	H: 0 R: 0 ER: 0 SO: 0	H: 4 R: 4 ER: 0 SO: 12	H: 4 R: 4 ER: 0 SO: 12	H: 0 R: 0 ER: 0 SO: 0	H: 0 R: 0 ER: 0 SO: 0	H: 0 R: 0 ER: 0 SO: 0	H: 0 R: 0 ER: 0 SO: 0	H: 0 R: 0 ER: 0 SO: 0	H: 0 R: 0 ER: 0 SO: 0	H: 0 R: 0 ER: 0 SO: 0	H: 0 R: 0 ER: 0 SO: 0	H: 0 R: 0 ER: 0 SO: 0	H: 0 R: 0 ER: 0 SO: 0	WP: 0 HR: 0 S: 13 P: 18	ERA: 0.00 WHIP: 0.000		
37 Chase De Jong, R ERA: 1.84	IP: 1.1 WLS: L BF: 5 ERA: 1.84	IP: 1.1 WLS: L BF: 5 ERA: 1.84	H: 0 R: 0 ER: 0 SO: 1	H: 0 R: 0 ER: 0 SO: 1	H: 0 R: 0 ER: 0 SO: 0	H: 0 R: 0 ER: 0 SO: 0	H: 16 R: 25 ER: 0.00 SO: 0.000	H: 16 R: 25 ER: 0.00 SO: 0.000	H: 0 R: 0 ER: 0 SO: 0	H: 0 R: 0 ER: 0 SO: 0	H: 0 R: 0 ER: 0 SO: 0	H: 0 R: 0 ER: 0 SO: 0	H: 0 R: 0 ER: 0 SO: 0	H: 0 R: 0 ER: 0 SO: 0	H: 0 R: 0 ER: 0 SO: 0	H: 0 R: 0 ER: 0 SO: 0	H: 0 R: 0 ER: 0 SO: 0	H: 0 R: 0 ER: 0 SO: 0	WP: 0 HR: 0 S: 13 P: 18	ERA: 0.00 WHIP: 1.000		
48 Tyler Beede, R ERA: 3.69	IP: 1.0 WLS: L BF: 4 ERA: 3.69	IP: 1.0 WLS: L BF: 4 ERA: 3.69	H: 0 R: 0 ER: 0 SO: 0	H: 0 R: 0 ER: 0 SO: 0	H: 0 R: 0 ER: 0 SO: 0	H: 0 R: 0 ER: 0 SO: 0	H: 10 R: 14 ER: 0.00 SO: 1.000	H: 10 R: 14 ER: 0.00 SO: 1.000	H: 0 R: 0 ER: 0 SO: 0	H: 0 R: 0 ER: 0 SO: 0	H: 0 R: 0 ER: 0 SO: 0	H: 0 R: 0 ER: 0 SO: 0	H: 0 R: 0 ER: 0 SO: 0	H: 0 R: 0 ER: 0 SO: 0	H: 0 R: 0 ER: 0 SO: 0	H: 0 R: 0 ER: 0 SO: 0	H: 0 R: 0 ER: 0 SO: 0	H: 0 R: 0 ER: 0 SO: 0	WP: 0 HR: 0 S: 13 P: 18	ERA: 0.00 WHIP: 0.000		
Batter	1	2	3	4	5	6	7	8	9	AB	R	H	RBI	BB	SO	LOB	BOTTOM					
18 Ben Gamel, L OBP: 0.356, SLG: 0.419										2	1	1	0	2	1	0						
13 Ke'Bryan Hayes, R OBP: 0.379, SLG: 0.366										4	0	1	0	0	0	1						
10 Bryan Reynolds, S OBP: 0.318, SLG: 0.354										4	0	2	1	0	0	0						
25 Yoshi Tsutsugo, L OBP: 0.269, SLG: 0.212										3	0	0	1	1	0	2						
26 Josh VanMeter, L OBP: 0.219, SLG: 0.294										3	0	0	0	0	0	2						
64 Diego Castillo, R OBP: 0.260, SLG: 0.319										1	0	0	0	0	1	2						
2 Michael Chavis, R OBP: 0.314, SLG: 0.505										4	1	2	1	0	2	2						
65 Jack Suwinski, L OBP: 0.233, SLG: 0.338										4	0	0	0	0	2	1						
5 Michael Pérez, L OBP: 0.226, SLG: 0.357										4	0	0	0	0	1	1						
14 Rodolfo Castro, S OBP: 0.259, SLG: 0.200										4	1	1	0	0	1	1						
Inning Stats	R: 0 E: 0 K: 0 S: 14	H: 1 LOB: 2 BB: 2 P: 26	R: 0 E: 0 K: 0 S: 6	H: 1 LOB: 1 BB: 0 P: 11	R: 0 E: 0 K: 1 S: 9	H: 0 LOB: 0 BB: 0 P: 11	R: 0 E: 0 K: 1 S: 9	H: 0 LOB: 0 BB: 0 P: 11	R: 0 E: 0 K: 0 S: 7	H: 0 LOB: 0 BB: 0 P: 11	R: 1 E: 0 K: 0 S: 8	H: 1 LOB: 0 BB: 0 P: 9	R: 2 E: 1 K: 2 S: 15	H: 3 LOB: 2 BB: 0 P: 24	R: 0 E: 0 K: 3 S: 10	H: 0 LOB: 0 BB: 0 P: 12	1B: 6 2B: 0 3B: 0 HR: 1	SF: 0 SAC: 0 DP: 1 HBP: 0	WP: 0 PB: 0 SB: 1 CS: 1	PA: 37		
PITCHER	IP: 7.0 WLS: W BF: 26 ERA: 2.97	IP: 7.0 WLS: W BF: 26 ERA: 2.97	H: 4 R: 1 ER: 0 SO: 3	H: 1 R: 1 ER: 1 SO: 0	H: 0 R: 0 ER: 0 SO: 0	H: 0 R: 0 ER: 0 SO: 0	H: 0 R: 0 ER: 0 SO: 0	H: 0 R: 0 ER: 0 SO: 0	H: 0 R: 0 ER: 0 SO: 0	H: 0 R: 0 ER: 0 SO: 0	H: 0 R: 0 ER: 0 SO: 0	H: 0 R: 0 ER: 0 SO: 0	H: 0 R: 0 ER: 0 SO: 0	H: 0 R: 0 ER: 0 SO: 0	H: 0 R: 0 ER: 0 SO: 0	H: 0 R: 0 ER: 0 SO: 0	H: 0 R: 0 ER: 0 SO: 0	H: 0 R: 0 ER: 0 SO: 0	WP: 0 HR: 1 S: 15 P: 24	ERA: 2.97 WHIP: 9.000		
50 Adam Wainwright, R ERA: 2.97	IP: 7.0 WLS: W BF: 26 ERA: 2.97	IP: 7.0 WLS: W BF: 26 ERA: 2.97	H: 4 R: 1 ER: 0 SO: 3	H: 1 R: 1 ER: 1 SO: 0	H: 0 R: 0 ER: 0 SO: 0	H: 0 R: 0 ER: 0 SO: 0	H: 0 R: 0 ER: 0 SO: 0	H: 0 R: 0 ER: 0 SO: 0	H: 0 R: 0 ER: 0 SO: 0	H: 0 R: 0 ER: 0 SO: 0	H: 0 R: 0 ER: 0 SO: 0	H: 0 R: 0 ER: 0 SO: 0	H: 0 R: 0 ER: 0 SO: 0	H: 0 R: 0 ER: 0 SO: 0	H: 0 R: 0 ER: 0 SO: 0	H: 0 R: 0 ER: 0 SO: 0	H: 0 R: 0 ER: 0 SO: 0	H: 0 R: 0 ER: 0 SO: 0	WP: 0 HR: 1 S: 15 P: 24	ERA: 2.97 WHIP: 9.000		
92 Génesis Cabrera, L ERA: 2.65	IP: 0.1 WLS: S BF: 5 ERA: 2.65	IP: 0.1 WLS: S BF: 5 ERA: 2.65	H: 3 R: 2 ER: 1 SO: 0	H: 2 R: 1 ER: 0 SO: 0	H: 0 R: 0 ER: 0 SO: 0	H: 0 R: 0 ER: 0 SO: 0	H: 9 R: 15 ER: 27.00 SO: 9.000	H: 9 R: 15 ER: 27.00 SO: 9.000	H: 0 R: 0 ER: 0 SO: 0	H: 0 R: 0 ER: 0 SO: 0	H: 0 R: 0 ER: 0 SO: 0	H: 0 R: 0 ER: 0 SO: 0	H: 0 R: 0 ER: 0 SO: 0	H: 0 R: 0 ER: 0 SO: 0	H: 0 R: 0 ER: 0 SO: 0	H: 0 R: 0 ER: 0 SO: 0	H: 0 R: 0 ER: 0 SO: 0	H: 0 R: 0 ER: 0 SO: 0	WP: 0 HR: 0 S: 15 P: 24	ERA: 2.65 WHIP: 9.000		
65 Giovanni Gallegos, R ERA: 3.68	IP: 1.2 WLS: S BF: 5 ERA: 3.68	IP: 1.2 WLS: S BF: 5 ERA: 3.68	H: 0 R: 0 ER: 0 SO: 5	H: 0 R: 0 ER: 0 SO: 5	H: 0 R: 0 ER: 0 SO: 0	H: 0 R: 0 ER: 0 SO: 0	H: 16 R: 21 ER: 0.00 SO: 0.000	H: 16 R: 21 ER: 0.00 SO: 0.000	H: 0 R: 0 ER: 0 SO: 0	H: 0 R: 0 ER: 0 SO: 0	H: 0 R: 0 ER: 0 SO: 0	H: 0 R: 0 ER: 0 SO: 0	H: 0 R: 0 ER: 0 SO: 0	H: 0 R: 0 ER: 0 SO: 0	H: 0 R: 0 ER: 0 SO: 0	H: 0 R: 0 ER: 0 SO: 0	H: 0 R: 0 ER: 0 SO: 0	H: 0 R: 0 ER: 0 SO: 0	WP: 0 HR: 0 S: 15 P: 24	ERA: 0.00 WHIP: 0.000		

St. Louis Cardinals @ Pittsburgh Pirates
PNC Park, Pittsburgh, PA
Fri May 20 2022, 6:37 PM - 10:14 PM EDT
Att: 14,034 - Partly Cloudy - 83 F

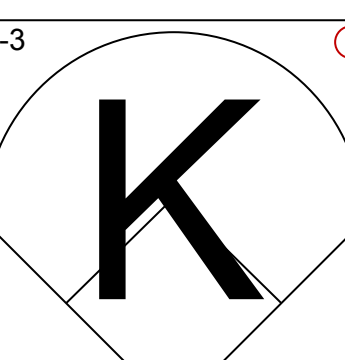
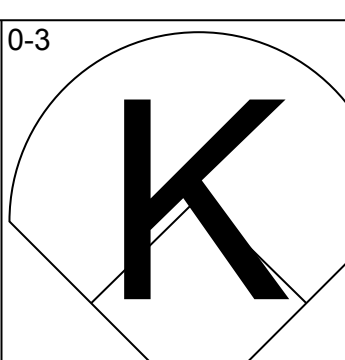
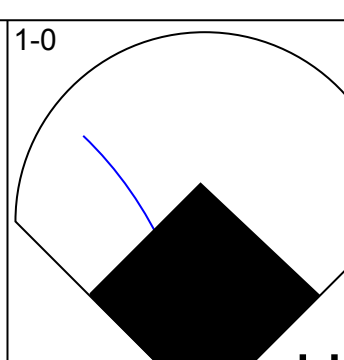
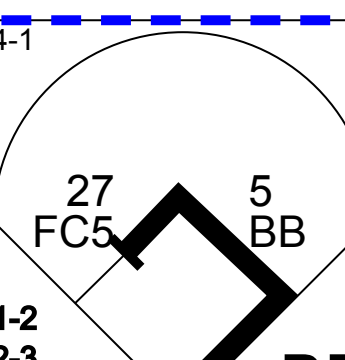
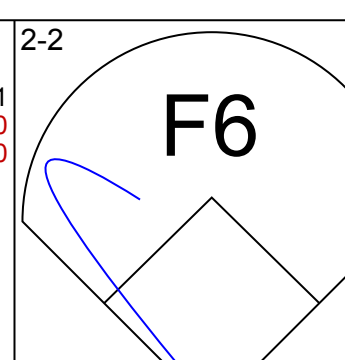
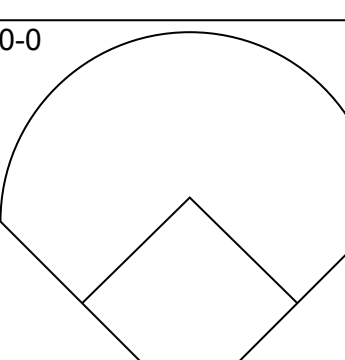
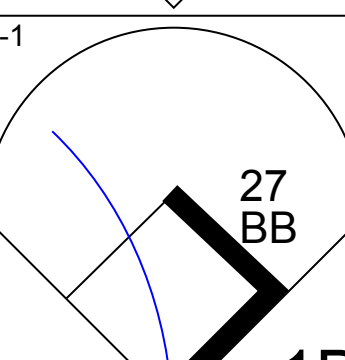
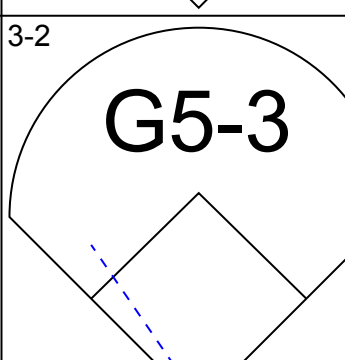
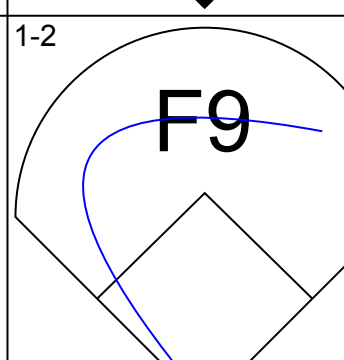
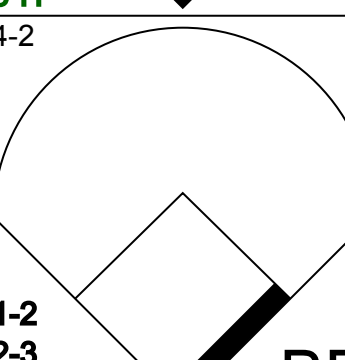
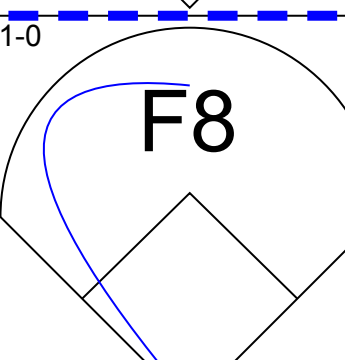
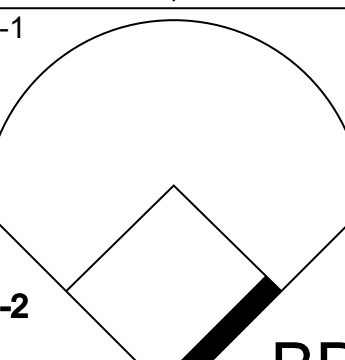
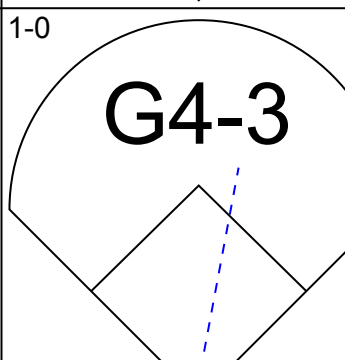
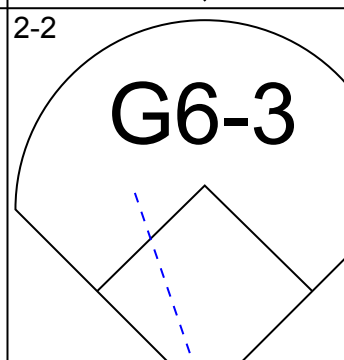
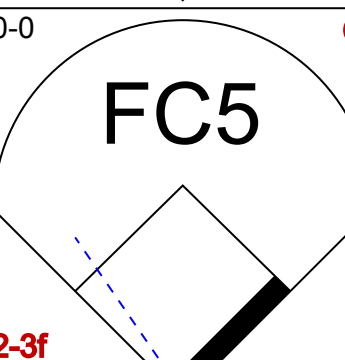
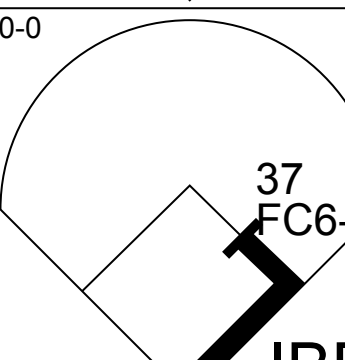
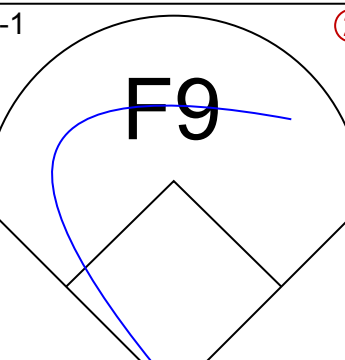
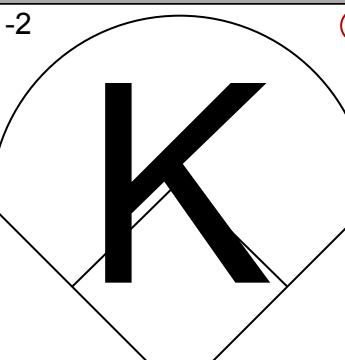
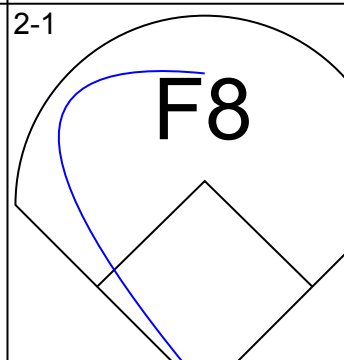
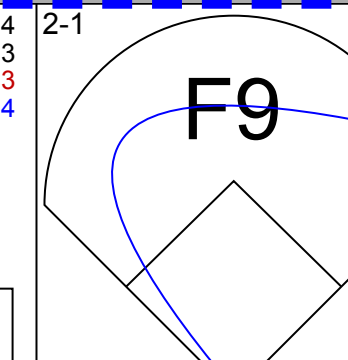
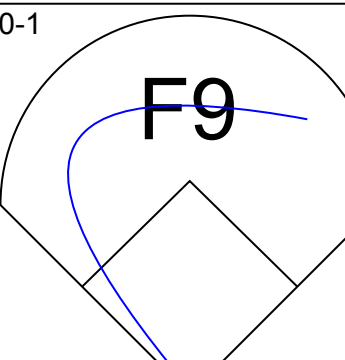
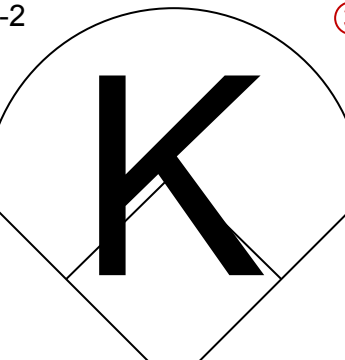
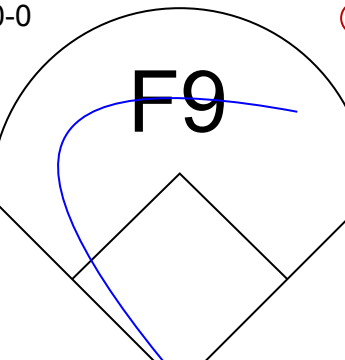
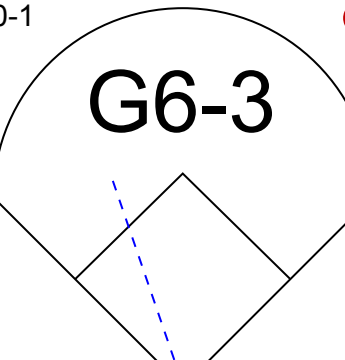
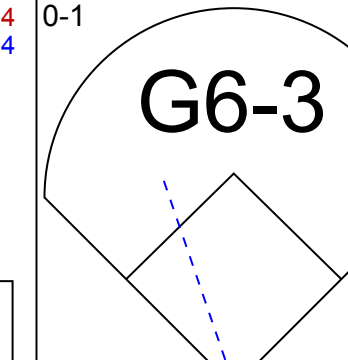
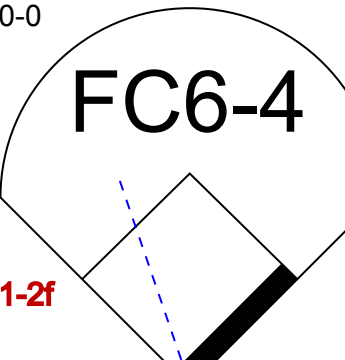
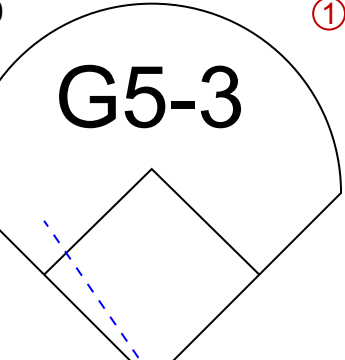
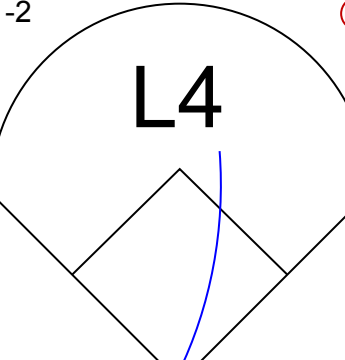
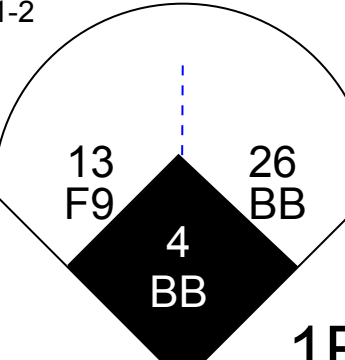
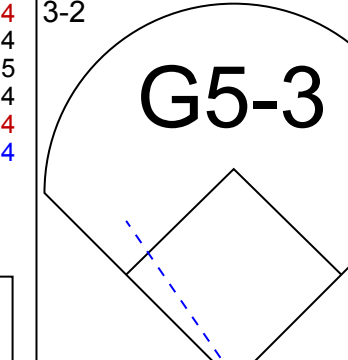

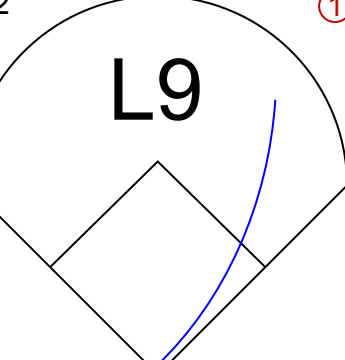
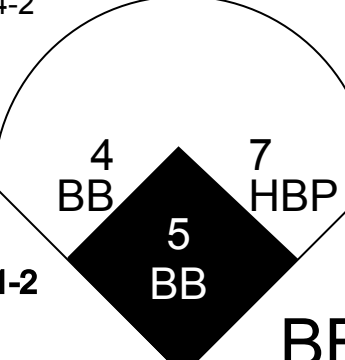
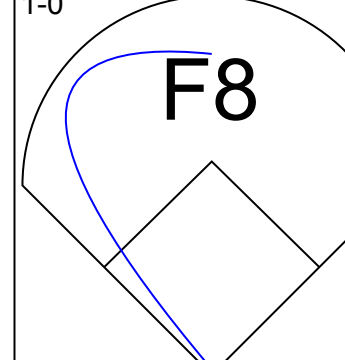

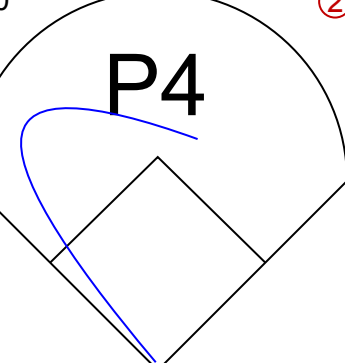
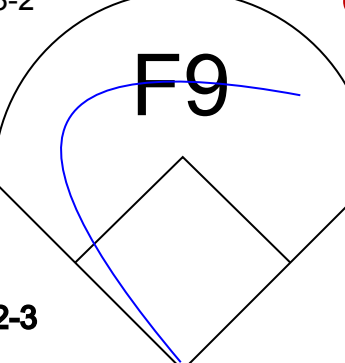
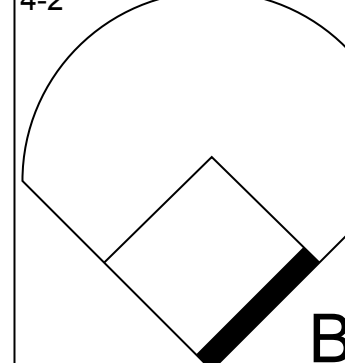
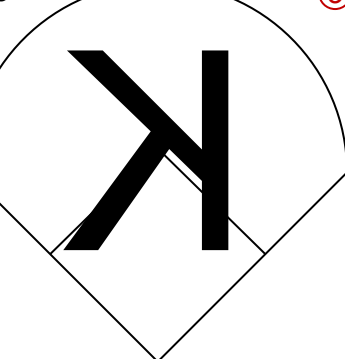
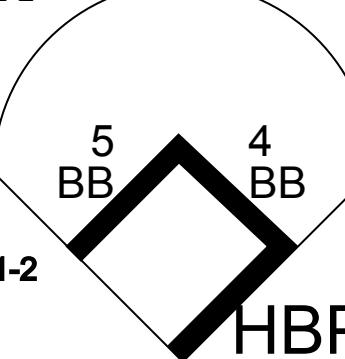
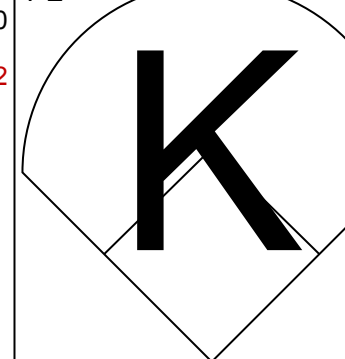
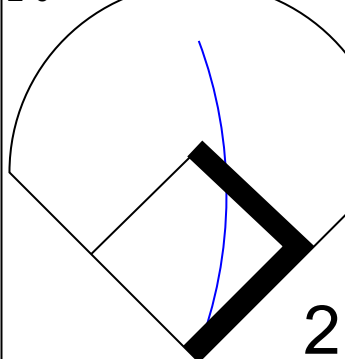
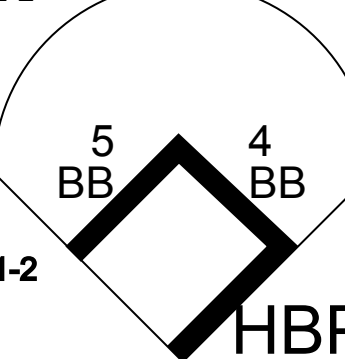
AB 37
R 5
H 10
RBI 4
BB 3
SO 3
LOB 20



St. Louis Cardinals @ Pittsburgh Pirates
PNC Park, Pittsburgh, PA
Fri May 20 2022, 6:37 PM - 10:14 PM EDT
Att: 14,034 - Partly Cloudy - 83 F

AB 33
R 3
H 7
RBI 3
BB 3
SO 8
LOB 12

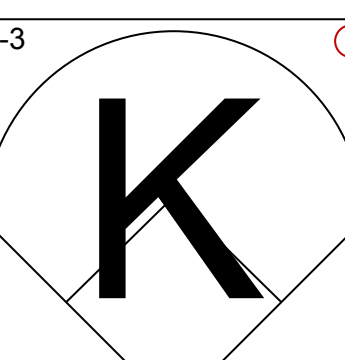
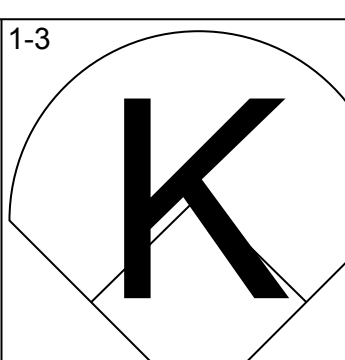
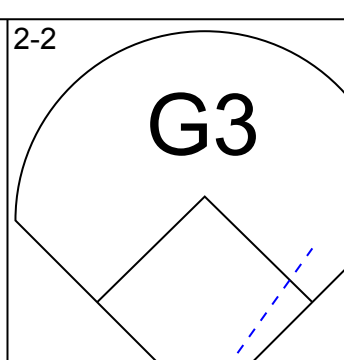
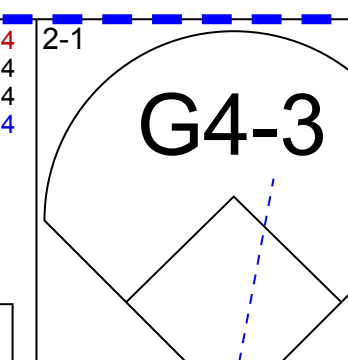
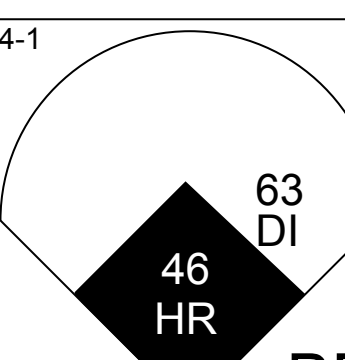
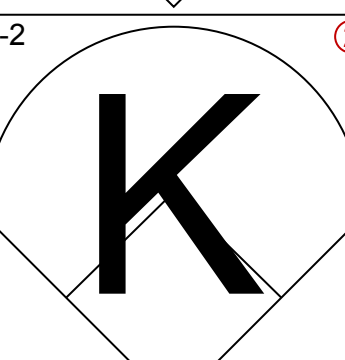
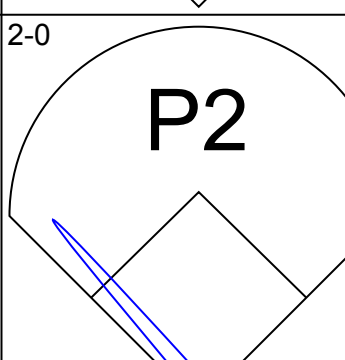
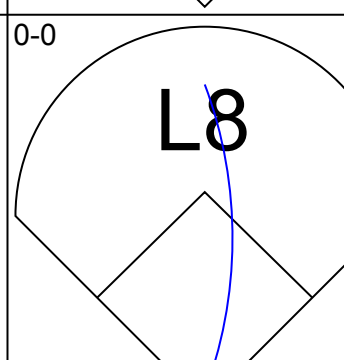
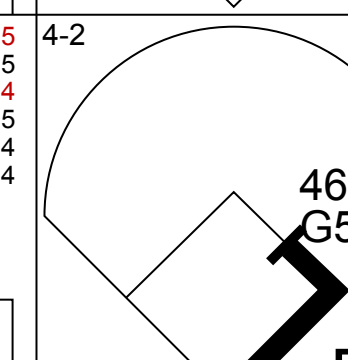
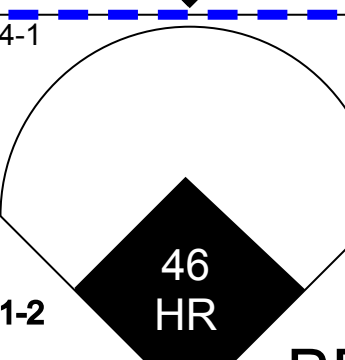
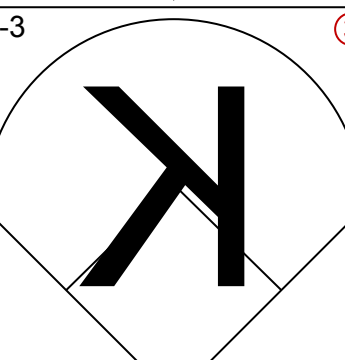
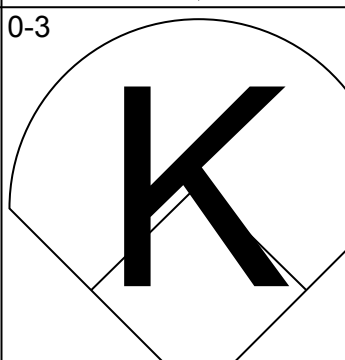
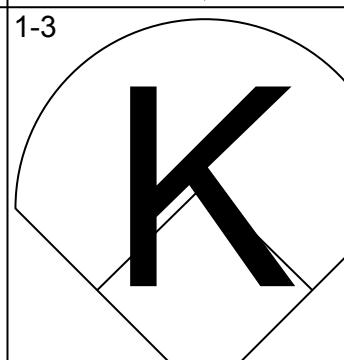
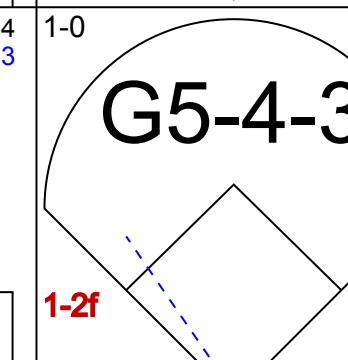
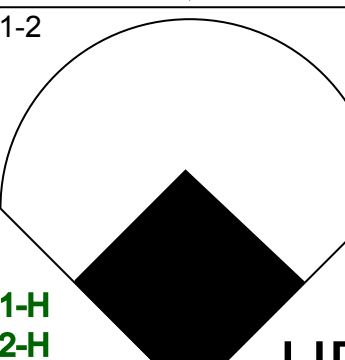





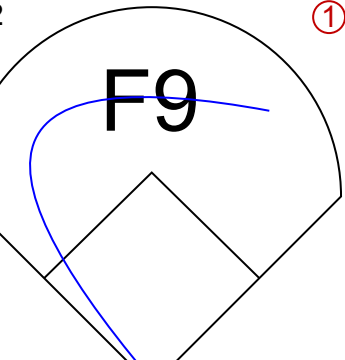
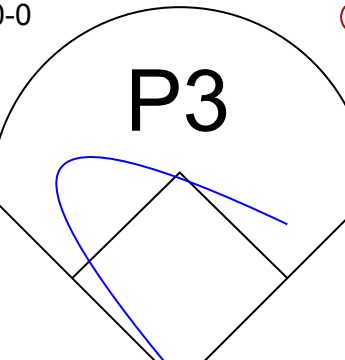

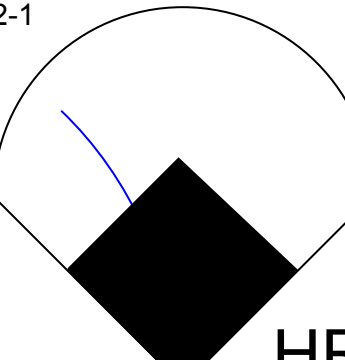
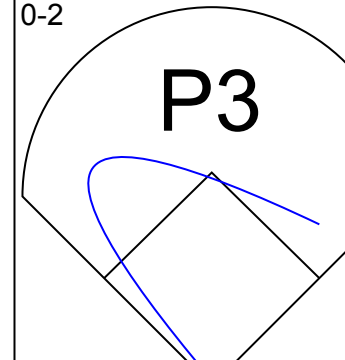

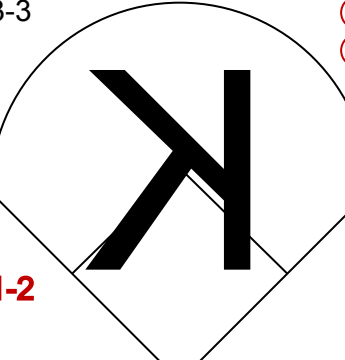

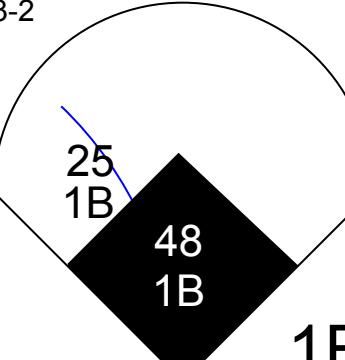
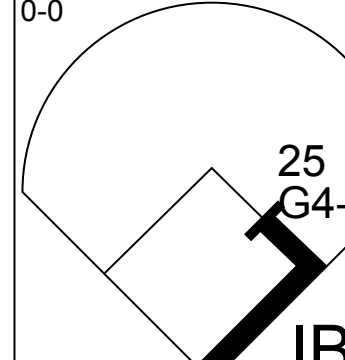
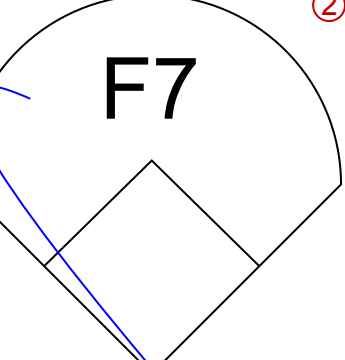


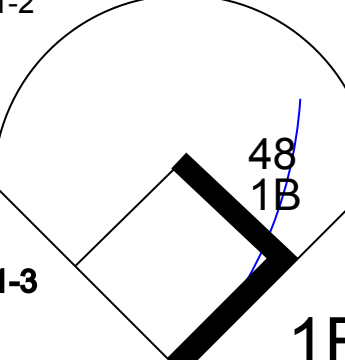
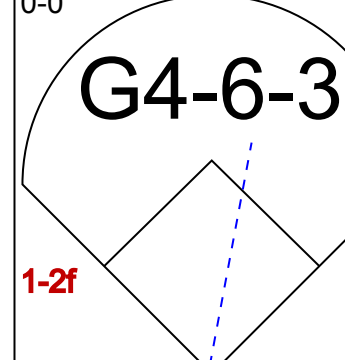

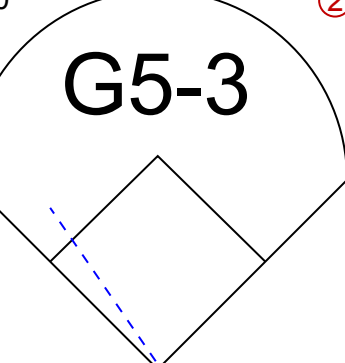
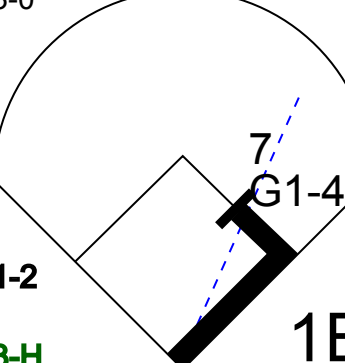


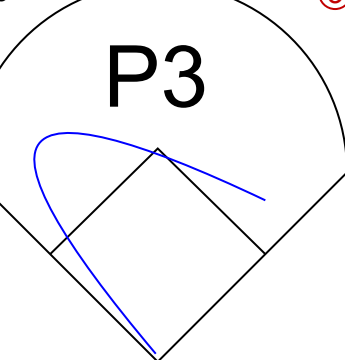
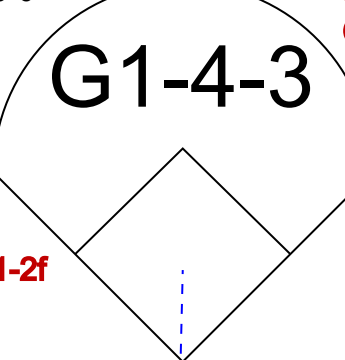

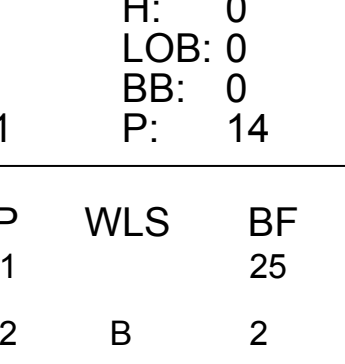
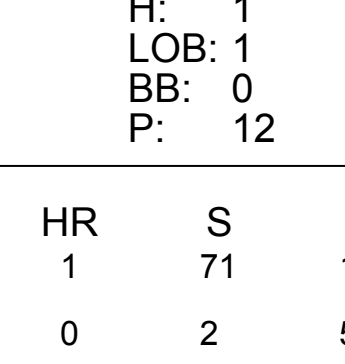
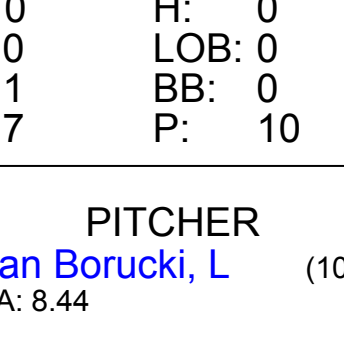
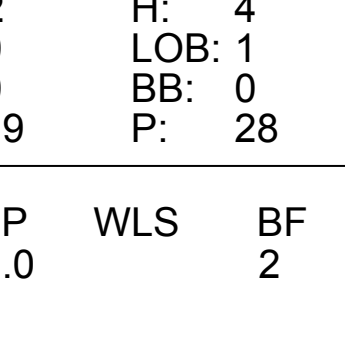
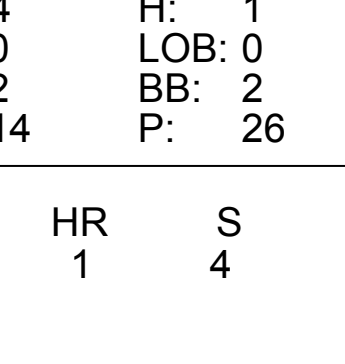






Batter	1	2	3	4	5	6	7	8	9	10	AB	R	H	RBI	BB	SO	LOB	TOP							
4 George Springer, R OBP: 0.341, SLG: 0.500											4	1	1	2	1	2	2								
5 Santiago Espinal, R OBP: 0.340, SLG: 0.431											4	0	1	1	1	0	1								
27 Vladimir Guerrero Jr., R (1, 3) OBP: 0.340, SLG: 0.426											3	0	0	0	2	0	4								
11 Bo Bichette, R OBP: 0.273, SLG: 0.385											5	0	0	0	0	1	3								
37 Teoscar Hernández, R (1, 9) OBP: 0.215, SLG: 0.257											5	0	0	0	0	1	3								
30 Alejandro Kirk, R OBP: 0.344, SLG: 0.324											4	1	1	0	0	0	0								
26 Matt Chapman, R OBP: 0.273, SLG: 0.357											3	1	0	0	1	0	0								
13 Lourdes Gurriel Jr., R OBP: 0.273, SLG: 0.326											3	0	0	0	1	0	2								
7 Bradley Zimmer, L OBP: 0.188, SLG: 0.267											2	0	1	0	0	1	0								
15 Raimel Tapia, L (9, PH) OBP: 0.256, SLG: 0.276											1	0	0	0	0	1	1								
Inning Stats	R: 0 E: 0 K: 2 S: 12	H: 1 LOB: 2 BB: 1 P: 20	R: 0 E: 0 K: 0 S: 6	H: 0 LOB: 0 BB: 0 P: 6	R: 0 E: 0 K: 1 S: 8	H: 1 LOB: 1 BB: 0 P: 14	R: 0 E: 0 K: 1 S: 7	H: 0 LOB: 0 BB: 0 P: 9	R: 0 E: 0 K: 1 S: 7	H: 0 LOB: 0 BB: 0 P: 11	R: 1 E: 0 K: 0 S: 9	H: 1 LOB: 0 BB: 0 P: 15	R: 2 E: 0 K: 0 S: 18	H: 1 LOB: 3 BB: 3 P: 36	R: 0 E: 0 K: 0 S: 7	H: 0 LOB: 0 BB: 0 P: 12	R: 0 E: 0 K: 1 S: 14	H: 0 LOB: 1 BB: 1 P: 22	R: 0 E: 0 K: 0 S: 4	H: 0 LOB: 1 BB: 1 P: 5	1B: 2 2B: 1 3B: 0 HR: 1	SF: 0 SAC: 0 DP: 0 HBP: 1	WP: 0 PB: 0 SB: 0 CS: 0	PA: 41	
PITCHER	IP WLS BF H R ER SO BB IBB HBP BLK WP HR S P ERA WHIP	IP WLS BF H R ER SO BB IBB HBP BLK WP HR S P ERA WHIP	IP WLS BF H R ER SO BB IBB HBP BLK WP HR S P ERA WHIP	IP WLS BF H R ER SO BB IBB HBP BLK WP HR S P ERA WHIP	IP WLS BF H R ER SO BB IBB HBP BLK WP HR S P ERA WHIP	IP WLS BF H R ER SO BB IBB HBP BLK WP HR S P ERA WHIP	IP WLS BF H R ER SO BB IBB HBP BLK WP HR S P ERA WHIP	IP WLS BF H R ER SO BB IBB HBP BLK WP HR S P ERA WHIP	IP WLS BF H R ER SO BB IBB HBP BLK WP HR S P ERA WHIP	IP WLS BF H R ER SO BB IBB HBP BLK WP HR S P ERA WHIP	IP WLS BF H R ER SO BB IBB HBP BLK WP HR S P ERA WHIP	IP WLS BF H R ER SO BB IBB HBP BLK WP HR S P ERA WHIP	IP WLS BF H R ER SO BB IBB HBP BLK WP HR S P ERA WHIP	IP WLS BF H R ER SO BB IBB HBP BLK WP HR S P ERA WHIP	IP WLS BF H R ER SO BB IBB HBP BLK WP HR S P ERA WHIP	IP WLS BF H R ER SO BB IBB HBP BLK WP HR S P ERA WHIP	IP WLS BF H R ER SO BB IBB HBP BLK WP HR S P ERA WHIP	IP WLS BF H R ER SO BB IBB HBP BLK WP HR S P ERA WHIP	IP WLS BF H R ER SO BB IBB HBP BLK WP HR S P ERA WHIP	IP WLS BF H R ER SO BB IBB HBP BLK WP HR S P ERA WHIP	IP WLS BF H R ER SO BB IBB HBP BLK WP HR S P ERA WHIP	IP WLS BF H R ER SO BB IBB HBP BLK WP HR S P ERA WHIP	IP WLS BF H R ER SO BB IBB HBP BLK WP HR S P ERA WHIP	IP WLS BF H R ER SO BB IBB HBP BLK WP HR S P ERA WHIP	IP WLS BF H R ER SO BB IBB HBP BLK WP HR S P ERA WHIP

Toronto Blue Jays @ St. Louis Cardinals
 Busch Stadium, St. Louis, MO
 Mon May 23 2022, 6:46 PM - 10:06 PM CDT
 Att: 36,033 - Cloudy - 68 F

AB 34
 R 3
 H 4
 RBI 3
 BB 6
 SO 6
 LOB 16



Batter	1	2	3	4	5	6	7	8	9	10	AB	R	H	RBI	BB	SO	LOB	BOTTOM							
19 Tommy Edman, S OBP: 0.369, SLG: 0.435											4	1	0	0	1	2	1								
16 Nolan Gorman, L OBP: 0.500, SLG: 0.538											3	0	0	0	1	1	1								
63 Edmundo Sosa, R (10, PH) OBP: 0.309, SLG: 0.280											0	1	0	0	1	0	0								
46 Paul Goldschmidt, R OBP: 0.403, SLG: 0.573											5	1	1	4	0	3	2								
28 Nolan Arenado, R OBP: 0.353, SLG: 0.556											4	1	3	0	0	0	0								
36 Juan Yezzer, R OBP: 0.377, SLG: 0.522											4	1	1	1	0	0	3								
33 Brendan Donovan, L (1, 9) OBP: 0.484, SLG: 0.520											3	1	2	1	1	1	1								
26 Corey Dickerson, L (1, 7) OBP: 0.356, SLG: 0.231											4	0	1	0	0	0	3								
21 Lars Nootbaar, L (10, PR) OBP: 0.263, SLG: 0.125											0	1	0	0	0	0	0								
48 Harrison Bader, R OBP: 0.301, SLG: 0.366											4	0	1	1	0	1	1								
7 Andrew Knizner, R OBP: 0.356, SLG: 0.359											3	0	1	0	0	0	2								
5 Albert Pujols, R (10, PH) OBP: 0.329, SLG: 0.439											1	0	0	0	0	1	1								
Inning Stats	R: 0 E: 0 K: 3 S: 11	H: 0 LOB: 0 BB: 0 P: 14	R: 1 E: 0 K: 0 S: 12	H: 2 LOB: 1 BB: 0 P: 19	R: 0 E: 0 K: 2 S: 12	H: 1 LOB: 1 BB: 0 P: 16	R: 0 E: 0 K: 1 S: 8	H: 1 LOB: 1 BB: 0 P: 12	R: 0 E: 0 K: 0 S: 4	H: 0 LOB: 0 BB: 0 P: 8	R: 0 E: 0 K: 1 S: 7	H: 0 LOB: 0 BB: 0 P: 10	R: 2 E: 0 K: 0 S: 19	H: 4 LOB: 1 BB: 0 P: 28	R: 0 E: 0 K: 0 S: 5	H: 0 LOB: 0 BB: 1 P: 12	R: 0 E: 0 K: 0 S: 6	H: 1 LOB: 1 BB: 1 P: 7	R: 4 E: 0 K: 2 S: 14	H: 1 LOB: 0 BB: 2 P: 26	1B: 6 2B: 3 3B: 0 HR: 2	SF: 0 SAC: 0 DP: 4 HBP: 0	WP: 1 PB: 0 SB: 0 CS: 1	PA: 39	
PITCHER	IP WLS BF H R ER SO BB IBB HBP BLK WP HR S P ERA WHIP	IP WLS BF H R ER SO BB IBB HBP BLK WP HR S P ERA WHIP	IP WLS BF H R ER SO BB IBB HBP BLK WP HR S P ERA WHIP	IP WLS BF H R ER SO BB IBB HBP BLK WP HR S P ERA WHIP	IP WLS BF H R ER SO BB IBB HBP BLK WP HR S P ERA WHIP	IP WLS BF H R ER SO BB IBB HBP BLK WP HR S P ERA WHIP	IP WLS BF H R ER SO BB IBB HBP BLK WP HR S P ERA WHIP	IP WLS BF H R ER SO BB IBB HBP BLK WP HR S P ERA WHIP	IP WLS BF H R ER SO BB IBB HBP BLK WP HR S P ERA WHIP	IP WLS BF H R ER SO BB IBB HBP BLK WP HR S P ERA WHIP	IP WLS BF H R ER SO BB IBB HBP BLK WP HR S P ERA WHIP	IP WLS BF H R ER SO BB IBB HBP BLK WP HR S P ERA WHIP	IP WLS BF H R ER SO BB IBB HBP BLK WP HR S P ERA WHIP	IP WLS BF H R ER SO BB IBB HBP BLK WP HR S P ERA WHIP	IP WLS BF H R ER SO BB IBB HBP BLK WP HR S P ERA WHIP	IP WLS BF H R ER SO BB IBB HBP BLK WP HR S P ERA WHIP	IP WLS BF H R ER SO BB IBB HBP BLK WP HR S P ERA WHIP	IP WLS BF H R ER SO BB IBB HBP BLK WP HR S P ERA WHIP	IP WLS BF H R ER SO BB IBB HBP BLK WP HR S P ERA WHIP	IP WLS BF H R ER SO BB IBB HBP BLK WP HR S P ERA WHIP	IP WLS BF H R ER SO BB IBB HBP BLK WP HR S P ERA WHIP	IP WLS BF H R ER SO BB IBB HBP BLK WP HR S P ERA WHIP	IP WLS BF H R ER SO BB IBB HBP BLK WP HR S P ERA WHIP	IP WLS BF H R ER SO BB IBB HBP BLK WP HR S P ERA WHIP	IP WLS BF H R ER SO BB IBB HBP BLK WP HR S P ERA WHIP

Toronto Blue Jays @ St. Louis Cardinals
 Busch Stadium, St. Louis, MO
 Mon May 23 2022, 6:46 PM - 10:06 PM CDT
 Att: 36,033 - Cloudy - 68 F

AB 35
 R 7
 H 10
 RBI 7
 BB 4
 SO 9
 LOB 15



Batter	1	2	3	4	5	6	7	8	9	AB R H RBI BB SO LOB	TOP									
16 Koltan Wong, L OBP: 0.304, SLG: 0.362	F9	P6		22 BB 24 1B		K		G4-3		5 1 1 0 0 1 2	Milwaukee Brewers @ St. Louis Cardinals Busch Stadium, St. Louis, MO Thu May 26 2022, 6:47 PM - 10:07 PM CDT Att: 35,107 - Overcast - 64 F livebaseballscorecards.com									
2 Luis Urias, R OBP: 0.371, SLG: 0.440	HR	E6		F8		G5-3		K		5 1 1 1 0 1 2										
22 Christian Yelich, L OBP: 0.333, SLG: 0.492	K			24 1B				K		4 0 2 1 1 2 0										
24 Andrew McCutchen, R OBP: 0.312, SLG: 0.375	15 1B			BB				F8		5 1 2 1 0 1 3										
11 Rowdy Tellez, L OBP: 0.317, SLG: 0.507	15 1B			BB				F7		4 0 1 0 0 0 3										
15 Tyrone Taylor, R OBP: 0.283, SLG: 0.429	1B			1B				FC6-4		4 0 1 1 0 0 1										
10 Omar Narváez, L OBP: 0.343, SLG: 0.374	G5-3			1B				G4-3		4 0 2 0 0 0 2										
6 Lorenzo Cain, R OBP: 0.246, SLG: 0.221		L8		F8		G5-4-3		14 G3-1		4 0 1 0 0 0 2										
14 Jace Peterson, L OBP: 0.292, SLG: 0.340		2B		F7		G5-3		G3-1		4 1 1 0 0 0 1										
Inning Stats	R: 2 H: 4 E: 0 K: 1 S: 16	LOB: 2 BB: 0 P: 23	R: 1 H: 2 E: 1 K: 1 S: 22	LOB: 2 BB: 1 P: 29	R: 0 H: 1 E: 0 K: 0 S: 9	LOB: 1 BB: 0 P: 12	R: 1 H: 2 E: 0 K: 0 S: 14	LOB: 2 BB: 1 P: 22	R: 0 H: 0 E: 0 K: 1 S: 8	LOB: 0 BB: 0 P: 13		R: 0 H: 1 E: 0 K: 0 S: 12	LOB: 1 BB: 0 P: 18	R: 0 H: 1 E: 0 K: 0 S: 6	LOB: 1 BB: 0 P: 13	R: 0 H: 0 E: 0 K: 2 S: 7	LOB: 0 BB: 0 P: 11	1B: 8 2B: 3 3B: 0 HR: 1	SF: 0 SAC: 0 DP: 1 HBP: 0	WP: 0 PB: 0 SB: 0 CS: 0
PITCHER	IP WLS BF H R ER SO BB IBB HBP BLK WP HR S P ERA WHIP											IP WLS BF H R ER SO BB IBB HBP BLK WP HR S P ERA WHIP								
50 Adam Wainwright, R ERA: 3.12	5.0 L 26 10 4 3 2 1 0 0 0 0 0 1 70 100 5.40 2.200																			
53 Andrés Palante, R ERA: 0.82	3.0 11 2 0 0 1 0 0 0 0 0 0 26 44 0.00 0.667																			
65 Giovanny Gallegos, R ERA: 3.24	1.0 3 0 0 0 2 0 0 0 0 0 0 7 11 0.00 0.000																			

Batter	1	2	3	4	5	6	7	8	9	AB R H RBI BB SO LOB	BOTTOM									
19 Tommy Edman, S OBP: 0.373, SLG: 0.448	28 F9 5 1B	46 BB		F8				L6		5 1 3 0 0 0 0	Milwaukee Brewers @ St. Louis Cardinals Busch Stadium, St. Louis, MO Thu May 26 2022, 6:47 PM - 10:07 PM CDT Att: 35,107 - Overcast - 64 F livebaseballscorecards.com									
46 Paul Goldschmidt, R OBP: 0.416, SLG: 0.591	5 1B	36 SF8		G4-3				HR		4 2 2 1 1 1 1										
28 Nolan Arenado, R OBP: 0.352, SLG: 0.535	F9			G4-3				F7		3 0 0 0 2 0 2										
5 Albert Pujols, R OBP: 0.346, SLG: 0.435	4 BB			FC6-4				BB		3 0 1 1 1 0 5										
36 Juan Ypez, R OBP: 0.337, SLG: 0.468	SF8			P4				P3		4 0 0 1 0 0 4										
4 Yadier Molina, R OBP: 0.250, SLG: 0.330	BB			F8				P5		2 0 0 0 2 0 0										
48 Harrison Bader, R OBP: 0.299, SLG: 0.366	P2			L5				P3		4 0 1 0 0 0 3										
63 Edmundo Sosa, R OBP: 0.293, SLG: 0.245		G4-3		P3				1B		2 0 0 0 0 0 0										
16 Nolan Gorman, L OBP: 0.364, SLG: 0.368				G4-3				K		2 0 0 0 0 2 2										
33 Brendan Donovan, L OBP: 0.444, SLG: 0.466		K		G6-3				G4-3		4 0 0 0 0 1 2										
Inning Stats	R: 2 H: 2 E: 0 K: 0 S: 12	LOB: 2 BB: 2 P: 26	R: 0 H: 2 E: 0 K: 1 S: 22	LOB: 1 BB: 1 P: 33	R: 0 H: 0 E: 0 K: 0 S: 9	LOB: 0 BB: 0 P: 12	R: 0 H: 0 E: 0 K: 0 S: 9	LOB: 0 BB: 0 P: 13	R: 0 H: 0 E: 0 K: 1 S: 10	LOB: 1 BB: 1 P: 18	R: 1 H: 1 E: 0 K: 0 S: 14	LOB: 1 BB: 0 P: 21	R: 0 H: 1 E: 0 K: 1 S: 8	LOB: 1 BB: 0 P: 11	R: 0 H: 1 E: 0 K: 1 S: 15	LOB: 2 BB: 1 P: 23	1B: 5 2B: 1 3B: 0 HR: 1	SF: 1 SAC: 0 DP: 0 HBP: 1	WP: 0 PB: 0 SB: 0 CS: 0	PA: 41
PITCHER	IP WLS BF H R ER SO BB IBB HBP BLK WP HR S P ERA WHIP											IP WLS BF H R ER SO BB IBB HBP BLK WP HR S P ERA WHIP								
52 Eric Lauer, L ERA: 2.31	5.0 W 23 4 2 2 2 1 0 0 0 0 0 10 18 0.00 1.000																			
57 Trevor Kelley, R ERA	1.0 H 4 0 0 0 1 1 0 0 0 0 0 10 18 0.00 1.000																			
48 Trevor Gott, R ERA: 2.65	1.0 H 5 1 1 1 0 0 0 0 1 0 0 1 14 21 9.00 1.000																			
45 Brad Boxberger, R ERA: 2.78	1.0 H 4 1 0 0 1 0 0 0 0 0 0 8 11 0.00 1.000																			
71 Josh Hader, L ERA	1.0 S 5 1 0 0 1 1 0 0 0 0 0 0 15 23 0.00 2.000																			

Batter	1	2	3	4	5	6	7	8	9	AB	R	H	RBI	BB	SO	LOB	TOP										
16 Koltan Wong, L (1,4) OBP: 0.307, SLG: 0.364										5	0	2	0	0	1	1	Milwaukee Brewers @ St. Louis Cardinals Busch Stadium, St. Louis, MO Fri May 27 2022, 7:16 PM - 10:10 PM CDT Att: 39,077 - Cloudy - 67 F										
2 Luis Urias, R (1,6) OBP: 0.396, SLG: 0.430										4	0	1	0	0	0	3											
22 Christian Yelich, L (1,7) OBP: 0.337, SLG: 0.396										2	0	0	0	2	1	1											
24 Andrew McCutchen, R (1,9) OBP: 0.303, SLG: 0.364										4	0	0	0	0	1	6											
11 Rowdy Tellez, L (1,3) OBP: 0.309, SLG: 0.493										4	0	0	0	0	1	0											
15 Tyrone Taylor, R (1,8) OBP: 0.291, SLG: 0.431										4	1	2	0	0	1	0											
10 Omar Narváez, L (1,2) OBP: 0.349, SLG: 0.379										4	0	2	0	0	0	1											
18 Keston Hiura, R (1,10) OBP: 0.350, SLG: 0.481										3	1	1	2	1	1	3											
14 Jace Peterson, L (1,5) OBP: 0.296, SLG: 0.337										1	0	0	0	1	1	1											
20 Mike Brosseau, R (7,PH) OBP: 0.393, SLG: 0.491										2	0	0	0	0	1	0											
Inning Stats	R: 0 E: 0 K: 1 S: 10	H: 1 LOB: 1 BB: 0 P: 17	R: 0 E: 0 K: 0 S: 9	H: 2 LOB: 2 BB: 0 P: 15	R: 0 E: 0 K: 1 S: 16	H: 1 LOB: 2 BB: 2 P: 31	R: 0 E: 0 K: 0 S: 8	H: 0 LOB: 0 BB: 0 P: 10	R: 0 E: 0 K: 1 S: 15	H: 1 LOB: 3 BB: 2 P: 27	R: 0 E: 0 K: 2 S: 11	H: 0 LOB: 0 BB: 0 P: 16	R: 0 E: 0 K: 0 S: 9	H: 0 LOB: 0 BB: 0 P: 13	R: 0 E: 0 K: 2 S: 11	H: 0 LOB: 0 BB: 0 P: 14	R: 2 E: 0 K: 1 S: 12	H: 2 LOB: 0 BB: 0 P: 19	1B: 7 2B: 1 3B: 0 HR: 1	SF: 0 SAC: 0 DP: 2 HBP: 0	WP: 0 PB: 0 SB: 0 CS: 1	PA: 37					
PITCHER	IP	WLS	BF	H	R	ER	SO	BB	IBB	HBP	BLK	WP	HR	S	P	ERA	WHIP										
43 Dakota Hudson, R (1,1) ERA: 3.22	4.2		21	5	0	0	3	4	0	0	0	0	0	56	97	0.00	1.929										
34 Drew VerHagen, R (5,1) ERA: 3.65	0.1	W	1	0	0	0	0	0	0	0	0	0	0	2	3	0.00	0.000										
92 Génesis Cabrera, L (6,1) ERA: 2.25	2.0	H	7	1	0	0	2	0	0	0	0	0	0	20	29	0.00	0.500										
38 Kodi Whitley, R (8,1) ERA: 5.96	1.1		6	2	2	2	2	0	0	0	0	0	1	18	26	13.50	1.500										
56 Ryan Helsley, R (9,1) ERA:	0.2	S	2	0	0	0	1	0	0	0	0	0	0	5	7	0.00	0.000										

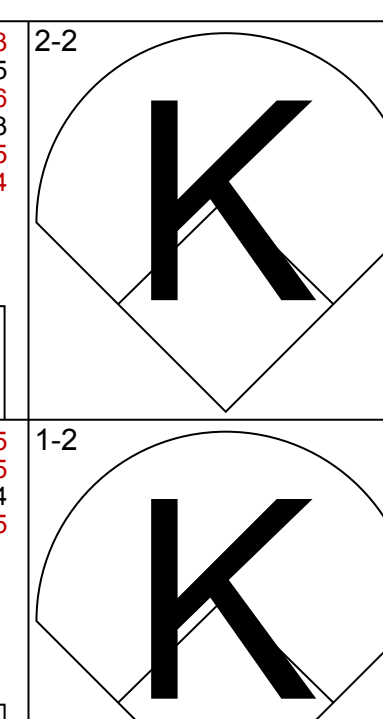
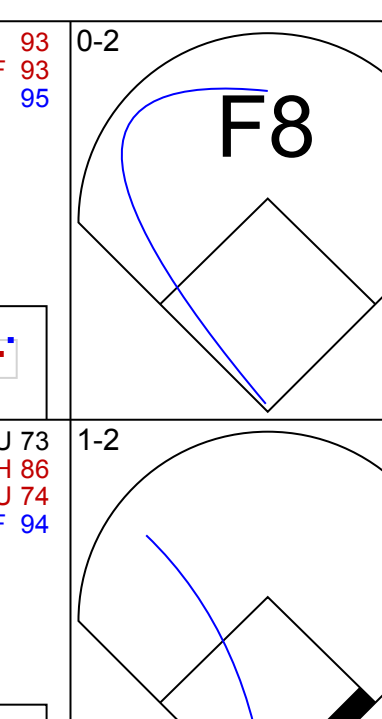
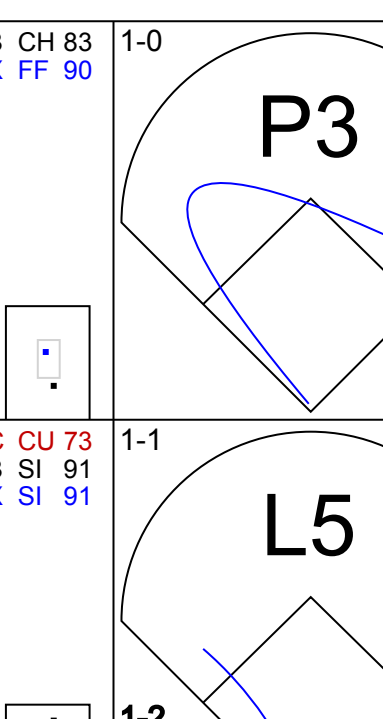
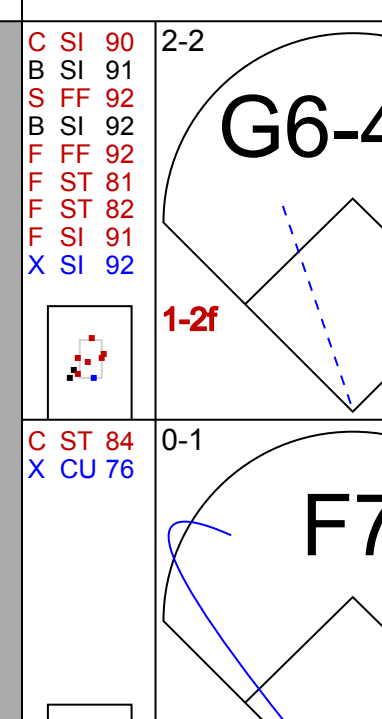
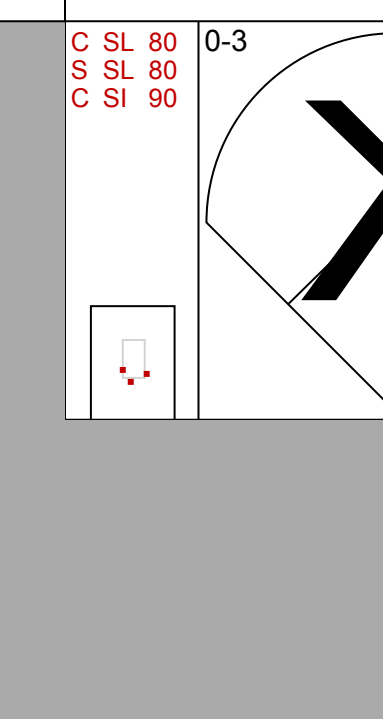
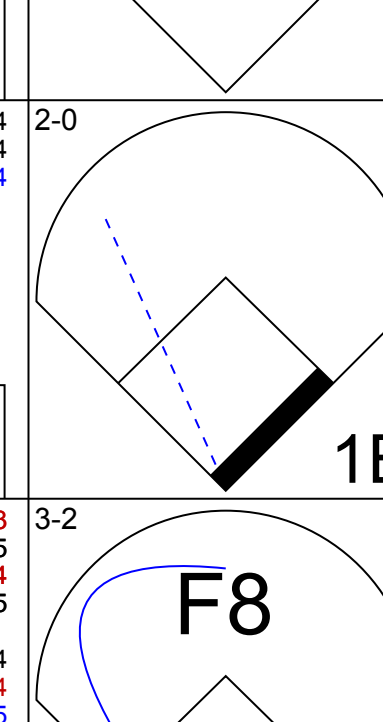
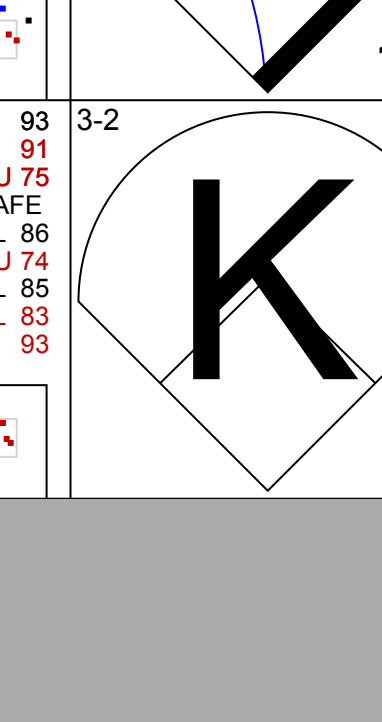
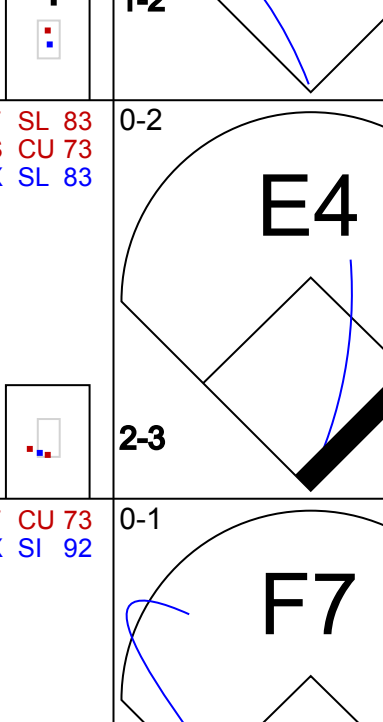




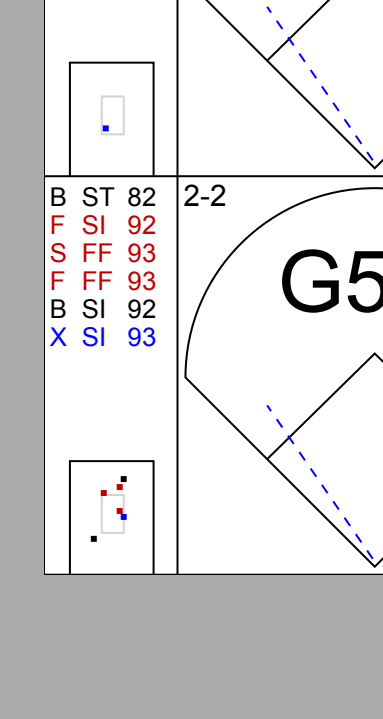

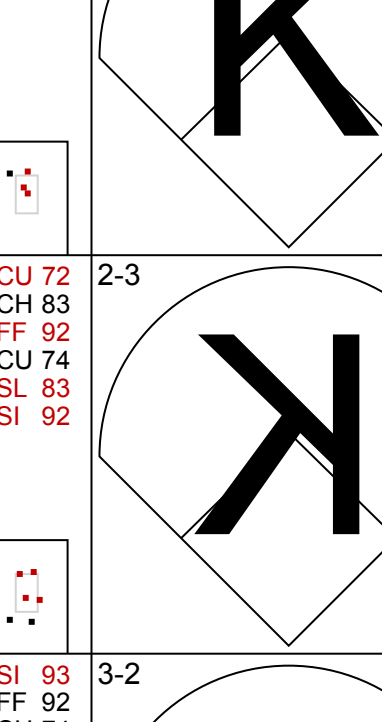


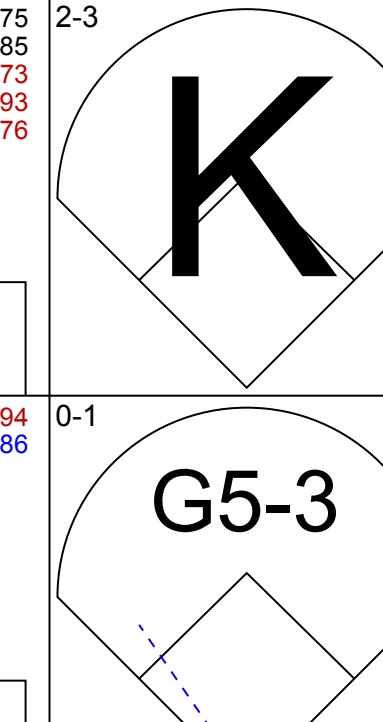
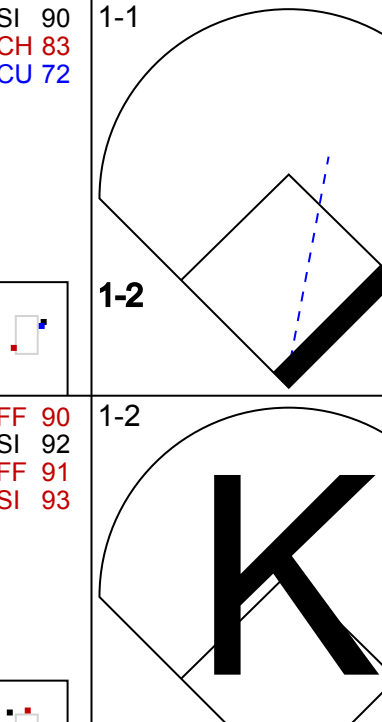

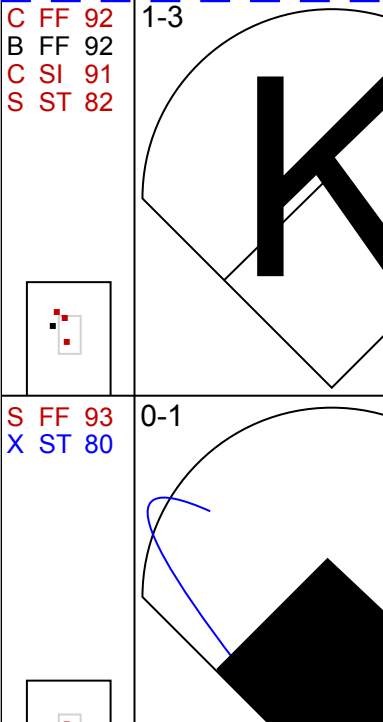
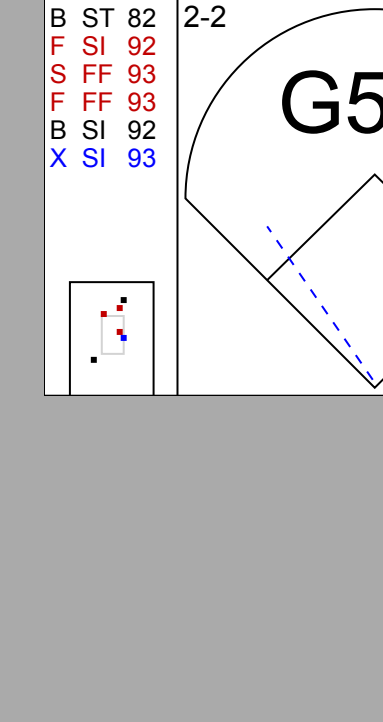
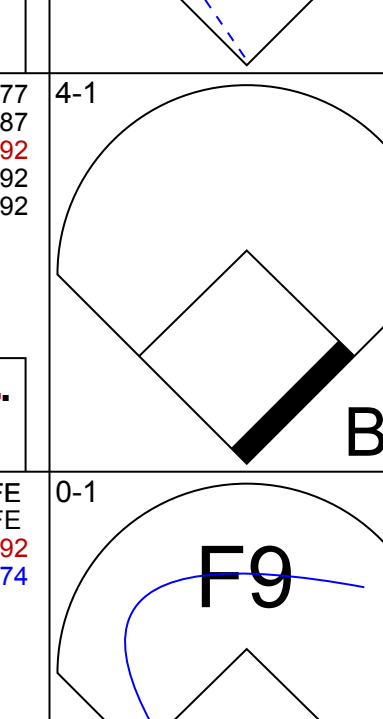
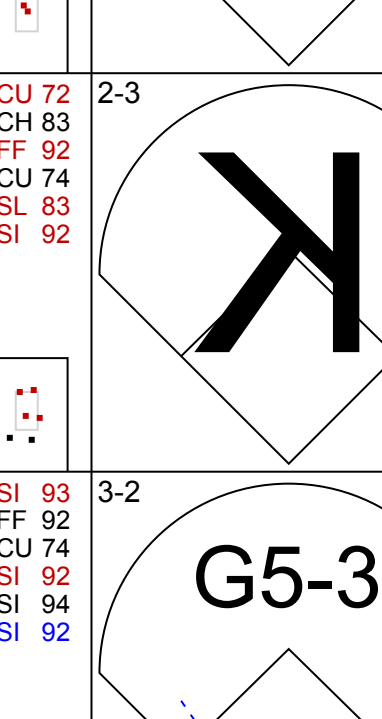
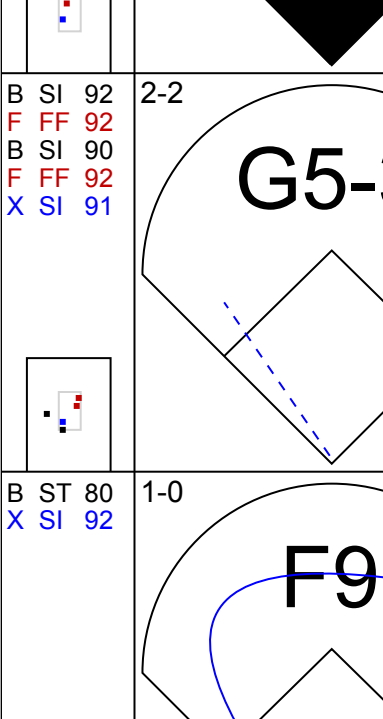
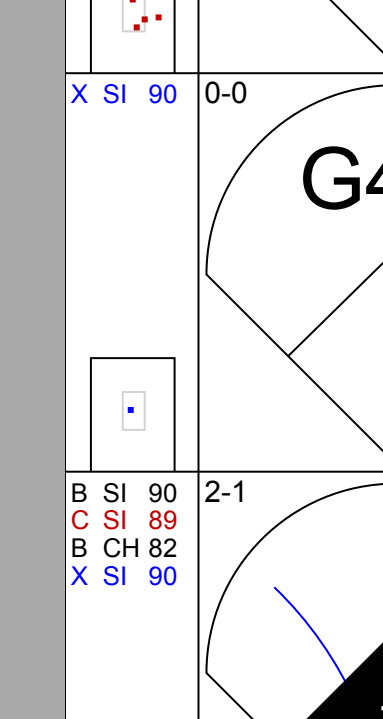
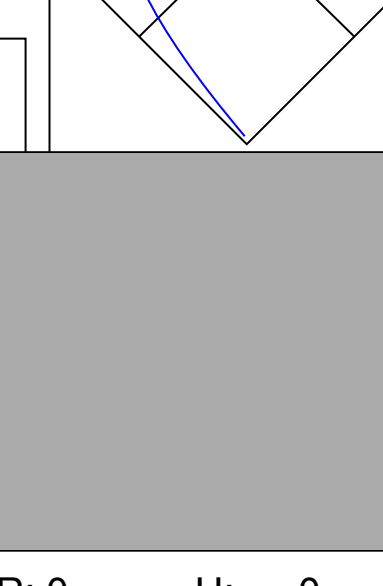
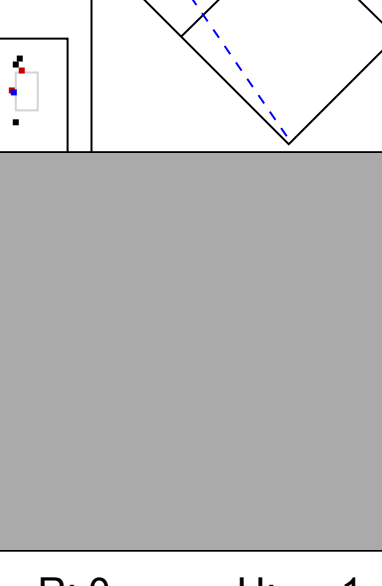
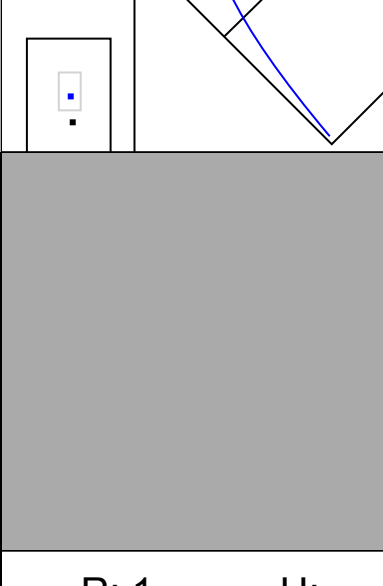
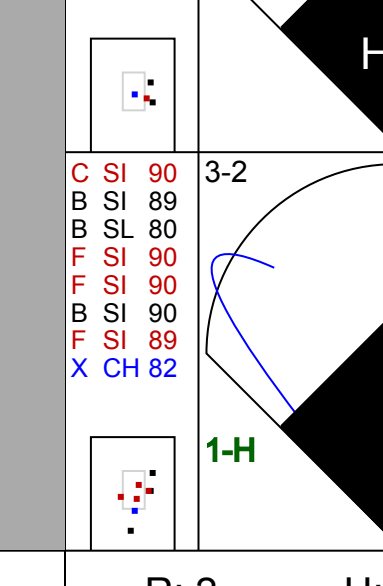
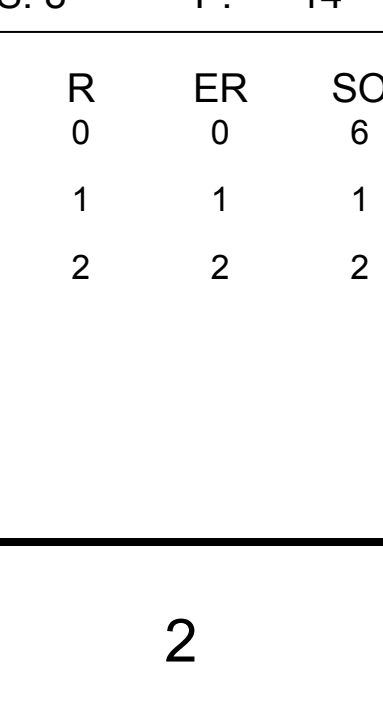



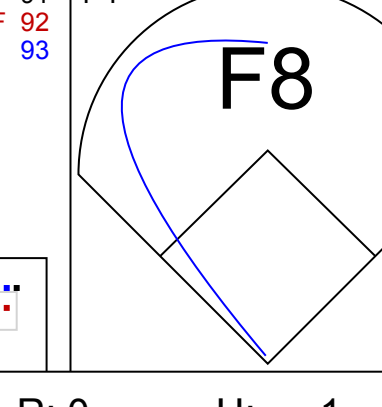
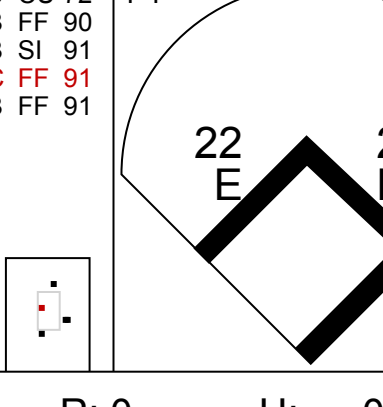

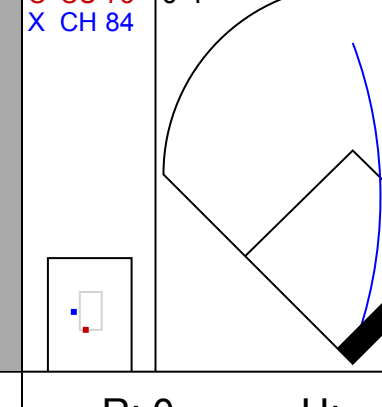
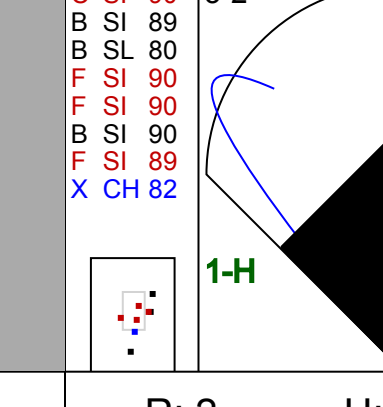
Batter	1	2	3	4	5	6	7	8	9	AB	R	H	RBI	BB	SO	LOB	BOTTOM										
19 Tommy Edman, S (1,6) OBP: 0.365, SLG: 0.437										4	0	0	0	0	1	3	Milwaukee Brewers @ St. Louis Cardinals Busch Stadium, St. Louis, MO Fri May 27 2022, 7:16 PM - 10:10 PM CDT Att: 39,077 - Cloudy - 67 F										
46 Paul Goldschmidt, R (1,3) OBP: 0.413, SLG: 0.601										4	1	1	2	0	3	0											
28 Nolan Arenado, R (1,5) OBP: 0.350, SLG: 0.525										3	0	0	0	1	0	0											
5 Albert Pujols, R (1,10) OBP: 0.329, SLG: 0.411										4	0	0	0	0	0	2											
36 Juan Ypez, R (1,7) OBP: 0.337, SLG: 0.463										3	1	1	0	0	1	0											
16 Nolan Gorman, L (1,4) OBP: 0.333, SLG: 0.333										2	0	0	0	0	1	0											
63 Edmundo Sosa, R (7,PH) OBP: 0.305, SLG: 0.296										1	1	1	1	0	0	0											
7 Andrew Knizner, R (1,2) OBP: 0.350, SLG: 0.343										3	0	0	0	0	0	1											
21 Lars Nootbaar, L (1,9) OBP: 0.227, SLG: 0.105										3	0	0	1	0	1	0											
48 Harrison Bader, R (1,8) OBP: 0.306, SLG: 0.372										3	1	2	0	0	0	0											
Inning Stats	R: 0 E: 0 K: 1 S: 13	H: 0 LOB: 1 BB: 1 P: 19	R: 0 E: 0 K: 0 S: 8	H: 0 LOB: 0 BB: 0 P: 11	R: 2 E: 0 K: 1 S: 11	H: 2 LOB: 0 BB: 0 P: 19	R: 0 E: 0 K: 0 S: 5	H: 0 LOB: 0 BB: 0 P: 8	R: 0 E: 1 K: 2 S: 12	H: 0 LOB: 1 BB: 0 P: 15	R: 2 E: 0 K: 0 S: 12	H: 3 LOB: 1 BB: 0 P: 18	R: 0 E: 0 K: 1 S: 8	H: 0 LOB: 0 BB: 0 P: 12	R: 0 E: 0 K: 1 S: 8	H: 0 LOB: 0 BB: 0 P: 12	1B: 3 2B: 1 3B: 1 HR: 1	SF: 0 SAC: 0 DP: 1 HBP: 0	WP: 0 PB: 0 SB: 2 CS: 0	PA: 31							
PITCHER	IP	WLS	BF	H	R	ER	SO	BB	IBB	HBP	BLK	WP	HR	S	P	ERA	WHIP										
53 Brandon Woodruff, R (1,1) ERA: 4.74	4.0	L	15	2	2	4	4	1	0	0	0	0	0	41	61	4.50	0.750										
46 Luis Perdomo, R (5,1) ERA: 1.74	2.0		7	0	0	0	2	0	0	0	0	0	0	17	23	0.00	0.000										
35 Brent Suter, L (7,1) ERA: 5.63	2.0		9	3	2	2	1	0	0	0	0	0	0	20	30	9.00	1.500										

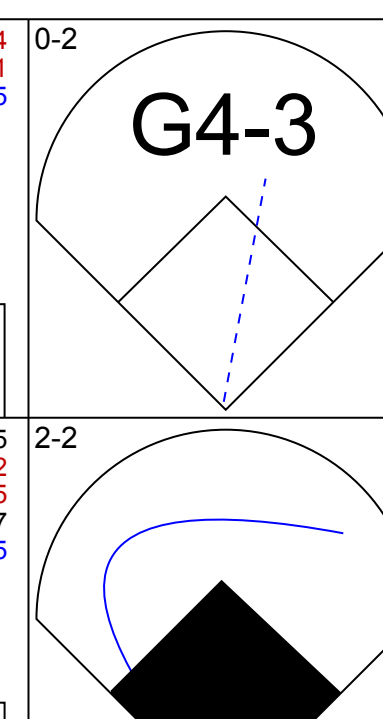
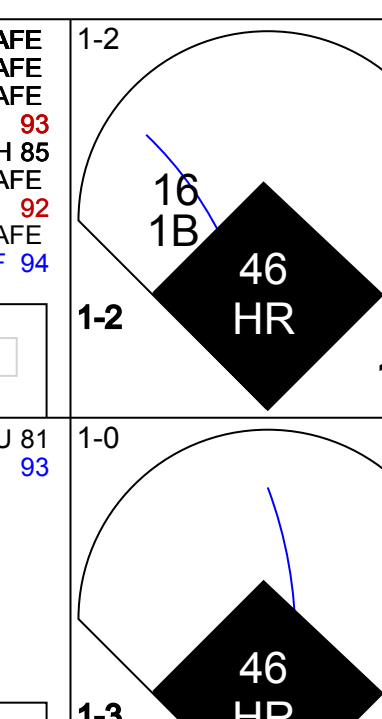
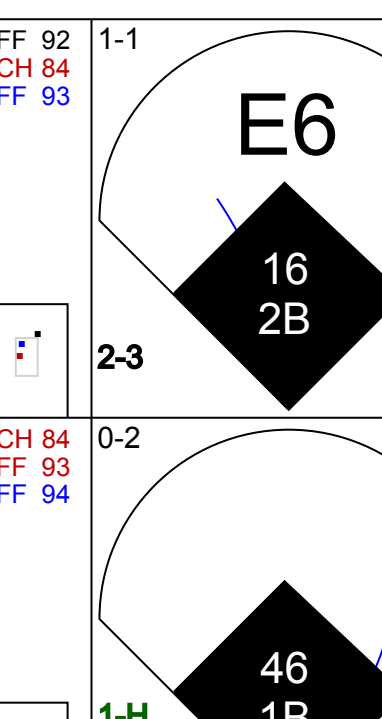
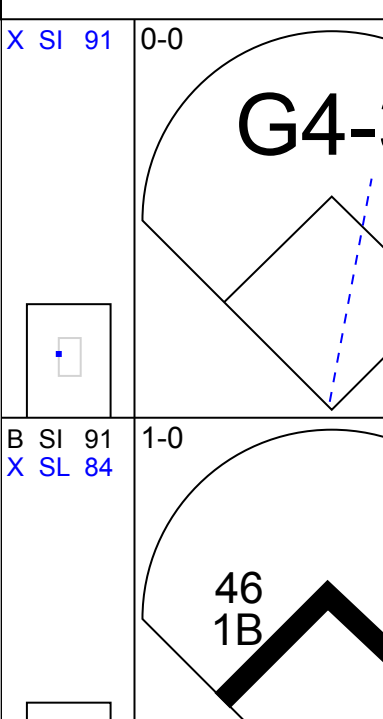
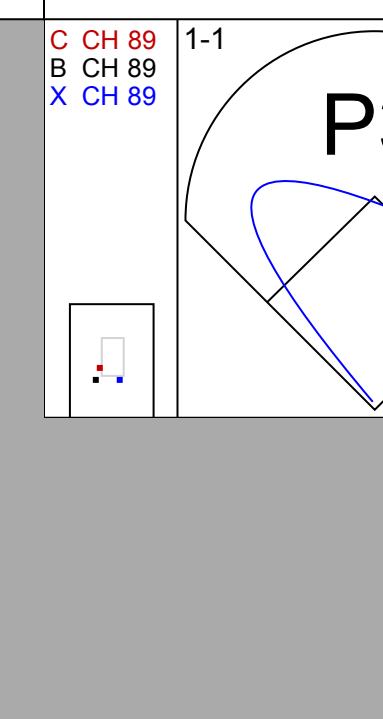
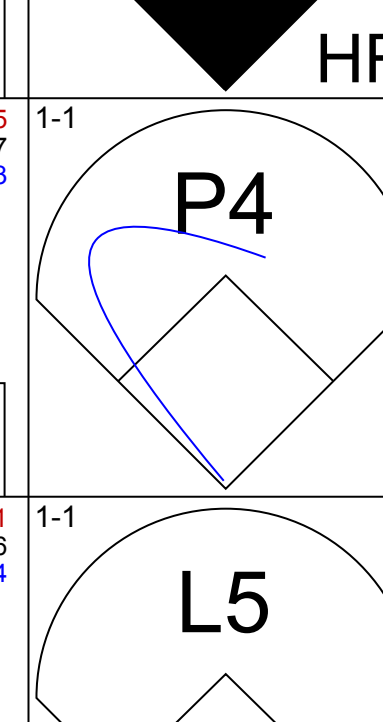
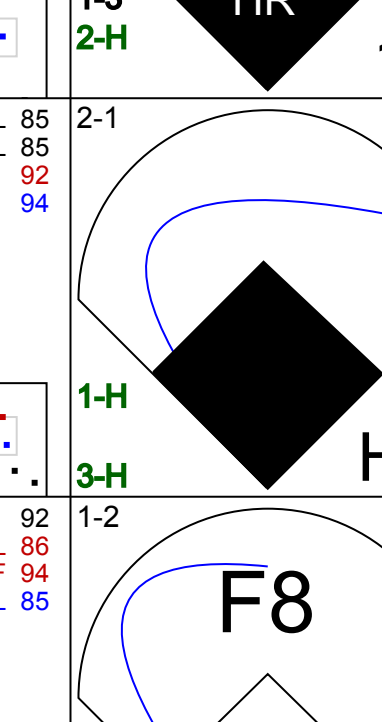
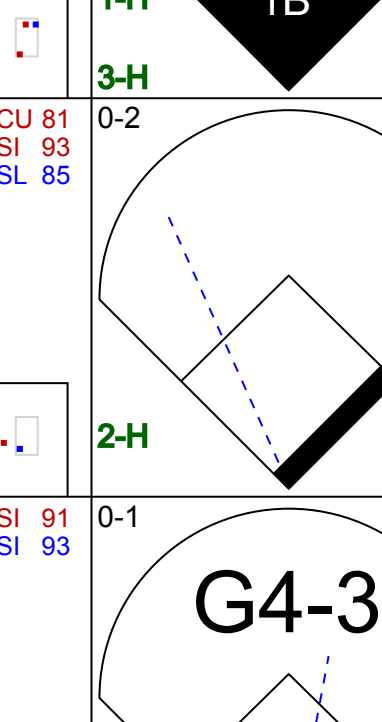
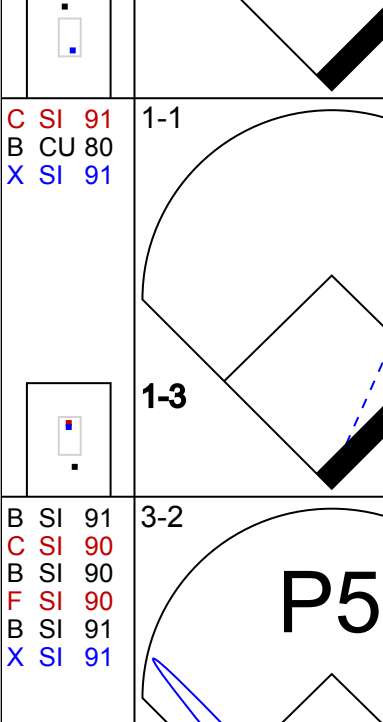

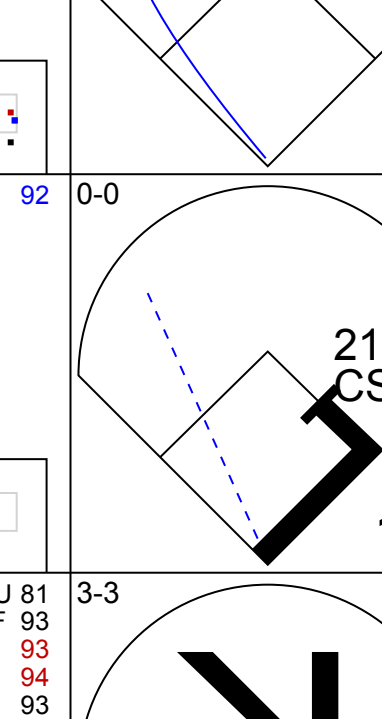



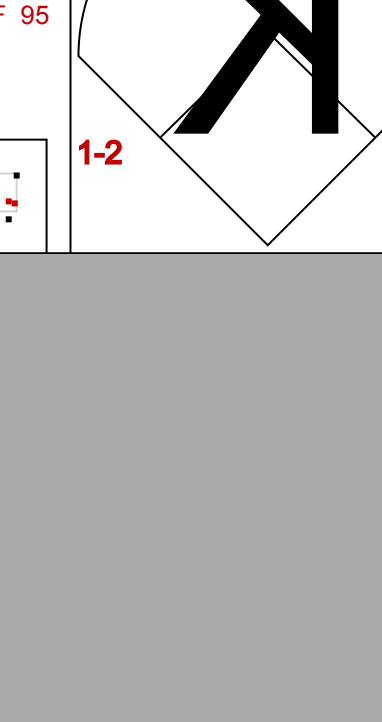
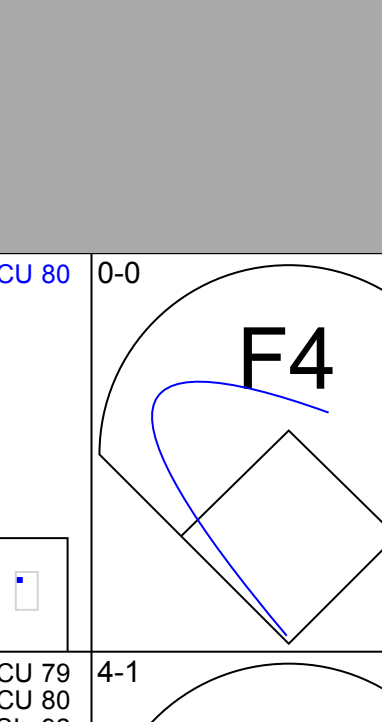

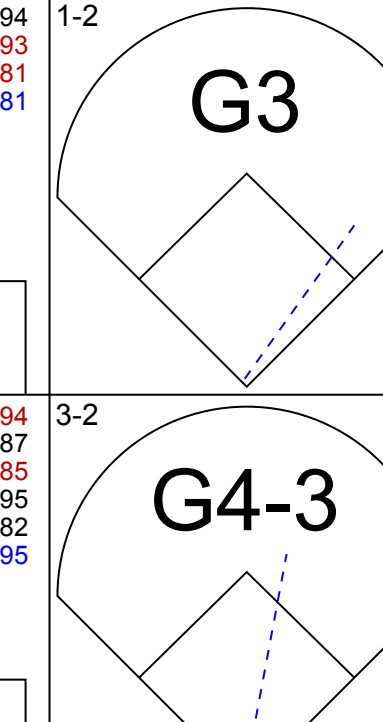
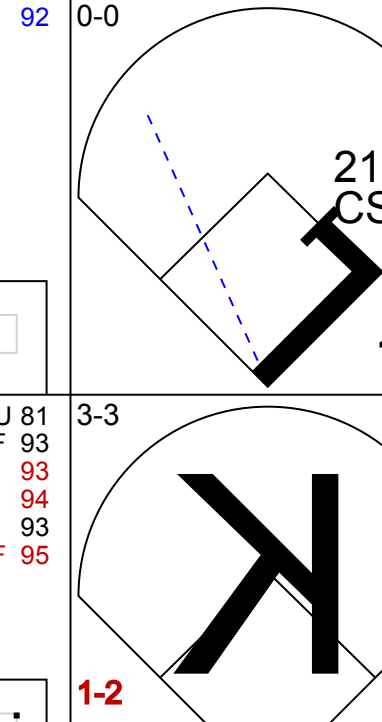

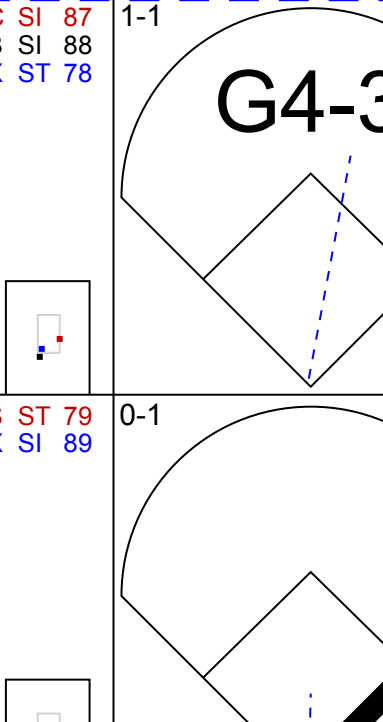
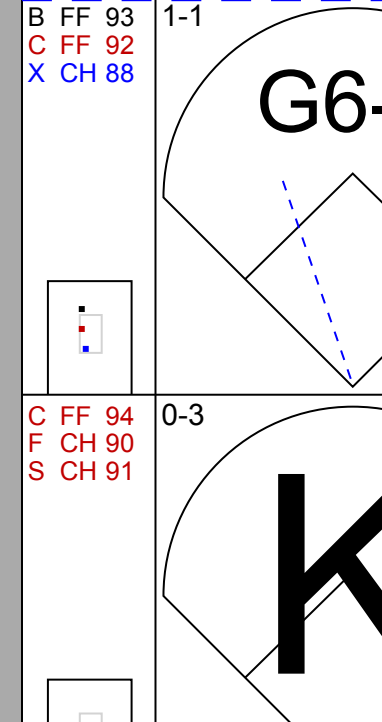
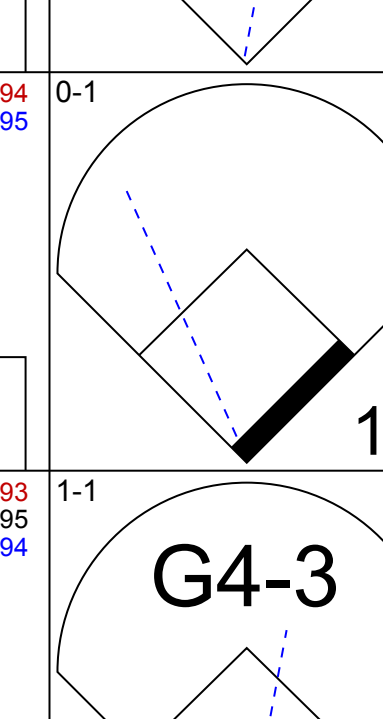

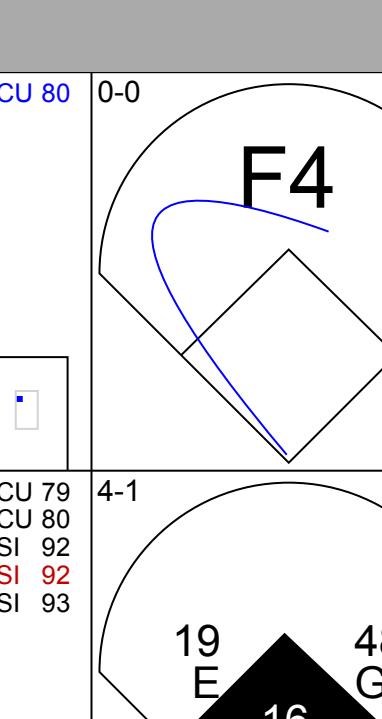
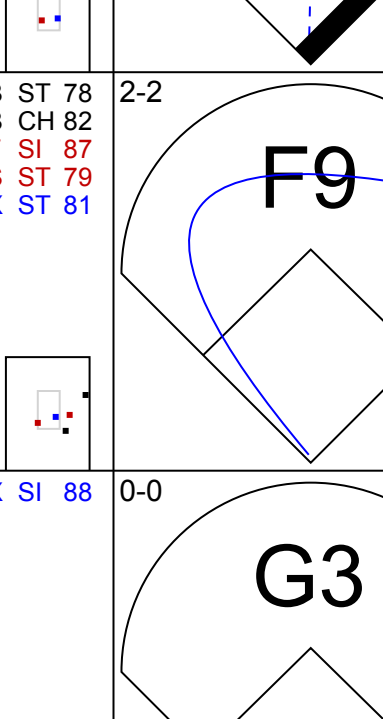
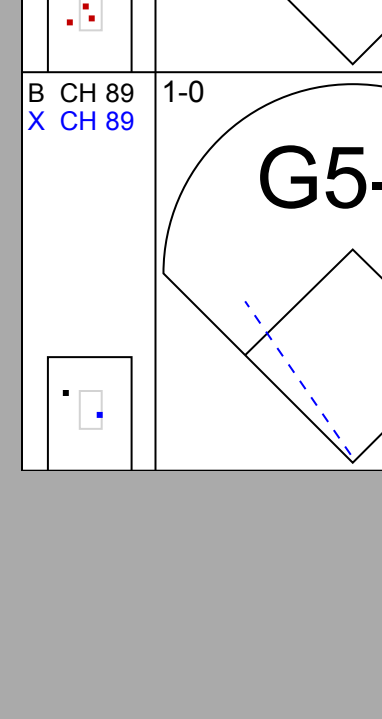

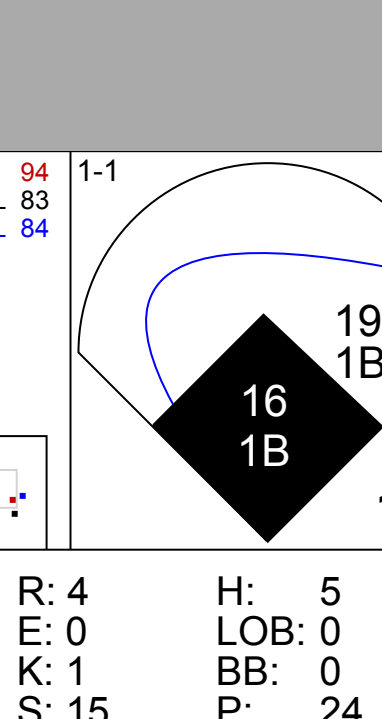
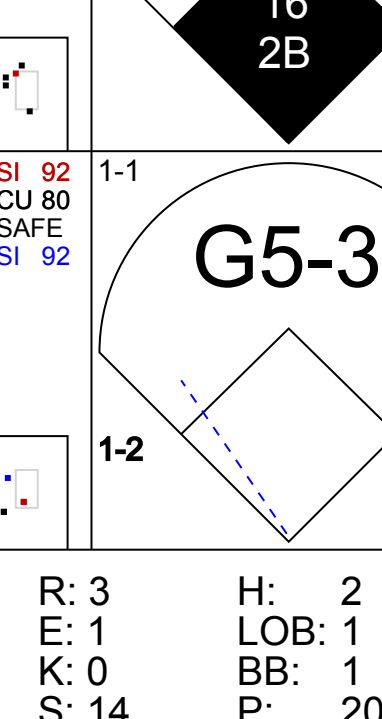
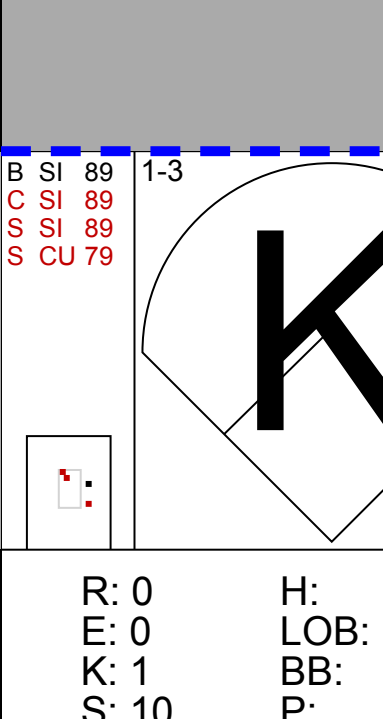
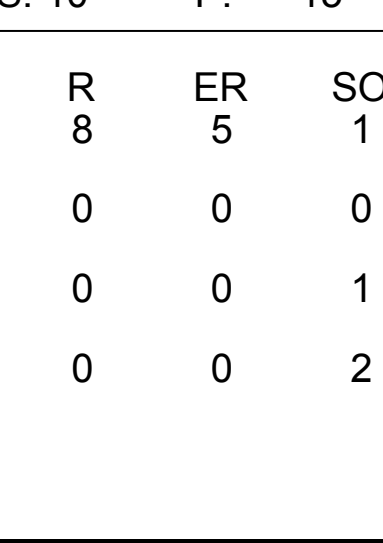
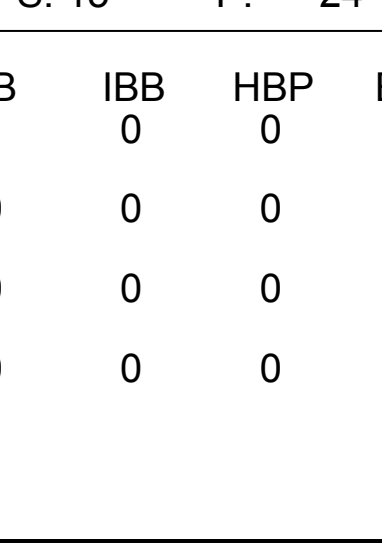
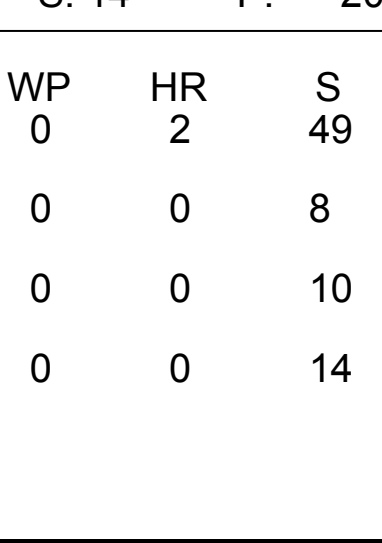

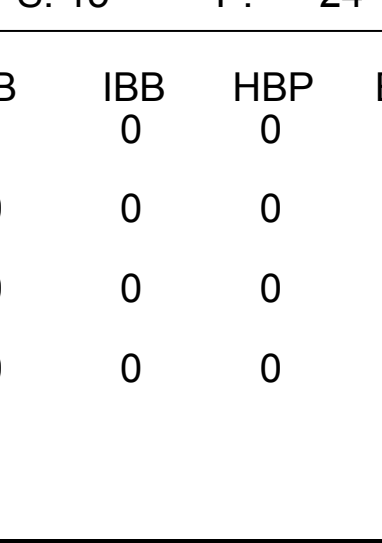
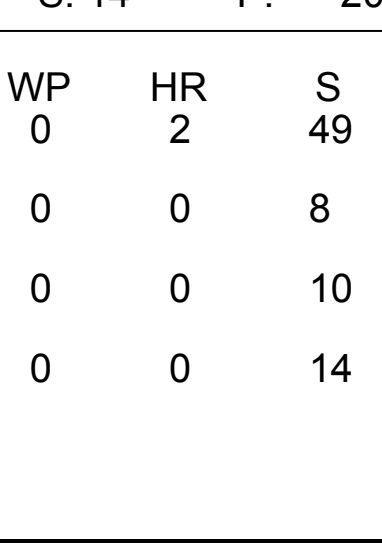
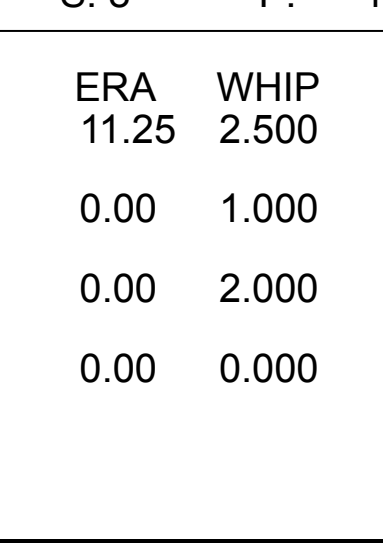


AB	33
R	2
H	8
RBI	2
BB	4
SO	8
LOB	16



AB	30
R	4
H	5
RBI	4
BB	1
SO	7
LOB	6

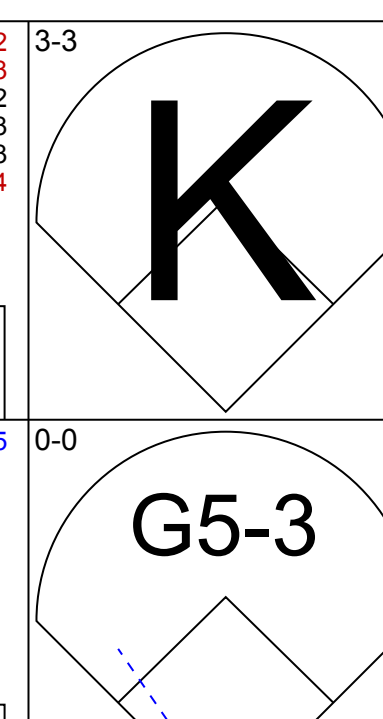
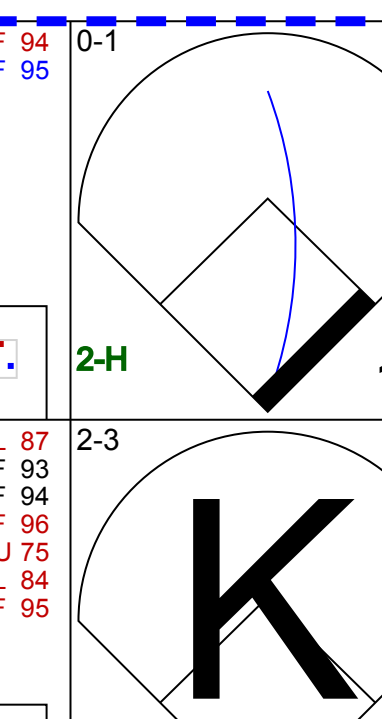
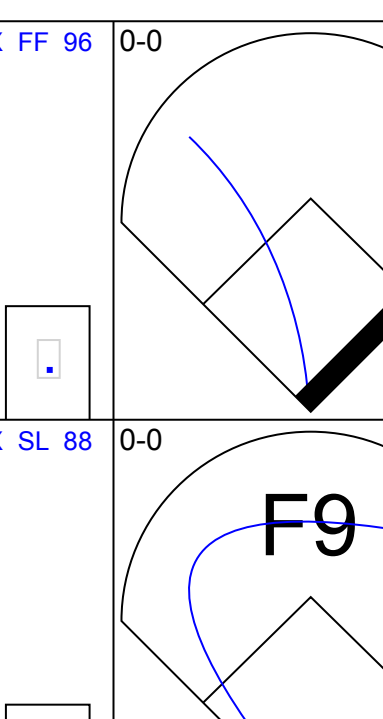
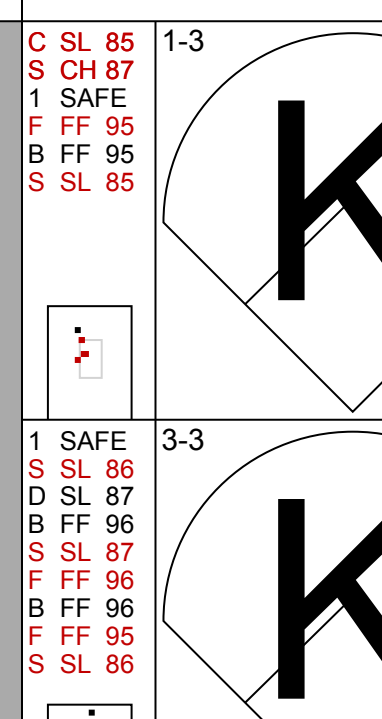
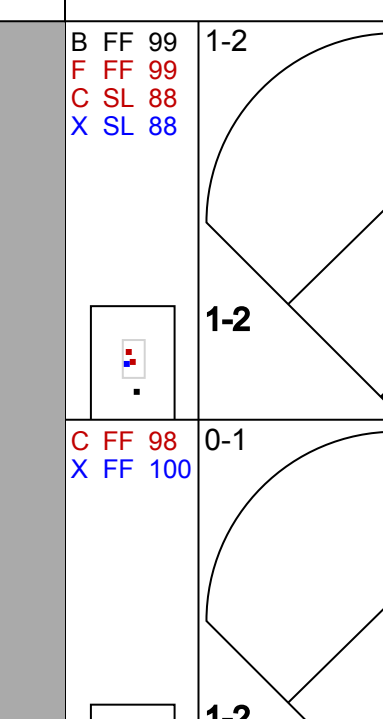
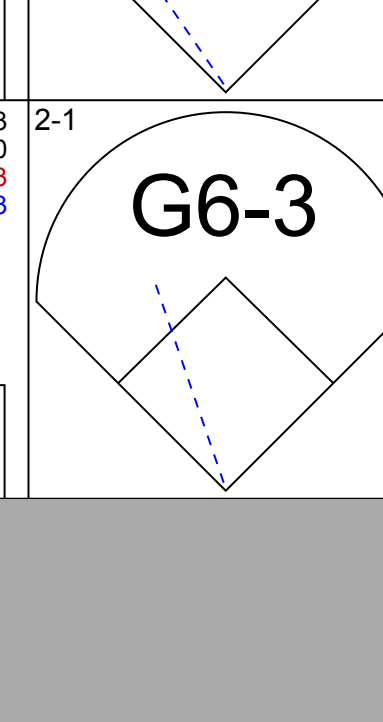
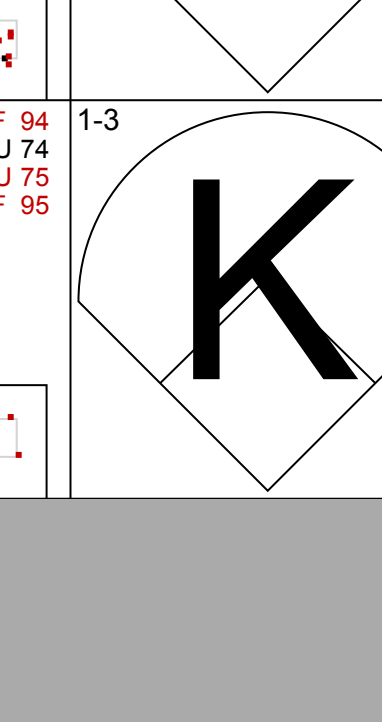
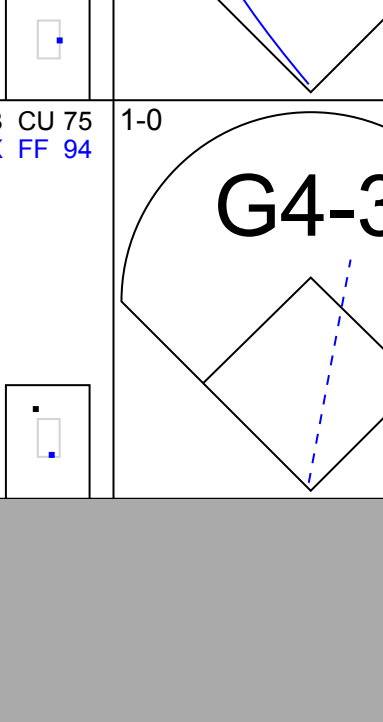
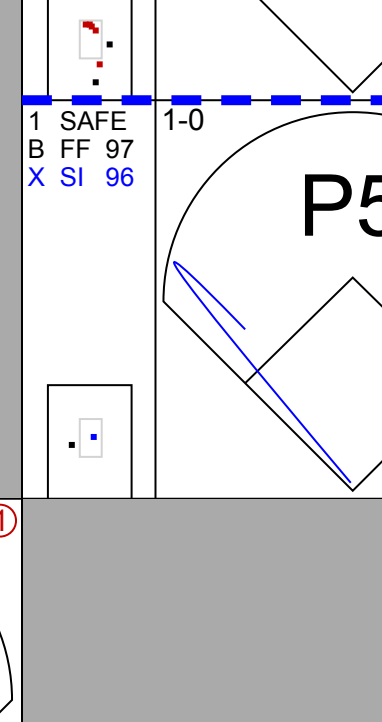
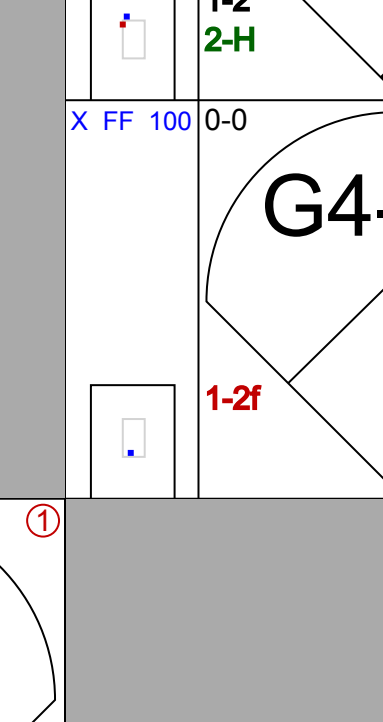




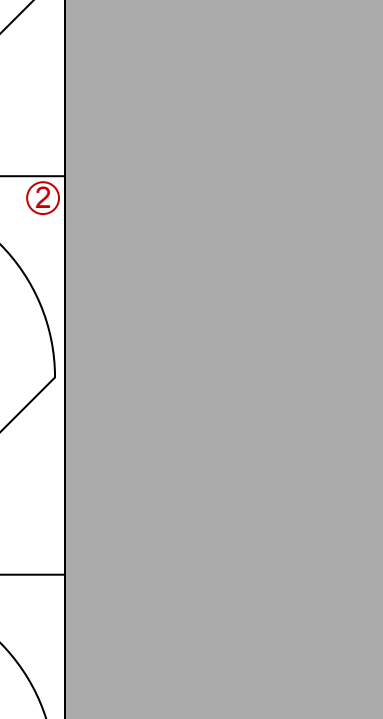




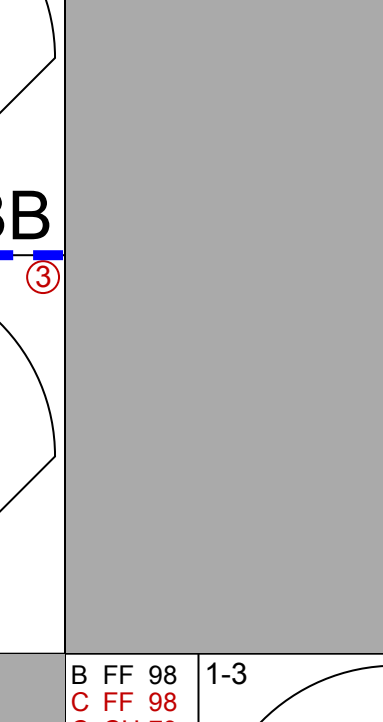

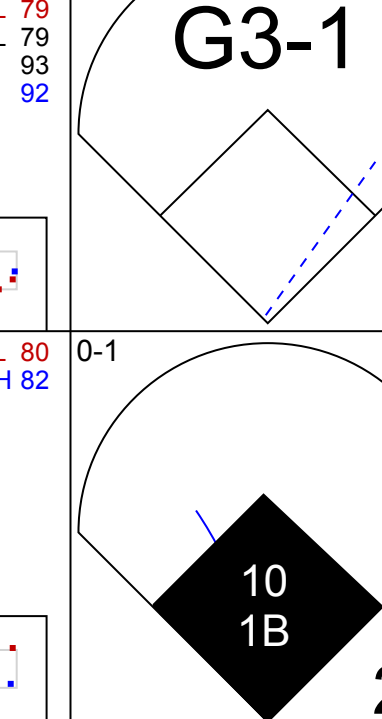
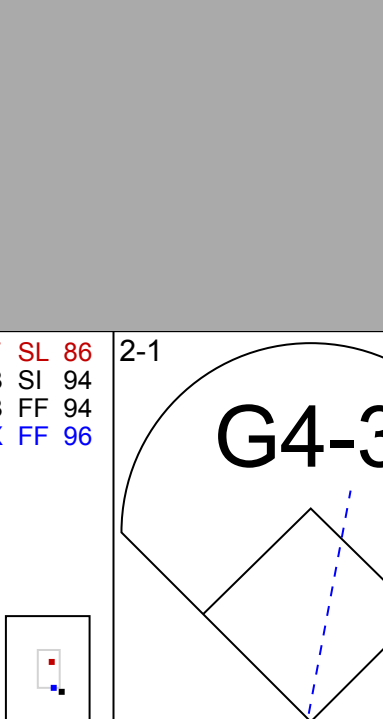
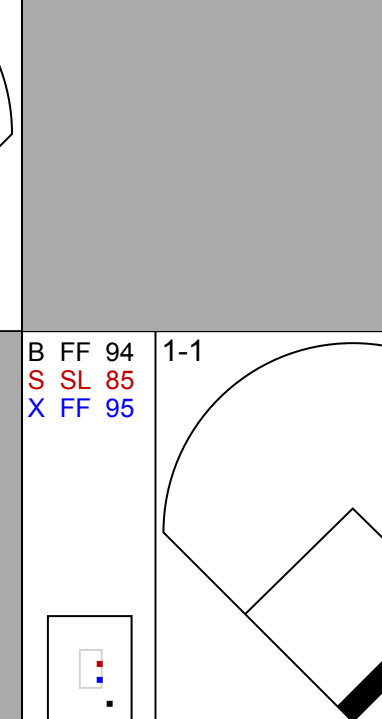
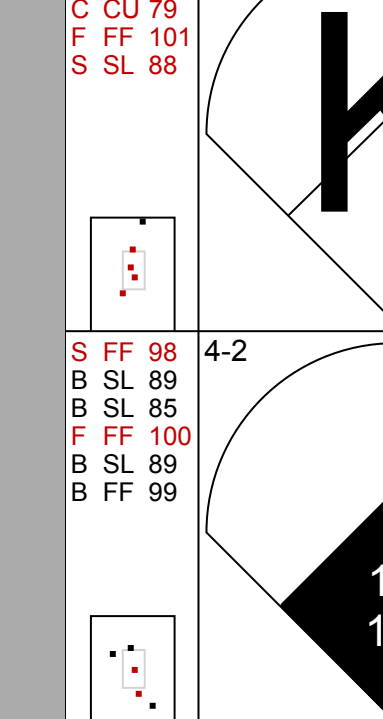
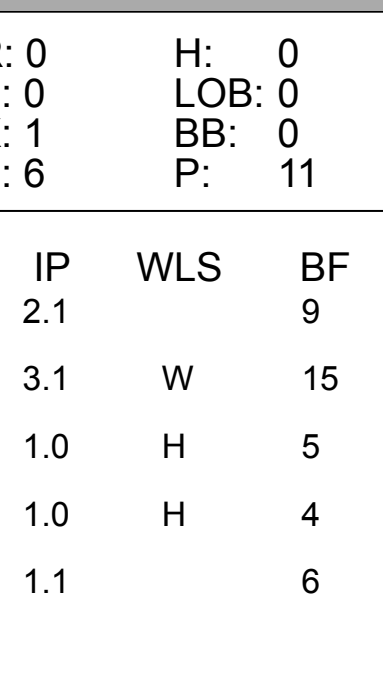
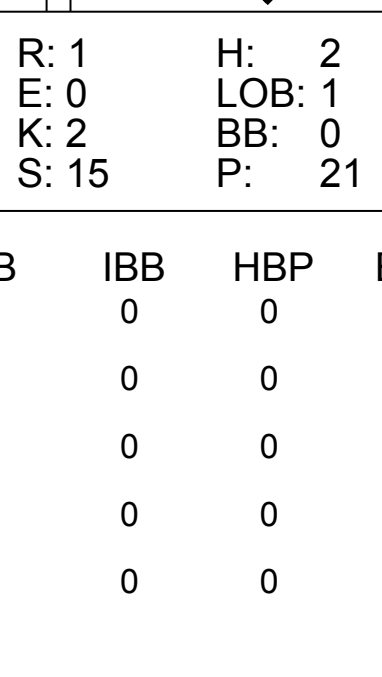
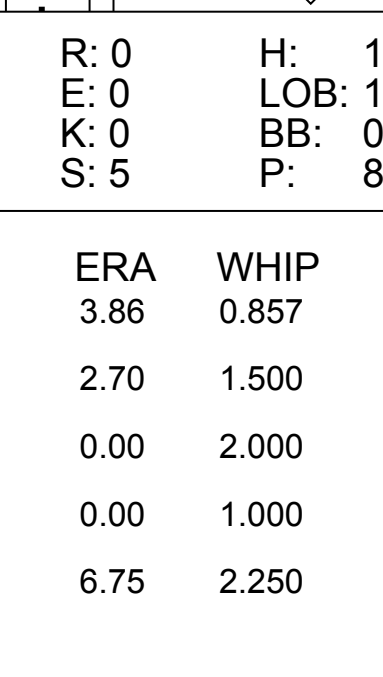
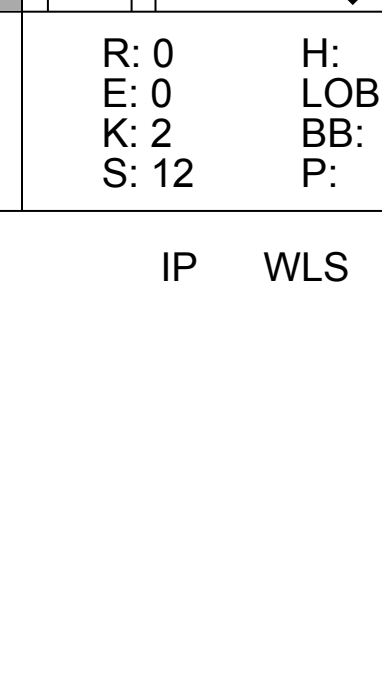
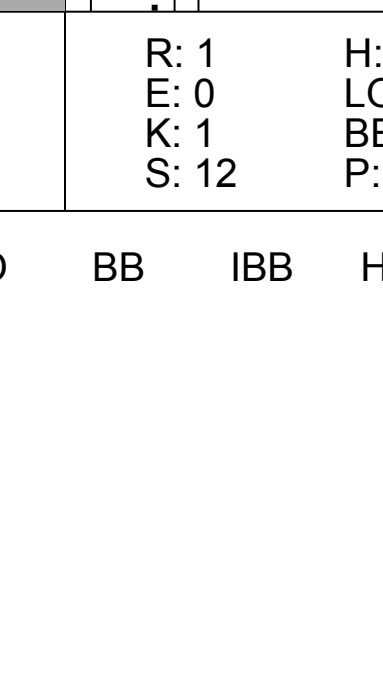
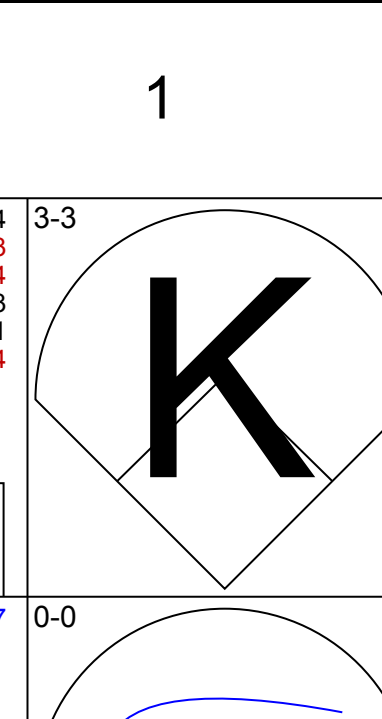
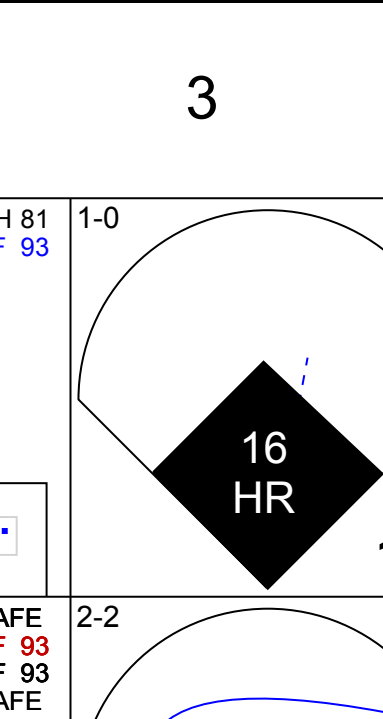
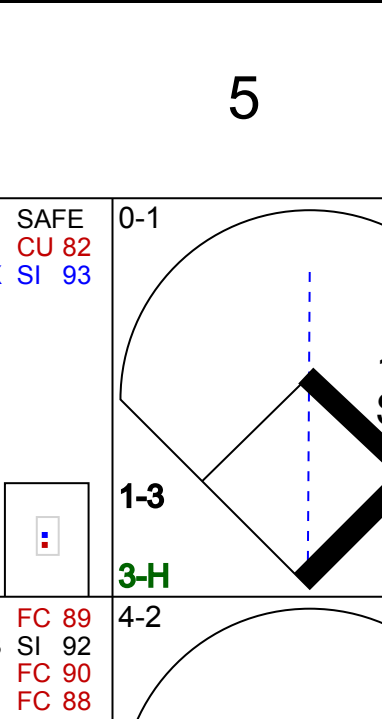
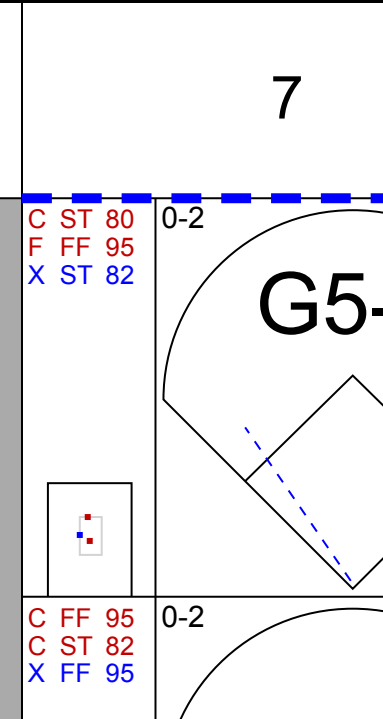
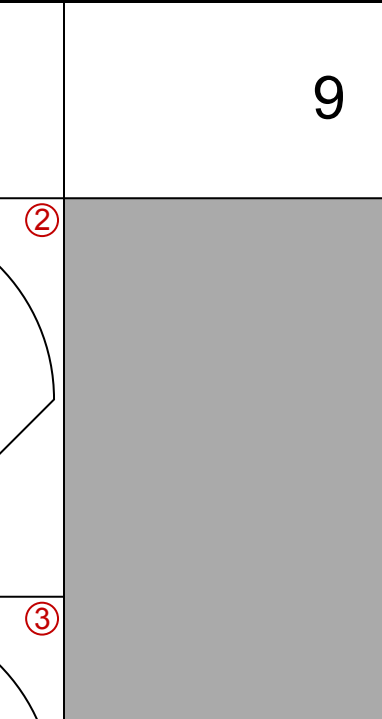
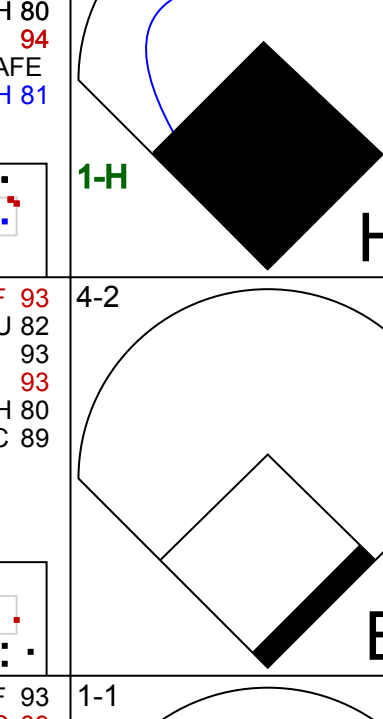
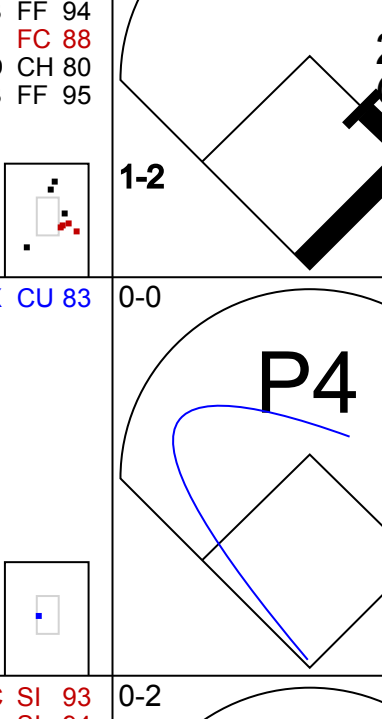
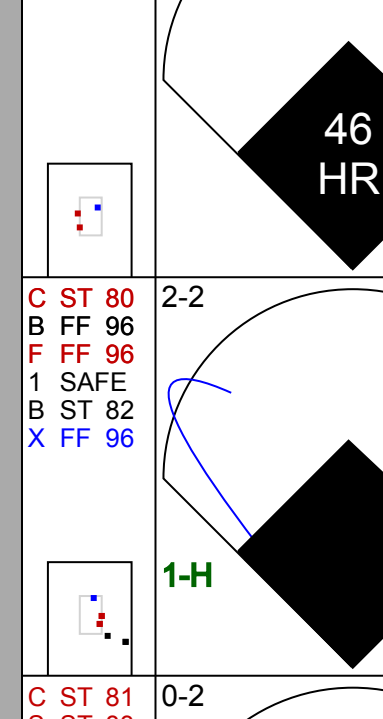

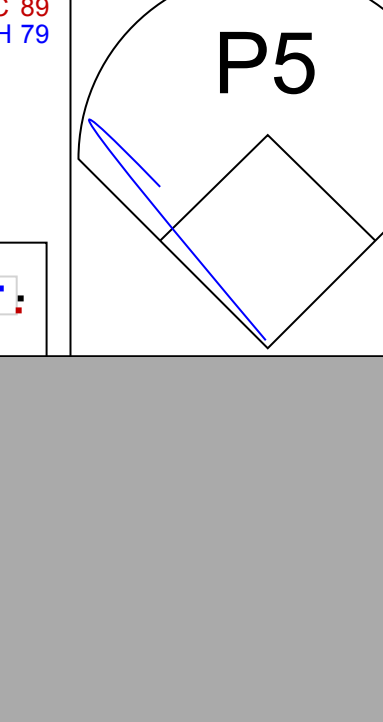
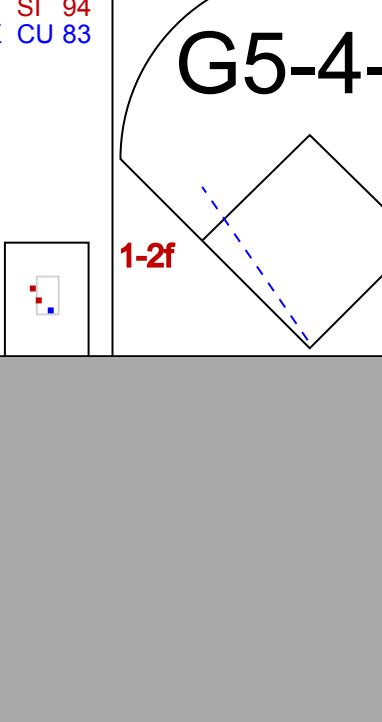
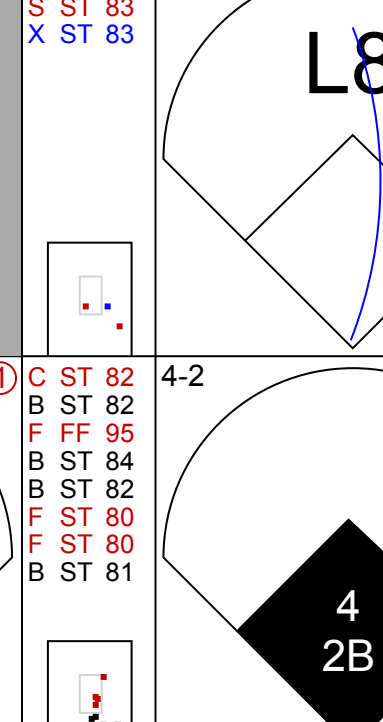



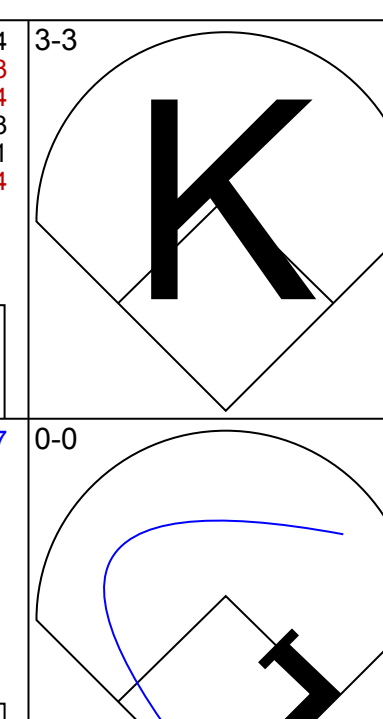
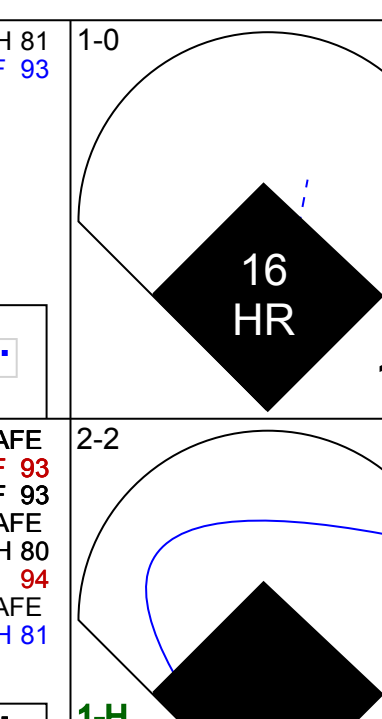
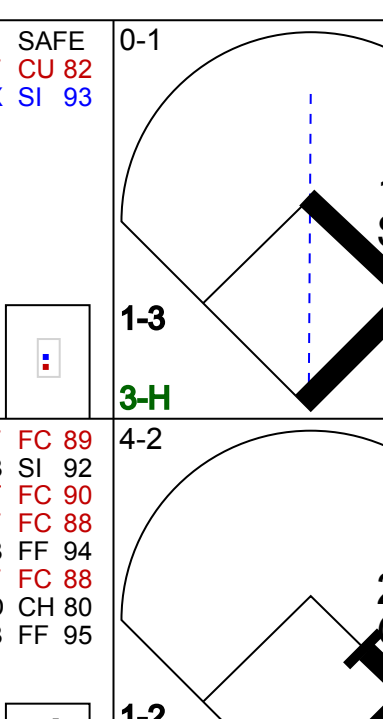
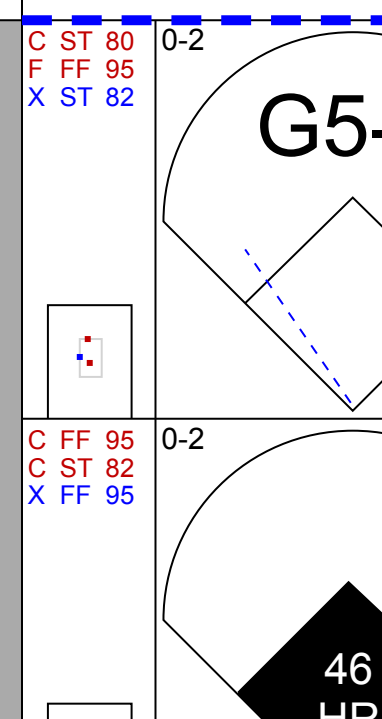
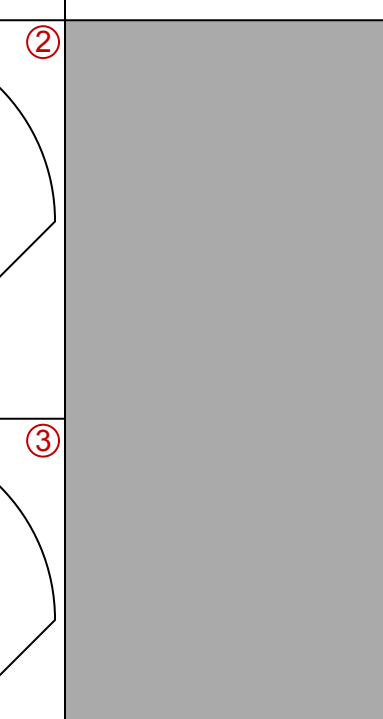
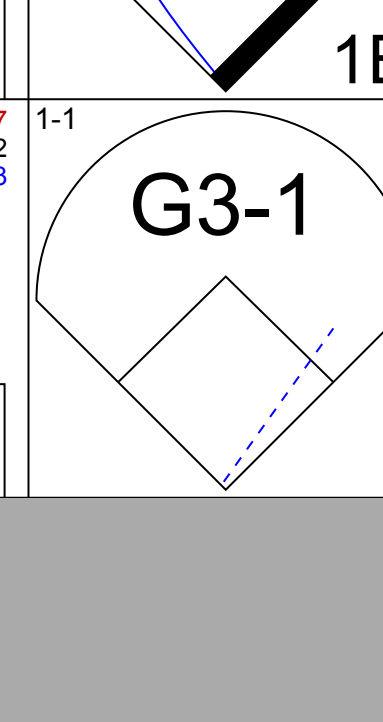
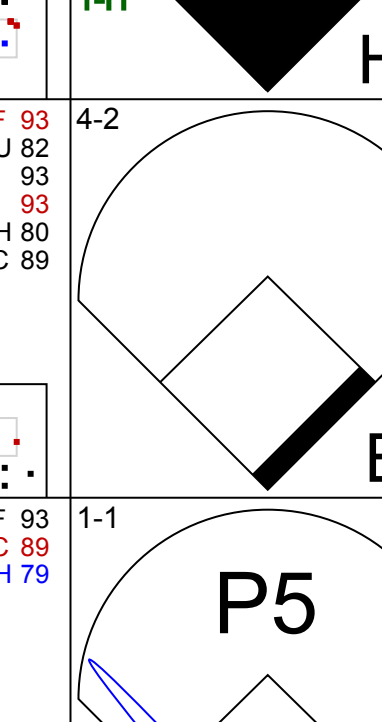
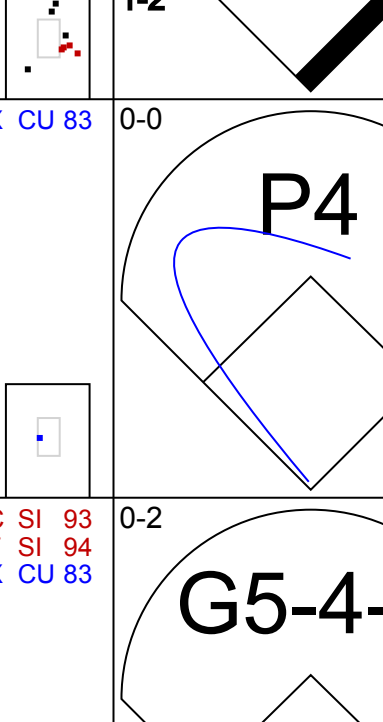
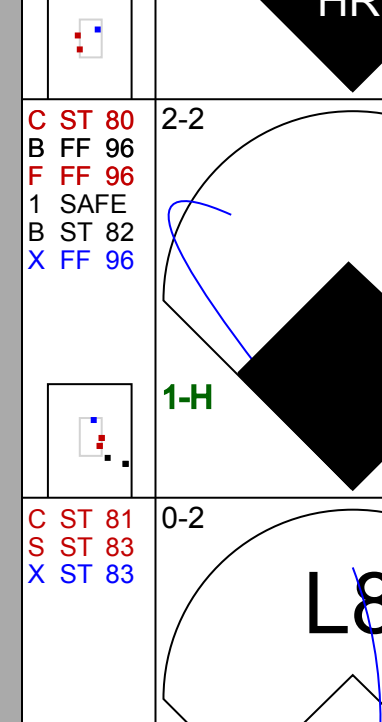




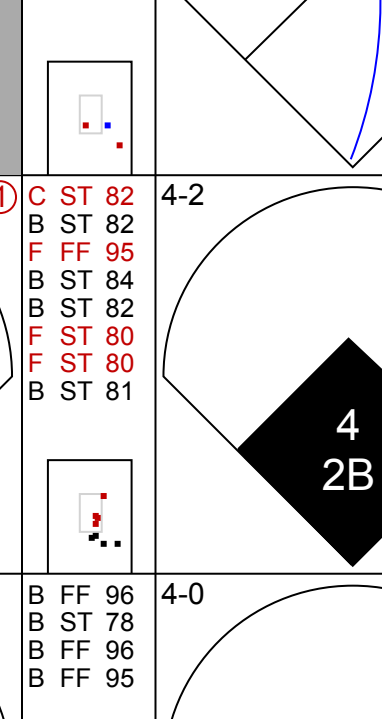




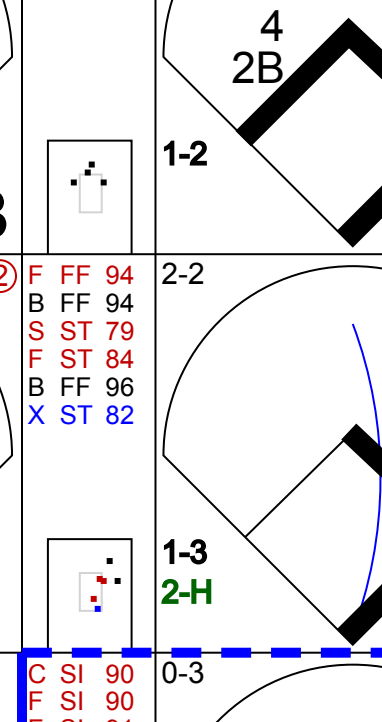


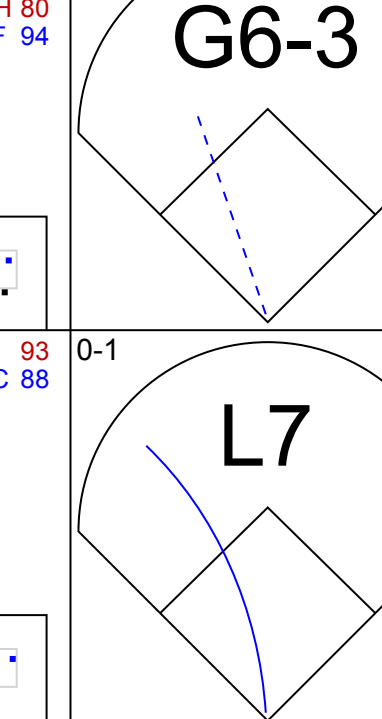
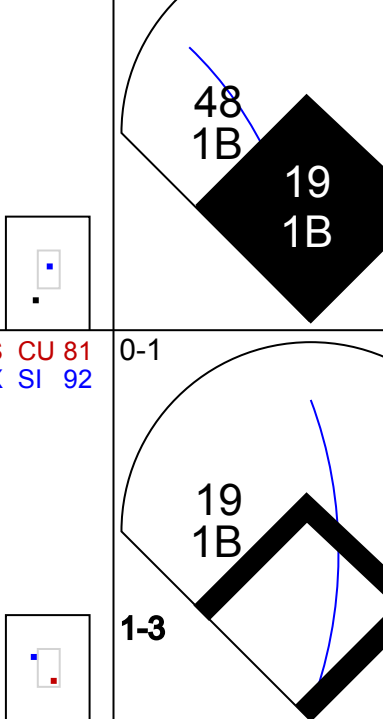
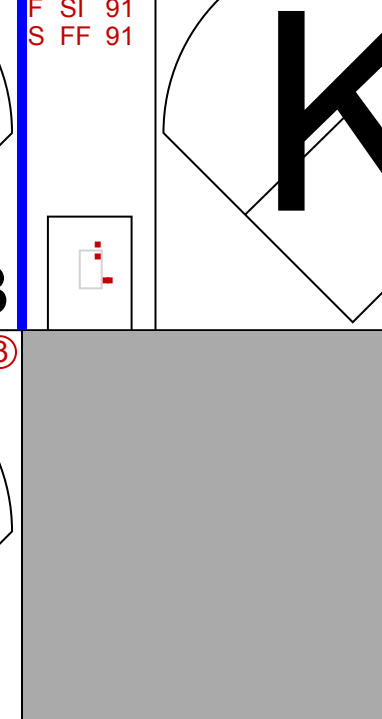
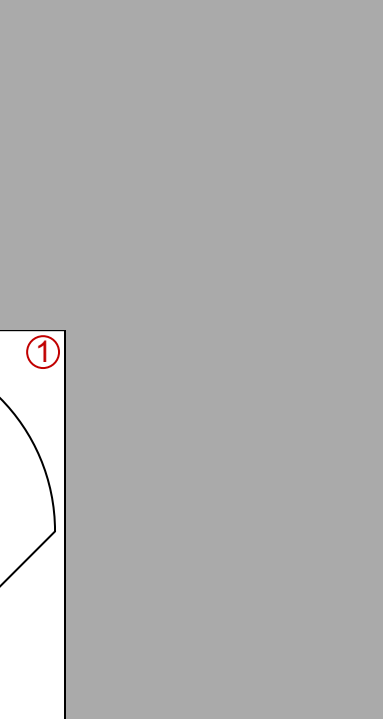
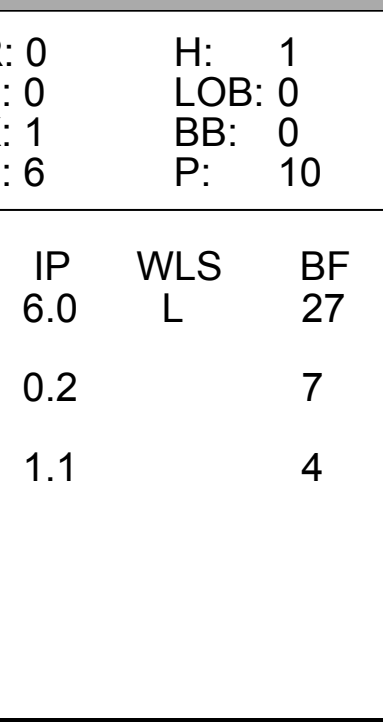
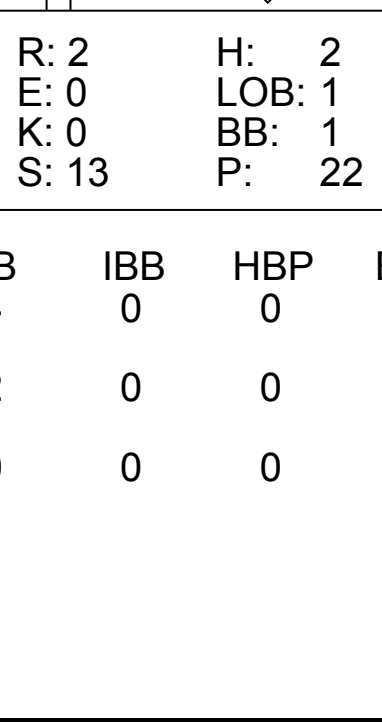
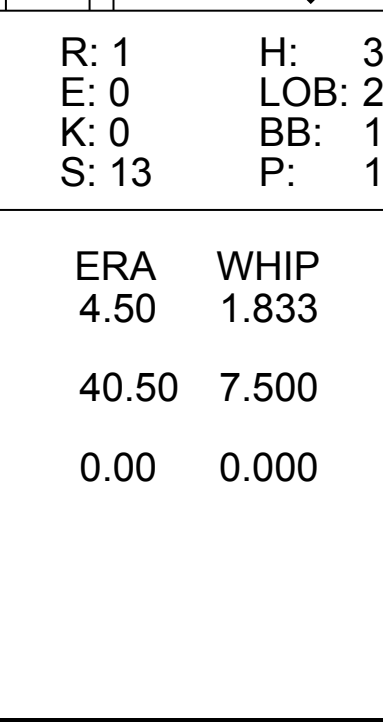


Batter	1	2	3	4	5	6	7	8	9	AB	R	H	RBI	BB	SO	LOB	TOP
24 Andrew McCutchen, R (1, 10) OBP: 0.293, SLG: 0.350										5	0	0	0	0	2	2	Milwaukee Brewers @ St. Louis Cardinals Busch Stadium, St. Louis, MO Sat May 28 2022, 1:18 PM - 4:01 PM CDT Att: 45,594 - Sunny - 77 F
2 Luis Urias, R (1, 6) OBP: 0.391, SLG: 0.422										4	0	1	0	0	1	1	
22 Christian Yelich, L (1, 7) OBP: 0.335, SLG: 0.394										4	0	1	0	0	1	2	
15 Tyrone Taylor, R (1, 9) OBP: 0.289, SLG: 0.420										3	0	0	0	1	0	3	
20 Mike Brosseau, R (1, 5)										4	0	1	0	0	2	0	
18 Keston Hiura, R (1, 3) OBP: 0.344, SLG: 0.518										4	1	1	1	0	2	2	
6 Lorenzo Cain, R (1, 8) OBP: 0.246, SLG: 0.215										3	0	0	0	1	1	2	
13 Mark Mathias, R (1, 4) OBP: 0.250, SLG: 0.250										4	1	1	0	0	0	3	
7 Victor Caratini, S (1, 2) OBP: 0.302, SLG: 0.333										3	1	2	2	1	0	0	
Inning Stats	R: 0 H: 1 E: 0 K: 2 S: 12	H: 0 R: 0 ER: 0 LOB: 1 BB: 0 P: 20	R: 0 H: 1 E: 0 K: 1 S: 8	H: 0 R: 0 ER: 0 LOB: 1 BB: 1 P: 14	R: 0 H: 1 E: 0 K: 1 S: 13	H: 1 R: 0 ER: 0 LOB: 1 BB: 0 P: 18	R: 0 H: 2 E: 2 K: 2 S: 15	H: 0 R: 0 ER: 2 LOB: 2 BB: 1 P: 26	R: 1 H: 1 E: 0 K: 1 S: 9	H: 1 R: 0 ER: 0 LOB: 0 BB: 0 P: 13	R: 0 H: 1 E: 0 K: 0 S: 11	H: 0 R: 0 ER: 0 LOB: 0 BB: 0 P: 13	R: 2 H: 2 E: 0 K: 2 S: 15	H: 2 R: 0 ER: 0 LOB: 0 BB: 0 P: 20	1B: 5 2B: 0 3B: 0 HR: 2	SF: 0 SAC: 0 DP: 1 HBP: 0	
PITCHER	IP WLS BF H R ER SO BB IBB HBP BLK WP HR S P ERA WHIP																
52 Matthew Liberatore, L (1, 1) ERA: 3.72	5.0 W 22 3 0 0 6 3 0 0 0 0 0 1 29 93 0.00 1.200																
40 Jake Woodford, R (6, 1) ERA: 2.25	3.0 H 10 2 1 1 1 0 0 0 0 0 0 1 15 20 3.00 0.667																
62 T.J. McFarland, L (9, 1) ERA: 7.94	1.0 5 2 2 2 2 0 0 0 0 0 1 1 15 20 18.00 2.000																

Batter	1	2	3	4	5	6	7	8	9	AB	R	H	RBI	BB	SO	LOB	BOTTOM
19 Tommy Edman, S (1, 6) OBP: 0.361, SLG: 0.430										5	2	1	0	0	0	1	Milwaukee Brewers @ St. Louis Cardinals Busch Stadium, St. Louis, MO Sat May 28 2022, 1:18 PM - 4:01 PM CDT Att: 45,594 - Sunny - 77 F
16 Nolan Gorman, L (1, 4) OBP: 0.429, SLG: 0.600										4	3	4	4	0	0	0	
46 Paul Goldschmidt, R (1, 10) OBP: 0.420, SLG: 0.622										4	1	3	4	0	0	0	
28 Nolan Arenado, R (1, 5) OBP: 0.342, SLG: 0.512										4	0	0	0	0	0	3	
36 Juan Yépez, R (8, 3) OBP: 0.337, SLG: 0.463										0	0	0	0	0	0	0	
33 Brendan Donovan, L (1, 3) OBP: 0.434, SLG: 0.452 (8, 5)										4	0	1	0	0	0	0	
21 Lars Nootbaar, L (1, 9) OBP: 0.231, SLG: 0.130										4	0	1	0	0	2	1	
4 Yadier Molina, R (1, 2) OBP: 0.250, SLG: 0.327										4	0	1	0	0	0	1	
25 Corey Dickerson, L (1, 7) OBP: 0.237, SLG: 0.212										3	1	0	0	1	0	2	
48 Harrison Bader, R (1, 8) OBP: 0.304, SLG: 0.369										4	1	1	0	0	2	1	
Inning Stats	R: 1 H: 1 E: 0 K: 0 S: 10	H: 1 R: 0 ER: 0 LOB: 1 BB: 0 P: 14	R: 4 H: 5 E: 0 K: 1 S: 15	H: 5 R: 0 ER: 0 LOB: 0 BB: 0 P: 24	R: 3 H: 2 E: 1 K: 0 S: 14	H: 2 R: 0 ER: 0 LOB: 1 BB: 0 P: 20	R: 0 H: 2 E: 0 K: 1 S: 10	H: 2 R: 0 ER: 0 LOB: 2 BB: 0 P: 16	R: 0 H: 0 E: 0 K: 1 S: 6	H: 0 R: 0 ER: 0 LOB: 0 BB: 0 P: 8	R: 0 H: 0 E: 0 K: 1 S: 8	H: 0 R: 0 ER: 0 LOB: 0 BB: 0 P: 11	R: 0 H: 0 E: 0 K: 2 S: 15	H: 2 R: 0 ER: 0 LOB: 0 BB: 0 P: 20	1B: 9 2B: 1 3B: 0 HR: 2	SF: 0 SAC: 0 DP: 0 HBP: 0	WP: 0 PA: 37 PB: 0 SB: 0 CS: 1
PITCHER	IP WLS BF H R ER SO BB IBB HBP BLK WP HR S P ERA WHIP																
37 Adrian Houser, R (1, 1) ERA: 3.69	4.0 L 22 9 8 0 0 0 0 0 0 0 0 0 8 73 11.25 2.500																
55 Hobby Milner, L (5, 1) ERA: 3.06	1.0 4 1 0 0 0 0 0 0 0 0 0 0 8 11 0.00 1.000																
57 Trevor Kelley, R (6, 1) ERA:	1.0 5 2 0 0 1 0 0 0 0 0 0 0 10 16 0.00 2.000																
58 Miguel Sánchez, R (7, 1) ERA:	2.0 6 0 0 0 2 0 0 0 0 0 0 0 14 19 0.00 0.000																

AB	34
R	3
H	7
RBI	3
BB	3
SO	9
LOB	15



Batter	1	2	3	4	5	6	7	8	9	AB R H RBI BB SO LOB	TOP											
10 Jurickson Profar, S OBP: 0.338, SLG: 0.407										5 0 3 1 0 2 1	San Diego Padres @ St. Louis Cardinals Busch Stadium, St. Louis, MO Mon May 30 2022, 1:18 PM - 4:50 PM CDT Att: 42,140 - Partly Cloudy - 86 F											
13 Manny Machado, R OBP: 0.432, SLG: 0.572										5 0 1 1 0 2 3												
30 Eric Hosmer, L OBP: 0.383, SLG: 0.441										5 0 0 0 0 1 5												
45 Luke Voit, R OBP: 0.328, SLG: 0.323										4 0 0 0 0 2 0												
9 Jake Cronenworth, L OBP: 0.297, SLG: 0.328										4 1 2 0 0 1 0												
7 Ha-Seong Kim, R OBP: 0.311, SLG: 0.380										3 0 1 0 1 2 2												
26 Austin Nola, R OBP: 0.288, SLG: 0.281										4 0 2 1 0 1 2												
2 Trent Grisham, L OBP: 0.267, SLG: 0.267										4 0 0 0 0 2 3												
28 José Azocar, R OBP: 0.328, SLG: 0.296										3 2 2 0 1 0 0												
Inning Stats	R: 0 E: 0 K: 1 S: 6	H: 0 LOB: 0 BB: 0 P: 11	R: 0 E: 0 K: 3 S: 13	H: 1 LOB: 1 BB: 0 P: 21	R: 1 E: 0 K: 2 S: 15	H: 2 LOB: 1 BB: 0 P: 21	R: 0 E: 0 K: 2 S: 14	H: 2 LOB: 2 BB: 0 P: 22	R: 0 E: 0 K: 0 S: 5	H: 1 LOB: 1 BB: 0 P: 8	R: 1 E: 0 K: 1 S: 13	H: 2 LOB: 1 BB: 0 P: 19	R: 0 E: 0 K: 2 S: 12	H: 1 LOB: 1 BB: 0 P: 18	R: 0 E: 0 K: 1 S: 9	H: 0 LOB: 1 BB: 1 P: 16	R: 1 E: 0 K: 1 S: 12	H: 2 LOB: 1 BB: 1 P: 18	1B: 9 2B: 2 3B: 0 HR: 0	SF: 0 SAC: 0 DP: 1 HBP: 0	WP: 0 PB: 0 SB: 1 CS: 0	PA: 39
PITCHER	IP WLS BF H R ER SO BB IBB HBP BLK WP HR S P ERA WHIP											IP WLS BF H R ER SO BB IBB HBP BLK WP HR S P ERA WHIP										
70 Packy Naughton, L ERA: 3.08	2.1 9 2 1 1 4 0 0 0 0 0 0 24 40 3.86 0.857																					
53 Andre Pallante, R ERA: 1.07	3.1 W 15 5 1 1 5 0 0 0 0 0 0 37 53 2.70 1.500																					
65 Giovanni Gallegos, R ERA: 3.08	1.0 H 5 2 0 0 2 0 0 0 0 0 0 16 25 0.00 2.000																					
92 Génesis Cabrera, L ERA: 2.14	1.0 H 4 0 0 0 1 1 0 0 0 0 0 9 17 0.00 1.000																					
56 Ryan Helsley, R ERA: 0.51	1.1 6 2 1 1 1 1 0 0 0 0 0 13 19 6.75 2.250																					

Batter	1	2	3	4	5	6	7	8	9	AB R H RBI BB SO LOB	BOTTOM											
19 Tommy Edman, S OBP: 0.360, SLG: 0.425										5 1 2 1 0 1 0	San Diego Padres @ St. Louis Cardinals Busch Stadium, St. Louis, MO Mon May 30 2022, 1:18 PM - 4:50 PM CDT Att: 42,140 - Partly Cloudy - 86 F											
16 Nolan Gorman, L OBP: 0.472, SLG: 0.677										3 2 3 2 1 0 0												
25 Corey Dickerson, L OBP: 0.237, SLG: 0.213										1 0 0 0 0 1 0												
46 Paul Goldschmidt, R OBP: 0.419, SLG: 0.625										3 1 1 2 1 0 3												
28 Nolan Arenado, R OBP: 0.335, SLG: 0.500										4 0 0 0 0 0 4												
36 Juan Yezzer, R OBP: 0.340, SLG: 0.460										3 0 1 0 1 1 0												
21 Lars Nootbaar, L OBP: 0.207, SLG: 0.115										0 1 0 0 0 0 0												
5 Albert Pujols, R OBP: 0.337, SLG: 0.400										2 0 0 0 2 0 1												
4 Yadier Molina, R OBP: 0.250, SLG: 0.333										4 0 1 1 0 0 2												
33 Brendan Donovan, L OBP: 0.422, SLG: 0.426										2 1 1 0 1 0 0												
63 Edmundo Sosa, R OBP: 0.286, SLG: 0.276										1 0 0 0 0 1 3												
48 Harrison Bader, R OBP: 0.303, SLG: 0.366										4 0 1 0 0 0 2												
Inning Stats	R: 0 E: 0 K: 1 S: 6	H: 1 LOB: 0 BB: 0 P: 10	R: 0 E: 0 K: 0 S: 10	H: 1 LOB: 1 BB: 0 P: 14	R: 2 E: 0 K: 0 S: 13	H: 2 LOB: 1 BB: 1 P: 22	R: 0 E: 0 K: 1 S: 7	H: 0 LOB: 0 BB: 0 P: 9	R: 1 E: 0 K: 0 S: 13	H: 3 LOB: 2 BB: 1 P: 18	R: 0 E: 0 K: 0 S: 9	H: 0 LOB: 2 BB: 2 P: 20	R: 3 E: 0 K: 1 S: 24	H: 3 LOB: 3 BB: 2 P: 36	R: 0 E: 0 K: 1 S: 7	H: 0 LOB: 0 BB: 0 P: 11	1B: 7 2B: 1 3B: 0 HR: 2	SF: 0 SAC: 0 DP: 1 HBP: 0	WP: 0 PB: 0 SB: 1 CS: 0	PA: 38		
PITCHER	IP WLS BF H R ER SO BB IBB HBP BLK WP HR S P ERA WHIP											IP WLS BF H R ER SO BB IBB HBP BLK WP HR S P ERA WHIP										
22 Nick Martinez, R ERA: 3.94	6.0 L 27 7 3 3 2 4 0 0 0 0 0 1 20 32 4.50 1.833																					
48 Steven Wilson, R ERA: 5.09	0.2 7 3 3 3 0 2 0 0 0 0 0 1 20 32 40.50 7.500																					
25 Tim Hill, L ERA: 6.1	1.1 4 0 0 0 2 0 0 0 0 0 0 11 15 0.00 0.000																					

Batter	1	2	3	4	5	6	7	8	9	AB	R	H	RBI	BB	SO	LOB	TOP					
10 Jurickson Profar, S OBP: 0.375, SLG: 0.403										4	1	1	0	0	0	0	San Diego Padres @ St. Louis Cardinals Busch Stadium, St. Louis, MO Wed Jun 01 2022, 12:17 PM - 2:59 PM CDT Att: 34,268 - Overcast - 74 F					
13 Manny Machado, R OBP: 0.422, SLG: 0.555										4	0	1	1	0	0	0						
30 Eric Hosmer, L OBP: 0.375, SLG: 0.431										4	0	0	0	0	0	1						
45 Luke Voit, R OBP: 0.339, SLG: 0.358										3	1	1	1	1	1	0						
9 Jake Cronenworth, L OBP: 0.295, SLG: 0.321										4	0	1	0	0	0	2						
7 Ha-Seong Kim, R OBP: 0.308, SLG: 0.369										4	0	1	0	0	1	3						
26 Austin Nola, R OBP: 0.294, SLG: 0.282										3	0	1	0	1	0	0						
2 Trent Grisham, L OBP: 0.268, SLG: 0.282										3	0	0	0	1	1	2						
2B José Azocar, R OBP: 0.313, SLG: 0.281										3	0	0	0	0	0	0						
24 Robinson Cano, L OBP: 0.182, SLG: 0.189										1	0	0	0	0	0	3						
Inning Stats	R: 1 E: 0 K: 0 S: 14	H: 2 LOB: 2 BB: 1 P: 28	R: 0 E: 0 K: 0 S: 7	H: 0 LOB: 0 BB: 0 P: 12	R: 0 E: 0 K: 0 S: 3	H: 0 LOB: 0 BB: 0 P: 6	R: 0 E: 0 K: 0 S: 7	H: 0 LOB: 0 BB: 0 P: 11	R: 0 E: 0 K: 0 S: 5	H: 0 LOB: 0 BB: 0 P: 10	R: 0 E: 0 K: 0 S: 6	H: 0 LOB: 0 BB: 0 P: 10	R: 0 E: 0 K: 3 S: 20	H: 2 LOB: 2 BB: 0 P: 27	R: 0 E: 0 K: 0 S: 10	H: 0 LOB: 0 BB: 0 P: 17	R: 1 E: 0 K: 0 S: 20	H: 2 LOB: 3 BB: 2 P: 34	1B: 4 2B: 1 3B: 0 HR: 1	SF: 0 SAC: 0 DP: 0 HBP: 0	WP: 0 PB: 0 SB: 0 CS: 0	PA: 36
PITCHER	IP WLS BF H R ER SO BB IBB HBP BLK WP HR S P ERA WHIP	7.0 W 26 4 1 1 3 1 0 0 0 0 0 62 104 1.29 0.714	1.0 H 3 0 0 0 0 0 0 0 0 0 0 10 17 0.00 0.000	0.2 6 2 1 1 0 2 0 0 0 0 0 18 31 13.50 6.000	0.1 S 1 0 0 0 0 0 0 0 0 0 0 0 2 3 0.00 0.000	PITCHER										IP WLS BF H R ER SO BB IBB HBP BLK WP HR S P ERA WHIP						

AB	33
R	2
H	6
RBI	2
BB	3
SO	3
LOB	11



Batter	1	2	3	4	5	6	7	8	9	AB	R	H	RBI	BB	SO	LOB	BOTTOM			
33 Brendan Donovan, L OBP: 0.429, SLG: 0.419										4	1	2	0	0	0	0	San Diego Padres @ St. Louis Cardinals Busch Stadium, St. Louis, MO Wed Jun 01 2022, 12:17 PM - 2:59 PM CDT Att: 34,268 - Overcast - 74 F			
46 Paul Goldschmidt, R OBP: 0.429, SLG: 0.655										2	2	1	0	2	1	1				
28 Nolan Arenado, R OBP: 0.350, SLG: 0.522										4	2	3	3	0	0	2				
36 Juan Yezpez, R OBP: 0.337, SLG: 0.462										3	0	1	2	0	0	1				
19 Tommy Edman, S OBP: 0.351, SLG: 0.414										0	0	0	0	0	0	0				
25 Corey Dickerson, L OBP: 0.238, SLG: 0.215										4	0	1	0	0	1	2				
21 Lars Nootbaar, L OBP: 0.182, SLG: 0.100										3	0	0	0	0	1	2				
63 Edmundo Sosa, R OBP: 0.271, SLG: 0.277										3	0	0	0	0	0	0				
7 Andrew Knizner, R OBP: 0.326, SLG: 0.316										3	0	0	0	0	1	0				
48 Harrison Bader, R OBP: 0.297, SLG: 0.356										3	0	0	0	0	0	0				
Inning Stats	R: 0 E: 0 K: 0 S: 10	H: 1 LOB: 1 BB: 1 P: 17	R: 0 E: 0 K: 0 S: 8	H: 1 LOB: 0 BB: 0 P: 9	R: 0 E: 0 K: 0 S: 7	H: 0 LOB: 0 BB: 0 P: 9	R: 1 E: 0 K: 0 S: 10	H: 1 LOB: 1 BB: 1 P: 17	R: 0 E: 0 K: 1 S: 6	H: 0 LOB: 0 BB: 0 P: 7	R: 2 E: 0 K: 1 S: 10	H: 2 LOB: 0 BB: 0 P: 15	R: 0 E: 0 K: 2 S: 10	H: 0 LOB: 0 BB: 0 P: 11	R: 2 E: 0 K: 1 S: 11	H: 3 LOB: 1 BB: 0 P: 16	1B: 6 2B: 1 3B: 0 HR: 1	SF: 1 SAC: 0 DP: 2 HBP: 0	WP: 1 PB: 0 SB: 0 CS: 0	PA: 32
PITCHER	IP WLS BF H R ER SO BB IBB HBP BLK WP HR S P ERA WHIP	7.2 L 30 7 5 5 4 2 0 0 0 0 0 0 4 6 5.87 1.174	0.1 2 1 0 0 0 0 0 0 0 0 0 0 4 6 0.00 3.000	PITCHER										IP WLS BF H R ER SO BB IBB HBP BLK WP HR S P ERA WHIP						


AB	29
R	5
H	8
RBI	5
BB	2
SO	4
LOB	8



Batter	1	2	3	4	5	6	7	8	9	AB	R	H	RBI	BB	SO	LOB	TOP																					
19 Tommy Edman, S OBP: 0.347, SLG: 0.408	L7		G4-3		F8				G4-3	5	0	1	0	0	0	2																						
46 Paul Goldschmidt, R OBP: 0.423, SLG: 0.619	G5-3		2B		G6-3		1B		K	5	1	1	1	0	2	2																						
28 Nolan Arenado, R OBP: 0.348, SLG: 0.516	F9		2B				P6			4	0	1	1	0	0	1																						
36 Juan Yezpez, R OBP: 0.333, SLG: 0.448		K	F9						L9	3	1	0	0	1	1	1																						
33 Brendan Donovan, L (1, 4) OBP: 0.442, SLG: 0.421		G4-3							F7	2	0	1	0	2	0	0																						
5 Albert Pujols, R OBP: 0.327, SLG: 0.383	G4-3		G5-4-3						K	3	0	0	0	1	2																							
4 Yadier Molina, R OBP: 0.241, SLG: 0.318	G4-3				F8					4	0	1	1	0	0	3																						
21 Lars Nootbaar, L OBP: 0.189, SLG: 0.147			K				F7		FC6-4	4	1	1	0	0	1	3																						
48 Harrison Bader, R OBP: 0.301, SLG: 0.378			1B				G1-3			4	2	2	2	0	1	1																						
Inning Stats	R: 0 E: 0 K: 0 S: 3	H: 0 LOB: 0 BB: 0 P: 7	R: 0 E: 0 K: 1 S: 8	H: 0 LOB: 1 BB: 1 P: 15	R: 2 E: 0 K: 1 S: 13	H: 3 LOB: 1 BB: 0 P: 23	R: 0 E: 0 K: 0 S: 11	H: 1 LOB: 1 BB: 0 P: 14	R: 0 E: 0 K: 1 S: 9	H: 1 LOB: 1 BB: 0 P: 15	R: 1 E: 0 K: 0 S: 10	H: 0 LOB: 2 BB: 3 P: 22	R: 0 E: 0 K: 1 S: 7	H: 1 LOB: 1 BB: 0 P: 10	R: 0 E: 0 K: 1 S: 6	H: 0 LOB: 0 BB: 0 P: 10	R: 2 E: 0 K: 1 S: 9	H: 2 LOB: 0 BB: 0 P: 16	1B: 5 2B: 2 3B: 0 HR: 1	SF: 0 SAC: 0 DP: 1 HBP: 0	WP: 0 PB: 0 SB: 0 CS: 0	PA: 38																
PITCHER	IP	WLS	BF	H	R	ER	SO	BB	IBB	HBP	BLK	WP	HR	S	P	ERA	WHIP	PITCHER				IP	WLS	BF	H	R	ER	SO	BB	IBB	HBP	BLK	WP	HR	S	P	ERA	WHIP
71 Keegan Thompson, R (1) ERA: 1.99	5.1	W	23	5	3	3	3	3	0	0	0	0	0	51	89	5.06	1.500																					
59 Michael Rucker, R (6, 1) ERA: 3.78	0.2	H	3	0	0	0	0	1	0	0	0	0	0	3	7	0.00	1.500																					
57 Scott Effross, R (7, 1) ERA: 3.04	2.0	H	7	1	0	0	2	0	0	0	0	0	0	13	20	0.00	0.500																					
60 Mychal Givens, R (9, 1) ERA: 3.48	1.0		5	2	2	2	1	0	0	0	0	0	1	9	16	18.00	2.000																					

St. Louis Cardinals @ Chicago Cubs
Wrigley Field, Chicago, IL
Thu Jun 02 2022, 7:05 PM - 10:10 PM CDT
Att: 30,466 - Clear - 71 F


AB 34
R 5
H 8
RBI 5
BB 4
SO 6
LOB 15



Batter	1	2	3	4	5	6	7	8	9	AB	R	H	RBI	BB	SO	LOB	BOTTOM																					
5 Christopher Morel, R OBP: 0.375, SLG: 0.467	40 HR	L7								4	2	1	0	1	1	3																						
40 Wilson Contreras, R OBP: 0.461, SLG: 0.530										3	1	1	2	1	1	3																						
66 Rafael Ortega, L OBP: 0.340, SLG: 0.348	HR									0	0	0	0	0	0	0																						
16 Patrick Wisdom, R OBP: 0.302, SLG: 0.479	P3									4	0	0	1	1	0	4																						
18 Frank Schwindel, R OBP: 0.275, SLG: 0.403	2B									4	2	3	2	0	0	0																						
2 Nico Hoerner, R OBP: 0.308, SLG: 0.398	L9									5	0	1	0	0	0	3																						
8 Ian Happ, S OBP: 0.366, SLG: 0.436	F8									4	1	2	1	0	0	3																						
77 Clint Frazier, R ERA: 5.54										1	0	1	1	2	0	0																						
22 Jason Heyward, L OBP: 0.282, SLG: 0.260										1	0	0	0	0	0	1																						
48 P.J. Higgins, R OBP: 0.357, SLG: 0.600	F8									4	0	2	0	0	0	2																						
1 Nick Madrigal, R OBP: 0.258, SLG: 0.250	F9									3	1	1	0	0	0	1																						
Inning Stats	R: 2 E: 0 K: 0 S: 16	H: 3 LOB: 1 BB: 0 P: 25	R: 0 E: 0 K: 0 S: 8	H: 0 LOB: 1 BB: 1 P: 18	R: 1 E: 0 K: 1 S: 9	H: 1 LOB: 0 BB: 0 P: 19	R: 1 E: 0 K: 0 S: 12	H: 2 LOB: 3 BB: 2 P: 22	R: 1 E: 0 K: 0 S: 15	H: 3 LOB: 1 BB: 0 P: 22	R: 0 E: 0 K: 1 S: 11	H: 0 LOB: 1 BB: 1 P: 20	R: 0 E: 0 K: 0 S: 10	H: 1 LOB: 1 BB: 0 P: 15	R: 2 E: 0 K: 0 S: 14	H: 2 LOB: 2 BB: 1 P: 25	1B: 7 2B: 2 3B: 0 HR: 3	SF: 1 SAC: 1 DP: 0 HBP: 1	WP: 0 PB: 0 SB: 0 CS: 0	PA: 41																		
PITCHER	IP	WLS	BF	H	R	ER	SO	BB	IBB	HBP	BLK	WP	HR	S	P	ERA	WHIP	PITCHER				IP	WLS	BF	H	R	ER	SO	BB	IBB	HBP	BLK	WP	HR	S	P	ERA	WHIP
52 Matthew Liberatore, L (1, 1) ERA: 5.06	3.1	L	19	6	4	4	1	3	0	0	0	0	0	3	42	80.0	2.700																					
30 Nick Wittgren, R (4, 1) ERA: 5.06	2.2		11	3	1	1	1	1	0	0	0	0	0	29	46	3.38	1.500																					
62 T.J. McFarland, L (7, 1) ERA: 7.65	1.1		8	3	2	2	0	0	0	1	0	0	0	17	27	13.50	2.250																					
38 Kodi Whitley, R (8, 1) ERA: 5.68	0.2		3	0	0	0	0	1	0	0	0	0	0	7	13	0.00	1.500																					

St. Louis Cardinals @ Chicago Cubs
Wrigley Field, Chicago, IL
Thu Jun 02 2022, 7:05 PM - 10:10 PM CDT
Att: 30,466 - Clear - 71 F

AB 33
R 7
H 12
RBI 7
BB 5
SO 2
LOB 20



Batter	1	2	3	4	5	6	7	8	9	AB	R	H	RBI	BB	SO	LOB	TOP					
19 Tommy Edman, S OBP: 0.353, SLG: 0.413										5	3	3	0	0	1	0						
16 Nolan Gorman, L OBP: 0.439, SLG: 0.694										5	1	1	3	0	2	4						
46 Paul Goldschmidt, R 36 Juan Ypez, R OBP: 0.333, SLG: 0.448										3	2	1	3	2	1	0						
28 Nolan Arenado, R 63 Edmundo Sosa, R OBP: 0.427, SLG: 0.630										4	1	2	1	0	1	1						
33 Brendan Donovan, L OBP: 0.430, SLG: 0.407										5	0	1	1	0	2	2						
25 Corey Dickerson, L OBP: 0.245, SLG: 0.286										5	2	2	2	0	2	3						
21 Lars Nootbaar, L OBP: 0.214, SLG: 0.282										5	1	2	2	0	0	1						
48 Harrison Bader, R OBP: 0.304, SLG: 0.379										5	2	2	0	0	1	1						
7 Andrew Knizner, R OBP: 0.333, SLG: 0.316										3	2	1	1	1	0	1						
Inning Stats	R: 0 E: 0 K: 2 S: 10	H: 0 LOB: 0 BB: 0 P: 13	R: 1 E: 0 K: 2 S: 13	H: 2 LOB: 1 BB: 0 P: 16	R: 3 E: 0 K: 1 S: 13	H: 3 LOB: 0 BB: 0 P: 20	R: 5 E: 0 K: 2 S: 27	H: 5 LOB: 1 BB: 1 P: 41	R: 0 E: 0 K: 1 S: 9	H: 1 LOB: 0 BB: 0 P: 14	R: 3 E: 0 K: 0 S: 14	H: 2 LOB: 1 BB: 2 P: 27	R: 0 E: 0 K: 1 S: 7	H: 0 LOB: 0 BB: 0 P: 11	R: 0 E: 0 K: 1 S: 11	H: 0 LOB: 0 BB: 0 P: 12	R: 2 E: 0 K: 0 S: 7	H: 2 LOB: 0 BB: 0 P: 10	1B: 9 2B: 1 3B: 0 HR: 5	SF: 0 SAC: 0 DP: 0 HBP: 0	WP: 1 PB: 0 SB: 3 CS: 0	PA: 44
PITCHER	IP WLS BF H R ER SO BB IBB HBP BLK WP HR S P ERA WHIP																					
0 Marcus Stroman, R ERA: 5.32	4.0 L 22 10 9 9 7 1 0 0 0 0 3 63 90 20.25 2.750																					
62 Mark Leiter Jr., R ERA: 6.23	4.0 17 3 3 3 3 2 0 0 0 1 0 41 64 6.75 1.250																					
18 Frank Schwindel, R ERA: 18.0	1.0 5 2 2 2 0 0 0 0 0 0 2 7 10 18.00 2.000																					

St. Louis Cardinals @ Chicago Cubs
Wrigley Field, Chicago, IL
Fri Jun 03 2022, 1:21 PM - 4:35 PM CDT
Att: 32,482 - Sunny - 85 F

AB 41
R 14
H 15
RBI 13
BB 3
SO 10
LOB 13



Batter	1	2	3	4	5	6	7	8	9	AB	R	H	RBI	BB	SO	LOB	BOTTOM					
5 Christopher Morel, R OBP: 0.364, SLG: 0.446										5	1	1	0	0	2	1						
66 Rafael Ortega, L OBP: 0.362, SLG: 0.361										4	1	3	0	1	0	0						
8 Ian Happ, S 77 Clint Frazier, R OBP: 0.385, SLG: 0.323										3	1	2	0	0	0	2						
18 Frank Schwindel, R OBP: 0.288, SLG: 0.408										3	1	2	1	2	0	1						
16 Patrick Wisdom, R OBP: 0.306, SLG: 0.497										4	1	2	4	0	2	5						
22 Jason Heyward, L OBP: 0.270, SLG: 0.247										4	0	0	0	0	0	7						
48 P.J. Higgins, R OBP: 0.376, SLG: 0.571										3	0	1	0	1	0	0						
36 Alfonso Rivas III, L OBP: 0.296, SLG: 0.301										4	0	0	0	0	2	2						
19 Adrelton Simmons, R OBP: 0.205, SLG: 0.186										4	0	0	0	0	0	2						
Inning Stats	R: 3 E: 0 K: 0 S: 13	H: 2 LOB: 0 BB: 1 P: 23	R: 0 E: 0 K: 1 S: 11	H: 0 LOB: 0 BB: 1 P: 18	R: 1 E: 0 K: 1 S: 19	H: 3 LOB: 2 BB: 0 P: 28	R: 0 E: 0 K: 1 S: 9	H: 1 LOB: 1 BB: 0 P: 13	R: 0 E: 0 K: 1 S: 15	H: 2 LOB: 2 BB: 1 P: 25	R: 0 E: 0 K: 0 S: 11	H: 0 LOB: 0 BB: 0 P: 16	R: 1 E: 0 K: 2 S: 16	H: 2 LOB: 1 BB: 1 P: 24	R: 0 E: 0 K: 1 S: 9	H: 0 LOB: 0 BB: 0 P: 17	R: 0 E: 0 K: 0 S: 12	H: 1 LOB: 1 BB: 0 P: 17	1B: 10 2B: 1 3B: 0 HR: 1	SF: 0 SAC: 0 DP: 2 HBP: 0	WP: 0 PB: 0 SB: 0 CS: 0	PA: 40
PITCHER	IP WLS BF H R ER SO BB IBB HBP BLK WP HR S P ERA WHIP																					
39 Miles Mikolas, R ERA: 3.02	5.0 W 24 8 4 4 4 3 0 0 0 0 1 67 107 7.20 2.200																					
57 Zack Thompson, L ERA: 2.25	4.0 S 16 3 1 1 3 1 0 0 0 0 0 48 74 2.25 1.000																					

St. Louis Cardinals @ Chicago Cubs
Wrigley Field, Chicago, IL
Fri Jun 03 2022, 1:21 PM - 4:35 PM CDT
Att: 32,482 - Sunny - 85 F

AB 36
R 5
H 11
RBI 5
BB 4
SO 7
LOB 22



Batter	1	2	3	4	5	6	7	8	9	10	AB	R	H	RBI	BB	SO	LOB	TOP									
19 Tommy Edman, S OBP: 0.357, SLG: 0.424											3	1	1	0	2	2	1										
16 Nolan Gorman, L OBP: 0.400, SLG: 0.591											4	0	1	0	1	2	1										
46 Paul Goldschmidt, R OBP: 0.424, SLG: 0.613											5	2	1	0	0	1	6										
28 Nolan Arenado, R OBP: 0.350, SLG: 0.503											3	2	1	0	2	0	0										
33 Brendan Donovan, L (1, 7)											5	1	3	4	0	0	0										
48 Harrison Bader, R OBP: 0.309, SLG: 0.381											5	1	1	1	0	2	3										
4 Yadier Molina, R OBP: 0.239, SLG: 0.313											5	0	1	0	0	3	0	AB 39									
21 Lars Nootbaar, L (1, 9)											4	0	0	0	1	1	1	R 7									
63 Edmundo Sosa, R OBP: 0.276, SLG: 0.282											5	0	2	0	0	2	1	H 11									
Inning Stats	R: 0 E: 0 K: 2 S: 9	H: 0 LOB: 0 BB: 0 P: 11	R: 0 E: 0 K: 0 S: 6	H: 0 LOB: 0 BB: 0 P: 9	R: 0 E: 0 K: 1 S: 7	H: 0 LOB: 0 BB: 0 P: 11	R: 3 E: 0 K: 2 S: 14	H: 2 LOB: 0 BB: 2 P: 30	R: 0 E: 0 K: 2 S: 15	H: 1 LOB: 1 BB: 0 P: 22	R: 0 E: 0 K: 1 S: 18	H: 2 LOB: 2 BB: 0 P: 17	R: 0 E: 0 K: 1 S: 7	H: 0 LOB: 0 BB: 0 P: 10	R: 0 E: 0 K: 2 S: 18	H: 3 LOB: 3 BB: 0 P: 24	R: 4 E: 0 K: 1 S: 14	H: 3 LOB: 0 BB: 1 P: 24	1B: 9 2B: 2 3B: 0 HR: 0	SF: 0 SAC: 1 DP: 1 HBP: 0	WP: 2 PB: 0 SB: 1 CS: 1	PA: 46					
PITCHER	IP 5.0	WLS 19	BF 3	H 3	R 3	ER 3	SO 6	BB 2	IBB 0	HBP 0	BLK 0	WP 1	HR 0	S 51	P 83	ERA 5.40	WHIP 1.000										
45 Caleb Kilian, R ERA: 5.4	1.2	10	2	0	0	2	3	0	0	0	0	0	0	29	45	0.00	3.000										
60 Mychal Givens, R ERA: 3.22	2.1	10	3	0	0	4	0	0	0	0	0	0	0	28	39	0.00	1.286										
37 David Robertson, R ERA: 1.66	0.0	L	4	3	3	2	0	1	0	0	0	1	0	10	18	∞	∞										
59 Michael Rucker, R ERA: 5.4	1.0	2	0	1	1	1	0	0	0	0	0	0	0	4	6	9.00	0.000										
49 Daniel Norris, L ERA: 9.21																											
PITCHER	IP 5.0	WLS 19	BF 3	H 3	R 3	ER 3	SO 6	BB 2	IBB 0	HBP 0	BLK 0	WP 1	HR 0	S 51	P 83	ERA 5.40	WHIP 1.000										
5 Christopher Morel, R OBP: 0.391, SLG: 0.486												4	1	2	1	1	0	0									
40 Wilson Contreras, R OBP: 0.396, SLG: 0.519												5	0	2	1	0	3	2									
8 Ian Happ, S OBP: 0.377, SLG: 0.451												4	0	2	0	1	0	2									
18 Frank Schwindel, R OBP: 0.293, SLG: 0.420												4	0	0	0	1	0	5									
16 Patrick Wisdom, R OBP: 0.296, SLG: 0.473												4	1	0	0	1	2	4									
66 Rafael Ortega, L OBP: 0.367, SLG: 0.378												5	1	2	0	0	1	1									
48 P.J. Higgins, R OBP: 0.378, SLG: 0.545												5	1	2	0	0	2	1	AB 40								
22 Jason Heyward, L (1, 9)												4	0	2	2	1	0	1	R 4								
19 Andrelton Simmons, R (1, 6)												2	0	0	0	0	1	3	H 12								
1 Nick Madrigal, R OBP: 0.273, SLG: 0.255												3	0	0	0	0	2	4	RBI 4								
Inning Stats	R: 1 E: 0 K: 0 S: 9	H: 2 LOB: 1 BB: 1 P: 15	R: 0 E: 0 K: 1 S: 6	H: 0 LOB: 0 BB: 0 P: 10	R: 0 E: 0 K: 1 S: 13	H: 1 LOB: 2 BB: 1 P: 23	R: 0 E: 0 K: 0 S: 8	H: 1 LOB: 2 BB: 2 P: 16	R: 0 E: 0 K: 1 S: 12	H: 1 LOB: 1 BB: 0 P: 16	R: 2 E: 0 K: 3 S: 20	H: 4 LOB: 2 BB: 0 P: 33	R: 0 E: 0 K: 0 S: 5	H: 0 LOB: 0 BB: 0 P: 8	R: 0 E: 0 K: 0 S: 11	H: 1 LOB: 1 BB: 0 P: 15	R: 0 E: 0 K: 2 S: 10	H: 1 LOB: 2 BB: 0 P: 18	R: 1 E: 0 K: 3 S: 13	H: 1 LOB: 1 BB: 0 P: 18	1B: 6 2B: 6 3B: 0 HR: 0	SF: 0 SAC: 0 DP: 2 HBP: 0	WP: 0 PB: 0 SB: 0 CS: 0	PA: 45			
PITCHER	IP 4.0	WLS 18	BF 4	H 1	R 1	ER 2	SO 2	BB 4	IBB 0	HBP 0	BLK 0	WP 0	HR 0	S 36	P 64	ERA 13.50	WHIP 3.000										
53 Andre Pallante, R ERA: 1.23	1.1	8	4	2	2	2	2	0	0	0	0	0	0	22	32	0.00	0.750										
34 Drew VerHagen, R ERA: 4.02	2.2	B	10	2	0	0	2	0	0	0	0	0	0	26	40	0.00	0.750										
56 Ryan Helsley, R ERA: 0.42	2.0	W	9	2	1	0	5	0	1	0	0	0	0	23	36	0.00	1.000										
65 Giovanni Gallegos, R ERA: 3.48																											
PITCHER	IP 4.0	WLS 18	BF 4	H 1	R 1	ER 2	SO 2	BB 4	IBB 0	HBP 0	BLK 0	WP 0	HR 0	S 36	P 64	ERA 13.50	WHIP 3.000										
53 Andre Pallante, R ERA: 1.23	1.1	8	4	2	2	2	2	0	0	0	0	0	0	22	32	0.00	0.750										
34 Drew VerHagen, R ERA: 4.02	2.2	B	10	2	0	0	2	0	0	0	0	0	0	26	40	0.00	0.750										
56 Ryan Helsley, R ERA: 0.42	2.0	W	9	2	1	0	5	0	1	0	0	0	0	23	36	0.00	1.000										
65 Giovanni Gallegos, R ERA: 3.48																											


St. Louis Cardinals @ Chicago Cubs
Wrigley Field, Chicago, IL
Sat Jun 04 2022, 6:16 PM - 10:26 PM CDT
Att: 31,673 - Cloudy - 64 F

AB 39
R 7
H 11
RBI 5
BB 6
SO 13
LOB 13



St. Louis Cardinals @ Chicago Cubs
Wrigley Field, Chicago, IL
Sat Jun 04 2022, 6:16 PM - 10:26 PM CDT
Att: 31,673 - Cloudy - 64 F

AB 40
R 4
H 12
RBI 4
BB 5
SO 11
LOB 23



Batter	1	2	3	4	5	6	7	8	9	10	11	AB	R	H	RBI	BB	SO	LOB	TOP							
19 Tommy Edman, S OBP: 0.311, SLG: 0.420	G6-3		BB		46 E 28 1B		BB		G6-3	28 F8	K	4	1	1	0	2	1	3								
46 Paul Goldschmidt, R OBP: 0.423, SLG: 0.668	1B	G5-3			E5 28 1B		F7			K		5	1	2	0	0	1	2								
28 Nolan Arenado, R OBP: 0.347, SLG: 0.495	L8		P6					G6-3		F8		5	0	1	2	0	0	1								
5 Albert Pujols, R OBP: 0.324, SLG: 0.368	G5-3				FC4 5 FC4 1B				G6-3																	
16 Nolan Gorman, L OBP: 0.365, SLG: 0.565	G5-3				FC4																					
36 Juan Yezzer, R OBP: 0.333, SLG: 0.442	G4-3		FC5-4 48 1B					G6-3				4	0	1	1	1	0	1								
48 Harrison Bader, R OBP: 0.311, SLG: 0.392	P4																									
4 Yadier Molina, R OBP: 0.230, SLG: 0.300	L8		FC5-4				G2-4-3																			
63 Edmundo Sosa, R OBP: 0.266, SLG: 0.270	G6-3																									
21 Lars Nootbaar, L OBP: 0.235, SLG: 0.261	G6-3																									
33 Brendan Donovan, L OBP: 0.439, SLG: 0.447	L8																									
Inning Stats	R: 0 E: 0 K: 0 S: 7	H: 1 LOB: 1 BB: 0 P: 8	R: 0 E: 0 K: 0 S: 7	H: 0 LOB: 0 BB: 0 P: 11	R: 0 E: 0 K: 0 S: 6	H: 1 LOB: 1 BB: 1 P: 12	R: 0 E: 0 K: 0 S: 10	H: 2 LOB: 2 BB: 0 P: 13	R: 2 E: 1 K: 0 S: 12	H: 3 LOB: 1 BB: 0 P: 19	R: 0 E: 0 K: 1 S: 7	H: 0 LOB: 0 BB: 1 P: 14	R: 0 E: 0 K: 0 S: 8	H: 0 LOB: 1 BB: 0 P: 17	R: 0 E: 0 K: 1 S: 9	H: 0 LOB: 0 BB: 0 P: 14	R: 1 E: 0 K: 0 S: 13	H: 2 LOB: 1 BB: 0 P: 21	R: 0 E: 0 K: 2 S: 8	H: 0 LOB: 0 BB: 0 P: 11	R: 2 E: 0 K: 2 S: 15	H: 2 LOB: 2 BB: 1 P: 26	1B: 9 2B: 1 3B: 1 HR: 0	SF: 0 SAC: 0 DP: 1 HBP: 0	WP: 0 PB: 0 SB: 0 CS: 0	PA: 46
PITCHER	IP ERA WLS BF H R ER SO BB IBB HBP BLK WP HR S P ERA WHIP	35 Justin Steele, L ERA: 4.79	57 Scott Effross, R ERA: 2.84	50 Rowan Wick, R ERA: 3.92	49 Daniel Norris, L ERA: 5.14	PITCHER										IP WLS BF H R ER SO BB IBB HBP BLK WP HR S P ERA WHIP										

St. Louis Cardinals @ Chicago Cubs
Wrigley Field, Chicago, IL
Sun Jun 05 2022, 6:09 PM - 9:52 PM CDT
Att: 31,424 - Party Cloudy - 68 F

livebaseballscores.com

AB 42
R 5
H 11
RBI 5
BB 4
SO 6
LOB 18



Batter	1	2	3	4	5	6	7	8	9	10	11	AB	R	H	RBI	BB	SO	LOB	BOTTOM					
5 Christopher Morel, R OBP: 0.360, SLG: 0.468	G6-3		FC6-4 40 1B		G6-3		P4					5	0	1	0	0	1	1						
40 Wilson Contreras, R OBP: 0.401, SLG: 0.515	BB				F8							3	1	1	0	2	1	0						
8 Ian Happ, S OBP: 0.373, SLG: 0.449	2B		FC6-4		G3-1		G4-3					5	0	1	0	0	0	4						
18 Frank Schwindel, R OBP: 0.288, SLG: 0.413	SF9-3-5		L6																					
36 Alfonso Rivas III, L OBP: 0.296, SLG: 0.301																								
77 Clint Frazier, R OBP: 0.364, SLG: 0.306																								
19 Andrelton Simmons, R OBP: 0.196, SLG: 0.178																								
16 Patrick Wisdom, R OBP: 0.303, SLG: 0.484	G6-3				L7							4	1	2	0	1	0	0						
66 Rafael Ortega, L OBP: 0.366, SLG: 0.377	P5																							
48 P.J. Higgins, R OBP: 0.385, SLG: 0.571																								
2 Nico Hoerner, R OBP: 0.324, SLG: 0.412																								
22 Jason Heyward, L OBP: 0.283, SLG: 0.267	G5-3																							
1 Nick Madrigal, R OBP: 0.207, SLG: 0.253	G4-3				P6																			
Inning Stats	R: 1 E: 0 K: 0 S: 6	H: 1 LOB: 0 BB: 1 P: 14	R: 0 E: 0 K: 0 S: 10	H: 1 LOB: 1 BB: 0 P: 14	R: 0 E: 0 K: 0 S: 11	H: 2 LOB: 2 BB: 0 P: 15	R: 1 E: 0 K: 0 S: 13	H: 2 LOB: 1 BB: 0 P: 17	R: 0 E: 0 K: 0 S: 8	H: 0 LOB: 0 BB: 0 P: 13	R: 0 E: 0 K: 0 S: 11	H: 1 LOB: 1 BB: 0 P: 19	R: 1 E: 0 K: 1 S: 17	H: 2 LOB: 1 BB: 0 P: 22	R: 0 E: 0 K: 2 S: 7	H: 0 LOB: 0 BB: 0 P: 10	R: 0 E: 0 K: 1 S: 8	H: 0 LOB: 2 BB: 1 P: 13	R: 0 E: 0 K: 1 S: 9	H: 0 LOB: 1 BB: 0 P: 13	1B: 6 2B: 6 3B: 0 HR: 0	SF: 1 SAC: 0 DP: 1 HBP: 0	WP: 0 PB: 0 SB: 0 CS: 0	PA: 45
PITCHER	IP ERA WLS BF H R ER SO BB IBB HBP BLK WP HR S P ERA WHIP	50 Adam Wainwright, R ERA: 2.73	92 Génesis Cabrera, L ERA: 2.16	PITCHER										IP WLS BF H R ER SO BB IBB HBP BLK WP HR S P ERA WHIP										

St. Louis Cardinals @ Chicago Cubs
Wrigley Field, Chicago, IL
Sun Jun 05 2022, 6:09 PM - 9:52 PM CDT
Att: 31,424 - Party Cloudy - 68 F

livebaseballscores.com

AB 41
R 3
H 11
RBI 3
BB 3
SO 5
LOB 17



Batter	1	2	3	4	5	6	7	8	9	AB	R	H	RBI	BB	SO	LOB	TOP										
19 Tommy Edman, S OBP: 0.360, SLG: 0.414	G4-3		F7			BB		1B		3	1	1	0	1	0	0	St. Louis Cardinals @ Tampa Bay Rays Tropicana Field, St. Petersburg, FL Wed Jun 08 2022, 7:11 PM - 10:21 PM EDT Att: 12,906 - Dome - 72 F										
16 Nolan Gorman, L OBP: 0.368, SLG: 0.529	L7		G4-3			1B		L4		4	1	1	0	0	0	1											
46 Paul Goldschmidt, R OBP: 0.421, SLG: 0.692 63 Edmundo Sosa, R OBP: 0.296, SLG: 0.260	F9			K		1B		K		3	0	1	0	0	1	0											
27 Tyler O'Neill, R OBP: 0.268, SLG: 0.331	P3			HR		1B		L1		4	1	2	3	0	0	1											
33 Brendan Donovan, L OBP: 0.418, SLG: 0.422	L7			K		G4-6-3				4	0	1	0	0	1	2											
36 Juan Yanez, R OBP: 0.328, SLG: 0.431	1B			K		F7		G5-3		4	0	1	0	0	1	2											
48 Harrison Bader, R OBP: 0.317, SLG: 0.392	1B			K		G6-3		K		4	0	1	0	0	2	1											
21 Lars Nootbaar, L OBP: 0.228, SLG: 0.240	P5			G4-3		K		K		4	0	0	0	0	2	3											
7 Andrew Knizner, R OBP: 0.309, SLG: 0.291			K			G6-3		G6-3		3	0	0	0	0	1	0											
Inning Stats	R: 0 E: 0 K: 0 S: 8	H: 0 LOB: 0 BB: 0 P: 10	R: 0 E: 0 K: 0 S: 18	H: 2 LOB: 2 BB: 0 P: 24	R: 0 E: 0 K: 1 S: 7	H: 0 LOB: 0 BB: 0 P: 11	R: 1 E: 0 K: 3 S: 10	H: 1 LOB: 0 BB: 0 P: 13	R: 0 E: 0 K: 1 S: 8	H: 0 LOB: 0 BB: 0 P: 10	R: 2 E: 0 K: 0 S: 11	H: 3 LOB: 1 BB: 1 P: 19	R: 0 E: 0 K: 1 S: 8	H: 0 LOB: 0 BB: 0 P: 13	R: 0 E: 0 K: 2 S: 10	H: 1 LOB: 1 BB: 0 P: 15	R: 0 E: 0 K: 2 S: 11	H: 1 LOB: 1 BB: 0 P: 15	1B: 7 2B: 0 3B: 0 HR: 1	SF: 0 SAC: 0 DP: 1 HBP: 0	WP: 0 PB: 0 SB: 1 CS: 0	PA: 35					
PITCHER	IP	WLS	BF	H	R	ER	SO	BB	IBB	HBP	BLK	WP	HR	S	P	ERA	WHIP										
28 Corey Kluber, R ERA: 3.88	5.0	W	22	6	3	3	5	1	0	0	0	0	1	58	80	5.40	1.400										
47 Jason Adam, R ERA: 0.75	1.0	H	2	0	0	0	0	0	0	0	0	0	0	4	7	0.00	0.000										
46 Luke Bard, R ERA:	2.0		7	1	0	0	2	0	0	0	0	0	0	18	28	0.00	0.500										
64 Shawn Armstrong, R ERA: 6.94	1.0		4	1	0	0	2	0	0	0	0	0	0	11	15	0.00	1.000										

Batter	1	2	3	4	5	6	7	8	9	AB	R	H	RBI	BB	SO	LOB	BOTTOM										
13 Manuel Margot, R OBP: 0.385, SLG: 0.447	G5-3					BB		2B		5	2	4	0	1	0	1	St. Louis Cardinals @ Tampa Bay Rays Tropicana Field, St. Petersburg, FL Wed Jun 08 2022, 7:11 PM - 10:21 PM EDT Att: 12,906 - Dome - 72 F										
43 Harold Ramirez, R OBP: 0.324, SLG: 0.381 35 Brett Phillips, L OBP: 0.244, SLG: 0.324	G5-3			K		1B		L8		4	2	1	2	1	1	3											
26 Ji Man Choi, L OBP: 0.368, SLG: 0.463	2B			K		K				5	3	3	2	0	2	2											
2 Yandy Diaz, R OBP: 0.424, SLG: 0.366	G5-3			1B		BB		1B		3	1	1	0	2	0	4											
56 Randy Arozarena, R OBP: 0.314, SLG: 0.433	2B			1B		K		1B		5	1	3	4	0	1	3											
7 Vidal Brujan, S OBP: 0.205, SLG: 0.200	2B			1B		F7		L8		5	0	2	3	0	0	4											
21 Francisco Mejia, S OBP: 0.241, SLG: 0.376	G6-3			G5-3		2B		G5-3		5	0	2	0	0	0	4											
39 Kevin Kiermaier, L OBP: 0.242, SLG: 0.357 17 Isaac Paredes, R OBP: 0.261, SLG: 0.435	1B			F7		G4-3		K		4	1	1	0	0	1	3											
6 Taylor Walls, S OBP: 0.250, SLG: 0.267	F8			L7		2B		L7		5	1	1	0	0	1	2											
Inning Stats	R: 3 E: 0 K: 0 S: 14	H: 4 LOB: 1 BB: 0 P: 19	R: 1 E: 0 K: 1 S: 19	H: 2 LOB: 1 BB: 0 P: 29	R: 1 E: 0 K: 0 S: 10	H: 2 LOB: 1 BB: 0 P: 15	R: 0 E: 0 K: 2 S: 10	H: 0 LOB: 1 BB: 1 P: 20	R: 0 E: 0 K: 1 S: 11	H: 1 LOB: 2 BB: 0 P: 20	R: 3 E: 0 K: 0 S: 13	H: 4 LOB: 2 BB: 0 P: 18	R: 3 E: 0 K: 2 S: 16	H: 3 LOB: 2 BB: 2 P: 32	R: 0 E: 0 K: 1 S: 13	H: 2 LOB: 2 BB: 0 P: 20	1B: 11 2B: 7 3B: 0 HR: 0	SF: 0 SAC: 0 DP: 0 HBP: 0	WP: 0 PB: 0 SB: 1 CS: 0	PA: 47							
PITCHER	IP	WLS	BF	H	R	ER	SO	BB	IBB	HBP	BLK	WP	HR	S	P	ERA	WHIP										
70 Packy Naughton, L ERA: 5.54	1.1	L	9	5	4	4	0	0	0	0	0	0	0	17	25	27.00	3.750										
59 Johan Oviedo, R ERA: 4.7	2.2		12	3	1	1	3	1	0	0	0	0	0	36	58	3.38	1.500										
30 Nick Wittgren, R ERA: 6.04	1.0		8	3	3	3	1	1	0	0	0	0	0	16	26	27.00	4.000										
62 T.J. McFarland, L ERA: 8.18	2.0		13	5	3	3	2	2	0	0	0	0	0	24	44	13.50	3.500										
4 Yadier Molina, R ERA: 18.0	1.0		5	2	0	0	1	0	0	0	0	0	0	13	20	0.00	2.000										

AB 34
R 3
H 8
RBI 3
BB 1
SO 9
LOB 11



AB 43
R 11
H 18
RBI 11
BB 4
SO 7
LOB 29



Batter	1	2	3	4	5	6	7	8	9	AB	R	H	RBI	BB	SO	LOB	TOP										
19 Tommy Edman, S OBP: 0.354, SLG: 0.406	G5-3		K			L8		K		4	0	0	0	0	2	0	St. Louis Cardinals @ Tampa Bay Rays Tropicana Field, St. Petersburg, FL Thu Jun 09 2022, 1:10 PM - 3:04 PM EDT Att: 14,892 - Dome - 72 F										
46 Paul Goldschmidt, R OBP: 0.420, SLG: 0.556	K			CI 27 WP		BB		P4		2	1	0	0	1	1	0											
28 Nolan Arenado, R OBP: 0.346, SLG: 0.483	K			L6		BB				3	0	1	0	1	1	1											
5 Albert Pujols, R OBP: 0.324, SLG: 0.376 16 Nolan Gorman, L OBP: 0.362, SLG: 0.519		2B		P3		E1		K		3	0	1	0	0	0	2											
27 Tyler O'Neill, R OBP: 0.260, SLG: 0.321	G6-3			K		L8				4	0	0	0	0	1	5											
36 Juan Yanez, R OBP: 0.320, SLG: 0.420	P3									3	0	0	0	0	1	1											
48 Harrison Bader, R OBP: 0.312, SLG: 0.385	K									3	0	0	0	0	2	1											
63 Edmundo Sosa, R OBP: 0.247, SLG: 0.250			K							3	0	0	0	0	1	0											
7 Andrew Knizner, R OBP: 0.300, SLG: 0.281			L7					F9		3	0	0	0	0	0	0											
Inning Stats	R: 0 E: 0 K: 2 S: 8	H: 0 LOB: 0 BB: 0 P: 13	R: 0 E: 0 K: 1 S: 9	H: 1 LOB: 1 BB: 0 P: 12	R: 0 E: 0 K: 2 S: 8	H: 0 LOB: 0 BB: 0 P: 9	R: 0 E: 1 K: 1 S: 6	H: 0 LOB: 1 BB: 0 P: 10	R: 0 E: 0 K: 0 S: 6	H: 0 LOB: 0 BB: 0 P: 8	R: 1 E: 1 K: 0 S: 12	H: 1 LOB: 2 BB: 1 P: 20	R: 0 E: 0 K: 2 S: 8	H: 0 LOB: 0 BB: 0 P: 10	R: 0 E: 0 K: 1 S: 9	H: 0 LOB: 0 BB: 0 P: 12		R: 0 E: 0 K: 1 S: 7	H: 0 LOB: 0 BB: 1 P: 17	1B: 1 2B: 1 3B: 0 HR: 0	SF: 0 SAC: 0 DP: 1 HBP: 0	WP: 1 PB: 0 SB: 0 CS: 0	PA: 32				
PITCHER	IP	WLS	BF	H	R	ER	SO	BB	IBB	HBP	BLK	WP	HR	S	P	ERA	WHIP										
18 Shane Bieber, L ERA: 1.87 47 Jason Adam, R ERA: 0.72	8.0	W	29	2	1	0	9	1	0	0	0	1	0	66	94	0.00	0.375										
18 Shane Bieber, L ERA: 1.87 47 Jason Adam, R ERA: 0.72	1.0	S	3	0	0	0	1	1	0	0	0	0	0	7	17	0.00	1.000										

AB	29
R	1
H	2
RBI	0
BB	2
SO	10
LOB	11



Batter	1	2	3	4	5	6	7	8	9	AB	R	H	RBI	BB	SO	LOB	BOTTOM										
39 Kevin Kiermaier, L OBP: 0.250, SLG: 0.363	K			HR 26		BB				3	1	2	0	0	1	0	St. Louis Cardinals @ Tampa Bay Rays Tropicana Field, St. Petersburg, FL Thu Jun 09 2022, 1:10 PM - 3:04 PM EDT Att: 14,892 - Dome - 72 F										
13 Manuel Margot, R OBP: 0.377, SLG: 0.438	F9			F8		K				3	0	0	0	0	1	1											
26 Ji Man Choi, L OBP: 0.367, SLG: 0.484	G3-1			HR		K				3	1	1	2	0	1	0											
56 Randy Arozarena, R OBP: 0.310, SLG: 0.427	K			G4-3		G4-3				3	0	0	0	0	1	0											
2 Yandy Diaz, R OBP: 0.418, SLG: 0.359	G6-3			K		L4				3	0	0	0	0	1	0											
35 Brett Phillips, L OBP: 0.238, SLG: 0.315	F7							P6		3	0	0	0	0	1	0											
6 Taylor Walls, S OBP: 0.245, SLG: 0.261			L8			G3		G5-3		3	0	0	0	0	0	0											
10 Mike Zunino, R OBP: 0.195, SLG: 0.304			F7			K		F7		3	0	0	0	0	1	0											
7 Vidal Bruján, S OBP: 0.200, SLG: 0.195			K							2	0	0	0	0	2	0											
Inning Stats	R: 0 E: 0 K: 1 S: 6	H: 0 LOB: 0 BB: 0 P: 9	R: 0 E: 0 K: 1 S: 5	H: 0 LOB: 0 BB: 0 P: 8	R: 0 E: 0 K: 1 S: 7	H: 0 LOB: 0 BB: 0 P: 10	R: 2 E: 0 K: 1 S: 13	H: 2 LOB: 0 BB: 0 P: 16	R: 0 E: 0 K: 2 S: 8	H: 1 LOB: 0 BB: 0 P: 11	R: 0 E: 0 K: 1 S: 10	H: 0 LOB: 0 BB: 0 P: 16	R: 0 E: 0 K: 0 S: 4	H: 0 LOB: 0 BB: 0 P: 6	1B: 2 2B: 0 3B: 0 HR: 1	SF: 0 SAC: 0 DP: 0 HBP: 0		WP: 0 PB: 0 SB: 0 CS: 0	PA: 26								
PITCHER	IP	WLS	BF	H	R	ER	SO	BB	IBB	HBP	BLK	WP	HR	S	P	ERA	WHIP										
39 Miles Mikolas, R ERA: 2.93	8.0	L	26	3	2	2	9	0	0	0	0	0	1	61	85	2.25	0.375										

AB	26
R	2
H	3
RBI	2
BB	0
SO	9
LOB	1



Batter	1	2	3	4	5	6	7	8	9	AB	R	H	RBI	BB	SO	LOB	TOP		
29 TJ Friedl, L OBP: 0.236, SLG: 0.250 		L7 						P5 		4	0	0	0	0	2	2	Cincinnati Reds @ St. Louis Cardinals Busch Stadium, St. Louis, MO Fri Jun 10 2022, 7:17 PM - 10:04 PM CDT Att: 45,009 - Cloudy - 81 F		
22 Brandon Drury, R OBP: 0.333, SLG: 0.511 	17 BB 19 BB 		G3-1 					19 BB 		3	0	1	0	1	1	0			
28 Tommy Pham, R OBP: 0.341, SLG: 0.396 			19 BB 		G6-3 					4	0	1	0	0	2	3			
19 Joey Votto, L OBP: 0.351, SLG: 0.404 	17 BB 		17 BB G6-4-3 		G3 			4-2 		2	0	1	0	2	0	0			
17 Kyle Farmer, R OBP: 0.321, SLG: 0.417 72 Chris Okey, R 			G6-4-3 		F8 			0-1 		3	0	0	0	1	0	5			
4 Matt Reynolds, R OBP: 0.339, SLG: 0.410 	L9 			G6-3 						4	0	0	0	0	3				
35 Alejo Lopez, S OBP: 0.324, SLG: 0.267 	G4-3 			L8 						4	0	0	0	0	1	0			
44 Aristides Aquino, R OBP: 0.182, SLG: 0.294 				G6-3 						4	0	1	0	0	2	0			
33 Aramis Garcia, R OBP: 0.188, SLG: 0.224 16 Colin Moran, L OBP: 0.289, SLG: 0.340 	F7 				F7 					2	0	0	0	0	0	1			
								19 BB 22 BB 		0	0	0	0	1	0	0			
Inning Stats	R: 0 H: 1 E: 0 K: 2 S: 14	H: 1 LOB: 3 BB: 2 P: 24	R: 0 H: 1 E: 0 K: 0 S: 5	H: 1 LOB: 1 BB: 0 P: 7	R: 0 H: 2 E: 0 K: 0 S: 11	H: 1 LOB: 1 BB: 0 P: 16	R: 0 H: 0 E: 0 K: 0 S: 8	H: 0 LOB: 0 BB: 0 P: 10	R: 0 H: 0 E: 0 K: 1 S: 9	H: 0 LOB: 0 BB: 0 P: 16	R: 0 H: 0 E: 0 K: 1 S: 20	H: 0 LOB: 3 BB: 3 P: 33	R: 0 H: 0 E: 0 K: 2 S: 7	H: 0 LOB: 0 BB: 0 P: 12	1B: 4 2B: 0 3B: 0 HR: 0	SF: 0 SAC: 0 DP: 1 HBP: 0	WP: 0 PB: 0 SB: 0 CS: 0	PA: 35	
PITCHER	IP WLS BF H R ER SO BB IBB HBP BLK WP HR S P ERA WHIP	IP WLS BF H R ER SO BB IBB HBP BLK WP HR S P ERA WHIP	IP WLS BF H R ER SO BB IBB HBP BLK WP HR S P ERA WHIP	IP WLS BF H R ER SO BB IBB HBP BLK WP HR S P ERA WHIP	IP WLS BF H R ER SO BB IBB HBP BLK WP HR S P ERA WHIP	IP WLS BF H R ER SO BB IBB HBP BLK WP HR S P ERA WHIP	IP WLS BF H R ER SO BB IBB HBP BLK WP HR S P ERA WHIP	IP WLS BF H R ER SO BB IBB HBP BLK WP HR S P ERA WHIP	IP WLS BF H R ER SO BB IBB HBP BLK WP HR S P ERA WHIP	IP WLS BF H R ER SO BB IBB HBP BLK WP HR S P ERA WHIP	IP WLS BF H R ER SO BB IBB HBP BLK WP HR S P ERA WHIP	IP WLS BF H R ER SO BB IBB HBP BLK WP HR S P ERA WHIP	IP WLS BF H R ER SO BB IBB HBP BLK WP HR S P ERA WHIP	IP WLS BF H R ER SO BB IBB HBP BLK WP HR S P ERA WHIP	IP WLS BF H R ER SO BB IBB HBP BLK WP HR S P ERA WHIP	IP WLS BF H R ER SO BB IBB HBP BLK WP HR S P ERA WHIP	IP WLS BF H R ER SO BB IBB HBP BLK WP HR S P ERA WHIP		
53 Andre Pallante, R ERA: 1.04	5.1 W: 21 L: 5	4 R: 0 ER: 0 SO: 4	2 R: 0 ER: 0 SO: 1	0 R: 0 ER: 0 SO: 1	0 R: 0 ER: 0 SO: 0	0 R: 0 ER: 0 SO: 0	0 R: 0 ER: 0 SO: 0	0 R: 0 ER: 0 SO: 0	0 R: 0 ER: 0 SO: 0	0 R: 0 ER: 0 SO: 0	0 R: 0 ER: 0 SO: 0	0 R: 0 ER: 0 SO: 0	0 R: 0 ER: 0 SO: 0	0 R: 0 ER: 0 SO: 0	0 R: 0 ER: 0 SO: 0	0 R: 0 ER: 0 SO: 0	0 R: 0 ER: 0 SO: 0	0 R: 0 ER: 0 SO: 0	0 R: 0 ER: 0 SO: 0
92 Genesis Cabrera, L ERA: 2.03	1.2 W: 5 L: 6	0 R: 0 ER: 0 SO: 1	0 R: 0 ER: 0 SO: 0	0 R: 0 ER: 0 SO: 0	0 R: 0 ER: 0 SO: 0	0 R: 0 ER: 0 SO: 0	0 R: 0 ER: 0 SO: 0	0 R: 0 ER: 0 SO: 0	0 R: 0 ER: 0 SO: 0	0 R: 0 ER: 0 SO: 0	0 R: 0 ER: 0 SO: 0	0 R: 0 ER: 0 SO: 0	0 R: 0 ER: 0 SO: 0	0 R: 0 ER: 0 SO: 0	0 R: 0 ER: 0 SO: 0	0 R: 0 ER: 0 SO: 0	0 R: 0 ER: 0 SO: 0	0 R: 0 ER: 0 SO: 0	0 R: 0 ER: 0 SO: 0
65 Giovanni Gallegos, R ERA: 3.18	1.0 W: 6 L: 3	0 R: 0 ER: 0 SO: 2	0 R: 0 ER: 0 SO: 0	0 R: 0 ER: 0 SO: 0	0 R: 0 ER: 0 SO: 0	0 R: 0 ER: 0 SO: 0	0 R: 0 ER: 0 SO: 0	0 R: 0 ER: 0 SO: 0	0 R: 0 ER: 0 SO: 0	0 R: 0 ER: 0 SO: 0	0 R: 0 ER: 0 SO: 0	0 R: 0 ER: 0 SO: 0	0 R: 0 ER: 0 SO: 0	0 R: 0 ER: 0 SO: 0	0 R: 0 ER: 0 SO: 0	0 R: 0 ER: 0 SO: 0	0 R: 0 ER: 0 SO: 0	0 R: 0 ER: 0 SO: 0	0 R: 0 ER: 0 SO: 0
56 Ryan Helsley, R ERA: 0.39	1.0 W: 3 L: 0	0 R: 0 ER: 0 SO: 2	0 R: 0 ER: 0 SO: 0	0 R: 0 ER: 0 SO: 0	0 R: 0 ER: 0 SO: 0	0 R: 0 ER: 0 SO: 0	0 R: 0 ER: 0 SO: 0	0 R: 0 ER: 0 SO: 0	0 R: 0 ER: 0 SO: 0	0 R: 0 ER: 0 SO: 0	0 R: 0 ER: 0 SO: 0	0 R: 0 ER: 0 SO: 0	0 R: 0 ER: 0 SO: 0	0 R: 0 ER: 0 SO: 0	0 R: 0 ER: 0 SO: 0	0 R: 0 ER: 0 SO: 0	0 R: 0 ER: 0 SO: 0	0 R: 0 ER: 0 SO: 0	0 R: 0 ER: 0 SO: 0
Inning Stats	R: 2 H: 2 E: 2 K: 1 S: 18	H: 2 LOB: 2 BB: 1 P: 29	R: 0 H: 1 E: 0 K: 0 S: 10	H: 1 LOB: 1 BB: 0 P: 12	R: 0 H: 2 E: 0 K: 0 S: 10	H: 2 LOB: 2 BB: 0 P: 14	R: 0 H: 0 E: 0 K: 0 S: 8	H: 0 LOB: 0 BB: 0 P: 13	R: 0 H: 1 E: 0 K: 1 S: 15	H: 1 LOB: 1 BB: 0 P: 24	R: 0 H: 0 E: 0 K: 0 S: 9	H: 0 LOB: 1 BB: 1 P: 15	R: 0 H: 0 E: 0 K: 2 S: 9	H: 0 LOB: 0 BB: 0 P: 10	1B: 6 2B: 0 3B: 0 HR: 0	SF: 0 SAC: 0 DP: 0 HBP: 1	WP: 0 PB: 0 SB: 1 CS: 0	PA: 33	
PITCHER	IP WLS BF H R ER SO BB IBB HBP BLK WP HR S P ERA WHIP	IP WLS BF H R ER SO BB IBB HBP BLK WP HR S P ERA WHIP	IP WLS BF H R ER SO BB IBB HBP BLK WP HR S P ERA WHIP	IP WLS BF H R ER SO BB IBB HBP BLK WP HR S P ERA WHIP	IP WLS BF H R ER SO BB IBB HBP BLK WP HR S P ERA WHIP	IP WLS BF H R ER SO BB IBB HBP BLK WP HR S P ERA WHIP	IP WLS BF H R ER SO BB IBB HBP BLK WP HR S P ERA WHIP	IP WLS BF H R ER SO BB IBB HBP BLK WP HR S P ERA WHIP	IP WLS BF H R ER SO BB IBB HBP BLK WP HR S P ERA WHIP	IP WLS BF H R ER SO BB IBB HBP BLK WP HR S P ERA WHIP	IP WLS BF H R ER SO BB IBB HBP BLK WP HR S P ERA WHIP	IP WLS BF H R ER SO BB IBB HBP BLK WP HR S P ERA WHIP	IP WLS BF H R ER SO BB IBB HBP BLK WP HR S P ERA WHIP	IP WLS BF H R ER SO BB IBB HBP BLK WP HR S P ERA WHIP	IP WLS BF H R ER SO BB IBB HBP BLK WP HR S P ERA WHIP	IP WLS BF H R ER SO BB IBB HBP BLK WP HR S P ERA WHIP	IP WLS BF H R ER SO BB IBB HBP BLK WP HR S P ERA WHIP		
58 Luis Castillo, R ERA: 3.23	6.0 W: 26 L: 4	2 R: 6 ER: 2 SO: 0	1 R: 0 ER: 0 SO: 0	0 R: 0 ER: 0 SO: 0	0 R: 0 ER: 0 SO: 0	0 R: 0 ER: 0 SO: 0	0 R: 0 ER: 0 SO: 0	0 R: 0 ER: 0 SO: 0	0 R: 0 ER: 0 SO: 0	0 R: 0 ER: 0 SO: 0	0 R: 0 ER: 0 SO: 0	0 R: 0 ER: 0 SO: 0	0 R: 0 ER: 0 SO: 0	0 R: 0 ER: 0 SO: 0	0 R: 0 ER: 0 SO: 0	0 R: 0 ER: 0 SO: 0	0 R: 0 ER: 0 SO: 0	0 R: 0 ER: 0 SO: 0	0 R: 0 ER: 0 SO: 0
23 Jeff Hoffman, R ERA: 3.14	1.0 W: 4 L: 0	0 R: 0 ER: 0 SO: 0	0 R: 0 ER: 0 SO: 0	0 R: 0 ER: 0 SO: 0	0 R: 0 ER: 0 SO: 0	0 R: 0 ER: 0 SO: 0	0 R: 0 ER: 0 SO: 0	0 R: 0 ER: 0 SO: 0	0 R: 0 ER: 0 SO: 0	0 R: 0 ER: 0 SO: 0	0 R: 0 ER: 0 SO: 0	0 R: 0 ER: 0 SO: 0	0 R: 0 ER: 0 SO: 0	0 R: 0 ER: 0 SO: 0	0 R: 0 ER: 0 SO: 0	0 R: 0 ER: 0 SO: 0	0 R: 0 ER: 0 SO: 0	0 R: 0 ER: 0 SO: 0	0 R: 0 ER: 0 SO: 0
66 Joel Kuhnel, R ERA: 2.57	1.0 W: 3 L: 0	0 R: 0 ER: 0 SO: 2	0 R: 0 ER: 0 SO: 0	0 R: 0 ER: 0 SO: 0	0 R: 0 ER: 0 SO: 0	0 R: 0 ER: 0 SO: 0	0 R: 0 ER: 0 SO: 0	0 R: 0 ER: 0 SO: 0	0 R: 0 ER: 0 SO: 0	0 R: 0 ER: 0 SO: 0	0 R: 0 ER: 0 SO: 0	0 R: 0 ER: 0 SO: 0	0 R: 0 ER: 0 SO: 0	0 R: 0 ER: 0 SO: 0	0 R: 0 ER: 0 SO: 0	0 R: 0 ER: 0 SO: 0	0 R: 0 ER: 0 SO: 0	0 R: 0 ER: 0 SO: 0	0 R: 0 ER: 0 SO: 0

Cincinnati Reds @ St. Louis Cardinals
 Busch Stadium, St. Louis, MO
 Fri Jun 10 2022, 7:17 PM - 10:04 PM CDT
 Att: 45,009 - Cloudy - 81 F

AB 30
 R 0
 H 4
 RBI 0
 BB 5
 SO 8
 LOB 14




Cincinnati Reds @ St. Louis Cardinals
 Busch Stadium, St. Louis, MO
 Fri Jun 10 2022, 7:17 PM - 10:04 PM CDT
 Att: 45,009 - Cloudy - 81 F

AB 30
 R 2
 H 6
 RBI 0
 BB 2
 SO 5
 LOB 10



Batter	1	2	3	4	5	6	7	8	9	AB	R	H	RBI	BB	SO	LOB	TOP								
15 Nick Senzel, R OBP: 0.268, SLG: 0.277										5	0	0	0	0	2	2	Cincinnati Reds @ St. Louis Cardinals Busch Stadium, St. Louis, MO Sat Jun 11 2022, 1:17 PM - 4:27 PM CDT Att: 43,832 - Cloudy - 87 F								
22 Brandon Drury, R OBP: 0.335, SLG: 0.511										4	1	1	0	1	0	0									
28 Tommy Pham, R OBP: 0.342, SLG: 0.401										5	1	2	2	0	0	1									
19 Joey Votto, L OBP: 0.347, SLG: 0.397										5	0	1	0	0	2	3									
17 Kyle Farmer, R OBP: 0.335, SLG: 0.430										4	1	4	1	0	0	0									
4 Matt Reynolds, R OBP: 0.336, SLG: 0.404										4	0	1	0	0	1	4									
16 Colin Moran, L OBP: 0.299, SLG: 0.360										3	0	2	0	0	1	0									
35 Alejo Lopez, S OBP: 0.333, SLG: 0.279										1	0	1	1	0	0	0									
3 Albert Almora Jr., R OBP: 0.303, SLG: 0.391										4	0	0	0	0	1	4									
72 Chris Okey, R										3	1	0	0	0	1	3									
Inning Stats	R: 0 H: 0 E: 0 K: 2 S: 9	H: 0 LOB: 1 BB: 1 P: 17	R: 0 H: 2 E: 0 K: 1 S: 11	H: 2 LOB: 1 BB: 0 P: 15	R: 3 H: 3 E: 0 K: 1 S: 15	H: 3 LOB: 1 BB: 0 P: 20	R: 0 H: 1 E: 0 K: 0 S: 6	H: 1 LOB: 1 BB: 0 P: 12	R: 0 H: 2 E: 0 K: 1 S: 15	H: 2 LOB: 2 BB: 0 P: 19	R: 0 H: 0 E: 0 K: 1 S: 8	H: 0 LOB: 0 BB: 0 P: 10	R: 0 H: 0 E: 0 K: 1 S: 7	H: 0 LOB: 0 BB: 0 P: 8	R: 1 H: 3 E: 0 K: 1 S: 13	H: 3 LOB: 2 BB: 0 P: 20	R: 0 H: 1 E: 0 K: 0 S: 9	H: 1 LOB: 1 BB: 0 P: 16	1B: 9 2B: 3 3B: 0 HR: 0	SF: 0 SAC: 0 DP: 1 HBP: 1	WP: 0 PB: 0 SB: 1 CS: 0	PA: 40			
PITCHER	IP	WLS	BF	H	R	ER	SO	BB	IBB	HBP	BLK	WP	HR	S	P	ERA	WHIP								
50 Adam Wainwright, R ERA: 2.84	7.0		30	8	3	3	7	1	0	1	0	0	0	71	101	3.86	1.286								
34 Drew VerHagen, R ERA: 5.19	1.0		6	3	1	1	1	0	0	0	0	0	0	13	20	9.00	3.000								
30 Nick Wittgren, R ERA: 5.79	1.0	W	4	1	0	0	0	0	0	0	0	0	0	9	16	0.00	1.000								

Batter	1	2	3	4	5	6	7	8	9	AB	R	H	RBI	BB	SO	LOB	BOTTOM								
19 Tommy Edman, S OBP: 0.357, SLG: 0.419										5	2	2	2	0	1	2	Cincinnati Reds @ St. Louis Cardinals Busch Stadium, St. Louis, MO Sat Jun 11 2022, 1:17 PM - 4:27 PM CDT Att: 43,832 - Cloudy - 87 F								
16 Nolan Gorman, L OBP: 0.348, SLG: 0.466										2	1	0	0	0	2	0									
46 Paul Goldschmidt, R OBP: 0.411, SLG: 0.577										4	0	0	0	0	1	3									
28 Nolan Arenado, R OBP: 0.356, SLG: 0.491										3	1	2	0	1	0	0									
27 Tyler O'Neill, R OBP: 0.273, SLG: 0.336										2	0	1	3	1	1	1									
33 Brendan Donovan, L OBP: 0.408, SLG: 0.395										3	0	0	0	1	1	4									
3 Dylan Carlson, S OBP: 0.297, SLG: 0.362										3	0	1	0	1	0	2									
4 Yadier Molina, R OBP: 0.231, SLG: 0.305										4	0	0	0	0	1	4									
48 Harrison Bader, R OBP: 0.305, SLG: 0.376										2	0	0	0	0	0	0									
36 Juan Ypez, R OBP: 0.331, SLG: 0.425										1	0	1	0	1	0	0									
63 Edmundo Sosa, R OBP: 0.247, SLG: 0.250										0	1	0	0	0	0	0									
Inning Stats	R: 0 H: 0 E: 0 K: 3 S: 13	H: 1 LOB: 0 BB: 0 P: 19	R: 0 H: 1 E: 0 K: 1 S: 17	H: 1 LOB: 2 BB: 1 P: 24	R: 0 H: 0 E: 0 K: 1 S: 8	H: 0 LOB: 0 BB: 0 P: 10	R: 0 H: 0 E: 0 K: 1 S: 10	H: 0 LOB: 1 BB: 1 P: 20	R: 0 H: 0 E: 0 K: 1 S: 10	H: 0 LOB: 0 BB: 0 P: 16	R: 1 H: 1 E: 0 K: 0 S: 15	H: 1 LOB: 2 BB: 1 P: 28	R: 0 H: 1 E: 0 K: 0 S: 8	H: 1 LOB: 1 BB: 1 P: 15	R: 2 H: 2 E: 0 K: 0 S: 15	H: 2 LOB: 0 BB: 0 P: 25	R: 2 H: 2 E: 1 K: 0 S: 8	H: 2 LOB: 1 BB: 1 P: 16	1B: 4 2B: 2 3B: 0 HR: 1	SF: 1 SAC: 0 DP: 2 HBP: 2	WP: 1 PB: 0 SB: 0 CS: 1	PA: 37			
PITCHER	IP	WLS	BF	H	R	ER	SO	BB	IBB	HBP	BLK	WP	HR	S	P	ERA	WHIP								
21 Hunter Greene, R ERA: 5.1	5.0		20	2	0	1	0	1	0	0	0	0	0	65	101	1.80	0.800								
43 Alexis Diaz, R ERA: 1.93	1.0	H	4	0	0	0	0	1	0	0	0	0	0	8	16	0.00	1.000								
85 Luis Cessa, R ERA: 5.4	1.0	H	4	1	0	0	0	1	0	0	0	0	0	8	15	0.00	2.000								
54 Hunter Strickland, R ERA: 6.0	0.1	H	4	2	2	2	0	0	0	1	0	0	0	12	20	54.00	6.000								
66 Joel Künzel, R ERA: 3.52	1.1	L	5	2	2	2	0	1	0	0	0	0	1	11	21	13.50	2.250								

Batter	1	2	3	4	5	6	7	8	9	AB	R	H	RBI	BB	SO	LOB	TOP										
15 Nick Senzel, R OBP: 0.260, SLG: 0.270	G4-3		G5-3		SF9		F8			3	0	0	1	0	0	0	Cincinnati Reds @ St. Louis Cardinals Busch Stadium, St. Louis, MO Sun Jun 12 2022, 1:17 PM - 4:29 PM CDT Att: 43,083 - Partly Cloudy - 90 F										
22 Brandon Drury, R OBP: 0.338, SLG: 0.511	1B			1B	K			K		4	1	2	0	0	2	0											
28 Tommy Pham, R OBP: 0.345, SLG: 0.416	G6-4-3			BB				HR		3	2	1	1	1	0	1											
19 Joey Votto, L OBP: 0.344, SLG: 0.389	G3			BB			F7	G3-1		3	1	0	0	1	0	0											
17 Kyle Farmer, R OBP: 0.338, SLG: 0.429	1B			HBP			G4-3	P4		3	0	1	1	0	0	0											
4 Matt Reynolds, R OBP: 0.341, SLG: 0.407	1B		G6-4-3							4	1	2	0	0	0	2											
29 TJ Friedl, L OBP: 0.247, SLG: 0.286	G4-6-3			1B						4	1	2	2	0	0	2											
44 Aristides Aquino, R ERA: 5.19																		AB 29 R 7 H 11 RBI 6 BB 2 SO 3 LOB 6									
3 Albert Almora Jr., R OBP: 0.308, SLG: 0.398																											
33 Aramis Garcia, R OBP: 0.183, SLG: 0.217	G4-3			SH1-3			K	CS		2	0	0	0	0	1	1											
Inning Stats	R: 0 H: 1 E: 0 K: 0 S: 6	H: 1 LOB: 0 BB: 0 P: 8	R: 0 H: 2 E: 0 K: 0 S: 9	H: 2 LOB: 1 BB: 0 P: 16	R: 0 H: 1 E: 0 K: 0 S: 6	H: 1 LOB: 0 BB: 0 P: 10	R: 3 H: 2 E: 0 K: 0 S: 7	H: 2 LOB: 1 BB: 2 P: 18	R: 1 H: 1 E: 0 K: 1 S: 12	H: 1 LOB: 0 BB: 0 P: 16	R: 0 H: 0 E: 0 K: 0 S: 4	H: 0 LOB: 0 BB: 0 P: 7	R: 2 H: 2 E: 0 K: 1 S: 12	H: 2 LOB: 0 BB: 0 P: 20	R: 1 H: 1 E: 0 K: 1 S: 11	H: 1 LOB: 0 BB: 0 P: 14	R: 0 H: 1 E: 0 K: 0 S: 7		H: 1 LOB: 0 BB: 0 P: 10	1B: 8 2B: 1 3B: 1 HR: 1	SF: 2 DP: 4 HBP: 1	WP: 1 PB: 0 SB: 0 CS: 1	PA: 36				
PITCHER	IP	WLS	BF	H	R	ER	SO	BB	IBB	HBP	BLK	WP	HR	S	P	ERA	WHIP										
43 Dakota Hudson, R ERA: 3.29	7.0	L	29	9	6	6	2	2	0	1	0	1	0	56	95	7.71	1.571										
59 Johan Oviedo, R ERA: 5.19	1.0		4	1	1	1	1	0	0	0	0	0	1	11	14	9.00	1.000										
62 T.J. McFarland, L ERA: 7.83	1.0		3	1	0	0	0	0	0	0	0	0	0	7	10	0.00	1.000										

Batter	1	2	3	4	5	6	7	8	9	AB	R	H	RBI	BB	SO	LOB	BOTTOM										
19 Tommy Edman, S OBP: 0.358, SLG: 0.418	1B	G6-3		1B		K		G6-3		5	1	2	0	0	1	2	Cincinnati Reds @ St. Louis Cardinals Busch Stadium, St. Louis, MO Sun Jun 12 2022, 1:17 PM - 4:29 PM CDT Att: 43,083 - Partly Cloudy - 90 F										
16 Nolan Gorman, L OBP: 0.352, SLG: 0.460	1B			K		L7		K		5	0	2	0	0	2	2											
27 Tyler O'Neill, R OBP: 0.270, SLG: 0.331	G5-3		FC6-4	1B		K				5	2	1	0	0	1	3											
28 Nolan Arenado, R OBP: 0.352, SLG: 0.498	G6-3		HR		P2		F9	F7		5	1	1	2	0	0	2											
33 Brendan Donovan, L OBP: 0.415, SLG: 0.402	G1-3		G3-1		1B		1B	HR		4	1	2	0	1	0	1											
36 Juan Yanez, R OBP: 0.341, SLG: 0.458		1B	F8		F4		1B	HR		5	1	3	2	0	0	2											
5 Albert Pujols, R OBP: 0.319, SLG: 0.378	L9		G4-3		2B		F9	K		5	0	1	1	0	1	3											
48 Harrison Bader, R OBP: 0.304, SLG: 0.370	FC4		E5		BB		L9			3	0	0	0	1	0	3											
7 Andrew Knizner, R OBP: 0.283, SLG: 0.263			F8							3	0	0	0	0	2	6											
3 Dylan Carlson, S OBP: 0.295, SLG: 0.359										1	0	0	0	0	1	0											
4 Yadier Molina, R OBP: 0.231, SLG: 0.305										0	0	0	0	0	0	0											
Inning Stats	R: 1 H: 2 E: 0 K: 0 S: 17	H: 2 LOB: 1 BB: 0 P: 26	R: 0 H: 1 E: 0 K: 0 S: 13	H: 1 LOB: 2 BB: 0 P: 18	R: 2 H: 2 E: 0 K: 0 S: 10	H: 2 LOB: 0 BB: 0 P: 14	R: 0 H: 1 E: 1 K: 2 S: 16	H: 1 LOB: 2 BB: 0 P: 18	R: 1 H: 3 E: 0 K: 1 S: 18	H: 3 LOB: 3 BB: 1 P: 31	R: 0 H: 0 E: 0 K: 2 S: 9	H: 0 LOB: 0 BB: 0 P: 11	R: 0 H: 2 E: 0 K: 0 S: 17	H: 2 LOB: 0 BB: 0 P: 25	R: 0 H: 0 E: 0 K: 2 S: 8	H: 0 LOB: 0 BB: 0 P: 10	R: 2 H: 1 E: 0 K: 1 S: 11	H: 1 LOB: 0 BB: 1 P: 18	1B: 9 2B: 1 3B: 0 HR: 2	SF: 0 DP: 0 HBP: 0	WP: 2 PB: 0 SB: 1 CS: 0	PA: 43					
PITCHER	IP	WLS	BF	H	R	ER	SO	BB	IBB	HBP	BLK	WP	HR	S	P	ERA	WHIP										
51 Graham Ashcraft, R ERA: 2.22	1.1		25	9	4	4	2	1	0	0	0	0	0	3	9	7.71	1.929										
77 Art Warren, R ERA: 6.23	0.1		2	0	0	0	1	1	0	0	0	0	0	3	8	0.00	3.000										
23 Jeff Hoffman, R ERA: 3.0	1.1	W	6	2	0	0	2	0	0	0	0	0	0	19	25	0.00	1.500										
64 Tony Santillan, R ERA: 5.68	0.2	H	2	0	0	0	0	0	0	0	0	0	0	7	11	0.00	0.000										
85 Luis Cessa, R ERA: 5.18	1.0	H	3	0	0	0	2	0	0	0	0	0	0	8	10	0.00	0.000										
PITCHER	IP	WLS	BF	H	R	ER	SO	BB	IBB	HBP	BLK	WP	HR	S	P	ERA	WHIP										
43 Alexis Diaz, R ERA: 2.48	1.0	S	5	1	2	2	1	1	0	0	0	0	0	11	18	18.00	2.000										



Batter	1	2	3	4	5	6	7	8	9	AB	R	H	RBI	BB	SO	LOB	TOP		
30 Tucupita Marcano, L (1.4) OBP: 0.328, SLG: 0.429										4	0	0	0	0	1	1	Pittsburgh Pirates @ St. Louis Cardinals Busch Stadium, St. Louis, MO Tue Jun 14 2022, 6:47 PM - 9:33 PM CDT Att: 33,977 - Clear - 95 F		
10 Bryan Reynolds, S (1.8) OBP: 0.327, SLG: 0.434 31 Cal Mitchell, L (7.9) OBP: 0.250, SLG: 0.383										3	1	0	0	0	1	0			
65 Jack Suwinski, L (1.9) OBP: 0.273, SLG: 0.420										4	0	0	0	0	1	2			
19 Daniel Vogelbach, L (1.10) OBP: 0.302, SLG: 0.407										3	0	0	1	0	0	0			
28 Canaan Smith-Njigba, L (1.7) OBP: 0.500, SLG: 0.667										2	0	0	0	0	0	0			
64 Diego Castillo, R (1.6) OBP: 0.244, SLG: 0.296										3	0	0	0	0	1	1			
44 Hoy Park, L (1.5) OBP: 0.211, SLG: 0.222										3	0	0	0	0	0	0			
6 Yu Chang, R (1.3) OBP: 0.205, SLG: 0.250										2	0	0	0	1	2	0			
5 Michael Pérez, L (1.2) OBP: 0.169, SLG: 0.200										3	0	0	0	0	0	2			
Inning Stats	R: 0 H: 0 E: 0 K: 1 S: 7	H: 0 LOB: 0 BB: 0 P: 12	R: 0 H: 0 E: 0 K: 0 S: 7	H: 0 LOB: 0 BB: 1 P: 12	R: 0 H: 0 E: 1 K: 1 S: 14	H: 0 LOB: 1 BB: 1 P: 20	R: 1 H: 0 E: 0 K: 0 S: 7	H: 0 LOB: 0 BB: 0 P: 10	R: 0 H: 0 E: 0 K: 1 S: 8	H: 0 LOB: 0 BB: 0 P: 14	R: 0 H: 0 E: 0 K: 1 S: 8	H: 0 LOB: 0 BB: 0 P: 13	R: 0 H: 0 E: 0 K: 2 S: 11	H: 0 LOB: 0 BB: 0 P: 17	R: 0 H: 1 E: 0 K: 0 S: 11	H: 1 LOB: 1 BB: 0 P: 17		1B: 0 2B: 1 3B: 0 HR: 0	SF: 0 SAC: 0 DP: 2 HBP: 1
PITCHER	IP WLS BF H R ER SO BB IBB HBP BLK WP HR S P ERA WHIP	8.2 W 29 1 1 0 6 1 0 1 0 0 0 0 2 3 0.00 0.231	0.1 1 0 0 0 0 0 0 0 0 0 0 0 0 3 0.00 0.000	PITCHER															

Batter	1	2	3	4	5	6	7	8	9	AB	R	H	RBI	BB	SO	LOB	BOTTOM	
19 Tommy Edman, S (1.6) OBP: 0.359, SLG: 0.434										5	2	3	1	0	0	0	Pittsburgh Pirates @ St. Louis Cardinals Busch Stadium, St. Louis, MO Tue Jun 14 2022, 6:47 PM - 9:33 PM CDT Att: 33,977 - Clear - 95 F	
33 Brendan Donovan, L (1.5) OBP: 0.436, SLG: 0.445										5	3	4	1	0	0	2		
46 Paul Goldschmidt, R (1.3) OBP: 0.431, SLG: 0.642										4	3	4	5	1	0	0		
16 Nolan Gorman, L (1.4) OBP: 0.345, SLG: 0.440										5	0	2	2	0	0	3		
36 Juan Yezzer, R (1.7) OBP: 0.331, SLG: 0.440 27 Tyler O'Neill, R (7.7) OBP: 0.280, SLG: 0.333										4	0	0	0	0	2	2		
3 Dylan Carlson, S (1.9) OBP: 0.299, SLG: 0.381										3	0	0	0	1	0	2		
5 Albert Pujols, R (1.10) OBP: 0.315, SLG: 0.362										4	0	0	0	0	1	2		
48 Harrison Bader, R (1.8) OBP: 0.304, SLG: 0.364										3	1	1	0	0	1	1		
7 Andrew Knizner, R (1.2) OBP: 0.283, SLG: 0.257										3	0	0	0	1	1	2		
Inning Stats	R: 3 H: 4 E: 0 K: 1 S: 17	H: 3 LOB: 1 BB: 0 P: 20	R: 4 H: 3 E: 1 K: 1 S: 18	H: 3 LOB: 1 BB: 0 P: 26	R: 0 H: 2 E: 0 K: 0 S: 10	H: 2 LOB: 2 BB: 1 P: 19	R: 0 H: 1 E: 0 K: 0 S: 12	H: 0 LOB: 0 BB: 0 P: 16	R: 0 H: 3 E: 0 K: 1 S: 15	H: 3 LOB: 1 BB: 0 P: 26	R: 0 H: 0 E: 0 K: 1 S: 7	H: 0 LOB: 1 BB: 1 P: 12	R: 0 H: 1 E: 0 K: 0 S: 7	H: 1 LOB: 2 BB: 1 P: 13	1B: 9 2B: 2 3B: 0 HR: 3	SF: 0 SAC: 0 DP: 1 HBP: 1		WP: 0 PA: 41 PB: 0 SB: 0 CS: 1
PITCHER	IP WLS BF H R ER SO BB IBB HBP BLK WP HR S P ERA WHIP	5.0 L 26 10 7 7 3 0 0 0 0 0 0 15 26 18.00 3.000	1.0 6 3 2 2 1 0 0 0 0 0 0 0 7 12 0.00 1.000	1.0 5 1 0 0 0 1 0 0 0 0 0 0 7 13 0.00 2.000	PITCHER													

Batter	1	2	3	4	5	6	7	8	9	AB	R	H	RBI	BB	SO	LOB	TOP										
19 Tommy Edman, S OBP: 0.357, SLG: 0.428	F8	G6-3			G4-3	G4-3	G4-3		K	6	1	1	2	0	1	4	St. Louis Cardinals @ Boston Red Sox Fenway Park, Boston, MA Sat Jun 18 2022, 7:17 PM - 10:45 PM EDT Att: 36,141 - Cloudy - 62 F livebaseballscorecards.com										
33 Brendan Donovan, L (1, 4) OBP: 0.436, SLG: 0.449	K		K			FC3		K	F7	5	1	0	0	1	3	4											
46 Paul Goldschmidt, R 47 Ivan Herrera, R	28 HR		P5		K	16 F8		F8		5	1	2	2	0	1	1											
28 Nolan Arenado, R 63 Edmundo Sosa, R	HR		K		K	27 BB				4	1	2	3	1	1	1											
16 Nolan Gorman, L 5 Albert Pujols, R	G3-1				K			K		4	1	1	1	0	1	2											
27 Tyler O'Neill, R OBP: 0.322, SLG: 0.346		G5-3							48 1B	4	3	3	1	1	0	0											
3 Dylan Carlson, S OBP: 0.316, SLG: 0.412			G4-3						K	4	1	1	1	1	2	4											
48 Harrison Bader, R OBP: 0.313, SLG: 0.392		P3				7 BB			7 2B	5	1	3	0	0	0	1											
7 Andrew Knizner, R OBP: 0.295, SLG: 0.262		P5			G6-3	33 FC3				3	1	1	1	2	0	2											
						46 1B			19 G4-3																		
Inning Stats	R: 2 E: 0 K: 1 S: 14	H: 2 LOB: 0 BB: 0 P: 23	R: 1 E: 0 K: 0 S: 13	H: 2 LOB: 1 BB: 0 P: 24	R: 0 E: 0 K: 2 S: 13	H: 0 LOB: 0 BB: 0 P: 18	R: 1 E: 0 K: 0 S: 13	H: 2 LOB: 1 BB: 0 P: 20	R: 0 E: 0 K: 1 S: 9	H: 0 LOB: 1 BB: 1 P: 15	R: 6 E: 1 K: 2 S: 26	H: 5 LOB: 3 BB: 3 P: 49	R: 0 E: 0 K: 0 S: 5	H: 0 LOB: 0 BB: 0 P: 11	R: 0 E: 0 K: 2 S: 16	H: 0 LOB: 1 BB: 1 P: 25	R: 1 E: 0 K: 2 S: 14	H: 3 LOB: 2 BB: 0 P: 20	1B: 8 2B: 3 3B: 0 HR: 3	SF: 0 SAC: 0 DP: 1 HBP: 0	WP: 0 PB: 0 SB: 0 CS: 0	PA: 47					
PITCHER	IP	WLS	BF	H	R	ER	SO	BB	IBB	HBP	BLK	WP	HR	S	P	ERA	WHIP										
50 Kutter Crawford, R ERA: 6.41	4.0	L	18	6	4	4	3	0	0	0	0	0	2	53	85	9.00	1.500										
70 Ryan Brasier, R ERA: 4.81	1.0		4	0	0	0	1	1	0	0	0	0	0	9	15	0.00	1.000										
57 Hansel Robles, R ERA: 4.71	0.1		5	2	4	4	1	2	0	0	0	0	1	10	23	108.00	12.000										
18 Hirokazu Sawamura, R ERA: 3.22	0.2		7	3	2	1	1	1	0	0	0	0	0	16	26	13.50	6.000										
56 Austin Davis, L ERA: 2.54	3.0		13	3	1	1	4	2	0	0	0	0	0	35	56	3.00	1.667										
Batter	1	2	3	4	5	6	7	8	9	AB	R	H	RBI	BB	SO	LOB	BOTTOM										
40 Jarren Duran, L OBP: 0.345, SLG: 0.462	G4-3		FC4-6		G5-3				K	4	0	0	0	0	1	4	St. Louis Cardinals @ Boston Red Sox Fenway Park, Boston, MA Sat Jun 18 2022, 7:17 PM - 10:45 PM EDT Att: 36,141 - Cloudy - 62 F livebaseballscorecards.com										
11 Rafael Devers, L OBP: 0.376, SLG: 0.604	G1-3		F8						G3	4	0	0	0	0	1	1											
28 J.D. Martinez, R OBP: 0.411, SLG: 0.557	L8		G5-3		G6-3				G6-3	4	0	0	0	0	0	1											
2 Xander Bogaerts, R OBP: 0.404, SLG: 0.500		16 BB							K	4	1	2	0	0	2	0											
10 Trevor Story, R OBP: 0.301, SLG: 0.399									G4-3	4	1	1	0	0	1	2											
16 Franchy Cordero, L OBP: 0.286, SLG: 0.368		29 BB			G3				F8	2	0	0	0	1	0	1											
30 Rob Refsnyder, R (8, PH) OBP: 0.522, SLG: 0.556										19 G6-3	1	0	1	0	0	0											
29 Bobby Dalbec, R OBP: 0.278, SLG: 0.341									G5-3	3	0	1	1	1	0	1											
19 Jackie Bradley Jr., L OBP: 0.283, SLG: 0.335									G6-3	3	0	0	0	1	1	3											
25 Kevin Plawecki, R OBP: 0.256, SLG: 0.197									F7	2	0	0	1	2	1	1											
Inning Stats	R: 0 E: 0 K: 0 S: 7	H: 0 LOB: 0 BB: 0 P: 9	R: 1 E: 0 K: 1 S: 11	H: 2 LOB: 1 BB: 1 P: 20	R: 0 E: 0 K: 0 S: 6	H: 0 LOB: 1 BB: 1 P: 12	R: 1 E: 0 K: 1 S: 15	H: 1 LOB: 3 BB: 3 P: 35	R: 0 E: 0 K: 1 S: 11	H: 0 LOB: 1 BB: 0 P: 17	R: 0 E: 0 K: 2 S: 9	H: 0 LOB: 0 BB: 0 P: 12	R: 0 E: 0 K: 1 S: 7	H: 0 LOB: 0 BB: 0 P: 11	R: 0 E: 0 K: 1 S: 20	H: 0 LOB: 0 BB: 0 P: 27	R: 0 E: 0 K: 0 S: 10	H: 1 LOB: 1 BB: 0 P: 14	1B: 5 2B: 0 3B: 0 HR: 0	SF: 0 SAC: 0 DP: 1 HBP: 0	WP: 0 PB: 0 SB: 0 CS: 0	PA: 36					
PITCHER	IP	WLS	BF	H	R	ER	SO	BB	IBB	HBP	BLK	WP	HR	S	P	ERA	WHIP										
43 Dakota Hudson, R ERA: 3.31	5.0	W	23	4	2	2	3	5	0	0	0	0	0	50	93	3.60	1.800										
57 Zack Thompson, L ERA: 4.5	3.0	H	9	0	0	0	4	0	0	0	0	0	0	36	50	0.00	0.000										
62 T.J. McFarland, L ERA: 7.43	1.0		4	1	0	0	0	0	0	0	0	0	0	10	14	0.00	1.000										

Batter	1	2	3	4	5	6	7	8	9	AB	R	H	RBI	BB	SO	LOB	TOP				
19 Tommy Edman, S (1,6) OBP: 0.356, SLG: 0.420										4	0	0	0	0	1	1					
33 Brendan Donovan, L (1,7) OBP: 0.420, SLG: 0.429										4	0	1	0	0	1	1					
46 Paul Goldschmidt, R (1,10) OBP: 0.417, SLG: 0.614										4	0	0	0	0	2	2					
28 Nolan Arenado, R (1,5) OBP: 0.343, SLG: 0.488										4	0	0	0	0	1	0					
16 Nolan Gorman, L (1,4) OBP: 0.323, SLG: 0.427										3	0	0	0	0	3	0					
36 Juan Yezzer, R (1,3) OBP: 0.340, SLG: 0.477										3	0	2	0	0	1	0					
3 Dylan Carlson, S (1,9) OBP: 0.314, SLG: 0.400										2	0	0	0	1	1	1					
48 Harrison Bader, R (1,8) OBP: 0.311, SLG: 0.386										3	0	0	0	0	2	2					
7 Andrew Knizner, R (1,2) OBP: 0.298, SLG: 0.259										1	0	0	0	1	0	0					
21 Lars Nootbaar, L (8,PH) OBP: 0.224, SLG: 0.235										1	0	0	0	0	0	0					
47 Ivan Herrera, R (8,2)										0	0	0	0	0	0	0					
Inning Stats	R: 0 E: 0 K: 2 S: 11	H: 0 LOB: 0 BB: 0 P: 18	R: 0 E: 0 K: 2 S: 11	H: 1 LOB: 2 BB: 1 P: 19	R: 0 E: 0 K: 0 S: 7	H: 0 LOB: 0 BB: 0 P: 7	R: 0 E: 0 K: 2 S: 12	H: 0 LOB: 0 BB: 0 P: 17	R: 0 E: 0 K: 1 S: 10	H: 0 LOB: 1 BB: 1 P: 17	R: 0 E: 0 K: 2 S: 11	H: 1 LOB: 1 BB: 0 P: 16	R: 0 E: 0 K: 1 S: 11	H: 0 LOB: 0 BB: 0 P: 16	R: 0 E: 0 K: 1 S: 11	H: 1 LOB: 0 BB: 0 P: 16	1B: 2 2B: 1 3B: 0 HR: 0	SF: 0 SAC: 0 DP: 0 HBP: 0	WP: 0 PB: 0 SB: 0 CS: 0	PA: 31	
PITCHER	IP	WLS	BF	H	R	ER	SO	BB	IBB	HBP	BLK	WP	HR	S	P	ERA	WHIP				
39 Corbin Burnes, R (1,1) ERA: 2.31	7.0	W	25	2	0	0	10	2	0	0	0	0	0	70	108	0.00	0.571				
38 Devin Williams, R (8,1) ERA: 2.33	1.0	H	3	0	0	0	1	0	0	0	0	0	0	11	16	0.00	0.000				
71 Josh Hader, L (9,1) ERA: 0.87	1.0	S	3	1	0	0	1	0	0	0	0	0	0	11	16	0.00	1.000				

St. Louis Cardinals @ Milwaukee Brewers
American Family Field, Milwaukee, WI
Mon Jun 20 2022, 7:12 PM - 9:57 PM CDT
Att: 28,100 - Clear - 92 F

livebaseballscores.com

AB 29
R 0
H 3
RBI 0
BB 2
SO 12
LOB 7

Batter	1	2	3	4	5	6	7	8	9	AB	R	H	RBI	BB	SO	LOB	BOTTOM				
22 Christian Yelich, L (1,7) OBP: 0.318, SLG: 0.369										4	0	0	0	0	2	2					
27 Willy Adams, R (1,6) OBP: 0.285, SLG: 0.475										4	0	2	0	0	1	0					
11 Rowdy Tellez, L (1,3) OBP: 0.319, SLG: 0.458										4	0	1	0	0	0	2					
24 Andrew McCutchen, R (1,10) OBP: 0.302, SLG: 0.333										4	0	0	0	0	0	3					
Hunter Renfro, R (1,9) OBP: 0.301, SLG: 0.497										3	0	1	0	1	0	1					
10 Omar Narváez, L (1,2) OBP: 0.342, SLG: 0.371										4	0	0	0	0	0	5					
2 Luis Urias, R (1,5) OBP: 0.306, SLG: 0.351										3	0	0	0	0	1	0					
18 Keston Hiura, R (1,4) OBP: 0.342, SLG: 0.419										1	1	1	0	1	0	0					
14 Jace Peterson, L (8,5) OBP: 0.314, SLG: 0.431										0	0	0	0	0	0	0					
15 Tyrone Taylor, R (1,8) OBP: 0.273, SLG: 0.420										3	1	1	2	0	0	2					
Inning Stats	R: 0 E: 0 K: 1 S: 12	H: 0 LOB: 0 BB: 0 P: 20	R: 0 E: 0 K: 0 S: 8	H: 0 LOB: 0 BB: 0 P: 12	R: 0 E: 0 K: 0 S: 7	H: 0 LOB: 1 BB: 1 P: 12	R: 0 E: 0 K: 0 S: 5	H: 1 LOB: 2 BB: 1 P: 13	R: 2 E: 0 K: 1 S: 16	H: 2 LOB: 0 BB: 0 P: 22	R: 0 E: 0 K: 0 S: 6	H: 1 LOB: 1 BB: 0 P: 11	R: 0 E: 0 K: 2 S: 10	H: 0 LOB: 1 BB: 0 P: 15	R: 0 E: 0 K: 0 S: 12	H: 2 LOB: 2 BB: 0 P: 18	1B: 2 2B: 3 3B: 0 HR: 1	SF: 0 SAC: 0 DP: 0 HBP: 1	WP: 0 PB: 0 SB: 0 CS: 0	PA: 33	
PITCHER	IP	WLS	BF	H	R	ER	SO	BB	IBB	HBP	BLK	WP	HR	S	P	ERA	WHIP				
39 Miles Mikolas, R (1,1) ERA: 2.64	6.1	L	26	4	2	2	3	2	0	1	0	0	0	59	100	2.84	0.947				
59 Johan Oviedo, R (7,1) ERA: 3.55	1.2		7	2	0	0	1	0	0	0	0	0	0	17	23	0.00	1.200				

St. Louis Cardinals @ Milwaukee Brewers
American Family Field, Milwaukee, WI
Mon Jun 20 2022, 7:12 PM - 9:57 PM CDT
Att: 28,100 - Clear - 92 F

livebaseballscores.com

AB 30
R 2
H 6
RBI 2
BB 2
SO 4
LOB 15

Batter	1	2	3	4	5	6	7	8	9	AB	R	H	RBI	BB	SO	LOB	TOP										
19 Tommy Edman, S OBP: 0.353, SLG: 0.416										5	1	1	0	0	2	1	St. Louis Cardinals @ Milwaukee Brewers American Family Field, Milwaukee, WI Tue Jun 21 2022, 7:11 PM - 10:25 PM CDT Att: 30,208 - Clear - 95 F										
33 Brendan Donovan, L OBP: 0.245, SLG: 0.430										4	2	2	0	1	1	1											
28 Nolan Arenado, R OBP: 0.345, SLG: 0.492										4	1	2	1	0	0	1											
36 Juan Yezzer, R OBP: 0.331, SLG: 0.463										4	0	0	1	0	2	3											
16 Nolan Gorman, L OBP: 0.350, SLG: 0.516										4	2	4	4	0	0	0											
3 Dylan Carlson, S OBP: 0.313, SLG: 0.393										3	0	0	0	1	0	3											
48 Harrison Bader, R OBP: 0.306, SLG: 0.379										4	0	0	0	0	1	3											
21 Lars Nootbaar, L OBP: 0.226, SLG: 0.236										4	0	1	0	0	0	0											
7 Andrew Knizner, R OBP: 0.297, SLG: 0.259										4	0	1	0	0	0	2											
Inning Stats	R: 2 H: 3 E: 0 K: 0 S: 12	H: 3 LOB: 1 BB: 0 P: 20	R: 0 H: 0 E: 0 K: 0 S: 12	H: 0 LOB: 0 BB: 0 P: 18	R: 0 H: 0 E: 0 K: 1 S: 11	H: 0 LOB: 0 BB: 1 P: 17	R: 1 H: 1 E: 0 K: 1 S: 12	H: 1 LOB: 0 BB: 0 P: 18	R: 0 H: 0 E: 0 K: 1 S: 6	H: 0 LOB: 0 BB: 0 P: 10	R: 0 H: 0 E: 0 K: 1 S: 6	H: 0 LOB: 0 BB: 0 P: 10	R: 1 H: 2 E: 0 K: 0 S: 9	H: 2 LOB: 1 BB: 1 P: 18	R: 2 H: 4 E: 0 K: 1 S: 16	H: 4 LOB: 2 BB: 0 P: 23		R: 0 H: 1 E: 0 K: 2 S: 11	H: 1 LOB: 1 BB: 0 P: 14	1B: 8 2B: 1 3B: 0 HR: 2	SF: 0 SAC: 0 DP: 2 HBP: 0	WP: 0 PB: 0 SB: 1 CS: 1	PA: 38				
PITCHER	IP	WLS	BF	H	R	ER	SO	BB	IBB	HBP	BLK	WP	HR	S	P	ERA	WHIP										
21 Chi Chi González, R ERA: 7.36	4.0	L	16	4	3	3	2	1	0	0	0	0	1	47	73	6.75	1.250										
35 Brent Suter, L ERA: 4.39	1.1		4	0	0	0	0	0	0	0	0	0	0	8	12	0.00	0.000										
58 Miguel Sánchez, R ERA: 4.05	1.2		7	2	1	1	1	1	0	0	0	0	1	13	26	5.40	1.800										
32 Peter Strzelecki, R ERA: 3.86	2.0		11	5	2	2	3	0	0	0	0	0	0	27	37	9.00	2.500										
Batter	1	2	3	4	5	6	7	8	9	AB	R	H	RBI	BB	SO	LOB	BOTTOM										
22 Christian Yelich, L OBP: 0.321, SLG: 0.389										3	1	1	0	1	0	0	St. Louis Cardinals @ Milwaukee Brewers American Family Field, Milwaukee, WI Tue Jun 21 2022, 7:11 PM - 10:25 PM CDT Att: 30,208 - Clear - 95 F										
27 Willy Adames, R OBP: 0.284, SLG: 0.486										4	1	1	2	0	1	2											
11 Rowdy Tellez, L OBP: 0.321, SLG: 0.454										2	0	0	0	2	1	0											
24 Andrew McCutchen, R OBP: 0.305, SLG: 0.330										2	0	0	0	2	0	1											
Hunter Renfro, R OBP: 0.300, SLG: 0.490										3	0	0	0	1	0	3											
7 Victor Caratini, S OBP: 0.354, SLG: 0.446										4	0	0	0	0	1	4											
2 Luis Urias, R OBP: 0.310, SLG: 0.362										4	0	2	0	0	0	2											
14 Jace Peterson, L OBP: 0.307, SLG: 0.420										4	0	0	0	0	1	2											
15 Tyrone Taylor, R OBP: 0.268, SLG: 0.411										4	0	0	0	0	2	2											
Inning Stats	R: 2 H: 1 E: 0 K: 0 S: 10	H: 1 LOB: 3 BB: 0 P: 26	R: 0 H: 2 E: 0 K: 0 S: 12	H: 2 LOB: 2 BB: 0 P: 20	R: 0 H: 0 E: 0 K: 1 S: 13	H: 0 LOB: 2 BB: 2 P: 25	R: 0 H: 0 E: 0 K: 0 S: 9	H: 0 LOB: 0 BB: 0 P: 11	R: 0 H: 0 E: 0 K: 2 S: 11	H: 0 LOB: 1 BB: 1 P: 18	R: 0 H: 0 E: 0 K: 0 S: 7	H: 0 LOB: 0 BB: 0 P: 10	R: 0 H: 0 E: 0 K: 1 S: 10	H: 0 LOB: 0 BB: 0 P: 12	R: 0 H: 0 E: 0 K: 0 S: 10	H: 0 LOB: 0 BB: 0 P: 12		R: 0 H: 1 E: 0 K: 2 S: 11	H: 1 LOB: 1 BB: 0 P: 19	1B: 2 2B: 1 3B: 0 HR: 1	SF: 0 SAC: 0 DP: 1 HBP: 0	WP: 0 PB: 0 SB: 0 CS: 0	PA: 36				
PITCHER	IP	WLS	BF	H	R	ER	SO	BB	IBB	HBP	BLK	WP	HR	S	P	ERA	WHIP										
22 Jack Flaherty, R ERA: 7.8	3.0		16	3	2	2	1	5	0	0	0	0	0	35	71	6.00	2.667										
57 Zack Thompson, L ERA: 3.95	1.2	W	6	0	0	0	2	1	0	0	0	0	0	17	26	0.00	0.600										
34 Drew VerHagen, R ERA: 5.85	0.1	H	1	0	0	0	0	0	0	0	0	0	0	3	3	0.00	0.000										
65 Giovanny Gallegos, R ERA: 2.7	2.0	H	6	0	0	0	1	0	0	0	0	0	0	17	22	0.00	0.000										
56 Ryan Helsley, R ERA: 0.33	2.0		7	1	0	0	2	0	0	0	0	0	0	21	31	0.00	0.500										

Batter	1	2	3	4	5	6	7	8	9	AB	R	H	RBI	BB	SO	LOB	TOP					
19 Tommy Edman, S (1, 6) OBP: 0.352, SLG: 0.418										4	0	1	0	0	1	0	St. Louis Cardinals @ Milwaukee Brewers American Family Field, Milwaukee, WI Wed Jun 22 2022, 7:13 PM - 10:19 PM CDT Att: 27,986 - Clear - 84 F livebaseballscorecards.com					
3 Dylan Carlson, S (1, 9) OBP: 0.317, SLG: 0.392										3	1	1	0	1	1	0						
46 Paul Goldschmidt, R (1, 10) OBP: 0.419, SLG: 0.623										3	2	1	2	1	2	2						
28 Nolan Arenado, R (1, 5) OBP: 0.348, SLG: 0.508										4	2	2	2	0	0	2						
36 Juan Yenez, R (1, 7) OBP: 0.338, SLG: 0.467										3	0	2	0	0	0	0						
21 Lars Nootbaar, L (6, 7) OBP: 0.222, SLG: 0.232										1	0	0	0	0	1	2						
5 Albert Pujols, R (1, 3) OBP: 0.298, SLG: 0.342										2	0	0	1	0	0	1						
33 Brendan Donovan, R (9, PH) OBP: 0.422, SLG: 0.428										4	0	0	0	0	3	1						
16 Nolan Gorman, L (1, 4) OBP: 0.336, SLG: 0.495										4	0	0	0	0	3	0						
48 Harrison Bader, R (1, 8) OBP: 0.302, SLG: 0.373										3	0	0	0	0	1	0						
7 Andrew Knizner, R (1, 2) OBP: 0.290, SLG: 0.252										3	0	0	0	0	1	0						
Inning Stats	R: 2 H: 2 E: 0 K: 1 S: 12	H: 2 LOB: 0 BB: 0 P: 18	R: 0 H: 0 E: 0 K: 2 S: 11	H: 0 LOB: 0 BB: 0 P: 16	R: 0 H: 0 E: 0 K: 1 S: 6	H: 0 LOB: 1 BB: 0 P: 9	R: 1 H: 2 E: 0 K: 1 S: 17	H: 2 LOB: 1 BB: 0 P: 18	R: 0 H: 0 E: 0 K: 0 S: 7	H: 0 LOB: 0 BB: 0 P: 11	R: 2 H: 2 E: 0 K: 0 S: 14	H: 2 LOB: 0 BB: 1 P: 25	R: 0 H: 0 E: 0 K: 3 S: 13	H: 0 LOB: 0 BB: 0 P: 17	R: 0 H: 1 E: 0 K: 2 S: 15	H: 1 LOB: 2 BB: 1 P: 27	R: 0 H: 0 E: 0 K: 3 S: 10	H: 0 LOB: 0 BB: 0 P: 16	1B: 3 2B: 2 3B: 0 HR: 2	SF: 1 SAC: 0 DP: 1 HBP: 0	WP: 0 PB: 0 SB: 2 CS: 0	PA: 35
PITCHER	IP WLS BF H R ER SO BB IBB HBP BLK WP HR S P ERA WHIP	6.0 L 24 6 5 5 5 1 0 0 0 0 2 67 97 7.50 1.167	1.0 5 1 0 0 3 1 0 0 0 0 0 18 28 0.00 2.000	2.0 6 0 0 0 5 0 0 0 0 0 0 20 32 0.00 0.000	PITCHER										IP WLS BF H R ER SO BB IBB HBP BLK WP HR S P ERA WHIP							
52 Eric Lauer, L (1, 1) ERA: 3.89											6.0 L 24 6 5 5 5 1 0 0 0 0 2 67 97 7.50 1.167											
55 Hoby Milner, L (7, 1) ERA: 2.1											1.0 5 1 0 0 3 1 0 0 0 0 0 18 28 0.00 2.000											
57 Trevor Kelley, R (8, 1) ERA: 6.0											2.0 6 0 0 0 5 0 0 0 0 0 0 20 32 0.00 0.000											

Batter	1	2	3	4	5	6	7	8	9	AB	R	H	RBI	BB	SO	LOB	BOTTOM					
22 Christian Yelich, L (1, 7) OBP: 0.322, SLG: 0.373										5	1	2	1	0	0	2	St. Louis Cardinals @ Milwaukee Brewers American Family Field, Milwaukee, WI Wed Jun 22 2022, 7:13 PM - 10:19 PM CDT Att: 27,986 - Clear - 84 F livebaseballscorecards.com					
2 Luis Urias, R (1, 6) OBP: 0.303, SLG: 0.353										4	0	0	0	0	3	2						
11 Rowdy Tellez, L (1, 3) OBP: 0.328, SLG: 0.467										2	1	1	1	2	0	0						
24 Andrew McCutchen, R (1, 10) OBP: 0.309, SLG: 0.352										4	1	2	2	0	0	1						
Hunter Renfro, R (1, 9) OBP: 0.300, SLG: 0.490										4	0	1	0	0	1	3						
10 Omar Narváez, L (1, 2) OBP: 0.338, SLG: 0.413										3	0	0	0	0	1	1						
27 Willy Adames, R (9, PH) OBP: 0.283, SLG: 0.484										1	0	0	0	0	1	0						
18 Keston Hiura, R (1, 4) OBP: 0.330, SLG: 0.402										4	0	0	0	0	2	1						
14 Jace Peterson, L (1, 5) OBP: 0.302, SLG: 0.413										3	0	0	0	0	2	0						
7 Victor Caratini, S (9, PH) OBP: 0.369, SLG: 0.446										0	0	0	0	1	0	0						
15 Tyrone Taylor, R (1, 8) OBP: 0.272, SLG: 0.410										3	1	1	0	0	1	0						
Inning Stats	R: 1 H: 1 E: 0 K: 1 S: 11	H: 1 LOB: 0 BB: 0 P: 20	R: 0 H: 0 E: 0 K: 2 S: 10	H: 0 LOB: 0 BB: 0 P: 14	R: 0 H: 1 E: 0 K: 1 S: 10	H: 1 LOB: 1 BB: 0 P: 16	R: 1 H: 2 E: 0 K: 1 S: 15	H: 2 LOB: 1 BB: 0 P: 24	R: 2 H: 3 E: 0 K: 2 S: 17	H: 3 LOB: 2 BB: 1 P: 30	R: 0 H: 0 E: 0 K: 2 S: 9	H: 0 LOB: 0 BB: 0 P: 14	R: 0 H: 0 E: 0 K: 1 S: 9	H: 0 LOB: 0 BB: 0 P: 15	R: 0 H: 0 E: 0 K: 0 S: 10	H: 0 LOB: 0 BB: 1 P: 17	R: 0 H: 0 E: 0 K: 1 S: 11	H: 0 LOB: 2 BB: 1 P: 22	1B: 2 2B: 3 3B: 0 HR: 2	SF: 0 SAC: 0 DP: 1 HBP: 1	WP: 0 PB: 0 SB: 0 CS: 0	PA: 37
PITCHER	IP WLS BF H R ER SO BB IBB HBP BLK WP HR S P ERA WHIP	4.2 W 7 0 0 0 3 0 0 0 0 0 20 32 0.00 0.000	2.1 W 7 0 0 0 3 0 0 0 0 0 20 32 0.00 0.000	2.0 S 8 0 0 0 1 0 0 1 0 0 21 39 0.00 1.000	PITCHER										IP WLS BF H R ER SO BB IBB HBP BLK WP HR S P ERA WHIP							
50 Adam Wainwright, R (1, 1) ERA: 3.32											4.2 W 7 0 0 0 3 0 0 0 0 0 20 32 0.00 0.000											
59 Johan Oviedo, R (5, 1) ERA: 3.0											2.1 W 7 0 0 0 3 0 0 0 0 0 20 32 0.00 0.000											
92 Génesis Cabrera, L (8, 1) ERA: 2.27											2.0 S 8 0 0 0 1 0 0 1 0 0 21 39 0.00 1.000											

Batter	1	2	3	4	5	6	7	8	9	AB	R	H	RBI	BB	SO	LOB	TOP			
19 Tommy Edman, S OBP: 0.351, SLG: 0.413	F7		K		K		BB			3	0	0	0	1	2	0				
16 Nolan Gorman, L OBP: 0.342, SLG: 0.495	E				G5-3		F7			4	1	2	0	0	0	2				
46 Paul Goldschmidt, R OBP: 0.423, SLG: 0.625	E6						P4			2	2	1	1	2	0	2				
28 Nolan Arenado, R OBP: 0.350, SLG: 0.516	G5-3				G5-4-3					4	0	2	0	0	0	2				
33 Brendan Donovan, L (1, 5) OBP: 0.418, SLG: 0.419					F7		K2-3			3	0	0	0	0	1	2				
36 Juan Yanez, R OBP: 0.328, SLG: 0.457	G5-3				G5-3		SF7			3	0	0	1	0	1	2				
3 Dylan Carlson, S OBP: 0.311, SLG: 0.384					F7		F8			4	0	0	0	0	2	1				
21 Lars Nootbaar, L OBP: 0.242, SLG: 0.305										3	1	2	1	0	1	0				
48 Harrison Bader, R (9, PH) OBP: 0.303, SLG: 0.371							HR			1	0	0	0	0	1	0				
47 Iván Herrera, R (1, 2)										2	0	0	0	0	1	0				
5 Albert Pujols, R (9, PH) OBP: 0.295, SLG: 0.339										1	0	0	0	0	0	0				
Inning Stats	R: 2 H: 3 E: 1 K: 0 S: 14	H: 3 LOB: 1 BB: 0 P: 23	R: 0 H: 0 E: 0 K: 1 S: 8	H: 0 LOB: 0 BB: 0 P: 10	R: 0 H: 1 E: 0 K: 1 S: 5	LOB: 1 BB: 1 P: 12	R: 0 H: 0 E: 0 K: 0 S: 4	H: 0 LOB: 0 BB: 0 P: 7	R: 1 H: 1 E: 0 K: 2 S: 12	LOB: 1 BB: 1 P: 20	R: 0 H: 1 E: 0 K: 0 S: 12	H: 1 LOB: 2 BB: 1 P: 21	R: 0 H: 0 E: 0 K: 1 S: 10	H: 0 LOB: 0 BB: 0 P: 13	R: 0 H: 0 E: 0 K: 2 S: 8	LOB: 0 BB: 0 P: 12	1B: 3 2B: 3 3B: 0 HR: 1	SF: 1 SAC: 1 DP: 2 HBP: 1	WP: 0 PB: 0 CS: 0	PA: 36
PITCHER	IP WLS BF H R ER SO BB IBB HBP BLK WP HR S P ERA WHIP																			
41 Jason Alexander, R ERA: 3.21	5.2 W 24 6 4 4 5 2 0 1 0 0 0 1 51 88 6.35 1.412																			
45 Brad Boxberger, R ERA: 2.23	1.1 H 6 1 0 0 1 1 0 0 0 0 0 0 15 26 0.00 1.500																			
38 Devin Williams, R ERA: 2.25	1.0 H 3 0 0 0 1 0 0 0 0 0 0 0 10 13 0.00 0.000																			
71 Josh Hader, L ERA: 0.83	1.0 S 3 0 0 0 2 0 0 0 0 0 0 0 8 12 0.00 0.000																			
Batter	1	2	3	4	5	6	7	8	9	AB	R	H	RBI	BB	SO	LOB	BOTTOM			
22 Christian Yelich, L OBP: 0.328, SLG: 0.378	F9				G4-3					2	1	1	0	2	0	1				
27 Willy Adams, R OBP: 0.282, SLG: 0.495	F9				K					4	1	1	1	0	1	5				
11 Rowdy Tellez, L OBP: 0.323, SLG: 0.459	G4-3				G4-6-3		G3			4	0	0	1	0	0	3				
24 Andrew McCutchen, R OBP: 0.312, SLG: 0.354	G5-3									4	1	2	0	0	1	0				
2 Luis Urias, R OBP: 0.308, SLG: 0.348	L8									2	1	0	0	2	0	0				
7 Victor Caratini, S OBP: 0.383, SLG: 0.447	G4-3									2	1	1	0	2	0	0				
15 Tyrone Taylor, R OBP: 0.272, SLG: 0.422										4	1	1	3	0	2	4				
14 Jace Peterson, L OBP: 0.306, SLG: 0.414										2	0	1	1	1	1	1				
3 Jonathan Davis, R OBP: 0.444, SLG: 0.375										4	0	1	0	0	0	4				
Inning Stats	R: 1 H: 1 E: 0 K: 0 S: 8	H: 1 LOB: 0 BB: 0 P: 14	R: 0 H: 0 E: 0 K: 1 S: 8	H: 0 LOB: 0 BB: 0 P: 11	R: 0 H: 2 E: 0 K: 1 S: 14	LOB: 2 BB: 1 P: 24	R: 3 H: 3 E: 0 K: 0 S: 19	H: 3 LOB: 1 BB: 2 P: 33	R: 1 H: 1 E: 0 K: 1 S: 9	H: 1 LOB: 0 BB: 0 P: 13	R: 0 H: 0 E: 0 K: 1 S: 7	LOB: 1 BB: 1 P: 13	R: 0 H: 0 E: 0 K: 0 S: 8	H: 0 LOB: 0 BB: 1 P: 13	R: 1 H: 1 E: 0 K: 1 S: 9	LOB: 2 BB: 2 P: 23	1B: 5 2B: 1 3B: 0 HR: 2	SF: 1 SAC: 0 DP: 2 HBP: 0	WP: 0 PB: 0 CS: 0	PA: 36
PITCHER	IP WLS BF H R ER SO BB IBB HBP BLK WP HR S P ERA WHIP																			
43 Dakota Hudson, R ERA: 3.72	4.1 L 21 7 5 5 2 3 0 0 0 0 0 0 12 20 0.00 0.600																			
44 Junior Fernández, R ERA: 3.68	1.0 3 0 0 0 0 1 0 0 0 0 0 0 8 13 0.00 1.000																			
34 Drew VerHagen, R ERA: 6.3	0.0 3 1 1 1 0 2 0 0 0 0 0 0 3 14 = =																			
30 Nick Wittgren, R ERA: 5.18	1.0 3 0 0 0 1 0 0 0 0 0 0 0 6 9 0.00 0.000																			

St. Louis Cardinals @ Milwaukee Brewers
American Family Field, Milwaukee, WI
Thu Jun 23 2022, 1:11 PM - 4:11 PM CDT
Att: 32,550 - Sunny - 81 F

AB 30
R 4
H 7
RBI 3
BB 3
SO 9
LOB 11



St. Louis Cardinals @ Milwaukee Brewers
American Family Field, Milwaukee, WI
Thu Jun 23 2022, 1:11 PM - 4:11 PM CDT
Att: 32,550 - Sunny - 81 F

AB 28
R 6
H 8
RBI 6
BB 7
SO 5
LOB 18



Batter	1	2	3	4	5	6	7	8	9	AB	R	H	RBI	BB	SO	LOB	TOP			
5 Christopher Morel, R OBP: 0.331, SLG: 0.455										4	1	1	0	1	2	0	Chicago Cubs @ St. Louis Cardinals Busch Stadium, St. Louis, MO Fri Jun 24, 2022, 7:19 PM - 10:01 PM CDT Att: 46,524 - Partly Cloudy - 88 F			
40 Wilson Contreras, R OBP: 0.351, SLG: 0.463										3	0	1	0	1	0	0				
8 Ian Happ, S OBP: 0.385, SLG: 0.475										4	0	1	1	0	0	2				
16 Patrick Wisdom, R OBP: 0.316, SLG: 0.466										4	1	1	0	0	0	2				
2 Nico Hoerner, R OBP: 0.320, SLG: 0.411										3	1	2	2	1	0	0				
7 Yan Gomes, R OBP: 0.252, SLG: 0.354										4	0	2	0	0	0	3				
13 David Bote, R (1, 4)										4	0	0	0	0	2	3				
22 Jason Heyward, L OBP: 0.278, SLG: 0.277										4	0	0	0	0	0	2				
36 Alfonso Rivas III, L OBP: 0.311, SLG: 0.330										4	0	0	0	0	0	0				
Inning Stats	R: 0 E: 0 K: 1 S: 8	H: 0 LOB: 0 BB: 0 P: 9	R: 2 E: 0 K: 0 S: 11	H: 2 LOB: 0 BB: 0 P: 14	R: 0 E: 0 K: 0 S: 10	H: 1 LOB: 1 BB: 1 P: 17	R: 0 E: 0 K: 0 S: 10	H: 2 LOB: 2 BB: 0 P: 15	R: 1 E: 0 K: 1 S: 12	H: 2 LOB: 3 BB: 2 P: 26	R: 0 E: 0 K: 1 S: 5	H: 0 LOB: 0 BB: 0 P: 9	R: 0 E: 0 K: 1 S: 11	H: 1 LOB: 1 BB: 0 P: 16	R: 0 E: 0 K: 0 S: 5	H: 0 LOB: 0 BB: 0 P: 9		1B: 6 2B: 1 3B: 0 HR: 1	SF: 0 SAC: 0 DP: 1 HBP: 0	WP: 0 PB: 0 SB: 0 CS: 0
PITCHER	IP WLS BF H R ER SO BB IBB HBP BLK WP HR S P ERA WHIP	IP WLS BF H R ER SO BB IBB HBP BLK WP HR S P ERA WHIP	IP WLS BF H R ER SO BB IBB HBP BLK WP HR S P ERA WHIP	IP WLS BF H R ER SO BB IBB HBP BLK WP HR S P ERA WHIP	IP WLS BF H R ER SO BB IBB HBP BLK WP HR S P ERA WHIP	IP WLS BF H R ER SO BB IBB HBP BLK WP HR S P ERA WHIP	IP WLS BF H R ER SO BB IBB HBP BLK WP HR S P ERA WHIP	IP WLS BF H R ER SO BB IBB HBP BLK WP HR S P ERA WHIP	IP WLS BF H R ER SO BB IBB HBP BLK WP HR S P ERA WHIP	IP WLS BF H R ER SO BB IBB HBP BLK WP HR S P ERA WHIP	IP WLS BF H R ER SO BB IBB HBP BLK WP HR S P ERA WHIP	IP WLS BF H R ER SO BB IBB HBP BLK WP HR S P ERA WHIP	IP WLS BF H R ER SO BB IBB HBP BLK WP HR S P ERA WHIP	IP WLS BF H R ER SO BB IBB HBP BLK WP HR S P ERA WHIP	IP WLS BF H R ER SO BB IBB HBP BLK WP HR S P ERA WHIP	IP WLS BF H R ER SO BB IBB HBP BLK WP HR S P ERA WHIP				
53 Andre Pallante, R ERA: 2.03	6.0	L	27	7	3	3	2	3	0	0	0	0	0	0	0	0	4.50	1.667		
44 Junior Fernández, R ERA: 4.22	1.0	H	3	0	0	0	1	0	0	0	0	0	0	0	0	0	0.00	0.000		
30 Nick Wittgren, R ERA: 4.82	2.0	S	7	1	0	0	1	0	0	0	0	0	0	0	0	0	0.00	0.500		

AB	34
R	3
H	8
RBI	3
BB	3
SO	4
LOB	12



Batter	1	2	3	4	5	6	7	8	9	AB	R	H	RBI	BB	SO	LOB	BOTTOM					
19 Tommy Edman, S OBP: 0.349, SLG: 0.411										4	0	1	0	0	0	2	Chicago Cubs @ St. Louis Cardinals Busch Stadium, St. Louis, MO Fri Jun 24, 2022, 7:19 PM - 10:01 PM CDT Att: 46,524 - Partly Cloudy - 88 F					
16 Nolan Gorman, L OBP: 0.330, SLG: 0.476										4	0	0	0	0	1	3						
46 Paul Goldschmidt, R OBP: 0.421, SLG: 0.618										3	0	0	0	1	0	0						
28 Nolan Arenado, R OBP: 0.345, SLG: 0.508										4	0	0	0	0	1	1						
33 Brendan Donovan, L OBP: 0.420, SLG: 0.418										3	0	1	0	0	1	0						
36 Juan Yanez, R OBP: 0.327, SLG: 0.451										4	0	1	0	0	1	2						
3 Dylan Carlson, S OBP: 0.311, SLG: 0.383										3	0	1	0	0	2	0						
48 Harrison Bader, R OBP: 0.301, SLG: 0.375										3	0	1	0	0	0	0						
7 Andrew Knizner, R OBP: 0.286, SLG: 0.248										2	0	0	0	0	0	0						
21 Lars Nootbaar, L OBP: 0.239, SLG: 0.300										1	0	0	0	0	1	2						
47 Iván Herrera, R (9, 2)										0	0	0	0	0	0	0						
Inning Stats	R: 0 E: 0 K: 0 S: 5	H: 0 LOB: 0 BB: 0 P: 7	R: 0 E: 0 K: 0 S: 7	H: 1 LOB: 1 BB: 0 P: 12	R: 0 E: 0 K: 1 S: 9	H: 0 LOB: 0 BB: 0 P: 14	R: 0 E: 0 K: 0 S: 7	H: 0 LOB: 1 BB: 1 P: 14	R: 0 E: 0 K: 2 S: 8	H: 0 LOB: 0 BB: 0 P: 11	R: 0 E: 0 K: 1 S: 7	H: 1 LOB: 1 BB: 0 P: 10	R: 0 E: 0 K: 1 S: 8	H: 1 LOB: 1 BB: 0 P: 12	R: 0 E: 0 K: 1 S: 9	H: 2 LOB: 2 BB: 0 P: 16	R: 0 E: 0 K: 1 S: 9	H: 0 LOB: 1 BB: 0 P: 12	1B: 4 2B: 1 3B: 0 HR: 0	SF: 0 SAC: 0 DP: 0 HBP: 1	WP: 0 PB: 0 SB: 0 CS: 0	PA: 33
PITCHER	IP WLS BF H R ER SO BB IBB HBP BLK WP HR S P ERA WHIP	IP WLS BF H R ER SO BB IBB HBP BLK WP HR S P ERA WHIP	IP WLS BF H R ER SO BB IBB HBP BLK WP HR S P ERA WHIP	IP WLS BF H R ER SO BB IBB HBP BLK WP HR S P ERA WHIP	IP WLS BF H R ER SO BB IBB HBP BLK WP HR S P ERA WHIP	IP WLS BF H R ER SO BB IBB HBP BLK WP HR S P ERA WHIP	IP WLS BF H R ER SO BB IBB HBP BLK WP HR S P ERA WHIP	IP WLS BF H R ER SO BB IBB HBP BLK WP HR S P ERA WHIP	IP WLS BF H R ER SO BB IBB HBP BLK WP HR S P ERA WHIP	IP WLS BF H R ER SO BB IBB HBP BLK WP HR S P ERA WHIP	IP WLS BF H R ER SO BB IBB HBP BLK WP HR S P ERA WHIP	IP WLS BF H R ER SO BB IBB HBP BLK WP HR S P ERA WHIP	IP WLS BF H R ER SO BB IBB HBP BLK WP HR S P ERA WHIP	IP WLS BF H R ER SO BB IBB HBP BLK WP HR S P ERA WHIP	IP WLS BF H R ER SO BB IBB HBP BLK WP HR S P ERA WHIP	IP WLS BF H R ER SO BB IBB HBP BLK WP HR S P ERA WHIP						
28 Kyle Hendricks, R ERA: 4.9	7.1	W	27	5	0	0	6	0	0	0	0	0	0	0	0	0	0.00	0.818				
58 Chris Martin, R ERA: 4.22	0.2	H	2	0	0	0	0	0	0	0	0	3	5	0.00	0.000							
37 David Robertson, R ERA: 1.95	1.0	S	4	0	0	0	1	0	0	0	0	9	12	0.00	0.000							



Batter	1	2	3	4	5	6	7	8	9	AB R H RBI BB SO LOB	TOP											
5 Christopher Morel, R (1.4) OBP: 0.327, SLG: 0.446										5 1 1 0 0 3 3	Chicago Cubs @ St. Louis Cardinals Busch Stadium, St. Louis, MO Sat Jun 25 2022, 1:19 PM - 4:39 PM CDT Att: 45,159 - Sunny - 94 F											
66 Rafael Ortega, L (1.8) OBP: 0.361, SLG: 0.395										4 1 1 2 0 1 0												
40 Wilson Contreras, R (1.2) OBP: 0.383, SLG: 0.496										3 0 1 0 1 1 0												
8 Ian Happ, S (1.7) OBP: 0.383, SLG: 0.469										3 0 0 0 1 1 2												
16 Patrick Wisdom, R (1.5) OBP: 0.319, SLG: 0.465										3 1 1 0 1 2 1												
2 Nico Hoerner, R (1.6) OBP: 0.324, SLG: 0.413										4 0 2 0 0 1 2												
7 Yan Gomes, R (1.10) OBP: 0.244, SLG: 0.342										4 0 0 0 0 0 3												
36 Alfonso Rivas III, L (1.3) OBP: 0.301, SLG: 0.322										3 0 0 1 0 2 0												
4 Nelson Velázquez, R (1.9) OBP: 0.474, SLG: 0.438										4 0 2 0 0 1 0												
Inning Stats	R: 0 H: 1 E: 0 K: 2 S: 12	H: 1 LOB: 0 BB: 0 P: 21	R: 0 H: 0 E: 0 K: 1 S: 9	H: 0 LOB: 0 BB: 0 P: 13	R: 0 H: 0 E: 0 K: 2 S: 9	H: 0 LOB: 0 BB: 0 P: 11	R: 0 H: 0 E: 0 K: 0 S: 7	H: 0 LOB: 0 BB: 0 P: 9	R: 1 H: 3 E: 0 K: 1 S: 13	H: 3 LOB: 2 BB: 0 P: 19		R: 0 H: 0 E: 0 K: 3 S: 14	H: 0 LOB: 1 BB: 1 P: 23	R: 0 H: 1 E: 0 K: 0 S: 13	H: 1 LOB: 0 BB: 0 P: 18	R: 2 H: 2 E: 0 K: 2 S: 23	H: 2 LOB: 2 BB: 2 P: 36	R: 0 H: 1 E: 0 K: 1 S: 9	H: 1 LOB: 1 BB: 0 P: 14	1B: 6 2B: 1 3B: 0 HR: 1	SF: 1 SAC: 0 DP: 1 HBP: 0	WP: 1 PB: 0 SB: 0 CS: 0
PITCHER	IP WLS BF H R ER SO BB IBB HBP BLK WP HR S P ERA WHIP																					
39 Miles Mikolas, R (1.1) ERA: 2.57	6.0 23 4 1 1 9 1 0 0 0 0 0 64 96 1.50 0.833																					
65 Giovanni Gallegos, R (7.1) ERA: 3.21	1.1 B 6 3 2 2 1 0 0 0 0 1 0 1 23 32 13.50 2.250																					
56 Ryan Helsley, R (8.1) ERA: 0.31	1.2 W 8 1 0 0 2 2 0 0 0 0 1 0 22 36 0.00 1.800																					

AB	33
R	3
H	8
RBI	3
BB	3
SO	12
LOB	11



Batter	1	2	3	4	5	6	7	8	9	AB R H RBI BB SO LOB	BOTTOM									
19 Tommy Edman, S (1.6) OBP: 0.347, SLG: 0.407										5 0 1 1 0 2 1	Chicago Cubs @ St. Louis Cardinals Busch Stadium, St. Louis, MO Sat Jun 25 2022, 1:19 PM - 4:39 PM CDT Att: 45,159 - Sunny - 94 F									
16 Nolan Gorman, L (1.4) OBP: 0.317, SLG: 0.455										5 0 0 0 0 2 3										
46 Paul Goldschmidt, R (1.3) OBP: 0.422, SLG: 0.617										4 1 2 0 0 1 0										
28 Nolan Arenado, R (1.5) OBP: 0.350, SLG: 0.515										4 2 3 0 0 0 0										
33 Brendan Donovan, L (1.7) OBP: 0.422, SLG: 0.416										3 0 1 2 1 1 2										
3 Dylan Carlson, S (1.9) OBP: 0.315, SLG: 0.387										3 0 1 1 1 0 0										
36 Juan Yépez, R (1.10) OBP: 0.281, SLG: 0.453										4 0 1 0 0 0 4										
63 Edmundo Sosa, R (6, PR) OBP: 0.233, SLG: 0.235										0 1 0 0 0 0 0										
48 Harrison Bader, R (1.8) OBP: 0.308, SLG: 0.376										2 1 1 0 1 1 2										
7 Andrew Knizner, R (1.2) OBP: 0.281, SLG: 0.244										2 0 0 0 0 1 2										
21 Lars Nootbaar, L (6, PH) OBP: 0.235, SLG: 0.295										1 0 0 0 0 1 2										
47 Iván Herrera, R (7.2)										0 0 0 1 0 0 0										
Inning Stats	R: 2 H: 3 E: 0 K: 0 S: 11	H: 3 LOB: 1 BB: 1 P: 25	R: 0 H: 1 E: 0 K: 1 S: 8	H: 1 LOB: 0 BB: 0 P: 12	R: 0 H: 0 E: 0 K: 2 S: 7	H: 0 LOB: 0 BB: 0 P: 12	R: 0 H: 0 E: 0 K: 1 S: 12	H: 0 LOB: 1 BB: 1 P: 21	R: 0 H: 0 E: 0 K: 1 S: 7	H: 0 LOB: 0 BB: 0 P: 10	R: 1 H: 2 E: 0 K: 2 S: 21	H: 2 LOB: 2 BB: 1 P: 31	R: 0 H: 2 E: 0 K: 2 S: 12	H: 2 LOB: 2 BB: 0 P: 17	R: 2 H: 2 E: 0 K: 0 S: 11	H: 2 LOB: 1 BB: 0 P: 20	1B: 7 2B: 3 3B: 0 HR: 0	SF: 1 SAC: 0 DP: 0 HBP: 1	WP: 1 PB: 0 SB: 1 CS: 0	PA: 38
PITCHER	IP WLS BF H R ER SO BB IBB HBP BLK WP HR S P ERA WHIP																			
Adrian Sampson, R (1.1) ERA: 1.69	5.0 21 4 2 2 2 2 0 0 0 0 0 14 22 3.60 1.200																			
50 Rowan Wick, R (6.1) ERA: 4.71	0.1 4 2 1 1 0 1 0 0 0 0 0 14 22 27.00 9.000																			
57 Scott Effross, R (6.1) ERA: 2.9	0.2 2 0 0 0 2 0 0 0 0 0 0 7 9 0.00 0.000																			
62 Mark Leiter Jr., R (7.1) ERA: 6.04	2.0 L 11 4 2 2 2 0 0 1 0 1 0 23 37 9.00 2.000																			

AB	33
R	5
H	10
RBI	5
BB	3
SO	9
LOB	16



Batter	1	2	3	4	5	6	7	8	9	10	AB	R	H	RBI	BB	SO	LOB
5 Christopher Morel, R OBP: 0.324, SLG: 0.434											4	0	0	0	1	2	7
66 Rafael Ortega, L OBP: 0.359, SLG: 0.396											4	1	1	2	0	0	4
4 Nelson Valdezquez, R OBP: 0.450, SLG: 0.412											1	1	0	0	0	1	0

Chicago Cubs @ St. Louis Cardinals

Busch Stadium, St. Louis, MO
Sun Jun 26 2022, 1:19 PM - 5:07 PM CDT
Att: 44,824 - Overcast - 70 F

AB	39
R	6
H	11
RBI	6
BB	4
SO	7
LOB	23

WP: 0 PA: 43
 PB: 0
 SB: 0
 CS: 0

Inning Stats	R: 0	H: 0	R: 0	H: 1	R: 0	H: 0	R: 5	H: 6	R: 0	H: 1	R: 0	H: 0	R: 0	H: 1	R: 0	H: 0	R: 0	H: 0	R: 0	H: 0	R: 1	H: 2	1B: 8	SF: 0	WP: 0	PA: 43
E: 1	LOB: 2	E: 1	LOB: 3	E: 0	LOB: 0	E: 0	LOB: 0	E: 0	LOB: 0	E: 0	LOB: 1	E: 0	LOB: 0	E: 0	LOB: 1	E: 0	LOB: 0	E: 0	LOB: 0	E: 0	LOB: 2	2B: 3	SAC: 0	3B: 0	DP: 3	PB: 0
K: 1	BB: 1	K: 1	BB: 1	K: 1	BB: 1	K: 1	BB: 1	K: 1	BB: 1	K: 1	BB: 0	K: 0	BB: 0	K: 2	BB: 1	K: 2	BB: 0	K: 0	BB: 0	K: 0	BB: 0	HR: 0	HBP: 0	CS: 0	CS: 0	

Batter	1	2	3	4	5	6	7	8	9	10	AB	R	H	RBI	BB	SO	LOB
19 Tommy Edman, S OBP: 0.342, SLG: 0.400											5	0	0	1	0	1	3
33 Brendan Donovan, L OBP: 0.426, SLG: 0.448											4	2	2	1	1	1	1
46 Paul Goldschmidt, R OBP: 0.421, SLG: 0.622											4	1	1	1	1	1	2

Chicago Cubs @ St. Louis Cardinals

Busch Stadium, St. Louis, MO
Sun Jun 26 2022, 1:19 PM - 5:07 PM CDT
Att: 44,824 - Overcast - 70 F

AB	36
R	5
H	8
RBI	5
BB	3
SO	10
LOB	13

WP: 0 PA: 41
 PB: 0
 SB: 0
 CS: 2

Inning Stats	R: 1	H: 2	R: 1	H: 1	R: 3	H: 3	R: 0	H: 0	R: 0	H: 0	R: 0	H: 0	R: 0	H: 0	R: 0	H: 0	R: 0	H: 1	R: 0	H: 1	R: 0	H: 1	1B: 3	SF: 0	WP: 0	PA: 41
E: 0	LOB: 2	E: 0	LOB: 1	E: 0	LOB: 3	E: 0	LOB: 0	E: 0	LOB: 0	E: 0	LOB: 0	E: 0	LOB: 1	E: 0	LOB: 0	E: 0	LOB: 0	E: 0	LOB: 1	E: 0	LOB: 1	2B: 2	SAC: 0	3B: 1	DP: 1	PB: 0
K: 1	BB: 1	K: 0	BB: 0	K: 1	BB: 0	K: 1	BB: 0	K: 1	BB: 0	K: 1	BB: 0	K: 1	BB: 0	K: 2	BB: 0	K: 2	BB: 0	K: 0	BB: 1	K: 2	BB: 0	HR: 3	HBP: 1	CS: 0	CS: 2	

PITCHER	IP	WLS	BF	H	R	ER	SO	BB	IBB	HBP	BLK	WP	HR	S	P	ERA	WHIP
22 Jack Flaherty, R ERA: 3.63	2.0		11	1	0	0	2	2	0	0	0	0	0	29	49	0.00	1.500
30 Nick Wittgren, R ERA: 5.9	1.0		7	4	4	4	1	0	0	0	0	0	0	16	18	36.00	4.000
59 Johan Oviedo, R ERA: 3.24	1.2	B	7	3	1	1	0	0	0	0	0	0	0	18	25	5.40	1.800
70 Pasky Naughton, L ERA: 4.91	1.1		4	0	0	0	1	1	0	0	0	0	0	10	20	0.00	0.750
44 Junior Fernandez, R ERA:	1.2		5	0	0	0	0	0	0	0	0	0	0	14	21	0.00	0.000

PITCHER	IP	WLS	BF	H	R	ER	SO	BB	IBB	HBP	BLK	WP	HR	S	P	ERA	WHIP
57 Zack Thompson, L ERA: 3.31	1.2		8	3	1	0	2	0	0	0	0	0	0	25	38	0.00	1.800
40 Jake Woodford, R ERA: 3.2	0.2		2	0	0	0	0	0	1	0	0	0	0	2	4	0.00	0.000

Batter	1	2	3	4	5	6	7	8	9	AB	R	H	RBI	BB	SO	LOB	TOP										
5 Jon Berti, R OBP: 0.389, SLG: 0.421 (1, 4)										4	0	1	0	0	1	1	Miami Marlins @ St. Louis Cardinals Busch Stadium, St. Louis, MO Mon Jun 27 2022, 6:48 PM - 9:26 PM CDT Att: 34,701 - Clear - 80 F										
26 Garrett Cooper, R OBP: 0.382, SLG: 0.463 (1, 3)										3	0	3	0	1	0	0											
12 Jorge Soler, R OBP: 0.303, SLG: 0.422 (1, 10)										4	0	0	0	0	2	4											
24 Avisail Garcia, R OBP: 0.264, SLG: 0.324 (1, 9)										4	0	1	0	0	1	1											
7 Jesús Sánchez, L OBP: 0.267, SLG: 0.424 (1, 8)										4	0	0	0	0	2	1											
11 Miguel Rojas, R OBP: 0.293, SLG: 0.363 (1, 6)										3	0	1	0	0	0	1											
9 Erik González, R OBP: 0.282, SLG: 0.229 (7, 6)										1	0	0	0	0	0	0											
15 Brian Anderson, R OBP: 0.373, SLG: 0.407 (1, 5)										3	0	1	0	0	2	1											
14 Bryan De La Cruz, R OBP: 0.269, SLG: 0.331 (1, 7)										3	0	0	0	0	1	3											
58 Jacob Stallings, R OBP: 0.266, SLG: 0.257 (1, 2)										3	0	1	0	0	0	0											
Inning Stats	R: 0 H: 1 E: 0 K: 3 S: 14	H: 1 LOB: 1 BB: 0 P: 22	R: 0 H: 1 E: 0 K: 1 S: 11	H: 1 LOB: 1 BB: 0 P: 17	R: 0 H: 1 E: 0 K: 0 S: 7	H: 1 LOB: 1 BB: 1 P: 12	R: 0 H: 2 E: 0 K: 2 S: 11	H: 2 LOB: 2 BB: 0 P: 13	R: 0 H: 0 E: 0 K: 1 S: 10	H: 0 LOB: 0 BB: 0 P: 10	R: 0 H: 0 E: 0 K: 1 S: 8	H: 0 LOB: 0 BB: 0 P: 11	R: 0 H: 1 E: 0 K: 0 S: 7	H: 1 LOB: 0 BB: 0 P: 7	R: 0 H: 0 E: 0 K: 0 S: 7	1B: 7 2B: 1 3B: 0 HR: 0	SF: 0 SAC: 0 DP: 2 HBP: 0	WP: 2 PB: 0 SB: 1 CS: 0	PA: 33								
PITCHER	IP	WLS	BF	H	R	ER	SO	BB	IBB	HBP	BLK	WP	HR	S	P	ERA	WHIP	PITCHER IP WLS BF H R ER SO BB IBB HBP BLK WP HR S P ERA WHIP									
50 Adam Wainwright, R ERA: 3.07 (1, 1)	7.0	W	27	7	0	0	9	1	0	0	0	2	0	69	101	0.00	1.143										
68 James Naile, R ERA: (8, 1)	1.0		3	1	0	0	0	0	0	0	0	0	0	7	7	0.00	1.000										
40 Jake Woodford, R ERA: 3.05 (9, 1)	1.0		3	0	0	0	0	0	0	0	0	0	0	7	9	0.00	0.000										

Batter	1	2	3	4	5	6	7	8	9	AB	R	H	RBI	BB	SO	LOB	BOTTOM										
19 Tommy Edman, S OBP: 0.340, SLG: 0.398 (1, 6)										4	1	1	0	0	2	1	Miami Marlins @ St. Louis Cardinals Busch Stadium, St. Louis, MO Mon Jun 27 2022, 6:48 PM - 9:26 PM CDT Att: 34,701 - Clear - 80 F										
71 Conner Capel, L (9, 7)										4	0	0	0	0	1	2											
33 Brendan Donovan, L (1, 7)										4	2	4	2	0	0	0											
46 Paul Goldschmidt, R OBP: 0.429, SLG: 0.642 (1, 3)										4	2	4	2	0	0	0											
63 Edmundo Sosa, R OBP: 0.233, SLG: 0.235 (9, 6)										4	0	0	0	0	2	3											
28 Nolan Arenado, R OBP: 0.343, SLG: 0.502 (1, 5)										0	0	0	0	0	0	0											
7 Andrew Knizner, R OBP: 0.291, SLG: 0.244 (9, 3)										0	0	0	0	0	0	0											
16 Nolan Gorman, L OBP: 0.313, SLG: 0.449 (1, 4)										4	2	2	0	0	0	0											
3 Dylan Carlson, S OBP: 0.321, SLG: 0.409 (1, 8)										4	2	2	1	0	1	2											
36 Juan Yezpez, R OBP: 0.327, SLG: 0.506 (1, 10)										4	2	2	5	0	2	1											
21 Lars Nootbaar, L OBP: 0.222, SLG: 0.277 (1, 9)										4	0	0	0	0	1	1											
47 Iván Herrera, R OBP: 0.286, SLG: 0.182 (1, 2)										3	0	0	0	1	2	0											
Inning Stats	R: 1 H: 1 E: 0 K: 0 S: 9	H: 1 LOB: 0 BB: 0 P: 13	R: 0 H: 0 E: 0 K: 1 S: 7	H: 0 LOB: 0 BB: 0 P: 10	R: 0 H: 0 E: 0 K: 1 S: 10	H: 0 LOB: 1 BB: 1 P: 19	R: 3 H: 3 E: 0 K: 1 S: 18	H: 3 LOB: 0 BB: 0 P: 25	R: 1 H: 2 E: 0 K: 2 S: 12	H: 2 LOB: 1 BB: 0 P: 18	R: 2 H: 2 E: 0 K: 0 S: 8	H: 2 LOB: 0 BB: 0 P: 15	R: 0 H: 1 E: 0 K: 3 S: 13	H: 1 LOB: 0 BB: 0 P: 20	R: 2 H: 2 E: 0 K: 3 S: 15	1B: 4 2B: 3 3B: 1 HR: 3	SF: 0 SAC: 0 DP: 0 HBP: 0	WP: 1 PB: 0 SB: 1 CS: 0	PA: 36								
PITCHER	IP	WLS	BF	H	R	ER	SO	BB	IBB	HBP	BLK	WP	HR	S	P	ERA	WHIP	PITCHER IP WLS BF H R ER SO BB IBB HBP BLK WP HR S P ERA WHIP									
49 Pablo López, R ERA: 2.98 (1, 1)	5.0	L	22	6	5	5	5	1	0	0	0	0	2	56	85	9.00	1.400										
35 Richard Bleier, L ERA: 5.59 (6, 1)	1.0		5	2	2	2	0	0	0	0	0	0	1	8	15	18.00	2.000										
51 Tommy Nance, R ERA: 6.16 (7, 1)	2.0		9	3	2	2	6	0	0	0	0	1	0	28	40	9.00	1.500										

Batter	1	2	3	4	5	6	7	8	9	AB	R	H	RBI	BB	SO	LOB	TOP							
5 Jon Berti, R OBP: 0.380, SLG: 0.409 (1, 5)			G5-3		G4-3			F9		4	0	0	0	0	1	2	<p>Miami Marlins @ St. Louis Cardinals Busch Stadium, St. Louis, MO Tue Jun 28 2022, 6:48 PM - 9:47 PM CDT Att: 32,065 - Clear - 84 F</p> <p>AB 31 R 3 H 6 RBI 3 BB 2 SO 10 LOB 11</p>							
2 Jazz Chisholm Jr., L OBP: 0.325, SLG: 0.535 (1, 4)	F9		P4		K			K		1	0	0	0	0	0	0								
9 Erik González, R OBP: 0.269, SLG: 0.216 15 Brian Anderson, R OBP: 0.370, SLG: 0.404 (8, PH)	F9							K		2	0	0	0	0	1	1								
12 Jorge Soler, R OBP: 0.306, SLG: 0.421 (1, 7)	F9							K		1	0	0	0	0	1	1								
26 Garrett Cooper, R OBP: 0.380, SLG: 0.460 (1, 10)		FC5-4						K		4	0	1	0	0	1	2								
99 Jesús Aguilar, R OBP: 0.301, SLG: 0.411 (1, 3)	G5-4-3				P4			K		4	0	0	0	0	1	2								
24 Avisail García, R OBP: 0.283, SLG: 0.323 (1, 9)	K							K		4	0	1	0	0	2	0								
7 Jesús Sánchez, L OBP: 0.268, SLG: 0.427 (1, 8)					L7			K		3	1	1	0	0	1	1								
11 Miguel Rojas, R OBP: 0.294, SLG: 0.367 (1, 6)								K		3	1	1	1	0	1	1								
54 Nick Fortes, R OBP: 0.404, SLG: 0.575 (1, 2)										2	1	1	1	1	0	0								
Inning Stats	R: 0 E: 0 K: 1 S: 9	H: 0 LOB: 0 BB: 15	R: 0 E: 0 K: 1 S: 8	H: 1 LOB: 0 BB: 12	R: 3 E: 0 K: 0 S: 20	H: 4 LOB: 1 BB: 28	R: 0 E: 0 K: 0 S: 8	H: 1 LOB: 1 BB: 12	R: 0 E: 0 K: 1 S: 5	H: 0 LOB: 0 BB: 10	R: 0 E: 0 K: 0 S: 8	H: 0 LOB: 0 BB: 13	R: 0 E: 0 K: 2 S: 16	H: 0 LOB: 1 BB: 26	R: 0 E: 0 K: 3 S: 11	H: 0 LOB: 0 BB: 15	1B: 4 2B: 2 3B: 0 HR: 0	SF: 0 SAC: 0 DP: 2 HBP: 0	WP: 0 PB: 0 SB: 0 CS: 0	PA: 33				
PITCHER	IP	WLS	BF	H	R	ER	SO	BB	IBB	HBP	BLK	WP	HR	S	P	ERA	WHIP							
43 Dakota Hudson, R ERA: 3.83 (1, 1)	5.0	W	21	6	3	3	3	1	0	0	0	0	0	55	86	5.40	1.400							
44 Junior Fernández, R ERA: 3.1 (8, 1)	2.0	H	5	0	0	0	2	0	0	0	0	0	0	11	21	0.00	0.000							
65 Giovanni Gallegos, R ERA: 3.1 (8, 1)	1.0	H	4	0	0	0	2	1	0	0	0	0	0	16	26	0.00	1.000							
56 Ryan Helsley, R ERA: 0.3 (9, 1)	1.0	S	3	0	0	0	3	0	0	0	0	0	0	11	15	0.00	0.000							

Batter	1	2	3	4	5	6	7	8	9	AB	R	H	RBI	BB	SO	LOB	BOTTOM							
19 Tommy Edman, S OBP: 0.342, SLG: 0.403 (1, 4)	G5-3									4	2	2	1	0	0	0	<p>Miami Marlins @ St. Louis Cardinals Busch Stadium, St. Louis, MO Tue Jun 28 2022, 6:48 PM - 9:47 PM CDT Att: 32,065 - Clear - 84 F</p> <p>AB 33 R 5 H 11 RBI 5 BB 1 SO 9 LOB 11</p>							
3 Dylan Carlson, S OBP: 0.324, SLG: 0.416 (1, 8)	K									4	1	2	2	0	1	0								
46 Paul Goldschmidt, R OBP: 0.429, SLG: 0.639 (1, 3)	K									3	0	1	1	1	2	0								
28 Nolan Arenado, R OBP: 0.345, SLG: 0.502 (1, 5)										4	0	2	0	0	1	2								
36 Juan Yezzer, R OBP: 0.322, SLG: 0.497 21 Lars Nootbaar, L OBP: 0.219, SLG: 0.273 (8, 9)	K									3	0	0	0	0	1	4								
5 Albert Pujols, R OBP: 0.294, SLG: 0.336 71 Conner Capel, L (8, FR)	G4-6-3									4	0	1	0	0	1	1								
33 Brendan Donovan, L OBP: 0.420, SLG: 0.439 (1, 7)	K									4	1	2	0	0	2	1								
63 Edmundo Sosa, R OBP: 0.237, SLG: 0.261 (1, 6)	G5-3									3	1	1	1	0	0	1								
47 Iván Herrera, R OBP: 0.235, SLG: 0.143 (1, 2)	K2-3									3	0	0	0	0	1	2								
Inning Stats	R: 0 E: 0 K: 2 S: 10	H: 0 LOB: 0 BB: 15	R: 0 E: 0 K: 1 S: 12	H: 1 LOB: 0 BB: 18	R: 0 E: 0 K: 2 S: 9	H: 0 LOB: 0 BB: 13	R: 1 E: 0 K: 0 S: 10	H: 2 LOB: 1 BB: 16	R: 4 E: 0 K: 0 S: 24	H: 6 LOB: 2 BB: 35	R: 0 E: 0 K: 1 S: 10	H: 1 LOB: 1 BB: 13	R: 0 E: 0 K: 1 S: 7	H: 0 LOB: 0 BB: 10	R: 0 E: 0 K: 2 S: 9	H: 1 LOB: 1 BB: 13		1B: 8 2B: 2 3B: 1 HR: 0	SF: 0 SAC: 0 DP: 2 HBP: 0	WP: 0 PB: 0 SB: 2 CS: 0	PA: 34			
PITCHER	IP	WLS	BF	H	R	ER	SO	BB	IBB	HBP	BLK	WP	HR	S	P	ERA	WHIP							
60 Braxton Garrett, L ERA: 5.24 (1, 1)	4.2	L	20	7	5	5	5	1	0	0	0	0	0	58	84	9.64	1.714							
56 Zach Pop, R ERA: 4.25 (5, 1)	1.1		7	3	0	0	1	0	0	0	0	0	0	17	26	0.00	2.250							
52 Anthony Bass, R ERA: 1.74 (7, 1)	1.0		3	0	0	0	1	0	0	0	0	0	0	7	10	0.00	0.000							
47 Jimmy Yacabonis, R ERA: 2.84 (8, 1)	1.0		4	1	0	0	2	0	0	0	0	0	0	9	13	0.00	1.000							

Batter	1	2	3	4	5	6	7	8	9	AB	R	H	RBI	BB	SO	LOB	TOP		
5 Jon Berti, R OBP: 0.371, SLG: 0.399	L9		G6-3		G5-3			G4-3		4	0	0	0	0	0	2			
26 Garrett Cooper, R OBP: 0.381, SLG: 0.458	G6-3									3	1	1	0	1	0	0			
46 Luke Williams, R OBP: 0.298, SLG: 0.279										0	1	0	0	0	0	0			
9 Enk González, R OBP: 0.268, SLG: 0.216										0	0	0	0	0	0	0			
7 Jesús Sánchez, L OBP: 0.263, SLG: 0.419	F7									4	0	0	0	0	1	2			
99 Jesús Aguilar, R OBP: 0.300, SLG: 0.408										4	0	1	1	0	1	1			
24 Avisail García, R OBP: 0.263, SLG: 0.335										4	1	1	2	0	2	1			
15 Brian Anderson, R OBP: 0.374, SLG: 0.402										3	1	1	0	1	0	0			
11 Miguel Rojas, R OBP: 0.293, SLG: 0.365										4	0	1	0	0	1	1			
58 Jacob Stallings, R OBP: 0.267, SLG: 0.259										3	0	1	0	0	1	0			
14 Bryan De La Cruz, R OBP: 0.270, SLG: 0.338										3	0	1	0	0	0	2			
Inning Stats	R: 0 E: 0 K: 0 S: 6	H: 0 LOB: 0 BB: 0 P: 11	R: 0 E: 0 K: 1 S: 9	H: 0 LOB: 0 BB: 0 P: 14	R: 0 E: 0 K: 0 S: 7	H: 1 LOB: 1 BB: 0 P: 11	R: 1 E: 0 K: 0 S: 10	H: 2 LOB: 0 BB: 0 P: 14	R: 0 E: 0 K: 0 S: 10	H: 0 LOB: 0 BB: 0 P: 15	R: 0 E: 0 K: 1 S: 9	H: 0 LOB: 0 BB: 0 P: 14	R: 0 E: 0 K: 3 S: 16	H: 0 LOB: 1 BB: 1 P: 22	1B: 5 2B: 1 HR: 1	SF: 0 SAC: 0 DP: 2 HBP: 0	WP: 0 PB: 0 SB: 0 CS: 0	PA: 34	
PITCHER	IP	WLS	BF	H	R	ER	SO	BB	IBB	HBP	BLK	WP	HR	S	P	ERA	WHIP		
53 André Pallante, R ERA: 2.1	7.0		25	5	2	2	2	1	0	0	0	0	0	60	96	2.57	0.857		
65 Giovanni Gallegos, R ERA: 3.0	1.0	H	3	0	0	0	1	0	0	0	0	0	0	7	11	0.00	0.000		
56 Ryan Helsley, R ERA: 0.88	1.0	L	6	2	2	2	3	1	0	0	0	0	1	16	22	18.00	3.000		

Miami Marlins @ St. Louis Cardinals
Busch Stadium, St. Louis, MO
Wed Jun 29 2022, 6:48 PM - 9:22 PM CDT
Att: 35,674 - Clear - 90 F

AB	32
R	4
H	7
RBI	3
BB	2
SO	6
LOB	9



Batter	1	2	3	4	5	6	7	8	9	AB	R	H	RBI	BB	SO	LOB	BOTTOM			
33 Brendan Donovan, L OBP: 0.411, SLG: 0.432	P5		E3		SF7			G5-6-3		3	0	0	1	0	0	2				
3 Dylan Carlson, S OBP: 0.323, SLG: 0.415	G6-3									3	0	1	2	0	0	0				
46 Paul Goldschmidt, R OBP: 0.424, SLG: 0.630										4	0	0	0	0	2	2				
28 Nolan Arenado, R OBP: 0.341, SLG: 0.495										4	0	0	0	0	0	0				
36 Juan Yezzer, R OBP: 0.328, SLG: 0.512										3	0	2	0	0	0	0				
19 Tommy Edman, S OBP: 0.341, SLG: 0.401										1	0	0	0	0	0	0				
21 Lars Nootbaar, L OBP: 0.221, SLG: 0.261										3	0	0	0	1	0	2				
71 Conner Capel, L OBP: 0.250, SLG: 0.250										4	0	1	0	0	0	2				
63 Edmundo Sosa, R OBP: 0.247, SLG: 0.293										4	2	2	0	0	0	2				
7 Andrew Knizner, R OBP: 0.290, SLG: 0.248										2	1	1	0	1	1	1				
Inning Stats	R: 0 E: 0 K: 1 S: 13	H: 0 LOB: 0 BB: 0 P: 17	R: 0 E: 0 K: 0 S: 5	H: 1 LOB: 1 BB: 0 P: 6	R: 1 E: 1 K: 1 S: 11	H: 1 LOB: 1 BB: 0 P: 16	R: 0 E: 0 K: 0 S: 8	H: 0 LOB: 0 BB: 0 P: 11	R: 2 E: 0 K: 1 S: 14	H: 2 LOB: 1 BB: 1 P: 25	R: 0 E: 0 K: 0 S: 6	H: 1 LOB: 0 BB: 0 P: 9	R: 0 E: 0 K: 0 S: 7	H: 0 LOB: 0 BB: 0 P: 10	R: 0 E: 0 K: 0 S: 6	H: 1 LOB: 1 BB: 1 P: 13	1B: 4 2B: 2 HR: 0	SF: 2 SAC: 0 DP: 2 HBP: 0	WP: 0 PB: 0 SB: 1 CS: 0	PA: 35
PITCHER	IP	WLS	BF	H	R	ER	SO	BB	IBB	HBP	BLK	WP	HR	S	P	ERA	WHIP			
22 Sandy Alcantara, R ERA: 1.95	9.0	W	35	7	3	2	3	2	0	0	0	0	0	76	117	2.00	1.000			

Miami Marlins @ St. Louis Cardinals
Busch Stadium, St. Louis, MO
Wed Jun 29 2022, 6:48 PM - 9:22 PM CDT
Att: 35,674 - Clear - 90 F

AB	31
R	3
H	7
RBI	3
BB	2
SO	3
LOB	11



Batter	1	2	3	4	5	6	7	8	9	AB	R	H	RBI	BB	SO	LOB	TOP					
19 Tommy Edman, S OBP: 0.340, SLG: 0.397	G5-3		G5-3		K		BB			3	0	0	0	1	1	0	St. Louis Cardinals @ Philadelphia Phillies Citizens Bank Park, Philadelphia, PA Fri Jul 01 2022, 6:10 PM - 9:29 PM EDT Att: 36,077 - Cloudy - 87 F					
3 Dylan Carlson, S OBP: 0.318, SLG: 0.407	K		K		F8		K			4	0	0	0	0	3	1						
46 Paul Goldschmidt, R OBP: 0.423, SLG: 0.632	2B		2B		K					4	2	2	0	0	2	0						
28 Nolan Arenado, R OBP: 0.349, SLG: 0.523	3B		HR		2B					4	1	4	3	0	0	0						
36 Juan Yezzer, R OBP: 0.326, SLG: 0.506	K		1B		L8					4	0	1	0	0	2	3						
5 Albert Pujols, R OBP: 0.288, SLG: 0.328			K		F9					3	0	0	0	0	2	2						
16 Nolan Gorman, L OBP: 0.310, SLG: 0.445			F8		K					1	0	0	0	0	0	1						
33 Brendan Donovan, L OBP: 0.413, SLG: 0.427			BB		P4					2	0	0	0	2	1	0						
63 Edmundo Sosa, R OBP: 0.248, SLG: 0.284			HBP		K					3	0	0	0	0	2	2						
7 Andrew Knizner, R OBP: 0.284, SLG: 0.242			G5-4-3		K					3	0	0	0	0	1	2						
21 Lars Nootbaar, L OBP: 0.218, SLG: 0.257			G5-4-3		F8					1	0	0	0	0	1	0						
Inning Stats	R: 1 H: 2 E: 0 K: 2 S: 12	H: 2 LOB: 1 BB: 0 P: 15	R: 0 H: 0 E: 0 K: 1 S: 7	H: 0 LOB: 1 BB: 1 P: 14	R: 2 H: 3 E: 0 K: 1 S: 20	H: 3 LOB: 1 BB: 0 P: 26	R: 0 H: 0 E: 0 K: 1 S: 8	H: 0 LOB: 0 BB: 0 P: 11	R: 0 H: 0 E: 0 K: 2 S: 12	H: 1 LOB: 2 BB: 0 P: 18	R: 0 H: 0 E: 0 K: 2 S: 15	H: 0 LOB: 0 BB: 1 P: 21	R: 0 H: 1 E: 1 K: 2 S: 11	H: 0 LOB: 1 BB: 0 P: 15	R: 0 H: 0 E: 0 K: 2 S: 12	H: 0 LOB: 0 BB: 0 P: 16	1B: 3 2B: 2 3B: 1 HR: 1	SF: 0 SAC: 0 DP: 1 HBP: 1	WP: 0 PB: 0 SB: 0 CS: 0	PA: 36		
PITCHER	IP WLS BF H R ER SO BB IBB HBP BLK WP HR S P ERA WHIP	IP WLS BF H R ER SO BB IBB HBP BLK WP HR S P ERA WHIP	IP WLS BF H R ER SO BB IBB HBP BLK WP HR S P ERA WHIP	IP WLS BF H R ER SO BB IBB HBP BLK WP HR S P ERA WHIP	IP WLS BF H R ER SO BB IBB HBP BLK WP HR S P ERA WHIP	IP WLS BF H R ER SO BB IBB HBP BLK WP HR S P ERA WHIP	IP WLS BF H R ER SO BB IBB HBP BLK WP HR S P ERA WHIP	IP WLS BF H R ER SO BB IBB HBP BLK WP HR S P ERA WHIP	IP WLS BF H R ER SO BB IBB HBP BLK WP HR S P ERA WHIP	IP WLS BF H R ER SO BB IBB HBP BLK WP HR S P ERA WHIP	IP WLS BF H R ER SO BB IBB HBP BLK WP HR S P ERA WHIP	IP WLS BF H R ER SO BB IBB HBP BLK WP HR S P ERA WHIP	IP WLS BF H R ER SO BB IBB HBP BLK WP HR S P ERA WHIP	IP WLS BF H R ER SO BB IBB HBP BLK WP HR S P ERA WHIP	IP WLS BF H R ER SO BB IBB HBP BLK WP HR S P ERA WHIP	IP WLS BF H R ER SO BB IBB HBP BLK WP HR S P ERA WHIP	IP WLS BF H R ER SO BB IBB HBP BLK WP HR S P ERA WHIP	IP WLS BF H R ER SO BB IBB HBP BLK WP HR S P ERA WHIP	IP WLS BF H R ER SO BB IBB HBP BLK WP HR S P ERA WHIP	IP WLS BF H R ER SO BB IBB HBP BLK WP HR S P ERA WHIP	IP WLS BF H R ER SO BB IBB HBP BLK WP HR S P ERA WHIP	IP WLS BF H R ER SO BB IBB HBP BLK WP HR S P ERA WHIP

AB 32
R 3
H 7
RBI 3
BB 3
SO 15
LOB 11



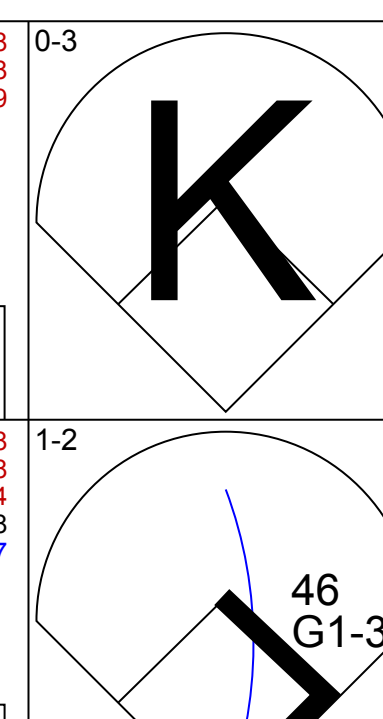
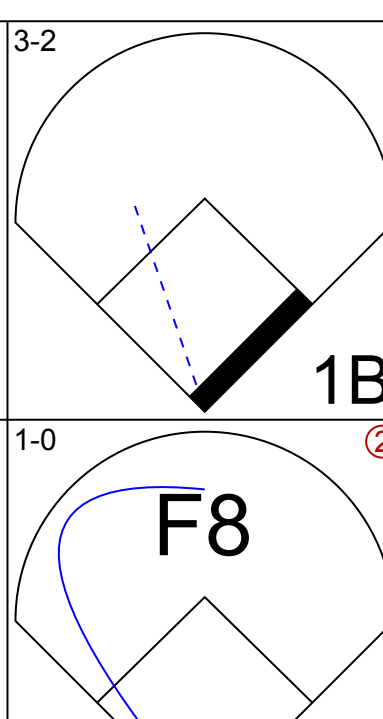
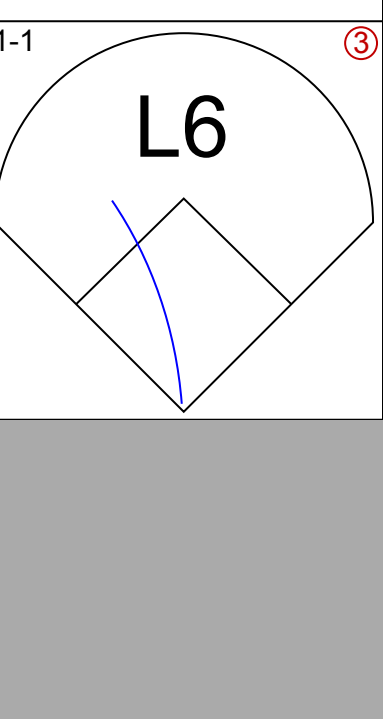
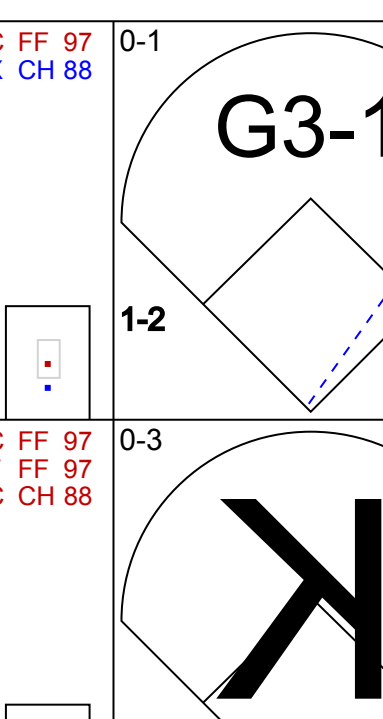
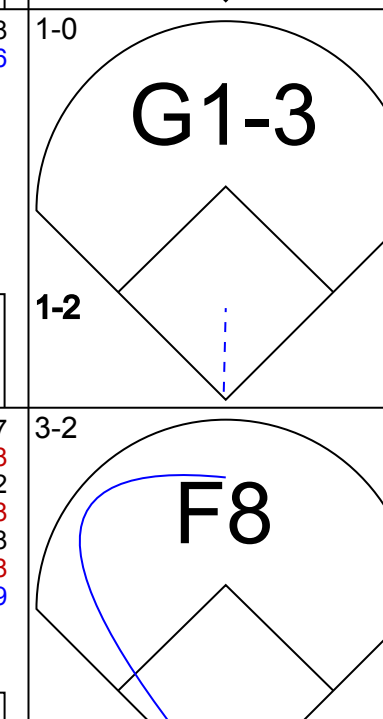
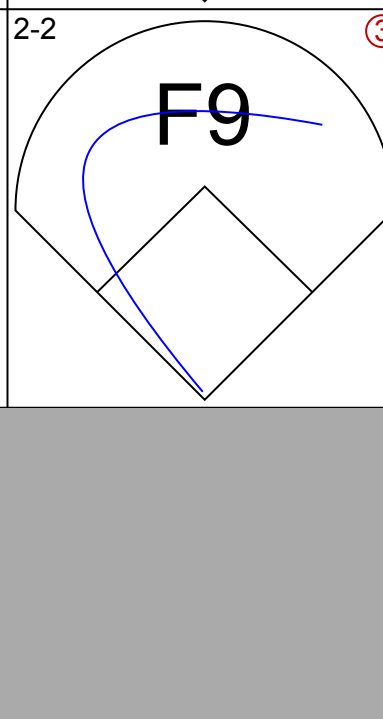
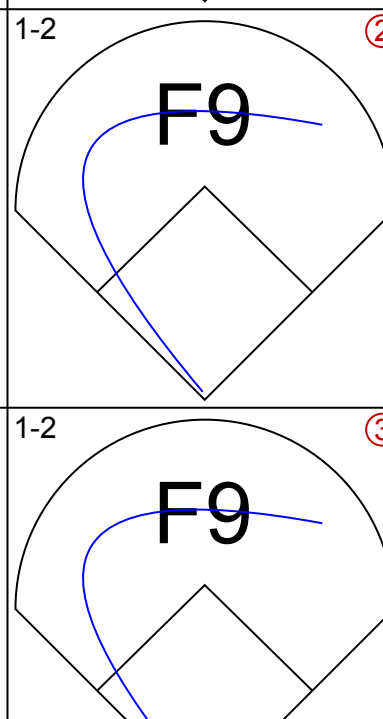






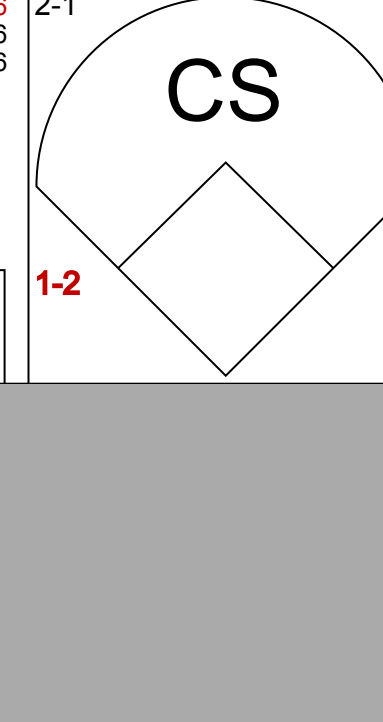

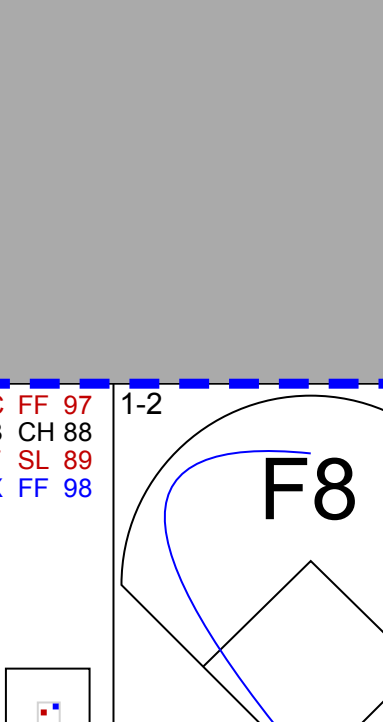
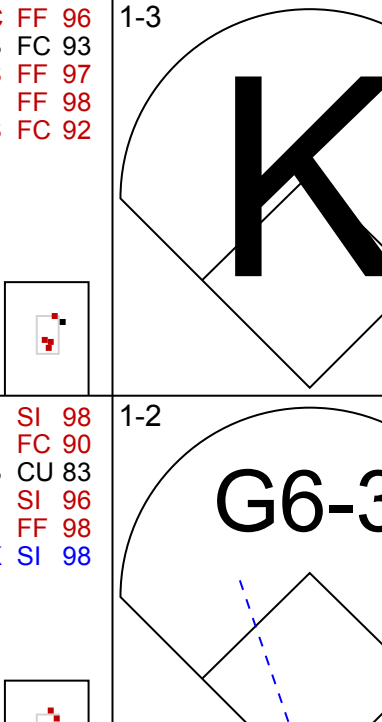
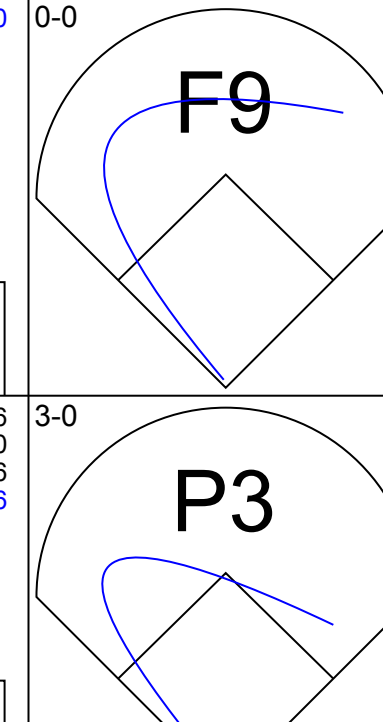
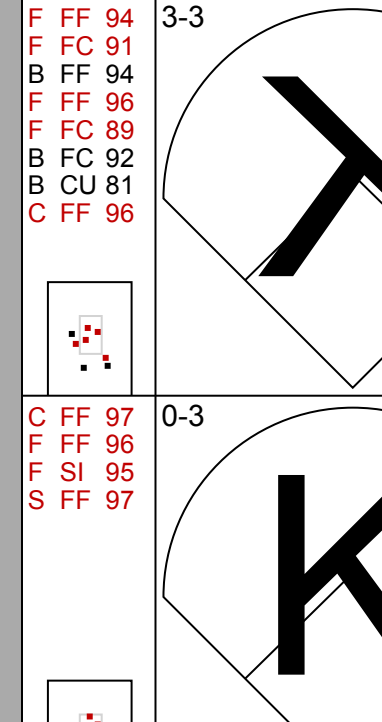
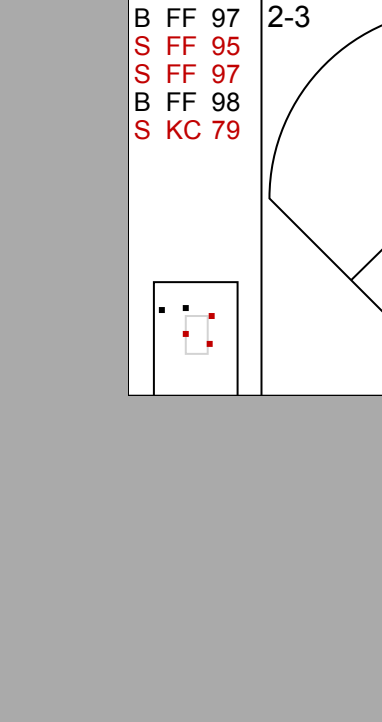
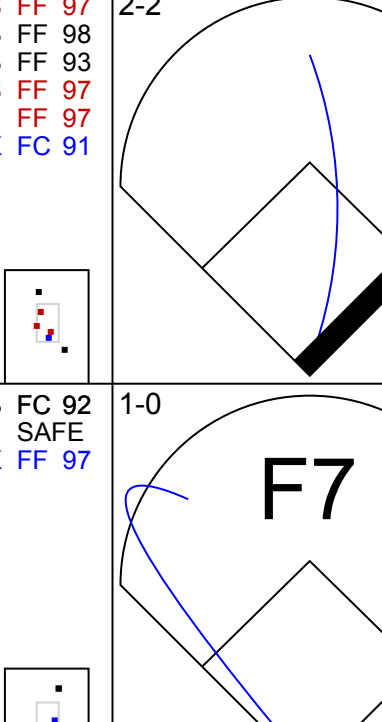
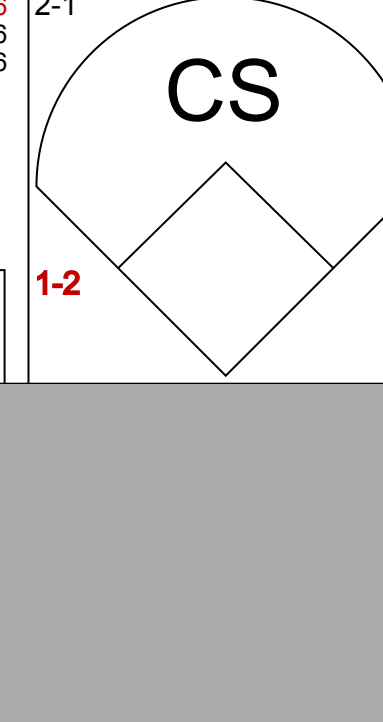
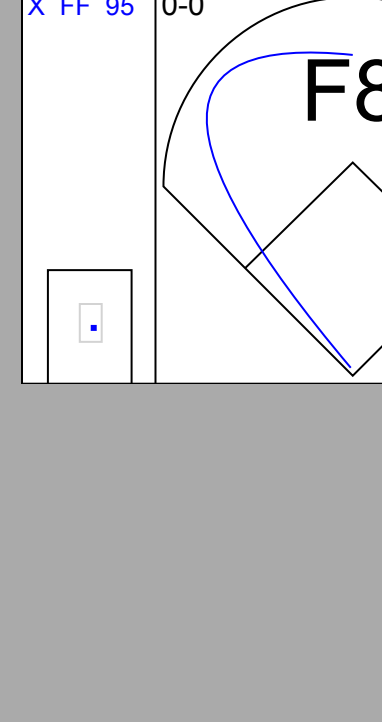
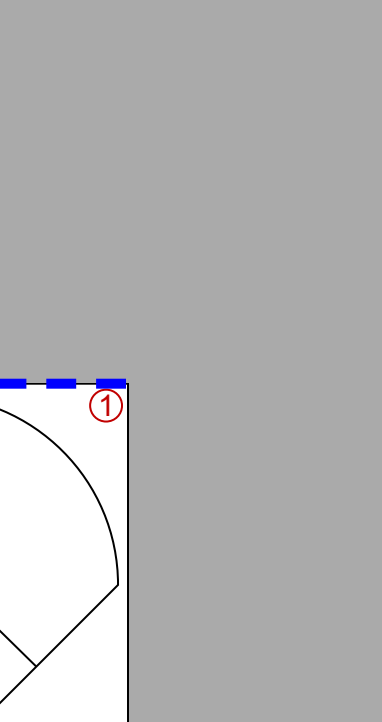
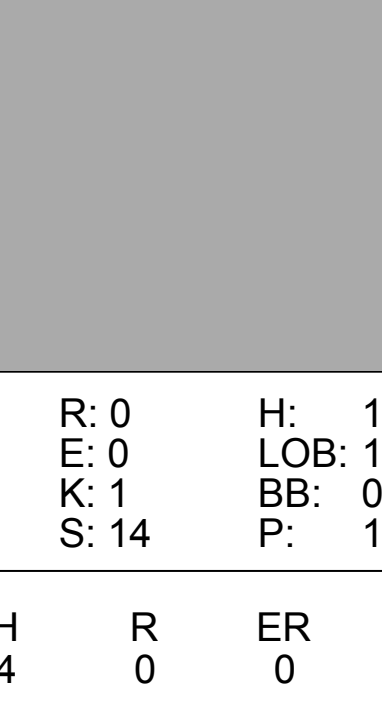
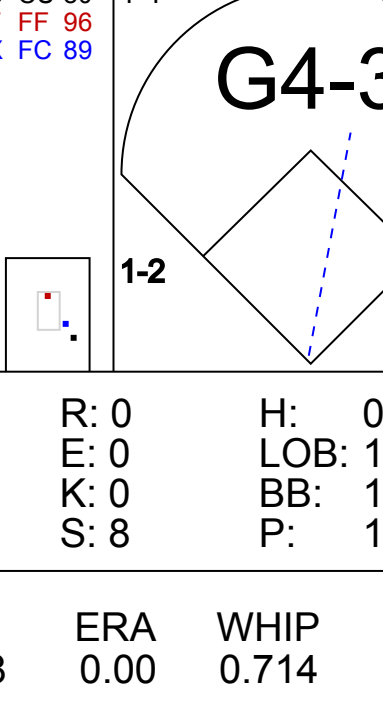

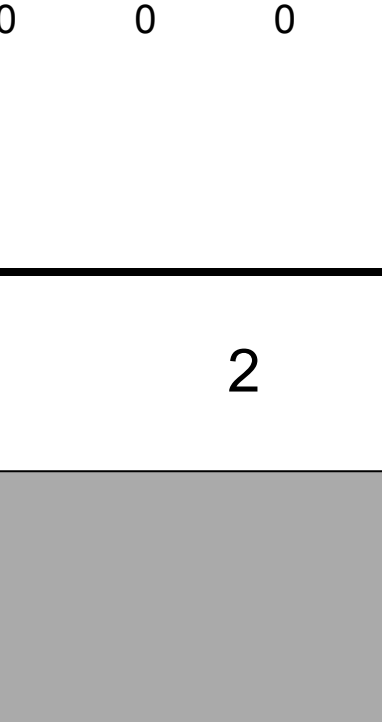
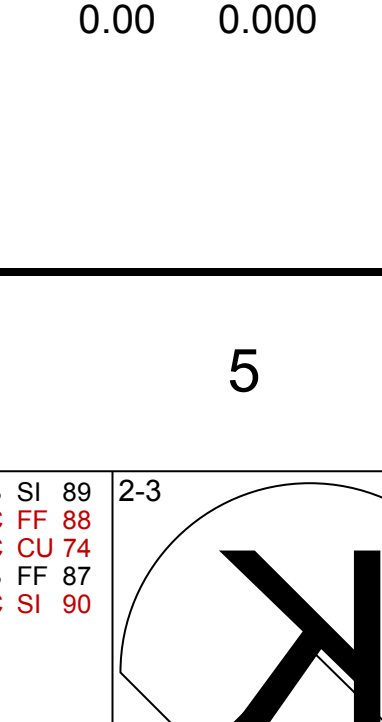
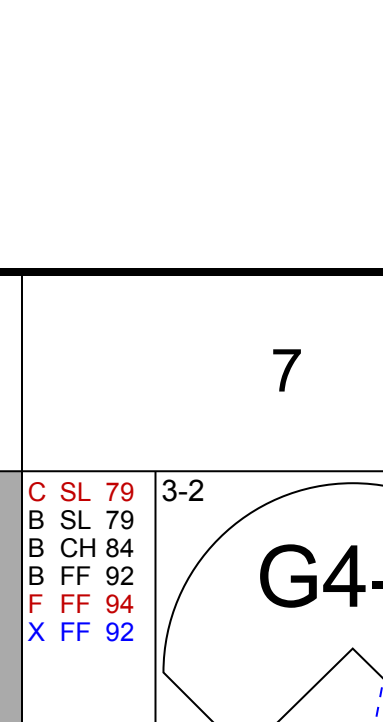


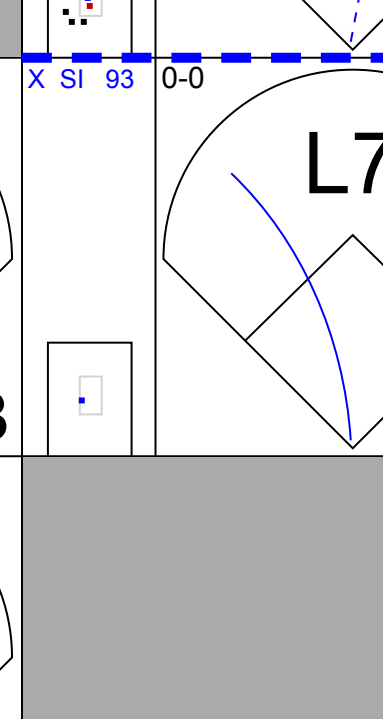
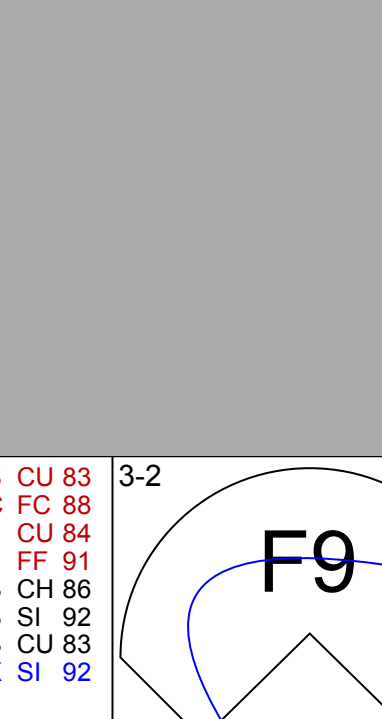
Batter	1	2	3	4	5	6	7	8	9	AB	R	H	RBI	BB	SO	LOB	BOTTOM					
12 Kyle Schwarber, L OBP: 0.340, SLG: 0.511	FC6-5		BB		G4-3		L8			4	0	2	1	0	0	1	St. Louis Cardinals @ Philadelphia Phillies Citizens Bank Park, Philadelphia, PA Fri Jul 01 2022, 6:10 PM - 9:29 PM EDT Att: 36,077 - Cloudy - 87 F					
17 Rhys Hoskins, R OBP: 0.348, SLG: 0.489	G4-3		BB		SF8		HR			1	1	1	2	2	0	0						
8 Nick Castellanos, R OBP: 0.297, SLG: 0.383	FC6-5		G6-4-3		G5-3		E7			4	0	0	0	0	0	4						
25 Darick Hall, L OBP: 0.231, SLG: 0.923	G4-3				F7		HR			4	1	1	1	0	1	3						
18 Didi Gregorius, L OBP: 0.316, SLG: 0.362	F7				G5-3		F8			4	0	0	0	0	0	3						
5 Bryson Stott, L OBP: 0.251, SLG: 0.287			G5-3		G6-3		21 G6-3			4	0	1	0	0	0	0						
21 Garrett Stubbs, L OBP: 0.357, SLG: 0.560			G4-3		E5		G6-3			4	1	0	0	0	1	1						
19 Matt Vierling, R OBP: 0.327, SLG: 0.381			K		19 1B					2	1	1	0	2	1	0						
41 Yairo Muñoz, R OBP: 0.232, SLG: 0.476					16 2B					0	0	0	0	0	0	0						
16 Mickey Moniak, L OBP: 0.205, SLG: 0.167			L4		12 G4-3		G4-3			4	1	1	1	0	0	3						
Inning Stats	R: 0 H: 1 E: 0 K: 0 S: 7	H: 1 LOB: 2 BB: 1 P: 15	R: 0 H: 0 E: 0 K: 1 S: 12	H: 0 LOB: 0 BB: 0 P: 17	R: 0 H: 1 E: 0 K: 0 S: 8	H: 1 LOB: 1 BB: 1 P: 13	R: 0 H: 0 E: 0 K: 0 S: 11	H: 0 LOB: 0 BB: 0 P: 17	R: 3 H: 2 E: 1 K: 0 S: 11	H: 2 LOB: 0 BB: 0 P: 20	R: 1 H: 2 E: 0 K: 0 S: 15	H: 2 LOB: 2 BB: 1 P: 25	R: 1 H: 1 E: 1 K: 1 S: 12	H: 1 LOB: 1 BB: 0 P: 17	R: 0 H: 0 E: 0 K: 1 S: 12	H: 0 LOB: 1 BB: 1 P: 18	1B: 4 2B: 1 3B: 0 HR: 2	SF: 1 SAC: 0 DP: 1 HBP: 0	WP: 0 PB: 0 SB: 1 CS: 0	PA: 36		
PITCHER	IP WLS BF H R ER SO BB IBB HBP BLK WP HR S P ERA WHIP	IP WLS BF H R ER SO BB IBB HBP BLK WP HR S P ERA WHIP	IP WLS BF H R ER SO BB IBB HBP BLK WP HR S P ERA WHIP	IP WLS BF H R ER SO BB IBB HBP BLK WP HR S P ERA WHIP	IP WLS BF H R ER SO BB IBB HBP BLK WP HR S P ERA WHIP	IP WLS BF H R ER SO BB IBB HBP BLK WP HR S P ERA WHIP	IP WLS BF H R ER SO BB IBB HBP BLK WP HR S P ERA WHIP	IP WLS BF H R ER SO BB IBB HBP BLK WP HR S P ERA WHIP	IP WLS BF H R ER SO BB IBB HBP BLK WP HR S P ERA WHIP	IP WLS BF H R ER SO BB IBB HBP BLK WP HR S P ERA WHIP	IP WLS BF H R ER SO BB IBB HBP BLK WP HR S P ERA WHIP	IP WLS BF H R ER SO BB IBB HBP BLK WP HR S P ERA WHIP	IP WLS BF H R ER SO BB IBB HBP BLK WP HR S P ERA WHIP	IP WLS BF H R ER SO BB IBB HBP BLK WP HR S P ERA WHIP	IP WLS BF H R ER SO BB IBB HBP BLK WP HR S P ERA WHIP	IP WLS BF H R ER SO BB IBB HBP BLK WP HR S P ERA WHIP	IP WLS BF H R ER SO BB IBB HBP BLK WP HR S P ERA WHIP	IP WLS BF H R ER SO BB IBB HBP BLK WP HR S P ERA WHIP	IP WLS BF H R ER SO BB IBB HBP BLK WP HR S P ERA WHIP	IP WLS BF H R ER SO BB IBB HBP BLK WP HR S P ERA WHIP	IP WLS BF H R ER SO BB IBB HBP BLK WP HR S P ERA WHIP	IP WLS BF H R ER SO BB IBB HBP BLK WP HR S P ERA WHIP

AB 31
R 5
H 7
RBI 5
BB 4
SO 3
LOB 15



Batter	1	2	3	4	5	6	7	8	9	AB R H RBI BB SO LOB	TOP												
19 Tommy Edman, S (1.6) OBP: 0.341, SLG: 0.397	L7	1B		L7		1B		G5-3		5 0 2 0 0 0 0	St. Louis Cardinals @ Philadelphia Phillies Citizens Bank Park, Philadelphia, PA Sat Jul 02 2022, 4:09 PM - 8:12 PM EDT Att: 27,657 - Partly Cloudy - 91 F												
33 Brendan Donovan, L (1.7) OBP: 0.408, SLG: 0.415	G6-3	F8		F9		F7		BB		4 0 0 0 1 0 2													
46 Paul Goldschmidt, R (1.3) OBP: 0.429, SLG: 0.633	28 HR	1B		HBP		F7		K		4 2 2 0 0 1 2													
28 Nolan Arenado, R (1.5) OBP: 0.353, SLG: 0.543	H	HR		L7		K		K		4 2 2 3 0 1 3													
16 Nolan Gorman, L (1.4) OBP: 0.328, SLG: 0.471	HR			BB		BB		K		2 1 1 1 3 1 0													
36 Juan Yanez, R (1.10) OBP: 0.323, SLG: 0.515	HR	HR		F6		F5		K		5 1 1 1 0 1 5													
3 Dylan Carlson, S (1.8) OBP: 0.315, SLG: 0.416	HR	HR		K		K		K		5 1 1 1 0 3 5													
21 Lars Nootbaar, L (1.9) OBP: 0.222, SLG: 0.250	F7			F8		F7				2 0 0 1 1 0 1													
5 Albert Pujols, R (7.75) OBP: 0.266, SLG: 0.325	F7									1 0 0 0 0 0 1													
71 Conner Capel, L (7.9) OBP: 0.250, SLG: 0.250										0 0 0 0 0 0 0													
47 Iván Herrera, R (1.2) OBP: 0.190, SLG: 0.111		K2-3		G6-3		P3		F8		4 0 0 0 0 1 3													
Inning Stats		R: 5 H: 5 E: 0 K: 0 S: 20	H: 5 LOB: 0 BB: 0 P: 31	R: 0 H: 1 E: 0 K: 1 S: 12	H: 1 LOB: 2 BB: 0 P: 16	R: 0 H: 0 E: 0 K: 1 S: 12	H: 0 LOB: 1 BB: 1 P: 19	R: 0 H: 0 E: 0 K: 0 S: 6	R: 1 H: 1 E: 0 K: 1 S: 12	H: 1 LOB: 3 BB: 2 P: 27	R: 0 H: 1 E: 0 K: 1 S: 12	H: 1 LOB: 0 BB: 1 P: 15	R: 0 H: 0 E: 0 K: 1 S: 9	H: 0 LOB: 1 BB: 1 P: 19	R: 1 H: 1 E: 0 K: 1 S: 9	H: 1 LOB: 0 BB: 0 P: 14	1B: 3 2B: 1 3B: 0 HR: 5	SF: 0 SAC: 0 DP: 0 HBP: 2	WP: 0 PB: 0 SB: 0 CS: 0	PA: 43			
PITCHER												PITCHER											
44 Kyle Gibson, R (1.1) ERA: 4.91												58 Seranthony Dominguez, R (1.1) ERA: 1.8											
23 Corey Knebel, R (5.1) ERA: 3.39																							
64 Andrew Bellatti, R (6.1) ERA: 3.38																							
46 José Alvarado, L (7.1) ERA: 5.4																							
52 Brad Hand, L (8.1) ERA: 2.16																							

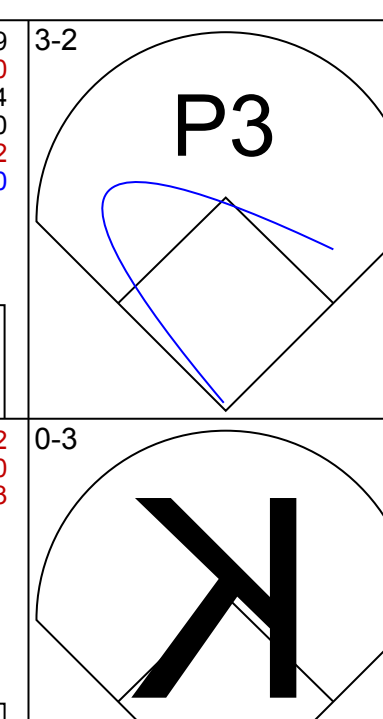
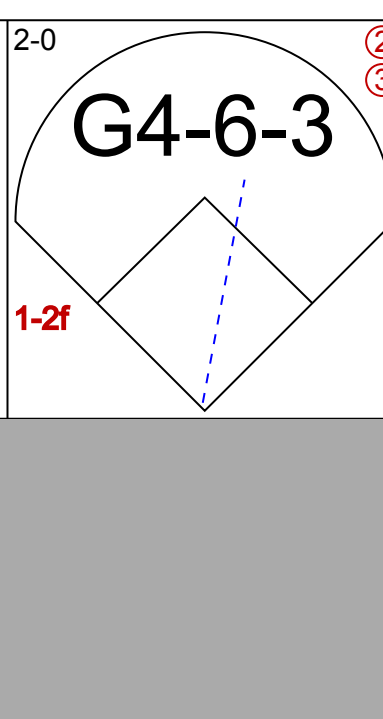
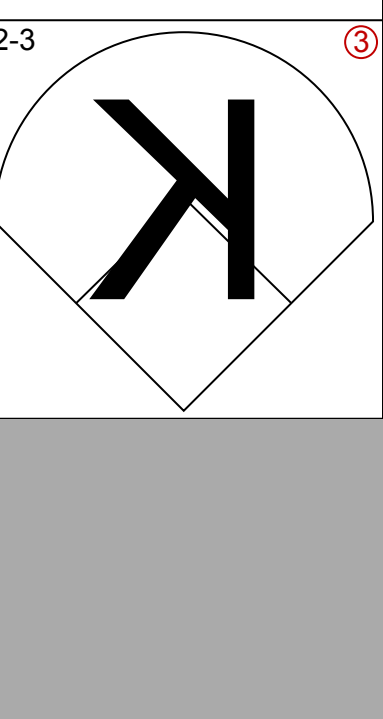

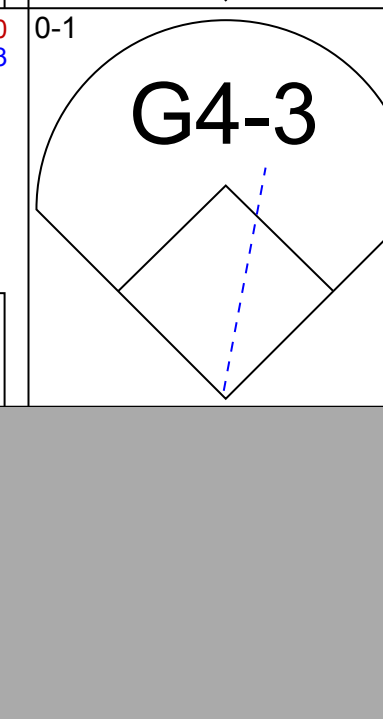
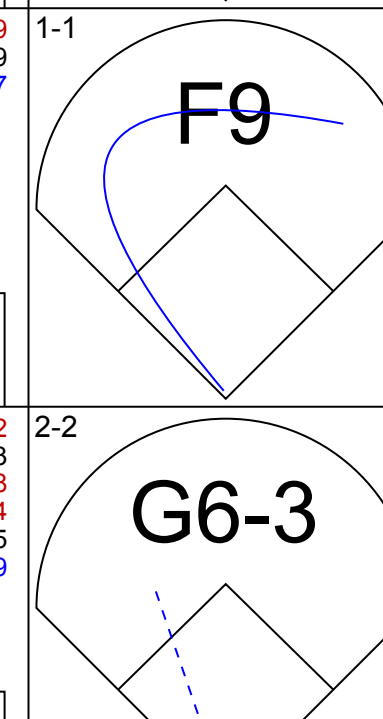
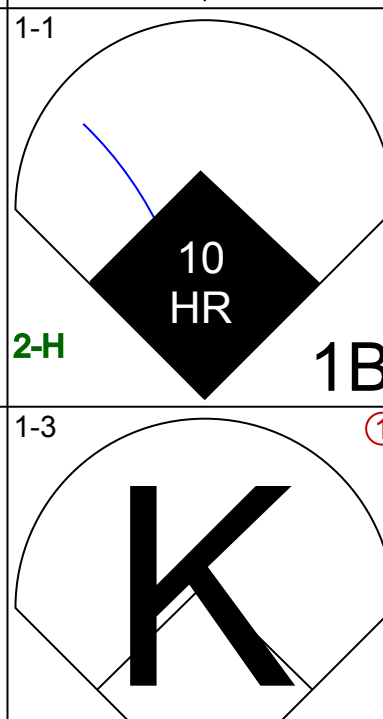
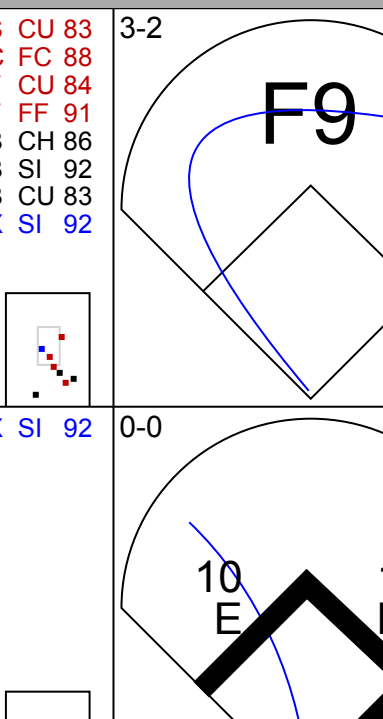

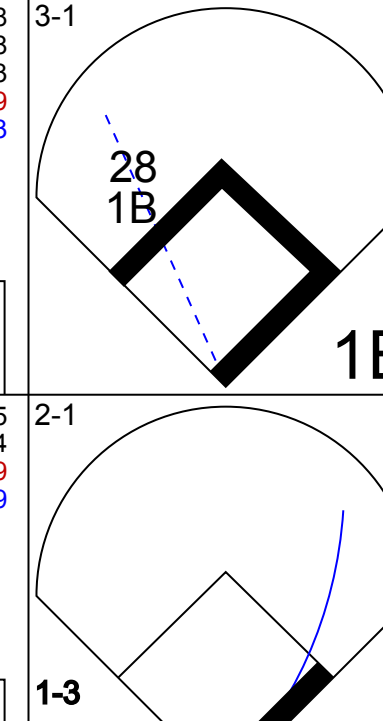
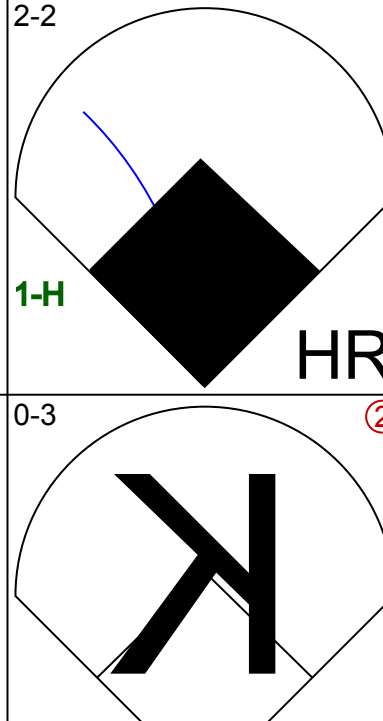
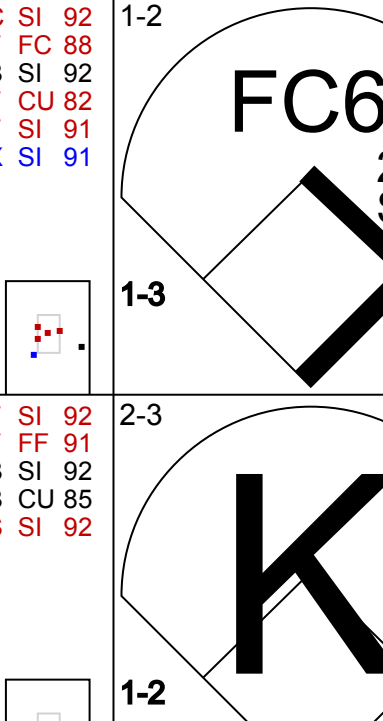
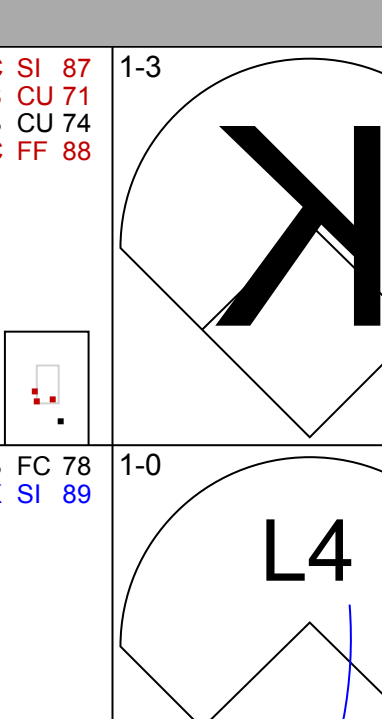
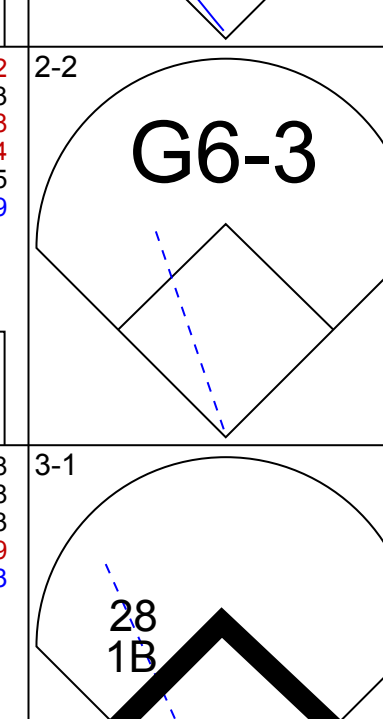
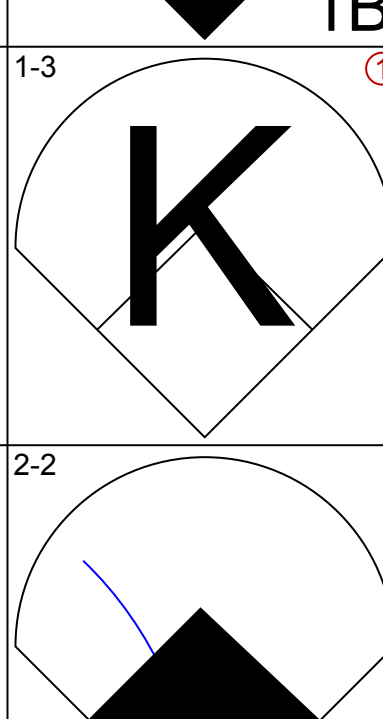
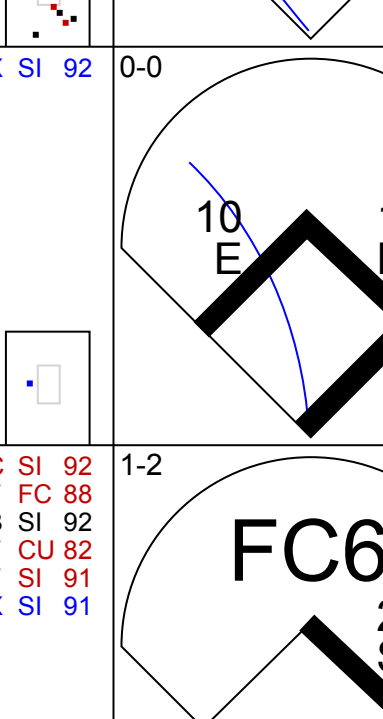
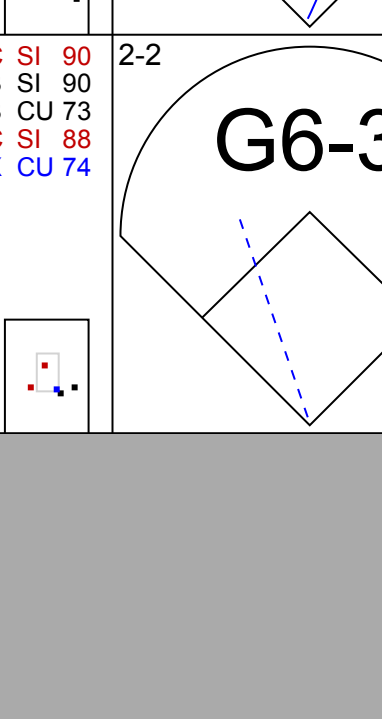
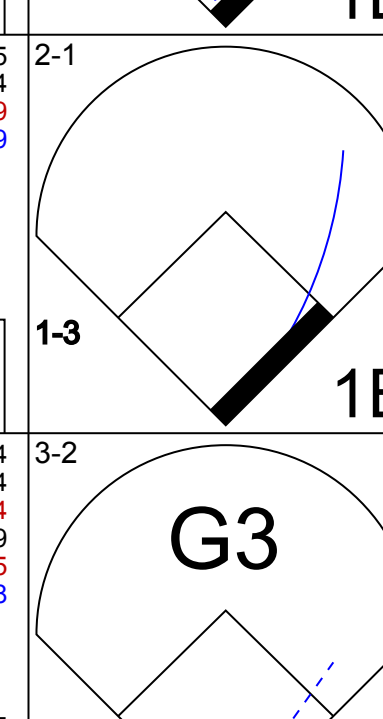
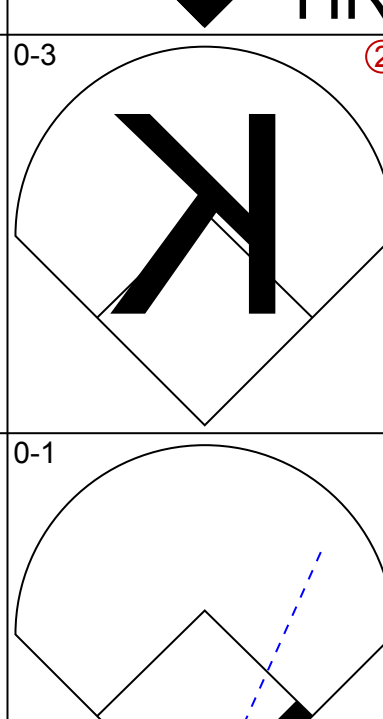
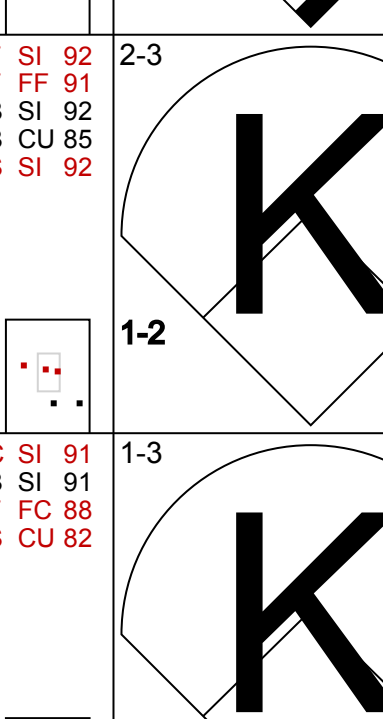


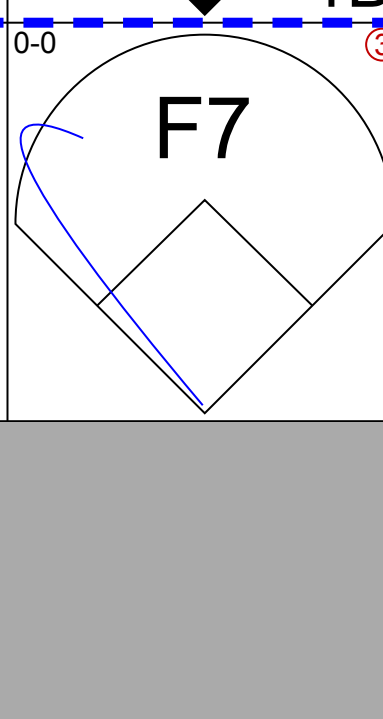

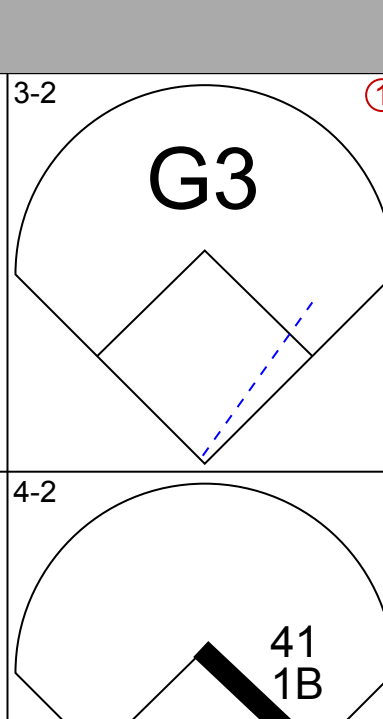


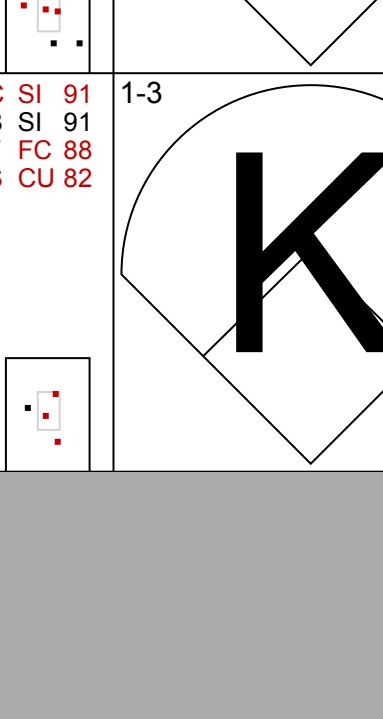
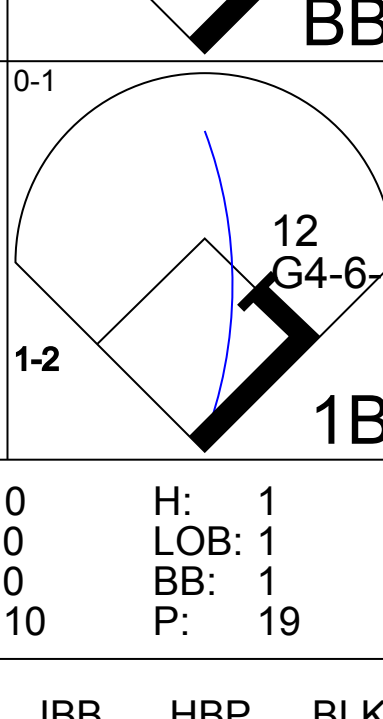
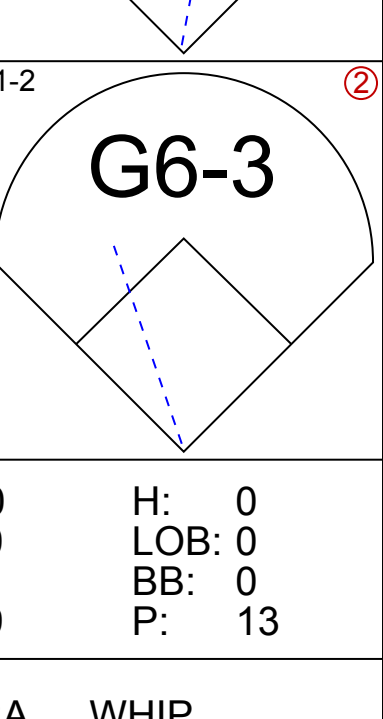
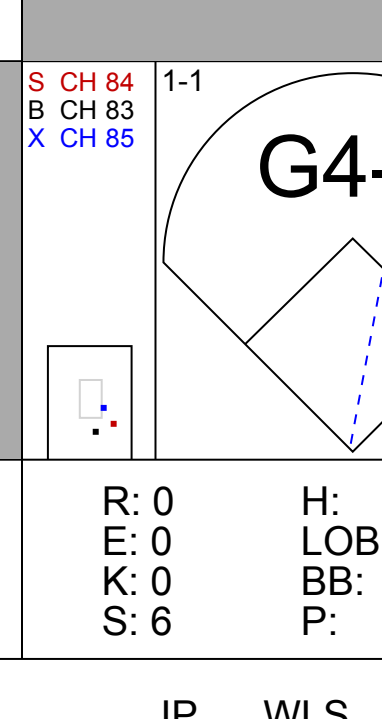
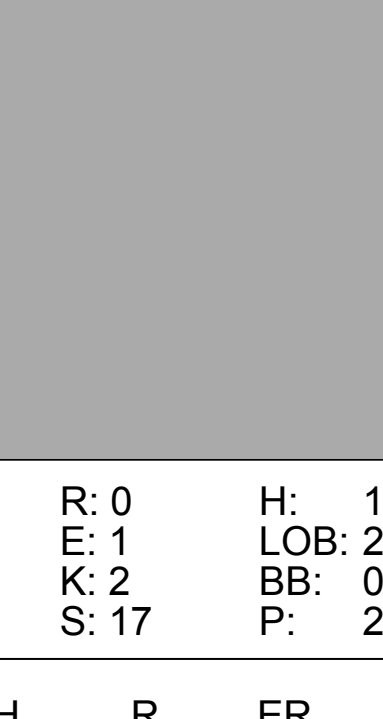



Batter	1	2	3	4	5	6	7	8	9	AB R H RBI BB SO LOB	BOTTOM												
12 Kyle Schwarber, L (1.10) OBP: 0.335, SLG: 0.502	K	K		F8		K		K		5 0 0 0 0 4 3	St. Louis Cardinals @ Philadelphia Phillies Citizens Bank Park, Philadelphia, PA Sat Jul 02 2022, 4:09 PM - 8:12 PM EDT Att: 27,657 - Partly Cloudy - 91 F												
17 Rhys Hoskins, R (1.3) OBP: 0.348, SLG: 0.486	BB	P6		F8		8 BB		K		4 0 1 0 1 1 2													
8 Nick Castellanos, R (1.9) OBP: 0.299, SLG: 0.363	F9			K		FC6-4		K		5 0 2 1 0 2 1													
10 J.T. Realmuto, R (1.2) OBP: 0.314, SLG: 0.357	L9			FC6-4		K		K		5 1 1 0 0 2 4													
28 Alec Bohm, R (1.5) OBP: 0.298, SLG: 0.364	19 SF9	3B		37 BB	41 BB			P2		5 2 2 0 0 0 2													
19 Matt Vierling, R (1.7) OBP: 0.330, SLG: 0.378	SF9			SF8		G5-3		BB		1 0 0 2 2 0 0													
37 Odúbel Herrera, L (1.8) OBP: 0.281, SLG: 0.408	41 BB	5 BB		41 BB		P6		K2-3		5 2 3 0 0 1 2													
41 Yairo Muñoz, R (1.4) OBP: 0.333, SLG: 0.583						BB				3 0 2 2 0 0 1													
25 Darrick Hall, L (7.75) OBP: 0.214, SLG: 0.857						G4-3		F7		1 0 0 0 0 0 1													
16 Mickey Moniak, L (8.8) OBP: 0.205, SLG: 0.167										0 0 0 0 0 0 0													
5 Bryson Stott, L (1.6) OBP: 0.257, SLG: 0.288				G3-1		G6-3				3 1 1 1 1 0 2													
Inning Stats		R: 0 H: 0 E: 0 K: 1 S: 9	H: 4 LOB: 1 BB: 0 P: 16	R: 2 H: 4 E: 0 K: 1 S: 20	H: 4 LOB: 2 BB: 0 P: 29	R: 3 H: 4 E: 0 K: 1 S: 15	H: 4 LOB: 1 BB: 0 P: 24	R: 0 H: 1 E: 0 K: 0 S: 10	R: 0 H: 1 E: 0 K: 0 S: 9	H: 1 LOB: 1 BB: 0 P: 13	R: 1 H: 2 E: 0 K: 2 S: 12	H: 2 LOB: 2 BB: 1 P: 23	R: 0 H: 0 E: 0 K: 0 S: 12	H: 0 LOB: 0 BB: 1 P: 21	R: 0 H: 0 E: 0 K: 3 S: 11	H: 0 LOB: 0 BB: 1 P: 15	1B: 9 2B: 2 3B: 1 HR: 0	SF: 2 SAC: 0 DP: 0 HBP: 0	WP: 1 PB: 0 SB: 0 CS: 0	PA: 43			
PITCHER												PITCHER											
52 Matthew Liberatore, L (1.1) ERA: 5.68												56 Ryan Helsley, R (8.1) ERA: 0.83											
57 Zack Thompson, L (3.1) ERA: 3.0																							
12 Jordan Hicks, R (4.1) ERA: 4.75																							
70 Packy Naughton, L (6.1) ERA: 5.06																							
44 Junior Fernández, R (6.1) ERA:																							

Batter	1	2	3	4	5	6	7	8	9	AB	R	H	RBI	BB	SO	LOB	TOP						
19 Tommy Edman, S OBP: 0.340, SLG: 0.395										4	0	1	0	0	1	2							
33 Brendan Donovan, L OBP: 0.405, SLG: 0.414										4	0	1	0	0	2	2							
46 Paul Goldschmidt, R OBP: 0.423, SLG: 0.625										4	0	0	0	0	0	2							
28 Nolan Arenado, R OBP: 0.352, SLG: 0.539										4	0	1	0	0	1	1							
16 Nolan Gorman, L OBP: 0.319, SLG: 0.456										4	0	0	0	0	3	1							
36 Juan Yegrer, R OBP: 0.317, SLG: 0.506										3	0	0	0	0	1	1							
3 Dylan Carlson, S OBP: 0.320, SLG: 0.417										2	0	1	0	1	0	0							
71 Conner Capel, L OBP: 0.143, SLG: 0.143										3	0	0	0	0	0	2							
7 Andrew Knizner, R OBP: 0.285, SLG: 0.238										2	0	0	0	1	0	1							
Inning Stats	R: 0 E: 0 K: 1 S: 12	H: 1 LOB: 1 BB: 0 P: 17	R: 0 E: 0 K: 1 S: 14	H: 1 LOB: 1 BB: 0 P: 19	R: 0 E: 0 K: 0 S: 14	H: 1 LOB: 1 BB: 0 P: 21	R: 0 E: 0 K: 0 S: 5	H: 1 LOB: 0 BB: 0 P: 10	R: 0 E: 0 K: 1 S: 8	H: 0 LOB: 1 BB: 1 P: 14	R: 0 E: 0 K: 2 S: 10	H: 0 LOB: 0 BB: 0 P: 13	R: 0 E: 0 K: 1 S: 9	H: 0 LOB: 1 BB: 1 P: 14	R: 0 E: 0 K: 2 S: 9	H: 0 LOB: 0 BB: 0 P: 13	1B: 4 2B: 0 3B: 0 HR: 0	SF: 0 SAC: 0 DP: 0 HBP: 0	WP: 0 PB: 0 SB: 0 CS: 1	PA: 33			
PITCHER	IP WLS BF H R ER SO BB IBB HBP BLK WP HR S P ERA WHIP	IP WLS BF H R ER SO BB IBB HBP BLK WP HR S P ERA WHIP	IP WLS BF H R ER SO BB IBB HBP BLK WP HR S P ERA WHIP	IP WLS BF H R ER SO BB IBB HBP BLK WP HR S P ERA WHIP	IP WLS BF H R ER SO BB IBB HBP BLK WP HR S P ERA WHIP	IP WLS BF H R ER SO BB IBB HBP BLK WP HR S P ERA WHIP	IP WLS BF H R ER SO BB IBB HBP BLK WP HR S P ERA WHIP	IP WLS BF H R ER SO BB IBB HBP BLK WP HR S P ERA WHIP	IP WLS BF H R ER SO BB IBB HBP BLK WP HR S P ERA WHIP	IP WLS BF H R ER SO BB IBB HBP BLK WP HR S P ERA WHIP	IP WLS BF H R ER SO BB IBB HBP BLK WP HR S P ERA WHIP	IP WLS BF H R ER SO BB IBB HBP BLK WP HR S P ERA WHIP	IP WLS BF H R ER SO BB IBB HBP BLK WP HR S P ERA WHIP	IP WLS BF H R ER SO BB IBB HBP BLK WP HR S P ERA WHIP	IP WLS BF H R ER SO BB IBB HBP BLK WP HR S P ERA WHIP	IP WLS BF H R ER SO BB IBB HBP BLK WP HR S P ERA WHIP	IP WLS BF H R ER SO BB IBB HBP BLK WP HR S P ERA WHIP	IP WLS BF H R ER SO BB IBB HBP BLK WP HR S P ERA WHIP	IP WLS BF H R ER SO BB IBB HBP BLK WP HR S P ERA WHIP	IP WLS BF H R ER SO BB IBB HBP BLK WP HR S P ERA WHIP	IP WLS BF H R ER SO BB IBB HBP BLK WP HR S P ERA WHIP	IP WLS BF H R ER SO BB IBB HBP BLK WP HR S P ERA WHIP	IP WLS BF H R ER SO BB IBB HBP BLK WP HR S P ERA WHIP

St. Louis Cardinals @ Philadelphia Phillies
Citizens Bank Park, Philadelphia, PA
Sun Jul 03 2022, 7:09 PM - 10:12 PM EDT
Att: 44,225 - Clear - 88 F

AB 30
R 0
H 4
RBI 0
BB 2
SO 8
LOB 12



Batter	1	2	3	4	5	6	7	8	9	AB	R	H	RBI	BB	SO	LOB	BOTTOM						
12 Kyle Schwarber, L OBP: 0.311, SLG: 0.495										4	0	0	0	0	1	2							
17 Rhys Hoskins, R OBP: 0.350, SLG: 0.500										4	2	2	1	0	1	0							
8 Nick Castellanos, R OBP: 0.299, SLG: 0.391										4	1	1	1	0	0	0							
25 Darick Hall, L OBP: 0.222, SLG: 0.722										4	0	1	0	0	2	1							
19 Matt Vierling, R OBP: 0.330, SLG: 0.378										0	0	0	0	0	0	0							
10 J.T. Realmuto, R OBP: 0.317, SLG: 0.371										4	1	2	2	0	0	1							
28 Alec Bohm, R OBP: 0.298, SLG: 0.362											4	0	1	0	0	2							
37 Odúbel Herrera, L OBP: 0.281, SLG: 0.404											4	0	1	0	0	1							
5 Bryson Stott, L OBP: 0.258, SLG: 0.284											2	0	0	0	1	0							
41 Yairo Muñoz, R OBP: 0.333, SLG: 0.556										3	0	1	0	0	0	0							
Inning Stats	R: 0 E: 0 K: 1 S: 8	H: 0 LOB: 0 BB: 0 P: 11	R: 0 E: 0 K: 1 S: 7	H: 0 LOB: 0 BB: 0 P: 11	R: 0 E: 0 K: 0 S: 10	H: 1 LOB: 1 BB: 1 P: 19	R: 1 E: 0 K: 0 S: 14	H: 3 LOB: 2 BB: 0 P: 26	R: 0 E: 0 K: 1 S: 9	H: 0 LOB: 0 BB: 0 P: 13	R: 3 E: 0 K: 2 S: 18	H: 4 LOB: 1 BB: 0 P: 24	R: 0 E: 0 K: 0 S: 6	H: 0 LOB: 0 BB: 0 P: 10	R: 0 E: 1 K: 2 S: 17	H: 1 LOB: 2 BB: 0 P: 24	1B: 6 2B: 1 3B: 0 HR: 2	SF: 0 SAC: 0 DP: 1 HBP: 0	WP: 0 PB: 0 SB: 1 CS: 0	PA: 34			
PITCHER	IP WLS BF H R ER SO BB IBB HBP BLK WP HR S P ERA WHIP	IP WLS BF H R ER SO BB IBB HBP BLK WP HR S P ERA WHIP	IP WLS BF H R ER SO BB IBB HBP BLK WP HR S P ERA WHIP	IP WLS BF H R ER SO BB IBB HBP BLK WP HR S P ERA WHIP	IP WLS BF H R ER SO BB IBB HBP BLK WP HR S P ERA WHIP	IP WLS BF H R ER SO BB IBB HBP BLK WP HR S P ERA WHIP	IP WLS BF H R ER SO BB IBB HBP BLK WP HR S P ERA WHIP	IP WLS BF H R ER SO BB IBB HBP BLK WP HR S P ERA WHIP	IP WLS BF H R ER SO BB IBB HBP BLK WP HR S P ERA WHIP	IP WLS BF H R ER SO BB IBB HBP BLK WP HR S P ERA WHIP	IP WLS BF H R ER SO BB IBB HBP BLK WP HR S P ERA WHIP	IP WLS BF H R ER SO BB IBB HBP BLK WP HR S P ERA WHIP	IP WLS BF H R ER SO BB IBB HBP BLK WP HR S P ERA WHIP	IP WLS BF H R ER SO BB IBB HBP BLK WP HR S P ERA WHIP	IP WLS BF H R ER SO BB IBB HBP BLK WP HR S P ERA WHIP	IP WLS BF H R ER SO BB IBB HBP BLK WP HR S P ERA WHIP	IP WLS BF H R ER SO BB IBB HBP BLK WP HR S P ERA WHIP	IP WLS BF H R ER SO BB IBB HBP BLK WP HR S P ERA WHIP	IP WLS BF H R ER SO BB IBB HBP BLK WP HR S P ERA WHIP	IP WLS BF H R ER SO BB IBB HBP BLK WP HR S P ERA WHIP	IP WLS BF H R ER SO BB IBB HBP BLK WP HR S P ERA WHIP	IP WLS BF H R ER SO BB IBB HBP BLK WP HR S P ERA WHIP	IP WLS BF H R ER SO BB IBB HBP BLK WP HR S P ERA WHIP

St. Louis Cardinals @ Philadelphia Phillies
Citizens Bank Park, Philadelphia, PA
Sun Jul 03 2022, 7:09 PM - 10:12 PM EDT
Att: 44,225 - Clear - 88 F

AB 33
R 4
H 9
RBI 4
SO 7
LOB 11



Batter	1	2	3	4	5	6	7	8	9	AB R H RBI BB SO LOB	TOP													
19 Tommy Edman, S OBP: 0.335, SLG: 0.389	 C FF 94 B CH 88 S SL 96		 F KC 83 B CH 88 X CH 88		 C FC 89 B CH 88 S SL 96 X FC 89	 X FC 90			 B CU 77 B FF 92 S SL 96 X FC 89	5 0 0 0 0 2 1														
33 Brendan Donovan, L OBP: 0.405, SLG: 0.411	 C FF 94 B CH 88 S SL 96		 H KC 83		 B FC 90 S SL 96 X FC 89		 F SL 78 B FF 92 S SL 96		 B SL 82 B SL 81 B FF 92 X FC 89	4 0 1 0 0 1 0														
46 Paul Goldschmidt, R OBP: 0.422, SLG: 0.620	 C SL 90 B CH 88 S SL 96		 C SI 94 B CH 88 S SL 96		 B SI 91 B CH 88 S SL 96 X FC 89	 B SI 91 B CH 88 S SL 96		 C SL 78 B FF 92 S SL 96	 C CU 78 B FF 92 S SL 96	4 0 1 0 1 2 1														
28 Nolan Arenado, R OBP: 0.353, SLG: 0.537		 C SI 94 B CH 88 S SL 96		 B SI 91 B CH 88 S SL 96 X FC 89	 B SI 91 B CH 88 S SL 96	 B SI 91 B CH 88 S SL 96		 C SL 78 B FF 92 S SL 96	 B CU 77 B FF 92 S SL 96 X FC 89	5 0 2 0 0 1 3														
16 Nolan Gorman, L OBP: 0.326, SLG: 0.457		 B FF 96 B CH 88 B FF 96 B FF 94		 C KC 85 B CH 88 X KC 85	 C FC 89 X FC 90	 C FC 89 X FC 90		 B SL 85 B SL 84 X SL 85	 B CU 78 B FF 92 S SL 96 X FC 89	2 1 1 0 1 0 2														
5 Albert Pujols, R OBP: 0.282, SLG: 0.320		 B KC 86 C KC 85 X KC 84		 F SI 94 B SI 93 X KC 84				 C FF 92 X CH 85		4 1 2 1 0 0 2														
36 Juan Yanez, R OBP: 0.321, SLG: 0.522		 B KC 86 C KC 85 X KC 84		 F SI 94 B SI 93 X KC 84		 B SI 90 B FC 88 C CH 85 X SI 90		 C FF 92 X CH 85		4 1 2 1 0 0 2														
3 Dylan Carlson, S OBP: 0.318, SLG: 0.418		 B KC 84 S KC 85 B FF 96 X KC 85		 C FC 89 B CH 88 S SL 96 X KC 85		 C FC 89 B CH 88 S SL 96		 C SL 84 B FF 92 S SL 96 X SL 84		4 0 1 0 0 1 4														
71 Conner Capel, L OBP: 0.200, SLG: 0.556		 C KC 84 B CH 88 C CH 87 F FF 96 X CH 89		 B KC 84 X CH 88		 B FC 89 C CH 85 X FC 89		 C FC 91 S SL 84		2 1 1 2 0 0 2														
63 Edmundo Sosa, R OBP: 0.245, SLG: 0.281						 B FC 89 C CH 85 X FC 89		 C FC 91 S SL 84		1 0 0 0 0 1 1														
35 Austin Romine, R OBP: 0.250, SLG: 0.182			 C SI 92 B CH 88 S SL 96 X SI 95	 S KC 84 B CH 88 C CH 85 X SI 93		 C FC 91 S SL 84 X FC 89		 C FC 91 S SL 84 X FC 89	 B SI 91 B FF 92 S SL 96 X FC 89	3 0 0 0 1 0 2														
Inning Stats	R: 0 E: 0 K: 2 S: 9	H: 0 LOB: 0 BB: 0 P: 9	R: 0 E: 0 K: 0 S: 13	H: 1 LOB: 2 BB: 1 P: 22	R: 0 E: 0 K: 0 S: 9	H: 0 LOB: 1 BB: 0 P: 14	R: 1 E: 0 K: 0 S: 18	H: 2 LOB: 2 BB: 0 P: 26	R: 0 E: 0 K: 1 S: 12	H: 2 LOB: 2 BB: 0 P: 16	R: 0 E: 0 K: 2 S: 8	H: 0 LOB: 0 BB: 0 P: 10	R: 0 E: 0 K: 1 S: 12	H: 1 LOB: 1 BB: 0 P: 15	R: 0 E: 0 K: 2 S: 19	H: 1 LOB: 3 BB: 2 P: 35	1B: 6 2B: 1 3B: 0 HR: 2	SF: 1 SAC: 0 DP: 0 HBP: 1	WP: 0 PB: 0 SB: 0 CS: 0	PA: 41				
PITCHER	IP WLS BF H R ER SO BB IBB HBP BLK WP HR S P ERA WHIP	4.0 18 3 1 0 2 1 0 1 0 0 0 2 25 32 0.00 1.000	2.0 10 4 2 2 1 0 0 0 0 0 0 2 25 32 9.00 2.000	1.0 W 3 0 0 0 2 0 0 0 0 0 0 0 8 10 0.00 0.000	1.0 H 4 1 0 0 1 0 0 0 0 0 0 0 12 15 0.00 1.000	1.0 S 6 1 0 0 2 2 0 0 0 1 0 0 19 35 0.00 3.000																		

St. Louis Cardinals @ Atlanta Braves
Truist Park, Atlanta, GA
Mon Jul 04 2022, 7:21 PM - 12:59 AM EDT
Att: 41,975 - Partly Cloudy - 89 F

AB 36
R 3
H 9
RBI 3
BB 3
SO 8
LOB 21



Batter	1	2	3	4	5	6	7	8	9	AB R H RBI BB SO LOB	BOTTOM												
13 Ronald Acuña Jr., R OBP: 0.386, SLG: 0.453	 F SI 93 B CH 88 S SL 96	 D FF 89 B FF 92 B FF 92 B FF 92		 B SI 92 B CU 78 X FC 88		 B SI 92 X FC 88				3 1 1 1 1 0 0													
7 Dansby Swanson, R OBP: 0.381, SLG: 0.507	 X SI 94	 C CU 81 F FC 87 B CU 81 B CH 88 B FF 92 B FF 92 B FF 92 X FC 89		 F SI 92 1 SAFE B SI 91 F CU 80 1 SAFE X FF 81			 F FC 87 B SI 91 B FC 88 B FC 88 B FC 88 X SI 92			4 2 2 3 0 0 1													
28 Matt Olson, L OBP: 0.347, SLG: 0.469	 D CU 90 B SI 93 X SI 94	 D CU 90 X FF 90		 1 SAFE C FC 87 B CH 88 B CH 88 B FF 92 B FF 92 B CH 87			 F SI 92 B CH 88 B CH 84 S CU 83			3 0 2 2 1 1 0													
27 Austin Riley, R OBP: 0.332, SLG: 0.523	 S CU 91 D CU 79 F FC 92 X CU 80	 F SI 93 B CH 88 S SL 96 X FC 89		 X FF 87			 C FC 87 X CU 84			4 0 0 0 0 1 3													
16 Travis d'Arnaud, R OBP: 0.309, SLG: 0.481		 C FC 89 S CU 81 X CU 81	 C FC 88 S CU 81 B FC 84 B FF 92 B FF 91		 C FC 89 S SL 83 F SI 83			 F SI 91 B CU 81 B FF 92 B FC 88 C FC 87		3 0 1 0 1 2 0													
20 Marcell Ozuna, R OBP: 0.280, SLG: 0.418		 B FF 89 X FF 91	 B FF 88 X SI 93		 C SL 84 B FF 92 F SI 92 B FF 92 B FF 92 B FF 92 S SL 84			 B FC 88 X SI 91		4 1 1 0 0 1 1													
8 Eddie Rosario, L OBP: 0.170, SLG: 0.104		 B CU 90 S FF 89 T FF 89 S CU 80		 B SI 94 F CU 81 X FF 92		 S FF 97 S CH 89 B SL 83 B CH 90 X SL 84			 C SI 92 S CH 87 X CU 81	4 0 1 0 0 1 2													
38 Guillermo Heredia, R OBP: 0.203, SLG: 0.345		 B CU 90 S FF 89 T FF 89 S CU 80		 B SI 94 F CU 81 X FF 92		 S FF 97 S CH 89 B SL 83 B CH 90 X SL 84			 C SI 92 S CH 87 X CU 81	0 0 0 0 0 0 0													
15 Phil Gosselin, R OBP: 0.316, SLG: 0.278		 X SI 93	 C SI 92 B SI 92 X FF 88		 B SI 94 F CU 81 X FF 92					3 1 2 0 0 0 2													
23 Michael Harris II, L OBP: 0.338, SLG: 0.508		 F CU 80 H FF 90	 C CU 80 X CU 80		 B CU 78 B FF 92 S SL 85 B SL 86 F SI 91 1 SAFE B CU 78 X SL 86	 B CU 78 B FF 92 S SL 85 B SL 86 F SI 91 1 SAFE B CU 78 X SL 86				2 1 0 0 0 0 3													
Inning Stats	R: 1 E: 0 K: 0 S: 8	H: 2 LOB: 0 BB: 0 P: 12	R: 5 E: 0 K: 2 S: 18	H: 4 LOB: 1 BB: 1 P: 30	R: 0 E: 0 K: 0 S: 10	H: 2 LOB: 2 BB: 1 P: 18	R: 0 E: 0 K: 0 S: 8	H: 1 LOB: 1 BB: 1 P: 14	R: 0 E: 0 K: 2 S: 12	H: 0 LOB: 0 BB: 0 P: 19	R: 0 E: 0 K: 0 S: 8	H: 1 LOB: 0 BB: 0 P: 13	R: 0 E: 0 K: 1 S: 9	H: 0 LOB: 0 BB: 0 P: 13	R: 0 E: 0 K: 1 S: 9	H: 0 LOB: 0 BB: 0 P: 12	1B: 8 2B: 3 3B: 0 HR: 0	SF: 0 SAC: 0 DP: 3 HBP: 1	WP: 0 PB: 0 SB: 1 CS: 0	PA: 34			
PITCHER	IP WLS BF H R ER SO BB IBB HBP BLK WP HR S P ERA WHIP	4.0 L 22 9 6 6 2 3 0 1 0 0 0 0 19 30 0.00 0.600	1.2 5 1 0 0 2 0 0 0 0 0 0 0 19 30 0.00 0.600	2.1 7 0 0 0 2 0 0 0 0 0 0 0 19 27 0.00 0.000																			

St. Louis Cardinals @ Atlanta Braves
Truist Park, Atlanta, GA
Mon Jul 04 2022, 7:21 PM - 12:59 AM EDT
Att: 41,975 - Partly Cloudy - 89 F

AB 30
R 6
H 10
RBI 6
BB 3
SO 6
LOB 12



Batter	1	2	3	4	5	6	7	8	9	AB	R	H	RBI	BB	SO	LOB	TOP			
33 Brendan Donovan, L (1, 7) OBP: 0.401, SLG: 0.405	G4-3				K		F7		L7	5	0	1	0	0	1	0	St. Louis Cardinals @ Atlanta Braves Truist Park, Atlanta, GA Tue Jul 05 2022, 7:21 PM - 10:27 PM EDT Att: 35,656 - Partly Cloudy - 87 F			
36 Juan Yenez, R (1, 10) OBP: 0.318, SLG: 0.514	L7	G4-3			K		K		F9	5	0	1	0	0	1	2				
46 Paul Goldschmidt, R (1, 3) OBP: 0.331, SLG: 0.617					K					3	1	1	0	0	1	1				
21 Lars Nootbaar, L (8, 7) OBP: 0.232, SLG: 0.260	2B				K					1	0	1	0	0	0	0				
28 Nolan Arenado, R (1, 5) OBP: 0.357, SLG: 0.538					K					3	0	2	0	1	1	0				
63 Edmundo Sosa, R (8, 6) OBP: 0.243, SLG: 0.278					K					1	0	0	0	0	1	1				
16 Nolan Gorman, L (1, 4) OBP: 0.313, SLG: 0.454										3	0	1	1	1	0	2				
3 Dylan Carlson, S (1, 8) OBP: 0.313, SLG: 0.411	G3									4	0	0	0	0	0	5				
19 Tommy Edman, S (1, 6) OBP: 0.331, SLG: 0.394										4	0	0	0	0	0	0				
7 Andrew Knizner, R (8, 3) OBP: 0.285, SLG: 0.238										0	0	0	0	0	0	0				
71 Conner Capel, L (1, 9) OBP: 0.286, SLG: 0.500										3	0	1	0	1	1	0				
35 Austin Romine, R (1, 2) OBP: 0.250, SLG: 0.200										4	0	1	0	0	0	2				
Inning Stats	R: 1 H: 3 E: 0 K: 0 S: 20	H: 3 LOB: 2 BB: 0 P: 28	R: 0 H: 2 E: 0 K: 0 S: 11	H: 2 LOB: 0 BB: 0 P: 16	R: 0 H: 0 E: 0 K: 1 S: 6	H: 0 LOB: 0 BB: 0 P: 11	R: 0 H: 1 E: 0 K: 0 S: 8	H: 1 LOB: 1 BB: 0 P: 16	R: 0 H: 2 E: 0 K: 2 S: 16	H: 0 LOB: 3 BB: 1 P: 28	R: 0 H: 0 E: 0 K: 1 S: 7	H: 0 LOB: 0 BB: 0 P: 8	R: 0 H: 0 E: 0 K: 1 S: 10	H: 0 LOB: 2 BB: 1 P: 14	R: 0 H: 1 E: 0 K: 1 S: 10	H: 1 LOB: 1 BB: 0 P: 14	1B: 9 2B: 0 3B: 0 HR: 0	SF: 0 SAC: 0 DP: 0 HBP: 1	WP: 0 PB: 0 SB: 0 CS: 0	PA: 40
PITCHER	IP WLS BF H R ER SO	IP WLS BF H R ER SO	IP WLS BF H R ER SO	IP WLS BF H R ER SO	IP WLS BF H R ER SO	IP WLS BF H R ER SO	IP WLS BF H R ER SO	IP WLS BF H R ER SO	IP WLS BF H R ER SO	IP WLS BF H R ER SO	IP WLS BF H R ER SO	IP WLS BF H R ER SO	IP WLS BF H R ER SO	IP WLS BF H R ER SO	IP WLS BF H R ER SO	IP WLS BF H R ER SO	ERA WHIP	ERA WHIP	ERA WHIP	
36 Ian Anderson, R (1, 1) ERA: 5.09	5.0	W	24	8	1	1	3	1	0	0	0	0	0	0	61	99	1.80	1.800		
32 Collin McHugh, R (8, 1) ERA: 3.6	2.0		8	0	0	0	2	1	0	1	0	0	0	0	15	22	0.00	0.500		
68 Tyler Matzek, L (8, 1) ERA: 4.83	1.0		4	0	0	0	0	1	0	0	0	0	0	0	10	22	0.00	1.000		
53 Jackson Stephens, R (9, 1) ERA: 3.04	1.0		4	1	0	0	1	0	0	0	0	0	0	0	10	14	0.00	1.000		

Batter	1	2	3	4	5	6	7	8	9	AB	R	H	RBI	BB	SO	LOB	BOTTOM			
13 Ronald Acuña Jr., R (1, 9) OBP: 0.382, SLG: 0.446					K					5	1	1	0	0	1	1	St. Louis Cardinals @ Atlanta Braves Truist Park, Atlanta, GA Tue Jul 05 2022, 7:21 PM - 10:27 PM EDT Att: 35,656 - Partly Cloudy - 87 F			
7 Dansby Swanson, R (1, 6) OBP: 0.359, SLG: 0.502	F9				K					5	0	1	0	0	2	2				
28 Matt Olson, L (1, 3) OBP: 0.349, SLG: 0.473										4	2	2	2	0	2	1				
27 Austin Riley, R (1, 5) OBP: 0.337, SLG: 0.538										4	1	3	3	0	0	0				
20 Marcell Ozuna, R (1, 10) OBP: 0.280, SLG: 0.419										4	1	1	0	0	1	2				
8 Eddie Rosario, L (1, 7) OBP: 0.175, SLG: 0.115										4	0	1	0	0	1	2				
14 Adam Duvall, R (8, 7) OBP: 0.272, SLG: 0.376										0	0	0	0	0	0	0				
24 William Contreras, R (1, 2) OBP: 0.349, SLG: 0.956										3	1	1	2	1	1	2				
15 Phil Gosselin, R (1, 4) OBP: 0.304, SLG: 0.273										4	0	1	0	0	1	4				
23 Michael Harris II, L (1, 8) OBP: 0.336, SLG: 0.500										4	1	1	0	0	1	1				
Inning Stats	R: 5 H: 6 E: 0 K: 0 S: 23	H: 6 LOB: 1 BB: 0 P: 34	R: 0 H: 0 E: 0 K: 2 S: 10	H: 0 LOB: 0 BB: 0 P: 13	R: 0 H: 1 E: 0 K: 1 S: 12	H: 1 LOB: 2 BB: 0 P: 18	R: 2 H: 3 E: 0 K: 2 S: 24	H: 3 LOB: 1 BB: 0 P: 36	R: 0 H: 0 E: 0 K: 2 S: 11	H: 0 LOB: 0 BB: 0 P: 16	R: 0 H: 1 E: 0 K: 1 S: 11	H: 1 LOB: 2 BB: 1 P: 18	R: 0 H: 1 E: 0 K: 1 S: 9	H: 1 LOB: 2 BB: 1 P: 19	R: 0 H: 0 E: 0 K: 1 S: 7	H: 0 LOB: 0 BB: 0 P: 8	1B: 7 2B: 3 3B: 0 HR: 2	SF: 0 SAC: 0 DP: 0 HBP: 0	WP: 1 PB: 0 SB: 3 CS: 0	PA: 38
PITCHER	IP WLS BF H R ER SO	IP WLS BF H R ER SO	IP WLS BF H R ER SO	IP WLS BF H R ER SO	IP WLS BF H R ER SO	IP WLS BF H R ER SO	IP WLS BF H R ER SO	IP WLS BF H R ER SO	IP WLS BF H R ER SO	IP WLS BF H R ER SO	IP WLS BF H R ER SO	IP WLS BF H R ER SO	IP WLS BF H R ER SO	IP WLS BF H R ER SO	IP WLS BF H R ER SO	IP WLS BF H R ER SO	ERA WHIP	ERA WHIP	ERA WHIP	
53 André Pallante, R (1, 1) ERA: 3.03	3.2	L	22	10	7	7	5	0	0	0	0	0	0	0	25	39	0.00	0.429		
70 Packy Naughton, L (4, 1) ERA: 4.19	2.1		8	1	0	0	3	0	0	0	0	0	0	0	9	19	0.00	2.000		
44 Junior Fernández, R (7, 1) ERA: 4.83	1.0		5	1	0	0	1	1	0	0	0	0	0	0	7	8	0.00	0.000		
57 Zack Thompson, L (8, 1) ERA: 2.84	1.0		3	0	0	0	1	0	0	0	0	0	0	0	7	8	0.00	0.000		

Batter	1	2	3	4	5	6	7	8	9	AB	R	H	RBI	BB	SO	LOB	TOP					
19 Tommy Edman, S (1,4) OBP: 0.331, SLG: 0.383	G5-3		1B		L9			K		4	0	1	0	0	1	0	St. Louis Cardinals @ Atlanta Braves Truist Park, Atlanta, GA Wed Jul 06 2022, 7:22 PM - 9:52 PM EDT Att: 36,718 - Partly Cloudy - 93 F					
3 Dylan Carlson, S (1,8) OBP: 0.312, SLG: 0.405	K		K			BB		K		3	0	0	0	1	3	1						
46 Paul Goldschmidt, R (1,3) OBP: 0.427, SLG: 0.620	2B		K			1B		BB		3	0	2	0	1	1	1						
28 Nolan Arenado, R (1,5) OBP: 0.356, SLG: 0.534	F8				P3			BB		4	0	1	0	0	0	3						
36 Juan Yezpez, R (1,9) OBP: 0.317, SLG: 0.505	F7		L4			K		BB		3	0	0	0	1	1	1						
5 Albert Pujols, R (1,10) OBP: 0.290, SLG: 0.336	1B									3	0	2	0	0	0	0						
16 Nolan Gorman, L (8,PH) OBP: 0.329, SLG: 0.450	2B									1	0	0	0	0	0	3						
63 Edmundo Sosa, R (1,6) OBP: 0.234, SLG: 0.267	F9		G3							4	0	0	0	0	1	2						
33 Brendan Donovan, L (1,7) OBP: 0.403, SLG: 0.404	F7				G4-3			HBP		3	0	1	0	0	0	1						
7 Andrew Knizner, R (1,2) OBP: 0.277, SLG: 0.231	F8				F9			K		4	0	0	0	0	1	2						
Inning Stats	R: 0 E: 0 K: 1 S: 8	H: 1 LOB: 1 BB: 0 P: 13	R: 0 E: 0 K: 0 S: 6	H: 1 LOB: 1 BB: 0 P: 9	R: 0 E: 0 K: 2 S: 13	H: 1 LOB: 1 BB: 0 P: 18	R: 0 E: 0 K: 0 S: 8	H: 1 LOB: 1 BB: 0 P: 9	R: 0 E: 0 K: 1 S: 10	H: 0 LOB: 0 BB: 0 P: 15	R: 0 E: 0 K: 1 S: 11	H: 1 LOB: 1 BB: 1 P: 18	R: 0 E: 0 K: 1 S: 8	H: 0 LOB: 1 BB: 0 P: 11	R: 0 E: 0 K: 2 S: 14	H: 1 LOB: 3 BB: 2 P: 25	R: 0 E: 0 K: 1 S: 7	H: 1 LOB: 0 BB: 0 P: 11	1B: 5 2B: 2 3B: 0 HR: 0	SF: 0 SAC: 0 DP: 2 HBP: 1	WP: 1 PB: 0 SB: 0 CS: 0	PA: 36
PITCHER	IP WLS BF H R ER SO BB IBB HBP BLK WP HR S P ERA WHIP	IP WLS BF H R ER SO BB IBB HBP BLK WP HR S P ERA WHIP	IP WLS BF H R ER SO BB IBB HBP BLK WP HR S P ERA WHIP	IP WLS BF H R ER SO BB IBB HBP BLK WP HR S P ERA WHIP	IP WLS BF H R ER SO BB IBB HBP BLK WP HR S P ERA WHIP	IP WLS BF H R ER SO BB IBB HBP BLK WP HR S P ERA WHIP	IP WLS BF H R ER SO BB IBB HBP BLK WP HR S P ERA WHIP	IP WLS BF H R ER SO BB IBB HBP BLK WP HR S P ERA WHIP	IP WLS BF H R ER SO BB IBB HBP BLK WP HR S P ERA WHIP	IP WLS BF H R ER SO BB IBB HBP BLK WP HR S P ERA WHIP	IP WLS BF H R ER SO BB IBB HBP BLK WP HR S P ERA WHIP	IP WLS BF H R ER SO BB IBB HBP BLK WP HR S P ERA WHIP	IP WLS BF H R ER SO BB IBB HBP BLK WP HR S P ERA WHIP	IP WLS BF H R ER SO BB IBB HBP BLK WP HR S P ERA WHIP	IP WLS BF H R ER SO BB IBB HBP BLK WP HR S P ERA WHIP	IP WLS BF H R ER SO BB IBB HBP BLK WP HR S P ERA WHIP						
54 Max Fried, L (1,1) ERA: 2.52	6.0	W	23	5	0	0	4	1	0	0	0	0	0	0	0	0	0.00	1.000				
56 Darren O'Day, R (7,1) ERA: 4.12	1.0	H	4	0	0	0	1	0	0	1	0	0	0	0	8	11	0.00	0.000				
60 Jesse Chavez, R (8,1) ERA: 3.06	1.0	H	6	1	0	0	2	2	0	0	0	0	0	14	25	0.00	3.000					
33 A.J. Minter, L (9,1) ERA: 1.8	1.0	S	3	1	0	0	1	0	0	0	0	0	0	7	11	0.00	1.000					

AB	32
R	0
H	7
RBI	0
BB	3
SO	8
LOB	14



Batter	1	2	3	4	5	6	7	8	9	AB	R	H	RBI	BB	SO	LOB	BOTTOM			
13 Ronald Acuña Jr., R (1,9) OBP: 0.375, SLG: 0.437	G4-3		G6-3		K			F8		4	0	0	0	0	1	0	St. Louis Cardinals @ Atlanta Braves Truist Park, Atlanta, GA Wed Jul 06 2022, 7:22 PM - 9:52 PM EDT Att: 36,718 - Partly Cloudy - 93 F			
7 Dansby Swanson, R (1,6) OBP: 0.355, SLG: 0.495	G6-3				F9			F9		4	0	0	0	0	0	0				
28 Matt Olson, L (1,3) OBP: 0.345, SLG: 0.467	L9				G5-3			K		4	0	0	0	0	1	0				
27 Austin Riley, R (1,5) OBP: 0.340, SLG: 0.543			G4-3		1B			2B		3	1	2	0	0	0	0				
16 Travis d'Arnaud, R (1,2) OBP: 0.313, SLG: 0.486					F8			2B		2	0	1	1	1	0	1				
20 Marcell Ozuna, R (1,10) OBP: 0.280, SLG: 0.428			K					P2		3	1	1	1	0	1	2				
8 Eddie Rosario, L (1,7) ERA: 2.72					HR					2	1	1	1	0	0	1				
14 Adam Duvall, R (7,PH) OBP: 0.271, SLG: 0.375	G3				HR			F8		1	0	0	0	0	0	0				
11 Orlando Arcia, R (1,4) OBP: 0.323, SLG: 0.382			G6-3					F9		3	0	0	0	0	0	0				
23 Michael Harris II, L (1,8) OBP: 0.329, SLG: 0.489			K		G1-3			G3		3	0	0	0	0	1	0				
Inning Stats	R: 0 E: 0 K: 0 S: 7	H: 0 LOB: 0 BB: 0 P: 12	R: 0 E: 0 K: 1 S: 9	H: 0 LOB: 1 BB: 1 P: 16	R: 0 E: 0 K: 1 S: 9	H: 0 LOB: 0 BB: 0 P: 10	R: 0 E: 0 K: 0 S: 7	H: 1 LOB: 1 BB: 0 P: 12	R: 2 E: 0 K: 1 S: 12	H: 2 LOB: 0 BB: 0 P: 18	R: 1 E: 0 K: 1 S: 15	H: 2 LOB: 1 BB: 0 P: 24	R: 0 E: 0 K: 0 S: 7	H: 0 LOB: 0 BB: 0 P: 8	R: 0 E: 0 K: 0 S: 6	H: 0 LOB: 0 BB: 0 P: 11	1B: 1 2B: 2 3B: 0 HR: 2	SF: 0 SAC: 0 DP: 0 HBP: 0	WP: 0 PB: 0 SB: 0 CS: 0	PA: 30
PITCHER	IP WLS BF H R ER SO BB IBB HBP BLK WP HR S P ERA WHIP	IP WLS BF H R ER SO BB IBB HBP BLK WP HR S P ERA WHIP	IP WLS BF H R ER SO BB IBB HBP BLK WP HR S P ERA WHIP	IP WLS BF H R ER SO BB IBB HBP BLK WP HR S P ERA WHIP	IP WLS BF H R ER SO BB IBB HBP BLK WP HR S P ERA WHIP	IP WLS BF H R ER SO BB IBB HBP BLK WP HR S P ERA WHIP	IP WLS BF H R ER SO BB IBB HBP BLK WP HR S P ERA WHIP	IP WLS BF H R ER SO BB IBB HBP BLK WP HR S P ERA WHIP	IP WLS BF H R ER SO BB IBB HBP BLK WP HR S P ERA WHIP	IP WLS BF H R ER SO BB IBB HBP BLK WP HR S P ERA WHIP	IP WLS BF H R ER SO BB IBB HBP BLK WP HR S P ERA WHIP	IP WLS BF H R ER SO BB IBB HBP BLK WP HR S P ERA WHIP	IP WLS BF H R ER SO BB IBB HBP BLK WP HR S P ERA WHIP	IP WLS BF H R ER SO BB IBB HBP BLK WP HR S P ERA WHIP	IP WLS BF H R ER SO BB IBB HBP BLK WP HR S P ERA WHIP	IP WLS BF H R ER SO BB IBB HBP BLK WP HR S P ERA WHIP				
39 Miles Mikolas, R (1,1) ERA: 2.72	6.0	L	24	5	3	3	4	1	0	0	0	0	0	0	0	0	4.50	1.000		
57 Zack Thompson, L (7,1) ERA: 2.7	1.0		3	0	0	0	0	0	0	0	0	0	0	7	8	0.00	0.000			
65 Giovanni Gallegos, R (8,1) ERA: 2.9	1.0		3	0	0	0	0	0	0	0	0	0	0	6	11	0.00	0.000			

AB	29
R	3
H	5
RBI	3
BB	1
SO	4
LOB	4



Batter	1	2	3	4	5	6	7	8	9	10	11	AB	R	H	RBI	BB	SO	LOB	TOP								
33 Brendan Donovan, L (1.5) OBP: 0.398, SLG: 0.599 (7.7)												5	0	1	0	0	3	0									
36 Juan Ypez, R (1.9) OBP: 0.314, SLG: 0.500												4	0	1	1	0	2	0									
46 Paul Goldschmidt, R (1.3) OBP: 0.427, SLG: 0.619 (1.3)												4	0	1	0	1	2	2									
28 Nolan Arenado, R (1.10) OBP: 0.357, SLG: 0.529 (1.10)												3	1	0	0	2	0	1									
16 Nolan Gorman, L (1.4) OBP: 0.331, SLG: 0.456 (1.4)												5	1	2	0	0	2	4									
21 Lars Nootbaar, L (1.8) OBP: 0.239, SLG: 0.257 (1.8)												1	0	0	0	1	1	0									
3 Dylan Carlson, S (7. PH) OBP: 0.320, SLG: 0.413 (7.8)												3	0	3	1	0	0	0									
71 Conner Capel, L (1.7) OBP: 0.250, SLG: 0.429 (1.7)												2	0	0	0	0	1	1									
5 Albert Pujols, R (7. PH) OBP: 0.269, SLG: 0.336 (7.6)												0	0	0	1	0	0	0									
19 Tommy Edman, S (7.6) OBP: 0.329, SLG: 0.380 (7.6)												2	0	0	0	0	1	3									
63 Edmundo Sosa, R (1.6) OBP: 0.223, SLG: 0.255 (7.5)												5	0	0	0	0	3	4									
35 Austin Romine, R (1.2) OBP: 0.190, SLG: 0.150 (1.2)												5	1	0	0	0	4	4									
Inning Stats	R: 0 E: 0 K: 3 S: 14	H: 1 LOB: 2 BB: 1 P: 22	R: 0 E: 0 K: 3 S: 11	H: 0 LOB: 0 BB: 0 P: 14	R: 0 E: 0 K: 3 S: 12	H: 1 LOB: 1 BB: 0 P: 15	R: 0 E: 0 K: 2 S: 13	H: 0 LOB: 1 BB: 1 P: 21	R: 0 E: 0 K: 1 S: 9	H: 0 LOB: 0 BB: 0 P: 11	R: 1 E: 0 K: 2 S: 10	H: 2 LOB: 1 BB: 2 P: 19	R: 0 E: 0 K: 2 S: 10	H: 0 LOB: 2 BB: 0 P: 22	R: 0 E: 0 K: 2 S: 14	H: 1 LOB: 1 BB: 0 P: 20	R: 1 E: 0 K: 1 S: 4	H: 1 LOB: 2 BB: 0 P: 6	R: 1 E: 0 K: 1 S: 10	H: 2 LOB: 2 BB: 0 P: 12	1B: 6 2B: 2 3B: 0 HR: 0	SF: 2 SAC: 0 DP: 0 HBP: 0	WP: 1 PB: 0 SB: 1 CS: 0	PA: 45			
PITCHER	IP: 6.0 ERA: 2.6	WLS: 1.0 ERA: 3.27	BF: 22 ERA: 3.95	H: 2 K: 3 S: 11	R: 0 E: 0 K: 3 S: 12	ER: 0 LOB: 1 BB: 0 P: 14	SO: 12 ERA: 3.95	BB: 2 IBB: 0 HBP: 0 BLK: 0	WP: 0 HR: 0 S: 9	P: 100 ERA: 0.667	0.00 WHIP: 2.000	0.00 1.500	0.00 0.000	0.00 1.000													
65 Spencer Strider, R (1.1) ERA: 2.6	51 Will Smith, L (7.1) ERA: 3.27	56 Darren O'Day, R (8.1) ERA: 3.95	52 Dylan Lee, L (8.1) ERA: 1.04	33 A.J. Minter, L (9.1) ERA: 1.75	68 Tyler Matzek, L (10.1) ERA: 3.95																						

St. Louis Cardinals @ Atlanta Braves
 Truist Park, Atlanta, GA
 Thu Jul 07 2022, 7:20 PM - 11:09 PM EDT
 Att: 37,756 - Cloudy - 83 F

livebaseballscores.com

AB 39
 R 3
 H 8
 RBI 3
 BB 4
 SO 19
 LOB 19



Batter	1	2	3	4	5	6	7	8	9	10	11	AB	R	H	RBI	BB	SO	LOB	BOTTOM							
13 Ronald Acuña Jr., R (1.9) OBP: 0.367, SLG: 0.426 (1.9)												5	1	0	0	0	1	1								
7 Dansby Swanson, R (1.6) OBP: 0.355, SLG: 0.492 (1.6)												4	0	1	0	1	2	0								
28 Matt Olson, L (1.3) OBP: 0.346, SLG: 0.466 (1.3)												5	0	2	1	0	3	2								
27 Austin Riley, R (1.5) OBP: 0.344, SLG: 0.542 (1.5)												4	0	2	0	1	2	2								
16 Travis d'Arnaud, R (1.2) OBP: 0.315, SLG: 0.480 (1.2)												3	0	0	0	2	1	5								
20 Marcell Ozuna, R (1.10) OBP: 0.292, SLG: 0.429 (1.10)												4	0	1	0	1	1	3								
14 Adam Duvall, R (1.7) OBP: 0.272, SLG: 0.378 ERA: 4.45												3	0	1	0	0	1	3								
8 Eddie Rosario, L (8. PH) OBP: 0.183, SLG: 0.182 (8.7)												1	0	0	0	0	1	1								
24 William Contreras, R (11. PH) OBP: 0.348, SLG: 0.551 (11. PH)												1	0	0	0	0	0	0								
11 Orlando Arcia, R (1.4) OBP: 0.320, SLG: 0.372 ERA: 4.45												3	0	0	0	1	0	4								
15 Phil Gosselin, R (9. PR) OBP: 0.292, SLG: 0.261 (10.4)												1	0	0	0	0	0	0								
23 Michael Harris II, L (1.8) OBP: 0.324, SLG: 0.500 (1.8)												5	1	1	1	0	0	4								
Inning Stats	R: 0 E: 0 K: 1 S: 11	H: 0 LOB: 2 BB: 2 P: 22	R: 0 E: 0 K: 0 S: 9	H: 1 LOB: 1 BB: 0 P: 17	R: 0 E: 0 K: 2 S: 9	H: 1 LOB: 1 BB: 0 P: 12	R: 0 E: 0 K: 1 S: 12	H: 1 LOB: 2 BB: 1 P: 23	R: 0 E: 0 K: 2 S: 14	H: 1 LOB: 0 BB: 0 P: 22	R: 1 E: 0 K: 2 S: 10	H: 1 LOB: 1 BB: 2 P: 18	R: 0 E: 0 K: 1 S: 8	H: 1 LOB: 1 BB: 1 P: 16	R: 0 E: 0 K: 1 S: 6	H: 0 LOB: 0 BB: 1 P: 11	R: 1 E: 0 K: 1 S: 10	H: 2 LOB: 2 BB: 0 P: 11	R: 0 E: 0 K: 0 S: 6	H: 0 LOB: 0 BB: 0 P: 7	1B: 5 2B: 3 3B: 0 HR: 1	SF: 0 SAC: 0 DP: 2 HBP: 0	WP: 0 PB: 0 SB: 2 CS: 0	PA: 45		
PITCHER	IP: 4.0 ERA: 4.74	WLS: 2.0 ERA: 4.45	BF: 18 ERA: 3.09	H: 3 K: 0 S: 9	R: 0 E: 0 K: 2 S: 9	ER: 0 LOB: 1 BB: 0 P: 17	SO: 4 ERA: 3.98	BB: 3 IBB: 0 HBP: 0 BLK: 0	WP: 0 HR: 0 S: 41	P: 74 ERA: 0.00	0.00 1.000	0.00 1.000	0.00 3.000	0.00 1.286												
52 Matthew Liberatore, L (1.1) ERA: 4.74	12 Jordan Hicks, R (5.1) ERA: 4.45	65 Giovanni Gallegos, R (7.1) ERA: 3.09	44 Junior Fernández, R (8.1) ERA: 3.98	56 Ryan Helsley, R (8.1) ERA: 4.77	70 Paddy Naughton, L (11.1) ERA: 3.98																					

St. Louis Cardinals @ Atlanta Braves
 Truist Park, Atlanta, GA
 Thu Jul 07 2022, 7:20 PM - 11:09 PM EDT
 Att: 37,756 - Cloudy - 83 F

livebaseballscores.com

AB 39
 R 2
 H 8
 RBI 2
 BB 6
 SO 12
 LOB 25



Batter	1	2	3	4	5	6	7	8	9	AB	R	H	RBI	BB	SO	LOB	TOP					
12 Kyle Schwarber, L (1, 7) OBP: 0.336, SLG: 0.528	F7		K			P5			G3-1	4	0	0	0	0	1	1						
17 Rhys Hoskins, R (1, 3) OBP: 0.347, SLG: 0.487	G5-4-3 1B			K		F9			K	4	0	1	0	0	2	0						
8 Nick Castellanos, R (1, 9) OBP: 0.299, SLG: 0.381	G5-4-3									4	0	1	0	0	0	1						
19 Matt Vierling, R (9, PR) OBP: 0.333, SLG: 0.381	G5-4-3									0	0	0	0	0	0	0						
25 Darick Hall, L (1, 10) OBP: 0.257, SLG: 0.657		F7								4	0	0	0	0	0	1						
10 J.T. Realmuto, R (1, 2) OBP: 0.311, SLG: 0.373		G5-3								3	0	0	0	0	0	0						
18 Didi Gregorius, L (1, 6) OBP: 0.313, SLG: 0.360			F8							3	0	0	0	0	0	0						
5 Bryson Stott, L (1, 4) OBP: 0.249, SLG: 0.267				L7						3	0	0	0	0	0	0						
28 Alec Bohm, R (1, 5) OBP: 0.303, SLG: 0.384				G6-3						3	2	2	2	0	0	0						
37 Odúbel Herrera, L (1, 8) OBP: 0.281, SLG: 0.395										3	0	1	0	0	0	0						
Inning Stats	R: 0 E: 0 K: 0 S: 7	H: 1 LOB: 0 BB: 0 P: 10	R: 0 E: 0 K: 0 S: 5	H: 0 LOB: 0 BB: 0 P: 8	R: 0 E: 0 K: 1 S: 9	H: 1 LOB: 1 BB: 0 P: 17	R: 0 E: 0 K: 1 S: 7	H: 0 LOB: 0 BB: 0 P: 11	R: 0 E: 0 K: 0 S: 6	H: 0 LOB: 0 BB: 0 P: 10	R: 1 E: 0 K: 0 S: 8	H: 1 LOB: 0 BB: 0 P: 14	R: 0 E: 0 K: 0 S: 8	H: 0 LOB: 0 BB: 0 P: 13	R: 1 E: 0 K: 0 S: 8	H: 1 LOB: 1 BB: 0 P: 10	R: 0 E: 0 K: 1 S: 7	H: 1 LOB: 1 BB: 0 P: 10	1B: 3 2B: 0 3B: 0 HR: 2	SF: 0 SAC: 0 DP: 1 HBP: 0	WP: 0 PB: 0 SB: 0 CS: 0	PA: 31
PITCHER 50 Adam Wainwright, R (1, 1) ERA: 3.15	IP: 9.0 WLS: L BF: 31 H: 5 R: 2 ER: 2 SO: 3 BB: 0 IBB: 0 HBP: 0 BLK: 0 WP: 0 HR: 2 S: 65 P: 103 ERA: 2.00 WHIP: 0.556															PITCHER IP: 9.0 WLS: L BF: 31 H: 5 R: 2 ER: 2 SO: 3 BB: 0 IBB: 0 HBP: 0 BLK: 0 WP: 0 HR: 2 S: 65 P: 103 ERA: 2.00 WHIP: 0.556						

Philadelphia Phillies @ St. Louis Cardinals
 Busch Stadium, St. Louis, MO
 Fri Jul 08 2022, 8:12 PM - 10:34 PM CDT
 Att: 41,100 - Partly Cloudy - 83 F

AB	31
R	2
H	5
RBI	2
BB	0
SO	3
LOB	3



Batter	1	2	3	4	5	6	7	8	9	AB	R	H	RBI	BB	SO	LOB	BOTTOM					
33 Brendan Donovan, L (1, 7) OBP: 0.392, SLG: 0.391	L9		P4			G4-3			L4	4	0	0	0	0	0	0						
36 Juan Yanez, R (1, 3) OBP: 0.308, SLG: 0.490	L9		F9			K			G5-3	4	0	0	0	0	1	0						
46 Paul Goldschmidt, R (1, 10) OBP: 0.427, SLG: 0.617	G5-3 1B					K				4	0	2	0	0	1	0						
28 Nolan Arenado, R (1, 5) OBP: 0.358, SLG: 0.529			F8						P6	4	0	2	0	0	0	1						
16 Nolan Gorman, L (1, 4) OBP: 0.338, SLG: 0.457										2	0	1	0	1	0	2						
5 Albert Pujols, R (9, PH) OBP: 0.286, SLG: 0.333	G3									1	0	0	0	0	0	0						
3 Dylan Carlson, S (1, 8) OBP: 0.319, SLG: 0.410			K						G6-3	4	0	1	0	0	2	2						
19 Tommy Edman, S (1, 6) OBP: 0.325, SLG: 0.376			P5						L9	4	0	0	0	0	1	2						
71 Conner Capel, L (1, 9) OBP: 0.211, SLG: 0.353		G4-3								3	0	0	0	0	0	0						
7 Andrew Knizner, R (1, 2) OBP: 0.272, SLG: 0.226			G5-3							3	0	0	0	0	0	0						
Inning Stats	R: 0 E: 0 K: 0 S: 9	H: 2 LOB: 2 BB: 0 P: 15	R: 0 E: 0 K: 1 S: 7	H: 0 LOB: 0 BB: 0 P: 8	R: 0 E: 0 K: 0 S: 5	H: 0 LOB: 0 BB: 0 P: 8	R: 0 E: 0 K: 1 S: 12	H: 2 LOB: 2 BB: 0 P: 15	R: 0 E: 0 K: 0 S: 7	H: 0 LOB: 0 BB: 0 P: 8	R: 0 E: 0 K: 3 S: 16	H: 1 LOB: 2 BB: 1 P: 28	R: 0 E: 0 K: 0 S: 9	H: 0 LOB: 0 BB: 0 P: 15	R: 0 E: 0 K: 0 S: 7	H: 1 LOB: 1 BB: 0 P: 11	R: 0 E: 0 K: 0 S: 5	H: 0 LOB: 0 BB: 0 P: 8	1B: 6 2B: 0 3B: 0 HR: 0	SF: 0 SAC: 0 DP: 0 HBP: 0	WP: 0 PB: 0 SB: 0 CS: 0	PA: 34
PITCHER 45 Zack Wheeler, R (1, 1) ERA: 2.48	IP: 7.0 WLS: W BF: 27 H: 1 R: 0 ER: 0 SO: 5 BB: 1 IBB: 0 HBP: 0 BLK: 0 WP: 0 HR: 0 S: 65 P: 97 ERA: 0.00 WHIP: 0.857															PITCHER IP: 7.0 WLS: W BF: 27 H: 1 R: 0 ER: 0 SO: 5 BB: 1 IBB: 0 HBP: 0 BLK: 0 WP: 0 HR: 0 S: 65 P: 97 ERA: 0.00 WHIP: 0.857						
58 Seranthony Dominguez, R (1, 1) ERA: 1.69	IP: 1.0 WLS: H BF: 4 H: 1 R: 0 ER: 0 SO: 0 BB: 0 IBB: 0 HBP: 0 BLK: 0 WP: 0 HR: 0 S: 7 P: 11 ERA: 0.00 WHIP: 1.000															PITCHER IP: 1.0 WLS: H BF: 4 H: 1 R: 0 ER: 0 SO: 0 BB: 0 IBB: 0 HBP: 0 BLK: 0 WP: 0 HR: 0 S: 7 P: 11 ERA: 0.00 WHIP: 1.000						
52 Brad Hand, L (9, 1) ERA: 2.33	IP: 1.0 WLS: S BF: 3 H: 0 R: 0 ER: 0 SO: 0 BB: 0 IBB: 0 HBP: 0 BLK: 0 WP: 0 HR: 0 S: 5 P: 8 ERA: 0.00 WHIP: 0.000															PITCHER IP: 1.0 WLS: S BF: 3 H: 0 R: 0 ER: 0 SO: 0 BB: 0 IBB: 0 HBP: 0 BLK: 0 WP: 0 HR: 0 S: 5 P: 8 ERA: 0.00 WHIP: 0.000						

Philadelphia Phillies @ St. Louis Cardinals
 Busch Stadium, St. Louis, MO
 Fri Jul 08 2022, 8:12 PM - 10:34 PM CDT
 Att: 41,100 - Partly Cloudy - 83 F

AB	33
R	0
H	6
RBI	0
BB	1
SO	5
LOB	7



Batter	1	2	3	4	5	6	7	8	9	AB	R	H	RBI	BB	SO	LOB	TOP			
12 Kyle Schwarber, L (1, 7) OBP: 0.335, SLG: 0.523	G3-1		G3-1					P5		3	0	0	0	1	0	1	Philadelphia Phillies @ St. Louis Cardinals Busch Stadium, St. Louis, MO Sat Jul 09 2022, 1:18 PM - 4:15 PM CDT Att: 41,853 - Cloudy - 73 F			
17 Rhys Hoskins, R (1, 3) OBP: 0.344, SLG: 0.481	F8			K				L6		4	0	0	0	0	2	2				
8 Nick Castellanos, R (1, 9) OBP: 0.295, SLG: 0.376	K			F9				K		4	0	0	0	0	2	2				
25 Darick Hall, L (1, 10) OBP: 0.308, SLG: 0.684										3	0	2	0	1	1	0				
16 Mickey Moniak, L (9, PR) OBP: 0.196, SLG: 0.163										0	1	0	0	0	0	0				
18 Didi Gregorius, L (1, 6) OBP: 0.312, SLG: 0.357	L9									4	0	1	0	0	1	2				
28 Alec Bohm, R (1, 5) OBP: 0.306, SLG: 0.385										2	0	1	1	1	0	0				
5 Bryson Stott, L (1, 4) OBP: 0.249, SLG: 0.263										3	0	0	0	1	0	4				
19 Matt Vierling, R (1, 8) OBP: 0.323, SLG: 0.367										4	0	0	0	0	1	4				
21 Garrett Stubbs, L (1, 2) OBP: 0.350, SLG: 0.537										3	0	1	0	0	1	0				
Inning Stats	R: 0 H: 0 E: 0 K: 1 S: 8	H: 0 LOB: 0 BB: 0 P: 13	R: 0 H: 1 E: 0 K: 0 S: 9	H: 1 LOB: 1 BB: 1 P: 15	R: 0 H: 0 E: 0 K: 0 S: 6	H: 0 LOB: 0 BB: 0 P: 11	R: 0 H: 1 E: 0 K: 1 S: 7	H: 1 LOB: 1 BB: 0 P: 12	R: 0 H: 0 E: 0 K: 2 S: 11	H: 0 LOB: 0 BB: 0 P: 21	R: 0 H: 0 E: 0 K: 2 S: 17	H: 0 LOB: 2 BB: 2 P: 29	R: 0 H: 1 E: 0 K: 1 S: 9	H: 1 LOB: 1 BB: 0 P: 14	R: 1 H: 2 E: 0 K: 1 S: 15	H: 2 LOB: 2 BB: 0 P: 18	1B: 4 2B: 2 3B: 0 HR: 0	SF: 1 SAC: 0 DP: 1 HBP: 0	WP: 0 PB: 0 SB: 0 CS: 0	PA: 35
PITCHER	IP WLS BF H R ER SO	IP WLS BF H R ER SO	IP WLS BF H R ER SO	IP WLS BF H R ER SO	IP WLS BF H R ER SO	IP WLS BF H R ER SO	IP WLS BF H R ER SO	IP WLS BF H R ER SO	IP WLS BF H R ER SO	IP WLS BF H R ER SO	IP WLS BF H R ER SO	IP WLS BF H R ER SO	IP WLS BF H R ER SO	IP WLS BF H R ER SO	IP WLS BF H R ER SO	IP WLS BF H R ER SO	ERA WHIP	ERA WHIP		
43 Dakota Hudson, R (1, 1) ERA: 4.0	6.0	21	2	0	0	4	2	0	0	0	0	0	0	0	0	0	0.00	0.667		
92 Genesis Cabrera, L (7, 1) ERA: 2.23	0.2	4	0	0	0	2	2	0	0	0	0	0	0	0	0	0	0.00	3.000		
12 Jordan Hicks, R (7, 1) ERA: 4.41	0.1	1	0	0	0	0	0	0	0	0	0	0	0	0	0	0	0.00	0.000		
56 Ryan Helsley, R (8, 1) ERA: 0.75	1.0	4	1	0	0	1	0	0	0	0	0	0	0	0	0	0	0.00	1.000		
65 Giovanny Gallegos, R (9, 1) ERA: 3.27	1.0	L	5	2	1	1	0	0	0	0	0	0	0	0	0	0	9.00	2.000		
Batter	1	2	3	4	5	6	7	8	9	AB	R	H	RBI	BB	SO	LOB	BOTTOM			
16 Nolan Gorman, L (1, 4) OBP: 0.329, SLG: 0.444	K		F8			G4-3		F7		4	0	0	0	0	1	3	Philadelphia Phillies @ St. Louis Cardinals Busch Stadium, St. Louis, MO Sat Jul 09 2022, 1:18 PM - 4:15 PM CDT Att: 41,853 - Cloudy - 73 F			
36 Juan Yanez, R (1, 10) OBP: 0.307, SLG: 0.482	F9			L8				K		3	0	0	0	1	1	0				
46 Paul Goldschmidt, R (1, 3) OBP: 0.423, SLG: 0.610	G6-3									4	0	0	0	0	0	1				
28 Nolan Arenado, R (1, 5) OBP: 0.354, SLG: 0.522										4	0	0	0	0	1	2				
3 Dylan Carlson, S (1, 8) OBP: 0.314, SLG: 0.403										4	0	0	0	0	1	2				
25 Corey Dickerson, L (1, 7) OBP: 0.245, SLG: 0.277										3	0	0	0	1	0	2				
21 Lars Nootbaar, L (1, 9) OBP: 0.244, SLG: 0.276										2	0	1	0	0	1	0				
19 Tommy Edman, S (8, PH) OBP: 0.324, SLG: 0.375										1	0	0	0	0	0	1				
63 Edmundo Sosa, R (1, 6) OBP: 0.217, SLG: 0.248										3	0	0	0	0	1	2				
7 Andrew Knizner, R (1, 2) OBP: 0.275, SLG: 0.230										2	0	1	0	0	1	0				
5 Albert Pujols, R (8, PH) OBP: 0.291, SLG: 0.333										0	0	0	0	1	0	0				
35 Austin Romine, R (9, 2) OBP: 0.190, SLG: 0.150										0	0	0	0	0	0	0				
Inning Stats	R: 0 H: 0 E: 0 K: 1 S: 8	H: 0 LOB: 0 BB: 0 P: 11	R: 0 H: 0 E: 0 K: 0 S: 8	H: 0 LOB: 0 BB: 0 P: 12	R: 0 H: 1 E: 0 K: 1 S: 11	H: 1 LOB: 1 BB: 0 P: 19	R: 0 H: 0 E: 0 K: 0 S: 7	H: 0 LOB: 0 BB: 0 P: 9	R: 0 H: 0 E: 0 K: 2 S: 11	H: 0 LOB: 0 BB: 0 P: 15	R: 0 H: 0 E: 0 K: 0 S: 4	H: 0 LOB: 0 BB: 0 P: 6	R: 0 H: 0 E: 1 K: 1 S: 12	H: 0 LOB: 2 BB: 2 P: 21	R: 0 H: 0 E: 1 K: 1 S: 13	H: 0 LOB: 2 BB: 1 P: 22	1B: 1 2B: 1 3B: 0 HR: 0	SF: 0 SAC: 0 DP: 0 HBP: 0	WP: 0 PB: 0 SB: 1 CS: 0	PA: 33
PITCHER	IP WLS BF H R ER SO	IP WLS BF H R ER SO	IP WLS BF H R ER SO	IP WLS BF H R ER SO	IP WLS BF H R ER SO	IP WLS BF H R ER SO	IP WLS BF H R ER SO	IP WLS BF H R ER SO	IP WLS BF H R ER SO	IP WLS BF H R ER SO	IP WLS BF H R ER SO	IP WLS BF H R ER SO	IP WLS BF H R ER SO	IP WLS BF H R ER SO	IP WLS BF H R ER SO	IP WLS BF H R ER SO	ERA WHIP	ERA WHIP		
44 Kyle Gibson, R (1, 1) ERA: 4.53	7.0	23	2	0	0	1	1	1	0	0	0	0	0	0	0	0	0.00	0.286		
46 Jose Alvarado, L (8, 1) ERA: 4.98	1.0	W	5	0	0	0	1	1	0	0	0	0	0	0	0	0	0.00	1.000		
23 Corey Knebel, R (9, 1) ERA: 3.09	1.0	S	5	0	0	0	1	1	0	0	0	0	0	0	0	0	0.00	1.000		

AB	30
R	1
H	5
RBI	1
BB	4
SO	8
LOB	15



AB	30
R	0
H	2
RBI	0
BB	3
SO	7
LOB	13



Batter	1	2	3	4	5	6	7	8	9	AB	R	H	RBI	BB	SO	LOB	TOP										
12 Kyle Schwarber, L OBP: 0.336, SLG: 0.531	0-1 C FF 95 X FF 93		2-2 B CU 76 F FF 94 X FF 94		1-0 B CU 77 X FF 95		0-3 C FF 97 C CH 89		2-1 B FF 101 C CU 79 X SL 91	5	2	2	1	0	1	0	Philadelphia Phillies @ St. Louis Cardinals Busch Stadium, St. Louis, MO Sun Jul 10 2022, 1:16 PM - 4:24 PM CDT Att: 36,112 - Sunny - 88 F										
17 Rhys Hoskins, R OBP: 0.345, SLG: 0.484	3-1 C FF 96 B SL 95 F FF 95 X FF 95		1-2 S FF 96 C FF 97 F FF 96 X CU 77		2-3 B SI 96 C SL 88 S SL 94 F FF 96 X SL 96		1-1 C SL 87 B CU 78 X FF 96			4	0	2	0	0	1	0											
8 Nick Castellanos, R OBP: 0.299, SLG: 0.378	0-1 C SL 88 X SL 89		1-1 B FF 96 X SL 96		2-1 B CU 76 F FF 95 X SL 87		2-2 S SL 86 B SL 86 F FF 97 X SL 86			4	0	2	1	0	0	0											
25 Darick Hall, L OBP: 0.302, SLG: 0.643	2-2 B FF 95 F FF 96 X FF 96		2-2 B FF 94 F FF 95 X FF 96		2-2 B FF 96 X CU 77		0-0 X FF 96			4	0	1	0	0	0	4											
10 J T Realmuto, R OBP: 0.310, SLG: 0.369	4-1 B SL 91 F FF 96 F FF 96 B SL 88		0-2 F FF 94 X SL 95		0-0 X FF 93		3-3 C SI 88 B SI 97 F SI 101 B SI 101 S SI 101			3	0	0	0	1	1	1											
28 Alec Bohm, R OBP: 0.305, SLG: 0.383	0-0 X FF 96		1-1 B FF 97 F FF 96 X CU 77		3-3 B FF 93 F FF 95 S SL 88 F FF 96 S SL 96		0-0 X SI 100			4	1	1	0	0	1	2											
5 Bryson Stott, L OBP: 0.254, SLG: 0.268		0-2 C FF 94 F FF 93 X FF 95		0-0 X FF 95		2-2 C CU 76 B SI 94 B CU 79 F FF 94 F FF 94 F CU 78 X FF 94		0-2 C SI 99 F SI 99 X SL 99		4	0	2	0	0	0	0											
19 Matt Vierling, R OBP: 0.321, SLG: 0.363		3-2 C FF 96 B SL 87 F FF 95 F FF 95 X FF 96		0-2 C SI 94 X FF 95		0-3 C SL 84 1 SAFE F FF 96 1 SAFE C SL 84		1-2 C FF 98 B FF 99 X SL 88		4	0	1	1	0	1	1											
41 Yairo Muñoz, R OBP: 0.324, SLG: 0.516		1-3 C CU 76 B SL 89 S FF 95		3-3 1 SAFE D CU 79 B SL 88 S SL 88 S SL 88 S DD 89		2-2 B SL 84 B SI 94 X FF 96		1-0 B FF 101 X FF 99		3	0	0	0	0	2	2											
18 Didi Gregorius, L OBP: 0.316, SLG: 0.355			1-2 X SI 94							1	0	0	0	0	0	0											
Inning Stats	R: 1 E: 0 K: 0 S: 11	H: 3 LOB: 2 BB: 1 P: 20	R: 0 E: 0 K: 1 S: 10	H: 0 LOB: 0 BB: 0 P: 14	R: 0 E: 0 K: 0 S: 10	H: 0 LOB: 0 BB: 0 P: 14	R: 1 E: 0 K: 1 S: 15	H: 4 LOB: 2 BB: 0 P: 21	R: 1 E: 0 K: 1 S: 9	H: 1 LOB: 1 BB: 0 P: 16	R: 0 E: 0 K: 2 S: 14	H: 1 LOB: 1 BB: 0 P: 19	R: 0 E: 0 K: 1 S: 13	H: 2 LOB: 2 BB: 0 P: 18	R: 0 E: 0 K: 1 S: 7	H: 0 LOB: 0 BB: 0 P: 10	R: 0 E: 0 K: 0 S: 6	H: 0 LOB: 0 BB: 0 P: 10	1B: 9 2B: 1 3B: 0 HR: 1	SF: 0 SAC: 0 DP: 2 HBP: 0	WP: 0 PA: 37 PB: 0 SB: 1 CS: 0						
PITCHER	IP	WLS	BF	H	R	ER	SO	BB	IBB	HBP	BLK	WP	HR	S	P	ERA	WHIP										
53 Andre Pallante, R ERA: 3.18	5.2		25	9	3	3	4	1	0	0	0	0	1	65	100	4.76	1.765										
59 Johan Oviedo, R ERA: 3.1	1.1		6	2	0	0	2	0	0	0	0	0	0	17	22	0.00	1.500										
12 Jordan Hicks, R ERA: 4.28	1.0	W	3	0	0	0	1	0	0	0	0	0	0	7	10	0.00	0.000										
56 Ryan Helsley, R ERA: 0.73	1.0	S	3	0	0	0	0	0	0	0	0	0	0	6	10	0.00	0.000										

Batter	1	2	3	4	5	6	7	8	9	AB	R	H	RBI	BB	SO	LOB	BOTTOM										
19 Tommy Edman, S OBP: 0.322, SLG: 0.376	2-3 C FF 95 B SL 89 F FF 96 X CH 87				0-2 F SI 92 X CH 87		2-2 D CH 90 C FF 95 D CH 91 C SL 87 X CH 87		1-2 F FF 98 C CH 84 B FF 98 X FF 99	4	0	1	1	0	1	3	Philadelphia Phillies @ St. Louis Cardinals Busch Stadium, St. Louis, MO Sun Jul 10 2022, 1:16 PM - 4:24 PM CDT Att: 36,112 - Sunny - 88 F										
16 Nolan Gorman, L OBP: 0.331, SLG: 0.434	1-3 C SL 89 B CH 89 F FF 97		4-0 B FF 96 B SI 96 B SI 96		4-2 B SI 96 B SI 94 B SI 92 S CH 91 D SL 87 B SI 92		3-2 S FF 96 F FF 95 S CH 91 D SL 87 C SL 82 X SL 87		1-2 B SI 99 C CH 92	3	0	0	1	2	1	3											
36 Juan Ypez, R OBP: 0.301, SLG: 0.473	2-3 B SL 89 C FF 97 B SL 90 S CH 90		0-1 C SI 97 1 SAFE X SI 97		0-1 C SI 92 X SI 92		0-1 F FF 96 B SL 87 X SL 87			4	0	0	0	0	1	3											
7 Andrew Knizner, R OBP: 0.275, SLG: 0.230			1-2 X SI 97		2-2 F SI 92 B CH 86 F SI 93 F SI 92 X CH 86		1-1 B SL 85 B SL 85 B SL 85 F FF 95			0	0	0	0	0	0	0											
28 Nolan Arenado, R OBP: 0.359, SLG: 0.522		1-2 S SL 89 B SL 90 X SL 90		1-0 H SI 97		2-2 F SI 92 B CH 86 F SI 93 F SI 92 X CH 86		4-0 B SL 85 B SL 85 B SL 85 F FF 95		2	1	1	0	1	0	1											
25 Corey Dickerson, L OBP: 0.246, SLG: 0.269		2-1 B CH 88 C FF 97 X CH 89		4-2 B SI 97 B SI 96 F FF 96 D FS 95		0-1 C SI 94 X SI 94		3-2 D CH 90 D CH 91 F FF 96 X SL 87		3	0	0	0	1	0	3											
5 Albert Pujols, R OBP: 0.303, SLG: 0.369		0-0 X FF 97		2-0 B SI 96 X SI 97		2-1 B SI 93 C CH 84 B SI 93 X SI 93		3-2 F SI 100 F SI 90 B SI 99 B SI 99 X SL 98		4	1	3	1	0	0	3											
3 Dylan Carlson, S OBP: 0.314, SLG: 0.403		1-2 B SL 89 X CH 89		1-2 X SI 97		2-1 S SI 94 B SL 86 X SL 86		0-1 F SI 98 X CH 92		0	1	0	0	0	0	0											
21 Lars Nootbaar, L OBP: 0.244, SLG: 0.275		1-0 B SL 89 X CH 89		0-1 C SI 92 X SI 94		2-1 S SI 94 B SL 86 X SL 86		0-1 F SI 98 X CH 92		4	0	1	1	0	0	1											
63 Edmundo Sosa, R OBP: 0.227, SLG: 0.250		4-2 B SL 91 B SL 91 F FF 96 B CH 90		2-2 B SI 93 B SI 87 X SL 94		0-3 C CH 85 F SI 87 S CH 85		1-2 C SI 93 B SL 91 B SL 91 X SL 99		3	0	1	0	1	1	0											
35 Austin Romine, R OBP: 0.208, SLG: 0.174		3-3 S SL 90 F FF 96 B SL 90		1-1 C SI 93 X SI 93		2-1 F SI 92 B SL 87 X SI 92		4-0 D CH 90 B SL 91 B SL 91 X SL 99		3	1	1	0	0	1	3											
46 Paul Goldschmidt, R OBP: 0.424, SLG: 0.610								1-2 2-3		0	0	0	0	1	0	0											
Inning Stats	R: 0 E: 0 K: 3 S: 9	H: 0 LOB: 0 BB: 0 P: 14	R: 1 E: 0 K: 1 S: 15	H: 3 LOB: 3 BB: 1 P: 28	R: 0 E: 0 K: 0 S: 7	H: 0 LOB: 2 BB: 2 P: 18	R: 0 E: 0 K: 0 S: 7	H: 0 LOB: 0 BB: 0 P: 10	R: 1 E: 0 K: 1 S: 10	H: 1 LOB: 0 BB: 0 P: 14	R: 1 E: 0 K: 0 S: 15	H: 2 LOB: 2 BB: 1 P: 30	R: 0 E: 0 K: 0 S: 15	H: 2 LOB: 2 BB: 1 P: 25	R: 1 E: 0 K: 0 S: 15	H: 2 LOB: 2 BB: 1 P: 25	1B: 6 2B: 1 3B: 0 HR: 1	SF: 1 SAC: 0 DP: 1 HBP: 1	WP: 0 PA: 38 PB: 0 SB: 1 CS: 0								
PITCHER	IP	WLS	BF	H	R	ER	SO	BB	IBB	HBP	BLK	WP	HR	S	P	ERA	WHIP										
57 Nick Nelson, R ERA: 4.15	2.0		10	3	1	0	0	1	0	0	0	0	0	24	42	4.50	2.000										
31 Jeurys Familia, R ERA: 4.76	1.0		5	0	0	0	0	2	0	1	0	0	0	7	18	0.00	2.000										
61 Christopher Sánchez, L ERA: 3.8	3.0	H	12	2	2	2	1	1	0	0	0	0	1	31	46	6.00	1.000										
64 Andrew Bellatti, R ERA: 3.14	1.0	B	5	1	0	0	0	1	0	0	0	0	0	13	26	0.00	2.000										
56 Saranthy Domínguez, R ERA: 1.91	1.0	L	6	2	1	1	0	1	0	0	0	0	0	15	25	9.00	3.000										

Batter	1	2	3	4	5	6	7	8	9	AB	R	H	RBI	BB	SO	LOB	TOP				
50 Mookie Betts, R OBP: 0.345, SLG: 0.535	G1-3		K		F8		K	6 1B	K	6	1	1	1	0	3	2	Los Angeles Dodgers @ St. Louis Cardinals Busch Stadium, St. Louis, MO Wed Jul 13 2022, 6:46 PM - 10:32 PM CDT Att: 39,292 - Clear - 90 F				
6 Trea Turner, R OBP: 0.352, SLG: 0.481	K		16 L4 5 HBP		G5-3		K	5 WP		5	0	2	2	0	2	0					
5 Freddie Freeman, L OBP: 0.394, SLG: 0.517							16 HR			3	1	3	0	1	0	0					
16 Will Smith, R OBP: 0.353, SLG: 0.460					FC6-4					4	1	1	2	1	0	5					
10 Justin Turner, R OBP: 0.319, SLG: 0.400	F7									4	0	1	0	0	1	2					
15 Austin Barnes, R OBP: 0.291, SLG: 0.326										0	1	0	0	0	0	0					
35 Cody Bellinger, L OBP: 0.272, SLG: 0.384	K									5	2	2	0	0	1	1					
13 Max Muncy, L OBP: 0.325, SLG: 0.313										0	1	0	1	4	0	0					
18 Jake Lamb, L OBP: 0.387, SLG: 0.615										2	0	1	0	0	1	1					
25 Trayce Thompson, R, PH OBP: 0.299, SLG: 0.383	K									3	0	0	0	0	2	6					
9 Gavin Lux, L OBP: 0.371, SLG: 0.414	G1-3									3	0	0	0	0	0	5					
17 Hanser Alberto, R, PH OBP: 0.238, SLG: 0.349										2	0	1	1	0	1	2					
Inning Stats	R: 0 H: 1 E: 0 K: 1 S: 14	H: 1 LOB: 2 BB: 1 P: 25	R: 0 H: 0 E: 0 K: 2 S: 14	H: 0 LOB: 1 BB: 1 P: 22	R: 0 H: 1 E: 0 K: 1 S: 10	H: 1 LOB: 0 BB: 0 P: 15	R: 0 H: 1 E: 0 K: 1 S: 15	H: 1 LOB: 2 BB: 0 P: 26	R: 0 H: 1 E: 0 K: 0 S: 9	H: 0 LOB: 1 BB: 1 P: 18	R: 2 H: 2 E: 0 K: 2 S: 13	H: 2 LOB: 0 BB: 0 P: 19	R: 3 H: 3 E: 0 K: 1 S: 18	H: 3 LOB: 2 BB: 2 P: 34	R: 2 H: 3 E: 0 K: 2 S: 18	H: 3 LOB: 0 BB: 0 P: 28	1B: 8 2B: 4 3B: 0 HR: 1	SF: 1 SAC: 0 DP: 1 HBP: 2	WP: 2 PB: 1 SB: 0 CS: 0	PA: 46	
PITCHER	IP WLS BF H R ER SO BB IBB HBP BLK WP HR S P ERA WHIP	5.1 25 4 0 0 1 4 0 2 0 0 0 66 114 0.00 1.500	7.0 2 0 0 0 5 0 0 0 0 0 0 5 8 0.00 0.000	7.1 1.0 5 2 2 2 0 0 0 0 0 1 13 19 18.00 2.000	8.1 0.2 4 1 2 2 1 1 0 0 0 1 0 7 14 27.00 3.000	8.1 0.1 H 4 2 1 1 0 1 0 0 0 1 0 11 20 27.00 9.000	PITCHER	IP WLS BF H R ER SO BB IBB HBP BLK WP HR S P ERA WHIP	1.0 L 6 3 2 2 2 0 0 0 0 0 0 13 19 18.00 3.000	65 Giovanni Gallegos, R ERA: 3.88	1.0 L 6 3 2 2 2 0 0 0 0 0 0 13 19 18.00 3.000										
19 Tommy Edman, S OBP: 0.321, SLG: 0.378			46 1B		G1-3		K			5	1	2	0	0	1	3	Los Angeles Dodgers @ St. Louis Cardinals Busch Stadium, St. Louis, MO Wed Jul 13 2022, 6:46 PM - 10:32 PM CDT Att: 39,292 - Clear - 90 F				
3 Dylan Carlson, S OBP: 0.313, SLG: 0.394	L4				G5-3		L9			5	0	0	0	0	2	5					
46 Paul Goldschmidt, R OBP: 0.415, SLG: 0.591	K		28 HR		K					4	1	1	2	0	2	1					
28 Nolan Arenado, R OBP: 0.362, SLG: 0.528	L9									3	1	1	2	1	0	1					
16 Nolan Gorman, L OBP: 0.314, SLG: 0.427										4	0	0	0	0	3	1					
5 Albert Pujols, R OBP: 0.305, SLG: 0.390	G1-3				G5-3		25 G4-3 21 E		P2	4	1	1	0	0	0	0					
25 Corey Dickerson, L OBP: 0.256, SLG: 0.322	G6-3				F9		G4-3		L5	4	0	0	0	0	0	1					
21 Lars Nootbaar, L OBP: 0.271, SLG: 0.349					G5-3		E8		K	4	1	2	1	0	1	0					
7 Andrew Knizner, R OBP: 0.301, SLG: 0.264										2	1	2	1	1	0	0					
33 Brendan Donovan, R, PH OBP: 0.390, SLG: 0.389			19 2B 46 1B						G6-3	1	0	0	0	0	0	0					
Inning Stats	R: 0 H: 1 E: 0 K: 1 S: 9	H: 1 LOB: 0 BB: 0 P: 16	R: 0 H: 0 E: 0 K: 1 S: 7	H: 0 LOB: 0 BB: 0 P: 10	R: 4 H: 4 E: 0 K: 2 S: 25	H: 4 LOB: 0 BB: 0 P: 35	R: 1 H: 2 E: 0 K: 0 S: 12	H: 2 LOB: 1 BB: 0 P: 15	R: 0 H: 0 E: 0 K: 1 S: 10	H: 2 LOB: 2 BB: 1 P: 15	R: 0 H: 0 E: 0 K: 0 S: 9	H: 0 LOB: 0 BB: 0 P: 11	R: 0 H: 0 E: 0 K: 1 S: 12	H: 0 LOB: 0 BB: 0 P: 17	R: 0 H: 0 E: 0 K: 1 S: 6	H: 0 LOB: 0 BB: 0 P: 7	1B: 5 2B: 3 3B: 0 HR: 1	SF: 0 SAC: 0 DP: 0 HBP: 0	WP: 0 PB: 0 SB: 0 CS: 0	PA: 38	
PITCHER	IP WLS BF H R ER SO BB IBB HBP BLK WP HR S P ERA WHIP	5.0 6 2 1 1 1 1 0 0 0 0 0 0 10 15 9.00 3.000	6.1 3 0 0 0 0 0 0 0 0 0 0 0 9 11 0.00 0.000	1.0 W 3 0 0 0 1 0 0 0 0 0 0 12 17 0.00 0.000	1.0 S 3 0 0 0 1 0 0 0 0 0 0 6 7 0.00 0.000	PITCHER	IP WLS BF H R ER SO BB IBB HBP BLK WP HR S P ERA WHIP	5.0 6 2 1 1 1 1 0 0 0 0 0 0 10 15 9.00 3.000	6.1 3 0 0 0 0 0 0 0 0 0 0 0 9 11 0.00 0.000	1.0 W 3 0 0 0 1 0 0 0 0 0 0 12 17 0.00 0.000	1.0 S 3 0 0 0 1 0 0 0 0 0 0 6 7 0.00 0.000										

AB 37
R 7
H 12
RBI 7
BB 6
SO 11
LOB 24



AB 36
R 6
H 9
RBI 6
BB 2
SO 9
LOB 12



Batter	1	2	3	4	5	6	7	8	9	AB	R	H	RBI	BB	SO	LOB	TOP										
6 Jonathan India, R OBP: 0.285, SLG: 0.327										5	1	1	0	0	2	3	Cincinnati Reds @ St. Louis Cardinals Busch Stadium, St. Louis, MO Fri Jul 15 2022, 7:18 PM - 10:49 PM CDT Att: 41,221 - Clear - 92 F										
22 Brandon Drury, R OBP: 0.337, SLG: 0.531										4	1	1	0	1	0	3											
28 Tommy Pham, R OBP: 0.328, SLG: 0.391										3	1	0	0	1	1	3											
19 Joey Votto, L OBP: 0.328, SLG: 0.375										4	0	1	1	0	2	3											
17 Kyle Farmer, R OBP: 0.333, SLG: 0.393											3	0	1	2	1	1											
7 Donovan Solano, R OBP: 0.351, SLG: 0.400											4	0	2	0	0	1											
12 Tyler Naquin, L OBP: 0.300, SLG: 0.435											3	0	1	0	0	1											
37 Tyler Stephenson, R OBP: 0.380, SLG: 0.494											1	0	1	0	0	0											
15 Nick Senzel, R OBP: 0.313, SLG: 0.327											4	0	2	0	0	2		1									
26 Michael Papierski, S OBP: 0.237, SLG: 0.147											3	0	0	0	0	0		1									
32 Max Schrock, L OBP: 0.152, SLG: 0.150											1	0	0	0	0	0	3										
Inning Stats	R: 2 E: 0 K: 2 S: 15	H: 3 LOB: 1 BB: 0 P: 27	R: 0 E: 0 K: 0 S: 5	H: 1 LOB: 0 BB: 0 P: 7	R: 1 E: 0 K: 0 S: 10	H: 2 LOB: 2 BB: 2 P: 22	R: 0 E: 0 K: 2 S: 12	H: 0 LOB: 0 BB: 0 P: 16	R: 0 E: 0 K: 1 S: 11	H: 1 LOB: 1 BB: 0 P: 19	R: 0 E: 0 K: 3 S: 17	H: 0 LOB: 0 BB: 0 P: 23	R: 0 E: 0 K: 1 S: 6	H: 0 LOB: 0 BB: 0 P: 6	R: 0 E: 0 K: 1 S: 17	H: 3 LOB: 3 BB: 0 P: 21	1B: 9 2B: 1 3B: 0 HR: 0	SF: 0 SAC: 0 DP: 1 HBP: 0	WP: 1 PB: 0 SB: 0 CS: 0	PA: 38							
PITCHER	IP	WLS	BF	H	R	ER	SO	BB	IBB	HBP	BLK	WP	HR	S	P	ERA	WHIP										
53 Andre Pallante, R ERA: 3.34	5.0	W	22	6	3	3	5	3	0	0	0	1	0	53	91	5.40	1.800										
65 Giovanni Gallegos, R ERA: 3.75	1.0	H	4	1	0	0	3	0	0	0	0	0	0	17	23	0.00	1.000										
12 Jordan Hicks, R ERA: 3.93	1.1	H	4	0	0	0	0	0	0	0	0	0	0	10	14	0.00	0.000										
92 Genesis Cabrera, L ERA: 2.6	0.2		4	2	0	0	1	0	0	0	0	0	0	10	13	0.00	3.000										
56 Ryan Helsley, R ERA: 0.68	1.0	S	4	1	0	0	1	0	0	0	0	0	0	11	12	0.00	1.000										
Batter	1	2	3	4	5	6	7	8	9	AB	R	H	RBI	BB	SO	LOB	BOTTOM										
19 Tommy Edman, S OBP: 0.319, SLG: 0.377										5	2	2	0	0	1	3	Cincinnati Reds @ St. Louis Cardinals Busch Stadium, St. Louis, MO Fri Jul 15 2022, 7:18 PM - 10:49 PM CDT Att: 41,221 - Clear - 92 F										
3 Dylan Carlson, S OBP: 0.329, SLG: 0.408										1	2	1	1	3	0	0											
46 Paul Goldschmidt, R OBP: 0.414, SLG: 0.594										2	1	0	0	2	0	2											
28 Nolan Arenado, R OBP: 0.359, SLG: 0.526										3	0	0	1	0	2	2											
33 Brendan Donovan, L OBP: 0.391, SLG: 0.390										3	0	2	3	0	1	0											
27 Tyler O'Neill, R OBP: 0.290, SLG: 0.353										3	1	1	0	1	2	1											
16 Nolan Gorman, L OBP: 0.317, SLG: 0.441											3	1	1	1	1	2		3									
25 Corey Dickerson, L OBP: 0.256, SLG: 0.319											4	0	1	1	0	0		0									
35 Austin Romine, R OBP: 0.214, SLG: 0.154											3	0	0	0	1	1		0									
Inning Stats	R: 2 E: 0 K: 1 S: 23	H: 2 LOB: 2 BB: 2 P: 36	R: 1 E: 0 K: 1 S: 13	H: 2 LOB: 1 BB: 0 P: 17	R: 0 E: 0 K: 3 S: 11	H: 0 LOB: 0 BB: 0 P: 15	R: 1 E: 0 K: 1 S: 15	H: 1 LOB: 0 BB: 0 P: 22	R: 0 E: 0 K: 0 S: 9	H: 0 LOB: 0 BB: 1 P: 16	R: 1 E: 0 K: 0 S: 14	H: 2 LOB: 2 BB: 3 P: 29	R: 2 E: 0 K: 3 S: 16	H: 1 LOB: 1 BB: 2 P: 31	R: 0 E: 0 K: 0 S: 7	H: 0 LOB: 0 BB: 0 P: 11		1B: 5 2B: 2 3B: 0 HR: 1	SF: 2 SAC: 0 DP: 2 HBP: 0	WP: 0 PB: 0 SB: 0 CS: 0	PA: 37						
PITCHER	IP	WLS	BF	H	R	ER	SO	BB	IBB	HBP	BLK	WP	HR	S	P	ERA	WHIP										
21 Hunter Greene, R ERA: 5.78	5.0	L	22	5	4	4	0	2	0	0	0	0	0	8	18	27.00	12.000										
46 Buck Farmer, R ERA: 5.87	0.1		4	2	1	1	0	2	0	0	0	0	0	6	11	0.00	1.500										
66 Joel Kuhnel, R ERA: 6.41	0.2		2	0	0	0	0	1	0	0	0	0	0	6	11	0.00	1.500										
79 Ian Gibaut, R ERA: 6.75	1.0		6	1	2	2	3	2	0	0	1	0	0	16	31	18.00	3.000										
55 Dauri Moreta, R ERA: 7.09	1.0		3	0	0	0	0	0	0	0	0	0	0	7	11	0.00	0.000										
PITCHER	IP	WLS	BF	H	R	ER	SO	BB	IBB	HBP	BLK	WP	HR	S	P	ERA	WHIP										
21 Hunter Greene, R ERA: 5.78	5.0	L	22	5	4	4	0	2	0	0	0	0	0	8	18	27.00	12.000										
46 Buck Farmer, R ERA: 5.87	0.1		4	2	1	1	0	2	0	0	0	0	0	6	11	0.00	1.500										
66 Joel Kuhnel, R ERA: 6.41	0.2		2	0	0	0	0	1	0	0	0	0	0	6	11	0.00	1.500										
79 Ian Gibaut, R ERA: 6.75	1.0		6	1	2	2	3	2	0	0	1	0	0	16	31	18.00	3.000										
55 Dauri Moreta, R ERA: 7.09	1.0		3	0	0	0	0	0	0	0	0	0	0	7	11	0.00	0.000										

Batter	1	2	3	4	5	6	7	8	9	AB	R	H	RBI	BB	SO	LOB	TOP								
6 Jonathan India, R OBP: 0.290, SLG: 0.346										3	1	1	1	1	1	0	Cincinnati Reds @ St. Louis Cardinals Busch Stadium, St. Louis, MO Sat Jul 16 2022, 1:19 PM - 4:37 PM CDT Att: 41,014 - Sunny - 99 F								
22 Brandon Drury, R OBP: 0.330, SLG: 0.528										4	0	1	1	0	0	0									
17 Kyle Farmer, R OBP: 0.300, SLG: 0.388										3	0	0	0	0	0	0									
4 Matt Reynolds, R OBP: 0.330, SLG: 0.365										1	0	0	0	0	1	2									
19 Joey Votto, L OBP: 0.327, SLG: 0.373										4	0	1	0	0	2	2									
37 Tyler Stephenson, R OBP: 0.372, SLG: 0.462										4	0	0	0	0	1	1									
7 Donovan Solano, R OBP: 0.358, SLG: 0.397										3	0	1	0	1	0	0									
12 Tyler Naquin, L OBP: 0.305, SLG: 0.427										3	0	0	0	1	0	2									
15 Nick Senzel, R OBP: 0.315, SLG: 0.326										1	1	0	0	1	0	1									
32 Max Schrock, L OBP: 0.165, SLG: 0.154										1	0	0	0	0	0	1									
57 Stuart Fairchild, R OBP: 0.190, SLG: 0.263										3	1	0	0	0	1	3									
Inning Stats	R: 1 H: 1 E: 0 K: 1 S: 14	L: 1 LOB: 0 BB: 0 P: 19	R: 0 H: 1 E: 0 K: 0 S: 9	L: 1 LOB: 1 BB: 0 P: 13	R: 0 H: 0 E: 0 K: 2 S: 7	L: 0 LOB: 0 BB: 0 P: 11	R: 0 H: 0 E: 0 K: 1 S: 10	L: 0 LOB: 0 BB: 1 P: 13	R: 0 H: 0 E: 0 K: 0 S: 15	L: 0 LOB: 0 BB: 0 P: 24	R: 0 H: 1 E: 0 K: 0 S: 6	L: 0 LOB: 0 BB: 0 P: 9	R: 2 H: 1 E: 1 K: 2 S: 14	L: 1 LOB: 2 BB: 2 P: 25	R: 0 H: 0 E: 0 K: 0 S: 9	L: 0 LOB: 1 BB: 1 P: 16	1B: 3 2B: 0 3B: 0 HR: 1	SF: 0 SAC: 0 DP: 2 HBP: 0	WP: 1 PB: 0 SB: 0 CS: 0	PA: 35					
PITCHER	IP: 7.0 WLS: W BF: 24 ERA: 2.54	H: 3 R: 1 ER: 1 SO: 4	BB: 1 IBB: 0 HBP: 0 BLK: 0	WP: 0 HR: 1 S: 66 P: 95 ERA: 1.29 WHIP: 0.571	IP: 0.1 WLS: 4 BF: 0 ERA: 9.91	H: 0 R: 2 ER: 0 SO: 0	BB: 2 IBB: 0 HBP: 0 BLK: 0	WP: 0 HR: 0 S: 5 P: 14 ERA: 0.00 WHIP: 6.000	IP: 1.2 WLS: 7 BF: 1 ERA: 3.09	H: 1 R: 0 ER: 0 SO: 2	BB: 1 IBB: 0 HBP: 0 BLK: 0	WP: 1 HR: 0 S: 18 P: 27 ERA: 0.00 WHIP: 1.200	PITCHER	IP: 7.0 WLS: W BF: 24 ERA: 2.54	H: 3 R: 1 ER: 1 SO: 4	BB: 1 IBB: 0 HBP: 0 BLK: 0	WP: 0 HR: 1 S: 66 P: 95 ERA: 1.29 WHIP: 0.571	IP: 0.1 WLS: 4 BF: 0 ERA: 9.91	H: 0 R: 2 ER: 0 SO: 0	BB: 2 IBB: 0 HBP: 0 BLK: 0	WP: 0 HR: 0 S: 5 P: 14 ERA: 0.00 WHIP: 6.000	IP: 1.2 WLS: 7 BF: 1 ERA: 3.09	H: 1 R: 0 ER: 0 SO: 2	BB: 1 IBB: 0 HBP: 0 BLK: 0	WP: 1 HR: 0 S: 18 P: 27 ERA: 0.00 WHIP: 1.200

Batter	1	2	3	4	5	6	7	8	9	AB	R	H	RBI	BB	SO	LOB	BOTTOM															
19 Tommy Edman, S OBP: 0.322, SLG: 0.377										5	3	2	0	1	1	3	Cincinnati Reds @ St. Louis Cardinals Busch Stadium, St. Louis, MO Sat Jul 16 2022, 1:19 PM - 4:37 PM CDT Att: 41,014 - Sunny - 99 F															
3 Dylan Carlson, S OBP: 0.325, SLG: 0.410										6	1	1	1	0	2	5																
46 Paul Goldschmidt, R OBP: 0.246, SLG: 0.285										5	1	2	3	0	2	4																
35 Austin Romine, R OBP: 0.207, SLG: 0.148										1	0	0	0	0	0	1																
5 Albert Pujols, R OBP: 0.301, SLG: 0.376										4	2	1	0	1	0	4																
27 Tyler O'Neill, R OBP: 0.298, SLG: 0.352										3	0	1	0	1	0	4																
33 Brendan Donovan, L OBP: 0.395, SLG: 0.389										3	1	1	1	1	0	1																
63 Edmundo Sosa, R OBP: 0.246, SLG: 0.285										2	0	1	2	1	0	1																
16 Nolan Gorman, L OBP: 0.320, SLG: 0.444										1	1	1	0	0	0	0																
21 Lars Nootbaar, L OBP: 0.277, SLG: 0.378										4	2	1	3	1	2	7																
7 Andrew Knizner, R OBP: 0.300, SLG: 0.260										4	0	1	0	0	2	1																
Inning Stats	R: 2 H: 1 E: 0 K: 2 S: 13	L: 4 LOB: 3 BB: 3 P: 32	R: 3 H: 4 E: 0 K: 3 S: 21	L: 3 LOB: 0 BB: 0 P: 35	R: 2 H: 2 E: 0 K: 1 S: 15	L: 2 LOB: 1 BB: 1 P: 27	R: 0 H: 0 E: 0 K: 0 S: 6	L: 0 LOB: 1 BB: 1 P: 13	R: 0 H: 1 E: 0 K: 0 S: 10	L: 0 LOB: 0 BB: 0 P: 13	R: 1 H: 1 E: 2 K: 1 S: 13	L: 1 LOB: 3 BB: 1 P: 20	R: 3 H: 3 E: 0 K: 0 S: 11	L: 0 LOB: 1 BB: 0 P: 18	1B: 9 2B: 0 3B: 1 HR: 2	SF: 0 SAC: 0 DP: 0 HBP: 4	WP: 1 PB: 0 SB: 2 CS: 0	PA: 48														
PITCHER	IP: 2.0 WLS: L BF: 17 ERA: 5.91	H: 5 R: 5 ER: 5 SO: 5	BB: 3 IBB: 0 HBP: 0 BLK: 0	WP: 1 HR: 3 S: 34 P: 67 ERA: 22.50 WHIP: 4.000	IP: 1.0 WLS: 6 BF: 2 ERA: 3.92	H: 2 R: 2 ER: 2 SO: 1	BB: 1 IBB: 0 HBP: 0 BLK: 0	WP: 0 HR: 15 S: 27 P: 18.00 WHIP: 3.000	IP: 2.0 WLS: 7 BF: 0 ERA: 5.08	H: 0 R: 0 ER: 0 SO: 2	BB: 1 IBB: 0 HBP: 0 BLK: 0	WP: 0 HR: 13 S: 23 P: 0.00 WHIP: 0.500	IP: 1.0 WLS: 4 BF: 1 ERA: 7.88	H: 1 R: 0 ER: 0 SO: 0	BB: 0 IBB: 0 HBP: 0 BLK: 0	WP: 0 HR: 10 S: 13 P: 0.00 WHIP: 1.000	IP: 7.1 WLS: L BF: 24 ERA: 2.16	H: 5 R: 5 ER: 5 SO: 5	BB: 3 IBB: 0 HBP: 0 BLK: 0	WP: 1 HR: 3 S: 34 P: 67 ERA: 22.50 WHIP: 4.000	IP: 1.0 WLS: 6 BF: 2 ERA: 3.92	H: 2 R: 2 ER: 2 SO: 1	BB: 1 IBB: 0 HBP: 0 BLK: 0	WP: 0 HR: 15 S: 27 P: 18.00 WHIP: 3.000	IP: 2.0 WLS: 7 BF: 0 ERA: 5.08	H: 0 R: 0 ER: 0 SO: 2	BB: 1 IBB: 0 HBP: 0 BLK: 0	WP: 0 HR: 13 S: 23 P: 0.00 WHIP: 0.500	IP: 1.0 WLS: 4 BF: 1 ERA: 7.88	H: 1 R: 0 ER: 0 SO: 0	BB: 0 IBB: 0 HBP: 0 BLK: 0	WP: 0 HR: 10 S: 13 P: 0.00 WHIP: 1.000

Cincinnati Reds @ St. Louis Cardinals
 Busch Stadium, St. Louis, MO
 Sat Jul 16 2022, 1:19 PM - 4:37 PM CDT
 Att: 41,014 - Sunny - 99 F



AB	30
R	3
H	4
RBI	2
BB	4
SO	6
LOB	12



Cincinnati Reds @ St. Louis Cardinals
 Busch Stadium, St. Louis, MO
 Sat Jul 16 2022, 1:19 PM - 4:37 PM CDT
 Att: 41,014 - Sunny - 99 F

AB	38
R	11
H	12
RBI	10
BB	6
SO	9
LOB	31



Batter	1	2	3	4	5	6	7	8	9	AB	R	H	RBI	BB	SO	LOB	TOP					
3 Dylan Carlson, S OBP: 0.331, SLG: 0.416	L9		27 1B	27 HR			L7		K	4	2	1	0	0	1	1	St. Louis Cardinals @ Cincinnati Reds Great American Ball Park, Cincinnati, OH Sat Jul 23, 2022, 6:43 PM - 10:08 PM EDT Att: 27,190 - Partly Cloudy - 92 F					
27 Tyler O'Neill, R OBP: 0.303, SLG: 0.368	F8		46 1B				P3			5	2	2	3	0	0	3						
46 Paul Goldschmidt, R OBP: 0.416, SLG: 0.693			28 2B	33 FC1-2			F7		FC5-4	4	1	2	2	1	0	3						
28 Nolan Arenado, R OBP: 0.363, SLG: 0.534	F9		33 FC1-2						5 FC5-4	5	1	3	0	0	1	1						
5 Albert Pujols, R OBP: 0.303, SLG: 0.383			19 F8	G5-3			F7		FC5-4	5	0	2	0	0	0	4						
19 Tommy Edman, S OBP: 0.326, SLG: 0.378	F8		33 FC1-2						P5	3	0	1	1	2	0	2						
33 Brendan Donovan, L OBP: 0.276, SLG: 0.366				FC1-2			L7		F9	4	0	0	0	1	0	7						
21 Lars Nootbaar, L OBP: 0.276, SLG: 0.366										0	0	0	0	0	0	0						
63 Edmundo Sosa, R OBP: 0.244, SLG: 0.270	K		K						K	5	0	1	0	0	4	6						
7 Andrew Knizner, R OBP: 0.297, SLG: 0.258	P3			F7			P4		P4	5	0	1	0	0	0	3						
Inning Stats	R: 0 E: 0 K: 0 S: 11	H: 0 LOB: 1 BB: 1 P: 21	R: 0 E: 0 K: 1 S: 12	H: 1 LOB: 2 BB: 1 P: 22	R: 2 E: 0 K: 1 S: 14	H: 4 LOB: 3 BB: 1 P: 21	R: 3 E: 0 K: 1 S: 15	H: 3 LOB: 2 BB: 1 P: 21	R: 0 E: 0 K: 0 S: 14	H: 1 LOB: 2 BB: 0 P: 22	R: 1 E: 0 K: 1 S: 15	H: 2 LOB: 1 BB: 0 P: 25	R: 0 E: 0 K: 0 S: 11	H: 1 LOB: 1 BB: 0 P: 18	R: 0 E: 0 K: 0 S: 9	H: 0 LOB: 1 BB: 0 P: 10	R: 0 E: 0 K: 2 S: 7	H: 0 LOB: 0 BB: 0 P: 9	1B: 5 2B: 6 3B: 0 HR: 2	SF: 0 SAC: 0 DP: 0 HBP: 2	WP: 0 PB: 0 SB: 1 CS: 0	PA: 46
PITCHER	IP WLS BF H R ER SO BB IBB HBP BLK WP HR S P ERA WHIP	PITCHER																				
31 Mike Minor, L ERA: 6.65	4.0 L 25 8 5 5 3 2 2 1 0 0 0 2 52 85 11.25 2.500																					
23 Jeff Hoffman, R ERA: 3.53	1.0 5 1 0 0 0 0 0 0 1 0 0 0 14 22 0.00 1.000																					
66 Joel Kuhnel, R ERA: 6.51	1.0 5 2 1 1 1 0 0 0 0 0 0 0 15 25 9.00 2.000																					
55 Dauri Moreta, R ERA: 6.59	2.0 8 2 0 0 0 0 0 0 0 0 0 0 20 28 0.00 1.000																					
79 Ian Gibaut, R ERA: 6.23	1.0 3 0 0 0 2 0 0 0 0 0 0 0 7 9 0.00 0.000																					
AB	R	H	RBI	BB	SO	LOB	40															
R	6																					
H	13																					
RBI	6																					
BB	4																					
SO	6																					
LOB	30																					
																						
Batter	1	2	3	4	5	6	7	8	9	AB	R	H	RBI	BB	SO	LOB	BOTTOM					
6 Jonathan India, R OBP: 0.292, SLG: 0.356	F9		22 2B						K	3	1	0	0	1	2	0	St. Louis Cardinals @ Cincinnati Reds Great American Ball Park, Cincinnati, OH Sat Jul 23, 2022, 6:43 PM - 10:08 PM EDT Att: 27,190 - Partly Cloudy - 92 F					
22 Brandon Drury, R OBP: 0.333, SLG: 0.521	F9		28 F8						K	4	0	1	2	1	2	0						
28 Tommy Pham, R OBP: 0.325, SLG: 0.384										4	0	1	0	0	1	3						
19 Joey Votto, L OBP: 0.322, SLG: 0.377	K		G6-3						K	4	0	0	0	0	1	4						
17 Kyle Farmer, R OBP: 0.331, SLG: 0.387										4	0	0	0	0	2	1						
7 Donovan Solano, R OBP: 0.371, SLG: 0.450	P4									4	0	3	0	0	0	0						
15 Nick Senzel, R ERA: 3.62										2	0	0	0	0	0	1						
12 Tyler Naquin, L OBP: 0.306, SLG: 0.435										2	0	0	0	0	1	3						
57 Stuart Fairchild, R OBP: 0.208, SLG: 0.238										2	0	0	0	0	2	1						
9 Mike Moustakas, L OBP: 0.297, SLG: 0.335										1	0	0	0	0	0	1						
47 Mark Kolozsvary, R OBP: 0.143, SLG: 0.429										3	2	1	1	0	1	1						
4 Matt Reynolds, R OBP: 0.328, SLG: 0.363										1	0	0	0	0	1	0						
AB	R	H	RBI	BB	SO	LOB	34															
R	3																					
H	6																					
RBI	3																					
BB	2																					
SO	13																					
LOB	15																					
																						
WP	0																					
PB	0																					
SB	0																					
CS	0																					
PA	38																					
PITCHER	IP WLS BF H R ER SO BB IBB HBP BLK WP HR S P ERA WHIP	PITCHER																				
44 Junior Fernandez, R ERA: 1.26	1.0 6 2 1 1 2 0 0 0 1 0 0 1 15 19 9.00 2.000																					
65 Giovanni Gallegos, R ERA: 3.62	1.1 H 6 1 0 0 1 1 0 0 0 0 0 20 30 0.00 1.500																					
56 Ryan Helsley, R ERA: 0.67	1.1 S 4 0 0 0 3 0 0 0 0 0 0 0 14 19 0.00 0.000																					

Batter	1	2	3	4	5	6	7	8	9	AB	R	H	RBI	BB	SO	LOB	TOP				
3 Dylan Carlson, S OBP: 0.327, SLG: 0.410	G5-3		F9		G4-3			F8		4	0	0	0	0	0	2	St. Louis Cardinals @ Cincinnati Reds Great American Ball Park, Cincinnati, OH Sun Jul 24 2022, 1:41 PM - 4:25 PM EDT Att: 18,813 - Overcast - 92 F				
27 Tyler O'Neill, R OBP: 0.302, SLG: 0.362	G1-3			46 HR BB				L9		3	1	0	0	1	1	0					
46 Paul Goldschmidt, R OBP: 0.417, SLG: 0.619	K			1-H HR				G3		4	2	2	3	0	1	0					
28 Nolan Arenado, R OBP: 0.359, SLG: 0.528	G6-3			F9				G5-3		4	0	0	0	0	0	0					
16 Nolan Gorman, L OBP: 0.305, SLG: 0.421	F9			K				K		4	0	0	0	0	2	0					
19 Tommy Edman, S OBP: 0.323, SLG: 0.374	F9			P6				G5-3		4	0	0	0	0	0	0					
33 Brendan Donovan, L OBP: 0.393, SLG: 0.378			G4-3					5 1B BB		1	0	0	0	2	0	0					
21 Lars Nootbaar, L OBP: 0.271, SLG: 0.358			F8					7 G5-4-3 1B		2	0	0	0	0	1	1					
5 Albert Pujols, R OBP: 0.307, SLG: 0.387					K			1-2 1B		1	0	1	0	0	0	0					
63 Edmundo Sosa, R OBP: 0.244, SLG: 0.270					L8			G5-4-3		0	0	0	0	0	0	0					
7 Andrew Knizner, R OBP: 0.298, SLG: 0.255					BB			1-2		2	0	0	0	1	0	3					
Inning Stats	R: 0 E: 0 K: 1 S: 6	H: 0 LOB: 0 BB: 0 P: 7	R: 0 E: 0 K: 0 S: 5	H: 0 LOB: 0 BB: 0 P: 10	R: 0 E: 0 K: 0 S: 8	H: 0 LOB: 1 BB: 1 P: 15	R: 2 E: 0 K: 1 S: 10	H: 1 LOB: 0 BB: 1 P: 19	R: 0 E: 0 K: 1 S: 9	H: 0 LOB: 1 BB: 1 P: 15	R: 1 E: 0 K: 2 S: 9	H: 1 LOB: 0 BB: 0 P: 13	R: 0 E: 0 K: 0 S: 12	H: 1 LOB: 2 BB: 1 P: 21	R: 0 E: 0 K: 0 S: 6	H: 0 LOB: 0 BB: 0 P: 10	R: 0 E: 0 K: 0 S: 5	H: 0 LOB: 0 BB: 0 P: 9	1B: 1 2B: 0 3B: 0 HR: 2	SF: 0 SAC: 0 DP: 1 HBP: 0	WP: 0 PA: 33 PB: 0 SB: 0 CS: 0
PITCHER	IP WLS BF H R ER SO BB IBB HBP BLK WP HR S P ERA WHIP	IP WLS BF H R ER SO BB IBB HBP BLK WP HR S P ERA WHIP	IP WLS BF H R ER SO BB IBB HBP BLK WP HR S P ERA WHIP	IP WLS BF H R ER SO BB IBB HBP BLK WP HR S P ERA WHIP	IP WLS BF H R ER SO BB IBB HBP BLK WP HR S P ERA WHIP	IP WLS BF H R ER SO BB IBB HBP BLK WP HR S P ERA WHIP	IP WLS BF H R ER SO BB IBB HBP BLK WP HR S P ERA WHIP	IP WLS BF H R ER SO BB IBB HBP BLK WP HR S P ERA WHIP	IP WLS BF H R ER SO BB IBB HBP BLK WP HR S P ERA WHIP	IP WLS BF H R ER SO BB IBB HBP BLK WP HR S P ERA WHIP	IP WLS BF H R ER SO BB IBB HBP BLK WP HR S P ERA WHIP	IP WLS BF H R ER SO BB IBB HBP BLK WP HR S P ERA WHIP	IP WLS BF H R ER SO BB IBB HBP BLK WP HR S P ERA WHIP	IP WLS BF H R ER SO BB IBB HBP BLK WP HR S P ERA WHIP	IP WLS BF H R ER SO BB IBB HBP BLK WP HR S P ERA WHIP	IP WLS BF H R ER SO BB IBB HBP BLK WP HR S P ERA WHIP	IP WLS BF H R ER SO BB IBB HBP BLK WP HR S P ERA WHIP	IP WLS BF H R ER SO BB IBB HBP BLK WP HR S P ERA WHIP	IP WLS BF H R ER SO BB IBB HBP BLK WP HR S P ERA WHIP		

Batter	1	2	3	4	5	6	7	8	9	AB	R	H	RBI	BB	SO	LOB	BOTTOM				
12 Tyler Naquin, L OBP: 0.310, SLG: 0.436	L6		28 SF9 19 HR 22 1B		22 CS 1B			P5		4	1	2	1	0	0	1	St. Louis Cardinals @ Cincinnati Reds Great American Ball Park, Cincinnati, OH Sun Jul 24 2022, 1:41 PM - 4:25 PM EDT Att: 18,813 - Overcast - 92 F				
22 Brandon Drury, R OBP: 0.332, SLG: 0.517	G4-3		19 HR 1B		CS			FC6-4 28 FC6-4		4	1	1	0	0	0	1					
28 Tommy Pham, R OBP: 0.321, SLG: 0.380	K		SF9 1B					FC6-4		3	0	0	1	0	2	1					
19 Joey Votto, L OBP: 0.324, SLG: 0.389	K		17 FC6-4 BB					F8		3	1	1	3	1	1	0					
17 Kyle Farmer, R OBP: 0.327, SLG: 0.382	G5-3		P3		FC6-4			K		4	0	0	0	0	1	1					
9 Mike Moustakas, L OBP: 0.300, SLG: 0.335	1B							G6-3		3	1	1	0	1	1	0					
4 Matt Reynolds, R OBP: 0.328, SLG: 0.362	F9		4 1B 12 1B BB		12 1B 22 CS 1B			G6-3		3	1	1	0	0	0	1					
15 Nick Senzel, R OBP: 0.313, SLG: 0.323			22 1B 28 SF9 12 1B 1B					G5-3		3	1	1	0	0	0	2					
26 Michael Papierski, S OBP: 0.287, SLG: 0.132	P5							22 FC6-4 BB		2	0	0	0	1	1	3					
Inning Stats	R: 0 E: 0 K: 1 S: 8	H: 0 LOB: 0 BB: 0 P: 13	R: 0 E: 0 K: 1 S: 13	H: 1 LOB: 1 BB: 0 P: 19	R: 4 E: 0 K: 0 S: 18	H: 4 LOB: 0 BB: 0 P: 23	R: 2 E: 0 K: 1 S: 17	H: 2 LOB: 0 BB: 1 P: 26	R: 0 E: 0 K: 1 S: 11	H: 0 LOB: 1 BB: 1 P: 19	R: 0 E: 0 K: 1 S: 7	H: 0 LOB: 0 BB: 0 P: 10	R: 0 E: 0 K: 0 S: 4	H: 0 LOB: 1 BB: 1 P: 10	R: 0 E: 0 K: 1 S: 12	H: 0 LOB: 0 BB: 0 P: 17		R: 0 E: 0 K: 1 S: 6	H: 0 LOB: 0 BB: 0 P: 9	1B: 6 2B: 0 3B: 0 HR: 1	SF: 1 SAC: 0 DP: 0 HBP: 0
PITCHER	IP WLS BF H R ER SO BB IBB HBP BLK WP HR S P ERA WHIP	IP WLS BF H R ER SO BB IBB HBP BLK WP HR S P ERA WHIP	IP WLS BF H R ER SO BB IBB HBP BLK WP HR S P ERA WHIP	IP WLS BF H R ER SO BB IBB HBP BLK WP HR S P ERA WHIP	IP WLS BF H R ER SO BB IBB HBP BLK WP HR S P ERA WHIP	IP WLS BF H R ER SO BB IBB HBP BLK WP HR S P ERA WHIP	IP WLS BF H R ER SO BB IBB HBP BLK WP HR S P ERA WHIP	IP WLS BF H R ER SO BB IBB HBP BLK WP HR S P ERA WHIP	IP WLS BF H R ER SO BB IBB HBP BLK WP HR S P ERA WHIP	IP WLS BF H R ER SO BB IBB HBP BLK WP HR S P ERA WHIP	IP WLS BF H R ER SO BB IBB HBP BLK WP HR S P ERA WHIP	IP WLS BF H R ER SO BB IBB HBP BLK WP HR S P ERA WHIP	IP WLS BF H R ER SO BB IBB HBP BLK WP HR S P ERA WHIP	IP WLS BF H R ER SO BB IBB HBP BLK WP HR S P ERA WHIP	IP WLS BF H R ER SO BB IBB HBP BLK WP HR S P ERA WHIP	IP WLS BF H R ER SO BB IBB HBP BLK WP HR S P ERA WHIP	IP WLS BF H R ER SO BB IBB HBP BLK WP HR S P ERA WHIP	IP WLS BF H R ER SO BB IBB HBP BLK WP HR S P ERA WHIP	IP WLS BF H R ER SO BB IBB HBP BLK WP HR S P ERA WHIP		

livebaseballscorecards.com



Batter	1	2	3	4	5	6	7	8	9	AB	R	H	RBI	BB	SO	LOB	TOP					
19 Tommy Edman, S OBP: 0.322, SLG: 0.371										5	0	0	0	0	3	3						
3 Dylan Carlson, S OBP: 0.329, SLG: 0.422										4	0	1	1	0	1	1						
27 Tyler O'Neill, R OBP: 0.293, SLG: 0.345										4	1	0	0	1	2	2						
5 Albert Pujols, R OBP: 0.321, SLG: 0.420										4	1	3	3	0	0	1						
33 Brendan Donovan, L (1, 5) OBP: 0.396, SLG: 0.377										3	1	2	0	1	1	1						
25 Corey Dickerson, L (1, 10) OBP: 0.288, SLG: 0.323										4	0	1	0	0	1	3						
21 Lars Nootbaar, L (1, 9) OBP: 0.296, SLG: 0.376										4	0	2	1	0	0	1						
16 Nolan Gorman, L (1, 4) OBP: 0.303, SLG: 0.430										4	2	2	1	0	1	3						
7 Andrew Knizner, R (1, 2) OBP: 0.296, SLG: 0.261										4	1	2	0	0	1	3						
Inning Stats	R: 0 E: 0 K: 1 S: 11	H: 0 LOB: 0 BB: 0 P: 16	R: 0 E: 0 K: 2 S: 13	H: 1 LOB: 1 BB: 0 P: 19	R: 1 E: 0 K: 2 S: 15	H: 2 LOB: 1 BB: 0 P: 23	R: 1 E: 0 K: 0 S: 7	H: 3 LOB: 1 BB: 0 P: 8	R: 4 E: 0 K: 1 S: 18	H: 4 LOB: 1 BB: 1 P: 29	R: 0 E: 0 K: 1 S: 8	H: 1 LOB: 0 BB: 0 P: 12	R: 0 E: 0 K: 0 S: 6	H: 0 LOB: 0 BB: 0 P: 12	R: 0 E: 0 K: 1 S: 16	H: 2 LOB: 2 BB: 1 P: 25	R: 0 E: 0 K: 2 S: 8	H: 0 LOB: 0 BB: 0 P: 11	1B: 7 2B: 5 3B: 0 HR: 2	SF: 0 SAC: 0 DP: 1 HBP: 1	WP: 0 PB: 0 SB: 1 CS: 1	PA: 40
PITCHER	IP WLS BF H R ER SO BB IBB HBP BLK WP HR S P ERA WHIP																					
34 Kevin Gausman, R (1, 1) ERA: 3.3	4.2 L 21 8 5 5 6 1 0 0 0 0 0 1 56 86 9.64 1.929																					
33 Trevor Richards, R (5, 1) ERA: 5.59	1.1 7 3 1 1 1 0 0 0 0 0 0 1 16 21 6.75 2.250																					
38 Jeremy Beasley, R (7, 1) ERA: 4.8	1.0 3 0 0 0 0 0 0 0 1 0 0 0 6 12 0.00 0.000																					
43 Anthony Banda, L (8, 1) ERA: 6.12	1.0 5 2 0 0 1 1 0 0 0 0 0 0 16 25 0.00 3.000																					
35 David Phelps, R (9, 1) ERA: 2.52	1.0 3 0 0 0 2 0 0 0 0 0 0 0 8 11 0.00 0.000																					

St. Louis Cardinals @ Toronto Blue Jays
Rogers Centre, Toronto, ON
Wed Jul 27 2022, 7:10 PM - 10:05 PM EDT
Att: 36,666 - Cloudy - 73 F

AB 36
R 6
H 13
RBI 6
BB 2
SO 10
LOB 18

Batter	1	2	3	4	5	6	7	8	9	AB	R	H	RBI	BB	SO	LOB	BOTTOM					
4 George Springer, R (1, 8) OBP: 0.332, SLG: 0.475										4	0	0	0	0	2	2						
27 Vladimir Guerrero Jr., R (1, 3) OBP: 0.333, SLG: 0.469										4	1	2	0	0	1	0						
30 Alejandro Kirk, R (1, 10) OBP: 0.390, SLG: 0.484										4	0	0	0	0	2	2						
11 Bo Bichette, R (1, 6) OBP: 0.305, SLG: 0.420										4	0	1	1	0	2	0						
37 Teoscar Hernández, R (1, 9) OBP: 0.329, SLG: 0.489										3	0	0	0	0	0	1						
8 Cavan Biggio, L (1, 4) OBP: 0.351, SLG: 0.370										3	0	0	0	0	2	0						
26 Matt Chapman, R (1, 5) OBP: 0.317, SLG: 0.446										3	0	1	0	0	2	0						
9 Danny Jansen, R (1, 2) OBP: 0.300, SLG: 0.580										3	0	0	0	0	0	1						
15 Raimel Tapia, L (1, 7) OBP: 0.309, SLG: 0.416										3	0	1	0	0	0	0						
Inning Stats	R: 0 E: 0 K: 0 S: 7	H: 1 LOB: 0 BB: 0 P: 8	R: 0 E: 0 K: 2 S: 8	H: 0 LOB: 0 BB: 0 P: 11	R: 0 E: 0 K: 1 S: 14	H: 0 LOB: 0 BB: 0 P: 19	R: 1 E: 0 K: 1 S: 13	H: 2 LOB: 1 BB: 0 P: 19	R: 0 E: 0 K: 2 S: 14	H: 2 LOB: 2 BB: 0 P: 22	R: 0 E: 0 K: 1 S: 8	H: 0 LOB: 0 BB: 0 P: 11	R: 0 E: 0 K: 1 S: 6	H: 0 LOB: 0 BB: 0 P: 9	R: 0 E: 0 K: 1 S: 10	H: 0 LOB: 0 BB: 0 P: 11	R: 0 E: 0 K: 2 S: 10	H: 0 LOB: 0 BB: 0 P: 12	1B: 4 2B: 2 3B: 0 HR: 0	SF: 0 SAC: 0 DP: 1 HBP: 0	WP: 0 PB: 0 SB: 1 CS: 0	PA: 31
PITCHER	IP WLS BF H R ER SO BB IBB HBP BLK WP HR S P ERA WHIP																					
50 Adam Wainwright, R (1, 1) ERA: 3.28	7.0 W 25 5 1 1 8 0 0 0 0 0 0 0 10 11 1.29 0.714																					
65 Giovanny Gallegos, R (8, 1) ERA: 3.52	1.0 3 0 0 0 1 0 0 0 0 0 0 0 10 11 0.00 0.000																					
56 Ryan Heiseley, R (9, 1) ERA: 0.65	1.0 3 0 0 0 2 0 0 0 0 0 0 0 10 12 0.00 0.000																					

St. Louis Cardinals @ Toronto Blue Jays
Rogers Centre, Toronto, ON
Wed Jul 27 2022, 7:10 PM - 10:05 PM EDT
Att: 36,666 - Cloudy - 73 F

AB 31
R 1
H 5
RBI 1
BB 0
SO 11
LOB 6

Batter	1	2	3	4	5	6	7	8	9	AB	R	H	RBI	BB	SO	LOB	TOP					
3 Dylan Carlson, S OBP: 0.325, SLG: 0.416										4	0	0	1	0	1	2	St. Louis Cardinals @ Washington Nationals Nationals Park, Washington, DC Fri Jul 29 2022, 7:06 PM - 9:47 PM EDT Att: 30,170 - Cloudy - 78 F					
27 Tyler O'Neill, R OBP: 0.292, SLG: 0.340										3	1	0	0	1	2	1						
46 Paul Goldschmidt, R OBP: 0.415, SLG: 0.615										4	0	1	1	0	1	0						
28 Nolan Arenado, R OBP: 0.358, SLG: 0.523										3	1	0	0	1	1	1						
5 Albert Pujols, R OBP: 0.314, SLG: 0.410										4	0	0	0	0	1	1						
16 Nolan Gorman, L OBP: 0.302, SLG: 0.443										4	1	1	2	0	1	0						
21 Lars Nootbaar, L OBP: 0.294, SLG: 0.400										4	1	1	1	0	2	0						
7 Andrew Knizner, R OBP: 0.300, SLG: 0.266										4	1	2	0	0	1	0						
19 Tommy Edman, S OBP: 0.322, SLG: 0.370										3	1	1	0	0	0	1						
Inning Stats	R: 0 E: 0 K: 1 S: 10	H: 1 LOB: 1 BB: 0 P: 15	R: 0 E: 0 K: 1 S: 7	H: 0 LOB: 0 BB: 0 P: 10	R: 3 E: 0 K: 0 S: 18	H: 2 LOB: 0 BB: 1 P: 32	R: 0 E: 0 K: 0 S: 5	H: 0 LOB: 0 BB: 0 P: 7	R: 0 E: 0 K: 1 S: 9	H: 1 LOB: 1 BB: 0 P: 14	R: 3 E: 0 K: 1 S: 18	H: 2 LOB: 0 BB: 1 P: 31	R: 0 E: 0 K: 1 S: 8	H: 0 LOB: 0 BB: 0 P: 11	R: 0 E: 0 K: 2 S: 9	H: 0 LOB: 0 BB: 0 P: 11		R: 0 E: 0 K: 3 S: 9	H: 0 LOB: 0 BB: 0 P: 12	1B: 4 2B: 0 3B: 0 HR: 2	SF: 0 SAC: 0 DP: 0 HBP: 0	WP: 1 PB: 0 SB: 3 CS: 0
PITCHER	IP WLS BF H R ER SO BB IBB HBP BLK WP HR S P ERA WHIP																					
19 Anibal Sánchez, R ERA: 7.47	(1, 1) 5.2 L 25 6 6 6 4 2 0 0 0 0 1 2 66 108 9.53 1.412																					
51 Jordan Weems, R ERA: 5.3	(6, 1) 1.1 4 0 0 0 1 0 0 0 0 0 0 9 12 0.00 0.000																					
64 Victor Arano, R ERA: 4.61	(8, 1) 1.0 3 0 0 0 2 0 0 0 0 0 0 9 11 0.00 0.000																					
73 Hunter Harvey, R ERA: 2.79	(9, 1) 1.0 3 0 0 0 3 0 0 0 0 0 0 9 12 0.00 0.000																					

Batter	1	2	3	4	5	6	7	8	9	AB	R	H	RBI	BB	SO	LOB	BOTTOM					
16 Victor Robles, R OBP: 0.295, SLG: 0.313										4	0	0	0	0	1	2	St. Louis Cardinals @ Washington Nationals Nationals Park, Washington, DC Fri Jul 29 2022, 7:06 PM - 9:47 PM EDT Att: 30,170 - Cloudy - 78 F					
1 César Hernández, S OBP: 0.305, SLG: 0.309										4	1	1	0	0	1	0						
22 Juan Soto, L OBP: 0.399, SLG: 0.478										4	0	1	0	0	0	1						
19 Josh Bell, S OBP: 0.390, SLG: 0.493										2	1	2	1	1	0	0						
23 Nelson Cruz, R OBP: 0.316, SLG: 0.345										4	0	1	0	0	0	3						
29 Yadiel Hernández, L OBP: 0.311, SLG: 0.417										4	0	1	0	0	1	4						
2 Luis García Jr., L OBP: 0.293, SLG: 0.422										3	0	1	1	0	1	2						
20 Keibert Ruiz, S OBP: 0.310, SLG: 0.343										4	0	1	0	0	0	3						
5 Ehire Adrianza, S OBP: 0.264, SLG: 0.210										4	0	0	0	0	1	3						
Inning Stats	R: 0 E: 0 K: 1 S: 5	H: 0 LOB: 0 BB: 0 P: 7	R: 1 E: 0 K: 0 S: 9	H: 2 LOB: 1 BB: 0 P: 14	R: 0 E: 0 K: 1 S: 11	H: 0 LOB: 0 BB: 0 P: 14	R: 0 E: 0 K: 1 S: 9	H: 1 LOB: 2 BB: 1 P: 18	R: 0 E: 0 K: 1 S: 7	H: 0 LOB: 0 BB: 0 P: 9	R: 1 E: 0 K: 0 S: 8	H: 1 LOB: 0 BB: 0 P: 13	R: 0 E: 0 K: 0 S: 12	H: 2 LOB: 2 BB: 0 P: 16	R: 0 E: 0 K: 0 S: 13	H: 1 LOB: 1 BB: 0 P: 17		R: 0 E: 0 K: 1 S: 8	H: 1 LOB: 1 BB: 0 P: 12	1B: 7 2B: 1 3B: 0 HR: 0	SF: 2 SAC: 0 DP: 0 HBP: 0	WP: 0 PB: 0 SB: 1 CS: 0
PITCHER	IP WLS BF H R ER SO BB IBB HBP BLK WP HR S P ERA WHIP																					
39 Miles Mikolas, R ERA: 2.86	(1, 1) 7.0 W 28 6 2 2 4 1 0 0 0 0 0 61 91 2.57 1.000																					
92 Génesis Cabrera, L ERA: 2.52	(8, 1) 1.0 4 1 0 0 0 0 0 0 0 0 0 13 17 0.00 1.000																					
65 Giovanni Gallegos, R ERA: 3.43	(9, 1) 1.0 4 1 0 0 1 0 0 0 0 0 0 8 12 0.00 1.000																					

Batter	1	2	3	4	5	6	7	8	9	AB	R	H	RBI	BB	SO	LOB	TOP										
3 Dylan Carlson, S OBP: 0.318, SLG: 0.405										5	0	0	1	0	1	3											
33 Brendan Donovan, L OBP: 0.394, SLG: 0.373										4	0	1	0	1	0	0											
46 Paul Goldschmidt, R OBP: 0.499, SLG: 0.693										5	0	0	0	0	3	3											
28 Nolan Arenado, R OBP: 0.358, SLG: 0.524										4	0	0	0	0	1	2											
16 Nolan Gorman, L OBP: 0.314, SLG: 0.444										2	1	1	0	2	1	1											
21 Lars Nootbaar, L OBP: 0.299, SLG: 0.391										3	1	0	0	1	1	2											
11 Paul DeJong, R OBP: 0.213, SLG: 0.286										4	1	1	1	0	2	4											
25 Corey Dickerson, L OBP: 0.276, SLG: 0.361										4	2	3	3	0	1	1											
35 Austin Romine, R OBP: 0.222, SLG: 0.206										4	0	1	0	0	0	2											
Inning Stats	R: 0 E: 0 K: 1 S: 7	H: 0 LOB: 0 BB: 0 P: 9	R: 0 E: 0 K: 3 S: 13	H: 1 LOB: 1 BB: 0 P: 20	R: 1 E: 0 K: 1 S: 10	H: 2 LOB: 1 BB: 0 P: 20	R: 3 E: 0 K: 0 S: 13	H: 2 LOB: 1 BB: 2 P: 30	R: 0 E: 0 K: 1 S: 9	H: 0 LOB: 1 BB: 0 P: 16	R: 1 E: 0 K: 0 S: 15	H: 2 LOB: 1 BB: 0 P: 20	R: 0 E: 0 K: 0 S: 10	H: 0 LOB: 0 BB: 0 P: 12	R: 0 E: 0 K: 2 S: 12	H: 0 LOB: 1 BB: 1 P: 17	R: 0 E: 1 K: 2 S: 13	H: 0 LOB: 2 BB: 1 P: 21	1B: 3 2B: 2 3B: 0 HR: 2	SF: 0 SAC: 0 DP: 0 HBP: 1	WP: 1 PB: 0 SB: 0 CS: 0	PA: 40					
PITCHER	IP	WLS	BF	H	R	ER	SO	BB	IBB	HBP	BLK	WP	HR	S	P	ERA	WHIP										
40 Josiah Gray, R ERA: 4.59	5.0	L	23	5	4	4	6	2	0	1	0	1	1	52	95	7.20	1.400										
51 Jordan Weems, R ERA: 5.23	2.0		8	2	1	1	0	0	0	0	0	0	1	25	32	4.50	1.000										
33 Steve Cishek, R ERA: 3.65	1.0		4	0	0	0	2	1	0	0	0	0	0	12	17	0.00	1.000										
77 Cory Abbott, R ERA: 2.25	1.0		5	0	0	0	2	1	0	0	0	0	0	13	21	0.00	1.000										

St. Louis Cardinals @ Washington Nationals
Nationals Park, Washington, DC
Sun Jul 31 2022, 1:38 PM - 4:26 PM EDT
Att: 28,738 - Cloudy - 86 F

AB 35
R 5
H 7
RBI 5
BB 4
SO 10
LOB 18



Batter	1	2	3	4	5	6	7	8	9	AB	R	H	RBI	BB	SO	LOB	BOTTOM										
28 Lane Thomas, R OBP: 0.284, SLG: 0.388										4	0	1	0	0	1	1											
1 César Hernández, S OBP: 0.307, SLG: 0.307										4	0	0	0	0	2	3											
22 Juan Soto, L OBP: 0.403, SLG: 0.475										3	0	0	0	1	1	2											
19 Josh Bell, S OBP: 0.385, SLG: 0.493										4	0	0	0	0	1	3											
23 Nelson Cruz, R OBP: 0.316, SLG: 0.347										3	0	1	0	0	2	0											
29 Yadiel Hernández, L OBP: 0.372, SLG: 0.475										3	0	1	0	0	1	0											
2 Luis García Jr., L OBP: 0.288, SLG: 0.411										3	0	0	0	0	1	2											
Ehire Adrianza, S OBP: 0.255, SLG: 0.202										3	0	0	0	0	0	2											
3B Tres Barrera, R OBP: 0.227, SLG: 0.150										3	0	2	0	0	1	0											
Inning Stats	R: 0 E: 0 K: 1 S: 8	H: 2 LOB: 1 BB: 0 P: 15	R: 0 E: 0 K: 0 S: 7	H: 2 LOB: 0 BB: 0 P: 8	R: 0 E: 0 K: 2 S: 9	H: 0 LOB: 0 BB: 0 P: 11	R: 0 E: 0 K: 1 S: 8	H: 0 LOB: 0 BB: 0 P: 13	R: 0 E: 0 K: 1 S: 10	H: 0 LOB: 0 BB: 0 P: 15	R: 0 E: 0 K: 0 S: 5	H: 1 LOB: 0 BB: 0 P: 7	R: 0 E: 0 K: 2 S: 10	H: 0 LOB: 0 BB: 0 P: 15	R: 0 E: 0 K: 1 S: 6	H: 0 LOB: 0 BB: 0 P: 9	R: 0 E: 0 K: 2 S: 12	H: 2 LOB: 2 BB: 0 P: 19	1B: 4 2B: 2 3B: 0 HR: 0	SF: 0 SAC: 0 DP: 2 HBP: 0	WP: 0 PB: 0 SB: 0 CS: 0	PA: 31					
PITCHER	IP	WLS	BF	H	R	ER	SO	BB	IBB	HBP	BLK	WP	HR	S	P	ERA	WHIP										
53 Andre Pallante, R ERA: 3.18	8.0	W	28	5	0	0	8	1	0	0	0	0	0	65	96	0.00	0.750										
56 Ryan Helsley, R ERA: 0.64	1.0		3	0	0	0	2	0	0	0	0	0	0	10	16	0.00	0.000										

St. Louis Cardinals @ Washington Nationals
Nationals Park, Washington, DC
Sun Jul 31 2022, 1:38 PM - 4:26 PM EDT
Att: 28,738 - Cloudy - 86 F

AB 30
R 0
H 5
RBI 0
BB 1
SO 10
LOB 13



Batter	1	2	3	4	5	6	7	8	9	AB	R	H	RBI	BB	SO	LOB	TOP										
66 Rafael Ortega, L (1, 8) OBP: 0.322, SLG: 0.352			C FC 71 B FF 88 B CH 82 B CH 82 F FC 86 C CU 71 F CU 72 X FC 84	F7		C FC 82 X CU 72	F8	C SI 91 X SI 99	G4-3	4	0	1	0	0	0	1											
40 Wilson Contreras, R (1, 10) OBP: 0.369, SLG: 0.469	C FC 84 B SI 89 B SI 89 X CU 73	F9	F SI 88 B CU 72 X SI 89	3B		C CU 71 B SI 86 H FF 86	HBP	H SI 97	HBP	2	0	1	0	0	0	1											
27 Seiya Suzuki, R (1, 9) OBP: 0.329, SLG: 0.436	B FC 86 S FC 85 I SAFE D CU 73 B SI 89 S CU 73	K	X FC 82	F9		C FF 87 F SI 89 X CU 74	F8	B SI 98 C SI 94 C ST 84 C ST 84 S SI 86 S SI 86	K	4	0	0	0	0	2	4											
8 Ian Happ, S (1, 7) OBP: 0.357, SLG: 0.431		B CS 88 B FC 84 F FF 88 F FF 88 B FF 87 S CU 72	K		B SI 85 F FF 86 B CU 71 B CH 80 F CU 70 F CU 73 X FF 86	G4-3		X CU 71	FC4-6	4	0	0	0	0	2	2											
2 Nico Hoerner, R (1, 6) OBP: 0.337, SLG: 0.416		B FC 84 C SI 86 B FC 84 C CU 72 X SI 87	F9		F FF 89 B FC 84 C CU 73 X FC 82	G4-3		C FC 81 X FF 88	F9	4	0	1	0	0	0	1											
16 Patrick Wisdom, R (1, 5) OBP: 0.317, SLG: 0.451		C FF 88 B SI 89 S CU 72 X FF 90	1B		B FC 83 C CU 73 S FC 84 X SI 90	P4		B CU 71 S FC 82 X CU 72	F9	4	0	1	0	0	1	1											
18 Frank Schwindel, R (1, 3) OBP: 0.283, SLG: 0.369		S FC 82 D CU 74 F FC 83 X FC 81	1B		C CU 70 X FC 84	G6-3		C FF 88 B FC 82 B FC 82 X CU 74	G1	4	0	1	0	0	0	1											
7 Yan Gomes, R (1, 2) OBP: 0.246, SLG: 0.348		F FF 88 F CU 74 C FC 83	K		B SI 88 B FC 82 X FC 83	1B		B FF 88 B SI 89 C FC 82 X CU 72	1B	3	0	2	0	0	1	2											
6 Zach McKinstry, L (1, 4) OBP: 0.222, SLG: 0.267			G4-3		C FC 82 X FF 87	L9		B CU 70 B CU 71 B SI 89 F CU 72 C CU 72	K	3	0	0	0	0	1	2											
Inning Stats	R: 0 E: 0 K: 1 S: 8	H: 1 LOB: 1 BB: 0 P: 15	R: 0 E: 0 K: 2 S: 16	H: 2 LOB: 2 BB: 0 P: 24	R: 0 E: 0 K: 0 S: 9	H: 1 LOB: 1 BB: 0 P: 14	R: 0 E: 0 K: 0 S: 10	H: 0 LOB: 0 BB: 0 P: 17	R: 0 E: 0 K: 0 S: 8	H: 1 LOB: 1 BB: 0 P: 10	R: 0 E: 0 K: 0 S: 7	H: 0 LOB: 1 BB: 0 P: 9	R: 0 E: 0 K: 1 S: 9	H: 1 LOB: 0 BB: 0 P: 17	R: 0 E: 0 K: 2 S: 10	H: 0 LOB: 1 BB: 0 P: 13	R: 0 E: 0 K: 1 S: 9	H: 1 LOB: 0 BB: 0 P: 12	1B: 6 2B: 1 3B: 1 HR: 0	SF: 0 SAC: 0 DP: 2 HBP: 2	WP: 0 PB: 0 SB: 0 CS: 1	PA: 34					
PITCHER	IP	WLS	BF	H	R	ER	SO	BB	IBB	HBP	BLK	WP	HR	S	P	ERA	WHIP										
50 Adam Wainwright, R (1, 1) ERA: 3.11	7.0	W	27	6	0	0	4	0	0	1	0	0	0	67	106	0.00	0.857										
12 Jordan Hicks, R (8, 1) ERA: 4.53	1.0		4	0	0	0	2	0	0	1	0	0	0	10	13	0.00	0.000										
30 Chris Stratton, R (9, 1) ERA: 4.97	1.0		3	1	0	0	1	0	0	0	0	0	0	9	12	0.00	1.000										

Chicago Cubs @ St. Louis Cardinals
 Busch Stadium, St. Louis, MO
 Tue Aug 02 2022, 6:48 PM - 9:24 PM CDT
 Att. 44,344 - Clear - 85 F

AB 32
 R 0
 H 7
 RBI 0
 BB 0
 SO 7
 LOB 15



Batter	1	2	3	4	5	6	7	8	9	AB	R	H	RBI	BB	SO	LOB	BOTTOM										
3 Dylan Carlson, S (1, 8) OBP: 0.317, SLG: 0.413	B FF 92 C SI 92 B CH 87 X FF 93	L8	B CU 80 I SAFE B FF 92 F FC 90 X FF 91	P5	F FC 86 X FF 90	G6-3		C CU 80 X CU 79		4	1	1	2	0	0	1											
16 Nolan Gorman, L (1, 10) OBP: 0.313, SLG: 0.446	C FF 93 L FC 90 B CH 86 C FC 88	K	I SAFE I SAFE B FF 92 C FC 86 B CH 86 B FC 88 C FC 88 I SAFE X FF 93	46 1B	X CU 79	G1-3		B FF 92 B SI 93 B FF 93 B FF 92 S FF 92 X FF 92	F7	4	1	1	0	0	1	0											
46 Paul Goldschmidt, R (1, 3) OBP: 0.412, SLG: 0.611	B FF 94 B FF 93 C SI 93 B ST 86	BB	X CU 80	28 L6-3 1B	S FF 92 B SI 91 B FC 88 X FF 92	HR		C FC 86 B SI 91 B FC 88 B FF 96	K	3	1	2	3	1	1	0											
28 Nolan Arenado, R (1, 5) OBP: 0.359, SLG: 0.532	C FF 93 X FF 95	L9	B SI 92 F FF 92 B SI 91 S FF 93 X FF 93	L6-3	B FF 92 B FC 88 B FF 92 X FF 93	HR		B FF 94 X FF 93	HR	4	1	2	1	0	0	2											
11 Paul DeJong, R (1, 6) OBP: 0.204, SLG: 0.273		F9	B CU 78 X FF 91	F7	C FF 92 B SI 91 I SAFE X ST 92	L4		C FC 84 F SI 79 B FF 94 B FF 95 S FF 93	K	4	0	0	0	0	1	1											
21 Lars Nootbaar, L (1, 9) OBP: 0.321, SLG: 0.407	C FF 92 C CU 80 B FC 86 X FF 93	25 1B	B FF 92 C CU 79 S FC 87 X FF 92	25 G4-3 1B	X FF 91	1B		B FF 93 B SI 93 B FF 93 B FF 92 S FF 93 X FF 93	BB	3	0	3	0	1	0	0											
25 Corey Dickerson, L (1, 7) OBP: 0.275, SLG: 0.358	B FF 92 C FC 88 B CH 87 F FF 92 X ST 83	G6-4-3 1B	C FC 86 B FC 86 B FF 94 X CH 87	G4-3	F FF 93 B SI 91 X CH 88	G6-3		B FF 93 B SI 93 B FF 92 B FF 92 X FF 92	G4-6-3	4	0	1	0	0	0	4											
4 Yadier Molina, R (1, 2) OBP: 0.218, SLG: 0.286	F FC 88 X SI 92	G6-4-3	F FC 88 X FF 92	F9		F9		B FF 93 B SI 79 F FF 94 X SI 83	P3	4	0	0	0	0	1	3											
19 Tommy Edman, S (1, 4) OBP: 0.322, SLG: 0.367		16 2B 46 1B	X FF 92	3 HR	B CU 78 B FF 90 D FF 91	F8		X FF 94		2	2	1	0	1	0	0											
Inning Stats	R: 0 E: 0 K: 1 S: 10	H: 0 LOB: 1 BB: 1 P: 17	R: 0 E: 0 K: 0 S: 11	H: 2 LOB: 1 BB: 0 P: 17	R: 2 E: 0 K: 0 S: 11	H: 3 LOB: 0 BB: 0 P: 18	R: 0 E: 0 K: 0 S: 10	H: 1 LOB: 1 BB: 0 P: 15	R: 3 E: 0 K: 0 S: 10	H: 4 LOB: 2 BB: 1 P: 22	R: 0 E: 0 K: 0 S: 5	H: 0 LOB: 0 BB: 0 P: 7	R: 1 E: 0 K: 2 S: 10	H: 1 LOB: 0 BB: 0 P: 19	R: 0 E: 0 K: 1 S: 9	H: 0 LOB: 0 BB: 1 P: 18	1B: 7 2B: 2 3B: 0 HR: 3	SF: 0 SAC: 0 DP: 3 HBP: 0	WP: 0 PB: 0 SB: 0 CS: 0	PA: 35							
PITCHER	IP	WLS	BF	H	R	ER	SO	BB	IBB	HBP	BLK	WP	HR	S	P	ERA	WHIP										
71 Keegan Thompson, R (1, 1) ERA: 3.48	4.2	L	24	10	5	5	1	2	0	0	0	0	2	50	86	9.64	2.571										
59 Michael Rucker, R (5, 1) ERA: 4.97	1.1		4	0	0	0	0	0	0	0	0	0	0	7	10	0.00	0.000										
51 Anderson Espinoza, R (7, 1) ERA: 3.08	2.0		7	1	1	1	3	1	0	0	0	0	1	19	37	4.50	1.000										

Chicago Cubs @ St. Louis Cardinals
 Busch Stadium, St. Louis, MO
 Tue Aug 02 2022, 6:48 PM - 9:24 PM CDT
 Att. 44,344 - Clear - 85 F

AB 32
 R 6
 H 11
 RBI 6
 BB 3
 SO 4
 LOB 11



Batter	1	2	3	4	5	6	7	8	9	AB R H RBI BB SO LOB	TOP				
66 Rafael Ortega, L (1,8) OBP: 0.326, SLG: 0.361	P5		X CU 78 0-0		B SI 93 1-1 F FF 93 1-1 X CU 79 1-1		B FF 95 2-0 B SL 89 1-3 X SI 93 1-3		C FF 100 1-2 F FF 101 1-2 B CU 82 1-2 X FF 102 1-2	5 0 3 0 0 0 1	Chicago Cubs @ St. Louis Cardinals Busch Stadium, St. Louis, MO Thu Aug 04 2022, 12:18 PM - 3:08 PM CDT Att: 41,734 - Cloudy - 82 F				
40 Wilson Contreras, R (1,2) OBP: 0.370, SLG: 0.471	HR		B SL 87 2-2 F FF 93 2-2 F SL 88 2-2 B SI 95 2-2 X FF 94 2-2		C SL 87 0-1 X SI 93 0-1		S SI 93 0-1 X SI 93 0-1	C FF 100 1-3 B FF 100 1-3 F FF 100 1-3 S SL 91 1-3	5 2 2 1 0 1 4						
8 Ian Happ, S (1,10) OBP: 0.353, SLG: 0.426	K			S FF 94 1-3 B SL 88 1-3 F CU 77 1-3 C SI 94 1-3		C FF 94 1-3 B SL 88 1-3 D CU 78 1-3 S FF 94 1-3			4 0 0 0 0 3 3						
27 Seiya Suzuki, R (1,9) OBP: 0.328, SLG: 0.433	K			S FF 94 2-3 B CU 78 2-3 S SL 88 2-3 F FF 95 2-3 S SI 96 2-3		C CU 76 0-1 X SL 87 0-1		C FF 94 2-2 B SL 85 2-2 B FF 93 2-2 F FF 93 2-2 S SL 86 2-2	4 1 1 1 0 2 0						
2 Nico Hoerner, R (1,6) OBP: 0.339, SLG: 0.417	P3			F FF 96 0-2 B CU 79 0-2 X SL 88 0-2		D CU 76 1-0 X SL 88 1-0		X FF 94 0-0	4 0 2 0 0 0 1						
16 Patrick Wisdom, R (1,3) OBP: 0.314, SLG: 0.447	K			S SL 89 2-3 F FF 94 2-3 B SL 90 2-3 S CU 78 2-3		C SI 91 2-1 B SL 88 2-1 F FF 97 2-1 X SL 87 2-1		F FF 94 1-3 S FF 94 1-3 F FF 93 1-3 S SL 86 1-3	3 0 0 1 0 2 2						
6 Zach McKinstry, L (1,5) OBP: 0.182, SLG: 0.211	G4-3			F FF 94 2-2 B CU 78 2-2 F FF 95 2-2 X FF 96 2-2		B CU 78 2-1 B SL 88 2-1 C SI 93 2-1 X FF 94 2-1		B FF 95 3-2 F FF 95 3-2 B SL 84 3-2 F FF 94 3-2 B FF 93 3-2 X FF 94 3-2	4 0 0 0 0 0 2						
4 Nelson Velázquez, R (1,7) OBP: 0.299, SLG: 0.481			L8		B CU 78 4-1 B SL 88 4-1 S FF 96 4-1 F FF 97 4-1 B CU 78 4-1 B FF 94 4-1		F SI 93 3-2 B SL 88 3-2 F FF 97 3-2 X FF 97 3-2		C SL 87 1-3 B SL 86 1-3 S SL 91 1-3	3 0 0 0 1 1 0					
David Bote, R (1,4) OBP: 0.322, SLG: 0.370	G6-3				F FF 93 0-1 X FF 94 0-1		F FF 97 2-2 B CU 78 2-2 C FF 97 2-2 X FF 97 2-2		X FF 99 0-0	4 0 1 0 0 0 1					
Inning Stats	R: 1 H: 1 E: 0 K: 2 S: 10	H: 1 LOB: 0 BB: 0 P: 16	R: 0 H: 0 E: 0 K: 1 S: 8	H: 0 LOB: 0 BB: 0 P: 14	R: 0 H: 1 E: 0 K: 0 S: 8	H: 1 LOB: 1 BB: 0 P: 14	R: 0 H: 0 E: 0 K: 2 S: 10	H: 3 LOB: 1 BB: 0 P: 16	R: 0 H: 2 E: 0 K: 0 S: 11	H: 0 LOB: 1 BB: 0 P: 19		R: 0 H: 1 E: 0 K: 2 S: 12	H: 1 LOB: 1 BB: 0 P: 15	1B: 6 2B: 2 3B: 0 HR: 1	SF: 1 SAC: 0 DP: 0 HBP: 0
PITCHER	IP WLS BF H R ER SO BB IBB HBP BLK WP HR S P ERA WHIP	PITCHER										IP WLS BF H R ER SO BB IBB HBP BLK WP HR S P ERA WHIP			
39 Miles Mikolas, R (1,1) ERA: 2.92	6.1 28 8 3 3 6 1 0 0 0 0 1 61 101 4.26 1.421														
James Naito, R (7,1) ERA: 3.35	0.2 2 0 0 0 0 0 0 0 0 0 0 4 5 0.00 0.000														
65 Giovanni Gallegos, R (8,1) ERA: 3.35	1.0 4 0 0 0 1 0 0 0 0 0 0 12 18 0.00 0.000														
56 Ryan Helsley, R (9,1) ERA: 0.62	1.0 W 4 1 0 0 2 0 0 0 0 0 0 0 12 15 0.00 1.000														

AB	36
R	3
H	9
RBI	3
BB	1
SO	9
LOB	14



Batter	1	2	3	4	5	6	7	8	9	AB R H RBI BB SO LOB	BOTTOM								
3 Dylan Carlson, S (1,8) OBP: 0.314, SLG: 0.408	G5-3		B SV 82 1-1 X SI 92 1-1			C SI 92 0-2 X SL 85 0-2		C SL 84 2-2 D SL 84 2-2 F FF 95 2-2 X FF 95 2-2		4 0 0 0 0 0 3	Chicago Cubs @ St. Louis Cardinals Busch Stadium, St. Louis, MO Thu Aug 04 2022, 12:18 PM - 3:08 PM CDT Att: 41,734 - Cloudy - 82 F								
16 Nolan Gorman, L (1,4) OBP: 0.312, SLG: 0.457	G3			B SI 91 1-0 X SI 91 1-0		X SL 86 0-0		C SL 86 1-3 F FF 94 1-3 S FF 94 1-3		4 1 1 1 0 1 1									
46 Paul Goldschmidt, R (1,3) OBP: 0.410, SLG: 0.616	P3			C SV 86 0-1 X SV 85 0-1		C SV 84 3-2 B SI 91 3-2 F FF 95 3-2 B SI 88 3-2 F FF 94 3-2 B SI 88 3-2 F FF 94 3-2		C FF 94 1-2 B SL 85 1-2 X FF 95 1-2		4 1 1 1 0 0 0									
28 Nolan Arenado, R (1,10) OBP: 0.360, SLG: 0.533	G4-3				C SI 91 2-3 B SI 82 2-3 S SV 86 2-3 C SV 86 2-3		X SV 83 0-0		B FF 96 4-1 B CH 89 4-1 B SL 85 4-1			3 2 1 0 1 1 0							
11 Paul DeJong, R (1,6) OBP: 0.206, SLG: 0.264	K				C SV 83 1-3 B SV 84 1-3 S SI 91 1-3		S SI 92 0-1 X SI 92 0-1		B SL 85 4-0 B SI 94 4-0 B FF 94 4-0			3 0 0 0 1 2 1							
21 Lars Nootbaar, L (1,9) OBP: 0.319, SLG: 0.405	G1-3				B SI 92 3-2 B SI 92 3-2 X SI 93 3-2		X FC 91 0-0		C SI 93 2-2 B SI 95 2-2 S CH 89 2-2 X FF 94 2-2			3 0 1 2 0 1 0							
25 Corey Dickerson, L (1,7) OBP: 0.272, SLG: 0.353					F SI 93 1-1 B SI 91 1-1 X FS 87 1-1		C FF 94 1-2 X FF 94 1-2					2 0 0 0 0 1 0							
27 Tyler O'Neill, R (7,PH) OBP: 0.297, SLG: 0.350	K											1 0 0 0 0 0 0							
7 Andrew Knizner, R (1,2) OBP: 0.303, SLG: 0.266												2 0 0 0 0 1 0							
19 Tommy Edman, S (8,PH) OBP: 0.321, SLG: 0.366	G6-3											1 0 0 0 0 0 0							
33 Brendan Donovan, L (1,5) OBP: 0.399, SLG: 0.378											2 0 2 0 0 0 0								
5 Albert Pujols, R (8,PH) OBP: 0.319, SLG: 0.410											0 0 0 0 0 0 0								
4 Yadier Molina, R (9,2) OBP: 0.218, SLG: 0.286											0 0 0 0 0 0 0								
Inning Stats	R: 0 H: 0 E: 0 K: 0 S: 8	H: 0 LOB: 0 BB: 0 P: 13	R: 0 H: 0 E: 0 K: 1 S: 6	H: 0 LOB: 0 BB: 0 P: 9	R: 0 H: 1 E: 0 K: 1 S: 13	H: 1 LOB: 0 BB: 0 P: 20	R: 0 H: 0 E: 0 K: 1 S: 6	H: 0 LOB: 0 BB: 0 P: 9	R: 0 H: 1 E: 0 K: 2 S: 9	H: 0 LOB: 0 BB: 0 P: 14	R: 0 H: 3 E: 0 K: 0 S: 15	H: 3 LOB: 0 BB: 0 P: 18	R: 0 H: 0 E: 0 K: 1 S: 9	H: 0 LOB: 1 BB: 0 P: 13	R: 1 H: 1 E: 0 K: 0 S: 7	H: 1 LOB: 2 BB: 2 P: 18	1B: 3 2B: 1 3B: 0 HR: 2	SF: 1 SAC: 0 DP: 1 HBP: 1	WP: 0 PA: 33 PB: 0 SB: 0 CS: 0
PITCHER	IP WLS BF H R ER SO BB IBB HBP BLK WP HR S P ERA WHIP	PITCHER										IP WLS BF H R ER SO BB IBB HBP BLK WP HR S P ERA WHIP							
0 Marcus Stroman, R (1,1) ERA: 4.0	6.2 24 5 3 3 6 0 0 0 0 0 0 62 91 4.05 0.750																		
47 Brandon Hughes, L (7,1) ERA: 3.03	1.1 5 0 0 0 1 0 0 1 0 0 0 12 16 0.00 0.000																		
46 Erich Uelmen, R (9,1) ERA: 3.38	0.1 L 4 1 1 1 0 2 0 0 0 0 0 0 7 18 27.00 9.000																		

AB	29
R	4
H	6
RBI	4
BB	2
SO	7
LOB	5



Batter	1	2	3	4	5	6	7	8	9	AB	R	H	RBI	BB	SO	LOB	TOP										
5 Christopher Morel, R OBP: 0.333, SLG: 0.455	G1-3		K			K		G1-3		4	0	0	0	0	2	1	Chicago Cubs @ St. Louis Cardinals Busch Stadium, St. Louis, MO Thu Aug 04 2022, 6:46 PM - 9:52 PM CDT Att: 44,669 - Cloudy - 84 F										
40 Wilson Contreras, R OBP: 0.369, SLG: 0.469	G1-3			G6-3		G6-3			BB	3	0	0	0	1	0	1											
16 Patrick Wisdom, R OBP: 0.319, SLG: 0.456	HR			F9			BB		BB	2	2	1	1	2	0	0											
27 Seiya Suzuki, R OBP: 0.327, SLG: 0.427	K			F9			BB		K	3	0	0	0	1	2	2											
2 Nico Hoerner, R OBP: 0.335, SLG: 0.412	G3-1				K2-3				G	4	0	0	0	0	1	4											
4 Nelson Velazquez, R OBP: 0.311, SLG: 0.461	F9				BB					2	0	1	1	1	0	0											
18 Frank Schwindel, R OBP: 0.280, SLG: 0.365	K			G6-4-3		G5-3				3	0	0	0	0	1	3											
48 P.J. Higgins, R OBP: 0.347, SLG: 0.495			K			L7		G1-3		3	0	0	0	0	1	0											
1 Nick Madrigal, R OBP: 0.265, SLG: 0.245	K							L9		2	0	0	0	1	1	0											
Inning Stats	R: 1 H: 1 E: 0 K: 1 S: 10	H: 1 LOB: 0 BB: 0 P: 16	R: 0 H: 0 E: 0 K: 1 S: 8	H: 0 LOB: 0 BB: 0 P: 11	R: 0 H: 0 E: 0 K: 3 S: 9	H: 0 LOB: 0 BB: 0 P: 14	R: 0 H: 0 E: 0 K: 0 S: 7	H: 0 LOB: 0 BB: 1 P: 9	R: 0 H: 0 E: 0 K: 1 S: 9	H: 0 LOB: 1 BB: 1 P: 17	R: 1 H: 1 E: 0 K: 0 S: 15	H: 1 LOB: 2 BB: 2 P: 25	R: 0 H: 0 E: 0 K: 0 S: 8	H: 0 LOB: 0 BB: 0 P: 9	R: 0 H: 0 E: 0 K: 1 S: 10	H: 0 LOB: 1 BB: 2 P: 20	1B: 1 2B: 0 3B: 0 HR: 1	SF: 0 SAC: 0 DP: 3 HBP: 0	WP: 1 PB: 0 SB: 1 CS: 0	PA: 32							
PITCHER	IP	WLS	BF	H	R	ER	SO	BB	IBB	HBP	BLK	WP	HR	S	P	ERA	WHIP										
63 Jose Quintana, L ERA: 3.39	6.0		20	1	1	1	7	2	0	0	0	0	1	53	86	1.50	0.500										
12 Jordan Hicks, R ERA: 4.53	1.0	W	5	1	1	1	0	2	0	0	0	1	0	15	25	9.00	3.000										
92 Génesis Cabrera, L ERA: 2.87	1.0	H	3	0	0	0	0	0	0	0	0	0	0	8	9	0.00	0.000										
30 Chris Stratton, R ERA: 4.85	1.0		4	0	0	0	1	2	0	0	0	0	0	10	20	0.00	2.000										

Batter	1	2	3	4	5	6	7	8	9	AB	R	H	RBI	BB	SO	LOB	BOTTOM										
3 Dylan Carlson, S OBP: 0.315, SLG: 0.409	K		G3			G4-3				4	1	1	0	1	1	2	Chicago Cubs @ St. Louis Cardinals Busch Stadium, St. Louis, MO Thu Aug 04 2022, 6:46 PM - 9:52 PM CDT Att: 44,669 - Cloudy - 84 F										
19 Tommy Edman, S OBP: 0.372, SLG: 0.372	G4-3		BB		L7		BB			5	1	3	2	0	0	1											
46 Paul Goldschmidt, R OBP: 0.413, SLG: 0.614	HR		BB		E6		BB		L8	4	1	2	0	1	0	2											
28 Nolan Arenado, R OBP: 0.363, SLG: 0.540	HR		G1-4-3				BB			3	1	1	2	2	0	4											
5 Albert Pujols, R OBP: 0.313, SLG: 0.402	P3				P5				L4	3	0	0	0	0	0	3											
16 Nolan Gorman, L OBP: 0.315, SLG: 0.457					FC5					0	1	0	0	1	0	0											
33 Brendan Donovan, L OBP: 0.397, SLG: 0.377							BB			1	0	0	0	0	0	2											
27 Tyler O'Neill, R OBP: 0.300, SLG: 0.364	F9				HBP				G6-3	3	1	1	3	0	0	0											
11 Paul DeJong, R OBP: 0.226, SLG: 0.280	G4-3				BB				K2-3	2	0	1	0	2	1	0											
4 Yadier Molina, R OBP: 0.219, SLG: 0.285	G4-3				G5-4-3					4	0	1	0	0	1	3											
21 Lars Nootbaar, L OBP: 0.317, SLG: 0.395	F8									3	1	0	0	1	1	3											
Inning Stats	R: 2 H: 2 E: 0 K: 1 S: 16	H: 1 LOB: 1 BB: 0 P: 17	R: 0 H: 2 E: 0 K: 0 S: 7	H: 2 LOB: 1 BB: 0 P: 13	R: 0 H: 0 E: 0 K: 0 S: 11	H: 0 LOB: 1 BB: 1 P: 18	R: 0 H: 0 E: 0 K: 1 S: 15	H: 0 LOB: 3 BB: 2 P: 27	R: 0 H: 1 E: 0 K: 0 S: 11	H: 1 LOB: 2 BB: 1 P: 19	R: 3 H: 2 E: 0 K: 1 S: 20	H: 2 LOB: 0 BB: 2 P: 30	R: 2 H: 2 E: 0 K: 1 S: 15	H: 2 LOB: 2 BB: 2 P: 26	1B: 5 2B: 3 3B: 0 HR: 2	SF: 0 SAC: 0 DP: 3 HBP: 1	WP: 0 PB: 0 SB: 1 CS: 0	PA: 41									
PITCHER	IP	WLS	BF	H	R	ER	SO	BB	IBB	HBP	BLK	WP	HR	S	P	ERA	WHIP										
15 Sean Newcomb, L ERA: 10.22	3.0		13	5	2	2	1	0	0	0	0	0	0	35	56	6.00	1.667										
62 Mark Leiter Jr., R ERA: 4.73	2.0		10	0	0	0	1	3	0	1	0	0	0	26	45	0.00	1.500										
59 Michael Rucker, R ERA: 4.78	1.0		5	1	0	0	0	1	0	0	0	0	0	11	19	0.00	2.000										
74 Kevin Castro, R ERA: 27.0	1.0	L	6	2	3	3	1	2	0	0	0	0	1	20	30	27.00	4.000										
Matt Dermody, L ERA: 18.0	1.0		7	2	2	2	1	1	1	0	0	0	0	15	26	18.00	3.000										

Batter	1	2	3	4	5	6	7	8	9	AB	R	H	RBI	BB	SO	LOB	TOP						
26 DJ LeMahieu, R OBP: 0.392, SLG: 0.423 33 Tim Lincecum, R OBP: 0.321, SLG: 0.480										3	1	0	0	2	0	2							
99 Aaron Judge, R OBP: 0.389, SLG: 0.674										4	2	2	0	1	0	2							
24 Matt Carpenter, L OBP: 0.434, SLG: 0.775										5	0	2	0	0	0	3							
25 Gleyber Torres, R OBP: 0.308, SLG: 0.458										4	0	1	1	0	2	4							
28 Josh Donaldson, R OBP: 0.303, SLG: 0.388										4	0	2	2	0	1	1							
18 Andrew Benintendi, L OBP: 0.361, SLG: 0.380										4	0	1	0	0	4								
12 Isiah Kiner-Falefa, R OBP: 0.319, SLG: 0.324										3	0	1	0	1	0	2							
39 Jose Trevino, R OBP: 0.403, SLG: 0.457										4	0	1	0	0	0	3							
31 Aaron Hicks, S OBP: 0.343, SLG: 0.317										3	0	0	0	1	1	0							
Inning Stats	R: 1 H: 2 E: 0 K: 1 S: 12	H: 2 LOB: 1 BB: 1 P: 20	R: 0 H: 1 E: 0 K: 0 S: 10	H: 1 LOB: 1 BB: 1 P: 20	R: 1 H: 3 E: 0 K: 1 S: 15	H: 3 LOB: 2 BB: 0 P: 22	R: 0 H: 0 E: 0 K: 0 S: 8	H: 0 LOB: 0 BB: 0 P: 13	R: 1 H: 2 E: 0 K: 1 S: 11	H: 2 LOB: 1 BB: 0 P: 18	R: 0 H: 1 E: 0 K: 0 S: 12	H: 1 LOB: 1 BB: 1 P: 19	R: 0 H: 0 E: 0 K: 1 S: 8	H: 0 LOB: 1 BB: 1 P: 16	R: 0 H: 1 E: 0 K: 0 S: 8	H: 1 LOB: 2 BB: 1 P: 15	R: 0 H: 0 E: 0 K: 0 S: 8	H: 0 LOB: 1 BB: 1 P: 13	1B: 8 2B: 3 3B: 0 HR: 0	SF: 0 SAC: 0 DP: 2 HBP: 0	WP: 0 PB: 0 SB: 1 CS: 2	PA: 40	
PITCHER	IP WLS BF H R ER SO BB IBB HBP BLK WP HR S P ERA WHIP	4.0 W 15 3 0 0 2 2 0 0 0 0 0 37 65 0.00 1.250	1.0 S 4 0 0 0 0 1 0 0 0 0 0 8 13 0.00 1.000																				
43 Dakota Hudson, R ERA: 4.2																							
53 Andre Pallante, R ERA: 3.03																							
56 Ryan Helsley, R ERA: 0.61																							
Batter	1	2	3	4	5	6	7	8	9	AB	R	H	RBI	BB	SO	LOB	BOTTOM						
3 Dylan Carlson, S OBP: 0.311, SLG: 0.404										4	0	0	0	0	1	2							
19 Tommy Edman, S OBP: 0.321, SLG: 0.368										4	0	0	0	0	1	1							
46 Paul Goldschmidt, R OBP: 0.411, SLG: 0.609										3	1	0	0	1	1	0							
28 Nolan Arenado, R OBP: 0.367, SLG: 0.541										3	2	2	0	1	0	0							
5 Albert Pujols, R OBP: 0.310, SLG: 0.398 16 Nolan Gorman, L OBP: 0.312, SLG: 0.452										2	0	0	0	0	0	1							
27 Tyler O'Neill, R OBP: 0.304, SLG: 0.364										2	0	0	0	0	2	3							
11 Paul DeJong, R OBP: 0.236, SLG: 0.292										3	0	1	1	1	1	1							
4 Yadier Molina, R OBP: 0.227, SLG: 0.286										3	0	1	1	1	1	1							
21 Lars Nootbaar, L OBP: 0.317, SLG: 0.388										2	0	0	0	1	0	3							
Inning Stats	R: 0 H: 0 E: 0 K: 0 S: 10	H: 0 LOB: 0 BB: 0 P: 13	R: 1 H: 1 E: 0 K: 1 S: 17	H: 1 LOB: 2 BB: 2 P: 30	R: 0 H: 0 E: 0 K: 1 S: 7	H: 0 LOB: 0 BB: 0 P: 11	R: 0 H: 0 E: 0 K: 0 S: 4	H: 0 LOB: 0 BB: 0 P: 5	R: 0 H: 2 E: 0 K: 3 S: 14	H: 2 LOB: 2 BB: 1 P: 24	R: 0 H: 0 E: 0 K: 1 S: 8	H: 0 LOB: 1 BB: 1 P: 16	R: 2 H: 2 E: 0 K: 2 S: 16	H: 2 LOB: 1 BB: 1 P: 25	R: 0 H: 0 E: 0 K: 0 S: 8	H: 0 LOB: 1 BB: 1 P: 16	R: 2 H: 2 E: 0 K: 2 S: 16	H: 2 LOB: 1 BB: 1 P: 25	1B: 4 2B: 1 3B: 0 HR: 0	SF: 0 SAC: 0 DP: 0 HBP: 0	WP: 1 PB: 0 SB: 0 CS: 0	PA: 35	
PITCHER	IP WLS BF H R ER SO BB IBB HBP BLK WP HR S P ERA WHIP	5.1 H 3 2 0 0 1 0 0 0 0 1 0 8 13 0.00 6.000	1.1 H 5 0 0 0 2 1 0 0 0 0 0 11 20 0.00 0.750	1.0 L 6 2 2 2 2 1 0 0 0 0 0 16 25 18.00 3.000																			
65 Nestor Cortes, L ERA: 2.57																							
84 Albert Abreu, R ERA: 2.27																							
59 Scott Effross, R ERA: 2.54																							
35 Clay Holmes, R ERA: 2.12																							

New York Yankees @ St. Louis Cardinals
 Busch Stadium, St. Louis, MO
 Fri Aug 05 2022, 7:18 PM - 10:35 PM CDT
 Att: 46,940 - Partly Cloudy - 89 F

AB	34
R	3
H	10
RBI	3
BB	5
SO	4
LOB	21



New York Yankees @ St. Louis Cardinals
 Busch Stadium, St. Louis, MO
 Fri Aug 05 2022, 7:18 PM - 10:35 PM CDT
 Att: 46,940 - Partly Cloudy - 89 F

AB	29
R	4
H	5
RBI	4
BB	6
SO	9
LOB	14



Batter	1	2	3	4	5	6	7	8	9	AB	R	H	RBI	BB	SO	LOB	TOP		
26 DJ LeMahieu, R OBP: 0.391, SLG: 0.420	F9		FC1-4			28 WP BB		FC6-4		3	0	0	0	1	0	2	New York Yankees @ St. Louis Cardinals Busch Stadium, St. Louis, MO Sat Aug 06 2022, 6:19 PM - 9:22 PM CDT Att: 48,581 - Partly Cloudy - 93 F livebaseballscorecards.com		
99 Aaron Judge, R OBP: 0.397, SLG: 0.670	28 BB 1B		G5-3			F4		F8		4	0	1	0	0	0	2			
28 Josh Donaldson, R OBP: 0.302, SLG: 0.385		25 G5-4-3 BB		G5-3		K		K		3	0	0	0	1	2	1			
25 Gleyber Torres, R OBP: 0.305, SLG: 0.452		G5-4-3		K		K		K		4	0	0	0	0	3	2			
24 Matt Carpenter, L OBP: 0.425, SLG: 0.756		F8		L9		F8		F8		3	0	0	0	0	0	0			
31 Aaron Hicks, S OBP: 0.340, SLG: 0.313		G5-3		G4-3		F8		F8		3	0	0	0	0	0	0			
12 Isiah Kiner-Falefa, R OBP: 0.319, SLG: 0.322		F8		G5-3		G5-3		26 FC6-4 BB		2	0	0	0	1	0	0			
33 Tim Lincecum, R OBP: 0.300, SLG: 0.444				G3		G1-3		SAFE FF 95		2	0	0	0	0	0	0			
18 Andrew Benintendi, L OBP: 0.380, SLG: 0.379				G3		G1-3		SAFE FF 95		1	0	0	0	0	0	1			
66 Kyle Higashioka, R OBP: 0.250, SLG: 0.353				G3		G1-3		L9		3	0	1	0	0	1	1			
Inning Stats	R: 0 H: 1 E: 0 K: 0 S: 10	H: 1 LOB: 1 BB: 1 P: 22	R: 0 H: 0 E: 0 K: 0 S: 10	H: 0 LOB: 0 BB: 0 P: 14	R: 0 H: 1 E: 0 K: 0 S: 14	H: 1 LOB: 1 BB: 0 P: 18	R: 0 H: 0 E: 0 K: 1 S: 10	H: 0 LOB: 0 BB: 0 P: 19	R: 0 H: 0 E: 0 K: 2 S: 10	H: 0 LOB: 1 BB: 1 P: 16	R: 0 H: 0 E: 0 K: 1 S: 11	H: 0 LOB: 0 BB: 0 P: 14	R: 0 H: 0 E: 0 K: 2 S: 12	H: 0 LOB: 0 BB: 0 P: 18	1B: 2 2B: 0 3B: 0 HR: 0	SF: 0 SAC: 0 DP: 1 HBP: 0	WP: 1 PB: 0 SB: 0 CS: 0	PA: 31	
PITCHER	IP	WLS	BF	H	R	ER	SO	BB	IBB	HBP	BLK	WP	HR	S	P	ERA	WHIP		
48 Jordan Montgomery, L ERA: 3.53	5.0	W	17	2	0	0	1	1	0	0	0	0	0	52	83	0.00	0.600		
12 Jordan Hicks, R ERA: 4.78	1.1	H	5	0	0	0	3	1	0	0	0	1	0	13	19	0.00	0.750		
92 Génesis Cabrera, L ERA: 2.75	1.2	H	6	0	0	0	0	1	0	0	0	0	0	16	25	0.00	0.600		
65 Giovanni Gallegos, R ERA: 3.27	1.0	S	3	0	0	0	2	0	0	0	0	0	0	12	18	0.00	0.000		

Batter	1	2	3	4	5	6	7	8	9	AB	R	H	RBI	BB	SO	LOB	BOTTOM		
3 Dylan Carlson, S OBP: 0.308, SLG: 0.399	G4-3		L9			K		L7		4	0	0	0	0	1	1	New York Yankees @ St. Louis Cardinals Busch Stadium, St. Louis, MO Sat Aug 06 2022, 6:19 PM - 9:22 PM CDT Att: 48,581 - Partly Cloudy - 93 F livebaseballscorecards.com		
16 Nolan Gorman, L OBP: 0.313, SLG: 0.450	L9		L9			F8		F9		3	0	1	0	0	0	0			
19 Tommy Edman, S OBP: 0.321, SLG: 0.367			46 2B 1B			BB				1	0	0	0	0	0	1			
46 Paul Goldschmidt, R OBP: 0.415, SLG: 0.617	28 1B 2B		1H 2B			BB				2	1	2	0	1	0	0			
28 Nolan Arenado, R OBP: 0.367, SLG: 0.539		2H 1B		G6-3		K		K		3	0	1	1	0	1	1			
27 Tyler O'Neill, R OBP: 0.300, SLG: 0.358		G5-3		K		F9		F9		3	0	0	0	0	1	1			
21 Lars Nootbaar, L OBP: 0.317, SLG: 0.387		F7		L9		11 G5-3 1B				3	0	1	0	0	0	0			
11 Paul DeJong, R OBP: 0.230, SLG: 0.283		G6-3		G5-3		G5-3		G5-3		3	0	0	0	0	0	1			
4 Yadier Molina, R OBP: 0.222, SLG: 0.280		L4		K		K		F4		3	0	0	0	0	1	1			
25 Corey Dickerson, L OBP: 0.268, SLG: 0.348				P5		K		3 CS BB		2	0	0	0	0	1	0			
5 Albert Pujols, R OBP: 0.313, SLG: 0.398				P5		K				0	0	0	0	1	0	0			
33 Brendan Donovan, R OBP: 0.397, SLG: 0.377				P5		K				0	0	0	0	0	0	0			
Inning Stats	R: 1 H: 2 E: 0 K: 0 S: 18	H: 2 LOB: 1 BB: 0 P: 31	R: 0 H: 0 E: 0 K: 0 S: 6	H: 0 LOB: 0 BB: 0 P: 9	R: 0 H: 2 E: 0 K: 0 S: 17	H: 2 LOB: 2 BB: 0 P: 24	R: 0 H: 0 E: 0 K: 1 S: 9	H: 0 LOB: 0 BB: 0 P: 13	R: 0 H: 0 E: 0 K: 2 S: 9	H: 0 LOB: 0 BB: 0 P: 9	R: 0 H: 0 E: 0 K: 2 S: 11	H: 1 LOB: 1 BB: 1 P: 18	R: 0 H: 1 E: 0 K: 0 S: 10	H: 0 LOB: 1 BB: 1 P: 13	1B: 3 2B: 2 3B: 0 HR: 0	SF: 0 SAC: 0 DP: 0 HBP: 0	WP: 0 PB: 0 SB: 0 CS: 1	PA: 29	
PITCHER	IP	WLS	BF	H	R	ER	SO	BB	IBB	HBP	BLK	WP	HR	S	P	ERA	WHIP		
55 Domingo Germán, R ERA: 5.09	5.0	L	18	4	1	1	3	0	0	0	0	0	0	59	86	1.80	0.800		
97 Ron Marinaccio, R ERA: 2.03	0.2		3	0	0	0	1	1	0	0	0	0	0	8	14	0.00	1.500		
56 Lou Trivino, R ERA: 5.91	1.1		5	1	0	0	1	0	0	0	0	0	0	13	18	0.00	0.750		
54 Aroldis Chapman, L ERA: 4.62	1.0		3	0	0	0	0	1	0	0	0	0	0	7	13	0.00	1.000		

Batter	1	2	3	4	5	6	7	8	9	AB	R	H	RBI	BB	SO	LOB	TOP					
3 Dylan Carlson, S OBP: 0.310, SLG: 0.398										4	0	0	0	1	2	5	St. Louis Cardinals @ Colorado Rockies Coors Field, Denver, CO Tue Aug 09 2022, 6:44 PM - 9:48 PM MDT Att: 35,011 - Partly Cloudy - 92 F					
16 Nolan Gorman, L OBP: 0.310, SLG: 0.449										5	1	1	0	0	1	1						
46 Paul Goldschmidt, R OBP: 0.413, SLG: 0.699										3	0	0	0	1	1							
25 Corey Dickerson, L OBP: 0.266, SLG: 0.345										1	0	0	0	0	0							
28 Nolan Arenado, R OBP: 0.369, SLG: 0.550										4	1	1	1	0	1							
33 Brendan Donovan, L OBP: 0.309, SLG: 0.372										1	0	0	0	0	0							
27 Tyler O'Neill, R OBP: 0.293, SLG: 0.348										4	0	0	0	0	2							
21 Lars Nootbaar, L OBP: 0.253, SLG: 0.389										2	2	1	0	2	1							
11 Paul DeJong, R OBP: 0.262, SLG: 0.362										3	1	1	2	0	1							
7 Andrew Knizner, R OBP: 0.307, SLG: 0.271										4	0	2	2	0	1							
19 Tommy Edman, S OBP: 0.322, SLG: 0.367										4	0	2	0	0	0							
Inning Stats	R: 0 H: 0 E: 0 K: 1 S: 11	H: 0 LOB: 0 BB: 0 P: 13	R: 0 H: 1 E: 0 K: 0 S: 7	LOB: 1 BB: 0 P: 8	R: 0 H: 0 E: 0 K: 0 S: 10	LOB: 1 BB: 1 P: 18	R: 0 H: 0 E: 0 K: 0 S: 6	LOB: 0 BB: 0 P: 9	R: 2 H: 1 E: 0 K: 1 S: 16	LOB: 1 BB: 1 P: 28	R: 3 H: 4 E: 0 K: 2 S: 15	LOB: 3 BB: 1 P: 26	R: 0 H: 0 E: 0 K: 2 S: 10	LOB: 1 BB: 1 P: 19	R: 0 H: 2 E: 0 K: 2 S: 11	LOB: 2 BB: 0 P: 21	R: 0 H: 0 E: 0 K: 0 S: 6	LOB: 0 BB: 0 P: 9	1B: 4 2B: 3 3B: 0 HR: 1	SF: 0 SAC: 0 DP: 0 HBP: 1	WP: 1 PB: 0 SB: 0 CS: 0	PA: 40
PITCHER	IP WLS BF H R ER SO BB IBB HBP BLK WP HR S P ERA WHIP	IP WLS BF H R ER SO BB IBB HBP BLK WP HR S P ERA WHIP	IP WLS BF H R ER SO BB IBB HBP BLK WP HR S P ERA WHIP	IP WLS BF H R ER SO BB IBB HBP BLK WP HR S P ERA WHIP	IP WLS BF H R ER SO BB IBB HBP BLK WP HR S P ERA WHIP	IP WLS BF H R ER SO BB IBB HBP BLK WP HR S P ERA WHIP	IP WLS BF H R ER SO BB IBB HBP BLK WP HR S P ERA WHIP	IP WLS BF H R ER SO BB IBB HBP BLK WP HR S P ERA WHIP	IP WLS BF H R ER SO BB IBB HBP BLK WP HR S P ERA WHIP	IP WLS BF H R ER SO BB IBB HBP BLK WP HR S P ERA WHIP	IP WLS BF H R ER SO BB IBB HBP BLK WP HR S P ERA WHIP	IP WLS BF H R ER SO BB IBB HBP BLK WP HR S P ERA WHIP	IP WLS BF H R ER SO BB IBB HBP BLK WP HR S P ERA WHIP	IP WLS BF H R ER SO BB IBB HBP BLK WP HR S P ERA WHIP	IP WLS BF H R ER SO BB IBB HBP BLK WP HR S P ERA WHIP	IP WLS BF H R ER SO BB IBB HBP BLK WP HR S P ERA WHIP						
18 Ryan Felton, R ERA: 6.02	5.2	W	24	4	5	5	3	3	0	0	0	0	0	1	58	90	7.94	1.235				
59 Jake Bird, R ERA: 5.95	1.1		8	2	0	0	3	1	0	1	0	0	0	0	17	31	0.00	2.250				
32 Dimelton Lamet, R ERA: 8.16	2.0		8	2	0	0	2	0	0	0	0	0	1	0	17	30	0.00	1.000				

St. Louis Cardinals @ Colorado Rockies
 Coors Field, Denver, CO
 Tue Aug 09 2022, 6:44 PM - 9:48 PM MDT
 Att: 35,011 - Partly Cloudy - 92 F

livebaseballscorecards.com

AB 35
R 5
H 8
RBI 5
BB 4
SO 8
LOB 11

Batter	1	2	3	4	5	6	7	8	9	AB	R	H	RBI	BB	SO	LOB	BOTTOM			
19 Charlie Blackmon, L OBP: 0.314, SLG: 0.446										5	1	1	1	0	1	1	St. Louis Cardinals @ Colorado Rockies Coors Field, Denver, CO Tue Aug 09 2022, 6:44 PM - 9:48 PM MDT Att: 35,011 - Partly Cloudy - 92 F			
2 Yonathan Daza, R OBP: 0.343, SLG: 0.365										1	0	0	0	0	0					
11 Jose Iglesias, R OBP: 0.348, SLG: 0.417										5	2	3	1	0	0					
1 Garrett Hampson, R OBP: 0.304, SLG: 0.352										1	0	1	0	0	0					
Brendan Rodgers, R OBP: 0.334, SLG: 0.432										5	3	4	1	1	0					
25 C.J. Cron, R OBP: 0.330, SLG: 0.514										5	2	2	5	0	4					
24 Ryan McMahon, L OBP: 0.339, SLG: 0.397										4	2	1	2	1	1					
Randal Grichuk, R OBP: 0.312, SLG: 0.435										5	3	5	3	0	0					
44 Elehuris Montero, R OBP: 0.306, SLG: 0.450										5	2	2	0	0	1					
35 Elias Diaz, R OBP: 0.291, SLG: 0.372										5	0	2	2	0	0					
22 Sam Hilliard, L OBP: 0.260, SLG: 0.267										5	1	1	1	0	2					
Inning Stats	R: 3 H: 4 E: 1 K: 1 S: 22	H: 2 LOB: 2 BB: 0 P: 31	R: 0 H: 2 E: 0 K: 1 S: 10	LOB: 2 BB: 0 P: 14	R: 9 H: 9 E: 0 K: 1 S: 23	LOB: 0 BB: 1 P: 40	R: 0 H: 0 E: 0 K: 1 S: 13	LOB: 0 BB: 0 P: 18	R: 0 H: 1 E: 0 K: 0 S: 9	LOB: 1 BB: 0 P: 11	R: 2 H: 3 E: 0 K: 1 S: 9	LOB: 1 BB: 0 P: 15	R: 2 H: 2 E: 0 K: 0 S: 11	LOB: 1 BB: 1 P: 20	R: 0 H: 1 E: 0 K: 0 S: 5	LOB: 1 BB: 0 P: 7	1B: 16 2B: 3 3B: 0 HR: 3	SF: 0 SAC: 0 DP: 0 HBP: 0	WP: 1 PB: 0 SB: 0 CS: 0	PA: 48
PITCHER	IP WLS BF H R ER SO BB IBB HBP BLK WP HR S P ERA WHIP	IP WLS BF H R ER SO BB IBB HBP BLK WP HR S P ERA WHIP	IP WLS BF H R ER SO BB IBB HBP BLK WP HR S P ERA WHIP	IP WLS BF H R ER SO BB IBB HBP BLK WP HR S P ERA WHIP	IP WLS BF H R ER SO BB IBB HBP BLK WP HR S P ERA WHIP	IP WLS BF H R ER SO BB IBB HBP BLK WP HR S P ERA WHIP	IP WLS BF H R ER SO BB IBB HBP BLK WP HR S P ERA WHIP	IP WLS BF H R ER SO BB IBB HBP BLK WP HR S P ERA WHIP	IP WLS BF H R ER SO BB IBB HBP BLK WP HR S P ERA WHIP	IP WLS BF H R ER SO BB IBB HBP BLK WP HR S P ERA WHIP	IP WLS BF H R ER SO BB IBB HBP BLK WP HR S P ERA WHIP	IP WLS BF H R ER SO BB IBB HBP BLK WP HR S P ERA WHIP	IP WLS BF H R ER SO BB IBB HBP BLK WP HR S P ERA WHIP	IP WLS BF H R ER SO BB IBB HBP BLK WP HR S P ERA WHIP	IP WLS BF H R ER SO BB IBB HBP BLK WP HR S P ERA WHIP					
39 Miles Mikolas, R ERA: 3.5	2.2	L	22	14	10	2	0	0	0	0	1	48	72	33.75	5.250					
70 Packer Naughton, L ERA: 4.94	2.2		14	5	4	4	3	1	0	0	1	36	55	13.50	2.250					
62 T.J. McFarland, L ERA: 6.61	2.2		12	3	2	2	0	1	0	0	1	18	29	6.75	1.500					

St. Louis Cardinals @ Colorado Rockies
 Coors Field, Denver, CO
 Tue Aug 09 2022, 6:44 PM - 9:48 PM MDT
 Att: 35,011 - Partly Cloudy - 92 F

livebaseballscorecards.com

AB 46
R 16
H 22
RBI 16
BB 2
SO 5
LOB 15

Batter	1	2	3	4	5	6	7	8	9	AB	R	H	RBI	BB	SO	LOB	TOP								
22 Christian Yelich, L (1, 10)										4	0	0	0	0	1	0	Milwaukee Brewers @ St. Louis Cardinals Busch Stadium, St. Louis, MO Sun Aug 14 2022, 1:18 PM - 3:35 PM CDT Att: 44,142 - Cloudy - 82 F								
27 Willy Adames, R (1, 6)										4	0	1	0	0	1	0									
11 Rowdy Tellez, L (1, 3)										4	1	1	1	0	0	1									
24 Andrew McCutchen, R (1, 7)										4	1	2	0	0	0	0									
12 Hunter Rentfro, R (1, 9)										4	1	1	2	0	1	1									
16 Kolten Wong, L (1, 4)										3	0	0	0	0	1	0									
2 Luis Urias, R (1, 5)										3	0	1	0	0	0	0									
3 Jonathan Davis, R (1, 8)										3	0	0	0	0	2	1									
0 Mario Feliciano, R (1, 2)										2	0	0	0	0	0	1									
7 Victor Caratini, S (7, 2)										1	0	0	0	0	1	0									
Inning Stats	R: 0 E: 0 K: 0 S: 9	H: 0 LOB: 0 BB: 0 P: 11	R: 2 E: 0 K: 0 S: 12	H: 2 LOB: 0 BB: 21 P: 21	R: 0 E: 0 K: 0 S: 5	H: 0 LOB: 0 BB: 0 P: 8	R: 0 E: 0 K: 0 S: 6	H: 0 LOB: 0 BB: 0 P: 7	R: 0 E: 0 K: 2 S: 11	H: 1 LOB: 1 BB: 0 P: 16	R: 0 E: 0 K: 1 S: 7	H: 1 LOB: 0 BB: 0 P: 10	R: 0 E: 0 K: 1 S: 7	H: 0 LOB: 0 BB: 0 P: 14	R: 0 E: 0 K: 2 S: 7	H: 0 LOB: 0 BB: 0 P: 12	R: 1 E: 0 K: 1 S: 12	H: 2 LOB: 1 BB: 0 P: 16	1B: 4 2B: 0 3B: 0 HR: 2	SF: 0 SAC: 0 DP: 1 HBP: 0	WP: 0 PB: 0 SB: 0 CS: 0	PA: 32			
PITCHER	IP	WLS	BF	H	R	ER	SO	BB	IBB	HBP	BLK	WP	HR	S	P	ERA	WHIP								
39 Miles Mikolas, R (1, 1)	8.0	W	27	4	2	2	6	0	0	0	0	0	1	64	99	2.25	0.500								
56 Ryan Helsley, R (9, 1)	1.0		5	2	1	1	1	0	0	0	0	0	1	12	16	9.00	2.000								

Batter	1	2	3	4	5	6	7	8	9	AB	R	H	RBI	BB	SO	LOB	BOTTOM								
3 Dylan Carlson, S (1, 8)										4	1	1	1	0	2	0	Milwaukee Brewers @ St. Louis Cardinals Busch Stadium, St. Louis, MO Sun Aug 14 2022, 1:18 PM - 3:35 PM CDT Att: 44,142 - Cloudy - 82 F								
27 Tyler O'Neill, R (1, 7)										4	2	2	1	0	0	0									
46 Paul Goldschmidt, R (1, 3)										2	1	0	0	2	0	0									
28 Nolan Arenado, R (1, 5)										4	0	0	0	0	1	3									
5 Albert Pujols, R (1, 10)										4	2	2	4	0	1	0									
11 Paul DeJong, R (1, 6)										4	0	0	0	0	3	0									
19 Tommy Edman, S (1, 4)										2	0	2	0	1	0	0									
7 Andrew Knizner, R (1, 2)										2	0	0	0	0	1	2									
25 Corey Dickerson, L (7, PH)										1	0	0	0	0	1	1									
4 Yadier Molina, R (8, 2)										0	0	0	0	0	0	0									
21 Lars Nootbaar, L (1, 9)										3	0	0	0	0	2	1									
Inning Stats	R: 0 E: 0 K: 0 S: 9	H: 0 LOB: 1 BB: 1 P: 14	R: 1 E: 0 K: 2 S: 12	H: 2 LOB: 1 BB: 0 P: 15	R: 0 E: 0 K: 1 S: 7	H: 0 LOB: 0 BB: 0 P: 11	R: 0 E: 0 K: 1 S: 9	H: 0 LOB: 0 BB: 0 P: 13	R: 0 E: 0 K: 0 S: 4	H: 0 LOB: 0 BB: 1 P: 10	R: 1 E: 0 K: 1 S: 10	H: 1 LOB: 0 BB: 0 P: 16	R: 0 E: 0 K: 3 S: 13	H: 1 LOB: 1 BB: 0 P: 20	R: 4 E: 1 K: 3 S: 17	H: 3 LOB: 0 BB: 1 P: 24	1B: 2 2B: 1 3B: 0 HR: 4	SF: 0 SAC: 0 DP: 1 HBP: 0	WP: 0 PB: 0 SB: 1 CS: 0	PA: 33					
PITCHER	IP	WLS	BF	H	R	ER	SO	BB	IBB	HBP	BLK	WP	HR	S	P	ERA	WHIP								
26 Aaron Ashby, L (1, 1)	6.0		22	3	2	2	5	2	0	0	0	0	0	13	20	3.00	0.833								
50 Matt Bush, R (7, 1)	1.0		4	1	0	0	3	0	0	0	0	0	0	2	13	54.00	6.000								
25 Taylor Rogers, R (8, 1)	0.2	L	6	3	4	4	2	1	0	0	0	0	2	13	19	54.00	6.000								
32 Peter Strzelecki, R (8, 1)	0.1		1	0	0	0	1	0	0	0	0	0	0	4	5	0.00	0.000								

livebaseballscorecards.com



livebaseballscorecards.com



Batter	1	2	3	4	5	6	7	8	9	AB	R	H	RBI	BB	SO	LOB	TOP										
9 Connor Joe, R OBP: 0.346, SLG: 0.358										3	2	1	0	1	0	0	Colorado Rockies @ St. Louis Cardinals Busch Stadium, St. Louis, MO Tue Aug 16 2022, 6:47 PM - 9:54 PM CDT Att: 39,105 - Cloudy - 80 F										
19 Charlie Blackmon, L OBP: 0.312, SLG: 0.438										4	0	2	3	0	1	0											
Brendan Rodgers, R OBP: 0.337, SLG: 0.435										3	0	1	0	1	0	1											
25 C.J. Cron, R OBP: 0.328, SLG: 0.502										3	0	0	0	1	1	4											
11 Jose Iglesias, R OBP: 0.349, SLG: 0.409										4	0	0	1	0	0	3											
Randal Grichuk, R OBP: 0.308, SLG: 0.426										4	0	0	0	0	2	2											
44 Elehuris Montero, R OBP: 0.287, SLG: 0.393										4	0	0	0	0	1	0											
6 Brian Serven, R OBP: 0.297, SLG: 0.389										4	0	0	0	0	1	0											
36 Wynon Bernard, R OBP: 0.273, SLG: 0.273										4	2	2	0	0	1	0											
1 Garrett Hampson, R OBP: 0.308, SLG: 0.344										0	0	0	0	0	0	0											
Inning Stats	R: 0 E: 0 K: 1 S: 9	H: 0 LOB: 1 BB: 1 P: 14	R: 0 E: 0 K: 0 S: 9	H: 0 LOB: 0 BB: 0 P: 12	R: 0 E: 0 K: 1 S: 10	H: 0 LOB: 0 BB: 0 P: 14	R: 0 E: 0 K: 0 S: 9	H: 0 LOB: 1 BB: 1 P: 17	R: 0 E: 0 K: 1 S: 7	H: 0 LOB: 0 BB: 0 P: 10	R: 2 E: 0 K: 1 S: 13	H: 4 LOB: 2 BB: 0 P: 20	R: 2 E: 0 K: 1 S: 15	H: 2 LOB: 1 BB: 1 P: 26	R: 0 E: 0 K: 1 S: 10	H: 0 LOB: 0 BB: 0 P: 13	R: 0 E: 0 K: 1 S: 10	H: 0 LOB: 0 BB: 0 P: 12	1B: 5 2B: 1 3B: 0 HR: 0	SF: 0 SAC: 0 DP: 0 HBP: 0	WP: 0 PB: 0 SB: 1 CS: 0	PA: 36					
PITCHER	IP	WLS	BF	H	R	ER	SO	BB	IBB	HBP	BLK	WP	HR	S	P	ERA	WHIP										
63 Jose Quintana, L ERA: 3.38	5.0		21	4	2	2	3	2	0	0	0	0	0	49	75	3.60	1.200										
12 Jordan Hicks, R ERA: 5.1	1.2	H	7	1	2	2	2	1	0	0	0	0	0	20	33	10.80	1.200										
70 Packy Naughton, L ERA: 4.88	0.1	B	2	1	0	0	0	0	0	0	0	0	0	3	5	0.00	3.000										
65 Giovanni Gallegos, R ERA: 3.32	1.0		3	0	0	0	1	0	0	0	0	0	0	10	13	0.00	0.000										
56 Ryan Heisle, R ERA: 0.81	1.0	W	3	0	0	0	1	0	0	0	0	0	0	10	12	0.00	0.000										

Batter	1	2	3	4	5	6	7	8	9	AB	R	H	RBI	BB	SO	LOB	BOTTOM										
3 Dylan Carlson, S OBP: 0.310, SLG: 0.398										5	0	3	0	0	0	0	Colorado Rockies @ St. Louis Cardinals Busch Stadium, St. Louis, MO Tue Aug 16 2022, 6:47 PM - 9:54 PM CDT Att: 39,105 - Cloudy - 80 F										
27 Tyler O'Neill, R OBP: 0.298, SLG: 0.357										3	1	2	1	0	0	1											
46 Paul Goldschmidt, R OBP: 0.412, SLG: 0.618										3	1	1	3	0	1	2											
28 Nolan Arenado, R OBP: 0.363, SLG: 0.556										4	0	1	0	0	0	3											
5 Albert Pujols, R OBP: 0.330, SLG: 0.460										2	0	1	0	1	0	0											
33 Brendan Donovan, L OBP: 0.395, SLG: 0.368										1	0	0	0	0	0	0											
19 Tommy Edman, S OBP: 0.318, SLG: 0.370										4	1	1	1	0	0	4											
11 Paul DeJong, R OBP: 0.274, SLG: 0.367										3	0	0	0	0	2	1											
4 Yadier Molina, R OBP: 0.237, SLG: 0.279										3	0	1	0	0	0	1											
25 Corey Dickerson, L OBP: 0.277, SLG: 0.361										0	1	0	0	0	0	0											
7 Andrew Knizner, R OBP: 0.307, SLG: 0.268										0	1	0	0	1	0	0											
21 Lars Nootbaar, L OBP: 0.322, SLG: 0.400										3	0	0	0	1	2	1											
Inning Stats	R: 0 E: 0 K: 0 S: 14	H: 2 LOB: 3 BB: 1 P: 22	R: 0 E: 0 K: 2 S: 11	H: 0 LOB: 0 BB: 0 P: 13	R: 0 E: 1 K: 1 S: 12	H: 1 LOB: 1 BB: 0 P: 19	R: 1 E: 0 K: 0 S: 6	H: 1 LOB: 0 BB: 0 P: 11	R: 2 E: 0 K: 0 S: 14	H: 2 LOB: 0 BB: 0 P: 19	R: 0 E: 0 K: 1 S: 12	H: 1 LOB: 1 BB: 0 P: 16	R: 1 E: 0 K: 1 S: 13	H: 2 LOB: 2 BB: 0 P: 19	R: 0 E: 0 K: 0 S: 10	H: 0 LOB: 0 BB: 0 P: 14	R: 0 E: 0 K: 0 S: 10	H: 0 LOB: 3 BB: 2 P: 21	1B: 8 2B: 0 3B: 0 HR: 2	SF: 1 SAC: 0 DP: 1 HBP: 3	WP: 0 PB: 0 SB: 0 CS: 1	PA: 38					
PITCHER	IP	WLS	BF	H	R	ER	SO	BB	IBB	HBP	BLK	WP	HR	S	P	ERA	WHIP										
21 Kyle Freeland, L ERA: 4.82	6.0		25	7	3	3	4	1	0	1	0	0	0	9	14	27.00	6.000										
58 Lucas Gilbreath, L ERA: 3.53	0.1	H	4	2	1	1	1	0	0	1	0	0	0	14	19	0.00	0.000										
54 Carlos Estévez, R ERA: 4.1	1.2	B	5	0	0	0	0	0	0	0	0	0	0	14	19	0.00	0.000										
32 Dinelson Lamet, R ERA: 7.27	0.0	L	4	1	1	1	0	2	0	1	0	0	0	8	21	∞	∞										

AB	33
R	4
H	6
RBI	4
BB	3
SO	7
LOB	10



AB	31
R	5
H	10
RBI	5
BB	3
SO	5
LOB	13



Batter	1	2	3	4	5	6	7	8	9	AB	R	H	RBI	BB	SO	LOB	TOP																			
11 Jose Iglesias, R OBP: 0.351, SLG: 0.413 9 Connor Joe, R OBP: 0.341, SLG: 0.352	G6-3		L9			L9			G2-3	2	0	1	0	0	0	0	Colorado Rockies @ St. Louis Cardinals Busch Stadium, St. Louis, MO Thu Aug 18 2022, 12:16 PM - 3:01 PM CDT Att: 36,137 - Sunny - 82 F																			
19 Charlie Blackmon, L OBP: 0.315, SLG: 0.439 36 Wynton Bernard, R OBP: 0.286, SLG: 0.286	1B		L9			G6-3			G5-4-3	1	0	1	0	0	0	0																				
Brendan Rodgers, R OBP: 0.335, SLG: 0.430	1B					G5-3			G5-4-3	4	0	0	0	0	1	2																				
25 C.J. Cron, R OBP: 0.325, SLG: 0.497	F9					G6-3			1B	3	0	0	0	0	1	1																				
24 Ryan McMahon, L OBP: 0.337, SLG: 0.399						G6-3			1B	3	0	1	0	0	0	0																				
44 Elehuris Montero, R OBP: 0.272, SLG: 0.362	F8					G6-3			BB	2	0	0	0	1	0	1																				
22 Sam Hilliard, L OBP: 0.280, SLG: 0.272	K					K			P5	3	0	0	0	0	2	2																				
1 Garrett Hampson, R OBP: 0.302, SLG: 0.338	CS					G4-3			P3	3	0	0	0	0	1	1																				
3 Dom Nunez, L OBP: 0.244, SLG: 0.152						K			L6	3	0	0	0	0	2	1																				
Inning Stats	R: 0 E: 0 K: 1 S: 9	H: 1 LOB: 1 BB: 0 P: 11	R: 0 E: 0 K: 1 S: 13	H: 1 LOB: 1 BB: 0 P: 20	R: 0 E: 0 K: 2 S: 9	H: 1 LOB: 1 BB: 0 P: 11	R: 0 E: 0 K: 0 S: 8	H: 0 LOB: 0 BB: 0 P: 11	R: 0 E: 0 K: 1 S: 8	H: 0 LOB: 0 BB: 0 P: 16	R: 0 E: 0 K: 1 S: 7	H: 0 LOB: 1 BB: 0 P: 9	R: 0 E: 0 K: 0 S: 6	H: 0 LOB: 1 BB: 1 P: 14	R: 0 E: 0 K: 0 S: 7	H: 1 LOB: 0 BB: 0 P: 8		1B: 4 2B: 0 3B: 0 HR: 0	SF: 0 SAC: 0 DP: 1 HBP: 0	WP: 0 PA: 31 PB: 0 SB: 1 CS: 0																
PITCHER	IP	WLS	BF	H	R	ER	SO	BB	IBB	HBP	BLK	WP	HR	S	P	ERA	WHIP	PITCHER		IP	WLS	BF	H	R	ER	SO	BB	IBB	HBP	BLK	WP	HR	S	P	ERA	WHIP
50 Adam Wainwright, R ERA: 3.11	7.0	W	23	3	0	0	7	0	0	0	0	0	0	65	89	0.00	0.429			7.0	W	23	3	0	0	0	7	0	0	0	0	0	65	89	0.00	0.429
92 Génesis Cabrera, L ERA: 3.57	1.0		4	0	0	0	0	1	0	0	0	0	0	6	14	0.00	1.000			1.0		4	0	0	0	0	1	0	0	0	0	6	14	0.00	1.000	
30 Chris Stratton, R ERA: 5.24	1.0		3	1	0	0	0	0	0	0	0	0	0	7	8	0.00	1.000			1.0		3	1	0	0	0	0	0	0	0	7	8	0.00	1.000		

Batter	1	2	3	4	5	6	7	8	9	AB	R	H	RBI	BB	SO	LOB	BOTTOM																			
21 Lars Nootbaar, L OBP: 0.342, SLG: 0.419	46 1B	G4-3	5 HR			2H			5 1B	3	3	2	2	2	0	1	Colorado Rockies @ St. Louis Cardinals Busch Stadium, St. Louis, MO Thu Aug 18 2022, 12:16 PM - 3:01 PM CDT Att: 36,137 - Sunny - 82 F																			
33 Brendan Donovan, L OBP: 0.403, SLG: 0.381 5 Albert Pujols, R OBP: 0.335, SLG: 0.479	46 1B	28 G3				F7			5 1B	2	2	2	1	0	0	0																				
46 Paul Goldschmidt, R OBP: 0.419, SLG: 0.627 7 Andrew Knizner, R OBP: 0.304, SLG: 0.262	28 G3	27 1B				G6-3			2B	4	1	3	2	0	0	0																				
28 Nolan Arenado, R OBP: 0.359, SLG: 0.550 11 Paul DeJong, R OBP: 0.295, SLG: 0.353	G3	L9				F9			L7	4	0	0	1	0	0	3																				
16 Nolan Gorman, L OBP: 0.320, SLG: 0.466	K					F9			K	4	1	1	0	1	2	2																				
27 Tyler O'Neill, R OBP: 0.303, SLG: 0.359	2H	1B				G5-3			P3	4	1	2	1	1	0	1																				
3 Dylan Carlson, S OBP: 0.316, SLG: 0.397	K					4 HR			G6-4-3	4	2	2	1	1	1	3																				
4 Yadier Molina, R OBP: 0.232, SLG: 0.273	F8					P4			K	4	0	0	0	0	2	4																				
19 Tommy Edman, S OBP: 0.318, SLG: 0.371	G4-3					K			FC3-6	4	2	1	0	0	1	4																				
Inning Stats	R: 3 E: 0 K: 2 S: 14	H: 4 LOB: 1 BB: 0 P: 21	R: 2 E: 0 K: 0 S: 10	H: 3 LOB: 1 BB: 0 P: 14	R: 5 E: 0 K: 2 S: 21	H: 2 LOB: 0 BB: 3 P: 44	R: 0 E: 0 K: 0 S: 6	H: 0 LOB: 0 BB: 0 P: 9	R: 2 E: 0 K: 0 S: 13	H: 2 LOB: 0 BB: 0 P: 18	R: 0 E: 0 K: 1 S: 11	H: 1 LOB: 1 BB: 0 P: 15	R: 1 E: 0 K: 2 S: 14	H: 1 LOB: 2 BB: 2 P: 28	R: 0 E: 0 K: 0 S: 8	H: 2 LOB: 1 BB: 0 P: 12		1B: 10 2B: 3 3B: 0 HR: 2	SF: 0 SAC: 0 DP: 1 HBP: 0	WP: 0 PA: 43 PB: 0 SB: 1 CS: 0																
PITCHER	IP	WLS	BF	H	R	ER	SO	BB	IBB	HBP	BLK	WP	HR	S	P	ERA	WHIP	PITCHER		IP	WLS	BF	H	R	ER	SO	BB	IBB	HBP	BLK	WP	HR	S	P	ERA	WHIP
49 Antonio Senzatela, R ERA: 5.07	1.2	L	11	6	5	5	2	0	0	0	0	0	0	19	28	19.29	2.571			1.2	L	11	6	5	5	2	0	0	0	0	0	19	28	19.29	2.571	
26 Austin Gomber, L ERA: 5.86	2.1		13	3	5	5	2	3	0	0	0	0	1	32	60	19.29	2.571			2.1		13	3	5	5	2	3	0	0	0	1	32	60	19.29	2.571	
29 Robert Stephenson, R ERA: 5.74	2.0		9	3	2	2	1	0	0	0	0	0	1	24	33	9.00	1.500			2.0		9	3	2	2	1	0	0	0	0	1	24	33	9.00	1.500	
59 Jake Bird, R ERA: 5.27	2.0		10	3	1	1	2	2	0	0	0	0	0	22	40	4.50	2.500			2.0		10	3	1	1	2	2	0	0	0	0	22	40	4.50	2.500	

AB	29
R	0
H	4
RBI	0
BB	1
SO	7
LOB	9

AB	38
R	13
H	15
RBI	13
BB	5
SO	7
LOB	20

Batter	1	2	3	4	5	6	7	8	9	AB R H RBI BB SO LOB	TOP											
3 Dylan Carlson, S OBP: 0.317, SLG: 0.397	F8		K		1B		1B		F6	5 1 2 0 0 1 0	St. Louis Cardinals @ Arizona Diamondbacks Chase Field, Phoenix, AZ Fri Aug 19 2022, 6:40 PM - 9:32 PM MST Att: 32,183 - Roof Closed - 84 F											
27 Tyler O'Neill, R OBP: 0.298, SLG: 0.352	K		G5-3		G6-3		P2		F7	5 0 0 0 0 1 4												
46 Paul Goldschmidt, R OBP: 0.421, SLG: 0.635	HR			K		BB	1B		1B	4 2 3 2 1 1 0												
28 Nolan Arenado, R OBP: 0.363, SLG: 0.560	2B			2B		1B	2B		L7	5 0 4 2 0 0 1												
5 Albert Pujols, R OBP: 0.333, SLG: 0.472	K			HBP		K	K			3 0 0 0 0 3 3												
19 Tommy Edman, S OBP: 0.315, SLG: 0.368	F9			K		F9			G1-3	4 0 0 0 0 1 3												
11 Paul DeJong, R OBP: 0.258, SLG: 0.343	K			K			K		K	4 0 0 0 0 4 2												
4 Yadier Molina, R OBP: 0.243, SLG: 0.283	L4				1B		1B		1B	4 1 3 0 0 0 0												
21 Lars Nootbaar, L OBP: 0.340, SLG: 0.411			G6-3		F8		BB		K	3 1 0 0 1 1 2												
Inning Stats	R: 1 E: 0 K: 2 S: 11	H: 2 LOB: 1 BB: 0 P: 18	R: 0 E: 0 K: 1 S: 9	H: 0 LOB: 0 BB: 0 P: 14	R: 0 E: 0 K: 1 S: 10	H: 0 LOB: 0 BB: 0 P: 13	R: 0 E: 0 K: 3 S: 16	H: 1 LOB: 2 BB: 0 P: 25	R: 0 E: 0 K: 0 S: 9	H: 2 LOB: 1 BB: 0 P: 15	R: 0 E: 0 K: 1 S: 10	H: 1 LOB: 1 BB: 1 P: 16	R: 4 E: 0 K: 2 S: 16	H: 4 LOB: 1 BB: 1 P: 26	R: 0 E: 0 K: 2 S: 12	H: 1 LOB: 1 BB: 0 P: 19	R: 0 E: 0 K: 0 S: 6	H: 1 LOB: 1 BB: 0 P: 11	1B: 8 2B: 3 HR: 1	SF: 0 SAC: 0 DP: 0 HBP: 1	WP: 0 PB: 1 CS: 0	PA: 40
PITCHER	IP WLS BF H R ER SO BB IBB HBP BLK WP HR S P ERA WHIP											IP WLS BF H R ER SO BB IBB HBP BLK WP HR S P ERA WHIP										
47 Tommy Henry, L ERA: 3.57	5.1 L 22 6 1 1 7 1 0 1 0 0 0 1 60 95 1.69 1.312																					
37 Kevin Ginkel, R ERA: 8.0	1.1 9 4 4 3 2 1 0 0 0 0 0 0 18 28 20.25 3.750																					
66 Edwin Uceta, R ERA: 3.94	1.1 5 1 0 0 2 0 0 0 0 0 0 0 15 23 0.00 0.750																					
67 Tyler Holton, L ERA: 2.25	1.0 4 1 0 0 0 0 0 0 0 0 0 0 6 11 0.00 1.000																					

Batter	1	2	3	4	5	6	7	8	9	AB R H RBI BB SO LOB	BOTTOM											
12 Daulton Varsho, L OBP: 0.310, SLG: 0.423	P3			L9		G4-3			K	4 0 0 0 0 1 0	St. Louis Cardinals @ Arizona Diamondbacks Chase Field, Phoenix, AZ Fri Aug 19 2022, 6:40 PM - 9:32 PM MST Att: 32,183 - Roof Closed - 84 F											
15 Emmanuel Rivera, R OBP: 0.302, SLG: 0.445	F9			G6-3		HBP			2B	3 0 1 0 0 0 0												
10 Josh Rojas, L OBP: 0.357, SLG: 0.416	G1-3			2B		F7			1B	4 0 2 0 0 0 1												
53 Christian Walker, R OBP: 0.320, SLG: 0.476			K		BB		G6-3		K	3 0 0 0 1 2 2												
30 Jake McCarthy, L OBP: 0.330, SLG: 0.402	G4-3			G4-3		G3			K	4 0 0 0 0 1 4												
46 Stone Garrett, R OBP: 0.333, SLG: 0.583	G5-3				L9		G6-3		K	4 0 0 0 0 1 2												
43 Sergio Alcántara, S OBP: 0.253, SLG: 0.319			G3		F7		2B			3 1 1 0 0 0 0												
18 Carson Kelly, R OBP: 0.275, SLG: 0.373	P3				F9		F9			3 0 0 0 0 0 1												
2 Geraldo Perdomo, S OBP: 0.284, SLG: 0.269			K			K			G3-1	3 0 0 1 0 2 0												
Inning Stats	R: 0 E: 0 K: 0 S: 9	H: 0 LOB: 0 BB: 0 P: 15	R: 0 E: 0 K: 1 S: 6	H: 0 LOB: 0 BB: 0 P: 11	R: 0 E: 0 K: 1 S: 8	H: 0 LOB: 0 BB: 0 P: 11	R: 0 E: 0 K: 0 S: 8	H: 1 LOB: 2 BB: 1 P: 15	R: 0 E: 0 K: 0 S: 8	H: 0 LOB: 0 BB: 0 P: 10	R: 0 E: 0 K: 1 S: 12	H: 0 LOB: 1 BB: 0 P: 16	R: 0 E: 0 K: 0 S: 8	H: 0 LOB: 0 BB: 0 P: 13	R: 1 E: 0 K: 1 S: 11	H: 1 LOB: 0 BB: 0 P: 17	R: 0 E: 0 K: 3 S: 14	H: 2 LOB: 2 BB: 0 P: 19	1B: 1 2B: 3 HR: 0	SF: 0 SAC: 0 DP: 0 HBP: 1	WP: 0 PB: 0 CS: 0	PA: 33
PITCHER	IP WLS BF H R ER SO BB IBB HBP BLK WP HR S P ERA WHIP											IP WLS BF H R ER SO BB IBB HBP BLK WP HR S P ERA WHIP										
39 Miles Mikolas, R ERA: 3.32	8.0 W 28 2 1 1 4 1 0 1 0 0 0 0 70 108 1.12 0.375																					
12 Jordan Hicks, R ERA: 4.99	1.0 5 2 0 0 3 0 0 0 0 0 0 0 14 19 0.00 2.000																					

Batter	1	2	3	4	5	6	7	8	9	AB	R	H	RBI	BB	SO	LOB	TOP								
3 Dylan Carlson, S OBP: 0.314, SLG: 0.393	F8		K	F9		B1-3			G3	6	0	1	0	0	1	4									
27 Tyler O'Neill, R OBP: 0.299, SLG: 0.355	G5-3		46 1B		G5-3		28 SF9	K	L4	6	1	2	0	0	1	4									
46 Paul Goldschmidt, R OBP: 0.422, SLG: 0.640	F8				F8		F9			6	2	3	4	0	0	1									
28 Nolan Arenado, R OBP: 0.361, SLG: 0.558		G5-3		F9		L5		SF9		5	1	1	1	0	1	2									
5 Albert Pujols, R OBP: 0.345, SLG: 0.513 16 Nolan Gorman, L OBP: 0.323, SLG: 0.469										4	2	4	2	0	0	0									
19 Tommy Edman, S OBP: 0.316, SLG: 0.365	HR				G5-3		7 BB	K		3	2	0	0	2	1	1									
11 Paul DeJong, R OBP: 0.256, SLG: 0.359		G6-3								5	1	1	4	0	1	1									
7 Andrew Knizner, R OBP: 0.311, SLG: 0.273				K						4	3	2	0	1	1	0									
21 Lars Nootbaar, L OBP: 0.357, SLG: 0.435										3	3	3	3	2	0	0									
Inning Stats	R: 0 H: 0 E: 0 K: 0 S: 4	H: 0 LOB: 0 BB: 0 P: 5	R: 1 H: 1 E: 0 K: 0 S: 6	H: 1 LOB: 1 BB: 0 P: 9	R: 1 H: 2 E: 0 K: 2 S: 17	H: 2 LOB: 2 BB: 1 P: 29	R: 2 H: 3 E: 0 K: 1 S: 20	H: 3 LOB: 1 BB: 0 P: 33	R: 0 H: 0 E: 0 K: 0 S: 4	H: 0 LOB: 0 BB: 0 P: 9	R: 3 H: 2 E: 1 K: 0 S: 12	H: 2 LOB: 0 BB: 2 P: 21	R: 1 H: 2 E: 0 K: 1 S: 15	H: 2 LOB: 1 BB: 0 P: 20	R: 0 H: 2 E: 0 K: 1 S: 12	H: 2 LOB: 2 BB: 2 P: 15	R: 8 H: 6 E: 0 K: 1 S: 21	H: 6 LOB: 0 BB: 2 P: 40	1B: 10 2B: 3 3B: 1 HR: 4	SF: 1 SAC: 0 DP: 0 HBP: 0	WP: 0 PB: 0 SB: 1 CS: 1	PA: 49			
PITCHER	IP	WLS	BF	H	R	ER	SO	BB	IBB	HBP	BLK	WP	HR	S	P	ERA	WHIP								
40 Madison Bumgarner, L ERA: 4.53	5.1	L	24	7	5	5	3	2	0	0	0	0	2	55	93	8.44	1.688								
24 Noé Ramirez, R ERA: 4.4	0.2		4	1	2	1	0	1	0	0	0	0	0	8	13	13.50	3.000								
32 Chris Devenski, R ERA: 6.3	1.0		5	2	1	1	0	0	0	0	0	0	0	15	20	9.00	2.000								
35 Joe Mantiply, L ERA: 1.84	1.0		5	2	0	0	1	0	0	0	0	0	0	12	15	0.00	2.000								
34 Mark Melancon, R ERA: 5.18	0.0		4	3	4	4	0	1	0	0	0	0	0	5	12	=	=								
PITCHER	IP	WLS	BF	H	R	ER	SO	BB	IBB	HBP	BLK	WP	HR	S	P	ERA	WHIP								
66 Edwin Uceta, R ERA: 5.82	1.0		7	3	4	4	1	1	0	0	0	0	2	16	28	36.00	4.000								

St. Louis Cardinals @ Arizona Diamondbacks
Chase Field, Phoenix, AZ
Sat Aug 20 2022, 5:10 PM - 8:54 PM MST
Att: 34,248 - Roof Closed - 72 F

AB 43
R 16
H 18
RBI 15
BB 5
SO 6
LOB 13



Batter	1	2	3	4	5	6	7	8	9	AB	R	H	RBI	BB	SO	LOB	BOTTOM								
12 Daulton Varsho, L OBP: 0.306, SLG: 0.418	G4-3	G2-3		K						5	0	0	0	0	2	2									
15 Emmanuel Rivera, R OBP: 0.304, SLG: 0.442										3	1	0	0	2	2										
10 Josh Rojas, L OBP: 0.360, SLG: 0.420										4	2	2	0	1	1										
53 Christian Walker, R OBP: 0.319, SLG: 0.473										3	1	0	1	0	1	2									
30 Jake McCarthy, L OBP: 0.332, SLG: 0.415										4	1	1	1	1	0	3									
18 Carson Kelly, R OBP: 0.283, SLG: 0.377										3	1	2	3	1	0	1									
43 Sergio Alcántara, S OBP: 0.253, SLG: 0.324										4	1	1	0	0	2	3									
5 Alek Thomas, L OBP: 0.294, SLG: 0.370										4	0	2	1	0	0	0									
2 Geraldo Perdomo, S OBP: 0.283, SLG: 0.267										2	0	0	0	0	1	0									
Inning Stats	R: 2 H: 2 E: 0 K: 1 S: 15	H: 2 LOB: 2 BB: 2 P: 29	R: 0 H: 0 E: 0 K: 1 S: 6	H: 0 LOB: 0 BB: 0 P: 7	R: 2 H: 1 E: 0 K: 1 S: 11	H: 1 LOB: 1 BB: 1 P: 20	R: 0 H: 1 E: 0 K: 1 S: 9	H: 1 LOB: 1 BB: 0 P: 13	R: 0 H: 0 E: 0 K: 0 S: 11	H: 0 LOB: 0 BB: 0 P: 19	R: 0 H: 0 E: 0 K: 0 S: 9	H: 0 LOB: 1 BB: 0 P: 15	R: 0 H: 0 E: 0 K: 2 S: 9	H: 0 LOB: 1 BB: 1 P: 16	R: 3 H: 3 E: 0 K: 1 S: 15	H: 3 LOB: 1 BB: 1 P: 26	R: 0 H: 0 E: 0 K: 2 S: 8	H: 0 LOB: 0 BB: 0 P: 12	1B: 5 2B: 2 3B: 0 HR: 1	SF: 1 SAC: 2 DP: 0 HBP: 1	WP: 1 PB: 0 SB: 1 CS: 0	PA: 41			
PITCHER	IP	WLS	BF	H	R	ER	SO	BB	IBB	HBP	BLK	WP	HR	S	P	ERA	WHIP								
43 Dakota Hudson, R ERA: 4.33	4.1		22	5	4	4	4	3	0	1	0	0	0	45	77	8.31	1.846								
92 Génesis Cabrera, L ERA: 3.51	0.2	W	2	0	0	0	0	0	0	0	0	0	0	7	11	0.00	0.000								
53 André Pallante, R ERA: 2.95	2.0	H	7	0	0	0	2	1	0	0	0	0	0	18	31	0.00	0.500								
12 Jordan Hicks, R ERA: 5.55	0.0		4	3	3	3	0	1	0	0	0	1	1	8	16	=	=								
65 Giovanni Gallegos, R ERA: 3.18	1.0	H	3	0	0	0	1	0	0	0	0	0	0	7	10	0.00	0.000								
PITCHER	IP	WLS	BF	H	R	ER	SO	BB	IBB	HBP	BLK	WP	HR	S	P	ERA	WHIP								
59 JoJo Romero, L ERA: 9.0	1.0		3	0	0	0	2	0	0	0	0	0	0	8	12	0.00	0.000								

St. Louis Cardinals @ Arizona Diamondbacks
Chase Field, Phoenix, AZ
Sat Aug 20 2022, 5:10 PM - 8:54 PM MST
Att: 34,248 - Roof Closed - 72 F

AB 32
R 7
H 8
RBI 6
BB 5
SO 9
LOB 14



Batter	1	2	3	4	5	6	7	8	9	AB	R	H	RBI	BB	SO	LOB	TOP				
21 Lars Nootbaar, L OBP: 0.363, SLG: 0.451																		<div style="display: flex; align-items: center;"> <div style="text-align: center;"> <p>St. Louis Cardinals @ Arizona Diamondbacks</p> <p>Chase Field, Phoenix, AZ</p> <p>Sun Aug 21 2022, 1:12 PM - 4:47 PM MST</p> <p>Att: 25,064 - Roof Closed - 72 F</p> </div> </div>			
33 Brendan Donovan, L OBP: 0.408, SLG: 0.390																					
5 Albert Pujols, R OBP: 0.348, SLG: 0.515																					
19 Tommy Edman, S OBP: 0.318, SLG: 0.367																					
46 Paul Goldschmidt, R OBP: 0.422, SLG: 0.636																					
28 Nolan Arenado, R OBP: 0.361, SLG: 0.556																					
16 Nolan Gorman, L OBP: 0.320, SLG: 0.461																					
27 Tyler O'Neill, R OBP: 0.297, SLG: 0.352																					
25 Corey Dickerson, L OBP: 0.314, SLG: 0.392																					
3 Dylan Carlson, S OBP: 0.314, SLG: 0.392																					
11 Paul DeJong, R OBP: 0.262, SLG: 0.359																					
7 Andrew Knizner, R OBP: 0.315, SLG: 0.274																					
Inning Stats	R: 3 E: 0 K: 1 S: 14	H: 4 LOB: 0 BB: 0 P: 22	R: 0 E: 0 K: 0 S: 5	H: 1 LOB: 0 BB: 0 P: 7	R: 0 E: 0 K: 0 S: 7	H: 0 LOB: 2 BB: 2 P: 15	R: 0 E: 0 K: 0 S: 6	H: 1 LOB: 1 BB: 0 P: 15	R: 0 E: 0 K: 2 S: 11	H: 1 LOB: 2 BB: 1 P: 27	R: 2 E: 0 K: 2 S: 17	H: 3 LOB: 3 BB: 0 P: 23	R: 1 E: 0 K: 0 S: 13	H: 1 LOB: 2 BB: 3 P: 25	R: 0 E: 0 K: 1 S: 10	H: 1 LOB: 1 BB: 0 P: 15	1B: 10 2B: 1 3B: 0 HR: 1	SF: 0 SAC: 0 DP: 2 HBP: 1	WP: 1 PB: 0 SB: 1 CS: 1	PA: 43	
29 Merrill Kelly, R ERA: 2.87	IP: 6.0 WLS: L BF: 26 H: 7 R: 3 ER: 3 SO: 6 BB: 3 IBB: 0 HBP: 0 BLK: 0 WP: 0 HR: 1 S: 59 P: 97																				ERA: 4.50 WHIP: 1.667
31 Ian Kennedy, R ERA: 3.29	IP: 1.0 WLS: L BF: 4 H: 1 R: 0 ER: 0 SO: 1 BB: 0 IBB: 0 HBP: 0 BLK: 0 WP: 0 HR: 0 S: 10 P: 15																				ERA: 0.00 WHIP: 1.000
18 Carson Kelly, R OBP: 0.283, SLG: 0.371																		<div style="display: flex; align-items: center;"> <div style="text-align: center;"> <p>St. Louis Cardinals @ Arizona Diamondbacks</p> <p>Chase Field, Phoenix, AZ</p> <p>Sun Aug 21 2022, 1:12 PM - 4:47 PM MST</p> <p>Att: 25,064 - Roof Closed - 72 F</p> </div> </div>			
12 Daulton Varsho, L OBP: 0.305, SLG: 0.417																					
15 Emmanuel Rivera, R OBP: 0.306, SLG: 0.441																					
4 Ketel Marte, S OBP: 0.341, SLG: 0.431																					
53 Christian Walker, R OBP: 0.318, SLG: 0.470																					
46 Stone Garrett, R OBP: 0.400, SLG: 0.600																					
10 Josh Rojas, L OBP: 0.359, SLG: 0.416																					
8 Jordan Luplow, R OBP: 0.261, SLG: 0.383																					
30 Jake McCarthy, L OBP: 0.340, SLG: 0.416																					
2 Geraldo Perdomo, S OBP: 0.282, SLG: 0.264																					
Inning Stats	R: 0 E: 0 K: 0 S: 11	H: 2 LOB: 1 BB: 0 P: 20	R: 3 E: 1 K: 0 S: 19	H: 3 LOB: 2 BB: 2 P: 36	R: 1 E: 1 K: 0 S: 10	H: 2 LOB: 2 BB: 1 P: 19	R: 0 E: 0 K: 1 S: 8	H: 0 LOB: 0 BB: 0 P: 11	R: 0 E: 0 K: 0 S: 6	H: 0 LOB: 2 BB: 2 P: 18	R: 0 E: 0 K: 0 S: 7	H: 1 LOB: 1 BB: 0 P: 12	R: 0 E: 0 K: 0 S: 6	H: 0 LOB: 0 BB: 0 P: 9	R: 0 E: 0 K: 1 S: 7	H: 0 LOB: 0 BB: 0 P: 8	1B: 8 2B: 0 3B: 0 HR: 0	SF: 0 SAC: 0 DP: 2 HBP: 0	WP: 0 PB: 0 SB: 0 CS: 0	PA: 39	
62 Jose Quintana, L ERA: 4.96	IP: 2.2 WLS: W BF: 10 H: 5 R: 1 ER: 1 SO: 1 BB: 2 IBB: 0 HBP: 0 BLK: 0 WP: 0 HR: 0 S: 39 P: 73																				ERA: 6.75 WHIP: 3.750
40 Jake Woodford, R ERA: 2.66	IP: 1.1 WLS: H BF: 5 H: 4 R: 0 ER: 0 SO: 0 BB: 0 IBB: 0 HBP: 0 BLK: 0 WP: 0 HR: 1 S: 7 P: 10																				ERA: 0.00 WHIP: 0.000
92 Génesis Cabrera, L ERA: 3.4	IP: 1.1 WLS: S BF: 3 H: 0 R: 0 ER: 0 SO: 1 BB: 0 IBB: 0 HBP: 0 BLK: 0 WP: 0 HR: 0 S: 7 P: 8																				ERA: 0.00 WHIP: 0.000


Batter	1	2	3	4	5	6	7	8	9	AB R H RBI BB SO LOB	TOP
19 Tommy Edman, S OBP: 0.315, SLG: 0.363	(1,4) K		(2) F8			(1) K2-3		(2) F9		4 0 0 0 0 2 0	St. Louis Cardinals @ Chicago Cubs Wrigley Field, Chicago, IL Mon Aug 22 2022, 7:06 PM - 9:21 PM CDT Att: 29,719 - Clear - 71 F
3 Dylan Carlson, S OBP: 0.318, SLG: 0.393	(1,8) BB		(3) BB			(2) 1B		(3) K		2 0 1 0 2 1 0	
46 Paul Goldschmidt, R OBP: 0.419, SLG: 0.630	(1,10) K		(3) L8			(2) P3		(1) K		4 0 0 0 0 2 3	
28 Nolan Arenado, R OBP: 0.363, SLG: 0.555	(1,5) P5		(3) 1B			(3) L8		(3) BB		3 0 1 0 1 0 2	
5 Albert Pujols, R OBP: 0.351, SLG: 0.530		(1) 1B	(2) G6-4-3			(1) HR		(2) G6-4-3		4 1 2 1 0 0 2	
27 Tyler O'Neill, R OBP: 0.294, SLG: 0.348	(1,7) K		(3) G5-3			(1) L8				3 0 0 0 0 1 1	
11 Paul DeJong, R OBP: 0.257, SLG: 0.351		(2) F7				(2) K2-3				3 0 0 0 0 1 1	
4 Yadier Molina, R OBP: 0.239, SLG: 0.279	(1,2) F7					(3) F9				3 0 0 0 0 0 1	
21 Lars Nootbaar, L OBP: 0.358, SLG: 0.443	(1,9) K		(1) L8			(3) L8		(1) G1-3		3 0 0 0 0 1 0	
Inning Stats	R: 0 H: 0 E: 0 LOB: 1 K: 2 BB: 1 S: 18 P: 26	R: 0 H: 1 E: 0 LOB: 1 K: 1 BB: 0 S: 10 P: 11	R: 0 H: 0 E: 0 LOB: 1 K: 1 BB: 1 S: 11 P: 19	R: 0 H: 1 E: 0 LOB: 0 K: 0 BB: 0 S: 7 P: 9	R: 0 H: 0 E: 0 LOB: 0 K: 0 BB: 0 S: 6 P: 8	R: 0 H: 1 E: 0 LOB: 1 K: 1 BB: 0 S: 10 P: 13	R: 1 H: 1 E: 0 LOB: 0 K: 1 BB: 0 S: 11 P: 13	R: 0 H: 0 E: 0 LOB: 0 K: 1 BB: 1 S: 9 P: 10	R: 0 H: 0 E: 0 LOB: 0 K: 1 BB: 1 S: 9 P: 17	1B: 3 SF: 0 2B: 0 SAC: 0 3B: 0 DP: 2 HR: 1 HBP: 0	WP: 0 PA: 32 PB: 0 SB: 0 CS: 0
PITCHER	IP WLS BF H R ER SO BB IBB HBP BLK WP HR S P ERA WHIP										
11 Drew Smyly, L ERA: 3.47	(1,1) 7.0 L 26 4 1 1 6 2 0 0 0 0 0 1 73 99 1.29 0.857										
15 Sean Newcomb, L ERA: 7.35	(8,1) 1.0 3 0 0 0 1 0 0 0 0 0 0 9 10 0.00 0.000										
74 Kevin Castro, R ERA: 11.57	(9,1) 1.0 3 0 0 0 1 1 0 0 0 0 0 9 17 0.00 1.000										

Batter	1	2	3	4	5	6	7	8	9	AB R H RBI BB SO LOB	BOTTOM
1 Nick Madrigal, R OBP: 0.305, SLG: 0.280	(1,4) G4-3		(3) G6-3			(3) G4-3			(3) G3-1	4 0 0 0 0 0 1	St. Louis Cardinals @ Chicago Cubs Wrigley Field, Chicago, IL Mon Aug 22 2022, 7:06 PM - 9:21 PM CDT Att: 29,719 - Clear - 71 F
40 Wilson Contreras, R OBP: 0.357, SLG: 0.472	(1,2) P6				(1) L7		(1) G5-3			3 0 0 0 0 0 0	
8 Ian Happ, S OBP: 0.351, SLG: 0.449	(1,7) K				(2) K		(2) F7			3 0 0 0 0 2 0	
27 Seiya Suzuki, R OBP: 0.320, SLG: 0.418		(1) F8			(3) F8		(3) G6-3			3 0 0 0 0 0 0	
32 Franmil Reyes, R OBP: 0.264, SLG: 0.386		(2) F9			(1) K		(1) G4-3			3 0 0 0 0 1 0	
2 Nico Hoerner, R OBP: 0.339, SLG: 0.411		(3) K2-3			(2) G5-3		(2) L8			3 0 0 0 0 1 0	
4 Nelson Velázquez, R OBP: 0.290, SLG: 0.425			(1) K		(3) G5-3		(3) G1-3			3 0 0 0 0 1 0	
48 P.J. Higgins, R OBP: 0.313, SLG: 0.459			(2) K			(1) L9		(1) K		3 0 0 0 0 2 0	
5 Christopher Morel, R OBP: 0.323, SLG: 0.460	(1,5) E6		(2) 2B			(2) F8		(2) F9		3 0 1 0 0 0 0	
Inning Stats	R: 0 H: 0 E: 0 LOB: 0 K: 1 BB: 0 S: 6 P: 9	R: 0 H: 0 E: 0 LOB: 0 K: 1 BB: 0 S: 7 P: 8	R: 0 H: 1 E: 1 LOB: 1 K: 2 BB: 0 S: 10 P: 16	R: 0 H: 0 E: 0 LOB: 0 K: 1 BB: 0 S: 9 P: 13	R: 0 H: 0 E: 0 LOB: 0 K: 1 BB: 0 S: 8 P: 11	R: 0 H: 0 E: 0 LOB: 0 K: 0 BB: 0 S: 5 P: 9	R: 0 H: 0 E: 0 LOB: 0 K: 0 BB: 0 S: 6 P: 13	R: 0 H: 0 E: 0 LOB: 0 K: 0 BB: 0 S: 6 P: 9	R: 0 H: 0 E: 0 LOB: 0 K: 1 BB: 0 S: 8 P: 11	1B: 0 SF: 0 2B: 1 SAC: 0 3B: 0 DP: 0 HR: 0 HBP: 0	WP: 0 PA: 28 PB: 0 SB: 0 CS: 0
PITCHER	IP WLS BF H R ER SO BB IBB HBP BLK WP HR S P ERA WHIP										
48 Jordan Montgomery, L ERA: 3.08	(1,1) 9.0 W 28 1 0 0 7 0 0 0 0 0 0 65 99 0.00 0.111										

AB 29
R 1
H 4
RBI 1
BB 3
SO 8
LOB 10



AB 28
R 0
H 1
RBI 0
BB 0
SO 7
LOB 1



Batter	1	2	3	4	5	6	7	8	9	AB R H RBI BB SO LOB	TOP												
21 Lars Nootbaar, L OBP: 0.363, SLG: 0.451 3 Dylan Carlson, S OBP: 0.316, SLG: 0.395	P4		F9	F9		BB	K		G4-3	2 0 0 0 2 0 0 2 1 1 2 0 1 2													
33 Brendan Donovan, L OBP: 0.406, SLG: 0.399 5 Albert Pujols, R OBP: 0.352, SLG: 0.529 52 Matthew Liberatore, L	G4-3		F7	E9		L6		G4-3	G4-3	5 0 1 2 0 0 1 0 0 0 0 0 0 0 0 0 0 0 0 0 0													
46 Paul Goldschmidt, R OBP: 0.417, SLG: 0.622	BB		L3	K		K		P5	G4-3	6 0 1 0 0 2 4													
28 Nolan Arenado, R OBP: 0.366, SLG: 0.559 11 Paul DeJong, R OBP: 0.292, SLG: 0.344	BB		HR	L4		L4		L4	HBP	4 1 3 1 0 0 0 1 0 0 0 0 1 0													
16 Nolan Gorman, L OBP: 0.291, SLG: 0.451	L4		HR	BB		K		2-4	G4-3	3 3 1 0 2 1 2													
27 Tyler O'Neill, R OBP: 0.298, SLG: 0.361	FC6-4		HR	G5-3		L8		L8	BB	4 2 2 2 1 0 1													
25 Corey Dickerson, L OBP: 0.291, SLG: 0.388	F8		HR	BB		L8		L8	BB	5 2 4 1 0 0 1													
7 Andrew Knizner, R OBP: 0.321, SLG: 0.275	FC6-4		HR	BB		F9		F9	BB	3 2 1 1 1 0 2													
19 Tommy Edman, S OBP: 0.315, SLG: 0.372	F9		F9	F9		HR		K	BB	5 2 2 3 0 1 4													
Inning Stats	R: 0 E: 0 K: 0 S: 11	H: 2 LOB: 1 BB: 0 P: 19	R: 0 E: 0 K: 0 S: 8	H: 1 LOB: 1 BB: 0 P: 12	R: 0 E: 0 K: 0 S: 7	H: 0 LOB: 0 BB: 0 P: 10	R: 5 E: 1 K: 1 S: 19	H: 6 LOB: 2 BB: 1 P: 35	R: 1 E: 0 K: 2 S: 13	H: 1 LOB: 1 BB: 1 P: 24	R: 1 E: 0 K: 2 S: 11	H: 2 LOB: 2 BB: 1 P: 21	R: 0 E: 0 K: 2 S: 9	H: 1 LOB: 2 BB: 0 P: 14	R: 0 E: 0 K: 0 S: 6	H: 0 LOB: 1 BB: 0 P: 15	R: 6 E: 0 K: 1 S: 15	H: 3 LOB: 0 BB: 3 P: 37	1B: 9 2B: 3 3B: 1 HR: 3	SF: 0 SAC: 0 DP: 1 HBP: 3	WP: 2 PB: 0 SB: 0 CS: 0	PA: 49	
PITCHER	IP WLS BF H R ER SO BB IBB HBP BLK WP HR S P ERA WHIP											PITCHER	IP WLS BF H R ER SO BB IBB HBP BLK WP HR S P ERA WHIP										
Adrian Sampson, R ERA: 4.04	(1, 1) 3.1 L 17 8 5 5 0 0 0 0 0 0 0 2 38 61 13.50 2.400																						
58 Nicholas Padilla, R ERA: 5.4	(4, 1) 1.2 9 2 1 1 1 2 0 0 0 0 1 0 20 39 5.40 2.400																						
51 Anderson Espinoza, R ERA: 5.4	(6, 1) 3.0 18 4 4 4 4 3 0 2 0 1 1 32 66 12.00 2.333																						
25 Steven Brault, L ERA: 3.0	(9, 1) 0.0 3 2 2 2 0 1 0 0 0 0 0 0 3 11 = =																						
32 Franmil Reyes, R ERA:	(9, 1) 1.0 3 0 1 1 1 0 0 1 0 0 0 0 6 10 9.00 0.000																						

St. Louis Cardinals @ Chicago Cubs
Wrigley Field, Chicago, IL
Tue Aug 23 2022, 7:06 PM - 10:20 PM CDT
Att: 28,163 - Clear - 75 F

AB	40
R	13
H	16
RBI	12
BB	6
SO	6
LOB	17



Batter	1	2	3	4	5	6	7	8	9	AB R H RBI BB SO LOB	BOTTOM												
1 Nick Madrigal, R OBP: 0.315, SLG: 0.287	E4		BB			BB		BB		3 1 2 0 1 0 0													
8 Ian Happ, S OBP: 0.349, SLG: 0.444 66 Rafael Ortega, L OBP: 0.323, SLG: 0.350	F7		F8			2B		FC3-6		2 0 0 0 0 0 2 2 1 1 1 0 0 1													
27 Seiya Suzuki, R OBP: 0.318, SLG: 0.413	G6-4-3		K			L8		L8		4 1 1 0 0 1 2													
32 Franmil Reyes, R OBP: 0.263, SLG: 0.386	L8		G5-3			K		K		4 0 1 1 0 1 1													
2 Nico Hoerner, R OBP: 0.334, SLG: 0.404 6 Zach McKinstry, L OBP: 0.242, SLG: 0.250	G5-3		G5-3			F8		F8		2 0 0 0 0 0 0 2 0 0 0 0 0 2													
16 Patrick Wisdom, R OBP: 0.313, SLG: 0.444	2B		F9			F9		K		4 0 1 0 0 1 0													
48 P.J. Higgins, R OBP: 0.312, SLG: 0.445	P3		FC5-4			BB		BB		4 0 1 0 0 2 1													
4 Nelson Velázquez, R OBP: 0.279, SLG: 0.408	G4-3		G4-3			FC5-4		K		4 0 0 0 0 1 1													
5 Christopher Morel, R OBP: 0.323, SLG: 0.457	P4		P4			G6-3		G6-3		3 0 0 0 0 0 1													
Inning Stats	R: 0 E: 1 K: 0 S: 5	H: 0 LOB: 0 BB: 0 P: 10	R: 0 E: 0 K: 0 S: 10	H: 1 LOB: 1 BB: 0 P: 19	R: 0 E: 0 K: 1 S: 7	H: 0 LOB: 0 BB: 0 P: 11	R: 0 E: 1 K: 0 S: 7	H: 1 LOB: 1 BB: 0 P: 10	R: 1 E: 0 K: 1 S: 12	H: 1 LOB: 1 BB: 1 P: 19	R: 0 E: 0 K: 3 S: 9	H: 0 LOB: 0 BB: 0 P: 13	R: 2 E: 0 K: 0 S: 11	H: 3 LOB: 1 BB: 0 P: 17	R: 0 E: 0 K: 1 S: 5	H: 0 LOB: 0 BB: 0 P: 6	1B: 4 2B: 3 3B: 0 HR: 0	SF: 0 SAC: 0 DP: 1 HBP: 0	WP: 1 PB: 0 SB: 0 CS: 0	PA: 35			
PITCHER	IP WLS BF H R ER SO BB IBB HBP BLK WP HR S P ERA WHIP											PITCHER	IP WLS BF H R ER SO BB IBB HBP BLK WP HR S P ERA WHIP										
40 Jake Woodford, R ERA: 2.48	(1, 1) 5.1 W 21 4 1 1 1 1 0 0 0 0 0 0 0 47 76 1.69 0.938																						
30 Chris Stratton, R ERA: 4.86	(6, 1) 1.0 3 0 0 0 0 2 0 0 0 0 0 0 8 12 0.00 0.000																						
52 Matthew Liberatore, L ERA: 5.46	(7, 1) 2.2 11 3 2 2 3 0 0 0 0 1 0 22 31 6.75 1.125																						
52 Matthew Liberatore, L ERA: 5.46	(9, 1) 2.2 11 3 2 2 3 0 0 0 0 1 0 22 31 6.75 1.125																						

St. Louis Cardinals @ Chicago Cubs
Wrigley Field, Chicago, IL
Tue Aug 23 2022, 7:06 PM - 10:20 PM CDT
Att: 28,163 - Clear - 75 F

AB	34
R	3
H	7
RBI	2
BB	1
SO	6
LOB	11



Batter	1	2	3	4	5	6	7	8	9	AB	R	H	RBI	BB	SO	LOB	TOP										
21 Lars Nootbaar, L (1,9) OBP: 0.361, SLG: 0.463	F9		F9		HR		F7			4	1	1	1	0	0	1	St. Louis Cardinals @ Chicago Cubs Wrigley Field, Chicago, IL Wed Aug 24, 2022, 7:06 PM - 9:52 PM CDT Att: 32,012 - Partly Cloudy - 76 F										
33 Brendan Donovan, L (1,3) OBP: 0.404, SLG: 0.394	L7		1B		F7		K			4	0	1	0	0	1	0											
28 Nolan Arenado, R (1,5) OBP: 0.365, SLG: 0.557	G1-3		K		K			K2-3		2	0	0	0	0	1	2											
11 Paul DeJong, R (3,6) OBP: 0.259, SLG: 0.340										2	0	0	0	0	2	0											
16 Nolan Gorman, L (1,4) OBP: 0.316, SLG: 0.444		K		K		G3-1		K		4	0	0	0	0	3	0											
27 Tyler O'Neill, R (1,8) OBP: 0.297, SLG: 0.359	P4			F7			25 1B		K	4	0	1	0	0	1	0											
25 Corey Dickerson, L (1,7) OBP: 0.307, SLG: 0.409					5 2B																						
5 Albert Pujols, R (1,10) OBP: 0.350, SLG: 0.529	G5-3									4	0	4	0	0	0	0											
4 Yadier Molina, R (1,2) OBP: 0.230, SLG: 0.267				F9	G5-3					4	0	1	0	0	1	4											
19 Tommy Edman, S (1,6) OBP: 0.315, SLG: 0.371						L5		G1-3		4	0	1	0	0	0	1											
Inning Stats	R: 0 E: 0 K: 0 S: 8	H: 0 LOB: 0 BB: 0 P: 13	R: 0 E: 0 K: 1 S: 7	H: 1 LOB: 1 BB: 0 P: 15	R: 0 E: 0 K: 1 S: 12	H: 2 LOB: 2 BB: 0 P: 18	R: 0 E: 0 K: 1 S: 11	H: 2 LOB: 2 BB: 0 P: 18	R: 1 E: 0 K: 1 S: 10	H: 1 LOB: 0 BB: 0 P: 15	R: 0 E: 0 K: 1 S: 14	H: 2 LOB: 2 BB: 0 P: 21	R: 0 E: 0 K: 1 S: 8	H: 0 LOB: 0 BB: 0 P: 13	R: 0 E: 0 K: 3 S: 10	H: 0 LOB: 0 BB: 0 P: 14	R: 0 E: 0 K: 1 S: 8	H: 1 LOB: 1 BB: 0 P: 12	1B: 6 2B: 2 3B: 0 HR: 1	SF: 0 SAC: 0 DP: 0 HBP: 0	WP: 0 PB: 0 SB: 0 CS: 0	PA: 36					
PITCHER	IP	WLS	BF	H	R	ER	SO	BB	IBB	HBP	BLK	WP	HR	S	P	ERA	WHIP										
60 Luke Farrell, R (1,1) ERA: 2.08	4.1		19	6	1	1	3	0	0	0	0	0	1	43	71	2.08	1.385										
50 Rowan Wick, R (5,1) ERA: 4.25	1.2	W	7	2	0	0	2	0	0	0	0	0	0	19	29	0.00	1.200										
62 Mark Leiter Jr., R (7,1) ERA: 4.36	1.0	H	3	0	0	0	1	0	0	0	0	0	0	8	13	0.00	0.000										
47 Brandon Hughes, L (8,1) ERA: 3.0	1.0		3	0	0	0	3	0	0	0	0	0	0	10	14	0.00	0.000										
74 Kevin Castro, R (9,1) ERA: 10.45	1.0		4	1	0	0	1	0	0	0	0	0	0	8	12	0.00	1.000										
1 Nick Madrigal, R (1,4) OBP: 0.308, SLG: 0.280	G4-3	G6-3			G5-3		G5-3			4	0	0	0	0	0	1	St. Louis Cardinals @ Chicago Cubs Wrigley Field, Chicago, IL Wed Aug 24, 2022, 7:06 PM - 9:52 PM CDT Att: 32,012 - Partly Cloudy - 76 F										
8 Ian Happ, S (1,7) OBP: 0.348, SLG: 0.442	P5		G6-3				G4-3			4	1	1	0	0	0	0											
32 Franmil Reyes, R (1,10) OBP: 0.263, SLG: 0.394																											
5 Christopher Morel, R (8,PR) OBP: 0.323, SLG: 0.457	K		K							4	0	1	0	0	2	0											
2 Nico Hoerner, R (1,6) OBP: 0.338, SLG: 0.408										0	0	0	0	0	0	0											
16 Patrick Wisdom, R (1,3) OBP: 0.313, SLG: 0.441										4	2	3	1	0	0	0											
66 Rafael Ortega, L (1,8) OBP: 0.326, SLG: 0.353																											
27 Seiya Suzuki, R (8,PH) OBP: 0.320, SLG: 0.413																											
7 Yan Gomes, R (1,2) OBP: 0.248, SLG: 0.343										3	2	0	2	0	0	3											
4 Nelson Velázquez, R (1,9) OBP: 0.279, SLG: 0.411										4	0	1	1	0	0	3											
6 Zach McKinstry, L (1,5) OBP: 0.246, SLG: 0.302										3	1	1	3	0	0	1											
Inning Stats	R: 0 E: 0 K: 1 S: 8	H: 0 LOB: 0 BB: 0 P: 11	R: 3 E: 0 K: 0 S: 19	H: 3 LOB: 1 BB: 1 P: 28	R: 0 E: 0 K: 1 S: 8	H: 0 LOB: 0 BB: 0 P: 12	R: 0 E: 0 K: 0 S: 8	H: 1 LOB: 0 BB: 0 P: 13	R: 0 E: 0 K: 0 S: 8	H: 0 LOB: 0 BB: 0 P: 11	R: 0 E: 0 K: 1 S: 10	H: 1 LOB: 1 BB: 0 P: 12	R: 2 E: 1 K: 0 S: 17	H: 1 LOB: 0 BB: 0 P: 21	R: 2 E: 0 K: 0 S: 13	H: 3 LOB: 2 BB: 1 P: 21	1B: 7 2B: 1 3B: 0 HR: 1	SF: 1 SAC: 0 DP: 1 HBP: 0	WP: 0 PB: 0 SB: 0 CS: 0	PA: 35							
PITCHER	IP	WLS	BF	H	R	ER	SO	BB	IBB	HBP	BLK	WP	HR	S	P	ERA	WHIP										
39 Miles Mikolas, R (1,1) ERA: 3.35	6.2	L	27	6	5	3	3	1	0	0	0	0	1	76	106	4.05	1.050										
92 Génesis Cabrera, L (7,1) ERA: 3.71	1.1		8	3	2	2	0	0	1	0	0	0	0	15	23	13.50	2.250										

Batter	1	2	3	4	5	6	7	8	9	AB	R	H	RBI	BB	SO	LOB	TOP								
13 Ronald Acuña Jr. R OBP: 0.367, SLG: 0.407 38 Guillermo Heredia, R OBP: 0.266, SLG: 0.328	G4-3 1-2		G4-3 2-2		F7 0-0		G5-3 2-2		G4-3 1-1	6	0	2	2	0	0	2									
7 Dansby Swanson, R OBP: 0.344, SLG: 0.447	K 2-3			28 FC4 1-1	K 2-3		K 0-2	G4-3 1-3	L9 1-1	6	1	1	1	1	0	3	4								
27 Austin Riley, R OBP: 0.353, SLG: 0.551	G5-3 2-1			L7 0-1		28 2B 4-2	28 BB 4-2	28 BB 3-H	28 BB 4-2	2	1	0	0	3	0	1									
28 Matt Olson, L OBP: 0.338, SLG: 0.500		16 G5-4-3 0-2		FC4 1-2		24 2B 1-1	24 BB 1-3	24 BB 1-2	24 BB 1-2	4	2	3	0	1	0	0									
16 Travis d'Arnaud, R OBP: 0.316, SLG: 0.460	G5-4-3 2-1			24 G6-4-3 1-1		24 BB 4-2	K 3-3		24 BB 2-2	4	2	2	1	1	1	3									
24 William Contreras, R OBP: 0.349, SLG: 0.530	18 BB 2-2			G6-4-3 0-0		G3-1 0-1		23 BB 3-1	23 BB 3-1	5	2	4	3	0	0	1									
18 Vaughn Grissom, R OBP: 0.406, SLG: 0.587				L6 2-2		G5-3 1-0		F9 1-1	F8 0-0	5	0	1	0	0	0	4									
23 Michael Harris II, L OBP: 0.336, SLG: 0.511			K 1-3			G3-1 0-0		15 BB 2-2	15 BB 2-2	4	2	2	1	0	1	1									
15 Robbie Grossman, S OBP: 0.318, SLG: 0.303			L7 2-1			G4-3 4-2		13 BB 1-1	G4-3 1-1	4	1	1	2	1	0	2									
Inning Stats	R: 0 E: 0 K: 1 S: 9	H: 0 LOB: 0 BB: 0 P: 14	R: 0 E: 0 K: 0 S: 10	H: 3 LOB: 2 BB: 0 P: 15	R: 0 E: 0 K: 1 S: 9	H: 0 LOB: 0 BB: 0 P: 14	R: 2 E: 1 K: 0 S: 11	H: 2 LOB: 0 BB: 0 P: 14	R: 0 E: 0 K: 1 S: 12	H: 1 LOB: 2 BB: 1 P: 20	R: 3 E: 0 K: 0 S: 15	H: 2 LOB: 1 BB: 2 P: 30	R: 0 E: 0 K: 2 S: 15	H: 0 LOB: 2 BB: 2 P: 28	R: 3 E: 0 K: 0 S: 15	H: 4 LOB: 2 BB: 1 P: 27	R: 3 E: 0 K: 0 S: 15	H: 4 LOB: 1 BB: 0 P: 23	1B: 11 2B: 5 3B: 0 HR: 0	SF: 0 SAC: 0 DP: 2 HBP: 1	WP: 0 PB: 0 SB: 0 CS: 0	PA: 47			
PITCHER	IP	WLS	BF	H	R	ER	SO	BB	IBB	HBP	BLK	WP	HR	S	P	ERA	WHIP								
62 Jose Quintana, L ERA: 3.45	5.0	L	22	7	4	2	3	2	0	0	0	0	0	55	86	3.60	1.800								
53 Andre Pallante, R ERA: 2.96	1.0		5	1	1	1	0	1	0	0	0	0	0	11	21	9.00	2.000								
30 Chris Stratton, R ERA: 4.91	1.1		7	1	1	1	2	2	0	0	0	0	0	19	36	6.75	2.250								
92 Génesis Cabrera, L ERA: 4.63	1.0		10	6	5	5	0	1	0	1	0	0	0	18	31	45.00	7.000								
7 Andrew Knizner, R ERA:	0.2		3	1	0	0	0	0	0	0	0	0	0	8	11	0.00	1.500								

Atlanta Braves @ St. Louis Cardinals
 Busch Stadium, St. Louis, MO
 Fri Aug 26 2022, 7:18 PM - 11:00 PM CDT
 Att: 46,027 - Clear - 86 F

AB	40
R	11
H	16
RBI	10
BB	6
SO	5
LOB	18



Batter	1	2	3	4	5	6	7	8	9	AB	R	H	RBI	BB	SO	LOB	BOTTOM								
21 Lars Nootbaar, L OBP: 0.363, SLG: 0.465	K 0-3		33 G6-3 1-2		L8 2-2		G4-3 1-2		33 BB 1-2	5	0	2	0	0	1	0									
33 Brendan Donovan, L OBP: 0.407, SLG: 0.395			G6-3 2-2		G4-3 2-0		G3 1-2		3 DI 2-2	5	0	2	1	0	0	1									
46 Paul Goldschmidt, R OBP: 0.419, SLG: 0.633 Juan Ypez, R OBP: 0.297, SLG: 0.457	K 3-2		P4 1-0			5 F 1-0		G4-3 1-1	F9 3-2	4	0	1	0	0	1	1									
25 Corey Dickerson, L OBP: 0.315, SLG: 0.424 3 Dylan Carlson, S OBP: 0.317, SLG: 0.394	K 0-3			G1-3 1-2					F9 1-1	3	0	1	0	0	1	1									
5 Albert Pujols, R OBP: 0.348, SLG: 0.523		K 2-3		16 BB 2-2		F7 0-2		P3 3-1		4	0	1	0	0	1	3									
16 Nolan Gorman, L OBP: 0.316, SLG: 0.444			K 0-3						27 HR 0-1	4	1	2	0	0	2	2									
27 Tyler O'Neill, R OBP: 0.295, SLG: 0.364										3	1	1	2	1	1	4									
4 Yadier Molina, R OBP: 0.226, SLG: 0.263 11 Paul DeJong, R OBP: 0.256, SLG: 0.329									HR 1-H	3	0	0	0	0	0	3									
19 Tommy Edman, S OBP: 0.317, SLG: 0.375									FC3-6 1-2	3	2	0	0	0	0	1									
Inning Stats	R: 0 E: 0 K: 3 S: 13	H: 1 LOB: 1 BB: 0 P: 16	R: 0 E: 0 K: 2 S: 12	H: 0 LOB: 1 BB: 1 P: 18	R: 1 E: 0 K: 0 S: 12	H: 1 LOB: 0 BB: 0 P: 19	R: 0 E: 0 K: 1 S: 15	H: 2 LOB: 0 BB: 0 P: 20	R: 0 E: 0 K: 1 S: 12	H: 0 LOB: 2 BB: 0 P: 16	R: 0 E: 0 K: 0 S: 11	H: 0 LOB: 0 BB: 0 P: 16	R: 0 E: 0 K: 0 S: 10	H: 0 LOB: 1 BB: 1 P: 19	R: 3 E: 0 K: 0 S: 20	H: 4 LOB: 2 BB: 1 P: 33	1B: 7 2B: 2 3B: 0 HR: 1	SF: 0 SAC: 0 DP: 1 HBP: 1	WP: 0 PB: 0 SB: 1 CS: 0	PA: 40					
PITCHER	IP	WLS	BF	H	R	ER	SO	BB	IBB	HBP	BLK	WP	HR	S	P	ERA	WHIP								
65 Spencer Strider, R ERA: 2.87	6.0	W	25	6	1	1	7	1	0	1	0	0	0	11	16	0.00	0.000								
26 Raisel Iglesias, R ERA: 3.38	1.0		3	0	0	0	0	0	0	0	0	0	0	10	19	0.00	1.000								
33 A.J. Minter, L ERA: 2.22	1.0		4	0	0	0	0	1	0	0	0	0	0	14	23	81.00	15.000								
53 Jackson Stephens, R ERA: 3.89	0.1		6	4	3	3	0	1	0	0	0	0	1	14	23	81.00	15.000								
68 Tyler Matzek, L ERA: 3.16	0.2		2	0	0	0	0	0	0	0	0	0	0	6	10	0.00	0.000								

Atlanta Braves @ St. Louis Cardinals
 Busch Stadium, St. Louis, MO
 Fri Aug 26 2022, 7:18 PM - 11:00 PM CDT
 Att: 46,027 - Clear - 86 F

AB	36
R	4
H	10
RBI	3
BB	3
SO	7
LOB	20



Batter	1	2	3	4	5	6	7	8	9	AB	R	H	RBI	BB	SO	LOB	TOP										
21 Lars Nootbaar, L (1.9) OBP: 0.351, SLG: 0.451										4	0	0	0	0	0	0											
33 Brendan Donovan, L (1.4) OBP: 0.399, SLG: 0.390										4	0	1	0	0	3	0											
46 Paul Goldschmidt, R (1.3) OBP: 0.417, SLG: 0.620										3	0	0	0	1	2	1											
28 Nolan Arenado, R (1.5) OBP: 0.370, SLG: 0.566										4	0	1	0	0	1	2											
27 Tyler O'Neill, R (1.8) OBP: 0.303, SLG: 0.392										4	0	0	0	0	1	2											
5 Albert Pujols, R (1.10) OBP: 0.350, SLG: 0.527										2	0	0	0	0	0	0											
25 Corey Dickerson, L (1.7) OBP: 0.317, SLG: 0.433										3	0	1	0	0	0	0											
4 Yadier Molina, R (1.2) OBP: 0.220, SLG: 0.255										3	0	0	0	0	0	2											
19 Tommy Edman, S (1.6) OBP: 0.315, SLG: 0.388										3	1	1	1	0	0	0											
Inning Stats	R: 0 E: 0 K: 2 S: 10	H: 0 LOB: 0 BB: 0 P: 16	R: 0 E: 0 K: 1 S: 13	H: 1 LOB: 2 BB: 0 P: 17	R: 1 E: 0 K: 1 S: 14	H: 1 LOB: 0 BB: 0 P: 23	R: 0 E: 0 K: 0 S: 5	H: 1 LOB: 0 BB: 0 P: 7	R: 0 E: 0 K: 0 S: 8	H: 0 LOB: 0 BB: 0 P: 10	R: 0 E: 0 K: 1 S: 9	H: 1 LOB: 1 BB: 0 P: 14	R: 0 E: 0 K: 0 S: 6	H: 0 LOB: 0 BB: 0 P: 13	R: 0 E: 0 K: 0 S: 9	H: 0 LOB: 0 BB: 0 P: 13	R: 0 E: 0 K: 2 S: 11	H: 0 LOB: 1 BB: 0 P: 19	1B: 3 2B: 0 3B: 0 HR: 1	SF: 0 SAC: 0 DP: 1 HBP: 1	WP: 0 PB: 0 SB: 0 CS: 0	PA: 32					
PITCHER	IP	WLS	BF	H	R	ER	SO	BB	IBB	HBP	BLK	WP	HR	S	P	ERA	WHIP										
38 Justin Dunn, R (1.1) ERA: 4.63	4.0		15	3	1	1	4	0	0	1	0	0	1	42	63	2.25	0.750										
58 Derek Law, R (5.1) ERA: 2.25	2.0	W	7	1	0	0	1	0	0	0	0	0	0	17	24	0.00	0.500										
66 Joel Kuhnel, R (7.1) ERA: 5.11	1.0		3	0	0	0	0	0	0	0	0	0	0	6	13	0.00	0.000										
46 Buck Farmer, R (8.1) ERA: 4.09	1.0		3	0	0	0	0	0	0	0	0	0	0	9	13	0.00	0.000										
43 Alexis Diaz, R (9.1) ERA: 1.79	1.0		4	0	0	0	2	1	0	0	0	0	0	11	19	0.00	1.000										

St. Louis Cardinals @ Cincinnati Reds
Great American Ball Park, Cincinnati, OH
Tue Aug 30 2022, 6:42 PM - 9:14 PM EDT
Att: 13,271 - Clear - 82 F

AB	30
R	1
H	4
RBI	1
BB	1
SO	7
LOB	7



Batter	1	2	3	4	5	6	7	8	9	AB	R	H	RBI	BB	SO	LOB	BOTTOM											
6 Jonathan India, R (1.4) OBP: 0.323, SLG: 0.402										3	2	2	0	1	0	0												
27 Jake Fraley, L (1.10) OBP: 0.331, SLG: 0.457										4	1	2	1	0	1	1												
17 Kyle Farmer, R (1.6) OBP: 0.331, SLG: 0.381										4	0	2	1	0	0	1												
7 Donovan Solano, R (1.3) OBP: 0.371, SLG: 0.429										4	0	0	0	0	1	4												
29 T.J. Friedl, L (1.7) OBP: 0.306, SLG: 0.427										4	0	1	0	0	0	2												
15 Nick Senzel, R (1.8) OBP: 0.303, SLG: 0.312										4	0	0	0	0	1	2												
44 Aristides Aquino, R (1.9) OBP: 0.213, SLG: 0.219										4	0	0	0	0	1	2												
35 Alejo Lopez, S (1.5) OBP: 0.370, SLG: 0.357										3	1	3	0	0	0	0												
28 Austin Romine, R (1.2) OBP: 0.203, SLG: 0.306										3	1	1	2	0	0	3												
Inning Stats	R: 0 E: 0 K: 2 S: 9	H: 0 LOB: 1 BB: 1 P: 17	R: 0 E: 0 K: 0 S: 6	H: 0 LOB: 0 BB: 0 P: 8	R: 4 E: 0 K: 0 S: 21	H: 5 LOB: 1 BB: 0 P: 31	R: 0 E: 0 K: 0 S: 6	H: 1 LOB: 0 BB: 0 P: 11	R: 1 E: 0 K: 0 S: 9	H: 3 LOB: 1 BB: 0 P: 10	R: 0 E: 1 K: 0 S: 13	H: 1 LOB: 1 BB: 0 P: 18	R: 0 E: 0 K: 0 S: 9	H: 0 LOB: 0 BB: 0 P: 14	R: 0 E: 0 K: 2 S: 13	H: 1 LOB: 1 BB: 0 P: 15	1B: 9 2B: 1 3B: 0 HR: 1	SF: 0 SAC: 0 DP: 3 HBP: 0	WP: 0 PB: 0 SB: 0 CS: 0	PA: 34								
PITCHER	IP	WLS	BF	H	R	ER	SO	BB	IBB	HBP	BLK	WP	HR	S	P	ERA	WHIP											
43 Dakota Hudson, R (1.1) ERA: 4.43	4.2	L	22	9	5	5	2	0	0	0	0	0	0	37	49	0.00	0.600											
40 Jake Woodford, R (5.1) ERA: 2.16	3.1		12	2	0	0	2	0	0	0	0	0	0	0	37	49	0.00	0.600										

St. Louis Cardinals @ Cincinnati Reds
Great American Ball Park, Cincinnati, OH
Tue Aug 30 2022, 6:42 PM - 9:14 PM EDT
Att: 13,271 - Clear - 82 F

AB	33
R	5
H	11
RBI	4
BB	1
SO	4
LOB	15



Batter	1	2	3	4	5	6	7	8	9	AB	R	H	RBI	BB	SO	LOB	TOP										
6 Zach McKinstry, L (1,4) OBP: 0.245, SLG: 0.291 13 David Bote, R (9,FR) OBP: 0.317, SLG: 0.364	F7 FF 93 SI 94		G1-3 CU 76 SL 88 SI 94			L7 SL 88 CU 76 SI 94			G1-6-3 FF 100 CU 79 SI 94 SL 88 SI 94	3	0	0	0	1	0	1											
27 Seiya Suzuki, R (1,9) OBP: 0.332, SLG: 0.417	G1-3 FF 93 SI 94 CU 77 SI 94 SL 87			G6-3 CU 76 SI 92		G5-3 SL 88 CU 76 SI 92			G1-6-3 FF 98 CU 76 SI 92 SL 88	4	0	0	0	0	0	2											
32 Franmil Reyes, R (1,10) OBP: 0.272, SLG: 0.393					G5-6-3 FF 93 SI 92 CU 74 SI 94 SL 85 SI 94		P4 FF 92 SI 92			2	0	1	0	1	0	0											
8 Ian Happ, S (1,7) OBP: 0.350, SLG: 0.455	G3-1 FF 92 SI 92 CU 76			G5-6-3 SL 86 CU 76 SI 92 SI 94 SL 86			F7 CU 76			3	0	0	0	0	0	2											
2 Nico Hoerner, R (1,6) OBP: 0.327, SLG: 0.396		F9 FF 93 SI 94 CH 84			F9 CU 76 SI 94 CH 86			G3 SI 94 CU 76 SI 93		3	0	0	0	0	0	0											
66 Rafael Ortega, L (1,8) OBP: 0.325, SLG: 0.346		G5-3 SL 87			K SI 93 SL 87 SI 94 SI 94			F9 CU 76 SI 94 SL 88		3	0	0	0	0	1	0											
48 P.J. Higgins, R (1,2) OBP: 0.283, SLG: 0.395			G6-3 SI 93 SL 86 SI 93 SI 93 CU 77		K SI 88 CU 76 SI 94			G1 SI 93 SL 86 SI 87		3	0	0	0	0	1	0											
36 Alfonso Rivas III, L (1,3) OBP: 0.320, SLG: 0.321			G6-3 FF 91 SI 94 SI 93 SI 93		K SI 87 CU 77 SI 93			G4-3 CU 78 SI 90 SI 86 SI 94 CU 78 CU 86		3	0	0	0	0	1	0											
5 Christopher Morel, R (1,5) OBP: 0.309, SLG: 0.442			F7 SI 87 SL 88 SI 93 SI 93 CH 84					K SI 87 SI 95 SI 101 SI 90		3	0	1	0	0	1	0											
Inning Stats	R: 0 E: 0 K: 0 S: 8	H: 1 LOB: 1 BB: 0 P: 12	R: 0 E: 0 K: 0 S: 6	H: 0 LOB: 0 BB: 0 P: 9	R: 0 E: 0 K: 0 S: 9	H: 0 LOB: 0 BB: 1 P: 13	R: 0 E: 0 K: 2 S: 13	H: 0 LOB: 0 BB: 1 P: 19	R: 0 E: 0 K: 1 S: 12	H: 1 LOB: 1 BB: 0 P: 16	R: 0 E: 0 K: 0 S: 5	H: 0 LOB: 0 BB: 0 P: 6	R: 0 E: 0 K: 0 S: 7	H: 0 LOB: 1 BB: 1 P: 12	R: 0 E: 0 K: 1 S: 6	H: 0 LOB: 1 BB: 1 P: 12	1B: 1 2B: 1 3B: 0 HR: 0	SF: 0 SAC: 0 DP: 2 HBP: 0	WP: 0 PB: 0 SB: 0 CS: 0	PA: 29							
PITCHER	IP	WLS	BF	H	R	ER	SO	BB	IBB	HBP	BLK	WP	HR	S	P	ERA	WHIP										
39 Miles Mikolas, R (1,1) ERA: 3.32	8.0	W	26	2	0	0	3	1	0	0	0	0	0	68	97	0.00	0.375										
56 Ryan Helsley, R (9,1) ERA: 0.99	1.0	S	3	0	0	0	1	1	0	0	0	0	0	6	12	0.00	1.000										

Chicago Cubs @ St. Louis Cardinals
Busch Stadium, St. Louis, MO
Sun Sep 04 2022, 2:44 PM - 5:06 PM CDT
Att: 46,642 - Cloudy - 73 F

AB	27
R	0
H	2
RBI	0
BB	2
SO	4
LOB	5



Batter	1	2	3	4	5	6	7	8	9	AB	R	H	RBI	BB	SO	LOB	BOTTOM											
21 Lars Nootbaar, L (1,9) OBP: 0.351, SLG: 0.467 5 Albert Pujols, R (8,PH) OBP: 0.348, SLG: 0.526 26 Ben DeLuizio, R (9,8)	P5 FF 92		K FC 90 SAFE SAFE FC 99 SV 84			F8 SV 82 SV 87 FS 86			HR FF 94 FF 94	3	0	0	0	0	1	1												
33 Brendan Donovan, L (1,10) OBP: 0.391, SLG: 0.365	G6-3 FF 93 SI 92		G4-3 FC 90 SI 92 SAFE FS 86			L7 SI 91 FS 87 FS 86		F7 SI 86 SI 91 FF 94		4	0	0	0	0	1													
46 Paul Goldschmidt, R (1,3) OBP: 0.417, SLG: 0.617			K SI 92 SV 85 SV 85			G5-3 SV 84 SV 85 SI 91 SI 92		F8 SI 86 SI 91 FF 95		4	0	1	0	0	1	1												
28 Nolan Arenado, R (1,5) OBP: 0.366, SLG: 0.561	F6 SI 91 SI 91				P4 SI 91			L8 SV 86 SV 86 SI 91 SI 85		3	0	0	0	0	1													
25 Corey Dickerson, L (1,7) OBP: 0.324, SLG: 0.441 3 Dylan Carlson, S (9,9) OBP: 0.316, SLG: 0.387		G5-3-2 SI 92 SI 92 SI 91 SI 92						P6 SI 92 FC 90		3	0	2	0	0	0	0												
27 Tyler O'Neill, R (1,8) OBP: 0.305, SLG: 0.392	F7 SV 82 SV 84 SV 84 SI 90							G1-3 FF 93 SI 92 SI 92		3	0	0	0	0	1	2												
16 Nolan Gorman, L (1,4) OBP: 0.307, SLG: 0.427		G5-3-2 SAFE SV 82 FC 91 SAFE SI 87						G1-3 FC 90 FS 86 FC 90 SI 83 SI 83 SI 86		3	0	1	0	0	1	1												
7 Andrew Knizner, R (1,2) OBP: 0.325, SLG: 0.295		G5-3-2 SI 91 SI 92 SI 85 SI 92						G6-3 SI 82 SI 91 SI 82		3	0	0	0	0	1	2												
19 Tommy Edman, S (1,6) OBP: 0.322, SLG: 0.409								G1-3 SI 91 SI 91 SI 91 SI 91		3	1	2	0	0	0	0												
Inning Stats	R: 0 E: 0 K: 0 S: 8	H: 1 LOB: 1 BB: 0 P: 10	R: 0 E: 0 K: 0 S: 11	H: 2 LOB: 1 BB: 0 P: 17	R: 0 E: 0 K: 2 S: 12	H: 1 LOB: 1 BB: 0 P: 15	R: 0 E: 0 K: 2 S: 10	H: 1 LOB: 1 BB: 0 P: 16	R: 0 E: 0 K: 1 S: 10	H: 0 LOB: 0 BB: 0 P: 14	R: 0 E: 0 K: 0 S: 10	H: 0 LOB: 0 BB: 0 P: 17	R: 0 E: 0 K: 0 S: 5	H: 0 LOB: 0 BB: 0 P: 9	R: 2 E: 0 K: 0 S: 11	H: 2 LOB: 0 BB: 0 P: 16	1B: 3 2B: 4 3B: 0 HR: 1	SF: 0 SAC: 0 DP: 1 HBP: 0	WP: 0 PB: 0 SB: 0 CS: 0	PA: 30								
PITCHER	IP	WLS	BF	H	R	ER	SO	BB	IBB	HBP	BLK	WP	HR	S	P	ERA	WHIP											
0 Marcus Stroman, R (1,1) ERA: 3.73	7.0		25	5	0	0	5	0	0	0	0	0	1	10	14	27.00	3.000											
47 Brandon Hughes, L (8,1) ERA: 3.3	0.2	L	4	2	2	2	0	0	0	0	0	0	0	1	10	14	27.00	3.000										
39 Manuel Rodriguez, R (8,1) ERA: 1.8	0.1		1	0	0	0	0	0	0	0	0	0	0	1	2	0.00	0.000											

Chicago Cubs @ St. Louis Cardinals
Busch Stadium, St. Louis, MO
Sun Sep 04 2022, 2:44 PM - 5:06 PM CDT
Att: 46,642 - Cloudy - 73 F

AB	30
R	2
H	7
RBI	2
BB	0
SO	5
LOB	9



Batter	1	2	3	4	5	6	7	8	9	AB	R	H	RBI	BB	SO	LOB	TOP										
28 Lane Thomas, R OBP: 0.304, SLG: 0.419	G6-3		G5-4-3 1B		K			F9		4	0	1	0	0	1	1	Washington Nationals @ St. Louis Cardinals Busch Stadium, St. Louis, MO Tue Sep 06 2022, 6:47 PM - 9:36 PM CDT Att: 37,629 - Partly Cloudy - 78 F										
45 Joey Meneses, R OBP: 0.375, SLG: 0.582			G5-4-3 1-2			F8				4	0	2	0	0	0	1											
34 Luke Voit, R OBP: 0.314, SLG: 0.404	P4				K					4	0	1	0	0	1	2											
23 Nelson Cruz, R OBP: 0.314, SLG: 0.340					K					3	0	0	0	1	1	2											
20 Keibert Ruiz, S OBP: 0.312, SLG: 0.361		G6-3								4	0	0	0	0	0	2											
2 Luis Garcia Jr., L OBP: 0.306, SLG: 0.438					K					4	1	1	0	0	2	2											
62 Alex Call, R OBP: 0.300, SLG: 0.302										3	0	1	0	0	1	1											
14 Ildemaro Vargas, S OBP: 0.321, SLG: 0.435								L9		3	0	1	1	0	1	1											
5 CJ Abrams, L OBP: 0.271, SLG: 0.297								G3-1		3	0	0	0	0	0	2											
Inning Stats	R: 0 E: 0 K: 0 S: 7	H: 1 LOB: 1 BB: 0 P: 10	R: 1 E: 0 K: 0 S: 14	H: 2 LOB: 1 BB: 0 P: 20	R: 0 E: 0 K: 1 S: 8	H: 1 LOB: 0 BB: 0 P: 12	R: 0 E: 0 K: 2 S: 16	H: 0 LOB: 0 BB: 0 P: 23	R: 0 E: 0 K: 2 S: 16	H: 1 LOB: 1 BB: 0 P: 22	R: 0 E: 0 K: 0 S: 4	H: 0 LOB: 0 BB: 0 P: 5	R: 0 E: 0 K: 1 S: 10	H: 0 LOB: 0 BB: 0 P: 15	R: 0 E: 0 K: 0 S: 9	H: 0 LOB: 0 BB: 0 P: 12		R: 0 E: 0 K: 1 S: 12	H: 1 LOB: 2 BB: 1 P: 21	1B: 4 2B: 3 3B: 0 HR: 0	SF: 0 SAC: 0 DP: 2 HBP: 0	WP: 0 PB: 0 SB: 0 CS: 0	PA: 33				
PITCHER	IP	WLS	BF	H	R	ER	SO	BB	IBB	HBP	BLK	WP	HR	S	P	ERA	WHIP										
62 Jose Quintana, L ERA: 3.41	(1, 1)	5.0	W	19	5	1	1	5	0	0	0	0	0	61	87	1.80	1.000										
12 Jordan Hicks, R ERA: 4.76	(6, 1)	2.0	H	6	1	0	0	1	0	0	0	0	0	14	20	0.00	0.500										
65 Giovanni Gallegos, R ERA: 2.82	(8, 1)	1.0	H	3	0	0	0	0	0	0	0	0	0	9	12	0.00	0.000										
56 Ryan Helsley, R ERA: 0.98	(9, 1)	1.0	S	5	1	0	0	1	1	0	0	0	0	12	21	0.00	2.000										

Washington Nationals @ St. Louis Cardinals
 Busch Stadium, St. Louis, MO
 Tue Sep 06 2022, 6:47 PM - 9:36 PM CDT
 Att: 37,629 - Partly Cloudy - 78 F

AB 32
 R 1
 H 7
 RBI 1
 BB 1
 SO 7
 LOB 14



Batter	1	2	3	4	5	6	7	8	9	AB	R	H	RBI	BB	SO	LOB	BOTTOM										
21 Lars Nootbaar, L OBP: 0.341, SLG: 0.450	K		G3		K			P3		4	0	0	0	0	2	1	Washington Nationals @ St. Louis Cardinals Busch Stadium, St. Louis, MO Tue Sep 06 2022, 6:47 PM - 9:36 PM CDT Att: 37,629 - Partly Cloudy - 78 F										
33 Brendan Donovan, L OBP: 0.391, SLG: 0.377										3	1	1	1	0	0	1											
5 Albert Pujols, R OBP: 0.342, SLG: 0.515	L6									1	0	0	0	0	0	0											
11 Paul DeJong, R OBP: 0.298, SLG: 0.315										0	0	0	0	0	0	0											
46 Paul Goldschmidt, R OBP: 0.416, SLG: 0.612										3	0	1	0	1	1	1											
28 Nolan Arenado, R OBP: 0.364, SLG: 0.555										4	1	1	0	0	0	2											
25 Corey Dickerson, L OBP: 0.324, SLG: 0.443										3	1	2	0	0	0	0											
3 Dylan Carlson, S OBP: 0.316, SLG: 0.386										1	0	0	0	0	0	1											
27 Tyler O'Neill, R OBP: 0.301, SLG: 0.388										2	0	0	1	0	1	1											
16 Nolan Gorman, L OBP: 0.307, SLG: 0.440										3	1	2	2	0	1	0											
Inning Stats	R: 0 E: 1 K: 1 S: 12	H: 1 LOB: 1 BB: 0 P: 19	R: 0 E: 0 K: 1 S: 9	H: 1 LOB: 0 BB: 0 P: 14	R: 0 E: 0 K: 1 S: 9	H: 0 LOB: 0 BB: 0 P: 16	R: 3 E: 0 K: 0 S: 16	H: 4 LOB: 1 BB: 0 P: 23	R: 0 E: 0 K: 2 S: 9	H: 1 LOB: 1 BB: 0 P: 13	R: 0 E: 0 K: 1 S: 11	H: 0 LOB: 0 BB: 0 P: 14	R: 1 E: 0 K: 0 S: 9	H: 1 LOB: 0 BB: 0 P: 17	R: 0 E: 0 K: 0 S: 5	H: 0 LOB: 1 BB: 1 P: 11	1B: 4 2B: 2 3B: 0 HR: 2	SF: 1 SAC: 0 DP: 1 HBP: 0	WP: 0 PB: 0 SB: 0 CS: 0	PA: 32							
PITCHER	IP	WLS	BF	H	R	ER	SO	BB	IBB	HBP	BLK	WP	HR	S	P	ERA	WHIP										
30 Paolo Espino, R ERA: 4.28	(1, 1)	5.0	L	21	7	3	3	5	0	0	0	0	0	55	85	5.40	1.400										
57 Andrés Machado, R ERA: 4.47	(6, 1)	1.0		3	0	0	0	1	0	0	0	0	0	11	14	0.00	0.000										
33 Steve Cishek, R ERA: 4.79	(7, 1)	1.0		4	1	1	1	0	0	0	0	0	1	9	17	9.00	1.000										
47 Jake McGee, L ERA: 6.38	(8, 1)	1.0		4	0	0	0	0	1	0	0	0	0	5	11	0.00	1.000										

Washington Nationals @ St. Louis Cardinals
 Busch Stadium, St. Louis, MO
 Tue Sep 06 2022, 6:47 PM - 9:36 PM CDT
 Att: 37,629 - Partly Cloudy - 78 F

AB 30
 R 4
 H 8
 RBI 4
 BB 1
 SO 6
 LOB 8



Batter	1	2	3	4	5	6	7	8	9	AB	R	H	RBI	BB	SO	LOB	TOP					
28 Lane Thomas, R OBP: 0.303, SLG: 0.415										6	0	2	0	0	1	3	Washington Nationals @ St. Louis Cardinals Busch Stadium, St. Louis, MO Thu Sep 08 2022, 12:18 PM - 4:13 PM CDT Att: 40,437 - Sunny - 79 F					
2 Luis Garcia Jr., L OBP: 0.302, SLG: 0.429										6	0	1	1	0	1	3						
45 Joey Meneses, R OBP: 0.355, SLG: 0.550										4	0	0	1	0	3	2						
34 Luke Voit, R OBP: 0.323, SLG: 0.419 68 Joshua Palacios, L OBP: 0.212, SLG: 0.242										3	2	2	0	2	0	1						
20 Keibert Ruiz, S OBP: 0.313, SLG: 0.360 15 Riley Adams, R OBP: 0.262, SLG: 0.290										3	0	1	0	0	0	1						
23 Nelson Cruz, R OBP: 0.318, SLG: 0.343										5	2	3	0	0	0	3						
1 César Hernández, S OBP: 0.315, SLG: 0.327										4	2	3	3	0	0	0						
5 CJ Abrams, L OBP: 0.274, SLG: 0.305										5	2	2	1	0	0	5						
62 Alex Call, R OBP: 0.339, SLG: 0.429										5	2	4	5	0	0	1						
Inning Stats	R: 0 E: 0 K: 1 S: 8	H: 0 LOB: 0 BB: 0 P: 13	R: 1 E: 0 K: 0 S: 11	H: 2 LOB: 1 BB: 0 P: 15	R: 1 E: 0 K: 0 S: 13	H: 2 LOB: 1 BB: 0 P: 20	R: 2 E: 0 K: 0 S: 18	H: 3 LOB: 1 BB: 0 P: 28	R: 0 E: 1 K: 1 S: 10	H: 2 LOB: 2 BB: 0 P: 17	R: 1 E: 0 K: 1 S: 18	H: 3 LOB: 2 BB: 0 P: 24	R: 2 E: 0 K: 0 S: 9	H: 2 LOB: 1 BB: 1 P: 16	R: 0 E: 0 K: 1 S: 9	H: 0 LOB: 0 BB: 0 P: 10		R: 4 E: 0 K: 1 S: 18	H: 4 LOB: 1 BB: 1 P: 31	1B: 13 3B: 0 HR: 1	SF: 2 2B: 4 DP: 0 HBP: 0	WP: 1 PB: 0 SB: 0 CS: 0
PITCHER	IP WLS BF H R ER SO BB IBB HBP BLK WP HR S P ERA WHIP	5.0 L 3 2 1 0 0 0 0 0 0 0 0 60 93 7.20 1.800	6.1 L 3 2 1 1 0 0 0 0 0 1 0 12 16 27.00 6.000	6.1 L 7 2 2 2 1 0 0 0 0 0 0 11 20 13.50 2.250	7.1 L 5 1 0 0 1 0 0 0 0 0 0 13 14 0.00 0.750	9.1 L 8 4 4 4 1 1 0 0 0 0 1 18 31 36.00 5.000	PITCHER	IP WLS BF H R ER SO BB IBB HBP BLK WP HR S P ERA WHIP	5.0 L 3 2 1 0 0 0 0 0 0 0 0 60 93 7.20 1.800	6.1 L 3 2 1 1 0 0 0 0 0 1 0 12 16 27.00 6.000	6.1 L 7 2 2 2 1 0 0 0 0 0 0 11 20 13.50 2.250	7.1 L 5 1 0 0 1 0 0 0 0 0 0 13 14 0.00 0.750	9.1 L 8 4 4 4 1 1 0 0 0 0 1 18 31 36.00 5.000									

Washington Nationals @ St. Louis Cardinals
 Busch Stadium, St. Louis, MO
 Thu Sep 08 2022, 12:18 PM - 4:13 PM CDT
 Att: 40,437 - Sunny - 79 F

AB 43
 R 11
 H 18
 RBI 11
 BB 2
 SO 5
 LOB 21



BOTTOM

Washington Nationals @ St. Louis Cardinals
 Busch Stadium, St. Louis, MO
 Thu Sep 08 2022, 12:18 PM - 4:13 PM CDT
 Att: 40,437 - Sunny - 79 F

AB 38
 R 6
 H 11
 RBI 6
 BB 5
 SO 4
 LOB 22



WP: 1
 PB: 0
 SB: 0
 CS: 0
 PA: 43
 ERA: 0.00
 WHIP: 1.500

Batter	1	2	3	4	5	6	7	8	9	AB	R	H	RBI	BB	SO	LOB	TOP						
33 Brendan Donovan, L (1,9) OBP: 0.392, SLG: 0.388										5	1	1	1	0	1	2	St. Louis Cardinals @ Pittsburgh Pirates PNC Park, Pittsburgh, PA Sat Sep 10 2022, 7:36 PM - 10:50 PM EDT Att: 22,042 - Partly Cloudy - 72 F 						
25 Corey Dickerson, L (1,7) OBP: 0.329, SLG: 0.445										4	1	2	0	1	0	3							
7 Andrew Knizner, R (9,2) OBP: 0.320, SLG: 0.286										0	0	0	0	0	0	0							
46 Paul Goldschmidt, R (1,10) OBP: 0.413, SLG: 0.697										4	1	0	0	1	0	3							
28 Nolan Arenado, R (1,5) OBP: 0.360, SLG: 0.548										5	0	1	3	0	0	3							
27 Tyler O'Neill, R (1,8) OBP: 0.307, SLG: 0.386										4	1	1	0	1	2	2							
16 Nolan Gorman, L (1,4) OBP: 0.301, SLG: 0.433										4	0	1	0	0	0	2							
19 Tommy Edman, S (8,PR) OBP: 0.325, SLG: 0.412										0	1	0	0	0	0	0							
5 Albert Pujols, R (1,3) OBP: 0.339, SLG: 0.520										4	1	3	3	0	1	1							
26 Ben DeLuzio, R (8,PR) OBP: 0.500, SLG: 0.333										0	0	0	0	0	0	0							
4 Yadier Molina, R (1,2) OBP: 0.249, SLG: 0.314										3	0	1	0	0	0	1							
21 Lars Nootbaar, L (9,PR) OBP: 0.332, SLG: 0.433										0	0	0	0	0	0	0							
11 Paul DeJong, R (1,6) OBP: 0.256, SLG: 0.312										4	1	1	0	0	0	2							
Inning Stats	R: 0 E: 0 K: 1 S: 9	H: 0 LOB: 1 BB: 1 P: 13	R: 0 E: 0 K: 1 S: 14	H: 1 LOB: 2 BB: 0 P: 22	R: 0 E: 0 K: 0 S: 9	H: 1 LOB: 1 BB: 0 P: 16	R: 0 E: 0 K: 1 S: 8	H: 0 LOB: 1 BB: 1 P: 14	R: 1 E: 0 K: 0 S: 10	H: 2 LOB: 1 BB: 0 P: 15	R: 2 E: 0 K: 0 S: 6	H: 2 LOB: 0 BB: 0 P: 9	R: 0 E: 0 K: 1 S: 8	H: 0 LOB: 0 BB: 0 P: 9	R: 1 E: 0 K: 1 S: 10	H: 2 LOB: 2 BB: 0 P: 12		R: 3 E: 0 K: 0 S: 20	H: 3 LOB: 2 BB: 1 P: 32	1B: 4 2B: 5 3B: 0 HR: 2	SF: 0 SAC: 0 DP: 0 HBP: 1	WP: 0 PB: 0 SB: 0 CS: 1	PA: 42
PITCHER	IP WLS BF H R ER SO BB IBB HBP BLK WP HR S P ERA WHIP	IP WLS BF H R ER SO BB IBB HBP BLK WP HR S P ERA WHIP	IP WLS BF H R ER SO BB IBB HBP BLK WP HR S P ERA WHIP	IP WLS BF H R ER SO BB IBB HBP BLK WP HR S P ERA WHIP	IP WLS BF H R ER SO BB IBB HBP BLK WP HR S P ERA WHIP	IP WLS BF H R ER SO BB IBB HBP BLK WP HR S P ERA WHIP	IP WLS BF H R ER SO BB IBB HBP BLK WP HR S P ERA WHIP	IP WLS BF H R ER SO BB IBB HBP BLK WP HR S P ERA WHIP	IP WLS BF H R ER SO BB IBB HBP BLK WP HR S P ERA WHIP	IP WLS BF H R ER SO BB IBB HBP BLK WP HR S P ERA WHIP	IP WLS BF H R ER SO BB IBB HBP BLK WP HR S P ERA WHIP	IP WLS BF H R ER SO BB IBB HBP BLK WP HR S P ERA WHIP	IP WLS BF H R ER SO BB IBB HBP BLK WP HR S P ERA WHIP	IP WLS BF H R ER SO BB IBB HBP BLK WP HR S P ERA WHIP	IP WLS BF H R ER SO BB IBB HBP BLK WP HR S P ERA WHIP	IP WLS BF H R ER SO BB IBB HBP BLK WP HR S P ERA WHIP		IP WLS BF H R ER SO BB IBB HBP BLK WP HR S P ERA WHIP					
34 JT Brubaker, R (1,1) ERA: 4.38	6.0	27	6	3	3	3	2	0	1	0	0	0	2	56	89	4.50		1.333					
56 Duane Underwood Jr., R (7,1) ERA: 4.6	1.0	3	0	0	0	0	0	0	0	0	0	0	0	8	9	0.00		0.000					
Robert Stephenson, R (8,1) ERA: 5.98	1.0	B	4	2	1	1	1	0	0	0	0	0	0	10	12	9.00		2.000					
29 Wil Crowe, R (9,1) ERA: 3.75	1.0	L	7	3	3	3	0	1	0	0	0	0	0	20	32	27.00		4.000					

AB	37
R	7
H	11
RBI	7
BB	3
SO	4
LOB	19

AB	34
R	5
H	10
RBI	5
BB	5
SO	1
LOB	17



Batter	1	2	3	4	5	6	7	8	9	AB	R	H	RBI	BB	SO	LOB	TOP										
29 TJ Friedl, L OBP: 0.319, SLG: 0.454	L9		17 G5-3 6 FC5 HBP		17 HBP 27 2B			F8		3	1	1	0	1	0	0	Cincinnati Reds @ St. Louis Cardinals Busch Stadium, St. Louis, MO Fri Sep 16 2022, 7:18 PM - 10:34 PM CDT Att: 47,118 - Partly Cloudy - 80 F										
6 Jonathan India, R OBP: 0.322, SLG: 0.395 73 Chuckie Robinson, R OBP: 0.091, SLG: 0.182	F8		FC5		F6		G6-3	K		5	0	0	1	0	1	5											
17 Kyle Farmer, R OBP: 0.328, SLG: 0.399	K		G5-3		27 HBP 7 FC5-2		HR	K		4	1	1	1	0	2	3											
27 Jake Fraley, L OBP: 0.333, SLG: 0.468	K			G6-3	FC5-2 44 1B		K	K		5	1	1	2	0	3	0											
7 Donovan Solano, R OBP: 0.342, SLG: 0.379	F8		15 2B	FC5-2 44 1B			L9	K		4	0	0	0	1	1	2											
44 Aristides Aquino, R OBP: 0.281, SLG: 0.396	K		K	K	1B		2B	2B		4	0	2	1	0	2	1											
15 Nick Senzel, R OBP: 0.298, SLG: 0.310			E5 29 HBP 6 FC5	G5-3			G5-3	BB		3	1	2	0	1	0	2											
12 Spencer Steer, R OBP: 0.345, SLG: 0.362			6 FC5 29 HBP	P6			L4	G4-3		3	0	0	0	1	0	4											
28 Austin Romine, R OBP: 0.219, SLG: 0.307 35 Alejandro Lopez, S OBP: 0.368, SLG: 0.402	K		K	K	17 HBP 27 2B		K	G4-3		3	1	1	0	0	2	2											
										1	0	0	0	0	0	0											
Inning Stats	R: 0 E: 0 K: 1 S: 6	H: 0 LOB: 0 BB: 0 P: 9	R: 0 E: 0 K: 2 S: 10	H: 0 LOB: 0 BB: 0 P: 16	R: 1 E: 0 K: 1 S: 12	H: 1 LOB: 2 BB: 1 P: 25	R: 0 E: 0 K: 1 S: 13	H: 1 LOB: 2 BB: 1 P: 19	R: 3 E: 0 K: 0 S: 15	H: 4 LOB: 2 BB: 0 P: 22	R: 0 E: 0 K: 1 S: 8	H: 0 LOB: 1 BB: 1 P: 15	R: 1 E: 0 K: 1 S: 15	H: 2 LOB: 2 BB: 1 P: 25	R: 0 E: 0 K: 1 S: 10	H: 0 LOB: 0 BB: 0 P: 13	R: 0 E: 0 K: 3 S: 9	H: 0 LOB: 0 BB: 0 P: 9	1B: 4 2B: 3 3B: 0 HR: 1	SF: 0 SAC: 0 DP: 1 HBP: 2	WP: 0 PB: 0 SB: 0 CS: 0	PA: 41					
PITCHER	IP	WLS	BF	H	R	ER	SO	BB	IBB	HBP	BLK	WP	HR	S	P	ERA	WHIP										
22 Jack Flaherty, R ERA: 5.09	5.0		25	6	4	4	5	2	0	2	0	0	0	56	91	7.20	1.600										
57 Zack Thompson, L ERA: 2.22	1.0		4	0	0	0	1	1	0	0	0	0	0	8	15	0.00	1.000										
59 JoJo Romero, L ERA: 5.08	0.2		5	2	1	1	1	1	0	0	0	0	1	12	22	13.50	4.500										
30 Chris Stratton, R ERA: 4.47	0.1	W	1	0	0	0	0	0	0	0	0	0	0	3	3	0.00	0.000										
65 Giovanny Gallegos, R ERA: 3.15	1.0	H	3	0	0	0	1	0	0	0	0	0	0	10	13	0.00	0.000										
PITCHER	IP	WLS	BF	H	R	ER	SO	BB	IBB	HBP	BLK	WP	HR	S	P	ERA	WHIP										
56 Ryan Helsley, R ERA: 1.21	1.0		3	0	0	0	3	0	0	0	0	0	0	9	9	0.00	0.000										
Batter	1	2	3	4	5	6	7	8	9	AB	R	H	RBI	BB	SO	LOB	BOTTOM										
33 Brendan Donovan, L OBP: 0.394, SLG: 0.381 26 Ben DeLuzio, R OBP: 0.600, SLG: 0.333	K		E4 19 G6-3 1B				46 2B BB			2	1	1	0	2	1	0	Cincinnati Reds @ St. Louis Cardinals Busch Stadium, St. Louis, MO Fri Sep 16 2022, 7:18 PM - 10:34 PM CDT Att: 47,118 - Partly Cloudy - 80 F										
19 Tommy Edman, S OBP: 0.322, SLG: 0.407	K		G6-3		P6		P5			4	0	0	0	0	1	4											
46 Paul Goldschmidt, R OBP: 0.413, SLG: 0.696	K		K			28 1B 2B	28 2B 2B			4	2	2	1	0	2	1											
28 Nolan Arenado, R OBP: 0.360, SLG: 0.552	F8		F8		F8	5 HR 1B	25 G6-3 2B			4	1	2	2	0	0	0											
25 Corey Dickerson, L OBP: 0.319, SLG: 0.430	G6-3		G6-3		F6		F7	G6-3		4	0	0	0	0	0	2											
5 Albert Pujols, R OBP: 0.337, SLG: 0.528	HBP		K		K		HR	F7		3	1	1	2	0	1	1											
21 Lars Nootbaar, L OBP: 0.338, SLG: 0.436	P3				F7		K			4	0	1	0	0	1	1											
27 Tyler O'Neill, R OBP: 0.308, SLG: 0.392 11 Paul DeJong, R OBP: 0.253, SLG: 0.306			33 S BB		K		7 S BB			1	1	0	0	2	1	0											
7 Andrew Knizner, R OBP: 0.319, SLG: 0.290	F8				G5-3			K		4	0	1	0	0	1	2											
Inning Stats	R: 0 E: 0 K: 3 S: 10	H: 0 LOB: 0 BB: 0 P: 11	R: 0 E: 0 K: 0 S: 9	H: 0 LOB: 1 BB: 0 P: 18	R: 1 E: 0 K: 1 S: 16	H: 1 LOB: 1 BB: 1 P: 27	R: 0 E: 0 K: 1 S: 9	H: 0 LOB: 0 BB: 0 P: 13	R: 0 E: 0 K: 1 S: 11	H: 1 LOB: 2 BB: 1 P: 20	R: 3 E: 0 K: 1 S: 17	H: 3 LOB: 1 BB: 1 P: 27	R: 2 E: 0 K: 0 S: 15	H: 2 LOB: 1 BB: 1 P: 26	R: 0 E: 0 K: 2 S: 10	H: 1 LOB: 0 BB: 0 P: 11	R: 0 E: 0 K: 2 S: 9	H: 0 LOB: 0 BB: 0 P: 9	1B: 3 2B: 4 3B: 0 HR: 1	SF: 0 SAC: 0 DP: 0 HBP: 1	WP: 0 PB: 0 SB: 2 CS: 0	PA: 36					
PITCHER	IP	WLS	BF	H	R	ER	SO	BB	IBB	HBP	BLK	WP	HR	S	P	ERA	WHIP										
63 Fernando Cruz, R ERA: 1.13	1.2		6	0	0	0	3	0	0	1	0	0	0	16	24	0.00	0.000										
52 Reiver Sanmartin, L ERA: 6.7	0.2		4	1	1	1	0	1	0	0	0	0	0	12	21	13.50	3.000										
58 Derek Law, R ERA: 1.5	1.0		3	0	0	0	1	0	0	0	0	0	0	10	15	0.00	0.000										
75 Raynel Espinal, R ERA: 7.71	2.1		12	4	3	3	3	1	0	0	0	0	1	29	44	11.57	2.143										
66 Joel Kúmel, R ERA: 5.9	0.1		2	0	0	0	0	1	0	0	0	0	0	5	12	0.00	3.000										
PITCHER	IP	WLS	BF	H	R	ER	SO	BB	IBB	HBP	BLK	WP	HR	S	P	ERA	WHIP										
79 Ian Gibaut, R ERA: 4.65	0.1		4	2	2	2	0	0	0	0	0	0	0	14	15	0.00	0.600										
55 Dauri Moreta, R ERA: 5.35	1.2		5	1	0	0	2	0	0	0	0	0	0	14	15	0.00	0.600										

Batter	1	2	3	4	5	6	7	8	9	10	11	AB	R	H	RBI	BB	SO	LOB	TOP																		
6 Jonathan India, R OBP: 0.323, SLG: 0.394	(1,4) G6-3		(2,3) K			(2,1) F9			(3,2) 1B		(1,1) G5-3	5	0	1	0	0	1	1																			
12 Spencer Steer, R OBP: 0.322, SLG: 0.333	(1,5) G4-3			(1,1) L9					(1,1) K			4	0	0	0	0	2	1																			
17 Kyle Farmer, R OBP: 0.323, SLG: 0.392	(1,10) K			(0,1) L9					(2,0) G6-3			4	0	0	0	0	1	1																			
7 Donovan Solano, R OBP: 0.340, SLG: 0.380		(2,1) 2B			(2,2) G2-3				(0,2) G3			4	0	1	0	0	0	1																			
4 Matt Reynolds, R OBP: 0.321, SLG: 0.346									(0,2) G6-3			0	0	0	0	0	0	0																			
44 Aristides Aquino, R OBP: 0.252, SLG: 0.382		(1,1) G1-3				(1,1) G5-3			(3,2) P2			4	0	0	0	0	1	1																			
15 Nick Senzel, R OBP: 0.292, SLG: 0.304		(0,1) F4				(1,1) G6-3			(1,2) G5-3			4	0	0	0	0	1	1																			
57 Stuart Fairchild, R OBP: 0.311, SLG: 0.472									(1,0) K			2	0	1	0	0	1	1																			
29 T.J. Friedl, L OBP: 0.231, SLG: 0.455									(2,2) 2B			1	0	0	0	0	0	0																			
2 Jose Barrero, R OBP: 0.193, SLG: 0.217			(0,0) G5-3			(1,3) K			(3,2) L8			4	0	0	0	0	1	2																			
28 Austin Romine, R OBP: 0.211, SLG: 0.295			(0,1) G6-3				(0,3) K		(3,2) P3			4	0	0	0	0	2	2																			
Inning Stats	R: 0 E: 0 K: 1 S: 8	H: 0 LOB: 0 BB: 0 P: 9	R: 0 E: 0 K: 1 S: 9	H: 1 LOB: 1 BB: 0 P: 15	R: 0 E: 0 K: 1 S: 6	H: 0 LOB: 0 BB: 0 P: 8	R: 0 E: 0 K: 0 S: 7	H: 0 LOB: 0 BB: 0 P: 10	R: 0 E: 0 K: 1 S: 8	H: 0 LOB: 0 BB: 0 P: 13	R: 0 E: 0 K: 2 S: 9	H: 0 LOB: 0 BB: 0 P: 14	R: 0 E: 0 K: 0 S: 8	H: 1 LOB: 1 BB: 0 P: 13	R: 0 E: 0 K: 1 S: 14	H: 1 LOB: 1 BB: 0 P: 22	R: 0 E: 0 K: 1 S: 14	H: 1 LOB: 1 BB: 0 P: 18	R: 0 E: 0 K: 2 S: 9	H: 0 LOB: 0 BB: 0 P: 13	R: 0 E: 0 K: 1 S: 8	H: 0 LOB: 1 BB: 1 P: 11	1B: 1 2B: 2 3B: 0 HR: 0	SF: 0 SAC: 0 DP: 0 HBP: 1	WP: 0 PB: 0 SB: 0 CS: 0	PA: 37											
PITCHER	IP ERA WLS BF H R ER SO BB IBB HBP BLK WP HR S P ERA WHIP	62 Jose Quintana, L ERA: 3.16	56 Ryan Helsley, R ERA: 1.19	65 Giovanny Gallegos, R ERA: 3.09	32 Steven Matz, L ERA: 5.56	PITCHER																PITCHER															

Cincinnati Reds @ St. Louis Cardinals
 Busch Stadium, St. Louis, MO
 Sat Sep 17 2022, 6:16 PM - 9:26 PM CDT
 Att: 48,299 - Clear - 86 F

AB	36
R	0
H	3
RBI	0
BB	0
SO	10
LOB	11



Batter	1	2	3	4	5	6	7	8	9	10	11	AB	R	H	RBI	BB	SO	LOB	BOTTOM																			
33 Brendan Donovan, L OBP: 0.392, SLG: 0.376	(1,5) K		(0,3) K		(0,3) K				(4,1) BB		(4,1) 46 E, 19 1B, BB	3	0	0	0	2	3	0																				
19 Tommy Edman, S OBP: 0.327, SLG: 0.411	(1,6) 46 S, 1B		(0,1) K			(2,3) K			(2,3) K		(0,0) 46 E, 1B	5	0	3	0	0	2	1																				
46 Paul Goldschmidt, R OBP: 0.411, SLG: 0.599	(1,3) K		(3,3) K			(1,3) K			(1,3) K		(1,2) FC8	5	0	0	0	0	4	4																				
28 Nolan Arenado, R OBP: 0.361, SLG: 0.547	(1,10) L9			(1,1) G6-3		(0,1) P6			(4,1) 25 G4-6-3, BB			3	0	0	0	1	0	1																				
25 Corey Dickerson, L OBP: 0.317, SLG: 0.427		(1,2) 21 WP, 1B				(2,0) G6-3			(0,0) G4-6-3		(0,0) SH1-4, 26 F7-2	4	0	1	0	0	0	1																				
41 Alec Burleson, L OBP: 0.222, SLG: 0.176									(1,3) K			2	0	1	0	0	1	1																				
5 Albert Pujols, R OBP: 0.337, SLG: 0.520									(1,3) K			1	0	0	0	0	1	0																				
26 Ben DeLuzio, R OBP: 0.444, SLG: 0.167									(1,3) K			0	0	0	0	0	0	0																				
21 Lars Nootbaar, L OBP: 0.336, SLG: 0.433									(1,3) K			2	0	0	0	0	1	2																				
3 Dylan Carlson, S OBP: 0.316, SLG: 0.387									(1,3) K			1	0	0	0	1	1	0																				
16 Nolan Gorman, L OBP: 0.300, SLG: 0.423						(1,2) G6-3			(2,3) K			3	0	0	0	1	2	1																				
11 Paul DeJong, R OBP: 0.252, SLG: 0.301									(2,3) K			0	0	0	0	0	0	0																				
7 Andrew Knizner, R OBP: 0.313, SLG: 0.295						(2,3) K			(2,3) K			4	1	0	0	0	2	3																				
Inning Stats	R: 0 E: 0 K: 2 S: 10	H: 1 LOB: 1 BB: 0 P: 16	R: 0 E: 0 K: 3 S: 14	H: 1 LOB: 1 BB: 0 P: 19	R: 0 E: 0 K: 3 S: 11	H: 1 LOB: 1 BB: 0 P: 15	R: 0 E: 0 K: 0 S: 5	H: 1 LOB: 1 BB: 0 P: 9	R: 0 E: 0 K: 1 S: 10	H: 0 LOB: 0 BB: 0 P: 11	R: 0 E: 0 K: 2 S: 8	H: 0 LOB: 0 BB: 0 P: 12	R: 0 E: 0 K: 3 S: 11	H: 0 LOB: 0 BB: 1 P: 21	R: 0 E: 0 K: 1 S: 6	H: 0 LOB: 0 BB: 1 P: 11	R: 0 E: 0 K: 0 S: 9	H: 0 LOB: 2 BB: 2 P: 15	R: 1 E: 1 K: 0 S: 5	H: 1 LOB: 3 BB: 1 P: 10	1B: 5 2B: 1 3B: 0 HR: 0	SF: 0 SAC: 1 DP: 2 HBP: 0	WP: 1 PB: 0 SB: 1 CS: 0	PA: 39														
PITCHER	IP ERA WLS BF H R ER SO BB IBB HBP BLK WP HR S P ERA WHIP	21 Hunter Greene, R ERA: 4.97	52 Reiver Sanmartin, L ERA: 6.53	46 Buck Farmer, R ERA: 3.38	43 Alexis Diaz, R ERA: 1.86	63 Fernando Cruz, R ERA: 1.13	PITCHER																PITCHER															

Cincinnati Reds @ St. Louis Cardinals
 Busch Stadium, St. Louis, MO
 Sat Sep 17 2022, 6:16 PM - 9:26 PM CDT
 Att: 48,299 - Clear - 86 F

AB	33
R	1
H	5
RBI	0
BB	5
SO	17
LOB	14



Batter	1	2	3	4	5	6	7	8	9	AB R H RBI BB SO LOB	TOP												
6 Jonathan India, R OBP: 0.326, SLG: 0.393	F7		BB		BB		1B		F8-2	3 0 1 0 2 0 2	Cincinnati Reds @ St. Louis Cardinals Busch Stadium, St. Louis, MO Sun Sep 18 2022, 1:18 PM - 4:06 PM CDT Att: 47,909 - Sunny - 87 F												
12 Spencer Steer, R OBP: 0.317, SLG: 0.327	K		1B		K		FC5-4			4 0 1 1 0 2 3													
17 Kyle Farmer, R OBP: 0.321, SLG: 0.389	G5-3		1B		K		FC6-4			4 0 0 0 0 1 5													
44 Aristides Aquino, R OBP: 0.248, SLG: 0.376		K		F8		K		K		4 0 0 0 0 3 0													
15 Nick Senzel, R OBP: 0.297, SLG: 0.306				G5-3			57 HR		K	4 1 2 0 0 1 0													
57 Stuart Fairchild, R OBP: 0.353, SLG: 0.536									K	4 1 2 0 1 1													
4 Matt Reynolds, R OBP: 0.320, SLG: 0.344									L4	4 0 1 0 0 2 1													
2 Jose Barrero, R OBP: 0.201, SLG: 0.226										4 1 2 0 0 1 0													
73 Chuckie Robinson, R OBP: 0.103, SLG: 0.205										3 0 1 0 0 1 1													
Inning Stats	R: 0 H: 0 E: 0 LOB: 0 K: 1 S: 12			R: 0 H: 1 E: 0 LOB: 0 K: 2 S: 9			R: 1 H: 2 E: 0 LOB: 2 K: 1 S: 25			R: 0 H: 1 E: 0 LOB: 1 K: 1 S: 10			R: 0 H: 1 E: 0 LOB: 2 K: 3 S: 12			R: 0 H: 1 E: 0 LOB: 1 K: 0 S: 9			R: 0 H: 2 E: 0 LOB: 1 K: 2 S: 7			1B: 8 SF: 0 2B: 2 SAC: 1 3B: 0 DP: 1 HR: 1 HBP: 0	WP: 0 PA: 38
PITCHER	IP WLS BF H R ER SO BB IBB HBP BLK WP HR S P ERA WHIP										IP WLS BF H R ER SO BB IBB HBP BLK WP HR S P ERA WHIP												
48 Jordan Montgomery, L ERA: 3.28	5.1 L 24 7 3 3 9 2 0 0 0 0 1 74 100 5.06 1.688										4.2 R 21 6 2 1 1 4 1 0 0 0 0 23 31 0.00 0.375												
40 Jake Woodford, R ERA: 2.53	6.1 2.2 9 1 0 0 3 0 0 0 0 0 0 5 7 0.00 6.000										6.1 0.2 1 0 0 0 0 0 0 0 0 0 2 3 0.00 0.000												
70 Packy Naughton, L ERA: 4.8																							
30 Chris Stratton, R ERA: 4.42																							

Batter	1	2	3	4	5	6	7	8	9	AB R H RBI BB SO LOB	BOTTOM									
33 Brendan Donovan, L OBP: 0.391, SLG: 0.373	G1-3		FC4					G3-1		3 0 0 0 1 0 2	Cincinnati Reds @ St. Louis Cardinals Busch Stadium, St. Louis, MO Sun Sep 18 2022, 1:18 PM - 4:06 PM CDT Att: 47,909 - Sunny - 87 F									
25 Corey Dickerson, L OBP: 0.313, SLG: 0.420	G5-3		G6-4-3			L4		G4-3		4 0 0 0 0 0 4										
5 Albert Pujols, R OBP: 0.332, SLG: 0.513	G5-3		P6			G4-3		P4		4 0 0 0 0 0 1										
28 Nolan Arenado, R OBP: 0.358, SLG: 0.543		G6-3		G5-3			P4	F9		4 0 0 0 0 0 0										
41 Alec Burleson, L OBP: 0.227, SLG: 0.150				L7			G6-3		P3	3 0 0 0 1 0 0										
21 Lars Nootbaar, L OBP: 0.336, SLG: 0.429					F9			BB		2 0 0 0 1 0 1										
4 Yadier Molina, R OBP: 0.243, SLG: 0.315						K		BB		3 0 1 0 0 1 0										
16 Nolan Gorman, L OBP: 0.300, SLG: 0.420					P4			K		2 0 0 0 1 1 2										
11 Paul DeJong, R OBP: 0.254, SLG: 0.302								G5-3	P4	3 0 1 0 0 0 0										
Inning Stats	R: 0 H: 0 E: 0 LOB: 0 K: 0 S: 9			R: 0 H: 1 E: 1 LOB: 2 K: 0 S: 14			R: 0 H: 0 E: 0 LOB: 0 K: 1 S: 6			R: 0 H: 0 E: 0 LOB: 1 K: 1 S: 7			R: 0 H: 1 E: 0 LOB: 1 K: 1 S: 11			R: 0 H: 0 E: 0 LOB: 0 K: 0 S: 4			1B: 2 SF: 0 2B: 0 SAC: 0 3B: 0 DP: 2 HR: 0 HBP: 0	WP: 0 PA: 32
PITCHER	IP WLS BF H R ER SO BB IBB HBP BLK WP HR S P ERA WHIP										IP WLS BF H R ER SO BB IBB HBP BLK WP HR S P ERA WHIP									
85 Luis Cessa, R ERA: 4.85	5.0 W 17 1 0 0 0 2 0 0 0 0 0 13 25 0.00 1.800										7.1 H 4 0 0 1 0 0 0 0 0 0 0 10 14 0.00 0.000									
58 Derek Law, R ERA: 1.32																				
66 Joel Kuhnel, R ERA: 5.75																				
46 Buck Farmer, R ERA: 3.29																				

Batter	1	2	3	4	5	6	7	8	9	AB	R	H	RBI	BB	SO	LOB	TOP				
33 Brendan Donovan, L (1, 4) OBP: 0.390, SLG: 0.370	F8		BB			K		G6-3		3	0	0	0	1	1	0					
19 Tommy Edman, S (1, 6) OBP: 0.325, SLG: 0.408	G4-3		F7			F8		F8		4	0	0	0	0	0	1					
46 Paul Goldschmidt, R (1, 3) OBP: 0.410, SLG: 0.598	G6-3				F7				K	4	0	1	0	0	1	0					
28 Nolan Arenado, R (1, 5) OBP: 0.359, SLG: 0.542	F7			P3						3	0	1	0	0	0	0					
25 Corey Dickerson, L (1, 7) OBP: 0.308, SLG: 0.413	F7									4	0	0	0	0	2	3					
5 Albert Pujols, R (1, 10) OBP: 0.336, SLG: 0.514										3	0	2	0	1	0	0					
41 Alec Burleson, L (1, 9) OBP: 0.231, SLG: 0.167										4	0	1	0	0	1	3					
4 Yadier Molina, R (1, 2) OBP: 0.240, SLG: 0.311										3	0	0	0	0	0	2					
21 Lars Nootbaar, L (1, 8) OBP: 0.333, SLG: 0.426 (8, PH)										2	0	0	0	0	0	1					
3 Dylan Carlson, S (8, PH) OBP: 0.315, SLG: 0.386 (8, 8)										1	0	0	0	0	0	0					
Inning Stats	R: 0 H: 0 E: 0 K: 0 S: 6	H: 0 LOB: 0 BB: 0 P: 9	R: 0 H: 0 E: 0 K: 1 S: 9	H: 0 LOB: 1 BB: 1 P: 14	R: 0 H: 0 E: 0 K: 0 S: 10	H: 0 LOB: 1 BB: 1 P: 16	R: 0 H: 0 E: 0 K: 1 S: 11	H: 0 LOB: 0 BB: 0 P: 15	R: 0 H: 2 E: 0 K: 0 S: 13	H: 1 LOB: 2 BB: 0 P: 18	R: 0 H: 0 E: 0 K: 1 S: 12	H: 0 LOB: 0 BB: 0 P: 12	R: 0 H: 0 E: 0 K: 0 S: 9	H: 0 LOB: 0 BB: 0 P: 15	R: 0 H: 2 E: 0 K: 2 S: 12	H: 2 LOB: 0 BB: 0 P: 15	1B: 4 2B: 1 3B: 0 HR: 0	SF: 0 SAC: 0 DP: 1 HBP: 1	WP: 0 PB: 0 SB: 0 CS: 0	PA: 34	
PITCHER	IP	WLS	BF	H	R	ER	SO	BB	IBB	HBP	BLK	WP	HR	S	P	ERA	WHIP				
52 Mike Clevinger, R (1, 1) ERA: 4.23	5.2	W	22	3	0	0	3	2	0	1	0	0	0	59	92	0.00	0.882				
21 Nick Martinez, R (6, 1) ERA: 3.22	1.1	H	4	0	0	0	0	0	0	0	0	0	0	10	14	0.00	0.000				
25 Tim Hill, L (8, 1) ERA: 2.89	1.0		3	0	0	0	0	0	0	0	0	0	0	9	15	0.00	0.000				
66 Luis Garcia, R (9, 1) ERA: 3.5	1.0		5	2	0	0	2	0	0	0	0	0	0	12	15	0.00	2.000				

St. Louis Cardinals @ San Diego Padres
 Petco Park, San Diego, CA
 Tue Sep 20 2022, 6:43 PM - 9:38 PM PDT
 Att: 39,538 - Clear - 73 F

AB	31
R	0
H	5
RBI	0
BB	2
SO	5
LOB	10



Batter	1	2	3	4	5	6	7	8	9	AB	R	H	RBI	BB	SO	LOB	BOTTOM				
10 Jurickson Profar, S (1, 7) OBP: 0.329, SLG: 0.387										3	1	1	0	1	0	1					
22 Juan Soto, L (1, 9) OBP: 0.404, SLG: 0.454										3	1	2	1	1	0	0					
13 Manny Machado, R (1, 5) OBP: 0.366, SLG: 0.530										4	1	2	1	0	1	3					
17 Brandon Drury, R (1, 3) OBP: 0.318, SLG: 0.504										4	0	0	0	0	0	5					
9 Jake Cronenworth, L (1, 4) OBP: 0.335, SLG: 0.391										4	0	1	2	0	1	0					
24 Josh Bell, S (1, 10) OBP: 0.384, SLG: 0.439 (8, FR)										4	0	1	0	0	0	1					
1 Luis Liberato, L (9, 10) ERA: 4.79										0	0	0	0	0	0	0					
7 Ha-Seong Kim, R (1, 6) OBP: 0.322, SLG: 0.382										4	1	2	1	0	0	0					
26 Austin Nola, R (1, 2) OBP: 0.317, SLG: 0.320										4	0	0	0	0	0	2					
2B José Azocar, R (1, 8) OBP: 0.324, SLG: 0.366										3	1	1	0	0	0	0					
Inning Stats	R: 2 H: 2 E: 0 K: 0 S: 17	H: 2 LOB: 1 BB: 1 P: 27	R: 0 H: 0 E: 0 K: 0 S: 8	H: 0 LOB: 0 BB: 0 P: 11	R: 0 H: 1 E: 0 K: 0 S: 9	H: 1 LOB: 1 BB: 0 P: 11	R: 1 H: 1 E: 0 K: 0 S: 10	H: 1 LOB: 0 BB: 0 P: 17	R: 1 H: 2 E: 0 K: 0 S: 14	H: 2 LOB: 1 BB: 1 P: 24	R: 0 H: 0 E: 0 K: 1 S: 10	H: 0 LOB: 0 BB: 0 P: 17	R: 1 H: 2 E: 0 K: 1 S: 18	H: 2 LOB: 1 BB: 0 P: 25	R: 0 H: 2 E: 0 K: 0 S: 13	H: 2 LOB: 2 BB: 0 P: 20	1B: 8 2B: 1 3B: 0 HR: 1	SF: 0 SAC: 0 DP: 1 HBP: 0	WP: 0 PB: 0 SB: 0 CS: 0	PA: 35	
PITCHER	IP	WLS	BF	H	R	ER	SO	BB	IBB	HBP	BLK	WP	HR	S	P	ERA	WHIP				
50 Adam Wainwright, R (1, 1) ERA: 3.38	6.0	L	25	6	4	4	1	2	0	0	0	0	0	68	107	6.00	1.333				
70 Packer Naughton, L (7, 1) ERA: 4.79	2.0		10	4	1	1	1	0	0	0	0	0	0	31	45	4.50	2.000				

St. Louis Cardinals @ San Diego Padres
 Petco Park, San Diego, CA
 Tue Sep 20 2022, 6:43 PM - 9:38 PM PDT
 Att: 39,538 - Clear - 73 F

AB	33
R	5
H	10
RBI	5
BB	2
SO	2
LOB	12



Batter	1	2	3	4	5	6	7	8	9	AB	R	H	RBI	BB	SO	LOB	TOP					
19 Tommy Edman, S OBP: 0.323, SLG: 0.405	G5-3		K			G3		F8		4	0	0	0	0	1	0						
3 Dylan Carlson, S OBP: 0.312, SLG: 0.382	F9			K		G6-3		L9		4	0	0	0	0	1	0						
46 Paul Goldschmidt, R OBP: 0.499, SLG: 0.995	K			BB		K		L8		3	0	0	0	1	1	0						
28 Nolan Arenado, R OBP: 0.358, SLG: 0.539		BB		K		K		G1-3		3	0	0	0	1	2	1						
5 Albert Pujols, R OBP: 0.338, SLG: 0.513	K			P4						3	0	1	0	0	1	2						
36 Juan Yezzer, R OBP: 0.297, SLG: 0.455	F8									3	0	1	0	0	0	1						
11 Paul DeJong, R OBP: 0.290, SLG: 0.297	K									3	0	0	0	0	3	3						
7 Andrew Knizner, R OBP: 0.310, SLG: 0.281			K			K		P4		3	0	0	0	0	2	0						
25 Corey Dickerson, L OBP: 0.304, SLG: 0.408			K			K2-3		G4-3		3	0	0	0	0	2	0						
Inning Stats	R: 0 H: 0 E: 0 K: 1 S: 7	H: 0 LOB: 0 BB: 0 P: 10	R: 0 H: 0 E: 0 K: 2 S: 9	H: 0 LOB: 1 BB: 1 P: 20	R: 0 H: 0 E: 0 K: 3 S: 9	H: 0 LOB: 0 BB: 0 P: 13	R: 0 H: 0 E: 0 K: 2 S: 14	H: 0 LOB: 1 BB: 1 P: 22	R: 0 H: 0 E: 0 K: 2 S: 8	H: 0 LOB: 0 BB: 0 P: 12	R: 0 H: 0 E: 0 K: 1 S: 10	H: 0 LOB: 0 BB: 0 P: 15	R: 0 H: 2 E: 0 K: 2 S: 13	H: 0 LOB: 2 BB: 0 P: 25	R: 0 H: 0 E: 0 K: 0 S: 7	H: 0 LOB: 0 BB: 0 P: 12	R: 0 H: 0 E: 0 K: 0 S: 6	H: 0 LOB: 0 BB: 0 P: 12	1B: 2 2B: 0 3B: 0 HR: 0	SF: 0 SAC: 0 DP: 0 HBP: 0	WP: 0 PB: 0 SB: 0 CS: 0	PA: 31
PITCHER	IP	WLS	BF	H	R	ER	SO	BB	IBB	HBP	BLK	WP	HR	S	P	ERA	WHIP					
4 Blake Snell, L ERA: 3.62	7.0	W	25	2	0	0	13	2	0	0	0	0	0	70	117	0.00	0.571					
75 Robert Suarez, R ERA: 2.53	1.0	H	3	0	0	0	0	0	0	0	0	0	0	7	12	0.00	0.000					
71 Josh Hader, L ERA: 5.72	1.0	S	3	0	0	0	0	0	0	0	0	0	0	6	12	0.00	0.000					

St. Louis Cardinals @ San Diego Padres
Petco Park, San Diego, CA
Wed Sep 21 2022, 6:41 PM - 9:35 PM PDT
Att: 38,643 - Clear - 71 F

AB 29
R 0
H 2
RBI 0
BB 2
SO 13
LOB 7



Batter	1	2	3	4	5	6	7	8	9	AB	R	H	RBI	BB	SO	LOB	BOTTOM				
10 Jurickson Profar, S OBP: 0.328, SLG: 0.385	G6-3		L7			F8		FC6-4		3	0	0	0	0	0	0					
17 Brandon Drury, R OBP: 0.318, SLG: 0.563										1	0	0	0	0	0	2					
2 Trent Grisham, L OBP: 0.294, SLG: 0.354										0	0	0	0	0	0	0					
22 Juan Soto, L OBP: 0.405, SLG: 0.453	K									3	0	1	0	1	2	0					
13 Manny Machado, R OBP: 0.365, SLG: 0.527	K									3	0	0	0	1	3	2					
9 Jake Cronenworth, L OBP: 0.334, SLG: 0.389		L3								3	0	0	0	1	2	2					
24 Josh Bell, S OBP: 0.361, SLG: 0.435	E4 7 1B 5 FC6-2									4	0	0	0	0	0	3					
7 Ha-Seong Kim, R OBP: 0.322, SLG: 0.381										3	1	1	0	0	0	0					
5 Wil Myers, R OBP: 0.304, SLG: 0.364		FC6-2 28 FC5 26 1B								3	0	1	0	0	0	2					
26 Austin Nola, R OBP: 0.320, SLG: 0.321										2	0	1	1	1	0	1					
2B José Azocar, R OBP: 0.324, SLG: 0.366			FC5							3	0	1	0	0	0	3					
Inning Stats	R: 0 H: 0 E: 0 K: 2 S: 9	H: 2 LOB: 2 BB: 0 P: 13	R: 1 H: 1 E: 1 K: 0 S: 14	H: 2 LOB: 1 BB: 0 P: 19	R: 0 H: 1 E: 0 K: 2 S: 13	H: 0 LOB: 0 BB: 0 P: 20	R: 0 H: 0 E: 0 K: 0 S: 7	H: 0 LOB: 0 BB: 0 P: 10	R: 0 H: 0 E: 0 K: 0 S: 15	H: 0 LOB: 1 BB: 1 P: 24	R: 0 H: 2 E: 0 K: 0 S: 14	H: 2 LOB: 2 BB: 0 P: 22	R: 0 H: 0 E: 0 K: 1 S: 9	H: 0 LOB: 1 BB: 2 P: 18	1B: 5 2B: 1 3B: 0 HR: 0	SF: 0 SAC: 0 DP: 2 HBP: 0	WP: 0 PB: 0 SB: 0 CS: 0	PA: 32			
PITCHER	IP	WLS	BF	H	R	ER	SO	BB	IBB	HBP	BLK	WP	HR	S	P	ERA	WHIP				
39 Miles Mikolas, R ERA: 3.35	6.0	L	23	3	1	0	6	2	0	0	0	0	0	65	99	0.00	0.833				
40 Jake Woodford, R ERA: 2.49	0.2		4	2	0	0	0	0	0	0	0	0	0	13	21	0.00	3.000				
59 JoJo Romero, L ERA: 4.5	1.1		5	0	0	0	1	2	0	0	0	0	0	10	19	0.00	1.500				

St. Louis Cardinals @ San Diego Padres
Petco Park, San Diego, CA
Wed Sep 21 2022, 6:41 PM - 9:35 PM PDT
Att: 38,643 - Clear - 71 F

AB 28
R 1
H 5
RBI 1
BB 4
SO 7
LOB 15



Batter	1	2	3	4	5	6	7	8	9	AB	R	H	RBI	BB	SO	LOB	TOP					
19 Tommy Edman, S OBP: 0.322, SLG: 0.401										4	2	1	0	1	2	2	St. Louis Cardinals @ Los Angeles Dodgers Dodger Stadium, Los Angeles, CA Fri Sep 23 2022, 7:12 PM - 10:08 PM PDT Att: 50,041 - Clear - 77 F					
5 Albert Pujols, R 41 Alec Burleson, L OBP: 0.241, SLG: 0.296										4	2	2	5	0	1	0						
46 Paul Goldschmidt, R 26 Ben DeLuizio, R OBP: 0.409, SLG: 0.591										3	0	0	0	0	1	0						
28 Nolan Arenado, R 11 Paul DeJong, R OBP: 0.314, SLG: 0.297										5	0	0	0	0	0	2						
36 Juan Yezzer, R OBP: 0.299, SLG: 0.468										5	2	2	1	0	1	0						
3 Dylan Carlson, S OBP: 0.314, SLG: 0.388										5	2	2	1	0	1	2						
21 Lars Nootbaar, L OBP: 0.343, SLG: 0.457										5	1	3	3	0	0	0						
7 Andrew Knizner, R OBP: 0.299, SLG: 0.270										5	0	0	0	0	1	2						
33 Brendan Donovan, L OBP: 0.391, SLG: 0.380										3	1	1	0	1	1	0						
Inning Stats	R: 0 E: 1 K: 2 S: 12	H: 0 LOB: 1 BB: 0 P: 21	R: 0 E: 0 K: 1 S: 19	H: 1 LOB: 1 BB: 0 P: 26	R: 2 E: 0 K: 1 S: 12	H: 2 LOB: 2 BB: 1 P: 21	R: 3 E: 0 K: 2 S: 16	H: 2 LOB: 0 BB: 0 P: 24	R: 3 E: 1 K: 1 S: 14	H: 2 LOB: 0 BB: 0 P: 18	R: 0 E: 0 K: 0 S: 4	H: 0 LOB: 0 BB: 0 P: 7	R: 2 E: 0 K: 1 S: 20	H: 4 LOB: 2 BB: 0 P: 23	R: 1 E: 0 K: 0 S: 9	H: 1 LOB: 0 BB: 0 P: 18	R: 0 E: 0 K: 0 S: 4	H: 0 LOB: 0 BB: 0 P: 8	1B: 2 2B: 5 3B: 0 HR: 5	SF: 0 SAC: 0 DP: 0 HBP: 1	WP: 0 PB: 0 SB: 0 CS: 0	PA: 44
PITCHER	IP WLS BF H R ER SO BB IBB HBP BLK WP HR S P ERA WHIP																					
28 Andrew Heaney, L ERA: 3.06	3.2 L 19 4 4 4 5 2 0 0 0 0 0 1 54 86 9.82 1.636																					
52 Phil Bickford, R ERA: 4.72	4.1 1.1 8 3 4 3 2 0 0 0 0 0 2 19 24 20.25 2.250																					
46 Craig Kimbrel, R ERA: 4.07	6.1 1.0 3 0 0 0 0 0 0 0 0 0 4 7 0.00 0.000																					
64 Caleb Ferguson, L ERA: 1.97	7.1 1.0 7 4 2 2 1 0 0 0 0 0 1 20 23 18.00 4.000																					
17 Hanser Alberto, R ERA: 3.6	8.1 2.0 7 1 1 1 0 0 0 0 0 0 1 13 26 4.50 0.500																					
Batter	1	2	3	4	5	6	7	8	9	AB	R	H	RBI	BB	SO	LOB	BOTTOM					
50 Mookie Betts, R OBP: 0.340, SLG: 0.543										4	0	0	0	0	1	1	St. Louis Cardinals @ Los Angeles Dodgers Dodger Stadium, Los Angeles, CA Fri Sep 23 2022, 7:12 PM - 10:08 PM PDT Att: 50,041 - Clear - 77 F					
6 Trea Turner, R OBP: 0.344, SLG: 0.475										2	0	0	0	0	0	0						
9 Gavin Lux, L OBP: 0.362, SLG: 0.421										2	0	2	0	0	0	0						
16 Will Smith, R OBP: 0.351, SLG: 0.465										4	0	1	0	0	1	3						
10 Justin Turner, R OBP: 0.354, SLG: 0.449										2	0	1	0	0	0	0						
15 Austin Barnes, R OBP: 0.330, SLG: 0.410										1	0	0	0	0	1	0						
35 Cody Bellinger, L OBP: 0.262, SLG: 0.376										1	0	0	0	0	1	0						
13 Max Muncy, L OBP: 0.330, SLG: 0.404										4	0	1	0	0	1	2						
3 Chris Taylor, R OBP: 0.305, SLG: 0.375										2	0	0	0	2	2	0						
25 Trayce Thompson, R OBP: 0.335, SLG: 0.485										4	0	0	0	0	0	4						
71 Miguel Vargas, R OBP: 0.194, SLG: 0.200										3	0	1	0	0	1	0						
17 Hanser Alberto, R OBP: 0.235, SLG: 0.344										3	0	1	0	0	0	1						
Inning Stats	R: 0 E: 0 K: 1 S: 9	H: 0 LOB: 0 BB: 0 P: 15	R: 0 E: 0 K: 1 S: 13	H: 0 LOB: 0 BB: 0 P: 19	R: 0 E: 0 K: 0 S: 6	H: 1 LOB: 0 BB: 0 P: 8	R: 0 E: 0 K: 0 S: 12	H: 2 LOB: 2 BB: 0 P: 17	R: 0 E: 0 K: 1 S: 8	H: 0 LOB: 0 BB: 0 P: 13	R: 0 E: 0 K: 1 S: 8	H: 2 LOB: 1 BB: 0 P: 16	R: 0 E: 0 K: 2 S: 14	H: 0 LOB: 1 BB: 1 P: 24	R: 0 E: 0 K: 1 S: 8	H: 0 LOB: 0 BB: 0 P: 11	R: 0 E: 0 K: 0 S: 10	H: 2 LOB: 3 BB: 1 P: 18	1B: 6 2B: 1 3B: 0 HR: 0	SF: 0 SAC: 0 DP: 2 HBP: 0	WP: 0 PB: 0 SB: 0 CS: 0	PA: 34
PITCHER	IP WLS BF H R ER SO BB IBB HBP BLK WP HR S P ERA WHIP																					
62 Jose Quintana, L ERA: 3.03	6.2 W 23 5 0 0 0 1 1 0 0 0 0 0 14 22 0.00 0.750																					
57 Zack Thompson, L ERA: 2.12	7.1 1.1 5 0 0 0 1 1 0 0 0 0 0 0 14 22 0.00 0.750																					
25 Corey Dickerson, R ERA:	8.1 1.0 6 2 0 0 0 0 0 0 0 0 0 0 10 18 0.00 3.000																					

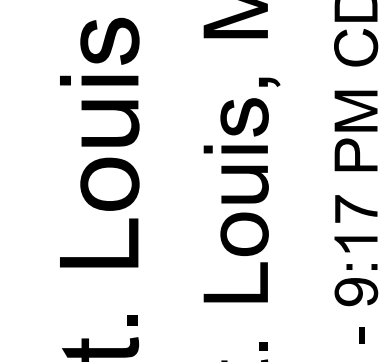
Batter	1	2	3	4	5	6	7	8	9	AB	R	H	RBI	BB	SO	LOB	TOP								
13 Ke'Bryan Hayes, R OBP: 0.314, SLG: 0.347			G3-1					G4-3		4	0	0	0	0	1	2	Pittsburgh Pirates @ St. Louis Cardinals Busch Stadium, St. Louis, MO Sat Oct 01 2022, 6:17 PM - 9:17 PM CDT Att. 46,365 - Clear - 70 F								
10 Bryan Reynolds, S OBP: 0.342, SLG: 0.454 Ji Hwan Bae, L OBP: 0.360, SLG: 0.409	L8		G3					E6		3	0	0	0	0	0	1									
14 Rodolfo Castro, S OBP: 0.299, SLG: 0.441	G6-3		K					L5		4	0	0	0	0	1	1									
26 Miguel Andujar, R OBP: 0.254, SLG: 0.293		1B	G1-3					F7		4	1	1	0	0	0	1									
27 Kevin Newman, R OBP: 0.319, SLG: 0.376	F8		BB					F7		3	0	1	0	1	0	1									
64 Diego Castillo, R OBP: 0.247, SLG: 0.374	L9		L9					L5		4	1	1	0	0	0	2									
65 Jack Suwinski, L OBP: 0.284, SLG: 0.402	K		G5-3					G3		4	0	1	0	0	1	3									
61 Jason Delay, R OBP: 0.267, SLG: 0.267	1B		K					K		4	0	1	2	0	2	2									
31 Cal Mitchell, L OBP: 0.286, SLG: 0.351	K		2B					G6-4-3		3	1	2	0	0	1	1									
Inning Stats	R: 0 E: 0 K: 1 S: 10	H: 0 LOB: 0 BB: 0 P: 12	R: 2 E: 0 K: 2 S: 16	H: 3 LOB: 1 BB: 1 P: 25	R: 0 E: 0 K: 1 S: 8	H: 0 LOB: 0 BB: 0 P: 10	R: 0 E: 0 K: 0 S: 11	H: 0 LOB: 1 BB: 1 P: 20	R: 0 E: 0 K: 1 S: 8	H: 1 LOB: 1 BB: 0 P: 11	R: 0 E: 0 K: 0 S: 6	H: 0 LOB: 0 BB: 0 P: 9	R: 0 E: 0 K: 1 S: 9	H: 0 LOB: 0 BB: 0 P: 11	R: 1 E: 1 K: 0 S: 11	H: 1 LOB: 1 BB: 0 P: 15	R: 0 E: 0 K: 0 S: 12	H: 2 LOB: 1 BB: 0 P: 16	1B: 4 2B: 3 3B: 0 HR: 0	SF: 0 SAC: 0 DP: 1 HBP: 0	WP: 0 PB: 0 SB: 0 CS: 0	PA: 35			
PITCHER	IP	WLS	BF	H	R	ER	SO	BB	IBB	HBP	BLK	WP	HR	S	P	ERA	WHIP								
48 Jordan Montgomery, L ERA: 3.48	(1, 1)	6.0	W	23	4	2	2	5	1	0	0	0	0	59	87	3.00	0.833								
32 Steven Matz, L ERA: 5.36	(7, 1)	1.1		6	1	1	1	1	0	0	0	0	0	15	20	6.75	0.750								
40 Jake Woodford, R ERA: 2.33	(8, 1)	1.2		6	2	0	0	0	0	0	0	0	0	17	22	0.00	1.200								

Batter	1	2	3	4	5	6	7	8	9	AB	R	H	RBI	BB	SO	LOB	BOTTOM									
33 Brendan Donovan, L OBP: 0.396, SLG: 0.382	2B		G4-3					L7		3	2	1	0	1	0	0	Pittsburgh Pirates @ St. Louis Cardinals Busch Stadium, St. Louis, MO Sat Oct 01 2022, 6:17 PM - 9:17 PM CDT Att. 46,365 - Clear - 70 F									
21 Lars Nootbaar, L OBP: 0.343, SLG: 0.453	BB		F9					K		4	2	1	0	1	1	1										
46 Paul Goldschmidt, R ERA: 4.5 36 Juan Ypez, R OBP: 0.295, SLG: 0.450	BB	FC1	G6-3					F9		2	2	0	0	1	0	1										
28 Nolan Arenado, R OBP: 0.359, SLG: 0.535 3 Dylan Carlson, S OBP: 0.314, SLG: 0.384	BB	FC3-2	G6-3					P5		2	0	0	0	0	0	2										
5 Albert Pujols, R OBP: 0.340, SLG: 0.527 26 Ben DeLuizio, R OBP: 0.412, SLG: 0.308	BB	FC1	G6-3					F9		3	2	1	1	0	0	3										
41 Alec Burleson, L OBP: 0.289, SLG: 0.294	BB	FC3-2	G6-3					BB		1	1	1	2	1	0	0										
5 Albert Pujols, R OBP: 0.340, SLG: 0.527 26 Ben DeLuizio, R OBP: 0.412, SLG: 0.308	BB	FC1	G6-3					BB		2	2	1	2	1	1	0										
41 Alec Burleson, L OBP: 0.289, SLG: 0.294	BB	FC3-2	G6-3					HBP		1	0	0	0	0	0	1										
25 Corey Dickerson, L OBP: 0.301, SLG: 0.404	HR	BB	K					E3		3	1	1	2	2	1	1										
4 Yadier Molina, R OBP: 0.236, SLG: 0.304 7 Andrew Knizner, R OBP: 0.237, SLG: 0.294	HR	BB	F7					G6-3		4	1	2	4	1	0	2										
11 Paul DeJong, R OBP: 0.245, SLG: 0.289	F7		F7					G6-3		3	0	0	0	0	0	2										
Inning Stats	R: 6 E: 0 K: 0 S: 23	H: 3 LOB: 3 BB: 3 P: 43	R: 4 E: 0 K: 0 S: 13	H: 3 LOB: 1 BB: 1 P: 26	R: 0 E: 0 K: 0 S: 7	H: 0 LOB: 0 BB: 0 P: 8	R: 0 E: 0 K: 1 S: 6	H: 0 LOB: 0 BB: 0 P: 7	R: 0 E: 0 K: 1 S: 7	H: 0 LOB: 0 BB: 0 P: 13	R: 0 E: 0 K: 2 S: 8	H: 0 LOB: 0 BB: 0 P: 12	R: 0 E: 0 K: 0 S: 15	H: 0 LOB: 3 BB: 3 P: 29	R: 3 E: 1 K: 1 S: 19	H: 2 LOB: 2 BB: 1 P: 30	1B: 4 2B: 3 3B: 0 HR: 1	SF: 0 SAC: 0 DP: 1 HBP: 2	WP: 1 PB: 0 SB: 0 CS: 0	PA: 43						
PITCHER	IP	WLS	BF	H	R	ER	SO	BB	IBB	HBP	BLK	WP	HR	S	P	ERA	WHIP									
75 Luis Ortiz, R ERA: 4.5	(1, 1)	0.2	L	8	3	6	6	0	3	0	0	0	0	19	38	81.00	9.000									
39 Zach Thompson, R ERA: 5.19	(1, 1)	5.1		21	3	4	4	4	1	0	1	0	0	45	71	6.75	0.750									
43 Junior Fernández, R ERA: 2.76	(7, 1)	1.0		6	0	0	0	0	3	0	0	0	1	0	15	29	0.00	3.000								
53 Manny Bañuelos, L ERA: 4.7	(8, 1)	1.0		8	2	3	2	1	1	0	1	0	0	19	30	18.00	3.000									

AB 34
R 3
H 7
RBI 3
BB 1
SO 6
LOB 14



AB 33
R 13
H 8
RBI 11
BB 8
SO 5
LOB 16



Batter	1	2	3	4	5	6	7	8	9	AB	R	H	RBI	BB	SO	LOB	TOP										
12 Kyle Schwarber, L (1,7)										4	0	0	1	0	2	3											
17 Rhys Hoskins, R (1,3)										5	0	0	0	0	2	3											
10 J.T. Realmuto, R (1,2)										4	1	1	0	0	0	0											
3 Bryce Harper, L (1,10)										3	1	0	0	1	1	0											
8 Nick Castellanos, R (1,9)										3	1	0	0	1	1	0											
28 Alec Bohm, R (1,5)										3	0	1	1	0	0	0											
33 Edmundo Sosa, R (9,5)										0	1	0	0	0	0	0											
2 Jean Segura, R (1,4)										4	1	1	2	0	0	1											
5 Bryson Stott, L (1,6)										2	1	0	1	2	0	2											
19 Matt Vierling, R (1,8)										2	0	1	0	0	0	1											
16 Brandon Marsh, L (8,PH)										2	0	1	1	0	1	1											
Inning Stats	R: 0 E: 0 K: 0 S: 8	H: 0 LOB: 0 BB: 0 P: 12	R: 0 E: 0 K: 0 S: 5	H: 0 LOB: 0 BB: 0 P: 6	R: 0 E: 0 K: 1 S: 11	H: 1 LOB: 2 BB: 1 P: 24	R: 0 E: 0 K: 1 S: 11	H: 0 LOB: 0 BB: 0 P: 15	R: 0 E: 0 K: 1 S: 9	H: 1 LOB: 1 BB: 0 P: 13	R: 0 E: 0 K: 1 S: 9	H: 0 LOB: 0 BB: 0 P: 17	R: 0 E: 0 K: 1 S: 7	H: 0 LOB: 0 BB: 0 P: 11	R: 0 E: 0 K: 1 S: 8	H: 0 LOB: 1 BB: 2 P: 18	R: 6 E: 0 K: 2 S: 24	H: 3 LOB: 1 BB: 2 P: 45	1B: 4 2B: 1 3B: 0 HR: 0	SF: 1 SAC: 0 DP: 0 HBP: 1	WP: 0 PB: 0 SB: 0 CS: 0	PA: 38					
PITCHER	IP	WLS	BF	H	R	ER	SO	BB	IBB	HBP	BLK	WP	HR	S	P	ERA	WHIP										
62 Jose Quintana, L (1,1)	5.1		19	2	0	0	3	1	0	0	0	0	0	47	75	0.00	0.562										
12 Jordan Hicks, R (8,1)	0.2		2	0	0	0	0	0	0	0	0	0	0	6	12	0.00	0.000										
65 Giovanni Gallegos, R (7,1)	1.1		5	0	0	0	1	1	0	0	0	0	0	9	19	0.00	0.750										
56 Ryan Helsley, R (8,1)	1.0	L	7	1	4	4	2	2	0	1	0	0	0	15	33	36.00	3.000										
53 Andre Pallante, R (9,1)	0.2	B	5	2	2	2	1	0	0	0	0	0	0	15	22	27.00	3.000										

Philadelphia Phillies @ St. Louis Cardinals
 Busch Stadium, St. Louis, MO
 Fri Oct 07 2022, 1:09 PM - 4:35 PM CDT
 Att: 45,911 - Partly Cloudy - 62 F

AB 32
 R 6
 H 5
 RBI 6
 BB 4
 SO 7
 LOB 11

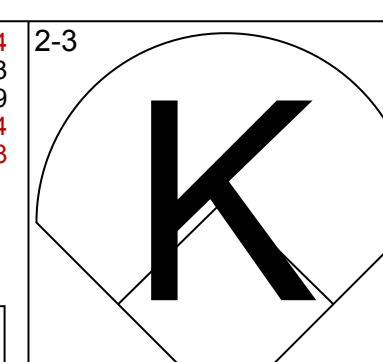
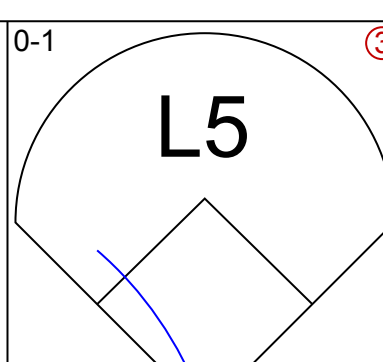
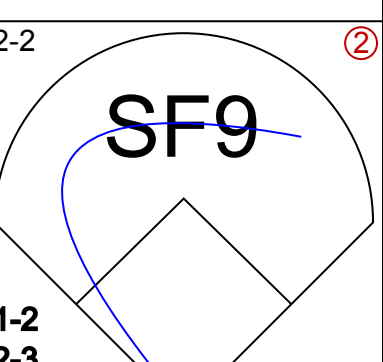
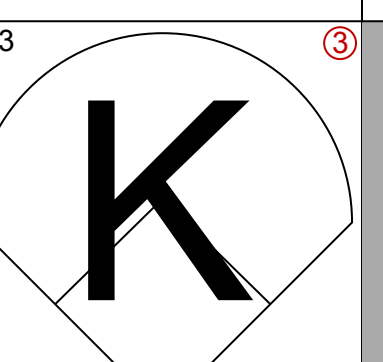
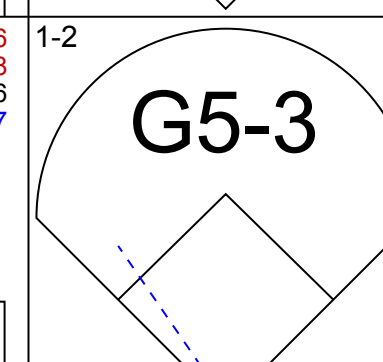
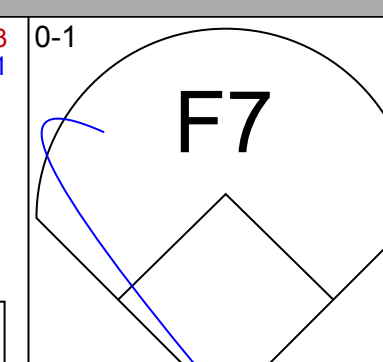
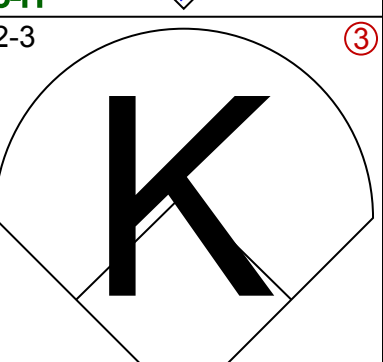
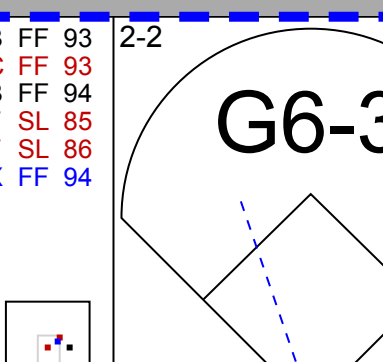
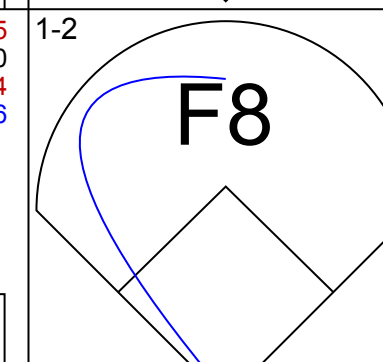
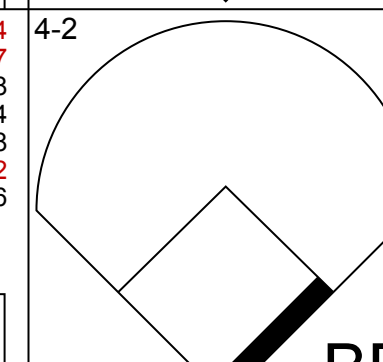
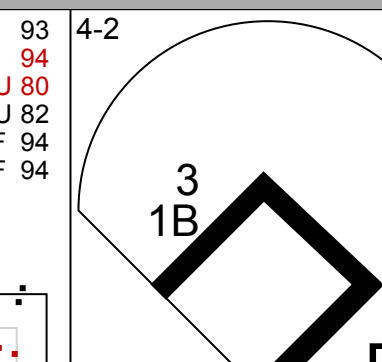
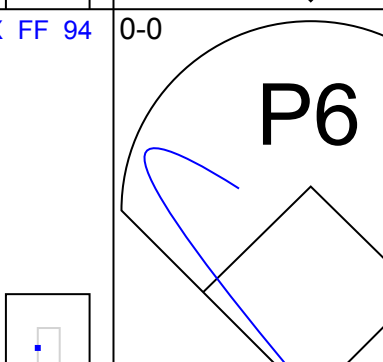
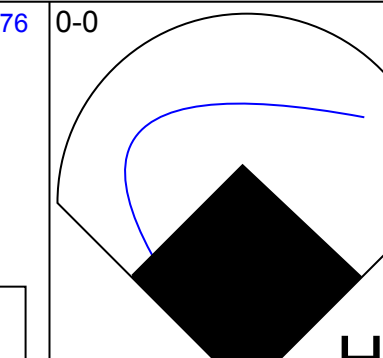
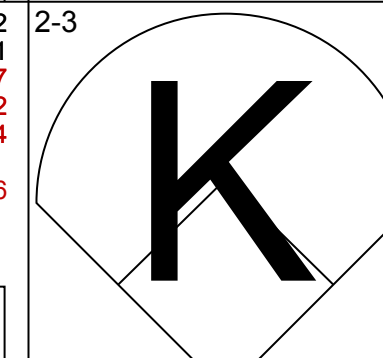
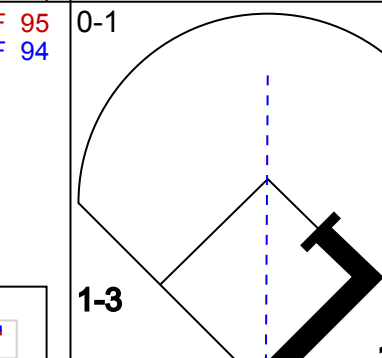
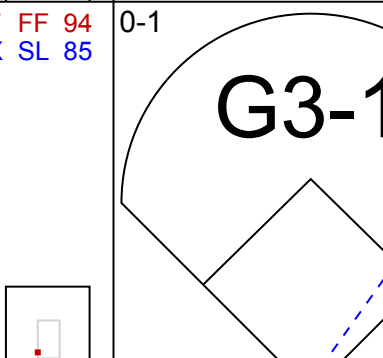
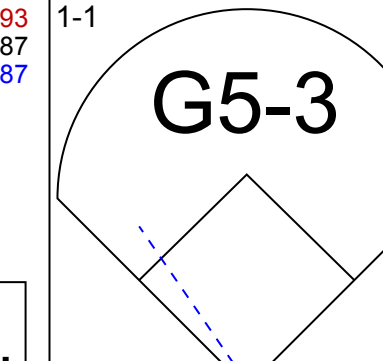
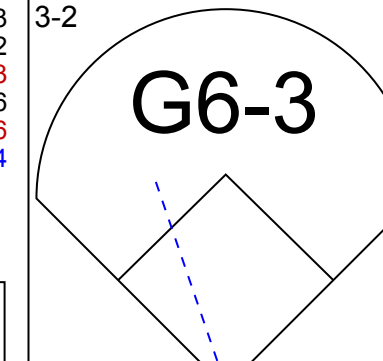
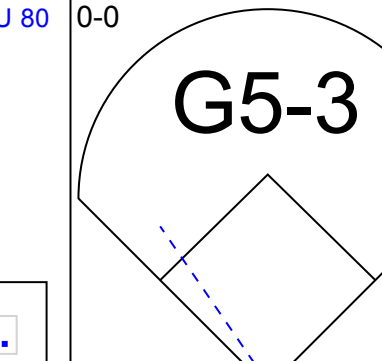
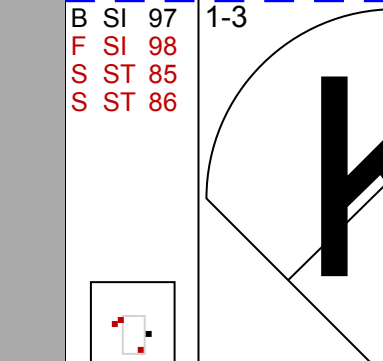
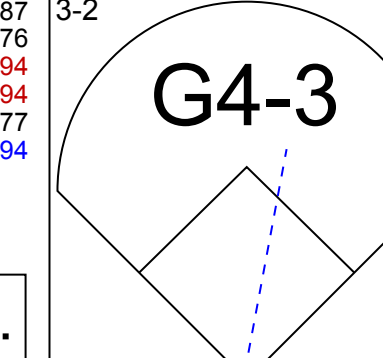
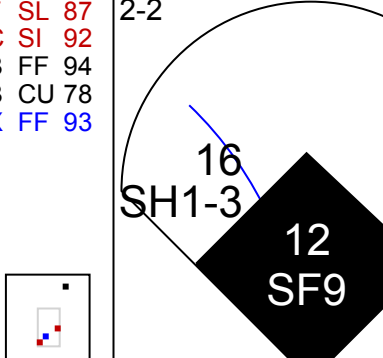
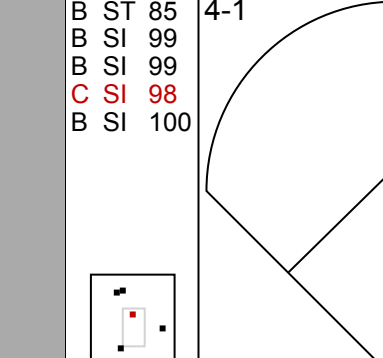
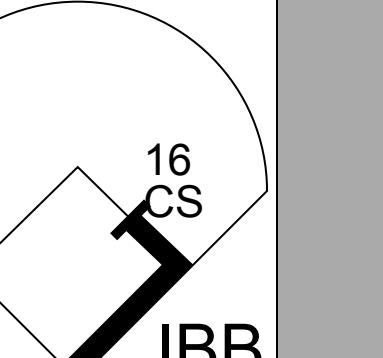
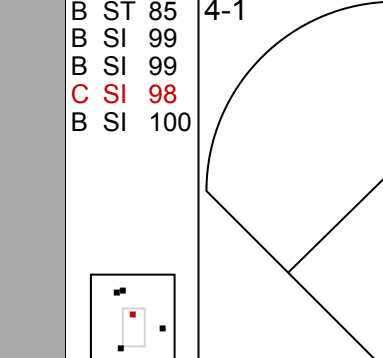
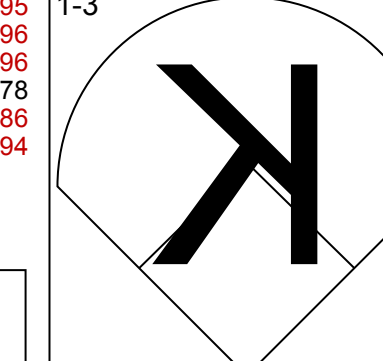
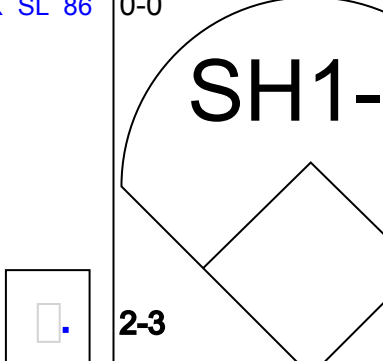
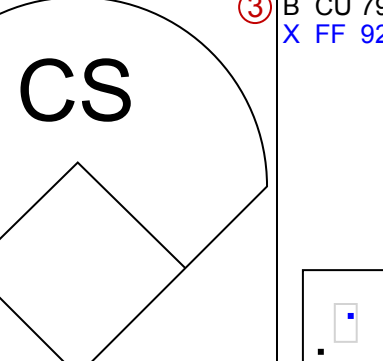
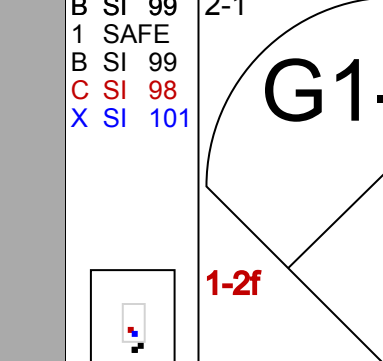
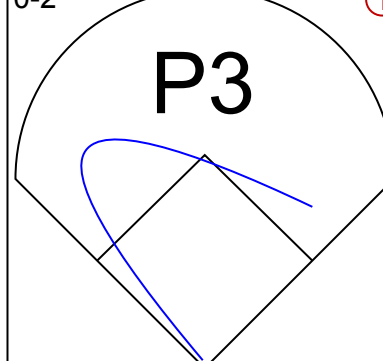
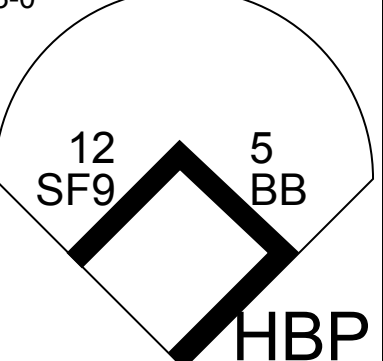
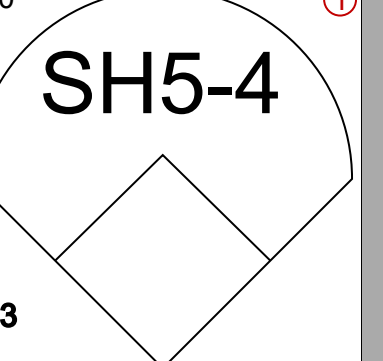
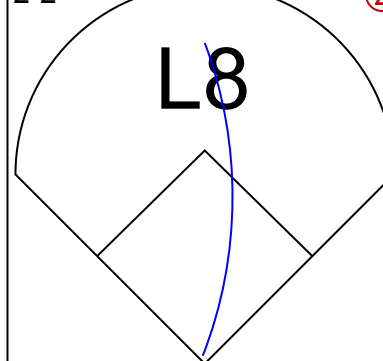
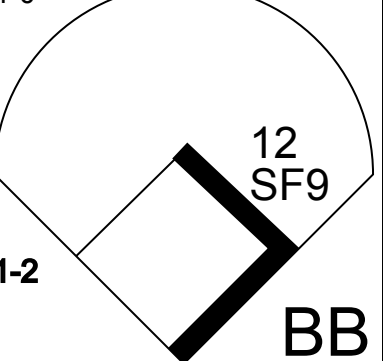



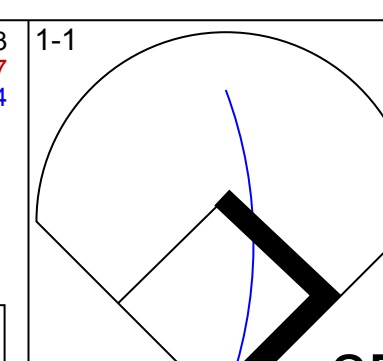
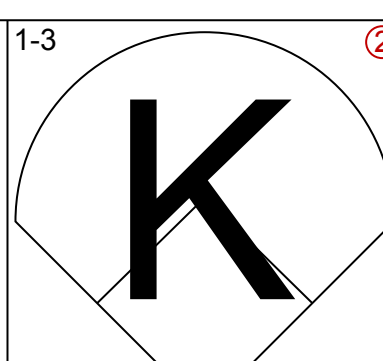
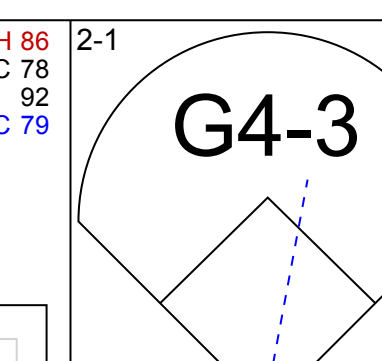
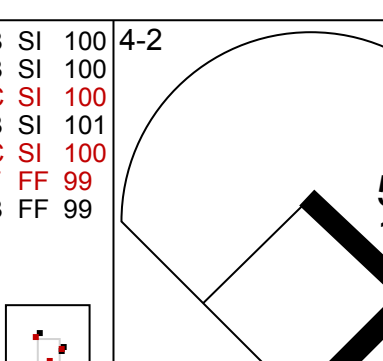
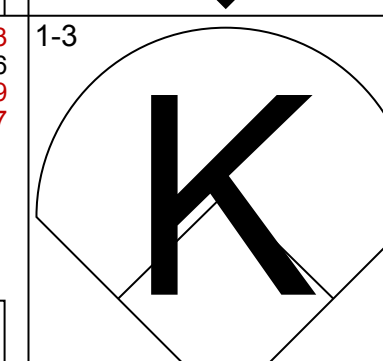
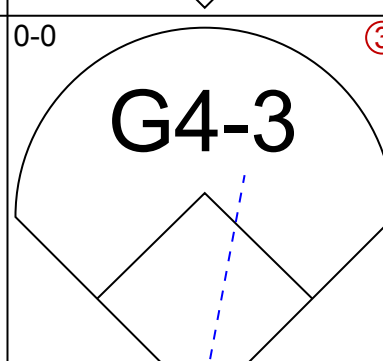
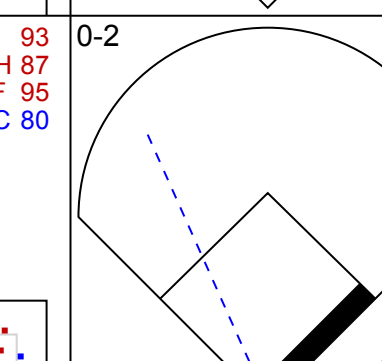
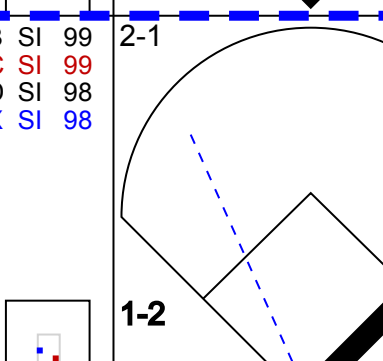
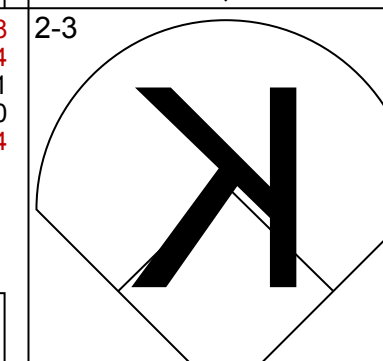
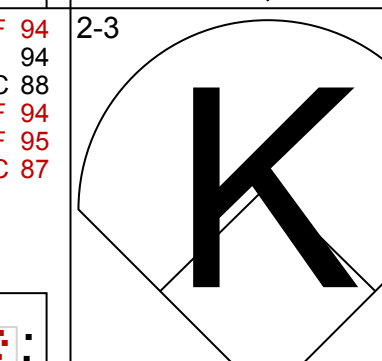
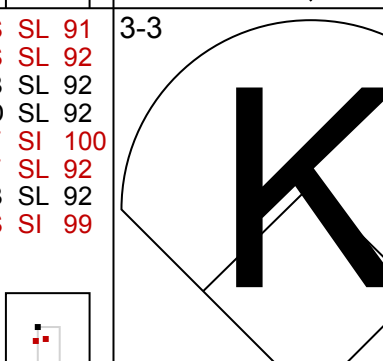
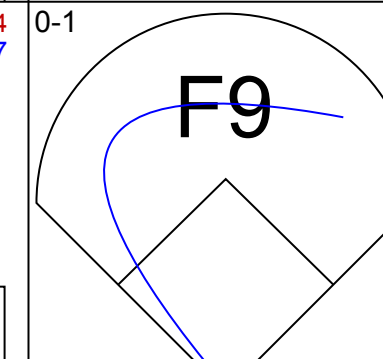
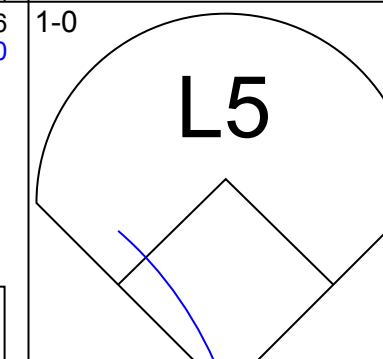
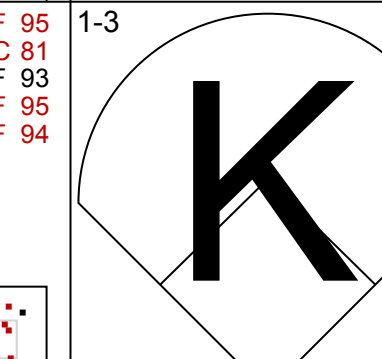
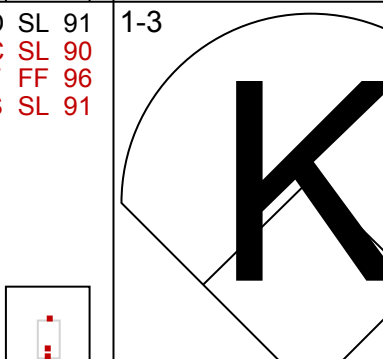

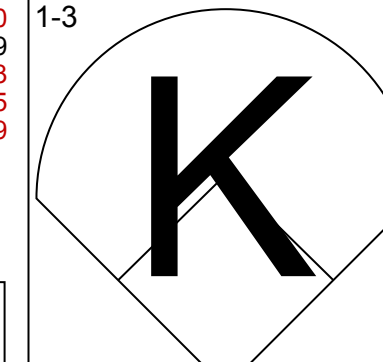


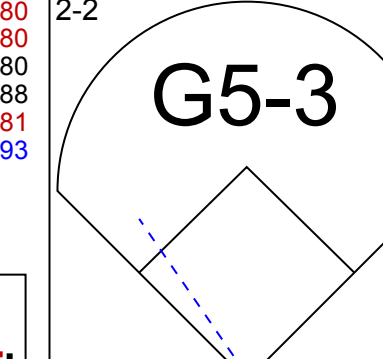

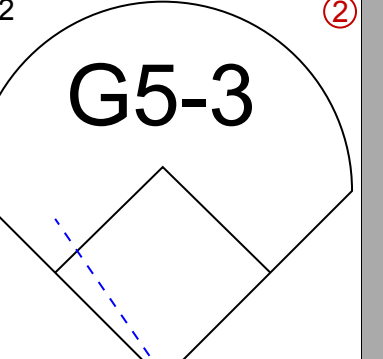
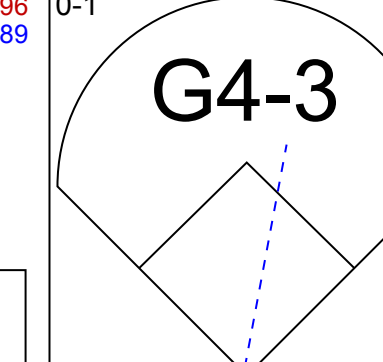
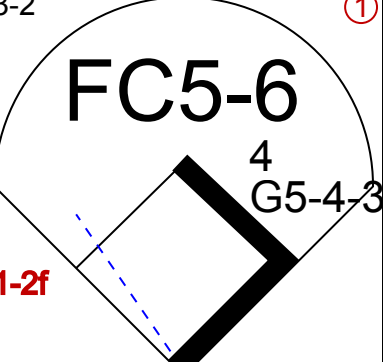
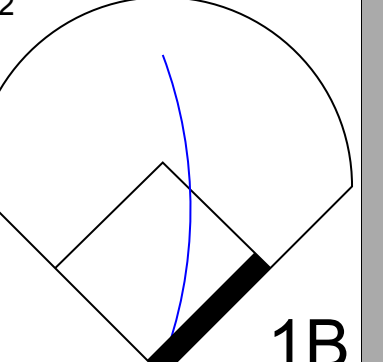
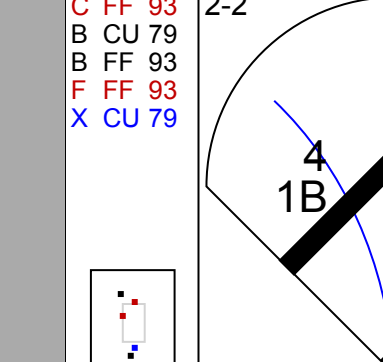

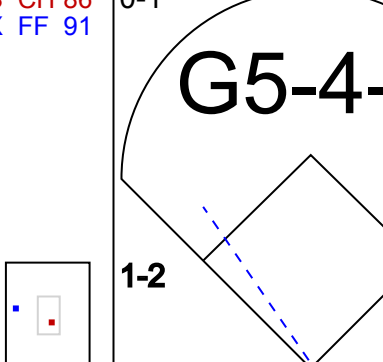
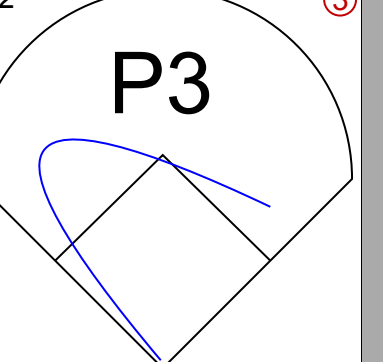
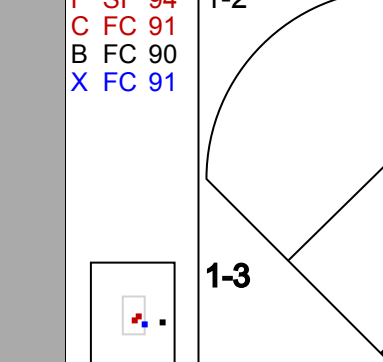
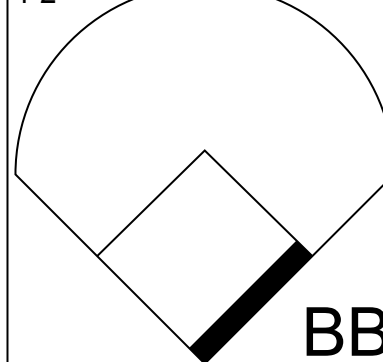
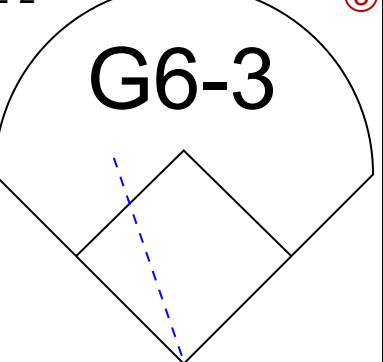

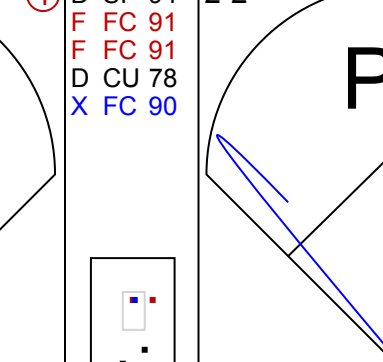
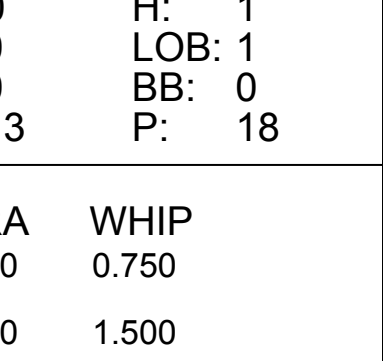
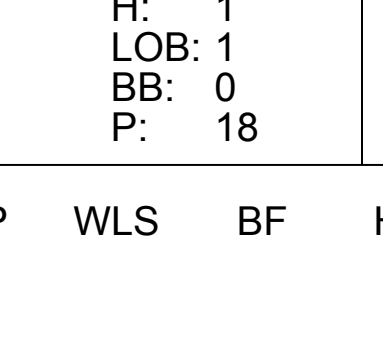
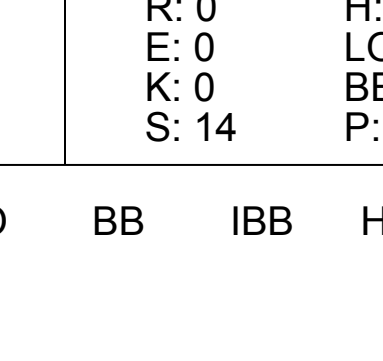

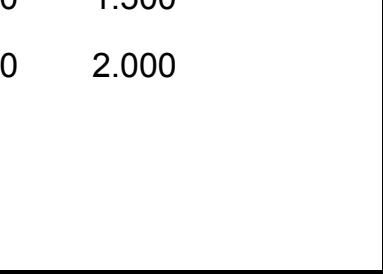


Batter	1	2	3	4	5	6	7	8	9	AB	R	H	RBI	BB	SO	LOB	BOTTOM										
21 Lars Nootbaar, L (1,9)										3	0	1	0	1	1	0											
5 Albert Pujols, R (1,10)										4	0	0	0	0	0	3											
46 Paul Goldschmidt, R (1,3)										3	0	0	0	0	1	2											
28 Nolan Arenado, R (1,5)										4	1	1	0	0	0	2											
33 Brendan Donovan, L (1,4)										3	0	0	0	0	1	1											
11 Paul DeJong, R (8,6)										1	0	0	0	0	0	1											
3 Dylan Carlson, S (1,8)										2	1	0	0	2	0	0											
25 Corey Dickerson, L (1,7)										2	0	0	0	0	1	0											
36 Juan Yezzer, R (7,PH)										1	1	1	2	0	0	0											
26 Ben DeLuizo, R (8,8)										0	0	0	0	0	0	0											
16 Nolan Gorman, L (9,PH)										1	0	1	1	0	0	0											
4 Yadier Molina, R (1,2)										4	0	0	0	2	2												
19 Tommy Edman, S (1,6)										3	0	1	0	0	1	0											
Inning Stats	R: 0 E: 0 K: 1 S: 10	H: 1 LOB: 1 BB: 0 P: 18	R: 0 E: 0 K: 1 S: 8	H: 0 LOB: 0 BB: 0 P: 12	R: 0 E: 0 K: 0 S: 9	H: 0 LOB: 0 BB: 0 P: 14	R: 0 E: 0 K: 1 S: 10	H: 0 LOB: 1 BB: 0 P: 14	R: 0 E: 0 K: 0 S: 9	H: 1 LOB: 1 BB: 1 P: 14	R: 2 E: 0 K: 0 S: 10	H: 1 LOB: 0 BB: 1 P: 15	R: 0 E: 0 K: 2 S: 9	H: 0 LOB: 0 BB: 0 P: 15	R: 0 E: 0 K: 2 S: 9	H: 0 LOB: 2 BB: 1 P: 22	R: 1 E: 0 K: 1 S: 15	H: 2 LOB: 2 BB: 1 P: 22	1B: 4 2B: 0 3B: 0 HR: 1	SF: 0 SAC: 0 DP: 1 HBP: 1	WP: 0 PB: 0 SB: 0 CS: 0	PA: 35					
PITCHER	IP	WLS	BF	H	R	ER	SO	BB	IBB	HBP	BLK	WP	HR	S	P	ERA	WHIP										
45 Zack Wheeler, R (1,1)	6.1		22	2	0	0	4	1	0	1	0	0	0	7	12	27.00	3.000										
46 José Alvarado, L (7,1)	0.2		4	1	2	2	0	1	0	0	0	0	1	7	12	27.00	3.000										
30 David Robertson, R (8,1)	1.0	W	3	0	0	0	2	0	0	0	0	0	0	9	15	0.00	0.000										
56 Zach Eflin, R (9,1)	1.0		6	2	1	1	1	1	0	0	0	0	0	15	22	9.00	3.000										

Philadelphia Phillies @ St. Louis Cardinals
 Busch Stadium, St. Louis, MO
 Fri Oct 07 2022, 1:09 PM - 4:35 PM CDT
 Att: 45,911 - Partly Cloudy - 62 F

AB 31
 R 3
 H 5
 RBI 3
 BB 3
 SO 7
 LOB 11



Batter	1	2	3	4	5	6	7	8	9	AB	R	H	RBI	BB	SO	LOB	TOP				
12 Kyle Schwarber, L (1,7)										3	0	0	1	0	2	1	Philadelphia Phillies @ St. Louis Cardinals Busch Stadium, St. Louis, MO Sat Oct 08 2022, 7:39 PM - 10:54 PM CDT Att. 48,515 - Clear - 54 F				
17 Rhys Hoskins, R (1,3)										4	0	0	0	0	1	2					
10 J.T. Realmuto, R (1,2) OBP: 0.375, SLG: 0.167										2	0	0	0	2	0	0					
3 Bryce Harper, L (1,10) OBP: 0.375, SLG: 0.714										4	1	2	1	0	1	1					
8 Nick Castellanos, R (1,9)										4	0	0	0	0	1	2					
28 Alec Bohm, R (1,5) OBP: 0.625, SLG: 0.800										2	1	1	0	2	0	0					
33 Edmundo Sosa, R (9, PR)										0	0	0	0	0	0	0					
16 Brandon Marsh, L (1,8) OBP: 0.400, SLG: 0.600										3	0	1	0	0	1	1					
2 Jean Segura, R (1,4) OBP: 0.333, SLG: 0.200										1	0	0	0	0	0	0					
5 Bryson Stott, L (1,6)										2	0	0	0	1	1	1					
Inning Stats	R: 0 K: 1 S: 9	H: 0 LOB: 0 BB: 0 P: 13	R: 1 K: 1 S: 11	H: 1 LOB: 0 BB: 0 P: 16	R: 0 K: 0 S: 13	H: 0 LOB: 0 BB: 0 P: 15	R: 0 K: 1 S: 12	H: 0 LOB: 1 BB: 1 P: 21	R: 1 K: 1 S: 11	H: 1 LOB: 2 BB: 1 P: 24	R: 0 K: 0 S: 7	H: 1 LOB: 1 BB: 0 P: 11	R: 0 K: 2 S: 8	H: 1 LOB: 0 BB: 0 P: 11	R: 0 K: 0 S: 7	H: 0 LOB: 1 BB: 1 P: 13	1B: 1 2B: 2 3B: 0 HR: 1	SF: 1 SAC: 2 DP: 1 HBP: 1	WP: 0 PB: 0 SB: 0 CS: 1	PA: 35	
PITCHER	IP	WLS	BF	H	R	ER	SO	BB	IBB	HBP	BLK	WP	HR	S	P	ERA	WHIP				
39 Miles Mikolas, R (1,1) ERA: 4.15	4.1	L	17	2	2	2	3	1	0	1	0	0	1	49	74	4.15	0.692				
48 Jordan Montgomery, L (5,1) ERA:	2.2		11	2	0	0	3	2	1	0	0	0	0	22	37	0.00	1.500				
65 Giovanni Gallegos, R (8,1) ERA:	1.0		3	0	0	0	0	0	0	0	0	0	0	7	9	0.00	0.000				
12 Jordan Hicks, R (9,1) ERA:	1.0		3	0	0	0	1	1	0	0	0	0	0	6	13	0.00	1.000				

Batter	1	2	3	4	5	6	7	8	9	AB	R	H	RBI	BB	SO	LOB	BOTTOM				
21 Lars Nootbaar, L (1,8) OBP: 0.500, SLG: 0.500										3	0	1	0	1	1	1	Philadelphia Phillies @ St. Louis Cardinals Busch Stadium, St. Louis, MO Sat Oct 08 2022, 7:39 PM - 10:54 PM CDT Att. 48,515 - Clear - 54 F				
5 Albert Pujols, R (1,10) OBP: 0.250, SLG: 0.250										4	0	2	0	0	1	2					
26 Ben DeLuzio, R (8, PR)										0	0	0	0	0	0	0					
46 Paul Goldschmidt, R (1,3)										4	0	0	0	0	3	4					
28 Nolan Arenado, R (1,5) OBP: 0.125, SLG: 0.125										4	0	0	0	0	2	4					
33 Brendan Donovan, L (1,4)										4	0	0	0	0	1	0					
36 Juan Yanez, R (1,9) OBP: 0.400, SLG: 1.000										4	0	1	0	0	0	0					
25 Corey Dickerson, L (1,7) OBP: 0.333, SLG: 0.333										4	0	2	0	0	0	1					
4 Yadier Molina, R (1,2) OBP: 0.125, SLG: 0.125										4	0	1	0	0	0	2					
3 Dylan Carlson, S (9, PR)										0	0	0	0	0	0	0					
19 Tommy Edman, S (1,6) OBP: 0.286, SLG: 0.167										3	0	0	0	1	0	3					
Inning Stats	R: 0 K: 2 S: 10	H: 1 LOB: 1 BB: 0 P: 14	R: 0 K: 0 S: 9	H: 0 LOB: 0 BB: 0 P: 11	R: 0 K: 1 S: 9	H: 0 LOB: 1 BB: 1 P: 15	R: 0 K: 1 S: 7	H: 0 LOB: 0 BB: 0 P: 11	R: 0 K: 2 S: 14	H: 1 LOB: 1 BB: 0 P: 19	R: 0 K: 0 S: 11	H: 1 LOB: 0 BB: 0 P: 18	R: 0 K: 2 S: 16	H: 1 LOB: 1 BB: 1 P: 28	R: 0 K: 0 S: 14	H: 2 LOB: 2 BB: 0 P: 22	1B: 6 2B: 1 3B: 0 HR: 0	SF: 0 SAC: 0 DP: 0 HBP: 0	WP: 0 PB: 0 SB: 0 CS: 0	PA: 36	
PITCHER	IP	WLS	BF	H	R	ER	SO	BB	IBB	HBP	BLK	WP	HR	S	P	ERA	WHIP				
27 Aaron Nola, R (1,1) ERA:	6.2		25	4	0	0	6	1	0	0	0	0	0	70	101	0.00	0.750				
46 José Alvarado, L (7,1) ERA: 13.5	0.2	H	3	0	0	0	0	1	0	0	0	0	0	9	17	0.00	1.500				
58 Seranthony Dominguez, R (1,1) ERA:	0.2	H	3	1	0	0	2	0	0	0	0	0	0	10	16	0.00	1.500				
56 Zach Eflin, R (9,1) ERA: 4.5	1.0	S	5	2	0	0	0	0	0	0	0	0	0	14	22	0.00	2.000				