

Tampa Bay Devil Rays - 1998

Batter	1	2	3	4	5	6	7	8	9	AB	R	H	RBI	BB	SO	LOB	TOP								
Brian Hunter, R OBP: 0.333, SLG: 0.500 (1, 8)	G3	G3	G3		1B		P4		K	6	1	2	2	0	1	2									
Bjo Roberts, S Pete Incaviglia, R OBP: 0.200, SLG: 0.200 (9, PH)	K	F8		F8	BB		G4-3		F8	5	0	1	1	0	1	2									
Bobby Higginson, L OBP: 0.300, SLG: 0.500 (1, 9)	F8	G4-3		K	FC6-4					4	0	1	0	1	1	2									
Tony Clark, S OBP: 0.400, SLG: 0.400 (1, 3)		1B	1B	2B	1B		L3		K	5	2	2	0	0	1	3									
Damon Easley, R OBP: 0.600, SLG: 0.800 (9, 6)		1B	1B	1B	FC6-4				F7	5	3	3	0	0	0	2									
Luis Gonzalez, L OBP: 0.600, SLG: 1.400 (1, 7)	2B	1B	K2-3		HR		F7		2B	5	2	3	2	0	1	2									
Joe Randa, R OBP: 0.600, SLG: 1.000 (1, 5)	1B	2B	FC6-4	1B			K		F8	5	1	3	3	0	1	1									
Joe Oliver, R OBP: 0.400, SLG: 0.400 (1, 2)	1B	1B	FC6-4	BB			F8		F7	5	1	2	3	0	0	3									
Billy Ripken, R Frank Catalanotto, L OBP: 0.500, SLG: 0.333 (9, PH)	F7			BB			F7		K	3	1	1	0	1	0	2									
										1	0	0	0	0	1	0									
Inning Stats	R: 0 E: 0 K: 1 S: 5	H: 0 LOB: 0 BB: 0 P: 5	R: 4 E: 0 K: 0 S: 9	H: 6 LOB: 2 BB: 0 P: 9	R: 2 E: 0 K: 1 S: 8	H: 3 LOB: 2 BB: 1 P: 12	R: 0 E: 0 K: 1 S: 5	H: 0 LOB: 0 BB: 0 P: 5	R: 5 E: 0 K: 2 S: 13	H: 6 LOB: 2 BB: 1 P: 17	R: 0 E: 0 K: 0 S: 4	H: 1 LOB: 1 BB: 0 P: 4	R: 0 E: 0 K: 0 S: 4	H: 1 LOB: 1 BB: 0 P: 4	R: 0 E: 0 K: 0 S: 4	H: 1 LOB: 1 BB: 0 P: 4	R: 0 E: 0 K: 2 S: 7	H: 0 LOB: 0 BB: 0 P: 7	1B: 11 2B: 6 3B: 0 HR: 1	SF: 0 SAC: 0 DP: 0 HBP: 0	WP: 0 PB: 0 SB: 0 CS: 0	PA: 47			
PITCHER	IP	WLS	BF	H	R	ER	SO	BB	IBB	HBP	BLK	WP	HR	S	P	ERA	WHIP								
Wilson Alvarez, L ERA: 23.14 (1, 1)	2.1	L	16	9	6	6	2	0	0	0	0	0	0	20	20	23.14	3.857								
Dan Carlson, R ERA: 16.98 (3, 1)	2.2		16	6	5	5	3	2	0	0	0	0	1	20	28	16.88	3.000								
Dennis Springer, R ERA: (6, 1)	3.0		12	3	0	0	0	0	0	0	0	0	0	12	12	0.00	1.000								
Jim Mecir, R ERA: (9, 1)	1.0		3	0	0	0	2	0	0	0	0	0	0	7	7	0.00	0.000								

Detroit Tigers @ Tampa Bay Devil Rays
Tropicana Field, St. Petersburg, FL
Tue Mar 31 1998, 7:05 PM EST
Att: 45,369 - Dome - 72 F

AB 45
R 11
H 18
RBI 11
BB 2
SO 7
LOB 19





Batter	1	2	3	4	5	6	7	8	9	AB	R	H	RBI	BB	SO	LOB	BOTTOM								
Quinton McCracken, S OBP: 0.400, SLG: 0.400 (1, 8)	G6-3		G6-4-3			HR	G5-4-3		BB	5	2	2	1	0	0	3									
Miguel Cairo, R Rich Butler, L OBP: 0.250, SLG: 0.250 (9, PH)	G1-3			FC4-6		F9		F9	E	4	0	1	0	0	0	1									
Wade Boggs, L OBP: 0.300, SLG: 1.000 (1, 5)	G5-3			P6		HR		P5	E	4	1	1	3	1	0	1									
Fred McGriff, L OBP: 0.400, SLG: 0.250 (1, 3)		G6-3		FC4-6		2B			F7	4	0	1	0	0	0	4									
Mike Kelly, R (1, 7)	P2			P5		1B			HBP																
Paul Sorrento, L OBP: 0.200, SLG: 0.400 (1, 10)	F9					P4			P6	5	0	1	0	0	1	3									
John Flaherty, R OBP: 0.500, SLG: 0.750 (1, 2)			G5-3			2B			K	4	1	2	0	0	1	2									
Dave Martinez, L Bobby Smith, R OBP: 0.667, SLG: 0.500 (9, PH)				1B		G6-3		G5-4-3	1B	2	0	1	0	1	0	1									
Kevin Stocker, S Bubba Trammell, R OBP: 0.333, SLG: 0.333 (9, PH)				1B		F9		F7	1B	3	0	1	0	0	0	2									
									BB	0	1	0	0	1	0	0									
Inning Stats	R: 0 E: 0 K: 0 S: 3	H: 0 LOB: 0 BB: 0 P: 3	R: 0 E: 0 K: 0 S: 3	H: 0 LOB: 0 BB: 0 P: 3	R: 0 E: 0 K: 0 S: 4	H: 2 LOB: 1 BB: 0 P: 4	R: 0 E: 0 K: 0 S: 4	H: 1 LOB: 1 BB: 0 P: 4	R: 0 E: 0 K: 2 S: 11	H: 4 LOB: 2 BB: 0 P: 11	R: 0 E: 0 K: 0 S: 2	H: 0 LOB: 0 BB: 1 P: 6	R: 0 E: 0 K: 0 S: 3	H: 0 LOB: 1 BB: 0 P: 4	R: 0 E: 0 K: 1 S: 10	H: 4 LOB: 3 BB: 2 P: 18	1B: 9 2B: 2 3B: 0 HR: 1	SF: 0 SAC: 0 DP: 2 HBP: 1	WP: 0 PB: 0 SB: 0 CS: 0	PA: 42					
PITCHER	IP	WLS	BF	H	R	ER	SO	BB	IBB	HBP	BLK	WP	HR	S	P	ERA	WHIP								
Justin Thompson, L ERA: 3.0 (1, 1)	6.0	W	25	8	2	2	2	0	0	0	0	0	0	29	29	3.00	1.333								
44 Sean Runyan, L ERA: (7, 1)	1.0		3	0	0	0	0	1	0	0	0	0	0	2	6	0.00	1.000								
Roberto Duran, L ERA: (8, 1)	1.0		4	0	0	0	0	0	0	1	0	0	0	3	4	0.00	0.000								
Bryce Florie, R ERA: 81.0 (9, 1)	0.1		6	4	4	3	0	1	0	0	0	0	0	5	9	81.00	15.000								
Doug Bochler, R ERA: (9, 1)	0.2		4	0	0	0	1	1	0	0	0	0	0	5	9	0.00	1.500								

Detroit Tigers @ Tampa Bay Devil Rays
Tropicana Field, St. Petersburg, FL
Tue Mar 31 1998, 7:05 PM EST
Att: 45,369 - Dome - 72 F

AB 38
R 6
H 12
RBI 5
BB 3
SO 3
LOB 22



Batter	1	2	3	4	5	6	7	8	9	AB	R	H	RBI	BB	SO	LOB	TOP									
Brian Hunter, R OBP: 0.273, SLG: 0.300 (1, 8)	F7	P3		K		CS	1B	FC1-6		4	1	0	0	1	1	2	Detroit Tigers @ Tampa Bay Devil Rays Tropicana Field, St. Petersburg, FL Wed Apr 01 1998, 7:05 PM EST Att: 30,109 - Dome - 72 F									
Bip Roberts, S OBP: 0.300, SLG: 0.222 (1, 10)	1B	HBP			G5-3		F8	G4-3		4	1	1	1	0	0	2										
Bobby Higginson, L OBP: 0.500, SLG: 0.556 (1, 9)	2B	F8			G4-3		1B	F9		5	3	3	1	0	0	3										
Tony Clark, S OBP: 0.500, SLG: 0.600 (1, 3)	2B				G4-3		1B	L9		5	1	3	2	0	0	1										
Luis Gonzalez, L OBP: 0.700, SLG: 1.222 (1, 7)	2B			F7			1B	HBP		4	1	3	3	1	0	1										
Damon Easley, R OBP: 0.600, SLG: 0.625 (1, 4)	BB			K			1B	1B		3	0	1	0	1	1	2										
Joe Randa, R OBP: 0.400, SLG: 0.600 (1, 5)	K			P4		L9	G1-3	1B		5	0	1	1	0	1	5										
Raul Casanova, S OBP: 0.333, SLG: 0.333 (8, 2)	K			G6-3		G4-3	FC1-6	K		3	0	0	0	1	1	2										
Billy Ripken, R OBP: 0.429, SLG: 0.333 Frank Catalanotto, L ERA: 9.0 (8, 4)	K			K		CS	FC1-6	P6		3	0	1	0	0	2	0	AB 38 R 8 H 13 RBI 8 BB 5 SO 7 LOB 22 									
Inning Stats	R: 3 E: 1 K: 2 S: 11	H: 4 LOB: 2 BB: 1 P: 15	R: 0 E: 0 K: 1 S: 5	H: 0 LOB: 1 BB: 0 P: 6	R: 0 E: 0 K: 1 S: 6	H: 1 LOB: 1 BB: 0 P: 6	R: 0 E: 0 K: 2 S: 7	H: 0 LOB: 0 BB: 0 P: 7	R: 1 E: 0 K: 0 S: 5	H: 2 LOB: 1 BB: 0 P: 5	R: 0 E: 0 K: 0 S: 3	H: 1 LOB: 0 BB: 0 P: 3	R: 2 E: 0 K: 0 S: 6	H: 4 LOB: 2 BB: 1 P: 10	R: 1 E: 0 K: 0 S: 3	H: 0 LOB: 2 BB: 2 P: 11		R: 1 E: 0 K: 1 S: 6	H: 1 LOB: 2 BB: 1 P: 11	1B: 11 2B: 2 3B: 0 HR: 0	SF: 0 SAC: 0 DP: 0 HBP: 2	WP: 0 PB: 0 SB: 1 CS: 1	PA: 46			
PITCHER	IP	WLS	BF	H	R	ER	SO	BB	IBB	HBP	BLK	WP	HR	S	P	ERA		WHIP								
Rolando Arrojo, R ERA: 6.0 (1, 1)	6.0	W	27	8	4	4	6	1	0	1	0	0	0	37	42	6.00		1.500								
52 Ramon Tatis, L ERA: 54.0 (7, 1)	0.1		5	3	2	2	0	1	0	0	0	0	0	4	8	54.00		12.000								
Albie Lopez, R ERA: 9.0 (7, 1)	1.0		5	1	1	1	0	2	0	0	0	0	0	3	11	9.00		3.000								
Jim Mecir, R ERA: (8, 1)	0.2		2	0	0	0	0	0	0	0	0	0	0	2	2	0.00		0.000								
Roberto Hernandez, R ERA: 9.0 (9, 1)	1.0		6	1	1	1	1	1	0	1	0	0	0	6	11	9.00		2.000								

Batter	1	2	3	4	5	6	7	8	9	AB	R	H	RBI	BB	SO	LOB	BOTTOM									
Quinton McCracken, S OBP: 0.500, SLG: 0.600 (1, 8)	F7	G1-3		FC6-4		S	1B	1B		5	2	3	0	0	0	1	Detroit Tigers @ Tampa Bay Devil Rays Tropicana Field, St. Petersburg, FL Wed Apr 01 1998, 7:05 PM EST Att: 30,109 - Dome - 72 F									
Miguel Cairo, R OBP: 0.444, SLG: 0.444 (1, 4)	G4-3		G4-3	FC6-4		S	1B	WP		5	2	3	1	0	0	2										
Wade Boggs, L OBP: 0.500, SLG: 0.875 (1, 5)	2B		F8	1B		K	1B	1B		4	2	2	1	1	1	2										
Fred McGriff, L OBP: 0.600, SLG: 0.625 (1, 3)	1B		G4-3	FC6			BB	1B		4	1	3	4	1	0	1										
Paul Sorrento, L OBP: 0.200, SLG: 0.300 (1, 10)	1B		G4-1	FC6		K		P6		5	0	1	1	0	1	7										
Dave Martinez, L OBP: 0.375, SLG: 0.286 (1, 9)	G5-3			G6-3		G3		F7		5	0	1	1	0	0	1										
John Flaherty, R OBP: 0.333, SLG: 0.444 (1, 2)				F9		G5-3		F7		5	1	1	0	0	1	2										
Rich Butler, L OBP: 0.667, SLG: 1.200 (1, 7)				G4-3		G4-3		HR		4	2	2	1	1	0	0										
Kevin Stocker, S OBP: 0.375, SLG: 0.625 (1, 6)				FC6-4		G4-3		G4-3		5	1	2	1	0	1	3	AB 42 R 11 H 18 RBI 10 BB 3 SO 4 LOB 19 									
Inning Stats	R: 2 E: 0 K: 0 S: 6	H: 3 LOB: 1 BB: 0 P: 6	R: 0 E: 0 K: 0 S: 4	H: 1 LOB: 0 BB: 0 P: 4	R: 0 E: 0 K: 0 S: 4	H: 1 LOB: 1 BB: 0 P: 4	R: 4 E: 0 K: 0 S: 9	H: 6 LOB: 2 BB: 0 P: 9	R: 0 E: 0 K: 0 S: 3	H: 0 LOB: 0 BB: 0 P: 3	R: 1 E: 1 K: 2 S: 9	H: 2 LOB: 2 BB: 1 P: 13	R: 1 E: 0 K: 0 S: 4	H: 1 LOB: 0 BB: 0 P: 4	R: 3 E: 0 K: 2 S: 11	H: 4 LOB: 3 BB: 2 P: 19		1B: 13 2B: 3 3B: 1 HR: 1	SF: 0 SAC: 0 DP: 0 HBP: 0	WP: 1 PB: 0 SB: 2 CS: 0	PA: 45					
PITCHER	IP	WLS	BF	H	R	ER	SO	BB	IBB	HBP	BLK	WP	HR	S	P	ERA		WHIP								
Brian Moehler, R ERA: 14.73 (1, 1)	3.2	L	21	10	6	6	0	0	0	0	0	0	0	8	8	0.00		1.800								
A.J. Sager, R ERA: (4, 1)	1.2		8	3	1	0	0	0	0	0	0	0	0	8	8	0.00		1.800								
44 Sean Runyan, L ERA: (6, 1)	0.2		3	0	0	0	2	1	0	0	0	0	0	6	10	0.00		1.500								
Bryce Florie, R ERA: 27.0 (7, 1)	1.0		4	1	1	1	0	0	0	0	0	0	1	4	4	9.00		1.000								
Doug Brocail, R ERA: 81.0 (8, 1)	0.1		6	4	3	3	0	1	0	0	0	1	0	5	9	81.00		15.000								
PITCHER	IP	WLS	BF	H	R	ER	SO	BB	IBB	HBP	BLK	WP	HR	S	P	ERA	WHIP									
Roberto Duran, L ERA: (8, 1)	0.2		3	0	0	0	0	0	0	0	0	0	0	6	10	0.00	1.500									

Batter	1	2	3	4	5	6	7	8	9	AB	R	H	RBI	BB	SO	LOB	TOP								
Brian Hunter, R OBP: 0.333, SLG: 0.571 (1, 8)																	4 1 2 1 0 2 0								
Bip Roberts, S OBP: 0.357, SLG: 0.250 (1, 7)																	3 0 1 0 1 1 0								
Bobby Higginson, L OBP: 0.571, SLG: 0.545 (1, 9)																	2 0 1 0 2 1 1								
Tony Clark, S OBP: 0.429, SLG: 0.462 (1, 3)																	3 0 0 0 1 2 5								
Damon Easley, R OBP: 0.500, SLG: 0.500 (1, 4)																	4 0 1 0 0 2 2								
Pete Incaviglia, R (1, 10)																	4 0 0 0 0 3 3								
Joe Randa, R OBP: 0.308, SLG: 0.462 (1, 5)																	3 0 0 0 0 1 1								
Joe Oliver, R OBP: 0.222, SLG: 0.222 (1, 2)																	3 0 0 0 0 0 1								
Billy Ripken, R OBP: 0.300, SLG: 0.222 (1, 6)																	3 0 0 0 0 0 0								
Inning Stats	R: 1 E: 0 K: 2 S: 8	H: 2 LOB: 1 BB: 0 P: 8	R: 0 E: 0 K: 0 S: 3	H: 0 LOB: 0 BB: 0 P: 3	R: 0 E: 0 K: 1 S: 5	H: 0 LOB: 0 BB: 0 P: 5	R: 0 E: 0 K: 2 S: 6	H: 0 LOB: 1 BB: 1 P: 10	R: 0 E: 0 K: 2 S: 8	H: 1 LOB: 1 BB: 0 P: 8	R: 0 E: 0 K: 0 S: 4	H: 2 LOB: 2 BB: 1 P: 8	R: 0 E: 0 K: 2 S: 7	H: 0 LOB: 3 BB: 0 P: 7	R: 0 E: 0 K: 1 S: 5	H: 0 LOB: 0 BB: 0 P: 5	R: 0 E: 0 K: 2 S: 7	H: 0 LOB: 2 BB: 2 P: 15	1B: 4 2B: 1 3B: 0 HR: 1	SF: 0 SAC: 0 DP: 2 HBP: 0	WP: 0 PB: 0 SB: 0 CS: 2	PA: 34			
PITCHER	IP	WLS	BF	H	R	ER	SO	BB	IBB	HBP	BLK	WP	HR	S	P	ERA	WHIP								
Tony Saunders, L ERA: 1.5 (1, 1)	6.0		22	5	1	1	7	2	0	0	1	0	1	34	42	1.50	1.167								
Esteban Yan, R ERA: (7, 1)	3.0	W	11	0	0	0	5	2	0	0	0	0	0	19	27	0.00	0.667								

Detroit Tigers @ Tampa Bay Devil Rays
Tropicana Field, St. Petersburg, FL
Thu Apr 02 1998, 7:05 PM EST
Att: 28,261 - Dome - 72 F

livebaseballscores.com

AB 29
R 1
H 5
RBI 1
BB 4
SO 12
LOB 13

Batter	1	2	3	4	5	6	7	8	9	AB	R	H	RBI	BB	SO	LOB	BOTTOM								
Quinton McCracken, S OBP: 0.533, SLG: 0.600 (1, 8)																	5 1 3 1 0 0 0								
Miguel Cairo, R OBP: 0.357, SLG: 0.357 (1, 4)																	5 1 1 0 0 2 3								
Wade Boggs, L OBP: 0.500, SLG: 0.833 (1, 5)																	4 1 2 1 0 1 1								
Fred McGriff, L OBP: 0.571, SLG: 0.545 (1, 3)																	3 1 1 1 1 0 2								
Paul Sorrento, L OBP: 0.286, SLG: 0.385 (1, 10)																	3 0 1 1 1 0 1								
Dave Martinez, L OBP: 0.333, SLG: 0.200 (1, 9)																	3 1 0 0 1 2 4								
Rich Butler, L OBP: 0.500, SLG: 0.778 (1, 7)																	4 1 1 0 0 1 0								
Mike DiFelice, R OBP: 0.500, SLG: 1.000 (1, 2)																	4 1 2 3 0 1 0								
Kevin Stocker, S OBP: 0.333, SLG: 0.500 (1, 6)																	4 0 1 0 0 0 2								
Inning Stats	R: 0 E: 0 K: 1 S: 6	H: 1 LOB: 1 BB: 0 P: 6	R: 0 E: 0 K: 2 S: 7	H: 0 LOB: 0 BB: 0 P: 7	R: 0 E: 0 K: 0 S: 3	H: 0 LOB: 0 BB: 0 P: 3	R: 1 E: 0 K: 1 S: 7	H: 2 LOB: 1 BB: 0 P: 7	R: 0 E: 0 K: 0 S: 3	H: 1 LOB: 0 BB: 0 P: 3	R: 0 E: 0 K: 1 S: 5	H: 0 LOB: 0 BB: 0 P: 5	R: 6 E: 0 K: 0 S: 9	H: 6 LOB: 3 BB: 3 P: 21	R: 0 E: 0 K: 2 S: 9	H: 2 LOB: 2 BB: 0 P: 9	1B: 9 2B: 2 3B: 1 HR: 0	SF: 0 SAC: 0 DP: 1 HBP: 0	WP: 0 PB: 0 SB: 0 CS: 0	PA: 38					
PITCHER	IP	WLS	BF	H	R	ER	SO	BB	IBB	HBP	BLK	WP	HR	S	P	ERA	WHIP								
Tim Worrell, R ERA: 2.84 (1, 1)	6.1	L	23	4	2	2	5	1	0	0	0	0	0	1	5	2.84	0.789								
44 Sean Runyan, L ERA: 10.8 (7, 1)	0.0		2	1	0	0	0	1	0	0	0	0	0	1	5	∞	∞								
Doug Bochtler, R ERA: 27.0 (7, 1)	0.1		7	5	5	5	0	1	0	0	0	0	0	6	10	135.00	18.000								
Doug Brocail, R ERA: 40.5 (7, 1)	0.1		1	0	0	0	0	0	0	0	0	0	0	1	1	0.00	0.000								
Todd Jones, R ERA: (8, 1)	1.0		5	2	0	0	2	0	0	0	0	0	0	9	9	0.00	2.000								

Detroit Tigers @ Tampa Bay Devil Rays
Tropicana Field, St. Petersburg, FL
Thu Apr 02 1998, 7:05 PM EST
Att: 28,261 - Dome - 72 F

livebaseballscores.com

AB 35
R 7
H 12
RBI 7
BB 3
SO 7
LOB 13

Batter	1	2	3	4	5	6	7	8	9	AB	R	H	RBI	BB	SO	LOB	TOP							
Ray Durham, S OBP: 0.294, SLG: 0.154 (1, 4)										4	3	1	0	2	0	2	Chicago White Sox @ Tampa Bay Devil Rays Tropicana Field, St. Petersburg, FL Fri Apr 03 1998, 7:05 PM EST Att: 31,816 - Dome - 72 F							
Mike Cameron, R OBP: 0.425, SLG: 0.727 (1, 8)										4	2	1	0	1	1	6								
Frank Thomas, R OBP: 0.214, SLG: 0.538 Greg Norton, S OBP: 0.333, SLG: 0.143 (8, 3)										3	2	2	4	1	0	2								
Albert Belle, R OBP: 0.167 25 Jeff Abbott, R (9, 7)										3	0	0	1	1	2	1								
Robin Ventura, L OBP: 0.643, SLG: 0.917 (1, 5)										4	1	4	3	1	0	0								
Ruben Sierra, S OBP: 0.500, SLG: 1.000 (1, 10)										5	0	2	2	0	1	5								
Magglio Ordonez, R OBP: 0.500, SLG: 0.500 (1, 9)										5	0	1	0	0	1	6								
Chad Kreuter, S OBP: 0.333, SLG: 0.500 (1, 2)										5	1	2	0	0	1	3								
Mike Caruso, S OBP: 0.250, SLG: 0.333 (1, 6)										5	1	2	0	0	0	3								
Inning Stats	R: 2 E: 0 K: 0 S: 4	H: 2 LOB: 1 BB: 2 P: 12	R: 0 E: 0 K: 0 S: 3	H: 1 LOB: 0 BB: 0 P: 3	R: 1 E: 0 K: 0 S: 4	H: 1 LOB: 0 BB: 0 P: 4	R: 0 E: 0 K: 1 S: 7	H: 2 LOB: 2 BB: 0 P: 7	R: 3 E: 0 K: 1 S: 7	H: 2 LOB: 1 BB: 2 P: 15	R: 0 E: 0 K: 0 S: 5	H: 2 LOB: 2 BB: 0 P: 5	R: 0 E: 0 K: 3 S: 10	H: 1 LOB: 1 BB: 0 P: 10	R: 4 E: 0 K: 1 S: 9	H: 4 LOB: 2 BB: 2 P: 17	R: 0 E: 0 K: 0 S: 3	H: 0 LOB: 0 BB: 0 P: 3	1B: 9 2B: 5 3B: 2 HR: 0	SF: 2 SAC: 0 DP: 2 HBP: 0	WP: 1 PB: 0 CS: 1	PA: 46		
PITCHER	IP WLS BF H R ER SO BB IBB HBP BLK WP HR S P ERA WHIP	IP WLS BF H R ER SO BB IBB HBP BLK WP HR S P ERA WHIP	IP WLS BF H R ER SO BB IBB HBP BLK WP HR S P ERA WHIP	IP WLS BF H R ER SO BB IBB HBP BLK WP HR S P ERA WHIP	IP WLS BF H R ER SO BB IBB HBP BLK WP HR S P ERA WHIP	IP WLS BF H R ER SO BB IBB HBP BLK WP HR S P ERA WHIP	IP WLS BF H R ER SO BB IBB HBP BLK WP HR S P ERA WHIP	IP WLS BF H R ER SO BB IBB HBP BLK WP HR S P ERA WHIP	IP WLS BF H R ER SO BB IBB HBP BLK WP HR S P ERA WHIP	IP WLS BF H R ER SO BB IBB HBP BLK WP HR S P ERA WHIP	IP WLS BF H R ER SO BB IBB HBP BLK WP HR S P ERA WHIP	IP WLS BF H R ER SO BB IBB HBP BLK WP HR S P ERA WHIP	IP WLS BF H R ER SO BB IBB HBP BLK WP HR S P ERA WHIP	IP WLS BF H R ER SO BB IBB HBP BLK WP HR S P ERA WHIP	IP WLS BF H R ER SO BB IBB HBP BLK WP HR S P ERA WHIP	IP WLS BF H R ER SO BB IBB HBP BLK WP HR S P ERA WHIP	IP WLS BF H R ER SO BB IBB HBP BLK WP HR S P ERA WHIP	IP WLS BF H R ER SO BB IBB HBP BLK WP HR S P ERA WHIP	IP WLS BF H R ER SO BB IBB HBP BLK WP HR S P ERA WHIP	IP WLS BF H R ER SO BB IBB HBP BLK WP HR S P ERA WHIP	IP WLS BF H R ER SO BB IBB HBP BLK WP HR S P ERA WHIP	IP WLS BF H R ER SO BB IBB HBP BLK WP HR S P ERA WHIP	IP WLS BF H R ER SO BB IBB HBP BLK WP HR S P ERA WHIP	IP WLS BF H R ER SO BB IBB HBP BLK WP HR S P ERA WHIP

AB 38
R 10
H 15
RBI 10
BB 6
SO 6
LOB 28



Batter	1	2	3	4	5	6	7	8	9	AB	R	H	RBI	BB	SO	LOB	BOTTOM							
Quinton McCracken, S OBP: 0.450, SLG: 0.550 (1, 8)										5	1	1	0	0	0	0	Chicago White Sox @ Tampa Bay Devil Rays Tropicana Field, St. Petersburg, FL Fri Apr 03 1998, 7:05 PM EST Att: 31,816 - Dome - 72 F							
Miguel Cairo, R OBP: 0.421, SLG: 0.474 (1, 4)										5	1	3	1	0	0	0								
Wade Boggs, L OBP: 0.389, SLG: 0.625 Rich Butler, L OBP: 0.545, SLG: 0.800 (9, 9)										4	0	0	0	0	1	3								
Fred McGriff, L OBP: 0.579, SLG: 0.625 (1, 3)										5	0	3	0	0	2	3								
Paul Sorrento, L OBP: 0.263, SLG: 0.389 (1, 10)										5	0	1	0	0	0	3								
Bubba Trammell, R OBP: 0.667, SLG: 1.333 (1, 7)										3	1	1	1	2	0	3								
Dave Martinez, L OBP: 0.400, SLG: 0.250 Bobby Smith, R OBP: 1.000, SLG: 1.000 (8, PH) (9, 5)										2	0	1	0	1	0	1								
John Flaherty, R OBP: 0.231, SLG: 0.308 (1, 2)										4	0	0	0	0	1	8								
Kevin Stocker, S OBP: 0.267, SLG: 0.400 Aaron Ledesma, R (9, 6)										3	0	0	0	0	2	0								
Inning Stats	R: 0 E: 0 K: 1 S: 6	H: 1 LOB: 1 BB: 0 P: 6	R: 1 E: 0 K: 0 S: 4	H: 2 LOB: 0 BB: 0 P: 4	R: 0 E: 0 K: 1 S: 5	H: 0 LOB: 0 BB: 0 P: 5	R: 0 E: 0 K: 0 S: 5	H: 2 LOB: 3 BB: 1 P: 9	R: 0 E: 0 K: 2 S: 9	H: 2 LOB: 2 BB: 0 P: 9	R: 0 E: 0 K: 1 S: 5	H: 0 LOB: 1 BB: 1 P: 9	R: 0 E: 0 K: 1 S: 5	H: 0 LOB: 0 BB: 0 P: 5	R: 0 E: 0 K: 0 S: 4	H: 1 LOB: 3 BB: 2 P: 12	R: 3 E: 1 K: 0 S: 7	H: 3 LOB: 1 BB: 0 P: 7	1B: 6 2B: 5 3B: 0 HR: 1	SF: 0 SAC: 0 DP: 1 HBP: 0	WP: 2 PB: 0 CS: 0	PA: 42		
PITCHER	IP WLS BF H R ER SO BB IBB HBP BLK WP HR S P ERA WHIP	IP WLS BF H R ER SO BB IBB HBP BLK WP HR S P ERA WHIP	IP WLS BF H R ER SO BB IBB HBP BLK WP HR S P ERA WHIP	IP WLS BF H R ER SO BB IBB HBP BLK WP HR S P ERA WHIP	IP WLS BF H R ER SO BB IBB HBP BLK WP HR S P ERA WHIP	IP WLS BF H R ER SO BB IBB HBP BLK WP HR S P ERA WHIP	IP WLS BF H R ER SO BB IBB HBP BLK WP HR S P ERA WHIP	IP WLS BF H R ER SO BB IBB HBP BLK WP HR S P ERA WHIP	IP WLS BF H R ER SO BB IBB HBP BLK WP HR S P ERA WHIP	IP WLS BF H R ER SO BB IBB HBP BLK WP HR S P ERA WHIP	IP WLS BF H R ER SO BB IBB HBP BLK WP HR S P ERA WHIP	IP WLS BF H R ER SO BB IBB HBP BLK WP HR S P ERA WHIP	IP WLS BF H R ER SO BB IBB HBP BLK WP HR S P ERA WHIP	IP WLS BF H R ER SO BB IBB HBP BLK WP HR S P ERA WHIP	IP WLS BF H R ER SO BB IBB HBP BLK WP HR S P ERA WHIP	IP WLS BF H R ER SO BB IBB HBP BLK WP HR S P ERA WHIP	IP WLS BF H R ER SO BB IBB HBP BLK WP HR S P ERA WHIP	IP WLS BF H R ER SO BB IBB HBP BLK WP HR S P ERA WHIP	IP WLS BF H R ER SO BB IBB HBP BLK WP HR S P ERA WHIP	IP WLS BF H R ER SO BB IBB HBP BLK WP HR S P ERA WHIP	IP WLS BF H R ER SO BB IBB HBP BLK WP HR S P ERA WHIP	IP WLS BF H R ER SO BB IBB HBP BLK WP HR S P ERA WHIP	IP WLS BF H R ER SO BB IBB HBP BLK WP HR S P ERA WHIP	IP WLS BF H R ER SO BB IBB HBP BLK WP HR S P ERA WHIP

AB 38
R 4
H 11
RBI 3
BB 4
SO 6
LOB 21




Batter	1	2	3	4	5	6	7	8	9	AB	R	H	RBI	BB	SO	LOB	TOP																						
Ray Durham, S OBP: 0.286, SLG: 0.176	P4		FC5-4			P6		L4-3		4	0	1	0	0	0	2	Chicago White Sox @ Tampa Bay Devil Rays Tropicana Field, St. Petersburg, FL Sat Apr 04 1998, 7:05 PM EST Att: 36,599 - Dome - 72 F																						
Mike Cameron, R OBP: 0.333, SLG: 0.533	F8			F9		G5-3		L4-3		4	0	0	0	0	3																								
Frank Thomas, R OBP: 0.421, SLG: 0.824	P7			HR		L7		G4-3		4	1	3	2	0	0																								
Albert Belle, R OBP: 0.222, SLG: 0.133		CS		K				P3		3	0	0	0	1	1	2																							
Robin Ventura, L OBP: 0.500, SLG: 0.688	P8			K				G4-3		4	0	0	0	0	2	2																							
Ruben Sierra, S OBP: 0.300, SLG: 0.556	F8				F7		L1			4	0	0	0	0	1	1																							
Magglio Ordonez, R OBP: 0.412, SLG: 0.400			F7		G3		G6-3			3	0	0	0	0	0	0																							
Charlie O'Brien, R OBP: 0.500, SLG: 0.500			FC5-4		G5-3		G5-3			3	0	1	0	0	0	0																							
Mike Caruso, S OBP: 0.333, SLG: 0.400			F9			WP	G5-3			3	1	2	0	0	0	1																							
Inning Stats	R: 0 E: 0 K: 0 S: 6	H: 0 LOB: 0 BB: 0 P: 11	R: 0 E: 0 K: 0 S: 8	H: 0 LOB: 0 BB: 1 P: 15	R: 0 E: 0 K: 0 S: 10	H: 1 LOB: 1 BB: 0 P: 14	R: 1 E: 0 K: 2 S: 9	H: 1 LOB: 0 BB: 0 P: 15	R: 0 E: 0 K: 0 S: 3	H: 0 LOB: 0 BB: 0 P: 5	R: 1 E: 0 K: 0 S: 12	H: 2 LOB: 1 BB: 0 P: 20	R: 0 E: 0 K: 1 S: 11	H: 0 LOB: 0 BB: 0 P: 16	R: 0 E: 0 K: 0 S: 7	H: 2 LOB: 1 BB: 0 P: 10	R: 0 E: 0 K: 1 S: 10	H: 1 LOB: 1 BB: 0 P: 14	1B: 5 2B: 2 3B: 0 HR: 1	SF: 0 SAC: 0 DP: 1 HBP: 0	WP: 1 PB: 0 CS: 1	PA: 33																	
PITCHER	IP	WLS	BF	H	R	ER	SO	BB	IBB	HBP	BLK	WP	HR	S	P	ERA	WHIP	PITCHER				IP	WLS	BF	H	R	ER	SO	BB	IBB	HBP	BLK	WP	HR	S	P	ERA	WHIP	
Dennis Springer, R ERA: 1.74	(1, 1)	7.1	W	28	6	2	2	3	1	0	0	0	1	1	65	105	2.46	0.955																					
Jim Mecir, R ERA: 4.5	(8, 1)	0.2		1	0	0	0	0	0	0	0	0	0	0	1	1	0.00	0.000																					
Roberto Hernandez, R ERA: 4.5	(9, 1)	1.0		4	1	0	0	1	0	0	0	0	0	0	10	14	0.00	1.000																					

AB	32
R	2
H	7
RBI	2
BB	1
SO	4
LOB	11



Batter	1	2	3	4	5	6	7	8	9	AB	R	H	RBI	BB	SO	LOB	BOTTOM																						
Quinton McCracken, S OBP: 0.480, SLG: 0.560	L6	F9		G5-4-3		G1-3				5	0	3	1	0	0	3	Chicago White Sox @ Tampa Bay Devil Rays Tropicana Field, St. Petersburg, FL Sat Apr 04 1998, 7:05 PM EST Att: 36,599 - Dome - 72 F																						
Aaron Ledesma, R OBP: 0.333, SLG: 0.333	G6-3		CS	G5-4-3		FC4-6		K		5	0	2	0	0	1	3																							
Wade Boggs, L OBP: 0.348, SLG: 0.524	L6		FC5-4		F8	FC4-6		G6-3		5	0	1	0	0	0	3																							
Fred McGriff, L OBP: 0.542, SLG: 0.714		FC6-4	BB	FC5-4		G5-3		F9		5	2	2	1	0	0	1																							
Bubba Trammell, R OBP: 0.700, SLG: 1.000		FC6-4		K		CS		BB		3	1	2	0	1	1	1																							
Rich Butler, L OBP: 0.600, SLG: 1.000		FC6-4		HR		BB		BB		2	2	1	1	2	0	2																							
Kevin Stocker, S OBP: 0.283, SLG: 0.333		BB		K		G5-3		F7		3	0	0	0	1	1	3																							
Dave Martinez, L OBP: 0.474, SLG: 0.375		F7		BB		CS		HR		4	2	3	1	0	0	3																							
Mike DiFelice, R OBP: 0.625, SLG: 1.333				BB		K		HR		2	1	1	4	2	1	1																							
Inning Stats	R: 0 E: 0 K: 0 S: 7	H: 1 LOB: 0 BB: 0 P: 11	R: 1 E: 0 K: 0 S: 10	H: 1 LOB: 3 BB: 3 P: 27	R: 0 E: 0 K: 1 S: 10	H: 2 LOB: 1 BB: 0 P: 14	R: 2 E: 0 K: 1 S: 11	H: 3 LOB: 1 BB: 1 P: 20	R: 1 E: 0 K: 0 S: 10	H: 2 LOB: 1 BB: 1 P: 20	R: 0 E: 0 K: 1 S: 11	H: 3 LOB: 2 BB: 0 P: 22	R: 4 E: 0 K: 0 S: 20	H: 3 LOB: 0 BB: 1 P: 30	R: 0 E: 0 K: 1 S: 6	H: 0 LOB: 0 BB: 0 P: 9	1B: 12 2B: 2 3B: 0 HR: 3	SF: 0 SAC: 0 DP: 3 HBP: 0	WP: 0 PB: 0 CS: 3	PA: 40																			
PITCHER	IP	WLS	BF	H	R	ER	SO	BB	IBB	HBP	BLK	WP	HR	S	P	ERA	WHIP	PITCHER				IP	WLS	BF	H	R	ER	SO	BB	IBB	HBP	BLK	WP	HR	S	P	ERA	WHIP	
Scott Eyre, L ERA: 8.31	(1, 1)	4.1	L	23	9	4	4	2	4	0	0	0	0	0	29	85	8.31	3.000																					
Tom Fordham, L ERA: 19.84	(5, 1)	2.1		12	5	3	3	1	2	0	0	0	0	0	29	54	11.57	3.000																					
Carlos Castillo, R ERA: 9.0	(7, 1)	1.1		5	1	1	1	1	0	0	0	0	0	1	11	14	6.75	0.750																					

AB	34
R	8
H	15
RBI	8
BB	6
SO	4
LOB	20



Batter	1	2	3	4	5	6	7	8	9	AB	R	H	RBI	BB	SO	LOB	TOP					
Ray Durham, S OBP: 0.240, SLG: 0.143	F9		F9			G5-3		F8		4	0	0	0	0	0	3	Chicago White Sox @ Tampa Bay Devil Rays Tropicana Field, St. Petersburg, FL Sun Apr 05 1998, 3:33 AM EDT Att: 33,733 - Dome - 72 F livebaseballscorecards.com					
Mike Cameron, R OBP: 0.318, SLG: 0.474	K		CS 1B			G4-3		K		4	0	1	0	0	2	3						
Frank Thomas, R OBP: 0.348, SLG: 0.667	K		CS	G4-3		F8		F8		4	0	0	0	0	1	1						
Albert Belle, R OBP: 0.273, SLG: 0.118		F9		CS BB		F8		G4-3 BB		2	0	0	0	2	0	0						
Robin Ventura, L OBP: 0.455, SLG: 0.579		1B BB		P6		G3		G4-6-3		3	0	0	0	1	0	2						
Ruben Sierra, S OBP: 0.308, SLG: 0.500		1B		CS	F7		G4-3			3	0	1	0	0	0	0						
Magglio Ordonez, R OBP: 0.400, SLG: 0.389	F9					G6-4-3 1B		F8		3	0	1	0	0	0	2						
Chris Snopce, R OBP: 0.500, SLG: 0.500	F8					G6-4-3		F8 BB 1B		3	0	1	0	0	0	3						
Chad Kreuter, S OBP: 0.444, SLG: 0.429			P5			G4-3 G5-3 BB		1-2 BB		1	0	0	0	2	0	0						
Inning Stats	R: 0 E: 0 K: 2 S: 7	H: 0 LOB: 0 BB: 0 P: 7	R: 0 E: 0 K: 0 S: 4	H: 1 LOB: 2 BB: 1 P: 8	R: 0 E: 0 K: 0 S: 3	H: 1 LOB: 0 BB: 0 P: 3	R: 0 E: 0 K: 0 S: 2	H: 0 LOB: 0 BB: 1 P: 6	R: 0 E: 0 K: 0 S: 3	H: 1 LOB: 2 BB: 0 P: 3	R: 0 E: 0 K: 0 S: 3	H: 0 LOB: 1 BB: 1 P: 7	R: 0 E: 0 K: 0 S: 3	H: 0 LOB: 0 BB: 0 P: 3	R: 0 E: 0 K: 1 S: 6	H: 1 LOB: 2 BB: 1 P: 10	R: 0 E: 0 K: 0 S: 2	H: 0 LOB: 0 BB: 1 P: 6	1B: 4 2B: 0 3B: 0 HR: 0	SF: 0 SAC: 0 DP: 2 HBP: 0	WP: 0 PB: 0 CS: 2	PA: 34
PITCHER	IP	WLS	BF	H	R	ER	SO	BB	IBB	HBP	BLK	WP	HR	S	P	ERA	WHIP					
Wilson Alvarez, L ERA: 6.0	(1, 1)	6.2	W	23	3	0	2	3	0	0	0	0	0	24	36	0.00	0.900					
Esteban Yan, R ERA:	(7, 1)	1.1		6	1	0	0	1	0	0	0	0	0	7	11	0.00	1.500					
Jim Mecir, R ERA:	(9, 1)	1.0		3	0	0	0	1	0	0	0	0	0	2	6	0.00	1.000					

Batter	1	2	3	4	5	6	7	8	9	AB	R	H	RBI	BB	SO	LOB	BOTTOM					
Quinton McCracken, S OBP: 0.483, SLG: 0.552	F9		1B					K2-3		4	1	2	0	0	1	0	Chicago White Sox @ Tampa Bay Devil Rays Tropicana Field, St. Petersburg, FL Sun Apr 05 1998, 3:33 AM EDT Att: 33,733 - Dome - 72 F livebaseballscorecards.com					
Miguel Cairo, R OBP: 0.435, SLG: 0.478	B3		1B					F8		4	1	2	2	0	0	0						
Wade Boggs, L OBP: 0.296, SLG: 0.440	G4-3		1B					F7		4	0	0	0	0	0	3						
Fred McGriff, L OBP: 0.536, SLG: 0.708		K		2B SF9 BB				G4-3		3	1	1	1	1	1	0						
Paul Sorrento, L OBP: 0.304, SLG: 0.429		K						F9		3	0	1	0	1	1	0						
Rich Butler, L OBP: 0.474, SLG: 0.800								F7		3	0	0	1	0	0	2						
Dave Martinez, L OBP: 0.500, SLG: 0.389			1B BB					G5-4-3 1B		2	1	1	0	1	0	1						
John Flaherty, R OBP: 0.188, SLG: 0.250			F8		P3			G5-4-3		3	0	0	0	0	0	3						
Kevin Stocker, S OBP: 0.273, SLG: 0.333			1B					G5-3		3	1	1	0	0	1	0						
Inning Stats	R: 0 E: 0 K: 0 S: 3	H: 0 LOB: 0 BB: 0 P: 3	R: 0 E: 0 K: 2 S: 7	H: 0 LOB: 0 BB: 0 P: 7	R: 2 E: 0 K: 0 S: 5	H: 3 LOB: 1 BB: 1 P: 9	R: 1 E: 0 K: 0 S: 4	H: 1 LOB: 1 BB: 1 P: 8	R: 2 E: 0 K: 1 S: 8	H: 3 LOB: 2 BB: 1 P: 12	R: 0 E: 0 K: 0 S: 3	H: 1 LOB: 0 BB: 0 P: 3	R: 0 E: 0 K: 1 S: 5	H: 0 LOB: 0 BB: 0 P: 5	R: 0 E: 0 K: 0 S: 3	H: 0 LOB: 0 BB: 0 P: 3	R: 0 E: 0 K: 0 S: 3	H: 0 LOB: 0 BB: 0 P: 3	1B: 6 2B: 2 3B: 0 HR: 0	SF: 1 SAC: 0 DP: 1 HBP: 0	WP: 1 PB: 0 CS: 0	PA: 33
PITCHER	IP	WLS	BF	H	R	ER	SO	BB	IBB	HBP	BLK	WP	HR	S	P	ERA	WHIP					
Jason Bere, R ERA: 9.0	(1, 1)	5.0	L	24	7	5	3	3	0	0	0	0	0	27	39	9.00	2.000					
Todd Rizzo, L ERA: 21.0	(6, 1)	2.0		6	1	0	0	0	0	0	0	0	0	8	8	0.00	0.500					
Matt Karchner, R ERA:	(8, 1)	1.0		3	0	0	0	0	0	0	0	0	0	3	3	0.00	0.000					

Batter	1	2	3	4	5	6	7	8	9	AB	R	H	RBI	BB	SO	LOB	TOP											
Quinton McCracken, S <small>(1, 8) X</small> <small>OBP: 0.500, SLG: 0.545</small>											4	0	2	0	1	2	3	Tampa Bay Devil Rays @ Detroit Tigers Tiger Stadium, Detroit, MI Tue Apr 07 1998, 3:33 AM EDT Att: 45,768 - Sunny - 53 F										
Miguel Cairo, R <small>(1, 4) S</small> <small>OBP: 0.393, SLG: 0.429</small>										5	0	1	0	0	1	6												
Wade Boggs, L <small>(1, 5) B</small> Bobby Smith, R <small>(7, PR) (7, 5)</small> <small>OBP: 0.667, SLG: 0.500</small>											3	0	3	1	1	0	0											
Fred McGriff, L <small>(1, 3) X</small> <small>OBP: 0.455, SLG: 0.586</small>											5	0	0	0	0	2	6											
Paul Sorrento, L <small>(1, 10) B</small> <small>OBP: 0.321, SLG: 0.375</small>											3	0	0	0	2	0	2											
Bubba Trammell, R <small>(1, 7) S</small> <small>OBP: 0.500, SLG: 0.600</small>											4	0	0	0	0	3	8											
Dave Martinez, L <small>(1, 9) X</small> <small>OBP: 0.500, SLG: 0.381</small>											3	0	1	0	1	0	0											
John Flaherty, R <small>(1, 2) X</small> <small>OBP: 0.150, SLG: 0.200</small>										4	0	0	0	0	0	4												
Kevin Stocker, S <small>(1, 6) X</small> <small>OBP: 0.346, SLG: 0.480</small>										4	1	3	0	0	1	0												
Inning Stats	R: 0 E: 0 K: 2 S: 8	H: 1 LOB: 3 BB: 2 P: 16	R: 0 E: 0 K: 1 S: 6	H: 1 LOB: 1 BB: 0 P: 6	R: 0 E: 0 K: 1 S: 6	H: 2 LOB: 1 BB: 0 P: 6	R: 0 E: 0 K: 0 S: 3	H: 0 LOB: 0 BB: 0 P: 3	R: 1 E: 0 K: 1 S: 7	H: 2 LOB: 3 BB: 2 P: 15	R: 0 E: 0 K: 1 S: 7	H: 2 LOB: 2 BB: 0 P: 7	R: 0 E: 1 K: 2 S: 9	H: 1 LOB: 3 BB: 1 P: 13	R: 0 E: 0 K: 1 S: 5	H: 1 LOB: 0 BB: 0 P: 5	R: 0 E: 0 K: 1 S: 5	H: 0 LOB: 0 BB: 0 P: 5	1B: 7 2B: 2 3B: 2 HR: 0	SF: 0 SAC: 0 DP: 1 HBP: 0	WP: 0 PB: 0 SB: 1 CS: 1	PA: 41						
PITCHER	IP	WLS	BF	H	R	ER	SO	BB	IBB	HBP	BLK	WP	HR	S	P	ERA	WHIP											
Brian Moehler, R <small>ERA: 7.88</small>	(1, 1)	4.1	21	6	1	1	4	3	0	0	0	0	0	0	26	38	2.08	2.077										
44 Sean Runyan, L <small>ERA: 7.71</small>	(5, 1)	0.1	2	0	0	0	0	1	0	0	0	0	0	0	1	5	0.00	3.000										
Bryce Florie, R <small>ERA: 6.35</small>	(5, 1)	2.0	W	11	3	0	4	1	0	0	0	0	0	0	18	22	0.00	2.000										
Doug Brocail, R <small>ERA: 9.0</small>	(7, 1)	1.1		4	1	0	1	0	0	0	0	0	0	0	6	6	0.00	0.750										
Todd Jones, R <small>ERA:</small>	(9, 1)	1.0	S	3	0	0	1	0	0	0	0	0	0	0	5	5	0.00	0.000										
Batter	1	2	3	4	5	6	7	8	9	AB	R	H	RBI	BB	SO	LOB	BOTTOM											
Brian Hunter, R <small>(1, 8) X</small> <small>OBP: 0.375, SLG: 0.533</small>										5	1	3	1	0	0	3	Tampa Bay Devil Rays @ Detroit Tigers Tiger Stadium, Detroit, MI Tue Apr 07 1998, 3:33 AM EDT Att: 45,768 - Sunny - 53 F											
Big Roberts, S <small>(1, 10) X</small> <small>OBP: 0.387, SLG: 0.308</small>										3	0	0	1	1	0	1												
Bobby Higginson, L <small>(1, 9) X</small> <small>OBP: 0.533, SLG: 0.455</small>										2	0	0	0	2	0	1												
Tony Clark, S <small>(1, 3) X</small> <small>OBP: 0.290, SLG: 0.310</small>										4	0	2	0	0	0	3												
Luis Gonzalez, L <small>(1, 7) X</small> <small>OBP: 0.462, SLG: 0.609</small>										3	1	0	0	0	1	4												
Damion Easley, R <small>(1, 4) X</small> <small>OBP: 0.387, SLG: 0.500</small>										4	0	0	0	0	3	3												
Joe Randa, R <small>(1, 5) X</small> <small>OBP: 0.207, SLG: 0.276</small>										4	0	1	0	0	0	1												
Raul Casanova, S <small>(1, 2) X</small> <small>OBP: 0.188, SLG: 0.200</small>										4	0	1	1	0	0	1												
Billy Ripken, R <small>(1, 6) X</small> <small>OBP: 0.348, SLG: 0.250</small>										2	1	1	0	1	1	1												
Inning Stats	R: 0 E: 0 K: 0 S: 5	H: 2 LOB: 2 BB: 0 P: 5	R: 0 E: 0 K: 1 S: 6	H: 1 LOB: 1 BB: 0 P: 6	R: 1 E: 0 K: 0 S: 4	H: 1 LOB: 0 BB: 0 P: 4	R: 1 E: 0 K: 1 S: 6	H: 1 LOB: 2 BB: 1 P: 10	R: 1 E: 1 K: 0 S: 5	H: 2 LOB: 3 BB: 2 P: 13	R: 0 E: 0 K: 2 S: 7	H: 0 LOB: 0 BB: 0 P: 7	R: 0 E: 0 K: 0 S: 2	H: 0 LOB: 1 BB: 1 P: 6	R: 0 E: 0 K: 1 S: 2	H: 0 LOB: 0 BB: 0 P: 6	1B: 7 2B: 0 3B: 1 HR: 0	SF: 0 SAC: 0 DP: 0 HBP: 2	WP: 0 PB: 0 SB: 2 CS: 1	PA: 38								
PITCHER	IP	WLS	BF	H	R	ER	SO	BB	IBB	HBP	BLK	WP	HR	S	P	ERA	WHIP											
Rolando Arjojo, R <small>ERA: 5.4</small>	(1, 1)	5.2	L	29	8	3	3	3	0	0	0	0	0	31	41	4.76	1.765											
52 Ramon Tatis, L <small>ERA: 81.0</small>	(6, 1)	0.0		1	0	0	0	1	0	0	0	0	0	0	4	-	-											
Albie Lopez, R <small>ERA: 2.25</small>	(6, 1)	1.1		4	0	0	2	0	0	0	0	0	0	8	8	0.00	0.000											
Roberto Hernandez, R <small>ERA: 3.0</small>	(8, 1)	1.0		3	0	0	0	1	0	0	0	0	0	2	6	0.00	1.000											

Batter	1	2	3	4	5	6	7	8	9	AB	R	H	RBI	BB	SO	LOB	TOP								
Quinton McCracken, S (1, 8) OBP: 0.447, SLG: 0.486										4	0	0	0	0	2	2	Tampa Bay Devil Rays @ Chicago White Sox Comiskey Park, Chicago, IL Fri Apr 10 1998, 8:05 PM EDT Att: 13,563 - Unknown - 49 F livebaseballscorecards.com								
Miguel Cairo, R (1, 4) Wade Boggs, L (9, PH) OBP: 0.387, SLG: 0.400 OBP: 0.375, SLG: 0.586										2	0	0	0	1	0	0									
Jerome Walton, R (1, 7) Rich Butler, L (9, PH) OBP: 0.333, SLG: 0.333 OBP: 0.500, SLG: 0.813										3	0	1	0	0	0	0									
Fred McGriff, L (1, 3)										3	0	0	0	1	1	3									
Bubba Trammell, R (1, 10) Paul Sorrento, L (9, PH) OBP: 0.412, SLG: 0.462 OBP: 0.310, SLG: 0.360										3	0	0	0	0	2	1									
Dave Martinez, L (1, 9)										3	0	0	0	0	1	1									
Bobby Smith, R (1, 5)										3	0	1	0	0	1	0									
Mike DiFelice, R (1, 2)										3	0	1	0	0	0	1									
Kevin Stocker, S (1, 6)										3	0	1	0	0	1	0									
Inning Stats	R: 0 E: 0 K: 1 S: 5	H: 0 LOB: 0 BB: 0 P: 5	R: 0 E: 0 K: 1 S: 4	H: 0 LOB: 0 BB: 1 P: 8	R: 0 E: 0 K: 0 S: 4	H: 2 LOB: 1 BB: 0 P: 4	R: 0 E: 0 K: 1 S: 5	H: 0 LOB: 0 BB: 0 P: 5	R: 0 E: 0 K: 2 S: 8	H: 1 LOB: 1 BB: 0 P: 8	R: 0 E: 0 K: 1 S: 6	H: 1 LOB: 2 BB: 1 P: 10	R: 0 E: 0 K: 1 S: 5	H: 0 LOB: 0 BB: 0 P: 5	R: 0 E: 0 K: 1 S: 5	H: 0 LOB: 0 BB: 0 P: 5	R: 0 E: 0 K: 2 S: 8	H: 1 LOB: 1 BB: 0 P: 8	1B: 5 2B: 0 3B: 0 HR: 0	SF: 0 SAC: 0 DP: 2 HBP: 0	WP: 0 PB: 0 CS: 0	PA: 32			
PITCHER	IP	WLS	BF	H	R	ER	SO	BB	IBB	HBP	BLK	WP	HR	S	P	ERA	WHIP								
Mike Siroka, L (1, 1) ERA: 3.09	8.0	W	28	4	0	0	8	2	0	0	0	0	0	42	50	0.00	0.750								
Matt Karchner, R (9, 1) ERA:	1.0	S	4	1	0	0	2	0	0	0	0	0	0	8	8	0.00	1.000								


Batter	1	2	3	4	5	6	7	8	9	AB	R	H	RBI	BB	SO	LOB	BOTTOM								
Mike Cameron, R (1, 8) OBP: 0.353, SLG: 0.393										3	0	0	1	2	1	3	Tampa Bay Devil Rays @ Chicago White Sox Comiskey Park, Chicago, IL Fri Apr 10 1998, 8:05 PM EDT Att: 13,563 - Unknown - 49 F livebaseballscorecards.com								
Chris Snopce, R (1, 4) OBP: 0.500, SLG: 0.429										3	0	1	0	1	0	2									
Frank Thomas, R (1, 10) OBP: 0.343, SLG: 0.516										3	0	0	0	1	0	2									
Albert Belle, R (1, 7) OBP: 0.242, SLG: 0.154										4	0	0	0	0	1	3									
Robin Ventura, L (1, 5) OBP: 0.455, SLG: 0.655										4	2	4	0	0	0	0									
Magglio Ordonez, R (1, 9) OBP: 0.452, SLG: 0.536										4	0	1	1	0	0	3									
Greg Norton, S (1, 3) OBP: 0.400, SLG: 0.353										4	0	3	0	0	1	1									
Chad Kreuter, S (1, 2) OBP: 0.500, SLG: 0.364										1	1	0	0	3	1	1									
Mike Caruso, S (1, 6) OBP: 0.385, SLG: 0.417										3	0	1	0	1	0	1									
Inning Stats	R: 0 E: 0 K: 0 S: 3	H: 0 LOB: 0 BB: 0 P: 3	R: 1 E: 0 K: 1 S: 7	H: 3 LOB: 1 BB: 0 P: 7	R: 0 E: 0 K: 1 S: 6	H: 1 LOB: 2 BB: 1 P: 10	R: 2 E: 0 K: 1 S: 7	H: 2 LOB: 2 BB: 2 P: 15	R: 0 E: 0 K: 0 S: 4	H: 1 LOB: 1 BB: 0 P: 4	R: 0 E: 0 K: 0 S: 2	H: 1 LOB: 0 BB: 1 P: 6	R: 0 E: 0 K: 1 S: 4	H: 0 LOB: 1 BB: 2 P: 12	R: 0 E: 0 K: 0 S: 4	H: 2 LOB: 3 BB: 2 P: 12	R: 0 E: 0 K: 1 S: 4	H: 2 LOB: 3 BB: 2 P: 12	1B: 7 2B: 2 3B: 1 HR: 0	SF: 0 SAC: 0 DP: 3 HBP: 0	WP: 1 PB: 3 CS: 1	PA: 37			
PITCHER	IP	WLS	BF	H	R	ER	SO	BB	IBB	HBP	BLK	WP	HR	S	P	ERA	WHIP								
Tony Saunders, L (1, 1) ERA: 2.25	6.0	L	27	8	3	2	3	3	1	0	0	0	0	29	45	3.00	1.833								
Esteban Yan, R (7, 1) ERA:	1.0		4	0	0	0	1	2	0	0	0	0	0	4	12	0.00	2.000								
52 Ramon Tatis, L (8, 1) ERA: 81.0	0.0		1	1	0	0	0	0	0	0	0	0	0	1	1	∞	∞								
Jim Mecir, R (8, 1) ERA:	1.0		5	1	0	0	0	2	0	0	0	0	0	3	11	0.00	3.000								

Batter	1	2	3	4	5	6	7	8	9	AB	R	H	RBI	BB	SO	LOB	TOP					
Quinton McCracken, S <small>(1, 8)</small> <small>OBP: 0.442, SLG: 0.500</small>	G5-3					G6-3	E4			5	1	2	0	0	0	0	Tampa Bay Devil Rays @ Chicago White Sox Comiskey Park, Chicago, IL Sat Apr 11 1998, 4:33 AM EDT Att: 17,332 - Sunny - 62 F					
Dave Martinez, L <small>(1, 9)</small> <small>OBP: 0.412, SLG: 0.286</small>	F7		F8				P7			4	1	0	0	1	1	3						
Rich Butler, L <small>(1, 7)</small> <small>OBP: 0.520, SLG: 0.722</small>							F8			2	1	0	0	3	0	1						
Fred McGriff, L <small>(1, 3)</small> <small>OBP: 0.429, SLG: 0.514</small>						G3-1				5	0	2	1	0	1	3						
Paul Sorrento, L <small>(1, 10)</small> <small>OBP: 0.382, SLG: 0.448</small>			F8							4	0	3	0	1	0	2						
Bobby Smith, R <small>(1, 5)</small> <small>OBP: 0.455, SLG: 0.333</small>	F9				G6-3					4	0	1	2	1	0	3						
John Flaherty, R <small>(1, 2)</small> <small>OBP: 0.120, SLG: 0.160</small>					G5-3	F7				5	0	0	0	0	1	7						
Kevin Stocker, S <small>(1, 6)</small> <small>OBP: 0.394, SLG: 0.594</small>										4	1	3	1	0	0	0						
Miguel Cairo, R <small>(1, 4)</small> <small>OBP: 0.371, SLG: 0.441</small>					G5-3					4	1	1	0	0	0	1						
Inning Stats	R: 0 E: 0 K: 1 S: 9	H: 0 LOB: 1 BB: 1 P: 18	R: 0 E: 0 K: 1 S: 11	H: 1 LOB: 0 BB: 0 P: 14	R: 2 E: 0 K: 0 S: 13	H: 3 LOB: 2 BB: 1 P: 23	R: 0 E: 0 K: 0 S: 10	H: 1 LOB: 1 BB: 0 P: 15	R: 2 E: 0 K: 0 S: 12	H: 1 LOB: 2 BB: 3 P: 27	R: 0 E: 1 K: 0 S: 10	H: 2 LOB: 1 BB: 0 P: 17	R: 0 E: 0 K: 1 S: 10	H: 1 LOB: 1 BB: 0 P: 12	R: 0 E: 0 K: 0 S: 7	H: 2 LOB: 2 BB: 0 P: 7		1B: 8 2B: 2 3B: 1 HR: 1	SF: 0 SAC: 0 DP: 1 HBP: 0	WP: 1 PB: 0 SB: 1 CS: 2	PA: 43	
PITCHER	IP WLS BF H R ER SO BB IBB HBP BLK WP HR S P ERA WHIP																					
Jason Bere, R <small>(1, 1)</small> <small>ERA: 8.38</small>	4.2 L 24 6 4 4 2 5 0 0 0 0 1 1 53 94 7.71 2.357																					
Scott Eyre, L <small>(5, 1)</small> <small>ERA: 5.0</small>	1.2 8 3 1 0 0 0 0 0 0 0 0 0 16 27 0.00 1.800																					
Carlos Castillo, R <small>(7, 1)</small> <small>ERA: 4.7</small>	1.1 5 1 0 0 0 1 0 0 0 0 0 0 12 18 0.00 1.500																					
Todd Rizzo, L <small>(8, 1)</small> <small>ERA: 11.81</small>	0.1 1 0 0 0 1 0 0 0 0 0 0 0 3 4 0.00 0.000																					
Keith Foulke, R <small>(9, 1)</small> <small>ERA: 4.5</small>	1.0 5 2 0 0 0 0 0 0 0 0 0 0 7 7 0.00 2.000																					
Batter	1	2	3	4	5	6	7	8	9	AB	R	H	RBI	BB	SO	LOB	BOTTOM					
Mike Cameron, R <small>(1, 8)</small> <small>OBP: 0.395, SLG: 0.419</small>			F8							3	1	2	0	1	0	0	Tampa Bay Devil Rays @ Chicago White Sox Comiskey Park, Chicago, IL Sat Apr 11 1998, 4:33 AM EDT Att: 17,332 - Sunny - 62 F					
Ray Durham, S <small>(1, 4)</small> <small>OBP: 0.222, SLG: 0.219</small>										4	0	1	0	0	2	2						
Frank Thomas, R <small>(1, 3)</small> <small>OBP: 0.359, SLG: 0.485</small>			P3							2	0	0	0	2	0	1						
Albert Belle, R <small>(1, 7)</small> <small>OBP: 0.243, SLG: 0.200</small>					G1-3					4	0	1	0	0	0	3						
Robin Ventura, L <small>(1, 5)</small> <small>OBP: 0.432, SLG: 0.594</small>					F9					3	0	0	0	1	0	2						
Ruben Sierra, S <small>(1, 10)</small> <small>OBP: 0.222, SLG: 0.353</small>					F7					4	0	0	0	0	2	4						
Magglio Ordonez, R <small>(1, 9)</small> <small>OBP: 0.412, SLG: 0.484</small>		G6-3								3	0	0	0	0	1	1						
Charlie O'Brien, R <small>(1, 2)</small> <small>OBP: 0.333, SLG: 0.333</small>										2	0	0	0	0	2	0						
Lou Frazier, S <small>(8, PH)</small>										1	0	0	0	0	1	0						
Chad Kreuter, S <small>(9, 2)</small> <small>OBP: 0.500, SLG: 0.364</small>										0	0	0	0	0	0	0						
Mike Caruso, S <small>(1, 6)</small> <small>OBP: 0.345, SLG: 0.370</small>		G6-3								3	0	0	0	0	0	0						
Inning Stats	R: 1 E: 0 K: 0 S: 8	H: 2 LOB: 2 BB: 2 P: 21	R: 0 E: 0 K: 1 S: 10	H: 0 LOB: 0 BB: 0 P: 14	R: 0 E: 0 K: 1 S: 8	H: 0 LOB: 0 BB: 0 P: 14	R: 0 E: 0 K: 0 S: 7	H: 0 LOB: 0 BB: 0 P: 9	R: 0 E: 0 K: 2 S: 8	H: 0 LOB: 0 BB: 0 P: 11	R: 0 E: 0 K: 0 S: 9	H: 0 LOB: 1 BB: 1 P: 17	R: 0 E: 0 K: 1 S: 12	H: 1 LOB: 0 BB: 0 P: 22	R: 0 E: 0 K: 2 S: 12	H: 1 LOB: 1 BB: 0 P: 16	R: 0 E: 0 K: 1 S: 10	H: 0 LOB: 1 BB: 1 P: 20	1B: 3 2B: 1 3B: 0 HR: 0	SF: 0 SAC: 0 DP: 2 HBP: 0	WP: 1 PB: 0 SB: 1 CS: 0	PA: 33
PITCHER	IP WLS BF H R ER SO BB IBB HBP BLK WP HR S P ERA WHIP																					
Rick Gorecki, R <small>(1, 1)</small> <small>ERA: 5.4</small>	7.0 W 25 3 1 1 5 3 0 0 0 0 1 0 62 108 1.29 0.857																					
Jim Meier, R <small>(8, 1)</small> <small>ERA: 2.25</small>	1.0 4 1 0 0 2 0 0 0 0 0 0 0 12 16 0.00 1.000																					
Roberto Hernandez, R <small>(9, 1)</small> <small>ERA: 2.25</small>	1.0 4 0 0 0 1 1 0 0 0 0 0 0 10 20 0.00 1.000																					

Batter	1	2	3	4	5	6	7	8	9	10	11	12	13	14	AB	R	H	RBI	BB	SO	LOB	TOP								
Olis Nixon, S OBP: 0.239, SLG: 0.186	G1-3		1B	CS	G4-3		1B		FC6-2		G3			B2-3	7	1	2	0	1	0	5									
Matt Lawton, L OBP: 0.396, SLG: 0.432	G6-3		1B	HR	F7		1B		FC5		G3-1			G6-3	8	3	4	3	0	0	4									
Paul Molitor, R OBP: 0.386, SLG: 0.471	G6-3		1B	HR			1B		P4					G5-3	7	0	3	1	0	0	4									
David Ortiz, L OBP: 0.429, SLG: 0.632	HR		1B	F9			1B		G4-3		G4-3			G4-3	6	2	3	3	1	0	1									
Marty Cordova, R OBP: 0.400, SLG: 0.359	L9		1B	HR			1B		FC5					K	6	0	0	0	1	4	5									
Todd Walker, L OBP: 0.333, SLG: 0.455	G3		HR	G3-1			K		G6-4-3		F7			L9	7	1	1	2	0	1	3									
Ron Coomer, R OBP: 0.362, SLG: 0.565	G5-3		1B		L8		HR		SH		F7			G6-3	7	1	3	1	0	0	0									
Terry Steinbach, R OBP: 0.459, SLG: 0.400									FC6-2					L7	4	1	4	0	1	0	0									
Alex Cchoa, R OBP: 0.273, SLG: 0.409									FC6-2						0	1	0	0	0	0	0									
Javier Valentin, S OBP: 0.198, SLG: 0.143									SH						2	0	0	0	0	1	0									
Pat Meares, R OBP: 0.357, SLG: 0.707	P3								SH					G3-1	4	1	2	1	0	1	3									
Denny Hocking, S OBP: 0.357, SLG: 0.100									FC6-2					G3-1	2	1	0	0	0	0	0									
Inning Stats	R: 2 E: 0 K: 0 S: 13	H: 2 LOB: 0 BB: 0 P: 19	R: 0 E: 0 K: 1 S: 9	H: 1 LOB: 1 BB: 0 P: 13	R: 4 E: 0 K: 2 S: 24	H: 6 LOB: 2 BB: 1 P: 39	R: 1 E: 0 K: 0 S: 17	H: 2 LOB: 2 BB: 0 P: 32	R: 0 E: 0 K: 1 S: 8	H: 0 LOB: 0 BB: 0 P: 13	R: 3 E: 0 K: 1 S: 16	H: 5 LOB: 2 BB: 0 P: 25	R: 0 E: 0 K: 1 S: 8	H: 1 LOB: 0 BB: 0 P: 10	R: 2 E: 0 K: 1 S: 9	H: 3 LOB: 1 BB: 0 P: 16	R: 0 E: 0 K: 1 S: 5	H: 0 LOB: 0 BB: 0 P: 10	R: 0 E: 0 K: 0 S: 11	H: 0 LOB: 0 BB: 0 P: 17	R: 0 E: 0 K: 1 S: 7	H: 0 LOB: 0 BB: 0 P: 10	R: 0 E: 0 K: 0 S: 6	H: 0 LOB: 0 BB: 0 P: 10	R: 0 E: 0 K: 0 S: 6	H: 0 LOB: 0 BB: 0 P: 10	1B: 16 2B: 2 3B: 0 HR: 4	SF: 0 SAC: 1 DP: 1 HBP: 0	WP: 0 PB: 0 CS: 1	PA: 65
PITCHER	IP	WLS	BF	H	R	ER	SO	BB	IBB	HBP	BLK	WP	HR	S	P	ERA	WHIP													
Rolando Arrojo, R ERA: 8.16	2.2		16	9	6	6	1	2	3	0	0	0	1	42	75	2.70	2.100													
Dan Carlson, R ERA: 6.46	3.1		16	4	1	1	2	3	0	0	0	0	1	42	75	2.70	2.100													
52 Ramon Tatis, L ERA: 7.20	0.1		3	2	2	2	1	0	0	0	0	0	1	8	14	54.00	6.000													
Albie Lopez, R ERA: 3.86	0.2		4	3	1	1	0	0	0	0	0	0	0	8	11	13.50	4.500													
Jim Mecir, R ERA:	1.0		3	1	0	0	1	0	0	0	0	0	0	8	10	0.00	1.000													

Minnesota Twins @ Tampa Bay Devil Rays
Tropicana Field, St. Petersburg, FL
Mon Apr 13 1998; 7:05 PM EDT
Att. 31,969 - Dome - 72 F

AB 60
R 12
H 22
RBI 11
BB 4
SO 7
LOB 25



Batter	1	2	3	4	5	6	7	8	9	10	11	12	13	14	AB	R	H	RBI	BB	SO	LOB	BOTTOM								
Quinton McCracken, S OBP: 0.426, SLG: 0.451	K		2B		P5		1B			G4-3		G3-1			7	1	3	4	0	1	2									
Dave Martinez, L OBP: 0.400, SLG: 0.410	FC4-6		1B		P5		2B		P6			F9			7	0	2	0	0	1	3									
Rich Butler, L OBP: 0.472, SLG: 0.690	FC4-6		2B		P6		HR		K			F7			7	2	2	1	0	1	3									
Fred McGriff, L OBP: 0.415, SLG: 0.553	FC4-6		SF7		G6-3		HR		G4-3			K			6	1	2	3	0	1	0									
Paul Sorrento, L OBP: 0.356, SLG: 0.500	FC4-6		G3		HR		G2-3		P6			WP		F8	7	1	2	1	0	0	3									
Bobby Smith, R OBP: 0.500, SLG: 0.579	G5-3				HR		HR		2B			K		HR	7	3	4	1	0	2	1									
John Flaherty, R OBP: 0.188, SLG: 0.194					G4-6-4-3		2B		2B			SH1-3			3	1	0	0	1	1	2									
Jerome Walton, R OBP: 0.500, SLG: 0.750							1B		F9			1B			1	0	1	1	0	0	0									
Mike DiFelice, R OBP: 0.583, SLG: 1.000							2B		2B			1B			1	0	1	0	0	0	0									
Kevin Stocker, S OBP: 0.405, SLG: 0.526					G1-3		2B		K			SH1-3			3	2	1	0	1	1	0									
Miguel Cairo, R OBP: 0.351, SLG: 0.417							2B		2B			2B			2	0	0	0	0	0	1									
Wade Boggs, L OBP: 0.354, SLG: 0.633					G6-3		2B		2B			G3-1			1	0	1	2	0	0	0									
Aaron Ledesma, R OBP: 0.385, SLG: 0.273							1B		2B			BB			1	2	0	0	2	0	0									
Eddie Guardado, L ERA: 1.5							2B		BB			F2			2	0	0	0	0	0	1									
Inning Stats	R: 0 E: 0 K: 1 S: 9	H: 0 LOB: 1 BB: 1 P: 18	R: 1 E: 0 K: 0 S: 10	H: 2 LOB: 1 BB: 0 P: 15	R: 0 E: 0 K: 0 S: 10	H: 1 LOB: 0 BB: 0 P: 16	R: 0 E: 0 K: 0 S: 8	H: 0 LOB: 0 BB: 0 P: 8	R: 5 E: 0 K: 1 S: 18	H: 5 LOB: 1 BB: 1 P: 32	R: 5 E: 0 K: 1 S: 12	H: 4 LOB: 1 BB: 1 P: 25	R: 0 E: 0 K: 1 S: 6	H: 0 LOB: 0 BB: 0 P: 9	R: 1 E: 0 K: 1 S: 11	H: 2 LOB: 0 BB: 0 P: 15	R: 0 E: 0 K: 1 S: 7	H: 0 LOB: 0 BB: 0 P: 11	R: 0 E: 0 K: 2 S: 9	H: 1 LOB: 1 BB: 0 P: 14	R: 0 E: 0 K: 0 S: 10	H: 1 LOB: 2 BB: 1 P: 18	R: 0 E: 0 K: 0 S: 5	H: 0 LOB: 0 BB: 0 P: 8	R: 1 E: 0 K: 0 S: 1	H: 1 LOB: 0 BB: 0 P: 2	1B: 11 2B: 4 3B: 0 HR: 4	SF: 1 SAC: 1 DP: 1 HBP: 1	WP: 1 PB: 0 CS: 0	PA: 60
PITCHER	IP	WLS	BF	H	R	ER	SO	BB	IBB	HBP	BLK	WP	HR	S	P	ERA	WHIP													
Latroy Hawkins, R ERA: 7.2	5.2		26	8	5	5	3	2	2	0	0	0	0	4	7	=	=													
Frankie Rodriguez, R ERA: 12.46	0.0		2	2	1	1	0	0	0	0	0	0	0	4	7	=	=													
Greg Swindell, L ERA: 7.04	0.2		4	2	2	2	0	0	0	0	0	0	1	8	14	27.00	3.000													
Hector Carrasco, R ERA: 13.5	0.1		4	1	0	0	0	1	0	1	0	0	0	3	11	0.00	6.000													
Mike Trombley, R ERA: 5.14	2.0		13	3	1	1	2	1	0	0	0	1	1	25	42	3.00	1.333													

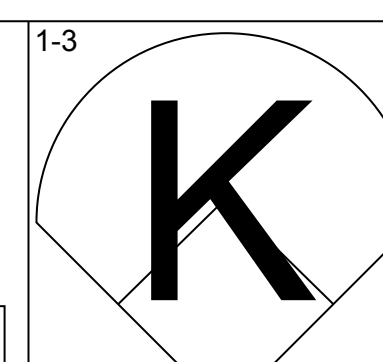
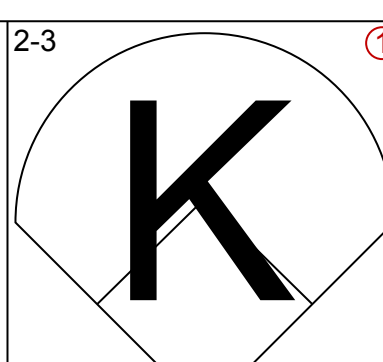
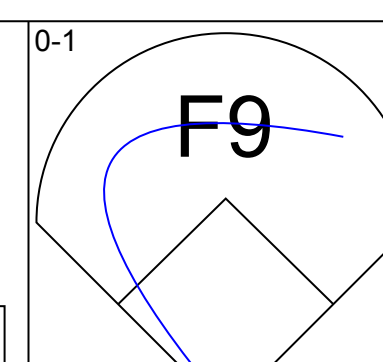
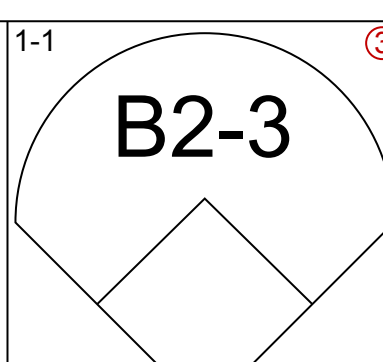
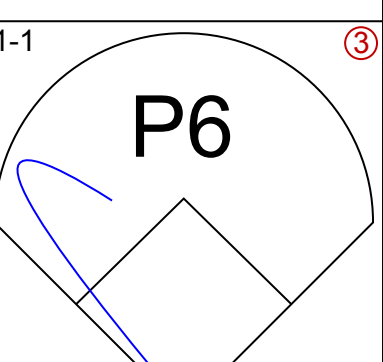
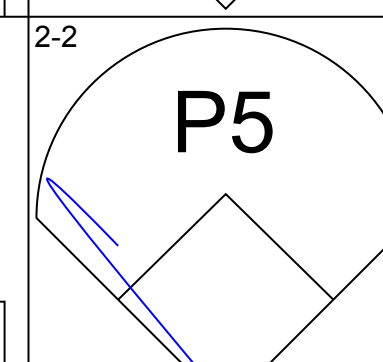
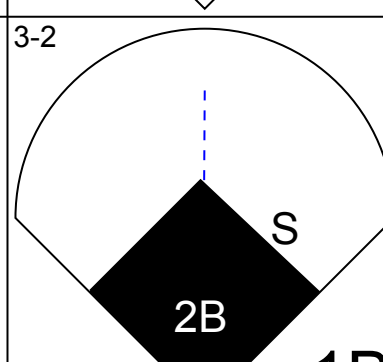
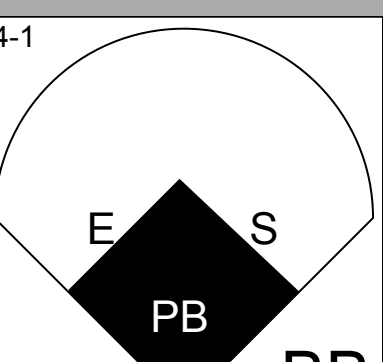
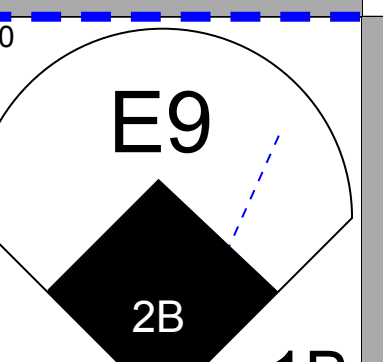
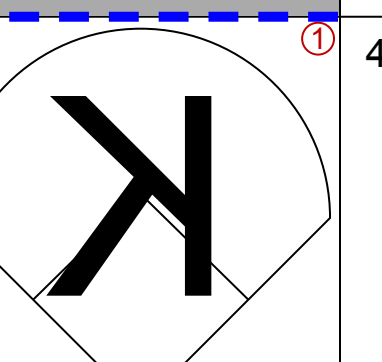
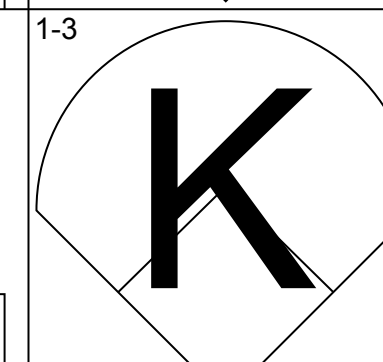
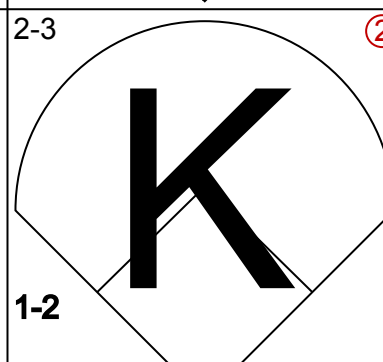
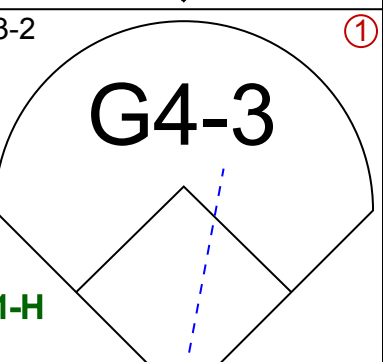
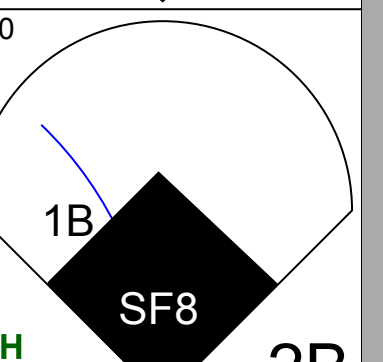
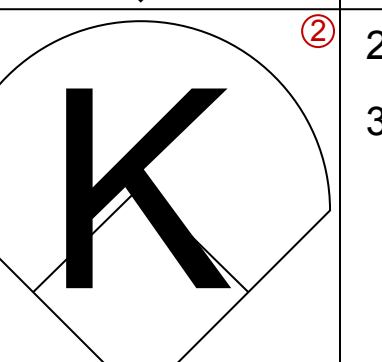
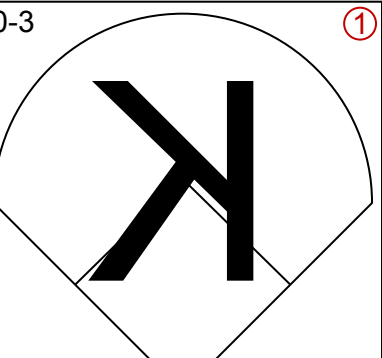
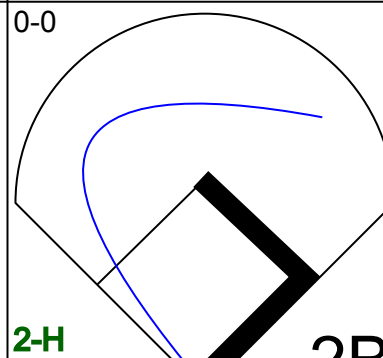
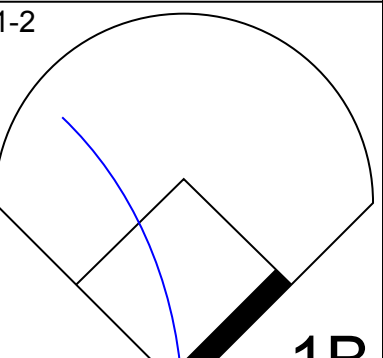
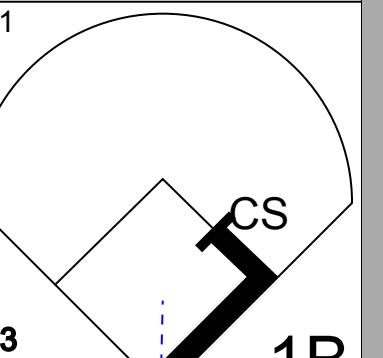
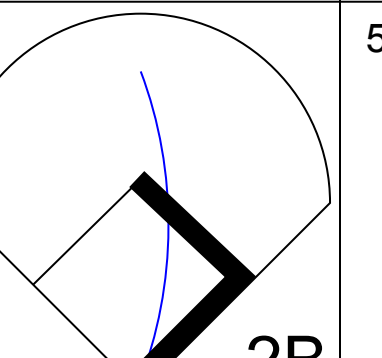

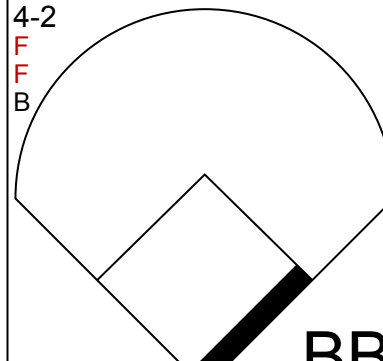
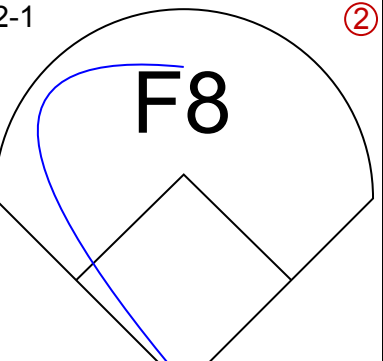
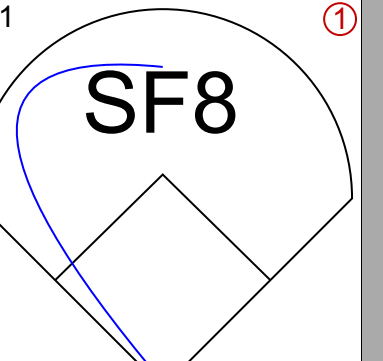
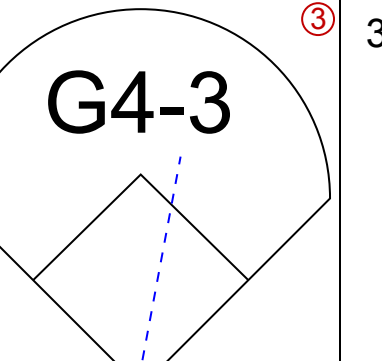

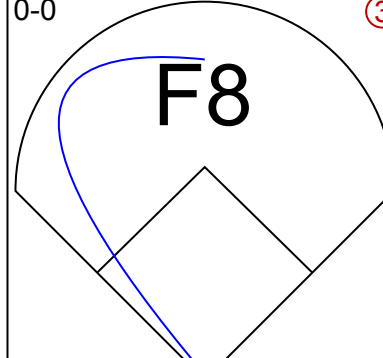
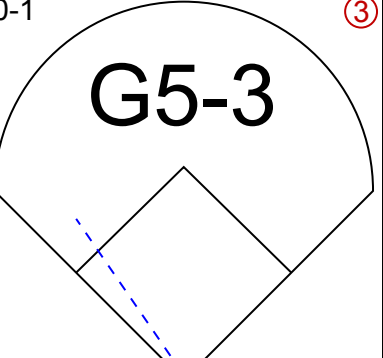
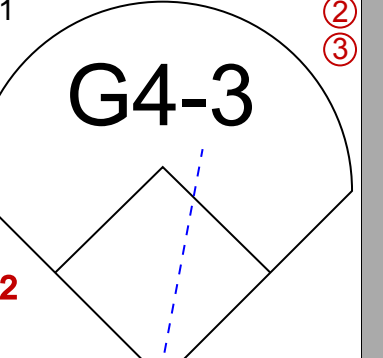

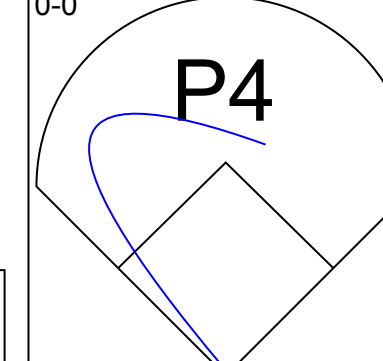
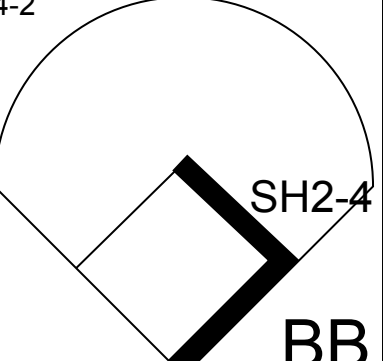



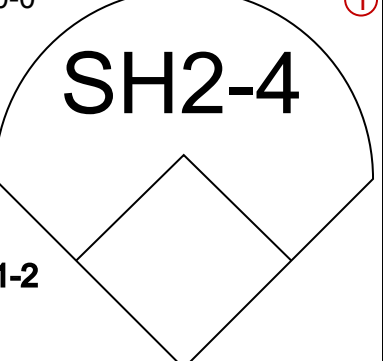

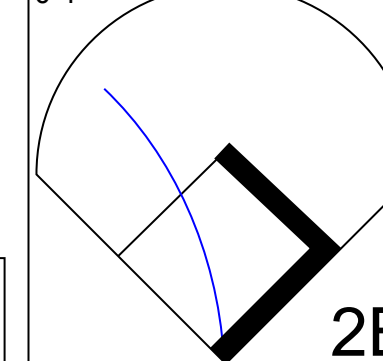
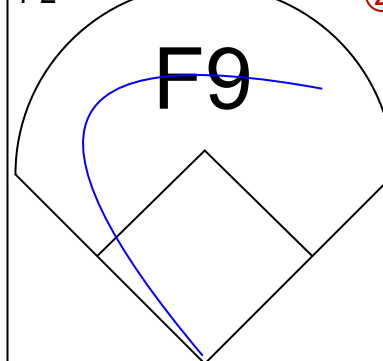
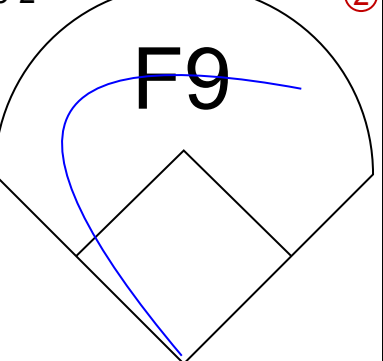
Minnesota Twins @ Tampa Bay Devil Rays
Tropicana Field, St. Petersburg, FL
Mon Apr 13 1998; 7:05 PM EDT
Att. 31,969 - Dome - 72 F

AB 53
R 13
H 19
RBI 13
BB 4
SO 8
LOB 15



Batter	1	2	3	4	5	6	7	8	9	AB	R	H	RBI	BB	SO	LOB	TOP
Otis Nixon, S <small>OBP: 0.255, SLG: 0.208</small> 										5	1	2	1	0	1	4	Minnesota Twins @ Tampa Bay Devil Rays Tropicana Field, St. Petersburg, FL Tue Apr 14 1998, 7:05 PM EDT Att: 34,337 - Dome - 72 F livebaseballscores.com
Denny Hocking, S <small>OBP: 0.316, SLG: 0.071</small> 										4	0	0	0	1	2	2	
Paul Molitor, R <small>OBP: 0.403, SLG: 0.518</small> 										5	0	3	1	0	0	1	
Orlando Merced, S <small>OBP: 0.391, SLG: 0.636</small> 										5	0	1	0	0	1	4	
Ron Coomer, R <small>OBP: 0.365, SLG: 0.569</small> 										5	2	2	0	0	0	2	
Matt Lawton, L <small>OBP: 0.396, SLG: 0.439</small> 										4	1	1	0	1	0	1	
Alex Ochoa, R <small>OBP: 0.299, SLG: 0.481</small> 										5	2	1	2	0	1	2	
Terry Steinbach, R <small>OBP: 0.512, SLG: 0.516</small> 										1	2	1	2	2	0	0	
Brent Gates, S <small>OBP: 0.240, SLG: 0.238</small> 										3	0	1	1	1	0	1	
Inning Stats <small>R: 0 H: 0 E: 0 LOB: 0 K: 2 S: 8</small>	<small>R: 3 H: 2 E: 1 LOB: 0 K: 0 S: 18</small>	<small>R: 0 H: 1 E: 0 LOB: 3 K: 1 S: 6</small>	<small>R: 0 H: 1 E: 0 LOB: 3 K: 1 S: 6</small>	<small>R: 0 H: 1 E: 0 LOB: 3 K: 0 S: 14</small>	<small>R: 0 H: 2 E: 0 LOB: 1 K: 0 S: 6</small>	<small>R: 4 H: 5 E: 0 LOB: 1 K: 0 S: 17</small>	<small>R: 0 H: 0 E: 0 LOB: 0 K: 1 S: 6</small>	<small>R: 0 H: 1 E: 0 LOB: 3 K: 0 S: 13</small>	<small>R: 0 H: 0 E: 0 LOB: 0 K: 0 S: 6</small>	<small>1B: 7 SF: 0 2B: 2 SAC: 0 3B: 1 DP: 2 HR: 2 HBP: 1</small>	<small>WP: 0 PA: 43</small>						
PITCHER Dennis Springer, R <small>ERA: 4.02</small>	<small>IP: 5.1 WLS: L BF: 28 H: 10 R: 8 ER: 5 SO: 3 BB: 3 IBB: 0 HBP: 1 BLK: 0 WP: 0 HR: 2 S: 59 P: 105 ERA: 8.44 WHIP: 2.438</small>					PITCHER <small>IP: 5.1 WLS: L BF: 28 H: 10 R: 8 ER: 5 SO: 3 BB: 3 IBB: 0 HBP: 1 BLK: 0 WP: 0 HR: 2 S: 59 P: 105 ERA: 8.44 WHIP: 2.438</small>											
Albie Lopez, R <small>ERA: 2.45</small>	<small>IP: 2.2 WLS: 12 BF: 2 H: 2 R: 0 ER: 0 SO: 2 BB: 2 IBB: 0 HBP: 0 BLK: 0 WP: 0 HR: 0 S: 29 P: 50 ERA: 0.00 WHIP: 1.500</small>																
52 Ramon Tatis, L <small>ERA: 36.0</small>	<small>IP: 1.0 WLS: 3 BF: 0 H: 0 R: 0 ER: 0 SO: 0 BB: 0 IBB: 0 HBP: 0 BLK: 0 WP: 0 HR: 0 S: 6 P: 11 ERA: 0.00 WHIP: 0.000</small>																

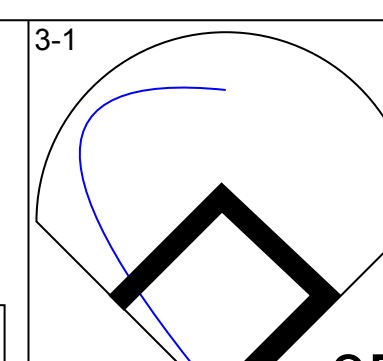
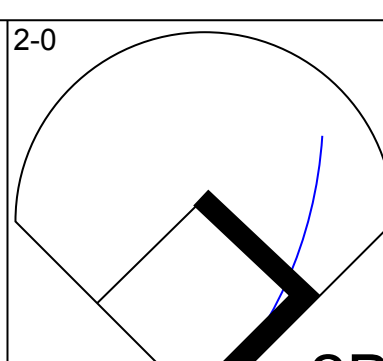
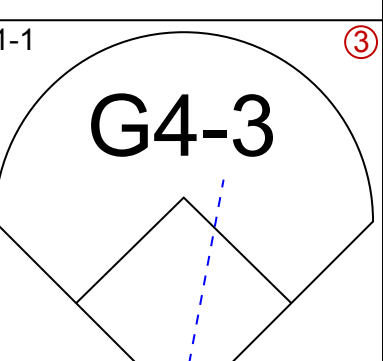
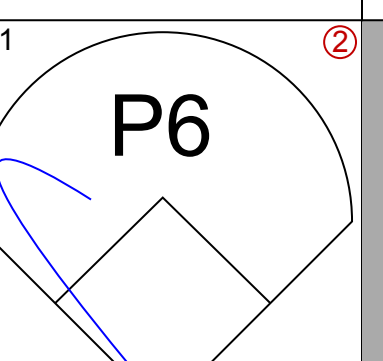
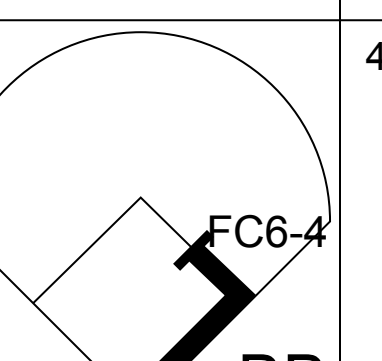
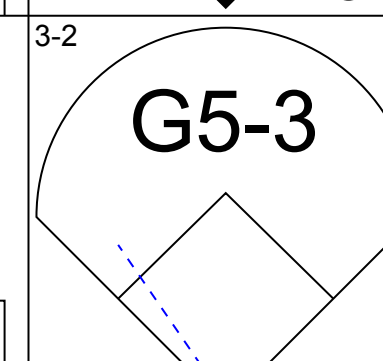
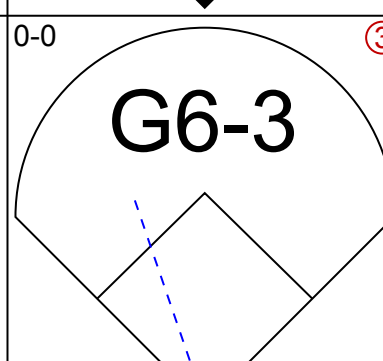
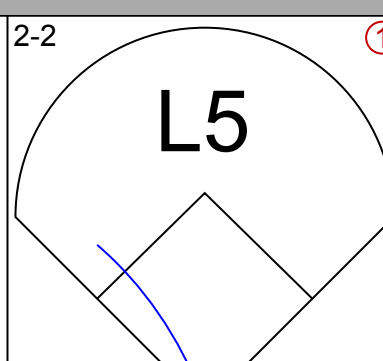
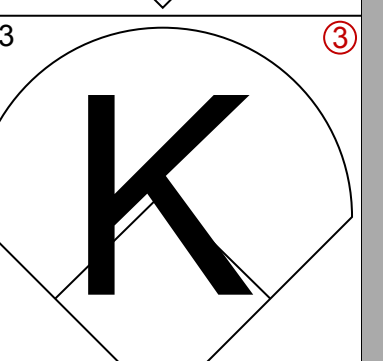
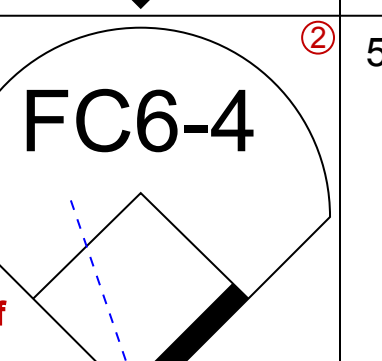
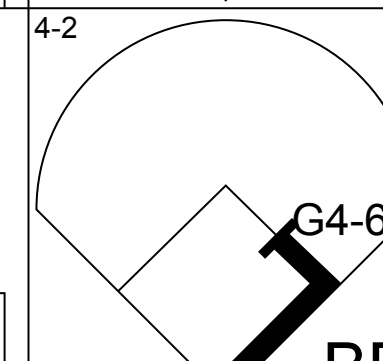
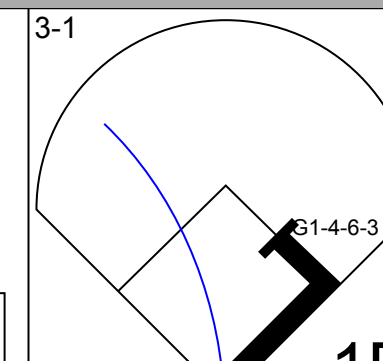
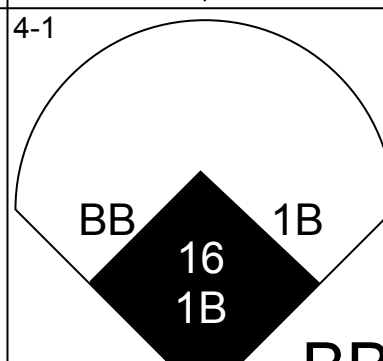
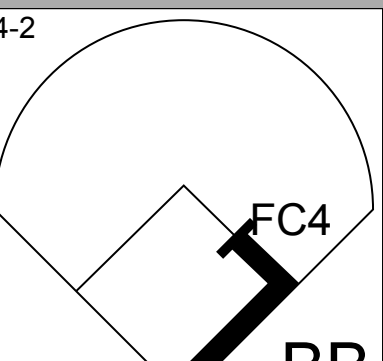
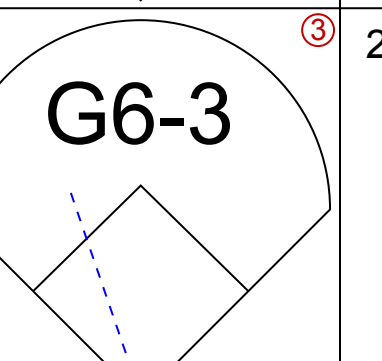
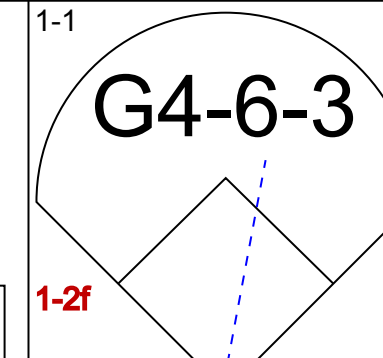
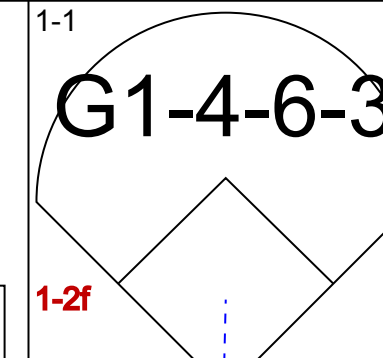
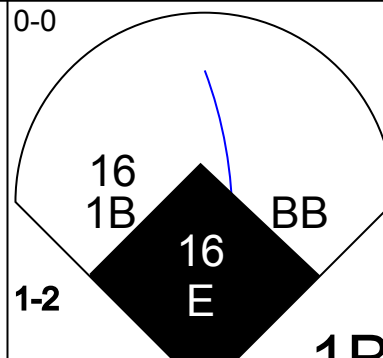
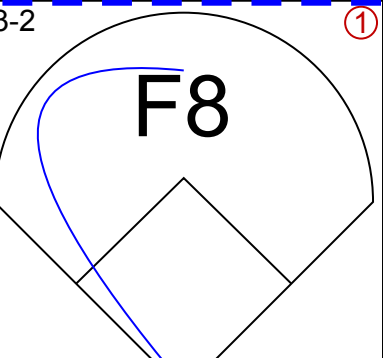
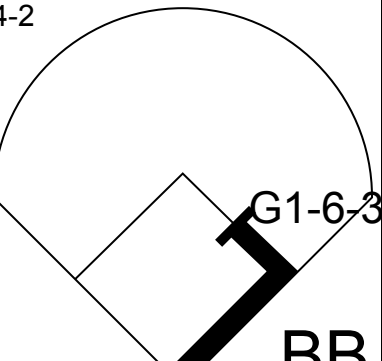
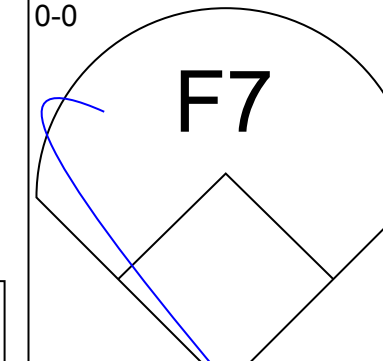
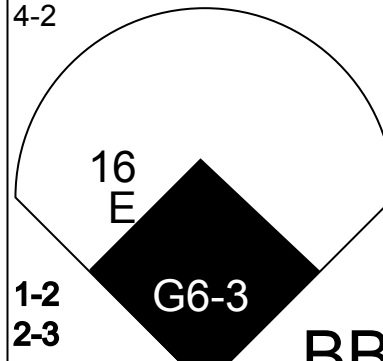
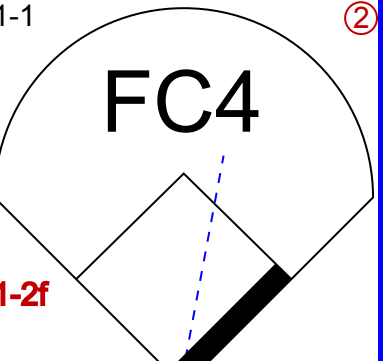

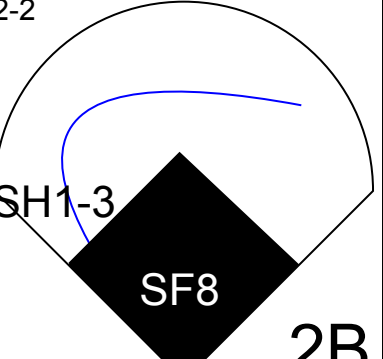
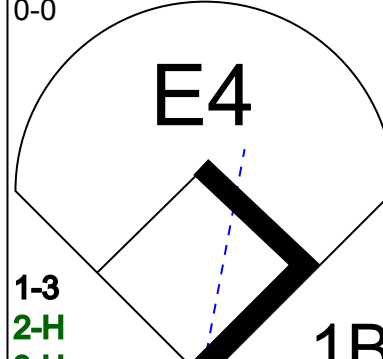
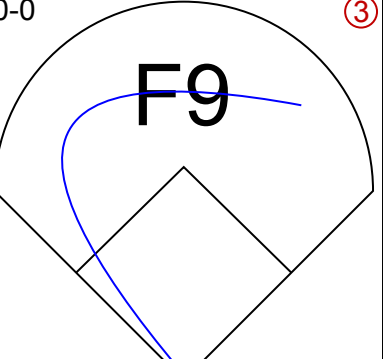

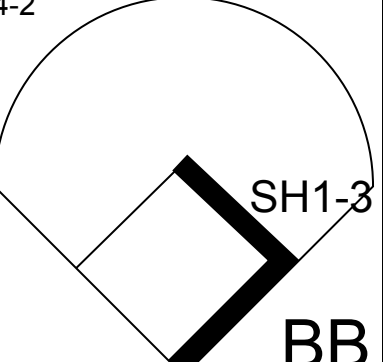
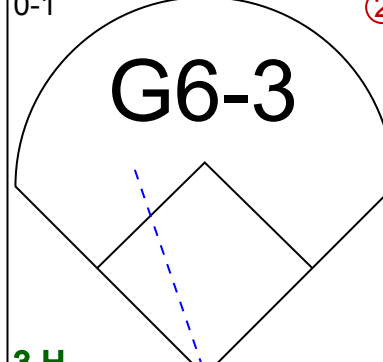
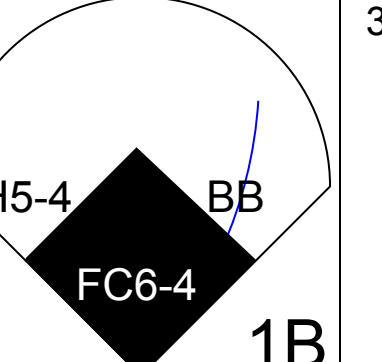
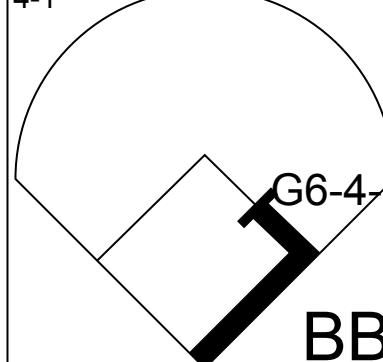
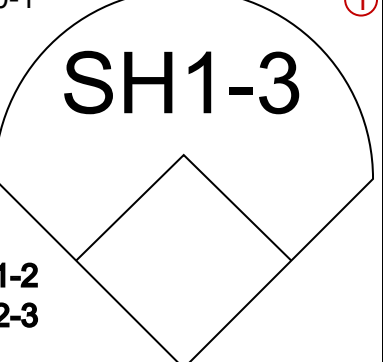
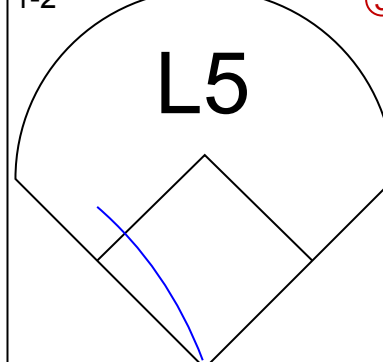
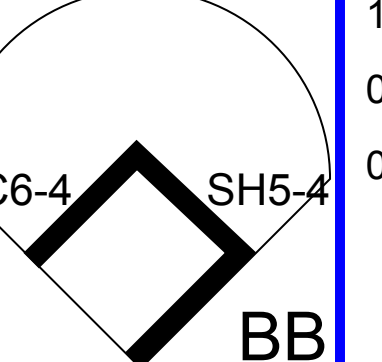
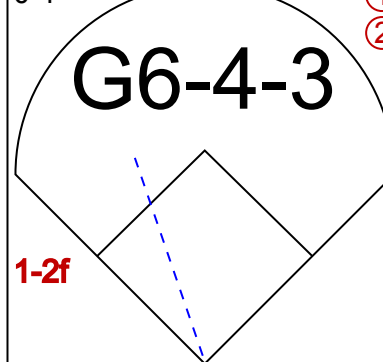
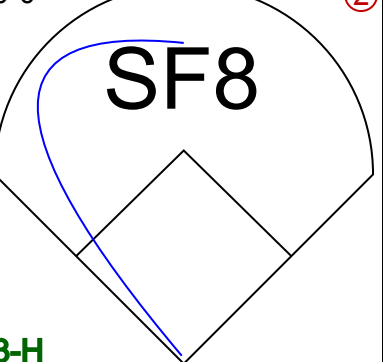
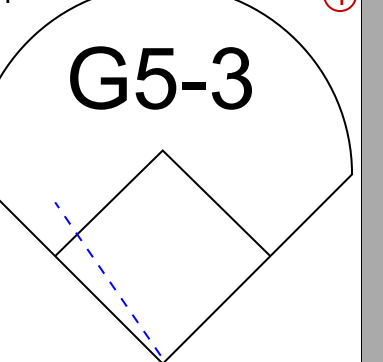
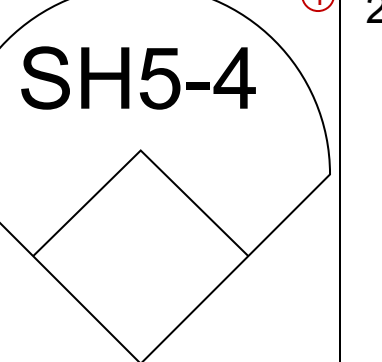
Batter	1	2	3	4	5	6	7	8	9	AB	R	H	RBI	BB	SO	LOB	BOTTOM
Quinton McCracken, S <small>OBP: 0.414, SLG: 0.474</small> 										4	0	1	0	0	0	1	Minnesota Twins @ Tampa Bay Devil Rays Tropicana Field, St. Petersburg, FL Tue Apr 14 1998, 7:05 PM EDT Att: 34,337 - Dome - 72 F livebaseballscores.com
Miguel Cairo, R <small>OBP: 0.341, SLG: 0.400</small> 										4	1	1	0	0	0	1	
Rich Butler, L <small>OBP: 0.475, SLG: 0.667</small> 										4	1	2	0	0	0	2	
Fred McGriff, L <small>OBP: 0.439, SLG: 0.608</small> 										4	0	3	2	0	1	0	
Paul Sorrento, L <small>OBP: 0.327, SLG: 0.455</small> 										4	0	0	0	0	0	4	
Bobby Smith, R <small>OBP: 0.482, SLG: 0.522</small> 										4	0	1	0	0	2	0	
Bubba Trammell, R <small>OBP: 0.333, SLG: 0.353</small> 										4	0	0	0	0	3	1	
Mike DiFelice, R <small>OBP: 0.500, SLG: 0.857</small> 										4	0	1	0	0	2	1	
Aaron Ledesma, R <small>OBP: 0.294, SLG: 0.200</small> 										4	0	0	0	0	3	2	
Inning Stats <small>R: 0 H: 2 E: 0 LOB: 2 K: 0 S: 9</small>	<small>R: 0 H: 0 E: 0 LOB: 0 K: 3 S: 9</small>	<small>R: 2 H: 3 E: 0 LOB: 1 K: 1 S: 13</small>	<small>R: 0 H: 0 E: 0 LOB: 0 K: 1 S: 9</small>	<small>R: 0 H: 0 E: 0 LOB: 0 K: 1 S: 9</small>	<small>R: 0 H: 1 E: 0 LOB: 1 K: 1 S: 11</small>	<small>R: 0 H: 0 E: 0 LOB: 0 K: 2 S: 7</small>	<small>R: 0 H: 1 E: 0 LOB: 1 K: 1 S: 8</small>	<small>R: 0 H: 1 E: 0 LOB: 1 K: 0 S: 10</small>	<small>R: 0 H: 1 E: 0 LOB: 1 K: 2 S: 10</small>	<small>1B: 6 SF: 0 2B: 3 SAC: 0 3B: 0 DP: 1 HR: 0 HBP: 0</small>	<small>WP: 0 PA: 36</small>						
PITCHER Brad Radke, R <small>ERA: 3.0</small>	<small>IP: 9.0 WLS: W BF: 36 H: 9 R: 2 ER: 2 SO: 11 BB: 0 IBB: 0 HBP: 0 BLK: 0 WP: 0 HR: 0 S: 84 P: 114 ERA: 2.00 WHIP: 1.000</small>					PITCHER <small>IP: 9.0 WLS: W BF: 36 H: 9 R: 2 ER: 2 SO: 11 BB: 0 IBB: 0 HBP: 0 BLK: 0 WP: 0 HR: 0 S: 84 P: 114 ERA: 2.00 WHIP: 1.000</small>											

Batter	1	2	3	4	5	6	7	8	9	AB	R	H	RBI	BB	SO	LOB	TOP									
Quinton McCracken, S OBP: 0.381, SLG: 0.435										5	0	0	0	0	2	2										
Dave Martinez, L OBP: 0.420, SLG: 0.419										4	3	2	0	1	1	0										
Wade Boggs, L OBP: 0.371, SLG: 0.594 Bobby Smith, R OBP: 0.448, SLG: 0.538										2	0	0	0	0	2	1										
Fred McGriff, L OBP: 0.468, SLG: 0.661										5	0	4	1	0	1	0										
Paul Sorrento, L OBP: 0.315, SLG: 0.426										3	0	0	1	1	1	2										
Rich Butler, L OBP: 0.432, SLG: 0.595										4	1	0	0	0	0	4										
John Flaherty, R OBP: 0.250, SLG: 0.324										3	1	2	1	1	0	0										
Kevin Stocker, S OBP: 0.400, SLG: 0.512										3	0	1	1	0	1	0										
Miguel Cairo, R OBP: 0.333, SLG: 0.409										4	0	1	0	0	0	3										
Inning Stats	R: 0 E: 0 K: 2 S: 9	H: 0 LOB: 0 BB: 0 P: 13	R: 1 E: 1 K: 2 S: 10	H: 2 LOB: 2 BB: 0 P: 16	R: 1 E: 0 K: 2 S: 21	H: 2 LOB: 2 BB: 1 P: 32	R: 0 E: 0 K: 1 S: 9	H: 1 LOB: 1 BB: 0 P: 11	R: 1 E: 0 K: 0 S: 15	H: 1 LOB: 1 BB: 0 P: 25	R: 1 E: 0 K: 0 S: 11	H: 1 LOB: 0 BB: 0 P: 14	R: 2 E: 1 K: 0 S: 8	H: 3 LOB: 0 BB: 0 P: 14	R: 0 E: 0 K: 0 S: 9	H: 0 LOB: 1 BB: 1 P: 17	R: 0 E: 0 K: 2 S: 14	H: 1 LOB: 1 BB: 0 P: 20	1B: 6 2B: 4 3B: 0 HR: 1	SF: 1 SAC: 1 DP: 0 HBP: 0	WP: 0 PB: 1 SB: 2 CS: 1	PA: 41				
PITCHER	IP	WLS	BF	H	R	ER	SO	BB	IBB	HBP	BLK	WP	HR	S	P	ERA	WHIP									
Jack McDowell, R ERA: 3.86	(1, 1)	6.0		28	7	4	3	7	2	0	0	0	0	1	75	111	4.50	1.500								
Mike Holtz, L ERA: 2.54	(7, 1)	1.0	L	5	3	2	2	0	0	0	0	0	0	0	8	14	18.00	3.000								
Rich DeLucia, R ERA: 3.68	(8, 1)	1.0		4	0	0	0	0	1	0	0	0	0	0	9	17	0.00	1.000								
Troy Percival, R ERA: 4.5	(9, 1)	1.0		4	1	0	0	2	0	0	0	0	0	0	14	20	0.00	1.000								

Tampa Bay Devil Rays @ Anaheim Angels
Edison International Field, Anaheim, CA
Thu Apr 16 1998, 10:05 PM EDT
Att: 22,906 - Unknown - 62 F

AB 36
R 6
H 11
RBI 5
BB 3
SO 9
LOB 12



Batter	1	2	3	4	5	6	7	8	9	AB	R	H	RBI	BB	SO	LOB	BOTTOM									
Darin Erstad, L OBP: 0.367, SLG: 0.667										4	0	2	0	1	0	1										
Dave Hollins, S OBP: 0.314, SLG: 0.378										5	0	0	1	0	1	4										
Tim Salmon, R OBP: 0.421, SLG: 0.630										2	1	1	0	3	0	2										
Jim Edmonds, L OBP: 0.333, SLG: 0.429										4	1	1	0	0	0	4										
Cecil Fielder, R OBP: 0.352, SLG: 0.256 Damon Mashore, R (8, PR)										2	1	0	0	0	2	0										
16 Garret Anderson, L OBP: 0.340, SLG: 0.367										4	1	2	1	0	0	2										
Matt Walbeck, S OBP: 0.303, SLG: 0.379										3	1	1	1	1	0	2										
Carlos Garcia, R OBP: 0.357, SLG: 0.273 Frank Bolick, S OBP: 0.182, SLG: 0.400 Norberto Martin, R OBP: 0.237, SLG: 0.289										1	0	0	0	1	0	1										
Gary Disarcina, R OBP: 0.323, SLG: 0.552										2	0	0	1	0	0	1										
Inning Stats	R: 0 E: 0 K: 0 S: 10	H: 1 LOB: 1 BB: 1 P: 21	R: 0 E: 0 K: 0 S: 5	H: 0 LOB: 0 BB: 1 P: 10	R: 0 E: 0 K: 0 S: 5	H: 1 LOB: 1 BB: 1 P: 11	R: 0 E: 0 K: 0 S: 5	H: 1 LOB: 0 BB: 0 P: 9	R: 3 E: 1 K: 0 S: 16	H: 2 LOB: 1 BB: 2 P: 27	R: 0 E: 0 K: 1 S: 7	H: 0 LOB: 0 BB: 0 P: 12	R: 0 E: 0 K: 0 S: 9	H: 0 LOB: 1 BB: 1 P: 17	R: 1 E: 0 K: 0 S: 11	H: 1 LOB: 2 BB: 2 P: 20	1B: 4 2B: 2 3B: 1 HR: 0	SF: 1 SAC: 2 DP: 4 HBP: 0	WP: 0 PB: 0 SB: 0 CS: 0	PA: 39						
PITCHER	IP	WLS	BF	H	R	ER	SO	BB	IBB	HBP	BLK	WP	HR	S	P	ERA	WHIP									
Tony Saunders, L ERA: 3.0	(1, 1)	6.0	W	26	6	4	3	0	6	0	0	0	0	0	52	96	4.50	2.000								
Esteban Yan, R ERA:	(7, 1)	1.0		4	0	0	0	1	1	0	0	0	0	0	9	18	0.00	1.000								
Jim Mecir, R ERA:	(8, 1)	1.0		3	0	0	0	0	0	0	0	0	0	7	11	0.00	0.000									
Roberto Hernandez, R ERA: 5.14	(9, 1)	1.0	S	6	1	1	1	0	2	0	0	0	0	0	11	20	9.00	3.000								

Tampa Bay Devil Rays @ Anaheim Angels
Edison International Field, Anaheim, CA
Thu Apr 16 1998, 10:05 PM EDT
Att: 22,906 - Unknown - 62 F

AB 27
R 5
H 7
RBI 4
BB 9
SO 1
LOB 18



Batter	1	2	3	4	5	6	7	8	9	AB	R	H	RBI	BB	SO	LOB	TOP			
Quinton McCracken, S OBP: 0.373, SLG: 0.424	G4-3		FC4-6 1B			G6-3		FC5-4		4	0	1	0	0	0	2	Tampa Bay Devil Rays @ Anaheim Angels Edison International Field, Anaheim, CA Fri Apr 17 1998, 10:05 PM EDT Att: 31,516 - Unknown - 68 F livebaseballscorecards.com			
Miguel Cairo, R OBP: 0.306, SLG: 0.375	F9		FC4-6			G3		F9		4	0	0	0	0	0	2				
Jerome Walton, R OBP: 0.500, SLG: 0.750				G5-3					G5-3	4	0	2	0	0	0	0				
Fred McGriff, L OBP: 0.439, SLG: 0.617		2B			F7				G4-3	4	0	0	0	0	2	2				
Bobby Smith, R OBP: 0.424, SLG: 0.500			K						F9	4	0	1	0	0	1	0				
Paul Sorrento, L OBP: 0.316, SLG: 0.420									F9	3	0	1	0	0	2	1				
Kevin Stocker, S OBP: 0.375, SLG: 0.477									F9	3	0	0	0	0	0	1				
Dave Martinez, L OBP: 0.415, SLG: 0.400									F9	2	0	0	0	0	2	0				
Mike DiFelice, R OBP: 0.474, SLG: 0.765									F9	3	0	1	0	0	1	0				
Inning Stats	R: 0 E: 0 K: 1 S: 7	H: 1 LOB: 1 BB: 0 P: 9	R: 0 E: 0 K: 1 S: 6	H: 1 LOB: 0 BB: 0 P: 10	R: 0 E: 0 K: 1 S: 9	H: 1 LOB: 1 BB: 0 P: 14	R: 0 E: 0 K: 1 S: 7	H: 0 LOB: 1 BB: 0 P: 11	R: 0 E: 0 K: 1 S: 12	H: 1 LOB: 1 BB: 0 P: 17	R: 0 E: 0 K: 1 S: 7	H: 0 LOB: 0 BB: 0 P: 12	R: 0 E: 0 K: 0 S: 9	H: 1 LOB: 1 BB: 0 P: 13	R: 0 E: 0 K: 0 S: 4	H: 0 LOB: 0 BB: 0 P: 5	1B: 5 2B: 1 3B: 0 HR: 0	SF: 0 SAC: 0 DP: 1 HBP: 1	WP: 0 PB: 0 SB: 0 CS: 1	PA: 33
PITCHER Chuck Finley, L ERA: 0.56	IP: 9.0 WLS: W BF: 32	H: 6 R: 0 ER: 0 SO: 8	BB: 0 IBB: 0 HBP: 1 BLK: 0	WP: 0 HR: 0 S: 69 P: 102	ERA: 0.00 WHIP: 0.667															

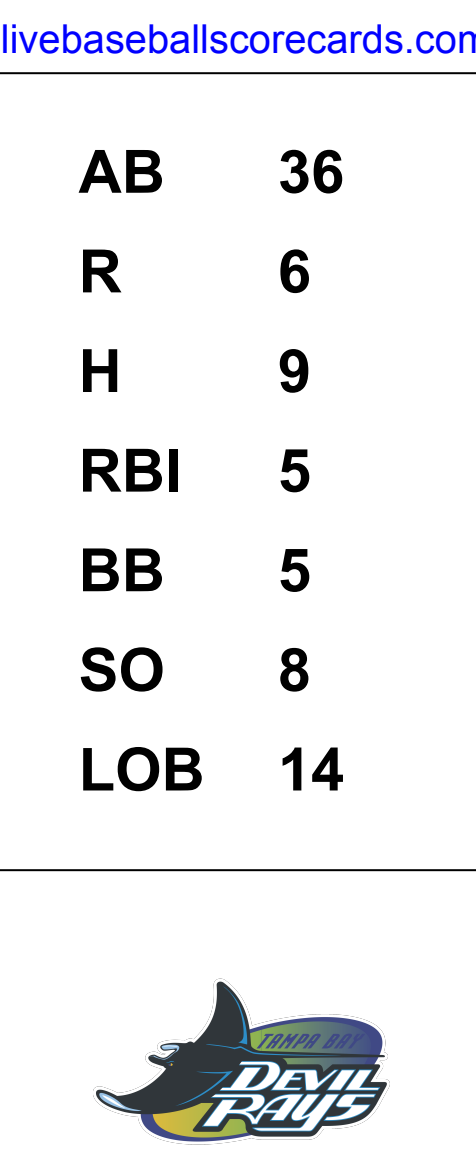
Batter	1	2	3	4	5	6	7	8	9	AB	R	H	RBI	BB	SO	LOB	BOTTOM			
Darin Erstad, L OBP: 0.385, SLG: 0.672	S HR									4	2	2	0	1	0	3	Tampa Bay Devil Rays @ Anaheim Angels Edison International Field, Anaheim, CA Fri Apr 17 1998, 10:05 PM EDT Att: 31,516 - Unknown - 68 F livebaseballscorecards.com			
Dave Hollins, S OBP: 0.304, SLG: 0.360	F7	CS	G4-3		G1-3		E2 1B	F7		5	1	1	0	0	0	4				
Tim Salmon, R OBP: 0.410, SLG: 0.660										4	1	1	2	0	0	2				
Jim Edmonds, L OBP: 0.362, SLG: 0.442										3	0	2	1	1	0	0				
Cecil Fielder, R OBP: 0.362, SLG: 0.261										3	0	1	0	1	1	2				
16 Garret Anderson, L OBP: 0.316, SLG: 0.340										4	0	0	0	0	0	3				
Matt Walbeck, S OBP: 0.324, SLG: 0.375										3	1	1	0	1	0	2				
Norberto Martin, R OBP: 0.238, SLG: 0.286										4	0	1	0	0	0	2				
Gary Disarcina, R OBP: 0.343, SLG: 0.545										4	0	2	1	0	0	0				
Inning Stats	R: 2 E: 0 K: 0 S: 15	H: 1 LOB: 2 BB: 3 P: 28	R: 0 E: 0 K: 0 S: 10	H: 1 LOB: 0 BB: 0 P: 19	R: 0 E: 0 K: 0 S: 7	H: 1 LOB: 1 BB: 0 P: 11	R: 0 E: 0 K: 0 S: 7	H: 0 LOB: 0 BB: 0 P: 12	R: 0 E: 0 K: 0 S: 8	H: 1 LOB: 1 BB: 0 P: 10	R: 0 E: 0 K: 0 S: 7	H: 1 LOB: 2 BB: 1 P: 14	R: 2 E: 1 K: 1 S: 10	H: 3 LOB: 1 BB: 0 P: 18	R: 1 E: 0 K: 0 S: 15	H: 3 LOB: 2 BB: 0 P: 26	1B: 9 2B: 1 3B: 0 HR: 1	SF: 0 SAC: 0 DP: 0 HBP: 0	WP: 0 PB: 0 SB: 1 CS: 1	PA: 39
PITCHER Rick Gorecki, R ERA: 4.86 Albie Lopez, R ERA: 1.93 52 Ramon Tatis, L ERA: 30.38 Dan Carlson, R ERA: 6.23	IP: 5.0 WLS: L BF: 21	H: 4 R: 2 ER: 2 SO: 0	BB: 3 IBB: 0 HBP: 0 BLK: 0	WP: 0 HR: 0 S: 17 P: 32	ERA: 0.00 WHIP: 2.500															

Batter	1	2	3	4	5	6	7	8	9	AB	R	H	RBI	BB	SO	LOB	TOP								
Quinton McCracken, S OBP: 0.361, SLG: 0.408	F7	F8		SF8 1-3 2-H 1B		G1-3		G3-1		5	0	1	1	0	0	4	Tampa Bay Devil Rays @ Anaheim Angels Edison International Field, Anaheim, CA Sat Apr 18, 1998, 10:05 PM EDT Att: 37,878 - Unknown - 69 F livebaseballscorecards.com								
Dave Martinez, L OBP: 0.414, SLG: 0.408	G6-3		G3	SF8						4	0	2	2	0	0										
Rich Butler, L OBP: 0.388, SLG: 0.524	K		G4-3	G4-3						5	0	0	0	0	1	3									
Fred McGriff, L OBP: 0.437, SLG: 0.600		1B BB 1B	2B 1B			G3-1		G1-3		5	2	2	0	0	0	1									
Paul Sorrento, L OBP: 0.328, SLG: 0.444		BB 1B 1B	1B			G1-3		K		4	1	2	0	0	1	0									
Bobby Smith, R OBP: 0.459, SLG: 0.618		BB 1B	CS			G3				4	1	3	3	0	0	0									
John Flaherty, R OBP: 0.275, SLG: 0.342	K	CS	FC1-5 1B					G6-3		4	1	2	0	0	1	3									
Kevin Stocker, S OBP: 0.385, SLG: 0.468		BB	FC1-5 1B			F7		G4-3		3	1	1	1	1	0	1									
Miguel Cairo, R OBP: 0.302, SLG: 0.365	F9		FC1-5 1B SF8			E9 1B		F9		4	2	1	0	0	0	5									
Inning Stats	R: 0 E: 0 K: 1 S: 7	H: 0 LOB: 0 BB: 0 P: 8	R: 1 E: 0 K: 1 S: 13	H: 3 LOB: 3 BB: 1 P: 26	R: 2 E: 0 K: 0 S: 8	H: 3 LOB: 0 BB: 0 P: 17	R: 2 E: 0 K: 0 S: 13	H: 3 LOB: 1 BB: 0 P: 21	R: 0 E: 0 K: 0 S: 4	H: 0 LOB: 0 BB: 0 P: 8	R: 2 E: 1 K: 0 S: 9	H: 3 LOB: 1 BB: 0 P: 16	R: 1 E: 0 K: 1 S: 8	H: 1 LOB: 0 BB: 0 P: 16	R: 0 E: 0 K: 0 S: 5	H: 0 LOB: 0 BB: 0 P: 8	R: 0 E: 0 K: 0 S: 5	H: 1 LOB: 0 BB: 0 P: 8	1B: 12 2B: 2 3B: 0 HR: 1	SF: 1 SAC: 0 DP: 1 HBP: 0	WP: 0 PB: 0 CS: 1	PA: 41			
PITCHER	IP WLS BF H R ER SO BB IBB HBP BLK WP HR S P ERA WHIP																	PITCHER	IP WLS BF H R ER SO BB IBB HBP BLK WP HR S P ERA WHIP						
Jason Dickson, R ERA: 11.77	(1, 1)	3.1	L	19	9	5	5	2	1	0	0	0	0	0	0	0	0	0	0	0	0	36	62	13.50	3.000
Rich Robertson, L ERA: 4.91	(4, 1)	3.2		15	4	3	2	1	0	0	0	0	0	0	0	0	0	0	0	0	1	26	50	4.91	1.091
Omar Olivares, R ERA: 3.68	(8, 1)	2.0		6	1	0	0	0	0	0	0	0	0	0	0	0	0	0	0	0	0	10	16	0.00	0.500

Batter	1	2	3	4	5	6	7	8	9	AB	R	H	RBI	BB	SO	LOB	BOTTOM					
Darin Erstad, L OBP: 0.391, SLG: 0.677	L6-4 1B		K							4	0	2	1	0	2	2	Tampa Bay Devil Rays @ Anaheim Angels Edison International Field, Anaheim, CA Sat Apr 18, 1998, 10:05 PM EDT Att: 37,878 - Unknown - 69 F livebaseballscorecards.com					
Dave Hollins, S OBP: 0.300, SLG: 0.352			F9		G4-3					4	0	1	0	0	1	3						
Tim Salmon, R OBP: 0.400, SLG: 0.623	L6-4									3	0	0	0	1	1	3						
Cecil Fielder, R OBP: 0.339, SLG: 0.240	K									4	0	0	0	0	3	3						
Jim Edmonds, L OBP: 0.356, SLG: 0.434		F8								1	0	0	0	0	0	0						
16 Garret Anderson, L OBP: 0.300, SLG: 0.321										3	0	0	0	0	0	1						
Phil Nevin, R OBP: 0.304, SLG: 0.571										3	0	0	0	1	1	1						
Damon Mashore, R OBP: 0.286, SLG: 0.333										4	0	1	0	0	2	1						
Norberto Martin, R OBP: 0.222, SLG: 0.267		G6-3								3	0	0	0	0	1	2						
Gary Disarcina, R OBP: 0.351, SLG: 0.543										2	0	1	0	0	0	0						
Carlos Garcia, R OBP: 0.400, SLG: 0.333										1	1	1	0	0	0	0						
Inning Stats	R: 0 E: 0 K: 1 S: 9	H: 2 LOB: 1 BB: 0 P: 15	R: 0 E: 0 K: 1 S: 9	H: 0 LOB: 1 BB: 1 P: 17	R: 0 E: 0 K: 1 S: 8	H: 0 LOB: 0 BB: 0 P: 13	R: 0 E: 0 K: 2 S: 11	H: 0 LOB: 1 BB: 1 P: 20	R: 0 E: 0 K: 2 S: 18	H: 2 LOB: 2 BB: 0 P: 25	R: 0 E: 0 K: 1 S: 12	H: 0 LOB: 0 BB: 0 P: 18	R: 0 E: 0 K: 1 S: 7	H: 0 LOB: 0 BB: 0 P: 10	R: 1 E: 1 K: 2 S: 12	H: 2 LOB: 1 BB: 0 P: 20	R: 0 E: 0 K: 0 S: 7	H: 0 LOB: 0 BB: 0 P: 11	1B: 4 2B: 3 3B: 0 HR: 0	SF: 0 SAC: 0 DP: 1 HBP: 0	WP: 0 PB: 0 CS: 0	PA: 34
PITCHER	IP WLS BF H R ER SO BB IBB HBP BLK WP HR S P ERA WHIP																	PITCHER	IP WLS BF H R ER SO BB IBB HBP BLK WP HR S P ERA WHIP			
Wilson Alvarez, L ERA: 3.0	(1, 1)	7.0	W	28	6	1	1	9	2	0	0	0	0	0	0	0	127	1.29	1.143			
Jim Mecir, R ERA:	(8, 1)	2.0		6	0	0	0	2	0	0	0	0	0	0	0	0	14	22	0.00	0.000		

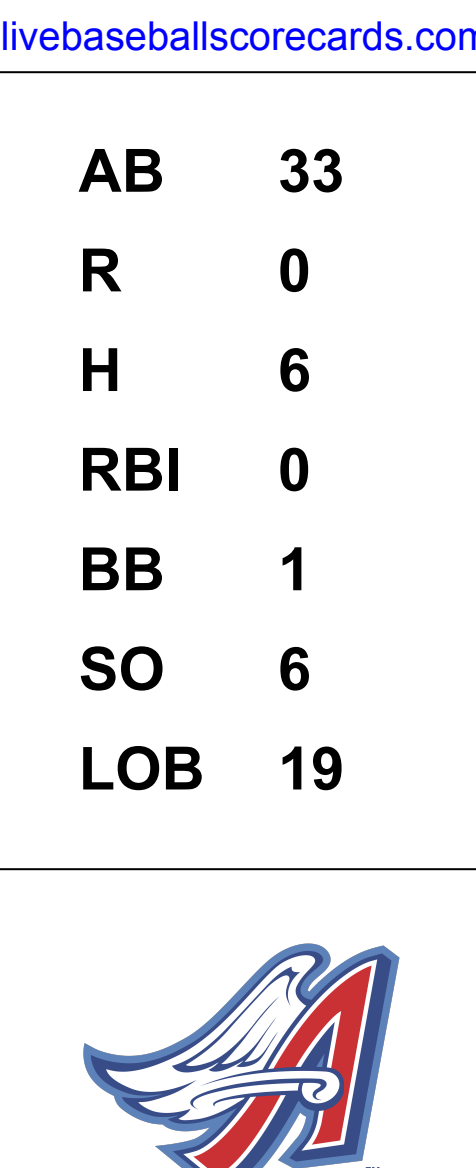
Batter	1	2	3	4	5	6	7	8	9	AB	R	H	RBI	BB	SO	LOB	TOP										
Quinton McCracken, S OBP: 0.377, SLG: 0.447	F9		2B 1B			WP 1B 2B		G6-3		5	2	3	1	0	0	0											
Rich Butler, L OBP: 0.352, SLG: 0.468	G1-3		F7			P6		F8	G4-3	5	0	0	0	0	0	3											
Jerome Walton, R OBP: 0.500, SLG: 0.750 Dave Martinez, L OBP: 0.407, SLG: 0.400	F9		WP 1H 2B			2B 1B		F9	K	4	1	2	2	0	0	0											
Fred McGriff, L OBP: 0.434, SLG: 0.594		G4-3	K			3H 1H 2B		F7	FC6-4 BB	4	0	1	1	1	1	1											
Bobby Smith, R OBP: 0.452, SLG: 0.568	G5-3			G5-3		BB		BB	FC6-4	3	0	0	0	2	0	1											
Paul Sorrento, L OBP: 0.338, SLG: 0.429	K			FC5-4 BB		K		BB		2	0	0	0	2	2												
Aaron Ledesma, R OBP: 0.286, SLG: 0.263			1B WP 2B	F8		K		G4-3		4	1	1	0	0	1	5	AB 36 R 6 H 9 RBI 5 BB 5 SO 8 LOB 14										
Kevin Stocker, S OBP: 0.375, SLG: 0.451			1B WP 1B	FC5-4 1-2		F8		K		4	1	1	0	0	1	1											
Mike DiFelice, R OBP: 0.435, SLG: 0.810	K		K			G6-3		G6-3	K	4	1	1	1	0	2	1											
Inning Stats	R: 0 E: 0 K: 0 S: 7	H: 0 LOB: 0 BB: 0 P: 7	R: 0 E: 0 K: 1 S: 9	H: 0 LOB: 0 BB: 0 P: 16	R: 3 E: 0 K: 2 S: 19	H: 4 LOB: 1 BB: 0 P: 32	R: 0 E: 0 K: 0 S: 8	H: 0 LOB: 1 BB: 1 P: 14	R: 3 E: 0 K: 2 S: 25	H: 4 LOB: 2 BB: 1 P: 43	R: 0 E: 0 K: 0 S: 14	H: 1 LOB: 1 BB: 0 P: 22	R: 0 E: 0 K: 0 S: 10	H: 0 LOB: 2 BB: 2 P: 21	R: 0 E: 0 K: 2 S: 15	H: 0 LOB: 0 BB: 0 P: 17	R: 0 E: 0 K: 1 S: 7	H: 0 LOB: 1 BB: 1 P: 15	1B: 3 2B: 5 3B: 0 HR: 1	SF: 0 SAC: 0 DP: 0 HBP: 0	WP: 3 PB: 0 SB: 1 CS: 0	PA: 41					
PITCHER	IP	WLS	BF	H	R	ER	SO	BB	IBB	HBP	BLK	WP	HR	S	P	ERA	WHIP										
Allen Watson, L ERA: 11.08	4.1	L	22	8	6	6	3	1	0	0	0	3	1	56	91	12.46	2.077										
Shigetoshi Hasegawa, R ERA: 5.87	2.2		12	1	0	0	2	3	0	0	0	0	0	36	64	0.00	1.500										
Mike James, R ERA: 1.12	1.0		3	0	0	0	2	0	0	0	0	0	0	15	17	0.00	0.000										
Mike Holtz, L ERA: 2.45	1.0		4	0	0	0	1	1	0	0	0	0	0	7	15	0.00	1.000										

Tampa Bay Devil Rays @ Anaheim Angels
Edison International Field, Anaheim, CA
Sun Apr 19 1998, 6:33 AM EDT
Att: 34,580 - Sunny - 79 F



Batter	1	2	3	4	5	6	7	8	9	AB	R	H	RBI	BB	SO	LOB	BOTTOM										
16 Garret Anderson, L OBP: 0.297, SLG: 0.317	FC1-5 G6-3 1B		K			G3-1		G4-3		4	0	1	0	0	1	1											
Carlos Garcia, R OBP: 0.368, SLG: 0.313	G6-3		G4-3			1-2 1B		E5		4	0	1	0	0	0	1											
Darin Erstad, L OBP: 0.384, SLG: 0.647	FC1-5 S 2-3		BB			L3		F8		3	0	0	0	1	0	3											
Tim Salmon, R OBP: 0.382, SLG: 0.589 Damon Mashore, R OBP: 0.250, SLG: 0.266	F8		G4-3			G6-3		K		3	0	0	0	0	0	2											
Frank Bolick, S OBP: 0.200, SLG: 0.357		1B 1B		F9		G4-3		F8		4	0	1	0	0	0	1											
Cecil Fielder, R OBP: 0.333, SLG: 0.241		1B 1B		L5		K		F9		4	0	1	0	0	1	0											
Phil Nevin, R OBP: 0.370, SLG: 0.565		1-2 2-3 1B		WP HBP		K		K		2	0	1	0	0	1	0	AB 33 R 0 H 6 RBI 0 BB 1 SO 6 LOB 19										
Matt Walbeck, S OBP: 0.317, SLG: 0.361		K		K		1-2 1B		FC4-6 1B		4	0	1	0	0	2	5											
Gary Disarcina, R OBP: 0.317, SLG: 0.487	L1-3			K		F8		FC4-6 1-2		4	0	0	0	0	5												
Inning Stats	R: 0 E: 0 K: 0 S: 7	H: 1 LOB: 1 BB: 0 P: 14	R: 0 E: 0 K: 1 S: 11	H: 3 LOB: 2 BB: 0 P: 16	R: 0 E: 0 K: 1 S: 8	H: 0 LOB: 1 BB: 1 P: 14	R: 0 E: 0 K: 1 S: 11	H: 0 LOB: 1 BB: 0 P: 20	R: 0 E: 0 K: 0 S: 9	H: 1 LOB: 0 BB: 0 P: 14	R: 0 E: 0 K: 1 S: 8	H: 0 LOB: 0 BB: 0 P: 12	R: 0 E: 0 K: 1 S: 9	H: 1 LOB: 1 BB: 0 P: 11	R: 0 E: 1 K: 1 S: 8	H: 0 LOB: 1 BB: 0 P: 14	R: 0 E: 0 K: 0 S: 6	H: 0 LOB: 1 BB: 0 P: 14	1B: 6 2B: 1 3B: 0 HR: 0	SF: 0 SAC: 0 DP: 1 HBP: 2	WP: 1 PB: 0 SB: 1 CS: 0	PA: 36					
PITCHER	IP	WLS	BF	H	R	ER	SO	BB	IBB	HBP	BLK	WP	HR	S	P	ERA	WHIP										
Rolando Arjojo, R ERA: 5.48	7.0	W	28	6	0	0	5	1	0	1	0	0	0	63	101	0.00	1.000										
Dan Carlson, R ERA: 5.59	1.0		4	0	0	0	1	0	0	0	0	0	0	8	14	0.00	0.000										
Roberto Hernandez, R ERA: 4.5	1.0		4	0	0	0	0	0	0	1	0	0	0	6	14	0.00	0.000										

Tampa Bay Devil Rays @ Anaheim Angels
Edison International Field, Anaheim, CA
Sun Apr 19 1998, 6:33 AM EDT
Att: 34,580 - Sunny - 79 F



Batter	1	2	3	4	5	6	7	8	9	AB	R	H	RBI	BB	SO	LOB	TOP					
Quinton McCracken, S OBP: 0.370, SLG: 0.450 Aaron Ledesma, R OBP: 0.286, SLG: 0.263	G5-3		P7		2B			G6-3		4	0	1	0	0	0	1						
Dave Martinez, L OBP: 0.381, SLG: 0.370	P7		K				F7		F8	4	0	0	0	0	1	1						
Rich Butler, L OBP: 0.362, SLG: 0.460	1B		BB				P5		L8	3	0	1	0	1	0	0						
Fred McGriff, L OBP: 0.413, SLG: 0.562	K		F7				G3-1		K	4	0	0	0	0	2	3						
Paul Sorrento, L OBP: 0.338, SLG: 0.414		1B HBP					K			2	0	0	0	0	2	0						
Bobby Smith, R OBP: 0.444, SLG: 0.550		1B					G5-3		G6-3	3	0	1	0	0	0	0						
Kevin Stocker, S OBP: 0.356, SLG: 0.426		K					K		K	3	0	0	0	0	3	2						
Miguel Cairo, R OBP: 0.291, SLG: 0.352 Jerome Walton, R OBP: 0.462, SLG: 0.692		K					G6-3		K	2	0	0	0	0	1	1						
Mike DiFelice, R OBP: 0.423, SLG: 0.750							L3		G5-3	3	0	1	0	0	0	0						
Inning Stats	R: 0 E: 0 K: 1 S: 11	H: 1 LOB: 1 BB: 0 P: 21	R: 0 E: 0 K: 2 S: 9	H: 1 LOB: 1 BB: 0 P: 14	R: 0 E: 0 K: 1 S: 10	H: 1 LOB: 2 BB: 1 P: 15	R: 0 E: 0 K: 2 S: 8	H: 0 LOB: 0 BB: 0 P: 8	R: 0 E: 0 K: 0 S: 7	H: 1 LOB: 1 BB: 0 P: 8	R: 0 E: 0 K: 0 S: 3	H: 0 LOB: 0 BB: 0 P: 4	R: 0 E: 0 K: 2 S: 8	H: 0 LOB: 0 BB: 0 P: 12	R: 0 E: 0 K: 1 S: 9	H: 0 LOB: 0 BB: 0 P: 11	R: 0 E: 0 K: 1 S: 8	H: 0 LOB: 0 BB: 0 P: 13	1B: 3 2B: 1 3B: 0 HR: 0	SF: 0 SAC: 0 DP: 0 HBP: 1	WP: 0 PB: 0 CS: 0	PA: 31
PITCHER Aaron Sele, R ERA: 1.16	IP: 9.0 WLS: W BF: 31 H: 4 R: 0 ER: 0 SO: 10 BB: 1 IBB: 0 HBP: 1 BLK: 0 WP: 0 HR: 0 S: 73 P: 106 ERA: 0.00 WHIP: 0.556															PITCHER						

Tampa Bay Devil Rays @ Texas Rangers
The Ballpark at Arlington, Arlington, TX
Tue Apr 21 1998, 8:05 PM EDT
Att: 26,776 - Unknown - 68 F

AB	29
R	0
H	4
RBI	0
BB	1
SO	10
LOB	8



Batter	1	2	3	4	5	6	7	8	9	AB	R	H	RBI	BB	SO	LOB	BOTTOM			
Tom Goodwin, L OBP: 0.470, SLG: 0.456	F8		G4-3		G4-3		29 BB 1B			4	0	1	0	0	0	1				
Mark McLemore, S OBP: 0.481, SLG: 0.508	G4-3		BB				F7		29 BB BB	2	0	0	0	2	0	0				
29 Rusty Greer, L OBP: 0.370, SLG: 0.343	BB		SF9				G3		BB	1	0	0	2	2	0	0				
Juan Gonzalez, R OBP: 0.397, SLG: 0.658	K		P4				K		F8	4	0	0	0	0	2	5				
Willi Clark, L OBP: 0.408, SLG: 0.339		L4			G4-3		G3		G4-3	4	0	0	0	0	0	0				
Ivan Rodriguez, R OBP: 0.479, SLG: 0.672		G4-3 1B			F9		F9		G5-3	4	1	2	0	0	0	0				
Lee Stevens, L OBP: 0.367, SLG: 0.691		G4-3			P6		HR 1B		K	4	1	1	2	0	1	1				
Kevin Elster, R OBP: 0.408, SLG: 0.439		K					G6-3		K	3	0	0	0	0	2	1				
Fernando Tatis, R OBP: 0.232, SLG: 0.241			G4-3 29 SF9 1B		G6-3		G6-3		BB 29 BB 1B	3	2	2	0	0	0	0				
Inning Stats	R: 0 E: 0 K: 1 S: 6	H: 0 LOB: 1 BB: 1 P: 12	R: 0 E: 0 K: 1 S: 10	H: 1 LOB: 1 BB: 0 P: 19	R: 1 E: 0 K: 0 S: 9	H: 1 LOB: 1 BB: 1 P: 15	R: 0 E: 0 K: 0 S: 5	H: 0 LOB: 0 BB: 0 P: 9	R: 0 E: 0 K: 0 S: 5	H: 0 LOB: 0 BB: 0 P: 11	R: 3 E: 0 K: 1 S: 14	H: 4 LOB: 3 BB: 2 P: 26	R: 0 E: 0 K: 1 S: 7	H: 0 LOB: 0 BB: 0 P: 9	R: 0 E: 0 K: 1 S: 7	H: 0 LOB: 0 BB: 0 P: 9	1B: 5 2B: 0 3B: 0 HR: 1	SF: 1 SAC: 0 DP: 0 HBP: 0	WP: 0 PB: 0 CS: 0	PA: 34
PITCHER Dennis Springer, R ERA: 4.43 52 Ramon Tatis, L ERA: 30.38 Eddie Gaillard, R ERA:	IP: 6.2 WLS: L BF: 29 H: 6 R: 4 ER: 4 SO: 4 BB: 3 IBB: 0 HBP: 0 BLK: 0 WP: 0 HR: 1 S: 52 P: 92 ERA: 5.40 WHIP: 1.350															PITCHER				

Tampa Bay Devil Rays @ Texas Rangers
The Ballpark at Arlington, Arlington, TX
Tue Apr 21 1998, 8:05 PM EDT
Att: 26,776 - Unknown - 68 F

AB	29
R	4
H	6
RBI	4
BB	4
SO	5
LOB	8



Batter	1	2	3	4	5	6	7	8	9	AB	R	H	RBI	BB	SO	LOB	TOP										
Quinton McCracken, S OBP: 0.365, SLG: 0.464 (1, 8)			G3-2 			F9 		G3-6 		4	1	1	0	0	0	4	<p>Tampa Bay Devil Rays @ Texas Rangers The Ballpark at Arlington, Arlington, TX</p> <p>Wed Apr 22 1998, 8:05 PM EDT Att: 30,770 - Unknown - 67 F</p> <p>livebaseballscorecards.com</p>										
Dave Martinez, L OBP: 0.388, SLG: 0.368 (1, 9)			F8 					G6-3 		3	0	1	1	1	0	1											
Rich Butler, L OBP: 0.350, SLG: 0.442 Jerome Walton, R OBP: 0.400, SLG: 0.600 (6, PH) (6, 7)	G4-3 					L6-4 		G6-3 		2	0	0	0	0	1	1											
Fred McGriff, L OBP: 0.405, SLG: 0.545 (1, 3)				F8 						4	0	1	0	0	2	0											
Paul Sorrento, L OBP: 0.347, SLG: 0.435 (1, 10)										4	1	2	0	0	2	0											
Bobby Smith, R OBP: 0.448, SLG: 0.545 (1, 5)					F7 					4	0	2	1	0	1	0											
John Flaherty, R OBP: 0.250, SLG: 0.310 (1, 2)		P9 			P9 					4	0	0	0	0	0	4											
Kevin Stocker, S OBP: 0.355, SLG: 0.411 (1, 6)					F7 		G4-6-4-3 			2	0	0	0	1	0	3											
Miguel Cairo, R OBP: 0.328, SLG: 0.386 (1, 4)						L6-4 				3	0	3	0	0	0	0											
Inning Stats	R: 1 E: 0 K: 1 S: 19	H: 2 LOB: 0 BB: 0 P: 27	R: 0 E: 0 K: 2 S: 10	H: 0 LOB: 0 BB: 0 P: 14	R: 0 E: 0 K: 0 S: 6	H: 1 LOB: 1 BB: 1 P: 15	R: 0 E: 0 K: 2 S: 9	H: 0 LOB: 0 BB: 0 P: 12	R: 0 E: 0 K: 0 S: 9	H: 0 LOB: 0 BB: 0 P: 13	R: 0 E: 0 K: 0 S: 5	H: 1 LOB: 1 BB: 1 P: 11	R: 0 E: 0 K: 0 S: 11	H: 3 LOB: 2 BB: 0 P: 18	R: 0 E: 0 K: 0 S: 8	H: 1 LOB: 0 BB: 0 P: 12		R: 1 E: 0 K: 1 S: 11	H: 2 LOB: 1 BB: 0 P: 20	1B: 8 2B: 3 3B: 1 HR: 0	SF: 0 SAC: 0 DP: 4 HBP: 0	WP: 0 PB: 0 SB: 1 CS: 0	PA: 34				
PITCHER	IP	WLS	BF	H	R	ER	SO	BB	IBB	HBP	BLK	WP	HR	S	P	ERA	WHIP										
Rick Helling, R ERA: 1.91 (1, 1)	5.1	W	20	4	1	1	5	2	0	0	0	0	0	57	91	1.69	1.125										
Eric Gunderson, L ERA: (6, 1)	0.2		3	2	0	0	0	0	0	0	0	0	0	5	7	0.00	3.000										
Tim Crabtree, R ERA: 5.19 (7, 1)	2.0		6	2	0	0	0	0	0	0	0	0	0	15	24	0.00	1.000										
Scott Bailes, L ERA: 7.36 (9, 1)	0.2		4	2	1	1	1	0	0	0	0	0	0	6	12	13.50	3.000										
Danny Patterson, R ERA: (9, 1)	0.1		1	0	0	0	0	0	0	0	0	0	0	5	8	0.00	0.000										
Roberto Kelly, R OBP: 0.346, SLG: 0.400 (8, 9)			L5-3 			G6-3 		F8 		5	1	2	0	0	0	1	<p>Tampa Bay Devil Rays @ Texas Rangers The Ballpark at Arlington, Arlington, TX</p> <p>Wed Apr 22 1998, 8:05 PM EDT Att: 30,770 - Unknown - 67 F</p> <p>livebaseballscorecards.com</p>										
Mark McLemore, S OBP: 0.494, SLG: 0.544 (1, 4)										3	0	2	3	1	1	0											
29 Rusty Greer, L OBP: 0.365, SLG: 0.366 (1, 7)	G4-6-3 		G3 			F7 				4	1	1	0	0	0	4											
Juan Gonzalez, R OBP: 0.390, SLG: 0.636 (1, 10)	P6 									4	1	1	1	0	2	1											
Will Clark, L OBP: 0.425, SLG: 0.409 (1, 3)										4	1	3	2	0	1	0											
Ivan Rodriguez, R OBP: 0.486, SLG: 0.642 (1, 2)				F9 				G6-3 		3	1	0	0	0	1	2											
Mike Simms, R OBP: 0.500, SLG: 0.875 Tom Goodwin, L OBP: 0.463, SLG: 0.448 (7, PH) (8, 8)						F9 				2	1	1	0	1	0	1											
Kevin Elster, R OBP: 0.387, SLG: 0.410 (1, 6)		F8 						E5 		4	0	0	0	0	1	4											
Fernando Tatis, R OBP: 0.250, SLG: 0.259 (1, 5)						L5-3 		P4 		4	1	2	1	0	0	1											
Inning Stats	R: 0 E: 0 K: 0 S: 7	H: 1 LOB: 1 BB: 1 P: 15	R: 4 E: 0 K: 1 S: 17	H: 3 LOB: 1 BB: 1 P: 29	R: 0 E: 0 K: 2 S: 13	H: 2 LOB: 2 BB: 0 P: 18	R: 0 E: 0 K: 0 S: 7	H: 2 LOB: 1 BB: 0 P: 11	R: 0 E: 1 K: 0 S: 10	H: 1 LOB: 1 BB: 0 P: 16	R: 0 E: 0 K: 0 S: 7	H: 0 LOB: 0 BB: 0 P: 12	R: 3 E: 0 K: 2 S: 14	H: 3 LOB: 0 BB: 0 P: 20	R: 0 E: 0 K: 0 S: 8	H: 0 LOB: 0 BB: 0 P: 12		R: 1 E: 0 K: 1 S: 11	H: 0 LOB: 0 BB: 0 P: 12	1B: 8 2B: 3 3B: 1 HR: 1	SF: 0 SAC: 0 DP: 2 HBP: 1	WP: 0 PB: 0 SB: 1 CS: 1	PA: 37				
PITCHER	IP	WLS	BF	H	R	ER	SO	BB	IBB	HBP	BLK	WP	HR	S	P	ERA	WHIP										
Tony Saunders, L ERA: 4.07 (1, 1)	6.1	L	30	10	5	5	6	2	0	0	0	0	0	66	110	7.11	1.895										
Albie Lopez, R ERA: 3.27 (7, 1)	1.2		7	2	2	2	1	0	0	0	0	0	1	17	23	10.80	1.200										

Batter	1	2	3	4	5	6	7	8	9	AB	R	H	RBI	BB	SO	LOB	TOP										
Quinton McCracken, S OBP: 0.374, SLG: 0.467	G6-3	P3		P9-3	E		FC5-4		G4-3	6	0	3	2	0	0	2											
Miguel Cairo, R OBP: 0.326, SLG: 0.397	G4-3	WP		P9-3	FC4		FC5-4		G4-3	6	0	2	3	0	0	4											
Jerome Walton, R OBP: 0.333, SLG: 0.476	BB	G5-3		G4-3	G4-3		G5-4-3		G6-3	6	1	1	0	0	0	6											
Fred McGriff, L OBP: 0.400, SLG: 0.519	2B			G4-3	K				G4-3	4	1	0	0	2	1	1											
Bobby Smith, R OBP: 0.463, SLG: 0.653	2B			G6-3	K					5	1	3	3	0	1	0											
Dave Martinez, L OBP: 0.389, SLG: 0.387	K				HR		P8		G3	5	1	2	0	0	1	3											
Mike Kelly, R OBP: 0.300, SLG: 0.900		SH1-3		G5-3	HR		P6		HR	5	3	3	3	0	0	3											
John Flaherty, R OBP: 0.286, SLG: 0.295		SH1-3			CS		G5-3			2	3	0	0	3	0	2											
Aaron Ledesma, R OBP: 0.360, SLG: 0.455	SH1-3				BB				K	3	2	2	1	1	1	1											
Inning Stats	R: 2 E: 0 K: 1 S: 13	H: 2 LOB: 1 BB: 1 P: 25	R: 2 E: 0 K: 0 S: 10	H: 2 LOB: 1 BB: 1 P: 17	R: 0 E: 0 K: 0 S: 7	H: 1 LOB: 0 BB: 0 P: 12	R: 1 E: 0 K: 0 S: 11	H: 1 LOB: 1 BB: 2 P: 21	R: 4 E: 2 K: 2 S: 18	H: 4 LOB: 2 BB: 0 P: 25	R: 0 E: 0 K: 0 S: 10	H: 1 LOB: 2 BB: 1 P: 18	R: 1 E: 0 K: 0 S: 6	H: 2 LOB: 0 BB: 0 P: 9	R: 2 E: 0 K: 1 S: 11	H: 2 LOB: 1 BB: 1 P: 18	R: 0 E: 0 K: 0 S: 5	H: 1 LOB: 1 BB: 0 P: 11	1B: 7 2B: 6 3B: 1 HR: 3	SF: 0 SAC: 1 DP: 2 HBP: 0	WP: 2 PB: 0 SB: 0 CS: 1	PA: 49					
PITCHER	IP	WLS	BF	H	R	ER	SO	BB	IBB	HBP	BLK	WP	HR	S	P	ERA	WHIP										
Darren Oliver, L ERA: 9.19	3.0	L	19	6	5	4	1	4	0	0	0	2	0	36	68	12.00	3.333										
Roger Pavlik, R ERA: 3.85	3.0		18	7	5	3	2	1	0	0	0	0	1	37	57	9.00	2.667										
Scott Bailes, L ERA: 7.94	2.0		8	2	2	2	1	1	0	0	0	0	2	13	20	9.00	1.500										
Eric Gunderson, L ERA:	1.0		4	1	0	0	0	0	0	0	0	0	0	5	11	0.00	1.000										

Tampa Bay Devil Rays @ Texas Rangers
The Ballpark at Arlington, Arlington, TX
Thu Apr 23 1998, 4:33 AM EDT
Att: 33,319 - Sunny - 72 F

AB 42
R 12
H 16
RBI 12
BB 6
SO 4
LOB 22



Batter	1	2	3	4	5	6	7	8	9	AB	R	H	RBI	BB	SO	LOB	BOTTOM										
Tom Goodwin, L OBP: 0.458, SLG: 0.435	G6-3		K						G3	4	0	1	0	1	1	0											
Mark McLemore, S OBP: 0.482, SLG: 0.521										3	0	0	0	1	0	2											
Luis Alicea, S OBP: 0.353, SLG: 0.286	2B									1	0	1	0	0	0	0											
29 Rusty Greer, L OBP: 0.360, SLG: 0.351										3	0	0	0	1	0	1											
Roberto Kelly, R OBP: 0.333, SLG: 0.385										1	0	0	0	0	0	1											
Juan Gonzalez, R OBP: 0.384, SLG: 0.617										4	1	1	0	0	0	3											
Mike Simms, R OBP: 0.455, SLG: 0.778										1	0	0	0	0	0	1											
Will Clark, L OBP: 0.429, SLG: 0.397										2	1	0	0	2	0	0											
Bill Haselman, R OBP: 0.286, SLG: 0.429										0	0	0	0	0	0	0											
Ivan Rodriguez, R OBP: 0.494, SLG: 0.700										3	2	3	3	1	0	0											
Eric Gunderson, R ERA:										0	0	0	0	0	0	0											
Lee Stevens, L OBP: 0.359, SLG: 0.712										4	1	1	2	0	1	3											
Domingo Cedeno, S OBP: 0.625, SLG: 0.714										3	0	1	0	1	1	0											
Fernando Tatis, R OBP: 0.234, SLG: 0.242										4	0	0	0	0	1	3											
Inning Stats	R: 0 E: 0 K: 0 S: 8	H: 0 LOB: 2 BB: 2 P: 22	R: 0 E: 0 K: 1 S: 14	H: 1 LOB: 2 BB: 1 P: 20	R: 0 E: 0 K: 1 S: 8	H: 0 LOB: 0 BB: 0 P: 14	R: 0 E: 0 K: 0 S: 7	H: 1 LOB: 1 BB: 1 P: 12	R: 0 E: 0 K: 1 S: 8	H: 1 LOB: 1 BB: 0 P: 11	R: 3 E: 0 K: 1 S: 19	H: 3 LOB: 1 BB: 1 P: 30	R: 0 E: 0 K: 0 S: 11	H: 0 LOB: 1 BB: 1 P: 19	R: 2 E: 0 K: 1 S: 8	H: 1 LOB: 0 BB: 1 P: 14	R: 0 E: 0 K: 0 S: 7	H: 1 LOB: 1 BB: 0 P: 10	1B: 5 2B: 1 3B: 0 HR: 2	SF: 0 SAC: 0 DP: 2 HBP: 0	WP: 0 PB: 0 SB: 0 CS: 0	PA: 40					
PITCHER	IP	WLS	BF	H	R	ER	SO	BB	IBB	HBP	BLK	WP	HR	S	P	ERA	WHIP										
Jason Johnson, R ERA: 3.38	5.1	W	23	4	2	2	2	5	0	0	0	0	55	98	3.38	1.688											
Dan Carlson, R ERA: 6.1	0.2		5	2	1	1	1	1	0	0	0	0	1	11	17	13.50	4.500										
Jim Mecir, R ERA:	1.0		3	0	0	0	0	0	0	0	0	0	0	9	13	0.00	0.000										
Eddie Gaillard, R ERA: 7.71	1.0		5	1	2	2	1	1	0	0	0	0	1	8	14	18.00	2.000										
Roberto Hernandez, R ERA: 4.0	1.0		4	1	0	0	0	0	0	0	0	0	0	7	10	0.00	1.000										

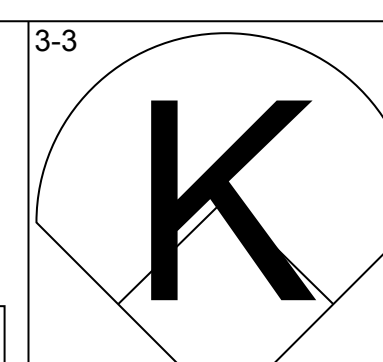
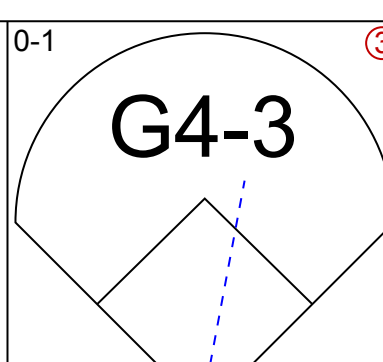
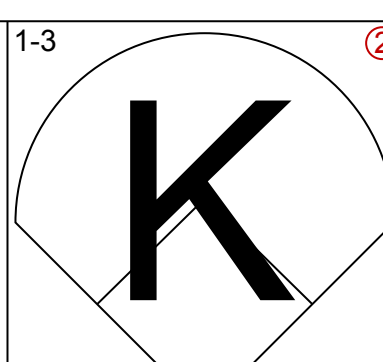
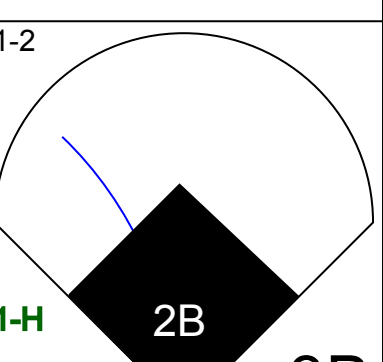
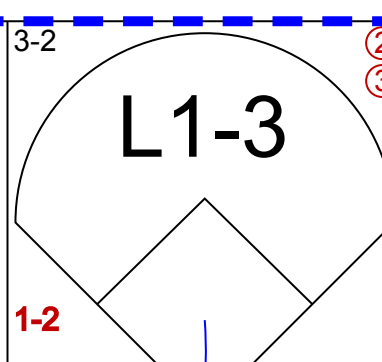
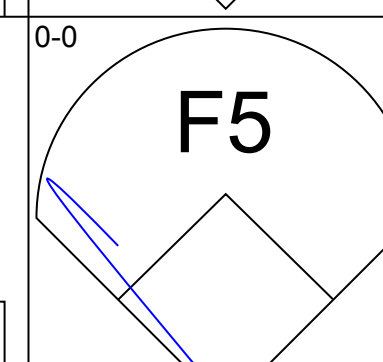
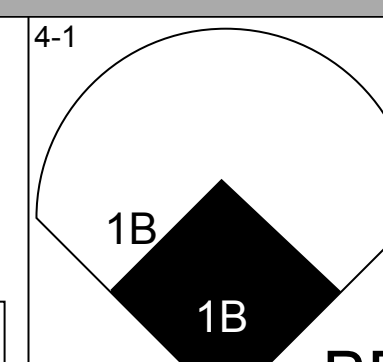
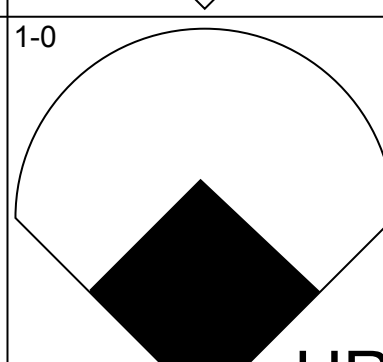
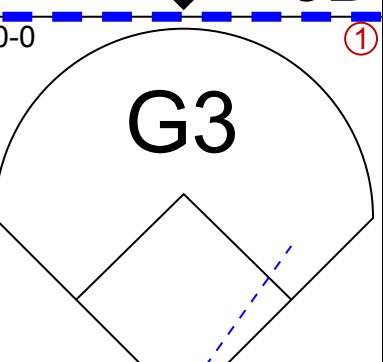
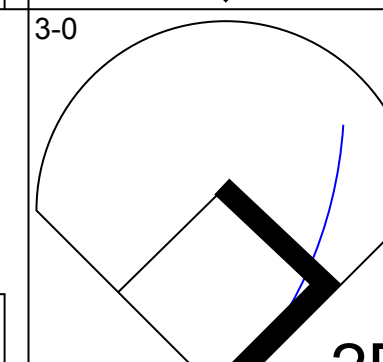
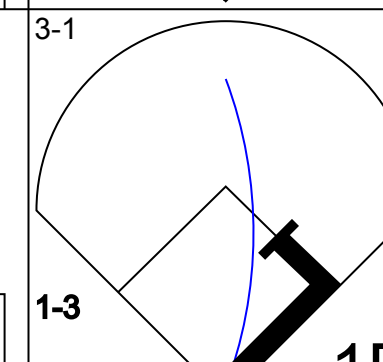
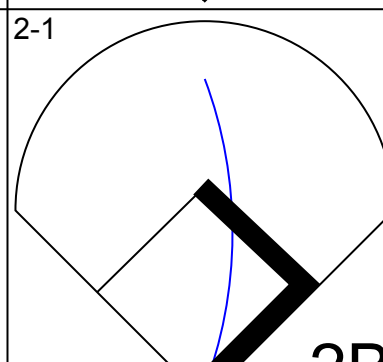
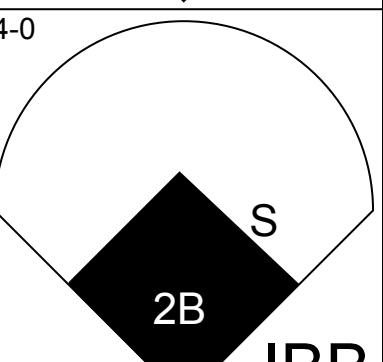
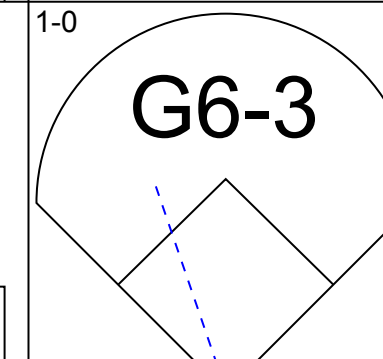
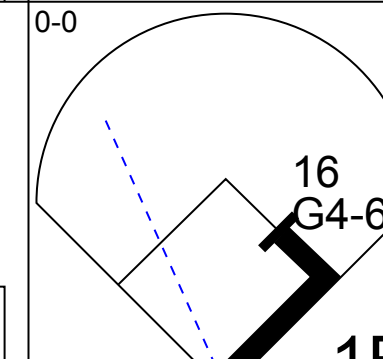
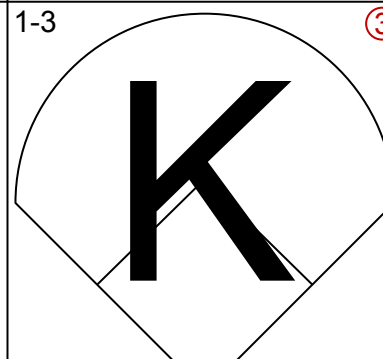
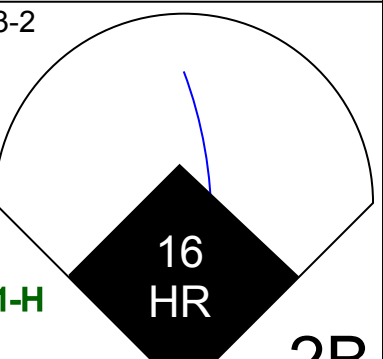
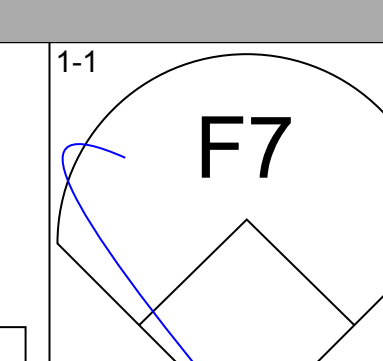
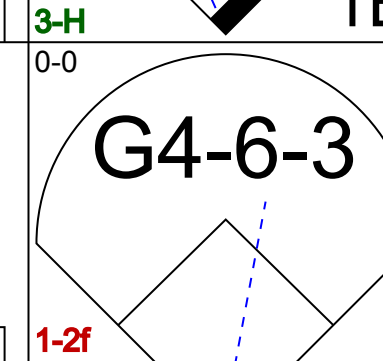
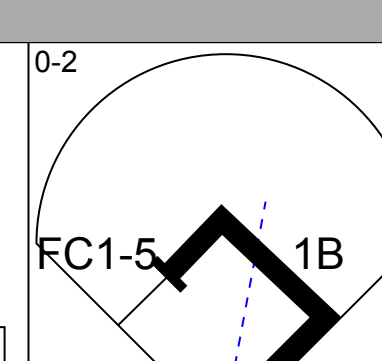
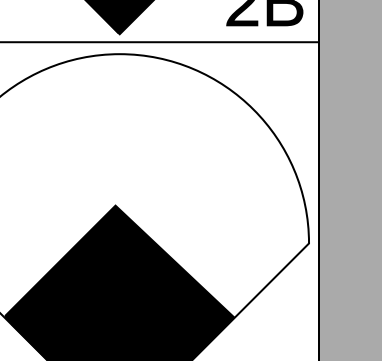
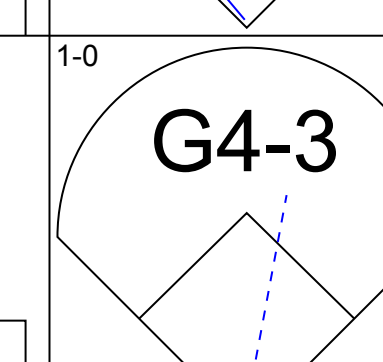
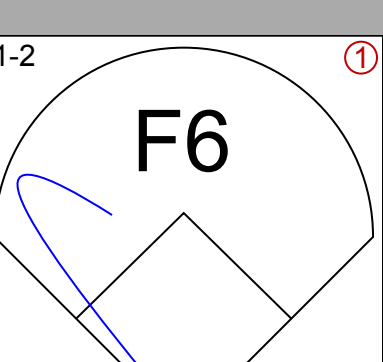
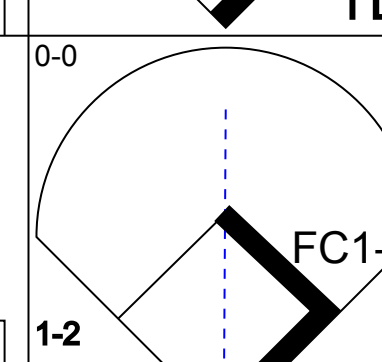
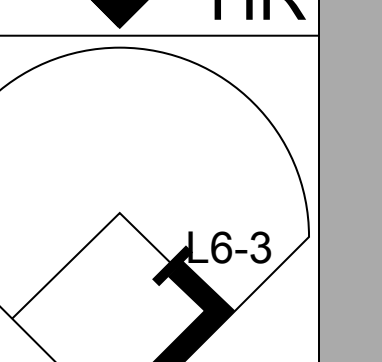
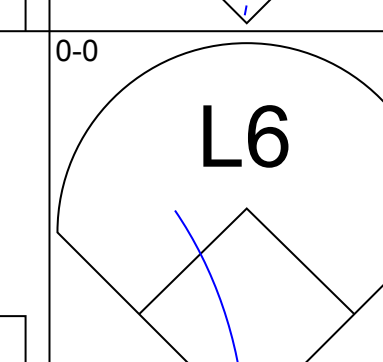
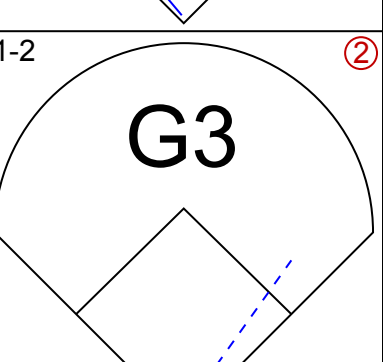
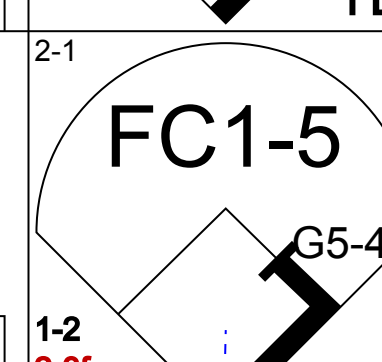
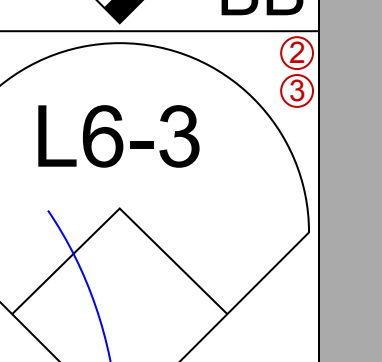
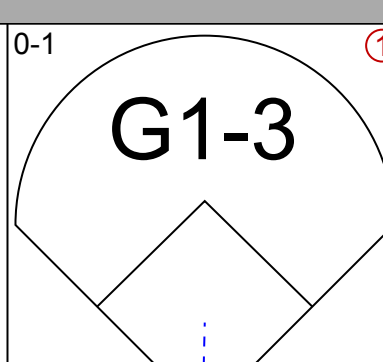
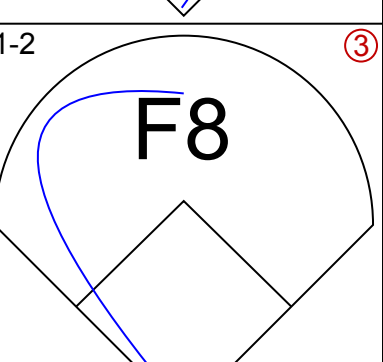
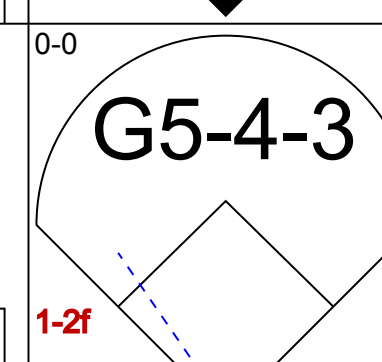
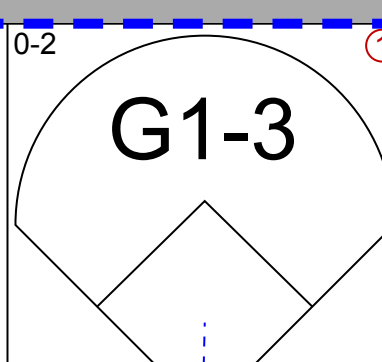
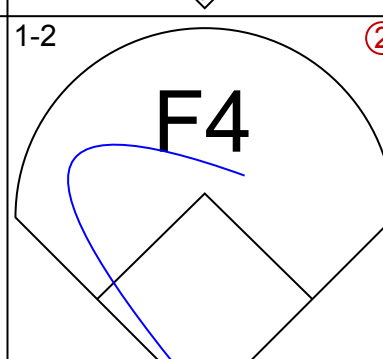
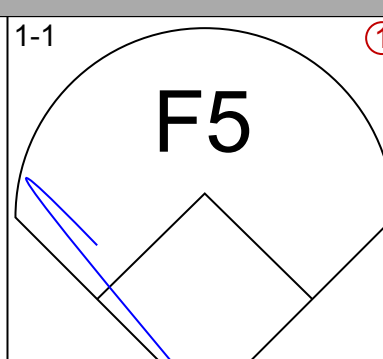
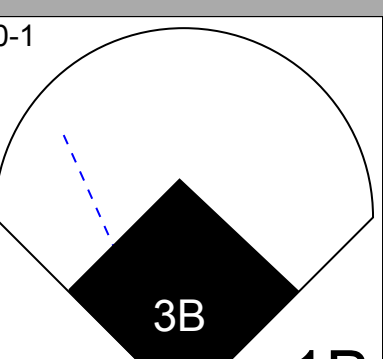
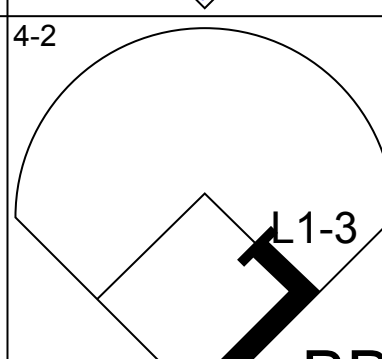
Tampa Bay Devil Rays @ Texas Rangers
The Ballpark at Arlington, Arlington, TX
Thu Apr 23 1998, 4:33 AM EDT
Att: 33,319 - Sunny - 72 F

AB 33
R 5
H 8
RBI 5
BB 7
SO 4
LOB 14



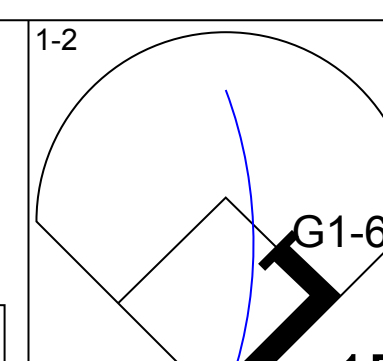
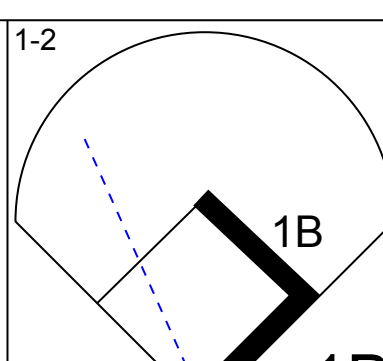
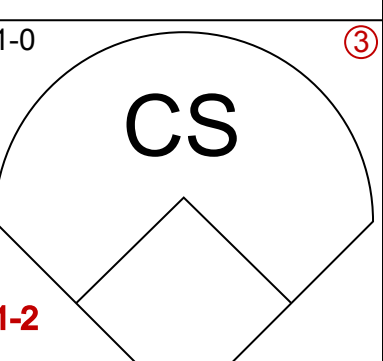
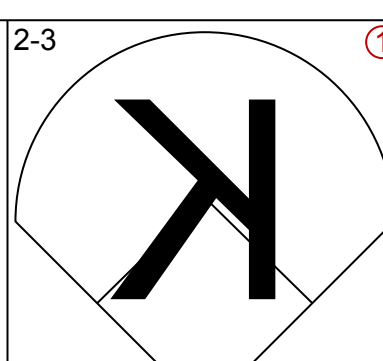
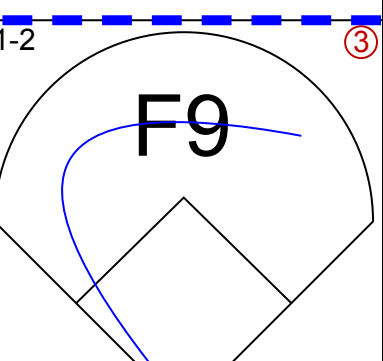
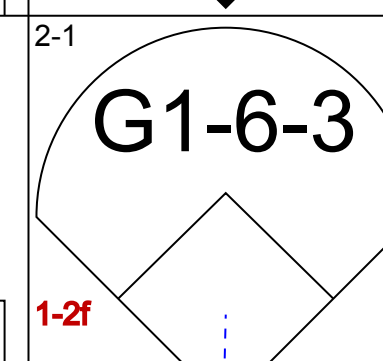
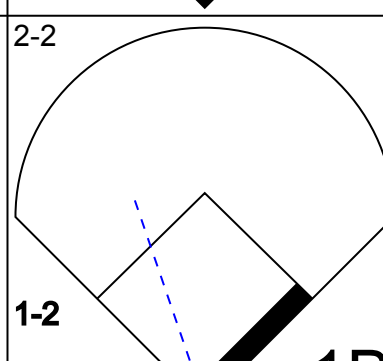
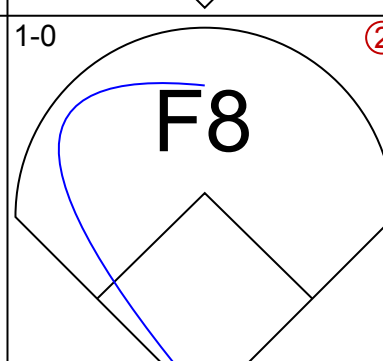
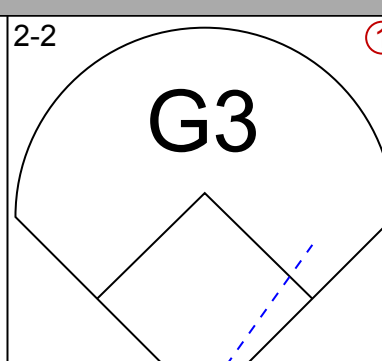
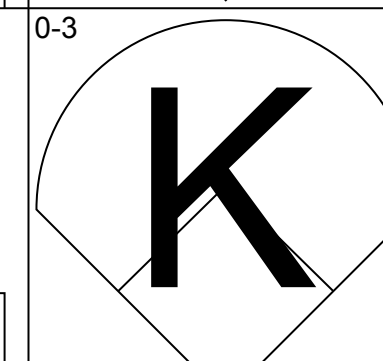
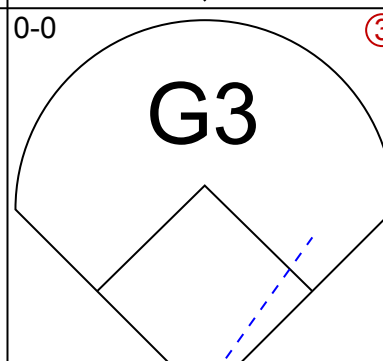
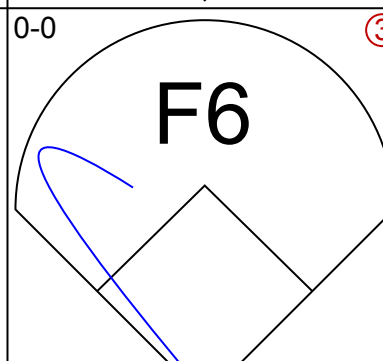
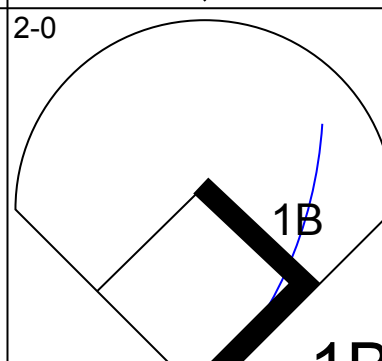
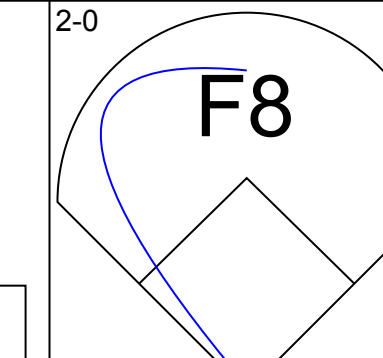
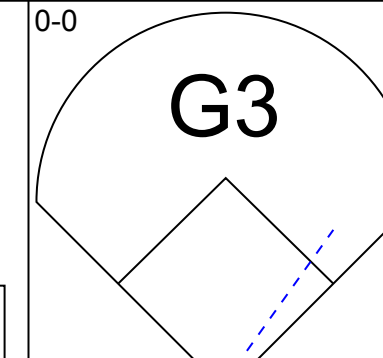
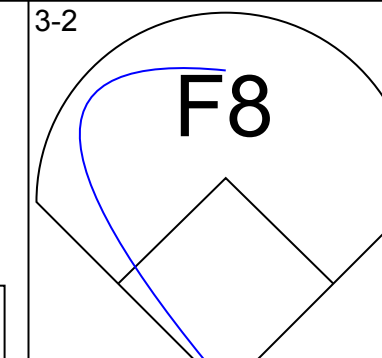
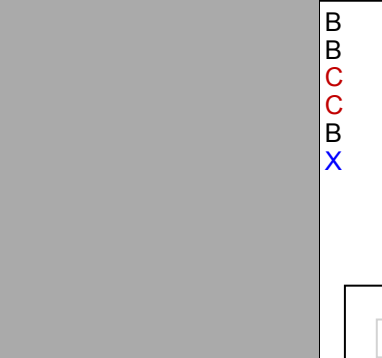
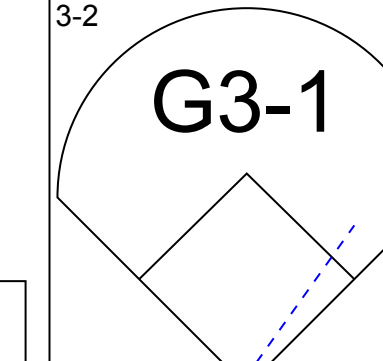
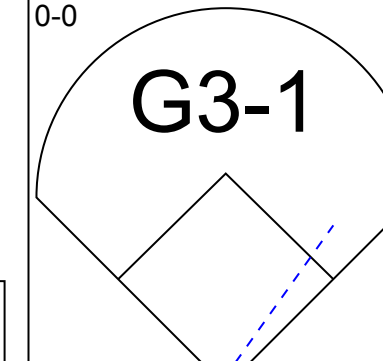
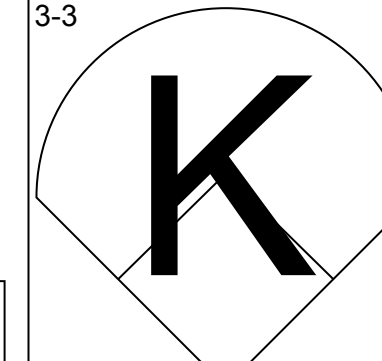

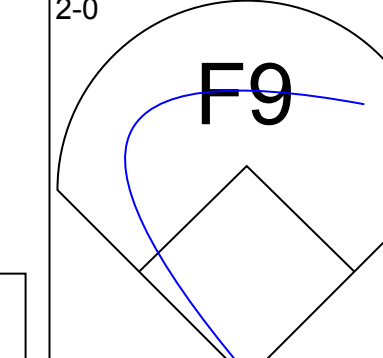
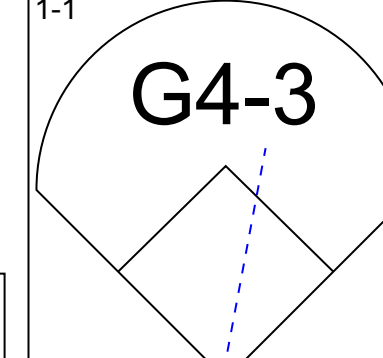
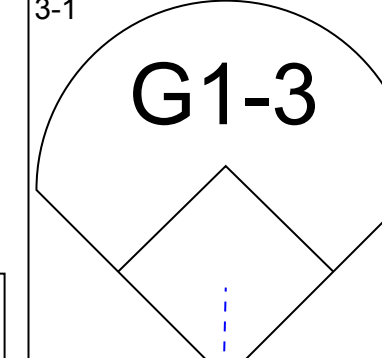

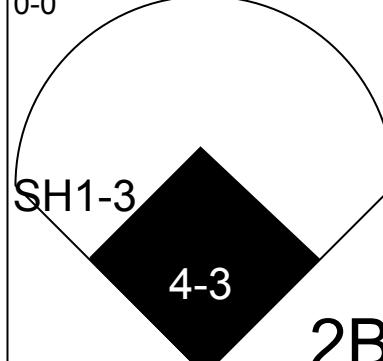
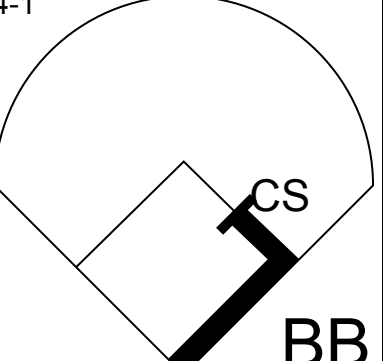
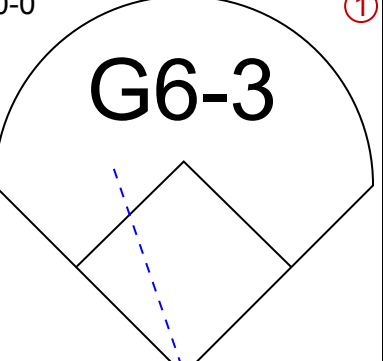
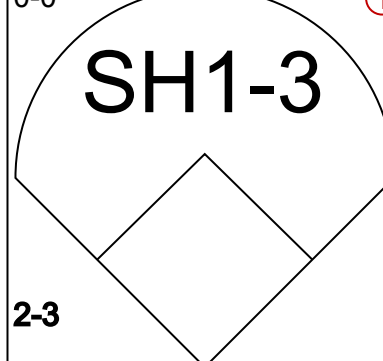
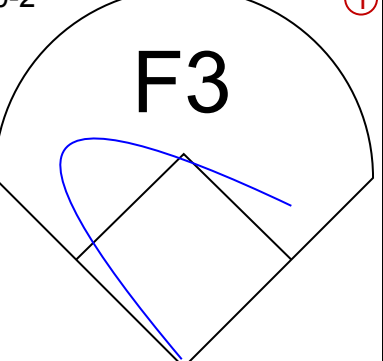
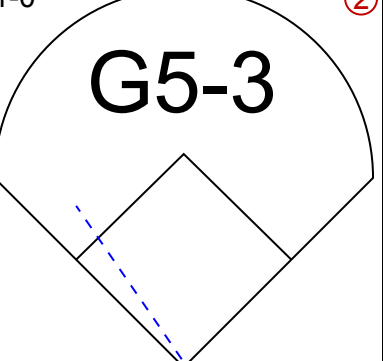
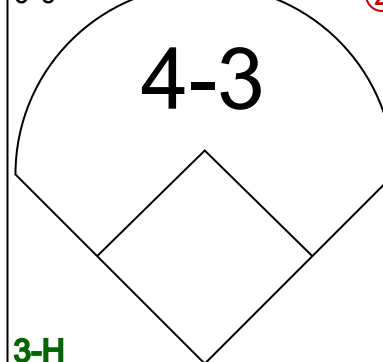
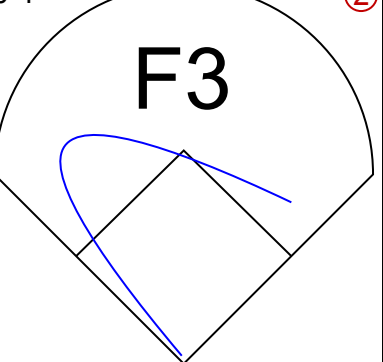
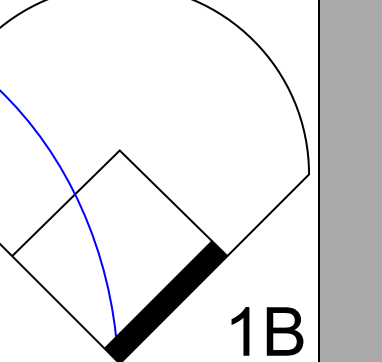
Batter	1	2	3	4	5	6	7	8	9	AB R H RBI BB SO LOB	TOP												
Darin Erstad, L (1, 3) OBP: 0.398, SLG: 0.635	0-1 2B	1-1 HBP	1-3 K		2-1 G3		2-2 L7		4-2 BB	4 1 2 2 1 1 4	Anaheim Angels @ Tampa Bay Devil Rays Tropicana Field, St. Petersburg, FL Fri Apr 24 1998, 7:05 PM EDT Att: 27,767 - Dome - 72 F livebaseballscorecards.com												
Jim Edmonds, L (1, 8) OBP: 0.397, SLG: 0.419	1-1 G6-3 16 WP 1B	4-2 G6-4-3 BB	1-1 G3		3-2 G3		1-0 G4-3		1-3 K	5 1 1 2 1 1 5													
Dave Hollins, S (1, 5) OBP: 0.291, SLG: 0.300	0-3 K	0-3 K			0-1 G4-3		1-0 L4			4 0 0 0 0 2 5													
Cecil Fielder, R (1, 10) OBP: 0.313, SLG: 0.261	4-0 16 WP 1B BB	1-2 G6-4-3	0-0 FC5		2-2 G5-6-3		2-0 F4			4 1 0 0 1 0 7													
Phil Nevin, R (1, 2) OBP: 0.303, SLG: 0.583	0-0 G6-3		1-0 16 2B 1B		2-2 F8		3-1 F9		2-2 F8	5 1 1 0 0 0 2													
16 Garrett Anderson, L (1, 7) OBP: 0.309, SLG: 0.355	4-1 1B BB		1-1 1B 2B		0-3 K		1-1 L8		1-2 HR 1B	4 2 2 0 1 1 0													
Damon Mashore, R (1, 9) OBP: 0.381, SLG: 0.579	0-2 1-2 3-H 1B		3-2 1B 1B G3 HBP		2-0 G1-4-3		1-0 G4-3		2-2 1-H HR	4 2 2 3 0 0 0													
Norberto Martin, R (1, 4) OBP: 0.263, SLG: 0.298	3-2 L9		0-2 G3 1B 2-3 3-H 1B		1-2 1B 2B 1B		0-0 G1-3 1B		1-0 F7	5 1 3 1 0 0 2													
Gary Disarcina, R (1, 6) OBP: 0.316, SLG: 0.453		1-0 BB HBP HBP	0-0 FC5 G3 1B 1-2 2-3 3-H 1B		2-0 1-2 2B 1B		2-1 G1-3		0-0 L3	4 1 2 1 0 0 1													
Inning Stats	R: 3 E: 0 K: 1 S: 18	H: 3 LOB: 2 BB: 2 P: 30	R: 0 E: 0 K: 1 S: 10	H: 0 LOB: 2 BB: 1 P: 17	R: 3 E: 0 K: 1 S: 17	H: 4 LOB: 3 BB: 0 P: 25	R: 0 E: 0 K: 1 S: 7	H: 0 LOB: 0 BB: 0 P: 11	R: 2 E: 0 K: 0 S: 14	H: 3 LOB: 1 BB: 0 P: 24		R: 0 E: 0 K: 0 S: 5	H: 0 LOB: 0 BB: 0 P: 10	R: 0 E: 0 K: 0 S: 7	H: 1 LOB: 1 BB: 0 P: 12	R: 0 E: 0 K: 0 S: 5	H: 0 LOB: 0 BB: 0 P: 10	R: 2 E: 0 K: 1 S: 13	H: 2 LOB: 1 BB: 1 P: 22	1B: 8 2B: 4 3B: 0 HR: 1	SF: 0 SAC: 0 DP: 1 HBP: 4	WP: 1 PB: 0 CS: 0	PA: 47
PITCHER	IP WLS BF H R ER SO BB IBB HBP BLK WP HR S P ERA WHIP											PITCHER	IP WLS BF H R ER SO BB IBB HBP BLK WP HR S P ERA WHIP										
Wilson Alvarez, L (1, 1) ERA: 3.96	1.0 L	11 3	3 3	3 3	1 1	3 3	0 0	2 2	0 0	1 1	0 0	21 39	27.00 6.000										
Dan Carlson, R (2, 1) ERA: 8.1	3.0	16 6	5 5	5 3	0 0	0 0	2 2	0 0	0 0	0 0	0 0	35 51	15.00 2.000										
Albie Lopez, R (5, 1) ERA: 2.57	3.0	11 2	0 0	0 0	3 3	0 0	0 0	0 0	0 0	0 0	22 39	0.00 0.667											
Eddie Gaillard, R (8, 1) ERA: 5.4	1.0	3 2	0 2	0 2	0 1	0 1	0 0	0 0	0 0	0 0	5 13	0.00 3.000											
52 Ramon Tatis, L (9, 1) ERA: 27.0	1.0	6 2	2 2	2 2	1 1	1 0	0 0	0 0	0 0	1 1	13 22	18.00 3.000											

Batter	1	2	3	4	5	6	7	8	9	AB R H RBI BB SO LOB	BOTTOM												
Quinton McCracken, S (1, 8) OBP: 0.358, SLG: 0.447	1-3 K		1-2 FC5-4 PO 1B 1-2		2-1 G4-3			1-1 G1-6-3		4 0 0 0 0 1 2	Anaheim Angels @ Tampa Bay Devil Rays Tropicana Field, St. Petersburg, FL Fri Apr 24 1998, 7:05 PM EDT Att: 27,767 - Dome - 72 F livebaseballscorecards.com												
Miguel Cairo, R (1, 4) OBP: 0.338, SLG: 0.403	0-0 HR 1B		0-0 1-2 1B			2-1 F9		0-2 G1-3		4 1 2 0 0 0 1													
Jerome Walton, R (1, 9) OBP: 0.360, SLG: 0.480	1-3 K		2-0 F9			0-1 G4-6-3 1B		0-0 2B G4-3 1B		4 1 2 0 0 1 3													
Fred McGriff, L (1, 3) OBP: 0.404, SLG: 0.565	0-0 1-H HR		0-0 PO		1-1 F9		1-0 G4-6-3		1-3 K	4 1 2 2 0 1 2													
Bobby Smith, R (1, 5) OBP: 0.448, SLG: 0.642	0-0 F9				2-1 F9			1-1 G5-3		4 0 1 0 0 0 1													
Paul Sorrento, L (1, 10) OBP: 0.342, SLG: 0.415		2-3 K		4-2 G4-6-3 BB			0-0 G4-3		0-0 G4-3	3 0 0 1 1 1 1													
Mike Kelly, R (1, 7) OBP: 0.214, SLG: 0.643		1-1 F7		0-0 G4-6-3			0-0 G5-3		2-3 3-H G5-3	4 0 0 0 0 0 3													
John Flaherty, R (1, 2) OBP: 0.269, SLG: 0.277		1-1 G3				0-0 F7		0-1 L9		3 0 0 0 0 0 0													
Kevin Stoker, S (1, 6) OBP: 0.369, SLG: 0.414			1-2 FC5-4 HBP			2-3 K		2-2 G1-6-3 1B		2 0 1 0 0 1 0													
Inning Stats	R: 2 E: 0 K: 2 S: 10	H: 2 LOB: 0 BB: 0 P: 12	R: 0 E: 0 K: 1 S: 7	H: 0 LOB: 0 BB: 0 P: 11	R: 0 E: 0 K: 0 S: 8	H: 1 LOB: 1 BB: 0 P: 12	R: 0 E: 0 K: 0 S: 7	H: 1 LOB: 1 BB: 1 P: 14	R: 0 E: 0 K: 1 S: 6	H: 0 LOB: 0 BB: 0 P: 10		R: 0 E: 0 K: 0 S: 5	H: 1 LOB: 0 BB: 0 P: 8	R: 0 E: 0 K: 0 S: 4	H: 0 LOB: 0 BB: 0 P: 5	R: 0 E: 0 K: 0 S: 10	H: 1 LOB: 1 BB: 0 P: 13	R: 1 E: 0 K: 1 S: 9	H: 2 LOB: 1 BB: 0 P: 14	1B: 5 2B: 2 3B: 0 HR: 1	SF: 0 SAC: 0 DP: 2 HBP: 1	WP: 0 PB: 0 CS: 0	PA: 35
PITCHER	IP WLS BF H R ER SO BB IBB HBP BLK WP HR S P ERA WHIP											PITCHER	IP WLS BF H R ER SO BB IBB HBP BLK WP HR S P ERA WHIP										
Allen Watson, L (1, 1) ERA: 7.77	9.0 W	34 3	8 3	3 3	5 5	1 0	0 1	66 99	3.00 1.000														

Batter	1	2	3	4	5	6	7	8	9	AB R H RBI BB SO LOB	TOP											
Darin Erstad, L (1, 3) OBP: 0.388, SLG: 0.633										5 1 1 1 0 2 1	Anaheim Angels @ Tampa Bay Devil Rays Tropicana Field, St. Petersburg, FL Sat Apr 25 1998, 7:05 PM EDT Att: 33,395 - Dome - 72 F											
Dave Hollins, S (1, 5) OBP: 0.301, SLG: 0.342										3 2 1 1 1 0 1												
Jim Edmonds, L (1, 8) OBP: 0.392, SLG: 0.477										3 1 3 0 1 0 0												
Cecil Fielder, R (1, 10) OBP: 0.322, SLG: 0.288										4 1 2 3 0 1 2												
16 Garret Anderson, L (1, 7) OBP: 0.318, SLG: 0.400										4 1 2 2 0 0 1												
Frank Bolick, S (1, 9) OBP: 0.391, SLG: 0.474										3 0 1 0 1 0 0												
Damon Mashore, R (9, 9) OBP: 0.381, SLG: 0.579										0 0 0 0 0 0 0												
Matt Walbeck, S (1, 2) OBP: 0.327, SLG: 0.364										4 0 0 0 0 0 3												
Norberto Martin, R (1, 4) OBP: 0.246, SLG: 0.279										4 0 0 0 0 0 2												
Gary Disarcina, R (1, 6) OBP: 0.328, SLG: 0.446										3 1 1 0 1 0 0												
Inning Stats	R: 0 E: 0 K: 1 S: 6	H: 1 LOB: 1 BB: 0 P: 13	R: 0 E: 0 K: 0 S: 4	H: 0 LOB: 0 BB: 0 P: 6	R: 0 E: 0 K: 0 S: 7	H: 0 LOB: 0 BB: 0 P: 8	R: 1 E: 0 K: 0 S: 5	H: 2 LOB: 0 BB: 1 P: 12	R: 0 E: 0 K: 0 S: 9	H: 0 LOB: 0 BB: 0 P: 12	R: 1 E: 0 K: 2 S: 12	H: 2 LOB: 1 BB: 0 P: 18	R: 0 E: 0 K: 0 S: 7	H: 2 LOB: 1 BB: 0 P: 9	R: 5 E: 0 K: 0 S: 18	H: 4 LOB: 0 BB: 2 P: 32	R: 0 E: 0 K: 0 S: 8	H: 0 LOB: 0 BB: 1 P: 15	1B: 5 2B: 5 3B: 1 HR: 2	SF: 0 SAC: 0 DP: 4 HBP: 0	WP: 0 PB: 0 SB: 1 CS: 1	PA: 37
PITCHER	IP WLS BF H R ER SO BB IBB HBP BLK WP HR S P ERA WHIP											IP WLS BF H R ER SO BB IBB HBP BLK WP HR S P ERA WHIP										
Rolando Arrojo, R (1, 1) ERA: 5.4	7.0 L 28 9 4 4 3 1 0 0 0 0 1 56 85 5.14 1.429																					
Jim Mecir, R (8, 1) ERA: 2.38	1.0 6 2 3 3 0 1 1 0 0 0 1 12 25 27.00 3.000																					
Eddie Gaillard, R (9, 1) ERA: 4.91	0.1 2 0 0 0 0 1 0 0 0 0 0 5 9 0.00 3.000																					
52 Ramon Tatis, L (9, 1) ERA: 22.85	0.2 1 0 0 0 0 0 0 0 0 0 0 3 6 0.00 0.000																					

AB	33
R	7
H	11
RBI	7
BB	4
SO	3
LOB	10



Batter	1	2	3	4	5	6	7	8	9	AB R H RBI BB SO LOB	BOTTOM											
Quinton McCracken, S (1, 8) OBP: 0.364, SLG: 0.449										4 0 2 0 0 1 1	Anaheim Angels @ Tampa Bay Devil Rays Tropicana Field, St. Petersburg, FL Sat Apr 25 1998, 7:05 PM EDT Att: 33,395 - Dome - 72 F											
Dave Martinez, L (1, 9) OBP: 0.382, SLG: 0.379										4 0 1 0 0 0 1												
Rich Butler, L (1, 7) OBP: 0.344, SLG: 0.429										4 0 1 0 0 1 2												
Fred McGriff, L (1, 3) OBP: 0.398, SLG: 0.551										4 0 1 0 0 0 0												
Paul Sorrento, L (1, 10) OBP: 0.325, SLG: 0.391										4 0 0 0 0 2 2												
Bobby Smith, R (1, 5) OBP: 0.419, SLG: 0.596										4 0 0 0 0 1 2												
Kevin Stocker, S (1, 6) OBP: 0.382, SLG: 0.433										2 1 1 0 1 0 0												
Mike DiFelice, R (1, 2) OBP: 0.393, SLG: 0.692										2 0 0 0 0 0 1												
Aaron Ledesma, R (1, 4) OBP: 0.357, SLG: 0.440										3 0 1 1 0 0 1												
Inning Stats	R: 0 E: 0 K: 1 S: 8	H: 1 LOB: 0 BB: 0 P: 11	R: 0 E: 0 K: 0 S: 6	H: 0 LOB: 0 BB: 0 P: 13	R: 1 E: 0 K: 0 S: 10	H: 3 LOB: 2 BB: 0 P: 13	R: 0 E: 0 K: 0 S: 4	H: 0 LOB: 0 BB: 0 P: 5	R: 0 E: 0 K: 0 S: 6	H: 0 LOB: 0 BB: 1 P: 11		R: 0 E: 0 K: 1 S: 7	H: 0 LOB: 0 BB: 0 P: 10	R: 0 E: 0 K: 1 S: 8	H: 0 LOB: 0 BB: 0 P: 17	R: 0 E: 0 K: 0 S: 9	H: 1 LOB: 1 BB: 0 P: 12	R: 0 E: 0 K: 2 S: 13	H: 2 LOB: 2 BB: 0 P: 23	1B: 6 2B: 1 3B: 0 HR: 0	SF: 0 SAC: 1 DP: 1 HBP: 0	WP: 0 PB: 0 SB: 0 CS: 1
PITCHER	IP WLS BF H R ER SO BB IBB HBP BLK WP HR S P ERA WHIP											IP WLS BF H R ER SO BB IBB HBP BLK WP HR S P ERA WHIP										
Ken Hill, R (1, 1) ERA: 2.51	7.2 W 27 9 4 1 3 1 0 0 0 0 0 54 87 1.17 0.783																					
Mike Holtz, L (8, 1) ERA: 3.89	1.0 5 2 0 0 1 0 0 0 0 0 0 14 23 0.00 2.000																					
Rich DeLucia, R (9, 1) ERA: 2.79	0.1 1 0 0 0 1 0 0 0 0 0 0 3 5 0.00 0.000																					

AB	31
R	1
H	7
RBI	1
BB	1
SO	5
LOB	10



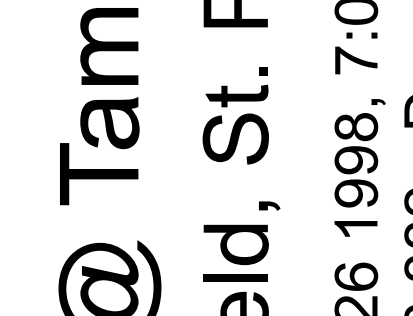
Batter	1	2	3	4	5	6	7	8	9	AB	R	H	RBI	BB	SO	LOB	TOP			
Darin Erstad, L OBP: 0.398, SLG: 0.638	1-1 1B E	4-2 BB			1-0 G1-3		1-0 2B		1-0 G6-3	4	0	2	0	1	0	0	Anaheim Angels @ Tampa Bay Devil Rays Tropicana Field, St. Petersburg, FL Sun Apr 26 1998, 7:05 PM EDT Att: 26,882 - Dome - 72 F			
Dave Hollins, S OBP: 0.291, SLG: 0.329	0-0 SH 1B	2-0 F9			0-1 G6-3		0-0 F7			3	0	0	0	0	0	3				
Jim Edmonds, L OBP: 0.397, SLG: 0.515	2-3 K		0-0 HR		1-1 F9		4-0 IBB			3	1	1	1	1	1	2				
Cecil Fielder, R OBP: 0.330, SLG: 0.312	1-0 1B		2-1 L4		1-0 1B 2B		1-3 K			4	1	2	0	0	1	2				
16 Garret Anderson, L OBP: 0.303, SLG: 0.381	0-2 P3		0-2 F5		0-0 F7			0-0 F8		4	0	0	0	0	0	4				
Phil Nevin, R OBP: 0.318, SLG: 0.525	3-3 K		1-0 G5-3		0-0 G5-3			3-2 F9		4	0	0	0	0	1	4				
Damon Mashore, R OBP: 0.400, SLG: 0.545		4-2 S BB		1-2 F8		1-0 2H 1B		2-2 F7		3	0	1	1	1	0	0				
Carlos Garcia, R OBP: 0.259, SLG: 0.208		1-0 F9		0-0 F9		2-2 L6		0-3 K		4	0	0	0	0	1	2				
Gary Disarcina, R OBP: 0.308, SLG: 0.417		0-3 K		2-1 F4			0-2 F8		0-0 G5-3	4	0	0	0	0	1	1				
Inning Stats	R: 0 E: 1 K: 2 S: 15	H: 2 LOB: 3 BB: 0 P: 22	R: 0 E: 0 K: 10 S: 10	H: 0 LOB: 2 BB: 20 P: 20	R: 1 E: 0 K: 0 S: 7	H: 1 LOB: 0 BB: 0 P: 10	R: 0 E: 0 K: 0 S: 6	H: 0 LOB: 0 BB: 0 P: 9	R: 0 E: 0 K: 0 S: 5	H: 0 LOB: 1 BB: 0 P: 11	R: 0 E: 0 K: 1 S: 9	H: 1 LOB: 2 BB: 1 P: 15	R: 0 E: 0 K: 0 S: 7	H: 0 LOB: 0 BB: 0 P: 12	R: 0 E: 0 K: 1 S: 5	H: 0 LOB: 0 BB: 6 P: 6	1B: 3 2B: 2 3B: 0 HR: 1	SF: 0 SAC: 1 DP: 0 HBP: 0	WP: 0 PB: 0 SB: 1 CS: 1	PA: 37
PITCHER	IP WLS BF H R ER SO BB IBB HBP BLK WP HR S P ERA WHIP	IP WLS BF H R ER SO BB IBB HBP BLK WP HR S P ERA WHIP																		
Dennis Springer, R ERA: 3.99	(1, 1)	7.0	L	31	6	2	2	4	2	1	0	0	0	0	1	59	94	2.57	1.143	
Esteban Yan, R ERA: 3.69	(8, 1)	1.0		3	0	0	0	0	0	0	0	0	0	0	0	7	12	0.00	0.000	
Roberto Hernandez, R ERA: 3.6	(9, 1)	1.0		3	0	0	0	1	0	0	0	0	0	0	5	6	0.00	0.000		

Batter	1	2	3	4	5	6	7	8	9	AB	R	H	RBI	BB	SO	LOB	BOTTOM			
Quinton McCracken, S OBP: 0.356, SLG: 0.447	3-2 SH1-4 1B 2B	0-0 G4-3			1-3 K		1-3 K		3-3 K	5	1	1	0	0	3	0	Anaheim Angels @ Tampa Bay Devil Rays Tropicana Field, St. Petersburg, FL Sun Apr 26 1998, 7:05 PM EDT Att: 26,882 - Dome - 72 F			
Miguel Cairo, R OBP: 0.352, SLG: 0.406	2-1 SH1-4		0-0 CS 1B		4-2 E 1B BB		2-2 F9			2	0	1	0	1	0	0				
Dave Martinez, L OBP: 0.413, SLG: 0.406	4-1 WP 1B BB		3-1 G6-3 1B		1-2 E8 1B		0-1 1B			3	0	3	0	1	0	0				
Fred McGriff, L OBP: 0.402, SLG: 0.543	0-0 WP 1B		1-1 G6-3		4-0 BB		1-1 L7			3	0	1	1	1	0	2				
Paul Sorrento, L OBP: 0.313, SLG: 0.375	1-3 K		0-0 L8		1-2 L8			1-0 G5-3		3	0	0	0	0	1	4				
Jerome Walton, R OBP: 0.346, SLG: 0.462								0-3 K		1	0	0	0	0	0	0				
Bobby Smith, R OBP: 0.439, SLG: 0.586	4-0 FC6 BB		4-2 FC4-6 BB		1-0 G4-6-3 1B HBP			0-3 K		1	0	0	0	2	1	0				
Rich Butler, L OBP: 0.353, SLG: 0.424	0-2 FC6		4-1 FC4-6 BB		0-0 G4-6-3 1B			2-3 K		3	0	1	0	1	1	3				
Mike DiFelice, R OBP: 0.355, SLG: 0.621		2-2 F8		0-0 FC4-6 FC6-4		2-1 G4-6-3		1-1 F7		3	0	0	0	0	0	4				
Mike Kelly, R OBP: 0.200, SLG: 0.600			1-2 2-3							1	0	0	0	0	0	0				
Kevin Stocker, S OBP: 0.361, SLG: 0.406		3-1 P6		0-0 FC6-4		2-2 G4-3			3-2 F8	4	0	0	0	0	0	3				
Inning Stats	R: 1 E: 0 K: 1 S: 17	H: 2 LOB: 3 BB: 2 P: 31	R: 0 E: 0 K: 0 S: 6	H: 0 LOB: 0 BB: 0 P: 11	R: 0 E: 0 K: 0 S: 5	H: 2 LOB: 0 BB: 0 P: 9	R: 0 E: 0 K: 0 S: 6	H: 0 LOB: 2 BB: 2 P: 14	R: 0 E: 1 K: 1 S: 11	H: 1 LOB: 1 BB: 0 P: 11	R: 0 E: 0 K: 1 S: 11	H: 1 LOB: 1 BB: 0 P: 15	R: 0 E: 0 K: 2 S: 8	H: 0 LOB: 0 BB: 0 P: 11	R: 0 E: 0 K: 1 S: 8	H: 0 LOB: 0 BB: 0 P: 15	1B: 6 2B: 1 3B: 0 HR: 0	SF: 0 SAC: 1 DP: 2 HBP: 1	WP: 1 PB: 0 SB: 0 CS: 1	PA: 37
PITCHER	IP WLS BF H R ER SO BB IBB HBP BLK WP HR S P ERA WHIP	IP WLS BF H R ER SO BB IBB HBP BLK WP HR S P ERA WHIP																		
Jack McDowell, R ERA: 4.06	(1, 1)	3.0		13	4	1	1	1	2	0	0	0	0	0	0	28	51	3.00	2.000	
Omar Olivares, R ERA: 3.09	(4, 1)	3.2	W	17	3	0	0	2	4	0	1	0	0	0	32	59	0.00	1.909		
Rich Robertson, L ERA: 4.5	(7, 1)	0.1		1	0	0	0	0	0	0	0	0	0	0	2	3	0.00	0.000		
Mike James, R ERA: 1.74	(8, 1)	1.0		3	0	0	0	2	0	0	0	0	0	0	8	11	0.00	0.000		
Troy Paroval, R ERA: 4.0	(9, 1)	1.0	S	3	0	0	0	1	0	0	0	0	0	0	8	15	0.00	0.000		

AB 33
R 2
H 6
RBI 2
BB 3
SO 5
LOB 18





AB 29
R 1
H 7
RBI 1
BB 6
SO 6
LOB 16



Batter	1	2	3	4	5	6	7	8	9	AB	R	H	RBI	BB	SO	LOB	TOP								
Rickey Henderson, R OBP: 0.350, SLG: 0.299 (1, 7)	P6					F8-3				2	2	0	0	3	0	1	Oakland Athletics @ Tampa Bay Devil Rays Tropicana Field, St. Petersburg, FL Mon Apr 27 1998, 7:05 PM EDT Att: 22,013 - Dome - 72 F livebaseballscorecards.com								
Kurt Abbott, R OBP: 0.378, SLG: 0.452 (1, 6) (9, 5)	K		K				F9		P6	5	1	1	1	0	2	5									
Ben Grieve, L OBP: 0.371, SLG: 0.396 (1, 9)	G4-3		F7							2	1	0	0	3	0	3									
Kevin Mitchell, R OBP: 0.300, SLG: 0.250 (1, 10)		G4-3			K					5	1	2	3	0	1	1									
Jason Giambi, L OBP: 0.394, SLG: 0.518 Rafael Bourquard, R OBP: 0.300, SLG: 0.375 (1, 3) (9, PR) (9, 6)	F7				K					4	0	2	2	1	1	0									
Mike Blowers, R OBP: 0.281, SLG: 0.220 Dave Magadan, L OBP: 0.329, SLG: 0.433 (1, 5) (5, PH) (5, 5) (9, 3)	K									1	0	0	0	1	1	0									
Scott Spiezio, S OBP: 0.329, SLG: 0.368 (1, 4)										2	0	0	1	0	0	4									
Mike Macfarlane, R OBP: 0.324, SLG: 0.300 (1, 2)										4	0	1	0	0	0	3									
Ryan Christenson, R OBP: 0.346, SLG: 0.375 Matt Stairs, L OBP: 0.352, SLG: 0.548 Jack Voigt, R OBP: 0.200, SLG: 0.059 (1, 8) (9, PH) (9, PR) (9, 8)										3	0	1	0	0	1	3									
Inning Stats	R: 0 E: 0 K: 1 S: 10	H: 0 LOB: 0 BB: 0 P: 16	R: 0 E: 0 K: 1 S: 8	H: 0 LOB: 0 BB: 0 P: 12	R: 0 E: 0 K: 2 S: 17	H: 1 LOB: 3 BB: 2 P: 30	R: 0 E: 0 K: 2 S: 8	H: 0 LOB: 1 BB: 1 P: 15	R: 5 E: 0 K: 1 S: 21	H: 4 LOB: 1 BB: 2 P: 35	R: 0 E: 0 K: 0 S: 4	H: 1 LOB: 0 BB: 0 P: 4	R: 0 E: 0 K: 0 S: 5	H: 0 LOB: 0 BB: 1 P: 10	R: 0 E: 0 K: 0 S: 8	H: 1 LOB: 0 BB: 0 P: 12		R: 2 E: 0 K: 0 S: 17	H: 1 LOB: 3 BB: 4 P: 36	1B: 8 2B: 1 3B: 0 HR: 0	SF: 1 SAC: 0 DP: 3 HBP: 0	WP: 0 PB: 0 CS: 0	PA: 42		
PITCHER	IP	WLS	BF	H	R	ER	SO	BB	IBB	HBP	BLK	WP	HR	S	P	ERA	WHIP								
Tony Saunders, L ERA: 5.02 Albie Lopez, R ERA: 2.16 Jim Mecir, R ERA: 2.19 Roberto Hernandez, R ERA: 5.06 52 Ramon Tatis, L ERA: 21.21 (1, 1) (5, 1) (8, 1) (9, 1) (9, 1)	4.1		23	5	5	5	7	5	0	0	0	0	0	60	102	10.38	2.308								

Batter	1	2	3	4	5	6	7	8	9	AB	R	H	RBI	BB	SO	LOB	BOTTOM								
Quinton McCracken, S OBP: 0.358, SLG: 0.444 (1, 8)	B1									5	0	2	0	0	1	0	Oakland Athletics @ Tampa Bay Devil Rays Tropicana Field, St. Petersburg, FL Mon Apr 27 1998, 7:05 PM EDT Att: 22,013 - Dome - 72 F livebaseballscorecards.com								
Miguel Cairo, R OBP: 0.360, SLG: 0.444 (1, 4)	G4-3									3	2	1	1	1	1	1									
Dave Martinez, L OBP: 0.412, SLG: 0.389 (1, 9)	HR									3	2	0	0	2	1	3									
Fred McGriff, L OBP: 0.425, SLG: 0.617 (1, 3)	HR									2	2	2	5	2	0	0									
Paul Sorrento, L OBP: 0.310, SLG: 0.382 (1, 10)	G3									4	0	1	0	0	1	3									
Bobby Smith, R OBP: 0.414, SLG: 0.548 (1, 5)		G6-3								4	0	0	0	0	1	2									
Rich Butler, L OBP: 0.333, SLG: 0.397 (1, 7)		G3-1								4	0	0	0	0	1	2									
John Flaherty, R OBP: 0.250, SLG: 0.255 (1, 2)		F7								4	0	0	0	0	0	2									
Kevin Stocker, S OBP: 0.342, SLG: 0.382 (1, 6)										4	0	0	0	0	0	0									
Inning Stats	R: 2 E: 0 K: 0 S: 9	H: 1 LOB: 0 BB: 1 P: 17	R: 0 E: 0 K: 0 S: 6	H: 0 LOB: 0 BB: 0 P: 9	R: 3 E: 0 K: 1 S: 14	H: 1 LOB: 0 BB: 2 P: 29	R: 0 E: 0 K: 1 S: 7	H: 0 LOB: 0 BB: 0 P: 11	R: 1 E: 0 K: 2 S: 8	H: 1 LOB: 0 BB: 0 P: 9	R: 0 E: 0 K: 0 S: 8	H: 1 LOB: 2 BB: 1 P: 15	R: 0 E: 1 K: 0 S: 9	H: 1 LOB: 3 BB: 1 P: 20	R: 0 E: 0 K: 1 S: 7	H: 0 LOB: 0 BB: 0 P: 9		R: 0 E: 0 K: 1 S: 9	H: 1 LOB: 1 BB: 0 P: 9	1B: 2 2B: 1 3B: 0 HR: 3	SF: 0 SAC: 1 DP: 0 HBP: 0	WP: 0 PB: 0 CS: 0	PA: 39		
PITCHER	IP	WLS	BF	H	R	ER	SO	BB	IBB	HBP	BLK	WP	HR	S	P	ERA	WHIP								
Mike Oquist, R ERA: 4.15 Mike Mohler, L ERA: 3.19 T.J. Mathews, R ERA: 5.23 Billy Taylor, R ERA: 4.91 (1, 1) (6, 1) (8, 1) (9, 1)	5.0		21	3	6	6	4	3	0	0	0	0	0	17	35	0.00	1.500								



Batter	1	2	3	4	5	6	7	8	9	AB	R	H	RBI	BB	SO	LOB	TOP										
Rickey Henderson, R OBP: 0.352, SLG: 0.330	2-3 K		4-0 1B 2B S BB	2-1 HR		1-2 L5			3-2 G5-3	4	2	1	1	1	1	0	Oakland Athletics @ Tampa Bay Devil Rays Tropicana Field, St. Petersburg, FL Tue Apr 28 1998, 3:33 AM EDT Att: 22,847 - Dome - 72 F AB 36 R 4 H 9 RBI 4 BB 3 SO 8 LOB 14 										
Dave Magadan, L OBP: 0.440, SLG: 0.446	3-2 1B		2-1 2B G6-3 1B	3-2 F8		1-1 F7			1-1 1B	5	1	3	0	0	0	0											
Mike Blowers, R OBP: 0.261, SLG: 0.220										0	0	0	0	0	0	0											
Ben Grieve, L OBP: 0.373, SLG: 0.396	1-1 1B		0-3 K	0-2 1B			2-2 G4-3		1-0 G4-3	5	0	2	0	0	1	3											
Matt Stairs, L OBP: 0.385, SLG: 0.545	2-2 F7		0-0 1-3 3-H 2B	0-3 K			3-3 K			4	0	1	1	0	2	3											
Jason Giambi, L OBP: 0.388, SLG: 0.500	4-1 1-2 BB		0-1 G6-3		1-1 F8		1-0 F8			3	0	0	1	1	0	1											
A.J. Hinch, R OBP: 0.356, SLG: 0.470	2-3 K		3-4 4-0 BB		1-1 F8 2B			2-3 K		3	0	1	0	1	2	3											
Scott Spiezio, S OBP: 0.315, SLG: 0.350		1-1 L3	1-0 P5		2-1 F8			1-1 F7		4	0	0	0	0	0	3											
Rafael Bourimigal, R OBP: 0.278, SLG: 0.346		2-1 P4		0-1 P4	1-0 G5-3			0-3 K		4	0	0	0	0	1	1											
Ryan Christenson, R OBP: 0.333, SLG: 0.464			0-3 K	1-0 HR		0-1 F8			0-0 G1-3	4	1	1	1	0	1	0											
Inning Stats	R: 0 H: 2 E: 0 K: 2 S: 20	H: 0 R: 4 ER: 0 LOB: 0 BB: 1 P: 34	R: 0 H: 0 E: 0 K: 1 S: 7	H: 0 R: 0 ER: 0 LOB: 0 BB: 0 P: 10	R: 2 H: 2 E: 0 K: 1 S: 9	H: 2 R: 0 ER: 0 LOB: 2 BB: 2 P: 20	R: 2 H: 3 E: 0 K: 1 S: 14	H: 1 R: 0 ER: 0 LOB: 1 BB: 0 P: 12	R: 0 H: 0 E: 0 K: 0 S: 7	H: 0 R: 0 ER: 0 LOB: 0 BB: 0 P: 9	R: 0 H: 0 E: 0 K: 1 S: 8	H: 0 R: 0 ER: 0 LOB: 0 BB: 0 P: 14	R: 0 H: 0 E: 0 K: 2 S: 8	H: 0 R: 0 ER: 0 LOB: 0 BB: 0 P: 11	R: 0 H: 1 E: 0 K: 0 S: 7	H: 1 R: 0 ER: 0 LOB: 1 BB: 0 P: 12	1B: 5 2B: 2 3B: 0 HR: 2	SF: 0 SAC: 0 DP: 0 HBP: 0	WP: 0 PB: 0 SB: 1 CS: 0	PA: 39							
PITCHER	IP	WLS	BF	H	R	ER	SO	BB	IBB	HBP	BLK	WP	HR	S	P	ERA	WHIP										
Jason Johnson, R ERA: 5.59	4.1	L	24	8	4	4	5	3	0	0	0	0	2	54	90	8.31	2.538										
Eddie Gaillard, R ERA: 3.39	1.2		5	0	0	0	0	0	0	0	0	0	0	10	15	0.00	0.000										
52 Ramon Tatis, L ERA: 17.47	1.0		3	0	0	0	1	0	0	0	0	0	0	8	14	0.00	0.000										
Esteban Yan, R ERA:	2.0		7	1	0	0	2	0	0	0	0	0	0	15	23	0.00	0.500										
Batter	1	2	3	4	5	6	7	8	9	AB	R	H	RBI	BB	SO	LOB	BOTTOM										
Quinton McCracken, S OBP: 0.354, SLG: 0.432	1-1 G3		2-3 K		2-2 G3		4-1 1-2 2-3 BB			3	0	0	0	1	1	0	Oakland Athletics @ Tampa Bay Devil Rays Tropicana Field, St. Petersburg, FL Tue Apr 28 1998, 3:33 AM EDT Att: 22,847 - Dome - 72 F AB 31 R 3 H 6 RBI 2 BB 4 SO 4 LOB 14 										
Miguel Cairo, R OBP: 0.342, SLG: 0.421	1-2 E5 F9 2B WP		2-2 G5-3		1-1 G5-3		0-1 P3			4	1	0	0	0	0	3											
Dave Martinez, L OBP: 0.398, SLG: 0.373	1-2 F9		3-2 G4-3			0-0 G4-3	3-2 L7			3	0	0	0	0	0	1											
Jerome Walton, R OBP: 0.333, SLG: 0.444	1-3 1-3 3-H 2B									1	0	0	0	0	0	3											
Fred McGriff, L OBP: 0.436, SLG: 0.649	4-1 2B BB				0-0 HR		2-3 K		1-1 FC5-4 1B	3	1	2	1	1	1	0											
Mike Kelly, R OBP: 0.316, SLG: 0.737	0-1 1-3 3-H 2B			1-0 G4-3 CS 2B		0-0 1B		2-0 FC5-4 G5-4-3		4	1	3	1	0	0	1											
Paul Sorrento, L OBP: 0.297, SLG: 0.363	1-1 G5-3			3-0 G4-3		1-2 G4-3		0-0 G5-4-3		4	0	0	0	0	0	5											
Bobby Smith, R OBP: 0.419, SLG: 0.538		0-1 F9		4-2 CS BB 1B			2-1 BB SH1-4 1B		1-3 K	3	0	1	0	1	1	0											
John Flaherty, R OBP: 0.241, SLG: 0.245		0-1 L8		3-2 P6			0-0 SH1-4		1-2 P8	2	0	0	0	0	0	1											
Rich Butler, L OBP: 0.329, SLG: 0.391				1-2 3-H			1-2			1	0	0	0	0	0	0											
Kevin Stocker, S OBP: 0.338, SLG: 0.366		0-0 L7			1-2 F7		4-1 BB BB		1-3 K	3	0	0	0	1	1	0											
Inning Stats	R: 1 H: 1 E: 1 K: 0 S: 14	H: 0 R: 0 ER: 0 LOB: 0 BB: 0 P: 5	R: 0 H: 0 E: 0 K: 1 S: 10	H: 0 R: 0 ER: 0 LOB: 0 BB: 0 P: 17	R: 2 H: 2 E: 0 K: 0 S: 10	H: 2 R: 0 ER: 0 LOB: 0 BB: 1 P: 21	R: 0 H: 0 E: 0 K: 0 S: 9	H: 1 R: 0 ER: 0 LOB: 1 BB: 0 P: 12	R: 0 H: 1 E: 0 K: 0 S: 10	H: 1 R: 0 ER: 0 LOB: 3 BB: 2 P: 23	R: 0 H: 1 E: 0 K: 0 S: 4	H: 0 R: 0 ER: 0 LOB: 0 BB: 0 P: 7	R: 0 H: 0 E: 0 K: 2 S: 10	H: 0 R: 0 ER: 0 LOB: 0 BB: 0 P: 13	1B: 3 2B: 2 3B: 0 HR: 1	SF: 0 SAC: 1 DP: 1 HBP: 0	WP: 1 PB: 0 SB: 0 CS: 2	PA: 36									
PITCHER	IP	WLS	BF	H	R	ER	SO	BB	IBB	HBP	BLK	WP	HR	S	P	ERA	WHIP										
Dave Telgheder, R ERA: 5.4	3.1		16	3	3	2	1	2	0	0	0	0	0	22	32	0.00	0.375										
Aaron Small, R ERA: 6.17	2.2	W	8	1	0	0	1	0	0	0	0	0	0	7	17	0.00	4.500										
T.J. Mathews, R ERA: 4.91	0.2		5	1	0	0	0	2	0	0	0	0	0	5	9	0.00	3.000										
Buddy Groom, L ERA: 1.5	0.1		2	1	0	0	0	0	0	0	0	0	0	5	9	0.00	3.000										
Billy Taylor, R ERA: 4.15	2.0	S	5	0	0	0	2	0	0	0	0	0	0	12	17	0.00	0.000										

Batter	1	2	3	4	5	6	7	8	9	AB	R	H	RBI	BB	SO	LOB	TOP			
Dave Martinez, L OBP: 0.402, SLG: 0.392 John Flaherty, R OBP: 0.241, SLG: 0.245	3-2 FC6-4 1B		1-0 F8			2-1 G6-3		2-2		4	0	2	0	0	0	0	Tampa Bay Devil Rays @ Minnesota Twins Hubert H. Humphrey Metrodome, Minneapolis, MN Wed Apr 29 1998, 8:05 PM EDT Alt: 8,964 - Dome - 72 F livebaseballscorecards.com			
Miguel Cairo, R OBP: 0.325, SLG: 0.400	1-1 FC6-4 G4-3 1B 1-2		1-0 G1-3			2-3 K		2-0 L9		4	0	0	0	0	1	2				
Rich Butler, L OBP: 0.338, SLG: 0.397	1-1 G4-3 1B 1-2			0-1 S 1B		1-3 K			0-1 G5-3	4	0	2	0	0	1	0				
Fred McGriff, L OBP: 0.421, SLG: 0.624	0-0 G4-3 1-2 2-3			1-3 K			0-3 K		0-1 P6	4	0	0	0	0	2	3				
Mike Kelly, R OBP: 0.304, SLG: 0.652	2-3 K			0-2 P3 1-2			1-1 S 1B		1-3 K	4	0	1	0	0	2	3				
Paul Sorrento, L OBP: 0.287, SLG: 0.349		3-2 F7		0-0 G1-3			2-0 F9			3	0	0	0	0	0	2				
Bobby Smith, R OBP: 0.403, SLG: 0.515	0-0 E6 G6-4-3				2-2 G4-3		2-3 K 1-2			3	0	0	0	0	1	1				
Mike DiFelice, R OBP: 0.333, SLG: 0.551 Quinton McCracken, S OBP: 0.351, SLG: 0.429	1-1 G6-4-3 1-2				0-2 L6			1-3 K		2	0	0	0	0	0	1				
Kevin Stocker, S OBP: 0.325, SLG: 0.351			0-0 L5		1-3 K			2-3 K		3	0	0	0	0	2	0				
Inning Stats	R: 0 E: 0 K: 1 S: 11	H: 2 LOB: 2 BB: 0 P: 18	R: 0 E: 1 K: 0 S: 6	H: 0 LOB: 0 BB: 0 P: 10	R: 0 E: 0 K: 0 S: 3	H: 0 LOB: 0 BB: 0 P: 5	R: 0 E: 0 K: 1 S: 10	H: 1 LOB: 1 BB: 0 P: 11	R: 0 E: 0 K: 1 S: 8	H: 0 LOB: 0 BB: 0 P: 13	R: 0 E: 0 K: 2 S: 9	H: 1 LOB: 1 BB: 0 P: 14	R: 0 E: 0 K: 2 S: 11	H: 1 LOB: 1 BB: 0 P: 18	R: 0 E: 0 K: 1 S: 8	H: 0 LOB: 0 BB: 0 P: 9	1B: 4 2B: 1 3B: 0 HR: 0	SF: 0 SAC: 0 DP: 1 HBP: 0	WP: 0 PB: 0 CS: 2	PA: 32
PITCHER	IP WLS BF H R ER SO BB IBB HBP BLK WP HR S P ERA WHIP	8.0 W 29 5 0 0 9 0 0 0 0 0 0 69 103 0.00 0.625	1.0 S 3 0 0 0 1 0 0 0 0 0 0 8 9 0.00 0.000																	

Batter	1	2	3	4	5	6	7	8	9	AB	R	H	RBI	BB	SO	LOB	BOTTOM			
Tori Hunter, R OBP: 0.397, SLG: 0.407	2-3 K		1-0 G4-3 1-2			0-2 F8 1-2		4-2 WP 1B 1-2 BB		3	0	0	0	1	1	2	Tampa Bay Devil Rays @ Minnesota Twins Hubert H. Humphrey Metrodome, Minneapolis, MN Wed Apr 29 1998, 8:05 PM EDT Alt: 8,964 - Dome - 72 F livebaseballscorecards.com			
Matt Lawton, L OBP: 0.333, SLG: 0.364	3-1 P4			2-0 L8			4-0 1B SF7 BB	0-0 L5		3	1	0	0	1	0	2				
Paul Molitor, R OBP: 0.330, SLG: 0.510	1-1 1B			3-2 F7			0-0 1B 1-2 1B	0-0 WP 1B 1-2 2-H		4	0	3	1	0	0	0				
Ron Coomer, R OBP: 0.278, SLG: 0.444	0-1 F8			0-0 G6-3			2-1 FC6-4 1B 1-2 2-3	3-1 F9 1-2 2-3		4	0	1	0	0	0	3				
Alex Ochoa, R OBP: 0.384, SLG: 0.573		2-3 K			1-1 P3			0-0 P6		3	0	0	0	0	1	3				
David Ortiz, L OBP: 0.429, SLG: 0.410		2-1 G3-1			1-1 P6			2-1 SF7		2	0	0	1	0	0	0				
Terry Steinbach, R OBP: 0.159, SLG: 0.128		1-3 K			2-2 G6-3			3-H 0-0 FC6-4 1-2		3	0	0	0	0	1	2				
Brent Gates, S OBP: 0.374, SLG: 0.539			2-2 G5-3			1-0 L7		4-2 FC6-4 BB		2	0	0	0	1	0	0				
Pat Meares, R OBP: 0.374, SLG: 0.539			1-1 G4-3 1B			3-2 CS 1B		1-2 FC6-4 BB 1-2		3	1	2	0	0	0	1				
Inning Stats	R: 0 E: 0 K: 1 S: 10	H: 1 LOB: 1 BB: 0 P: 16	R: 0 E: 0 K: 2 S: 8	H: 0 LOB: 0 BB: 0 P: 13	R: 0 E: 0 K: 0 S: 8	H: 1 LOB: 0 BB: 0 P: 12	R: 0 E: 0 K: 0 S: 7	H: 0 LOB: 0 BB: 0 P: 12	R: 0 E: 0 K: 0 S: 8	H: 1 LOB: 0 BB: 0 P: 12	R: 1 E: 0 K: 0 S: 7	H: 2 LOB: 2 BB: 1 P: 15	R: 1 E: 0 K: 0 S: 13	H: 1 LOB: 2 BB: 2 P: 25	1B: 6 2B: 0 3B: 0 HR: 0	SF: 1 SAC: 0 DP: 1 HBP: 0	WP: 1 PB: 0 CS: 1	PA: 31		
PITCHER	IP WLS BF H R ER SO BB IBB HBP BLK WP HR S P ERA WHIP	7.1 L 28 5 2 2 3 3 0 0 0 0 0 1 1 0.00 1.091	0.1 1 0 0 0 0 0 0 0 0 0 0 0 1 1 0.00 0.000	0.1 2 1 0 0 0 0 0 0 0 0 1 0 3 6 0.00 3.000																

Batter	1	2	3	4	5	6	7	8	9	AB	R	H	RBI	BB	SO	LOB	TOP					
Quinton McCracken, S OBP: 0.359, SLG: 0.426	(1, 8) K		(1, 8) F7						(1, 8) SH2-3								3 0 1 0 1 1 0					
Miguel Cairo, R OBP: 0.310, SLG: 0.381	(1, 4) G3-1		(1, 4) G1-3						(1, 4) SH1-4								4 0 0 0 0 0 3					
Rich Butler, L OBP: 0.341, SLG: 0.389	(1, 7) F7		(1, 7) G3-1						(1, 7) L1								4 0 1 0 0 0 1					
Fred McGriff, L OBP: 0.412, SLG: 0.604									(1, 3) F7								5 1 1 0 0 1 4					
Mike Kelly, R OBP: 0.370, SLG: 0.692																	3 0 2 0 1 1 0					
Paul Sorrento, L OBP: 0.306, SLG: 0.360																	3 0 2 0 1 1 1					
Bobby Smith, R OBP: 0.407, SLG: 0.500																	2 0 0 0 2 1 4					
John Flaherty, R OBP: 0.242, SLG: 0.232																	3 0 0 0 1 0 6					
Kevin Stocker, S OBP: 0.333, SLG: 0.364																	3 1 1 0 1 2 4					
Inning Stats	R: 0 H: 0 E: 0 K: 1 S: 10	H: 0 LOB: 0 BB: 0 P: 17	R: 1 H: 2 E: 0 K: 1 S: 13	LOB: 2 BB: 2 P: 25	R: 0 H: 0 E: 0 K: 0 S: 10	H: 0 LOB: 0 BB: 0 P: 14	R: 0 H: 2 E: 0 K: 1 S: 12	H: 2 LOB: 2 BB: 0 P: 23	R: 1 H: 1 E: 0 K: 1 S: 14	H: 1 LOB: 1 BB: 2 P: 27	R: 0 H: 0 E: 0 K: 1 S: 8	H: 0 LOB: 1 BB: 2 P: 17	R: 0 H: 1 E: 0 K: 0 S: 10	H: 1 LOB: 2 BB: 0 P: 14	R: 0 H: 1 E: 0 K: 2 S: 11	H: 1 LOB: 2 BB: 1 P: 20	R: 0 H: 1 E: 0 K: 0 S: 9	H: 1 LOB: 1 BB: 0 P: 14	1B: 6 2B: 3 3B: 0 HR: 0	SF: 0 SAC: 2 DP: 3 HBP: 1	WP: 1 PB: 0 CS: 2	PA: 40
PITCHER	IP WLS BF H R ER SO BB IBB HBP BLK WP HR S P ERA WHIP																					
LaTroy Hawkins, R ERA: 5.57	(1, 1) 4.2 L 21 5 2 2 3 4 0 0 0 0 1 0 54 98 3.86 1.929																					
Greg Swindell, L ERA: 5.84	(5, 1) 2.1 10 1 0 0 2 2 0 1 0 0 0 23 39 0.00 1.286																					
Mike Trombley, R ERA: 0.79	(8, 1) 1.0 5 1 0 0 2 1 0 0 0 0 0 11 20 0.00 2.000																					
Eddie Guardado, L ERA: 2.84	(9, 1) 1.0 4 1 0 0 0 0 0 0 0 0 0 9 14 0.00 1.000																					

Tampa Bay Devil Rays @ Minnesota Twins
Hubert H. Humphrey Metrodome, Minneapolis, MN

AB 30
R 2
H 8
RBI 0
BB 7
SO 7
LOB 23



Thu Apr 30 1998, 4:33 AM EDT
Att. 8,860 - Dome - 72 F

Batter	1	2	3	4	5	6	7	8	9	AB	R	H	RBI	BB	SO	LOB	BOTTOM					
Matt Lawton, L OBP: 0.353, SLG: 0.388	(1, 7) G4-3		(1, 7) K						(1, 7) G6-3								4 0 0 0 0 1 0					
Todd Walker, L OBP: 0.408, SLG: 0.552	(1, 4) F7								(1, 4) G4-6-3								4 0 3 0 0 0 0					
Paul Moltor, R OBP: 0.322, SLG: 0.351	(1, 10) G1-3								(1, 10) G4-6-3								4 0 0 0 0 0 3					
David Ortiz, L OBP: 0.382, SLG: 0.558																	2 0 0 0 1 1 0					
Ron Coomer, R OBP: 0.321, SLG: 0.495																	3 0 0 0 0 1 1					
Orlando Merced, S OBP: 0.306, SLG: 0.478																	2 0 0 0 1 1 0					
Pat Meares, R OBP: 0.363, SLG: 0.522																	3 0 0 0 0 0 1					
Javier Valentin, S OBP: 0.235, SLG: 0.375																	3 0 0 0 0 1 0					
Chris Latham, S OBP: 0.235, SLG: 0.375																	3 0 0 0 0 0 0					
Inning Stats	R: 0 H: 0 E: 0 K: 0 S: 7	H: 0 LOB: 0 BB: 0 P: 12	R: 0 H: 0 E: 0 K: 0 S: 7	H: 0 LOB: 1 BB: 1 P: 13	R: 0 H: 0 E: 0 K: 1 S: 6	H: 0 LOB: 0 BB: 0 P: 12	R: 0 H: 1 E: 0 K: 0 S: 7	H: 1 LOB: 1 BB: 1 P: 14	R: 0 H: 0 E: 0 K: 1 S: 9	H: 0 LOB: 0 BB: 0 P: 13	R: 0 H: 1 E: 0 K: 0 S: 7	H: 1 LOB: 1 BB: 0 P: 12	R: 0 H: 0 E: 0 K: 2 S: 9	H: 0 LOB: 0 BB: 0 P: 14	R: 0 H: 0 E: 0 K: 1 S: 7	H: 0 LOB: 0 BB: 0 P: 10	R: 0 H: 1 E: 0 K: 0 S: 5	H: 1 LOB: 0 BB: 0 P: 6	1B: 2 2B: 1 3B: 0 HR: 0	SF: 0 SAC: 0 DP: 1 HBP: 0	WP: 0 PB: 0 CS: 1	PA: 30
PITCHER	IP WLS BF H R ER SO BB IBB HBP BLK WP HR S P ERA WHIP																					
Rolando Arrojo, R ERA: 4.1	(1, 1) 9.0 W 30 3 0 0 5 2 0 0 0 0 0 0 64 106 0.00 0.556																					

Tampa Bay Devil Rays @ Minnesota Twins
Hubert H. Humphrey Metrodome, Minneapolis, MN

AB 28
R 0
H 3
RBI 0
BB 2
SO 5
LOB 5



Thu Apr 30 1998, 4:33 AM EDT
Att. 8,860 - Dome - 72 F

Batter	1	2	3	4	5	6	7	8	9	AB	R	H	RBI	BB	SO	LOB	TOP			
Quinton McCracken, S OBP: 0.359, SLG: 0.450	G4-3		G3 2B	1B 3B		K		G4-6-3		5	1	2	1	0	1	1				
Dave Martinez, L OBP: 0.412, SLG: 0.390	F7		G3 BB	1B E IBB		F7			1B	3	1	1	0	2	0	0				
Mike Kelly, R OBP: 0.375, SLG: 0.645	P2		K	E9 2B 1B					K	5	1	2	1	0	2	3				
Paul Sorrento, L OBP: 0.301, SLG: 0.363		F7	G3	2B			K		P6	5	0	1	1	0	1	4				
Jerome Walton, R OBP: 0.344, SLG: 0.419		BB 1B		G5-3			K		K	4	0	1	0	1	2	3				
Bobby Smith, R OBP: 0.388, SLG: 0.473	K		L9		G6-3		P3			4	0	0	0	0	1	5				
Mike DiFelice, R OBP: 0.324, SLG: 0.543	BB 1B			K	G1-3			L7		4	0	1	0	0	1	0				
Kevin Stocker, S OBP: 0.352, SLG: 0.413				FC5-4 1B	L3			HR		3	1	2	1	1	0	0				
Miguel Cairo, R OBP: 0.308, SLG: 0.368	G4-3			FC5-4 3B		G6-3		G4-6-3 BB		3	1	0	0	1	0	4				
Inning Stats	R: 0 E: 0 K: 0 S: 7	H: 0 LOB: 0 BB: 0 P: 11	R: 0 E: 0 K: 1 S: 13	H: 2 LOB: 3 BB: 1 P: 21	R: 0 E: 0 K: 1 S: 13	H: 1 LOB: 3 BB: 2 P: 27	R: 4 E: 2 K: 1 S: 21	H: 4 LOB: 1 BB: 1 P: 33	R: 0 E: 0 K: 0 S: 5	H: 0 LOB: 0 BB: 0 P: 6	R: 0 E: 0 K: 2 S: 14	H: 1 LOB: 1 BB: 0 P: 21	R: 1 E: 0 K: 0 S: 11	H: 1 LOB: 0 BB: 1 P: 21	R: 0 E: 0 K: 2 S: 10	H: 1 LOB: 1 BB: 0 P: 15	1B: 6 2B: 2 3B: 1 HR: 1	SF: 0 SAC: 0 DP: 1 HBP: 0	WP: 0 PB: 0 SB: 1 CS: 0	PA: 41
PITCHER	IP	WLS	BF	H	R	ER	SO	BB	IBB	HBP	BLK	WP	HR	S	P	ERA	WHIP			
Bartolo Colon, R ERA: 3.44	7.0	W	33	8	4	3	6	3	1	0	0	0	0	79	128	3.86	1.571			
Eric Plunk, R ERA: 6.59	0.1		3	1	1	1	0	1	0	0	0	0	1	9	18	27.00	6.000			
Paul Assenmacher, L ERA: 6.1	0.2		2	1	0	0	0	0	0	0	0	0	0	4	5	0.00	1.500			
Michael Jackson, R ERA: 1.5	1.0	S	3	0	0	0	2	0	0	0	0	0	0	8	13	0.00	0.000			

Tampa Bay Devil Rays @ Cleveland Indians
 Jacobs Field, Cleveland, OH
 Fri May 01 1998, 7:05 PM EDT
 Att. 42,712 - Overcast - 65 F


AB 36
 R 5
 H 10
 RBI 4
 BB 5
 SO 8
 LOB 20



Batter	1	2	3	4	5	6	7	8	9	AB	R	H	RBI	BB	SO	LOB	BOTTOM		
Kenny Lofton, L OBP: 0.378, SLG: 0.404	CS 1B		S BB	G1-3				BB 1B		2	0	1	0	3	0	2			
Omar Vizquel, S OBP: 0.392, SLG: 0.352	BB		BB	PO 2B		F7		BB 1B		3	0	2	2	2	0	2			
David Justice, L OBP: 0.412, SLG: 0.667	G5-4-3 BB		G6-3	PO	F7		1B 1B	G6-2-3 BB		3	1	1	0	2	0	2			
Manny Ramirez, R OBP: 0.321, SLG: 0.510	G5-4-3			F9	K		BB 1B	G6-2-3		5	0	1	0	0	1	5			
Jim Thome, L OBP: 0.438, SLG: 0.591		P6		HR 1B	K		K		IBB	4	1	1	0	1	2	2			
Brian Giles, L OBP: 0.481, SLG: 0.627	CS BB			HR 1B		SH2-4 SF9 BB	BB 1B	K		3	2	2	1	2	1	3			
Travis Fryman, R OBP: 0.286, SLG: 0.370	P3			HR		SF9 SH2-4 1B	K			4	1	2	3	0	1	3			
Pat Borders, R OBP: 0.250, SLG: 0.263			G5-3	2B 2B HBP		SH2-4		BB		1	1	0	0	1	0	0			
David Bell, R OBP: 0.304, SLG: 0.500			F8	2B 2B		SF9	F8			3	1	1	1	0	0	3			
Inning Stats	R: 0 E: 0 K: 0 S: 7	H: 1 LOB: 1 BB: 2 P: 16	R: 0 E: 0 K: 0 S: 6	H: 0 LOB: 0 BB: 1 P: 12	R: 0 E: 0 K: 0 S: 8	H: 0 LOB: 2 BB: 2 P: 19	R: 5 E: 0 K: 0 S: 14	H: 5 LOB: 0 BB: 0 P: 30	R: 0 E: 0 K: 2 S: 7	H: 0 LOB: 0 BB: 0 P: 12	R: 1 E: 0 K: 2 S: 12	H: 3 LOB: 3 BB: 1 P: 29	R: 0 E: 0 K: 1 S: 16	H: 1 LOB: 3 BB: 3 P: 33	1B: 8 2B: 2 3B: 0 HR: 1	SF: 1 SAC: 1 DP: 2 HBP: 1	WP: 0 PB: 0 SB: 1 CS: 2	PA: 43	
PITCHER	IP	WLS	BF	H	R	ER	SO	BB	IBB	HBP	BLK	WP	HR	S	P	ERA	WHIP		
Dennis Springer, R ERA: 4.91	3.2	L	20	6	5	5	0	5	0	1	0	0	0	34	75	12.27	3.000		
Dan Carlson, R ERA: 7.63	2.0		7	1	1	1	2	1	0	0	0	0	0	15	29	4.50	1.000		
52 Ramon Tatis, L ERA: 17.05	0.1		3	1	1	1	0	1	0	0	0	0	0	7	12	27.00	6.000		
Jim Mecir, R ERA: 2.03	1.0		6	2	0	0	2	1	0	0	0	0	0	13	26	0.00	3.000		
Roberto Hernandez, R ERA: 4.63	1.0		6	1	0	0	1	2	1	0	0	0	0	16	33	0.00	3.000		

Tampa Bay Devil Rays @ Cleveland Indians
 Jacobs Field, Cleveland, OH
 Fri May 01 1998, 7:05 PM EDT
 Att. 42,712 - Overcast - 65 F

AB 28
 R 7
 H 11
 RBI 7
 BB 11
 SO 5
 LOB 22



Batter	1	2	3	4	5	6	7	8	9	AB	R	H	RBI	BB	SO	LOB	TOP					
Dave Martinez, L OBP: 0.406, SLG: 0.389 (1, 9)	G4-3		FC4-6 1B	G4-3 2B		2B BB		FC5-4 G5-4-3		4	0	2	0	1	0	1	Tampa Bay Devil Rays @ Cleveland Indians Jacobs Field, Cleveland, OH Sun May 03 1998, 3:33 AM EDT Att: 42,597 - Cloudy - 61 F					
Quinton McCracken, S OBP: 0.348, SLG: 0.442 (1, 8)	1B		FC4-6 2B HR	G4-3 2-3		2B		G5-4-3		5	2	2	0	0	0	3						
Mike Kelly, R OBP: 0.341, SLG: 0.575 (1, 7)	K		HR	G5-3		G5-3			1B 1B	5	2	2	0	0	1	4						
Fred McGriff, L OBP: 0.430, SLG: 0.591 (1, 3)	1B IBB		HR	IBB		L8		SH1-4 BB	1B SF9 1B	2	2	1	0	3	0	0						
Paul Sorrento, L OBP: 0.324, SLG: 0.444 (1, 10)	1B		HR	HR		FC6-4 1B		FC4 SH1-4	FC5-4 1B	5	1	4	6	0	0	1						
Bobby Smith, R OBP: 0.382, SLG: 0.506 (1, 5)	K		HR	HR		FC6-4 FC4		SH1-4	SF9	3	1	1	2	0	1	3						
Aaron Ledesma, R OBP: 0.343, SLG: 0.406 (9, PH)		G4-3								4	0	1	0	0	0	3						
Rich Butler, L OBP: 0.337, SLG: 0.384 (9, 4)										1	0	0	0	0	1	1						
Miguel Cairo, R OBP: 0.316, SLG: 0.374 (9, 4)										0	0	0	0	0	0	0						
John Flaherty, R OBP: 0.229, SLG: 0.206 (1, 2)		F9								5	0	0	0	0	1	3						
Kevin Stocker, S OBP: 0.337, SLG: 0.391 (1, 6)		G3								4	0	1	0	0	0	0						
Inning Stats	R: 1 E: 0 K: 2 S: 18	H: 2 LOB: 2 BB: 1 P: 31	R: 0 E: 0 K: 0 S: 5	H: 0 LOB: 0 BB: 0 P: 7	R: 5 E: 0 K: 0 S: 17	H: 5 LOB: 0 BB: 1 P: 31	R: 0 E: 0 K: 0 S: 9	H: 1 LOB: 1 BB: 0 P: 14	R: 0 E: 0 K: 0 S: 9	H: 1 LOB: 2 BB: 1 P: 21	R: 0 E: 1 K: 1 S: 18	H: 0 LOB: 2 BB: 1 P: 29	R: 0 E: 0 K: 0 S: 5	H: 1 LOB: 0 BB: 0 P: 6	R: 2 E: 0 K: 1 S: 13	H: 3 LOB: 1 BB: 0 P: 21	1B: 9 2B: 3 3B: 0 HR: 2	SF: 1 SAC: 1 DP: 1 HBP: 0	WP: 0 PB: 0 SB: 1 CS: 1	PA: 44		
PITCHER	IP WLS BF H R ER SO BB IBB HBP BLK WP HR S P ERA WHIP																					
Charles Nagy, R ERA: 5.88 (1, 1)	5.0	25	9	6	6	2	0	2	0	0	0	0	0	2	58	97	10.80	1.800				
Ron Villone, L ERA: (6, 1)	2.0	10	1	0	0	1	2	0	0	0	0	0	0	26	50	0.00	1.500					
Alvin Morman, L ERA: 3.6 (8, 1)	1.0	4	2	1	1	0	0	0	0	0	0	0	0	9	11	9.00	2.000					
Jose Mesa, R ERA: 4.12 (9, 1)	1.0	W 5	2	1	1	1	0	0	0	0	0	0	0	9	16	9.00	2.000					
Kenny Lofton, L OBP: 0.364, SLG: 0.389 (1, 8)	P4		2B	F8		L8		K		6	0	1	0	0	1	6	Tampa Bay Devil Rays @ Cleveland Indians Jacobs Field, Cleveland, OH Sun May 03 1998, 3:33 AM EDT Att: 42,597 - Cloudy - 61 F					
Omar Vizquel, S OBP: 0.393, SLG: 0.361 (1, 6)	L3		P5			G4-3		1B		6	0	1	0	0	0	4						
David Justice, L OBP: 0.411, SLG: 0.663 (1, 9)	G6-3		G4-3			HR		F9		5	2	2	2	1	0	3						
Jim Thome, L OBP: 0.470, SLG: 0.667 (9, PR)			2B			HR		K		4	2	3	0	2	1	0						
Shawon Dunston, R OBP: 0.247, SLG: 0.329 (9, PR)			1B			K		1B FC4-6		0	1	0	0	0	0	0						
Sandy Alomar Jr., R OBP: 0.272, SLG: 0.403 (1, 10)	F8		F8			BB BB		FC4-6 1B		5	1	2	4	1	0	4						
Brian Giles, L OBP: 0.467, SLG: 0.621 (1, 7)	K		HR			BB		FC4-6 WP 1B		3	2	1	3	2	1	2						
Travis Fryman, R OBP: 0.283, SLG: 0.355 (6, PH)								HR		3	0	1	0	1	2	2						
Jeff Branson, L OBP: 0.250, SLG: 0.350 (9, 5)	K		1B			1B		1B		1	0	0	0	0	0	3						
Pat Borders, R OBP: 0.289, SLG: 0.286 (1, 2)			2B			K		1B WP		4	1	2	0	1	1	4						
David Bell, R OBP: 0.344, SLG: 0.536 (1, 4)	L8		L8			L4		1B		5	1	3	1	0	0	1						
Inning Stats	R: 0 E: 0 K: 0 S: 9	H: 0 LOB: 0 BB: 0 P: 13	R: 0 E: 0 K: 2 S: 11	H: 1 LOB: 1 BB: 0 P: 17	R: 0 E: 0 K: 0 S: 12	H: 2 LOB: 2 BB: 0 P: 21	R: 2 E: 0 K: 0 S: 11	H: 4 LOB: 2 BB: 0 P: 17	R: 1 E: 0 K: 2 S: 15	H: 1 LOB: 3 BB: 3 P: 31	R: 0 E: 0 K: 0 S: 9	H: 1 LOB: 1 BB: 0 P: 13	R: 2 E: 0 K: 2 S: 15	H: 3 LOB: 2 BB: 1 P: 27	R: 0 E: 0 K: 0 S: 10	H: 0 LOB: 3 BB: 3 P: 24	R: 5 E: 0 K: 0 S: 16	H: 4 LOB: 1 BB: 1 P: 28	1B: 9 2B: 4 3B: 0 HR: 3	SF: 0 SAC: 0 DP: 0 HBP: 0	WP: 1 PB: 0 SB: 1 CS: 0	PA: 50
PITCHER	IP WLS BF H R ER SO BB IBB HBP BLK WP HR S P ERA WHIP																					
Jason Johnson, R ERA: 5.79 (1, 1)	4.1	21	3	3	3	2	0	0	0	0	0	0	0	4	15	0.00	6.000					
52 Ramon Tatis, L ERA: 16.2 (5, 1)	0.1	3	0	0	0	1	2	0	0	0	0	0	0	4	15	0.00	6.000					
Jim Mecir, R ERA: 3.0 (5, 1)	1.2	9	3	2	2	1	1	0	0	0	0	0	20	31	10.80	2.400						
Esteban Yan, R ERA: 1.1 (7, 1)	1.0	7	1	0	0	2	3	0	0	0	1	0	15	33	0.00	4.000						
Roberto Hernandez, R ERA: 7.62 (8, 1)	1.1	L 10	4	5	5	0	1	1	0	0	0	1	22	39	33.75	3.750						
AB											38											
R											8											
H											14											
RBI											8											
BB											4											
SO											4											
LOB											19											
WP											0											
PB											0											
SB											1											
CS											1											

Batter	1	2	3	4	5	6	7	8	9	AB	R	H	RBI	BB	SO	LOB	TOP										
Dave Martinez, L (1, 9) OBP: 0.394, SLG: 0.376 Mike Kelly, R (8, FH) OBP: 0.326, SLG: 0.548	1-2 F8	1-0 F8			2-2 G4-3			2-2 G6-3	1-2 FC6-4	3	0	0	0	0	0	2	Tampa Bay Devil Rays @ Kansas City Royals Kauffman Stadium, Kansas City, MO Tue May 05 1998, 7:05 PM CDT Att: 12,096 - Cloudy - 68 F										
Quinton McCracken, S (1, 8) OBP: 0.353, SLG: 0.439	2-2 F9		0-0 F8			4-0 BB		0-1 G3		3	0	1	0	1	0	0											
Rich Butler, L (1, 7) OBP: 0.333, SLG: 0.377	2-2 1B		1-1 G4-3			1 SAFE F8		0-1 G3		4	0	1	0	0	0	2											
Fred McGriff, L (1, 3) OBP: 0.417, SLG: 0.570	3-3 K		0-0 G4-3			1 SAFE K		1-2 G4-3		4	0	0	0	0	2	3											
Paul Sorrento, L (1, 10) OBP: 0.322, SLG: 0.466		2-0 G3-1		0-0 P4		1 SAFE K			0-0 HR	4	1	1	1	0	1	1											
Bobby Smith, R (1, 5) OBP: 0.409, SLG: 0.550		4-1 L8 S 1B BB		3-1 G1-6-3 1B			2-0 3B		0-1 1B 1B	3	1	3	0	1	0	0											
Mike DiFelice, R (1, 2) OBP: 0.317, SLG: 0.500		4-2 1B BB		0-0 G1-6-3 1B			0-1 P3		0-3 K	3	0	0	0	1	1	3											
Kevin Stocker, S (1, 6) OBP: 0.327, SLG: 0.378 Aaron Ledesma, R (7, 6) OBP: 0.361, SLG: 0.424		1-2 L8		0-1 G4-3			2-3 K		1-0 FC6-4 1B	3	0	0	0	0	1	3											
Miguel Cairo, R (1, 4) OBP: 0.313, SLG: 0.368		3-1 1B		2-2 G3			3-2 P6		1-3 K	4	0	1	1	0	1	3											
Inning Stats	R: 0 E: 0 K: 1 S: 16	H: 1 LOB: 1 BB: 0 P: 24	R: 1 E: 0 K: 0 S: 13	H: 1 LOB: 2 BB: 2 P: 28	R: 0 E: 0 K: 0 S: 4	H: 0 LOB: 0 BB: 0 P: 5	R: 0 E: 0 K: 0 S: 4	H: 1 LOB: 1 BB: 0 P: 7	R: 0 E: 0 K: 0 S: 8	H: 0 LOB: 0 BB: 0 P: 12	R: 0 E: 0 K: 1 S: 10	H: 0 LOB: 1 BB: 1 P: 17	R: 0 E: 0 K: 1 S: 9	H: 1 LOB: 1 BB: 0 P: 16	R: 0 E: 0 K: 0 S: 10	H: 1 LOB: 1 BB: 0 P: 13		R: 1 E: 0 K: 2 S: 13	H: 3 LOB: 2 BB: 0 P: 16	1B: 6 2B: 0 3B: 1 HR: 1	SF: 0 SAC: 0 DP: 1 HBP: 0	WP: 0 PB: 0 SB: 1 CS: 1	PA: 37				
PITCHER	IP	WLS	BF	H	R	ER	SO	BB	IBB	HBP	BLK	WP	HR	S	P	ERA	WHIP										
Hipolito Pichardo, R (1, 1) ERA: 3.74	5.0	W	19	3	1	1	1	2	0	0	0	0	0	45	76	1.80	1.000										
50 Jose Rosado, L (6, 1) ERA: 4.76	2.0		8	1	0	0	3	1	0	0	0	0	0	19	33	0.00	1.000										
Scott Service, R (8, 1) ERA: 2.81	1.0		4	1	0	0	0	0	0	0	0	0	0	10	13	0.00	1.000										
Jeff Montgomery, R (9, 1) ERA: 6.17	1.0	S	6	3	1	1	2	0	0	0	0	0	1	13	16	9.00	3.000										

Batter	1	2	3	4	5	6	7	8	9	AB	R	H	RBI	BB	SO	LOB	BOTTOM										
Johnny Damon, L (1, 8) OBP: 0.336, SLG: 0.408	K		2-1 G3							4	0	1	0	0	1	0	Tampa Bay Devil Rays @ Kansas City Royals Kauffman Stadium, Kansas City, MO Tue May 05 1998, 7:05 PM CDT Att: 12,096 - Cloudy - 68 F										
Jose Offerman, S (1, 4) OBP: 0.377, SLG: 0.403	3-2 CS 2B			1-0 1B	0-0 F8					4	0	2	0	0	0	1											
Hal Morris, L (1, 10) OBP: 0.438, SLG: 0.563	4-1 1B			1-1 1B	1-3 K					3	1	1	0	1	1	1											
Jeff King, R (1, 3) OBP: 0.365, SLG: 0.532	2 SAFE P9			1-0 2B 1B	1-2 1B 1B					4	2	3	0	0	0	2											
Jeff Conine, R (1, 7) OBP: 0.250, SLG: 0.500		3-3 K		0-0 1B 2B	1-3 2B 2B					4	1	1	1	0	3	2											
Dean Palmer, R (1, 5) OBP: 0.359, SLG: 0.630		1-2 P6		2-1 PB 1B						4	0	2	2	0	0	1											
Shane Mack, R (1, 9) OBP: 0.394, SLG: 0.519 Ernie Young, R (8, 9) OBP: 0.245, SLG: 0.304		0-3 K		2-H 3-H G5-3						3	0	1	1	0	1	1											
29 Mike Sweeney, R (1, 2) OBP: 0.290, SLG: 0.321			0-1 G6-3		3-2 P4					3	0	0	0	0	0	3											
Felix Martinez, S (1, 6) OBP: 0.194, SLG: 0.191			2-3 K		0-0 L9					3	0	0	0	0	2	2											
Inning Stats	R: 0 E: 0 K: 1 S: 9	H: 1 LOB: 1 BB: 1 P: 18	R: 0 E: 0 K: 2 S: 9	H: 0 LOB: 0 BB: 0 P: 13	R: 0 E: 0 K: 1 S: 7	H: 0 LOB: 0 BB: 0 P: 11	R: 3 E: 0 K: 0 S: 14	H: 5 LOB: 1 BB: 0 P: 24	R: 0 E: 0 K: 1 S: 7	H: 1 LOB: 1 BB: 0 P: 10	R: 1 E: 0 K: 2 S: 14	H: 3 LOB: 2 BB: 0 P: 20	R: 0 E: 0 K: 0 S: 6	H: 0 LOB: 0 BB: 0 P: 10	R: 0 E: 0 K: 1 S: 7	H: 1 LOB: 1 BB: 0 P: 10		1B: 7 2B: 4 3B: 0 HR: 0	SF: 0 SAC: 0 DP: 0 HBP: 0	WP: 0 PB: 1 SB: 0 CS: 1	PA: 34						
PITCHER	IP	WLS	BF	H	R	ER	SO	BB	IBB	HBP	BLK	WP	HR	S	P	ERA	WHIP										
Wilson Alvarez, L (1, 1) ERA: 4.06	5.1	L	25	10	4	4	6	1	0	0	0	0	0	53	87	6.75	2.062										
Albie Lopez, R (6, 1) ERA: 1.93	1.2		5	0	0	0	1	0	0	0	0	0	0	13	19	0.00	0.000										
Julio Santana, R (8, 1) ERA: 6.14	1.0		4	1	0	0	1	0	0	0	0	0	0	7	10	0.00	1.000										

AB	34
R	2
H	8
RBI	2
BB	3
SO	6
LOB	19



Batter	1	2	3	4	5	6	7	8	9	AB	R	H	RBI	BB	SO	LOB	TOP										
Brady Anderson, L (1, 8) OBP: 0.239, SLG: 0.123	1-1 P6		1-1 L8		2-2 G3-1		2-0 F8		2-2 1B HBP	4	1	0	0	0	0	3	Baltimore Orioles @ Tampa Bay Devil Rays Tropicana Field, St. Petersburg, FL Sat May 09 1998, 7:05 PM EDT Att: 38,981 - Dome - 72 F livebaseballscorecards.com										
Eric Davis, R (1, 9) OBP: 0.360, SLG: 0.582	1-2 F8		2-0 FC5-4		1-2 G1-3		3-3 K		2-2 1B	5	0	1	0	0	1	3											
Rafael Palmeiro, L (1, 3) OBP: 0.400, SLG: 0.476	3-2 HR			1-1 PB 1B		2-0 P6		1-1 2B 1B	0-0 1B	5	2	4	2	0	0	0											
Joe Carter, R (1, 10) OBP: 0.353, SLG: 0.415	2-2 G6-3			0-2 P5 1-2		4-2 1B HR BB		1-0 F7	3-3 K	4	1	0	0	1	1	4											
Roberto Alomar, S (1, 4) OBP: 0.373, SLG: 0.379		1-1 F7		4-1 FC4-6 BB		3-1 1B		2-1 1B SF7 2B	2-2 G4-3	4	2	2	0	1	0	2											
Jeff Reboulet, R (9, 4) OBP: 0.375, SLG: 0.231										0	0	0	0	0	0	0											
Cal Ripken Jr., R (1, 5) OBP: 0.336, SLG: 0.359		4-1 G3-6-1 BB		0-1 F8		3-1 1-3 HR		1-1 23 FC6-4 1B		3	1	2	4	1	0	2											
B.J. Surhoff, L (1, 7) OBP: 0.336, SLG: 0.445		1-1 G3-6-1		3-1 FC4-6		1-1 G4-3		2-3 3-H 0-1 SF7		3	0	0	1	0	0	3											
23 Chris Hoiles, R (1, 2) OBP: 0.329, SLG: 0.383			2-1 G6-3		0-0 G6-3		2-1 F8 HBP 1B		2-0 FC6-4	4	0	1	0	0	0	1											
Mike Bordick, R (1, 6) OBP: 0.311, SLG: 0.380			0-0 FC5-4 1B		3-1 P5		3-2 1-2 CS HBP		1-1 G5-3	3	0	1	0	0	0	0											
Inning Stats	R: 1 E: 0 K: 0 S: 12	H: 1 LOB: 0 BB: 0 P: 19	R: 0 E: 0 K: 0 S: 5	H: 0 LOB: 0 BB: 1 P: 11	R: 0 E: 0 K: 0 S: 6	H: 1 LOB: 1 BB: 0 P: 11	R: 0 E: 0 K: 0 S: 10	H: 1 LOB: 2 BB: 1 P: 18	R: 0 E: 0 K: 0 S: 6	H: 0 LOB: 0 BB: 0 P: 11	R: 3 E: 0 K: 0 S: 11	H: 2 LOB: 0 BB: 1 P: 24	R: 0 E: 0 K: 1 S: 8	H: 1 LOB: 1 BB: 0 P: 18	R: 2 E: 0 K: 0 S: 10	H: 3 LOB: 1 BB: 0 P: 17	R: 1 E: 0 K: 1 S: 15	H: 2 LOB: 2 BB: 0 P: 23	1B: 8 2B: 1 3B: 0 HR: 2	SF: 1 SAC: 0 DP: 1 HBP: 2	WP: 0 PB: 1 CS: 0	PA: 41					
PITCHER	IP	WLS	BF	H	R	ER	SO	BB	IBB	HBP	BLK	WP	HR	S	P	ERA	WHIP										
Dennis Springer, R (1, 1) ERA: 5.08	6.0	L	25	5	4	4	0	3	0	0	0	0	2	50	94	6.00	1.333										
Dan Carlson, R (7, 1) ERA: 7.16	1.0		4	1	0	0	1	0	0	1	0	0	0	8	18	0.00	1.000										
52 Ramon Tatis, L (8, 1) ERA: 17.55	0.0		1	1	1	0	0	0	0	0	0	0	0	2	3	∞	∞										
Julio Santana, R (8, 1) ERA: 6.48	1.0		5	2	1	1	0	0	0	0	0	0	0	8	14	9.00	2.000										
Jim Mecir, R (9, 1) ERA: 3.38	1.0		6	2	1	1	1	0	0	1	0	0	0	15	23	9.00	2.000										

Batter	1	2	3	4	5	6	7	8	9	AB	R	H	RBI	BB	SO	LOB	BOTTOM										
Dave Martinez, L (1, 9) OBP: 0.385, SLG: 0.362	1-2 P8		2-3 K		1-3 K			2-2 1B		4	0	1	0	0	2	1	Baltimore Orioles @ Tampa Bay Devil Rays Tropicana Field, St. Petersburg, FL Sat May 09 1998, 7:05 PM EDT Att: 38,981 - Dome - 72 F livebaseballscorecards.com										
Quinton McCracken, S (1, 8) OBP: 0.359, SLG: 0.444	1-2 2B			0-1 F7		2-2 G3		0-0 1B		4	0	2	0	0	0	0											
Wade Boggs, L (1, 5) OBP: 0.326, SLG: 0.500	3-2 F7			0-1 F7		1-1 G3-1		2-1 F7		4	0	0	0	0	0	3											
Fred McGriff, L (1, 3) OBP: 0.407, SLG: 0.540	2-3 K			1-2 1B		2-1 G3-1			0-3 K	4	0	1	0	0	2	1											
Paul Sorrento, L (1, 10) OBP: 0.309, SLG: 0.441		0-0 G3		1-1 1B			1-2 F9		0-3 K	4	0	1	0	0	1	0											
Rich Butler, L (1, 7) OBP: 0.312, SLG: 0.349		0-0 F7		3-3 K			0-2 P4		0-3 K2-3	4	0	0	0	0	2	2											
Mike DiFelice, R (1, 2) OBP: 0.295, SLG: 0.463		3-1 P3			2-2 L3		0-1 G1-3			3	0	0	0	0	0	0											
Kevin Stocker, S (1, 6) OBP: 0.348, SLG: 0.418			2-3 K		0-0 F7			0-3 K		3	0	0	0	0	2	0											
Miguel Cairo, R (1, 4) OBP: 0.296, SLG: 0.346			0-1 F8		3-1 E6			0-3 K		2	0	0	0	0	0	0											
Bobby Smith, R (8, PH) OBP: 0.394, SLG: 0.535										1	0	0	0	0	1	0											
Inning Stats	R: 0 E: 0 K: 1 S: 13	H: 1 LOB: 1 BB: 0 P: 20	R: 0 E: 0 K: 0 S: 4	H: 0 LOB: 0 BB: 0 P: 7	R: 0 E: 0 K: 2 S: 8	H: 0 LOB: 0 BB: 0 P: 12	R: 0 E: 0 K: 1 S: 13	H: 2 LOB: 2 BB: 0 P: 18	R: 0 E: 1 K: 1 S: 9	H: 0 LOB: 1 BB: 0 P: 15	R: 0 E: 0 K: 0 S: 8	H: 0 LOB: 0 BB: 0 P: 13	R: 0 E: 0 K: 0 S: 8	H: 0 LOB: 0 BB: 0 P: 9	R: 0 E: 0 K: 2 S: 19	H: 2 LOB: 2 BB: 0 P: 23	R: 0 E: 0 K: 3 S: 9	H: 0 LOB: 0 BB: 0 P: 9	1B: 4 2B: 1 3B: 0 HR: 0	SF: 0 SAC: 0 DP: 0 HBP: 0	WP: 0 PB: 0 CS: 0	PA: 33					
PITCHER	IP	WLS	BF	H	R	ER	SO	BB	IBB	HBP	BLK	WP	HR	S	P	ERA	WHIP										
35 Mike Mussina, R (1, 1) ERA: 2.01	9.0	W	33	5	0	0	10	0	0	0	0	0	0	91	126	0.00	0.556										

Batter	1	2	3	4	5	6	7	8	9	AB	R	H	RBI	BB	SO	LOB	TOP		
Jeffrey Hammonds, R OBP: 0.387, SLG: 0.506 (1, 8)	F8			G6-3		F9	K			4	0	0	0	0	1	3	Baltimore Orioles @ Tampa Bay Devil Rays Tropicana Field, St. Petersburg, FL Sun May 10 1998, 3:33 AM EDT Att: 31,555 - Dome - 72 F livebaseballscorecards.com		
B.J. Surhoff, L OBP: 0.336, SLG: 0.463 (1, 7)	P4			F7		HR	G4-3			4	1	1	2	0	0	2			
Joe Carter, R OBP: 0.350, SLG: 0.436 (1, 10)	K			F9		HR		G5-3		4	1	1	1	0	1	0			
Rafael Palmeiro, L OBP: 0.403, SLG: 0.477 (1, 3)		K			G5-3	1B		F7		4	0	2	0	0	1	0			
Roberto Alomar, S OBP: 0.370, SLG: 0.375 (1, 4)		K			P4	1B		F7		4	0	1	0	0	1	1			
Cal Ripken Jr., R OBP: 0.327, SLG: 0.348 (1, 5)				G4-3		G5-3	L1-3		G6-3	4	0	0	0	0	0	3			
Eric Davis, R OBP: 0.353, SLG: 0.570 Brady Anderson, L OBP: 0.233, SLG: 0.119 (6, 8)				K		K		G3	K	2	0	0	0	0	2	1			
23 Chris Hoiles, R OBP: 0.329, SLG: 0.381 Harold Baines, L OBP: 0.310, SLG: 0.476 (9, PH)				G6-3		K		1B	G4-3	3	0	1	0	0	1	0			
Jeff Reboulet, R OBP: 0.421, SLG: 0.267 (1, 6)				F7		HR		1B		2	1	1	0	1	0	0			
Inning Stats	R: 0 H: 0 E: 0 K: 1 S: 10	H: 0 LOB: 0 BB: 0 P: 15	R: 0 H: 0 E: 0 K: 2 S: 7	H: 0 LOB: 0 BB: 0 P: 11	R: 0 H: 0 E: 0 K: 1 S: 11	H: 0 LOB: 0 BB: 0 P: 14	R: 0 H: 0 E: 0 K: 0 S: 7	H: 0 LOB: 0 BB: 0 P: 11	R: 0 H: 1 E: 0 K: 1 S: 11	H: 1 LOB: 1 BB: 0 P: 15	R: 3 H: 4 E: 0 K: 1 S: 19	H: 4 LOB: 2 BB: 1 P: 34	R: 0 H: 2 E: 0 K: 1 S: 12	H: 2 LOB: 2 BB: 0 P: 17	R: 0 H: 0 E: 0 K: 1 S: 5	H: 0 LOB: 0 BB: 0 P: 6		1B: 5 2B: 0 3B: 0 HR: 2	SF: 0 SAC: 0 DP: 0 HBP: 0
PITCHER	IP	WLS	BF	H	R	ER	SO	BB	IBB	HBP	BLK	WP	HR	S	P	ERA	WHIP		
Wilson Alvarez, L ERA: 4.12 (1, 1)	6.0		24	5	3	3	6	1	0	0	0	0	2	65	100	4.50	1.000		
Esteban Yan, R ERA: 1.4 (7, 1)	2.0	W	8	2	0	0	1	0	0	0	0	0	0	19	28	0.00	1.000		
Roberto Hernandez, R ERA: 7.31 (9, 1)	1.0	S	3	0	0	0	1	0	0	0	0	0	0	5	6	0.00	0.000		

Batter	1	2	3	4	5	6	7	8	9	AB	R	H	RBI	BB	SO	LOB	BOTTOM		
Quinton McCracken, S OBP: 0.355, SLG: 0.459 (1, 8)	G4-3			E5 HR		G4-3		HR		4	2	1	1	0	0	0	Baltimore Orioles @ Tampa Bay Devil Rays Tropicana Field, St. Petersburg, FL Sun May 10 1998, 3:33 AM EDT Att: 31,555 - Dome - 72 F livebaseballscorecards.com		
Wade Boggs, L OBP: 0.340, SLG: 0.568 Miguel Cairo, R OBP: 0.296, SLG: 0.346 (8, FR)	K			HR		K		G4-3 S 1B		4	1	2	2	0	2	0			
Mike Kelly, R OBP: 0.296, SLG: 0.462 (1, 7)	K			G6-3		F9		G4-3		4	0	0	0	0	1	1			
Fred McGriff, L OBP: 0.396, SLG: 0.523 (1, 3)		G4-3			F9	K		G4-3		4	0	0	0	0	1	2			
Bobby Smith, R OBP: 0.388, SLG: 0.533 (1, 5)		K			G4-3 2B	F8		K		4	0	1	0	0	2	2			
Dave Martinez, L OBP: 0.376, SLG: 0.352 (1, 9)		K			G4-3		F7			3	0	0	0	0	1	1			
Aaron Ledesma, R OBP: 0.410, SLG: 0.457 (1, 4)								S 1B		2	0	2	0	1	0	0			
John Flaherty, R OBP: 0.210, SLG: 0.189 (1, 2)					F9	F8		P4		3	0	0	0	0	0	4			
Kevin Stocker, S OBP: 0.348, SLG: 0.446 (1, 6)						F3		K		3	1	1	1	0	1	1			
Inning Stats	R: 0 H: 0 E: 0 K: 2 S: 10	H: 0 LOB: 0 BB: 0 P: 17	R: 0 H: 0 E: 0 K: 2 S: 10	H: 0 LOB: 0 BB: 0 P: 13	R: 3 H: 3 E: 1 K: 0 S: 18	H: 3 LOB: 0 BB: 0 P: 25	R: 0 H: 1 E: 0 K: 0 S: 12	H: 1 LOB: 2 BB: 1 P: 21	R: 0 H: 0 E: 0 K: 1 S: 6	H: 0 LOB: 0 BB: 0 P: 10	R: 0 H: 0 E: 0 K: 1 S: 5	H: 0 LOB: 0 BB: 0 P: 7	R: 0 H: 1 E: 0 K: 1 S: 10	H: 1 LOB: 1 BB: 0 P: 16	R: 1 H: 2 E: 0 K: 1 S: 11	H: 2 LOB: 2 BB: 0 P: 15		1B: 3 2B: 1 3B: 0 HR: 3	SF: 0 SAC: 0 DP: 0 HBP: 0
PITCHER	IP	WLS	BF	H	R	ER	SO	BB	IBB	HBP	BLK	WP	HR	S	P	ERA	WHIP		
Jimmy Key, L ERA: 2.94 (1, 1)	6.0		23	4	3	1	6	1	0	0	0	0	1	12	19	9.00	2.000		
Alan Mills, R ERA: 4.2 (7, 1)	1.0	L	5	2	1	1	1	0	0	0	0	0	0	6	9	0.00	1.500		
Jesse Orosco, L ERA: 7.56 (8, 1)	0.2		3	1	0	0	0	0	0	0	0	0	0	3	3	0.00	0.000		
Armando Benitez, R ERA: 3.45 (8, 1)	0.1		1	0	0	0	1	0	0	0	0	0	0	3	3	0.00	0.000		

Batter	1	2	3	4	5	6	7	8	9	AB	R	H	RBI	BB	SO	LOB	TOP																				
Kenny Lofton, L OBP: 0.377, SLG: 0.440 (1, 8)	F7		G1-3		E6			1B		4	1	1	0	0	0	0	Cleveland Indians @ Tampa Bay Devil Rays Tropicana Field, St. Petersburg, FL Mon May 11, 1998, 7:05 PM EDT Att: 27,097 - Dome - 72 F																				
Omar Vizquel, S OBP: 0.392, SLG: 0.392 (1, 6)	2B HBP		F8		CS		F9	FC4-6 1B		3	1	1	1	0	0	0																					
David Justice, L OBP: 0.385, SLG: 0.608 (1, 10)	K				G3		G4-3 1B	FC4-6 1-2		4	0	1	0	0	1	2																					
Jim Thome, L OBP: 0.449, SLG: 0.645 (1, 3)	1-H 2B				K		G4-3	K		4	0	1	1	0	2	2																					
Manny Ramirez, R OBP: 0.319, SLG: 0.472 (1, 9)	K				BB 1B		BB	G6-3		3	0	1	0	1	1	2																					
Brian Giles, L OBP: 0.446, SLG: 0.571 (1, 7)			K		BB		G1-3			3	0	0	0	1	1	2																					
Sandy Alomar Jr., R OBP: 0.264, SLG: 0.356 (1, 2)			F7		L5			G5-3		4	0	0	0	0	0	2																					
Jeff Branson, L OBP: 0.185, SLG: 0.259 (1, 5)			K				F4	F8		4	0	0	0	0	1	0																					
David Bell, R OBP: 0.322, SLG: 0.481 (1, 4)					F9		F8	G6-3		3	0	0	0	0	0	0																					
Inning Stats	R: 1 E: 0 K: 2 S: 12	H: 1 LOB: 1 BB: 0 P: 19	R: 0 E: 0 K: 2 S: 7	H: 0 LOB: 0 BB: 0 P: 12	R: 0 E: 0 K: 0 S: 7	H: 0 LOB: 0 BB: 0 P: 9	R: 0 E: 0 K: 1 S: 8	H: 1 LOB: 2 BB: 1 P: 19	R: 0 E: 1 K: 0 S: 4	H: 0 LOB: 0 BB: 0 P: 7	R: 0 E: 0 K: 0 S: 8	H: 1 LOB: 2 BB: 1 P: 20	R: 0 E: 0 K: 0 S: 7	H: 0 LOB: 0 BB: 0 P: 10	R: 1 E: 0 K: 1 S: 13	H: 2 LOB: 1 BB: 0 P: 22	R: 0 E: 0 K: 0 S: 6	H: 0 LOB: 0 BB: 0 P: 11	1B: 3 2B: 2 3B: 0 HR: 0	SF: 0 SAC: 0 DP: 0 HBP: 1	WP: 0 PB: 0 SB: 0 CS: 1	PA: 36															
PITCHER	IP	WLS	BF	H	R	ER	SO	BB	IBB	HBP	BLK	WP	HR	S	P	ERA	WHIP	PITCHER		IP	WLS	BF	H	R	ER	SO	BB	IBB	HBP	BLK	WP	HR	S	P	ERA	WHIP	
Rolando Arroyo, R ERA: 3.15	(1, 1)	8.0	W	32	5	2	2	6	2	0	1	0	0	0	66	118	2.25	0.875	Rolando Arroyo, R		(1, 1)	8.0	W	32	5	2	2	6	2	0	1	0	0	66	118	2.25	0.875
Roberto Hernandez, R ERA: 6.88	(9, 1)	1.0	S	3	0	0	0	0	0	0	0	0	0	0	6	11	0.00	0.000	Roberto Hernandez, R		(9, 1)	1.0	S	3	0	0	0	0	0	0	0	6	11	0.00	0.000		

AB	32
R	2
H	5
RBI	2
BB	2
SO	6
LOB	10



Batter	1	2	3	4	5	6	7	8	9	AB	R	H	RBI	BB	SO	LOB	BOTTOM																			
Dave Martinez, L OBP: 0.380, SLG: 0.378 (1, 9)	HR		G1-3		SH5-3 1B BB		G4-3			3	2	1	1	1	0	0	Cleveland Indians @ Tampa Bay Devil Rays Tropicana Field, St. Petersburg, FL Mon May 11, 1998, 7:05 PM EDT Att: 27,097 - Dome - 72 F																			
Quinton McCracken, S OBP: 0.350, SLG: 0.464 (1, 8)	L4		2B		SH5-3		F8			3	0	1	0	0	0	0																				
Wade Boggs, L OBP: 0.353, SLG: 0.553 (1, 5)	F6		BB		G6-4-3 1B		K			3	0	1	1	1	1	0																				
Fred McGriff, L OBP: 0.386, SLG: 0.507 (1, 3)	K		G4-3		G6-4-3		K			4	0	0	0	0	2	3																				
Paul Sorrento, L OBP: 0.323, SLG: 0.461			G3-1		2B		1B G6-3 1B			4	1	3	0	0	0	0																				
Randy Winn, S ERA: 3.59	(8, PR)				K BB		S E 1B G6-3			0	0	0	0	0	0	0																				
Mike Kelly, R OBP: 0.310, SLG: 0.455 (1, 7)					K		K			3	1	1	0	1	2	2																				
John Flaherty, R OBP: 0.202, SLG: 0.182 (1, 2)			F8		K		G6-3			3	0	0	1	0	1	3																				
Kevin Stocker, S OBP: 0.347, SLG: 0.437 (1, 6)			G3-1		HBP		G3			2	0	0	0	0	0	1																				
Miguel Cairo, R OBP: 0.288, SLG: 0.336 (1, 4)			F6		G4-3		G6-3			3	0	0	0	0	0	2																				
Inning Stats	R: 1 E: 0 K: 1 S: 8	H: 1 LOB: 0 BB: 0 P: 12	R: 0 E: 0 K: 0 S: 7	H: 0 LOB: 1 BB: 1 P: 13	R: 0 E: 0 K: 0 S: 11	H: 1 LOB: 2 BB: 1 P: 18	R: 0 E: 0 K: 2 S: 8	H: 1 LOB: 2 BB: 0 P: 18	R: 1 E: 0 K: 0 S: 6	H: 1 LOB: 0 BB: 1 P: 11	R: 2 E: 0 K: 0 S: 10	H: 2 LOB: 0 BB: 0 P: 17	R: 0 E: 0 K: 1 S: 10	H: 0 LOB: 0 BB: 0 P: 13	R: 0 E: 0 K: 2 S: 10	H: 1 LOB: 1 BB: 0 P: 13	1B: 4 2B: 2 3B: 0 HR: 1	SF: 0 SAC: 1 DP: 1 HBP: 1	WP: 0 PB: 0 SB: 2 CS: 1	PA: 34																
PITCHER	IP	WLS	BF	H	R	ER	SO	BB	IBB	HBP	BLK	WP	HR	S	P	ERA	WHIP	PITCHER		IP	WLS	BF	H	R	ER	SO	BB	IBB	HBP	BLK	WP	HR	S	P	ERA	WHIP
Dave Burba, R ERA: 5.11	(1, 1)	7.0	L	30	4	3	4	3	0	1	0	0	0	5	6	0.00	3.000	Dave Burba, R		(1, 1)	7.0	L	30	4	3	4	3	0	1	0	0	5	6	0.00	3.000	
Paul Assenmacher, L ERA: 5.11	(8, 1)	0.1		2	1	0	0	1	0	0	0	0	0	5	6	0.00	3.000	Paul Assenmacher, L		(8, 1)	0.1		2	1	0	0	1	0	0	0	5	6	0.00	3.000		
Michael Jackson, R ERA: 1.88	(8, 1)	0.2		1	0	0	0	1	0	0	0	0	0	5	7	0.00	0.000	Michael Jackson, R		(8, 1)	0.2		1	0	0	0	1	0	0	0	5	7	0.00	0.000		

AB	28
R	4
H	7
RBI	3
BB	3
SO	6
LOB	11



Batter	1	2	3	4	5	6	7	8	9	10	11	12	13	14	AB	R	H	RBI	BB	SO	LOB	TOP								
Kenny Lofton, L OBP: 0.375, SLG: 0.456 (1, 8)	F7		F9		G4-3		G6-3		SH5-3		SH1-4 2B			SF8 3B	6	1	2	0	0	0	1									
Omar Vizquel, S OBP: 0.383, SLG: 0.382 (1, 6)	P6		G3-1		F9		G3-1 1B		G4-3		SH1-4			F7	6	0	1	0	0	0	4									
David Justice, L OBP: 0.394, SLG: 0.608 (1, 10)							G3-1 2B							G1-3	5	2	2	0	2	1	4									
Jim Thome, L OBP: 0.455, SLG: 0.632 (1, 3)	K				G3										4	1	1	0	3	2	2									
Manny Ramirez, R OBP: 0.324, SLG: 0.469 (1, 9)															5	0	2	1	1	2	4									
Brian Giles, L OBP: 0.429, SLG: 0.533 (1, 7)															6	1	0	0	1	2	7									
Sandy Alomar Jr., R OBP: 0.268, SLG: 0.364 (1, 2)															6	0	2	3	0	1	1									
Travis Fryman, R OBP: 0.279, SLG: 0.326 (1, 5)															5	0	0	0	1	0	3									
David Bell, R OBP: 0.302, SLG: 0.448 Shawon Dunston, R OBP: 0.255, SLG: 0.366 (9, PR)															4	0	0	0	0	0	2									
Jeff Branson, L OBP: 0.195, SLG: 0.259 (14, 4)															2	0	0	0	0	1	0									
Jeff Branson, L OBP: 0.195, SLG: 0.259 (14, 4)															0	0	0	0	0	0	0									
Inning Stats	R: 0 E: 0 K: 1 S: 13	H: 0 LOB: 1 BB: 1 P: 23	R: 0 E: 0 K: 0 S: 13	H: 2 LOB: 1 BB: 0 P: 17	R: 0 E: 0 K: 0 S: 7	H: 0 LOB: 0 BB: 0 P: 11	R: 1 E: 0 K: 0 S: 13	H: 2 LOB: 1 BB: 0 P: 19	R: 0 E: 0 K: 1 S: 5	H: 0 LOB: 0 BB: 1 P: 12	R: 3 E: 0 K: 1 S: 16	H: 3 LOB: 2 BB: 1 P: 27	R: 0 E: 0 K: 2 S: 10	H: 0 LOB: 0 BB: 0 P: 15	R: 0 E: 0 K: 1 S: 9	H: 0 LOB: 2 BB: 0 P: 15	R: 0 E: 0 K: 2 S: 8	H: 0 LOB: 0 BB: 0 P: 15	R: 0 E: 0 K: 1 S: 7	H: 0 LOB: 0 BB: 0 P: 11	R: 0 E: 0 K: 0 S: 8	H: 1 LOB: 3 BB: 2 P: 19	R: 0 E: 0 K: 0 S: 9	H: 0 LOB: 0 BB: 0 P: 15	R: 0 E: 0 K: 1 S: 12	H: 1 LOB: 2 BB: 2 P: 23	1B: 6 2B: 3 3B: 1 HR: 0	SF: 1 SAC: 2 DP: 1 HBP: 0	WP: 2 PB: 0 CS: 0	PA: 60
PITCHER	IP	WLS	BF	H	R	ER	SO	BB	IBB	HBP	BLK	WP	HR	S	P	ERA	WHIP													
Jason Johnson, R ERA: 5.68 (6, 1)	5.0		22	6	3	3	1	0	0	0	0	1	0	13	21	9.00	2.000													
Esteban Yan, R ERA: 1.77 (7, 1)	1.0	5	1	1	1	1	1	0	0	0	0	0	0	0	33	54	0.00	0.333												
Jim Mecir, R ERA: 2.84 (10, 1)	3.0	12	1	0	0	3	1	1	0	0	0	0	0	23	45	0.00	0.667													
Albie Lopez, R ERA: 3.32 (13, 1)	2.0	W	9	1	1	1	1	0	2	0	0	0	0	21	38	4.50	0.500													

Cleveland Indians @ Tampa Bay Devil Rays
Tropicana Field, St. Petersburg, FL

Tue May 12 1998, 7:05 PM EDT
Att. 27,084 - Dome - 72 F

AB	49
R	5
H	10
RBI	4
BB	8
SO	9
LOB	28



Batter	1	2	3	4	5	6	7	8	9	10	11	12	13	14	AB	R	H	RBI	BB	SO	LOB	BOTTOM								
Dave Martinez, L OBP: 0.363, SLG: 0.359 (1, 9)	G4-3	F7		G4-3			F7			G6-3		FC5-4-3-4-2			6	0	0	0	0	0	4									
Quinton McCracken, S OBP: 0.360, SLG: 0.471 (1, 8)	E9 SF8 1B						K			G6-3				L8	6	1	3	0	0	1	2									
Wade Boggs, L OBP: 0.364, SLG: 0.531 Miguel Cairo, R OBP: 0.292, SLG: 0.339 (8, PR)	SF8 E WP BB									G6-4-3 1B					2	1	0	0	2	1	2									
Fred McGriff, L OBP: 0.371, SLG: 0.486 (1, 3)	E6 WP BB 1B						F7			G6-4-3 1B					6	1	0	0	0	0	4									
Paul Sorrento, L OBP: 0.323, SLG: 0.454 (1, 10)	SF8									G3-1					4	0	1	1	1	0	1									
Mike Kelly, R OBP: 0.297, SLG: 0.417 (1, 7)										F8					5	1	0	0	1	0	3									
Bobby Smith, R OBP: 0.398, SLG: 0.537 (9, 5)															5	0	3	2	0	1	1									
Aaron Ledesma, R OBP: 0.425, SLG: 0.472 (13, 5)															1	1	1	0	0	0	0									
Mike DiFelice, R OBP: 0.298, SLG: 0.442 Randy Winn, S (7, PR)															2	0	0	0	0	0	1									
John Flaherty, R OBP: 0.198, SLG: 0.177 (8, 2)															2	0	0	0	0	1	2									
Kevin Stocker, S OBP: 0.350, SLG: 0.458 (1, 6)															4	1	1	2	1	0	1									
Inning Stats	R: 4 E: 3 K: 0 S: 14	H: 2 LOB: 1 BB: 2 P: 27	R: 0 E: 0 K: 1 S: 12	H: 1 LOB: 1 BB: 0 P: 18	R: 0 E: 1 K: 0 S: 12	H: 1 LOB: 2 BB: 0 P: 21	R: 0 E: 0 K: 0 S: 5	H: 1 LOB: 0 BB: 0 P: 5	R: 0 E: 0 K: 1 S: 4	H: 0 LOB: 2 BB: 0 P: 8	R: 0 E: 0 K: 1 S: 10	H: 0 LOB: 0 BB: 0 P: 15	R: 0 E: 0 K: 2 S: 6	H: 0 LOB: 1 BB: 1 P: 13	R: 0 E: 0 K: 1 S: 8	H: 1 LOB: 1 BB: 0 P: 11	R: 0 E: 0 K: 0 S: 5	H: 0 LOB: 0 BB: 0 P: 7	R: 0 E: 0 K: 0 S: 6	H: 0 LOB: 0 BB: 0 P: 10	R: 0 E: 0 K: 0 S: 6	H: 1 LOB: 1 BB: 1 P: 13	R: 0 E: 0 K: 0 S: 11	H: 1 LOB: 2 BB: 1 P: 23	R: 2 E: 0 K: 0 S: 6	H: 2 LOB: 0 BB: 0 P: 11	1B: 8 2B: 2 3B: 0 HR: 1	SF: 1 SAC: 3 DP: 1 HBP: 1	WP: 1 PB: 0 CS: 0	PA: 54
PITCHER	IP	WLS	BF	H	R	ER	SO	BB	IBB	HBP	BLK	WP	HR	S	P	ERA	WHIP													
Barlo Colon, R ERA: 2.98 (9, 1)	8.0		32	5	4	0	3	3	0	0	0	0	0	8	11	0.00	1.000													
Jose Mesa, R ERA: 4.98 (10, 1)	1.0	4	1	0	0	1	0	0	0	0	0	0	0	7	11	0.00	0.000													
Paul Assenmacher, L ERA: 4.2 (11, 1)	1.2	5	0	0	0	0	0	0	0	0	0	0	0	7	13	0.00	1.500													
Eric Plunk, R ERA: 6.00 (12, 1)	0.2	4	1	0	0	0	0	1	0	0	0	0	0	7	13	0.00	1.500													
Ron Villone, L ERA: 6.00 (12, 1)	1.2	6	1	0	0	0	1	0	0	0	0	0	0	14	29	0.00	1.200													

Cleveland Indians @ Tampa Bay Devil Rays
Tropicana Field, St. Petersburg, FL

Tue May 12 1998, 7:05 PM EDT
Att. 27,084 - Dome - 72 F

AB	45
R	6
H	10
RBI	5
BB	5
SO	4
LOB	21



Batter	1	2	3	4	5	6	7	8	9	AB	R	H	RBI	BB	SO	LOB	TOP					
Shane Mack, R OBP: 0.354, SLG: 0.462 (1, 10)										4	0	0	0	1	1	1	Kansas City Royals @ Tampa Bay Devil Rays Tropicana Field, St. Petersburg, FL Wed May 13, 1998, 7:05 PM EDT Att: 25,224 - Dome - 72 F livebaseballscorecards.com					
Shane Halter, R OBP: 0.338, SLG: 0.464 (1, 6)										5	1	1	0	0	1	2						
Jose Offerman, S OBP: 0.389, SLG: 0.435 (1, 4)										3	1	2	0	2	0	0						
Jeff King, R OBP: 0.303, SLG: 0.437 Ernie Young, R OBP: 0.236, SLG: 0.308 (5, 7)										2	0	0	1	0	1	3						
Jeff Conine, R OBP: 0.258, SLG: 0.222 (1, 7)										3	0	0	0	2	2	4						
Dean Palmer, R OBP: 0.327, SLG: 0.563 (1, 5)										4	1	1	0	1	1	2						
Jermaine Dye, R OBP: 0.333, SLG: 0.250 (1, 9)										4	1	2	0	0	2	2						
Sal Fasano, R OBP: 0.222, SLG: 0.176 (1, 2)										3	0	1	0	0	0	2						
Johnny Damon, L OBP: 0.309, SLG: 0.367 (1, 8)										4	0	1	2	0	0	4						
Inning Stats	R: 1 H: 2 E: 0 K: 2 S: 16	H: 2 LOB: 1 BB: 0 P: 23	R: 0 H: 1 E: 0 K: 0 S: 8	H: 1 LOB: 1 BB: 0 P: 12	R: 0 H: 0 E: 0 K: 2 S: 17	H: 0 LOB: 2 BB: 2 P: 28	R: 0 H: 1 E: 0 K: 1 S: 8	H: 1 LOB: 1 BB: 0 P: 11	R: 0 H: 0 E: 1 K: 1 S: 10	H: 0 LOB: 1 BB: 0 P: 15	R: 0 H: 1 E: 0 K: 2 S: 13	H: 1 LOB: 2 BB: 1 P: 20	R: 1 H: 1 E: 0 K: 0 S: 12	H: 1 LOB: 1 BB: 1 P: 19	R: 2 H: 2 E: 0 K: 0 S: 7	H: 2 LOB: 1 BB: 1 P: 11	R: 0 H: 1 E: 0 K: 0 S: 6	H: 1 LOB: 1 BB: 1 P: 13	1B: 7 2B: 2 3B: 0 HR: 0	SF: 1 SAC: 1 DP: 1 HBP: 0	WP: 0 PB: 0 SB: 0 CS: 0	PA: 42
PITCHER	IP WLS BF H R ER SO BB IBB HBP BLK WP HR S P ERA WHIP	IP WLS BF H R ER SO BB IBB HBP BLK WP HR S P ERA WHIP																				
Tony Saunders, L ERA: 3.8 (1, 1)	6.2 L 31 6 2 2 8 4 0 0 0 0 0 0 82 125 2.70 1.500																					
Dan Carlson, R ERA: 7.54 (7, 1)	1.1 7 2 2 2 0 1 0 0 0 0 0 0 9 14 13.50 2.250																					
52 Ramon Tatis, L ERA: 15.26 (9, 1)	1.0 4 1 0 0 0 1 0 0 0 0 0 0 6 13 0.00 2.000																					

Batter	1	2	3	4	5	6	7	8	9	AB	R	H	RBI	BB	SO	LOB	BOTTOM			
Dave Martinez, L OBP: 0.360, SLG: 0.350 (1, 9)										3	0	0	0	1	1	0	Kansas City Royals @ Tampa Bay Devil Rays Tropicana Field, St. Petersburg, FL Wed May 13, 1998, 7:05 PM EDT Att: 25,224 - Dome - 72 F livebaseballscorecards.com			
Quinton McCracken, S OBP: 0.364, SLG: 0.475 (1, 8)										3	0	1	0	1	0	0				
Wade Boggs, L OBP: 0.373, SLG: 0.528 (1, 5)										4	0	2	0	0	0	2				
Fred McGriff, L OBP: 0.362, SLG: 0.472 (1, 3)										4	0	0	0	0	2	3				
Paul Sorrento, L OBP: 0.316, SLG: 0.443 (1, 10)										3	0	0	0	0	1	1				
Mike Kelly, R OBP: 0.299, SLG: 0.413 (1, 7)										3	0	1	0	0	2	0				
John Flaherty, R OBP: 0.193, SLG: 0.173 Randy Winn, S (8, PH) Mike DiFelice, R OBP: 0.298, SLG: 0.442 (9, 2)										2	0	0	0	0	0	1				
Kevin Stocker, S OBP: 0.341, SLG: 0.445 (1, 6)										3	0	0	0	0	3	0				
Miguel Cairo, R OBP: 0.284, SLG: 0.330 (1, 4)										3	0	0	0	0	1	0				
Inning Stats	R: 0 H: 1 E: 0 K: 0 S: 9	H: 0 LOB: 0 BB: 0 P: 11	R: 0 H: 0 E: 0 K: 3 S: 10	H: 0 LOB: 0 BB: 0 P: 16	R: 0 H: 1 E: 0 K: 2 S: 10	H: 1 LOB: 1 BB: 0 P: 15	R: 0 H: 0 E: 0 K: 1 S: 7	H: 0 LOB: 0 BB: 2 P: 9	R: 0 H: 0 E: 0 K: 0 S: 9	H: 0 LOB: 1 BB: 2 P: 20	R: 0 H: 0 E: 0 K: 1 S: 7	H: 0 LOB: 0 BB: 0 P: 11	R: 0 H: 0 E: 0 K: 1 S: 10	H: 0 LOB: 0 BB: 0 P: 15	R: 0 H: 1 E: 0 K: 1 S: 10	H: 1 LOB: 1 BB: 0 P: 14	1B: 3 2B: 1 3B: 0 HR: 0	SF: 0 SAC: 0 DP: 1 HBP: 0	WP: 0 PB: 0 SB: 0 CS: 1	PA: 31
PITCHER	IP WLS BF H R ER SO BB IBB HBP BLK WP HR S P ERA WHIP	IP WLS BF H R ER SO BB IBB HBP BLK WP HR S P ERA WHIP																		
Pat Rapp, R ERA: 2.87 (1, 1)	9.0 W 31 4 0 0 10 2 0 0 0 0 0 0 79 127 0.00 0.667																			

Batter	1	2	3	4	5	6	7	8	9	AB	R	H	RBI	BB	SO	LOB	TOP								
Johnny Damon, L OBP: 0.321, SLG: 0.390										4	3	2	4	2	0	2	Kansas City Royals @ Tampa Bay Devil Rays Tropicana Field, St. Petersburg, FL Thu May 14 1998, 7:05 PM EDT Att: 24,296 - Dome - 72 F livebaseballscorecards.com								
Shane Halter, R OBP: 0.350, SLG: 0.480										6	0	3	3	0	0	2									
Jose Offerman, S OBP: 0.324, SLG: 0.427																									
Felix Martinez, S OBP: 0.185, SLG: 0.171										3	0	0	0	2	0	2									
Dean Palmer, R OBP: 0.323, SLG: 0.551																									
Jeff Conine, R OBP: 0.306, SLG: 0.355																									
Jeff King, R OBP: 0.312, SLG: 0.435																									
Larry Sutton, L OBP: 0.324, SLG: 0.352																									
Terry Pendleton, S OBP: 0.290, SLG: 0.351																									
Jermaine Dye, R OBP: 0.348, SLG: 0.250																									
Sal Fasano, R OBP: 0.304, SLG: 0.200																									
Inning Stats	R: 0 E: 0 K: 0 S: 8	H: 1 LOB: 1 BB: 1 P: 13	R: 4 E: 0 K: 1 S: 12	H: 1 LOB: 0 BB: 2 P: 28	R: 1 E: 0 K: 1 S: 15	H: 2 LOB: 1 BB: 0 P: 25	R: 1 E: 0 K: 0 S: 10	H: 2 LOB: 1 BB: 0 P: 13	R: 0 E: 0 K: 0 S: 9	H: 2 LOB: 2 BB: 0 P: 11	R: 0 E: 0 K: 1 S: 15	H: 0 LOB: 1 BB: 1 P: 23	R: 0 E: 0 K: 1 S: 7	H: 0 LOB: 1 BB: 1 P: 12	R: 1 E: 0 K: 0 S: 6	H: 1 LOB: 1 BB: 1 P: 12	R: 3 E: 0 K: 0 S: 13	H: 3 LOB: 2 BB: 2 P: 24	1B: 9 2B: 1 3B: 0 HR: 2	SF: 0 SAC: 0 DP: 2 HBP: 3	WP: 1 PB: 0 SB: 2 CS: 0	PA: 48			
PITCHER	IP	WLS	BF	H	R	ER	SO	BB	IBB	HBP	BLK	WP	HR	S	P	ERA	WHIP								
Dennis Springer, R ERA: 5.86	4.0	L	23	8	6	6	2	3	0	1	0	1	2	48	83	13.50	2.750								
Julio Santana, R ERA: 4.73	3.0		12	0	0	0	2	2	0	1	0	0	0	28	42	0.00	0.667								
Esteban Yan, R ERA: 2.11	1.0		5	1	1	1	0	1	0	0	0	0	0	6	12	9.00	2.000								
52 Ramon Tatis, L ERA: 16.62	1.0		8	3	3	3	0	2	0	1	0	0	0	13	24	27.00	5.000								

Batter	1	2	3	4	5	6	7	8	9	AB	R	H	RBI	BB	SO	LOB	BOTTOM								
Dave Martinez, L OBP: 0.364, SLG: 0.363																	Kansas City Royals @ Tampa Bay Devil Rays Tropicana Field, St. Petersburg, FL Thu May 14 1998, 7:05 PM EDT Att: 24,296 - Dome - 72 F livebaseballscorecards.com								
Randy Winn, S OBP: 0.500, SLG: 0.500																									
Quinton McCracken, S OBP: 0.359, SLG: 0.466																									
Wade Boggs, L OBP: 0.359, SLG: 0.500																									
Fred McGriff, L OBP: 0.357, SLG: 0.459																									
Paul Sorrento, L OBP: 0.321, SLG: 0.440																									
Mike Kelly, R OBP: 0.310, SLG: 0.433																									
Mike DiFelice, R OBP: 0.286, SLG: 0.422																									
Aaron Ledesma, R OBP: 0.405, SLG: 0.447																									
Kevin Stocker, S OBP: 0.333, SLG: 0.434																									
Scott McClain, R OBP: 0.310, SLG: 0.433																									
Miguel Cairo, R OBP: 0.288, SLG: 0.333																									
John Flaherty, R OBP: 0.211, SLG: 0.217																									
Inning Stats	R: 0 E: 0 K: 1 S: 8	H: 1 LOB: 0 BB: 0 P: 13	R: 0 E: 0 K: 2 S: 8	H: 0 LOB: 0 BB: 0 P: 12	R: 0 E: 0 K: 0 S: 12	H: 2 LOB: 2 BB: 0 P: 13	R: 0 E: 0 K: 0 S: 6	H: 1 LOB: 1 BB: 0 P: 8	R: 0 E: 0 K: 0 S: 8	H: 0 LOB: 0 BB: 0 P: 11	R: 1 E: 0 K: 1 S: 11	H: 1 LOB: 3 BB: 2 P: 24	R: 0 E: 0 K: 0 S: 11	H: 1 LOB: 1 BB: 0 P: 18	R: 0 E: 0 K: 1 S: 12	H: 1 LOB: 2 BB: 1 P: 21	R: 1 E: 0 K: 0 S: 13	H: 3 LOB: 2 BB: 0 P: 22	1B: 6 2B: 5 3B: 0 HR: 0	SF: 1 SAC: 0 DP: 1 HBP: 0	WP: 0 PB: 0 SB: 0 CS: 0	PA: 40			
PITCHER	IP	WLS	BF	H	R	ER	SO	BB	IBB	HBP	BLK	WP	HR	S	P	ERA	WHIP								
Tim Belcher, R ERA: 3.46	7.0	W	29	6	1	0	4	2	0	0	0	0	0	9	17	0.00	3.000								
Chris Haney, L ERA: 8.33	0.2		4	1	0	0	1	1	0	0	0	0	0	16	26	6.75	2.250								
Scott Service, R ERA: 3.79	1.1		7	3	1	1	0	0	0	0	0	0	0	16	26	6.75	2.250								

Batter	1	2	3	4	5	6	7	8	9	AB	R	H	RBI	BB	SO	LOB	TOP																					
Randy Winn, S OBP: 0.500, SLG: 0.833	G4-3	P6			SF8			G4-3 SH5-3		4	1	2	0	0	0	1	Tampa Bay Devil Rays @ Baltimore Orioles Oriole Park at Camden Yards, Baltimore, MD Fri May 15 1998, 7:05 PM EDT Att: 47,421 - Unknown - 90 F																					
Quinton McCracken, S OBP: 0.353, SLG: 0.461	G6-3		F9		SF8			SH5-3		2	0	0	1	0	0	0																						
Wade Boggs, L OBP: 0.353, SLG: 0.484			L7		G4-3			G4-3		4	0	1	0	0	0	1																						
Fred McGriff, L OBP: 0.349, SLG: 0.447	F7		F7					G4-3		4	0	0	0	0	0	2																						
Mike Kelly, R OBP: 0.320, SLG: 0.479		G6-3								4	1	2	1	0	1	0																						
Aaron Ledesma, R OBP: 0.413, SLG: 0.476										4	1	2	0	0	1	1																						
Mike DiFelice, R OBP: 0.264, SLG: 0.388										4	0	0	0	0	0	2																						
Kevin Stocker, S OBP: 0.331, SLG: 0.444										4	1	1	1	0	1	1																						
Miguel Cairo, R OBP: 0.289, SLG: 0.333										3	0	1	1	0	0	0																						
Inning Stats	R: 0 E: 0 K: 0 S: 11	H: 1 LOB: 1 BB: 0 P: 19	R: 2 E: 0 K: 0 S: 10	H: 3 LOB: 1 BB: 0 P: 15	R: 0 E: 0 K: 2 S: 10	H: 0 LOB: 0 BB: 0 P: 14	R: 0 E: 0 K: 2 S: 12	H: 1 LOB: 1 BB: 0 P: 16	R: 1 E: 0 K: 0 S: 7	H: 1 LOB: 0 BB: 0 P: 10	R: 0 E: 0 K: 0 S: 3	H: 0 LOB: 0 BB: 0 P: 3	R: 0 E: 0 K: 0 S: 5	H: 0 LOB: 0 BB: 0 P: 8	R: 0 E: 0 K: 0 S: 10	H: 1 LOB: 1 BB: 0 P: 15	R: 1 E: 0 K: 1 S: 10	H: 1 LOB: 0 BB: 0 P: 12	1B: 5 2B: 1 3B: 2 HR: 1	SF: 1 SAC: 1 DP: 1 HBP: 0	WP: 0 PB: 0 CS: 0	PA: 35																
PITCHER	IP	WLS	BF	H	R	ER	SO	BB	IBB	HBP	BLK	WP	HR	S	P	ERA	WHIP	PITCHER				IP	WLS	BF	H	R	ER	SO	BB	IBB	HBP	BLK	WP	HR	S	P	ERA	WHIP
Jimmy Key, L ERA: 3.04	(1, 1)	7.1	L	29	8	3	3	2	0	0	0	0	0	62	90	3.68	1.091																					
Norm Charlton, L ERA: 6.61	(8, 1)	1.2		6	1	1	1	1	0	0	0	0	0	1	16	5.40	0.600																					

Batter	1	2	3	4	5	6	7	8	9	AB	R	H	RBI	BB	SO	LOB	BOTTOM																					
Brady Anderson, L OBP: 0.229, SLG: 0.232	G4-6-3		F6		P6			E5		4	0	1	0	0	0	3	Tampa Bay Devil Rays @ Baltimore Orioles Oriole Park at Camden Yards, Baltimore, MD Fri May 15 1998, 7:05 PM EDT Att: 47,421 - Unknown - 90 F																					
Eric Davis, R OBP: 0.361, SLG: 0.592	G4-6-3		K					FC3-6		3	1	1	1	1	1	2																						
Roberto Alomar, S OBP: 0.360, SLG: 0.397								HR		4	0	1	0	0	2	2																						
Joe Carter, R OBP: 0.331, SLG: 0.407										3	0	1	0	0	1	1																						
Harold Baines, L OBP: 0.333, SLG: 0.474	F8							FC3-6		1	0	0	0	0	0	2																						
Rafael Palmeiro, L OBP: 0.386, SLG: 0.476										3	0	0	0	1	0	3																						
Cal Ripken Jr., R OBP: 0.329, SLG: 0.353								FC6		4	0	0	0	0	0	1																						
B.J. Surhoff, L OBP: 0.317, SLG: 0.451										4	0	1	0	0	0	0																						
23 Chris Hoiles, R OBP: 0.326, SLG: 0.361										3	0	1	0	0	0	0																						
Jeffrey Hammonds, R OBP: 0.394, SLG: 0.500			L5							1	0	0	0	0	0	0																						
Mike Bordick, R OBP: 0.342, SLG: 0.463										2	0	0	0	0	0	2																						
Inning Stats	R: 0 E: 0 K: 0 S: 11	H: 2 LOB: 1 BB: 0 P: 15	R: 0 E: 0 K: 0 S: 5	H: 0 LOB: 0 BB: 0 P: 5	R: 0 E: 0 K: 1 S: 6	H: 0 LOB: 1 BB: 0 P: 10	R: 0 E: 0 K: 1 S: 8	H: 1 LOB: 0 BB: 0 P: 11	R: 0 E: 0 K: 0 S: 11	H: 2 LOB: 2 BB: 0 P: 20	R: 1 E: 0 K: 1 S: 11	H: 1 LOB: 1 BB: 1 P: 21	R: 0 E: 0 K: 0 S: 5	H: 0 LOB: 0 BB: 0 P: 7	R: 0 E: 1 K: 1 S: 9	H: 0 LOB: 2 BB: 1 P: 15	R: 0 E: 0 K: 0 S: 9	H: 0 LOB: 0 BB: 0 P: 13	1B: 5 2B: 0 3B: 0 HR: 1	SF: 0 SAC: 0 DP: 2 HBP: 1	WP: 0 PB: 0 CS: 0	PA: 35																
PITCHER	IP	WLS	BF	H	R	ER	SO	BB	IBB	HBP	BLK	WP	HR	S	P	ERA	WHIP	PITCHER				IP	WLS	BF	H	R	ER	SO	BB	IBB	HBP	BLK	WP	HR	S	P	ERA	WHIP
Wilson Alvarez, L ERA: 3.73	(1, 1)	7.0	W	29	6	1	1	3	2	0	1	59	95	1.29	1.143																							
Jim Meir, R ERA: 2.7	(8, 1)	1.0		3	0	0	0	1	0	0	0	0	0	7	9	0.00	0.000																					
Roberto Hernandez, R ERA: 6.6	(9, 1)	1.0	S	3	0	0	0	0	0	0	0	0	0	9	13	0.00	0.000																					

AB	33
R	4
H	9
RBI	4
BB	0
SO	3
LOB	8



Batter	1	2	3	4	5	6	7	8	9	AB	R	H	RBI	BB	SO	LOB	TOP	
Dave Martinez, L (1, 9) OBP: 0.358, SLG: 0.357	2-2 FC4-6 1B		1-2 L5		0-0 E3 1B	2-3 K			2-3 K	5	1	1	0	0	2	0		
Quinton McCracken, S (1, 8) OBP: 0.354, SLG: 0.476	0-1 FC4-6 1B		3-1 1B		0-2 F7				3-2 G4-3	5	2	2	1	0	0	2		
Wade Boggs, L (1, 5) OBP: 0.370, SLG: 0.485	1-3 K		0-1 1B		4-1 1B				2-3 K	4	2	2	0	1	2	1		
Fred McGriff, L (1, 3) OBP: 0.358, SLG: 0.455	2-0 1B		0-0 1B		0-0 2B				1-1 G4-6-3	4	0	3	2	0	0	1		
Paul Sorrento, L (1, 10) OBP: 0.326, SLG: 0.450	1-3 K		1-3 1B		1-0 2B				2-3 K2-3	4	0	2	2	0	2	2		
Mike Kelly, R (1, 7) OBP: 0.325, SLG: 0.473			0-0 K		4-0 1B				1-1 G5-3	3	0	1	0	1	1	2		
John Flaherty, R (1, 2) OBP: 0.213, SLG: 0.209			4-2 BB		1-0 L1-3				0-1 G5-3	3	0	0	0	1	0	4		
Kevin Stocker, S (1, 6) OBP: 0.321, SLG: 0.430			0-2 G1-6-3		2-0 L7				2-0 F7	4	0	0	0	0	1	2		
Miguel Cairo, R (1, 4) OBP: 0.280, SLG: 0.322			1-1 G1-3		0-0 G5-3				3-2 F8	4	0	0	0	0	0	1		
Inning Stats	R: 0 H: 2 E: 0 K: 2 S: 13	H: 0 R: 5 ER: 4 LOB: 0 BB: 0 P: 19	R: 2 H: 4 E: 0 K: 1 S: 15	H: 0 R: 1 ER: 0 LOB: 2 BB: 0 P: 24	R: 0 H: 0 E: 0 K: 0 S: 7	H: 0 R: 1 ER: 0 LOB: 2 BB: 2 P: 12	R: 2 H: 2 E: 0 K: 2 S: 8	H: 0 R: 0 ER: 0 LOB: 0 BB: 0 P: 11	R: 1 H: 2 E: 0 K: 1 S: 10	H: 1 R: 0 ER: 0 LOB: 1 BB: 0 P: 16	R: 0 H: 0 E: 0 K: 2 S: 10	H: 0 R: 0 ER: 0 LOB: 0 BB: 0 P: 17	1B: 9 2B: 2 3B: 0 HR: 1	SF: 0 SAC: 0 DP: 3 HBP: 0	WP: 0 PB: 0 SB: 0 CS: 0	PA: 39		
PITCHER	IP	WLS	BF	H	R	ER	SO	BB	IBB	HBP	BLK	WP	HR	S	P	ERA	WHIP	
Scott Erickson, R (1, 1) ERA: 5.43	7.0	L	33	11	5	4	6	2	1	0	0	0	1	70	112	5.14	1.857	
Bobby Munoz, R (8, 1) ERA:	1.0		3	0	0	0	0	0	0	0	0	0	0	8	13	0.00	0.000	
Jesse Orosco, L (9, 1) ERA: 6.52	1.0		3	0	0	0	2	0	0	0	0	0	0	10	17	0.00	0.000	

Tampa Bay Devil Rays @ Baltimore Orioles
 Oriole Park at Camden Yards, Baltimore, MD
 Sat May 16 1998, 7:05 PM EDT
 Att: 47,538 - Unknown - 92 F


AB 36
 R 5
 H 11
 RBI 5
 BB 3
 SO 8
 LOB 15



Batter	1	2	3	4	5	6	7	8	9	AB	R	H	RBI	BB	SO	LOB	BOTTOM	
Roberto Alomar, S (1, 4) OBP: 0.358, SLG: 0.400	3-3 K			2-2 E5 1B		1-2 G4-6-3 2B			0-0 G4-3	4	1	1	0	0	1	0		
B.J. Surhoff, L (1, 7) OBP: 0.321, SLG: 0.449	2-2 G3-1			0-0 F8		4-2 G4-6-3 BB			2-1 BB 1B	3	0	1	0	1	0	1		
Harold Baines, L (1, 10) OBP: 0.340, SLG: 0.469	0-0 G5-3			2-1 1B		0-0 G4-6-3			4-1 BB	3	0	1	0	1	0	2		
Rafael Palmeiro, L (1, 3) OBP: 0.383, SLG: 0.470				0-0 1B		2-1 F7			3-3 K	4	0	1	1	0	1	3		
Cal Ripken Jr., R (1, 5) OBP: 0.322, SLG: 0.344				1-1 G1-4-3		2-3 K			2-1 G5-3	4	0	0	0	0	1	2		
Jeffrey Hammonds, R (1, 8) OBP: 0.350, SLG: 0.476				2-3 K		2-3 K			0-1 F9	4	0	0	0	0	2	2		
Eric Davis, R (1, 9) OBP: 0.366, SLG: 0.618				0-1 CS 1B		1-2 F9			0-3 K	4	1	2	1	0	1	0		
Lenny Webster, R (1, 2) OBP: 0.294, SLG: 0.493				0-1 G1		0-0 G1-3			2-2 F9	3	0	0	0	0	0	1		
Jeff Reboulet, R (1, 6) OBP: 0.364, SLG: 0.222				1-3 K		2-2 F6			2-1 G4-3	3	0	0	0	0	1	0		
Inning Stats	R: 0 H: 0 E: 0 K: 1 S: 7	H: 0 R: 1 ER: 0 LOB: 0 BB: 0 P: 12	R: 0 H: 0 E: 0 K: 1 S: 6	H: 1 R: 0 ER: 0 LOB: 0 BB: 0 P: 8	R: 1 H: 2 E: 1 K: 2 S: 13	H: 0 R: 0 ER: 0 LOB: 0 BB: 0 P: 10	R: 0 H: 1 E: 0 K: 0 S: 10	H: 0 R: 0 ER: 0 LOB: 1 BB: 1 P: 17	R: 1 H: 1 E: 0 K: 0 S: 11	H: 1 R: 0 ER: 0 LOB: 2 BB: 1 P: 20	R: 0 H: 1 E: 0 K: 1 S: 9	H: 0 R: 0 ER: 0 LOB: 0 BB: 0 P: 10	1B: 4 2B: 1 3B: 0 HR: 1	SF: 0 SAC: 0 DP: 1 HBP: 0	WP: 0 PB: 0 SB: 0 CS: 1	PA: 34		
PITCHER	IP	WLS	BF	H	R	ER	SO	BB	IBB	HBP	BLK	WP	HR	S	P	ERA	WHIP	
Rolando Arrojo, R (1, 1) ERA: 2.89	5.0	W	19	4	1	0	5	0	0	0	0	0	0	44	67	0.00	0.800	
Scott Aldred, L (6, 1) ERA:	1.0		3	0	0	0	0	1	0	0	0	0	0	6	12	0.00	1.000	
Esteban Yan, R (7, 1) ERA: 2.42	1.0		4	1	1	1	0	0	0	0	0	0	1	11	18	9.00	1.000	
Jim Mecir, R (8, 1) ERA: 2.57	1.0		5	1	0	0	1	1	0	0	0	0	0	9	20	0.00	2.000	
Roberto Hernandez, R (9, 1) ERA: 6.16	1.0	S	3	0	0	0	1	0	0	0	0	0	0	8	10	0.00	0.000	


Tampa Bay Devil Rays @ Baltimore Orioles
 Oriole Park at Camden Yards, Baltimore, MD
 Sat May 16 1998, 7:05 PM EDT
 Att: 47,538 - Unknown - 92 F

AB 32
 R 2
 H 6
 RBI 2
 BB 2
 SO 7
 LOB 11



Batter	1	2	3	4	5	6	7	8	9	AB	R	H	RBI	BB	SO	LOB	TOP											
Dave Martinez, L (1, 9) OBP: 0.366, SLG: 0.364	2-0 SH1-3 2B		1-0 L4			0-0 F8				3	1	1	1	2	0	0	<p>Tampa Bay Devil Rays @ Baltimore Orioles</p> <p>Oriole Park at Camden Yards, Baltimore, MD</p> <p>Sun May 17 1998, 3:33 AM EDT Att: 47,628 - Cloudy - 76 F</p> <p>livebaseballscorecards.com</p>											
Randy Winn, S (1, 8) Quinton McCracken, S (8, PH) OBP: 0.350, SLG: 0.750 OBP: 0.356, SLG: 0.474	1-0 SH1-3 2-3		1-0 G4-3			1-2 G4-3 1B				2	0	1	0	0	0	0												
Mike Kelly, R (1, 7) OBP: 0.333, SLG: 0.474	0-3 K		2-2 F9			1-0 G4-3 1-2		4-1 2B 1B 2-3 2B BB	0-0 G4-3 2B	4	1	1	0	1	1	2												
Fred McGriff, L (1, 10) OBP: 0.359, SLG: 0.456	4-2 BB			3-2 G3		0-0 3-1		0-0 1B HBP 2B	3-3 K	4	1	1	2	1	1	2												
Paul Sorrento, L (1, 3) OBP: 0.322, SLG: 0.436	2-2 G4-3			3-3 K				0-0 L6 HBP 1B BB	1-1 G4-3 2-3	4	1	0	0	1	1	3												
Scott McClain, R (1, 5) Wade Boggs, L (8, PH) OBP: 0.360, SLG: 0.471		2-3 K		2-3 K				0-0 F8 HR HBP	3-3 K	2	1	0	0	0	2	0												
John Flaherty, R (1, 2) OBP: 0.224, SLG: 0.256		2-1 CS 1B			2-0 F9		1-1 HR	0-3 K		4	1	2	2	0	1	3												
Aaron Ledesma, R (1, 6) OBP: 0.420, SLG: 0.478		0-2 CS 1B			1-2 6-3		0-0 L4	0-0 BB HBP 1B		4	0	2	1	0	0	0												
Miguel Cairo, R (1, 4) OBP: 0.287, SLG: 0.323		2-2 1B			0-0 G4-3		1-0 P4	1-0 BB HBP		3	0	1	1	0	0	0												
Inning Stats	R: 0 E: 0 K: 1 S: 10	H: 1 LOB: 2 BB: 1 P: 19	R: 0 E: 0 K: 1 S: 11	H: 3 LOB: 2 BB: 0 P: 17	R: 0 E: 0 K: 0 S: 5	H: 0 LOB: 0 BB: 0 P: 9	R: 0 E: 0 K: 2 S: 9	H: 0 LOB: 0 BB: 0 P: 17	R: 0 E: 0 K: 0 S: 5	H: 0 LOB: 0 BB: 0 P: 8	R: 0 E: 0 K: 0 S: 6	H: 1 LOB: 1 BB: 0 P: 8	R: 2 E: 0 K: 0 S: 5	H: 1 LOB: 0 BB: 0 P: 8	R: 5 E: 0 K: 1 S: 8	H: 2 LOB: 3 BB: 5 P: 29		R: 0 E: 0 K: 2 S: 9	H: 1 LOB: 1 BB: 0 P: 16	1B: 5 2B: 3 3B: 0 HR: 1	SF: 0 SAC: 1 DP: 0 HBP: 2	WP: 0 PB: 0 CS: 2	PA: 42					
PITCHER	IP WLS BF H R ER SO BB IBB HBP BLK WP HR S P ERA WHIP	7.0 0.0 0.0 L 0.0 0.0 1.0	27 1 2 1 7	6 0 0 0 1	2 1 0 0 3	4 1 0 0 1	4 0 0 0 6	86 4 9 1 15	2.57 " " " 27.00	1.000 " " " 3.000	PITCHER	IP WLS BF H R ER SO BB IBB HBP BLK WP HR S P ERA WHIP	1.0 0.0 0.0 0.0 0.0 0.0 1.0	4 0 0 0 0 0 0	1 0 0 0 0 0 6	0 0 0 0 0 0 15	0 0 0 0 0 0 16	0 0 0 0 0 0 9	0 0 0 0 0 0 16	0 0 0 0 0 0 0	0 0 0 0 0 0 0	0 0 0 0 0 0 0	0 0 0 0 0 0 0	0 0 0 0 0 0 0	0 0 0 0 0 0 0	0 0 0 0 0 0 0	0.00 1.000	1.000

Batter	1	2	3	4	5	6	7	8	9	AB	R	H	RBI	BB	SO	LOB	BOTTOM										
Brady Anderson, L (1, 8) OBP: 0.230, SLG: 0.267	1-1 P4		0-0 F8			1-1 G6-3	0-0 HR			4	1	1	3	0	0	0	<p>Tampa Bay Devil Rays @ Baltimore Orioles</p> <p>Oriole Park at Camden Yards, Baltimore, MD</p> <p>Sun May 17 1998, 3:33 AM EDT Att: 47,628 - Cloudy - 76 F</p> <p>livebaseballscorecards.com</p>										
B.J. Surhoff, L (1, 7) OBP: 0.314, SLG: 0.437	1-0 F8		3-2 P7			1-1 L5	1-0 G4-3			4	0	0	0	0	0	0											
Roberto Alomar, S (1, 4) OBP: 0.361, SLG: 0.402	1-1 G6-3			1-3 K		0-2 1B		0-0 7-4-3 1B		4	0	2	0	0	1	0											
Rafael Palmeiro, L (1, 3) OBP: 0.386, SLG: 0.464		1-1 G1-3		4-2 BB		4-1 1B		0-0 7-4-3 1-2	0-0 G6-3	2	0	0	0	2	0	1											
Harold Baines, L (1, 10) OBP: 0.327, SLG: 0.451		1-3 K		1-3 K		2-1 F7		0-0 G6-3		4	0	0	0	0	2	3											
Cal Ripken Jr., R (1, 5) OBP: 0.326, SLG: 0.350		3-2 2B		1-3 K		1-2 K		4-0 FC1-6 BB	0-2 G3	3	0	1	0	1	1	1											
Jeffrey Hammonds, R (1, 9) OBP: 0.375, SLG: 0.462		4-0 BB			1-2 F8		0-0 FC1-6 1B HR		1-3 K	3	1	0	0	1	1	1											
Lenny Webster, R (1, 2) OBP: 0.292, SLG: 0.493		2-2 P3			1-3 K		0-0 F8		2-0 2B	4	0	1	0	0	1	3											
Mike Bordick, R (1, 6) OBP: 0.339, SLG: 0.455			2-3 K		0-1 F7		0-0 HR		2-3 K	4	1	1	0	0	2	1											
Inning Stats	R: 0 E: 0 K: 0 S: 5	H: 0 LOB: 0 BB: 0 P: 8	R: 0 E: 0 K: 1 S: 14	H: 1 LOB: 2 BB: 1 P: 25	R: 0 E: 0 K: 1 S: 7	H: 0 LOB: 0 BB: 0 P: 12	R: 0 E: 0 K: 3 S: 11	H: 0 LOB: 1 BB: 1 P: 18	R: 0 E: 0 K: 0 S: 8	H: 0 LOB: 0 BB: 0 P: 10	R: 3 E: 0 K: 0 S: 5	H: 2 LOB: 2 BB: 1 P: 10	R: 0 E: 0 K: 0 S: 3	H: 1 LOB: 0 BB: 0 P: 3	R: 0 E: 0 K: 2 S: 12	H: 1 LOB: 1 BB: 0 P: 17		1B: 3 2B: 3 3B: 0 HR: 1	SF: 0 SAC: 0 DP: 1 HBP: 0	WP: 0 PB: 0 CS: 0	PA: 36						
PITCHER	IP WLS BF H R ER SO BB IBB HBP BLK WP HR S P ERA WHIP	6.0 0.0 0.0 W 1.0	23 2 3 1 0	0 3 0 0 0	0 1 0 0 0	0 0 0 0 0	0 1 5 3 3	0 5 10 3 3	0.00 0.00 0.00 0.00 0.00	0.833 3.000 1.000 1.000	PITCHER	IP WLS BF H R ER SO BB IBB HBP BLK WP HR S P ERA WHIP	1.0 0.0 0.0 0.0 0.0 0.0 1.0	6 2 3 1 0	3 0 0 0 0	0 0 0 0 0	0 0 0 0 0	0 0 0 0 0	0 0 0 0 0	0 0 0 0 0	0 0 0 0 0	0 0 0 0 0	0 0 0 0 0	0 0 0 0 0	0 0 0 0 0	0.00 0.833	1.000

Batter	1	2	3	4	5	6	7	8	9	AB	R	H	RBI	BB	SO	LOB	TOP										
Dave Martinez, L OBP: 0.367, SLG: 0.360 (1, 9)	G4-3		G6-3					K		4	0	1	2	1	1	3	Tampa Bay Devil Rays @ Baltimore Orioles Oriole Park at Camden Yards, Baltimore, MD Mon May 18 1998, 7:05 PM EDT Att: 45,033 - Unknown - 93 F livebaseballscorecards.com										
Quinton McCracken, S OBP: 0.357, SLG: 0.469 (1, 8)	G3 S 1B BB		F7					G4-3		4	1	1	1	1	0	5											
Wade Boggs, L OBP: 0.350, SLG: 0.452 (1, 5)	G3		4-3					F6		5	0	1	0	0	0	1											
Fred McGriff, L OBP: 0.355, SLG: 0.448 (1, 3)								G4-3		5	0	1	1	0	1	1											
Paul Sorrento, L OBP: 0.318, SLG: 0.423 (1, 10)	K							K		4	1	0	0	0	3	2											
John Flaherty, R OBP: 0.235, SLG: 0.258 (1, 2)										3	1	1	0	1	0	1											
Aaron Ledesma, R OBP: 0.415, SLG: 0.469 (1, 4)	G6-3							SH3-4 1B		3	1	1	0	0	0	2											
Kevin Stocker, S OBP: 0.326, SLG: 0.435 (1, 6)	F7									3	1	1	1	0	1	0											
Randy Winn, S OBP: 0.667, SLG: 0.818 (1, 7)										3	1	3	1	1	0	0											
Inning Stats	R: 1 E: 0 K: 1 S: 14	H: 1 LOB: 1 BB: 1 P: 26	R: 0 E: 0 K: 0 S: 7	H: 0 LOB: 0 BB: 0 P: 9	R: 1 E: 0 K: 0 S: 16	H: 2 LOB: 0 BB: 0 P: 21	R: 3 E: 0 K: 0 S: 14	H: 3 LOB: 2 BB: 0 P: 24	R: 0 E: 0 K: 1 S: 16	H: 1 LOB: 1 BB: 1 P: 25	R: 0 E: 0 K: 1 S: 7	H: 0 LOB: 0 BB: 0 P: 9	R: 1 E: 0 K: 1 S: 12	H: 2 LOB: 2 BB: 1 P: 22	R: 0 E: 0 K: 0 S: 5	H: 0 LOB: 0 BB: 0 P: 11		1B: 9 2B: 1 3B: 0 HR: 0	SF: 0 SAC: 1 DP: 0 HBP: 2	WP: 0 PB: 0 SB: 4 CS: 1	PA: 41						
PITCHER	IP	WLS	BF	H	R	ER	SO	BB	IBB	HBP	BLK	WP	HR	S	P	ERA	WHIP										
Doug Drabek, R ERA: 6.65 (1, 1)	4.0	L	20	6	5	5	1	1	0	2	0	0	0	51	80	11.25	1.750										
Arthur Rhodes, L ERA: 3.81 (5, 1)	3.0		12	2	0	0	4	2	0	0	0	0	0	35	56	0.00	1.333										
Bobby Munoz, R ERA: 6.75 (8, 1)	0.1		4	2	1	1	0	1	0	0	0	0	0	8	15	27.00	9.000										
Jesse Orosco, L ERA: 6.35 (8, 1)	1.2		5	0	0	0	1	0	0	0	0	0	0	9	18	0.00	0.000										

Batter	1	2	3	4	5	6	7	8	9	AB	R	H	RBI	BB	SO	LOB	BOTTOM										
Brady Anderson, L OBP: 0.238, SLG: 0.286 (1, 8)	K		K						G1-3	5	1	2	1	0	2	1	Tampa Bay Devil Rays @ Baltimore Orioles Oriole Park at Camden Yards, Baltimore, MD Mon May 18 1998, 7:05 PM EDT Att: 45,033 - Unknown - 93 F livebaseballscorecards.com										
Jeffrey Hammonds, R OBP: 0.371, SLG: 0.454 (1, 7)	F8		FC4 1B					G5-3		4	0	1	1	0	0	2											
Roberto Alomar, S OBP: 0.369, SLG: 0.404 (1, 4)			FC4					HBP BB		2	0	1	1	2	0	2											
Rafael Palmeiro, L OBP: 0.383, SLG: 0.455 (1, 3)	G4-3							FC4-6		3	0	0	0	0	1	2											
Eric Davis, R OBP: 0.362, SLG: 0.600 (1, 10)										3	0	0	0	0	1	3											
Cal Ripken Jr., R OBP: 0.318, SLG: 0.342 (1, 5)	L5-3							G5-3		4	0	0	0	0	0	1											
Joe Carter, R OBP: 0.321, SLG: 0.394 (1, 9)	F9							F9		4	0	0	0	0	0	0											
Lenny Webster, R OBP: 0.293, SLG: 0.486 (1, 2)										3	1	1	0	0	1	0											
B.J. Surhoff, L OBP: 0.312, SLG: 0.434 (9, PH)			K2-3					G6-3		1	0	0	0	0	0	0											
Mike Bordick, R OBP: 0.346, SLG: 0.456 (1, 6)										2	1	1	0	1	0	0											
Harold Baines, L OBP: 0.324, SLG: 0.447 (9, PH)										1	0	0	0	0	0	0											
Inning Stats	R: 0 E: 0 K: 1 S: 11	H: 0 LOB: 1 BB: 1 P: 20	R: 0 E: 0 K: 0 S: 7	H: 0 LOB: 0 BB: 0 P: 11	R: 0 E: 0 K: 2 S: 11	H: 1 LOB: 2 BB: 1 P: 20	R: 0 E: 0 K: 1 S: 7	H: 0 LOB: 0 BB: 0 P: 9	R: 2 E: 0 K: 0 S: 19	H: 3 LOB: 3 BB: 1 P: 31	R: 0 E: 0 K: 0 S: 5	H: 0 LOB: 0 BB: 0 P: 7	R: 1 E: 0 K: 0 S: 14	H: 2 LOB: 1 BB: 0 P: 20	R: 0 E: 0 K: 1 S: 7	H: 0 LOB: 0 BB: 0 P: 13	R: 0 E: 0 K: 0 S: 6	H: 0 LOB: 0 BB: 0 P: 10	1B: 5 2B: 2 3B: 0 HR: 0	SF: 0 SAC: 0 DP: 1 HBP: 2	WP: 0 PB: 0 SB: 1 CS: 0	PA: 37					
PITCHER	IP	WLS	BF	H	R	ER	SO	BB	IBB	HBP	BLK	WP	HR	S	P	ERA	WHIP										
Tony Saunders, L ERA: 3.81 (1, 1)	4.2		22	4	2	2	4	3	0	2	0	0	0	53	88	3.86	1.500										
Albie Lopez, R ERA: 3.24 (5, 1)	3.1	W	12	2	1	1	1	0	0	0	0	0	0	28	43	2.70	0.600										
Roberto Hernandez, R ERA: 6.88 (9, 1)	1.0	S	3	0	0	0	0	0	0	0	0	0	0	6	10	0.00	0.000										



Batter	1	2	3	4	5	6	7	8	9	AB	R	H	RBI	BB	SO	LOB	TOP										
Dave Martinez, L OBP: 0.358, SLG: 0.350 (1, 9)										4	0	0	0	0	2	2											
Quinton McCracken, S OBP: 0.349, SLG: 0.459 (1, 8)										4	0	0	0	0	0	1											
Wade Boggs, L OBP: 0.397, SLG: 0.447 (1, 5)										3	0	1	0	1	0	0											
Fred McGriff, L OBP: 0.347, SLG: 0.438 (1, 3)										4	0	0	0	0	1	2											
Paul Sorrento, L OBP: 0.318, SLG: 0.417 Aaron Ledesma, R OBP: 0.407, SLG: 0.460 (9, PH)										2	0	0	0	1	0	1											
Mike Kelly, R OBP: 0.318, SLG: 0.451 (1, 7)										4	0	0	0	0	3	2											
Mike DiFelice, R OBP: 0.255, SLG: 0.373 Randy Winn, S OBP: 0.692, SLG: 0.818 John Flaherty, R OBP: 0.235, SLG: 0.258 (8, 2)										2	0	0	0	1	0												
Kevin Stocker, S OBP: 0.326, SLG: 0.433 (1, 6)										3	0	1	0	0	1	0											
Miguel Cairo, R OBP: 0.288, SLG: 0.317 (1, 4)										2	0	0	1	1	0	1											
Inning Stats	R: 0 E: 0 K: 1 S: 11	H: 0 LOB: 0 BB: 0 P: 17	R: 0 E: 0 K: 1 S: 9	H: 0 LOB: 0 BB: 0 P: 11	R: 0 E: 0 K: 2 S: 12	H: 0 LOB: 1 BB: 1 P: 20	R: 0 E: 0 K: 0 S: 5	H: 0 LOB: 1 BB: 1 P: 10	R: 0 E: 0 K: 1 S: 9	H: 0 LOB: 0 BB: 0 P: 13	R: 0 E: 0 K: 0 S: 10	H: 0 LOB: 1 BB: 1 P: 18	R: 0 E: 0 K: 0 S: 11	H: 1 LOB: 1 BB: 0 P: 18	R: 0 E: 0 K: 2 S: 10	H: 1 LOB: 1 BB: 0 P: 14	1B: 2 2B: 0 3B: 0 HR: 0	SF: 0 SAC: 0 DP: 0 HBP: 0	WP: 0 PB: 0 CS: 0	PA: 33							
PITCHER	IP	WLS	BF	H	R	ER	SO	BB	IBB	HBP	BLK	WP	HR	S	P	ERA	WHIP										
Woody Williams, R ERA: 2.9 (1, 1)	8.0	W	29	1	1	1	6	4	0	0	0	0	0	73	116	1.12	0.625										
Randy Myers, L ERA: 2.3 (9, 1)	1.0	S	4	1	0	0	2	0	0	0	0	0	0	10	14	0.00	1.000										

Tampa Bay Devil Rays @ Toronto Blue Jays
SkyDome, Toronto, ON
Tue May 19 1998, 7:05 PM EDT
Att: 25,662 - Dome - 72 F

AB 29
R 1
H 2
RBI 1
BB 4
SO 8
LOB 10





Batter	1	2	3	4	5	6	7	8	9	AB	R	H	RBI	BB	SO	LOB	BOTTOM										
Alex Gonzalez, R OBP: 0.283, SLG: 0.350 (1, 6)										4	2	2	1	0	0	0											
Shawn Green, L OBP: 0.282, SLG: 0.385 (1, 9)										4	0	0	0	0	0	1											
Jose Canseco, R OBP: 0.326, SLG: 0.519 (1, 10)										4	1	1	2	0	1	0											
Carlos Delgado, L OBP: 0.398, SLG: 0.495 (1, 3)										3	0	1	0	0	0	0											
Felipe Crespo, S OBP: 0.304, SLG: 0.300 (1, 7)										2	0	0	0	1	0	1											
Darin Fletcher, L OBP: 0.287, SLG: 0.381 (1, 2)										2	0	0	0	1	0	0											
5 Ed Sprague, R OBP: 0.298, SLG: 0.364 (1, 5)										3	0	0	0	0	0	2											
José Cruz Jr., S OBP: 0.291, SLG: 0.250 (1, 8)										2	0	0	0	1	1	0											
Craig Grebeck, R OBP: 0.425, SLG: 0.606 (1, 4)										3	0	0	0	0	1	0											
Inning Stats	R: 2 E: 0 K: 0 S: 11	H: 2 LOB: 0 BB: 0 P: 16	R: 0 E: 0 K: 0 S: 4	H: 0 LOB: 0 BB: 1 P: 11	R: 0 E: 0 K: 0 S: 5	H: 0 LOB: 0 BB: 0 P: 8	R: 0 E: 0 K: 0 S: 11	H: 0 LOB: 2 BB: 2 P: 21	R: 0 E: 0 K: 1 S: 10	H: 1 LOB: 1 BB: 0 P: 12	R: 0 E: 0 K: 1 S: 9	H: 0 LOB: 0 BB: 0 P: 14	R: 1 E: 0 K: 1 S: 10	H: 1 LOB: 0 BB: 0 P: 17	R: 0 E: 0 K: 2 S: 10	H: 2 LOB: 0 BB: 0 P: 14	1B: 2 2B: 0 3B: 0 HR: 2	SF: 0 SAC: 0 DP: 0 HBP: 0	WP: 0 PB: 0 CS: 1	PA: 31							
PITCHER	IP	WLS	BF	H	R	ER	SO	BB	IBB	HBP	BLK	WP	HR	S	P	ERA	WHIP										
Dennis Springer, R ERA: 5.47 (1, 1)	8.0	L	30	4	3	3	3	3	0	0	0	0	2	66	109	3.38	0.875										

Tampa Bay Devil Rays @ Toronto Blue Jays
SkyDome, Toronto, ON
Tue May 19 1998, 7:05 PM EDT
Att: 25,662 - Dome - 72 F

AB 27
R 3
H 4
RBI 3
BB 3
SO 3
LOB 4



Batter	1	2	3	4	5	6	7	8	9	AB	R	H	RBI	BB	SO	LOB	TOP										
Dave Martinez, L (1, 9) OBP: 0.355, SLG: 0.347 Randy Winn, S (7, 9) OBP: 0.692, SLG: 0.818	F7		E WP 1B		K		F8			4	0	1	0	0	1	1	<p>Tampa Bay Devil Rays @ Toronto Blue Jays</p> <p>SkyDome, Toronto, ON</p> <p>Wed May 20 1998, 7:05 PM EDT</p> <p>Att: 26,107 - Unknown - 77 F</p>										
Quinton McCracken, S (1, 8) OBP: 0.362, SLG: 0.459	G4-3		F8					1B 1B	4	1	2	0	0	0	1												
Wade Boggs, L (1, 5) OBP: 0.356, SLG: 0.436 Aaron Ledesma, R (7, 5) OBP: 0.418, SLG: 0.471			E7		G4-3			1B 1B	2	0	0	0	1	0	2												
Fred McGriff, L (1, 3) OBP: 0.342, SLG: 0.430 Scott McClain, R (7, 3) OBP: 0.342, SLG: 0.430	G4-3		K				K	P3	3	0	0	0	0	2	3												
Paul Sorrento, L (1, 10) OBP: 0.329, SLG: 0.434			K						4	0	3	1	0	1	2												
Mike Kelly, R (1, 7) OBP: 0.315, SLG: 0.442					G6-3			F8	4	0	1	0	0	0	2												
John Flaherty, R (1, 2) OBP: 0.226, SLG: 0.247			K		P4		G6-3		4	0	0	0	0	1	3												
Kevin Stocker, S (1, 6) OBP: 0.318, SLG: 0.420			K		K		F7	P6	4	0	0	0	0	2	2												
Miguel Cairo, R (1, 4) OBP: 0.287, SLG: 0.315	F8						F9	F9	4	0	1	0	0	0	2												
Inning Stats	R: 0 E: 0 K: 0 S: 13	H: 0 LOB: 1 BB: 1 P: 23	R: 0 E: 0 K: 2 S: 14	H: 2 LOB: 0 BB: 0 P: 20	R: 0 E: 1 K: 2 S: 13	H: 1 LOB: 2 BB: 0 P: 21	R: 0 E: 0 K: 1 S: 5	H: 0 LOB: 0 BB: 0 P: 9	R: 0 E: 0 K: 1 S: 12	H: 2 LOB: 1 BB: 0 P: 19	R: 0 E: 0 K: 1 S: 9	H: 1 LOB: 1 BB: 0 P: 12	R: 0 E: 0 K: 0 S: 5	H: 0 LOB: 0 BB: 0 P: 8	R: 1 E: 0 K: 0 S: 11		H: 3 LOB: 1 BB: 0 P: 16	R: 0 E: 0 K: 0 S: 8	H: 0 LOB: 0 BB: 0 P: 14	1B: 8 2B: 1 3B: 0 HR: 0	SF: 0 SAC: 0 DP: 0 HBP: 0	WP: 1 PB: 0 SB: 0 CS: 1	PA: 36				
PITCHER	IP	WLS	BF	H	R	ER	SO	BB	IBB	HBP	BLK	WP	HR	S	P	ERA	WHIP										
Pat Hentgen, R (1, 1) ERA: 4.45	8.0	W	33	9	1	1	7	1	0	0	0	1	0	82	128	1.12	1.250										
Bill Risley, R (9, 1) ERA: 2.78	1.0		3	0	0	0	0	0	0	0	0	0	0	8	14	0.00	0.000										

Batter	1	2	3	4	5	6	7	8	9	AB	R	H	RBI	BB	SO	LOB	BOTTOM										
Alex Gonzalez, R (1, 6) OBP: 0.288, SLG: 0.377	K					WP G4-3 2B		F9		4	2	2	3	0	1	0	<p>Tampa Bay Devil Rays @ Toronto Blue Jays</p> <p>SkyDome, Toronto, ON</p> <p>Wed May 20 1998, 7:05 PM EDT</p> <p>Att: 26,107 - Unknown - 77 F</p>										
Juan Samuel, R (1, 7) OBP: 0.237, SLG: 0.206 Shawn Green, L (6, 9) OBP: 0.287, SLG: 0.408	K	1-H 2-H HR	K						HR	3	0	0	0	0	3	1											
Jose Canseco, R (1, 9) OBP: 0.330, SLG: 0.542 Felipe Crespo, S (7, PR) OBP: 0.304, SLG: 0.300			G4-3		G4-3				HR	4	1	2	2	0	0	0											
Carlos Delgado, L (1, 3) OBP: 0.393, SLG: 0.479	L3		G4-3						2B	0	0	0	0	0	0	0											
Mike Stanley, R (1, 10) OBP: 0.339, SLG: 0.380			F9						K	3	0	0	0	1	1	1											
Tony Fernandez, S (1, 4) OBP: 0.398, SLG: 0.447 Craig Grebeck, R (7, PH) OBP: 0.415, SLG: 0.588			5 HBP 1B BB		F9				K	3	1	0	0	1	2	2											
5 Ed Sprague, R (1, 5) OBP: 0.306, SLG: 0.362					P6			G4-3	G6-3	3	0	0	0	0	0	1											
Kevin Brown, R (1, 2) OBP: 0.395, SLG: 0.447										1	0	0	0	0	0	1											
José Cruz Jr., S (1, 8) OBP: 0.289, SLG: 0.280					F8				HR	4	1	1	2	0	2	3											
Inning Stats	R: 1 E: 0 K: 2 S: 11	H: 1 LOB: 0 BB: 0 P: 16	R: 4 E: 0 K: 2 S: 15	H: 2 LOB: 0 BB: 1 P: 27	R: 0 E: 0 K: 0 S: 6	H: 0 LOB: 0 BB: 0 P: 11	R: 0 E: 0 K: 0 S: 9	H: 0 LOB: 1 BB: 1 P: 16	R: 1 E: 0 K: 2 S: 10	H: 1 LOB: 1 BB: 1 P: 17	R: 2 E: 0 K: 0 S: 9	H: 1 LOB: 0 BB: 1 P: 19	R: 1 E: 0 K: 2 S: 15	H: 2 LOB: 1 BB: 0 P: 21	R: 0 E: 0 K: 3 S: 11	H: 0 LOB: 0 BB: 0 P: 15	1B: 1 2B: 2 3B: 0 HR: 4	SF: 0 SAC: 0 DP: 0 HBP: 1	WP: 1 PB: 0 SB: 0 CS: 0	PA: 36							
PITCHER	IP	WLS	BF	H	R	ER	SO	BB	IBB	HBP	BLK	WP	HR	S	P	ERA	WHIP										
Wilson Alvarez, L (1, 1) ERA: 4.39	4.2	L	22	4	6	6	5	3	0	0	0	1	0	0	84	11.57	1.500										
Eddie Gaillard, R (5, 1) ERA: 5.07	2.1		11	3	3	3	3	1	0	0	0	0	2	27	43	11.57	1.714										
Esteban Yan, R (8, 1) ERA: 3.33	1.0		3	0	0	0	3	0	0	0	0	0	0	11	15	0.00	0.000										

Batter	1	2	3	4	5	6	7	8	9	AB	R	H	RBI	BB	SO	LOB	TOP								
Randy Winn, S OBP: 0.529, SLG: 0.600										4	0	0	0	0	2	0									
Quinton McCracken, S OBP: 0.360, SLG: 0.459										2	1	1	0	2	0	0									
Wade Boggs, L OBP: 0.374, SLG: 0.457										3	0	2	1	1	0	1									
Paul Sorrento, L OBP: 0.321, SLG: 0.422										4	0	0	0	0	0	5									
Dave Martinez, L OBP: 0.353, SLG: 0.340										3	0	0	0	1	1	3									
Scott McClain, R OBP: 0.326, SLG: 0.250										4	0	0	0	0	2	5									
Aaron Ledesma, R OBP: 0.390, SLG: 0.436										4	0	0	0	0	2	3									
John Flaherty, R OBP: 0.236, SLG: 0.250										3	0	1	0	1	0	0									
Kevin Stocker, S OBP: 0.309, SLG: 0.407										4	0	0	0	0	3	2									
Inning Stats	R: 0 E: 0 K: 1 S: 10	H: 1 LOB: 1 BB: 0 P: 16	R: 0 E: 0 K: 2 S: 10	H: 0 LOB: 0 BB: 0 P: 13	R: 0 E: 0 K: 1 S: 9	H: 0 LOB: 0 BB: 1 P: 15	R: 0 E: 0 K: 1 S: 8	H: 0 LOB: 2 BB: 2 P: 17	R: 0 E: 0 K: 1 S: 8	H: 0 LOB: 0 BB: 0 P: 10	R: 1 E: 1 K: 0 S: 19	H: 1 LOB: 3 BB: 2 P: 38	R: 0 E: 0 K: 1 S: 8	H: 0 LOB: 0 BB: 0 P: 14	R: 0 E: 0 K: 3 S: 8	H: 1 LOB: 1 BB: 0 P: 11	R: 0 E: 0 K: 3 S: 15	H: 1 LOB: 1 BB: 0 P: 20	1B: 3 2B: 1 3B: 0 HR: 0	SF: 0 SAC: 0 DP: 1 HBP: 0	WP: 0 PB: 0 SB: 0 CS: 0	PA: 36			
PITCHER	IP	WLS	BF	H	R	ER	SO	BB	IBB	HBP	BLK	WP	HR	S	P	ERA	WHIP								
Juan Guzman, R ERA: 6.18	6.0	W	25	2	1	1	6	5	0	0	0	0	0	64	109	1.50	1.167								
Kevin Escobar, R ERA: 12.96	1.0		3	0	0	0	1	0	0	0	0	0	0	8	14	0.00	0.000								
Dan Plesac, L ERA: 3.24	1.0		4	1	0	0	0	0	0	0	0	0	0	8	11	0.00	1.000								
Paul Quantrill, R ERA: 2.03	1.0		4	1	0	0	3	0	0	0	0	0	0	15	20	0.00	1.000								

Tampa Bay Devil Rays @ Toronto Blue Jays
SkyDome, Toronto, ON
Thu May 21 1998, 3:33 AM EDT
Att: 30,108 - Cloudy - 58 F

AB	31
R	1
H	4
RBI	1
BB	5
SO	10
LOB	19



Batter	1	2	3	4	5	6	7	8	9	AB	R	H	RBI	BB	SO	LOB	BOTTOM								
Alex Gonzalez, R OBP: 0.280, SLG: 0.366										5	0	0	0	0	3	1									
Shawn Green, L OBP: 0.303, SLG: 0.438										3	2	3	2	1	0	0									
Jose Canseco, R OBP: 0.333, SLG: 0.576										4	2	2	2	0	1	2									
Carlos Delgado, L OBP: 0.388, SLG: 0.470										4	0	1	1	0	1	1									
Tony Fernandez, S OBP: 0.372, SLG: 0.444										3	1	1	0	1	1	1									
Mike Stanley, R OBP: 0.343, SLG: 0.379										3	0	1	0	1	2	1									
Darrin Fletcher, L OBP: 0.293, SLG: 0.393										4	0	2	1	0	1	2									
Craig Grebeck, R OBP: 0.400, SLG: 0.541										3	0	0	0	1	3	1									
José Cruz Jr., S OBP: 0.288, SLG: 0.272										3	1	0	0	1	1	3									
Inning Stats	R: 0 E: 0 K: 2 S: 14	H: 1 LOB: 1 BB: 0 P: 17	R: 0 E: 0 K: 3 S: 14	H: 1 LOB: 0 BB: 0 P: 17	R: 4 E: 0 K: 1 S: 17	H: 5 LOB: 3 BB: 2 P: 31	R: 1 E: 0 K: 1 S: 10	H: 1 LOB: 1 BB: 1 P: 17	R: 0 E: 0 K: 1 S: 5	H: 0 LOB: 0 BB: 1 P: 12	R: 0 E: 0 K: 1 S: 9	H: 1 LOB: 0 BB: 0 P: 12	R: 1 E: 0 K: 3 S: 12	H: 1 LOB: 1 BB: 1 P: 23	R: 0 E: 0 K: 1 S: 6	H: 0 LOB: 0 BB: 0 P: 10	1B: 6 2B: 1 3B: 0 HR: 3	SF: 0 SAC: 0 DP: 1 HBP: 0	WP: 0 PB: 0 SB: 0 CS: 1	PA: 38					
PITCHER	IP	WLS	BF	H	R	ER	SO	BB	IBB	HBP	BLK	WP	HR	S	P	ERA	WHIP								
Rolando Arrojo, R ERA: 3.43	3.2	L	22	8	5	5	7	3	0	0	0	0	0	15	25	0.00	0.857								
Julio Santana, R ERA: 3.79	2.1		7	1	0	0	2	1	0	0	0	0	0	12	23	9.00	2.000								
Jim Mecir, R ERA: 2.74	1.0		5	1	1	1	3	1	0	0	0	0	1	6	10	0.00	0.000								
Scott Aldred, L ERA:	1.0		3	0	0	0	1	0	0	0	0	0	0	6	10	0.00	0.000								

Tampa Bay Devil Rays @ Toronto Blue Jays
SkyDome, Toronto, ON
Thu May 21 1998, 3:33 AM EDT
Att: 30,108 - Cloudy - 58 F

AB	32
R	6
H	10
RBI	6
BB	5
SO	13
LOB	12



Batter	1	2	3	4	5	6	7	8	9	AB	R	H	RBI	BB	SO	LOB	TOP				
Dave Martinez, L OBP: 0.349, SLG: 0.336 (1, 9)	F8		F9		P7		F8	CS	SH5-3 1B	5	0	1	0	0	0	1					
Quinton McCracken, S OBP: 0.363, SLG: 0.460 (1, 8)	G6-3		CS 1B		K		1B		SH5-3	4	0	2	0	0	1	1					
Wade Boggs, L OBP: 0.365, SLG: 0.442 (1, 5)	1B		F8		K		F8		F7	5	0	1	0	0	1	4					
Fred McGriff, L OBP: 0.348, SLG: 0.441 (1, 3)	1B				WP SF7 2B		G3-1 1B		K	5	1	3	0	0	2	1					
Mike Kelly, R OBP: 0.333, SLG: 0.456 (1, 7)	F8				WP 1B		G3-1 1B		1B S 2B 1B	4	1	3	0	0	0	2					
Paul Sorrento, L OBP: 0.320, SLG: 0.417 Randy Winn, S OBP: 0.529, SLG: 0.600 (8, PR)		G6-3		G3		G3-1		2B SH1-3 1B		4	0	1	0	0	0	4					
John Flaherty, R OBP: 0.237, SLG: 0.262 (1, 2)		G5-3		SF7		G5-3		SH1-3 1B 2B		3	1	1	2	0	0	2					
Kevin Stocker, S OBP: 0.303, SLG: 0.399 (1, 6)		G5-3		K		P9		SH1-3		3	0	0	1	0	1	3					
Miguel Cairo, R OBP: 0.300, SLG: 0.346 (1, 4)				HR		WP HBP		F8	CS 1B	3	1	2	2	0	0	0					
Inning Stats	R: 0 E: 0 K: 0 S: 9	H: 2 LOB: 2 BB: 0 P: 14	R: 0 E: 0 K: 0 S: 8	H: 0 LOB: 0 BB: 0 P: 15	R: 1 E: 0 K: 0 S: 7	H: 2 LOB: 1 BB: 0 P: 12	R: 1 E: 0 K: 1 S: 19	H: 2 LOB: 1 BB: 0 P: 30	R: 0 E: 0 K: 2 S: 14	H: 0 LOB: 1 BB: 0 P: 20	R: 0 E: 0 K: 0 S: 7	H: 2 LOB: 2 BB: 0 P: 11	R: 0 E: 0 K: 1 S: 10	H: 1 LOB: 1 BB: 0 P: 15	R: 3 E: 0 K: 1 S: 21	H: 4 LOB: 1 BB: 0 P: 35	R: 0 E: 0 K: 1 S: 8	H: 1 LOB: 1 BB: 0 P: 10	1B: 11 2B: 2 3B: 0 HR: 1	SF: 1 SAC: 2 DP: 0 HBP: 1	WP: 2 PA: 41 SB: 0 CS: 2
PITCHER	IP	WLS	BF	H	R	ER	SO	BB	IBB	HBP	BLK	WP	HR	S	P	ERA	WHIP				
Jamie Moyer, L ERA: 3.29 (1, 1)	7.1	L	33	11	4	4	4	0	0	1	0	2	1	82	132	4.91	1.500				
Mike Timlin, R ERA: 5.2 (8, 1)	0.1		3	2	1	1	0	0	0	0	0	0	0	11	15	27.00	6.000				
Tony Fossas, L ERA: 6.1 (8, 1)	1.1		4	1	0	0	1	0	0	0	0	0	0	10	15	0.00	0.750				

Tampa Bay Devil Rays @ Seattle Mariners
The Kingdome, Seattle, WA
Fri May 22 1998, 10:05 PM EDT
Att: 29,522 - Dome - 72 F

AB 36
R 5
H 14
RBI 5
BB 0
SO 5
LOB 18



Batter	1	2	3	4	5	6	7	8	9	AB	R	H	RBI	BB	SO	LOB	BOTTOM				
Joey Cora, S OBP: 0.318, SLG: 0.326 (1, 4)	K		P4		F8		K		G4-3	5	0	0	0	0	2	2					
Alex Rodriguez, R OBP: 0.361, SLG: 0.663 (1, 6)	P3		G6-3		FC5 G1-3 1B		K			4	0	1	0	0	1	0					
Ken Griffey Jr., L OBP: 0.377, SLG: 0.639 (1, 8)	K		G3-1		F9		FC6-4 BB			3	0	0	0	1	1	1					
David Segui, S OBP: 0.379, SLG: 0.571 (1, 3)		G4-3		P7		G1-3		FC6-4 1B		4	1	0	0	0	0	2					
Edgar Martinez, R OBP: 0.365, SLG: 0.480 (1, 10)		1B 2B		G4-6-3 BB		BB		1B		2	1	2	0	2	0	0					
Glenallen Hill, R OBP: 0.372, SLG: 0.547 (1, 7)		F5		G4-6-3		FC5		1B		4	0	1	1	0	0	4					
Russ Davis, R OBP: 0.359, SLG: 0.514 (1, 5)		1B BB				F8		P3		3	0	0	0	1	0	2					
Rob Ducey, L OBP: 0.355, SLG: 0.420 (1, 9)		1B				F8		K		4	0	3	1	0	1	0					
John Marzano, R OBP: 0.474, SLG: 0.647 (1, 2)		P4				F8		F7		4	0	1	0	0	0	3					
Inning Stats	R: 0 E: 0 K: 2 S: 10	H: 0 LOB: 0 BB: 0 P: 15	R: 1 E: 0 K: 0 S: 20	H: 2 LOB: 2 BB: 1 P: 30	R: 0 E: 0 K: 0 S: 11	H: 0 LOB: 0 BB: 0 P: 15	R: 0 E: 0 K: 0 S: 5	H: 0 LOB: 1 BB: 1 P: 12	R: 0 E: 0 K: 0 S: 9	H: 1 LOB: 1 BB: 0 P: 14	R: 0 E: 0 K: 1 S: 7	H: 1 LOB: 2 BB: 1 P: 14	R: 0 E: 0 K: 1 S: 9	H: 2 LOB: 1 BB: 0 P: 17	R: 1 E: 0 K: 1 S: 14	H: 2 LOB: 2 BB: 1 P: 27	R: 0 E: 0 K: 1 S: 7	H: 0 LOB: 0 BB: 0 P: 13	1B: 6 2B: 2 3B: 0 HR: 0	SF: 0 SAC: 0 DP: 1 HBP: 0	WP: 0 PA: 37 SB: 0 CS: 0
PITCHER	IP	WLS	BF	H	R	ER	SO	BB	IBB	HBP	BLK	WP	HR	S	P	ERA	WHIP				
Jason Johnson, R ERA: 3.77 (1, 1)	6.0	W	24	4	1	1	2	3	0	0	0	0	0	62	100	1.50	1.167				
Albie Lopez, R ERA: 3.12 (7, 1)	1.0		4	2	0	0	1	0	0	0	0	0	0	9	17	0.00	2.000				
Jim Mecir, R ERA: 3.04 (8, 1)	0.2		5	2	1	1	1	1	0	0	0	0	0	12	24	13.50	4.500				
Roberto Hernandez, R ERA: 5.48 (8, 1)	1.1	S	4	0	0	0	1	0	0	0	0	0	0	9	16	0.00	0.000				

Tampa Bay Devil Rays @ Seattle Mariners
The Kingdome, Seattle, WA
Fri May 22 1998, 10:05 PM EDT
Att: 29,522 - Dome - 72 F

AB 33
R 2
H 8
RBI 2
BB 4
SO 5
LOB 14



Batter	1	2	3	4	5	6	7	8	9	AB	R	H	RBI	BB	SO	LOB	TOP										
Dave Martinez, L OBP: 0.356, SLG: 0.346 (1, 9)																											
Quinton McCracken, S OBP: 0.359, SLG: 0.451 (1, 8)																											
Wade Boggs, L OBP: 0.366, SLG: 0.433 (1, 5)																											
Fred McGriff, L OBP: 0.345, SLG: 0.434 (1, 3)																											
Mike Kelly, R OBP: 0.327, SLG: 0.453 (1, 7)																											
Paul Sorrento, L OBP: 0.318, SLG: 0.413 Randy Winn, S OBP: 0.529, SLG: 0.600 (9, PR)																											
John Flaherty, R OBP: 0.246, SLG: 0.257 Aaron Ledesma, R OBP: 0.390, SLG: 0.436 Mike DiFelice, R OBP: 0.255, SLG: 0.373 (9, 2)																											
Kevin Stocker, S OBP: 0.302, SLG: 0.401 (1, 6)																											
Miguel Cairo, R OBP: 0.308, SLG: 0.348 (1, 4)																											
Inning Stats	R: 0 E: 0 K: 2 S: 7	H: 0 LOB: 1 BB: 1 P: 11	R: 0 E: 0 K: 3 S: 9	H: 0 LOB: 0 BB: 0 P: 9	R: 0 E: 0 K: 1 S: 6	H: 1 LOB: 1 BB: 0 P: 6	R: 0 E: 0 K: 2 S: 8	H: 1 LOB: 1 BB: 0 P: 8	R: 0 E: 0 K: 1 S: 5	H: 0 LOB: 0 BB: 0 P: 5	R: 0 E: 0 K: 1 S: 6	H: 1 LOB: 1 BB: 0 P: 6	R: 0 E: 0 K: 1 S: 5	H: 0 LOB: 1 BB: 1 P: 9	R: 2 E: 0 K: 0 S: 3	H: 0 LOB: 3 BB: 3 P: 15	R: 4 E: 0 K: 0 S: 8	H: 5 LOB: 2 BB: 1 P: 12	1B: 5 2B: 3 3B: 0 HR: 0	SF: 0 SAC: 1 DP: 0 HBP: 0	WP: 1 PB: 0 CS: 1	PA: 41					
PITCHER	IP	WLS	BF	H	R	ER	SO	BB	IBB	HBP	BLK	WP	HR	S	P	ERA	WHIP										
27 Ken Cloude, R ERA: 5.26 Paul Spoljaric, L ERA: 6.75 Tony Fossas, L ERA: 5.73 Bob Wells, R ERA: 3.95 31 Bobby Ayala, R ERA: 7.66	7.0		26	3	0	0	11	2	0	0	0	0	0	46	54	0.00	0.714										

Tampa Bay Devil Rays @ Seattle Mariners
The Kingdome, Seattle, WA
Sat May 23 1998, 10:05 PM EDT
Att: 35,819 - Dome - 72 F

AB 34
R 6
H 8
RBI 6
BB 6
SO 11
LOB 19



Batter	1	2	3	4	5	6	7	8	9	AB	R	H	RBI	BB	SO	LOB	BOTTOM										
Rich Amaral, R OBP: 0.321, SLG: 0.431 (1, 4)																											
Alex Rodriguez, R OBP: 0.397, SLG: 0.652 (1, 6)																											
Ken Griffey Jr., L OBP: 0.369, SLG: 0.622 (1, 8)																											
David Segui, S OBP: 0.380, SLG: 0.571 (1, 3)																											
Edgar Martinez, R OBP: 0.371, SLG: 0.477 (1, 10)																											
Glenallen Hill, R OBP: 0.363, SLG: 0.532 Rob Ducey, L OBP: 0.351, SLG: 0.414 (8, 7)																											
Russ Davis, R OBP: 0.357, SLG: 0.503 (1, 5)																											
Dan Wilson, R OBP: 0.322, SLG: 0.392 (1, 2)																											
Dave McCarty, R OBP: 0.222, SLG: 0.500 Joey Cora, S OBP: 0.321, SLG: 0.326 Jeff Huson, L OBP: 0.212, SLG: 0.290 (8, PH)																											
Inning Stats	R: 1 E: 0 K: 2 S: 9	H: 2 LOB: 1 BB: 0 P: 9	R: 2 E: 1 K: 0 S: 5	H: 1 LOB: 1 BB: 1 P: 9	R: 0 E: 0 K: 0 S: 3	H: 0 LOB: 1 BB: 1 P: 7	R: 0 E: 0 K: 1 S: 7	H: 2 LOB: 2 BB: 0 P: 7	R: 0 E: 0 K: 1 S: 6	H: 1 LOB: 1 BB: 0 P: 6	R: 0 E: 0 K: 2 S: 7	H: 0 LOB: 1 BB: 1 P: 11	R: 0 E: 0 K: 1 S: 6	H: 1 LOB: 2 BB: 1 P: 10	R: 0 E: 0 K: 3 S: 10	H: 1 LOB: 2 BB: 1 P: 14	R: 0 E: 0 K: 2 S: 8	H: 1 LOB: 1 BB: 0 P: 8	1B: 6 2B: 2 3B: 0 HR: 1	SF: 0 SAC: 0 DP: 0 HBP: 0	WP: 0 PB: 0 CS: 0	PA: 42					
PITCHER	IP	WLS	BF	H	R	ER	SO	BB	IBB	HBP	BLK	WP	HR	S	P	ERA	WHIP										
Tony Saunders, L ERA: 3.81 Esteban Yan, R ERA: 3.2 Roberto Hernandez, R ERA: 5.24	7.0		33	7	3	3	7	4	0	0	0	0	0	10	14	0.00	2.000										


Tampa Bay Devil Rays @ Seattle Mariners
The Kingdome, Seattle, WA
Sat May 23 1998, 10:05 PM EDT
Att: 35,819 - Dome - 72 F

AB 37
R 3
H 9
RBI 3
BB 5
SO 12
LOB 21



Batter	1	2	3	4	5	6	7	8	9	AB	R	H	RBI	BB	SO	LOB	TOP																					
Randy Winn, S OBP: 0.524, SLG: 0.579 (1, 7) C X	G6-3		K			1-2 1B		3-2 1B		4	0	2	0	0	1	0	Tampa Bay Devil Rays @ Seattle Mariners The Kingdome, Seattle, WA Sun May 24 1998, 10:05 PM EDT Att: 46,867 - Dome - 72 F livebaseballscorecards.com																					
Dave Martinez, L OBP: 0.348, SLG: 0.338 (1, 9) B C O S P	K			2-3 K		1-3 K		0-3 K		4	0	0	0	0	4	3																						
Quinton McCracken, S OBP: 0.352, SLG: 0.442 (1, 8) B S X	F8			1-2 G4-3		2-3 K		0-0 F9		4	0	0	0	0	1	3																						
Mike Kelly, R OBP: 0.324, SLG: 0.439 (1, 10) B S X		3-1 G5-3		2-3 K			4-0 S 1B BB	1-3 K		3	1	0	0	1	2	1																						
Scott McClain, R OBP: 0.231, SLG: 0.091 (1, 3) X		0-0 1B			1-1 G5-3		4-2 1B BB		2-3 K	3	0	1	0	1	1	0																						
Aaron Ledesma, R OBP: 0.365, SLG: 0.407 (1, 5) X		0-0 L3			1-3 K		0-0 F4		1-0 G1-3	4	0	0	0	0	1	3																						
Mike DiFelice, R OBP: 0.271, SLG: 0.382 (1, 2) B B X		2-0 G3			0-3 K		0-1 1-2 2-H 1B		0-2 1B 1B	4	0	2	1	0	1	1																						
Kevin Stocker, S OBP: 0.301, SLG: 0.397 (1, 6) C O S P			0-3 K			1-1 G3	0-3 K		0-0 1B 1B	4	0	1	0	0	2	2																						
Miguel Cairo, R OBP: 0.306, SLG: 0.345 (1, 4) C O S P			2-2 G5-3			2-2 1B 1B	1-3 K		1-3 K	4	0	1	0	0	2	4																						
Inning Stats	R: 0 E: 0 K: 1 S: 7	H: 0 LOB: 0 BB: 0 P: 9	R: 0 E: 0 K: 0 S: 5	H: 1 LOB: 1 BB: 0 P: 10	R: 0 E: 0 K: 2 S: 11	H: 0 LOB: 0 BB: 0 P: 15	R: 0 E: 0 K: 2 S: 11	H: 0 LOB: 0 BB: 0 P: 16	R: 0 E: 0 K: 2 S: 8	H: 0 LOB: 0 BB: 0 P: 10	R: 0 E: 0 K: 2 S: 15	H: 2 LOB: 2 BB: 0 P: 22	R: 1 E: 0 K: 2 S: 13	H: 1 LOB: 2 BB: 2 P: 22	R: 0 E: 0 K: 2 S: 12	H: 1 LOB: 1 BB: 0 P: 16	R: 0 E: 0 K: 2 S: 11	H: 2 LOB: 2 BB: 0 P: 15	1B: 7 2B: 0 3B: 0 HR: 0	SF: 0 SAC: 0 DP: 0 HBP: 0	WP: 0 PB: 0 CS: 0	PA: 36																
PITCHER Randy Johnson, L ERA: 6.02 (1, 1)	IP	WLS	BF	H	R	ER	SO	BB	IBB	HBP	BLK	WP	HR	S	P	ERA	WHIP	PITCHER				IP	WLS	BF	H	R	ER	SO	BB	IBB	HBP	BLK	WP	HR	S	P	ERA	WHIP
	9.0	W	36	7	1	1	15	2	0	0	0	0	0	93	135	1.00	1.000																					

Batter	1	2	3	4	5	6	7	8	9	AB	R	H	RBI	BB	SO	LOB	BOTTOM																					
Joey Cora, S OBP: 0.320, SLG: 0.325 (1, 4) B B X	F9 1B 1B		G4-3			G4-3				4	1	1	0	0	0	3	Tampa Bay Devil Rays @ Seattle Mariners The Kingdome, Seattle, WA Sun May 24 1998, 10:05 PM EDT Att: 46,867 - Dome - 72 F livebaseballscorecards.com																					
Alex Rodriguez, R OBP: 0.380, SLG: 0.648 (1, 6) X	1B 1-2 1B		4-2 L3 BB			G4-3		G5-3		3	0	1	0	1	0	0																						
Ken Griffey Jr., L OBP: 0.367, SLG: 0.630 (1, 8) X	F9		1-1 L3			2-2 HR		3-2 F7		4	1	1	1	0	0	3																						
David Segui, S OBP: 0.387, SLG: 0.576 (1, 3) B S X	1-2 1B 1-3 3-H 1B			0-1 F7		0-0 1B FC4-2 1B		1-0 1B 1B		4	0	3	1	0	0	0																						
Edgar Martinez, R OBP: 0.383, SLG: 0.486 (1, 10) C O S P	3-2 FC6-4 1B			4-2 FC3-4 BB BB		1-1 FC4-2 1B WP 1B		2-0 1B 1B		3	1	3	0	1	0	0																						
Russ Davis, R OBP: 0.360, SLG: 0.500 (1, 5) X	0-0 FC6-4			4-1 FC3-4 1-2 BB		0-0 WP FC4-2 1B		1-1 F2		3	0	1	0	1	0	4																						
Rob Ducey, L OBP: 0.333, SLG: 0.392 (1, 9) B S X		1-1 G4-3		3-0 FC3-4 FC5-4		1-1 FC4-2 WP 1B		0-0 F2		4	0	0	0	0	0	5																						
Dan Wilson, R OBP: 0.320, SLG: 0.388 (1, 2) B S X		3-2 L5		1-2 FC5-4		1-2 L6		1-1 1B		4	0	1	0	0	0	4																						
Rich Amaral, R OBP: 0.317, SLG: 0.407 (1, 7) B S X		1-1 F6			0-1 G6-3			2-0 G3-1		3	0	0	0	1	0	0																						
Inning Stats	R: 1 E: 0 K: 0 S: 11	H: 4 LOB: 2 BB: 0 P: 17	R: 0 E: 0 K: 0 S: 7	H: 0 LOB: 0 BB: 0 P: 12	R: 0 E: 0 K: 0 S: 6	H: 0 LOB: 0 BB: 1 P: 13	R: 0 E: 0 K: 0 S: 11	H: 0 LOB: 2 BB: 2 P: 23	R: 0 E: 0 K: 0 S: 8	H: 0 LOB: 0 BB: 0 P: 10	R: 2 E: 0 K: 0 S: 20	H: 4 LOB: 3 BB: 1 P: 29	R: 0 E: 0 K: 0 S: 14	H: 2 LOB: 2 BB: 0 P: 20	R: 0 E: 0 K: 0 S: 4	H: 1 LOB: 0 BB: 0 P: 7	1B: 10 2B: 1 3B: 0 HR: 1	SF: 0 SAC: 0 DP: 1 HBP: 0	WP: 1 PB: 0 SB: 0 CS: 0	PA: 36																		
PITCHER Dennis Springer, R ERA: 5.46 (1, 1)	IP	WLS	BF	H	R	ER	SO	BB	IBB	HBP	BLK	WP	HR	S	P	ERA	WHIP	PITCHER				IP	WLS	BF	H	R	ER	SO	BB	IBB	HBP	BLK	WP	HR	S	P	ERA	WHIP
	5.0	L	24	8	3	3	0	3	0	0	0	0	1	0	25	37	0.00	1.500																				
Julio Santana, R ERA: 3.39 (6, 1)	2.0	9	2	0	0	0	0	1	0	0	0	0	0	1	1	0.00	0.000																					
Scott Aldred, L ERA: (8, 1)	0.1	1	0	0	0	0	0	0	0	0	0	0	0	0	1	1	0.00	0.000																				
Albie Lopez, R ERA: 3.04 (8, 1)	0.2	2	1	0	0	0	0	0	0	0	0	0	0	0	3	6	0.00	1.500																				



Batter	1	2	3	4	5	6	7	8	9	AB	R	H	RBI	BB	SO	LOB	TOP				
Randy Winn, S OBP: 0.500, SLG: 0.500 (1, 7)	K G1-3 SH1-3		P1		G6-3		E BB	1B BB		3	1	0	0	2	1	1					
Quinton McCracken, S OBP: 0.358, SLG: 0.466 (1, 8)	SH1-3		BB 1B		HR		K	P3		4	1	2	1	0	1	2					
Wade Boggs, L OBP: 0.364, SLG: 0.424 (1, 5)	G1-3		F9		1B		BB 1B	1B		5	0	3	0	0	0	2					
Fred McGriff, L OBP: 0.349, SLG: 0.428 (1, 3)	G1-3		BB		G4-3		BB	G3		3	0	0	0	2	0	4					
Paul Sorrento, L OBP: 0.309, SLG: 0.417 (1, 10)		G4-3	K			HR	K		G6-3	5	1	1	1	0	2	4					
Dave Martinez, L OBP: 0.342, SLG: 0.331 (1, 9)		CS 1B		F8		SH1-3 1B	F7		G3-1	5	0	2	0	0	0	2					
Mike DiFelice, R OBP: 0.262, SLG: 0.361 (1, 2)		F7		G4-3		SH1-3		F8		4	0	1	0	0	0	1					
Kevin Stocker, S OBP: 0.304, SLG: 0.404 (1, 6)			E 1B	G4-3		K		F7		5	2	2	0	0	1	2					
Miguel Cairo, R OBP: 0.312, SLG: 0.370 (1, 4)			E5 1B		G6-3 1B	P3		HR		4	2	3	2	0	0	1					
Inning Stats	R: 0 E: 0 K: 1 S: 6	H: 0 LOB: 1 BB: 0 P: 6	R: 0 E: 0 K: 0 S: 3	H: 1 LOB: 0 BB: 0 P: 3	R: 2 E: 1 K: 1 S: 8	H: 3 LOB: 2 BB: 1 P: 12	R: 0 E: 0 K: 0 S: 3	H: 0 LOB: 0 BB: 0 P: 3	R: 1 E: 0 K: 1 S: 5	H: 3 LOB: 1 BB: 0 P: 5	R: 1 E: 0 K: 2 S: 8	H: 2 LOB: 1 BB: 2 P: 16	R: 2 E: 0 K: 0 S: 6	H: 3 LOB: 2 BB: 1 P: 10	R: 0 E: 0 K: 0 S: 4	H: 1 LOB: 1 BB: 0 P: 4	1B: 10 2B: 1 3B: 0 HR: 3	SF: 0 SAC: 2 DP: 1 HBP: 0	WP: 0 PB: 1 SB: 0 CS: 1	PA: 44	
PITCHER	IP	WLS	BF	H	R	ER	SO	BB	IBB	HBP	BLK	WP	HR	S	P	ERA	WHIP				
Tom Candiotti, R ERA: 4.38 (1, 1)	5.0	L	24	9	4	3	2	1	0	0	0	0	2	27	31	5.40	2.000				
Aaron Small, R ERA: 5.49 (6, 1)	1.0		4	0	1	0	1	1	0	0	0	0	0	5	9	0.00	1.000				
Mike Mohler, L ERA: 3.38 (7, 1)	1.0		5	1	0	0	2	1	0	0	0	0	0	8	12	0.00	2.000				
Mike Fetters, R ERA: 4.6 (8, 1)	1.0		7	3	2	2	0	1	0	0	0	0	1	6	10	18.00	4.000				
Billy Taylor, R ERA: 3.42 (9, 1)	1.0		4	1	0	0	0	0	0	0	0	0	0	4	4	0.00	1.000				

Tampa Bay Devil Rays @ Oakland Athletics
Network Associates Coliseum, Oakland, CA
Tue May 26 1998, 6:33 AM EDT
Att: 9,801 - Cloudy - 59 F

AB 38
R 7
H 14
RBI 4
BB 4
SO 5
LOB 19



Batter	1	2	3	4	5	6	7	8	9	AB	R	H	RBI	BB	SO	LOB	BOTTOM					
Rickey Henderson, R OBP: 0.372, SLG: 0.351 (1, 7)	K	FC5-4			K		K		F8	5	0	0	0	0	3	4						
Kurt Abbott, R OBP: 0.336, SLG: 0.393 (1, 6)					F7		F9			0	0	0	0	0	0	0						
Rafael Bourquard, R OBP: 0.242, SLG: 0.310 (1, PR) (2, 6)	BLK HR HBP	F6								3	1	0	0	0	0	2						
Ben Grieve, L OBP: 0.397, SLG: 0.517 (1, 9)	K		K		G6-3			G3		4	0	0	0	0	2	1						
Matt Stairs, L OBP: 0.412, SLG: 0.606 (1, 10)		HR				G4-3		P6		3	1	1	2	1	0	0						
Jason Giambi, L OBP: 0.356, SLG: 0.395 (1, 3)	1B		L4				2B	F8		4	0	2	0	0	0	1						
Mike Blowers, R OBP: 0.351, SLG: 0.436 (1, 5)	1B		K			K		F9		4	0	1	0	0	2	2						
Scott Spiezio, S OBP: 0.333, SLG: 0.431 (1, 4)	6-3					K		K		4	0	1	0	0	2	3						
A.J. Hinch, R OBP: 0.305, SLG: 0.344 (1, 2)		FC5-4 1B		K			L6		BB HBP	3	0	1	0	0	1	1						
Ryan Christenson, R OBP: 0.323, SLG: 0.345 (1, 8)		F9			K					2	0	0	0	1	1	1						
Mike MacFarlane, R OBP: 0.365, SLG: 0.515 (9, PH)							BB		1-2 BB	0	0	0	0	1	0	0						
Inning Stats	R: 2 E: 0 K: 2 S: 10	H: 3 LOB: 2 BB: 0 P: 11	R: 0 E: 1 K: 0 S: 4	H: 1 LOB: 1 BB: 0 P: 4	R: 0 E: 0 K: 2 S: 7	H: 0 LOB: 1 BB: 1 P: 11	R: 0 E: 0 K: 2 S: 7	H: 1 LOB: 0 BB: 0 P: 7	R: 0 E: 0 K: 1 S: 5	H: 0 LOB: 0 BB: 0 P: 5	R: 0 E: 0 K: 2 S: 8	H: 1 LOB: 1 BB: 0 P: 8	R: 0 E: 0 K: 1 S: 5	H: 0 LOB: 0 BB: 1 P: 9	R: 0 E: 0 K: 0 S: 3	H: 0 LOB: 2 BB: 0 P: 3	R: 0 E: 0 K: 1 S: 5	H: 0 LOB: 1 BB: 1 P: 10	1B: 4 2B: 1 3B: 0 HR: 1	SF: 0 SAC: 0 DP: 0 HBP: 2	WP: 0 PB: 0 SB: 0 CS: 1	PA: 37
PITCHER	IP	WLS	BF	H	R	ER	SO	BB	IBB	HBP	BLK	WP	HR	S	P	ERA	WHIP					
Rolando Arrojo, R ERA: 3.44 (1, 1)	5.0	W	21	5	2	2	7	1	0	1	1	1	1	33	38	3.60	1.200					
Scott Aldred, L ERA: (6, 1)	0.1		2	1	0	0	0	0	0	0	0	0	0	2	2	0.00	3.000					
Albie Lopez, R ERA: 2.86 (6, 1)	1.2		6	0	0	0	3	1	0	0	0	0	0	11	15	0.00	0.600					
Jim Mecir, R ERA: 2.81 (8, 1)	1.0		3	0	0	0	0	0	0	0	0	0	0	3	3	0.00	0.000					
Roberto Hernandez, R ERA: 5.01 (9, 1)	1.0		5	0	0	0	1	1	0	1	0	0	0	5	10	0.00	1.000					

Tampa Bay Devil Rays @ Oakland Athletics
Network Associates Coliseum, Oakland, CA
Tue May 26 1998, 6:33 AM EDT
Att: 9,801 - Cloudy - 59 F

AB 32
R 2
H 6
RBI 2
BB 3
SO 11
LOB 15



Batter	1	2	3	4	5	6	7	8	9	AB	R	H	RBI	BB	SO	LOB	TOP			
Joey Cora, S OBP: 0.318, SLG: 0.329	0-3 K		1-0 F9	0-0 G4-3		1-0 P5		1-0 P9	5 0 0 0 0 1 3								Seattle Mariners @ Tampa Bay Devil Rays Tropicana Field, St. Petersburg, FL Thu May 28 1998, 7:05 PM EDT Att: 27,017 - Dome - 72 F livebaseballscorecards.com			
Alex Rodriguez, R OBP: 0.360, SLG: 0.656	3-1 F9		1-1 HR		1-1 1B		1-1 G6-3	0-3 K	5 1 2 1 0 1 0											
Ken Griffey Jr., L OBP: 0.372, SLG: 0.626	3-0 1B HR		2-3 K		1-1 F7		2-3 K		4 1 1 0 0 2 1											
David Segui, S OBP: 0.387, SLG: 0.557	2-2 1B HR		1-2 G4-3		4-2 BB		0-0 F7		3 1 1 0 1 0 0											
Edgar Martinez, R OBP: 0.392, SLG: 0.505	3-2 1B HR			3-2 1B		0-3 K		3-2 G5-3	4 1 2 3 0 1 2											
Glenallen Hill, R OBP: 0.367, SLG: 0.564 Rich Amaral, R OBP: 0.311, SLG: 0.400	2-1 F9		1-0 HR		1-3 K		0-1 E5 1B		4 1 1 1 0 1 2 0 0 0 0 0 0 0											
Russ Davis, R OBP: 0.351, SLG: 0.482		1-0 F9		2-1 F7		0-1 F8		3-2 1B	4 0 1 0 0 0 0											
Dan Wilson, R OBP: 0.319, SLG: 0.379		1-1 L5		1-2 1B		3-1 G5-3		0-0 FC1-2-5-4	4 0 1 0 0 0 2											
Rob Ducey, L OBP: 0.333, SLG: 0.354		2-2 F7		4-2 BB		4-0 BB		1-3 K2-3	2 0 0 0 2 1 0											
Inning Stats	R: 3 E: 0 K: 1 S: 14	H: 3 LOB: 0 BB: 0 P: 27	R: 0 E: 0 K: 0 S: 6	H: 0 LOB: 0 BB: 0 P: 10	R: 1 E: 0 K: 1 S: 11	H: 1 LOB: 0 BB: 0 P: 16	R: 1 E: 0 K: 0 S: 12	H: 3 LOB: 2 BB: 1 P: 23	R: 0 E: 0 K: 2 S: 13	H: 1 LOB: 2 BB: 1 P: 20	R: 0 E: 0 K: 1 S: 6	H: 0 LOB: 0 BB: 0 P: 9	R: 0 E: 1 K: 0 S: 9	H: 1 LOB: 1 BB: 0 P: 15	R: 0 E: 0 K: 2 S: 7	H: 0 LOB: 0 BB: 0 P: 9	1B: 6 2B: 1 3B: 0 HR: 3	SF: 0 SAC: 0 DP: 1 HBP: 0	WP: 0 PB: 0 CS: 2	PA: 38
PITCHER	IP WLS BF H R ER SO BB IBB HBP BLK WP HR S P ERA WHIP	IP WLS BF H R ER SO BB IBB HBP BLK WP HR S P ERA WHIP																		
Jason Johnson, R ERA: 4.67	(1, 1) 3.2 L 17 7 5 5 2 0 0 0 0 0 3 40 69 12.27 1.909	(4, 1) 3.1 14 1 0 0 3 3 0 0 0 0 0 0 27 49 0.00 1.200	(8, 1) 1.0 4 1 0 0 0 0 0 0 0 0 0 0 9 15 0.00 1.000	(9, 1) 1.0 3 0 0 0 0 2 0 0 0 0 0 0 7 9 0.00 0.000																

Batter	1	2	3	4	5	6	7	8	9	AB	R	H	RBI	BB	SO	LOB	BOTTOM			
Quinton McCracken, S OBP: 0.359, SLG: 0.464	1-1 F9		2-2 G5-3		1-1 1B		1-2 F8		0-1 WP 1B	5 0 2 0 0 0 0							Seattle Mariners @ Tampa Bay Devil Rays Tropicana Field, St. Petersburg, FL Thu May 28 1998, 7:05 PM EDT Att: 27,017 - Dome - 72 F livebaseballscorecards.com			
Miguel Cairo, R OBP: 0.305, SLG: 0.364	0-1 F8 1B		1-2 F9		1-0 L4			2-2 F7	5 0 1 0 0 0 2											
Wade Boggs, L OBP: 0.368, SLG: 0.427	2-2 1B		3-2 L7		0-0 BB 1B			3-1 P6	4 0 2 0 0 0 0											
Fred McGriff, L OBP: 0.356, SLG: 0.432	0-1 F8			1-1 G3 1B		4-2 BB		2-2 1B	3 0 2 0 1 0 2											
Mike Kelly, R OBP: 0.310, SLG: 0.415	2-2 F8			0-1 G3		1-2 BB		2-1 F7	4 0 0 0 0 0 6											
Dave Martinez, L OBP: 0.345, SLG: 0.335		1-1 1B 1B		3-2 G6-3		2-3 K		0-2 HR 1B	4 1 2 0 0 1 3											
Bobby Smith, R OBP: 0.396, SLG: 0.531 Randy Winn, S OBP: 0.481, SLG: 0.478		0-0 G4-6-3 1B		1-3 K		0-0 P3		1-3 K	3 0 1 0 0 1 3 1 0 0 0 0 1 1											
Mike DiFelice, R OBP: 0.250, SLG: 0.344 Paul Sorrento, L OBP: 0.313, SLG: 0.439		1-0 F9			2-3 K		2-2 G4-3	0-0 HR	3 0 0 0 0 1 2 1 1 1 2 0 0 0											
Kevin Stocker, S OBP: 0.297, SLG: 0.394		0-0 G4-6-3			3-3 K		2-1 F9	2-1 P6	4 0 0 0 0 1 2											
Inning Stats	R: 0 E: 0 K: 0 S: 12	H: 2 LOB: 2 BB: 0 P: 17	R: 0 E: 0 K: 0 S: 5	H: 2 LOB: 0 BB: 0 P: 7	R: 0 E: 0 K: 1 S: 10	H: 1 LOB: 1 BB: 0 P: 15	R: 0 E: 0 K: 2 S: 13	H: 1 LOB: 2 BB: 1 P: 20	R: 0 E: 0 K: 1 S: 8	H: 1 LOB: 0 BB: 1 P: 14	R: 0 E: 0 K: 0 S: 9	H: 0 LOB: 0 BB: 0 P: 14	R: 0 E: 0 K: 0 S: 12	H: 1 LOB: 1 BB: 0 P: 21	R: 2 E: 0 K: 1 S: 14	H: 3 LOB: 1 BB: 0 P: 19	1B: 10 2B: 0 3B: 0 HR: 1	SF: 0 SAC: 0 DP: 1 HBP: 0	WP: 2 PB: 0 CS: 0	PA: 38
PITCHER	IP WLS BF H R ER SO BB IBB HBP BLK WP HR S P ERA WHIP	IP WLS BF H R ER SO BB IBB HBP BLK WP HR S P ERA WHIP																		
Jamie Moyer, L ERA: 2.98	(1, 1) 8.0 W 32 8 0 0 4 1 0 0 0 0 1 7 8 0.00 1.125	(9, 1) 0.1 3 2 2 2 1 0 0 0 0 0 0 1 7 8 54.00 6.000	(9, 1) 0.2 3 1 0 0 0 0 0 0 0 0 1 0 7 11 0.00 1.500																	

Batter	1	2	3	4	5	6	7	8	9	AB	R	H	RBI	BB	SO	LOB	TOP					
Rich Amaral, R OBP: 0.313, SLG: 0.393 (1, 4)	G6-3	FC6-5							K	6	1	2	1	0	2	5	Seattle Mariners @ Tampa Bay Devil Rays Tropicana Field, St. Petersburg, FL Fri May 29 1998, 7:05 PM EDT Att: 32,142 - Dome - 72 F livebaseballscorecards.com					
Alex Rodriguez, R OBP: 0.356, SLG: 0.646 (1, 6)	G4-3	G5-3							K	5	0	1	0	0	0	4						
Ken Griffey Jr., L OBP: 0.377, SLG: 0.635 (1, 8)			G3-1							5	1	3	1	0	0							
David Segui, S OBP: 0.383, SLG: 0.548 (1, 3)	K		G5-3							5	0	1	0	0	1	4						
Edgar Martinez, R OBP: 0.396, SLG: 0.508 (1, 10)			K							3	2	1	0	2	1	2						
Glenallen Hill, R OBP: 0.384, SLG: 0.556 (1, 7)										4	0	1	0	0	1	5						
Jeff Huson, L OBP: 0.235, SLG: 0.313 (8, 4)										1	1	1	0	0	0	0						
Russ Davis, R OBP: 0.347, SLG: 0.473 (1, 5)										5	1	1	1	0	3	4						
Dan Wilson, R OBP: 0.322, SLG: 0.383 (1, 2)										4	0	1	1	0	1	1						
Dave McCarty, R OBP: 0.333, SLG: 0.444 (1, 9)										1	0	0	0	2	1	1						
Rob Ducey, L OBP: 0.347, SLG: 0.361 (8, PH)										1	0	1	2	0	0	0						
Inning Stats	R: 0 E: 0 K: 1 S: 10	H: 1 LOB: 1 BB: 0 P: 13	R: 2 E: 0 K: 1 S: 16	H: 3 LOB: 2 BB: 1 P: 27	R: 0 E: 0 K: 1 S: 6	H: 0 LOB: 0 BB: 0 P: 9	R: 0 E: 0 K: 3 S: 10	H: 1 LOB: 1 BB: 0 P: 12	R: 1 E: 0 K: 0 S: 12	H: 3 LOB: 2 BB: 0 P: 20	R: 0 E: 0 K: 2 S: 9	H: 0 LOB: 1 BB: 1 P: 18	R: 0 E: 0 K: 0 S: 12	H: 1 LOB: 2 BB: 1 P: 19	R: 0 E: 0 K: 0 S: 11	H: 1 LOB: 2 BB: 0 P: 19	R: 3 E: 0 K: 2 S: 20	H: 3 LOB: 2 BB: 1 P: 30	1B: 9 2B: 4 3B: 0 HR: 0	SF: 0 SAC: 0 DP: 0 HBP: 2	WP: 0 PB: 0 CS: 0	PA: 46
PITCHER	IP	WLS	BF	H	R	ER	SO	BB	IBB	HBP	BLK	WP	HR	S	P	ERA	WHIP					
Tony Saunders, L ERA: 3.82 (1, 1)	7.0	L	33	9	3	3	8	3	0	0	0	0	0	75	118	3.86	1.714					
Albie Lopez, R ERA: 2.76 (8, 1)	1.0		5	1	0	0	0	0	0	1	0	0	0	11	19	0.00	1.000					
Jim Mecir, R ERA: 3.71 (9, 1)	1.0		8	3	3	3	2	1	0	1	0	0	0	20	30	27.00	4.000					

Batter	1	2	3	4	5	6	7	8	9	AB	R	H	RBI	BB	SO	LOB	BOTTOM				
Randy Winn, S OBP: 0.433, SLG: 0.423 (1, 9)	K		SH1-4							3	0	0	0	0	2	0	Seattle Mariners @ Tampa Bay Devil Rays Tropicana Field, St. Petersburg, FL Fri May 29 1998, 7:05 PM EDT Att: 32,142 - Dome - 72 F livebaseballscorecards.com				
Miguel Cairo, R OBP: 0.307, SLG: 0.359 (1, 4)	L3		SF9							2	0	0	1	1	1	0					
Quinton McCracken, S OBP: 0.352, SLG: 0.435 (1, 8)	L3		E1							4	0	0	0	0	1	1					
Mike Kelly, R OBP: 0.302, SLG: 0.404 (1, 7)	K		G1-3							3	0	0	0	0	2	2					
Wade Boggs, L OBP: 0.365, SLG: 0.423 (9, PH)	K		G1-3							1	0	0	0	0	0	0					
Bobby Smith, R OBP: 0.383, SLG: 0.510 (1, 5)			G4-3							4	0	0	0	0	1	0					
Aaron Ledesma, R OBP: 0.382, SLG: 0.400 (1, 6)			L3							3	0	1	0	0	0	0					
Scott McClain, R OBP: 0.188, SLG: 0.071 (1, 3)			K							3	0	0	0	0	1	1					
Tim Laker, R OBP: 0.667, SLG: 0.500 (1, 10)			SH1-4							2	1	1	0	1	1	1					
Mike DiFelice, R OBP: 0.254, SLG: 0.343 (1, 2)			SH1-4							3	1	1	0	0	1	1					
Inning Stats	R: 0 E: 0 K: 2 S: 21	H: 0 LOB: 1 BB: 1 P: 32	R: 0 E: 0 K: 1 S: 8	H: 0 LOB: 0 BB: 0 P: 9	R: 2 E: 1 K: 0 S: 21	H: 1 LOB: 1 BB: 1 P: 29	R: 0 E: 0 K: 1 S: 7	H: 0 LOB: 0 BB: 0 P: 9	R: 0 E: 0 K: 3 S: 10	H: 0 LOB: 0 BB: 0 P: 13	R: 0 E: 0 K: 1 S: 7	H: 1 LOB: 1 BB: 0 P: 12	R: 0 E: 0 K: 1 S: 6	H: 0 LOB: 0 BB: 0 P: 7	R: 0 E: 0 K: 0 S: 8	H: 0 LOB: 0 BB: 0 P: 11	1B: 3 2B: 0 3B: 0 HR: 0	SF: 1 SAC: 1 DP: 0 HBP: 0	WP: 0 PB: 0 CS: 1	PA: 32	
PITCHER	IP	WLS	BF	H	R	ER	SO	BB	IBB	HBP	BLK	WP	HR	S	P	ERA	WHIP				
Randy Johnson, L ERA: 5.47 (1, 1)	8.0	W	29	3	2	1	10	2	0	0	0	0	0	87	121	1.12	0.625				
Mike Timlin, R ERA: 4.85 (9, 1)	1.0		3	0	0	0	0	0	0	0	0	0	0	8	11	0.00	0.000				

Batter	1	2	3	4	5	6	7	8	9	AB	R	H	RBI	BB	SO	LOB	TOP										
Joey Cora, S OBP: 0.325, SLG: 0.330 (1, 4)	G1-3		BB			F8 HBP BB		2-2 1B		2	0	1	0	2	0	0	Seattle Mariners @ Tampa Bay Devil Rays Tropicana Field, St. Petersburg, FL Sat May 30 1998, 7:05 PM EDT Att: 40,212 - Dome - 72 F livebaseballscorecards.com										
Alex Rodriguez, R OBP: 0.359, SLG: 0.641 (1, 6)	1B S BB		K			1-0 FC5-4 HBP		2-3 K		2	1	0	0	1	2	2											
Ken Griffey Jr., L OBP: 0.374, SLG: 0.627 (1, 8)	E S G6-3 1B		F7			1-0 L8		2-1 G4-3		4	1	1	0	0	0	4											
David Segui, S OBP: 0.385, SLG: 0.547 (1, 3)	G6-3				0-2 G6-4-3 1B			3-2 G6-3 1B		4	0	2	1	0	0	2											
Edgar Martinez, R OBP: 0.390, SLG: 0.497 (1, 10)	K				0-0 G6-4-3			0-0 G6-3		4	0	0	0	0	1	4											
Glenallen Hill, R OBP: 0.356, SLG: 0.543 (1, 7)			G1-3		1-2 G5-3			1-0 F8		4	0	0	0	0	1	0											
Russ Davis, R OBP: 0.342, SLG: 0.465 (1, 5)			F7			2-1 F8		1-1 G1-3		3	0	0	0	0	0	0											
John Marzano, R OBP: 0.455, SLG: 0.579 (1, 2)			F9			1-2 G4-6-3 HBP		0-2 F8		2	0	0	0	0	0	0											
Rob Ducey, L OBP: 0.337, SLG: 0.349 (1, 9)			K			0-0 G4-6-3		2-3 K		3	0	0	0	0	2	1											
Inning Stats	R: 2 E: 0 K: 1 S: 11	H: 1 LOB: 0 BB: 1 P: 22	R: 0 E: 0 K: 0 S: 9	H: 0 LOB: 0 BB: 0 P: 13	R: 0 E: 0 K: 2 S: 7	H: 0 LOB: 1 BB: 1 P: 15	R: 0 E: 0 K: 0 S: 7	H: 1 LOB: 0 BB: 0 P: 8	R: 0 E: 0 K: 0 S: 6	H: 0 LOB: 0 BB: 0 P: 9	R: 0 E: 0 K: 1 S: 8	H: 0 LOB: 0 BB: 0 P: 15	R: 0 E: 0 K: 1 S: 8	H: 0 LOB: 0 BB: 0 P: 12	R: 0 E: 0 K: 1 S: 12	H: 1 LOB: 1 BB: 0 P: 20	R: 0 E: 0 K: 0 S: 6	H: 1 LOB: 0 BB: 0 P: 10	1B: 4 2B: 0 3B: 0 HR: 0	SF: 0 SAC: 0 DP: 3 HBP: 2	WP: 0 PB: 0 CS: 3	PA: 33					
PITCHER	IP	WLS	BF	H	R	ER	SO	BB	IBB	HBP	BLK	WP	HR	S	P	ERA	WHIP										
Dennis Springer, R ERA: 5.16 (1, 1)	5.0	W	20	2	2	1	3	3	0	2	0	0	0	44	76	1.80	1.000										
Scott Aldred, L ERA: 5.16 (6, 1)	0.1		1	0	0	0	0	0	0	0	0	0	0	1	2	0.00	0.000										
Esteban Yan, R ERA: 3.0 (6, 1)	2.1		8	1	0	0	3	0	0	0	0	0	0	21	32	0.00	0.429										
Matt Ruebel, L ERA: 4.76 (8, 1)	0.1		1	0	0	0	0	0	0	0	0	0	0	2	4	0.00	0.000										
Roberto Hernandez, R ERA: 4.81 (9, 1)	1.0	S	3	1	0	0	0	0	0	0	0	0	0	6	10	0.00	1.000										

Batter	1	2	3	4	5	6	7	8	9	AB	R	H	RBI	BB	SO	LOB	BOTTOM										
Quinton McCracken, S OBP: 0.353, SLG: 0.452 (1, 8)	G4-3					FC6 1B		1-3 K		4	0	1	0	1	2	0	Seattle Mariners @ Tampa Bay Devil Rays Tropicana Field, St. Petersburg, FL Sat May 30 1998, 7:05 PM EDT Att: 40,212 - Dome - 72 F livebaseballscorecards.com										
Miguel Cairo, R OBP: 0.307, SLG: 0.359 (1, 4)	BB 1B 1B		P5		FC6			0-0 SH1-4 BB		3	1	1	0	0	0	2											
Wade Boggs, L OBP: 0.370, SLG: 0.421 (1, 5)	1-2 BB 1B		G4-3			4-2 G3-6-1 BB		0-3 K		3	2	1	0	1	1	1											
Fred McGriff, L OBP: 0.359, SLG: 0.430 (1, 3)	1B 2B BB		G6-3			1-0 G3-6-1 1B		0-0 4-3		3	1	1	0	1	0	1											
Paul Sorrento, L OBP: 0.312, SLG: 0.431 (1, 10)	K					1-0 G3-6-1		0-0 F8		3	0	0	0	1	1	5											
Mike Kelly, R OBP: 0.317, SLG: 0.411 (1, 7)	2B 1B		P9			0-0 PB S 1B		4-0 CS BB		3	1	2	3	1	0	1											
Dave Martinez, L OBP: 0.348, SLG: 0.341 (1, 9)	1-3 2B		L7			1-3 BB		2-2 F9		3	0	1	1	1	0	1											
Mike DiFelice, R OBP: 0.257, SLG: 0.343 (1, 2)	G5-3		CI 1B			0-0 1B		0-2 G5-3		3	0	1	1	0	0	2											
Kevin Stocker, S OBP: 0.290, SLG: 0.384 (1, 6)			P4			1-1 L7		0-1 L9		4	0	0	0	0	1	3											
Inning Stats	R: 3 E: 0 K: 1 S: 16	H: 4 LOB: 2 BB: 1 P: 23	R: 0 E: 0 K: 1 S: 11	H: 0 LOB: 0 BB: 0 P: 14	R: 0 E: 0 K: 0 S: 8	H: 0 LOB: 1 BB: 1 P: 15	R: 0 E: 1 K: 0 S: 9	H: 1 LOB: 2 BB: 0 P: 12	R: 2 E: 0 K: 1 S: 10	H: 3 LOB: 2 BB: 2 P: 20	R: 0 E: 0 K: 1 S: 5	H: 0 LOB: 1 BB: 1 P: 9	R: 0 E: 0 K: 0 S: 8	H: 0 LOB: 0 BB: 1 P: 14	R: 0 E: 0 K: 1 S: 9	H: 0 LOB: 0 BB: 0 P: 10	1B: 7 2B: 1 3B: 0 HR: 0	SF: 0 SAC: 1 DP: 1 HBP: 0	WP: 0 PB: 1 CS: 1	PA: 37							
PITCHER	IP	WLS	BF	H	R	ER	SO	BB	IBB	HBP	BLK	WP	HR	S	P	ERA	WHIP										
27 Ken Cloude, R ERA: 5.63 (1, 1)	4.2	L	26	8	5	5	2	4	0	0	0	0	0	51	81	9.64	2.571										
Paul Spoljaric, L ERA: 6.0 (5, 1)	1.2		6	0	0	0	2	1	0	0	0	0	0	9	13	0.00	0.600										
Heathcliff Slocumb, R ERA: 9.76 (7, 1)	1.2		5	0	0	0	1	1	0	0	0	0	0	16	23	0.00	0.600										

Batter	1	2	3	4	5	6	7	8	9	AB	R	H	RBI	BB	SO	LOB	TOP					
Tom Goodwin, L (1, 8) OBP: 0.397, SLG: 0.347										2	1	0	0	1	1	0	Texas Rangers @ Tampa Bay Devil Rays Tropicana Field, St. Petersburg, FL Mon Jun 01 1998, 7:05 PM EDT Att: 24,388 - Dome - 72 F					
Mark McLemore, S (1, 4) OBP: 0.427, SLG: 0.391										3	0	0	0	1	2	3						
29 Rusty Greer, L (1, 7) OBP: 0.360, SLG: 0.415										4	0	3	0	0	0	0						
Juan Gonzalez, R (1, 9) OBP: 0.341, SLG: 0.611										4	0	0	1	0	2	4						
Will Clark, L (1, 3) OBP: 0.370, SLG: 0.436										4	0	0	0	0	2	2						
Ivan Rodriguez, R (1, 2) OBP: 0.421, SLG: 0.642										4	0	0	0	0	1	1						
Lee Stevens, L (1, 10) OBP: 0.299, SLG: 0.518										4	0	1	0	0	1	0						
Kevin Elster, R (1, 6) OBP: 0.336, SLG: 0.404										3	0	1	0	0	1	1						
Domingo Cedeño, S (8, 6) OBP: 0.319, SLG: 0.341										0	0	0	0	0	0	0						
Fernando Tatis, R (1, 5) OBP: 0.323, SLG: 0.353										2	0	0	0	0	0	2						
Luis Alicea, S (8, PH) OBP: 0.365, SLG: 0.387										1	0	0	0	0	0	0						
Inning Stats	R: 0 E: 0 K: 2 S: 10	H: 0 LOB: 0 BB: 0 P: 17	R: 0 E: 0 K: 1 S: 7	H: 0 LOB: 0 BB: 0 P: 10	R: 0 E: 0 K: 1 S: 9	H: 1 LOB: 2 BB: 1 P: 18	R: 0 E: 0 K: 1 S: 7	H: 1 LOB: 1 BB: 0 P: 12	R: 0 E: 0 K: 2 S: 5	H: 1 LOB: 0 BB: 0 P: 8	R: 1 E: 0 K: 2 S: 19	H: 1 LOB: 1 BB: 0 P: 28	R: 0 E: 0 K: 2 S: 9	H: 0 LOB: 0 BB: 0 P: 13	R: 0 E: 0 K: 1 S: 13	H: 1 LOB: 2 BB: 1 P: 22	R: 0 E: 0 K: 0 S: 6	H: 0 LOB: 0 BB: 0 P: 9	1B: 3 2B: 2 3B: 0 HR: 0	SF: 0 SAC: 0 DP: 1 HBP: 1	WP: 0 PB: 0 SB: 0 CS: 0	PA: 34
PITCHER	IP WLS BF H R ER SO BB IBB HBP BLK WP HR S P ERA WHIP																					
Rolando Arroyo, R (1, 1) ERA: 3.24	7.0 W 26 4 1 1 9 1 0 1 0 0 0 0 66 106 1.29 0.714																					
Esteban Yan, R (8, 1) ERA: 2.93	0.2 3 0 0 0 0 1 0 0 0 0 0 0 8 13 0.00 1.500																					
Roberto Hernandez, R (8, 1) ERA: 4.56	1.1 S 5 1 0 0 1 0 0 0 0 0 0 0 11 18 0.00 0.750																					

Batter	1	2	3	4	5	6	7	8	9	AB	R	H	RBI	BB	SO	LOB	BOTTOM					
Quinton McCracken, S (1, 8) OBP: 0.354, SLG: 0.462										3	1	3	3	0	0	0	Texas Rangers @ Tampa Bay Devil Rays Tropicana Field, St. Petersburg, FL Mon Jun 01 1998, 7:05 PM EDT Att: 24,388 - Dome - 72 F					
Miguel Cairo, R (1, 4) OBP: 0.303, SLG: 0.358										4	0	1	1	0	2	2						
Wade Boggs, L (1, 5) OBP: 0.363, SLG: 0.405										3	0	0	0	1	0	1						
Bobby Smith, R (8, PR) OBP: 0.395, SLG: 0.528										4	0	0	0	0	2	3						
Fred McGriff, L (1, 3) OBP: 0.354, SLG: 0.418										4	0	0	0	0	2	3						
Mike Kelly, R (1, 7) OBP: 0.320, SLG: 0.412										4	0	0	0	0	0	2						
Paul Sorrento, L (1, 10) OBP: 0.309, SLG: 0.429										3	1	1	0	0	1	0						
Aaron Ledesma, R (1, 6) OBP: 0.355, SLG: 0.389										3	0	0	0	0	1	1						
Dave Martinez, L (1, 9) OBP: 0.348, SLG: 0.341										0	0	0	0	0	0	0						
Randy Winn, S (2, 9) OBP: 0.457, SLG: 0.452										3	1	1	0	0	0	3						
Mike DiFelice, R (1, 2) OBP: 0.260, SLG: 0.342										3	1	1	0	0	0	3						
Inning Stats	R: 0 E: 0 K: 2 S: 11	H: 1 LOB: 1 BB: 0 P: 17	R: 0 E: 0 K: 1 S: 8	H: 0 LOB: 0 BB: 0 P: 11	R: 0 E: 0 K: 0 S: 8	H: 2 LOB: 1 BB: 0 P: 13	R: 0 E: 0 K: 0 S: 6	H: 0 LOB: 0 BB: 0 P: 10	R: 3 E: 0 K: 1 S: 16	H: 3 LOB: 0 BB: 0 P: 24	R: 0 E: 0 K: 0 S: 5	H: 0 LOB: 0 BB: 0 P: 10	R: 0 E: 0 K: 2 S: 9	H: 0 LOB: 0 BB: 0 P: 12	R: 1 E: 0 K: 1 S: 13	H: 2 LOB: 2 BB: 1 P: 19	R: 0 E: 0 K: 0 S: 6	H: 0 LOB: 0 BB: 0 P: 9	1B: 7 2B: 0 3B: 0 HR: 1	SF: 0 SAC: 1 DP: 1 HBP: 0	WP: 0 PB: 0 SB: 0 CS: 0	PA: 32
PITCHER	IP WLS BF H R ER SO BB IBB HBP BLK WP HR S P ERA WHIP																					
John Burkett, R (1, 1) ERA: 7.0	7.0 L 27 4 4 4 6 1 0 0 0 0 0 0 9 14 0.00 3.000																					
Eric Gunderson, L (8, 1) ERA: 1.0	0.2 4 1 0 0 1 1 0 0 0 0 0 0 9 14 0.00 3.000																					
Al Levine, R (8, 1) ERA: 1.56	0.1 1 0 0 0 0 0 0 0 0 0 0 0 2 3 0.00 0.000																					

AB	31
R	1
H	5
RBI	1
BB	2
SO	10
LOB	13



AB	30
R	4
H	8
RBI	4
BB	1
SO	7
LOB	12



Batter	1	2	3	4	5	6	7	8	9	AB	R	H	RBI	BB	SO	LOB	TOP																					
Tom Goodwin, L OBP: 0.397, SLG: 0.348	L4-2	F8		1B		1B		F7		5	0	2	0	0	0	3																						
Luis Alica, S OBP: 0.397, SLG: 0.425	L4	HR		K		29 CS		G4-3		5	1	2	3	0	1	1																						
29 Rusty Greer, L OBP: 0.357, SLG: 0.415	K	2B		G7		CS	K	G1-3		5	0	1	0	0	2	1																						
Juan Gonzalez, R OBP: 0.335, SLG: 0.598		P3			F8		K	K		5	0	0	0	0	2	1																						
Will Clark, L OBP: 0.382, SLG: 0.466		2B		1B	HR		1B			3	2	3	1	1	0	0																						
Ivan Rodriguez, R OBP: 0.422, SLG: 0.644	BB	1B		2B	G4-3		G5-3			4	1	2	0	0	0	1																						
Lee Stevens, L OBP: 0.438, SLG: 0.667	BB	BB		K	G3-1		BB			2	1	0	0	1	1	1	AB 36																					
Domingo Cedeño, S OBP: 0.314, SLG: 0.319	HR	BB		K	G6-3		K			3	1	0	1	1	2	2	R 7																					
Fernando Tatis, R OBP: 0.322, SLG: 0.350	HR	1B		F4	F7		F8			4	1	1	2	0	0	1	H 11																					
Inning Stats	R: 0 E: 0 K: 1 S: 9	H: 0 LOB: 0 BB: 0 P: 14	R: 6 E: 0 K: 0 S: 23	H: 4 LOB: 1 BB: 3 P: 46	R: 0 E: 0 K: 2 S: 13	H: 2 LOB: 0 BB: 0 P: 19	R: 0 E: 0 K: 1 S: 8	H: 1 LOB: 1 BB: 0 P: 12	R: 1 E: 0 K: 0 S: 8	H: 1 LOB: 1 BB: 0 P: 12	R: 0 E: 0 K: 2 S: 9	H: 2 LOB: 1 BB: 0 P: 16	R: 0 E: 0 K: 1 S: 11	H: 1 LOB: 1 BB: 0 P: 15	R: 0 E: 0 K: 1 S: 8	H: 0 LOB: 1 BB: 1 P: 13	R: 0 E: 0 K: 1 S: 6	H: 0 LOB: 0 BB: 0 P: 8	1B: 6 2B: 3 3B: 0 HR: 2	SF: 0 SAC: 0 DP: 0 HBP: 0	WP: 0 PB: 0 SB: 0 CS: 1	PA: 41																
PITCHER	IP	WLS	BF	H	R	ER	SO	BB	IBB	HBP	BLK	WP	HR	S	P	ERA	WHIP	PITCHER				IP	WLS	BF	H	R	ER	SO	BB	IBB	HBP	BLK	WP	HR	S	P	ERA	WHIP
Jason Johnson, R ERA: 5.94	1.2	L	11	3	6	6	1	3	0	0	0	0	1	27	52	32.40	3.600																					
Julio Santana, R ERA: 4.18	3.0		13	5	1	1	3	0	0	0	0	0	1	33	49	3.00	1.667																					
Matt Ruebel, L ERA: 3.38	2.1		9	3	0	0	2	0	0	0	0	0	0	21	33	0.00	1.286																					
Albie Lopez, R ERA: 2.84	1.0		4	0	0	0	1	1	0	0	0	0	0	8	13	0.00	1.000																					
Jim Mecir, R ERA: 3.45	1.0		3	0	0	0	1	0	0	0	0	0	0	6	8	0.00	0.000																					
Quinton McCracken, S OBP: 0.354, SLG: 0.459	G3			G4-6-3		G6-3		F8		4	0	1	0	1	0	0																						
Dave Martinez, L OBP: 0.354, SLG: 0.346	BB			F8		HR		G6-3		3	1	1	0	2	1	2																						
Wade Boggs, L OBP: 0.359, SLG: 0.426	F8			G4-6-3		HR		G6-3		4	1	1	2	0	0	3																						
Fred McGriff, L OBP: 0.352, SLG: 0.415	K			K		1B		K		4	0	1	0	0	3	2																						
Bobby Smith, R OBP: 0.382, SLG: 0.509	G6-3			G4-3		G6-4-3		K		4	0	0	0	0	1	1																						
Paul Sorrento, L OBP: 0.308, SLG: 0.430	G5-3			1B		L6		F8		4	1	1	0	0	0	0																						
Mike DiFelice, R OBP: 0.284, SLG: 0.368	2B			1B		G3-1		K		3	0	2	0	1	1	0	AB 34																					
Kevin Stocker, S OBP: 0.294, SLG: 0.393	2B			1B		G3-1		G3		4	0	2	1	0	0	1	R 3																					
Randy Winn, S OBP: 0.410, SLG: 0.400	K			G3		F7		F7		4	0	0	0	0	1	5	H 9																					
Inning Stats	R: 0 E: 0 K: 1 S: 10	H: 0 LOB: 1 BB: 1 P: 18	R: 0 E: 0 K: 1 S: 8	H: 1 LOB: 2 BB: 1 P: 16	R: 0 E: 0 K: 0 S: 5	H: 0 LOB: 0 BB: 1 P: 13	R: 1 E: 0 K: 1 S: 13	H: 3 LOB: 2 BB: 0 P: 20	R: 2 E: 0 K: 0 S: 7	H: 2 LOB: 0 BB: 1 P: 16	R: 0 E: 0 K: 1 S: 12	H: 1 LOB: 1 BB: 0 P: 18	R: 0 E: 0 K: 2 S: 8	H: 0 LOB: 0 BB: 0 P: 10	R: 0 E: 0 K: 1 S: 16	H: 1 LOB: 1 BB: 0 P: 21	1B: 4 2B: 4 3B: 0 HR: 1	SF: 0 SAC: 0 DP: 2 HBP: 0	WP: 0 PB: 0 SB: 0 CS: 0	PA: 38																		
PITCHER	IP	WLS	BF	H	R	ER	SO	BB	IBB	HBP	BLK	WP	HR	S	P	ERA	WHIP	PITCHER				IP	WLS	BF	H	R	ER	SO	BB	IBB	HBP	BLK	WP	HR	S	P	ERA	WHIP
Bobby Witt, R ERA: 7.38	5.1	W	25	7	3	3	3	4	0	0	0	0	0	48	89	5.06	2.062																					
Al Levine, R ERA: 1.5	0.2		2	0	0	0	0	0	0	0	0	0	0	2	3	0.00	0.000																					
Scott Bales, L ERA: 4.28	1.0		4	1	0	0	1	0	0	0	0	0	0	12	18	0.00	1.000																					
Xavier Hernandez, R ERA: 4.4	1.2		6	1	0	0	2	0	0	0	0	0	0	21	27	0.00	0.600																					
John Wetland, R ERA: 1.74	0.1		1	0	0	0	1	0	0	0	0	0	0	3	4	0.00	0.000																					

Texas Rangers @ Tampa Bay Devil Rays
Tropicana Field, St. Petersburg, FL
Tue Jun 02 1998, 7:05 PM EDT
Att: 24,477 - Dome - 72 F

AB 36
R 7
H 11
RBI 7
BB 4
SO 8
LOB 11



Texas Rangers @ Tampa Bay Devil Rays
Tropicana Field, St. Petersburg, FL
Tue Jun 02 1998, 7:05 PM EDT
Att: 24,477 - Dome - 72 F

AB 34
R 3
H 9
RBI 3
BB 4
SO 7
LOB 14



Batter	1	2	3	4	5	6	7	8	9	AB	R	H	RBI	BB	SO	LOB	TOP										
Quinton McCracken, S OBP: 0.349, SLG: 0.451 (1, 8)										4	0	0	0	0	1	2	<p>Tampa Bay Devil Rays @ New York Yankees Yankee Stadium, Bronx, NY Wed Jun 03 1998, 7:05 PM EDT Att: 27,291 - Cloudy - 65 F</p> <p>AB 31 R 1 H 5 RBI 1 BB 2 SO 9 LOB 9</p>										
Miguel Cairo, R OBP: 0.392, SLG: 0.355 (1, 4)										4	0	1	0	0	1	0											
Wade Boggs, L OBP: 0.348, SLG: 0.412 (1, 5)										4	0	0	0	0	0	1											
Fred McGriff, L OBP: 0.350, SLG: 0.426 (1, 3)										4	1	1	1	0	0	1											
Paul Sorrento, L OBP: 0.312, SLG: 0.437 (1, 10)										4	0	2	0	0	2	0											
Mike Kelly, R OBP: 0.318, SLG: 0.402 (1, 7)										3	0	0	0	1	2	3											
Dave Martinez, L OBP: 0.354, SLG: 0.346 (1, 9)										3	0	1	0	0	1	0											
Mike DiFelice, R OBP: 0.274, SLG: 0.354 (1, 2)										3	0	0	0	0	2	1											
Kevin Stocker, S OBP: 0.295, SLG: 0.388 (1, 6)										2	0	0	0	1	0	1											
Inning Stats	R: 0 E: 0 K: 1 S: 8	H: 0 LOB: 0 BB: 0 P: 10	R: 0 E: 0 K: 1 S: 9	H: 0 LOB: 0 BB: 1 P: 17	R: 0 E: 0 K: 0 S: 9	H: 1 LOB: 1 BB: 0 P: 13	R: 1 E: 0 K: 1 S: 16	H: 2 LOB: 1 BB: 0 P: 28	R: 0 E: 0 K: 2 S: 10	H: 0 LOB: 1 BB: 1 P: 19	R: 0 E: 0 K: 1 S: 11	H: 2 LOB: 2 BB: 0 P: 17	R: 0 E: 0 K: 1 S: 8	H: 0 LOB: 0 BB: 0 P: 12	R: 0 E: 0 K: 2 S: 15	H: 0 LOB: 0 BB: 0 P: 20	1B: 3 2B: 1 3B: 0 HR: 1	SF: 0 SAC: 0 DP: 0 HBP: 0	WP: 0 PB: 0 CS: 1	PA: 34							
PITCHER	IP	WLS	BF	H	R	ER	SO	BB	IBB	HBP	BLK	WP	HR	S	P	ERA	WHIP										
Orlando Hernandez, R ERA: 1.29 (1, 1)	7.0	W	27	5	1	1	7	2	0	0	0	0	1	71	116	1.29	1.000										
Mike Stanton, L ERA: 3.99 (8, 1)	2.0		6	0	0	0	2	0	0	0	0	0	0	20	26	0.00	0.000										

Batter	1	2	3	4	5	6	7	8	9	AB	R	H	RBI	BB	SO	LOB	BOTTOM										
Chuck Knoblauch, R OBP: 0.397, SLG: 0.406 (1, 4)										4	0	0	0	0	2	2	<p>Tampa Bay Devil Rays @ New York Yankees Yankee Stadium, Bronx, NY Wed Jun 03 1998, 7:05 PM EDT Att: 27,291 - Cloudy - 65 F</p> <p>AB 30 R 7 H 8 RBI 7 BB 5 SO 8 LOB 13</p>										
2 Derek Jeter, R OBP: 0.383, SLG: 0.511 (1, 6)										3	1	2	0	0	0	0											
Luis Sojo, R OBP: 0.211, SLG: 0.211 (6, 6)										1	0	1	0	0	0	0											
Paul O'Neill, L OBP: 0.378, SLG: 0.477 (1, 9)										4	1	1	1	0	2	2											
Bernie Williams, S OBP: 0.443, SLG: 0.559 (1, 8)										3	0	0	0	1	1	2											
Tino Martinez, L OBP: 0.388, SLG: 0.512 (1, 3)										3	1	0	0	1	1	2											
Tim Lincecum, S OBP: 0.379, SLG: 0.427 (1, 10)										3	1	1	0	1	0	0											
Chad Curtis, R OBP: 0.418, SLG: 0.435 (1, 7)										2	2	0	0	2	1	2											
20 Jorge Posada, S OBP: 0.328, SLG: 0.471 (1, 2)										4	1	1	2	0	1	3											
Scott Brosius, R OBP: 0.401, SLG: 0.475 (1, 5)										3	0	2	4	0	0	0											
Inning Stats	R: 0 E: 0 K: 1 S: 8	H: 1 LOB: 1 BB: 0 P: 12	R: 0 E: 0 K: 1 S: 9	H: 0 LOB: 0 BB: 0 P: 15	R: 0 E: 0 K: 1 S: 7	H: 0 LOB: 0 BB: 0 P: 11	R: 5 E: 0 K: 2 S: 23	H: 5 LOB: 1 BB: 1 P: 36	R: 0 E: 0 K: 1 S: 7	H: 0 LOB: 0 BB: 0 P: 11	R: 2 E: 0 K: 2 S: 14	H: 1 LOB: 1 BB: 2 P: 28	R: 0 E: 0 K: 0 S: 7	H: 1 LOB: 1 BB: 1 P: 15	R: 0 E: 0 K: 0 S: 6	H: 0 LOB: 0 BB: 1 P: 13	1B: 5 2B: 2 3B: 1 HR: 0	SF: 0 SAC: 0 DP: 2 HBP: 0	WP: 0 PB: 0 CS: 0	PA: 35							
PITCHER	IP	WLS	BF	H	R	ER	SO	BB	IBB	HBP	BLK	WP	HR	S	P	ERA	WHIP										
Tony Saunders, L ERA: 4.44 (1, 1)	5.0	L	24	6	7	7	6	3	0	0	0	0	0	58	97	12.60	1.800										
Scott Aldred, L ERA: 3.52 (6, 1)	3.0		11	2	0	0	2	2	0	0	0	0	0	23	44	0.00	1.333										

Batter	1	2	3	4	5	6	7	8	9	AB	R	H	RBI	BB	SO	LOB	TOP				
Randy Winn, S (1, 7) OBP: 0.395, SLG: 0.410										4	0	1	0	0	1	2	<p>Tampa Bay Devil Rays @ New York Yankees Yankee Stadium, Bronx, NY</p> <p>Thu Jun 04 1998, 7:05 PM EDT Att: 22,759 - Unknown - 67 F</p> <p>livebaseballscorecards.com</p>				
Quinton McCracken, S (1, 8) OBP: 0.356, SLG: 0.449	 					 				1	0	0	1	3	0	1					
Wade Boggs, L (1, 5) OBP: 0.338, SLG: 0.398										4	0	0	0	0	1	4					
Fred McGriff, L (1, 3) OBP: 0.349, SLG: 0.420		 				 				3	0	0	0	1	1	2					
Paul Sorrento, L (1, 10) OBP: 0.311, SLG: 0.430		 								3	0	0	0	0	2	1					
Bobby Smith, R (1, 4) OBP: 0.370, SLG: 0.491										4	0	0	0	0	1	2					
Dave Martinez, L (1, 9) OBP: 0.356, SLG: 0.349					 		 			4	0	2	0	0	0	1					
Mike DiFelice, R (1, 2) OBP: 0.276, SLG: 0.354			 							3	1	1	0	0	1	2					
Kevin Stocker, S (1, 6) OBP: 0.301, SLG: 0.393					 		 			3	0	2	0	0	0	1					
Inning Stats	R: 0 E: 0 K: 1 S: 4	H: 0 LOB: 0 BB: 1 P: 9	R: 0 E: 0 K: 0 S: 6	H: 0 LOB: 1 BB: 1 P: 15	R: 1 E: 0 K: 0 S: 9	H: 2 LOB: 1 BB: 0 P: 15	R: 0 E: 0 K: 3 S: 9	H: 0 LOB: 0 BB: 0 P: 13	R: 0 E: 0 K: 0 S: 7	H: 2 LOB: 1 BB: 0 P: 11	R: 0 E: 0 K: 1 S: 8	H: 2 LOB: 2 BB: 0 P: 12	R: 0 E: 0 K: 1 S: 13	H: 0 LOB: 1 BB: 1 P: 21	R: 0 E: 0 K: 0 S: 7	H: 0 LOB: 0 BB: 0 P: 11	1B: 5 2B: 2 3B: 0 HR: 0	SF: 0 SAC: 0 DP: 2 HBP: 1	WP: 0 PB: 0 CS: 1	PA: 34	
PITCHER	IP	WLS	BF	H	R	ER	SO	BB	IBB	HBP	BLK	WP	HR	S	P	ERA	WHIP				
Hideki Irabu, R (1, 1) ERA: 1.45	7.1	W	29	6	1	1	6	4	0	1	0	0	0	56	101	1.23	1.364				
Graeme Lloyd, L (8, 1) ERA: 1.8	1.2		5	0	0	0	1	0	0	0	0	0	0	14	21	0.00	0.000				

Batter	1	2	3	4	5	6	7	8	9	AB	R	H	RBI	BB	SO	LOB	BOTTOM				
Chuck Knoblauch, R (1, 4) OBP: 0.393, SLG: 0.403			 							4	1	1	1	0	0	1	<p>Tampa Bay Devil Rays @ New York Yankees Yankee Stadium, Bronx, NY</p> <p>Thu Jun 04 1998, 7:05 PM EDT Att: 22,759 - Unknown - 67 F</p> <p>livebaseballscorecards.com</p>				
Scott Brosius, R (1, 5) OBP: 0.398, SLG: 0.467			 							3	1	0	0	0	1	0					
Paul O'Neill, L (1, 9) OBP: 0.380, SLG: 0.491					 					4	1	2	1	0	0	2					
Tino Martinez, L (1, 3) OBP: 0.395, SLG: 0.511		 	 							2	1	1	0	2	0	1					
Bernie Williams, S (1, 8) OBP: 0.448, SLG: 0.563		 	 		 					4	1	3	2	0	0	1					
Darryl Strawberry, L (1, 10) OBP: 0.364, SLG: 0.577		 								4	0	1	1	0	2	5					
Chad Curtis, R (1, 7) OBP: 0.424, SLG: 0.439		 	 				 			3	0	2	0	1	0	2					
Joe Girardi, R (1, 2) OBP: 0.289, SLG: 0.318			 							4	1	1	0	0	0	3					
Luis Sojo, R (1, 6) OBP: 0.174, SLG: 0.174							 			4	0	0	0	0	0	3					
Inning Stats	R: 0 E: 0 K: 0 S: 3	H: 2 LOB: 0 BB: 2 P: 6	R: 2 E: 0 K: 0 S: 11	H: 2 LOB: 1 BB: 2 P: 23	R: 2 E: 0 K: 1 S: 9	H: 3 LOB: 2 BB: 1 P: 16	R: 1 E: 0 K: 0 S: 6	H: 1 LOB: 0 BB: 0 P: 9	R: 0 E: 0 K: 0 S: 12	H: 2 LOB: 2 BB: 0 P: 16	R: 0 E: 0 K: 0 S: 7	H: 0 LOB: 0 BB: 0 P: 12	R: 1 E: 0 K: 1 S: 12	H: 2 LOB: 1 BB: 0 P: 15	R: 0 E: 0 K: 0 S: 6	H: 1 LOB: 1 BB: 0 P: 9	1B: 9 2B: 1 3B: 0 HR: 1	SF: 1 SAC: 0 DP: 1 HBP: 1	WP: 1 PB: 0 CS: 0	PA: 37	
PITCHER	IP	WLS	BF	H	R	ER	SO	BB	IBB	HBP	BLK	WP	HR	S	P	ERA	WHIP				
Dennis Springer, R (1, 1) ERA: 5.43	7.0	L	33	10	6	6	3	3	0	1	0	0	0	60	97	7.71	1.857				
Jim Mecir, R (8, 1) ERA: 3.34	1.0		4	1	0	0	0	0	0	0	0	0	0	6	9	0.00	1.000				

Batter	1	2	3	4	5	6	7	8	9	AB	R	H	RBI	BB	SO	LOB	TOP				
F.P. Santangelo, S OBP: 0.327, SLG: 0.345 (1, 7)	G1-3		K		G4-3		F7			4	0	0	0	1	1	1	Montreal Expos @ Tampa Bay Devil Rays Tropicana Field, St. Petersburg, FL Fri Jun 05 1998, 7:05 PM EDT Att: 24,025 - Dome - 72 F				
Jose Vidro, S OBP: 0.305, SLG: 0.239 (1, 4)	L1-3 1B			G3-1	2B 1B		E6 HR		L4-6	5	2	2	0	0	0	2					
Vladimir Guerrero, R OBP: 0.343, SLG: 0.520 (1, 9)	L1-3			HR	1B 2B		HR		G5-3	5	2	3	3	0	0	2					
Brad Fuller, L OBP: 0.332, SLG: 0.478 Ryan McGuire, L OBP: 0.370, SLG: 0.359 (7, 3)		G6-3		HR	G3		K			4	1	1	2	0	1	1					
Rondell White, R OBP: 0.362, SLG: 0.507 (1, 8)	F8			WP BB			1B 1B		WP 2B	3	0	2	0	1	0	0					
Scott Livingstone, L OBP: 0.259, SLG: 0.225 (1, 10)	G4-3			F9			F7		P6	4	0	0	0	0	0	3					
Mark Grudzielanek, R OBP: 0.299, SLG: 0.309 Mike Mordecai, R OBP: 0.148, SLG: 0.080 (8, 6)			CS 1B	WP BB			G6-4-3 1B		F7	3	0	2	0	1	0	1					
Chris Widger, R OBP: 0.311, SLG: 0.421 (1, 2)			K	G6-3			G6-4-3		F8	4	0	0	0	0	1	6					
Shane Andrews, R OBP: 0.315, SLG: 0.438 (1, 5)					F8		F9		L4-6 BB 1B	4	0	2	0	0	0	0					
Inning Stats	R: 0 E: 0 K: 0 S: 9	H: 1 LOB: 0 BB: 0 P: 11	R: 0 E: 0 K: 0 S: 7	H: 0 LOB: 0 BB: 0 P: 9	R: 0 E: 0 K: 2 S: 14	H: 2 LOB: 1 BB: 0 P: 19	R: 2 E: 0 K: 0 S: 11	H: 2 LOB: 2 BB: 2 P: 22	R: 1 E: 0 K: 0 S: 6	H: 2 LOB: 1 BB: 0 P: 11	R: 2 E: 0 K: 1 S: 11	H: 1 LOB: 0 BB: 0 P: 13	R: 0 E: 0 K: 0 S: 8	H: 1 LOB: 1 BB: 0 P: 12	R: 0 E: 0 K: 0 S: 11	H: 1 LOB: 1 BB: 1 P: 20		1B: 8 2B: 4 3B: 0 HR: 2	SF: 0 SAC: 0 DP: 3 HBP: 0	WP: 3 PB: 0 SB: 1 CS: 1	PA: 39
PITCHER	IP	WLS	BF	H	R	ER	SO	BB	IBB	HBP	BLK	WP	HR	S	P	ERA	WHIP				
Rick White, R ERA: 8.64 Albie Lopez, R ERA: 2.67 Esteban Yan, R ERA: 2.84 Roberto Hernandez, R ERA: 4.39	5.0	L	22	7	3	3	2	2	0	0	0	2	1	47	72	5.40	1.800				

Batter	1	2	3	4	5	6	7	8	9	AB	R	H	RBI	BB	SO	LOB	BOTTOM					
Quinton McCracken, S OBP: 0.350, SLG: 0.441 Tim Laker, R OBP: 0.333, SLG: 0.200 (9, 2)	K			G4-3		G6-3		K		4	0	0	0	0	2	1	Montreal Expos @ Tampa Bay Devil Rays Tropicana Field, St. Petersburg, FL Fri Jun 05 1998, 7:05 PM EDT Att: 24,025 - Dome - 72 F					
Miguel Cairo, R OBP: 0.306, SLG: 0.358 (1, 4)	G1-6-3 1B			P4		B1-3		2H 1B		4	0	2	1	0	0	0						
Wade Boggs, L OBP: 0.336, SLG: 0.394 (1, 5)	G1-6-3			FC6 1B		K		F8		4	0	1	0	0	1	2						
Fred McGriff, L OBP: 0.347, SLG: 0.414 (1, 3)		K		FC6				L3-1		3	1	0	0	1	1	1						
Paul Sorrento, L OBP: 0.310, SLG: 0.426 (1, 10)		G6-3				BB 1B		G4-3		4	0	1	0	0	1	1						
Bobby Smith, R OBP: 0.374, SLG: 0.487 (1, 6)		K				1-2 BB				1	0	0	1	2	1	0						
Dave Martinez, L OBP: 0.350, SLG: 0.342 (1, 9)				G4-3		F7		G4-3		4	0	0	0	0	0	3						
Mike Kelly, R OBP: 0.311, SLG: 0.392 (1, 7)				K		K		K		3	0	0	0	0	3	2						
Mike DiFelice, R OBP: 0.270, SLG: 0.345 Randy Winn, S OBP: 0.409, SLG: 0.425 (8, PH)				K		F8		1B		2	0	0	0	0	1	2						
Inning Stats	R: 0 E: 0 K: 1 S: 7	H: 1 LOB: 0 BB: 0 P: 11	R: 0 E: 0 K: 2 S: 7	H: 0 LOB: 0 BB: 0 P: 7	R: 0 E: 0 K: 2 S: 8	H: 0 LOB: 0 BB: 0 P: 12	R: 0 E: 0 K: 0 S: 5	H: 1 LOB: 1 BB: 0 P: 9	R: 0 E: 0 K: 1 S: 10	H: 1 LOB: 2 BB: 1 P: 16	R: 0 E: 0 K: 1 S: 6	H: 0 LOB: 0 BB: 0 P: 8	R: 0 E: 0 K: 0 S: 9	H: 0 LOB: 1 BB: 1 P: 18	R: 1 E: 0 K: 2 S: 20	H: 2 LOB: 1 BB: 0 P: 29		R: 1 E: 0 K: 1 S: 8	H: 0 LOB: 0 BB: 1 P: 16	1B: 5 2B: 0 3B: 0 HR: 0	SF: 1 SAC: 0 DP: 1 HBP: 0	WP: 2 PB: 0 SB: 1 CS: 0
PITCHER	IP	WLS	BF	H	R	ER	SO	BB	IBB	HBP	BLK	WP	HR	S	P	ERA	WHIP					
Dustin Hermanson, R ERA: 3.42 Steve Kline, L ERA: 2.49 Mike Maddux, R ERA: 5.74 Miguel Batista, R ERA: 4.13	5.0	W	18	3	0	0	6	1	0	0	0	0	0	15	26	0.00	0.500					

AB	36
R	5
H	12
RBI	5
BB	3
SO	3
LOB	16



Batter	1	2	3	4	5	6	7	8	9	AB	R	H	RBI	BB	SO	LOB	TOP																			
F.P. Santangelo, S OBP: 0.328, SLG: 0.340 (1, 7)	G3		1B HR BB		P5			P3	G4-3 1B HBP	3	1	0	0	1	0	0																				
Jose Vidro, S OBP: 0.324, SLG: 0.257 (1, 4)	WP 1B		HR 1B		G6-3			2B 1B HBP	G4-3 1B	4	2	3	0	0	0	0																				
Vladimir Guerrero, R OBP: 0.344, SLG: 0.535 (1, 9)	K		HR		G5-3			1B 2B	G4-3	5	2	2	3	0	1	3																				
Brad Fuller, L OBP: 0.335, SLG: 0.483 Ryan McGuire, L OBP: 0.356, SLG: 0.354 (8, 3)	K		2B		G3-1			WP 1B G6-3 1B	K	4	0	2	1	0	1	1																				
Rondell White, R OBP: 0.360, SLG: 0.502 (1, 8)		G2-3	F7		K			WP 1B		4	0	1	1	0	1	1																				
Mark Chudzielanek, R OBP: 0.291, SLG: 0.333 (1, 6)		G6-3	F8		G6-3			G6-3		4	0	0	1	0	0	2																				
Scott Livingstone, L OBP: 0.240, SLG: 0.227 (1, 10)		1B			K			F9	G4-3	4	0	1	0	0	1	2																				
Chris Widger, R OBP: 0.310, SLG: 0.434 (1, 2)		F9			L9			K		4	1	1	1	0	1	1																				
Shane Andrews, R OBP: 0.309, SLG: 0.428 (1, 5)			G5-3		F7			F8	P9	4	0	0	0	0	0	0																				
Inning Stats	R: 0 H: 1 E: 0 K: 2 S: 9	H: 1 LOB: 1 BB: 0 P: 12	R: 0 H: 1 E: 0 K: 0 S: 11	H: 1 LOB: 1 BB: 0 P: 12	R: 3 H: 3 E: 0 K: 0 S: 15	H: 3 LOB: 1 BB: 1 P: 25	R: 0 H: 0 E: 0 K: 1 S: 9	H: 0 LOB: 0 BB: 0 P: 11	R: 0 H: 0 E: 0 K: 1 S: 10	H: 0 LOB: 0 BB: 0 P: 15	R: 0 H: 0 E: 0 K: 1 S: 5	H: 0 LOB: 0 BB: 0 P: 8	R: 3 H: 3 E: 0 K: 0 S: 16	H: 3 LOB: 2 BB: 0 P: 24	R: 1 H: 2 E: 0 K: 1 S: 15	H: 2 LOB: 2 BB: 0 P: 22	1B: 6 2B: 2 3B: 0 HR: 2	SF: 0 SAC: 0 DP: 0 HBP: 2	WP: 2 PA: 40 CS: 0																	
PITCHER	IP	WLS	BF	H	R	ER	SO	BB	IBB	HBP	BLK	WP	HR	S	P	ERA	WHIP	PITCHER		IP	WLS	BF	H	R	ER	SO	BB	IBB	HBP	BLK	WP	HR	S	P	ERA	WHIP
Rolando Arroyo, R ERA: 3.5 Matt Ruebel, L ERA: 4.5 Roberto Hernandez, R ERA: 4.28 Esteban Yan, R ERA: 3.03	7.1		30	6	5	5	5	1	0	1	0	1	1	72	104	6.14	0.955																			

Montreal Expos @ Tampa Bay Devil Rays
Tropicana Field, St. Petersburg, FL
Sat Jun 06 1998, 7:05 PM EDT
Att: 26,501 - Dome - 72 F

AB	37
R	7
H	10
RBI	7
BB	1
SO	6
LOB	12



Batter	1	2	3	4	5	6	7	8	9	AB	R	H	RBI	BB	SO	LOB	BOTTOM																			
Quinton McCracken, S OBP: 0.356, SLG: 0.453 (1, 8)	G1-3 1B	G4-3		1B				K2-3		5	1	3	1	0	1	2																				
Miguel Cairo, R OBP: 0.286, SLG: 0.348 (1, 4)	G1-3		F8	K		L3		G6-3		5	0	0	0	0	1	4																				
Wade Boggs, L OBP: 0.338, SLG: 0.417 (1, 10)	1B		F8	HR		G4-3		F7	K	5	1	2	2	0	1	0																				
Fred McGriff, L OBP: 0.352, SLG: 0.423 (1, 3)	G6-3		F7			G6-3		1B	G3	5	0	3	0	0	0	0																				
Bobby Smith, R OBP: 0.363, SLG: 0.471 (1, 5)	G6-3		F9			K		K		4	0	0	0	0	2	4																				
Dave Martinez, L OBP: 0.353, SLG: 0.345 (1, 9)		G6-3 WP SF9 1B		G5-3 E 1B		P2		K		4	2	2	0	0	1	2																				
Mike Kelly, R OBP: 0.304, SLG: 0.383 Randy Winn, S OBP: 0.422, SLG: 0.439 (9, 7)	G6-3		G5-3		G6-3			SH3-4 1B		3	0	0	0	0	2																					
Mike DiFelice, R OBP: 0.272, SLG: 0.349 (1, 2)		SF9	G4-3		G4-3			SH3-4		2	1	1	1	0	0	1																				
Kevin Stocker, S OBP: 0.300, SLG: 0.390 (1, 6)		S	E5 1B		P5			F8		4	0	1	0	0	2																					
Inning Stats	R: 1 H: 3 E: 0 K: 0 S: 9	H: 2 LOB: 1 BB: 0 P: 20	R: 1 H: 1 E: 0 K: 0 S: 11	H: 1 LOB: 0 BB: 0 P: 19	R: 1 H: 2 E: 1 K: 1 S: 20	H: 2 LOB: 2 BB: 0 P: 31	R: 0 H: 1 E: 0 K: 1 S: 13	H: 1 LOB: 1 BB: 0 P: 20	R: 1 H: 2 E: 0 K: 0 S: 12	H: 2 LOB: 1 BB: 0 P: 22	R: 0 H: 1 E: 0 K: 2 S: 8	H: 1 LOB: 1 BB: 0 P: 14	R: 0 H: 1 E: 0 K: 1 S: 9	H: 1 LOB: 1 BB: 0 P: 14	R: 0 H: 0 E: 0 K: 1 S: 5	H: 0 LOB: 0 BB: 0 P: 9	1B: 10 2B: 1 3B: 1 HR: 1	SF: 1 SAC: 1 DP: 1 HBP: 0	WP: 1 PA: 40 CS: 0																	
PITCHER	IP	WLS	BF	H	R	ER	SO	BB	IBB	HBP	BLK	WP	HR	S	P	ERA	WHIP	PITCHER		IP	WLS	BF	H	R	ER	SO	BB	IBB	HBP	BLK	WP	HR	S	P	ERA	WHIP
Trey Moore, L ERA: 5.02 Shayne Bennett, R ERA: 5.51 Anthony Telford, R ERA: 4.96 Steve Kline, L ERA: 2.42 Ugueth Urbina, R ERA: 1.52	4.0		20	4	3	1	1	0	0	0	0	0	0	24	41	5.40	1.800																			

Montreal Expos @ Tampa Bay Devil Rays
Tropicana Field, St. Petersburg, FL
Sat Jun 06 1998, 7:05 PM EDT
Att: 26,501 - Dome - 72 F


AB	38
R	5
H	13
RBI	4
BB	0
SO	6
LOB	17



Batter	1	2	3	4	5	6	7	8	9	10	11	AB	R	H	RBI	BB	SO	LOB	TOP															
Da Rond Stovall, S OBP: 0.305, SLG: 0.340 Robert Perez, R OBP: 0.271, SLG: 0.435 (8, 7)	1-3 K		2-1 CS	0-1 G4-3		2-3 K		0-2 1B		0-3 K		3 2	0	0	0	0	2	0																
Jose Vidro, S OBP: 0.319, SLG: 0.254	0-0 G6-3			3-3 K			1-1 FC1-6 1B	1-3 K		1-3 K		5	1	1	0	0	3	1																
Vladimir Guerrero, R OBP: 0.346, SLG: 0.630	0-1 G1-3			0-1 F9			2-2 FC1-6 1B		4-0 G6-4-3 BB		0-0 G6-3		4	1	1	0	1	0	0															
Brad Fullmer, L OBP: 0.333, SLG: 0.483 Mike Mordecai, R OBP: 0.148, SLG: 0.080 Ryan McGuire, L OBP: 0.362, SLG: 0.350	1-3 P4	0-1 K			1-1 WP SF8 2B		1-1 FC1-6 1B		1-0 G6-4-3 HBP		1-3 K		4	1	1	0	0	0	3															
Rondell White, R OBP: 0.359, SLG: 0.495	1-3 K			2-2 F8			0-3 K		1-1 G6-4-3 HBP		1-2 K		3	0	0	0	0	2	3															
Mark Grudzielanek, R OBP: 0.296, SLG: 0.333	3-1 G1-3			3-1 SF8			0-0 1B		0-0 G6-4-3		1-2 K		3	0	1	2	0	0	2															
Scott Livingstone, L OBP: 0.252, SLG: 0.208			0-0 L9		1-0 F9		0-2 G3-1		1-2 L3				4	0	0	0	0	0	4															
Chris Widger, R OBP: 0.303, SLG: 0.425	1-3 K			1-3 K		1-3 K		1-2 F8		0-1 F8		4	0	0	0	0	2	0																
Shane Andrews, R OBP: 0.308, SLG: 0.421	4-1 CS BB			2-2 G3			1-3 K		1-3 K		2-3 K		3	0	0	0	1	2	0															
Inning Stats	R: 0 E: 0 K: 1 S: 6	H: 0 LOB: 0 BB: 0 P: 7	R: 0 E: 0 K: 1 S: 8	H: 0 LOB: 0 BB: 0 P: 12	R: 0 E: 0 K: 1 S: 6	H: 0 LOB: 0 BB: 1 P: 13	R: 0 E: 0 K: 1 S: 9	H: 0 LOB: 0 BB: 0 P: 12	R: 1 E: 0 K: 0 S: 8	H: 1 LOB: 0 BB: 0 P: 15	R: 0 E: 0 K: 2 S: 9	H: 0 LOB: 0 BB: 0 P: 14	R: 1 E: 0 K: 1 S: 14	H: 3 LOB: 2 BB: 0 P: 18	R: 0 E: 0 K: 2 S: 13	H: 1 LOB: 1 BB: 0 P: 16	R: 1 E: 1 K: 0 S: 7	H: 0 LOB: 2 BB: 1 P: 14	R: 0 E: 0 K: 2 S: 8	H: 0 LOB: 0 BB: 0 P: 10	R: 0 E: 0 K: 2 S: 7	H: 0 LOB: 0 BB: 0 P: 9	1B: 4 2B: 1 3B: 0 HR: 0	SF: 1 SAC: 0 DP: 1 HBP: 1	WP: 1 PB: 0 SB: 0 CS: 1	PA: 41								
PITCHER	IP WLS BF H R ER SO	IP WLS BF H R ER SO	IP WLS BF H R ER SO	IP WLS BF H R ER SO	IP WLS BF H R ER SO	IP WLS BF H R ER SO	IP WLS BF H R ER SO	IP WLS BF H R ER SO	IP WLS BF H R ER SO	IP WLS BF H R ER SO	IP WLS BF H R ER SO	IP WLS BF H R ER SO	IP WLS BF H R ER SO	IP WLS BF H R ER SO	IP WLS BF H R ER SO	IP WLS BF H R ER SO	IP WLS BF H R ER SO	IP WLS BF H R ER SO	IP WLS BF H R ER SO	IP WLS BF H R ER SO	IP WLS BF H R ER SO	IP WLS BF H R ER SO	IP WLS BF H R ER SO	ERA WHIP	ERA WHIP									
Jason Johnson, R ERA: 5.53	(1, 1)	6.0	21	3	2	2	6																											
Jim Mecir, R ERA: 3.13	(7, 1)	2.0	8	2	0	0	3																											
Roberto Hernandez, R ERA: 4.13	(9, 1)	1.0	5	0	1	0	0																											
Albie Lopez, R ERA: 2.52	(10, 1)	2.0	W	6	0	0	4																											

Montreal Expos @ Tampa Bay Devil Rays
Tropicana Field, St. Petersburg, FL
Sun Jun 07 1998, 3:33 AM EDT
Att: 26,334 - Dome - 72 F

AB	36
R	3
H	5
RBI	2
BB	2
SO	13
LOB	13

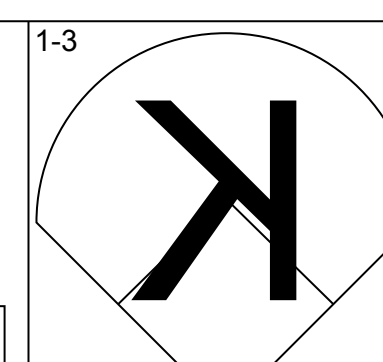
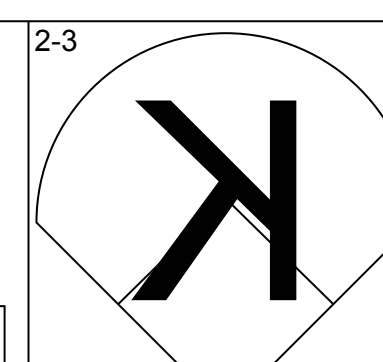
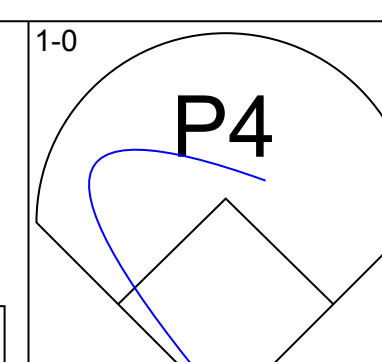
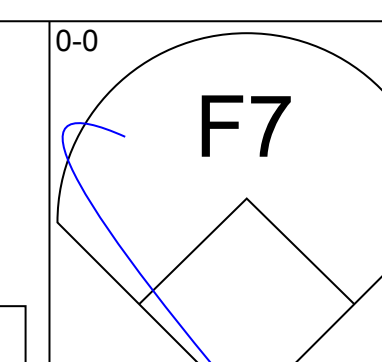
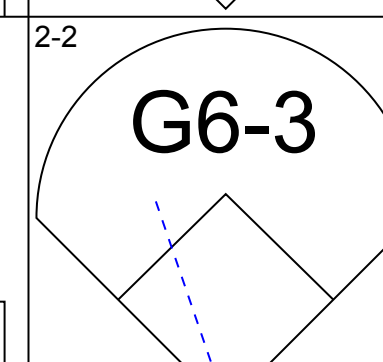
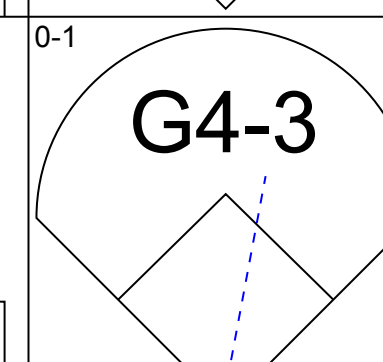
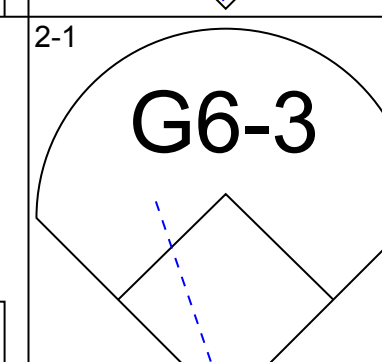
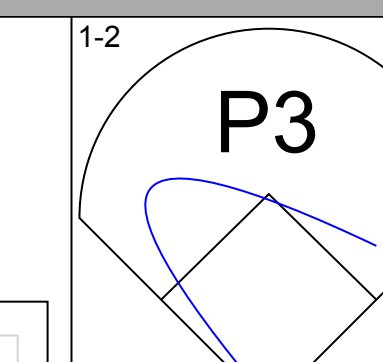
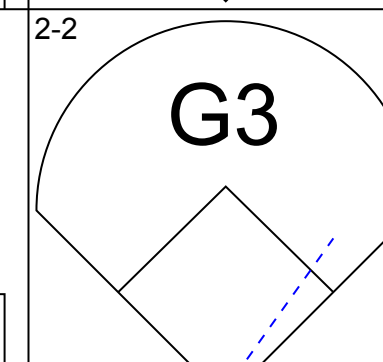
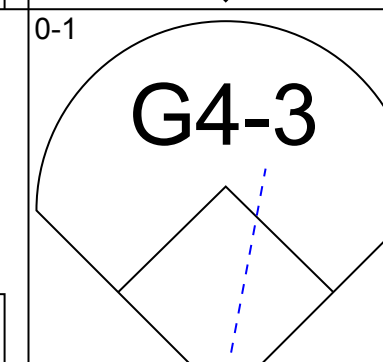
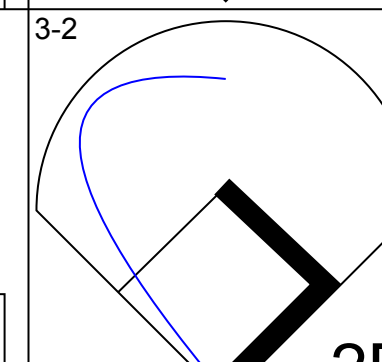
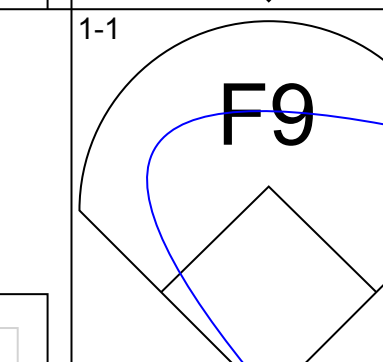
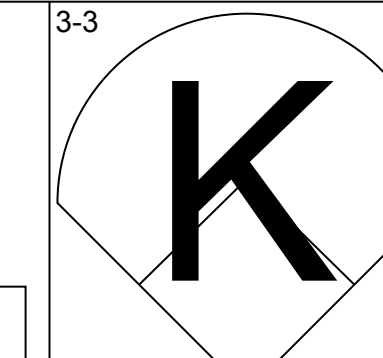
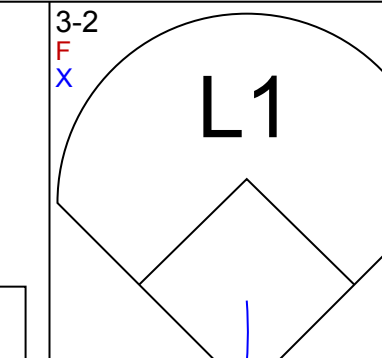
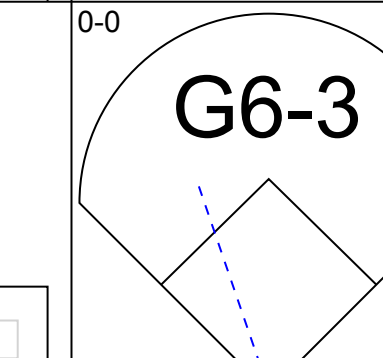
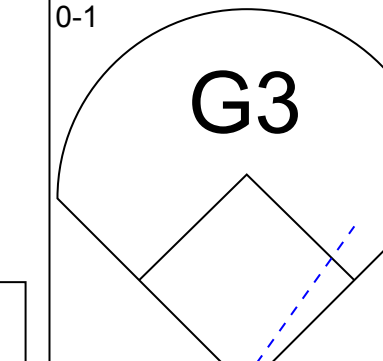
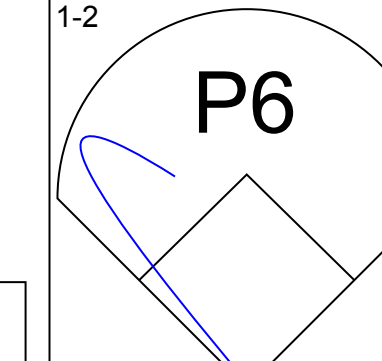
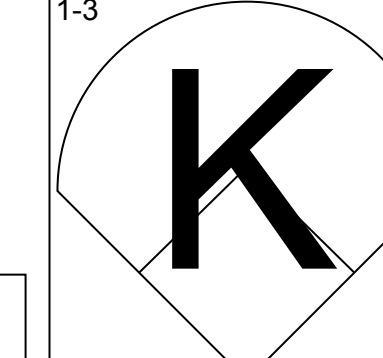
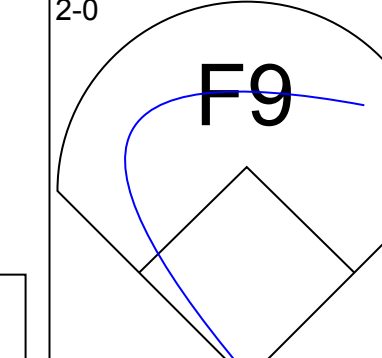
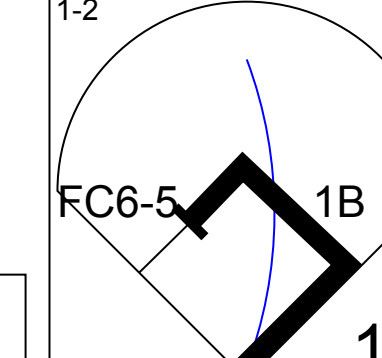
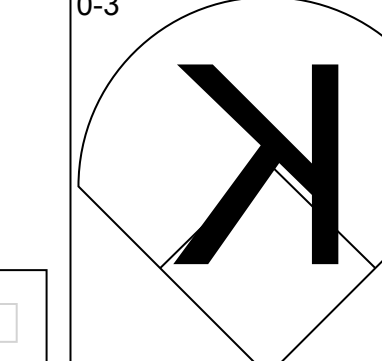
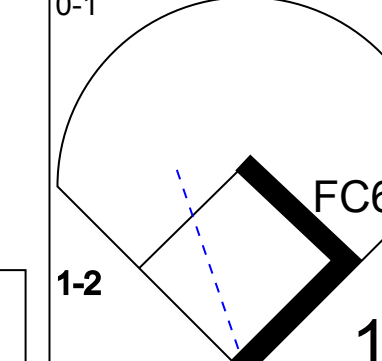
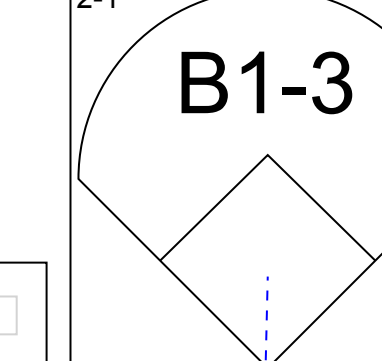
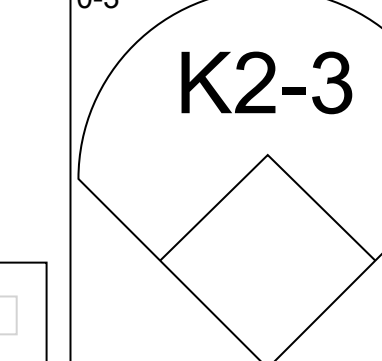
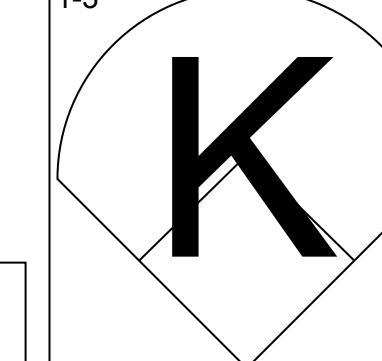
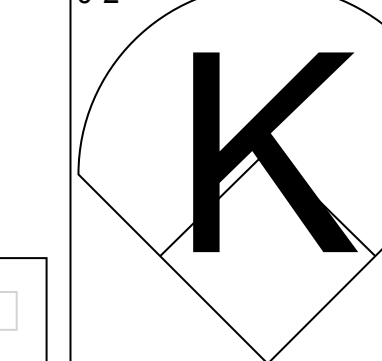
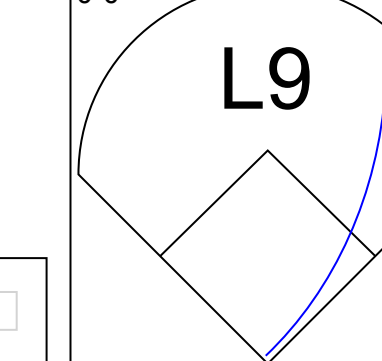
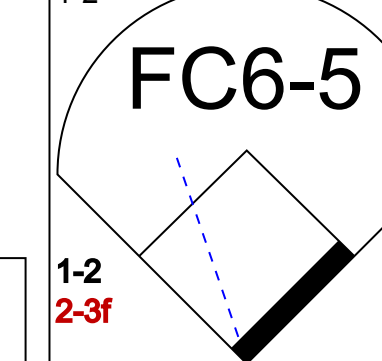
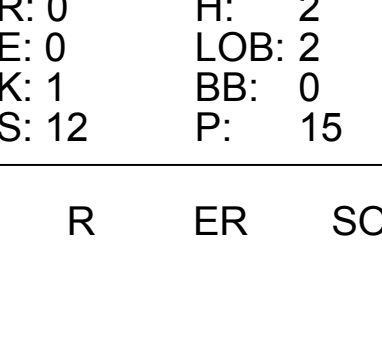


Batter	1	2	3	4	5	6	7	8	9	10	11	AB	R	H	RBI	BB	SO	LOB	BOTTOM									
Quinton McCracken, S OBP: 0.360, SLG: 0.472	1-1 F9		3-2 1B 1-H 2-H		1-1 HR		0-1 G4-3			1-1 B1-4 1B		5	1	3	3	0	0	1										
Aaron Ledesma, R OBP: 0.370, SLG: 0.403	2-2 L5		0-0 G4-6-3 1B		2-2 G1-6-3 1B		1-0 1B		1-0 G5-3		1-2 B1-4 1B		5	0	3	0	0	1										
Wade Boggs, L OBP: 0.340, SLG: 0.419 Bobby Smith, R OBP: 0.363, SLG: 0.471 (10, PR)	3-1 2B		2-2 P5		1-2 G1-6-3		2-2 G5-3		2-2 G5-3		4-0 BB		4	0	1	0	1	4										
Fred McGriff, L OBP: 0.345, SLG: 0.413	3-2 F8		2-1 G4-6-3		0-2 G1-3		0-2 G1-3		3-1 G4-3		2-2 G4-3		5	0	0	0	0	4										
Paul Sorrento, L OBP: 0.307, SLG: 0.421		1-2 G3-1		0-0 G3		2-2 G4-6-3 1B		1-0 G1-3		1-0 G1-3		5	0	1	0	0	1	0										
Mike Kelly, R OBP: 0.308, SLG: 0.374		2-2 G5-3		4-2 FC8-4 BB		2-2 G4-6-3		0-0 G4-3		0-0 G4-3		3	1	0	0	2	0	1										
Dave Martinez, L OBP: 0.349, SLG: 0.342		1-1 F9		1-0 FC8-4 1B		0-1 1B		1-3 K		1-3 K		5	0	1	0	0	1	1										
Mike DiFelice, R OBP: 0.281, SLG: 0.356			0-2 BB 2B 1B		3-2 1B		2-2 G6-3		1-3 K		1-3 K		4	1	2	0	0	1										
Kevin Stocker, S OBP: 0.304, SLG: 0.389			4-1 BB 2B		1-3 K		3-2 G4-3 1B		0-0 F8				3	1	1	0	1	1	2									
Inning Stats	R: 0 E: 0 K: 0 S: 11	H: 1 LOB: 1 BB: 0 P: 20	R: 0 E: 0 K: 0 S: 10	H: 0 LOB: 0 BB: 0 P: 14	R: 2 E: 0 K: 0 S: 13	H: 3 LOB: 1 BB: 1 P: 24	R: 0 E: 0 K: 1 S: 12	H: 1 LOB: 2 BB: 0 P: 21	R: 1 E: 0 K: 0 S: 12	H: 2 LOB: 1 BB: 0 P: 16	R: 0 E: 0 K: 0 S: 10	H: 2 LOB: 1 BB: 0 P: 16	R: 0 E: 0 K: 0 S: 4	H: 0 LOB: 0 BB: 0 P: 8	R: 0 E: 0 K: 2 S: 7	H: 0 LOB: 0 BB: 0 P: 9	R: 0 E: 0 K: 0 S: 8	H: 1 LOB: 1 BB: 1 P: 16	R: 1 E: 1 K: 1 S: 7	H: 0 LOB: 1 BB: 1 P: 14	1B: 9 2B: 3 3B: 0 HR: 1	SF: 0 SAC: 0 DP: 5 HBP: 0	WP: 0 PB: 0 SB: 0 CS: 1	PA: 43				
PITCHER	IP WLS BF H R ER SO	IP WLS BF H R ER SO	IP WLS BF H R ER SO	IP WLS BF H R ER SO	IP WLS BF H R ER SO	IP WLS BF H R ER SO	IP WLS BF H R ER SO	IP WLS BF H R ER SO	IP WLS BF H R ER SO	IP WLS BF H R ER SO	IP WLS BF H R ER SO	IP WLS BF H R ER SO	IP WLS BF H R ER SO	IP WLS BF H R ER SO	IP WLS BF H R ER SO	IP WLS BF H R ER SO	IP WLS BF H R ER SO	IP WLS BF H R ER SO	IP WLS BF H R ER SO	IP WLS BF H R ER SO	IP WLS BF H R ER SO	IP WLS BF H R ER SO	IP WLS BF H R ER SO	ERA WHIP	ERA WHIP			
Javier Vazquez, R ERA: 5.83	(1, 1)	5.0	22	7	3	3	0																					
Miguel Batista, R ERA: 3.99	(6, 1)	2.0	8	4	0	0	0																					
Anthony Telford, R ERA: 4.58	(8, 1)	2.2	9	1	0	0	2																					
Steve Kline, L ERA: 2.31	(10, 1)	1.0	L	4	0	1	0																					

Montreal Expos @ Tampa Bay Devil Rays
Tropicana Field, St. Petersburg, FL
Sun Jun 07 1998, 3:33 AM EDT
Att: 26,334 - Dome - 72 F

AB	39
R	4
H	12
RBI	3
BB	4
SO	4
LOB	15

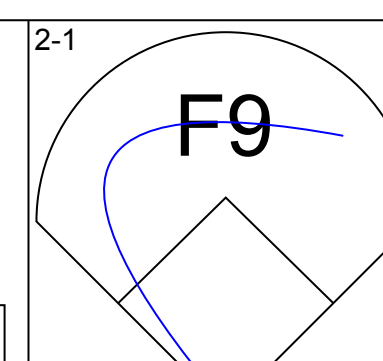
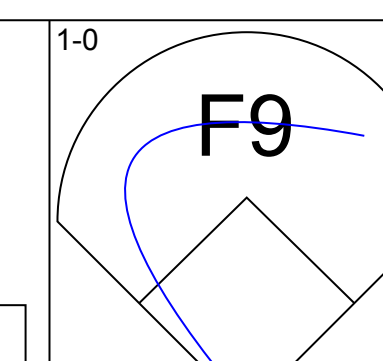
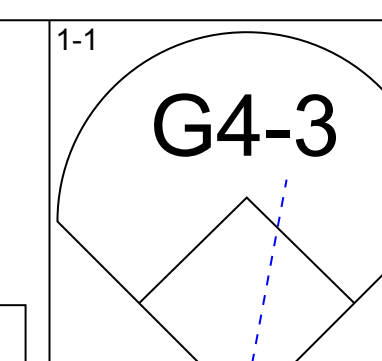
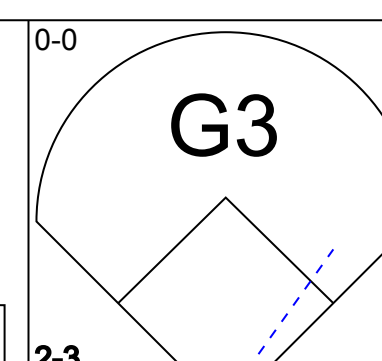
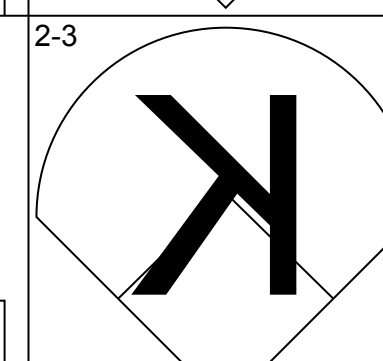
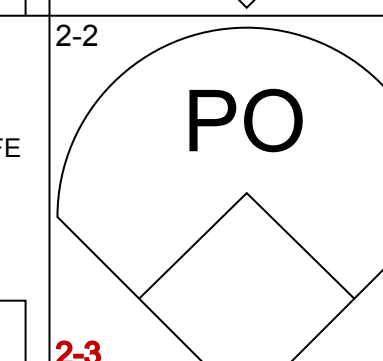
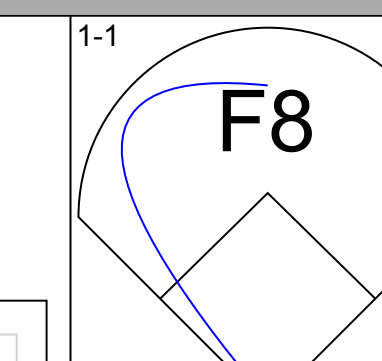
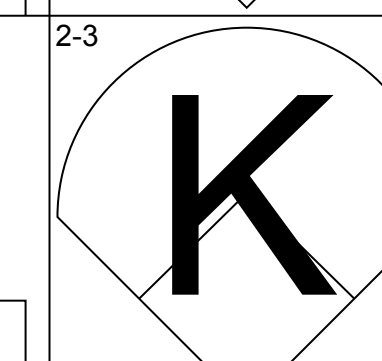
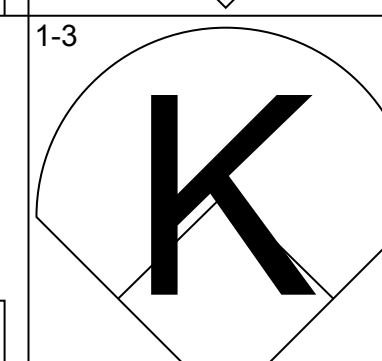
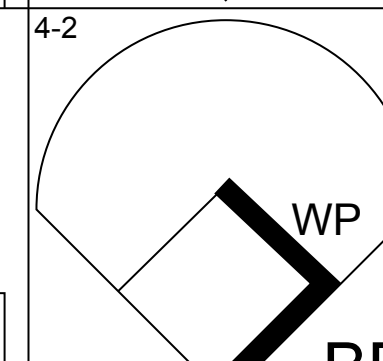
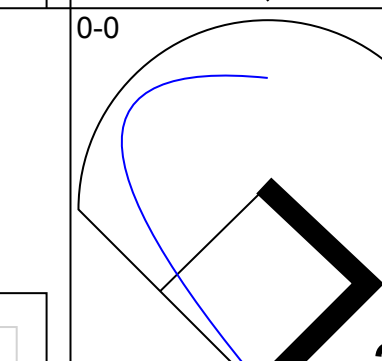
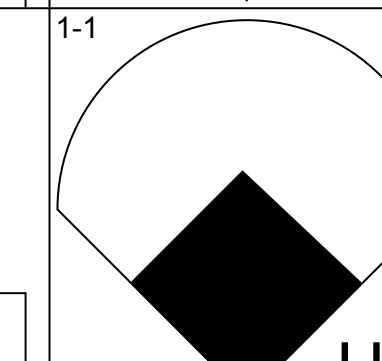
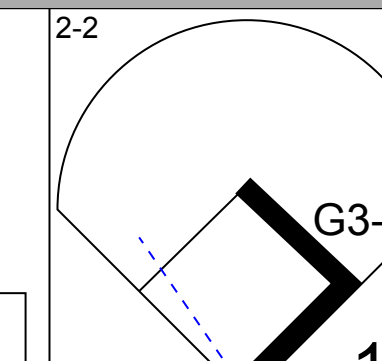
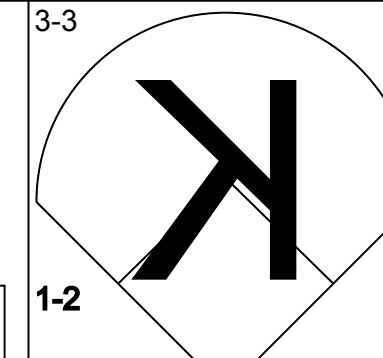
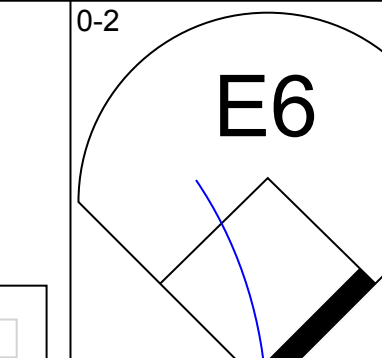
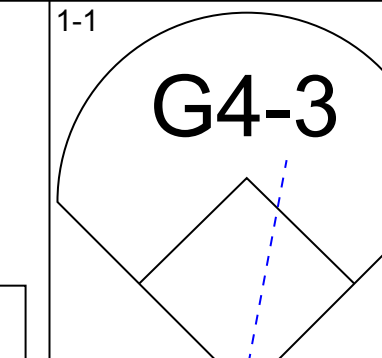
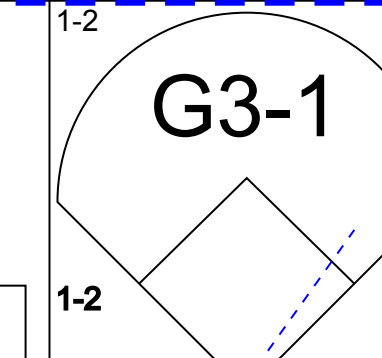
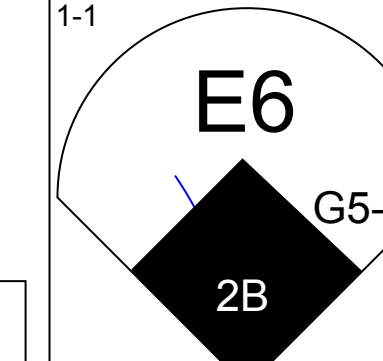
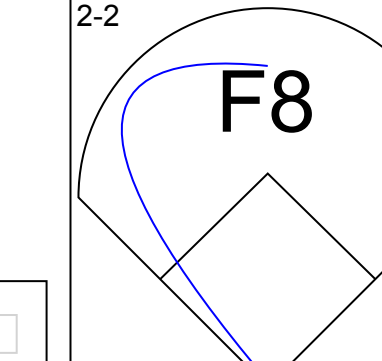
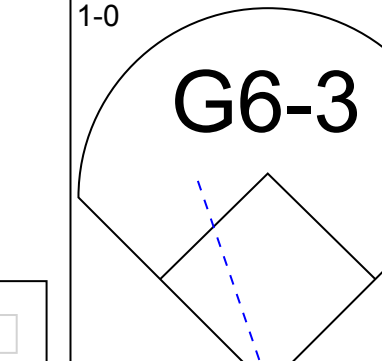
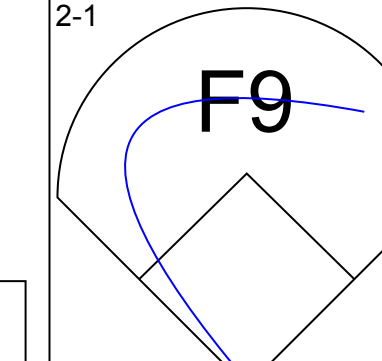
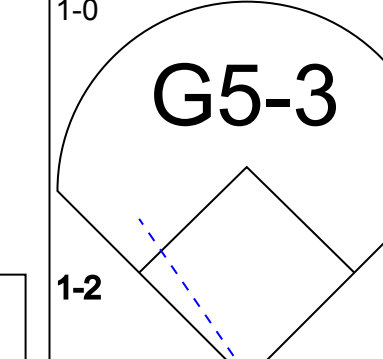
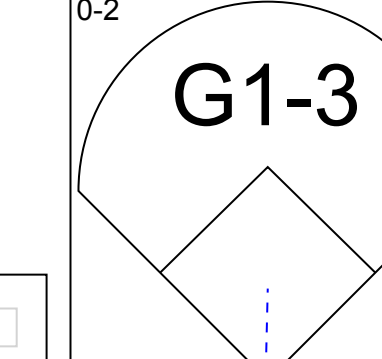
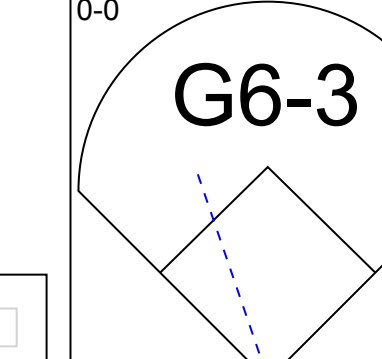
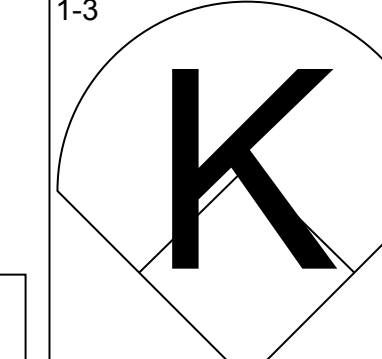
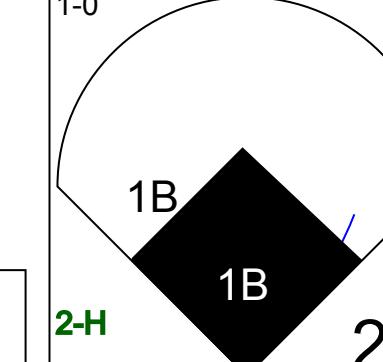
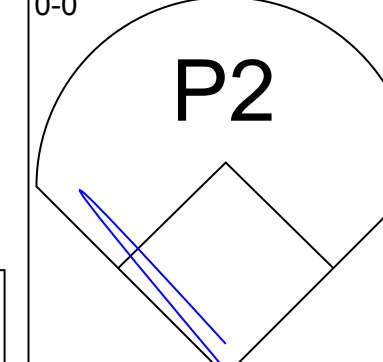
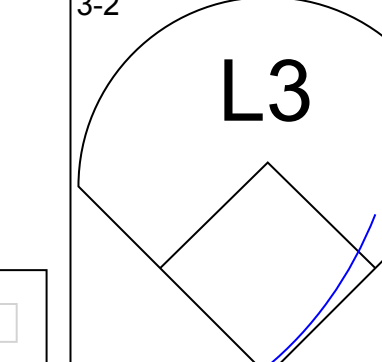
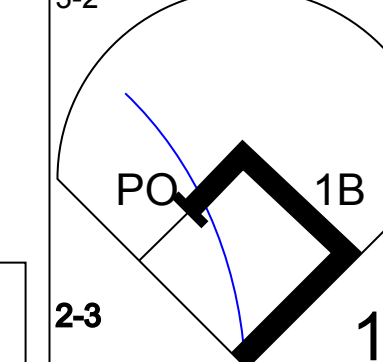
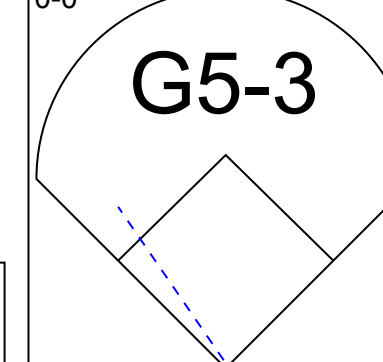
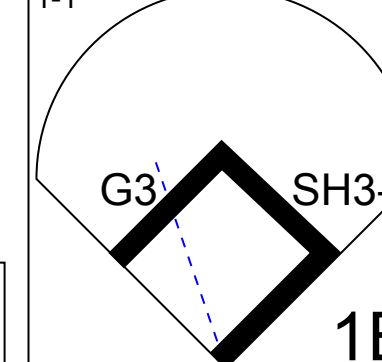
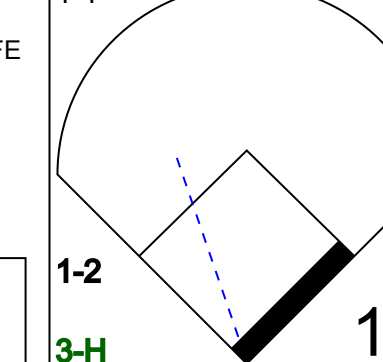
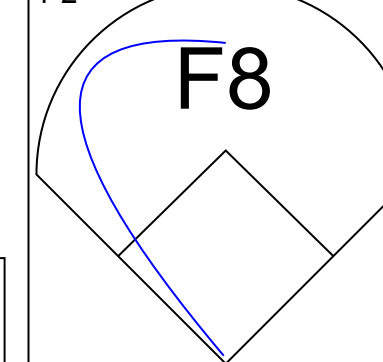
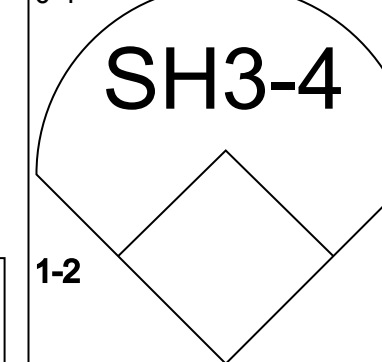


Batter	1	2	3	4	5	6	7	8	9	AB	R	H	RBI	BB	SO	LOB	TOP
Quinton McCracken, S OBP: 0.354, SLG: 0.464 (1, 8)										4	0	0	0	0	2	2	
Miguel Cairo, R OBP: 0.292, SLG: 0.341 (1, 4)										4	0	0	0	0	0	0	
Wade Boggs, L OBP: 0.338, SLG: 0.421 (1, 5)										4	0	1	0	0	0	0	
Fred McGriff, L OBP: 0.344, SLG: 0.408 (1, 3)										3	0	0	0	1	1	0	
Paul Sorrento, L OBP: 0.303, SLG: 0.414 (1, 7)										3	0	0	0	0	1	2	
Dave Martinez, L OBP: 0.349, SLG: 0.341 Esteban Yan, R (8, 1)										3	0	1	0	0	1	0	
Mike DiFelice, R OBP: 0.283, SLG: 0.355 (1, 2)										3	0	1	0	0	2	0	
Kevin Stocker, S OBP: 0.299, SLG: 0.382 (1, 6)										3	0	0	0	0	2	2	
Dennis Springer, R (1, 1)										1	0	0	0	0	1	0	
Aaron Ledesma, R OBP: 0.366, SLG: 0.397 Scott Aldred, L (6, PH)										1	0	0	0	0	0	0	
Randy Winn, S OBP: 0.413, SLG: 0.429 (8, PH)										1	0	0	0	0	0	2	
Inning Stats	R: 0 H: 0 E: 0 K: 1 S: 11	H: 0 LOB: 0 BB: 0 P: 16	R: 0 H: 0 E: 0 K: 2 S: 9	H: 0 LOB: 0 BB: 0 P: 13	R: 0 H: 0 E: 0 K: 2 S: 8	H: 0 LOB: 0 BB: 0 P: 10	R: 0 H: 0 E: 0 K: 1 S: 7	H: 0 LOB: 0 BB: 0 P: 9	R: 0 H: 0 E: 0 K: 2 S: 12	H: 0 LOB: 2 BB: 1 P: 23	R: 0 H: 2 E: 0 K: 1 S: 12	H: 0 LOB: 2 BB: 0 P: 15	R: 0 H: 0 E: 0 K: 0 S: 6	H: 0 LOB: 0 BB: 0 P: 8	1B: 2 2B: 1 3B: 0 HR: 0	SF: 0 SAC: 0 DP: 0 HBP: 0	WP: 0 PA: 31 SB: 0 CS: 0
PITCHER Rick Reed, R ERA: 2.12 (1, 1)	IP: 9.0 WLS: W BF: 31 H: 3 R: 0 ER: 0 SO: 10 BB: 1 IBB: 0 HBP: 0 BLK: 0 WP: 0 HR: 0 S: 85 P: 121 ERA: 0.00 WHIP: 0.444																

Tampa Bay Devil Rays @ New York Mets
Shea Stadium, Flushing, NY
Mon Jun 08 1998, 7:05 PM EDT
Att: 24,186 - Unknown - 64 F

AB	30
R	0
H	3
RBI	0
BB	1
SO	10
LOB	8



Batter	1	2	3	4	5	6	7	8	9	AB	R	H	RBI	BB	SO	LOB	BOTTOM		
Brian McRae, S OBP: 0.339, SLG: 0.372 (1, 8)										4	0	0	0	0	0	3			
Bernard Gilkey, R OBP: 0.356, SLG: 0.403 (1, 7)										4	0	0	0	0	3	1			
31 Mike Piazza, R OBP: 0.348, SLG: 0.507 (1, 2)										3	1	3	1	1	0	0			
John Olerud, L OBP: 0.460, SLG: 0.510 (1, 3)										4	0	0	0	0	1	3			
Edgardo Alfonzo, R OBP: 0.341, SLG: 0.388 (1, 5)										4	1	0	0	0	0	3			
Carlos Baerga, S OBP: 0.316, SLG: 0.434 (1, 4)										4	0	0	0	0	1	4			
Butch Huskey, R OBP: 0.296, SLG: 0.407 (1, 9)										3	1	1	1	0	0	0			
Rey Ordenez, R OBP: 0.262, SLG: 0.284 (1, 6)										3	0	2	0	0	0	0			
Rick Reed, R OBP: 0.250, SLG: 0.280 (1, 1)										2	0	1	1	0	0	0			
Inning Stats	R: 0 H: 0 E: 0 K: 2 S: 14	H: 3 LOB: 1 BB: 1 P: 25	R: 2 H: 3 E: 1 K: 0 S: 12	H: 1 LOB: 1 BB: 0 P: 22	R: 0 H: 1 E: 0 K: 0 S: 12	H: 0 LOB: 2 BB: 0 P: 15	R: 0 H: 0 E: 0 K: 0 S: 5	H: 0 LOB: 0 BB: 0 P: 6	R: 1 H: 1 E: 0 K: 1 S: 9	H: 1 LOB: 1 BB: 0 P: 14	R: 0 H: 0 E: 0 K: 0 S: 7	H: 0 LOB: 0 BB: 0 P: 11	R: 0 H: 1 E: 0 K: 1 S: 8	H: 1 LOB: 1 BB: 0 P: 10	R: 0 H: 1 E: 0 K: 1 S: 11	H: 1 LOB: 1 BB: 0 P: 17	1B: 4 2B: 2 3B: 0 HR: 1	SF: 0 SAC: 1 DP: 0 HBP: 0	WP: 1 PA: 34 SB: 0 CS: 0
PITCHER Dennis Springer, R ERA: 5.3 Scott Aldred, L ERA: 2.79 Esteban Yan, R ERA: 2.94 (8, 1)	IP: 5.0 WLS: L BF: 22 H: 1 R: 0 ER: 2 SO: 3 BB: 1 IBB: 0 HBP: 0 BLK: 0 WP: 0 HR: 1 S: 15 P: 21 ERA: 3.60 WHIP: 1.200																		

Tampa Bay Devil Rays @ New York Mets
Shea Stadium, Flushing, NY
Mon Jun 08 1998, 7:05 PM EDT
Att: 24,186 - Unknown - 64 F

AB	31
R	3
H	7
RBI	3
BB	1
SO	5
LOB	14



Batter	1	2	3	4	5	6	7	8	9	10	11	AB	R	H	RBI	BB	SO	LOB	TOP					
Randy Winn, S OBP: 0.412, SLG: 0.457 (1, 7)												4	2	1	0	1	2	3						
Quinton McCracken, S OBP: 0.354, SLG: 0.463 (1, 8)												5	0	2	1	0	0	3						
Wade Boggs, L OBP: 0.344, SLG: 0.421 (1, 5)												5	1	2	1	1	1	3						
Fred McGriff, L OBP: 0.341, SLG: 0.408 (1, 3)												5	1	1	1	0	3	4						
Dave Martinez, L OBP: 0.347, SLG: 0.340 Mike Kelly, R OBP: 0.306, SLG: 0.371 (7, 7)												4	0	1	1	0	2	2						
Miguel Cairo, R OBP: 0.289, SLG: 0.342 (1, 4)												5	0	1	0	0	0	1						
Mike DiFelice, R OBP: 0.288, SLG: 0.351 (1, 2)												4	1	1	0	1	1	2						
Kevin Stocker, S OBP: 0.303, SLG: 0.378 Jim Mecir, S OBP: 0.308, SLG: 0.414 Paul Sorrento, L OBP: 0.308, SLG: 0.414 Roberto Hernandez, R OBP: 0.308, SLG: 0.414 (11, 11)												2	0	0	0	1	0	1						
Julio Santana, R OBP: 0.361, SLG: 0.392 Albie Lopez, R OBP: 0.365, SLG: 0.471 Bobby Smith, R OBP: 0.365, SLG: 0.471 (8, 6)												2	0	0	0	0	1	1						
Inning Stats	R: 1 E: 0 K: 1 S: 9	H: 1 LOB: 0 BB: 0 P: 15	R: 0 E: 0 K: 0 S: 5	H: 0 LOB: 0 BB: 0 P: 7	R: 0 E: 0 K: 1 S: 10	H: 0 LOB: 1 BB: 1 P: 16	R: 2 E: 0 K: 1 S: 9	H: 3 LOB: 0 BB: 0 P: 18	R: 1 E: 0 K: 2 S: 13	H: 1 LOB: 2 BB: 2 P: 23	R: 0 E: 0 K: 3 S: 16	H: 2 LOB: 2 BB: 0 P: 22	R: 0 E: 0 K: 0 S: 8	H: 1 LOB: 0 BB: 0 P: 12	R: 0 E: 0 K: 0 S: 9	H: 1 LOB: 1 BB: 1 P: 16	R: 0 E: 0 K: 0 S: 9	H: 0 LOB: 0 BB: 0 P: 15	R: 1 E: 1 K: 2 S: 12	H: 0 LOB: 2 BB: 2 P: 20	1B: 7 2B: 2 3B: 1 HR: 0	SF: 1 SAC: 1 DP: 1 HBP: 1	WP: 1 PB: 0 SB: 0 CS: 1	PA: 48
PITCHER	IP: 5.0 ERA: 5.2	WLS: 22 BF: 10	H: 5 R: 4 ER: 4 SO: 5	BB: 3 IBB: 0 HBP: 0 BLK: 0	WP: 1 HR: 0 S: 46 P: 79	ERA: 7.20 WHIP: 1.600	PITCHER	IP: 0.1 ERA: 2.89	WLS: 1 BF: 1	H: 0 R: 0 ER: 0 SO: 1	BB: 0 IBB: 0 HBP: 0 BLK: 0	WP: 0 HR: 0 S: 3 P: 3	ERA: 0.00 WHIP: 0.000											

Tampa Bay Devil Rays @ New York Mets
Shea Stadium, Flushing, NY
Tue Jun 09 1998, 7:05 PM EDT
Att. 30,336 - Unknown - 63 F

AB 40
R 5
H 10
RBI 4
BB 5
SO 11
LOB 24



Batter	1	2	3	4	5	6	7	8	9	10	11	AB	R	H	RBI	BB	SO	LOB	BOTTOM							
Brian McRae, S OBP: 0.336, SLG: 0.364 John Franco, L OBP: 0.222, SLG: 0.426 Jim Tatum, R OBP: 0.222, SLG: 0.426 John Hudek, S OBP: 0.222, SLG: 0.426 Dennis Cook, L OBP: 0.222, SLG: 0.426 (11, 11)												4	0	0	0	0	3									
Bernard Gilkey, R OBP: 0.355, SLG: 0.392 (1, 7)												4	1	0	0	2	1	1								
31 Mike Piazza, R OBP: 0.352, SLG: 0.505 (1, 2)												5	1	2	0	1	1	3								
John Olerud, L OBP: 0.465, SLG: 0.515 (1, 3)												4	1	2	2	2	0	1								
Edgardo Alfonzo, R OBP: 0.340, SLG: 0.382 (1, 5)												5	1	1	0	1	1	4								
Carlos Baerga, S OBP: 0.324, SLG: 0.445 Rich Becker, L OBP: 0.331, SLG: 0.367 (8, 8)												4	0	3	1	0	0	1								
Butch Huskey, R OBP: 0.297, SLG: 0.405 (1, 9)												6	0	2	0	0	0	5								
Rey Ordonez, R OBP: 0.259, SLG: 0.279 (1, 6)												3	0	0	1	0	0	2								
Hideo Nomo, R OBP: 0.045, SLG: 0.182 Brian Bohanon, L OBP: 0.462, SLG: 0.538 Mel Rojas, R OBP: 0.333, SLG: 0.309 Luis Lopez, S OBP: 0.337, SLG: 0.362 (9, 4)												2	0	0	0	0	0	1								
Inning Stats	R: 0 E: 0 K: 0 S: 13	H: 0 LOB: 1 BB: 1 P: 21	R: 1 E: 1 K: 0 S: 11	H: 0 LOB: 1 BB: 1 P: 19	R: 3 E: 0 K: 0 S: 18	H: 3 LOB: 1 BB: 1 P: 26	R: 0 E: 0 K: 0 S: 5	H: 0 LOB: 0 BB: 0 P: 8	R: 0 E: 0 K: 1 S: 7	H: 1 LOB: 1 BB: 0 P: 8	R: 0 E: 0 K: 1 S: 10	H: 1 LOB: 1 BB: 1 P: 15	R: 0 E: 0 K: 1 S: 8	H: 1 LOB: 2 BB: 1 P: 19	R: 0 E: 0 K: 0 S: 9	H: 2 LOB: 2 BB: 1 P: 15	R: 0 E: 0 K: 0 S: 11	H: 1 LOB: 2 BB: 1 P: 22	R: 0 E: 0 K: 0 S: 10	H: 1 LOB: 3 BB: 2 P: 19	R: 0 E: 0 K: 0 S: 7	H: 1 LOB: 1 BB: 0 P: 11	1B: 9 2B: 4 3B: 0 HR: 0	SF: 0 SAC: 2 DP: 2 HBP: 1	WP: 1 PB: 0 SB: 0 CS: 0	PA: 52
PITCHER	IP: 4.36 ERA: 4.36	WLS: 13 BF: 4	H: 4 R: 4 ER: 3 SO: 2	BB: 3 IBB: 0 HBP: 1 BLK: 0	WP: 0 HR: 0 S: 54 P: 82	ERA: 5.40 WHIP: 2.143	PITCHER	IP: 0.1 ERA: 2.89	WLS: 1 BF: 1	H: 0 R: 0 ER: 0 SO: 1	BB: 0 IBB: 0 HBP: 0 BLK: 0	WP: 0 HR: 0 S: 3 P: 3	ERA: 0.00 WHIP: 0.000													

Tampa Bay Devil Rays @ New York Mets
Shea Stadium, Flushing, NY
Tue Jun 09 1998, 7:05 PM EDT
Att. 30,336 - Unknown - 63 F

AB 41
R 4
H 11
RBI 4
BB 8
SO 5
LOB 26



Batter	1	2	3	4	5	6	7	8	9	AB	R	H	RBI	BB	SO	LOB	TOP				
Randy Winn, S OBP: 0.436, SLG: 0.447 Miguel Cairo, R OBP: 0.288, SLG: 0.340	4-0 S 1B BB		1-1 G6-3		4-1 FC4-6 BB		4-1 SAFE 1-2 BB		0-2 F9	1	0	0	0	3	0	0					
Aaron Ledesma, R OBP: 0.356, SLG: 0.386 Esteban Yan, R (7.1)	1-1 S 1-2 1B		1-0 G5-3		3-2 P9		1-1 F9			4	0	1	0	0	0	3					
Quinton McCracken, S OBP: 0.349, SLG: 0.456	3-3 K		0-3 K		1-0 FC4-6 1-2				3-3 K	4	0	0	0	0	3	3					
Paul Sorrento, L OBP: 0.309, SLG: 0.418	3-3 K			1-0 2B 2B			4-2 CS BB		2-3 K	3	1	1	0	1	2	2					
Bobby Smith, R OBP: 0.355, SLG: 0.456 (7.6)	2-3 K			2-3 K			3-3 K		3-3 K	4	0	0	0	0	4	4					
Mike Kelly, R OBP: 0.297, SLG: 0.360		2-1 P2		2-3 K			2-2 P5		2-3 K	4	0	0	0	0	2	2					
Mike DiFelice, R OBP: 0.296, SLG: 0.386		1-2 3B		3-2 2H 2B			3-2 CS 1-2		3-2 G1-3	4	0	2	1	0	1	0					
Kevin Stocker, S OBP: 0.305, SLG: 0.376 Dave Martinez, L OBP: 0.353, SLG: 0.343 (7.9)		3-2 G5-4-3 HBP		0-3 K			4-2 BB BB		1-1 2B 1B	1	0	0	0	0	1	1					
Rick White, R Wade Boggs, L OBP: 0.346, SLG: 0.429 (7.5)		1-0 G5-4-3 1-2					0-1 F7		1-2 2B	2	0	0	0	0	1	2					
Inning Stats	R: 0 E: 0 K: 3 S: 15	H: 1 LOB: 2 BB: 1 P: 28	R: 0 E: 0 K: 0 S: 8	H: 1 LOB: 1 BB: 0 P: 15	R: 0 E: 0 K: 1 S: 7	H: 0 LOB: 0 BB: 0 P: 9	R: 1 E: 0 K: 3 S: 15	H: 2 LOB: 1 BB: 0 P: 23	R: 0 E: 0 K: 1 S: 12	H: 0 LOB: 0 BB: 1 P: 24	R: 0 E: 0 K: 1 S: 11	H: 0 LOB: 2 BB: 2 P: 22	R: 0 E: 0 K: 3 S: 11	H: 0 LOB: 0 BB: 0 P: 19	R: 1 E: 0 K: 1 S: 16	H: 2 LOB: 1 BB: 0 P: 23	1B: 2 2B: 3 3B: 1 HR: 0	SF: 0 SAC: 0 DP: 1 HBP: 1	WP: 0 PB: 0 CS: 1	PA: 38	
PITCHER	IP	WLS	BF	H	R	ER	SO	BB	IBB	HBP	BLK	WP	HR	S	P	ERA	WHIP				
Al Leiter, L ERA: 1.7	6.0	W	24	4	1	1	9	3	0	1	0	0	0	65	116	1.50	1.167				
Turk Wendell, R ERA: 5.49	1.0		5	0	0	0	1	2	0	0	0	0	0	11	22	0.00	2.000				
Dennis Cook, L ERA: 2.75	1.0	S	3	0	0	0	3	0	0	0	0	0	0	11	19	0.00	0.000				
Mel Rojas, R ERA: 1.95	1.0	S	5	2	1	1	1	0	0	0	0	0	0	16	23	9.00	2.000				

Tampa Bay Devil Rays @ New York Mets
Shea Stadium, Flushing, NY
Wed Jun 10 1998, 3:33 AM EDT
Att: 21,682 - Sunny - 68 F

AB 31
R 2
H 6
RBI 2
BB 5
SO 14
LOB 19



Batter	1	2	3	4	5	6	7	8	9	AB	R	H	RBI	BB	SO	LOB	BOTTOM				
Edgardo Alfonzo, R OBP: 0.339, SLG: 0.375	4-2 BB 31 BB BB			0-1 G4-3			2-2 P3			3	1	0	0	1	1	0					
Bernard Gilkey, R OBP: 0.348, SLG: 0.383	3-2 F9		0-1 L9		2-2 G1-3		3-3 K			4	0	0	0	0	1	1					
31 Mike Piazza, R OBP: 0.331, SLG: 0.507 Alberto Castillo, R OBP: 0.309, SLG: 0.370	4-1 BB BB BB		0-0 FC1-4-6 FC1-2 1B		1-1 P5		0-1 G4-6-3 1B 1B			3	1	2	0	1	0	0					
John Olerud, L OBP: 0.469, SLG: 0.515	4-1 BB BB BB		4-1 FC1-4-6 BB		2-2 F7		0-2 SAFE G4-6-3 1B 1B			2	0	1	0	2	0	0					
Carlos Baerga, S OBP: 0.318, SLG: 0.436	0-3 K		0-1 FC1-4-6 FC1-2		1-0 P4		0-2 G4-6-3		1-2 2-3	4	0	0	0	0	1	7					
Butch Huskey, R OBP: 0.300, SLG: 0.419	4-0 BB BB BB		1-2 FC1-2		1-2 HR		2-3 K			3	1	1	2	1	1	3					
Rich Becker, L OBP: 0.331, SLG: 0.360 Turk Wendell, L Dennis Cook, L Mel Rojas, R	4-1 BB BB BB		1-2 F7		3-2 P5					2	0	0	1	1	0	2					
Rey Ordenez, R OBP: 0.255, SLG: 0.275	1-2 G4-3			1-2 G5-3			1-1 G6-3			3	0	0	0	0	3						
Al Leiter, L OBP: 0.167, SLG: 0.208 Brian McRae, S OBP: 0.335, SLG: 0.362		1-2 G1-3		0-2 G3			3-3 K			2	0	0	0	0	0	0					
Inning Stats	R: 2 E: 0 K: 1 S: 20	H: 0 LOB: 3 BB: 5 P: 43	R: 0 E: 0 K: 1 S: 8	H: 0 LOB: 0 BB: 0 P: 11	R: 0 E: 0 K: 0 S: 10	H: 1 LOB: 2 BB: 1 P: 16	R: 0 E: 0 K: 0 S: 9	H: 0 LOB: 0 BB: 0 P: 10	R: 0 E: 0 K: 0 S: 10	H: 0 LOB: 0 BB: 0 P: 15	R: 1 E: 0 K: 0 S: 8	H: 1 LOB: 0 BB: 0 P: 15	R: 0 E: 0 K: 2 S: 9	H: 0 LOB: 0 BB: 0 P: 17	R: 0 E: 0 K: 1 S: 11	H: 2 LOB: 1 BB: 0 P: 13	1B: 3 2B: 0 3B: 0 HR: 1	SF: 0 SAC: 0 DP: 1 HBP: 0	WP: 0 PB: 0 CS: 0	PA: 33	
PITCHER	IP	WLS	BF	H	R	ER	SO	BB	IBB	HBP	BLK	WP	HR	S	P	ERA	WHIP				
Rick White, R ERA: 6.91	6.0	L	26	2	3	3	2	6	0	0	0	0	0	65	110	4.50	1.333				
Esteban Yan, R ERA: 2.75	2.0		7	2	0	0	3	0	0	0	0	0	0	20	30	0.00	1.000				

Tampa Bay Devil Rays @ New York Mets
Shea Stadium, Flushing, NY
Wed Jun 10 1998, 3:33 AM EDT
Att: 21,682 - Sunny - 68 F

AB 27
R 3
H 4
RBI 3
BB 6
SO 5
LOB 16



Batter	1	2	3	4	5	6	7	8	9	AB	R	H	RBI	BB	SO	LOB	TOP											
Randy Winn, S OBP: 0.433, SLG: 0.442	1-2 L1-3 1B		1-1 G4-3		1-0 SAFE 1B		1-1 G1-3		0-2 FC5-4	5	0	2	0	0	0	2	Tampa Bay Devil Rays @ Boston Red Sox Fenway Park, Boston, MA Fri Jun 12 1998, 7:05 PM EDT Att: 31,994 - Overcast - 63 F											
Quinton McCracken, S OBP: 0.346, SLG: 0.451	0-0 L1-3		1-1 1B		2-2 SAFE SAFE P6		3-2 F7		0-2 L7	5	0	1	0	0	0	5												
Wade Boggs, L OBP: 0.349, SLG: 0.430	1-1 F9		2-1 1B		0-1 SAFE 1B		0-3 K			4	0	2	1	0	1	1												
Fred McGriff, L OBP: 0.340, SLG: 0.405		0-2 BB 1B	0-1 F9		1-3 3-H 1-3 K			3-2 F7		4	0	1	0	0	1	4												
Paul Sorrento, L OBP: 0.308, SLG: 0.412 Mike Kelly, R (8, PR) OBP: 0.297, SLG: 0.360		1-3 K		1-2 G4-3		2-2 G4-3		4-0 FC4-6 BB		3	0	0	0	1	1	1												
Mike DiFelice, R OBP: 0.295, SLG: 0.390		0-1 L7		3-2 G6-3		0-1 2B		0-0 FC4-6		4	0	1	0	0	0	2												
Dave Martinez, L OBP: 0.351, SLG: 0.338		4-0 BB		2-2 L8		2-3 K		3-2 L8		3	0	0	0	1	1	2												
Kevin Stocker, S OBP: 0.306, SLG: 0.375 Aaron Ledesma, R (9, PH) OBP: 0.352, SLG: 0.381		1-1 G4-3		0-0 1B 1B		0-0 F7		0-2 G5-3		3	1	1	0	0	0	3												
Miguel Cairo, R OBP: 0.292, SLG: 0.349			0-2 G5-3		0-1 F9		0-1 2B		2-1 FC5-4 1B	4	0	2	0	0	0	1												
Inning Stats	R: 0 E: 0 K: 0 S: 7	H: 1 LOB: 0 BB: 0 P: 8	R: 0 E: 0 K: 1 S: 10	H: 1 LOB: 2 BB: 1 P: 16	R: 0 E: 0 K: 0 S: 11	H: 2 LOB: 2 BB: 0 P: 15	R: 0 E: 0 K: 0 S: 11	H: 0 LOB: 0 BB: 0 P: 17	R: 1 E: 0 K: 1 S: 14	H: 3 LOB: 2 BB: 0 P: 17	R: 0 E: 0 K: 1 S: 10	H: 1 LOB: 1 BB: 0 P: 14	R: 0 E: 0 K: 0 S: 8	H: 0 LOB: 1 BB: 1 P: 18	R: 0 E: 0 K: 0 S: 13	H: 1 LOB: 1 BB: 0 P: 15		1B: 8 2B: 3 3B: 0 HR: 0	SF: 0 SAC: 0 DP: 1 HBP: 0	WP: 0 PB: 0 SB: 0 CS: 0	PA: 38							
PITCHER	IP	WLS	BF	H	R	ER	SO	BB	IBB	HBP	BLK	WP	HR	S	P	ERA	WHIP											
49 Tim Wakefield, R ERA: 4.07	(1, 1)	6.2	W	29	9	1	1	3	1	0	0	0	0	0	72	100	1.35	1.500										
Ron Mahay, L ERA: 3.94	(7, 1)	0.2		3	0	0	0	1	1	0	0	0	0	0	7	14	0.00	1.500										
Jim Corsi, R ERA: 2.48	(8, 1)	0.2		2	0	0	0	0	0	0	0	0	0	4	7	0.00	0.000											
Tom Gordon, R ERA: 2.08	(9, 1)	1.0		4	1	0	0	0	0	0	0	0	0	13	15	0.00	1.000											

Batter	1	2	3	4	5	6	7	8	9	AB	R	H	RBI	BB	SO	LOB	BOTTOM										
Darren Lewis, R OBP: 0.385, SLG: 0.402	4-1 18 HR BB		3-1 G4-3		1-1 G3		1-3 K			3	1	0	0	1	1	1	Tampa Bay Devil Rays @ Boston Red Sox Fenway Park, Boston, MA Fri Jun 12 1998, 7:05 PM EDT Att: 31,994 - Overcast - 63 F										
18 Reggie Jefferson, S OBP: 0.384, SLG: 0.559 Damon Buford, R OBP: 0.352, SLG: 0.512	2-1 1-H HR		4-1 BB		3-2 G6-3		0-0 S 2B		0-0 2B 1B	3	1	2	2	1	0	0											
Nomar Garciaparra, R OBP: 0.332, SLG: 0.476	0-0 G6-3		2-2 K		0-0 E 1B		2-2 1-H 2B		2-2 1-H 2B	4	1	2	1	0	1	1											
Mo Vaughn, L OBP: 0.381, SLG: 0.592	2-3 K		1-3 K		1-3 K		1-3 K		2-3 K	4	0	0	0	0	4	4											
Troy O'Leary, L OBP: 0.336, SLG: 0.543	2-2 2B		4-2 L4-3 BB		4-1 1-2 BB		4-1 1-2 BB		1-2 2-H 1B 2B	2	1	2	1	2	0	0											
John Valentin, R OBP: 0.340, SLG: 0.438	2-3 K		1-0 L4-3		0-0 P6		0-1 CS 1B		0-1 CS 1B	4	0	1	1	0	1	4											
Scott Hatteberg, L OBP: 0.340, SLG: 0.423		1-3 K		3-2 G4-3		2-3 K		3-3 K		4	0	0	0	0	3	1											
Mike Benjamin, R OBP: 0.321, SLG: 0.351		1-2 G6-4-3 1B		1-2 G5-3		2-3 K		2-3 K		3	0	1	0	0	1	0											
Darren Bragg, L OBP: 0.371, SLG: 0.467		1-2 G6-4-3		1-0 G4-3		1-0 S 1B				3	0	1	0	0	0	1											
Inning Stats	R: 2 E: 0 K: 2 S: 16	H: 2 LOB: 1 BB: 1 P: 28	R: 0 E: 0 K: 1 S: 9	H: 1 LOB: 0 BB: 0 P: 12	R: 0 E: 0 K: 2 S: 10	H: 0 LOB: 1 BB: 1 P: 20	R: 0 E: 0 K: 0 S: 9	H: 0 LOB: 0 BB: 1 P: 17	R: 0 E: 1 K: 1 S: 9	H: 1 LOB: 2 BB: 1 P: 17	R: 0 E: 0 K: 3 S: 10	H: 1 LOB: 1 BB: 0 P: 16	R: 3 E: 0 K: 2 S: 16	H: 4 LOB: 1 BB: 0 P: 24	1B: 5 2B: 5 3B: 0 HR: 1	SF: 0 SAC: 0 DP: 3 HBP: 0		WP: 0 PB: 0 SB: 2 CS: 1	PA: 34								
PITCHER	IP	WLS	BF	H	R	ER	SO	BB	IBB	HBP	BLK	WP	HR	S	P	ERA	WHIP										
Rolando Arrojo, R ERA: 3.43	(1, 1)	7.0	L	28	5	2	2	9	4	0	0	0	0	69	119	2.57	1.286										
Jim Mecir, R ERA: 3.63	(8, 1)	0.1		4	3	3	3	1	0	0	0	0	0	10	15	81.00	9.000										
Albie Lopez, R ERA: 2.33	(8, 1)	0.2		2	1	0	0	1	0	0	0	0	0	6	9	0.00	1.500										

Batter	1	2	3	4	5	6	7	8	9	10	AB	R	H	RBI	BB	SO	LOB								
Quinton McCracken, S OBP: 0.347, SLG: 0.448	4-0 CS BB		1-0 1B		1-0 G6-3		2-2 G4-3			0-2 G4-3	4	0	1	0	1	0	2								
Wade Boggs, L OBP: 0.357, SLG: 0.449	3-2 G1-6-3		2-2 G1-6-3		1-0 2B		3-2 F7			3-2 FC6-4	5	0	3	1	0	0	2								
Fred McGriff, L OBP: 0.344, SLG: 0.407	1-0 1B		0-0 G1-6-3		0-0 L1-3			2-2 FC4-2		4-0 FC6-4	4	0	2	0	1	0	3								
Bobby Smith, R OBP: 0.356, SLG: 0.477	1-1 L9			2-3		1-2 HR		1-2 FC4-2		1-1 FC6-4	5	1	2	1	0	1	3								
Dave Martinez, L OBP: 0.348, SLG: 0.335		1-2 E5		3-1 FC6-4		2-1 G4-3		1-1 FC4-2		2-2 F8	5	0	1	0	0	0	4								
Mike DiFelice, R OBP: 0.284, SLG: 0.376		0-1 G6-3		1-1 L8		1-3		3-H G3-6-1			4	0	0	0	0	1	4								
Mike Kelly, R Randy Winn, S OBP: 0.305, SLG: 0.374 OBP: 0.426, SLG: 0.434		2-2 2B		0-0 FC6-4		0-0			1-2 G6-3		3	0	2	0	0	0	1								
Kevin Stocker, S Paul Sorrento, L Aaron Ledesma, R OBP: 0.311, SLG: 0.380 OBP: 0.307, SLG: 0.410 OBP: 0.352, SLG: 0.381		0-0 F9		1-1 G6-3	1-1 G1-3	1-1 CS	0-0 G4-3	1-1 SH1-4		0-3 K	3	1	2	0	0	0	1								
Miguel Cairo, R OBP: 0.288, SLG: 0.344			0-2 G4-3		0-0 G1-3		1-2 SH1-4		2-1 G6-3		3	0	0	0	0	0	1								
Inning Stats	R: 0 E: 0 K: 0 S: 6	H: 1 LOB: 1 BB: 1 P: 15	R: 0 E: 1 K: 0 S: 10	H: 1 LOB: 1 BB: 0 P: 13	R: 0 E: 0 K: 1 S: 8	H: 2 LOB: 1 BB: 0 P: 14	R: 1 E: 0 K: 0 S: 6	H: 2 LOB: 1 BB: 0 P: 9	R: 1 E: 0 K: 0 S: 12	H: 2 LOB: 0 BB: 0 P: 17	R: 0 E: 0 K: 0 S: 10	H: 1 LOB: 1 BB: 0 P: 16	R: 0 E: 0 K: 1 S: 9	H: 0 LOB: 0 BB: 0 P: 12	R: 0 E: 0 K: 0 S: 15	H: 1 LOB: 2 BB: 1 P: 25	1B: 9 2B: 3 3B: 0 HR: 1	SF: 0 SAC: 1 DP: 3 HBP: 0							
PITCHER	IP WLS BF H R ER SO BB IBB HBP BLK WP HR S P ERA WHIP	6.0 0.2 0.2 0.2 2.0	25 3 4 1 8	9 1 2 0 1	2 0 0 0 0	2 0 0 0 1	0 0 0 0 0	0 0 0 0 0	1 6 13 1 24	79 9 20 3 37	3.00 0.00 0.00 0.00 0.00	1.667 1.500 3.000 0.000 0.500	PITCHER	IP WLS BF H R ER SO BB IBB HBP BLK WP HR S P ERA WHIP	6.0 0.2 0.2 0.2 2.0	25 3 4 1 8	9 1 2 0 1	2 0 0 0 0	2 0 0 0 1	0 0 0 0 0	0 0 0 0 0	1 6 13 1 24	79 9 20 3 37	3.00 0.00 0.00 0.00 0.00	1.667 1.500 3.000 0.000 0.500

Tampa Bay Devil Rays @ Boston Red Sox
Fenway Park, Boston, MA
Sun Jun 14 1998, 7:05 PM EDT
Att: 27,768 - Overcast - 69 F

AB	38
R	2
H	13
RBI	2
BB	2
SO	3
LOB	21

WP: 0 PA: 42
PB: 0
SB: 0
CS: 2

Batter	1	2	3	4	5	6	7	8	9	10	AB	R	H	RBI	BB	SO	LOB									
Darren Lewis, R OBP: 0.385, SLG: 0.396	4-0 WP SF8 BB		0-1 F8		1-1 G1-3		2-0 G6-3			4-0 BB	3	1	0	0	2	0	1									
John Valentin, R OBP: 0.341, SLG: 0.432	4-1 CS BB		1-2 P4			4-2 1B BB		1-0 G6-3		2-2 G4-3	3	1	0	0	2	0	3									
Nomar Garciaparra, R OBP: 0.333, SLG: 0.476	2-2 SF8			0-1 L9		1-2 1B		0-0 G6-3		1-1 1B	4	1	2	1	0	0	0									
Mo Vaughn, L Mike Benjamin, R OBP: 0.370, SLG: 0.593 OBP: 0.326, SLG: 0.356	3-2 L4			4-1 HBP BB		0-0 1B		1-1 1B		1-1 1B	3	0	2	1	1	0	1									
Jim Leyritz, R Reggie Jefferson, S OBP: 0.526, SLG: 0.526 OBP: 0.379, SLG: 0.551	0-0 CS		0-0 G4-3		3-3 K		3-2 P4		1-3 K	1-0 L6	3	0	0	0	0	1	3									
Troy O'Leary, L OBP: 0.341, SLG: 0.551		2-2 3B		1-0 HBP		1-3 K		2-2 G3		2-1 1B	4	0	2	1	0	1	3									
Damon Buford, R OBP: 0.337, SLG: 0.488		1-2 G6-3		2-2 L9		2-2 L7			3-2 G5-3		4	0	0	0	0	0	5									
Lou Merloni, R OBP: 0.394, SLG: 0.441		2-3 K2-3			0-1 G6-4-3		2-1 SH1-4		0-1 1B		4	0	3	0	0	1	1									
Jason Varitek, S OBP: 0.301, SLG: 0.327			1-2 G4-3		0-2 G6-4-3		0-1 SH1-4		2-3 K		3	0	0	0	0	1	2									
Inning Stats	R: 1 E: 0 K: 0 S: 8	H: 0 LOB: 0 BB: 2 P: 21	R: 0 E: 0 K: 1 S: 12	H: 1 LOB: 1 BB: 0 P: 17	R: 0 E: 0 K: 0 S: 8	H: 0 LOB: 2 BB: 1 P: 20	R: 0 E: 0 K: 0 S: 7	H: 1 LOB: 0 BB: 0 P: 8	R: 1 E: 0 K: 1 S: 17	H: 2 LOB: 2 BB: 1 P: 28	R: 0 E: 0 K: 0 S: 6	H: 1 LOB: 1 BB: 0 P: 11	R: 0 E: 0 K: 1 S: 11	H: 1 LOB: 1 BB: 0 P: 15	R: 0 E: 0 K: 0 S: 12	H: 1 LOB: 2 BB: 1 P: 23	1B: 9 2B: 0 3B: 1 HR: 0	SF: 1 SAC: 1 DP: 1 HBP: 1								
PITCHER	IP WLS BF H R ER SO BB IBB HBP BLK WP HR S P ERA WHIP	6.0 1.1 0.0 1.2 0.0	25 5 1 1 2	2 0 0 0 0	2 0 0 0 2	3 0 0 0 0	0 0 0 0 0	0 0 0 0 0	1 7 12 2 34	62 12 3 0 34	3.00 0.00 0.00 0.00 0.00	1.333 0.750 0.000 0.000 1.200	PITCHER	IP WLS BF H R ER SO BB IBB HBP BLK WP HR S P ERA WHIP	10.1 0.1 0.0	62 1 1 1 0	0 0 0 0 0	0 0 0 0 0	0 0 0 0 0	0 0 0 0 0	1 1 0	0 0 0	0 0 0	2 2 4	0.00 0.00 0.00	0.000 0.000 0.000


Tampa Bay Devil Rays @ Boston Red Sox
Fenway Park, Boston, MA
Sun Jun 14 1998, 7:05 PM EDT
Att: 27,768 - Overcast - 69 F

AB	34
R	3
H	10
RBI	3
BB	5
SO	5
LOB	22

WP: 1 PA: 43
PB: 0
SB: 2
CS: 1

Batter	1	2	3	4	5	6	7	8	9	AB	R	H	RBI	BB	SO	LOB	TOP					
Shannon Stewart, R OBP: 0.347, SLG: 0.340	G4-3		1B	F9		G4-3	G5			5	1	1	0	0	0	3	Toronto Blue Jays @ Tampa Bay Devil Rays Tropicana Field, St. Petersburg, FL Mon Jun 15 1998, 7:05 PM EDT Att: 21,209 - Dome - 72 F					
Shawn Green, L OBP: 0.318, SLG: 0.457	G4-3		1B				E6	F8		4	1	1	0	1	0	0						
Jose Canseco, R OBP: 0.347, SLG: 0.514 Felipe Crespo, S OBP: 0.323, SLG: 0.291	G4-3		1B							4	1	1	1	1	1	1						
Carlos Delgado, L OBP: 0.394, SLG: 0.563		E3	K							4	1	0	0	1	3	4						
Mike Stanley, R OBP: 0.347, SLG: 0.493 Juan Samuel, R OBP: 0.275, SLG: 0.229										4	0	2	1	0	1	3						
Tony Fernandez, S OBP: 0.397, SLG: 0.462										0	1	0	0	1	0	0						
5 Ed Sprague, R OBP: 0.327, SLG: 0.391										3	1	2	1	2	0	1						
Darrin Fletcher, L OBP: 0.315, SLG: 0.403										5	0	1	2	0	1	6						
Alex Gonzalez, R OBP: 0.267, SLG: 0.349										4	1	1	2	0	2	3						
Inning Stats	R: 0 E: 0 K: 0 S: 7	H: 0 LOB: 0 BB: 0 P: 8	R: 0 E: 1 K: 1 S: 10	H: 0 LOB: 1 BB: 1 P: 20	R: 1 E: 0 K: 2 S: 17	H: 3 LOB: 2 BB: 0 P: 24	R: 2 E: 0 K: 0 S: 10	H: 2 LOB: 2 BB: 0 P: 17	R: 1 E: 0 K: 1 S: 10	H: 2 LOB: 2 BB: 0 P: 22	R: 0 E: 0 K: 1 S: 5	H: 0 LOB: 0 BB: 0 P: 8	R: 3 E: 1 K: 1 S: 22	H: 2 LOB: 3 BB: 3 P: 40	R: 0 E: 0 K: 1 S: 9	H: 0 LOB: 0 BB: 0 P: 16		R: 0 E: 0 K: 1 S: 8	H: 0 LOB: 1 BB: 1 P: 13	1B: 5 2B: 4 3B: 0 HR: 1	SF: 0 SAC: 0 DP: 1 HBP: 0	WP: 0 PB: 1 SB: 2 CS: 0
PITCHER	IP	WLS	BF	H	R	ER	SO	BB	IBB	HBP	BLK	WP	HR	S	P	ERA	WHIP					
Julio Santana, R ERA: 4.78	4.2		23	6	4	4	3	3	0	0	0	0	1	50	86	7.71	1.929					
Albie Lopez, R ERA: 2.7	1.1		7	1	2	2	1	1	0	0	0	0	0	13	21	13.50	1.500					
Scott Aldred, L ERA: 2.7	0.1		1	0	0	0	1	0	0	0	0	0	0	3	6	0.00	0.000					
Esteban Yan, R ERA: 2.87	0.2		6	2	1	0	0	1	1	0	0	0	0	15	26	0.00	4.500					
Rick White, R ERA: 6.46	1.0	W	3	0	0	0	2	0	0	0	0	0	0	9	16	0.00	0.000					
PITCHER	IP	WLS	BF	H	R	ER	SO	BB	IBB	HBP	BLK	WP	HR	S	P	ERA	WHIP					
Roberto Hernandez, R ERA: 3.66	1.0	S	4	0	0	0	1	1	0	0	0	0	0	8	13	0.00	1.000					

AB	37
R	7
H	9
RBI	7
BB	7
SO	8
LOB	25



Batter	1	2	3	4	5	6	7	8	9	AB	R	H	RBI	BB	SO	LOB	BOTTOM					
Quinton McCracken, S OBP: 0.349, SLG: 0.469				K			F9	F8		5	2	2	4	0	1	4	Toronto Blue Jays @ Tampa Bay Devil Rays Tropicana Field, St. Petersburg, FL Mon Jun 15 1998, 7:05 PM EDT Att: 21,209 - Dome - 72 F					
Wade Boggs, L OBP: 0.354, SLG: 0.463										4	1	1	1	0	1	2						
Rich Butler, L OBP: 0.323, SLG: 0.372 Mike Kelly, R OBP: 0.308, SLG: 0.379										3	0	2	0	0	0	0						
Fred McGriff, L OBP: 0.343, SLG: 0.402										1	1	1	0	0	0	0						
Paul Sorrento, L OBP: 0.303, SLG: 0.404 Bobby Smith, R OBP: 0.361, SLG: 0.481										3	0	0	0	0	3	1						
Aaron Ledesma, R OBP: 0.341, SLG: 0.368 Randy Winn, S OBP: 0.419, SLG: 0.426 Miguel Cairo, R OBP: 0.298, SLG: 0.344										1	1	1	0	0	0	0						
Dave Martinez, L OBP: 0.351, SLG: 0.335										3	0	1	0	1	0	0						
Mike DiFelice, R OBP: 0.300, SLG: 0.373										1	1	0	1	3	0	0						
Kevin Stocker, S OBP: 0.311, SLG: 0.381										2	1	1	1	0	0	0						
Inning Stats	R: 2 E: 0 K: 1 S: 9	H: 3 LOB: 0 BB: 0 P: 16	R: 3 E: 1 K: 0 S: 17	H: 2 LOB: 0 BB: 1 P: 28	R: 0 E: 0 K: 3 S: 13	H: 1 LOB: 1 BB: 0 P: 17	R: 0 E: 0 K: 1 S: 13	H: 1 LOB: 2 BB: 1 P: 23	R: 0 E: 0 K: 1 S: 7	H: 0 LOB: 0 BB: 0 P: 9	R: 0 E: 0 K: 1 S: 9	H: 0 LOB: 0 BB: 0 P: 14	R: 0 E: 0 K: 1 S: 9	H: 0 LOB: 0 BB: 0 P: 14	R: 3 E: 0 K: 0 S: 19	H: 2 LOB: 2 BB: 3 P: 38		R: 0 E: 0 K: 0 S: 19	H: 2 LOB: 2 BB: 3 P: 38	1B: 5 2B: 1 3B: 0 HR: 3	SF: 1 SAC: 1 DP: 1 HBP: 0	WP: 0 PB: 0 SB: 0 CS: 0
PITCHER	IP	WLS	BF	H	R	ER	SO	BB	IBB	HBP	BLK	WP	HR	S	P	ERA	WHIP					
Woody Williams, R ERA: 3.29	6.2		28	7	5	5	7	2	0	0	0	0	3	74	115	6.75	1.350					
Dan Plesac, L ERA: 3.46	0.1		3	1	2	2	1	1	0	0	0	0	0	5	12	54.00	6.000					
Paul Quantrill, R ERA: 2.95	1.0	L	6	1	1	1	0	1	1	0	0	0	0	17	32	9.00	2.000					

AB	30
R	8
H	9
RBI	8
BB	5
SO	8
LOB	12



Batter	1	2	3	4	5	6	7	8	9	AB	R	H	RBI	BB	SO	LOB	TOP								
Felipe Crespo, S OBP: 0.314, SLG: 0.300 (1, 9)	F8		P4				K		G1-6-3	5	0	1	2	0	1	1	Toronto Blue Jays @ Tampa Bay Devil Rays Tropicana Field, St. Petersburg, FL Tue Jun 16 1998, 7:05 PM EDT Att: 21,546 - Dome - 72 F livebaseballscorecards.com								
Shawn Green, L OBP: 0.324, SLG: 0.462 (1, 8)				G4-3						4	0	3	0	0	0	2									
Juan Samuel, R OBP: 0.273, SLG: 0.211 Shannon Stewart, R OBP: 0.347, SLG: 0.340 (7, 7)			F7		G6-3		F7			3	0	0	0	1	0	2									
Carlos Delgado, L OBP: 0.391, SLG: 0.557 (1, 3)	CS			K			G3-4-3			4	1	1	0	0	1	2									
Mike Stanley, R OBP: 0.346, SLG: 0.489 (1, 10)										4	0	1	0	0	0	0									
Tony Fernandez, S OBP: 0.385, SLG: 0.455 (1, 4)										3	1	0	0	0	0	2									
Ed Sprague, R OBP: 0.322, SLG: 0.385 (1, 5)										4	0	0	0	0	2	3									
Darrin Fletcher, L OBP: 0.325, SLG: 0.419 (1, 2)										4	1	3	1	0	0	0									
Alex Gonzalez, R OBP: 0.270, SLG: 0.349 (1, 6)										3	0	1	0	1	0	3									
Inning Stats	R: 0 E: 0 K: 0 S: 7	H: 1 LOB: 0 BB: 1 P: 15	R: 1 E: 0 K: 1 S: 14	H: 3 LOB: 2 BB: 0 P: 21	R: 0 E: 0 K: 1 S: 11	H: 1 LOB: 1 BB: 0 P: 14	R: 2 E: 0 K: 0 S: 13	H: 2 LOB: 2 BB: 1 P: 21	R: 0 E: 0 K: 0 S: 6	H: 0 LOB: 0 BB: 0 P: 6	R: 0 E: 0 K: 0 S: 10	H: 1 LOB: 1 BB: 0 P: 16	R: 0 E: 0 K: 1 S: 12	H: 1 LOB: 1 BB: 0 P: 18	R: 0 E: 0 K: 1 S: 8	H: 0 LOB: 0 BB: 0 P: 14		R: 0 E: 0 K: 0 S: 9	H: 1 LOB: 0 BB: 0 P: 14	1B: 8 2B: 2 3B: 0 HR: 0	SF: 0 SAC: 0 DP: 1 HBP: 1	WP: 0 PB: 0 SB: 0 CS: 2	PA: 38		
PITCHER	IP	WLS	BF	H	R	ER	SO	BB	IBB	HBP	BLK	WP	HR	S	P	ERA	WHIP								
Jason Johnson, R ERA: 5.67 (1, 1)	3.2		19	7	3	3	2	2	0	1	0	0	0	41	67	7.36	2.455								
Rick White, R ERA: 5.3 (4, 1)	3.1		12	2	0	0	1	0	0	0	0	0	0	32	44	0.00	0.600								
Jim Mecir, R ERA: 3.44 (8, 1)	2.0	W	6	1	0	0	1	0	0	0	0	0	0	17	28	0.00	0.500								

Batter	1	2	3	4	5	6	7	8	9	AB	R	H	RBI	BB	SO	LOB	BOTTOM								
Quinton McCracken, S OBP: 0.350, SLG: 0.468 (1, 8)				K						3	0	1	0	1	2	0	Toronto Blue Jays @ Tampa Bay Devil Rays Tropicana Field, St. Petersburg, FL Tue Jun 16 1998, 7:05 PM EDT Att: 21,546 - Dome - 72 F livebaseballscorecards.com								
Wade Boggs, L OBP: 0.352, SLG: 0.457 (1, 5)										4	0	1	0	0	0	2									
Rich Butler, L OBP: 0.313, SLG: 0.360 (1, 7)										3	0	0	0	0	0	2									
Mike Kelly, R OBP: 0.307, SLG: 0.376 (8, PH) (9, 7)										1	0	0	0	0	1	1									
Fred McGriff, L OBP: 0.342, SLG: 0.397 (1, 3)										3	0	0	0	1	2	1									
Paul Sorrento, L OBP: 0.303, SLG: 0.417 Aaron Ledesma, R OBP: 0.348, SLG: 0.386 (9, PH) (9, 7)										3	1	1	1	0	0	1									
Mike DiFelice, R OBP: 0.306, SLG: 0.386 Randy Winn, S OBP: 0.419, SLG: 0.426 (9, FR) (9, 7)										4	0	2	1	0	1	1									
Dave Martinez, L OBP: 0.354, SLG: 0.333 Bobby Smith, R OBP: 0.365, SLG: 0.485 (9, PH) (9, 7)										1	0	0	0	2	1	1									
Kevin Stocker, S OBP: 0.306, SLG: 0.373 (1, 6)										4	0	0	1	0	0	4									
Miguel Cairo, R OBP: 0.287, SLG: 0.347 (1, 4)										4	0	1	1	0	0	0									
Inning Stats	R: 0 E: 0 K: 0 S: 8	H: 0 LOB: 0 BB: 1 P: 16	R: 0 E: 0 K: 0 S: 7	H: 0 LOB: 2 BB: 2 P: 15	R: 0 E: 0 K: 1 S: 8	H: 0 LOB: 0 BB: 0 P: 11	R: 1 E: 0 K: 2 S: 10	H: 2 LOB: 1 BB: 0 P: 13	R: 0 E: 0 K: 1 S: 9	H: 0 LOB: 0 BB: 0 P: 13	R: 0 E: 0 K: 0 S: 6	H: 1 LOB: 0 BB: 0 P: 11	R: 0 E: 0 K: 1 S: 12	H: 0 LOB: 1 BB: 1 P: 19	R: 0 E: 0 K: 1 S: 6	H: 1 LOB: 1 BB: 0 P: 7	R: 3 E: 0 K: 1 S: 15	H: 4 LOB: 3 BB: 0 P: 22	1B: 4 2B: 3 3B: 0 HR: 1	SF: 0 SAC: 0 DP: 1 HBP: 0	WP: 0 PB: 0 SB: 1 CS: 1	PA: 36			
PITCHER	IP	WLS	BF	H	R	ER	SO	BB	IBB	HBP	BLK	WP	HR	S	P	ERA	WHIP								
Pat Hentgen, R ERA: 4.35 (1, 1)				4	1	1	5	4	0	0	0	0	0	4	5	0.00	0.000								
Dan Plesac, L ERA: 3.38 (8, 1)	0.2		2	0	0	0	1	0	0	0	0	0	0	4	5	0.00	0.000								
Randy Myers, L ERA: 4.13 (9, 1)	0.1	L	6	4	3	3	1	0	0	0	0	0	0	15	22	81.00	12.000								

Batter	1	2	3	4	5	6	7	8	9	AB	R	H	RBI	BB	SO	LOB	TOP			
Shannon Stewart, R (1, 7) OBP: 0.345, SLG: 0.335	G5-3		FC6-5 SH1-3 BB		K			K		3	0	0	0	1	2	1	Toronto Blue Jays @ Tampa Bay Devil Rays Tropicana Field, St. Petersburg, FL Wed Jun 17 1998, 7:05 PM EDT Att: 21,593 - Dome - 72 F			
Felipe Crespo, S (1, 9) OBP: 0.329, SLG: 0.349	G4-3		SH1-3					G3 1B		3	0	2	0	0	0	0				
Shawn Green, L (1, 8) OBP: 0.323, SLG: 0.457	HBP		FC6-5 BB		G4-3			G3		3	0	0	0	0	0	3				
Carlos Delgado, L (1, 3) OBP: 0.393, SLG: 0.553	F8							G6-3		3	0	1	0	1	0	2				
Mike Stanley, R (1, 10) OBP: 0.341, SLG: 0.480										4	0	0	0	0	1	3				
Tony Fernandez, S (1, 5) OBP: 0.383, SLG: 0.451										4	1	1	0	0	0	0				
Darrin Fletcher, L (1, 2) OBP: 0.324, SLG: 0.421										4	0	1	0	0	0	0				
Craig Grebeck, R (1, 4) OBP: 0.367, SLG: 0.429										3	0	0	1	0	1	1				
Alex Gonzalez, R (1, 6) OBP: 0.274, SLG: 0.352										3	0	2	0	0	0	0				
Inning Stats	R: 0 E: 0 K: 0 S: 8	H: 0 LOB: 1 BB: 0 P: 11	R: 1 E: 0 K: 1 S: 13	H: 3 LOB: 2 BB: 0 P: 21	R: 0 E: 0 K: 0 S: 12	H: 0 LOB: 0 BB: 0 P: 10	R: 0 E: 0 K: 1 S: 7	H: 2 LOB: 1 BB: 0 P: 11	R: 0 E: 0 K: 1 S: 8	H: 1 LOB: 0 BB: 0 P: 15	R: 0 E: 0 K: 1 S: 6	H: 0 LOB: 0 BB: 0 P: 9	R: 0 E: 0 K: 1 S: 11	H: 1 LOB: 1 BB: 0 P: 16	R: 0 E: 0 K: 0 S: 5	H: 0 LOB: 0 BB: 0 P: 10	1B: 5 2B: 1 3B: 1 HR: 0	SF: 0 SAC: 1 DP: 1 HBP: 1	WP: 0 PB: 0 SB: 0 CS: 1	PA: 34
PITCHER	IP	WLS	BF	H	R	ER	SO	BB	IBB	HBP	BLK	WP	HR	S	P	ERA	WHIP			
Rolando Arrojo, R (1, 1) ERA: 3.24	8.0	W	31	7	1	1	4	2	0	1	0	0	0	73	117	1.12	1.125			
Roberto Hernandez, R (9, 1) ERA: 3.55	1.0	S	3	0	0	0	0	0	0	0	0	0	0	5	10	0.00	0.000			

Batter	1	2	3	4	5	6	7	8	9	AB	R	H	RBI	BB	SO	LOB	BOTTOM			
Quinton McCracken, S (1, 8) OBP: 0.352, SLG: 0.473	K		G6-3		CS					3	1	1	0	1	1	0	Toronto Blue Jays @ Tampa Bay Devil Rays Tropicana Field, St. Petersburg, FL Wed Jun 17 1998, 7:05 PM EDT Att: 21,593 - Dome - 72 F			
Bobby Smith, R (1, 5) OBP: 0.388, SLG: 0.481	P3									3	1	1	1	0	0	2				
Rich Butler, L (1, 7) OBP: 0.301, SLG: 0.344	K									4	0	0	0	0	3	4				
Fred McGriff, L (1, 10) OBP: 0.344, SLG: 0.396										3	0	1	0	1	1	1				
Randy Winn, S (8, PR) OBP: 0.419, SLG: 0.426										0	0	0	0	0	0	0				
Paul Sorrento, L (1, 3) OBP: 0.303, SLG: 0.411										3	0	0	0	1	0	2				
Mike DiFelice, R (1, 2) OBP: 0.313, SLG: 0.393										3	0	1	1	1	1	1				
Dave Martinez, L (1, 9) OBP: 0.353, SLG: 0.329										3	0	0	0	1	1	4				
Kevin Stocker, S (1, 6) OBP: 0.300, SLG: 0.365										4	0	0	0	0	2	4				
Miguel Cairo, R (1, 4) OBP: 0.292, SLG: 0.351										3	0	2	0	0	0	0				
Inning Stats	R: 0 E: 0 K: 2 S: 8	H: 0 LOB: 0 BB: 0 P: 12	R: 0 E: 0 K: 0 S: 12	H: 1 LOB: 2 BB: 1 P: 25	R: 0 E: 0 K: 1 S: 10	H: 0 LOB: 0 BB: 0 P: 15	R: 0 E: 0 K: 0 S: 6	H: 0 LOB: 0 BB: 0 P: 7	R: 0 E: 0 K: 1 S: 10	H: 1 LOB: 0 BB: 0 P: 15	R: 2 E: 0 K: 1 S: 14	H: 3 LOB: 2 BB: 1 P: 26	R: 0 E: 0 K: 2 S: 13	H: 1 LOB: 1 BB: 1 P: 24	R: 0 E: 0 K: 2 S: 12	H: 0 LOB: 2 BB: 2 P: 27	1B: 4 2B: 1 3B: 1 HR: 0	SF: 0 SAC: 0 DP: 0 HBP: 1	WP: 0 PB: 0 SB: 5 CS: 1	PA: 36
PITCHER	IP	WLS	BF	H	R	ER	SO	BB	IBB	HBP	BLK	WP	HR	S	P	ERA	WHIP			
Juan Guzman, R (1, 1) ERA: 5.77	7.0	L	31	6	2	2	7	3	1	1	0	0	0	75	130	2.57	1.286			
Bill Riskey, R (8, 1) ERA: 3.75	1.0		4	0	0	0	2	0	1	0	0	0	0	10	21	0.00	0.000			

AB 30
R 1
H 7
RBI 1
BB 2
SO 4
LOB 10



AB 29
R 2
H 6
RBI 2
BB 5
SO 9
LOB 18



Batter	1	2	3	4	5	6	7	8	9	AB	R	H	RBI	BB	SO	LOB	TOP									
Darren Lewis, R OBP: 0.380, SLG: 0.382 (1, 9)										2	1	0	0	2	1	0	Boston Red Sox @ Tampa Bay Devil Rays Tropicana Field, St. Petersburg, FL Fri Jun 19 1998, 7:05 PM EDT Att: 32,375 - Dome - 72 F									
John Valentin, R OBP: 0.333, SLG: 0.413 (1, 5)										4	0	1	1	0	0	1										
Nomar Garciaparra, R OBP: 0.351, SLG: 0.515 (1, 6)										4	2	2	2	0	1	1										
Mo Vaughn, L OBP: 0.387, SLG: 0.590 (1, 3)										4	0	0	0	0	2	1										
Jim Leyritz, R OBP: 0.385, SLG: 0.519 (1, 10)										3	0	0	0	1	2	1										
Troy O'Leary, L OBP: 0.331, SLG: 0.533 (1, 7)										4	0	0	0	0	2	1										
Damon Buford, R OBP: 0.324, SLG: 0.480 (1, 8)										3	0	0	0	0	1	0										
Lou Merloni, R OBP: 0.361, SLG: 0.408 (1, 4)										3	0	0	0	0	1	0										
Jason Varitek, S OBP: 0.290, SLG: 0.339 (1, 2)										3	1	1	1	0	1	0										
Inning Stats	R: 1 E: 0 K: 2 S: 13	H: 1 LOB: 1 BB: 1 P: 22	R: 0 E: 0 K: 1 S: 8	H: 0 LOB: 0 BB: 0 P: 11	R: 0 E: 0 K: 0 S: 9	H: 0 LOB: 0 BB: 0 P: 11	R: 0 E: 0 K: 0 S: 7	H: 0 LOB: 1 BB: 1 P: 13	R: 0 E: 0 K: 2 S: 8	H: 0 LOB: 1 BB: 1 P: 9	R: 1 E: 0 K: 1 S: 9	H: 1 LOB: 0 BB: 1 P: 18	R: 0 E: 0 K: 3 S: 10	H: 0 LOB: 0 BB: 0 P: 17	R: 1 E: 0 K: 1 S: 11	H: 1 LOB: 0 BB: 0 P: 18	R: 1 E: 0 K: 1 S: 10	H: 1 LOB: 0 BB: 0 P: 14	1B: 0 2B: 2 3B: 0 HR: 3	SF: 0 SAC: 0 DP: 1 HBP: 0	WP: 0 PB: 0 SB: 0 CS: 0	PA: 33				
PITCHER	IP	WLS	BF	H	R	ER	SO	BB	IBB	HBP	BLK	WP	HR	S	P	ERA	WHIP									
Tony Saunders, L ERA: 4.24 Rick White, R ERA: 5.49	(1, 1)	8.0	L	29	3	3	3	10	3	0	0	0	0	2	75	119	3.38	0.750								
(9, 1)	1.0	4	1	1	1	1	1	0	0	0	0	0	0	1	10	14	9.00	1.000								

Batter	1	2	3	4	5	6	7	8	9	AB	R	H	RBI	BB	SO	LOB	BOTTOM									
Quinton McCracken, S OBP: 0.341, SLG: 0.457 (1, 8)										5	0	0	0	0	1	4	Boston Red Sox @ Tampa Bay Devil Rays Tropicana Field, St. Petersburg, FL Fri Jun 19 1998, 7:05 PM EDT Att: 32,375 - Dome - 72 F									
Miguel Cairo, R OBP: 0.291, SLG: 0.349 (1, 4)										3	0	0	0	1	1	3										
Wade Boggs, L OBP: 0.362, SLG: 0.471 (1, 10)										3	1	1	0	1	2	1										
Fred McGriff, L OBP: 0.345, SLG: 0.391 (1, 3)										3	0	1	0	1	1	2										
Bobby Smith, R OBP: 0.363, SLG: 0.479 (1, 5)										4	0	0	0	0	1	4										
Mike Kelly, R OBP: 0.308, SLG: 0.395 Rich Butler, L OBP: 0.296, SLG: 0.330 (6, FH) (7, 7)										2	0	1	1	0	0	0										
Mike DiFelice, R OBP: 0.350, SLG: 0.326 Dave Martinez, L OBP: 0.350, SLG: 0.326 (9, PH)										2	0	0	0	0	1	3										
Kevin Stocker, S OBP: 0.308, SLG: 0.370 (1, 6)										3	0	2	0	1	0	0										
Randy Winn, S OBP: 0.403, SLG: 0.407 (1, 9)										4	0	1	0	0	0	3										
Inning Stats	R: 0 E: 0 K: 2 S: 8	H: 0 LOB: 1 BB: 1 P: 16	R: 0 E: 0 K: 0 S: 8	H: 0 LOB: 0 BB: 0 P: 12	R: 0 E: 0 K: 0 S: 12	H: 1 LOB: 1 BB: 0 P: 17	R: 1 E: 0 K: 1 S: 13	H: 2 LOB: 1 BB: 0 P: 21	R: 0 E: 0 K: 0 S: 4	H: 0 LOB: 1 BB: 1 P: 10	R: 0 E: 0 K: 2 S: 11	H: 1 LOB: 1 BB: 1 P: 19	R: 0 E: 0 K: 1 S: 10	H: 1 LOB: 1 BB: 0 P: 12	R: 0 E: 0 K: 1 S: 8	H: 0 LOB: 1 BB: 1 P: 15	R: 0 E: 0 K: 1 S: 13	H: 1 LOB: 1 BB: 0 P: 17	1B: 5 2B: 1 3B: 0 HR: 0	SF: 0 SAC: 0 DP: 0 HBP: 0	WP: 0 PB: 0 SB: 2 CS: 0	PA: 37				
PITCHER	IP	WLS	BF	H	R	ER	SO	BB	IBB	HBP	BLK	WP	HR	S	P	ERA	WHIP									
Steve Avery, L ERA: 4.03 Rich Garces, R ERA: 2.12 Ron Mahay, L ERA: 3.63 John Wasdin, R ERA: 5.4 Tom Gordon, R ERA: 1.79	(1, 1)	5.1	W	23	4	1	1	3	3	0	0	0	0	0	16	20	0.00	0.600								
(6, 1)	1.2	6	1	0	0	3	0	0	0	0	0	0	0	0	3	8	0.00	3.000								
(8, 1)	0.1	2	0	0	0	1	1	0	0	0	0	0	0	0	5	7	0.00	0.000								
(8, 1)	0.2	2	0	0	0	0	0	0	0	0	0	0	0	5	7	0.00	0.000									
(9, 1)	1.0	S	4	1	0	0	1	0	0	0	0	0	0	13	17	0.00	1.000									

Batter	1	2	3	4	5	6	7	8	9	AB R H RBI BB SO LOB	TOP											
Darren Lewis, R (1, 8) OBP: 0.381, SLG: 0.380	4-1 18 E 18 1B BB		2-1 G3		1-0 18 G4-6-3 1B		0-0 G5-3		2-3 K	4 0 1 0 1 1 0	Boston Red Sox @ Tampa Bay Devil Rays Tropicana Field, St. Petersburg, FL Sat Jun 20 1998, 7:05 PM EDT Att: 41,169 - Dome - 72 F livebaseballscorecards.com											
18 Reggie Jefferson, S (1, 10) OBP: 0.396, SLG: 0.574	1-1 E9 1-3 1B		1-0 FC4-6 1B		1-2 G4-6-3		0-0 2B E 1B		0-0 F7	5 1 3 0 0 0 2												
Nomar Garciaparra, R (1, 6) OBP: 0.349, SLG: 0.513	1-0 P4		2-2 FC4-6 1-2 1B		2-2 G5-3		2-1 E 2B		1-1 F9	5 1 1 0 0 0 4												
Mo Vaughn, L (1, 3) OBP: 0.385, SLG: 0.596	3-3 K		0-0 FC4-6 1-2 1B			1-1 HR			3-3 E4 2H 3H	4 1 1 2 0 1 3												
Troy O'Leary, L (1, 7) OBP: 0.326, SLG: 0.526	3-1 P5			0-3 K		1-0 G4-3			3-3 K	4 0 0 0 0 2 3												
John Valentin, R (1, 5) OBP: 0.329, SLG: 0.407		1-2 G6-3		0-1 F9		2-1 G6-3			0-1 G5-3	4 0 0 0 0 0 1												
Scott Hatteberg, L (1, 2) OBP: 0.357, SLG: 0.476		0-2 PB 1B		1-0 HR		2-2 1B 2B			1-2 G6-3	4 2 3 1 0 0 0												
Lou Merloni, R (1, 4) OBP: 0.356, SLG: 0.400		2-2 G5-3		2-1 G4-3		0-1 1B			0-0 L8	4 0 1 1 0 0 1												
Darren Bragg, L (1, 9) OBP: 0.365, SLG: 0.451		2-3 K			4-0 18 G4-6-3 1B BB		0-1 F7		0-3 K	3 0 0 0 1 2 2												
Inning Stats	R: 0 E: 1 K: 1 S: 9	H: 1 LOB: 2 BB: 1 P: 21	R: 0 E: 0 K: 1 S: 12	H: 1 LOB: 1 BB: 0 P: 17	R: 0 E: 0 K: 0 S: 8	H: 1 LOB: 1 BB: 0 P: 13	R: 1 E: 0 K: 1 S: 8	H: 1 LOB: 0 BB: 1 P: 11	R: 0 E: 0 K: 0 S: 9	H: 1 LOB: 1 BB: 1 P: 17	R: 2 E: 0 K: 0 S: 12	H: 3 LOB: 1 BB: 0 P: 18	R: 2 E: 1 K: 1 S: 11	H: 2 LOB: 1 BB: 0 P: 17	R: 0 E: 0 K: 1 S: 8	H: 0 LOB: 0 BB: 0 P: 9	R: 0 E: 0 K: 1 S: 6	H: 0 LOB: 0 BB: 0 P: 9	1B: 6 2B: 2 3B: 0 HR: 2	SF: 0 SAC: 0 DP: 1 HBP: 0	WP: 0 PB: 2 SB: 0 CS: 0	PA: 39
PITCHER	IP WLS BF H R ER SO BB IBB HBP BLK WP HR S P ERA WHIP											IP WLS BF H R ER SO BB IBB HBP BLK WP HR S P ERA WHIP										
Julio Santana, R (1, 1) ERA: 4.76	5.2 W 25 7 3 3 3 2 0 0 0 0 2 54 93 4.76 1.588																					
Albie Lopez, R (6, 1) ERA: 2.74	0.2 5 3 2 1 0 0 0 0 0 0 0 0 8 10 13.50 4.500																					
Scott Aldred, L (7, 1) ERA: 2.45	0.1 2 0 0 0 1 0 0 0 0 0 0 0 5 9 0.00 0.000																					
Esteban Yan, R (7, 1) ERA: 3.19	1.1 4 0 0 0 1 0 0 0 0 0 0 0 10 11 0.00 0.000																					
Roberto Hernandez, R (9, 1) ERA: 3.44	1.0 S 3 0 0 0 1 0 0 0 0 0 0 0 6 9 0.00 0.000																					

Batter	1	2	3	4	5	6	7	8	9	AB R H RBI BB SO LOB	BOTTOM									
Quinton McCracken, S (1, 8) OBP: 0.345, SLG: 0.456	0-1 G6-3 S 1B		3-2 F7		1-1 2B SF7 HBP		1-0 F9		4-2 CS BB	3 1 1 0 1 0 0	Boston Red Sox @ Tampa Bay Devil Rays Tropicana Field, St. Petersburg, FL Sat Jun 20 1998, 7:05 PM EDT Att: 41,169 - Dome - 72 F livebaseballscorecards.com									
Dave Martinez, L (1, 9) OBP: 0.348, SLG: 0.329	2-2 L6		2-0 F5		1-1 S 2B		0-0 G6-3		1-0 CS	4 0 1 2 0 0 1										
Wade Boggs, L (1, 5) OBP: 0.365, SLG: 0.471	2-2 G6-3 1-3			0-0 HR 1B		4-0 SF7		4-0 BB 1B BB		2 2 1 1 1 0 1										
Fred McGriff, L (1, 3) OBP: 0.343, SLG: 0.388	2-2 G4-3			0-0 P5		1-2 L7		0-0 BB 1B		4 1 1 0 0 0 3										
Paul Sorrento, L (1, 10) OBP: 0.314, SLG: 0.447		1-0 F9		3-2 HR		4-1 FC4-6 BB		4-2 1B BB		2 1 1 2 2 0 0										
John Flaherty, R (1, 2) OBP: 0.244, SLG: 0.255		1-2 G1-3		1-2 F7		1-1 FC4-6		1-2 BB		4 0 1 2 0 0 2										
Rich Butler, L (1, 7) OBP: 0.286, SLG: 0.317		1-1 G6-3		1-2 G4-3		2-2 G5-3		1-1 FC6-4		4 0 0 0 0 0 2										
Miguel Cairo, R (1, 4) OBP: 0.295, SLG: 0.362			2-2 SF7 3B		1-2 1B 2B 1B		1-2 P4		1-1 G6-3	4 2 2 0 0 0 0										
Kevin Stocker, S (1, 6) OBP: 0.307, SLG: 0.369			1-1 SF7		2-2 HBP 2B 1B		0-0 P9		2-3 K	3 1 1 1 0 1 0										
Inning Stats	R: 0 E: 0 K: 0 S: 14	H: 1 LOB: 0 BB: 0 P: 19	R: 0 E: 0 K: 0 S: 6	H: 0 LOB: 0 BB: 0 P: 9	R: 1 E: 0 K: 0 S: 10	H: 1 LOB: 0 BB: 0 P: 18	R: 2 E: 0 K: 0 S: 12	H: 2 LOB: 0 BB: 0 P: 17	R: 3 E: 0 K: 0 S: 20	H: 3 LOB: 2 BB: 1 P: 33	R: 0 E: 0 K: 0 S: 8	H: 0 LOB: 0 BB: 0 P: 11	R: 2 E: 0 K: 0 S: 10	H: 2 LOB: 2 BB: 2 P: 20	R: 0 E: 0 K: 1 S: 9	H: 0 LOB: 0 BB: 1 P: 17	1B: 6 2B: 1 3B: 1 HR: 1	SF: 2 SAC: 0 DP: 0 HBP: 1	WP: 0 PB: 0 SB: 2 CS: 1	PA: 38
PITCHER	IP WLS BF H R ER SO BB IBB HBP BLK WP HR S P ERA WHIP											IP WLS BF H R ER SO BB IBB HBP BLK WP HR S P ERA WHIP								
Bret Saberhagen, R (1, 1) ERA: 5.53	4.0 L 20 7 6 6 0 3 0 0 0 0 0 0 25 45 6.75 1.750																			
59 Brian Barkley, L (5, 1) ERA: 6.49	2.2 12 1 2 2 0 3 0 0 0 0 0 0 25 45 6.75 1.750																			
Jim Corsi, R (7, 1) ERA: 2.58	1.1 5 1 0 0 1 1 0 0 0 0 0 0 13 22 0.00 1.500																			

Batter	1	2	3	4	5	6	7	8	9	AB	R	H	RBI	BB	SO	LOB	TOP											
Darren Lewis, R OBP: 0.378, SLG: 0.377 (1, 8)	G3	L9				F7			F9								5	0	1	0	0	0	3					
18 Reggie Jefferson, S OBP: 0.385, SLG: 0.556 (1, 10)	F9		K	FC4-6			G6-3		K								5	0	0	0	0	2	2					
Nomar Garciaparra, R OBP: 0.349, SLG: 0.521 (1, 6)	K			HR		P3			P4								4	1	1	1	0	1	2					
Mo Vaughn, L OBP: 0.389, SLG: 0.598 (1, 3)																	4	1	3	0	0	1	0					
Troy O'Leary, L OBP: 0.325, SLG: 0.522 (1, 7)																	4	1	1	0	0	0	2					
John Valentin, R OBP: 0.334, SLG: 0.414 (1, 5)																	3	0	2	0	0	0	1					
Scott Hatteberg, L OBP: 0.349, SLG: 0.464 (1, 2)																	4	0	0	0	0	0	6					
Lou Merloni, R OBP: 0.364, SLG: 0.420 Mike Benjamin, R OBP: 0.322, SLG: 0.350 (3, 4)																	1	0	1	2	0	0	0					
Darren Bragg, L OBP: 0.368, SLG: 0.458 (1, 9)																	3	0	0	0	0	0	1					
Inning Stats	R: 0 H: 0 E: 0 K: 1 S: 15	H: 0 LOB: 0 BB: 0 P: 21	R: 2 H: 3 E: 0 K: 1 S: 18	H: 3 LOB: 2 BB: 0 P: 30	R: 1 H: 3 E: 0 K: 1 S: 13	H: 3 LOB: 2 BB: 0 P: 22	R: 0 H: 2 E: 0 K: 0 S: 10	H: 2 LOB: 2 BB: 0 P: 15	R: 0 H: 1 E: 0 K: 0 S: 9	H: 1 LOB: 0 BB: 0 P: 11	R: 0 H: 1 E: 0 K: 0 S: 8	H: 1 LOB: 1 BB: 0 P: 13	R: 0 H: 0 E: 0 K: 1 S: 5	H: 0 LOB: 0 BB: 0 P: 6	R: 0 H: 1 E: 0 K: 0 S: 13	H: 1 LOB: 1 BB: 0 P: 20	R: 0 H: 0 E: 0 K: 2 S: 8	H: 0 LOB: 0 BB: 0 P: 12	1B: 7 2B: 3 3B: 0 HR: 1	SF: 0 SAC: 0 DP: 1 HBP: 1	WP: 0 PB: 1 SB: 0 CS: 0	PA: 38						
PITCHER	IP	WLS	BF	H	R	ER	SO	BB	IBB	HBP	BLK	WP	HR	S	P	ERA	WHIP											
Jason Johnson, R ERA: 5.54 Rick White, R ERA: 4.76	(1, 1)	6.0	L	28	10	3	3	3	0	0	1	0	0	1	73	112	4.50	1.667										

Boston Red Sox @ Tampa Bay Devil Rays
Tropicana Field, St. Petersburg, FL
Sun Jun 21 1998, 3:33 AM EDT
Att: 40,348 - Dome - 72 F

livebaseballscorecards.com

AB 37
R 3
H 11
RBI 3
BB 0
SO 6
LOB 19



Batter	1	2	3	4	5	6	7	8	9	AB	R	H	RBI	BB	SO	LOB	BOTTOM										
Quinton McCracken, S OBP: 0.341, SLG: 0.450 (1, 8)	K								G6-3								4	0	0	0	0	1	0				
Dave Martinez, L OBP: 0.347, SLG: 0.328 (1, 9)	F7																4	0	1	0	0	0	0				
Wade Boggs, L OBP: 0.362, SLG: 0.463 (1, 5)	K																3	0	0	0	1	2	1				
Fred McGriff, L OBP: 0.339, SLG: 0.383 (1, 3)																	4	0	0	0	0	1	2				
Paul Sorrento, L OBP: 0.315, SLG: 0.443 (1, 10)																	2	1	0	0	1	1	0				
Mike DiFelice, R OBP: 0.290, SLG: 0.362 (1, 2)																	3	0	0	0	0	2	1				
Miguel Cairo, R OBP: 0.295, SLG: 0.370 (1, 4)																	3	0	1	1	0	0	0				
Kevin Stocker, S OBP: 0.303, SLG: 0.364 (1, 6)																	3	0	0	0	0	0	1				
Randy Winn, S OBP: 0.386, SLG: 0.387 (1, 7)																	3	0	0	0	0	0	1				
Inning Stats	R: 0 H: 0 E: 0 K: 2 S: 9	H: 0 LOB: 0 BB: 0 P: 12	R: 0 H: 0 E: 0 K: 1 S: 9	H: 0 LOB: 0 BB: 0 P: 14	R: 0 H: 0 E: 0 K: 0 S: 12	H: 0 LOB: 0 BB: 0 P: 16	R: 0 H: 0 E: 0 K: 1 S: 8	H: 0 LOB: 1 BB: 1 P: 13	R: 1 H: 1 E: 0 K: 1 S: 17	H: 1 LOB: 1 BB: 1 P: 25	R: 0 H: 0 E: 0 K: 0 S: 8	H: 0 LOB: 0 BB: 0 P: 13	R: 0 H: 0 E: 0 K: 1 S: 9	H: 0 LOB: 0 BB: 0 P: 13	R: 0 H: 0 E: 0 K: 0 S: 10	H: 0 LOB: 0 BB: 0 P: 14	R: 0 H: 1 E: 0 K: 1 S: 12	H: 1 LOB: 1 BB: 0 P: 17	1B: 1 2B: 0 3B: 1 HR: 0	SF: 0 SAC: 0 DP: 0 HBP: 0	WP: 0 PB: 0 SB: 0 CS: 0	PA: 31					
PITCHER	IP	WLS	BF	H	R	ER	SO	BB	IBB	HBP	BLK	WP	HR	S	P	ERA	WHIP										
Pedro Martinez, R ERA: 3.15 Tom Gordon, R ERA: 1.74	(1, 1)	8.0	W	27	1	1	1	0	0	0	0	0	0	12	17	0.00	1.000										

Boston Red Sox @ Tampa Bay Devil Rays
Tropicana Field, St. Petersburg, FL
Sun Jun 21 1998, 3:33 AM EDT
Att: 40,348 - Dome - 72 F

livebaseballscorecards.com

AB 29
R 1
H 2
RBI 1
BB 2
SO 7
LOB 6



Batter	1	2	3	4	5	6	7	8	9	10	11	12	AB	R	H	RBI	BB	SO	LOB	TOP								
Todd Dunwoody, L OBP: 0.263, SLG: 0.339	2-1 G4-3		0-1 L7		1-2 F7		0-0 G4-3			2-2 F7		2-0 G1-3	6	0	0	1	0	0	2									
Edgar Renteria, R OBP: 0.366, SLG: 0.363	2-1 1B		4-2 BB		1-2 G4-3		1-3 K			1-1 F8		3-2 SF3	5	2	2	0	1	1	2									
Mark Kotsay, L OBP: 0.333, SLG: 0.394	3-1 1B		0-0 BB		0-0 F7		1-1 G1-6-3			2-2 2B		1-1 E5	6	0	5	1	0	0	0									
Todd Zeile, R OBP: 0.313, SLG: 0.410	2-3 K		1-2 K		1-3 K		0-1 G1-6-3			0-0 G6-3		2-2 SF3	5	0	0	1	0	3	6									
Cliff Floyd, L OBP: 0.351, SLG: 0.487	2-2 HBP		0-1 G3				1-3 K			1-1 F8		3-1 K	4	0	0	0	1	1	2									
Ryan Jackson, L OBP: 0.360, SLG: 0.387	1-0 F7		2-1 F8				0-1 G4-3			2-2 F9		0-2 F9	4	0	0	0	0	0	2									
John Cangelosi, S OBP: 0.349, SLG: 0.292												3-2 G4-3	1	0	0	0	1	0	2									
Derrek Lee, R OBP: 0.310, SLG: 0.373		1-1 L7		4-1 BB			2-2 G4-3			2-1 F9			4	0	0	0	1	0	1									
Gregg Zaun, S OBP: 0.252, SLG: 0.269		0-3 K		0-0 F7			0-1 G4-3			4-0 CS		4-2 BB	3	1	1	0	2	1	1									
Craig Counsell, L OBP: 0.366, SLG: 0.348		0-0 G4-3		0-0 G3-1			1-2 G4-3			0-1 CS		4-1 2B	4	0	1	0	1	0	3									
Inning Stats	R: 1 E: 0 K: 1 S: 14	H: 2 LOB: 2 BB: 0 P: 26	R: 0 E: 0 K: 1 S: 6	H: 0 LOB: 0 BB: 0 P: 7	R: 0 E: 0 K: 1 S: 11	H: 1 LOB: 2 BB: 1 P: 16	R: 0 E: 0 K: 0 S: 5	H: 0 LOB: 0 BB: 0 P: 11	R: 0 E: 0 K: 1 S: 10	H: 0 LOB: 0 BB: 0 P: 12	R: 0 E: 0 K: 1 S: 11	H: 0 LOB: 0 BB: 0 P: 15	R: 1 E: 0 K: 1 S: 12	H: 2 LOB: 1 BB: 0 P: 16	R: 0 E: 0 K: 0 S: 6	H: 1 LOB: 0 BB: 0 P: 8	R: 0 E: 0 K: 0 S: 5	H: 0 LOB: 0 BB: 1 P: 11	R: 0 E: 0 K: 0 S: 12	H: 1 LOB: 2 BB: 1 P: 21	R: 0 E: 0 K: 1 S: 15	H: 0 LOB: 2 BB: 2 P: 26	R: 1 E: 1 K: 0 S: 13	H: 2 LOB: 2 BB: 1 P: 28	1B: 7 2B: 2 3B: 0 HR: 0	SF: 1 SAC: 0 DP: 1 HBP: 1	WP: 1 PB: 0 CS: 3 S: 1	PA: 52
PITCHER	IP	WLS	BF	H	R	ER	SO	BB	IBB	HBP	BLK	WP	HR	S	P	ERA	WHIP											
Rolando Arroyo, R ERA: 3.16	(1, 1)	8.0	32	6	2	2	5	2	0	0	0	0	0	0	75	111	2.25	1.000										
Roberto Hernandez, R ERA: 3.25	(9, 1)	2.0	8	1	0	0	0	2	0	0	0	0	0	17	32	0.00	1.500											
Scott Alire, L ERA: 2.38	(11, 1)	0.1	1	0	0	0	1	0	0	0	0	0	0	3	5	0.00	0.000											
Jim Meier, R ERA: 3.46	(11, 1)	1.2	L	10	2	1	1	0	2	1	0	0	1	0	25	49	5.40	2.400										

Florida Marlins @ Tampa Bay Devil Rays
Tropicana Field, St. Petersburg, FL

Mon Jun 22 1998, 7:05 PM EDT
Att. 23,890 - Dome - 72 F

AB 42
R 3
H 9
RBI 3
BB 7
SO 6
LOB 21



Batter	1	2	3	4	5	6	7	8	9	10	11	12	AB	R	H	RBI	BB	SO	LOB	BOTTOM								
Randy Winn, S OBP: 0.395, SLG: 0.388	2-2 1B		2-2 G4-3		1-0 1B		1-3 K			4-0 G4-6-3		0-3 K	5	0	2	0	1	2	1									
Wade Boggs, L OBP: 0.356, SLG: 0.454	1-0 L4		1-0 P2		1-1 F7		3-2 F7			3-3 K		3-2 SH1-4	6	0	1	0	0	1	4									
Bobby Smith, R OBP: 0.366, SLG: 0.476	3-3 K				1-3 K		4-0 BB			2-0 G4-6-3		0-0 SH1-4	3	0	1	0	1	2	1									
Quinton McCracken, S OBP: 0.340, SLG: 0.448	1-2 K				1-2 1B		1-2 BB			1-2 BB		1-2 BB	1	0	0	0	0	0	2									
Aaron Ledesma, R OBP: 0.333, SLG: 0.370										1-2 BB			0	0	0	0	0	0	0									
Fred McGriff, L OBP: 0.339, SLG: 0.377	0-0 F8				1-2 F7		4-1 BB			1-3 K		4-0 FC3-2	4	0	0	0	2	1	3									
Mike Kelly, R OBP: 0.315, SLG: 0.396		1-2 F8		4-0 BB		2-1 FC6-5		3-3 K		3-3 K		1-0 FC3-2	2	0	1	0	1	0	0									
Paul Sorrento, L OBP: 0.313, SLG: 0.441												4-0 FC3-2	1	0	0	0	0	1	2									
Rich Butler, L OBP: 0.289, SLG: 0.320												1-2 2B	2	0	1	0	0	1	0									
Dave Martinez, L OBP: 0.343, SLG: 0.324		0-1 G4-3		1-2 BB		1-1 FC6-5		0-0 P5		2-3 K		1-2 FC3-2	6	0	1	0	0	1	4									
John Flaherty, R OBP: 0.271, SLG: 0.281		0-1 2B		4-1 BB		0-1 HR		4-2 CS		0-2 SH3-4		0-1 G5-3	4	1	3	0	2	0	3									
Kevin Stocker, S OBP: 0.302, SLG: 0.376		0-2 F9		1-0 G4-3		1-2 HR		3-3 K		1-0 SH3-4			4	1	1	2	0	1	5									
Miguel Cairo, R OBP: 0.293, SLG: 0.367					1-2 F8		0-2 F9			0-0 BB		0-1 L8	5	0	1	0	0	1	1									
Inning Stats	R: 0 E: 0 K: 1 S: 9	H: 1 LOB: 1 BB: 0 P: 15	R: 0 E: 0 K: 0 S: 11	H: 1 LOB: 1 BB: 0 P: 12	R: 0 E: 0 K: 1 S: 11	H: 0 LOB: 0 BB: 0 P: 12	R: 0 E: 0 K: 1 S: 11	H: 1 LOB: 3 BB: 2 P: 23	R: 0 E: 0 K: 0 S: 9	H: 2 LOB: 2 BB: 0 P: 14	R: 2 E: 0 K: 0 S: 12	H: 3 LOB: 0 BB: 0 P: 16	R: 0 E: 0 K: 2 S: 11	H: 0 LOB: 2 BB: 2 P: 26	R: 0 E: 0 K: 1 S: 7	H: 0 LOB: 1 BB: 1 P: 14	R: 0 E: 0 K: 1 S: 8	H: 1 LOB: 1 BB: 1 P: 17	R: 0 E: 0 K: 3 S: 9	H: 0 LOB: 0 BB: 0 P: 15	R: 0 E: 0 K: 1 S: 9	H: 1 LOB: 1 BB: 0 P: 10	R: 0 E: 0 K: 0 S: 6	H: 2 LOB: 3 BB: 1 P: 17	1B: 10 2B: 2 3B: 0 HR: 1	SF: 0 SAC: 2 DP: 2 HBP: 0	WP: 0 PB: 0 CS: 2	PA: 52
PITCHER	IP	WLS	BF	H	R	ER	SO	BB	IBB	HBP	BLK	WP	HR	S	P	ERA	WHIP											
Jesus Sanchez, L ERA: 4.05	(1, 1)	6.2	31	8	2	2	4	4	0	0	0	0	0	1	67	112	2.70	1.800										
Brian Edmondson, R ERA: 2.92	(7, 1)	1.1	4	0	0	0	2	1	0	0	0	0	0	0	10	20	0.00	0.750										
Matt Mantel, R ERA: 1.62	(9, 1)	0.0	2	1	0	0	0	1	0	0	0	0	0	1	5													
Vic Darenbourg, L ERA: 4.84	(9, 1)	0.1	1	0	0	0	1	0	0	0	0	0	0	6	9	0.00	0.000											
Jay Powell, R ERA: 4.18	(9, 1)	0.2	1	0	0	0	0	0	0	0	0	0	0	1	3	0.00	0.000											
Felix Heredia, L ERA: 3.61	(10, 1)	1.0	3	0	0	0	3	0	0	0	0	0	0	9	15	0.00	0.000											
Antonio Alfonseca, R ERA: 4.15	(11, 1)	2.0	W	10	3	0	0	1	0	1	0	0	0	17	27	0.00	1.500											

Florida Marlins @ Tampa Bay Devil Rays
Tropicana Field, St. Petersburg, FL

Mon Jun 22 1998, 7:05 PM EDT
Att. 23,890 - Dome - 72 F

AB 43
R 2
H 12
RBI 2
BB 7
SO 11
LOB 26



Batter	1	2	3	4	5	6	7	8	9	AB R H RBI BB SO LOB	TOP															
Todd Dunwoody, L (1, 8) OBP: 0.268, SLG: 0.336	G4-3		1B				K		F7	4 1 1 0 1 1 1	Florida Marlins @ Tampa Bay Devil Rays Tropicana Field, St. Petersburg, FL Tue Jun 23 1998, 7:05 PM EDT Att: 25,777 - Dome - 72 F livebaseballscorecards.com															
Edgar Renteria, R (1, 6) OBP: 0.365, SLG: 0.361	1B WP HBP		G5-3		1B BB		G6-3			2 0 0 0 1 0 2																
Mark Kotsay, L (1, 9) OBP: 0.339, SLG: 0.410	G5-4-3 1B			6-3	1B			HR		4 1 3 3 0 0 0																
Todd Zeile, R (1, 5) OBP: 0.308, SLG: 0.404	G5-4-3		G5-3		P4			G5-3		4 0 0 0 0 0 4																
Cliff Floyd, L (1, 10) OBP: 0.353, SLG: 0.498		F8		HR		L4		S 1B		4 1 2 1 0 0 0																
Ryan Jackson, L (1, 7) OBP: 0.301, SLG: 0.385										3 0 1 0 0 0 0																
John Wehner, R (8, PH) OBP: 0.130, SLG: 0.174										0 0 0 0 0 0 0																
John Cangelosi, S (8, PH) OBP: 0.345, SLG: 0.288										1 0 0 0 0 1 1																
Derrek Lee, R (1, 3) OBP: 0.304, SLG: 0.365										4 0 0 0 0 1 2																
Gregg Zaun, S (1, 2) OBP: 0.252, SLG: 0.263			P5							3 0 0 0 1 0 0																
Craig Counsell, L (1, 4) OBP: 0.368, SLG: 0.345										2 1 0 0 2 0 1																
Inning Stats	R: 0 H: 1 E: 0 K: 0 S: 6	H: 1 LOB: 1 BB: 0 P: 12	R: 0 H: 0 E: 0 K: 0 S: 11	H: 0 LOB: 0 BB: 0 P: 14	R: 0 H: 1 E: 0 K: 0 S: 8	H: 1 LOB: 1 BB: 1 P: 17	R: 1 H: 1 E: 0 K: 0 S: 6	H: 1 LOB: 0 BB: 0 P: 11	R: 2 H: 1 E: 0 K: 0 S: 17	H: 2 LOB: 2 BB: 3 P: 32	R: 0 H: 1 E: 0 K: 1 S: 9	H: 0 LOB: 1 BB: 1 P: 19	R: 1 H: 2 E: 0 K: 2 S: 12	H: 2 LOB: 1 BB: 0 P: 17	R: 0 H: 0 E: 0 K: 0 S: 8	H: 0 LOB: 0 BB: 0 P: 11	1B: 5 2B: 0 3B: 0 HR: 2	SF: 0 SAC: 0 DP: 2 HBP: 1	WP: 1 PB: 1 SB: 1 CS: 0	PA: 37						
PITCHER	IP WLS BF H R ER SO BB IBB HBP BLK WP HR S P ERA WHIP											IP WLS BF H R ER SO BB IBB HBP BLK WP HR S P ERA WHIP														
Dennis Springer, R (1, 1) ERA: 5.49	4.2	21	4	3	3	0	4	0	1	0	1	1	46	83	5.79	1.714										
Albie Lopez, R (5, 1) ERA: 2.76	2.2	W	10	2	1	1	1	0	0	0	0	1	20	35	3.38	1.125										
Scott Aldred, L (8, 1) ERA: 2.38	0.0		1	1	0	0	0	0	0	0	0	0	2	2	∞	∞										
Esteban Yan, R (8, 1) ERA: 3.12	0.2		2	0	0	0	2	0	0	0	0	0	6	8	0.00	0.000										
Roberto Hernandez, R (9, 1) ERA: 3.16	1.0	S	3	0	0	0	0	0	0	0	0	0	8	11	0.00	0.000										

Batter	1	2	3	4	5	6	7	8	9	AB R H RBI BB SO LOB	BOTTOM																
Quinton McCracken, S (1, 8) OBP: 0.341, SLG: 0.449	G1-6-3 1B HBP		K	K						4 1 2 0 0 2 2	Florida Marlins @ Tampa Bay Devil Rays Tropicana Field, St. Petersburg, FL Tue Jun 23 1998, 7:05 PM EDT Att: 25,777 - Dome - 72 F livebaseballscorecards.com																
Miguel Cairo, R (1, 4) OBP: 0.297, SLG: 0.366	G1-6-3 HBP		K		F9					3 0 1 0 0 1 0																	
Wade Boggs, L (1, 5) OBP: 0.354, SLG: 0.449	G1-6-3			1B 2B	1B					4 1 1 0 0 1 3																	
Fred McGriff, L (1, 3) OBP: 0.347, SLG: 0.384	S 1B			2B 1B	WP HR BB					3 2 3 1 1 0 0																	
Paul Sorrento, L (1, 10) OBP: 0.316, SLG: 0.460	K			1B 2B	HR					4 2 2 4 0 1 3																	
John Flaherty, R (1, 2) OBP: 0.271, SLG: 0.280		K		2B 1B	G6-3					4 0 1 1 0 1 0																	
Dave Martinez, L (1, 9) OBP: 0.338, SLG: 0.318		G3		K						4 0 0 0 0 1 1																	
Rich Butler, L (1, 7) OBP: 0.280, SLG: 0.308		F7		G3-1						4 0 0 0 0 1 1																	
Kevin Stocker, S (1, 6) OBP: 0.303, SLG: 0.373			G1-3							2 0 0 0 1 1 0																	
Inning Stats	R: 1 H: 2 E: 0 K: 1 S: 13	H: 2 LOB: 1 BB: 0 P: 21	R: 0 H: 0 E: 0 K: 1 S: 6	H: 0 LOB: 0 BB: 0 P: 10	R: 0 H: 0 E: 0 K: 2 S: 8	H: 0 LOB: 0 BB: 0 P: 13	R: 3 H: 4 E: 0 K: 2 S: 16	H: 4 LOB: 2 BB: 1 P: 23	R: 2 H: 1 E: 0 K: 0 S: 7	H: 1 LOB: 0 BB: 1 P: 19		R: 0 H: 0 E: 0 K: 1 S: 5	H: 0 LOB: 0 BB: 0 P: 6	R: 0 H: 3 E: 0 K: 1 S: 9	H: 3 LOB: 2 BB: 0 P: 14	R: 0 H: 0 E: 0 K: 1 S: 7	H: 0 LOB: 0 BB: 0 P: 11	1B: 8 2B: 1 3B: 0 HR: 1	SF: 0 SAC: 0 DP: 1 HBP: 1	WP: 2 PB: 0 SB: 1 CS: 1	PA: 35						
PITCHER	IP WLS BF H R ER SO BB IBB HBP BLK WP HR S P ERA WHIP											IP WLS BF H R ER SO BB IBB HBP BLK WP HR S P ERA WHIP															
Ryan Dempster, R (1, 1) ERA: 8.39	3.2	L	18	6	4	4	5	1	0	1	0	1	25	43	6.00	1.667											
Kit Cjajic, L (4, 1) ERA: 3.62	3.0		13	4	2	2	3	1	0	0	0	1	1	25	43	6.00	1.667										
Matt Mantei, R (7, 1) ERA: 1.5	1.1		4	0	0	0	1	0	0	0	0	0	8	13	0.00	0.000											

Batter	1	2	3	4	5	6	7	8	9	AB	R	H	RBI	BB	SO	LOB	TOP					
Quinton McCracken, S (1, 8) OBP: 0.338, SLG: 0.449	1-3 K			3-2 G4-3	2-3 K			2-2 F7		4	0	0	0	0	2	3	Tampa Bay Devil Rays @ Florida Marlins Pro Player Stadium, Miami, FL Thu Jun 25 1998, 7:05 PM EDT Att: 16,826 - Cloudy - 85 F					
Dave Martinez, L (1, 9) OBP: 0.338, SLG: 0.319	0-2 CS 1B			1-2 P5			0-2 E3 FC5-4	0-0 F8		4	0	1	0	0	0	0						
Bobby Smith, R (1, 5) OBP: 0.364, SLG: 0.483	3-3 SAFE SAFE SAFE 1-2 K			0-0 3B			3-2 F9	1-2 G4-3		4	0	1	0	0	1	2						
Fred McGriff, L (1, 3) OBP: 0.347, SLG: 0.384		3-1 G6-3		1-1 F7			2-0 FC5-4 1-2		1-0 1B 1B 2B	4	1	1	0	0	0	2						
Paul Sorrento, L (1, 7) OBP: 0.313, SLG: 0.462		2-0 L9			2-1 G3		2-3 K		3-3 K	4	0	0	0	0	2	2						
John Flaherty, R (1, 2) OBP: 0.277, SLG: 0.281		1-2 G6-3			4-2 1B 1B BB		2-1 FC5-4 1B		2-3 K	3	0	1	0	1	1	1						
Aaron Ledesma, R (1, 4) OBP: 0.343, SLG: 0.380			0-1 P6		0-1 1B 1-2 1B		1-2 FC5-4 1-2		3-2 1B 2-3 1B	4	0	2	0	0	0	1						
Kevin Stocker, S (1, 6) OBP: 0.303, SLG: 0.372			0-2 P4		0-1 1-2 2-3 1B		0-3 K		1-2 1-2 3-H 1B	3	0	1	0	0	1	1						
Randy Winn, S (9, PH) OBP: 0.403, SLG: 0.397										1	0	1	1	0	0	0						
Julio Santana, R (1, 1) OBP: 0.275, SLG: 0.303			2-3 K		1-3 K		0-1 F8		3-2 G4-3	2	0	0	0	0	2	3						
Rich Butler, L (7, PH) OBP: 0.357, SLG: 0.503										1	0	0	0	0	0	1						
Rick White, R (7, 1) OBP: 0.357, SLG: 0.503										0	0	0	0	0	0	0						
Wade Boggs, L (9, PH) OBP: 0.354, SLG: 0.446										1	0	0	0	0	0	2						
Inning Stats	R: 0 E: 0 K: 2 S: 13	H: 1 LOB: 1 BB: 0 P: 17	R: 0 E: 0 K: 0 S: 6	H: 0 LOB: 0 BB: 0 P: 12	R: 0 E: 0 K: 1 S: 8	H: 0 LOB: 0 BB: 0 P: 10	R: 0 E: 0 K: 0 S: 9	H: 1 LOB: 1 BB: 0 P: 14	R: 0 E: 0 K: 2 S: 14	H: 2 LOB: 3 BB: 1 P: 23	R: 0 E: 1 K: 1 S: 10	H: 0 LOB: 1 BB: 0 P: 17	R: 0 E: 0 K: 1 S: 11	H: 1 LOB: 0 BB: 0 P: 14	R: 0 E: 0 K: 0 S: 7	H: 0 LOB: 0 BB: 0 P: 10	R: 1 E: 0 K: 2 S: 22	H: 3 LOB: 2 BB: 0 P: 35	1B: 6 2B: 2 3B: 1 HR: 0	SF: 0 SAC: 0 DP: 1 HBP: 0	WP: 0 PB: 0 SB: 0 CS: 1	PA: 36
PITCHER Livan Hernandez, R (1, 1) ERA: 4.24	IP: 9.0 WLS: W BF: 36 H: 8 R: 1 ER: 1 SO: 9 BB: 1 IBB: 0 HBP: 0 BLK: 0 WP: 0 HR: 0 S: 100 P: 152 ERA: 1.00 WHIP: 1.000															PITCHER						

AB	35
R	1
H	8
RBI	1
BB	1
SO	9
LOB	18



Batter	1	2	3	4	5	6	7	8	9	AB	R	H	RBI	BB	SO	LOB	BOTTOM			
Todd Dunwoody, L (1, 8) OBP: 0.282, SLG: 0.343	1-0 FC4-6 1B		4-2 FC4 G1-6-3 1B BB		1-2 1B G6-3 1B		1-2 K			3	2	0	1	1	0		Tampa Bay Devil Rays @ Florida Marlins Pro Player Stadium, Miami, FL Thu Jun 25 1998, 7:05 PM EDT Att: 16,826 - Cloudy - 85 F			
Edgar Renteria, R (1, 6) OBP: 0.376, SLG: 0.368	0-0 F8		1-2 FC4 1B		1-3 G6-3 1B		1-2 FC5-4 1B			4	0	3	0	0	0	1				
Mark Kotsay, L (1, 9) OBP: 0.332, SLG: 0.401	0-0 FC4-6 CS 1-2		2-2 FC4 G1-6-3 2B		1-1 G6-3		0-0 F7			4	1	0	0	0	0	5				
Todd Zeile, R (1, 5) OBP: 0.316, SLG: 0.419	2-2 CS	2-2 BB 1B	0-0 G1-6-3		4-0 BB		0-1 FC5-4			3	1	1	1	1	0	2				
Cliff Floyd, L (1, 7) OBP: 0.357, SLG: 0.503		2-1 F7	2-1 2B		3-2 L9			1-2 G4-6-3 1B		4	0	2	1	0	0	2				
Ryan Jackson, L (1, 3) OBP: 0.297, SLG: 0.373		4-2 1B BB	0-2 P4			3-3 K		0-3 K		3	0	0	0	1	2	2				
Gregg Zaun, S (1, 2) OBP: 0.258, SLG: 0.292		3-1 1B		3-1 F9		0-0 HR		2-1 G4-6-3		4	1	2	2	0	0	1				
Craig Counsell, L (1, 4) OBP: 0.366, SLG: 0.341		2-2 P6		1-1 F8		0-2 G4-3				3	0	0	0	0	0	2				
Livan Hernandez, R (1, 1) OBP: 0.174, SLG: 0.196		1-1 L8		1-0 G4-3		2-2 G1-3				3	0	0	0	0	0	2				
Inning Stats	R: 0 E: 0 K: 0 S: 5	H: 1 LOB: 0 BB: 0 P: 8	R: 1 E: 0 K: 0 S: 16	H: 2 LOB: 2 BB: 1 P: 30	R: 2 E: 0 K: 0 S: 15	H: 2 LOB: 1 BB: 1 P: 24	R: 0 E: 0 K: 0 S: 5	H: 0 LOB: 0 BB: 0 P: 10	R: 1 E: 0 K: 0 S: 9	H: 2 LOB: 1 BB: 1 P: 18	R: 1 E: 0 K: 1 S: 11	H: 1 LOB: 0 BB: 0 P: 16	R: 0 E: 0 K: 1 S: 9	H: 1 LOB: 1 BB: 0 P: 11	R: 0 E: 0 K: 1 S: 8	H: 1 LOB: 0 BB: 0 P: 11		1B: 8 2B: 1 3B: 0 HR: 1	SF: 0 SAC: 0 DP: 2 HBP: 0	WP: 0 PB: 0 SB: 0 CS: 1
PITCHER Julio Santana, R (1, 1) ERA: 5.11	IP: 6.0 WLS: L BF: 27 H: 8 R: 5 ER: 5 SO: 1 BB: 3 IBB: 0 HBP: 0 BLK: 0 WP: 0 HR: 1 S: 61 P: 106 ERA: 7.50 WHIP: 1.833															PITCHER				
PITCHER Rick White, R (7, 1) ERA: 4.56	IP: 2.0 WLS: 7 BF: 2 H: 2 R: 0 ER: 0 SO: 2 BB: 0 IBB: 0 HBP: 0 BLK: 0 WP: 0 HR: 0 S: 17 P: 22 ERA: 0.00 WHIP: 1.000															PITCHER				

AB	31
R	5
H	10
RBI	4
BB	3
SO	3
LOB	17



Batter	1	2	3	4	5	6	7	8	9	AB	R	H	RBI	BB	SO	LOB	TOP					
Quinton McCracken, S (1.8) OBP: 0.337, SLG: 0.446	G3		F6				G3			4	0	1	0	0	0	2	Tampa Bay Devil Rays @ Philadelphia Phillies Veterans Stadium, Philadelphia, PA Fri Jun 26 1998, 7:05 PM EDT Att: 17,559 - Cloudy - 76 F					
Miguel Cairo, R (1.4) OBP: 0.392, SLG: 0.365	G6-3			1B	BB	G1-4-3 1-H	2B	G4-3		3	0	1	0	1	0							
Wade Boggs, L (1.5) OBP: 0.347, SLG: 0.437	F8			L9		G1-4-3		F8		4	0	0	0	0	2							
Fred McGriff, L (1.3) OBP: 0.346, SLG: 0.379		F9		L8				F8		3	0	0	0	1	0	1						
Paul Sorrento, L (1.7) OBP: 0.313, SLG: 0.460 Mike Kelly, R (8.7) OBP: 0.311, SLG: 0.391	F5			1B					K	3	0	1	0	0	1	2						
John Flaherty, R (1.2) OBP: 0.277, SLG: 0.274	E6			G4-3					L9	3	0	0	0	1	0	2						
Dave Martinez, L (1.9) OBP: 0.337, SLG: 0.315	G4-3								L7	3	0	0	0	1	0	1						
Kevin Stocker, S (1.6) OBP: 0.299, SLG: 0.367			P5		G4-3					3	0	0	0	0	1	2						
Jason Johnson, R (1.1) Jim Mecir, S (5.1) Rich Butler, L (7.7, PH) OBP: 0.273, SLG: 0.300 Esteban Yan, R (7.1) Scott Aldred, L (8.1)			K				FC5-4			2	0	0	0	0	0	2						
Inning Stats	R: 0 E: 0 K: 0 S: 3	H: 0 LOB: 0 BB: 0 P: 6	R: 0 E: 1 K: 0 S: 9	H: 0 LOB: 1 BB: 0 P: 15	R: 0 E: 0 K: 1 S: 6	H: 0 LOB: 0 BB: 0 P: 7	R: 0 E: 0 K: 0 S: 10	H: 1 LOB: 2 BB: 1 P: 21	R: 0 E: 0 K: 1 S: 5	H: 0 LOB: 0 BB: 0 P: 6	R: 0 E: 0 K: 1 S: 10	H: 2 LOB: 2 BB: 1 P: 19	R: 0 E: 0 K: 1 S: 13	H: 0 LOB: 2 BB: 2 P: 25	R: 0 E: 0 K: 0 S: 4	H: 0 LOB: 0 BB: 0 P: 10		R: 0 E: 0 K: 1 S: 11	H: 0 LOB: 0 BB: 0 P: 16	1B: 2 2B: 1 3B: 0 HR: 0	SF: 0 SAC: 0 DP: 0 HBP: 0	WP: 0 PB: 0 SB: 0 CS: 0
PITCHER	IP	WLS	BF	H	R	ER	SO	BB	IBB	HBP	BLK	WP	HR	S	P	ERA	WHIP					
Tyler Green, R (1.1) ERA: 4.7	7.0	W	28	3	0	0	4	4	0	0	0	0	0	56	99	0.00	1.000					
Yorkis Perez, L (8.1) ERA: 2.84	1.0		3	0	0	0	0	0	0	0	0	0	0	4	10	0.00	0.000					
Jerry Spradlin, R (9.1) ERA: 3.95	1.0		3	0	0	0	1	0	0	0	0	0	0	11	16	0.00	0.000					

Batter	1	2	3	4	5	6	7	8	9	AB	R	H	RBI	BB	SO	LOB	BOTTOM				
Doug Glanville, R (1.8) OBP: 0.354, SLG: 0.451	CS		1B	G3			1B	F8		3	2	2	1	2	0	2	Tampa Bay Devil Rays @ Philadelphia Phillies Veterans Stadium, Philadelphia, PA Fri Jun 26 1998, 7:05 PM EDT Att: 17,559 - Cloudy - 76 F				
Gregg Jefferies, S (1.7) OBP: 0.367, SLG: 0.460 Kevin Sefcik, R (7.7, PR) OBP: 0.344, SLG: 0.278	F7		3B		F9		E			4	1	2	1	0	0	1					
Scott Rolen, R (1.5) OBP: 0.386, SLG: 0.528	G5-3		1B				1B			4	1	0	0	1	1	6					
Rico Brogna, L (1.3) OBP: 0.333, SLG: 0.489	G4-3	G4-3	1-H	3B		K	E8	P4		5	1	3	3	0	1	3					
Mark Lewis, R (1.4) OBP: 0.306, SLG: 0.352	G4-3	G4-3	F9				1B			4	0	2	2	0	0	2					
Bobby Abreu, L (1.9) OBP: 0.415, SLG: 0.510	K			L9			K			4	0	0	0	0	3	3					
Mark Parent, R (1.2) OBP: 0.313, SLG: 0.268	K			2B						3	0	1	0	1	2	1					
Desi Relaford, S (1.6) OBP: 0.331, SLG: 0.388			SH5-4 2B				G3			3	1	1	0	0	1	2					
Tyler Green, R (1.1) OBP: 0.250, SLG: 0.240 Yorkis Perez, L (8.1) Alex Arias, R (8.7, PH) OBP: 0.351, SLG: 0.348 Jerry Spradlin, S (9.1)	SH5-4			G6-3				G6-3		2	0	0	0	0	1	2					
Inning Stats	R: 0 E: 0 K: 0 S: 11	H: 1 LOB: 1 BB: 0 P: 13	R: 0 E: 0 K: 2 S: 10	H: 1 LOB: 1 BB: 0 P: 15	R: 3 E: 0 K: 0 S: 11	H: 3 LOB: 1 BB: 0 P: 17	R: 0 E: 0 K: 0 S: 11	H: 1 LOB: 2 BB: 1 P: 20	R: 1 E: 0 K: 2 S: 15	H: 1 LOB: 1 BB: 1 P: 27	R: 0 E: 0 K: 3 S: 10	H: 0 LOB: 0 BB: 0 P: 14	R: 3 E: 1 K: 2 S: 19	H: 4 LOB: 2 BB: 1 P: 28	R: 0 E: 0 K: 0 S: 11	H: 1 LOB: 2 BB: 1 P: 20		1B: 7 2B: 4 3B: 1 HR: 0	SF: 0 SAC: 1 DP: 0 HBP: 1	WP: 0 PB: 0 SB: 1 CS: 1	PA: 40
PITCHER	IP	WLS	BF	H	R	ER	SO	BB	IBB	HBP	BLK	WP	HR	S	P	ERA	WHIP				
Jason Johnson, R (1.1) ERA: 5.72	4.2	L	23	7	4	4	3	2	0	1	0	0	0	55	87	7.71	1.929				
Jim Mecir, R (5.1) ERA: 3.19	1.1		4	0	0	0	4	0	0	0	0	0	0	13	19	0.00	0.000				
Esteban Yan, R (7.1) ERA: 3.7	1.0		8	4	3	3	2	1	0	0	0	0	0	19	28	27.00	5.000				
Scott Aldred, L (8.1) ERA: 2.19	1.0		5	1	0	0	0	1	0	0	0	0	0	11	20	0.00	2.000				

Batter	1	2	3	4	5	6	7	8	9	AB	R	H	RBI	BB	SO	LOB	TOP							
Randy Winn, S OBP: 0.415, SLG: 0.411 (1, 7) C	0-1 G3-6-3 1B		2-2 1B 1-2		2-2 CS 1B			2-3 K	1-3 K	5	0	3	0	0	2	1	Tampa Bay Devil Rays @ Philadelphia Phillies Veterans Stadium, Philadelphia, PA Sat Jun 27 1998, 7:05 PM EDT Att: 44,262 - Cloudy - 81 F							
Miguel Cairo, R OBP: 0.308, SLG: 0.370 (1, 4) X	0-0 G3-6-3 1-2		0-2 1B 1-3 2-H		0-0 CS 1-2	1-2 1B		0-1 1B 2B	0-0 P3	5	1	3	0	0	0	2								
Quinton McCracken, S OBP: 0.339, SLG: 0.445 (1, 8) C	1-2 1B		1-3 K			1-2 F8		1-1 2B 1B	3-1 G4-3	5	1	2	0	0	1	4								
Fred McGriff, L OBP: 0.348, SLG: 0.385 (1, 3) C	1-3 K			1-2 F8		3-2 1B		2-1 HR		4	1	2	1	0	1	1								
Wade Boggs, L OBP: 0.345, SLG: 0.430 (1, 5) C		2-3 K		0-1 G1-6-3		1-3 K		4-0 HR		3	1	0	0	1	2	2								
John Flaherty, R OBP: 0.278, SLG: 0.276 (8, PH) X	2-1 G4-3			0-1 1B		2-2 G4-3		3-2 HR		3	0	1	0	0	0	2								
Paul Sorrento, L OBP: 0.316, SLG: 0.475 (8, PH) X								1-H 2-H 3-H		1	1	1	4	0	0	0								
Mike DiFelice, R OBP: 0.296, SLG: 0.366 (8, 2) X										0	0	0	0	0	0	0								
Dave Martinez, L OBP: 0.332, SLG: 0.310 (1, 9) C	2-2 F7			3-0 G3			0-1 G6-3	2-2 F7		4	0	0	0	0	0	1								
Kevin Stocker, S OBP: 0.298, SLG: 0.365 (1, 6) C			3-2 1B 1B		3-3 K		0-1 B3	0-0 F8		4	0	1	0	0	1	0								
Rolando Arrojo, R (1, 1) C			2-3 K		0-3 K		2-2 G4-3		4-2 BB	3	0	0	0	0	2	1								
Rich Butler, L OBP: 0.279, SLG: 0.300 (9, PH) X										0	0	0	0	1	0	0								
Roberto Hernandez, R (9, 1) X										0	0	0	0	0	0	0								
Inning Stats	R: 0 H: 2 E: 0 K: 1 S: 9	H: 2 LOB: 1 BB: 0 P: 11	R: 0 H: 0 E: 0 K: 1 S: 9	H: 0 LOB: 0 BB: 0 P: 15	R: 0 H: 3 E: 0 K: 2 S: 19	H: 3 LOB: 2 BB: 0 P: 26	R: 0 H: 1 E: 0 K: 0 S: 10	H: 1 LOB: 1 BB: 0 P: 14	R: 0 H: 1 E: 0 K: 2 S: 11	H: 1 LOB: 0 BB: 0 P: 16	R: 0 H: 2 E: 0 K: 1 S: 17	H: 2 LOB: 2 BB: 0 P: 25	R: 0 H: 0 E: 0 K: 0 S: 7	H: 0 LOB: 0 BB: 0 P: 9	R: 5 H: 4 E: 0 K: 1 S: 19	H: 4 LOB: 0 BB: 1 P: 33	R: 0 H: 0 E: 0 K: 1 S: 8	H: 0 LOB: 1 BB: 1 P: 16	1B: 11 2B: 1 3B: 0 HR: 1	SF: 0 SAC: 0 DP: 1 HBP: 0	WP: 0 PB: 0 SB: 2 CS: 1	PA: 40		
PITCHER	IP WLS BF H R ER SO BB IBB HBP BLK WP HR S P ERA WHIP	7.1 L 33 13 5 5 8 0 1 0 0 0 1 95 141 6.14 1.773	0.2 2 0 0 0 0 0 0 0 0 0 0 0 6 8 0.00 0.000	1.0 4 0 0 0 0 1 1 0 0 0 0 0 8 16 0.00 1.000																				

AB	37
R	5
H	13
RBI	5
BB	2
SO	9
LOB	14



Batter	1	2	3	4	5	6	7	8	9	AB	R	H	RBI	BB	SO	LOB	BOTTOM							
Doug Glanville, R OBP: 0.350, SLG: 0.445 (1, 8) C	1-3 K		1-1 G4-3			3-2 F6		3-1 G3-1		4	0	0	0	0	1	1	Tampa Bay Devil Rays @ Philadelphia Phillies Veterans Stadium, Philadelphia, PA Sat Jun 27 1998, 7:05 PM EDT Att: 44,262 - Cloudy - 81 F							
Gregg Jefferies, S OBP: 0.382, SLG: 0.453 (1, 7) X	0-0 G4-3		1-3 K			0-0 P6		0-2 L9		4	0	0	0	0	1	0								
Scott Rolen, R OBP: 0.385, SLG: 0.524 (1, 5) X	0-0 E1 1B		0-1 F8			1-1 F8		1-1 F9		4	1	1	0	0	0	0								
Rico Brogna, L OBP: 0.332, SLG: 0.485 (1, 3) C	1-2 1B			2-0 G6-3			1-0 F7		0-3 K	4	0	1	1	0	1	0								
Bobby Abreu, L OBP: 0.414, SLG: 0.508 (1, 9) C	0-1 1B			1-0 F9			2-0 L7			3	0	1	0	0	0	0								
Bobby Estalella, R (1, 2) C			0-3 K		3-3 K					3	0	0	0	0	3	0								
Mark Lewis, R OBP: 0.303, SLG: 0.348 (1, 4) C			0-3 K		1-1 G4-3			3-1 G6-3		3	0	0	0	0	1	0								
Desi Relaford, S OBP: 0.339, SLG: 0.401 (1, 6) C			0-1 1B					2-2 G4-3 2B		3	0	3	0	0	0	0								
Curt Schilling, R OBP: 0.108, SLG: 0.083 (8, 1) X	0-0 G4-3				1-1 G4-3			0-1 G4-3		2	0	0	0	0	0	2								
Jon Zuber, L (8, PH) X										0	0	0	0	0	0	0								
Wayne Gomes, R (9, 1) X										0	0	0	0	0	0	0								
Inning Stats	R: 1 H: 3 E: 1 K: 1 S: 10	H: 3 LOB: 2 BB: 0 P: 12	R: 0 H: 1 E: 0 K: 2 S: 9	H: 1 LOB: 1 BB: 0 P: 9	R: 0 H: 0 E: 0 K: 1 S: 7	H: 0 LOB: 0 BB: 0 P: 9	R: 0 H: 0 E: 0 K: 0 S: 6	H: 0 LOB: 0 BB: 0 P: 12	R: 0 H: 1 E: 0 K: 0 S: 9	H: 1 LOB: 1 BB: 0 P: 12	R: 0 H: 0 E: 0 K: 0 S: 6	H: 0 LOB: 0 BB: 0 P: 10	R: 0 H: 0 E: 0 K: 1 S: 5	H: 0 LOB: 0 BB: 0 P: 8	R: 0 H: 1 E: 0 K: 0 S: 9	H: 1 LOB: 0 BB: 0 P: 17	R: 0 H: 0 E: 0 K: 1 S: 10	H: 0 LOB: 0 BB: 0 P: 11	1B: 5 2B: 1 3B: 0 HR: 0	SF: 0 SAC: 0 DP: 0 HBP: 0	WP: 0 PB: 0 SB: 0 CS: 1	PA: 31		
PITCHER	IP WLS BF H R ER SO BB IBB HBP BLK WP HR S P ERA WHIP	8.0 W 28 6 1 1 6 0 0 0 0 0 0 61 89 1.12 0.750	1.0 3 0 0 0 0 1 0 0 0 0 0 0 10 11 0.00 0.000																					

AB	31
R	1
H	6
RBI	1
BB	0
SO	7
LOB	4



Batter	1	2	3	4	5	6	7	8	9	AB	R	H	RBI	BB	SO	LOB	TOP										
Randy Winn, S OBP: 0.407, SLG: 0.403 Jim Mecir, S Roberto Hernandez, R	1-0 G6-3		2-0 F7	0-3 K			0-1 SH3-4 E 1B	0-0 F8		4	1	1	0	0	1	2	Tampa Bay Devil Rays @ Philadelphia Phillies Veterans Stadium, Philadelphia, PA Sun Jun 28 1998, 3:33 AM EDT Att: 25,157 - Sunny - 76 F										
Miguel Cairo, R OBP: 0.315, SLG: 0.381	1-2 HR 1B		1-2 G3-1 1B		1-1 G4-3 2B		0-0 SH3-4	1-0 F9		4	1	3	0	0	0	0											
Quinton McCracken, S OBP: 0.336, SLG: 0.445	2-3 K 1-2		0-2 G3-1		1-0 L8		1-2 G5-3	0-1 1B 2B		5	0	1	0	0	1	5											
Fred McGriff, L OBP: 0.351, SLG: 0.399	0-2 2H HR		3-0 P5		0-0 G4-3 2-3		2-1 E9 1B	1-1 1B		5	1	3	3	0	0	3											
Wade Boggs, L OBP: 0.347, SLG: 0.424 Bobby Smith, R OBP: 0.364, SLG: 0.483	0-0 G4-3			0-2 P5	2-2 G4-3		4-0 IBB	4-2 1B		3	0	0	0	2	0	1											
Mike DiFelice, R OBP: 0.286, SLG: 0.353		1-2 L7		3-3 K		0-1 E5 FC5-4	0-1 L4		0-0 G3	5	0	0	0	0	1	4											
Rich Butler, L OBP: 0.278, SLG: 0.298		0-0 F7		1-2 1B 2B		2-0 F9	2-0 F7			4	1	1	0	0	0	1											
Kevin Stocker, S OBP: 0.302, SLG: 0.367		0-3 K		1-2 2B 1B		0-0 F8	1-0 1B			4	1	2	0	0	1	1											
Dennis Springer, R			1-0 G3-1 1B	1-2 1B		0-0 FC5-4	2-3 K			0	0	0	0	0	0	0											
Rick White, R OBP: 0.333, SLG: 0.333 Aaron Ledesma, R OBP: 0.349, SLG: 0.396 Albie Lopez, R				1-1 2B		1-2 1B	1-2 K			1	0	1	0	0	0	0											
Dave Martinez, L OBP: 0.331, SLG: 0.309				1-1 2B		1-2 1B	1-2 K			1	0	0	0	0	0	1											
Inning Stats	R: 2 E: 0 K: 1 S: 12	H: 2 LOB: 0 BB: 0 P: 16	R: 0 E: 0 K: 1 S: 8	H: 0 LOB: 0 BB: 0 P: 9	R: 0 E: 0 K: 0 S: 10	H: 2 LOB: 2 BB: 0 P: 17	R: 2 E: 0 K: 2 S: 22	H: 3 LOB: 1 BB: 0 P: 28	R: 0 E: 0 K: 0 S: 7	H: 1 LOB: 1 BB: 0 P: 11	R: 1 E: 1 K: 0 S: 11	H: 2 LOB: 2 BB: 1 P: 18	R: 0 E: 0 K: 1 S: 8	H: 1 LOB: 1 BB: 0 P: 13	R: 0 E: 0 K: 0 S: 8	H: 2 LOB: 2 BB: 1 P: 14	1B: 9 2B: 3 3B: 0 HR: 1	SF: 0 SAC: 1 DP: 0 HBP: 0	WP: 0 PB: 0 SB: 2 CS: 0	PA: 42							
PITCHER	IP	WLS	BF	H	R	ER	SO	BB	IBB	HBP	BLK	WP	HR	S	P	ERA	WHIP										
Mark Portugal, R ERA: 5.32	6.0		27	8	4	4	4	0	0	0	0	0	1	64	88	6.00	1.333										
Wayne Gomes, R ERA: 3.65	1.0	L	6	2	1	1	0	0	1	0	0	0	0	11	18	9.00	2.000										
Yorkis Perez, L ERA: 2.61	1.0		4	1	0	0	1	0	0	0	0	0	0	8	13	0.00	1.000										
Mark Leiter, R ERA: 2.87	1.0		5	2	0	0	0	1	0	0	0	0	0	8	14	0.00	3.000										


AB	39
R	5
H	13
RBI	5
BB	2
SO	5
LOB	20





Batter	1	2	3	4	5	6	7	8	9	AB	R	H	RBI	BB	SO	LOB	BOTTOM										
Doug Glanville, R OBP: 0.351, SLG: 0.443	1-2 G6-3	4-2 1B 2B BB		1-3 K		0-0 23 G6-3 1B		0-1 F9		4	1	1	0	1	1	1	Tampa Bay Devil Rays @ Philadelphia Phillies Veterans Stadium, Philadelphia, PA Sun Jun 28 1998, 3:33 AM EDT Att: 25,157 - Sunny - 76 F										
Gregg Jefferies, S OBP: 0.364, SLG: 0.454 Wayne Gomes, R	3-2 1B	3-2 2B 1B		1-1 P5		3-3 K		0-3 K		4	1	2	1	0	1	2											
Yorkis Perez, L Scott Rolen, R OBP: 0.384, SLG: 0.523 Mark Leiter, R	1-3 2H 1B	1-3 2H 1B		2-2 1B		1-0 G6-3		1-0 G6-3		5	0	2	1	0	0	4											
23 Kevin Jordan, R OBP: 0.352, SLG: 0.415	2-1 F8	2-1 1B		2-2 1B		1-2 2-3		1-0 G6-3		4	0	0	0	1	1	5											
Rico Brogna, L OBP: 0.330, SLG: 0.478	4-1 E BB	1-3 K		1-1 F9		2-1 G1-3		0-0 F7		4	0	0	0	1	1	5											
Bobby Abreu, L OBP: 0.407, SLG: 0.498	0-1 E9	1-0 G3-1			1-0 F9		1-2 F7		2-3 K	5	0	0	0	0	1	3											
Mark Lewis, R OBP: 0.301, SLG: 0.346	1-1 L9		2-1 L9		0-0 G6-3		0-0 G4-3 1B		0-3 K	5	0	1	0	0	1	2											
Mark Parent, R OBP: 0.324, SLG: 0.300		3-1 G3 1B 2B	2-3 K		0-1 1B		1-1 G4-3			4	1	2	0	0	1	1											
Desi Relaford, S OBP: 0.337, SLG: 0.398		2-0 G3	1-1 1B		1-0 F9		1-1 F8			4	0	1	0	0	0	3											
Mark Portugal, R OBP: 0.353, SLG: 0.467 Kevin Sefcik, R OBP: 0.364, SLG: 0.309		1-2 1B BB	0-2 G1-3			4-1 23 G6-3 1B BB		0-1 1B		2	1	1	1	0	0	1											
Inning Stats	R: 1 E: 1 K: 0 S: 14	H: 1 LOB: 2 BB: 1 P: 25	R: 3 E: 0 K: 1 S: 19	H: 4 LOB: 2 BB: 1 P: 36	R: 0 E: 0 K: 1 S: 10	H: 1 LOB: 1 BB: 0 P: 15	R: 0 E: 0 K: 1 S: 10	H: 1 LOB: 1 BB: 0 P: 15	R: 0 E: 0 K: 1 S: 9	H: 1 LOB: 1 BB: 1 P: 19	R: 0 E: 0 K: 0 S: 8	H: 1 LOB: 1 BB: 0 P: 11	R: 0 E: 0 K: 1 S: 8	H: 1 LOB: 1 BB: 0 P: 9	R: 0 E: 0 K: 2 S: 7	H: 0 LOB: 0 BB: 0 P: 9	1B: 8 2B: 3 3B: 0 HR: 0	SF: 0 SAC: 0 DP: 0 HBP: 0	WP: 0 PB: 1 SB: 0 CS: 0	PA: 42							
PITCHER	IP	WLS	BF	H	R	ER	SO	BB	IBB	HBP	BLK	WP	HR	S	P	ERA	WHIP										
Dennis Springer, R ERA: 5.65	1.1		11	4	4	3	0	2	0	0	0	0	0	27	51	20.25	4.500										
Rick White, R ERA: 4.28	1.2		7	2	0	0	2	0	0	0	0	0	0	16	25	0.00	1.200										
Albie Lopez, R ERA: 2.61	3.0	W	13	3	0	0	2	1	0	0	0	0	0	24	41	0.00	1.333										
Jim Mecir, R ERA: 3.07	1.2		7	2	0	0	1	0	0	0	0	0	0	15	18	0.00	1.200										
Roberto Hernandez, R ERA: 2.97	1.1	S	4	0	0	0	2	0	0	0	0	0	0	8	11	0.00	0.000										


AB	39
R	4
H	11
RBI	3
BB	3
SO	7
LOB	23



Batter	1	2	3	4	5	6	7	8	9	AB R H RBI BB SO LOB	TOP																									
Walt Weiss, S (1, 6) OBP: 0.439, SLG: 0.385	4-2 G5-3 HR BB		1-0 SH1-4		3-2 G5-3		4-1 10 1B BB		1-1 G3	2 2 0 0 2 0 1	Atlanta Braves @ Tampa Bay Devil Rays Tropicana Field, St. Petersburg, FL Tue Jun 30 1998, 7:05 PM EDT Att: 41,047 - Dome - 72 F AB 33 R 7 H 8 RBI 7 BB 4 SO 9 LOB 10 																									
Gerald Williams, R (1, 9) OBP: 0.342, SLG: 0.430	3-2 G5-3		1-0 F8		0-0 6-3		1-2 PB 10 1B BB		2-3 K	5 0 1 0 0 1 3																										
10 Chipper Jones, S (1, 5) OBP: 0.389, SLG: 0.527	2-3 K		3-2 F8		3-3 K		3-2 HBP 1B		1-2 G6-3	5 0 1 2 0 2 3																										
Andres Galarraga, R (1, 3) OBP: 0.390, SLG: 0.636 Randall Simon, L (7, 3) OBP: 0.400, SLG: 0.500	1-1 2H HR		0-0 HR		3-3 K		1-2 HBP			3 2 2 3 0 1 0 0 0 0 0 0 0 0																										
Javy Lopez, R (1, 2) OBP: 0.358, SLG: 0.590	3-1 G5-3		0-3 K				F8			4 0 0 0 0 1 3																										
Andruw Jones, R (1, 8) OBP: 0.320, SLG: 0.497		1-3 K		0-1 G4-3			1-0 1B 3B		0-2 G5-3	4 1 1 0 0 1 0																										
Eddie Pérez, R (1, 10) OBP: 0.333, SLG: 0.463		2-3 K		1-0 F8			4-2 1B 2B BB		2-1 G4-3	3 1 0 0 1 1 0																										
Danny Bautista, R (1, 7) OBP: 0.234, SLG: 0.288		1-3 K			0-3 K		1-0 2B 1B		0-1 G4-3	4 0 1 1 0 2 0																										
Tony Graffanino, R (1, 4) OBP: 0.273, SLG: 0.308 Keith Lockhart, L (7, PH) OBP: 0.331, SLG: 0.404			4-1 F8 SH1-4 BB		1-0 L8		3-2 1B 10 1B 2B		0-1 G3 2B	1 0 0 0 1 0 0 2 1 2 1 0 0 0																										
Inning Stats	R: 2 E: 0 K: 1 S: 13	H: 1 LOB: 0 BB: 1 P: 26	R: 0 E: 0 K: 3 S: 11	H: 0 LOB: 0 BB: 0 P: 15	R: 0 E: 0 K: 0 S: 7	H: 0 LOB: 1 BB: 1 P: 16	R: 1 E: 0 K: 1 S: 7	H: 1 LOB: 0 BB: 0 P: 8	R: 0 E: 0 K: 2 S: 8	H: 0 LOB: 0 BB: 0 P: 14		R: 4 E: 0 K: 0 S: 23	H: 5 LOB: 3 BB: 2 P: 43	R: 0 E: 0 K: 0 S: 7	H: 0 LOB: 0 BB: 0 P: 9	R: 0 E: 0 K: 1 S: 10	H: 1 LOB: 1 BB: 0 P: 14	1B: 3 2B: 2 3B: 1 HR: 2	SF: 0 SAC: 1 DP: 0 HBP: 1	WP: 0 PB: 1 CS: 0	PA: 39															
PITCHER	IP WLS BF H R ER SO BB IBB HBP BLK WP HR S P ERA WHIP																																			
Tony Saunders, L (1, 1) ERA: 4.91	6.1 L	26	4	6	6	8	3	0	0	0	0	0	2	60	105	8.53	1.105																			
Esteban Yan, R (7, 1) ERA: 4.1	0.1	3	2	0	0	0	1	0	0	0	0	0	0	7	13	0.00	9.000																			
Scott Aldred, L (7, 1) ERA: 2.19	0.0	1	1	1	0	0	0	0	0	0	0	0	0	3	6	∞	∞																			
Rick White, R (7, 1) ERA: 4.08	1.1	5	0	0	0	0	0	0	1	0	0	0	0	13	18	0.00	0.000																			
Dennis Springer, R (9, 1) ERA: 5.59	1.0	4	1	0	0	1	0	0	0	0	0	0	0	10	14	0.00	1.000																			

Batter	1	2	3	4	5	6	7	8	9	AB R H RBI BB SO LOB	BOTTOM																									
Randy Winn, S (1, 8) OBP: 0.400, SLG: 0.395	2-2 F8		0-1 G6-3		0-1 1B S		2-2 F7			4 1 1 0 0 0 1	Atlanta Braves @ Tampa Bay Devil Rays Tropicana Field, St. Petersburg, FL Tue Jun 30 1998, 7:05 PM EDT Att: 41,047 - Dome - 72 F AB 32 R 2 H 6 RBI 1 BB 2 SO 8 LOB 13 																									
Miguel Cairo, R (1, 4) OBP: 0.314, SLG: 0.379	1-3 K		3-3 K		3-2 S 1B		1-2 F9			4 0 1 0 0 2 1																										
Bobby Smith, R (1, 5) OBP: 0.373, SLG: 0.487	3-1 1B		3-2 L9		4-2 1-2 3H BB			2-2 G3 1B		3 0 2 0 1 0 0																										
Fred McGriff, L (1, 3) OBP: 0.350, SLG: 0.397	2-3 K			1-2 FC6-4 1B	1-0 G4-3			1-0 G3		4 0 1 0 0 1 4																										
Mike Kelly, R (1, 7) OBP: 0.304, SLG: 0.381		2-1 G4-3		1-0 FC6-4 G5-3		2-3 K		2-3 K		4 0 0 0 0 2 2																										
Dave Martinez, L (1, 9) OBP: 0.330, SLG: 0.306		2-2 1B SF8 HBP		1-1 G5-3		0-0 G5-3		2-2 G4-3		3 1 0 0 0 0 2																										
Aaron Ledesma, R (1, 10) ERA: 3.48 Paul Sorrento, L (9, PH) OBP: 0.315, SLG: 0.473		0-1 1B		1-3 K		1-1 F9			1-3 K	3 0 1 0 0 1 1 1 0 0 0 0 1 0																										
John Flaherty, R (1, 2) OBP: 0.277, SLG: 0.271		2-2 SF8			0-0 F8		4-0 BB		2-3 K	2 0 0 1 1 1 0																										
Kevin Stocker, S (1, 6) OBP: 0.298, SLG: 0.362 Rich Butler, L (9, PH) OBP: 0.276, SLG: 0.296		3-H 1-1 P8			0-1 F8				0-0 G4-3	3 0 0 0 0 0 2 1 0 0 0 0 0 0																										
Inning Stats	R: 0 E: 0 K: 2 S: 12	H: 1 LOB: 1 BB: 0 P: 20	R: 1 E: 0 K: 0 S: 12	H: 1 LOB: 0 BB: 0 P: 19	R: 0 E: 0 K: 1 S: 9	H: 0 LOB: 0 BB: 0 P: 15	R: 0 E: 0 K: 1 S: 10	H: 1 LOB: 1 BB: 0 P: 14	R: 1 E: 0 K: 0 S: 11	H: 2 LOB: 2 BB: 1 P: 19		R: 0 E: 0 K: 1 S: 6	H: 0 LOB: 0 BB: 0 P: 9	R: 0 E: 0 K: 0 S: 10	H: 0 LOB: 1 BB: 1 P: 17	R: 0 E: 0 K: 1 S: 13	H: 1 LOB: 1 BB: 0 P: 20	R: 0 E: 0 K: 2 S: 8	H: 0 LOB: 0 BB: 0 P: 11	1B: 6 2B: 0 3B: 0 HR: 0	SF: 1 SAC: 0 DP: 0 HBP: 1	WP: 0 PB: 0 CS: 0	PA: 36													
PITCHER	IP WLS BF H R ER SO BB IBB HBP BLK WP HR S P ERA WHIP																																			
Denny Neagle, L (1, 1) ERA: 3.48	6.0	25	5	2	2	5	1	0	1	0	0	0	0	60	96	3.00	1.000																			
Russ Springer, R (7, 1) ERA: 3.75	1.0	4	0	0	0	0	1	0	0	0	0	0	0	10	17	0.00	1.000																			
Dennis Martinez, R (8, 1) ERA: 4.11	1.0	4	1	0	0	1	0	0	0	0	0	0	0	13	20	0.00	1.000																			
Kerry Ligtenberg, R (9, 1) ERA: 4.14	1.0	3	0	0	0	2	0	0	0	0	0	0	0	8	11	0.00	0.000																			


Batter	1	2	3	4	5	6	7	8	9	AB	R	H	RBI	BB	SO	LOB	TOP										
Walt Weiss, S OBP: 0.437, SLG: 0.379	G4-3		G4-3			G3	P3		HR	5	1	1	0	0	0	1	Atlanta Braves @ Tampa Bay Devil Rays Tropicana Field, St. Petersburg, FL Thu Jul 02 1998, 3:33 AM EDT Att: 40,749 - Dome - 72 F livebaseballscorecards.com										
Keith Lockhart, L OBP: 0.333, SLG: 0.427	F8		BB			HR	P5		HR	4	2	2	4	1	0	1											
10 Chipper Jones, S OBP: 0.395, SLG: 0.561	3B		G3			FC4-6 1B		HR	G4-3	5	2	3	1	0	0	1											
Andres Galarraga, R OBP: 0.390, SLG: 0.625	K			K		FC4-6 HBP		K	G3-1	4	0	0	0	0	3	1											
Michael Tucker, L OBP: 0.350, SLG: 0.494		F9		K		FC4-6 1B		FC5-4 1B		5	0	2	0	0	1	2											
Randall Simon, L OBP: 0.214, SLG: 0.231	F5		G4-3			1-2 2-3 1B		FC5-4 WP	K	5	0	1	1	0	1	2											
Eddie Pérez, R OBP: 0.341, SLG: 0.451		BB			G1-3	F9		HBP		2	0	0	0	1	0	2											
Andruw Jones, R OBP: 0.315, SLG: 0.487	F9				G1-3					4	0	1	0	0	1	3											
Gerald Williams, R OBP: 0.331, SLG: 0.412			F7		G5-3		SH5-3 1B		HR	3	1	1	0	0	0	0											
Inning Stats	R: 0 E: 0 K: 1 S: 14	H: 1 LOB: 1 BB: 0 P: 20	R: 0 E: 0 K: 0 S: 12	H: 0 LOB: 1 BB: 1 P: 16	R: 0 E: 0 K: 0 S: 11	H: 0 LOB: 1 BB: 1 P: 20	R: 0 E: 0 K: 2 S: 9	H: 0 LOB: 0 BB: 0 P: 15	R: 0 E: 0 K: 0 S: 5	H: 0 LOB: 0 BB: 0 P: 8	R: 2 E: 0 K: 0 S: 11	H: 3 LOB: 2 BB: 0 P: 21	R: 0 E: 0 K: 0 S: 7	H: 1 LOB: 1 BB: 0 P: 9	R: 1 E: 0 K: 2 S: 12	H: 2 LOB: 2 BB: 0 P: 22		R: 3 E: 0 K: 1 S: 18	H: 4 LOB: 1 BB: 0 P: 23	1B: 7 2B: 0 3B: 1 HR: 3	SF: 0 SAC: 1 DP: 0 HBP: 2	WP: 1 PB: 0 CS: 0	PA: 42				
PITCHER	IP	WLS	BF	H	R	ER	SO	BB	IBB	HBP	BLK	WP	HR	S	P	ERA	WHIP										
Rolando Arrojo, R ERA: 3.06	(1, 1)	7.1	L	32	7	3	3	4	2	0	1	0	2	76	122	3.68	1.227										
Scott Aldred, L ERA: 2.13	(8, 1)	0.1		2	0	0	0	0	0	0	1	0	0	2	5	0.00	0.000										
Jim Mecir, R ERA: 3.57	(8, 1)	1.1		8	4	3	3	2	0	0	0	0	1	21	27	20.25	3.000										

Batter	1	2	3	4	5	6	7	8	9	AB	R	H	RBI	BB	SO	LOB	BOTTOM										
Quinton McCracken, S OBP: 0.336, SLG: 0.442	K		E 1B		G4-3			F7		4	0	1	0	0	1	0	Atlanta Braves @ Tampa Bay Devil Rays Tropicana Field, St. Petersburg, FL Thu Jul 02 1998, 3:33 AM EDT Att: 40,749 - Dome - 72 F livebaseballscorecards.com										
Miguel Cairo, R OBP: 0.315, SLG: 0.375	K		E6 1B			B3		G5-3		4	0	1	0	0	1	0											
Wade Boggs, L OBP: 0.343, SLG: 0.411	G5-3		G4-3			G4-3		G6-3		3	0	0	0	0	0	2											
Bobby Smith, R OBP: 0.368, SLG: 0.480										1	0	0	0	0	0	0											
Fred McGriff, L OBP: 0.348, SLG: 0.396		F7		G4-3 2B				G3		4	0	2	0	0	0	0											
Paul Sorrento, L OBP: 0.314, SLG: 0.467		1B		K				F8		4	0	1	0	0	1	2											
Dave Martinez, L OBP: 0.331, SLG: 0.305			K		G4-3			G5-3		3	0	0	0	1	1	2											
Mike DiFelice, R OBP: 0.278, SLG: 0.343			K		G1-3			F9		4	0	0	0	0	1	3											
Rich Butler, L OBP: 0.276, SLG: 0.292			G1-3							2	0	0	0	0	1	0											
Kevin Stocker, S OBP: 0.294, SLG: 0.356			K		B3			K		3	0	0	0	0	2	1											
Inning Stats	R: 0 E: 0 K: 2 S: 7	H: 0 LOB: 0 BB: 0 P: 7	R: 0 E: 0 K: 2 S: 11	H: 1 LOB: 1 BB: 0 P: 16	R: 0 E: 1 K: 1 S: 13	H: 2 LOB: 2 BB: 0 P: 18	R: 0 E: 0 K: 1 S: 8	H: 1 LOB: 1 BB: 0 P: 13	R: 0 E: 0 K: 1 S: 7	H: 0 LOB: 0 BB: 0 P: 7	R: 0 E: 0 K: 0 S: 6	H: 1 LOB: 1 BB: 0 P: 12	R: 0 E: 0 K: 1 S: 7	H: 0 LOB: 1 BB: 0 P: 9	R: 0 E: 0 K: 0 S: 5	H: 0 LOB: 0 BB: 0 P: 7		R: 0 E: 0 K: 0 S: 7	H: 0 LOB: 1 BB: 1 P: 16	1B: 4 2B: 1 3B: 0 HR: 0	SF: 0 SAC: 0 DP: 0 HBP: 1	WP: 0 PB: 0 CS: 0	PA: 34				
PITCHER	IP	WLS	BF	H	R	ER	SO	BB	IBB	HBP	BLK	WP	HR	S	P	ERA	WHIP										
Greg Maddux, R ERA: 1.54	(1, 1)	9.0	W	34	5	0	0	8	1	0	1	0	0	71	105	0.00	0.667										


Batter	1	2	3	4	5	6	7	8	9	AB	R	H	RBI	BB	SO	LOB	TOP					
Randy Winn, S OBP: 0.429, SLG: 0.420	F8		G3 BB					G4-3		3	0	1	0	1	0	0	Tampa Bay Devil Rays @ Toronto Blue Jays SkyDome, Toronto, ON Sat Jul 04 1998, 3:33 AM EDT Att: 29,198 - Dome - 72 F					
Quinton McCracken, S OBP: 0.353, SLG: 0.436	G3		G3					G4-3		4	0	0	0	0	0	3						
Wade Boggs, L OBP: 0.345, SLG: 0.411			G3-1						G4-3	4	0	1	0	0	0	2						
Fred McGriff, L OBP: 0.351, SLG: 0.397	F8								G4-3	3	0	1	0	1	0	1						
Paul Sorrento, L OBP: 0.305, SLG: 0.453									G4-3	4	0	0	0	0	0	2						
John Flaherty, R OBP: 0.270, SLG: 0.271										3	0	0	0	0	1	1						
Rich Butler, L OBP: 0.270, SLG: 0.285										3	0	0	0	0	1	1						
Kevin Stocker, S OBP: 0.288, SLG: 0.349										3	0	0	0	0	1	0						
Miguel Cairo, R OBP: 0.310, SLG: 0.372										3	0	1	0	0	0	0						
Inning Stats	R: 0 E: 0 K: 0 S: 7	H: 1 LOB: 1 BB: 0 P: 10	R: 0 E: 0 K: 2 S: 8	H: 0 LOB: 0 BB: 0 P: 12	R: 0 E: 0 K: 0 S: 12	H: 1 LOB: 2 BB: 1 P: 19	R: 0 E: 0 K: 0 S: 10	H: 1 LOB: 1 BB: 0 P: 14	R: 0 E: 0 K: 0 S: 6	H: 0 LOB: 0 BB: 0 P: 9	R: 0 E: 0 K: 0 S: 8	H: 0 LOB: 0 BB: 0 P: 15	R: 0 E: 0 K: 1 S: 8	H: 0 LOB: 0 BB: 0 P: 11	R: 0 E: 0 K: 0 S: 10	H: 0 LOB: 0 BB: 1 P: 14	R: 0 E: 0 K: 0 S: 8	H: 0 LOB: 0 BB: 1 P: 14	1B: 2 2B: 2 3B: 0 HR: 0	SF: 0 SAC: 0 DP: 1 HBP: 0	WP: 0 PB: 0 SB: 1 CS: 0	PA: 32
PITCHER Chris Carpenter, R ERA: 4.67	IP: 9.0 WLS: W BF: 32 H: 4 R: 0 ER: 0 SO: 3 BB: 2 IBB: 0 HBP: 0 BLK: 0 WP: 0 HR: 0 S: 77 P: 118 ERA: 0.00 WHIP: 0.667															PITCHER						

Batter	1	2	3	4	5	6	7	8	9	AB	R	H	RBI	BB	SO	LOB	BOTTOM					
Shannon Stewart, R OBP: 0.351, SLG: 0.343	G6-3									3	1	0	0	1	0	2	Tampa Bay Devil Rays @ Toronto Blue Jays SkyDome, Toronto, ON Sat Jul 04 1998, 3:33 AM EDT Att: 29,198 - Dome - 72 F					
Shawn Green, L OBP: 0.343, SLG: 0.477	P6									4	1	1	0	1	1	1						
Tony Fernandez, S OBP: 0.365, SLG: 0.446										5	1	1	0	0	2	4						
Carlos Delgado, L OBP: 0.394, SLG: 0.623										4	3	3	5	0	0	2						
Mike Stanley, R OBP: 0.370, SLG: 0.509										3	1	1	0	2	1	0						
Darin Fletcher, L OBP: 0.344, SLG: 0.441										5	0	1	1	0	1	3						
Juan Samuel, R ERA: 0.291, SLG: 0.292										2	0	1	0	1	0	1						
Felipe Crespo, S OBP: 0.319, SLG: 0.324										1	0	0	0	0	1	0						
5 Ed Sprague, R OBP: 0.317, SLG: 0.404										4	1	2	2	0	0	4						
Alex Gonzalez, R OBP: 0.272, SLG: 0.386										4	0	1	0	0	1	2						
Inning Stats	R: 1 E: 0 K: 0 S: 16	H: 2 LOB: 2 BB: 1 P: 27	R: 0 E: 0 K: 0 S: 7	H: 1 LOB: 1 BB: 0 P: 12	R: 1 E: 0 K: 0 S: 13	H: 2 LOB: 3 BB: 1 P: 23	R: 0 E: 0 K: 1 S: 11	H: 1 LOB: 2 BB: 1 P: 19	R: 1 E: 0 K: 2 S: 14	H: 1 LOB: 1 BB: 1 P: 22	R: 3 E: 0 K: 1 S: 10	H: 1 LOB: 0 BB: 1 P: 24	R: 1 E: 0 K: 2 S: 13	H: 2 LOB: 1 BB: 0 P: 19	R: 1 E: 0 K: 1 S: 13	H: 1 LOB: 0 BB: 0 P: 21	R: 1 E: 0 K: 1 S: 13	H: 1 LOB: 0 BB: 0 P: 21	1B: 6 2B: 2 3B: 0 HR: 3	SF: 0 SAC: 0 DP: 0 HBP: 2	WP: 1 PB: 0 SB: 2 CS: 0	PA: 42
PITCHER Dennis Springer, R ERA: 5.67	IP: 5.0 WLS: L BF: 28 H: 7 R: 4 ER: 4 SO: 4 BB: 4 IBB: 0 HBP: 2 BLK: 0 WP: 0 HR: 0 S: 63 P: 108 ERA: 7.20 WHIP: 2.200															PITCHER						
Matt Ruebel, L ERA: 6.23	(6, 1)	0.1	3	1	2	2	0	1	0	0	0	0	1	4	12	54.00	6.000					
Esteban Yan, R ERA: 4.3	(6, 1)	1.2	7	2	1	1	3	0	0	0	0	1	1	17	26	5.40	1.200					
Roberto Hernandez, R ERA: 3.48	(8, 1)	1.0	4	1	1	1	1	0	0	0	0	0	1	13	21	9.00	1.000					

AB 30
R 0
H 4
RBI 0
BB 2
SO 3
LOB 10



AB 35
R 8
H 11
RBI 8
BB 5
SO 7
LOB 19



Batter	1	2	3	4	5	6	7	8	9	AB	R	H	RBI	BB	SO	LOB	TOP										
Chuck Knoblauch, R OBP: 0.381, SLG: 0.355	L4	G4-3			K		CS	K		4	0	0	0	0	2	0	New York Yankees @ Tampa Bay Devil Rays Tropicana Field, St. Petersburg, FL Thu Jul 09 1998, 7:05 PM EDT Att: 38,386 - Dome - 72 F livebaseballscorecards.com										
2 Derek Jeter, R OBP: 0.368, SLG: 0.482	G3	G5-3			G6-3			G6-3		4	0	0	0	0	0	0											
Paul O'Neill, L OBP: 0.375, SLG: 0.502	1B		F7			G3-1		P5		4	0	1	0	0	0	0											
Tino Martinez, L OBP: 0.364, SLG: 0.504	1B		F7			1B		F7		3	0	1	0	1	0	0											
Tim Lincecum, S OBP: 0.380, SLG: 0.392										4	0	1	0	0	1	1											
Ricky Ledee, L OBP: 0.324, SLG: 0.394										0	0	0	0	0	0	0											
Daryl Strawberry, L OBP: 0.380, SLG: 0.536	F8									4	0	0	0	0	1	4											
Chad Curtis, R OBP: 0.374, SLG: 0.402		F8								2	0	0	0	1	0	0											
Scott Brosius, R OBP: 0.379, SLG: 0.458			G4-3					B2		2	1	0	0	0	0	1											
Joe Girardi, R OBP: 0.311, SLG: 0.368								FC5-4		3	1	1	2	0	0	1											
Inning Stats	R: 0 E: 0 K: 0 S: 15	H: 2 LOB: 3 BB: 1 P: 26	R: 2 E: 0 K: 0 S: 10	H: 1 LOB: 0 BB: 0 P: 15	R: 0 E: 0 K: 0 S: 6	H: 0 LOB: 0 BB: 0 P: 10	R: 0 E: 0 K: 0 S: 5	H: 0 LOB: 0 BB: 0 P: 8	R: 0 E: 0 K: 1 S: 8	H: 1 LOB: 1 BB: 0 P: 15	R: 0 E: 0 K: 0 S: 5	H: 0 LOB: 0 BB: 1 P: 10	R: 0 E: 0 K: 1 S: 9	H: 0 LOB: 0 BB: 1 P: 14	R: 0 E: 0 K: 0 S: 3	H: 0 LOB: 0 BB: 0 P: 7	1B: 3 2B: 0 3B: 0 HR: 1	SF: 0 SAC: 0 DP: 0 HBP: 1	WP: 0 SB: 0 CS: 1	PA: 34							
PITCHER	IP	WLS	BF	H	R	ER	SO	BB	IBB	HBP	BLK	WP	HR	S	P	ERA	WHIP										
Bryan Rekar, R ERA: 3.6	5.0	L	20	3	2	2	1	1	0	1	0	0	1	44	71	3.60	0.800										
Jim Nantz, R ERA: 3.38	2.2		9	1	0	0	3	1	0	0	0	0	0	20	33	0.00	0.750										
Scott Aldred, L ERA: 1.8	0.1		1	0	0	0	0	0	0	0	0	0	0	3	6	0.00	0.000										
Roberto Hernandez, R ERA: 3.4	1.0		3	0	0	0	0	0	0	0	0	0	0	3	7	0.00	0.000										
Batter	1	2	3	4	5	6	7	8	9	AB	R	H	RBI	BB	SO	LOB	BOTTOM										
Randy Winn, S OBP: 0.415, SLG: 0.400	F8					K				4	0	0	0	0	2	2	New York Yankees @ Tampa Bay Devil Rays Tropicana Field, St. Petersburg, FL Thu Jul 09 1998, 7:05 PM EDT Att: 38,386 - Dome - 72 F livebaseballscorecards.com										
Quinton McCracken, S OBP: 0.340, SLG: 0.437			G6-3							3	0	2	0	1	0	1											
Bobby Smith, R OBP: 0.356, SLG: 0.456	K					G1-3				4	0	0	0	0	1	5											
Fred McGriff, L OBP: 0.346, SLG: 0.389	K					K				3	0	0	0	1	2	1											
Bubba Trammell, R OBP: 0.333, SLG: 0.350										3	0	1	0	0	1	0											
Paul Sorrento, L OBP: 0.308, SLG: 0.449										0	0	0	0	1	0	0											
Mike Kelly, R OBP: 0.301, SLG: 0.375	P6					K				3	0	0	0	0	2	1											
John Flaherty, R OBP: 0.265, SLG: 0.266										3	0	0	0	0	0	0											
Dave Martinez, L OBP: 0.327, SLG: 0.301		G5-3				L5				1	0	0	0	0	2												
Kevin Stocker, S OBP: 0.285, SLG: 0.344										3	0	0	0	0	0	0											
Wade Boggs, L OBP: 0.346, SLG: 0.408			G6-3			G5-3				1	0	0	0	0	2												
Miguel Cairo, R OBP: 0.311, SLG: 0.371										3	0	2	0	0	0	0											
Inning Stats	R: 0 E: 0 K: 2 S: 11	H: 1 LOB: 1 BB: 0 P: 17	R: 0 E: 0 K: 1 S: 5	H: 0 LOB: 0 BB: 0 P: 8	R: 0 E: 0 K: 1 S: 8	H: 1 LOB: 1 BB: 0 P: 13	R: 0 E: 0 K: 2 S: 11	H: 1 LOB: 1 BB: 0 P: 16	R: 0 E: 0 K: 0 S: 7	H: 0 LOB: 0 BB: 0 P: 10	R: 0 E: 0 K: 1 S: 8	H: 1 LOB: 0 BB: 0 P: 14	R: 0 E: 0 K: 1 S: 7	H: 0 LOB: 0 BB: 1 P: 13	R: 0 E: 1 K: 0 S: 19	H: 1 LOB: 3 BB: 1 P: 30	R: 0 E: 0 K: 0 S: 10	H: 0 LOB: 2 BB: 2 P: 19	1B: 5 2B: 0 3B: 0 HR: 0	SF: 0 SAC: 1 DP: 1 HBP: 0	WP: 0 SB: 0 CS: 0	PA: 35					
PITCHER	IP	WLS	BF	H	R	ER	SO	BB	IBB	HBP	BLK	WP	HR	S	P	ERA	WHIP										
Andy Pettitte, L ERA: 3.66	8.0		30	5	0	0	8	1	0	0	0	0	0	76	121	0.00	0.750										
42 Mariano Rivera, R ERA: 1.1	1.0	S	5	0	0	0	0	2	0	0	0	0	0	10	19	0.00	2.000										

Batter	1	2	3	4	5	6	7	8	9	AB	R	H	RBI	BB	SO	LOB	TOP					
Chuck Knoblauch, R OBP: 0.378, SLG: 0.363	F8		P6			HR	P4	P3		5	1	1	3	0	0	1						
2 Derek Jeter, R OBP: 0.365, SLG: 0.477	L4		G4-3			G6-3	G1-3		FC4-6 1B	5	0	1	0	0	0	1						
Paul O'Neill, L OBP: 0.373, SLG: 0.497	K			F7	K				FC4-6 G5-4-3 1-2	5	0	1	0	0	2	1						
Chad Curtis, R OBP: 0.368, SLG: 0.394		K		G6-3		E6 1B FC5	G4-3		G5-4-3 1-2	5	1	0	0	0	1	2						
Tino Martinez, L OBP: 0.366, SLG: 0.502		K				E 20 SF7 1B			G3-1	3	1	1	0	1	1	0						
Tim Lincecum, S OBP: 0.380, SLG: 0.388										2	0	0	1	1	0	2						
Ricky Ledee, L OBP: 0.342, SLG: 0.412									20 1B HR	1	1	1	0	0	0	0						
20 Jorge Posada, S OBP: 0.372, SLG: 0.476										3	1	1	1	0	0	1						
Scott Brosius, R OBP: 0.381, SLG: 0.468										3	2	1	3	0	0	1						
Joe Girardi, R OBP: 0.322, SLG: 0.374										3	1	2	0	1	0	0						
Inning Stats	R: 0 E: 0 K: 1 S: 8	H: 0 LOB: 0 BB: 0 P: 12	R: 0 E: 0 K: 2 S: 10	H: 0 LOB: 1 BB: 1 P: 21	R: 0 E: 0 K: 0 S: 7	H: 0 LOB: 1 BB: 1 P: 12	R: 0 E: 0 K: 0 S: 6	H: 0 LOB: 1 BB: 1 P: 15	R: 3 E: 2 K: 1 S: 11	H: 2 LOB: 2 BB: 0 P: 17	R: 2 E: 2 K: 0 S: 10	H: 2 LOB: 2 BB: 0 P: 14	R: 0 E: 0 K: 0 S: 12	H: 1 LOB: 1 BB: 0 P: 18	R: 3 E: 0 K: 0 S: 14	H: 3 LOB: 0 BB: 0 P: 21	R: 0 E: 0 K: 0 S: 5	H: 1 LOB: 0 BB: 0 P: 7	1B: 7 2B: 0 3B: 0 HR: 2	SF: 1 SAC: 0 DP: 1 HBP: 1	WP: 0 SB: 0 CS: 0	PA: 40
PITCHER	IP	WLS	BF	H	R	ER	SO	BB	IBB	HBP	BLK	WP	HR	S	P	ERA	WHIP					
Wilson Alvarez, L ERA: 4.48	5.0	L	24	3	5	3	4	3	0	1	0	0	1	47	86	5.40	1.200					
Albie Lopez, R ERA: 2.3	2.0		7	2	0	0	0	0	0	0	0	0	0	17	23	0.00	1.000					
Scott Aldred, L ERA: 2.93	0.1		3	2	2	2	0	0	0	0	0	0	0	6	12	54.00	6.000					
Esteban Yan, R ERA: 4.43	0.2		3	1	1	1	0	0	0	0	0	0	1	8	9	13.50	1.500					
Julio Santana, R ERA: 5.11	1.0		3	1	0	0	0	0	0	0	0	0	0	5	7	0.00	1.000					

New York Yankees @ Tampa Bay Devil Rays
Tropicana Field, St. Petersburg, FL
Fri Jul 10 1998, 7:05 PM EDT
Att: 40,363 - Dome - 72 F

AB	35
R	8
H	9
RBI	8
BB	3
SO	4
LOB	9



Batter	1	2	3	4	5	6	7	8	9	AB	R	H	RBI	BB	SO	LOB	BOTTOM					
Randy Winn, S OBP: 0.396, SLG: 0.380	B1-3			G5-3		FC5-2-5		G4-6-3		5	0	0	0	0	1	7						
Quinton McCracken, S OBP: 0.340, SLG: 0.435							E4 E	G3-1		4	0	1	0	1	0	2						
Wade Boggs, L OBP: 0.347, SLG: 0.413							E6 BB	2B		5	1	2	0	0	0	3						
Fred McGriff, L OBP: 0.350, SLG: 0.399										4	1	2	1	1	2	2						
Paul Sorrento, L OBP: 0.308, SLG: 0.446										2	0	0	0	1	2	3						
Bubba Trammell, R OBP: 0.308, SLG: 0.318										2	0	0	1	0	1	1						
Dave Martinez, L OBP: 0.329, SLG: 0.314										4	2	2	1	0	0	3						
Mike DiFelice, R OBP: 0.283, SLG: 0.351										4	0	3	0	0	0	2						
Kevin Stocker, S OBP: 0.285, SLG: 0.340										3	0	0	0	1	0	3						
Miguel Cairo, R OBP: 0.313, SLG: 0.373										4	0	2	1	0	1	3						
Inning Stats	R: 0 E: 0 K: 1 S: 9	H: 0 LOB: 1 BB: 1 P: 16	R: 1 E: 0 K: 1 S: 12	H: 1 LOB: 2 BB: 2 P: 24	R: 1 E: 0 K: 1 S: 7	H: 2 LOB: 0 BB: 0 P: 13	R: 1 E: 0 K: 1 S: 11	H: 2 LOB: 1 BB: 0 P: 15	R: 0 E: 0 K: 0 S: 10	H: 0 LOB: 2 BB: 0 P: 14	R: 1 E: 0 K: 0 S: 9	H: 2 LOB: 0 BB: 0 P: 14	R: 0 E: 0 K: 0 S: 11	H: 2 LOB: 1 BB: 0 P: 15	R: 0 E: 0 K: 2 S: 11	H: 1 LOB: 1 BB: 0 P: 14	1B: 8 2B: 2 3B: 0 HR: 2	SF: 0 SAC: 0 DP: 2 HBP: 0	WP: 1 SB: 0 CS: 1	PA: 41		
PITCHER	IP	WLS	BF	H	R	ER	SO	BB	IBB	HBP	BLK	WP	HR	S	P	ERA	WHIP					
Hideki Irabu, R ERA: 3.03	5.1	W	27	7	3	3	5	4	0	0	0	0	1	59	102	5.06	2.062					
Graeme Lloyd, L ERA: 2.29	1.0		4	2	1	1	0	0	0	0	0	0	0	9	12	9.00	2.000					
Ramiro Mendoza, R ERA: 3.8	2.2	S	10	3	0	0	2	0	0	0	0	0	0	26	37	0.00	1.125					

New York Yankees @ Tampa Bay Devil Rays
Tropicana Field, St. Petersburg, FL
Fri Jul 10 1998, 7:05 PM EDT
Att: 40,363 - Dome - 72 F

AB	37
R	4
H	12
RBI	4
BB	4
SO	7
LOB	29



Batter	1	2	3	4	5	6	7	8	9	AB	R	H	RBI	BB	SO	LOB	TOP										
Chuck Knoblauch, R (1,4) OBP: 0.380, SLG: 0.364	1-2 2B HBP	0-1 2B			1-1 G1-3		1-2 SF8			2	1	1	1	0	0	0	New York Yankees @ Tampa Bay Devil Rays Tropicana Field, St. Petersburg, FL Sat Jul 11 1998, 7:05 PM EDT Att: 44,589 - Dome - 72 F livebaseballscorecards.com										
2 Derek Jeter, R (1,6) OBP: 0.361, SLG: 0.471	3-3 K	2-2 G1-3			1-0 G5-3		3-H 1-2 G4-6-3			4	0	0	0	0	1	4											
Paul O'Neill, L (1,9) OBP: 0.371, SLG: 0.497	2-2 2B		0-2 G3		0-0 G4-3			0-1 G4-3		4	0	1	1	0	0	0											
Tino Martinez, L (1,3) OBP: 0.361, SLG: 0.495	3-3 K		2-2 F8		2-3 K			3-3 K		4	0	0	0	0	3	1											
Darryl Strawberry, L (1,10) OBP: 0.382, SLG: 0.532	4-0 IBB		0-0 G4-3		2-0 FC5-4 1B			2-2 G1-3		3	0	1	0	1	0	0											
Chad Curtis, R (1,8) OBP: 0.364, SLG: 0.388	2-2 G5-3			0-0 G4-3		2-2 FC5-4 1B			0-2 G5-3		4	0	0	0	0	3											
Ricky Ledee, L (1,7) OBP: 0.357, SLG: 0.447		2-0 1B 2B		2-0 1B		3-3 K2-3			2-1 G3-1		4	0	2	0	0	1											
Scott Brosius, R (1,5) OBP: 0.382, SLG: 0.468		1-2 L3		0-2 F7			2-2 1B SF8 1B		3-2 1B		4	1	2	0	0	2											
Joe Girardi, R (1,2) OBP: 0.321, SLG: 0.371		0-1 G1-3		3-2 G6-3			0-1 1-3 2 G4-6-3 1B		1-1 L5		4	0	1	0	0	3											
Inning Stats	R: 1 E: 0 K: 2 S: 15	H: 1 LOB: 2 BB: 1 P: 30	R: 0 E: 0 K: 0 S: 11	H: 2 LOB: 2 BB: 0 P: 16	R: 0 E: 0 K: 0 S: 8	H: 0 LOB: 0 BB: 0 P: 10	R: 0 E: 0 K: 0 S: 8	H: 1 LOB: 1 BB: 0 P: 13	R: 0 E: 0 K: 0 S: 4	H: 0 LOB: 0 BB: 0 P: 6	R: 0 E: 0 K: 2 S: 13	H: 1 LOB: 0 BB: 0 P: 22	R: 1 E: 0 K: 0 S: 11	H: 2 LOB: 0 BB: 0 P: 15	R: 0 E: 0 K: 1 S: 9	H: 0 LOB: 0 BB: 0 P: 14		R: 0 E: 0 K: 0 S: 12	H: 1 LOB: 1 BB: 0 P: 17	1B: 6 2B: 2 3B: 0 HR: 0	SF: 1 SAC: 0 DP: 1 HBP: 1	WP: 0 SB: 0 CS: 3	PA: 36				
PITCHER	IP	WLS	BF	H	R	ER	SO	BB	IBB	HBP	BLK	WP	HR	S	P	ERA	WHIP										
Rolando Arrojo, R (1,1) ERA: 3.03	7.0	L	29	7	2	2	4	0	1	1	0	0	0	70	112	2.57	1.000										
Jim Mecir, R (8,1) ERA: 3.24	2.0		7	1	0	0	1	0	0	0	0	0	0	21	31	0.00	0.500										

Batter	1	2	3	4	5	6	7	8	9	AB	R	H	RBI	BB	SO	LOB	BOTTOM										
Randy Winn, S (1,8) OBP: 0.391, SLG: 0.375	0-1 CS 1B		3-3 K			0-3 K		0-0 G3		4	0	1	0	0	2	2	New York Yankees @ Tampa Bay Devil Rays Tropicana Field, St. Petersburg, FL Sat Jul 11 1998, 7:05 PM EDT Att: 44,589 - Dome - 72 F livebaseballscorecards.com										
Quinton McCracken, S (1,7) OBP: 0.337, SLG: 0.430	3-1 F8		2-3 K		2-3 K		2-3 K			4	0	0	0	0	3	3											
Wade Boggs, L (1,5) OBP: 0.397, SLG: 0.415	4-2 BB			4-2 FC6-4 BB		4-0 BB			1-0 1B G2-3 1B		1	0	1	0	3	0											
Fred McGriff, L (1,3) OBP: 0.346, SLG: 0.394	2-1 G5-3			2-2 FC6-4		0-0 F9			0-1 G2-3		4	0	0	0	0	4											
Paul Sorrento, L (1,10) OBP: 0.307, SLG: 0.443		1-0 P5		2-3 K		2-3 K			2-1 G1-3		4	0	1	0	0	2											
Mike Kelly, R (9, PR) OBP: 0.301, SLG: 0.375									2-3 1B		0	0	0	0	0	0											
Dave Martinez, L (1,9) OBP: 0.325, SLG: 0.310		1-0 F7		2-1 P4		1-1 G4-3			1-2 G1-3		4	0	0	0	0	3											
John Flaherty, R (1,2) OBP: 0.261, SLG: 0.260			2-0 P4		0-0 G6-3		2-1 F7		1-3 K		3	0	0	0	0	0											
Bobby Smith, R (9, PH) OBP: 0.354, SLG: 0.453											1	0	0	0	1	3											
Miguel Cairo, R (1,4) OBP: 0.314, SLG: 0.376			0-1 G6-3		1-3 K			1-2 2B		3	0	1	0	0	1	0											
Kevin Stocker, S (1,6) OBP: 0.285, SLG: 0.344			1-0 2B		1-2 P5			1-1 P5		3	0	1	0	0	0	1											
Inning Stats	R: 0 E: 0 K: 0 S: 8	H: 1 LOB: 1 BB: 1 P: 17	R: 0 E: 0 K: 0 S: 3	H: 0 LOB: 0 BB: 0 P: 7	R: 0 E: 0 K: 2 S: 9	H: 1 LOB: 1 BB: 0 P: 15	R: 0 E: 0 K: 1 S: 11	H: 0 LOB: 1 BB: 1 P: 21	R: 0 E: 0 K: 1 S: 7	H: 0 LOB: 0 BB: 0 P: 9	R: 0 E: 0 K: 2 S: 9	H: 0 LOB: 1 BB: 1 P: 15	R: 0 E: 0 K: 1 S: 7	H: 0 LOB: 0 BB: 0 P: 12	R: 0 E: 0 K: 1 S: 10	H: 1 LOB: 0 BB: 0 P: 14	R: 0 E: 0 K: 1 S: 11	H: 2 LOB: 3 BB: 0 P: 16	1B: 3 2B: 2 3B: 0 HR: 0	SF: 0 SAC: 0 DP: 0 HBP: 0	WP: 0 SB: 0 CS: 1	PA: 34					
PITCHER	IP	WLS	BF	H	R	ER	SO	BB	IBB	HBP	BLK	WP	HR	S	P	ERA	WHIP										
David Cone, R (1,1) ERA: 3.77	8.0		29	3	0	0	8	3	0	0	0	0	0	64	110	0.00	0.750										
42 Mariano Rivera, R (9,1) ERA: 1.07	1.0	S	5	2	0	0	1	0	0	0	0	0	0	11	16	0.00	2.000										

Batter	1	2	3	4	5	6	7	8	9	AB	R	H	RBI	BB	SO	LOB	TOP					
Chuck Knoblauch R (1,4) OBP: 0.380, SLG: 0.365	L5		G6-3 2B	K			P6		G2 2B HBP	4	2	1	1	0	1	3						
2 Derek Jeter R (1,6) OBP: 0.362, SLG: 0.470	CS BB 1B		G6-3				K		G2 2B 1B	5	1	2	2	0	1	2						
Tim Lincecum S (1,7) OBP: 0.380, SLG: 0.382			G4-3					K	G2 2B IBB	3	1	0	0	2	1	1						
Tino Martinez L (1,3) OBP: 0.362, SLG: 0.500	F8		G4-3						G2 2B IBB	5	1	2	4	0	1	2						
Dale Sveum S (9,3) OBP: 0.206, SLG: 0.159			G5-3						G2 2B	0	0	0	0	0	0	0						
20 Jorge Posada S (1,2) OBP: 0.373, SLG: 0.471		F8 2B BB	G5-3					K	G2 2B 1B	4	1	1	1	1	1	1						
Darryl Strawberry L (1,10) OBP: 0.380, SLG: 0.523	F8		G5-3						G2 2B 1B	3	0	0	0	1	0	1						
Homer Bush R (9,PR) OBP: 0.348, SLG: 0.318							P6		G2 2B 1B	1	1	0	0	0	1	1						
Chad Curtis R (1,8) OBP: 0.368, SLG: 0.401							F7		G2 2B 1B	4	1	3	1	0	0	0						
Scott Brosius R (1,5) OBP: 0.384, SLG: 0.467									G2 2B 1B	3	1	1	0	1	2	3						
Ricky Ledee L (1,9) OBP: 0.348, SLG: 0.429							P5		G2 2B 1B	4	0	1	0	0	2	6						
Inning Stats	R: 0 E: 0 K: 0 S: 8	H: 1 LOB: 1 BB: 1 P: 20	R: 1 E: 0 K: 2 S: 16	H: 1 LOB: 1 BB: 1 P: 24	R: 1 E: 0 K: 0 S: 12	H: 2 LOB: 1 BB: 0 P: 22	R: 0 E: 0 K: 1 S: 14	H: 1 LOB: 2 BB: 1 P: 24	R: 0 E: 0 K: 0 S: 8	H: 0 LOB: 0 BB: 0 P: 15	R: 0 E: 0 K: 0 S: 8	H: 0 LOB: 0 BB: 0 P: 12	R: 0 E: 0 K: 1 S: 12	H: 2 LOB: 1 BB: 0 P: 18	R: 0 E: 0 K: 2 S: 9	H: 0 LOB: 0 BB: 0 P: 13	R: 7 E: 0 K: 3 S: 26	H: 4 LOB: 2 BB: 2 P: 47	1B: 6 2B: 5 3B: 0 HR: 0	SF: 0 SAC: 2 DP: 0 HBP: 1	WP: 0 PB: 0 CS: 1	PA: 44
PITCHER	IP	WLS	BF	H	R	ER	SO	BB	IBB	HBP	BLK	WP	HR	S	P	ERA	WHIP					
Tony Saunders L (1,1) ERA: 4.57	6.0	25	5	2	2	4	3	0	0	0	0	0	0	66	117	3.00	1.333					
Albie Lopez R (7,1) ERA: 2.22	2.0	7	2	0	0	3	0	0	0	0	0	0	0	21	31	0.00	1.000					
Roberto Hernandez R (9,1) ERA: 4.43	0.1	L 6	1	6	6	1	1	0	1	0	0	0	0	11	20	162.00	6.000					
Scott Aldred L (9,1) ERA: 4.11	0.0	3	2	1	1	0	0	1	0	0	0	0	0	6	14	=	=					
Rick White R (9,1) ERA: 3.98	0.2	3	1	0	0	2	0	0	0	0	0	0	0	9	13	0.00	1.500					

New York Yankees @ Tampa Bay Devil Rays
Tropicana Field, St. Petersburg, FL
Sun Jul 12 1998, 3:33 AM EDT
Att: 43,373 - Dome - 72 F

livebaseballscores.com

AB	36
R	9
H	11
RBI	9
BB	5
SO	10
LOB	20



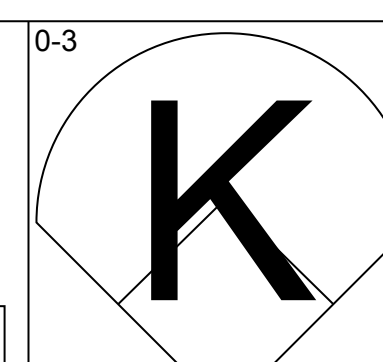
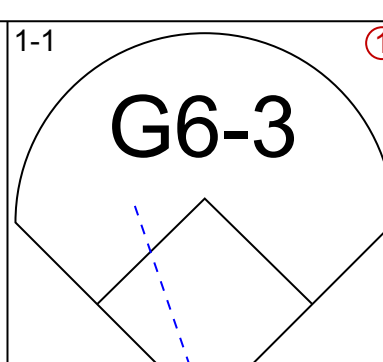
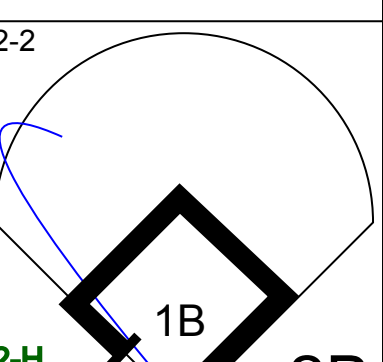
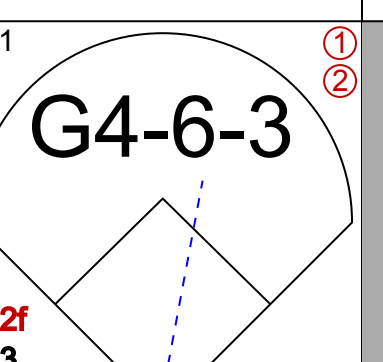
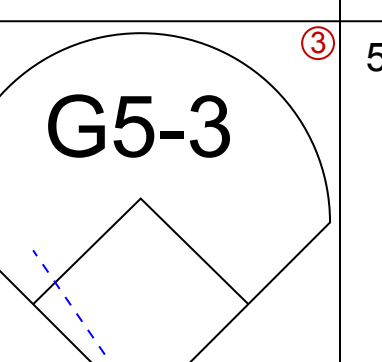
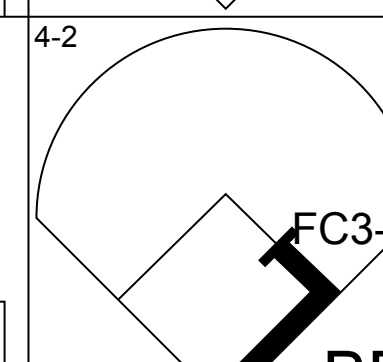
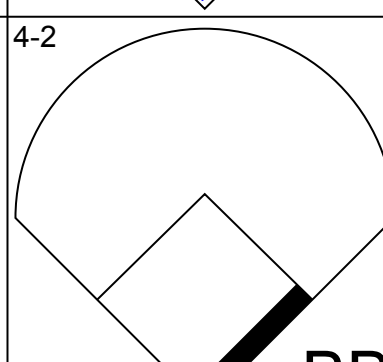
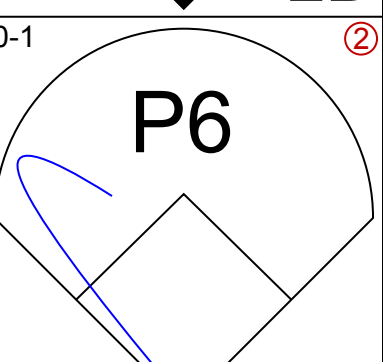
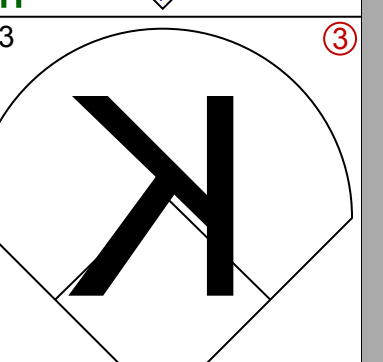
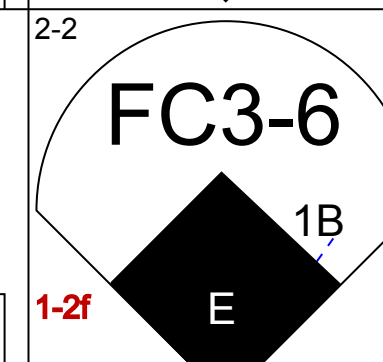
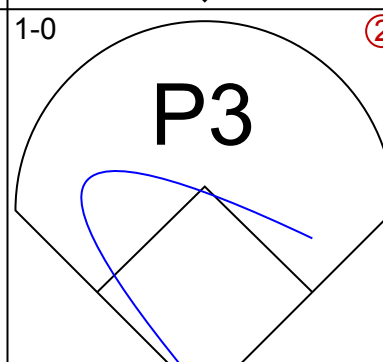
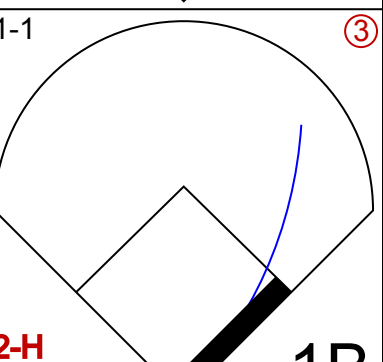
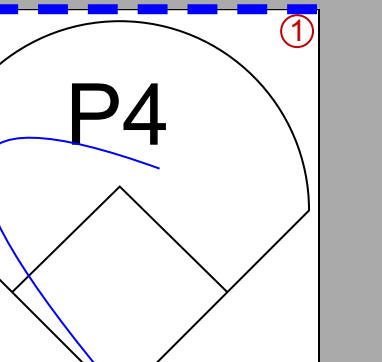
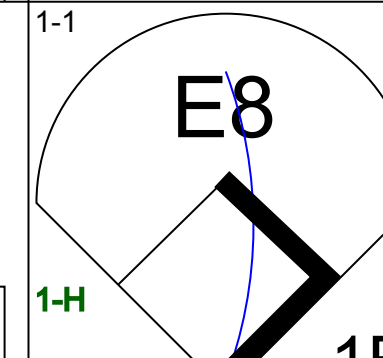
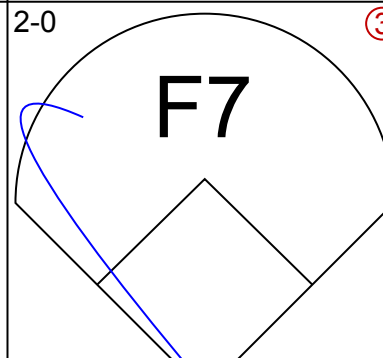
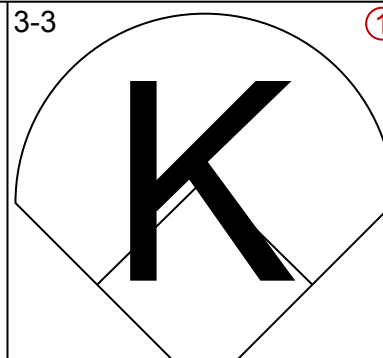
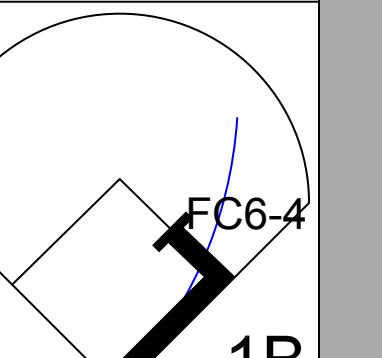
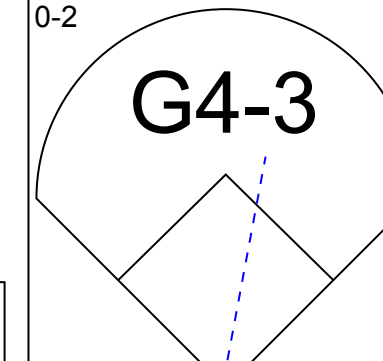
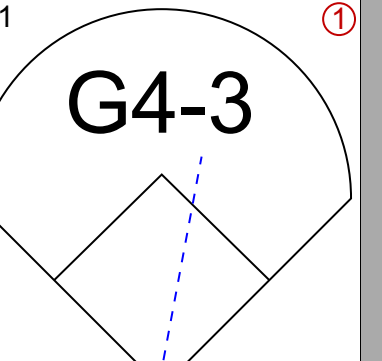
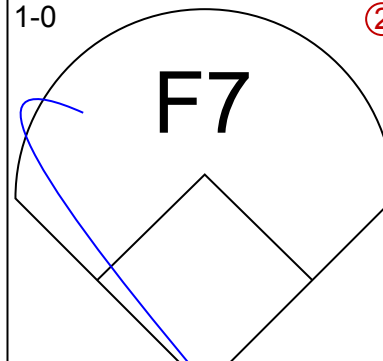
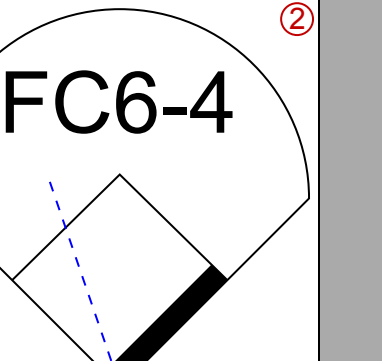
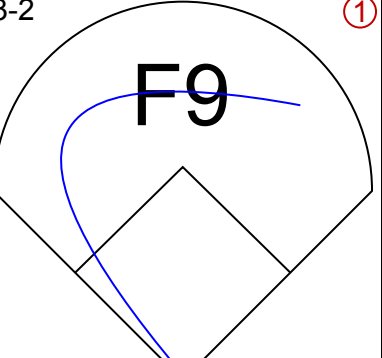
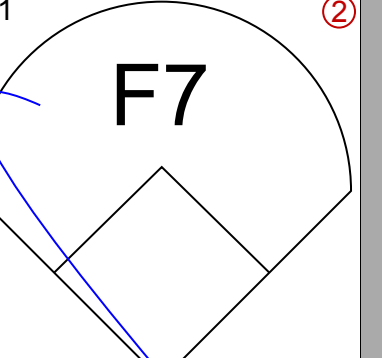
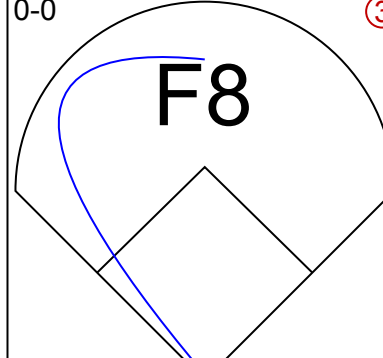
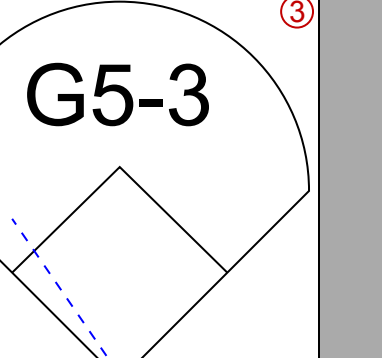
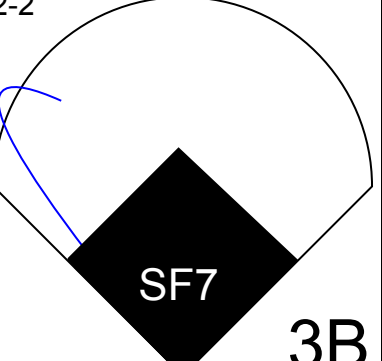
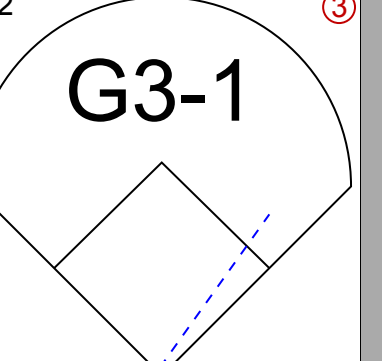
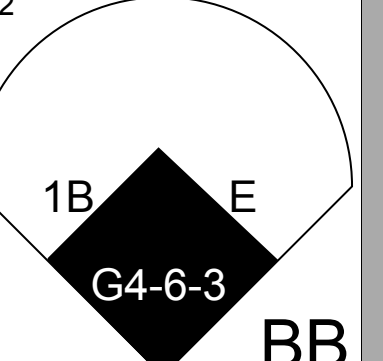
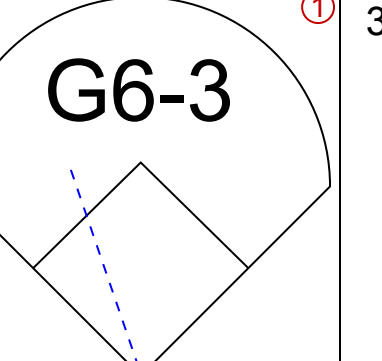
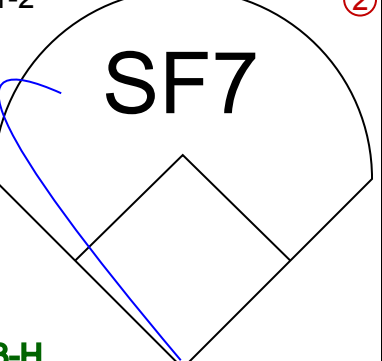
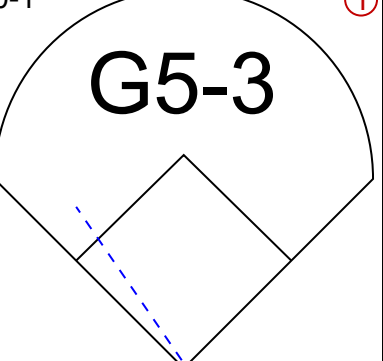
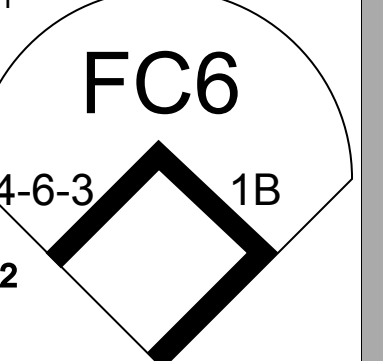
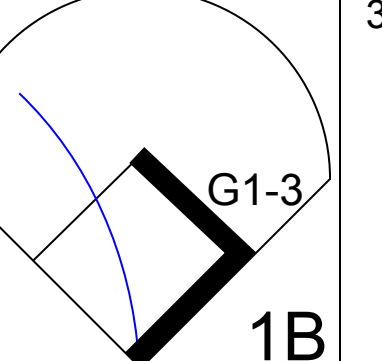
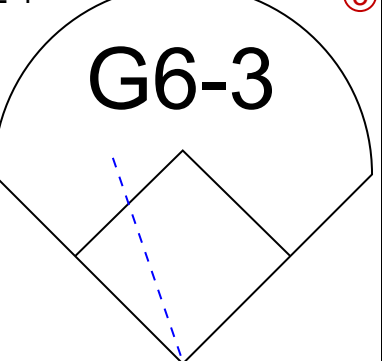
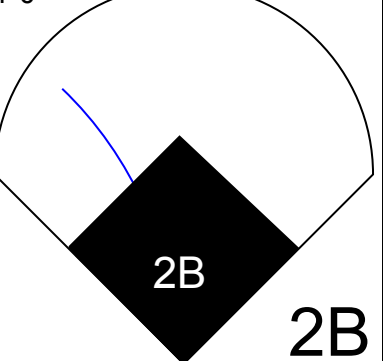
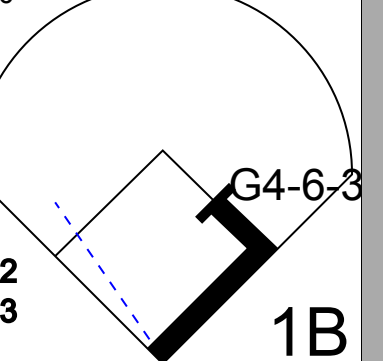
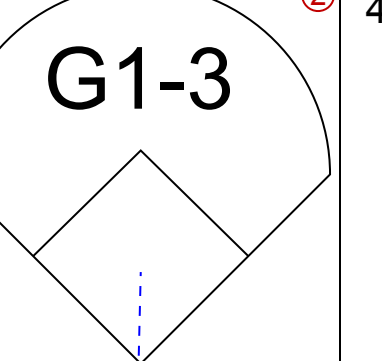
Batter	1	2	3	4	5	6	7	8	9	AB	R	H	RBI	BB	SO	LOB	BOTTOM					
Randy Winn S (1,8) OBP: 0.378, SLG: 0.361	K		L6-4					G1-3		4	0	0	0	0	1	1						
Quinton McCracken S (1,7) OBP: 0.338, SLG: 0.432	CS BB							F8		3	1	1	0	1	0	0						
Bobby Smith R (1,5) OBP: 0.359, SLG: 0.451	G3								G2 2B 1B	1	0	0	0	2	0	1						
Fred McGriff L (1,3) OBP: 0.348, SLG: 0.394									G2 2B 1B	3	0	1	1	1	0	1						
Bubba Trammell R (1,10) OBP: 0.286, SLG: 0.292									G2 2B 1B	2	0	0	0	0	1	3						
Paul Sorrento L (6,PH) OBP: 0.305, SLG: 0.439									G2 2B 1B	2	0	0	0	0	1	0						
Mike Kelly R (1,9) OBP: 0.297, SLG: 0.370									G2 2B 1B	2	0	0	0	0	0	3						
Dave Martinez L (7,PH) OBP: 0.326, SLG: 0.311									G2 2B 1B	2	0	1	0	0	0	0						
Aaron Ledesma R (1,6) OBP: 0.359, SLG: 0.396									G2 2B 1B	4	0	1	0	0	0	1						
Mike DiFelice R (1,2) OBP: 0.278, SLG: 0.344									G2 2B 1B	3	0	0	0	0	3	2						
Miguel Cairo R (1,4) OBP: 0.317, SLG: 0.391									G2 2B 1B	3	1	2	1	0	0	1						
Inning Stats	R: 0 E: 0 K: 1 S: 7	H: 0 LOB: 0 BB: 1 P: 13	R: 0 E: 0 K: 0 S: 7	H: 1 LOB: 0 BB: 0 P: 13	R: 0 E: 0 K: 1 S: 12	H: 2 LOB: 1 BB: 0 P: 15	R: 0 E: 0 K: 1 S: 11	H: 0 LOB: 2 BB: 2 P: 20	R: 1 E: 0 K: 0 S: 9	H: 1 LOB: 0 BB: 0 P: 10	R: 1 E: 0 K: 0 S: 4	H: 1 LOB: 0 BB: 0 P: 6	R: 0 E: 0 K: 1 S: 8	H: 1 LOB: 1 BB: 0 P: 11	R: 0 E: 0 K: 0 S: 9	H: 0 LOB: 1 BB: 1 P: 18	R: 0 E: 0 K: 1 S: 12	H: 0 LOB: 0 BB: 0 P: 19	1B: 4 2B: 1 3B: 0 HR: 1	SF: 0 SAC: 1 DP: 1 HBP: 0	WP: 0 PB: 0 CS: 2	PA: 34
PITCHER	IP	WLS	BF	H	R	ER	SO	BB	IBB	HBP	BLK	WP	HR	S	P	ERA	WHIP					
David Wells L (1,1) ERA: 3.67	5.0	19	4	1	1	4	3	0	0	0	0	0	0	46	71	1.80	1.400					
Ramiro Mendoza R (6,1) ERA: 3.78	2.2	11	2	1	1	1	1	0	0	0	0	0	0	18	29	3.38	1.125					
Mike Stanton L (8,1) ERA: 5.27	1.1	W 4	0	0	0	1	0	0	0	0	0	0	0	15	25	0.00	0.000					

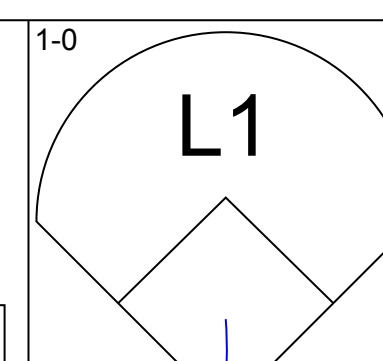
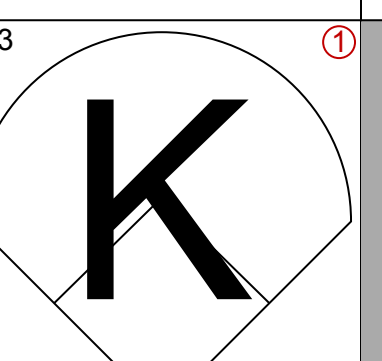
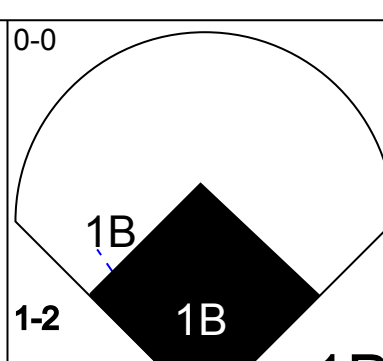
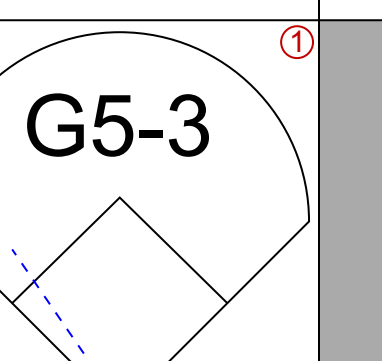
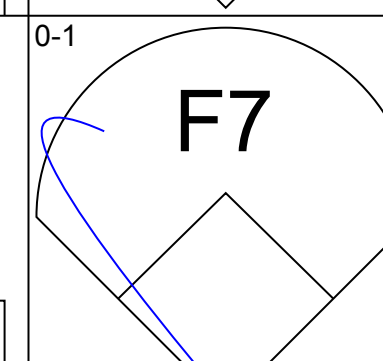
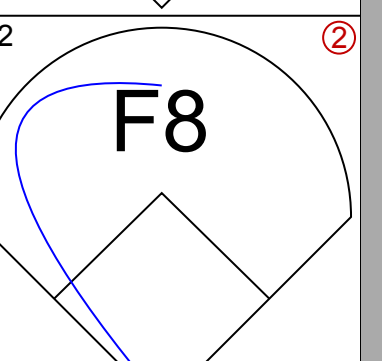
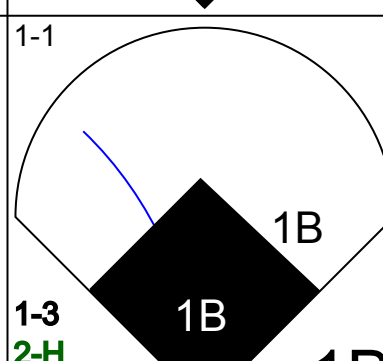
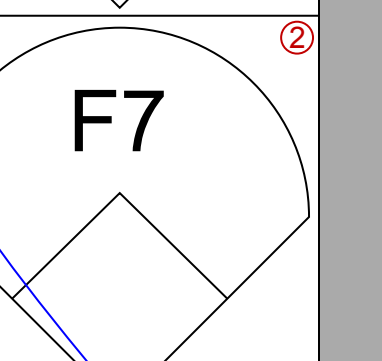
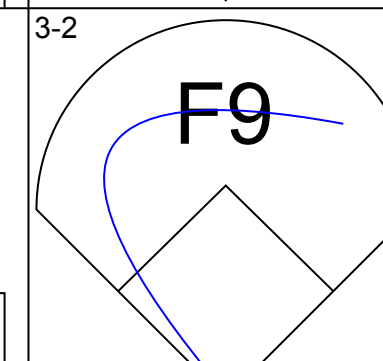
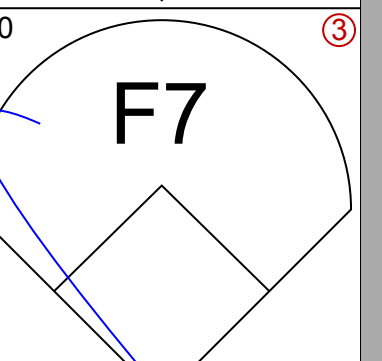
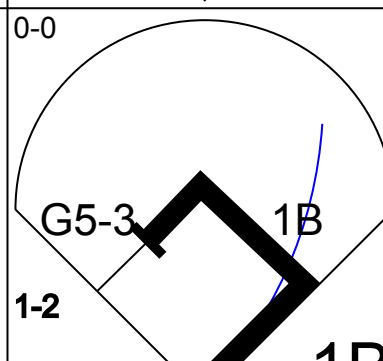
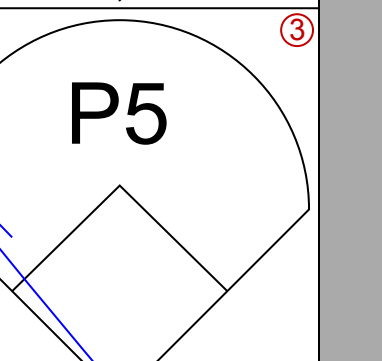
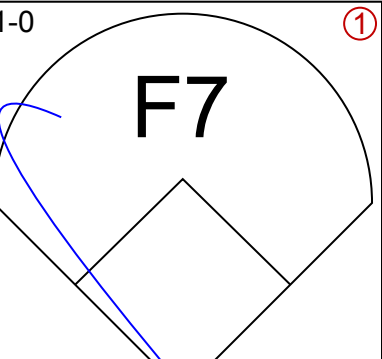
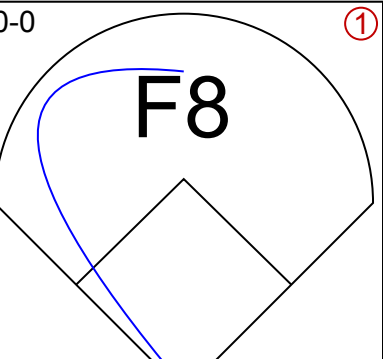
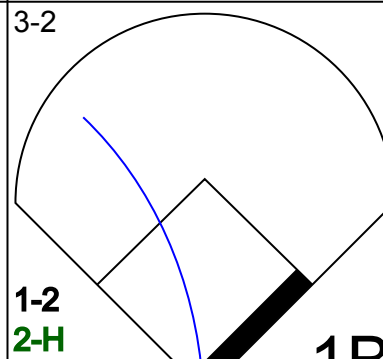
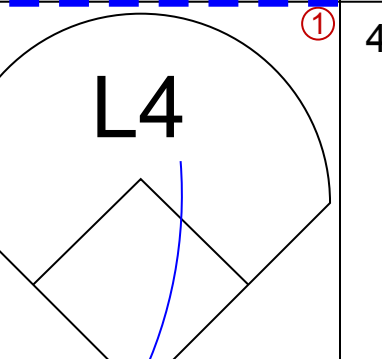
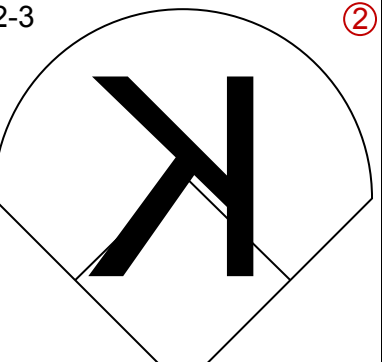
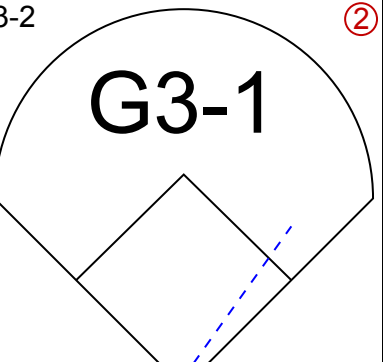
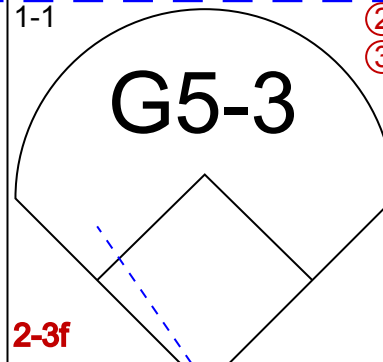
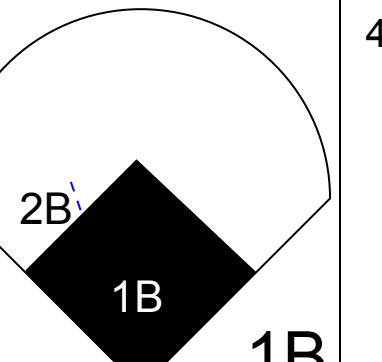
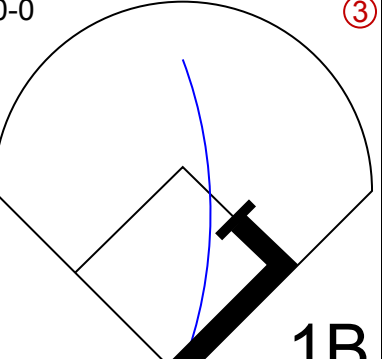
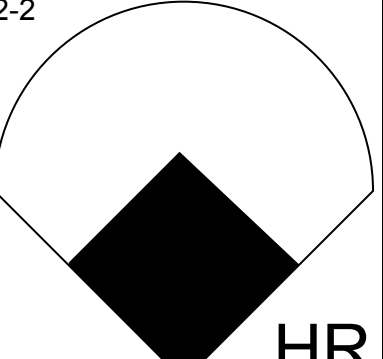
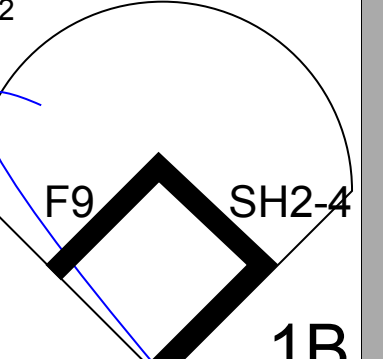
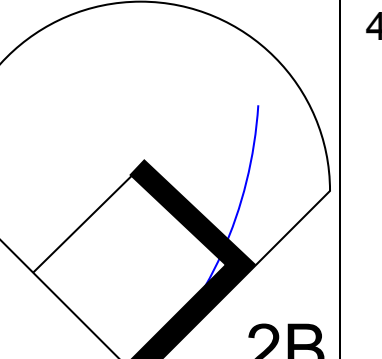
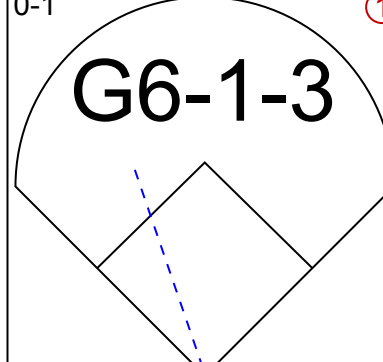
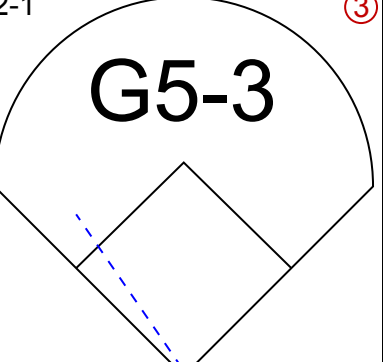
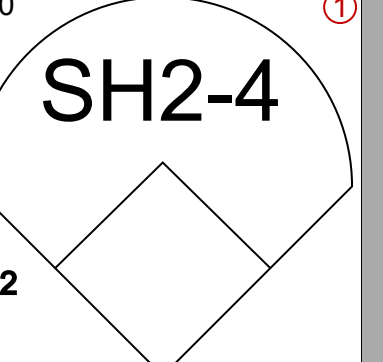
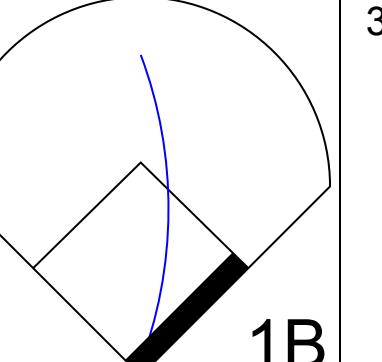
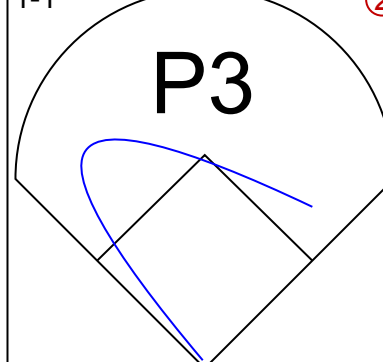
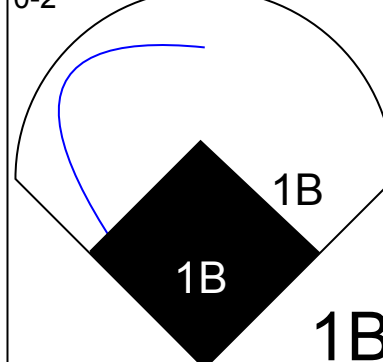

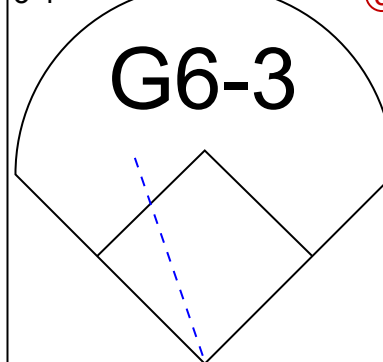
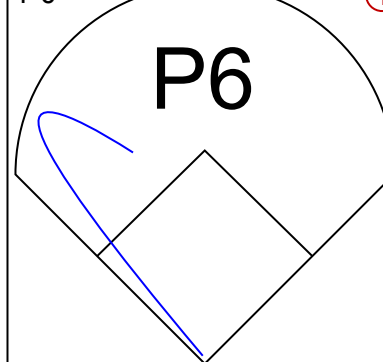

New York Yankees @ Tampa Bay Devil Rays
Tropicana Field, St. Petersburg, FL
Sun Jul 12 1998, 3:33 AM EDT
Att: 43,373 - Dome - 72 F

livebaseballscores.com

AB	29
R	2
H	6
RBI	2
BB	4
SO	6
LOB	13



Batter	1	2	3	4	5	6	7	8	9	AB R H RBI BB SO LOB	TOP
Darren Lewis, R OBP: 0.365, SLG: 0.370 (1, 9)					 2H 1B 2B					5 0 1 1 0 1 3	Boston Red Sox @ Tampa Bay Devil Rays Tropicana Field, St. Petersburg, FL Tue Jul 14 1998, 3:33 AM EDT Att: 27,310 - Dome - 72 F livebaseballscorecards.com
18 Reggie Jefferson, S OBP: 0.374, SLG: 0.520 Midre Cummings, L OBP: 0.325, SLG: 0.417 (7, PH)										1 0 0 0 2 0 1 1 0 0 0 0 1 1	
Nomar Garciaparra, R OBP: 0.355, SLG: 0.526 (1, 6)					 2H 1B					4 1 1 0 0 0 2	
Mo Vaughn, L OBP: 0.385, SLG: 0.590 (1, 3)										4 0 2 0 0 1 1	
Troy O'Leary, L OBP: 0.321, SLG: 0.493 (1, 7)										4 0 0 0 0 0 2	
John Valentin, R OBP: 0.339, SLG: 0.447 (1, 5)										4 0 0 0 0 0 1	
Scott Hatteberg, L OBP: 0.364, SLG: 0.475 (1, 2)							 1B E G4-6-3 BB			3 2 1 0 1 0 0	
Mike Benjamin, R OBP: 0.332, SLG: 0.392 (1, 4)							 G4-6-3 1B			3 0 1 1 0 0 1	
Damon Buford, R OBP: 0.358, SLG: 0.512 (1, 8)					 2B		 1B			4 1 2 0 0 0 1	
Inning Stats	R: 1 H: 1 E: 1 LOB: 1 K: 1 BB: 1 S: 13 P: 20	R: 1 H: 1 E: 0 LOB: 0 K: 0 BB: 0 S: 16 P: 24	R: 0 H: 0 E: 0 LOB: 1 K: 0 BB: 1 S: 8 P: 16	R: 0 H: 0 E: 0 LOB: 0 K: 0 BB: 0 S: 8 P: 11	R: 1 H: 3 E: 0 LOB: 2 K: 0 BB: 0 S: 11 P: 15	R: 0 H: 0 E: 0 LOB: 0 K: 1 BB: 0 S: 5 P: 9	R: 1 H: 1 E: 1 LOB: 1 K: 1 BB: 1 S: 12 P: 22	R: 0 H: 1 E: 0 LOB: 1 K: 0 BB: 0 S: 10 P: 16	R: 0 H: 1 E: 0 LOB: 1 K: 0 BB: 0 S: 9 P: 16	1B: 5 SF: 1 2B: 2 SAC: 0 3B: 1 DP: 1 HR: 0 HBP: 0	WP: 0 PA: 37 PB: 0 SB: 0 CS: 0
PITCHER	IP WLS BF H R ER SO BB IBB HBP BLK WP HR S P ERA WHIP										
Bryan Rekar, R ERA: 3.27 (1, 1)	6.0 24 5 3 2 2 2 0 0 0 0 0 0 61 95 3.00 1.167										
Jim Mecir, R ERA: 3.18 (7, 1)	1.0 5 1 1 0 1 1 0 0 0 0 0 0 12 22 0.00 2.000										
Albie Lopez, R ERA: 2.15 (8, 1)	2.0 W 8 2 0 0 0 0 0 0 0 0 0 0 19 32 0.00 1.000										

Batter	1	2	3	4	5	6	7	8	9	AB R H RBI BB SO LOB	BOTTOM
Randy Winn, S OBP: 0.374, SLG: 0.357 (1, 8)						 1B 1B				4 1 1 0 0 1 0	Boston Red Sox @ Tampa Bay Devil Rays Tropicana Field, St. Petersburg, FL Tue Jul 14 1998, 3:33 AM EDT Att: 27,310 - Dome - 72 F livebaseballscorecards.com
Wade Boggs, L OBP: 0.355, SLG: 0.411 (1, 10)						 1B				4 1 1 1 0 0 0	
Quinton McCracken, S OBP: 0.334, SLG: 0.425 (1, 7)						 1B				4 0 1 1 0 0 0	
Dave Martinez, L OBP: 0.333, SLG: 0.317 (1, 9)							 1B			4 0 1 1 0 0 0	
Bobby Smith, R OBP: 0.356, SLG: 0.444 (1, 5)						 2-3		 1B		4 1 1 0 0 1 2	
Paul Sorrento, L OBP: 0.311, SLG: 0.458 (1, 3)							 1B		 1B	4 1 4 1 0 0 0	
Miguel Cairo, R OBP: 0.320, SLG: 0.389 (1, 4)							 1-2		 3-H	3 0 1 1 0 0 0	
Mike DiFelice, R OBP: 0.279, SLG: 0.344 (1, 2)						 1B				3 1 1 0 0 0 1	
Kevin Stocker, S OBP: 0.282, SLG: 0.336 (1, 6)										3 0 0 0 0 0 2	
Inning Stats	R: 0 H: 0 E: 0 LOB: 0 K: 0 BB: 0 S: 7 P: 11	R: 0 H: 1 E: 0 LOB: 1 K: 1 BB: 0 S: 5 P: 8	R: 0 H: 0 E: 0 LOB: 0 K: 0 BB: 0 S: 6 P: 10	R: 0 H: 0 E: 0 LOB: 0 K: 1 BB: 0 S: 8 P: 12	R: 1 H: 1 E: 0 LOB: 0 K: 0 BB: 0 S: 10 P: 17	R: 3 H: 5 E: 0 LOB: 1 K: 0 BB: 0 S: 16 P: 22	R: 0 H: 1 E: 0 LOB: 1 K: 0 BB: 0 S: 6 P: 9	R: 0 H: 0 E: 0 LOB: 0 K: 0 BB: 0 S: 8 P: 16	R: 1 H: 3 E: 0 LOB: 2 K: 0 BB: 0 S: 10 P: 15	1B: 9 SF: 0 2B: 1 SAC: 1 3B: 0 DP: 1 HR: 1 HBP: 0	WP: 0 PA: 34 PB: 0 SB: 0 CS: 0
PITCHER	IP WLS BF H R ER SO BB IBB HBP BLK WP HR S P ERA WHIP										
Bret Saberhagen, R ERA: 4.83 (1, 1)	5.1 22 7 4 4 2 0 0 0 0 0 0 0 16 28 6.75 1.312										
Jim Corsi, R ERA: 2.61 (6, 1)	2.2 8 1 0 0 0 0 0 0 0 0 0 0 7 10 27.00 6.000										
Ron Mahay, L ERA: 3.52 (9, 1)	0.1 L 3 2 1 1 0 0 0 0 0 0 0 0 3 5 ∞ ∞										
Carlos Reyes, R ERA: 2.97 (9, 1)	0.0 1 1 0 0 0 0 0 0 0 0 0 0 3 5 ∞ ∞										

Batter	1	2	3	4	5	6	7	8	9	AB	R	H	RBI	BB	SO	LOB	TOP										
Randy Winn, S OBP: 0.375, SLG: 0.359 (1, 8)										5	0	2	0	0	2	0											
Miguel Cairo, R OBP: 0.322, SLG: 0.391 (1, 4)										4	0	2	0	0	0	1											
Quinton McCracken, S OBP: 0.331, SLG: 0.421 (1, 7)										4	1	0	0	0	2	4											
Bobby Smith, R OBP: 0.359, SLG: 0.442 (1, 5)										3	1	1	1	1	1	1											
Aaron Ledesma, R OBP: 0.352, SLG: 0.388 (1, 6)											4	0	1	0	0	1	4										
Paul Sorrento, L OBP: 0.307, SLG: 0.453 (1, 3)											3	0	0	1	0	1	4										
Bubba Trammell, R OBP: 0.313, SLG: 0.393 (1, 10)											4	0	2	0	0	1	1										
Mike Kelly, R OBP: 0.295, SLG: 0.361 (1, 9)											3	0	0	0	1	1	1										
Mike DiFelice, R OBP: 0.274, SLG: 0.338 Wade Boggs, L OBP: 0.356, SLG: 0.409 (9, PH)											3	0	0	0	0	1	2										
Inning Stats	R: 0 E: 0 K: 2 S: 8	H: 1 LOB: 1 BB: 0 P: 10	R: 0 E: 0 K: 1 S: 7	H: 1 LOB: 1 BB: 0 P: 10	R: 0 E: 0 K: 0 S: 9	H: 0 LOB: 0 BB: 0 P: 13	R: 2 E: 1 K: 1 S: 16	H: 2 LOB: 2 BB: 1 P: 30	R: 0 E: 0 K: 2 S: 19	H: 2 LOB: 3 BB: 1 P: 34	R: 0 E: 0 K: 0 S: 6	H: 0 LOB: 0 BB: 0 P: 8	R: 0 E: 0 K: 0 S: 6	H: 1 LOB: 0 BB: 0 P: 9	R: 0 E: 0 K: 3 S: 14	H: 1 LOB: 1 BB: 0 P: 17	R: 0 E: 0 K: 1 S: 8	H: 0 LOB: 0 BB: 0 P: 11	1B: 6 2B: 2 3B: 0 HR: 0	SF: 1 SAC: 0 DP: 0 HBP: 0	WP: 0 PB: 0 SB: 3 CS: 1	PA: 38					
PITCHER	IP	WLS	BF	H	R	ER	SO	BB	IBB	HBP	BLK	WP	HR	S	P	ERA	WHIP										
Chuck Finley, L ERA: 3.06 Shigetoshi Hasegawa, R ERA: 3.38 Greg Cadaret, L ERA: 4.28 Troy Percival, R ERA: 2.68	(1, 1)	4.0	19	5	2	0	4	1	0	0	0	0	0	44	70	0.00	1.500										
	(5, 1)	3.1	13	3	0	0	3	1	0	0	0	0	0	34	53	0.00	1.200										
	(8, 1)	0.1	1	0	0	0	1	0	0	0	0	0	0	3	4	0.00	0.000										
	(8, 1)	1.1	4	0	0	0	2	0	0	0	0	0	0	12	15	0.00	0.000										

Tampa Bay Devil Rays @ Anaheim Angels
Edison International Field, Anaheim, CA
Wed Jul 15 1998, 10:05 PM EDT
Att: 19,681 - Unknown - 77 F

AB 34
R 2
H 8
RBI 2
BB 2
SO 10
LOB 18



Batter	1	2	3	4	5	6	7	8	9	AB	R	H	RBI	BB	SO	LOB	BOTTOM										
Darin Erstad, L OBP: 0.365, SLG: 0.551 (1, 7)										4	1	1	0	0	0	1											
Dave Hollins, S OBP: 0.334, SLG: 0.391 Craig Shipley, R OBP: 0.289, SLG: 0.314 (1, 5)										4	1	1	0	0	1	2											
Jim Edmonds, L OBP: 0.358, SLG: 0.507 (1, 8)										4	0	0	0	0	1	2											
Tim Salmon, R OBP: 0.416, SLG: 0.516 (1, 10)										4	1	1	1	0	1	1											
Cecil Fielder, R OBP: 0.334, SLG: 0.430 (1, 3)										3	1	2	2	1	0	0											
16 Garret Anderson, L OBP: 0.345, SLG: 0.500 (1, 9)											3	0	2	1	1	0											
Matt Walbeck, S OBP: 0.303, SLG: 0.355 (1, 2)											4	0	0	0	0	1	6										
11 Justin Baughman, R OBP: 0.261, SLG: 0.329 (1, 4)											4	0	0	0	0	1											
Gary Disarcina, R OBP: 0.334, SLG: 0.418 (1, 6)										3	0	0	0	0	1	2											
Inning Stats	R: 2 E: 0 K: 2 S: 21	H: 3 LOB: 2 BB: 1 P: 33	R: 0 E: 0 K: 0 S: 6	H: 0 LOB: 0 BB: 0 P: 8	R: 0 E: 0 K: 0 S: 8	H: 0 LOB: 0 BB: 0 P: 14	R: 1 E: 0 K: 1 S: 15	H: 2 LOB: 1 BB: 0 P: 19	R: 1 E: 1 K: 0 S: 11	H: 2 LOB: 3 BB: 1 P: 19	R: 0 E: 1 K: 0 S: 7	H: 0 LOB: 1 BB: 0 P: 12	R: 0 E: 0 K: 2 S: 10	H: 0 LOB: 0 BB: 0 P: 17	R: 0 E: 0 K: 0 S: 3	H: 0 LOB: 0 BB: 0 P: 4	1B: 5 2B: 1 3B: 0 HR: 1	SF: 0 SAC: 0 DP: 0 HBP: 0	WP: 0 PB: 0 SB: 1 CS: 0	PA: 35							
PITCHER	IP	WLS	BF	H	R	ER	SO	BB	IBB	HBP	BLK	WP	HR	S	P	ERA	WHIP										
Wilson Alvarez, L ERA: 4.57 Rick White, R ERA: 3.53	(1, 1)	4.2	24	7	4	3	3	2	0	0	0	0	0	22	37	0.00	1.929										
	(5, 1)	3.1	11	0	0	0	2	0	0	0	0	0	0	22	37	0.00	0.000										

Tampa Bay Devil Rays @ Anaheim Angels
Edison International Field, Anaheim, CA
Wed Jul 15 1998, 10:05 PM EDT
Att: 19,681 - Unknown - 77 F

AB 33
R 4
H 7
RBI 4
BB 2
SO 5
LOB 15



Batter	1	2	3	4	5	6	7	8	9	AB	R	H	RBI	BB	SO	LOB	TOP					
Randy Winn, S OBP: 0.376, SLG: 0.355										4	1	1	0	1	0	4	Tampa Bay Devil Rays @ Anaheim Angels Edison International Field, Anaheim, CA Thu Jul 16 1998, 10:05 PM EDT Att: 24,085 - Unknown - 85 F					
Wade Boggs, L OBP: 0.361, SLG: 0.415										4	1	2	0	1	0	2						
Quinton McCracken, S OBP: 0.332, SLG: 0.419										4	1	1	1	1	0	0						
Dave Martinez, L OBP: 0.334, SLG: 0.322										5	1	2	0	0	1	2						
Mike Kelly, R OBP: 0.295, SLG: 0.361										0	0	0	0	0	0	0						
Bubba Trammell, R OBP: 0.324, SLG: 0.406										4	1	1	1	1	0	4						
Paul Sorrento, L OBP: 0.312, SLG: 0.462										3	2	1	2	2	0	2						
Miguel Cairo, R OBP: 0.320, SLG: 0.385										4	0	0	1	1	1	4						
John Flaherty, R OBP: 0.253, SLG: 0.258										5	1	1	0	0	1	4						
Aaron Ledesma, R OBP: 0.365, SLG: 0.400										4	0	3	3	0	0	0						
Inning Stats	R: 5 E: 0 K: 2 S: 18	H: 2 LOB: 2 BB: 4 P: 41	R: 0 E: 0 K: 0 S: 11	H: 2 LOB: 3 BB: 2 P: 24	R: 0 E: 0 K: 0 S: 8	H: 2 LOB: 2 BB: 0 P: 12	R: 0 E: 0 K: 0 S: 8	H: 0 LOB: 1 BB: 1 P: 14	R: 1 E: 0 K: 1 S: 17	H: 2 LOB: 1 BB: 0 P: 28	R: 0 E: 0 K: 0 S: 6	H: 0 LOB: 0 BB: 0 P: 7	R: 1 E: 0 K: 0 S: 8	H: 1 LOB: 0 BB: 0 P: 11	R: 0 E: 0 K: 0 S: 7	H: 1 LOB: 1 BB: 0 P: 11	R: 1 E: 0 K: 0 S: 8	H: 2 LOB: 1 BB: 0 P: 12	1B: 7 2B: 4 3B: 0 HR: 1	SF: 0 SAC: 0 DP: 1 HBP: 0	WP: 1 PB: 1 SB: 1 CS: 0	PA: 44
PITCHER	IP WLS BF H R ER SO BB IBB HBP BLK WP HR S P ERA WHIP																					
Steve Sparks, R ERA: 5.12	(1, 1) 1.0 L 12 3 5 5 2 5 0 0 0 0 0 0 22 51 45.00 8.000																					
Allen Watson, L ERA: 6.91	(2, 1) 4.0 17 5 1 1 1 2 0 0 0 0 0 0 40 68 2.25 1.750																					
Pep Harris, R ERA: 4.67	(6, 1) 4.0 15 4 2 2 0 0 0 0 0 0 1 1 29 41 4.50 1.000																					

Batter	1	2	3	4	5	6	7	8	9	AB	R	H	RBI	BB	SO	LOB	BOTTOM					
Darin Erstad, L OBP: 0.364, SLG: 0.548										4	0	1	0	0	1	0	Tampa Bay Devil Rays @ Anaheim Angels Edison International Field, Anaheim, CA Thu Jul 16 1998, 10:05 PM EDT Att: 24,085 - Unknown - 85 F					
Dave Hollins, S OBP: 0.333, SLG: 0.387										3	0	0	0	1	0	0						
Jim Edmonds, L OBP: 0.357, SLG: 0.503										3	0	0	0	1	1	2						
Tim Salmon, R OBP: 0.414, SLG: 0.509										3	0	0	0	1	0	1						
Cecil Fielder, R OBP: 0.331, SLG: 0.425										4	0	0	0	0	0	2						
16 Garret Anderson, L OBP: 0.344, SLG: 0.497										4	1	1	0	0	0	0						
Phil Nevin, R OBP: 0.327, SLG: 0.401										3	0	1	0	0	0	0						
11 Justin Baughman, R OBP: 0.256, SLG: 0.322										3	0	0	0	0	0	1						
Gary Disarcina, R OBP: 0.331, SLG: 0.414										3	0	0	0	0	1	2						
Inning Stats	R: 0 E: 0 K: 0 S: 8	H: 0 LOB: 1 BB: 1 P: 15	R: 1 E: 1 K: 0 S: 14	H: 2 LOB: 1 BB: 0 P: 22	R: 0 E: 0 K: 0 S: 9	H: 1 LOB: 2 BB: 2 P: 22	R: 0 E: 0 K: 0 S: 6	H: 0 LOB: 0 BB: 0 P: 11	R: 0 E: 0 K: 1 S: 7	H: 0 LOB: 0 BB: 0 P: 9	R: 0 E: 0 K: 0 S: 4	H: 0 LOB: 0 BB: 0 P: 6	R: 0 E: 1 K: 0 S: 5	H: 0 LOB: 1 BB: 0 P: 8	R: 0 E: 0 K: 2 S: 9	H: 0 LOB: 0 BB: 0 P: 16	R: 0 E: 0 K: 0 S: 6	H: 0 LOB: 0 BB: 0 P: 10	1B: 3 2B: 1 3B: 0 HR: 0	SF: 0 SAC: 0 DP: 1 HBP: 0	WP: 0 PB: 0 SB: 1 CS: 0	PA: 33
PITCHER	IP WLS BF H R ER SO BB IBB HBP BLK WP HR S P ERA WHIP																					
Rolando Arroyo, R ERA: 2.87	(1, 1) 7.0 W 27 3 1 0 0 1 3 0 0 0 0 0 0 53 93 0.00 0.857																					
Jim Mecir, R ERA: 3.12	(8, 1) 1.0 3 0 0 0 0 2 0 0 0 0 0 0 9 16 0.00 0.000																					
Roberto Hernandez, R ERA: 4.33	(9, 1) 1.0 3 0 0 0 0 0 0 0 0 0 0 0 6 10 0.00 0.000																					



Batter	1	2	3	4	5	6	7	8	9	AB	R	H	RBI	BB	SO	LOB	TOP					
Quinton McCracken, S OBP: 0.327, SLG: 0.419	F7		F8		SF9		G3 3B		K	4	1	1	1	0	1	1						
Wade Boggs, L OBP: 0.362, SLG: 0.427	G4-3		1B 2B		1B		G3			4	0	2	2	0	0	0						
Dave Martinez, L OBP: 0.336, SLG: 0.322	P6		1B		F8		G4-3			4	0	1	0	0	0	1						
Fred McGriff, L OBP: 0.347, SLG: 0.396		1B 2B		K		F8		G4-3		4	1	1	0	0	1	0						
Bubba Trammell, R OBP: 0.320, SLG: 0.467		1B		K		FC5 1B		F8		4	0	2	0	0	1	0						
Paul Sorrento, L OBP: 0.312, SLG: 0.453		1B		K		1B		K		4	0	1	0	0	3	2						
Miguel Cairo, R OBP: 0.322, SLG: 0.394		G6-4-3 1B			G6-3 SF9 2B		FC5		G6-3	4	1	2	1	0	0	2						
Mike DiFelice, R OBP: 0.267, SLG: 0.329		G6-4-3			G6-3		G4-3		P6	3	0	0	0	0	0	5						
Randy Winn, S OBP: 0.365, SLG: 0.377										1	0	0	0	0	0	0						
Kevin Stocker, S OBP: 0.286, SLG: 0.336			F8		SF9 1B BB		G5-3			3	1	1	0	1	0	0						
Inning Stats	R: 0 E: 0 K: 0 S: 7	H: 0 LOB: 0 BB: 0 P: 10	R: 1 E: 0 K: 1 S: 10	H: 3 LOB: 1 BB: 0 P: 16	R: 0 E: 0 K: 0 S: 11	H: 2 LOB: 2 BB: 0 P: 19	R: 0 E: 0 K: 3 S: 9	H: 0 LOB: 0 BB: 0 P: 11	R: 2 E: 0 K: 0 S: 9	H: 2 LOB: 1 BB: 1 P: 19	R: 0 E: 0 K: 0 S: 11	H: 2 LOB: 2 BB: 0 P: 21	R: 1 E: 0 K: 0 S: 8	H: 1 LOB: 0 BB: 0 P: 14	R: 0 E: 0 K: 1 S: 6	H: 0 LOB: 0 BB: 0 P: 10	R: 0 E: 0 K: 1 S: 8	H: 1 LOB: 1 BB: 0 P: 13	1B: 7 2B: 3 3B: 1 HR: 0	SF: 1 SAC: 0 DP: 1 HBP: 0	WP: 0 PB: 0 CS: 0	PA: 37
PITCHER	IP	WLS	BF	H	R	ER	SO	BB	IBB	HBP	BLK	WP	HR	S	P	ERA	WHIP					
John Burkett, R ERA: 5.69	7.0	W	30	10	4	4	4	1	0	0	0	0	0	65	110	5.14	1.571					
Eric Gunderson, L ERA: 2.4	1.0		3	0	0	0	1	0	0	0	0	0	0	6	10	0.00	0.000					
John Wetteland, R ERA: 1.66	1.0	S	4	1	0	0	1	0	0	0	0	0	0	8	13	0.00	1.000					

Tampa Bay Devil Rays @ Texas Rangers
The Ballpark at Arlington, Arlington, TX
Sun Jul 19 1998, 8:05 PM EDT
Att: 34,700 - Cloudy - 99 F

AB 35
R 4
H 11
RBI 4
BB 1
SO 6
LOB 11



Batter	1	2	3	4	5	6	7	8	9	AB	R	H	RBI	BB	SO	LOB	BOTTOM					
Tom Goodwin, L OBP: 0.369, SLG: 0.312	G4-3		K			L7				4	1	1	0	0	1	2						
Mark McLemore, S OBP: 0.401, SLG: 0.353	29 G4-6-3 BB		G4-3		29 G6-3 BB		G6-3			2	1	0	0	2	0	0						
29 Rusty Greer, L OBP: 0.392, SLG: 0.425	G4-6-3		1B		HR 2B		F8			4	1	2	2	0	0	1						
Juan Gonzalez, R OBP: 0.336, SLG: 0.583		HR	P3		G6-3		P9			4	1	1	2	0	0	2						
Will Clark, L OBP: 0.393, SLG: 0.513		F9 WP 1B	G6-3		G6-3		G6-3			4	2	2	2	0	0	1						
Ivan Rodriguez, R OBP: 0.385, SLG: 0.536	F9		K		FC3-6 1B		G5-3			4	0	1	0	0	1	1						
Luis Alicaia, S OBP: 0.370, SLG: 0.412	G3		G4-3		FC3-6 1B		G6-3 1B			4	0	1	0	0	0	2						
Kevin Elster, R OBP: 0.316, SLG: 0.358		1B BB	G3-1		F9		G6-3			3	0	0	0	1	0	2						
Fernando Tatis, R OBP: 0.297, SLG: 0.343		1B			BB 29 2B 1B		F8		K	4	1	2	1	0	1	1						
Inning Stats	R: 0 E: 0 K: 0 S: 4	H: 0 LOB: 1 BB: 1 P: 8	R: 2 E: 0 K: 1 S: 17	H: 3 LOB: 2 BB: 1 P: 30	R: 0 E: 0 K: 1 S: 6	H: 0 LOB: 0 BB: 0 P: 11	R: 5 E: 0 K: 0 S: 21	H: 5 LOB: 1 BB: 1 P: 34	R: 0 E: 0 K: 0 S: 7	H: 0 LOB: 0 BB: 0 P: 10	R: 0 E: 0 K: 0 S: 4	H: 0 LOB: 0 BB: 0 P: 4	R: 0 E: 0 K: 1 S: 10	H: 1 LOB: 1 BB: 0 P: 15	1B: 7 2B: 1 3B: 0 HR: 2	SF: 0 SAC: 0 DP: 1 HBP: 0	WP: 1 PB: 0 SB: 0 CS: 0	PA: 36				
PITCHER	IP	WLS	BF	H	R	ER	SO	BB	IBB	HBP	BLK	WP	HR	S	P	ERA	WHIP					
Bryan Rekar, R ERA: 6.46	4.1	L	23	8	7	7	2	3	0	0	0	0	0	50	87	14.54	2.538					
Rick White, R ERA: 3.66	3.2		13	2	0	0	1	0	0	0	0	0	0	24	34	0.00	0.545					

Tampa Bay Devil Rays @ Texas Rangers
The Ballpark at Arlington, Arlington, TX
Sun Jul 19 1998, 8:05 PM EDT
Att: 34,700 - Cloudy - 99 F

AB 33
R 7
H 10
RBI 7
BB 3
SO 3
LOB 12



Batter	1	2	3	4	5	6	7	8	9	AB	R	H	RBI	BB	SO	LOB	TOP										
Rich Amaral, R (1, 4) OBP: 0.336, SLG: 0.355										4	1	3	0	1	0	3	Seattle Mariners @ Tampa Bay Devil Rays Tropicana Field, St. Petersburg, FL Tue Jul 21 1998, 7:05 PM EDT Att: 30,298 - Dome - 72 F										
Alex Rodriguez, R (1, 6) OBP: 0.355, SLG: 0.568	G4-3	G5-3	G4-3	G4-3	FC6			G6-4-3		5	0	0	0	0	0	4											
Ken Griffey Jr., L (1, 8) OBP: 0.397, SLG: 0.685	1B	BB	1B	HR					K	5	2	3	2	0	2	0											
Edgar Martinez, R (1, 10) OBP: 0.411, SLG: 0.546	BB	1B	2B	G3-1				G6-3		3	2	0	0	2	1	1											
David Segui, S (1, 3) OBP: 0.385, SLG: 0.524	BB				G6-3			K		3	2	1	0	2	2	1											
Jay Buhner, R (1, 9) OBP: 0.340, SLG: 0.395	2B				G6-3					1	0	0	1	1	1	2											
Charles Gipson, R (2, 9) OBP: 0.333, SLG: 0.269	BB							1B		3	0	1	0	0	0	1											
Russ Davis, R (1, 7) OBP: 0.313, SLG: 0.473	2B			G5-3						4	1	2	4	0	1	0											
Rob Ducey, L (7, 7) OBP: 0.328, SLG: 0.395	2B				HR			1B		1	0	1	1	0	0	0											
Rico Rossy, R (1, 5) OBP: 0.317, SLG: 0.370	G6-3			P6	G6-3			FC5-4		5	0	0	0	0	0	4											
John Marzano, R (1, 2) OBP: 0.300, SLG: 0.288	BB			F9						3	0	1	0	1	0	0											
Inning Stats	R: 4 E: 0 K: 0 S: 18	H: 4 LOB: 3 BB: 3 P: 37	R: 0 E: 0 K: 2 S: 11	H: 1 LOB: 2 BB: 1 P: 22	R: 0 E: 0 K: 0 S: 9	H: 0 LOB: 0 BB: 0 P: 15	R: 1 E: 0 K: 0 S: 8	H: 2 LOB: 0 BB: 0 P: 12	R: 2 E: 0 K: 0 S: 12	H: 2 LOB: 2 BB: 2 P: 23	R: 0 E: 0 K: 1 S: 9	H: 0 LOB: 0 BB: 0 P: 14	R: 0 E: 0 K: 1 S: 8	H: 0 LOB: 0 BB: 0 P: 11	R: 0 E: 0 K: 0 S: 6	H: 1 LOB: 0 BB: 1 P: 11	R: 1 E: 0 K: 2 S: 14	H: 2 LOB: 2 BB: 1 P: 26	1B: 6 2B: 4 3B: 0 HR: 2	SF: 0 SAC: 0 DP: 1 HBP: 0	WP: 0 PB: 0 CS: 0	PA: 44					
PITCHER	IP	WLS	BF	H	R	ER	SO	BB	IBB	HBP	BLK	WP	HR	S	P	ERA	WHIP										
Wilson Alvarez, L (1, 1) ERA: 5.17	4.2	L	27	9	7	7	2	5	0	0	0	0	2	53	100	13.50	3.000										
Esteban Yan, R (5, 1) ERA: 4.41	2.1		8	0	0	0	3	1	0	0	0	0	0	22	34	0.00	0.429										
Scott Aldred, L (8, 1) ERA: 3.78	1.0		3	1	0	0	0	0	0	0	0	0	0	6	11	0.00	1.000										
Roberto Hernandez, R (9, 1) ERA: 4.47	1.0		6	2	1	1	2	1	0	0	0	0	0	14	26	9.00	3.000										
Batter	1	2	3	4	5	6	7	8	9	AB	R	H	RBI	BB	SO	LOB	BOTTOM										
Quinton McCracken, S (1, 8) OBP: 0.324, SLG: 0.415	K		K		K					4	0	0	0	0	3	1	Seattle Mariners @ Tampa Bay Devil Rays Tropicana Field, St. Petersburg, FL Tue Jul 21 1998, 7:05 PM EDT Att: 30,298 - Dome - 72 F										
Wade Boggs, L (1, 10) OBP: 0.357, SLG: 0.420	L7		K		F8					4	0	0	0	0	1	1											
Bobby Smith, R (1, 5) OBP: 0.369, SLG: 0.464	G6-3		1B		HR					4	1	2	2	0	1	0											
Fred McGriff, L (1, 3) OBP: 0.346, SLG: 0.394		F8			G1-3					4	0	1	0	0	0	0											
Bubba Trammell, R (1, 7) OBP: 0.333, SLG: 0.531		HR		K						4	1	2	1	0	1	2											
Dave Martinez, L (1, 9) OBP: 0.334, SLG: 0.320					L3-1					2	0	0	0	0	0	0											
Mike Kelly, R (5, 9) OBP: 0.287, SLG: 0.353		G5-3			G4-6-3					2	0	0	0	0	1	1											
Miguel Cairo, R (1, 4) OBP: 0.324, SLG: 0.393					G6-3					3	0	1	0	1	1	0											
Mike DiFelice, R (1, 2) OBP: 0.267, SLG: 0.327					L1					4	0	1	0	0	0	1											
Kevin Stocker, S (1, 6) OBP: 0.286, SLG: 0.333					HR					2	1	0	0	1	0	2											
Inning Stats	R: 0 E: 0 K: 1 S: 7	H: 0 LOB: 0 BB: 0 P: 8	R: 1 E: 0 K: 0 S: 10	H: 3 LOB: 2 BB: 0 P: 15	R: 0 E: 0 K: 3 S: 13	H: 2 LOB: 0 BB: 0 P: 23	R: 0 E: 0 K: 0 S: 4	H: 0 LOB: 0 BB: 0 P: 5	R: 2 E: 0 K: 1 S: 11	H: 1 LOB: 1 BB: 1 P: 20	R: 0 E: 0 K: 0 S: 7	H: 1 LOB: 1 BB: 1 P: 13	R: 0 E: 0 K: 1 S: 5	H: 0 LOB: 0 BB: 0 P: 7	R: 0 E: 0 K: 1 S: 6	H: 0 LOB: 0 BB: 0 P: 10	R: 0 E: 0 K: 2 S: 9	H: 0 LOB: 0 BB: 0 P: 12	1B: 5 2B: 0 3B: 0 HR: 2	SF: 0 SAC: 0 DP: 1 HBP: 0	WP: 0 PB: 0 CS: 0	PA: 35					
PITCHER	IP	WLS	BF	H	R	ER	SO	BB	IBB	HBP	BLK	WP	HR	S	P	ERA	WHIP										
Jamie Moyer, L (1, 1) ERA: 3.42	8.0	W	32	7	3	3	6	2	0	0	0	0	2	63	101	3.38	1.125										
Mike Timlin, R (9, 1) ERA: 3.29	1.0		3	0	0	0	2	0	0	0	0	0	0	9	12	0.00	0.000										

Batter	1	2	3	4	5	6	7	8	9	AB	R	H	RBI	BB	SO	LOB	TOP			
Rickey Henderson, R OBP: 0.364, SLG: 0.339	(1, 7) K		(4-2) G4-3 S BB		(4-2) S 1B BB		(4-1) BB 1B BB		(3-2) P4	2	0	0	0	3	1	0				
Bip Roberts, S OBP: 0.359, SLG: 0.345	(1, 4) G1-3		(0-1) F9		(0-1) S 1B		(0-0) BB 1B		(1-3) K	2	0	0	0	0	0	1				
Rafael Bourimigal, R OBP: 0.272, SLG: 0.319	(5, PH) (5, 4)				(1-2) S 1B		(1-2) BB 1B			3	0	2	0	0	1	0				
Ben Grieve, L OBP: 0.404, SLG: 0.496	(1, 9) 1B		(4-1) G4-3 BB		(2-3) K		(2-3) K			3	0	1	0	1	2	4				
Matt Stairs, L OBP: 0.405, SLG: 0.565	(1, 10) P6		(2-2) G4-3		(2-1) F8		(4-0)			3	0	0	0	1	0	5				
Mike Macfarlane, R OBP: 0.280, SLG: 0.401	(1, 2) G6-3		(1-1) G6-3		(1-2) F8		(0-0) F9			3	0	0	0	0	0	4				
Kevin Mitchell, R OBP: 0.280, SLG: 0.345	(7, PH)				(1-2) F8					1	0	0	0	0	0	3				
A.J. Hitch, R OBP: 0.290, SLG: 0.324	(7, 2)				(1-2) F8					0	0	0	0	0	0	0				
Jason Giambi, L OBP: 0.373, SLG: 0.464	(1, 3) BB BB				(1-1) G6-4-3 1B					3	0	1	0	1	1	0				
Mike Blowers, R OBP: 0.291, SLG: 0.357	(1, 5) BB BB				(3-1) G6-4-3 1B					3	0	0	0	1	1	1				
Ryan Christenson, R OBP: 0.322, SLG: 0.358	(1, 8) F7				(3-1) F8 1B					4	0	1	0	0	0	2				
Miguel Tejada, R OBP: 0.306, SLG: 0.349	(1, 6) K				(1-2) F7					4	0	0	0	0	3	3				
Inning Stats	R: 0 E: 0 K: 1 S: 10	H: 1 LOB: 1 BB: 0 P: 18	R: 0 E: 0 K: 1 S: 8	H: 0 LOB: 2 BB: 2 P: 19	R: 0 E: 0 K: 0 S: 11	H: 0 LOB: 2 BB: 2 P: 22	R: 0 E: 0 K: 0 S: 10	H: 2 LOB: 1 BB: 0 P: 18	R: 0 E: 0 K: 1 S: 13	H: 1 LOB: 2 BB: 1 P: 21	R: 0 E: 0 K: 1 S: 9	H: 1 LOB: 3 BB: 2 P: 21	R: 0 E: 0 K: 1 S: 11	H: 0 LOB: 0 BB: 0 P: 14	R: 0 E: 0 K: 2 S: 12	H: 0 LOB: 0 BB: 0 P: 19	1B: 5 2B: 0 3B: 0 HR: 0	SF: 0 SAC: 0 DP: 1 HBP: 0	WP: 0 PB: 0 SB: 3 CS: 0	PA: 38
PITCHER	IP WLS BF H R ER SO BB IBB HBP BLK WP HR S P ERA WHIP																			
Tony Saunders, L ERA: 4.2	(1, 1) 6.2 W 31 5 0 0 6 7 0 0 0 0 0 0 0 68 128 0.00 1.800																			
Jim Mecir, R ERA: 3.25	(7, 1) 2.1 7 0 0 0 3 0 0 0 0 0 0 0 0 24 34 0.00 0.000																			

Oakland Athletics @ Tampa Bay Devil Rays
Tropicana Field, St. Petersburg, FL
Fri Jul 24, 1998, 7:05 PM EDT
Att: 22,894 - Dome - 72 F

AB 31
R 0
H 5
RBI 0
BB 7
SO 9
LOB 23



Batter	1	2	3	4	5	6	7	8	9	AB	R	H	RBI	BB	SO	LOB	BOTTOM			
Quinton McCracken, S OBP: 0.329, SLG: 0.421	(1, 8) L9 1B 2B	(2-2) P3		(1-2) HBP 1B FC3-6 1B	(3-2) S 1B		(4-2) FC4-6 BB			4	2	3	0	1	0	1				
Rich Butler, L OBP: 0.269, SLG: 0.282	(1, 7) K			(0-0) FC3-6 HBP 1B	(2-1) F7		(0-1) FC4-6			5	1	2	0	0	1	4				
Bobby Smith, R OBP: 0.368, SLG: 0.455	(1, 5) L9			(2-1) FC3-6 HBP	(1-0) BB 1B FC1-2 1B		(1-3) K			4	0	1	1	0	2	5				
Fred McGriff, L OBP: 0.347, SLG: 0.392	(1, 3) 2B IBB			(1-2) FC3-6 BB 1B	(1-2) FC1-2 BB 1B					4	1	1	1	1	0	2				
Bubba Trammell, R OBP: 0.381, SLG: 0.632	(1, 9) 2B			(0-1) HR	(1-2) BB 1B		(4-0) G5-3 FC1-2 BB			4	1	3	3	1	0	0				
Mike Kelly, R OBP: 0.286, SLG: 0.362	(9, 9) 1B			(1-2) HR	(1-2) BB 1B		(1-2) FC1-2 BB			0	0	0	0	0	0	0				
Paul Sorrento, L OBP: 0.311, SLG: 0.451	(1, 10) 2B			(3-2) G3	(4-2) BB		(0-0) FC1-2			4	0	1	1	1	0	3				
Miguel Cairo, R OBP: 0.322, SLG: 0.390	(1, 4) F9			(1-2) BB	(0-1) G4-3		(1-2) G5-3			4	0	0	0	0	0	8				
Aaron Ledesma, R OBP: 0.366, SLG: 0.398	(1, 6) 1B 1B			(0-1) FC4-6 1B	(1-0) F8					4	0	2	0	0	1	0				
Mike DiFelice, R OBP: 0.267, SLG: 0.325	(1, 2) F8			(0-1) FC4-6 1B HBP	(1-2) F8		(0-1) FC4-6 BB 1B			4	1	1	0	0	0	2				
Inning Stats	R: 2 E: 0 K: 1 S: 13	H: 3 LOB: 2 BB: 1 P: 29	R: 0 E: 0 K: 1 S: 14	H: 2 LOB: 0 BB: 0 P: 18	R: 1 E: 0 K: 0 S: 11	H: 1 LOB: 0 BB: 0 P: 19	R: 3 E: 0 K: 0 S: 18	H: 4 LOB: 3 BB: 1 P: 27	R: 0 E: 0 K: 0 S: 11	H: 1 LOB: 1 BB: 0 P: 18	R: 0 E: 0 K: 0 S: 7	H: 2 LOB: 2 BB: 1 P: 13	R: 0 E: 0 K: 2 S: 13	H: 1 LOB: 2 BB: 1 P: 19	R: 0 E: 0 K: 0 S: 8	H: 0 LOB: 0 BB: 0 P: 11	1B: 11 2B: 2 3B: 0 HR: 1	SF: 0 SAC: 0 DP: 1 HBP: 1	WP: 0 PB: 0 SB: 1 CS: 0	PA: 42
PITCHER	IP WLS BF H R ER SO BB IBB HBP BLK WP HR S P ERA WHIP																			
Mike Oquist, R ERA: 5.7	(1, 1) 3.2 L 23 10 6 6 2 0 0 1 1 0 0 0 0 32 54 0.00 2.727																			
Steve Connelly, R ERA: 1.93	(4, 1) 3.0 15 4 0 0 1 3 0 0 0 0 0 0 0 32 54 0.00 2.333																			
T.J. Mathews, R ERA: 5.57	(7, 1) 1.1 4 0 0 0 1 0 0 0 0 0 0 0 0 11 15 0.00 0.000																			

Oakland Athletics @ Tampa Bay Devil Rays
Tropicana Field, St. Petersburg, FL
Fri Jul 24, 1998, 7:05 PM EDT
Att: 22,894 - Dome - 72 F

AB 37
R 6
H 14
RBI 6
BB 4
SO 4
LOB 25



Batter	1	2	3	4	5	6	7	8	9	AB	R	H	RBI	BB	SO	LOB	TOP				
Rickey Henderson, R OBP: 0.368, SLG: 0.337 (1, 7)	G4-6-3 BB		4-1 S BB		4-2 FC6-4 BB			0-2 P6		1	0	0	0	3	0	0					
Big Roberts, S OBP: 0.356, SLG: 0.342 (1, 4)	G4-6-3 1-2		0-0 F7		1-0 FC6-4			1-1 G1-3		4	0	0	0	0	0	4					
Ben Grieve, L OBP: 0.403, SLG: 0.494 (1, 9)	2-3 K			0-1 G6-3		1-0 BB 1B		0-0 G3-1		4	0	1	0	0	1	0					
Matt Stairs, L OBP: 0.400, SLG: 0.557 (1, 10)		1-0 P4		0-0 4-3		3-3 K		1-1 F9		4	0	0	0	0	1	1					
Jason Giambi, L OBP: 0.378, SLG: 0.478 (1, 3)		1-0 P5		3-2 2B		4-2 G6-4-3 BB		0-2 L6		3	0	1	0	1	0	0					
Mike Blowers, R OBP: 0.291, SLG: 0.364 (1, 5)		0-0 HR		3-0 G6-3		1-0 G6-4-3 1-2		1-3 K		4	1	1	1	0	1	3					
Ryan Christenson, R OBP: 0.317, SLG: 0.351 (1, 8)				0-1 F9		1-1 F7		2-2 G6-3		2	0	0	0	0	0	0					
Jack Voigt, R OBP: 0.213, SLG: 0.246 (5, 8)										1	0	0	0	0	0	0					
Rafael Bourimigal, R OBP: 0.263, SLG: 0.308 (1, 6)			0-2 F7		3-3 K		0-0 F7			3	0	0	0	0	1	0					
A.J. Hinch, R OBP: 0.287, SLG: 0.317 (1, 2)			3-3 K		4-2 BB BB		3-2 P6			2	0	0	0	1	1	0					
Inning Stats	R: 0 E: 0 K: 1 S: 11	H: 0 LOB: 0 BB: 1 P: 17	R: 1 E: 0 K: 0 S: 5	H: 1 LOB: 0 BB: 0 P: 7	R: 0 E: 0 K: 1 S: 14	H: 0 LOB: 1 BB: 1 P: 21	R: 0 E: 0 K: 0 S: 7	H: 1 LOB: 1 BB: 1 P: 13	R: 0 E: 0 K: 1 S: 11	H: 0 LOB: 2 BB: 2 P: 24	R: 0 E: 0 K: 0 S: 8	H: 0 LOB: 0 BB: 0 P: 13	R: 0 E: 0 K: 0 S: 6	H: 0 LOB: 0 BB: 0 P: 7	R: 0 E: 0 K: 1 S: 9	H: 0 LOB: 0 BB: 0 P: 11	1B: 1 2B: 1 3B: 0 HR: 1	SF: 0 SAC: 0 DP: 2 HBP: 0	WP: 0 PB: 0 SB: 1 CS: 1	PA: 33	
PITCHER	IP	WLS	BF	H	R	ER	SO	BB	IBB	HBP	BLK	WP	HR	S	P	ERA	WHIP				
Wilson Alvarez, L ERA: 4.81 (1, 1)	7.0	W	27	3	1	1	4	5	0	0	0	0	1	63	111	1.29	1.143				
Esteban Yan, R ERA: 4.24 (8, 1)	2.0	S	6	0	0	0	1	0	0	0	0	0	0	15	18	0.00	0.000				

Oakland Athletics @ Tampa Bay Devil Rays
Tropicana Field, St. Petersburg, FL
Sun Jul 26 1998, 3:33 AM EDT
Att: 35,325 - Dome - 72 F

AB 28
R 1
H 3
RBI 1
BB 5
SO 5
LOB 8



Batter	1	2	3	4	5	6	7	8	9	AB	R	H	RBI	BB	SO	LOB	BOTTOM				
Randy Winn, S OBP: 0.383, SLG: 0.383 (1, 8)	G1-3	G3		3-2 P4		0-0 1B				4	0	1	0	0	0	4					
Wade Boggs, L OBP: 0.347, SLG: 0.407 (1, 5)	G4-3		2-2 G6-3	1-1 F7			1-1 G3			4	0	0	0	0	0	1					
Mike Kelly, R OBP: 0.291, SLG: 0.378 (8, 9)	G4-3		G6-3	F7			G3			0	0	0	0	0	0	0					
Quinton McCracken, S OBP: 0.329, SLG: 0.425 (1, 7)	2-1 F7		1-2 HR 3B		2-2 F7		0-3 K			4	1	1	0	0	1	0					
Fred McGriff, L OBP: 0.353, SLG: 0.406 (1, 3)		1-1 BB 1B	3-1 HR 1B		0-1 BB 1B		1-2 1B			4	1	4	2	0	0	0					
Paul Sorrento, L OBP: 0.313, SLG: 0.448 (1, 10)		4-0 BB 1B BB	1-3 K		4-2 BB		2-1 G4-3			2	1	0	0	2	1	1					
Miguel Cairo, R OBP: 0.324, SLG: 0.392 (1, 4)		1-0 1B BB	3-1 BB 2B		1-3 K		0-1 G5-3			4	0	2	0	0	1	2					
Rich Butler, L OBP: 0.270, SLG: 0.278 (1, 9)		4-2 1B BB	3-3 K		0-0 G4-3		1-3 K			2	0	0	0	1	1	3					
Bobby Smith, R OBP: 0.364, SLG: 0.453 (8, 5)		1-2 2-3 BB								1	0	0	0	0	1	0					
John Flaherty, R OBP: 0.250, SLG: 0.254 (1, 2)		1-1 1B		0-1 P6		1-3 K		2-0 G6-3		4	0	1	1	0	1	0					
Kevin Stocker, S OBP: 0.289, SLG: 0.339 (1, 6)		1-2 2-3 3-H BB		1-1 2B		1-1 G3				3	0	1	0	0	0	3					
Inning Stats	R: 0 E: 0 K: 0 S: 8	H: 0 LOB: 0 BB: 0 P: 12	R: 1 E: 0 K: 0 S: 12	H: 3 LOB: 3 BB: 2 P: 27	R: 2 E: 0 K: 2 S: 18	H: 3 LOB: 1 BB: 0 P: 31	R: 0 E: 0 K: 0 S: 10	H: 1 LOB: 1 BB: 0 P: 15	R: 0 E: 0 K: 1 S: 14	H: 1 LOB: 2 BB: 1 P: 21	R: 0 E: 0 K: 1 S: 6	H: 1 LOB: 1 BB: 0 P: 8	R: 0 E: 0 K: 1 S: 10	H: 1 LOB: 0 BB: 0 P: 14	R: 0 E: 0 K: 1 S: 6	H: 0 LOB: 0 BB: 0 P: 9	1B: 6 2B: 2 3B: 1 HR: 1	SF: 0 SAC: 0 DP: 0 HBP: 0	WP: 0 PB: 0 SB: 0 CS: 0	PA: 35	
PITCHER	IP	WLS	BF	H	R	ER	SO	BB	IBB	HBP	BLK	WP	HR	S	P	ERA	WHIP				
Tom Candiotti, R ERA: 5.1 (1, 1)	7.0	L	32	10	3	3	5	3	0	0	0	0	1	78	128	3.86	1.857				
Billy Taylor, R ERA: 3.61 (8, 1)	1.0		3	0	0	0	1	0	0	0	0	0	0	6	9	0.00	0.000				

Oakland Athletics @ Tampa Bay Devil Rays
Tropicana Field, St. Petersburg, FL
Sun Jul 26 1998, 3:33 AM EDT
Att: 35,325 - Dome - 72 F

AB 32
R 3
H 10
RBI 3
BB 3
SO 6
LOB 14



Batter	1	2	3	4	5	6	7	8	9	AB R H RBI BB SO LOB	TOP									
Bip Roberts, S OBP: 0.357, SLG: 0.348 (1, 4)	F9		G6-3				G4-3 E 2B		K	5 1 2 0 0 1 1	Oakland Athletics @ Tampa Bay Devil Rays Tropicana Field, St. Petersburg, FL Mon Jul 27 1998, 7:05 PM EDT Att: 22,169 - Dome - 72 F livebaseballscorecards.com									
Mike Neill, L (1, 7)	G3-1		K		F7		G4-3		P5	5 0 0 0 0 1 3										
Ben Grieve, L OBP: 0.403, SLG: 0.491 (1, 9)	1B 1B						E6		G3-1	4 1 1 0 1 1 2										
Matt Stairs, L OBP: 0.398, SLG: 0.553 (1, 10)	1B						L5		L7	4 0 1 0 0 1 2										
Jason Giambi, L OBP: 0.379, SLG: 0.478 (1, 3)	FC6-4 1B						G4-3		G4-3	4 1 2 1 0 0 1										
Mike Blowers, R OBP: 0.293, SLG: 0.379 (1, 5)	FC6-4						L5		L7	4 1 2 2 0 0 2										
Mike Macfarlane, R OBP: 0.277, SLG: 0.395 (1, 2)		G4-3					HR		G6-3	4 0 0 0 0 0 1										
Jack Voigt, R OBP: 0.265, SLG: 0.236 (8, PH)							F7		G3	3 0 0 0 0 1 1										
Rickey Henderson, R OBP: 0.367, SLG: 0.336 (8, 8)							K		F9	1 0 0 0 0 0 0										
Miguel Tejada, R OBP: 0.318, SLG: 0.367 (1, 6)							F7		L9	3 1 1 1 1 0 0										
Inning Stats	R: 1 E: 0 K: 0 S: 15	H: 3 LOB: 2 BB: 0 P: 22	R: 0 E: 0 K: 0 S: 8	H: 0 LOB: 0 BB: 13 P: 13	R: 0 E: 0 K: 2 S: 9	H: 1 LOB: 1 BB: 0 P: 13	R: 0 E: 0 K: 1 S: 13	H: 1 LOB: 1 BB: 0 P: 22	R: 2 E: 1 K: 0 S: 13	H: 2 LOB: 1 BB: 0 P: 19	R: 2 E: 1 K: 0 S: 16	H: 2 LOB: 1 BB: 0 P: 22	R: 0 E: 0 K: 0 S: 12	H: 0 LOB: 1 BB: 1 P: 18	R: 0 E: 0 K: 1 S: 7	H: 0 LOB: 1 BB: 1 P: 14	1B: 5 2B: 2 3B: 0 HR: 2	SF: 0 SAC: 0 DP: 0 HBP: 0	WP: 0 PB: 0 SB: 0 CS: 0	PA: 39
PITCHER	IP WLS BF H R ER SO BB IBB HBP BLK WP HR S P ERA WHIP											IP WLS BF H R ER SO BB IBB HBP BLK WP HR S P ERA WHIP								
Bryan Rekar, R ERA: 5.91 (1, 1)	6.0 W 26 7 3 3 4 1 0 0 0 0 0 1 67 104 4.50 1.333																			
Rick White, R ERA: 4.08 (7, 1)	0.0 2 2 2 1 0 0 0 0 0 0 0 0 1 5 6 ∞ ∞																			
Scott Aldred, L ERA: 3.57 (7, 1)	1.0 4 0 0 0 0 0 0 0 0 0 0 0 0 11 16 0.00 0.000																			
Jim Mecir, R ERA: 3.2 (8, 1)	1.0 3 0 0 0 0 0 0 0 0 0 0 0 0 12 18 0.00 0.000																			
Roberto Hernandez, R ERA: 4.38 (9, 1)	1.0 4 0 0 0 1 1 0 0 0 0 0 0 0 7 14 0.00 1.000																			

Batter	1	2	3	4	5	6	7	8	9	AB R H RBI BB SO LOB	BOTTOM							
Quinton McCracken, S OBP: 0.330, SLG: 0.424 (1, 8)	F7		G1-3					SH		3 2 1 0 1 0 0	Oakland Athletics @ Tampa Bay Devil Rays Tropicana Field, St. Petersburg, FL Mon Jul 27 1998, 7:05 PM EDT Att: 22,169 - Dome - 72 F livebaseballscorecards.com							
Wade Boggs, L OBP: 0.352, SLG: 0.422 (8, FR)	G1-3						FC6-4 1B		SH	5 1 3 3 0 0 1								
Bobby Smith, R OBP: 0.364, SLG: 0.453 (9, 5)							FC6-4 1B		SH	0 1 0 0 0 0 0								
Aaron Ledesma, R OBP: 0.357, SLG: 0.394 (1, 4)	F9						G4-3		P3	5 0 0 0 0 0 4								
Fred McGriff, L OBP: 0.353, SLG: 0.405 (1, 3)		G6-3					K		K	4 2 1 1 1 1 2								
Bubba Trammell, R OBP: 0.366, SLG: 0.578 (6, 7)							K		K	3 2 1 0 1 2 0								
Randy Winn, S OBP: 0.387, SLG: 0.401 (8, 8)		BB 2B BB					K		K	1 0 1 2 0 0 0								
Paul Sorrento, L OBP: 0.312, SLG: 0.442 (1, 10)							F7		FC3-2	4 0 0 0 1 0 5								
Rich Butler, L OBP: 0.273, SLG: 0.276 (1, 7)							F7		FC3-2	1 1 0 0 1 1 1								
Mike Kelly, R OBP: 0.296, SLG: 0.393 (6, 9)							F7		K	3 1 2 1 0 1 1								
Mike DiFelice, R OBP: 0.272, SLG: 0.331 (1, 2)							F7		K	1 1 0 0 1 1 1								
Mike DiFelice, R OBP: 0.272, SLG: 0.331 (1, 2)							F7		K	3 0 1 1 1 1 2								
Kevin Stocker, S OBP: 0.292, SLG: 0.339 (1, 6)							F7		SH	3 1 1 2 1 1 3								
Inning Stats	R: 0 E: 0 K: 0 S: 11	H: 0 LOB: 0 BB: 0 P: 16	R: 2 E: 1 K: 0 S: 16	H: 1 LOB: 1 BB: 2 P: 31	R: 0 E: 0 K: 4 S: 18	H: 0 LOB: 2 BB: 1 P: 27	R: 5 E: 0 K: 1 S: 14	H: 4 LOB: 2 BB: 3 P: 31	R: 0 E: 0 K: 1 S: 7	H: 1 LOB: 1 BB: 0 P: 10	R: 0 E: 0 K: 1 S: 10	H: 1 LOB: 1 BB: 0 P: 19	R: 4 E: 1 K: 1 S: 13	H: 3 LOB: 1 BB: 1 P: 26	1B: 7 2B: 1 3B: 2 HR: 1	SF: 0 SAC: 1 DP: 0 HBP: 0	WP: 1 PB: 0 SB: 0 CS: 0	PA: 43
PITCHER	IP WLS BF H R ER SO BB IBB HBP BLK WP HR S P ERA WHIP											IP WLS BF H R ER SO BB IBB HBP BLK WP HR S P ERA WHIP						
Blake Stein, R ERA: 5.89 (5, 1)	1.2 L 8 3 1 1 1 1 1 0 0 0 0 0 0 14 24 5.40 2.400																	
Buddy Groom, L ERA: 5.13 (7, 1)	1.0 5 1 1 1 1 1 1 0 0 0 0 0 0 10 23 9.00 2.000																	
Mike Mohler, L ERA: 4.75 (8, 1)	1.0 7 3 3 2 1 0 0 0 0 0 0 0 0 13 22 18.00 3.000																	

Batter	1	2	3	4	5	6	7	8	9	AB	R	H	RBI	BB	SO	LOB	TOP										
Randy Winn, S OBP: 0.390, SLG: 0.404	1-0 G6-4-3 1B			2-1 1B			0-1 G6-3		3-2 G3	4	0	2	0	0	0	0	Tampa Bay Devil Rays @ Chicago White Sox Comiskey Park, Chicago, IL Tue Jul 28, 1998, 8:05 PM EDT Att: 18,402 - Unknown - 86 F livebaseballscorecards.com										
Wade Boggs, L OBP: 0.350, SLG: 0.423	1-2 G6-4-3 1-2f			1-1 G6-3			1-1 1B 2B		0-2 G3-1	4	1	1	0	0	0	1											
Quinton McCracken, S OBP: 0.329, SLG: 0.422	3-3 K			1-3 K			1-0 2-H 1B		1-2 G6-3	4	0	1	1	0	2	0											
Fred McGriff, L OBP: 0.353, SLG: 0.402		2-1 G4-3			0-0 G3		4-2 1-2 BB			2	0	0	0	1	0	0											
Bubba Trammell, R OBP: 0.351, SLG: 0.552		1-3 K			1-2 G5-3		1-0 F7			3	0	0	0	0	1	2											
Paul Sorrento, L OBP: 0.309, SLG: 0.438		3-3 K			0-3 K		1-2 G5-3			3	0	0	0	0	2	2											
Miguel Cairo, R OBP: 0.322, SLG: 0.388			2-1 F9			2-1 P8		2-2 G4-3		3	0	0	0	0	0	0											
John Flaherty, R OBP: 0.246, SLG: 0.250			1-0 F8			1-0 P5		1-2 F7		3	0	0	0	0	0	0											
Kevin Stocker, S OBP: 0.289, SLG: 0.336			3-3 K			1-0 G1-3		1-3 K		3	0	0	0	0	2	0											
Inning Stats	R: 0 E: 0 K: 1 S: 7	H: 1 LOB: 0 BB: 0 P: 12	R: 0 E: 0 K: 2 S: 8	H: 0 LOB: 0 BB: 0 P: 14	R: 0 E: 0 K: 1 S: 6	H: 0 LOB: 0 BB: 0 P: 12	R: 0 E: 0 K: 1 S: 7	H: 1 LOB: 0 BB: 0 P: 11	R: 0 E: 0 K: 0 S: 4	H: 0 LOB: 0 BB: 0 P: 8	R: 1 E: 0 K: 0 S: 12	H: 2 LOB: 2 BB: 1 P: 20	R: 0 E: 0 K: 1 S: 12	H: 0 LOB: 0 BB: 0 P: 16	R: 0 E: 0 K: 0 S: 10	H: 0 LOB: 0 BB: 0 P: 14	1B: 3 2B: 1 3B: 0 HR: 0	SF: 0 SAC: 0 DP: 1 HBP: 0	WP: 0 PB: 0 CS: 0	PA: 30							
PITCHER	IP	WLS	BF	H	R	ER	SO	BB	IBB	HBP	BLK	WP	HR	S	P	ERA	WHIP										
James Baldwin, R ERA: 6.11	(1, 1)	6.2	W	23	4	1	1	6	1	0	0	0	0	48	81	1.35	0.750										
Bob Howry, R ERA: 2.96	(7, 1)	1.1		4	0	0	0	1	0	0	0	0	0	15	20	0.00	0.000										
41 Bill Simas, R ERA: 2.14	(9, 1)	1.0	S	3	0	0	0	0	0	0	0	0	0	10	14	0.00	0.000										

Batter	1	2	3	4	5	6	7	8	9	AB	R	H	RBI	BB	SO	LOB	BOTTOM											
Ray Durham, S OBP: 0.368, SLG: 0.469	1-1 2B	1-1 E4		1-3 K		3-1 P3		0-1 BB 1B		5	0	2	0	0	1	1	Tampa Bay Devil Rays @ Chicago White Sox Comiskey Park, Chicago, IL Tue Jul 28, 1998, 8:05 PM EDT Att: 18,402 - Unknown - 86 F livebaseballscorecards.com											
Mike Caruso, S OBP: 0.326, SLG: 0.404	0-0 P8	1-2 3-H K		1-1 G4-3		0-0 G3		4-0 FC5-4 BB		4	0	0	0	1	1	3												
Frank Thomas, R OBP: 0.374, SLG: 0.446	4-1 BB		1-2 FC6-5 1B		4-0 HR BB		4-0 BB		1-3 K	2	1	1	0	3	1	3												
Albert Belle, R OBP: 0.379, SLG: 0.616	1-1 G4-3		0-0 FC5 FC6-5 1B		1-1 1-H HR		0-1 P3		2-2 FC5-4	5	1	2	2	0	0	6												
Robin Ventura, L OBP: 0.353, SLG: 0.429		4-2 2B BB		0-1 FC6-5 BB FC5		0-1 L8		3-2 P5		3	1	0	0	1	0	2												
Greg Norton, S OBP: 0.287, SLG: 0.426		2-2 FC9-6 1-H E 2B		0-0 FC5 BB		1-0 FC6-4 1B		1-2 F7		4	1	2	1	0	0	2												
Magglio Ordonez, R OBP: 0.313, SLG: 0.499		4-1 FC9-6 BB		4-2 FC6-4 1B		0-0 FC6-4 1B		4-1 CS BB		1	0	1	0	3	0	0												
Mike Cameron, R OBP: 0.285, SLG: 0.313		1-2 FC9-6 E 1-2f 2-3		3-1 P8		3-2 FC6-4 FC5-4		1-2 CS		4	0	0	0	0	0	7												
Chad Kreuter, S OBP: 0.370, SLG: 0.309		1-3 K		1-1 G6-3		2-1 FC5-4		4-1 BB 1B BB		3	0	0	0	1	1	4												
Inning Stats	R: 0 E: 0 K: 0 S: 6	H: 1 LOB: 1 BB: 1 P: 12	R: 2 E: 1 K: 2 S: 19	H: 1 LOB: 2 BB: 2 P: 33	R: 0 E: 0 K: 1 S: 8	H: 2 LOB: 3 BB: 1 P: 19	R: 0 E: 0 K: 1 S: 8	H: 0 LOB: 0 BB: 0 P: 11	R: 2 E: 0 K: 0 S: 11	H: 3 LOB: 2 BB: 1 P: 22	R: 0 E: 0 K: 0 S: 5	H: 0 LOB: 1 BB: 1 P: 12	R: 0 E: 0 K: 0 S: 11	H: 0 LOB: 0 BB: 1 P: 20	R: 0 E: 0 K: 1 S: 11	H: 1 LOB: 3 BB: 2 P: 22	1B: 5 2B: 2 3B: 0 HR: 1	SF: 0 SAC: 0 DP: 1 HBP: 0	WP: 0 PB: 0 CS: 1	PA: 41								
PITCHER	IP	WLS	BF	H	R	ER	SO	BB	IBB	HBP	BLK	WP	HR	S	P	ERA	WHIP											
Rolando Arrojo, R ERA: 3.11	(1, 1)	7.0	L	34	7	4	3	3	7	0	0	0	0	0	1	71	3.86	2.000										
Rick White, R ERA: 3.99	(8, 1)	1.0		6	1	0	0	1	2	0	0	0	0	11	22	0.00	3.000											

Batter	1	2	3	4	5	6	7	8	9	AB	R	H	RBI	BB	SO	LOB	TOP					
Randy Winn, S OBP: 0.396, SLG: 0.430 (1, 8)	G6-3		HR			2B	G3		1B	5	3	3	1	0	0	0	Tampa Bay Devil Rays @ Chicago White Sox Comiskey Park, Chicago, IL Wed Jul 29 1998, 8:05 PM EDT Att: 17,387 - Unknown - 80 F livebaseballscorecards.com					
Quinton McCracken, S OBP: 0.330, SLG: 0.421 (1, 7)	G5-3		G6-3			1B	WP		1B	4	0	1	0	1	1	1						
Bobby Smith, R OBP: 0.360, SLG: 0.447 (1, 5)	G6-3			G6-3		E5	K		1B	5	1	1	1	0	1	2						
Fred McGriff, L OBP: 0.351, SLG: 0.398 (1, 3)		G3-1		K		2B		G4-3	F7	4	1	0	0	1	1	2						
Bubba Trammell, R OBP: 0.372, SLG: 0.620 (1, 10)		CS		G5-3		1B		HR		4	2	3	3	0	0	0						
Mike Kelly, R OBP: 0.300, SLG: 0.392 (1, 9)		CS				P5		G5-3		3	0	1	0	1	0	2						
Miguel Cairo, R OBP: 0.324, SLG: 0.390 (1, 4)						G6-4-3		P6		4	0	2	2	0	0	1						
Mike DiFelice, R OBP: 0.271, SLG: 0.330 (1, 2)		CS		G6-3		G4-3		G6-3		4	0	1	0	0	0	1						
Kevin Stocker, S OBP: 0.285, SLG: 0.331 (1, 6)			G6-3		G5-3		K	G3-1		4	0	0	0	0	1	1						
Inning Stats	R: 0 E: 0 K: 0 S: 5	H: 0 LOB: 0 BB: 0 P: 8	R: 0 E: 0 K: 0 S: 8	H: 2 LOB: 1 BB: 1 P: 15	R: 1 E: 0 K: 0 S: 8	H: 1 LOB: 0 BB: 0 P: 13	R: 0 E: 0 K: 1 S: 6	H: 0 LOB: 0 BB: 0 P: 8	R: 0 E: 0 K: 1 S: 8	H: 2 LOB: 1 BB: 0 P: 11	R: 4 E: 1 K: 1 S: 21	H: 3 LOB: 1 BB: 1 P: 31	R: 0 E: 0 K: 2 S: 13	H: 0 LOB: 0 BB: 1 P: 21	R: 1 E: 0 K: 0 S: 11	H: 1 LOB: 0 BB: 0 P: 17	R: 1 E: 0 K: 0 S: 13	H: 3 LOB: 2 BB: 0 P: 18	1B: 9 2B: 1 3B: 0 HR: 2	SF: 0 SAC: 0 DP: 1 HBP: 0	WP: 1 PB: 0 CS: 2	PA: 41
PITCHER	IP	WLS	BF	H	R	ER	SO	BB	IBB	HBP	BLK	WP	HR	S	P	ERA	WHIP					
Jim Parque, L ERA: 5.05 (1, 1)	5.2	L	25	8	5	2	2	2	0	0	0	0	1	55	85	3.18	1.765					
Carlos Castillo, R ERA: 5.05 (6, 1)	2.1		9	1	1	1	2	1	0	0	0	0	1	25	39	3.86	0.857					
Keith Foulke, R ERA: 4.33 (9, 1)	0.2		5	3	1	1	0	0	0	0	0	0	0	12	16	13.50	4.500					
Scott Eyre, L ERA: 5.32 (9, 1)	0.1		1	0	0	0	0	0	0	0	0	0	0	1	2	0.00	0.000					

Batter	1	2	3	4	5	6	7	8	9	AB	R	H	RBI	BB	SO	LOB	BOTTOM					
Ray Durham, S OBP: 0.364, SLG: 0.463 (1, 4)	K		P4				P8		K	5	0	0	0	0	3	3	Tampa Bay Devil Rays @ Chicago White Sox Comiskey Park, Chicago, IL Wed Jul 29 1998, 8:05 PM EDT Att: 17,387 - Unknown - 80 F livebaseballscorecards.com					
25 Jeff Abbott, R OBP: 0.333, SLG: 0.525 (1, 8)	F9		F8				BB		BB	2	0	0	0	2	0	2						
Frank Thomas, R OBP: 0.375, SLG: 0.444 (1, 10)			F8				F8		BB	2	0	0	0	2	0	3						
Albert Belle, R OBP: 0.376, SLG: 0.610 (1, 7)	G4-3			K			F9		G3-1	4	0	0	0	0	1	5						
Robin Ventura, L OBP: 0.352, SLG: 0.427 (1, 5)		F9		HR			F9		F8	4	1	1	0	0	0	0						
Wil Cordero, R OBP: 0.300, SLG: 0.444 (1, 3)		G4-6-3		HR			P6		E5	3	1	1	2	1	0	0						
Magglio Ordonez, R OBP: 0.312, SLG: 0.410 (1, 9)		G4-6-3					P4		G4-6-3	4	0	1	0	0	0	2						
Chris Snopce, R OBP: 0.306, SLG: 0.259 (1, 6)			BB				L6		BB	2	0	1	0	2	0	1						
Robert Machado, R OBP: 0.235, SLG: 0.143 (1, 2)			BB				F7		G6-4-3	3	0	0	0	1	1	3						
Inning Stats	R: 0 E: 0 K: 1 S: 10	H: 0 LOB: 0 BB: 1 P: 20	R: 0 E: 0 K: 0 S: 5	H: 0 LOB: 0 BB: 1 P: 12	R: 0 E: 0 K: 0 S: 10	H: 0 LOB: 2 BB: 2 P: 19	R: 2 E: 0 K: 1 S: 17	H: 3 LOB: 1 BB: 0 P: 27	R: 0 E: 0 K: 1 S: 11	H: 0 LOB: 0 BB: 1 P: 17	R: 0 E: 0 K: 0 S: 6	H: 0 LOB: 0 BB: 0 P: 9	R: 0 E: 0 K: 1 S: 17	H: 1 LOB: 3 BB: 2 P: 30	R: 0 E: 1 K: 0 S: 6	H: 0 LOB: 0 BB: 0 P: 8	R: 0 E: 0 K: 1 S: 7	H: 0 LOB: 0 BB: 1 P: 13	1B: 2 2B: 1 3B: 0 HR: 1	SF: 0 SAC: 0 DP: 3 HBP: 0	WP: 0 PB: 0 CS: 0	PA: 37
PITCHER	IP	WLS	BF	H	R	ER	SO	BB	IBB	HBP	BLK	WP	HR	S	P	ERA	WHIP					
Tony Saunders, L ERA: 4.12 (1, 1)	6.2	W	29	4	2	2	4	6	0	0	0	0	1	70	123	2.70	1.500					
Jim Meier, R ERA: 3.12 (7, 1)	1.1		5	0	0	0	0	1	0	0	0	0	0	12	19	0.00	0.750					
Roberto Hernandez, R ERA: 4.26 (9, 1)	1.0		3	0	0	0	1	1	0	0	0	0	0	7	13	0.00	1.000					

Batter	1	2	3	4	5	6	7	8	9	AB	R	H	RBI	BB	SO	LOB	TOP					
Brian Hunter, R (1, 8) OBP: 0.287, SLG: 0.317										4	0	1	0	0	1	1	Detroit Tigers @ Tampa Bay Devil Rays Tropicana Field, St. Petersburg, FL Fri Jul 31 1998, 7:05 PM EDT Att: 25,654 - Dome - 72 F					
Damion Easley, R (1, 4) OBP: 0.345, SLG: 0.513										3	0	0	0	1	0	1						
Joe Siddall, L (9, FR) OBP: 0.375, SLG: 0.429										0	0	0	0	0	0	0						
Bobby Higginson, L (1, 9) OBP: 0.385, SLG: 0.539										4	0	0	0	0	0	2						
Tony Clark, S (1, 3) OBP: 0.364, SLG: 0.529										3	0	1	0	1	0	1						
Luis Gonzalez, L (1, 7) OBP: 0.362, SLG: 0.488										3	0	0	0	1	0	1						
Frank Catalanotto, L (1, 10) OBP: 0.289, SLG: 0.364										4	1	1	0	0	1	3						
Gabe Alvarez, R (1, 5) OBP: 0.292, SLG: 0.390										4	0	1	0	0	2	3						
Paul Bako, L (1, 2) OBP: 0.337, SLG: 0.367										2	0	1	1	0	0	0						
Deivi Cruz, R (1, 6) OBP: 0.272, SLG: 0.309										2	0	0	0	0	0	1						
Trey Beamon, L (8, PH) OBP: 0.452, SLG: 0.519										1	0	0	0	0	0	2						
Joe Randa, R (8, 4) OBP: 0.314, SLG: 0.327										0	0	0	0	0	0	0						
Inning Stats	R: 0 E: 0 K: 0 S: 5	H: 1 LOB: 1 BB: 0 P: 10	R: 0 E: 0 K: 1 S: 12	H: 0 LOB: 0 BB: 0 P: 16	R: 0 E: 0 K: 0 S: 6	H: 0 LOB: 0 BB: 0 P: 9	R: 0 E: 0 K: 0 S: 7	H: 1 LOB: 1 BB: 0 P: 8	R: 1 E: 0 K: 0 S: 8	H: 2 LOB: 0 BB: 0 P: 11	R: 0 E: 0 K: 1 S: 6	H: 0 LOB: 0 BB: 0 P: 8	R: 0 E: 0 K: 0 S: 4	H: 0 LOB: 0 BB: 0 P: 6	R: 0 E: 1 K: 0 S: 16	H: 1 LOB: 1 BB: 0 P: 22	R: 0 E: 0 K: 2 S: 17	H: 0 LOB: 3 BB: 3 P: 32	1B: 5 2B: 0 3B: 0 HR: 0	SF: 1 SAC: 0 DP: 2 HBP: 0	WP: 0 PB: 0 SB: 0 CS: 0	PA: 34
PITCHER	IP	WLS	BF	H	R	ER	SO	BB	IBB	HBP	BLK	WP	HR	S	P	ERA	WHIP					
Julio Santana, R (1, 1) ERA: 4.39	8.0	W	28	5	1	1	2	0	0	0	0	0	0	64	90	1.12	0.625					
Albie Lopez, R (9, 1) ERA: 2.37	0.1		3	0	0	0	0	2	0	0	0	0	0	7	16	0.00	6.000					
Roberto Hernandez, R (9, 1) ERA: 4.21	0.2	S	3	0	0	0	2	1	0	0	0	0	0	10	16	0.00	1.500					

Batter	1	2	3	4	5	6	7	8	9	AB	R	H	RBI	BB	SO	LOB	BOTTOM				
Randy Winn, S (1, 8) OBP: 0.399, SLG: 0.432										4	2	2	0	0	0	0	Detroit Tigers @ Tampa Bay Devil Rays Tropicana Field, St. Petersburg, FL Fri Jul 31 1998, 7:05 PM EDT Att: 25,654 - Dome - 72 F				
Wade Boggs, L (1, 5) OBP: 0.352, SLG: 0.424										4	1	2	1	0	0	1					
Bobby Smith, R (8, FR) OBP: 0.360, SLG: 0.447										0	0	0	0	0	0	0					
Quinton McCracken, S (1, 7) OBP: 0.329, SLG: 0.421										4	1	1	1	0	1	2					
Fred McGriff, L (1, 3) OBP: 0.357, SLG: 0.404										4	0	4	2	0	0	0					
Bubba Trammell, R (1, 9) OBP: 0.366, SLG: 0.595										3	0	0	0	1	0	2					
Mike Kelly, R (8, FR) OBP: 0.300, SLG: 0.392										0	0	0	0	0	0	0					
Paul Sorrento, L (1, 10) OBP: 0.308, SLG: 0.435										4	0	1	0	0	2	3					
Miguel Cairo, R (1, 4) OBP: 0.326, SLG: 0.403										4	1	2	1	0	0	3					
John Flaherty, R (1, 2) OBP: 0.242, SLG: 0.246										3	0	0	0	0	0	1					
Kevin Stocker, S (1, 6) OBP: 0.283, SLG: 0.327										3	0	0	0	0	0	1					
Inning Stats	R: 1 E: 0 K: 0 S: 8	H: 2 LOB: 1 BB: 0 P: 13	R: 0 E: 0 K: 0 S: 13	H: 1 LOB: 1 BB: 0 P: 20	R: 3 E: 0 K: 1 S: 18	H: 4 LOB: 0 BB: 0 P: 28	R: 0 E: 0 K: 0 S: 10	H: 0 LOB: 0 BB: 0 P: 16	R: 0 E: 0 K: 1 S: 8	H: 0 LOB: 0 BB: 0 P: 13	R: 0 E: 0 K: 0 S: 5	H: 2 LOB: 0 BB: 0 P: 9	R: 1 E: 0 K: 0 S: 9	H: 1 LOB: 0 BB: 0 P: 12	R: 0 E: 0 K: 1 S: 16	H: 2 LOB: 3 BB: 1 P: 26	1B: 9 2B: 2 3B: 0 HR: 1	SF: 0 SAC: 0 DP: 1 HBP: 0	WP: 0 PB: 0 SB: 2 CS: 1	PA: 35	
PITCHER	IP	WLS	BF	H	R	ER	SO	BB	IBB	HBP	BLK	WP	HR	S	P	ERA	WHIP				
Seth Greisinger, R (1, 1) ERA: 5.89	7.0	L	28	10	5	5	2	0	0	0	0	0	0	71	111	6.43	1.429				
Dean Crow, R (8, 1) ERA: 2.79	1.0		6	2	0	0	1	1	0	0	0	0	0	16	26	0.00	3.000				

AB	30
R	1
H	5
RBI	1
BB	3
SO	4
LOB	15



AB	33
R	5
H	12
RBI	5
BB	1
SO	3
LOB	13



Batter	1	2	3	4	5	6	7	8	9	AB	R	H	RBI	BB	SO	LOB	TOP										
Brian Hunter, R OBP: 0.288, SLG: 0.324 (1, 8)	2-2 FC4-6 1B	2-2 F9		2-2 G6-3		0-1 G5-3		1-0 HR		5	1	2	1	0	0	0											
Joe Randa, R OBP: 0.313, SLG: 0.323 (1, 4)	1-2 FC4-6 FC5-4 1-2f	1-2 G6-3		4-1 1B BB		2-1 G6-3		1-0 E5 G4-6-3		4	0	0	0	1	0	1											
Bobby Higginson, L OBP: 0.383, SLG: 0.535 (1, 9)	1-1 FC5-4 HR	0-1 P4		0-1 1B			2-1 G4-3	1-0 G4-6-3 1-2f		5	1	1	0	0	0	2											
Tony Clark, S OBP: 0.367, SLG: 0.545 (1, 3)	0-0 HR		1-2 G6-3	1-2 P3			3-2 HR		0-1 G3-6 1B	5	2	3	3	0	0	2											
Geronomo Berroa, R OBP: 0.344, SLG: 0.348 (1, 10)	4-2 1B 2B BB		2-2 G4-3 2B 1B		3-2 F7		1-2 1B 2B		0-3 K	4	3	2	0	1	1	1											
Luis Gonzalez, L OBP: 0.383, SLG: 0.485 (1, 7)	2-1 2B 1B		0-1 G4-3	1-2 WP HBP		1-2 P5		1-0 P5	1-1 G3-6 1-2f	4	1	1	0	0	0	3											
Gabe Alvarez, R OBP: 0.306, SLG: 0.418 (1, 5)	2-1 1H 2H 2B		2-0 2B	2-2 F9		0-1 1B		0-1 1B		4	0	3	4	0	0	1											
Paul Bako, L OBP: 0.335, SLG: 0.361 (1, 2)	4-2 BB		0-2 G5-3	3-2 G6-3		2-3 K				3	0	0	0	1	1	3											
Deivi Cruz, R OBP: 0.268, SLG: 0.305 (1, 6)	3-2 G4-3			1-1 G5-3		0-0 G6-3		1-1 F9		4	0	0	0	0	0	2											
Inning Stats	R: 4 E: 0 K: 0 S: 23	H: 4 LOB: 2 BB: 2 P: 42	R: 0 E: 0 K: 0 S: 8	H: 0 LOB: 0 BB: 0 P: 11	R: 1 E: 0 K: 0 S: 14	H: 2 LOB: 1 BB: 0 P: 19	R: 0 E: 0 K: 0 S: 11	H: 1 LOB: 2 BB: 1 P: 19	R: 0 E: 0 K: 0 S: 15	H: 0 LOB: 1 BB: 0 P: 24	R: 0 E: 0 K: 1 S: 5	H: 0 LOB: 0 BB: 0 P: 7	R: 2 E: 0 K: 1 S: 14	H: 3 LOB: 1 BB: 0 P: 23	R: 1 E: 1 K: 0 S: 5	H: 1 LOB: 0 BB: 0 P: 9	R: 0 E: 0 K: 1 S: 7	H: 1 LOB: 0 BB: 0 P: 8	1B: 6 2B: 3 3B: 0 HR: 3	SF: 0 SAC: 0 DP: 2 HBP: 1	WP: 1 PB: 0 CS: 0	PA: 42					
PITCHER	IP	WLS	BF	H	R	ER	SO	BB	IBB	HBP	BLK	WP	HR	S	P	ERA	WHIP										
Wilson Alvarez, L ERA: 5.07 (1, 1)	5.0	L	26	7	5	5	0	3	0	1	0	1	1	71	115	9.00	2.000										
Rick White, R ERA: 4.22 (6, 1)	2.0		9	3	2	2	1	0	0	0	0	0	1	19	30	9.00	1.500										
Esteban Yan, R ERA: 4.33 (8, 1)	1.0		4	1	1	1	0	0	0	0	0	0	1	5	9	9.00	1.000										
Scott Aldred, L ERA: 3.38 (9, 1)	1.0		3	1	0	0	1	0	0	0	0	0	0	7	8	0.00	1.000										

Detroit Tigers @ Tampa Bay Devil Rays
Tropicana Field, St. Petersburg, FL
Sat Aug 01 1998, 7:05 PM EDT
Att: 28,130 - Dome - 72 F

AB 38
R 8
H 12
RBI 8
BB 3
SO 2
LOB 15



Batter	1	2	3	4	5	6	7	8	9	AB	R	H	RBI	BB	SO	LOB	BOTTOM										
Randy Winn, S OBP: 0.401, SLG: 0.440 (1, 8)	1-0 G6-3			0-0 BB 1B		3-1 G4-3 2B			3-2 G4-3	4	0	2	0	0	0	0											
Wade Boggs, L OBP: 0.348, SLG: 0.418 (1, 5)	3-2 G6-3			1-3 K		0-1 G4-3			1-0 G6-3	4	0	0	0	0	1	2											
Quinton McCracken, S OBP: 0.326, SLG: 0.417 (1, 7)	1-1 G6-3			1-0 L8		0-1 F8			1-1 G6-3	4	0	0	0	0	0	2											
Fred McGriff, L OBP: 0.360, SLG: 0.405 (1, 3)		2-0 G4-6-3 1B		4-1 1B BB		1-1 F7				2	0	1	0	1	0	0											
Paul Sorrento, L OBP: 0.306, SLG: 0.431 (1, 10)		2-1 G4-6-3 1-2f		0-1 G6-3		0-0 F8				3	0	0	0	0	0	3											
Miguel Cairo, R OBP: 0.326, SLG: 0.402 (1, 4)		2-1 G6-3		0-1 G4-6-3 1B		2-3 K				3	0	1	0	0	1	0											
Rich Butler, L OBP: 0.275, SLG: 0.277 (1, 9)			1-1 G3-1	0-0 G4-6-3 1-2f		0-0 G6-4-3 1B				3	0	1	0	0	0	1											
John Flaherty, R OBP: 0.239, SLG: 0.242 (1, 2)			2-3 K	2-0 G5-3		3-1 G6-4-3 1-2f				3	0	0	0	0	1	1											
Kevin Stocker, S OBP: 0.280, SLG: 0.324 (1, 6)			2-2 G4-3		2-3 K			1-1 G3		3	0	0	0	0	1	0											
Inning Stats	R: 0 E: 0 K: 0 S: 6	H: 0 LOB: 0 BB: 0 P: 11	R: 0 E: 0 K: 0 S: 5	H: 1 LOB: 0 BB: 0 P: 11	R: 0 E: 0 K: 1 S: 8	H: 0 LOB: 0 BB: 0 P: 13	R: 0 E: 0 K: 1 S: 8	H: 1 LOB: 2 BB: 1 P: 14	R: 0 E: 0 K: 1 S: 9	H: 1 LOB: 1 BB: 0 P: 14	R: 0 E: 0 K: 1 S: 6	H: 0 LOB: 0 BB: 0 P: 9	R: 0 E: 0 K: 0 S: 5	H: 1 LOB: 0 BB: 0 P: 9	R: 0 E: 0 K: 0 S: 7	H: 0 LOB: 0 BB: 0 P: 12	1B: 4 2B: 1 3B: 0 HR: 0	SF: 0 SAC: 0 DP: 3 HBP: 0	WP: 0 PB: 0 CS: 0	PA: 30							
PITCHER	IP	WLS	BF	H	R	ER	SO	BB	IBB	HBP	BLK	WP	HR	S	P	ERA	WHIP										
Brian Moehler, R ERA: 3.38 (1, 1)	9.0	W	30	5	0	0	4	1	0	0	0	0	0	58	99	0.00	0.667										

Detroit Tigers @ Tampa Bay Devil Rays
Tropicana Field, St. Petersburg, FL
Sat Aug 01 1998, 7:05 PM EDT
Att: 28,130 - Dome - 72 F

AB 29
R 0
H 5
RBI 0
BB 1
SO 4
LOB 9



Batter	1	2	3	4	5	6	7	8	9	AB	R	H	RBI	BB	SO	LOB	TOP										
Brian Hunter, R OBP: 0.290, SLG: 0.326 (1, 8)	F8		1B				FC5-4			4	1	2	0	0	0	1	Detroit Tigers @ Tampa Bay Devil Rays Tropicana Field, St. Petersburg, FL Sun Aug 02 1998, 3:33 AM EDT Att: 26,120 - Dome - 72 F livebaseballscorecards.com										
Frank Catalanotto, L OBP: 0.277, SLG: 0.352 Joe Randa, R OBP: 0.312, SLG: 0.322 (7, PH) (7, 4)	P5		P5		K		K			3	0	0	0	0	1	2											
Bobby Higginson, L OBP: 0.384, SLG: 0.542 (1, 9)	1B		F7		HR		K			4	1	2	3	0	1	1											
Tony Clark, S OBP: 0.363, SLG: 0.539 (1, 3)	G4-3			G4-3	F7			G4-3		4	0	0	0	0	0	1											
Luis Gonzalez, L OBP: 0.362, SLG: 0.482 (1, 7)		F9				F9		K		3	0	0	0	1	1	0											
Gerónimo Berroa, R OBP: 0.335, SLG: 0.338 (1, 10)		K		F8		K		K		4	0	0	0	0	3	1											
Gabe Alvarez, R OBP: 0.312, SLG: 0.429 (1, 5)		1B		K					K	4	0	2	0	0	2	1											
Paul Bako, L OBP: 0.338, SLG: 0.364 (1, 2)		1B			F8	G5-3			G6-4-3	4	0	2	0	0	0	1											
Deivi Cruz, R OBP: 0.271, SLG: 0.307 (1, 6)		FC5-4			1B				G6-4-3	4	1	2	0	0	0	3											
					1B																						
Inning Stats	R: 0 E: 0 K: 0 S: 10	H: 1 LOB: 1 BB: 0 P: 18	R: 0 E: 0 K: 1 S: 11	H: 2 LOB: 2 BB: 0 P: 15	R: 0 E: 0 K: 0 S: 6	H: 1 LOB: 0 BB: 0 P: 11	R: 0 E: 0 K: 1 S: 8	H: 0 LOB: 1 BB: 1 P: 14	R: 3 E: 0 K: 1 S: 11	H: 3 LOB: 0 BB: 0 P: 15	R: 0 E: 0 K: 1 S: 8	H: 1 LOB: 1 BB: 0 P: 13	R: 0 E: 0 K: 2 S: 8	H: 0 LOB: 0 BB: 0 P: 12	R: 0 E: 0 K: 1 S: 8	H: 1 LOB: 0 BB: 0 P: 13	1B: 8 2B: 1 3B: 0 HR: 1	SF: 0 SAC: 0 DP: 1 HBP: 0	WP: 0 PB: 0 SB: 1 CS: 1	PA: 36							
PITCHER	IP	WLS	BF	H	R	ER	SO	BB	IBB	HBP	BLK	WP	HR	S	P	ERA	WHIP										
Bryan Rekar, R ERA: 5.53 (1, 1)	6.1	L	28	9	3	3	4	1	0	0	0	0	1	56	89	4.26	1.579										
Scott Alred, L ERA: 3.25 (7, 1)	0.2		2	0	0	0	2	0	0	0	0	0	0	6	10	0.00	0.000										
Jim Mecir, R ERA: 3.02 (8, 1)	2.0		6	1	0	0	3	0	0	0	0	0	0	16	25	0.00	0.500										


Batter	1	2	3	4	5	6	7	8	9	AB	R	H	RBI	BB	SO	LOB	BOTTOM										
Randy Winn, S OBP: 0.401, SLG: 0.436 (1, 8)	G4-3		G4-3						G6-3	4	0	1	2	1	0	3	Detroit Tigers @ Tampa Bay Devil Rays Tropicana Field, St. Petersburg, FL Sun Aug 02 1998, 3:33 AM EDT Att: 26,120 - Dome - 72 F livebaseballscorecards.com										
Quinton McCracken, S OBP: 0.328, SLG: 0.415 (1, 7)	F7				G4-3					2	0	0	0	2	0	1											
Bobby Smith, R OBP: 0.358, SLG: 0.443 (1, 5)	1B		G6-3			G5-3		P1		4	0	1	0	0	0	3											
Fred McGriff, L OBP: 0.356, SLG: 0.401 (1, 10)	P5				G5-3	G3		F5		4	0	0	0	0	0	3											
Bubba Trammell, R OBP: 0.353, SLG: 0.571 (8, PH) (9, 9)		F6			K	E5		K		3	0	0	0	0	1	0											
Wade Boggs, L OBP: 0.346, SLG: 0.417 Mike Kelly, R OBP: 0.300, SLG: 0.392 (9, 9)										1	0	0	0	0	1	2											
Paul Sorrento, L OBP: 0.305, SLG: 0.429 Kevin Stocker, S OBP: 0.280, SLG: 0.324 (9, FR)		G5-3			L4					4	0	1	0	0	1	1											
Miguel Cairo, R OBP: 0.322, SLG: 0.398 (1, 4)		G6-3					F8			4	0	0	0	0	1	1											
Aaron Ledesma, R OBP: 0.374, SLG: 0.414 (1, 6)			G4-3		G3					3	2	3	0	1	0	0											
Mike DiFelice, R OBP: 0.267, SLG: 0.324 Rich Butler, L OBP: 0.273, SLG: 0.275 (9, PH)					G4-3		G3			3	0	0	0	0	1	3											
										1	0	0	0	0	1	3											
Inning Stats	R: 0 E: 0 K: 0 S: 11	H: 1 LOB: 1 BB: 0 P: 16	R: 0 E: 0 K: 0 S: 8	H: 0 LOB: 0 BB: 0 P: 12	R: 1 E: 0 K: 0 S: 10	H: 1 LOB: 1 BB: 1 P: 16	R: 0 E: 0 K: 1 S: 9	H: 0 LOB: 0 BB: 0 P: 12	R: 1 E: 1 K: 1 S: 8	H: 2 LOB: 1 BB: 0 P: 15	R: 0 E: 0 K: 1 S: 9	H: 0 LOB: 0 BB: 1 P: 17	R: 0 E: 0 K: 1 S: 10	H: 0 LOB: 2 BB: 2 P: 23	R: 0 E: 0 K: 2 S: 16	H: 2 LOB: 3 BB: 0 P: 23	1B: 5 2B: 1 3B: 0 HR: 0	SF: 0 SAC: 0 DP: 0 HBP: 0	WP: 0 PB: 0 SB: 0 CS: 1	PA: 37							
PITCHER	IP	WLS	BF	H	R	ER	SO	BB	IBB	HBP	BLK	WP	HR	S	P	ERA	WHIP										
Brian Powell, R ERA: 6.83 (1, 1)	7.0		27	4	2	2	3	2	0	0	0	0	0	65	100	2.57	0.857										
44 Sean Runyan, L ERA: 2.75 (8, 1)	0.0		2	0	0	0	0	2	0	0	0	0	0	1	9	∞	∞										
Doug Brocail, R ERA: 2.98 (8, 1)	1.0		3	0	0	0	1	0	0	0	0	0	0	9	14	0.00	0.000										
Todd Jones, R ERA: 4.69 (9, 1)	1.0	S	5	2	0	0	2	0	0	0	0	0	0	16	23	0.00	2.000										

Batter	1	2	3	4	5	6	7	8	9	AB	R	H	RBI	BB	SO	LOB	TOP											
Ray Durham, S OBP: 0.364, SLG: 0.468	2-0 FC3-6 1B		2-2 HR	2-0 25 FC5 E 1B		3-1 G3-1			3-3 K	5	1	3	1	0	1	0												
Mike Caruso, S OBP: 0.325, SLG: 0.403	1-1 FC3-6 25 G6-3 1-2		1-2 S 1B	2-2 E1 25 FC5 1B		0-1 P2			0-0 F8	5	0	1	1	0	0	3												
25 Jeff Abbott, R OBP: 0.328, SLG: 0.500	1-0 G6-3 1-2		3-2 P4	1-2 2-3 3-H 1B					0-0 G3	5	0	0	1	0	0	4												
Albert Belle, R OBP: 0.371, SLG: 0.609		1-1 1B SF8 2B	1-0 P4	0-0 F8					1-3 K	4	1	1	0	0	1	3												
Robin Ventura, L OBP: 0.344, SLG: 0.412		0-0 G6-3	3-3 K	3-3 K					2-3 K	4	0	0	0	0	3	4												
Wil Cordero, R OBP: 0.306, SLG: 0.447		2-2 1B		4-2 2B 1B BB		1-2 F8			1-2 F7	3	1	1	0	1	0	0												
Greg Norton, S OBP: 0.283, SLG: 0.416		0-0 SF8		0-0 1B 2B		1-0 F9			1-3 K	3	1	1	1	0	1	0												
Magglio Ordonez, R OBP: 0.324, SLG: 0.421		3-H 1-2 1B		2-0 1B E 1B		0-0 F8			4-0 BB	3	1	2	1	1	0	0												
Chad Kreuter, S OBP: 0.368, SLG: 0.310		2-0 G4-3		1-0 E 25 FC5 1B		1-2 G5-3			1-0 L4	4	1	1	1	0	0	3												
Inning Stats	R: 0 E: 0 K: 0 S: 4	H: 1 LOB: 0 BB: 0 P: 8	R: 1 E: 0 K: 0 S: 11	H: 3 LOB: 2 BB: 0 P: 17	R: 1 E: 0 K: 1 S: 17	H: 2 LOB: 1 BB: 0 P: 27	R: 4 E: 1 K: 1 S: 16	H: 4 LOB: 2 BB: 1 P: 31	R: 0 E: 0 K: 0 S: 5	H: 0 LOB: 0 BB: 0 P: 7	R: 0 E: 0 K: 2 S: 12	H: 0 LOB: 0 BB: 0 P: 17	R: 0 E: 0 K: 1 S: 7	H: 0 LOB: 1 BB: 1 P: 14	R: 0 E: 0 K: 1 S: 6	H: 0 LOB: 0 BB: 0 P: 9	1B: 7 2B: 2 3B: 0 HR: 1	SF: 1 SAC: 0 DP: 1 HBP: 0	WP: 0 PB: 0 SB: 1 CS: 1	PA: 39								
PITCHER	IP	WLS	BF	H	R	ER	SO	BB	IBB	HBP	BLK	WP	HR	S	P	ERA	WHIP											
Rolando Arroyo, R ERA: 3.4	(1, 1)	3.0	L	19	10	6	6	1	1	0	0	0	0	1	39	68	18.00	3.667										
Rick White, R ERA: 3.86	(4, 1)	4.0		13	0	0	0	3	0	0	0	0	0	33	50	0.00	0.000											
Esteban Yan, R ERA: 4.25	(8, 1)	1.0		4	0	0	0	1	1	0	0	0	0	7	14	0.00	0.000											
Roberto Hernandez, R ERA: 4.13	(9, 1)	1.0		3	0	0	0	1	0	0	0	0	0	6	9	0.00	0.000											

Chicago White Sox @ Tampa Bay Devil Rays
Tropicana Field, St. Petersburg, FL
Mon Aug 03 1998, 7:05 PM EDT
Att: 24,698 - Dome - 72 F

livebaseballscores.com

AB 36
R 6
H 10
RBI 6
BB 2
SO 6
LOB 17



Batter	1	2	3	4	5	6	7	8	9	AB	R	H	RBI	BB	SO	LOB	BOTTOM											
Randy Winn, S OBP: 0.403, SLG: 0.434	1-1 G5-3		2-1 FC4-6 1-2		1-2 G6-4-3 1B			4-1 G6-4-3 BB		3	0	1	0	1	0	1												
Wade Boggs, L OBP: 0.342, SLG: 0.411	2-2 F7		1-0 G4-3 1-2		2-0 G6-4-3 1-2			0-0 G6-4-3 1-2		4	0	0	0	0	0	4												
Quinton McCracken, S OBP: 0.327, SLG: 0.414	1-1 F8			2-0 1B					1-2 F8	4	0	1	0	0	0	0												
Fred McGriff, L OBP: 0.355, SLG: 0.407		2-2 P2		1-3 K					1-0 HR	4	1	1	1	0	1	1												
Bubba Trammell, R OBP: 0.360, SLG: 0.580		0-1 G4-3		1-1 FC6-4 1B					0-0 2B	4	0	2	0	0	1	0												
Paul Sorrento, L OBP: 0.304, SLG: 0.426		2-0 1B		1-3 K					0-3 K	4	0	1	0	0	3	3												
Miguel Cairo, R OBP: 0.321, SLG: 0.394		1-1 G5-3		1-0 FC6-4 1-2					1-0 HBP	3	0	0	0	0	0	3												
John Flaherty, R OBP: 0.239, SLG: 0.242			1-2 FC4-6 1B		1-3 K				1-0 F9	4	0	1	0	0	1	2												
Kevin Stocker, S OBP: 0.280, SLG: 0.324			1-3 K		0-0 1B				2-2 G3-1	3	0	1	0	0	1	1												
Inning Stats	R: 0 E: 0 K: 0 S: 7	H: 0 LOB: 0 BB: 0 P: 11	R: 0 E: 0 K: 0 S: 8	H: 1 LOB: 1 BB: 0 P: 13	R: 0 E: 0 K: 1 S: 10	H: 1 LOB: 1 BB: 0 P: 15	R: 0 E: 0 K: 2 S: 11	H: 2 LOB: 2 BB: 0 P: 18	R: 0 E: 0 K: 1 S: 9	H: 2 LOB: 1 BB: 0 P: 13	R: 0 E: 0 K: 1 S: 7	H: 0 LOB: 0 BB: 0 P: 12	R: 0 E: 0 K: 1 S: 7	H: 0 LOB: 0 BB: 0 P: 12	R: 0 E: 0 K: 0 S: 5	H: 0 LOB: 1 BB: 1 P: 11	R: 1 E: 0 K: 1 S: 11	H: 2 LOB: 2 BB: 0 P: 15	1B: 6 2B: 1 3B: 0 HR: 1	SF: 0 SAC: 0 DP: 2 HBP: 1	WP: 0 PB: 0 SB: 1 CS: 0	PA: 35						
PITCHER	IP	WLS	BF	H	R	ER	SO	BB	IBB	HBP	BLK	WP	HR	S	P	ERA	WHIP											
James Baldwin, R ERA: 5.7	(1, 1)	8.2	W	34	8	1	7	1	0	0	0	0	0	1	74	118	1.04	1.038										
Keith Foulke, R ERA: 4.14	(9, 1)	0.1		1	0	0	0	0	0	0	0	0	0	1	2	0.00	0.000											

Chicago White Sox @ Tampa Bay Devil Rays
Tropicana Field, St. Petersburg, FL
Mon Aug 03 1998, 7:05 PM EDT
Att: 24,698 - Dome - 72 F

livebaseballscores.com

AB 33
R 1
H 8
RBI 1
BB 1
SO 7
LOB 15



Batter	1	2	3	4	5	6	7	8	9	AB	R	H	RBI	BB	SO	LOB	TOP											
Mike Caruso, S OBP: 0.326, SLG: 0.401	1-2 G6-3	0-2 FC6-4		1-0 G6-3		1-2 L4		2-1 P5		5	0	0	0	0	0	6												
25 Jeff Abbott, R OBP: 0.328, SLG: 0.512	1-2 P4		1-1 HR	2-2 G4-3			1-0 F8		1-0 L7	5	1	1	1	0	0	0												
Frank Thomas, R OBP: 0.376, SLG: 0.450	3-1 HR		2-1 E BB 1B		0-1 G4-3		1-0 F9		1-3 K	5	1	2	1	0	1	0												
Albert Belle, R OBP: 0.375, SLG: 0.619	4-2 BB		0-0 L8		2-0 G4-3		0-0 1B		0-0 HR	4	1	2	1	1	0	1												
Greg Norton, S OBP: 0.280, SLG: 0.424	1-0 L4		2-2 F7		0-0 F8		1-3 K		1-3 K	5	0	0	0	0	2	3												
Wil Cordero, R OBP: 0.310, SLG: 0.445		3-2 1B 1B	4-1 E BB		2-1 1B			3-3 K		3	0	2	0	1	1	0												
Magglio Ordonez, R OBP: 0.324, SLG: 0.419		0-2 F7	0-1 E4		0-1 1B			2-2 G1-3		4	0	1	0	0	0	3												
Chad Kreuter, S OBP: 0.365, SLG: 0.305		1-2 F7	1-0 G4-3		0-0 P1			4-1 BB BB		3	0	0	0	1	0	6												
Chris Snopce, R OBP: 0.305, SLG: 0.259	1-0 FC6-4 1B			0-1 G5-3		1-1 F9		4-1 BB		3	0	1	0	0	0	2												
Ray Durham, S OBP: 0.365, SLG: 0.469								1-2 BB		0	0	0	0	1	0	0												
Inning Stats	R: 1 E: 0 K: 0 S: 14	H: 1 LOB: 1 BB: 1 P: 24	R: 0 E: 0 K: 0 S: 14	H: 2 LOB: 2 BB: 0 P: 19	R: 1 E: 1 K: 0 S: 12	H: 2 LOB: 3 BB: 1 P: 22	R: 0 E: 0 K: 0 S: 9	H: 0 LOB: 0 BB: 0 P: 12	R: 0 E: 0 K: 0 S: 11	H: 2 LOB: 2 BB: 0 P: 15	R: 0 E: 0 K: 1 S: 6	H: 1 LOB: 1 BB: 0 P: 9	R: 0 E: 0 K: 1 S: 10	H: 0 LOB: 0 BB: 2 P: 25	R: 1 E: 0 K: 2 S: 8	H: 1 LOB: 0 BB: 0 P: 11	1B: 6 2B: 0 3B: 0 HR: 3	SF: 0 SAC: 0 DP: 0 HBP: 0	WP: 0 PB: 0 SB: 0 CS: 0	PA: 41								
PITCHER	IP	WLS	BF	H	R	ER	SO	BB	IBB	HBP	BLK	WP	HR	S	P	ERA	WHIP											
Julio Santana, R ERA: 4.22	(1, 1)	7.2		36	8	2	2	2	4	0	0	0	0	2	78	128	2.35	1.565										
Roberto Hernandez, R ERA: 4.19	(8, 1)	1.1	W	5	1	1	1	2	0	0	0	0	0	1	10	15	6.75	0.750										

Chicago White Sox @ Tampa Bay Devil Rays
Tropicana Field, St. Petersburg, FL
Wed Aug 05 1998, 7:05 PM EDT
Att: 24,814 - Dome - 72 F

AB 37
R 3
H 9
RBI 3
BB 4
SO 4
LOB 21



Batter	1	2	3	4	5	6	7	8	9	AB	R	H	RBI	BB	SO	LOB	BOTTOM											
Randy Winn, S OBP: 0.405, SLG: 0.439	2-0 CS HBP	0-0 P6			2-3 K		0-1 SH5-3	0-1 FC5 FC3-2 1B		3	1	0	0	0	1	4												
Wade Boggs, L OBP: 0.332, SLG: 0.405	1-0 F7		2-1 FC6-4 1B		2-2 1B		1-2 P5	0-1 FC3-2 1B		5	1	2	0	0	0	5												
Quinton McCracken, S OBP: 0.329, SLG: 0.414	1-2 1B		0-3 K		0-3 K		2-0 F9	0-0 1B 1B		5	0	2	2	0	2	3												
Fred McGriff, L OBP: 0.356, SLG: 0.415	3-1 L7		0-1 F7		0-1 G1-3			1-2 2-H 3-H 1B		5	1	2	2	0	0	3												
Mike Kelly, R OBP: 0.307, SLG: 0.426		2-2 E6 G4-3 1B 1B	2-1 FC6-4		2-1 E5 G4-3 1B			K K		5	1	2	0	0	2	3												
Paul Sorrento, L OBP: 0.306, SLG: 0.422		0-0 G4-3		0-1 E1 1B		0-0 G4-3		4-2 FC1 BB BB		3	0	0	0	1	0	2												
Bobby Smith, R OBP: 0.361, SLG: 0.443		2-3 G4-3				2-3 G5-3		1B BB E FC5 1B		0	1	0	0	0	0	0												
Aaron Ledesma, R OBP: 0.368, SLG: 0.405		2-2 BB 1B		0-0 G5-3		1-3 K		0-1 BB E FC5 1B		4	1	2	1	0	1	2												
Mike DiFelice, R OBP: 0.288, SLG: 0.320		3-H 1B						1-2 2-3 3-H FC3-2 1B		0	0	0	0	0	0	0												
John Flaherty, R OBP: 0.244, SLG: 0.253		2-3 K		3-1 1B		0-0 P5		0-1 FC1 FC5 BB FC3-2 1B		3	0	1	0	0	1	2												
Miguel Cairo, R OBP: 0.322, SLG: 0.394				2-H 1B				1-2 2-3 3-H FC3-2 1B		1	0	0	0	0	0	2												
Kevin Stocker, S OBP: 0.287, SLG: 0.323		4-1 1B BB		0-0 P5			2-2 SH5-3 1B	4-0 FC3-2 E 1B BB		2	1	1	1	2	0	1												
Inning Stats	R: 0 E: 0 K: 0 S: 7	H: 1 LOB: 1 BB: 0 P: 14	R: 1 E: 1 K: 1 S: 12	H: 2 LOB: 2 BB: 1 P: 22	R: 0 E: 0 K: 1 S: 9	H: 1 LOB: 1 BB: 0 P: 13	R: 0 E: 1 K: 0 S: 6	H: 1 LOB: 1 BB: 0 P: 9	R: 0 E: 0 K: 2 S: 11	H: 1 LOB: 1 BB: 0 P: 15	R: 0 E: 1 K: 1 S: 7	H: 1 LOB: 1 BB: 0 P: 10	R: 0 E: 0 K: 0 S: 14	H: 1 LOB: 1 BB: 0 P: 19	R: 6 E: 2 K: 2 S: 22	H: 4 LOB: 2 BB: 2 P: 38	1B: 11 2B: 0 3B: 0 HR: 1	SF: 0 SAC: 1 DP: 0 HBP: 1	WP: 0 PB: 0 SB: 0 CS: 1	PA: 41								
PITCHER	IP	WLS	BF	H	R	ER	SO	BB	IBB	HBP	BLK	WP	HR	S	P	ERA	WHIP											
John Snyder, R ERA: 5.25	(1, 1)	6.1		28	8	1	0	5	1	0	0	0	0	5	8	0.00	0.000											
Keith Foulke, R ERA: 4.09	(7, 1)	0.2		2	0	0	0	0	0	0	0	0	0	0	5	8	0.00	0.000										
Bob Howry, R ERA: 3.29	(8, 1)	0.1	L	3	1	2	1	1	1	0	0	0	0	1	6	14	27.00	6.000										
Chad Bradford, R ERA: 2.7	(8, 1)	0.0		4	1	1	0	0	1	0	0	0	0	0	6	10	∞	∞										
Bryan Ward, L ERA: 5.23	(8, 1)	0.2		4	2	3	0	1	0	0	0	0	0	0	10	14	0.00	3.000										

Chicago White Sox @ Tampa Bay Devil Rays
Tropicana Field, St. Petersburg, FL
Wed Aug 05 1998, 7:05 PM EDT
Att: 24,814 - Dome - 72 F

AB 36
R 7
H 12
RBI 6
BB 3
SO 7
LOB 27



Batter	1	2	3	4	5	6	7	8	9	AB R H RBI BB SO LOB	TOP									
Kenny Lofton, L (1, 8) OBP: 0.364, SLG: 0.413	1-3 K		2-1 G6-3			2-1 P8	4-0 BB			3 0 0 0 1 1 0	Cleveland Indians @ Tampa Bay Devil Rays Tropicana Field, St. Petersburg, FL Fri Aug 07 1998, 7:05 PM EDT Att: 29,590 - Dome - 72 F livebaseballscorecards.com									
Omar Vizquel, S (1, 6) OBP: 0.346, SLG: 0.348	2-2 P9		4-1 BB			1-1 G5-3	2-3 K			3 0 0 0 1 1 2										
Manny Ramirez, R (1, 9) OBP: 0.367, SLG: 0.564	4-2 BB		1-0 F7			1-2 G5-3		2-1 G3		3 0 0 0 1 0 1										
Jim Thome, L (1, 3) OBP: 0.420, SLG: 0.614 David Bell, R (7, PR) OBP: 0.313, SLG: 0.441 (7, 5)	1-3 K			1-1 G3			1-0 2B 1B HBP	1-2 G6-3		2 0 0 0 0 1 1 1 1 0 0 0 0 0										
Travis Fryman, R (1, 10) OBP: 0.336, SLG: 0.513		2-1 G6-4-3 1B		0-1 F8			0-0 1B 2B	1-3 K		4 1 2 0 0 1 0										
Mark Whiten, S (1, 7) OBP: 0.386, SLG: 0.434		3-2 G6-4-3 1-2F		3-2 G6-3			4-1 SH5-4 1B BB	2-2 2-6 1B		3 1 1 0 1 0 1										
Jeff Manto, R (1, 5) OBP: 0.321, SLG: 0.404 (7, 3)		1-1 HR		4-0 CS BB			1-0 1B SH5-4	1-1 F2		3 2 2 3 1 0 1										
Sandy Alomar Jr., R (1, 2) OBP: 0.285, SLG: 0.372		0-0 G4-3		3-3 K 1-2			1-0 SH5-4	1-3 K		3 0 0 0 0 2 2										
Enrique Wilson, S (1, 4) OBP: 0.375, SLG: 0.478			3-1 F7		1-0 G6-3		1-0 CS 1B	2-1 2-6		3 0 1 2 0 0 0										
Inning Stats	R: 0 E: 0 K: 2 S: 11	H: 0 LOB: 1 BB: 1 P: 19	R: 1 E: 0 K: 0 S: 8	H: 2 LOB: 0 BB: 0 P: 14	R: 0 E: 0 K: 0 S: 6	H: 0 LOB: 0 BB: 1 P: 16	R: 0 E: 0 K: 0 S: 7	H: 0 LOB: 0 BB: 0 P: 11	R: 0 E: 0 K: 1 S: 4	H: 0 LOB: 0 BB: 1 P: 12	R: 4 E: 0 K: 1 S: 9	H: 3 LOB: 1 BB: 2 P: 23	R: 0 E: 0 K: 1 S: 8	H: 0 LOB: 0 BB: 0 P: 12	R: 0 E: 0 K: 1 S: 12	H: 1 LOB: 1 BB: 0 P: 18	1B: 4 2B: 1 3B: 0 HR: 1	SF: 0 SAC: 1 DP: 1 HBP: 1	WP: 0 PB: 0 SB: 0 CS: 2	PA: 35
PITCHER	IP WLS BF H R ER SO BB IBB HBP BLK WP HR S P ERA WHIP											PITCHER	IP WLS BF H R ER SO BB IBB HBP BLK WP HR S P ERA WHIP							
Wilson Alvarez, L (1, 1) ERA: 5.22	6.1 L 27 5 5 5 3 4 0 0 0 0 1 48 96 7.11 1.421																			
Esteban Yan, R (7, 1) ERA: 4.03	1.2 5 0 0 0 2 1 0 0 0 0 0 12 22 0.00 0.600																			
Dennis Springer, R (9, 1) ERA: 5.61	1.0 4 1 0 0 1 0 0 0 0 0 0 12 18 0.00 1.000																			

Batter	1	2	3	4	5	6	7	8	9	AB R H RBI BB SO LOB	BOTTOM											
Randy Winn, S (1, 8) OBP: 0.397, SLG: 0.429	2-3 K		1-3 K			0-0 G4-3		0-3 K		4 0 0 0 0 3 1	Cleveland Indians @ Tampa Bay Devil Rays Tropicana Field, St. Petersburg, FL Fri Aug 07 1998, 7:05 PM EDT Att: 29,590 - Dome - 72 F livebaseballscorecards.com											
Wade Boggs, L (1, 5) OBP: 0.341, SLG: 0.408	4-2 BB		3-1 L9			2-1 1B		1-0 F7		3 0 1 0 1 0 1												
Quinton McCracken, S (1, 7) OBP: 0.327, SLG: 0.412	0-1 F8		0-2 G4-3			1-1 S 1B		0-1 G5-3		4 0 1 0 0 0 2												
Fred McGriff, L (1, 3) OBP: 0.353, SLG: 0.410	0-0 G4-3			3-2 G3-1		2-3 K		2-3 K		4 0 0 0 0 1 3												
Bubba Trammell, R (1, 9) OBP: 0.351, SLG: 0.545		3-3 K		0-0 F8		1-2 F7		1-0 1B		4 0 1 0 0 1 2												
Paul Sorrento, L (1, 10) OBP: 0.302, SLG: 0.417		0-3 K		2-0 F2			3-2 G3-1	1-3 K		4 0 0 0 0 2 1												
Miguel Cairo, R (1, 4) OBP: 0.323, SLG: 0.394		1-0 G6-3			3-1 CS 1B		4-0 BB	0-0 G5-3		3 0 1 0 1 0 1												
John Flaherty, R (1, 2) OBP: 0.245, SLG: 0.254			2-1 WP 2B 1B		0-3 K		0-0 P6			3 1 1 0 0 1 2												
Kevin Stocker, S (1, 6) OBP: 0.287, SLG: 0.327			2-0 L9 1-H 2B		2-0 F7		3-3 K			3 0 1 1 0 1 2												
Inning Stats	R: 0 E: 0 K: 1 S: 9	H: 0 LOB: 1 BB: 1 P: 15	R: 0 E: 0 K: 2 S: 7	H: 0 LOB: 0 BB: 0 P: 11	R: 1 E: 0 K: 1 S: 11	H: 2 LOB: 1 BB: 0 P: 19	R: 0 E: 0 K: 0 S: 5	H: 0 LOB: 0 BB: 0 P: 10	R: 0 E: 0 K: 1 S: 6	H: 1 LOB: 0 BB: 0 P: 11	R: 0 E: 0 K: 1 S: 9	H: 2 LOB: 2 BB: 0 P: 14	R: 0 E: 0 K: 1 S: 8	H: 0 LOB: 1 BB: 1 P: 18	R: 0 E: 0 K: 1 S: 6	H: 0 LOB: 0 BB: 0 P: 7	R: 0 E: 0 K: 1 S: 6	H: 1 LOB: 1 BB: 0 P: 8	1B: 4 2B: 2 3B: 0 HR: 0	SF: 0 SAC: 0 DP: 0 HBP: 0	WP: 1 PB: 0 SB: 1 CS: 1	PA: 34
PITCHER	IP WLS BF H R ER SO BB IBB HBP BLK WP HR S P ERA WHIP											PITCHER	IP WLS BF H R ER SO BB IBB HBP BLK WP HR S P ERA WHIP									
Dwight Gooden, R (1, 1) ERA: 4.12	6.1 W 25 5 1 1 6 2 0 0 0 0 1 51 91 1.42 1.105																					
Steve Reed, R (7, 1) ERA: 1.66	0.2 2 0 0 0 1 0 0 0 0 0 0 4 7 0.00 0.000																					
Paul Assenmacher, L (8, 1) ERA: 3.03	2.0 7 1 0 0 2 0 0 0 0 0 0 12 15 0.00 0.500																					

Batter	1	2	3	4	5	6	7	8	9	AB R H RBI BB SO LOB	TOP									
Kenny Lofton, L OBP: 0.364, SLG: 0.414	1-1 G3	1-1 G3			1-1 2B		0-0 G3		4-1 BB	4 0 1 0 1 0 1	Cleveland Indians @ Tampa Bay Devil Rays Tropicana Field, St. Petersburg, FL Sat Aug 08 1998, 7:05 PM EDT Att: 35,283 - Dome - 72 F livebaseballscorecards.com									
Omar Vizquel, S OBP: 0.348, SLG: 0.347	0-3 K		3-2 G4-3		1-3 K			1-0 F8	2-2 BB	5 0 1 1 0 2 2										
David Justice, L OBP: 0.352, SLG: 0.477	2-1 F5		0-2 F8		2-3 K			4-1 PB FC6-4 BB	0-0 G3	4 1 0 0 1 1 4										
Manny Ramirez, R OBP: 0.368, SLG: 0.566		3-1 1B BB	1-3 K		1-3 K			3-2 FC6-4 PB CS 1B		4 1 2 0 0 2 0										
Brian Giles, L OBP: 0.413, SLG: 0.513		2-2 1B BB		2-2 G6-3		2-2 HR		4-2 FC6-4		3 2 2 1 1 0 0										
Sandy Alomar Jr., R OBP: 0.284, SLG: 0.371		2-0 P6		2-1 G6-3		1-1 G5-4-3 1B		0-0 FC6-4		4 0 1 1 0 0 4										
Jeff Manto, R OBP: 0.316, SLG: 0.392		0-2 1B SF7 3-H		3-2 F8		2-1 G5-4-3 1B		1-0 CS	0-0 F7	4 1 1 1 0 0 1										
David Bell, R OBP: 0.322, SLG: 0.448		1-3 1B 3-H		0-2 2B 1B		0-1 1B		0-2 FC4 1B		4 0 4 1 0 0 0										
Enrique Wilson, S OBP: 0.321, SLG: 0.423		1-0 SF7 3-H		0-3 K		0-0 F5		0-2 FC4 BB 1B		3 1 0 1 0 1 2										
Inning Stats	R: 0 E: 0 K: 1 S: 7	H: 0 LOB: 0 BB: 0 P: 10	R: 3 E: 0 K: 0 S: 15	H: 4 LOB: 1 BB: 0 P: 25	R: 0 E: 0 K: 1 S: 10	H: 0 LOB: 0 BB: 0 P: 14	R: 0 E: 0 K: 0 S: 9	H: 0 LOB: 0 BB: 0 P: 16	R: 0 E: 0 K: 3 S: 14	H: 2 LOB: 2 BB: 0 P: 18	R: 0 E: 0 K: 0 S: 4	H: 1 LOB: 0 BB: 0 P: 4	R: 1 E: 0 K: 0 S: 10	H: 1 LOB: 1 BB: 2 P: 23	R: 1 E: 0 K: 0 S: 15	H: 2 LOB: 2 BB: 1 P: 21	1B: 9 2B: 2 3B: 0 HR: 1	SF: 1 SAC: 0 DP: 1 HBP: 0	WP: 0 PB: 1 CS: 1	PA: 40
PITCHER	IP WLS BF H R ER SO BB IBB HBP BLK WP HR S P ERA WHIP											IP WLS BF H R ER SO BB IBB HBP BLK WP HR S P ERA WHIP								
Bryan Rekar, R ERA: 5.45	(1, 1) 7.0 L 28 9 4 4 6 0 0 0 0 0 0 1 69 103 5.14 1.286																			
Scott Aldred, L ERA: 3.6	(8, 1) 0.1 2 0 1 1 0 0 0 0 0 0 0 2 7 27.00 3.000																			
Rick White, R ERA: 3.8	(8, 1) 0.2 3 1 0 0 0 0 0 0 0 0 0 8 16 0.00 1.500																			
Roberto Hernandez, R ERA: 4.28	(9, 1) 1.0 6 2 1 1 0 1 0 0 0 0 0 0 15 21 9.00 3.000																			

Batter	1	2	3	4	5	6	7	8	9	AB R H RBI BB SO LOB	BOTTOM									
Quinton McCracken, S OBP: 0.324, SLG: 0.409	0-0 F8		0-0 G1-3			1-1 G3		2-2 G6-3 3-H		4 0 0 0 0 0 0	Cleveland Indians @ Tampa Bay Devil Rays Tropicana Field, St. Petersburg, FL Sat Aug 08 1998, 7:05 PM EDT Att: 35,283 - Dome - 72 F livebaseballscorecards.com									
Wade Boggs, L OBP: 0.338, SLG: 0.405	2-1 F8		1-1 1B		2-1 F8			2-1 F8		4 0 1 0 0 0 0										
Mike Kelly, R OBP: 0.301, SLG: 0.417	2-3 K		1-1 G4-3		1-1 F6			2-2 F3		4 0 0 0 0 1 1										
Fred McGriff, L OBP: 0.350, SLG: 0.406		1-2 G5-3		0-0 G4-3		1-0 G4-3		3-2 G4-3		4 0 0 0 0 0 0										
Bubba Trammell, R OBP: 0.350, SLG: 0.571		0-2 HR		0-1 F8		0-0 F7				3 1 1 1 0 0 0										
Paul Sorrento, L OBP: 0.303, SLG: 0.415		4-2 FC6-4 BB		1-2 G4-3		0-0 F7				2 0 0 0 1 0 0										
Miguel Cairo, R OBP: 0.321, SLG: 0.390		2-0 FC6-4 1-2		1-2 G4-3		1-2 G6-3				3 0 0 0 0 0 1										
Mike DiFelice, R OBP: 0.269, SLG: 0.332		3-2 G5-3		0-0 F9		0-1 PB 3B				3 1 1 0 0 0 1										
Kevin Stocker, S OBP: 0.284, SLG: 0.323			0-1 G3		1-3 K		1-3 K			3 0 0 0 0 2 1										
Inning Stats	R: 0 E: 0 K: 1 S: 6	H: 0 LOB: 0 BB: 0 P: 10	R: 1 E: 0 K: 0 S: 13	H: 1 LOB: 1 BB: 1 P: 23	R: 0 E: 0 K: 0 S: 7	H: 1 LOB: 1 BB: 0 P: 9	R: 0 E: 0 K: 0 S: 7	H: 0 LOB: 0 BB: 0 P: 8	R: 0 E: 0 K: 1 S: 6	H: 0 LOB: 0 BB: 0 P: 10	R: 0 E: 0 K: 0 S: 3	H: 0 LOB: 0 BB: 0 P: 4	R: 1 E: 0 K: 1 S: 13	H: 1 LOB: 0 BB: 0 P: 17	R: 0 E: 0 K: 0 S: 8	H: 0 LOB: 0 BB: 0 P: 15	1B: 1 2B: 0 3B: 1 HR: 1	SF: 0 SAC: 0 DP: 0 HBP: 0	WP: 0 PB: 1 CS: 0	PA: 31
PITCHER	IP WLS BF H R ER SO BB IBB HBP BLK WP HR S P ERA WHIP											IP WLS BF H R ER SO BB IBB HBP BLK WP HR S P ERA WHIP								
Charles Nagy, R ERA: 5.24	(1, 1) 8.0 W 28 3 2 1 3 0 0 0 0 0 0 1 62 90 1.12 0.500																			
Michael Jackson, R ERA: 2.14	(9, 1) 1.0 3 0 0 0 0 0 0 0 0 0 0 8 15 0.00 0.000																			

Batter	1	2	3	4	5	6	7	8	9	AB	R	H	RBI	BB	SO	LOB	TOP								
Kenny Lofton, L OBP: 0.362, SLG: 0.410 (1, 8)										4	0	0	0	0	2	1	Cleveland Indians @ Tampa Bay Devil Rays Tropicana Field, St. Petersburg, FL Sun Aug 09 1998, 3:33 AM EDT Att: 34,666 - Dome - 72 F livebaseballscorecards.com								
Omar Vizquel, S OBP: 0.346, SLG: 0.346 (1, 6)										3	0	1	0	1	1	0									
David Justice, L OBP: 0.351, SLG: 0.474 (1, 10)										3	0	0	0	1	1	2									
Manny Ramirez, R OBP: 0.367, SLG: 0.562 (1, 9)											3	0	0	0	1	1									
Brian Giles, L OBP: 0.418, SLG: 0.511 (1, 7)											1	1	0	0	1	1		0							
Jeff Manto, R OBP: 0.295, SLG: 0.364 (1, 5)											4	0	0	0	0	1		5							
Richie Sexson, R OBP: 0.333, SLG: 0.444 (1, 3)											3	0	3	0	0	0		0							
David Bell, R OBP: 0.320, SLG: 0.445 (1, 4)											2	0	0	1	0	0		2							
Pat Borders, R OBP: 0.294, SLG: 0.277 (1, 2)											3	0	0	0	0	0	2								
Inning Stats	R: 0 E: 0 K: 3 S: 14	H: 0 LOB: 1 BB: 1 P: 23	R: 1 E: 0 K: 0 S: 12	H: 1 LOB: 1 BB: 0 P: 20	R: 0 E: 0 K: 1 S: 7	H: 0 LOB: 0 BB: 0 P: 15	R: 0 E: 0 K: 1 S: 9	H: 0 LOB: 0 BB: 0 P: 14	R: 0 E: 0 K: 0 S: 7	H: 1 LOB: 1 BB: 0 P: 11	R: 0 E: 0 K: 1 S: 9	H: 1 LOB: 2 BB: 2 P: 21	R: 0 E: 0 K: 0 S: 3	H: 1 LOB: 0 BB: 0 P: 3	R: 0 E: 0 K: 1 S: 9	H: 0 LOB: 0 BB: 1 P: 16	R: 0 E: 0 K: 0 S: 4	H: 0 LOB: 0 BB: 0 P: 8	1B: 3 2B: 1 3B: 0 HR: 0	SF: 0 SAC: 1 DP: 3 HBP: 2	WP: 1 PB: 0 CS: 0	PA: 34			
PITCHER	IP	WLS	BF	H	R	ER	SO	BB	IBB	HBP	BLK	WP	HR	S	P	ERA	WHIP								
Rolando Arroyo, R ERA: 3.29 (1, 1)	8.0		30	4	1	1	7	3	1	1	0	1	0	70	123	1.12	0.875								
Jim Mecir, R ERA: 3.05 (9, 1)	1.0	W	3	0	0	0	0	0	0	1	0	0	0	4	8	0.00	0.000								

Batter	1	2	3	4	5	6	7	8	9	AB	R	H	RBI	BB	SO	LOB	BOTTOM								
Randy Winn, S OBP: 0.394, SLG: 0.425 (1, 8)										4	0	1	0	0	0	2	Cleveland Indians @ Tampa Bay Devil Rays Tropicana Field, St. Petersburg, FL Sun Aug 09 1998, 3:33 AM EDT Att: 34,666 - Dome - 72 F livebaseballscorecards.com								
Miguel Cairo, R OBP: 0.320, SLG: 0.392 (1, 4)										4	0	1	0	0	1	3									
Bobby Smith, R OBP: 0.359, SLG: 0.439 (1, 5)										4	0	1	0	0	3	2									
Fred McGriff, L OBP: 0.353, SLG: 0.411 (1, 3)										3	1	2	0	1	0	1									
Bubba Trammell, R OBP: 0.337, SLG: 0.547 (1, 9)										4	0	0	0	0	0	5									
Paul Sorrento, L OBP: 0.303, SLG: 0.414 (1, 10)										3	0	1	1	0	1	1									
Mike Kelly, R OBP: 0.300, SLG: 0.415 (8, FH)										1	0	0	0	0	1	2									
Quinton McCracken, S OBP: 0.324, SLG: 0.407 (1, 7)											4	1	1	0	0	1		1							
Aaron Ledesma, R OBP: 0.365, SLG: 0.401 (1, 6)											4	0	1	0	0	1	2								
John Flaherty, R OBP: 0.255, SLG: 0.265 (1, 2)											3	0	2	1	1	0	1								
Inning Stats	R: 0 E: 0 K: 2 S: 9	H: 0 LOB: 0 BB: 0 P: 15	R: 1 E: 0 K: 0 S: 8	H: 2 LOB: 1 BB: 0 P: 13	R: 0 E: 0 K: 1 S: 9	H: 1 LOB: 1 BB: 0 P: 13	R: 0 E: 0 K: 1 S: 8	H: 1 LOB: 2 BB: 0 P: 11	R: 0 E: 0 K: 0 S: 7	H: 1 LOB: 1 BB: 0 P: 14	R: 0 E: 0 K: 0 S: 10	H: 0 LOB: 1 BB: 1 P: 16	R: 0 E: 0 K: 2 S: 12	H: 1 LOB: 2 BB: 1 P: 21	R: 0 E: 0 K: 1 S: 8	H: 2 LOB: 1 BB: 0 P: 13	1B: 7 2B: 3 3B: 0 HR: 0	SF: 0 SAC: 0 DP: 1 HBP: 0	WP: 1 PB: 0 CS: 0	PA: 36					
PITCHER	IP	WLS	BF	H	R	ER	SO	BB	IBB	HBP	BLK	WP	HR	S	P	ERA	WHIP								
Jaret Wright, R ERA: 4.74 (1, 1)	7.2		32	8	1	1	6	1	1	0	0	0	0	72	120	1.17	1.174								
Paul Assenmacher, L ERA: 3.23 (8, 1)	0.1	L	2	1	1	1	1	0	0	0	0	0	0	6	8	27.00	3.000								
Paul Shuey, R ERA: 2.25 (9, 1)	0.1		2	1	0	0	1	0	0	0	0	0	0	5	9	0.00	3.000								

Batter	1	2	3	4	5	6	7	8	9	AB R H RBI BB SO LOB	TOP									
Roberto Alomar, S (1, 4) OBP: 0.378, SLG: 0.457	G4-3		PB 1B		1B 1B BB	1-2 2H 1B			K	4 0 2 1 1 1 0	Baltimore Orioles @ Tampa Bay Devil Rays Tropicana Field, St. Petersburg, FL Mon Aug 10 1998, 7:05 PM EDT Att: 24,396 - Dome - 72 F livebaseballscorecards.com									
Brady Anderson, L (1, 8) OBP: 0.339, SLG: 0.417	2B 1B		F7		F8		G3-1			4 1 1 0 0 0 2										
Eric Davis, R (1, 10) OBP: 0.385, SLG: 0.607	1B 1H 2B		K		1B 1B		G6-3			4 0 2 1 0 1 1										
Rafael Palmeiro, L (1, 3) OBP: 0.392, SLG: 0.601	F7		G3-1		K		G4-3			4 0 0 0 0 1 4										
Cal Ripken Jr., R (1, 5) OBP: 0.340, SLG: 0.386	1B			G6-3	1-2 2-3 1B			F7		4 0 2 0 0 0 0										
B.J. Surhoff, L (1, 7) OBP: 0.340, SLG: 0.475	G3			G4-3	G4-3			F8		4 0 0 0 0 0 5										
23 Chris Hoiles, R (1, 2) OBP: 0.366, SLG: 0.465 Lenny Webster, R (8, 2) OBP: 0.304, SLG: 0.453		F8		BB BB		PB SH5-4 1B BB		P4		2 1 0 0 2 0 0 0 0 0 0 0 0 0										
Rich Becker, L (1, 9) OBP: 0.351, SLG: 0.340		K				SH5-4		G4-3		2 0 0 0 1 1 0										
Mike Bordick, R (1, 6) OBP: 0.318, SLG: 0.368		G4-3		G1-3		G6-3		G6-3		4 0 0 0 0 0 3										
Inning Stats	R: 1 E: 0 K: 0 S: 16	H: 3 LOB: 2 BB: 0 P: 23	R: 0 E: 0 K: 1 S: 10	H: 0 LOB: 0 BB: 0 P: 13	R: 0 E: 0 K: 1 S: 10	H: 1 LOB: 1 BB: 0 P: 14	R: 0 E: 0 K: 0 S: 10	H: 0 LOB: 2 BB: 2 P: 21	R: 0 E: 0 K: 1 S: 13	H: 2 LOB: 3 BB: 1 P: 22		R: 0 E: 0 K: 0 S: 6	H: 0 LOB: 0 BB: 0 P: 8	R: 0 E: 0 K: 0 S: 4	H: 0 LOB: 0 BB: 0 P: 6	R: 0 E: 0 K: 1 S: 8	H: 0 LOB: 0 BB: 0 P: 10	1B: 6 2B: 1 3B: 0 HR: 0	SF: 0 SAC: 1 DP: 0 HBP: 0	WP: 0 PB: 2 SB: 0 CS: 0
PITCHER	IP WLS BF H R ER SO BB IBB HBP BLK WP HR S P ERA WHIP											PITCHER	IP WLS BF H R ER SO BB IBB HBP BLK WP HR S P ERA WHIP							
Tony Saunders, L (1, 1) ERA: 4.28	8.0 L 34 7 2 2 3 4 0 0 0 0 0 0 77 120 2.25 1.375																			
Scott Aldred, L (9, 1) ERA: 3.43	1.0 3 0 0 0 1 0 0 0 0 0 0 0 8 10 0.00 0.000																			

Batter	1	2	3	4	5	6	7	8	9	AB R H RBI BB SO LOB	BOTTOM									
Randy Winn, S (1, 8) OBP: 0.396, SLG: 0.424	G6-3 S 1B		G4-3			K		SH5-4 BB		3 0 1 0 1 1 0	Baltimore Orioles @ Tampa Bay Devil Rays Tropicana Field, St. Petersburg, FL Mon Aug 10 1998, 7:05 PM EDT Att: 24,396 - Dome - 72 F livebaseballscorecards.com									
Quinton McCracken, S (1, 7) OBP: 0.324, SLG: 0.411	K		G4-3			1B 3B		SH5-4		3 1 1 0 0 1 1										
Wade Boggs, L (1, 5) OBP: 0.338, SLG: 0.403	G6-3			F7		BB 1B		F7		4 0 1 1 0 0 2										
Fred McGriff, L (1, 3) OBP: 0.353, SLG: 0.408	G3			F9		BB		G5-3		3 0 0 0 1 0 2										
Bubba Trammell, R (1, 9) OBP: 0.324, SLG: 0.525		F8		F9		K		F7		4 0 0 0 0 1 2										
Paul Sorrento, L (1, 10) OBP: 0.302, SLG: 0.410		BB			F9		G4-3	F8		3 0 0 0 1 0 0										
Miguel Cairo, R (1, 4) OBP: 0.317, SLG: 0.387		F8			G1-3		G4-3	P3		4 0 0 0 0 0 1										
Mike DiFelice, R (1, 2) OBP: 0.270, SLG: 0.328		G4-3			G3					2 0 0 0 1 0 1										
Kevin Stocker, S (1, 6) OBP: 0.282, SLG: 0.320			F8			F8		G4-3		3 0 0 0 0 0 1										
Inning Stats	R: 0 E: 0 K: 1 S: 11	H: 1 LOB: 1 BB: 0 P: 14	R: 0 E: 0 K: 0 S: 8	H: 0 LOB: 1 BB: 1 P: 16	R: 0 E: 0 K: 0 S: 10	H: 0 LOB: 0 BB: 0 P: 14	R: 0 E: 0 K: 0 S: 7	H: 0 LOB: 0 BB: 0 P: 11	R: 0 E: 0 K: 2 S: 15	H: 2 LOB: 2 BB: 1 P: 29		R: 0 E: 0 K: 0 S: 6	H: 0 LOB: 1 BB: 1 P: 15	R: 0 E: 0 K: 0 S: 6	H: 0 LOB: 1 BB: 1 P: 10	R: 0 E: 0 K: 0 S: 4	H: 0 LOB: 0 BB: 0 P: 6	1B: 2 2B: 0 3B: 1 HR: 0	SF: 0 SAC: 1 DP: 0 HBP: 0	WP: 0 PB: 0 SB: 1 CS: 0
PITCHER	IP WLS BF H R ER SO BB IBB HBP BLK WP HR S P ERA WHIP											PITCHER	IP WLS BF H R ER SO BB IBB HBP BLK WP HR S P ERA WHIP							
Juan Guzman, R (1, 1) ERA: 4.17	5.2 W 22 3 1 1 2 2 0 0 0 0 0 0 54 87 1.59 0.882																			
Alan Mills, R (6, 1) ERA: 3.7	1.1 5 0 0 0 1 1 0 0 0 0 0 0 9 21 0.00 0.750																			
Jesse Orosco, L (8, 1) ERA: 2.3	1.0 4 0 0 0 0 1 0 0 0 0 0 0 6 10 0.00 1.000																			
Armando Benitez, R (9, 1) ERA: 3.57	1.0 S 3 0 0 0 0 0 0 0 0 0 0 0 4 6 0.00 0.000																			

Batter	1	2	3	4	5	6	7	8	9	AB	R	H	RBI	BB	SO	LOB	TOP							
Roberto Alomar, S OBP: 0.376, SLG: 0.452 (1, 4)	G6-3		G4-6-3 BB		FC6-4		G3		F8	4	0	0	0	1	0	4								
Brady Anderson, L OBP: 0.341, SLG: 0.416 (1, 8)	G5-3		G4-6-3			2B BB		G4-3 1B		3	1	1	0	1	0	2								
Harold Baines, L OBP: 0.382, SLG: 0.481 (1, 10)	1B			G5-3		PO 1-H 2B		G4-3		4	0	2	1	0	0	1								
Rafael Palmeiro, L OBP: 0.391, SLG: 0.597 (1, 3)	K			F8		F7		FC6 IBB		3	0	0	0	1	1	2								
Cal Ripken Jr., R OBP: 0.339, SLG: 0.384 (1, 5)		G5-3			4-1 BB		K		K	3	0	0	0	1	2	3								
B.J. Surhoff, L OBP: 0.338, SLG: 0.471 (1, 7)	K			F7		PO		FC6		4	0	0	0	0	1	3								
Lenny Webster, R OBP: 0.299, SLG: 0.445 (1, 2)	G6-3				L8		G1-3		G6-3	4	0	0	0	0	0	0								
Willie Greene, L OBP: 0.373, SLG: 0.441 (1, 9)			G3-1		K		E S BB		BB	2	0	0	0	2	1	0								
Jeff Reboulet, R OBP: 0.369, SLG: 0.357 (1, 6)							E5		K	1	0	0	0	2	0	1								
Rich Becker, L OBP: 0.349, SLG: 0.338 (9, PH)										1	0	0	0	0	1	1								
Mike Bordick, R OBP: 0.318, SLG: 0.368 (9, 6)										0	0	0	0	0	0	0								
Inning Stats	R: 0 E: 0 K: 1 S: 12	H: 1 LOB: 1 BB: 0 P: 14	R: 0 E: 0 K: 1 S: 8	H: 0 LOB: 0 BB: 0 P: 13	R: 0 E: 0 K: 0 S: 3	H: 0 LOB: 1 BB: 2 P: 13	R: 0 E: 0 K: 0 S: 7	H: 0 LOB: 1 BB: 1 P: 15	R: 0 E: 0 K: 1 S: 10	H: 0 LOB: 0 BB: 1 P: 17	R: 1 E: 0 K: 1 S: 10	H: 1 LOB: 0 BB: 1 P: 18	R: 0 E: 1 K: 0 S: 12	H: 0 LOB: 2 BB: 1 P: 19	R: 0 E: 0 K: 1 S: 14	H: 1 LOB: 2 BB: 1 P: 25	R: 0 E: 0 K: 1 S: 9	H: 0 LOB: 1 BB: 1 P: 18	1B: 2 2B: 1 3B: 0 HR: 0	SF: 0 SAC: 0 DP: 1 HBP: 0	WP: 0 PB: 0 SB: 1 CS: 1	PA: 38		
PITCHER	IP	WLS	BF	H	R	ER	SO	BB	IBB	HBP	BLK	WP	HR	S	P	ERA	WHIP							
Julio Santana, R ERA: 4.01 (1, 1)	7.0		28	2	1	1	4	6	0	0	0	0	0	60	109	1.29	1.143							
Scott Aldred, L ERA: 3.39 (8, 1)	0.1	3	1	0	0	0	0	0	1	0	0	0	0	5	12	0.00	3.000							
Jim Mecir, R ERA: 2.97 (8, 1)	1.2	W	6	0	0	0	2	1	0	0	0	0	0	18	31	0.00	0.600							
Jim Mecir, R ERA: 2.97 (9, 1)	1.2	W	6	0	0	0	2	1	0	0	0	0	0	18	31	0.00	0.600							

Baltimore Orioles @ Tampa Bay Devil Rays
Tropicana Field, St. Petersburg, FL
Tue Aug 11 1998, 7:05 PM EDT
Att: 24,871 - Dome - 72 F

AB 29
R 1
H 3
RBI 1
BB 8
SO 6
LOB 17

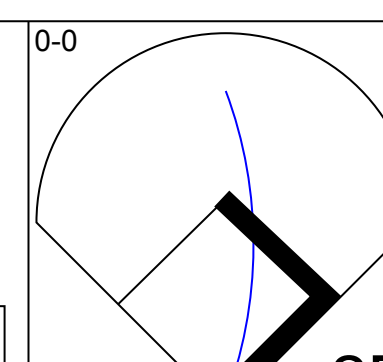
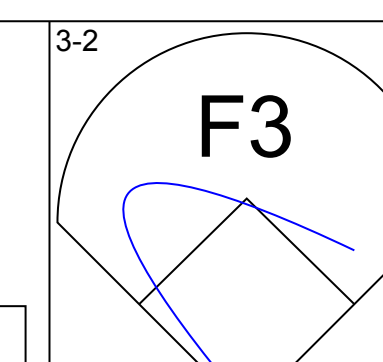
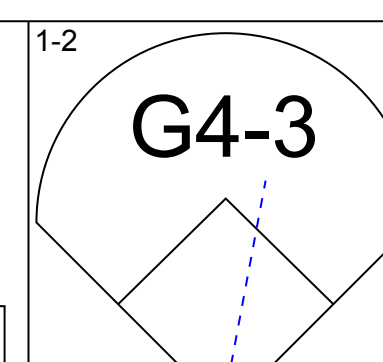
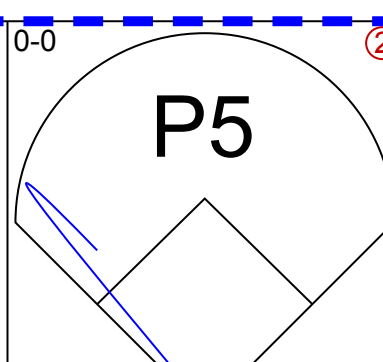
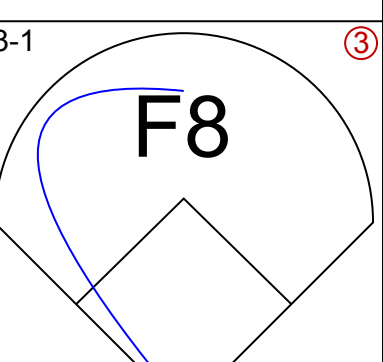
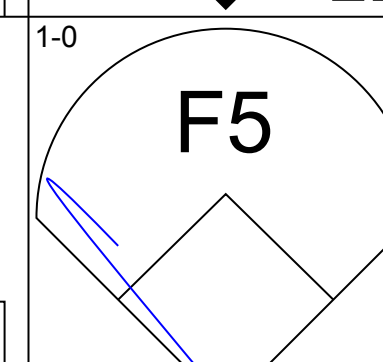
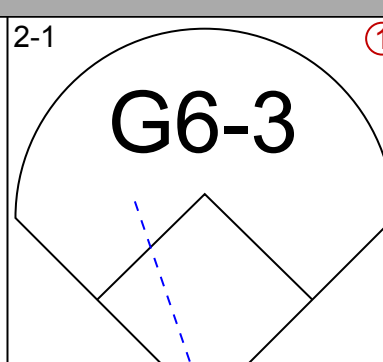
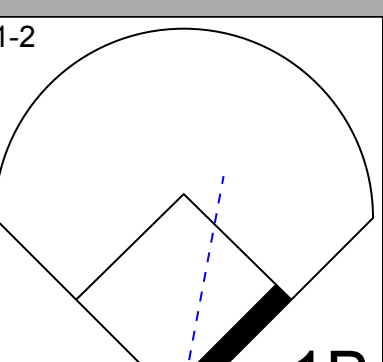
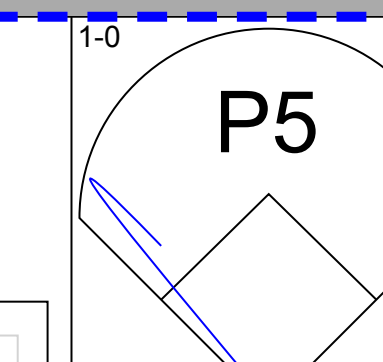
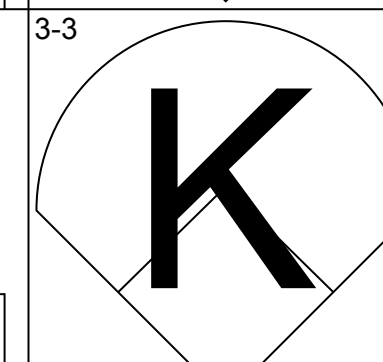
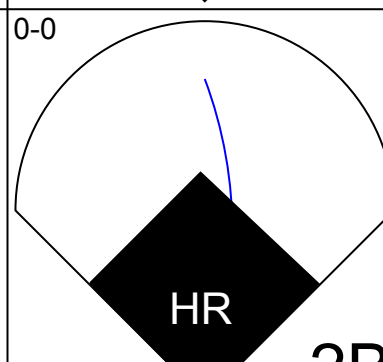
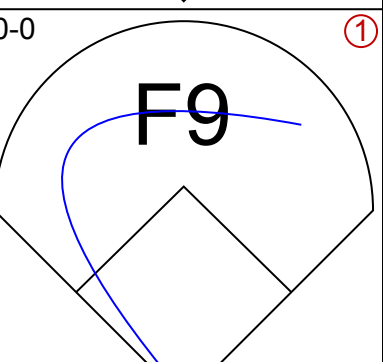
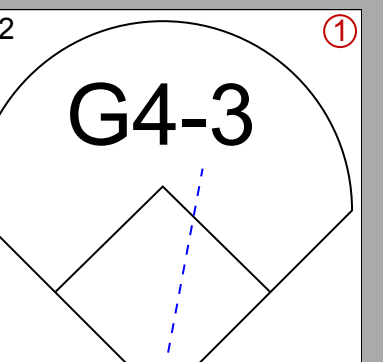
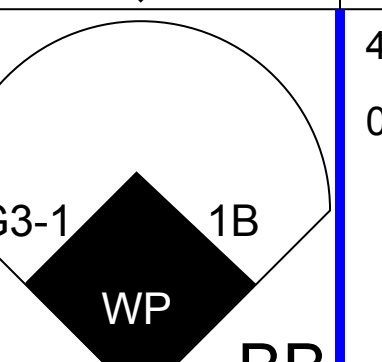
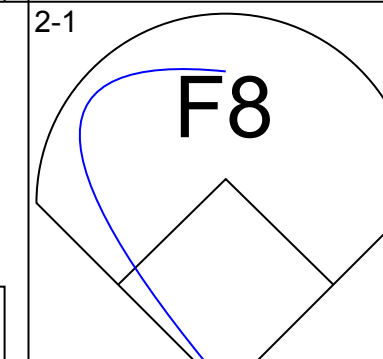
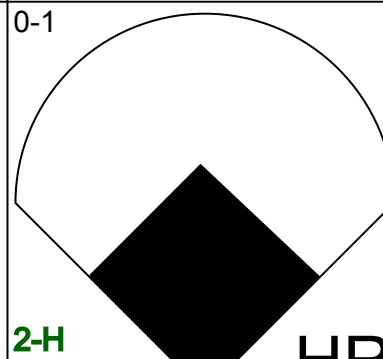
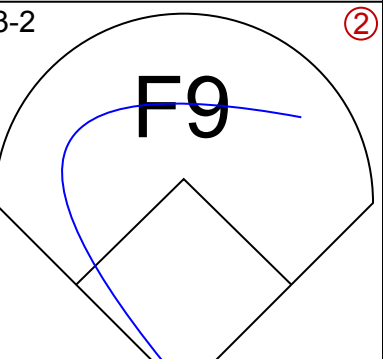
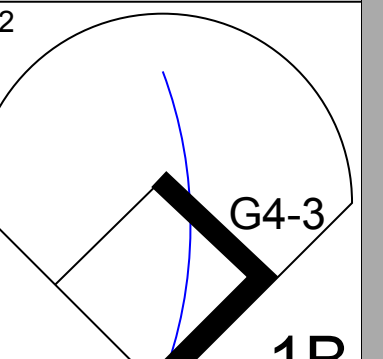
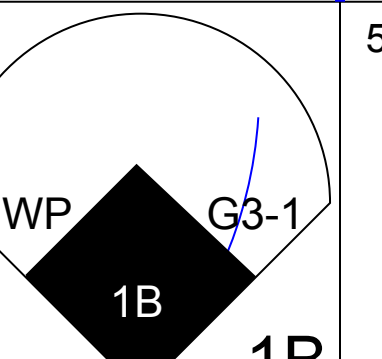
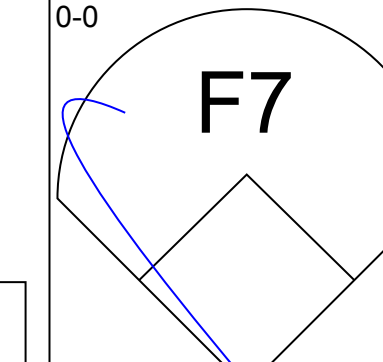
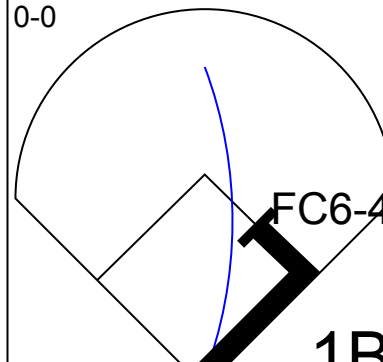
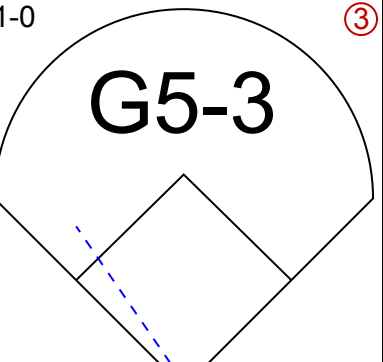
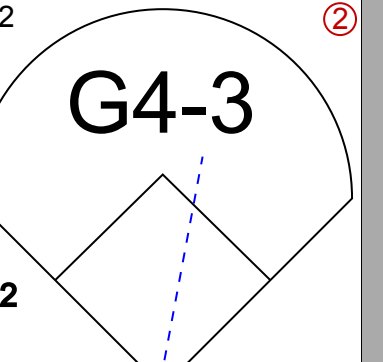
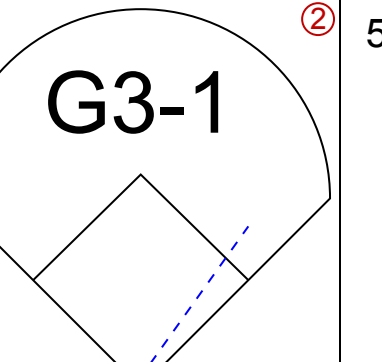
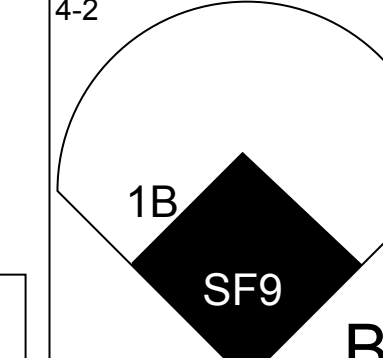
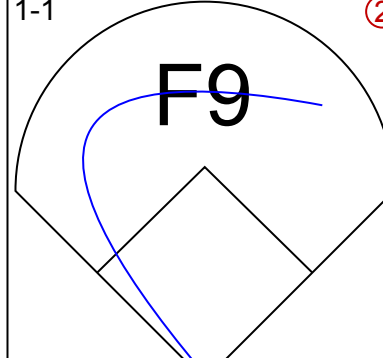
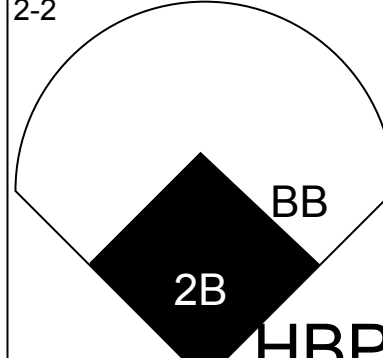
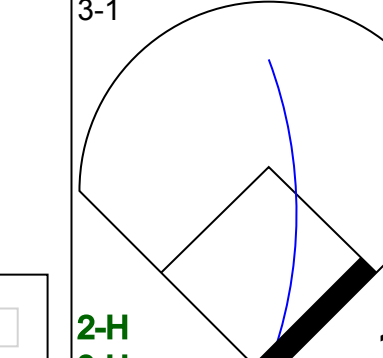
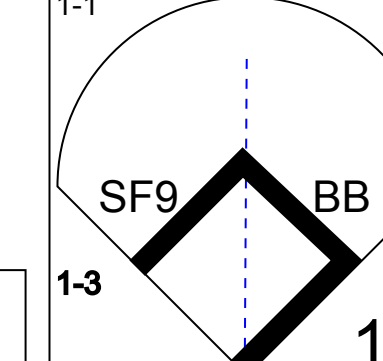
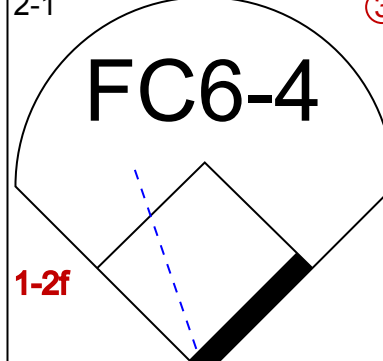
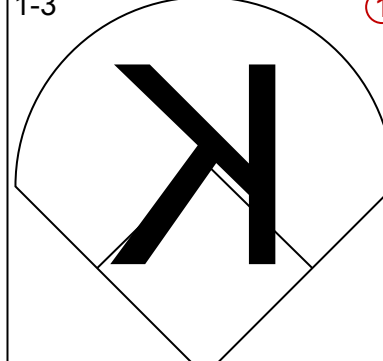
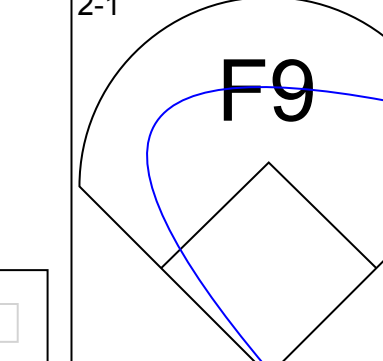
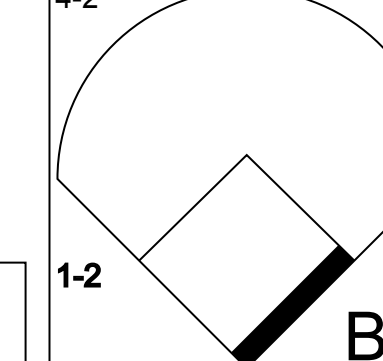
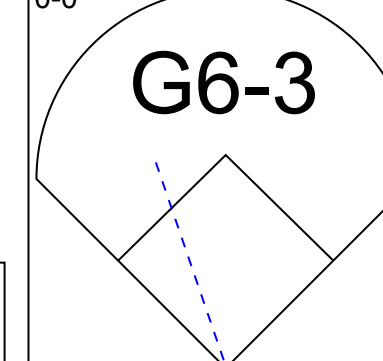
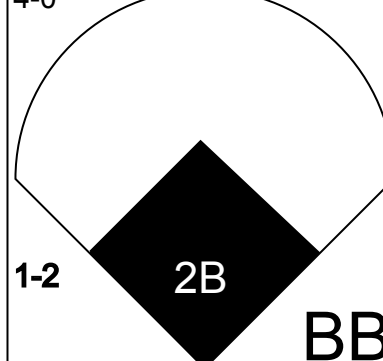
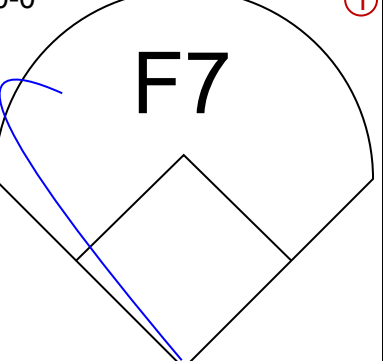
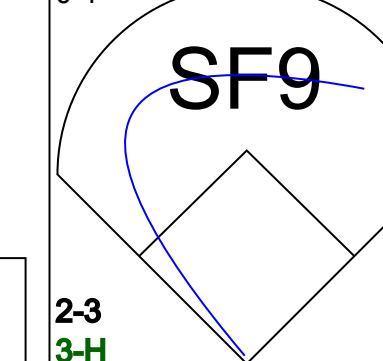
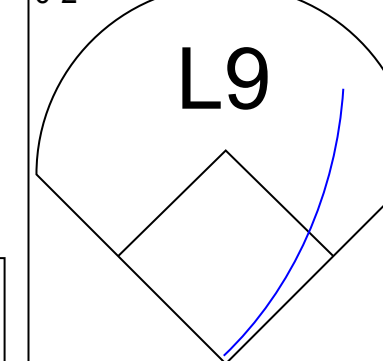
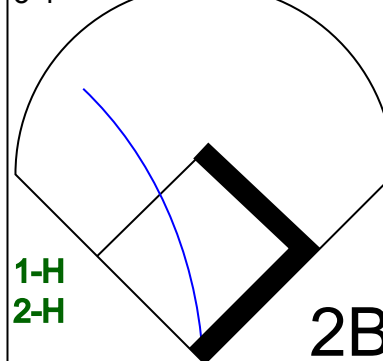
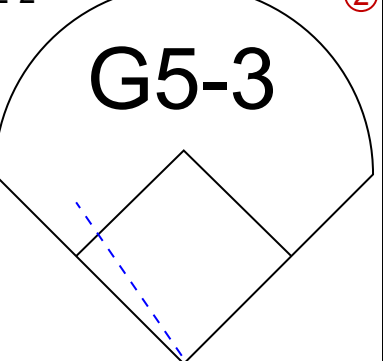


Batter	1	2	3	4	5	6	7	8	9	AB	R	H	RBI	BB	SO	LOB	BOTTOM							
Randy Winn, S OBP: 0.386, SLG: 0.413 (1, 8)	G1-3	FC6-4			F7		B1-3		K	5	0	0	0	0	1	4								
Quinton McCracken, S OBP: 0.323, SLG: 0.407 (1, 7)	F7		G3		G4-3		G4-3		1B IBB	4	0	0	0	1	0	1								
Wade Boggs, L OBP: 0.344, SLG: 0.405 (7, PH)	1B									1	0	1	0	2	0	0								
Bobby Smith, R OBP: 0.361, SLG: 0.440 (8, 5)	BB		G4-6-3 1B		HBP BB		G4-3		1B	2	0	1	1	0	0	1								
Fred McGriff, L OBP: 0.356, SLG: 0.410 (1, 3)	1-3 1B		G4-6-3							3	0	2	0	0	0	1								
Mike Kelly, R OBP: 0.300, SLG: 0.415 (9, 9)	1-3 1B									0	0	0	0	0	0	0								
Paul Sorrento, L OBP: 0.300, SLG: 0.407 (8, PH)	G3				F7		G4-3		FC5-4 1B	3	0	0	0	0	0	4								
Miguel Cairo, R OBP: 0.316, SLG: 0.386 (9, 4)										1	0	0	0	0	0	1								
Aaron Ledesma, R OBP: 0.362, SLG: 0.397 (9, 3)		G6-3			G5-3		G5-3		G3-6-1 1B	4	0	1	0	0	0	0								
Rich Butler, L OBP: 0.276, SLG: 0.303 (9, 1)		1B			HR		G3-1		G3-6-1	4	1	2	1	0	0	2								
John Flaherty, R OBP: 0.259, SLG: 0.270 (1, 2)		F9							FC1-6 1B	4	0	2	0	0	0	1								
Kevin Stocker, S OBP: 0.284, SLG: 0.322 (1, 6)			G4-6-3 1B		G4-3		G4-3 B1-3 1B		FC1-6 1B	4	1	2	0	0	0	2								
Inning Stats	R: 0 E: 0 K: 0 S: 10	H: 1 LOB: 2 BB: 1 P: 19	R: 0 E: 0 K: 0 S: 10	H: 2 LOB: 0 BB: 0 P: 16	R: 0 E: 0 K: 0 S: 6	H: 1 LOB: 0 BB: 0 P: 9	R: 1 E: 0 K: 0 S: 13	H: 2 LOB: 1 BB: 0 P: 22	R: 0 E: 0 K: 0 S: 9	H: 0 LOB: 0 BB: 0 P: 16	R: 0 E: 0 K: 0 S: 7	H: 0 LOB: 0 BB: 0 P: 12	R: 0 E: 0 K: 0 S: 9	H: 1 LOB: 1 BB: 0 P: 12	R: 0 E: 0 K: 0 S: 9	H: 2 LOB: 2 BB: 0 P: 15	R: 1 E: 0 K: 1 S: 13	H: 2 LOB: 2 BB: 1 P: 24	1B: 10 2B: 0 3B: 0 HR: 1	SF: 0 SAC: 0 DP: 2 HBP: 1	WP: 0 PB: 0 SB: 1 CS: 0	PA: 39		
PITCHER	IP	WLS	BF	H	R	ER	SO	BB	IBB	HBP	BLK	WP	HR	S	P	ERA	WHIP							
Scott Kamieniecki, R ERA: 6.48 (1, 1)	6.0		26	1	1	1	0	2	0	1	0	0	0	8	11	0.00	1.500							
Pete Smith, R ERA: 5.17 (7, 1)	0.2	3	1	0	0	0	0	0	0	0	0	0	0	8	11	0.00	1.500							
Jesse Orosco, L ERA: 2.28 (8, 1)	0.1	2	1	0	0	0	0	0	0	0	0	0	0	2	2	0.00	3.000							
Alan Mills, R ERA: 3.64 (8, 1)	1.0	3	1	0	0	0	0	0	0	0	0	0	0	8	14	0.00	1.000							
Armando Benitez, R ERA: 3.59 (9, 1)	0.2	L	5	2	1	1	1	0	1	0	0	0	0	13	24	13.50	3.000							

Baltimore Orioles @ Tampa Bay Devil Rays
Tropicana Field, St. Petersburg, FL
Tue Aug 11 1998, 7:05 PM EDT
Att: 24,871 - Dome - 72 F

AB 35
R 2
H 11
RBI 2
BB 3
SO 1
LOB 17

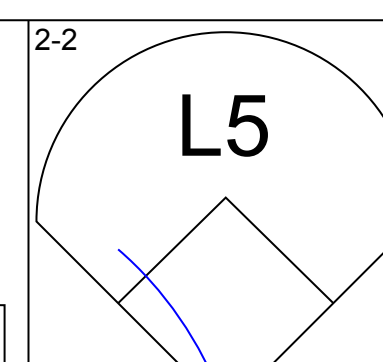
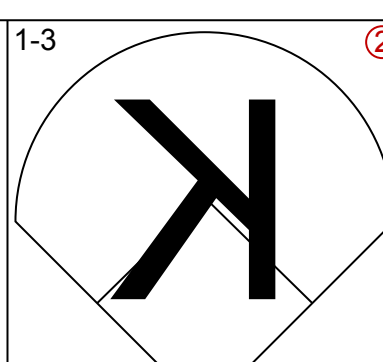
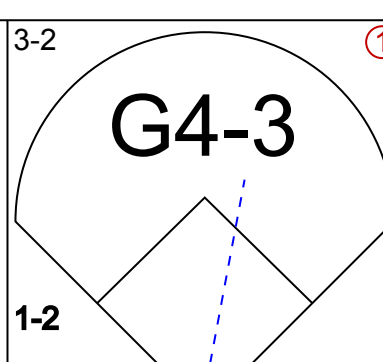
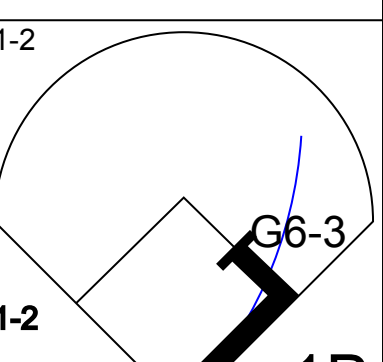
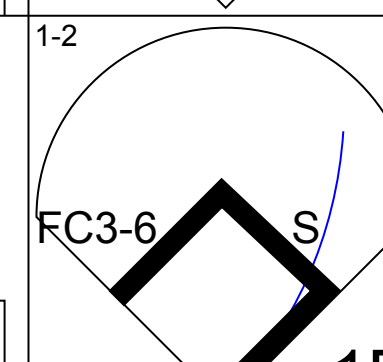
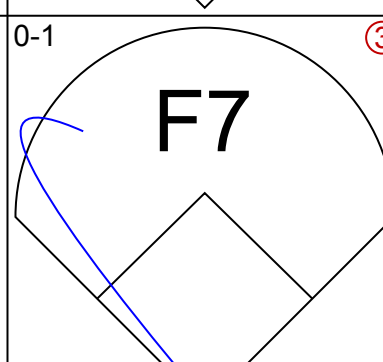
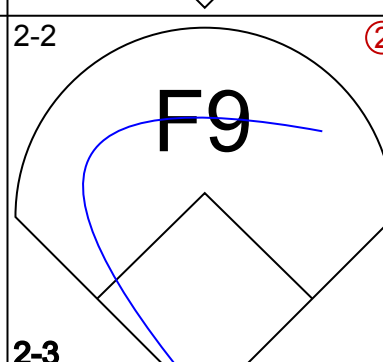
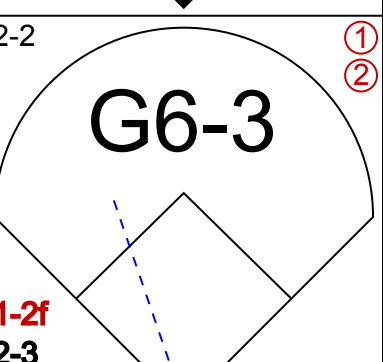
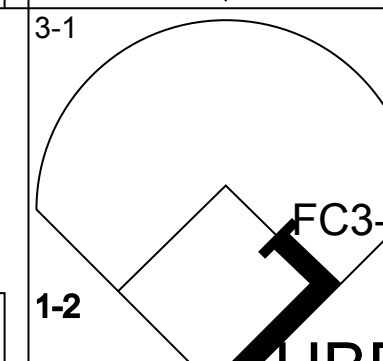
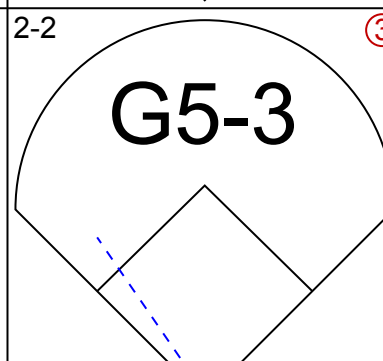
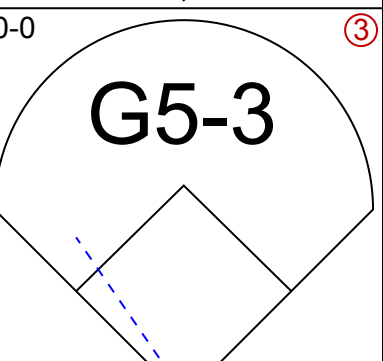
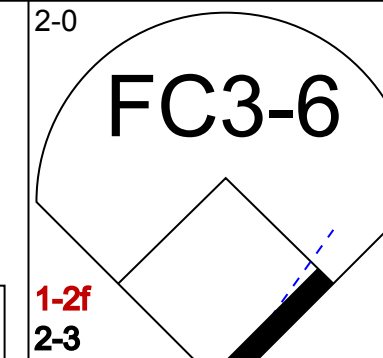
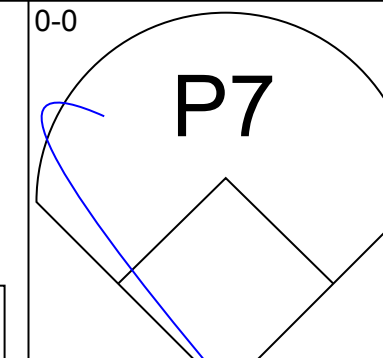
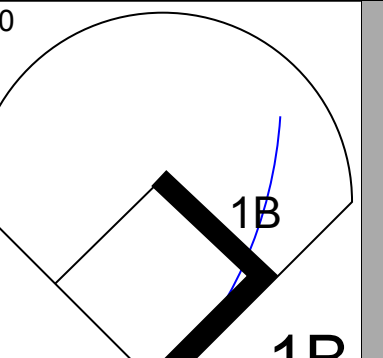
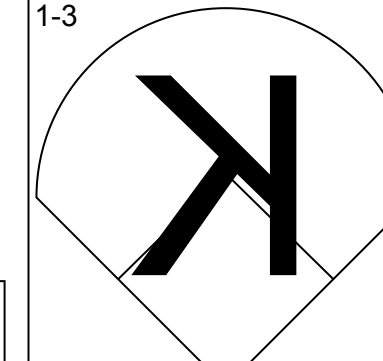
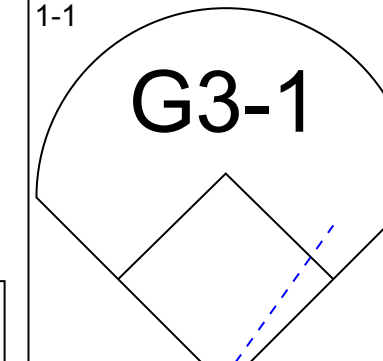
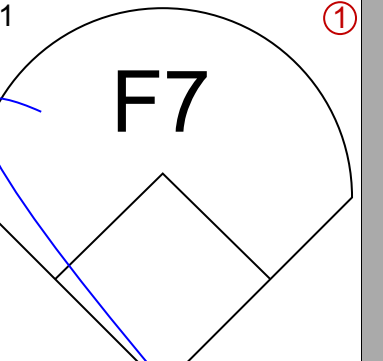
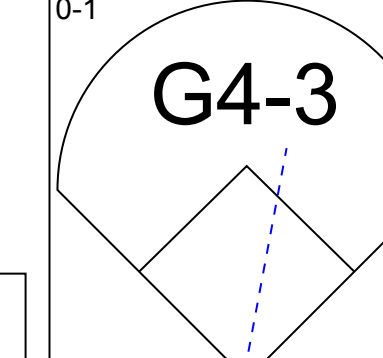
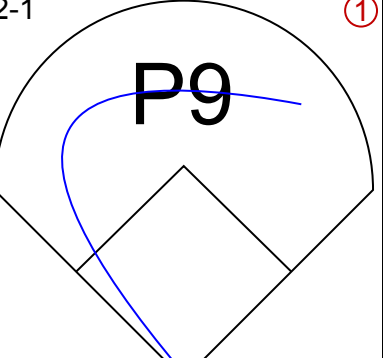
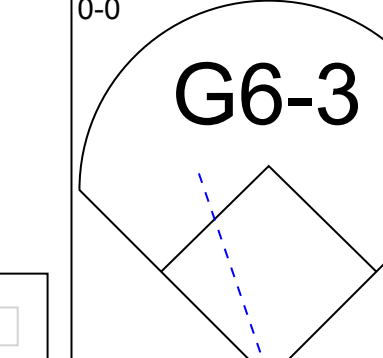
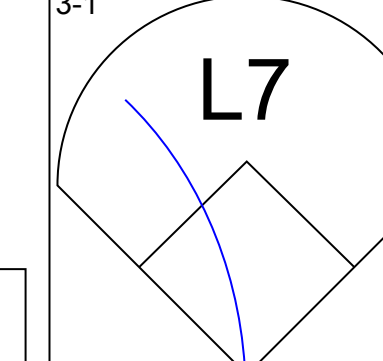
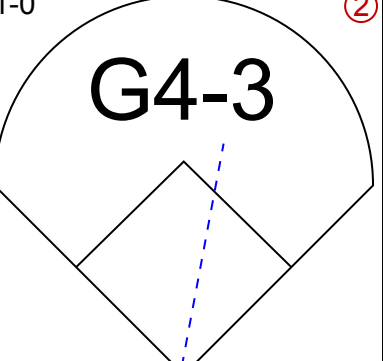
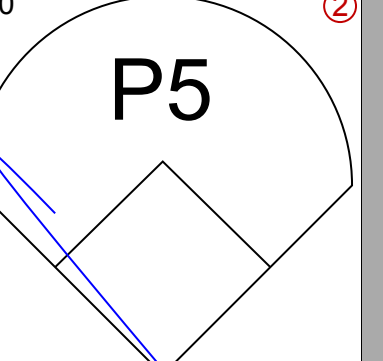
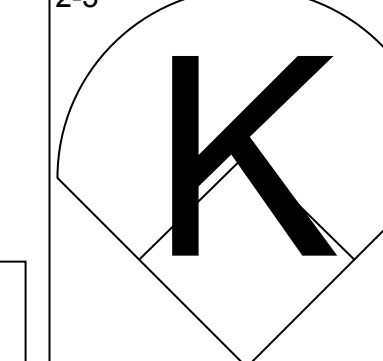
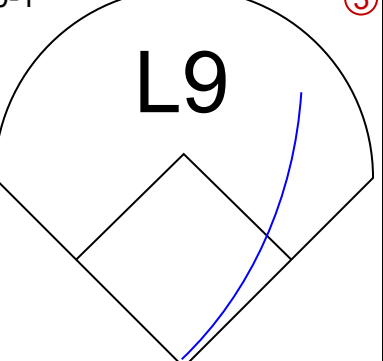

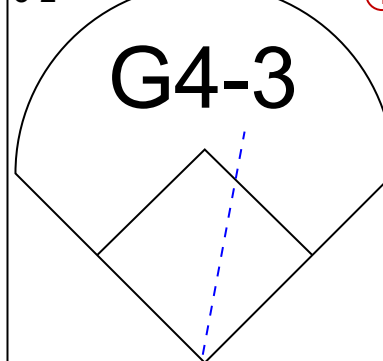
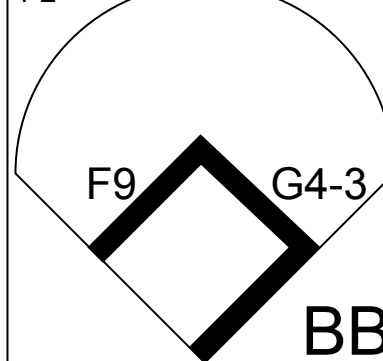
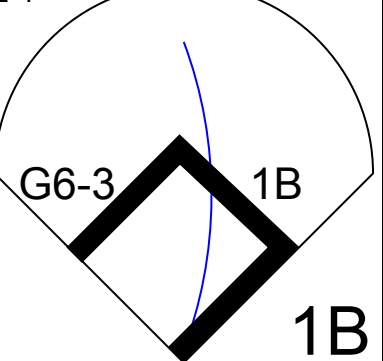


Batter	1	2	3	4	5	6	7	8	9	AB	R	H	RBI	BB	SO	LOB	TOP				
Roberto Alomar, S OBP: 0.374, SLG: 0.452 (1, 4)										5	0	1	0	0	0	3					
Brady Anderson, L OBP: 0.386, SLG: 0.413 (1, 8)										5	0	1	0	0	0	2					
Eric Davis, R OBP: 0.386, SLG: 0.606 (1, 10)																					
Willie Greene, L OBP: 0.373, SLG: 0.441 (9, PR)										4	1	1	0	1	1	2					
Rafael Palmeiro, L OBP: 0.393, SLG: 0.603 (1, 3)										5	2	3	2	0	0	2					
Cal Ripken Jr., R OBP: 0.337, SLG: 0.381 (1, 5)										5	0	1	0	0	0	4					
B.J. Surhoff, L OBP: 0.342, SLG: 0.471 (1, 7)										2	2	1	1	2	0	1					
Lenny Webster, R OBP: 0.297, SLG: 0.440 (1, 2)										5	0	1	0	0	1	5					
Rich Becker, L OBP: 0.352, SLG: 0.333 (1, 9)										2	1	0	0	2	0	0					
Mike Bordick, R OBP: 0.318, SLG: 0.370 (1, 6)										3	0	1	3	0	0	0					
Inning Stats	R: 0 E: 0 K: 1 S: 8	H: 1 LOB: 1 BB: 0 P: 14	R: 1 E: 0 K: 0 S: 12	H: 1 LOB: 2 BB: 2 P: 24	R: 2 E: 0 K: 0 S: 10	H: 3 LOB: 1 BB: 0 P: 15	R: 0 E: 0 K: 0 S: 7	H: 0 LOB: 0 BB: 0 P: 8	R: 0 E: 0 K: 0 S: 8	H: 1 LOB: 1 BB: 0 P: 13	R: 2 E: 0 K: 1 S: 10	H: 1 LOB: 2 BB: 1 P: 21	R: 0 E: 0 K: 0 S: 12	H: 1 LOB: 2 BB: 1 P: 21	R: 0 E: 0 K: 0 S: 6	H: 0 LOB: 0 BB: 0 P: 11	R: 2 E: 0 K: 0 S: 15	H: 2 LOB: 1 BB: 1 P: 27	1B: 6 2B: 3 3B: 0 HR: 1	SF: 1 SAC: 0 DP: 0 HBP: 1	WP: 1 PA: 43 CS: 0
PITCHER	IP	WLS	BF	H	R	ER	SO	BB	IBB	HBP	BLK	WP	HR	S	P	ERA	WHIP				
Wilson Alvarez, L ERA: 5.4 (1, 1)	5.1	L	27	7	5	5	2	3	0	1	0	0	0	15	91	8.44	1.875				
Rick White, R ERA: 3.67 (6, 1)	1.2		7	1	0	0	0	1	0	0	0	0	0	6	11	0.00	1.200				
Esteban Yan, R ERA: 3.97 (8, 1)	1.0		3	0	0	0	0	0	0	0	0	0	0	6	11	0.00	0.000				
Dennis Springer, R ERA: 5.74 (9, 1)	1.0		6	2	2	2	0	1	0	0	0	1	0	15	27	18.00	3.000				

Baltimore Orioles @ Tampa Bay Devil Rays
Tropicana Field, St. Petersburg, FL
Wed Aug 12, 1998, 3:33 AM EDT
Att: 26,994 - Dome - 72 F


AB 36
R 7
H 10
RBI 6
BB 5
SO 2
LOB 19



Batter	1	2	3	4	5	6	7	8	9	AB	R	H	RBI	BB	SO	LOB	BOTTOM				
Randy Winn, S OBP: 0.384, SLG: 0.409 (1, 8)										4	0	1	0	0	1	1					
Quinton McCracken, S OBP: 0.322, SLG: 0.406 (1, 7)										4	0	1	0	0	0	3					
Bobby Smith, R OBP: 0.359, SLG: 0.433 (1, 5)										3	0	0	0	0	0	2					
Fred McGriff, L OBP: 0.355, SLG: 0.408 (1, 10)										4	0	1	0	0	0	2					
Paul Sorrento, L OBP: 0.297, SLG: 0.402 (1, 3)										4	0	0	0	0	2	3					
Miguel Cairo, R OBP: 0.315, SLG: 0.385 (1, 4)										4	0	1	0	0	0	0					
Rich Butler, L OBP: 0.273, SLG: 0.297 (1, 9)										3	0	0	0	0	0	2					
John Flaherty, R OBP: 0.256, SLG: 0.266 (1, 2)										3	0	0	0	0	2	2					
Kevin Stocker, S OBP: 0.288, SLG: 0.324 (1, 6)										2	0	1	0	1	0	0					
Inning Stats	R: 0 E: 0 K: 1 S: 14	H: 1 LOB: 2 BB: 0 P: 23	R: 0 E: 0 K: 1 S: 8	H: 0 LOB: 0 BB: 0 P: 13	R: 0 E: 0 K: 1 S: 9	H: 0 LOB: 0 BB: 0 P: 13	R: 0 E: 0 K: 0 S: 4	H: 0 LOB: 0 BB: 0 P: 5	R: 0 E: 0 K: 0 S: 5	H: 0 LOB: 0 BB: 0 P: 8	R: 2 E: 0 K: 1 S: 12	H: 2 LOB: 2 BB: 1 P: 23	R: 0 E: 0 K: 0 S: 10	H: 2 LOB: 2 BB: 0 P: 14	R: 0 E: 0 K: 0 S: 9	H: 2 LOB: 1 BB: 0 P: 14	R: 0 E: 0 K: 1 S: 7	H: 0 LOB: 0 BB: 0 P: 9	1B: 5 2B: 0 3B: 0 HR: 0	SF: 0 SAC: 0 DP: 1 HBP: 1	WP: 0 PA: 33 CS: 0
PITCHER	IP	WLS	BF	H	R	ER	SO	BB	IBB	HBP	BLK	WP	HR	S	P	ERA	WHIP				
Scott Erickson, R ERA: 3.97 (1, 1)	9.0	W	33	5	0	0	5	1	0	1	0	0	0	78	122	0.00	0.667				

Baltimore Orioles @ Tampa Bay Devil Rays
Tropicana Field, St. Petersburg, FL
Wed Aug 12, 1998, 3:33 AM EDT
Att: 26,994 - Dome - 72 F


AB 31
R 0
H 5
RBI 0
BB 1
SO 5
LOB 15



Batter	1	2	3	4	5	6	7	8	9	AB	R	H	RBI	BB	SO	LOB	TOP					
Randy Winn, S OBP: 0.380, SLG: 0.424 (1, 8)	G4-3		P5		G6-3		HR		G6-3	5	2	2	2	0	0	2						
Aaron Ledesma, R OBP: 0.357, SLG: 0.391 (1, 10)	G4-3			HR	L7		K		G6-3	5	1	1	1	0	1	2						
Bobby Smith, R OBP: 0.368, SLG: 0.468 (1, 5)	K2-3			HR			HR		G5-3	4	2	2	2	1	1	0						
Fred McGriff, L OBP: 0.354, SLG: 0.411 (1, 3)		L5		L9		G3			HR	5	1	2	1	0	0	3						
Bubba Trammell, R OBP: 0.325, SLG: 0.537 (7, 9)	K			HR		K			G6-3	5	1	2	3	0	2	1						
Mike Kelly, R OBP: 0.297, SLG: 0.410 Quinton McCracken, S OBP: 0.321, SLG: 0.404 (7, 7)	P3			P3		P6			F7	3	0	0	0	0	0	1						
Miguel Cairo, R OBP: 0.313, SLG: 0.379 (1, 4)			P9	G5-3			HR		P3	3	1	0	0	1	0	0						
John Flaherty, R OBP: 0.260, SLG: 0.275 (1, 2)			G4-3				L9		K	4	0	2	0	0	1	1						
Kevin Stocker, S OBP: 0.285, SLG: 0.320 (1, 6)	G4-3			K			HR		K	4	1	1	0	0	2	2						
Inning Stats	R: 0 E: 0 K: 1 S: 9	H: 0 LOB: 0 BB: 0 P: 13	R: 0 E: 0 K: 1 S: 14	H: 0 LOB: 0 BB: 0 P: 21	R: 0 E: 0 K: 0 S: 10	H: 1 LOB: 1 BB: 0 P: 13	R: 3 E: 0 K: 0 S: 11	H: 2 LOB: 0 BB: 1 P: 21	R: 0 E: 0 K: 1 S: 10	H: 1 LOB: 1 BB: 0 P: 15	R: 4 E: 0 K: 1 S: 21	H: 5 LOB: 2 BB: 1 P: 37	R: 0 E: 0 K: 2 S: 10	H: 0 LOB: 0 BB: 0 P: 13	R: 2 E: 0 K: 0 S: 10	H: 2 LOB: 0 BB: 0 P: 18	1B: 5 2B: 2 3B: 2 HR: 3	SF: 0 SAC: 0 DP: 0 HBP: 0	WP: 0 PB: 0 SB: 0 CS: 0	PA: 41		
PITCHER	IP	WLS	BF	H	R	ER	SO	BB	IBB	HBP	BLK	WP	HR	S	P	ERA	WHIP					
Chris Haney, L ERA: 7.41 Jim Pittsley, R ERA: 7.59 Tim Byrdak, L ERA: 5.4 Scott Service, R ERA: 3.43	(1, 1)	6.0	W	24	5	3	3	4	1	0	0	0	0	1	62	93	4.50	1.000				
	(7, 1)	0.2		6	3	4	4	1	1	0	0	0	0	1	15	27	54.00	6.000				
	(7, 1)	0.0		2	2	0	0	0	0	0	0	0	0	1	5	7	∞	∞				
	(7, 1)	2.1	S	9	2	2	2	2	0	0	0	0	0	1	21	34	7.71	0.857				

Tampa Bay Devil Rays @ Kansas City Royals
Kauffman Stadium, Kansas City, MO
Fri Aug 14 1998, 7:05 PM CDT
Att: 28,133 - Cloudy - 85 F

AB 39
R 9
H 12
RBI 9
BB 2
SO 7
LOB 14



Batter	1	2	3	4	5	6	7	8	9	AB	R	H	RBI	BB	SO	LOB	BOTTOM					
Johnny Damon, L OBP: 0.342, SLG: 0.443 (1, 8)	B4-3		HR	HR		1B				3	2	2	2	2	0	0						
Hal Morris, L OBP: 0.383, SLG: 0.408 Sal Fasano, R OBP: 0.289, SLG: 0.325 (7, 3)	1B		K	G6-3		SF7			G5-3	2	1	0	1	1	1	1						
Jose Offerman, S OBP: 0.413, SLG: 0.452 (1, 4)	S		HR	1B		G4-3			K	5	2	3	1	0	1	0						
Dean Palmer, R OBP: 0.333, SLG: 0.525 (1, 5)	SF7		HR	HR		G6-3			G6-3	4	2	3	4	0	0	0						
Terry Pendleton, S OBP: 0.305, SLG: 0.323 (1, 10)	P7		K	K		G6-3			G4-3	5	0	1	2	0	1	2						
Larry Sutton, L OBP: 0.304, SLG: 0.332 (1, 7)		G3-1		2B		F7			F8	4	1	1	0	0	0	2						
Jermaine Dye, R OBP: 0.267, SLG: 0.302 (1, 9)	K			G1-3		SF7			P9	4	1	1	0	0	1	1						
29 Mike Sweeney, R OBP: 0.324, SLG: 0.415 (1, 2)	G5-3			F9		1B			G3-1	3	1	1	0	0	0	1						
Mendy López, R OBP: 0.279, SLG: 0.298 (1, 6)		G1-3		3B		G6-3			G3-1	4	1	1	1	0	0	3						
Inning Stats	R: 1 E: 0 K: 0 S: 10	H: 1 LOB: 1 BB: 1 P: 17	R: 0 E: 0 K: 1 S: 5	H: 0 LOB: 0 BB: 0 P: 9	R: 3 E: 0 K: 2 S: 15	H: 3 LOB: 0 BB: 0 P: 22	R: 2 E: 0 K: 0 S: 12	H: 3 LOB: 1 BB: 0 P: 14	R: 0 E: 0 K: 0 S: 10	H: 1 LOB: 1 BB: 0 P: 17	R: 5 E: 0 K: 0 S: 14	H: 5 LOB: 1 BB: 1 P: 28	R: 0 E: 0 K: 0 S: 10	H: 0 LOB: 2 BB: 1 P: 22	R: 0 E: 0 K: 1 S: 6	H: 0 LOB: 0 BB: 0 P: 8	1B: 8 2B: 2 3B: 1 HR: 2	SF: 2 SAC: 0 DP: 0 HBP: 1	WP: 0 PB: 1 SB: 1 CS: 0	PA: 41		
PITCHER	IP	WLS	BF	H	R	ER	SO	BB	IBB	HBP	BLK	WP	HR	S	P	ERA	WHIP					
Rolando Arrojo, R ERA: 3.55 Rick White, R ERA: 4.24 Dennis Springer, R ERA: 5.7 Esteban Yan, R ERA: 3.86	(1, 1)	3.2	L	19	7	6	6	3	0	1	0	0	0	0	24	42	18.00	2.500				
	(6, 1)	0.2		4	1	0	0	0	0	0	1	0	0	0	9	17	0.00	1.500				
	(7, 1)	1.2		6	0	0	0	1	0	1	0	0	0	0	11	21	0.00	0.000				

Tampa Bay Devil Rays @ Kansas City Royals
Kauffman Stadium, Kansas City, MO
Fri Aug 14 1998, 7:05 PM CDT
Att: 28,133 - Cloudy - 85 F

AB 35
R 11
H 13
RBI 11
BB 3
SO 4
LOB 12




Batter	1	2	3	4	5	6	7	8	9	10	11	AB	R	H	RBI	BB	SO	LOB	TOP								
Randy Winn, S OBP: 0.381, SLG: 0.423	1-1 1B E 2B	3-2 G3			1-0 G4-3		1-2 G4-6-3 1B		1-2 G4-3		1-2 SH1-3	5	1	2	0	0	0	0									
Wade Boggs, L OBP: 0.364, SLG: 0.410	2-2 E4 1B 2B		2-2 G6-3		0-0 FC6 1B		1-0 G4-6-3		2-1 G4-3		4-0 E IBB	5	2	1	0	1	0	3									
Bobby Smith, R OBP: 0.388, SLG: 0.469	0-0 2B 1B		1-3 K		1-2 FC6			0-0 F9	1-3 K		2-2 E4 2B	6	1	2	2	0	2	1									
Fred McGriff, L OBP: 0.388, SLG: 0.414	1-0 G1-4-3 1B 2B		4-1 BB			0-0 G4-3		2-2 G3		1-1 FC1-5 SH 1B	4-0 IBB	4	0	2	3	2	0	0									
Bubba Trammell, R OBP: 0.331, SLG: 0.532	1-1 G1-4-3		2-3 K		4-2 1B BB			2-0 1B 1B		0-0 SH G3-1 FC1-5	2-3 K	3	1	1	0	1	1	2									
Miguel Cairo, R OBP: 0.313, SLG: 0.379	2-3 K					0-2 G3		1-2 1B 2B 1B		1-2 FC1-5 G3-1		3	0	1	0	0	1	1									
Mike Kelly, R OBP: 0.290, SLG: 0.408						1-3 G3		1-2 2B 1B		1-2 2-3 G3-1		5	1	1	1	0	0	5									
Paul Santschi, L OBP: 0.277, SLG: 0.401						0-1 G3		1-2 1B 2B 1B		1-2 2-3 G3-1		5	0	2	2	0	0	2									
Aaron Ledesma, R OBP: 0.357, SLG: 0.390						1-1 G3		1-2 1B 2B 1B		1-2 2-3 G3-1		3	0	1	0	0	1	1									
Quinton McCracken, S OBP: 0.319, SLG: 0.402						1-1 G3		1-2 2B 1B		1-2 2-3 G3-1		3	0	1	0	0	0	4									
Mike DiFelice, R OBP: 0.278, SLG: 0.338						0-0 G6-3		1-3 2B 1B		1-2 2-3 G6-3		5	0	2	2	0	0	2									
Kevin Stocker, S OBP: 0.284, SLG: 0.316						0-0 G6-3		0-1 F7		0-0 G3		4	1	0	0	1	0	2									
	R: 3 E: 1 K: 1 S: 18	H: 3 LOB: 1 BB: 0 P: 29	R: 0 E: 0 K: 0 S: 11	H: 0 LOB: 0 BB: 0 P: 15	R: 0 E: 0 K: 2 S: 11	H: 0 LOB: 1 BB: 1 P: 20	R: 0 E: 0 K: 0 S: 5	H: 0 LOB: 0 BB: 0 P: 6	R: 0 E: 0 K: 0 S: 9	H: 1 LOB: 1 BB: 0 P: 13	R: 0 E: 0 K: 0 S: 7	H: 1 LOB: 1 BB: 0 P: 12	R: 0 E: 0 K: 0 S: 17	H: 4 LOB: 1 BB: 0 P: 24	R: 0 E: 0 K: 1 S: 14	H: 0 LOB: 0 BB: 0 P: 18	R: 0 E: 0 K: 0 S: 7	H: 1 LOB: 2 BB: 0 P: 10	R: 2 E: 1 K: 1 S: 12	H: 1 LOB: 2 BB: 3 P: 31	1B: 10 2B: 4 3B: 0 HR: 0	SF: 0 SAC: 2 DP: 2 HBP: 0	WP: 0 PB: 0 SB: 1 CS: 0	PA: 51			
	PITCHER										PITCHER																
Hipolito Pichardo, R ERA: 5.2	(1, 1)	IP: 6.1 WLS: 1.1 BF: 28 H: 7 R: 4 ER: 3 SO: 3	BB: 0 IBB: 0 HBP: 0 BLK: 0	WP: 0 HR: 0 S: 67 P: 102	ERA: 2.84 WHIP: 1.421																						
Matt Whisenant, L ERA: 5.33	(7, 1)	IP: 1.1 WLS: 1.1 BF: 4 H: 4 R: 0 ER: 0 SO: 1	BB: 0 IBB: 0 HBP: 0 BLK: 0	WP: 0 HR: 0 S: 19 P: 25	ERA: 20.25 WHIP: 3.000																						
33 Bart Evans, R ERA: 3.75	(8, 1)	IP: 1.1 WLS: 1.1 BF: 4 H: 4 R: 0 ER: 0 SO: 1	BB: 0 IBB: 0 HBP: 0 BLK: 0	WP: 0 HR: 0 S: 19 P: 41	ERA: 0.00 WHIP: 0.000																						
Ricky Bones, R ERA: 3.75	(10, 1)	IP: 2.0 WLS: L BF: 12 H: 2 R: 2 ER: 2 SO: 1	BB: 1 IBB: 2 HBP: 0 BLK: 0	WP: 0 HR: 0 S: 19 P: 41	ERA: 9.00 WHIP: 1.500																						

Tampa Bay Devil Rays @ Kansas City Royals
Kauffman Stadium, Kansas City, MO
Sat Aug 15 1998, 7:05 PM CDT
Att: 18,706 - Unknown - 84 F

livebaseballscorecards.com

AB 44
R 8
H 13
RBI 8
BB 5
SO 5
LOB 22

AB 42
R 6
H 13
RBI 6
BB 6
SO 10
LOB 23



Batter	1	2	3	4	5	6	7	8	9	10	11	AB	R	H	RBI	BB	SO	LOB	BOTTOM								
Johnny Damon, L OBP: 0.340, SLG: 0.439	1-3 K	1-3 K		1-2 G6-3		1-2 1B BB		1-2 SH1-4		0-0 L9		4	0	0	0	1	2	5									
Hal Morris, L OBP: 0.350, SLG: 0.404	3-1 F8	1-3 K			0-0 E4 1B	1-0 1B BB		2-3 K		0-0 FC1-2		6	0	1	1	0	2	4									
Jose Offerman, S OBP: 0.412, SLG: 0.451	0-0 2B 1B		2-0 L9		2-1 L9	3-1 G3-1		1-0 G4-3		1-0 G6-4-3 1B		6	1	2	0	0	0	5									
Dean Palmer, R OBP: 0.335, SLG: 0.523	4-2 2B BB		2-3 K		2-1 1B		1-1 1B 1B		0-1 G4-3		3-2 G6-4-3	5	1	2	0	1	1	1									
Jeff King, R OBP: 0.325, SLG: 0.458	1-0 2B HR		3-2 G5-3		0-3 K		2-1 F8		0-1 G4-3		0-3 K	6	1	1	2	0	2	3									
29 Mike Sweeney, R OBP: 0.326, SLG: 0.426	3-1 HR			4-2 SH3-4 1B CS BB	2-1 F7		1-3 K		1-3 K			4	1	1	2	1	2	3									
Jermaine Dye, R OBP: 0.276, SLG: 0.331	0-1 HR			0-0 SH3-4 1B		0-0 P8		0-1 1B		1-1 F8		5	1	3	1	0	0	0									
Shane Halter, R OBP: 0.280, SLG: 0.337	3-2 F9			0-1 SH3-4		3-3 K		2-0 L3		4-2 L9 1B FC1-2 BB		1	0	0	0	0	0	0									
Larry Sutton, L OBP: 0.304, SLG: 0.329				1-2 2-3								2	0	0	0	1	1	2									
Mendy López, R OBP: 0.299, SLG: 0.305			4-1 CS BB		4-1 BB		0-1 1B		3-2 SH1-4 1B			1	1	1	0	2	0	0									
Terry Pendleton, S OBP: 0.309, SLG: 0.327				3-1 BB								1	0	1	0	0	0	0									
Luis Rivera, R OBP: 0.304, SLG: 0.297				3-1 BB								1	0	1	0	0	0	0									
	R: 5 E: 0 K: 1 S: 19	H: 4 LOB: 0 BB: 1 P: 34	R: 0 E: 0 K: 2 S: 7	H: 0 LOB: 0 BB: 1 P: 13	R: 0 E: 0 K: 1 S: 7	H: 0 LOB: 0 BB: 1 P: 14	R: 0 E: 0 K: 0 S: 9	H: 1 LOB: 2 BB: 2 P: 18	R: 0 E: 0 K: 1 S: 10	H: 2 LOB: 2 BB: 0 P: 16	R: 0 E: 0 K: 1 S: 11	H: 2 LOB: 2 BB: 1 P: 22	R: 0 E: 0 K: 1 S: 10	H: 2 LOB: 2 BB: 0 P: 16	R: 0 E: 0 K: 1 S: 11	H: 0 LOB: 0 BB: 0 P: 8	R: 0 E: 0 K: 0 S: 8	H: 1 LOB: 1 BB: 1 P: 13	R: 0 E: 0 K: 1 S: 7	H: 1 LOB: 0 BB: 0 P: 11	1B: 10 2B: 2 3B: 0 HR: 2	SF: 0 SAC: 2 DP: 2 HBP: 0	WP: 0 PB: 0 SB: 1 CS: 2	PA: 50			
	PITCHER										PITCHER																
Tony Saunders, L ERA: 4.45	(1, 1)	IP: 5.0 WLS: 1.2 BF: 24 H: 6 R: 4 ER: 5 SO: 5	BB: 4 IBB: 0 HBP: 0 BLK: 0	WP: 0 HR: 2 S: 52 P: 95	ERA: 9.00 WHIP: 2.000																						
Esteban Yan, R ERA: 3.9	(6, 1)	IP: 1.2 WLS: 1.0 BF: 4 H: 1 R: 0 ER: 0 SO: 1	BB: 1 IBB: 0 HBP: 0 BLK: 0	WP: 0 HR: 0 S: 20 P: 35	ERA: 5.40 WHIP: 3.000																						
Scott Aldred, L ERA: 3.18	(7, 1)	IP: 1.0 WLS: 1.0 BF: 4 H: 1 R: 0 ER: 0 SO: 1	BB: 0 IBB: 0 HBP: 0 BLK: 0	WP: 0 HR: 0 S: 11 P: 18	ERA: 0.00 WHIP: 1.000																						
Jim Micer, R ERA: 2.79	(8, 1)	IP: 2.1 WLS: 1.0 BF: 9 H: 1 R: 0 ER: 0 SO: 1	BB: 1 IBB: 0 HBP: 0 BLK: 0	WP: 0 HR: 0 S: 16 P: 23	ERA: 0.00 WHIP: 0.857																						
Roberto Hernandez, R ERA: 4.42	(11, 1)	IP: 1.0 WLS: 1.0 BF: 3 H: 1 R: 0 ER: 0 SO: 1	BB: 0 IBB: 0 HBP: 0 BLK: 0	WP: 0 HR: 0 S: 7 P: 11	ERA: 0.00 WHIP: 1.000																						

Tampa Bay Devil Rays @ Kansas City Royals
Kauffman Stadium, Kansas City, MO
Sat Aug 15 1998, 7:05 PM CDT
Att: 18,706 - Unknown - 84 F

livebaseballscorecards.com


AB 42
R 6
H 13
RBI 6
BB 6
SO 10
LOB 23



Batter	1	2	3	4	5	6	7	8	9	AB	R	H	RBI	BB	SO	LOB	TOP								
Randy Winn, S OBP: 0.377, SLG: 0.418 (1, 8)	1-1 F7	0-0 G4-3		1-0 CS 1B		1-2 G4-3		1-3 K		5	0	1	1	0	1	3									
Wade Boggs, L OBP: 0.354, SLG: 0.413 Miguel Cairo, R OBP: 0.313, SLG: 0.379 (1, 5)	1-1 G3-1	1-2 F8		2-3 1B		1-0 FC6-4 1B			1-2 G1-3	5	1	2	2	0	0	1									
Bobby Smith, R OBP: 0.376, SLG: 0.474 (1, 4)	4-2 BB		1-1 E6 1B	2-H 1B		0-0 FC6-4 1-2			0-2 2B E 1B	4	1	3	1	1	0	1									
Fred McGriff, L OBP: 0.356, SLG: 0.414 (1, 10)	1-0 F7		1-2 G6-3	2-3 K			0-1 F7		2-0 E4 1-H 2B	5	0	1	0	0	1	3									
Mike Kelly, R OBP: 0.298, SLG: 0.412 (1, 9)		0-0 BB 1B	1-1 P3		3-2 CS S 1B		0-3 K		1-3 K	5	1	2	0	0	2	2									
Paul Sorrento, L OBP: 0.296, SLG: 0.397 (1, 3)		4-1 BB 1B	0-0 G3		2-2 F7		2-1 G6-3		2-0 P5	4	1	0	0	1	0	3									
Quinton McCracken, S OBP: 0.321, SLG: 0.450 (1, 7)		4-2 FC6-4 G4-3 BB		4-2 G4-3 BB		2-2 G4-3		2-3 K		2	2	0	0	2	1	1									
John Flaherty, R OBP: 0.260, SLG: 0.275 (1, 2)		2-1 FC6-4 1B		1-1 G4-3		0-0 L5		0-0 F8		4	0	1	2	0	0	1									
Aaron Ledesma, R OBP: 0.366, SLG: 0.411 (1, 6)		1-1 FC6-4 G4-3		0-2 SAFE 1B 2B		0-0 1B 2B		2-2 1B		4	2	3	1	0	0	2									
Inning Stats	R: 0 E: 0 K: 0 S: 10	H: 0 LOB: 1 BB: 1 P: 17	R: 3 E: 0 K: 0 S: 17	H: 2 LOB: 1 BB: 2 P: 29	R: 0 E: 1 K: 0 S: 8	H: 1 LOB: 1 BB: 0 P: 11	R: 3 E: 0 K: 1 S: 17	H: 4 LOB: 1 BB: 1 P: 27	R: 0 E: 0 K: 0 S: 11	H: 1 LOB: 0 BB: 0 P: 18	R: 1 E: 0 K: 0 S: 7	H: 2 LOB: 1 BB: 0 P: 9	R: 0 E: 0 K: 1 S: 7	H: 0 LOB: 0 BB: 0 P: 9	R: 0 E: 0 K: 2 S: 12	H: 1 LOB: 1 BB: 0 P: 17	R: 1 E: 1 K: 1 S: 11	H: 2 LOB: 1 BB: 0 P: 17	1B: 8 2B: 5 3B: 0 HR: 0	SF: 0 SAC: 0 DP: 0 HBP: 0	WP: 0 PB: 0 SB: 1 CS: 2	PA: 42			
PITCHER	IP	WLS	BF	H	R	ER	SO	BB	IBB	HBP	BLK	WP	HR	S	P	ERA	WHIP								
Tim Belcher, R ERA: 4.37 (1, 1)	6.0	L	30	10	7	7	1	4	0	0	0	0	0	70	111	10.50	2.3333								
Jim Pittsley, R ERA: 7.43 (7, 1)	2.0		7	1	0	0	3	0	0	0	0	0	0	19	26	0.00	0.5000								
33 Bart Evans, R ERA: (9, 1)	1.0		5	2	1	0	1	0	0	0	0	0	0	11	17	0.00	2.0000								

Tampa Bay Devil Rays @ Kansas City Royals
Kauffman Stadium, Kansas City, MO
Sun Aug. 16 1998, 3:33 AM CDT
Att: 16,762 - Cloudy - 86 F


AB 38
R 8
H 13
RBI 7
BB 4
SO 5
LOB 17



Batter	1	2	3	4	5	6	7	8	9	AB	R	H	RBI	BB	SO	LOB	BOTTOM								
Johnny Damon, L OBP: 0.339, SLG: 0.439 (1, 8)	2-2 FC6-5 2B	3-2 F7-4		0-1 P5			2-2 G4-3		3-2 L3	5	0	1	0	0	0	5									
Hal Morris, L OBP: 0.349, SLG: 0.402 (1, 3)	1-1 FC6-5 BB 1B		3-1 F7	0-0 F7		0-0 BB 1B		2-1 FC3-6 1-2	5	1	1	0	0	0	4										
Jose Offerman, S OBP: 0.413, SLG: 0.449 (1, 4)	4-2 1B BB		4-1 E S BB		1-3 K		4-0 BB		2-1 G3	2	0	0	0	3	1	1									
Dean Palmer, R OBP: 0.332, SLG: 0.518 (1, 5)	2-3 K		0-1 SAFE 1B SAFE	2-3 F9		2-3 K2-3		2-3 K	4	0	0	0	0	3	5										
Terry Pendleton, S OBP: 0.307, SLG: 0.325 (1, 10)	1-1 1B		2-3 K	3-3 K		3-3 K		1-3 K	4	0	1	1	0	3	1										
Larry Sutton, L OBP: 0.300, SLG: 0.324 (1, 7)	0-0 G4-3			1-1 G6-3		0-0 F8		1-0 G3-1	4	0	0	0	0	0	2										
Jermaine Dye, R OBP: 0.282, SLG: 0.354 (1, 9)		0-1 F7-4 2B		3-2 2B 3B		1-0 G5-3		1-2 G4-3	4	1	2	0	0	0	0										
Sal Fasano, R OBP: 0.297, SLG: 0.342 (1, 2)		4-1 BB		1-0 2B HBP		3-2 G6-3		3-2 HR	2	1	1	1	1	0	0										
Mendy López, R OBP: 0.305, SLG: 0.315 (1, 6)		0-0 B2		0-2 1-3 3H 2B		0-0 F9		4-0 FC3-6 BB	3	0	1	1	1	0	2										
Inning Stats	R: 1 E: 0 K: 1 S: 14	H: 2 LOB: 2 BB: 1 P: 24	R: 0 E: 0 K: 0 S: 8	H: 1 LOB: 1 BB: 1 P: 15	R: 0 E: 0 K: 1 S: 10	H: 0 LOB: 1 BB: 1 P: 19	R: 0 E: 0 K: 0 S: 11	H: 2 LOB: 2 BB: 0 P: 16	R: 0 E: 0 K: 3 S: 9	H: 0 LOB: 0 BB: 0 P: 15	R: 0 E: 0 K: 0 S: 5	H: 0 LOB: 0 BB: 0 P: 9	R: 0 E: 0 K: 1 S: 8	H: 1 LOB: 2 BB: 1 P: 16	R: 0 E: 0 K: 1 S: 7	H: 0 LOB: 0 BB: 0 P: 10	R: 1 E: 0 K: 0 S: 10	H: 1 LOB: 1 BB: 1 P: 24	1B: 2 2B: 4 3B: 1 HR: 1	SF: 0 SAC: 0 DP: 1 HBP: 1	WP: 0 PB: 0 SB: 1 CS: 0	PA: 39			
PITCHER	IP	WLS	BF	H	R	ER	SO	BB	IBB	HBP	BLK	WP	HR	S	P	ERA	WHIP								
Julio Santana, R ERA: 3.92 (1, 1)	7.0	W	31	6	2	2	6	4	0	1	0	0	0	65	114	2.57	1.429								
Esteban Yan, R ERA: 3.99 (8, 1)	1.0		5	1	1	1	1	1	0	0	0	0	1	10	20	9.00	2.0000								
Scott Aldred, L ERA: 3.04 (9, 1)	1.0		3	0	0	0	0	0	0	0	0	0	0	7	14	0.00	0.0000								

Tampa Bay Devil Rays @ Kansas City Royals
Kauffman Stadium, Kansas City, MO
Sun Aug. 16 1998, 3:33 AM CDT
Att: 16,762 - Cloudy - 86 F

AB 33
R 3
H 7
RBI 3
BB 5
SO 7
LOB 20



Batter	1	2	3	4	5	6	7	8	9	AB	R	H	RBI	BB	SO	LOB	TOP				
Randy Winn, S OBP: 0.369, SLG: 0.405 (1, 8)	L8		G6-3	K		K		L8		5	0	0	0	0	2	6					
Wade Boggs, L OBP: 0.360, SLG: 0.421 (1, 10)	1B		1B		G4-3		K		2B	5	1	3	0	0	1	0					
Bobby Smith, R OBP: 0.382, SLG: 0.475 (1, 5)	E7		FC3-6		BB		K		K	5	0	2	0	0	2	2					
Fred McGriff, L OBP: 0.358, SLG: 0.413 (1, 3)	P6		F9		BB		G6-3		L1-3	3	0	0	0	2	0	3					
Paul Sorrento, L OBP: 0.298, SLG: 0.394 Aaron Ledesma, R (8, PH) OBP: 0.354, SLG: 0.397 (8, 6)	1B		BB		E4		F9		E3	2	0	0	0	1	0	2					
Quinton McCracken, S OBP: 0.323, SLG: 0.399 (1, 7)	1B		FC4-6		K		F7			4	0	2	1	0	1	3					
Miguel Cairo, R OBP: 0.313, SLG: 0.377 (1, 4)		G3		FC4-6		G5-4-3		1B	G6-3	4	0	2	0	0	0	2					
Mike DiFelice, R OBP: 0.277, SLG: 0.333 (1, 2)		G1-3		BB		G5-4-3		G6-3		3	0	0	0	1	0	3					
Kevin Stocker, S OBP: 0.284, SLG: 0.316 Bubba Trammell, R (8, PH) OBP: 0.336, SLG: 0.536 (8, 9)		G4-3		K		S		1B		3	0	1	0	0	1	3					
Inning Stats	R: 1 E: 1 K: 0 S: 16	H: 3 LOB: 2 BB: 1 P: 25	R: 0 E: 0 K: 0 S: 12	H: 0 LOB: 0 BB: 0 P: 18	R: 0 E: 0 K: 0 S: 9	H: 1 LOB: 3 BB: 1 P: 16	R: 0 E: 1 K: 2 S: 15	H: 1 LOB: 3 BB: 1 P: 24	R: 0 E: 0 K: 1 S: 10	H: 2 LOB: 1 BB: 0 P: 17	R: 0 E: 0 K: 2 S: 10	H: 0 LOB: 0 BB: 0 P: 13	R: 1 E: 1 K: 0 S: 15	H: 2 LOB: 2 BB: 0 P: 24	R: 0 E: 0 K: 1 S: 14	H: 1 LOB: 1 BB: 1 P: 22	1B: 10 2B: 2 3B: 0 HR: 0	SF: 0 SAC: 0 DP: 2 HBP: 0	WP: 0 PB: 0 SB: 1 CS: 0	PA: 41	
PITCHER	IP	WLS	BF	H	R	ER	SO	BB	IBB	HBP	BLK	WP	HR	S	P	ERA	WHIP				
Dwight Gooden, R ERA: 3.9 (1, 1)	6.0	W	28	8	1	1	4	3	0	0	0	0	0	71	116	1.50	1.833				
Tom Martin, L ERA: 8.74 (7, 1)	1.0		3	0	0	0	2	0	0	0	0	0	0	10	13	0.00	0.000				
Paul Shuey, R ERA: 1.97 (8, 1)	1.0	S	4	1	0	0	1	1	0	0	0	0	0	15	24	0.00	2.000				
Michael Jackson, R ERA: 1.92 (9, 1)	1.0	S	4	1	0	0	1	1	0	0	0	0	0	14	22	0.00	2.000				

Tampa Bay Devil Rays @ Cleveland Indians
Jacobs Field, Cleveland, OH
Tue Aug 18 1998, 7:05 PM EDT
Att: 42,967 - Cloudy - 69 F


AB 37
R 2
H 11
RBI 2
BB 4
SO 7
LOB 26



Batter	1	2	3	4	5	6	7	8	9	AB	R	H	RBI	BB	SO	LOB	BOTTOM				
Kenny Lofton, L OBP: 0.362, SLG: 0.413 (1, 8)	G3	P6		SF8			SF9			3	1	1	1	0	0	2					
Toray Lovullo, S OBP: 0.333, SLG: 0.333 David Bell, R OBP: 0.313, SLG: 0.438 (7, 4)	1B		G3-1	G4-3			SF9			3	0	1	0	0	0	1					
Brian Giles, L OBP: 0.414, SLG: 0.488 (1, 7)	G6-4-3		BB		G4-3		G4-3			3	0	1	0	1	0	0					
Manny Ramirez, R OBP: 0.362, SLG: 0.553 (1, 9)	G6-4-3		L7		L6		P7			4	0	0	0	0	0	3					
Travis Fryman, R OBP: 0.343, SLG: 0.523 (1, 5)		P5	L7		F7			K		4	0	0	0	0	1	1					
David Justice, L OBP: 0.347, SLG: 0.460 (1, 10)	1B	PB		G4-3		K		L6		4	1	1	0	0	1	0					
Richie Sexson, R OBP: 0.353, SLG: 0.520 (1, 3)		L7		E	FC1		PB	G4-3		4	1	2	0	0	0	1					
Sandy Alomar Jr., R OBP: 0.277, SLG: 0.362 (1, 2)		PB		FC1		F8				3	1	1	0	0	0	2					
Omar Vizquel, S OBP: 0.346, SLG: 0.348 (1, 6)		1B		SF8		G3				2	0	1	1	1	0	1					
Inning Stats	R: 0 E: 0 K: 0 S: 5	H: 2 LOB: 2 BB: 0 P: 7	R: 1 E: 0 K: 0 S: 14	H: 2 LOB: 2 BB: 1 P: 23	R: 0 E: 0 K: 0 S: 9	H: 0 LOB: 1 BB: 1 P: 16	R: 2 E: 1 K: 0 S: 18	H: 2 LOB: 1 BB: 0 P: 25	R: 0 E: 0 K: 1 S: 7	H: 0 LOB: 0 BB: 0 P: 14	R: 0 E: 0 K: 1 S: 8	H: 1 LOB: 1 BB: 0 P: 9	R: 1 E: 0 K: 0 S: 6	H: 1 LOB: 0 BB: 0 P: 8	R: 0 E: 0 K: 1 S: 7	H: 0 LOB: 0 BB: 0 P: 8	1B: 7 2B: 0 3B: 1 HR: 0	SF: 2 SAC: 0 DP: 1 HBP: 0	WP: 0 PB: 2 SB: 0 CS: 0	PA: 34	
PITCHER	IP	WLS	BF	H	R	ER	SO	BB	IBB	HBP	BLK	WP	HR	S	P	ERA	WHIP				
Bryan Rekar, R ERA: 4.81 (1, 1)	8.0	L	34	8	4	1	2	2	0	0	0	0	0	74	110	1.12	1.250				

Tampa Bay Devil Rays @ Cleveland Indians
Jacobs Field, Cleveland, OH
Tue Aug 18 1998, 7:05 PM EDT
Att: 42,967 - Cloudy - 69 F

AB 30
R 4
H 8
RBI 3
BB 2
SO 2
LOB 11



Batter	1	2	3	4	5	6	7	8	9	AB	R	H	RBI	BB	SO	LOB	TOP								
Randy Winn, S OBP: 0.382, SLG: 0.396 (1, 8)	G3-1		K		K		K		K	5	0	0	0	0	4	0	Tampa Bay Devil Rays @ Baltimore Orioles Oriole Park at Camden Yards, Baltimore, MD Wed Aug 19 1998, 7:05 PM EDT Att: 44,530 - Unknown - 77 F livebaseballscorecards.com								
Miguel Cairo, R OBP: 0.311, SLG: 0.375 (1, 4)	G1-3		G5-3		K				G4-3	5	0	1	0	0	1	0									
Bobby Smith, R OBP: 0.382, SLG: 0.471 (1, 5)	G1-4-3				1B FC3-6 1B		G1-3 1B BB		G4-3	4	2	1	0	1	0	1									
Wade Boggs, L OBP: 0.361, SLG: 0.422 (1, 10)		K			FC3-6 1B 1-2		G1-3		2B 1B 1B	4	1	2	0	0	1	1									
Bubba Trammell, R OBP: 0.349, SLG: 0.552 (1, 9)		1B 1B			FC3-6 1B 1-2 2-3		G6-3		1B SF8 2B	4	1	3	0	0	0	1									
Paul Sorrento, L OBP: 0.299, SLG: 0.393 Aaron Ledesma, R (8, PH) OBP: 0.357, SLG: 0.400 (8, 6)		K			K		1B 1B		1B 2B	3	0	1	1	0	2	4									
Quinton McCracken, S OBP: 0.324, SLG: 0.490 (1, 7)		1B			FC3-6		1B 1B		1B 1B	4	0	2	1	0	1	4									
John Flaherty, R OBP: 0.261, SLG: 0.276 (1, 2)	G5-3				G6-3		1B 1B		SF8	3	0	1	1	0	0	4									
Kevin Stocker, S OBP: 0.282, SLG: 0.313 Fred McGriff, L (8, PH) OBP: 0.357, SLG: 0.412 (8, 3)			K		K		K		K	3	0	0	0	0	3	0									
										1	0	0	0	0	1	1									
Inning Stats	R: 0 E: 0 K: 0 S: 5	H: 0 LOB: 0 BB: 0 P: 7	R: 0 E: 0 K: 2 S: 12	H: 2 LOB: 2 BB: 0 P: 17	R: 0 E: 0 K: 2 S: 14	H: 0 LOB: 0 BB: 0 P: 19	R: 1 E: 0 K: 1 S: 9	H: 3 LOB: 2 BB: 0 P: 13	R: 0 E: 0 K: 3 S: 11	H: 0 LOB: 0 BB: 0 P: 14	R: 1 E: 0 K: 0 S: 22	H: 3 LOB: 2 BB: 1 P: 33	R: 0 E: 0 K: 2 S: 13	H: 1 LOB: 1 BB: 0 P: 17	R: 2 E: 0 K: 2 S: 16	H: 3 LOB: 1 BB: 0 P: 25	R: 0 E: 0 K: 1 S: 7	H: 0 LOB: 0 BB: 0 P: 10	1B: 11 2B: 1 3B: 0 HR: 0	SF: 1 SAC: 0 DP: 0 HBP: 0	WP: 0 PB: 0 SB: 0 CS: 0	PA: 39			
PITCHER	IP	WLS	BF	H	R	ER	SO	BB	IBB	HBP	BLK	WP	HR	S	P	ERA	WHIP								
35 Mike Mussina, R ERA: 3.39	7.0	W	30	9	2	2	10	1	0	0	0	0	0	86	120	2.57	1.429								
Jesse Orosco, L ERA: 2.7	0.0		3	3	2	2	0	0	0	0	0	0	0	8	13	∞	∞								
Armando Benitez, R ERA: 3.51	2.0	S	6	0	0	0	3	0	0	0	0	0	0	15	22	0.00	0.000								

Batter	1	2	3	4	5	6	7	8	9	AB	R	H	RBI	BB	SO	LOB	BOTTOM								
Roberto Alomar, S OBP: 0.374, SLG: 0.447 (1, 4)	F7	1B S 1B		G6-3		1-3 2-H 1B CS		K		5	0	2	1	0	1	1	Tampa Bay Devil Rays @ Baltimore Orioles Oriole Park at Camden Yards, Baltimore, MD Wed Aug 19 1998, 7:05 PM EDT Att: 44,530 - Unknown - 77 F livebaseballscorecards.com								
Brady Anderson, L OBP: 0.355, SLG: 0.431 (1, 8)	1B	1B BB		K		CS		2B BB		2	1	1	0	3	1	0									
Harold Baines, L OBP: 0.394, SLG: 0.622 Eric Davis, R (7, PH) OBP: 0.394, SLG: 0.622 (7, PH)	L7	1B		F7		1-H 1B 2B		K		3	0	1	0	0	0	1									
Rafael Palmeiro, L OBP: 0.385, SLG: 0.585 (1, 3)	F7	G6-3		G3-4-1		L9				2	1	1	1	0	1	2									
B.J. Surhoff, L OBP: 0.335, SLG: 0.460 (1, 7)		FC3-6 HR 1B		G6-3		L4		G1-3		4	1	1	0	0	0	1									
Cal Ripken Jr., R OBP: 0.346, SLG: 0.390 (1, 5)		FC3-6 1B		1B		G6-3		1B		4	0	3	1	0	0	0									
Willie Greene, L OBP: 0.370, SLG: 0.435 (1, 9)		FC3-6 HR		F8		1B 2B		G4-3		4	2	1	0	0	0	4									
23 Chris Hoiles, R OBP: 0.370, SLG: 0.481 Lenny Webster, R OBP: 0.293, SLG: 0.423 (9, 2)	K			G4-3		1B HBP		G5-3		3	0	0	0	0	1	3									
Mike Bordick, R OBP: 0.328, SLG: 0.386 (1, 6)		HR		L8		K				0	0	0	0	0	0	0									
										4	1	2	3	0	1	2									
Inning Stats	R: 0 E: 0 K: 0 S: 6	H: 1 LOB: 1 BB: 0 P: 11	R: 3 E: 0 K: 1 S: 21	H: 5 LOB: 3 BB: 1 P: 32	R: 0 E: 0 K: 0 S: 7	H: 1 LOB: 1 BB: 0 P: 11	R: 0 E: 0 K: 1 S: 7	H: 0 LOB: 0 BB: 0 P: 12	R: 0 E: 0 K: 0 S: 7	H: 0 LOB: 0 BB: 0 P: 9	R: 1 E: 0 K: 0 S: 19	H: 2 LOB: 1 BB: 0 P: 31	R: 2 E: 0 K: 0 S: 11	H: 2 LOB: 1 BB: 1 P: 22	R: 0 E: 0 K: 2 S: 10	H: 1 LOB: 2 BB: 1 P: 21	1B: 8 2B: 3 3B: 0 HR: 1	SF: 0 SAC: 0 DP: 0 HBP: 1	WP: 0 PB: 0 SB: 1 CS: 1	PA: 40					
PITCHER	IP	WLS	BF	H	R	ER	SO	BB	IBB	HBP	BLK	WP	HR	S	P	ERA	WHIP								
Rolando Arrojo, R ERA: 3.64	5.2	L	28	9	4	4	3	1	0	0	0	0	0	11	64	18.00	2.000								
52 Ramon Tatis, L ERA: 16.75	1.0		4	1	2	2	0	1	0	0	0	0	0	3	7	0.00	3.000								
Rick White, R ERA: 4.13	0.1		2	1	0	0	0	0	0	0	0	0	0	10	21	0.00	2.000								
Esteban Yan, R ERA: 3.92	1.0		5	1	0	0	2	1	0	0	0	0	0	10	21	0.00	2.000								

Batter	1	2	3	4	5	6	7	8	9	AB	R	H	RBI	BB	SO	LOB	TOP											
Quinton McCracken, S OBP: 0.324, SLG: 0.398 (1, 8)										4	1	1	0	0	1	0	Tampa Bay Devil Rays @ Baltimore Orioles Oriole Park at Camden Yards, Baltimore, MD Thu Aug 20 1998, 7:05 PM EDT Att: 44,566 - Unknown - 82 F livebaseballscorecards.com											
Wade Boggs, L OBP: 0.357, SLG: 0.416 (1, 10)										4	0	0	0	0	0	1												
Bobby Smith, R OBP: 0.377, SLG: 0.465 (1, 5)										3	0	0	1	0	2	0												
Fred McGriff, L OBP: 0.356, SLG: 0.411 (1, 3)										4	1	1	0	0	0	0												
Bubba Trammell, R OBP: 0.357, SLG: 0.588 Randy Winn, S OBP: 0.364, SLG: 0.399 (1, 7) (8, 8)										3	1	2	1	0	1	1												
Paul Sorrento, L OBP: 0.301, SLG: 0.392 Mike Kelly, R OBP: 0.296, SLG: 0.407 (1, 9) (7, PR) (7, 9)										1	0	0	0	2	0	0												
Aaron Ledesma, R OBP: 0.360, SLG: 0.395 Kevin Stocker, S OBP: 0.282, SLG: 0.313 (1, 6) (9, 6)										2	0	0	0	1	2	2												
Miguel Cairo, R OBP: 0.311, SLG: 0.375 (1, 4)										3	0	1	2	0	0	2												
Mike DiFelice, R OBP: 0.276, SLG: 0.337 (1, 2)										4	0	1	0	0	1	4												
Inning Stats	R: 0 E: 0 K: 2 S: 8	H: 0 LOB: 0 BB: 0 P: 13	R: 0 E: 0 K: 1 S: 13	H: 1 LOB: 2 BB: 1 P: 24	R: 0 E: 0 K: 0 S: 7	H: 1 LOB: 0 BB: 0 P: 7	R: 1 E: 0 K: 0 S: 10	H: 1 LOB: 0 BB: 0 P: 16	R: 0 E: 0 K: 1 S: 10	H: 0 LOB: 0 BB: 0 P: 15	R: 0 E: 0 K: 1 S: 9	H: 0 LOB: 0 BB: 0 P: 12	R: 1 E: 0 K: 1 S: 13	H: 1 LOB: 2 BB: 1 P: 26	R: 1 E: 0 K: 0 S: 7	H: 2 LOB: 1 BB: 1 P: 17		1B: 4 2B: 2 3B: 0 HR: 1	SF: 2 SAC: 0 DP: 0 HBP: 1	WP: 0 PB: 1 SB: 3 CS: 1	PA: 36							
PITCHER	IP	WLS	BF	H	R	ER	SO	BB	IBB	HBP	BLK	WP	HR	S	P	ERA		WHIP										
Juan Guzman, R ERA: 4.25 (1, 1)	6.1		25	4	2	2	7	2	0	1	0	0	1	66	106	2.84		0.947										
Alan Mills, R ERA: 3.43 (7, 1)	0.2		2	0	0	0	0	0	0	0	0	0	0	4	7	0.00	0.000											
Arthur Rhodes, L ERA: 3.34 (8, 1)	1.0	L	4	1	1	1	0	0	0	0	0	0	0	7	14	9.00	1.000											
Pete Smith, R ERA: 5.18 Jimmy Key, L ERA: 4.02 (9, 1)	0.1		4	2	1	1	0	0	1	0	0	0	0	6	14	27.00	6.000											
	0.2		1	0	0	0	0	0	0	0	0	0	0	2	3	0.00	0.000											

Batter	1	2	3	4	5	6	7	8	9	AB	R	H	RBI	BB	SO	LOB	BOTTOM										
Roberto Alomar, S OBP: 0.373, SLG: 0.444 (1, 4)										3	0	0	0	1	0	0	Tampa Bay Devil Rays @ Baltimore Orioles Oriole Park at Camden Yards, Baltimore, MD Thu Aug 20 1998, 7:05 PM EDT Att: 44,566 - Unknown - 82 F livebaseballscorecards.com										
Brady Anderson, L OBP: 0.355, SLG: 0.431 Rich Becker, L OBP: 0.354, SLG: 0.329 Mike Bordick, R OBP: 0.326, SLG: 0.386 (1, 8) (2, 8) (9, 6)										0	0	0	0	0	0	0											
Eric Davis, R OBP: 0.392, SLG: 0.617 (1, 9) (9, 8)										3	0	0	0	1	1	0											
Rafael Palmeiro, L OBP: 0.382, SLG: 0.580 (1, 3)										4	0	0	0	0	1	3											
Cal Ripken Jr., R OBP: 0.347, SLG: 0.396 (1, 5)										3	1	1	1	1	1	1											
23 Chris Hoiles, R OBP: 0.385, SLG: 0.475 Harold Baines, L OBP: 0.385, SLG: 0.481 (1, 10) (9, PH)										3	0	0	0	0	2	1											
B.J. Surhoff, L OBP: 0.339, SLG: 0.470 (1, 7)										3	1	3	1	0	0	0											
Lenny Webster, R OBP: 0.289, SLG: 0.418 (1, 2)										3	0	0	0	0	1	3											
Jeff Reboulet, R OBP: 0.366, SLG: 0.348 Willie Greene, L OBP: 0.369, SLG: 0.434 (1, 6) (8, PH) (9, 9)										2	0	0	0	0	0	1											
										1	0	0	0	0	1	0											
Inning Stats	R: 0 E: 0 K: 0 S: 7	H: 0 LOB: 1 BB: 2 P: 18	R: 0 E: 0 K: 0 S: 7	H: 1 LOB: 1 BB: 1 P: 12	R: 0 E: 0 K: 0 S: 7	H: 0 LOB: 0 BB: 0 P: 12	R: 0 E: 0 K: 1 S: 7	H: 0 LOB: 0 BB: 0 P: 13	R: 0 E: 0 K: 1 S: 10	H: 1 LOB: 1 BB: 0 P: 17	R: 0 E: 0 K: 1 S: 8	H: 0 LOB: 0 BB: 0 P: 12	R: 2 E: 0 K: 3 S: 13	H: 2 LOB: 0 BB: 0 P: 23	R: 0 E: 0 K: 2 S: 9	H: 0 LOB: 0 BB: 0 P: 13		R: 0 E: 1 K: 1 S: 9	H: 0 LOB: 1 BB: 0 P: 18	1B: 2 2B: 0 3B: 0 HR: 2	SF: 0 SAC: 1 DP: 2 HBP: 0	WP: 0 PB: 0 SB: 0 CS: 0	PA: 33				
PITCHER	IP	WLS	BF	H	R	ER	SO	BB	IBB	HBP	BLK	WP	HR	S	P	ERA		WHIP									
Tony Saunders, L ERA: 4.36 (1, 1)	7.0		26	4	2	2	6	3	0	0	0	0	2	59	107	2.57	1.000										
Jim Mecir, R ERA: 2.75 (8, 1)	1.0		3	0	0	0	2	0	0	0	0	0	0	9	13	0.00	0.000										
Roberto Hernandez, R ERA: 4.34 (9, 1)	1.0	S	4	0	0	0	1	0	0	0	0	0	0	9	18	0.00	0.000										



Batter	1	2	3	4	5	6	7	8	9	10	11	AB	R	H	RBI	BB	SO	LOB
Johnny Damon, L OBP: 0.342, SLG: 0.434	F8			F7		G4-3		FC3-6		E8		6	0	2	2	0	0	2
Hal Morris, L OBP: 0.351, SLG: 0.404	F7			K				L5		FC6-5	1B	4	0	1	1	1	1	2
Jose Offerman, S OBP: 0.409, SLG: 0.444	G5-3			K						FC6-5	F8	5	1	0	0	1	1	5
Dean Palmer, R OBP: 0.334, SLG: 0.522		G6-3				HR				K		5	2	2	1	0	2	3
Terry Pendleton, S OBP: 0.299, SLG: 0.326		F9				G3-1						5	0	0	0	0	0	5
Luis Rivera, R OBP: 0.298, SLG: 0.282								G4-3				0	0	0	0	0	0	0
Jeff Conine, R OBP: 0.329, SLG: 0.457		F9				P2						4	1	2	1	1	0	0
29 Mike Sweeney, R OBP: 0.322, SLG: 0.415						F9						3	1	2	0	2	0	0
Jermaine Dye, R OBP: 0.262, SLG: 0.324				G4-6-3				F9				5	1	0	1	0	0	7
Mendy Lopez, R OBP: 0.279, SLG: 0.286												2	0	0	0	0	1	0
Larry Sutton, L OBP: 0.300, SLG: 0.329				G6-3								1	0	0	0	0	0	2
Shane Halter, R OBP: 0.276, SLG: 0.330												2	0	0	0	0	1	4

Inning Stats	R: 0	H: 0	R: 0	H: 0	R: 0	H: 0	R: 0	H: 0	R: 1	H: 1	R: 0	H: 0	R: 0	H: 1	R: 1	H: 1	R: 2	H: 2	R: 0	H: 1	R: 2	H: 3	1B: 7	SF: 1	WP: 1	PA: 48
E: 0	LOB: 0	E: 0	LOB: 0	E: 0	LOB: 0	E: 0	LOB: 0	E: 0	LOB: 0	E: 0	LOB: 0	E: 0	LOB: 0	E: 0	LOB: 1	E: 1	LOB: 2	E: 0	LOB: 2	E: 1	LOB: 2	E: 0	LOB: 2	2B: 1	SAC: 0	FB: 0
K: 0	BB: 0	K: 0	BB: 0	K: 0	BB: 1	K: 2	BB: 0	K: 0	BB: 0	K: 1	BB: 0	K: 1	BB: 0	K: 0	BB: 0	K: 1	BB: 1	K: 1	BB: 2	K: 1	BB: 1	K: 0	BB: 0	3B: 0	DP: 1	SB: 1
S: 10	P: 17	S: 11	P: 16	S: 6	P: 10	S: 9	P: 11	S: 9	P: 15	S: 7	P: 11	S: 7	P: 14	S: 16	P: 26	S: 18	P: 29	S: 12	P: 19	S: 14	P: 21	HR: 1	HBP: 0	CS: 0		

PITCHER	IP	WLS	BF	H	R	ER	SO	BB	IBB	HBP	BLK	WP	HR	S	P	ERA	WHIP
Julio Santana, R ERA: 3.75	(1, 1)	7.0	24	2	2	1	4	2	0	0	0	0	0	15	21	0.00	1.000
Jim Mecir, R ERA: 2.71	(8, 1)	1.0	5	1	0	0	0	0	0	0	0	0	0	18	29	18.00	3.000
Roberto Hernandez, R ERA: 4.58	(9, 1)	1.0	7	2	2	2	1	1	1	0	0	0	0	5	9	=	=
Scott Aldred, L ERA: 3.04	(10, 1)	0.0	2	1	0	0	0	1	0	0	0	0	0	21	31	9.00	1.500
Esteban Yan, R ERA: 4.07	(10, 1)	2.0	L	10	3	2	2	1	0	0	0	1	0	21	31	9.00	1.500

TOP

Kansas City Royals @ Tampa Bay Devil Rays
Tropicana Field, St. Petersburg, FL

Fri Aug 21 1998, 7:05 PM EDT
Att: 25,368 - Dome - 72 F

livebaseballscores.com

AB 42
R 6
H 9
RBI 6
BB 5
SO 6
LOB 30



Batter	1	2	3	4	5	6	7	8	9	10	11	AB	R	H	RBI	BB	SO	LOB
Quinton McCracken, S OBP: 0.324, SLG: 0.400	G6-3					G6-3				G6-3		6	0	2	0	0	0	1
Wade Boggs, L OBP: 0.365, SLG: 0.411	F7					G6-3						4	0	0	0	1	0	3
Bobby Smith, R OBP: 0.381, SLG: 0.468	HR					F9						5	1	3	0	0	0	0
Fred McGriff, L OBP: 0.357, SLG: 0.417				G4-3								5	1	2	2	0	1	3
Bubba Trammell, R OBP: 0.353, SLG: 0.593												4	1	1	0	0	2	2
Kevin Stocker, S OBP: 0.281, SLG: 0.312				K								1	0	0	0	0	0	2
Paul Serrano, L OBP: 0.304, SLG: 0.403												3	1	2	2	0	0	1
Mike Kelly, R OBP: 0.294, SLG: 0.404												2	0	0	0	0	1	1
Aaron Ledesma, R OBP: 0.360, SLG: 0.394												3	0	1	0	0	1	1
Randy Winn, S OBP: 0.365, SLG: 0.404												2	1	1	0	0	1	0
John Flaherty, R OBP: 0.259, SLG: 0.275												5	0	1	0	0	0	2
Miguel Cairo, R OBP: 0.309, SLG: 0.375												5	0	1	1	0	2	2

Inning Stats	R: 3	H: 4	R: 0	H: 1	R: 0	H: 0	R: 1	H: 2	R: 0	H: 0	R: 0	H: 1	R: 0	H: 0	R: 0	H: 0	R: 0	H: 0	R: 0	H: 1	R: 1	H: 2	1B: 8	SF: 0	WP: 0	PA: 46
E: 0	LOB: 1	E: 0	LOB: 1	E: 0	LOB: 0	E: 0	LOB: 0	E: 0	LOB: 0	E: 0	LOB: 0	E: 0	LOB: 1	E: 0	LOB: 0	E: 0	LOB: 0	E: 0	LOB: 2	E: 0	LOB: 1	E: 0	LOB: 1	2B: 3	SAC: 0	FB: 0
K: 1	BB: 0	K: 0	BB: 0	K: 1	BB: 0	K: 1	BB: 0	K: 1	BB: 0	K: 1	BB: 0	K: 1	BB: 1	K: 1	BB: 0	K: 1	BB: 0	K: 1	BB: 0	K: 1	BB: 1	K: 0	BB: 0	3B: 1	DP: 1	SB: 0
S: 14	P: 26	S: 8	P: 14	S: 7	P: 10	S: 7	P: 10	S: 7	P: 10	S: 7	P: 11	S: 15	P: 19	S: 9	P: 14	S: 10	P: 15	S: 13	P: 20	S: 14	P: 18	HR: 2	HBP: 0	CS: 0		

PITCHER	IP	WLS	BF	H	R	ER	SO	BB	IBB	HBP	BLK	WP	HR	S	P	ERA	WHIP
Tim Lincecum, R ERA: 4.36	(1, 1)	8.0	33	11	4	4	5	0	0	0	0	0	0	10	15	0.00	0.000
Scott Service, R ERA: 3.2	(9, 1)	1.0	3	0	0	0	1	0	0	0	0	0	0	13	20	0.00	2.000
Matt Wisenandt, L ERA: 5.13	(10, 1)	1.0	W	5	1	0	0	1	1	0	0	0	0	14	18	9.00	2.000
Jeff Montgomery, R ERA: 5.36	(11, 1)	1.0	S	5	2	1	1	1	0	0	0	0	0	14	18	9.00	2.000


BOTTOM

Kansas City Royals @ Tampa Bay Devil Rays
Tropicana Field, St. Petersburg, FL

Fri Aug 21 1998, 7:05 PM EDT
Att: 25,368 - Dome - 72 F

livebaseballscores.com

AB 45
R 5
H 14
RBI 5
BB 1
SO 8
LOB 18



Batter	1	2	3	4	5	6	7	8	9	AB	R	H	RBI	BB	SO	LOB	TOP				
Johnny Damon, L (1, 8) OBP: 0.341, SLG: 0.433	0-2 P2		3-1 F7		3-2 G4-3			0-2 1B		4	0	1	0	0	0	2					
Shane Halter, R (1, 7) OBP: 0.271, SLG: 0.323	2-3 K		2-3 K		2-2 F7			1-1 F9		4	0	0	0	0	0	2					
Jose Offerman, S (1, 4) OBP: 0.408, SLG: 0.442	2-3 K			3-2 G4-3 F8 1B		3-2 L4		1-0 G5-3		4	1	1	0	0	1	0					
Dean Palmer, R (1, 5) OBP: 0.333, SLG: 0.526		1-1 G6-3		0-0 F8		0-3 K		2-1 HR		4	1	1	1	0	1	1					
Jeff Conine, R (1, 3) OBP: 0.324, SLG: 0.449		2-3 K		1-1 G4-3		2-3 K		0-3 K		4	0	0	0	0	3	1					
Terry Pendleton, S (1, 10) OBP: 0.296, SLG: 0.325		2-3 K		2-1 29 BB 1B			2-2 G6-3		3-2 F8	4	1	1	1	0	1	0					
29 Mike Sweeney, R (1, 2) OBP: 0.329, SLG: 0.416			3-2 1B	4-2 1B			4-2 BB		1-1 F9	2	0	1	0	2	0	0					
Jermaine Dye, R (1, 9) OBP: 0.268, SLG: 0.330			1-2 1B	1-1 BB			0-0 F9			3	0	2	1	0	0	1					
Mendy López, R (1, 6) OBP: 0.273, SLG: 0.279			0-0 B2	1-2 1B		1-3 K		0-0 F7		3	0	0	0	0	1	3					
Inning Stats	R: 0 H: 0 E: 0 K: 2 S: 10	H: 0 LOB: 0 BB: 0 P: 14	R: 0 H: 0 E: 0 K: 2 S: 8	H: 0 LOB: 0 BB: 0 P: 13	R: 0 H: 2 E: 0 K: 1 S: 13	H: 2 LOB: 2 BB: 0 P: 22	R: 2 H: 3 E: 0 K: 0 S: 13	H: 3 LOB: 1 BB: 1 P: 24	R: 0 H: 0 E: 0 K: 1 S: 9	H: 0 LOB: 0 BB: 0 P: 14	R: 0 H: 0 E: 0 K: 2 S: 8	H: 0 LOB: 1 BB: 1 P: 14	R: 0 H: 1 E: 0 K: 0 S: 6	H: 1 LOB: 0 BB: 0 P: 8	R: 1 H: 1 E: 0 K: 1 S: 10	H: 1 LOB: 0 BB: 0 P: 16	1B: 6 2B: 0 3B: 0 HR: 1	SF: 0 SAC: 0 DP: 0 HBP: 0	WP: 0 PB: 0 CS: 0	PA: 34	
PITCHER	IP	WLS	BF	H	R	ER	SO	BB	IBB	HBP	BLK	WP	HR	S	P	ERA	WHIP				
Wilson Alvarez, L (1, 1) ERA: 5.2	7.0	L	27	5	2	2	8	2	0	0	0	0	0	71	117	2.57	1.000				
Scott Aldred, L (8, 1) ERA: 2.92	1.0		3	1	0	0	0	0	0	0	0	0	0	6	8	0.00	1.000				
Esteban Yan, R (9, 1) ERA: 4.14	1.0		4	1	1	1	1	0	0	0	0	0	1	10	16	9.00	1.000				

Kansas City Royals @ Tampa Bay Devil Rays
Tropicana Field, St. Petersburg, FL
Sat Aug 22 1998, 7:05 PM EDT
Att: 27,346 - Dome - 72 F

AB 32
R 3
H 7
RBI 3
BB 2
SO 9
LOB 10

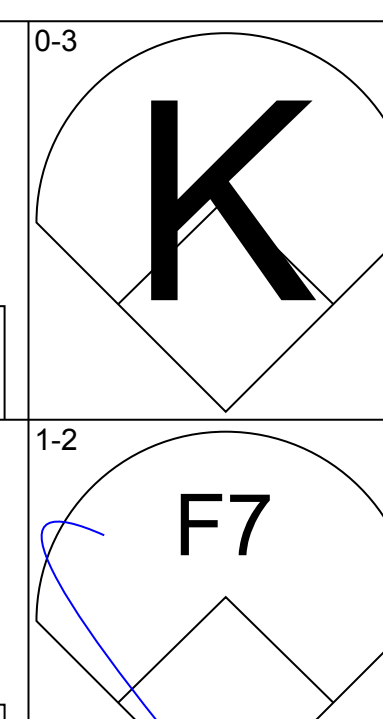
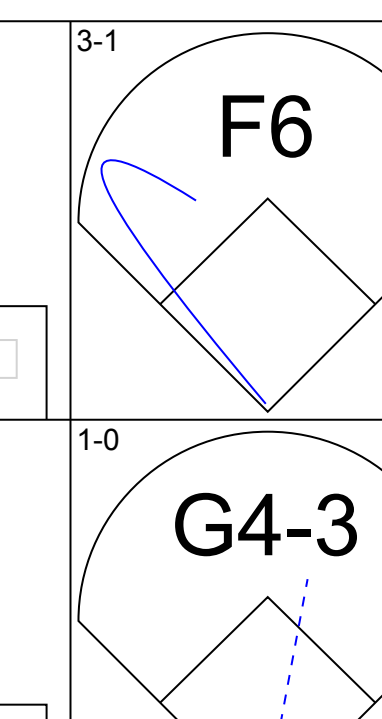
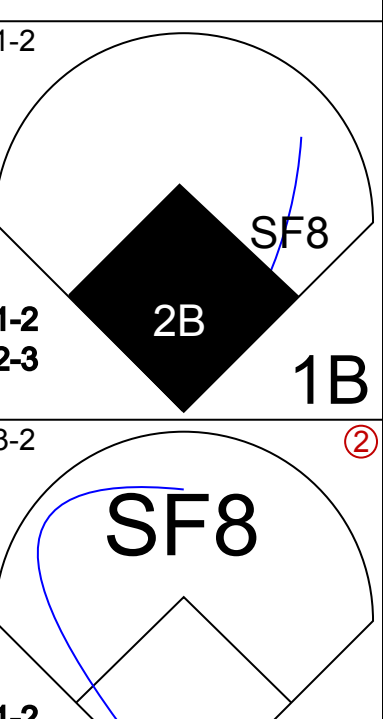
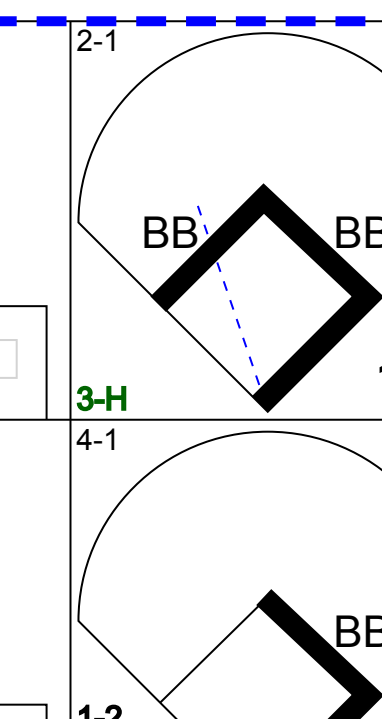
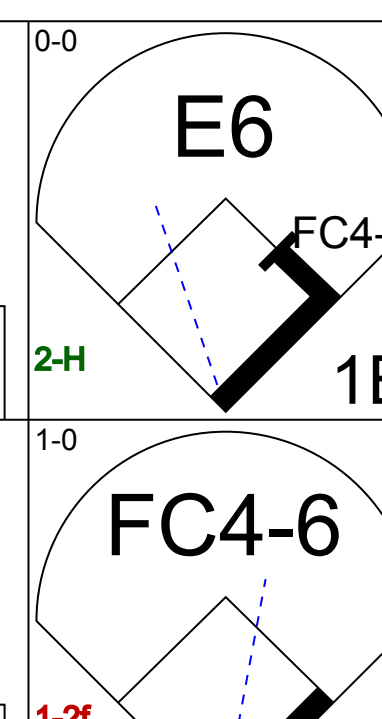
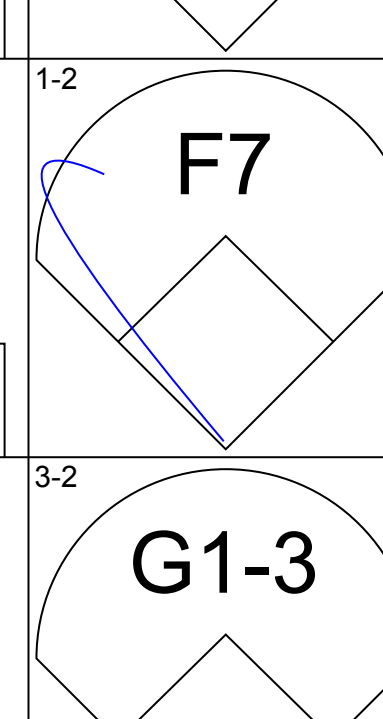
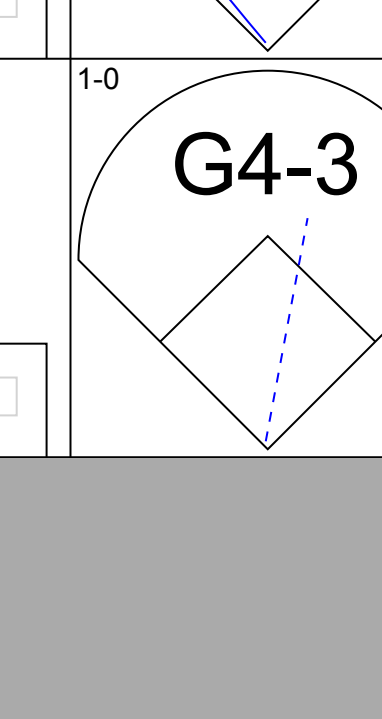
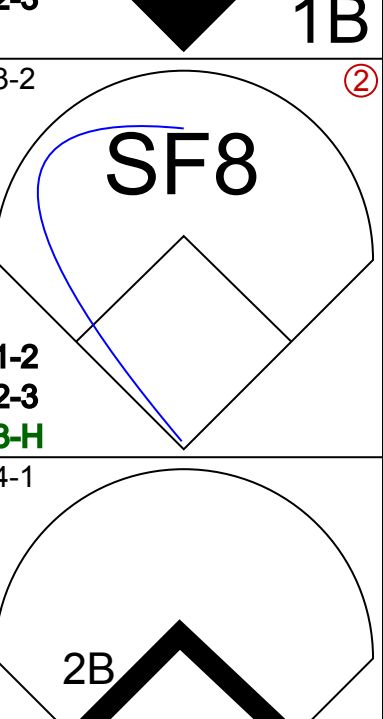
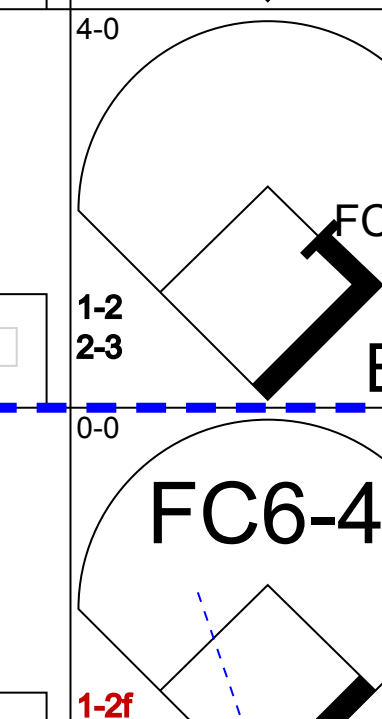
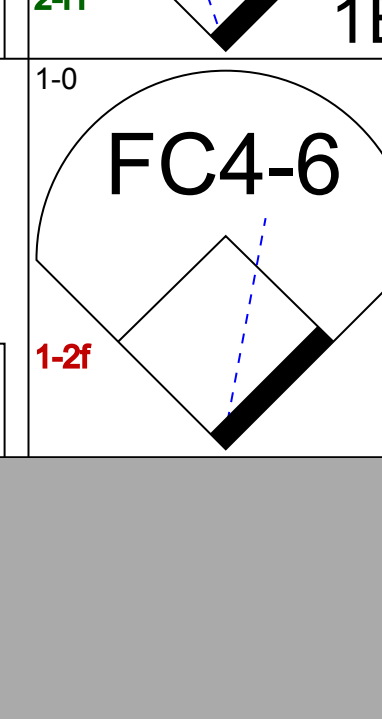
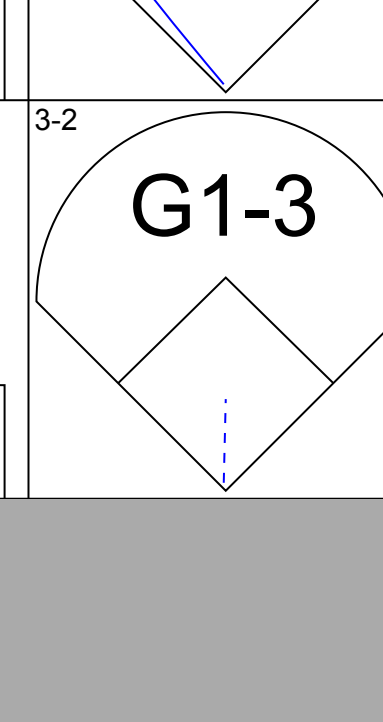
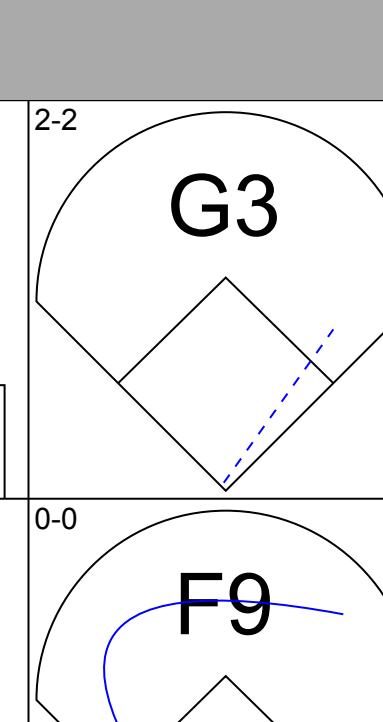
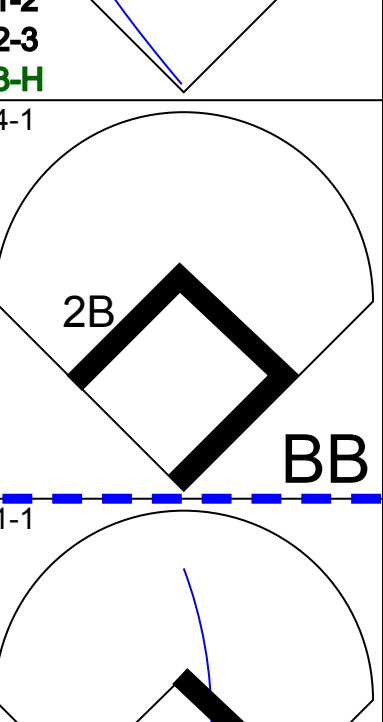
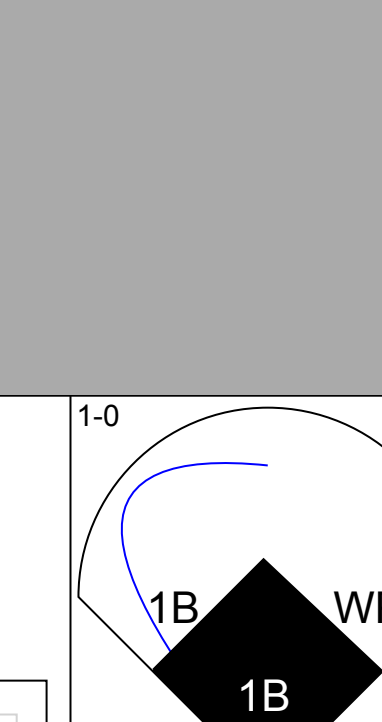
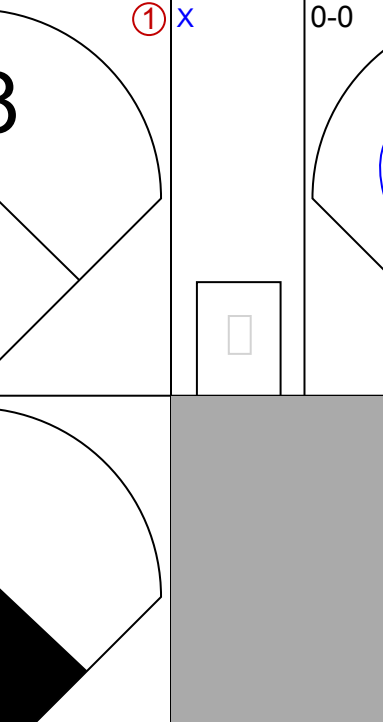
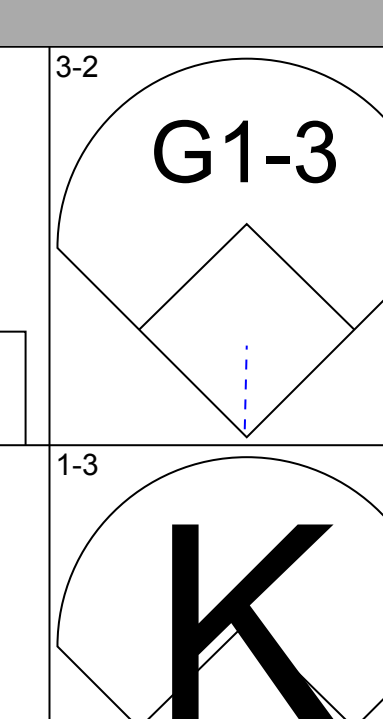
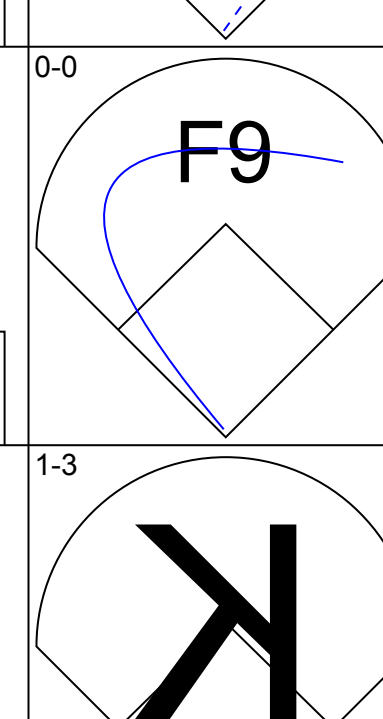
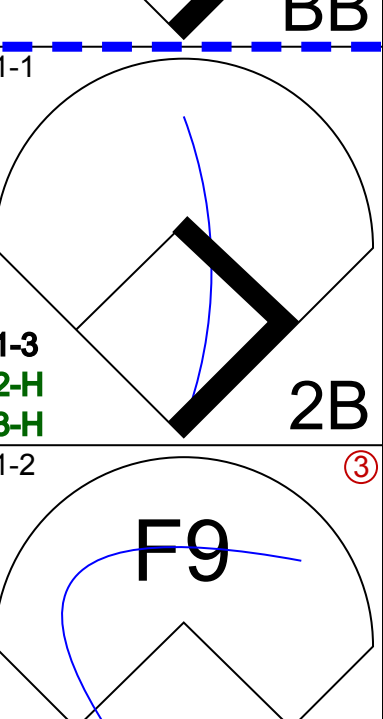
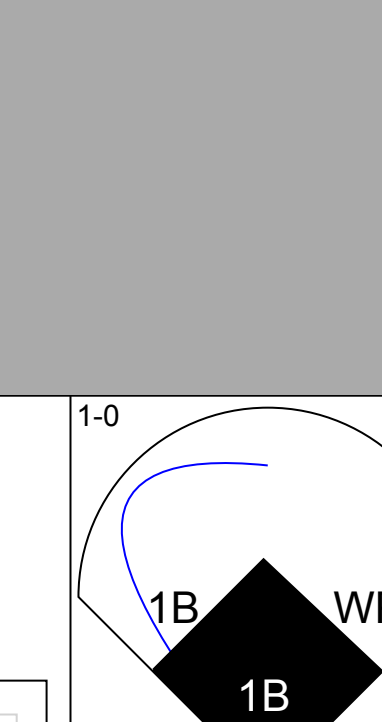
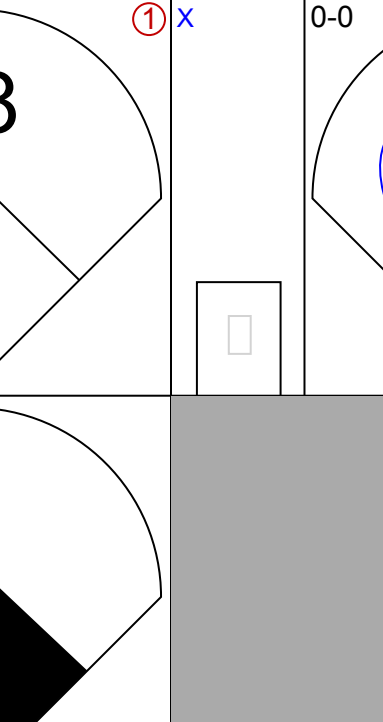

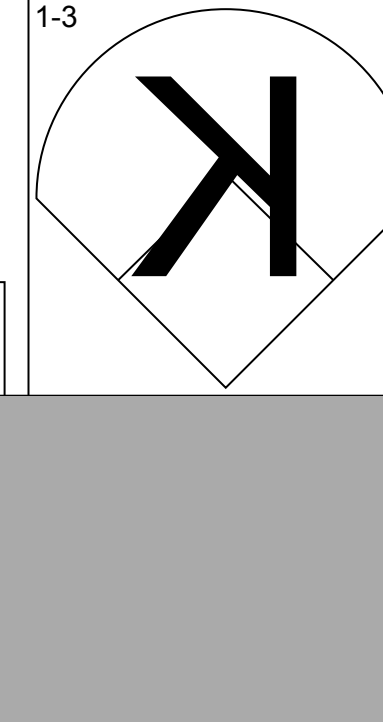
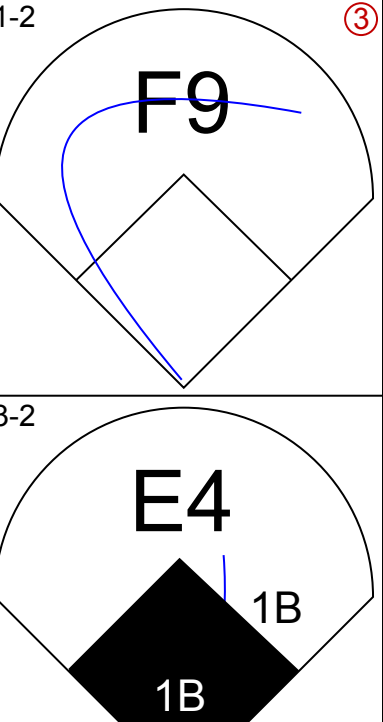
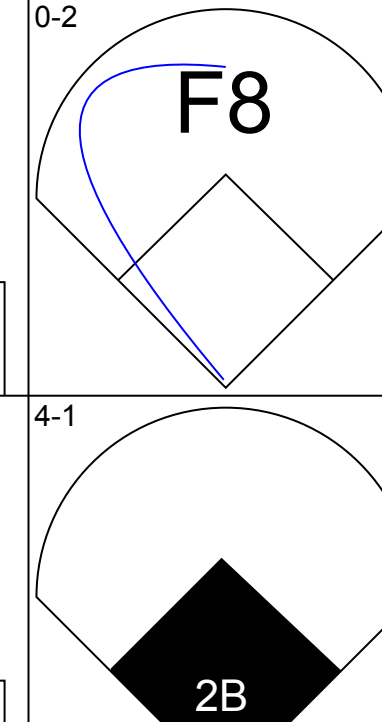
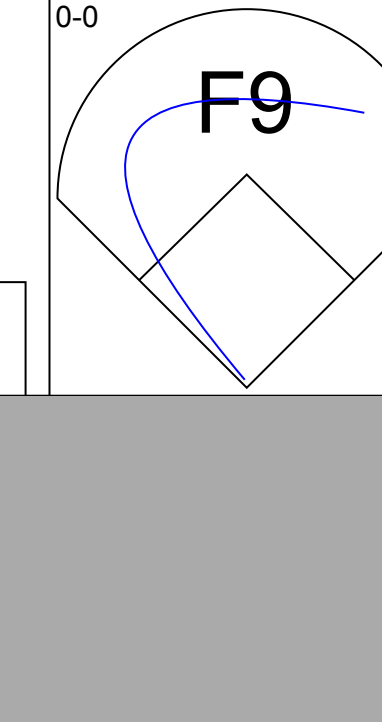

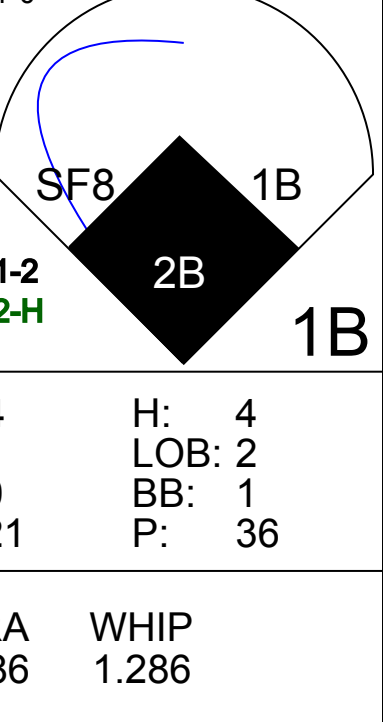
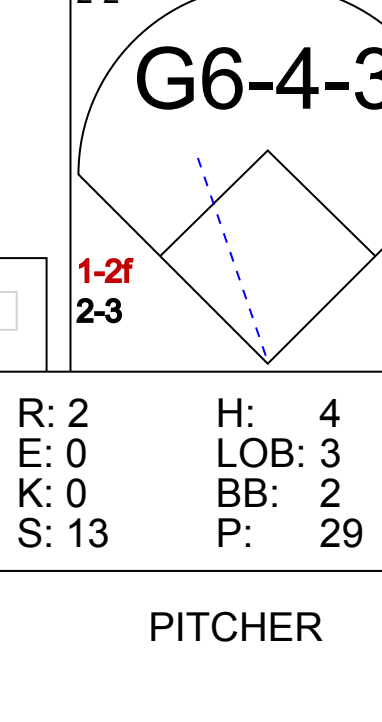
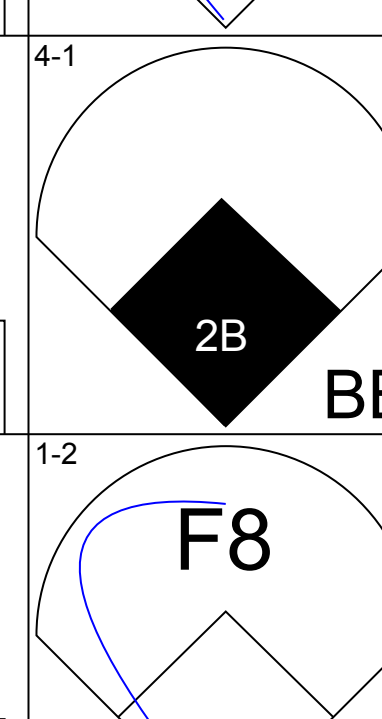

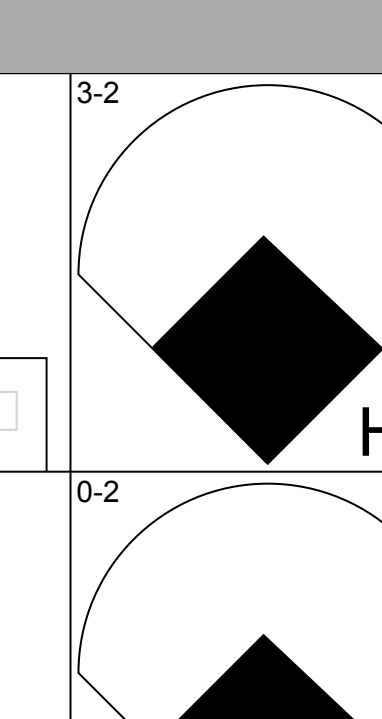
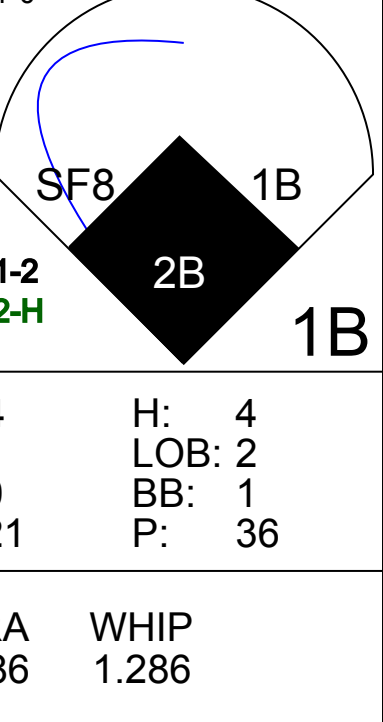
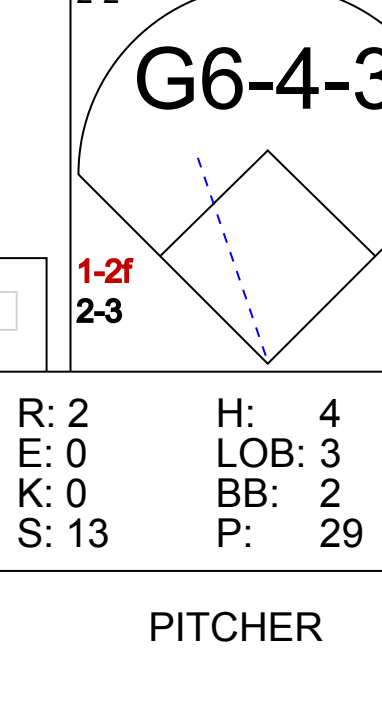
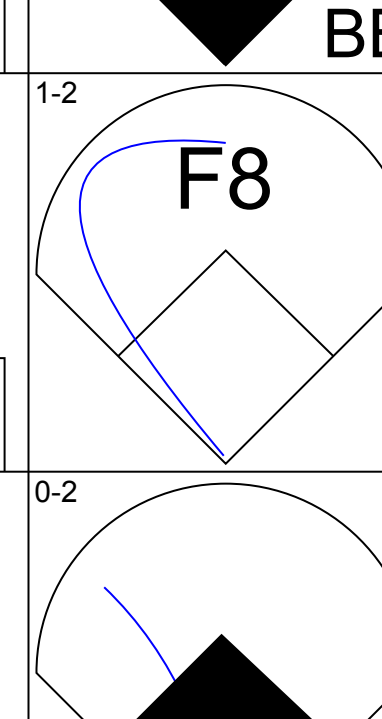

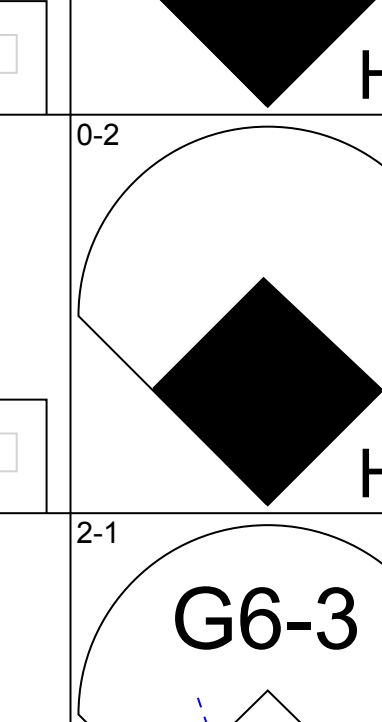
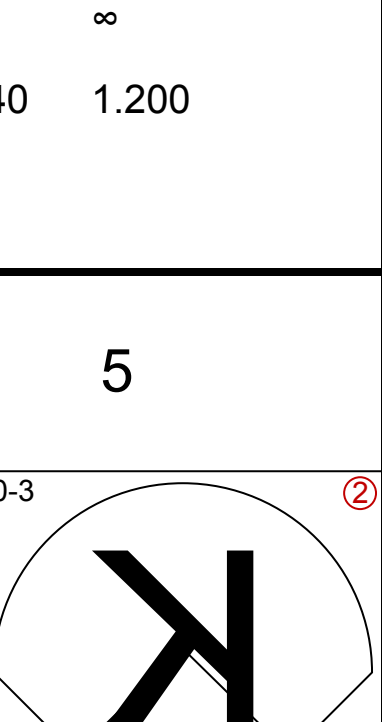
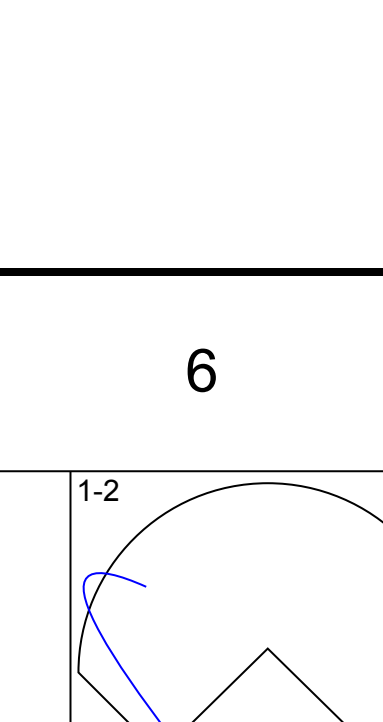
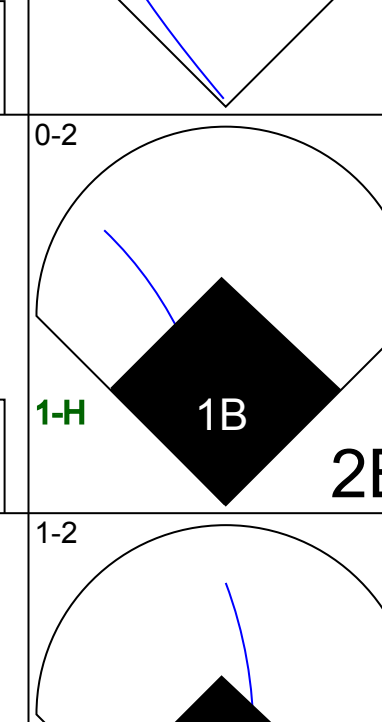

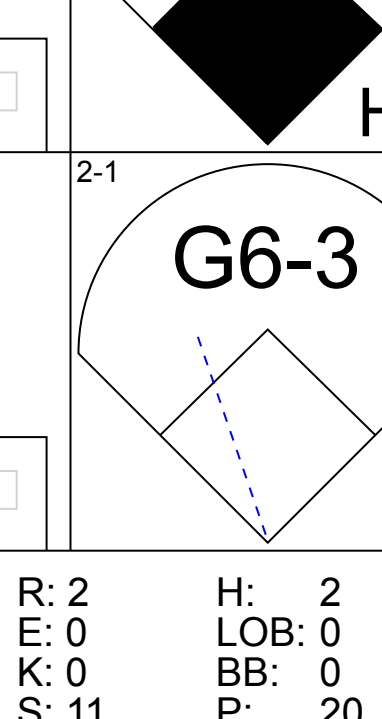
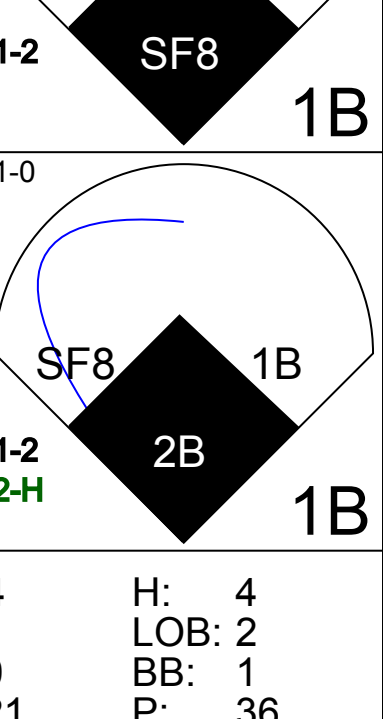
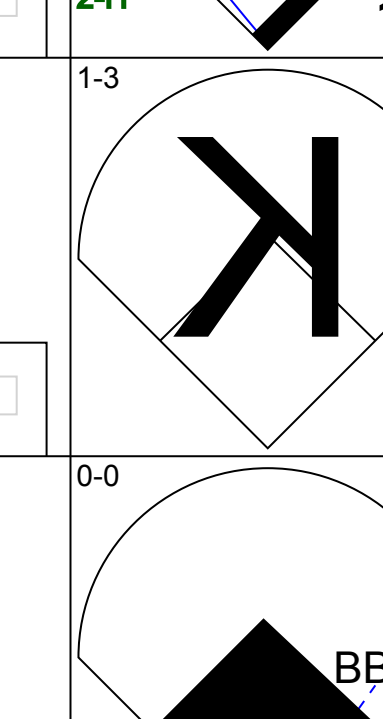
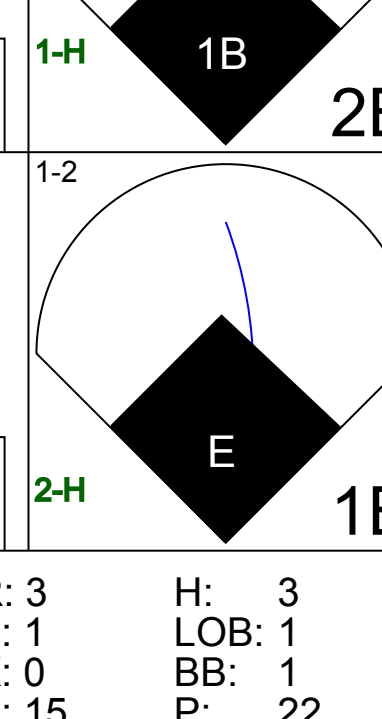



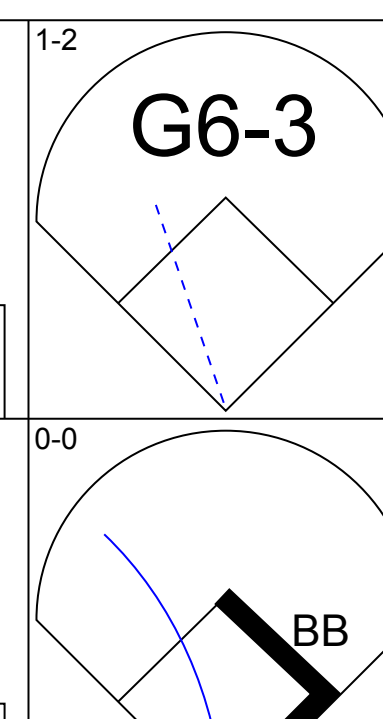
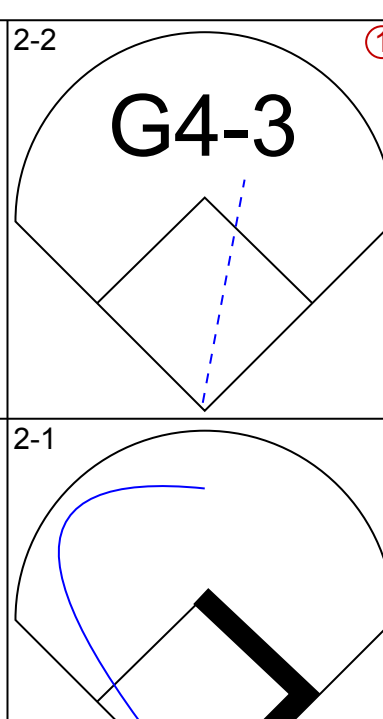
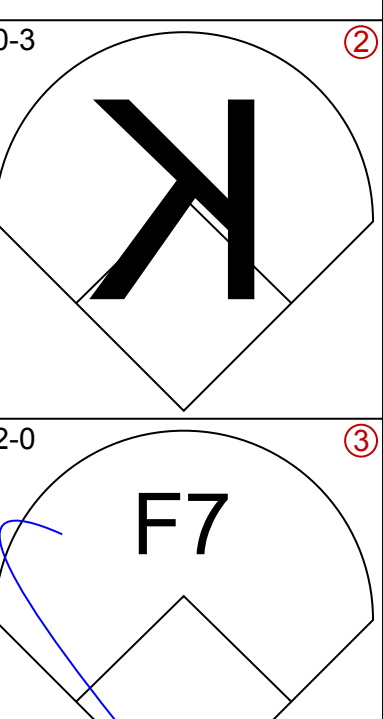
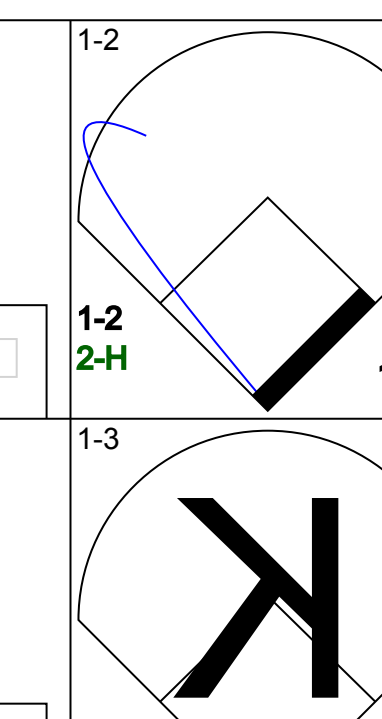
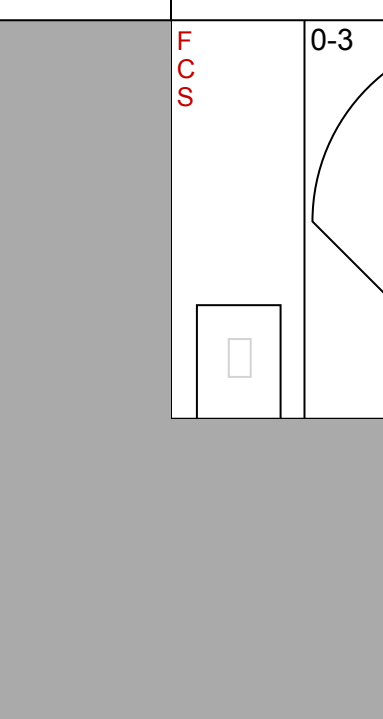
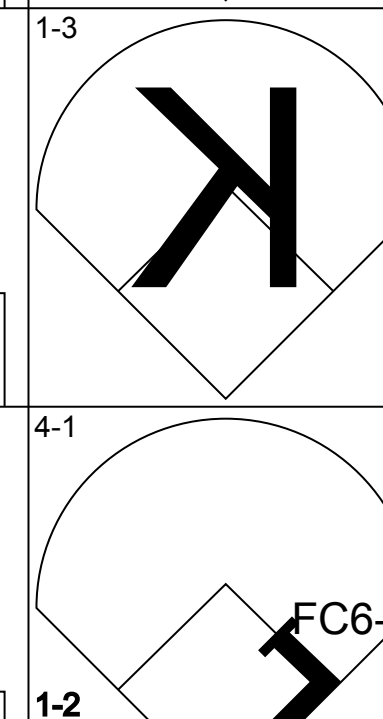
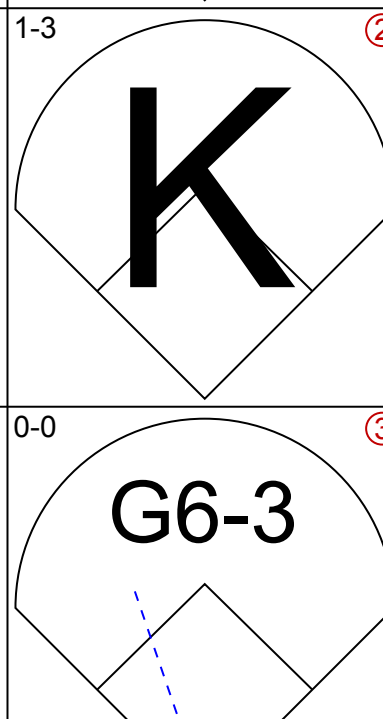

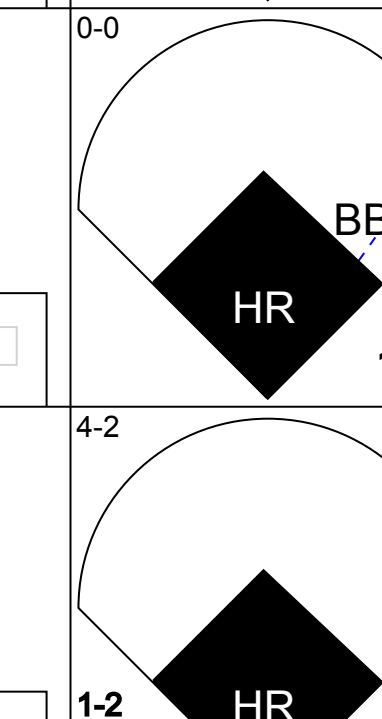

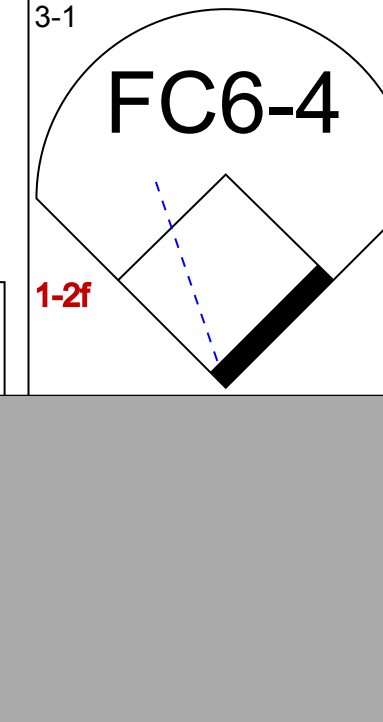


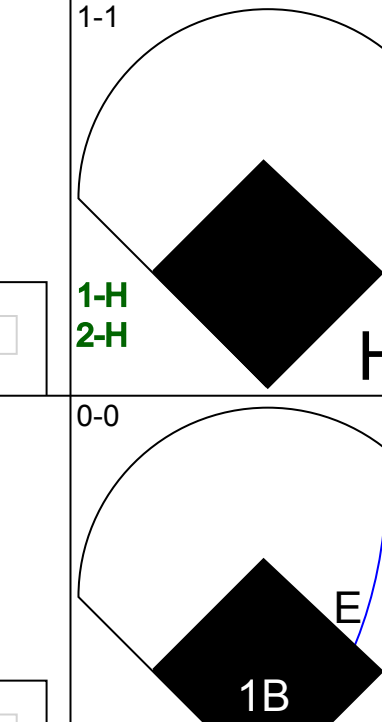
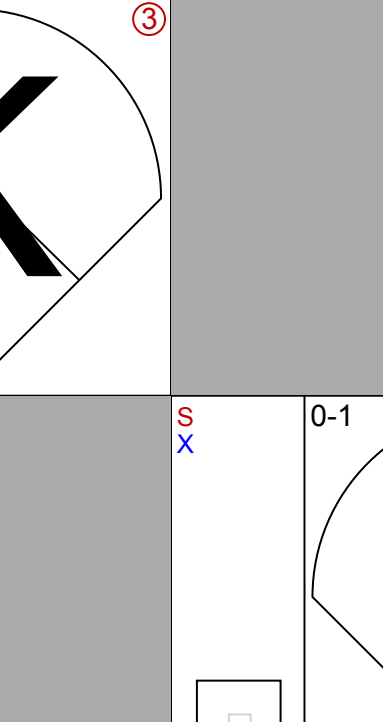



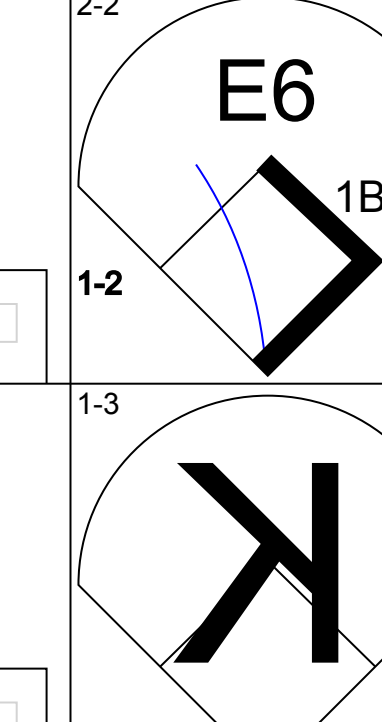
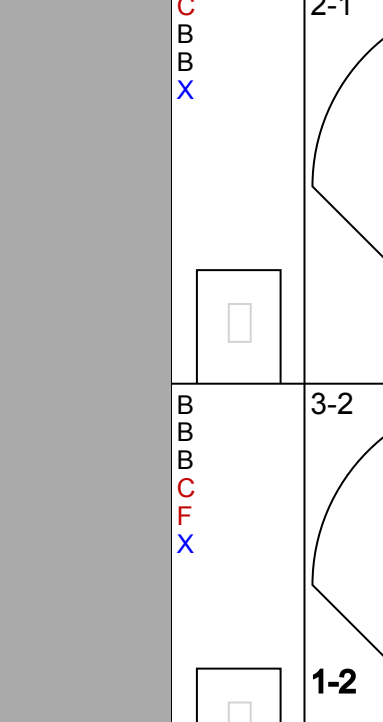


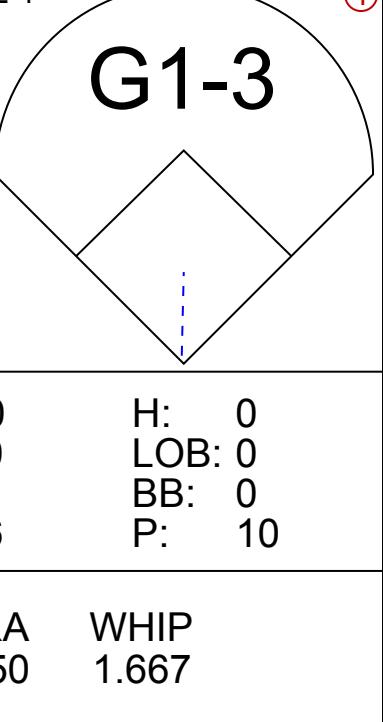
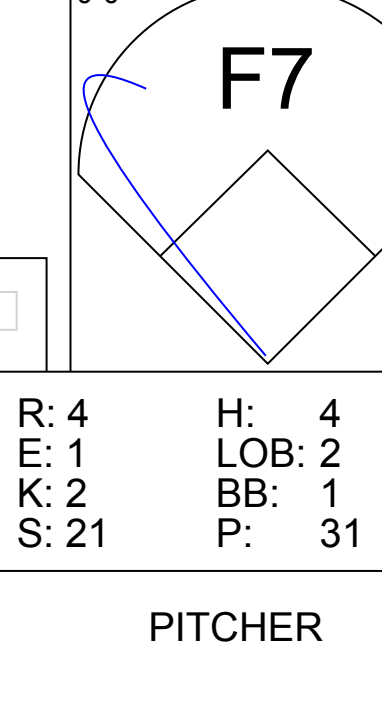
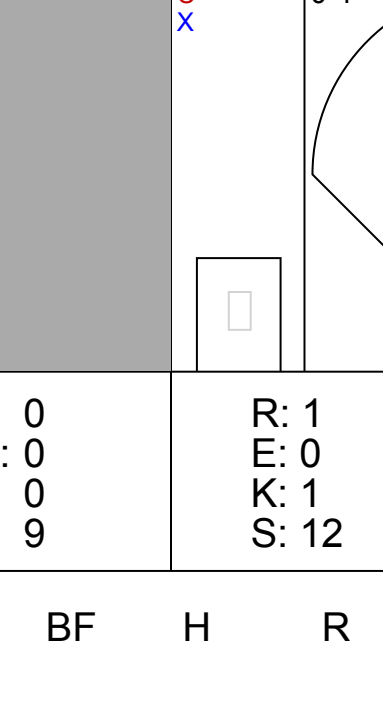


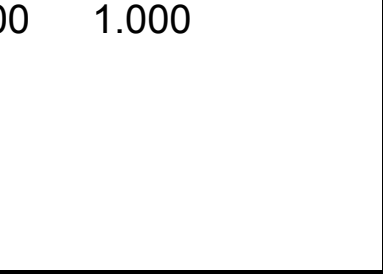


Batter	1	2	3	4	5	6	7	8	9	AB	R	H	RBI	BB	SO	LOB	BOTTOM					
Randy Winn, S (1, 8) OBP: 0.364, SLG: 0.399	4-1 G4-6-3 HBP BB		2-1 G6-3			2-2 G5-3		0-1 F8		3	0	0	0	1	0	2						
Quinton McCracken, S (1, 7) OBP: 0.325, SLG: 0.401	1-2 G4-6-3 HBP		2-2 2H 2B			0-0 F9			1-1 F9	3	0	1	1	0	0	0						
Bobby Smith, R (1, 5) OBP: 0.375, SLG: 0.460	2-2 G4-6-3		0-0 G3			0-1 G6-3			1-3 K	4	0	0	0	0	1	3						
Fred McGriff, L (1, 3) OBP: 0.356, SLG: 0.423	1-2 G4-3			2-3 K			1-0 G3		0-1 HR	4	1	1	1	0	1	1						
Bubba Trammell, R (1, 10) OBP: 0.346, SLG: 0.579		0-1 P6		2-1 F8			1-3 K		3-3 K	3	0	0	0	0	1	0						
Wade Boggs, L (9, PH) OBP: 0.354, SLG: 0.410										1	0	0	0	0	1	0						
Aaron Ledesma, R (1, 4) OBP: 0.354, SLG: 0.388		1-2 G6-3		0-0 G3-1			3-3 K			3	0	0	0	0	1	0						
Mike Kelly, R (1, 9) OBP: 0.294, SLG: 0.403		2-3 K			2-3 K			2-2 SH1-4 1B		3	0	1	0	0	2	0						
John Flaherty, R (1, 2) OBP: 0.257, SLG: 0.272			0-0 G1-3			2-1 F8		0-1 SH1-4		2	0	0	0	0	0	0						
Kevin Stocker, S (1, 6) OBP: 0.281, SLG: 0.315			1-1 WP 2B			0-0 P3		2-3 K		3	1	1	0	0	1	1						
Inning Stats	R: 0 H: 0 E: 0 K: 0 S: 9	H: 0 LOB: 1 BB: 1 P: 17	R: 0 H: 0 E: 0 K: 1 S: 8	H: 0 LOB: 0 BB: 0 P: 11	R: 1 H: 2 E: 0 K: 0 S: 10	H: 2 LOB: 1 BB: 0 P: 15	R: 0 H: 0 E: 0 K: 1 S: 6	H: 0 LOB: 0 BB: 0 P: 10	R: 0 H: 0 E: 0 K: 1 S: 7	H: 0 LOB: 0 BB: 0 P: 11	R: 0 H: 0 E: 0 K: 0 S: 6	H: 0 LOB: 0 BB: 0 P: 8	R: 0 H: 0 E: 0 K: 2 S: 8	H: 0 LOB: 0 BB: 0 P: 13	R: 0 H: 1 E: 0 K: 1 S: 11	H: 1 LOB: 1 BB: 0 P: 15	R: 1 H: 1 E: 0 K: 2 S: 10	H: 1 LOB: 0 BB: 0 P: 15	1B: 1 2B: 2 3B: 0 HR: 1	SF: 0 SAC: 1 DP: 1 HBP: 1	WP: 1 PB: 0 CS: 0	PA: 32
PITCHER	IP	WLS	BF	H	R	ER	SO	BB	IBB	HBP	BLK	WP	HR	S	P	ERA	WHIP					
50 José Rosado, L (1, 1) ERA: 3.99	8.0	W	28	3	1	1	6	1	0	1	0	0	0	65	100	1.12	0.500					
Jeff Montgomery, R (9, 1) ERA: 5.44	1.0	S	4	1	1	1	2	0	0	0	0	0	1	10	15	9.00	1.000					

Kansas City Royals @ Tampa Bay Devil Rays
Tropicana Field, St. Petersburg, FL
Sat Aug 22 1998, 7:05 PM EDT
Att: 27,346 - Dome - 72 F

AB 29
R 2
H 4
RBI 2
BB 1
SO 8
LOB 7



Batter	1	2	3	4	5	6	7	8	9	AB	R	H	RBI	BB	SO	LOB	TOP					
Johnny Damon, L (1, 8) OBP: 0.343, SLG: 0.434										5	1	3	1	0	1	0	Kansas City Royals @ Tampa Bay Devil Rays Tropicana Field, St. Petersburg, FL Sun Aug 23 1998, 3:33 AM EDT Att: 33,123 - Dome - 72 F livebaseballscorecards.com					
Hal Morris, L (1, 3) OBP: 0.350, SLG: 0.401										3	0	0	1	1	0	1						
Jose Offerman, S (1, 4) OBP: 0.408, SLG: 0.440 Shane Halter, R (9, 4) OBP: 0.271, SLG: 0.323										3	0	0	0	2	0	0						
Dean Palmer, R (1, 5) OBP: 0.332, SLG: 0.525										5	0	1	2	0	0	3						
Jeff Conine, R (1, 10) OBP: 0.318, SLG: 0.439										5	0	0	0	0	2	2						
Larry Sutton, L (1, 7) OBP: 0.302, SLG: 0.328										4	3	1	0	1	1	0						
Jermaine Dye, R (1, 9) OBP: 0.271, SLG: 0.348										5	2	2	1	0	0	2						
Sal Fasano, R (1, 2) OBP: 0.307, SLG: 0.369										4	3	4	3	0	0	0						
Luis Rivera, R (1, 6) OBP: 0.303, SLG: 0.289										5	2	2	2	0	0	3						
Inning Stats	R: 0 E: 0 K: 1 S: 10	H: 0 LOB: 0 BB: 0 P: 14	R: 0 E: 0 K: 2 S: 12	H: 0 LOB: 0 BB: 0 P: 18	R: 2 E: 0 K: 0 S: 11	H: 2 LOB: 0 BB: 0 P: 20	R: 0 E: 0 K: 1 S: 10	H: 0 LOB: 0 BB: 0 P: 13	R: 4 E: 1 K: 0 S: 21	H: 4 LOB: 2 BB: 1 P: 36	R: 2 E: 0 K: 0 S: 13	H: 4 LOB: 3 BB: 2 P: 29	R: 3 E: 1 K: 0 S: 15	H: 3 LOB: 1 BB: 1 P: 22	R: 0 E: 0 K: 0 S: 5	H: 0 LOB: 0 BB: 0 P: 8		R: 0 E: 0 K: 0 S: 8	H: 0 LOB: 0 BB: 0 P: 14	1B: 9 2B: 2 3B: 0 HR: 2	SF: 1 SAC: 0 DP: 1 HBP: 1	WP: 1 PB: 0 SB: 0 CS: 0
PITCHER	IP	WLS	BF	H	R	ER	SO	BB	IBB	HBP	BLK	WP	HR	S	P	ERA	WHIP					
Bryan Rekar, R (1, 1) ERA: 4.73	4.2	L	21	5	6	2	4	1	0	0	0	0	2	58	93	3.86	1.286					
Rick White, R (5, 1) ERA: 4.39	1.0		6	4	2	2	0	0	0	0	0	1	0	15	23	18.00	4.000					
52 Ramon Tatis, L (6, 1) ERA: 16.76	0.0		3	1	0	0	0	2	0	0	0	0	0	3	13	∞	∞					
Dennis Springer, R (6, 1) ERA: 5.69	3.1		15	3	3	2	0	1	0	1	0	0	0	29	45	5.40	1.200					

Batter	1	2	3	4	5	6	7	8	9	AB	R	H	RBI	BB	SO	LOB	BOTTOM				
Quinton McCracken, S (1, 8) OBP: 0.324, SLG: 0.399										5	0	1	1	0	2	1	Kansas City Royals @ Tampa Bay Devil Rays Tropicana Field, St. Petersburg, FL Sun Aug 23 1998, 3:33 AM EDT Att: 33,123 - Dome - 72 F livebaseballscorecards.com				
Wade Boggs, L (1, 10) OBP: 0.355, SLG: 0.413										5	0	2	0	0	1	2					
Bobby Smith, R (1, 5) OBP: 0.376, SLG: 0.459										5	1	2	0	0	3	2					
Fred McGriff, L (1, 3) OBP: 0.356, SLG: 0.420										3	1	0	0	2	1	2					
Bubba Trammell, R (1, 7) OBP: 0.340, SLG: 0.588										5	1	1	3	0	2	3					
Paul Sorrento, L (1, 9) OBP: 0.306, SLG: 0.412										4	2	2	1	0	2	0					
Aaron Ledesma, R (1, 6) OBP: 0.357, SLG: 0.390										4	0	2	0	0	0	1					
Mike DiFelice, R (1, 2) OBP: 0.276, SLG: 0.340										4	0	1	0	0	1	4					
Miguel Cairo, R (1, 4) OBP: 0.306, SLG: 0.371										4	0	0	0	0	0	4					
Inning Stats	R: 0 E: 0 K: 1 S: 12	H: 1 LOB: 1 BB: 1 P: 21	R: 0 E: 0 K: 1 S: 10	H: 1 LOB: 0 BB: 0 P: 16	R: 0 E: 0 K: 1 S: 10	H: 1 LOB: 1 BB: 0 P: 15	R: 0 E: 0 K: 1 S: 11	H: 1 LOB: 0 BB: 0 P: 15	R: 0 E: 0 K: 2 S: 7	H: 0 LOB: 0 BB: 0 P: 9	R: 1 E: 0 K: 1 S: 12	H: 2 LOB: 1 BB: 0 P: 17	R: 0 E: 0 K: 2 S: 13	H: 1 LOB: 1 BB: 0 P: 17	1B: 7 2B: 2 3B: 0 HR: 2	SF: 0 SAC: 0 DP: 0 HBP: 0		WP: 0 PB: 0 SB: 0 CS: 0	PA: 41		
PITCHER	IP	WLS	BF	H	R	ER	SO	BB	IBB	HBP	BLK	WP	HR	S	P	ERA	WHIP				
Pat Rapp, R (1, 1) ERA: 5.2	6.0	W	29	8	4	3	7	2	0	0	0	0	1	70	108	4.50	1.667				
33 Bart Evans, R (7, 1) ERA: 1.17	2.0		8	2	1	1	3	0	0	0	0	0	1	19	26	4.50	1.000				
Jose Santiago, R (9, 1) ERA:	1.0		4	1	0	0	2	0	0	0	0	0	0	13	17	0.00	1.000				

Batter	1	2	3	4	5	6	7	8	9	AB R H RBI BB SO LOB	TOP											
Todd Walker, L OBP: 0.389, SLG: 0.506 Alex Ochoa, R OBP: 0.276, SLG: 0.335	(1, 4) 2-3 K		(1, 2) 0-1 G4-6-3		(1, 3) 1-3 K		(1, 2) 4-1 G6-3 BB		(1, 2) 1-2 G4-3	4 0 0 0 1 2 2 0 0 0 0 0 0 0	Minnesota Twins @ Tampa Bay Devil Rays Tropicana Field, St. Petersburg, FL Tue Aug 25 1998, 7:05 PM EDT Att: 23,126 - Dome - 72 F livebaseballscorecards.com											
Brent Gates, S OBP: 0.329, SLG: 0.312	(1, 5) 0-1 G6-3		(1, 0) 1-2 HBP		(1, 2) 2-2 P7		(1, 1) 1-1 G6-3		(1, 0) 1-0 G4-3	4 0 0 0 0 0 2												
Paul Molitor, R OBP: 0.329, SLG: 0.355	(1, 10) 1-2 G6-3		(1, 0) 2-0 G1-3		(1, 3) 1-3 K		(1, 0) 4-0 BB			3 0 0 0 1 1 2												
David Ortiz, L OBP: 0.360, SLG: 0.446		(1, 3) 0-3 K		(1, 2) 0-2 1B 2B		(1, 1) 1-1 HR		(1, 3) 0-3 K		4 2 2 1 0 2 2												
Marty Cordova, R OBP: 0.344, SLG: 0.414	(1, 7) 2-2 G4-3		(1, 2) 1-2 G3 2H 1B		(1, 2) 3-2 HR		(1, 3) 3-3 K			4 1 2 2 0 1 0												
Matt Lawton, L OBP: 0.395, SLG: 0.490	(1, 8) 2-0 G3 2B		(1, 0) 0-0 G3		(1, 0) 0-0 P6		(1, 0) 0-0 S 1B			4 0 2 0 0 0 1												
Terry Steinbach, R OBP: 0.313, SLG: 0.402	(1, 2) 3-1 G6-3		(1, 2) 0-3 K		(1, 2) 3-3 K		(1, 2) 2-3 K			4 0 0 0 0 3 3												
Denny Hocking, S OBP: 0.258, SLG: 0.243	(1, 9) (9, 4)		(1, 1) 1-1 G4-6-3 1B		(1, 3) 1-3 K		(1, 2) 1-2 E6 CS		(1, 3) 3-1 G6-3	4 0 1 0 0 1 2												
Pat Meares, R OBP: 0.306, SLG: 0.381	(1, 6) 1-2 1B		(1, 0) 1-2 G4-6-3 1B		(1, 0) 0-0 HR		(1, 2) 2-1 CS		(1, 0) 1-0 G1-3	4 1 3 1 0 0 0												
Inning Stats	R: 0 E: 0 K: 1 S: 9	H: 0 LOB: 0 BB: 0 P: 12	R: 0 E: 0 K: 1 S: 9	H: 1 LOB: 1 BB: 0 P: 16	R: 0 E: 0 K: 0 S: 6	H: 2 LOB: 2 BB: 0 P: 11	R: 1 E: 0 K: 2 S: 14	H: 2 LOB: 1 BB: 0 P: 16	R: 1 E: 0 K: 2 S: 13	H: 1 LOB: 0 BB: 0 P: 17	R: 2 E: 1 K: 1 S: 14	H: 2 LOB: 0 BB: 0 P: 24	R: 0 E: 0 K: 1 S: 7	H: 1 LOB: 2 BB: 2 P: 16	R: 0 E: 0 K: 2 S: 10	H: 1 LOB: 1 BB: 0 P: 18	R: 0 E: 0 K: 0 S: 5	H: 0 LOB: 0 BB: 0 P: 8	1B: 5 2B: 2 3B: 0 HR: 3	SF: 0 SAC: 0 DP: 2 HBP: 1	WP: 0 PB: 0 CS: 1	PA: 39
PITCHER	IP WLS BF H R ER SO BB IBB HBP BLK WP HR S P ERA WHIP											PITCHER	IP WLS BF H R ER SO BB IBB HBP BLK WP HR S P ERA WHIP									
Rolando Arroyo, R ERA: 3.72	(1, 1) 6.0 L 26 8 4 4 7 0 0 1 0 0 3 65 96 6.00 1.333																					
Esteban Yan, R ERA: 4.08	(7, 1) 1.0 5 1 0 0 1 2 0 0 0 0 0 7 16 0.00 3.000																					
Jim Mecir, R ERA: 2.67	(8, 1) 1.0 4 1 0 0 2 0 0 0 0 0 0 10 18 0.00 1.000																					
Roberto Hernandez, R ERA: 4.5	(9, 1) 1.0 3 0 0 0 0 0 0 0 0 0 0 5 8 0.00 0.000																					
Batter	1	2	3	4	5	6	7	8	9	AB R H RBI BB SO LOB	BOTTOM											
Randy Winn, S OBP: 0.357, SLG: 0.391	(1, 8) 2-2 G4-3		(1, 1) 1-1 G1-3		(1, 2) 2-3 K		(1, 3) 2-3 K		(1, 3) 2-3 K	5 0 0 0 0 3 2	Minnesota Twins @ Tampa Bay Devil Rays Tropicana Field, St. Petersburg, FL Tue Aug 25 1998, 7:05 PM EDT Att: 23,126 - Dome - 72 F livebaseballscorecards.com											
Wade Boggs, L OBP: 0.356, SLG: 0.415	(1, 10) 1-1 2B		(1, 0) 4-0 BB		(1, 3) 0-3 K		(1, 0) 1-0 F8		(1, 3) 2-3 K	3 0 1 0 1 1 0												
Bobby Smith, R OBP: 0.371, SLG: 0.452	(1, 5) 0-3 K		(1, 2) 1-2 F9		(1, 1) 0-1 G6-3		(1, 0) 0-0 F8		(1, 2) 1-2 F8	4 0 0 0 0 1 2												
Fred McGriff, L OBP: 0.357, SLG: 0.423	(1, 3) 3-2 G3		(1, 3) 1-3 K		(1, 1) 1-1 1B		(1, 2) 1-2 2B		(1, 2) 1-2 2B	4 0 2 0 0 1 1												
Bubba Trammell, R OBP: 0.331, SLG: 0.570	(1, 7) 2-3 K		(1, 2) 2-3 K		(1, 2) 2-0 L6		(1, 3) 2-3 K		(1, 3) 2-3 K	4 0 0 0 0 3 2												
Paul Sorrento, L OBP: 0.308, SLG: 0.414	(1, 9) 0-2 2B		(1, 1) 4-1 E BB		(1, 3) 3-3 K		(1, 3) 1-3 K		(1, 1) 1-3 K	3 0 1 0 1 2 1												
Miguel Cairo, R OBP: 0.308, SLG: 0.373	(1, 4) 1-0 F3		(1, 2) 1-2 E6		(1, 1) 1-2 E6		(1, 2) 1-2 G4-3 1B		(1, 2) 2-2 2B 1B	4 1 2 0 0 0 2												
John Flaherty, R OBP: 0.253, SLG: 0.268	(1, 2) 1-1 F9		(1, 1) 0-1 L5		(1, 3) 0-1 L7		(1, 2) 2-0 L7		(1, 3) 1-3 K	4 0 0 0 0 1 5												
Kevin Stocker, S OBP: 0.279, SLG: 0.312	(1, 6) 3-2 G4-3		(1, 2) 3-2 G4-3		(1, 0) 0-0 G4-3		(1, 2) 3-2 G4-3		(1, 1) 1-1 2B	3 0 0 0 0 0 1 1 0 1 1 0 0 0												
Quinton McCracken, S OBP: 0.325, SLG: 0.462	(9, PH)																					
Inning Stats	R: 0 E: 0 K: 1 S: 13	H: 1 LOB: 1 BB: 0 P: 19	R: 0 E: 0 K: 1 S: 9	H: 1 LOB: 0 BB: 0 P: 13	R: 0 E: 0 K: 0 S: 9	H: 0 LOB: 1 BB: 1 P: 18	R: 0 E: 0 K: 2 S: 12	H: 0 LOB: 2 BB: 1 P: 20	R: 0 E: 0 K: 2 S: 7	H: 0 LOB: 0 BB: 0 P: 9	R: 0 E: 0 K: 1 S: 9	H: 1 LOB: 1 BB: 0 P: 15	R: 0 E: 0 K: 1 S: 10	H: 1 LOB: 1 BB: 0 P: 18	R: 0 E: 0 K: 1 S: 8	H: 1 LOB: 0 BB: 0 P: 12	R: 1 E: 0 K: 3 S: 15	H: 2 LOB: 1 BB: 0 P: 22	1B: 3 2B: 4 3B: 0 HR: 0	SF: 0 SAC: 0 DP: 0 HBP: 0	WP: 0 PB: 0 CS: 0	PA: 37
PITCHER	IP WLS BF H R ER SO BB IBB HBP BLK WP HR S P ERA WHIP											PITCHER	IP WLS BF H R ER SO BB IBB HBP BLK WP HR S P ERA WHIP									
Frankie Rodriguez, R ERA: 5.09	(1, 1) 7.2 W 31 5 0 0 8 2 0 0 0 0 0 74 119 0.00 0.913																					
Mike Trombley, R ERA: 3.56	(8, 1) 1.0 5 2 1 1 3 0 0 0 0 0 0 15 22 9.00 2.000																					
Rick Aguilera, R ERA: 4.06	(9, 1) 0.1 S 1 0 0 0 1 0 0 0 0 0 0 3 5 0.00 0.000																					

Batter	1	2	3	4	5	6	7	8	9	AB	R	H	RBI	BB	SO	LOB	TOP		
Todd Walker, L (1, 4) OBP: 0.385, SLG: 0.500 Denny Hocking, S (9, 4) OBP: 0.258, SLG: 0.243										5	0	0	0	0	2	4			
Brent Gates, S (1, 5) OBP: 0.322, SLG: 0.314										5	0	2	2	0	2	2			
Paul Molitor, R (1, 10) OBP: 0.328, SLG: 0.351										4	1	0	0	1	1	4			
Marty Cordova, R (1, 7) OBP: 0.348, SLG: 0.414										4	1	2	0	1	1	2			
Ron Coomer, R (1, 3) OBP: 0.300, SLG: 0.420										5	0	1	2	0	0	5			
Matt Lawton, L (1, 8) OBP: 0.393, SLG: 0.487										5	1	1	0	0	1	3			
Alex Ochoa, R (1, 9) OBP: 0.280, SLG: 0.338										4	2	2	0	0	1	0	AB 40		
Terry Steinbach, R (1, 2) OBP: 0.318, SLG: 0.415										4	2	3	2	0	1	0	R 7		
Pat Meares, R (1, 6) OBP: 0.305, SLG: 0.380										4	0	1	1	0	1	3	H 12		
Inning Stats	R: 0 E: 2 K: 2 S: 14	H: 0 LOB: 2 BB: 0 P: 22	R: 3 E: 0 K: 2 S: 16	H: 4 LOB: 1 BB: 0 P: 23	R: 0 E: 0 K: 0 S: 10	H: 0 LOB: 0 BB: 0 P: 16	R: 2 E: 0 K: 0 S: 15	H: 3 LOB: 1 BB: 0 P: 20	R: 0 E: 0 K: 1 S: 8	H: 1 LOB: 0 BB: 1 P: 13	R: 0 E: 0 K: 1 S: 11	H: 2 LOB: 2 BB: 0 P: 18	R: 0 E: 0 K: 2 S: 11	H: 0 LOB: 0 BB: 0 P: 12	R: 2 E: 0 K: 1 S: 14	H: 2 LOB: 1 BB: 1 P: 27	1B: 9 2B: 2 3B: 1 HR: 0	SF: 0 SAC: 0 DP: 1 HBP: 0	WP: 0 PA: 42 CS: 1
PITCHER	IP WLS BF H R ER SO BB IBB HBP BLK WP HR S P ERA WHIP																		
Tony Saunders, L (1, 1) ERA: 4.45	7.0 L 33 10 5 5 7 1 0 0 0 0 0 0 82 125 6.43 1.571																		
Albie Lopez, R (8, 1) ERA: 2.33	1.0 3 0 0 0 2 0 0 0 0 0 0 0 8 11 0.00 0.000																		
Scott Aldred, L (9, 1) ERA: 3.2	0.2 3 0 1 1 1 1 0 0 0 0 0 0 6 16 13.50 1.500																		
Jim Mecir, R (9, 1) ERA: 2.79	0.1 3 2 1 1 0 0 0 0 0 0 0 0 6 11 27.00 6.000																		

Minnesota Twins @ Tampa Bay Devil Rays
Tropicana Field, St. Petersburg, FL
Wed Aug 26 1998, 7:05 PM EDT
Att: 23,059 - Dome - 72 F

AB	40
R	7
H	12
RBI	7
BB	2
SO	10
LOB	23



Batter	1	2	3	4	5	6	7	8	9	AB	R	H	RBI	BB	SO	LOB	BOTTOM				
Randy Winn, S (1, 8) OBP: 0.354, SLG: 0.387										5	0	1	0	0	1	4					
Wade Boggs, L (1, 10) OBP: 0.352, SLG: 0.409										5	1	0	0	0	2						
Bobby Smith, R (1, 5) OBP: 0.369, SLG: 0.449										4	0	1	0	0	2	0					
Fred McGriff, L (1, 3) OBP: 0.359, SLG: 0.425										2	1	1	1	1	0	0					
Paul Sorrento, L (1, 9) OBP: 0.306, SLG: 0.412 Bubba Trammell, R (6, PH) (7, 9) OBP: 0.333, SLG: 0.577										2	0	0	0	0	0	1					
Quinton McCracken, S (1, 7) OBP: 0.327, SLG: 0.403										4	1	2	1	0	1	0					
Miguel Cairo, R (1, 4) OBP: 0.308, SLG: 0.371										4	0	1	0	0	1	2					
Mike DiFelice, R (1, 2) OBP: 0.280, SLG: 0.349										3	0	2	1	0	0	0					
Kevin Stocker, S (1, 6) OBP: 0.280, SLG: 0.313 Aaron Ledesma, R (9, PH) (9, PH) OBP: 0.355, SLG: 0.388										3	0	1	0	0	0	1					
Inning Stats	R: 0 E: 0 K: 1 S: 5	H: 0 LOB: 0 BB: 0 P: 8	R: 0 E: 0 K: 1 S: 5	H: 0 LOB: 0 BB: 0 P: 8	R: 0 E: 0 K: 0 S: 4	H: 0 LOB: 0 BB: 0 P: 8	R: 1 E: 0 K: 0 S: 11	H: 2 LOB: 1 BB: 0 P: 17	R: 1 E: 0 K: 0 S: 11	H: 2 LOB: 1 BB: 0 P: 16	R: 0 E: 0 K: 2 S: 10	H: 1 LOB: 1 BB: 0 P: 16	R: 0 E: 0 K: 1 S: 16	H: 2 LOB: 2 BB: 0 P: 23	R: 0 E: 0 K: 1 S: 12	H: 2 LOB: 1 BB: 1 P: 22	R: 1 E: 0 K: 0 S: 11	H: 1 LOB: 1 BB: 0 P: 18	1B: 7 2B: 3 3B: 0 HR: 0	SF: 2 SAC: 0 DP: 0 HBP: 0	WP: 0 PA: 38 CS: 0
PITCHER	IP WLS BF H R ER SO BB IBB HBP BLK WP HR S P ERA WHIP																				
Bob Tewksbury, R (1, 1) ERA: 4.2	5.0 W 19 4 2 1 2 0 0 0 0 0 0 0 26 39 1.80 0.800																				
Dan Serafini, L (6, 1) ERA: 5.71	2.0 9 3 0 0 3 0 0 0 0 0 0 0 5 11 13.50 1.500																				
Eddie Guardado, L (8, 1) ERA: 5.04	0.2 3 0 1 1 1 1 0 0 0 0 0 0 4 8 ∞ ∞																				
Hector Carrasco, R (8, 1) ERA: 3.91	0.0 2 2 0 0 0 0 0 0 0 0 0 0 4 8 ∞ ∞																				
Rick Aquilera, R (8, 1) ERA: 3.88	1.1 S 5 1 0 0 0 0 0 0 0 0 0 0 14 21 0.00 0.750																				

Minnesota Twins @ Tampa Bay Devil Rays
Tropicana Field, St. Petersburg, FL
Wed Aug 26 1998, 7:05 PM EDT
Att: 23,059 - Dome - 72 F

AB	35
R	3
H	10
RBI	3
BB	1
SO	6
LOB	12



Batter	1	2	3	4	5	6	7	8	9	AB	R	H	RBI	BB	SO	LOB	TOP				
Pat Meares, R OBP: 0.303, SLG: 0.377	G6-3		G6-3				G5-3			4	0	0	0	0	0	1	Minnesota Twins @ Tampa Bay Devil Rays Tropicana Field, St. Petersburg, FL Thu Aug 27 1998, 3:33 AM EDT Att: 23,314 - Dome - 72 F livebaseballscorecards.com				
Matt Lawton, L OBP: 0.392, SLG: 0.485	G1-3		F7					F9		4	0	1	0	0	0	0					
Paul Molitor, R OBP: 0.327, SLG: 0.353	E		L8					K		4	1	1	0	0	1	1					
David Ortiz, L OBP: 0.362, SLG: 0.442	E1									2	1	0	0	2	1	2					
Marty Cordova, R OBP: 0.347, SLG: 0.415										4	0	1	1	0	0	2					
Todd Walker, L OBP: 0.382, SLG: 0.495	L8									4	0	0	0	0	0	2					
Ron Coomer, R OBP: 0.298, SLG: 0.416										4	0	0	0	0	0	1					
Alex Ochoa, R OBP: 0.284, SLG: 0.341										4	0	2	0	0	0	0					
Javier Valentin, S OBP: 0.260, SLG: 0.312										3	1	0	0	1	1	2					
Inning Stats	R: 2 H: 2 E: 1 K: 0 S: 12	H: 2 LOB: 1 BB: 0 P: 15	R: 0 H: 1 E: 0 K: 0 S: 3	H: 1 LOB: 0 BB: 0 P: 6	R: 0 H: 0 E: 0 K: 0 S: 5	H: 0 LOB: 0 BB: 0 P: 7	R: 0 H: 0 E: 0 K: 0 S: 7	H: 0 LOB: 1 BB: 1 P: 14	R: 1 H: 1 E: 1 K: 1 S: 16	H: 2 LOB: 2 BB: 1 P: 27	R: 0 H: 0 E: 0 K: 0 S: 6	H: 0 LOB: 0 BB: 0 P: 8	R: 0 H: 0 E: 0 K: 1 S: 7	H: 0 LOB: 1 BB: 1 P: 11	R: 0 H: 0 E: 0 K: 0 S: 11	H: 1 LOB: 1 BB: 0 P: 17	R: 0 H: 1 E: 0 K: 0 S: 13	H: 1 LOB: 1 BB: 0 P: 15	1B: 3 2B: 2 3B: 0 HR: 0	SF: 0 SAC: 0 DP: 1 HBP: 0	WP: 0 PA: 36 CS: 0
PITCHER Julio Santana, R ERA: 3.48	IP: 9.0 WLS: W BF: 36 H: 5 R: 3 ER: 0 SO: 3 BB: 3 IBB: 0 HBP: 0 BLK: 0 WP: 0 HR: 0 S: 80 P: 120 ERA: 0.00 WHIP: 0.889											PITCHER	IP: 9.0 WLS: W BF: 36 H: 5 R: 3 ER: 0 SO: 3 BB: 3 IBB: 0 HBP: 0 BLK: 0 WP: 0 HR: 0 S: 80 P: 120 ERA: 0.00 WHIP: 0.889								

Batter	1	2	3	4	5	6	7	8	9	AB	R	H	RBI	BB	SO	LOB	BOTTOM		
Randy Winn, S OBP: 0.354, SLG: 0.387	F7		K							5	2	2	1	0	1	3	Minnesota Twins @ Tampa Bay Devil Rays Tropicana Field, St. Petersburg, FL Thu Aug 27 1998, 3:33 AM EDT Att: 23,314 - Dome - 72 F livebaseballscorecards.com		
Quinton McCracken, S OBP: 0.327, SLG: 0.407	PB									5	1	2	1	0	0	2			
Bobby Smith, R OBP: 0.370, SLG: 0.446										4	2	1	1	1	1	2			
Fred McGriff, L OBP: 0.361, SLG: 0.425	F7									3	2	1	1	2	1	1			
Bubba Trammell, R OBP: 0.342, SLG: 0.592										5	1	3	1	0	1	3			
Aaron Ledesma, R OBP: 0.361, SLG: 0.401	K									4	0	3	3	0	1	1			
Mike Kelly, R OBP: 0.292, SLG: 0.396										4	0	0	0	1	2	5			
John Flaherty, R OBP: 0.257, SLG: 0.284										4	1	2	2	0	1	2			
Miguel Cairo, R OBP: 0.309, SLG: 0.375										4	1	2	0	0	0	2			
Inning Stats	R: 2 H: 3 E: 0 K: 1 S: 20	H: 3 LOB: 1 BB: 0 P: 29	R: 2 H: 3 E: 0 K: 1 S: 18	H: 3 LOB: 0 BB: 0 P: 27	R: 2 H: 2 E: 0 K: 1 S: 12	H: 2 LOB: 2 BB: 2 P: 27	R: 0 H: 0 E: 0 K: 2 S: 10	H: 0 LOB: 0 BB: 0 P: 13	R: 0 H: 2 E: 0 K: 1 S: 8	H: 2 LOB: 1 BB: 0 P: 11	R: 3 H: 3 E: 0 K: 2 S: 13	H: 3 LOB: 2 BB: 1 P: 21	R: 1 H: 2 E: 0 K: 0 S: 7	H: 2 LOB: 1 BB: 0 P: 11	R: 0 H: 1 E: 0 K: 0 S: 6	H: 1 LOB: 1 BB: 1 P: 14	1B: 9 2B: 6 3B: 0 HR: 1	SF: 1 SAC: 0 DP: 2 HBP: 0	WP: 1 PA: 43 CS: 0
PITCHER Eric Milton, L ERA: 5.63	IP: 2.1 WLS: L BF: 16 H: 7 R: 6 ER: 6 SO: 2 BB: 2 IBB: 0 HBP: 0 BLK: 0 WP: 1 HR: 0 S: 43 P: 70 ERA: 8.10 WHIP: 1.800											PITCHER Todd Ritchie, R ERA: 8.79	IP: 2.1 WLS: L BF: 16 H: 7 R: 6 ER: 6 SO: 2 BB: 2 IBB: 0 HBP: 0 BLK: 0 WP: 1 HR: 0 S: 43 P: 70 ERA: 8.10 WHIP: 1.800						
PITCHER Hector Carrasco, R ERA: 3.88	IP: 0.1 WLS: L BF: 2 H: 1 R: 0 ER: 0 SO: 0 BB: 0 IBB: 0 HBP: 0 BLK: 0 WP: 0 HR: 0 S: 6 P: 10 ERA: 0.00 WHIP: 3.000											PITCHER Eddie Guardado, L ERA: 5.12	IP: 0.1 WLS: L BF: 2 H: 1 R: 0 ER: 0 SO: 0 BB: 0 IBB: 0 HBP: 0 BLK: 0 WP: 0 HR: 0 S: 6 P: 10 ERA: 0.00 WHIP: 3.000						
PITCHER Travis Baptist, L ERA: 6.51	IP: 1.0 WLS: L BF: 4 H: 1 R: 0 ER: 0 SO: 0 BB: 1 IBB: 0 HBP: 0 BLK: 0 WP: 0 HR: 0 S: 6 P: 14 ERA: 0.00 WHIP: 2.000											PITCHER Travis Baptist, L ERA: 6.51	IP: 1.0 WLS: L BF: 4 H: 1 R: 0 ER: 0 SO: 0 BB: 1 IBB: 0 HBP: 0 BLK: 0 WP: 0 HR: 0 S: 6 P: 14 ERA: 0.00 WHIP: 2.000						

Batter	1	2	3	4	5	6	7	8	9	AB	R	H	RBI	BB	SO	LOB	TOP				
Quinton McCracken, S OBP: 0.326, SLG: 0.407	G5-3		G4-3 2H		G6-3			G3		4	0	1	1	0	0	0	Tampa Bay Devil Rays @ Detroit Tigers Tiger Stadium, Detroit, MI Sat Aug 29 1998, 7:05 PM EDT Att: 16,406 - Cloudy - 81 F				
Wade Boggs, L OBP: 0.348, SLG: 0.401	G3		G4-3		G4-3			G4-3		4	0	0	0	0	0	1					
Bobby Smith, R OBP: 0.375, SLG: 0.462			G4-3				F7		G1-3	3	0	0	0	1	0	1					
Fred McGriff, L OBP: 0.357, SLG: 0.422	F7				1B FC5-4 2B			E4 BB 1B		4	1	1	0	0	1	1					
Mike Kelly, R OBP: 0.298, SLG: 0.423		G3			FC5-4 1B			BB 1B		4	0	2	0	0	0	0					
Paul Sorrento, L OBP: 0.308, SLG: 0.414		G4-3			FC5-4 FC6-4		P3		BB	2	0	0	1	0	0	1					
Bubba Trammell, R OBP: 0.337, SLG: 0.583					1-2 3-H 2-2		P3		BB	1	0	0	0	1	0	0					
Aaron Ledesma, R OBP: 0.355, SLG: 0.392		G6-3			F9		F9		F9	4	0	0	0	0	0	4					
Miguel Cairo, R OBP: 0.310, SLG: 0.375					FC6-4		F9		G4-3	3	1	0	0	0	0	4					
Mike DiFelice, R OBP: 0.276, SLG: 0.344					G5-3				P4	3	0	0	0	0	1	1					
Inning Stats	R: 0 E: 0 K: 0 S: 8	H: 0 LOB: 1 BB: 1 P: 15	R: 0 E: 0 K: 0 S: 6	H: 0 LOB: 0 BB: 0 P: 10	R: 1 E: 0 K: 0 S: 9	H: 1 LOB: 1 BB: 0 P: 14	R: 1 E: 0 K: 0 S: 9	H: 2 LOB: 1 BB: 0 P: 14	R: 0 E: 0 K: 1 S: 6	H: 0 LOB: 0 BB: 0 P: 13	R: 0 E: 0 K: 0 S: 7	H: 0 LOB: 0 BB: 0 P: 10	R: 0 E: 0 K: 0 S: 6	H: 0 LOB: 0 BB: 0 P: 9	R: 0 E: 1 K: 0 S: 7	H: 1 LOB: 3 BB: 1 P: 11	1B: 2 2B: 2 3B: 0 HR: 0	SF: 0 SAC: 0 DP: 0 HBP: 1	WP: 0 PB: 2 SB: 0 CS: 0	PA: 35	
PITCHER	IP	WLS	BF	H	R	ER	SO	BB	IBB	HBP	BLK	WP	HR	S	P	ERA	WHIP				
Seth Greisinger, R ERA: 5.38	(1, 1)	8.1	W	33	4	2	1	2	2	0	1	0	0	63	103	1.08	0.720				
Todd Jones, R ERA: 4.53	(9, 1)	0.2		2	0	0	0	0	0	0	0	0	0	3	3	0.00	0.000				

Batter	1	2	3	4	5	6	7	8	9	AB	R	H	RBI	BB	SO	LOB	BOTTOM				
Frank Catalanotto, L OBP: 0.325, SLG: 0.487	1B 2B	G3-1			SF8			K		4	2	2	2	0	1	1	Tampa Bay Devil Rays @ Detroit Tigers Tiger Stadium, Detroit, MI Sat Aug 29 1998, 7:05 PM EDT Att: 16,406 - Cloudy - 81 F				
Joe Randa, R OBP: 0.311, SLG: 0.328	1B				G5-3		BB BB	G1-3		4	0	1	1	1	1	1					
Bobby Higginson, L OBP: 0.363, SLG: 0.495	F8				G4-3		G3-1	F8		4	0	0	0	1	0	1					
Tony Clark, S OBP: 0.351, SLG: 0.512	FC6 1B				HR		BB HR 1B	BB		4	2	3	1	0	1	2					
Luis Gonzalez, L OBP: 0.340, SLG: 0.459	K				G3-1		HR	F7		3	1	0	0	1	1	4					
Juan Encarnacion, R OBP: 0.398, SLG: 0.633	FC6				G3-1		HR BB			4	2	2	3	0	0	2					
Gabe Alvarez, R OBP: 0.296, SLG: 0.376					1B 2B		HR			3	1	1	1	1	2	0					
Damon Easley, R OBP: 0.338, SLG: 0.475					2B SF8 1B		K	FC6-4 BB		0	0	0	0	0	0	0					
Joe Siddall, L OBP: 0.324, SLG: 0.433					G5-3		K			4	0	2	0	0	2	1					
Deivi Cruz, R OBP: 0.284, SLG: 0.341					G5-3			FC6-4		4	0	0	0	0	1	4					
Inning Stats	R: 1 E: 0 K: 1 S: 13	H: 3 LOB: 2 BB: 0 P: 19	R: 0 E: 0 K: 2 S: 9	H: 1 LOB: 1 BB: 0 P: 16	R: 1 E: 0 K: 1 S: 9	H: 1 LOB: 0 BB: 0 P: 17	R: 2 E: 0 K: 0 S: 15	H: 3 LOB: 1 BB: 0 P: 19	R: 3 E: 0 K: 2 S: 12	H: 2 LOB: 0 BB: 1 P: 21	R: 1 E: 0 K: 1 S: 14	H: 1 LOB: 2 BB: 2 P: 28	R: 0 E: 0 K: 1 S: 13	H: 0 LOB: 1 BB: 1 P: 20	R: 0 E: 0 K: 1 S: 6	H: 0 LOB: 0 BB: 0 P: 9	1B: 4 2B: 4 3B: 0 HR: 3	SF: 1 SAC: 0 DP: 0 HBP: 0	WP: 0 PB: 0 SB: 0 CS: 0	PA: 39	
PITCHER	IP	WLS	BF	H	R	ER	SO	BB	IBB	HBP	BLK	WP	HR	S	P	ERA	WHIP				
Bryan Rekar, R ERA: 5.52	(1, 1)	5.1	L	29	11	8	8	6	2	0	0	0	0	3	107	13.50	2.438				
Rick White, R ERA: 4.18	(6, 1)	2.2		10	0	0	0	3	2	0	0	0	0	25	42	0.00	0.750				



Batter	1	2	3	4	5	6	7	8	9	AB	R	H	RBI	BB	SO	LOB	TOP					
Randy Winn, S OBP: 0.358, SLG: 0.398 (1, 8)	G6-3	K		G4-3 G5-2-3 2B		K			2B	5	2	2	0	0	2	4						
Wade Boggs, L OBP: 0.346, SLG: 0.397 (1, 10)	G5-3		L6	G4-3		G5-3			2B 1B BB	4	1	0	0	1	0	2						
Bobby Smith, R OBP: 0.372, SLG: 0.468 (1, 5)	G1-3			G5-2-3			G6-3		P4	5	1	1	2	0	0	2						
Fred McGriff, L OBP: 0.360, SLG: 0.425 (1, 3)		FC2-5 E BB	1B 2B 1B	G4-3			K		1B 2B	4	2	2	1	1	1	0						
Mike Kelly, R OBP: 0.300, SLG: 0.423 (1, 9)	E1 1B FC2-5		P4		G6-3		FC6 1B		1B FC 1B	5	2	2	2	0	0	2						
Quinton McCracken, S OBP: 0.327, SLG: 0.407 (1, 7)	FC2-5 BB 1B 2-3f		2B 1B	K			FC6		FC 1B	5	1	2	0	0	1	3						
Aaron Ledesma, R OBP: 0.356, SLG: 0.399 (1, 6)		BB 1B	1B 2B	G6-3				G4-3	FC 1B	5	1	2	4	0	0	1	AB 41 R 10 H 13 RBI 10 BB 3 SO 5 LOB 19					
John Flaherty, R OBP: 0.262, SLG: 0.286 (1, 2)			BB 1B	F9				P4	F9	4	0	1	1	1	0	1						
Dave Silvestri, R OBP: 0.250, SLG: 0.250 (1, 4)			BB 1B	F7				G5-3		4	0	1	0	0	1	4						
Miguel Cairo, R OBP: 0.310, SLG: 0.375 (9, 4)	K									0	0	0	0	0	0	0						
Inning Stats	R: 0 E: 0 K: 0 S: 7	H: 0 LOB: 0 BB: 0 P: 11	R: 1 E: 1 K: 2 S: 13	H: 1 LOB: 3 BB: 2 P: 28	R: 4 E: 0 K: 0 S: 16	H: 5 LOB: 1 BB: 0 P: 25	R: 1 E: 0 K: 0 S: 5	H: 1 LOB: 0 BB: 0 P: 9	R: 0 E: 0 K: 1 S: 9	H: 0 LOB: 0 BB: 0 P: 14	R: 0 E: 0 K: 1 S: 10	H: 1 LOB: 1 BB: 0 P: 12	R: 0 E: 0 K: 1 S: 8	H: 1 LOB: 1 BB: 0 P: 15	R: 0 E: 0 K: 0 S: 5	H: 0 LOB: 0 BB: 0 P: 7	R: 4 E: 1 K: 0 S: 17	H: 4 LOB: 1 BB: 1 P: 31	1B: 8 2B: 4 3B: 0 HR: 1	SF: 1 SAC: 0 DP: 0 HBP: 0	WP: 0 PB: 0 SB: 0 CS: 0	PA: 44
PITCHER	IP WLS BF H R ER SO BB IBB HBP BLK WP HR S P ERA WHIP																	PITCHER	IP WLS BF H R ER SO BB IBB HBP BLK WP HR S P ERA WHIP			
Brian Powell, R ERA: 7.92 (1, 1)	3.0 L 18 6 5 5 2 2 0 0 0 0 1 36 64 15.00 2.667																					
A.J. Sager, R ERA: 6.54 (4, 1)	4.0 3 15 3 1 1 3 0 0 0 0 0 0 32 50 2.25 0.750																					
Matt Anderson, R ERA: 2.37 (8, 1)	1.0 0 3 0 0 0 0 0 0 0 0 0 0 5 7 0.00 0.000																					
44 Sean Runyan, L ERA: 3.5 (9, 1)	0.0 2 1 2 2 0 1 0 0 0 0 0 0 3 8 ∞ ∞																					
Doug Brocail, R ERA: 3.1 (9, 1)	1.0 6 3 2 2 0 0 0 0 0 0 0 0 14 23 18.00 3.000																					

Tampa Bay Devil Rays @ Detroit Tigers
Tiger Stadium, Detroit, MI
Sun Aug 30 1998, 3:33 AM EDT
Att: 14,765 - Cloudy - 72 F

AB 41
R 10
H 13
RBI 10
BB 3
SO 5
LOB 19



Batter	1	2	3	4	5	6	7	8	9	AB	R	H	RBI	BB	SO	LOB	BOTTOM					
Frank Catalanotto, L OBP: 0.327, SLG: 0.484 (1, 10)	F7		FC5-4 1B		G3			BB 1B		5	1	2	0	0	0	3						
Damion Easley, R OBP: 0.340, SLG: 0.473 (1, 4) (9, 6)	G6-3 HBP		FC5-4 1-2f			FC4-6 BB		BB BB	F9	2	1	0	0	2	0	1						
Bobby Higginson, L OBP: 0.365, SLG: 0.494 (1, 9)	G6-3 1-2f			FC3-6 BB		FC4-6 1B		BB BB	BB DI 1B	3	1	1	0	2	0	2						
Tony Clark, S OBP: 0.355, SLG: 0.515 (1, 3)		G6-3 BB		FC3-6 BB		1B		BB 2B	K	3	1	2	2	2	1	1						
Luis Gonzalez, L OBP: 0.342, SLG: 0.462 (1, 7)		G6-3 1B		P5		F8		BB 2B	BB	4	1	2	2	1	0	4						
Juan Encarnacion, R OBP: 0.379, SLG: 0.585 (1, 8)		G6-3 1-2f 2-3		FC3-6 1-2f 2-3		G1		F8	BB	4	0	0	0	1	0	7						
Gabe Alvarez, R OBP: 0.293, SLG: 0.368 (1, 5)		G6-3		G1-3			K	BB 1B BB	K	4	0	0	0	1	2	6	AB 32 R 5 H 8 RBI 5 BB 10 SO 7 LOB 24					
Joe Siddall, L OBP: 0.316, SLG: 0.412 (1, 2)			G6-3		G4-3					4	0	1	1	0	1	0						
Brian Hunter, R OBP: 0.298, SLG: 0.331 (8, PR)										0	0	0	0	0	0	0						
Paul Bako, L OBP: 0.325, SLG: 0.355 (9, 2)										0	0	0	0	0	0	0						
Deivi Cruz, R OBP: 0.282, SLG: 0.339 (1, 6)										3	0	0	0	0	3	0						
Geronimo Berroa, R OBP: 0.321, SLG: 0.305 (8, PH)										0	0	0	0	1	0	0						
Joe Randa, R OBP: 0.311, SLG: 0.328 (8, PR) (9, 4)										0	0	0	0	0	0	0						
Inning Stats	R: 0 E: 0 K: 0 S: 6	H: 0 LOB: 0 BB: 0 P: 11	R: 0 E: 0 K: 0 S: 10	H: 1 LOB: 1 BB: 1 P: 17	R: 0 E: 0 K: 1 S: 10	H: 1 LOB: 0 BB: 0 P: 16	R: 0 E: 0 K: 0 S: 9	H: 0 LOB: 2 BB: 2 P: 20	R: 0 E: 0 K: 0 S: 7	H: 0 LOB: 0 BB: 0 P: 7	R: 0 E: 0 K: 0 S: 9	H: 1 LOB: 2 BB: 1 P: 15	R: 0 E: 0 K: 3 S: 9	H: 0 LOB: 0 BB: 0 P: 14	R: 5 E: 0 K: 0 S: 14	H: 4 LOB: 3 BB: 4 P: 34	R: 0 E: 0 K: 2 S: 14	H: 1 LOB: 3 BB: 2 P: 28	1B: 6 2B: 2 3B: 0 HR: 0	SF: 0 SAC: 0 DP: 3 HBP: 1	WP: 0 PB: 0 SB: 0 CS: 0	PA: 43
PITCHER	IP WLS BF H R ER SO BB IBB HBP BLK WP HR S P ERA WHIP																	PITCHER	IP WLS BF H R ER SO BB IBB HBP BLK WP HR S P ERA WHIP			
Rolando Arroyo, R ERA: 3.58 (1, 1)	7.0 W 27 3 0 0 5 4 0 1 0 0 0 56 100 0.00 1.000																					
Jim Mecir, R ERA: 3.27 (8, 1)	0.0 4 2 4 4 0 2 0 0 0 0 0 0 6 16 ∞ ∞																					
Esteban Yan, R ERA: 4.31 (8, 1)	0.1 4 2 1 1 0 1 0 0 0 0 0 0 6 11 27.00 9.000																					
Roberto Hernandez, R ERA: 4.31 (8, 1)	1.2 S 8 1 0 0 2 3 0 0 0 0 0 16 35 0.00 2.400																					

Tampa Bay Devil Rays @ Detroit Tigers
Tiger Stadium, Detroit, MI
Sun Aug 30 1998, 3:33 AM EDT
Att: 14,765 - Cloudy - 72 F


AB 32
R 5
H 8
RBI 5
BB 10
SO 7
LOB 24




Batter	1	2	3	4	5	6	7	8	9	AB	R	H	RBI	BB	SO	LOB	TOP					
Randy Winn, S OBP: 0.357, SLG: 0.396 (1, 8)	G5-3		G4-3					B1-3		4	0	1	0	0	0	1	Tampa Bay Devil Rays @ Minnesota Twins Hubert H. Humphrey Metrodome, Minneapolis, MN Mon Aug 31 1998, 8:05 PM EDT Att: 7,888 - Dome - 72 F					
Wade Boggs, L OBP: 0.345, SLG: 0.401 (1, 10)	L6		K			F7		3B		4	0	1	0	0	1	2						
Bobby Smith, R OBP: 0.371, SLG: 0.465 (1, 5)	G5-3			K		1B		G6-3		4	0	1	0	0	1	1						
Fred McGriff, L OBP: 0.357, SLG: 0.421 (1, 3)		P6		K		P5		G3		4	0	0	0	0	1	3						
Mike Kelly, R OBP: 0.295, SLG: 0.416 (1, 9)		K		K			F8		K	4	0	0	0	0	3	0						
Quinton McCracken, S OBP: 0.328, SLG: 0.407 (1, 7)		2B			L7		G4-3		G4-3	4	0	1	0	0	0	0						
Aaron Ledesma, R OBP: 0.354, SLG: 0.396 (1, 6)		K		G6-3		1B		P3	4	0	1	0	0	1	1							
Miguel Cairo, R OBP: 0.310, SLG: 0.374 (1, 4)			G4-3		L4		L5			3	0	1	0	0	0	1						
Mike DiFelice, R OBP: 0.277, SLG: 0.358 (1, 2)			F9			G6-3		HR	3	1	1	1	0	0	1							
Inning Stats	R: 0 E: 0 K: 0 S: 5	H: 0 LOB: 0 BB: 0 P: 8	R: 0 E: 0 K: 2 S: 11	H: 1 LOB: 1 BB: 0 P: 21	R: 0 E: 0 K: 1 S: 12	H: 1 LOB: 1 BB: 0 P: 17	R: 0 E: 0 K: 3 S: 9	H: 0 LOB: 0 BB: 0 P: 13	R: 0 E: 0 K: 0 S: 5	H: 0 LOB: 0 BB: 0 P: 8	R: 0 E: 0 K: 0 S: 8	H: 2 LOB: 2 BB: 0 P: 12	R: 0 E: 0 K: 0 S: 12	H: 1 LOB: 1 BB: 0 P: 20	R: 1 E: 0 K: 0 S: 9	H: 2 LOB: 1 BB: 0 P: 13	R: 0 E: 0 K: 1 S: 8	H: 0 LOB: 0 BB: 0 P: 11	1B: 4 2B: 1 3B: 1 HR: 1	SF: 0 SAC: 0 DP: 0 HBP: 0	WP: 0 PB: 0 SB: 1 CS: 1	PA: 34
PITCHER	IP	WLS	BF	H	R	ER	SO	BB	IBB	HBP	BLK	WP	HR	S	P	ERA	WHIP					
Bob Tewksbury, R ERA: 3.95 (1, 1)	7.0	W	26	5	0	0	6	0	0	0	0	0	0	62	99	0.00	0.714					
Mike Trombley, R ERA: 3.95 (8, 1)	0.2		4	2	1	1	0	0	0	0	0	0	1	8	12	13.50	3.000					
Eddie Guardado, L ERA: 4.92 (8, 1)	0.1		1	0	0	0	0	0	0	0	0	0	0	1	1	0.00	0.000					
Rick Aguilera, R ERA: 3.86 (9, 1)	1.0	S	3	0	0	0	1	0	0	0	0	0	0	8	11	0.00	0.000					

Batter	1	2	3	4	5	6	7	8	9	AB	R	H	RBI	BB	SO	LOB	BOTTOM				
Otis Nixon, S OBP: 0.349, SLG: 0.320 (8, 8)	S		G5-3		L4		F9			4	0	1	0	0	0	1	Tampa Bay Devil Rays @ Minnesota Twins Hubert H. Humphrey Metrodome, Minneapolis, MN Mon Aug 31 1998, 8:05 PM EDT Att: 7,888 - Dome - 72 F				
Brent Gates, S OBP: 0.323, SLG: 0.312 (1, 5)	F9		1B		FC6-4		G5-3		4	1	2	0	0	0	1						
Paul Mollitor, R OBP: 0.327, SLG: 0.355 (1, 10)	F9		1B		FC6-4		K		4	1	1	0	0	1	2						
Marty Cordova, R OBP: 0.347, SLG: 0.409 (1, 7)	K		1B		K		K		4	0	1	1	0	3	1						
Ron Coomer, R OBP: 0.297, SLG: 0.412 (1, 3)		F9	SF7		P4				2	0	0	1	0	0	0						
Alex Ochoa, R OBP: 0.283, SLG: 0.335 (1, 9)		G4-3	CS		L8		G2-3		3	0	0	0	0	0	0						
Terry Steinbach, R OBP: 0.317, SLG: 0.409 (1, 2)		1B			P4		P6		3	0	1	0	0	0	0						
Pat Meares, R OBP: 0.303, SLG: 0.379 (1, 6)		1B			F7		L6		3	0	1	0	0	0	0						
Denny Hocking, S OBP: 0.255, SLG: 0.240 (1, 4)		K			K		1B		3	0	1	0	0	2	2						
Inning Stats	R: 0 E: 0 K: 1 S: 9	H: 1 LOB: 1 BB: 0 P: 15	R: 0 E: 0 K: 1 S: 14	H: 2 LOB: 2 BB: 0 P: 21	R: 2 E: 0 K: 0 S: 6	H: 3 LOB: 0 BB: 0 P: 10	R: 0 E: 0 K: 0 S: 9	H: 0 LOB: 0 BB: 0 P: 15	R: 0 E: 0 K: 1 S: 7	H: 0 LOB: 0 BB: 0 P: 13	R: 0 E: 0 K: 0 S: 9	H: 1 LOB: 1 BB: 0 P: 9	R: 0 E: 0 K: 2 S: 8	H: 0 LOB: 0 BB: 0 P: 13	R: 0 E: 0 K: 0 S: 8	H: 0 LOB: 0 BB: 0 P: 13	1B: 8 2B: 0 3B: 0 HR: 0	SF: 1 SAC: 0 DP: 0 HBP: 0	WP: 0 PB: 0 SB: 1 CS: 1	PA: 32	
PITCHER	IP	WLS	BF	H	R	ER	SO	BB	IBB	HBP	BLK	WP	HR	S	P	ERA	WHIP				
Tony Saunders, L ERA: 4.35 (1, 1)	8.0	L	31	8	2	2	6	0	0	0	0	0	0	71	113	2.25	1.000				

AB 34
R 1
H 7
RBI 1
BB 0
SO 7
LOB 10



AB 30
R 2
H 8
RBI 2
BB 0
SO 6
LOB 7



livebaseballscorecards.com

livebaseballscorecards.com

Batter	1	2	3	4	5	6	7	8	9	AB	R	H	RBI	BB	SO	LOB	TOP				
Randy Winn, S OBP: 0.361, SLG: 0.409	G6-3		G3 S 1B		P3		G6-3		SH1-4	4	0	1	1	0	0	1					
Quinton McCracken, S OBP: 0.329, SLG: 0.410	K		G3 BB				2B		E6	4	0	2	2	1	1	0					
Wade Boggs, L OBP: 0.341, SLG: 0.395	F8		G3		L9		G5-3		P3	5	0	0	0	0	0	5					
Fred McGriff, L OBP: 0.359, SLG: 0.422			K				F7		P6	5	0	2	0	0	1	4					
Aaron Ledesma, R OBP: 0.358, SLG: 0.407					G6-3		G4-6-3		K	4	0	1	0	0	1	1					
Paul Sorrento, L OBP: 0.307, SLG: 0.411	F7				K		1B BB		K	3	0	0	0	1	2	2					
John Flaherty, R OBP: 0.264, SLG: 0.291	L3				1B				F9	4	0	2	0	0	0	2					
Rich Butler, L OBP: 0.276, SLG: 0.320			G4-3 1B 2B		G5-3		F8		SH1-4 1B E BB	3	2	1	0	1	0	3					
Miguel Cairo, R OBP: 0.311, SLG: 0.377			G4-3		G6-3				SH1-4 E 1B	4	2	2	0	0	0	1					
Inning Stats	R: 0 E: 0 K: 1 S: 9	H: 0 LOB: 0 BB: 0 P: 12	R: 0 E: 0 K: 0 S: 7	H: 2 LOB: 1 BB: 0 P: 7	R: 1 E: 0 K: 1 S: 19	H: 2 LOB: 2 BB: 1 P: 31	R: 0 E: 0 K: 1 S: 8	H: 1 LOB: 1 BB: 0 P: 12	R: 0 E: 0 K: 0 S: 10	H: 2 LOB: 2 BB: 1 P: 15	R: 1 E: 0 K: 0 S: 15	H: 2 LOB: 1 BB: 0 P: 20	R: 0 E: 0 K: 2 S: 7	H: 0 LOB: 0 BB: 0 P: 8	R: 2 E: 1 K: 0 S: 11	H: 1 LOB: 1 BB: 1 P: 17	1B: 8 2B: 3 3B: 1 HR: 0	SF: 0 SAC: 1 DP: 2 HBP: 0	WP: 0 PB: 0 SB: 1 CS: 0	PA: 40	
PITCHER	IP	WLS	BF	H	R	ER	SO	BB	IBB	HBP	BLK	WP	HR	S	P	ERA	WHIP				
LaTroy Hawkins, R ERA: 5.1	8.1	L	37	11	4	3	5	3	0	0	0	0	0	88	124	3.24	1.680				
Eddie Guardado, L ERA: 4.6	0.2		3	0	0	0	0	0	0	0	0	0	0	5	7	0.00	0.000				

Tampa Bay Devil Rays @ Minnesota Twins
Hubert H. Humphrey Metrodome, Minneapolis, MN

AB 36
R 4
H 11
RBI 3
BB 3
SO 5
LOB 19



Wed Sep 02 1998, 8:05 PM EDT
Att. 7,165 - Dome - 72 F

Batter	1	2	3	4	5	6	7	8	9	AB	R	H	RBI	BB	SO	LOB	BOTTOM					
Otis Nixon, S OBP: 0.355, SLG: 0.322	2B BB	G4-3		FC6-4						2	0	0	1	3	0	4						
Matt Lawton, L OBP: 0.391, SLG: 0.487	2B		L6-3 BB		P5	G4-3		G6-3		4	0	1	0	1	0	4						
Paul Moltis, R OBP: 0.325, SLG: 0.353	K		L6-3		F9		G6-3		1B	5	0	1	0	0	1	3						
Ron Coomer, R OBP: 0.298, SLG: 0.409	K		P3		F9		1B		K	5	0	1	0	0	2	3						
Marty Cordova, R OBP: 0.349, SLG: 0.404	BB		BB G4-3 BB		BB G4-3 BB	BB 1B BB	BB	BB	K	1	1	0	0	4	1	1						
Todd Walker, L OBP: 0.375, SLG: 0.481	F7		G4-3		G4-3	F7	F8		G6-3	5	0	0	0	0	0	8						
Pat Meares, R OBP: 0.302, SLG: 0.374			P2		BB BB	L9	G4-3			3	0	0	0	1	0	3						
Javier Valentin, S OBP: 0.255, SLG: 0.303		K			K		BB BB 1B		F9	4	0	1	0	0	2	2						
Brent Gates, S OBP: 0.328, SLG: 0.314			1B		FC6-4 BB		BB		K	2	0	1	0	2	1	0						
Inning Stats	R: 0 E: 0 K: 2 S: 14	H: 1 LOB: 3 BB: 2 P: 25	R: 0 E: 0 K: 1 S: 12	H: 1 LOB: 0 BB: 0 P: 17	R: 0 E: 0 K: 0 S: 6	H: 0 LOB: 0 BB: 1 P: 15	R: 0 E: 0 K: 1 S: 13	H: 0 LOB: 3 BB: 3 P: 26	R: 0 E: 0 K: 0 S: 6	H: 0 LOB: 0 BB: 0 P: 8	R: 1 E: 0 K: 0 S: 19	H: 1 LOB: 2 BB: 3 P: 37	R: 0 E: 0 K: 0 S: 9	H: 1 LOB: 2 BB: 1 P: 19	R: 0 E: 0 K: 1 S: 8	H: 0 LOB: 1 BB: 1 P: 17	R: 0 E: 0 K: 2 S: 14	H: 1 LOB: 1 BB: 0 P: 15	1B: 4 2B: 2 3B: 0 HR: 0	SF: 0 SAC: 0 DP: 1 HBP: 0	WP: 0 PB: 0 SB: 2 CS: 0	PA: 42
PITCHER	IP	WLS	BF	H	R	ER	SO	BB	IBB	HBP	BLK	WP	HR	S	P	ERA	WHIP					
Wilson Alvarez, L ERA: 4.81	5.2		27	3	1	1	4	8	0	0	0	0	0	63	114	1.59	1.941					
Esteban Yan, R ERA: 4.17	2.1	W	11	1	0	0	1	3	0	0	0	0	0	24	50	0.00	1.714					
Albie Lopez, R ERA: 2.2	1.0	S	4	1	0	0	2	0	0	0	0	0	0	14	15	0.00	1.000					


Tampa Bay Devil Rays @ Minnesota Twins
Hubert H. Humphrey Metrodome, Minneapolis, MN


AB 31
R 1
H 5
RBI 1
BB 11
SO 7
LOB 28



Wed Sep 02 1998, 8:05 PM EDT
Att. 7,165 - Dome - 72 F

Batter	1	2	3	4	5	6	7	8	9	AB	R	H	RBI	BB	SO	LOB	TOP									
Randy Winn, S OBP: 0.359, SLG: 0.410	2-3 SAFE K	4-1 SAFE 1B		2-1 SAFE SF7		2-3 SAFE K		2-2 SAFE G6-3		4	1	1	1	1	2	3	Tampa Bay Devil Rays @ Oakland Athletics Network Associates Coliseum, Oakland, CA Fri Sep 04 1998, 10:05 PM EDT Att: 8,198 - Cloudy - 66 F									
Wade Boggs, L OBP: 0.342, SLG: 0.397	1-1 2B	0-2 1B		2-0 SF7		4-0 IBB		2-2 G3		3	1	2	2	1	0	1										
Bobby Smith, R OBP: 0.363, SLG: 0.451	0-3 K	0-3 K		3-1 L3		0-3 K		1-2 G5-3		5	0	0	0	0	3	7										
Fred McGriff, L OBP: 0.362, SLG: 0.430	1-1 1B					3-3 K		1-0 G4-3		3	1	1	0	2	1	3										
Aaron Ledesma, R OBP: 0.347, SLG: 0.394	2-0 1B			0-0 F8		1-0 L4		1-0 F7		5	0	1	2	0	1	2										
Paul Sorrento, L OBP: 0.308, SLG: 0.412	0-1 1B			3-3 K		0-0 2B		1-1 F7		3	0	2	0	0	1	1										
Mike Kelly, R OBP: 0.287, SLG: 0.404	1-3 1B							3-2 F7		2	0	0	0	0	0	1										
John Flaherty, R OBP: 0.268, SLG: 0.292	1-0 CS	4-0 FC6-4		1-0 G6-3		1-2 G3		1-1 1B		3	0	1	0	1	0	2										
Rich Butler, L OBP: 0.285, SLG: 0.340		1-3 K		1-1 3B		2-2 1B		0-3 K		4	1	2	0	0	2	2										
Miguel Cairo, R OBP: 0.312, SLG: 0.377	0-1 1B	0-1 FC6-4		0-1 F8		2-1 1B		1-2 G3		4	1	2	0	0	0	2										
Inning Stats	R: 2 E: 0 K: 2 S: 13	H: 4 LOB: 1 BB: 0 P: 20	R: 1 E: 0 K: 2 S: 13	H: 1 LOB: 2 BB: 2 P: 22	R: 0 E: 0 K: 1 S: 5	H: 0 LOB: 1 BB: 1 P: 13	R: 2 E: 0 K: 0 S: 10	H: 2 LOB: 0 BB: 0 P: 16	R: 0 E: 0 K: 1 S: 8	H: 1 LOB: 1 BB: 0 P: 13	R: 0 E: 0 K: 2 S: 13	H: 2 LOB: 3 BB: 1 P: 24	R: 0 E: 0 K: 1 S: 9	H: 1 LOB: 1 BB: 0 P: 12	R: 0 E: 0 K: 0 S: 13	H: 1 LOB: 1 BB: 0 P: 18	R: 0 E: 0 K: 1 S: 8	H: 0 LOB: 0 BB: 1 P: 16	1B: 9 2B: 2 3B: 1 HR: 0	SF: 1 SAC: 0 DP: 0 HBP: 0	WP: 0 PB: 0 SB: 1 CS: 2	PA: 43				
PITCHER	IP	WLS	BF	H	R	ER	SO	BB	IBB	HBP	BLK	WP	HR	S	P	ERA	WHIP									
Jimmy Haynes, R ERA: 4.7	(1, 1)	4.0	L	21	7	5	5	3	0	0	0	0	0	0	41	71	11.25	2.500								
Blake Stein, R ERA: 6.25	(5, 1)	1.2		9	3	0	0	3	0	1	0	0	0	0	20	35	0.00	1.800								
2B Mark Holzemer, L ERA: 1.42	(6, 1)	0.1		1	0	0	0	0	0	0	0	0	0	1	2	0.00	0.000									
Tim Worrell, R ERA: 5.5	(7, 1)	1.1		6	2	0	0	1	0	0	0	0	0	16	21	0.00	1.500									
Buddy Groom, L ERA: 4.5	(8, 1)	0.2		3	0	0	0	0	1	0	0	0	0	7	14	0.00	1.500									
Mike Quist, R ERA: 6.45	(9, 1)	1.0		2	0	0	0	1	0	0	0	0	0	7	11	0.00	0.000									
Batter	1	2	3	4	5	6	7	8	9	AB	R	H	RBI	BB	SO	LOB	BOTTOM									
Rickey Henderson, R OBP: 0.377, SLG: 0.331	0-2 BB		1-3 K		0-1 G5-3		2-0 F8			4	1	1	0	0	1	0	Tampa Bay Devil Rays @ Oakland Athletics Network Associates Coliseum, Oakland, CA Fri Sep 04 1998, 10:05 PM EDT Att: 8,198 - Cloudy - 66 F									
Ryan Christenson, R OBP: 0.327, SLG: 0.361	4-2 BB		2-0 1B		1-2 F8		0-0 1B			3	1	2	0	1	0	0										
Jason Giambi, L OBP: 0.381, SLG: 0.484	4-2 BB		4-0 1B		4-0 BB		1-2 G3			1	0	0	0	3	0	1										
Matt Stairs, L OBP: 0.389, SLG: 0.543	0-0 G6-4-3		1-0 1B		3-2 L9					4	0	1	1	0	1	3										
Ben Grieve, L OBP: 0.388, SLG: 0.457	2-0 F7		2-3 K		4-2 FC4-6		1-1 G1-3			3	0	0	0	1	1	3										
Scott Spiezio, S OBP: 0.334, SLG: 0.396		0-0 F8		0-0 G3-1		1-1 FC4-6		0-0 P6		4	0	0	0	0	0	1										
Mike Blowers, R OBP: 0.306, SLG: 0.398	0-3 K		4-2 FC5-4		1-1 G6-4-3		1-2 1B			3	0	1	0	1	2	0										
Miguel Tejada, R OBP: 0.300, SLG: 0.368	1-2 L1		0-3 K		0-0 G6-4-3					3	0	0	0	0	1	3										
Jason McDonald, S OBP: 0.366, SLG: 0.331					1-2 G6-4-3					1	0	0	0	0	1	0										
A.J. Hinch, R OBP: 0.295, SLG: 0.329			0-2 P5		0-1 FC5-4					3	0	0	0	0	0	1										
Bip Roberts, S OBP: 0.351, SLG: 0.343					1-2 G5-3					1	0	0	0	0	1	0										
Inning Stats	R: 1 E: 0 K: 0 S: 11	H: 1 LOB: 1 BB: 2 P: 21	R: 0 E: 0 K: 1 S: 7	H: 0 LOB: 0 BB: 0 P: 8	R: 1 E: 0 K: 2 S: 12	H: 2 LOB: 2 BB: 1 P: 22	R: 0 E: 0 K: 1 S: 8	H: 0 LOB: 1 BB: 1 P: 12	R: 0 E: 0 K: 0 S: 10	H: 0 LOB: 1 BB: 1 P: 18	R: 0 E: 0 K: 0 S: 8	H: 1 LOB: 1 BB: 1 P: 14	R: 0 E: 0 K: 0 S: 6	H: 1 LOB: 1 BB: 0 P: 9	R: 0 E: 0 K: 1 S: 6	H: 0 LOB: 0 BB: 0 P: 8	R: 0 E: 0 K: 3 S: 11	H: 0 LOB: 0 BB: 0 P: 15	1B: 4 2B: 0 3B: 1 HR: 0	SF: 0 SAC: 0 DP: 2 HBP: 0	WP: 0 PB: 0 SB: 0 CS: 0	PA: 36				
PITCHER	IP	WLS	BF	H	R	ER	SO	BB	IBB	HBP	BLK	WP	HR	S	P	ERA	WHIP									
Rolando Arroyo, R ERA: 3.5	(1, 1)	6.2	W	29	5	2	2	4	6	0	0	0	0	59	100	2.70	1.650									
Scott Aldred, L ERA: 3.9	(7, 1)	0.1		1	0	0	0	0	0	0	0	0	0	3	4	0.00	0.000									
Roberto Hernandez, R ERA: 4.45	(8, 1)	2.0	S	6	0	0	0	4	0	0	0	0	0	17	23	0.00	0.000									

Batter	1	2	3	4	5	6	7	8	9	AB	R	H	RBI	BB	SO	LOB	TOP			
Randy Winn, S OBP: 0.358, SLG: 0.408 (1, 8)	G5-3		K			F8		1B		4	0	1	0	0	1	0	Tampa Bay Devil Rays @ Oakland Athletics Network Associates Coliseum, Oakland, CA Sat Sep 05 1998, 10:05 PM EDT Att: 34,193 - Unknown - 79 F livebaseballscorecards.com			
Wade Boggs, L OBP: 0.344, SLG: 0.398 (1, 10)	G4-3			G6-4-3 1B		1B		P6		4	0	2	0	0	0	2				
Bobby Smith, R OBP: 0.361, SLG: 0.448 (1, 5)	1B			G6-4-3 1-2f		G4-3			G4-1	4	0	1	0	0	0	2				
Fred McGriff, L OBP: 0.359, SLG: 0.426 (1, 3)	K			K			K		K	4	0	0	0	0	4	1				
Bubba Trammell, R OBP: 0.331, SLG: 0.560 (1, 7)		P4			G5-3		G4-6-3 1B		G5-3	4	0	1	0	0	0	0				
Aaron Ledesma, R OBP: 0.351, SLG: 0.397 (1, 6)		G5-4-3 1B			FC1-4 1B		G4-6-3 1-2f			3	0	2	0	0	0	1				
Mike Kelly, R OBP: 0.288, SLG: 0.403 (1, 9)	G5-4-3 1-2f				FC1-4 1-2f			G6-4-3 1B		3	0	1	0	0	0	2				
Mike DiFelice, R OBP: 0.272, SLG: 0.347 (1, 2)			K		G6-3			G6-4-3 1-2f		3	0	0	0	0	1	2				
Miguel Cairo, R OBP: 0.312, SLG: 0.376 (1, 4)			P6			G6-3		1B		3	0	1	0	0	0	0				
Inning Stats	R: 0 E: 0 K: 1 S: 11	H: 1 LOB: 1 BB: 0 P: 13	R: 0 E: 0 K: 0 S: 4	H: 1 LOB: 0 BB: 0 P: 4	R: 0 E: 0 K: 2 S: 9	H: 0 LOB: 0 BB: 0 P: 14	R: 0 E: 0 K: 1 S: 7	H: 1 LOB: 0 BB: 0 P: 7	R: 0 E: 0 K: 0 S: 8	H: 1 LOB: 1 BB: 0 P: 11	R: 0 E: 0 K: 1 S: 9	H: 1 LOB: 0 BB: 0 P: 13	R: 0 E: 0 K: 0 S: 8	H: 3 LOB: 2 BB: 0 P: 11	R: 0 E: 0 K: 1 S: 6	H: 0 LOB: 0 BB: 0 P: 11		1B: 9 2B: 0 3B: 0 HR: 0	SF: 0 SAC: 0 DP: 4 HBP: 0	WP: 0 PB: 0 CS: 0
PITCHER Kenny Rogers, L ERA: 3.08 (1, 1)	IP: 9.0 WLS: W BF: 32 H: 9 R: 0 ER: 0 SO: 6 BB: 0 IBB: 0 HBP: 0 BLK: 0 WP: 0 HR: 0 S: 68 P: 93 ERA: 0.00 WHIP: 1.000															PITCHER	IP: 9.0 WLS: W BF: 32 H: 9 R: 0 ER: 0 SO: 6 BB: 0 IBB: 0 HBP: 0 BLK: 0 WP: 0 HR: 0 S: 68 P: 93 ERA: 0.00 WHIP: 1.000			

Batter	1	2	3	4	5	6	7	8	9	AB	R	H	RBI	BB	SO	LOB	BOTTOM			
Rickey Henderson, R OBP: 0.376, SLG: 0.337 (1, 7)	F9				P8			G5-3		4	1	1	1	0	0	2	Tampa Bay Devil Rays @ Oakland Athletics Network Associates Coliseum, Oakland, CA Sat Sep 05 1998, 10:05 PM EDT Att: 34,193 - Unknown - 79 F livebaseballscorecards.com			
Ryan Christenson, R OBP: 0.329, SLG: 0.360 (1, 8)	K2-3		HR			G5-3		1B BB		3	0	1	0	1	1	0				
Jason Giambi, L OBP: 0.380, SLG: 0.482 (1, 3)	G4-3		K			K		G1-6-3 1B		4	0	1	1	0	2	1				
Matt Stairs, L OBP: 0.387, SLG: 0.540 (1, 10)		G4-3		FC4-6 1B		K		G1-6-3 1-2f		4	0	1	0	0	1	2				
Mike Blowers, R OBP: 0.306, SLG: 0.397 (1, 5)		G4-6-3 1B		FC4-6 1-2f		K				3	0	1	0	0	1	1				
Ben Grievie, L OBP: 0.387, SLG: 0.454 Jason McDonald, S OBP: 0.366, SLG: 0.331 (8, 9)	G4-6-3 1-2f			G4-6-3 1-2f		K				3	0	0	0	0	1	2				
Scott Spiezio, S OBP: 0.337, SLG: 0.399 (1, 4)			SH5-4 SF7 2B		K			BB		2	1	1	0	1	1	0				
Rafael Bourimigal, R OBP: 0.268, SLG: 0.296 (1, 6)			SH5-4		L8			L9		2	0	0	0	0	0	1				
A.J. Hinch, R OBP: 0.299, SLG: 0.340 (1, 2)			SF7					G5-3 1B 2B		2	1	2	1	0	0	0				
Inning Stats	R: 0 E: 0 K: 1 S: 6	H: 0 LOB: 0 BB: 0 P: 9	R: 0 E: 0 K: 0 S: 7	H: 1 LOB: 0 BB: 0 P: 13	R: 2 E: 0 K: 1 S: 12	H: 3 LOB: 1 BB: 0 P: 20	R: 0 E: 0 K: 0 S: 8	H: 1 LOB: 0 BB: 0 P: 12	R: 0 E: 0 K: 2 S: 7	H: 1 LOB: 1 BB: 0 P: 18	R: 0 E: 0 K: 2 S: 8	H: 0 LOB: 1 BB: 1 P: 15	R: 1 E: 0 K: 0 S: 14	H: 2 LOB: 1 BB: 1 P: 19	R: 0 E: 0 K: 0 S: 6	H: 0 LOB: 0 BB: 0 P: 11		1B: 4 2B: 3 3B: 0 HR: 1	SF: 1 SAC: 1 DP: 3 HBP: 0	WP: 0 PB: 0 CS: 0
PITCHER Tony Saunders, L ERA: 4.3 (1, 1)	IP: 8.0 WLS: L BF: 31 H: 8 R: 3 ER: 3 SO: 7 BB: 2 IBB: 0 HBP: 0 BLK: 0 WP: 0 HR: 1 S: 73 P: 118 ERA: 3.38 WHIP: 1.250															PITCHER	IP: 8.0 WLS: L BF: 31 H: 8 R: 3 ER: 3 SO: 7 BB: 2 IBB: 0 HBP: 0 BLK: 0 WP: 0 HR: 1 S: 73 P: 118 ERA: 3.38 WHIP: 1.250			

Batter	1	2	3	4	5	6	7	8	9	AB	R	H	RBI	BB	SO	LOB	TOP										
Randy Winn, S OBP: 0.357, SLG: 0.409 (1, 8)										4	0	1	0	0	1	2											
Wade Boggs, L OBP: 0.345, SLG: 0.398 (1, 10)										3	1	1	0	1	0	1											
Bobby Smith, R OBP: 0.357, SLG: 0.442 (1, 5)										4	1	0	0	0	2	3											
Fred McGriff, L OBP: 0.360, SLG: 0.431 (1, 3)										4	0	2	2	0	0	1											
Aaron Ledesma, R OBP: 0.352, SLG: 0.398 Dave Silvestri, R OBP: 0.167, SLG: 0.167 (4, PR) (4, 6)										2	0	1	0	0	0	1											
Paul Sorrento, L OBP: 0.309, SLG: 0.412 (1, 9)										3	0	1	0	1	0	0											
John Flaherty, R OBP: 0.271, SLG: 0.292 (1, 2)										3	0	1	0	1	1	3											
Rich Butler, L OBP: 0.279, SLG: 0.331 (1, 7)										4	0	0	0	0	2	5											
Miguel Cairo, R OBP: 0.311, SLG: 0.374 (1, 4)										3	0	0	0	1	0	2											
Inning Stats	R: 1 E: 0 K: 0 S: 5	H: 2 LOB: 1 BB: 0 P: 5	R: 0 E: 0 K: 1 S: 5	H: 0 LOB: 2 BB: 13	R: 0 E: 0 K: 1 S: 5	H: 1 LOB: 0 BB: 0 P: 5	R: 0 E: 0 K: 0 S: 4	H: 2 LOB: 2 BB: 0 P: 4	R: 0 E: 0 K: 0 S: 3	H: 0 LOB: 0 BB: 0 P: 3	R: 0 E: 0 K: 0 S: 3	H: 0 LOB: 1 BB: 1 P: 9	R: 0 E: 0 K: 1 S: 8	H: 1 LOB: 1 BB: 1 P: 12	R: 0 E: 0 K: 1 S: 6	H: 1 LOB: 1 BB: 0 P: 6	1B: 4 2B: 3 3B: 0 HR: 0	SF: 0 SAC: 0 DP: 2 HBP: 0	WP: 2 PB: 0 CS: 0	PA: 36							
PITCHER	IP	WLS	BF	H	R	ER	SO	BB	IBB	HBP	BLK	WP	HR	S	P	ERA	WHIP										
Tom Candiotti, R ERA: 4.57 (1, 1)	7.0	W	27	5	1	1	3	3	0	0	0	2	0	30	42	1.29	1.143										
T.J. Mathews, R ERA: 4.45 (8, 1)	1.0		5	1	1	1	2	1	0	0	0	0	0	8	12	9.00	2.000										
Billy Taylor, R ERA: 3.95 (9, 1)	1.0		4	1	0	0	1	0	0	0	0	0	0	6	6	0.00	1.000										

Tampa Bay Devil Rays @ Oakland Athletics
Network Associates Coliseum, Oakland, CA
Sun Sep.06.1998, 6:33 AM EDT
Att: 35,162 - Cloudy - 79 F

AB 32
R 2
H 7
RBI 2
BB 4
SO 6
LOB 19



Batter	1	2	3	4	5	6	7	8	9	AB	R	H	RBI	BB	SO	LOB	BOTTOM										
Rickey Henderson, R OBP: 0.375, SLG: 0.335 Jason McDonald, S OBP: 0.366, SLG: 0.326 (1, 7) (3, 7)										2	1	0	0	0	0	2											
Big Roberts, S OBP: 0.352, SLG: 0.342 (1, 4)										4	2	1	0	1	1	2											
Jason Giambi, L OBP: 0.379, SLG: 0.485 (1, 3)										5	1	1	3	0	0	3											
Matt Stairs, L OBP: 0.386, SLG: 0.538 (1, 10)										4	1	1	1	0	1	0											
Ben Grieve, L OBP: 0.384, SLG: 0.451 (1, 9)										4	0	0	0	0	0	2											
Ryan Christenson, R OBP: 0.328, SLG: 0.376 (1, 8)										3	1	0	0	1	1	0											
Ed Sprague, R OBP: 0.282, SLG: 0.405 (1, 5)										3	1	1	1	0	1	1											
Miguel Tejada, R OBP: 0.305, SLG: 0.371 (1, 6)										3	2	2	1	1	0	2											
A.J. Hinch, R OBP: 0.298, SLG: 0.339 (1, 2)										4	0	1	0	0	0	3											
Inning Stats	R: 1 E: 0 K: 0 S: 4	H: 1 LOB: 1 BB: 1 P: 8	R: 5 E: 0 K: 0 S: 8	H: 5 LOB: 0 BB: 0 P: 8	R: 0 E: 0 K: 0 S: 3	H: 0 LOB: 0 BB: 0 P: 3	R: 0 E: 0 K: 1 S: 5	H: 0 LOB: 2 BB: 2 P: 13	R: 3 E: 2 K: 0 S: 5	H: 0 LOB: 1 BB: 1 P: 10	R: 0 E: 0 K: 1 S: 5	H: 1 LOB: 2 BB: 0 P: 9	R: 0 E: 0 K: 1 S: 5	H: 0 LOB: 0 BB: 0 P: 5	1B: 5 2B: 0 3B: 0 HR: 2	SF: 0 SAC: 0 DP: 0 HBP: 1	WP: 1 PB: 0 CS: 0	PA: 39									
PITCHER	IP	WLS	BF	H	R	ER	SO	BB	IBB	HBP	BLK	WP	HR	S	P	ERA	WHIP										
Julio Santana, R ERA: 3.79 (1, 1)	3.1	L	19	6	6	6	0	3	0	0	0	0	2	16	28	16.20	2.700										
Esteban Yan, R ERA: 4.08 (4, 1)	1.2		9	0	3	0	1	1	0	1	0	0	0	9	14	0.00	0.600										
Jim Mecir, R ERA: 3.38 (6, 1)	1.0		3	0	0	0	1	0	0	0	0	0	0	5	5	0.00	0.000										
Albie Lopez, R ERA: 2.17 (7, 1)	1.0		5	1	0	0	2	0	0	0	0	1	0	9	9	0.00	1.000										
Roberto Hernandez, R ERA: 4.39 (8, 1)	1.0		3	0	0	0	1	0	0	0	0	0	0	5	5	0.00	0.000										

Tampa Bay Devil Rays @ Oakland Athletics
Network Associates Coliseum, Oakland, CA
Sun Sep.06.1998, 6:33 AM EDT
Att: 35,162 - Cloudy - 79 F

AB 34
R 9
H 7
RBI 6
BB 4
SO 5
LOB 16



Batter	1	2	3	4	5	6	7	8	9	AB	R	H	RBI	BB	SO	LOB	TOP								
Randy Winn, S OBP: 0.356, SLG: 0.403 (1, 8)	1-1 G3		3-2 G6-3		2-0 G4-3	0-3 K		4-1 1B 1B BB	4-2 BB	4	1	0	0	2	1	2									
Wade Boggs, L OBP: 0.347, SLG: 0.398 Dave Silvestri, R OBP: 0.167, SLG: 0.167 (9, 5)	1-3 K		2-3 K			0-0 HR 1B	4-2 BB 1B BB	1-0 BB 1B 1B	1-0 G3	5	3	2	0	1	2	2									
Bobby Smith, R OBP: 0.360, SLG: 0.446 (1, 6)	3-3 K			2-0 FC9-5		4-1 HR BB	0-3 K	0-1 1B BB		4	1	2	1	1	2	1									
Fred McGriff, L OBP: 0.361, SLG: 0.437 (1, 3)		1-0 F9		3-2 FC9-5		0-0 HR	0-0 1B BB	1-0 P7		5	2	2	3	0	0	3									
Paul Sorrento, L OBP: 0.315, SLG: 0.412 (1, 10)		3-3 K		4-2 1B BB		1-1 S 1B	4-2 1B BB	4-1 1B BB		2	2	1	0	3	1	0									
Quinton McCracken, S OBP: 0.333, SLG: 0.413 (1, 7)		2-0 1B		1-1 1B		2-2 F9	1-1 1B	0-0 1B		5	0	4	2	0	0	1									
John Flaherty, R OBP: 0.270, SLG: 0.291 (1, 2)	1 SAFE 0-2 F9			0-0 G5-3		2-3 K	0-0 1B	1-2 3H 2-3 3H	P9	5	0	1	2	0	1	7									
Rich Butler, L OBP: 0.282, SLG: 0.351 (1, 9)			2-1 G6-3		0-0 P5	1-0 2B 3B	G6-3		0-0 L4	5	1	2	1	0	0	1									
Miguel Cairo, R OBP: 0.310, SLG: 0.374 (1, 4)			2-3 K		1-0 P4	0-0 2B		1-1 G6-3	1-0 G4-3	5	0	1	1	0	1	1									
Inning Stats	R: 0 E: 0 K: 2 S: 12	H: 0 LOB: 0 BB: 0 P: 17	R: 0 E: 0 K: 1 S: 9	H: 1 LOB: 1 BB: 0 P: 15	R: 0 E: 0 K: 2 S: 12	H: 1 LOB: 1 BB: 0 P: 21	R: 0 E: 0 K: 0 S: 12	H: 2 LOB: 2 BB: 1 P: 22	R: 0 E: 0 K: 0 S: 3	H: 0 LOB: 0 BB: 0 P: 6	R: 5 E: 0 K: 2 S: 19	H: 5 LOB: 1 BB: 1 P: 29	R: 3 E: 0 K: 1 S: 15	H: 3 LOB: 1 BB: 2 P: 27	R: 2 E: 0 K: 0 S: 10	H: 3 LOB: 3 BB: 2 P: 23	R: 0 E: 0 K: 0 S: 8	H: 0 LOB: 1 BB: 1 P: 14	1B: 10 2B: 4 3B: 1 HR: 1	SF: 0 SAC: 0 DP: 1 HBP: 0	WP: 0 PB: 0 SB: 1 CS: 0	PA: 47			
PITCHER	IP	WLS	BF	H	R	ER	SO	BB	IBB	HBP	BLK	WP	HR	S	P	ERA	WHIP								
Mac Suzuki, R ERA: 5.25 (1, 1)	5.2	L	27	9	5	5	6	2	0	0	0	0	0	13	22	7.94	1.941								
Paul Spoljarc, L ERA: 5.99 (6, 1)	0.2	6	2	3	3	2	2	2	0	0	0	0	0	11	20	40.50	6.000								
Steve Gajkowski, R ERA: 12.46 (7, 1)	1.0	6	3	2	2	0	1	0	0	0	0	0	0	13	22	18.00	4.000								
Andrew Lorraine, L ERA: (8, 1)	0.1	3	1	0	0	0	1	0	0	0	0	0	0	3	8	0.00	6.000								
59 David Holdridge, R ERA: 5.4 (8, 1)	1.1	5	0	0	0	0	1	0	0	0	0	0	0	9	17	0.00	0.750								
Batter	1	2	3	4	5	6	7	8	9	AB	R	H	RBI	BB	SO	LOB	BOTTOM								
David Bell, R OBP: 0.305, SLG: 0.416 (1, 4)	1-1 G5-3		2-2 F7		2-0 2B			3-3 K		4	0	1	0	0	1	2									
Alex Rodriguez, R OBP: 0.354, SLG: 0.559 (1, 6)	2-1 P3		0-0 P8		0-3 K			0-0 L9		4	0	0	0	0	1	3									
Ken Griffey Jr., L OBP: 0.374, SLG: 0.620 (1, 8)	0-0 G6-3			4-1 G4-3 WP BB		1-0 F7		1-0 P8		3	0	0	0	1	0	1									
Edgar Martinez, R OBP: 0.418, SLG: 0.541 Raul Ibanez, L OBP: 0.297, SLG: 0.528 (9, PH)		1-2 G4-3		2-2 G6-3		2-1 P3		3-2 G1-3		3	0	0	0	0	0	2									
David Segui, S OBP: 0.358, SLG: 0.477 (1, 3)		3-3 K		2-1 G4-3		0-0 L9				3	0	0	0	0	1	1									
Russ Davis, R OBP: 0.309, SLG: 0.456 (1, 5)		2-3 K		1-2 F7		0-0 F7				3	0	0	0	0	1	1									
Dan Wilson, R OBP: 0.304, SLG: 0.392 (1, 2)			4-2 1B BB		3-1 F8		1-0 P3			2	0	0	0	1	0	0									
Charles Gipson, R OBP: 0.325, SLG: 0.257 (1, 9)			1-0 1B		0-3 K		3-2 G6-3			3	0	1	0	0	1	0									
Shane Monahan, L OBP: 0.289, SLG: 0.386 (1, 7)		2-3 K		2-2 L8		2-3 K				3	0	0	0	0	2	2									
Inning Stats	R: 0 E: 0 K: 0 S: 5	H: 0 LOB: 0 BB: 0 P: 8	R: 0 E: 0 K: 2 S: 10	H: 0 LOB: 0 BB: 0 P: 16	R: 0 E: 0 K: 1 S: 11	H: 1 LOB: 2 BB: 1 P: 20	R: 0 E: 0 K: 0 S: 11	H: 0 LOB: 1 BB: 1 P: 20	R: 0 E: 0 K: 1 S: 8	H: 0 LOB: 0 BB: 0 P: 13	R: 0 E: 0 K: 1 S: 7	H: 1 LOB: 1 BB: 0 P: 12	R: 0 E: 0 K: 0 S: 3	H: 0 LOB: 0 BB: 0 P: 4	R: 0 E: 0 K: 2 S: 11	H: 0 LOB: 0 BB: 0 P: 19	R: 0 E: 0 K: 0 S: 6	H: 0 LOB: 0 BB: 0 P: 10	1B: 1 2B: 1 3B: 0 HR: 0	SF: 0 SAC: 0 DP: 0 HBP: 0	WP: 1 PB: 0 SB: 0 CS: 0	PA: 31			
PITCHER	IP	WLS	BF	H	R	ER	SO	BB	IBB	HBP	BLK	WP	HR	S	P	ERA	WHIP								
Wilson Alvarez, L ERA: 4.54 (1, 1)	7.0	W	25	2	0	0	5	2	0	0	0	0	0	55	93	0.00	0.571								
Jim Mecir, R ERA: 3.33 (8, 1)	1.0	3	0	0	0	2	0	0	0	0	0	0	0	11	19	0.00	0.000								
Bryan Rekar, R ERA: 5.13 (9, 1)	1.0	3	0	0	0	0	0	0	0	0	0	0	0	6	10	0.00	0.000								

Tampa Bay Devil Rays @ Seattle Mariners
The Kingdome, Seattle, WA
Tue Sep 08 1998, 10:05 PM EDT
Att: 20,679 - Dome - 72 F

livebaseballscorecards.com

AB	40
R	10
H	15
RBI	10
BB	7
SO	8
LOB	18

Tampa Bay Devil Rays @ Seattle Mariners
The Kingdome, Seattle, WA
Tue Sep 08 1998, 10:05 PM EDT
Att: 20,679 - Dome - 72 F

livebaseballscorecards.com

AB	29
R	0
H	2
RBI	0
BB	2
SO	7
LOB	12

Batter	1	2	3	4	5	6	7	8	9	AB	R	H	RBI	BB	SO	LOB	TOP										
Randy Winn, S OBP: 0.355, SLG: 0.399 (1, 8)	4-1 G5-3 BB	1-1 P8			3-1 G3		3-3 K			3	0	0	0	1	1	4											
Wade Boggs, L OBP: 0.348, SLG: 0.397 (1, 5)	1-3 K		1-1 P3		0-0 FC5-2		0-2 L8			1	0	0	0	0	1	1											
Dave Silvestri, R OBP: 0.111, SLG: 0.111 (3, 5)										3	0	0	0	0	0	1											
Bobby Smith, R OBP: 0.359, SLG: 0.447 (1, 6)	0-1 G5-3		1-1 G3-1 2B		1-3 K			2-0 P9		4	0	1	0	0	1	2											
Fred McGriff, L OBP: 0.358, SLG: 0.433 (1, 10)	2-3 K		3-2 G3-1			3-2 F7		1-0 G4-3		4	0	0	0	0	1	2											
Paul Sorrento, L OBP: 0.314, SLG: 0.409 (1, 3)		4-1 1B BB	1-2 G1-6-3			0-1 G3		0-0 G4-3		3	1	0	0	1	0	1											
Quinton McCracken, S OBP: 0.334, SLG: 0.416 (1, 7)		0-0 1B		2-1 G1-3		2-2 1B 2B			0-2 F7	4	1	2	0	0	0	0											
John Flaherty, R OBP: 0.270, SLG: 0.290 (1, 2)		0-3 K		0-2 G1-3		0-1 1B		0-1 P9		4	0	1	1	0	1	2											
Rich Butler, L OBP: 0.281, SLG: 0.349 (1, 9)		3-1 1B		1-3 K		3-3 K		1-0 L4-3		4	0	1	1	0	2	1											
Miguel Cairo, R OBP: 0.313, SLG: 0.376 (1, 4)		0-0 P1		2-1 G3 FC5-2 1B			0-1 CS 1B			3	0	2	0	0	0	2											
Inning Stats	R: 0 E: 0 K: 2 S: 9	H: 0 LOB: 1 BB: 1 P: 16	R: 1 E: 0 K: 1 S: 10	H: 2 LOB: 2 BB: 1 P: 18	R: 0 E: 0 K: 0 S: 11	H: 1 LOB: 1 BB: 0 P: 17	R: 0 E: 0 K: 1 S: 8	H: 0 LOB: 0 BB: 0 P: 11	R: 0 E: 0 K: 1 S: 8	H: 1 LOB: 1 BB: 0 P: 14	R: 1 E: 0 K: 1 S: 13	H: 2 LOB: 1 BB: 0 P: 21	R: 0 E: 0 K: 1 S: 9	H: 1 LOB: 0 BB: 0 P: 12	R: 0 E: 0 K: 0 S: 3	H: 0 LOB: 0 BB: 0 P: 6	R: 0 E: 0 K: 0 S: 7	H: 0 LOB: 0 BB: 0 P: 8	1B: 5 2B: 2 3B: 0 HR: 0	SF: 0 SAC: 0 DP: 0 HBP: 0	WP: 0 PB: 0 CS: 1	PA: 35					
PITCHER	IP	WLS	BF	H	R	ER	SO	BB	IBB	HBP	BLK	WP	HR	S	P	ERA	WHIP										
Paul Abbott, R ERA: 3.18 (1, 1)	5.2	W	25	6	2	2	5	2	0	0	0	0	0	56	91	3.18	1.412										
Jose Paniagua, R ERA: 1.35 (6, 1)	2.1		7	1	0	0	2	0	0	0	0	0	0	15	24	0.00	0.429										
Mike Timlin, R ERA: 3.11 (9, 1)	1.0	S	3	0	0	0	0	0	0	0	0	0	0	7	8	0.00	0.000										

Tampa Bay Devil Rays @ Seattle Mariners
The Kingdome, Seattle, WA
Wed Sep 09 1998, 6:33 AM EDT
Att: 22,256 - Dome - 72 F

AB 33
R 2
H 7
RBI 2
BB 2
SO 7
LOB 16





Batter	1	2	3	4	5	6	7	8	9	AB	R	H	RBI	BB	SO	LOB	BOTTOM										
Carlos Guillen, S OBP: 0.500, SLG: 0.455 (1, 4)	1-3 K			1-2 1B		0-0 4-3				4	0	1	1	0	2	1											
Alex Rodriguez, R OBP: 0.355, SLG: 0.558 (1, 6)	1-2 1B		0-0 G4-3	2-3 K			0-0 S WP SF7 1B			4	1	2	0	0	1	2											
Ken Griffey Jr., L OBP: 0.373, SLG: 0.617 (1, 8)	2-1 1B		0-2 G6-3		1-2 G3-1		0-3 K			4	0	1	0	0	1	1											
Edgar Martinez, R OBP: 0.417, SLG: 0.540 (1, 10)	2-1 1B		0-0 4-3		2-3 K		3-2 SF7			3	0	1	1	0	1	0											
David Segui, S OBP: 0.361, SLG: 0.480 (1, 3)	0-0 G1-3			1-0 FC1-5 2B	4-2 BB		2-1 1B			3	0	2	0	1	0	2											
Russ Davis, R OBP: 0.309, SLG: 0.454 (1, 5)		1-0 FC1 HBP		0-1 FC1-5 2B 1B	3-2 G5-3		3-3 K			2	2	0	0	0	0	2											
David Bell, R OBP: 0.304, SLG: 0.415 (7, 5)				2-3 1B						1	0	0	0	0	1	1											
Raul Ibanez, L OBP: 0.525 (1, 7)		0-2 FC1 G5-4-3 1H		2-2 1B 2B		0-3 K		0-3 K		4	1	1	1	0	2	0											
Charles Gipson, R OBP: 0.325, SLG: 0.257 (9, 7)				1-3 1B 2B						0	0	0	0	0	0	0											
Joe Oliver, R OBP: 0.272, SLG: 0.327 (1, 2)		0-0 G5-4-3		0-0 1B 1B		0-0 K		0-0 F8		4	0	2	1	0	0	1											
Ryan Radmanovich, L OBP: 0.111, SLG: 0.192 (1, 9)		3-2 HR		1-3 K		3-3 K		0-1 F8		4	1	1	1	0	2	3											
Inning Stats	R: 0 E: 0 K: 1 S: 12	H: 3 LOB: 2 BB: 0 P: 18	R: 2 E: 1 K: 1 S: 12	H: 1 LOB: 0 BB: 0 P: 16	R: 0 E: 0 K: 0 S: 5	H: 0 LOB: 0 BB: 0 P: 5	R: 2 E: 0 K: 2 S: 18	H: 4 LOB: 2 BB: 0 P: 25	R: 0 E: 0 K: 1 S: 12	H: 0 LOB: 1 BB: 1 P: 22	R: 0 E: 0 K: 2 S: 8	H: 1 LOB: 1 BB: 0 P: 11	R: 1 E: 0 K: 2 S: 13	H: 2 LOB: 1 BB: 0 P: 21	R: 0 E: 0 K: 1 S: 6	H: 0 LOB: 0 BB: 0 P: 6	1B: 8 2B: 2 3B: 0 HR: 1	SF: 1 SAC: 0 DP: 1 HBP: 1	WP: 1 PB: 0 CS: 0	PA: 36							
PITCHER	IP	WLS	BF	H	R	ER	SO	BB	IBB	HBP	BLK	WP	HR	S	P	ERA	WHIP										
Rolando Arrojo, R ERA: 3.67 (1, 1)	6.0	L	29	10	5	5	7	1	0	1	0	0	0	68	98	7.50	1.833										
Scott Aldred, L ERA: 3.89 (7, 1)	0.1		1	0	0	0	1	0	0	0	0	0	0	3	3	0.00	0.000										
Esteban Yan, R ERA: 4.04 (7, 1)	0.2		3	1	0	0	1	0	0	0	0	1	0	9	17	0.00	1.500										
Albie Lopez, R ERA: 2.13 (8, 1)	1.0		3	0	0	0	1	0	0	0	0	0	0	6	6	0.00	0.000										

Tampa Bay Devil Rays @ Seattle Mariners
The Kingdome, Seattle, WA
Wed Sep 09 1998, 6:33 AM EDT
Att: 22,256 - Dome - 72 F

AB 33
R 5
H 11
RBI 5
BB 1
SO 10
LOB 13



Batter	1	2	3	4	5	6	7	8	9	AB	R	H	RBI	BB	SO	LOB	TOP				
Mark McLemore, S (1, 4) OBP: 0.383, SLG: 0.337	G6-3		G6-3			E6				3	0	0	0	1	0	0	<p>Texas Rangers @ Tampa Bay Devil Rays Tropicana Field, St. Petersburg, FL Fri Sep 11 1998, 7:05 PM EDT Att: 28,522 - Dome - 72 F</p> <p>livebaseballscorecards.com</p> <p>AB 31 R 2 H 4 RBI 1 BB 4 SO 8 LOB 14</p> 				
Roberto Kelly, R (1, 8) OBP: 0.345, SLG: 0.546	K		K			P2	G5-3			4	0	0	0	0	2	3					
29 Rusty Greer, L (1, 7) OBP: 0.393, SLG: 0.447					F8	FC6-4		P4		4	0	1	0	0	0	1					
Juan Gonzalez, R (1, 9) OBP: 0.363, SLG: 0.624	K			K		G4-3		P6		4	0	0	0	0	2	2					
Will Clark, L (1, 3) OBP: 0.382, SLG: 0.508		K			F7			K		4	1	1	0	0	2	0					
Ivan Rodriguez, R (1, 2) OBP: 0.384, SLG: 0.511						P4		G4-3		3	1	1	0	1	0	0					
Todd Zeile, R (1, 5) Tom Goodwin, L (9, PR) OBP: 0.378, SLG: 0.331	G6-3					F8		1B		4	0	1	0	0	0	3					
Mike Simms, R (1, 10) Luis Alices, S (9, PH) OBP: 0.375, SLG: 0.430	F9						G1-3		1B	0	0	0	0	0	0	0					
Royce Clayton, R (1, 6) Lee Stevens, L (9, PH) OBP: 0.314, SLG: 0.492				F8		G4-3		K		1	0	0	0	2	0	1					
								K		1	0	0	0	0	1	2					
Inning Stats	R: 0 E: 0 K: 2 S: 12	H: 1 LOB: 1 BB: 0 P: 17	R: 0 E: 0 K: 1 S: 7	H: 0 LOB: 1 BB: 1 P: 17	R: 0 E: 0 K: 1 S: 9	H: 0 LOB: 0 BB: 0 P: 15	R: 0 E: 0 K: 1 S: 8	H: 0 LOB: 0 BB: 0 P: 13	R: 0 E: 0 K: 0 S: 6	H: 0 LOB: 1 BB: 1 P: 12	R: 2 E: 0 K: 0 S: 13	H: 2 LOB: 2 BB: 2 P: 23	R: 0 E: 0 K: 1 S: 6	H: 0 LOB: 0 BB: 0 P: 7	R: 0 E: 0 K: 2 S: 12	H: 1 LOB: 2 BB: 0 P: 17	1B: 4 2B: 0 3B: 0 HR: 0	SF: 1 SAC: 0 DP: 0 HBP: 0	WP: 0 PB: 1 CS: 2	PA: 36	
PITCHER	IP	WLS	BF	H	R	ER	SO	BB	IBB	HBP	BLK	WP	HR	S	P	ERA	WHIP				
Tony Saunders, L (1, 1) ERA: 4.18	7.0	W	29	3	2	1	5	4	0	0	0	0	0	62	108	1.29	1.000				
Jim Mead, R (8, 1) ERA: 3.29	1.0		3	0	0	0	1	0	0	0	0	0	0	6	7	0.00	0.000				
Roberto Hernandez, R (9, 1) ERA: 4.32	1.0	S	4	1	0	0	2	0	0	0	0	0	0	12	17	0.00	1.000				

Batter	1	2	3	4	5	6	7	8	9	AB	R	H	RBI	BB	SO	LOB	BOTTOM				
Randy Winn, S (1, 8) OBP: 0.352, SLG: 0.395	G6-3		K			G6-3		SH1-4		3	0	0	0	0	1	1	<p>Texas Rangers @ Tampa Bay Devil Rays Tropicana Field, St. Petersburg, FL Fri Sep 11 1998, 7:05 PM EDT Att: 28,522 - Dome - 72 F</p> <p>livebaseballscorecards.com</p> <p>AB 27 R 3 H 5 RBI 3 BB 3 SO 6 LOB 13</p> 				
Wade Boggs, L (1, 5) OBP: 0.348, SLG: 0.395	G6-3		G3			HR	BB			2	1	0	0	2	0	1					
Bobby Smith, R (1, 6) OBP: 0.358, SLG: 0.454	K				G5-3		HR			4	1	1	2	0	1	2					
Fred McGriff, L (1, 3) OBP: 0.358, SLG: 0.432						K		P5		4	0	1	0	0	2	2					
Paul Sorrento, L (1, 10) Mike Kelly, R (7, PR) OBP: 0.288, SLG: 0.403						P4		1B		3	0	1	0	0	1	1					
Quinton McCracken, S (1, 7) OBP: 0.333, SLG: 0.413										0	1	0	0	0	0	0					
Rich Butler, L (1, 9) OBP: 0.282, SLG: 0.360						G6-3		3B		3	0	1	1	0	0	1					
Mike DiFelice, R (1, 2) OBP: 0.273, SLG: 0.344						F8		P3		2	0	0	0	1	0	2					
Miguel Cairo, R (1, 4) OBP: 0.313, SLG: 0.376										3	0	1	0	0	0	1					
Inning Stats	R: 0 E: 0 K: 1 S: 6	H: 0 LOB: 0 BB: 0 P: 7	R: 0 E: 0 K: 1 S: 9	H: 1 LOB: 1 BB: 0 P: 17	R: 0 E: 0 K: 1 S: 10	H: 0 LOB: 1 BB: 1 P: 16	R: 0 E: 0 K: 1 S: 7	H: 0 LOB: 0 BB: 0 P: 9	R: 0 E: 0 K: 1 S: 5	H: 0 LOB: 0 BB: 0 P: 8	R: 2 E: 0 K: 1 S: 11	H: 1 LOB: 1 BB: 1 P: 20	R: 1 E: 0 K: 0 S: 11	H: 2 LOB: 1 BB: 0 P: 17	R: 0 E: 0 K: 0 S: 5	H: 1 LOB: 2 BB: 1 P: 9	1B: 3 2B: 0 3B: 1 HR: 1	SF: 0 SAC: 1 DP: 0 HBP: 0	WP: 0 PB: 0 CS: 1	PA: 31	
PITCHER	IP	WLS	BF	H	R	ER	SO	BB	IBB	HBP	BLK	WP	HR	S	P	ERA	WHIP				
Todd Stottlemyre, R (1, 1) ERA: 3.98	7.2	L	30	5	3	3	6	2	1	0	0	0	0	63	102	3.52	0.913				
Tony Fossas, L (8, 1) ERA: 7.64	0.1		1	0	0	0	0	0	0	0	0	0	0	1	1	0.00	0.000				

Batter	1	2	3	4	5	6	7	8	9	AB	R	H	RBI	BB	SO	LOB	TOP					
Tom Goodwin, L (1, 8) OBP: 0.380, SLG: 0.334										5	1	3	1	0	1	2						
Mark McLemore, S (1, 4) OBP: 0.381, SLG: 0.338										5	0	1	2	0	1	5						
29 Rusty Greer, L (1, 7) OBP: 0.390, SLG: 0.443										5	0	0	0	0	0	2						
Juan Gonzalez, R (1, 9) OBP: 0.363, SLG: 0.622										5	2	2	0	0	0	2						
Will Clark, L (1, 3) OBP: 0.384, SLG: 0.509										1	0	1	0	0	0	0						
Mike Simms, R (4, 3) OBP: 0.381, SLG: 0.612										3	1	1	2	0	2	1						
John Wetteland, R (9, 1)										0	0	0	0	0	0	0						
Ivan Rodriguez, R (1, 2) OBP: 0.386, SLG: 0.517										4	2	2	1	1	0	3						
Lee Stevens, L (1, 10) OBP: 0.318, SLG: 0.490										3	1	1	0	2	1	1						
Todd Zeile, R (1, 5) OBP: 0.343, SLG: 0.427										4	0	1	2	1	0	2						
Royce Clayton, R (1, 6) OBP: 0.311, SLG: 0.355										4	1	3	0	1	0	2						
Inning Stats	R: 0 E: 0 K: 0 S: 10	H: 1 LOB: 1 BB: 0 P: 14	R: 1 E: 0 K: 0 S: 9	H: 2 LOB: 3 BB: 3 P: 25	R: 0 E: 0 K: 0 S: 7	H: 1 LOB: 1 BB: 0 P: 14	R: 0 E: 0 K: 0 S: 9	H: 2 LOB: 1 BB: 0 P: 15	R: 3 E: 0 K: 1 S: 16	H: 3 LOB: 1 BB: 0 P: 27	R: 2 E: 0 K: 0 S: 14	H: 3 LOB: 1 BB: 0 P: 26	R: 0 E: 1 K: 2 S: 14	H: 1 LOB: 1 BB: 0 P: 21	R: 0 E: 0 K: 1 S: 8	H: 1 LOB: 0 BB: 0 P: 12	R: 2 E: 1 K: 1 S: 18	H: 1 LOB: 2 BB: 2 P: 31	1B: 10 2B: 3 3B: 0 HR: 2	SF: 0 SAC: 0 DP: 3 HBP: 1	WP: 0 PB: 0 SB: 1 CS: 1	PA: 46
PITCHER	IP	WLS	BF	H	R	ER	SO	BB	IBB	HBP	BLK	WP	HR	S	P	ERA	WHIP					
Julio Santana, R (1, 1) ERA: 4.03	5.1	L	28	11	6	6	1	3	0	1	0	0	2	58	109	10.12	2.625					
Esteban Yan, R (6, 1) ERA: 3.95	1.2		8	3	0	0	2	0	0	0	0	0	0	24	37	0.00	1.800					
Scott Aldred, L (8, 1) ERA: 3.68	1.1		3	0	0	0	1	0	0	0	0	0	0	8	13	0.00	0.000					
Albie Lopez, R (9, 1) ERA: 2.13	0.1		5	1	2	0	1	2	0	0	0	0	0	13	24	0.00	9.000					
Rick White, R (9, 1) ERA: 4.21	0.1		1	0	0	0	0	0	0	0	0	0	0	2	2	0.00	0.000					

Texas Rangers @ Tampa Bay Devil Rays
Tropicana Field, St. Petersburg, FL
Sat Sep 12 1998, 7:05 PM EDT
Att: 31,278 - Dome - 72 F

AB 39
R 8
H 15
RBI 8
BB 5
SO 5
LOB 20



Batter	1	2	3	4	5	6	7	8	9	AB	R	H	RBI	BB	SO	LOB	BOTTOM					
Quinton McCracken, S (1, 8) OBP: 0.337, SLG: 0.420										4	2	3	0	1	0	0						
Wade Boggs, L (1, 5) OBP: 0.346, SLG: 0.393										5	0	1	0	0	0	4						
Bobby Smith, R (1, 6) OBP: 0.356, SLG: 0.450										5	0	1	1	0	3	4						
Fred McGriff, L (1, 3) OBP: 0.358, SLG: 0.434										4	0	2	1	0	0	3						
Bubba Trammell, R (1, 7) OBP: 0.335, SLG: 0.556										3	0	1	0	1	0	1						
Paul Sorrento, L (1, 10) OBP: 0.312, SLG: 0.404										4	0	0	0	0	2	6						
Rich Butler, L (1, 9) OBP: 0.281, SLG: 0.354										3	0	0	0	1	0	0						
John Flaherty, R (1, 2) OBP: 0.269, SLG: 0.289										4	0	1	0	0	0	2						
Miguel Cairo, R (1, 4) OBP: 0.312, SLG: 0.373										3	0	0	0	1	0	1						
Inning Stats	R: 0 E: 0 K: 1 S: 8	H: 0 LOB: 0 BB: 0 P: 10	R: 0 E: 0 K: 1 S: 11	H: 1 LOB: 2 BB: 1 P: 23	R: 1 E: 0 K: 1 S: 14	H: 2 LOB: 3 BB: 2 P: 27	R: 0 E: 0 K: 0 S: 8	H: 0 LOB: 0 BB: 0 P: 13	R: 1 E: 0 K: 1 S: 16	H: 3 LOB: 2 BB: 0 P: 25	R: 0 E: 0 K: 0 S: 8	H: 1 LOB: 0 BB: 0 P: 12	R: 0 E: 0 K: 0 S: 5	H: 1 LOB: 1 BB: 0 P: 5	R: 0 E: 0 K: 0 S: 9	H: 0 LOB: 0 BB: 0 P: 13	R: 0 E: 0 K: 1 S: 12	H: 1 LOB: 2 BB: 1 P: 17	1B: 6 2B: 3 3B: 0 HR: 0	SF: 0 SAC: 0 DP: 1 HBP: 0	WP: 0 PB: 0 SB: 0 CS: 0	PA: 39
PITCHER	IP	WLS	BF	H	R	ER	SO	BB	IBB	HBP	BLK	WP	HR	S	P	ERA	WHIP					
Rick Helling, R (1, 1) ERA: 4.3	8.0	W	34	8	2	2	4	3	0	0	0	0	0	79	128	2.25	1.375					
John Wetteland, R (9, 1) ERA: 1.77	1.0		5	1	0	0	1	1	0	0	0	0	0	12	17	0.00	2.000					

Texas Rangers @ Tampa Bay Devil Rays
Tropicana Field, St. Petersburg, FL
Sat Sep 12 1998, 7:05 PM EDT
Att: 31,278 - Dome - 72 F

AB 35
R 2
H 9
RBI 2
BB 4
SO 5
LOB 21



Batter	1	2	3	4	5	6	7	8	9	AB	R	H	RBI	BB	SO	LOB	TOP					
Tom Goodwin, L (1, 8) OBP: 0.378, SLG: 0.333	G5-3		G4-3				G3		G4-3	5	0	1	0	0	0	2						
Mark McLemore, S (1, 4) OBP: 0.380, SLG: 0.337	G5-3		G4-3					F7		4	0	1	0	0	0	0						
29 Rusty Greer, L (1, 7) OBP: 0.391, SLG: 0.449	P5		HR					HR		4	2	2	1	0	0	2						
Juan Gonzalez, R (1, 9) OBP: 0.364, SLG: 0.626		2B	HR				G5-3	G5-3		4	2	2	2	0	0	0						
Ivan Rodriguez, R (1, 2) OBP: 0.365, SLG: 0.517		2B	F9				G6-3	L7		4	0	1	0	0	0	0						
Lee Stevens, L (1, 3) OBP: 0.320, SLG: 0.489		F7							G1	3	0	1	0	1	1	2						
Todd Zeile, R (1, 5) OBP: 0.341, SLG: 0.425	SF7								L8	3	0	0	1	0	0	2						
Mike Simms, R (1, 10) OBP: 0.375, SLG: 0.601										3	0	0	0	0	0	1						
Luis Alices, S (9, PH) OBP: 0.375, SLG: 0.430	P3									0	0	0	0	0	1	0						
Royce Clayton, R (1, 6) OBP: 0.310, SLG: 0.360										4	1	1	1	0	0	2						
Inning Stats	R: 0 E: 0 K: 0 S: 6	H: 0 LOB: 0 BB: 0 P: 11	R: 1 E: 0 K: 0 S: 14	H: 2 LOB: 1 BB: 0 P: 21	R: 3 E: 0 K: 0 S: 17	H: 3 LOB: 0 BB: 0 P: 26	R: 0 E: 0 K: 1 S: 7	H: 0 LOB: 0 BB: 0 P: 13	R: 0 E: 0 K: 0 S: 8	H: 2 LOB: 1 BB: 1 P: 13	R: 0 E: 0 K: 0 S: 11	H: 0 LOB: 1 BB: 1 P: 20	R: 0 E: 0 K: 0 S: 6	H: 0 LOB: 0 BB: 0 P: 10	R: 1 E: 0 K: 0 S: 11	H: 1 LOB: 0 BB: 0 P: 17	R: 0 E: 0 K: 0 S: 11	H: 1 LOB: 2 BB: 1 P: 18	1B: 5 2B: 1 3B: 0 HR: 3	SF: 1 SAC: 0 DP: 1 HBP: 0	WP: 0 PB: 0 SB: 0 CS: 0	PA: 37
PITCHER	IP	WLS	BF	H	R	ER	SO	BB	IBB	HBP	BLK	WP	HR	S	P	ERA	WHIP					
Bryan Rekar, R (1, 1) ERA: 5.32	4.1		20	7	4	4	1	0	0	0	0	0	2	51	83	8.31	1.615					
Rick White, R (5, 1) ERA: 4.1	1.2	W	5	0	0	0	0	1	0	0	0	0	0	12	21	0.00	0.600					
Jim Mecir, R (7, 1) ERA: 3.32	2.0		7	1	1	1	0	0	0	0	0	0	1	17	27	4.50	0.500					
Roberto Hernandez, R (9, 1) ERA: 4.26	1.0		5	1	0	0	0	1	0	0	0	0	0	11	18	0.00	2.000					

Texas Rangers @ Tampa Bay Devil Rays
Tropicana Field, St. Petersburg, FL
Sun Sep 13 1998, 3:33 AM EDT
Att: 34,007 - Dome - 72 F

AB 34
R 5
H 9
RBI 5
BB 2
SO 1
LOB 11



Batter	1	2	3	4	5	6	7	8	9	AB	R	H	RBI	BB	SO	LOB	BOTTOM					
Quinton McCracken, S (1, 8) OBP: 0.337, SLG: 0.419	G4-3									3	1	1	1	1	0	0						
Wade Boggs, L (1, 10) OBP: 0.348, SLG: 0.401		FC4-6								4	1	2	4	1	0	1						
Bobby Smith, R (1, 5) OBP: 0.356, SLG: 0.458	FC4-6									5	1	2	1	0	1	3						
Fred McGriff, L (1, 3) OBP: 0.361, SLG: 0.436										5	1	3	0	0	1	1						
Bubba Trammell, R (1, 7) OBP: 0.344, SLG: 0.566										4	1	3	1	0	0	2						
Randy Winn, S (6, PR) OBP: 0.351, SLG: 0.394	FC6-4									1	0	0	0	0	0	0						
Rich Butler, L (1, 9) OBP: 0.279, SLG: 0.350										2	0	0	0	0	1	1						
Mike Kelly, R (5, PH) OBP: 0.288, SLG: 0.402										3	1	1	0	0	2	2						
Aaron Ledesma, R (1, 6) OBP: 0.351, SLG: 0.396										4	1	1	0	0	1	4						
Miguel Cairo, R (1, 4) OBP: 0.314, SLG: 0.374										4	2	2	1	0	1	0						
Mike DiFelice, R (1, 2) OBP: 0.276, SLG: 0.346										4	1	2	2	0	2	0						
Inning Stats	R: 0 E: 0 K: 0 S: 8	H: 1 LOB: 2 BB: 1 P: 15	R: 6 E: 0 K: 1 S: 24	H: 6 LOB: 1 BB: 1 P: 33	R: 0 E: 0 K: 1 S: 9	H: 0 LOB: 0 BB: 0 P: 10	R: 0 E: 0 K: 0 S: 6	H: 1 LOB: 1 BB: 0 P: 9	R: 3 E: 0 K: 2 S: 16	H: 5 LOB: 2 BB: 0 P: 22	R: 0 E: 0 K: 1 S: 10	H: 2 LOB: 2 BB: 0 P: 15	R: 0 E: 0 K: 2 S: 11	H: 1 LOB: 1 BB: 0 P: 15	R: 1 E: 0 K: 2 S: 11	H: 1 LOB: 0 BB: 0 P: 15	1B: 14 2B: 1 3B: 0 HR: 2	SF: 1 SAC: 0 DP: 1 HBP: 0	WP: 1 PB: 0 SB: 0 CS: 0	PA: 42		
PITCHER	IP	WLS	BF	H	R	ER	SO	BB	IBB	HBP	BLK	WP	HR	S	P	ERA	WHIP					
Esteban Loaiza, R (1, 1) ERA: 4.73	1.2	L	14	7	6	6	0	2	0	0	0	0	0	3	5	0.00	0.000					
Tony Fossas, L (2, 1) ERA: 7.5	0.1		1	0	0	0	1	0	0	0	0	0	0	3	5	0.00	0.000					
Al Levine, R (3, 1) ERA: 4.33	2.1		12	5	3	3	2	0	0	0	0	0	0	26	33	11.57	2.143					
Greg Cadaret, L (5, 1) ERA: 4.12	0.1		2	1	0	0	0	0	0	0	0	0	0	2	3	0.00	3.000					
Tim Crabtree, R (5, 1) ERA: 3.94	2.0		8	3	0	0	4	0	0	0	0	0	0	21	31	0.00	1.500					
PITCHER	IP	WLS	BF	H	R	ER	SO	BB	IBB	HBP	BLK	WP	HR	S	P	ERA	WHIP					
Eric Gunderson, L (7, 1) ERA: 4.75	1.1		5	1	1	1	2	0	0	0	0	0	1	1	19	6.75	0.750					

Texas Rangers @ Tampa Bay Devil Rays
Tropicana Field, St. Petersburg, FL
Sun Sep 13 1998, 3:33 AM EDT
Att: 34,007 - Dome - 72 F

AB 39
R 10
H 17
RBI 10
BB 2
SO 9
LOB 14



Batter	1	2	3	4	5	6	7	8	9	AB	R	H	RBI	BB	SO	LOB	TOP		
Gregg Jefferies, S (1, 3) OBP: 0.333, SLG: 0.402 Chris Pritchett, L (8, PR) OBP: 0.400, SLG: 0.482 (8, 3)	F9		G5-3			G1-3		BB 1B	K	4	0	1	0	0	0	0			
Randy Velarde, R (1, 4) OBP: 0.386, SLG: 0.386	K		K			E6		1B SF8 BB	K	4	1	0	0	1	3	2			
Tim Salmon, R (1, 10) OBP: 0.411, SLG: 0.549	BB 1B				1B 1B	E6 FC6-4		2B 1B	G6-3	5	1	3	1	0	0	3			
Jim Edmonds, L (1, 8) OBP: 0.369, SLG: 0.501	BB				16 G4-6-3 1B	K		SF8		2	0	1	1	1	1	2			
Todd Greene, R (1, 7) OBP: 0.340, SLG: 0.392 Reggie Williams, S (8, PR) OBP: 0.500, SLG: 0.517 (8, 7)	F8				P4	FC6-4		3-H 1-H 16 E 2B		4	0	1	1	0	0	6			
16 Garrett Anderson, L (1, 9) OBP: 0.337, SLG: 0.470		G4-3			G4-6-3			F8	E7	4	0	1	1	0	0	2			
Troy Glaus, R (1, 5) OBP: 0.287, SLG: 0.304 Orlando Palmeiro, L (8, PH) OBP: 0.407, SLG: 0.410 Craig Shipley, R (8, 5) OBP: 0.326, SLG: 0.391	K					K		F9	P6	3	0	0	0	0	2	0			
Matt Walbeck, S (1, 2) OBP: 0.309, SLG: 0.348	F9					L6		K2-3	1B 2B	4	0	1	0	0	1	0			
Gary Disarcina, R (1, 6) OBP: 0.319, SLG: 0.385			G6-3			G3		G4-3	DI 1B	4	0	1	0	0	0	0			
Inning Stats	R: 0 H: 1 E: 0 K: 1 S: 11	H: 1 LOB: 2 BB: 1 P: 21	R: 0 H: 0 E: 0 K: 1 S: 6	H: 0 LOB: 0 BB: 0 P: 6	R: 0 H: 0 E: 0 K: 1 S: 11	H: 0 LOB: 0 BB: 0 P: 14	R: 0 H: 2 E: 0 K: 0 S: 7	H: 1 LOB: 1 BB: 0 P: 12	R: 0 H: 0 E: 0 K: 1 S: 10	H: 0 LOB: 2 BB: 0 P: 15	R: 0 H: 0 E: 0 K: 1 S: 9	H: 0 LOB: 0 BB: 0 P: 16	R: 4 H: 4 E: 1 K: 0 S: 16	H: 4 LOB: 3 BB: 1 P: 25	R: 0 H: 2 E: 0 K: 2 S: 17	H: 2 LOB: 2 BB: 0 P: 27	1B: 6 2B: 3 HR: 0	SF: 1 SAC: 0 DP: 1 HBP: 0	WP: 0 PA: 39 PB: 0 CS: 0
PITCHER	IP	WLS	BF	H	R	ER	SO	BB	IBB	HBP	BLK	WP	HR	S	P	ERA	WHIP		
Wilson Alvarez, L (1, 1) ERA: 4.42	7.1		29	4	2	2	6	2	0	0	0	0	0	67	106	2.46	0.818		
Albie Lopez, R (8, 1) ERA: 2.39	0.1	L	3	2	1	1	0	0	0	0	0	0	0	6	10	27.00	6.000		
Scott Aldred, L (8, 1) ERA: 3.68	0.0		1	1	1	1	0	0	0	0	0	0	0	2	3	∞	∞		
Esteban Yan, R (8, 1) ERA: 3.89	1.1		6	2	0	0	2	0	0	0	0	0	0	20	30	0.00	1.500		

Anaheim Angels @ Tampa Bay Devil Rays
Tropicana Field, St. Petersburg, FL
Mon Sep 14 1998, 7:05 PM EDT
Att: 24,279 - Dome - 72 F

AB 36
R 4
H 9
RBI 4
BB 2
SO 8
LOB 20



Batter	1	2	3	4	5	6	7	8	9	AB	R	H	RBI	BB	SO	LOB	BOTTOM		
Quinton McCracken, S (1, 8) OBP: 0.337, SLG: 0.420 (7, 7)	F7		G3-1				K			4	0	1	0	0	1	2			
Wade Boggs, L (1, 10) OBP: 0.348, SLG: 0.402	2B				G6-3	F8	K			4	0	1	0	0	1	3			
Bobby Smith, R (1, 5) OBP: 0.352, SLG: 0.453	K					G4-3	K			4	0	0	0	0	3	3			
Fred McGriff, L (1, 3) OBP: 0.361, SLG: 0.435	G4-3				E 1B BB	1B 1B	G4-3	G4-3		3	2	1	0	1	0	1			
Bubba Trammell, R (1, 7) OBP: 0.344, SLG: 0.562 Mike Kelly, R (6, PR) OBP: 0.287, SLG: 0.401 (7, 9)	G1-3				E5 1B	1B 1B	P6	P6		3	0	1	0	0	0	1			
Paul Sorrento, L (1, 9) OBP: 0.314, SLG: 0.406 Randy Winn, S (6, PR) OBP: 0.350, SLG: 0.393 (7, 8)	K				1B	G6-4-3 1B	G4-3	G4-3		3	0	2	2	0	1	0			
Aaron Ledesma, R (1, 6) OBP: 0.345, SLG: 0.389	P3				G6-3	G6-4-3		K		4	0	0	0	0	1	4			
John Flaherty, R (1, 2) OBP: 0.269, SLG: 0.289			P4			L1		P4		4	0	1	0	0	0	0			
Miguel Cairo, R (1, 4) OBP: 0.311, SLG: 0.371			G3-1			G6-3		K		4	0	0	0	0	1	1			
Inning Stats	R: 0 H: 1 E: 1 K: 3 S: 9	H: 1 LOB: 1 BB: 0 P: 16	R: 0 H: 0 E: 0 K: 1 S: 5	H: 0 LOB: 0 BB: 0 P: 7	R: 0 H: 0 E: 0 K: 0 S: 5	H: 0 LOB: 0 BB: 0 P: 8	R: 1 H: 1 E: 1 K: 1 S: 10	H: 1 LOB: 2 BB: 1 P: 20	R: 0 H: 3 E: 0 K: 0 S: 14	H: 3 LOB: 2 BB: 0 P: 25	R: 0 H: 1 E: 1 K: 3 S: 12	H: 1 LOB: 2 BB: 0 P: 17	R: 0 H: 0 E: 0 K: 0 S: 9	H: 0 LOB: 0 BB: 0 P: 15	R: 0 H: 0 E: 0 K: 2 S: 13	H: 0 LOB: 0 BB: 0 P: 20	1B: 5 2B: 2 HR: 0	SF: 0 SAC: 0 DP: 1 HBP: 0	WP: 0 PA: 36 PB: 0 CS: 0
PITCHER	IP	WLS	BF	H	R	ER	SO	BB	IBB	HBP	BLK	WP	HR	S	P	ERA	WHIP		
Omar Olivares, R (1, 1) ERA: 3.91	6.0		25	6	2	1	3	1	0	0	0	0	0	52	92	1.50	1.167		
Shigetoshi Hasegawa, R (7, 1) ERA: 2.89	2.0	W	8	1	0	0	3	0	0	0	0	0	0	21	32	0.00	0.500		
Troy Percival, R (8, 1) ERA: 3.5	1.0	S	3	0	0	0	2	0	0	0	0	0	0	13	20	0.00	0.000		

Anaheim Angels @ Tampa Bay Devil Rays
Tropicana Field, St. Petersburg, FL
Mon Sep 14 1998, 7:05 PM EDT
Att: 24,279 - Dome - 72 F

AB 35
R 2
H 7
RBI 2
BB 1
SO 8
LOB 15



Batter	1	2	3	4	5	6	7	8	9	AB	R	H	RBI	BB	SO	LOB	TOP								
Orlando Palmeiro, L (1, 7) OBP: 0.406, SLG: 0.404	G4-3		SH1-3			G5-3	G4-6-3			2	1	0	0	1	0	2	Anaheim Angels @ Tampa Bay Devil Rays Tropicana Field, St. Petersburg, FL Tue Sep 15 1998, 7:05 PM EDT Att: 24,347 - Dome - 72 F livebaseballscorecards.com								
Randy Velarde, R (1, 4) OBP: 0.380, SLG: 0.378 Norberto Martin, R (7, 4) OBP: 0.240, SLG: 0.249	G6-3		G2-3			G5-3		G1-3		3	0	0	0	0	0	2									
Jim Edmonds, L (1, 8) OBP: 0.370, SLG: 0.503			K			E6		F7		4	0	2	0	0	1	1									
Tim Salmon, R (1, 10) OBP: 0.410, SLG: 0.547 Mark Johnson, L (8, PH)					K	G6-3		G4-1		2	0	0	1	0	1	1									
16 Garret Anderson, L (1, 9) OBP: 0.336, SLG: 0.468	P4				G3-1	E4				4	0	1	0	0	0	3									
Chris Pritchett, L (1, 3)		F7			L3	F8		G6-4-3		4	0	0	0	0	0	3									
Craig Shipley, R (1, 5) OBP: 0.320, SLG: 0.382 Reggie Williams, S (9, PH) OBP: 0.486, SLG: 0.500		K			G6-3			K		3	0	0	0	0	1	0									
Charlie O'Brien, R (1, 2) OBP: 0.300, SLG: 0.377 Matt Walbeck, S (7, PH) OBP: 0.311, SLG: 0.348		G1-3			G5-3					2	0	0	0	0	0	0									
Gary Disarcina, R (1, 6) OBP: 0.321, SLG: 0.387 13 Justin Baughman, R (8, 6) OBP: 0.269, SLG: 0.314					K					3	0	2	0	0	1	0									
			G2-3							0	0	0	0	0	0	0									
Inning Stats	R: 0 E: 0 K: 0 S: 9	H: 1 LOB: 2 BB: 0 P: 16	R: 0 E: 0 K: 1 S: 8	H: 0 LOB: 0 BB: 0 P: 9	R: 0 E: 0 K: 1 S: 12	H: 1 LOB: 1 BB: 0 P: 14	R: 0 E: 0 K: 1 S: 6	H: 0 LOB: 0 BB: 0 P: 9	R: 0 E: 0 K: 1 S: 5	H: 0 LOB: 0 BB: 0 P: 7	R: 1 E: 2 K: 0 S: 14	H: 1 LOB: 2 BB: 1 P: 22	R: 0 E: 0 K: 0 S: 9	H: 1 LOB: 1 BB: 1 P: 15	R: 0 E: 0 K: 0 S: 5	H: 0 LOB: 0 BB: 0 P: 6	R: 0 E: 0 K: 1 S: 13	H: 1 LOB: 0 BB: 0 P: 19	1B: 4 2B: 1 3B: 0 HR: 0	SF: 0 SAC: 1 DP: 2 HBP: 1	WP: 0 PB: 0 SB: 0 CS: 0	PA: 34			
PITCHER	IP	WLS	BF	H	R	ER	SO	BB	IBB	HBP	BLK	WP	HR	S	P	ERA	WHIP								
Rolando Arrojo, R (1, 1) ERA: 3.54	7.0	W	28	4	1	0	4	2	0	1	0	0	0	63	92	0.00	0.857								
Jim Mecir, R (8, 1) ERA: 3.28	1.0		3	0	0	0	0	0	0	0	0	0	0	5	6	0.00	0.000								
Rick White, R (9, 1) ERA: 4.03	1.0		3	1	0	0	1	0	0	0	0	0	0	13	19	0.00	1.000								

Batter	1	2	3	4	5	6	7	8	9	AB	R	H	RBI	BB	SO	LOB	BOTTOM								
Quinton McCracken, S (1, 8) OBP: 0.337, SLG: 0.419	F8		F8			FC5-4		G1-3		5	1	2	1	0	0	0	Anaheim Angels @ Tampa Bay Devil Rays Tropicana Field, St. Petersburg, FL Tue Sep 15 1998, 7:05 PM EDT Att: 24,347 - Dome - 72 F livebaseballscorecards.com								
Wade Boggs, L (1, 10) OBP: 0.351, SLG: 0.403			F7			FC5-4		G5-3		4	1	2	2	1	0	0									
Bobby Smith, R (1, 5) OBP: 0.353, SLG: 0.449						FC5-4				3	0	0	0	2	1	4									
Fred McGriff, L (1, 3) OBP: 0.359, SLG: 0.432						FC5-4				4	0	0	0	0	2	6									
Paul Sorrento, L (1, 9) OBP: 0.314, SLG: 0.406 Mike Kelly, R (6, PR) OBP: 0.286, SLG: 0.399						FC5-4				3	0	1	0	0	0	2									
Aaron Ledesma, R (1, 6) OBP: 0.347, SLG: 0.395						FC5-4				1	1	0	0	0	0	0									
Rich Butler, L (1, 7) OBP: 0.283, SLG: 0.369						FC5-4				4	2	2	2	0	0	1									
John Flaherty, R (1, 2) OBP: 0.272, SLG: 0.287						FC5-4				2	1	0	0	1	1	1									
Miguel Cairo, R (1, 4) OBP: 0.311, SLG: 0.372						FC5-4				4	1	1	0	0	0	3									
						FC5-4																			
Inning Stats	R: 1 E: 0 K: 0 S: 9	H: 0 LOB: 1 BB: 2 P: 21	R: 0 E: 0 K: 1 S: 7	H: 0 LOB: 0 BB: 0 P: 10	R: 0 E: 0 K: 0 S: 8	H: 0 LOB: 0 BB: 0 P: 13	R: 0 E: 0 K: 0 S: 6	H: 0 LOB: 1 BB: 1 P: 12	R: 3 E: 1 K: 1 S: 12	H: 4 LOB: 1 BB: 0 P: 16	R: 4 E: 0 K: 1 S: 21	H: 5 LOB: 2 BB: 1 P: 38	R: 0 E: 0 K: 0 S: 11	H: 1 LOB: 2 BB: 0 P: 16	R: 0 E: 0 K: 1 S: 10	H: 0 LOB: 0 BB: 0 P: 17	1B: 7 2B: 2 3B: 0 HR: 1	SF: 0 SAC: 0 DP: 0 HBP: 1	WP: 2 PB: 0 SB: 1 CS: 0	PA: 39					
PITCHER	IP	WLS	BF	H	R	ER	SO	BB	IBB	HBP	BLK	WP	HR	S	P	ERA	WHIP								
Jeff Juden, R (1, 1) ERA: 5.8	5.0	L	24	6	7	6	2	3	0	0	0	1	1	10	21	0.00	9.000								
Mike Fetters, R (6, 1) ERA: 4.45	0.1		4	2	0	0	0	1	0	0	0	1	1	10	21	0.00	9.000								
Allen Watson, L (6, 1) ERA: 6.14	0.2		3	1	1	1	1	0	0	0	0	0	0	6	10	13.50	1.500								
Jason Dickson, R (7, 1) ERA: 6.31	1.0		5	1	0	0	0	0	0	1	0	0	0	11	16	0.00	1.000								
Trevor Wilson, L (8, 1) ERA: 4.5	1.0		3	0	0	0	1	0	0	0	0	0	0	10	17	0.00	0.000								

Batter	1	2	3	4	5	6	7	8	9	AB	R	H	RBI	BB	SO	LOB	TOP					
Chuck Knoblauch, R OBP: 0.359, SLG: 0.407 (1, 4)										4	0	1	0	1	0	6	New York Yankees @ Tampa Bay Devil Rays Tropicana Field, St. Petersburg, FL Thu Sep 17 1998, 7:05 PM EDT Att: 38,820 - Dome - 72 F livebaseballscorecards.com					
2 Derek Jeter, R OBP: 0.383, SLG: 0.484 (1, 6)										5	0	1	0	0	1	3						
Paul O'Neill, L OBP: 0.376, SLG: 0.517 (1, 9)										4	0	3	0	0	1	0						
Shane Spencer, R OBP: 0.364, SLG: 0.641 (8, 9)										0	0	0	0	1	0	0						
Bernie Williams, S OBP: 0.419, SLG: 0.586 (1, 8)										4	1	1	1	1	1	5						
Tino Martinez, L OBP: 0.358, SLG: 0.499 (1, 3)										5	1	1	0	0	0	5						
Chili Davis, S OBP: 0.378, SLG: 0.400 (1, 10)										5	0	3	0	0	1	3						
Tim Lincecum, S OBP: 0.392, SLG: 0.380 (1, 7)										3	1	2	1	1	1	1						
Chad Curtis, R OBP: 0.352, SLG: 0.359 (7, 7)										0	0	0	0	0	0	0						
20 Jorge Posada, S OBP: 0.354, SLG: 0.492 (1, 2)										4	1	2	2	0	0	4						
Scott Brosius, R OBP: 0.371, SLG: 0.470 (1, 5)										3	0	2	0	1	0	1						
Inning Stats	R: 0 E: 0 K: 0 S: 9	H: 2 LOB: 1 BB: 0 P: 14	R: 1 E: 0 K: 0 S: 11	H: 3 LOB: 2 BB: 1 P: 22	R: 0 E: 0 K: 2 S: 12	H: 1 LOB: 1 BB: 0 P: 14	R: 0 E: 0 K: 0 S: 10	H: 3 LOB: 2 BB: 0 P: 17	R: 0 E: 0 K: 0 S: 12	H: 2 LOB: 2 BB: 0 P: 17	R: 2 E: 0 K: 0 S: 12	H: 2 LOB: 1 BB: 1 P: 20	R: 1 E: 0 K: 2 S: 10	H: 2 LOB: 1 BB: 0 P: 17	R: 0 E: 0 K: 0 S: 8	H: 1 LOB: 1 BB: 1 P: 18	R: 0 E: 0 K: 1 S: 8	H: 0 LOB: 1 BB: 2 P: 19	1B: 12 2B: 2 3B: 0 HR: 2	SF: 0 SAC: 0 DP: 5 HBP: 0	WP: 0 SB: 0 CS: 0	PA: 42
PITCHER	IP	WLS	BF	H	R	ER	SO	BB	IBB	HBP	BLK	WP	HR	S	P	ERA	WHIP					
Julio Santana, R ERA: 4.08 (1, 1)	5.0	L	26	12	3	3	2	2	0	0	0	0	1	59	94	5.40	2.800					
Esteban Yan, R ERA: 3.9 (6, 1)	2.0		8	3	1	1	2	0	0	0	0	0	1	17	27	4.50	1.500					
Rick White, R ERA: 3.96 (8, 1)	1.0		4	1	0	0	0	1	0	0	0	0	0	8	18	0.00	2.000					
Dennis Springer, R ERA: 5.66 (9, 1)	1.0		4	0	0	0	1	2	0	0	0	0	0	8	19	0.00	2.000					

Batter	1	2	3	4	5	6	7	8	9	AB	R	H	RBI	BB	SO	LOB	BOTTOM					
Randy Winn, S OBP: 0.348, SLG: 0.388 (1, 8)										3	0	1	0	1	0	0	New York Yankees @ Tampa Bay Devil Rays Tropicana Field, St. Petersburg, FL Thu Sep 17 1998, 7:05 PM EDT Att: 38,820 - Dome - 72 F livebaseballscorecards.com					
Quinton McCracken, S OBP: 0.334, SLG: 0.415 (1, 7)										4	0	0	0	0	2	3						
Wade Boggs, L OBP: 0.348, SLG: 0.399 (1, 5)										4	0	0	0	0	0	0						
Fred McGriff, L OBP: 0.359, SLG: 0.432 (1, 3)										4	0	0	0	0	1	0						
Paul Sorrento, L OBP: 0.314, SLG: 0.404 (1, 10)										2	0	0	0	1	1	0						
Dave Silvestri, R OBP: 0.100, SLG: 0.100 (9, PH)										1	0	0	0	0	1	0						
Aaron Ledesma, R OBP: 0.350, SLG: 0.404 (1, 6)										3	0	1	0	0	1	1						
Rich Butler, L OBP: 0.279, SLG: 0.363 (1, 9)										3	0	0	0	0	0	1						
John Flaherty, R OBP: 0.269, SLG: 0.284 (1, 2)										3	0	0	0	0	0	0						
Miguel Cairo, R OBP: 0.306, SLG: 0.367 (1, 4)										3	0	0	0	0	0	1						
Inning Stats	R: 0 E: 0 K: 1 S: 10	H: 0 LOB: 0 BB: 0 P: 14	R: 0 E: 0 K: 0 S: 10	H: 1 LOB: 1 BB: 0 P: 15	R: 0 E: 0 K: 0 S: 8	H: 1 LOB: 1 BB: 0 P: 10	R: 0 E: 0 K: 2 S: 12	H: 0 LOB: 1 BB: 1 P: 21	R: 0 E: 0 K: 0 S: 4	H: 0 LOB: 0 BB: 0 P: 6	R: 0 E: 0 K: 0 S: 5	H: 0 LOB: 0 BB: 0 P: 6	R: 0 E: 0 K: 1 S: 10	H: 0 LOB: 0 BB: 0 P: 15	R: 0 E: 1 K: 1 S: 11	H: 0 LOB: 2 BB: 1 P: 18	R: 0 E: 0 K: 1 S: 7	H: 0 LOB: 0 BB: 0 P: 11	1B: 2 2B: 0 3B: 0 HR: 0	SF: 0 SAC: 0 DP: 0 HBP: 0	WP: 0 SB: 0 CS: 0	PA: 32
PITCHER	IP	WLS	BF	H	R	ER	SO	BB	IBB	HBP	BLK	WP	HR	S	P	ERA	WHIP					
Hideki Irabu, R ERA: 4.2 (1, 1)	8.0	W	29	2	0	0	5	2	0	0	0	0	0	70	105	0.00	0.500					
Mike Stanton, L ERA: 5.69 (9, 1)	1.0		3	0	0	0	1	0	0	0	0	0	0	7	11	0.00	0.000					

Batter	1	2	3	4	5	6	7	8	9	AB	R	H	RBI	BB	SO	LOB	TOP					
Shannon Stewart, R (1, 7) OBP: 0.373, SLG: 0.410	F9		F8			G5-3			L8	4	0	0	0	0	0	0						
Shawn Green, L (1, 9) OBP: 0.331, SLG: 0.495	G4-3			G3		F7			L4	4	0	0	0	0	0	0						
Jose Canseco, R (1, 10) OBP: 0.322, SLG: 0.519	HR			G5-3						3	1	2	1	0	0	0						
Carlos Delgado, L (1, 3) OBP: 0.384, SLG: 0.584	G4-3			P5						3	0	0	0	0	1	1						
José Cruz Jr., S (1, 8) OBP: 0.354, SLG: 0.415										3	0	0	0	0	3	0						
Tony Fernandez, S (1, 5) OBP: 0.386, SLG: 0.447 Tom Evans, R (8, 5)										3	0	1	0	0	0	0						
Benito Santiago, R (1, 2) OBP: 0.368, SLG: 0.556										3	0	0	0	0	1	1						
Craig Grebeck, R (1, 4) OBP: 0.325, SLG: 0.344 Kevin Witt, L (8, PH) Tomas Perez, S (8, 4) OBP: 0.250, SLG: 0.143										2	0	0	0	0	0	1						
Alex Gonzalez, R (1, 6) OBP: 0.286, SLG: 0.366 Felipe Crespo, S (9, PH) OBP: 0.333, SLG: 0.357										2	0	0	0	0	1	0						
Inning Stats	R: 1 E: 0 K: 0 S: 8	H: 1 LOB: 0 BB: 0 P: 14	R: 0 E: 0 K: 1 S: 7	H: 0 LOB: 0 BB: 0 P: 11	R: 0 E: 0 K: 1 S: 9	H: 0 LOB: 0 BB: 0 P: 14	R: 0 E: 0 K: 0 S: 10	H: 0 LOB: 0 BB: 0 P: 16	R: 0 E: 0 K: 2 S: 12	H: 1 LOB: 1 BB: 0 P: 20	R: 0 E: 0 K: 0 S: 4	H: 0 LOB: 0 BB: 0 P: 9	R: 0 E: 0 K: 2 S: 9	H: 1 LOB: 0 BB: 0 P: 11	R: 0 E: 0 K: 0 S: 6	H: 0 LOB: 0 BB: 0 P: 9	R: 0 E: 0 K: 1 S: 10	H: 0 LOB: 0 BB: 0 P: 15	1B: 2 2B: 1 3B: 0 HR: 1	SF: 0 SAC: 0 DP: 1 HBP: 0	WP: 0 PB: 0 SB: 1 CS: 1	PA: 29
PITCHER	IP	WLS	BF	H	R	ER	SO	BB	IBB	HBP	BLK	WP	HR	S	P	ERA	WHIP					
Bryan Rekar, R (1, 1) ERA: 4.9	8.0	W	26	3	1	1	6	0	0	0	0	0	1	65	104	1.12	0.375					
Jim Mecir, R (9, 1) ERA: 3.24	1.0		3	0	0	0	1	0	0	0	0	0	0	10	15	0.00	0.000					

Toronto Blue Jays @ Tampa Bay Devil Rays
Tropicana Field, St. Petersburg, FL
Fri Sep 18 1998, 7:05 PM EDT
Att: 22,615 - Dome - 72 F

AB	29
R	1
H	3
RBI	1
BB	0
SO	7
LOB	3



Batter	1	2	3	4	5	6	7	8	9	AB	R	H	RBI	BB	SO	LOB	BOTTOM				
Randy Winn, S (1, 8) OBP: 0.349, SLG: 0.387	G4-3	P5		1B		K				4	0	1	0	1	1	0					
Wade Boggs, L (1, 10) OBP: 0.350, SLG: 0.400	BB	G4-3		S						4	1	2	0	1	0	1					
Bobby Smith, R (1, 5) OBP: 0.350, SLG: 0.441	K									4	1	1	0	1	2	3					
Fred McGriff, L (1, 3) OBP: 0.358, SLG: 0.429	1B	E		G4-3		G3				4	1	0	0	1	1	6					
Paul Sorrento, L (1, 9) OBP: 0.320, SLG: 0.418 Mike Kelly, R (7, PR) OBP: 0.289, SLG: 0.398	BB	E				G1-3				3	2	3	3	1	0	0					
Aaron Ledesma, R (1, 6) OBP: 0.352, SLG: 0.403	1B			HR						0	1	0	0	0	0	0					
Rich Butler, L (1, 7) OBP: 0.274, SLG: 0.356	E			L8						3	0	1	0	1	0	1					
Miguel Cairo, R (1, 4) OBP: 0.306, SLG: 0.370										4	0	1	1	0	0	4					
Mike DiFelice, R (1, 2) OBP: 0.273, SLG: 0.340										4	0	0	0	0	1	4					
Inning Stats	R: 3 E: 1 K: 1 S: 16	H: 2 LOB: 2 BB: 2 P: 29	R: 0 E: 0 K: 0 S: 8	H: 0 LOB: 0 BB: 0 P: 14	R: 2 E: 0 K: 0 S: 9	H: 2 LOB: 0 BB: 0 P: 15	R: 0 E: 0 K: 1 S: 13	H: 1 LOB: 3 BB: 2 P: 30	R: 0 E: 0 K: 2 S: 12	H: 0 LOB: 1 BB: 1 P: 21	R: 1 E: 0 K: 0 S: 12	H: 2 LOB: 2 BB: 0 P: 19	R: 0 E: 0 K: 1 S: 8	H: 1 LOB: 1 BB: 0 P: 10	1B: 6 2B: 1 3B: 1 HR: 1	SF: 0 SAC: 0 DP: 0 HBP: 0	WP: 0 PB: 0 SB: 1 CS: 0	PA: 40			
PITCHER	IP	WLS	BF	H	R	ER	SO	BB	IBB	HBP	BLK	WP	HR	S	P	ERA	WHIP				
Kelvin Escobar, R (1, 1) ERA: 3.77	4.0	L	22	5	5	3	2	4	0	0	0	0	1	46	88	6.75	2.250				
Shannon Withem, R (5, 1) ERA: 3.0	3.0		14	3	1	1	2	2	0	0	0	0	0	32	55	3.00	1.667				
Bill Risley, R (8, 1) ERA: 5.54	1.0		4	1	0	0	1	0	0	0	0	0	0	8	10	0.00	1.000				

Toronto Blue Jays @ Tampa Bay Devil Rays
Tropicana Field, St. Petersburg, FL
Fri Sep 18 1998, 7:05 PM EDT
Att: 22,615 - Dome - 72 F

AB	34
R	6
H	9
RBI	4
BB	6
SO	5
LOB	23



Batter	1	2	3	4	5	6	7	8	9	AB	R	H	RBI	BB	SO	LOB	TOP								
Shannon Stewart, R OBP: 0.373, SLG: 0.412	0-0 2B 1B		2-3 K		0-2 G6-3	3-1 CS 1-H 2B			2-3 K	5	0	2	1	0	2	0									
Pat Lennon, R OBP: 0.667, SLG: 1.333	1-0 FC1-5 2B		2-1 G6-3		1-2 HR 2B	2-1 E8			0-2 L4	3	1	2	0	0	0	0									
Shawn Green, L OBP: 0.330, SLG: 0.493										2	0	0	0	0	0	1									
Jose Canseco, R OBP: 0.323, SLG: 0.524	0-3 K		1-3 K		3-0 2-H HR	1-3 K			0-0 F7 1B	5	1	2	2	0	3	3									
Carlos Delgado, L OBP: 0.381, SLG: 0.579	1-1 FC1-5 2-3				3-2 F9	2-1 G3			0-1 G4-3	5	0	0	0	0	0	3									
Jose Cruz Jr., S OBP: 0.356, SLG: 0.414	2-3 K				4-2 2B BB	1-2 2B 1B			0-0 F7	3	2	1	0	1	1	2									
Tony Fernandez, S OBP: 0.387, SLG: 0.452					1-2 1-H 2B	3-2 1-H 2B			0-1 G4-3	4	0	2	2	0	0	0									
Benito Santiago, R OBP: 0.304, SLG: 0.455					2-2 F9	2-1 G5			0-0 G6-3	4	0	0	0	0	0	2									
Craig Grebeck, R OBP: 0.327, SLG: 0.344					1-2 E3	4-2 BB			2-2 F9	3	1	1	0	1	0	0									
Alex Gonzalez, R OBP: 0.284, SLG: 0.363	0-3 K		0-3 K		0-3 K	1-3 K			1-2 F9	4	0	0	0	0	3	4									
Inning Stats	R: 0 E: 0 K: 2 S: 11	H: 2 LOB: 2 BB: 0 P: 15	R: 0 E: 1 K: 1 S: 11	H: 0 LOB: 1 BB: 0 P: 14	R: 0 E: 0 K: 2 S: 9	H: 0 LOB: 0 BB: 0 P: 14	R: 1 E: 0 K: 1 S: 19	H: 1 LOB: 2 BB: 2 P: 33	R: 3 E: 0 K: 0 S: 20	H: 4 LOB: 1 BB: 0 P: 31	R: 1 E: 1 K: 2 S: 11	H: 2 LOB: 1 BB: 0 P: 18	R: 0 E: 0 K: 0 S: 5	H: 0 LOB: 0 BB: 0 P: 5	R: 0 E: 0 K: 0 S: 7	H: 0 LOB: 0 BB: 0 P: 10	R: 0 E: 0 K: 1 S: 9	H: 1 LOB: 1 BB: 0 P: 13	1B: 4 2B: 5 3B: 0 HR: 1	SF: 0 SAC: 0 DP: 0 HBP: 0	WP: 0 PB: 0 SB: 0 CS: 1	PA: 40			
PITCHER	IP	WLS	BF	H	R	ER	SO	BB	IBB	HBP	BLK	WP	HR	S	P	ERA	WHIP								
Wilson Alvarez, L ERA: 4.88	5.1		28	9	5	5	7	2	0	0	0	0	1	76	117	8.44	2.062								
Rick White, R ERA: 3.86	1.2		5	0	0	0	1	0	0	0	0	0	0	10	13	0.00	0.000								
Albie Lopez, R ERA: 2.27	1.0	W	3	0	0	0	0	0	0	0	0	0	0	7	10	0.00	0.000								
Roberto Hernandez, R ERA: 4.13	1.0	S	4	1	0	0	1	0	0	0	0	0	0	9	13	0.00	1.000								

Toronto Blue Jays @ Tampa Bay Devil Rays
Tropicana Field, St. Petersburg, FL
Sat Sep 19 1998, 7:05 PM EDT
Att: 25,365 - Dome - 72 F

livebaseballscores.com

AB 38
R 5
H 10
RBI 5
BB 2
SO 9
LOB 15



Batter	1	2	3	4	5	6	7	8	9	AB	R	H	RBI	BB	SO	LOB	BOTTOM								
Quinton McCracken, S OBP: 0.337, SLG: 0.417	2-1 F8		1-0 G6-3 1B		4-2 BB			1-0 1B 1B		3	1	2	0	1	0	0									
Wade Boggs, L OBP: 0.347, SLG: 0.396	2-2 G5-3		2-2 G6-3		3-3 K			0-0 F8		4	0	0	1	0	1	3									
Bobby Smith, R OBP: 0.349, SLG: 0.439	1-3 K		1-2 3-H 2-3 K					3-2 1B 1B		4	1	1	0	0	2	1									
Fred McGriff, L OBP: 0.359, SLG: 0.435					0-0 F7	2-0 G3-1		2-2 1B 1B		4	2	2	2	0	0	0									
Paul Sorrento, L OBP: 0.320, SLG: 0.416					4-2 G4-3	1-0 F8		1-2 3-H 2-2 1B		2	0	0	0	1	0	0									
Bubba Trammell, R OBP: 0.346, SLG: 0.580								3-1 1-H 2-H HR		1	1	1	3	0	0	0									
Mike Kelly, R OBP: 0.289, SLG: 0.398										0	0	0	0	0	0	0									
Aaron Ledesma, R OBP: 0.350, SLG: 0.408					1-0 L9			2-2 F8		4	1	1	0	0	1	1									
Rich Butler, L OBP: 0.355					0-2 F8			1-2 SF8 3B		3	0	1	1	0	0	1									
Randy Winn, S OBP: 0.349, SLG: 0.387								2-2 E6 1B		0	0	0	0	0	0	0									
John Flaherty, R OBP: 0.266, SLG: 0.280					0-0 F9			3-2 F8		4	0	0	0	0	0	1									
Miguel Cairo, R OBP: 0.306, SLG: 0.369					4-0 1B G6-3 BB			2-2 G4-3		2	1	0	0	1	0	0									
Inning Stats	R: 0 E: 0 K: 1 S: 8	H: 0 LOB: 0 BB: 0 P: 13	R: 1 E: 0 K: 1 S: 6	H: 1 LOB: 0 BB: 0 P: 8	R: 1 E: 0 K: 1 S: 8	H: 1 LOB: 1 BB: 1 P: 17	R: 0 E: 0 K: 0 S: 7	H: 0 LOB: 1 BB: 1 P: 12	R: 0 E: 0 K: 0 S: 11	H: 0 LOB: 1 BB: 1 P: 20	R: 0 E: 0 K: 0 S: 3	H: 0 LOB: 0 BB: 0 P: 6	R: 1 E: 0 K: 0 S: 10	H: 1 LOB: 0 BB: 0 P: 17	R: 4 E: 1 K: 0 S: 22	H: 5 LOB: 1 BB: 0 P: 35	R: 0 E: 0 K: 0 S: 8	H: 1 LOB: 1 BB: 0 P: 13	1B: 5 2B: 0 3B: 1 HR: 2	SF: 1 SAC: 0 DP: 0 HBP: 0	WP: 0 PB: 0 SB: 0 CS: 0	PA: 35			
PITCHER	IP	WLS	BF	H	R	ER	SO	BB	IBB	HBP	BLK	WP	HR	S	P	ERA	WHIP								
Woody Williams, R ERA: 4.44	7.0		27	3	3	3	4	3	0	0	0	0	0	6	10	3.86	0.857								
Paul Quantrill, R ERA: 2.64	0.1		3	2	2	2	0	0	0	0	0	0	0	6	10	54.00	6.000								
Ben Van Ryn, L ERA: 6.92	0.0	L	1	1	0	0	0	0	0	0	0	0	0	3	5	∞	∞								
Carlos Almanzar, R ERA: 5.88	0.2		4	2	2	2	0	0	0	0	0	0	1	13	20	27.00	3.000								

Toronto Blue Jays @ Tampa Bay Devil Rays
Tropicana Field, St. Petersburg, FL
Sat Sep 19 1998, 7:05 PM EDT
Att: 25,365 - Dome - 72 F

livebaseballscores.com

AB 31
R 7
H 8
RBI 7
BB 3
SO 4
LOB 7




Batter	1	2	3	4	5	6	7	8	9	10	11	12	AB	R	H	RBI	BB	SO	LOB								
Shannon Stewart, R OBP: 0.373, SLG: 0.410 (1, 7)	1-1 L8	4-2 3B BB		1-0 G6-3			2-2 L8		1-1 CS 1B		1-1 G5		5	1	1	0	1	0	0								
Shawn Green, L OBP: 0.333, SLG: 0.498 (1, 9)	4-2 1B G3-1 BB	1-0 3B 1H 2H			1-1 F8		0-0 G4-3		3-2 1B			2-2 BB WP 1B	5	2	3	2	1	0	0								
Jose Canseco, R OBP: 0.321, SLG: 0.520 (1, 10)	2-2 G3-1 1B		2-0 F9		0-3 K		0-1 F8		1-0 P4			2-3 K	6	0	1	0	0	2	2								
Carlos Delgado, L OBP: 0.380, SLG: 0.574 (1, 3)	0-0 G3-1		4-2 BB		1-1 L4			1-2 G3-1		2-3 K		4-0 BB 1B	4	1	0	1	2	1	2								
José Cruz Jr., S OBP: 0.361, SLG: 0.415 (1, 8)	4-2 FC4 BB		0-1 P5			2-2 HR 1B		0-1 FC3-6 1B		2-1 P6		4-2 1B 2-3 BB	4	1	2	0	2	0	1								
Tony Fernandez, S OBP: 0.386, SLG: 0.456 (1, 5)	3-2 FC4		4-2 BB			2-0 HR		1-0 FC3-6 1B		3-2 F8		1-3 K	5	1	1	2	1	1	6								
Tom Evans, R (12, 5)	1-2		1-2 BB			1-H HR		1-2					0	0	0	0	0	0	0								
Darrin Fletcher, L OBP: 0.328, SLG: 0.411 (8, PR)		0-2 G4-3		1-0 P2		3-3 K		3-1 BB 1B		2-2 F9		1-0 BB 1B	4	0	1	0	0	1	2								
Juan Samuel, R OBP: 0.293, SLG: 0.280 (8, PR)												1-3 2H 3H	0	0	0	0	0	0	0								
Benito Santiago, R OBP: 0.320, SLG: 0.458 (8, 2)													2	0	1	2	0	0	0								
Craig Grebeck, R OBP: 0.324, SLG: 0.338 (1, 4)		0-1 L4		3-1 G5-3		2-2 G5-3		4-2 BB		0-0 G5-3		1-2 F9	5	0	0	0	1	0	2								
Alex Gonzalez, R OBP: 0.284, SLG: 0.362 (1, 6)	0-0 BB 3B 1B			0-0 P6		2-1 G6-3		1-3 K		3-2 G6-3			5	1	1	0	0	1	3								
Inning Stats	R: 1 E: 0 K: 0 S: 20	H: 1 LOB: 2 BB: 2 P: 34	R: 2 E: 0 K: 0 S: 11	H: 2 LOB: 1 BB: 1 P: 15	R: 0 E: 0 K: 0 S: 8	H: 0 LOB: 2 BB: 2 P: 19	R: 0 E: 0 K: 0 S: 4	H: 0 LOB: 0 BB: 0 P: 8	R: 0 E: 0 K: 1 S: 13	H: 2 LOB: 3 BB: 1 P: 23	R: 0 E: 0 K: 1 S: 9	H: 2 LOB: 1 BB: 0 P: 16	R: 0 E: 0 K: 0 S: 15	H: 0 LOB: 0 BB: 0 P: 22	R: 0 E: 0 K: 0 S: 8	H: 0 LOB: 0 BB: 0 P: 12	R: 2 E: 0 K: 2 S: 18	H: 2 LOB: 2 BB: 2 P: 33	1B: 9 2B: 0 3B: 1 HR: 1	SF: 0 SAC: 0 DP: 0 HBP: 0	WP: 1 PB: 0 CS: 0	PA: 53					
PITCHER	IP WLS BF H R ER SO BB IBB HBP BLK WP HR S P ERA WHIP													PITCHER	IP WLS BF H R ER SO BB IBB HBP BLK WP HR S P ERA WHIP												
Rolando Arjo, R ERA: 3.56 (1, 1)	1.1 7 1 1 1 0 0 0 0 0 0 0 0 0 23 6.75													Albie Lopez, R ERA: 2.44 (11, 1)	2.0 10 10 2 2 2 2 1 1 0 0 0 0 0 26 9.00												
Dennis Springer, R ERA: 5.74 (2, 1)	4.2 20 4 4 4 2 3 0 0 0 0 0 1 40 7.71																										
Scott Aldred, L ERA: 3.52 (7, 1)	1.1 5 1 0 0 0 0 0 0 0 0 0 0 0 11 0.00																										
Jim Mecir, R ERA: 3.21 (8, 1)	0.2 4 1 0 0 1 1 0 0 0 0 0 0 0 8 0.00																										
Esteban Yan, R ERA: 3.81 (9, 1)	2.0 7 2 0 0 1 0 0 0 0 0 0 0 0 24 0.00																										

Toronto Blue Jays @ Tampa Bay Devil Rays
Tropicana Field, St. Petersburg, FL

Sun Sep 20 1998, 3:33 AM EDT
Att. 27,453 - Dome - 72 F

livebaseballscorecards.com

AB	45
R	7
H	11
RBI	7
BB	8
SO	6
LOB	18




Batter	1	2	3	4	5	6	7	8	9	10	11	12	AB	R	H	RBI	BB	SO	LOB									
Randy Winn, S OBP: 0.340, SLG: 0.382 (1, 8)	2-3 K		1-3 K	1-0 S 1B			1-2 G3	4-1 HBP BB		1-1 G1-3		2-2 G1-3	6	0	1	0	1	2	1									
Quinton McCracken, S OBP: 0.340, SLG: 0.420 (1, 7)	2-2 G1-3 2B		2-2 1B 1B	2-3 K			2-2 1B 1B	1-0 HBP		2-3 K			5	1	3	0	0	2	1									
Wade Boggs, L OBP: 0.348, SLG: 0.397 (1, 5)	1-0 G1-3		1-2 1B 1B		1-2 S 1B		0-2 P3	0-3 K			0-0 1B		2	0	1	0	0	0	1									
Bobby Smith, R OBP: 0.351, SLG: 0.440 (3, PR) (4, 5)	2-3		1-3 1B										4	0	2	0	0	1	4									
Fred McGriff, L OBP: 0.363, SLG: 0.443 (1, 10)	4-0 BB		2-1 1B		4-1 L3 BB		1-0 1B		1-0 HR		1-1 F7 1B		4	1	3	2	2	0	1									
Paul Sorrento, L OBP: 0.316, SLG: 0.410 (1, 3)	0-3 K		1-0 F7		2-1 L3		1-3 K		1-0 P5		2-3 K		6	0	0	0	0	3	9									
Aaron Ledesma, R OBP: 0.350, SLG: 0.407 (1, 6)		2-0 G6-4-3 1B		1-1 E6 HR		2-3 K		2-3 K	2-2 1B		0-0 F9		6	1	2	0	0	2	2									
Rich Butler, L OBP: 0.275, SLG: 0.386 (1, 9)		0-0 G6-4-3 1B		2-1 HR		2-0 P5		4-1 E BB	3-1 F7		2-2 P6		5	2	1	2	1	0	2									
John Flaherty, R OBP: 0.262, SLG: 0.275 (1, 2)		0-0 F9		0-0 P4		0-1 P6		2-3 K	0-0 F8		2-2 G5-3		5	0	0	0	0	1	2									
Mike Kelly, R OBP: 0.286, SLG: 0.397 (12, PH)													1	0	0	0	0	0	0									
Dave Silvestri, R OBP: 0.077, SLG: 0.077 (1, 4)			3-1 G4-3		3-2 F9		1-0 F8		2-1 E8 HBP S		2-0 G5-3		3	0	0	0	0	0	0									
Bubba Trammell, R OBP: 0.344, SLG: 0.577 (8, PH)												4-0 BB	1	0	0	0	0	0	0									
Miguel Cairo, R OBP: 0.307, SLG: 0.388 (8, PR) (9, 4)													1	0	0	0	1	0	0									
Inning Stats	R: 0 E: 0 K: 2 S: 10	H: 1 LOB: 2 BB: 1 P: 19	R: 0 E: 0 K: 0 S: 3	H: 1 LOB: 0 BB: 0 P: 5	R: 1 E: 0 K: 1 S: 14	H: 3 LOB: 2 BB: 0 P: 26	R: 2 E: 1 K: 1 S: 14	H: 2 LOB: 1 BB: 0 P: 23	R: 0 E: 0 K: 0 S: 11	H: 1 LOB: 1 BB: 1 P: 20	R: 0 E: 0 K: 0 S: 4	H: 0 LOB: 0 BB: 0 P: 7	R: 0 E: 0 K: 1 S: 17	H: 2 LOB: 2 BB: 0 P: 22	R: 1 E: 1 K: 3 S: 13	H: 0 LOB: 3 BB: 2 P: 28	R: 1 E: 0 K: 0 S: 8	H: 2 LOB: 1 BB: 0 P: 15	R: 0 E: 0 K: 1 S: 7	H: 0 LOB: 0 BB: 0 P: 11	R: 0 E: 0 K: 1 S: 7	H: 1 LOB: 1 BB: 0 P: 10	R: 0 E: 0 K: 0 S: 10	H: 0 LOB: 1 BB: 1 P: 20	1B: 10 2B: 2 3B: 0 HR: 2	SF: 0 SAC: 0 DP: 2 HBP: 1	WP: 0 PB: 0 SB: 3 CS: 0	PA: 55
PITCHER	IP WLS BF H R ER SO BB IBB HBP BLK WP HR S P ERA WHIP													PITCHER	IP WLS BF H R ER SO BB IBB HBP BLK WP HR S P ERA WHIP													
32 Roy Halladay, R ERA: 4.68 (6, 1)	5.0 13 2 1 1 0 3 2 0 0 0 0 0 31 53													Bill Risley, R ERA: 5.4 (11, 1)	1.1 5 5 0 0 0 0 1 0 0 0 0 0 11 21													
Dave Stieb, R ERA: 4.68 (8, 1)	2.2 7 2 1 1 1 1 0 0 1 0 0 0 1 11																											
Robert Person, R ERA: 7.43 (8, 1)	1.1 7 2 1 0 0 1 0 0 0 0 0 0 8 12																											
Carlos Almanzar, R ERA: 5.67 (10, 1)	1.0 4 1 0 0 1 0 0 0 0 0 0 0 8 12																											
Steve Sinclair, L ERA: 3.21 (11, 1)	0.2 2 0 0 0 1 0 0 0 0 0 0 0 5 8																											

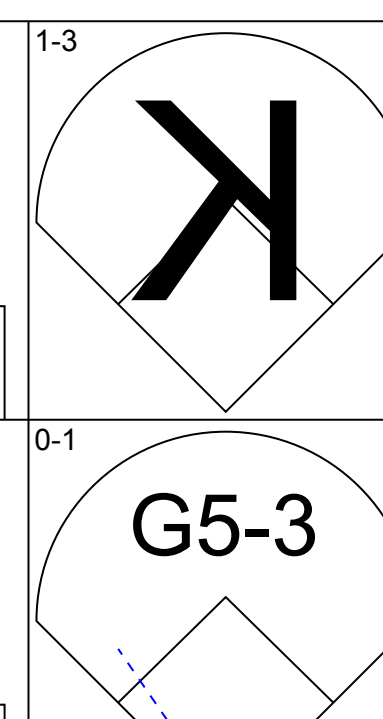
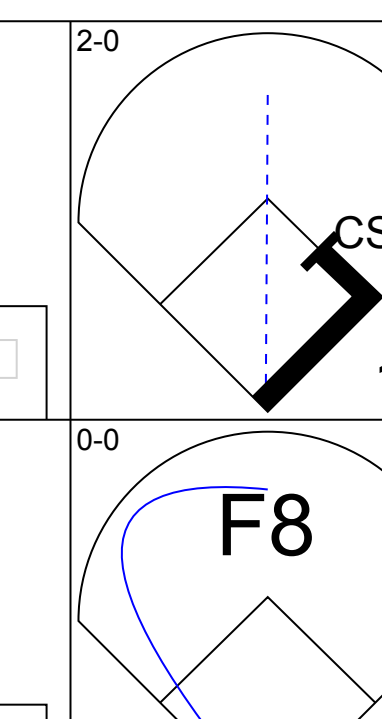
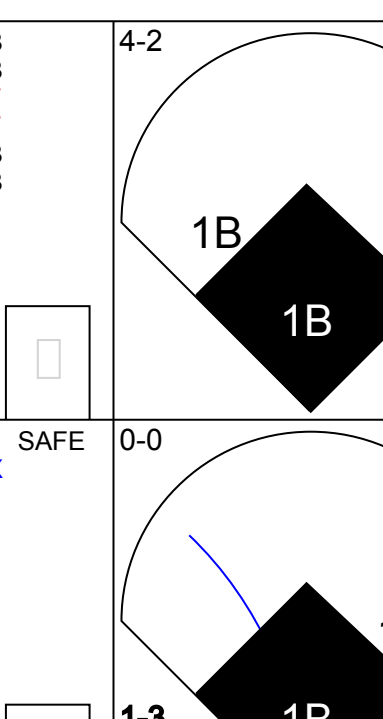
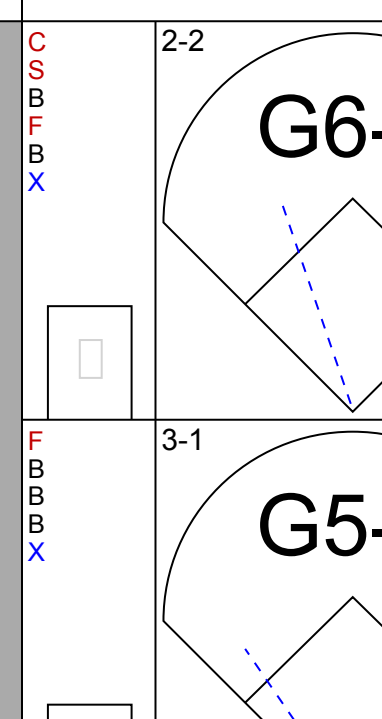
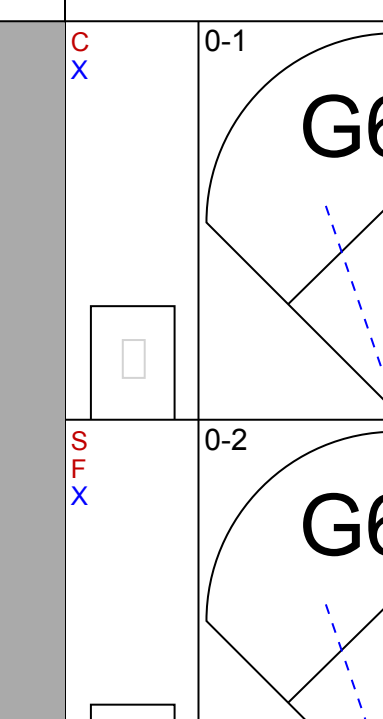
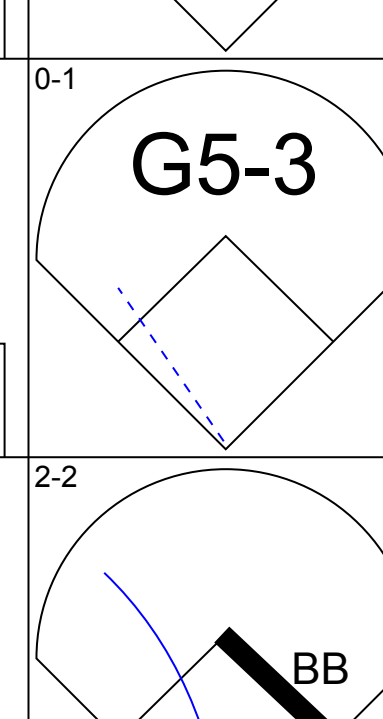
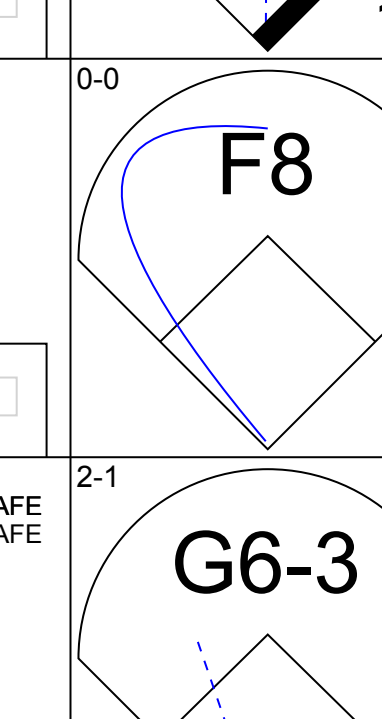
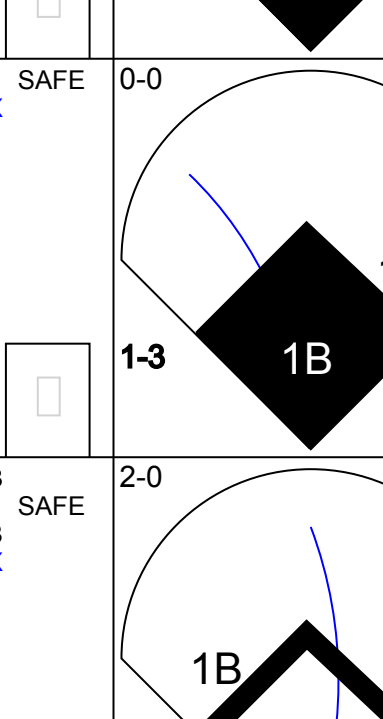
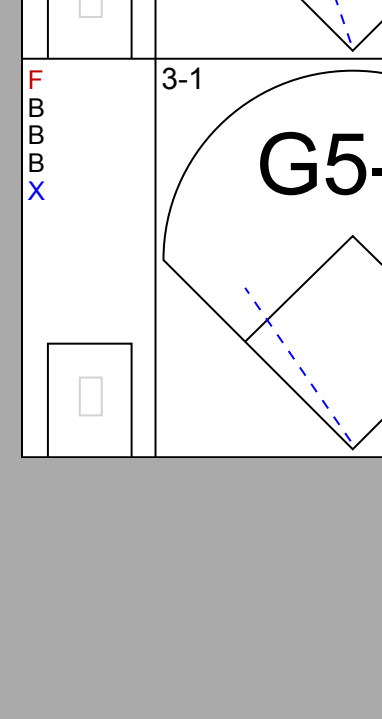
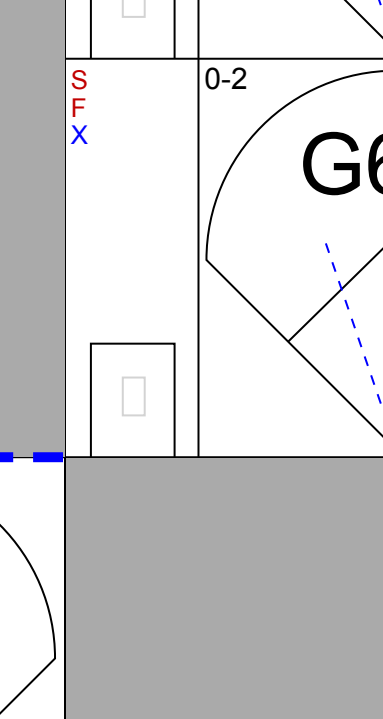
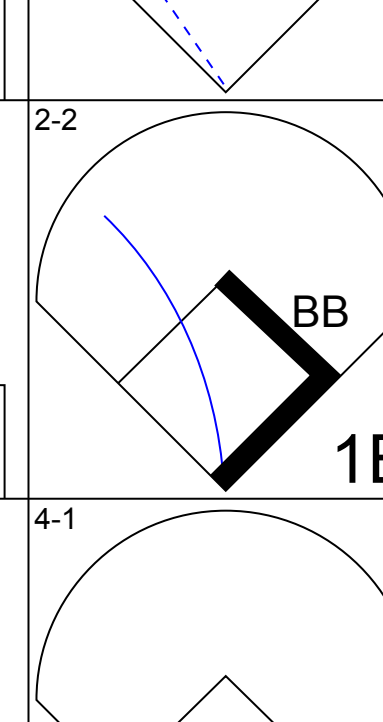
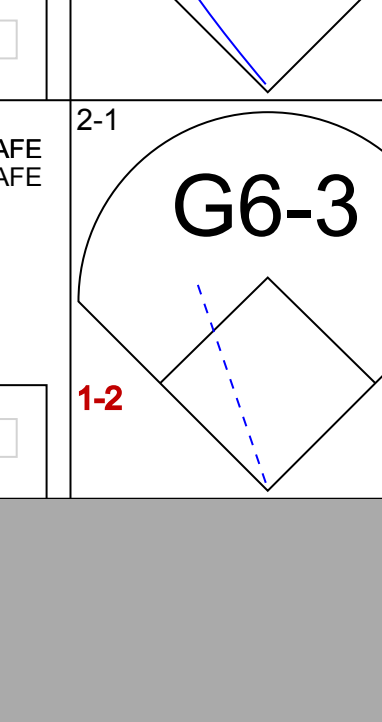
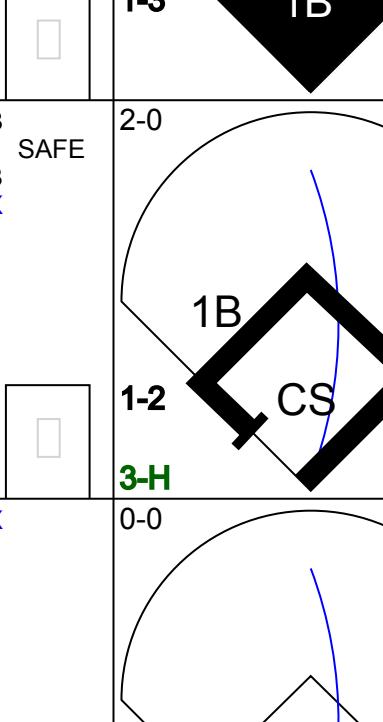
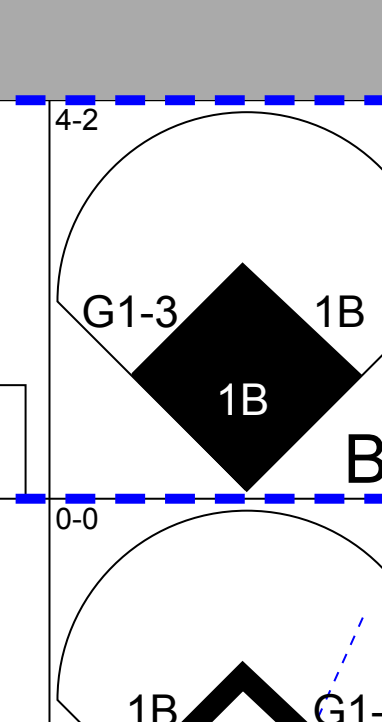
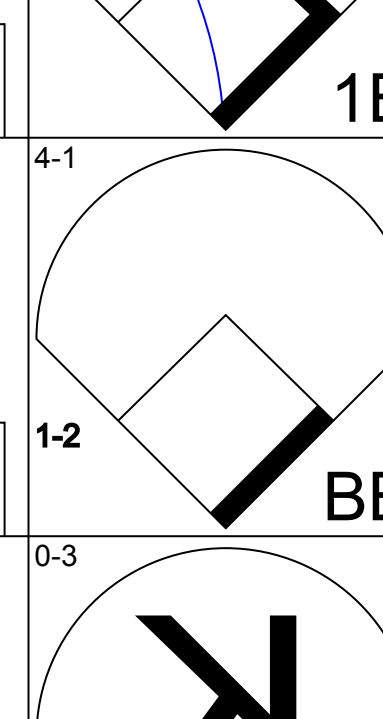
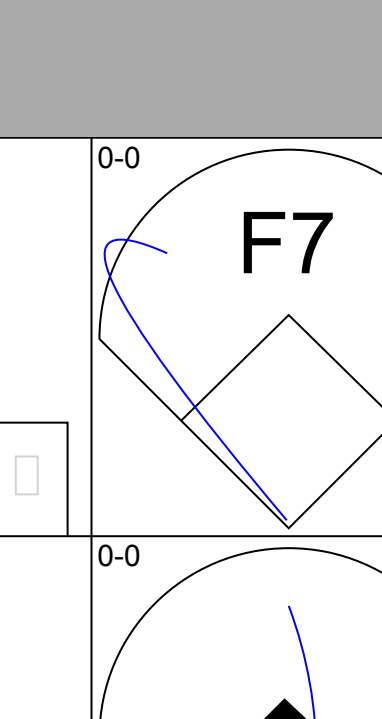
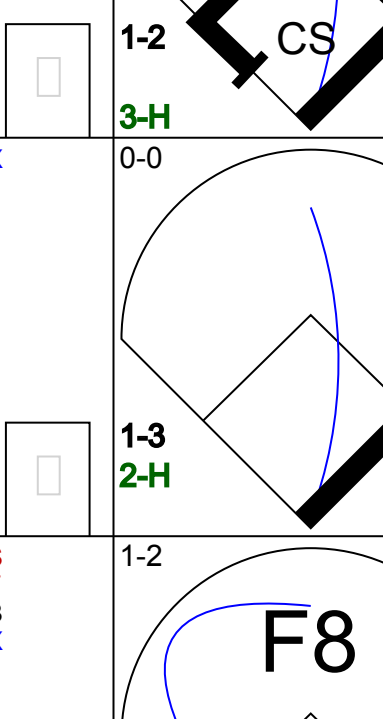
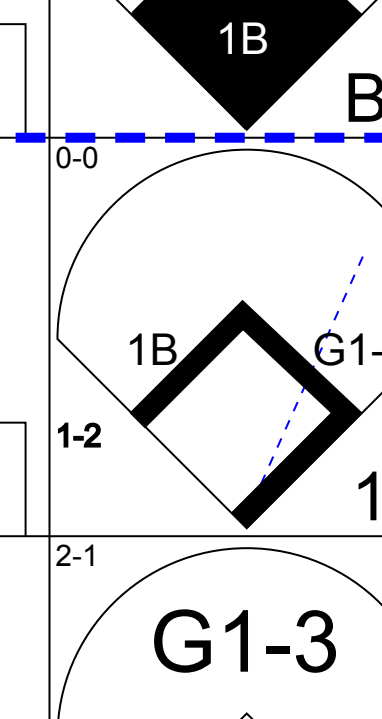
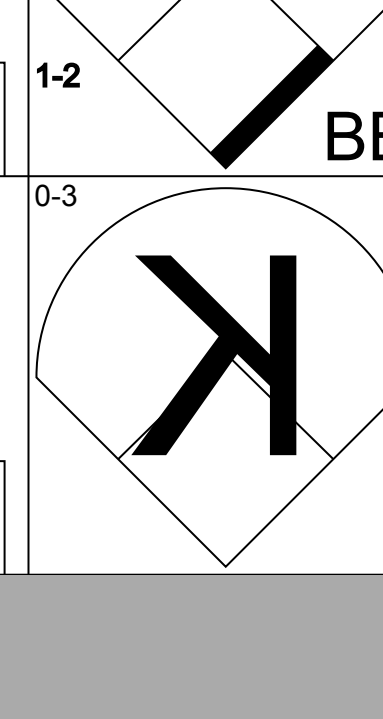
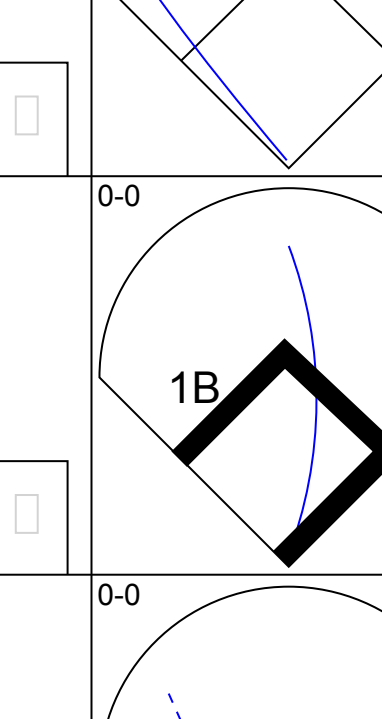
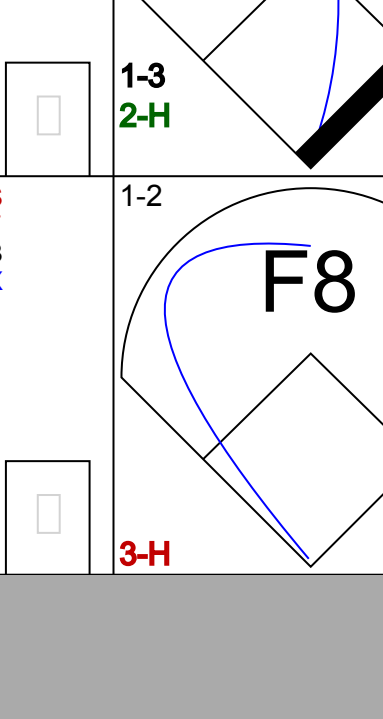
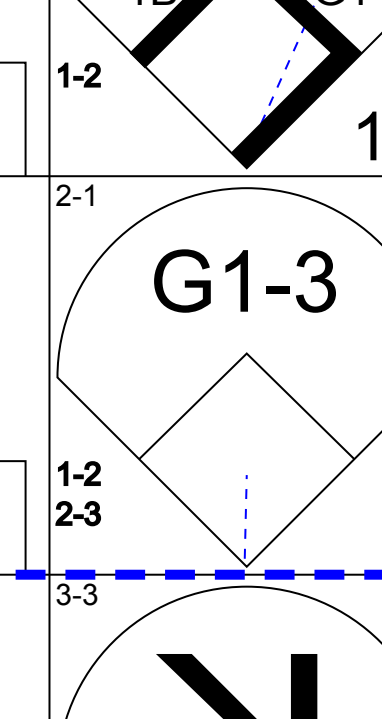
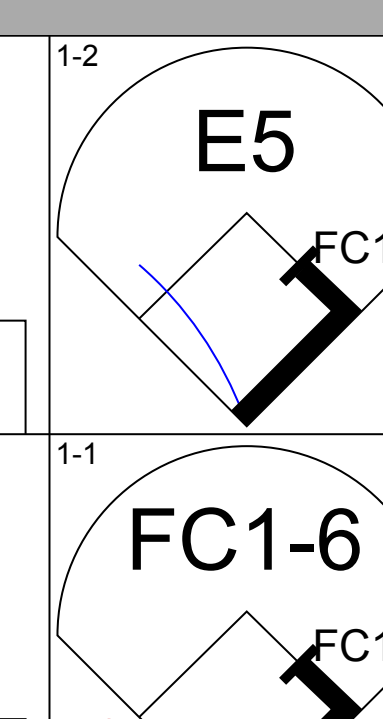
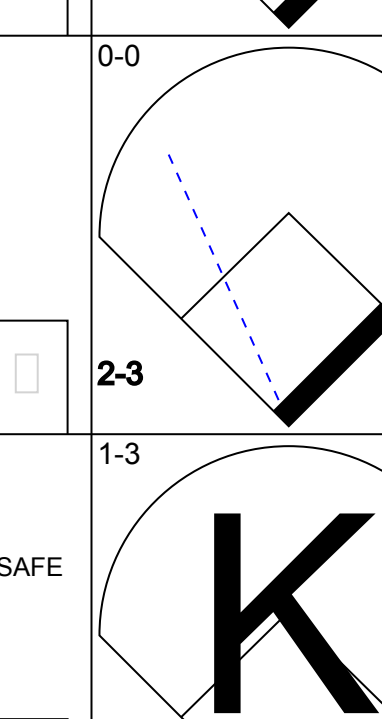

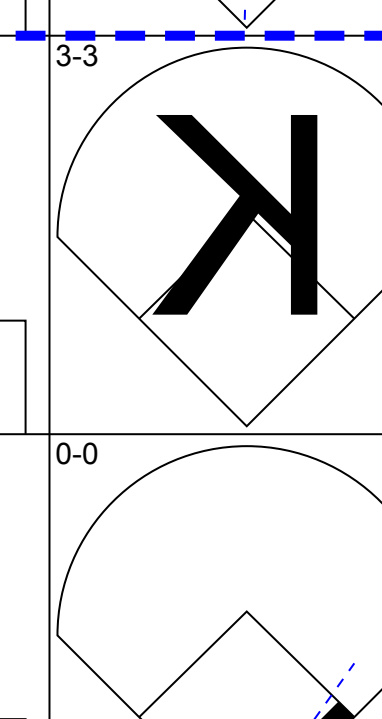
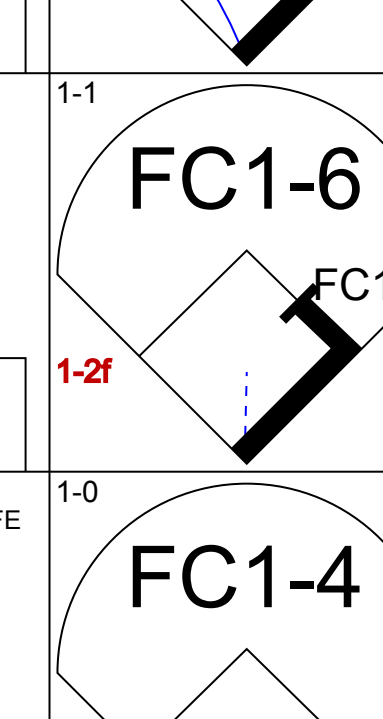
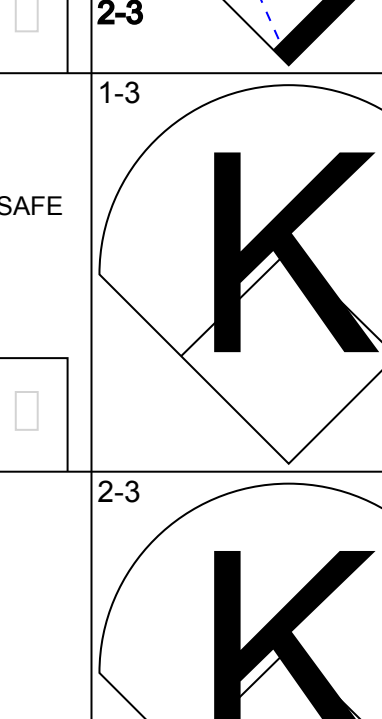

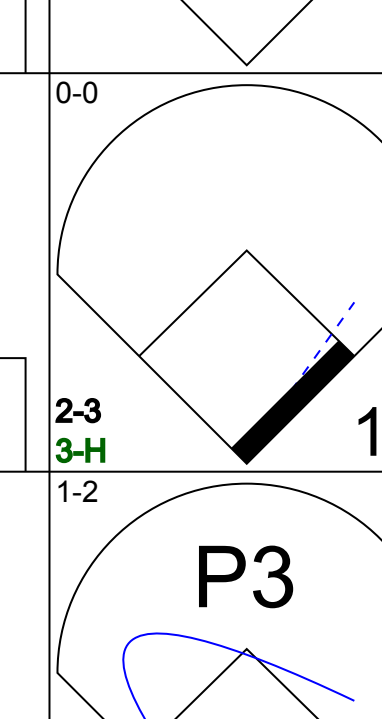
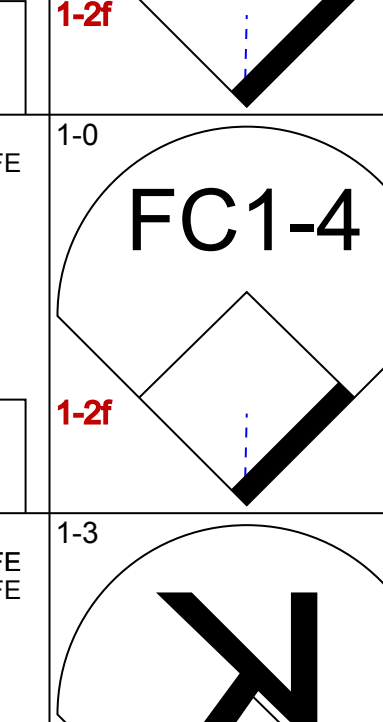
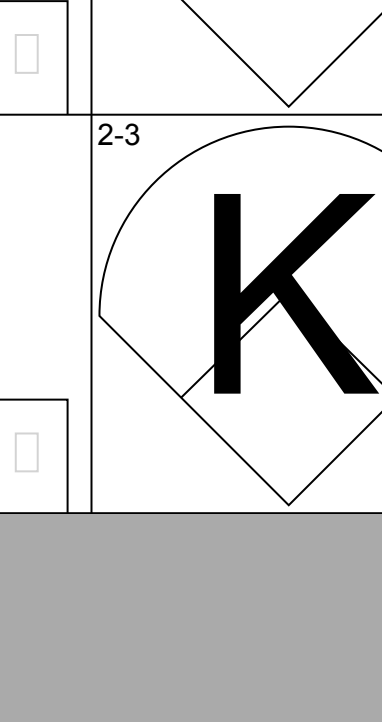
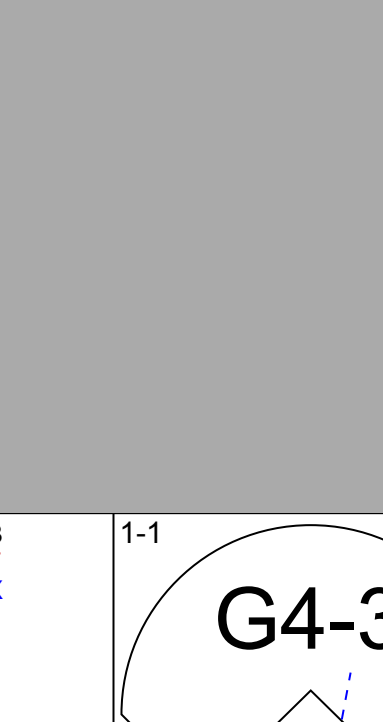
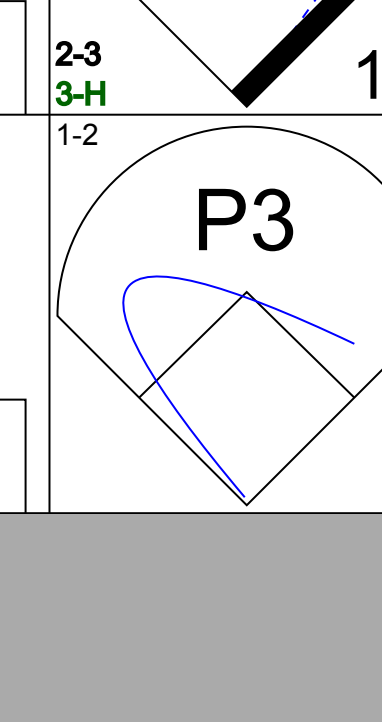

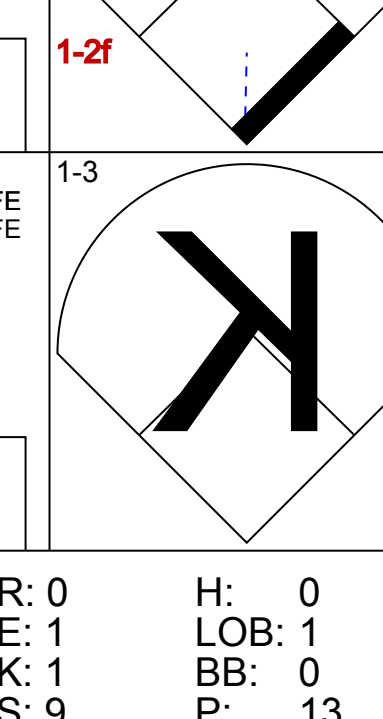

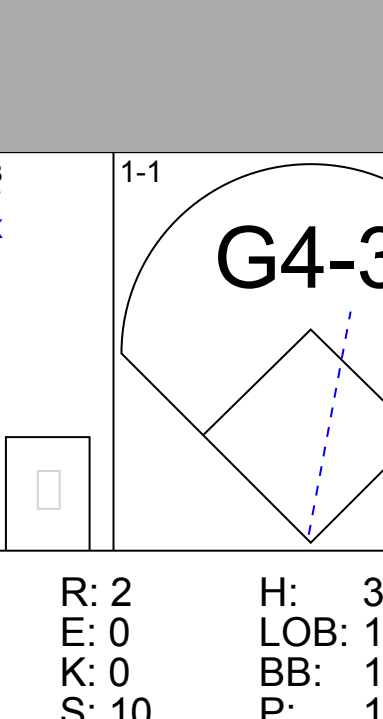

Toronto Blue Jays @ Tampa Bay Devil Rays
Tropicana Field, St. Petersburg, FL

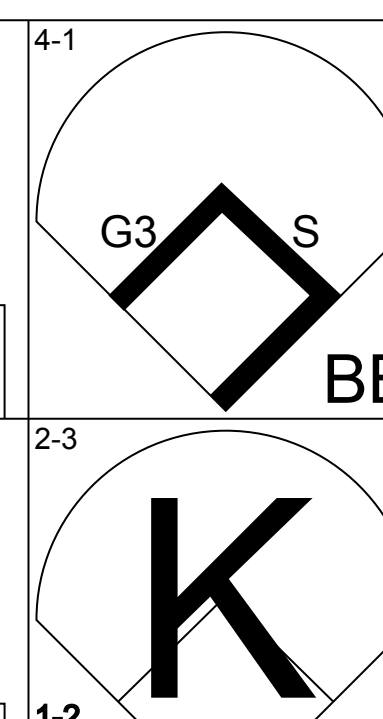
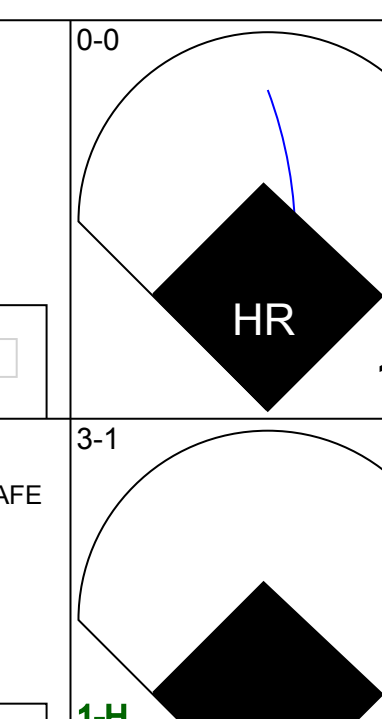
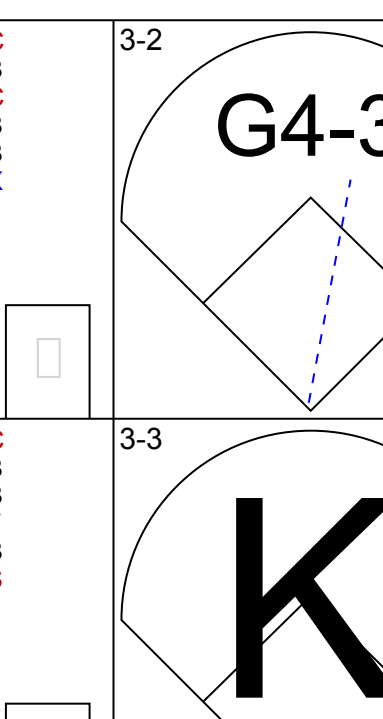
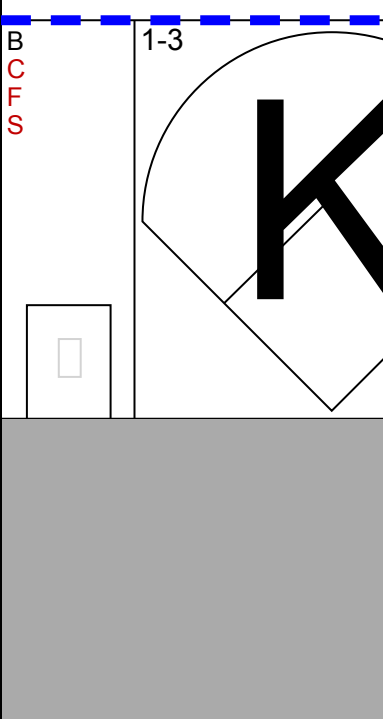
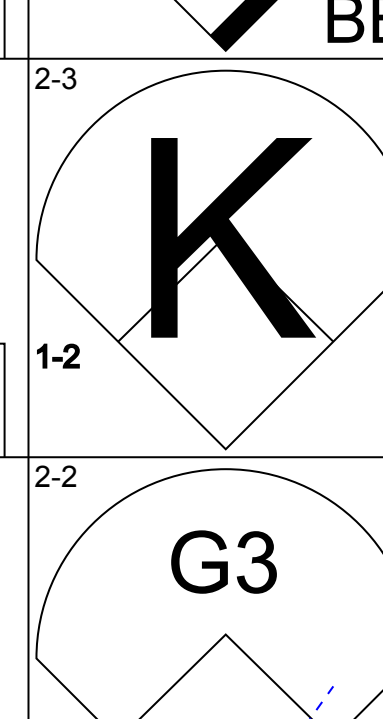
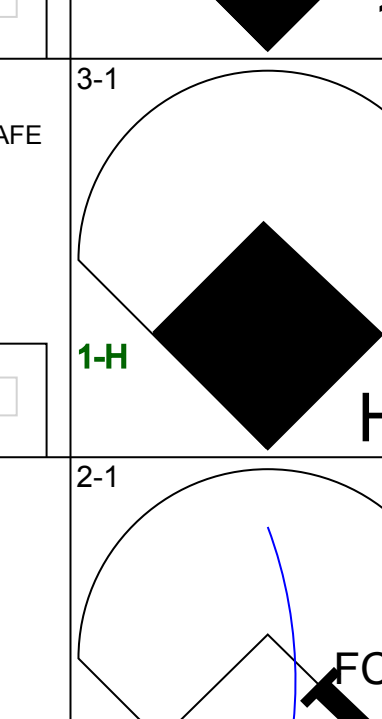
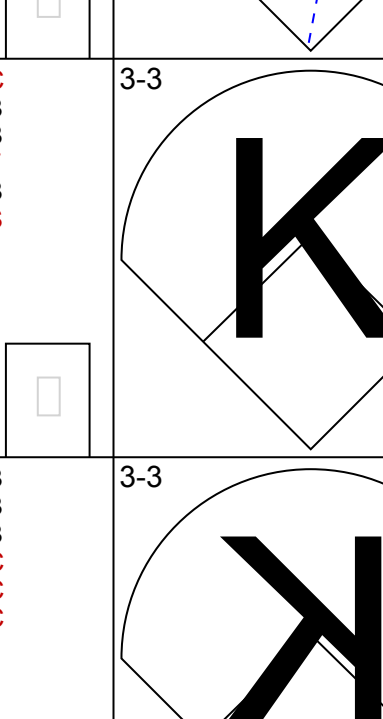

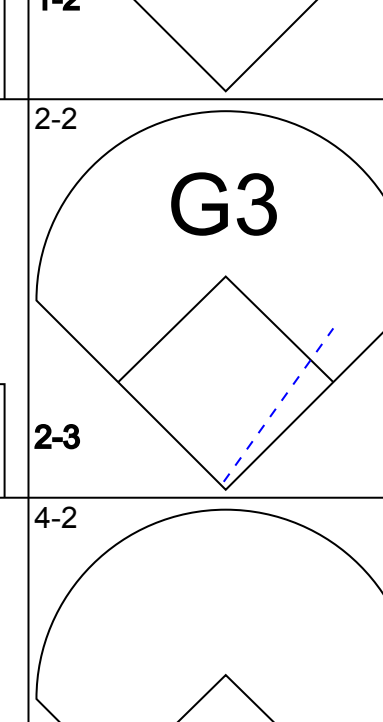
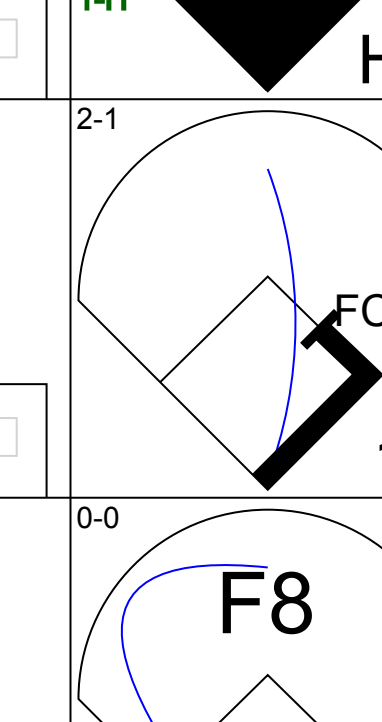
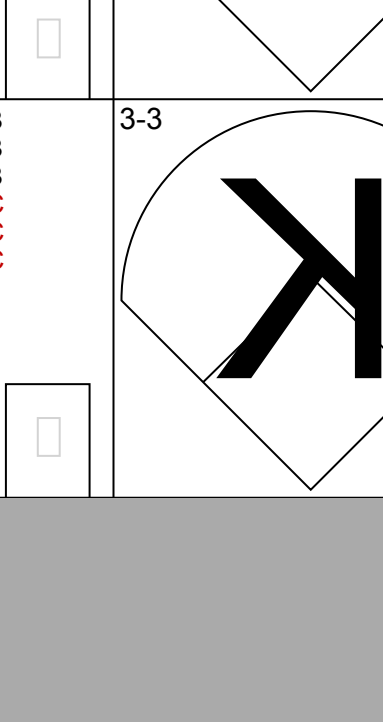
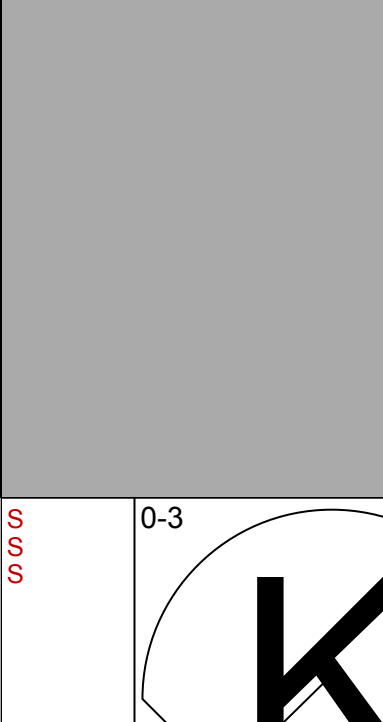
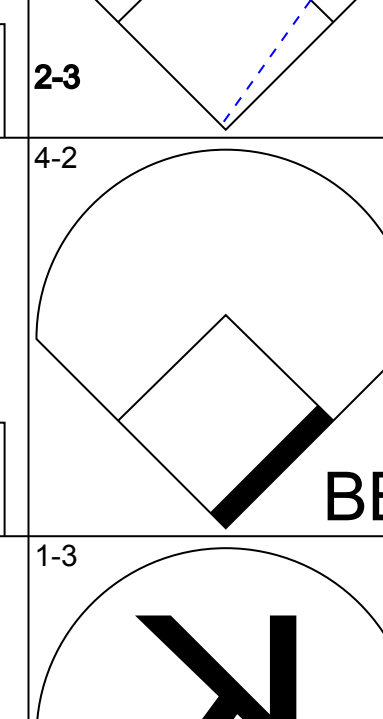
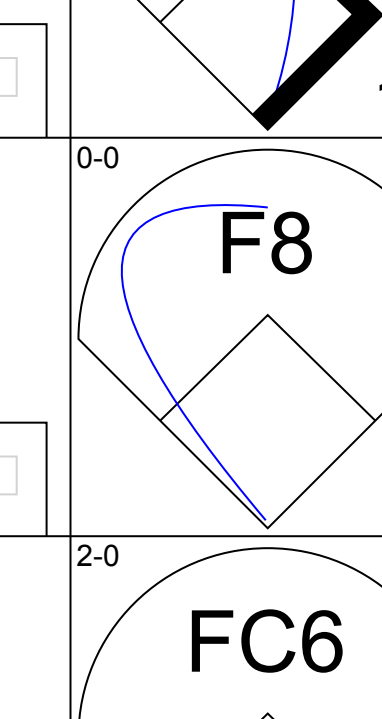

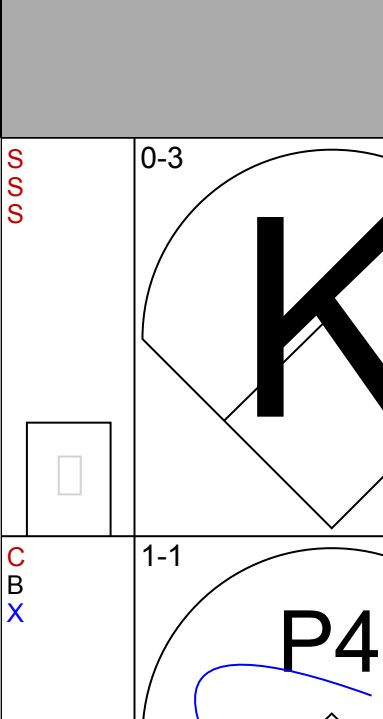
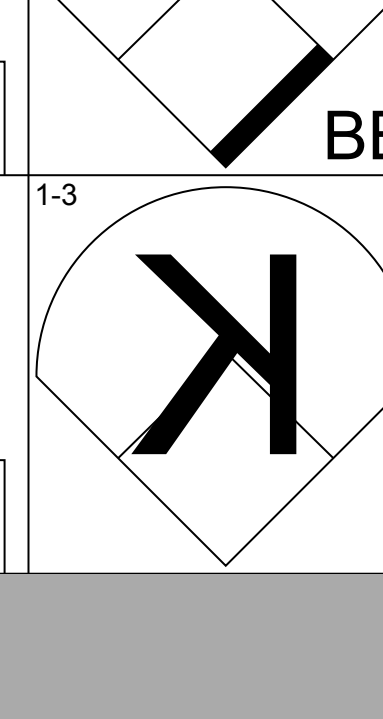
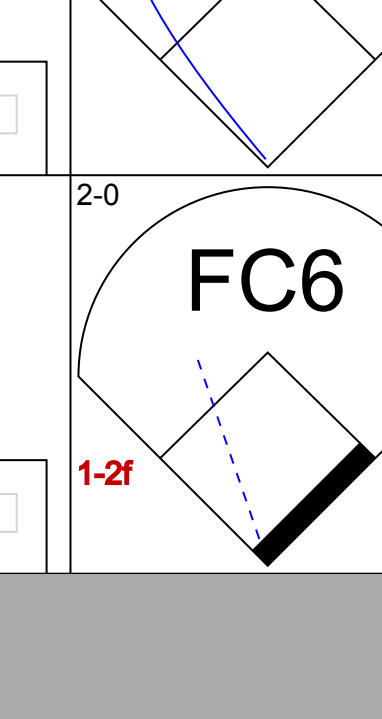

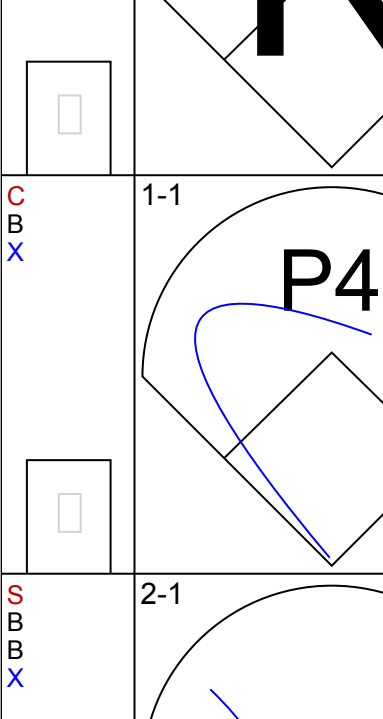
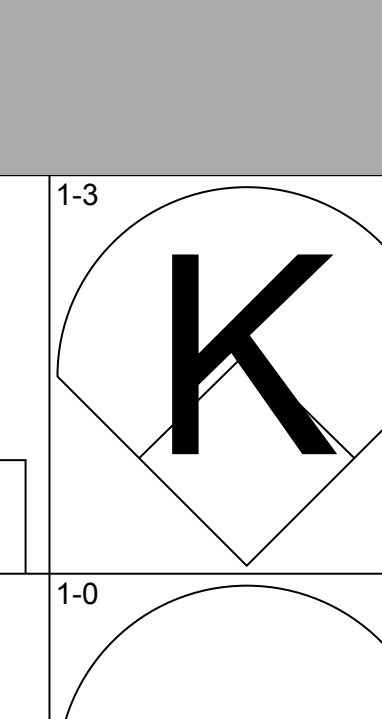
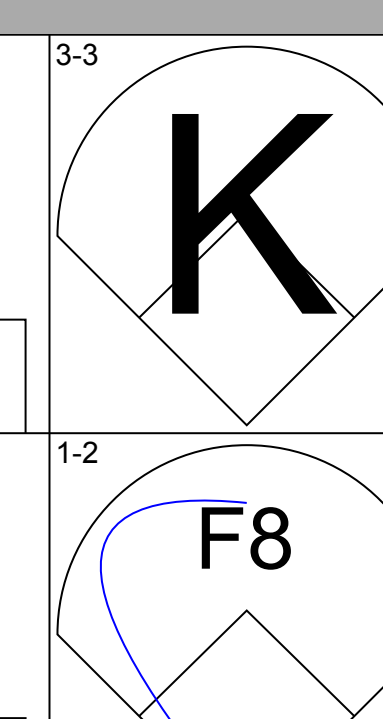
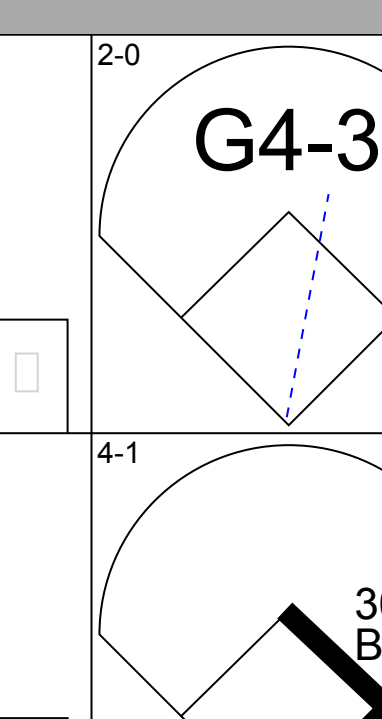

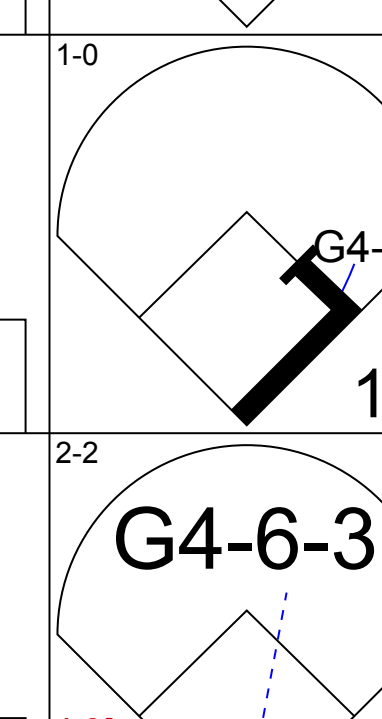



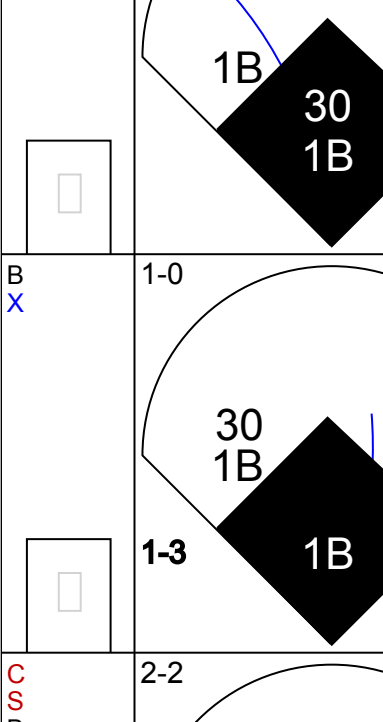

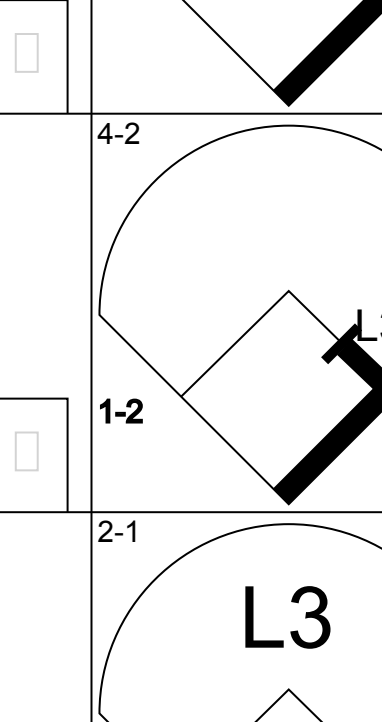

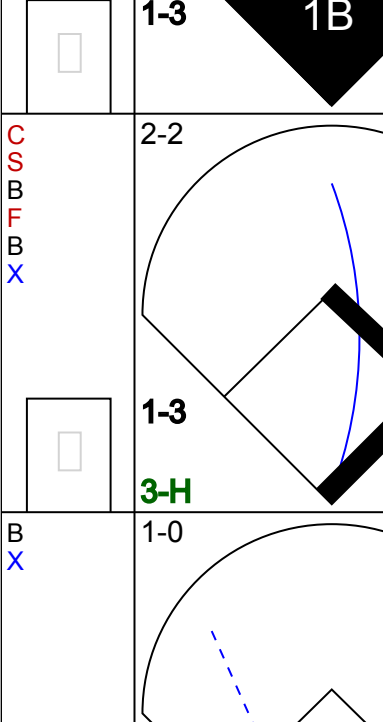
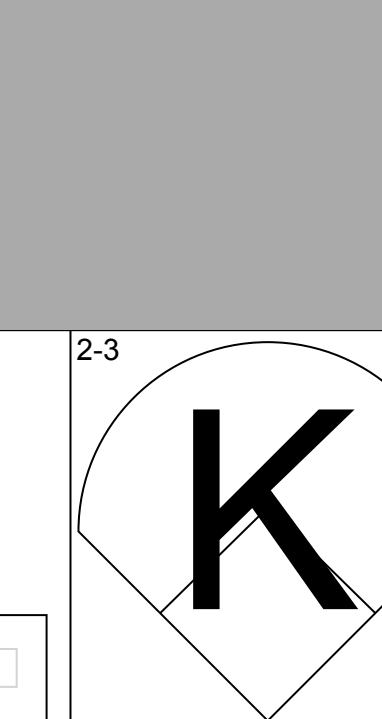
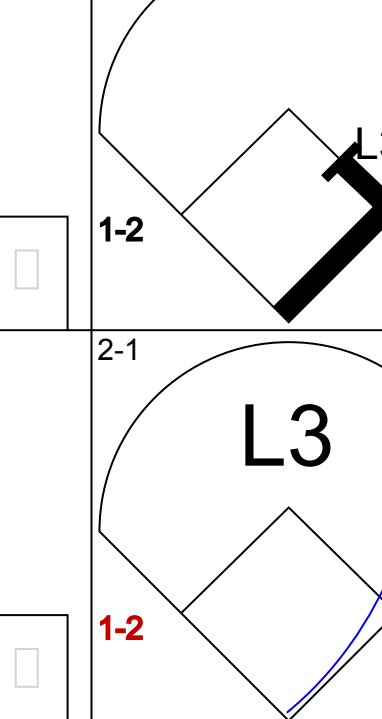

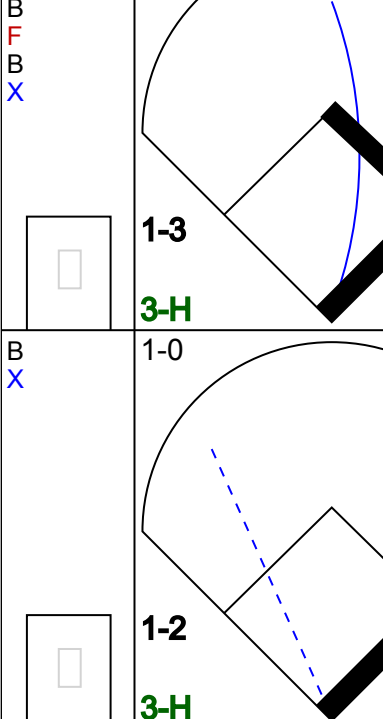
Sun Sep 20 1998, 3:33 AM EDT
Att. 27,453 - Dome - 72 F

livebaseballscorecards.com

AB	49
R	5
H	13
RBI	4
BB	5
SO	11
LOB	23

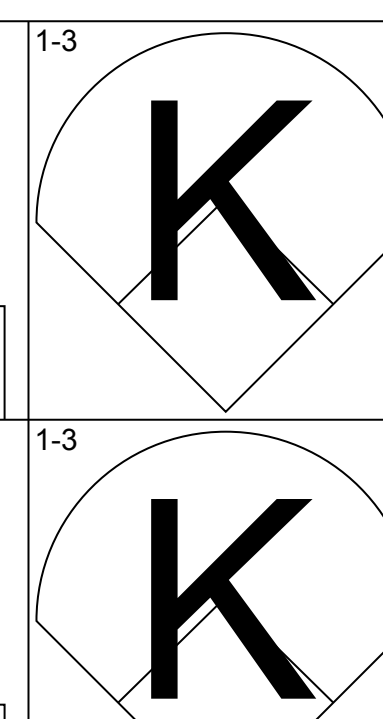
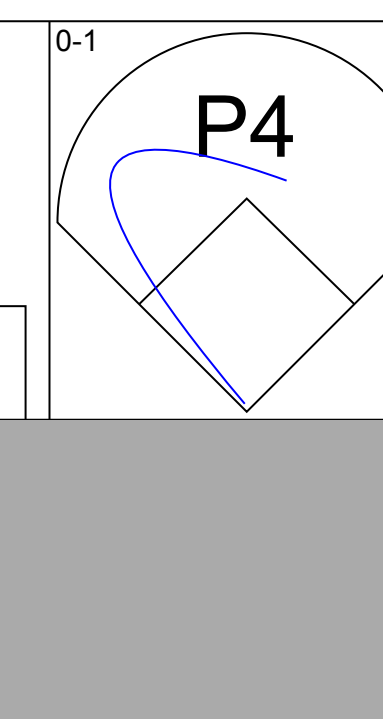
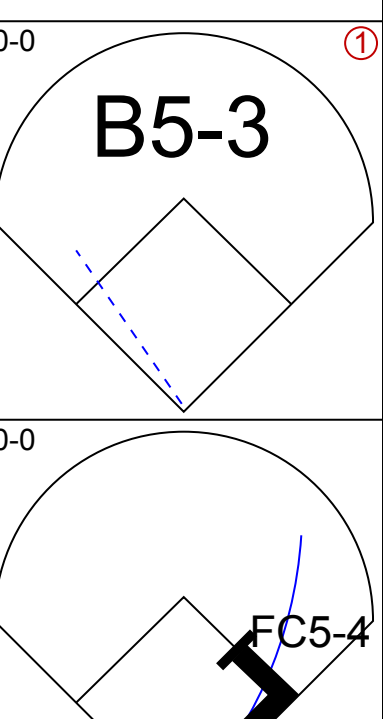
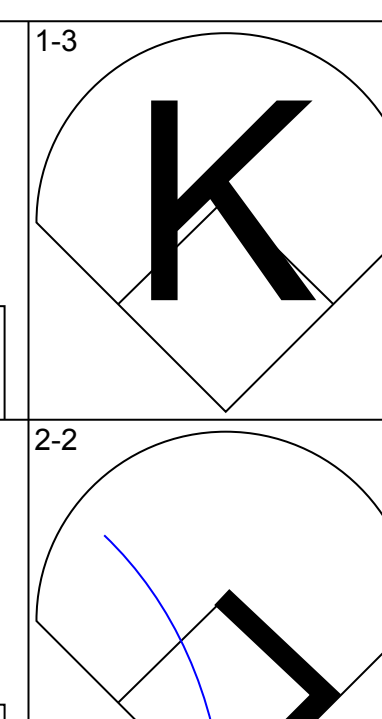
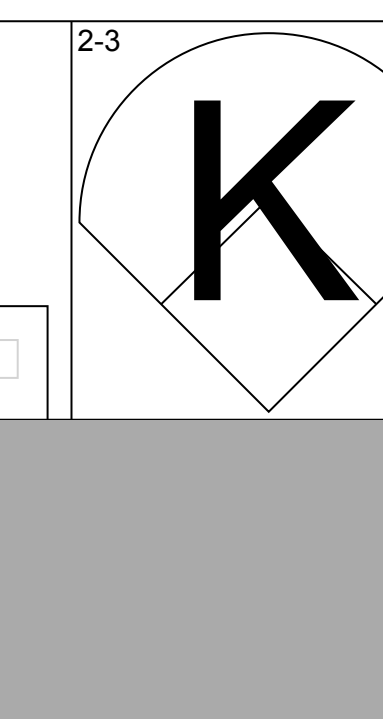
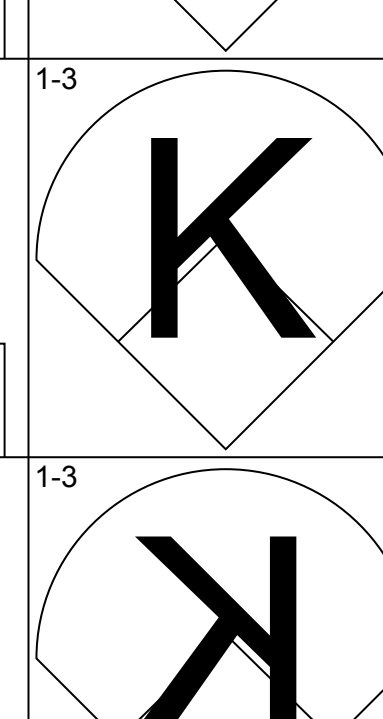
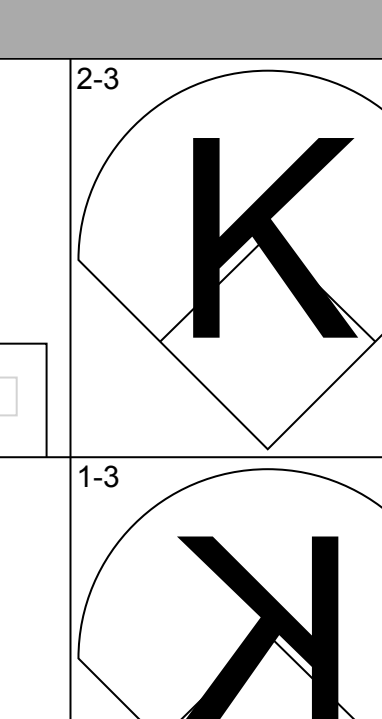
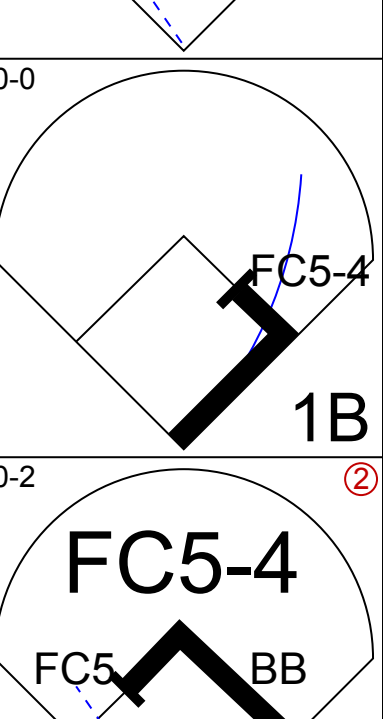
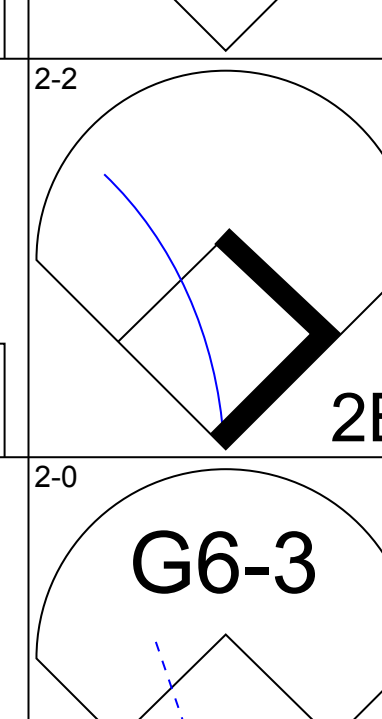
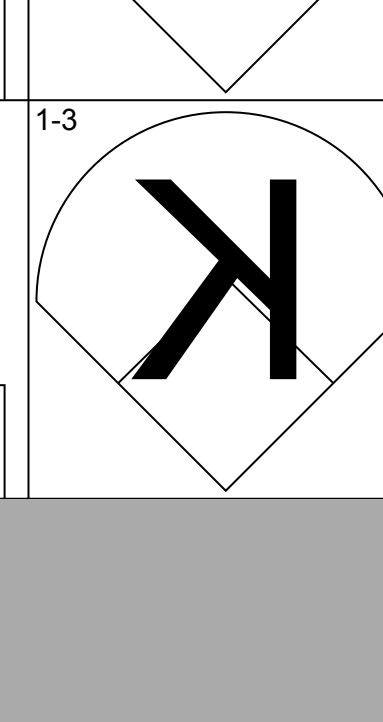
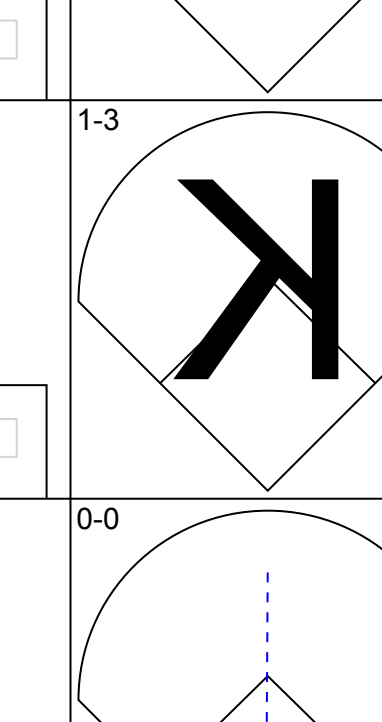
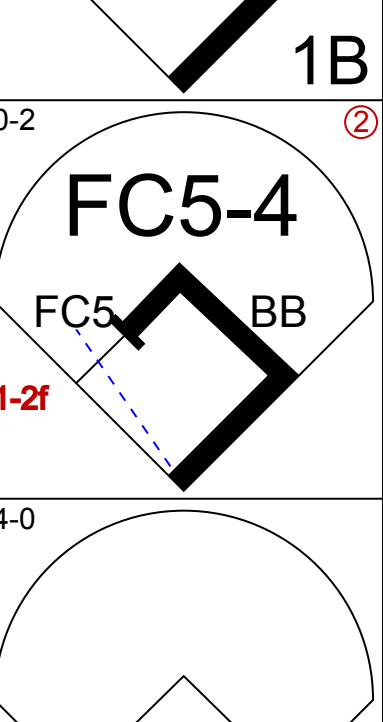
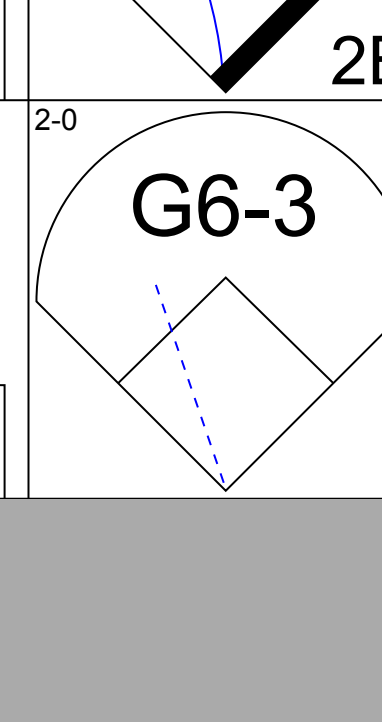
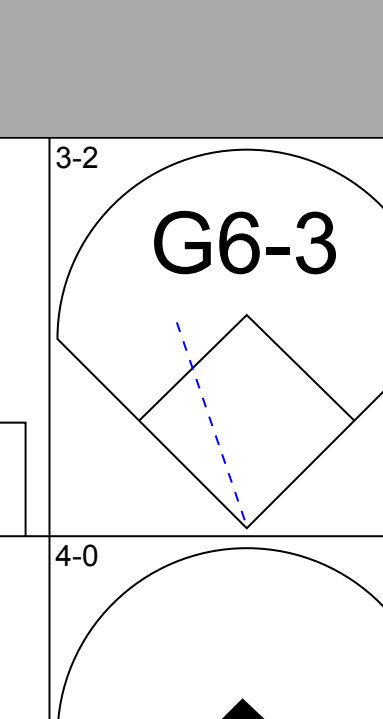
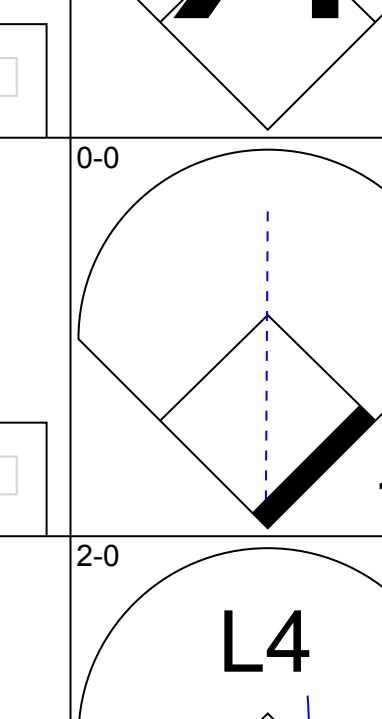
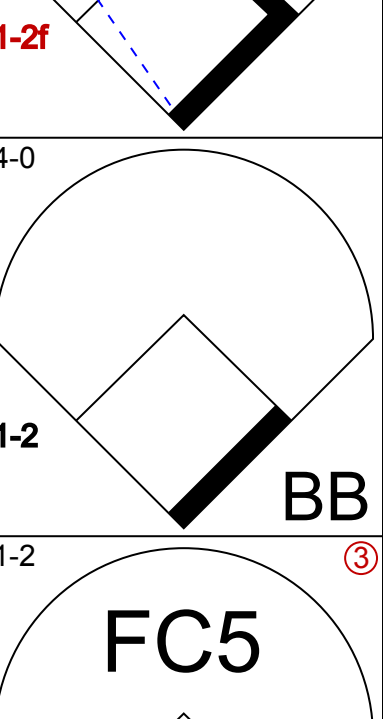

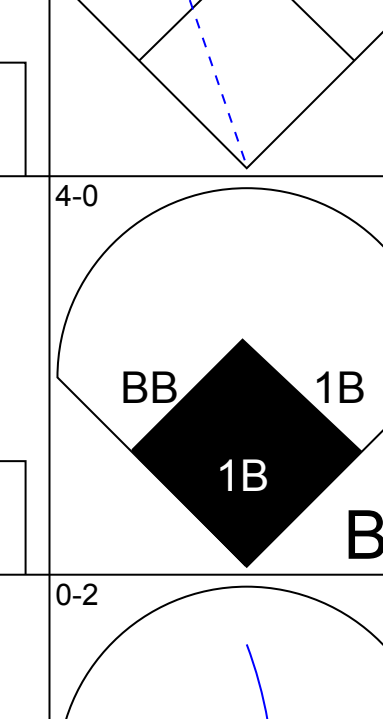
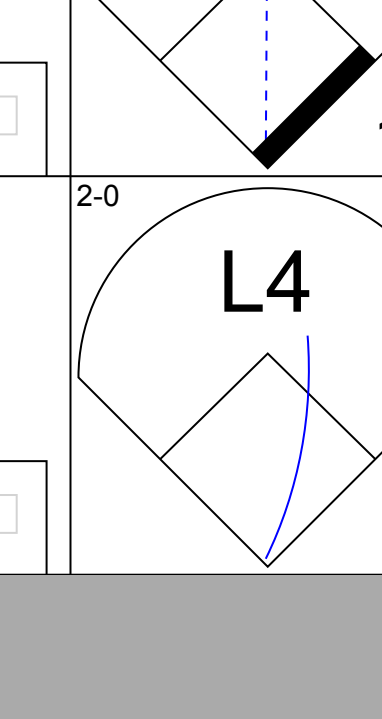
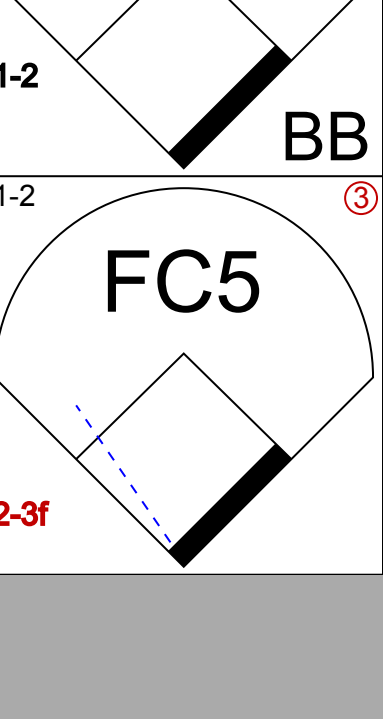

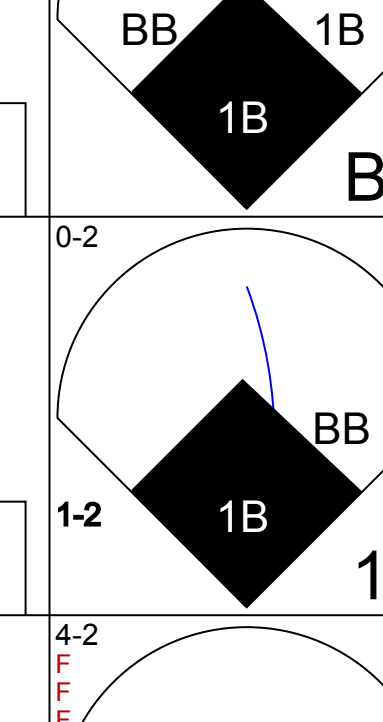
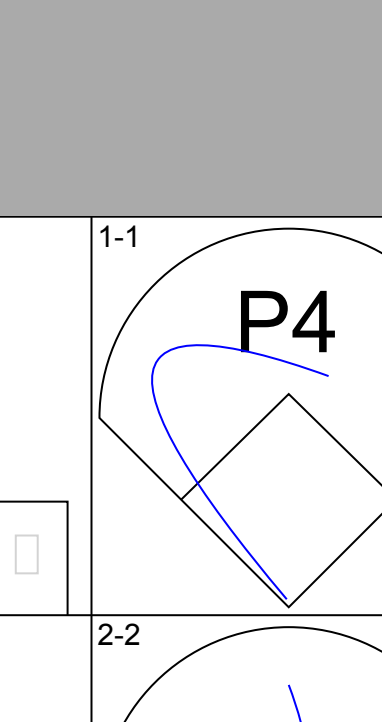
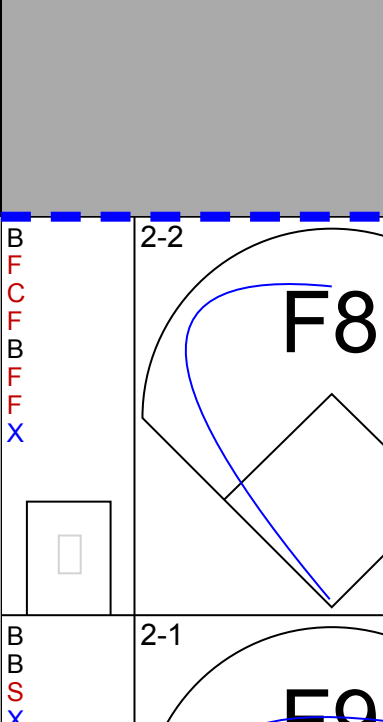
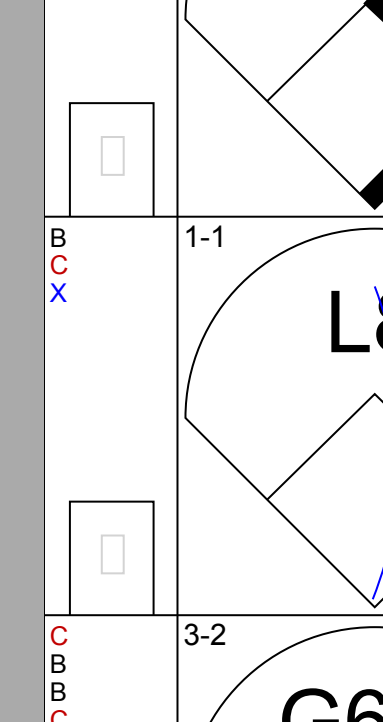
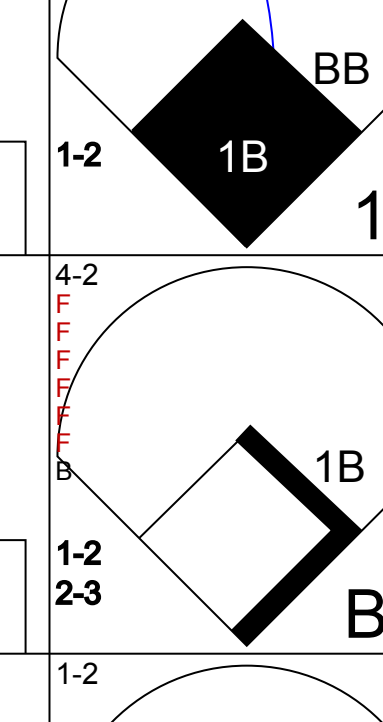
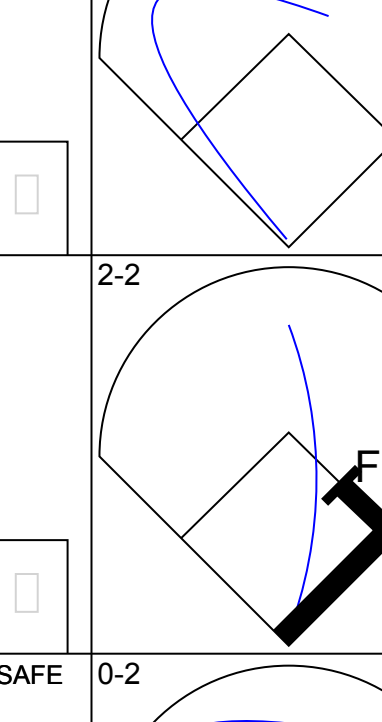
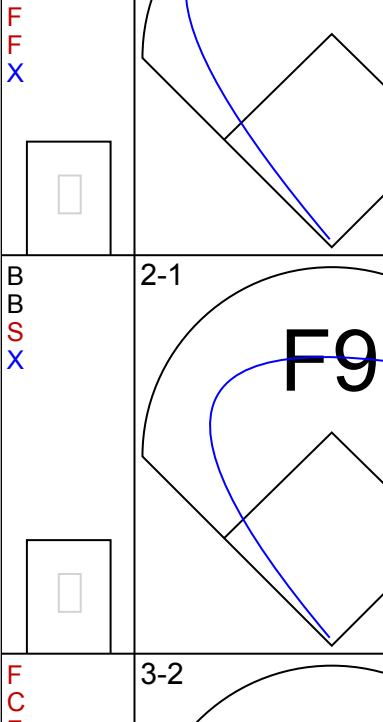
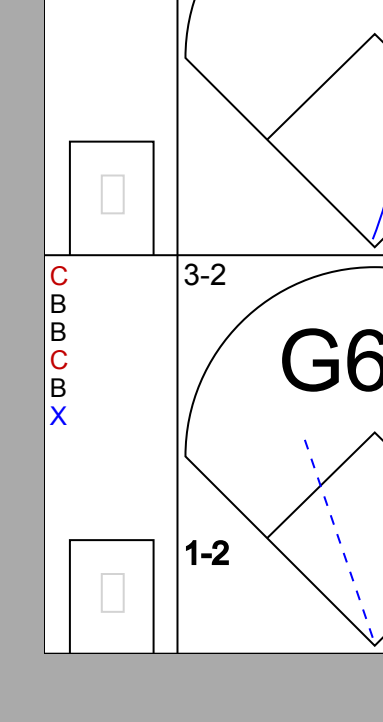
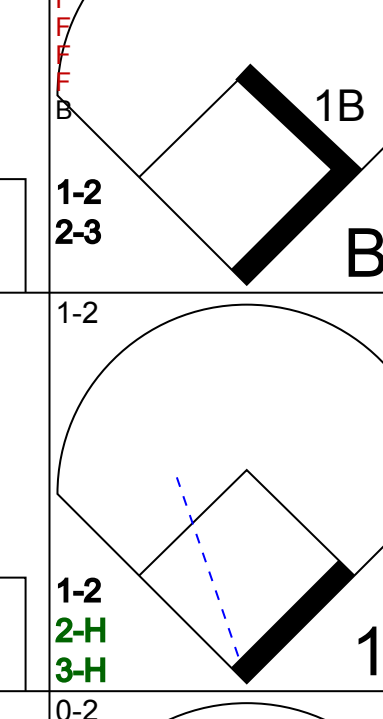
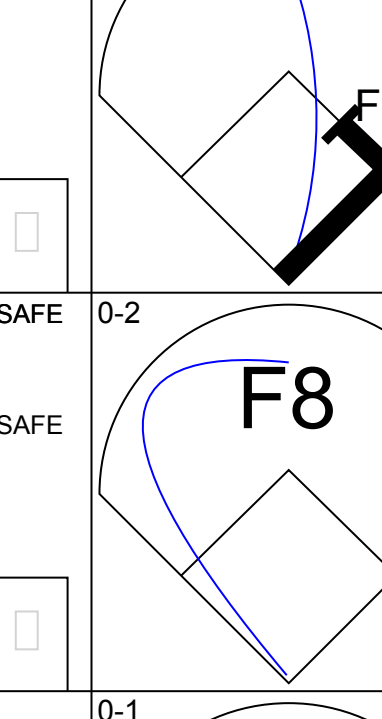
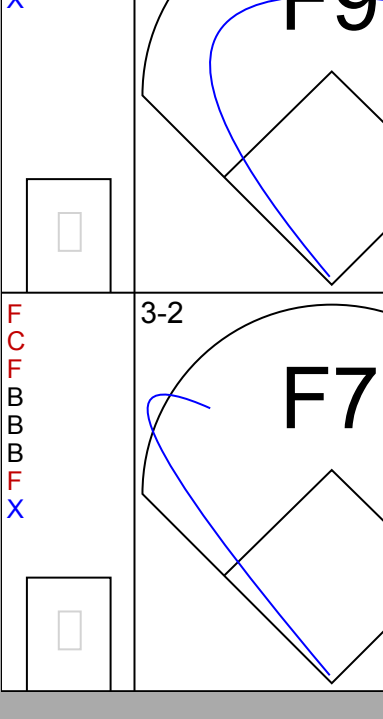
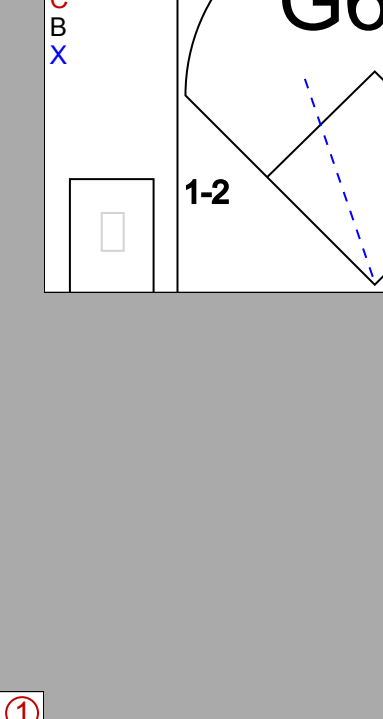
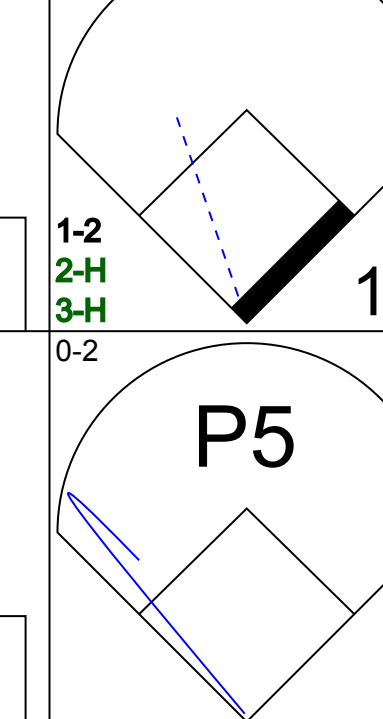
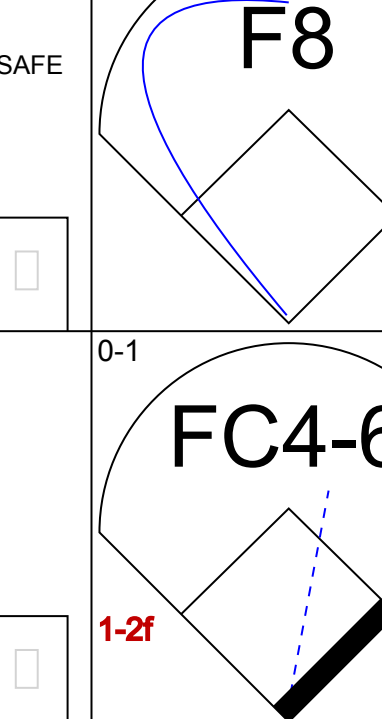
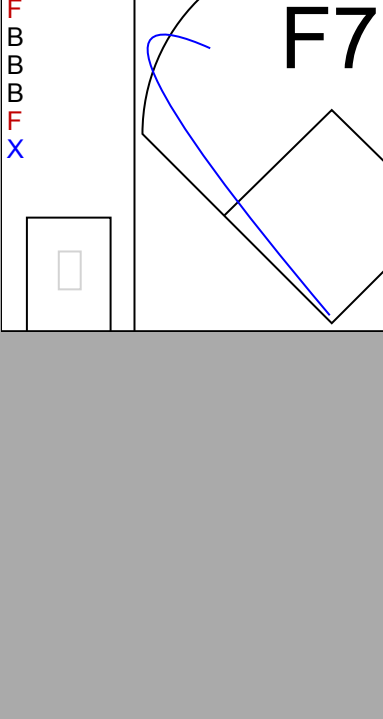
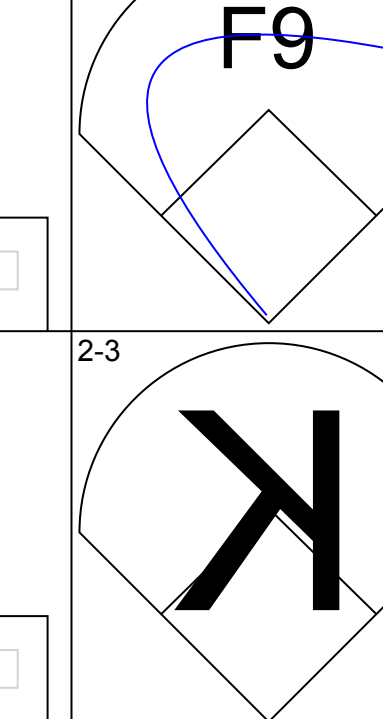

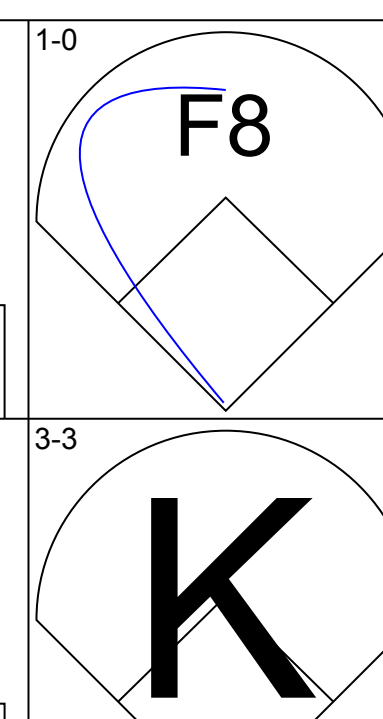
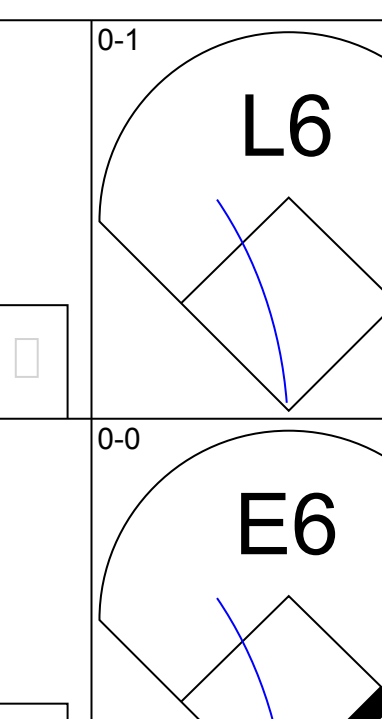
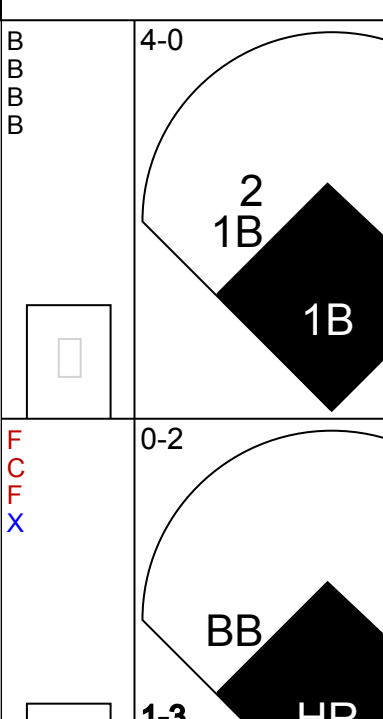
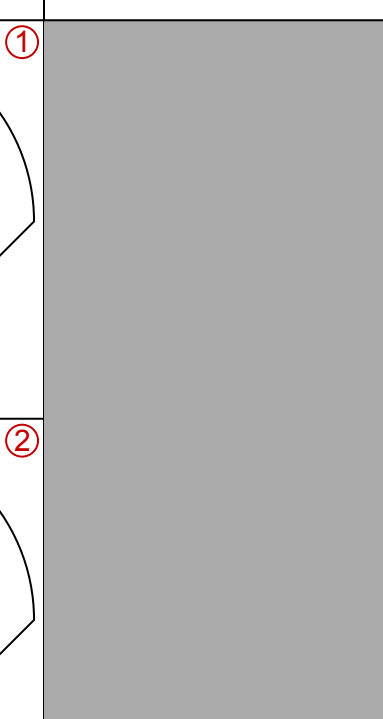
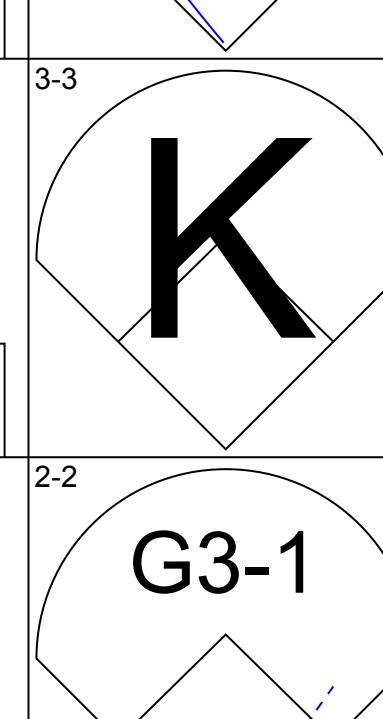
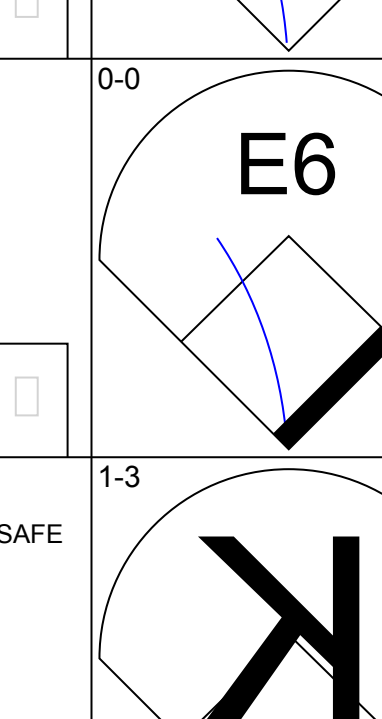
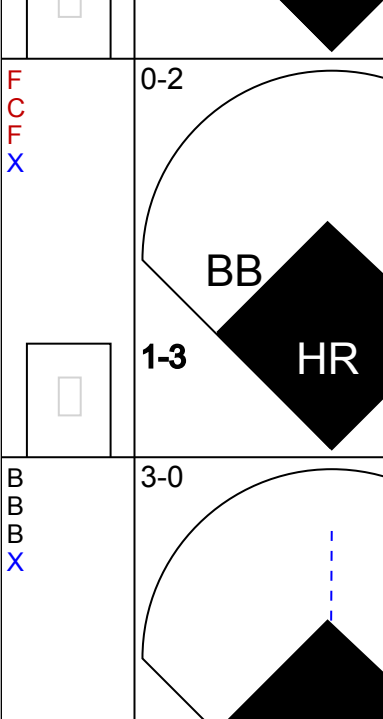
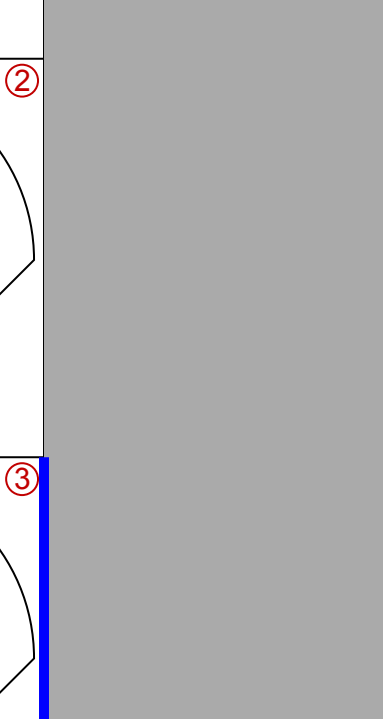

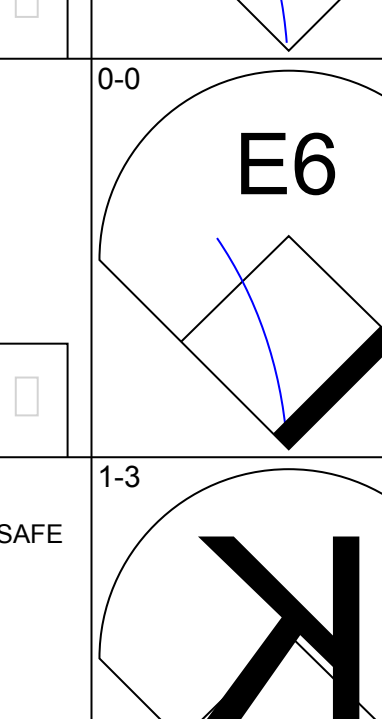
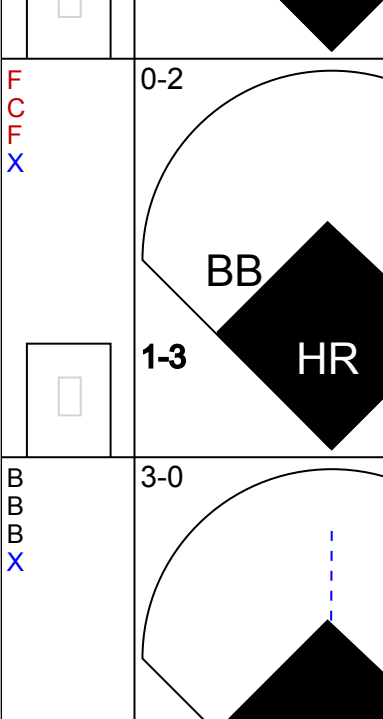
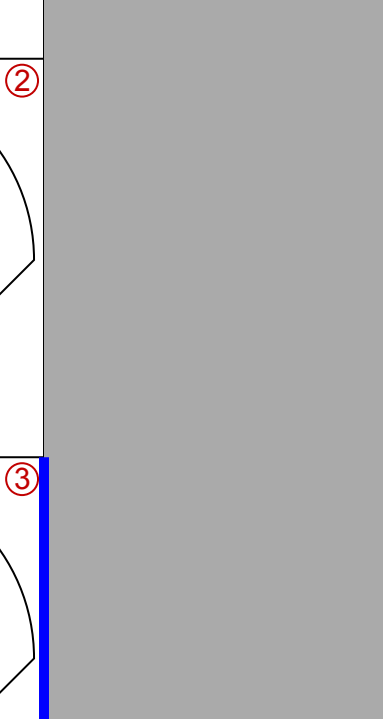
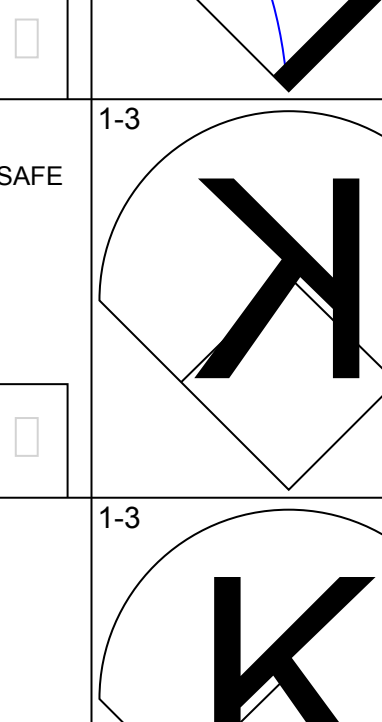
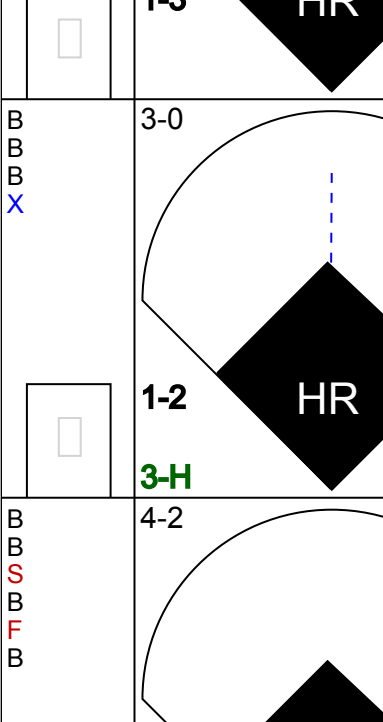
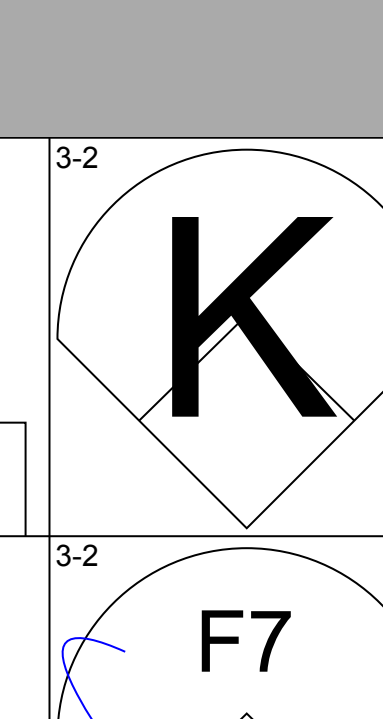
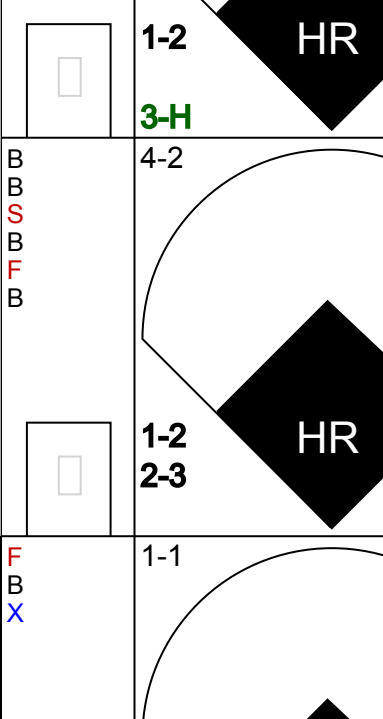
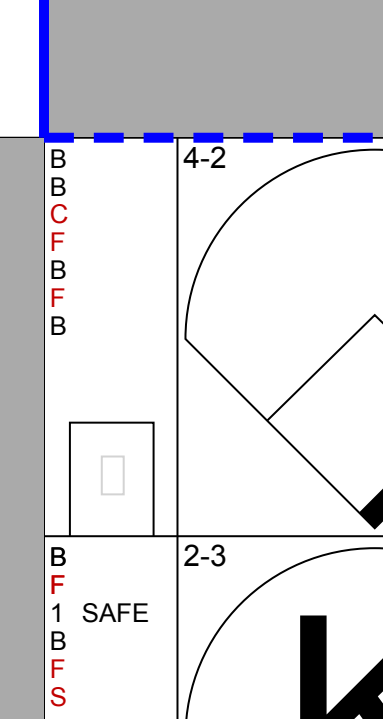
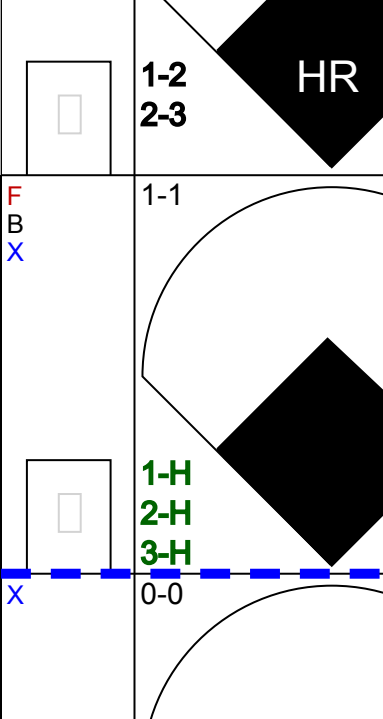
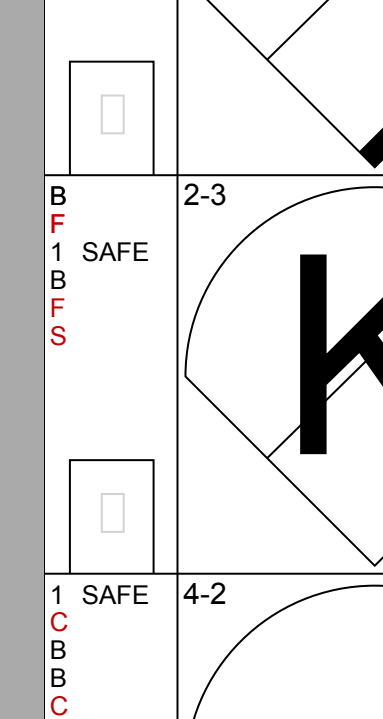
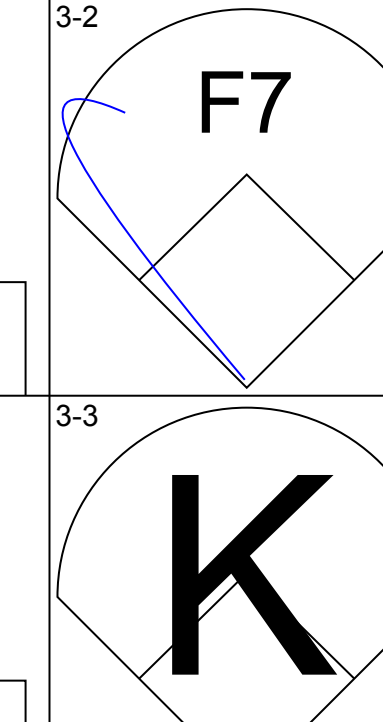
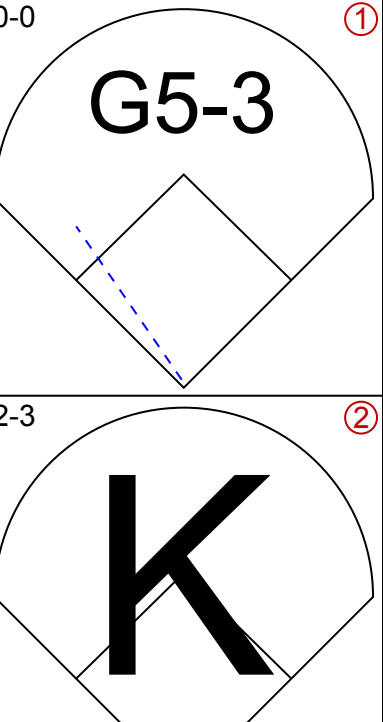
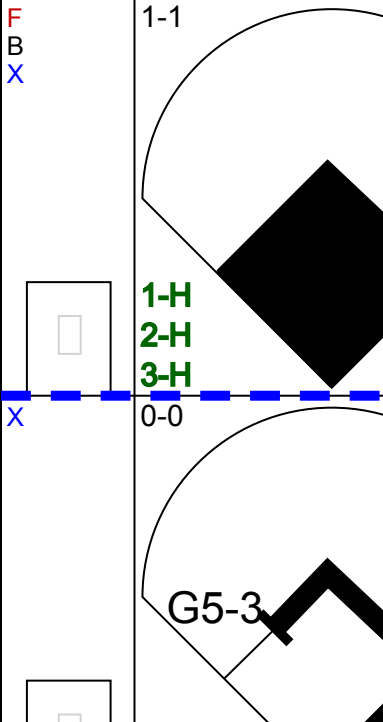
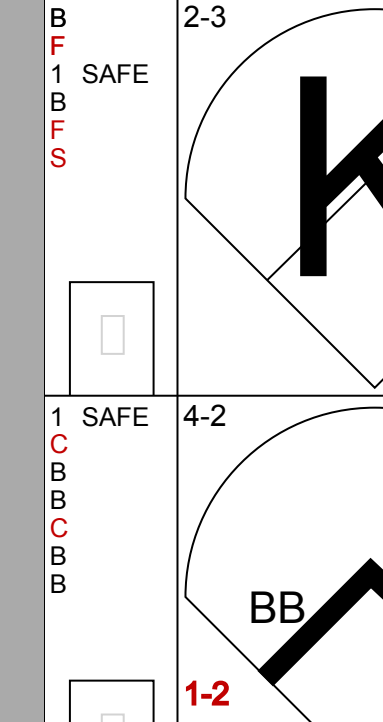
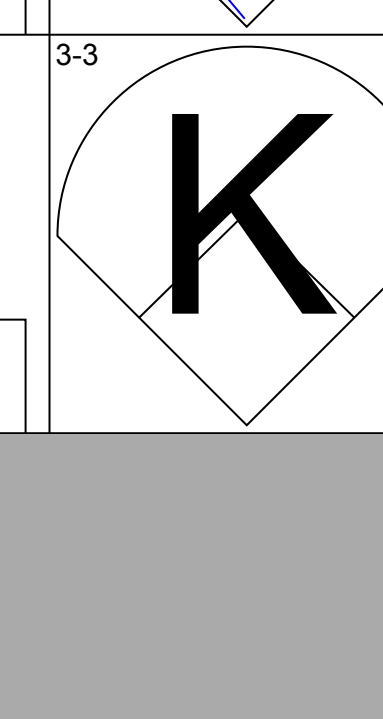
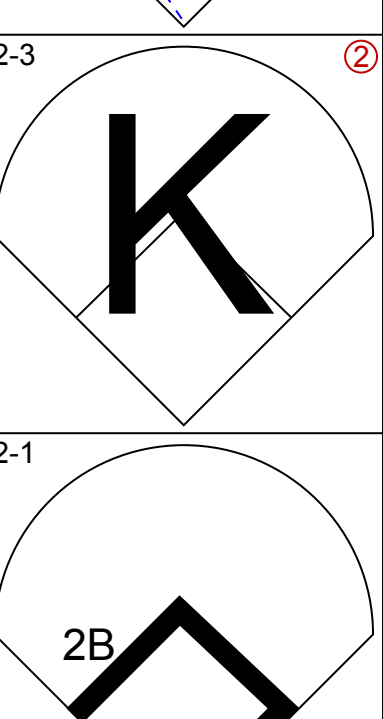
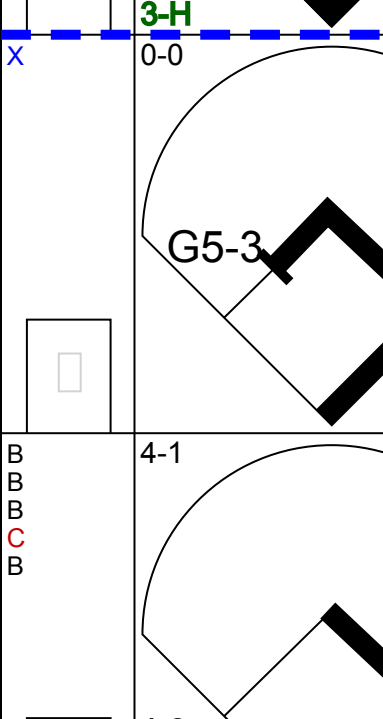
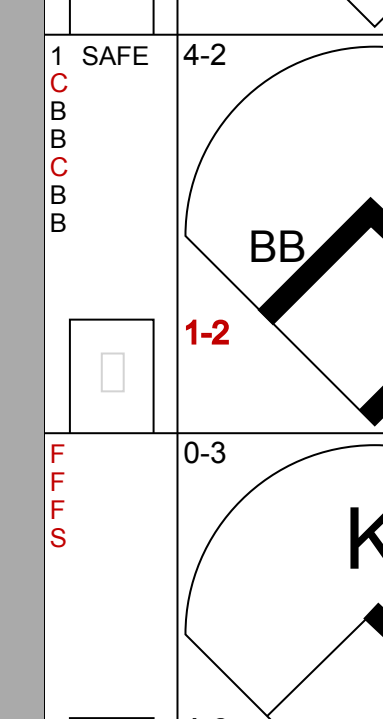
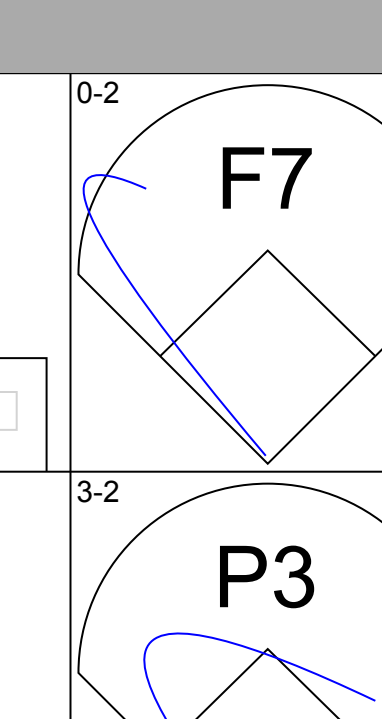
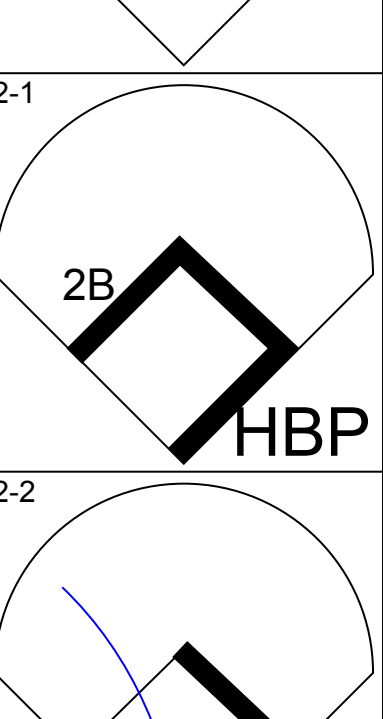
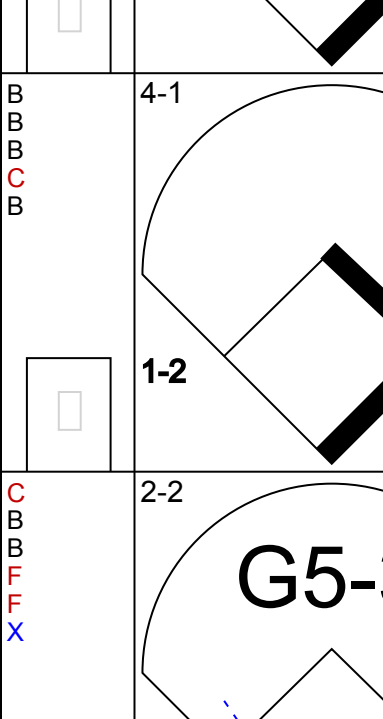
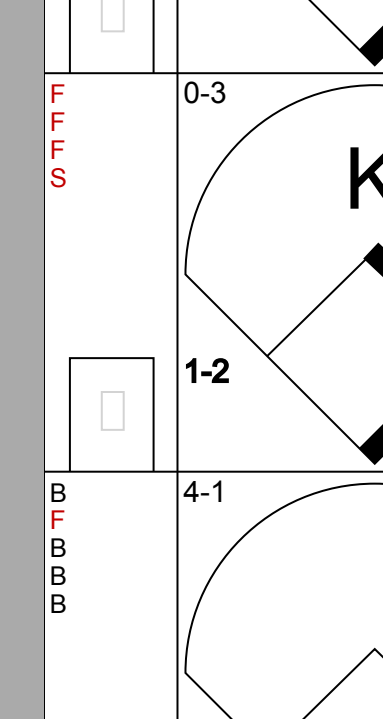
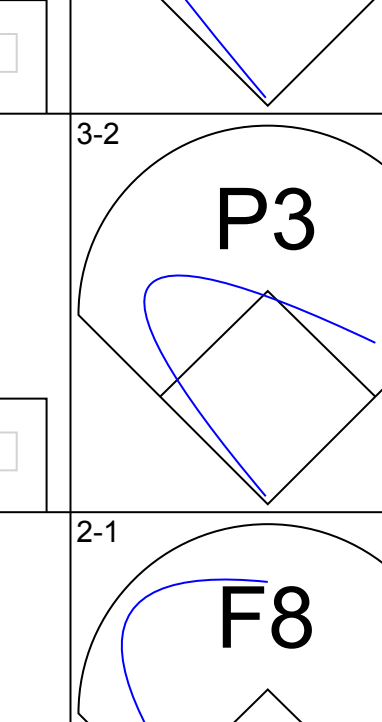
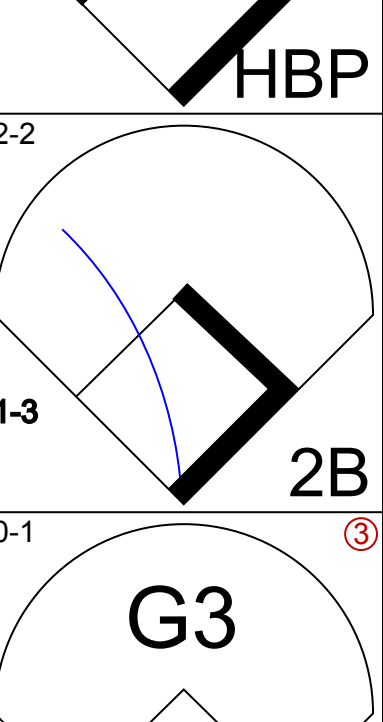
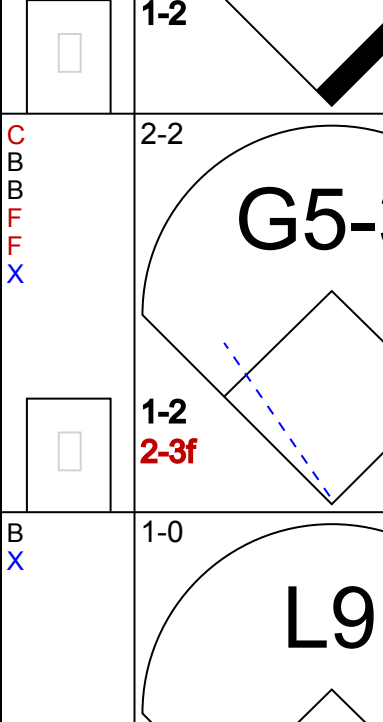
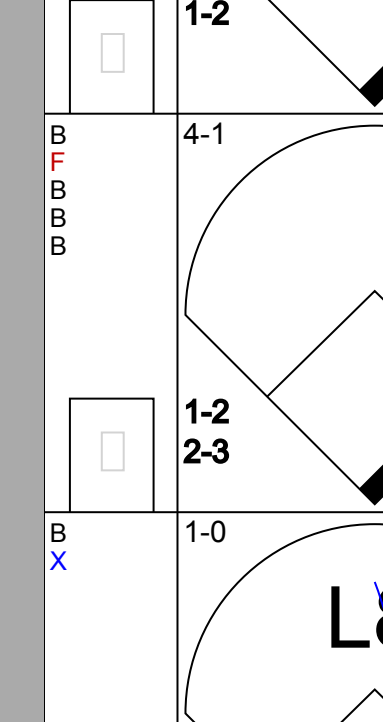
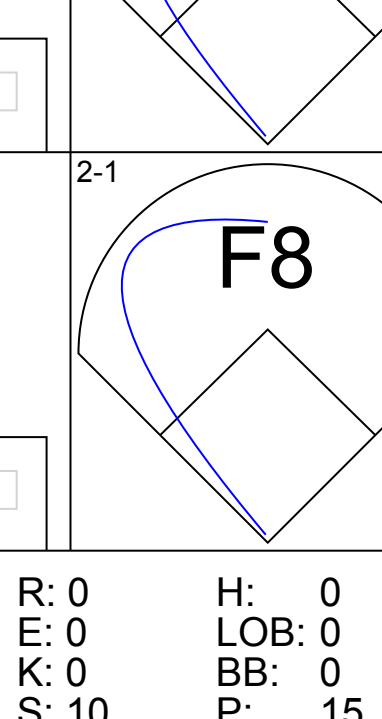
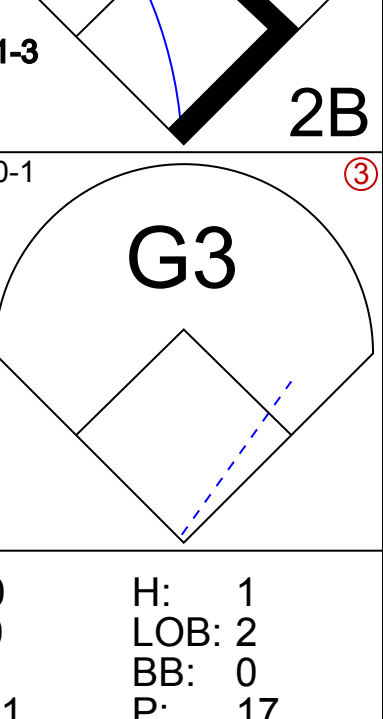
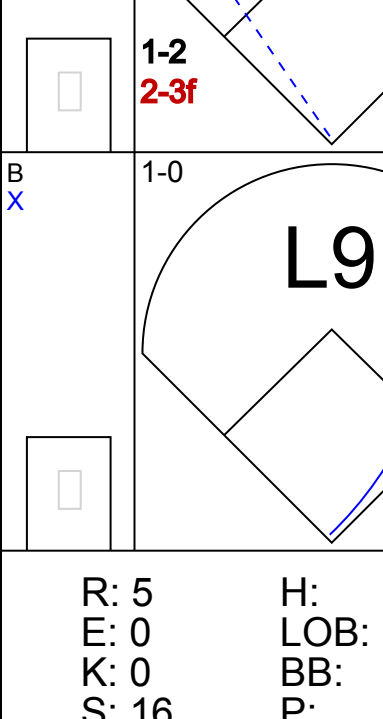
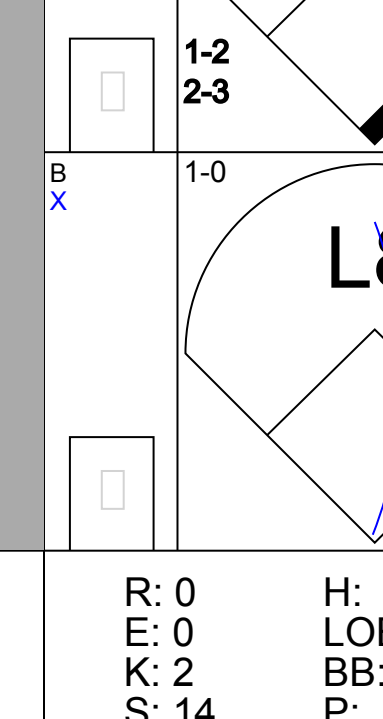


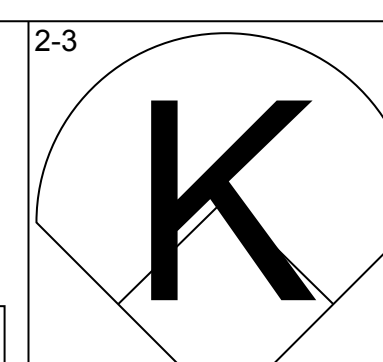
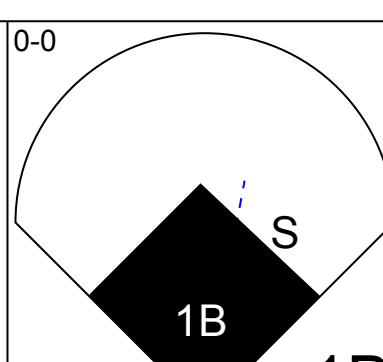
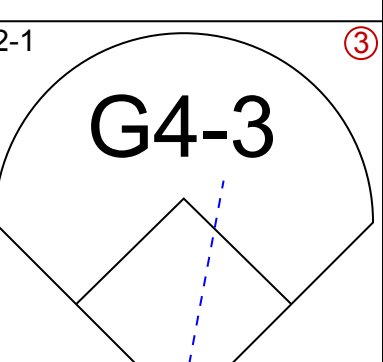
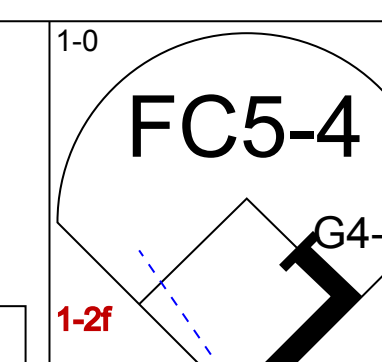
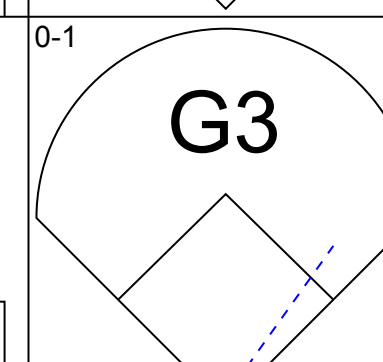
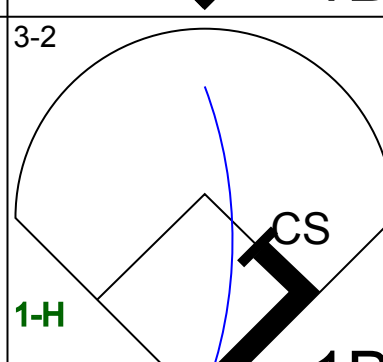
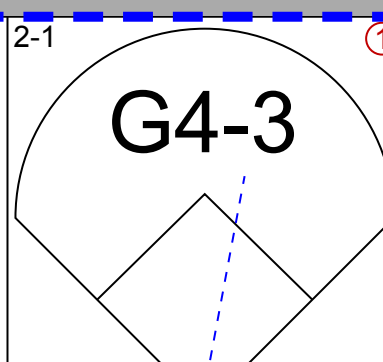
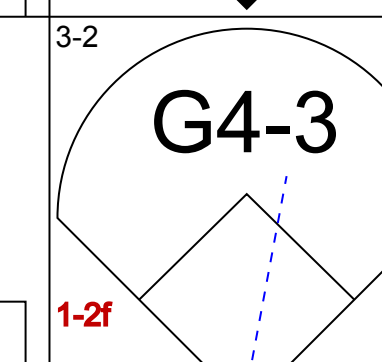
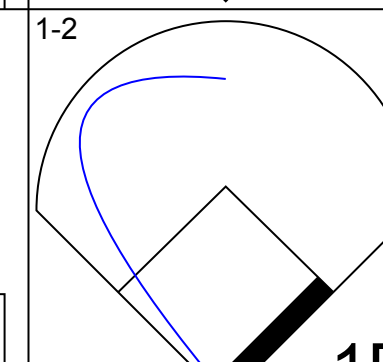
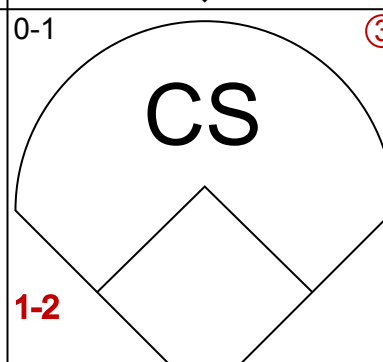
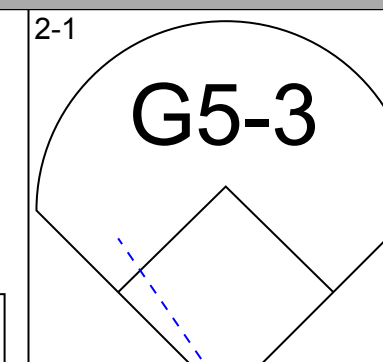
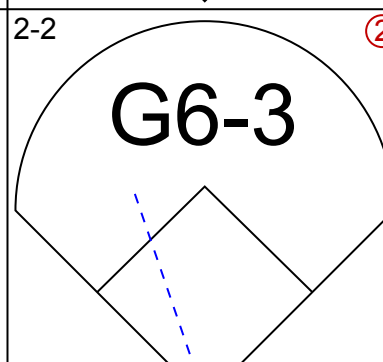
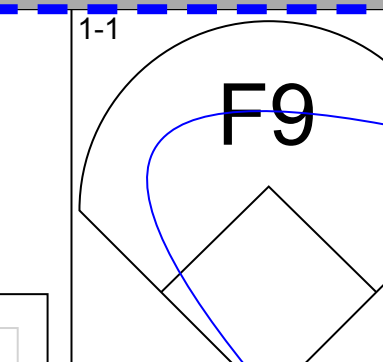
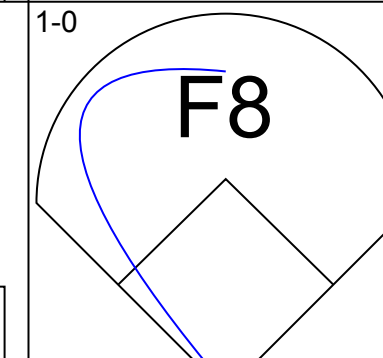
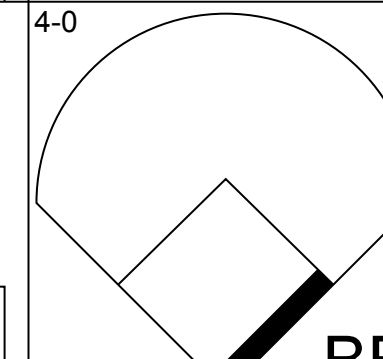
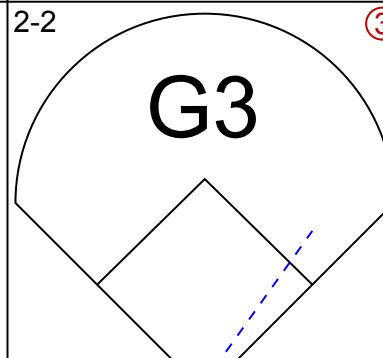
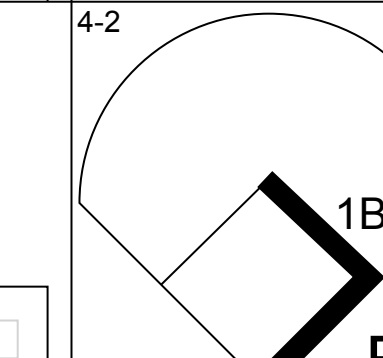
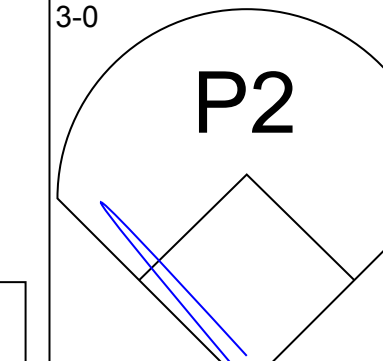
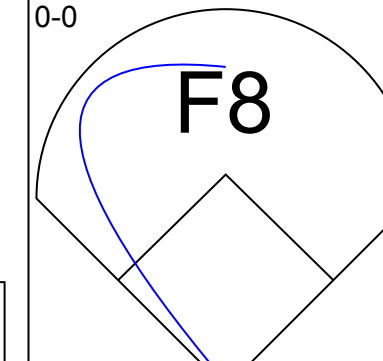
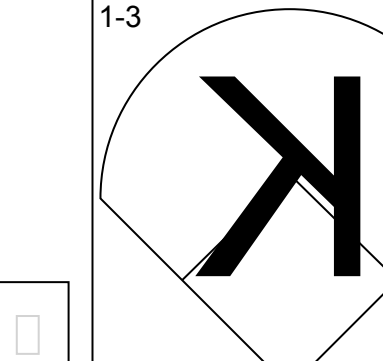
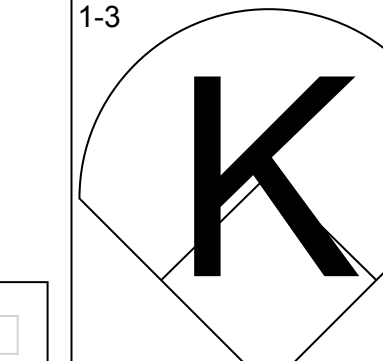
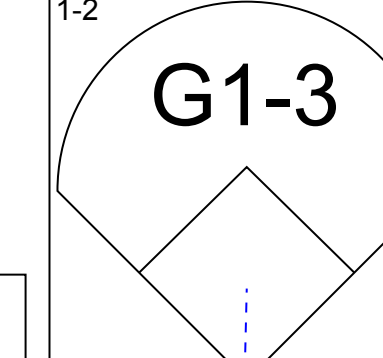
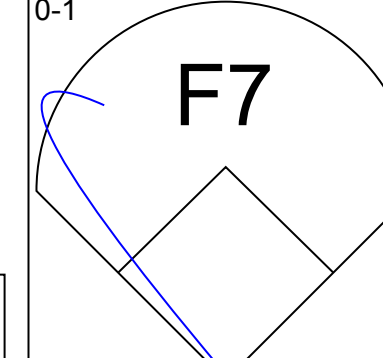
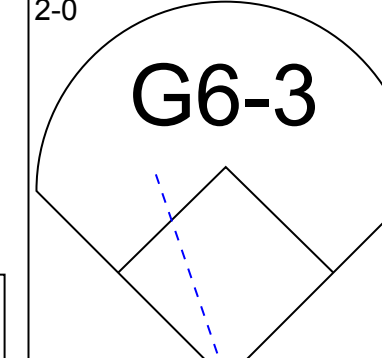
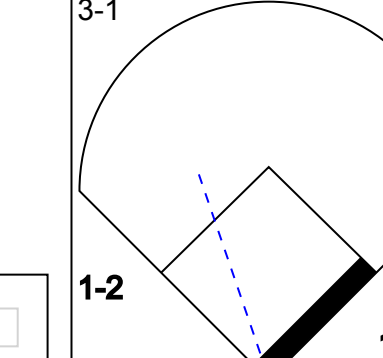
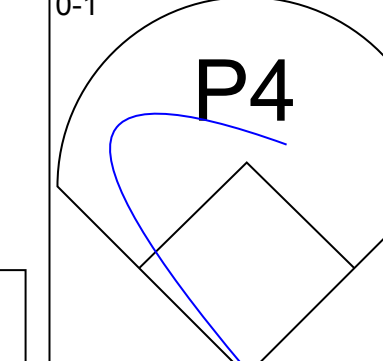
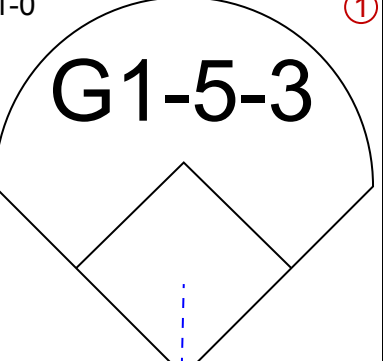
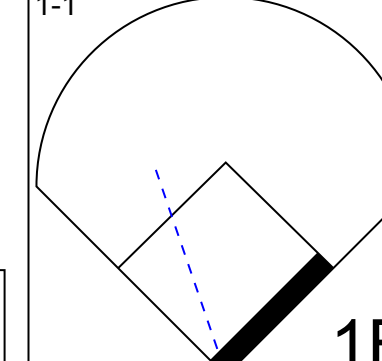
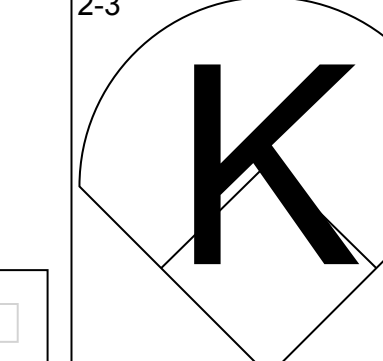
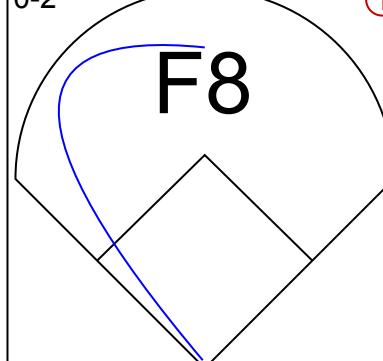
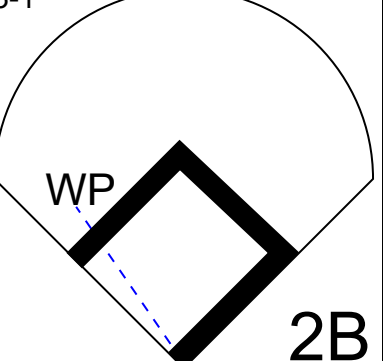
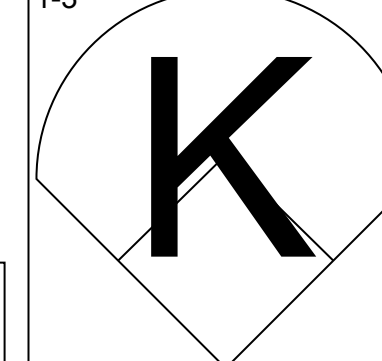
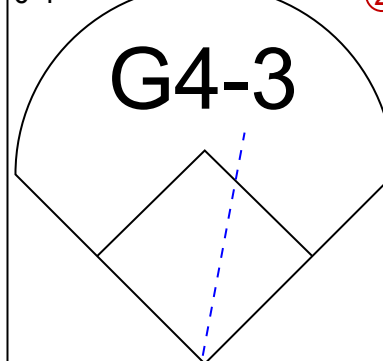
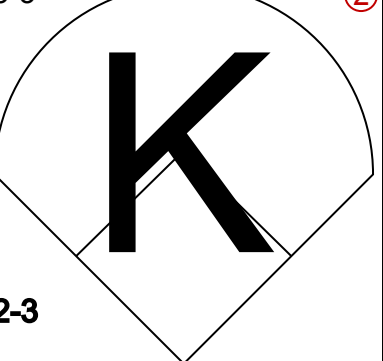
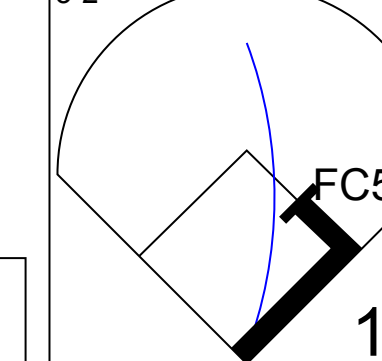
Batter	1	2	3	4	5	6	7	8	9	AB	R	H	RBI	BB	SO	LOB	TOP		
Randy Winn, S OBP: 0.348, SLG: 0.381 (1, 8)			 1B		 BB					4	1	1	0	1	1	0	Tampa Bay Devil Rays @ Boston Red Sox Fenway Park, Boston, MA Mon Sep 21 1998, 7:05 PM EDT Unknown - 81 F		
Quinton McCracken, S OBP: 0.339, SLG: 0.418 (1, 7)					 1B					5	1	1	0	0	0	1			
Wade Boggs, L OBP: 0.359, SLG: 0.399 Bobby Smith, R OBP: 0.352, SLG: 0.440 (8, PH) (8, 5)	 1B				 CS 1B			 1B BB		3	0	2	1	0	0	1			
Fred McGriff, L OBP: 0.366, SLG: 0.444 (1, 3)	 1B					 3-H		 G1-3		3	0	2	1	1	0	0			
Paul Sorrento, L OBP: 0.315, SLG: 0.411 (1, 10)				 2B						4	0	1	0	0	1	6			
Aaron Ledesma, R OBP: 0.349, SLG: 0.404 (1, 6)		 FC1-6		 2-3						4	0	1	0	0	2	2			
Rich Butler, L OBP: 0.274, SLG: 0.364 (1, 9)		 1-2						 2-3 3-H		4	0	1	1	0	1	3			
Miguel Cairo, R OBP: 0.304, SLG: 0.365 (1, 4)		 1-2								4	0	0	0	0	1	5			
Mike DiFelice, R OBP: 0.270, SLG: 0.336 Mike Kelly, R OBP: 0.287, SLG: 0.395 (9, PH) (1, 2)										3	0	0	0	0	1	1			
Inning Stats	R: 0 H: 1 E: 0 K: 2 S: 14	H: 1 LOB: 2 BB: 1 P: 21	R: 0 H: 0 E: 1 K: 1 S: 9	H: 0 LOB: 1 BB: 0 P: 13	R: 0 H: 1 E: 0 K: 0 S: 4	H: 1 LOB: 0 BB: 0 P: 8	R: 0 H: 2 E: 0 K: 2 S: 14	H: 2 LOB: 2 BB: 0 P: 17	R: 2 H: 3 E: 0 K: 0 S: 10	H: 0 LOB: 0 BB: 0 P: 11	R: 0 H: 0 E: 0 K: 1 S: 7	H: 0 LOB: 0 BB: 0 P: 17	R: 1 H: 2 E: 0 K: 1 S: 16	H: 2 LOB: 2 BB: 1 P: 26	R: 0 H: 0 E: 0 K: 1 S: 8	H: 0 LOB: 0 BB: 0 P: 9	1B: 8 2B: 1 3B: 0 HR: 0	SF: 0 SAC: 0 DP: 0 HBP: 0	WP: 0 PA: 38 PB: 0 SB: 0 CS: 2
PITCHER	IP	WLS	BF	H	R	ER	SO	BB	IBB	HBP	BLK	WP	HR	S	P	ERA	WHIP		
Bret Saberhagen, R ERA: 3.92 (1, 1)	6.0	W	26	7	2	0	6	2	0	0	0	0	0	58	88	3.00	1.500		
Derek Lowe, R ERA: 4.09 (7, 1)	1.0		3	0	0	0	0	0	0	0	0	0	0	10	17	0.00	0.000		
Greg Swindell, L ERA: 3.67 (8, 1)	0.0		1	0	1	1	0	1	0	0	0	0	0	3	7	∞	∞		
Jim Corsi, R ERA: 2.56 (8, 1)	0.1		2	1	0	0	0	0	0	0	0	0	0	3	5	0.00	3.000		
Tom Gordon, R ERA: 2.72 (8, 1)	1.2	S	6	1	0	0	2	0	0	0	0	0	0	18	23	0.00	0.600		

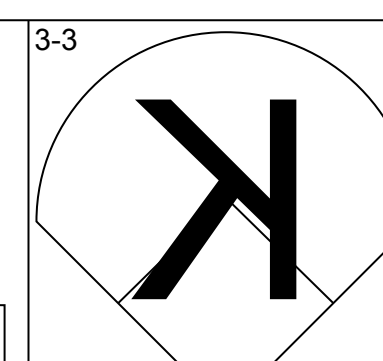
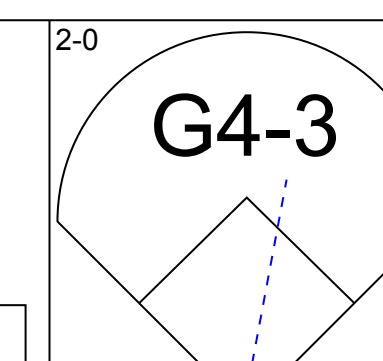
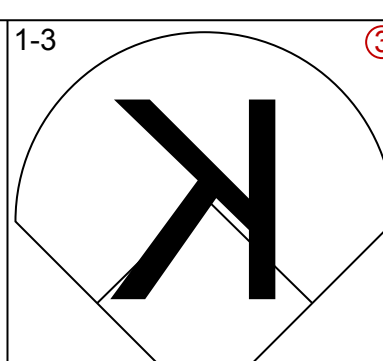
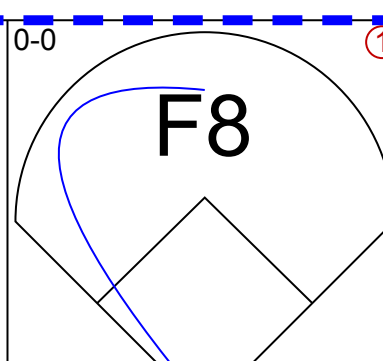
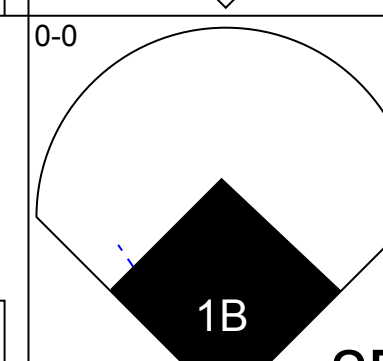
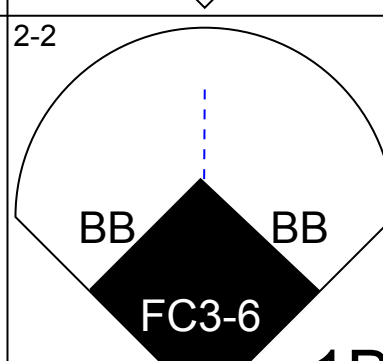
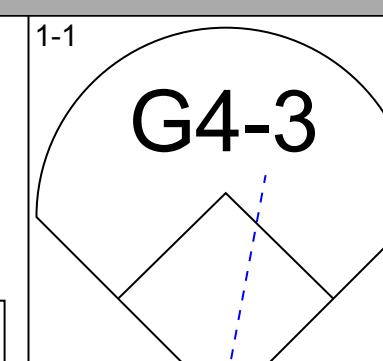
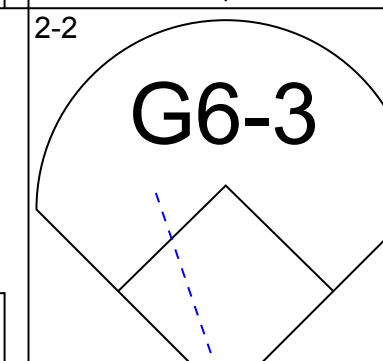
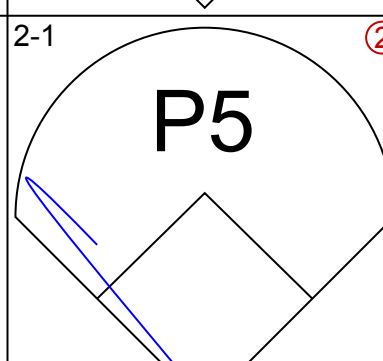
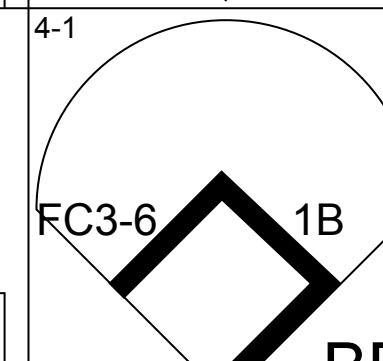
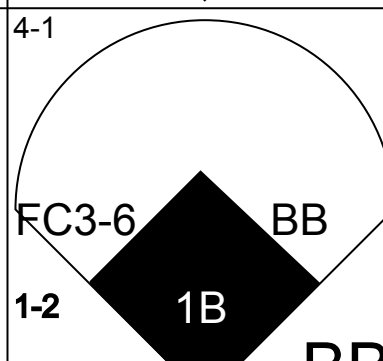
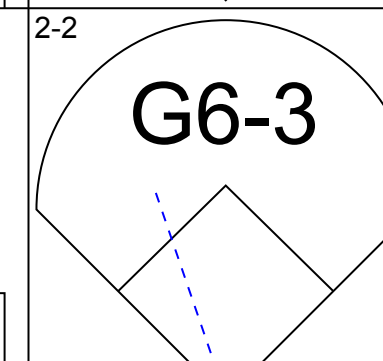
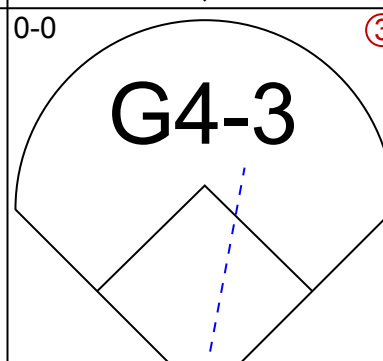
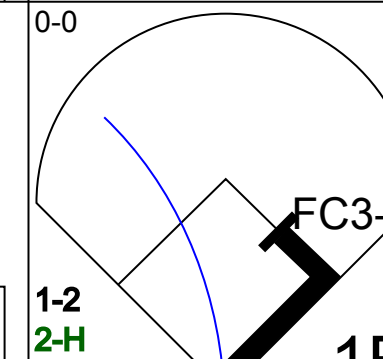
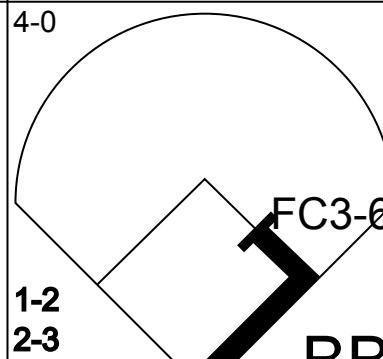
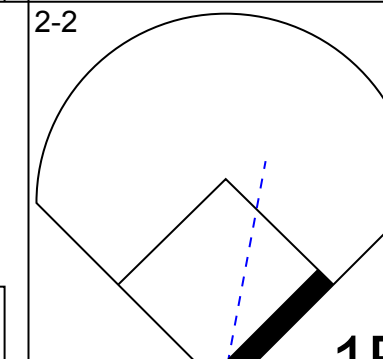
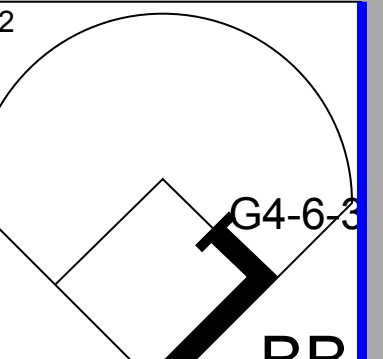
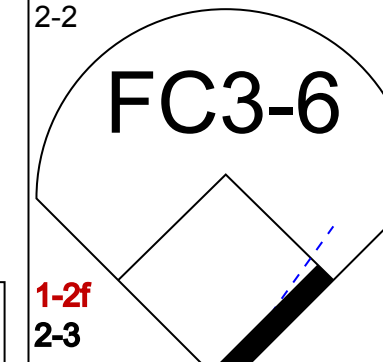
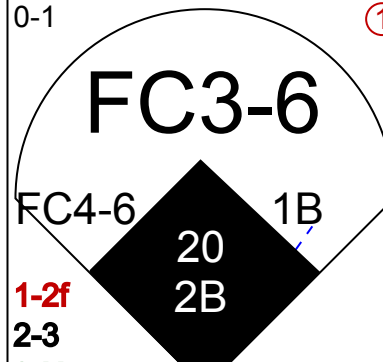
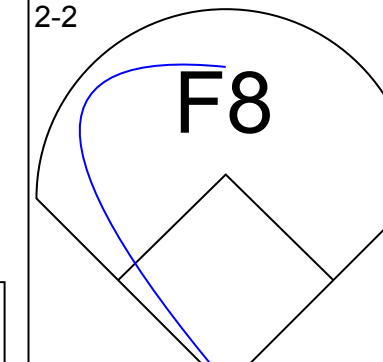
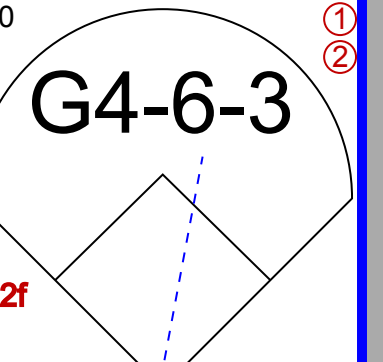
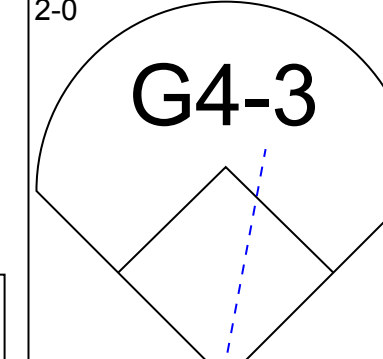
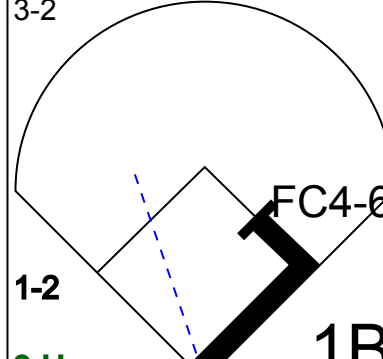

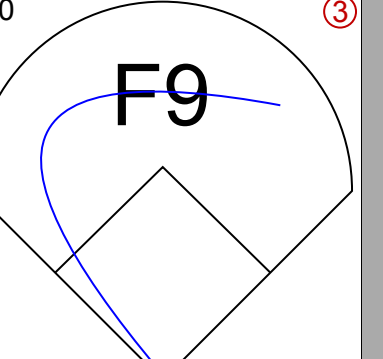

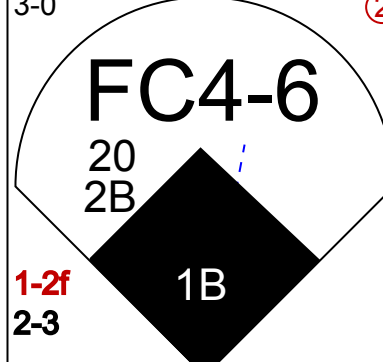



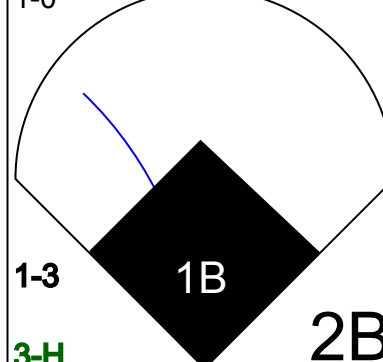


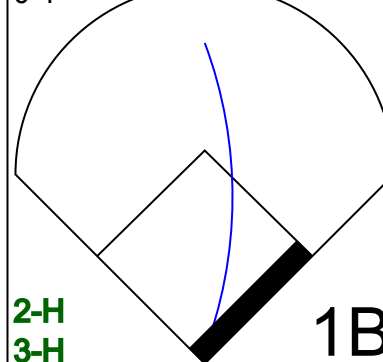
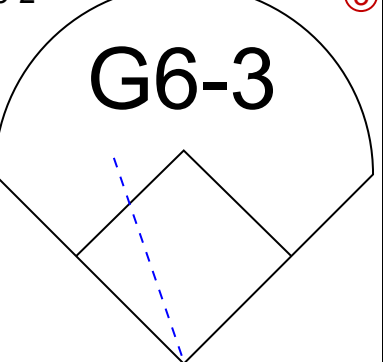

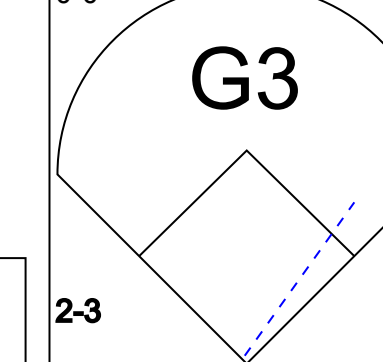
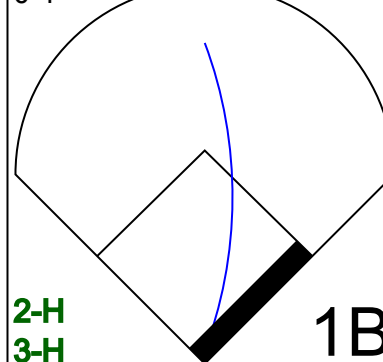
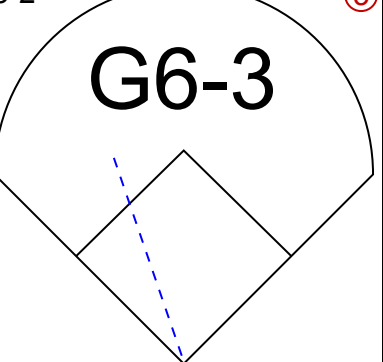

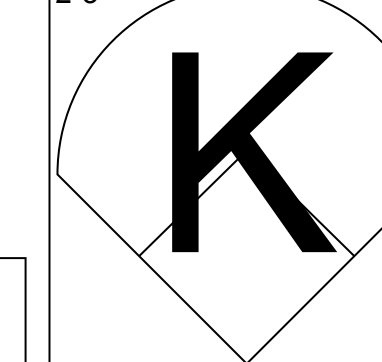
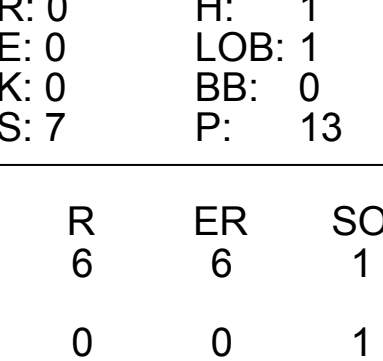

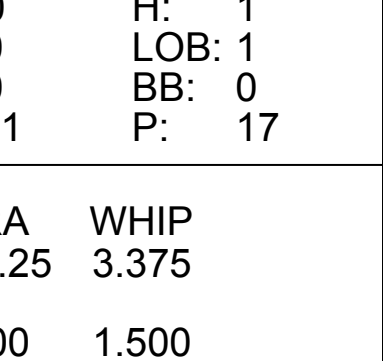
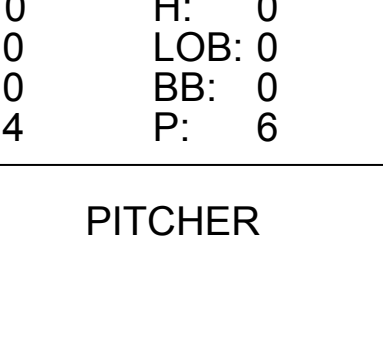



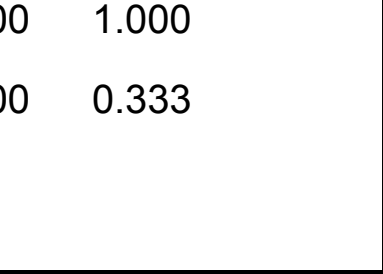

Batter	1	2	3	4	5	6	7	8	9	AB	R	H	RBI	BB	SO	LOB	BOTTOM		
Darren Lewis, R OBP: 0.349, SLG: 0.365 (1, 9)	 S BB		 1B							3	1	1	0	1	1	2	Tampa Bay Devil Rays @ Boston Red Sox Fenway Park, Boston, MA Mon Sep 21 1998, 7:05 PM EDT Unknown - 81 F		
John Valentin, R OBP: 0.345, SLG: 0.452 (1, 5)			 1-H							4	1	1	2	0	3	1			
Mo Vaughn, L OBP: 0.402, SLG: 0.584 (1, 3)			 1B							4	0	1	0	0	1	1			
Nomar Garciaparra, R OBP: 0.358, SLG: 0.569 (1, 6)							 1B			3	0	1	0	1	1	1			
Damon Buford, R OBP: 0.346, SLG: 0.514 (1, 8)			 1-2							4	0	0	0	0	2	3			
Troy O'Leary, L OBP: 0.310, SLG: 0.469 (1, 7)						 30 1B		 1B		4	1	2	0	0	1	0			
Jason Varitek, S OBP: 0.311, SLG: 0.412 (1, 2)			 30 BB		 30 1B		 1-2			3	1	1	0	1	0	1			
30 Keith Mitchell, R OBP: 0.321, SLG: 0.298 (1, 10)				 BB		 1-3		 3-H		2	0	1	1	1	0	0			
Mike Benjamin, R OBP: 0.310, SLG: 0.371 (1, 4)				 1-2		 1-2		 1-2		3	0	1	1	0	1	2			
Inning Stats	R: 0 H: 0 E: 0 K: 2 S: 13	H: 0 LOB: 0 BB: 0 P: 26	R: 0 H: 0 E: 0 K: 1 S: 8	H: 0 LOB: 0 BB: 0 P: 14	R: 2 H: 3 E: 0 K: 1 S: 10	H: 3 LOB: 1 BB: 0 P: 19	R: 0 H: 0 E: 0 K: 0 S: 6	H: 0 LOB: 1 BB: 2 P: 18	R: 2 H: 4 E: 0 K: 2 S: 16	H: 0 LOB: 0 BB: 0 P: 24	R: 0 H: 1 E: 0 K: 1 S: 10	H: 1 LOB: 0 BB: 0 P: 18	R: 0 H: 1 E: 0 K: 1 S: 7	H: 1 LOB: 0 BB: 0 P: 11	1B: 8 2B: 1 3B: 0 HR: 1	SF: 0 SAC: 0 DP: 2 HBP: 0	WP: 0 PA: 35 PB: 0 SB: 1 CS: 1		
PITCHER	IP	WLS	BF	H	R	ER	SO	BB	IBB	HBP	BLK	WP	HR	S	P	ERA	WHIP		
Tony Saunders, L ERA: 4.12 (1, 1)	5.2	L	27	7	4	4	7	4	0	0	0	0	0	59	115	6.35	1.941		
Esteban Yan, R ERA: 3.71 (6, 1)	2.1		7	2	0	0	3	0	0	0	0	0	0	20	33	0.00	0.857		

Batter	1	2	3	4	5	6	7	8	9	AB	R	H	RBI	BB	SO	LOB	TOP					
Randy Winn, S OBP: 0.344, SLG: 0.375	F8		FC6-4		G4-3			P4		4	0	0	0	0	0	2	Tampa Bay Devil Rays @ Boston Red Sox Fenway Park, Boston, MA Tue Sep 22 1998, 7:05 PM EDT Att: 20,399 - Overcast - 65 F					
Quinton McCracken, S OBP: 0.338, SLG: 0.416 Kerry Robinson, L (6, 7)	F8		G5-3				F8	G5-3		3	0	0	0	0	0	1						
Bobby Smith, R OBP: 0.347, SLG: 0.433	K			K					G4-3	4	0	0	0	0	3	0						
Fred McGriff, L OBP: 0.370, SLG: 0.445 Scott McClain, R OBP: 0.222, SLG: 0.067		1B		K			F9		G6-3 BB	2	0	1	0	0	1	0						
Bubba Trammell, R OBP: 0.347, SLG: 0.597 Dave Silvestri, R OBP: 0.071, SLG: 0.071	F8			G3				G6-4-3 1B	G6-3	3	0	1	0	0	0	1						
Aaron Ledesma, R OBP: 0.347, SLG: 0.401	F9						F7			3	1	1	0	0	0	2						
Mike Kelly, R OBP: 0.287, SLG: 0.404	G5-3				HR			G6-4-3		3	1	1	2	0	0	2						
Miguel Cairo, R OBP: 0.306, SLG: 0.367			F8		G6-3			G4-3		3	0	0	0	0	0	0						
John Flaherty, R OBP: 0.265, SLG: 0.279									WP	3	0	2	0	0	1	0						
Inning Stats	R: 0 E: 0 K: 1 S: 7	H: 0 LOB: 0 BB: 0 P: 10	R: 0 E: 0 K: 0 S: 11	H: 1 LOB: 1 BB: 0 P: 17	R: 0 E: 0 K: 0 S: 7	H: 1 LOB: 1 BB: 0 P: 7	R: 0 E: 0 K: 2 S: 7	H: 0 LOB: 0 BB: 0 P: 10	R: 2 E: 0 K: 1 S: 7	H: 2 LOB: 0 BB: 0 P: 9	R: 0 E: 0 K: 1 S: 9	H: 0 LOB: 1 BB: 0 P: 14	R: 0 E: 0 K: 0 S: 6	H: 1 LOB: 1 BB: 0 P: 12	R: 0 E: 0 K: 0 S: 7	H: 1 LOB: 0 BB: 1 P: 11		R: 0 E: 0 K: 0 S: 9	H: 0 LOB: 0 BB: 1 P: 18	1B: 5 2B: 0 3B: 0 HR: 1	SF: 0 SAC: 0 DP: 2 HBP: 0	WP: 1 PB: 0 SB: 0 CS: 0
PITCHER	IP	WLS	BF	H	R	ER	SO	BB	IBB	HBP	BLK	WP	HR	S	P	ERA	WHIP					
Pete Schourek, L ERA: 4.54	(1, 1)	8.0	W	29	6	2	2	5	0	0	0	0	1	1	61	90	2.25	0.750				
Ron Mahay, L ERA: 3.46	(9, 1)	1.0		3	0	0	0	0	1	0	0	0	0	0	9	18	0.00	1.000				

Batter	1	2	3	4	5	6	7	8	9	AB	R	H	RBI	BB	SO	LOB	BOTTOM				
Darren Lewis, R OBP: 0.351, SLG: 0.365	G3		2B 1B	P3	F9		F7			5	1	1	0	0	0	3	Tampa Bay Devil Rays @ Boston Red Sox Fenway Park, Boston, MA Tue Sep 22 1998, 7:05 PM EDT Att: 20,399 - Overcast - 65 F				
John Valentin, R OBP: 0.343, SLG: 0.449	F9		1B	F8		G3		BLK E BB		4	2	1	0	1	0	0					
Mo Vaughn, L OBP: 0.399, SLG: 0.584	G6-3		1B	G3		K		F8		5	0	1	2	0	1	1					
Nomar Garciaparra, R OBP: 0.359, SLG: 0.569		1B 2B BB	BB 30 BB		G4-1			F7		3	3	2	0	2	0	1					
Troy O'Leary, L OBP: 0.311, SLG: 0.465		2B 1B	30 BB 1B		G3-1 G4-1 2B		F8	E3		3	3	1	0	2	0	1					
Darren Bragg, L OBP: 0.351, SLG: 0.423		SH SF7	1B 30 BB		G4-1		G4-3	G1-3		4	1	1	3	1	0	2					
Midre Cummings, L OBP: 0.373, SLG: 0.483 30 Keith Mitchell, R OBP: 0.424, SLG: 0.308		SH	1B		G3-1		2B	1B		0	0	0	0	0	0	0					
Scott Hatteberg, L OBP: 0.356, SLG: 0.444		SF7	1B		G3-1		G3-1	2B		1	1	1	1	2	0	0					
Mike Benjamin, R OBP: 0.309, SLG: 0.372	K		G6-4-3		G3-1		G4-3			3	0	2	2	0	0	2					
Inning Stats	R: 0 E: 0 K: 0 S: 7	H: 2 LOB: 0 BB: 1 P: 12	R: 3 E: 1 K: 1 S: 16	H: 2 LOB: 0 BB: 1 P: 28	R: 4 E: 0 K: 0 S: 14	H: 5 LOB: 2 BB: 3 P: 36	R: 0 E: 0 K: 0 S: 8	H: 0 LOB: 0 BB: 0 P: 14	R: 3 E: 0 K: 0 S: 10	H: 2 LOB: 1 BB: 2 P: 22	R: 0 E: 0 K: 1 S: 11	H: 0 LOB: 1 BB: 1 P: 20	R: 0 E: 0 K: 0 S: 9	H: 2 LOB: 2 BB: 0 P: 13	R: 1 E: 1 K: 0 S: 11	H: 0 LOB: 1 BB: 1 P: 20		1B: 6 2B: 4 3B: 1 HR: 0	SF: 1 SAC: 1 DP: 1 HBP: 0	WP: 0 PB: 0 SB: 0 CS: 1	PA: 42
PITCHER	IP	WLS	BF	H	R	ER	SO	BB	IBB	HBP	BLK	WP	HR	S	P	ERA	WHIP				
Julio Santana, R ERA: 4.39	(1, 1)	2.1	L	13	6	6	6	1	0	0	0	0	0	30	55	23.14	3.000				
Brad Pennington, L ERA	(3, 1)	0.0		4	1	1	1	0	3	0	0	0	0	6	20	∞	∞				
Mike Duvall, L ERA: 10.13	(3, 1)	2.2		11	2	3	3	0	2	0	0	0	0	19	37	10.12	1.500				
Dennis Springer, R ERA: 5.84	(6, 1)	2.0		9	2	0	0	1	1	0	0	0	0	20	33	0.00	1.500				
52 Ramon Tatis, L ERA: 15.19	(8, 1)	1.0		5	0	1	0	0	1	0	0	1	0	11	20	0.00	1.000				

Batter	1	2	3	4	5	6	7	8	9	AB	R	H	RBI	BB	SO	LOB	TOP			
Randy Winn, S OBP: 0.339, SLG: 0.369										5	0	0	0	0	3	2	Tampa Bay Devil Rays @ New York Yankees Yankee Stadium, Bronx, NY Thu Sep 24 1998, 7:05 PM EDT Att: 24,555 - Unknown - 64 F			
Quinton McCracken, S OBP: 0.339, SLG: 0.417						 1B				4	0	2	0	0	2	0				
Bobby Smith, R OBP: 0.345, SLG: 0.427						 FC5 BB 1-2				4	0	0	0	0	2	2				
Fred McGriff, L OBP: 0.370, SLG: 0.443						 1-2 BB				3	0	1	0	1	0	0				
Bubba Trammell, R OBP: 0.348, SLG: 0.583						 2-3				2	1	0	0	2	0	3				
Aaron Ledesma, R OBP: 0.344, SLG: 0.397										4	1	1	0	0	0	1				
Mike Kelly, R OBP: 0.291, SLG: 0.400				 1B						3	0	1	0	1	0	1				
Miguel Cairo, R OBP: 0.307, SLG: 0.367				 1-2 2-3						4	0	1	2	0	0	1				
John Flaherty, R OBP: 0.263, SLG: 0.276				 1-2						3	0	0	0	0	0	3				
Wade Boggs, L OBP: 0.348, SLG: 0.400										1	0	0	0	0	1	0				
Inning Stats	R: 0 E: 0 K: 3 S: 9	H: 0 LOB: 0 BB: 0 P: 12	R: 2 E: 0 K: 0 S: 30	H: 2 LOB: 2 BB: 2 P: 42	R: 0 E: 0 K: 2 S: 10	H: 1 LOB: 1 BB: 0 P: 15	R: 0 E: 0 K: 0 S: 12	H: 1 LOB: 2 BB: 1 P: 15	R: 0 E: 0 K: 0 S: 8	H: 0 LOB: 0 BB: 0 P: 20	R: 0 E: 0 K: 1 S: 10	H: 1 LOB: 1 BB: 1 P: 17	R: 0 E: 0 K: 0 S: 8	H: 0 LOB: 1 BB: 1 P: 17	R: 0 E: 0 K: 2 S: 8	H: 0 LOB: 0 BB: 0 P: 13	1B: 5 2B: 1 3B: 0 HR: 0	SF: 0 SAC: 0 DP: 0 HBP: 0	WP: 0 PB: 1 SB: 0 CS: 0	PA: 37
PITCHER	IP WLS BF H R ER SO BB IBB HBP BLK WP HR S P ERA WHIP																			
David Wells, L ERA: 3.49	(1, 1) 5.0	23	5	2	2	5	3	0	0	0	0	0	0	0	0	69	97	3.60	1.600	
52 Mike Buddie, R ERA: 5.02	(6, 1) 2.0	W 7	1	0	0	1	0	0	0	0	0	0	0	0	23	37	0.00	0.500		
Graeme Lloyd, L ERA: 1.72	(8, 1) 0.1	1	0	0	0	0	0	0	0	0	0	0	0	3	4	0.00	0.000			
Jay Tessmer, R ERA: 3.12	(8, 1) 0.2	3	0	0	0	0	1	0	0	0	0	0	0	5	13	0.00	1.500			
Jeff Nelson, R ERA: 3.79	(9, 1) 1.0	S 3	0	0	0	2	0	0	0	0	0	0	0	8	13	0.00	0.000			
Batter	1	2	3	4	5	6	7	8	9	AB	R	H	RBI	BB	SO	LOB	BOTTOM			
Chuck Knoblauch, R OBP: 0.361, SLG: 0.407										3	1	0	0	1	0	0	Tampa Bay Devil Rays @ New York Yankees Yankee Stadium, Bronx, NY Thu Sep 24 1998, 7:05 PM EDT Att: 24,555 - Unknown - 64 F			
2 Derek Jeter, R OBP: 0.394, SLG: 0.480										4	1	1	0	0	2	0				
Bernie Williams, S OBP: 0.418, SLG: 0.574										4	1	1	1	0	1	1				
Ricky Ledee, L OBP: 0.302, SLG: 0.397										0	0	0	0	0	0	0				
Chili Davis, S OBP: 0.360, SLG: 0.423										2	0	0	0	1	2	1				
Homer Bush, R OBP: 0.413, SLG: 0.457										0	1	0	0	1	0	0				
Shane Spencer, R OBP: 0.444, SLG: 0.930										4	1	1	4	0	1	1				
20 Jorge Posada, S OBP: 0.394, SLG: 0.480										3	0	1	0	1	2	0				
Chad Curtis, R OBP: 0.353, SLG: 0.359										2	0	0	0	1	1	1				
Scott Brosius, R OBP: 0.375, SLG: 0.476										3	0	1	0	1	0	2				
Luis Sojo, R OBP: 0.242, SLG: 0.257										4	0	0	0	0	0	7				
Inning Stats	R: 0 E: 0 K: 1 S: 7	H: 0 LOB: 0 BB: 0 P: 13	R: 0 E: 0 K: 2 S: 10	H: 0 LOB: 0 BB: 0 P: 19	R: 0 E: 0 K: 0 S: 10	H: 0 LOB: 0 BB: 0 P: 15	R: 0 E: 1 K: 2 S: 10	H: 0 LOB: 1 BB: 0 P: 12	R: 0 E: 0 K: 1 S: 11	H: 1 LOB: 2 BB: 0 P: 17	R: 5 E: 0 K: 0 S: 16	H: 4 LOB: 2 BB: 3 P: 35	R: 0 E: 0 K: 1 S: 6	H: 0 LOB: 0 BB: 0 P: 9	R: 0 E: 0 K: 2 S: 14	H: 0 LOB: 3 BB: 3 P: 29	1B: 3 2B: 1 3B: 0 HR: 1	SF: 0 SAC: 0 DP: 1 HBP: 1	WP: 1 PB: 0 SB: 0 CS: 1	PA: 36
PITCHER	IP WLS BF H R ER SO BB IBB HBP BLK WP HR S P ERA WHIP																			
Wilson Alvarez, L ERA: 4.73	(1, 1) 5.0	L 23	4	5	5	6	2	0	1	0	0	0	0	0	13	23	0.00	1.000		
Esteban Yan, R ERA: 3.62	(6, 1) 2.0	7	1	0	0	1	1	0	0	0	0	0	0	13	23	0.00	1.000			
Albie Lopez, R ERA: 2.41	(8, 1) 1.0	6	0	0	0	2	3	0	0	0	1	0	0	14	29	0.00	3.000			

Batter	1	2	3	4	5	6	7	8	9	AB	R	H	RBI	BB	SO	LOB	TOP											
Quinton McCracken, S OBP: 0.339, SLG: 0.416										4	1	1	0	0	1	2	<p>Tampa Bay Devil Rays @ New York Yankees</p> <p>Yankee Stadium, Bronx, NY</p> <p>Fri Sep 25 1998, 7:05 PM EDT</p> <p>Att: 32,447 - Cloudy - 65 F</p>											
Miguel Cairo, R OBP: 0.306, SLG: 0.366										4	0	1	1	0	0	1												
Scott McClain, R OBP: 0.227, SLG: 0.105										4	0	1	0	0	0	0												
Fred McGriff, L OBP: 0.371, SLG: 0.442										2	0	0	0	2	0	1												
Bubba Trammell, R OBP: 0.341, SLG: 0.571										4	0	0	0	0	2	2												
Rich Butler, L OBP: 0.273, SLG: 0.360										4	0	1	0	0	0	1												
Aaron Ledesma, R OBP: 0.343, SLG: 0.395										4	0	1	0	0	1	2												
Mike Kelly, R OBP: 0.291, SLG: 0.403										3	0	1	0	0	1	1												
Mike DiFelice, R OBP: 0.271, SLG: 0.336										3	0	1	0	0	1	1												
Inning Stats	R: 0 E: 0 K: 10 S: 10	H: 1 LOB: 1 BB: 0 P: 14	R: 0 E: 0 K: 0 S: 6	H: 0 LOB: 0 BB: 0 P: 10	R: 1 E: 0 K: 0 S: 11	H: 2 LOB: 0 BB: 0 P: 14	R: 0 E: 0 K: 0 S: 5	H: 0 LOB: 1 BB: 1 P: 11	R: 0 E: 0 K: 1 S: 8	H: 1 LOB: 1 BB: 0 P: 17	R: 0 E: 0 K: 0 S: 8	H: 0 LOB: 0 BB: 0 P: 14	R: 0 E: 0 K: 2 S: 10	H: 1 LOB: 1 BB: 0 P: 15	R: 0 E: 0 K: 0 S: 9	H: 1 LOB: 0 BB: 0 P: 16		R: 0 E: 0 K: 2 S: 15	H: 1 LOB: 2 BB: 1 P: 26	1B: 6 2B: 1 3B: 0 HR: 0	SF: 0 SAC: 0 DP: 1 HBP: 0	WP: 1 PB: 0 SB: 1 CS: 1	PA: 35					
PITCHER	IP	WLS	BF	H	R	ER	SO	BB	IBB	HBP	BLK	WP	HR	S	P	ERA	WHIP											
Orlando Hernandez, R ERA: 3.13	(1, 1)	5.0	W	19	4	1	1	2	1	0	0	0	1	0	40	66	1.80	1.000										
Andy Pettite, L ERA: 4.24	(6, 1)	3.0		10	2	0	0	2	0	0	0	0	0	0	27	45	0.00	0.667										
42 Mariano Rivera, R ERA: 1.78	(9, 1)	1.0		5	1	0	0	2	1	0	0	0	0	0	15	26	0.00	2.000										

Batter	1	2	3	4	5	6	7	8	9	AB	R	H	RBI	BB	SO	LOB	BOTTOM											
Chuck Knoblauch, R OBP: 0.359, SLG: 0.405										4	0	0	0	0	2	2	<p>Tampa Bay Devil Rays @ New York Yankees</p> <p>Yankee Stadium, Bronx, NY</p> <p>Fri Sep 25 1998, 7:05 PM EDT</p> <p>Att: 32,447 - Cloudy - 65 F</p>											
2 Derek Jeter, R OBP: 0.385, SLG: 0.482										4	2	2	0	0	0	0												
Paul O'Neill, L OBP: 0.372, SLG: 0.509										2	1	0	0	2	0	0												
Bernie Williams, S OBP: 0.422, SLG: 0.576										2	0	2	1	2	0	0												
Ricky Ledee, L OBP: 0.302, SLG: 0.397										0	0	0	0	0	0	0												
Tino Martinez, L OBP: 0.357, SLG: 0.502										4	1	0	1	0	0	6												
Mike Lowell, R OBP: 0.286, SLG: 0.286										0	0	0	0	0	0	0												
Tim Lincecum, S OBP: 0.394, SLG: 0.383										2	0	1	1	0	0	2												
Shane Spencer, R OBP: 0.431, SLG: 0.898										2	0	0	0	0	0	0												
Daryl Strawberry, L OBP: 0.360, SLG: 0.536										2	1	1	0	0	0	2												
Chili Davis, S OBP: 0.363, SLG: 0.434										2	0	1	0	0	0	0												
20 Jorge Posada, S OBP: 0.353, SLG: 0.480										4	1	1	1	0	1	2												
Scott Brosius, R OBP: 0.374, SLG: 0.474										4	0	1	2	0	1	2												
Inning Stats	R: 1 E: 0 K: 1 S: 13	H: 2 LOB: 2 BB: 1 P: 24	R: 0 E: 0 K: 0 S: 7	H: 1 LOB: 1 BB: 0 P: 13	R: 5 E: 0 K: 1 S: 20	H: 4 LOB: 1 BB: 2 P: 38	R: 0 E: 0 K: 0 S: 12	H: 1 LOB: 1 BB: 0 P: 19	R: 0 E: 0 K: 0 S: 11	H: 1 LOB: 1 BB: 0 P: 17	R: 0 E: 0 K: 0 S: 4	H: 0 LOB: 0 BB: 0 P: 6	R: 0 E: 0 K: 0 S: 4	H: 0 LOB: 0 BB: 1 P: 10	R: 0 E: 0 K: 2 S: 9	H: 0 LOB: 0 BB: 0 P: 15	R: 0 E: 0 K: 2 S: 9	H: 0 LOB: 0 BB: 0 P: 15	1B: 6 2B: 3 3B: 0 HR: 0	SF: 0 SAC: 0 DP: 1 HBP: 0	WP: 0 PB: 0 SB: 1 CS: 0	PA: 36						
PITCHER	IP	WLS	BF	H	R	ER	SO	BB	IBB	HBP	BLK	WP	HR	S	P	ERA	WHIP											
Dave Eiland, R ERA: 20.25	(1, 1)	2.2	L	17	6	6	1	7	3	0	0	0	0	0	32	26	20.25	3.375										
Rick White, R ERA: 3.57	(3, 1)	1.1		6	2	0	0	1	0	0	0	0	0	20	28	0.00	1.500											
Mike Duvall, L ERA: 7.36	(5, 1)	1.0		4	1	0	0	0	0	0	0	0	0	11	17	0.00	1.000											
Dennis Springer, R ERA: 5.49	(6, 1)	3.0		9	0	0	0	2	1	0	0	0	0	17	31	0.00	0.333											

Batter	1	2	3	4	5	6	7	8	9	AB	R	H	RBI	BB	SO	LOB	TOP								
Quinton McCracken, S OBP: 0.336, SLG: 0.412										5	0	0	0	0	0	6	Tampa Bay Devil Rays @ New York Yankees Yankee Stadium, Bronx, NY Sat Sep 26 1998, 3:33 AM EDT Att: 41,150 - Sunny - 78 F								
Aaron Ledesma, R OBP: 0.342, SLG: 0.397										4	0	1	0	0	2	0									
Bobby Smith, R OBP: 0.344, SLG: 0.423										3	0	0	0	1	2	1									
Fred McGriff, L OBP: 0.368, SLG: 0.439										4	0	0	0	0	3	1									
Bubba Trammell, R OBP: 0.340, SLG: 0.569										4	1	1	0	0	1	1									
Paul Sorrento, L OBP: 0.313, SLG: 0.405										4	0	1	0	0	1	1									
Rich Butler, L OBP: 0.277, SLG: 0.363										4	0	2	0	0	1	1									
Miguel Cairo, R OBP: 0.309, SLG: 0.370										3	0	2	0	1	0	1									
John Flaherty, R OBP: 0.261, SLG: 0.273										3	0	0	0	0	0	3									
Mike Kelly, R OBP: 0.293, SLG: 0.403										0	0	0	1	1	0	0									
Inning Stats	R: 0 E: 0 K: 1 S: 7	H: 0 LOB: 0 BB: 0 P: 13	R: 0 E: 0 K: 2 S: 10	H: 0 LOB: 0 BB: 0 P: 16	R: 0 E: 0 K: 0 S: 8	H: 1 LOB: 1 BB: 0 P: 11	R: 0 E: 0 K: 2 S: 10	H: 0 LOB: 1 BB: 1 P: 16	R: 0 E: 0 K: 0 S: 13	H: 2 LOB: 2 BB: 0 P: 19	R: 0 E: 0 K: 2 S: 7	H: 0 LOB: 0 BB: 0 P: 12	R: 0 E: 0 K: 1 S: 10	H: 1 LOB: 1 BB: 0 P: 14	R: 0 E: 0 K: 1 S: 10	H: 1 LOB: 1 BB: 2 P: 16	R: 1 E: 0 K: 1 S: 15	H: 2 LOB: 3 BB: 2 P: 27	1B: 4 2B: 3 3B: 0 HR: 0	SF: 0 SAC: 0 DP: 0 HBP: 0	WP: 0 PB: 0 CS: 0	PA: 37			
PITCHER	IP	WLS	BF	H	R	ER	SO	BB	IBB	HBP	BLK	WP	HR	S	P	ERA	WHIP								
David Cone, R ERA: 3.55	7.0	W	26	4	0	0	8	1	0	0	0	0	0	65	101	0.00	0.714								
Ramiro Mendoza, R ERA: 3.25	1.0		4	1	0	0	1	0	0	0	0	0	0	10	16	0.00	1.000								
Mike Stanton, L ERA: 5.47	0.1		1	0	0	0	1	0	0	0	0	0	0	3	5	0.00	0.000								
42 Mariano Rivera, R ERA: 1.91	0.2		6	2	1	1	0	2	0	0	0	0	0	12	22	13.50	6.000								

Batter	1	2	3	4	5	6	7	8	9	AB	R	H	RBI	BB	SO	LOB	BOTTOM								
Chuck Knoblauch, R OBP: 0.359, SLG: 0.405										4	0	2	0	0	0	3	Tampa Bay Devil Rays @ New York Yankees Yankee Stadium, Bronx, NY Sat Sep 26 1998, 3:33 AM EDT Att: 41,150 - Sunny - 78 F								
2 Derek Jeter, R OBP: 0.384, SLG: 0.482										4	0	1	1	0	0	4									
Paul O'Neill, L OBP: 0.372, SLG: 0.510										3	0	1	0	0	1	1									
Chad Curtis, R OBP: 0.352, SLG: 0.358										1	0	0	0	0	1	2									
Bernie Williams, S OBP: 0.421, SLG: 0.573										4	0	1	0	0	0	0									
Ricky Ledee, L OBP: 0.302, SLG: 0.397										0	0	0	0	0	0	0									
Tino Martinez, L OBP: 0.356, SLG: 0.507										3	1	1	1	0	1	0									
Luis Sojo, R OBP: 0.247, SLG: 0.262										1	0	1	0	0	0	0									
Chili Davis, S OBP: 0.371, SLG: 0.451										3	0	2	0	0	0	0									
Homer Bush, R OBP: 0.413, SLG: 0.457										0	0	0	0	0	0	0									
Tim Raines, S OBP: 0.395, SLG: 0.383										0	0	0	0	1	0	0									
Mike Lowell, R OBP: 0.286, SLG: 0.286										0	0	0	0	0	0	0									
Shane Spencer, R OBP: 0.420, SLG: 0.905										4	1	1	1	0	2	5									
Scott Brosius, R OBP: 0.373, SLG: 0.474										4	0	1	0	0	1	3									
Joe Girardi, R OBP: 0.317, SLG: 0.386										3	1	1	0	1	0	4									
Inning Stats	R: 0 E: 0 K: 0 S: 4	H: 1 LOB: 0 BB: 0 P: 6	R: 0 E: 0 K: 0 S: 4	H: 0 LOB: 0 BB: 0 P: 6	R: 1 E: 1 K: 0 S: 11	H: 2 LOB: 1 BB: 0 P: 15	R: 1 E: 0 K: 0 S: 11	H: 3 LOB: 1 BB: 0 P: 16	R: 1 E: 0 K: 1 S: 14	H: 2 LOB: 1 BB: 0 P: 20	R: 0 E: 0 K: 2 S: 8	H: 1 LOB: 1 BB: 0 P: 13	R: 0 E: 0 K: 1 S: 14	H: 1 LOB: 2 BB: 1 P: 24	R: 0 E: 0 K: 2 S: 12	H: 2 LOB: 3 BB: 1 P: 20	1B: 5 2B: 6 3B: 0 HR: 2	SF: 0 SAC: 0 DP: 2 HBP: 0	WP: 0 PB: 0 CS: 0	PA: 36					
PITCHER	IP	WLS	BF	H	R	ER	SO	BB	IBB	HBP	BLK	WP	HR	S	P	ERA	WHIP								
Terrill Wade, L ERA: 5.08	1.1		6	1	0	0	2	1	0	0	0	0	0	17	29	0.00	1.500								
Jim Mecir, R ERA: 3.11	1.0		6	2	0	0	2	1	0	0	0	0	0	12	20	0.00	3.000								
Roberto Hernandez, R ERA: 4.04																									

AB	34
R	1
H	7
RBI	1
BB	3
SO	10
LOB	15



Batter	1	2	3	4	5	6	7	8	9	AB	R	H	RBI	BB	SO	LOB	TOP											
Randy Winn, S OBP: 0.337, SLG: 0.367	1-3 K		0-2 G1-3		1-2 CS 1B		1-2 FC5-4		0-3 K	5	0	1	0	0	2	3	Tampa Bay Devil Rays @ New York Yankees Yankee Stadium, Bronx, NY Sun Sep 27 1998, 3:33 AM EDT Att: 49,608 - Cloudy - 82 F											
Quinton McCracken, S OBP: 0.335, SLG: 0.410 Kerry Robinson, L (6, 7)	2-2 G4-3		0-2 F8		0-1 CS 1-2	1-2 G4-3	0-3 K		3-2 G6-3	3	0	0	0	0	0	0												
Bobby Smith, R OBP: 0.343, SLG: 0.422	1-3 K		1-1 F9			1-3 K		1-0 1B		4	0	1	0	0	2	0												
Fred McGriff, L OBP: 0.371, SLG: 0.443 Scott McClain, R OBP: 0.217, SLG: 0.100 (6, PR)		2-0 1B BB 1B		2-2 G5-3 2B		0-0 2B 1B		0-1 F8		3	1	3	0	0	0	0												
Bubba Trammell, R OBP: 0.338, SLG: 0.568	1-2 P4		0-1 G5-3		0-1 1B 2B	0-1 1B		0-0 F9		4	1	1	0	0	0	3												
Mike Kelly, R OBP: 0.295, SLG: 0.401 Rich Butler, L OBP: 0.278, SLG: 0.364	4-2 1B BB		1-2 G4-3		1-1 1B	1-1 1B		2-1 G4-3		1	0	0	1	1	0	0												
Aaron Ledesma, R OBP: 0.344, SLG: 0.398	0-0 1B		0-1 F8		3-H 0-1 F8	2-H 3-H 1-3 K			2-2 1B	4	0	2	0	0	1	1												
Miguel Cairo, R OBP: 0.307, SLG: 0.367	0-1 L9		2-1 F8			1-1 L9		0-1 F9		4	0	0	0	0	0	4												
Mike DiFelice, R OBP: 0.274, SLG: 0.339	1-2 G3-1		0-0 G6-3			0-2 FC5-4 1B			1-2 1B	4	0	2	0	0	0	3												
Inning Stats	R: 0 E: 0 K: 2 S: 10	H: 0 LOB: 0 BB: 0 P: 14	R: 0 E: 0 K: 0 S: 15	H: 2 LOB: 3 BB: 1 P: 23	R: 0 E: 0 K: 0 S: 8	H: 0 LOB: 0 BB: 0 P: 9	R: 1 E: 0 K: 0 S: 11	H: 1 LOB: 0 BB: 0 P: 14	R: 0 E: 0 K: 0 S: 8	H: 1 LOB: 1 BB: 0 P: 11	R: 2 E: 0 K: 2 S: 15	H: 3 LOB: 1 BB: 0 P: 19	R: 0 E: 0 K: 1 S: 11	H: 1 LOB: 1 BB: 0 P: 13	R: 0 E: 0 K: 0 S: 6	H: 2 LOB: 2 BB: 0 P: 20		1B: 9 2B: 2 3B: 0 HR: 0	SF: 0 SAC: 0 DP: 0 HBP: 0	WP: 0 PB: 0 SB: 0 CS: 1	PA: 39							
PITCHER	IP	WLS	BF	H	R	ER	SO	BB	IBB	HBP	BLK	WP	HR	S	P	ERA	WHIP											
Jim Bruske, R ERA: 3.45	(1, 1)	5.0	W	19	4	1	1	2	1	0	0	0	0	0	52	71	1.80	1.000										
Hideki Irabu, R ERA: 4.05	(6, 1)	2.0		10	4	2	2	3	0	0	0	0	0	0	26	32	9.00	2.000										
Graeme Lloyd, L ERA: 1.67	(8, 1)	1.0		4	1	0	0	0	0	0	0	0	0	0	6	9	0.00	1.000										
Darren Holmes, R ERA: 3.33	(9, 1)	1.0		5	2	0	0	1	0	0	0	0	0	15	20	0.00	2.000											

Batter	1	2	3	4	5	6	7	8	9	AB	R	H	RBI	BB	SO	LOB	BOTTOM										
Chuck Knoblauch, R OBP: 0.361, SLG: 0.405 Homer Bush, R OBP: 0.421, SLG: 0.465	0-1 P2		4-2 1B BB		4-1 1B 2S	1-1 G5-3 1B				1	1	0	0	2	0	0	Tampa Bay Devil Rays @ New York Yankees Yankee Stadium, Bronx, NY Sun Sep 27 1998, 3:33 AM EDT Att: 49,608 - Cloudy - 82 F										
2 Derek Jeter, R OBP: 0.394, SLG: 0.481	0-0 F9		1-1 1B SF8		1-3 K	0-1 G5-3				4	1	1	0	0	1	2											
Paul O'Neill, L OBP: 0.372, SLG: 0.510 Chad Curtis, R OBP: 0.355, SLG: 0.360	2-2 G3		0-1 1B		4-2 1B BB	2-1 1B BB		2-1 CS 1B		2	0	1	1	0	0	0											
Bernie Williams, S OBP: 0.422, SLG: 0.575 Ricky Ledee, L OBP: 0.299, SLG: 0.392		2-2 FC5-4 1B	2-1 SF8		2-1 BB HR 1B	2-2 CS	2-1 P5			2	1	2	1	0	0	0											
Tino Martinez, L OBP: 0.355, SLG: 0.505 Luis Sojo, R OBP: 0.250, SLG: 0.265	1-1 FC5-4		3-H 2-3 K		1-0 HR 1B			0-0 F9		2	0	0	0	0	1	2											
Daryl Strawberry, L OBP: 0.354, SLG: 0.542 Chili Davis, S OBP: 0.373, SLG: 0.447	3-1 2B		1-3 2B		0-1 1B	4-0 HR BB		3-2 F9		2	0	2	0	0	0	0											
Shane Spencer, R OBP: 0.411, SLG: 0.910	0-2 F7		1-3 K		1-1 HR			1-1 G5-3		4	1	1	4	0	1	3											
20 Jorge Posada, S OBP: 0.350, SLG: 0.475	3-2 G1-3		0-3 K		0-3 K	0-2 F8		2-3 K		4	0	0	0	0	2	3											
Scott Brosius, R OBP: 0.371, SLG: 0.472 Mike Lowell, R OBP: 0.267, SLG: 0.267			0-1 F9		3-1 F7			0-1 F7		3	0	0	0	0	0	1											
Inning Stats	R: 0 E: 0 K: 0 S: 6	H: 0 LOB: 0 BB: 0 P: 8	R: 0 E: 0 K: 0 S: 13	H: 2 LOB: 2 BB: 0 P: 22	R: 2 E: 0 K: 1 S: 14	H: 2 LOB: 1 BB: 1 P: 23	R: 0 E: 0 K: 2 S: 12	H: 1 LOB: 1 BB: 0 P: 16	R: 5 E: 0 K: 1 S: 17	H: 3 LOB: 0 BB: 3 P: 34	R: 1 E: 0 K: 0 S: 10	H: 2 LOB: 0 BB: 0 P: 14	R: 0 E: 0 K: 0 S: 7	H: 0 LOB: 0 BB: 0 P: 12	R: 0 E: 0 K: 1 S: 7	H: 0 LOB: 0 BB: 0 P: 10		1B: 8 2B: 1 3B: 0 HR: 1	SF: 1 SAC: 0 DP: 0 HBP: 0	WP: 0 PB: 0 SB: 1 CS: 1	PA: 37						
PITCHER	IP	WLS	BF	H	R	ER	SO	BB	IBB	HBP	BLK	WP	HR	S	P	ERA	WHIP										
Bryan Rekar, R ERA: 4.98	(1, 1)	2.0		8	2	0	0	0	0	0	0	0	0	19	30	0.00	1.000										
Rick White, R ERA: 3.8	(3, 1)	0.2	L	5	2	2	2	0	0	0	0	0	0	11	18	27.00	4.500										
Mike Duvall, L ERA: 6.75	(3, 1)	0.1		2	1	0	0	1	0	0	0	0	0	5	7	0.00	3.000										
Esteban Yan, R ERA: 3.86	(4, 1)	1.2		8	2	3	3	3	2	0	0	0	0	22	38	16.20	2.400										
Scott Aldred, L ERA: 3.72	(5, 1)	0.0		1	0	0	0	0	1	0	0	0	0	0	4	∞	∞										
PITCHER	IP	WLS	BF	H	R	ER	SO	BB	IBB	HBP	BLK	WP	HR	S	P	ERA	WHIP										
Albie Lopez, R ERA: 2.8	(5, 1)	1.1		6	3	3	3	0	0	0	0	0	0	7	15	20.25	2.250										
52 Ramon Tatis, L ERA: 13.88	(7, 1)	1.0		3	0	0	0	0	0	0	0	0	0	7	12	0.00	0.000										
Dennis Springer, R ERA: 5.45	(8, 1)	1.0		3	0	0	0	1	0	0	0	0	0	7	10	0.00	0.000										