

# Tampa Bay Devil Rays - 1999

Batter	1	2	3	4	5	6	7	8	9	AB	R	H	RBI	BB	SO	LOB	TOP				
Randy Winn, S OBP: 0.167, SLG: 0.333	SH1-3 1B 2B		G3-1	K		FC4-6 BB BB		G6-3	K	6	1	1	0	0	2	7					
Dave Martinez, L Danny Clyburn, R (8, PH)	SH1-3 2-3		P4	G6-3				K		2	0	0	0	1	0	3					
Jose Canseco, R OBP: 0.600, SLG: 1.333	K		1B BB					K		3	1	1	2	2	2	1					
Fred McGriff, L OBP: 0.600, SLG: 0.800	1B		1B					K		5	0	3	2	0	2	3					
John Flaherty, R OBP: 0.200, SLG: 0.800	F9		L6							5	1	1	1	0	0	7					
Wade Boggs, L OBP: 0.400, SLG: 0.400		P9						G6-3		5	1	2	0	0	0	1					
Paul Sorrento, L Quinton McCracken, S (7, PH)	K		FC3-6 1B					K		3	1	0	0	0	2	2					
Miguel Cairo, R OBP: 0.800, SLG: 1.000	G1-3		1B 1B					FC4-6 BB HBP		3	1	2	1	1	0	0					
Kevin Stocker, S Bobby Smith, R (9, PH)			G3-1 1B BB					F7		3	1	2	1	1	0	1					
<b>Inning Stats</b>	R: 1 E: 0 K: 1 S: 14	H: 2 LOB: 1 BB: 0 P: 22	R: 0 E: 0 K: 1 S: 8	H: 0 LOB: 0 BB: 0 P: 10	R: 1 E: 0 K: 0 S: 8	H: 1 LOB: 2 BB: 2 P: 19	R: 1 E: 0 K: 1 S: 12	H: 3 LOB: 2 BB: 0 P: 21	R: 1 E: 0 K: 1 S: 10	H: 2 LOB: 1 BB: 0 P: 16	R: 0 E: 0 K: 1 S: 14	H: 0 LOB: 1 BB: 1 P: 20	R: 0 E: 0 K: 2 S: 14	H: 0 LOB: 0 BB: 0 P: 19	R: 2 E: 0 K: 2 S: 21	H: 3 LOB: 2 BB: 0 P: 35	1B: 7 2B: 3 3B: 0 HR: 2	SF: 0 SAC: 1 DP: 0 HBP: 2	WP: 0 PB: 0 SB: 1 CS: 0	PA: 46	
<b>PITCHER</b>	IP WLS BF H R ER SO	IP WLS BF H R ER SO	IP WLS BF H R ER SO	IP WLS BF H R ER SO	IP WLS BF H R ER SO	IP WLS BF H R ER SO	IP WLS BF H R ER SO	IP WLS BF H R ER SO	IP WLS BF H R ER SO	IP WLS BF H R ER SO	IP WLS BF H R ER SO	IP WLS BF H R ER SO	IP WLS BF H R ER SO	IP WLS BF H R ER SO	IP WLS BF H R ER SO	IP WLS BF H R ER SO	ERA WHIP	ERA WHIP			
35 Mike Mussina, R ERA: 7.2	5.0	25	8	4	4	4	2	0	0	0	0	0	0	0	0	0	0	7.20	2.000		
Ricky Bones, R ERA: 27.0	0.1	3	1	0	0	0	1	0	0	0	0	0	0	0	0	0	0	27.00	6.000		
Mike Fetters, R ERA: 7.71	0.2	3	0	0	0	0	1	0	0	0	0	0	0	0	0	0	0.00	1.500			
Arthur Rhodes, L ERA: 7.71	2.1	10	2	2	2	4	1	0	0	0	0	1	40	57			7.71	1.286			
Heathcliff Stocumb, R ERA:	0.0	2	1	0	0	0	0	0	0	0	0	0	0	0	0	0	=	=			
Mike Timlin, R ERA:	0.2	2	0	0	0	1	0	0	0	0	0	0	0	0	0	0	0.00	0.000			

Tampa Bay Devil Rays @ Baltimore Orioles  
 Oriole Park at Camden Yards, Baltimore, MD  
 Mon Apr 05 1999, 3:05 PM EDT  
 Att: 46,733 - Cloudy - 59 F

AB	38
R	7
H	12
RBI	7
BB	5
SO	10
LOB	27



Batter	1	2	3	4	5	6	7	8	9	AB	R	H	RBI	BB	SO	LOB	BOTTOM			
Brady Anderson, L OBP: 0.800, SLG: 1.500	P3		HR	2B SF7 1B				G5-4-3 1B		4	2	3	2	1	0	0				
Mike Bordick, R OBP: 0.600, SLG: 0.750	FC4-6 BB		1B HR	1B 2B				G5-4-3		4	1	2	1	1	0	4				
Will Clark, L OBP: 0.400, SLG: 0.750	P9		HR	SF7				1B 2B		4	2	2	2	0	1	3				
Albert Belle, R OBP: 0.400, SLG: 1.000	FC4-6		HR	F9				1B		5	1	2	4	0	1	2				
Jeff Conine, R Harold Baines, L (7, PH)			BB					G6-3		1	0	0	0	2	1	0				
Cal Ripken Jr., R Willis Otanez, R (3, PH)	SH1-2-4		G6-4-3					G1-3		2	0	0	0	0	0	1				
Jesse Garcia, R (8, 4)								P4		0	0	0	0	0	0	0				
B.J. Surhoff, L OBP: 0.250, SLG: 0.250	F8		K					1B 1B		4	1	1	0	0	2	1				
Charles Johnson, R OBP: 0.750, SLG: 0.667				G5-3				F8 BB 1B		3	1	2	0	1	0	0				
Jeff Reboulet, R OBP: 0.500, SLG: 0.333 (8, 5)	K		1B 2B BB					G5-4-3 1B 2B 1B		3	2	1	1	1	2	3				
<b>Inning Stats</b>	R: 0 E: 0 K: 0 S: 8	H: 0 LOB: 1 BB: 1 P: 16	R: 0 E: 0 K: 1 S: 9	H: 0 LOB: 2 BB: 2 P: 19	R: 4 E: 0 K: 1 S: 13	H: 4 LOB: 0 BB: 1 P: 24	R: 2 E: 0 K: 0 S: 19	H: 2 LOB: 1 BB: 1 P: 29	R: 0 E: 0 K: 2 S: 10	H: 1 LOB: 2 BB: 1 P: 18	R: 0 E: 0 K: 1 S: 7	H: 0 LOB: 0 BB: 0 P: 12	R: 4 E: 0 K: 0 S: 17	H: 6 LOB: 1 BB: 0 P: 27	1B: 9 2B: 2 3B: 0 HR: 2	SF: 1 SAC: 1 DP: 2 HBP: 0	WP: 0 PB: 0 SB: 0 CS: 0	PA: 41		
<b>PITCHER</b>	IP WLS BF H R ER SO	IP WLS BF H R ER SO	IP WLS BF H R ER SO	IP WLS BF H R ER SO	IP WLS BF H R ER SO	IP WLS BF H R ER SO	IP WLS BF H R ER SO	IP WLS BF H R ER SO	IP WLS BF H R ER SO	IP WLS BF H R ER SO	IP WLS BF H R ER SO	IP WLS BF H R ER SO	IP WLS BF H R ER SO	IP WLS BF H R ER SO	IP WLS BF H R ER SO	IP WLS BF H R ER SO	ERA WHIP	ERA WHIP		
Wilson Alvarez, L ERA: 16.2	3.1	20	6	6	6	2	5	0	0	0	0	0	0	0	0	0	16.20	3.300		
Rick White, R ERA:	2.1	9	1	0	0	3	1	0	0	0	0	0	0	0	0	0	0.00	0.857		
Mike Duvall, L ERA:	0.1	1	0	0	0	1	0	0	0	0	0	0	0	0	0	0	0.00	0.000		
Esteban Yan, R ERA: 27.0	1.0	7	4	4	4	1	0	0	0	0	0	0	0	0	0	0	27.00	36.000		
Roberto Hernandez, R ERA: 9.0	1.0	4	2	0	0	0	0	0	0	0	0	0	0	0	0	0	0.00	2.000		

Tampa Bay Devil Rays @ Baltimore Orioles  
 Oriole Park at Camden Yards, Baltimore, MD  
 Mon Apr 05 1999, 3:05 PM EDT  
 Att: 46,733 - Cloudy - 59 F

AB	33
R	10
H	13
RBI	10
BB	6
SO	7
LOB	15









Batter	1	2	3	4	5	6	7	8	9	AB	R	H	RBI	BB	SO	LOB	TOP						
Randy Winn, S OBP: 0.313, SLG: 0.438 (1, 8)										5	1	2	1	0	1	1	<p><b>Tampa Bay Devil Rays @ Baltimore Orioles</b>  <b>Oriole Park at Camden Yards, Baltimore, MD</b></p> <p>Thu Apr 08 1999, 7:05 PM EDT  Att: 39,853 - Cloudy - 90 F</p> <p>livebaseballscorecards.com</p> <p>AB 34  R 6  H 10  RBI 6  BB 5  SO 6  LOB 12</p>						
Dave Martinez, L OBP: 0.538, SLG: 0.900 (1, 9)										4	0	3	3	1	0	0							
Jose Canseco, R OBP: 0.400, SLG: 0.455 (1, 10)										5	0	0	0	0	2	6							
Fred McGriff, L OBP: 0.200, SLG: 0.267 (1, 3)										5	0	0	0	0	1	3							
John Flaherty, R OBP: 0.429, SLG: 0.583 (1, 2)										3	1	1	0	1	1	0							
Quinton McCracken, S OBP: 0.300, SLG: 0.125 (1, 7)										4	0	0	0	0	0	2							
Bobby Smith, R (1, 5)										3	0	0	0	1	0	0							
Miguel Cairo, R OBP: 0.615, SLG: 1.000 (1, 4)										4	2	3	1	0	1	0							
Kevin Stocker, S OBP: 0.818, SLG: 1.000 (1, 6)										1	2	1	1	2	0	0							
<b>Inning Stats</b>	R: 0 E: 0 K: 1 S: 8	H: 0 LOB: 0 BB: 0 P: 13	R: 0 E: 0 K: 1 S: 7	H: 0 LOB: 0 BB: 0 P: 13	R: 1 E: 0 K: 1 S: 10	H: 2 LOB: 2 BB: 1 P: 16	R: 0 E: 0 K: 0 S: 6	H: 1 LOB: 0 BB: 0 P: 8	R: 3 E: 0 K: 1 S: 14	H: 4 LOB: 1 BB: 0 P: 24	R: 0 E: 0 K: 0 S: 8	H: 0 LOB: 0 BB: 0 P: 10	R: 1 E: 0 K: 0 S: 12	H: 1 LOB: 1 BB: 2 P: 23	R: 0 E: 0 K: 2 S: 12	H: 0 LOB: 2 BB: 2 P: 24	1B: 7 2B: 2 3B: 1 HR: 0	SF: 0 SAC: 1 DP: 1 HBP: 0	WP: 0 PB: 0 SB: 1 CS: 0	PA: 41			
<b>PITCHER</b>	IP WLS BF H R ER SO	IP WLS BF H R ER SO	IP WLS BF H R ER SO	IP WLS BF H R ER SO	IP WLS BF H R ER SO	IP WLS BF H R ER SO	IP WLS BF H R ER SO	IP WLS BF H R ER SO	IP WLS BF H R ER SO	IP WLS BF H R ER SO	IP WLS BF H R ER SO	IP WLS BF H R ER SO	IP WLS BF H R ER SO	IP WLS BF H R ER SO	IP WLS BF H R ER SO	IP WLS BF H R ER SO	BB IBB HBP BLK	WP HR S P	ERA WHIP	ERA WHIP			
Scott Erickson, R ERA: 6.43 (1, 1)	7.0	L	30	9	5	5	4	1	0	0	0	0	0	0	0	0	0	0	0	61	99	6.43	1.429
Mike Fetters, R ERA: 5.4 (8, 1)	1.0		5	1	1	1	0	2	0	0	0	0	0	0	0	0	0	0	0	12	23	9.00	3.000
Heathcliff Slocumb, R ERA: (9, 1)	1.0		5	0	0	0	2	1	1	0	0	0	0	0	0	0	0	0	0	12	24	0.00	1.000

Batter	1	2	3	4	5	6	7	8	9	AB	R	H	RBI	BB	SO	LOB	BOTTOM						
Brady Anderson, L OBP: 0.400, SLG: 0.571 (1, 8)										5	1	2	0	0	0	1	<p><b>Tampa Bay Devil Rays @ Baltimore Orioles</b>  <b>Oriole Park at Camden Yards, Baltimore, MD</b></p> <p>Thu Apr 08 1999, 7:05 PM EDT  Att: 39,853 - Cloudy - 90 F</p> <p>livebaseballscorecards.com</p> <p>AB 35  R 3  H 9  RBI 2  BB 3  SO 5  LOB 17</p>						
Mike Bordick, R OBP: 0.400, SLG: 0.500 (1, 6)										5	0	1	0	0	1	1							
Will Clark, L OBP: 0.500, SLG: 0.833 (1, 3)										3	0	1	0	1	0	2							
Albert Belle, R OBP: 0.500, SLG: 0.667 (1, 9)										4	0	1	1	0	0	3							
Harold Baines, L OBP: 0.286, SLG: 0.167 (1, 10)										3	1	0	0	1	0	2							
B.J. Surhoff, L OBP: 0.308, SLG: 0.308 (1, 7)										4	0	1	0	0	1	0							
Lenny Webster, R OBP: 0.400, SLG: 0.400 (1, 2)										4	0	2	0	0	0	2							
Willis Otanez, R OBP: 0.273, SLG: 0.636 Rich Amaral, R (9, PH)										3	0	1	1	0	1	2							
Jeff Reboulet, R OBP: 0.400, SLG: 0.143 Jeff Conine, R (9, PH)										3	0	0	0	0	2	3							
<b>Inning Stats</b>	R: 1 E: 0 K: 0 S: 13	H: 3 LOB: 1 BB: 0 P: 17	R: 0 E: 0 K: 1 S: 9	H: 1 LOB: 1 BB: 0 P: 15	R: 0 E: 0 K: 0 S: 11	H: 0 LOB: 0 BB: 0 P: 15	R: 1 E: 0 K: 0 S: 10	H: 2 LOB: 2 BB: 1 P: 18	R: 0 E: 0 K: 1 S: 9	H: 1 LOB: 1 BB: 0 P: 13	R: 0 E: 0 K: 1 S: 12	H: 1 LOB: 2 BB: 1 P: 17	R: 0 E: 0 K: 1 S: 5	H: 0 LOB: 0 BB: 0 P: 10	R: 1 E: 1 K: 1 S: 11	H: 0 LOB: 0 BB: 1 P: 20	1B: 9 2B: 0 3B: 0 HR: 0	SF: 0 SAC: 0 DP: 2 HBP: 0	WP: 0 PB: 0 SB: 1 CS: 0	PA: 38			
<b>PITCHER</b>	IP WLS BF H R ER SO	IP WLS BF H R ER SO	IP WLS BF H R ER SO	IP WLS BF H R ER SO	IP WLS BF H R ER SO	IP WLS BF H R ER SO	IP WLS BF H R ER SO	IP WLS BF H R ER SO	IP WLS BF H R ER SO	IP WLS BF H R ER SO	IP WLS BF H R ER SO	IP WLS BF H R ER SO	IP WLS BF H R ER SO	IP WLS BF H R ER SO	IP WLS BF H R ER SO	IP WLS BF H R ER SO	BB IBB HBP BLK	WP HR S P	ERA WHIP	ERA WHIP			
Bobby Witt, R ERA: 3.0 (1, 1)	6.0	W	26	8	2	2	2	1	0	0	0	0	0	0	0	0	0	0	0	60	92	3.00	1.500
Rick White, R ERA: (7, 1)	1.0	H	5	1	0	0	1	1	0	0	0	0	0	0	0	0	0	0	0	12	17	0.00	2.000
Scott Aldred, L ERA: (8, 1)	1.0		3	0	0	0	1	0	0	0	0	0	0	0	0	0	0	0	0	5	10	0.00	0.000
Roberto Hernandez, R ERA: 3.0 (9, 1)	1.0		4	0	1	0	1	1	0	0	0	0	0	0	0	0	0	0	0	11	20	0.00	1.000







Batter	1	2	3	4	5	6	7	8	9	AB R H RBI BB SO LOB	TOP									
Jose Offerman, S (1, 10) OBP: 0.480, SLG: 0.880	1-3 K		2-0 3B		1-1 F9	2-2 2B			0-0 G6-3	5 0 2 0 0 1 0	<b>Boston Red Sox @ Tampa Bay Devil Rays</b> Tropicana Field, St. Petersburg, FL Sat Apr 10 1999, 6:35 PM EDT Att: 26,324 - Dome - 72 F <a href="http://livebaseballscorecards.com">livebaseballscorecards.com</a>									
Darren Lewis, R (1, 8) OBP: 0.250, SLG: 0.143	0-2 E3 2B		4-1 CS BB		4-2 HR BB	2-1 G4-3			3-2 G3	3 2 0 0 2 0 1										
John Valentin, R (1, 5) OBP: 0.261, SLG: 0.600	3-3 K		0-1 P6		0-0 HR BB				2-2 F8	4 1 1 2 0 1 3										
Mike Stanley, R (1, 3) OBP: 0.588, SLG: 0.571	2-0 2B HBP		3-3 K		4-2 HR BB G1-2-3				3-1 F9	2 1 0 0 1 1 2										
Troy O'Leary, L (1, 7) OBP: 0.409, SLG: 0.650	0-2 PO 1-H 2-H 2B			1-0 HR	4-1 G1-2-3 BB 1-2				0-1 G4-3	3 1 2 3 1 0 0										
Jeff Frye, R (1, 4) OBP: 0.375, SLG: 0.231	1-2 PO 2-SAFE 2-3	0-1 F8		4-1 BB	4-1 G1-2-3 BB 1-2 2-3				1-0 P3	2 0 0 0 2 0 0										
Scott Hatteberg, L (1, 2) OBP: 0.500, SLG: 0.250		3-2 L7		1-3 K	0-0 G1-2-3 BB 1-2 2-3 3-H				0-1 P4	4 0 0 0 0 1 4										
Donnie Sadler, R (1, 6) OBP: 0.333, SLG: 0.583		3-2 1B		2-3 K		2-1 G4-3			1-3 K	4 0 1 0 0 2 1										
Trot Nixon, L (1, 9) OBP: 0.188, SLG: 0.333		0-0 L9		1-2 L7		1-3 K			0-3 K	4 0 0 0 0 2 2										
<b>Inning Stats</b>	R: 2 E: 1 K: 2 S: 14	H: 1 LOB: 0 BB: 0 P: 21	R: 0 E: 0 K: 0 S: 9	H: 1 LOB: 1 BB: 0 P: 15	R: 0 E: 0 K: 1 S: 7	H: 1 LOB: 1 BB: 1 P: 16	R: 1 E: 0 K: 2 S: 12	H: 1 LOB: 1 BB: 1 P: 21	R: 2 E: 0 K: 0 S: 16	H: 1 LOB: 2 BB: 4 P: 33	R: 0 E: 0 K: 0 S: 11	H: 0 LOB: 0 BB: 0 P: 18	R: 0 E: 0 K: 1 S: 6	H: 0 LOB: 0 BB: 0 P: 8	R: 0 E: 0 K: 1 S: 7	H: 0 LOB: 0 BB: 0 P: 10	1B: 1 2B: 2 3B: 1 HR: 2	SF: 0 SAC: 0 DP: 1 HBP: 1	WP: 0 PB: 0 SB: 1 CS: 1	PA: 39
<b>PITCHER</b>	IP WLS BF H R ER SO BB IBB HBP BLK WP HR S P ERA WHIP											IP WLS BF H R ER SO BB IBB HBP BLK WP HR S P ERA WHIP								
Julio Santana, R (1, 1) ERA: 6.23	4.1 L 22 5 5 3 5 4 0 1 0 0 0 2 55 95 6.23 2.077																			
Mike Duvall, L (5, 1) ERA: 3.86	1.1 6 1 0 0 1 2 0 0 0 0 0 0 12 25 0.00 2.250																			
Rick White, R (6, 1) ERA:	1.1 4 0 0 0 0 0 0 0 0 0 0 0 9 16 0.00 0.000																			
Scott Aldred, L (8, 1) ERA:	1.0 3 0 0 0 1 0 0 0 0 0 0 0 6 8 0.00 0.000																			
Jim Mecir, R (9, 1) ERA: 3.0	1.0 3 0 0 0 1 0 0 0 0 0 0 0 7 10 0.00 0.000																			

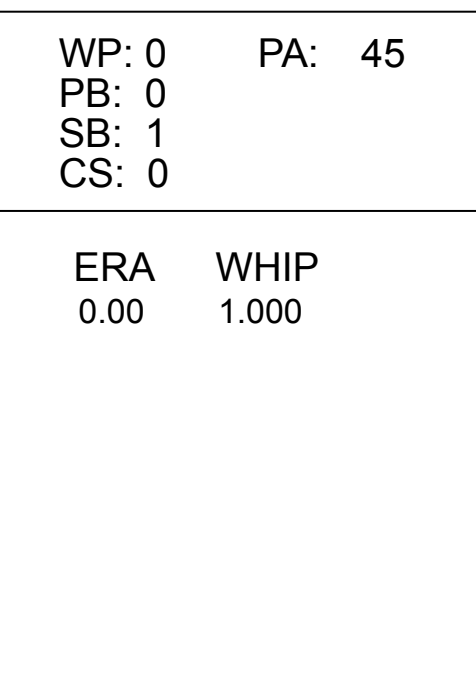
Batter	1	2	3	4	5	6	7	8	9	AB R H RBI BB SO LOB	BOTTOM											
Quinton McCracken, S (1, 8) OBP: 0.233, SLG: 0.200	2-2 F7		0-3 K			0-3 K			0-1 2B 2B	4 1 1 1 0 2 0	<b>Boston Red Sox @ Tampa Bay Devil Rays</b> Tropicana Field, St. Petersburg, FL Sat Apr 10 1999, 6:35 PM EDT Att: 26,324 - Dome - 72 F <a href="http://livebaseballscorecards.com">livebaseballscorecards.com</a>											
Dave Martinez, L (1, 9) OBP: 0.429, SLG: 0.647	1-1 G3		1-1 G4-3			2-2 G1-3		1-1 G4-3 2B 2B	1-1 G4-3 2B 2B	4 0 1 2 0 0 0												
Jose Canseco, R (1, 10) OBP: 0.304, SLG: 0.278	1-2 G4-3			3-3 K		4-2 BB		2-1 G5-3	1-1 G4-3	3 0 0 0 1 1 1												
Fred McGriff, L (1, 3) OBP: 0.261, SLG: 0.409		0-0 2B FC5-2 1B		2-3 K		2-3 K		1-0 G4-3	2-3 G4-3	4 0 1 0 0 2 2												
John Flaherty, R (1, 2) OBP: 0.364, SLG: 0.500		1-0 1-3 2B		0-3 K			1-1 F7	1-1 F8		4 0 1 0 0 1 1												
Wade Boggs, L (1, 5) OBP: 0.235, SLG: 0.188		1-2 G1-3			1-2 G3-1				4-0 F8 S BB	3 0 0 0 1 0 2												
Bobby Smith, R (9, FR)										0 0 0 0 0 0 0												
Danny Clyburn, R (1, 7) OBP: 0.235, SLG: 0.188		1-1 FC5-2 3-H			0-3 K		1-0 F9		1-3 K	4 0 0 0 0 2 3												
Miguel Cairo, R (1, 4) OBP: 0.550, SLG: 0.778		3-H K2-3			1-1 1B			1-2 1B 2B 1B	1-2 F8	4 1 2 0 0 1 4												
Kevin Stoker, S (1, 6) OBP: 0.611, SLG: 0.667			0-0 B1-3		2-3 K			0-0 2B 2B 1B	0-3 K	4 1 1 0 0 2 3												
<b>Inning Stats</b>	R: 0 E: 0 K: 0 S: 9	H: 0 LOB: 0 BB: 0 P: 13	R: 0 E: 0 K: 1 S: 14	H: 2 LOB: 2 BB: 0 P: 19	R: 0 E: 0 K: 1 S: 6	H: 0 LOB: 0 BB: 0 P: 7	R: 0 E: 0 K: 3 S: 11	H: 0 LOB: 0 BB: 0 P: 16	R: 0 E: 0 K: 2 S: 11	H: 1 LOB: 1 BB: 0 P: 15	R: 0 E: 0 K: 2 S: 12	H: 0 LOB: 1 BB: 1 P: 20	R: 0 E: 0 K: 0 S: 4	H: 0 LOB: 0 BB: 0 P: 6	R: 3 E: 0 K: 0 S: 13	H: 4 LOB: 1 BB: 0 P: 19	R: 0 E: 0 K: 2 S: 12	H: 0 LOB: 2 BB: 1 P: 18	1B: 4 2B: 3 3B: 0 HR: 0	SF: 0 SAC: 0 DP: 0 HBP: 0	WP: 0 PB: 0 SB: 1 CS: 0	PA: 36
<b>PITCHER</b>	IP WLS BF H R ER SO BB IBB HBP BLK WP HR S P ERA WHIP											IP WLS BF H R ER SO BB IBB HBP BLK WP HR S P ERA WHIP										
Pedro Martinez, R (1, 1) ERA: 3.46	7.0 W 29 7 3 3 9 1 0 0 0 0 0 0 5 75 3.86 1.143																					
Jim Corst, R (8, 1) ERA:	1.0 H 3 0 0 0 0 0 0 0 0 0 0 0 5 9 0.00 0.000																					
Tom Gordon, R (9, 1) ERA:	1.0 S 4 0 0 0 2 1 0 0 0 0 0 0 12 18 0.00 1.000																					



Batter	1	2	3	4	5	6	7	8	9	AB	R	H	RBI	BB	SO	LOB	TOP					
<b>Jose Offerman, S</b> (1, 10) OBP: 0.500, SLG: 0.828	1-2 G5-3		3-2 BB 1B	4-0 BB		0-1 FC5-4 1B		1-0 G4-3		4	1	2	2	1	0	0						
<b>Darren Lewis, R</b> (1, 9) OBP: 0.276, SLG: 0.160	3-2 G4-3		4-1 BB 1B	0-1 F8		0-1 F8		1-0 S 1B		4	0	1	0	1	0	4						
<b>John Valentin, R</b> (1, 5) OBP: 0.214, SLG: 0.480	2-2 P4		1-3 K		0-0 G6-3	0-0 FC5-4		2-3 K		5	0	0	0	0	2	5						
<b>Mike Stanley, R</b> (1, 3) OBP: 0.591, SLG: 0.611		1-2 FC1-6 2B	2-1 BB 1B		1-1 F8		0-3 K	4-2 BB		4	0	2	1	1	1	0						
<b>Troy O'Leary, L</b> (1, 7) OBP: 0.407, SLG: 0.565		4-2 FC1-6 BB	4-2 BB		1-0 P6		2-2 F8	3-1 G4-3		3	0	0	0	2	0	2						
<b>Damon Buford, R</b> (1, 8) OBP: 0.444, SLG: 0.429		0-0 FC1-6 F9	2-1 G4-3			4-1 1B BB	0-2 1B		2-3 K	3	2	1	0	1	0	5						
<b>Brian Daubach, L</b> (9, PH) OBP: 0.333, SLG: 0.833		1-2 2-3				1-2 BB	0-1 2B			1	0	0	0	0	1	0						
<b>Jeff Frye, R</b> (1, 4) OBP: 0.429, SLG: 0.250		3-2 F9		4-0 BB BB		4-1 1B BB	0-1 BB 1B		1-2 G1-3	3	1	1	1	2	0	2	AB 35					
<b>Jason Varitek, S</b> (1, 2) OBP: 0.250, SLG: 0.182		2-0 F7		1-3 K		1-0 F8 1B	4-0 BB		4-2 BB	3	0	1	0	1	1	3	R 4					
<b>Scott Hatteberg, L</b> (9, PH) OBP: 0.538, SLG: 0.250						1-2 2-3 1B	1-2 BB			0	0	0	0	1	0	0	H 8					
<b>Donnie Sadler, R</b> (1, 6) OBP: 0.250, SLG: 0.438			2-2 G4-3		0-3 K		0-0 F9		2-3 K	4	0	0	0	0	2	6	RBI 4					
<b>Nomar Garciaparra, R</b> (9, PH) OBP: 0.455, SLG: 0.250										1	0	0	0	0	1	1	BB 10					
<b>Inning Stats</b>	R: 0 E: 0 K: 0 S: 12	H: 0 LOB: 0 BB: 0 P: 18	R: 0 E: 0 K: 0 S: 13	H: 1 LOB: 2 BB: 1 P: 23	R: 1 E: 0 K: 1 S: 17	H: 2 LOB: 3 BB: 2 P: 35	R: 0 E: 0 K: 2 S: 8	H: 0 LOB: 2 BB: 2 P: 17	R: 0 E: 0 K: 0 S: 4	H: 0 LOB: 0 BB: 0 P: 6	R: 2 E: 0 K: 1 S: 11	H: 2 LOB: 2 BB: 2 P: 22	R: 1 E: 0 K: 1 S: 12	H: 2 LOB: 2 BB: 1 P: 18	R: 0 E: 0 K: 1 S: 9	H: 1 LOB: 2 BB: 1 P: 20	R: 0 E: 0 K: 2 S: 14	H: 0 LOB: 1 BB: 1 P: 23	1B: 6 2B: 2 3B: 0 HR: 0	SF: 0 SAC: 0 DP: 0 HBP: 0	WP: 0 PB: 0 SB: 1 CS: 1	PA: 45
<b>PITCHER</b>	IP	WLS	BF	H	R	ER	SO	BB	IBB	HBP	BLK	WP	HR	S	P	ERA	WHIP					
<b>Wilson Alvarez, L</b> (1, 1) ERA: 8.64	5.0		24	3	2	2	3	6	0	0	0	0	0	55	104	3.60	1.800					
<b>Esteban Yan, R</b> (6, 1) ERA: 12.0	0.1	H	4	2	1	1	1	1	0	0	0	0	0	7	14	27.00	9.000					
<b>Rick White, R</b> (6, 1) ERA: 1.5	1.1	B	6	2	1	1	1	0	0	0	0	0	0	14	16	6.75	1.500					
<b>Jim Mecir, R</b> (7, 1) ERA: 2.25	1.0		6	1	0	0	1	2	0	0	0	0	0	8	20	0.00	3.000					
<b>Scott Aldred, L</b> (8, 1) ERA:	0.1	W	1	0	0	0	0	0	0	0	0	0	0	2	5	0.00	0.000					

**Boston Red Sox @ Tampa Bay Devil Rays**  
Tropicana Field, St. Petersburg, FL  
Sun Apr 11 1999, 1:35 PM EDT  
Att: 19,092 - Dome - 72 F

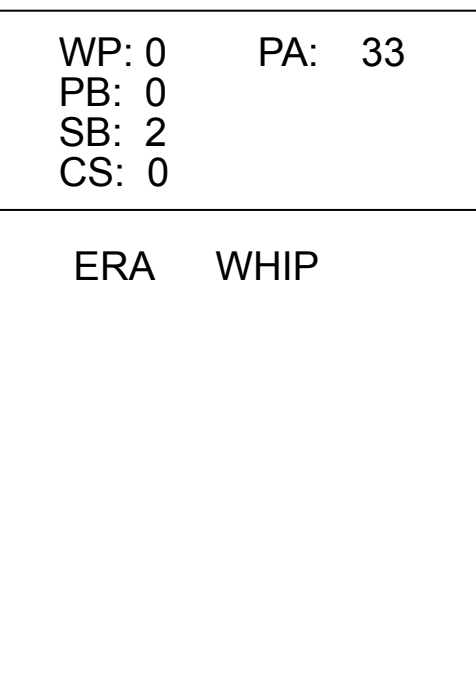
livebaseballscores.com



Batter	1	2	3	4	5	6	7	8	9	AB	R	H	RBI	BB	SO	LOB	BOTTOM				
<b>Randy Winn, S</b> (1, 8) OBP: 0.292, SLG: 0.417	0-1 G3	2-0 G4-3			0-2 1B		1-1 2B			4	0	2	0	0	0	0					
<b>Dave Martinez, L</b> (1, 9) OBP: 0.360, SLG: 0.524	2-0 G6-3	1-2 G4-3			0-3 K		3-3 K			4	0	0	0	0	2	2					
<b>Jose Canseco, R</b> (1, 10) OBP: 0.333, SLG: 0.250	4-2 HR BB		4-2 G5-4-3 BB		0-3 K		1-1 G5-3			2	1	0	0	2	1	1					
<b>Fred McGriff, L</b> (1, 3) OBP: 0.259, SLG: 0.500	2-2 1-H HR		1-3 K		0-3 K		0-0 F8			4	1	1	2	0	2	2					
<b>Danny Clyburn, R</b> (1, 7) OBP: 0.222, SLG: 0.500	4-1 BB		0-1 G5-4-3		1-3 K		1-1 HR			3	1	1	1	1	1	1					
<b>Wade Boggs, L</b> (1, 5) OBP: 0.190, SLG: 0.150	3-1 G4-3			1-1 G3		2-0 G4-3		1-0 F7		4	0	0	0	0	0	1					
<b>Bobby Smith, R</b> (9, 5)										0	0	0	0	0	0	0					
<b>Miguel Cairo, R</b> (1, 4) OBP: 0.565, SLG: 0.762		1-1 HR 1B		3-1 F9 S 1B		1-2 G6-3				3	1	2	0	0	0	0					
<b>Mike DiFelice, R</b> (1, 2) OBP: 0.333, SLG: 1.333		2-2 1-H HR		3-2 F9		1-1 G5-3				3	1	1	2	0	0	1					
<b>Kevin Stocker, S</b> (1, 6) OBP: 0.524, SLG: 0.556			0-3 K		3-2 F8		0-0 L4			3	0	0	0	0	1	1					
<b>Inning Stats</b>	R: 2 E: 0 K: 0 S: 12	H: 1 LOB: 1 BB: 2 P: 27	R: 2 E: 0 K: 1 S: 12	H: 2 LOB: 0 BB: 0 P: 18	R: 0 E: 0 K: 1 S: 9	H: 0 LOB: 1 BB: 1 P: 14	R: 0 E: 0 K: 3 S: 12	H: 1 LOB: 1 BB: 0 P: 12	R: 0 E: 0 K: 1 S: 9	H: 0 LOB: 0 BB: 0 P: 13	R: 0 E: 0 K: 1 S: 8	H: 1 LOB: 1 BB: 0 P: 13	R: 1 E: 0 K: 0 S: 6	H: 1 LOB: 0 BB: 0 P: 9	R: 0 E: 0 K: 0 S: 6	H: 0 LOB: 0 BB: 0 P: 9	1B: 3 2B: 1 3B: 0 HR: 3	SF: 0 SAC: 0 DP: 1 HBP: 0	WP: 0 PB: 0 SB: 2 CS: 0	PA: 33	
<b>PITCHER</b>	IP	WLS	BF	H	R	ER	SO	BB	IBB	HBP	BLK	WP	HR	S	P	ERA	WHIP				
<b>Pat Rapp, R</b> (1, 1) ERA: 9.82	3.2		17	4	4	4	2	3	0	0	0	0	0	20	26	0.00	0.500				
<b>Rheal Cormier, L</b> (4, 1) ERA:	2.0		7	1	0	0	4	0	0	0	0	0	0	20	26	0.00	0.500				
<b>Kip Gross, R</b> (6, 1) ERA:	1.0		3	0	0	0	0	0	0	0	0	0	0	8	10	0.00	0.000				
<b>Mark Guthrie, L</b> (7, 1) ERA:	0.1		2	1	0	0	1	0	0	0	0	0	0	5	9	0.00	3.000				
<b>Derek Lowe, R</b> (8, 1) ERA: 3.18	1.0	L	4	1	1	1	0	0	0	0	0	0	1	6	9	9.00	1.000				

**Boston Red Sox @ Tampa Bay Devil Rays**  
Tropicana Field, St. Petersburg, FL  
Sun Apr 11 1999, 1:35 PM EDT  
Att: 19,092 - Dome - 72 F

livebaseballscores.com





Batter	1	2	3	4	5	6	7	8	9	AB	R	H	RBI	BB	SO	LOB	TOP								
<b>Randy Winn, S</b> OBP: 0.321, SLG: 0.429 (1, 8)										4	0	2	0	0	1	1	<b>Tampa Bay Devil Rays @ Toronto Blue Jays</b> SkyDome, Toronto, ON Mon Apr 12 1999, 7:05 PM EDT Att: 37,160 - Dome - 72 F								
<b>Miguel Cairo, R</b> OBP: 0.491, SLG: 0.640 (1, 4)										4	0	0	0	0	0	3									
<b>Jose Canseco, R</b> OBP: 0.323, SLG: 0.375 (1, 10)										4	1	1	1	0	2	2									
<b>Fred McGriff, L</b> OBP: 0.226, SLG: 0.433 (1, 3)										4	0	0	0	0	2	2									
<b>John Flaherty, R</b> OBP: 0.308, SLG: 0.417 (1, 2)										4	0	0	0	0	2	0									
<b>Bobby Smith, R</b> OBP: 0.222, SLG: 0.125 (1, 5)										4	0	1	0	0	2	0									
<b>Danny Clyburn, R</b> OBP: 0.250, SLG: 0.400 (1, 9)										2	0	0	0	1	1	1									
<b>Quinton McCracken, S</b> OBP: 0.300, SLG: 0.278 (1, 7)										3	0	2	0	0	0	1									
<b>Kevin Stocker, S</b> OBP: 0.478, SLG: 0.500 <b>David Lamb, S</b> (7, 6)										2	0	0	0	0	2	2									
										1	0	0	0	0	0	0									
<b>Inning Stats</b>	R: 0 E: 0 K: 1 S: 11	H: 1 LOB: 1 BB: 0 P: 18	R: 0 E: 0 K: 1 S: 7	H: 1 LOB: 0 BB: 0 P: 9	R: 0 E: 0 K: 1 S: 15	H: 1 LOB: 1 BB: 0 P: 20	R: 0 E: 0 K: 2 S: 7	H: 0 LOB: 0 BB: 0 P: 12	R: 0 E: 0 K: 3 S: 15	H: 1 LOB: 1 BB: 0 P: 19	R: 0 E: 0 K: 0 S: 19	H: 0 LOB: 1 BB: 1 P: 27	R: 0 E: 0 K: 0 S: 8	H: 0 LOB: 1 BB: 1 P: 19	R: 0 E: 0 K: 1 S: 9	H: 0 LOB: 0 BB: 0 P: 12	R: 1 E: 0 K: 2 S: 8	H: 1 LOB: 0 BB: 0 P: 9	1B: 5 2B: 0 3B: 0 HR: 1	SF: 0 SAC: 0 DP: 1 HBP: 0	WP: 0 PB: 0 SB: 3 CS: 0	PA: 33			
<b>PITCHER</b>	IP	WLS	BF	H	R	ER	SO	BB	IBB	HBP	BLK	WP	HR	S	P	ERA	WHIP								
<b>David Wells, L</b> ERA: 2.45 <b>Pete Munro, R</b> ERA: 1.59 <b>Robert Person, R</b> ERA: <b>Graeme Lloyd, L</b> ERA: 2.7	(1, 1)	(6, 1)	(8, 1)	(9, 1)																					

Batter	1	2	3	4	5	6	7	8	9	AB	R	H	RBI	BB	SO	LOB	BOTTOM								
<b>José Cruz Jr., S</b> OBP: 0.455, SLG: 0.417 (1, 8)										4	1	1	0	1	0	0	<b>Tampa Bay Devil Rays @ Toronto Blue Jays</b> SkyDome, Toronto, ON Mon Apr 12 1999, 7:05 PM EDT Att: 37,160 - Dome - 72 F								
<b>Shawn Green, L</b> OBP: 0.371, SLG: 0.531 (1, 9)										4	2	2	0	1	0	1									
<b>Dave Hollins, S</b> OBP: 0.324, SLG: 0.323 (1, 10)										4	1	2	0	0	2	3									
<b>Carlos Delgado, L</b> OBP: 0.344, SLG: 0.520 (1, 3)										3	2	2	2	1	0	1									
<b>Tony Fernandez, S</b> OBP: 0.444, SLG: 0.609 (1, 5)										4	0	4	2	0	0	0									
<b>Geronimo Berroa, R</b> <b>Shannon Stewart, R</b> (7, FR) (8, 7)										3	0	0	1	0	2	4									
<b>Alex Gonzalez, R</b> OBP: 0.484, SLG: 0.593 (1, 6)										3	1	1	1	0	2	3									
<b>Norberto Martin, R</b> OBP: 0.444, SLG: 0.286 (1, 4)										3	0	0	0	1	0	3									
<b>Mike Matheny, R</b> OBP: 0.111, SLG: 0.111 (1, 2)										4	0	0	0	0	1	3									
<b>Inning Stats</b>	R: 0 E: 0 K: 1 S: 9	H: 1 LOB: 0 BB: 0 P: 17	R: 1 E: 0 K: 1 S: 10	H: 2 LOB: 1 BB: 0 P: 14	R: 3 E: 1 K: 2 S: 14	H: 3 LOB: 1 BB: 1 P: 31	R: 1 E: 0 K: 1 S: 12	H: 1 LOB: 0 BB: 0 P: 18	R: 2 E: 0 K: 2 S: 18	H: 3 LOB: 3 BB: 2 P: 33	R: 0 E: 0 K: 0 S: 10	H: 1 LOB: 1 BB: 1 P: 20	R: 0 E: 0 K: 0 S: 8	H: 1 LOB: 2 BB: 0 P: 14	R: 0 E: 0 K: 0 S: 7	H: 0 LOB: 0 BB: 0 P: 13	R: 0 E: 0 K: 0 S: 7	H: 0 LOB: 0 BB: 0 P: 13	1B: 7 2B: 4 3B: 0 HR: 1	SF: 0 SAC: 0 DP: 2 HBP: 2	WP: 1 PB: 1 SB: 0 CS: 1	PA: 39			
<b>PITCHER</b>	IP	WLS	BF	H	R	ER	SO	BB	IBB	HBP	BLK	WP	HR	S	P	ERA	WHIP								
<b>Tony Saunders, L</b> ERA: 7.0 <b>Albie Lopez, R</b> ERA: 6.23 <b>Esteban Yan, R</b> ERA: 9.0 <b>Mike Duvall, L</b> ERA: 2.7	(1, 1)	(5, 1)	(7, 1)	(8, 1)																					

AB	32
R	1
H	6
RBI	1
BB	1
SO	12
LOB	12



AB	32
R	7
H	12
RBI	6
BB	4
SO	7
LOB	18





Batter	1	2	3	4	5	6	7	8	9	AB	R	H	RBI	BB	SO	LOB	TOP								
<b>Randy Winn, S</b> OBP: 0.333, SLG: 0.455 (1, 8)	G6-3	BB 1B		G3	2B		G4-6-3			5	0	2	1	0	0	2	<b>Tampa Bay Devil Rays @ Toronto Blue Jays</b> SkyDome, Toronto, ON Tue Apr 13 1999, 7:05 PM EDT Att: 23,710 - Unknown <a href="http://livebaseballscorecards.com">livebaseballscorecards.com</a>								
<b>Dave Martinez, L</b> OBP: 0.400, SLG: 0.520 (1, 9)	BB 1B	BB 1B		K	BB		G4-3			4	1	2	1	1	1	1									
<b>Jose Canseco, R</b> OBP: 0.361, SLG: 0.429 (1, 10)	BB 1B	F8			2B			G4-3		4	2	2	0	1	0	4									
<b>Fred McGriff, L</b> OBP: 0.278, SLG: 0.441 (1, 3)	BB 1B	BB			F9		G4-6-3	1B		4	0	2	1	1	0	2									
<b>John Flaherty, R</b> OBP: 0.258, SLG: 0.357 (1, 2)	P9	G5-3			SF8		G4-6-3	1B		4	0	0	1	0	0	7									
<b>Wade Boggs, L</b> OBP: 0.280, SLG: 0.261 <b>Miguel Cairo, R</b> OBP: 0.464, SLG: 0.615 (8, 4)	FC6-4	1B		F8	2B			BB		3	1	2	1	1	0	0									
<b>Quinton McCracken, S</b> OBP: 0.280, SLG: 0.304 (1, 7)	FC6-4	1B		G6-3	2B		G5-3	1B		5	1	1	1	0	0	3									
<b>Bobby Smith, R</b> OBP: 0.286, SLG: 0.167 (8, 5)				K	BB		G4-6-3	1B		4	1	1	0	1	2	0									
<b>Kevin Stocker, S</b> OBP: 0.519, SLG: 0.625 (1, 6)	BB 1B	1B		F8	2B		G4-6-3	1B		4	2	3	2	0	0	0									
<b>Inning Stats</b>	R: 2 E: 0 K: 0 S: 13	H: 3 LOB: 2 BB: 1 P: 23	R: 1 E: 0 K: 1 S: 15	H: 3 LOB: 3 BB: 1 P: 26	R: 0 E: 0 K: 1 S: 9	H: 0 LOB: 0 BB: 0 P: 12	R: 0 E: 0 K: 1 S: 8	H: 0 LOB: 0 BB: 0 P: 10	R: 5 E: 0 K: 0 S: 18	H: 5 LOB: 2 BB: 2 P: 32	R: 0 E: 0 K: 0 S: 5	H: 1 LOB: 1 BB: 1 P: 12	R: 0 E: 0 K: 0 S: 11	H: 2 LOB: 1 BB: 0 P: 13	R: 0 E: 0 K: 0 S: 7	H: 1 LOB: 0 BB: 0 P: 9		R: 0 E: 0 K: 0 S: 7	H: 0 LOB: 0 BB: 0 P: 11	1B: 10 2B: 4 3B: 1 HR: 0	SF: 1 SAC: 0 DP: 3 HBP: 0	WP: 1 PB: 0 CS: 1	PA: 44		
<b>PITCHER</b> <b>Joey Hamilton, R</b> ERA: 19.29 <b>32 Roy Halladay, R</b> ERA:	IP: 4.2 WLS: L BF: 27	H: 10 R: 8 ER: 8 SO: 3	BB: 3 IBB: 0 HBP: 0 BLK: 0	WP: 1 HR: 0 S: 61 P: 96	ERA: 15.43 WHIP: 2.786	IP: 5.1 WLS: W BF: 17	H: 5 R: 0 ER: 0 SO: 0	BB: 2 IBB: 0 HBP: 0 BLK: 0	WP: 0 HR: 0 S: 32 P: 52	ERA: 0.00 WHIP: 1.615	IP: 4.2 WLS: W BF: 17	H: 5 R: 0 ER: 0 SO: 0	BB: 2 IBB: 0 HBP: 0 BLK: 0	WP: 0 HR: 0 S: 32 P: 52	ERA: 0.00 WHIP: 1.615	IP: 4.2 WLS: W BF: 17	H: 5 R: 0 ER: 0 SO: 0	BB: 2 IBB: 0 HBP: 0 BLK: 0	WP: 0 HR: 0 S: 32 P: 52	ERA: 0.00 WHIP: 1.615	IP: 4.2 WLS: W BF: 17	H: 5 R: 0 ER: 0 SO: 0	BB: 2 IBB: 0 HBP: 0 BLK: 0	WP: 0 HR: 0 S: 32 P: 52	ERA: 0.00 WHIP: 1.615

Batter	1	2	3	4	5	6	7	8	9	AB	R	H	RBI	BB	SO	LOB	BOTTOM								
<b>Shannon Stewart, R</b> OBP: 0.333, SLG: 0.519 (1, 7)	K		K		F9 1B	P2		G5-3		5	1	1	0	0	2	1	<b>Tampa Bay Devil Rays @ Toronto Blue Jays</b> SkyDome, Toronto, ON Tue Apr 13 1999, 7:05 PM EDT Att: 23,710 - Unknown <a href="http://livebaseballscorecards.com">livebaseballscorecards.com</a>								
<b>Shawn Green, L</b> OBP: 0.375, SLG: 0.514 (1, 9)	K		K		HBP 1B	1B		F7		5	1	2	0	0	2	1									
<b>Dave Hollins, S</b> OBP: 0.308, SLG: 0.306 (1, 10)	K		1B		F9	K		G3		5	0	1	0	0	2	3									
<b>Carlos Delgado, L</b> OBP: 0.351, SLG: 0.500 (1, 3)		G4-6-3	K		G3-1	FC3-6		G4-3		5	1	2	1	0	1	3									
<b>Tony Fernandez, S</b> OBP: 0.469, SLG: 0.615 (1, 5)		G4-6-3		G3	BB 1B	FC3-6		F7		3	1	1	0	2	0	2									
<b>Darin Fletcher, L</b> OBP: 0.333, SLG: 0.545 (1, 2)	G4-6-3			P5	1B BB		G4-3	G3-1		4	0	0	0	0	0	3									
<b>José Cruz Jr., S</b> OBP: 0.486, SLG: 0.538 (1, 8)	HR		G3		1B BB	L3				2	1	1	3	2	0	0									
<b>Alex Gonzalez, R</b> OBP: 0.486, SLG: 0.581 (1, 6)	K		G3		1B					4	0	2	1	0	1	2									
<b>Norberto Martin, R</b> OBP: 0.385, SLG: 0.273 (1, 4)			1B		F8		G1-3			4	0	1	0	0	0	6									
<b>Inning Stats</b>	R: 0 E: 0 K: 3 S: 10	H: 2 LOB: 1 BB: 0 P: 16	R: 0 E: 0 K: 3 S: 14	H: 2 LOB: 2 BB: 0 P: 21	R: 0 E: 0 K: 0 S: 9	H: 1 LOB: 1 BB: 1 P: 15	R: 3 E: 0 K: 0 S: 21	H: 3 LOB: 3 BB: 2 P: 40	R: 0 E: 0 K: 1 S: 10	H: 2 LOB: 2 BB: 0 P: 17	R: 0 E: 0 K: 0 S: 10	H: 1 LOB: 1 BB: 0 P: 16	R: 0 E: 0 K: 0 S: 8	H: 0 LOB: 0 BB: 0 P: 14	R: 0 E: 0 K: 0 S: 6	H: 0 LOB: 0 BB: 0 P: 9		1B: 9 2B: 1 3B: 0 HR: 1	SF: 0 SAC: 0 DP: 1 HBP: 1	WP: 0 PB: 0 CS: 0	PA: 42				
<b>PITCHER</b> <b>Bobby Witt, R</b> ERA: 9.91 <b>Rick White, R</b> ERA: 1.13 <b>Jim Mecir, R</b> ERA: 1.69 <b>Roberto Hernandez, R</b> ERA: 1.8	IP: 4.2 WLS: W BF: 10	H: 4 R: 0 ER: 0 SO: 1	BB: 0 IBB: 0 HBP: 0 BLK: 0	WP: 0 HR: 0 S: 22 P: 36	ERA: 0.00 WHIP: 2.000	IP: 7.1 WLS: H BF: 4	H: 0 R: 0 ER: 0 SO: 0	BB: 0 IBB: 0 HBP: 0 BLK: 0	WP: 0 HR: 0 S: 9 P: 16	ERA: 0.00 WHIP: 0.000	IP: 1.0 WLS: S BF: 3	H: 0 R: 0 ER: 0 SO: 0	BB: 0 IBB: 0 HBP: 0 BLK: 0	WP: 0 HR: 0 S: 6 P: 9	ERA: 0.00 WHIP: 0.000	IP: 1.0 WLS: S BF: 3	H: 0 R: 0 ER: 0 SO: 0	BB: 0 IBB: 0 HBP: 0 BLK: 0	WP: 0 HR: 0 S: 6 P: 9	ERA: 0.00 WHIP: 0.000	IP: 1.0 WLS: S BF: 3	H: 0 R: 0 ER: 0 SO: 0	BB: 0 IBB: 0 HBP: 0 BLK: 0	WP: 0 HR: 0 S: 6 P: 9	ERA: 0.00 WHIP: 0.000



Batter	1	2	3	4	5	6	7	8	9	10	11	AB	R	H	RBI	BB	SO	LOB
<b>Randy Winn, S</b> OBP: 0.282, SLG: 0.385 (1, 8)												6	0	0	0	0	2	3
<b>Dave Martinez, L</b> OBP: 0.369, SLG: 0.467 (1, 9)												5	0	1	0	1	0	1
<b>Jose Canseco, R</b> OBP: 0.357, SLG: 0.485 (1, 10)												5	1	1	1	0	0	3
<b>Fred McGriff, L</b> OBP: 0.310, SLG: 0.436 (1, 3)												5	0	2	0	1	1	1
<b>John Flaherty, R</b> OBP: 0.278, SLG: 0.344 (1, 2)												4	1	1	0	0	1	4
<b>Wade Boggs, L</b> OBP: 0.267, SLG: 0.286 (1, 5)												5	1	1	1	0	0	5
<b>Quinton McCracken, S</b> OBP: 0.300, SLG: 0.321 (1, 7)												5	1	2	1	0	1	0
<b>Miguel Cairo, R</b> OBP: 0.424, SLG: 0.548 (1, 4)												5	1	1	0	0	2	1
<b>Kevin Stocker, S</b> OBP: 0.563, SLG: 0.679 (1, 6)												4	1	3	2	1	0	0

Inning Stats	R: 0	H: 0	E: 0	K: 1	BB: 0	S: 9	P: 14	R: 3	H: 4	E: 0	K: 1	BB: 0	S: 20	P: 32	R: 1	H: 2	E: 0	K: 0	BB: 0	S: 12	P: 19	R: 1	H: 2	E: 0	K: 0	BB: 1	S: 8	P: 16	R: 0	H: 1	E: 0	K: 0	BB: 0	S: 3	P: 7	R: 1	H: 1	E: 0	K: 1	BB: 0	S: 16	P: 29	R: 0	H: 1	E: 0	K: 0	BB: 0	S: 8	P: 12	R: 0	H: 0	E: 0	K: 3	BB: 1	S: 10	P: 17	R: 0	H: 0	E: 0	K: 1	BB: 0	S: 10	P: 21	R: 0	H: 0	E: 0	K: 0	BB: 0	S: 3	P: 3	R: 0	H: 1	E: 0	K: 0	BB: 1	S: 4	P: 4	1B: 9	SF: 0	2B: 2	SAC: 0	3B: 0	DP: 1	HR: 1	HBP: 2	WP: 0	PA: 49
--------------	------	------	------	------	-------	------	-------	------	------	------	------	-------	-------	-------	------	------	------	------	-------	-------	-------	------	------	------	------	-------	------	-------	------	------	------	------	-------	------	------	------	------	------	------	-------	-------	-------	------	------	------	------	-------	------	-------	------	------	------	------	-------	-------	-------	------	------	------	------	-------	-------	-------	------	------	------	------	-------	------	------	------	------	------	------	-------	------	------	-------	-------	-------	--------	-------	-------	-------	--------	-------	--------

PITCHER	IP	WLS	BF	H	R	ER	SO	BB	IBB	HBP	BLK	WP	HR	S	P	ERA	WHIP
<b>Kelvin Escobar, R</b> ERA: 5.4	6.0	29	10	6	5	3	3	1	0	0	0	0	0	117	117	7.50	1.833
<b>Tom Davey, R</b> ERA: 4.26	7.1	1.2	7	1	0	0	2	1	0	0	0	0	0	15	25	0.00	1.200
<b>Dan Plesac, L</b> ERA: 7.26	8.1	0.2	2	0	0	0	1	0	0	0	0	0	0	6	9	0.00	0.000
<b>Robert Person, R</b> ERA: 1.59	9.1	0.1	3	0	0	0	1	1	0	1	0	0	0	5	12	0.00	3.000
<b>Graeme Lloyd, L</b> ERA: 1.59	9.1	2.1	W 8	1	0	0	0	0	0	0	0	0	0	9	11	0.00	0.429

**Tampa Bay Devil Rays @ Toronto Blue Jays**  
SkyDome, Toronto, ON  
Wed Apr 14 1999, 7:05 PM EDT  
Att: 23,847 - Dome - 72 F

livebaseballscores.com

AB 44  
R 6  
H 12  
RBI 5  
BB 3  
SO 7  
LOB 18

Batter	1	2	3	4	5	6	7	8	9	10	11	AB	R	H	RBI	BB	SO	LOB
<b>Shannon Stewart, R</b> OBP: 0.333, SLG: 0.469 (1, 7)												5	2	1	0	1	1	5
<b>Jose Cruz Jr., S</b> OBP: 0.465, SLG: 0.484 (1, 8)												5	1	1	1	1	3	0
<b>Shawn Green, L</b> OBP: 0.356, SLG: 0.548 (1, 9)												5	1	1	3	0	1	0
<b>Carlos Delgado, L</b> OBP: 0.357, SLG: 0.571 (1, 3)												5	1	2	1	0	1	0
<b>Tony Fernandez, S</b> OBP: 0.459, SLG: 0.567 (9, 4)												4	2	1	0	1	0	1
<b>Dave Hollins, S</b> OBP: 0.273, SLG: 0.268 (1, 10)												5	0	0	0	0	2	2
<b>Darrin Fletcher, L</b> OBP: 0.393, SLG: 0.577 Mark Dalesandro, R (8, PR)												4	0	3	0	0	0	0
<b>Mike Matheny, R</b> OBP: 0.100, SLG: 0.100 (9, 2)												1	0	0	0	0	0	0
<b>Alex Gonzalez, R</b> OBP: 0.500, SLG: 0.611 (1, 6)												5	0	3	1	0	0	1
<b>Norberto Martin, R</b> OBP: 0.375, SLG: 0.231 Willie Greene, L (8, PH)												2	0	0	0	0	1	1

Inning Stats	R: 0	H: 0	E: 0	K: 3	BB: 0	S: 13	P: 18	R: 1	H: 2	E: 0	K: 0	BB: 0	S: 14	P: 20	R: 0	H: 0	E: 0	K: 1	BB: 0	S: 8	P: 11	R: 0	H: 0	E: 0	K: 1	BB: 0	S: 7	P: 12	R: 0	H: 0	E: 0	K: 2	BB: 0	S: 10	P: 15	R: 4	H: 4	E: 0	K: 1	BB: 2	S: 17	P: 32	R: 0	H: 0	E: 0	K: 1	BB: 0	S: 8	P: 11	R: 1	H: 2	E: 0	K: 0	BB: 0	S: 11	P: 22	R: 0	H: 1	E: 0	K: 0	BB: 0	S: 3	P: 3	R: 0	H: 0	E: 0	K: 0	BB: 0	S: 3	P: 3	R: 0	H: 2	E: 0	K: 0	BB: 1	S: 4	P: 4	1B: 9	SF: 1	2B: 1	SAC: 0	3B: 0	DP: 0	HR: 2	HBP: 1	WP: 0	PA: 47
--------------	------	------	------	------	-------	-------	-------	------	------	------	------	-------	-------	-------	------	------	------	------	-------	------	-------	------	------	------	------	-------	------	-------	------	------	------	------	-------	-------	-------	------	------	------	------	-------	-------	-------	------	------	------	------	-------	------	-------	------	------	------	------	-------	-------	-------	------	------	------	------	-------	------	------	------	------	------	------	-------	------	------	------	------	------	------	-------	------	------	-------	-------	-------	--------	-------	-------	-------	--------	-------	--------

PITCHER	IP	WLS	BF	H	R	ER	SO	BB	IBB	HBP	BLK	WP	HR	S	P	ERA	WHIP
<b>Rolando Arrojo, R</b> ERA: 6.75	5.1	5	23	5	5	5	7	2	0	0	0	0	0	60	94	8.44	1.312
<b>Esteban Yan, R</b> ERA: 7.71	6.1	0.2	H 5	2	0	0	1	0	0	0	0	0	0	9	14	0.00	3.000
<b>Scott Aldred, L</b> ERA: 7.71	7.1	1.0	H 3	0	0	0	1	0	0	0	0	0	0	8	11	0.00	0.000
<b>Jim Mecir, R</b> ERA: 2.84	8.1	1.0	B 6	2	1	1	0	1	0	0	0	0	0	11	22	9.00	3.000
<b>Mike Duvall, L</b> ERA: 2.25	9.1	0.2	3	1	0	0	0	0	0	0	0	0	0	5	10	0.00	1.500

**Tampa Bay Devil Rays @ Toronto Blue Jays**  
SkyDome, Toronto, ON  
Wed Apr 14 1999, 7:05 PM EDT  
Att: 23,847 - Dome - 72 F

livebaseballscores.com


AB 42  
R 7  
H 12  
RBI 7  
BB 3  
SO 9  
LOB 10




Batter	1	2	3	4	5	6	7	8	9	AB	R	H	RBI	BB	SO	LOB	TOP					
Quinton McCracken, S OBP: 0.265, SLG: 0.281 (1, 8)	G3-1		G1-3			P3			G6-3	4	0	0	0	0	0	1	<p>Tampa Bay Devil Rays @ Toronto Blue Jays</p> <p>SkyDome, Toronto, ON</p> <p>Thu Apr 15 1999, 7:05 PM EDT</p> <p>Att: 23,765 - Dome - 72 F</p>					
Dave Martinez, L OBP: 0.350, SLG: 0.412 (1, 9)	F8				G3	G6-3			L6	4	0	0	0	0	0	1						
Jose Canseco, R OBP: 0.333, SLG: 0.444 (1, 10)	F8				K					3	0	0	0	0	2	0						
Fred McGriff, L OBP: 0.311, SLG: 0.500 (1, 3)		HR			G3				G4-3	3	1	1	1	0	0	0						
Danny Clyburn, R OBP: 0.200, SLG: 0.308 (1, 7)		G6-3				G3			L8	3	0	0	0	0	0	0						
Bobby Smith, R OBP: 0.235, SLG: 0.133 (1, 5)		F9				F9			G4-3	3	0	0	0	0	0	0						
Miguel Cairo, R OBP: 0.389, SLG: 0.500 (1, 4)		F7				K			K	3	0	0	0	0	2	0						
Mike DiFelice, R OBP: 0.333, SLG: 1.000 (1, 2)					G4-3				G6-3	3	0	1	0	0	0	0						
Kevin Stocker, S OBP: 0.529, SLG: 0.633 David Lamb, S (8, 6)					L8				G4-3	2	0	0	0	0	0	1	<p>AB 29</p> <p>R 1</p> <p>H 2</p> <p>RBI 1</p> <p>BB 0</p> <p>SO 5</p> <p>LOB 3</p>					
<b>Inning Stats</b>	R: 0 E: 0 K: 0 S: 9	H: 0 LOB: 0 BB: 0 P: 15	R: 1 E: 0 K: 0 S: 12	H: 1 LOB: 0 BB: 0 P: 18	R: 0 E: 0 K: 0 S: 6	H: 0 LOB: 0 BB: 0 P: 8	R: 0 E: 0 K: 1 S: 8	H: 0 LOB: 0 BB: 0 P: 10	R: 0 E: 0 K: 1 S: 7	H: 0 LOB: 0 BB: 0 P: 14	R: 0 E: 0 K: 0 S: 9	H: 1 LOB: 1 BB: 0 P: 11	R: 0 E: 0 K: 1 S: 10	H: 0 LOB: 0 BB: 0 P: 16	R: 0 E: 0 K: 1 S: 10	H: 0 LOB: 0 BB: 0 P: 16	R: 0 E: 0 K: 1 S: 7	H: 0 LOB: 0 BB: 0 P: 8	1B: 0 2B: 1 3B: 0 HR: 1	SF: 0 SAC: 0 DP: 0 HBP: 0	WP: 0 PB: 0 CS: 0	PA: 29
<b>PITCHER</b> Chris Carpenter, R ERA: 1.1 (1, 1)	IP: 9.0 WLS: W BF: 29 H: 2 R: 1 ER: 1 SO: 5 BB: 0 IBB: 0 HBP: 0 BLK: 0 WP: 0 HR: 1 S: 78 P: 116 ERA: 1.00 WHIP: 0.222																					

Batter	1	2	3	4	5	6	7	8	9	AB	R	H	RBI	BB	SO	LOB	BOTTOM					
Shannon Stewart, R OBP: 0.390, SLG: 0.583 (1, 7)	HR 1B		F8			HR				4	3	3	2	1	0	0	<p>Tampa Bay Devil Rays @ Toronto Blue Jays</p> <p>SkyDome, Toronto, ON</p> <p>Thu Apr 15 1999, 7:05 PM EDT</p> <p>Att: 23,765 - Dome - 72 F</p>					
Jose Cruz Jr., S OBP: 0.500, SLG: 0.515 (1, 8)	HR BB					FC4-6 BB			F9	2	2	1	0	3	0	2						
Shawn Green, L OBP: 0.360, SLG: 0.553 (1, 9)	P7					FC4-6 BB			FC6-4	5	2	2	0	0	0	4						
Carlos Delgado, L OBP: 0.362, SLG: 0.615 (1, 3)	HR		P6			1B BB			L6	4	2	1	4	1	0	6						
Tony Fernandez, S OBP: 0.463, SLG: 0.588 Mark Dalesandro, R (7, PH) (8, 5)	G3					1B BB			FC6-4	4	1	2	2	0	1	2						
Willie Greene, L OBP: 0.385, SLG: 0.250 (1, 10)	K					1B 2B				1	0	0	0	0	0	3						
Darrin Fletcher, L OBP: 0.424, SLG: 0.552 (1, 2)						F8			K	5	0	1	1	0	2	2						
Alex Gonzalez, R OBP: 0.444, SLG: 0.537 (1, 6)						F7			G3	3	0	1	1	0	0	0						
Norberto Martin, R OBP: 0.400, SLG: 0.200 Pat Kelly, R (9, 4)						L7			F7	5	0	0	0	0	2	5						
<b>Inning Stats</b>	R: 3 E: 0 K: 1 S: 12	H: 2 LOB: 0 BB: 1 P: 22	R: 0 E: 0 K: 1 S: 5	H: 0 LOB: 0 BB: 0 P: 11	R: 0 E: 0 K: 1 S: 6	H: 1 LOB: 2 BB: 1 P: 11	R: 0 E: 0 K: 0 S: 3	H: 0 LOB: 0 BB: 0 P: 6	R: 4 E: 0 K: 1 S: 13	H: 3 LOB: 2 BB: 2 P: 29	R: 4 E: 0 K: 1 S: 16	H: 4 LOB: 0 BB: 0 P: 24	R: 0 E: 0 K: 1 S: 8	H: 1 LOB: 3 BB: 2 P: 18	R: 0 E: 0 K: 1 S: 8	H: 0 LOB: 0 BB: 0 P: 15	R: 0 E: 0 K: 1 S: 8	H: 0 LOB: 0 BB: 0 P: 15	1B: 5 2B: 4 3B: 0 HR: 2	SF: 0 SAC: 0 DP: 0 HBP: 3	WP: 0 PB: 0 CS: 1	PA: 44
<b>PITCHER</b> Julio Santana, R ERA: 12.6 Mike Duvall, L ERA: 1.69 Esteban Yan, R ERA: 6.35 (1, 1) (6, 1) (8, 1)	IP: 5.2 WLS: L BF: 32 H: 9 R: 2 ER: 0 SO: 1 BB: 2 IBB: 0 HBP: 0 BLK: 0 WP: 0 HR: 2 S: 51 P: 95 ERA: 17.47 WHIP: 2.294																					

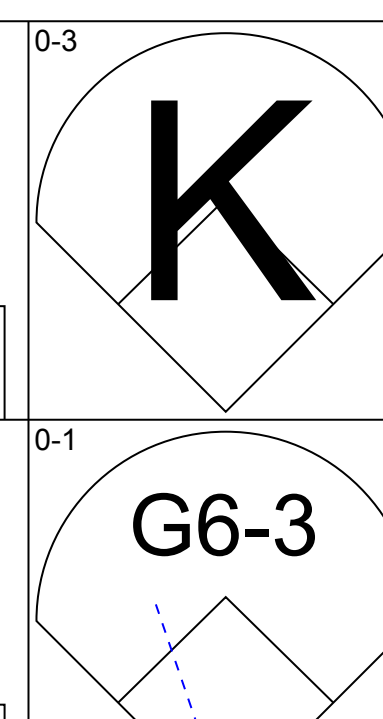
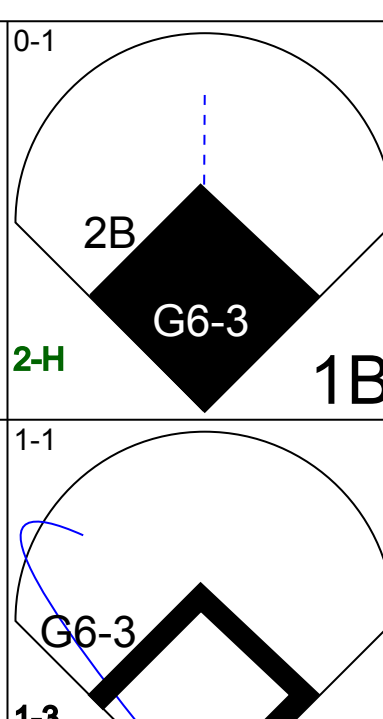
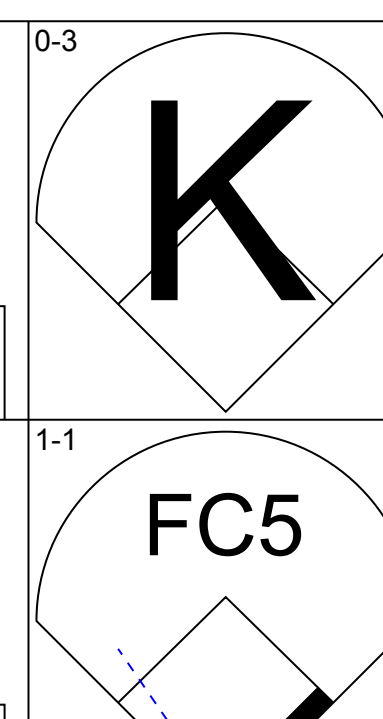

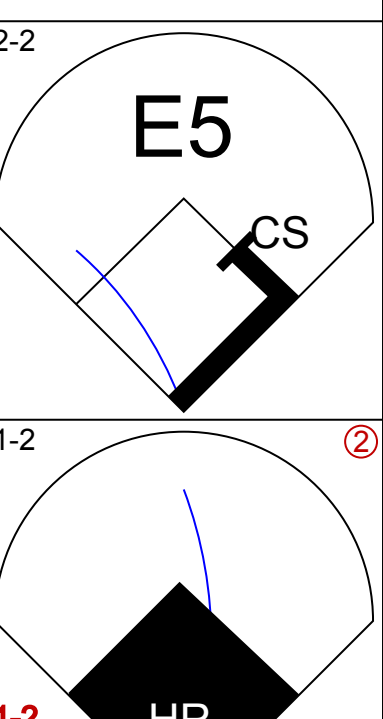
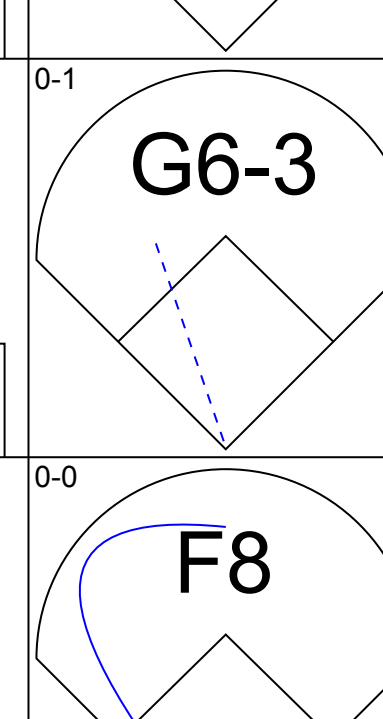
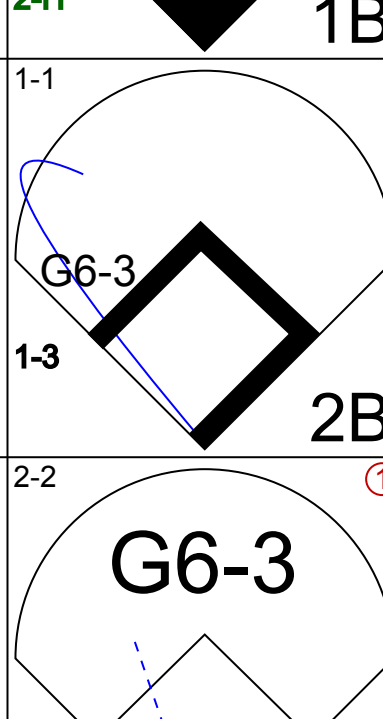
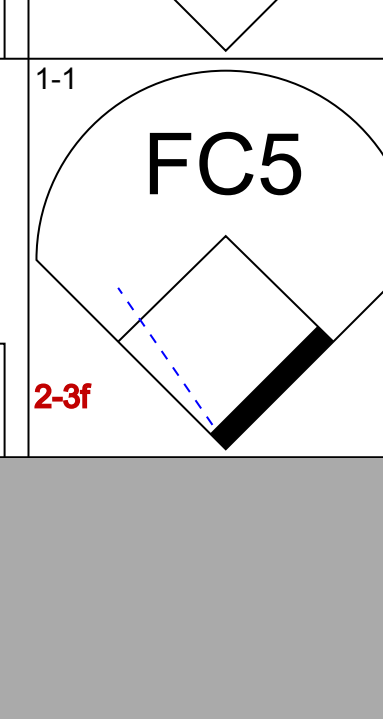
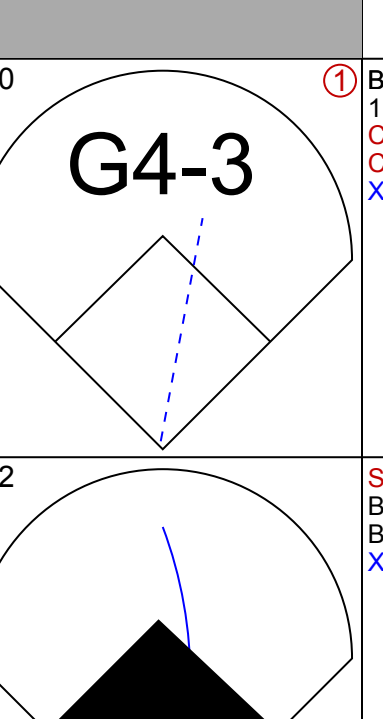
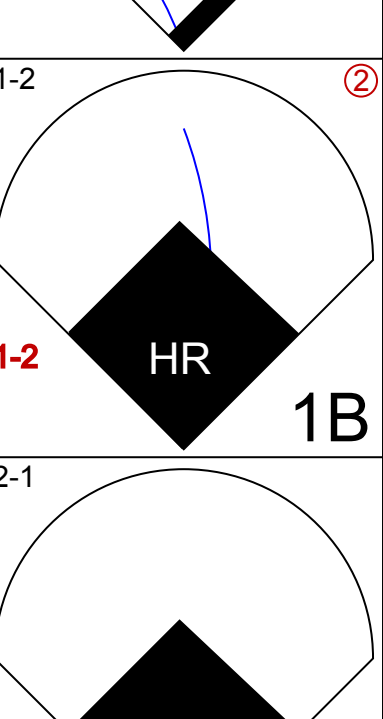
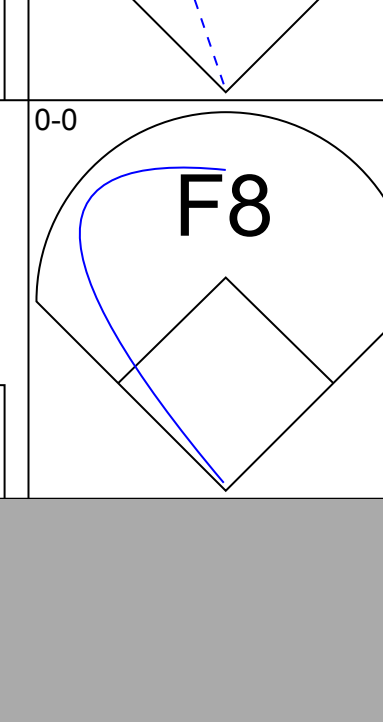
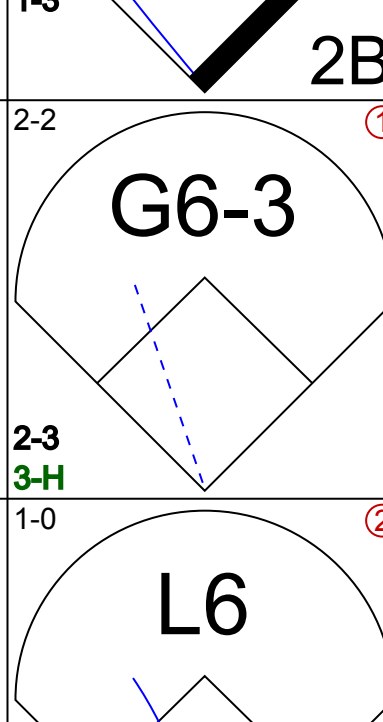
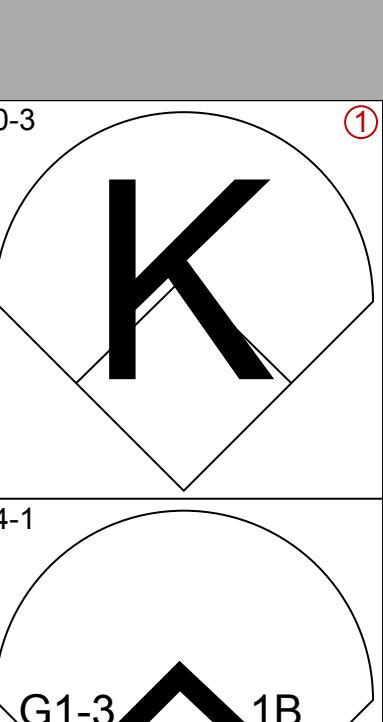
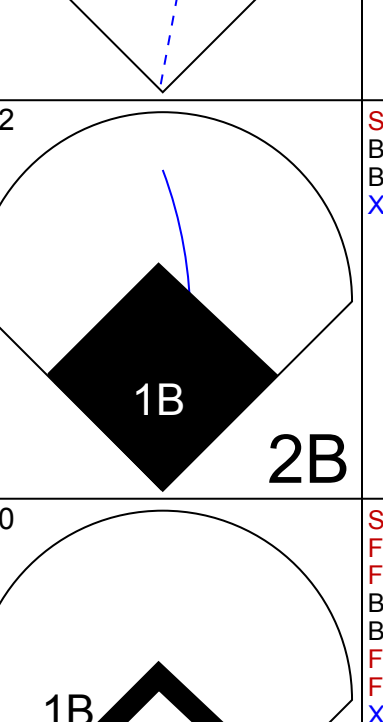
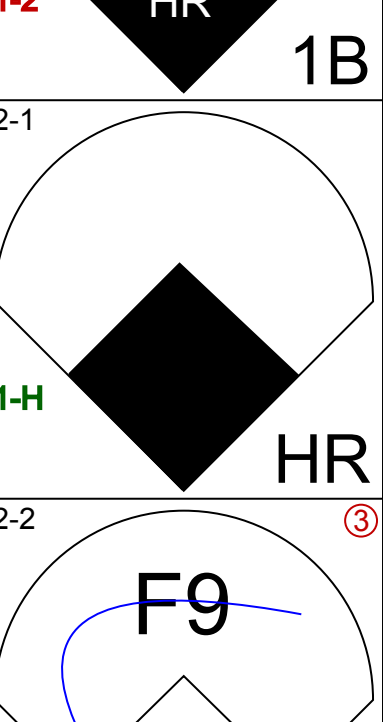
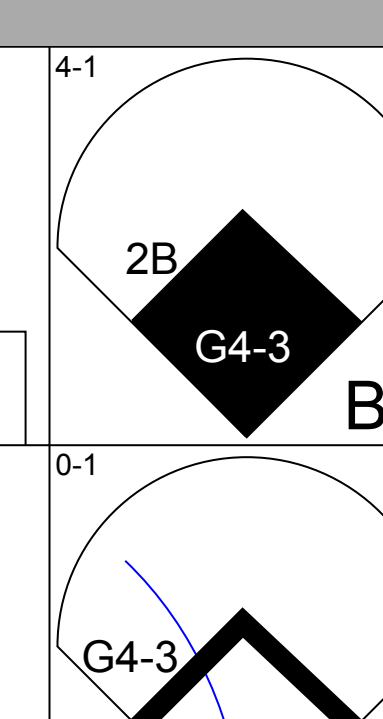
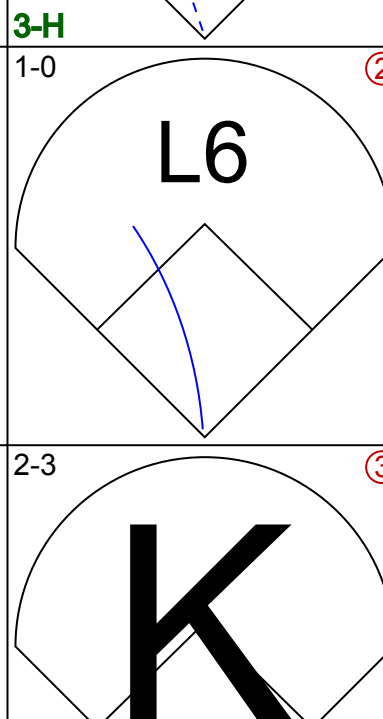
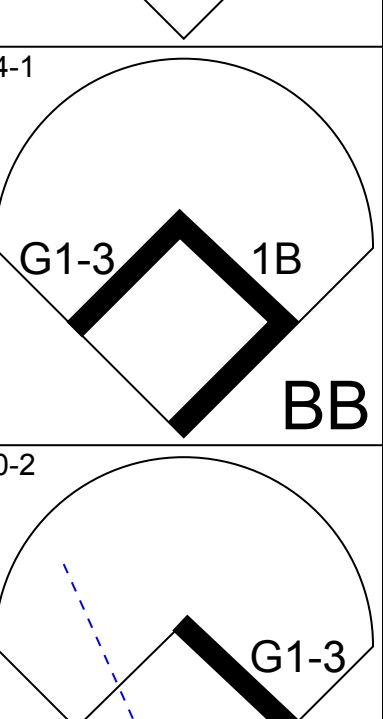
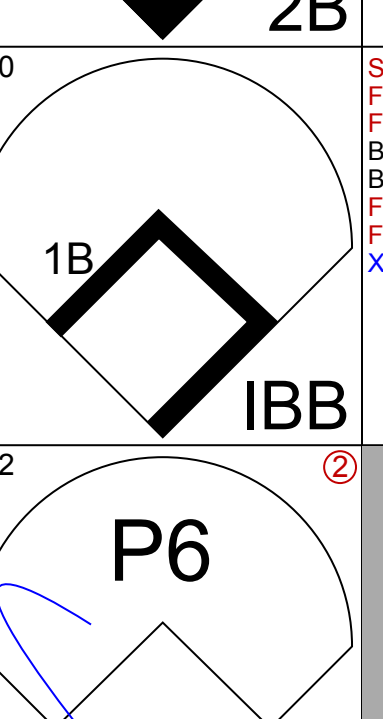
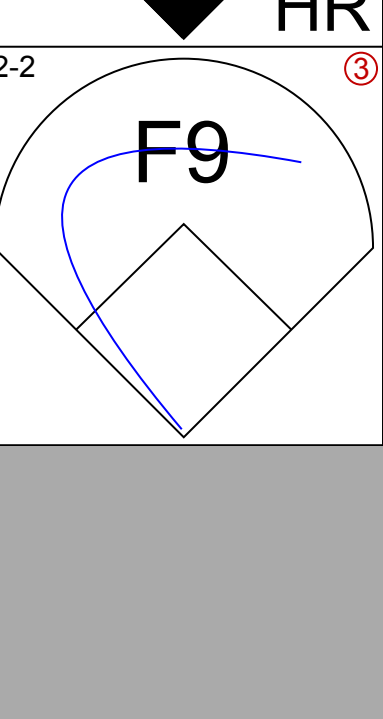

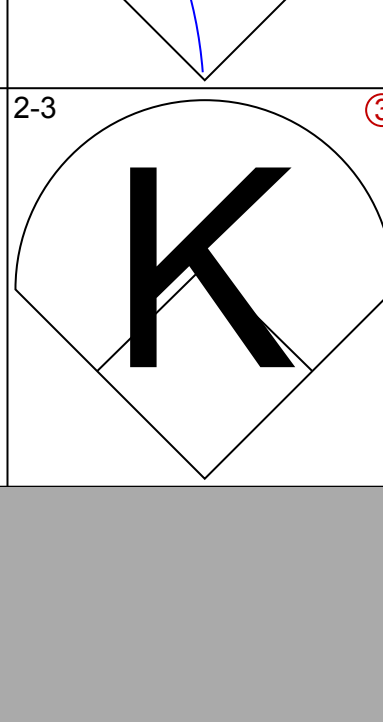
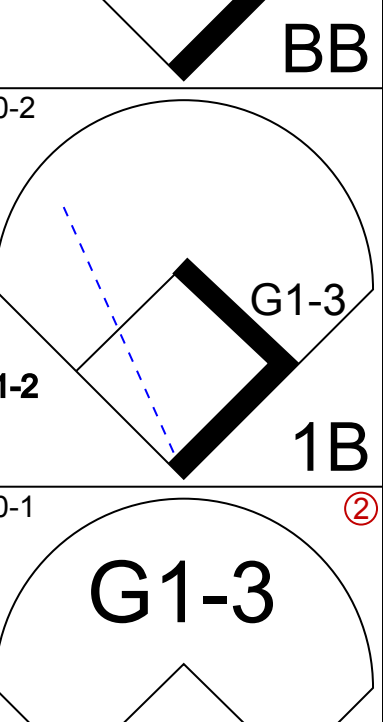
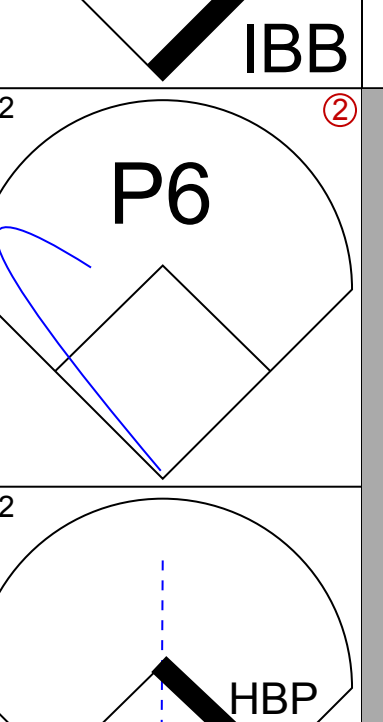
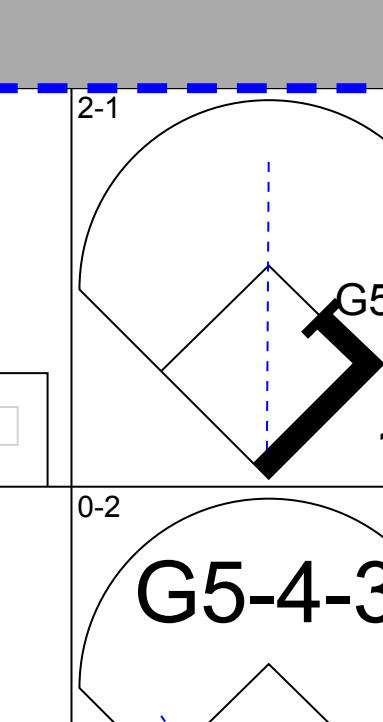

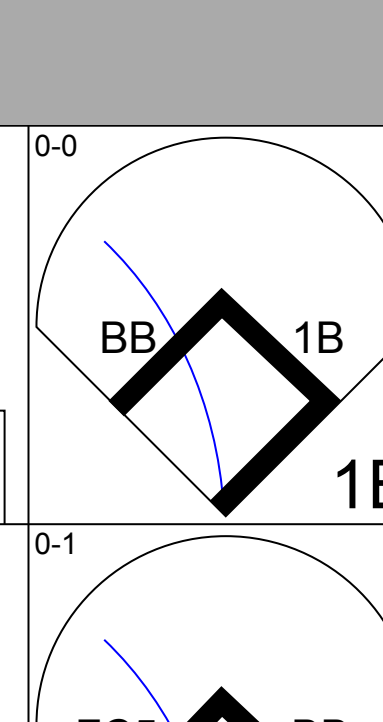
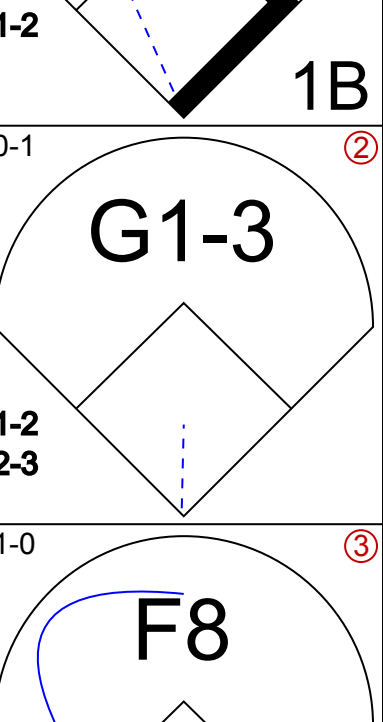
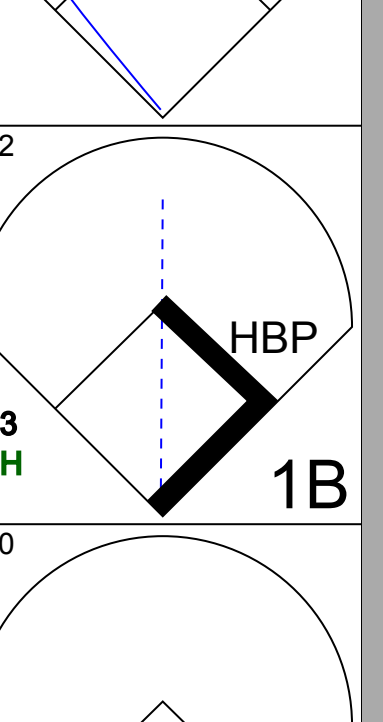
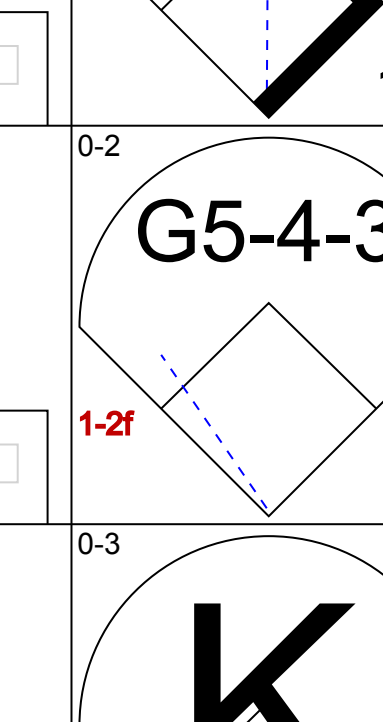


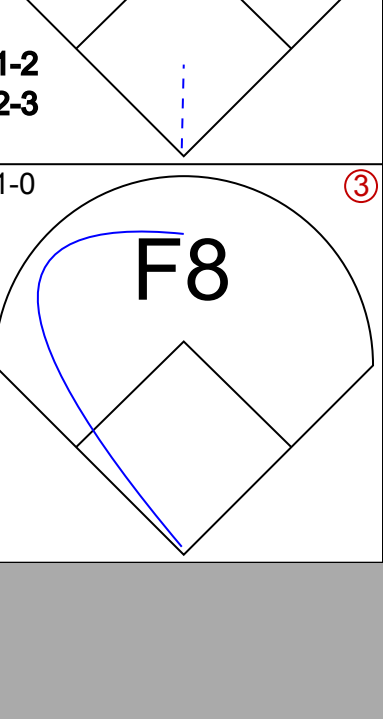
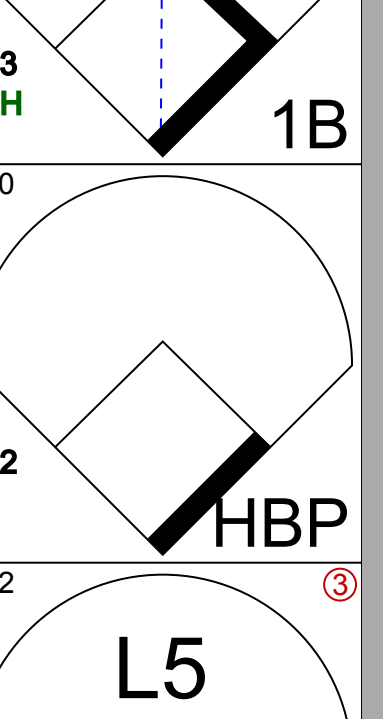
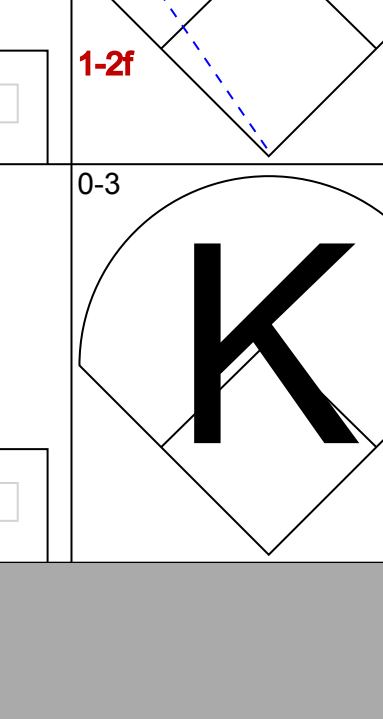

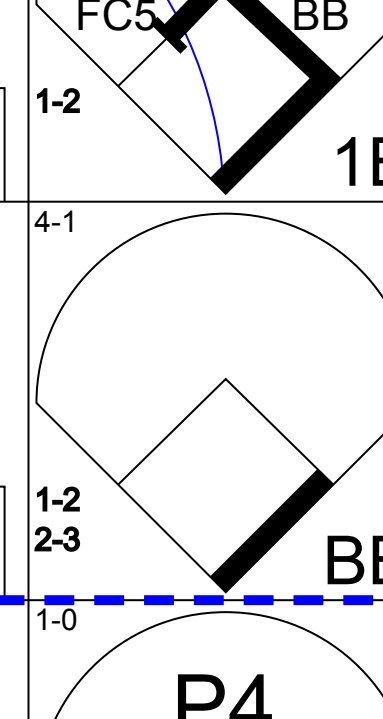
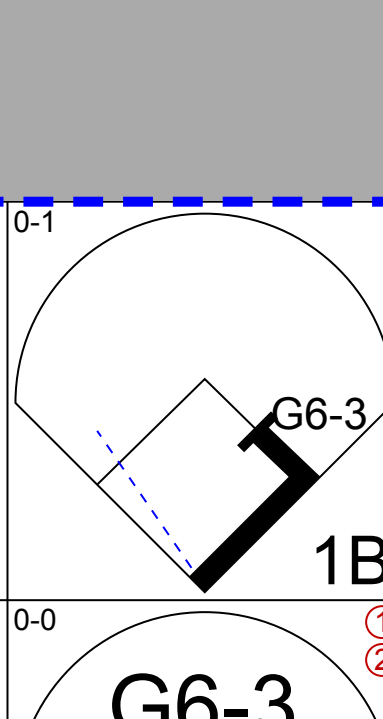

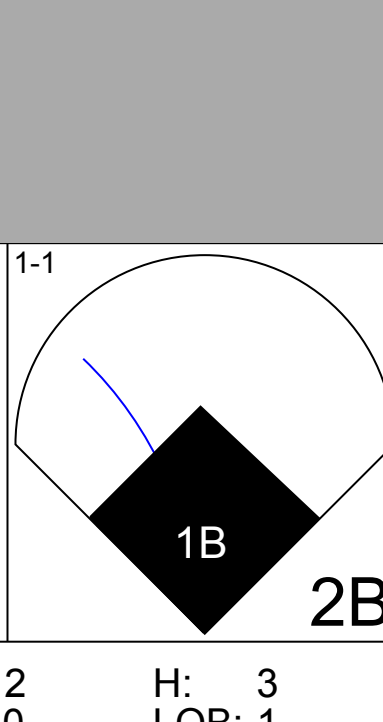
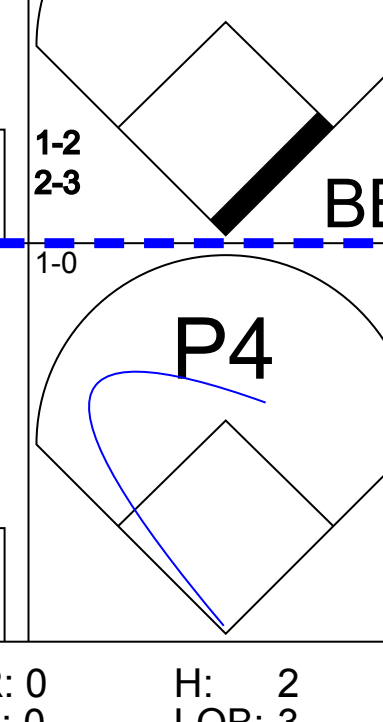
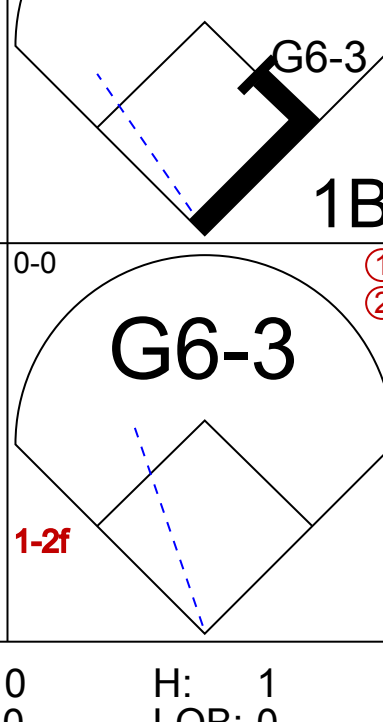
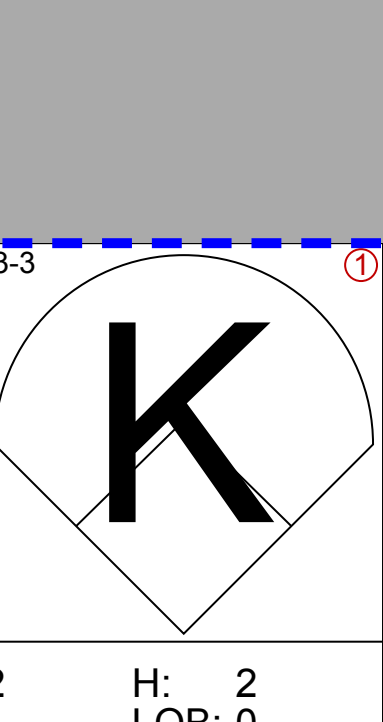
livebaseballscorecards.com



livebaseballscorecards.com



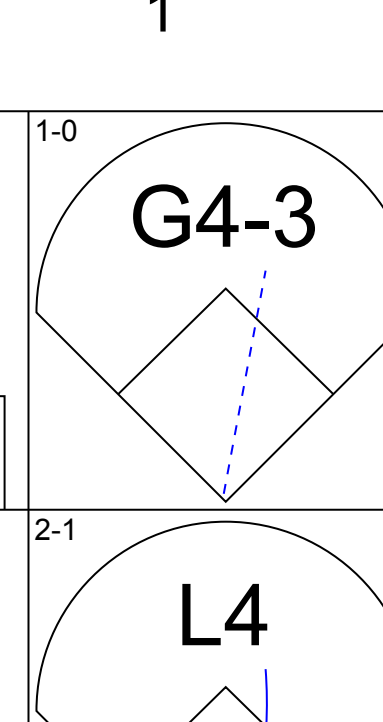
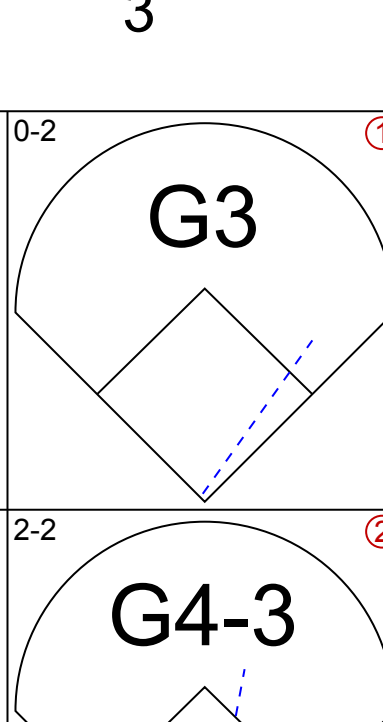
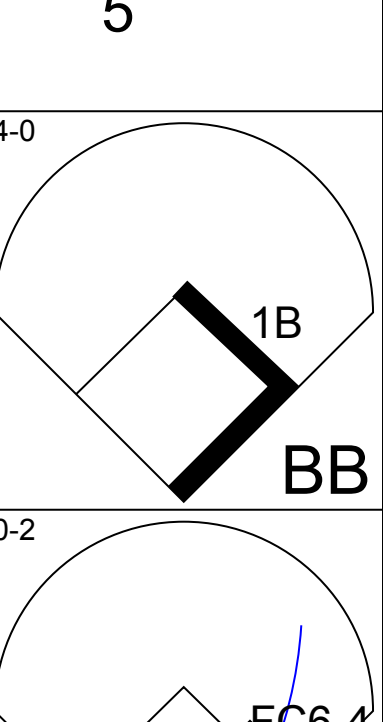
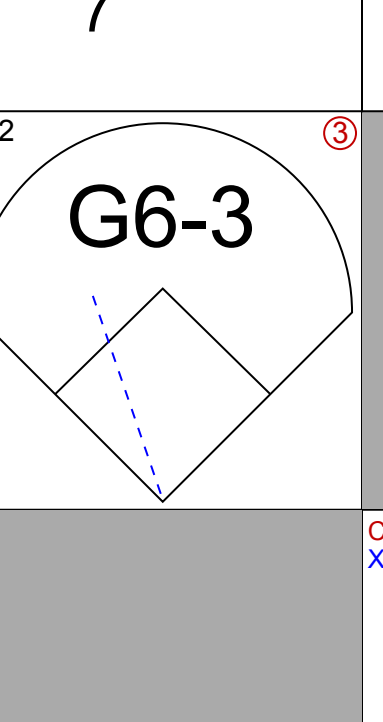
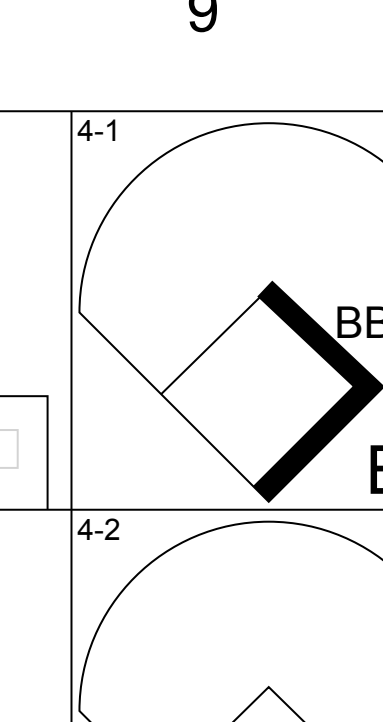
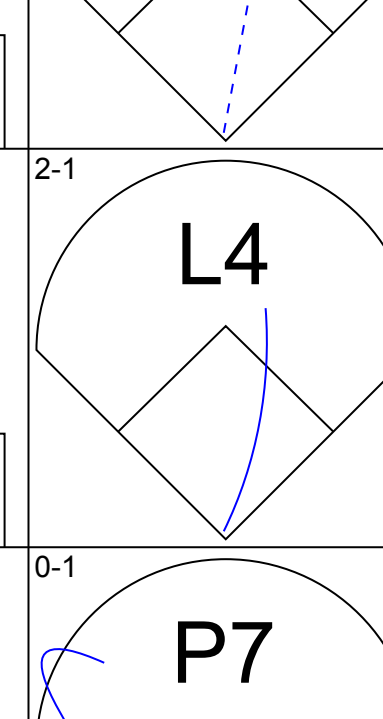
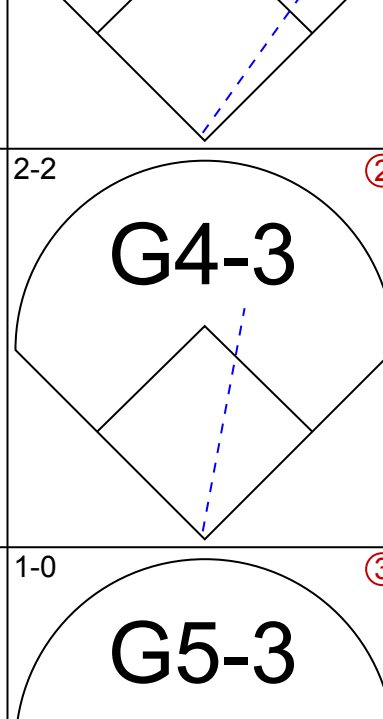
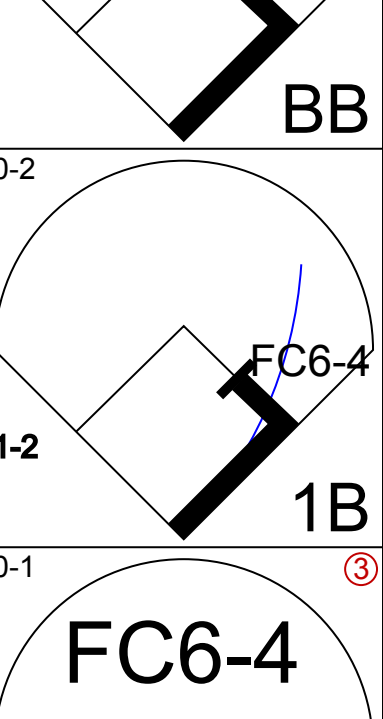
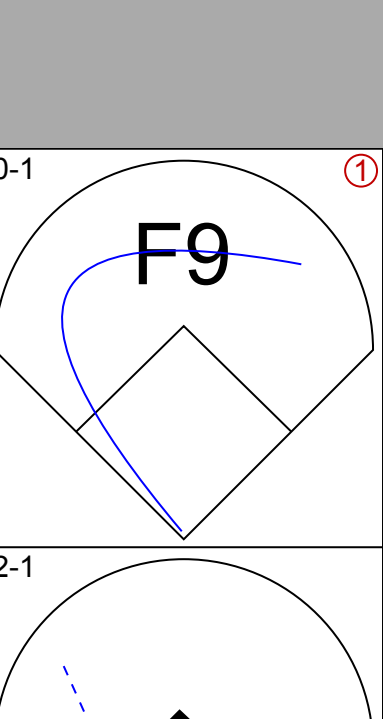
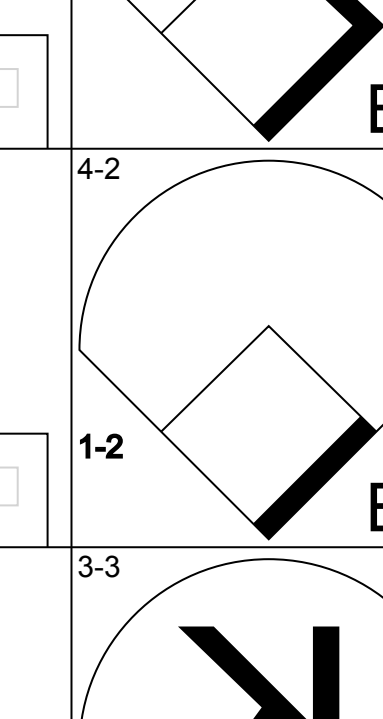
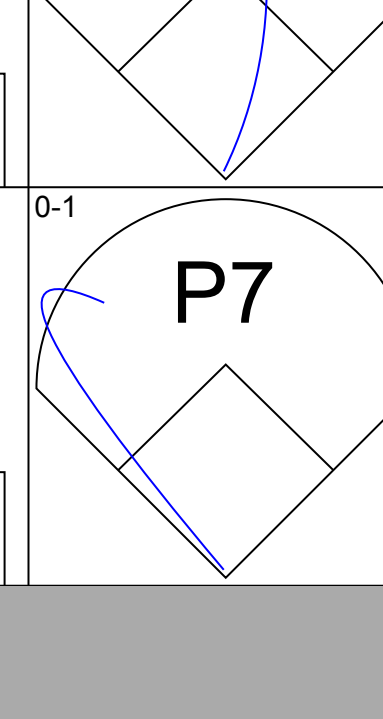
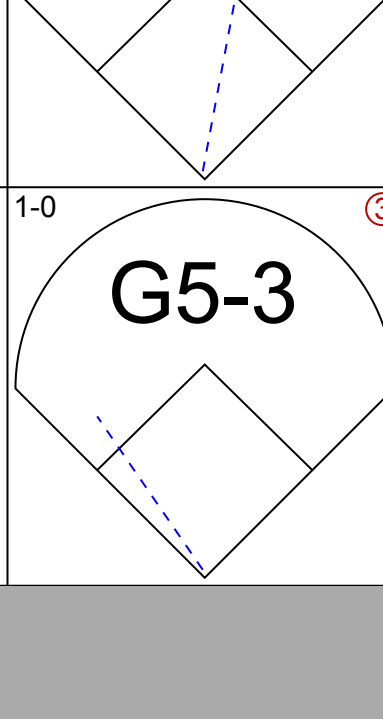
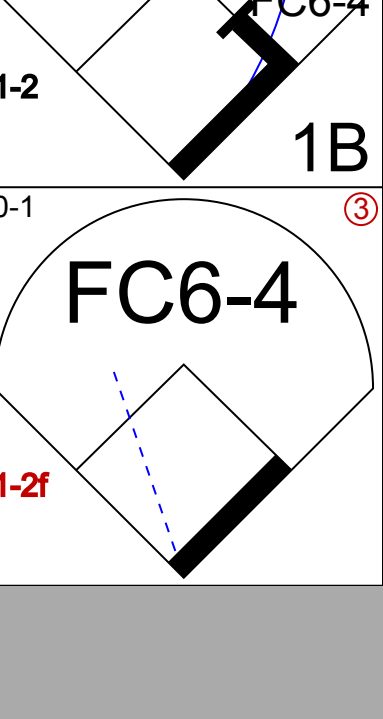
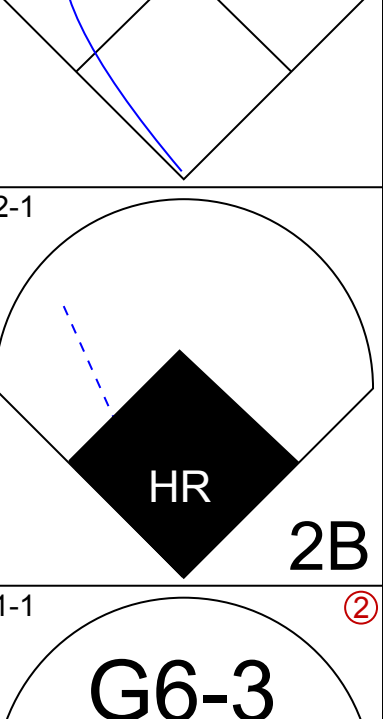
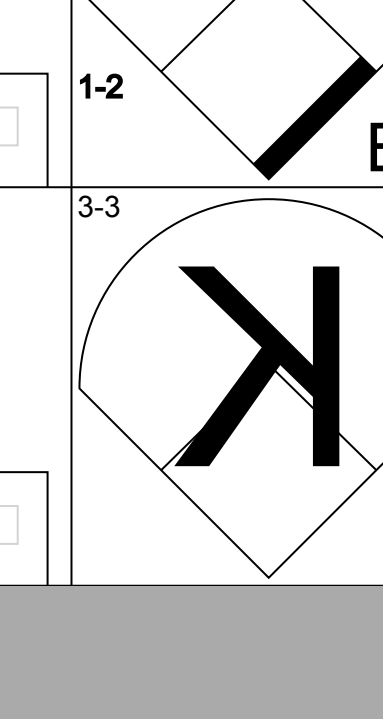
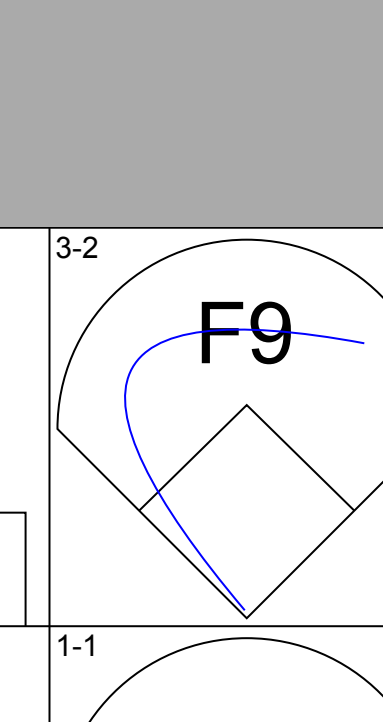
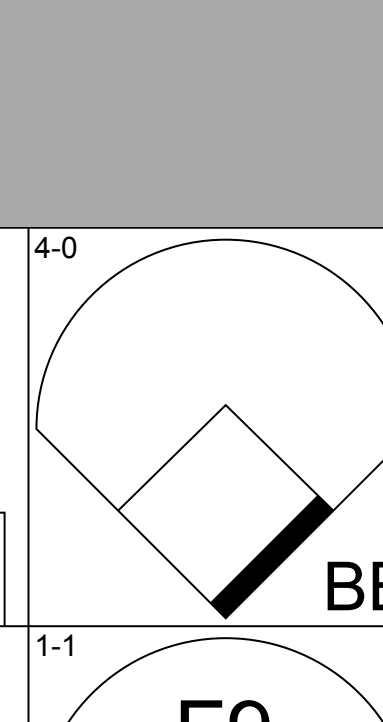
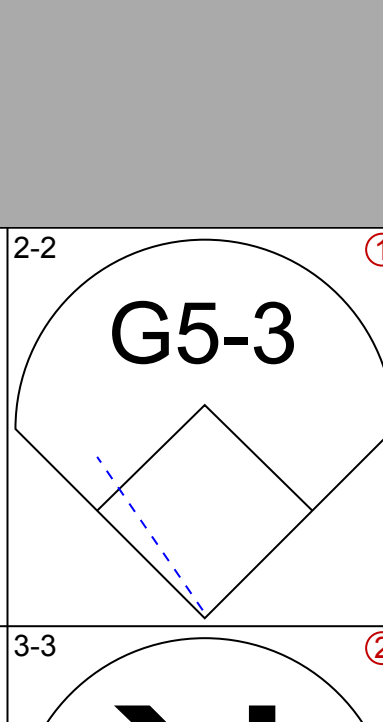
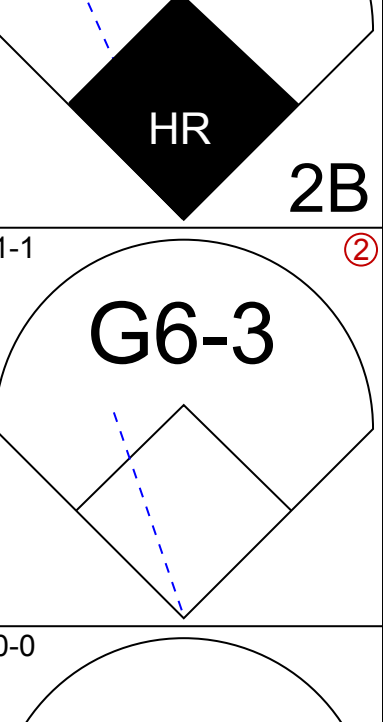
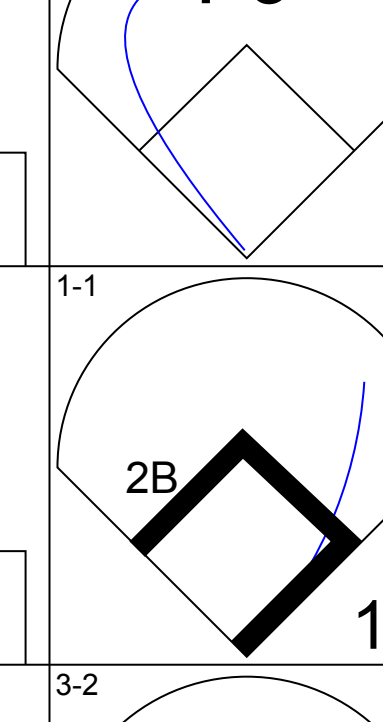
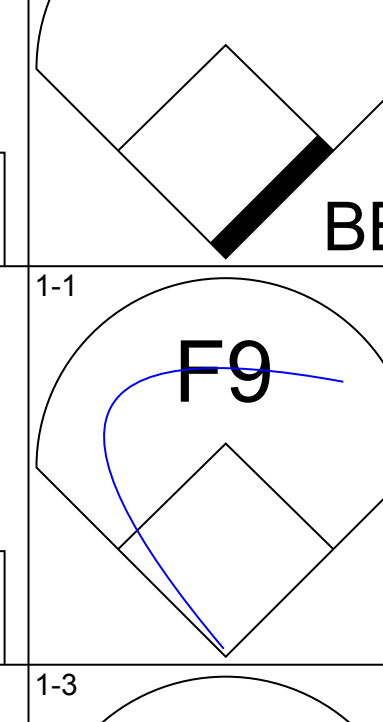
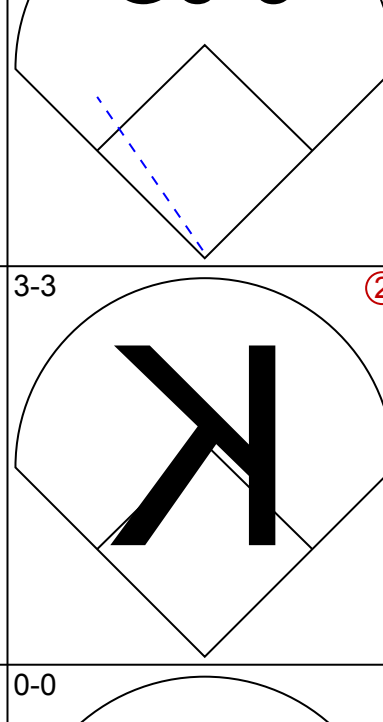
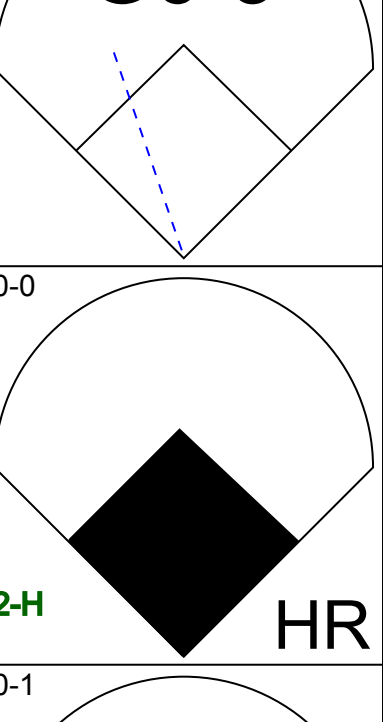
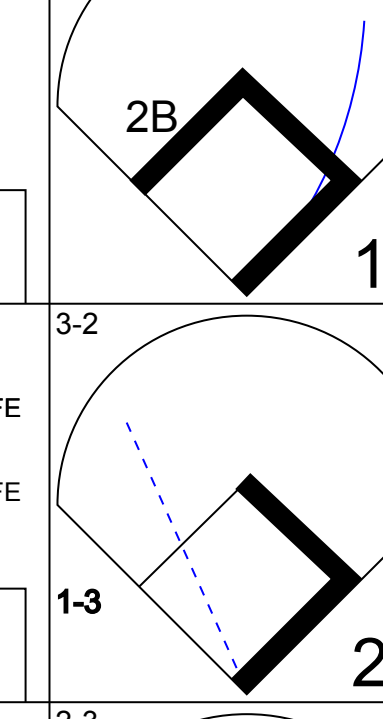
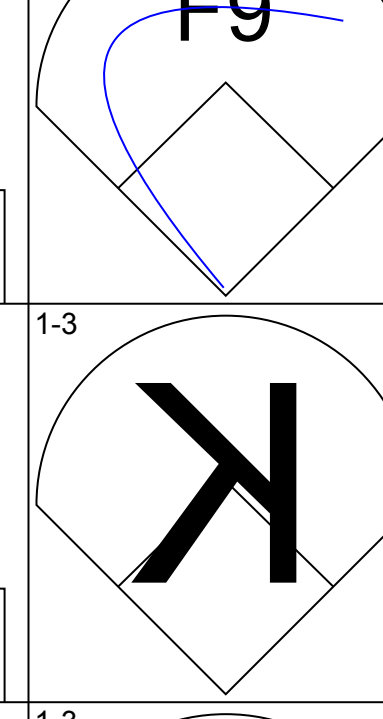
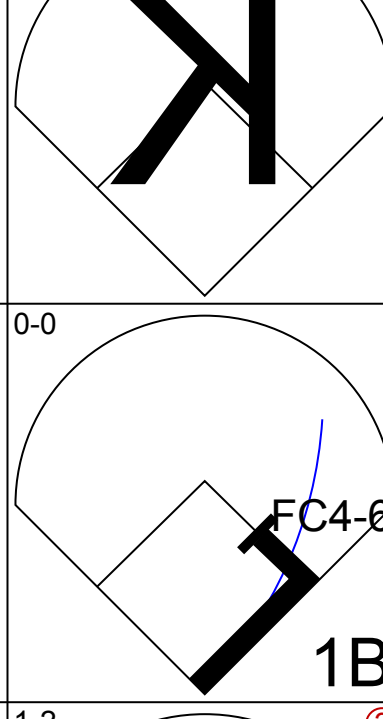
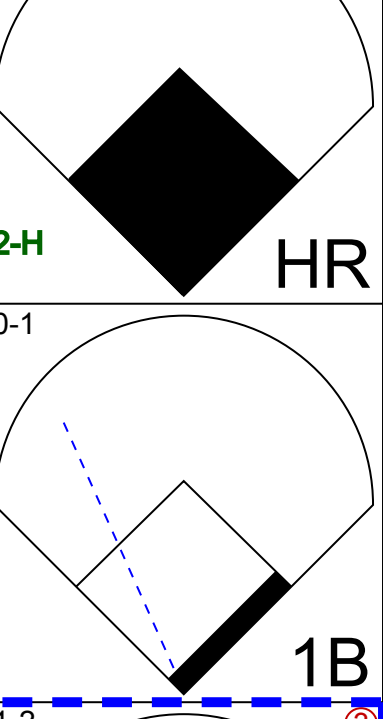


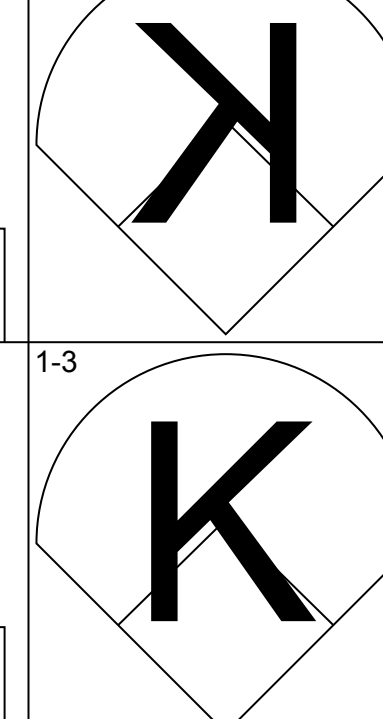
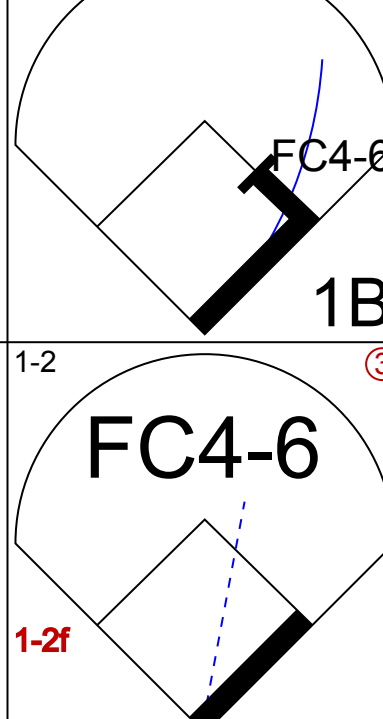
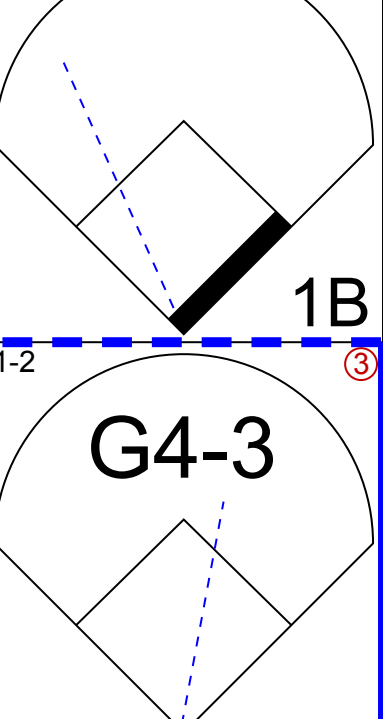
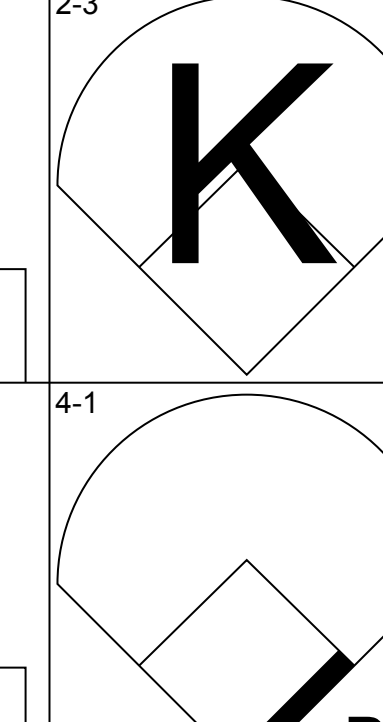

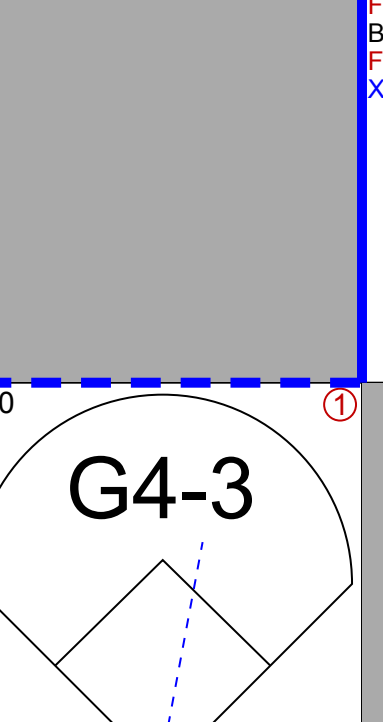
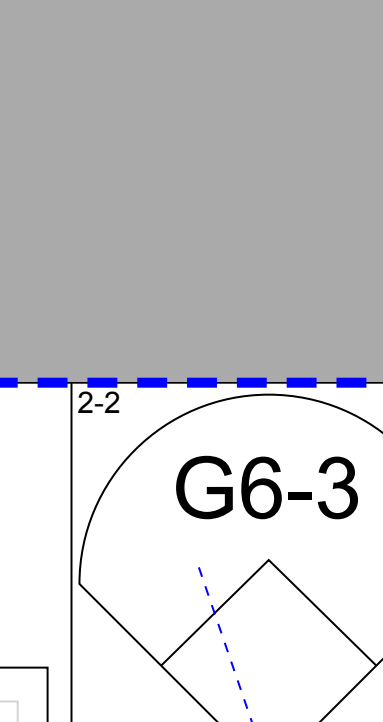
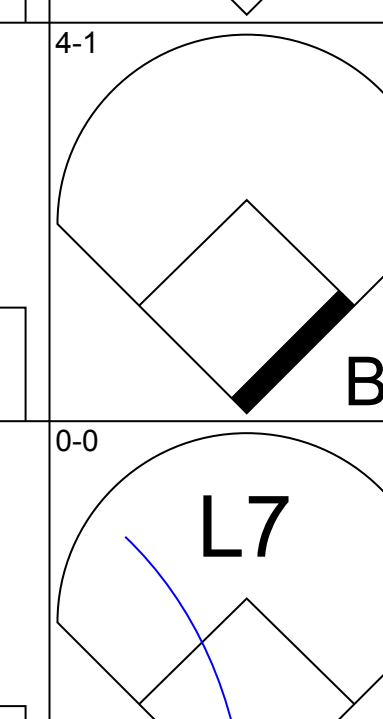
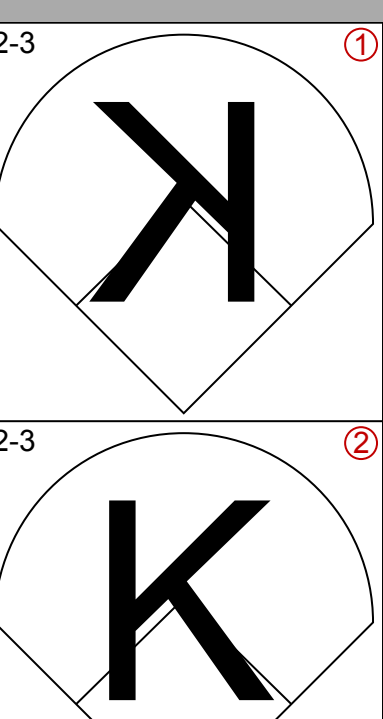
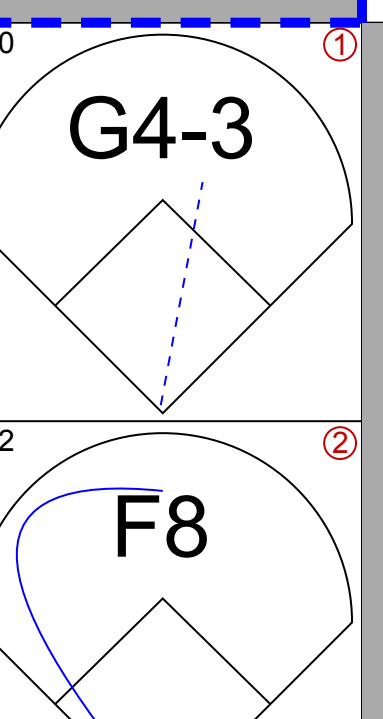
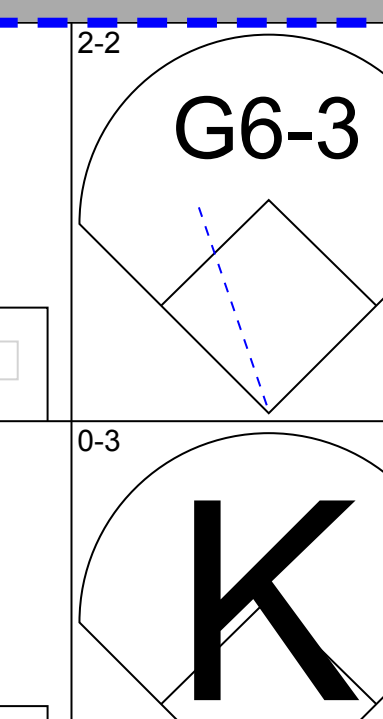


Batter	1	2	3	4	5	6	7	8	9	AB	R	H	RBI	BB	SO	LOB	TOP			
<b>Randy Winn, S</b> OBP: 0.273, SLG: 0.364 (1, 8)										5	1	1	1	0	3	3				
<b>Dave Martinez, L</b> OBP: 0.356, SLG: 0.436 (1, 9)										5	1	2	0	0	0	3				
<b>Jose Canseco, R</b> OBP: 0.340, SLG: 0.537 (1, 10)										5	2	2	3	0	1	1				
<b>Fred McGriff, L</b> OBP: 0.340, SLG: 0.477 (1, 3)										2	1	0	0	3	0	1				
<b>Danny Clyburn, R</b> OBP: 0.300, SLG: 0.444 (1, 7)										5	0	3	0	0	1	3				
<b>Wade Boggs, L</b> OBP: 0.286, SLG: 0.303 (1, 5)										5	0	2	1	0	1	5				
<b>John Flaherty, R</b> OBP: 0.293, SLG: 0.333 (1, 2)										4	0	1	1	0	1	3				
<b>Miguel Cairo, R</b> OBP: 0.400, SLG: 0.486 (1, 4)										3	0	1	0	1	0	4				
<b>Kevin Stocker, S</b> OBP: 0.500, SLG: 0.618 (1, 6)										4	1	1	0	0	1	4				
<b>Inning Stats</b>	R: 0 E: 0 K: 1 S: 8	H: 0 LOB: 0 BB: 0 P: 8	R: 1 E: 0 K: 1 S: 9	H: 1 LOB: 1 BB: 1 P: 15	R: 2 E: 0 K: 1 S: 14	H: 3 LOB: 1 BB: 0 P: 21	R: 0 E: 0 K: 1 S: 10	H: 2 LOB: 3 BB: 1 P: 16	R: 0 E: 0 K: 1 S: 10	H: 1 LOB: 0 BB: 0 P: 6	R: 1 E: 0 K: 0 S: 17	H: 2 LOB: 3 BB: 1 P: 31	R: 2 E: 1 K: 1 S: 17	H: 2 LOB: 0 BB: 0 P: 27	R: 0 E: 0 K: 1 S: 11	H: 1 LOB: 0 BB: 0 P: 13	1B: 8 2B: 4 3B: 0 HR: 1	SF: 0 SAC: 0 DP: 2 HBP: 1	WP: 0 PB: 0 CS: 1	PA: 43
<b>PITCHER</b>	IP	WLS	BF	H	R	ER	SO	BB	IBB	HBP	BLK	WP	HR	S	P	ERA	WHIP			
<b>49 Tim Wakefield, R</b> ERA: 3.86	3.0	L	17	6	3	3	3	2	0	0	0	0	0	35	52	9.00	2.667			
<b>Rheal Cormier, L</b> ERA:	2.0		8	1	0	0	2	1	0	0	0	0	0	16	23	0.00	1.000			
<b>Kip Gross, R</b> ERA: 2.45	2.0		10	3	1	1	1	0	0	1	0	0	0	23	37	4.50	1.500			
<b>Mark Guthrie, L</b> ERA: 3.6	1.0		5	2	2	2	1	0	0	0	0	0	1	17	27	18.00	2.000			
<b>Derek Lowe, R</b> ERA: 2.25	1.0		3	1	0	0	1	0	0	0	0	0	0	11	13	0.00	1.000			

**Tampa Bay Devil Rays @ Boston Red Sox**  
Fenway Park, Boston, MA  
Fri Apr 16 1999, 8:05 PM EDT  
Att. 18,809 - Overcast - 45 F

AB	38
R	6
H	13
RBI	6
BB	4
SO	8
LOB	27



Batter	1	2	3	4	5	6	7	8	9	AB	R	H	RBI	BB	SO	LOB	BOTTOM			
<b>Jose Offerman, S</b> OBP: 0.488, SLG: 0.763 (1, 10)										3	0	0	0	2	0	0				
<b>Darren Lewis, R</b> OBP: 0.286, SLG: 0.189 (1, 8)										4	0	1	0	1	0	0				
<b>John Valentin, R</b> OBP: 0.244, SLG: 0.417 (1, 5)										5	1	1	0	0	1	4				
<b>Mike Stanley, R</b> OBP: 0.559, SLG: 0.500 (1, 3)										3	0	0	0	1	0	1				
<b>Troy O'Leary, L</b> OBP: 0.385, SLG: 0.657 (1, 7)										4	1	2	2	0	1	1				
<b>Lou Merloni, R</b> OBP: 0.625, SLG: 0.875 (1, 4)										4	0	3	0	0	1	1				
<b>Jason Varitek, S</b> OBP: 0.300, SLG: 0.176 18 Reggie Jefferson, S (8, PH) Creighton Gubanich, R (9, 2)										3	0	0	0	0	2	4				
<b>Donnie Sadler, R</b> OBP: 0.240, SLG: 0.304 (1, 6)										3	0	0	0	1	1	0				
<b>Trot Nixon, L</b> OBP: 0.174, SLG: 0.238 (1, 9)										4	0	0	0	0	2	3				
<b>Inning Stats</b>	R: 0 E: 0 K: 0 S: 5	H: 0 LOB: 0 BB: 0 P: 8	R: 0 E: 0 K: 1 S: 14	H: 2 LOB: 1 BB: 1 P: 27	R: 0 E: 0 K: 0 S: 12	H: 0 LOB: 0 BB: 0 P: 15	R: 0 E: 0 K: 2 S: 8	H: 0 LOB: 1 BB: 1 P: 15	R: 0 E: 0 K: 1 S: 10	H: 1 LOB: 2 BB: 1 P: 19	R: 0 E: 0 K: 0 S: 8	H: 0 LOB: 0 BB: 0 P: 12	R: 2 E: 0 K: 0 S: 12	H: 3 LOB: 1 BB: 0 P: 16	R: 0 E: 0 K: 2 S: 12	H: 0 LOB: 2 BB: 2 P: 25	1B: 4 2B: 2 3B: 0 HR: 1	SF: 0 SAC: 0 DP: 0 HBP: 0	WP: 0 PB: 0 CS: 0	PA: 39
<b>PITCHER</b>	IP	WLS	BF	H	R	ER	SO	BB	IBB	HBP	BLK	WP	HR	S	P	ERA	WHIP			
<b>Bryan Rekar, R</b> ERA:	6.0	W	25	4	0	0	0	3	0	0	0	0	0	60	100	0.00	1.167			
<b>Rick White, R</b> ERA: 2.79	1.2		8	3	2	2	0	0	0	0	0	0	1	17	24	10.80	1.800			
<b>Scott Aldred, L</b> ERA:	0.1		1	0	0	0	0	0	0	0	0	0	0	3	4	0.00	0.000			
<b>Roberto Hernandez, R</b> ERA: 1.5	1.0		5	0	0	0	2	2	0	0	0	0	0	12	25	0.00	2.000			

**Tampa Bay Devil Rays @ Boston Red Sox**  
Fenway Park, Boston, MA  
Fri Apr 16 1999, 8:05 PM EDT  
Att. 18,809 - Overcast - 45 F

AB	34
R	2
H	7
RBI	2
BB	5
SO	8
LOB	15






Batter	1	2	3	4	5	6	7	8	9	AB	R	H	RBI	BB	SO	LOB	TOP										
Randy Winn, S OBP: 0.286, SLG: 0.408 (1, 8)										5	1	2	2	0	2	2	<b>Tampa Bay Devil Rays @ Boston Red Sox</b> Fenway Park, Boston, MA Sat Apr 17 1999, 1:05 PM EDT Att: 26,799 - Overcast - 56 F										
Miguel Cairo, R Wade Boggs, L OBP: 0.386, SLG: 0.475 (9, PH)										3	0	1	1	0	0	2											
Jose Canseco, R OBP: 0.352, SLG: 0.600 (1, 10)										4	1	2	1	0	1	2											
Fred McGriff, L OBP: 0.315, SLG: 0.438 (1, 3)										4	0	0	0	0	2	1											
Danny Clyburn, R OBP: 0.292, SLG: 0.545 (1, 9)									4	1	1	1	0	1	0												
Quinton McCracken, S OBP: 0.237, SLG: 0.250 (1, 7)										4	0	0	0	0	0	0											
Bobby Smith, R OBP: 0.238, SLG: 0.111 (1, 5)										3	0	0	0	1	2	1											
Mike DiFelice, R Dave Martinez, L OBP: 0.333, SLG: 0.778 (9, PH)										3	1	1	0	0	0	1											
Kevin Stocker, S OBP: 0.524, SLG: 0.622 (1, 6)										3	1	2	0	1	0	0											
<b>Inning Stats</b>	R: 0 E: 0 K: 2 S: 12	H: 1 LOB: 1 BB: 0 P: 14	R: 0 E: 0 K: 0 S: 8	H: 0 LOB: 1 BB: 1 P: 16	R: 0 E: 0 K: 0 S: 8	H: 1 LOB: 0 BB: 0 P: 14	R: 1 E: 1 K: 1 S: 9	H: 1 LOB: 0 BB: 0 P: 12	R: 3 E: 0 K: 0 S: 7	H: 3 LOB: 0 BB: 0 P: 10	R: 0 E: 0 K: 1 S: 6	H: 0 LOB: 0 BB: 0 P: 9	R: 1 E: 0 K: 1 S: 13	H: 2 LOB: 1 BB: 1 P: 22	R: 0 E: 0 K: 1 S: 7	H: 0 LOB: 0 BB: 0 P: 12		R: 0 E: 0 K: 2 S: 14	H: 1 LOB: 2 BB: 0 P: 21	1B: 6 2B: 0 3B: 1 HR: 2	SF: 1 SAC: 0 DP: 2 HBP: 1	WP: 0 PB: 0 CS: 0	PA: 38				
<b>PITCHER</b>	IP	WLS	BF	H	R	ER	SO	BB	IBB	HBP	BLK	WP	HR	S	P	ERA	WHIP										
Mark Portugal, R ERA: 3.18 (1, 1)	5.0	W	22	6	4	4	3	1	0	0	0	0	2	44	66	7.20	1.400										
Derek Lowe, R ERA: 2.7 (6, 1)	2.0	H	8	2	1	1	2	1	0	0	0	0	0	19	31	4.50	1.500										
Mark Guthrie, L ERA: 3.0 (8, 1)	1.0	H	3	0	0	0	1	0	0	0	0	0	0	7	12	0.00	0.000										
Tom Gordon, R ERA: (9, 1)	0.1	H	1	0	0	0	1	0	0	0	0	0	0	3	3	0.00	0.000										
Jim Corsi, R ERA: 2.08 (9, 1)	0.2		4	1	0	0	1	0	0	1	0	0	0	11	18	0.00	1.500										
<b>Batter</b>	<b>1</b>	<b>2</b>	<b>3</b>	<b>4</b>	<b>5</b>	<b>6</b>	<b>7</b>	<b>8</b>	<b>9</b>	<b>AB</b>	<b>R</b>	<b>H</b>	<b>RBI</b>	<b>BB</b>	<b>SO</b>	<b>LOB</b>	<b>BOTTOM</b>										
Jose Offerman, S OBP: 0.500, SLG: 0.732 (1, 3)										3	1	1	0	2	0	1	<b>Tampa Bay Devil Rays @ Boston Red Sox</b> Fenway Park, Boston, MA Sat Apr 17 1999, 1:05 PM EDT Att: 26,799 - Overcast - 56 F										
Darren Lewis, R OBP: 0.255, SLG: 0.167 (1, 9)										5	0	0	0	0	0	5											
John Valentin, R OBP: 0.304, SLG: 0.450 (1, 5)										4	1	3	1	1	0	2											
Nomar Garciaparra, R OBP: 0.438, SLG: 0.250 (1, 6)									4	2	1	1	1	1	0	3											
Mike Stanley, R OBP: 0.564, SLG: 0.464 (1, 10)										2	1	0	0	2	0	0											
Troy O'Leary, L OBP: 0.405, SLG: 0.632 (1, 7)										3	1	1	1	2	0	1											
Damon Buford, R OBP: 0.471, SLG: 0.385 (1, 8)										2	1	2	3	2	0	0											
Lou Merloni, R OBP: 0.545, SLG: 0.727 (1, 4)									3	0	1	0	0	1	4												
Jason Varitek, S OBP: 0.333, SLG: 0.333 (1, 2)										4	1	2	1	0	0	3											
<b>Inning Stats</b>	R: 0 E: 0 K: 0 S: 8	H: 2 LOB: 1 BB: 0 P: 11	R: 0 E: 0 K: 0 S: 7	H: 1 LOB: 2 BB: 2 P: 19	R: 4 E: 0 K: 1 S: 11	H: 2 LOB: 1 BB: 3 P: 32	R: 3 E: 0 K: 0 S: 17	H: 3 LOB: 3 BB: 3 P: 38	R: 0 E: 0 K: 0 S: 4	H: 0 LOB: 0 BB: 0 P: 6	R: 0 E: 0 K: 0 S: 6	H: 1 LOB: 1 BB: 1 P: 14	R: 1 E: 0 K: 0 S: 7	H: 2 LOB: 2 BB: 1 P: 12	R: 0 E: 0 K: 0 S: 4	H: 0 LOB: 0 BB: 0 P: 8		R: 0 E: 0 K: 0 S: 4	H: 0 LOB: 0 BB: 0 P: 8	1B: 9 2B: 3 3B: 0 HR: 0	SF: 0 SAC: 1 DP: 3 HBP: 1	WP: 2 PB: 0 CS: 0	PA: 42				
<b>PITCHER</b>	IP	WLS	BF	H	R	ER	SO	BB	IBB	HBP	BLK	WP	HR	S	P	ERA	WHIP										
Tony Saunders, L ERA: 9.0 (1, 1)	3.0	L	18	6	5	5	1	5	0	1	0	0	0	27	65	15.00	3.667										
Albie Lopez, R ERA: 6.53 (4, 1)	2.2		14	3	2	2	0	4	0	0	0	0	0	24	50	6.75	2.625										
Mike Duvall, L ERA: 1.59 (6, 1)	0.1		1	0	0	0	0	0	0	0	0	0	0	2	5	0.00	0.000										
Esteban Yan, R ERA: 6.75 (7, 1)	1.0		6	2	1	1	0	0	1	0	0	0	0	7	12	9.00	2.000										
Jim Mecir, R ERA: 2.45 (8, 1)	1.0		3	0	0	0	0	0	0	0	0	0	0	4	8	0.00	0.000										



Batter	1	2	3	4	5	6	7	8	9	AB	R	H	RBI	BB	SO	LOB	TOP																					
Randy Winn, S (1, 8) OBP: 0.259, SLG: 0.370	L4		G3		B5-3			E5	G1-3	5	0	0	0	0	0	3	<b>Tampa Bay Devil Rays @ Boston Red Sox</b> Fenway Park, Boston, MA Sun Apr 18 1999, 1:05 PM EDT Att: 27,589 - Cloudy - 62 F																					
Miguel Cairo, R (1, 4) OBP: 0.347, SLG: 0.422	G6-3			P3	F9			G4-3	P4	5	0	0	0	0	0	3																						
Jose Canseco, R (1, 10) OBP: 0.362, SLG: 0.646	G6-3					BB		K		3	1	1	1	1	1	1																						
Fred McGriff, L (1, 3)		G6-3			K			G6-3		3	0	0	0	1	1	1																						
Danny Clyburn, R (1, 7) OBP: 0.250, SLG: 0.462		K			K			K		4	0	0	0	0	3	3																						
Dave Martinez, L (1, 9) OBP: 0.360, SLG: 0.488		G6-3					HR	G4-3		4	1	1	1	0	0	0																						
John Flaherty, R (1, 2) OBP: 0.333, SLG: 0.359										3	2	2	0	1	1	0																						
Bobby Smith, R (1, 5) OBP: 0.280, SLG: 0.318										4	1	2	2	0	1	1																						
David Lamb, S (1, 6) OBP: 0.167, SLG: 0.167										4	0	1	1	0	1	2																						
<b>Inning Stats</b>	R: 0 E: 0 K: 0 S: 8	H: 0 LOB: 0 BB: 0 P: 10	R: 0 E: 0 K: 1 S: 5	H: 0 LOB: 0 BB: 0 P: 8	R: 0 E: 0 K: 1 S: 8	H: 1 LOB: 1 BB: 0 P: 15	R: 0 E: 0 K: 2 S: 8	H: 0 LOB: 1 BB: 1 P: 15	R: 2 E: 0 K: 0 S: 10	H: 2 LOB: 1 BB: 1 P: 19	R: 1 E: 0 K: 1 S: 10	H: 1 LOB: 0 BB: 0 P: 18	R: 0 E: 0 K: 2 S: 7	H: 0 LOB: 0 BB: 0 P: 11	R: 0 E: 1 K: 1 S: 12	H: 0 LOB: 2 BB: 1 P: 22	R: 2 E: 0 K: 0 S: 18	H: 3 LOB: 1 BB: 0 P: 28	1B: 4 2B: 0 3B: 0 HR: 3	SF: 0 SAC: 0 DP: 0 HBP: 0	WP: 0 PB: 0 CS: 1	PA: 38																
<b>PITCHER</b>	IP	WLS	BF	H	R	ER	SO	BB	IBB	HBP	BLK	WP	HR	S	P	ERA	WHIP	<b>PITCHER</b>				IP	WLS	BF	H	R	ER	SO	BB	IBB	HBP	BLK	WP	HR	S	P	ERA	WHIP
Pat Rapp, R (1, 1) ERA: 5.91	7.0	L	27	4	3	3	7	2	0	0	0	0	2	56	96	3.86	0.857					7.0	L	27	4	3	3	7	2	0	0	0	0	2	56	9.00	1.500	
Brian Rose, R (8, 1) ERA: 9.0	2.0		11	3	2	2	1	0	1	0	0	0	1	30	50	9.00	1.500					2.0		11	3	2	2	1	0	1	0	0	1	30	9.00	1.500		

Batter	1	2	3	4	5	6	7	8	9	AB	R	H	RBI	BB	SO	LOB	BOTTOM																					
Jose Offerman, S (1, 10) OBP: 0.481, SLG: 0.711	G5-3		F8				G4-6-3			4	0	1	0	0	0	1	<b>Tampa Bay Devil Rays @ Boston Red Sox</b> Fenway Park, Boston, MA Sun Apr 18 1999, 1:05 PM EDT Att: 27,589 - Cloudy - 62 F																					
John Valentin, R (1, 5) OBP: 0.280, SLG: 0.409	F9		K		L7			L9		4	0	0	0	0	1	1																						
Nomar Garciaparra, R (1, 6) OBP: 0.550, SLG: 0.429										2	0	2	0	2	0	0																						
Mike Stanley, R (1, 3) OBP: 0.535, SLG: 0.419										3	0	0	0	1	0	3																						
Troy O'Leary, L (1, 7) OBP: 0.396, SLG: 0.585										3	0	0	0	1	0	2																						
Damon Buford, R (1, 8) OBP: 0.426, SLG: 0.353										4	1	1	0	0	0	2																						
Trot Nixon, L (1, 9) OBP: 0.148, SLG: 0.200										4	0	0	0	0	2	3																						
Jeff Frye, R (1, 4) OBP: 0.375, SLG: 0.269										2	0	0	1	0	0	0																						
Jason Varitek, S (1, 2) OBP: 0.333, SLG: 0.333										3	0	1	0	0	1	0																						
<b>Inning Stats</b>	R: 0 E: 0 K: 0 S: 11	H: 1 LOB: 2 BB: 1 P: 22	R: 1 E: 0 K: 2 S: 16	H: 1 LOB: 0 BB: 0 P: 23	R: 0 E: 0 K: 1 S: 10	H: 0 LOB: 0 BB: 1 P: 19	R: 0 E: 0 K: 0 S: 9	H: 0 LOB: 0 BB: 0 P: 15	R: 0 E: 0 K: 0 S: 8	H: 1 LOB: 1 BB: 0 P: 11	R: 0 E: 0 K: 1 S: 11	H: 1 LOB: 2 BB: 1 P: 21	R: 0 E: 0 K: 0 S: 10	H: 1 LOB: 0 BB: 0 P: 17	R: 0 E: 0 K: 0 S: 5	H: 0 LOB: 0 BB: 1 P: 15	R: 0 E: 0 K: 0 S: 5	H: 0 LOB: 0 BB: 0 P: 7	1B: 3 2B: 2 3B: 0 HR: 0	SF: 1 SAC: 0 DP: 2 HBP: 0	WP: 1 PB: 0 CS: 0	PA: 34																
<b>PITCHER</b>	IP	WLS	BF	H	R	ER	SO	BB	IBB	HBP	BLK	WP	HR	S	P	ERA	WHIP	<b>PITCHER</b>				IP	WLS	BF	H	R	ER	SO	BB	IBB	HBP	BLK	WP	HR	S	P	ERA	WHIP
Bobby Witt, R (1, 1) ERA: 4.32	6.0	W	25	4	1	1	4	3	0	0	0	0	0	65	111	1.50	1.167					6.0	W	25	4	1	1	4	3	0	0	0	0	0	65	1.50	1.167	
Jim Mecir, R (7, 1) ERA: 1.93	2.0	H	6	1	0	0	0	1	0	0	0	0	0	15	32	0.00	1.000					2.0	H	6	1	0	0	0	1	0	0	0	0	15	0.00	1.000		
Roberto Hernandez, R (9, 1) ERA: 1.29	1.0		3	0	0	0	0	0	0	0	0	0	0	5	7	0.00	0.000					1.0		3	0	0	0	0	0	0	0	0	5	0.00	0.000			





Batter	1	2	3	4	5	6	7	8	9	AB	R	H	RBI	BB	SO	LOB	TOP						
Quinton McCracken, S OBP: 0.259, SLG: 0.268	G4-3	K							G4-3	5	0	2	0	0	1	1	<b>Tampa Bay Devil Rays @ Boston Red Sox</b> Fenway Park, Boston, MA Mon Apr 19 1999, 11:05 AM EDT Att: 33,167 - Sunny - 58 F						
Miguel Cairo, R OBP: 0.340, SLG: 0.417	1B		L7		SF8		L8			3	0	1	1	0	0	1							
Jose Canseco, R OBP: 0.355, SLG: 0.615	K		F8		3-H		K			4	0	1	0	0	2	2							
Fred McGriff, L OBP: 0.290, SLG: 0.382	F9		K						K	4	0	0	0	0	2	3							
Danny Clyburn, R OBP: 0.250, SLG: 0.414		2B			G5-3				L5	3	1	0	0	1	1	0							
Dave Martinez, L OBP: 0.352, SLG: 0.457	P5				G4-3		F9			3	0	0	0	1	0	1							
John Flaherty, R OBP: 0.347, SLG: 0.465	2B				K				L8	4	2	2	2	0	1	1							
Bobby Smith, R OBP: 0.276, SLG: 0.308	K								G1-5-3	4	0	1	0	0	1	1							
Kevin Stocker, S OBP: 0.522, SLG: 0.634	2B								K	4	1	2	1	0	1	0	<b>AB 34</b> <b>R 4</b> <b>H 9</b> <b>RBI 4</b> <b>BB 2</b> <b>SO 9</b> <b>LOB 10</b>						
<b>Inning Stats</b>	R: 0 E: 0 K: 1 S: 10	H: 1 LOB: 1 BB: 0 P: 16	R: 2 E: 0 K: 2 S: 17	H: 2 LOB: 1 BB: 1 P: 28	R: 0 E: 0 K: 1 S: 6	H: 0 LOB: 0 BB: 0 P: 8	R: 0 E: 0 K: 2 S: 9	H: 0 LOB: 0 BB: 0 P: 14	R: 1 E: 0 K: 0 S: 12	H: 4 LOB: 2 BB: 0 P: 18	R: 1 E: 0 K: 0 S: 7	H: 1 LOB: 1 BB: 0 P: 8	R: 0 E: 0 K: 1 S: 14	H: 1 LOB: 1 BB: 0 P: 19	R: 0 E: 0 K: 1 S: 9	H: 0 LOB: 1 BB: 1 P: 18		R: 0 E: 0 K: 1 S: 8	H: 0 LOB: 0 BB: 0 P: 12	1B: 6 2B: 2 3B: 0 HR: 1	SF: 1 SAC: 0 DP: 0 HBP: 0	WP: 0 PB: 0 CS: 1	PA: 37
<b>PITCHER</b>	IP	WLS	BF	H	R	ER	SO	BB	IBB	HBP	BLK	WP	HR	S	P	ERA		WHIP					
Bret Saberhagen, R ERA: 1.93	6.0	L	26	8	4	4	6	1	0	0	0	0	1	61	92	6.00		1.500					
Jim Corsi, R ERA: 1.59	1.0		4	1	0	0	1	0	0	0	0	0	0	14	19	0.00		1.000					
Mark Guthrie, L ERA: 2.57	1.0		4	0	0	0	1	1	0	0	0	0	0	9	18	0.00		1.000					
Kip Gross, R ERA: 1.93	1.0		3	0	0	0	1	0	0	0	0	0	0	8	12	0.00		0.000					


Batter	1	2	3	4	5	6	7	8	9	AB	R	H	RBI	BB	SO	LOB	BOTTOM						
Jose Offerman, S OBP: 0.500, SLG: 0.771	G1-3									3	1	2	1	1	0	0	<b>Tampa Bay Devil Rays @ Boston Red Sox</b> Fenway Park, Boston, MA Mon Apr 19 1999, 11:05 AM EDT Att: 33,167 - Sunny - 58 F						
Jeff Eves, R OBP: 0.389, SLG: 0.300	P8									4	0	2	0	0	0	1							
18 Reggie Jefferson, S OBP: 0.260, SLG: 0.290	G4-3									4	0	1	0	0	0	2							
Nomar Garciaparra, R OBP: 0.500, SLG: 0.353										3	0	0	0	0	1	2							
Troy O'Leary, L OBP: 0.365, SLG: 0.533	K									4	0	0	0	0	1	3							
Lou Merloni, R OBP: 0.400, SLG: 0.533	G6-4-3									4	0	0	0	0	2	2							
Trot Nixon, L OBP: 0.133, SLG: 0.179										3	0	0	0	0	2	0							
Damon Buford, R OBP: 0.375, SLG: 0.300										3	0	0	0	0	1	0							
Jason Varitek, S OBP: 0.333, SLG: 0.370										3	0	1	0	0	0	0	<b>AB 31</b> <b>R 1</b> <b>H 6</b> <b>RBI 1</b> <b>BB 1</b> <b>SO 7</b> <b>LOB 10</b>						
<b>Inning Stats</b>	R: 0 E: 0 K: 0 S: 7	H: 0 LOB: 0 BB: 0 P: 12	R: 0 E: 0 K: 1 S: 6	H: 0 LOB: 0 BB: 0 P: 9	R: 0 E: 0 K: 0 S: 6	H: 0 LOB: 0 BB: 0 P: 9	R: 1 E: 0 K: 0 S: 9	H: 2 LOB: 1 BB: 0 P: 12	R: 0 E: 0 K: 3 S: 11	H: 0 LOB: 0 BB: 0 P: 16	R: 0 E: 0 K: 0 S: 6	H: 1 LOB: 1 BB: 0 P: 10	R: 0 E: 0 K: 2 S: 9	H: 0 LOB: 0 BB: 0 P: 12	R: 0 E: 0 K: 1 S: 11	H: 2 LOB: 2 BB: 1 P: 20		R: 0 E: 0 K: 0 S: 8	H: 1 LOB: 1 BB: 0 P: 11	1B: 4 2B: 1 3B: 0 HR: 1	SF: 0 SAC: 0 DP: 1 HBP: 1	WP: 0 PB: 0 CS: 0	PA: 33
<b>PITCHER</b>	IP	WLS	BF	H	R	ER	SO	BB	IBB	HBP	BLK	WP	HR	S	P	ERA		WHIP					
Rolando Arrojo, R ERA: 4.58	7.0	W	24	3	1	1	6	1	0	1	0	0	1	54	80	1.29		0.429					
Rick White, R ERA: 2.61	0.2	H	4	1	0	0	1	1	0	0	0	0	0	8	17	0.00		3.000					
Roberto Hernandez, R ERA: 1.08	1.1	S	5	2	0	0	0	0	0	0	0	0	0	11	14	0.00		1.500					




Batter	1	2	3	4	5	6	7	8	9	AB	R	H	RBI	BB	SO	LOB	TOP					
<b>Delino DeShields, L</b> OBP: 0.267, SLG: 0.083 (1, 4)	G5-3		F8			G6-4-3 BB		FC3-6 BB	1B BB	2	0	0	0	3	0	1	<b>Baltimore Orioles @ Tampa Bay Devil Rays</b> Tropicana Field, St. Petersburg, FL Tue Apr 20 1999, 7:05 PM EDT Att: 15,510 - Dome - 72 F <a href="http://livebaseballscorecards.com">livebaseballscorecards.com</a>					
<b>Mike Bordick, R</b> OBP: 0.381, SLG: 0.421 (1, 6)	FC3-6 1B		F9			G6-4-3 1-2		F9	1B	5	0	2	0	0	0	3						
<b>Brady Anderson, L</b> OBP: 0.400, SLG: 0.471 (1, 8)	FC3-6 1-2				G6-3			FC3-6 1B	K	5	1	0	0	0	1	4						
<b>Albert Belle, R</b> OBP: 0.459, SLG: 0.563 (1, 9)	G6-3				1B			BB FC SF9 BB	1B 1B	3	2	2	0	1	0	1						
<b>Harold Baines, L</b> OBP: 0.282, SLG: 0.389 (8, PH)		G6-3			K			P4	1B	3	0	0	0	0	1	2						
<b>Lenny Webster, R</b> OBP: 0.316, SLG: 0.235 (8, PH)					K			1-3 2-H	1B	1	0	1	1	0	0	0						
<b>B.J. Surhoff, L</b> OBP: 0.375, SLG: 0.434 (1, 7)	K				G1-3			FC SF9 BB	1B	4	0	1	1	0	1	2						
<b>Jeff Conine, R</b> OBP: 0.250, SLG: 0.158 (1, 3)						G6-3		4-2 BB	K	3	0	0	0	1	2	2						
<b>Willis Oteaz, R</b> OBP: 0.320, SLG: 0.500 (9, PH)								SF9	L3	1	0	0	1	1	1	0						
<b>Jeff Reboulet, R</b> OBP: 0.400, SLG: 0.182 (9, PH)								2-3 3-H		1	0	0	0	0	0	0						
<b>Charles Johnson, R</b> OBP: 0.294, SLG: 0.233 (9, PH)								3-3	K	3	0	0	0	0	2	3						
<b>Rich Amaral, R</b> (9, PH)										1	0	0	0	0	1	0						
<b>Inning Stats</b>	R: 0 E: 0 K: 0 S: 8	H: 1 LOB: 1 BB: 0 P: 10	R: 0 E: 0 K: 2 S: 8	H: 0 LOB: 0 BB: 0 P: 12	R: 0 E: 0 K: 1 S: 17	H: 0 LOB: 1 BB: 1 P: 25	R: 0 E: 0 K: 1 S: 7	H: 1 LOB: 0 BB: 0 P: 10	R: 0 E: 0 K: 1 S: 8	H: 0 LOB: 0 BB: 0 P: 15	R: 0 E: 0 K: 0 S: 5	H: 0 LOB: 2 BB: 1 P: 10	R: 1 E: 0 K: 1 S: 16	H: 0 LOB: 2 BB: 2 P: 32	R: 2 E: 0 K: 1 S: 15	H: 3 LOB: 2 BB: 1 P: 28	R: 0 E: 0 K: 2 S: 13	H: 1 LOB: 2 BB: 1 P: 24	1B: 6 2B: 0 3B: 0 HR: 0	SF: 1 SAC: 0 DP: 1 HBP: 0	WP: 0 PB: 0 CS: 1	PA: 39
<b>PITCHER</b>	IP	WLS	BF	H	R	ER	SO	BB	IBB	HBP	BLK	WP	HR	S	P	ERA	WHIP					
<b>Julio Santana, R</b> ERA: 8.44	(1, 1)	6.0	W	22	2	1	1	5	3	0	0	0	0	0	54	87	1.50	0.833				
<b>Scott Aldred, L</b> ERA:	(7, 1)	0.1		2	0	0	0	0	0	0	0	0	0	7	12	0.00	0.000					
<b>Jim Mecir, R</b> ERA: 3.38	(7, 1)	1.1		7	1	2	2	1	2	0	0	0	0	16	31	13.50	2.250					
<b>Mike Duvall, L</b> ERA: 1.59	(8, 1)	0.0		2	2	0	0	0	0	0	0	0	0	3	6	∞	∞					
<b>Rick White, R</b> ERA: 2.53	(8, 1)	0.1	H	1	0	0	0	1	0	0	0	0	0	4	6	0.00	0.000					

Batter	1	2	3	4	5	6	7	8	9	AB	R	H	RBI	BB	SO	LOB	BOTTOM				
<b>Quinton McCracken, S</b> OBP: 0.250, SLG: 0.261 (1, 8)	B1	G6-4-3 BB 1B			G4-3	F8		G4-3		5	1	1	1	0	0	0	<b>Baltimore Orioles @ Tampa Bay Devil Rays</b> Tropicana Field, St. Petersburg, FL Tue Apr 20 1999, 7:05 PM EDT Att: 15,510 - Dome - 72 F <a href="http://livebaseballscorecards.com">livebaseballscorecards.com</a>				
<b>Dave Martinez, L</b> OBP: 0.390, SLG: 0.490 (1, 9)	G6-3 1B	G6-4-3 BB			F7			4-2 BB		3	0	2	0	2	0	0					
<b>Jose Canseco, R</b> OBP: 0.358, SLG: 0.596 (1, 10)	G6-3 1B	G6-4-3			BB 1B	G6-3		K		5	0	2	0	0	1	4					
<b>Fred McGriff, L</b> OBP: 0.313, SLG: 0.407 (1, 3)	G6-3	WP 1B			1-2 BB			0-0 P5		4	0	2	1	1	0	3					
<b>Danny Clyburn, R</b> OBP: 0.250, SLG: 0.375 (1, 7)	K	P5			L4			BB BB		3	0	0	0	1	1	5					
<b>Wade Boggs, L</b> OBP: 0.300, SLG: 0.316 (8, 5)		1B 1B			G6-3			K		4	1	2	0	0	1	2					
<b>Bobby Smith, R</b> OBP: 0.276, SLG: 0.308 (8, 5)		1B 1B			FC5-4 1B			K		0	0	0	0	0	0	0					
<b>John Flaherty, R</b> OBP: 0.358, SLG: 0.457 (1, 2)		1B 2B 1B			F7			4-0 BB		3	1	1	0	1	0	1					
<b>Miguel Cairo, R</b> OBP: 0.333, SLG: 0.404 (1, 4)		2B 1B 1B			FC5-4 S			0-3 K		4	1	1	1	0	2	4					
<b>Kevin Stocker, S</b> OBP: 0.500, SLG: 0.622 (1, 6)		1B G6-4-3 2B			G3			K		4	1	1	1	0	1	4					
<b>Inning Stats</b>	R: 0 E: 0 K: 1 S: 15	H: 2 LOB: 2 BB: 0 P: 26	R: 5 E: 0 K: 0 S: 21	H: 6 LOB: 1 BB: 1 P: 37	R: 0 E: 0 K: 0 S: 7	H: 1 LOB: 1 BB: 0 P: 11	R: 0 E: 0 K: 0 S: 10	H: 1 LOB: 2 BB: 1 P: 20	R: 0 E: 0 K: 1 S: 9	H: 0 LOB: 0 BB: 0 P: 14	R: 0 E: 0 K: 1 S: 10	H: 1 LOB: 1 BB: 0 P: 15	R: 0 E: 0 K: 2 S: 12	H: 1 LOB: 3 BB: 2 P: 24	R: 0 E: 0 K: 1 S: 8	H: 0 LOB: 1 BB: 1 P: 14	1B: 9 2B: 3 3B: 0 HR: 0	SF: 0 SAC: 0 DP: 1 HBP: 0	WP: 1 PB: 0 CS: 0	PA: 40	
<b>PITCHER</b>	IP	WLS	BF	H	R	ER	SO	BB	IBB	HBP	BLK	WP	HR	S	P	ERA	WHIP				
<b>Scott Erickson, R</b> ERA: 12.41	(1, 1)	1.2	L	13	8	5	5	1	1	0	0	0	0	35	61	27.00	5.400				
<b>Ricky Bones, R</b> ERA: 1.54	(2, 1)	4.1		17	3	0	0	2	1	0	0	0	0	37	62	0.00	0.923				
<b>Heathcliff Slocumb, R</b> ERA: 3.0	(7, 1)	0.2		5	1	0	0	2	2	0	0	0	0	9	19	0.00	4.500				
<b>Jesse Orosco, L</b> ERA: 15.43	(7, 1)	0.1		1	0	0	0	0	0	0	0	0	0	3	5	0.00	0.000				
<b>Mike Timlin, R</b> ERA:	(8, 1)	1.0		4	0	0	0	1	1	0	0	0	0	8	14	0.00	1.000				



Batter	1	2	3	4	5	6	7	8	9	AB	R	H	RBI	BB	SO	LOB	TOP										
<b>Delino DeShields, L</b> OBP: 0.257, SLG: 0.103	P6		F7	1B		K		FC1-6		5	0	1	0	0	1	2	<b>Baltimore Orioles @ Tampa Bay Devil Rays</b> Tropicana Field, St. Petersburg, FL Wed Apr 21 1999, 7:05 PM EDT Att: 17,178 - Dome - 72 F <a href="http://livebaseballscorecards.com">livebaseballscorecards.com</a>										
<b>Mike Bordick, R</b> OBP: 0.388, SLG: 0.417 <b>Jesse Garcia, R</b> OBP: 0.333, SLG: 0.333	F8		1B	G1-3			1B HR BB	F9		3	0	1	0	1	0	1											
<b>Brady Anderson, L</b> OBP: 0.400, SLG: 0.455	HBP		F8		P3		K		WP DI G3 1B	4	1	1	0	0	1	2											
<b>Albert Belle, R</b> OBP: 0.424, SLG: 0.509	L8		F8		G5-3		P4		2-3 G3 1-2	5	0	0	0	0	1	4											
<b>Harold Baines, L</b> OBP: 0.295, SLG: 0.375		F8		G4-3	FC4-6 BB		1-3 HR 1B		2-2 G3 2-H	4	1	1	1	1	0	0											
<b>B.J. Surhoff, L</b> OBP: 0.377, SLG: 0.500	2B		G3	FC4-6			1-1 HR		3-2 G1-3	5	2	2	3	0	0	1											
<b>Jeff Conine, R</b> OBP: 0.286, SLG: 0.304	FC6-5 2H		2B	E		K	G5-3			4	1	2	1	0	1	1											
<b>Lenny Webster, R</b> OBP: 0.261, SLG: 0.190	FC6-5		E5 HR		G5-3			F7		4	1	0	0	0	0	1											
<b>Willis Otanez, R</b> OBP: 0.379, SLG: 0.654	F8		HR					FC1-6		4	1	3	2	0	0	1											
<b>Inning Stats</b>	R: 0 E: 0 K: 0 S: 9	H: 0 LOB: 1 BB: 0 P: 14	R: 1 E: 0 K: 0 S: 11	H: 2 LOB: 1 BB: 0 P: 13	R: 0 E: 0 K: 0 S: 5	H: 1 LOB: 1 BB: 0 P: 9	R: 3 E: 1 K: 0 S: 14	H: 3 LOB: 0 BB: 0 P: 23	R: 0 E: 0 K: 2 S: 8	H: 1 LOB: 1 BB: 0 P: 14	R: 3 E: 0 K: 1 S: 14	H: 2 LOB: 1 BB: 1 P: 21	R: 0 E: 0 K: 0 S: 6	H: 1 LOB: 1 BB: 0 P: 8	R: 1 E: 0 K: 1 S: 14	H: 1 LOB: 0 BB: 0 P: 24		1B: 6 2B: 3 3B: 0 HR: 2	SF: 0 SAC: 0 DP: 0 HBP: 1	WP: 1 PB: 0 SB: 0 CS: 0	PA: 42						
<b>PITCHER</b>	IP	WLS	BF	H	R	ER	SO	BB	IBB	HBP	BLK	WP	HR	S	P	ERA	WHIP										
<b>Bryan Rekar, R</b> ERA: 2.13	6.2	W	32	8	6	3	3	2	0	1	0	0	1	62	100	4.05	1.500										
<b>Mike Duvall, L</b> ERA: 3.18	0.0		1	1	1	1	0	0	0	0	0	0	1	2	3	∞	∞										
<b>Albie Lopez, R</b> ERA: 5.4	1.1		5	1	0	0	0	0	0	0	0	0	0	8	11	0.00	0.750										
<b>Esteban Yan, R</b> ERA: 7.04	1.0		4	1	1	1	1	0	0	0	0	1	0	14	24	9.00	1.000										


Batter	1	2	3	4	5	6	7	8	9	AB	R	H	RBI	BB	SO	LOB	BOTTOM										
<b>Randy Winn, S</b> OBP: 0.271, SLG: 0.407	K	2B		SF9 HR 2B	F7		K			5	2	2	2	0	2	0	<b>Baltimore Orioles @ Tampa Bay Devil Rays</b> Tropicana Field, St. Petersburg, FL Wed Apr 21 1999, 7:05 PM EDT Att: 17,178 - Dome - 72 F <a href="http://livebaseballscorecards.com">livebaseballscorecards.com</a>										
<b>Dave Martinez, L</b> OBP: 0.391, SLG: 0.509	K	2B		SF9	K			1B		4	0	2	2	0	2	0											
<b>Jose Canseco, R</b> OBP: 0.389, SLG: 0.705	2B 1B	FC6-4 BB		HR		HR	K			4	3	3	3	1	1	1											
<b>Fred McGriff, L</b> OBP: 0.324, SLG: 0.433 <b>Bobby Smith, R</b> OBP: 0.242, SLG: 0.267	1B 2B	FC6-4		K		G3-1	G1-3			1	1	1	0	0	0	0											
<b>John Flaherty, R</b> OBP: 0.362, SLG: 0.451	1B		G5-3	HR	1B	K		K		5	1	2	2	0	2	0											
<b>Wade Boggs, L</b> OBP: 0.311, SLG: 0.326	F8		G6-3	E5 HR	1B	3B 1B		K2-3		5	2	2	0	0	1	1											
<b>Quinton McCracken, S</b> OBP: 0.283, SLG: 0.392		FC6-4 1B	G3-1	HR		2B 3B		G4-3		5	2	3	4	0	0	0											
<b>Miguel Cairo, R</b> OBP: 0.344, SLG: 0.429	FC6-4	FC3-6		L3		2B				4	1	2	1	0	0	1											
<b>Kevin Stocker, S</b> OBP: 0.481, SLG: 0.583	FC3-6 2B		2B SF9 BB		F9	F7				3	2	0	0	1	0	2											
<b>Inning Stats</b>	R: 2 E: 0 K: 2 S: 15	H: 3 LOB: 1 BB: 0 P: 19	R: 2 E: 0 K: 0 S: 18	H: 3 LOB: 2 BB: 1 P: 28	R: 0 E: 0 K: 0 S: 4	H: 0 LOB: 0 BB: 0 P: 7	R: 7 E: 0 K: 1 S: 26	H: 6 LOB: 0 BB: 1 P: 39	R: 0 E: 0 K: 1 S: 5	H: 0 LOB: 0 BB: 0 P: 9	R: 3 E: 0 K: 2 S: 10	H: 4 LOB: 1 BB: 0 P: 28	R: 0 E: 0 K: 2 S: 7	H: 1 LOB: 1 BB: 0 P: 14	R: 0 E: 0 K: 2 S: 10	H: 0 LOB: 0 BB: 0 P: 10		1B: 8 2B: 5 3B: 1 HR: 3	SF: 1 SAC: 0 DP: 0 HBP: 0	WP: 0 PB: 0 SB: 0 CS: 0	PA: 43						
<b>PITCHER</b>	IP	WLS	BF	H	R	ER	SO	BB	IBB	HBP	BLK	WP	HR	S	P	ERA	WHIP										
<b>35 Mike Mussina, R</b> ERA: 6.14	3.2	L	24	11	10	10	3	2	0	0	0	0	2	60	89	24.55	3.545										
<b>Doug Linton, R</b> ERA: 7.24	2.1		12	5	4	4	2	0	0	0	0	0	2	24	41	15.43	2.143										
<b>Mike Fetters, R</b> ERA: 5.63	2.0		7	1	0	0	4	0	0	0	0	0	0	17	24	0.00	0.500										



Batter	1	2	3	4	5	6	7	8	9	AB	R	H	RBI	BB	SO	LOB	TOP		
<b>Rich Amaral, R</b> (1, 8) OBP: 0.287, SLG: 0.280	4-2 G6-4-3 BB BB		2-1 L3			4-1 SH2-4 BB BB		0-2 F8		2	0	0	0	2	0	0			
<b>Mike Bordick, R</b> (1, 6) OBP: 0.408, SLG: 0.419	4-1 G6-4-3 BB		1-0 G5-3			4-1 SH2-4 BB		1-2 BB 1B		2	0	1	0	2	0	0			
<b>Jeff Conine, R</b> (1, 3) OBP: 0.289, SLG: 0.366	3-2 G6-4-3		3-2 G5-3			0-0 SH2-4		1-3 K		2	0	0	0	0	0	2			
<b>Harold Baines, L</b> (8, PH) OBP: 0.333, SLG: 0.333	1-2 BB					1-2 2-3				1	0	0	0	0	1	1			
<b>Albert Belle, R</b> (1, 9) OBP: 0.429, SLG: 0.491	4-0 BB			4-1 G5-4-3 BB		0-2 P3		3-3 K		2	0	0	0	2	1	2			
<b>Lenny Webster, R</b> (1, 10) OBP: 0.269, SLG: 0.174	1-1 BB			3-0 G5-4-3		1-2 F9		1-3 K		2	0	0	0	0	0	3			
<b>Brady Anderson, L</b> (9, PH) OBP: 0.394, SLG: 0.446	1-2 HBP			1-2						1	0	0	0	0	1	0			
<b>B.J. Surhoff, L</b> (1, 7) OBP: 0.354, SLG: 0.468	0-3 K			0-1 G6-3		2-2 P6		2-2 F7		3	4	0	0	0	0	1	3		
<b>Willis Oteaz, R</b> (1, 5) OBP: 0.344, SLG: 0.586			1-0 G5-3			2-3 K		2-3 K		3	0	0	0	0	2	0			
<b>Jeff Reboulet, R</b> (1, 4) OBP: 0.389, SLG: 0.154			4-0 G6-4-3 BB			2-3 K		1-2 G5-3		2	0	0	0	1	1	0			
<b>Charles Johnson, R</b> (1, 2) OBP: 0.270, SLG: 0.212			3-2 G6-4-3			3-3 K		1-1 G1-4-3		3	0	0	0	0	1	1			
<b>Inning Stats</b>	R: 0 H: 0 E: 0 K: 1 S: 11	H: 0 R: 0 ER: 0 LOB: 3 BB: 3 P: 27	H: 0 R: 0 ER: 0 LOB: 0 BB: 1 P: 12	H: 0 R: 0 ER: 0 LOB: 0 BB: 0 P: 13	H: 0 R: 0 ER: 0 LOB: 1 BB: 1 P: 11	H: 0 R: 0 ER: 0 LOB: 0 BB: 0 P: 18	H: 0 R: 0 ER: 0 LOB: 2 BB: 2 P: 19	H: 0 R: 0 ER: 0 LOB: 0 BB: 0 P: 16	H: 1 R: 0 ER: 0 LOB: 1 BB: 0 P: 15	H: 0 R: 0 ER: 0 LOB: 0 BB: 0 P: 17	1B: 1 2B: 0 3B: 0 HR: 0	SF: 0 SAC: 1 DP: 3 HBP: 1	WP: 0 PA: 33 CS: 1						
<b>PITCHER</b>	IP	WLS	BF	H	R	ER	SO	BB	IBB	HBP	BLK	WP	HR	S	P	ERA	WHIP		
<b>Tony Saunders, L</b> (1, 1) ERA: 5.49	7.2	W	29	1	0	0	5	7	0	1	0	0	0	67	127	0.00	1.043		
<b>Jim Medir, R</b> (8, 1) ERA: 3.27	0.1	H	1	0	0	0	1	0	0	0	0	0	0	3	4	0.00	0.000		
<b>Roberto Hernandez, R</b> (9, 1) ERA: 0.87	1.0	S	3	0	0	0	2	0	0	0	0	0	0	11	17	0.00	0.000		

**Baltimore Orioles @ Tampa Bay Devil Rays**  
Tropicana Field, St. Petersburg, FL  
Thu Apr 22 1999, 7:05 PM EDT  
Att: 15,036 - Dome - 72 F


AB 24  
R 0  
H 1  
RBI 0  
BB 7  
SO 8  
LOB 12



Batter	1	2	3	4	5	6	7	8	9	AB	R	H	RBI	BB	SO	LOB	BOTTOM		
<b>Randy Winn, S</b> (1, 8) OBP: 0.302, SLG: 0.410	4-1 BB		1-0 F7			4-1 BB		2-2 BB 1B		2	0	1	0	2	0	0			
<b>Dave Martinez, L</b> (1, 9) OBP: 0.382, SLG: 0.491	3-1 F7			2-1 F8 SF8 1B		3-2 G4-3		0-1 G4-3		4	1	1	0	0	0	4			
<b>Jose Canseco, R</b> (1, 10) OBP: 0.368, SLG: 0.662	0-2 F8			1-2 F8		1-1 F8		1-3 K2-3		4	0	0	0	0	1	2			
<b>Wade Boggs, L</b> (1, 3) OBP: 0.306, SLG: 0.311	2-1 L8			0-0 SF8		4-1 BB		3-3 K		2	0	0	1	1	1	1			
<b>John Flaherty, R</b> (1, 2) OBP: 0.371, SLG: 0.463			1-0 F8			1-2 BB		2-0 G6-3		3	0	1	0	1	0	0			
<b>Quinton McCracken, S</b> (1, 7) OBP: 0.268, SLG: 0.370			1-0 F8			3-3 K		0-3 K		3	0	0	0	0	2	3			
<b>Bobby Smith, R</b> (1, 5) OBP: 0.222, SLG: 0.242			3-1 G4-3			3-2 F9		1-3 K		3	0	0	0	0	1	2			
<b>Miguel Cairo, R</b> (1, 4) OBP: 0.328, SLG: 0.407			1-1 G4-3			3-1 L9		0-1 F9		3	0	0	0	0	0	0			
<b>David Lamb, S</b> (1, 6) OBP: 0.222, SLG: 0.222			3-1 F8			0-0 BB		1-3 K		3	0	1	0	0	1	0			
<b>Inning Stats</b>	R: 0 H: 0 E: 0 K: 0 S: 10	H: 0 R: 0 ER: 0 LOB: 0 BB: 0 P: 9	H: 0 R: 0 ER: 0 LOB: 0 BB: 0 P: 10	H: 2 R: 1 ER: 0 LOB: 1 BB: 0 P: 19	H: 1 R: 0 ER: 0 LOB: 2 BB: 1 P: 24	H: 0 R: 0 ER: 0 LOB: 2 BB: 2 P: 22	H: 1 R: 0 ER: 0 LOB: 1 BB: 0 P: 16	H: 0 R: 0 ER: 0 LOB: 0 BB: 0 P: 13	1B: 3 2B: 1 3B: 0 HR: 0	SF: 1 SAC: 0 DP: 0 HBP: 0	WP: 0 PA: 32 CS: 0								
<b>PITCHER</b>	IP	WLS	BF	H	R	ER	SO	BB	IBB	HBP	BLK	WP	HR	S	P	ERA	WHIP		
<b>Sidney Ponson, R</b> (1, 1) ERA: 6.23	5.1	L	23	3	1	1	1	4	0	0	0	0	0	46	94	1.69	1.312		
<b>Arthur Rhodes, L</b> (6, 1) ERA: 5.25	2.2		9	1	0	0	5	0	0	0	0	0	0	28	38	0.00	0.375		

**Baltimore Orioles @ Tampa Bay Devil Rays**  
Tropicana Field, St. Petersburg, FL  
Thu Apr 22 1999, 7:05 PM EDT  
Att: 15,036 - Dome - 72 F

AB 27  
R 1  
H 4  
RBI 1  
BB 4  
SO 6  
LOB 12






Batter	1	2	3	4	5	6	7	8	9	AB	R	H	RBI	BB	SO	LOB	TOP										
David Segui, S OBP: 0.304, SLG: 0.500	1-2 1B	3-2 HR			1-0 1B		2-1 F7		1-3 K	5	1	3	3	0	1	1											
Edgar Martinez, R OBP: 0.426, SLG: 0.552	2-0 F9	3-2 F9			2-0 F8			3-1 FC4-6 1B		4	0	1	0	0	0	2											
Ken Griffey Jr., L OBP: 0.460, SLG: 0.560	1-3 K			4-0 G6-4-3 BB		1-0 FC6		2-0 FC4-6 BB		3	0	0	0	1	1	3											
Jay Buhner, R OBP: 0.367, SLG: 0.405	3-3 K			3-0 F8		0-0 1B		4-1 1-2 BB		3	0	1	0	1	1	2											
John Mabry, L OBP: 0.200, SLG: 0.326		1-3 K		0-0 G6-4-3		0-1 L5		1-2 P5		4	0	0	0	0	1	4											
Russ Davis, R OBP: 0.281, SLG: 0.525		1-2 E 1B		1-0 G6-3		1-3 K		3-1 P6		4	1	1	0	0	1	3											
Dan Wilson, R OBP: 0.261, SLG: 0.256		2-3 K		2-2 F9		1-3 K			3-1 F7	4	0	0	0	0	2	2											
David Bell, R OBP: 0.188, SLG: 0.355		1-0 E6 BB HR		1-2 F8			1-2 G6-3		1-2 G6-3	4	1	0	0	0	0	0											
Domingo Cedenro, S OBP: 0.280, SLG: 0.455		4-2 HR BB		3-2 F8			1-2 G4-3		0-1 1B	2	1	0	0	1	0	0											
Tom Lampkin, L OBP: 0.369, SLG: 0.369										1	0	1	0	0	0	0											
Giomar Guevara, S OBP: 0.250, SLG: 0.417										0	0	0	0	0	0	0											
<b>Inning Stats</b>	R: 0 E: 0 K: 2 S: 11	H: 1 LOB: 1 BB: 0 P: 18	R: 4 E: 1 K: 2 S: 21	H: 2 LOB: 0 BB: 1 P: 36	R: 0 E: 0 K: 0 S: 2	H: 0 LOB: 0 BB: 1 P: 9	R: 0 E: 0 K: 0 S: 11	H: 0 LOB: 0 BB: 0 P: 15	R: 0 E: 0 K: 0 S: 10	H: 1 LOB: 1 BB: 0 P: 17	R: 0 E: 0 K: 2 S: 12	H: 1 LOB: 1 BB: 0 P: 14	R: 0 E: 0 K: 0 S: 9	H: 0 LOB: 0 BB: 0 P: 13	R: 0 E: 0 K: 0 S: 9	H: 1 LOB: 2 BB: 1 P: 22	R: 0 E: 0 K: 1 S: 10	H: 1 LOB: 1 BB: 0 P: 15	1B: 6 2B: 0 3B: 0 HR: 1	SF: 0 SAC: 0 DP: 1 HBP: 0	WP: 0 PB: 0 CS: 1	PA: 37					
<b>PITCHER</b>	IP	WLS	BF	H	R	ER	SO	BB	IBB	HBP	BLK	WP	HR	S	P	ERA	WHIP										
Bobby Witt, R ERA: 3.18	(1, 1)	6.0	25	5	4	0	6	2	0	0	0	0	1	67	109	0.00	1.167										
Esteban Yan, R ERA: 6.23	(7, 1)	1.0	4	1	0	0	0	0	0	0	0	0	0	11	18	0.00	1.000										
Scott Aldred, L ERA: 6.23	(8, 1)	0.1	1	0	0	0	0	0	0	0	0	0	0	1	3	0.00	0.000										
Rick White, R ERA: 2.38	(8, 1)	0.2	W	3	0	0	0	1	0	0	0	0	0	6	14	0.00	1.500										
Roberto Hernandez, R ERA: 0.75	(9, 1)	1.0	S	4	1	0	1	0	0	0	0	0	0	10	15	0.00	1.000										

Seattle Mariners @ Tampa Bay Devil Rays  
Tropicana Field, St. Petersburg, FL  
Fri Apr 23 1999, 7:05 PM EDT  
Att: 18,750 - Dome - 72 F


AB 34  
R 4  
H 7  
RBI 3  
BB 3  
SO 7  
LOB 17



Batter	1	2	3	4	5	6	7	8	9	AB	R	H	RBI	BB	SO	LOB	BOTTOM										
Randy Winn, S OBP: 0.309, SLG: 0.455	2-2 F7	2-1 FC6-4		0-0 CS 1B		1-1 G4-3		3-1 HR		5	1	2	1	0	0	3											
Dave Martinez, L OBP: 0.425, SLG: 0.508	4-2 1B BB		2-1 WP 1B	2-0 CS 1B	2-2 1B		4-1 2B 1B	4-0 PO BB		2	2	2	0	3	0	0											
Jose Canseco, R OBP: 0.388, SLG: 0.676	1-3 K		4-0 1B SF7 BB		1-0 1B		3-0 1B SF8 2B	3-2 PO		3	2	2	0	1	1	1											
Wade Boggs, L OBP: 0.340, SLG: 0.347	0-1 1B		1-0 1B		1-0 F7		1-2 S 1B			4	0	3	2	0	0	2											
David Lamb, S OBP: 0.222, SLG: 0.222	1-3 1B		1-3 2H 1B				2-3 3H 1B			0	0	0	0	0	0	0											
John Flaherty, R OBP: 0.348, SLG: 0.446	0-0 FC6-4		0-0 SF7		2-1 P2		0-0 SF8			2	0	0	2	0	0	4											
Paul Sorrento, L OBP: 0.250, SLG: 0.143		2-3 K	1-1 F8		3-1 F8		4-1 G6-4-3 BB			3	0	0	0	1	1	3											
Quinton McCracken, S OBP: 0.283, SLG: 0.379		1-0 1B	2-0 P5		3-2 1B		1-1 G6-4-3			4	0	2	0	0	0	3											
Miguel Cairo, R OBP: 0.318, SLG: 0.393		1-3 K		0-1 G5-3		2-3 K		3-1 L3		2	0	0	0	0	1	1											
Bobby Smith, R OBP: 0.211, SLG: 0.229		1-2 K								2	0	0	0	0	1	1											
Kevin Stocker, S OBP: 0.466, SLG: 0.549		2-1 FC6-4 HBP		2-2 G1-3		2-2 F7		3-2 F7		3	0	0	0	0	0	1											
<b>Inning Stats</b>	R: 0 E: 0 K: 1 S: 11	H: 1 LOB: 2 BB: 1 P: 18	R: 0 E: 0 K: 2 S: 10	H: 1 LOB: 2 BB: 0 P: 18	R: 2 E: 0 K: 0 S: 7	H: 2 LOB: 1 BB: 1 P: 17	R: 0 E: 0 K: 0 S: 9	H: 1 LOB: 0 BB: 0 P: 13	R: 0 E: 0 K: 1 S: 11	H: 1 LOB: 1 BB: 0 P: 19	R: 2 E: 0 K: 0 S: 9	H: 2 LOB: 1 BB: 2 P: 22	R: 1 E: 0 K: 0 S: 11	H: 1 LOB: 0 BB: 1 P: 26	1B: 9 2B: 1 3B: 0 HR: 1	SF: 2 SAC: 0 DP: 1 HBP: 1	WP: 1 PB: 0 CS: 3	PA: 40									
<b>PITCHER</b>	IP	WLS	BF	H	R	ER	SO	BB	IBB	HBP	BLK	WP	HR	S	P	ERA	WHIP										
Freddy Garcia, R ERA: 3.55	(1, 1)	5.0	25	8	2	2	3	2	0	0	0	0	0	49	90	3.60	2.000										
28 Ken Cloude, R ERA: 15.19	(6, 1)	1.1	B	7	2	2	1	1	0	0	0	0	0	14	27	13.50	2.250										
John Halama, L ERA: 5.19	(7, 1)	1.1	L	6	1	1	0	2	0	0	0	0	1	10	28	6.75	2.250										
Jose Paniagua, R ERA: 1.74	(8, 1)	0.1	0	0	0	0	0	0	0	0	0	0	0	4	6	0.00	0.000										

Seattle Mariners @ Tampa Bay Devil Rays  
Tropicana Field, St. Petersburg, FL  
Fri Apr 23 1999, 7:05 PM EDT  
Att: 18,750 - Dome - 72 F

AB 30  
R 5  
H 11  
RBI 5  
BB 5  
SO 4  
LOB 19









Batter	1	2	3	4	5	6	7	8	9	AB	R	H	RBI	BB	SO	LOB	TOP								
David Segui, S OBP: 0.321, SLG: 0.547 (1, 3)										5	1	3	1	0	0	0									
Edgar Martinez, R OBP: 0.423, SLG: 0.530 (1, 10)										3	1	1	1	2	0	3									
Ken Griffey Jr., L OBP: 0.452, SLG: 0.633 (1, 8)										5	0	0	0	0	0	3									
Jay Buhner, R OBP: 0.397, SLG: 0.600 (1, 9)										5	2	4	2	0	0	0									
Butch Huskey, R OBP: 0.327, SLG: 0.542 Matt Mieske, R OBP: 0.250, SLG: 1.000 (1, 7) (9, 7)										4	1	0	0	1	0	2									
Russ Davis, R OBP: 0.289, SLG: 0.500 John Mabry, L OBP: 0.196, SLG: 0.367 (1, 5) (3, 5)										2	0	0	0	0	0	2									
Dan Wilson, R OBP: 0.280, SLG: 0.277 (1, 2)										4	0	2	1	0	0	1									
David Bell, R OBP: 0.250, SLG: 0.441 (1, 4)										3	1	2	1	1	0	1									
Domingo Cedenzo, S OBP: 0.281, SLG: 0.429 Tom Lampkin, L OBP: 0.348, SLG: 0.348 Giomar Guevara, S OBP: 0.250, SLG: 0.417 (1, 6) (8, PH) (8, 6)										2	0	0	0	0	1	1									
<b>Inning Stats</b>	R: 1 E: 0 K: 0 S: 11	H: 3 LOB: 1 BB: 0 P: 16	R: 1 E: 0 K: 0 S: 14	H: 1 LOB: 2 BB: 1 P: 26	R: 2 E: 0 K: 0 S: 16	H: 3 LOB: 2 BB: 1 P: 22	R: 0 E: 0 K: 0 S: 10	H: 0 LOB: 1 BB: 1 P: 15	R: 0 E: 0 K: 0 S: 11	H: 1 LOB: 1 BB: 0 P: 16	R: 0 E: 0 K: 0 S: 15	H: 2 LOB: 1 BB: 0 P: 24	R: 0 E: 0 K: 1 S: 8	H: 0 LOB: 0 BB: 0 P: 13	R: 0 E: 0 K: 1 S: 8	H: 1 LOB: 1 BB: 0 P: 13	R: 2 E: 0 K: 0 S: 16	H: 1 LOB: 0 BB: 1 P: 27	1B: 8 2B: 3 3B: 0 HR: 1	SF: 0 SAC: 0 DP: 1 HBP: 1	WP: 0 PB: 2 SB: 0 CS: 0	PA: 41			
<b>PITCHER</b>	IP	WLS	BF	H	R	ER	SO	BB	IBB	HBP	BLK	WP	HR	S	P	ERA	WHIP								
Julio Santana, R ERA: 8.14 Rick White, R ERA: 2.19 Scott Aldred, L ERA: 2.84 Jim Mecir, R ERA: 2.84 Roberto Hernandez, R ERA: 2.19 (1, 1) (6, 1) (7, 1) (7, 1) (9, 1)	5.0		25	8	4	4	0	3	0	1	0	0	0	62	95	7.20	2.200								
	1.0		4	2	0	0	1	0	0	0	0	0	0	15	24	0.00	2.000								
	0.1		1	0	0	0	0	0	0	0	0	0	0	2	3	0.00	0.000								
	1.2		6	1	0	0	1	0	0	0	0	0	0	14	23	0.00	0.600								
	1.0	L	5	1	2	2	0	1	0	0	0	0	1	16	27	18.00	2.000								

Seattle Mariners @ Tampa Bay Devil Rays  
Tropicana Field, St. Petersburg, FL  
Sun Apr 25 1999, 1:35 PM EDT  
Att: 25,191 - Dome - 72 F

livebaseballscorecards.com

AB 36  
R 6  
H 12  
RBI 6  
BB 4  
SO 2  
LOB 15

Batter	1	2	3	4	5	6	7	8	9	AB	R	H	RBI	BB	SO	LOB	BOTTOM								
Randy Winn, S OBP: 0.333, SLG: 0.446 (1, 8)										4	0	0	0	1	1	2									
Quinton McCracken, S OBP: 0.281, SLG: 0.371 (1, 7)										4	1	1	0	0	1	1									
Jose Canseco, R OBP: 0.382, SLG: 0.727 (1, 10)										4	1	2	2	0	1	1									
Fred McGriff, L OBP: 0.319, SLG: 0.422 (1, 3)										4	1	1	0	0	2	2									
Danny Clyburn, R OBP: 0.250, SLG: 0.350 (1, 9)										4	0	0	0	0	1	3									
Bobby Smith, R OBP: 0.217, SLG: 0.214 (1, 5)										3	1	0	0	1	1	2									
David Lamb, S OBP: 0.231, SLG: 0.231 (1, 4)										4	0	1	1	0	1	2									
Mike DiFelice, R OBP: 0.250, SLG: 0.583 Wade Boggs, L OBP: 0.310, SLG: 0.315 (1, 2) (9, PH)										3	0	0	0	0	0	2									
Kevin Stocker, S OBP: 0.455, SLG: 0.509 (1, 6)										4	0	1	1	0	0	0									
<b>Inning Stats</b>	R: 0 E: 0 K: 2 S: 12	H: 0 LOB: 0 BB: 0 P: 18	R: 2 E: 2 K: 0 S: 14	H: 2 LOB: 2 BB: 0 P: 21	R: 1 E: 0 K: 2 S: 12	H: 2 LOB: 1 BB: 1 P: 20	R: 0 E: 0 K: 0 S: 7	H: 0 LOB: 0 BB: 0 P: 9	R: 1 E: 0 K: 2 S: 9	H: 2 LOB: 1 BB: 0 P: 14	R: 0 E: 0 K: 0 S: 5	H: 0 LOB: 0 BB: 0 P: 5	R: 0 E: 0 K: 1 S: 8	H: 0 LOB: 1 BB: 1 P: 19	R: 0 E: 0 K: 1 S: 7	H: 0 LOB: 0 BB: 0 P: 11	R: 0 E: 0 K: 0 S: 5	H: 0 LOB: 0 BB: 0 P: 7	1B: 4 2B: 1 3B: 0 HR: 1	SF: 0 SAC: 0 DP: 0 HBP: 0	WP: 0 PB: 0 SB: 1 CS: 0	PA: 37			
<b>PITCHER</b>	IP	WLS	BF	H	R	ER	SO	BB	IBB	HBP	BLK	WP	HR	S	P	ERA	WHIP								
Jeff Fassero, L ERA: 5.63 Jose Paniagua, R ERA: 1.59 Jose Mesa, R ERA: 9.72 (1, 1) (8, 1) (9, 1)	7.0		31	6	4	2	7	2	0	0	0	0	0	67	106	2.57	1.143								
	1.0	W	3	0	0	0	1	0	0	0	0	0	0	7	11	0.00	0.000								
	1.0	S	3	0	0	0	0	0	0	0	0	0	0	5	7	0.00	0.000								

Seattle Mariners @ Tampa Bay Devil Rays  
Tropicana Field, St. Petersburg, FL  
Sun Apr 25 1999, 1:35 PM EDT  
Att: 25,191 - Dome - 72 F

livebaseballscorecards.com

AB 35  
R 4  
H 6  
RBI 4  
BB 2  
SO 8  
LOB 15



Batter	1	2	3	4	5	6	7	8	9	AB R H RBI BB SO LOB	TOP									
Randy Winn, S (1, 8) OBP: 0.337, SLG: 0.443										5 1 2 0 0 2 4	<b>Tampa Bay Devil Rays @ Chicago White Sox</b> Comiskey Park, Chicago, IL Wed Apr 28 1999, 6:05 PM EDT Cloudy - 53 F									
David Lamb, S (1, 4) OBP: 0.276, SLG: 0.412										4 2 1 1 1 0 3										
Jose Canseco, R (1, 10) OBP: 0.372, SLG: 0.700										3 1 0 1 1 2 2										
Fred McGriff, L (1, 3) OBP: 0.329, SLG: 0.471										4 1 2 3 0 2 0										
John Flaherty, R (1, 2) OBP: 0.338, SLG: 0.438										4 1 1 0 0 1 1										
Quinton McCracken, S (1, 7) OBP: 0.279, SLG: 0.354										3 0 0 0 1 0 0										
Danny Clyburn, R (1, 9) OBP: 0.229, SLG: 0.318										4 0 0 0 0 0 2										
Bobby Smith, R (1, 5) OBP: 0.260, SLG: 0.295										2 1 1 1 2 0 0										
Kevin Stocker, S (1, 6) OBP: 0.443, SLG: 0.492										4 0 1 0 0 0 1										
<b>Inning Stats</b>	R: 1 E: 0 K: 1 S: 10	H: 1 LOB: 0 BB: 0 P: 19	R: 1 E: 1 K: 0 S: 10	H: 1 LOB: 2 BB: 2 P: 24	R: 0 E: 0 K: 1 S: 9	H: 1 LOB: 1 BB: 0 P: 16	R: 0 E: 0 K: 0 S: 7	H: 0 LOB: 0 BB: 0 P: 13	R: 3 E: 0 K: 0 S: 11	H: 2 LOB: 0 BB: 2 P: 24	R: 1 E: 0 K: 3 S: 12	H: 1 LOB: 0 BB: 0 P: 19	R: 0 E: 0 K: 1 S: 9	H: 0 LOB: 0 BB: 0 P: 14	R: 0 E: 0 K: 1 S: 9	H: 1 LOB: 2 BB: 1 P: 18	1B: 5 2B: 0 3B: 0 HR: 3	SF: 1 SAC: 0 DP: 1 HBP: 0	WP: 0 PB: 1 SB: 0 CS: 1	PA: 39
<b>PITCHER</b>	IP WLS BF H R ER SO BB IBB HBP BLK WP HR S P ERA WHIP											IP WLS BF H R ER SO BB IBB HBP BLK WP HR S P ERA WHIP								
Jim Parque, L (1, 1) ERA: 3.7	5.0 W 23 5 5 3 2 4 0 0 0 0 0 1 47 96 5.40 1.800																			
Keith Foulke, R (6, 1) ERA: 2.99	2.0 H 8 2 2 2 3 0 0 0 0 0 2 22 36 9.00 1.000																			
41 Bill Simas, R (8, 1) ERA: 2.57	1.0 H 3 0 0 0 1 0 0 0 0 0 0 9 14 0.00 0.000																			
Bob Howry, R (9, 1) ERA: 2.0	1.0 S 5 1 0 0 1 1 0 0 0 0 0 0 9 18 0.00 2.000																			

Batter	1	2	3	4	5	6	7	8	9	AB R H RBI BB SO LOB	BOTTOM									
Ray Durham, S (1, 4) OBP: 0.449, SLG: 0.646										3 1 2 3 2 0 1	<b>Tampa Bay Devil Rays @ Chicago White Sox</b> Comiskey Park, Chicago, IL Wed Apr 28 1999, 6:05 PM EDT Cloudy - 53 F									
Mike Canuso, S (1, 6) OBP: 0.276, SLG: 0.279										4 1 2 2 0 0 3										
Frank Thomas, R (1, 10) OBP: 0.533, SLG: 0.679										3 1 1 2 2 1 3										
Magglio Ordonez, R (1, 9) OBP: 0.319, SLG: 0.492										4 2 1 1 1 1 3										
Greg Norton, S (1, 5) OBP: 0.422, SLG: 0.360										2 1 2 0 3 0 0										
14 Paul Konerko, R (1, 3) OBP: 0.224, SLG: 0.273										4 0 0 0 1 1 6										
Craig Wilson, R (9, 5) OBP: 0.200, SLG: 0.111										0 0 0 0 0 0 0										
25 Jeff Abbott, R (1, 7) OBP: 0.167, SLG: 0.206										5 0 2 2 0 0 5										
Darrin Jackson, R (9, 7) OBP: 0.429, SLG: 0.821										0 0 0 0 0 0 0										
Mark Johnson, L (1, 2) OBP: 0.308, SLG: 0.227										3 3 3 0 2 0 0										
McKay Christensen, L (1, 8) OBP: 0.350, SLG: 0.429										4 1 1 0 0 0 5										
<b>Inning Stats</b>	R: 0 E: 0 K: 0 S: 11	H: 1 LOB: 1 BB: 1 P: 18	R: 0 E: 0 K: 0 S: 8	H: 1 LOB: 0 BB: 0 P: 10	R: 4 E: 0 K: 0 S: 20	H: 4 LOB: 2 BB: 2 P: 35	R: 2 E: 0 K: 1 S: 8	H: 3 LOB: 0 BB: 0 P: 16	R: 2 E: 0 K: 1 S: 13	H: 2 LOB: 3 BB: 3 P: 29	R: 0 E: 0 K: 0 S: 5	H: 0 LOB: 2 BB: 2 P: 13	R: 2 E: 0 K: 1 S: 11	H: 1 LOB: 1 BB: 2 P: 26	R: 0 E: 0 K: 0 S: 9	H: 2 LOB: 2 BB: 1 P: 17	1B: 9 2B: 1 3B: 1 HR: 3	SF: 1 SAC: 1 DP: 3 HBP: 0	WP: 0 PB: 0 SB: 4 CS: 1	PA: 45
<b>PITCHER</b>	IP WLS BF H R ER SO BB IBB HBP BLK WP HR S P ERA WHIP											IP WLS BF H R ER SO BB IBB HBP BLK WP HR S P ERA WHIP								
Bryan Rekar, R (1, 1) ERA: 5.4	4.0 L 22 9 7 7 1 4 0 0 0 0 0 0 12 24 15.75 3.250																			
Norm Charlton, L (5, 1) ERA: 4.5	1.0 7 2 1 1 1 2 0 0 0 0 0 0 12 24 9.00 4.000																			
Albie Lopez, R (6, 1) ERA: 6.14	2.0 11 1 2 2 1 4 0 0 0 0 0 1 16 39 9.00 2.500																			
Esteban Yan, R (8, 1) ERA: 5.06	1.0 5 2 0 0 0 1 0 0 0 0 0 0 9 17 0.00 3.000																			



Batter	1	2	3	4	5	6	7	8	9	AB	R	H	RBI	BB	SO	LOB	TOP					
Randy Winn, S OBP: 0.322, SLG: 0.422	G4-3		L8					G6-3		4	0	0	0	0	1	2						
Dave Martinez, L OBP: 0.378, SLG: 0.441	G1-3			G4-3			P6	P6		4	0	0	0	0	0	0						
Jose Canseco, R OBP: 0.375, SLG: 0.695										2	0	1	0	0	1	0						
Danny Clyburn, R OBP: 0.260, SLG: 0.370				K				G6-3		2	0	2	0	0	0	0						
Wade Boggs, L OBP: 0.323, SLG: 0.328										4	0	2	0	0	0	1						
Quinton McCracken, S OBP: 0.278, SLG: 0.348										4	1	1	0	0	1	4						
Paul Sorrento, L OBP: 0.250, SLG: 0.143										4	0	1	0	0	2	1						
Bobby Smith, R OBP: 0.241, SLG: 0.271										4	0	0	0	0	2	3						
Mike DiFelice, R OBP: 0.313, SLG: 0.688										4	0	2	1	0	1	0						
Kevin Stocker, S OBP: 0.425, SLG: 0.469										3	0	0	0	0	1	3						
<b>Inning Stats</b>	R: 0 E: 0 K: 0 S: 9	H: 1 LOB: 1 BB: 0 P: 13	R: 0 E: 0 K: 1 S: 9	H: 1 LOB: 1 BB: 0 P: 12	R: 0 E: 0 K: 0 S: 7	H: 0 LOB: 0 BB: 0 P: 11	R: 0 E: 0 K: 1 S: 14	H: 0 LOB: 0 BB: 0 P: 21	R: 1 E: 0 K: 2 S: 13	H: 3 LOB: 2 BB: 0 P: 20	R: 0 E: 0 K: 0 S: 7	H: 1 LOB: 1 BB: 0 P: 13	R: 0 E: 0 K: 1 S: 10	H: 1 LOB: 1 BB: 0 P: 16	R: 0 E: 0 K: 3 S: 16	H: 2 LOB: 2 BB: 0 P: 27	R: 0 E: 0 K: 3 S: 9	H: 0 LOB: 0 BB: 0 P: 16	1B: 6 2B: 3 3B: 0 HR: 0	SF: 0 SAC: 0 DP: 0 HBP: 0	WP: 0 PB: 0 CS: 0	PA: 35
<b>PITCHER</b>	IP	WLS	BF	H	R	ER	SO	BB	IBB	HBP	BLK	WP	HR	S	P	ERA	WHIP					
John Snyder, R ERA: 1.88	7.0	W	27	7	1	1	5	0	0	0	0	0	0	69	106	1.29	1.000					
Bryan Ward, L ERA: 8.53	1.0		5	2	0	0	1	0	0	0	0	0	0	16	27	0.00	2.000					
Sean Lowe, R ERA: 2.08	1.0		3	0	0	0	3	0	0	0	0	0	0	9	16	0.00	0.000					

**Tampa Bay Devil Rays @ Chicago White Sox**  
Comiskey Park, Chicago, IL  
Wed Apr 28 1999, 9:05 PM EDT  
Att: 10,300 - Unknown - 51 F

AB	35
R	1
H	9
RBI	1
BB	0
SO	9
LOB	14



Batter	1	2	3	4	5	6	7	8	9	AB	R	H	RBI	BB	SO	LOB	BOTTOM					
Ray Durham, S OBP: 0.434, SLG: 0.629	G1-3									5	1	1	2	0	2	4						
Mike Canuso, S OBP: 0.273, SLG: 0.264	L6									4	1	0	0	1	1	2						
Frank Thomas, R OBP: 0.538, SLG: 0.661										3	1	1	0	1	0	0						
Magglio Ordonez, R OBP: 0.338, SLG: 0.588										5	2	3	5	0	1	2						
Greg Norton, S OBP: 0.435, SLG: 0.358										3	2	1	0	2	1	1						
Darin Jackson, R OBP: 0.424, SLG: 0.750										4	1	1	0	1	0	2						
14 Paul Konerko, R OBP: 0.226, SLG: 0.271										4	0	1	0	0	1	4						
25 Jeff Abbott, R OBP: 0.225, SLG: 0.229										1	0	1	1	2	0	0						
Brook Fordyce, R OBP: 0.289, SLG: 0.314										3	1	1	1	1	0	2						
<b>Inning Stats</b>	R: 0 E: 0 K: 0 S: 10	H: 1 LOB: 1 BB: 0 P: 13	R: 1 E: 0 K: 0 S: 9	H: 1 LOB: 1 BB: 1 P: 19	R: 5 E: 1 K: 1 S: 16	H: 4 LOB: 2 BB: 1 P: 28	R: 0 E: 0 K: 1 S: 5	H: 0 LOB: 0 BB: 0 P: 6	R: 3 E: 0 K: 2 S: 18	H: 3 LOB: 2 BB: 2 P: 34	R: 0 E: 0 K: 0 S: 5	H: 1 LOB: 0 BB: 0 P: 8	R: 0 E: 0 K: 1 S: 10	H: 0 LOB: 2 BB: 2 P: 26	R: 0 E: 0 K: 1 S: 9	H: 0 LOB: 2 BB: 2 P: 17	1B: 7 2B: 2 3B: 0 HR: 2	SF: 1 SAC: 0 DP: 2 HBP: 1	WP: 0 PB: 0 CS: 0	PA: 42		
<b>PITCHER</b>	IP	WLS	BF	H	R	ER	SO	BB	IBB	HBP	BLK	WP	HR	S	P	ERA	WHIP					
Tony Saunders, L ERA: 7.5	4.1	L	26	8	8	8	3	4	0	0	0	0	0	12	20	0.00	1.200					
Rick White, R ERA: 1.93	1.2		6	2	0	0	1	0	0	0	0	0	0	10	26	0.00	2.000					
Jim Mecir, R ERA: 2.63	1.0		5	0	0	0	1	2	0	0	0	0	0	9	17	0.00	2.000					
Scott Aldred, L ERA:	1.0		5	0	0	0	1	2	0	0	0	0	0	9	17	0.00	2.000					

**Tampa Bay Devil Rays @ Chicago White Sox**  
Comiskey Park, Chicago, IL  
Wed Apr 28 1999, 9:05 PM EDT  
Att: 10,300 - Unknown - 51 F

AB	32
R	9
H	10
RBI	9
BB	8
SO	6
LOB	17










Batter	1	2	3	4	5	6	7	8	9	AB	R	H	RBI	BB	SO	LOB	TOP				
Frank Catalanotto, L OBP: 0.412, SLG: 0.633 Damion Easley, R OBP: 0.364, SLG: 0.545	G6-3		1B	2B		F7		K		4	0	2	1	0	0	1					
Gregg Jefferies, S OBP: 0.274, SLG: 0.306	F8		1B	G4-3			FC4-6 BB	G3		4	0	1	1	1	0	2					
Bobby Higginson, L OBP: 0.438, SLG: 0.500	K		HBP		F9		FC4-6 CS	FC6-4 BB		3	0	0	0	1	1	1					
Tony Clark, S OBP: 0.287, SLG: 0.368		4-1 BB	G4-3		K		K	FC6-4 CS		4	0	0	0	1	2	4					
Dean Palmer, R OBP: 0.345, SLG: 0.463	F9			S BB	1B			HR	K	4	2	2	1	1	1	2					
Karim Garcia, L OBP: 0.308, SLG: 0.432	K			K	K			WP HR		4	1	1	0	0	3	3					
Gabe Kapler, R OBP: 0.333, SLG: 0.500	K			P6		G6-3		HR		4	1	1	2	0	1	2					
Brad Ausmus, R OBP: 0.279, SLG: 0.386			K	E7 2B	1B	FC3-6 1B		G5-3		4	1	2	1	0	1	0					
Deivi Cruz, R OBP: 0.254, SLG: 0.314			1B	1B	2B	FC3-6 1-2		1B		4	2	3	1	0	0	1					
<b>Inning Stats</b>	R: 0 E: 0 K: 1 S: 7	H: 0 LOB: 0 BB: 0 P: 12	R: 0 E: 0 K: 2 S: 9	H: 0 LOB: 1 BB: 1 P: 18	R: 1 E: 0 K: 1 S: 15	H: 3 LOB: 2 BB: 0 P: 23	R: 3 E: 1 K: 1 S: 16	H: 3 LOB: 1 BB: 0 P: 24	R: 0 E: 0 K: 0 S: 17	H: 1 LOB: 1 BB: 0 P: 24	R: 0 E: 0 K: 1 S: 7	H: 0 LOB: 0 BB: 1 P: 13	R: 3 E: 0 K: 1 S: 18	H: 4 LOB: 1 BB: 0 P: 30	R: 0 E: 0 K: 1 S: 10	H: 0 LOB: 1 BB: 1 P: 17	1B: 8 2B: 3 3B: 0 HR: 2	SF: 0 SAC: 0 DP: 1 HBP: 1	WP: 1 PB: 0 SB: 1 CS: 2	PA: 41	
<b>PITCHER</b>	IP	WLS	BF	H	R	ER	SO	BB	IBB	HBP	BLK	WP	HR	S	P	ERA	WHIP				
Rolando Arroyo, R ERA: 6.11	6.0	L	28	8	4	4	7	2	0	1	0	0	0	71	110	6.00	1.667				
Scott Aldred, L ERA:	1.0		3	0	0	0	1	1	0	0	0	0	0	7	13	0.00	1.000				
Albie Lopez, R ERA: 7.8	0.1		5	4	3	3	0	0	0	0	0	1	2	13	22	81.00	12.000				
Esteban Yan, R ERA: 4.38	1.2		5	0	0	0	2	1	0	0	0	0	0	15	25	0.00	0.600				

**Detroit Tigers @ Tampa Bay Devil Rays**  
Tropicana Field, St. Petersburg, FL  
Fri Apr 30 1999, 7:05 PM EDT  
Att: 17,781 - Dome - 72 F


AB 36  
R 7  
H 12  
RBI 7  
BB 4  
SO 10  
LOB 17




Batter	1	2	3	4	5	6	7	8	9	AB	R	H	RBI	BB	SO	LOB	BOTTOM					
Quinton McCracken, S OBP: 0.284, SLG: 0.338	G3		K		FC5-4 CS	1B		G3-6-3	K	5	0	1	0	0	2	1						
Dave Martinez, L OBP: 0.397, SLG: 0.413	K		K		FC5-4 BB			K		3	0	0	0	1	3	0						
Jose Canseco, R OBP: 0.360, SLG: 0.663	E5 BB		P3		K			F8		4	0	0	0	0	1	2						
Fred McGriff, L OBP: 0.357, SLG: 0.533	BB			2B	FC5-4 1-2 2-3	2B		HR	1B	3	2	2	0	1	0	2						
John Flaherty, R OBP: 0.341, SLG: 0.486	G5-3			1B SF7	2B	CS	G5-3	HR		4	2	2	3	0	0	2						
Wade Boggs, L OBP: 0.328, SLG: 0.338	G2-3			1B		F7		HR	G4-6-3 BB	3	0	1	0	1	0	0						
Paul Sorrento, L OBP: 0.200, SLG: 0.118	L4		SF7			G1-3		G4-6-3		3	0	0	1	0	0	1						
Bobby Smith, R OBP: 0.279, SLG: 0.269 Randy Wirtz, S OBP: 0.312, SLG: 0.404		4-2 BB		K			1B WP G3-6-3 BB	K		1	1	0	0	2	1	1						
Kevin Stocker, S OBP: 0.416, SLG: 0.456	L3			G5-3			G3-6-3 1B	K		4	0	1	0	0	1	2						
<b>Inning Stats</b>	R: 0 E: 1 K: 1 S: 11	H: 0 LOB: 2 BB: 1 P: 17	R: 0 E: 0 K: 0 S: 11	H: 0 LOB: 1 BB: 1 P: 20	R: 0 E: 0 K: 2 S: 14	H: 0 LOB: 0 BB: 0 P: 19	R: 2 E: 0 K: 1 S: 12	H: 3 LOB: 1 BB: 0 P: 14	R: 0 E: 0 K: 0 S: 13	H: 1 LOB: 1 BB: 1 P: 19	R: 0 E: 0 K: 0 S: 5	H: 0 LOB: 0 BB: 0 P: 7	R: 1 E: 0 K: 1 S: 11	H: 1 LOB: 0 BB: 1 P: 19	R: 2 E: 0 K: 0 S: 10	H: 2 LOB: 0 BB: 1 P: 18	R: 0 E: 0 K: 3 S: 9	H: 0 LOB: 0 BB: 0 P: 13	1B: 4 2B: 2 3B: 0 HR: 1	SF: 1 SAC: 0 DP: 2 HBP: 0	WP: 1 PB: 0 SB: 1 CS: 1	PA: 38
<b>PITCHER</b>	IP	WLS	BF	H	R	ER	SO	BB	IBB	HBP	BLK	WP	HR	S	P	ERA	WHIP					
Jeff Weaver, R ERA: 2.45	5.0	W	22	4	2	2	5	3	0	0	0	1	0	61	89	3.60	1.400					
C.J. Nitkowski, L ERA: 7.0	2.0	H	7	1	1	1	1	1	0	0	0	1	0	16	26	4.50	1.000					
Doug Brocail, R ERA: 4.26	1.0		5	2	2	2	0	1	0	0	0	0	1	10	18	18.00	3.000					
Todd Jones, R ERA: 2.7	1.0	S	3	0	0	0	3	0	0	0	0	0	0	9	13	0.00	0.000					


**Detroit Tigers @ Tampa Bay Devil Rays**  
Tropicana Field, St. Petersburg, FL  
Fri Apr 30 1999, 7:05 PM EDT  
Att: 17,781 - Dome - 72 F

AB 31  
R 5  
H 7  
RBI 4  
BB 5  
SO 9  
LOB 11





Batter	1	2	3	4	5	6	7	8	9	AB	R	H	RBI	BB	SO	LOB	TOP				
<b>Bobby Higginson, L</b> OBP: 0.320, SLG: 0.481 (1, 9)	G6-3		SF7		P6			K		3	0	0	1	0	1	0	<b>Detroit Tigers @ Tampa Bay Devil Rays</b> Tropicana Field, St. Petersburg, FL Sat May 01 1999, 6:35 PM EDT Att: 18,203 - Dome - 72 F  <b>AB 29</b> <b>R 3</b> <b>H 4</b> <b>RBI 2</b> <b>BB 3</b> <b>SO 6</b> <b>LOB 7</b>  				
<b>Damion Easley, R</b> OBP: 0.348, SLG: 0.519 (1, 4)	P4		P4		G4-3			F8		4	0	0	0	0	0	1					
<b>Juan Encarnacion, R</b> OBP: 0.287, SLG: 0.472 (1, 7)	F9				1B			K		4	1	1	0	0	1	0					
<b>Tony Clark, S</b> OBP: 0.276, SLG: 0.352 (1, 3)		G4-3			F8			G1-3		4	0	0	0	0	0	1					
<b>Dean Palmer, R</b> OBP: 0.341, SLG: 0.446 (1, 5)		G5-3			1B			K		3	1	0	0	1	2	0					
<b>Gabe Kapler, R</b> OBP: 0.375, SLG: 0.462 (1, 8)		G1-3			E9			K		3	0	1	1	1	1	0					
<b>Gregg Jefferies, S</b> OBP: 0.276, SLG: 0.299 (1, 10)					G6-3			FC1-5-4-1-6		2	0	0	0	1	0	1					
<b>Brad Ausmus, R</b> OBP: 0.281, SLG: 0.383 (1, 2)					G4-6-3			K		3	1	1	0	0	1	3					
<b>Deivi Cruz, R</b> OBP: 0.257, SLG: 0.315 (1, 6)					G6-3			G6-3		3	0	1	0	0	0	1					
<b>Inning Stats</b>	R: 0 E: 0 K: 0 S: 7	H: 0 LOB: 0 BB: 0 P: 10	R: 0 E: 0 K: 0 S: 8	H: 0 LOB: 0 BB: 0 P: 12	R: 1 E: 0 K: 0 S: 8	H: 2 LOB: 1 BB: 0 P: 12	R: 2 E: 1 K: 0 S: 7	H: 2 LOB: 1 BB: 2 P: 17	R: 0 E: 0 K: 1 S: 5	H: 0 LOB: 0 BB: 0 P: 8	R: 0 E: 0 K: 1 S: 8	H: 0 LOB: 1 BB: 1 P: 16	R: 0 E: 0 K: 2 S: 7	H: 0 LOB: 0 BB: 0 P: 12	R: 0 E: 0 K: 2 S: 8	H: 0 LOB: 0 BB: 0 P: 14	1B: 4 2B: 0 3B: 0 HR: 0	SF: 1 SAC: 0 DP: 1 HBP: 0	WP: 0 PB: 0 SB: 3 CS: 0	PA: 33	
<b>PITCHER</b>	IP	WLS	BF	H	R	ER	SO	BB	IBB	HBP	BLK	WP	HR	S	P	ERA	WHIP				
<b>Bobby Witt, R</b> ERA: 3.03	7.0	W	27	4	3	2	2	3	0	0	0	0	0	52	86	2.57	1.000				
<b>Scott Aldred, L</b> ERA: 2.2	0.1	H	1	0	0	0	1	0	0	0	0	0	0	3	6	0.00	0.000				
<b>Jim Mecir, R</b> ERA: 2.2	0.2	H	2	0	0	0	1	0	0	0	0	0	0	4	6	0.00	0.000				
<b>Roberto Hernandez, R</b> ERA: 1.88	1.0	S	3	0	0	0	2	0	0	0	0	0	0	8	14	0.00	0.000				

Batter	1	2	3	4	5	6	7	8	9	AB	R	H	RBI	BB	SO	LOB	BOTTOM				
<b>Randy Winn, S</b> OBP: 0.320, SLG: 0.424 (1, 8)	3B	K			2B			SF7		3	1	2	1	0	1	1	<b>Detroit Tigers @ Tampa Bay Devil Rays</b> Tropicana Field, St. Petersburg, FL Sat May 01 1999, 6:35 PM EDT Att: 18,203 - Dome - 72 F  <b>AB 29</b> <b>R 4</b> <b>H 7</b> <b>RBI 4</b> <b>BB 2</b> <b>SO 6</b> <b>LOB 7</b>  				
<b>Dave Martinez, L</b> OBP: 0.382, SLG: 0.430 (1, 9)	1B				F8			F7		4	1	1	1	0	0	3					
<b>Jose Canseco, R</b> OBP: 0.346, SLG: 0.633 (1, 10)	K				L8			G6-3		4	0	0	0	0	1	1					
<b>Fred McGriff, L</b> OBP: 0.352, SLG: 0.519 (1, 3)	G6-3				K			K		4	0	1	1	0	2	0					
<b>Wade Boggs, L</b> OBP: 0.315, SLG: 0.324 (1, 5)	G6-3				G4-3			F8		3	0	0	0	0	0	1					
<b>David Lamb, S</b> OBP: 0.217, SLG: 0.318 (8, 4)	G6-3				G4-3			F8		1	0	0	0	0	0	0					
<b>Bobby Smith, R</b> OBP: 0.286, SLG: 0.255 (1, 4) (8, 5)	K				G1-3			G6-3		3	0	0	0	0	1	0					
<b>Paul Sorrento, L</b> OBP: 0.261, SLG: 0.158 (1, 7) <b>Quinton McCracken, S</b> OBP: 0.284, SLG: 0.338 (7, PR) (8, 7)	G4-3				K			BB		2	1	0	1	1	0	0					
<b>Mike DiFelice, R</b> OBP: 0.316, SLG: 0.632 (1, 2)	G4-3				G6-3			BB		3	0	1	0	0	0	1					
<b>Kevin Stocker, S</b> OBP: 0.425, SLG: 0.457 (1, 6)					P3			BB		2	0	1	1	1	0	0					
<b>Inning Stats</b>	R: 2 E: 0 K: 1 S: 14	H: 3 LOB: 0 BB: 0 P: 20	R: 1 E: 0 K: 2 S: 12	H: 1 LOB: 1 BB: 1 P: 20	R: 0 E: 0 K: 1 S: 8	H: 0 LOB: 0 BB: 0 P: 16	R: 0 E: 0 K: 1 S: 6	H: 0 LOB: 0 BB: 0 P: 11	R: 0 E: 0 K: 0 S: 7	H: 0 LOB: 2 BB: 1 P: 9	R: 1 E: 0 K: 0 S: 10	H: 2 LOB: 2 BB: 1 P: 17	R: 0 E: 0 K: 1 S: 12	H: 0 LOB: 0 BB: 0 P: 18	1B: 5 2B: 1 3B: 1 HR: 0	SF: 1 SAC: 0 DP: 1 HBP: 0	WP: 0 PB: 0 SB: 0 CS: 0	PA: 32			
<b>PITCHER</b>	IP	WLS	BF	H	R	ER	SO	BB	IBB	HBP	BLK	WP	HR	S	P	ERA	WHIP				
<b>Brian Moehler, R</b> ERA: 4.23	6.1	L	26	7	4	4	4	1	0	0	0	0	0	58	91	5.68	1.263				
<b>44 Sean Runyan, L</b> ERA: 3.68	0.2		3	0	0	0	0	1	0	0	0	0	0	6	12	0.00	1.500				
<b>Matt Anderson, R</b> ERA: 0.82	1.0		3	0	0	0	1	0	0	0	0	0	0	12	18	0.00	0.000				







Batter	1	2	3	4	5	6	7	8	9	AB	R	H	RBI	BB	SO	LOB	TOP										
<b>Gregg Jefferies, S</b> (1, 10) OBP: 0.272, SLG: 0.326	0-1 HR	1-1 G4-6-3		1-2 G4-3		0-1 F7			0-0 P3	5	1	1	1	0	0	2											
<b>Damion Easley, R</b> (1, 4) OBP: 0.373, SLG: 0.567	1-0 G1-3		3-2 1B	1-1 1B			0-0 G6-3		2-0 1B	5	1	4	0	0	0	0											
<b>Bobby Higginson, L</b> (1, 9) OBP: 0.409, SLG: 0.483	3-3 K		1-1 F7	1-1 F7			1-3 K		0-0 L6	5	0	0	0	0	2	4											
<b>Dean Palmer, R</b> (1, 5) OBP: 0.354, SLG: 0.467 <b>Frank Catalanotto, L</b> (6, 5) OBP: 0.390, SLG: 0.595	0-2 2B		1-2 1B	1-3 2B			2-2 G6-3		3-2 G4-3	3	1	2	0	0	1	1											
<b>Tony Clark, S</b> (1, 3) OBP: 0.265, SLG: 0.337	0-0 G4-3		1-3 K				3-3 K			4	0	0	0	0	2	4											
<b>Gabe Kapler, R</b> (1, 8) OBP: 0.320, SLG: 0.364		1-3 K	0-1 2B	1-1 F8				0-0 G6-3		4	1	1	1	0	1	0											
<b>Juan Encarnacion, R</b> (1, 7) OBP: 0.310, SLG: 0.457		4-0 1B	0-1 1B	1-1 F8				2-2 1B		3	2	2	1	1	0	0											
<b>Brad Ausmus, R</b> (1, 2) OBP: 0.294, SLG: 0.381		2-2 1B	2-0 1B	1-3 K			1-3 K		1-2 F8	3	0	1	2	0	1	1											
<b>Deivi Cruz, R</b> (1, 6) OBP: 0.272, SLG: 0.329 <b>Luis Garcia, R</b> (7, 6) OBP: 0.111, SLG: 0.222		1-1 1B	1-1 F8	1-1 G5-3				3-3 K		3	0	1	1	0	0	1											
<b>Inning Stats</b>	R: 1 E: 0 K: 1 S: 11	H: 2 LOB: 1 BB: 0 P: 15	R: 1 E: 0 K: 1 S: 13	H: 1 LOB: 1 BB: 1 P: 21	R: 4 E: 0 K: 1 S: 20	H: 5 LOB: 1 BB: 0 P: 29	R: 0 E: 0 K: 1 S: 11	H: 1 LOB: 0 BB: 0 P: 15	R: 0 E: 0 K: 0 S: 6	H: 0 LOB: 0 BB: 0 P: 9	R: 0 E: 0 K: 1 S: 15	H: 1 LOB: 1 BB: 0 P: 21	R: 0 E: 0 K: 1 S: 16	H: 1 LOB: 1 BB: 0 P: 22	R: 0 E: 0 K: 0 S: 7	H: 1 LOB: 1 BB: 0 P: 12	1B: 8 2B: 3 3B: 0 HR: 1	SF: 0 SAC: 0 DP: 1 HBP: 1	WP: 0 PB: 0 SB: 0 CS: 0	PA: 40							
<b>PITCHER</b>	IP	WLS	BF	H	R	ER	SO	BB	IBB	HBP	BLK	WP	HR	S	P	ERA	WHIP										
<b>Tony Saunders, L</b> (1, 1) ERA: 8.67	3.0		18	8	6	6	3	1	0	1	0	0	1	44	65	18.00	3.000										
<b>Esteban Yan, R</b> (4, 1) ERA: 3.51	4.0	W	14	2	0	0	4	0	0	0	0	0	0	39	54	0.00	0.500										
<b>Rick White, R</b> (8, 1) ERA: 2.0	2.0		8	2	0	0	1	0	0	0	0	0	0	23	34	0.00	1.000										

**Detroit Tigers @ Tampa Bay Devil Rays**  
Tropicana Field, St. Petersburg, FL  
Mon May 03, 1999, 7:05 PM EDT  
Att: 13,157 - Dome - 72 F

AB	38
R	6
H	12
RBI	6
BB	1
SO	8
LOB	16



Batter	1	2	3	4	5	6	7	8	9	AB	R	H	RBI	BB	SO	LOB	BOTTOM										
<b>Quinton McCracken, S</b> (1, 8) OBP: 0.319, SLG: 0.372	2-1 1B	4-1 1B	1-1 FC3-6	2-0 2B		0-1 G4-3				4	3	2	3	1	0	2											
<b>Dave Martinez, L</b> (1, 9) OBP: 0.374, SLG: 0.440	2-0 E	2-1 1B	1-0 F7	1-0 F7			2-2 G3			5	1	3	4	0	0	2											
<b>Jose Canseco, R</b> (1, 10) OBP: 0.342, SLG: 0.626	3-2 L5	0-0 SF9	0-0 K	1-2 2B			1-3 K			4	0	1	3	0	2	3											
<b>Fred McGriff, L</b> (1, 3) OBP: 0.367, SLG: 0.535 <b>Randy Winn, S</b> (9, 8) OBP: 0.314, SLG: 0.406	4-2 3H	2-2 G6-3					2-2 F7			3	1	0	0	2	1	2											
<b>John Flaherty, R</b> (1, 2) OBP: 0.315, SLG: 0.432	0-0 L6		1-2 F8	1-1 1B	2-0 F8			1-2 L6		4	1	0	0	0	0	1											
<b>Wade Boggs, L</b> (1, 5) OBP: 0.325, SLG: 0.333 <b>Bobby Smith, R</b> (8, 5) OBP: 0.261, SLG: 0.250	1-0 L9		1-1 1B	2-1 2B	2-0 G4-3			0-2 G4-3		4	2	2	1	0	0	1											
<b>Paul Sorrento, L</b> (1, 7) OBP: 0.357, SLG: 0.318		1-1 1B	4-2 BB	0-2 1B	1-0 F7			1-0 2B		3	3	2	1	1	0	0											
<b>David Lamb, S</b> (1, 4) OBP: 0.281, SLG: 0.310		2-3 K	0-1 FC3-6	0-0 1B	0-0 G6-3			2-3 K		4	2	1	1	1	2	2											
<b>Kevin Stocker, S</b> (1, 6) OBP: 0.409, SLG: 0.429		1-2 1B	4-1 FC3-6	0-0 L5				0-0 F9		3	1	1	0	1	0	3											
<b>Inning Stats</b>	R: 2 E: 0 K: 0 S: 14	H: 2 LOB: 1 BB: 1 P: 26	R: 3 E: 0 K: 1 S: 16	H: 2 LOB: 1 BB: 1 P: 28	R: 3 E: 0 K: 1 S: 17	H: 3 LOB: 2 BB: 2 P: 31	R: 6 E: 0 K: 1 S: 22	H: 4 LOB: 1 BB: 2 P: 38	R: 0 E: 0 K: 0 S: 3	H: 0 LOB: 0 BB: 0 P: 8	R: 0 E: 0 K: 0 S: 4	H: 0 LOB: 0 BB: 0 P: 4	R: 0 E: 0 K: 1 S: 9	H: 1 LOB: 1 BB: 0 P: 14	R: 0 E: 0 K: 1 S: 11	H: 1 LOB: 1 BB: 0 P: 15	1B: 8 2B: 4 3B: 0 HR: 0	SF: 1 SAC: 0 DP: 0 HBP: 2	WP: 1 PB: 1 SB: 1 CS: 0	PA: 44							
<b>PITCHER</b>	IP	WLS	BF	H	R	ER	SO	BB	IBB	HBP	BLK	WP	HR	S	P	ERA	WHIP										
<b>Willie Blair, R</b> (1, 1) ERA: 7.76	2.1	L	18	6	8	7	1	4	0	1	0	0	0	16	31	67.50	7.500										
<b>Mel Rojas, R</b> (3, 1) ERA: 18.26	0.2		8	3	5	5	1	2	0	1	0	0	0	16	31	67.50	7.500										
<b>44 Sean Runyan, L</b> (4, 1) ERA: 3.48	3.0		11	2	1	1	1	0	0	0	0	0	0	19	29	3.00	0.667										
<b>Masao Kida, R</b> (7, 1) ERA: 5.94	1.0		3	0	0	0	1	0	0	0	0	0	0	9	14	0.00	0.000										
<b>Doug Brocail, R</b> (8, 1) ERA: 3.95	1.0		4	1	0	0	1	0	0	0	0	1	0	11	15	0.00	1.000										

**Detroit Tigers @ Tampa Bay Devil Rays**  
Tropicana Field, St. Petersburg, FL  
Mon May 03, 1999, 7:05 PM EDT  
Att: 13,157 - Dome - 72 F

AB	35
R	14
H	12
RBI	13
BB	6
SO	5
LOB	16





Batter	1	2	3	4	5	6	7	8	9	AB	R	H	RBI	BB	SO	LOB	TOP										
<b>Carlos Beltrán, S</b> OBP: 0.330, SLG: 0.457 (1, 8)										4	1	1	3	0	2	1	<b>Kansas City Royals @ Tampa Bay Devil Rays</b> Tropicana Field, St. Petersburg, FL Tue May 04 1999, 7:05 PM EDT Att: 12,862 - Dome - 72 F										
<b>Joe Randa, R</b> OBP: 0.315, SLG: 0.402 (1, 5)										3	0	0	0	2	1	3											
<b>Johnny Damon, L</b> OBP: 0.346, SLG: 0.352 (1, 7)										5	0	2	1	0	0	3											
<b>29 Mike Sweeney, R</b> OBP: 0.415, SLG: 0.521 (1, 10)										4	1	1	0	1	0	2											
<b>Jermaine Dye, R</b> OBP: 0.343, SLG: 0.543 (1, 9)										4	1	1	0	0	2	2											
<b>Scott Leius, R</b> OBP: 0.320, SLG: 0.450 (1, 3)										2	0	0	0	1	1	2											
<b>Scott Pose, L</b> OBP: 0.476, SLG: 0.375 (9, PH)										0	1	0	0	1	0	0											
<b>Chad Kreuter, S</b> OBP: 0.262, SLG: 0.245 (9, 2)										0	0	0	0	0	0	0											
<b>Tim Spehr, R</b> OBP: 0.407, SLG: 0.625 (9, PH)										3	0	1	0	0	0	2											
<b>Larry Sutton, L</b> OBP: 0.311, SLG: 0.463 (9, 3)										0	0	0	1	0	0	0											
<b>Carlos Febles, R</b> OBP: 0.347, SLG: 0.482 (1, 4)										3	0	0	0	1	2	3											
<b>Rey Sanchez, R</b> OBP: 0.319, SLG: 0.395 (1, 6)										3	1	1	0	1	0	2											
<b>Inning Stats</b>	R: 0 E: 0 K: 1 S: 9	H: 0 LOB: 0 BB: 1 P: 14	R: 0 E: 0 K: 1 S: 11	H: 0 LOB: 1 BB: 1 P: 19	R: 0 E: 0 K: 1 S: 7	H: 1 LOB: 0 BB: 0 P: 11	R: 0 E: 0 K: 2 S: 14	H: 1 LOB: 1 BB: 1 P: 23	R: 0 E: 0 K: 1 S: 8	H: 0 LOB: 0 BB: 0 P: 11	R: 0 E: 1 K: 0 S: 9	H: 0 LOB: 1 BB: 0 P: 15	R: 0 E: 0 K: 1 S: 10	H: 0 LOB: 2 BB: 3 P: 21	R: 5 E: 0 K: 0 S: 19	H: 4 LOB: 2 BB: 3 P: 36	1B: 6 2B: 0 3B: 1 HR: 0	SF: 1 SAC: 0 DP: 0 HBP: 1	WP: 0 PB: 0 SB: 0 CS: 3	PA: 41							
<b>PITCHER</b>	IP	WLS	BF	H	R	ER	SO	BB	IBB	HBP	BLK	WP	HR	S	P	ERA	WHIP										
<b>Wilson Alvarez, L</b> ERA: 3.54 (1, 1)	7.0		25	3	0	0	7	3	0	0	0	0	0	65	103	0.00	0.857										
<b>Jim Meier, R</b> ERA: 2.12 (8, 1)	0.2	H	4	0	0	0	1	1	0	1	0	0	0	8	17	0.00	1.500										
<b>Roberto Hernandez, R</b> ERA: 4.7 (8, 1)	1.0	L	9	3	5	5	0	3	0	0	0	0	0	17	34	45.00	6.000										
<b>Scott Aldred, L</b> ERA: (9, 1)	0.0		1	1	0	0	0	0	0	0	0	0	0	2	2	=	=										
<b>Eddie Gaillard, R</b> ERA: (9, 1)	0.1		1	0	0	0	0	0	0	0	0	0	0	2	4	0.00	0.000										

Batter	1	2	3	4	5	6	7	8	9	AB	R	H	RBI	BB	SO	LOB	BOTTOM										
<b>Quinton McCracken, S</b> OBP: 0.326, SLG: 0.371 (1, 8)										3	1	1	0	1	1	0	<b>Kansas City Royals @ Tampa Bay Devil Rays</b> Tropicana Field, St. Petersburg, FL Tue May 04 1999, 7:05 PM EDT Att: 12,862 - Dome - 72 F										
<b>Dave Martinez, L</b> OBP: 0.369, SLG: 0.432 (1, 9)										4	0	1	0	0	1	2											
<b>Jose Canseco, R</b> OBP: 0.356, SLG: 0.627 (1, 10)										3	1	2	1	1	0	2											
<b>Fred McGriff, L</b> OBP: 0.373, SLG: 0.578 (1, 3)										4	1	2	2	0	0	2											
<b>John Flaherty, R</b> OBP: 0.323, SLG: 0.435 (1, 2)										4	0	2	0	0	0	2											
<b>Wade Boggs, L</b> OBP: 0.313, SLG: 0.320 (1, 5)										3	0	0	0	0	0	2											
<b>David Lamb, S</b> OBP: 0.273, SLG: 0.300 (8, 4)										1	0	0	0	0	1	0											
<b>Paul Sorrento, L</b> OBP: 0.356, SLG: 0.320 (1, 7)										3	0	1	0	0	1	1											
<b>Randy Winn, S</b> OBP: 0.311, SLG: 0.402 (8, 8)										1	0	0	0	0	0	0											
<b>Bobby Smith, R</b> OBP: 0.260, SLG: 0.250 (1, 4)										4	0	1	0	0	0	2											
<b>Kevin Stocker, S</b> OBP: 0.407, SLG: 0.425 (1, 6)										3	0	1	0	0	0	1											
<b>Inning Stats</b>	R: 1 E: 0 K: 0 S: 12	H: 3 LOB: 1 BB: 0 P: 19	R: 0 E: 0 K: 0 S: 9	H: 1 LOB: 0 BB: 0 P: 14	R: 0 E: 0 K: 0 S: 7	H: 1 LOB: 1 BB: 1 P: 17	R: 1 E: 0 K: 0 S: 10	H: 2 LOB: 1 BB: 0 P: 18	R: 0 E: 0 K: 2 S: 13	H: 0 LOB: 0 BB: 0 P: 17	R: 0 E: 0 K: 0 S: 5	H: 2 LOB: 1 BB: 0 P: 8	R: 0 E: 0 K: 1 S: 6	H: 1 LOB: 0 BB: 0 P: 10	R: 1 E: 0 K: 0 S: 8	H: 1 LOB: 1 BB: 1 P: 16	R: 0 E: 0 K: 1 S: 8	H: 0 LOB: 0 BB: 0 P: 9	1B: 9 2B: 1 3B: 0 HR: 1	SF: 0 SAC: 0 DP: 3 HBP: 0	WP: 0 PB: 0 SB: 1 CS: 1	PA: 35					
<b>PITCHER</b>	IP	WLS	BF	H	R	ER	SO	BB	IBB	HBP	BLK	WP	HR	S	P	ERA	WHIP										
<b>Jeff Suppan, R</b> ERA: 3.76 (1, 1)	7.0		27	10	2	2	3	1	0	0	0	0	0	62	103	2.57	1.571										
<b>Terry Mathews, R</b> ERA: 3.89 (8, 1)	1.0	W	5	1	1	1	0	1	0	0	0	0	0	8	16	9.00	2.000										
<b>Jeff Montgomery, R</b> ERA: 5.25 (9, 1)	1.0	S	3	0	0	0	1	0	0	0	0	0	0	8	9	0.00	0.000										

AB	31
R	5
H	7
RBI	5
BB	7
SO	8
LOB	20



AB	33
R	3
H	11
RBI	3
BB	2
SO	4
LOB	14






Batter	1	2	3	4	5	6	7	8	9	AB	R	H	RBI	BB	SO	LOB	TOP										
<b>Carlos Beltrán, S</b> OBP: 0.325, SLG: 0.455 (1, 8)	F8		G6-3		F8		G4-3	K		5	1	1	0	0	1	1	<b>Kansas City Royals @ Tampa Bay Devil Rays</b> Tropicana Field, St. Petersburg, FL Wed May 05 1999, 7:05 PM EDT Att: 14,545 - Dome - 72 F										
<b>Joe Randa, R</b> OBP: 0.319, SLG: 0.402 (1, 5)	G4-3		F9		G4-3		BB G4-3	1B		5	0	2	1	0	0	0											
<b>Johnny Damon, L</b> OBP: 0.339, SLG: 0.375 (1, 7)	K		F8		HR		G4-3	G1-3		5	1	1	2	0	1	2											
<b>29 Mike Sweeney, R</b> OBP: 0.414, SLG: 0.590 (1, 10)		F8		HR	HR		P3			5	2	2	2	0	1	1											
<b>Larry Sutton, L</b> OBP: 0.360, SLG: 0.452 (1, 3)		BB HBP BB		HR BB	BB		BB	K		1	1	0	0	4	1	0											
<b>Jermaine Dye, R</b> OBP: 0.336, SLG: 0.520 (1, 9)		K		F9	F9		BB	K		4	0	0	0	1	2	3											
<b>Chad Kreuter, S</b> OBP: 0.292, SLG: 0.321 (1, 2)		BB HBP		HR			G6-3 1B	K		3	1	2	2	0	1	3											
<b>Steve Scarson, R</b> OBP: 0.250, SLG: 0.125 (1, 6)		BB		K			K	K		3	0	0	0	1	3	1											
<b>Carlos Febles, R</b> OBP: 0.343, SLG: 0.494 (1, 4)	F8		K		K		G6-3	K		4	1	1	0	0	1	4											
<b>Inning Stats</b>	R: 0 E: 0 K: 1 S: 7	H: 0 LOB: 0 BB: 0 P: 13	R: 0 E: 0 K: 1 S: 15	H: 0 LOB: 3 BB: 2 P: 31	R: 0 E: 0 K: 0 S: 9	H: 0 LOB: 0 BB: 0 P: 12	R: 3 E: 0 K: 2 S: 14	H: 2 LOB: 1 BB: 1 P: 22	R: 2 E: 0 K: 0 S: 15	H: 2 LOB: 1 BB: 0 P: 26	R: 0 E: 0 K: 1 S: 7	H: 1 LOB: 0 BB: 0 P: 9	R: 1 E: 0 K: 1 S: 15	H: 2 LOB: 2 BB: 2 P: 33	R: 1 E: 0 K: 2 S: 12	H: 2 LOB: 1 BB: 0 P: 18		R: 0 E: 0 K: 3 S: 9	H: 0 LOB: 0 BB: 0 P: 12	1B: 3 2B: 1 3B: 1 HR: 4	SF: 0 SAC: 0 DP: 1 HBP: 1	WP: 0 PB: 0 SB: 0 CS: 0	PA: 42				
<b>PITCHER</b>	IP	WLS	BF	H	R	ER	SO	BB	IBB	HBP	BLK	WP	HR	S	P	ERA	WHIP										
<b>Ryan Rupe, R</b> ERA: 9.64 (1, 1)	4.2		23	4	5	5	4	4	0	1	0	0	4	57	99	9.64	1.714										
<b>Rick White, R</b> ERA: 2.33 (5, 1)	1.1	W	6	3	1	1	1	0	0	0	0	0	0	15	22	6.75	2.250										
<b>Scott Aldred, L</b> ERA: (7, 1)	0.1		1	0	0	0	0	0	0	0	0	0	0	2	4	0.00	0.000										
<b>Jim Mecir, R</b> ERA: 2.41 (7, 1)	1.2		9	2	1	1	3	2	0	0	0	0	0	20	39	5.40	2.400										
<b>Roberto Hernandez, R</b> ERA: 4.41 (9, 1)	1.0	S	3	0	0	0	3	0	0	0	0	0	0	9	12	0.00	0.000										

Batter	1	2	3	4	5	6	7	8	9	AB	R	H	RBI	BB	SO	LOB	BOTTOM										
<b>Quinton McCracken, S</b> OBP: 0.330, SLG: 0.370 (1, 8) (9, 7)	G4-3		L7		SF9		BB 1B			3	0	1	2	1	0	0	<b>Kansas City Royals @ Tampa Bay Devil Rays</b> Tropicana Field, St. Petersburg, FL Wed May 05 1999, 7:05 PM EDT Att: 14,545 - Dome - 72 F										
<b>Dave Martinez, L</b> OBP: 0.389, SLG: 0.457 (1, 9)	F7		1B HR		CS		FC6-4 1B	BB		4	2	3	0	1	0	0											
<b>Jose Canseco, R</b> OBP: 0.359, SLG: 0.625 <b>Danny Clyburn, R</b> OBP: 0.279, SLG: 0.345 (1, 10) (3, PR)	G5-3		HR 1B		G5-3		F8	BB		2	0	1	0	0	0	0											
<b>Fred McGriff, L</b> OBP: 0.383, SLG: 0.642 (1, 3)	F8		HR		HR		FC6-4 1B	K		5	2	3	4	0	1	3											
<b>John Flaherty, R</b> OBP: 0.317, SLG: 0.456 (1, 2)	HR		G5-3		F8		FC6-4 1B	G6-3		5	1	1	1	0	0	3											
<b>Wade Boggs, L</b> OBP: 0.308, SLG: 0.316 <b>David Lamb, S</b> OBP: 0.297, SLG: 0.324 (1, 5) (3, 4)	G4-3		G6-3		HR		1B	K		1	0	0	0	0	0	0											
<b>Paul Sorrento, L</b> OBP: 0.400, SLG: 0.464 <b>Randy Winn, S</b> OBP: 0.317, SLG: 0.408 (1, 7) (6, PH) (9, 8)	BB		G3 1B		HR		L9	1B		3	2	2	2	1	0	2											
<b>Bobby Smith, R</b> OBP: 0.269, SLG: 0.261 (1, 4) (3, 5)	1B		G1-3		1B		G5-3	F9		5	1	2	0	0	0	2											
<b>Kevin Stocker, S</b> OBP: 0.400, SLG: 0.417 (1, 6)	G4-3		G3		CS		K			4	0	1	0	0	1	3											
<b>Inning Stats</b>	R: 0 E: 0 K: 0 S: 8	H: 2 LOB: 2 BB: 1 P: 17	R: 3 E: 0 K: 0 S: 8	H: 3 LOB: 1 BB: 0 P: 14	R: 1 E: 0 K: 0 S: 9	H: 3 LOB: 2 BB: 0 P: 14	R: 4 E: 0 K: 0 S: 18	H: 5 LOB: 0 BB: 0 P: 34	R: 1 E: 0 K: 2 S: 16	H: 2 LOB: 2 BB: 1 P: 27	R: 0 E: 0 K: 2 S: 12	H: 1 LOB: 3 BB: 2 P: 24	R: 0 E: 0 K: 1 S: 10	H: 1 LOB: 1 BB: 0 P: 15	1B: 12 2B: 1 3B: 0 HR: 4	SF: 1 SAC: 0 DP: 0 HBP: 0		WP: 0 PB: 0 SB: 0 CS: 1	PA: 45								
<b>PITCHER</b>	IP	WLS	BF	H	R	ER	SO	BB	IBB	HBP	BLK	WP	HR	S	P	ERA	WHIP										
<b>Jay Witasick, R</b> ERA: 7.31 (1, 1)	4.0	L	22	9	6	6	0	1	0	0	0	0	1	32	56	13.50	2.500										
<b>Don Wengert, R</b> ERA: 7.91 (5, 1)	2.0		12	6	4	4	0	1	0	0	0	0	1	32	56	18.00	3.500										
<b>Scott Service, R</b> ERA: 8.78 (7, 1)	0.2		5	1	0	0	1	2	0	0	0	0	0	9	19	0.00	4.500										
<b>Matt Whisenant, L</b> ERA: 1.74 (7, 1)	1.1		5	1	0	0	2	0	0	0	0	0	0	13	20	0.00	0.750										

**AB 35**  
**R 7**  
**H 9**  
**RBI 7**  
**BB 6**  
**SO 11**  
**LOB 15**



**AB 39**  
**R 10**  
**H 17**  
**RBI 10**  
**BB 4**  
**SO 3**  
**LOB 17**





Batter	1	2	3	4	5	6	7	8	9	AB	R	H	RBI	BB	SO	LOB	TOP										
Scott Pose, L OBP: 0.385, SLG: 0.286 (1, 7)	F8	G3-1		F7		FC4-6 1B		F7		5	0	0	0	0	0	6	<b>Kansas City Royals @ Tampa Bay Devil Rays</b> Tropicana Field, St. Petersburg, FL Thu May 06 1999, 12:35 PM EDT Att: 13,732 - Dome - 72 F <a href="http://livebaseballscorecards.com">livebaseballscorecards.com</a>										
Joe Randa, R OBP: 0.322, SLG: 0.402 (1, 5)	P4		K		F9					5	0	2	1	0	1	0											
Johnny Damon, L OBP: 0.333, SLG: 0.366 (1, 8)			G4-3		L4					5	0	1	0	0	1	3											
29 Mike Sweeney, R OBP: 0.411, SLG: 0.593 Tim Spehr, R OBP: 0.429, SLG: 0.640 Scott Leius, R OBP: 0.308, SLG: 0.429 (1, 2) (6, 2) (9, FH)	K		G5-3							3	0	1	0	0	1	1											
Larry Sutton, L OBP: 0.364, SLG: 0.422 (1, 3)					2B					1	1	1	0	0	0	0											
Jermaine Dye, R OBP: 0.335, SLG: 0.524 (1, 9)										1	0	0	0	0	0	0											
Chad Kreuter, S OBP: 0.304, SLG: 0.310 (1, 10)										3	0	0	0	2	1	0											
Carlos Febles, R OBP: 0.356, SLG: 0.500 (1, 4)										5	1	2	0	0	1	2											
Rey Sanchez, R OBP: 0.326, SLG: 0.400 (1, 6)										2	1	0	0	2	1	2											
Inning Stats	R: 0 E: 0 K: 1 S: 9	H: 1 LOB: 1 BB: 0 P: 17	R: 1 E: 0 K: 1 S: 12	H: 2 LOB: 2 BB: 1 P: 22	R: 0 E: 0 K: 1 S: 5	H: 0 LOB: 0 BB: 0 P: 5	R: 1 E: 0 K: 1 S: 17	H: 2 LOB: 2 BB: 1 P: 31	R: 0 E: 0 K: 0 S: 6	H: 1 LOB: 2 BB: 1 P: 12	R: 1 E: 0 K: 2 S: 16	H: 2 LOB: 2 BB: 0 P: 23	R: 1 E: 0 K: 1 S: 13	H: 2 LOB: 1 BB: 1 P: 20	R: 0 E: 0 K: 0 S: 6	H: 1 LOB: 1 BB: 0 P: 11		R: 0 E: 0 K: 1 S: 8	H: 0 LOB: 0 BB: 0 P: 12	1B: 9 2B: 2 3B: 0 HR: 0	SF: 0 SAC: 0 DP: 1 HBP: 1	WP: 0 PB: 0 SB: 1 CS: 1	PA: 42				
PITCHER	IP	WLS	BF	H	R	ER	SO	BB	IBB	HBP	BLK	WP	HR	S	P	ERA	WHIP										
Rolando Arjojo, R ERA: 5.91 Albie Lopez, R ERA: 7.47 Scott Aldred, L ERA: 4.15 Roberto Hernandez, R ERA: 4.15	7.0	3	35	10	4	4	7	4	0	1	0	0	0	78	130	5.14	2.000										

Batter	1	2	3	4	5	6	7	8	9	AB	R	H	RBI	BB	SO	LOB	BOTTOM										
Randy Winn, S OBP: 0.315, SLG: 0.396 (1, 8)	G6-3		FC1-5							3	1	0	0	1	0	2	<b>Kansas City Royals @ Tampa Bay Devil Rays</b> Tropicana Field, St. Petersburg, FL Thu May 06 1999, 12:35 PM EDT Att: 13,732 - Dome - 72 F <a href="http://livebaseballscorecards.com">livebaseballscorecards.com</a>										
Dave Martinez, L OBP: 0.384, SLG: 0.442 (1, 9)	F7		G1-3							3	0	0	0	1	0	4											
Quinton McCracken, S OBP: 0.317, SLG: 0.354 (1, 7)	F7									4	0	0	0	0	1	3											
Fred McGriff, L OBP: 0.396, SLG: 0.684 (1, 10)										3	2	2	1	1	1	0											
Herbert Perry, R OBP: 0.500, SLG: 0.500 Kevin Stocker, S OBP: 0.400, SLG: 0.417 (8, PR) (9, 6)										4	0	2	0	0	0	1											
Paul Sorrento, L OBP: 0.410, SLG: 0.500 (1, 3)										0	1	0	0	0	0	0											
Bobby Smith, R OBP: 0.256, SLG: 0.247 (9, 5)										4	0	2	1	0	1	2											
Mike DiFelice, R OBP: 0.304, SLG: 0.609 (1, 2)										4	0	1	0	0	0	3											
David Lamb, S OBP: 0.325, SLG: 0.333 (9, 4)										2	1	1	0	1	1	0											
Inning Stats	R: 0 E: 0 K: 0 S: 5	H: 0 LOB: 0 BB: 0 P: 7	R: 1 E: 0 K: 1 S: 12	H: 1 LOB: 0 BB: 0 P: 15	R: 0 E: 0 K: 0 S: 7	H: 1 LOB: 1 BB: 1 P: 17	R: 1 E: 0 K: 0 S: 10	H: 3 LOB: 2 BB: 0 P: 14	R: 2 E: 1 K: 1 S: 13	H: 1 LOB: 2 BB: 2 P: 23	R: 0 E: 0 K: 1 S: 5	H: 0 LOB: 0 BB: 0 P: 7	R: 0 E: 0 K: 0 S: 7	H: 0 LOB: 0 BB: 1 P: 12	R: 1 E: 0 K: 1 S: 16	H: 2 LOB: 2 BB: 0 P: 22		R: 0 E: 0 K: 1 S: 8	H: 0 LOB: 0 BB: 0 P: 12	1B: 4 2B: 3 3B: 0 HR: 1	SF: 0 SAC: 0 DP: 1 HBP: 0	WP: 2 PB: 0 SB: 0 CS: 1	PA: 35				
PITCHER	IP	WLS	BF	H	R	ER	SO	BB	IBB	HBP	BLK	WP	HR	S	P	ERA	WHIP										
Jim Pittsley, R ERA: 5.89 Alvin Morman, L ERA: 3.99 Jose Santiago, R ERA: 2.84	4.2	L	23	6	4	2	2	3	0	0	0	0	0	24	35	3.38	1.125										



Batter	1	2	3	4	5	6	7	8	9	AB	R	H	RBI	BB	SO	LOB	TOP					
Quinton McCracken, S OBP: 0.309, SLG: 0.343	G4-3		G4-3 1B	K	G3-1		P6		K	6	1	1	0	0	2	1						
Dave Martinez, L OBP: 0.390, SLG: 0.444	K		G4-3	1B E		F7	2B			4	2	1	0	2	1	1						
Herbert Perry, R OBP: 0.600, SLG: 0.667	P8		HR	1B E		1B	2B		F9	5	3	3	2	0	0	1						
Fred McGriff, L OBP: 0.414, SLG: 0.723		E6 E		HR		1B	BB			3	3	2	3	2	0	0						
John Flaherty, R OBP: 0.321, SLG: 0.463	E9 1B FC3-2			E9 2B		F9	F8			5	1	2	1	0	0	5						
Paul Sorrento, L OBP: 0.409, SLG: 0.514	K		K	2B		1B			G4-3	5	0	2	3	0	2	2						
Danny Clyburn, R OBP: 0.288, SLG: 0.339	FC3-2 1B		K2-3	G4-3		HBP			F9	4	0	1	0	0	1	2						
David Lamb, S OBP: 0.289, SLG: 0.293	FC3-2 FC4-6			G5-3		G4-3	G4-3		F8	5	0	0	0	0	0	5						
Kevin Stocker, S OBP: 0.390, SLG: 0.404	FC4-6			S 1B WP		G6-3			G4-3	5	1	1	0	0	0	2						
<b>Inning Stats</b>	R: 0 E: 0 K: 1 S: 10	H: 0 LOB: 0 BB: 0 P: 13	R: 1 E: 2 K: 1 S: 17	H: 2 LOB: 2 BB: 0 P: 26	R: 3 E: 0 K: 2 S: 19	H: 4 LOB: 1 BB: 0 P: 33	R: 5 E: 1 K: 1 S: 16	H: 3 LOB: 1 BB: 2 P: 31	R: 0 E: 0 K: 0 S: 6	H: 0 LOB: 0 BB: 0 P: 9	R: 1 E: 0 K: 0 S: 11	H: 2 LOB: 3 BB: 1 P: 22	R: 1 E: 0 K: 0 S: 15	H: 2 LOB: 0 BB: 0 P: 24	R: 0 E: 0 K: 0 S: 9	H: 0 LOB: 1 BB: 1 P: 14	R: 0 E: 0 K: 1 S: 10	H: 0 LOB: 1 BB: 1 P: 18	1B: 7 2B: 5 3B: 0 HR: 1	SF: 0 SAC: 0 DP: 0 HBP: 2	WP: 1 PB: 0 SB: 2 CS: 0	PA: 48
<b>PITCHER</b>	IP	WLS	BF	H	R	ER	SO	BB	IBB	HBP	BLK	WP	HR	S	P	ERA	WHIP					
Dwight Gooden, R ERA: 6.53	3.2		21	8	7	4	5	0	1	0	0	1	1	55	90	9.82	2.182					
Paul Wagner, R ERA: 4.15	3.1	W	20	5	4	2	0	2	0	2	0	0	0	39	68	5.40	2.100					
Steve Reed, R ERA: 1.23	1.0	H	3	0	0	0	0	0	0	0	0	0	0	9	14	0.00	0.000					
Rich DeLucia, R ERA: 5.4	1.0		4	0	0	0	1	1	0	0	0	0	0	10	18	0.00	1.000					

**Tampa Bay Devil Rays @ Cleveland Indians**  
 Jacobs Field, Cleveland, OH  
 Fri May 07 1999, 7:05 PM EDT  
 Att: 40,601 - Unknown - 76 F

AB	42
R	11
H	13
RBI	9
BB	4
SO	6
LOB	19



Batter	1	2	3	4	5	6	7	8	9	AB	R	H	RBI	BB	SO	LOB	BOTTOM				
Kenny Lofton, L OBP: 0.457, SLG: 0.554	G5-4-3 1B		2B G4-3 BB		F7	FC4-6	CI E BB		K	4	2	1	0	1	1	3					
Enrique Wilson, S OBP: 0.308, SLG: 0.377	G5-4-3 1-2f		G4-3 2B		P1		E4 1B		HR BB	5	2	3	1	1	0	1					
Roberto Alomar, S OBP: 0.450, SLG: 0.602	CS 1B		G4-3			1B 3B	K BB		HR	5	2	3	5	1	1	2					
Manny Ramirez, R OBP: 0.396, SLG: 0.598	CS 1-2		FC5 BB 1B		F9	HR 1B	HR BB		1B BB	4	3	3	2	2	0	1					
Travis Fryman, R OBP: 0.363, SLG: 0.514			F8		F9	K	HR FC6-4		1B 1B	6	2	2	3	0	1	5					
Wil Cordero, R OBP: 0.396, SLG: 0.549	K				G6-3	HR 1B	HR		1B 1B	6	3	3	2	0	1	1					
David Justice, L OBP: 0.338, SLG: 0.515						HR	HR HBP		1B BB	4	4	4	5	1	0	0					
Sandy Alomar Jr., R OBP: 0.342, SLG: 0.575	FC5				G1-3	P3	1B E BB		K	6	2	2	1	0	1	4					
Richie Sexson, R OBP: 0.253, SLG: 0.446			G6-3			K	FC4-6 BB		F7	4	0	0	0	1	2	4					
<b>Inning Stats</b>	R: 0 E: 0 K: 0 S: 6	H: 2 LOB: 0 BB: 0 P: 13	R: 0 E: 0 K: 1 S: 13	H: 1 LOB: 1 BB: 1 P: 20	R: 1 E: 0 K: 0 S: 12	H: 1 LOB: 1 BB: 1 P: 24	R: 1 E: 0 K: 0 S: 13	H: 1 LOB: 0 BB: 0 P: 17	R: 0 E: 0 K: 1 S: 7	H: 0 LOB: 0 BB: 0 P: 10	R: 4 E: 0 K: 1 S: 19	H: 4 LOB: 1 BB: 1 P: 29	R: 7 E: 2 K: 2 S: 29	H: 6 LOB: 3 BB: 2 P: 52	R: 7 E: 1 K: 2 S: 28	H: 6 LOB: 2 BB: 2 P: 47	1B: 13 2B: 2 3B: 1 HR: 5	SF: 0 SAC: 0 DP: 1 HBP: 1	WP: 0 PB: 0 SB: 0 CS: 1	PA: 54	
<b>PITCHER</b>	IP	WLS	BF	H	R	ER	SO	BB	IBB	HBP	BLK	WP	HR	S	P	ERA	WHIP				
Bobby Witt, R ERA: 4.11	5.1		25	9	6	6	3	2	0	0	0	0	2	65	102	10.12	2.062				
Rick White, R ERA: 3.98	1.0		8	4	4	4	1	1	0	0	0	0	2	16	29	36.00	5.000				
Scott Aldred, L ERA: 1.17	0.0		1	0	0	0	0	0	0	1	0	0	0	0	1	∞	∞				
Jim Mecir, R ERA: 2.79	0.2	L	7	2	3	2	1	2	0	0	0	0	0	18	33	27.00	6.000				
Eddie Gaillard, R ERA:	0.2		10	5	7	0	1	2	0	0	0	0	1	22	38	0.00	10.500				

**Tampa Bay Devil Rays @ Cleveland Indians**  
 Jacobs Field, Cleveland, OH  
 Fri May 07 1999, 7:05 PM EDT  
 Att: 40,601 - Unknown - 76 F

AB	44
R	20
H	21
RBI	19
BB	7
SO	7
LOB	21





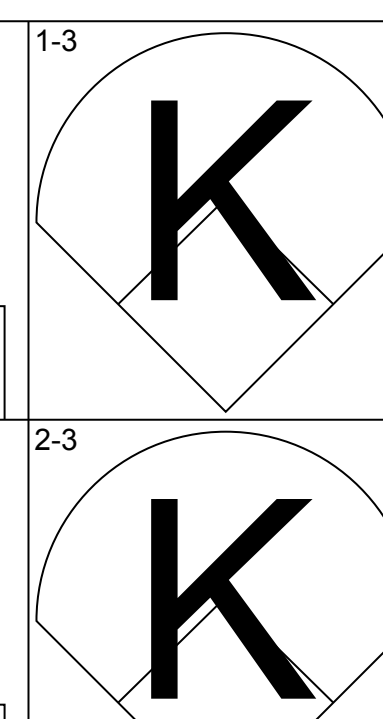
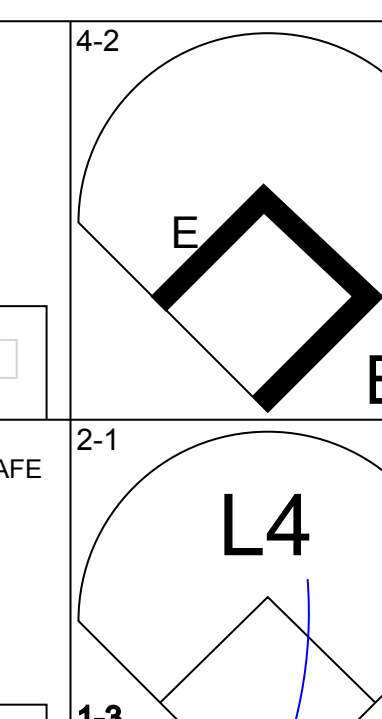
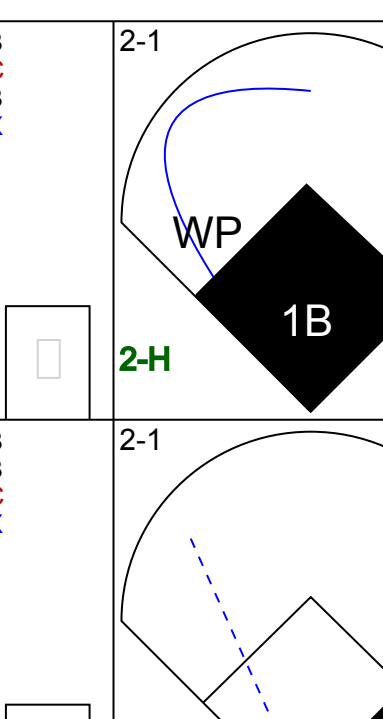
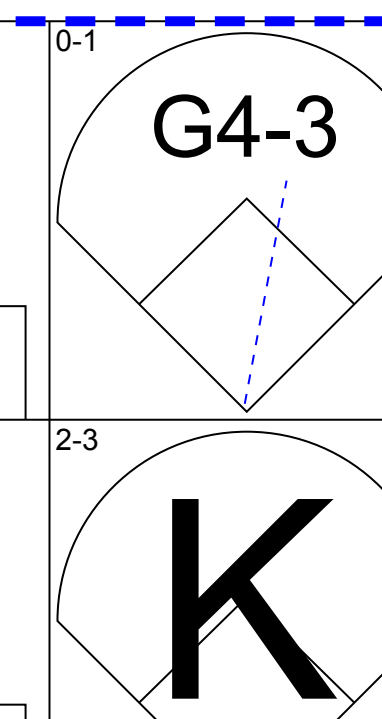
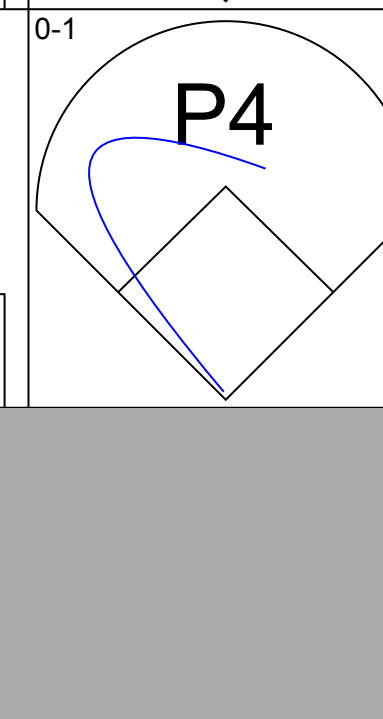

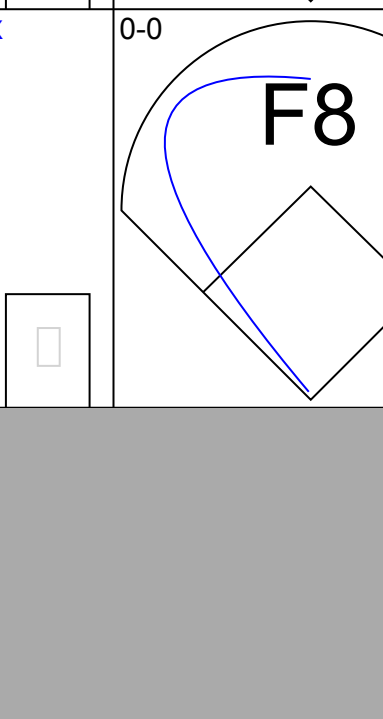
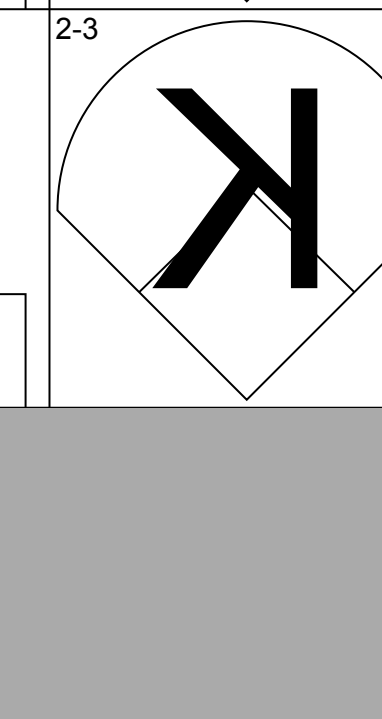

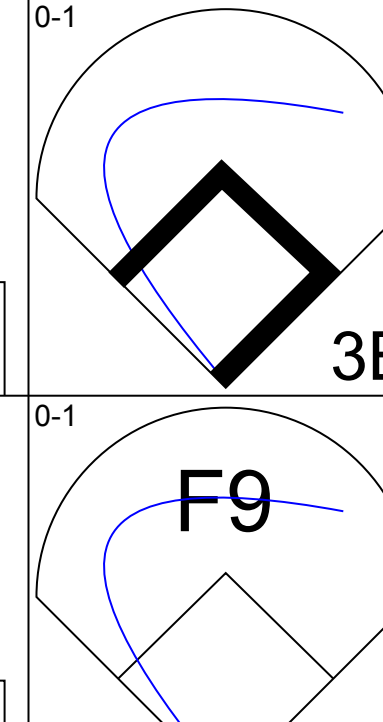


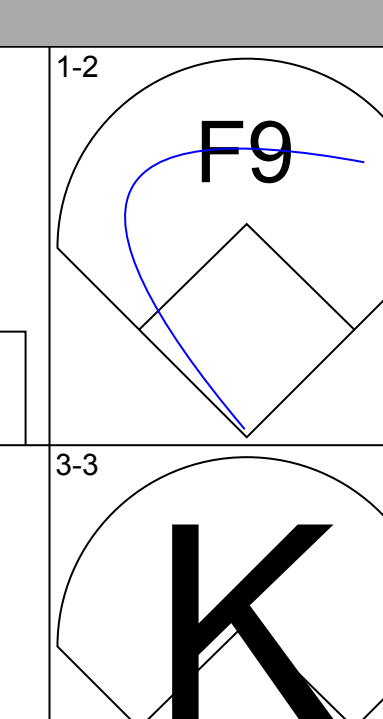
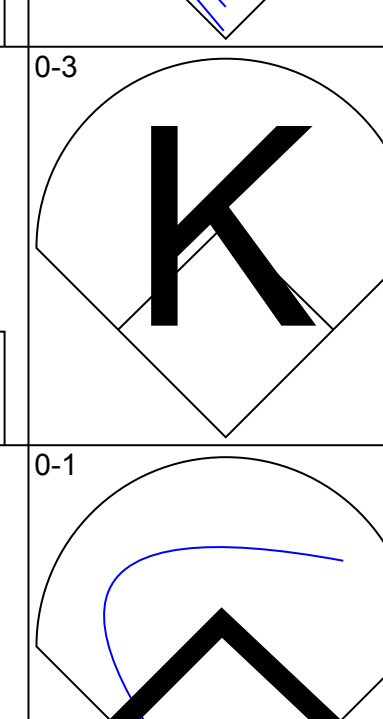
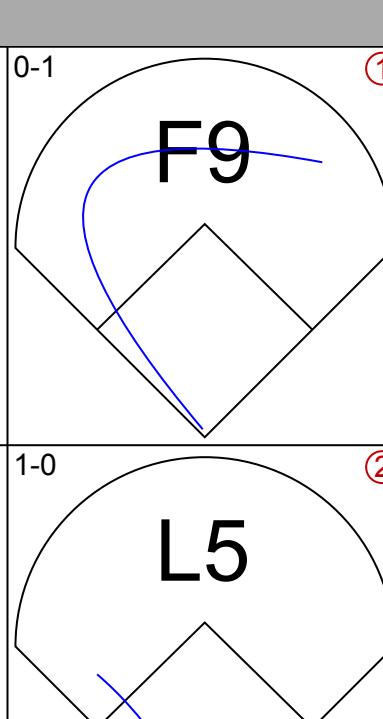
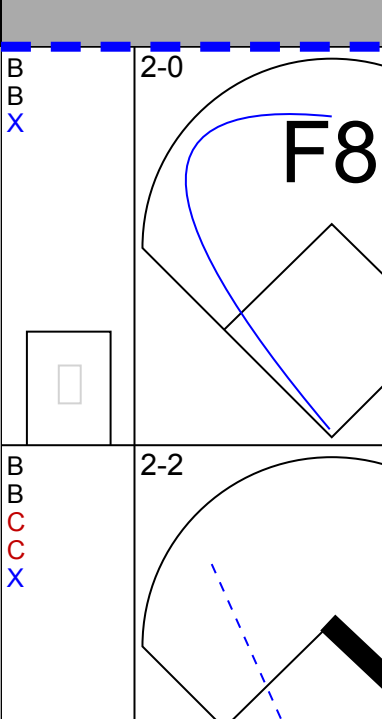
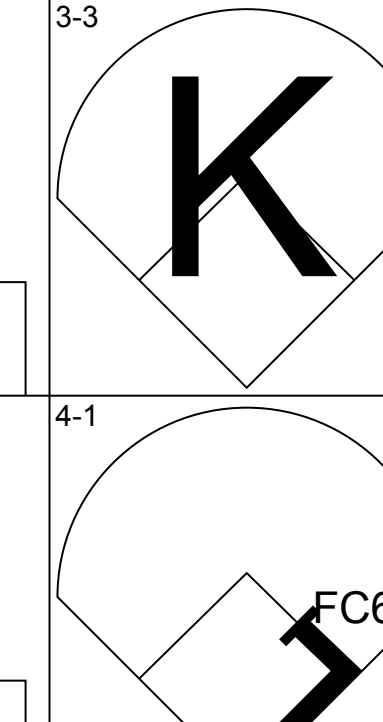
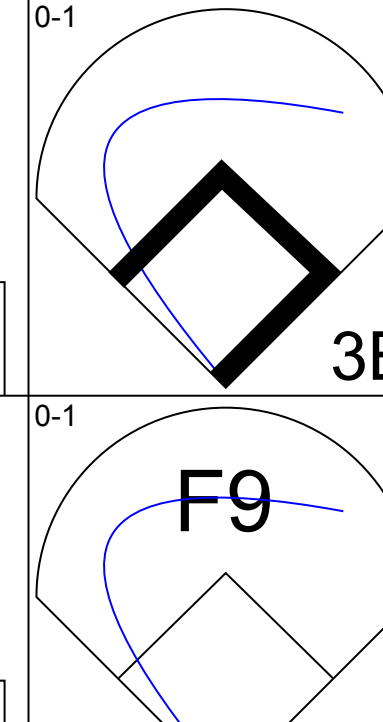
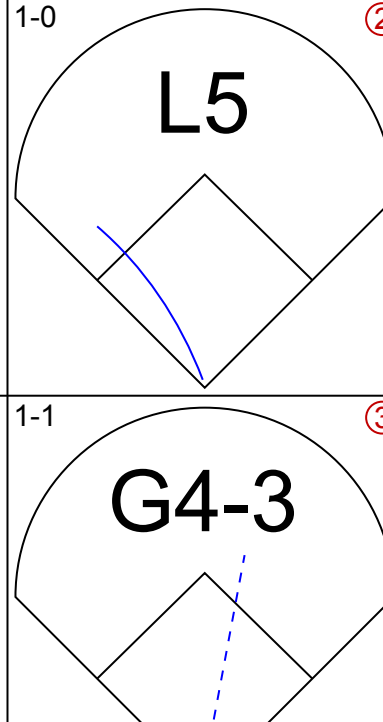
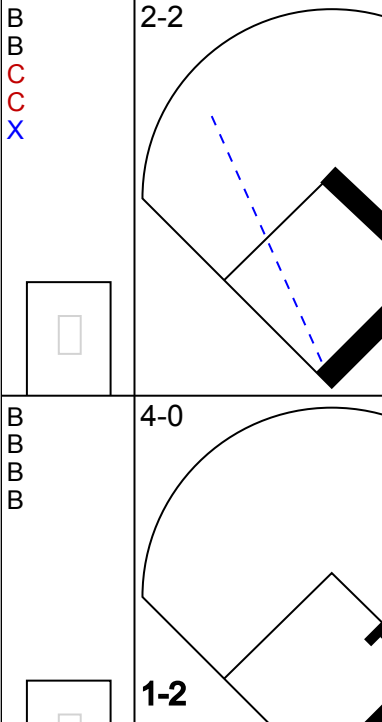
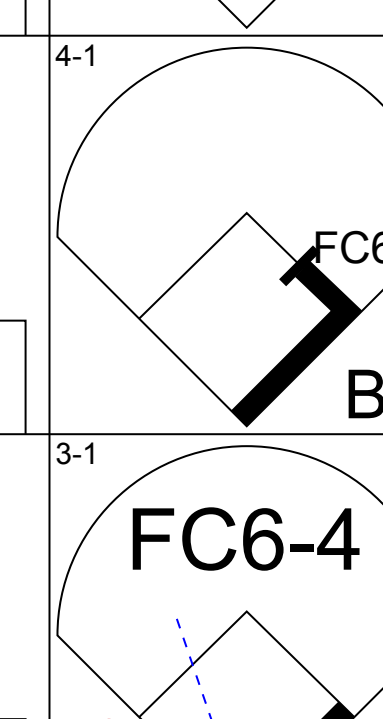
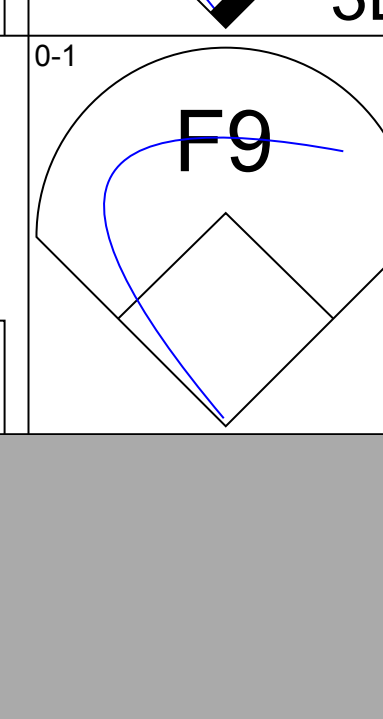
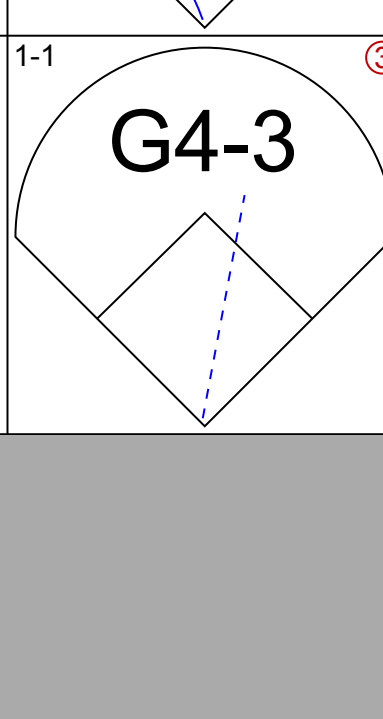
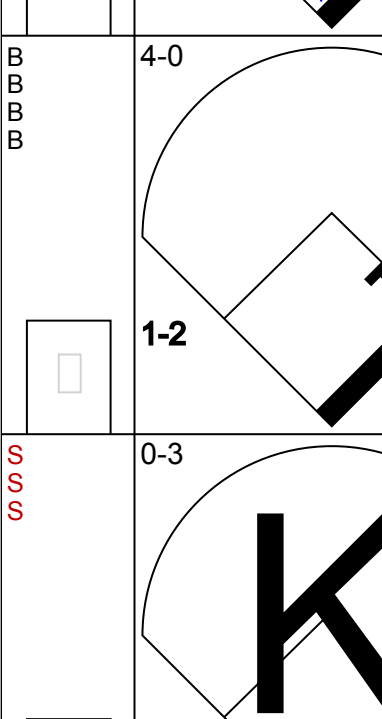
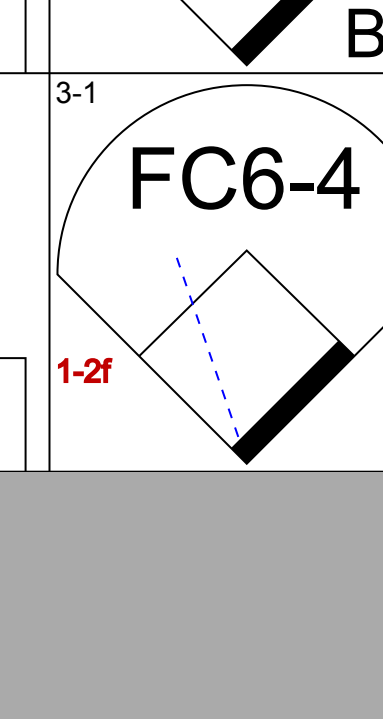
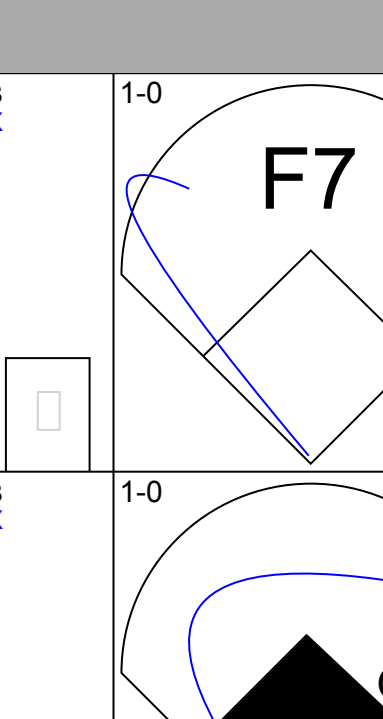
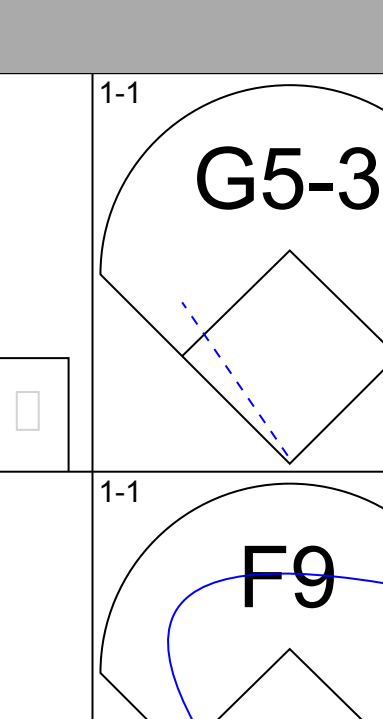
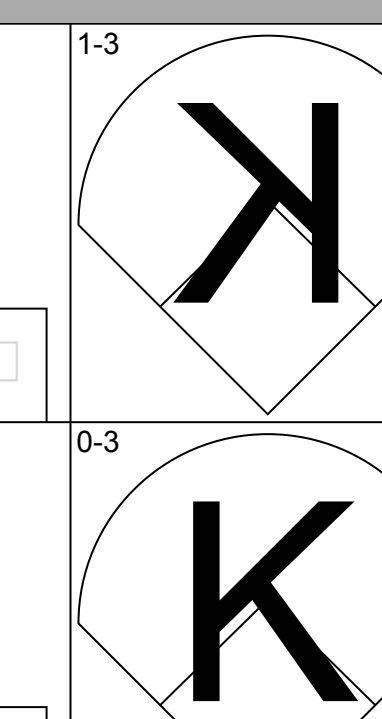
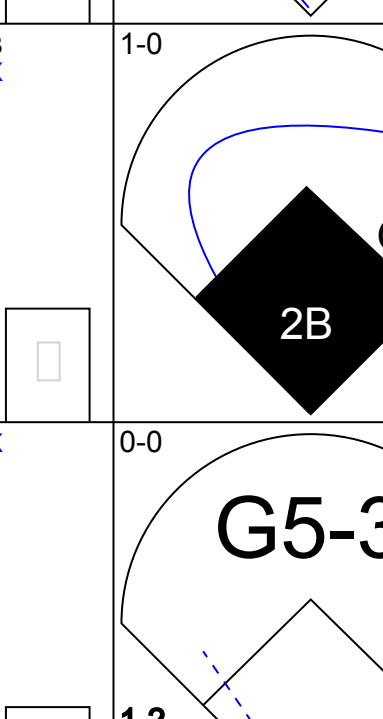
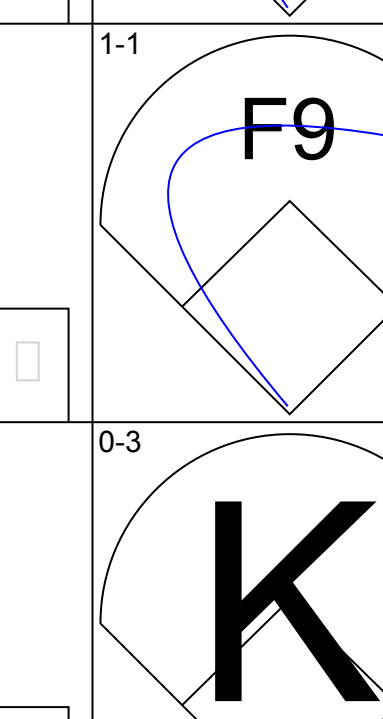
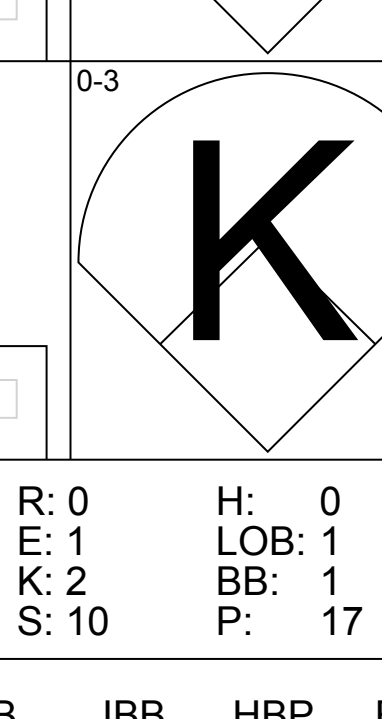
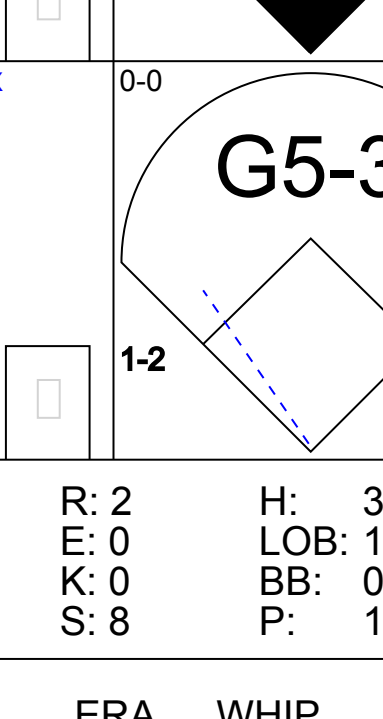
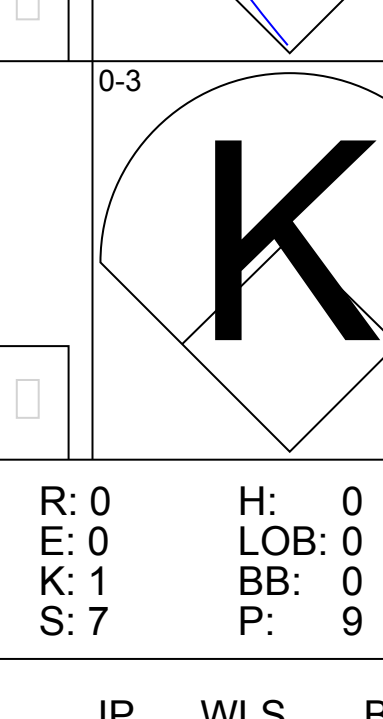




Batter	1	2	3	4	5	6	7	8	9	AB	R	H	RBI	BB	SO	LOB	TOP			
Quinton McCracken, S OBP: 0.302, SLG: 0.333										5	1	1	0	0	2	0	<b>Tampa Bay Devil Rays @ Cleveland Indians</b> Jacobs Field, Cleveland, OH Sun May 09 1999, 1:05 PM EDT Att: 42,835 - Unknown - 55 F			
Dave Martinez, L OBP: 0.398, SLG: 0.452										5	1	3	0	0	0	0				
Jose Canseco, R OBP: 0.362, SLG: 0.625										4	2	2	2	1	2	3				
Fred McGriff, L OBP: 0.421, SLG: 0.697										4	0	1	1	1	1	2				
Herbert Perry, R OBP: 0.450, SLG: 0.526										5	0	0	0	0	1	5				
Paul Sorrento, L OBP: 0.404, SLG: 0.511										4	0	2	0	0	2	0				
John Flaherty, R OBP: 0.327, SLG: 0.459										3	0	1	0	1	0	1				
Bobby Smith, R OBP: 0.256, SLG: 0.250										3	0	1	1	1	1	2				
Kevin Stocker, S OBP: 0.394, SLG: 0.429										4	0	0	0	0	1	5				
<b>Inning Stats</b>	R: 0 E: 0 K: 3 S: 12	H: 1 LOB: 1 BB: 0 P: 19	R: 0 E: 0 K: 1 S: 7	H: 1 LOB: 1 BB: 0 P: 9	R: 0 E: 0 K: 1 S: 6	H: 0 LOB: 0 BB: 0 P: 9	R: 1 E: 0 K: 1 S: 10	H: 1 LOB: 3 BB: 3 P: 24	R: 0 E: 0 K: 0 S: 12	H: 1 LOB: 1 BB: 0 P: 19	R: 1 E: 0 K: 1 S: 9	H: 3 LOB: 1 BB: 0 P: 12	R: 0 E: 0 K: 1 S: 7	H: 1 LOB: 1 BB: 0 P: 10	R: 2 E: 0 K: 1 S: 12	H: 2 LOB: 0 BB: 0 P: 15	1B: 8 2B: 2 3B: 0 HR: 1	SF: 0 SAC: 0 DP: 1 HBP: 0	WP: 0 PB: 0 SB: 1 CS: 0	PA: 41
<b>PITCHER</b>	IP WLS BF H R ER SO	IP WLS BF H R ER SO	IP WLS BF H R ER SO	IP WLS BF H R ER SO	IP WLS BF H R ER SO	IP WLS BF H R ER SO	IP WLS BF H R ER SO	IP WLS BF H R ER SO	IP WLS BF H R ER SO	IP WLS BF H R ER SO	IP WLS BF H R ER SO	IP WLS BF H R ER SO	IP WLS BF H R ER SO	IP WLS BF H R ER SO	IP WLS BF H R ER SO	IP WLS BF H R ER SO	ERA WHIP	ERA WHIP		
Jaret Wright, R ERA: 5.23	(1, 1)	6.1	W	30	7	2	2	8	4	0	0	0	0	0	0	0	0	2.84	1.737	
Paul Assenmacher, L ERA: 4.76	(7, 1)	0.0		1	1	0	0	0	0	0	0	0	0	0	0	0	0	∞	∞	
Steve Karsay, R ERA: 2.66	(7, 1)	1.2	H	5	1	0	0	1	0	0	0	0	0	0	0	0	8	11	0.00	0.600
Michael Jackson, R ERA: 4.97	(9, 1)	1.0	S	5	2	2	2	1	0	0	0	0	0	0	0	0	1	12	18.00	2.000

Batter	1	2	3	4	5	6	7	8	9	AB	R	H	RBI	BB	SO	LOB	BOTTOM			
Roberto Alomar, S OBP: 0.443, SLG: 0.590										4	1	1	0	0	1	2	<b>Tampa Bay Devil Rays @ Cleveland Indians</b> Jacobs Field, Cleveland, OH Sun May 09 1999, 1:05 PM EDT Att: 42,835 - Unknown - 55 F			
Enrique Wilson, S OBP: 0.338, SLG: 0.403										4	1	2	0	0	1	1				
Wil Cordero, R OBP: 0.390, SLG: 0.556										3	1	0	1	0	1	2				
Manny Ramirez, R OBP: 0.406, SLG: 0.612										3	1	2	3	1	1	1				
Jim Thome, L OBP: 0.447, SLG: 0.500										3	0	1	1	1	0	1				
Richie Sexson, R OBP: 0.253, SLG: 0.446										0	0	0	0	0	0	0				
Travis Fryman, R OBP: 0.381, SLG: 0.487										3	0	0	0	1	1	3				
David Justice, L OBP: 0.337, SLG: 0.493										4	0	0	0	0	1	1				
Sandy Alomar Jr., R OBP: 0.321, SLG: 0.538										4	0	0	0	0	2	2				
Jolbert Cabrera, R OBP: 0.250, SLG: 0.100										3	1	0	0	1	1	1				
<b>Inning Stats</b>	R: 0 E: 0 K: 1 S: 9	H: 0 LOB: 1 BB: 1 P: 15	R: 0 E: 0 K: 2 S: 8	H: 0 LOB: 1 BB: 1 P: 15	R: 3 E: 1 K: 1 S: 23	H: 1 LOB: 1 BB: 2 P: 38	R: 0 E: 1 K: 1 S: 14	H: 0 LOB: 1 BB: 0 P: 19	R: 0 E: 0 K: 2 S: 13	H: 1 LOB: 1 BB: 0 P: 19	R: 0 E: 0 K: 1 S: 12	H: 0 LOB: 0 BB: 0 P: 18	R: 2 E: 0 K: 0 S: 16	H: 3 LOB: 2 BB: 1 P: 29	R: 0 E: 0 K: 1 S: 7	H: 0 LOB: 0 BB: 0 P: 10	1B: 2 2B: 3 3B: 0 HR: 1	SF: 1 SAC: 0 DP: 0 HBP: 0	WP: 0 PB: 0 SB: 0 CS: 0	PA: 36
<b>PITCHER</b>	IP WLS BF H R ER SO	IP WLS BF H R ER SO	IP WLS BF H R ER SO	IP WLS BF H R ER SO	IP WLS BF H R ER SO	IP WLS BF H R ER SO	IP WLS BF H R ER SO	IP WLS BF H R ER SO	IP WLS BF H R ER SO	IP WLS BF H R ER SO	IP WLS BF H R ER SO	IP WLS BF H R ER SO	IP WLS BF H R ER SO	IP WLS BF H R ER SO	IP WLS BF H R ER SO	IP WLS BF H R ER SO	ERA WHIP	ERA WHIP		
Wilson Alvarez, L ERA: 3.04	(1, 1)	6.1	L	28	4	4	1	8	3	0	0	0	0	0	0	0	1.42	1.105		
Rick White, R ERA: 4.35	(7, 1)	0.1		3	1	0	0	0	1	0	0	0	0	0	0	0	7	12	0.00	6.000
Jim Mecir, R ERA: 2.61	(7, 1)	1.1		5	1	1	1	1	0	0	0	0	0	0	0	0	10	15	6.75	0.750

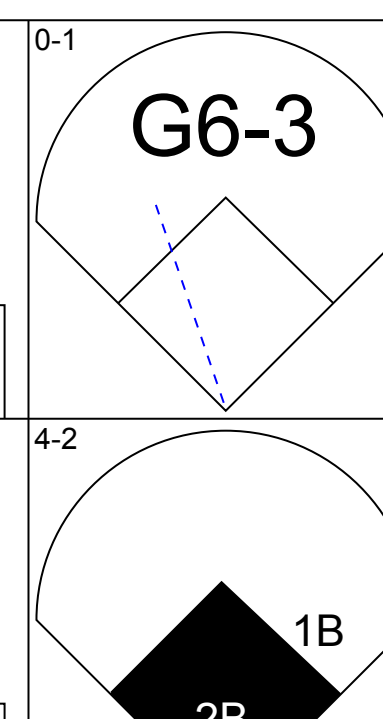
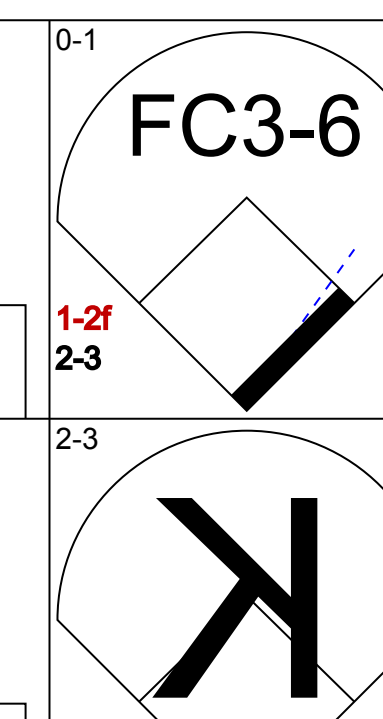
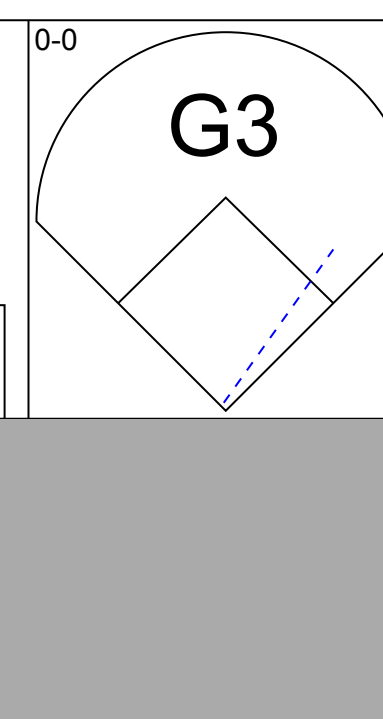
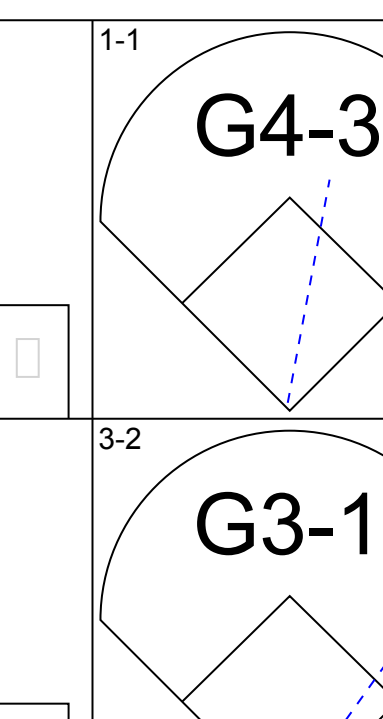
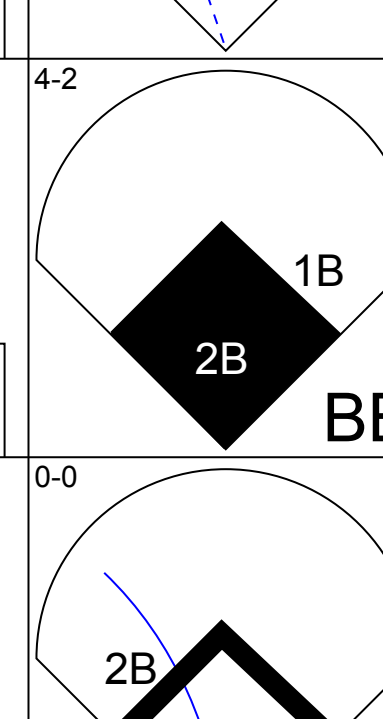
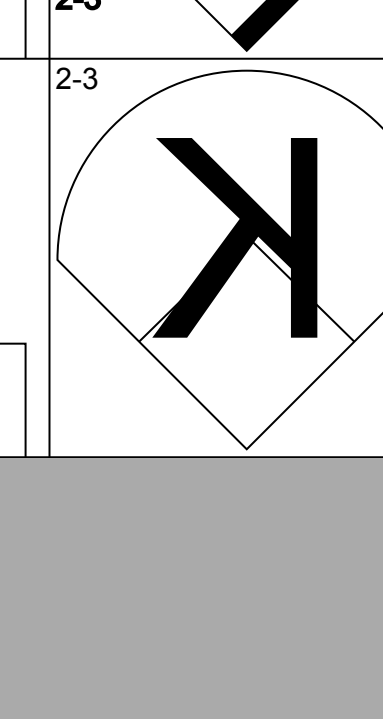
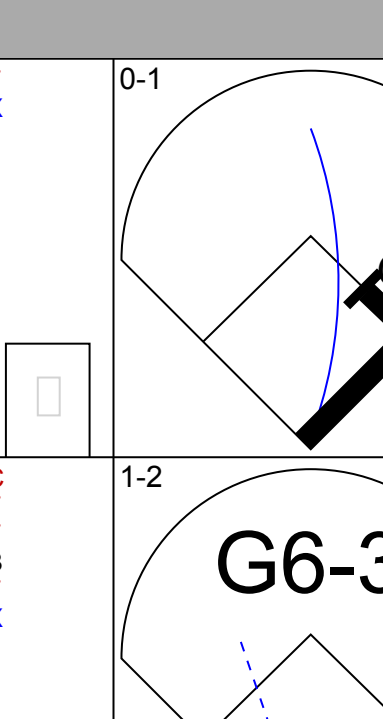
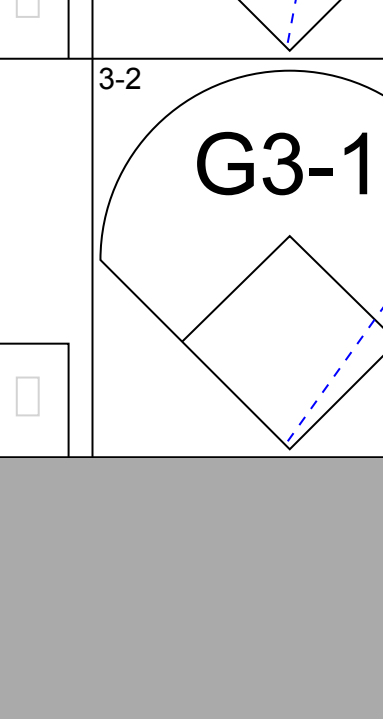
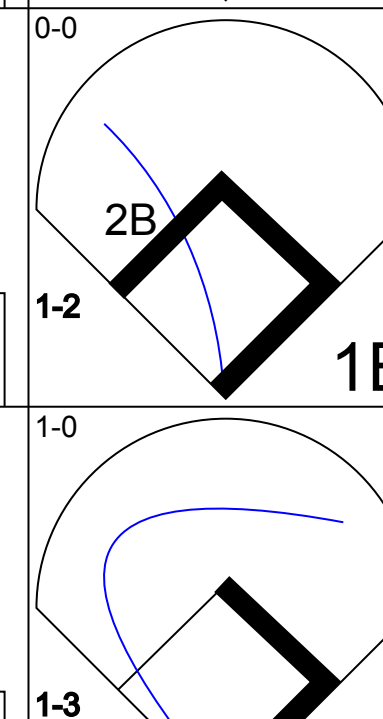
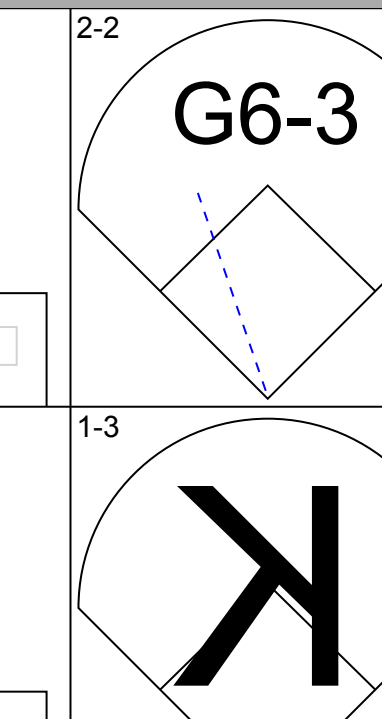
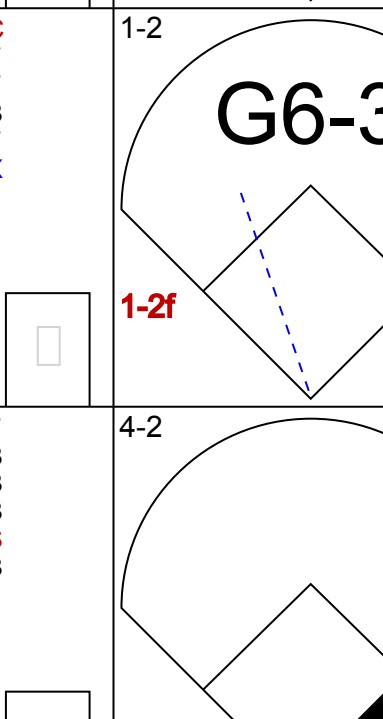
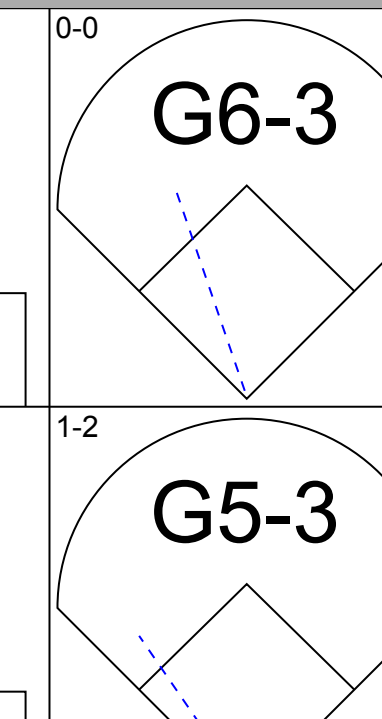
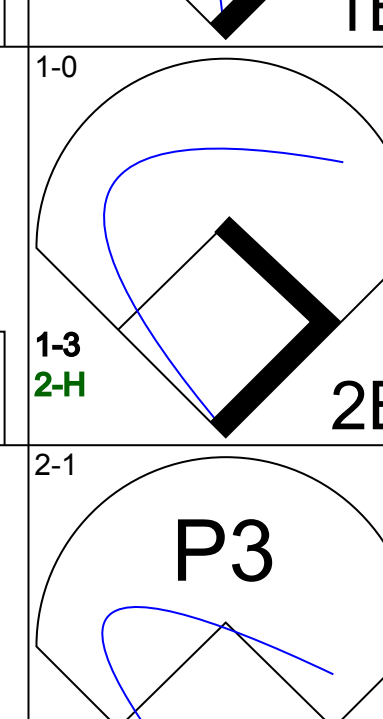
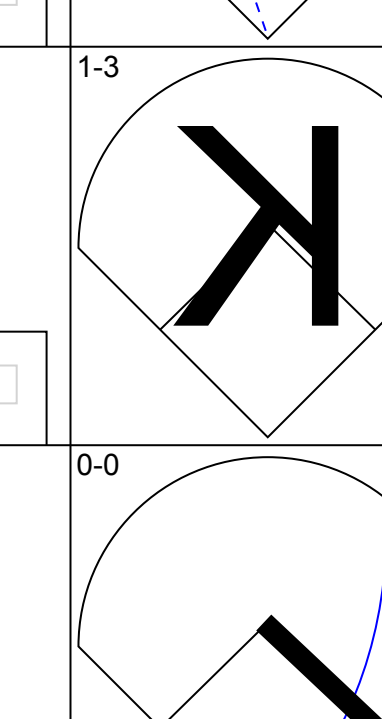
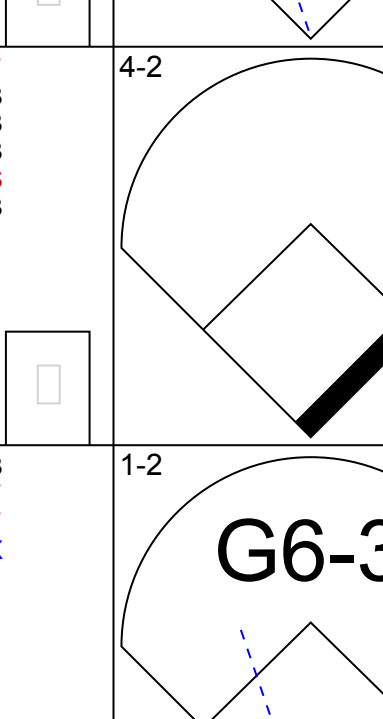
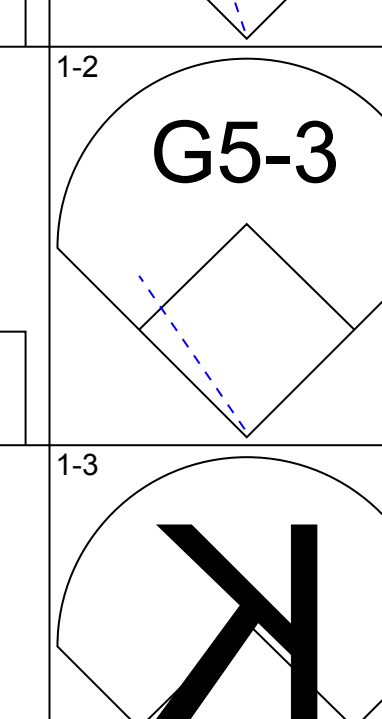
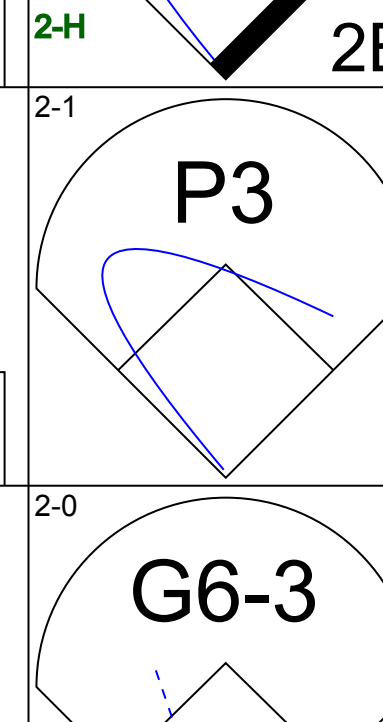
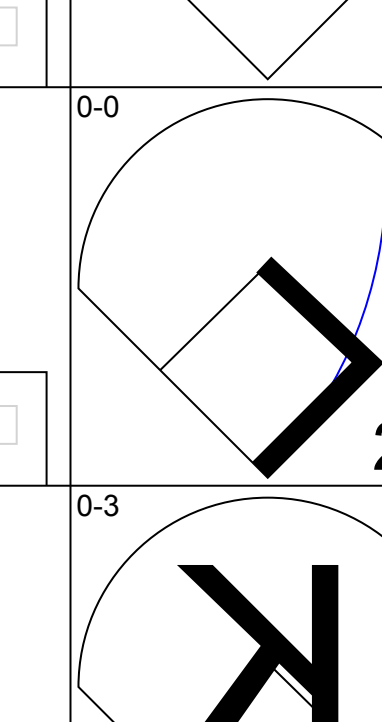
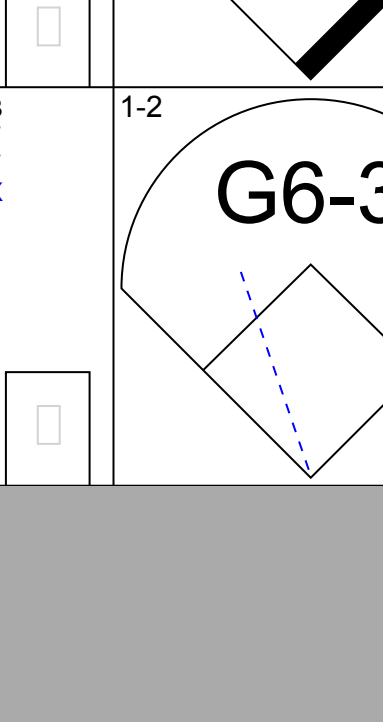
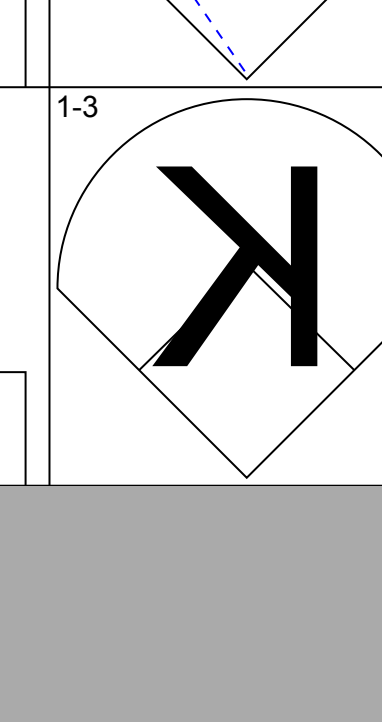
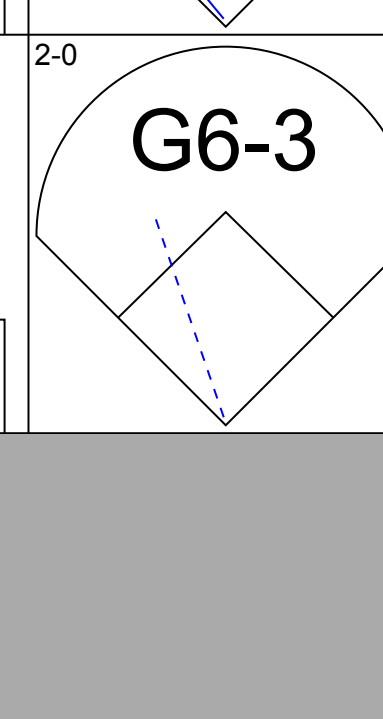
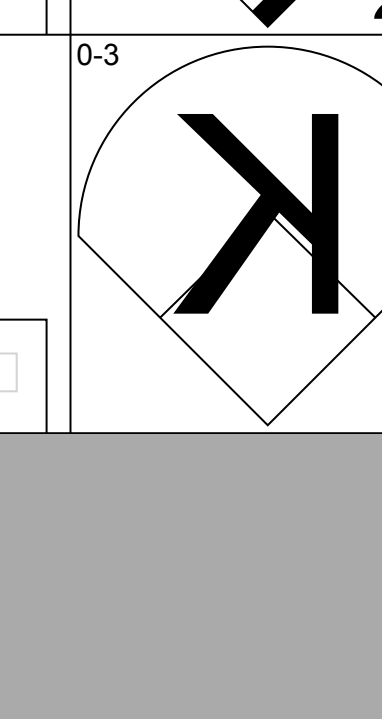
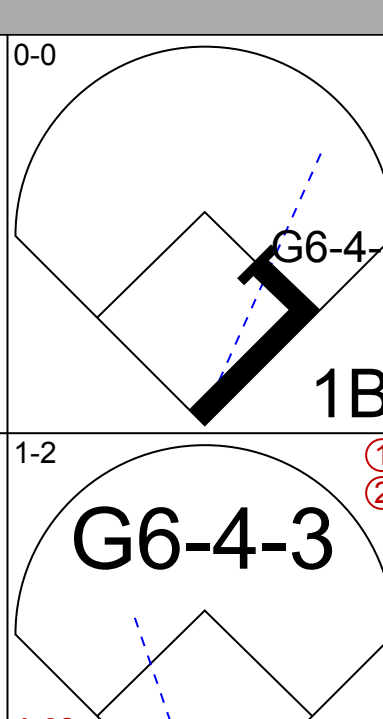
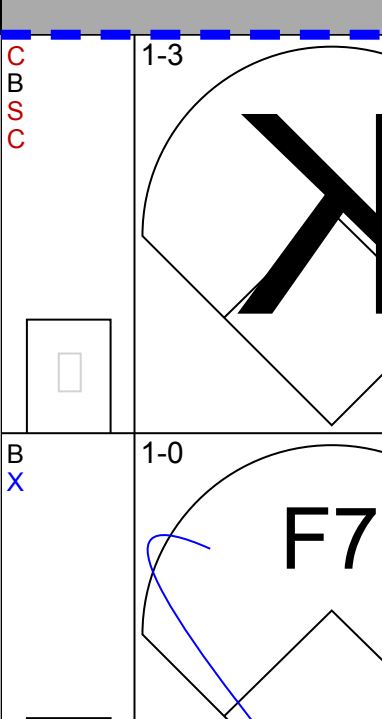
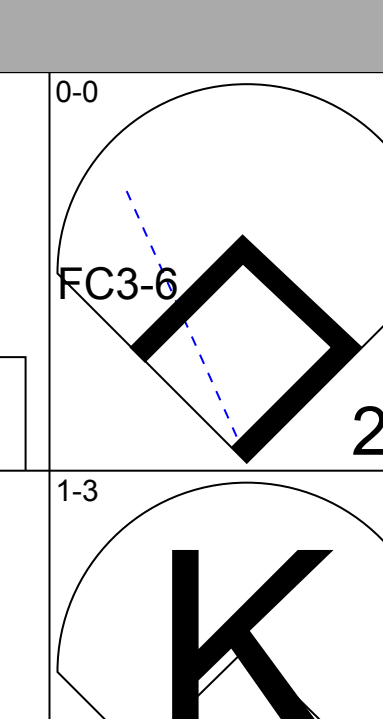
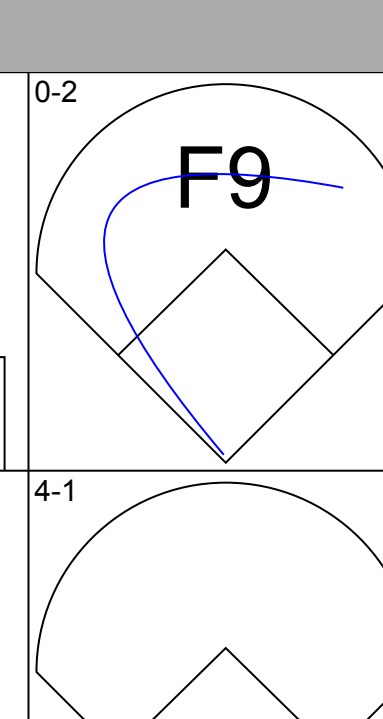
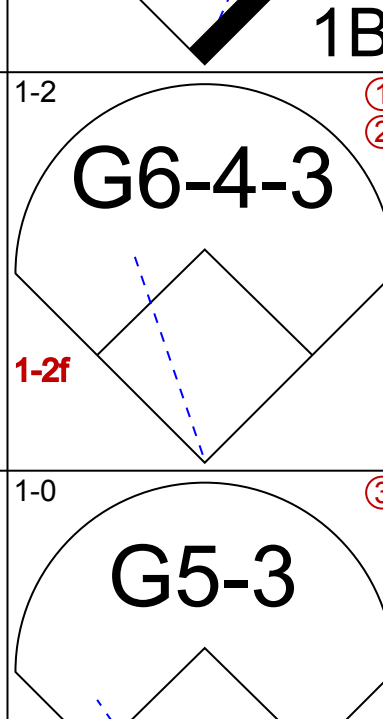
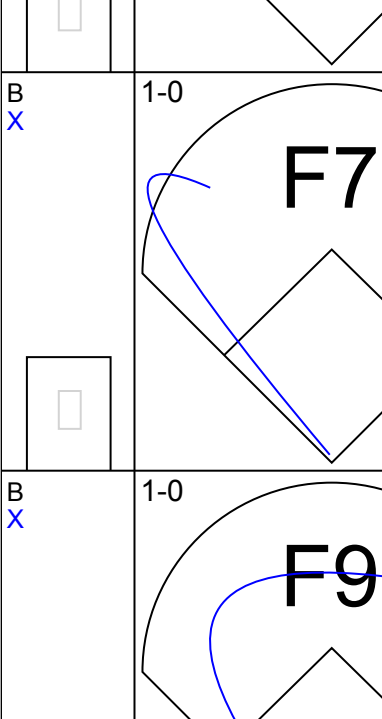
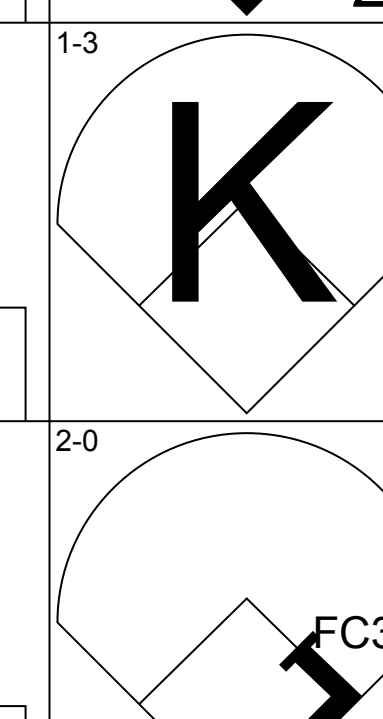
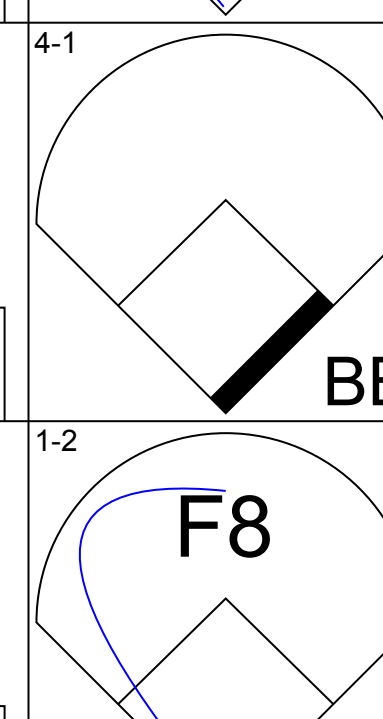
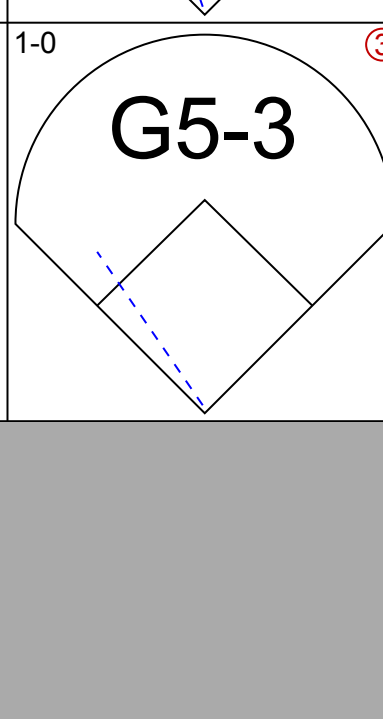
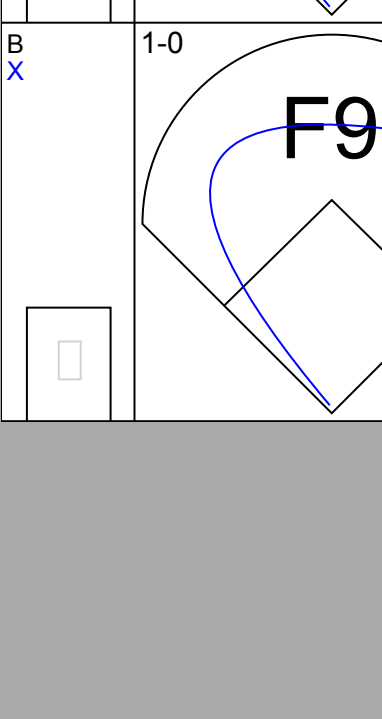
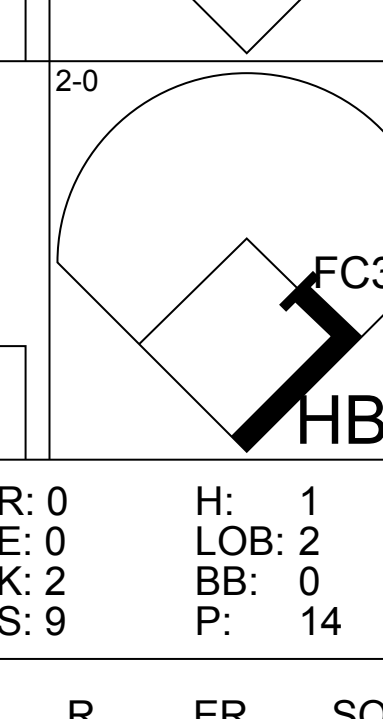
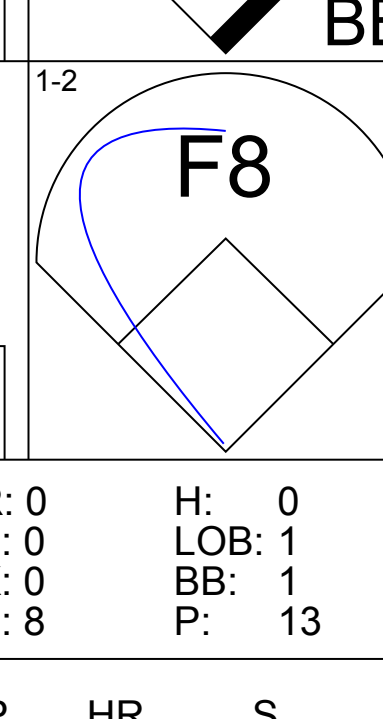
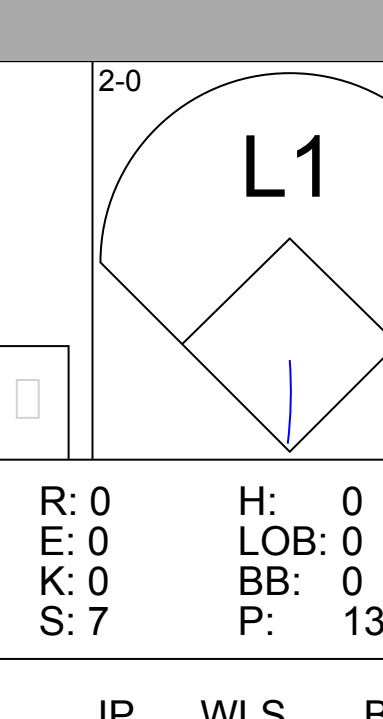


Batter	1	2	3	4	5	6	7	8	9	AB	R	H	RBI	BB	SO	LOB	TOP	
Todd Walker, L (1,4) OBP: 0.314, SLG: 0.344 Denny Hocking, S (8,4) OBP: 0.297, SLG: 0.309										3	1	1	1	1	1	0		
Chad Allen, R (1,7) OBP: 0.302, SLG: 0.385										4	0	1	1	0	2	1		
Matt Lawton, L (1,9) OBP: 0.313, SLG: 0.407										4	0	0	0	0	1	1		
Ron Coomer, R (1,5) OBP: 0.373, SLG: 0.551										4	0	0	0	0	1	0		
Marty Cordova, R (1,10) OBP: 0.404, SLG: 0.484										4	0	2	0	0	1	0		
Doug Mientkiewicz, L (1,3) OBP: 0.383, SLG: 0.385										2	0	0	0	2	0	1		
Terry Steinbach, R (1,2) OBP: 0.363, SLG: 0.400										4	0	0	0	0	1	3		
Torii Hunter, R (1,8) OBP: 0.302, SLG: 0.368										4	1	1	0	0	1	2		
Cristian Guzman, S (1,6) OBP: 0.189, SLG: 0.202										3	0	0	0	0	2	1		
<b>Inning Stats</b>	R: 0 H: 0 E: 0 K: 2 S: 9	H: 0 R: 0 ER: 0 LOB: 0 BB: 0 P: 12	R: 0 H: 0 E: 0 K: 1 S: 9	H: 0 R: 0 ER: 0 LOB: 1 BB: 1 P: 20	R: 0 H: 0 E: 1 K: 2 S: 10	H: 1 R: 0 ER: 0 LOB: 1 BB: 1 P: 17	R: 0 H: 0 E: 0 K: 1 S: 9	H: 1 R: 0 ER: 0 LOB: 0 BB: 0 P: 9	R: 2 H: 3 E: 0 K: 0 S: 8	H: 0 R: 0 ER: 0 LOB: 0 BB: 0 P: 14	R: 0 H: 0 E: 0 K: 1 S: 7	H: 0 R: 0 ER: 0 LOB: 0 BB: 0 P: 9	R: 0 H: 0 E: 0 K: 1 S: 9	H: 1 R: 0 ER: 0 LOB: 2 BB: 1 P: 19	1B: 3 2B: 1 3B: 1 HR: 0	SF: 0 SAC: 0 DP: 0 HBP: 0	WP: 1 PA: 35 CS: 0	
<b>PITCHER</b>	IP	WLS	BF	H	R	ER	SO	BB	IBB	HBP	BLK	WP	HR	S	P	ERA	WHIP	
Ryan Rupe, R (1,1) ERA: 5.4	7.0	L	27	4	2	2	7	2	0	0	0	1	0	57	88	2.57	0.857	
Scott Aldred, L (8,1) ERA: 2.0	1.0		3	0	0	0	2	0	0	0	0	0	0	9	13	0.00	0.000	
Albie Lopez, R (9,1) ERA: 6.88	1.0		5	1	0	0	1	1	0	0	0	0	0	9	19	0.00	2.000	

**Minnesota Twins @ Tampa Bay Devil Rays**  
Tropicana Field, St. Petersburg, FL  
Tue May 11 1999, 7:05 PM EDT  
Att: 15,128 - Dome - 72 F

AB 32  
R 2  
H 5  
RBI 2  
BB 3  
SO 10  
LOB 9



Batter	1	2	3	4	5	6	7	8	9	AB	R	H	RBI	BB	SO	LOB	BOTTOM		
Quinton McCracken, S (1,8) OBP: 0.292, SLG: 0.321										4	0	0	0	0	0	3			
Dave Martinez, L (1,9) OBP: 0.402, SLG: 0.449										3	1	1	0	1	1	2			
Jose Canseco, R (1,10) OBP: 0.358, SLG: 0.612										4	0	1	0	0	0	1			
Fred McGriff, L (1,3) OBP: 0.423, SLG: 0.696										3	0	1	1	1	1	0			
Herbert Perry, R (1,5) OBP: 0.417, SLG: 0.522										4	0	1	0	0	1	3			
Paul Sorrento, L (1,7) OBP: 0.393, SLG: 0.490										4	0	1	0	0	2	3			
John Flaherty, R (1,2) OBP: 0.325, SLG: 0.461										4	0	1	0	0	0	1			
Bobby Smith, R (1,4) OBP: 0.255, SLG: 0.241										3	0	0	0	1	1	1			
Kevin Stocker, S (1,6) OBP: 0.400, SLG: 0.429 David Lamb, S (4,6) OBP: 0.277, SLG: 0.279										0	0	0	0	0	0	0			
<b>Inning Stats</b>	R: 1 H: 2 E: 0 K: 0 S: 12	H: 2 R: 0 ER: 0 LOB: 2 BB: 1 P: 21	R: 0 H: 1 E: 0 K: 2 S: 9	H: 1 R: 0 ER: 0 LOB: 1 BB: 0 P: 14	R: 0 H: 0 E: 0 K: 0 S: 8	H: 0 R: 0 ER: 0 LOB: 1 BB: 1 P: 13	R: 0 H: 1 E: 0 K: 0 S: 12	H: 0 R: 0 ER: 0 LOB: 0 BB: 0 P: 18	R: 0 H: 1 E: 0 K: 0 S: 6	H: 0 R: 0 ER: 0 LOB: 0 BB: 0 P: 8	R: 0 H: 0 E: 0 K: 1 S: 7	H: 0 R: 0 ER: 0 LOB: 0 BB: 0 P: 13	R: 0 H: 0 E: 0 K: 1 S: 7	H: 0 R: 0 ER: 0 LOB: 0 BB: 0 P: 9	R: 0 H: 0 E: 0 K: 1 S: 5	H: 0 R: 0 ER: 0 LOB: 0 BB: 0 P: 8	1B: 3 2B: 3 3B: 0 HR: 0	SF: 0 SAC: 0 DP: 2 HBP: 1	WP: 0 PA: 35 CS: 0
<b>PITCHER</b>	IP	WLS	BF	H	R	ER	SO	BB	IBB	HBP	BLK	WP	HR	S	P	ERA	WHIP		
Brad Radke, R (1,1) ERA: 3.44	8.0	W	32	6	1	1	5	3	0	1	0	0	0	72	110	1.12	1.125		
Rick Aguilera, R (9,1) ERA: 1.4	1.0	S	3	0	0	0	1	0	0	0	0	0	0	5	8	0.00	0.000		

**Minnesota Twins @ Tampa Bay Devil Rays**  
Tropicana Field, St. Petersburg, FL  
Tue May 11 1999, 7:05 PM EDT  
Att: 15,128 - Dome - 72 F

AB 31  
R 1  
H 6  
RBI 1  
BB 3  
SO 6  
LOB 15





Batter	1	2	3	4	5	6	7	8	9	AB	R	H	RBI	BB	SO	LOB	TOP					
Todd Walker, L (1, 4) OBP: 0.324, SLG: 0.364 Tori Hunter, R (7, 8) OBP: 0.299, SLG: 0.365	4-1 1B SF8 BB	2-1 L7		1-0 L9		2-2 1B FC6-4 2B	1-0 2B		2-2 G4-3 1-2	4	2	2	0	1	0	1	<b>Minnesota Twins @ Tampa Bay Devil Rays</b> Tropicana Field, St. Petersburg, FL Wed May 12 1999, 12:35 PM EDT Att: 16,266 - Dome - 72 F <a href="http://livebaseballscorecards.com">livebaseballscorecards.com</a>					
Denny Hocking, S (1, 8) OBP: 0.325, SLG: 0.347	0-0 SF8 BB 1-3 1B	1-2 1B 1-H 3B		2-0 F8		4-1 1B E BB	2-2 HBP		2-1 G4-3 2-3	4	2	2	1	1	0	1						
Marty Cordova, R (1, 7) OBP: 0.391, SLG: 0.465	1-3 K	0-3 K		0-0 G5-3		2-2 FC6-4 1-2 2-3 1B	3-2 G1-3		1-3 K	6	0	1	0	0	3	6						
Matt Lawton, L (1, 9) OBP: 0.324, SLG: 0.417	4-1 1B SF8 BB	1-0 G4-3			0-0 HR 1B	1-0 FC6-4 BB 1-2 2-H 3-H		0-1 G3-1 2B		4	2	2	1	1	0	2						
Ron Coomer, R (1, 5) OBP: 0.355, SLG: 0.529	3-2 SF8 1-2 2-3 3-H		1-0 F8		1-1 P4	0-3 K		3-3 K		4	0	0	1	0	2	3						
Doug Mientkiewicz, L (1, 3) OBP: 0.392, SLG: 0.420	2-2 FC6 1B 2-H 3-H		2-2 G6-3		1-2 HR	4-2 BB		2-1 G3-1 2-3		4	1	2	4	1	0	1						
Terry Steinbach, R (1, 2) OBP: 0.365, SLG: 0.393	2-1 FC6 1-2		0-0 PB 1B		1-3 K	0-1 L8		4-2 BB		4	0	1	0	1	1	3						
Corey Koskie, L (1, 10) OBP: 0.383, SLG: 0.528		0-0 HR	4-0 1-2 IBB		2-2 1B		1-0 F9	1-3 K		4	1	2	1	1	1	2						
Cristian Guzman, S (1, 6) OBP: 0.200, SLG: 0.213	0-2 3B 1B		0-0 G6-3		1-0 G3-1		1-3 K		0-0 G4-3 G4-3 1B	5	1	2	0	0	1	3						
<b>Inning Stats</b>	R: 3 E: 0 K: 1 S: 15	H: 2 LOB: 1 BB: 2 P: 31	R: 2 E: 0 K: 1 S: 15	H: 3 LOB: 1 BB: 0 P: 19	R: 0 E: 0 K: 0 S: 6	H: 1 LOB: 2 BB: 1 P: 13	R: 0 E: 0 K: 0 S: 3	H: 0 LOB: 0 BB: 0 P: 6	R: 2 E: 0 K: 1 S: 14	H: 3 LOB: 1 BB: 0 P: 20	R: 2 E: 1 K: 1 S: 16	H: 2 LOB: 2 BB: 2 P: 29	R: 0 E: 0 K: 1 S: 11	H: 1 LOB: 2 BB: 0 P: 19	R: 0 E: 0 K: 2 S: 13	H: 1 LOB: 2 BB: 1 P: 23	R: 0 E: 0 K: 1 S: 13	H: 1 LOB: 1 BB: 0 P: 18	1B: 8 2B: 3 3B: 1 HR: 2	SF: 1 SAC: 0 DP: 0 HBP: 1	WP: 0 SB: 1 CS: 0	PA: 48
<b>PITCHER</b>	IP WLS BF H R ER SO BB IBB HBP BLK WP HR S P ERA WHIP	IP WLS BF H R ER SO BB IBB HBP BLK WP HR S P ERA WHIP																				
Rolando Arroyo, R (1, 1) ERA: 6.89	2.2 L 17 6 5 5 2 2 1 0 0 0 1 35 62 16.88 3.000																					
Bryan Rekar, R (3, 1) ERA: 5.13	3.0 16 5 4 3 2 2 0 0 0 0 1 32 54 9.00 2.333																					
Eddie Gaillard, R (6, 1) ERA: 4.15	1.1 6 1 0 0 1 0 0 0 0 0 0 13 21 0.00 0.750																					
Rick White, R (8, 1) ERA: 4.15	1.0 5 1 0 0 2 1 0 0 0 0 0 13 23 0.00 2.000																					
Roberto Hernandez, R (9, 1) ERA: 4.15	1.0 4 1 0 0 1 0 0 0 0 0 0 13 18 0.00 1.000																					

Batter	1	2	3	4	5	6	7	8	9	AB	R	H	RBI	BB	SO	LOB	BOTTOM					
Randy Winn, S (1, 8) OBP: 0.314, SLG: 0.391	2-3 K		2-2 G6-3		2-2 P4		0-1 1B 2B		1-1 G3-1	5	1	1	0	0	1	0	<b>Minnesota Twins @ Tampa Bay Devil Rays</b> Tropicana Field, St. Petersburg, FL Wed May 12 1999, 12:35 PM EDT Att: 16,266 - Dome - 72 F <a href="http://livebaseballscorecards.com">livebaseballscorecards.com</a>					
Aaron Ledesma, R (1, 4) OBP: 0.600, SLG: 0.500	1-1 G5-3		1-1 1B		4-0 HR BB		1-1 2H 1B		0-2 G6-3	4	1	2	1	1	0	0						
Jose Canseco, R (1, 10) OBP: 0.362, SLG: 0.633	1-2 1B		1-3 K		3-2 1H HR		1-0 F7			4	1	2	2	0	1	2						
Fred McGriff, L (1, 3) OBP: 0.425, SLG: 0.687	3-2 1B			3-3 K	2-0 F7		4-2 BB			3	0	1	0	1	1	0						
Danny Clyburn, R (1, 9) OBP: 0.293, SLG: 0.397	0-3 K		1-0 BB 1B 2B		3-3 K		0-2 G6-3			4	1	1	0	0	2	4						
Quinton McCracken, S (1, 7) OBP: 0.298, SLG: 0.316		0-0 F9		4-0 1B BB BB		2-1 G4-3		4-2 G5-4-3 BB		2	0	0	0	2	0	0						
Bobby Smith, R (1, 5) OBP: 0.255, SLG: 0.233		0-3 K		4-2 1B BB		2-3 K		2-2 G5-4-3 1-2		3	0	0	0	1	2	1						
David Lamb, S (1, 6) OBP: 0.275, SLG: 0.277		1-1 F7		1-2 G6-4-3 1B		0-2 G1-3		3-2 G4-3		4	0	1	1	0	0	0						
Mike DiFelice, R (1, 2) OBP: 0.258, SLG: 0.484			1-2 F8	1-1 G6-4-3			0-0 G5-3		3-2 F9	4	0	0	0	0	0	3						
<b>Inning Stats</b>	R: 0 E: 0 K: 2 S: 16	H: 2 LOB: 0 BB: 0 P: 23	R: 0 E: 0 K: 1 S: 6	H: 0 LOB: 0 BB: 0 P: 7	R: 0 E: 0 K: 1 S: 15	H: 1 LOB: 1 BB: 0 P: 20	R: 1 E: 0 K: 1 S: 14	H: 2 LOB: 2 BB: 2 P: 28	R: 2 E: 0 K: 1 S: 12	H: 1 LOB: 0 BB: 1 P: 26	R: 0 E: 0 K: 1 S: 8	H: 0 LOB: 0 BB: 0 P: 12	R: 1 E: 0 K: 0 S: 13	H: 2 LOB: 1 BB: 1 P: 19	R: 0 E: 0 K: 0 S: 12	H: 0 LOB: 0 BB: 1 P: 21	R: 0 E: 0 K: 0 S: 9	H: 0 LOB: 0 BB: 0 P: 13	1B: 5 2B: 2 3B: 0 HR: 1	SF: 0 SAC: 0 DP: 2 HBP: 0	WP: 0 SB: 0 CS: 0	PA: 38
<b>PITCHER</b>	IP WLS BF H R ER SO BB IBB HBP BLK WP HR S P ERA WHIP	IP WLS BF H R ER SO BB IBB HBP BLK WP HR S P ERA WHIP																				
Eric Milton, L (1, 1) ERA: 6.04	5.0 W 23 6 3 3 6 3 0 0 0 0 1 63 104 5.40 1.800																					
Mike Trombley, R (6, 1) ERA: 1.75	4.0 S 15 2 1 1 1 2 0 0 0 0 0 42 65 2.25 1.000																					







Batter	1	2	3	4	5	6	7	8	9	AB	R	H	RBI	BB	SO	LOB	TOP
Quinton McCracken, S OBP: 0.295, SLG: 0.311 (1, 8)	F7		G4-3		G4-3			SH5-3 2B 1B	CS	4	1	1	0	0	0	0	
Dave Martinez, L OBP: 0.388, SLG: 0.425 (1, 9)	G3		G4-3		P5			SH5-3		3	0	0	0	0	0	0	
Jose Canseco, R OBP: 0.363, SLG: 0.625 (1, 10)	2B			BB FC4 1B		1B SF8 1B		F7		4	2	3	0	0	0	1	
Fred McGriff, L OBP: 0.437, SLG: 0.672 (1, 3)	BB			FC4 BB 1-2		G4-6-3 1B		2B IBB		1	0	1	0	3	0	0	
Herbert Perry, R OBP: 0.438, SLG: 0.571 (1, 5)	K			FC4 BB 1-2 2-3		SF8		2B		2	0	1	2	1	1	2	
Paul Sorrento, L OBP: 0.381, SLG: 0.455 Randy Winn, S OBP: 0.311, SLG: 0.387 (8, PH)		L9		F8		G4-6-3		G4-3		3	0	0	0	0	0	4	
John Flaherty, R OBP: 0.311, SLG: 0.468 (1, 2)	K			FC4					F7	4	0	0	1	0	1	2	AB 30
Aaron Ledesma, R OBP: 0.385, SLG: 0.273 (1, 4)	K			K					P3	4	0	0	0	0	2	2	R 3
Kevin Stocker, S OBP: 0.381, SLG: 0.406 (1, 6)			G4-3		P5				CS 1B	4	0	1	0	0	0	0	H 7
<b>Inning Stats</b>	R: 0 H: 1 E: 0 K: 1 S: 12	H: 0 R: 0 ER: 0 LOB: 0 BB: 0 P: 22	R: 0 H: 0 E: 0 K: 2 S: 9	H: 0 R: 0 ER: 0 LOB: 0 BB: 0 P: 14	R: 1 H: 1 E: 0 K: 1 S: 8	H: 0 R: 0 ER: 0 LOB: 2 BB: 2 P: 18	R: 0 H: 0 E: 0 K: 0 S: 10	H: 2 R: 0 ER: 0 LOB: 0 BB: 0 P: 5	R: 0 H: 0 E: 0 K: 0 S: 5	H: 0 R: 0 ER: 0 LOB: 0 BB: 0 P: 7	R: 1 H: 2 E: 0 K: 0 S: 6	H: 2 R: 0 ER: 0 LOB: 2 BB: 1 P: 17	R: 0 H: 1 E: 0 K: 0 S: 12	H: 0 R: 0 ER: 0 LOB: 0 BB: 0 P: 19	1B: 5 2B: 2 3B: 0 HR: 0	SF: 1 SAC: 1 DP: 1 HBP: 0	WP: 1 PA: 37
<b>PITCHER</b>	IP WLS BF H R ER SO BB IBB HBP BLK WP HR S P ERA WHIP	IP WLS BF H R ER SO BB IBB HBP BLK WP HR S P ERA WHIP	IP WLS BF H R ER SO BB IBB HBP BLK WP HR S P ERA WHIP	IP WLS BF H R ER SO BB IBB HBP BLK WP HR S P ERA WHIP	IP WLS BF H R ER SO BB IBB HBP BLK WP HR S P ERA WHIP	IP WLS BF H R ER SO BB IBB HBP BLK WP HR S P ERA WHIP	IP WLS BF H R ER SO BB IBB HBP BLK WP HR S P ERA WHIP	IP WLS BF H R ER SO BB IBB HBP BLK WP HR S P ERA WHIP	IP WLS BF H R ER SO BB IBB HBP BLK WP HR S P ERA WHIP	IP WLS BF H R ER SO BB IBB HBP BLK WP HR S P ERA WHIP	IP WLS BF H R ER SO BB IBB HBP BLK WP HR S P ERA WHIP	IP WLS BF H R ER SO BB IBB HBP BLK WP HR S P ERA WHIP	IP WLS BF H R ER SO BB IBB HBP BLK WP HR S P ERA WHIP	IP WLS BF H R ER SO BB IBB HBP BLK WP HR S P ERA WHIP	IP WLS BF H R ER SO BB IBB HBP BLK WP HR S P ERA WHIP	IP WLS BF H R ER SO BB IBB HBP BLK WP HR S P ERA WHIP	IP WLS BF H R ER SO BB IBB HBP BLK WP HR S P ERA WHIP

Tampa Bay Devil Rays @ Anaheim Angels  
Edison International Field, Anaheim, CA

AB 30  
R 3  
H 7  
RBI 3  
BB 4  
SO 4  
LOB 13



WP: 1 PA: 37  
PB: 0  
CS: 1

Sat May 15 1999, 10:05 PM EDT  
Att: 36,939 - Overcast - 62 F

livebaseballscorecards.com

Batter	1	2	3	4	5	6	7	8	9	AB	R	H	RBI	BB	SO	LOB	BOTTOM		
Darin Erstad, L OBP: 0.305, SLG: 0.375 (1, 3)	G1-3		K		G3-1			G6-3 1B		4	0	1	0	0	1	1			
Randy Velarde, R OBP: 0.397, SLG: 0.424 (1, 4)	G5-3		1B BB			F9		G6-3		3	0	0	0	1	0	2			
Mo Vaughn, L OBP: 0.379, SLG: 0.571 (1, 10)	BB					F7			F7	3	0	1	1	1	0	0			
16 Garret Anderson, L OBP: 0.302, SLG: 0.497 (1, 8)	F7		K			K2-3			F7	4	0	0	0	0	2	3			
Troy Glaus, R OBP: 0.336, SLG: 0.477 (1, 5)		P3			F9			G6-3	F8	4	0	0	0	0	0	0			
Tim Lincecum, R OBP: 0.381, SLG: 0.424 (1, 9)		K			K					3	0	0	0	0	3	0			
Orlando Palmeiro, L OBP: 0.349, SLG: 0.336 (1, 7)	G3-1				G1-3			G6-3		3	0	0	0	0	0	0			
Matt Walbeck, S OBP: 0.329, SLG: 0.367 (1, 2)			P4			F8		1B 2B		3	0	1	0	0	0	0			
Andy Sheets, R OBP: 0.270, SLG: 0.372 (1, 6)			E6 BB 1B		K			P3		3	1	0	0	0	1	1			
<b>Inning Stats</b>	R: 0 H: 0 E: 0 K: 0 S: 9	H: 0 R: 0 ER: 0 LOB: 0 BB: 0 P: 18	R: 0 H: 0 E: 0 K: 1 S: 7	H: 0 R: 0 ER: 0 LOB: 0 BB: 0 P: 13	R: 1 H: 1 E: 1 K: 2 S: 12	H: 0 R: 0 ER: 0 LOB: 2 BB: 1 P: 20	R: 0 H: 0 E: 0 K: 1 S: 7	H: 0 R: 0 ER: 0 LOB: 0 BB: 0 P: 11	R: 0 H: 0 E: 0 K: 1 S: 6	H: 0 R: 0 ER: 0 LOB: 0 BB: 0 P: 7	R: 0 H: 0 E: 0 K: 1 S: 6	H: 0 R: 0 ER: 0 LOB: 0 BB: 0 P: 10	R: 0 H: 2 E: 0 K: 0 S: 7	H: 0 R: 0 ER: 0 LOB: 0 BB: 0 P: 13	R: 0 H: 0 E: 0 K: 0 S: 7	H: 0 R: 0 ER: 0 LOB: 0 BB: 0 P: 11	1B: 2 2B: 1 3B: 0 HR: 0	SF: 0 SAC: 0 DP: 1 HBP: 0	WP: 0 PA: 32 PB: 0 CS: 0
<b>PITCHER</b>	IP WLS BF H R ER SO BB IBB HBP BLK WP HR S P ERA WHIP	IP WLS BF H R ER SO BB IBB HBP BLK WP HR S P ERA WHIP	IP WLS BF H R ER SO BB IBB HBP BLK WP HR S P ERA WHIP	IP WLS BF H R ER SO BB IBB HBP BLK WP HR S P ERA WHIP	IP WLS BF H R ER SO BB IBB HBP BLK WP HR S P ERA WHIP	IP WLS BF H R ER SO BB IBB HBP BLK WP HR S P ERA WHIP	IP WLS BF H R ER SO BB IBB HBP BLK WP HR S P ERA WHIP	IP WLS BF H R ER SO BB IBB HBP BLK WP HR S P ERA WHIP	IP WLS BF H R ER SO BB IBB HBP BLK WP HR S P ERA WHIP	IP WLS BF H R ER SO BB IBB HBP BLK WP HR S P ERA WHIP	IP WLS BF H R ER SO BB IBB HBP BLK WP HR S P ERA WHIP	IP WLS BF H R ER SO BB IBB HBP BLK WP HR S P ERA WHIP	IP WLS BF H R ER SO BB IBB HBP BLK WP HR S P ERA WHIP	IP WLS BF H R ER SO BB IBB HBP BLK WP HR S P ERA WHIP	IP WLS BF H R ER SO BB IBB HBP BLK WP HR S P ERA WHIP	IP WLS BF H R ER SO BB IBB HBP BLK WP HR S P ERA WHIP	IP WLS BF H R ER SO BB IBB HBP BLK WP HR S P ERA WHIP		

Tampa Bay Devil Rays @ Anaheim Angels  
Edison International Field, Anaheim, CA

AB 30  
R 1  
H 3  
RBI 1  
BB 2  
SO 7  
LOB 7



WP: 0 PA: 32  
PB: 0  
CS: 0

Sat May 15 1999, 10:05 PM EDT  
Att: 36,939 - Overcast - 62 F

livebaseballscorecards.com







Batter	1	2	3	4	5	6	7	8	9	AB	R	H	RBI	BB	SO	LOB	TOP					
Quinton McCracken, S OBP: 0.308, SLG: 0.326	0-3 K	4-2 1B HR BB		1-1 BB SF9 2B	3-2 BB		0-0 F9		3-1 G5-4-3	5	2	2	1	1	1	3						
Dave Martinez, L OBP: 0.417, SLG: 0.500	1-0 BB 2B	0-0 HR 1B		4-1 SF9 HR BB	4-1 BB		1-3 K			3	3	2	0	2	1	1						
Jose Canseco, R OBP: 0.372, SLG: 0.659	4-0 2B G3	1-1 HR		4-2 HR BB	2-3 K			3-1 G3 1B		3	3	2	3	2	1	2						
Fred McGriff, L Aaron Ledesma, R OBP: 0.441, SLG: 0.701 OBP: 0.353, SLG: 0.333	2-2 G3 HR	0-0 F8		3-2 SF9		2-1 HR		0-0 G3		4	2	2	3	0	0	1						
Herbert Perry, R OBP: 0.415, SLG: 0.500	1-0 G3		0-0 G5-3	P4		2-1 HR		1-2 G6-4-3 1B		4	0	1	1	0	0	3						
John Flaherty, R OBP: 0.313, SLG: 0.509	2-2 HR		4-1 FC6-4 BB	0-0 HR		2-3 K		0-1 G6-4-3		4	2	2	5	1	1	3						
Danny Clyburn, R OBP: 0.275, SLG: 0.370	0-3 K		1-2 FC6-4 1-2f	3-2 G6-3		0-1 G6-4-3		1-1 G6-3		5	0	0	0	0	1	2						
Miguel Cairo, R OBP: 0.310, SLG: 0.379		1-2 G5-3	1-1 F9		1-0 G6-3		3-2 G4-3		1-0 1B	5	0	1	0	0	0	1						
Kevin Stocker, S OBP: 0.394, SLG: 0.426		0-1 G6-3		1-0 E8 2B 1B		2-3 K		2-1 1B		5	1	3	0	0	1	0						
<b>Inning Stats</b>	R: 4 E: 0 K: 2 S: 15	H: 3 LOB: 0 BB: 1 P: 25	R: 3 E: 0 K: 0 S: 13	H: 2 LOB: 0 BB: 1 P: 19	R: 0 E: 0 K: 0 S: 7	H: 0 LOB: 1 BB: 1 P: 13	R: 5 E: 1 K: 0 S: 20	H: 3 LOB: 0 BB: 2 P: 39	R: 0 E: 0 K: 2 S: 11	H: 1 LOB: 2 BB: 1 P: 23	R: 1 E: 0 K: 1 S: 9	H: 2 LOB: 0 BB: 0 P: 15	R: 0 E: 0 K: 1 S: 12	H: 1 LOB: 1 BB: 0 P: 18	R: 0 E: 0 K: 0 S: 7	H: 1 LOB: 1 BB: 0 P: 11	R: 0 E: 0 K: 0 S: 6	H: 2 LOB: 1 BB: 0 P: 11	1B: 9 2B: 2 3B: 0 HR: 4	SF: 1 SAC: 0 DP: 3 HBP: 1	WP: 0 PB: 0 CS: 0	PA: 46
<b>PITCHER</b>	IP	WLS	BF	H	R	ER	SO	BB	IBB	HBP	BLK	WP	HR	S	P	ERA	WHIP					
John Burkett, R ERA: 13.24	4.0	L	25	8	12	12	2	5	0	0	0	0	3	55	96	27.00	3.250					
Ryan Glynn, R ERA: 10.9	2.1		11	4	1	1	3	1	0	0	0	0	1	27	50	3.86	2.143					
Mike Venafro, L ERA: 3.86	2.2		10	3	0	0	1	0	0	1	0	0	0	18	28	0.00	1.125					

Tampa Bay Devil Rays @ Texas Rangers  
The Ballpark at Arlington, Arlington, TX  
Mon May 17 1999, 8:35 PM EDT  
Att: 29,946 - Overcast - 65 F

AB 38  
R 13  
H 15  
RBI 13  
BB 6  
SO 6  
LOB 16



Batter	1	2	3	4	5	6	7	8	9	AB	R	H	RBI	BB	SO	LOB	BOTTOM					
Tom Goodwin, L OBP: 0.324, SLG: 0.313	4-1 G6-3 29 HR BB		1-3 K		1-3 K			0-0 FC4-6 FC6		3	1	0	0	1	2	1						
Mark McLemore, S OBP: 0.372, SLG: 0.432	2-2 G6-3		3-2 F7			0-0 L7		2-1 FC6		4	0	0	0	0	0	2						
29 Rusty Greer, L OBP: 0.392, SLG: 0.537	1-1 HR		2-1 G4-3			0-1 G6-3		3-1 G4-3		4	1	1	2	0	0	1						
Ivan Rodriguez, R Gregg Zaun, S OBP: 0.336, SLG: 0.500 OBP: 0.320, SLG: 0.238	3-2 1B			0-0 G4-6-3 1B		2-0 F8			1-2 G5-3	3	0	2	0	0	0	0						
Rafael Palmeiro, L OBP: 0.437, SLG: 0.608	2-3 K			1-0 G4-6-3			0-0 L6		1-0 L7	4	0	0	0	0	1	2						
Todd Zeile, R Luis Alicea, S OBP: 0.323, SLG: 0.486 OBP: 0.275, SLG: 0.244	2-2 P4			1-0 P6			2-0 F7		0-1 2B	3	0	0	0	0	0	1						
Lee Stevens, L Jon Shave, R OBP: 0.422, SLG: 0.618 OBP: 0.370, SLG: 0.385		4-2 G5-4-3 BB			0-1 F8 44 G6-3 2B			4-2 BB	1-0 G6-3	1	1	1	0	2	0	0						
Roberto Kelly, R OBP: 0.387, SLG: 0.542		0-0 G5-4-3			3-2 F8			1-2 P3		3	0	0	0	0	0	3						
44 Kelly Dransfeldt, R OBP: 0.240, SLG: 0.292		0-3 K			1-2 G6-3			1-1 FC4-6 1B		3	0	1	1	0	1	0						
<b>Inning Stats</b>	R: 2 E: 0 K: 1 S: 16	H: 2 LOB: 1 BB: 1 P: 30	R: 0 E: 0 K: 1 S: 6	H: 0 LOB: 0 BB: 1 P: 10	R: 0 E: 0 K: 1 S: 8	H: 0 LOB: 0 BB: 0 P: 14	R: 0 E: 0 K: 0 S: 3	H: 1 LOB: 0 BB: 0 P: 5	R: 1 E: 0 K: 1 S: 13	H: 1 LOB: 0 BB: 0 P: 18	R: 0 E: 0 K: 0 S: 4	H: 0 LOB: 0 BB: 0 P: 6	R: 0 E: 0 K: 0 S: 7	H: 0 LOB: 1 BB: 1 P: 14	R: 0 E: 0 K: 0 S: 7	H: 1 LOB: 1 BB: 0 P: 13	R: 0 E: 0 K: 0 S: 8	H: 1 LOB: 1 BB: 0 P: 11	1B: 3 2B: 2 3B: 0 HR: 1	SF: 0 SAC: 0 DP: 2 HBP: 0	WP: 0 PB: 0 CS: 0	PA: 34
<b>PITCHER</b>	IP	WLS	BF	H	R	ER	SO	BB	IBB	HBP	BLK	WP	HR	S	P	ERA	WHIP					
Ryan Rupe, R ERA: 4.82	7.0	W	26	4	3	3	4	3	0	0	0	0	0	1	57	3.86	1.000					
Scott Aldred, L ERA: 1.8	1.0		4	1	0	0	0	0	0	0	0	0	0	7	13	0.00	1.000					
Rick White, R ERA: 5.09	1.0		4	1	0	0	0	0	0	0	0	0	0	8	11	0.00	1.000					

Tampa Bay Devil Rays @ Texas Rangers  
The Ballpark at Arlington, Arlington, TX  
Mon May 17 1999, 8:35 PM EDT  
Att: 29,946 - Overcast - 65 F

AB 31  
R 3  
H 6  
RBI 3  
BB 3  
SO 4  
LOB 11






Batter	1	2	3	4	5	6	7	8	9	AB	R	H	RBI	BB	SO	LOB	TOP											
Quinton McCracken, S OBP: 0.311, SLG: 0.331										4	1	1	0	1	1	1	<p><b>Tampa Bay Devil Rays @ Texas Rangers</b> The Ballpark at Arlington, Arlington, TX Tue May 18, 1999, 8:35 PM EDT Att: 29,706 - Unknown - 78 F</p> <p>livebaseballscorecards.com</p> <p>AB 31 R 5 H 10 RBI 5 BB 4 SO 4 LOB 9</p>											
Dave Martinez, L OBP: 0.412, SLG: 0.496										3	1	1	1	0	1	0												
Jose Canseco, R OBP: 0.373, SLG: 0.669										4	2	1	2	1	1	2												
Fred McGriff, L OBP: 0.449, SLG: 0.698										2	0	1	1	2	0	0												
Herbert Perry, R OBP: 0.400, SLG: 0.487										3	0	1	1	0	0	2												
Paul Sorrento, L OBP: 0.352, SLG: 0.413 Randy Winn, S OBP: 0.311, SLG: 0.387										4	0	0	0	0	1	2												
John Flaherty, R OBP: 0.311, SLG: 0.500										4	1	1	0	0	0	0												
Miguel Cairo, R OBP: 0.333, SLG: 0.400										4	0	3	0	0	0	0												
Kevin Stocker, S OBP: 0.392, SLG: 0.424										3	0	1	0	0	0	2												
<b>Inning Stats</b>	R: 2 E: 1 K: 0 S: 8	H: 2 LOB: 1 BB: 1 P: 18	R: 0 E: 0 K: 0 S: 8	H: 1 LOB: 1 BB: 0 P: 11	R: 0 E: 0 K: 1 S: 10	H: 0 LOB: 1 BB: 1 P: 19	R: 0 E: 0 K: 1 S: 11	H: 1 LOB: 0 BB: 0 P: 15	R: 2 E: 1 K: 0 S: 13	H: 3 LOB: 1 BB: 0 P: 21	R: 0 E: 0 K: 0 S: 6	H: 0 LOB: 0 BB: 1 P: 10	R: 0 E: 0 K: 0 S: 8	H: 1 LOB: 0 BB: 0 P: 11	R: 0 E: 0 K: 2 S: 8	H: 0 LOB: 0 BB: 0 P: 13		1B: 8 2B: 1 3B: 0 HR: 1	SF: 2 SAC: 2 DP: 1 HBP: 0	WP: 0 PB: 0 SB: 1 CS: 1	PA: 39							
<b>PITCHER</b>	IP	WLS	BF	H	R	ER	SO	BB	IBB	HBP	BLK	WP	HR	S	P	ERA	WHIP											
Mike Morgan, R ERA: 4.89	(1, 1)	5.1	L	28	9	5	4	2	3	0	0	0	0	1	58	98	6.75	2.250										
Mike Munoz, L ERA: 5.19	(6, 1)	0.1		1	0	0	0	0	0	0	0	0	0	0	1	2	0.00	0.000										
Tim Crabtree, R ERA: 3.07	(6, 1)	2.1		7	1	0	0	0	1	0	0	0	0	0	16	24	0.00	0.857										
59 Jeff Zimmerman, R ERA: 0.67	(9, 1)	1.0		3	0	0	0	2	0	0	0	0	0	0	8	13	0.00	0.000										

Batter	1	2	3	4	5	6	7	8	9	AB	R	H	RBI	BB	SO	LOB	BOTTOM											
Tom Goodwin, L OBP: 0.327, SLG: 0.311										4	0	1	0	1	0	1	<p><b>Tampa Bay Devil Rays @ Texas Rangers</b> The Ballpark at Arlington, Arlington, TX Tue May 18, 1999, 8:35 PM EDT Att: 29,706 - Unknown - 78 F</p> <p>livebaseballscorecards.com</p> <p>AB 35 R 4 H 14 RBI 4 BB 7 SO 4 LOB 25</p>											
Mark McLemore, S OBP: 0.381, SLG: 0.448 Luis Alicea, S OBP: 0.259, SLG: 0.229										2	0	2	0	0	0	0												
29 Rusty Greer, L OBP: 0.403, SLG: 0.537										2	2	1	0	3	0	2												
Ivan Rodriguez, R OBP: 0.338, SLG: 0.504										5	1	2	0	0	1	4												
Rafael Palmeiro, L OBP: 0.449, SLG: 0.637 Jon Shave, R OBP: 0.370, SLG: 0.385										5	1	4	4	0	1	0												
Todd Zeile, R OBP: 0.331, SLG: 0.482										3	0	1	0	2	0	2												
Lee Stevens, L OBP: 0.421, SLG: 0.607										4	0	1	0	1	0	4												
Roberto Kelly, R OBP: 0.403, SLG: 0.540										4	0	2	0	0	1	4												
44 Kelly Dransfeldt, R OBP: 0.228, SLG: 0.275										3	0	0	0	0	1	4												
<b>Inning Stats</b>	R: 0 E: 0 K: 0 S: 6	H: 1 LOB: 1 BB: 1 P: 11	R: 0 E: 0 K: 2 S: 13	H: 1 LOB: 2 BB: 0 P: 23	R: 0 E: 0 K: 1 S: 12	H: 2 LOB: 1 BB: 0 P: 17	R: 1 E: 0 K: 0 S: 12	H: 2 LOB: 3 BB: 2 P: 24	R: 2 E: 0 K: 1 S: 15	H: 2 LOB: 1 BB: 2 P: 29	R: 0 E: 0 K: 0 S: 5	H: 0 LOB: 0 BB: 0 P: 8	R: 1 E: 0 K: 0 S: 10	H: 2 LOB: 1 BB: 1 P: 17	R: 0 E: 0 K: 0 S: 11	H: 1 LOB: 0 BB: 0 P: 19		R: 0 E: 0 K: 0 S: 11	H: 3 LOB: 3 BB: 1 P: 18	1B: 11 2B: 2 3B: 0 HR: 1	SF: 0 SAC: 1 DP: 5 HBP: 1	WP: 0 PB: 0 SB: 0 CS: 0	PA: 44					
<b>PITCHER</b>	IP	WLS	BF	H	R	ER	SO	BB	IBB	HBP	BLK	WP	HR	S	P	ERA	WHIP											
Rolando Arrojo, R ERA: 6.54	(1, 1)	5.0	W	26	8	3	3	4	5	0	1	0	0	0	58	104	5.40	2.600										
Bryan Rekar, R ERA: 4.94	(6, 1)	1.0	H	3	0	0	0	0	0	0	0	0	0	5	8	0.00	0.000											
Scott Aldred, L ERA: 2.7	(7, 1)	0.0		3	2	1	1	0	1	0	0	0	0	0	5	10	∞	∞										
Esteban Yan, R ERA: 3.7	(7, 1)	2.0	H	6	1	0	0	0	0	0	0	0	0	0	16	26	0.00	0.500										
Roberto Hernandez, R ERA: 3.74	(9, 1)	1.0	S	6	3	0	0	0	1	0	0	0	0	0	11	18	0.00	4.000										



Batter	1	2	3	4	5	6	7	8	9	AB	R	H	RBI	BB	SO	LOB	TOP								
<b>Randy Winn, S</b> OBP: 0.315, SLG: 0.388 (1, 8)	1-0 1B		0-1 G4-3		3-2 G6-3	3-2 E5			1-0 BB	5	0	2	0	0	0	1	<b>Tampa Bay Devil Rays @ Texas Rangers</b> The Ballpark at Arlington, Arlington, TX Wed May 19 1999, 2:35 PM EDT Att: 29,513 - Cloudy - 79 F  <b>AB 38</b> <b>R 6</b> <b>H 11</b> <b>RBI 6</b> <b>BB 2</b> <b>SO 8</b> <b>LOB 19</b>								
<b>Dave Martinez, L</b> OBP: 0.425, SLG: 0.500 (1, 9)	0-1 F8		4-0 HR		1-0 HR	2-2 1B			4-0 BB	3	2	2	1	2	0	1									
<b>Jose Canseco, R</b> OBP: 0.373, SLG: 0.681 (1, 10)	2-1 G1-6-3		0-0 HR		1-3 K	2-2 K			1-0 P3	5	1	2	2	0	2	5									
<b>Fred McGriff, L</b> OBP: 0.441, SLG: 0.701 (1, 3)	3-1 G1-6-3		1-0 F7		1-0 HR				0-1 P6	5	1	1	2	0	1	4									
<b>Aaron Ledesma, R</b> OBP: 0.318, SLG: 0.300 (1, 5)		0-2 P4	2-1 L9		2-2 1B				0-3 K	5	0	1	0	0	1	2									
<b>Paul Sorrento, L</b> OBP: 0.360, SLG: 0.463 (1, 7)		2-1 HR		0-0 1B	2-1 F8				2-3 K	4	1	2	1	0	1	1									
<b>Miguel Cairo, R</b> OBP: 0.316, SLG: 0.378 (1, 4)		1-3 K		3-1 F8		0-1 L8			0-1 F8	4	0	0	0	0	1	1									
<b>Mike DiFelice, R</b> OBP: 0.286, SLG: 0.500 (1, 2)		3-1 HBP		0-1 F7		0-2 1B			1-2 F8	3	1	1	0	0	0	1									
<b>Kevin Stocker, S</b> OBP: 0.381, SLG: 0.410 (1, 6)		2-1 F8		0-0 P6		1-3 K			0-3 K	4	0	0	0	0	2	3									
<b>Inning Stats</b>	R: 0 E: 0 K: 0 S: 7	H: 2 LOB: 1 BB: 0 P: 13	R: 1 E: 0 K: 1 S: 11	H: 1 LOB: 1 BB: 0 P: 19	R: 2 E: 0 K: 0 S: 6	H: 1 LOB: 1 BB: 1 P: 13	R: 0 E: 0 K: 0 S: 6	H: 1 LOB: 1 BB: 0 P: 9	R: 2 E: 0 K: 1 S: 14	H: 3 LOB: 1 BB: 0 P: 24	R: 1 E: 1 K: 2 S: 18	H: 2 LOB: 2 BB: 0 P: 25	R: 0 E: 0 K: 2 S: 9	H: 0 LOB: 0 BB: 0 P: 13	R: 0 E: 0 K: 1 S: 8	H: 0 LOB: 0 BB: 0 P: 9	R: 0 E: 0 K: 1 S: 7	H: 1 LOB: 2 BB: 1 P: 13	1B: 7 2B: 1 3B: 0 HR: 3	SF: 0 SAC: 0 DP: 1 HBP: 1	WP: 0 PB: 0 SB: 0 CS: 0	PA: 41			
<b>PITCHER</b>	IP	WLS	BF	H	R	ER	SO	BB	IBB	HBP	BLK	WP	HR	S	P	ERA	WHIP								
<b>Mark Clark, R</b> ERA: 7.58 (1, 1)	5.2		28	9	6	5	3	1	0	1	0	0	3	55	93	7.94	1.765								
<b>Mike Venafro, L</b> ERA: 3.95 (6, 1)	0.0	B	1	1	0	0	0	0	0	0	0	0	0	4	6	∞	∞								
<b>59 Jeff Zimmerman, R</b> ERA: 0.61 (6, 1)	2.1	W	7	0	0	0	4	0	0	0	0	0	0	20	26	0.00	0.000								
<b>John Wetteland, R</b> ERA: 4.7 (9, 1)	1.0	S	5	1	0	0	1	1	0	0	0	0	0	7	13	0.00	2.000								

Batter	1	2	3	4	5	6	7	8	9	AB	R	H	RBI	BB	SO	LOB	BOTTOM								
<b>Tom Goodwin, L</b> OBP: 0.323, SLG: 0.307 (1, 8)	3-2 G4-3		0-1 G3		0-0 F8				1-3 K	5	0	1	1	0	1	2	<b>Tampa Bay Devil Rays @ Texas Rangers</b> The Ballpark at Arlington, Arlington, TX Wed May 19 1999, 2:35 PM EDT Att: 29,513 - Cloudy - 79 F  <b>AB 33</b> <b>R 7</b> <b>H 9</b> <b>RBI 7</b> <b>BB 5</b> <b>SO 7</b> <b>LOB 16</b>								
<b>Luis Alica, S</b> OBP: 0.271, SLG: 0.216 (1, 4)	4-2 29 1B		4-1 HR		3-3 K	1-0 G3-1			0-1 G4-6-3	3	1	0	0	2	1	2									
<b>29 Rusty Greer, L</b> OBP: 0.406, SLG: 0.542 (1, 7)	3-2 S		1-0 F7		2-0 HR				0-1 G4-3	4	1	2	0	0	0	1									
<b>Ivan Rodriguez, R</b> OBP: 0.342, SLG: 0.525 (1, 2)	3-3 K		0-0 L8		3-2 HR				1-1 1B	4	1	2	2	0	1	3									
<b>Rafael Palmeiro, L</b> OBP: 0.456, SLG: 0.681 (1, 10)	4-0 IBB		0-0 HR		3-0 HR				0-0 P5	3	2	2	3	1	0	1									
<b>Todd Zeile, R</b> OBP: 0.329, SLG: 0.497 (1, 5)	2-1 P4		1-1 P3		0-1 HR				3-2 P3	4	1	1	1	0	0	4									
<b>Lee Stevens, L</b> OBP: 0.417, SLG: 0.597 (1, 3)			3-3 K		1-3 K	1-0 G4-3			3-1 FC1-5	4	0	1	0	0	2	0									
<b>Roberto Kelly, R</b> OBP: 0.394, SLG: 0.515 (1, 9)		0-1 E5		2-3 K		0-2 F8			4-0 FC1-5	3	1	0	0	1	1	0									
<b>44 Kelly Dransfeldt, R</b> OBP: 0.232, SLG: 0.264 <b>Mark McLemore, S</b> OBP: 0.379, SLG: 0.444 <b>Jon Shave, R</b> OBP: 0.370, SLG: 0.385 (8, PH) (9, 6)	1-2 K2-3		1-3 K		4-2 BB				0-0 FC1-5	2	0	0	0	1	1	1									
<b>Inning Stats</b>	R: 0 E: 0 K: 1 S: 15	H: 1 LOB: 3 BB: 2 P: 34	R: 0 E: 1 K: 2 S: 11	H: 0 LOB: 1 BB: 0 P: 15	R: 2 E: 0 K: 0 S: 6	H: 1 LOB: 0 BB: 1 P: 12	R: 0 E: 0 K: 2 S: 13	H: 0 LOB: 1 BB: 1 P: 20	R: 4 E: 0 K: 1 S: 14	H: 4 LOB: 0 BB: 0 P: 26	R: 0 E: 0 K: 1 S: 5	H: 0 LOB: 0 BB: 0 P: 7	R: 0 E: 0 K: 0 S: 8	H: 1 LOB: 1 BB: 0 P: 12	R: 1 E: 0 K: 0 S: 7	H: 2 LOB: 1 BB: 1 P: 15	R: 0 E: 0 K: 0 S: 7	H: 0 LOB: 1 BB: 1 P: 15	1B: 4 2B: 1 3B: 0 HR: 4	SF: 0 SAC: 0 DP: 1 HBP: 0	WP: 0 PB: 0 SB: 2 CS: 0	PA: 38			
<b>PITCHER</b>	IP	WLS	BF	H	R	ER	SO	BB	IBB	HBP	BLK	WP	HR	S	P	ERA	WHIP								
<b>Bobby Witt, R</b> ERA: 5.36 (1, 1)	4.1		24	6	6	6	6	3	1	0	0	0	4	55	102	12.46	2.077								
<b>Bryan Rekar, R</b> ERA: 4.6 (5, 1)	2.0		7	1	0	0	1	0	0	0	0	0	0	13	17	0.00	0.500								
<b>Scott Aldred, L</b> ERA: 3.38 (7, 1)	0.2	L	3	1	1	1	0	0	0	0	0	0	0	6	12	13.50	1.500								
<b>Rick White, R</b> ERA: 4.88 (8, 1)	1.0		4	1	0	0	0	1	0	0	0	0	0	5	10	0.00	2.000								





Batter	1	2	3	4	5	6	7	8	9	AB	R	H	RBI	BB	SO	LOB	TOP								
<b>Darin Erstad, L</b> OBP: 0.304, SLG: 0.356 (1, 7)										4	1	2	1	1	1	0	<b>Anaheim Angels @ Tampa Bay Devil Rays</b> Tropicana Field, St. Petersburg, FL Fri May 21 1999, 7:05 PM EDT Att: 18,613 - Dome - 72 F								
<b>Randy Velarde, R</b> OBP: 0.395, SLG: 0.451 (1, 4)										4	1	1	0	1	0	3									
<b>Mo Vaughn, L</b> OBP: 0.368, SLG: 0.563 (1, 10)										5	2	2	3	0	1	5									
<b>Todd Greene, R</b> OBP: 0.325, SLG: 0.569 (7, 2)										5	1	2	0	0	0	3									
<b>16 Garret Anderson, L</b> OBP: 0.309, SLG: 0.506 (1, 8)											4	0	1	0	1	1									
<b>Steve Decker, R</b> OBP: 0.333, SLG: 0.667 (7, PH)											3	0	1	1	0	0									
<b>Chris Pritchett, L</b> OBP: 0.222, SLG: 0.188 (7, 3)											1	1	1	1	0	0									
<b>Troy Glaus, R</b> OBP: 0.130, SLG: 0.440 (9, PH)											4	1	0	0	0	3									
<b>Jeff Huson, L</b> OBP: 0.262, SLG: 0.231 (7, PH)											1	0	0	0	0	1									
<b>Charlie O'Brien, R</b> OBP: 0.352, SLG: 0.331 (7, PH)											3	1	1	0	0	0									
<b>Otlando Palmeiro, L</b> OBP: 0.352, SLG: 0.331 (7, 9)											2	0	1	1	0	0									
<b>Andy Sheets, R</b> OBP: 0.303, SLG: 0.402 (1, 6)											5	1	2	1	0	0									
<b>Inning Stats</b>	R: 0 E: 0 K: 1 S: 8	H: 1 LOB: 1 BB: 0 P: 18	R: 6 E: 2 K: 0 S: 21	H: 5 LOB: 0 BB: 0 P: 37	R: 0 E: 0 K: 1 S: 7	H: 0 LOB: 0 BB: 0 P: 9	R: 0 E: 0 K: 0 S: 14	H: 0 LOB: 2 BB: 2 P: 25	R: 1 E: 0 K: 1 S: 14	H: 2 LOB: 1 BB: 0 P: 21	R: 0 E: 0 K: 0 S: 9	H: 0 LOB: 0 BB: 0 P: 15	R: 1 E: 0 K: 1 S: 10	H: 2 LOB: 2 BB: 1 P: 18	R: 0 E: 0 K: 1 S: 13	H: 2 LOB: 1 BB: 0 P: 19	R: 1 E: 0 K: 1 S: 16	H: 2 LOB: 1 BB: 0 P: 20	1B: 10 2B: 3 3B: 0 HR: 1	SF: 1 SAC: 0 DP: 1 HBP: 0	WP: 0 PB: 0 SB: 1 CS: 1	PA: 45			
<b>PITCHER</b>	IP	WLS	BF	H	R	ER	SO	BB	IBB	HBP	BLK	WP	HR	S	P	ERA	WHIP								
<b>Tony Saunders, L</b> ERA: 6.18 (5, 1)	4.1		24	8	7	1	2	2	0	0	0	0	1	54	98	2.08	2.308								
<b>Rick White, R</b> ERA: 4.56 (7, 1)	1.2	W	5	0	0	0	1	0	0	0	0	0	0	19	27	0.00	0.000								
<b>Scott Aldred, L</b> ERA: 4.22 (7, 1)	0.0		3	2	1	1	0	1	0	0	0	0	0	3	10	∞	∞								
<b>Esteban Yan, R</b> ERA: 3.42 (9, 1)	2.0	H	8	2	0	0	2	0	0	0	0	0	0	20	27	0.00	1.000								
<b>Roberto Hernandez, R</b> ERA: 3.97 (9, 1)	1.0	S	5	2	1	1	1	0	0	0	0	0	0	16	20	9.00	2.000								

Batter	1	2	3	4	5	6	7	8	9	AB	R	H	RBI	BB	SO	LOB	BOTTOM								
<b>Quinton McCracken, S</b> OBP: 0.316, SLG: 0.338 (1, 8)										3	1	1	1	1	0	2	<b>Anaheim Angels @ Tampa Bay Devil Rays</b> Tropicana Field, St. Petersburg, FL Fri May 21 1999, 7:05 PM EDT Att: 18,613 - Dome - 72 F								
<b>Dave Martinez, L</b> OBP: 0.418, SLG: 0.496 (1, 9)										5	0	1	2	0	0	4									
<b>Jose Canseco, R</b> OBP: 0.380, SLG: 0.703 (1, 10)										4	2	2	2	1	1	2									
<b>Fred McGriff, L</b> OBP: 0.440, SLG: 0.686 (1, 3)										3	1	0	0	2	1	2									
<b>John Flaherty, R</b> OBP: 0.309, SLG: 0.492 (1, 2)										4	0	1	2	0	0	2									
<b>Wade Boggs, L</b> OBP: 0.316, SLG: 0.325 (8, 5)											4	2	2	0	0	1									
<b>Herbert Perry, R</b> OBP: 0.400, SLG: 0.487 (8, 5)											0	0	0	0	0	0									
<b>Paul Sorrento, L</b> OBP: 0.354, SLG: 0.443 (8, 7)										3	0	0	0	1	2	1									
<b>Danny Clyburn, R</b> OBP: 0.275, SLG: 0.370 (8, 7)										0	0	0	0	0	0	0									
<b>Miguel Cairo, R</b> OBP: 0.325, SLG: 0.385 (1, 4)										4	2	2	0	0	1	2									
<b>Kevin Stocker, S</b> OBP: 0.399, SLG: 0.424 (1, 6)										3	2	3	2	1	0	0									
<b>Inning Stats</b>	R: 2 E: 0 K: 0 S: 12	H: 1 LOB: 2 BB: 2 P: 25	R: 1 E: 0 K: 1 S: 10	H: 2 LOB: 1 BB: 1 P: 18	R: 1 E: 0 K: 0 S: 6	H: 1 LOB: 0 BB: 0 P: 8	R: 3 E: 0 K: 3 S: 18	H: 3 LOB: 1 BB: 1 P: 28	R: 2 E: 0 K: 0 S: 12	H: 3 LOB: 0 BB: 0 P: 18	R: 0 E: 1 K: 0 S: 5	H: 0 LOB: 2 BB: 2 P: 15	R: 0 E: 0 K: 2 S: 9	H: 0 LOB: 0 BB: 0 P: 14	R: 1 E: 0 K: 0 S: 11	H: 2 LOB: 1 BB: 0 P: 18	1B: 8 2B: 3 3B: 0 HR: 1	SF: 0 SAC: 1 DP: 0 HBP: 0	WP: 1 PB: 0 SB: 1 CS: 2	PA: 41					
<b>PITCHER</b>	IP	WLS	BF	H	R	ER	SO	BB	IBB	HBP	BLK	WP	HR	S	P	ERA	WHIP								
<b>Ken Hill, R</b> ERA: 4.91 (1, 1)	3.1		19	6	0	0	0	4	0	0	0	0	0	21	34	9.00	2.500								
<b>Mike Magnante, L</b> ERA: 3.93 (6, 1)	2.0	L	10	4	2	2	2	1	0	0	0	0	0	22	38	3.86	0.857								
<b>Shigetoshi Hasegawa, R</b> ERA: 3.45 (8, 1)	0.1		1	0	0	0	0	0	0	0	0	0	0	1	2	0.00	0.000								

livebaseballscores.com













Batter	1	2	3	4	5	6	7	8	9	AB	R	H	RBI	BB	SO	LOB	TOP					
Tom Goodwin, L (1.8) OBP: 0.308, SLG: 0.312	G4-3		HR 1B		F7	2B 3B		K		5	2	2	0	0	1	0	<p><b>Texas Rangers @ Tampa Bay Devil Rays</b> Tropicana Field, St. Petersburg, FL Mon May 24 1999, 7:05 PM EDT Att: 14,290 - Dome - 72 F</p> <p>livebaseballscorecards.com</p>					
Mark McLemore, S (1.4) OBP: 0.494, SLG: 0.480 Luis Alicaia, S (6.4) OBP: 0.302, SLG: 0.212	FC5-4 1B		K		BB 1B	HR 2B		G3-1		4	3	3	1	0	1	1						
29 Rusty Greer, L (1.7) OBP: 0.399, SLG: 0.524	FC5-4 1B		G6-3		BB 2B	HR BB		G6-3		4	2	2	0	1	0	1						
Juan Gonzalez, R (1.9) OBP: 0.356, SLG: 0.623	FC5-4 1B		HR		K	HR		K		5	2	2	5	0	2	4						
Rafael Palmeiro, L (1.10) OBP: 0.472, SLG: 0.706	FC6-4 1B		K		BB 2B	L5-3 1B		HR 1B		4	2	3	1	1	1	0						
Ivan Rodriguez, R (1.2) OBP: 0.344, SLG: 0.538	FC6-4		K		2B	L5-3		HR		4	1	1	3	1	1	3						
Todd Zeile, R (1.5) OBP: 0.328, SLG: 0.488		K		G5-3	2B			G5-3		5	0	2	2	0	1	0						
Lee Stevens, L (1.3) OBP: 0.413, SLG: 0.584	G1-6-3		G3-1		G3-1			F9 2B		5	0	1	0	0	0	3						
Royce Clayton, R (1.6) OBP: 0.210, SLG: 0.187	K		FC6-4		G5-3			G5-3		5	0	0	0	0	2	2						
<b>Inning Stats</b>	R: 1 E: 0 K: 0 S: 11	H: 3 LOB: 2 BB: 0 P: 19	R: 0 E: 0 K: 2 S: 8	H: 0 LOB: 0 BB: 0 P: 12	R: 2 E: 0 K: 2 S: 11	H: 2 LOB: 0 BB: 0 P: 18	R: 0 E: 0 K: 1 S: 9	H: 1 LOB: 1 BB: 0 P: 14	R: 3 E: 0 K: 1 S: 20	H: 3 LOB: 2 BB: 2 P: 33	R: 4 E: 0 K: 0 S: 12	H: 4 LOB: 0 BB: 0 P: 21	R: 0 E: 0 K: 1 S: 10	H: 0 LOB: 0 BB: 0 P: 16	R: 0 E: 0 K: 1 S: 6	H: 0 LOB: 0 BB: 0 P: 10	R: 2 E: 0 K: 1 S: 16	H: 3 LOB: 1 BB: 0 P: 24	1B: 8 2B: 5 3B: 1 HR: 3	SF: 0 SAC: 0 DP: 1 HBP: 0	WP: 0 PB: 0 SB: 1 CS: 0	PA: 45
<b>PITCHER</b>	IP WLS BF H R ER SO BB IBB HBP BLK WP HR S P ERA WHIP																					
Rolando Arrojo, R (1.1) ERA: 7.31	5.1 L 29 11 8 8 6 1 1 0 0 0 1 63 102 13.50 2.250																					
Bryan Rekar, R (6.1) ERA: 4.75	2.2 10 2 2 2 2 1 0 0 0 0 1 24 41 6.75 1.125																					
Julio Santana, R (9.1) ERA: 9.33	1.0 6 3 2 2 1 0 0 0 0 0 1 16 24 18.00 3.000																					

Batter	1	2	3	4	5	6	7	8	9	AB	R	H	RBI	BB	SO	LOB	BOTTOM					
Quinton McCracken, S (1.8) OBP: 0.317, SLG: 0.324 Danny Clyburn, R (6.9) OBP: 0.297, SLG: 0.367	G4-3		G3		F9	2B		G6-3		3	0	0	0	0	0	0	<p><b>Texas Rangers @ Tampa Bay Devil Rays</b> Tropicana Field, St. Petersburg, FL Mon May 24 1999, 7:05 PM EDT Att: 14,290 - Dome - 72 F</p> <p>livebaseballscorecards.com</p>					
Dave Martinez, L (1.9) OBP: 0.407, SLG: 0.493	1B		F7		L6	HR		K		5	1	2	1	0	1	1						
Jose Canseco, R (1.10) OBP: 0.381, SLG: 0.682	P5		BB 1B		P4			G5-3		5	0	1	0	0	1	1						
Fred McGriff, L (1.3) OBP: 0.436, SLG: 0.667 Herbert Perry, R (9. PH) OBP: 0.380, SLG: 0.500	1B		BB 1B		WP BB			G4-3		3	0	2	0	1	0	0						
John Flaherty, R (1.2) OBP: 0.309, SLG: 0.474	K		BB		K			G6-3		4	0	0	0	1	2	4						
Wade Boggs, L (1.5) OBP: 0.330, SLG: 0.345	G6-3		K		F8			WP 1B		4	0	1	0	0	1	3						
Paul Sorrento, L (1.7) OBP: 0.376, SLG: 0.427	FC6-4 1B		F9		FC3-6 1B	BB		K		3	1	1	0	1	1	1						
Miguel Cairo, R (1.4) OBP: 0.319, SLG: 0.364	FC6-4		P3		P4			P4		4	0	1	0	0	0	2						
Kevin Stocker, S (1.6) OBP: 0.405, SLG: 0.420 David Lamb, S (7.6) OBP: 0.288, SLG: 0.277	F8		G4-3		FC3-6 2B			BB		3	1	0	0	0	0	3						
<b>Inning Stats</b>	R: 0 E: 0 K: 1 S: 14	H: 2 LOB: 1 BB: 0 P: 21	R: 0 E: 0 K: 0 S: 9	H: 1 LOB: 0 BB: 0 P: 13	R: 0 E: 0 K: 1 S: 12	H: 2 LOB: 3 BB: 1 P: 22	R: 0 E: 0 K: 0 S: 8	H: 0 LOB: 0 BB: 0 P: 12	R: 1 E: 0 K: 1 S: 12	H: 1 LOB: 1 BB: 1 P: 23	R: 2 E: 0 K: 0 S: 14	H: 2 LOB: 1 BB: 1 P: 26	R: 0 E: 0 K: 1 S: 9	H: 0 LOB: 0 BB: 0 P: 9	R: 0 E: 0 K: 1 S: 9	H: 1 LOB: 2 BB: 1 P: 19	R: 0 E: 0 K: 1 S: 8	H: 1 LOB: 1 BB: 0 P: 9	1B: 7 2B: 1 3B: 1 HR: 1	SF: 0 SAC: 0 DP: 0 HBP: 0	WP: 2 PB: 0 SB: 0 CS: 0	PA: 41
<b>PITCHER</b>	IP WLS BF H R ER SO BB IBB HBP BLK WP HR S P ERA WHIP																					
Mark Clark, R (1.1) ERA: 7.2	6.1 W 30 8 3 3 3 4 0 0 0 0 1 72 120 4.26 1.737																					
Mike Munoz, L (7.1) ERA: 4.82	1.1 6 1 0 0 1 1 0 0 0 0 1 0 13 21 0.00 1.500																					
Tim Crabtree, R (8.1) ERA: 2.76	1.1 5 1 0 0 1 0 0 0 0 0 0 0 10 13 0.00 0.750																					







Batter	1	2	3	4	5	6	7	8	9	AB	R	H	RBI	BB	SO	LOB	TOP					
Luis Altea, S OBP: 0.294, SLG: 0.211 (1,4)	F7		WP 1B			F8	K2-3	K		5	1	1	0	0	2	3						
Ivan Rodriguez, R OBP: 0.343, SLG: 0.530 (1,2)	G5-3		F8			2B		G4-3	G5-3	5	1	1	1	0	0	4						
29 Rusty Greer, L OBP: 0.396, SLG: 0.523 (1,7)	K		WP			1B		G1-3		5	1	3	1	0	1	0						
Juan Gonzalez, R OBP: 0.349, SLG: 0.597 (1,9)		K				K		K	G6-4-3	4	0	0	0	1	3	3						
Rafael Palmeiro, L OBP: 0.465, SLG: 0.679 (9, PR)	G4-3		G3-1			1B		F8		3	0	0	0	2	0	2						
Mark McLemore, S OBP: 0.400, SLG: 0.470 (9, PR)						IBB			BB	0	0	0	0	0	0	0						
Todd Zeile, R OBP: 0.339, SLG: 0.494 (1,5)	G5-3					1B		BB	G6-3	4	1	2	2	1	0	1						
Roberto Kelly, R OBP: 0.405, SLG: 0.562 (8, PR)						1B		1B		3	1	1	1	1	0	3						
Tom Goodwin, L OBP: 0.317, SLG: 0.321 (8, 8)			HR			F9		1B	2B	0	1	0	0	0	0	0						
Royce Clayton, R OBP: 0.250, SLG: 0.232 (1,6)			1B			F9		K		4	1	2	1	0	1	0						
Jon Shave, R OBP: 0.355, SLG: 0.400 (8, PH)						F8		F9		3	1	1	0	0	0	1						
Lee Stevens, L OBP: 0.413, SLG: 0.591 (8, 3)						1B		F9		1	0	1	1	0	0	0						
<b>Inning Stats</b>	R: 0 E: 0 K: 1 S: 9	H: 0 LOB: 0 BB: 0 P: 13	R: 0 E: 0 K: 1 S: 9	H: 0 LOB: 0 BB: 0 P: 16	R: 3 E: 0 K: 0 S: 14	H: 4 LOB: 2 BB: 1 P: 26	R: 0 E: 0 K: 0 S: 5	H: 0 LOB: 0 BB: 1 P: 12	R: 3 E: 0 K: 1 S: 16	H: 4 LOB: 2 BB: 1 P: 30	R: 0 E: 0 K: 2 S: 11	H: 0 LOB: 0 BB: 0 P: 15	R: 0 E: 0 K: 1 S: 10	H: 0 LOB: 0 BB: 0 P: 14	R: 2 E: 0 K: 1 S: 16	H: 3 LOB: 2 BB: 1 P: 29	R: 0 E: 0 K: 0 S: 7	H: 1 LOB: 1 BB: 1 P: 16	1B: 8 2B: 3 3B: 0 HR: 1	SF: 0 SAC: 0 DP: 2 HBP: 0	WP: 1 PB: 0 SB: 0 CS: 0	PA: 42
<b>PITCHER</b>	IP	WLS	BF	H	R	ER	SO	BB	IBB	HBP	BLK	WP	HR	S	P	ERA	WHIP					
Tony Saunders, L ERA: 6.43 (1, 1)	2.2		13	4	3	3	2	1	0	0	0	1	1	31	53	10.12	1.875					
Mike Duvall, L ERA: 3.0 (3, 1)	0.1	L	1	0	0	0	0	0	0	0	0	0	0	1	2	0.00	0.000					
Julio Santana, R ERA: 9.85 (4, 1)	1.1		7	3	3	3	0	1	0	0	0	0	0	14	27	20.25	3.000					
Rick White, R ERA: 3.86 (5, 1)	2.2		10	1	0	0	4	0	1	0	0	0	0	28	44	0.00	0.375					
Esteban Yan, R ERA: 3.69 (8, 1)	1.0		7	3	2	2	1	1	0	0	0	0	0	16	29	18.00	4.000					
<b>PITCHER</b>	IP	WLS	BF	H	R	ER	SO	BB	IBB	HBP	BLK	WP	HR	S	P	ERA	WHIP					
Roberto Hernandez, R ERA: 4.81 (9, 1)	1.0		4	1	0	0	0	1	0	0	0	0	0	7	16	0.00	2.000					

**Texas Rangers @ Tampa Bay Devil Rays**  
Tropicana Field, St. Petersburg, FL  
Wed May 26 1999, 7:05 PM EDT  
Att: 15,302 - Dome - 72 F

AB	37
R	8
H	12
RBI	7
BB	5
SO	7
LOB	17



Batter	1	2	3	4	5	6	7	8	9	AB	R	H	RBI	BB	SO	LOB	BOTTOM				
Randy Winn, S OBP: 0.323, SLG: 0.393 (1, 8)	SH2-3		SF7			E4		K		3	0	1	1	0	0	0					
Wade Boggs, L OBP: 0.313, SLG: 0.326 (8, PH)										1	0	0	0	0	1	3					
Danny Cuyburn, R OBP: 0.264, SLG: 0.363 (9, 9)										0	0	0	0	0	0	0					
Dave Martinez, L OBP: 0.392, SLG: 0.471 (1, 9)	SH2-3		G4-3			L9		HR		4	1	1	0	0	1	2					
Jose Canseco, R OBP: 0.382, SLG: 0.681 (1, 10)	P3					P5		HR		5	1	2	2	0	0	2					
Fred McGriff, L OBP: 0.439, SLG: 0.662 (1, 3)	F9							K		5	0	1	0	0	2	2					
Herbert Perry, R OBP: 0.382, SLG: 0.479 (1, 5)			BB			G6-4-3		L9		4	1	1	0	1	0	2					
Paul Sorrento, L OBP: 0.368, SLG: 0.407 (1, 7)	F7							1B		3	1	1	0	1	1	2					
John Flaherty, R OBP: 0.306, SLG: 0.461 (1, 2)			BB			F9		BB		4	1	2	0	0	0	2					
Miguel Cairo, R OBP: 0.343, SLG: 0.372 (1, 4)			1B			G6-4-3		1B		3	1	1	1	1	0	1					
Kevin Stocker, S OBP: 0.404, SLG: 0.413 (1, 6)								BB		3	0	1	2	1	0	0					
<b>Inning Stats</b>	R: 0 E: 0 K: 0 S: 11	H: 1 LOB: 1 BB: 0 P: 14	R: 3 E: 0 K: 0 S: 14	H: 3 LOB: 1 BB: 1 P: 24	R: 0 E: 0 K: 0 S: 10	H: 1 LOB: 0 BB: 0 P: 15	R: 0 E: 0 K: 0 S: 8	H: 1 LOB: 0 BB: 0 P: 12	R: 0 E: 1 K: 1 S: 13	H: 0 LOB: 1 BB: 1 P: 16	R: 0 E: 0 K: 0 S: 7	H: 0 LOB: 0 BB: 0 P: 10	R: 3 E: 0 K: 2 S: 23	H: 4 LOB: 3 BB: 2 P: 36	R: 0 E: 0 K: 2 S: 15	H: 1 LOB: 1 BB: 0 P: 22	1B: 9 2B: 1 3B: 0 HR: 1	SF: 1 SAC: 1 DP: 2 HBP: 0	WP: 0 PB: 0 SB: 1 CS: 0	PA: 41	
<b>PITCHER</b>	IP	WLS	BF	H	R	ER	SO	BB	IBB	HBP	BLK	WP	HR	S	P	ERA	WHIP				
Rick Helling, R ERA: 5.37 (1, 1)	7.0		30	8	5	5	1	2	0	0	0	0	0	7	11	0.00	1.500				
Mike Munoz, L ERA: 5.12 (8, 1)	0.2	H	3	0	0	0	1	1	0	0	0	0	0	7	11	0.00	1.500				
Tim Crabtree, R ERA: 2.76 (8, 1)	0.0		2	2	1	1	0	0	0	0	0	0	0	4	7	∞	∞				
John Wetteland, R ERA: 4.88 (8, 1)	1.1	S	6	1	0	0	3	1	0	0	0	0	0	22	33	0.00	1.500				

**Texas Rangers @ Tampa Bay Devil Rays**  
Tropicana Field, St. Petersburg, FL  
Wed May 26 1999, 7:05 PM EDT  
Att: 15,302 - Dome - 72 F

AB	35
R	6
H	11
RBI	6
BB	4
SO	5
LOB	16





Batter	1	2	3	4	5	6	7	8	9	AB	R	H	RBI	BB	SO	LOB	TOP			
<b>Randy Winn, S</b> OBP: 0.328, SLG: 0.392 (1, 8)	F7		G6-4-3 1B		FC5 BB 1-2			G5-3		3	0	1	0	1	0	0	<b>Tampa Bay Devil Rays @ Seattle Mariners</b> The Kingdome, Seattle, WA Fri May 28 1999, 10:05 PM EDT Att: 25,421 - Dome - 72 F <a href="http://livebaseballscorecards.com">livebaseballscorecards.com</a>			
<b>Dave Martinez, L</b> OBP: 0.395, SLG: 0.468 (1, 9)	G5-3 1B		F8		4-1 BB 1-2 2-3			K		3	0	1	0	1	1					
<b>Jose Canseco, R</b> OBP: 0.374, SLG: 0.665 (1, 10)	G5-3		G6-4-3		2-1 FC5			K		4	0	0	0	0	1	5				
<b>Fred McGriff, L</b> OBP: 0.440, SLG: 0.656 (1, 3)	P7			L6		4-2 BB G6-3			1-2 BB G4-6-3 1B	3	0	1	0	1	0	1				
<b>John Flaherty, R</b> OBP: 0.304, SLG: 0.455 (1, 2)		2-2 WP SF8 1B		G5-3		1-0 F7			3-2 F8	4	1	1	0	0	0	2				
<b>Wade Boggs, L</b> OBP: 0.311, SLG: 0.323 (1, 5)		0-1 SF8 WP 1B		F8		0-0 G6-3			0-0 G4-6-3	4	0	1	0	0	0	2				
<b>Paul Sorrento, L</b> OBP: 0.357, SLG: 0.393 (1, 7)		1-3 K			2-0 G6-3		1-2 G3			3	0	0	0	0	1	2				
<b>Miguel Cairo, R</b> OBP: 0.343, SLG: 0.368 (1, 4)		1-2 SF8			4-1 BB WP BB		3-2 G6-3			1	0	0	1	1	0	0				
<b>Kevin Stocker, S</b> OBP: 0.396, SLG: 0.404 (1, 6)		2-3 3-H L6			1 SAFE 3-1 F7		1-1 F8			3	0	0	0	0	0	2				
<b>Inning Stats</b>	R: 0 E: 0 K: 0 S: 8	H: 1 LOB: 1 BB: 0 P: 13	R: 1 E: 0 K: 1 S: 13	H: 2 LOB: 1 BB: 0 P: 17	R: 0 E: 0 K: 0 S: 5	H: 0 LOB: 0 BB: 0 P: 9	R: 0 E: 0 K: 0 S: 7	H: 0 LOB: 3 BB: 3 P: 26	R: 0 E: 0 K: 0 S: 4	H: 0 LOB: 0 BB: 1 P: 9	R: 0 E: 0 K: 2 S: 9	H: 0 LOB: 0 BB: 0 P: 14	R: 0 E: 0 K: 0 S: 8	H: 0 LOB: 0 BB: 0 P: 13	R: 0 E: 0 K: 0 S: 9	H: 1 LOB: 0 BB: 0 P: 13	1B: 5 2B: 0 3B: 0 HR: 0	SF: 1 SAC: 0 DP: 3 HBP: 0	WP: 2 PB: 0 SB: 0 CS: 0	PA: 33
<b>PITCHER</b>	IP WLS BF H R ER SO	IP WLS BF H R ER SO	IP WLS BF H R ER SO	IP WLS BF H R ER SO	IP WLS BF H R ER SO	IP WLS BF H R ER SO	IP WLS BF H R ER SO	IP WLS BF H R ER SO	IP WLS BF H R ER SO	IP WLS BF H R ER SO	IP WLS BF H R ER SO	IP WLS BF H R ER SO	IP WLS BF H R ER SO	IP WLS BF H R ER SO	IP WLS BF H R ER SO	IP WLS BF H R ER SO	ERA WHIP	ERA WHIP		
<b>Freddy Garcia, R</b> ERA: 4.28 (1, 1)	5.0 W 21 4 1 1 1	4.28 H 6 0 0 0 2	4.28 H 6 0 0 0 2	4.28 H 6 0 0 0 2	4.28 H 6 0 0 0 2	4.28 H 6 0 0 0 2	4.28 H 6 0 0 0 2	4.28 H 6 0 0 0 2	4.28 H 6 0 0 0 2	4.28 H 6 0 0 0 2	4.28 H 6 0 0 0 2	4.28 H 6 0 0 0 2	4.28 H 6 0 0 0 2	4.28 H 6 0 0 0 2	4.28 H 6 0 0 0 2	4.28 H 6 0 0 0 2	1.80 1.400	1.80 1.400		
<b>46 Jordan Zimmerman, L</b> ERA: 2.7 (6, 1)	2.0 H 6 1 0 0 2	2.0 H 6 1 0 0 2	2.0 H 6 1 0 0 2	2.0 H 6 1 0 0 2	2.0 H 6 1 0 0 2	2.0 H 6 1 0 0 2	2.0 H 6 1 0 0 2	2.0 H 6 1 0 0 2	2.0 H 6 1 0 0 2	2.0 H 6 1 0 0 2	2.0 H 6 1 0 0 2	2.0 H 6 1 0 0 2	2.0 H 6 1 0 0 2	2.0 H 6 1 0 0 2	2.0 H 6 1 0 0 2	2.0 H 6 1 0 0 2	0.00 0.500	0.00 0.500		
<b>Jose Paniagua, R</b> ERA: 2.7 (6, 1)	2.0 H 6 1 0 0 2	2.0 H 6 1 0 0 2	2.0 H 6 1 0 0 2	2.0 H 6 1 0 0 2	2.0 H 6 1 0 0 2	2.0 H 6 1 0 0 2	2.0 H 6 1 0 0 2	2.0 H 6 1 0 0 2	2.0 H 6 1 0 0 2	2.0 H 6 1 0 0 2	2.0 H 6 1 0 0 2	2.0 H 6 1 0 0 2	2.0 H 6 1 0 0 2	2.0 H 6 1 0 0 2	2.0 H 6 1 0 0 2	2.0 H 6 1 0 0 2	0.00 0.500	0.00 0.500		

Batter	1	2	3	4	5	6	7	8	9	AB	R	H	RBI	BB	SO	LOB	BOTTOM			
<b>Brian Hunter, R</b> OBP: 0.310, SLG: 0.333 (1, 7)	G4-3	K		P6	G6-3		F8			5	0	0	0	0	1	3	<b>Tampa Bay Devil Rays @ Seattle Mariners</b> The Kingdome, Seattle, WA Fri May 28 1999, 10:05 PM EDT Att: 25,421 - Dome - 72 F <a href="http://livebaseballscorecards.com">livebaseballscorecards.com</a>			
<b>Alex Rodriguez, R</b> OBP: 0.494, SLG: 0.759 (1, 6)	FC3-6 HR 1B	FC3-6 1B		FC4 BB		WP 1B	K			4	2	2	0	1	1	1				
<b>Ken Griffey Jr., L</b> OBP: 0.420, SLG: 0.680 (1, 8)	HR 1B	F9		F7		1B E IBB	F8			4	2	1	0	1	0	2				
<b>Edgar Martinez, R</b> OBP: 0.442, SLG: 0.533 (1, 10)	P3		FC1-2 2B	FC4		1-2 E 1B	G4-3			5	0	2	1	0	0	3				
<b>Butch Huskey, R</b> OBP: 0.384, SLG: 0.605 (1, 9)	HR		FC1-2 BB		K	F9	FC4-6 1B			4	1	2	3	1	1	2				
<b>David Segui, S</b> OBP: 0.332, SLG: 0.462 (1, 3)	BB		FC1-2 1B		F9	F7	FC4-6			4	0	1	0	1	0	3				
<b>Russ Davis, R</b> OBP: 0.310, SLG: 0.540 (1, 5)	BB		FC1-2 1B		HR	E9 1B				3	1	2	1	1	0	3				
<b>David Bell, R</b> OBP: 0.322, SLG: 0.533 (1, 4)	P1		K		WP 2B	FC6-4				4	0	1	0	0	1	7				
<b>Dan Wilson, R</b> OBP: 0.309, SLG: 0.344 (1, 2)		FC3-6 BB	FC6-4				G5-3			2	0	0	0	2	0	3				
<b>Inning Stats</b>	R: 3 E: 0 K: 0 S: 26	H: 3 LOB: 2 BB: 2 P: 45	R: 0 E: 0 K: 1 S: 12	H: 0 LOB: 1 BB: 1 P: 22	R: 0 E: 0 K: 1 S: 16	H: 2 LOB: 3 BB: 1 P: 25	R: 0 E: 0 K: 0 S: 10	H: 0 LOB: 1 BB: 1 P: 17	R: 1 E: 0 K: 1 S: 14	H: 2 LOB: 2 BB: 1 P: 24	R: 2 E: 1 K: 0 S: 10	H: 3 LOB: 2 BB: 1 P: 19	R: 0 E: 0 K: 1 S: 9	H: 0 LOB: 0 BB: 0 P: 17	R: 0 E: 0 K: 0 S: 8	H: 1 LOB: 1 BB: 0 P: 9	1B: 7 2B: 2 3B: 0 HR: 2	SF: 0 SAC: 0 DP: 0 HBP: 0	WP: 2 PB: 0 SB: 0 CS: 0	PA: 42
<b>PITCHER</b>	IP WLS BF H R ER SO	IP WLS BF H R ER SO	IP WLS BF H R ER SO	IP WLS BF H R ER SO	IP WLS BF H R ER SO	IP WLS BF H R ER SO	IP WLS BF H R ER SO	IP WLS BF H R ER SO	IP WLS BF H R ER SO	IP WLS BF H R ER SO	IP WLS BF H R ER SO	IP WLS BF H R ER SO	IP WLS BF H R ER SO	IP WLS BF H R ER SO	IP WLS BF H R ER SO	IP WLS BF H R ER SO	ERA WHIP	ERA WHIP		
<b>Wilson Alvarez, L</b> ERA: 3.77 (1, 1)	4.2 L 27 7 4 4 3	4.2 L 27 7 4 4 3	4.2 L 27 7 4 4 3	4.2 L 27 7 4 4 3	4.2 L 27 7 4 4 3	4.2 L 27 7 4 4 3	4.2 L 27 7 4 4 3	4.2 L 27 7 4 4 3	4.2 L 27 7 4 4 3	4.2 L 27 7 4 4 3	4.2 L 27 7 4 4 3	4.2 L 27 7 4 4 3	4.2 L 27 7 4 4 3	4.2 L 27 7 4 4 3	4.2 L 27 7 4 4 3	4.2 L 27 7 4 4 3	7.71 2.786	7.71 2.786		
<b>Dave Elland, R</b> ERA: 6.75 (5, 1)	1.1 8 3 2 1 0	1.1 8 3 2 1 0	1.1 8 3 2 1 0	1.1 8 3 2 1 0	1.1 8 3 2 1 0	1.1 8 3 2 1 0	1.1 8 3 2 1 0	1.1 8 3 2 1 0	1.1 8 3 2 1 0	1.1 8 3 2 1 0	1.1 8 3 2 1 0	1.1 8 3 2 1 0	1.1 8 3 2 1 0	1.1 8 3 2 1 0	1.1 8 3 2 1 0	1.1 8 3 2 1 0	6.75 2.250	6.75 2.250		
<b>Julio Santana, R</b> ERA: 9.2 (7, 1)	2.0 7 1 0 0 1	2.0 7 1 0 0 1	2.0 7 1 0 0 1	2.0 7 1 0 0 1	2.0 7 1 0 0 1	2.0 7 1 0 0 1	2.0 7 1 0 0 1	2.0 7 1 0 0 1	2.0 7 1 0 0 1	2.0 7 1 0 0 1	2.0 7 1 0 0 1	2.0 7 1 0 0 1	2.0 7 1 0 0 1	2.0 7 1 0 0 1	2.0 7 1 0 0 1	2.0 7 1 0 0 1	0.00 0.500	0.00 0.500		







Batter	1	2	3	4	5	6	7	8	9	AB	R	H	RBI	BB	SO	LOB	TOP				
<b>Randy Winn, S</b> OBP: 0.338, SLG: 0.407	1-2 CS 1B	1-2 WP 1B							1-0 FC6-5 2B	5	1	4	3	1	1	0	<b>Tampa Bay Devil Rays @ Seattle Mariners</b> The Kingdome, Seattle, WA Sun May 30, 1999, 8:05 PM EDT Att: 28,090 - Dome - 72 F  <b>AB 41</b> <b>R 15</b> <b>H 17</b> <b>RBI 14</b> <b>BB 8</b> <b>SO 8</b> <b>LOB 16</b>				
<b>Dave Martinez, L</b> OBP: 0.400, SLG: 0.470	4-1 1-2 HR BB	3-1 F7							1-2 F8	4	2	1	2	2	1	2					
<b>Jose Canseco, R</b> OBP: 0.374, SLG: 0.659	0-2 1-H HR								0-1 FC6-5 2B	5	2	2	2	1	2	4					
<b>Fred McGriff, L</b> OBP: 0.429, SLG: 0.653	2-3 K								0-0 P7	5	2	2	2	0	1	1					
<b>Herbert Perry, R</b> OBP: 0.400, SLG: 0.547										1	0	0	0	0	0	1					
<b>John Flaherty, R</b> OBP: 0.307, SLG: 0.473	0-1 WP 1B									5	1	2	1	0	0	2					
<b>Wade Boggs, L</b> OBP: 0.315, SLG: 0.320	3-3 K									4	1	1	0	1	1	1					
<b>Paul Sorrento, L</b> OBP: 0.352, SLG: 0.411										4	2	1	2	1	1	1					
<b>Miguel Cairo, R</b> OBP: 0.368, SLG: 0.456										3	1	2	1	1	0	0					
<b>David Lamb, S</b> OBP: 0.271, SLG: 0.271										1	0	0	0	0	0	1					
<b>Kevin Stocker, S</b> OBP: 0.402, SLG: 0.414	4-1 1-2 WP BB									4	3	2	1	1	1	3	<b>WP: 2</b> <b>PA: 49</b> <b>SB: 2</b> <b>CS: 1</b>				
<b>Inning Stats</b>	R: 2 E: 0 K: 2 S: 17	H: 3 LOB: 1 BB: 1 P: 26	R: 1 E: 0 K: 1 S: 10	H: 1 LOB: 1 BB: 2 P: 24	R: 2 E: 0 K: 1 S: 10	H: 2 LOB: 0 BB: 0 P: 20	R: 8 E: 0 K: 2 S: 29	H: 6 LOB: 3 BB: 5 P: 61	R: 0 E: 0 K: 0 S: 8	H: 0 LOB: 0 BB: 0 P: 15	R: 1 E: 0 K: 1 S: 11	H: 1 LOB: 0 BB: 0 P: 17	R: 0 E: 0 K: 1 S: 9	H: 1 LOB: 0 BB: 0 P: 15	R: 0 E: 0 K: 0 S: 8	H: 1 LOB: 1 BB: 0 P: 12		R: 1 E: 0 K: 0 S: 8	H: 2 LOB: 1 BB: 0 P: 11	1B: 7 2B: 5 3B: 1 HR: 4	SF: 0 SAC: 0 DP: 1 HBP: 0
<b>PITCHER</b>	IP WLS BF H R ER SO BB IBB HBP BLK WP HR S P ERA WHIP	IP WLS BF H R ER SO BB IBB HBP BLK WP HR S P ERA WHIP	IP WLS BF H R ER SO BB IBB HBP BLK WP HR S P ERA WHIP	IP WLS BF H R ER SO BB IBB HBP BLK WP HR S P ERA WHIP	IP WLS BF H R ER SO BB IBB HBP BLK WP HR S P ERA WHIP	IP WLS BF H R ER SO BB IBB HBP BLK WP HR S P ERA WHIP	IP WLS BF H R ER SO BB IBB HBP BLK WP HR S P ERA WHIP	IP WLS BF H R ER SO BB IBB HBP BLK WP HR S P ERA WHIP	IP WLS BF H R ER SO BB IBB HBP BLK WP HR S P ERA WHIP	IP WLS BF H R ER SO BB IBB HBP BLK WP HR S P ERA WHIP	IP WLS BF H R ER SO BB IBB HBP BLK WP HR S P ERA WHIP	IP WLS BF H R ER SO BB IBB HBP BLK WP HR S P ERA WHIP	IP WLS BF H R ER SO BB IBB HBP BLK WP HR S P ERA WHIP	IP WLS BF H R ER SO BB IBB HBP BLK WP HR S P ERA WHIP	IP WLS BF H R ER SO BB IBB HBP BLK WP HR S P ERA WHIP	IP WLS BF H R ER SO BB IBB HBP BLK WP HR S P ERA WHIP	IP WLS BF H R ER SO BB IBB HBP BLK WP HR S P ERA WHIP	IP WLS BF H R ER SO BB IBB HBP BLK WP HR S P ERA WHIP	IP WLS BF H R ER SO BB IBB HBP BLK WP HR S P ERA WHIP		
<b>Brian Hunter, R</b> OBP: 0.327, SLG: 0.359	2-1 1B 3B	4-1 1-2 BB								3	2	3	0	2	0	0	<b>Tampa Bay Devil Rays @ Seattle Mariners</b> The Kingdome, Seattle, WA Sun May 30, 1999, 8:05 PM EDT Att: 28,090 - Dome - 72 F  <b>AB 38</b> <b>R 7</b> <b>H 15</b> <b>RBI 6</b> <b>BB 6</b> <b>SO 4</b> <b>LOB 19</b>				
<b>Alex Rodriguez, R</b> OBP: 0.469, SLG: 0.754	0-2 CS 1B	3-2 L4								3	0	1	1	0	0	5					
<b>Rafael Bourquard, R</b> OBP: 0.383, SLG: 0.524										2	1	1	1	0	0	1					
<b>Ken Griffey Jr., L</b> OBP: 0.419, SLG: 0.663	1-0 F9									2	0	1	0	1	0	1					
<b>Charles Gipson, R</b> OBP: 0.357, SLG: 0.462										1	1	1	0	1	0	0					
<b>Edgar Martinez, R</b> OBP: 0.440, SLG: 0.525	3-2 G5-3									5	1	2	1	0	0	3					
<b>Butch Huskey, R</b> OBP: 0.388, SLG: 0.602										5	0	2	0	0	0	3					
<b>David Segui, S</b> OBP: 0.335, SLG: 0.470										5	0	0	0	0	0	5					
<b>John Mabry, L</b> OBP: 0.299, SLG: 0.440										4	1	1	1	1	2	0					
<b>David Bell, R</b> OBP: 0.320, SLG: 0.530										2	0	0	0	1	0	1					
<b>Matt Meske, R</b> OBP: 0.444, SLG: 0.765										2	1	1	1	0	1	0					
<b>Dan Wilson, R</b> OBP: 0.324, SLG: 0.359										2	0	2	1	0	0	0					
<b>Tom Lampkin, L</b> OBP: 0.350, SLG: 0.434										2	0	0	0	0	1	0					
<b>Inning Stats</b>	R: 1 E: 0 K: 0 S: 9	H: 2 LOB: 0 BB: 0 P: 15	R: 1 E: 0 K: 0 S: 18	H: 1 LOB: 3 BB: 3 P: 40	R: 0 E: 0 K: 0 S: 7	H: 2 LOB: 1 BB: 0 P: 9	R: 0 E: 0 K: 0 S: 8	H: 2 LOB: 2 BB: 0 P: 10	R: 2 E: 0 K: 0 S: 18	H: 3 LOB: 1 BB: 1 P: 27	R: 0 E: 0 K: 0 S: 6	H: 0 LOB: 0 BB: 1 P: 10	R: 0 E: 0 K: 0 S: 7	H: 1 LOB: 1 BB: 0 P: 9	R: 3 E: 0 K: 2 S: 20	H: 4 LOB: 2 BB: 1 P: 32	R: 0 E: 0 K: 2 S: 7	H: 0 LOB: 0 BB: 0 P: 10	1B: 11 2B: 2 3B: 1 HR: 1	SF: 0 SAC: 0 DP: 3 HBP: 0	
<b>PITCHER</b>	IP WLS BF H R ER SO BB IBB HBP BLK WP HR S P ERA WHIP	IP WLS BF H R ER SO BB IBB HBP BLK WP HR S P ERA WHIP	IP WLS BF H R ER SO BB IBB HBP BLK WP HR S P ERA WHIP	IP WLS BF H R ER SO BB IBB HBP BLK WP HR S P ERA WHIP	IP WLS BF H R ER SO BB IBB HBP BLK WP HR S P ERA WHIP	IP WLS BF H R ER SO BB IBB HBP BLK WP HR S P ERA WHIP	IP WLS BF H R ER SO BB IBB HBP BLK WP HR S P ERA WHIP	IP WLS BF H R ER SO BB IBB HBP BLK WP HR S P ERA WHIP	IP WLS BF H R ER SO BB IBB HBP BLK WP HR S P ERA WHIP	IP WLS BF H R ER SO BB IBB HBP BLK WP HR S P ERA WHIP	IP WLS BF H R ER SO BB IBB HBP BLK WP HR S P ERA WHIP	IP WLS BF H R ER SO BB IBB HBP BLK WP HR S P ERA WHIP	IP WLS BF H R ER SO BB IBB HBP BLK WP HR S P ERA WHIP	IP WLS BF H R ER SO BB IBB HBP BLK WP HR S P ERA WHIP	IP WLS BF H R ER SO BB IBB HBP BLK WP HR S P ERA WHIP	IP WLS BF H R ER SO BB IBB HBP BLK WP HR S P ERA WHIP	IP WLS BF H R ER SO BB IBB HBP BLK WP HR S P ERA WHIP	IP WLS BF H R ER SO BB IBB HBP BLK WP HR S P ERA WHIP	IP WLS BF H R ER SO BB IBB HBP BLK WP HR S P ERA WHIP		
<b>Bryan Rekar, R</b> ERA: 5.08	5.0	W	26	10	4	4	0	4	4	0	0	0	0	0	0	1	1	31	48	10.12	2.625
<b>Rick White, R</b> ERA: 4.32	6.1		14	5	3	3	2	2	0	0	0	0	0	0	0	1	1	31	48	10.12	2.625
<b>Julio Santana, R</b> ERA: 9.1	8.1		1	0	0	0	0	0	0	0	0	0	0	0	0	0	0	2	3	0.00	0.000
<b>Scott Aldred, L</b> ERA: 3.46	9.1		1.0	3	0	0	0	2	0	0	0	0	0	0	0	0	0	7	10	0.00	0.000



Batter	1	2	3	4	5	6	7	8	9	AB	R	H	RBI	BB	SO	LOB	TOP				
<b>Randy Winn, S</b> OBP: 0.333, SLG: 0.400	2-2 SAFE 2B	0-1 SAFE L4		0-2 G4-3		0-2 G4-3	2-2 G3			5	1	1	0	0	0	4					
<b>Dave Martinez, L</b> OBP: 0.410, SLG: 0.482	0-1 SAFE G4-3 1B	3-2 SAFE BB 1B		1-0 BB 1B		4-1 BB BB		2-3 K		4	2	3	2	1	1	0					
<b>Jose Canseco, R</b> OBP: 0.374, SLG: 0.650	2-0 G1-3	1-2 BB 1B		0-0 BB 1B		0-1 F8		2-3 K		4	1	1	0	1	1	2					
<b>Fred McGriff, L</b> OBP: 0.428, SLG: 0.644	3-1 G4-3	2-1 BB 1B		4-2 BB 1B		2-2 G4-3		1-2 G4-3		4	0	1	2	1	0	2					
<b>John Flaherty, R</b> OBP: 0.310, SLG: 0.468	4-1 BB	1-2 G3		1-1 BB 1B				0-0 G1-3		4	0	1	2	1	0	2					
<b>Wade Boggs, L</b> OBP: 0.310, SLG: 0.324	2-3 K		2-2 F9		3-2 G5-3			1-2 BB 2B		5	1	1	0	0	1	4					
<b>Paul Sorrento, L</b> OBP: 0.345, SLG: 0.400		0-0 G4-3		2-3 K		3-3 K		2-0 G3 BB 1B		5	0	1	1	0	2	0					
<b>Miguel Cairo, R</b> OBP: 0.373, SLG: 0.453		4-0 BB BB 1B		0-1 G5-3		0-1 G4-3		0-0 BB BB 1B		3	1	1	0	1	0	0					
<b>Kevin Stocker, S</b> OBP: 0.399, SLG: 0.409		2-1 SAFE BB BB 1B		0-0 BB 1B		1-3 K		0-2 G3		4	1	1	0	0	1	2					
<b>Inning Stats</b>	R: 1 E: 0 K: 1 S: 15	H: 2 LOB: 2 BB: 1 P: 28	R: 3 E: 0 K: 0 S: 17	H: 3 LOB: 2 BB: 2 P: 33	R: 0 E: 0 K: 1 S: 10	H: 0 LOB: 0 BB: 1 P: 14	R: 2 E: 0 K: 0 S: 13	H: 3 LOB: 2 BB: 1 P: 22	R: 0 E: 0 K: 2 S: 9	H: 0 LOB: 1 BB: 1 P: 15	R: 1 E: 0 K: 0 S: 13	H: 3 LOB: 2 BB: 0 P: 18	R: 0 E: 0 K: 2 S: 11	H: 0 LOB: 0 BB: 0 P: 16	R: 0 E: 0 K: 0 S: 3	H: 0 LOB: 0 BB: 0 P: 6	1B: 9 2B: 2 3B: 0 HR: 0	SF: 0 SAC: 0 DP: 0 HBP: 0	WP: 0 PB: 0 CS: 0	PA: 43	
<b>PITCHER</b>	IP	WLS	BF	H	R	ER	SO	BB	IBB	HBP	BLK	WP	HR	S	P	ERA	WHIP				
<b>Jimmy Haynes, R</b> ERA: 5.34	(1, 1)	4.0	24	8	6	6	2	4	0	0	0	0	0	55	97	13.50	3.000				
<b>Doug Jones, R</b> ERA: 2.54	(5, 1)	3.0	13	3	1	1	2	1	0	0	0	0	0	31	46	3.00	1.333				
<b>Buddy Groom, L</b> ERA: 5.63	(8, 1)	2.0	W	6	0	0	0	2	0	0	0	0	0	14	22	0.00	0.000				

**Tampa Bay Devil Rays @ Oakland Athletics**  
 Network Associates Coliseum, Oakland, CA  
 Mon May 31 1999, 10:05 PM EDT  
 Att: 10,444 - Cloudy - 60 F

livebaseballscorecards.com

AB 38  
R 7  
H 11  
RBI 7  
BB 5  
SO 6  
LOB 16



Batter	1	2	3	4	5	6	7	8	9	AB	R	H	RBI	BB	SO	LOB	BOTTOM					
<b>Tony Phillips, S</b> OBP: 0.369, SLG: 0.487	0-1 G4-3			1-2 F8					1-0 SH3-4 HR HBP	4	1	0	0	0	1	0						
<b>Miguel Tejada, R</b> OBP: 0.313, SLG: 0.436	2-1 HR		0-2 WP BB FC4-6 1B		1-2 BB BB FC6-4 1B		4-1 BB BB G4-3 BB		0-0 SH3-4 1-2	3	3	3	1	1	0	0						
<b>Jason Giambi, L</b> OBP: 0.399, SLG: 0.489	2-1 G4-3		4-0 HBP BB E		4-2 FC6-4 BB G4-1 BB		2-2 F7		4-0 HR IBB	2	3	0	0	3	0	1						
<b>Matt Stairs, L</b> OBP: 0.355, SLG: 0.567	4-0 BB		1-3 K		4-0 FC6-4 BB		2-2 G4-3		2-1 HR	3	1	1	3	2	1	3						
<b>Olmedo Saenz, R</b> OBP: 0.364, SLG: 0.409	0-0 F9		2-1 HBP		3-1 FC6-4 G4-1		1-2 G6-3			3	0	0	1	0	0	4						
<b>Ben Griewe, L</b> OBP: 0.286, SLG: 0.300		2-1 3B 1B		0-1 FC4-6		1-1 G4-1		2-1 FC4-6 1B		4	1	2	2	0	0	2						
<b>3 Eric Chavez, L</b> OBP: 0.329, SLG: 0.394		3-2 1B SF8 3B		0-1 G4-1		1-2 F7		0-1 FC4-6 G3-1 S		4	1	1	1	0	0	3						
<b>Scott Spiezio, S</b> OBP: 0.285, SLG: 0.327		1-1 SF8		2-1 P6		0-3 K		1-2 G3-1		3	0	0	1	0	1	1						
<b>A.J. Hinch, R</b> OBP: 0.236, SLG: 0.303		3-H F7		3-1 G4-3		0-0 G6-3		1-3 K		3	0	0	0	0	0	0						
<b>John Jaha, R</b> OBP: 0.399, SLG: 0.590										1	0	0	0	0	1	1						
<b>Mike Macfarlane, R</b> OBP: 0.284, SLG: 0.333										0	0	0	0	0	0	0						
<b>Inning Stats</b>	R: 1 E: 0 K: 0 S: 7	H: 1 LOB: 1 BB: 1 P: 15	R: 2 E: 0 K: 1 S: 13	H: 2 LOB: 0 BB: 0 P: 20	R: 2 E: 1 K: 1 S: 11	H: 1 LOB: 1 BB: 1 P: 20	R: 0 E: 0 K: 0 S: 7	H: 0 LOB: 0 BB: 0 P: 13	R: 2 E: 0 K: 0 S: 11	H: 1 LOB: 1 BB: 2 P: 27	R: 0 E: 0 K: 1 S: 6	H: 0 LOB: 0 BB: 0 P: 9	R: 0 E: 0 K: 0 S: 9	H: 0 LOB: 1 BB: 1 P: 19	R: 0 E: 0 K: 1 S: 10	H: 1 LOB: 1 BB: 0 P: 14	R: 3 E: 0 K: 0 S: 3	H: 1 LOB: 0 BB: 1 P: 10	1B: 4 2B: 0 3B: 1 HR: 2	SF: 1 SAC: 1 DP: 0 HBP: 2	WP: 1 PB: 0 SB: 1 CS: 0	PA: 40
<b>PITCHER</b>	IP	WLS	BF	H	R	ER	SO	BB	IBB	HBP	BLK	WP	HR	S	P	ERA	WHIP					
<b>Bobby Witt, R</b> ERA: 6.34	(1, 1)	4.0	22	5	7	6	2	4	0	1	0	0	0	1	43	82	13.50	2.250				
<b>Mike Duvall, L</b> ERA: 2.0	(5, 1)	2.2	9	0	0	0	1	1	0	0	0	0	0	19	37	0.00	0.375					
<b>Esteban Yan, R</b> ERA: 5.06	(7, 1)	1.2	L	9	2	3	3	1	0	1	1	0	0	1	15	28	16.20	1.200				

**Tampa Bay Devil Rays @ Oakland Athletics**  
 Network Associates Coliseum, Oakland, CA  
 Mon May 31 1999, 10:05 PM EDT  
 Att: 10,444 - Cloudy - 60 F

livebaseballscorecards.com

AB 30  
R 10  
H 7  
RBI 9  
BB 6  
SO 4  
LOB 15









Batter	1	2	3	4	5	6	7	8	9	AB	R	H	RBI	BB	SO	LOB	TOP											
Randy Winn, S OBP: 0.331, SLG: 0.389	K2-3		WP 1B		WP HR 1B		K		G4-3	5	1	2	1	0	2	0	<b>Tampa Bay Devil Rays @ Oakland Athletics</b> Network Associates Coliseum, Oakland, CA Wed Jun 02 1999, 3:15 PM EDT Att: 17,505 - Cloudy - 57 F											
Dave Martinez, L OBP: 0.416, SLG: 0.486	1B		K		WP HR BB		3B	BB	G1-4-3 1B	3	2	2	0	2	1	3												
Jose Canseco, R OBP: 0.373, SLG: 0.661	G4-6-3 1B		K		HR		3B		G1-4-3 1-2	5	1	3	4	0	1	3												
Fred McGriff, L OBP: 0.419, SLG: 0.619	G4-6-3		K		G4-3		G3			4	0	0	0	0	1	5												
Wade Boggs, L OBP: 0.302, SLG: 0.315		F9		G4-3		G1-3			SH1 1B BB	3	0	0	0	0	0	0												
Herbert Perry, R OBP: 0.431, SLG: 0.554										0	1	0	0	1	0	0												
Aaron Ledesma, R OBP: 0.297, SLG: 0.314	G5-3								SH1	3	0	0	0	0	0	0												
Paul Sorrento, L OBP: 0.342, SLG: 0.394										4	0	1	1	0	1	0												
Danny Clyburn, R OBP: 0.270, SLG: 0.358	K									0	0	0	0	0	0	0												
Miguel Cairo, R OBP: 0.386, SLG: 0.456			1B WP 1B		1B S 1B		G5-3		K	4	2	2	0	0	1	1												
Mike DiFelice, R OBP: 0.267, SLG: 0.419			1B		F7				F7	3	0	1	0	0	0	1												
Kevin Stocker, S OBP: 0.399, SLG: 0.409			1B				G4-3			1	0	0	0	0	0	1												
John Flaherty, R OBP: 0.314, SLG: 0.468										0	0	0	0	0	0	0												
<b>Inning Stats</b>	R: 0 E: 0 K: 1 S: 7	H: 2 LOB: 1 BB: 0 P: 14	R: 0 E: 0 K: 1 S: 7	H: 0 LOB: 0 BB: 0 P: 8	R: 1 E: 0 K: 3 S: 15	H: 3 LOB: 2 BB: 0 P: 30	R: 0 E: 0 K: 0 S: 7	H: 0 LOB: 0 BB: 0 P: 12	R: 4 E: 0 K: 0 S: 14	H: 3 LOB: 0 BB: 1 P: 24	R: 0 E: 0 K: 0 S: 5	H: 0 LOB: 0 BB: 0 P: 7	R: 1 E: 0 K: 1 S: 11	H: 1 LOB: 1 BB: 1 P: 20	R: 1 E: 0 K: 1 S: 16	H: 1 LOB: 1 BB: 1 P: 21	R: 0 E: 0 K: 0 S: 7	H: 1 LOB: 0 BB: 0 P: 11	1B: 8 2B: 1 3B: 1 HR: 1	SF: 0 SAC: 1 DP: 2 HBP: 0	WP: 2 PB: 0 SB: 1 CS: 1	PA: 39						
<b>PITCHER</b>	IP	WLS	BF	H	R	ER	SO	BB	IBB	HBP	BLK	WP	HR	S	P	ERA	WHIP											
Tom Candiotti, R ERA: 6.35	(1, 1)	6.0		26	8	5	5	5	1	0	0	0	2	1	55	95	7.50	1.500										
Tim Worrell, R ERA: 4.7	(7, 1)	0.2	B	4	1	1	1	1	1	0	0	0	0	0	10	19	13.50	3.000										
Buddy Groom, L ERA: 5.51	(7, 1)	0.1		1	0	0	0	0	0	0	0	0	0	0	1	1	0.00	0.000										
T.J. Mathews, R ERA: 3.47	(8, 1)	1.0	L	5	1	1	1	1	1	0	0	0	0	0	16	21	9.00	2.000										
Doug Jones, R ERA: 2.49	(9, 1)	1.0		3	1	0	0	0	0	0	0	0	0	0	7	11	0.00	1.000										

Batter	1	2	3	4	5	6	7	8	9	AB	R	H	RBI	BB	SO	LOB	BOTTOM											
Tony Phillips, S OBP: 0.359, SLG: 0.469	F9		F8		G5-3				L7	5	0	1	1	0	0	1	<b>Tampa Bay Devil Rays @ Oakland Athletics</b> Network Associates Coliseum, Oakland, CA Wed Jun 02 1999, 3:15 PM EDT Att: 17,505 - Cloudy - 57 F											
Miguel Tejada, R OBP: 0.305, SLG: 0.428	K								F8	4	1	1	0	1	2	3												
Jason Giambi, L OBP: 0.388, SLG: 0.468	E4		K						K	5	0	0	0	0	2	2												
John Jaha, R OBP: 0.395, SLG: 0.569	K				G6-3				K	5	1	1	1	0	3	1												
Matt Stairs, L OBP: 0.344, SLG: 0.549					G5-3				G4-3	5	0	1	0	0	1	1												
Olmedo Saenz, R OBP: 0.388, SLG: 0.400					E7					2	1	0	0	1	1	0												
Tim Raines, S OBP: 0.347, SLG: 0.363					F8					4	2	2	2	0	0	3												
Scott Spiezio, S OBP: 0.277, SLG: 0.313										3	1	0	0	1	0	0												
A.J. Hinch, R OBP: 0.236, SLG: 0.301					G5-3				P3	2	0	0	0	0	0	0												
Ben Grieve, L OBP: 0.270, SLG: 0.299					G6-3					1	0	1	2	0	0	0												
Mike Macfarlane, R OBP: 0.293, SLG: 0.343										1	0	1	0	0	0	0												
<b>Inning Stats</b>	R: 0 E: 1 K: 2 S: 15	H: 0 LOB: 1 BB: 0 P: 21	R: 1 E: 0 K: 2 S: 9	H: 1 LOB: 0 BB: 0 P: 18	R: 0 E: 0 K: 1 S: 15	H: 0 LOB: 1 BB: 1 P: 24	R: 0 E: 1 K: 0 S: 9	H: 0 LOB: 1 BB: 0 P: 13	R: 0 E: 0 K: 0 S: 7	H: 0 LOB: 0 BB: 0 P: 14	R: 5 E: 1 K: 1 S: 29	H: 5 LOB: 2 BB: 1 P: 48	R: 0 E: 0 K: 1 S: 9	H: 1 LOB: 2 BB: 1 P: 19	R: 0 E: 0 K: 0 S: 10	H: 1 LOB: 1 BB: 0 P: 16		R: 0 E: 0 K: 2 S: 9	H: 0 LOB: 0 BB: 0 P: 16	1B: 5 2B: 2 3B: 0 HR: 1	SF: 0 SAC: 0 DP: 0 HBP: 1	WP: 1 PB: 0 SB: 0 CS: 0	PA: 41					
<b>PITCHER</b>	IP	WLS	BF	H	R	ER	SO	BB	IBB	HBP	BLK	WP	HR	S	P	ERA		WHIP										
Wilson Alvarez, L ERA: 4.44	(1, 1)	5.2		26	4	6	6	5	2	0	1	0	1	1	72	121	9.53	1.059										
Rick White, R ERA: 4.28	(6, 1)	0.1	B	3	2	0	0	1	0	0	0	0	0	0	12	17	0.00	6.000										
Mike Duvall, L ERA: 1.98	(7, 1)	0.2		3	1	0	0	1	0	0	0	0	0	0	6	10	0.00	1.500										
Esteban Yan, R ERA: 4.86	(7, 1)	1.1	W	6	1	0	0	0	1	0	0	0	0	0	13	25	0.00	1.500										
Roberto Hernandez, R ERA: 4.61	(9, 1)	1.0	S	3	0	0	0	2	0	0	0	0	0	0	9	16	0.00	0.000										





Batter	1	2	3	4	5	6	7	8	9	AB	R	H	RBI	BB	SO	LOB	TOP					
<b>Luis Castillo, S</b> OBP: 0.360, SLG: 0.368 (1, 4)										5	3	2	0	1	0	2						
<b>Alex Gonzalez, R</b> OBP: 0.308, SLG: 0.465 (1, 6)										6	1	2	0	0	2	2						
<b>Cliff Floyd, L</b> OBP: 0.376, SLG: 0.492 (1, 10)										1	2	1	1	3	0	0						
<b>Tim Hyers, L</b> OBP: 0.250, SLG: 0.240 (7, PR)										1	0	0	0	0	0	1						
<b>Kevin Millar, R</b> OBP: 0.459, SLG: 0.500 (1, 3)										3	1	1	2	2	2	3						
<b>Bruce Aven, R</b> OBP: 0.430, SLG: 0.603 (1, 7)										6	1	2	5	0	1	7						
<b>Preston Wilson, R</b> OBP: 0.327, SLG: 0.583 (1, 8)										4	1	1	1	1	1	6						
<b>Mark Kotsay, L</b> OBP: 0.298, SLG: 0.366 (1, 9)										4	0	1	0	1	1	5						
<b>Mike Lowell, R</b> OBP: 0.321, SLG: 0.478 (1, 5)										5	1	1	0	0	2	2						
<b>Jorge Fabregas, L</b> OBP: 0.268, SLG: 0.321 (1, 2)										4	0	0	0	1	1	3						
<b>Inning Stats</b>	R: 1 H: 3 E: 0 K: 2 S: 14	H: 3 LOB: 2 BB: 1 P: 26	R: 0 H: 0 E: 0 K: 0 S: 11	H: 0 LOB: 1 BB: 1 P: 19	R: 4 H: 2 E: 0 K: 1 S: 19	H: 2 LOB: 1 BB: 2 P: 35	R: 2 H: 2 E: 0 K: 1 S: 21	H: 2 LOB: 2 BB: 1 P: 29	R: 0 H: 0 E: 0 K: 0 S: 4	H: 0 LOB: 0 BB: 0 P: 6	R: 0 H: 1 E: 0 K: 1 S: 15	H: 1 LOB: 3 BB: 2 P: 25	R: 3 H: 2 E: 1 K: 0 S: 15	H: 2 LOB: 2 BB: 2 P: 27	R: 0 H: 1 E: 0 K: 1 S: 13	H: 1 LOB: 1 BB: 0 P: 19	R: 0 H: 0 E: 0 K: 2 S: 10	H: 0 LOB: 1 BB: 0 P: 13	1B: 7 2B: 2 3B: 0 HR: 2	SF: 0 SAC: 0 DP: 0 HBP: 2	WP: 1 PB: 0 SB: 1 CS: 0	PA: 50
<b>PITCHER</b>	IP	WLS	BF	H	R	ER	SO	BB	IBB	HBP	BLK	WP	HR	S	P	ERA	WHIP					
<b>Ryan Rupe, R</b> ERA: 5.6 (1, 1)	2.1	L	16	5	5	5	4	4	0	1	0	0	2	39	73	19.29	3.857					
<b>Julio Santana, R</b> ERA: 9.09 (3, 1)	4.0		21	4	4	4	3	4	0	1	0	0	0	48	74	9.00	2.000					
<b>Rick White, R</b> ERA: 4.08 (7, 1)	1.2		9	2	1	0	1	0	1	0	0	0	0	25	39	0.00	1.200					
<b>Scott Aldred, L</b> ERA: 3.14 (9, 1)	1.0		4	0	0	0	2	0	0	0	0	1	0	10	13	0.00	0.000					
Batter	1	2	3	4	5	6	7	8	9	AB	R	H	RBI	BB	SO	LOB	BOTTOM					
<b>Randy Winn, S</b> OBP: 0.323, SLG: 0.379 (1, 8)										4	0	0	0	0	2	2						
<b>Dave Martinez, L</b> OBP: 0.413, SLG: 0.480 (1, 9)										4	0	1	0	0	0	2						
<b>Jose Canseco, R</b> OBP: 0.375, SLG: 0.656 (1, 10)										3	0	1	0	1	0	0						
<b>Fred McGriff, L</b> OBP: 0.416, SLG: 0.611 (1, 3)										4	0	1	0	0	1	3						
<b>Herbert Perry, R</b> OBP: 0.431, SLG: 0.554 (9, 3)										0	0	0	0	0	0	0						
<b>John Flaherty, R</b> OBP: 0.313, SLG: 0.463 (1, 2)										4	0	1	0	0	0	3						
<b>Wade Boggs, L</b> OBP: 0.300, SLG: 0.313 (1, 5)										4	0	1	0	0	0	3						
<b>Paul Sorrento, L</b> OBP: 0.347, SLG: 0.398 (1, 7)										4	0	2	0	0	0	2						
<b>Miguel Cairo, R</b> OBP: 0.377, SLG: 0.444 (1, 4)										3	0	0	0	0	1	1						
<b>Kevin Stocker, S</b> OBP: 0.392, SLG: 0.401 (1, 6)										3	0	0	0	0	1	1						
<b>Inning Stats</b>	R: 0 H: 1 E: 0 K: 2 S: 11	H: 0 LOB: 0 BB: 0 P: 16	R: 0 H: 0 E: 0 K: 0 S: 6	H: 0 LOB: 0 BB: 0 P: 10	R: 0 H: 0 E: 0 K: 0 S: 7	H: 0 LOB: 0 BB: 0 P: 11	R: 0 H: 1 E: 0 K: 0 S: 9	H: 1 LOB: 2 BB: 1 P: 18	R: 0 H: 1 E: 1 K: 1 S: 9	H: 1 LOB: 2 BB: 0 P: 12	R: 0 H: 2 E: 0 K: 0 S: 10	H: 2 LOB: 2 BB: 0 P: 16	R: 0 H: 0 E: 0 K: 2 S: 8	H: 0 LOB: 0 BB: 0 P: 12	R: 0 H: 0 E: 0 K: 0 S: 8	H: 0 LOB: 1 BB: 0 P: 14	R: 0 H: 2 E: 0 K: 0 S: 8	H: 2 LOB: 1 BB: 0 P: 14	1B: 7 2B: 0 3B: 0 HR: 0	SF: 0 SAC: 0 DP: 1 HBP: 0	WP: 0 PB: 0 SB: 1 CS: 0	PA: 34
<b>PITCHER</b>	IP	WLS	BF	H	R	ER	SO	BB	IBB	HBP	BLK	WP	HR	S	P	ERA	WHIP					
<b>Dennis Springer, R</b> ERA: 3.97 (1, 1)	9.0	W	34	7	0	0	5	1	0	0	0	0	0	76	121	0.00	0.889					

Florida Marlins @ Tampa Bay Devil Rays  
Tropicana Field, St. Petersburg, FL

AB 39  
R 10  
H 11  
RBI 9  
BB 9  
SO 10  
LOB 31



Florida Marlins @ Tampa Bay Devil Rays  
Tropicana Field, St. Petersburg, FL

AB 33  
R 0  
H 7  
RBI 0  
BB 1  
SO 5  
LOB 17



Fri Jun 04 1999, 7:05 PM EDT  
Att: 18,116 - Dome - 72 F

livebaseballscorecards.com

livebaseballscorecards.com



Batter	1	2	3	4	5	6	7	8	9	AB R H RBI BB SO LOB	TOP											
Luis Castillo, S OBP: 0.361, SLG: 0.369 (1, 4)										5 1 2 1 0 1 1	<b>Florida Marlins @ Tampa Bay Devil Rays</b> Tropicana Field, St. Petersburg, FL Sat Jun 05 1999, 6:35 PM EDT Att: 20,706 - Dome - 72 F											
Alex Gonzalez, R OBP: 0.314, SLG: 0.470 (1, 6)										4 2 2 1 0 1 1												
Cliff Floyd, L OBP: 0.377, SLG: 0.489 (1, 10)										5 1 2 1 0 0 2												
Kevin Millar, R OBP: 0.470, SLG: 0.500 (1, 3)										4 0 2 0 1 0 1												
Bruce Aven, R OBP: 0.418, SLG: 0.577 (6, 8)										5 1 1 1 0 2 4												
Preston Wilson, R OBP: 0.329, SLG: 0.579 Tim Hyers, L OBP: 0.290, SLG: 0.259 (6, PH) (6, 7)										1 0 0 0 0 0 0 2 1 1 0 1 0 2												
Mark Kotsay, L OBP: 0.300, SLG: 0.377 (1, 9)										5 1 2 1 0 0 4												
Mike Lowell, R OBP: 0.303, SLG: 0.464 (1, 5)										5 1 1 1 0 3 2												
Jorge Fabregas, L OBP: 0.267, SLG: 0.336 (1, 2)										4 1 1 2 0 0 1												
<b>Inning Stats</b>	R: 0 E: 0 K: 1 S: 9	H: 1 LOB: 1 BB: 0 P: 10	R: 0 E: 0 K: 0 S: 7	H: 1 LOB: 1 BB: 0 P: 8	R: 0 E: 0 K: 0 S: 9	H: 0 LOB: 1 BB: 0 P: 17	R: 0 E: 0 K: 0 S: 7	H: 0 LOB: 1 BB: 0 P: 14	R: 0 E: 0 K: 1 S: 7	H: 0 LOB: 0 BB: 0 P: 8		R: 8 E: 2 K: 1 S: 32	H: 9 LOB: 2 BB: 1 P: 55	R: 1 E: 0 K: 2 S: 19	H: 2 LOB: 1 BB: 0 P: 28	R: 0 E: 1 K: 1 S: 13	H: 1 LOB: 2 BB: 0 P: 20	R: 0 E: 0 K: 1 S: 7	H: 0 LOB: 0 BB: 1 P: 14	1B: 10 2B: 3 3B: 2 HR: 0	SF: 0 SAC: 0 DP: 2 HBP: 2	WP: 0 PB: 0 SB: 0 CS: 1
<b>PITCHER</b>	IP WLS BF H R ER SO BB IBB HBP BLK WP HR S P ERA WHIP											IP WLS BF H R ER SO BB IBB HBP BLK WP HR S P ERA WHIP										
Bryan Rekar, R ERA: 5.32 Mike Duvall, L ERA: 3.48 Rick White, R ERA: 4.29 Scott Aldred, L ERA: 3.52 Esteban Yan, R ERA: 4.59	(1, 1) (6, 1) (6, 1) (7, 1) (8, 1)	5.0 0.2 0.1 1.0 2.0	WLS L L H S	BF 4 5 5 7	H 6 2 2 1	R 4 3 1 0	ER 4 1 1 0	SO 2 0 2 2	BB 0 0 0 1	IBB 0 0 0 0	HBP 2 0 0 0	BLK 0 0 0 0	WP 0 0 0 0	HR 0 8 15 19 20	S 48 8 13 28 34	P 72 13 27 28 34	ERA 7.20 13.50 54.00 9.00 0.00	WHIP 1.200 3.000 12.000 2.000 1.000				

Batter	1	2	3	4	5	6	7	8	9	AB R H RBI BB SO LOB	BOTTOM											
Randy Winn, S OBP: 0.320, SLG: 0.373 (1, 8)										5 1 1 0 0 1 2	<b>Florida Marlins @ Tampa Bay Devil Rays</b> Tropicana Field, St. Petersburg, FL Sat Jun 05 1999, 6:35 PM EDT Att: 20,706 - Dome - 72 F											
Dave Martinez, L OBP: 0.413, SLG: 0.492 (1, 9)										4 2 1 2 1 1 0												
Jose Canseco, R OBP: 0.371, SLG: 0.660 (1, 10)										5 1 1 2 0 2 1												
Fred McGriff, L OBP: 0.418, SLG: 0.619 (1, 3)										4 2 2 0 0 1 0												
Herbert Perry, R OBP: 0.435, SLG: 0.542 (9, 7)										3 0 1 1 0 0 0												
Paul Sorrento, L OBP: 0.385, SLG: 0.429 Terrell Lowery, R (8, PH) Wade Boggs, L OBP: 0.296, SLG: 0.310 (8, PH) (9, 5)										2 1 1 1 1 0 0 0 0 0 0 0 0 0 1 0 0 0 0 0 0												
John Flaherty, R OBP: 0.306, SLG: 0.455 (1, 2)										3 0 0 1 0 0 0												
Miguel Cairo, R OBP: 0.373, SLG: 0.438 (1, 4)										4 0 1 0 0 1 2												
Kevin Stocker, S OBP: 0.389, SLG: 0.398 (1, 6)										4 0 1 0 0 1 2												
<b>Inning Stats</b>	R: 0 E: 0 K: 1 S: 6	H: 0 LOB: 0 BB: 0 P: 11	R: 1 E: 0 K: 0 S: 14	H: 1 LOB: 2 BB: 1 P: 24	R: 2 E: 0 K: 1 S: 13	H: 2 LOB: 0 BB: 0 P: 20	R: 0 E: 0 K: 0 S: 9	H: 2 LOB: 2 BB: 0 P: 14	R: 1 E: 0 K: 0 S: 6	H: 1 LOB: 0 BB: 0 P: 8		R: 2 E: 1 K: 0 S: 11	H: 1 LOB: 0 BB: 0 P: 19	R: 0 E: 0 K: 1 S: 7	H: 0 LOB: 0 BB: 0 P: 12	R: 0 E: 0 K: 3 S: 16	H: 0 LOB: 1 BB: 1 P: 26	1B: 4 2B: 2 3B: 0 HR: 3	SF: 1 SAC: 0 DP: 0 HBP: 1	WP: 0 PB: 0 SB: 1 CS: 0	PA: 39	
<b>PITCHER</b>	IP WLS BF H R ER SO BB IBB HBP BLK WP HR S P ERA WHIP											IP WLS BF H R ER SO BB IBB HBP BLK WP HR S P ERA WHIP										
Brian Meadows, R ERA: 5.07 Jesus Sanchez, L ERA: 6.42 Brian Edmondson, R ERA: 4.2 Matt Mantei, R ERA: 1.67	(1, 1) (6, 1) (8, 1) (9, 1)	5.2 1.1 1.0 1.0	WLS W H S	BF 26 6 3 4	H 8 1 0	R 5 2 0	ER 3 1 0 0	SO 5 0 1 3	BB 1 0 0 1	IBB 0 0 0 0	HBP 0 0 0 0	BLK 0 0 0 0	WP 0 0 0 0	HR 2 12 7 16	S 56 12 12 26	P 90 20 12 26	ERA 7.94 6.75 0.00 0.00	WHIP 1.588 0.750 0.000 1.000				



Batter	1	2	3	4	5	6	7	8	9	AB	R	H	RBI	BB	SO	LOB	TOP								
<b>Craig Counsell, L</b> (1,4) OBP: 0.224, SLG: 0.177 <b>Alex Gonzalez, R</b> (8,6) OBP: 0.313, SLG: 0.468	3-2 WP 1B 2B	1-0 FC6-4		2-1 F8			0-0 1B	1-1 FC5-4 1B	2-3 K	5	1	3	0	0	0	2									
<b>Dave Berg, R</b> (1,6) OBP: 0.325, SLG: 0.357	2-3 K	0-3 K			2-2 L9		0-0 1B	1-2 FC5-4 HR	4-2 FC4-6 BB	5	1	1	0	1	2	4									
<b>Cliff Floyd, L</b> (1,10) OBP: 0.375, SLG: 0.486	4-2 1B SF9 BB		0-0 1B 2B		0-3 K		1-0 L4	1-2 E6 HR	2-2 FC4-6 1-2	5	2	1	1	1	1	4									
<b>Kevin Millar, R</b> (1,3) OBP: 0.486, SLG: 0.500	0-0 SF9 1B		3-3 K		0-2 FC6-4 1B		4-0 1B	4-1 HR BB	0-0 L5	4	2	2	1	2	1	2									
<b>Bruce Aven, R</b> (1,8) OBP: 0.417, SLG: 0.610	3-0 SF9		1-0 G4-6-3 1B		2-2 FC6-4 1-2		1-3 K	0-0 HR		4	1	2	5	0	1	4									
<b>Mark Kotsay, L</b> (1,9) OBP: 0.296, SLG: 0.372	0-1 1B		1-2 G4-6-3		2-3 K		2-2 F7	1-0 G4-3		5	0	1	1	0	1	6									
<b>Mike Lowell, R</b> (1,5) OBP: 0.438, SLG: 0.438 <b>Luis Castillo, S</b> (8,PR) OBP: 0.364, SLG: 0.372	2-0 F7		3-2 F7		3-2 G5-3			1-1 HR 1B		4	0	1	0	0	0	1									
<b>Tim Hyers, L</b> (1,7) OBP: 0.361, SLG: 0.531		2-2 P5		0-2 1B		1-2 HR		1-1 HR		5	2	4	3	0	0	0									
<b>Mike Redmond, R</b> (1,2) OBP: 0.341, SLG: 0.311		3-2 FC6-4 1B		1-3 K		2-0 F9		1-1 HR 1B		4	1	1	0	0	1	3									
<b>Inning Stats</b>	R: 3 E: 0 K: 1 S: 13	H: 3 LOB: 1 BB: 1 P: 27	R: 0 E: 0 K: 1 S: 13	H: 1 LOB: 1 BB: 0 P: 19	R: 0 E: 0 K: 1 S: 8	H: 2 LOB: 1 BB: 0 P: 13	R: 0 E: 0 K: 1 S: 12	H: 1 LOB: 1 BB: 0 P: 18	R: 0 E: 0 K: 1 S: 12	H: 1 LOB: 1 BB: 0 P: 16	R: 1 E: 0 K: 1 S: 11	H: 1 LOB: 0 BB: 0 P: 19	R: 0 E: 0 K: 1 S: 10	H: 2 LOB: 3 BB: 1 P: 18	R: 7 E: 1 K: 0 S: 24	H: 6 LOB: 2 BB: 1 P: 35	R: 0 E: 0 K: 1 S: 9	H: 0 LOB: 1 BB: 1 P: 17	1B: 12 2B: 2 3B: 0 HR: 3	SF: 1 SAC: 0 DP: 1 HBP: 1	WP: 1 PB: 0 SB: 0 CS: 0	PA: 49			
<b>PITCHER</b>	IP	WLS	BF	H	R	ER	SO	BB	IBB	HBP	BLK	WP	HR	S	P	ERA	WHIP								
<b>Bobby Witt, R</b> (1,1) ERA: 6.21	7.0		33	11	4	4	7	2	0	0	0	1	1	79	130	5.14	1.857								
<b>Esteban Yan, R</b> (8,1) ERA: 5.6	0.0	L	4	3	4	4	0	0	0	1	0	0	1	8	11	∞	∞								
<b>Julio Santana, R</b> (8,1) ERA: 9.42	0.2		6	2	3	2	0	1	0	0	0	0	1	12	19	27.00	4.500								
<b>Mike Duvall, L</b> (8,1) ERA: 3.38	0.1		2	1	0	0	0	0	0	0	0	0	0	4	5	0.00	3.000								
<b>Roberto Hernandez, R</b> (9,1) ERA: 4.45	1.0		4	0	0	0	1	1	0	0	0	0	0	9	17	0.00	1.000								

**Florida Marlins @ Tampa Bay Devil Rays**  
Tropicana Field, St. Petersburg, FL  
Sun Jun 06 1999, 1:35 PM EDT  
Att: 19,256 - Dome - 72 F

AB 43  
R 11  
H 17  
RBI 11  
BB 4  
SO 8  
LOB 26



Batter	1	2	3	4	5	6	7	8	9	AB	R	H	RBI	BB	SO	LOB	BOTTOM								
<b>Randy Winn, S</b> (1,8) OBP: 0.322, SLG: 0.374	2-1 F7		2-3 K	3-1 1B			0-0 E4 PB 3B	1-2 FC1-5 E		5	1	2	0	0	1	3									
<b>Dave Martinez, L</b> (1,9) OBP: 0.413, SLG: 0.500	0-0 F9		1-1 BB 1B	2-2 G1-3			2-2 SF8 3B	0-1 FC5		5	2	2	1	0	0	4									
<b>Jose Canseco, R</b> (1,10) OBP: 0.363, SLG: 0.647	0-0 P9		1-3 K		1-3 K		2-0 SF8	0-0 F8		4	0	0	1	0	2	4									
<b>Fred McGriff, L</b> (1,3) OBP: 0.422, SLG: 0.637		0-0 HR	4-1 1B BB		0-1 G5-3		1-0 L4 2B		2-3 K	4	1	2	1	1	1	0									
<b>Herbert Perry, R</b> (1,5) OBP: 0.446, SLG: 0.532		1-2 G6-3	3-2 1B		4-2 BB		4-0 IBB		0-0 G5-3	3	0	1	2	2	0	0									
<b>Paul Sorrento, L</b> (1,7) OBP: 0.385, SLG: 0.421 <b>Aaron Ledesma, R</b> (7,PH) OBP: 0.289, SLG: 0.306 <b>Terrell Lowery, R</b> (8,7) OBP: 1.000, SLG: 1.000		4-2 FC4 BB	2-3 K		2-3 K		1-1 L4		0-1 1B	2	0	0	0	1	2	3									
<b>Miguel Cairo, R</b> (1,4) OBP: 0.367, SLG: 0.424		2-2 FC4 FC5-4 1-2		2-2 G1-3		0-0 G6-3		2-2 BB HBP	1-3 K	4	1	0	0	0	1	2									
<b>Mike DiFelice, R</b> (1,2) OBP: 0.265, SLG: 0.391		0-2 FC5-4 1-2		2-3 K2-3		0-1 G4-3		4-0 FC1-5 1B BB		3	0	0	0	1	1	1									
<b>Kevin Stocker, S</b> (1,6) OBP: 0.397, SLG: 0.399			4-0 BB 1B BB		4-2 1B		0-0 G3-1		2-2 FC5 FC1-5 1B	2	1	1	1	2	0	0									
<b>Inning Stats</b>	R: 0 E: 0 K: 0 S: 4	H: 0 LOB: 0 BB: 0 P: 6	R: 1 E: 0 K: 0 S: 15	H: 1 LOB: 1 BB: 1 P: 22	R: 2 E: 0 K: 3 S: 16	H: 2 LOB: 2 BB: 2 P: 33	R: 0 E: 0 K: 1 S: 15	H: 1 LOB: 1 BB: 1 P: 28	R: 0 E: 0 K: 2 S: 11	H: 0 LOB: 0 BB: 1 P: 18	R: 0 E: 0 K: 0 S: 4	H: 0 LOB: 0 BB: 0 P: 4	R: 2 E: 1 K: 0 S: 8	H: 3 LOB: 1 BB: 1 P: 18	R: 1 E: 1 K: 0 S: 11	H: 1 LOB: 2 BB: 1 P: 20	R: 0 E: 0 K: 2 S: 13	H: 1 LOB: 1 BB: 0 P: 16	1B: 6 2B: 2 3B: 1 HR: 1	SF: 1 SAC: 0 DP: 1 HBP: 1	WP: 0 PB: 1 SB: 0 CS: 0	PA: 43			
<b>PITCHER</b>	IP	WLS	BF	H	R	ER	SO	BB	IBB	HBP	BLK	WP	HR	S	P	ERA	WHIP								
<b>Livan Hernandez, R</b> (1,1) ERA: 4.35	6.1		30	6	5	5	6	5	0	0	0	0	1	70	120	7.11	1.737								
<b>Jesus Sanchez, L</b> (7,1) ERA: 6.42	0.0		2	1	0	0	0	0	1	0	0	0	0	1	6	∞	∞								
<b>Antonio Alfonseca, R</b> (7,1) ERA: 4.3	0.2	W	1	0	0	0	0	0	0	0	0	0	0	2	3	0.00	0.000								
<b>Vic Darenbourg, L</b> (8,1) ERA: 7.04	0.2		5	1	1	1	0	1	0	1	0	0	0	10	19	13.50	3.000								
<b>Braden Looper, R</b> (8,1) ERA: 4.01	1.1		5	1	0	0	2	0	0	0	0	0	0	14	17	0.00	0.750								

**Florida Marlins @ Tampa Bay Devil Rays**  
Tropicana Field, St. Petersburg, FL  
Sun Jun 06 1999, 1:35 PM EDT  
Att: 19,256 - Dome - 72 F

AB 34  
R 6  
H 9  
RBI 6  
BB 7  
SO 8  
LOB 19





Batter	1	2	3	4	5	6	7	8	9	AB	R	H	RBI	BB	SO	LOB	TOP							
<b>Randy Winn, S</b> OBP: 0.330, SLG: 0.393 (1, 8)	3-2 1B E	2-1 E8 2H 1B		2-2 F7			2-0 1B 3B		1-1 L7	5	2	3	1	0	0	1								
<b>Dave Martinez, L</b> OBP: 0.414, SLG: 0.500 (1, 9)	0-0 SAFE	3-3 SAFE			1-0 F7		3-2 1B		3-2 P4	4	1	2	1	0	1	1								
<b>Julio Santana, R</b> (7, 1)										0	0	0	0	0	0	0								
<b>Paul Sorrento, L</b> OBP: 0.352, SLG: 0.417 (9, PH)	1-3 E 1B						3-H 2-3 1B			1	0	0	0	0	0	1								
<b>Jose Canseco, R</b> OBP: 0.364, SLG: 0.654 (1, 7)	3-2 P2	0-1 F8			2-1 HR				4-1 BB	4	1	1	1	1	1	4								
<b>Fred McGriff, L</b> OBP: 0.421, SLG: 0.629 (1, 3)	4-2 SAFE E 1-2 BB				3-2 G5-4-3 1B		3-0 G4-3		1-1 G4-3	4	0	1	0	1	1	3								
<b>John Flaherty, R</b> OBP: 0.299, SLG: 0.444 (1, 2)	0-3 K				0-1 G5-4-3				3-2 F9	4	0	0	0	0	2	4								
<b>Wade Boggs, L</b> OBP: 0.312, SLG: 0.319 (1, 5)	2-2 E2 1-3 2-H 3-H 1B				1-0 1B		4-2 1B BB		0-0 F7	3	0	2	2	1	0	0								
<b>Miguel Cairo, R</b> OBP: 0.371, SLG: 0.426 (1, 4)	2-3 K				0-2 F9		0-1 G6-4-3 1B		2-1 1B	4	0	2	0	0	1	3								
<b>Aaron Ledesma, R</b> OBP: 0.308, SLG: 0.324 (4, PH)					2-2 F8		0-0 G6-4-3		2-2 G1-3	1	1	1	0	0	0	0								
<b>David Lamb, S</b> OBP: 0.298, SLG: 0.255 (4, 6)		SH1-4 E 1B					1-2 1B			3	0	0	0	0	0	2								
<b>Dave Eiland, R</b> (1, 1)					0-0 B1-3				1-2 2B	1	0	0	0	0	0	0								
<b>Rick White, R</b> (4, 1)		SH1-4								0	0	0	0	0	0	0								
<b>Terrell Lowery, R</b> OBP: 0.667, SLG: 1.000 (7, 9)										2	0	1	0	0	1	0								
<b>Inning Stats</b>	R: 2 E: 1 K: 2 S: 19	H: 3 LOB: 2 BB: 1 P: 33	R: 1 E: 1 K: 1 S: 10	H: 2 LOB: 1 BB: 0 P: 17	R: 0 E: 0 K: 2 S: 11	H: 1 LOB: 0 BB: 0 P: 14	R: 0 E: 0 K: 0 S: 7	H: 0 LOB: 0 BB: 0 P: 11	R: 1 E: 0 K: 0 S: 8	H: 2 LOB: 0 BB: 0 P: 14	R: 0 E: 0 K: 0 S: 5	H: 1 LOB: 0 BB: 1 P: 9	R: 1 E: 0 K: 2 S: 14	H: 2 LOB: 1 BB: 0 P: 25	R: 0 E: 0 K: 0 S: 10	H: 1 LOB: 1 BB: 0 P: 17	R: 0 E: 0 K: 0 S: 12	H: 1 LOB: 2 BB: 1 P: 22	1B: 10 2B: 1 3B: 1 HR: 1	SF: 0 SAC: 1 DP: 2 HBP: 0	WP: 0 PB: 0 SB: 0 CS: 0	PA: 40		
<b>PITCHER</b>	IP	WLS	BF	H	R	ER	SO	BB	IBB	HBP	BLK	WP	HR	S	P	ERA	WHIP							
<b>29 John Smoltz, R</b> ERA: 2.66	6.0	W	26	9	4	4	5	2	0	0	0	0	1	60	98	6.00	1.833							
<b>Mike Remlinger, L</b> ERA: 1.59	1.0	H	5	2	1	1	2	0	0	0	0	0	0	14	25	9.00	2.000							
<b>Rudy Seanez, R</b> ERA: 2.03	1.0	H	4	1	0	0	0	0	0	0	0	0	0	17	17	0.00	1.000							
<b>30 Kevin McGlinchy, R</b> ERA: 2.0	0.2		4	1	0	0	0	1	0	0	0	0	0	10	19	0.00	3.000							
<b>John Rocker, L</b> ERA: 1.75	0.1	S	1	0	0	0	0	0	0	0	0	0	0	2	3	0.00	0.000							

Tampa Bay Devil Rays @ Atlanta Braves  
Turner Field, Atlanta, GA  
Mon Jun 07 1999, 7:40 PM EDT  
Att: 36,731 - Unknown - 85 F

AB 36  
R 5  
H 13  
RBI 5  
BB 3  
SO 7  
LOB 19



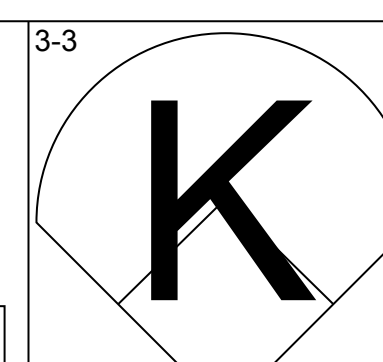
Batter	1	2	3	4	5	6	7	8	9	AB	R	H	RBI	BB	SO	LOB	BOTTOM							
<b>Ozzie Guillen, L</b> OBP: 0.163, SLG: 0.167 (1, 6)	1-3 K	0-1 G4-3	2-1 G3			0-1 G6-3		1-2 G4-3		5	0	0	0	0	1	2								
<b>Bret Boone, R</b> OBP: 0.337, SLG: 0.429 (1, 4)	1-3 K		1-2 G5-3	0-0 E6 G5-4-3			1-1 G1-3 10 S 1B			4	1	1	0	0	1	0								
<b>10 Chipper Jones, S</b> OBP: 0.386, SLG: 0.526 (1, 5)	4-2 BB		0-0 2B	2-1 G5-4-3			0-1 F7		1-2	3	1	1	0	1	0	2								
<b>Brian Jordan, R</b> OBP: 0.377, SLG: 0.555 (1, 9)	3-2 F7		1-1 F8	0-0 G5-3			2-2 G1-3		2-3	4	0	0	0	0	0	3								
<b>Javy Lopez, R</b> OBP: 0.368, SLG: 0.500 (7, PR)			0-1 L8	4-1 2B E BB		2-0 G6-4-3 1B		2-0 1B		3	1	2	1	1	0	0								
<b>Eddie Pérez, R</b> OBP: 0.246, SLG: 0.239 (8, 2)							3-H 1B			0	0	0	0	0	0	0								
<b>Randall Simon, L</b> OBP: 0.300, SLG: 0.370 (1, 3)			0-0 L8	1-0 E 1B 2B		2-1 G6-4-3		3-1 G4-3		4	1	1	1	0	0	2								
<b>Andruw Jones, R</b> OBP: 0.354, SLG: 0.474 (1, 8)			2-1 E5 29 HR BLK	1-0 E5 1B		3-0 L9		0-0 HR		4	3	1	1	0	0	1								
<b>Gerald Williams, R</b> OBP: 0.297, SLG: 0.314 (1, 7)			4-1 29 HR BB	2-1 29 1B				2-2 G5-3		3	1	2	2	1	0	0								
<b>29 John Smoltz, R</b> OBP: 0.423, SLG: 0.640 (7, 1)			3-1 HR	1-3 2-H 1B				1-0 G3		3	1	2	3	0	0	0								
<b>Mike Remlinger, L</b> (7, 1)										0	0	0	0	0	0	0								
<b>Rudy Seanez, R</b> (8, 1)										0	0	0	0	0	0	0								
<b>Keith Lockhart, L</b> OBP: 0.303, SLG: 0.304 (8, PH)										1	0	0	0	0	0	0								
<b>30 Kevin McGlinchy, R</b> (9, 1)										0	0	0	0	0	0	0								
<b>John Rocker, R</b> (9, 1)										0	0	0	0	0	0	0								
<b>Inning Stats</b>	R: 0 E: 0 K: 2 S: 14	H: 0 LOB: 1 BB: 1 P: 22	R: 3 E: 1 K: 0 S: 10	H: 1 LOB: 0 BB: 1 P: 19	R: 4 E: 1 K: 0 S: 17	H: 4 LOB: 2 BB: 1 P: 31	R: 0 E: 1 K: 0 S: 4	H: 0 LOB: 0 BB: 0 P: 6	R: 0 E: 0 K: 0 S: 4	H: 1 LOB: 0 BB: 0 P: 11	R: 0 E: 0 K: 0 S: 5	H: 1 LOB: 0 BB: 0 P: 7	R: 1 E: 0 K: 0 S: 10	H: 2 LOB: 1 BB: 0 P: 18	R: 1 E: 0 K: 0 S: 9	H: 1 LOB: 0 BB: 0 P: 13	1B: 6 2B: 2 3B: 0 HR: 2	SF: 0 SAC: 0 DP: 2 HBP: 0	WP: 0 PB: 0 SB: 2 CS: 0	PA: 37				
<b>PITCHER</b>	IP	WLS	BF	H	R	ER	SO	BB	IBB	HBP	BLK	WP	HR	S	P	ERA	WHIP							
<b>Dave Eiland, R</b> ERA: 4.09	3.0	L	19	5	7	1	2	3	0	0	0	0	1	41	72	3.00	2.667							
<b>Rick White, R</b> ERA: 3.96	3.0		9	2	0	0	0	0	0	0	0	0	0	13	24	0.00	0.667							
<b>Julio Santana, R</b> ERA: 9.4	2.0		9	3	2	2	0	0	0	0	0	0	1	19	31	9.00	1.500							

Tampa Bay Devil Rays @ Atlanta Braves  
Turner Field, Atlanta, GA  
Mon Jun 07 1999, 7:40 PM EDT  
Att: 36,731 - Unknown - 85 F

AB 34  
R 9  
H 10  
RBI 8  
BB 3  
SO 2  
LOB 10





Batter	1	2	3	4	5	6	7	8	9	AB	R	H	RBI	BB	SO	LOB	TOP										
Randy Winn, S OBP: 0.321, SLG: 0.382			G4-3	FC6-5			L7		G3-1	5	0	0	0	0	1	3	<p><b>Tampa Bay Devil Rays @ Atlanta Braves</b> Turner Field, Atlanta, GA Tue Jun 08 1999, 7:40 PM EDT Att: 35,709 - Sunny - 88 F</p>										
Miguel Cairo, R Scott Aldred, L	G6-3				G6-3		F8			4	0	1	0	0	0	0											
Jose Canseco, R Terrell Lowery, R										3	0	1	0	0	2	1											
Fred McGriff, L	G6-3			WP 2B BB						3	1	1	0	1	1	1											
Herbert Perry, R		G4-3		K						3	0	0	0	1	1	2											
John Flaherty, R										3	1	2	0	1	0	1											
Dave Martinez, L										4	0	1	0	0	1	3											
David Lamb, S										4	0	1	2	0	0	3											
Wilson Alvarez, L Mike Duvall, R Bryan Rekar, R Kevin Stocker, S										1	0	0	0	0	1	0											
<b>Inning Stats</b>	R: 0 E: 0 K: 1 S: 10	H: 1 LOB: 1 BB: 0 P: 18	R: 0 E: 0 K: 0 S: 9	H: 2 LOB: 1 BB: 0 P: 13	R: 0 E: 0 K: 2 S: 10	H: 1 LOB: 1 BB: 0 P: 14	R: 2 E: 0 K: 1 S: 16	H: 1 LOB: 2 BB: 3 P: 34	R: 0 E: 0 K: 2 S: 8	H: 1 LOB: 1 BB: 0 P: 9	R: 0 E: 0 K: 1 S: 9	H: 0 LOB: 0 BB: 0 P: 14	R: 0 E: 0 K: 1 S: 7	H: 0 LOB: 0 BB: 1 P: 16	R: 0 E: 0 K: 0 S: 13	H: 1 LOB: 1 BB: 0 P: 18	1B: 5 2B: 4 3B: 0 HR: 0	SF: 0 SAC: 0 DP: 2 HBP: 0	WP: 2 PB: 0 SB: 0 CS: 0	PA: 37							
<b>PITCHER</b>	IP	WLS	BF	H	R	ER	SO	BB	IBB	HBP	BLK	WP	HR	S	P	ERA	WHIP										
Odalis Perez, L	6.0	W	27	7	2	2	7	3	0	0	0	2	0	65	105	3.00	1.667										
Russ Springer, R	1.0		3	0	0	0	1	0	0	0	0	0	0	9	14	0.00	0.000										
Justin Speier, R	2.0		7	1	0	0	1	1	0	0	0	0	0	20	34	0.00	1.000										

Batter	1	2	3	4	5	6	7	8	9	AB	R	H	RBI	BB	SO	LOB	BOTTOM										
Gerald Williams, R										5	2	4	3	0	0	2	<p><b>Tampa Bay Devil Rays @ Atlanta Braves</b> Turner Field, Atlanta, GA Tue Jun 08 1999, 7:40 PM EDT Att: 35,709 - Sunny - 88 F</p>										
Bret Boone, R										5	0	2	1	0	1	3											
10 Chipper Jones, S Keith Lockhart, L										3	1	1	1	2	0	1											
Brian Jordan, R Russ Springer, R Justin Speier, R										4	0	0	0	0	2	3											
Javy Lopez, R										4	1	1	0	1	1	2											
Andruw Jones, R										5	1	1	0	0	0	4											
Brian Hunter, R										4	2	2	0	1	2	2											
Ozzie Guillen, L										4	3	4	1	0	0	0											
Odalis Perez, L Randall Simon, L										2	1	1	2	0	1	2											
<b>Inning Stats</b>	R: 1 E: 0 K: 1 S: 21	H: 2 LOB: 2 BB: 1 P: 31	R: 4 E: 1 K: 1 S: 16	H: 4 LOB: 0 BB: 0 P: 28	R: 2 E: 0 K: 1 S: 18	H: 3 LOB: 2 BB: 1 P: 28	R: 0 E: 0 K: 0 S: 5	H: 0 LOB: 0 BB: 1 P: 10	R: 0 E: 1 K: 1 S: 9	H: 2 LOB: 2 BB: 0 P: 12	R: 0 E: 0 K: 1 S: 6	H: 0 LOB: 0 BB: 0 P: 8	R: 3 E: 0 K: 1 S: 15	H: 3 LOB: 1 BB: 1 P: 29	R: 1 E: 0 K: 2 S: 11	H: 2 LOB: 1 BB: 0 P: 17	1B: 10 2B: 5 3B: 0 HR: 1	SF: 0 SAC: 1 DP: 2 HBP: 0	WP: 0 PB: 0 SB: 0 CS: 0	PA: 43							
<b>PITCHER</b>	IP	WLS	BF	H	R	ER	SO	BB	IBB	HBP	BLK	WP	HR	S	P	ERA	WHIP										
Wilson Alvarez, L	2.2	L	19	9	7	5	3	2	0	0	0	0	0	5	10	0.00	3.000										
Mike Duvall, L	0.1		2	0	0	0	0	1	0	0	0	0	0	5	10	0.00	3.000										
Bryan Rekar, R	3.1		13	3	2	2	3	1	0	0	0	0	0	25	38	5.40	1.200										
Scott Aldred, L	1.2		9	4	2	2	2	0	0	0	0	0	1	19	32	10.80	2.400										












Batter	1	2	3	4	5	6	7	8	9	AB	R	H	RBI	BB	SO	LOB	TOP																					
<b>Randy Winn, S</b> OBP: 0.323, SLG: 0.376 (1, 8)	L5	K						E1		4	1	1	0	1	1	2	<b>Tampa Bay Devil Rays @ Montreal Expos</b> Olympic Stadium, Montreal, QB Sat Jun 12 1999, 7:05 PM EDT Att: 9,307 - Dome - 72 F																					
<b>Dave Martinez, L</b> OBP: 0.406, SLG: 0.478 (1, 9)	P4		F7	G4-3				SH5-3		4	0	1	1	0	0	3																						
<b>Jose Canseco, R</b> OBP: 0.377, SLG: 0.682 <b>Terrell Lowery, R</b> OBP: 0.222, SLG: 0.333 (1, 7) (8, 7)			G3-1					K		5	2	4	1	0	1	1																						
<b>Fred McGriff, L</b> OBP: 0.423, SLG: 0.623 (1, 3)	G3-1		G3-1							4	0	0	0	1	0	3																						
<b>John Flaherty, R</b> OBP: 0.307, SLG: 0.438 (1, 2)		G6-3	G5-3							4	1	0	0	1	1	4																						
<b>Wade Boggs, L</b> OBP: 0.326, SLG: 0.328 <b>Herbert Perry, R</b> OBP: 0.430, SLG: 0.507 (1, 5) (7, 5)										3	1	2	1	1	0	0																						
<b>Miguel Cairo, R</b> OBP: 0.346, SLG: 0.393 (1, 4)										1	0	1	0	0	0	0																						
<b>David Lamb, S</b> OBP: 0.273, SLG: 0.279 (1, 6)										4	0	1	1	0	0	2																						
<b>Mickey Callaway, R</b> OBP: 0.667, SLG: 0.667 <b>Paul Sorrento, L</b> OBP: 0.344, SLG: 0.405 <b>Norm Charlton, S</b> <b>Kevin Stocker, S</b> OBP: 0.395, SLG: 0.397 <b>Roberto Hernandez, R</b> (1, 1) (7, PH) (7, 1) (9, PH) (9, 1)										5	0	2	0	0	1	3																						
<b>Inning Stats</b>	R: 0 E: 0 K: 0 S: 9	H: 1 LOB: 1 BB: 0 P: 15	R: 1 E: 0 K: 1 S: 13	H: 3 LOB: 2 BB: 0 P: 19	R: 0 E: 0 K: 0 S: 5	H: 1 LOB: 1 BB: 0 P: 7	R: 0 E: 0 K: 0 S: 16	H: 2 LOB: 3 BB: 1 P: 24	R: 1 E: 0 K: 0 S: 6	H: 2 LOB: 1 BB: 0 P: 8	R: 1 E: 0 K: 0 S: 13	H: 2 LOB: 1 BB: 2 P: 14	R: 2 E: 0 K: 2 S: 13	H: 2 LOB: 2 BB: 2 P: 25	R: 0 E: 1 K: 2 S: 9	H: 0 LOB: 2 BB: 1 P: 14		R: 0 E: 0 K: 0 S: 6	H: 1 LOB: 1 BB: 0 P: 9	1B: 10 2B: 3 3B: 0 HR: 1	SF: 0 SAC: 2 DP: 0 HBP: 0	WP: 0 PB: 1 CS: 2	PA: 45															
<b>PITCHER</b>	IP	WLS	BF	H	R	ER	SO	BB	IBB	HBP	BLK	WP	HR	S	P	ERA	WHIP	<b>PITCHER</b>				IP	WLS	BF	H	R	ER	SO	BB	IBB	HBP	BLK	WP	HR	S	P	ERA	WHIP
<b>Dustin Hermanson, R</b> ERA: 5.7 <b>Bobby Ayala, R</b> ERA: 3.45 <b>Guillermo Mota, R</b> ERA: 1.62 (1, 1) (7, 1) (9, 1)	6.1	L	32	12	5	4	1	2	0	0	0	0	1	66	96	5.68	2.211					6.1	L	32	12	5	4	1	2	0	0	0	0	1	66	96	5.68	2.211

Batter	1	2	3	4	5	6	7	8	9	AB	R	H	RBI	BB	SO	LOB	BOTTOM																					
<b>Orlando Cabrera, R</b> OBP: 0.312, SLG: 0.419 (1, 6)	G4-3		G1-3					G6-3		5	0	0	0	0	0	1	<b>Tampa Bay Devil Rays @ Montreal Expos</b> Olympic Stadium, Montreal, QB Sat Jun 12 1999, 7:05 PM EDT Att: 9,307 - Dome - 72 F																					
<b>Jose Vidro, S</b> OBP: 0.350, SLG: 0.547 (1, 4)	G1-4-3		G3					G1-3		5	1	3	0	0	0	0																						
<b>Rondell White, R</b> OBP: 0.366, SLG: 0.518 (1, 8)	G1-4-3		2B					G6-3		5	0	1	0	0	0	3																						
<b>Orlando Merced, S</b> OBP: 0.369, SLG: 0.494 (1, 7)	P5									4	0	2	0	1	0	2																						
<b>Vladimir Guerrero, R</b> OBP: 0.364, SLG: 0.547 (1, 9)			K							5	2	2	1	0	1	4																						
<b>Chris Widger, R</b> OBP: 0.346, SLG: 0.542 (1, 2)										3	0	0	0	1	0	3																						
<b>Michael Barrett, R</b> OBP: 0.333, SLG: 0.420 (1, 5)			K							4	0	0	1	0	1	1																						
<b>Ryan McGuire, L</b> OBP: 0.416, SLG: 0.486 (1, 3)										1	0	1	0	3	0	0																						
<b>Dustin Hermanson, R</b> OBP: 0.200, SLG: 0.091 <b>Bobby Ayala, R</b> <b>Manny Martinez, R</b> OBP: 0.280, SLG: 0.417 <b>Guillermo Mota, R</b> OBP: 1.000, SLG: 4.000 (1, 1) (7, 1) (8, PH) (9, 1)			K							3	0	0	0	0	2	3																						
<b>Inning Stats</b>	R: 0 E: 0 K: 0 S: 10	H: 1 LOB: 1 BB: 0 P: 13	R: 1 E: 0 K: 2 S: 11	H: 1 LOB: 1 BB: 1 P: 17	R: 0 E: 0 K: 1 S: 11	H: 2 LOB: 2 BB: 0 P: 17	R: 0 E: 0 K: 1 S: 12	H: 1 LOB: 1 BB: 1 P: 21	R: 0 E: 0 K: 0 S: 5	H: 1 LOB: 1 BB: 1 P: 10	R: 1 E: 1 K: 0 S: 15	H: 1 LOB: 2 BB: 1 P: 23	R: 0 E: 0 K: 0 S: 5	H: 0 LOB: 1 BB: 1 P: 11	R: 0 E: 0 K: 0 S: 7	H: 1 LOB: 1 BB: 0 P: 9		1B: 3 2B: 5 3B: 0 HR: 1	SF: 0 SAC: 0 DP: 0 HBP: 0	WP: 0 PB: 0 CS: 1	PA: 41																	
<b>PITCHER</b>	IP	WLS	BF	H	R	ER	SO	BB	IBB	HBP	BLK	WP	HR	S	P	ERA	WHIP	<b>PITCHER</b>				IP	WLS	BF	H	R	ER	SO	BB	IBB	HBP	BLK	WP	HR	S	P	ERA	WHIP
<b>Mickey Callaway, R</b> ERA: 3.0 <b>Norm Charlton, L</b> ERA: 1.5 <b>Roberto Hernandez, R</b> ERA: 4.02 (1, 1) (7, 1) (9, 1)	6.0	W	27	7	2	2	4	3	0	0	0	0	0	61	97	3.00	1.667					6.0	W	27	7	2	2	4	3	0	0	0	0	0	61	97	3.00	1.667






Batter	1	2	3	4	5	6	7	8	9	AB	R	H	RBI	BB	SO	LOB	TOP			
Randy Winn, S OBP: 0.322, SLG: 0.374 (1, 8)										4	0	1	0	0	1	2				
Dave Martinez, L OBP: 0.403, SLG: 0.474 (1, 9)										4	0	1	0	0	0	1				
Jose Canseco, R OBP: 0.371, SLG: 0.670 (1, 7)										4	0	0	0	0	2	2				
Fred McGriff, L OBP: 0.424, SLG: 0.617 (1, 3)										2	0	0	0	2	0	0				
Wade Boggs, L OBP: 0.316, SLG: 0.317 (1, 5)										4	0	0	0	0	1	3				
David Lamb, S OBP: 0.281, SLG: 0.266 (1, 4) (4, 6)										3	0	0	0	0	0	2				
Kevin Stocker, S OBP: 0.398, SLG: 0.397 Aaron Ledesma, R OBP: 0.293, SLG: 0.308 (4, 4)										0	0	0	0	0	0	0	AB 28			
Mike DiFelice, R OBP: 0.288, SLG: 0.396 (1, 2)									2	0	1	0	1	1	0		R 0			
Bryan Rekar, R (1, 1)									1	0	0	0	0	0	2		H 3			
Terrell Lowery, R OBP: 0.200, SLG: 0.300 Julio Santana, R (6, PH) Paul Sorrento, L OBP: 0.341, SLG: 0.402 Scott Aldred, L (8, 1)										1	0	0	0	0	0	2	RBI 0			
										1	0	0	0	0	0	0	BB 3			
										0	0	0	0	0	0	0	SO 6			
										0	0	0	0	0	0	0	LOB 13			
										0	0	0	0	0	0	0				
<b>Inning Stats</b>	R: 0 E: 0 K: 0 S: 6	H: 1 LOB: 0 BB: 0 P: 10	R: 0 E: 0 K: 0 S: 5	H: 0 LOB: 0 BB: 0 P: 8	R: 0 E: 0 K: 0 S: 7	H: 0 LOB: 1 BB: 1 P: 16	R: 0 E: 0 K: 1 S: 8	H: 0 LOB: 0 BB: 0 P: 11	R: 0 E: 0 K: 1 S: 7	H: 0 LOB: 0 BB: 0 P: 9	R: 0 E: 0 K: 2 S: 9	H: 1 LOB: 2 BB: 1 P: 18	R: 0 E: 0 K: 1 S: 9	H: 1 LOB: 1 BB: 1 P: 13	R: 0 E: 0 K: 1 S: 9	H: 0 LOB: 1 BB: 1 P: 15	1B: 3 2B: 0 3B: 0 HR: 0	SF: 0 SAC: 0 DP: 0 HBP: 1	WP: 0 PB: 0 CS: 1	PA: 32
<b>PITCHER</b> Carl Pavano, R ERA: 5.5 (1, 1)	IP: 9.0 WLS: W BF: 32 H: 3 R: 0 ER: 0 SO: 6 BB: 3 IBB: 0 HBP: 1 BLK: 0 WP: 0 HR: 0 S: 67 P: 109 ERA: 0.00 WHIP: 0.667																			

Tampa Bay Devil Rays @ Montreal Expos  
Olympic Stadium, Montreal, QB  
Sun Jun 13 1999, 1:35 PM EDT  
Att. 7,234 - Dome - 72 F

AB 28  
R 0  
H 3  
RBI 0  
BB 3  
SO 6  
LOB 13

livebaseballscorecards.com




Batter	1	2	3	4	5	6	7	8	9	AB	R	H	RBI	BB	SO	LOB	BOTTOM			
Ryan McGuire, L OBP: 0.426, SLG: 0.494 (1, 3)										3	1	1	0	2	1	1				
Jose Vidro, S OBP: 0.348, SLG: 0.540 Orlando Cabrera, R OBP: 0.311, SLG: 0.417 (8, 6)										4	2	1	0	0	0	1				
Rondell White, R OBP: 0.371, SLG: 0.522 Manny Martinez, R OBP: 0.276, SLG: 0.411 (8, 8)										2	1	2	0	0	0	0				
Vladimir Guerrero, R OBP: 0.370, SLG: 0.551 (1, 9)										4	0	3	1	0	0	2				
Orlando Merced, S OBP: 0.364, SLG: 0.478 James Mouton, R OBP: 0.471, SLG: 0.462 (8, 7)										3	0	0	1	1	0	4				
Michael Barrett, R OBP: 0.337, SLG: 0.418 (1, 2)									3	0	1	1	0	0	3					
Shane Andrews, R OBP: 0.363, SLG: 0.429 (1, 5)									2	0	0	0	2	0	2					
Mike Mordecai, R OBP: 0.323, SLG: 0.471 (8, 4)									4	0	0	0	0	0	3					
Carl Pavano, R OBP: 0.083, SLG: 0.083 (1, 1)									2	0	0	0	0	0	0					
<b>Inning Stats</b>	R: 2 E: 0 K: 0 S: 17	H: 3 LOB: 2 BB: 1 P: 27	R: 0 E: 0 K: 1 S: 9	H: 0 LOB: 0 BB: 0 P: 14	R: 1 E: 0 K: 0 S: 6	H: 2 LOB: 1 BB: 0 P: 8	R: 0 E: 0 K: 0 S: 5	H: 0 LOB: 0 BB: 0 P: 9	R: 1 E: 1 K: 1 S: 14	H: 2 LOB: 2 BB: 1 P: 25	R: 0 E: 0 K: 0 S: 8	H: 0 LOB: 1 BB: 1 P: 13	R: 0 E: 0 K: 1 S: 12	H: 1 LOB: 1 BB: 0 P: 17	R: 0 E: 0 K: 0 S: 14	H: 0 LOB: 3 BB: 2 P: 28	1B: 7 2B: 2 3B: 0 HR: 0	SF: 0 SAC: 2 DP: 1 HBP: 1	WP: 2 PB: 0 CS: 1	PA: 38
<b>PITCHER</b> Bryan Rekar, R ERA: 5.5 Julio Santana, R ERA: 8.7 Scott Aldred, L ERA: 4.0	IP: 5.0 WLS: L BF: 24 H: 7 R: 4 ER: 4 SO: 2 BB: 2 IBB: 0 HBP: 0 BLK: 0 WP: 2 HR: 0 S: 51 P: 83 ERA: 7.20 WHIP: 1.800																			

Tampa Bay Devil Rays @ Montreal Expos  
Olympic Stadium, Montreal, QB  
Sun Jun 13 1999, 1:35 PM EDT  
Att. 7,234 - Dome - 72 F

AB 30  
R 4  
H 8  
RBI 3  
BB 5  
SO 3  
LOB 20

livebaseballscorecards.com






Batter	1	2	3	4	5	6	7	8	9	AB	R	H	RBI	BB	SO	LOB	TOP											
<b>Randy Winn, S</b> OBP: 0.324, SLG: 0.374	1-2 G1-3		1-2 G6-3 1B		0-0 B2-3		0-0 G1-3		1-1 G6-3 HR 1B	5	1	2	1	0	0	0												
<b>Dave Martinez, L</b> OBP: 0.403, SLG: 0.474	1-2 1B FC5-4 2B		3-2 G6-3 1-2		1-3 K			4-2 F9 1B BB	1-2 G6-3	4	1	1	1	1	1	3												
<b>Jose Canseco, R</b> OBP: 0.383, SLG: 0.702	2-1 FC5-4 1B		4-0		2-2 HR			0-0 1B	1-2 HR	4	2	4	4	1	0	0												
<b>Fred McGriff, L</b> OBP: 0.416, SLG: 0.603	2-2 FC5-4 1-2 3-H		0-3 K		1-0 G6-3			1-0 L4	1-2 L7	5	0	0	1	0	1	5												
<b>Bubba Trammell, R</b> OBP: 0.400, SLG: 0.250	0-2 F9			3-2 FC4-6 1B		0-0 F7		1-0 F9	4-2 BB	4	0	1	0	1	0	3												
<b>Wade Boggs, L</b> OBP: 0.312, SLG: 0.308		4-2 G1-6-3 BB		1-1 FC4-6 1B 1-2		2-1 L7		2-1 G3	1-2 F8	4	0	0	0	1	0	4												
<b>Aaron Ledesma, R</b> OBP: 0.289, SLG: 0.302		1-2 G1-6-3 1-2		2-2 F8		1-2 F9			0-2 1B BB 1B	4	1	1	0	0	0	2												
<b>David Lamb, S</b> OBP: 0.274, SLG: 0.269		3-2 L8		1-0 1B				1-0 G4-3	4-2 1B G6-3 BB	3	1	1	0	1	0	0												
<b>Mike DiFelice, R</b> OBP: 0.286, SLG: 0.385			3-3 K		1-0 G4-3		0-3 K		1-1 G6-3 HR 1B	4	1	1	0	0	2	2												
<b>Inning Stats</b>	R: 1 E: 0 K: 0 S: 14	H: 2 LOB: 1 BB: 0 P: 20	R: 0 E: 0 K: 0 S: 9	H: 0 LOB: 0 BB: 1 P: 17	R: 0 E: 0 K: 2 S: 13	H: 1 LOB: 2 BB: 1 P: 24	R: 0 E: 0 K: 0 S: 10	H: 2 LOB: 0 BB: 0 P: 18	R: 1 E: 0 K: 1 S: 8	H: 1 LOB: 0 BB: 0 P: 12	R: 0 E: 0 K: 0 S: 6	H: 0 LOB: 0 BB: 0 P: 9	R: 0 E: 0 K: 1 S: 5	H: 0 LOB: 0 BB: 0 P: 6	R: 0 E: 0 K: 0 S: 7	H: 1 LOB: 2 BB: 1 P: 15	R: 5 E: 0 K: 0 S: 22	H: 4 LOB: 1 BB: 2 P: 36	1B: 8 2B: 1 3B: 0 HR: 2	SF: 0 SAC: 0 DP: 1 HBP: 0	WP: 0 PB: 0 CS: 0	PA: 42						
<b>PITCHER</b>	IP	WLS	BF	H	R	ER	SO	BB	IBB	HBP	BLK	WP	HR	S	P	ERA	WHIP											
<b>John Snyder, R</b> ERA: 4.31	(1, 1)	7.0	W	28	6	2	2	4	2	0	0	0	0	1	65	106	2.57	1.143										
<b>Bryan Ward, L</b> ERA: 5.96	(8, 1)	1.0	5	1	0	0	0	1	0	0	0	0	0	7	15	0.00	2.000											
<b>David Lundquist, R</b> ERA: 8.59	(9, 1)	0.0	3	2	3	3	0	1	0	0	0	0	0	8	13	∞	∞											
<b>41 Bill Simas, R</b> ERA: 6.38	(9, 1)	0.1	3	2	2	2	0	0	0	0	0	0	1	6	9	54.00	6.000											
<b>Bob Howry, R</b> ERA: 4.44	(9, 1)	0.2	S	3	0	0	0	1	0	0	0	0	0	8	14	0.00	1.500											

**Tampa Bay Devil Rays @ Chicago White Sox**  
Comiskey Park, Chicago, IL  
Mon Jun 14 1999, 8:05 PM EDT  
Att: 15,457 - Unknown - 65 F

livebaseballscorecards.com

AB	37
R	7
H	11
RBI	7
BB	5
SO	4
LOB	19




Batter	1	2	3	4	5	6	7	8	9	AB	R	H	RBI	BB	SO	LOB	BOTTOM										
<b>Ray Durham, S</b> OBP: 0.367, SLG: 0.494	3-2 L9		0-0 P4					1-3 K		5	1	2	2	0	1	0											
<b>Mike Canuso, S</b> OBP: 0.307, SLG: 0.330	0-2 G4-3			3-3 K				0-3 K		5	0	0	0	0	2	3											
<b>Frank Thomas, R</b> OBP: 0.449, SLG: 0.528				0-0 HR				0-0 G4-3		3	2	1	1	1	1	0											
<b>Jeff Liefer, L</b> OBP: 0.263, SLG: 0.257					4-1 BB BB			0-2 F9		1	0	0	0	0	0	0											
<b>Magglio Ordonez, R</b> OBP: 0.374, SLG: 0.542		4-1 1B BB		4-1 CI 2B BB	4-1 14 1B BB			2-1 G4-3		1	2	0	0	3	0	0											
<b>Carlos Lee, R</b> OBP: 0.352, SLG: 0.458		0-2 14 G4-3 1B		1-1 CI 2B	1-3 K			0-1 1B		3	0	2	0	0	1	3											
<b>Darin Jackson, R</b> OBP: 0.304, SLG: 0.462		1-0 B5		1-0 1B	0-0 14 BB 1B			1-3 K		4	1	2	3	0	1	3											
<b>14 Paul Konerko, R</b> OBP: 0.294, SLG: 0.435		0-1 G4-3 1-2		2-0 L5	1-1 BB BB 1B			3-2 F9		4	1	1	1	0	0	4											
<b>Craig Wilson, R</b> OBP: 0.315, SLG: 0.213			0-0 F8		2-2 G3			0-0 P6		3	1	0	0	1	0	2											
<b>Mark Johnson, L</b> OBP: 0.326, SLG: 0.333			3-1 G3					1-1 G6-3		3	1	1	2	1	0	0											
<b>Inning Stats</b>	R: 0 E: 0 K: 1 S: 13	H: 0 LOB: 0 BB: 0 P: 16	R: 0 E: 0 K: 0 S: 7	H: 1 LOB: 1 BB: 1 P: 12	R: 0 E: 0 K: 0 S: 4	H: 0 LOB: 0 BB: 0 P: 7	R: 2 E: 1 K: 1 S: 13	H: 2 LOB: 2 BB: 1 P: 26	R: 7 E: 0 K: 1 S: 21	H: 5 LOB: 4 BB: 4 P: 43	R: 0 E: 0 K: 1 S: 10	H: 1 LOB: 1 BB: 0 P: 13	R: 0 E: 0 K: 0 S: 6	H: 0 LOB: 0 BB: 0 P: 10	R: 0 E: 0 K: 2 S: 7	H: 0 LOB: 0 BB: 0 P: 8	1B: 6 2B: 1 3B: 0 HR: 2	SF: 0 SAC: 0 DP: 1 HBP: 0	WP: 0 PB: 0 CS: 0	PA: 39							
<b>PITCHER</b>	IP	WLS	BF	H	R	ER	SO	BB	IBB	HBP	BLK	WP	HR	S	P	ERA	WHIP										
<b>Wilson Alvarez, L</b> ERA: 5.79	(1, 1)	4.2	L	25	7	8	7	3	4	0	0	0	0	22	90	13.50	2.357										
<b>Rick White, R</b> ERA: 4.01	(5, 1)	2.1	11	2	1	1	1	2	0	0	0	0	0	7	8	0.00	0.000										
<b>Esteban Yan, R</b> ERA: 5.3	(8, 1)	1.0	3	0	0	0	2	0	0	0	0	0	0	7	8	0.00	0.000										

**Tampa Bay Devil Rays @ Chicago White Sox**  
Comiskey Park, Chicago, IL  
Mon Jun 14 1999, 8:05 PM EDT  
Att: 15,457 - Unknown - 65 F

livebaseballscorecards.com

AB	32
R	9
H	9
RBI	9
BB	6
SO	6
LOB	15





Batter	1	2	3	4	5	6	7	8	9	AB	R	H	RBI	BB	SO	LOB	TOP								
<b>Randy Winn, S</b> OBP: 0.322, SLG: 0.372 (1, 8)	G5-3		G5-3				L7			4	1	1	0	0	0	2	<b>Tampa Bay Devil Rays @ Chicago White Sox</b> Comiskey Park, Chicago, IL Tue Jun 15 1999, 8:05 PM EDT Att: 11,347 - Unknown - 61 F <a href="http://livebaseballscorecards.com">livebaseballscorecards.com</a>								
<b>Dave Martinez, L</b> OBP: 0.401, SLG: 0.470 (1, 9)	K			G4-3				F8		4	0	1	1	0	1	0									
<b>Jose Canseco, R</b> OBP: 0.377, SLG: 0.690 (1, 10)	G6-3			P4				P4		4	0	0	0	0	0	1									
<b>Fred McGriff, L</b> OBP: 0.421, SLG: 0.614 (1, 3)		L9		F7						4	1	3	0	0	0	0									
<b>Bubba Trammell, R</b> OBP: 0.222, SLG: 0.125 (1, 7)		L9			G4-3			F7		4	1	0	0	0	0	3									
<b>Wade Boggs, L</b> OBP: 0.313, SLG: 0.303 (9, PH)										2	0	0	0	1	1	1									
<b>Herbert Perry, R</b> OBP: 0.425, SLG: 0.500 (9, 4)	K									1	0	0	0	0	0	0									
<b>Miguel Cairo, R</b> OBP: 0.346, SLG: 0.393 (9, 4)										0	0	0	0	0	0	0									
<b>John Flaherty, R</b> OBP: 0.301, SLG: 0.429 (1, 2)										4	0	0	0	0	1	3									
<b>Aaron Ledesma, R</b> OBP: 0.286, SLG: 0.298 (9, 5)										4	0	1	1	0	0	0									
<b>David Lamb, S</b> OBP: 0.270, SLG: 0.265 (4, 6)										1	0	0	0	0	0	0									
<b>Kevin Stocker, S</b> OBP: 0.394, SLG: 0.392 (4, 6)										2	0	0	0	0	1	2									
<b>Inning Stats</b>	R: 0 E: 0 K: 1 S: 7	H: 0 LOB: 0 BB: 0 P: 10	R: 0 E: 0 K: 1 S: 8	H: 1 LOB: 1 BB: 0 P: 16	R: 0 E: 0 K: 0 S: 11	H: 0 LOB: 0 BB: 0 P: 14	R: 0 E: 0 K: 0 S: 7	H: 0 LOB: 0 BB: 0 P: 11	R: 0 E: 0 K: 0 S: 5	H: 0 LOB: 0 BB: 0 P: 8	R: 1 E: 0 K: 0 S: 11	H: 2 LOB: 1 BB: 0 P: 16	R: 2 E: 1 K: 2 S: 13	H: 2 LOB: 2 BB: 1 P: 22	R: 0 E: 0 K: 0 S: 7	H: 1 LOB: 1 BB: 0 P: 10	R: 0 E: 0 K: 0 S: 7	H: 0 LOB: 0 BB: 0 P: 11	1B: 4 2B: 2 3B: 0 HR: 0	SF: 0 SAC: 0 DP: 0 HBP: 0	WP: 0 PB: 0 SB: 1 CS: 0	PA: 35			
<b>PITCHER</b>	IP	WLS	BF	H	R	ER	SO	BB	IBB	HBP	BLK	WP	HR	S	P	ERA	WHIP								
<b>James Baldwin, R</b> ERA: 5.14 (1, 1)	8.0	L	32	6	3	2	4	1	0	0	1	0	0	69	107	2.25	0.875								
<b>Bryan Ward, L</b> ERA: 5.7 (9, 1)	1.0		3	0	0	0	0	0	0	0	0	0	0	7	11	0.00	0.000								

Batter	1	2	3	4	5	6	7	8	9	AB	R	H	RBI	BB	SO	LOB	BOTTOM								
<b>Ray Durham, S</b> OBP: 0.368, SLG: 0.494 (1, 4)	G3-6-1									2	0	1	0	0	1	2	<b>Tampa Bay Devil Rays @ Chicago White Sox</b> Comiskey Park, Chicago, IL Tue Jun 15 1999, 8:05 PM EDT Att: 11,347 - Unknown - 61 F <a href="http://livebaseballscorecards.com">livebaseballscorecards.com</a>								
<b>55 Liu Rodriguez, S</b> (3, 4)		K								2	0	0	0	0	1	1									
<b>14 Paul Konerko, R</b> OBP: 0.298, SLG: 0.439 (9, PH)										1	0	1	0	0	0	0									
<b>Craig Wilson, R</b> OBP: 0.315, SLG: 0.213 (9, FR)										0	0	0	0	0	0	0									
<b>Mike Canuso, S</b> OBP: 0.301, SLG: 0.323 (1, 6)	G3-6-1									5	0	0	0	0	0	6									
<b>Frank Thomas, R</b> OBP: 0.450, SLG: 0.527 (1, 3)										4	0	2	0	0	0	0									
<b>Magglio Ordonez, R</b> OBP: 0.372, SLG: 0.542 (1, 9)	F8									4	0	1	0	0	0	2									
<b>Carlos Lee, R</b> OBP: 0.348, SLG: 0.447 (1, 10)										3	1	0	0	0	1	1									
<b>Chris Singleton, L</b> OBP: 0.288, SLG: 0.426 ERA: 4.66 (8, PH)										3	1	3	0	0	0	0									
<b>Brook Fordyce, R</b> OBP: 0.368, SLG: 0.472 (9, 2)										1	0	0	0	0	1	1									
<b>Greg Norton, S</b> OBP: 0.378, SLG: 0.456 (1, 5)										4	0	2	1	0	0	2									
<b>Darrin Jackson, R</b> OBP: 0.301, SLG: 0.451 (9, 8)										4	0	1	1	0	0	2									
<b>Mark Johnson, L</b> OBP: 0.326, SLG: 0.333 ERA: 4.66 (1, 2)										3	0	1	0	0	1	3									
<b>Jeff Liefer, L</b> OBP: 0.259, SLG: 0.253 (9, 7)										1	0	0	0	0	1	1									
<b>Inning Stats</b>	R: 0 E: 0 K: 0 S: 10	H: 2 LOB: 1 BB: 0 P: 14	R: 2 E: 0 K: 1 S: 19	H: 3 LOB: 2 BB: 0 P: 29	R: 0 E: 0 K: 0 S: 6	H: 1 LOB: 0 BB: 0 P: 11	R: 0 E: 0 K: 1 S: 12	H: 1 LOB: 1 BB: 0 P: 17	R: 0 E: 0 K: 0 S: 7	H: 0 LOB: 0 BB: 0 P: 11	R: 0 E: 0 K: 0 S: 10	H: 1 LOB: 1 BB: 0 P: 14	R: 0 E: 0 K: 0 S: 12	H: 1 LOB: 1 BB: 0 P: 17	R: 0 E: 0 K: 1 S: 11	H: 1 LOB: 1 BB: 0 P: 16	R: 0 E: 0 K: 1 S: 11	H: 2 LOB: 2 BB: 0 P: 20	1B: 9 2B: 3 3B: 0 HR: 0	SF: 0 SAC: 0 DP: 2 HBP: 1	WP: 0 PB: 0 SB: 1 CS: 0	PA: 38			
<b>PITCHER</b>	IP	WLS	BF	H	R	ER	SO	BB	IBB	HBP	BLK	WP	HR	S	P	ERA	WHIP								
<b>Ryan Rupe, R</b> ERA: 4.66 (1, 1)	7.0	W	29	9	2	2	4	0	0	1	0	0	0	76	113	2.57	1.286								
<b>Norm Charlton, L</b> ERA: 1.35 (8, 1)	0.2	H	3	1	0	0	0	0	0	0	0	0	0	7	9	0.00	1.500								
<b>Roberto Hernandez, R</b> ERA: 3.86 (8, 1)	1.1	S	6	2	0	0	2	0	0	0	0	0	0	15	27	0.00	1.500								



Batter	1	2	3	4	5	6	7	8	9	10	11	AB	R	H	RBI	BB	SO	LOB	TOP			
Randy Winn, S OBP: 0.317, SLG: 0.365	G5-3		K			P3		SH1-4		K		4	0	0	0	0	2	0				
Miguel Cairo, R OBP: 0.354, SLG: 0.400	P9		G4-3			G6-4-3 1B		2-1 1B		1B		5	0	3	1	0	0	0				
Jose Canseco, R OBP: 0.378, SLG: 0.695	1B BB				HR	G6-4-3		K		K		4	1	1	1	1	2	3				
Fred McGriff, L OBP: 0.424, SLG: 0.612	3-0 1B				P6							4	0	2	0	1	0	0				
Bubba Trammell, R OBP: 0.143, SLG: 0.077	L9				G1-3			G6-4-3 1B		G1-3		5	0	0	0	0	0	5				
Dave Martinez, L OBP: 0.397, SLG: 0.464			G4-3		K					K		5	0	1	0	0	2	0				
John Flaherty, R OBP: 0.300, SLG: 0.425	G4-3					P4				F8		4	0	1	0	0	0	0				
Aaron Ledesma, R OBP: 0.264, SLG: 0.275	P9					G6-3				G1-3		4	0	0	0	0	0	2				
Kevin Stocker, S OBP: 0.391, SLG: 0.385			G4-3			F7						3	1	0	0	1	0	0				
								SH1-4 1B BB														
<b>Inning Stats</b>	R: 0 E: 0 K: 0 S: 10	H: 1 LOB: 2 BB: 1 P: 23	R: 0 E: 0 K: 0 S: 4	H: 0 LOB: 0 BB: 0 P: 5	R: 0 E: 0 K: 1 S: 7	H: 0 LOB: 0 BB: 0 P: 10	R: 1 E: 0 K: 1 S: 10	H: 1 LOB: 0 BB: 0 P: 16	R: 0 E: 0 K: 0 S: 6	H: 0 LOB: 0 BB: 0 P: 10	R: 0 E: 0 K: 0 S: 3	H: 1 LOB: 2 BB: 2 P: 5	R: 0 E: 0 K: 1 S: 8	H: 0 LOB: 0 BB: 0 P: 9	R: 0 E: 0 K: 2 S: 8	H: 1 LOB: 1 BB: 0 P: 8	R: 0 E: 0 K: 0 S: 3	H: 0 LOB: 0 BB: 0 P: 3	1B: 7 2B: 0 3B: 0 HR: 1	SF: 0 SAC: 1 DP: 2 HBP: 0	WP: 0 PB: 0 SB: 0 CS: 0	PA: 42
<b>PITCHER</b>	IP 7.0	WLS 3	BF 27	H 6	R 2	ER 2	SO 2	BB 2	IBB 0	HBP 0	BLK 0	WP 0	HR 0	S 52	P 89	ERA 2.57	WHIP 1.143					
Jim Parques, L ERA: 3.93	(1, 1)																					
Keith Foulke, R ERA: 2.48	(8, 1)	2.0	B	8	1	0	0	2	0	1	0	0	0	0	0	15	26	0.00	0.500			
Bob Howry, R ERA: 4.25	(10, 1)	1.0		4	1	0	0	2	0	0	0	0	0	0	8	8	0.00	1.000				
Sean Lowe, R ERA: 2.92	(11, 1)	1.0	W	3	0	0	0	0	0	0	0	0	0	0	3	3	0.00	0.000				

Tampa Bay Devil Rays @ Chicago White Sox  
Comiskey Park, Chicago, IL  
Wed Jun 16 1999, 8:05 PM EDT  
Att. 10,903 - Unknown - 66 F

AB 38  
R 2  
H 8  
RBI 2  
BB 3  
SO 6  
LOB 10




Batter	1	2	3	4	5	6	7	8	9	10	11	AB	R	H	RBI	BB	SO	LOB	BOTTOM					
Ray Durham, S OBP: 0.365, SLG: 0.488	G6-3			F7		K				P6		5	0	1	0	0	1	3						
Mike Caruso, S OBP: 0.295, SLG: 0.316	G4-3			B3		F9		P2				5	0	0	0	0	0	2						
Frank Thomas, R OBP: 0.446, SLG: 0.518	F9			F7		P2						4	0	0	0	1	0	1						
Magglio Ordonez, R OBP: 0.376, SLG: 0.541												4	2	2	0	1	1	0						
Chris Singleton, L OBP: 0.293, SLG: 0.434												4	1	2	1	0	0	1						
Carlos Lee, R OBP: 0.353, SLG: 0.452												1	0	1	0	0	0	0						
14 Paul Konerko, R OBP: 0.301, SLG: 0.431												3	0	0	0	2	0	2						
Greg Norton, S OBP: 0.374, SLG: 0.447												4	0	0	2	1	0	3						
Jeff Liefer, L OBP: 0.250, SLG: 0.244												3	0	0	0	0	2	2						
Darrin Jackson, R OBP: 0.310, SLG: 0.458												1	0	1	0	0	0	0						
Brook Fordyce, R OBP: 0.371, SLG: 0.469												3	0	1	0	1	1	0						
<b>Inning Stats</b>	R: 0 E: 0 K: 0 S: 6	H: 0 LOB: 0 BB: 0 P: 10	R: 0 E: 0 K: 0 S: 7	H: 1 LOB: 0 BB: 0 P: 11	R: 0 E: 0 K: 2 S: 7	H: 0 LOB: 0 BB: 0 P: 13	R: 0 E: 0 K: 0 S: 6	H: 0 LOB: 0 BB: 0 P: 12	R: 1 E: 0 K: 1 S: 11	H: 1 LOB: 1 BB: 1 P: 20	R: 1 E: 1 K: 2 S: 15	H: 1 LOB: 1 BB: 0 P: 24	R: 0 E: 0 K: 0 S: 8	H: 0 LOB: 0 BB: 0 P: 12	R: 0 E: 0 K: 0 S: 6	H: 0 LOB: 0 BB: 0 P: 9	R: 0 E: 0 K: 0 S: 5	H: 2 LOB: 2 BB: 0 P: 5	R: 1 E: 0 K: 0 S: 3	H: 2 LOB: 3 BB: 3 P: 15	1B: 7 2B: 1 3B: 0 HR: 0	SF: 0 SAC: 0 DP: 2 HBP: 0	WP: 0 PB: 0 SB: 0 CS: 1	PA: 43
<b>PITCHER</b>	IP 7.0	WLS 3	BF 26	H 3	R 2	ER 1	SO 5	BB 3	IBB 0	HBP 0	BLK 1	WP 0	HR 0	S 61	P 108	ERA 1.29	WHIP 0.857							
Bobby Witt, R ERA: 5.88	(1, 1)																							
Esteban Yan, R ERA: 5.03	(8, 1)	2.0		6	1	0	0	0	0	0	0	0	0	0	14	21	0.00	0.500						
Norm Charlton, L ERA: 2.16	(10, 1)	1.2	L	11	4	1	1	0	3	0	0	0	0	8	20	5.40	4.200							


Tampa Bay Devil Rays @ Chicago White Sox  
Comiskey Park, Chicago, IL  
Wed Jun 16 1999, 8:05 PM EDT  
Att. 10,903 - Unknown - 66 F

AB 37  
R 3  
H 8  
RBI 3  
BB 6  
SO 5  
LOB 14





Batter	1	2	3	4	5	6	7	8	9	AB	R	H	RBI	BB	SO	LOB	TOP										
Randy Winn, S OBP: 0.318, SLG: 0.365	G3-1		WP 1B		1B SF8		K		K	5	2	2	0	0	2	0	<b>Tampa Bay Devil Rays @ Minnesota Twins</b> Hubert H. Humphrey Metrodome, Minneapolis, MN Fri Jun 18 1999, 8:05 PM EDT Att: 24,157 - Dome - 72 F <a href="http://livebaseballscorecards.com">livebaseballscorecards.com</a>										
Dave Martinez, L OBP: 0.393, SLG: 0.459	G4-3		K		2B		P4		P6	5	1	1	0	0	1	1											
Jose Canseco, R OBP: 0.380, SLG: 0.699	G5-3		E		SF8					3	1	2	2	0	0	0											
Fred McGriff, L OBP: 0.429, SLG: 0.622		G4-3	E6		3H				F9	3	0	2	1	1	0	1											
Bubba Trammell, R OBP: 0.111, SLG: 0.059		G1-3	FC6-4		G5-3				F9	4	0	0	0	0	0	6											
Wade Boggs, L OBP: 0.311, SLG: 0.301	G4-3				G4-3				FC5-4	4	0	1	1	0	0	1											
John Flaherty, R OBP: 0.295, SLG: 0.416	G6-3				P4		P5		P6	4	0	0	0	0	0	3											
Miguel Cairo, R OBP: 0.351, SLG: 0.396			G6-3		F7				FC5-4	4	0	1	0	0	0	2											
Kevin Stocker, S OBP: 0.388, SLG: 0.383			1B WP		G1-3		CS		K	4	1	1	0	0	2	0	<b>AB 36</b> <b>R 5</b> <b>H 10</b> <b>RBI 4</b> <b>BB 1</b> <b>SO 5</b> <b>LOB 14</b> 										
<b>Inning Stats</b>	R: 0 E: 0 K: 0 S: 3	H: 0 LOB: 0 BB: 0 P: 8	R: 0 E: 0 K: 0 S: 10	H: 1 LOB: 1 BB: 0 P: 20	R: 2 E: 1 K: 1 S: 14	H: 3 LOB: 2 BB: 0 P: 26	R: 0 E: 0 K: 0 S: 8	H: 0 LOB: 0 BB: 0 P: 14	R: 2 E: 0 K: 0 S: 12	H: 3 LOB: 1 BB: 0 P: 15	R: 0 E: 0 K: 0 S: 3	H: 1 LOB: 0 BB: 0 P: 7	R: 0 E: 0 K: 2 S: 12	H: 0 LOB: 0 BB: 0 P: 13	R: 1 E: 0 K: 0 S: 10	H: 2 LOB: 2 BB: 1 P: 15		R: 0 E: 0 K: 2 S: 9	H: 0 LOB: 0 BB: 0 P: 12	1B: 7 2B: 3 3B: 0 HR: 0	SF: 1 SAC: 0 DP: 0 HBP: 0	WP: 1 PB: 0 SB: 0 CS: 1	PA: 39				
<b>PITCHER</b>	IP	WLS	BF	H	R	ER	SO	BB	IBB	HBP	BLK	WP	HR	S	P	ERA	WHIP										
Mike Lincoln, R ERA: 6.06	6.0		26	8	4	4	1	0	0	0	0	1	0	50	90	6.00	1.333										
Travis Miller, L ERA: 2.16	1.0	H	5	1	1	1	2	1	0	0	0	0	0	18	24	9.00	2.000										
Bob Wells, R ERA: 3.43	1.0	W	4	1	0	0	0	0	0	0	0	0	0	4	4	0.00	1.000										
Mike Trombley, R ERA: 3.06	1.0	S	3	0	0	0	2	0	0	0	0	0	0	9	12	0.00	0.000										

Batter	1	2	3	4	5	6	7	8	9	AB	R	H	RBI	BB	SO	LOB	BOTTOM										
Jacque Jones, L OBP: 0.400, SLG: 0.516	BB E 1B	L6		G1-6-3		K		SF8		3	1	0	1	1	1	3	<b>Tampa Bay Devil Rays @ Minnesota Twins</b> Hubert H. Humphrey Metrodome, Minneapolis, MN Fri Jun 18 1999, 8:05 PM EDT Att: 24,157 - Dome - 72 F <a href="http://livebaseballscorecards.com">livebaseballscorecards.com</a>										
Cristian Guzman, S OBP: 0.244, SLG: 0.248	E BB G6-3	G3		G6-3			G4-3	1B	1B	5	2	2	1	0	0	1											
Todd Walker, L OBP: 0.324, SLG: 0.377	G6-3	F8			G6-4-3		FC6-5	BB	E	2	1	1	0	2	0	0											
Denny Hocking, S OBP: 0.307, SLG: 0.342	1B BB				1B		BB	BB	1B	1	0	1	0	0	0	0											
Marty Cordova, R OBP: 0.406, SLG: 0.487	E1			K	G6-4-3		FC6-5	BB	E8	4	1	1	1	1	1	3											
Ron Coomer, R OBP: 0.310, SLG: 0.459	G6-3			G6-3	F9		FC6-5	BB	K	5	0	0	1	0	1	6											
Brent Gates, S OBP: 0.371, SLG: 0.387	2B G6-3			G6-3		G4-3	G6-3			4	1	2	1	0	0	2											
Chad Allen, R OBP: 0.333, SLG: 0.411	2B 3H			G4-3		2B			SH3-4	3	0	2	1	0	0	1											
Corey Koskie, L OBP: 0.380, SLG: 0.500	1B					1B			SF8	1	1	1	0	0	0	0	<b>AB 34</b> <b>R 8</b> <b>H 12</b> <b>RBI 7</b> <b>BB 5</b> <b>SO 4</b> <b>LOB 20</b> 										
Javier Valentin, S OBP: 0.310, SLG: 0.386	G6-3			F7		2B			SF8	3	1	1	1	1	0	1											
Tori Hunter, R OBP: 0.283, SLG: 0.324	P3				G1-6-3		K		SH3-4	3	0	1	0	0	1	3											
<b>Inning Stats</b>	R: 5 E: 1 K: 0 S: 19	H: 3 LOB: 1 BB: 2 P: 39	R: 0 E: 0 K: 0 S: 6	H: 0 LOB: 0 BB: 0 P: 9	R: 0 E: 0 K: 1 S: 10	H: 1 LOB: 1 BB: 0 P: 15	R: 0 E: 0 K: 0 S: 15	H: 1 LOB: 1 BB: 0 P: 17	R: 0 E: 0 K: 2 S: 17	H: 2 LOB: 2 BB: 0 P: 26	R: 0 E: 0 K: 0 S: 9	H: 0 LOB: 2 BB: 2 P: 18	R: 3 E: 1 K: 1 S: 13	H: 4 LOB: 2 BB: 1 P: 19	R: 0 E: 0 K: 0 S: 11	H: 0 LOB: 0 BB: 0 P: 12	1B: 9 2B: 3 3B: 0 HR: 0	SF: 1 SAC: 1 DP: 1 HBP: 0	WP: 0 PB: 0 SB: 0 CS: 0	PA: 41							
<b>PITCHER</b>	IP	WLS	BF	H	R	ER	SO	BB	IBB	HBP	BLK	WP	HR	S	P	ERA	WHIP										
Mickey Callaway, R ERA: 6.0	0.0			1	3	3	0	0	0	0	0	0	0	46	68	0.00	1.000										
Rick White, R ERA: 3.86	4.0		17	4	2	0	1	0	0	0	0	0	0	46	68	0.00	1.000										
Julio Santana, R ERA: 8.1	3.0		13	3	0	0	2	2	0	0	0	0	0	32	51	0.00	1.667										
Scott Aldred, L ERA: 5.21	1.0	L	8	4	3	3	1	1	0	0	0	0	0	13	19	27.00	5.000										



Batter	1	2	3	4	5	6	7	8	9	AB	R	H	RBI	BB	SO	LOB	TOP						
Randy Winn, S (1, 8) OBP: 0.320, SLG: 0.371	G4-3		SF8 1B		K		2B		FC1-6 CS	5	0	2	0	0	1	1	<b>Tampa Bay Devil Rays @ Minnesota Twins</b> Hubert H. Humphrey Metrodome, Minneapolis, MN Sat Jun 19 1999, 8:05 PM EDT Att: 16,823 - Dome - 72 F						
Dave Martinez, L (1, 9) OBP: 0.387, SLG: 0.453	F8		SF8 1-2 3-H 1-3		G3		G3		CS	3	0	0	1	0	0	1							
Jose Canseco, R (1, 10) OBP: 0.378, SLG: 0.704	HR		K		K				F7	4	1	1	1	0	2	1							
Fred McGriff, L (1, 3) OBP: 0.427, SLG: 0.614	BB		F9				G4-3		K	3	0	0	0	1	1	1							
Paul Sorrento, L (1, 7) OBP: 0.333, SLG: 0.391 Bubba Trammell, R (8, PH) OBP: 0.158, SLG: 0.167	K				K		F8		2B	3	0	0	0	0	2	1							
Wade Boggs, L (1, 5) OBP: 0.322, SLG: 0.317 Aaron Ledesma, R (8, PR) OBP: 0.264, SLG: 0.275		G1-3			1B 2B		BB		2B	3	1	2	1	1	0	0							
John Flaherty, R (1, 2) OBP: 0.294, SLG: 0.413	F9		2B 1-2 1B		P4				F9	4	0	1	0	0	0	2							
Miguel Cairo, R (1, 4) OBP: 0.355, SLG: 0.405	K		F8-3-5 1-3 2-H		2B		G6-3		FC1-6 1B	4	0	2	1	0	1	0							
Kevin Stocker, S (1, 6) OBP: 0.386, SLG: 0.380			1B SF8 1B		F8-3-5 2-3		K		B2	4	1	1	0	0	1	3							
<b>Inning Stats</b>	R: 1 E: 0 K: 1 S: 15	H: 1 LOB: 1 BB: 1 P: 28	R: 0 E: 0 K: 1 S: 8	H: 0 LOB: 0 BB: 0 P: 12	R: 1 E: 0 K: 1 S: 10	H: 2 LOB: 1 BB: 0 P: 13	R: 1 E: 0 K: 1 S: 12	H: 3 LOB: 1 BB: 0 P: 16	R: 0 E: 0 K: 0 S: 10	H: 0 LOB: 1 BB: 1 P: 16	R: 0 E: 0 K: 1 S: 7	H: 1 LOB: 1 BB: 0 P: 10	R: 1 E: 0 K: 1 S: 10	H: 2 LOB: 1 BB: 0 P: 16	R: 0 E: 0 K: 0 S: 5	H: 1 LOB: 0 BB: 0 P: 7		1B: 5 2B: 5 3B: 0 HR: 1	SF: 1 SAC: 0 DP: 1 HBP: 0	WP: 0 PB: 0 CS: 1	PA: 38		
<b>PITCHER</b>	IP WLS BF H R ER SO BB IBB HBP BLK WP HR S P ERA WHIP	IP WLS BF H R ER SO BB IBB HBP BLK WP HR S P ERA WHIP																					
Brad Radke, R (1, 1) ERA: 3.47	7.0	L	29	7	3	3	7	2	0	0	0	0	0	0	0	0	0	0	0	7	11	13.50	3.000
23 Benj Sampson, L (8, 1) ERA: 6.38	0.2	4	2	1	1	1	0	0	0	0	0	0	0	0	0	0	0	0	0	5	7	0.00	3.000
Rob Radlosky, R (8, 1) ERA: 12.27	0.1	2	1	0	0	0	0	0	0	0	0	0	0	0	0	0	0	0	0	3	5	0.00	0.000
Travis Miller, L (9, 1) ERA: 1.93	1.0	2	0	0	0	0	0	0	0	0	0	0	0	0	0	0	0	0	0	3	5	0.00	0.000

Batter	1	2	3	4	5	6	7	8	9	AB	R	H	RBI	BB	SO	LOB	BOTTOM			
Jacque Jones, L (1, 7) OBP: 0.400, SLG: 0.500	F7		E4 G1-3		1B			G4-3 B4-3 1B	FC6-4	5	1	2	0	0	0	1	<b>Tampa Bay Devil Rays @ Minnesota Twins</b> Hubert H. Humphrey Metrodome, Minneapolis, MN Sat Jun 19 1999, 8:05 PM EDT Att: 16,823 - Dome - 72 F			
Cristian Guzman, S (1, 6) OBP: 0.238, SLG: 0.242	G6-3		G1-3 1-2		F8			B4-3		4	0	0	0	0	0	3				
Todd Walker, L (1, 4) OBP: 0.327, SLG: 0.379	S 1B		K					G4-3		4	0	2	0	0	1	2				
Marty Cordova, R (1, 10) OBP: 0.403, SLG: 0.483	K		P2		1B			HR 1B		4	1	1	1	0	2	2				
Corey Koskie, L (1, 9) OBP: 0.383, SLG: 0.523	G5-3		FC3-6 1B		K			HR 1B		4	1	2	2	0	1	1				
Brent Gates, S (1, 5) OBP: 0.398, SLG: 0.383	FC4-6 1B		K		F8			G4-3		4	0	1	0	0	1	2				
Doug Mientkiewicz, L (1, 3) OBP: 0.342, SLG: 0.335	F8		FC3-6 1-2		FC3-6			G4-3		4	0	0	0	0	0	2				
Javier Valentin, S (1, 2) OBP: 0.308, SLG: 0.381	FC4-6 1-2				G6-3 1B			G4-3		4	0	1	0	0	1	1				
Tori Hunter, R (1, 8) OBP: 0.279, SLG: 0.319 Ron Coomer, R (9, PH) OBP: 0.313, SLG: 0.461 Chad Allen, R (9, PR) OBP: 0.333, SLG: 0.411			P3		G6-3			FC6-4 1B		3	0	0	0	0	0	1				
<b>Inning Stats</b>	R: 0 E: 0 K: 1 S: 9	H: 1 LOB: 1 BB: 0 P: 12	R: 0 E: 0 K: 0 S: 8	H: 1 LOB: 1 BB: 0 P: 11	R: 0 E: 1 K: 1 S: 8	H: 0 LOB: 1 BB: 0 P: 13	R: 0 E: 0 K: 1 S: 11	H: 1 LOB: 1 BB: 0 P: 17	R: 0 E: 0 K: 2 S: 9	H: 1 LOB: 1 BB: 0 P: 13	R: 0 E: 0 K: 0 S: 8	H: 0 LOB: 0 BB: 0 P: 10	R: 3 E: 0 K: 0 S: 12	H: 3 LOB: 0 BB: 0 P: 18	R: 0 E: 0 K: 1 S: 10	H: 1 LOB: 1 BB: 0 P: 16		1B: 9 2B: 0 3B: 0 HR: 1	SF: 0 SAC: 0 DP: 1 HBP: 0	WP: 0 PB: 0 CS: 0
<b>PITCHER</b>	IP WLS BF H R ER SO BB IBB HBP BLK WP HR S P ERA WHIP	IP WLS BF H R ER SO BB IBB HBP BLK WP HR S P ERA WHIP																		
Bryan Rekar, R (1, 1) ERA: 5.25	7.2	W	32	9	3	3	5	0	0	0	0	0	0	0	0	0	0			
Roberto Hernandez, R (8, 1) ERA: 3.71	1.1	S	5	1	0	0	1	0	0	0	0	0	0	0	0	0	0			





Batter	1	2	3	4	5	6	7	8	9	10	11	AB	R	H	RBI	BB	SO	LOB	TOP							
Randy Winn, S OBP: 0.322, SLG: 0.372 Fred McGriff, L (11, PH) OBP: 0.425, SLG: 0.611	E8 1B FC5-4	F8			E 1B		F9		G4-3		L3	5	2	2	0	0	0	2								
Miguel Cairo, R OBP: 0.365, SLG: 0.415	FC5-4 1B	F7			P2 1-H			HBP 1B				6	1	4	1	0	0	2								
Herbert Perry, R OBP: 0.424, SLG: 0.487	K				P4			HBP 1B		G5-3		4	1	1	0	0	1	3								
Jose Canseco, R OBP: 0.371, SLG: 0.690	FC5-4 BB				G6-4-3 1-2f			HBP 1B				5	0	0	1	0	3	4								
Bubba Trammell, R OBP: 0.292, SLG: 0.238					F8							3	1	2	1	2	0	0								
Dave Martinez, L OBP: 0.390, SLG: 0.443	K				K			F8				5	0	0	0	0	2	5								
Aaron Ledesma, R OBP: 0.293, SLG: 0.321					G6-3			P3				5	1	3	2	0	0	1								
Kevin Stocker, S OBP: 0.383, SLG: 0.374					P3			P3				3	0	0	0	1	0	1								
Mike DiFelice, R OBP: 0.207, SLG: 0.357 Wade Boggs, L (11, PH) OBP: 0.327, SLG: 0.317 John Flaherty, R OBP: 0.294, SLG: 0.413	F9				G4-3			G4-3				4	0	0	0	0	0	2								
<b>Inning Stats</b>	R: 1 E: 1 K: 2 S: 18	H: 2 LOB: 2 BB: 1 P: 29	R: 0 E: 0 K: 0 S: 9	H: 1 LOB: 2 BB: 1 P: 17	R: 0 E: 0 K: 1 S: 3	H: 1 LOB: 0 BB: 0 P: 4	R: 0 E: 0 K: 1 S: 10	H: 0 LOB: 0 BB: 0 P: 13	R: 1 E: 1 K: 0 S: 10	H: 1 LOB: 0 BB: 0 P: 14	R: 0 E: 0 K: 1 S: 9	H: 0 LOB: 1 BB: 1 P: 15	R: 0 E: 0 K: 0 S: 6	H: 0 LOB: 0 BB: 0 P: 6	R: 3 E: 0 K: 1 S: 13	H: 3 LOB: 1 BB: 0 P: 17	R: 0 E: 0 K: 0 S: 13	H: 1 LOB: 1 BB: 0 P: 16	R: 0 E: 0 K: 1 S: 5	H: 1 LOB: 0 BB: 0 P: 5	R: 1 E: 0 K: 0 S: 4	H: 2 LOB: 2 BB: 1 P: 8	1B: 11 2B: 1 3B: 0 HR: 0	SF: 0 SAC: 1 DP: 1 HBP: 1	WP: 0 PB: 0 SB: 0 CS: 0	PA: 47
<b>PITCHER</b>	IP ERA WLS BF H R ER SO BB IBB HBP BLK WP HR S P ERA WHIP	Eric Milton, L ERA: 5.68	Bob Wells, R ERA: 4.04	Travis Miller, L ERA: 1.8	Mike Trombley, R ERA: 3.06	<b>PITCHER</b>										IP ERA WLS BF H R ER SO BB IBB HBP BLK WP HR S P ERA WHIP										
Eric Milton, L ERA: 5.68	Bob Wells, R ERA: 4.04	Travis Miller, L ERA: 1.8	Mike Trombley, R ERA: 3.06											IP: 7.0 ERA: 0.00 WLS: 4 BF: 28 H: 3 R: 3 ER: 3 SO: 4 BB: 0 IBB: 0 HBP: 1 BLK: 0 WP: 0 HR: 8 S: 65 P: 98 ERA: 0.00 WHIP: 1.143												

Tampa Bay Devil Rays @ Minnesota Twins  
Hubert H. Humphrey Metrodome, Minneapolis, MN  
Sun Jun 20 1999, 2:05 PM EDT  
Att. 15,413 - Dome - 72 F

AB 41  
R 6  
H 12  
RBI 5  
BB 4  
SO 6  
LOB 22



Batter	1	2	3	4	5	6	7	8	9	10	11	AB	R	H	RBI	BB	SO	LOB	BOTTOM			
Jacque Jones, L OBP: 0.370, SLG: 0.452	K				G5-3						G4-3	6	0	1	1	0	1	3				
Cristian Guzman, S OBP: 0.244, SLG: 0.292 Doug Mientkiewicz, L (9, PH) OBP: 0.345, SLG: 0.335	E 2B				BB							3	1	1	0	1	1	2				
Brent Gates, S OBP: 0.389, SLG: 0.379					BB							4	0	1	1	1	1	2				
Ron Coomer, R OBP: 0.315, SLG: 0.460	E5 1B				FC1-4 1B							5	0	2	0	0	0	5				
Marty Cordova, R OBP: 0.399, SLG: 0.473					FC1-4 G4-6-3							4	1	0	0	0	1	2				
Chad Allen, R OBP: 0.335, SLG: 0.408					G4-6-3							4	1	1	0	1	1	1				
Corey Koskie, L OBP: 0.377, SLG: 0.511					F7							5	1	1	0	0	1	1				
Terry Steinbach, R OBP: 0.381, SLG: 0.420 Torii Hunter, R (11, PR) OBP: 0.279, SLG: 0.319					G3-1							4	0	2	2	1	0	0				
Denny Hocking, S OBP: 0.328, SLG: 0.378 Todd Walker, L (9, PH) OBP: 0.328, SLG: 0.378					K							2	0	0	0	0	2	1				
<b>Inning Stats</b>	R: 1 E: 1 K: 3 S: 16	H: 2 LOB: 1 BB: 0 P: 19	R: 0 E: 0 K: 0 S: 4	H: 0 LOB: 0 BB: 0 P: 7	R: 0 E: 0 K: 1 S: 10	H: 1 LOB: 1 BB: 1 P: 17	R: 0 E: 0 K: 0 S: 7	H: 1 LOB: 0 BB: 0 P: 12	R: 0 E: 0 K: 1 S: 15	H: 1 LOB: 1 BB: 0 P: 22	R: 0 E: 0 K: 2 S: 8	H: 0 LOB: 0 BB: 0 P: 17	R: 1 E: 0 K: 0 S: 9	H: 1 LOB: 2 BB: 2 P: 19	R: 0 E: 0 K: 0 S: 1	H: 0 LOB: 0 BB: 1 P: 6	R: 0 E: 0 K: 0 S: 2	H: 0 LOB: 1 BB: 1 P: 6	1B: 7 2B: 2 3B: 1 HR: 0	SF: 0 SAC: 1 DP: 2 HBP: 1	WP: 0 PB: 0 SB: 0 CS: 2	PA: 46
<b>PITCHER</b>	IP ERA WLS BF H R ER SO BB IBB HBP BLK WP HR S P ERA WHIP	Wilson Alvarez, L ERA: 5.23	Albie Lopez, R ERA: 7.94	Norm Charlton, L ERA: 1.74	Roberto Hernandez, R ERA: 3.86	Julio Santana, R ERA: 0.04	<b>PITCHER</b>										IP ERA WLS BF H R ER SO BB IBB HBP BLK WP HR S P ERA WHIP					
Wilson Alvarez, L ERA: 5.23	Albie Lopez, R ERA: 7.94	Norm Charlton, L ERA: 1.74	Roberto Hernandez, R ERA: 3.86	Julio Santana, R ERA: 0.04											IP: 1.2 ERA: 0.00 WLS: 4 BF: 4 H: 0 R: 0 ER: 0 SO: 0 BB: 1 IBB: 0 HBP: 0 BLK: 0 WP: 0 HR: 0 S: 6 P: 7 ERA: 0.00 WHIP: 0.600							

Tampa Bay Devil Rays @ Minnesota Twins  
Hubert H. Humphrey Metrodome, Minneapolis, MN  
Sun Jun 20 1999, 2:05 PM EDT  
Att. 15,413 - Dome - 72 F

AB 38  
R 5  
H 9  
RBI 4  
BB 6  
SO 8  
LOB 18





Batter	1	2	3	4	5	6	7	8	9	AB	R	H	RBI	BB	SO	LOB	TOP
Randy Winn, S OBP: 0.324, SLG: 0.381 (1, 8)	G6-3	P7					2B		G1-3	5	1	2	1	0	0	2	<b>Tampa Bay Devil Rays @ Minnesota Twins</b> Hubert H. Humphrey Metrodome, Minneapolis, MN Mon Jun 21 1999, 1:15 PM EDT Att: 13,878 - Dome - 72 F <a href="http://livebaseballscorecards.com">livebaseballscorecards.com</a>
Miguel Cairo, R OBP: 0.361, SLG: 0.405 (1, 4)	F8		G1-3		P4		1B		G3	4	0	0	0	0	0	1	
Jose Canseco, R OBP: 0.376, SLG: 0.689 (1, 10)				G4-6-3						3	0	2	1	1	1		
Fred McGriff, L OBP: 0.419, SLG: 0.601 (1, 3)	K		G4-6-3							4	0	0	0	0	2	4	
Bubba Trammell, R OBP: 0.333, SLG: 0.280 (7, 7)					F8				F8	4	1	1	0	0	0	0	
Wade Boggs, L OBP: 0.331, SLG: 0.317 Aaron Ledesma, R OBP: 0.293, SLG: 0.321 (8, PR) (8, 5)		P4				G6-3				3	0	1	0	1	0	1	
Paul Sorrento, L OBP: 0.379, SLG: 0.441 Dave Martinez, L OBP: 0.379, SLG: 0.441 (7, PR) (7, 9)										3	0	1	0	0	2	2	
John Flaherty, R OBP: 0.293, SLG: 0.410 (1, 2)										4	0	1	1	0	1	3	
David Lamb, S OBP: 0.269, SLG: 0.278 (1, 6)										4	1	1	0	0	0	1	
<b>Inning Stats</b>	R: 0 H: 1 E: 0 K: 1 S: 14	H: 3 R: 1 ER: 0 LOB: 2 P: 22	H: 0 R: 0 ER: 0 LOB: 1 P: 14	H: 0 R: 0 ER: 0 LOB: 1 P: 19	H: 1 R: 0 ER: 0 LOB: 1 P: 16	H: 0 R: 0 ER: 0 LOB: 0 P: 10	H: 3 R: 2 ER: 1 LOB: 2 P: 28	H: 1 R: 0 ER: 0 LOB: 0 P: 15	H: 0 R: 0 ER: 0 LOB: 0 P: 10	1B: 4 2B: 5 3B: 0 HR: 0	SF: 0 SAC: 0 DP: 1 HBP: 1	WP: 0 PA: 38 PB: 0 CS: 0					
<b>PITCHER</b>	IP: 5.0 WLS: 1 BF: 21 ERA: 5.37	H: 5 R: 1 ER: 1 LOB: 1 P: 4	BB: 2 IBB: 0 HBP: 0 BLK: 0 WP: 0	HR: 0 S: 59 P: 94	ERA: 1.80 WHIP: 1.400	IP: 1.0 WLS: 3 BF: 3 ERA: 3.95	H: 0 R: 0 ER: 0 LOB: 0 P: 10	WP: 0 PA: 8 PB: 0 CS: 0	ERA: 0.00 WHIP: 0.000								
Joe Mays, R ERA: 5.37 Gary Rath, L ERA: 12.46 Rob Radlosky, R ERA: 12.38 Dan Perkins, R ERA: 7.79 Travis Miller, L ERA: 1.59 (1, 1) (6, 1) (7, 1) (7, 1) (7, 1)						Bob Wells, R ERA: 3.95 (9, 1)											

Batter	1	2	3	4	5	6	7	8	9	AB	R	H	RBI	BB	SO	LOB	BOTTOM
Jacque Jones, L OBP: 0.367, SLG: 0.432 Tori Hunter, R OBP: 0.278, SLG: 0.317 (8, PH) (9, 8)	K		1B			G3			K	2	1	0	0	1	1	0	<b>Tampa Bay Devil Rays @ Minnesota Twins</b> Hubert H. Humphrey Metrodome, Minneapolis, MN Mon Jun 21 1999, 1:15 PM EDT Att: 13,878 - Dome - 72 F <a href="http://livebaseballscorecards.com">livebaseballscorecards.com</a>
Chad Allen, R OBP: 0.342, SLG: 0.415 (1, 7)										4	1	3	0	0	0	0	
Todd Walker, L OBP: 0.327, SLG: 0.376 (1, 4)										4	0	1	0	0	0	3	
Marty Cordova, R OBP: 0.393, SLG: 0.466 (1, 10)										3	0	0	1	0	2	2	
Corey Koskie, L OBP: 0.367, SLG: 0.496 (1, 9)										4	0	0	0	0	2	1	
Ron Coomer, R OBP: 0.315, SLG: 0.458 (1, 5)										3	0	1	0	0	1	0	
Doug Mientkiewicz, L OBP: 0.340, SLG: 0.529 (1, 3)										3	0	0	0	0	0	1	
Terry Steinbach, R OBP: 0.379, SLG: 0.412 (1, 2)										2	0	0	0	1	0	1	
Cristian Guzman, S OBP: 0.240, SLG: 0.246 (1, 6)										3	0	0	0	0	1	1	
<b>Inning Stats</b>	R: 0 H: 1 E: 0 K: 2 S: 9	H: 0 R: 0 ER: 0 LOB: 0 P: 14	H: 1 R: 1 ER: 0 LOB: 2 P: 27	H: 0 R: 0 ER: 0 LOB: 0 P: 11	H: 0 R: 0 ER: 0 LOB: 0 P: 6	H: 1 R: 1 ER: 1 LOB: 1 P: 18	H: 1 R: 0 ER: 0 LOB: 0 P: 7	H: 0 R: 0 ER: 0 LOB: 0 P: 14	H: 1 R: 0 ER: 0 LOB: 0 P: 14	1B: 5 2B: 0 3B: 0 HR: 0	SF: 1 SAC: 0 DP: 1 HBP: 0	WP: 0 PA: 32 PB: 0 CS: 2					
<b>PITCHER</b>	IP: 7.0 WLS: 26 BF: 4 ERA: 4.23	H: 4 R: 2 ER: 1 LOB: 0 P: 4	BB: 2 IBB: 0 HBP: 0 BLK: 0 WP: 0	HR: 0 S: 65 P: 97	ERA: 1.29 WHIP: 0.857	IP: 1.0 WLS: 3 BF: 3 ERA: 3.95	H: 0 R: 0 ER: 0 LOB: 0 P: 10	WP: 0 PA: 8 PB: 0 CS: 0	ERA: 0.00 WHIP: 0.000								
Ryan Rupe, R ERA: 4.23 Norm Charlton, L ERA: 1.59 Roberto Hernandez, R ERA: 3.75 (1, 1) (8, 1) (9, 1)						Bob Wells, R ERA: 3.95 (9, 1)											










Batter	1	2	3	4	5	6	7	8	9	AB	R	H	RBI	BB	SO	LOB	TOP																						
<b>Chuck Knoblauch, R</b> OBP: 0.368, SLG: 0.367 (1, 4)	1-2 G6-4-3 1B		3-2 1B		3-1 L7	4-0 1B BB	2-2 1B		1-2 G1-4-3	5	1	3	0	1	0	1																							
<b>Bernie Williams, S</b> OBP: 0.420, SLG: 0.521 (1, 8)	1-0 1B		0-0 L8		2-1 BB 1B	0-0 1B	2-0 L8		0-1 HR	6	3	4	1	0	0	2																							
<b>2 Derek Jeter, R</b> OBP: 0.464, SLG: 0.628 (1, 6)	0-0 G6-4-3		1-1 F8		0-1 BB 1B	1-0 BB 1B	1-1 F9		4-1 HR	5	3	2	1	1	0	4																							
<b>Tino Martinez, L</b> OBP: 0.355, SLG: 0.465 <b>Clay Bellinger, R</b> OBP: 0.120, SLG: 0.160 (1, 3) (9, 3)	2-2 G3				4-1 2B BB	2-0 20 HBP BB 1B		0-1 1B	0-0 HR	5	4	4	4	1	0	1																							
<b>Paul O'Neill, L</b> OBP: 0.361, SLG: 0.442 <b>Chad Curtis, R</b> OBP: 0.346, SLG: 0.333 (9, 9)		3-1 G4-3		1-2 E5 1B	0-0 20 3B 2B	4-1 20 HBP BB		2-2 20 FC3-6 1B	0-2 HR	5	1	3	4	1	0	0																							
<b>Chili Davis, S</b> OBP: 0.404, SLG: 0.500 (1, 10)	3-2 G4-3		1-1 1B		1-1 P4	0-0 SF7		2-3 K	3-2 L8	5	0	1	1	0	1	3																							
<b>20 Jorge Posada, S</b> OBP: 0.310, SLG: 0.381 (1, 2)	2-0 1B		3-3 K		0-2 2H 3H 3B	1-0 FC4 HBP		0-1 FC3-6		4	0	2	1	0	1	3																							
<b>Shane Spencer, R</b> OBP: 0.261, SLG: 0.313 (1, 7)	2-3 K		1-1 L8		0-1 F8	1-1 FC4		3-1 F8		5	0	0	0	0	1	8																							
<b>Scott Brosius, R</b> OBP: 0.291, SLG: 0.402 (1, 5)			4-2 CS BB		3-3 K	0-2 P4		3-3 K	4-2 G1-4-3 BB	3	0	0	0	2	2	2																							
<b>Inning Stats</b>	R: 0 E: 0 K: 0 S: 9	H: 2 LOB: 1 BB: 0 P: 13	R: 0 E: 0 K: 1 S: 9	H: 1 LOB: 3 BB: 0 P: 19	R: 0 E: 0 K: 0 S: 8	H: 1 LOB: 1 BB: 1 P: 16	R: 1 E: 1 K: 2 S: 15	H: 2 LOB: 2 BB: 0 P: 26	R: 4 E: 0 K: 0 S: 16	H: 4 LOB: 1 BB: 1 P: 28	R: 3 E: 0 K: 0 S: 11	H: 3 LOB: 3 BB: 2 P: 24	R: 0 E: 0 K: 1 S: 9	H: 1 LOB: 1 BB: 0 P: 17	R: 1 E: 0 K: 1 S: 13	H: 2 LOB: 1 BB: 0 P: 20	R: 3 E: 0 K: 0 S: 17	H: 3 LOB: 1 BB: 2 P: 29	1B: 13 2B: 2 3B: 1 HR: 3	SF: 1 SAC: 0 DP: 2 HBP: 1	WP: 0 SB: 0 CS: 1	PA: 51																	
<b>PITCHER</b>	IP	WLS	BF	H	R	ER	SO	BB	IBB	HBP	BLK	WP	HR	S	P	ERA	WHIP	<b>PITCHER</b>					IP	WLS	BF	H	R	ER	SO	BB	IBB	HBP	BLK	WP	HR	S	P	ERA	WHIP
<b>Dave Eiland, R</b> ERA: 5.28 (1, 1)	4.1	L	22	8	4	4	3	2	0	0	0	0	1	48	90	8.31	2.308																						
<b>Scott Alred, L</b> ERA: 5.31 (5, 1)	0.1		3	2	1	1	0	0	0	0	0	0	0	7	10	27.00	6.000																						
<b>Albie Lopez, R</b> ERA: 9.17 (5, 1)	0.2		7	3	3	3	0	2	0	0	0	0	0	10	21	40.50	7.500																						
<b>Julio Santana, R</b> ERA: 8.01 (6, 1)	3.2		19	6	4	4	2	2	0	1	0	0	2	42	71	9.82	2.182																						
<b>Batter</b>	<b>1</b>	<b>2</b>	<b>3</b>	<b>4</b>	<b>5</b>	<b>6</b>	<b>7</b>	<b>8</b>	<b>9</b>	<b>AB</b>	<b>R</b>	<b>H</b>	<b>RBI</b>	<b>BB</b>	<b>SO</b>	<b>LOB</b>	<b>BOTTOM</b>																						
<b>Randy Winn, S</b> OBP: 0.324, SLG: 0.377 (1, 8)	1-0 G6-3 1B	3-1 BB 1B		1-0 G6-3		1-3 K		0-1 G3-1		5	0	2	1	0	1	2																							
<b>Dave Martinez, L</b> OBP: 0.374, SLG: 0.431 (1, 9)	1-0 G6-3	4-2 3H BB		0-0 L8		1-2 G3		1-2 G6-3		4	0	0	0	1	0	3																							
<b>Jose Canseco, R</b> OBP: 0.365, SLG: 0.665 (1, 10)	2-3 K	1-3 K		2-2 G6-3		3-3 K			1-3 K	5	0	0	0	0	4	4																							
<b>Fred McGriff, L</b> OBP: 0.406, SLG: 0.579 (1, 3)	2-1 F7		2-2 G3		1-3 K		2-2 P6		2-1 F7	5	0	0	0	0	1	1																							
<b>Bubba Trammell, R</b> OBP: 0.333, SLG: 0.438 (1, 7)		2-2 1B 1B	4-2 E 1B BB		0-1 HR		0-1 L8-4 2B		3-2 P3	4	3	3	1	1	0	0																							
<b>Wade Boggs, L</b> OBP: 0.335, SLG: 0.318 (1, 5)		3-2 FC4-6 1B	2-3 K		1-0 L7		1-2 L8-4			4	1	1	0	0	1	2																							
<b>John Flaherty, R</b> OBP: 0.297, SLG: 0.410 (1, 2)		2-3 K	2-2 E 1B		1-0 1B			0-1 E5 G3-1 BB		4	0	2	0	0	1	2																							
<b>Miguel Cairo, R</b> OBP: 0.356, SLG: 0.399 <b>Aaron Ledesma, R</b> OBP: 0.317, SLG: 0.333 (1, 4) (5, 4)		0-1 FC4-6 1B	0-2 E5 1B		3-2 1B			4-1 G3-1		2	0	1	1	0	0	2																							
<b>Kevin Stocker, S</b> OBP: 0.376, SLG: 0.365 (1, 6)		1-2 3H 1B	1-1 FC4-6 BB 1B		1-3 1B			1-2 BB		1	0	1	0	1	0	0																							
<b>Inning Stats</b>	R: 0 E: 0 K: 1 S: 7	H: 1 LOB: 0 BB: 0 P: 13	R: 2 E: 0 K: 2 S: 22	H: 4 LOB: 3 BB: 1 P: 39	R: 1 E: 1 K: 1 S: 18	H: 2 LOB: 2 BB: 1 P: 29	R: 0 E: 0 K: 0 S: 6	H: 0 LOB: 0 BB: 0 P: 9	R: 1 E: 0 K: 2 S: 13	H: 3 LOB: 2 BB: 0 P: 22	R: 0 E: 0 K: 2 S: 9	H: 0 LOB: 0 BB: 0 P: 14	R: 0 E: 0 K: 0 S: 8	H: 1 LOB: 0 BB: 0 P: 11	R: 0 E: 1 K: 0 S: 10	H: 0 LOB: 2 BB: 1 P: 15	R: 0 E: 0 K: 1 S: 9	H: 0 LOB: 0 BB: 0 P: 15	1B: 9 2B: 2 3B: 0 HR: 1	SF: 0 SAC: 0 DP: 1 HBP: 0	WP: 0 SB: 0 CS: 0	PA: 41																	
<b>PITCHER</b>	IP	WLS	BF	H	R	ER	SO	BB	IBB	HBP	BLK	WP	HR	S	P	ERA	WHIP	<b>PITCHER</b>					IP	WLS	BF	H	R	ER	SO	BB	IBB	HBP	BLK	WP	HR	S	P	ERA	WHIP
<b>Roger Clemens, R</b> ERA: 5.13 (1, 1)	5.0	W	27	10	4	3	6	2	0	0	0	0	1	66	112	5.40	2.400																						
<b>Jason Grimsley, R</b> ERA: 3.4 (6, 1)	3.0		11	1	0	0	2	1	0	0	0	0	0	27	40	0.00	0.667																						
<b>Mike Stanton, L</b> ERA: 3.76 (9, 1)	1.0		3	0	0	0	1	0	0	0	0	0	0	9	15	0.00	0.000																						


**New York Yankees @ Tampa Bay Devil Rays**  
Tropicana Field, St. Petersburg, FL  
Wed Jun 23 1999, 7:05 PM EDT  
Att: 27,533 - Dome - 72 F

AB 43  
R 12  
H 19  
RBI 12  
BB 6  
SO 5  
LOB 24



**New York Yankees @ Tampa Bay Devil Rays**  
Tropicana Field, St. Petersburg, FL  
Wed Jun 23 1999, 7:05 PM EDT  
Att: 27,533 - Dome - 72 F

AB 38  
R 4  
H 11  
RBI 4  
BB 3  
SO 9  
LOB 22





Batter	1	2	3	4	5	6	7	8	9	AB	R	H	RBI	BB	SO	LOB	TOP		
<b>Chuck Knoblauch, R</b> (1, 4) OBP: 0.365, SLG: 0.363	F9		F8		G5-3		SF8		BB	3	0	0	1	1	0	0	<b>New York Yankees @ Tampa Bay Devil Rays</b> Tropicana Field, St. Petersburg, FL Thu Jun 24 1999, 7:05 PM EDT Att: 28,571 - Dome - 72 F <a href="http://livebaseballscorecards.com">livebaseballscorecards.com</a>		
<b>Bernie Williams, S</b> (1, 8) OBP: 0.420, SLG: 0.518	BB		G5-4-3		K		G3		K	5	1	2	0	0	2	2			
<b>2 Derek Jeter, R</b> (1, 6) OBP: 0.463, SLG: 0.628	K		G5-4-3				G4-3		BB	5	1	2	1	0	1	2			
<b>Tino Martinez, L</b> (1, 3) OBP: 0.355, SLG: 0.469	BB				P5		G3		K	4	1	1	1	1	1	2			
<b>Paul O'Neill, L</b> (1, 9) OBP: 0.363, SLG: 0.449	BB				F7		BB		SF8	3	0	2	2	0	0	0			
<b>Chad Curtis, R</b> (8, 7) OBP: 0.343, SLG: 0.330	BB				F7		BB		G6-3	1	0	0	0	0	0	2			
<b>Chili Davis, S</b> (1, 10) OBP: 0.405, SLG: 0.513	P5				HR		BB		F9	4	1	2	1	0	0	2			
<b>Shane Spencer, R</b> (1, 7) OBP: 0.293, SLG: 0.341					2B		BB		BB	2	1	2	0	1	0	0			
<b>Scott Brosius, R</b> (1, 5) OBP: 0.290, SLG: 0.404					P4		BB		K	4	1	1	1	0	1	3			
<b>Joe Girardi, R</b> (1, 2) OBP: 0.216, SLG: 0.277					F8		BB		BB	3	1	1	0	0	0	0			
<b>Inning Stats</b>	R: 1 E: 0 K: 1 S: 15	H: 2 LOB: 2 BB: 1 P: 25	R: 0 E: 0 K: 0 S: 11	H: 0 LOB: 0 BB: 0 P: 18	R: 0 E: 0 K: 0 S: 6	H: 1 LOB: 0 BB: 0 P: 7	R: 1 E: 0 K: 0 S: 10	H: 2 LOB: 1 BB: 0 P: 16	R: 0 E: 0 K: 1 S: 5	H: 2 LOB: 2 BB: 0 P: 11	R: 2 E: 0 K: 0 S: 10	H: 2 LOB: 0 BB: 0 P: 17	R: 2 E: 0 K: 1 S: 17	H: 2 LOB: 1 BB: 1 P: 29	R: 1 E: 0 K: 2 S: 13	H: 2 LOB: 2 BB: 1 P: 22	1B: 7 2B: 4 3B: 1 HR: 1	SF: 2 SAC: 1 DP: 1 HBP: 1	WP: 0 PA: 41 CS: 1
<b>PITCHER</b>	IP WLS BF H R ER SO BB IBB HBP BLK WP HR S P ERA WHIP																		
<b>Bryan Rekar, R</b> (1, 1) ERA: 5.24	7.0 L 29 9 4 4 2 1 0 1 0 0 0 1 64 104 5.14 1.429																		
<b>Norm Charlton, L</b> (8, 1) ERA: 2.92	1.0 6 2 2 2 1 1 0 0 0 0 0 0 17 29 18.00 3.000																		
<b>Roberto Hernandez, R</b> (9, 1) ERA: 3.89	1.0 6 2 1 1 2 1 0 0 0 0 0 0 13 22 9.00 3.000																		

Batter	1	2	3	4	5	6	7	8	9	AB	R	H	RBI	BB	SO	LOB	BOTTOM		
<b>Randy Winn, S</b> (1, 8) OBP: 0.321, SLG: 0.373	K		F7		BB		K		K	5	1	1	0	0	3	5	<b>New York Yankees @ Tampa Bay Devil Rays</b> Tropicana Field, St. Petersburg, FL Thu Jun 24 1999, 7:05 PM EDT Att: 28,571 - Dome - 72 F <a href="http://livebaseballscorecards.com">livebaseballscorecards.com</a>		
<b>Miguel Cairo, R</b> (1, 4) OBP: 0.359, SLG: 0.403	L3		FC6-4		BB		BB			3	0	1	1	1	0	2			
<b>Herbert Perry, R</b> (1, 3) OBP: 0.417, SLG: 0.488	G6-3				BLK		F9-3		F9-3	4	1	1	0	0	1	2			
<b>Jose Canseco, R</b> (1, 10) OBP: 0.363, SLG: 0.658			F9		K		F8		F8	3	1	0	0	1	1	1			
<b>Bubba Trammell, R</b> (1, 7) OBP: 0.325, SLG: 0.400			P3		F7		BB		F7	3	0	0	0	1	0	1			
<b>Aaron Ledesma, R</b> (1, 5) OBP: 0.297, SLG: 0.311			K		BLK		G6-3		F8	4	0	0	0	0	1	3			
<b>John Flaherty, R</b> (1, 2) OBP: 0.297, SLG: 0.405			G1-3		K		BB		K	3	0	0	0	1	2	1			
<b>Dave Martinez, L</b> (1, 9) OBP: 0.376, SLG: 0.432			BB		BB		BB		G3	4	0	2	1	0	0	0			
<b>Kevin Stocker, S</b> (1, 6) OBP: 0.382, SLG: 0.370			FC6-4		CS		BB		K	3	0	2	0	1	1	0			
<b>Inning Stats</b>	R: 0 E: 0 K: 1 S: 7	H: 0 LOB: 0 BB: 0 P: 10	R: 0 E: 0 K: 1 S: 8	H: 0 LOB: 0 BB: 0 P: 9	R: 0 E: 0 K: 0 S: 8	H: 2 LOB: 2 BB: 0 P: 11	R: 1 E: 1 K: 2 S: 11	H: 1 LOB: 1 BB: 0 P: 18	R: 1 E: 1 K: 1 S: 16	H: 3 LOB: 1 BB: 0 P: 22	R: 1 E: 0 K: 1 S: 8	H: 1 LOB: 3 BB: 4 P: 28	R: 0 E: 0 K: 1 S: 3	H: 0 LOB: 0 BB: 1 P: 9	R: 0 E: 0 K: 2 S: 11	H: 0 LOB: 0 BB: 0 P: 15		1B: 5 2B: 3 3B: 0 HR: 0	SF: 0 SAC: 0 DP: 2 HBP: 0
<b>PITCHER</b>	IP WLS BF H R ER SO BB IBB HBP BLK WP HR S P ERA WHIP																		
<b>Andy Pettitte, L</b> (1, 1) ERA: 5.16	6.2 W 30 7 3 2 6 5 0 0 0 1 0 0 0 20 28 0.00 0.000																		
<b>Ramiro Mendoza, R</b> (7, 1) ERA: 4.29	2.1 S 7 0 0 0 3 0 0 0 0 0 0 0 0 20 28 0.00 0.000																		



Batter	1	2	3	4	5	6	7	8	9	AB	R	H	RBI	BB	SO	LOB	TOP					
Shannon Stewart, R OBP: 0.382, SLG: 0.413	2-1 CS 1B			2-3 K		1-1 2H HR		2-2 G5-3		4	1	2	2	0	1	0						
Tony Batista, R OBP: 0.332, SLG: 0.431	3-3 K			1-3 K		2-2 P3			0-2 HR	4	1	1	1	0	2	1						
Shawn Green, L OBP: 0.394, SLG: 0.615	2-2 G6-3			2-3 K		3-3 K			3-3 K	4	0	0	0	0	3	0						
Carlos Delgado, L OBP: 0.360, SLG: 0.504		1-2 G6-3			1-2 G4-3		2-3 K		0-1 G4-3	4	0	0	0	0	1	0						
Geronimo Berroa, R OBP: 0.318, SLG: 0.304		3-3 K			0-1 G4-3		2-0 G3		2-3 K	4	0	0	0	0	2	0						
Jacob Brumfield, R OBP: 0.297, SLG: 0.306		0-0 P3			0-1 G6-3		1-1 E6			3	0	0	0	0	0	0						
Willis Oteaz, R OBP: 0.289, SLG: 0.330			0-0 G4-6-3 1B		1-2 2B		1-0 F7			3	1	2	0	0	0	1	AB 32					
Mike Matheny, R OBP: 0.256, SLG: 0.302			3-1 F8		2-2 G6-3		0-3 K			3	0	0	0	0	1	2	R 4					
Homer Bush, R OBP: 0.346, SLG: 0.407			0-0 G4-6-3		2-1 HR 2B		1-3 K			3	1	1	1	0	1	1	H 6					
<b>Inning Stats</b>	R: 0 E: 0 K: 1 S: 12	H: 1 LOB: 0 BB: 0 P: 19	R: 0 E: 0 K: 1 S: 8	H: 0 LOB: 0 BB: 0 P: 12	R: 0 E: 0 K: 0 S: 4	H: 1 LOB: 0 BB: 0 P: 7	R: 0 E: 0 K: 3 S: 11	H: 0 LOB: 0 BB: 0 P: 16	R: 0 E: 0 K: 0 S: 7	H: 0 LOB: 0 BB: 0 P: 8	R: 3 E: 0 K: 1 S: 21	H: 3 LOB: 0 BB: 0 P: 32	R: 0 E: 1 K: 1 S: 7	H: 0 LOB: 1 BB: 0 P: 13	R: 0 E: 0 K: 2 S: 11	H: 0 LOB: 0 BB: 0 P: 14	R: 1 E: 0 K: 2 S: 12	H: 1 LOB: 0 BB: 0 P: 17	1B: 2 2B: 3 3B: 0 HR: 2	SF: 0 SAC: 0 DP: 2 HBP: 0	WP: 0 PB: 0 CS: 1	PA: 32
<b>PITCHER</b> Wilson Alvarez, L ERA: 5.07	IP: 9.0 WLS: W BF: 32 H: 6 R: 4 ER: 4 SO: 11 BB: 0 IBB: 0 HBP: 0 BLK: 0 WP: 0 HR: 2 S: 93 P: 138 ERA: 4.00 WHIP: 0.667															<b>PITCHER</b>	IP: 9.0 WLS: W BF: 32 H: 6 R: 4 ER: 4 SO: 11 BB: 0 IBB: 0 HBP: 0 BLK: 0 WP: 0 HR: 2 S: 93 P: 138 ERA: 4.00 WHIP: 0.667					

Toronto Blue Jays @ Tampa Bay Devil Rays  
Tropicana Field, St. Petersburg, FL  
Fri Jun 25 1999, 7:05 PM EDT  
Att: 16,522 - Dome - 72 F



Batter	1	2	3	4	5	6	7	8	9	AB	R	H	RBI	BB	SO	LOB	BOTTOM			
Miguel Cairo, R OBP: 0.365, SLG: 0.409	2-2 F9 1B		0-1 F8	0-0 1B S 1B		1-2 F8	0-2 1B			5	0	3	3	0	0	0				
Aaron Ledesma, R OBP: 0.333, SLG: 0.348	0-0 1B		3-1 G6-3	1-1 1B 3H 1B		2-2 CS 1B	0-0 1B			5	0	4	2	0	0	0				
Herbert Perry, R OBP: 0.396, SLG: 0.460	0-0 F7		0-3 K2-3	1-3 K		3-3 K	0-0 G1-3			5	0	0	0	0	3	7				
Jose Canseco, R OBP: 0.364, SLG: 0.663	1-1 F9			1-1 HR	0-3 K		4-1 E BB BB	2-2 F9		4	2	1	1	1	1	2				
Fred McGriff, L OBP: 0.406, SLG: 0.586	0-3 K			1-0 HR	0-0 G4-3		4-2 BB E 1B BB	1-2 G4-3		4	2	1	1	1	1	2				
Bubba Trammell, R OBP: 0.333, SLG: 0.425		1-1 SH5-3 2B		2-2 G3	0-0 1B HR		1-1 E6 1B BB	1-3 K		5	2	2	0	0	1	2				
Dave Martinez, L OBP: 0.382, SLG: 0.434		0-0 SH5-3		2-2 FC6-4 1B HBP	1-2 HR 1B		1-2 1B BB			1	3	1	1	1	0	0	AB 37			
Mike DiFelice, R OBP: 0.281, SLG: 0.417		1-1 G1-3		0-0 FC6-4 1B	2-1 HR		1-2 K			4	1	2	3	0	1	4	R 11			
Randy Winn, S OBP: 0.316, SLG: 0.367		2-0 F9		1-2 FC6-4 1B	3-3 K		1-3 K			4	1	0	0	0	2	6	H 14			
<b>Inning Stats</b>	R: 0 E: 0 K: 1 S: 12	H: 2 LOB: 2 BB: 0 P: 15	R: 0 E: 0 K: 0 S: 6	H: 1 LOB: 1 BB: 0 P: 10	R: 0 E: 0 K: 1 S: 7	H: 0 LOB: 0 BB: 0 P: 10	R: 4 E: 0 K: 1 S: 18	H: 5 LOB: 2 BB: 0 P: 27	R: 3 E: 0 K: 2 S: 14	H: 3 LOB: 0 BB: 0 P: 20	R: 0 E: 0 K: 1 S: 9	H: 1 LOB: 1 BB: 0 P: 15	R: 4 E: 1 K: 2 S: 19	H: 2 LOB: 2 BB: 3 P: 34	R: 0 E: 0 K: 1 S: 9	H: 0 LOB: 0 BB: 0 P: 13	1B: 10 2B: 2 3B: 0 HR: 3	SF: 0 SAC: 1 DP: 1 HBP: 1	WP: 0 PB: 0 CS: 1	PA: 42
<b>PITCHER</b> David Wells, L ERA: 5.31 Tom Davey, R ERA: 5.05 John Frascatore, R ERA: 4.26	IP: 5.0 WLS: L BF: 27 H: 11 R: 7 ER: 7 SO: 5 BB: 0 IBB: 0 HBP: 0 BLK: 0 WP: 0 HR: 3 S: 57 P: 82 ERA: 12.60 WHIP: 2.200															<b>PITCHER</b>	IP: 5.0 WLS: L BF: 27 H: 11 R: 7 ER: 7 SO: 5 BB: 0 IBB: 0 HBP: 0 BLK: 0 WP: 0 HR: 3 S: 57 P: 82 ERA: 12.60 WHIP: 2.200			

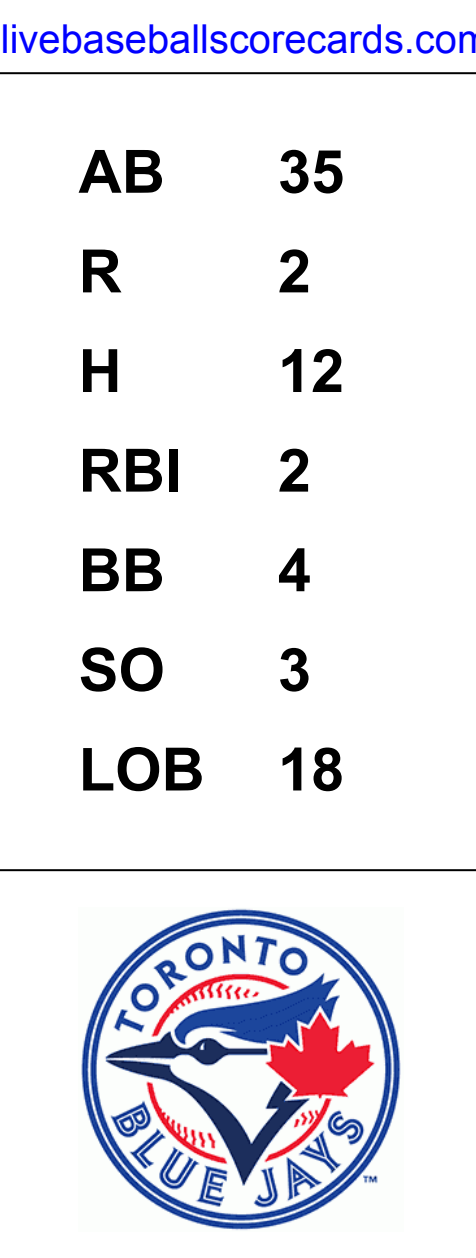
Toronto Blue Jays @ Tampa Bay Devil Rays  
Tropicana Field, St. Petersburg, FL  
Fri Jun 25 1999, 7:05 PM EDT  
Att: 16,522 - Dome - 72 F





Batter	1	2	3	4	5	6	7	8	9	AB	R	H	RBI	BB	SO	LOB	TOP										
Shannon Stewart, R (1, 7) OBP: 0.385, SLG: 0.414	G6-3		1-0 SAFE 2B		4-2 2B BB		2-0 S 1B		G5-3	4	2	2	0	1	0	0											
Tony Batista, R (1, 6) OBP: 0.329, SLG: 0.430	G6-3		1-2 PO 1-H 2B		1-0 2-3f 2B		0-3 K 1B		F9	5	0	1	1	0	1	3											
Shawn Green, L (1, 9) OBP: 0.401, SLG: 0.623	2B		2-3 K		2-2 2-H 2B		4-2 1-2 BB		4-2 DI BB	3	0	2	1	2	1	1											
Carlos Delgado, L (1, 3) OBP: 0.355, SLG: 0.495	G3-1		2-1 PO 2-3	0-1 P6	0-1 P6		2-1 G4-3		3-3 K	5	0	0	0	0	1	5											
Tony Fernandez, S (1, 5) OBP: 0.483, SLG: 0.554		0-0 F7		2-2 G4-3		3-2 G1-4-3 1B		1-1 G5-3	4	0	1	0	0	0	0	0											
Darin Fletcher, L (1, 2) OBP: 0.363, SLG: 0.576		1-1 1B		1-1 1B 2B		0-0 G1-4-3 1B		1-1 F8	4	0	3	0	0	0	0	0											
Gerónimo Berroa, R (1, 10) ERA: 4.04 Rob Butler, L (8, PR)		2-1 F9		3-2 1B		1-0 G1-4-3		4-2 1B BB	3	0	1	0	1	0	3		AB 35 R 2 H 12 RBI 2 BB 4 SO 3 LOB 18										
Jacob Brumfield, R (1, 8) OBP: 0.257, SLG: 0.303		3-2 G5-3		0-0 F8		2-0 L6		2-2 1B	4	0	1	0	0	0	4												
Homer Bush, R (1, 4) OBP: 0.349, SLG: 0.405			2-2 1B		1-0 G5-3 HBP		2-2 F8		1-1 G6-3	3	0	1	0	0	2												
<b>Inning Stats</b>	R: 0 E: 0 K: 0 S: 10	H: 1 LOB: 1 BB: 0 P: 14	R: 0 E: 0 K: 0 S: 10	H: 1 LOB: 1 BB: 0 P: 16	R: 1 E: 0 K: 1 S: 13	H: 3 LOB: 0 BB: 0 P: 21	R: 0 E: 0 K: 0 S: 11	H: 2 LOB: 2 BB: 0 P: 17	R: 1 E: 0 K: 0 S: 11	H: 1 LOB: 1 BB: 1 P: 19	R: 0 E: 0 K: 0 S: 6	H: 2 LOB: 1 BB: 0 P: 12	R: 0 E: 0 K: 1 S: 11	H: 1 LOB: 2 BB: 1 P: 21	R: 0 E: 0 K: 0 S: 12	H: 1 LOB: 1 BB: 1 P: 21	R: 0 E: 0 K: 1 S: 11	H: 0 LOB: 1 BB: 1 P: 21	1B: 8 2B: 4 3B: 0 HR: 0	SF: 0 SAC: 0 DP: 2 HBP: 1	WP: 0 PB: 0 SB: 2 CS: 0	PA: 41					
<b>PITCHER</b>	IP	WLS	BF	H	R	ER	SO	BB	IBB	HBP	BLK	WP	HR	S	P	ERA	WHIP										
Ryan Rupe, R (1, 1) ERA: 4.04	7.0	W	31	11	2	2	2	2	0	1	0	0	0	72	120	2.57	1.857										
Norm Charlton, L (8, 1)	0.2	H	4	1	0	0	0	1	0	0	0	0	0	10	18	0.00	3.000										
Roberto Hernandez, R (8, 1) ERA: 3.76	1.1	S	5	0	0	0	1	1	0	0	0	0	0	13	24	0.00	0.750										

Toronto Blue Jays @ Tampa Bay Devil Rays  
Tropicana Field, St. Petersburg, FL  
Sat Jun 26 1999, 6:35 PM EDT  
Att: 19,731 - Dome - 72 F



Batter	1	2	3	4	5	6	7	8	9	AB	R	H	RBI	BB	SO	LOB	BOTTOM										
Randy Winn, S (1, 8) OBP: 0.312, SLG: 0.361	G4-3		2-2 P6		1-3 K		0-0 G1			4	0	0	0	0	1	4											
Dave Martinez, L (1, 9) OBP: 0.384, SLG: 0.433	K			0-1 1B G4-6-3 1B		1-0 G6-3		4-0 PB S FC6-4 BB	3	2	1	0	1	1	0												
Jose Canseco, R (1, 10) OBP: 0.366, SLG: 0.659	P3			2-2 G4-6-3 1B		2-3 K		4-2 FC6-4 PB 1B BB	3	1	1	0	1	1	0												
Fred McGriff, L (1, 3) OBP: 0.407, SLG: 0.596		0-0 G4-3 1B		1-2 G4-6-3 1-2f 3-H		1-0 HR		2-2 P5	4	1	2	1	0	0	3												
Bubba Trammell, R (1, 7) OBP: 0.327, SLG: 0.395		0-0 F7		3-1 G6-3		0-1 G5-3		4-0 FC6-4 IBB	3	0	0	0	1	0	1												
Wade Boggs, L (1, 5) OBP: 0.341, SLG: 0.325 Miguel Cairo, R (8, 4) OBP: 0.364, SLG: 0.407		1-2 G4-3			0-0 G4-3 1B		1-0 G4-3 1B		0-1 FC6-4 1B	3	1	2	0	0	0	1											
John Flaherty, R (1, 2) OBP: 0.296, SLG: 0.402			0-1 G5-3		0-0 F9		1-0 G4-3		0-0 FC6-4 1B	4	0	1	1	0	2												
Aaron Ledesma, R (1, 4) OBP: 0.315, SLG: 0.329 (8, 5)			1-1 G4-3		1-1 G4-3		3-2 G5-3		2-2 G5-3	4	0	0	0	0	4												
Kevin Stocker, S (1, 6) OBP: 0.390, SLG: 0.376			2-1 E8 1B		4-2 BB		2-2 1B			2	0	2	1	1	0	0											
<b>Inning Stats</b>	R: 0 E: 0 K: 1 S: 7	H: 0 LOB: 0 BB: 0 P: 9	R: 0 E: 0 K: 0 S: 5	H: 1 LOB: 0 BB: 0 P: 6	R: 0 E: 1 K: 0 S: 9	H: 1 LOB: 1 BB: 0 P: 14	R: 1 E: 0 K: 0 S: 10	H: 2 LOB: 0 BB: 0 P: 16	R: 0 E: 0 K: 1 S: 10	H: 1 LOB: 2 BB: 1 P: 16	R: 1 E: 0 K: 0 S: 7	H: 1 LOB: 0 BB: 0 P: 11	R: 1 E: 0 K: 0 S: 9	H: 2 LOB: 1 BB: 0 P: 16	R: 2 E: 0 K: 0 S: 11	H: 1 LOB: 2 BB: 3 P: 27	R: 0 E: 0 K: 0 S: 11	H: 1 LOB: 1 BB: 1 P: 21	1B: 8 2B: 0 3B: 0 HR: 1	SF: 0 SAC: 0 DP: 2 HBP: 0	WP: 0 PB: 1 SB: 1 CS: 0	PA: 35					
<b>PITCHER</b>	IP	WLS	BF	H	R	ER	SO	BB	IBB	HBP	BLK	WP	HR	S	P	ERA	WHIP										
Joey Hamilton, R (1, 1) ERA: 7.88	7.0	L	28	8	3	3	3	1	0	0	0	0	0	57	88	3.86	1.286										
Graeme Lloyd, L (8, 1) ERA: 3.19	0.1		4	0	2	2	0	2	1	0	0	0	0	5	19	54.00	6.000										
Paul Quantrill, R (8, 1) ERA: 1.04	0.2		3	1	0	0	0	0	0	0	0	0	0	6	8	0.00	1.500										

Toronto Blue Jays @ Tampa Bay Devil Rays  
Tropicana Field, St. Petersburg, FL  
Sat Jun 26 1999, 6:35 PM EDT  
Att: 19,731 - Dome - 72 F





Batter	1	2	3	4	5	6	7	8	9	AB	R	H	RBI	BB	SO	LOB	TOP			
Shannon Stewart, R OBP: 0.386, SLG: 0.418	2-2 2B		2-2 G1-3			2-1 P4		1-0 1B		4	0	2	0	0	0	0				
Rob Butler, L (1, 7)	2-2 F7		2-0 L7			0-0 F7		1-0 P8		4	0	0	0	0	0	2				
Shawn Green, L OBP: 0.399, SLG: 0.617	3-0 F7			3-3 K		1-1 1B			1-3 K	4	0	1	0	0	2	1				
Carlos Delgado, L OBP: 0.353, SLG: 0.490	4-0 BB			1-3 K2-3		2-3 K			0-3 K	3	0	0	0	1	3	1				
Tony Fernandez, S OBP: 0.485, SLG: 0.552 Willis Oltanez, R OBP: 0.287, SLG: 0.327	3-3 K			4-0 BB			4-2 BB		2-2 G1-4-3	1	0	0	0	2	1	2				
Darin Fletcher, L OBP: 0.356, SLG: 0.565		1-0 L6		1-0 F7			0-0 F9			3	0	0	0	0	0	2				
Geronimo Berroa, R OBP: 0.315, SLG: 0.290		1-3 K			1-0 F8		3-2 G6-4-3			3	0	0	0	0	1	1				
Tony Batista, R OBP: 0.324, SLG: 0.423		3-2 L8			2-3 K			1-1 F7		3	0	0	0	0	1	0				
Homer Bush, R OBP: 0.343, SLG: 0.397			3-2 F9		0-0 G6-3			0-1 L9		3	0	0	0	0	0	0				
<b>Inning Stats</b>	R: 0 E: 0 K: 1 S: 10	H: 1 LOB: 2 BB: 1 P: 24	R: 0 E: 0 K: 1 S: 9	H: 0 LOB: 0 BB: 0 P: 14	R: 0 E: 0 K: 0 S: 8	H: 0 LOB: 0 BB: 0 P: 15	R: 0 E: 0 K: 2 S: 10	H: 0 LOB: 1 BB: 1 P: 19	R: 0 E: 0 K: 1 S: 5	H: 0 LOB: 0 BB: 0 P: 8	R: 0 E: 0 K: 1 S: 8	H: 1 LOB: 1 BB: 0 P: 13	R: 0 E: 0 K: 0 S: 6	H: 0 LOB: 0 BB: 1 P: 13	R: 0 E: 0 K: 2 S: 10	H: 0 LOB: 0 BB: 0 P: 13	1B: 2 2B: 1 3B: 0 HR: 0	SF: 0 SAC: 0 DP: 1 HBP: 0	WP: 0 PB: 0 SB: 0 CS: 0	PA: 32
<b>PITCHER</b> Bobby Witt, R ERA: 5.48	IP: 9.0 WLS: W BF: 32	H: 3 R: 0 ER: 0 SO: 8	BB: 3 IBB: 0 HBP: 0 BLK: 0	WP: 0 HR: 0 S: 72 P: 128	ERA: 0.00 WHIP: 0.667	<b>PITCHER</b>														

Toronto Blue Jays @ Tampa Bay Devil Rays  
Tropicana Field, St. Petersburg, FL  
Sun Jun 27 1999, 1:35 PM EDT  
Att: 18,048 - Dome - 72 F

AB	29
R	0
H	3
RBI	0
BB	3
SO	8
LOB	9



Batter	1	2	3	4	5	6	7	8	9	AB	R	H	RBI	BB	SO	LOB	BOTTOM		
Randy Winn, S OBP: 0.317, SLG: 0.363	1-0 1B HR	2-1 G4-6-3 1B	2-1 G3-1		4-2 BB			0-2 P4		4	1	2	0	1	0	2			
Aaron Ledesma, R OBP: 0.321, SLG: 0.324	1-2 1B HR	2-0 G4-6-3 1-2		2-3 K2-3	2-2 G6-3			4-1 BB		4	1	1	0	1	1	3			
Jose Canseco, R OBP: 0.363, SLG: 0.650	2-3 K	3-3 K		4-2 WP BB		2-3 K		1-3 K		4	1	0	0	1	4	3			
Fred McGriff, L OBP: 0.408, SLG: 0.605 Herbert Perry, R OBP: 0.392, SLG: 0.455	1-0 HR		4-2 1B 1B BB	1-0 E1 FC6-4		0-3 K		1-3 K		3	2	1	3	1	1	0			
Bubba Trammell, R OBP: 0.340, SLG: 0.404	3-2 2B 1B		2-1 1B 1B	2-3 K		1-2 F8				4	2	2	0	0	1	1			
Wade Boggs, L OBP: 0.345, SLG: 0.335	1-0 1B 2B		1-2 1B 1B	1-1 FC6-4			1-2 G4-3			4	1	2	1	0	0	1			
Paul Sorrento, L OBP: 0.338, SLG: 0.392	3-3 K		1-0 F7		4-2 FC5-4 BB		4-2 BB			2	0	0	0	2	1	4			
Mike DiFelice, R OBP: 0.279, SLG: 0.406	1-0 1B		0-0 L3		0-1 FC5-4 FC4-8		1-3 K			4	0	1	1	0	1	5			
Kevin Stocker, S OBP: 0.388, SLG: 0.374	3-3 K		2-1 1B		2-1 FC4-6		0-1 F8			4	0	1	2	0	1	3			
<b>Inning Stats</b>	R: 5 E: 0 K: 3 S: 22	H: 6 LOB: 1 BB: 0 P: 38	R: 0 E: 0 K: 1 S: 6	H: 1 LOB: 0 BB: 0 P: 13	R: 2 E: 0 K: 0 S: 15	H: 3 LOB: 2 BB: 1 P: 27	R: 1 E: 1 K: 2 S: 13	H: 0 LOB: 1 BB: 1 P: 23	R: 0 E: 0 K: 2 S: 10	H: 0 LOB: 0 BB: 0 P: 13	R: 0 E: 0 K: 1 S: 11	H: 0 LOB: 1 BB: 1 P: 17	R: 0 E: 0 K: 2 S: 12	H: 0 LOB: 1 BB: 1 P: 18	1B: 8 2B: 1 3B: 0 HR: 1	SF: 0 SAC: 0 DP: 1 HBP: 0	WP: 1 PB: 0 SB: 0 CS: 0	PA: 40	
<b>PITCHER</b> Kelvin Escobar, R ERA: 5.5 Tom Davey, R ERA: 4.7 Paul Spoljaric, L ERA: 7.64	IP: 2.0 WLS: L BF: 15	H: 9 R: 7 ER: 7 SO: 4	BB: 1 IBB: 0 HBP: 0 BLK: 0	WP: 1 HR: 0 S: 35 P: 62	ERA: 0.00 WHIP: 1.333	<b>PITCHER</b>													

Toronto Blue Jays @ Tampa Bay Devil Rays  
Tropicana Field, St. Petersburg, FL  
Sun Jun 27 1999, 1:35 PM EDT  
Att: 18,048 - Dome - 72 F

AB	34
R	8
H	10
RBI	7
BB	6
SO	11
LOB	23






Batter	1	2	3	4	5	6	7	8	9	AB	R	H	RBI	BB	SO	LOB	TOP										
<b>Shannon Stewart, R</b> OBP: 0.384, SLG: 0.415 (1, 7)	0-1 G6-3	0-3 K		0-1 G6-3			0-0 G5-3		1-2 BB	5	0	1	0	0	1	1											
<b>Craig Grebeck, R</b> OBP: 0.446, SLG: 0.452 (1, 10)	2-2 1B		1-0 G5-3		2-1 1B		2-1 1B		2-1 P3	5	0	3	0	0	0	2											
<b>Shawn Green, L</b> OBP: 0.399, SLG: 0.610 (1, 9)	2-2 F7		4-1 1B BB		1-3 K		2-0 L3		4-1 1-2 BB	3	0	0	0	2	1	3											
<b>Carlos Delgado, L</b> OBP: 0.351, SLG: 0.485 (1, 3)	1-0 F8		1-1 1-3 1B		1-3 K			0-1 G4-3	0-3 K	5	0	1	0	0	2	5											
<b>Tony Fernandez, S</b> OBP: 0.485, SLG: 0.549 (1, 5)		1-2 1B 2B 1B	2-3 K		0-0 G4-3			4-2 WP BB		3	1	1	0	1	1	3											
<b>Darin Fletcher, L</b> OBP: 0.354, SLG: 0.556 (1, 2)	2-0 2B G4-3 1B		0-1 F7			1-0 G3		2-3 K	1-2 K	4	1	1	0	0	1	3											
<b>Tony Batista, R</b> OBP: 0.323, SLG: 0.435 (1, 6)	1-1 P6			2-2 HR		1-1 P4		2-3 K		4	1	1	1	0	1	3											
<b>Jacob Brumfield, R</b> OBP: 0.269, SLG: 0.329 (1, 8)	3-2 G4-3 2B 2H		2-2 F8		2-2 G5-3			0-0 1B SH1-4 1B		4	0	2	1	0	0	0											
<b>Homer Bush, R</b> OBP: 0.337, SLG: 0.390 (1, 4)	0-2 G4-3 2-3 3H		1-0 F7			0-2 G1-3		0-0 SH1-4		3	0	0	1	0	0	1											
<b>Inning Stats</b>	R: 0 E: 0 K: 0 S: 9	H: 1 LOB: 1 BB: 0 P: 14	R: 2 E: 0 K: 1 S: 16	H: 3 LOB: 1 BB: 0 P: 23	R: 0 E: 0 K: 1 S: 9	H: 1 LOB: 2 BB: 1 P: 17	R: 1 E: 0 K: 0 S: 10	H: 1 LOB: 1 BB: 0 P: 15	R: 0 E: 0 K: 2 S: 9	H: 0 LOB: 0 BB: 0 P: 10	R: 0 E: 0 K: 0 S: 7	H: 1 LOB: 1 BB: 0 P: 11	R: 0 E: 0 K: 2 S: 11	H: 0 LOB: 1 BB: 1 P: 19	R: 0 E: 0 K: 1 S: 12	H: 2 LOB: 3 BB: 1 P: 19	1B: 8 2B: 1 3B: 0 HR: 1	SF: 0 SAC: 1 DP: 0 HBP: 0	WP: 1 PB: 0 SB: 0 CS: 0	PA: 40							
<b>PITCHER</b>	IP	WLS	BF	H	R	ER	SO	BB	IBB	HBP	BLK	WP	HR	S	P	ERA	WHIP										
<b>Dave Eiland, R</b> ERA: 4.84 (1, 1)	7.0	L	30	8	3	3	4	1	0	0	0	0	1	66	103	3.86	1.286										
<b>Norm Charlton, L</b> ERA: 2.51 (8, 1)	1.1		6	1	0	0	2	1	0	0	0	1	0	13	21	0.00	1.500										
<b>Roberto Hernandez, R</b> ERA: 3.69 (9, 1)	0.2		4	1	0	0	1	1	0	0	0	0	0	10	17	0.00	3.000										

**Toronto Blue Jays @ Tampa Bay Devil Rays**  
Tropicana Field, St. Petersburg, FL  
Mon Jun 28 1999, 7:05 PM EDT  
Att: 15,499 - Dome - 72 F

livebaseballscorecards.com

AB 36  
R 3  
H 10  
RBI 3  
BB 3  
SO 7  
LOB 21




Batter	1	2	3	4	5	6	7	8	9	AB	R	H	RBI	BB	SO	LOB	BOTTOM										
<b>Randy Winn, S</b> OBP: 0.311, SLG: 0.356 (1, 8)	3-2 L6	1-0 G6-3		2-0 G6-3		3-2 G6-3			3-2 G6-3	5	0	0	0	0	0	2											
<b>Dave Martinez, L</b> OBP: 0.384, SLG: 0.434 (1, 9)	0-1 E 2B	0-0 G4-3		2-3 K		4-2 BB			0-0 G1-3	4	1	1	0	1	1	1											
<b>Jose Canseco, R</b> OBP: 0.357, SLG: 0.638 (1, 10)	2-3 K		2-3 K		0-0 P3	1-1 P4			1-3 K	5	0	0	0	0	3	3											
<b>Fred McGriff, L</b> OBP: 0.412, SLG: 0.602 (1, 3)	4-2 E BB		4-2 1B BB		3-2 1B			3-3 K	3-3 K	3	0	1	0	2	2	1											
<b>John Flaherty, R</b> OBP: 0.303, SLG: 0.408 (1, 2)	0-0 E9 1B		2-2 1B		1-0 1B			0-0 F8		4	0	3	1	0	0	0											
<b>Wade Boggs, L</b> OBP: 0.343, SLG: 0.329 (1, 5)	4-2 BB		3-3 K		1-2 F8			2-2 F8		3	0	0	0	1	1	4											
<b>Paul Sorrento, L</b> OBP: 0.331, SLG: 0.382 Herbert Perry, R OBP: 0.388, SLG: 0.449 (6, PH) (9, 7)	1-2 G4-3		2-1 F8		3-1 F8			2-2 G6-3		3	0	0	0	0	0	7											
<b>Miguel Cairo, R</b> OBP: 0.356, SLG: 0.398 (1, 4)		2-3 K		0-0 G6-3		3-2 F9		1-0 G6-3		4	0	0	0	0	1	0											
<b>Kevin Stocker, S</b> OBP: 0.394, SLG: 0.395 (1, 6)		0-0 G6-3 1B		2-1 HR		0-0 WP G6-3 1B		1-2 G4-3		4	1	3	1	0	0	0											
<b>Inning Stats</b>	R: 1 E: 1 K: 1 S: 19	H: 2 LOB: 3 BB: 2 P: 33	R: 0 E: 0 K: 1 S: 6	H: 1 LOB: 1 BB: 0 P: 9	R: 0 E: 0 K: 2 S: 13	H: 1 LOB: 2 BB: 1 P: 26	R: 1 E: 0 K: 1 S: 9	H: 1 LOB: 0 BB: 0 P: 15	R: 0 E: 0 K: 0 S: 14	H: 2 LOB: 2 BB: 0 P: 22	R: 0 E: 0 K: 0 S: 11	H: 1 LOB: 2 BB: 1 P: 22	R: 0 E: 0 K: 1 S: 8	H: 0 LOB: 0 BB: 0 P: 13	R: 0 E: 0 K: 0 S: 9	H: 0 LOB: 0 BB: 0 P: 13	R: 0 E: 0 K: 2 S: 11	H: 0 LOB: 1 BB: 0 P: 18	1B: 6 2B: 1 3B: 0 HR: 1	SF: 0 SAC: 0 DP: 0 HBP: 0	WP: 1 PB: 1 SB: 0 CS: 0	PA: 40					
<b>PITCHER</b>	IP	WLS	BF	H	R	ER	SO	BB	IBB	HBP	BLK	WP	HR	S	P	ERA	WHIP										
<b>Chris Carpenter, R</b> ERA: 3.63 (1, 1)	5.0	W	25	7	2	2	5	3	0	0	0	0	1	61	105	3.60	2.000										
<b>32 Roy Halladay, R</b> ERA: 3.64 (6, 1)	1.0	H	5	1	0	0	0	1	0	0	0	1	0	11	22	0.00	2.000										
<b>Graeme Lloyd, L</b> ERA: 3.08 (7, 1)	1.0	H	3	0	0	0	1	0	0	0	0	0	0	8	13	0.00	0.000										
<b>Paul Quantrill, R</b> ERA: 0.93 (8, 1)	1.0	H	3	0	0	0	0	0	0	0	0	0	0	9	13	0.00	0.000										
<b>Billy Koch, R</b> ERA: 1.69 (9, 1)	1.0	S	4	0	0	0	2	0	0	0	0	0	0	11	18	0.00	0.000										

**Toronto Blue Jays @ Tampa Bay Devil Rays**  
Tropicana Field, St. Petersburg, FL  
Mon Jun 28 1999, 7:05 PM EDT  
Att: 15,499 - Dome - 72 F

livebaseballscorecards.com

AB 36  
R 2  
H 8  
RBI 2  
BB 4  
SO 8  
LOB 18













Batter	1	2	3	4	5	6	7	8	9	AB	R	H	RBI	BB	SO	LOB	TOP								
Miguel Cairo, R OBP: 0.365, SLG: 0.421 (1, 4)	1-2 G3 1B	2-1 L4	1-3 K		2-3 K		4-2 G5-4-3 BB			4	0	1	0	1	2	7									
Dave Martinez, L OBP: 0.384, SLG: 0.445 (1, 8) (7, 9)	3-1 G3	3-2 L9	2-0 1-3 2-H 3-H 2B		3-2 1-H 2-H 3B		0-2 G5-4-3			5	0	2	4	0	0	6									
Jose Canseco, R OBP: 0.372, SLG: 0.644 (1, 10)	2-1 L7		HR G6-3		0-1 F8			2-1 F8		5	1	1	1	0	0	4									
Fred McGriff, L OBP: 0.409, SLG: 0.584 (1, 3)	4-1 BB		4-1 HR BB		0-2 G6-3		0-0 F7	1-1 F8		3	1	0	0	2	0	0									
Bubba Trammell, R OBP: 0.348, SLG: 0.516 (1, 9) (7, 7)	3-2 P3		2-1 HR		1-1 G6-3		0-0 2B	0-0 F7		5	1	2	2	0	0	2									
Wade Boggs, L OBP: 0.380, SLG: 0.361 Aaron Ledesma, R OBP: 0.329, SLG: 0.324 (9, PR) (9, 5)		2-1 BB 1B	2-3 K		1-1 G6-3		4-2 G1-6-3 BB	4-0 G6-4-3 BB		3	1	1	0	2	1	0									
John Flaherty, R OBP: 0.315, SLG: 0.409 (1, 2)	1-2 F9		4-2 1B 2B BB		4-0 1B 3B BB		0-0 G1-6-3	0-1 L9		3	2	0	0	2	0	4	AB 34								
Paul Sorrento, L OBP: 0.358, SLG: 0.434 Randy Winn, S OBP: 0.299, SLG: 0.341 (7, PR) (7, 8)	1 SAFE 1-2 1B BB	4-2 1-2 1B BB	4-2 1-2 1B BB		1-0 F8		1-1 SH1-3 2B	0-0 G6-4-3		2	1	1	0	2	0	1	R 8								
Kevin Stocker, S OBP: 0.390, SLG: 0.397 (1, 6)	1-1 1-3 2-H 1B	1-1 1-2 2-3 1B	1-2 2B 1B		0-2 1-2 3B 1B		0-0 SH1-3			3	1	3	1	0	0	0	H 11								
<b>Inning Stats</b>	R: 0 E: 0 K: 0 S: 11	H: 1 LOB: 2 BB: 1 P: 24	R: 1 E: 0 K: 0 S: 18	H: 2 LOB: 2 BB: 1 P: 31	R: 5 E: 0 K: 2 S: 22	H: 4 LOB: 3 BB: 3 P: 44	R: 0 E: 0 K: 0 S: 7	H: 0 LOB: 0 BB: 0 P: 9	R: 2 E: 0 K: 1 S: 15	H: 2 LOB: 1 BB: 1 P: 25	R: 0 E: 0 K: 0 S: 6	H: 1 LOB: 2 BB: 1 P: 10	R: 0 E: 0 K: 0 S: 9	H: 1 LOB: 2 BB: 1 P: 14	R: 0 E: 0 K: 0 S: 5	H: 0 LOB: 0 BB: 0 P: 8	R: 0 E: 0 K: 0 S: 3	H: 0 LOB: 1 BB: 1 P: 7	1B: 5 2B: 3 3B: 1 HR: 2	SF: 0 SAC: 1 DP: 3 HBP: 0	WP: 0 PB: 0 SB: 0 CS: 0	PA: 44			
<b>PITCHER</b>	IP WLS BF H R ER SO BB IBB HBP BLK WP HR S P ERA WHIP	IP WLS BF H R ER SO BB IBB HBP BLK WP HR S P ERA WHIP	IP WLS BF H R ER SO BB IBB HBP BLK WP HR S P ERA WHIP	IP WLS BF H R ER SO BB IBB HBP BLK WP HR S P ERA WHIP	IP WLS BF H R ER SO BB IBB HBP BLK WP HR S P ERA WHIP	IP WLS BF H R ER SO BB IBB HBP BLK WP HR S P ERA WHIP	IP WLS BF H R ER SO BB IBB HBP BLK WP HR S P ERA WHIP	IP WLS BF H R ER SO BB IBB HBP BLK WP HR S P ERA WHIP	IP WLS BF H R ER SO BB IBB HBP BLK WP HR S P ERA WHIP	IP WLS BF H R ER SO BB IBB HBP BLK WP HR S P ERA WHIP	IP WLS BF H R ER SO BB IBB HBP BLK WP HR S P ERA WHIP	IP WLS BF H R ER SO BB IBB HBP BLK WP HR S P ERA WHIP	IP WLS BF H R ER SO BB IBB HBP BLK WP HR S P ERA WHIP	IP WLS BF H R ER SO BB IBB HBP BLK WP HR S P ERA WHIP	IP WLS BF H R ER SO BB IBB HBP BLK WP HR S P ERA WHIP	IP WLS BF H R ER SO BB IBB HBP BLK WP HR S P ERA WHIP	IP WLS BF H R ER SO BB IBB HBP BLK WP HR S P ERA WHIP	IP WLS BF H R ER SO BB IBB HBP BLK WP HR S P ERA WHIP	IP WLS BF H R ER SO BB IBB HBP BLK WP HR S P ERA WHIP	IP WLS BF H R ER SO BB IBB HBP BLK WP HR S P ERA WHIP	IP WLS BF H R ER SO BB IBB HBP BLK WP HR S P ERA WHIP	IP WLS BF H R ER SO BB IBB HBP BLK WP HR S P ERA WHIP	IP WLS BF H R ER SO BB IBB HBP BLK WP HR S P ERA WHIP	IP WLS BF H R ER SO BB IBB HBP BLK WP HR S P ERA WHIP	IP WLS BF H R ER SO BB IBB HBP BLK WP HR S P ERA WHIP

Tampa Bay Devil Rays @ Toronto Blue Jays  
SkyDome, Toronto, ON  
Fri Jul 02 1999, 7:05 PM EDT  
Att: 23,109 - Unknown - 80 F

AB 34  
R 8  
H 11  
RBI 8  
BB 9  
SO 3  
LOB 25



Batter	1	2	3	4	5	6	7	8	9	AB	R	H	RBI	BB	SO	LOB	BOTTOM									
Shannon Stewart, R OBP: 0.377, SLG: 0.403 (1, 7)	0-1 F9 1B	0-1 F8			1-1 2B 1B HBP	3-1 F8		4-1 BB 1B BB	3-2 FC1-2	4	2	1	0	1	0	3										
Craig Grebeck, R OBP: 0.448, SLG: 0.447 (1, 10)	1-2 BB 1B		2-2 F9		1 SAFE 1-0 1B HR 2B	4-1 BB BB		2-1 BB 1B	1-2 G4-3	5	2	3	0	1	0	2										
Shawn Green, L OBP: 0.402, SLG: 0.622 (1, 9)	0-3 K		1-1 F8		2-2 HR 1B	4-1 BB BB		3-3 K		4	1	1	1	1	2	4										
Carlos Delgado, L OBP: 0.357, SLG: 0.500 (1, 3)	2-2 F9		2-3 K		0-1 HR 1B	4-0 G4-6-3 BB		4-2 1B BB		3	1	1	3	2	1	2										
Tony Fernandez, S OBP: 0.475, SLG: 0.530 (1, 5)	4-1 BB		1-0 P5		0-0 F7	2-1 G4-6-3		2-2 1B		4	0	1	2	1	0	3										
Darin Fletcher, L OBP: 0.350, SLG: 0.551 (1, 2)	1-0 F7		0-0 1B 2B		3-2 1B		1-0 G3	0-2 F7		5	1	2	0	0	0	5										
Tony Batista, R OBP: 0.336, SLG: 0.454 (1, 6)		3-2 P3		2-0 F8	1-0 P4		2-2 P4	1-0 1B SH3-4 FC1-2		5	0	1	0	0	0	2	AB 39									
Jacob Brumfield, R OBP: 0.293, SLG: 0.354 (1, 8)		0-3 K		1-1 1B	0-0 1B		3-2 P3	0-0 SH3-4		4	0	2	1	0	1	0	R 7									
Homer Bush, R OBP: 0.332, SLG: 0.375 (1, 4)		2-2 1B		1-1 L8	0-3 K		0-0 G6-3	0-2 FC1-2		5	0	2	0	0	1	3	H 14									
<b>Inning Stats</b>	R: 0 E: 1 K: 1 S: 15	H: 2 LOB: 3 BB: 1 P: 23	R: 0 E: 1 K: 1 S: 12	H: 1 LOB: 0 BB: 0 P: 17	R: 0 E: 0 K: 1 S: 8	H: 0 LOB: 0 BB: 0 P: 13	R: 1 E: 0 K: 0 S: 7	H: 2 LOB: 1 BB: 0 P: 12	R: 4 E: 0 K: 1 S: 18	H: 5 LOB: 2 BB: 0 P: 26	R: 0 E: 0 K: 0 S: 6	H: 0 LOB: 2 BB: 3 P: 23	R: 0 E: 0 K: 0 S: 7	H: 0 LOB: 0 BB: 0 P: 13	R: 2 E: 0 K: 1 S: 22	H: 2 LOB: 2 BB: 2 P: 37	R: 0 E: 0 K: 0 S: 13	H: 2 LOB: 2 BB: 0 P: 18	1B: 11 2B: 2 3B: 0 HR: 1	SF: 0 SAC: 1 DP: 1 HBP: 1	WP: 0 PB: 0 SB: 1 CS: 0	PA: 47				
<b>PITCHER</b>	IP WLS BF H R ER SO BB IBB HBP BLK WP HR S P ERA WHIP	IP WLS BF H R ER SO BB IBB HBP BLK WP HR S P ERA WHIP	IP WLS BF H R ER SO BB IBB HBP BLK WP HR S P ERA WHIP	IP WLS BF H R ER SO BB IBB HBP BLK WP HR S P ERA WHIP	IP WLS BF H R ER SO BB IBB HBP BLK WP HR S P ERA WHIP	IP WLS BF H R ER SO BB IBB HBP BLK WP HR S P ERA WHIP	IP WLS BF H R ER SO BB IBB HBP BLK WP HR S P ERA WHIP	IP WLS BF H R ER SO BB IBB HBP BLK WP HR S P ERA WHIP	IP WLS BF H R ER SO BB IBB HBP BLK WP HR S P ERA WHIP	IP WLS BF H R ER SO BB IBB HBP BLK WP HR S P ERA WHIP	IP WLS BF H R ER SO BB IBB HBP BLK WP HR S P ERA WHIP	IP WLS BF H R ER SO BB IBB HBP BLK WP HR S P ERA WHIP	IP WLS BF H R ER SO BB IBB HBP BLK WP HR S P ERA WHIP	IP WLS BF H R ER SO BB IBB HBP BLK WP HR S P ERA WHIP	IP WLS BF H R ER SO BB IBB HBP BLK WP HR S P ERA WHIP	IP WLS BF H R ER SO BB IBB HBP BLK WP HR S P ERA WHIP	IP WLS BF H R ER SO BB IBB HBP BLK WP HR S P ERA WHIP	IP WLS BF H R ER SO BB IBB HBP BLK WP HR S P ERA WHIP	IP WLS BF H R ER SO BB IBB HBP BLK WP HR S P ERA WHIP	IP WLS BF H R ER SO BB IBB HBP BLK WP HR S P ERA WHIP	IP WLS BF H R ER SO BB IBB HBP BLK WP HR S P ERA WHIP	IP WLS BF H R ER SO BB IBB HBP BLK WP HR S P ERA WHIP	IP WLS BF H R ER SO BB IBB HBP BLK WP HR S P ERA WHIP	IP WLS BF H R ER SO BB IBB HBP BLK WP HR S P ERA WHIP	IP WLS BF H R ER SO BB IBB HBP BLK WP HR S P ERA WHIP	IP WLS BF H R ER SO BB IBB HBP BLK WP HR S P ERA WHIP

Tampa Bay Devil Rays @ Toronto Blue Jays  
SkyDome, Toronto, ON  
Fri Jul 02 1999, 7:05 PM EDT  
Att: 23,109 - Unknown - 80 F

AB 39  
R 7  
H 14  
RBI 7  
BB 6  
SO 5  
LOB 24





Batter	1	2	3	4	5	6	7	8	9	AB	R	H	RBI	BB	SO	LOB	TOP					
Miguel Cairo, R OBP: 0.368, SLG: 0.420	F7		WP G4-3 1B		1 SAFE 2-1 CS	4-1 P7-3 BB			F9	3	0	1	0	1	0	0						
Dave Martinez, L OBP: 0.383, SLG: 0.442	1B		G4-3			1-1 P7-3			G6-3	4	0	1	0	0	0	2						
Jose Canseco, R OBP: 0.368, SLG: 0.635	F8		K			1-3 K			F9	4	0	0	0	0	2	2						
Fred McGriff, L OBP: 0.405, SLG: 0.578	G3			E4 G5-4-3					F7	3	0	0	0	0	0	1						
Bubba Trammell, R OBP: 0.333, SLG: 0.492		P3		G5-4-3					G6-3	3	0	0	0	0	0	1						
Herbert Perry, R OBP: 0.396, SLG: 0.418		L9		L4					G5-3	3	0	0	0	0	0	0						
John Flaherty, R OBP: 0.315, SLG: 0.405					L9				K	2	0	0	0	1	1	0	AB 28					
Kevin Stocker, S OBP: 0.386, SLG: 0.392						P6			G4-3	3	0	0	0	0	0	1	R 0					
Randy Winn, S OBP: 0.299, SLG: 0.341									K	3	0	1	0	0	1	0	H 3					
																	RBI 0					
																	BB 2					
																	SO 4					
																	LOB 7					
<b>Inning Stats</b>	R: 0 E: 0 K: 0 S: 6	H: 1 LOB: 1 BB: 0 P: 11	R: 0 E: 0 K: 0 S: 6	H: 0 LOB: 1 BB: 1 P: 15	R: 0 E: 0 K: 1 S: 13	H: 1 LOB: 1 BB: 0 P: 21	R: 0 E: 1 K: 0 S: 6	H: 0 LOB: 0 BB: 0 P: 8	R: 0 E: 0 K: 0 S: 6	H: 1 LOB: 0 BB: 0 P: 9	R: 0 E: 0 K: 1 S: 6	H: 0 LOB: 0 BB: 1 P: 12	R: 0 E: 0 K: 0 S: 5	H: 0 LOB: 0 BB: 0 P: 7	R: 0 E: 0 K: 2 S: 10	H: 0 LOB: 0 BB: 0 P: 17	R: 0 E: 0 K: 0 S: 5	H: 0 LOB: 0 BB: 0 P: 9	1B: 3 2B: 1 3B: 0 HR: 0	SF: 0 SAC: 0 DP: 2 HBP: 0	WP: 1 PB: 0 SB: 0 CS: 1	PA: 31
<b>PITCHER</b> Chris Carpenter, R ERA: 3.26	IP: 9.0 WLS: W BF: 30	H: 3 R: 0 ER: 0 SO: 4	BB: 2 IBB: 0 HBP: 0 BLK: 0	WP: 1 HR: 0 S: 63 P: 109	ERA: 0.00 WHIP: 0.556	<b>PITCHER</b>										IP: 9.0 WLS: W BF: 30	H: 3 R: 0 ER: 0 SO: 4	BB: 2 IBB: 0 HBP: 0 BLK: 0	WP: 1 HR: 0 S: 63 P: 109	ERA: 0.00 WHIP: 0.556		

Tampa Bay Devil Rays @ Toronto Blue Jays  
SkyDome, Toronto, ON  
Sat Jul 03 1999, 4:05 PM EDT  
Att: 25,344 - Dome - 72 F


livebaseballscorecards.com



Batter	1	2	3	4	5	6	7	8	9	AB	R	H	RBI	BB	SO	LOB	BOTTOM					
Shannon Stewart, R OBP: 0.373, SLG: 0.398	K		G6-3		1 SAFE 1-2 L6	1 SAFE 1-1 FC6-4 CS				4	0	0	1	0	1	3						
Craig Grebeck, R OBP: 0.471, SLG: 0.472	FC3-6 1B				0-0 1B	2-0 CS			FC4-6 1B	4	1	4	1	0	0	0						
Shawn Green, L OBP: 0.403, SLG: 0.620	FC3-6 1B				1-2 2B	2-2 1B			FC4-6 G6-3 1B	4	1	2	0	0	1	2						
Carlos Delgado, L OBP: 0.353, SLG: 0.494	FC3-6 1B		F8		1-2 2B	2-3 K			G6-3	4	0	0	0	0	1	7						
Tony Fernandez, S OBP: 0.475, SLG: 0.531	K				4-2 CS BB	3-2 2B			P6	3	0	1	3	1	1	2						
Darin Fletcher, L OBP: 0.348, SLG: 0.544					1 SAFE 2-2 F8	0-3 K			F7	4	0	1	0	0	1	2						
Tony Batista, R OBP: 0.335, SLG: 0.450		P6			2-3 K				G6-3	4	0	1	0	0	1	1	AB 34					
Jacob Brumfield, R OBP: 0.313, SLG: 0.376						0-0 1B			1B	3	2	2	0	1	1	1	R 5					
Homer Bush, R OBP: 0.335, SLG: 0.378						0-0 1B			1B	4	1	2	0	0	0	3	H 13					
						1-3 2B											RBI 5					
																	BB 2					
																	SO 7					
																	LOB 21					
<b>Inning Stats</b>	R: 0 E: 0 K: 2 S: 11	H: 2 LOB: 2 BB: 0 P: 21	R: 0 E: 0 K: 1 S: 9	H: 1 LOB: 0 BB: 0 P: 16	R: 0 E: 0 K: 1 S: 12	H: 1 LOB: 1 BB: 0 P: 23	R: 0 E: 0 K: 1 S: 9	H: 0 LOB: 0 BB: 1 P: 17	R: 4 E: 0 K: 2 S: 20	H: 5 LOB: 1 BB: 0 P: 28	R: 1 E: 0 K: 0 S: 14	H: 2 LOB: 0 BB: 0 P: 18	R: 0 E: 0 K: 0 S: 5	H: 1 LOB: 0 BB: 0 P: 8	R: 0 E: 0 K: 0 S: 6	H: 1 LOB: 2 BB: 1 P: 12	R: 0 E: 0 K: 0 S: 6	H: 1 LOB: 0 BB: 1 P: 12	1B: 11 2B: 2 3B: 0 HR: 0	SF: 0 SAC: 0 DP: 1 HBP: 0	WP: 0 PB: 0 SB: 0 CS: 2	PA: 37
<b>PITCHER</b> Bobby Witt, R ERA: 5.62 Julio Santana, R ERA: 7.59	IP: 6.0 WLS: L BF: 28	H: 11 R: 5 ER: 5 SO: 7	BB: 1 IBB: 0 HBP: 0 BLK: 0	WP: 0 HR: 0 S: 75 P: 123	ERA: 7.50 WHIP: 2.000	<b>PITCHER</b>										IP: 7.0 WLS: 8 BF: 28	H: 2 R: 0 ER: 0 SO: 0	BB: 1 IBB: 0 HBP: 0 BLK: 0	WP: 0 HR: 0 S: 11 P: 20	ERA: 0.00 WHIP: 1.500		

Tampa Bay Devil Rays @ Toronto Blue Jays  
SkyDome, Toronto, ON  
Sat Jul 03 1999, 4:05 PM EDT  
Att: 25,344 - Dome - 72 F

livebaseballscorecards.com





Batter	1	2	3	4	5	6	7	8	9	AB	R	H	RBI	BB	SO	LOB	TOP					
Miguel Cairo, R (1,4) OBP: 0.364, SLG: 0.414	P4		FC4-6 1B		G6-3		F9		G3	5	0	1	0	0	0	1						
Dave Martinez, L (1,9) OBP: 0.380, SLG: 0.449	K		FC4-6 CS				G3-1		F8	5	1	1	2	0	1	3						
Jose Canseco, R (1,10) OBP: 0.366, SLG: 0.640	K		CS		HR		F9		F8	4	1	1	1	0	1	0						
Fred McGriff, L (1,3) OBP: 0.409, SLG: 0.580		P9			BB 1B				FC4-6 1B	4	0	3	0	0	0	0						
John Flaherty, R (1,2) OBP: 0.314, SLG: 0.403	G6-3				P6		L8		FC4-6 1B	4	0	1	0	0	0	2						
Wade Boggs, L (1,5) OBP: 0.352, SLG: 0.353	P5				K		G3		FC4-6 L4-3	4	0	0	0	0	1	3						
Paul Sorrento, L (1,7) OBP: 0.361, SLG: 0.439			G3-1		BB BB		F8		L4-3	3	0	1	0	1	0	2						
Aaron Ledesma, R (1,6) OBP: 0.349, SLG: 0.351			1B FC4-6 1B		BB BB		F8		G3	3	1	2	0	1	0	1						
Randy Winn, S (1,8) OBP: 0.299, SLG: 0.339			FC4-6 1B		K		G4-3		L3	4	0	1	0	0	1	5						
<b>Inning Stats</b>	R: 0 H: 0 E: 0 K: 2 S: 9	H: 0 LOB: 0 BB: 0 P: 13	R: 0 H: 0 E: 0 K: 0 S: 3	H: 0 LOB: 0 BB: 0 P: 7	R: 1 H: 3 E: 0 K: 0 S: 9	H: 3 LOB: 1 BB: 0 P: 12	R: 1 H: 2 E: 0 K: 2 S: 14	H: 2 LOB: 3 BB: 2 P: 27	R: 1 H: 2 E: 0 K: 0 S: 11	H: 2 LOB: 1 BB: 0 P: 20	R: 0 H: 1 E: 0 K: 0 S: 10	H: 1 LOB: 1 BB: 0 P: 16	R: 0 H: 0 E: 0 K: 0 S: 7	H: 0 LOB: 0 BB: 0 P: 11	R: 0 H: 2 E: 0 K: 0 S: 8	H: 2 LOB: 1 BB: 0 P: 15	R: 0 H: 1 E: 0 K: 0 S: 9	H: 1 LOB: 1 BB: 0 P: 12	1B: 7 2B: 3 3B: 0 HR: 2	SF: 0 SAC: 0 DP: 1 HBP: 0	WP: 0 PB: 0 SB: 0 CS: 1	PA: 39
<b>PITCHER</b>	IP	WLS	BF	H	R	ER	SO	BB	IBB	HBP	BLK	WP	HR	S	P	ERA	WHIP					
Pat Hentgen, R (1,1) ERA: 5.51	7.0	W	30	8	3	3	4	2	0	0	0	0	2	63	106	3.86	1.429					
Graeme Lloyd, L (8,1) ERA: 2.89	1.0	H	4	2	0	0	0	0	0	0	0	0	0	8	15	0.00	2.000					
Billy Koch, R (9,1) ERA: 1.47	1.0	S	4	1	0	0	0	0	0	0	0	0	0	9	12	0.00	1.000					

Tampa Bay Devil Rays @ Toronto Blue Jays  
SkyDome, Toronto, ON  
Sun Jul 04 1999, 1:05 PM EDT  
Att: 24,639 - Dome - 72 F

AB 36  
R 3  
H 11  
RBI 3  
BB 2  
SO 4  
LOB 17



Batter	1	2	3	4	5	6	7	8	9	AB	R	H	RBI	BB	SO	LOB	BOTTOM					
Shannon Stewart, R (1,7) OBP: 0.369, SLG: 0.393	F8		G5-3		G6-3		G6-3			4	0	0	0	0	0	3						
Craig Grebeck, R (1,5) OBP: 0.482, SLG: 0.473	K		G4-3				F7		1B	4	1	1	0	0	1	0						
Willis Otanez, R (9,5) OBP: 0.287, SLG: 0.327									2B	0	0	0	0	0	0	0						
Shawn Green, L (1,9) OBP: 0.407, SLG: 0.641	HR				HR		K		1B SF8 IBB	3	3	2	2	1	1	0						
Carlos Delgado, L (1,3) OBP: 0.354, SLG: 0.497	2B				K		P3		WP HBP 1B	4	0	2	1	0	1	0						
Willie Greene, L (1,10) OBP: 0.296, SLG: 0.383	K				K		G4-3 1B 2B		WP HBP	3	0	1	0	0	2	1						
Rob Butler, L (7, PR)										0	1	0	0	0	0	0						
Tony Batista, R (1,6) OBP: 0.329, SLG: 0.442		G1-3			F8		G4-3		P6	4	0	0	0	0	0	4						
Jacob Brumfield, R (1,8) OBP: 0.310, SLG: 0.375		K				G6-3		1B E 1B	SF8	3	1	1	2	0	1	0						
Mike Matheny, R (1,2) OBP: 0.256, SLG: 0.300		K				G6-3		E5 1B	K	4	0	1	0	0	2	2						
Homer Bush, R (1,4) OBP: 0.338, SLG: 0.380					G5-3 1B		K		F9	4	0	2	0	0	1	4						
<b>Inning Stats</b>	R: 1 H: 2 E: 0 K: 2 S: 10	H: 2 LOB: 1 BB: 0 P: 18	R: 0 H: 0 E: 0 K: 2 S: 11	H: 0 LOB: 0 BB: 0 P: 15	R: 0 H: 1 E: 0 K: 0 S: 5	H: 1 LOB: 0 BB: 0 P: 7	R: 1 H: 1 E: 0 K: 2 S: 11	H: 1 LOB: 0 BB: 0 P: 16	R: 0 H: 1 E: 0 K: 1 S: 5	H: 0 LOB: 0 BB: 0 P: 9	R: 2 H: 3 E: 1 K: 1 S: 12	H: 3 LOB: 1 BB: 0 P: 18	R: 2 H: 2 E: 0 K: 1 S: 14	H: 2 LOB: 3 BB: 1 P: 28	R: 0 H: 1 E: 0 K: 0 S: 9	H: 1 LOB: 1 BB: 0 P: 12	1B: 5 2B: 3 3B: 0 HR: 2	SF: 1 SAC: 0 DP: 0 HBP: 1	WP: 1 PB: 0 SB: 0 CS: 0	PA: 36		
<b>PITCHER</b>	IP	WLS	BF	H	R	ER	SO	BB	IBB	HBP	BLK	WP	HR	S	P	ERA	WHIP					
Dave Eiland, R (1,1) ERA: 4.81	2.0	L	17	5	3	2	3	0	0	0	0	0	1	35	54	4.15	1.154					
Rick White, R (3,1) ERA: 4.03	4.1																					
Albie Lopez, R (7,1) ERA: 8.18	1.2																					

Tampa Bay Devil Rays @ Toronto Blue Jays  
SkyDome, Toronto, ON  
Sun Jul 04 1999, 1:05 PM EDT  
Att: 24,639 - Dome - 72 F

AB 33  
R 6  
H 10  
RBI 5  
BB 1  
SO 9  
LOB 14







Batter	1	2	3	4	5	6	7	8	9	AB	R	H	RBI	BB	SO	LOB	TOP					
Darren Lewis, R (1, 8) OBP: 0.332, SLG: 0.329	1-2 P3		3-2 G1-4-3	2-2		1-2 L3			4-2	4	0	1	1	1	0	4	<b>Boston Red Sox @ Tampa Bay Devil Rays</b> Tropicana Field, St. Petersburg, FL Mon Jul 05 1999, 7:05 PM EDT Att: 20,467 - Dome - 72 F <a href="http://livebaseballscorecards.com">livebaseballscorecards.com</a>					
Jose Offerman, S (1, 4) OBP: 0.362, SLG: 0.422	2-3 K		1-3 K	0-0 G4-3			0-3 K		1-3 K	5	0	0	0	0	4	4						
Brian Daubach, L (1, 10) OBP: 0.359, SLG: 0.580 Damon Buford, R (7, FH) OBP: 0.298, SLG: 0.364	3-2 G3-1		1-1 P5		3-2 P2		1-2 G6-3			3	0	0	0	0	0	1						
Mike Stanley, R (1, 3) OBP: 0.401, SLG: 0.480		0-1 HR		2-2 P3	1-2 F7		4-2			3	1	1	1	1	0	0						
Troy O'Leary, L (1, 7) OBP: 0.364, SLG: 0.551	1-2 F9		0-0 F7	38 1B	0-1 G3		3-3 K			4	1	1	0	0	1	1						
Lou Merloni, R (1, 6) OBP: 0.361, SLG: 0.388	2-2 G6-3		4-1	38 1B		1-0 F8		1-1 G3-6-3		3	1	1	0	1	0	0						
Jason Varitek, S (1, 2) OBP: 0.316, SLG: 0.464	1-2		3-2 F7	38 1B		4-2		1-2 G3-6-3		3	0	1	0	1	0	3						
3B Wilton Veras, R (1, 5) OBP: 0.250, SLG: 0.278	1-1 G6-3		0-0	2B		1-2		2-3 K		4	1	2	1	0	1	1						
Trot Nixon, L (1, 9) OBP: 0.338, SLG: 0.377			0-0	1B		4-2		0-0 P5		3	0	2	1	1	0	0						
			0-0	2B		1-2																
<b>Inning Stats</b>	R: 0 E: 0 K: 1 S: 14	H: 0 LOB: 0 BB: 0 P: 20	R: 1 E: 0 K: 0 S: 13	H: 2 LOB: 1 BB: 0 P: 18	R: 0 E: 0 K: 1 S: 10	H: 1 LOB: 1 BB: 0 P: 15	R: 3 E: 0 K: 0 S: 17	H: 4 LOB: 2 BB: 1 P: 30	R: 0 E: 0 K: 0 S: 9	H: 0 LOB: 0 BB: 0 P: 13	R: 0 E: 0 K: 0 S: 13	H: 1 LOB: 2 BB: 2 P: 24	R: 0 E: 0 K: 2 S: 12	H: 0 LOB: 1 BB: 1 P: 20	R: 0 E: 0 K: 1 S: 8	H: 1 LOB: 0 BB: 0 P: 12	R: 0 E: 0 K: 1 S: 6	H: 0 LOB: 1 BB: 1 P: 11	1B: 5 2B: 5 3B: 0 HR: 1	SF: 0 SAC: 0 DP: 3 HBP: 0	WP: 0 PB: 0 SB: 0 CS: 1	PA: 38
<b>PITCHER</b>	IP WLS BF H R ER SO BB IBB HBP BLK WP HR S P ERA WHIP																					
Bryan Rekar, R (1, 1) ERA: 5.28	6.0 L 28 8 4 4 2 3 0 0 0 0 0 1 76 120 6.00 1.833																					
Scott Aldred, L (7, 1) ERA: 4.7	1.0 4 0 0 0 2 1 0 0 0 0 0 0 12 20 0.00 1.000																					
Julio Santana, R (8, 1) ERA: 7.3	2.0 6 1 0 0 2 1 0 0 0 0 0 0 14 23 0.00 1.000																					

Batter	1	2	3	4	5	6	7	8	9	AB	R	H	RBI	BB	SO	LOB	BOTTOM			
Miguel Cairo, R (1, 4) OBP: 0.365, SLG: 0.414	0-1 P2	2-2		0-2 FC5-2-5-1-6			0-0 WP		1-1 F8	5	0	2	0	0	0	1	<b>Boston Red Sox @ Tampa Bay Devil Rays</b> Tropicana Field, St. Petersburg, FL Mon Jul 05 1999, 7:05 PM EDT Att: 20,467 - Dome - 72 F <a href="http://livebaseballscorecards.com">livebaseballscorecards.com</a>			
Dave Martinez, L (1, 9) OBP: 0.374, SLG: 0.440	0-0 E2	1-3		3-3 F9		1-2		1-0 P4	5	0	0	0	0	1	5					
Jose Canseco, R (1, 10) OBP: 0.365, SLG: 0.633	4-1	2-2		0-3 K		0-3			3	0	0	0	1	2	4					
Fred McGriff, L (1, 3) OBP: 0.407, SLG: 0.575	1-3 K		0-0	F8		2-2		2-3	4	0	1	0	0	2	4					
John Flaherty, R (1, 2) OBP: 0.313, SLG: 0.400	0-0 P4		1-1	G4-6-3		2-0		1-2	4	0	1	0	0	0	3					
Wade Boggs, L (1, 5) OBP: 0.355, SLG: 0.356		1-1	2-2	L6		2-1		2-1	4	1	2	0	0	0	1					
Bubba Trammell, R (1, 7) OBP: 0.342, SLG: 0.500	2-1	2-2		G6-3		0-1		2-2	3	1	1	0	0	0	1					
Aaron Ledesma, R (1, 6) OBP: 0.333, SLG: 0.333	1-0		2-0	F8		0-0		1-1	4	0	0	1	0	0	3					
Randy Winn, S (1, 8) OBP: 0.305, SLG: 0.350	2-3	0-0	1-1	3B		4-2		0-3	3	0	2	1	1	1	0					
	3H																			
<b>Inning Stats</b>	R: 0 E: 1 K: 1 S: 9	H: 4 LOB: 2 BB: 0 P: 14	R: 2 E: 0 K: 1 S: 15	H: 4 LOB: 0 BB: 0 P: 24	R: 0 E: 0 K: 0 S: 12	H: 1 LOB: 1 BB: 0 P: 17	R: 0 E: 0 K: 0 S: 8	H: 1 LOB: 0 BB: 0 P: 13	R: 0 E: 0 K: 0 S: 5	H: 0 LOB: 0 BB: 0 P: 7	R: 0 E: 0 K: 2 S: 16	H: 1 LOB: 2 BB: 1 P: 23	R: 0 E: 0 K: 0 S: 10	H: 1 LOB: 1 BB: 0 P: 17	R: 0 E: 0 K: 1 S: 6	H: 0 LOB: 0 BB: 0 P: 8	1B: 7 2B: 1 3B: 1 HR: 0	SF: 0 SAC: 0 DP: 2 HBP: 1	WP: 1 PB: 1 SB: 0 CS: 0	PA: 38
<b>PITCHER</b>	IP WLS BF H R ER SO BB IBB HBP BLK WP HR S P ERA WHIP																			
Mark Portugal, R (1, 1) ERA: 5.34	6.0 W 27 7 2 2 3 2 0 0 0 0 0 0 60 94 3.00 1.500																			
Derek Lowe, R (7, 1) ERA: 3.21	2.0 H 8 2 0 0 2 0 0 1 0 1 0 0 23 33 0.00 1.000																			
49 Tim Wakefield, R (9, 1) ERA: 4.99	1.0 S 3 0 0 0 1 0 0 0 0 0 0 0 6 8 0.00 0.000																			



Batter	1	2	3	4	5	6	7	8	9	AB R H RBI BB SO LOB	TOP																									
Darren Lewis, R (1, 9) OBP: 0.333, SLG: 0.331	0-2 F8 BB 1B		2-1 1B 1B	0-0 B3			1-1 G1-3		1-3 K	5 1 2 0 0 1 0	<b>Boston Red Sox @ Tampa Bay Devil Rays</b> Tropicana Field, St. Petersburg, FL Tue Jul 06 1999, 7:05 PM EDT Att: 15,801 - Dome - 72 F <a href="http://livebaseballscorecards.com">livebaseballscorecards.com</a>																									
Jose Offerman, S (1, 4) OBP: 0.359, SLG: 0.418	0-0 P4		1-2 HR 1B	0-1 G5-3			1-1 F9		1-2 G5-3	5 1 1 0 0 0 1																										
Damon Buford, R (1, 8) OBP: 0.307, SLG: 0.369	4-2 FC6 BB		1-2 HR 1B		2-0 G5-4-3 1B		0-1 G1-3			3 1 2 1 1 0 0																										
Mike Stanley, R (1, 3) OBP: 0.402, SLG: 0.490	1-1 F8		3-H 2-H HR		0-0 G5-4-3 1-2			4-0 BB BB BB		3 1 1 3 1 0 3																										
Troy O'Leary, L (1, 7) OBP: 0.363, SLG: 0.545	2-2 FC6 1-2		4-2 G5-3 BB		0-1 G4-3			1-0 F9		3 0 0 0 1 0 3																										
Lou Merten, R (1, 6) OBP: 0.355, SLG: 0.371		1-2 F9	1-2 G5-3			1-2 G2-3		4-2 BB 1-2 BB		3 0 0 0 1 0 1																										
Jason Varitek, S (1, 2) OBP: 0.319, SLG: 0.463		2-1 CS 1B	2-3 K			1-2 F8		4-2 G5-4-3 BB		3 0 1 0 1 1 1																										
Creighton Gubanich, R (1, 10) OBP: 0.340, SLG: 0.442		1-0 1-2 2B	0-2 G6-3			3-2 3B FC6-4 1B		0-0 G5-4-3 1-2		4 0 2 0 0 0 4																										
38 Wilton Veras, R (1, 5) OBP: 0.217, SLG: 0.238 18 Reggie Jefferson, S (9, PH) OBP: 0.329, SLG: 0.431		3-3 K		0-1 G4-3		1-0 FC6-4 1-2		1-3 K		3 0 0 0 0 1 2 1 0 0 0 0 1 0																										
<b>Inning Stats</b>	R: 0 E: 0 K: 0 S: 13	H: 1 LOB: 2 BB: 1 P: 20	R: 0 E: 0 K: 1 S: 10	H: 2 LOB: 1 BB: 0 P: 17	R: 4 E: 0 K: 1 S: 21	H: 4 LOB: 1 BB: 1 P: 32	R: 0 E: 0 K: 0 S: 5	H: 0 LOB: 0 BB: 0 P: 5	R: 0 E: 0 K: 0 S: 4	H: 1 LOB: 1 BB: 0 P: 6	R: 0 E: 0 K: 0 S: 6	H: 0 LOB: 0 BB: 0 P: 8	R: 0 E: 0 K: 0 S: 11	H: 0 LOB: 2 BB: 3 P: 24	R: 0 E: 0 K: 2 S: 9	H: 0 LOB: 0 BB: 0 P: 12	1B: 7 2B: 1 3B: 0 HR: 1	SF: 0 SAC: 0 DP: 2 HBP: 0	WP: 0 PB: 0 SB: 0 CS: 1	PA: 38																
<b>PITCHER</b>	IP WLS BF H R ER SO BB IBB HBP BLK WP HR S P ERA WHIP																																			
Wilson Alvarez, L (1, 1) ERA: 4.96	7.1	33	9	4	4	2	4	0	0	0	0	0	1	77	121	4.91	1.773																			
Abie Lopez, R (8, 1) ERA: 7.94	0.2	W	2	0	0	0	1	0	0	0	0	0	0	3	7	0.00	1.500																			
Roberto Hernandez, R (9, 1) ERA: 3.74	1.0	S	3	0	0	2	0	0	0	0	0	0	0	9	12	0.00	0.000																			

Batter	1	2	3	4	5	6	7	8	9	AB R H RBI BB SO LOB	BOTTOM																										
Miguel Cairo, R (1, 4) OBP: 0.371, SLG: 0.417	1-1 S 1B		1-1 G1-3		0-2 E S G5-3 1B		4-1 BB			3 1 2 0 1 0 0	<b>Boston Red Sox @ Tampa Bay Devil Rays</b> Tropicana Field, St. Petersburg, FL Tue Jul 06 1999, 7:05 PM EDT Att: 15,801 - Dome - 72 F <a href="http://livebaseballscorecards.com">livebaseballscorecards.com</a>																										
Dave Martinez, L (1, 9) OBP: 0.372, SLG: 0.436	2-0 HBP		1-2 F8		1-1 L9		2-2 F8			3 0 0 0 0 0 2																											
Jose Canseco, R (1, 10) OBP: 0.361, SLG: 0.625	1-1 P2		1-1 P6		3-2 G5-3 1-H		3-3 K			4 0 0 1 0 1 3																											
Fred McGriff, L (1, 3) OBP: 0.405, SLG: 0.571	2-0 F8			0-0 F8 2B 1B		1-1 P7		3-1 F9		4 1 1 0 0 0 2																											
Wade Boggs, L (1, 5) OBP: 0.358, SLG: 0.356 David Lamb, S (8, PR) OBP: 0.269, SLG: 0.278	0-2 F7			1-0 2B 1B		2-1 G6-3		4-0 1B HR BB		3 1 1 0 1 0 2 0 1 0 0 0 0 0																											
Aaron Ledesma, R (1, 6) OBP: 0.341, SLG: 0.333		2-3 K		2-2 F8		4-2 BB		0-0 HR 1B		3 1 1 0 1 1 2																											
Paul Sorrento, L (1, 7) OBP: 0.358, SLG: 0.456		1-2 F8		2-2 P6		0-3 K		1-1 1-H 2-H HR		4 1 1 3 0 1 3																											
Mike DiFelice, R (1, 2) OBP: 0.299, SLG: 0.431		1-1 E6		1-1 1-H 3-H 2-2 2B		1-1 F9		0-0 P9		4 0 1 2 0 0 2																											
Randy Winn, S (1, 8) OBP: 0.301, SLG: 0.345		2-0 P6		2-2 F7			1-0 L8		3-3 K	4 0 0 0 0 1 3																											
<b>Inning Stats</b>	R: 0 E: 0 K: 0 S: 8	H: 1 LOB: 2 BB: 0 P: 14	R: 0 E: 1 K: 1 S: 11	H: 0 LOB: 0 BB: 0 P: 17	R: 0 E: 0 K: 0 S: 7	H: 0 LOB: 0 BB: 0 P: 10	R: 2 E: 0 K: 0 S: 16	H: 3 LOB: 1 BB: 0 P: 24	R: 1 E: 0 K: 1 S: 11	H: 1 LOB: 0 BB: 0 P: 16	R: 0 E: 0 K: 1 S: 10	H: 0 LOB: 1 BB: 1 P: 17	R: 0 E: 0 K: 1 S: 8	H: 0 LOB: 1 BB: 1 P: 18	R: 3 E: 0 K: 1 S: 9	H: 2 LOB: 1 BB: 1 P: 20	1B: 5 2B: 1 3B: 0 HR: 1	SF: 0 SAC: 0 DP: 0 HBP: 1	WP: 0 PB: 0 SB: 2 CS: 0	PA: 36																	
<b>PITCHER</b>	IP WLS BF H R ER SO BB IBB HBP BLK WP HR S P ERA WHIP																																				
Jin Ho Cho, R (1, 1) ERA: 4.39	5.0		5	3	2	1	0	0	0	0	0	0	0	20	44	3.86	1.286																				
Pat Rapp, R (6, 1) ERA: 5.22	2.1	H	10	0	1	1	2	3	0	0	0	0	0	1	7	11	27.00	3.000																			
John Wasdin, R (8, 1) ERA: 3.43	0.2	L	4	2	2	2	1	0	0	0	0	0	0	1	7	11	27.00	3.000																			







Batter	1	2	3	4	5	6	7	8	9	AB	R	H	RBI	BB	SO	LOB	TOP					
Jose Offerman, S OBP: 0.359, SLG: 0.413 (1, 4)	F7		G6-3 18 2B BB		G6-4-3 1-2		18 WP BB		F8	3	1	0	0	2	0	1						
18 Reggie Jefferson, S OBP: 0.336, SLG: 0.439 Darren Lewis, R OBP: 0.332, SLG: 0.329 (1, 10)	K		2B		G4-3		G4-3 BB		1B	4	0	2	0	1	1	0						
Damon Buford, R OBP: 0.312, SLG: 0.364 (1, 8)	2B 1B		G6-3		G6-3		G5-3 1B BB		G4-3	4	1	1	1	1	0	4						
Brian Daubach, L OBP: 0.366, SLG: 0.583 Mike Stanley, R OBP: 0.399, SLG: 0.482 Chad Fonville, S (8, PH)	2B		F7		L9		2B BB			3	0	1	0	0	0	2						
Troy O'Leary, L OBP: 0.360, SLG: 0.541 (1, 7)	F7				K		L8			4	0	1	1	0	1	3						
Lou Merten, R OBP: 0.345, SLG: 0.359 (1, 6)		P8			G4-6-3 1B		P6			4	0	2	0	0	0	1						
Jason Varitek, S OBP: 0.317, SLG: 0.458 (1, 2)	K		G4-6-3		G4-6-3		P6			4	0	1	0	0	1	3						
38 Wilton Veras, R OBP: 0.267, SLG: 0.393 (1, 5)	G4-3				G6-4-3 1B		F9		G5-3	4	0	1	0	0	0	3						
Trot Nixon, L OBP: 0.329, SLG: 0.365 (1, 9)			K		L9		P4		G6-3	4	0	0	0	0	1	1						
<b>Inning Stats</b>	R: 0 E: 0 K: 1 S: 12	H: 2 LOB: 2 BB: 0 P: 18	R: 0 E: 0 K: 1 S: 7	H: 0 LOB: 0 BB: 0 P: 11	R: 1 E: 0 K: 1 S: 12	H: 1 LOB: 1 BB: 1 P: 22	R: 0 E: 0 K: 1 S: 6	H: 1 LOB: 0 BB: 0 P: 11	R: 0 E: 0 K: 0 S: 7	H: 1 LOB: 0 BB: 0 P: 9	R: 1 E: 0 K: 0 S: 11	H: 2 LOB: 2 BB: 1 P: 22	R: 0 E: 0 K: 0 S: 9	H: 0 LOB: 2 BB: 2 P: 20	R: 0 E: 0 K: 0 S: 7	H: 1 LOB: 3 BB: 1 P: 17	R: 0 E: 0 K: 0 S: 10	H: 1 LOB: 1 BB: 0 P: 14	1B: 6 2B: 3 3B: 0 HR: 0	SF: 0 SAC: 0 DP: 2 HBP: 0	WP: 1 PB: 0 SB: 1 CS: 0	PA: 39
<b>PITCHER</b>	IP	WLS	BF	H	R	ER	SO	BB	IBB	HBP	BLK	WP	HR	S	P	ERA	WHIP					
Bobby Witt, R ERA: 5.42 (1, 1)	6.2	W	29	7	2	2	4	4	0	0	0	1	0	61	107	2.70	1.650					
Abie Lopez, R ERA: 7.83 (7, 1)	0.1	H	1	0	0	0	0	0	0	0	0	0	0	3	6	0.00	0.000					
Norm Charlton, L ERA: 9.32 (8, 1)	1.0	H	5	1	0	0	0	1	0	0	0	0	0	7	17	0.00	2.000					
Roberto Hernandez, R ERA: 3.57 (9, 1)	1.0	S	4	1	0	0	0	0	0	0	0	0	0	10	14	0.00	1.000					

**Boston Red Sox @ Tampa Bay Devil Rays**  
Tropicana Field, St. Petersburg, FL  
Thu Jul 08 1999, 7:05 PM EDT  
Att: 19,611 - Dome - 72 F

AB 34  
R 2  
H 9  
RBI 2  
BB 5  
SO 4  
LOB 18



Batter	1	2	3	4	5	6	7	8	9	AB	R	H	RBI	BB	SO	LOB	BOTTOM				
Miguel Cairo, R OBP: 0.363, SLG: 0.416 (1, 4)	FC 3B		F8		G4-3		G5-4-3 1-2			4	1	1	0	0	0	1					
Aaron Ledesma, R OBP: 0.327, SLG: 0.319 (1, 6)	FC 1B		F7				G1-3		G5-4-3 1B	4	0	1	1	0	0	0					
Jose Canseco, R OBP: 0.358, SLG: 0.624 (1, 10)	F9		HR				G4-3 1B BB		G5-4-3 1-2	3	2	1	1	1	0	2					
Fred McGriff, L OBP: 0.407, SLG: 0.572 (1, 3)	1B		G3				G4-3		1B	4	0	2	0	0	0	1					
John Flaherty, R OBP: 0.315, SLG: 0.399 (1, 2)	K				F8		2B 1B		F8	4	0	1	1	0	1	3					
Wade Boggs, L OBP: 0.385, SLG: 0.366 (1, 5)	F7				L8		1B			3	0	1	0	0	0	2					
Bubba Trammell, R OBP: 0.329, SLG: 0.479 (1, 9)		P5			F7		G5-3			3	0	0	0	0	0	2					
Paul Sorrento, L OBP: 0.349, SLG: 0.441 Dave Martinez, L OBP: 0.371, SLG: 0.431 (1, 7)		P2			G4-3				K	3	0	0	0	0	1	0					
Randy Winn, S OBP: 0.301, SLG: 0.343 (1, 8)		G5-3			K				G5-4-3 1B	3	0	1	0	0	1	0					
<b>Inning Stats</b>	R: 1 E: 0 K: 1 S: 16	H: 2 LOB: 2 BB: 0 P: 20	R: 0 E: 0 K: 0 S: 8	H: 0 LOB: 0 BB: 0 P: 12	R: 1 E: 0 K: 0 S: 8	H: 1 LOB: 0 BB: 0 P: 11	R: 0 E: 0 K: 0 S: 8	H: 0 LOB: 0 BB: 0 P: 16	R: 0 E: 0 K: 1 S: 9	H: 0 LOB: 0 BB: 0 P: 15	R: 1 E: 0 K: 0 S: 7	H: 2 LOB: 2 BB: 1 P: 16	R: 0 E: 0 K: 1 S: 7	H: 1 LOB: 1 BB: 0 P: 9	R: 0 E: 0 K: 0 S: 6	H: 2 LOB: 0 BB: 0 P: 12	1B: 5 2B: 1 3B: 1 HR: 1	SF: 0 SAC: 0 DP: 2 HBP: 0	WP: 0 PB: 0 SB: 0 CS: 0	PA: 32	
<b>PITCHER</b>	IP	WLS	BF	H	R	ER	SO	BB	IBB	HBP	BLK	WP	HR	S	P	ERA	WHIP				
Brian Rose, R ERA: 3.77 (1, 1)	5.2	L	24	5	3	3	2	1	0	0	0	0	0	55	89	4.76	1.059				
Derek Lowe, R ERA: 3.07 (6, 1)	2.1		8	3	0	0	1	0	0	0	0	0	0	14	22	0.00	1.286				

**Boston Red Sox @ Tampa Bay Devil Rays**  
Tropicana Field, St. Petersburg, FL  
Thu Jul 08 1999, 7:05 PM EDT  
Att: 19,611 - Dome - 72 F

AB 31  
R 3  
H 8  
RBI 3  
BB 1  
SO 3  
LOB 11









Batter	1	2	3	4	5	6	7	8	9	AB	R	H	RBI	BB	SO	LOB	TOP																					
Miguel Cairo, R OBP: 0.361, SLG: 0.409	F9		G4-6-3			G6-3				4	1	1	0	1	0	1	<b>Tampa Bay Devil Rays @ Florida Marlins</b> Pro Player Stadium, Miami, FL Sat Jul 10 1999, 7:05 PM EDT Att: 26,516 - Cloudy - 86 F																					
Dave Martinez, L OBP: 0.376, SLG: 0.438	F7			2B	3B			1B		5	3	4	0	0	0	0																						
Wade Boggs, L OBP: 0.379, SLG: 0.370 Albie Lopez, R Roberto Hernandez, R	1B			2B	3B	FC5-4		1B		3	2	2	0	2	0	1																						
Fred McGriff, L OBP: 0.411, SLG: 0.582	P4			SF	1B			1B		0	0	0	0	0	0	0																						
John Flaherty, R OBP: 0.319, SLG: 0.418	K			SF	1B			G4-3		5	2	4	4	0	0	1																						
Paul Sorrento, L OBP: 0.359, SLG: 0.441 Randy Winn, S OBP: 0.296, SLG: 0.337	F8-4-3			FC6-4	1B			K		2	0	1	2	2	1	0																						
Bubba Trammell, R OBP: 0.321, SLG: 0.453	F8-4-3			P5				K		1	0	0	0	0	1	0																						
Kevin Stocker, S OBP: 0.378, SLG: 0.384			K	K	K			P6		4	0	0	0	1	1	4																						
Bryan Rekar, R OBP: 0.200, SLG: 0.200 Rick White, R										5	0	0	0	0	3	4																						
David Lamb, S OBP: 0.263, SLG: 0.270 Aaron Ledesma, R OBP: 0.320, SLG: 0.323				FC6-4	K			F8		3	0	1	0	0	1	3																						
<b>Inning Stats</b>	R: 0 E: 0 K: 0 S: 14	H: 1 LOB: 1 BB: 0 P: 22	R: 0 E: 0 K: 1 S: 7	H: 0 LOB: 0 BB: 1 P: 12	R: 0 E: 0 K: 1 S: 7	H: 1 LOB: 0 BB: 0 P: 11	R: 4 E: 1 K: 1 S: 13	H: 3 LOB: 1 BB: 1 P: 25	R: 4 E: 0 K: 3 S: 25	H: 4 LOB: 2 BB: 2 P: 43	R: 0 E: 0 K: 0 S: 10	H: 2 LOB: 2 BB: 0 P: 15	R: 0 E: 0 K: 1 S: 7	H: 0 LOB: 0 BB: 0 P: 12	R: 1 E: 0 K: 0 S: 12	H: 3 LOB: 2 BB: 1 P: 21	R: 0 E: 0 K: 1 S: 11	H: 0 LOB: 1 BB: 1 P: 18	1B: 11 2B: 3 3B: 1 HR: 0	SF: 1 SAC: 0 DP: 2 HBP: 0	WP: 0 PB: 1 CS: 0	PA: 45																
<b>PITCHER</b>	IP	WLS	BF	H	R	ER	SO	BB	IBB	HBP	BLK	WP	HR	S	P	ERA	WHIP	<b>PITCHER</b>				IP	WLS	BF	H	R	ER	SO	BB	IBB	HBP	BLK	WP	HR	S	P	ERA	WHIP
Dennis Springer, R ERA: 4.5	4.0	L	20	7	6	5	3	2	0	0	0	0	0	5	16	11.25	2.250					4.0	L	20	7	6	5	3	2	0	0	0	0	0	5	16	11.25	2.250
Vic Darenbourg, L ERA: 8.1	0.0		4	2	2	2	0	2	0	0	0	0	0	5	16	∞	∞					0.0		4	2	2	2	0	2	0	0	0	0	5	16	∞	∞	
Archie Corbin, R ERA: 7.98	1.0		3	0	0	0	3	0	0	0	0	0	0	10	15	0.00	0.000					1.0		3	0	0	0	3	0	0	0	0	10	15	0.00	0.000		
Brian Edmondson, R ERA: 5.4	2.0		8	2	0	0	1	0	0	0	0	0	0	17	27	0.00	1.000					2.0		8	2	0	0	1	0	0	0	0	17	27	0.00	1.000		
Braden Loooper, R ERA: 3.81	2.0		10	3	1	1	1	2	0	0	0	0	0	23	40	4.50	2.500					2.0		10	3	1	1	1	2	0	0	0	0	23	40	4.50	2.500	
<b>Inning Stats</b>	R: 0 E: 0 K: 3 S: 10	H: 0 LOB: 0 BB: 0 P: 13	R: 0 E: 0 K: 1 S: 11	H: 0 LOB: 0 BB: 0 P: 16	R: 0 E: 0 K: 1 S: 10	H: 1 LOB: 1 BB: 0 P: 13	R: 0 E: 0 K: 0 S: 13	H: 1 LOB: 1 BB: 0 P: 21	R: 2 E: 0 K: 1 S: 15	H: 4 LOB: 2 BB: 0 P: 21	R: 0 E: 0 K: 0 S: 9	H: 2 LOB: 2 BB: 0 P: 13	R: 1 E: 0 K: 2 S: 12	H: 1 LOB: 1 BB: 1 P: 21	R: 0 E: 0 K: 1 S: 8	H: 0 LOB: 0 BB: 0 P: 10	R: 5 E: 0 K: 2 S: 30	H: 6 LOB: 3 BB: 1 P: 46	1B: 14 2B: 1 3B: 0 HR: 0	SF: 0 SAC: 0 DP: 0 HBP: 1	WP: 1 PB: 0 CS: 0	PA: 45																
<b>PITCHER</b>	IP	WLS	BF	H	R	ER	SO	BB	IBB	HBP	BLK	WP	HR	S	P	ERA	WHIP	<b>PITCHER</b>				IP	WLS	BF	H	R	ER	SO	BB	IBB	HBP	BLK	WP	HR	S	P	ERA	WHIP
Bryan Rekar, R ERA: 5.18	5.0	W	21	6	2	2	6	1	0	0	0	0	0	59	84	3.60	1.200					5.0	W	21	6	2	2	6	1	0	0	0	0	59	84	3.60	1.200	
Rick White, R ERA: 4.05	2.0		10	3	1	1	2	1	0	0	0	0	0	21	34	4.50	2.000					2.0		10	3	1	1	2	1	0	0	0	0	21	34	4.50	2.000	
Albie Lopez, R ERA: 6.88	1.1		8	3	4	4	1	1	0	0	0	0	0	23	34	27.00	3.000					1.1		8	3	4	4	1	1	0	0	0	23	34	27.00	3.000		
Roberto Hernandez, R ERA: 3.72	0.2	S	6	3	1	1	2	0	0	1	0	0	0	15	22	13.50	4.500					0.2	S	6	3	1	1	2	0	0	0	1	0	15	22	13.50	4.500	
<b>Batter</b>	<b>1</b>	<b>2</b>	<b>3</b>	<b>4</b>	<b>5</b>	<b>6</b>	<b>7</b>	<b>8</b>	<b>9</b>	<b>AB</b>	<b>R</b>	<b>H</b>	<b>RBI</b>	<b>BB</b>	<b>SO</b>	<b>LOB</b>	<b>BOTTOM</b>																					
Luis Castillo, S OBP: 0.364, SLG: 0.340	K		B2-3							4	2	2	1	1	1	1	<b>Tampa Bay Devil Rays @ Florida Marlins</b> Pro Player Stadium, Miami, FL Sat Jul 10 1999, 7:05 PM EDT Att: 26,516 - Cloudy - 86 F																					
Alex Gonzalez, R OBP: 0.328, SLG: 0.467	K			G6-3						5	1	3	2	0	1	0																						
Bruce Aven, R OBP: 0.381, SLG: 0.505	K2-3			F8	F8			K		5	1	1	2	0	2	3																						
Kevin Millar, R OBP: 0.431, SLG: 0.536			K							5	1	3	1	0	2	1																						
Mark Kotsay, L OBP: 0.304, SLG: 0.385	G4-3			FC4-6						5	0	1	1	0	0	2																						
Preston Wilson, R OBP: 0.325, SLG: 0.516 Danny Bautista, R OBP: 0.288, SLG: 0.437	P3									3	1	1	0	0	0	1																						
Mike Lowell, R OBP: 0.339, SLG: 0.362			K							4	0	2	0	0	1	0																						
Jorge Fabregas, L OBP: 0.286, SLG: 0.325			P5							5	1	0	0	0	1	7																						
Dennis Springer, R OBP: 0.146, SLG: 0.208 Vic Darenbourg, L Archie Corbin, R Amaury Garcia, R Brian Edmondson, R Tim Hyers, L Braden Loooper, R Dave Berg, R										1	0	1	0	0	0	0																						
<b>Inning Stats</b>	R: 0 E: 0 K: 3 S: 10	H: 0 LOB: 0 BB: 0 P: 13	R: 0 E: 0 K: 1 S: 11	H: 0 LOB: 0 BB: 0 P: 16	R: 0 E: 0 K: 1 S: 10	H: 1 LOB: 1 BB: 0 P: 13	R: 0 E: 0 K: 0 S: 13	H: 1 LOB: 1 BB: 0 P: 21	R: 2 E: 0 K: 1 S: 15	H: 4 LOB: 2 BB: 0 P: 21	R: 0 E: 0 K: 0 S: 9	H: 2 LOB: 2 BB: 0 P: 13	R: 1 E: 0 K: 2 S: 12	H: 1 LOB: 1 BB: 1 P: 21	R: 0 E: 0 K: 1 S: 8	H: 0 LOB: 0 BB: 0 P: 10		R: 5 E: 0 K: 2 S: 30	H: 6 LOB: 3 BB: 1 P: 46	1B: 14 2B: 1 3B: 0 HR: 0	SF: 0 SAC: 0 DP: 0 HBP: 1	WP: 1 PB: 0 CS: 0	PA: 45															
<b>PITCHER</b>	IP	WLS	BF	H	R	ER	SO	BB	IBB	HBP	BLK	WP	HR	S	P	ERA	WHIP	<b>PITCHER</b>				IP	WLS	BF	H	R	ER	SO	BB	IBB	HBP	BLK	WP	HR	S	P	ERA	WHIP
Bryan Rekar, R ERA: 5.18	5.0	W	21	6	2	2	6	1	0	0	0	0	0	59	84	3.60	1.200					5.0	W	21	6	2	2	6	1	0	0	0	0	59	84	3.60	1.200	
Rick White, R ERA: 4.05	2.0		10	3	1	1	2	1	0	0	0	0	0	21	34	4.50	2.000					2.0		10	3	1	1	2	1	0	0	0	21	34	4.50	2.000		
Albie Lopez, R ERA: 6.88	1.1		8	3	4	4	1	1	0	0	0	0	0	23	34	27.00	3.000					1.1		8	3	4	4	1	1	0	0	0	23	34	27.00	3.000		
Roberto Hernandez, R ERA: 3.72	0.2	S	6	3	1	1	2	0	0	1	0	0	0	15	22	13.50	4.500					0.2	S	6	3	1	1	2	0	0	1	0	15	22	13.50	4.500		















Batter	1	2	3	4	5	6	7	8	9	AB	R	H	RBI	BB	SO	LOB	TOP				
Rickey Henderson, R OBP: 0.449, SLG: 0.464 (1, 7)	0-3 K		3-2 G1-6-3 1B			2-2 1B SF7 1B	1-3 K			4	1	2	0	0	2	3					
Edgardo Alfonzo, R OBP: 0.369, SLG: 0.474 (1, 4)	1-3 K		0-2 G1-6-3 1-2f			0-0 1B		0-1 1B SF8 2B		4	1	2	0	0	1	1					
John Olerud, L OBP: 0.449, SLG: 0.508 (1, 3)	2-1 1B			1-2 F7		3-2 SF7		0-0 1B		3	0	2	1	0	0	0					
31 Mike Piazza, R OBP: 0.374, SLG: 0.583 (1, 10)	4-2 1B			2-1 F9		3-H 2-1 G5-3		2-3 1B		3	0	0	0	1	1	3					
Benny Agbayani, R OBP: 0.396, SLG: 0.613 (1, 9)	1-3 K			0-1 G6-3			1-0 BB 1B	1-1 SF8		3	0	1	1	0	1	2					
Todd Pratt, R OBP: 0.356, SLG: 0.392 (1, 2)		2-3 K			2-3 K		4-2 BB BB 1-2 BB	0-1 F9		3	0	0	0	1	2	1					
Melvin Mora, R OBP: 0.200, SLG: 0.111 Matt Franco, L OBP: 0.382, SLG: 0.442 (9, PH)		1-1 CS 1B		1-2 G1-3			1-3 SAFE K 2-3 K	1-3 K		3	0	1	0	0	1	2					
Rey Ordenez, R OBP: 0.321, SLG: 0.347 Robin Ventura, L OBP: 0.349, SLG: 0.477 (9, PH)		1-1 G4-3		0-0 G1-3			4-0 BB BB 1-2 BB	3-2 L9		2	0	0	0	1	0	1					
Roger Cedeno, S OBP: 0.431, SLG: 0.439 (1, 8)			1-3 K			3-3 K	4-1 BB	0-2 G4-3		3	0	0	0	1	2	0					
<b>Inning Stats</b>	R: 0 E: 0 K: 3 S: 13	H: 1 LOB: 2 BB: 1 P: 21	R: 0 E: 0 K: 1 S: 7	H: 1 LOB: 0 BB: 0 P: 11	R: 0 E: 0 K: 1 S: 9	H: 1 LOB: 0 BB: 0 P: 13	R: 0 E: 0 K: 0 S: 7	H: 0 LOB: 0 BB: 0 P: 10	R: 0 E: 0 K: 1 S: 12	H: 2 LOB: 1 BB: 0 P: 22	R: 0 E: 0 K: 2 S: 10	H: 1 LOB: 3 BB: 3 P: 25	R: 1 E: 0 K: 1 S: 10	H: 2 LOB: 1 BB: 0 P: 13	R: 0 E: 0 K: 1 S: 11	H: 0 LOB: 0 BB: 0 P: 15	1B: 7 2B: 1 3B: 0 HR: 0	SF: 2 SAC: 0 DP: 1 HBP: 0	WP: 0 PB: 0 CS: 1	PA: 36	
<b>PITCHER</b>	IP WLS BF H R ER SO BB IBB HBP BLK WP HR S P ERA WHIP	IP WLS BF H R ER SO BB IBB HBP BLK WP HR S P ERA WHIP	IP WLS BF H R ER SO BB IBB HBP BLK WP HR S P ERA WHIP	IP WLS BF H R ER SO BB IBB HBP BLK WP HR S P ERA WHIP	IP WLS BF H R ER SO BB IBB HBP BLK WP HR S P ERA WHIP	IP WLS BF H R ER SO BB IBB HBP BLK WP HR S P ERA WHIP	IP WLS BF H R ER SO BB IBB HBP BLK WP HR S P ERA WHIP	IP WLS BF H R ER SO BB IBB HBP BLK WP HR S P ERA WHIP	IP WLS BF H R ER SO BB IBB HBP BLK WP HR S P ERA WHIP	IP WLS BF H R ER SO BB IBB HBP BLK WP HR S P ERA WHIP	IP WLS BF H R ER SO BB IBB HBP BLK WP HR S P ERA WHIP	IP WLS BF H R ER SO BB IBB HBP BLK WP HR S P ERA WHIP	IP WLS BF H R ER SO BB IBB HBP BLK WP HR S P ERA WHIP	IP WLS BF H R ER SO BB IBB HBP BLK WP HR S P ERA WHIP	IP WLS BF H R ER SO BB IBB HBP BLK WP HR S P ERA WHIP	IP WLS BF H R ER SO BB IBB HBP BLK WP HR S P ERA WHIP	IP WLS BF H R ER SO BB IBB HBP BLK WP HR S P ERA WHIP	IP WLS BF H R ER SO BB IBB HBP BLK WP HR S P ERA WHIP	IP WLS BF H R ER SO BB IBB HBP BLK WP HR S P ERA WHIP	IP WLS BF H R ER SO BB IBB HBP BLK WP HR S P ERA WHIP	IP WLS BF H R ER SO BB IBB HBP BLK WP HR S P ERA WHIP

**New York Mets @ Tampa Bay Devil Rays**  
Tropicana Field, St. Petersburg, FL  
Sat Jul 17 1999, 4:05 PM EDT  
Att: 36,994 - Dome - 72 F

AB 30  
R 2  
H 8  
RBI 2  
BB 4  
SO 11  
LOB 13



Batter	1	2	3	4	5	6	7	8	9	AB	R	H	RBI	BB	SO	LOB	BOTTOM				
Miguel Cairo, R OBP: 0.354, SLG: 0.401 (1, 4)	4-1 BB G4-3 1B	1-1 G5-3 FC1-5 1B		1-3 K			2-2 L8			3	1	1	0	1	1	0					
Dave Martinez, L OBP: 0.373, SLG: 0.431 (7, 9)	1-0 G4-3	0-0 FC1-5 G5-3		2-0 G6-4-3 1B			1-2 F9			4	0	1	0	0	0	3					
Herbert Perry, R OBP: 0.354, SLG: 0.414 (1, 10)	4-1 1B SF9 BB	0-1 G5-3		0-0 G6-4-3			3-2 BB 1B			3	1	1	0	1	0	3					
Fred McGriff, L OBP: 0.413, SLG: 0.570 (1, 3)	4-2 SF9 1B BB	1-0 G3-1			2-3 K		4-1 BB			2	0	0	0	2	1	2					
Wade Boggs, L OBP: 0.380, SLG: 0.374 (1, 5)	2-2 1B		1-0 G3-1 1B		2-1 F7		1-0 P5			4	0	2	1	0	0	2					
Bubba Trammell, R OBP: 0.356, SLG: 0.528 (7, 7)	0-1 SF9		3-2 G3-1 1B		2-3 K			3-0 G5-3		3	0	1	1	0	1	0					
Paul Sorrento, L OBP: 0.349, SLG: 0.438 Terrell Lowery, R OBP: 0.333, SLG: 0.571 (7, 8)	1-2 G4-3		3-2 G3-1		2-1 G4-3			1-0 G5-3		3	0	0	0	0	0	4					
Mike DiFelice, R OBP: 0.294, SLG: 0.450 (1, 2)		1-2 HR	3-3 K			1-1 G6-3		1-1 F8		4	1	1	1	0	1	2					
Kevin Stocker, S OBP: 0.375, SLG: 0.379 (1, 6)		0-1 FC1-5 1B	1-1 G3			1-1 G4-3				3	0	1	0	0	0	2					
<b>Inning Stats</b>	R: 2 E: 0 K: 0 S: 13	H: 1 LOB: 2 BB: 3 P: 29	R: 1 E: 0 K: 0 S: 11	H: 3 LOB: 2 BB: 0 P: 14	R: 0 E: 0 K: 1 S: 13	H: 2 LOB: 0 BB: 0 P: 24	R: 0 E: 0 K: 1 S: 5	H: 1 LOB: 0 BB: 0 P: 8	R: 0 E: 0 K: 2 S: 8	H: 0 LOB: 0 BB: 0 P: 14	R: 0 E: 0 K: 0 S: 6	H: 0 LOB: 0 BB: 0 P: 10	R: 0 E: 0 K: 0 S: 13	H: 1 LOB: 2 BB: 1 P: 24	R: 0 E: 0 K: 0 S: 4	H: 0 LOB: 0 BB: 0 P: 9	1B: 7 2B: 0 3B: 0 HR: 1	SF: 1 SAC: 0 DP: 1 HBP: 0	WP: 0 PB: 0 CS: 0	PA: 35	
<b>PITCHER</b>	IP WLS BF H R ER SO BB IBB HBP BLK WP HR S P ERA WHIP	IP WLS BF H R ER SO BB IBB HBP BLK WP HR S P ERA WHIP	IP WLS BF H R ER SO BB IBB HBP BLK WP HR S P ERA WHIP	IP WLS BF H R ER SO BB IBB HBP BLK WP HR S P ERA WHIP	IP WLS BF H R ER SO BB IBB HBP BLK WP HR S P ERA WHIP	IP WLS BF H R ER SO BB IBB HBP BLK WP HR S P ERA WHIP	IP WLS BF H R ER SO BB IBB HBP BLK WP HR S P ERA WHIP	IP WLS BF H R ER SO BB IBB HBP BLK WP HR S P ERA WHIP	IP WLS BF H R ER SO BB IBB HBP BLK WP HR S P ERA WHIP	IP WLS BF H R ER SO BB IBB HBP BLK WP HR S P ERA WHIP	IP WLS BF H R ER SO BB IBB HBP BLK WP HR S P ERA WHIP	IP WLS BF H R ER SO BB IBB HBP BLK WP HR S P ERA WHIP	IP WLS BF H R ER SO BB IBB HBP BLK WP HR S P ERA WHIP	IP WLS BF H R ER SO BB IBB HBP BLK WP HR S P ERA WHIP	IP WLS BF H R ER SO BB IBB HBP BLK WP HR S P ERA WHIP	IP WLS BF H R ER SO BB IBB HBP BLK WP HR S P ERA WHIP	IP WLS BF H R ER SO BB IBB HBP BLK WP HR S P ERA WHIP	IP WLS BF H R ER SO BB IBB HBP BLK WP HR S P ERA WHIP	IP WLS BF H R ER SO BB IBB HBP BLK WP HR S P ERA WHIP	IP WLS BF H R ER SO BB IBB HBP BLK WP HR S P ERA WHIP	IP WLS BF H R ER SO BB IBB HBP BLK WP HR S P ERA WHIP

**New York Mets @ Tampa Bay Devil Rays**  
Tropicana Field, St. Petersburg, FL  
Sat Jul 17 1999, 4:05 PM EDT  
Att: 36,994 - Dome - 72 F

AB 30  
R 3  
H 8  
RBI 3  
BB 4  
SO 4  
LOB 18





Batter	1	2	3	4	5	6	7	8	9	AB	R	H	RBI	BB	SO	LOB	TOP	
Doug Glanville, R OBP: 0.385, SLG: 0.468 (1, 8)										5	1	1	0	0	0	2	Philadelphia Phillies @ Tampa Bay Devil Rays Tropicana Field, St. Petersburg, FL Sun Jul 18 1999, 1:35 PM EDT Att: 17,874 - Dome - 72 F	
Ron Cant, R OBP: 0.355, SLG: 0.443 (1, 7)										5	0	0	1	0	2	2		
Bobby Abreu, L OBP: 0.411, SLG: 0.556 (1, 10)										4	0	2	0	0	1	0		
Scott Rolen, R OBP: 0.351, SLG: 0.527 (1, 5)										4	2	2	2	0	1	2		
Rico Brogna, L OBP: 0.326, SLG: 0.429 (1, 3)										4	0	0	0	0	1	0		
Mike Lieberthal, R OBP: 0.376, SLG: 0.567 (1, 2)										4	0	0	0	0	2	0		
Rob Ducey, L OBP: 0.411, SLG: 0.523 (9, PH)										1	0	1	0	2	0	0		
Kevin Sefcik, R OBP: 0.375, SLG: 0.443 (9, 9)										0	0	0	0	1	0	0		
Alex Arias, R OBP: 0.370, SLG: 0.420 (1, 6)										4	0	1	0	0	1	3		
Marlon Anderson, L OBP: 0.270, SLG: 0.352 (1, 4)										3	0	0	0	0	0	3		
15 David Doster, R OBP: 0.357, SLG: 0.435 (8, 4)										0	0	0	0	1	0	0		
<b>Inning Stats</b>	R: 2 H: 2 E: 0 K: 2 S: 13	H: 2 LOB: 0 BB: 0 P: 19	R: 0 H: 0 E: 0 K: 1 S: 9	H: 1 LOB: 1 BB: 1 P: 18	R: 0 H: 1 E: 0 K: 1 S: 8	H: 2 LOB: 2 BB: 0 P: 17	R: 0 H: 1 E: 0 K: 0 S: 10	H: 0 LOB: 1 BB: 1 P: 20	R: 0 H: 0 E: 0 K: 1 S: 10	H: 0 LOB: 0 BB: 0 P: 14	R: 1 H: 1 E: 0 K: 1 S: 7	H: 1 LOB: 0 BB: 0 P: 10	R: 0 H: 0 E: 0 K: 1 S: 12	H: 0 LOB: 2 BB: 2 P: 26	1B: 4 2B: 0 3B: 1 HR: 2	SF: 0 SAC: 0 DP: 0 HBP: 0	WP: 0 PB: 0 SB: 0 CS: 0	PA: 38
<b>PITCHER</b>	IP WLS BF H R ER SO BB IBB HBP BLK WP HR S P ERA WHIP																	
Ryan Rupe, R ERA: 4.64 (1, 1)	6.0	26	6	2	2	5	2	0	0	0	0	0	0	1	64	108	3.00	1.333
Albie Lopez, R ERA: 8.36 (7, 1)	2.0	7	1	1	1	2	0	0	0	0	0	0	1	17	24	4.50	0.500	
Mike Duvall, L ERA: 3.27 (9, 1)	0.0	1	0	0	0	0	1	0	0	0	0	0	0	1	5	∞	∞	
Rick White, R ERA: 4.08 (9, 1)	1.0	4	0	0	0	1	1	0	0	0	0	0	0	11	21	0.00	1.000	

Batter	1	2	3	4	5	6	7	8	9	AB	R	H	RBI	BB	SO	LOB	BOTTOM	
Miguel Cairo, R OBP: 0.349, SLG: 0.395 (1, 4)										4	0	0	0	0	0	1	Philadelphia Phillies @ Tampa Bay Devil Rays Tropicana Field, St. Petersburg, FL Sun Jul 18 1999, 1:35 PM EDT Att: 17,874 - Dome - 72 F	
Dave Martinez, L OBP: 0.371, SLG: 0.429 (1, 8)										4	0	1	0	0	0	0		
Herbert Perry, R OBP: 0.359, SLG: 0.417 (1, 10)										4	0	2	0	0	0	1		
Terrell Lowery, R OBP: 0.333, SLG: 0.571 (9, PR)										0	0	0	0	0	0	0		
Fred McGriff, L OBP: 0.408, SLG: 0.563 (1, 3)										4	0	0	0	0	1	2		
Wade Boggs, L OBP: 0.375, SLG: 0.369 (1, 5)										3	0	0	0	0	0	0		
John Flaherty, R OBP: 0.314, SLG: 0.405 (1, 2)										3	0	0	0	0	1	0		
Paul Sorrento, L OBP: 0.349, SLG: 0.432 (1, 7)										2	1	0	0	1	1	0		
Bubba Trammell, R OBP: 0.365, SLG: 0.560 (1, 9)										2	1	1	2	1	1	0		
Kevin Stocker, S OBP: 0.371, SLG: 0.375 (1, 6)										3	0	0	0	0	1	1		
<b>Inning Stats</b>	R: 0 H: 1 E: 0 K: 0 S: 11	H: 0 LOB: 0 BB: 0 P: 9	R: 0 H: 0 E: 0 K: 0 S: 7	H: 0 LOB: 1 BB: 1 P: 13	R: 0 H: 1 E: 0 K: 0 S: 7	H: 1 LOB: 0 BB: 0 P: 11	R: 2 H: 1 E: 0 K: 0 S: 8	H: 1 LOB: 0 BB: 1 P: 16	R: 0 H: 0 E: 0 K: 2 S: 4	H: 0 LOB: 0 BB: 0 P: 8	R: 0 H: 0 E: 0 K: 2 S: 7	H: 0 LOB: 0 BB: 0 P: 12	R: 0 H: 0 E: 0 K: 2 S: 9	H: 1 LOB: 1 BB: 0 P: 16	1B: 3 2B: 0 3B: 0 HR: 1	SF: 0 SAC: 0 DP: 2 HBP: 0	WP: 0 PB: 0 SB: 0 CS: 0	PA: 31
<b>PITCHER</b>	IP WLS BF H R ER SO BB IBB HBP BLK WP HR S P ERA WHIP																	
Curt Schilling, R ERA: 3.06 (1, 1)	9.0	31	4	2	2	5	2	0	0	0	0	0	1	68	114	2.00	0.667	

AB 34  
R 3  
H 7  
RBI 3  
BB 4  
SO 8  
LOB 12



AB 29  
R 2  
H 4  
RBI 2  
BB 2  
SO 5  
LOB 5









Batter	1	2	3	4	5	6	7	8	9	10	11	12	13	AB	R	H	RBI	BB	SO	LOB	TOP							
Doug Glanville, R OBP: 0.357, SLG: 0.471 (1, 8)	G6-3			FC5-4 1B		1B G3	G6-3			2B K		K2-3		6	1	3	0	0	1	0								
Kevin Seifak, R OBP: 0.262, SLG: 0.425 (1, 7) (11, 9)	G3			FC5-4 K2-3 1-2		G3			G6-3			P4		6	0	0	0	0	1	5								
Bobby Abreu, L OBP: 0.411, SLG: 0.550 (1, 10)	L7			K2-3		K2-3			F7					6	1	1	1	0	3	3								
Scott Rolen, R OBP: 0.356, SLG: 0.544 (1, 5)		P5							G5-3					3	1	0	0	3	0	0								
Rico Brogna, L OBP: 0.330, SLG: 0.431 (1, 3)	G3													6	0	1	2	0	2	3								
Mike Lieberthal, R OBP: 0.376, SLG: 0.565 (1, 2)														5	0	2	1	0	0	1								
Rob Ducey, L OBP: 0.410, SLG: 0.526 Ron Gant, R OBP: 0.356, SLG: 0.439 (11, PH) (11, 7)				K										4	0	0	0	0	3	1								
Domingo Cedeno, S OBP: 0.333, SLG: 0.429 (1, 6)														5	0	2	0	0	0	2								
Marlon Anderson, L OBP: 0.268, SLG: 0.345 15 David Doster, R OBP: 0.343, SLG: 0.417 (7, 4)				G3-6-1 1B										3	1	1	0	0	0	1								
				G3-6-1 1B										2	0	0	0	0	1	1								
<b>Inning Stats</b>	R: 0 E: 0 K: 0 S: 9	H: 0 LOB: 0 BB: 0 P: 12	R: 0 E: 0 K: 0 S: 7	H: 1 LOB: 1 BB: 0 P: 13	R: 0 E: 0 K: 1 S: 7	H: 1 LOB: 0 BB: 10 P: 10	R: 0 E: 0 K: 1 S: 9	H: 1 LOB: 2 BB: 1 P: 19	R: 0 E: 0 K: 1 S: 7	H: 0 LOB: 0 BB: 0 P: 11	R: 4 E: 0 K: 0 S: 20	H: 4 LOB: 1 BB: 0 P: 29	R: 0 E: 0 K: 0 S: 5	H: 0 LOB: 0 BB: 0 P: 8	R: 0 E: 0 K: 1 S: 7	H: 0 LOB: 0 BB: 0 P: 11	R: 0 E: 0 K: 2 S: 9	H: 2 LOB: 2 BB: 0 P: 9	R: 0 E: 0 K: 1 S: 6	H: 1 LOB: 2 BB: 1 P: 10	R: 0 E: 0 K: 2 S: 7	H: 0 LOB: 0 BB: 0 P: 7	R: 0 E: 0 K: 1 S: 4	H: 0 LOB: 0 BB: 1 P: 8	1B: 7 2B: 3 3B: 0 HR: 0	SF: 0 SAC: 0 DP: 2 HBP: 0	W/P: 0 PB: 0 SB: 1 CS: 0	PA: 50
<b>PITCHER</b>	IP	WLS	BF	H	R	ER	SO	BB	IBB	HBP	BLK	WP	HR	S	P	ERA	WHIP											
Rolando Arrio, R ERA: 6.83 (6, 1)	5.1		23	7	4	4	3	2	0	0	0	0	0	0	52	86	6.75	1.688										
Albie Lopez, R ERA: 7.63 (8, 1)	2.2		8	0	0	0	1	0	0	0	0	0	0	19	29	0.00	0.000											
Roberto Hernandez, R ERA: 3.46 (9, 1)	2.0		8	2	0	0	3	0	0	0	0	0	0	16	20	0.00	1.000											
Norm Charlton, L ERA: 3.12 (11, 1)	3.0	W	11	1	0	0	4	2	0	0	0	0	0	17	25	0.00	1.000											

Philadelphia Phillies @ Tampa Bay Devil Rays  
Tropicana Field, St. Petersburg, FL  
Tue Jul 20 1999, 12:35 PM EDT  
Att. 27,856 - Dome - 72 F

livebaseballscorecards.com

AB 46  
R 4  
H 10  
RBI 4  
BB 4  
SO 11  
LOB 17




Batter	1	2	3	4	5	6	7	8	9	10	11	12	13	AB	R	H	RBI	BB	SO	LOB	BOTTOM
Miguel Cairo, R OBP: 0.347, SLG: 0.402 (1, 4)	HR			P5			L7							6	2	2	1	0	0	1	
Dave Martinez, L OBP: 0.373, SLG: 0.434 (1, 9)	G6-3			1B 2B			L9							5	1	2	0	1	0	0	
Herbert Perry, R OBP: 0.359, SLG: 0.403 (1, 5)	G6-3			G6-3			HBP							5	0	1	1	0	0	2	
Fred McGriff, L OBP: 0.411, SLG: 0.568 (1, 3)	G6-3						HBP							4	0	1	2	1	2	1	
Wade Boggs, L OBP: 0.377, SLG: 0.365 Bubba Trammell, R OBP: 0.360, SLG: 0.531 (8, PH)				F8			F7							3	0	1	0	0	0	3	
Aaron Ledesma, R OBP: 0.308, SLG: 0.321 (1, 6)				1B										1	0	0	0	2	0	2	
Paul Sorrento, L OBP: 0.352, SLG: 0.429 (1, 7)				FC6-4 1B			K							6	0	1	0	0	2	4	
Terrell Lowery, R OBP: 0.364, SLG: 0.571 (1, 8)				F8			2B							5	1	1	0	1	2	3	
Mike DiFelice, R OBP: 0.278, SLG: 0.424 Kevin Stocker, S OBP: 0.373, SLG: 0.375 (13, PH)				K			F9							6	0	3	1	0	1	4	
				2B			P3							5	0	0	0	0	0	6	
				FC6-4			F9							0	1	0	0	1	0	0	
				1B			P3							5	0	0	0	0	0	6	
				FC6-4			F9							0	1	0	0	1	0	0	
				1B			P3							5	0	0	0	0	0	6	
				FC6-4			F9							0	1	0	0	1	0	0	
				1B			P3							5	0	0	0	0	0	6	
				FC6-4			F9							0	1	0	0	1	0	0	
				1B			P3							5	0	0	0	0	0	6	
				FC6-4			F9							0	1	0	0	1	0	0	
				1B			P3							5	0	0	0	0	0	6	
				FC6-4			F9							0	1	0	0	1	0	0	
				1B			P3							5	0	0	0	0	0	6	
				FC6-4			F9							0	1	0	0	1	0	0	
				1B			P3							5	0	0	0	0	0	6	
				FC6-4			F9							0	1	0	0	1	0	0	
				1B			P3							5	0	0	0	0	0	6	
				FC6-4			F9							0	1	0	0	1	0	0	
				1B			P3							5	0	0	0	0	0	6	
				FC6-4			F9							0	1	0	0	1	0	0	
				1B			P3							5	0	0	0	0	0	6	
				FC6-4			F9							0	1	0	0	1	0	0	
				1B			P3							5	0	0	0	0	0	6	
				FC6-4			F9							0	1	0	0	1	0	0	
				1B			P3							5	0	0	0	0	0	6	
				FC6-4			F9							0	1	0	0	1	0	0	
				1B			P3							5	0	0	0	0	0	6	
				FC6-4			F9							0	1	0	0	1	0	0	
				1B			P3							5	0	0	0	0	0	6	
				FC6-4			F9							0	1	0	0	1	0	0	
				1B			P3							5	0	0	0	0	0	6	
				FC6-4			F9							0	1	0	0	1	0	0	
				1B			P3							5	0	0	0	0	0	6	
				FC6-4			F9							0	1	0	0	1	0	0	
				1B			P3							5	0	0	0	0	0	6	
				FC6-4			F9							0	1	0	0	1	0	0	
				1B			P3							5	0	0	0	0	0	6	
				FC6-4			F9							0	1	0	0	1	0	0	
				1B			P3							5	0	0	0	0	0	6	
				FC6-4			F9							0	1	0	0	1	0	0	
				1B			P3							5	0	0	0	0	0	6	
				FC6-4			F9							0	1	0	0	1	0	0	
				1B			P3							5	0	0	0	0	0	6	
				FC6-4			F9							0	1	0	0	1	0	0	
				1B			P3							5	0	0	0	0	0	6	
				FC6-4			F9							0	1	0	0	1	0	0	
				1B			P3							5	0	0	0	0	0	6	
				FC6-4			F9							0	1	0	0	1	0	0	
				1B			P3							5	0	0	0	0	0	6	
				FC6-4		</															




Batter	1	2	3	4	5	6	7	8	9	AB	R	H	RBI	BB	SO	LOB	TOP					
Miguel Cairo, R OBP: 0.346, SLG: 0.400 (1, 4)	G4-3			2B	F8			F9		4	1	1	0	0	0	0	<b>Tampa Bay Devil Rays @ New York Yankees</b> Yankee Stadium, Bronx, NY Wed Jul 21 1999, 7:35 PM EDT Att: 27,566 - Cloudy - 76 F					
Dave Martinez, L OBP: 0.369, SLG: 0.429 (1, 9)	G4-3			K			P4	G1-4-3		4	0	0	0	0	1	1						
Herbert Perry, R Aaron Ledesma, R OBP: 0.361, SLG: 0.413 (6, PH) OBP: 0.303, SLG: 0.316 (6, 5)	G6-3			1B			K	G4-3		2	1	1	1	0	0	0						
Fred McGriff, L OBP: 0.414, SLG: 0.570 (1, 3)		G3		1B				2B	1B	4	1	3	0	0	0	0						
John Flaherty, R David Lamb, S OBP: 0.316, SLG: 0.412 (9, PR) OBP: 0.272, SLG: 0.293 (9, PR)	K			1B			K	1B		4	0	2	2	0	2	1						
Wade Boggs, L OBP: 0.370, SLG: 0.358 (1, 10)	P6			1B				2B		0	0	0	0	0	0	0						
Terrell Lowery, R OBP: 0.346, SLG: 0.500 (1, 8)				F8				L8		3	0	0	0	1	0	3						
Paul Sorrento, L OBP: 0.347, SLG: 0.422 (1, 7)				G3			K			3	0	0	0	0	2	1						
Kevin Stocker, S OBP: 0.369, SLG: 0.370 (1, 6)				K			F7			3	0	0	0	0	1	0						
<b>Inning Stats</b>	R: 0 E: 0 K: 0 S: 9	H: 0 LOB: 0 BB: 0 P: 14	R: 0 E: 0 K: 1 S: 10	H: 0 LOB: 0 BB: 0 P: 16	R: 0 E: 0 K: 1 S: 7	H: 0 LOB: 0 BB: 0 P: 10	R: 2 E: 0 K: 1 S: 17	H: 4 LOB: 2 BB: 0 P: 27	R: 0 E: 0 K: 1 S: 7	H: 0 LOB: 0 BB: 0 P: 9	R: 0 E: 0 K: 2 S: 13	H: 1 LOB: 1 BB: 0 P: 18	R: 0 E: 0 K: 1 S: 4	H: 0 LOB: 1 BB: 1 P: 11	R: 0 E: 0 K: 0 S: 7	H: 0 LOB: 0 BB: 0 P: 9		R: 1 E: 0 K: 0 S: 16	H: 2 LOB: 1 BB: 0 P: 19	1B: 5 2B: 3 3B: 0 HR: 0	SF: 0 SAC: 0 DP: 1 HBP: 0	WP: 0 PB: 0 CS: 1
<b>PITCHER</b>	IP	WLS	BF	H	R	ER	SO	BB	IBB	HBP	BLK	WP	HR	S	P	ERA	WHIP					
Orlando Hernandez, R ERA: 4.12 (1, 1)	8.0	W	29	5	2	2	7	1	0	0	0	0	0	74	114	2.25	0.750					
42 Mariano Rivera, R ERA: 3.29 (9, 1)	1.0	S	5	2	1	1	0	0	0	0	0	0	0	16	19	9.00	2.000					

Batter	1	2	3	4	5	6	7	8	9	AB	R	H	RBI	BB	SO	LOB	BOTTOM					
Chuck Knoblauch, R OBP: 0.383, SLG: 0.387 (1, 4)	G4-3				G6-3			2 HR		4	1	1	1	0	0	2	<b>Tampa Bay Devil Rays @ New York Yankees</b> Yankee Stadium, Bronx, NY Wed Jul 21 1999, 7:35 PM EDT Att: 27,566 - Cloudy - 76 F					
2 Derek Jeter, R OBP: 0.454, SLG: 0.623 (1, 6)	K			K			1B	HR		4	1	1	2	0	3	0						
Paul O'Neill, L OBP: 0.367, SLG: 0.468 (1, 9)	1B			G1-3			G4-3	2B		4	1	2	0	0	0	0						
Bernie Williams, S OBP: 0.426, SLG: 0.510 (1, 8)	1B			BB			F8	P6		3	0	1	1	1	0	1						
Tino Martinez, L OBP: 0.362, SLG: 0.455 (1, 3)	G4-3			K			G4-3	G3-6-1		3	0	0	0	1	1	2						
Chili Davis, S OBP: 0.383, SLG: 0.467 (1, 10)				1B			K	G3-6-1		4	0	1	0	0	2	1						
Ricky Ledee, L OBP: 0.284, SLG: 0.393 (1, 7)				F8			1B	G4-3		4	1	1	0	0	1	1						
20 Jorge Posada, S OBP: 0.309, SLG: 0.380 (1, 2)		1B		F9			F8			2	0	0	0	1	0	2						
Scott Brosius, R OBP: 0.316, SLG: 0.425 (1, 5)		1B		G1-3			P3			3	0	1	0	0	0	2						
<b>Inning Stats</b>	R: 1 E: 0 K: 1 S: 10	H: 2 LOB: 1 BB: 0 P: 13	R: 0 E: 0 K: 2 S: 11	H: 1 LOB: 2 BB: 1 P: 22	R: 0 E: 0 K: 2 S: 8	H: 0 LOB: 1 BB: 1 P: 16	R: 0 E: 0 K: 0 S: 8	H: 1 LOB: 0 BB: 0 P: 13	R: 0 E: 0 K: 1 S: 7	H: 0 LOB: 0 BB: 0 P: 12	R: 0 E: 0 K: 1 S: 11	H: 0 LOB: 0 BB: 0 P: 18	R: 3 E: 0 K: 0 S: 13	H: 4 LOB: 1 BB: 0 P: 20	R: 0 E: 0 K: 0 S: 10	H: 0 LOB: 0 BB: 1 P: 18		R: 0 E: 0 K: 0 S: 16	H: 0 LOB: 0 BB: 0 P: 19	1B: 4 2B: 3 3B: 0 HR: 1	SF: 0 SAC: 0 DP: 1 HBP: 0	WP: 0 PB: 0 CS: 0
<b>PITCHER</b>	IP	WLS	BF	H	R	ER	SO	BB	IBB	HBP	BLK	WP	HR	S	P	ERA	WHIP					
Bobby Witt, R ERA: 5.65 (1, 1)	6.2	L	30	8	4	4	7	2	0	0	0	0	0	65	109	5.40	1.500					
Esteban Yan, R ERA: 5.15 (7, 1)	1.1		4	0	0	0	0	1	0	0	0	0	0	13	23	0.00	0.750					



Batter	1	2	3	4	5	6	7	8	9	AB	R	H	RBI	BB	SO	LOB	TOP										
Miguel Cairo, R OBP: 0.347, SLG: 0.400 (1, 4)	G1-4-3 ①		G4-3 ①		B2 ①		FC3-6 1B ②		FC6-4 1B ②	5	0	2	1	0	0	1	<p>Tampa Bay Devil Rays @ New York Yankees Yankee Stadium, Bronx, NY</p> <p>Thu Jul 22 1999, 7:30 PM EDT Att: 40,557 - Cloudy - 75 F</p> <p>livebaseballscorecards.com</p> <p>AB 34 R 4 H 9 RBI 4 BB 5 SO 6 LOB 18</p> 										
Dave Martinez, L OBP: 0.370, SLG: 0.431 (1, 9)	2B ②		G4-6-3 1B ②		K ②		FC3-6 WP 1B ②		FC6-4 ②	5	1	2	0	0	1	4											
Bobby Smith, R OBP: 0.252, SLG: 0.231 (1, 5)	K ②		G4-6-3 ③		F8 ③		WP 1B ③		K ③	5	0	1	1	0	2	4											
Fred McGriff, L OBP: 0.418, SLG: 0.583 (1, 3)	2B ②				HR ②		P6 ②			3	1	2	2	1	0	0											
Bubba Trammell, R OBP: 0.368, SLG: 0.526 Paul Sorrento, L OBP: 0.345, SLG: 0.420 (7, PH)	BB ②				L6-3 BB ②		F7 ②			1	0	0	0	2	0	0											
Rich Butler, L (1, 7)	K ③				L6-3 ③		G1-3 ③		G4-3 ③	4	0	0	0	0	1	3											
Terrell Lowery, R OBP: 0.367, SLG: 0.519 (1, 8)			K ①		2B ②				G5-3 ②	3	1	1	0	1	1	0											
Aaron Ledesma, R OBP: 0.302, SLG: 0.308 (1, 6)			G5-3 ②		G6-3 ③				G4-3 ③	3	1	0	0	1	0	1											
Mike DiFelice, R OBP: 0.280, SLG: 0.420 Wade Boggs, L OBP: 0.369, SLG: 0.356 (9, PH)			G6-3 ③						G4-3 ①	3	0	1	0	0	0	2											
Inning Stats	R: 1 E: 0 K: 2 S: 18	H: 2 LOB: 2 BB: 1 P: 30	R: 0 E: 0 K: 1 S: 9	H: 0 LOB: 0 BB: 0 P: 11	R: 0 E: 0 K: 0 S: 9	H: 1 LOB: 0 BB: 0 P: 14	R: 1 E: 0 K: 0 S: 7	H: 2 LOB: 1 BB: 1 P: 16	R: 0 E: 0 K: 1 S: 9	H: 0 LOB: 0 BB: 0 P: 9	R: 2 E: 0 K: 1 S: 20	H: 2 LOB: 3 BB: 3 P: 40	R: 0 E: 0 K: 0 S: 8	H: 0 LOB: 0 BB: 0 P: 13	R: 0 E: 0 K: 1 S: 10	H: 1 LOB: 1 BB: 0 P: 15		1B: 5 2B: 4 3B: 0 HR: 1	SF: 0 SAC: 0 DP: 2 HBP: 0	WP: 1 PB: 0 SB: 0 CS: 0	PA: 39						
PITCHER	IP	WLS	BF	H	R	ER	SO	BB	IBB	HBP	BLK	WP	HR	S	P	ERA	WHIP										
Andy Pettitte, L ERA: 5.57 (1, 1)	6.0	W	26	6	4	4	4	4	0	0	0	0	1	60	102	6.00	1.667										
Mike Stanton, L ERA: 4.45 (7, 1)	0.2	H	5	2	0	0	0	1	0	0	0	1	0	14	23	0.00	4.500										
Ramiro Mendoza, R ERA: 4.59 (7, 1)	1.1	H	4	0	0	0	1	0	0	0	0	0	0	11	19	0.00	0.000										
42 Mariano Rivera, R ERA: 3.2 (9, 1)	1.0	S	4	1	0	0	1	0	0	0	0	0	0	10	15	0.00	1.000										

Batter	1	2	3	4	5	6	7	8	9	AB	R	H	RBI	BB	SO	LOB	BOTTOM										
Chuck Knoblauch, R OBP: 0.381, SLG: 0.386 (1, 4)	FC6-4 1B ②		G5-3 ①		K ①		FC5-4 ②			4	0	1	1	0	1	1	<p>Tampa Bay Devil Rays @ New York Yankees Yankee Stadium, Bronx, NY</p> <p>Thu Jul 22 1999, 7:30 PM EDT Att: 40,557 - Cloudy - 75 F</p> <p>livebaseballscorecards.com</p> <p>AB 34 R 5 H 12 RBI 5 BB 2 SO 2 LOB 20</p> 										
Derek Jeter, R OBP: 0.455, SLG: 0.620 (1, 6)	FC6-4 HR ①		FC4-6 1B ②		PB 2B BB ②		G1-3 ③			3	2	1	0	1	0	2											
Paul O'Neill, L OBP: 0.366, SLG: 0.468 (1, 9)	F7 ②		FC4-6 ③		G4-3 1H 2B ②		G1-3 ①			4	0	1	1	0	0	2											
Bernie Williams, S OBP: 0.424, SLG: 0.515 (1, 8)	HR ①		F9 ③		G4-3 ②		L1 ②			4	1	1	2	0	0	2											
Tino Martinez, L OBP: 0.363, SLG: 0.456 (1, 3)	1B ①				G4-3 ③		G4-3 ③			4	0	2	0	0	0	1											
Chili Davis, S OBP: 0.381, SLG: 0.465 Ricky Ledee, L OBP: 0.284, SLG: 0.393 (8, FR)	G3 ③				P4 ①		G2-3 ①		G5-3 S 1B ①	4	0	1	0	0	0	2											
Scott Brosius, R OBP: 0.322, SLG: 0.427 (1, 5)									G6-3 ①	3	1	2	0	1	0	1											
Chad Curtis, R OBP: 0.366, SLG: 0.319 (1, 7)									G5-3 ②	4	1	2	0	0	1	4											
Joe Girardi, R OBP: 0.238, SLG: 0.296 (1, 2)									G6-3 ③	4	0	1	1	0	0	5											
Inning Stats	R: 2 E: 0 K: 0 S: 12	H: 3 LOB: 1 BB: 0 P: 18	R: 0 E: 0 K: 0 S: 6	H: 2 LOB: 0 BB: 0 P: 8	R: 0 E: 0 K: 0 S: 8	H: 1 LOB: 1 BB: 0 P: 13	R: 0 E: 0 K: 1 S: 14	H: 2 LOB: 2 BB: 0 P: 21	R: 1 E: 0 K: 1 S: 12	H: 1 LOB: 1 BB: 1 P: 21	R: 2 E: 0 K: 0 S: 11	H: 2 LOB: 1 BB: 1 P: 22	R: 0 E: 0 K: 0 S: 6	H: 0 LOB: 0 BB: 0 P: 9	R: 0 E: 0 K: 0 S: 10	H: 1 LOB: 2 BB: 0 P: 13		1B: 10 2B: 1 3B: 0 HR: 1	SF: 0 SAC: 0 DP: 1 HBP: 0	WP: 0 PB: 1 SB: 1 CS: 1	PA: 36						
PITCHER	IP	WLS	BF	H	R	ER	SO	BB	IBB	HBP	BLK	WP	HR	S	P	ERA	WHIP										
Rick White, R ERA: 4.21 (1, 1)	2.1		11	6	2	2	0	0	0	0	0	0	0	11	18	0.00	2.000										
Mike Duvall, L ERA: 5.14 (3, 1)	1.0		5	2	0	0	0	0	0	0	0	0	0	11	18	0.00	2.000										
Bryan Rekar, R ERA: 5.67 (4, 1)	2.2	L	13	3	3	3	2	2	0	0	0	0	0	29	52	10.12	1.875										
Norm Charlton, L ERA: 2.89 (7, 1)	2.0		7	1	0	0	0	0	0	0	0	0	0	16	22	0.00	0.500										







Batter	1	2	3	4	5	6	7	8	9	AB	R	H	RBI	BB	SO	LOB	TOP					
Mark McLemore, S OBP: 0.370, SLG: 0.374	G4-3		K		F7		K		CS	5	0	1	0	0	2	0	<p><b>Texas Rangers @ Tampa Bay Devil Rays</b> Tropicana Field, St. Petersburg, FL Sat Jul 24 1999, 6:35 PM EDT Att: 21,228 - Dome - 72 F</p> <p>livebaseballscorecards.com</p>					
Ivan Rodriguez, R OBP: 0.337, SLG: 0.504	F9		F8				HR		CS	5	1	3	1	0	0	0						
29 Rusty Greer, L OBP: 0.387, SLG: 0.441	K				L5		L7		CS	3	1	0	0	1	1	1						
Rafael Palmeiro, L OBP: 0.442, SLG: 0.613		1B			SF8					4	1	2	0	0	0	0						
Todd Zeile, R OBP: 0.358, SLG: 0.489		2B			1B		G4-3		G3-1	2	1	1	1	1	1	1						
Lee Stevens, L OBP: 0.372, SLG: 0.521					SF8		HR		FC4-6	4	1	2	3	0	0	2						
Roberto Kelly, R OBP: 0.375, SLG: 0.439					1B		HR		FC6-4	4	0	2	0	0	0	2						
Ruben Mateo, R OBP: 0.279, SLG: 0.470		1B			F8		1B		FC6-4	4	0	0	0	0	5							
Royce Clayton, R OBP: 0.297, SLG: 0.350					G1-3		F9		P8	4	0	0	0	0	1							
					K		G6-3		G6-3	4	0	0	0	0	1							
<b>Inning Stats</b>	R: 0 E: 0 K: 1 S: 6	H: 0 LOB: 0 BB: 0 P: 12	R: 0 E: 0 K: 1 S: 11	H: 2 LOB: 2 BB: 0 P: 19	R: 0 E: 0 K: 2 S: 8	H: 0 LOB: 0 BB: 0 P: 14	R: 2 E: 0 K: 0 S: 8	H: 2 LOB: 1 BB: 1 P: 15	R: 0 E: 0 K: 1 S: 10	H: 1 LOB: 1 BB: 0 P: 11	R: 2 E: 0 K: 0 S: 16	H: 2 LOB: 1 BB: 1 P: 23	R: 1 E: 0 K: 1 S: 10	H: 1 LOB: 0 BB: 0 P: 14	R: 0 E: 0 K: 0 S: 7	H: 1 LOB: 1 BB: 0 P: 9	R: 0 E: 0 K: 0 S: 6	H: 2 LOB: 0 BB: 0 P: 11	1B: 6 2B: 3 3B: 0 HR: 2	SF: 1 SAC: 0 DP: 0 HBP: 0	WP: 0 PB: 0 SB: 1 CS: 2	PA: 39
<b>PITCHER</b>	IP	WLS	BF	H	R	ER	SO	BB	IBB	HBP	BLK	WP	HR	S	P	ERA	WHIP					
Dave Eiland, R ERA: 5.83	(1, 1)		5.0	21	5	2	2	4	1	0	0	0	0	0	43	71	3.60	1.200				
Alan Newman, L ERA: 9.0	(6, 1)	L	0.1	3	1	2	2	0	1	0	0	0	0	1	9	14	54.00	6.000				
Esteban Yan, R ERA: 5.16	(6, 1)		1.2	7	2	1	1	1	0	0	0	0	0	1	17	23	5.40	1.200				
Albie Lopez, R ERA: 7.39	(8, 1)		1.0	4	1	0	0	0	0	0	0	0	0	7	9	0.00	1.000					
Roberto Hernandez, R ERA: 3.42	(9, 1)		1.0	3	2	0	0	0	0	0	0	0	0	6	11	0.00	2.000					

Batter	1	2	3	4	5	6	7	8	9	AB	R	H	RBI	BB	SO	LOB	BOTTOM					
Dave Martinez, L OBP: 0.375, SLG: 0.433	F7	G3		K			G6-4-3			3	0	1	1	1	1	0	<p><b>Texas Rangers @ Tampa Bay Devil Rays</b> Tropicana Field, St. Petersburg, FL Sat Jul 24 1999, 6:35 PM EDT Att: 21,228 - Dome - 72 F</p> <p>livebaseballscorecards.com</p>					
Wade Boggs, L OBP: 0.354, SLG: 0.353	BB	SF7			P6		K			3	1	1	1	0	1	1						
Bubba Trammell, R OBP: 0.358, SLG: 0.495	2B	1B			F9		G6-4-3			3	0	0	0	1	0	4						
Fred McGriff, L OBP: 0.424, SLG: 0.594	2B	L6			BB				G6-4-3	1	0	0	0	3	0	2						
John Flaherty, R OBP: 0.319, SLG: 0.416	2B			F8		F9		G6-4-3		4	0	1	1	0	0	3						
Paul Sorrento, L OBP: 0.341, SLG: 0.410	K			G4-3		K		K		4	0	0	0	0	3	4						
Aaron Ledesma, R OBP: 0.311, SLG: 0.317		BB		L1		F8		G4-3		4	1	1	0	0	0	0						
Rich Butler, L OBP: 0.222, SLG: 0.333		BB		G4-3		G3		P2		4	1	1	0	0	0	0						
David Lamb, S OBP: 0.281, SLG: 0.296		BB		G3-1		F9		G6-3		2	0	0	0	1	0	0						
Miguel Cairo, R OBP: 0.346, SLG: 0.399		BB								1	0	0	0	0	0	0						
<b>Inning Stats</b>	R: 1 E: 0 K: 1 S: 10	H: 2 LOB: 2 BB: 1 P: 22	R: 2 E: 0 K: 0 S: 9	H: 2 LOB: 2 BB: 2 P: 23	R: 0 E: 0 K: 0 S: 6	H: 0 LOB: 0 BB: 0 P: 8	R: 0 E: 0 K: 1 S: 6	H: 0 LOB: 0 BB: 0 P: 6	R: 0 E: 0 K: 0 S: 10	H: 0 LOB: 2 BB: 2 P: 22	R: 0 E: 0 K: 0 S: 5	H: 0 LOB: 0 BB: 0 P: 7	R: 0 E: 0 K: 1 S: 8	H: 0 LOB: 0 BB: 1 P: 15	R: 0 E: 0 K: 0 S: 9	H: 0 LOB: 0 BB: 0 P: 14	R: 0 E: 0 K: 0 S: 9	H: 0 LOB: 0 BB: 0 P: 14	1B: 4 2B: 1 3B: 0 HR: 0	SF: 1 SAC: 0 DP: 2 HBP: 0	WP: 0 PB: 0 SB: 0 CS: 0	PA: 36
<b>PITCHER</b>	IP	WLS	BF	H	R	ER	SO	BB	IBB	HBP	BLK	WP	HR	S	P	ERA	WHIP					
Esteban Loaiza, R ERA: 6.98	(1, 1)		5.0	24	4	3	3	3	1	0	0	0	0	0	40	81	5.40	1.800				
Mike Venafro, L ERA: 2.99	(6, 1)	H	2.0	7	1	0	0	1	1	0	0	0	0	0	17	28	0.00	1.000				
59 Jeff Zimmerman, R ERA: 0.78	(8, 1)	H	1.0	2	0	0	0	1	0	0	0	0	0	6	9	0.00	0.000					
John Wetteland, R ERA: 4.65	(9, 1)	S	1.0	3	0	0	0	0	0	0	0	0	0	9	14	0.00	0.000					

AB 35  
R 5  
H 11  
RBI 5  
BB 2  
SO 5  
LOB 12



AB 29  
R 3  
H 5  
RBI 3  
BB 6  
SO 5  
LOB 14









Batter	1	2	3	4	5	6	7	8	9	AB	R	H	RBI	BB	SO	LOB	TOP					
Orlando Palmeiro, L OBP: 0.371, SLG: 0.335	1-2 G6-3		4-0 BB		2-1 G4-3			1-0 G4-3		3	0	0	0	1	0	1						
16 Garret Anderson, L OBP: 0.326, SLG: 0.473	1-1 G4-3		3-2 F8			3-2 E3			1-1 G3-1	4	0	0	0	0	0	2						
Randy Velarde, R OBP: 0.386, SLG: 0.443	3-3 K			1-0 G5-3		2-2 F8			3-2 DI 1B	4	0	1	0	0	1	1						
Mo Vaughn, L OBP: 0.358, SLG: 0.481		4-2 L4-3 BB		0-1 FC6-4 1B		0-0 G4-6-3			0-3 K	3	0	1	0	1	1	2						
Tim Salmon, R OBP: 0.400, SLG: 0.538		2-0 P4		0-1 FC6-4			2-2 G5-3		1-3 K	4	0	0	0	0	1	3						
Darin Erstad, L OBP: 0.314, SLG: 0.375		3-2 L4-3		1-0 F8			3-2 G4-3			3	0	0	0	0	0	2						
Troy Glaus, R OBP: 0.310, SLG: 0.445			3-1 F8-3 1B			3-1 P3		2-3 K		3	0	1	0	0	1	0						
Matt Walbeck, S OBP: 0.307, SLG: 0.327			0-1 F8-3		0-0 F9			1-1 G4-3		3	0	0	0	0	0	1						
Gary Disarcina, R OBP: 0.270, SLG: 0.250			0-0 BB 1B		4-1 BB			1-0 F9		2	0	1	0	1	0	0						
<b>Inning Stats</b>	R: 0 E: 0 K: 1 S: 8	H: 0 LOB: 0 BB: 0 P: 13	R: 0 E: 0 K: 0 S: 7	H: 0 LOB: 0 BB: 1 P: 16	R: 0 E: 0 K: 0 S: 8	H: 2 LOB: 2 BB: 1 P: 18	R: 0 E: 0 K: 0 S: 6	H: 1 LOB: 1 BB: 0 P: 8	R: 0 E: 0 K: 0 S: 6	H: 0 LOB: 1 BB: 1 P: 15	R: 0 E: 1 K: 0 S: 9	H: 0 LOB: 0 BB: 0 P: 14	R: 0 E: 0 K: 1 S: 12	H: 0 LOB: 0 BB: 0 P: 19	R: 0 E: 0 K: 0 S: 4	H: 0 LOB: 0 BB: 0 P: 7	R: 0 E: 0 K: 2 S: 12	H: 1 LOB: 1 BB: 0 P: 17	1B: 4 2B: 2 3B: 0 HR: 0	SF: 0 SAC: 0 DP: 3 HBP: 0	WP: 0 PB: 0 SB: 0 CS: 0	PA: 32
<b>PITCHER</b> Bobby Witt, R ERA: 5.22	IP: 9.0 WLS: W BF: 32 H: 4 R: 0 ER: 0 SO: 4 BB: 3 IBB: 0 HBP: 0 BLK: 0 WP: 0 HR: 0 S: 72 P: 127 ERA: 0.00 WHIP: 0.778															<b>PITCHER</b>	IP: 9.0 WLS: W BF: 32 H: 4 R: 0 ER: 0 SO: 4 BB: 3 IBB: 0 HBP: 0 BLK: 0 WP: 0 HR: 0 S: 72 P: 127 ERA: 0.00 WHIP: 0.778					

Anaheim Angels @ Tampa Bay Devil Rays  
Tropicana Field, St. Petersburg, FL  
Mon Jul 26 1999, 7:05 PM EDT  
Att: 14,336 - Dome - 72 F

AB 29  
R 0  
H 4  
RBI 0  
BB 3  
SO 4  
LOB 12



Batter	1	2	3	4	5	6	7	8	9	AB	R	H	RBI	BB	SO	LOB	BOTTOM			
Terrell Lowery, R OBP: 0.436, SLG: 0.571	1-3 K		0-0 G4-6-3 1B		1-2 SH1-3 1B	3-2 1-H 2B				4	1	3	1	0	1	0				
Dave Martinez, L OBP: 0.373, SLG: 0.429	0-0 B1-3		1-0 G4-6-3		1-1 SH1-3	0-1 G5-3				3	0	0	0	0	0	3				
Bubba Trammell, R OBP: 0.366, SLG: 0.500	1-2 F9		2-2 F8		2-2 HR 1B	0-2 F7				4	1	1	2	0	0	2				
Fred McGriff, L OBP: 0.425, SLG: 0.616		3-0 HR		4-2 2B BB	1-0 2-H 3-H HR 1B		2-2 G6-3			3	3	2	3	1	0	0				
John Flaherty, R OBP: 0.325, SLG: 0.424		0-0 G6-4-3 1B		3-2 G3 1-H 2B	1-2 CS 1B		2-3 K			4	0	3	1	0	1	0				
Wade Boggs, L OBP: 0.354, SLG: 0.357		2-0 G6-4-3		0-1 G3	4-2 SAFE FC6 BB		1-1 G4-3			3	0	0	0	1	0	2				
Bobby Smith, R OBP: 0.241, SLG: 0.214		4-2 S BB		0-3 K	0-0 FC6		2-3 K			3	0	0	0	1	2	2				
Aaron Ledesma, R OBP: 0.301, SLG: 0.301		2-2 G4-3		0-0 F8		4-2 PB 2B BB		2-0 G4-3		3	1	0	0	1	0	2				
David Lamb, S OBP: 0.284, SLG: 0.299			3-1 G4-6-3 1B		1-0 SH1-3 1B	3-2 P4		0-0 G4-3		4	1	2	0	0	0	1				
<b>Inning Stats</b>	R: 0 E: 0 K: 1 S: 8	H: 0 LOB: 0 BB: 0 P: 10	R: 1 E: 0 K: 0 S: 8	H: 2 LOB: 1 BB: 1 P: 19	R: 0 E: 0 K: 0 S: 7	H: 2 LOB: 1 BB: 0 P: 13	R: 1 E: 0 K: 1 S: 13	H: 1 LOB: 1 BB: 1 P: 20	R: 4 E: 0 K: 0 S: 17	H: 5 LOB: 1 BB: 1 P: 28	R: 1 E: 0 K: 0 S: 13	H: 1 LOB: 1 BB: 1 P: 23	R: 0 E: 0 K: 1 S: 8	H: 0 LOB: 0 BB: 0 P: 13	R: 0 E: 0 K: 1 S: 5	H: 0 LOB: 0 BB: 0 P: 9	1B: 7 2B: 2 3B: 0 HR: 2	SF: 0 SAC: 1 DP: 2 HBP: 0	WP: 0 PB: 1 SB: 1 CS: 1	PA: 36
<b>PITCHER</b> Omar Olivares, R ERA: 4.05 Mike Fyhre, R ERA: 5.66	IP: 4.2 WLS: L BF: 24 H: 10 R: 6 ER: 6 SO: 2 BB: 3 IBB: 0 HBP: 0 BLK: 0 WP: 0 HR: 2 S: 52 P: 89 ERA: 11.57 WHIP: 2.786															<b>PITCHER</b>	IP: 5.1 WLS: L BF: 12 H: 1 R: 1 ER: 0 SO: 2 BB: 1 IBB: 0 HBP: 0 BLK: 0 WP: 0 HR: 0 S: 27 P: 46 ERA: 0.00 WHIP: 0.600			

Anaheim Angels @ Tampa Bay Devil Rays  
Tropicana Field, St. Petersburg, FL  
Mon Jul 26 1999, 7:05 PM EDT  
Att: 14,336 - Dome - 72 F

AB 31  
R 7  
H 11  
RBI 7  
BB 4  
SO 4  
LOB 12









Batter	1	2	3	4	5	6	7	8	9	AB	R	H	RBI	BB	SO	LOB	TOP					
Darin Erstad, L (1, 7) OBP: 0.315, SLG: 0.371										3	0	0	0	1	1	2						
Randy Velarde, R (1, 4) OBP: 0.383, SLG: 0.439										4	0	0	0	0	0	2						
Mo Vaughn, L (1, 3) OBP: 0.365, SLG: 0.483										3	0	1	0	1	1	0						
Tim Salmon, R (1, 10) OBP: 0.385, SLG: 0.507										3	0	0	0	1	0	3						
16 Garret Anderson, L (1, 8) OBP: 0.329, SLG: 0.483										4	1	1	0	0	2	1						
Jeff Huson, L (1, 5) OBP: 0.304, SLG: 0.316										3	0	2	1	0	1	1						
Orlando Palmeiro, L (1, 9) OBP: 0.369, SLG: 0.333										2	0	0	0	0	0	1						
Charlie O'Brien, R (1, 2) ERA: 4.62										3	0	0	0	0	0	2						
Gary Disarcina, R (1, 6) OBP: 0.290, SLG: 0.265										3	0	2	0	0	0	1						
<b>Inning Stats</b>	R: 0 E: 0 K: 0 S: 12	H: 1 LOB: 1 BB: 1 P: 24	R: 0 E: 0 K: 1 S: 8	H: 1 LOB: 1 BB: 0 P: 9	R: 0 E: 0 K: 1 S: 7	H: 0 LOB: 0 BB: 0 P: 10	R: 0 E: 0 K: 1 S: 6	H: 0 LOB: 0 BB: 0 P: 7	R: 0 E: 0 K: 0 S: 5	H: 1 LOB: 1 BB: 0 P: 5	R: 0 E: 0 K: 0 S: 11	H: 0 LOB: 1 BB: 1 P: 20	R: 1 E: 0 K: 0 S: 7	H: 1 LOB: 0 BB: 0 P: 9	R: 0 E: 0 K: 0 S: 7	H: 1 LOB: 0 BB: 0 P: 10	R: 0 E: 0 K: 2 S: 10	H: 0 LOB: 1 BB: 1 P: 16	1B: 4 2B: 1 3B: 1 HR: 0	SF: 1 SAC: 1 DP: 2 HBP: 0	WP: 0 PB: 0 SB: 1 CS: 1	PA: 33
<b>PITCHER</b>	IP WLS BF H R ER SO BB IBB HBP BLK WP HR S P ERA WHIP																					
Ryan Rupe, R (1, 1) ERA: 4.62	8.0 W 29 6 1 1 3 2 0 0 0 0 0 0 63 94 1.12 1.000																					
Roberto Hernandez, R (9, 1) ERA: 3.29	1.0 S 4 0 0 0 2 1 0 0 0 0 0 0 10 16 0.00 1.000																					

Anaheim Angels @ Tampa Bay Devil Rays  
Tropicana Field, St. Petersburg, FL  
Wed Jul 28 1999, 7:05 PM EDT  
Att: 15,396 - Dome - 72 F

AB	28
R	1
H	6
RBI	1
BB	3
SO	5
LOB	13



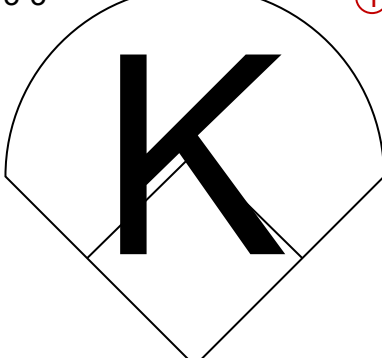
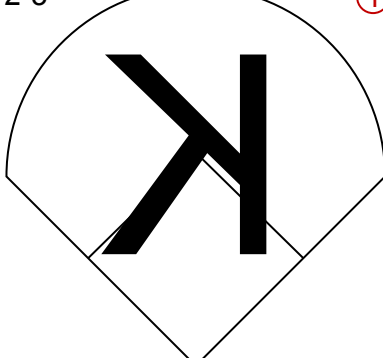
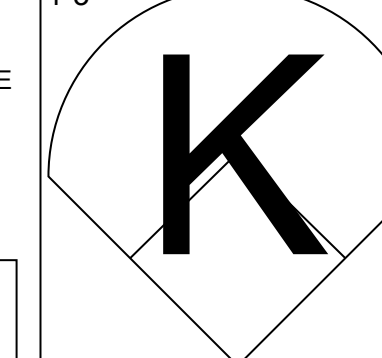
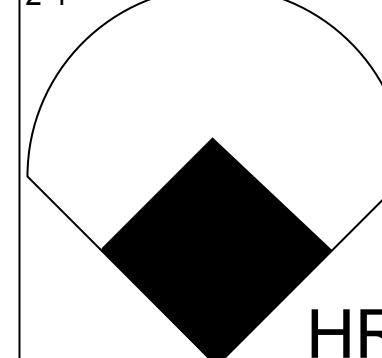
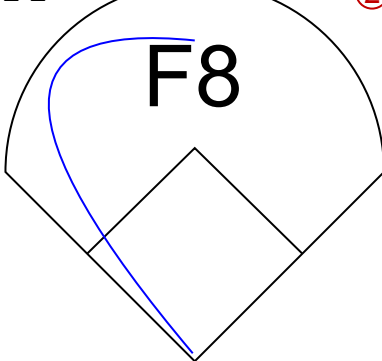
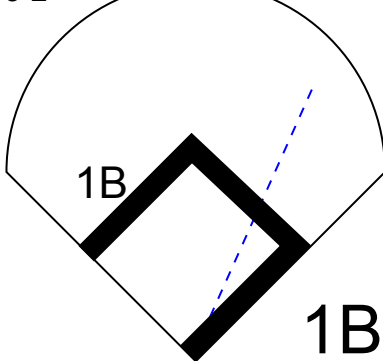
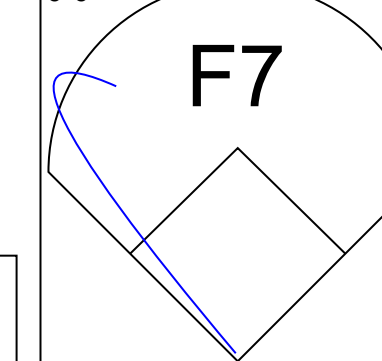
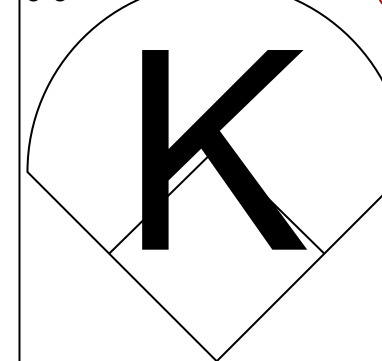

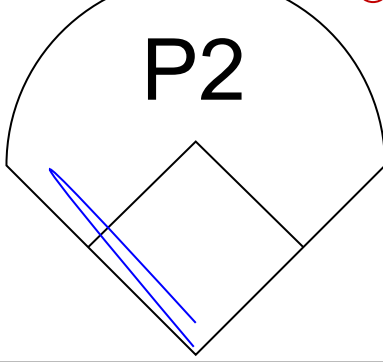
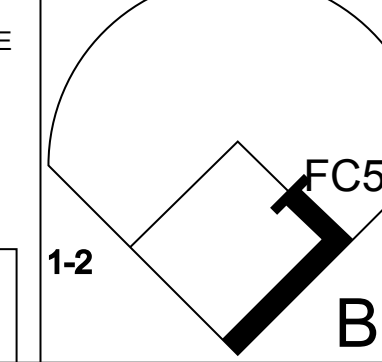
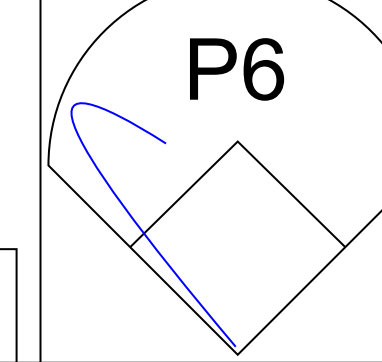
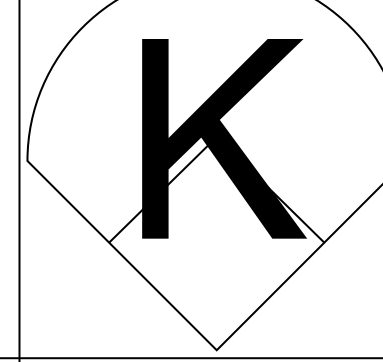
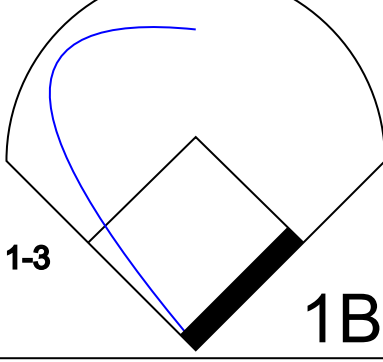
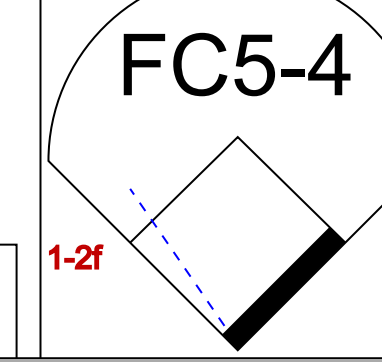
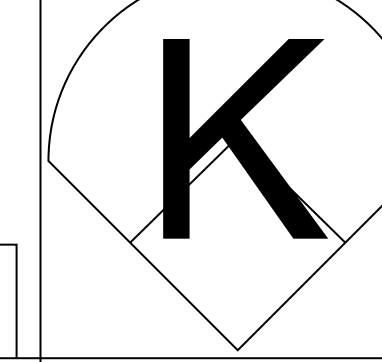
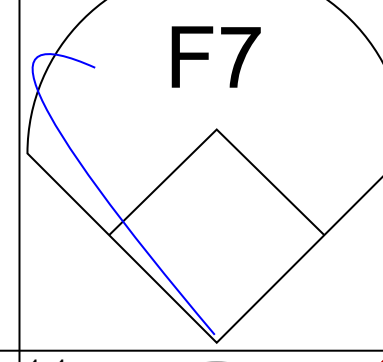
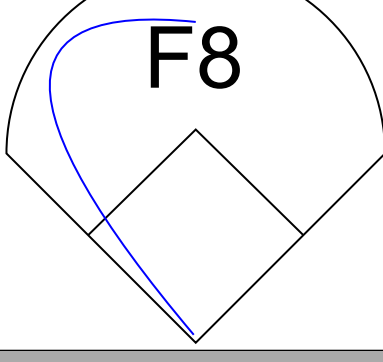
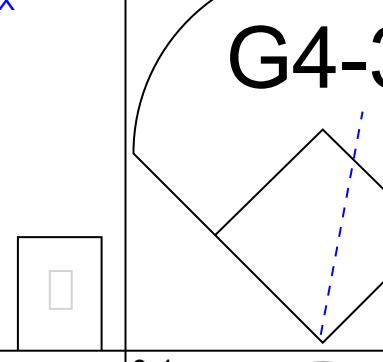
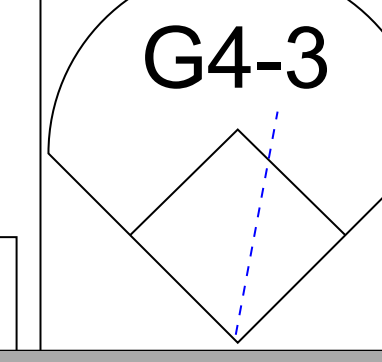
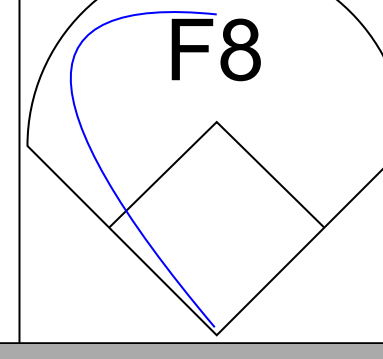
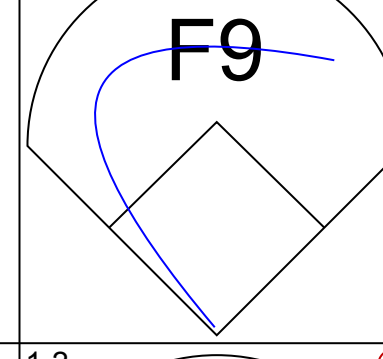
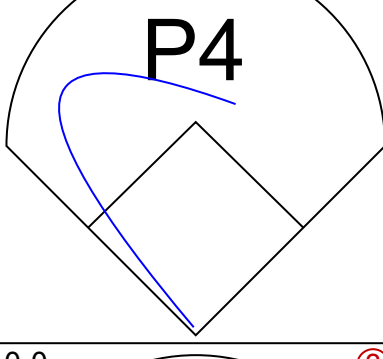
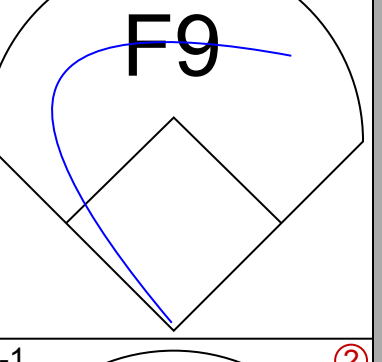
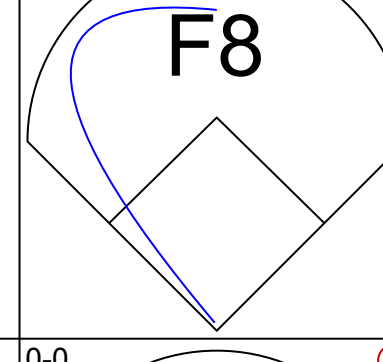
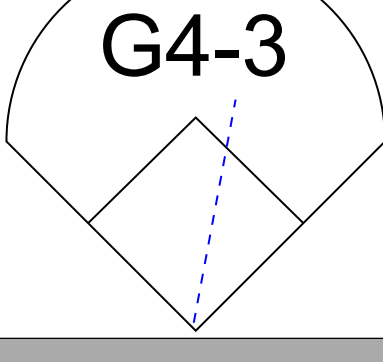
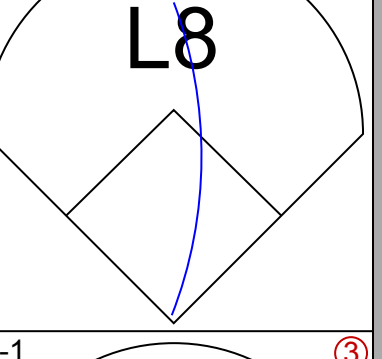
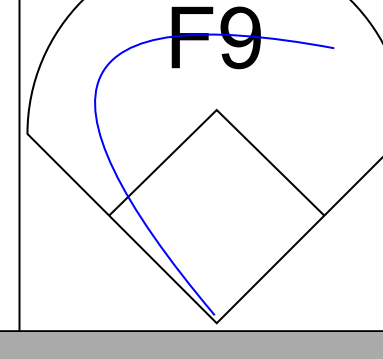
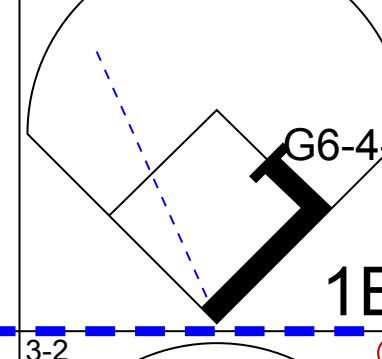
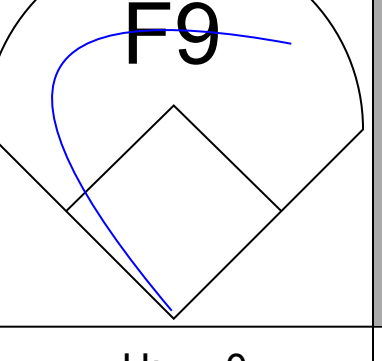
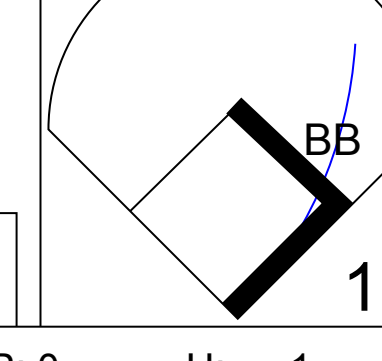
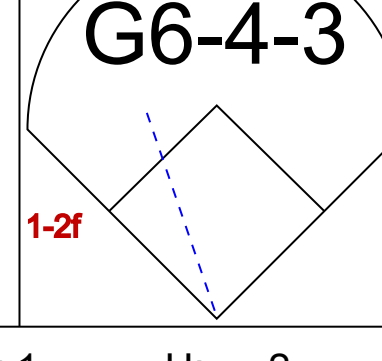
Batter	1	2	3	4	5	6	7	8	9	AB	R	H	RBI	BB	SO	LOB	BOTTOM			
Terrell Lowery, R (1, 8) OBP: 0.375, SLG: 0.477										4	0	0	0	0	0	2				
Dave Martinez, L (1, 9) OBP: 0.372, SLG: 0.428										4	0	1	0	0	0	2				
Bubba Trammell, R (1, 7) OBP: 0.379, SLG: 0.529										4	1	2	1	0	0	0				
Fred McGriff, L (1, 3) OBP: 0.431, SLG: 0.619										3	0	1	0	1	1	2				
Bobby Smith, R (8, PR) OBP: 0.242, SLG: 0.217										0	1	0	0	0	0	0				
John Flaherty, R (1, 2) OBP: 0.325, SLG: 0.421										4	0	1	1	0	0	1				
Wade Boggs, L (1, 5) OBP: 0.368, SLG: 0.359										4	1	3	0	0	0	2				
Roberto Hernandez, R (9, 1)										0	0	0	0	0	0	0				
Aaron Ledesma, R (1, 4) OBP: 0.298, SLG: 0.293										3	1	1	0	1	0	3				
Paul Sorrento, L (1, 10) OBP: 0.340, SLG: 0.407										4	0	1	1	0	2	3				
David Lamb, S (1, 6) OBP: 0.294, SLG: 0.312										3	0	1	1	0	1	0				
<b>Inning Stats</b>	R: 0 E: 0 K: 0 S: 9	H: 0 LOB: 0 BB: 0 P: 12	R: 0 E: 0 K: 0 S: 8	H: 1 LOB: 1 BB: 1 P: 15	R: 0 E: 0 K: 2 S: 12	H: 0 LOB: 0 BB: 0 P: 16	R: 0 E: 0 K: 1 S: 7	H: 0 LOB: 0 BB: 0 P: 9	R: 0 E: 0 K: 1 S: 8	H: 1 LOB: 1 BB: 0 P: 11	R: 0 E: 0 K: 0 S: 20	H: 2 LOB: 2 BB: 0 P: 25	R: 2 E: 0 K: 0 S: 18	H: 4 LOB: 2 BB: 0 P: 26	R: 2 E: 0 K: 0 S: 10	H: 3 LOB: 1 BB: 1 P: 20	1B: 9 2B: 1 3B: 0 HR: 1	SF: 0 SAC: 0 DP: 2 HBP: 0	WP: 0 PB: 0 SB: 0 CS: 0	PA: 35
<b>PITCHER</b>	IP WLS BF H R ER SO BB IBB HBP BLK WP HR S P ERA WHIP																			
Jack McDowell, R (1, 1) ERA: 2.25	6.1 L 26 7 2 2 4 0 0 0 0 0 0 7 74 2.84 1.263																			
Mark Petkovsek, R (7, 1) ERA: 2.01	0.1 2 1 0 0 0 0 0 0 0 0 0 0 7 10 0.00 3.000																			
Mike Holtz, L (7, 1) ERA: 6.55	0.1 1 0 0 0 0 0 0 0 0 0 0 0 1 3 0.00 0.000																			
Al Levine, R (8, 1) ERA: 3.5	0.0 3 3 2 2 0 0 0 0 0 0 0 1 5 7 ∞ ∞																			
Mike Magnante, L (8, 1) ERA: 4.05	1.0 3 0 0 0 0 0 0 1 0 0 0 0 5 13 0.00 0.000																			

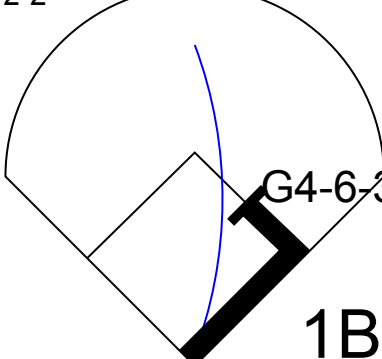
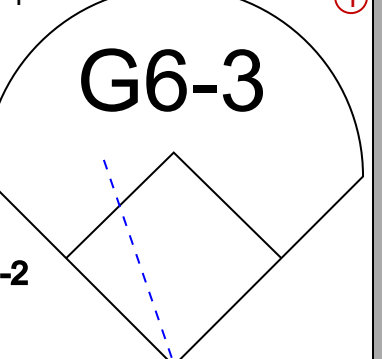
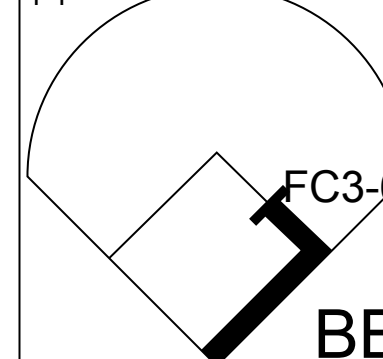
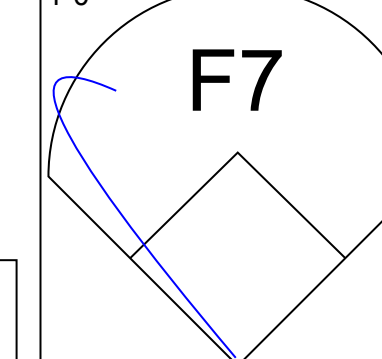
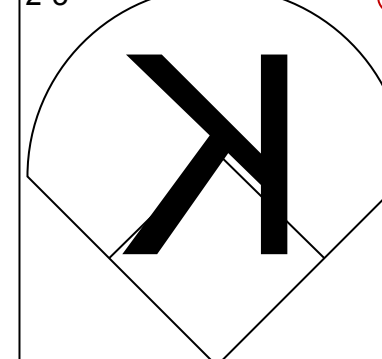
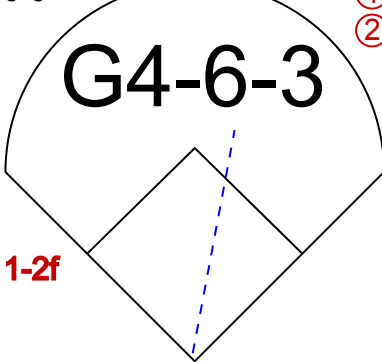

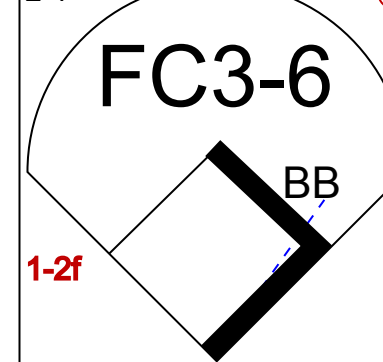
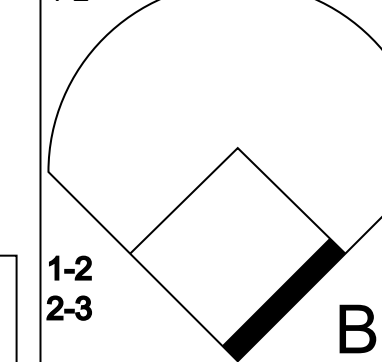
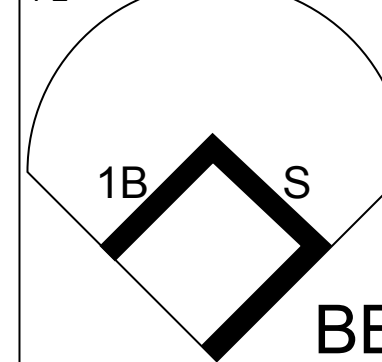
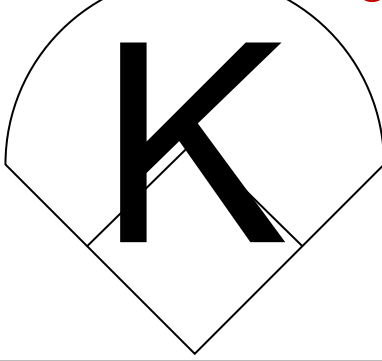
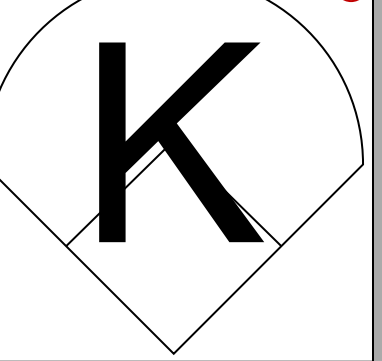
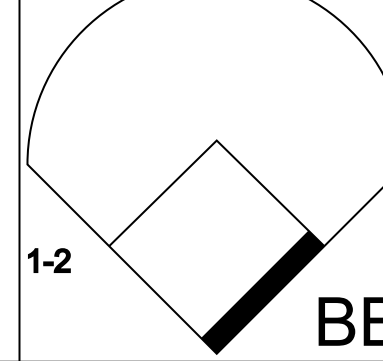
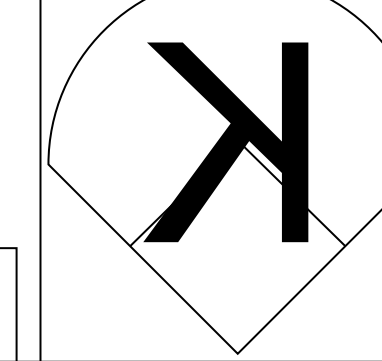
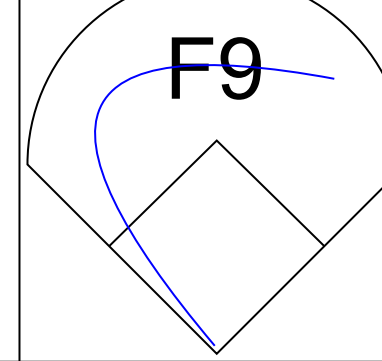
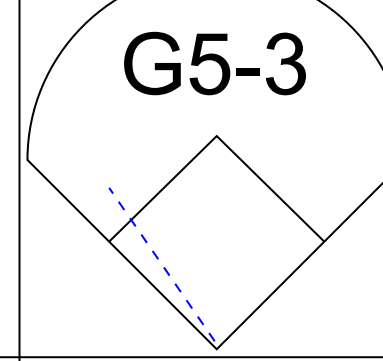
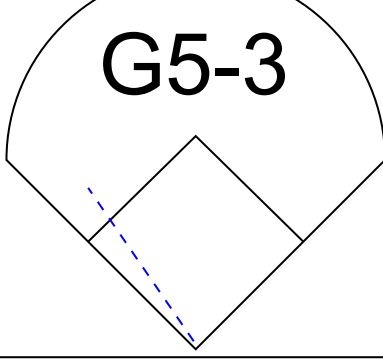
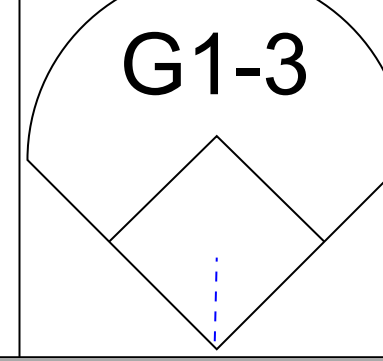
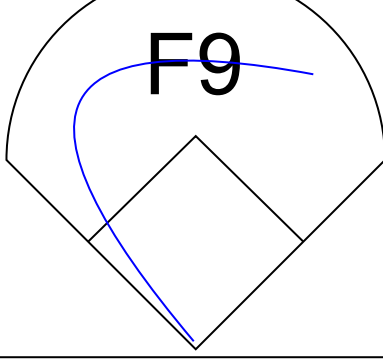
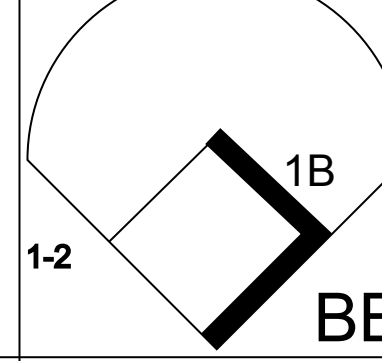
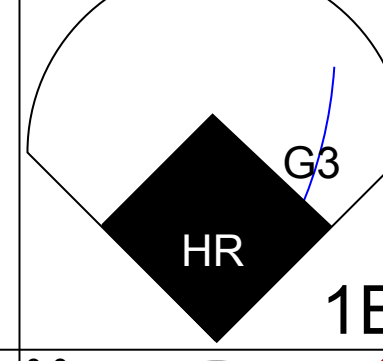
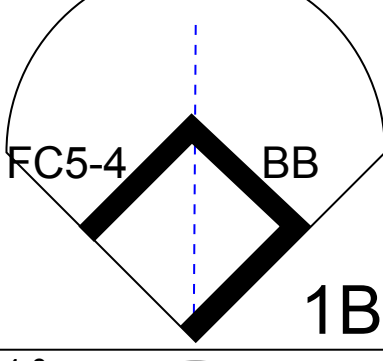

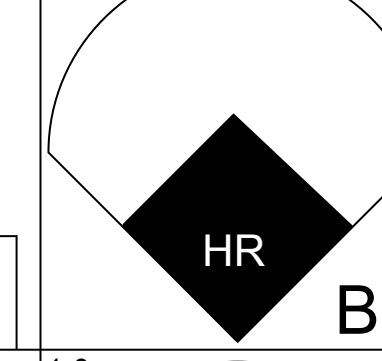
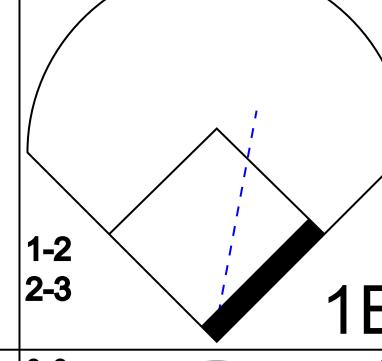
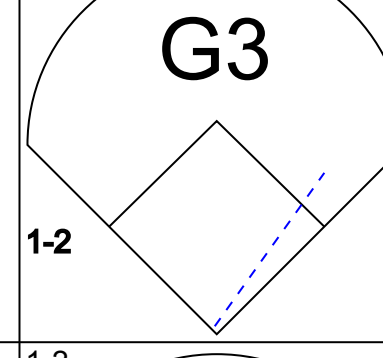
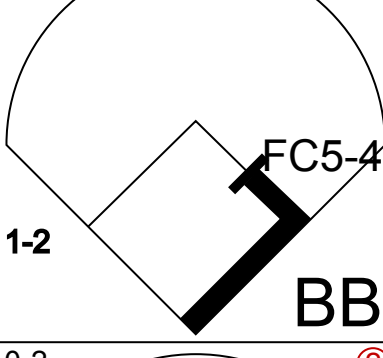

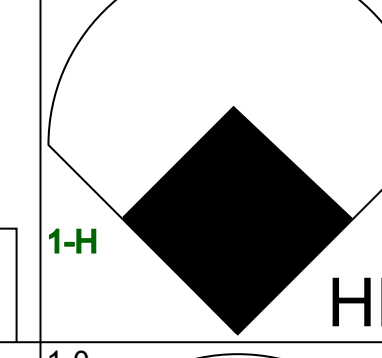
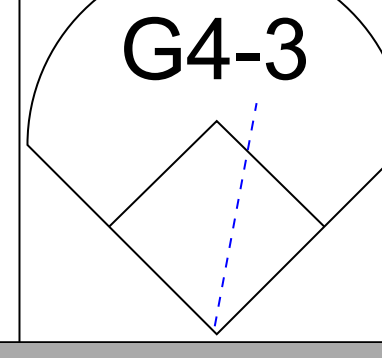
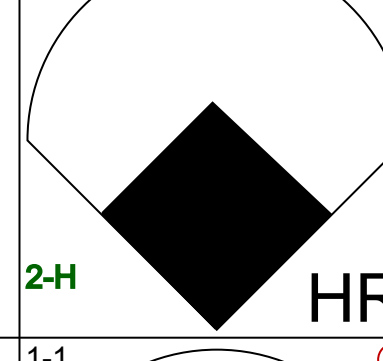
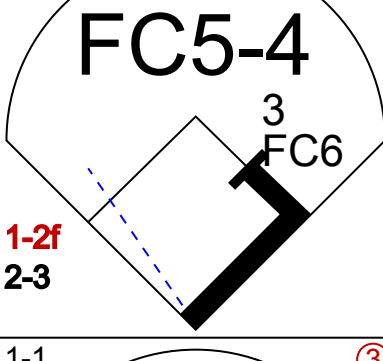

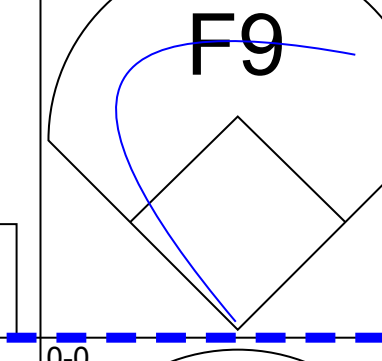

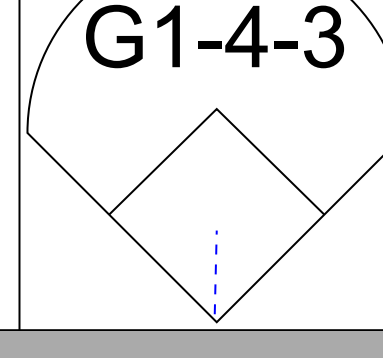
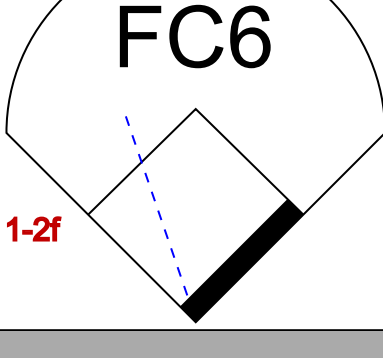
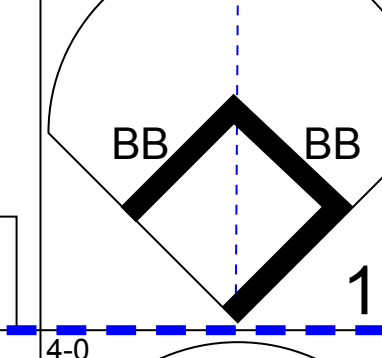

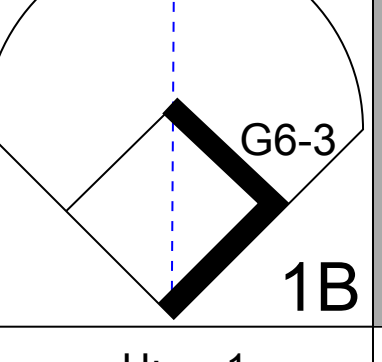
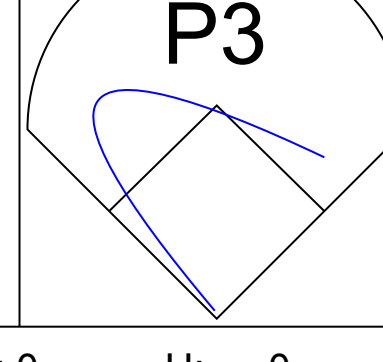
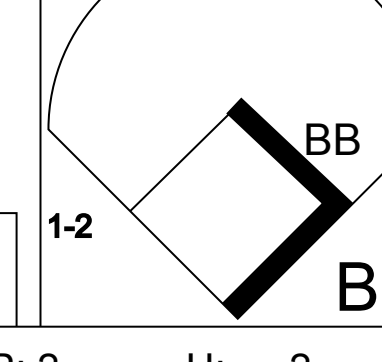

Anaheim Angels @ Tampa Bay Devil Rays  
Tropicana Field, St. Petersburg, FL  
Wed Jul 28 1999, 7:05 PM EDT  
Att: 15,396 - Dome - 72 F

AB	33
R	4
H	11
RBI	4
BB	2
SO	4
LOB	15





Batter	1	2	3	4	5	6	7	8	9	AB	R	H	RBI	BB	SO	LOB	TOP				
<b>Terrell Lowery, R</b> OBP: 0.365, SLG: 0.521 (1, 8)										4	1	1	1	0	3	1	<b>Tampa Bay Devil Rays @ Oakland Athletics</b> Network Associates Coliseum, Oakland, CA Fri Jul 30 1999, 10:35 PM EDT Att: 9,269 - Cloudy - 61 F <a href="http://livebaseballscorecards.com">livebaseballscorecards.com</a>				
<b>Dave Martinez, L</b> OBP: 0.371, SLG: 0.426 (1, 9)										4	0	1	0	0	1	1					
<b>Bubba Trammell, R</b> OBP: 0.375, SLG: 0.516 (1, 10)										3	0	0	0	1	1	1					
<b>John Flaherty, R</b> OBP: 0.324, SLG: 0.419 (1, 2)										4	0	1	0	0	2	2					
<b>Wade Boggs, L</b> OBP: 0.363, SLG: 0.353 (1, 5)										4	0	0	0	0	0	2					
<b>Aaron Ledesma, R</b> OBP: 0.292, SLG: 0.287 (1, 3)										3	0	0	0	0	0	0					
<b>Rich Butler, L</b> OBP: 0.188, SLG: 0.200 (1, 7)										3	0	0	0	0	0	0					
<b>Tony Graffanino, R</b> OBP: 0.333, SLG: 0.333 (1, 4)										3	0	1	0	0	0	0					
<b>David Lamb, S</b> OBP: 0.295, SLG: 0.313 (1, 6)										3	0	1	0	0	0	1					
<b>Inning Stats</b>	R: 0 E: 0 K: 2 S: 13	H: 0 LOB: 0 BB: 0 P: 21	R: 0 E: 0 K: 1 S: 8	H: 0 LOB: 0 BB: 0 P: 11	R: 0 E: 0 K: 0 S: 6	H: 2 LOB: 2 BB: 0 P: 6	R: 0 E: 0 K: 1 S: 13	H: 0 LOB: 2 BB: 0 P: 20	R: 0 E: 0 K: 0 S: 10	H: 1 LOB: 2 BB: 1 P: 20	R: 0 E: 0 K: 0 S: 4	H: 0 LOB: 0 BB: 0 P: 5	R: 1 E: 0 K: 1 S: 15	H: 2 LOB: 0 BB: 0 P: 25	R: 0 E: 0 K: 1 S: 7	H: 0 LOB: 0 BB: 0 P: 9	1B: 4 2B: 0 3B: 0 HR: 1	SF: 0 SAC: 0 DP: 1 HBP: 0	WP: 0 PB: 0 SB: 0 CS: 0	PA: 32	
<b>PITCHER</b>	IP	WLS	BF	H	R	ER	SO	BB	IBB	HBP	BLK	WP	HR	S	P	ERA	WHIP				
<b>Mike Quist, R</b> ERA: 4.71 (1, 1)	7.0	W	26	4	1	1	5	1	0	0	0	0	0	64	99	1.29	0.714				
<b>Buddy Groom, L</b> ERA: 6.16 (8, 1)	1.0		3	1	0	0	1	0	0	0	0	0	1	12	20	0.00	1.000				
<b>Billy Taylor, R</b> ERA: 3.98 (9, 1)	1.0	S	3	0	0	0	1	0	0	0	0	0	0	7	9	0.00	0.000				

Batter	1	2	3	4	5	6	7	8	9	AB	R	H	RBI	BB	SO	LOB	BOTTOM				
<b>Tony Phillips, S</b> OBP: 0.341, SLG: 0.418 (1, 8) (7, 7)											4	0	1	0	1	1	3				
<b>Randy Velarde, R</b> OBP: 0.383, SLG: 0.435 (1, 4)										3	0	0	0	2	1	3					
<b>Ben Grieve, L</b> OBP: 0.332, SLG: 0.432 (1, 7) <b>Ryan Christenson, R</b> OBP: 0.305, SLG: 0.316 (7, 8)										3	0	0	0	1	3	4					
<b>John Jaha, R</b> OBP: 0.416, SLG: 0.613 (1, 10) <b>Jason McDonald, S</b> OBP: 0.309, SLG: 0.295 (8, PR)											4	0	0	0	1	0	2				
<b>Jason Giambi, L</b> OBP: 0.397, SLG: 0.519 (1, 3)											3	2	3	0	2	0					
<b>Matt Stairs, L</b> OBP: 0.360, SLG: 0.514 (1, 9)											3	1	1	2	2	0					
<b>Miguel Tejada, R</b> OBP: 0.308, SLG: 0.389 (1, 6)											4	1	1	2	0	1					
<b>3 Eric Chavez, L</b> OBP: 0.339, SLG: 0.423 (1, 5)											3	0	1	0	1	0					
<b>A.J. Hinch, R</b> OBP: 0.252, SLG: 0.302 (1, 2)											3	0	1	0	1	0					
<b>Inning Stats</b>	R: 0 E: 0 K: 1 S: 7	H: 1 LOB: 0 BB: 0 P: 9	R: 2 E: 0 K: 0 S: 12	H: 2 LOB: 0 BB: 0 P: 18	R: 0 E: 0 K: 2 S: 10	H: 1 LOB: 1 BB: 0 P: 14	R: 0 E: 0 K: 0 S: 10	H: 1 LOB: 2 BB: 1 P: 17	R: 0 E: 0 K: 0 S: 8	H: 0 LOB: 2 BB: 2 P: 18	R: 2 E: 0 K: 1 S: 9	H: 2 LOB: 3 BB: 3 P: 25	R: 0 E: 0 K: 1 S: 10	H: 0 LOB: 3 BB: 3 P: 28	R: 0 E: 0 K: 1 S: 17	H: 1 LOB: 2 BB: 2 P: 28	1B: 6 2B: 0 3B: 0 HR: 2	SF: 0 SAC: 0 DP: 1 HBP: 0	WP: 0 PB: 0 SB: 1 CS: 0	PA: 42	
<b>PITCHER</b>	IP	WLS	BF	H	R	ER	SO	BB	IBB	HBP	BLK	WP	HR	S	P	ERA	WHIP				
<b>Dave Eiland, R</b> ERA: 5.94 (1, 1)	5.1	L	25	6	4	4	3	4	0	0	0	0	0	1	1	6.75	1.875				
<b>Mike Duvall, L</b> ERA: 5.82 (6, 1)	0.0		1	1	0	0	0	0	0	0	0	0	0	1	1	∞	∞				
<b>Rick White, R</b> ERA: 3.95 (6, 1)	0.2		4	0	0	0	1	2	0	0	0	0	0	6	16	0.00	3.000				
<b>Norm Charlton, L</b> ERA: 3.3 (7, 1)	1.0		6	0	0	0	1	3	0	0	0	0	0	10	28	0.00	3.000				
<b>Abbie Lopez, R</b> ERA: 7.16 (8, 1)	1.0		6	1	0	0	1	2	0	0	0	0	0	17	28	0.00	3.000				





Batter	1	2	3	4	5	6	7	8	9	AB	R	H	RBI	BB	SO	LOB	TOP										
<b>Terrell Lowery, R</b> OBP: 0.368, SLG: 0.490 (1, 8)										3	0	0	0	2	2	2	<b>Tampa Bay Devil Rays @ Oakland Athletics</b> Network Associates Coliseum, Oakland, CA Sat Jul 31 1999, 4:05 PM EDT Att: 20,081 - Cloudy - 66 F										
<b>Tony Graffanino, R</b> OBP: 0.286, SLG: 0.286 (1, 4)										4	0	1	1	0	0	3											
<b>Dave Martinez, L</b> OBP: 0.368, SLG: 0.421 (1, 9)										4	0	0	0	0	1	4											
<b>Bubba Trammell, R</b> OBP: 0.378, SLG: 0.516 (1, 7)										4	0	2	0	0	0	2											
<b>John Flaherty, R</b> OBP: 0.326, SLG: 0.418 (1, 10)										3	0	1	0	1	0	1											
<b>Wade Boggs, L</b> OBP: 0.365, SLG: 0.350 (1, 5)										2	0	0	0	2	0	2											
<b>Aaron Ledesma, R</b> OBP: 0.285, SLG: 0.279 (1, 3)										4	0	0	0	0	1	3											
<b>Mike DiFelice, R</b> OBP: 0.310, SLG: 0.441 (1, 2)										3	1	2	0	1	0	0											
<b>David Lamb, S</b> OBP: 0.294, SLG: 0.310 (1, 6)										4	0	1	0	0	0	3											
<b>Inning Stats</b>	R: 0 E: 0 K: 1 S: 7	H: 0 LOB: 0 BB: 0 P: 11	R: 0 E: 0 K: 1 S: 7	H: 0 LOB: 1 BB: 2 P: 15	R: 0 E: 0 K: 0 S: 13	H: 0 LOB: 2 BB: 2 P: 25	R: 0 E: 0 K: 0 S: 6	H: 1 LOB: 1 BB: 1 P: 10	R: 1 E: 1 K: 1 S: 11	H: 2 LOB: 2 BB: 0 P: 15	R: 0 E: 0 K: 0 S: 7	H: 0 LOB: 0 BB: 0 P: 10	R: 0 E: 0 K: 0 S: 8	H: 1 LOB: 1 BB: 1 P: 17	R: 0 E: 0 K: 0 S: 14	H: 2 LOB: 1 BB: 0 P: 17	R: 0 E: 0 K: 1 S: 11	H: 1 LOB: 1 BB: 0 P: 15	1B: 7 2B: 0 3B: 0 HR: 0	SF: 0 SAC: 0 DP: 2 HBP: 0	WP: 1 PB: 0 SB: 0 CS: 1	PA: 37					
<b>PITCHER</b>	IP	WLS	BF	H	R	ER	SO	BB	IBB	HBP	BLK	WP	HR	S	P	ERA	WHIP										
<b>Omar Olivares, R</b> ERA: 3.85 (1, 1)	7.0	W	29	4	1	0	3	6	0	0	0	0	0	59	103	0.00	1.429										
<b>Buddy Groom, L</b> ERA: 6.1 (8, 1)	0.1	H	1	0	0	0	0	0	0	0	0	0	0	8	10	0.00	0.000										
<b>Doug Jones, R</b> ERA: 3.19 (8, 1)	1.2	S	7	3	0	0	1	0	0	0	0	1	0	17	22	0.00	1.800										

Batter	1	2	3	4	5	6	7	8	9	AB	R	H	RBI	BB	SO	LOB	BOTTOM											
<b>Tony Phillips, S</b> OBP: 0.341, SLG: 0.415 (1, 8)										3	0	0	0	1	0	1	<b>Tampa Bay Devil Rays @ Oakland Athletics</b> Network Associates Coliseum, Oakland, CA Sat Jul 31 1999, 4:05 PM EDT Att: 20,081 - Cloudy - 66 F											
<b>Randy Velarde, R</b> OBP: 0.384, SLG: 0.437 (1, 4)										3	1	1	0	1	1	0												
<b>Jason Giambi, L</b> OBP: 0.395, SLG: 0.516 (1, 3)										4	0	1	1	0	1	2												
<b>John Jaha, R</b> OBP: 0.414, SLG: 0.618 (1, 10)										4	1	1	1	0	1	1												
<b>Matt Stairs, L</b> OBP: 0.362, SLG: 0.511 (1, 9)										2	0	0	0	2	0	0												
<b>Ben Grievs, L</b> OBP: 0.355, SLG: 0.430 (1, 7)										1	1	0	0	2	0	1												
<b>Ryan Christenson, R</b> OBP: 0.305, SLG: 0.316 (8, 8)										0	0	0	0	0	0	0												
<b>Miguel Tejada, R</b> OBP: 0.307, SLG: 0.386 (1, 6)										3	0	0	0	1	2	3												
<b>3 Eric Chavez, L</b> OBP: 0.341, SLG: 0.436 (1, 5)										4	2	2	2	0	0	2												
<b>A.J. Hinch, R</b> OBP: 0.247, SLG: 0.296 (1, 2)										3	0	0	0	0	1	2												
<b>Inning Stats</b>	R: 0 E: 0 K: 1 S: 7	H: 0 LOB: 0 BB: 0 P: 13	R: 0 E: 0 K: 0 S: 9	H: 0 LOB: 1 BB: 1 P: 19	R: 2 E: 1 K: 0 S: 15	H: 2 LOB: 1 BB: 1 P: 23	R: 2 E: 0 K: 2 S: 12	H: 1 LOB: 0 BB: 1 P: 19	R: 0 E: 0 K: 2 S: 11	H: 0 LOB: 1 BB: 1 P: 19	R: 0 E: 0 K: 1 S: 9	H: 1 LOB: 2 BB: 1 P: 19	R: 1 E: 0 K: 0 S: 10	H: 1 LOB: 2 BB: 2 P: 22	R: 0 E: 0 K: 0 S: 14	H: 1 LOB: 1 BB: 0 P: 15	1B: 2 2B: 1 3B: 0 HR: 2	SF: 0 SAC: 2 DP: 0 HBP: 0	WP: 0 PB: 0 SB: 0 CS: 0	PA: 36								
<b>PITCHER</b>	IP	WLS	BF	H	R	ER	SO	BB	IBB	HBP	BLK	WP	HR	S	P	ERA	WHIP											
<b>Rolando Arrojo, R</b> ERA: 6.1 (1, 1)	7.0	L	30	4	4	3	6	5	0	0	0	0	1	4	12	27.00	9.000											
<b>Esteban Yan, R</b> ERA: 5.72 (8, 1)	0.1		4	1	1	1	0	2	0	0	0	0	0	1	4	12	27.00	9.000										
<b>Mike Duvall, L</b> ERA: 5.71 (8, 1)	0.1		1	0	0	0	0	0	0	0	0	0	0	1	2	0.00	0.000											
<b>Bryan Rekar, R</b> ERA: 5.48 (8, 1)	0.1		1	0	0	0	0	0	0	0	0	0	0	5	8	0.00	0.000											





Batter	1	2	3	4	5	6	7	8	9	AB	R	H	RBI	BB	SO	LOB	TOP										
<b>Terrell Lowery, R</b> OBP: 0.387, SLG: 0.518 (1, 8)										5	2	3	1	0	0	0	<b>Tampa Bay Devil Rays @ Oakland Athletics</b> Network Associates Coliseum, Oakland, CA Sun Aug 01 1999, 4:05 PM EDT Att: 24,951 - Unknown - 65 F <a href="http://livebaseballscorecards.com">livebaseballscorecards.com</a>										
<b>Tony Graffanino, R</b> OBP: 0.333, SLG: 0.583 (1, 4)										5	1	2	2	0	1	1											
<b>Dave Martinez, L</b> OBP: 0.366, SLG: 0.419 (1, 9)										4	0	1	1	0	1	0											
<b>Bubba Trammell, R</b> OBP: 0.375, SLG: 0.515 (1, 7)										4	0	1	0	0	0	2											
<b>John Flaherty, R</b> OBP: 0.322, SLG: 0.413 (1, 2)										4	0	0	0	0	0	1											
<b>Wade Boggs, L</b> OBP: 0.397, SLG: 0.356 (1, 10)										4	1	2	0	0	0	0											
<b>Bobby Smith, R</b> OBP: 0.242, SLG: 0.218 (1, 5)										4	0	1	0	0	0	1											
<b>Aaron Ledesma, R</b> OBP: 0.284, SLG: 0.285 (1, 3)										4	1	1	1	0	0	1											
<b>David Lamb, S</b> OBP: 0.292, SLG: 0.308 (1, 6)										4	1	1	0	0	1	2											
<b>Inning Stats</b>	R: 0 E: 0 K: 1 S: 5	H: 1 LOB: 0 BB: 0 P: 8	R: 0 E: 0 K: 0 S: 9	H: 1 LOB: 1 BB: 0 P: 13	R: 1 E: 0 K: 1 S: 12	H: 3 LOB: 2 BB: 0 P: 18	R: 1 E: 1 K: 0 S: 7	H: 2 LOB: 1 BB: 0 P: 11	R: 0 E: 0 K: 1 S: 7	H: 0 LOB: 0 BB: 0 P: 14	R: 0 E: 0 K: 0 S: 7	H: 0 LOB: 0 BB: 0 P: 8	R: 4 E: 0 K: 0 S: 19	H: 5 LOB: 1 BB: 0 P: 27	R: 0 E: 0 K: 0 S: 6	H: 0 LOB: 0 BB: 0 P: 12	R: 0 E: 0 K: 0 S: 7	H: 0 LOB: 0 BB: 0 P: 12	1B: 7 2B: 5 3B: 0 HR: 1	SF: 0 SAC: 0 DP: 2 HBP: 0	WP: 1 PB: 0 SB: 0 CS: 1	PA: 38					
<b>PITCHER</b>	IP	WLS	BF	H	R	ER	SO	BB	IBB	HBP	BLK	WP	HR	S	P	ERA	WHIP										
<b>Gil Heredia, R</b> ERA: 5.31 (1, 1)	6.1	W	29	11	6	6	3	0	0	0	0	1	1	54	82	8.53	1.737										
<b>Buddy Groom, L</b> ERA: 6.93 (7, 1)	0.1	H	1	0	0	0	0	0	0	0	0	0	0	6	8	0.00	0.000										
<b>T.J. Mathews, R</b> ERA: 3.96 (7, 1)	2.1	S	8	1	0	0	0	0	0	0	0	0	0	19	33	0.00	0.429										

Batter	1	2	3	4	5	6	7	8	9	AB	R	H	RBI	BB	SO	LOB	BOTTOM										
<b>Tony Phillips, S</b> OBP: 0.344, SLG: 0.415 (1, 8)										2	1	1	0	2	0	1	<b>Tampa Bay Devil Rays @ Oakland Athletics</b> Network Associates Coliseum, Oakland, CA Sun Aug 01 1999, 4:05 PM EDT Att: 24,951 - Unknown - 65 F <a href="http://livebaseballscorecards.com">livebaseballscorecards.com</a>										
<b>Ryan Christenson, R</b> OBP: 0.309, SLG: 0.316 (6, 8)										4	0	0	0	0	0	4											
<b>Randy Velarde, R</b> OBP: 0.381, SLG: 0.433 (1, 4)										4	0	0	0	0	0	4											
<b>Jason Giambi, L</b> OBP: 0.402, SLG: 0.530 (1, 3)										4	2	4	3	1	0	0											
<b>John Jaha, R</b> OBP: 0.414, SLG: 0.625 (1, 10)										5	1	2	1	0	1	3											
<b>Matt Stairs, L</b> OBP: 0.365, SLG: 0.518 (1, 9)										3	1	1	2	2	1	2											
<b>Ben Grieve, L</b> OBP: 0.354, SLG: 0.426 (1, 7)										3	1	0	0	1	0	5											
<b>Jason McDonald, S</b> OBP: 0.307, SLG: 0.263 (8, 7)										1	0	0	0	0	0	0											
<b>Miguel Tejada, R</b> OBP: 0.309, SLG: 0.394 (1, 6)										3	2	1	1	1	1	3											
<b>3 Eric Chavez, L</b> OBP: 0.342, SLG: 0.451 (1, 5)										5	1	2	1	0	0	2											
<b>Mike MacFarlane, R</b> OBP: 0.310, SLG: 0.380 (1, 2)										3	1	1	1	1	1	1											
<b>Inning Stats</b>	R: 0 E: 0 K: 0 S: 12	H: 1 LOB: 1 BB: 1 P: 20	R: 2 E: 1 K: 0 S: 11	H: 1 LOB: 1 BB: 1 P: 20	R: 0 E: 0 K: 0 S: 9	H: 1 LOB: 2 BB: 1 P: 19	R: 6 E: 0 K: 1 S: 18	H: 4 LOB: 1 BB: 3 P: 42	R: 0 E: 0 K: 1 S: 11	H: 1 LOB: 1 BB: 0 P: 19	R: 0 E: 0 K: 1 S: 10	H: 1 LOB: 2 BB: 1 P: 21	R: 0 E: 0 K: 0 S: 8	H: 1 LOB: 1 BB: 1 P: 14	R: 2 E: 0 K: 1 S: 12	H: 2 LOB: 1 BB: 1 P: 24	1B: 6 2B: 1 3B: 0 HR: 5	SF: 0 SAC: 2 DP: 2 HBP: 0	WP: 0 PB: 0 SB: 0 CS: 0	PA: 44							
<b>PITCHER</b>	IP	WLS	BF	H	R	ER	SO	BB	IBB	HBP	BLK	WP	HR	S	P	ERA	WHIP										
<b>Bobby Witt, R</b> ERA: 5.39 (1, 1)	3.0	L	19	5	6	4	0	5	0	0	0	0	2	41	80	12.00	3.333										
<b>Bryan Rekar, R</b> ERA: 5.5 (4, 1)	3.0		15	4	2	2	3	2	0	0	0	0	2	30	61	6.00	2.000										
<b>Rick White, R</b> ERA: 3.89 (7, 1)	1.0		4	1	0	0	0	1	0	0	0	0	0	8	14	0.00	2.000										
<b>Norm Charlton, L</b> ERA: 3.77 (8, 1)	1.0		6	2	2	2	1	1	0	0	0	0	1	12	24	18.00	3.000										



Batter	1	2	3	4	5	6	7	8	9	AB	R	H	RBI	BB	SO	LOB	TOP										
<b>Terrell Lowery, R</b> OBP: 0.394, SLG: 0.533 (1, 8)										4	0	2	0	0	2	3											
<b>Dave Martinez, L</b> OBP: 0.363, SLG: 0.415 (1, 9)										4	0	0	0	0	1	3											
<b>Bubba Trammell, R</b> OBP: 0.372, SLG: 0.507 (1, 7)										4	0	1	0	0	2	2											
<b>Fred McGriff, L</b> OBP: 0.429, SLG: 0.614 <b>David Lamb, S</b> OBP: 0.292, SLG: 0.308 (8, PR)										3	0	0	0	1	2	2											
<b>John Flaherty, R</b> OBP: 0.322, SLG: 0.409 (1, 2)										3	0	0	0	0	1	2											
<b>Wade Boggs, L</b> OBP: 0.368, SLG: 0.356 (1, 5)										3	0	1	0	1	1	2											
<b>Tony Graffanino, R</b> OBP: 0.313, SLG: 0.500 (1, 4)										4	0	1	0	0	1	1											
<b>Paul Sorrento, L</b> OBP: 0.343, SLG: 0.405 (1, 3)										3	0	1	0	1	0	3											
<b>Aaron Ledesma, R</b> OBP: 0.277, SLG: 0.277 (1, 6)										4	0	0	0	0	1	5											
<b>Inning Stats</b>	R: 0 H: 1 E: 0 K: 1 S: 14	H: 1 LOB: 1 BB: 0 P: 23	R: 0 H: 0 E: 0 K: 2 S: 7	H: 0 LOB: 0 BB: 0 P: 7	R: 0 H: 1 E: 0 K: 3 S: 11	H: 1 LOB: 1 BB: 0 P: 20	R: 0 H: 0 E: 0 K: 2 S: 10	H: 0 LOB: 0 BB: 0 P: 16	R: 0 H: 2 E: 0 K: 1 S: 11	H: 2 LOB: 2 BB: 0 P: 19	R: 0 H: 0 E: 0 K: 0 S: 5	H: 0 LOB: 0 BB: 1 P: 9	R: 0 H: 1 E: 0 K: 1 S: 13	H: 1 LOB: 2 BB: 1 P: 22	R: 0 H: 0 E: 0 K: 0 S: 7	H: 0 LOB: 1 BB: 1 P: 12	1B: 5 2B: 1 3B: 0 HR: 0	SF: 0 SAC: 0 DP: 1 HBP: 1	WP: 0 PB: 1 SB: 1 CS: 0	PA: 36							
<b>PITCHER</b>	IP	WLS	BF	H	R	ER	SO	BB	IBB	HBP	BLK	WP	HR	S	P	ERA	WHIP										
<b>Freddy Garcia, R</b> ERA: 4.66 (1, 1)	7.2	W	30	6	0	0	10	1	0	1	0	0	0	81	126	0.00	0.913										
<b>Steve Sinclair, L</b> ERA: 10.8 (8, 1)	0.0		1	0	0	0	0	1	0	0	0	0	0	1	5	∞	∞										
<b>Jose Paniagua, R</b> ERA: 3.75 (8, 1)	1.1	S	5	0	0	0	1	1	0	0	0	0	0	10	15	0.00	0.750										

**Tampa Bay Devil Rays @ Seattle Mariners**  
Safeco Field, Seattle, WA  
Mon Aug 02 1999, 7:05 PM PDT  
Att: 45,118 - Unknown - 80 F

AB 32  
R 0  
H 6  
RBI 0  
BB 3  
SO 11  
LOB 23



Batter	1	2	3	4	5	6	7	8	9	AB	R	H	RBI	BB	SO	LOB	BOTTOM										
<b>Brian Hunter, R</b> OBP: 0.313, SLG: 0.357 (1, 7)										5	0	2	0	0	2	1											
<b>David Bell, R</b> OBP: 0.340, SLG: 0.449 (1, 4)										4	0	1	0	0	1	2											
<b>Ken Griffey Jr., L</b> OBP: 0.401, SLG: 0.616 (1, 8)										4	1	2	0	0	1	2											
<b>Alex Rodriguez, R</b> OBP: 0.384, SLG: 0.635 (1, 6)										3	1	1	0	0	1	3											
<b>Edgar Martinez, R</b> OBP: 0.430, SLG: 0.519 (1, 10)										3	1	1	1	1	0	2											
<b>Raul Ibanez, L</b> OBP: 0.333, SLG: 0.391 (1, 9)										2	0	0	0	2	0	4											
<b>John Mabry, L</b> OBP: 0.301, SLG: 0.411 (1, 3)										2	1	0	0	1	0	1											
<b>Dan Wilson, R</b> OBP: 0.334, SLG: 0.394 (1, 2)										4	0	1	1	0	0	2											
<b>Russ Davis, R</b> OBP: 0.295, SLG: 0.462 (1, 5)										2	0	0	1	1	1	2											
<b>Inning Stats</b>	R: 0 H: 2 E: 0 K: 2 S: 11	H: 0 LOB: 1 BB: 1 P: 18	R: 0 H: 0 E: 0 K: 0 S: 11	H: 0 LOB: 0 BB: 1 P: 22	R: 0 H: 0 E: 0 K: 1 S: 6	H: 0 LOB: 0 BB: 0 P: 9	R: 3 H: 3 E: 0 K: 0 S: 14	H: 3 LOB: 2 BB: 2 P: 27	R: 0 H: 1 E: 0 K: 0 S: 10	H: 1 LOB: 0 BB: 0 P: 17	R: 0 H: 0 E: 0 K: 1 S: 8	H: 0 LOB: 1 BB: 1 P: 12	R: 1 H: 2 E: 1 K: 1 S: 15	H: 2 LOB: 2 BB: 0 P: 20	R: 0 H: 0 E: 0 K: 1 S: 11	H: 0 LOB: 1 BB: 1 P: 19	1B: 8 2B: 0 3B: 0 HR: 0	SF: 1 SAC: 1 DP: 1 HBP: 1	WP: 1 PB: 1 SB: 0 CS: 0	PA: 37							
<b>PITCHER</b>	IP	WLS	BF	H	R	ER	SO	BB	IBB	HBP	BLK	WP	HR	S	P	ERA	WHIP										
<b>Mickey Callaway, R</b> ERA: 7.63 (6, 1)	0.1	L	2	0	0	0	0	1	0	0	0	0	0	3	7	0.00	3.000										
<b>Mike Duval, L</b> ERA: 5.6 (6, 1)	1.2		8	2	1	1	2	0	0	1	0	0	0	20	25	5.40	1.200										
<b>Esteban Yan, R</b> ERA: 5.7 (8, 1)	0.2		2	0	0	0	0	0	0	0	0	0	0	5	8	0.00	0.000										
<b>Albie Lopez, R</b> ERA: 7.02 (8, 1)	0.1		2	0	0	0	1	1	0	0	0	0	0	6	11	0.00	3.000										

**Tampa Bay Devil Rays @ Seattle Mariners**  
Safeco Field, Seattle, WA  
Mon Aug 02 1999, 7:05 PM PDT  
Att: 45,118 - Unknown - 80 F

AB 29  
R 4  
H 8  
RBI 3  
BB 5  
SO 6  
LOB 19





Batter	1	2	3	4	5	6	7	8	9	AB	R	H	RBI	BB	SO	LOB	TOP					
<b>Terrell Lowery, R</b> OBP: 0.408, SLG: 0.531 (1, 8)	P6		G4-6-3 1B		1-2 3-H 1B		4-2 BB		K	4	0	2	1	1	1	3						
<b>Dave Martinez, L</b> OBP: 0.381, SLG: 0.410 (1, 9)	2B BB		G4-6-3 1-2		F8		3-3 K		F8	4	1	0	0	1	1	9						
<b>Tony Graffanino, R</b> OBP: 0.350, SLG: 0.550 (1, 4)	1-H 2B			K		F8		2-1 1B		4	0	2	1	0	1	0						
<b>Fred McGriff, L</b> OBP: 0.425, SLG: 0.607 (1, 10)	G1-3			L6		L6		G1-6-3 1-2		4	0	0	0	0	2							
<b>John Flaherty, R</b> OBP: 0.318, SLG: 0.404 (1, 2)	K			P3		G6-3		0-2 F9		4	0	0	0	0	1							
<b>Wade Boggs, L</b> OBP: 0.370, SLG: 0.356 (1, 5)		F8-3 1B			F9 BB 1B BB		G4-3		L7	3	1	1	0	1	0	0						
<b>Bubba Trammell, R</b> OBP: 0.381, SLG: 0.507 (1, 7)		F8-3 1-2			4-2 1B BB		4-0 2B BB		2-2 1B 1B 1B	2	0	1	0	2	0	1						
<b>Paul Sorrento, L</b> OBP: 0.341, SLG: 0.402 (1, 3)		G6-3			0-1 F9		1-3 K		2-2 1B 1B	4	0	1	0	0	1	3						
<b>Aaron Ledesma, R</b> OBP: 0.278, SLG: 0.285 (1, 6)					0-1 F9		0-0 2B		0-2 1B	3	0	1	0	0	0	2						
<b>Rich Butler, L</b> OBP: 0.235, SLG: 0.250 (9, PH)			G6-3				1-3 2B		1-2 2-3 1B	1	0	1	0	0	0	0						
<b>Inning Stats</b>	R: 1 H: 1 E: 0 K: 1 S: 14	H: 1 LOB: 1 BB: 1 P: 27	R: 0 H: 1 E: 0 K: 0 S: 8	H: 1 LOB: 0 BB: 0 P: 10	R: 0 H: 1 E: 0 K: 0 S: 5	H: 1 LOB: 0 BB: 0 P: 9	R: 0 H: 0 E: 0 K: 1 S: 10	H: 0 LOB: 0 BB: 0 P: 16	R: 1 H: 1 E: 0 K: 0 S: 16	H: 1 LOB: 2 BB: 2 P: 27	R: 0 H: 0 E: 0 K: 0 S: 5	H: 0 LOB: 0 BB: 0 P: 5	R: 0 H: 1 E: 0 K: 2 S: 11	H: 1 LOB: 3 BB: 2 P: 23	R: 0 H: 1 E: 0 K: 0 S: 7	H: 1 LOB: 0 BB: 0 P: 9	R: 0 H: 3 E: 0 K: 1 S: 17	H: 3 LOB: 3 BB: 0 P: 25	1B: 7 2B: 3 3B: 0 HR: 0	SF: 0 SAC: 0 DP: 3 HBP: 0	WP: 0 PB: 0 CS: 0	PA: 38
<b>PITCHER</b>	IP	WLS	BF	H	R	ER	SO	BB	IBB	HBP	BLK	WP	HR	S	P	ERA	WHIP					
<b>John Halama, L</b> ERA: 3.59 (1, 1)	6.2	W	27	5	2	2	3	4	0	0	0	0	0	63	104	2.70	1.350					
<b>Paul Abbott, R</b> ERA: 2.96 (7, 1)	1.1	H	5	1	0	0	1	1	0	0	0	0	0	13	22	0.00	1.500					
<b>Jose Mesa, R</b> ERA: 5.91 (9, 1)	1.0	S	6	3	0	0	1	0	0	0	0	0	0	17	25	0.00	3.000					

**Tampa Bay Devil Rays @ Seattle Mariners**  
Safeco Field, Seattle, WA  
Tue Aug 03 1999, 7:05 PM PDT  
Att: 37,180 - Cloudy - 69 F

AB 33  
R 2  
H 9  
RBI 2  
BB 5  
SO 5  
LOB 21



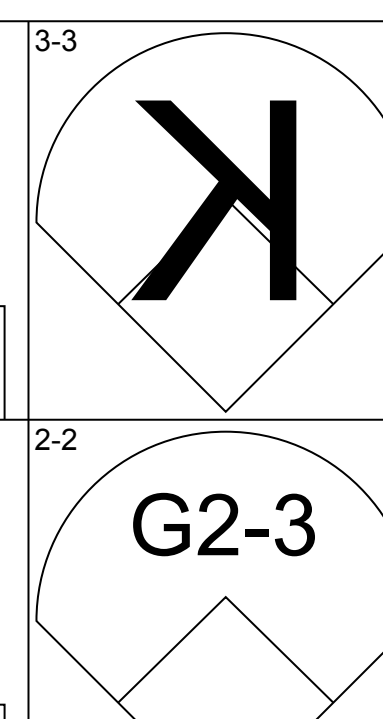
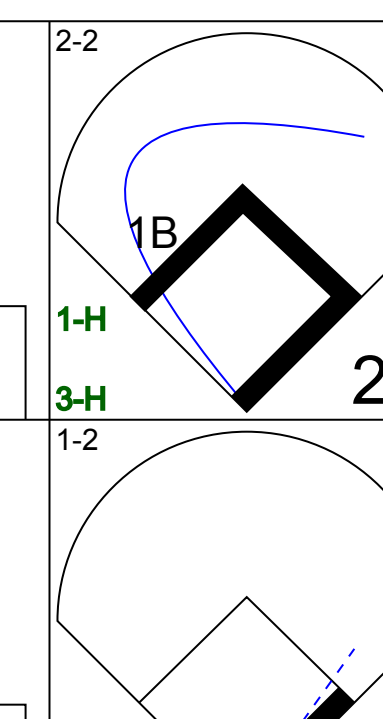
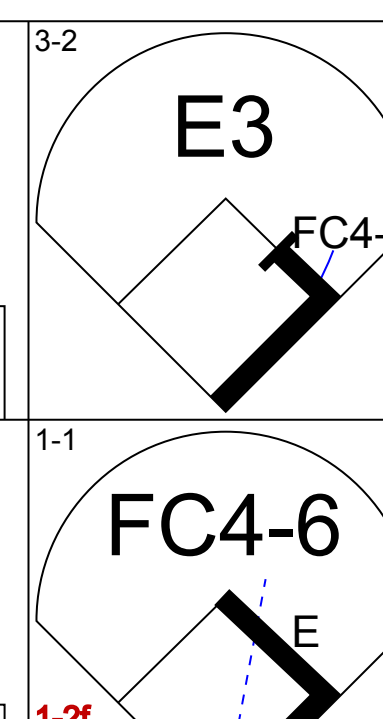
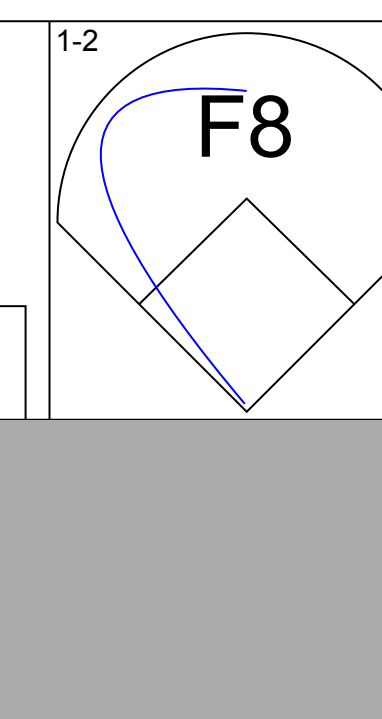

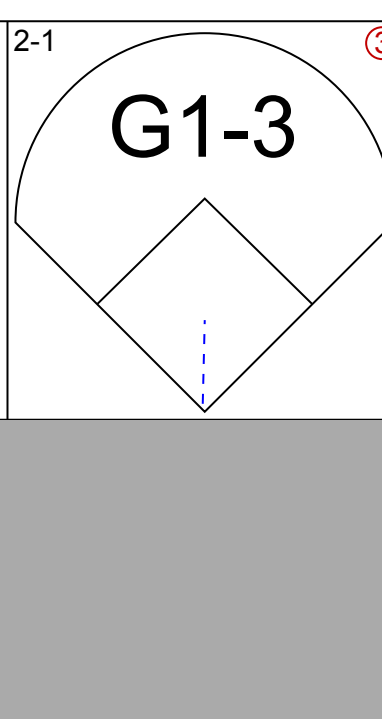
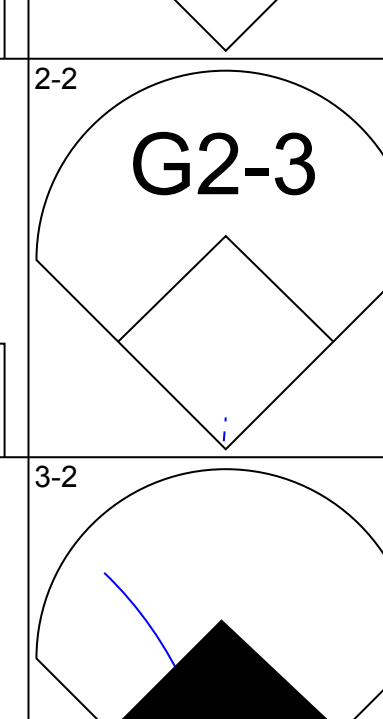
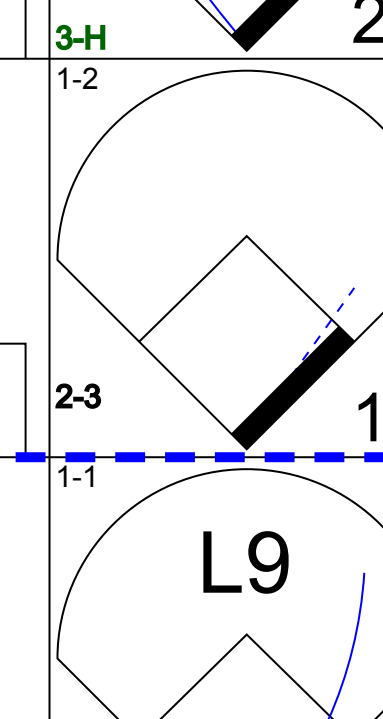
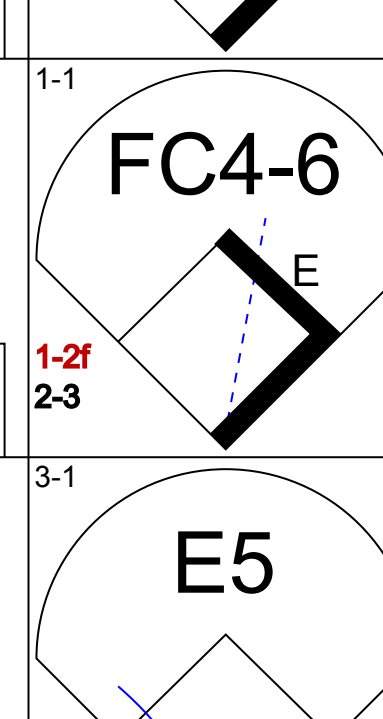
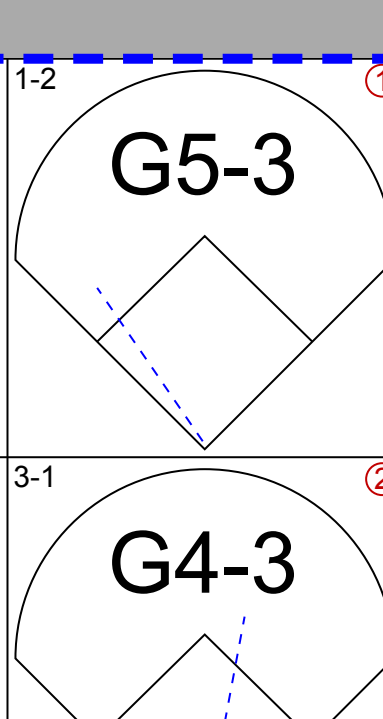
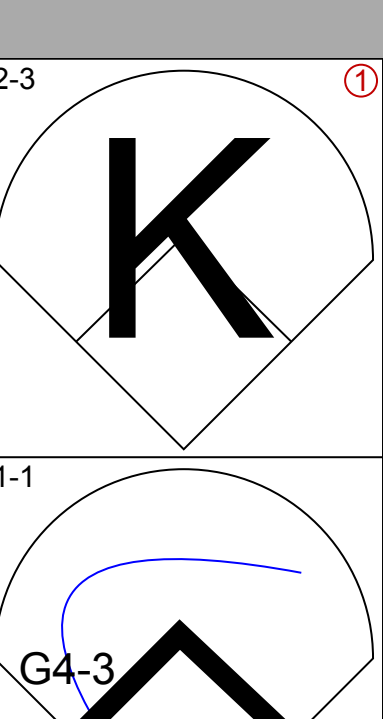
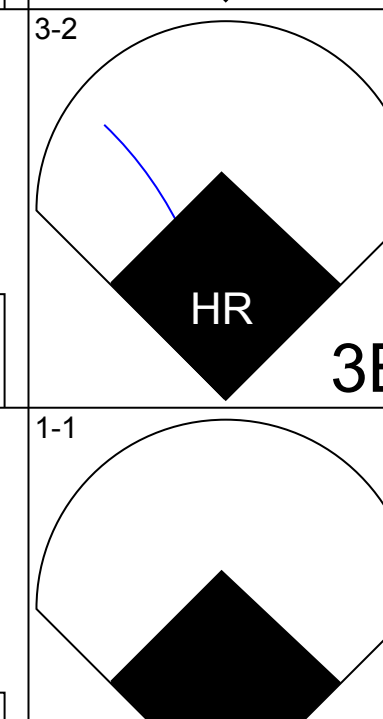
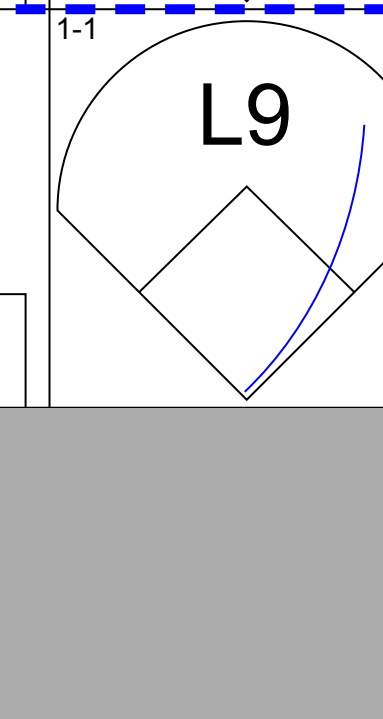
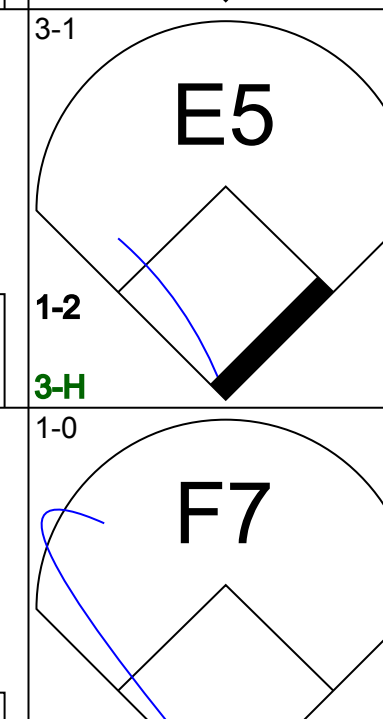
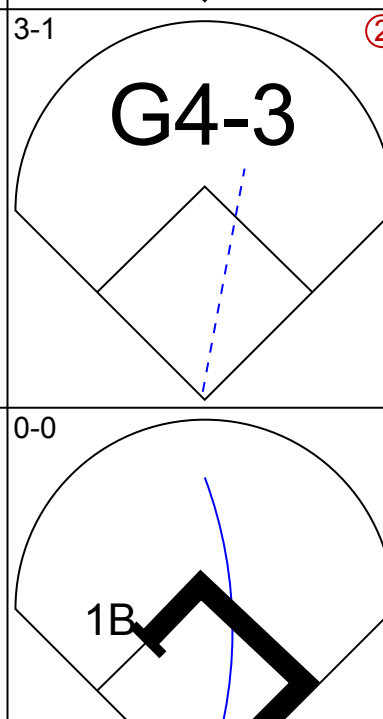
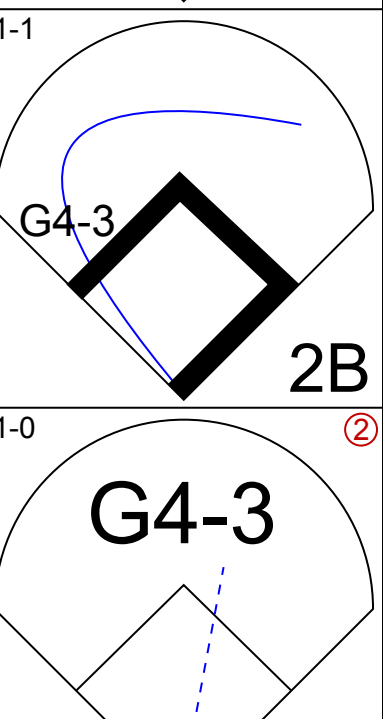
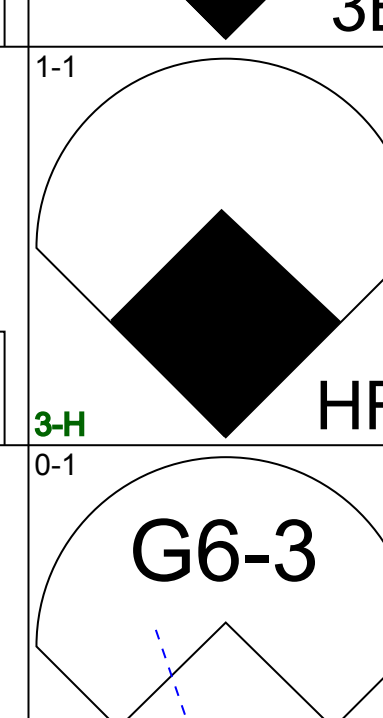
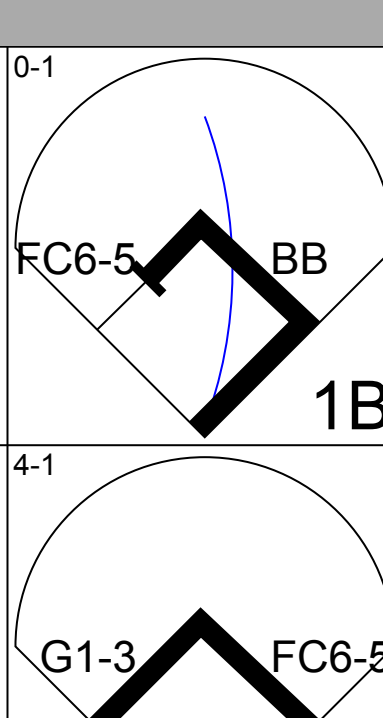
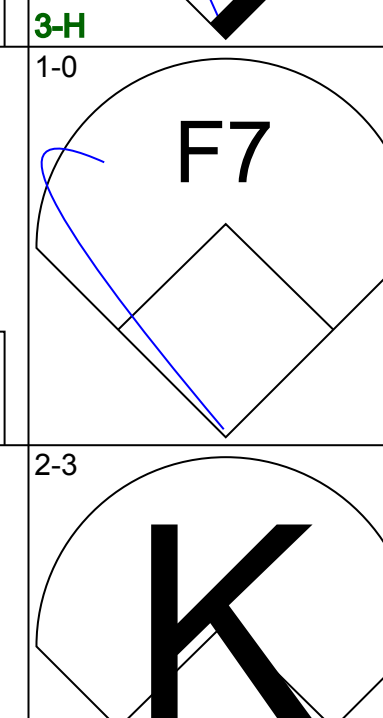
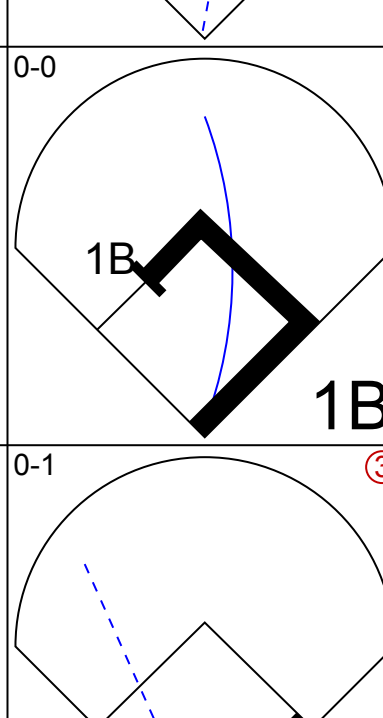
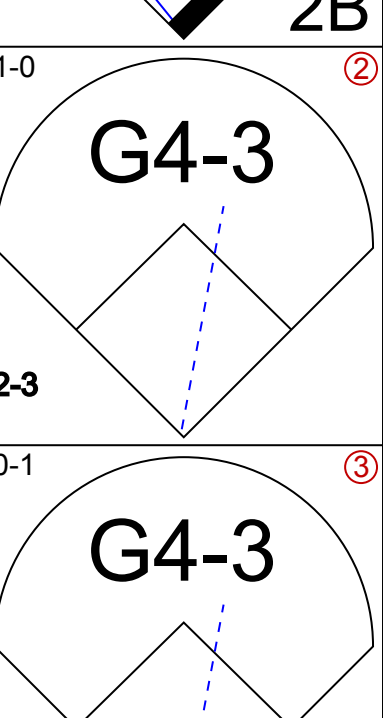
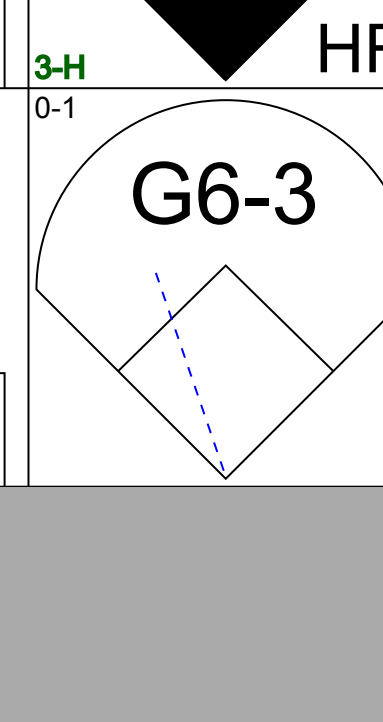
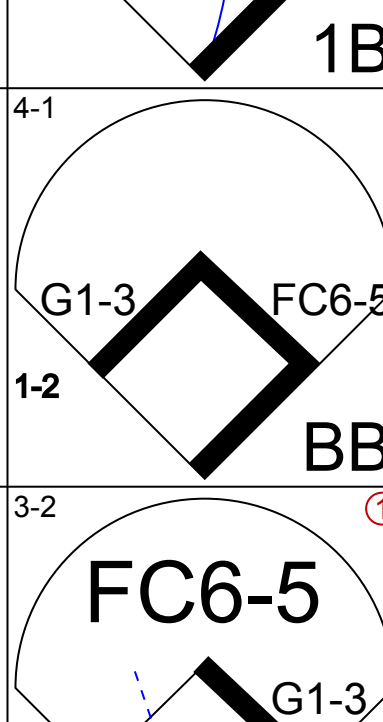
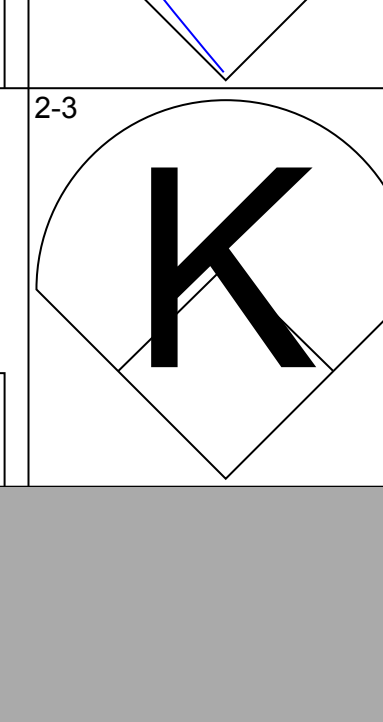
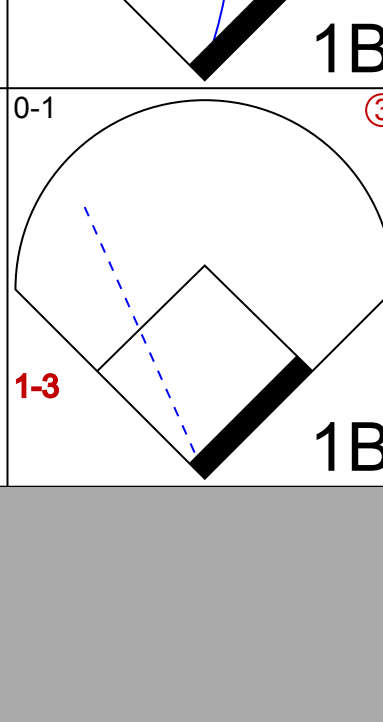
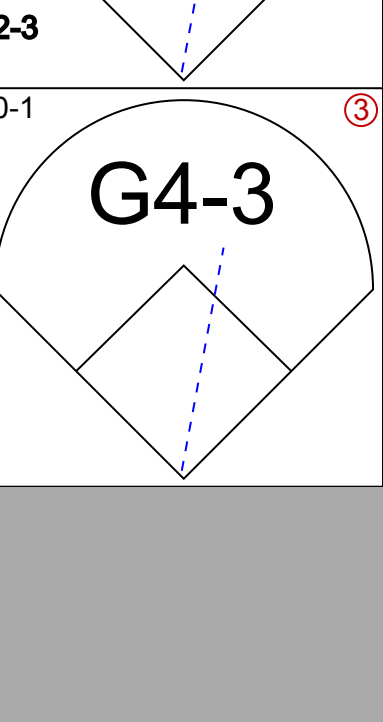
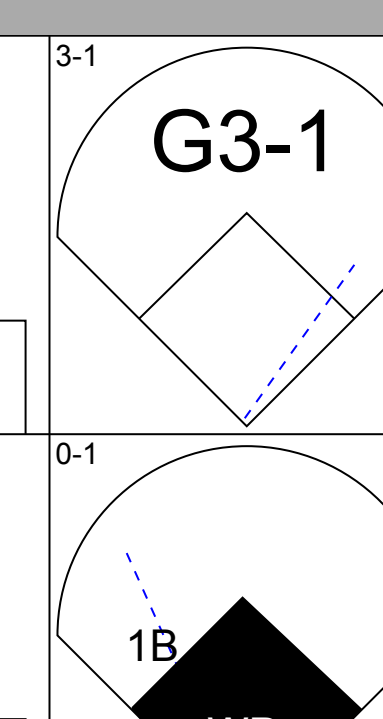
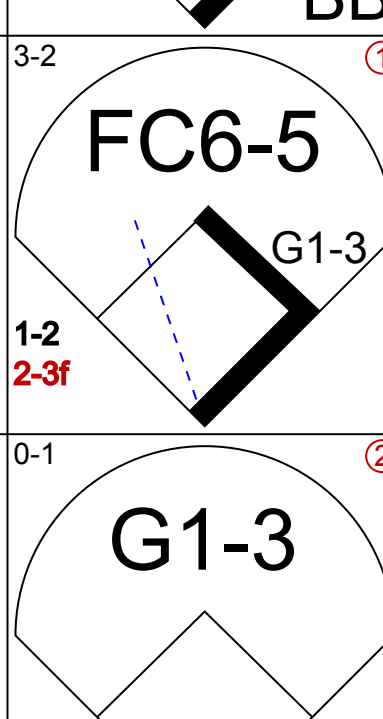
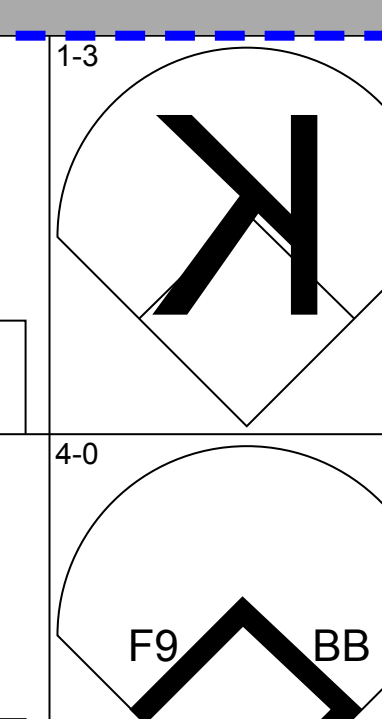
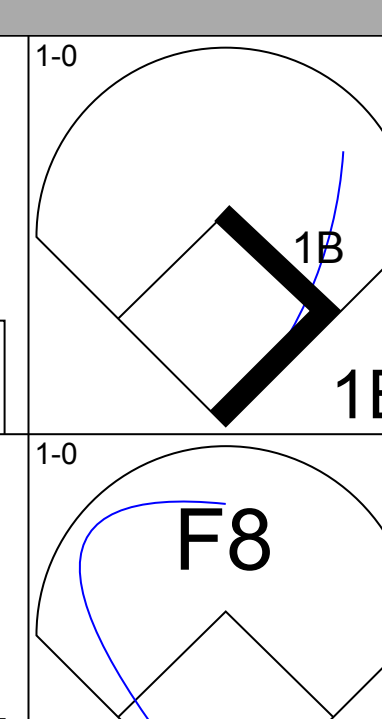
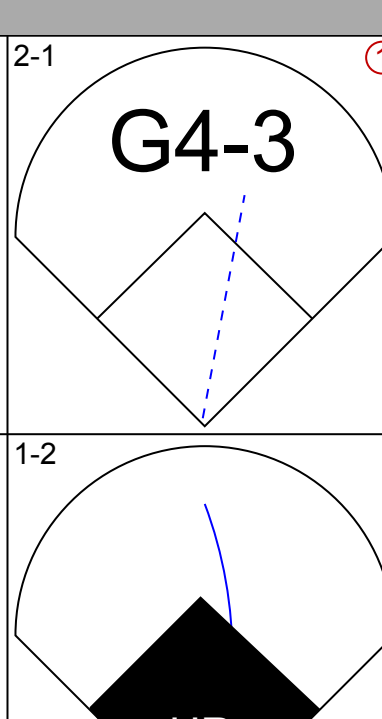

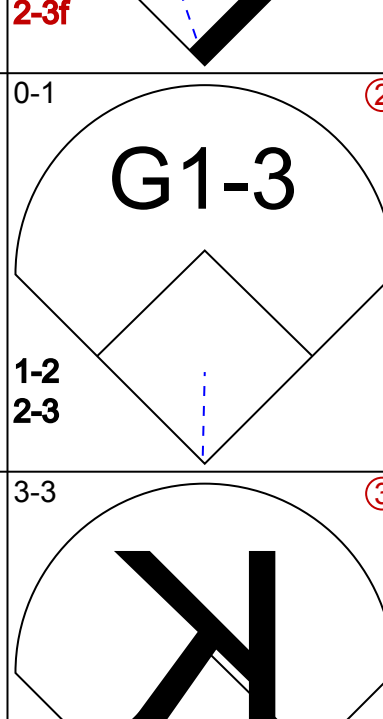
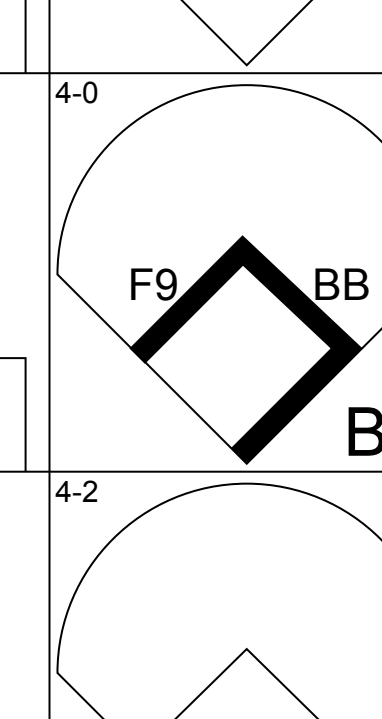
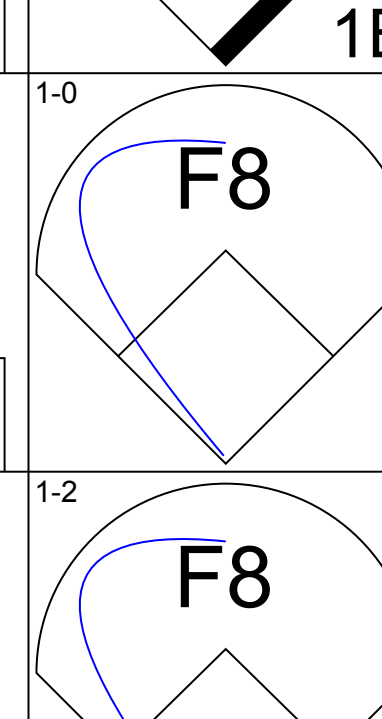
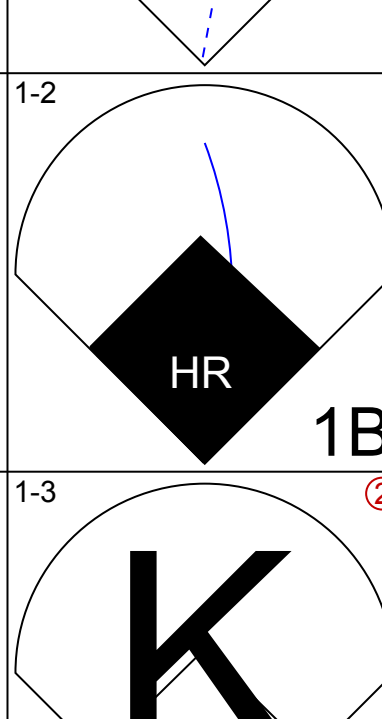

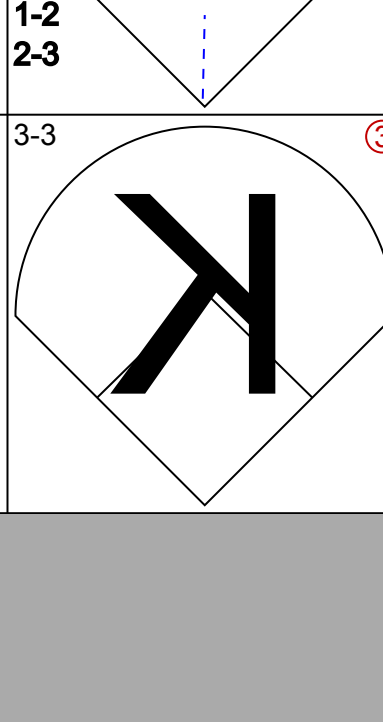
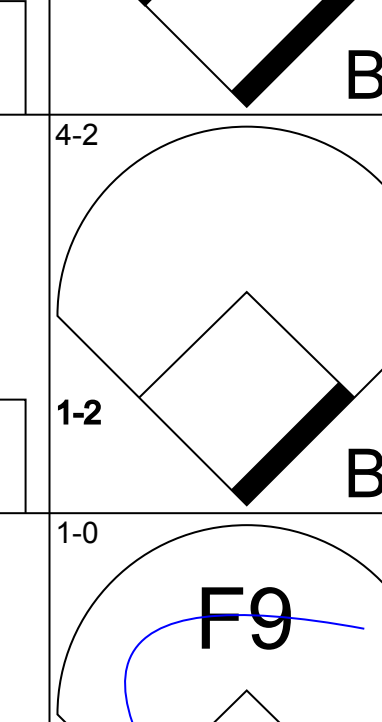
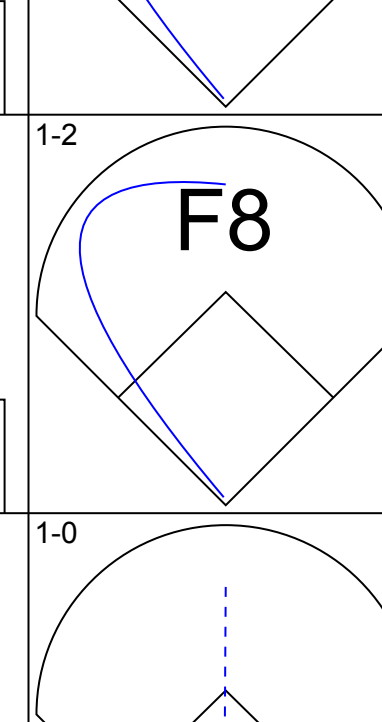
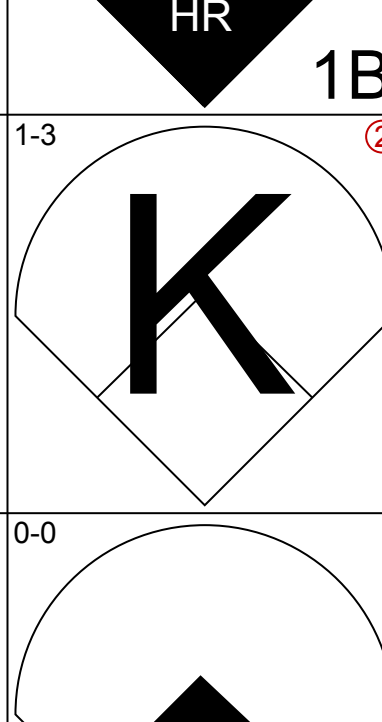


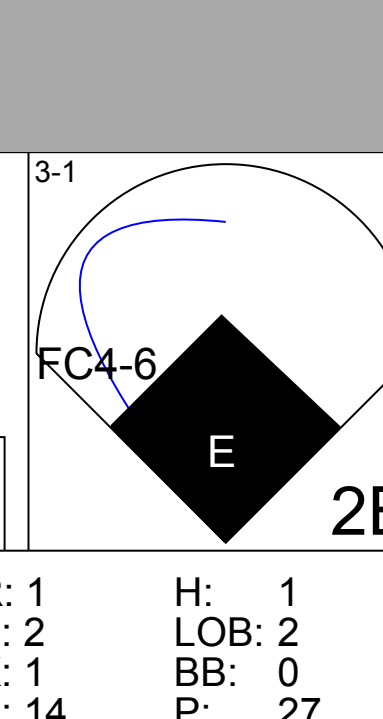


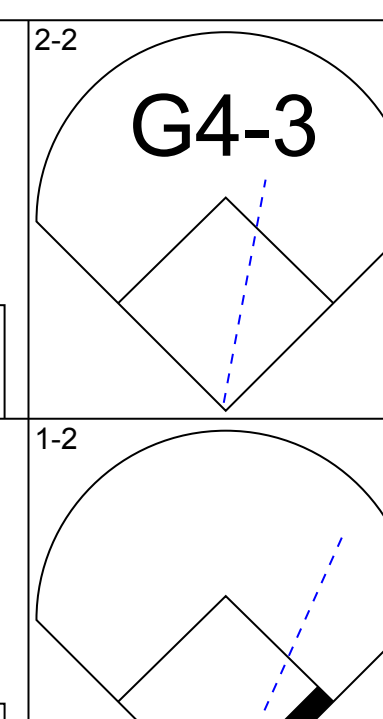
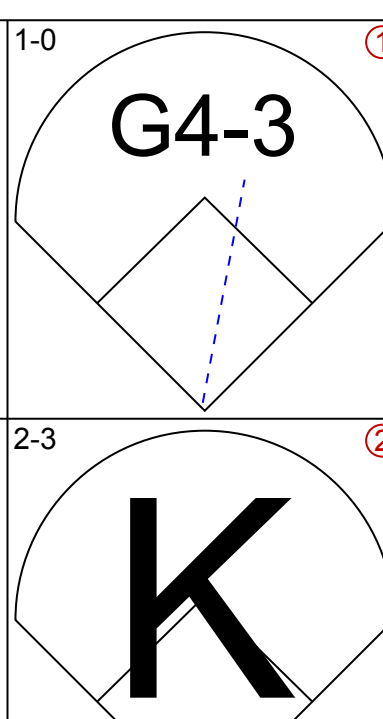
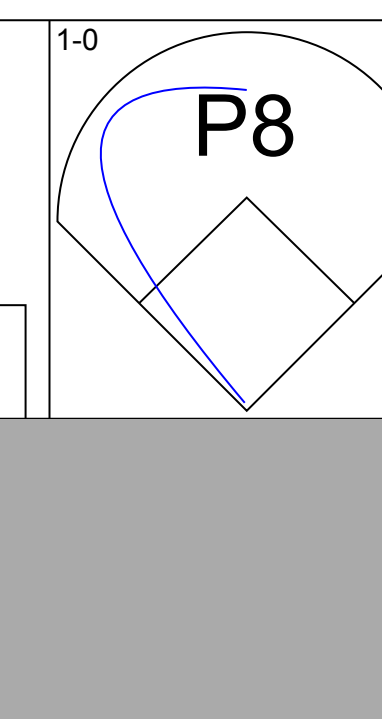
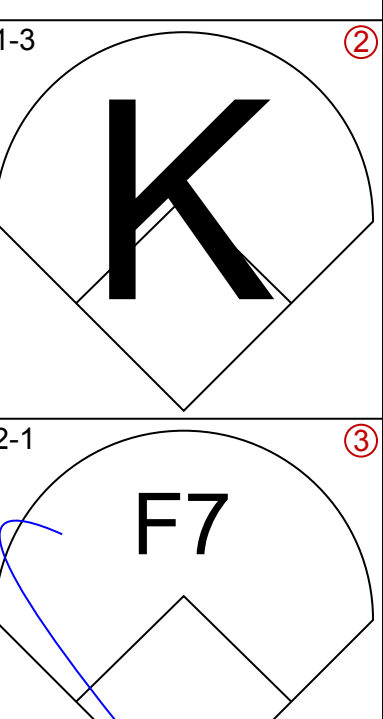
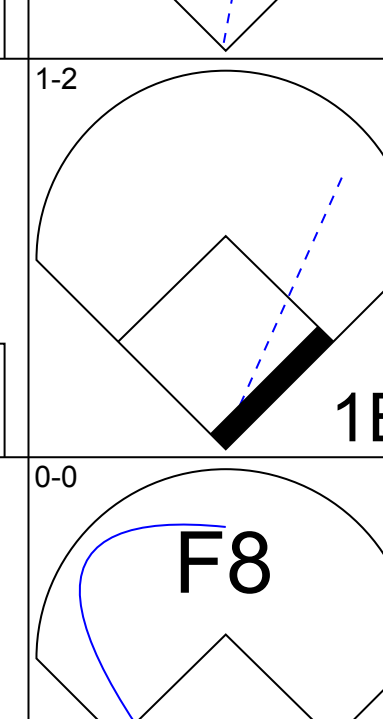
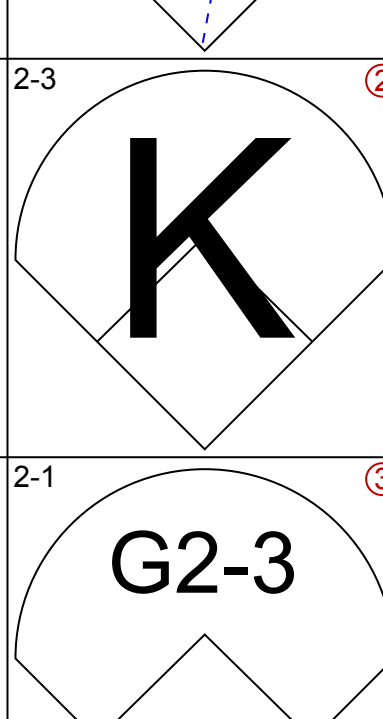
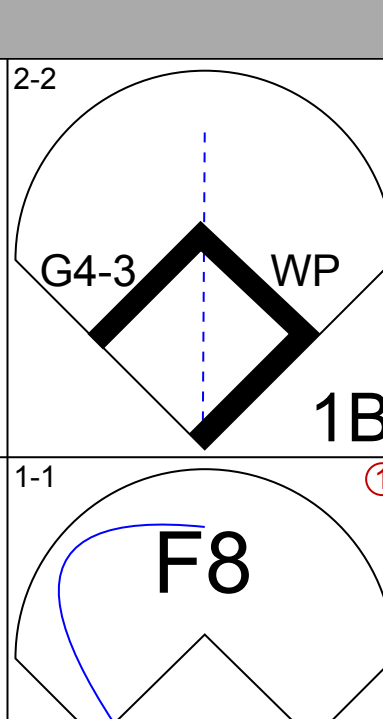
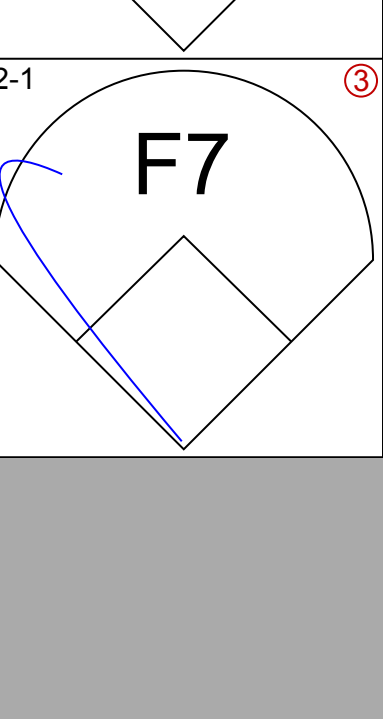
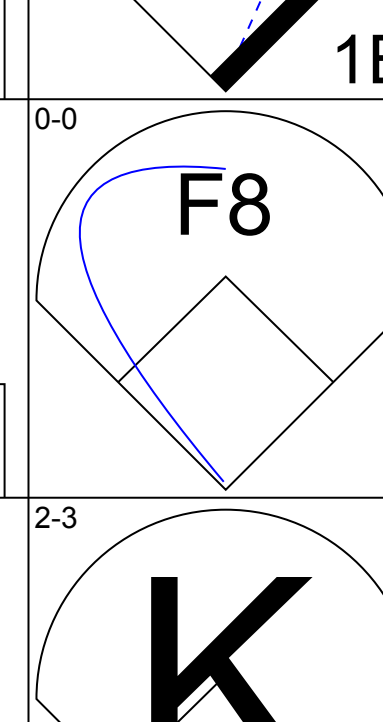
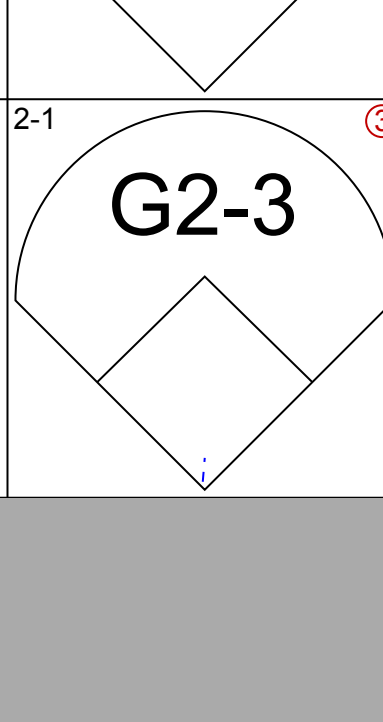
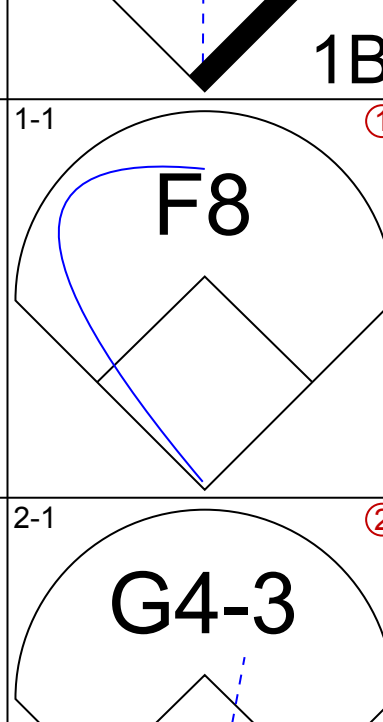
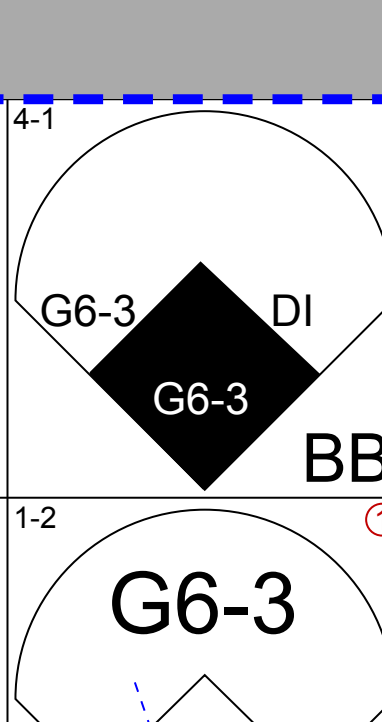
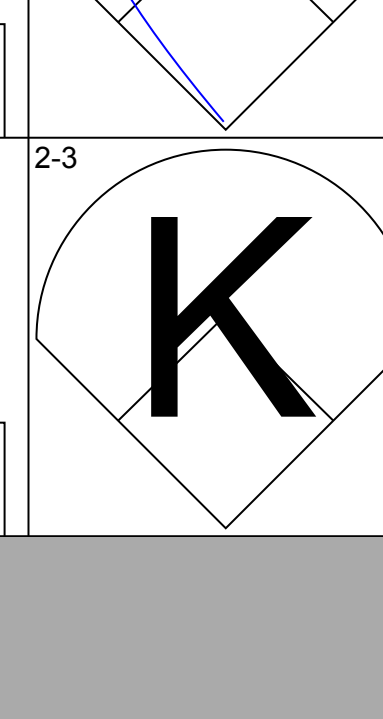
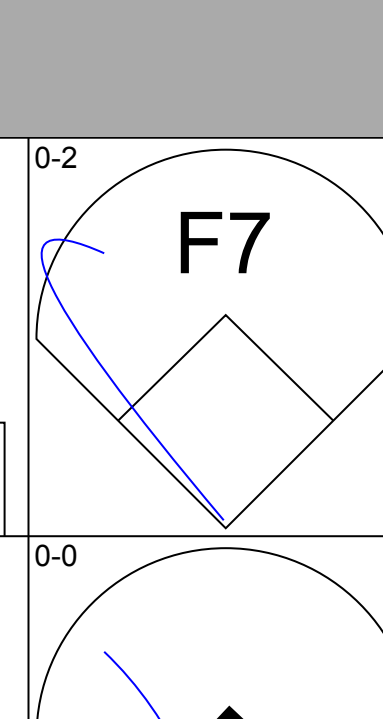
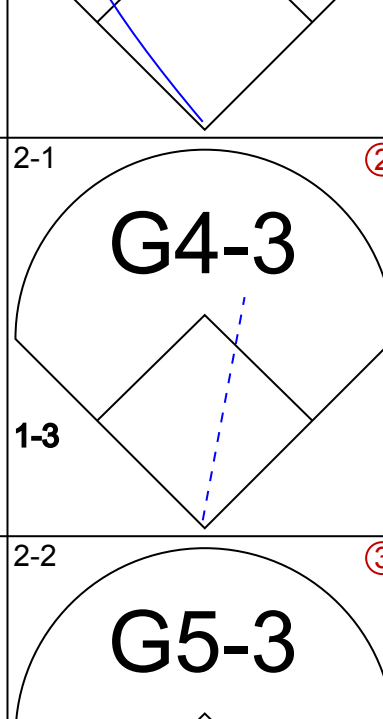

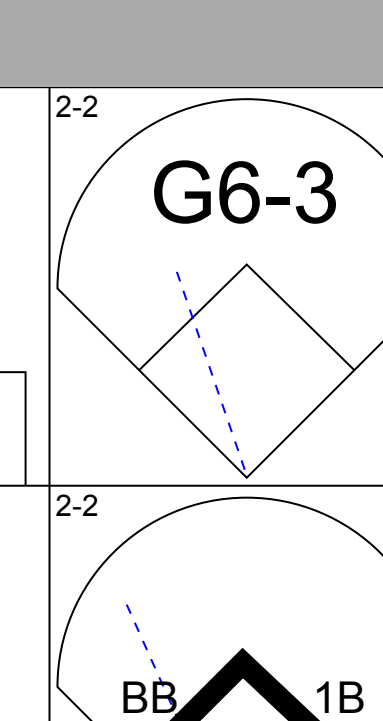
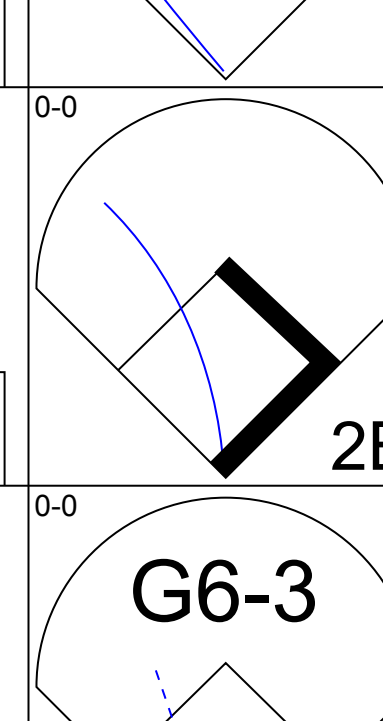
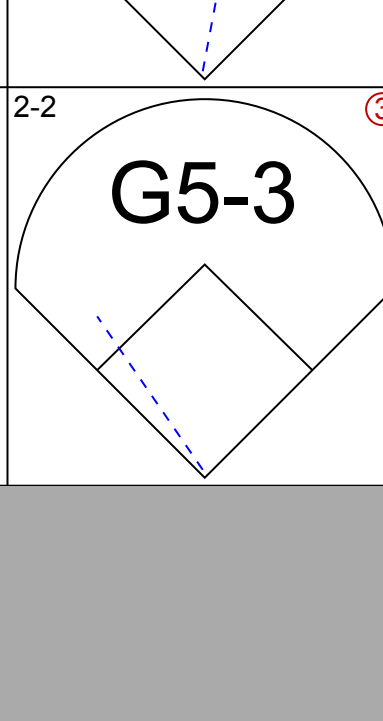


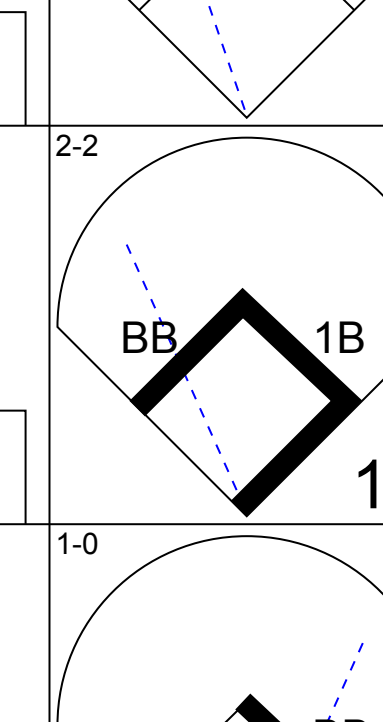
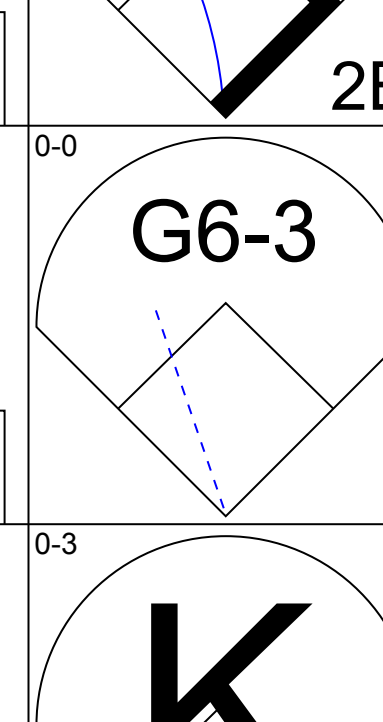
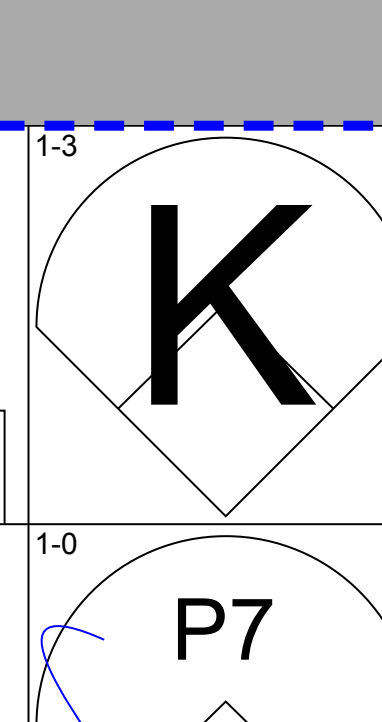
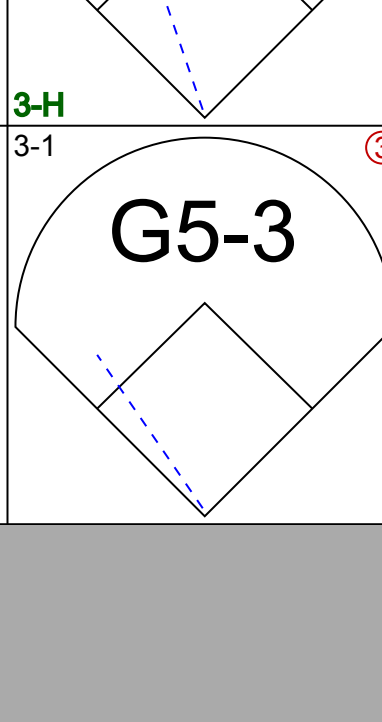



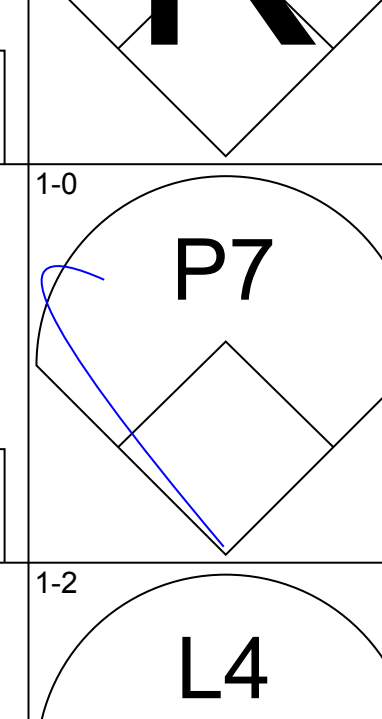

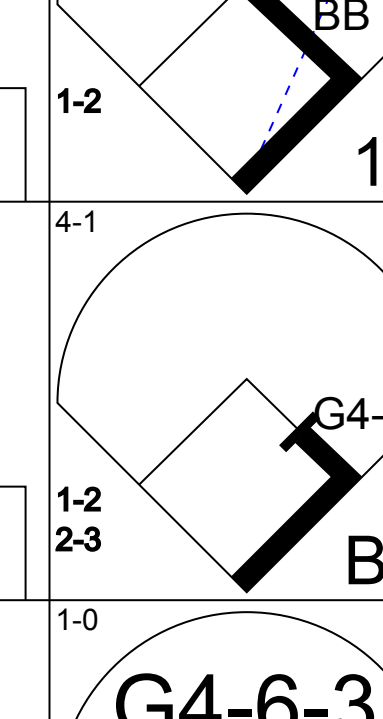

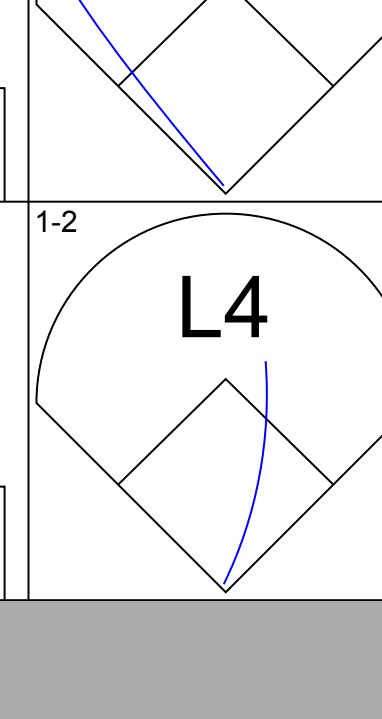


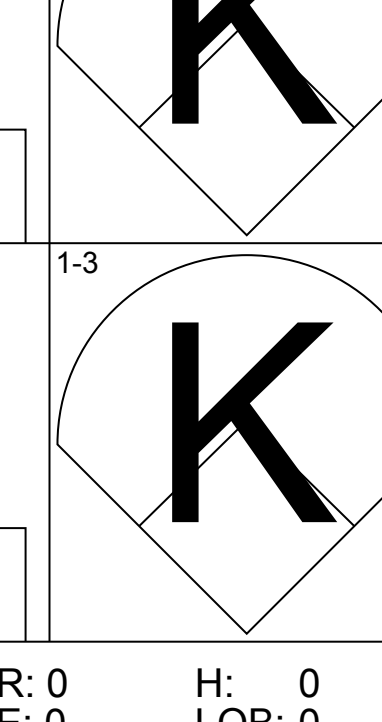
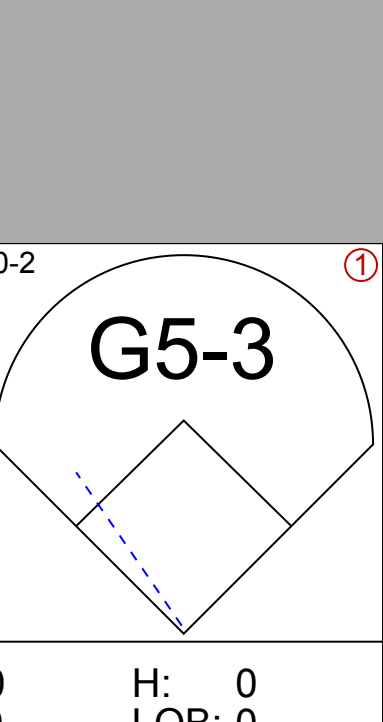
Batter	1	2	3	4	5	6	7	8	9	AB	R	H	RBI	BB	SO	LOB	BOTTOM					
<b>Brian Hunter, R</b> OBP: 0.309, SLG: 0.353 (1, 7)	L3		K	G5-3		G4-3		SF9		4	0	0	1	0	1	4						
<b>David Bell, R</b> OBP: 0.336, SLG: 0.444 (1, 4)	F9		F7		G5-3	P6-4		G5-3		5	0	0	0	0	0	1						
<b>Ken Griffey Jr., L</b> OBP: 0.402, SLG: 0.624 (1, 8)	2B		F7		HR		G4-3			4	1	2	1	0	0	0						
<b>Alex Rodriguez, R</b> OBP: 0.382, SLG: 0.640 (1, 6)	G6-3			E5 F7 1B	HR		G6-3			4	2	1	1	0	0	1						
<b>Edgar Martinez, R</b> OBP: 0.433, SLG: 0.521 (1, 10)		BB 1B		F7 2-3	2B BB		1-1 1B			3	1	2	0	1	0	1						
<b>Jay Buhner, R</b> OBP: 0.393, SLG: 0.500 (1, 9)		FC4-6 BB		G4-3 HBP	K		1-2 1B			2	0	1	0	1	1	1						
<b>John Mabry, L</b> OBP: 0.304, SLG: 0.417 (1, 3)		K		G4-3 1B	1-H 2B		K			4	0	2	2	0	2	4						
<b>Dan Wilson, R</b> OBP: 0.333, SLG: 0.396 (1, 2)		P4		G4-3	P3			1-1 SH3 2B		4	1	1	0	0	0	5						
<b>Russ Davis, R</b> OBP: 0.299, SLG: 0.462 (1, 5)	FC4-6 1-2					P6-4 G4-3 1B		SH3		2	0	1	0	1	0	2						
<b>Inning Stats</b>	R: 0 H: 1 E: 0 K: 0 S: 14	H: 1 LOB: 1 BB: 0 P: 22	R: 0 H: 1 E: 0 K: 1 S: 8	H: 1 LOB: 2 BB: 1 P: 17	R: 0 H: 0 E: 0 K: 1 S: 5	H: 0 LOB: 0 BB: 0 P: 7	R: 1 H: 1 E: 1 K: 0 S: 19	H: 1 LOB: 3 BB: 1 P: 31	R: 3 H: 3 E: 0 K: 1 S: 13	H: 3 LOB: 1 BB: 1 P: 23	R: 0 H: 1 E: 0 K: 0 S: 8	H: 1 LOB: 0 BB: 0 P: 11	R: 0 H: 2 E: 0 K: 1 S: 11	H: 2 LOB: 2 BB: 0 P: 19	R: 1 H: 1 E: 0 K: 0 S: 11	H: 1 LOB: 0 BB: 0 P: 14	1B: 5 2B: 4 3B: 0 HR: 2	SF: 1 SAC: 1 DP: 1 HBP: 1	WP: 0 PB: 0 CS: 0	PA: 38		
<b>PITCHER</b>	IP	WLS	BF	H	R	ER	SO	BB	IBB	HBP	BLK	WP	HR	S	P	ERA	WHIP					
<b>Ryan Rupe, R</b> ERA: 4.66 (1, 1)	5.0	L	26	6	4	3	3	3	0	1	0	0	0	59	100	5.40	1.800					
<b>Rick White, R</b> ERA: 3.66 (6, 1)	3.0		12	4	1	1	1	0	0	0	0	0	0	30	44	3.00	1.333					

**Tampa Bay Devil Rays @ Seattle Mariners**  
Safeco Field, Seattle, WA  
Tue Aug 03 1999, 7:05 PM PDT  
Att: 37,180 - Cloudy - 69 F

AB 32  
R 5  
H 10  
RBI 5  
BB 3  
SO 4  
LOB 19





Batter	1	2	3	4	5	6	7	8	9	AB	R	H	RBI	BB	SO	LOB	TOP					
<b>Terrell Lowery, R</b> OBP: 0.390, SLG: 0.514 (1, 8)										6	0	1	1	0	2	5						
<b>Wade Boggs, L</b> OBP: 0.370, SLG: 0.355 <b>Bobby Smith, R</b> OBP: 0.238, SLG: 0.214 (1, 5) (5, 5)										3	0	1	0	0	0	2						
<b>Tony Graffanino, R</b> OBP: 0.360, SLG: 0.640 (1, 4)										5	1	2	0	0	0	3						
<b>Fred McGriff, L</b> OBP: 0.428, SLG: 0.617 <b>Mickey Callaway, R</b> OBP: 0.667, SLG: 0.667 <b>David Lamb, S</b> OBP: 0.289, SLG: 0.305 (1, 10) (6, PR) (8, PH)										4	1	3	2	0	0	2						
<b>Bubba Trammell, R</b> OBP: 0.382, SLG: 0.500 (1, 7)										4	0	1	0	1	1	3						
<b>Paul Sorrento, L</b> OBP: 0.338, SLG: 0.397 (1, 3)										5	0	1	0	0	1	2						
<b>Aaron Ledesma, R</b> OBP: 0.287, SLG: 0.290 (1, 6)										4	2	2	0	1	0	3	AB 43					
<b>Rich Butler, L</b> OBP: 0.227, SLG: 0.200 (1, 9)										4	0	0	0	1	2	5	R 7					
<b>Mike DiFelice, R</b> OBP: 0.333, SLG: 0.500 (1, 2)										5	3	4	2	0	0	2	H 15					
<b>Inning Stats</b>	R: 2 E: 0 K: 1 S: 15	H: 2 LOB: 0 BB: 0 P: 24	R: 2 E: 0 K: 0 S: 25	H: 4 LOB: 2 BB: 0 P: 36	R: 0 E: 0 K: 1 S: 11	H: 1 LOB: 2 BB: 1 P: 21	R: 1 E: 2 K: 1 S: 14	H: 1 LOB: 2 BB: 0 P: 27	R: 0 E: 0 K: 1 S: 10	H: 2 LOB: 2 BB: 0 P: 13	R: 0 E: 0 K: 1 S: 12	H: 2 LOB: 2 BB: 0 P: 19	R: 0 E: 0 K: 1 S: 8	H: 1 LOB: 1 BB: 0 P: 12	R: 2 E: 0 K: 1 S: 11	H: 2 LOB: 0 BB: 0 P: 17	1B: 9 2B: 3 3B: 1 HR: 2	SF: 0 SAC: 0 DP: 0 HBP: 0	WP: 1 PB: 0 CS: 0	PA: 46		
<b>PITCHER</b>	IP	WLS	BF	H	R	ER	SO	BB	IBB	HBP	BLK	WP	HR	S	P	ERA	WHIP					
<b>Gil Meche, R</b> ERA: 7.09 <b>Tom Davey, R</b> ERA: 4.47 <b>Steve Sinclair, L</b> ERA: 9.39 <b>Frankie Rodriguez, R</b> ERA: 6.39 (1, 1) (2, 1) (5, 1) (6, 1)	1.2	L	11	6	4	4	1	0	0	0	0	1	1	38	57	21.60	3.600					
<b>Batter</b>	1	2	3	4	5	6	7	8	9	AB	R	H	RBI	BB	SO	LOB	BOTTOM					
<b>Brian Hunter, R</b> OBP: 0.306, SLG: 0.349 (1, 7)										4	0	0	0	0	1	0						
<b>David Bell, R</b> OBP: 0.338, SLG: 0.444 (1, 4)										4	0	2	0	0	1	0						
<b>Ken Griffey Jr., L</b> OBP: 0.400, SLG: 0.620 (1, 8)										3	1	0	0	1	0	2						
<b>Alex Rodriguez, R</b> OBP: 0.378, SLG: 0.631 (1, 6)										4	0	0	0	0	1	3						
<b>Edgar Martinez, R</b> OBP: 0.432, SLG: 0.521 (1, 10)										4	0	1	1	0	0	1						
<b>Jay Buhner, R</b> OBP: 0.390, SLG: 0.493 (1, 9)										4	0	1	0	0	1	1						
<b>John Mabry, L</b> OBP: 0.304, SLG: 0.416 (1, 3)										3	0	1	0	0	1	1	AB 31					
<b>Dan Wilson, R</b> OBP: 0.333, SLG: 0.393 (1, 2)										2	0	0	0	1	1	0	R 1					
<b>Russ Davis, R</b> OBP: 0.296, SLG: 0.457 (1, 5)										3	0	0	0	0	1	3	H 5					
<b>Inning Stats</b>	R: 0 E: 0 K: 1 S: 14	H: 1 LOB: 1 BB: 0 P: 19	R: 0 E: 0 K: 0 S: 11	H: 2 LOB: 2 BB: 1 P: 21	R: 0 E: 0 K: 1 S: 6	H: 0 LOB: 0 BB: 0 P: 11	R: 0 E: 0 K: 1 S: 8	H: 1 LOB: 1 BB: 0 P: 8	R: 0 E: 0 K: 2 S: 7	H: 0 LOB: 0 BB: 0 P: 9	R: 0 E: 0 K: 0 S: 10	H: 1 LOB: 1 BB: 0 P: 17	R: 0 E: 0 K: 1 S: 7	H: 0 LOB: 0 BB: 0 P: 10	R: 0 E: 0 K: 1 S: 8	H: 0 LOB: 0 BB: 0 P: 11	R: 1 E: 0 K: 0 S: 9	H: 0 LOB: 0 BB: 1 P: 20	1B: 4 2B: 1 3B: 0 HR: 0	SF: 0 SAC: 0 DP: 1 HBP: 0	WP: 1 PB: 0 CS: 0	PA: 33
<b>PITCHER</b>	IP	WLS	BF	H	R	ER	SO	BB	IBB	HBP	BLK	WP	HR	S	P	ERA	WHIP					
<b>Dave Eiland, R</b> ERA: 5.26 <b>Albie Lopez, R</b> ERA: 6.62 <b>Roberto Hernandez, R</b> ERA: 9.38 (1, 1) (7, 1) (9, 1)	6.0	W	23	6	0	0	5	1	0	0	0	0	0	56	85	0.00	1.000					
<b>Seattle Mariners Logo</b>																						



Batter	1	2	3	4	5	6	7	8	9	AB	R	H	RBI	BB	SO	LOB	TOP			
Omar Vizquel, S OBP: 0.394, SLG: 0.425										5	0	3	0	0	0	3				
Jacob Cruz, L OBP: 0.368, SLG: 0.511										3	0	1	0	0	0	3				
Alex Ramirez, R OBP: 0.313, SLG: 0.413										1	0	0	0	0	0	1				
Roberto Alomar, S OBP: 0.425, SLG: 0.551										4	0	0	0	0	2	5				
Manny Ramirez, R OBP: 0.411, SLG: 0.595										4	0	0	0	0	3					
Jim Thome, L OBP: 0.420, SLG: 0.529										3	1	0	0	0	1	0				
David Justice, L OBP: 0.403, SLG: 0.531										3	1	0	0	1	0	0				
Richie Sexson, R OBP: 0.312, SLG: 0.519										3	0	1	0	1	1	0				
Enrique Wilson, S OBP: 0.321, SLG: 0.379										3	0	0	1	0	0	1				
Einar Diaz, R OBP: 0.322, SLG: 0.355										3	0	2	1	0	0	0				
<b>Inning Stats</b>	R: 0 E: 0 K: 1 S: 11	H: 1 LOB: 1 BB: 0 P: 20	R: 0 E: 0 K: 0 S: 12	H: 1 LOB: 1 BB: 0 P: 21	R: 0 E: 0 K: 0 S: 10	H: 2 LOB: 2 BB: 0 P: 16	R: 0 E: 0 K: 1 S: 9	H: 0 LOB: 0 BB: 0 P: 16	R: 0 E: 1 K: 0 S: 13	H: 1 LOB: 2 BB: 0 P: 21	R: 2 E: 0 K: 0 S: 10	H: 1 LOB: 0 BB: 2 P: 26	R: 0 E: 0 K: 1 S: 6	H: 0 LOB: 0 BB: 0 P: 9	R: 0 E: 0 K: 0 S: 10	H: 0 LOB: 1 BB: 0 P: 14	1B: 6 2B: 1 3B: 0 HR: 0	SF: 1 SAC: 1 DP: 0 HBP: 2	WP: 0 PB: 0 SB: 0 CS: 0	PA: 38
<b>PITCHER</b>	IP WLS BF H R ER SO BB IBB HBP BLK WP HR S P ERA WHIP																			
Rolando Arroyo, R ERA: 5.88	(1, 1) 5.2 27 6 2 2 2 2 0 0 1 0 0 0 63 115 3.18 1.412																			
Esteban Yan, R ERA: 5.55	(6, 1) 1.1 W 4 1 0 0 1 0 0 0 0 0 0 0 11 17 0.00 0.750																			
Norm Charlton, L ERA: 3.66	(8, 1) 1.0 H 3 0 0 0 1 0 0 0 0 0 0 0 6 9 0.00 0.000																			
Roberto Hernandez, R ERA: 3.31	(9, 1) 1.0 S 4 0 0 0 0 0 0 0 1 0 0 0 0 10 14 0.00 0.000																			

Cleveland Indians @ Tampa Bay Devil Rays  
Tropicana Field, St. Petersburg, FL  
Fri Aug 06 1999, 7:05 PM EDT  
Att: 32,607 - Dome - 72 F

AB 32  
R 2  
H 7  
RBI 2  
BB 2  
SO 4  
LOB 16

Batter	1	2	3	4	5	6	7	8	9	AB	R	H	RBI	BB	SO	LOB	BOTTOM			
Terrell Lowery, R OBP: 0.370, SLG: 0.486										4	0	0	0	0	2	1				
Wade Boggs, L OBP: 0.368, SLG: 0.351										3	0	0	0	1	0	0				
Tony Graffanino, R OBP: 0.345, SLG: 0.586										4	1	1	0	0	0	0				
Fred McGriff, L OBP: 0.429, SLG: 0.616										4	1	2	0	0	0	3				
Bubba Trammell, R OBP: 0.391, SLG: 0.507										2	1	1	1	2	0	0				
Paul Sorrento, L OBP: 0.336, SLG: 0.391										3	1	0	0	1	2	3				
Aaron Ledesma, R OBP: 0.292, SLG: 0.295										4	0	2	2	0	0	3				
Dave Martinez, L OBP: 0.362, SLG: 0.409										3	0	1	1	1	0	3				
Mike DiFelice, R OBP: 0.324, SLG: 0.485										3	0	0	0	0	1	3				
<b>Inning Stats</b>	R: 0 E: 0 K: 1 S: 8	H: 0 LOB: 0 BB: 0 P: 12	R: 0 E: 0 K: 1 S: 8	H: 1 LOB: 2 BB: 1 P: 15	R: 0 E: 0 K: 0 S: 7	H: 0 LOB: 0 BB: 0 P: 13	R: 1 E: 1 K: 1 S: 9	H: 1 LOB: 1 BB: 0 P: 17	R: 0 E: 0 K: 2 S: 7	H: 0 LOB: 1 BB: 1 P: 14	R: 3 E: 0 K: 0 S: 17	H: 3 LOB: 2 BB: 2 P: 33	R: 0 E: 0 K: 0 S: 8	H: 1 LOB: 1 BB: 1 P: 13	R: 0 E: 0 K: 0 S: 9	H: 1 LOB: 1 BB: 0 P: 14	1B: 6 2B: 2 3B: 0 HR: 0	SF: 0 SAC: 0 DP: 2 HBP: 0	WP: 0 PB: 0 SB: 1 CS: 1	PA: 35
<b>PITCHER</b>	IP WLS BF H R ER SO BB IBB HBP BLK WP HR S P ERA WHIP																			
Dave Burba, R ERA: 4.9	(1, 1) 5.2 L 26 5 4 3 3 5 4 0 0 0 0 0 0 55 102 4.76 1.588																			
Steve Karsay, R ERA: 2.67	(6, 1) 1.1 5 1 0 0 0 1 0 0 0 0 0 0 9 15 0.00 1.500																			
Steve Reed, R ERA: 3.33	(8, 1) 0.2 3 1 0 0 0 0 0 0 0 0 0 0 6 10 0.00 1.500																			
Paul Assenmacher, L ERA: 7.54	(8, 1) 0.1 1 0 0 0 0 0 0 0 0 0 0 0 3 4 0.00 0.000																			

Cleveland Indians @ Tampa Bay Devil Rays  
Tropicana Field, St. Petersburg, FL  
Fri Aug 06 1999, 7:05 PM EDT  
Att: 32,607 - Dome - 72 F

AB 30  
R 4  
H 7  
RBI 4  
BB 5  
SO 5  
LOB 16



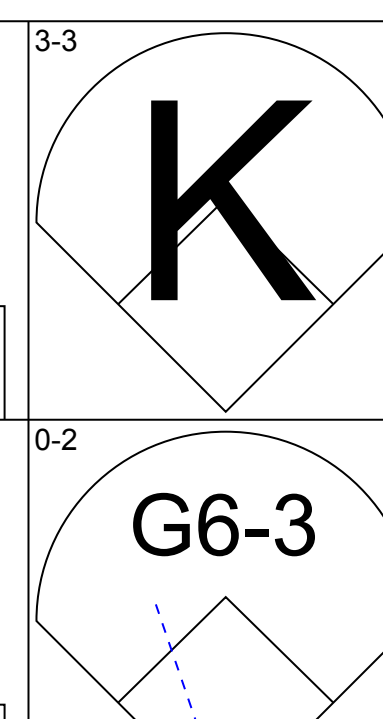
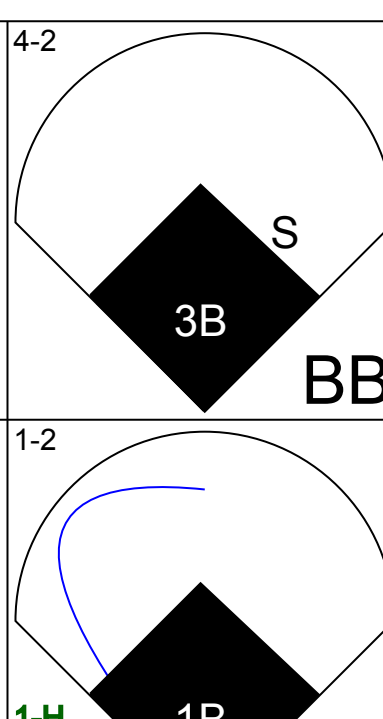
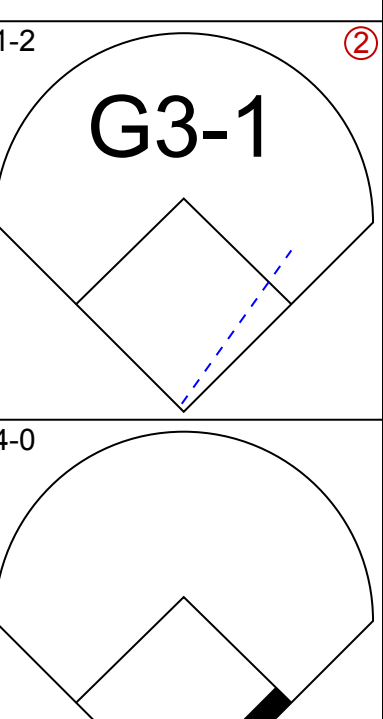

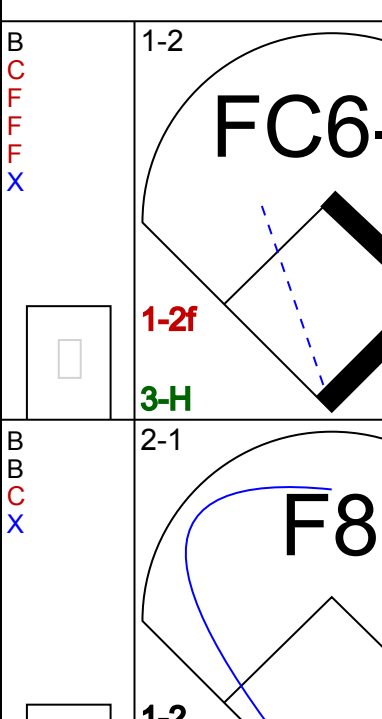
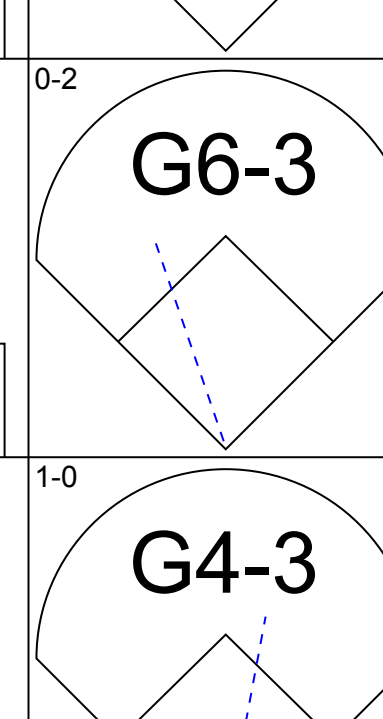
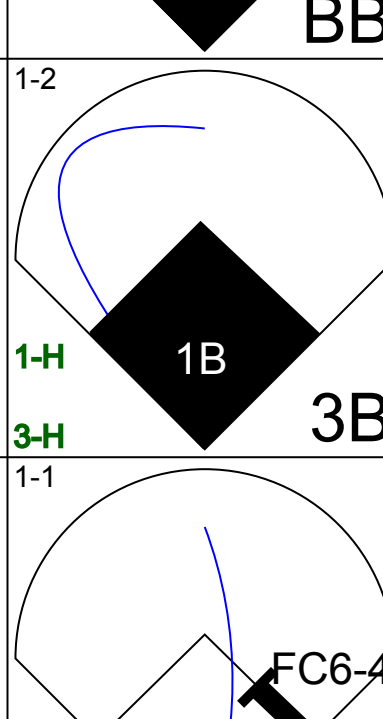
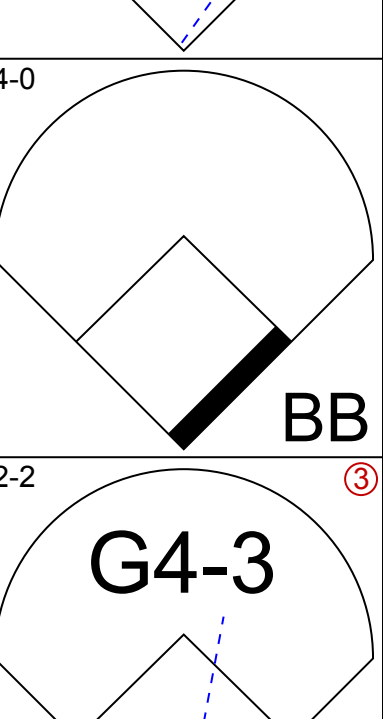
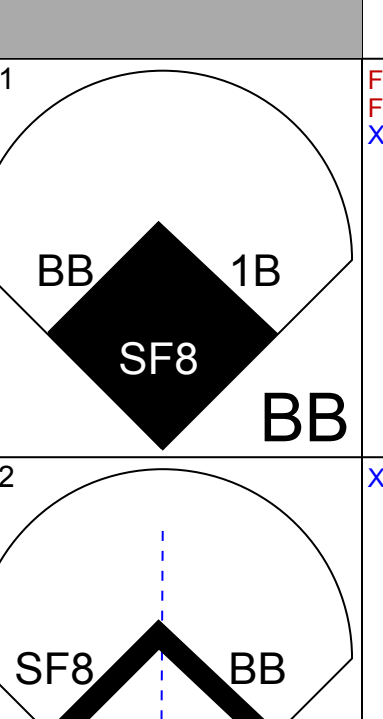
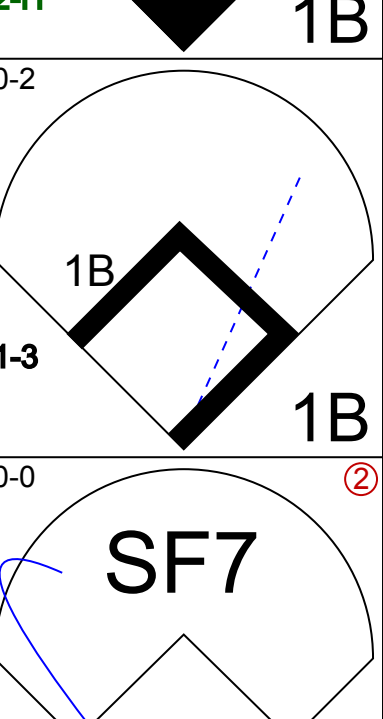
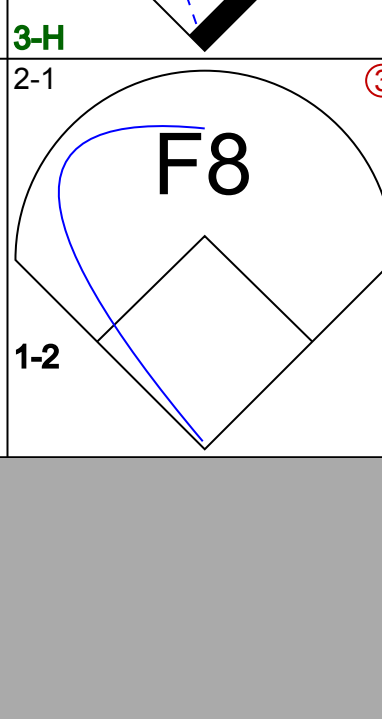
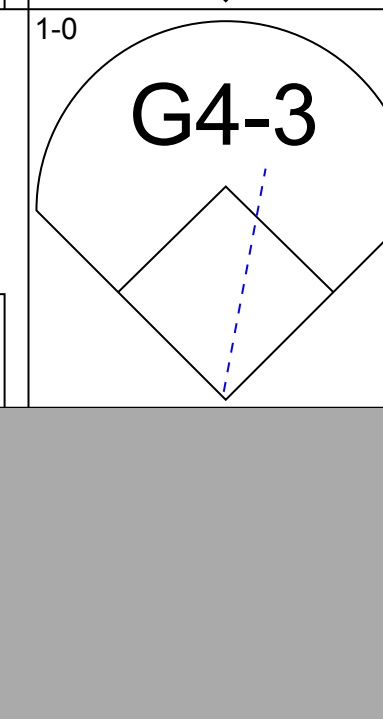
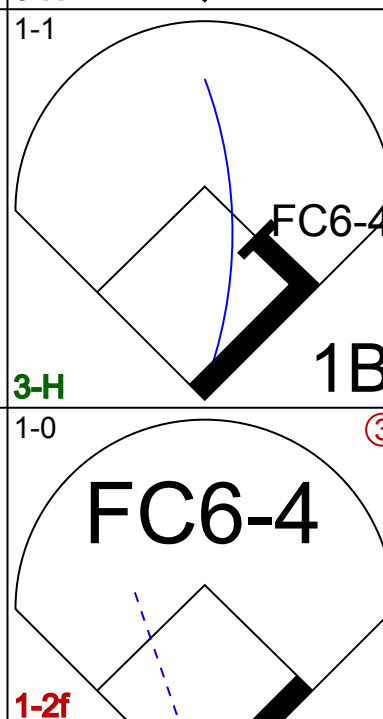
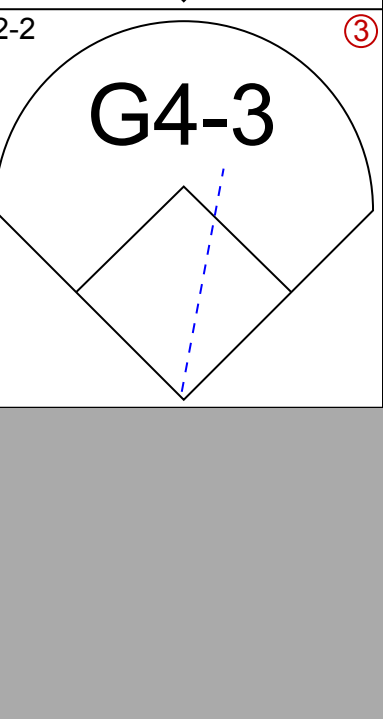
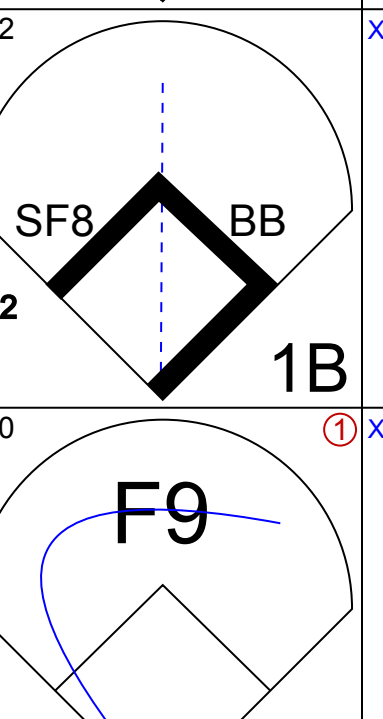
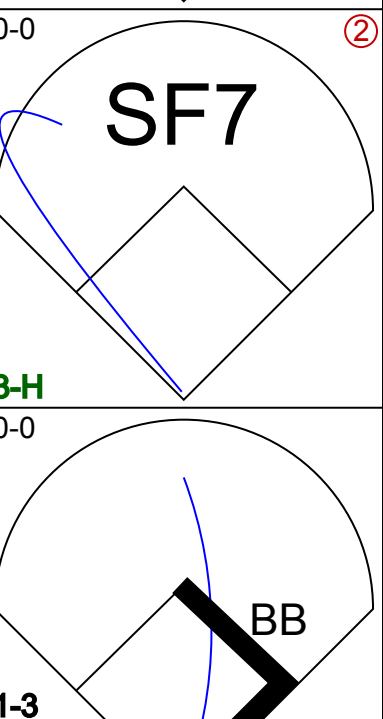
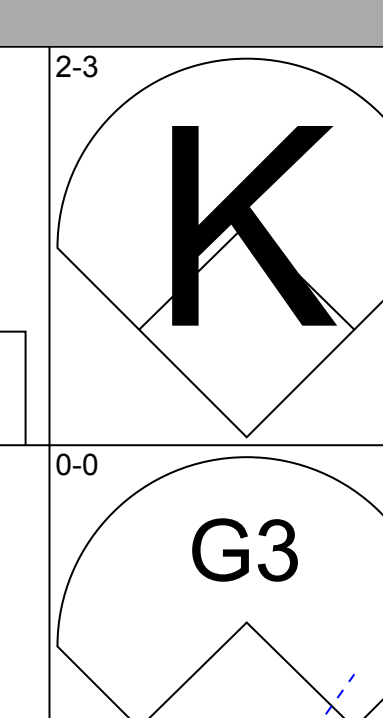
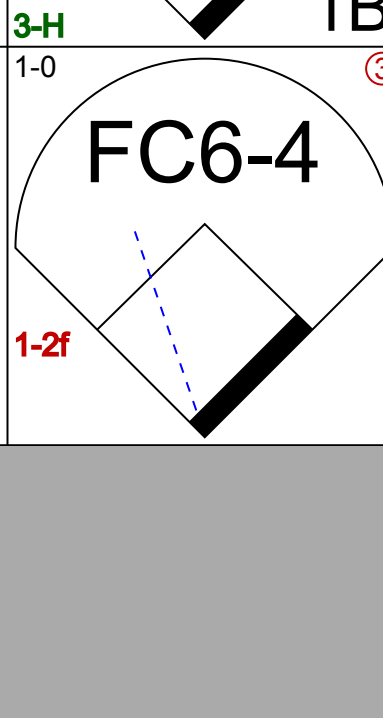
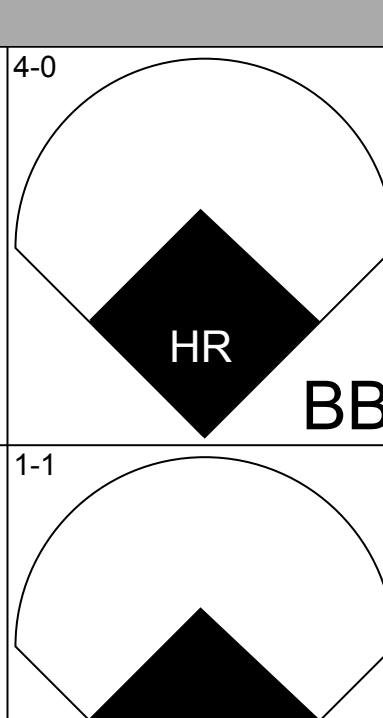
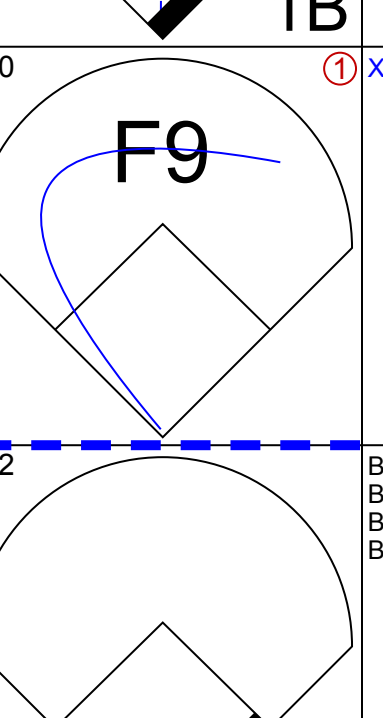

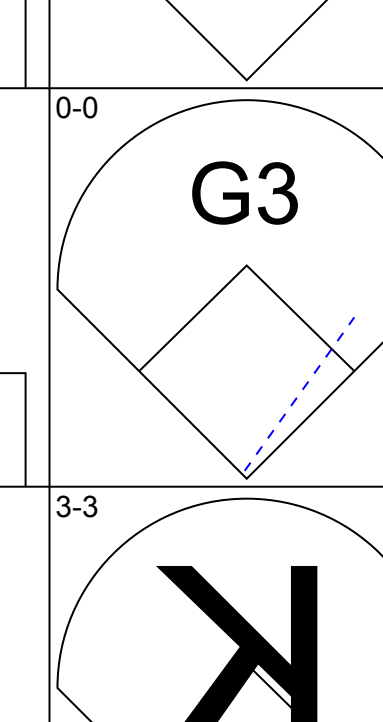
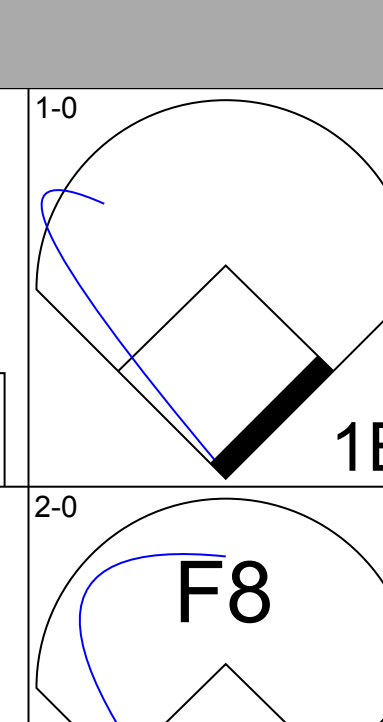
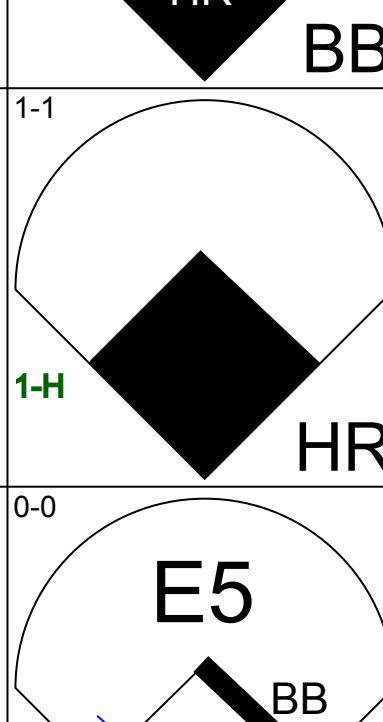
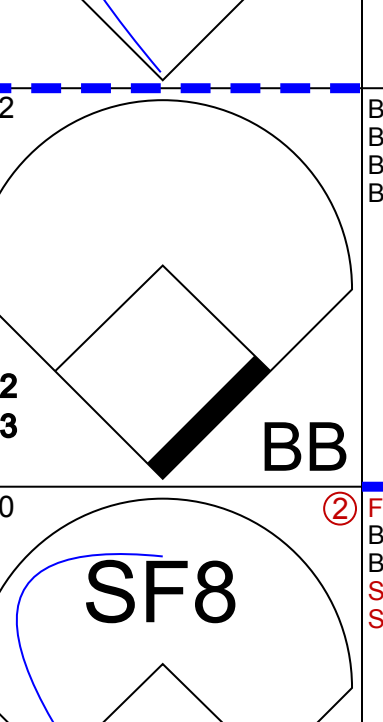
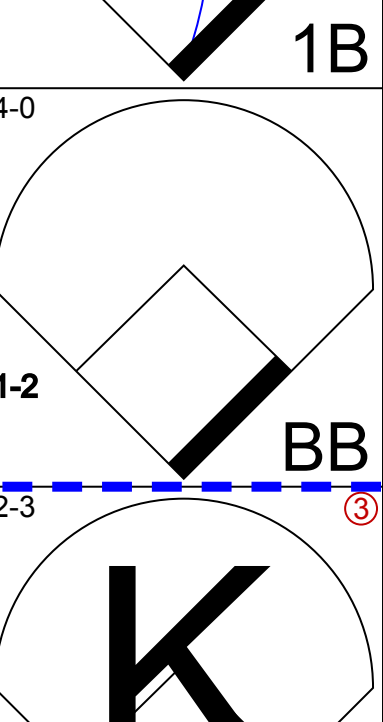
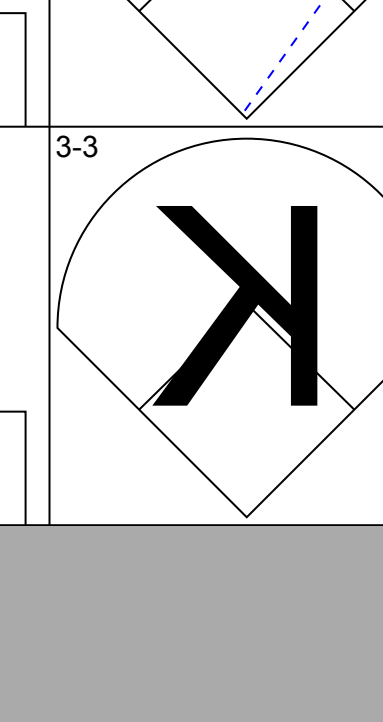
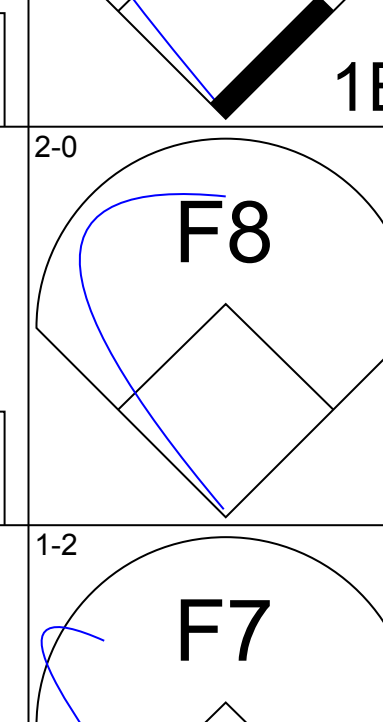
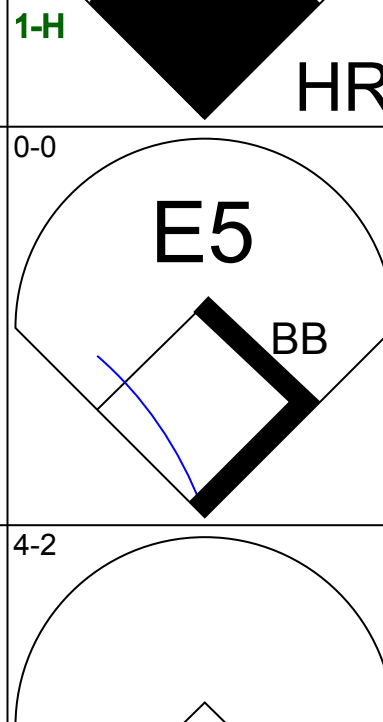
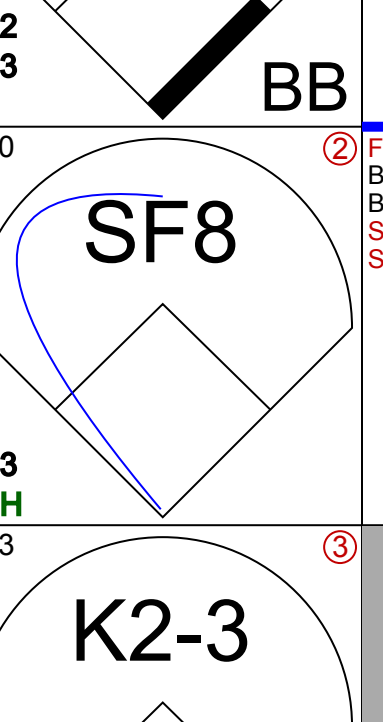
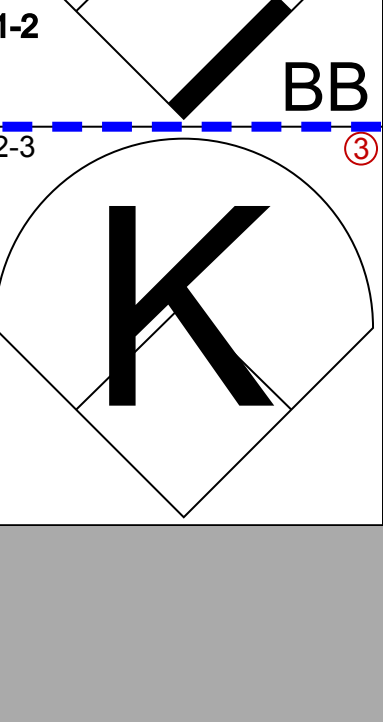
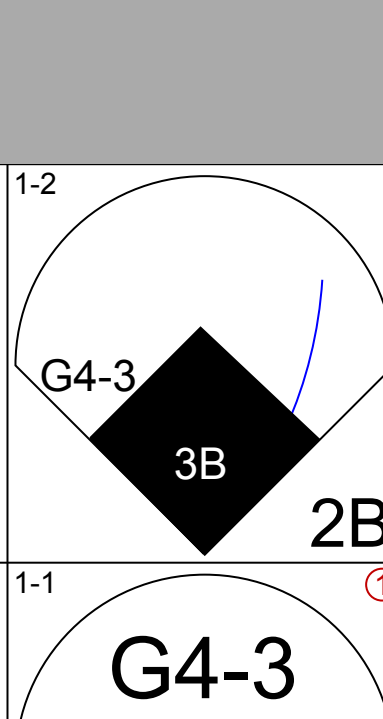
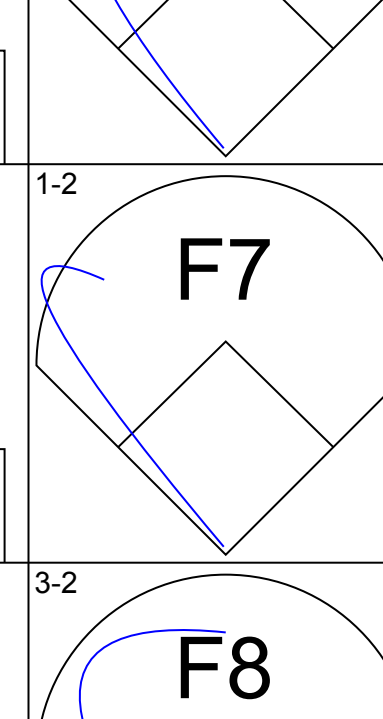
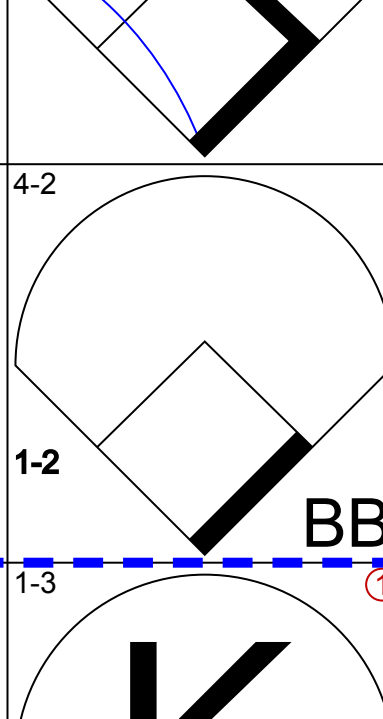
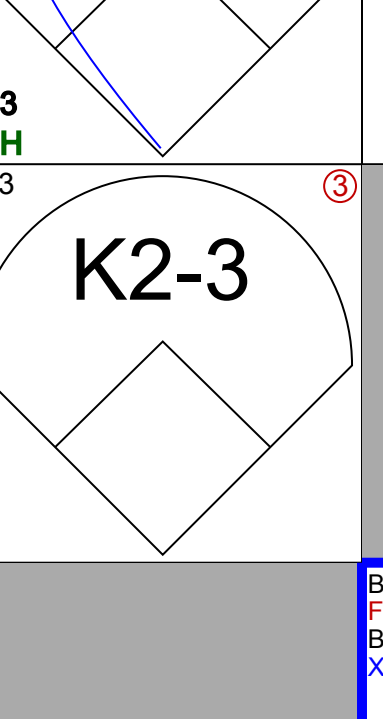
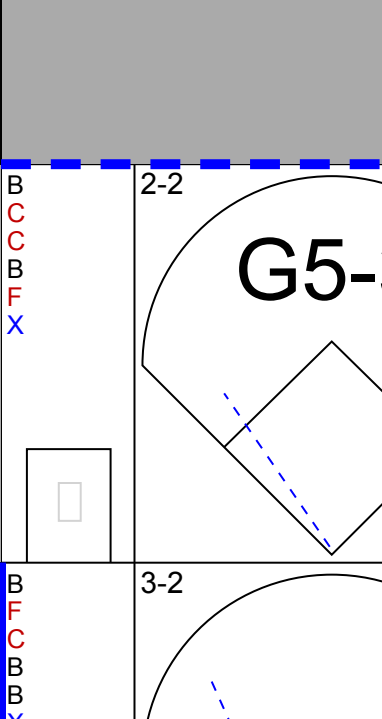
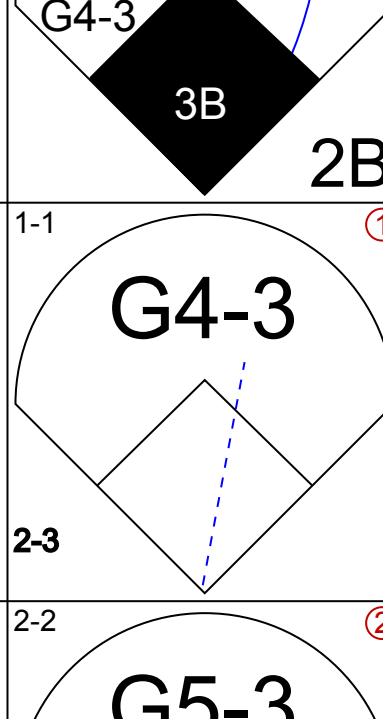
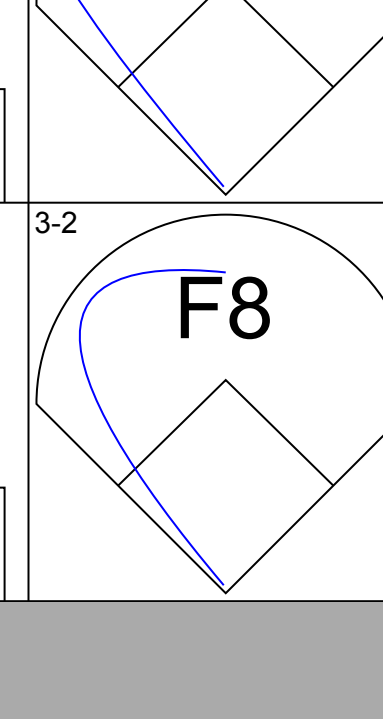
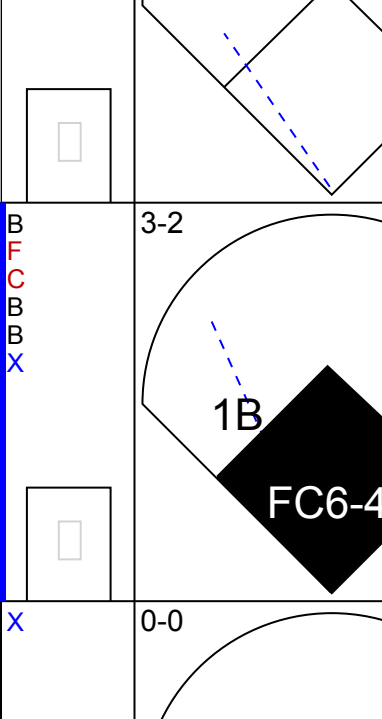
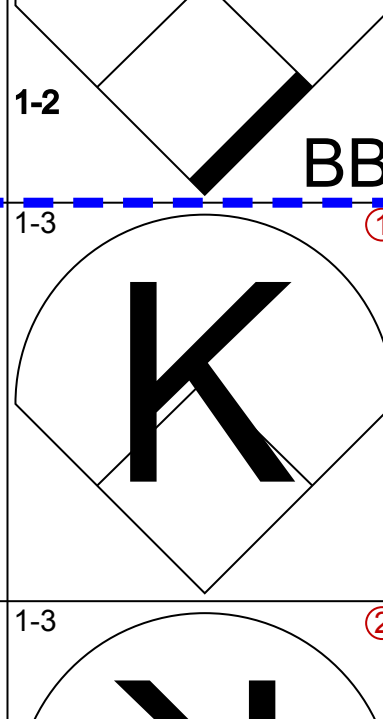
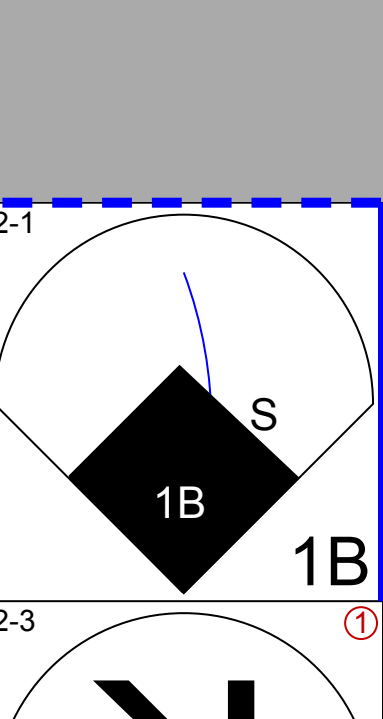
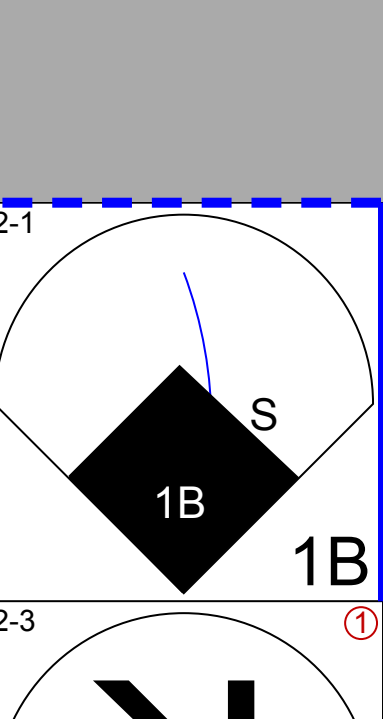
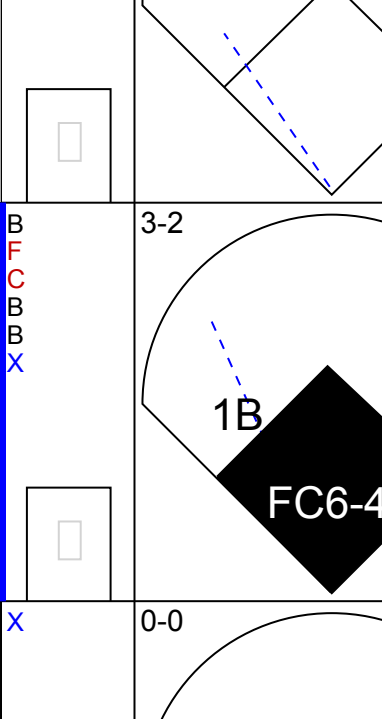
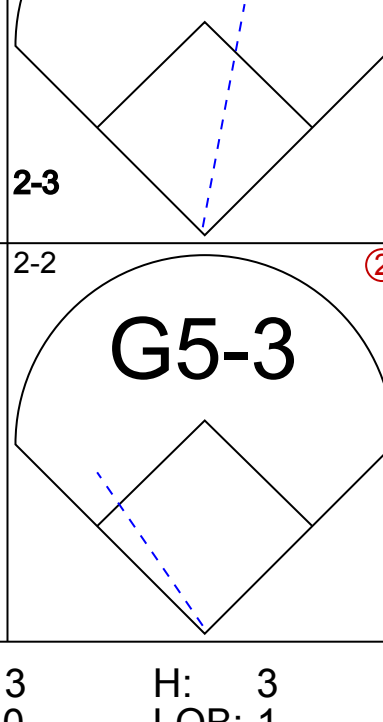
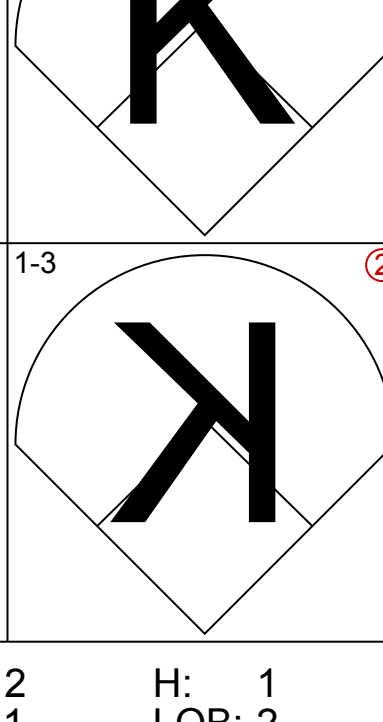
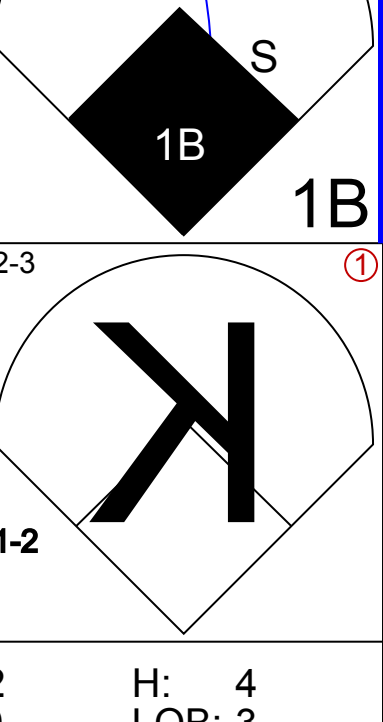
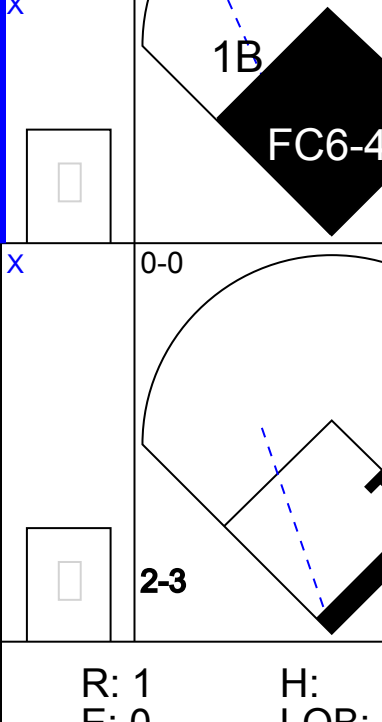
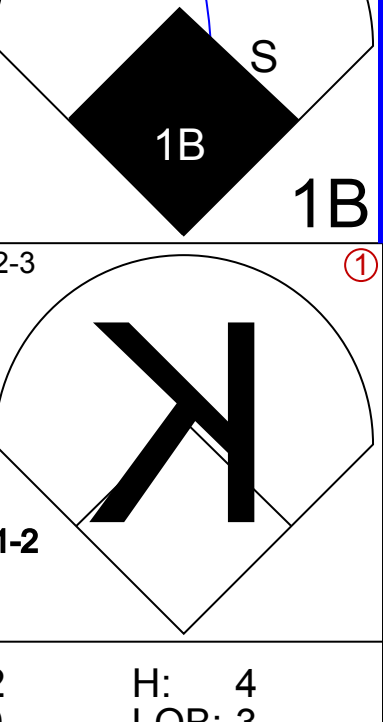


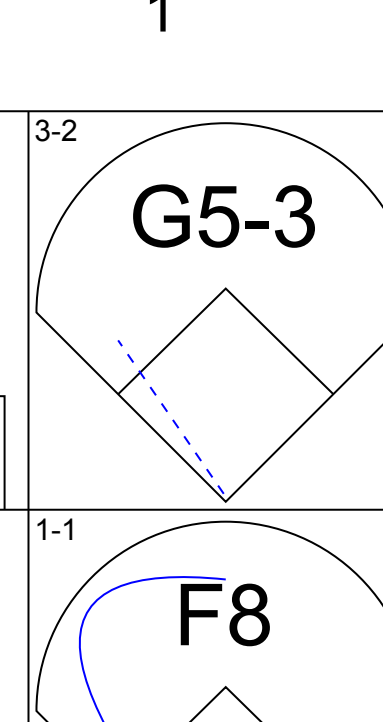
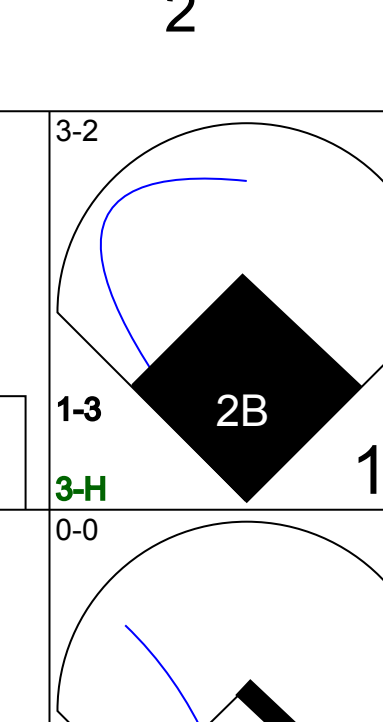
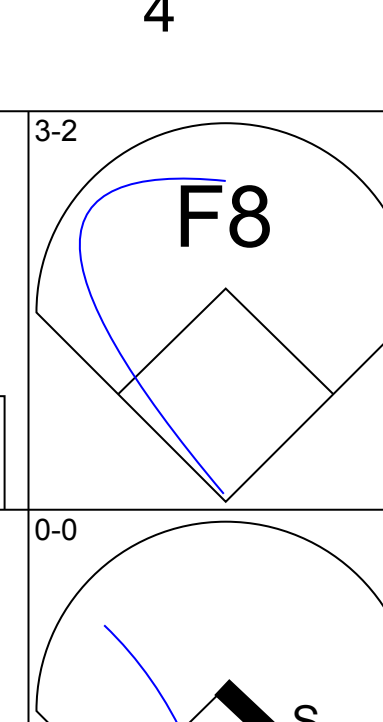
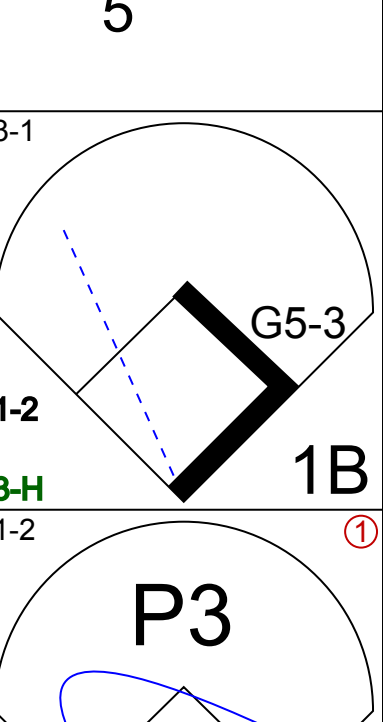
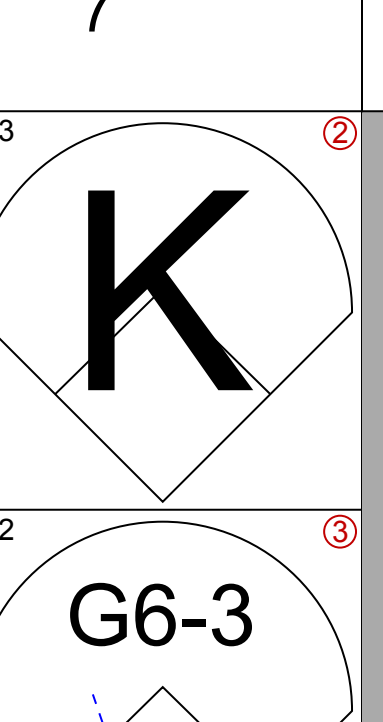
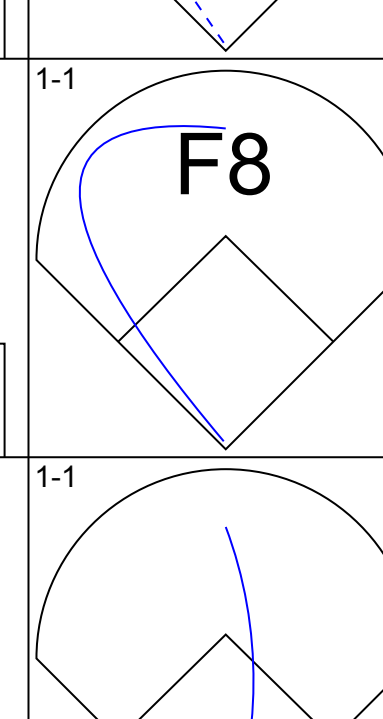
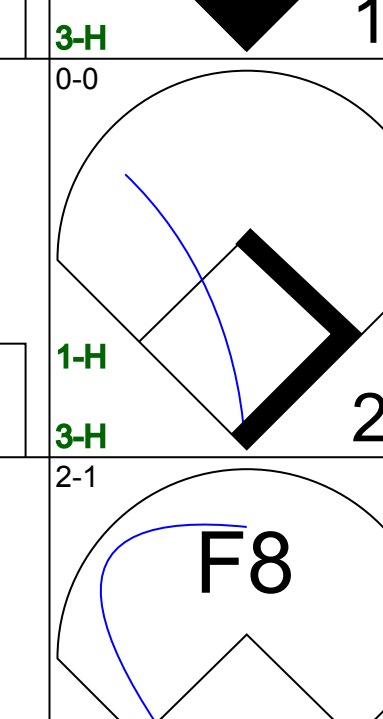
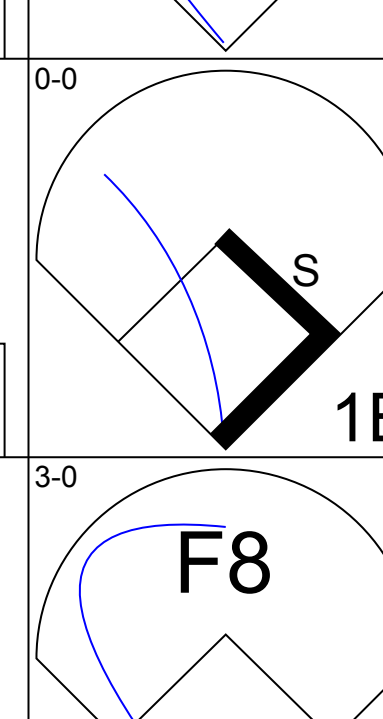
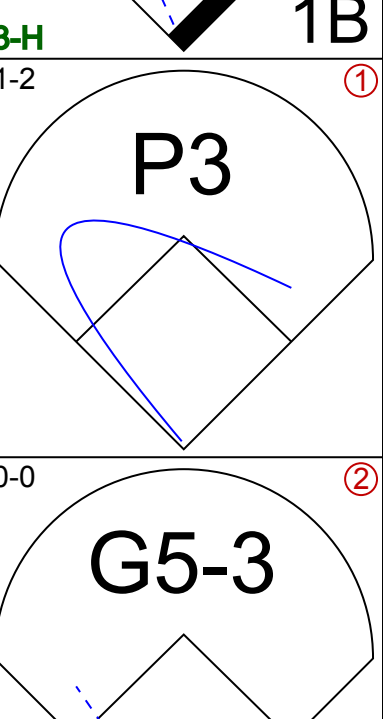
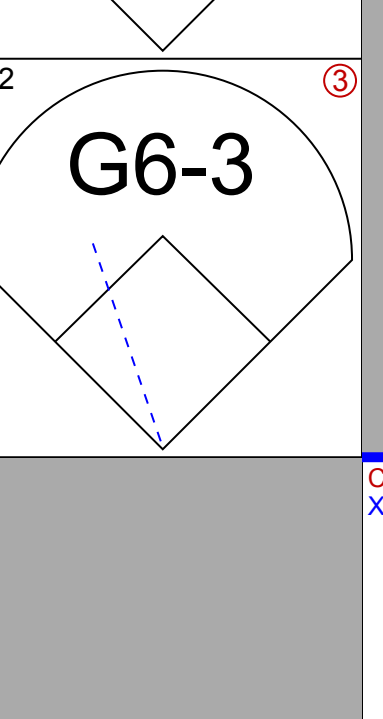
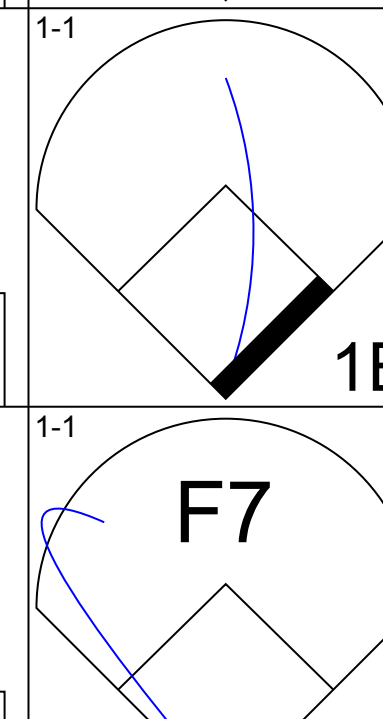
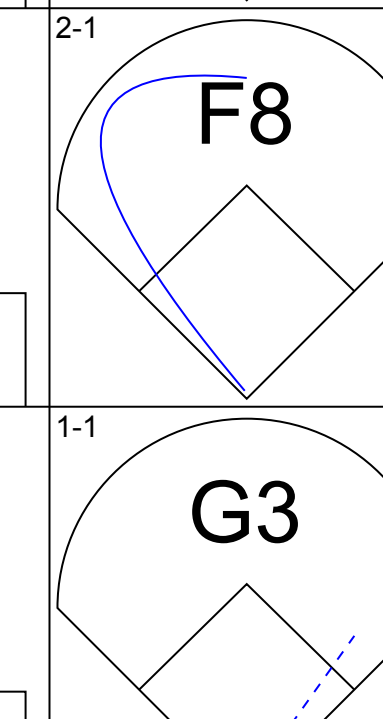
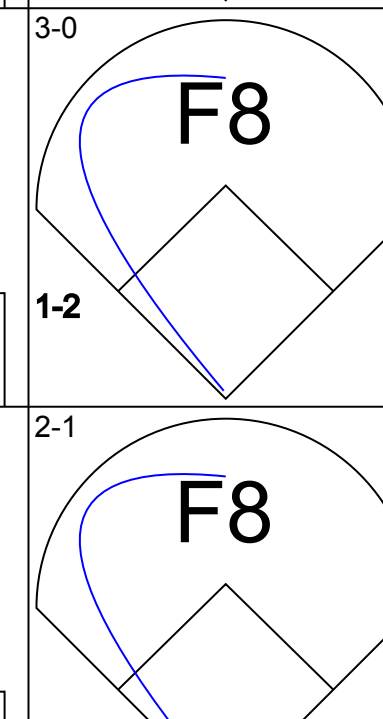
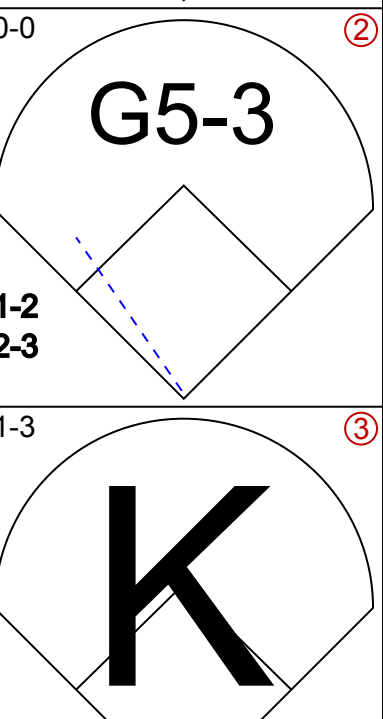
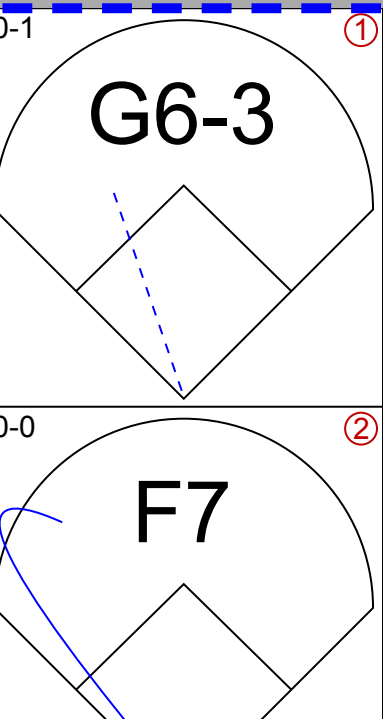
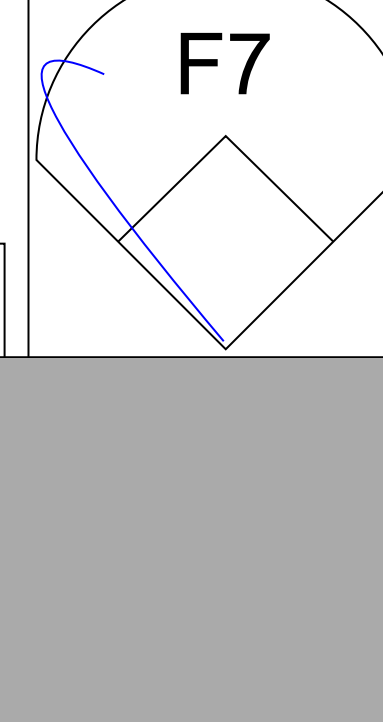
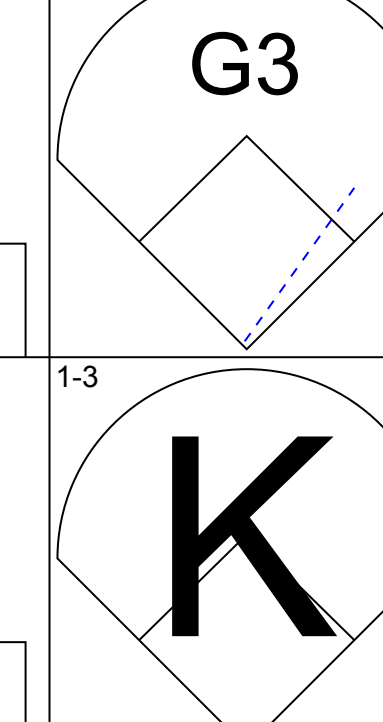
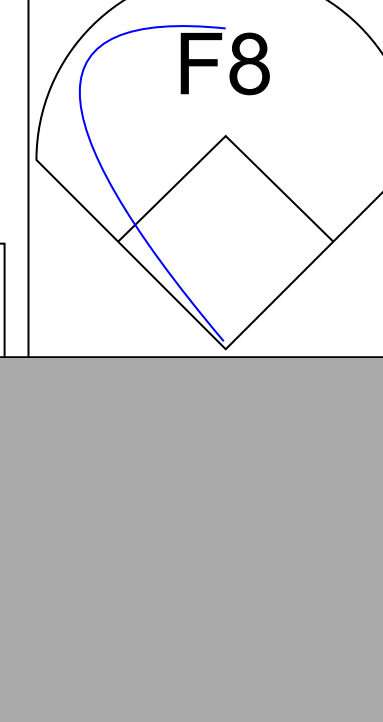
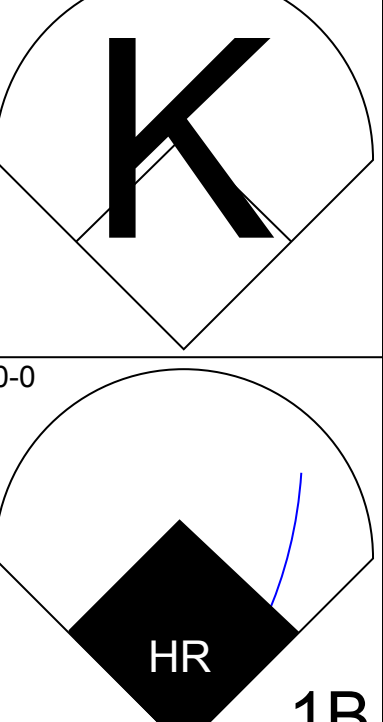
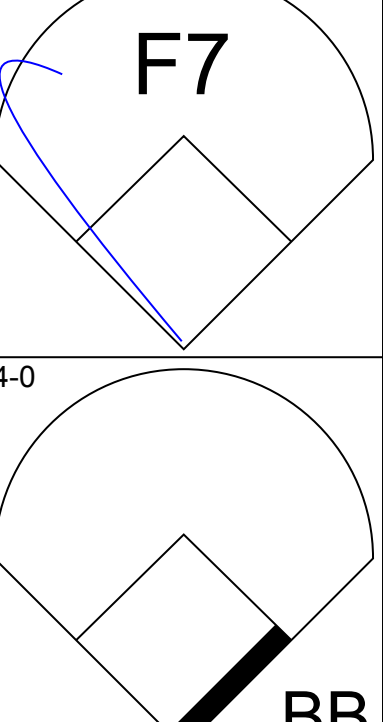
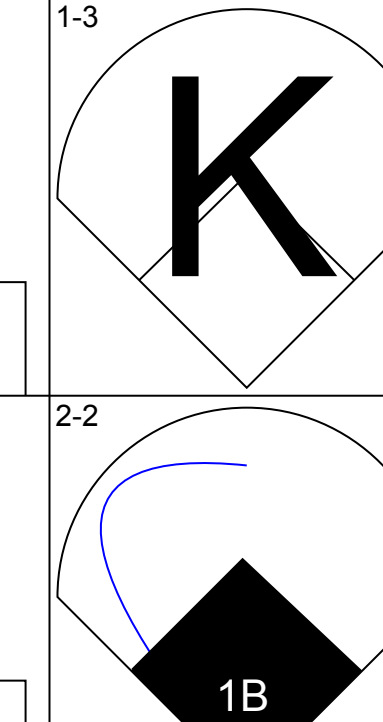
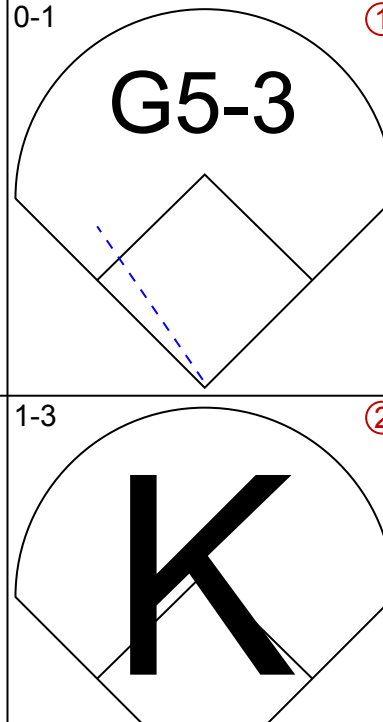
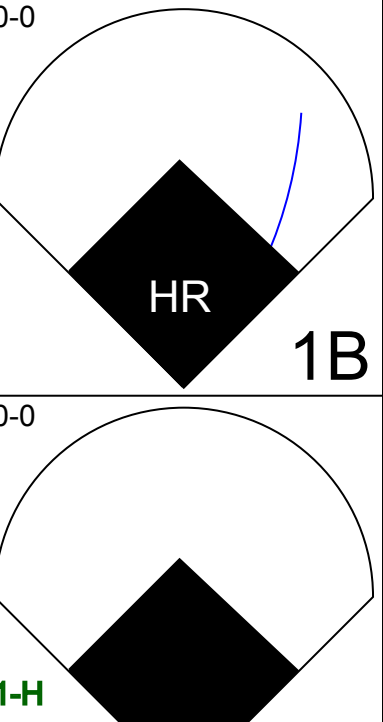
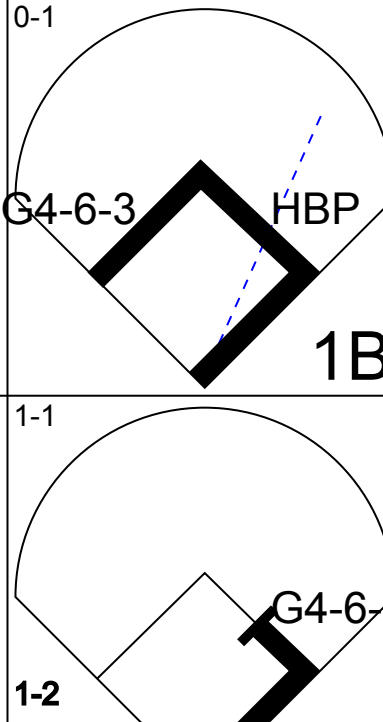
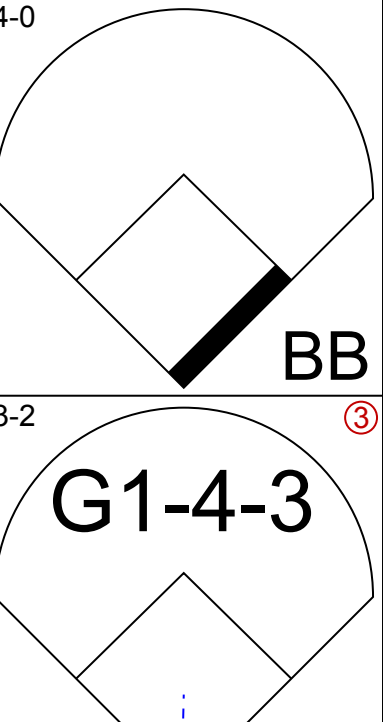
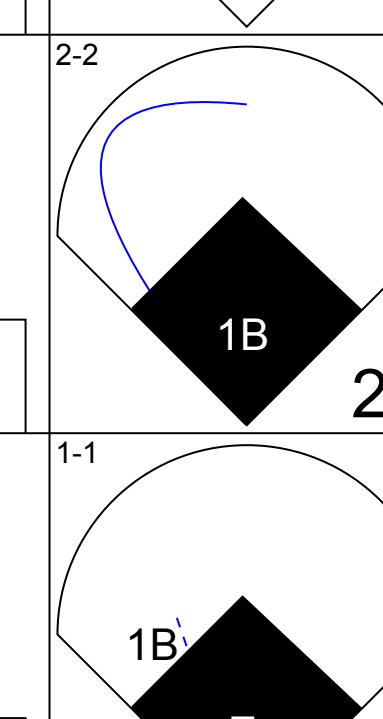
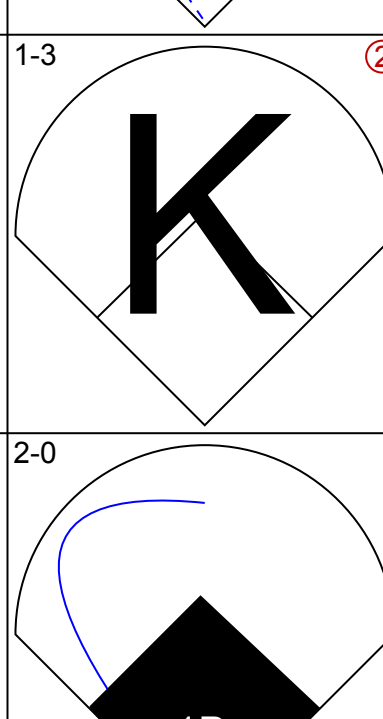
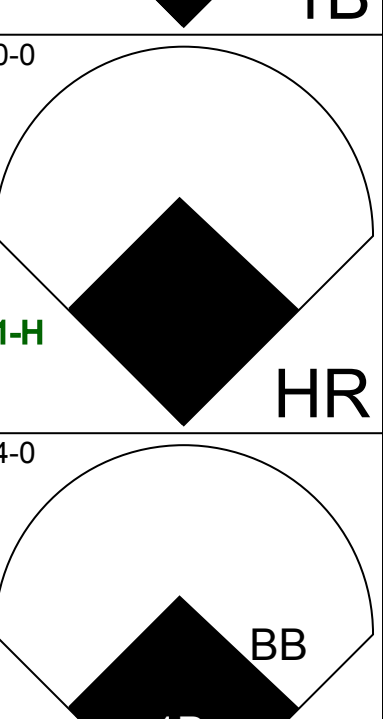
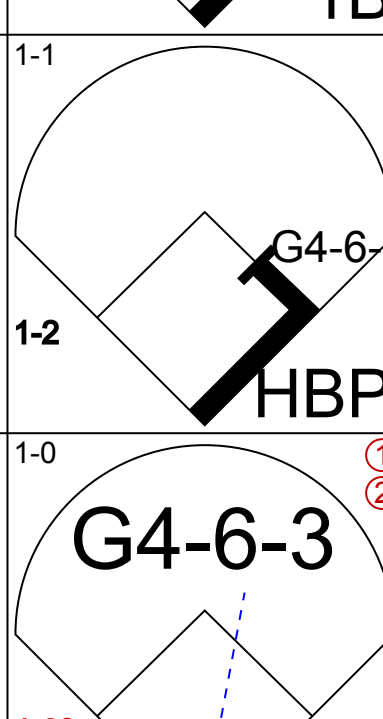
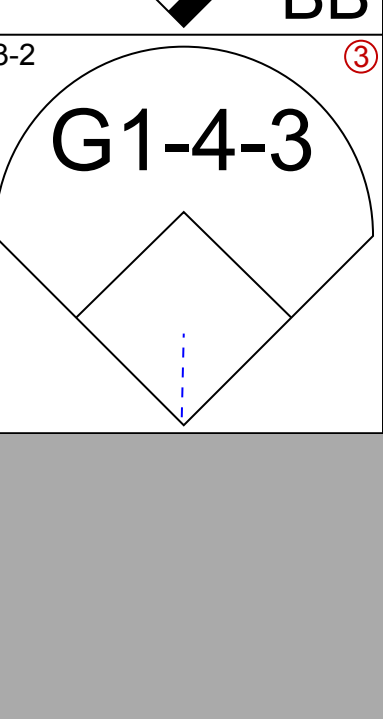
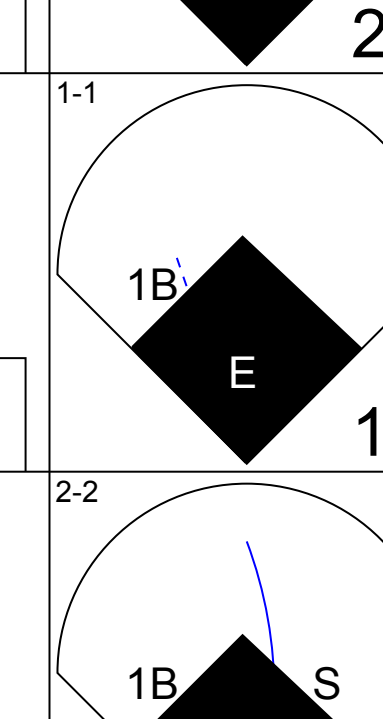
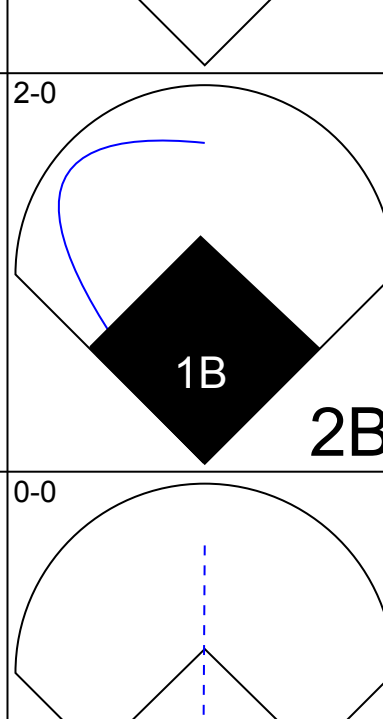
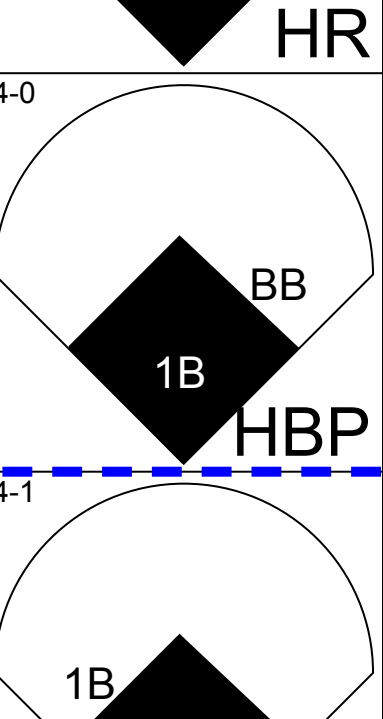
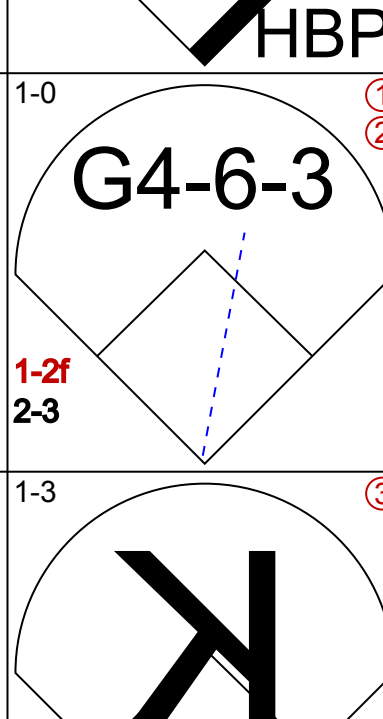
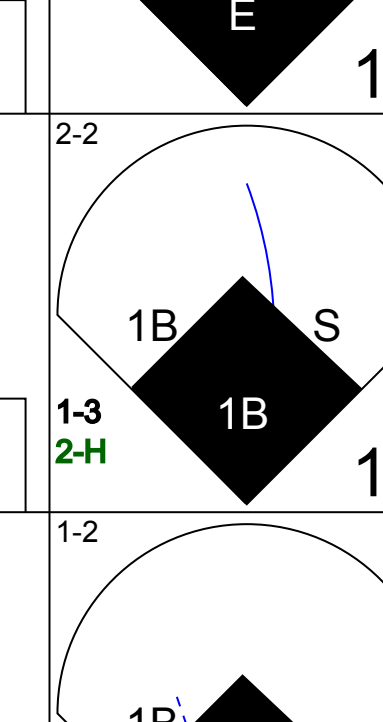
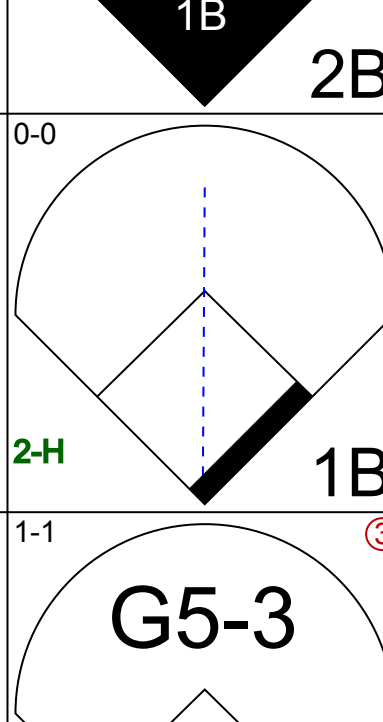
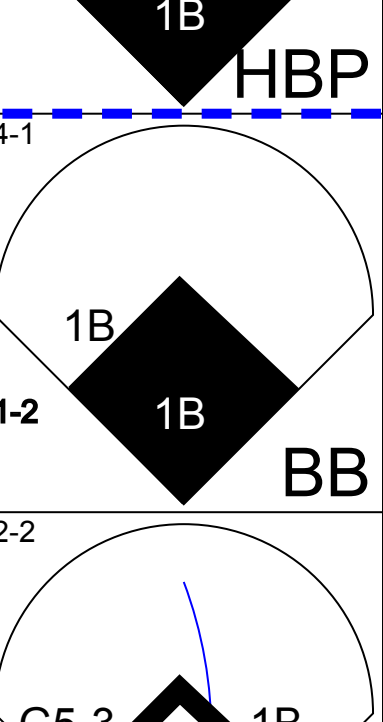
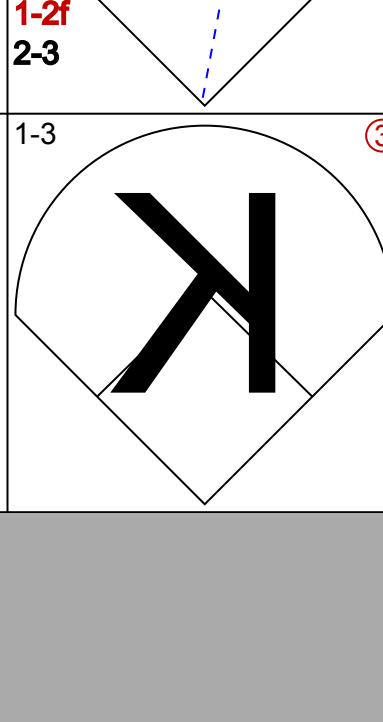
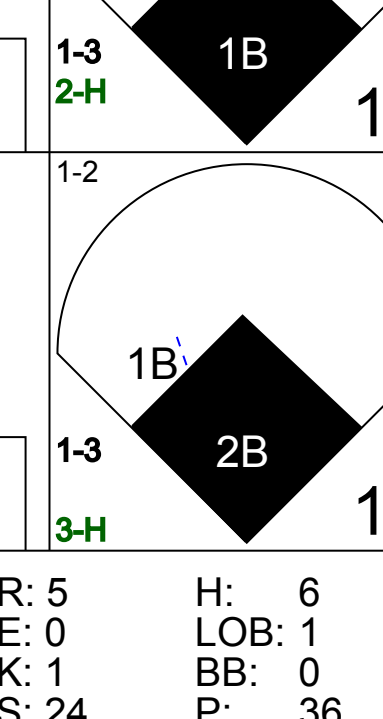
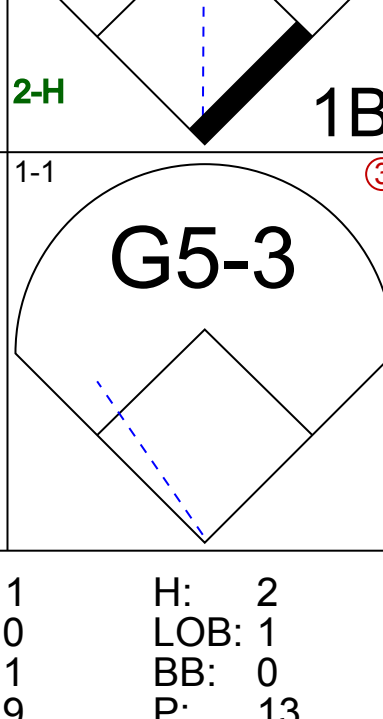
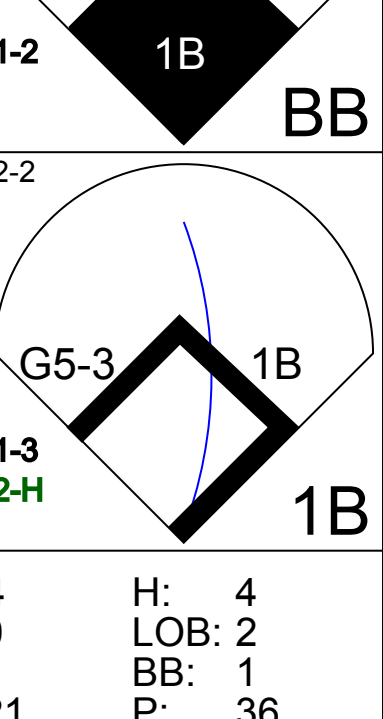
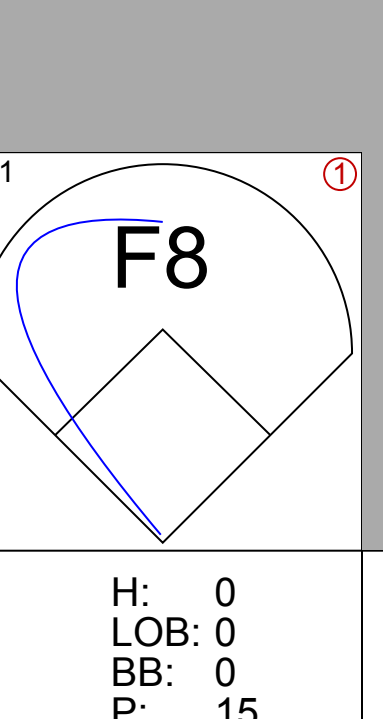


Batter	1	2	3	4	5	6	7	8	9	AB	R	H	RBI	BB	SO	LOB	TOP				
Omar Vizquel, S OBP: 0.396, SLG: 0.431 (1, 6)	G3		2B		HBP		P4			4	0	2	0	0	0	0	<b>Cleveland Indians @ Tampa Bay Devil Rays</b> Tropicana Field, St. Petersburg, FL Sun Aug 08 1999, 1:35 PM EDT Att: 30,628 - Dome - 72 F <a href="http://livebaseballscorecards.com">livebaseballscorecards.com</a>				
Enrique Wilson, S OBP: 0.315, SLG: 0.371 Russell Branyan, L OBP: 0.286, SLG: 0.342 (1, 5) (8, 5)	G5-3		K		F8		G5-3			4	0	0	0	0	1	3					
Roberto Alomar, S OBP: 0.429, SLG: 0.563 (1, 4)	HR			F9	1B	FC6-4	P6			2	2	1	1	1	0	0					
Manny Ramirez, R OBP: 0.417, SLG: 0.605 (1, 9)	G6-3			G5-3	1B	FC6-4	G4-3			4	0	1	0	0	0	3					
Jim Thome, L OBP: 0.424, SLG: 0.541 (1, 10)			K		F9		F8			4	1	1	0	0	1	2					
Richie Sexson, R OBP: 0.312, SLG: 0.511 (1, 3)	K			G5-3		G1-3	G4-3			3	0	0	1	0	1	1					
Alex Ramirez, R OBP: 0.294, SLG: 0.388 David Justice, L OBP: 0.404, SLG: 0.527 (9, PH) (9, PH)	F9			G5-3		K	F9			3	0	0	0	0	1	1					
Einar Diaz, R OBP: 0.317, SLG: 0.349 Dave Roberts, L OBP: 0.371, SLG: 0.667 (9, PH) (9, PH)			K		K		F7			3	0	0	0	0	2	0					
Jolbert Cabrera, R OBP: 0.240, SLG: 0.174 Jesse Levis, L (9, PH)			K		HBP	1B	P4			3	0	1	0	0	1	0					
										1	0	0	0	0	1	1					
<b>Inning Stats</b>	R: 1 E: 0 K: 0 S: 15	H: 1 LOB: 0 BB: 0 P: 18	R: 0 E: 0 K: 2 S: 10	H: 0 LOB: 0 BB: 0 P: 14	R: 0 E: 0 K: 3 S: 18	H: 1 LOB: 1 BB: 0 P: 20	R: 1 E: 0 K: 0 S: 12	H: 1 LOB: 1 BB: 0 P: 23	R: 0 E: 0 K: 1 S: 8	H: 2 LOB: 3 BB: 0 P: 15	R: 0 E: 0 K: 0 S: 4	H: 0 LOB: 0 BB: 0 P: 7	R: 0 E: 0 K: 0 S: 6	H: 0 LOB: 0 BB: 0 P: 8	R: 1 E: 0 K: 1 S: 12	H: 1 LOB: 1 BB: 0 P: 19	1B: 4 2B: 1 3B: 0 HR: 1	SF: 0 SAC: 0 DP: 0 HBP: 2	WP: 0 PB: 0 SB: 0 CS: 0	PA: 36	
<b>PITCHER</b>	IP	WLS	BF	H	R	ER	SO	BB	IBB	HBP	BLK	WP	HR	S	P	ERA	WHIP				
Wilson Alvarez, L ERA: 4.97 Norm Charlton, L ERA: 3.44 Albie Lopez, R ERA: 6.38 Roberto Hernandez, R ERA: 3.42 (1, 1) (6, 1) (8, 1) (9, 1)	5.0	W	22	5	2	2	6	1	0	1	0	0	1	63	87	3.60	1.200				

Batter	1	2	3	4	5	6	7	8	9	AB	R	H	RBI	BB	SO	LOB	BOTTOM				
Terrell Lowery, R OBP: 0.400, SLG: 0.538 (1, 8)	G4-6-3		1B							3	1	3	1	1	0	0	<b>Cleveland Indians @ Tampa Bay Devil Rays</b> Tropicana Field, St. Petersburg, FL Sun Aug 08 1999, 1:35 PM EDT Att: 30,628 - Dome - 72 F <a href="http://livebaseballscorecards.com">livebaseballscorecards.com</a>				
Aaron Ledesma, R OBP: 0.290, SLG: 0.299 (1, 6)	L6		F8		F9		F8			4	0	0	0	0	0	5					
Tony Graffanino, R OBP: 0.316, SLG: 0.486 (1, 4)	G4-6-3		F9		1B		K			3	1	0	0	1	1	1					
Fred McGriff, L OBP: 0.427, SLG: 0.612 (1, 10)			2B		1B		L9			4	0	2	1	0	0	0					
Bubba Trammell, R OBP: 0.388, SLG: 0.507 (1, 7)	P6		F9		P3		L7			4	0	0	0	0	0	3					
Wade Boggs, L OBP: 0.377, SLG: 0.375 Paul Sorrento, L OBP: 0.346, SLG: 0.409 (1, 3) (2, FR) (3, 3)			2B		1B		G4-3			1	0	1	0	0	0	0					
Jose Guillen, R OBP: 0.311, SLG: 0.331 (1, 9)	G5-3		F9		G4-3		G5-3			4	0	0	0	0	0	5					
Bobby Smith, R OBP: 0.238, SLG: 0.216 (1, 5)	P3				K		1B			4	1	1	0	0	1	2					
Mike DiFelice, R OBP: 0.330, SLG: 0.514 (1, 2)			HR		G5-3		2B			4	1	2	1	0	0	0					
										1	0	1	0	0	0	0					
<b>Inning Stats</b>	R: 0 E: 0 K: 0 S: 9	H: 0 LOB: 1 BB: 1 P: 15	R: 0 E: 0 K: 0 S: 8	H: 2 LOB: 0 BB: 0 P: 13	R: 3 E: 0 K: 0 S: 17	H: 4 LOB: 2 BB: 1 P: 28	R: 0 E: 0 K: 1 S: 13	H: 1 LOB: 1 BB: 0 P: 20	R: 0 E: 0 K: 0 S: 4	H: 0 LOB: 0 BB: 0 P: 7	R: 1 E: 0 K: 0 S: 16	H: 3 LOB: 2 BB: 1 P: 27	R: 0 E: 0 K: 1 S: 8	H: 0 LOB: 0 BB: 0 P: 12	R: 1 E: 0 K: 0 S: 6	H: 1 LOB: 0 BB: 0 P: 10	1B: 5 2B: 4 3B: 0 HR: 2	SF: 0 SAC: 0 DP: 2 HBP: 0	WP: 0 PB: 0 SB: 0 CS: 0	PA: 36	
<b>PITCHER</b>	IP	WLS	BF	H	R	ER	SO	BB	IBB	HBP	BLK	WP	HR	S	P	ERA	WHIP				
Jaret Wright, R ERA: 5.94 Chris Haney, L ERA: 3.16 Steve Reed, R ERA: 3.42 Paul Assenmacher, L ERA: 7.33 Ricardo Rincon, L ERA: 5.47 (1, 1) (3, 1) (6, 1) (7, 1) (8, 1)	2.0	L	10	4	2	2	0	1	0	0	0	0	0	19	31	6.75	3.000				



Batter	1	2	3	4	5	6	7	8	9	AB	R	H	RBI	BB	SO	LOB	TOP					
<b>Brady Anderson, L</b> (1, 8) OBP: 0.420, SLG: 0.476										5	2	1	2	1	2	3	<b>Baltimore Orioles @ Tampa Bay Devil Rays</b> Tropicana Field, St. Petersburg, FL Mon Aug 09 1999, 7:05 PM EDT Att: 16,263 - Dome - 72 F <a href="http://livebaseballscorecards.com">livebaseballscorecards.com</a>					
<b>Mike Bordick, R</b> (1, 6) OBP: 0.331, SLG: 0.387										4	2	2	2	2	0	1						
<b>B.J. Surhoff, L</b> (1, 7) OBP: 0.350, SLG: 0.514										4	0	2	2	0	0	1						
<b>Albert Belle, R</b> (1, 9) OBP: 0.390, SLG: 0.506										4	1	1	0	1	1	3						
<b>Harold Baines, L</b> (1, 10) OBP: 0.408, SLG: 0.618										3	1	2	2	2	0	0						
<b>Jeff Conine, R</b> (1, 3) OBP: 0.329, SLG: 0.456										4	0	0	1	0	2	4						
<b>Delino DeShields, L</b> (1, 4) OBP: 0.352, SLG: 0.382										4	1	1	0	1	1	3						
<b>Mike Figga, R</b> (1, 2) OBP: 0.209, SLG: 0.262										3	0	0	0	0	1	4						
<b>Rich Amaral, R</b> (8, PH) OBP: 0.350, SLG: 0.373										1	1	1	0	0	0	0						
<b>Ryan Minor, R</b> (8, PH) OBP: 0.250, SLG: 0.296										0	0	0	0	0	0	0						
<b>Will Clark, L</b> (8, PH) OBP: 0.387, SLG: 0.483										1	1	1	0	0	0	0						
<b>Jeff Reboulet, R</b> (1, 5) OBP: 0.300, SLG: 0.197										3	0	0	0	0	1	3						
<b>Charles Johnson, R</b> (8, PH) OBP: 0.345, SLG: 0.449										2	0	1	0	0	1	1						
<b>Inning Stats</b>	R: 0 E: 0 K: 1 S: 7	H: 0 LOB: 0 BB: 0 P: 11	R: 0 E: 0 K: 2 S: 7	H: 0 LOB: 0 BB: 0 P: 12	R: 3 E: 0 K: 0 S: 19	H: 3 LOB: 1 BB: 1 P: 30	R: 0 E: 0 K: 0 S: 8	H: 1 LOB: 1 BB: 0 P: 15	R: 0 E: 0 K: 0 S: 8	H: 0 LOB: 1 BB: 1 P: 15	R: 2 E: 1 K: 3 S: 16	H: 1 LOB: 2 BB: 2 P: 27	R: 1 E: 0 K: 1 S: 11	H: 1 LOB: 2 BB: 2 P: 23	R: 2 E: 0 K: 2 S: 14	H: 4 LOB: 3 BB: 1 P: 24	R: 1 E: 0 K: 0 S: 15	H: 2 LOB: 1 BB: 0 P: 23	1B: 8 2B: 2 3B: 1 HR: 1	SF: 2 SAC: 0 DP: 0 HBP: 0	WP: 0 PB: 0 CS: 3	PA: 47
<b>PITCHER</b>	IP	WLS	BF	H	R	ER	SO	BB	IBB	HBP	BLK	WP	HR	S	P	ERA	WHIP					
<b>Ryan Rupe, R</b> (1, 1) ERA: 4.88	5.0	W	25	5	5	5	3	4	0	0	0	0	0	15	98	9.00	1.800					
<b>Rick White, R</b> (8, 1) ERA: 4.12	1.1		6	1	1	1	3	1	0	0	0	0	0	6	24	6.75	1.500					
<b>Norm Charlton, L</b> (7, 1) ERA: 3.38	0.2		3	0	0	0	1	1	0	0	0	0	0	11	0.00	1.500						
<b>Albie Lopez, R</b> (8, 1) ERA: 6.75	0.2	H	7	4	2	2	1	1	0	0	0	0	0	11	19	27.00	7.500					
<b>Esteban Yan, R</b> (8, 1) ERA: 5.47	0.1	H	1	0	0	0	1	0	0	0	0	0	0	3	5	0.00	0.000					

Batter	1	2	3	4	5	6	7	8	9	AB	R	H	RBI	BB	SO	LOB	BOTTOM				
<b>Terrell Lowery, R</b> (1, 8) OBP: 0.400, SLG: 0.529										5	1	2	2	0	1	0	<b>Baltimore Orioles @ Tampa Bay Devil Rays</b> Tropicana Field, St. Petersburg, FL Mon Aug 09 1999, 7:05 PM EDT Att: 16,263 - Dome - 72 F <a href="http://livebaseballscorecards.com">livebaseballscorecards.com</a>				
<b>Tony Graffanino, R</b> (1, 4) OBP: 0.326, SLG: 0.500										5	0	2	2	0	0	2					
<b>Bubba Trammell, R</b> (1, 7) OBP: 0.383, SLG: 0.497										5	0	1	0	0	0	4					
<b>Fred McGriff, L</b> (1, 10) OBP: 0.422, SLG: 0.604										5	0	0	0	0	1	5					
<b>John Flaherty, R</b> (1, 2) OBP: 0.323, SLG: 0.405										4	1	2	0	1	1	0					
<b>Paul Sorrento, L</b> (1, 3) OBP: 0.351, SLG: 0.430										4	2	2	2	0	1	1					
<b>Jose Guillen, R</b> (1, 9) OBP: 0.324, SLG: 0.346										3	3	2	0	0	0	2					
<b>Bobby Smith, R</b> (1, 5) OBP: 0.254, SLG: 0.227										3	2	2	2	1	1	1					
<b>Aaron Ledesma, R</b> (1, 6) OBP: 0.295, SLG: 0.303										4	1	2	1	0	0	1					
<b>Inning Stats</b>	R: 0 E: 0 K: 0 S: 9	H: 1 LOB: 1 BB: 0 P: 15	R: 5 E: 0 K: 1 S: 24	H: 6 LOB: 1 BB: 0 P: 36	R: 1 E: 0 K: 1 S: 9	H: 2 LOB: 1 BB: 0 P: 13	R: 0 E: 0 K: 0 S: 7	H: 1 LOB: 1 BB: 0 P: 15	R: 4 E: 0 K: 1 S: 21	H: 4 LOB: 2 BB: 1 P: 36	R: 0 E: 0 K: 1 S: 7	H: 1 LOB: 1 BB: 0 P: 10	R: 0 E: 0 K: 1 S: 11	H: 0 LOB: 0 BB: 0 P: 15	R: 0 E: 0 K: 0 S: 9	H: 0 LOB: 1 BB: 1 P: 16		1B: 11 2B: 3 3B: 0 HR: 1	SF: 0 SAC: 0 DP: 1 HBP: 2	WP: 0 PB: 0 CS: 0	PA: 42
<b>PITCHER</b>	IP	WLS	BF	H	R	ER	SO	BB	IBB	HBP	BLK	WP	HR	S	P	ERA	WHIP				
<b>Jason Johnson, R</b> (1, 1) ERA: 6.24	4.0	L	25	12	9	9	2	0	0	1	0	0	0	37	55	3.00	1.333				
<b>Doug Johns, L</b> (8, 1) ERA: 4.99	3.0		13	3	1	1	3	1	0	1	0	0	0	9	16	0.00	1.000				
<b>Jim Corsi, R</b> (8, 1) ERA: 4.73	1.0		4	0	0	0	0	1	0	0	0	0	0	9	16	0.00	1.000				







Batter	1	2	3	4	5	6	7	8	9	AB	R	H	RBI	BB	SO	LOB	TOP					
<b>Brady Anderson, L</b> OBP: 0.419, SLG: 0.475	F7	G3-1			K			1-H 2B		4	0	1	1	1	1	6	<b>Baltimore Orioles @ Tampa Bay Devil Rays</b> Tropicana Field, St. Petersburg, FL Wed Aug 11 1999, 7:05 PM EDT Att: 16,354 - Dome - 72 F					
<b>Delino DeShields, L</b> OBP: 0.346, SLG: 0.381	K		G4-3	K		F8		K		5	0	0	0	0	3	2						
<b>B.J. Surhoff, L</b> OBP: 0.355, SLG: 0.522			1B	1B	HR	F7		G5-4-3 1B		5	2	4	1	0	0	0						
<b>Albert Belle, R</b> OBP: 0.389, SLG: 0.509	G5-3		FC4-6 1B	HR	HR	F9		G5-4-3 1-2		5	1	2	1	0	0	3						
<b>Harold Baines, L</b> OBP: 0.409, SLG: 0.614		F7	FC4-6 1B		1B	G5-3			K	4	0	1	1	1	1	0						
<b>Will Clark, L</b> OBP: 0.397, SLG: 0.488	BB 1B	FC4-6 FC6-4	1-2 3-H 2-3	1B	BB	K		2B		5	0	3	0	0	1	2						
<b>Charles Johnson, R</b> OBP: 0.345, SLG: 0.446	BB 1B	FC6-4	1-2 2-3	K	K	1B		P4		5	0	2	0	0	1	5						
<b>Ryan Minor, R</b> OBP: 0.282, SLG: 0.324	K		F9	F9	K	G1-3		G3		5	0	0	0	0	2	6						
<b>Jeff Reboulet, R</b> OBP: 0.312, SLG: 0.195 <b>Mike Bordick, R</b> OBP: 0.337, SLG: 0.396	1-2 2-3 BB		F9		BB			2B BB		1	1	0	0	3	0	0						
<b>Inning Stats</b>	R: 0 E: 0 K: 1 S: 7	H: 1 LOB: 1 BB: 0 P: 15	R: 0 E: 0 K: 1 S: 18	H: 2 LOB: 3 BB: 1 P: 30	R: 1 E: 0 K: 0 S: 10	H: 3 LOB: 2 BB: 0 P: 14	R: 0 E: 0 K: 1 S: 6	H: 0 LOB: 1 BB: 1 P: 14	R: 2 E: 0 K: 3 S: 17	H: 3 LOB: 3 BB: 2 P: 38	R: 0 E: 0 K: 0 S: 7	H: 0 LOB: 0 BB: 0 P: 11	R: 0 E: 0 K: 1 S: 8	H: 1 LOB: 1 BB: 0 P: 12	R: 1 E: 0 K: 1 S: 10	H: 2 LOB: 1 BB: 1 P: 17	R: 0 E: 0 K: 1 S: 10	H: 1 LOB: 1 BB: 0 P: 17	1B: 8 2B: 3 3B: 0 HR: 2	SF: 0 SAC: 0 DP: 1 HBP: 0	WP: 0 PB: 0 SB: 0 CS: 0	PA: 44
<b>PITCHER</b>	IP	WLS	BF	H	R	ER	SO	BB	IBB	HBP	BLK	WP	HR	S	P	ERA	WHIP					
<b>Rolando Arroyo, R</b> ERA: 5.79	(1, 1)	6.0	L	31	9	3	3	6	4	0	0	0	0	2	65	122	4.50	2.167				
<b>Rick White, R</b> ERA: 4.08	(7, 1)	3.0		13	4	1	1	3	1	0	0	0	0	28	46	3.00	1.667					

Batter	1	2	3	4	5	6	7	8	9	AB	R	H	RBI	BB	SO	LOB	BOTTOM					
<b>Miguel Cairo, R</b> OBP: 0.341, SLG: 0.392	BB 1B		G1-3		G6-3		G6-3		L6	5	0	1	0	0	0	1	<b>Baltimore Orioles @ Tampa Bay Devil Rays</b> Tropicana Field, St. Petersburg, FL Wed Aug 11 1999, 7:05 PM EDT Att: 16,354 - Dome - 72 F					
<b>Dave Martinez, L</b> OBP: 0.353, SLG: 0.398	K		K			P7		K		4	0	0	0	0	3	1						
<b>Bubba Trammell, R</b> OBP: 0.390, SLG: 0.500	BB		K2-3			1B FC3-6 1B		G1-3 1B		3	2	2	0	1	1	0						
<b>Fred McGriff, L</b> OBP: 0.420, SLG: 0.598	K				P6	FC3-6 1B		G1-3		4	0	1	0	0	1	3						
<b>John Flaherty, R</b> OBP: 0.324, SLG: 0.404	F9				G5-3	FC3-6 1B		FC3-6 1B		4	0	2	1	0	0	2						
<b>Wade Boggs, L</b> OBP: 0.376, SLG: 0.379		G5-3 1B			2B	FC3-6		G3		4	0	2	1	0	0	3						
<b>Jose Guillen, R</b> OBP: 0.320, SLG: 0.341		1-2 1B			G4-3	K		K		4	0	1	0	0	2	3						
<b>Paul Sorrento, L</b> OBP: 0.348, SLG: 0.421	F7				K			G3		4	0	1	0	0	1	2						
<b>Aaron Ledesma, R</b> OBP: 0.292, SLG: 0.306 <b>Terrell Lowery, R</b> OBP: 0.400, SLG: 0.517	G5-3				G6-3		F9	FC6-4 1B		3	0	0	0	0	0	2						
<b>Inning Stats</b>	R: 0 E: 0 K: 2 S: 11	H: 1 LOB: 2 BB: 1 P: 21	R: 0 E: 0 K: 0 S: 9	H: 2 LOB: 1 BB: 0 P: 11	R: 0 E: 0 K: 2 S: 10	H: 0 LOB: 0 BB: 0 P: 13	R: 0 E: 0 K: 0 S: 9	H: 1 LOB: 1 BB: 0 P: 13	R: 0 E: 0 K: 1 S: 8	H: 0 LOB: 0 BB: 0 P: 10	R: 1 E: 0 K: 0 S: 15	H: 3 LOB: 2 BB: 0 P: 21	R: 0 E: 0 K: 0 S: 7	H: 0 LOB: 0 BB: 0 P: 11	R: 1 E: 0 K: 1 S: 11	H: 2 LOB: 1 BB: 0 P: 14	R: 0 E: 0 K: 1 S: 11	H: 1 LOB: 1 BB: 0 P: 17	1B: 9 2B: 1 3B: 0 HR: 0	SF: 0 SAC: 0 DP: 1 HBP: 0	WP: 0 PB: 0 SB: 0 CS: 0	PA: 37
<b>PITCHER</b>	IP	WLS	BF	H	R	ER	SO	BB	IBB	HBP	BLK	WP	HR	S	P	ERA	WHIP					
<b>35 Mike Mussina, R</b> ERA: 3.62	(1, 1)	7.2		32	9	2	2	7	1	0	0	0	0	0	78	110	2.35	1.304				
<b>Jesse Orosco, L</b> ERA: 6.39	(8, 1)	0.1	H	1	0	0	0	0	0	0	0	0	0	2	4	0.00	0.000					
<b>Mike Timlin, R</b> ERA: 4.2	(9, 1)	1.0	S	4	1	0	0	1	0	0	0	0	0	11	17	0.00	1.000					

AB 39  
R 4  
H 13  
RBI 4  
BB 5  
SO 9  
LOB 24



AB 36  
R 2  
H 10  
RBI 2  
BB 1  
SO 8  
LOB 18





Batter	1	2	3	4	5	6	7	8	9	AB	R	H	RBI	BB	SO	LOB	TOP					
Miguel Cairo, R OBP: 0.342, SLG: 0.390 (1, 4)										4	1	1	1	1	0	2	<b>Tampa Bay Devil Rays @ Kansas City Royals</b> Kauffman Stadium, Kansas City, MO Thu Aug 12 1999, 7:05 PM CDT Att: 16,201 - Cloudy - 91 F					
Wade Boggs, L OBP: 0.375, SLG: 0.374 (1, 5)										4	0	0	0	1	0	2						
Terrell Lowery, R OBP: 0.400, SLG: 0.521 (1, 7)										5	0	2	0	0	2	6						
Fred McGriff, L OBP: 0.415, SLG: 0.590 (1, 10)										5	0	0	0	0	1	5						
John Flaherty, R OBP: 0.322, SLG: 0.401 (1, 2)										5	0	1	1	0	0	2						
Dave Martinez, L OBP: 0.354, SLG: 0.396 (1, 8)										4	2	1	0	1	0	2						
Jose Guillen, R OBP: 0.325, SLG: 0.345 (1, 9)										4	2	2	0	0	0	1						
Paul Sorrento, L OBP: 0.358, SLG: 0.445 (1, 3)										4	2	4	4	0	0	0						
Aaron Ledesma, R OBP: 0.291, SLG: 0.305 (1, 6)										4	0	1	0	0	0	3						
<b>Inning Stats</b>	R: 1 E: 0 K: 1 S: 13	H: 1 LOB: 2 BB: 2 P: 27	R: 0 E: 0 K: 0 S: 9	H: 2 LOB: 1 BB: 0 P: 15	R: 0 E: 0 K: 0 S: 10	H: 1 LOB: 0 BB: 0 P: 14	R: 2 E: 0 K: 0 S: 10	H: 2 LOB: 0 BB: 1 P: 19	R: 0 E: 1 K: 1 S: 6	H: 0 LOB: 0 BB: 0 P: 10	R: 3 E: 1 K: 0 S: 13	H: 2 LOB: 0 BB: 0 P: 21	R: 0 E: 0 K: 0 S: 11	H: 1 LOB: 1 BB: 0 P: 19	R: 1 E: 1 K: 1 S: 14	H: 3 LOB: 3 BB: 0 P: 27	R: 0 E: 0 K: 0 S: 8	H: 0 LOB: 0 BB: 0 P: 12	1B: 10 2B: 1 3B: 0 HR: 1	SF: 0 SAC: 0 DP: 3 HBP: 0	WP: 0 PB: 1 SB: 0 CS: 0	PA: 42
<b>PITCHER</b>	IP	WLS	BF	H	R	ER	SO	BB	IBB	HBP	BLK	WP	HR	S	P	ERA	WHIP					
Dan Reichert, R ERA: 12.08 (1, 1)	6.0	L	28	8	6	5	2	3	0	0	0	0	1	61	106	7.50	1.833					
Alvin Morman, L ERA: 3.99 (7, 1)	1.2		10	4	1	1	0	0	0	0	0	0	0	22	40	5.40	2.400					
Jeff Montgomery, R ERA: 7.45 (8, 1)	0.1		1	0	0	0	1	0	0	0	0	0	0	3	6	0.00	0.000					
Matt Whisenant, L ERA: 6.35 (9, 1)	1.0		3	0	0	0	0	0	0	0	0	0	0	8	12	0.00	0.000					

Batter	1	2	3	4	5	6	7	8	9	AB	R	H	RBI	BB	SO	LOB	BOTTOM					
Johnny Damon, L OBP: 0.380, SLG: 0.486 (1, 7)										5	0	1	1	0	0	2	<b>Tampa Bay Devil Rays @ Kansas City Royals</b> Kauffman Stadium, Kansas City, MO Thu Aug 12 1999, 7:05 PM CDT Att: 16,201 - Cloudy - 91 F					
Rey Sanchez, R OBP: 0.323, SLG: 0.372 (1, 6)										4	1	1	1	0	0	1						
Carlos Beltrán, S OBP: 0.334, SLG: 0.467 (1, 8)										5	0	1	0	0	0	2						
29 Mike Sweeney, R OBP: 0.401, SLG: 0.557 Jed Hansen, R OBP: 0.292, SLG: 0.268 (9, PR)										4	0	1	1	1	0	0						
Jermaine Dye, R OBP: 0.355, SLG: 0.554 (1, 9)										5	1	1	0	0	1	3						
Joe Randa, R OBP: 0.373, SLG: 0.512 (1, 5)										4	1	3	0	0	0	0						
Jeremy Giambi, L OBP: 0.397, SLG: 0.396 (1, 10)										3	2	2	0	1	0	1						
Chad Kreuter, S OBP: 0.334, SLG: 0.356 (1, 2)										4	0	0	0	0	1	6						
Carlos Febles, R OBP: 0.349, SLG: 0.432 (1, 4)										2	1	1	2	2	0	1						
<b>Inning Stats</b>	R: 0 E: 0 K: 0 S: 8	H: 1 LOB: 0 BB: 0 P: 12	R: 0 E: 0 K: 0 S: 5	H: 0 LOB: 0 BB: 0 P: 8	R: 2 E: 0 K: 0 S: 12	H: 1 LOB: 1 BB: 2 P: 24	R: 0 E: 0 K: 0 S: 12	H: 2 LOB: 2 BB: 0 P: 19	R: 1 E: 0 K: 0 S: 12	H: 2 LOB: 1 BB: 1 P: 20	R: 0 E: 0 K: 1 S: 10	H: 2 LOB: 0 BB: 0 P: 17	R: 0 E: 0 K: 0 S: 6	H: 0 LOB: 0 BB: 0 P: 6	R: 3 E: 1 K: 0 S: 13	H: 3 LOB: 1 BB: 0 P: 19	R: 0 E: 0 K: 1 S: 7	H: 0 LOB: 1 BB: 1 P: 14	1B: 10 2B: 0 3B: 1 HR: 0	SF: 1 SAC: 0 DP: 1 HBP: 0	WP: 0 PB: 0 SB: 1 CS: 0	PA: 41
<b>PITCHER</b>	IP	WLS	BF	H	R	ER	SO	BB	IBB	HBP	BLK	WP	HR	S	P	ERA	WHIP					
Bobby Witt, R ERA: 5.68 (1, 1)	6.0	W	27	8	3	3	1	3	0	0	0	0	0	59	100	4.50	1.833					
Albie Lopez, R ERA: 6.52 (7, 1)	1.1	H	6	2	2	0	0	0	0	0	0	0	0	13	16	0.00	1.500					
Norm Charlton, L ERA: 0.31 (8, 1)	0.2	H	4	1	1	0	0	0	0	0	0	0	0	6	9	0.00	1.500					
Roberto Hernandez, R ERA: 3.45 (9, 1)	1.0	S	4	0	0	0	1	1	0	0	0	0	0	7	14	0.00	1.000					

AB 39  
R 7  
H 12  
RBI 6  
BB 3  
SO 3  
LOB 23



AB 36  
R 6  
H 11  
RBI 5  
BB 4  
SO 2  
LOB 16





Batter	1	2	3	4	5	6	7	8	9	AB	R	H	RBI	BB	SO	LOB	TOP			
Miguel Cairo, R OBP: 0.344, SLG: 0.390 (1, 4)	P4		1B HBP		1B			P3		3	0	1	0	0	0	0				
Dave Martinez, L OBP: 0.355, SLG: 0.397 (1, 8)	F		1B					F9		4	0	2	0	0	0	1				
Terrell Lowery, R OBP: 0.394, SLG: 0.505 (1, 7)	F7		1B					K		3	0	0	0	1	2	2				
Fred McGriff, L OBP: 0.416, SLG: 0.589 David Lamb, S OBP: 0.297, SLG: 0.302 (1, 10)	E4									3	0	1	0	1	0	2				
Jose Guillen, R OBP: 0.316, SLG: 0.336 (1, 9)	K							K		4	0	0	0	0	3	4				
Paul Sorrento, L OBP: 0.357, SLG: 0.446 (1, 3)		K								4	0	1	0	0	2	1				
Tony Graffanino, R OBP: 0.314, SLG: 0.449 (1, 6)	G6-3									3	0	1	1	0	1	1				
Bobby Smith, R OBP: 0.250, SLG: 0.232 Wade Boggs, L OBP: 0.374, SLG: 0.372 (9, PH)	F9									2	0	0	0	0	1	0				
Mike DiFelice, R OBP: 0.319, SLG: 0.495 (1, 2)										4	0	0	0	0	0	3				
<b>Inning Stats</b>	R: 0 H: 1 E: 1 K: 1 S: 11	H: 1 LOB: 2 BB: 0 P: 17	R: 0 H: 0 E: 0 K: 1 S: 11	H: 0 LOB: 0 BB: 0 P: 17	R: 0 H: 1 E: 0 K: 1 S: 13	H: 1 LOB: 1 BB: 0 P: 17	R: 0 H: 0 E: 0 K: 2 S: 10	H: 0 LOB: 1 BB: 1 P: 20	R: 0 H: 1 E: 0 K: 1 S: 11	H: 1 LOB: 1 BB: 0 P: 19	R: 0 H: 0 E: 0 K: 0 S: 8	H: 0 LOB: 0 BB: 1 P: 14	R: 0 H: 0 E: 0 K: 1 S: 11	H: 0 LOB: 0 BB: 0 P: 15	R: 1 H: 3 E: 0 K: 1 S: 18	H: 3 LOB: 2 BB: 0 P: 25	1B: 5 2B: 1 3B: 0 HR: 0	SF: 0 SAC: 1 DP: 1 HBP: 2	WP: 0 PB: 0 CS: 0	PA: 36
<b>PITCHER</b>	IP	WLS	BF	H	R	ER	SO	BB	IBB	HBP	BLK	WP	HR	S	P	ERA	WHIP			
Blake Stein, R ERA: 4.82 Scott Service, R ERA: 5.49	(1, 1)	7.0	27	3	0	0	7	2	0	2	0	0	0	72	122	0.00	0.714			
(8, 1)	2.0	W	9	3	1	1	2	0	0	0	0	0	0	29	40	4.50	1.500			

Tampa Bay Devil Rays @ Kansas City Royals  
Kauffman Stadium, Kansas City, MO  
Fri Aug 13 1999, 7:05 PM CDT  
Att: 23,835 - Overcast - 68 F

AB	31
R	1
H	6
RBI	1
BB	2
SO	9
LOB	16



Batter	1	2	3	4	5	6	7	8	9	AB	R	H	RBI	BB	SO	LOB	BOTTOM					
Johnny Damon, L OBP: 0.377, SLG: 0.482 (1, 7)	G6-3		G6-4-3			G4-3		G4-3		4	0	0	0	0	0	1						
Rey Sanchez, R OBP: 0.322, SLG: 0.370 (1, 6)	G1-3		1B			L9			G6-3	4	0	1	0	0	0	0						
Carlos Beltrán, S OBP: 0.333, SLG: 0.466 (1, 8)	K		K			L7			2B 1B	4	1	1	0	0	2	1						
29 Mike Sweeney, R OBP: 0.402, SLG: 0.556 (1, 3)						L9		F9		4	1	2	0	0	0	0						
Jermaine Dye, R OBP: 0.358, SLG: 0.553 (1, 9)						G4-3		G5-3 1B		2	0	1	0	2	0	0						
Joe Randa, R OBP: 0.374, SLG: 0.512 (1, 5)						K		1B		4	0	2	1	0	1	2						
Jeremy Giambi, L OBP: 0.401, SLG: 0.490 (1, 10)								G5-3		3	0	2	1	0	0	2						
Tim Spehr, R OBP: 0.345, SLG: 0.462 (1, 2)										3	0	0	0	0	1	2						
Carlos Febles, R OBP: 0.348, SLG: 0.432 (1, 4)										3	0	1	0	0	0	1						
<b>Inning Stats</b>	R: 0 H: 0 E: 0 K: 1 S: 9	H: 3 LOB: 1 BB: 0 P: 16	R: 1 H: 3 E: 0 K: 1 S: 12	H: 3 LOB: 1 BB: 0 P: 19	R: 0 H: 2 E: 0 K: 1 S: 6	H: 2 LOB: 1 BB: 0 P: 6	R: 0 H: 0 E: 0 K: 1 S: 9	H: 0 LOB: 0 BB: 0 P: 14	R: 0 H: 1 E: 0 K: 0 S: 7	H: 1 LOB: 0 BB: 0 P: 9	R: 0 H: 0 E: 0 K: 0 S: 5	H: 0 LOB: 0 BB: 1 P: 6	R: 0 H: 1 E: 0 K: 0 S: 5	H: 1 LOB: 1 BB: 1 P: 12	R: 0 H: 0 E: 0 K: 0 S: 10	H: 0 LOB: 0 BB: 0 P: 11	R: 1 H: 3 E: 0 K: 0 S: 11	H: 3 LOB: 3 BB: 1 P: 20	1B: 10 2B: 0 3B: 0 HR: 0	SF: 0 SAC: 0 DP: 4 HBP: 0	WP: 0 PB: 0 CS: 0	PA: 33
<b>PITCHER</b>	IP	WLS	BF	H	R	ER	SO	BB	IBB	HBP	BLK	WP	HR	S	P	ERA	WHIP					
Wilson Alvarez, L ERA: 4.32 Esteban Yan, R ERA: 5.62	(1, 1)	8.0	28	7	1	1	4	1	0	0	0	0	0	63	93	1.12	1.000					
(9, 1)	0.1	L	5	3	1	1	0	0	1	0	0	0	0	11	20	27.00	9.000					

Tampa Bay Devil Rays @ Kansas City Royals  
Kauffman Stadium, Kansas City, MO  
Fri Aug 13 1999, 7:05 PM CDT  
Att: 23,835 - Overcast - 68 F

AB	31
R	2
H	10
RBI	2
BB	2
SO	4
LOB	9





Batter	1	2	3	4	5	6	7	8	9	AB	R	H	RBI	BB	SO	LOB	TOP																					
Miguel Cairo, R OBP: 0.345, SLG: 0.391	1-1 G3		3-2 G4-3		1-2 G6-3 HR	2-2 1B		0-0 SF7		4	1	2	1	0	0	1	<b>Tampa Bay Devil Rays @ Kansas City Royals</b> Kauffman Stadium, Kansas City, MO Sat Aug 14 1999, 7:05 PM CDT Att: 20,684 - Unknown - 82 F <a href="http://livebaseballscorecards.com">livebaseballscorecards.com</a>																					
Dave Martinez, L OBP: 0.356, SLG: 0.397	1-1 F8			3-2 G4-3 1B	0-2 G6-3	2-2 1B		0-1 L7		5	0	2	1	0	0	2																						
Bubba Trammell, R OBP: 0.385, SLG: 0.509	0-0 F9			1-0 G4-3	1-1 HR	1-2 G5-3		3-2 G5-3		5	1	1	2	0	0	4																						
Fred McGriff, L OBP: 0.412, SLG: 0.581		3-2 G3		2-1 FC1-6-5-6 2B	3-3 K		3-1 F7		0-0 G4-3	5	1	0	0	0	1	1																						
John Flaherty, R OBP: 0.324, SLG: 0.413		1-3 K		0-1 2B	1-3 K		0-2 G4-3		0-1 HR	5	2	2	1	0	2	0																						
Paul Sorrento, L OBP: 0.357, SLG: 0.440		2-3 K		4-0 2B	4-1 FC5-4 1B FC6-4 BB		0-3 K		3-1 G4-3	3	2	0	0	2	2	0																						
Jose Guillen, R OBP: 0.325, SLG: 0.347			0-1 G6-3	2-1 2B	0-0 FC5-4 1B		1-2 1B	2-2 L9		4	2	2	2	0	0	0																						
Bobby Smith, R OBP: 0.257, SLG: 0.248			3-1 F9	0-0 2B	2-0 FC5-4 FC6-4		0-0 E			4	1	2	2	0	0	2																						
Aaron Ledesma, R OBP: 0.296, SLG: 0.309			1-1 1B	1-1 G1-3	1-2 FC6-4 1B		0-0 E1	1-3 2-H 1B		4	1	2	1	0	0	2																						
<b>Inning Stats</b>	R: 0 E: 0 K: 0 S: 5	H: 0 LOB: 0 BB: 0 P: 7	R: 0 E: 0 K: 2 S: 16	H: 0 LOB: 0 BB: 0 P: 22	R: 0 E: 0 K: 0 S: 12	H: 1 LOB: 1 BB: 0 P: 19	R: 4 E: 0 K: 0 S: 15	H: 4 LOB: 1 BB: 0 P: 28	R: 2 E: 0 K: 2 S: 16	H: 2 LOB: 0 BB: 0 P: 22	R: 2 E: 0 K: 0 S: 16	H: 3 LOB: 2 BB: 1 P: 28	R: 0 E: 0 K: 1 S: 9	H: 0 LOB: 0 BB: 0 P: 12	R: 2 E: 1 K: 0 S: 11	H: 2 LOB: 1 BB: 0 P: 15	R: 1 E: 0 K: 0 S: 8	H: 1 LOB: 0 BB: 0 P: 13	1B: 8 2B: 3 3B: 0 HR: 2	SF: 1 SAC: 0 DP: 0 HBP: 1	WP: 0 PB: 0 SB: 0 CS: 0	PA: 43																
<b>PITCHER</b>	IP	WLS	BF	H	R	ER	SO	BB	IBB	HBP	BLK	WP	HR	S	P	ERA	WHIP	<b>PITCHER</b>				IP	WLS	BF	H	R	ER	SO	BB	IBB	HBP	BLK	WP	HR	S	P	ERA	WHIP
Jeff Suppan, R ERA: 3.97	(1, 1)	5.0	L	23	7	6	6	4	0	1	0	0	1	64	98	10.80	1.400																					
49 Chris Fussell, R ERA: 8.65	(6, 1)	2.1		14	5	4	3	1	1	0	1	0	0	30	46	11.57	2.571																					
Brad Rigby, R ERA: 4.71	(8, 1)	1.2		6	1	1	1	0	0	0	0	0	1	14	22	5.40	0.600																					
<b>Batter</b>	<b>1</b>	<b>2</b>	<b>3</b>	<b>4</b>	<b>5</b>	<b>6</b>	<b>7</b>	<b>8</b>	<b>9</b>	<b>AB</b>	<b>R</b>	<b>H</b>	<b>RBI</b>	<b>BB</b>	<b>SO</b>	<b>LOB</b>	<b>BOTTOM</b>																					
Johnny Damon, L OBP: 0.373, SLG: 0.477	2-2 G4-3		0-0 G6-3		1-1 G1-3		2-2 FC4		1-1 G5-3	5	0	0	2	0	0	3	<b>Tampa Bay Devil Rays @ Kansas City Royals</b> Kauffman Stadium, Kansas City, MO Sat Aug 14 1999, 7:05 PM CDT Att: 20,684 - Unknown - 82 F <a href="http://livebaseballscorecards.com">livebaseballscorecards.com</a>																					
Rey Sanchez, R OBP: 0.327, SLG: 0.374	0-1 1B		0-1 1B		3-H 0-1 1B		1-2 2-H 3-H 1B		1-0 L4	4	0	3	0	0	0	1																						
Carlos Beltrán, S OBP: 0.331, SLG: 0.462	1-0 F8		0-0 L7		2-2 G5-3		1-1 F8			4	0	0	0	0	0	2																						
29 Mike Sweeney, R OBP: 0.398, SLG: 0.551	1-1 L5			2-1 G6-3		1-1 G5-3		1-0 F9		4	0	0	0	0	0	1																						
Jermaine Dye, R OBP: 0.357, SLG: 0.553		0-0 F7 2B		2-3 K		0-0 G4-3		1-0 G5-3		4	0	1	0	0	1	0																						
Joe Randa, R OBP: 0.375, SLG: 0.511		2-3 K		0-3 K		4-2 1B FC4 BB		2-1 2B 1B		3	2	1	0	1	2	1																						
Jeremy Giambi, L OBP: 0.403, SLG: 0.407		0-0 F7			2-1 L7		2-0 E 1B		2-1 1-H 2B	4	1	2	1	0	0	1																						
Tim Spehr, R OBP: 0.345, SLG: 0.455		3-2 G3			4-2 2B G1-3 HBP		2-3 K		1-3 K	2	1	0	0	0	1	3																						
Scott Pose, L OBP: 0.415, SLG: 0.356										1	0	0	0	0	1	1																						
Carlos Febles, R OBP: 0.350, SLG: 0.435			2-2 L7		3-1 1B 2B		1-1 FC4 1B		2-1 F8	4	0	2	0	0	0	1																						
<b>Inning Stats</b>	R: 0 E: 0 K: 0 S: 9	H: 1 LOB: 1 BB: 0 P: 13	R: 0 E: 0 K: 1 S: 9	H: 1 LOB: 1 BB: 0 P: 14	R: 0 E: 0 K: 2 S: 7	H: 1 LOB: 1 BB: 0 P: 9	R: 0 E: 0 K: 2 S: 8	H: 0 LOB: 0 BB: 0 P: 12	R: 1 E: 0 K: 0 S: 10	H: 2 LOB: 2 BB: 0 P: 20	R: 0 E: 0 K: 0 S: 7	H: 0 LOB: 0 BB: 0 P: 10	R: 2 E: 1 K: 1 S: 13	H: 2 LOB: 1 BB: 1 P: 25	R: 0 E: 0 K: 0 S: 4	H: 0 LOB: 0 BB: 0 P: 7	R: 1 E: 0 K: 1 S: 12	H: 2 LOB: 1 BB: 0 P: 20	1B: 6 2B: 3 3B: 0 HR: 0	SF: 0 SAC: 0 DP: 0 HBP: 1	WP: 0 PB: 0 SB: 0 CS: 0	PA: 37																
<b>PITCHER</b>	IP	WLS	BF	H	R	ER	SO	BB	IBB	HBP	BLK	WP	HR	S	P	ERA	WHIP	<b>PITCHER</b>				IP	WLS	BF	H	R	ER	SO	BB	IBB	HBP	BLK	WP	HR	S	P	ERA	WHIP
Ryan Rupe, R ERA: 4.74	(1, 1)	6.2	W	28	7	3	2	4	1	0	0	0	0	62	101	2.70	1.200																					
Rick White, R ERA: 4.01	(7, 1)	1.1		4	0	0	0	0	0	0	0	0	0	5	9	0.00	0.000																					
Albie Lopez, R ERA: 6.58	(9, 1)	1.0		5	2	1	1	1	0	0	0	0	0	12	20	9.00	2.000																					




Batter	1	2	3	4	5	6	7	8	9	AB	R	H	RBI	BB	SO	LOB	TOP			
Miguel Cairo, R OBP: 0.340, SLG: 0.385	1-2 P3	2-2 G4-3		0-2 G4-6-3		1-0 F9			0-0 P3	5	0	0	0	0	0	5				
Terrell Lowery, R OBP: 0.395, SLG: 0.500	2-2 1B 3B		0-1 G6-3		1-2 1B		1-1 F7		2-2 F9	5	1	2	0	0	0	0				
Dave Martinez, L OBP: 0.356, SLG: 0.397	1-8 1B 3B		2-1 P6		1-1 F8		0-0 G6-3		3-1 1B	5	1	2	0	0	0	1				
Bubba Trammell, R OBP: 0.388, SLG: 0.527	1-10 1B P6		1-0 F9		1-1 1B		0-1 HR			4	1	2	1	0	0	2				
Paul Sorrento, L OBP: 0.360, SLG: 0.454	1-3 1B 3B			0-0 1B 2B	2-3 K		1-3 K			4	1	2	2	0	2	2				
Jose Guillen, R OBP: 0.329, SLG: 0.351	0-1 G6-3		1-1 SH5-4 1B	1-2 P4			0-0 G5-4-3 1B			4	0	2	1	0	0	3				
Bobby Smith, R OBP: 0.257, SLG: 0.248		2-2 G4-3		0-0 SH5-4 1B		1-1 G1-6-3		1-2 G5-4-3		4	0	1	0	0	0	1	AB 37			
Tony Graffanino, R OBP: 0.315, SLG: 0.500		2-2 P4		0-1 SH5-4		1-0 F9		3-2 HR		3	1	1	1	0	0	0	R 5			
Mike DiFelice, R OBP: 0.333, SLG: 0.500		2-0 1B		4-1 G4-6-3 BB		0-0 1B		1-3 K		3	0	2	0	1	1	0	H 14			
<b>Inning Stats</b>	R: 2 E: 0 K: 0 S: 13	H: 3 LOB: 1 BB: 0 P: 20	R: 0 E: 0 K: 0 S: 11	H: 1 LOB: 1 BB: 0 P: 19	R: 0 E: 0 K: 0 S: 5	H: 0 LOB: 0 BB: 0 P: 8	R: 1 E: 0 K: 0 S: 10	H: 3 LOB: 2 BB: 1 P: 15	R: 0 E: 0 K: 1 S: 5	H: 1 LOB: 0 BB: 0 P: 8	R: 1 E: 0 K: 1 S: 8	H: 1 LOB: 0 BB: 0 P: 10	R: 1 E: 0 K: 1 S: 10	H: 2 LOB: 0 BB: 0 P: 15	R: 0 E: 0 K: 0 S: 6	H: 1 LOB: 1 BB: 0 P: 11	1B: 10 2B: 1 3B: 1 HR: 2	SF: 0 SAC: 1 DP: 2 HBP: 0	WP: 0 PB: 0 CS: 0	PA: 39
<b>PITCHER</b>	IP WLS BF H R ER SO BB IBB HBP BLK WP HR S P ERA WHIP																			
Jay Witasick, R ERA: 6.52	(1, 1) 4.1 22 9 3 3 0 1 0 0 0 0 0 0 46 72 6.23 2.308																			
Mac Suzuki, R ERA: 8.48	(5, 1) 2.1 L 9 2 1 1 1 0 0 0 0 0 0 1 16 23 3.86 0.857																			
Alvin Morman, L ERA: 3.83	(7, 1) 0.1 1 0 0 0 1 0 0 0 0 0 0 0 3 4 0.00 0.000																			
Scott Service, R ERA: 5.54	(8, 1) 1.0 4 2 1 1 1 0 0 0 0 0 0 1 10 15 9.00 2.000																			
Jeff Montgomery, R ERA: 7.25	(9, 1) 1.0 3 1 0 0 0 0 0 0 0 0 0 0 6 11 0.00 1.000																			

**Tampa Bay Devil Rays @ Kansas City Royals**  
 Kauffman Stadium, Kansas City, MO  
 Sun Aug 15, 1999, 1:05 PM CDT  
 Att: 19,162 - Unknown - 85 F

livebaseballscorecards.com

AB 37  
 R 5  
 H 14  
 RBI 5  
 BB 1  
 SO 3  
 LOB 14



Batter	1	2	3	4	5	6	7	8	9	AB	R	H	RBI	BB	SO	LOB	BOTTOM					
Johnny Damon, L OBP: 0.374, SLG: 0.476	1-2 G4-3		1-1 L8			3-2 2B 1B		4-2 BB		3	1	1	0	1	0	0						
Rey Sanchez, R OBP: 0.326, SLG: 0.376	1-0 F9			1-0 G5-3		0-0 1B 29 HR		3-2 F8		4	1	1	1	0	0	1						
Carlos Beltrán, S OBP: 0.328, SLG: 0.458	0-2 G1-3			2-1 G4-3		1-3 K		0-3 K		4	0	0	0	0	2	2						
29 Mike Sweeney, R OBP: 0.397, SLG: 0.555		1-2 G4-3		3-3 K		2-0 HR		3-2 F7		4	1	1	2	0	1	1						
Jermaine Dye, R OBP: 0.356, SLG: 0.549		2-2 E6		1-1 G5-3		4-1 BB		1-3 K		3	0	0	0	1	1	0						
Joe Randa, R OBP: 0.374, SLG: 0.509		1-3 K		1-0 G1-3		1-0 F7		1-0 1B		4	0	1	0	0	1	2						
Scott Pose, L OBP: 0.409, SLG: 0.351		3-2 F7		0-1 1B			1-1 G5-3		1-2 F8	4	0	1	0	0	0	2	AB 33					
Chad Kreuter, S OBP: 0.330, SLG: 0.351			1-0 G4-3		1-0 F7		1-0 G6-3		1-2 F7	4	0	0	0	0	0	2	R 3					
Carlos Febles, R OBP: 0.347, SLG: 0.431			2-3 K			2-3 K		3-1 G4-3		3	0	0	0	0	2	0	H 5					
<b>Inning Stats</b>	R: 0 E: 0 K: 0 S: 7	H: 0 LOB: 0 BB: 0 P: 9	R: 0 E: 1 K: 1 S: 13	H: 0 LOB: 0 BB: 0 P: 20	R: 0 E: 0 K: 1 S: 6	H: 0 LOB: 0 BB: 0 P: 10	R: 0 E: 0 K: 1 S: 6	H: 0 LOB: 0 BB: 0 P: 12	R: 0 E: 0 K: 0 S: 6	H: 1 LOB: 1 BB: 0 P: 9	R: 3 E: 0 K: 2 S: 15	H: 3 LOB: 1 BB: 1 P: 28	R: 0 E: 0 K: 0 S: 5	H: 0 LOB: 0 BB: 0 P: 10	R: 0 E: 0 K: 1 S: 11	H: 0 LOB: 1 BB: 1 P: 21	R: 0 E: 0 K: 1 S: 14	H: 1 LOB: 0 BB: 0 P: 18	1B: 3 2B: 1 3B: 0 HR: 1	SF: 0 SAC: 0 DP: 0 HBP: 0	WP: 0 PB: 0 CS: 0	PA: 35
<b>PITCHER</b>	IP WLS BF H R ER SO BB IBB HBP BLK WP HR S P ERA WHIP																					
Dave Eiland, R ERA: 5.97	(1, 1) 6.0 W 24 4 3 3 5 1 0 0 0 0 0 0 16 31 4.50 0.833																					
Norm Charlton, L ERA: 3.13	(7, 1) 2.0 H 7 0 0 0 1 1 0 0 0 0 0 0 16 31 0.00 0.500																					
Roberto Hernandez, R ERA: 3.38	(9, 1) 1.0 S 4 1 0 0 1 0 0 0 0 0 0 0 14 18 0.00 1.000																					

**Tampa Bay Devil Rays @ Kansas City Royals**  
 Kauffman Stadium, Kansas City, MO  
 Sun Aug 15, 1999, 1:05 PM CDT  
 Att: 19,162 - Unknown - 85 F

livebaseballscorecards.com

AB 33  
 R 3  
 H 5  
 RBI 3  
 BB 2  
 SO 7  
 LOB 10









Batter	1	2	3	4	5	6	7	8	9	AB	R	H	RBI	BB	SO	LOB	TOP				
Miguel Cairo, R OBP: 0.333, SLG: 0.377	F9	G6-3			P2			F8		4	0	0	0	0	0	2	<b>Tampa Bay Devil Rays @ Detroit Tigers</b> Tiger Stadium, Detroit, MI Tue Aug 17 1999, 7:05 PM EDT Att: 19,418 - Cloudy - 88 F				
Dave Martinez, L OBP: 0.356, SLG: 0.396	K		L6		L9			B5-3		4	0	0	0	0	1	0					
Bubba Trammell, R OBP: 0.390, SLG: 0.517	BB		1B					P5		3	0	2	0	1	0	0					
Fred McGriff, L OBP: 0.410, SLG: 0.583	K		K					L7		4	0	1	0	0	2	3					
John Flaherty, R OBP: 0.326, SLG: 0.419		G5-4-3 1B	L7					L9		4	1	1	0	0	0	3					
Paul Sorrento, L OBP: 0.359, SLG: 0.445		G5-4-3 BB		K				P6		3	0	0	0	1	1	2					
Jose Guillen, R OBP: 0.326, SLG: 0.342		G5-4-3		L4				G5-3		3	0	0	0	0	0	2					
Bobby Smith, R OBP: 0.252, SLG: 0.243		2B		L7				K		3	0	1	1	0	1	0					
Aaron Ledesma, R OBP: 0.300, SLG: 0.323		1-3 2B			G1-3			P9		3	0	1	0	0	0	0					
<b>Inning Stats</b>	R: 0 E: 0 K: 2 S: 9	H: 0 LOB: 1 BB: 1 P: 18	R: 1 E: 0 K: 0 S: 12	H: 3 LOB: 2 BB: 1 P: 19	R: 0 E: 0 K: 1 S: 11	H: 1 LOB: 1 BB: 0 P: 13	R: 0 E: 0 K: 1 S: 7	H: 0 LOB: 0 BB: 0 P: 11	R: 0 E: 0 K: 0 S: 10	H: 1 LOB: 1 BB: 0 P: 9	R: 0 E: 0 K: 1 S: 8	H: 0 LOB: 0 BB: 0 P: 11	R: 0 E: 0 K: 0 S: 5	H: 0 LOB: 0 BB: 0 P: 7	R: 0 E: 0 K: 0 S: 5	H: 1 LOB: 0 BB: 0 P: 7	1B: 4 2B: 2 3B: 0 HR: 0	SF: 0 SAC: 0 DP: 2 HBP: 0	WP: 0 PB: 0 SB: 0 CS: 0	PA: 33	
<b>PITCHER</b>	IP	WLS	BF	H	R	ER	SO	BB	IBB	HBP	BLK	WP	HR	S	P	ERA	WHIP				
Dave Milck, R ERA: 4.84	(1, 1)	7.0	W	27	5	1	1	5	2	0	0	0	0	62	97	1.29	1.000				
Doug Brocail, R ERA: 2.51	(8, 1)	1.0	H	3	0	0	0	0	0	0	0	0	0	5	7	0.00	0.000				
Todd Jones, R ERA: 4.13	(9, 1)	1.0	S	3	1	0	0	0	0	0	0	0	0	5	7	0.00	1.000				

Batter	1	2	3	4	5	6	7	8	9	AB	R	H	RBI	BB	SO	LOB	BOTTOM					
Luis Polonia, L OBP: 0.361, SLG: 0.516	F7	P6			WP 2B			F8		4	0	1	0	0	0	1	<b>Tampa Bay Devil Rays @ Detroit Tigers</b> Tiger Stadium, Detroit, MI Tue Aug 17 1999, 7:05 PM EDT Att: 19,418 - Cloudy - 88 F					
Brad Ausmus, R OBP: 0.361, SLG: 0.438	2B		G5-3		G6-4-3 BB			G6-3		3	1	1	0	1	0	0						
Dean Palmer, R OBP: 0.332, SLG: 0.525	2B		F9		G6-4-3			HR		4	1	2	2	0	0	2						
Tony Clark, S OBP: 0.347, SLG: 0.477	G4-6-3 BB		K					F7		2	0	0	0	2	1	0						
Juan Encarnacion, R OBP: 0.295, SLG: 0.474	G4-6-3			P3				G5-3		4	0	0	0	0	0	3						
Damion Easley, R OBP: 0.348, SLG: 0.425		K		K				G4-6-3 1B		3	0	1	0	0	2	0						
Deivi Cruz, R OBP: 0.290, SLG: 0.389		G3		E5 1B				G4-6-3		3	0	1	0	0	0	2						
Karim Garcia, L OBP: 0.258, SLG: 0.374				E3 CS				L8		3	1	1	0	0	0	1						
Kimera Barteaux, R OBP: 0.305, SLG: 0.313		2B								0	0	0	0	0	0	0						
Gabe Kapler, R OBP: 0.300, SLG: 0.422		1B		CS				G4-3		3	0	1	1	0	0	0						
<b>Inning Stats</b>	R: 1 E: 0 K: 0 S: 8	H: 2 LOB: 1 BB: 1 P: 14	R: 1 E: 0 K: 1 S: 14	H: 2 LOB: 0 BB: 0 P: 23	R: 0 E: 0 K: 1 S: 7	H: 0 LOB: 0 BB: 0 P: 11	R: 0 E: 2 K: 1 S: 11	H: 1 LOB: 1 BB: 0 P: 16	R: 0 E: 0 K: 0 S: 9	H: 1 LOB: 1 BB: 1 P: 15	R: 0 E: 0 K: 0 S: 7	H: 1 LOB: 1 BB: 1 P: 12	R: 0 E: 0 K: 0 S: 7	H: 0 LOB: 0 BB: 0 P: 11	R: 1 E: 0 K: 0 S: 7	H: 1 LOB: 0 BB: 0 P: 13	1B: 3 2B: 4 3B: 0 HR: 1	SF: 0 SAC: 0 DP: 3 HBP: 0	WP: 1 PB: 0 SB: 0 CS: 1	PA: 33		
<b>PITCHER</b>	IP	WLS	BF	H	R	ER	SO	BB	IBB	HBP	BLK	WP	HR	S	P	ERA	WHIP					
Bobby Witt, R ERA: 5.55	(1, 1)	8.0	L	32	8	3	3	3	3	0	0	0	1	1	70	115	3.38	1.375				

AB	31
R	1
H	6
RBI	1
BB	2
SO	5
LOB	12





Batter	1	2	3	4	5	6	7	8	9	AB	R	H	RBI	BB	SO	LOB	TOP							
<b>Terrell Lowery, R</b> OBP: 0.395, SLG: 0.519 (1, 8)										4	1	1	4	1	1	4								
<b>Wade Boggs, L</b> OBP: 0.371, SLG: 0.369 <b>Bobby Smith, R</b> OBP: 0.252, SLG: 0.243 (1, 5) (9, 5)										5	0	1	0	0	1	1								
<b>Bubba Trammell, R</b> OBP: 0.388, SLG: 0.508 <b>Dave Martinez, L</b> OBP: 0.355, SLG: 0.395 (1, 7) (8, 8)										3	0	0	0	1	1	1								
<b>Fred McGriff, L</b> OBP: 0.410, SLG: 0.580 (1, 10)										4	0	1	0	1	2	2								
<b>Jose Guillen, R</b> OBP: 0.318, SLG: 0.333 (1, 9)										4	0	0	0	0	0	3								
<b>Paul Sorrento, L</b> OBP: 0.357, SLG: 0.439 (1, 3)										3	0	0	0	1	2	0								
<b>Tony Graffanino, R</b> OBP: 0.345, SLG: 0.554 (1, 4)										4	1	3	0	0	0	2								
<b>Aaron Ledesma, R</b> OBP: 0.308, SLG: 0.328 (1, 6)										3	1	2	0	1	0	0								
<b>Mike DiFelice, R</b> OBP: 0.331, SLG: 0.487 (1, 2)										3	1	0	0	1	1	4								
<b>Inning Stats</b>	R: 0 E: 0 K: 0 S: 12	H: 0 LOB: 1 BB: 2 P: 24	R: 4 E: 0 K: 2 S: 20	H: 3 LOB: 0 BB: 1 P: 34	R: 0 E: 0 K: 1 S: 15	H: 1 LOB: 2 BB: 1 P: 23	R: 0 E: 0 K: 0 S: 6	H: 0 LOB: 0 BB: 0 P: 8	R: 0 E: 0 K: 1 S: 12	H: 1 LOB: 1 BB: 0 P: 18	R: 0 E: 0 K: 1 S: 11	H: 2 LOB: 2 BB: 0 P: 17	R: 0 E: 0 K: 0 S: 12	H: 0 LOB: 1 BB: 1 P: 21	R: 0 E: 0 K: 2 S: 14	H: 1 LOB: 2 BB: 1 P: 22	R: 0 E: 0 K: 2 S: 9	H: 0 LOB: 0 BB: 0 P: 14	1B: 5 2B: 2 3B: 0 HR: 1	SF: 0 SAC: 0 DP: 0 HBP: 0	WP: 0 PB: 0 SB: 0 CS: 0	PA: 40		
<b>PITCHER</b>	IP	WLS	BF	H	R	ER	SO	BB	IBB	HBP	BLK	WP	HR	S	P	ERA	WHIP							
<b>Dave Borkowski, R</b> ERA: 8.29 (1, 1)	4.0	L	19	4	4	4	3	4	0	0	0	0	1	53	89	9.00	2.000							
<b>C.J. Nitkowski, L</b> ERA: 5.91 (5, 1)	2.2		12	3	0	0	2	1	0	0	0	0	0	32	52	0.00	1.500							
<b>Matt Anderson, R</b> ERA: 5.76 (7, 1)	1.1		6	1	0	0	2	1	0	0	0	0	0	17	26	0.00	1.500							
<b>Masao Kida, R</b> ERA: 5.03 (9, 1)	1.0		3	0	0	0	2	0	0	0	0	0	0	9	14	0.00	0.000							

Tampa Bay Devil Rays @ Detroit Tigers  
Tiger Stadium, Detroit, MI  
Wed Aug 18 1999, 7:05 PM EDT  
Att: 21,311 - Cloudy - 72 F

AB 34  
R 4  
H 8  
RBI 4  
BB 6  
SO 9  
LOB 17



Batter	1	2	3	4	5	6	7	8	9	AB	R	H	RBI	BB	SO	LOB	BOTTOM							
<b>Kimera Barteo, R</b> OBP: 0.308, SLG: 0.294 <b>Luis Polonia, L</b> OBP: 0.360, SLG: 0.513 (1, 8) (7, FH) (8, 9)										2	0	0	0	1	1	1								
<b>Brad Ausmus, R</b> OBP: 0.357, SLG: 0.433 (1, 2)										4	0	0	0	0	1	3								
<b>Dean Palmer, R</b> OBP: 0.335, SLG: 0.524 (1, 5)										1	0	0	0	2	0	0								
<b>Tony Clark, S</b> OBP: 0.344, SLG: 0.472 (1, 3)										4	0	0	0	0	3	6								
<b>Juan Encarnacion, R</b> OBP: 0.292, SLG: 0.469 (1, 7)										4	0	0	0	0	2	0								
<b>Damion Easley, R</b> OBP: 0.347, SLG: 0.423 (1, 4)										2	0	0	0	2	1	0								
<b>Deivi Cruz, R</b> OBP: 0.289, SLG: 0.385 (1, 6)										3	0	0	0	1	0	2								
<b>Gabe Alvarez, R</b> OBP: 0.227, SLG: 0.381 (1, 10)										3	0	0	0	1	1	2								
<b>Gabe Kapler, R</b> OBP: 0.300, SLG: 0.426 (1, 9) (8, 8)										4	0	1	0	0	1	2								
<b>Inning Stats</b>	R: 0 E: 1 K: 0 S: 9	H: 0 LOB: 1 BB: 1 P: 14	R: 0 E: 0 K: 0 S: 8	H: 0 LOB: 1 BB: 1 P: 14	R: 0 E: 0 K: 3 S: 14	H: 1 LOB: 2 BB: 1 P: 23	R: 0 E: 0 K: 1 S: 8	H: 0 LOB: 1 BB: 1 P: 16	R: 0 E: 0 K: 1 S: 13	H: 0 LOB: 2 BB: 1 P: 23	R: 0 E: 0 K: 1 S: 11	H: 0 LOB: 2 BB: 2 P: 22	R: 0 E: 0 K: 0 S: 10	H: 0 LOB: 0 BB: 0 P: 15	R: 0 E: 0 K: 3 S: 11	H: 0 LOB: 0 BB: 0 P: 14	R: 0 E: 0 K: 1 S: 9	H: 0 LOB: 0 BB: 0 P: 14	1B: 0 2B: 0 3B: 1 HR: 0	SF: 0 SAC: 0 DP: 1 HBP: 1	WP: 0 PB: 0 SB: 1 CS: 0	PA: 36		
<b>PITCHER</b>	IP	WLS	BF	H	R	ER	SO	BB	IBB	HBP	BLK	WP	HR	S	P	ERA	WHIP							
<b>Wilson Alvarez, L</b> ERA: 4.1 (1, 1)	6.0		27	1	0	0	6	7	0	1	0	0	0	63	112	0.00	1.333							
<b>Albie Lopez, R</b> ERA: 6.12 (7, 1)	3.0	S	9	0	0	0	4	0	0	0	0	0	0	30	43	0.00	0.000							

Tampa Bay Devil Rays @ Detroit Tigers  
Tiger Stadium, Detroit, MI  
Wed Aug 18 1999, 7:05 PM EDT  
Att: 21,311 - Cloudy - 72 F

AB 28  
R 0  
H 1  
RBI 0  
BB 7  
SO 10  
LOB 16





Batter	1	2	3	4	5	6	7	8	9	AB	R	H	RBI	BB	SO	LOB	TOP							
Johnny Damon, L (1,8) OBP: 0.373, SLG: 0.473											4	1	1	1	1	0	1							
Rey Sanchez, R (1,6) OBP: 0.326, SLG: 0.372											5	0	1	1	0	1	1							
29 Mike Sweeney, R (1,3) OBP: 0.393, SLG: 0.545											2	1	0	0	2	0	3							
Jermaine Dye, R (1,9) OBP: 0.354, SLG: 0.539											4	0	2	1	0	0	3							
Jeremy Giambi, L (1,10) OBP: 0.391, SLG: 0.395											3	0	1	1	0	1	0							
Joe Randa, R (1,5) OBP: 0.370, SLG: 0.498											4	0	1	0	0	1	2							
Scott Pose, L (1,7) OBP: 0.407, SLG: 0.347											3	1	1	0	1	0	1							
Tim Spehr, R (1,2) OBP: 0.333, SLG: 0.430											4	0	0	0	0	2	3							
Carlos Febles, R (1,4) OBP: 0.349, SLG: 0.436											3	1	1	0	1	0	0							
Jed Hansen, R (9,4) OBP: 0.292, SLG: 0.268											0	0	0	0	0	0	0							
<b>Inning Stats</b>	R: 1 E: 0 K: 0 S: 7	H: 2 LOB: 2 BB: 1 P: 15	R: 0 E: 0 K: 0 S: 5	H: 0 LOB: 0 BB: 0 P: 7	R: 0 E: 0 K: 0 S: 7	H: 0 LOB: 1 BB: 1 P: 15	R: 0 E: 0 K: 2 S: 9	H: 1 LOB: 1 BB: 0 P: 14	R: 0 E: 0 K: 1 S: 7	H: 0 LOB: 0 BB: 0 P: 11	R: 1 E: 0 K: 0 S: 9	H: 1 LOB: 0 BB: 1 P: 16	R: 2 E: 0 K: 0 S: 16	H: 3 LOB: 2 BB: 1 P: 25	R: 0 E: 0 K: 2 S: 9	H: 1 LOB: 1 BB: 0 P: 14	R: 0 E: 0 K: 0 S: 5	H: 0 LOB: 0 BB: 1 P: 12	1B: 8 2B: 0 3B: 0 HR: 0	SF: 1 SAC: 0 DP: 0 HBP: 0	WP: 0 PB: 0 SB: 4 CS: 0	PA: 38		
<b>PITCHER</b>	IP WLS BF H R ER SO BB IBB HBP BLK WP HR S P ERA WHIP	IP WLS BF H R ER SO BB IBB HBP BLK WP HR S P ERA WHIP	IP WLS BF H R ER SO BB IBB HBP BLK WP HR S P ERA WHIP	IP WLS BF H R ER SO BB IBB HBP BLK WP HR S P ERA WHIP	IP WLS BF H R ER SO BB IBB HBP BLK WP HR S P ERA WHIP	IP WLS BF H R ER SO BB IBB HBP BLK WP HR S P ERA WHIP	IP WLS BF H R ER SO BB IBB HBP BLK WP HR S P ERA WHIP	IP WLS BF H R ER SO BB IBB HBP BLK WP HR S P ERA WHIP	IP WLS BF H R ER SO BB IBB HBP BLK WP HR S P ERA WHIP	IP WLS BF H R ER SO BB IBB HBP BLK WP HR S P ERA WHIP	IP WLS BF H R ER SO BB IBB HBP BLK WP HR S P ERA WHIP	IP WLS BF H R ER SO BB IBB HBP BLK WP HR S P ERA WHIP	IP WLS BF H R ER SO BB IBB HBP BLK WP HR S P ERA WHIP	IP WLS BF H R ER SO BB IBB HBP BLK WP HR S P ERA WHIP	IP WLS BF H R ER SO BB IBB HBP BLK WP HR S P ERA WHIP	IP WLS BF H R ER SO BB IBB HBP BLK WP HR S P ERA WHIP	IP WLS BF H R ER SO BB IBB HBP BLK WP HR S P ERA WHIP	IP WLS BF H R ER SO BB IBB HBP BLK WP HR S P ERA WHIP	IP WLS BF H R ER SO BB IBB HBP BLK WP HR S P ERA WHIP	IP WLS BF H R ER SO BB IBB HBP BLK WP HR S P ERA WHIP	IP WLS BF H R ER SO BB IBB HBP BLK WP HR S P ERA WHIP	IP WLS BF H R ER SO BB IBB HBP BLK WP HR S P ERA WHIP	IP WLS BF H R ER SO BB IBB HBP BLK WP HR S P ERA WHIP	IP WLS BF H R ER SO BB IBB HBP BLK WP HR S P ERA WHIP

**Kansas City Royals @ Tampa Bay Devil Rays**  
Tropicana Field, St. Petersburg, FL  
Fri Aug 20 1999, 7:05 PM EDT  
Att: 16,616 - Dome - 72 F

AB 32  
R 4  
H 8  
RBI 4  
BB 5  
SO 5  
LOB 14

Batter	1	2	3	4	5	6	7	8	9	AB	R	H	RBI	BB	SO	LOB	BOTTOM							
Miguel Cairo, R (1,4) OBP: 0.331, SLG: 0.377											5	1	1	0	0	0	1							
Dave Martinez, L (1,8) OBP: 0.356, SLG: 0.393											2	1	0	1	2	0	0							
Jose Canseco, R (1,10) OBP: 0.363, SLG: 0.618											2	0	0	0	2	1	1							
Fred McGriff, L (1,3) OBP: 0.414, SLG: 0.582											4	1	3	1	1	0	2							
John Flaherty, R (1,2) OBP: 0.330, SLG: 0.429											4	1	2	3	0	1	4							
Terrell Lowery, R (1,7) OBP: 0.382, SLG: 0.500											4	0	0	0	0	1	2							
Jose Guillen, R (1,9) OBP: 0.322, SLG: 0.333											3	0	1	0	1	0	0							
Bobby Smith, R (1,5) OBP: 0.245, SLG: 0.236											4	0	0	0	0	1	3							
Aaron Ledesma, R (1,6) OBP: 0.307, SLG: 0.327											4	1	1	0	0	0	2							
<b>Inning Stats</b>	R: 0 E: 0 K: 0 S: 7	H: 1 LOB: 2 BB: 0 P: 11	R: 0 E: 0 K: 1 S: 8	H: 0 LOB: 1 BB: 1 P: 14	R: 0 E: 0 K: 1 S: 17	H: 0 LOB: 2 BB: 2 P: 28	R: 0 E: 0 K: 0 S: 3	H: 0 LOB: 0 BB: 0 P: 5	R: 0 E: 0 K: 0 S: 6	H: 0 LOB: 0 BB: 0 P: 8	R: 2 E: 1 K: 0 S: 12	H: 2 LOB: 1 BB: 0 P: 19	R: 2 E: 0 K: 2 S: 22	H: 4 LOB: 2 BB: 0 P: 29	R: 0 E: 0 K: 0 S: 7	H: 1 LOB: 1 BB: 0 P: 10	R: 1 E: 0 K: 0 S: 5	H: 0 LOB: 3 BB: 3 P: 18	1B: 6 2B: 1 3B: 0 HR: 1	SF: 1 SAC: 0 DP: 0 HBP: 2	WP: 0 PB: 0 SB: 1 CS: 0	PA: 41		
<b>PITCHER</b>	IP WLS BF H R ER SO BB IBB HBP BLK WP HR S P ERA WHIP	IP WLS BF H R ER SO BB IBB HBP BLK WP HR S P ERA WHIP	IP WLS BF H R ER SO BB IBB HBP BLK WP HR S P ERA WHIP	IP WLS BF H R ER SO BB IBB HBP BLK WP HR S P ERA WHIP	IP WLS BF H R ER SO BB IBB HBP BLK WP HR S P ERA WHIP	IP WLS BF H R ER SO BB IBB HBP BLK WP HR S P ERA WHIP	IP WLS BF H R ER SO BB IBB HBP BLK WP HR S P ERA WHIP	IP WLS BF H R ER SO BB IBB HBP BLK WP HR S P ERA WHIP	IP WLS BF H R ER SO BB IBB HBP BLK WP HR S P ERA WHIP	IP WLS BF H R ER SO BB IBB HBP BLK WP HR S P ERA WHIP	IP WLS BF H R ER SO BB IBB HBP BLK WP HR S P ERA WHIP	IP WLS BF H R ER SO BB IBB HBP BLK WP HR S P ERA WHIP	IP WLS BF H R ER SO BB IBB HBP BLK WP HR S P ERA WHIP	IP WLS BF H R ER SO BB IBB HBP BLK WP HR S P ERA WHIP	IP WLS BF H R ER SO BB IBB HBP BLK WP HR S P ERA WHIP	IP WLS BF H R ER SO BB IBB HBP BLK WP HR S P ERA WHIP	IP WLS BF H R ER SO BB IBB HBP BLK WP HR S P ERA WHIP	IP WLS BF H R ER SO BB IBB HBP BLK WP HR S P ERA WHIP	IP WLS BF H R ER SO BB IBB HBP BLK WP HR S P ERA WHIP	IP WLS BF H R ER SO BB IBB HBP BLK WP HR S P ERA WHIP	IP WLS BF H R ER SO BB IBB HBP BLK WP HR S P ERA WHIP	IP WLS BF H R ER SO BB IBB HBP BLK WP HR S P ERA WHIP	IP WLS BF H R ER SO BB IBB HBP BLK WP HR S P ERA WHIP	IP WLS BF H R ER SO BB IBB HBP BLK WP HR S P ERA WHIP

**Kansas City Royals @ Tampa Bay Devil Rays**  
Tropicana Field, St. Petersburg, FL  
Fri Aug 20 1999, 7:05 PM EDT  
Att: 16,616 - Dome - 72 F

AB 32  
R 5  
H 8  
RBI 5  
BB 6  
SO 4  
LOB 15







Batter	1	2	3	4	5	6	7	8	9	AB	R	H	RBI	BB	SO	LOB	TOP					
<b>Johnny Damon, L</b> (1, 9) OBP: 0.371, SLG: 0.471	G4-3			F7		SH5-3 2B		P4		4	0	1	0	0	0	0	<b>Kansas City Royals @ Tampa Bay Devil Rays</b> Tropicana Field, St. Petersburg, FL Sun Aug 22 1999, 1:35 PM EDT Att: 25,083 - Dome - 72 F <a href="http://livebaseballscorecards.com">livebaseballscorecards.com</a>					
<b>Rey Sanchez, R</b> (1, 6) OBP: 0.328, SLG: 0.372	K			4-1 29 CS BB		SH5-3 2-3		G6-3		2	0	0	0	1	1							
<b>29 Mike Sweeney, R</b> (1, 3) OBP: 0.391, SLG: 0.540	P3			1-2 1-2		L4			P5	4	0	0	0	0	2							
<b>Jermaine Dye, R</b> (1, 10) OBP: 0.351, SLG: 0.534		K			L1			K		4	0	0	0	2	1							
<b>Carlos Beltrán, S</b> (1, 8) OBP: 0.327, SLG: 0.448	G4-3				0-0 S 1B			G4-3		4	1	1	0	0	0							
<b>Joe Randa, R</b> (1, 5) OBP: 0.369, SLG: 0.495	G6-3				0-0 P4			2B 1B		3	0	1	0	0	1							
<b>Jeremy Giambi, L</b> (1, 7) OBP: 0.396, SLG: 0.403			G4-3 1B		2-1 1-H 1B			K		3	0	2	1	0	1							
<b>Tim Spehr, R</b> (1, 2) OBP: 0.340, SLG: 0.438			G4-3 1-2		3-1 1-2 HBP			2B		2	0	1	0	0	1							
<b>Jed Hansen, R</b> (1, 4) OBP: 0.259, SLG: 0.234			F9		0-2 P3			K		3	0	0	0	0	1	2						
<b>Inning Stats</b>	R: 0 E: 0 K: 1 S: 6	H: 0 LOB: 0 BB: 0 P: 10	R: 0 E: 0 K: 1 S: 6	H: 0 LOB: 0 BB: 0 P: 8	R: 0 E: 0 K: 0 S: 5	H: 1 LOB: 0 BB: 0 P: 7	R: 0 E: 0 K: 0 S: 8	H: 0 LOB: 0 BB: 1 P: 14	R: 1 E: 0 K: 0 S: 12	H: 2 LOB: 2 BB: 0 P: 20	R: 0 E: 0 K: 1 S: 7	H: 1 LOB: 1 BB: 0 P: 9	R: 0 E: 0 K: 1 S: 8	H: 2 LOB: 2 BB: 0 P: 10	R: 0 E: 0 K: 1 S: 10	H: 0 LOB: 0 BB: 0 P: 15		R: 0 E: 0 K: 0 S: 5	H: 0 LOB: 0 BB: 0 P: 9	1B: 4 2B: 2 3B: 0 HR: 0	SF: 0 SAC: 1 DP: 1 HBP: 1	WP: 0 PB: 1 SB: 1 CS: 1
<b>PITCHER</b> <b>Rolando Arrojo, R</b> (1, 1) ERA: 4.99	IP: 9.0 WLS: W BF: 32 H: 6 R: 1 ER: 1 SO: 5 BB: 1 IBB: 0 HBP: 1 BLK: 0 WP: 0 HR: 0 S: 67 P: 102 ERA: 1.00 WHIP: 0.778																					

Batter	1	2	3	4	5	6	7	8	9	AB	R	H	RBI	BB	SO	LOB	BOTTOM					
<b>Terrell Lowery, R</b> (1, 8) OBP: 0.370, SLG: 0.482	G6-3		K			G3-1		P3		4	0	0	0	0	1	2	<b>Kansas City Royals @ Tampa Bay Devil Rays</b> Tropicana Field, St. Petersburg, FL Sun Aug 22 1999, 1:35 PM EDT Att: 25,083 - Dome - 72 F <a href="http://livebaseballscorecards.com">livebaseballscorecards.com</a>					
<b>Tony Graffano, R</b> (1, 4) OBP: 0.344, SLG: 0.534	BB		P4			G3-1				2	0	0	0	1	0	0						
<b>Bubba Trammell, R</b> (1, 7) OBP: 0.382, SLG: 0.500	K			K		G6-3				3	0	0	0	0	2	1						
<b>Fred McGriff, L</b> (1, 3) OBP: 0.412, SLG: 0.583	K			P5		G4-3				3	0	0	0	0	1	1						
<b>Jose Guillen, R</b> (1, 9) OBP: 0.321, SLG: 0.331	K		G4-3			P4				3	0	0	0	0	1	0						
<b>Wade Boggs, L</b> (1, 10) OBP: 0.371, SLG: 0.369	G6-3				G6-3					3	0	1	0	0	0	0						
<b>Miguel Cairo, R</b> (8, FR) OBP: 0.329, SLG: 0.374						G1-4-3 SH3-4 2B 1B				0	1	0	0	0	0	0						
<b>Bobby Smith, R</b> (1, 5) OBP: 0.242, SLG: 0.233	K				K			SH3-4		2	0	0	0	0	2	0						
<b>Aaron Ledesma, R</b> (1, 6) OBP: 0.307, SLG: 0.322			K			F9		G1-4-3		3	0	0	0	0	1	2						
<b>Mike DiFelice, R</b> (1, 2) OBP: 0.339, SLG: 0.525						F9		2B		3	1	2	2	0	0	0						
<b>Inning Stats</b>	R: 0 E: 0 K: 2 S: 12	H: 0 LOB: 1 BB: 1 P: 20	R: 0 E: 0 K: 2 S: 8	H: 0 LOB: 0 BB: 0 P: 13	R: 1 E: 0 K: 2 S: 10	H: 1 LOB: 0 BB: 0 P: 15	R: 0 E: 0 K: 1 S: 6	H: 0 LOB: 0 BB: 0 P: 7	R: 0 E: 0 K: 1 S: 8	H: 0 LOB: 0 BB: 0 P: 12	R: 0 E: 0 K: 0 S: 5	H: 0 LOB: 0 BB: 0 P: 6	R: 0 E: 0 K: 0 S: 13	H: 0 LOB: 0 BB: 0 P: 19	R: 1 E: 0 K: 0 S: 8	H: 2 LOB: 2 BB: 0 P: 12	R: 0 E: 0 K: 0 S: 8	H: 0 LOB: 0 BB: 0 P: 12	1B: 1 2B: 1 3B: 0 HR: 1	SF: 0 SAC: 1 DP: 0 HBP: 0	WP: 0 PB: 0 SB: 0 CS: 0	PA: 28
<b>PITCHER</b> <b>50 José Rosado, L</b> (1, 1) ERA: 3.89	IP: 8.0 WLS: L BF: 28 H: 3 R: 2 ER: 2 SO: 8 BB: 1 IBB: 0 HBP: 0 BLK: 0 WP: 0 HR: 1 S: 70 P: 104 ERA: 2.25 WHIP: 0.500																					









Batter	1	2	3	4	5	6	7	8	9	AB	R	H	RBI	BB	SO	LOB	TOP				
Ray Durham, S OBP: 0.375, SLG: 0.455	1-3 K	1-1 FC6-4 1B		1-2 G6-3			2-1 F9		1-3 K	5	0	1	1	0	2	0					
Mike Caruso, S OBP: 0.289, SLG: 0.305	0-0 E3 14 1B	0-1 FC6-4			4-1 G5-4-3 BB		3-2 G4-3			3	1	0	0	1	0	2					
Frank Thomas, R OBP: 0.413, SLG: 0.485	2-3 K	1-2 F7			0-0 G5-4-3			1-0 E6 FC1-6		4	0	0	0	0	1	4					
Magglio Ordonez, R OBP: 0.341, SLG: 0.527	1-0 14 1B HBP			1-0 L9			2-2 G5-3		0-1 FC1-6 HR	3	1	0	0	0	0	1					
14 Paul Konerko, R OBP: 0.350, SLG: 0.534	0-1 K			2-3 K			2-0 F7		0-2 F9	4	0	1	1	0	1	1					
Carlos Lee, R OBP: 0.314, SLG: 0.436	1-3 K			0-1 F7			0-2 F7		2-1 HR	4	1	1	2	0	1	2					
Darrin Jackson, R OBP: 0.294, SLG: 0.440		0-1 1B 2B			3-2 HR		4-0 BB		0-1 G4-3	3	2	2	1	1	0	0					
Craig Wilson, R OBP: 0.305, SLG: 0.332		4-0 FC6-4 1B BB		2-0 F8			3-2 F9		2-1 G6-3	2	0	0	0	1	0	1					
Greg Norton, S OBP: 0.350, SLG: 0.402										1	0	0	0	0	0	0					
Brook Fordyce, R OBP: 0.347, SLG: 0.423		2-3 K		0-2 G6-3			2-2 G5-3		1-1 F9	4	0	0	0	0	1	2					
<b>Inning Stats</b>	R: 1 E: 1 K: 3 S: 12	H: 1 LOB: 2 BB: 0 P: 17	R: 1 E: 0 K: 1 S: 12	H: 2 LOB: 2 BB: 1 P: 20	R: 0 E: 0 K: 1 S: 7	H: 0 LOB: 0 BB: 0 P: 10	R: 1 E: 0 K: 0 S: 10	H: 1 LOB: 0 BB: 1 P: 16	R: 0 E: 0 K: 0 S: 5	H: 0 LOB: 0 BB: 1 P: 11	R: 0 E: 0 K: 0 S: 10	H: 0 LOB: 0 BB: 0 P: 17	R: 2 E: 1 K: 0 S: 11	H: 1 LOB: 0 BB: 0 P: 14	R: 0 E: 0 K: 1 S: 7	H: 0 LOB: 0 BB: 0 P: 11	1B: 2 2B: 1 3B: 0 HR: 2	SF: 0 SAC: 0 DP: 1 HBP: 1	WP: 1 PB: 0 CS: 0	PA: 37	
<b>PITCHER</b>	IP WLS BF H R ER SO BB IBB HBP BLK WP HR S P ERA WHIP	IP WLS BF H R ER SO BB IBB HBP BLK WP HR S P ERA WHIP	IP WLS BF H R ER SO BB IBB HBP BLK WP HR S P ERA WHIP	IP WLS BF H R ER SO BB IBB HBP BLK WP HR S P ERA WHIP	IP WLS BF H R ER SO BB IBB HBP BLK WP HR S P ERA WHIP	IP WLS BF H R ER SO BB IBB HBP BLK WP HR S P ERA WHIP	IP WLS BF H R ER SO BB IBB HBP BLK WP HR S P ERA WHIP	IP WLS BF H R ER SO BB IBB HBP BLK WP HR S P ERA WHIP	IP WLS BF H R ER SO BB IBB HBP BLK WP HR S P ERA WHIP	IP WLS BF H R ER SO BB IBB HBP BLK WP HR S P ERA WHIP	IP WLS BF H R ER SO BB IBB HBP BLK WP HR S P ERA WHIP	IP WLS BF H R ER SO BB IBB HBP BLK WP HR S P ERA WHIP	IP WLS BF H R ER SO BB IBB HBP BLK WP HR S P ERA WHIP	IP WLS BF H R ER SO BB IBB HBP BLK WP HR S P ERA WHIP	IP WLS BF H R ER SO BB IBB HBP BLK WP HR S P ERA WHIP	IP WLS BF H R ER SO BB IBB HBP BLK WP HR S P ERA WHIP	IP WLS BF H R ER SO BB IBB HBP BLK WP HR S P ERA WHIP	IP WLS BF H R ER SO BB IBB HBP BLK WP HR S P ERA WHIP	IP WLS BF H R ER SO BB IBB HBP BLK WP HR S P ERA WHIP	IP WLS BF H R ER SO BB IBB HBP BLK WP HR S P ERA WHIP	IP WLS BF H R ER SO BB IBB HBP BLK WP HR S P ERA WHIP

**Chicago White Sox @ Tampa Bay Devil Rays**  
Tropicana Field, St. Petersburg, FL  
Tue Aug 24 1999, 7:05 PM EDT  
Att: 13,106 - Dome - 72 F

AB 33  
R 5  
H 5  
RBI 5  
BB 3  
SO 6  
LOB 13



Batter	1	2	3	4	5	6	7	8	9	AB	R	H	RBI	BB	SO	LOB	BOTTOM				
Miguel Cairo, R OBP: 0.338, SLG: 0.380	3-2 F7		2-0 BB 1B	3-2 1B			0-2 CS 1B			4	1	3	0	0	0	0					
Terrell Lowery, R OBP: 0.382, SLG: 0.483	4-0 G6-4-3 BB		4-2 G1-3 1B BB	0-0 G6-3			2-0 HBP 1B			2	2	1	0	2	0	1					
Jose Canseco, R OBP: 0.369, SLG: 0.613	2-0 G6-4-3		3-2 G1-3 1B		3-2 F8		3-2 1B HBP			3	1	1	2	0	0	1					
Fred McGriff, L OBP: 0.413, SLG: 0.579		2-2 P5	0-0 G1-3		1-0 G4-6-3 1B		0-0 1B			4	0	2	1	0	0	2					
Bubba Trammell, R OBP: 0.382, SLG: 0.500		0-0 E8 2B	1-1 P3		1-0 G4-6-3		0-3 K			4	1	1	0	0	1	5					
Dave Martinez, L OBP: 0.353, SLG: 0.386										0	0	0	0	0	0	0					
Jose Guillen, R OBP: 0.323, SLG: 0.333		1-3 K	3-1 1B		1-1 P3		1-1 G6-3			4	0	1	2	0	1	1					
Aaron Ledesma, R OBP: 0.306, SLG: 0.321		0-1 E1 1B	0-0 G6-3		2-2 L4		3-3 K			4	0	1	1	0	1	1					
Bobby Smith, R OBP: 0.231, SLG: 0.222		3-H K			2-3 K		2-3 K			4	0	0	0	0	4	1					
Mike DiFelice, R OBP: 0.338, SLG: 0.521			1-2 1B 1B		0-0 F9		1-0 F9			3	1	1	0	0	0	0					
<b>Inning Stats</b>	R: 0 E: 0 K: 0 S: 5	H: 0 LOB: 0 BB: 1 P: 14	R: 1 E: 2 K: 2 S: 12	H: 2 LOB: 1 BB: 0 P: 17	R: 4 E: 0 K: 0 S: 15	H: 4 LOB: 1 BB: 1 P: 29	R: 0 E: 0 K: 1 S: 9	H: 1 LOB: 0 BB: 0 P: 14	R: 0 E: 0 K: 1 S: 9	H: 0 LOB: 0 BB: 0 P: 15	R: 1 E: 0 K: 1 S: 11	H: 3 LOB: 2 BB: 0 P: 17	R: 0 E: 0 K: 2 S: 9	H: 0 LOB: 0 BB: 0 P: 15	1B: 10 2B: 1 3B: 0 HR: 0	SF: 0 SAC: 0 DP: 2 HBP: 1	WP: 0 PB: 0 CS: 1	PA: 35			
<b>PITCHER</b>	IP WLS BF H R ER SO BB IBB HBP BLK WP HR S P ERA WHIP	IP WLS BF H R ER SO BB IBB HBP BLK WP HR S P ERA WHIP	IP WLS BF H R ER SO BB IBB HBP BLK WP HR S P ERA WHIP	IP WLS BF H R ER SO BB IBB HBP BLK WP HR S P ERA WHIP	IP WLS BF H R ER SO BB IBB HBP BLK WP HR S P ERA WHIP	IP WLS BF H R ER SO BB IBB HBP BLK WP HR S P ERA WHIP	IP WLS BF H R ER SO BB IBB HBP BLK WP HR S P ERA WHIP	IP WLS BF H R ER SO BB IBB HBP BLK WP HR S P ERA WHIP	IP WLS BF H R ER SO BB IBB HBP BLK WP HR S P ERA WHIP	IP WLS BF H R ER SO BB IBB HBP BLK WP HR S P ERA WHIP	IP WLS BF H R ER SO BB IBB HBP BLK WP HR S P ERA WHIP	IP WLS BF H R ER SO BB IBB HBP BLK WP HR S P ERA WHIP	IP WLS BF H R ER SO BB IBB HBP BLK WP HR S P ERA WHIP	IP WLS BF H R ER SO BB IBB HBP BLK WP HR S P ERA WHIP	IP WLS BF H R ER SO BB IBB HBP BLK WP HR S P ERA WHIP	IP WLS BF H R ER SO BB IBB HBP BLK WP HR S P ERA WHIP	IP WLS BF H R ER SO BB IBB HBP BLK WP HR S P ERA WHIP	IP WLS BF H R ER SO BB IBB HBP BLK WP HR S P ERA WHIP	IP WLS BF H R ER SO BB IBB HBP BLK WP HR S P ERA WHIP	IP WLS BF H R ER SO BB IBB HBP BLK WP HR S P ERA WHIP	IP WLS BF H R ER SO BB IBB HBP BLK WP HR S P ERA WHIP

**Chicago White Sox @ Tampa Bay Devil Rays**  
Tropicana Field, St. Petersburg, FL  
Tue Aug 24 1999, 7:05 PM EDT  
Att: 13,106 - Dome - 72 F

AB 32  
R 6  
H 11  
RBI 6  
BB 2  
SO 7  
LOB 12





Batter	1	2	3	4	5	6	7	8	9	AB	R	H	RBI	BB	SO	LOB	TOP			
Ray Durham, S OBP: 0.379, SLG: 0.464	F7	2B		WP				1B		5	1	4	3	0	0	0				
Mike Caruso, S OBP: 0.298, SLG: 0.304	1B	P4		F8		L4-6		G4-3		5	0	1	0	0	0	6				
Frank Thomas, R OBP: 0.417, SLG: 0.485	1B		P3		BB		HBP	1B		2	0	1	0	2	0	0				
Magglio Ordonez, R OBP: 0.340, SLG: 0.524	K		P6	F8			E6	1B		5	1	1	2	0	1	5				
14 Paul Konerko, R OBP: 0.349, SLG: 0.529	K		E6			P3	FC5	1B		4	0	0	0	1	1	4				
Chris Singleton, L OBP: 0.334, SLG: 0.499		G4-3				G4-3				3	0	1	0	1	0	0				
Darrin Jackson, R OBP: 0.292, SLG: 0.436			BB					G4-6-3		1	0	0	0	0	0	3				
Carlos Lee, R OBP: 0.316, SLG: 0.435		BB	P4			F8		1B		3	1	1	1	1	0	2				
Greg Norton, S OBP: 0.346, SLG: 0.396	F8			K			E3	G4-3		5	0	0	0	0	1	4				
Mark Johnson, L OBP: 0.327, SLG: 0.341	2B			2B		F8		1B		5	3	3	0	0	0	1				
<b>Inning Stats</b>	R: 0 E: 0 K: 2 S: 11	H: 2 LOB: 2 BB: 0 P: 18	R: 2 E: 0 K: 0 S: 14	H: 2 LOB: 1 BB: 1 P: 25	R: 0 E: 1 K: 0 S: 13	H: 0 LOB: 2 BB: 1 P: 26	R: 1 E: 0 K: 1 S: 12	H: 2 LOB: 2 BB: 1 P: 22	R: 0 E: 1 K: 0 S: 7	H: 1 LOB: 1 BB: 0 P: 13	R: 1 E: 1 K: 0 S: 9	H: 1 LOB: 2 BB: 0 P: 14	R: 2 E: 0 K: 0 S: 11	H: 3 LOB: 2 BB: 2 P: 21	R: 0 E: 0 K: 0 S: 6	H: 1 LOB: 0 BB: 0 P: 10	1B: 8 2B: 5 3B: 0 HR: 0	SF: 1 SAC: 0 DP: 3 HBP: 1	WP: 1 PB: 0 CS: 0	PA: 45
<b>PITCHER</b>	IP	WLS	BF	H	R	ER	SO	BB	IBB	HBP	BLK	WP	HR	S	P	ERA	WHIP			
Ryan Rupe, R ERA: 4.78	6.0	L	29	7	3	3	3	3	0	0	0	1	0	62	111	4.50	1.667			
Esteban Yan, R ERA: 5.75	1.1		12	4	3	2	0	1	1	1	0	0	0	18	32	13.50	3.750			
Norm Charlton, L ERA: 3.0	0.2		0	0	0	0	0	0	0	0	0	0	0	2	3	0.00	0.000			
Mike Duvall, L ERA: 4.94	1.0		3	1	0	0	0	0	0	0	0	0	0	6	10	0.00	1.000			

**Chicago White Sox @ Tampa Bay Devil Rays**  
Tropicana Field, St. Petersburg, FL  
Wed Aug 25 1999, 7:05 PM EDT  
Att: 13,974 - Dome - 72 F

AB 38  
R 6  
H 12  
RBI 6  
BB 5  
SO 3  
LOB 25



Batter	1	2	3	4	5	6	7	8	9	AB	R	H	RBI	BB	SO	LOB	BOTTOM			
Miguel Cairo, R OBP: 0.339, SLG: 0.379	S		S	P4		FC4			G6-3	4	0	1	0	1	0	4				
Dave Martinez, L OBP: 0.351, SLG: 0.383	BB		F7			F8		G4-3		4	0	0	0	1	0	1				
Jose Canseco, R OBP: 0.365, SLG: 0.605	K		K			F7		K		4	0	0	0	0	3	3				
Fred McGriff, L OBP: 0.411, SLG: 0.575	K					K		F8		3	0	0	0	1	2	2				
John Flaherty, R OBP: 0.328, SLG: 0.428		1B	F8			G6-3		F9		4	0	1	0	0	0	2				
Wade Boggs, L OBP: 0.376, SLG: 0.375		1B		F9		BB		1B		3	1	3	0	1	0	0				
Jose Guillen, R OBP: 0.327, SLG: 0.337	F8			BLK		BB		P5		4	0	2	0	0	0	3				
Paul Sorrento, L OBP: 0.356, SLG: 0.427	K			F9		FC4		K		3	0	0	0	1	2	5				
Aaron Ledesma, R OBP: 0.300, SLG: 0.315	F9			F9		K			K	4	0	0	0	0	2	6				
<b>Inning Stats</b>	R: 0 E: 0 K: 2 S: 8	H: 0 LOB: 1 BB: 2 P: 21	R: 0 E: 0 K: 1 S: 12	H: 2 LOB: 2 BB: 0 P: 18	R: 0 E: 0 K: 1 S: 21	H: 1 LOB: 1 BB: 1 P: 29	R: 1 E: 0 K: 0 S: 10	H: 2 LOB: 1 BB: 0 P: 15	R: 0 E: 0 K: 1 S: 11	H: 0 LOB: 0 BB: 1 P: 21	R: 0 E: 0 K: 1 S: 7	H: 0 LOB: 0 BB: 0 P: 10	R: 0 E: 0 K: 1 S: 11	H: 0 LOB: 1 BB: 1 P: 19	R: 0 E: 0 K: 1 S: 10	H: 0 LOB: 0 BB: 0 P: 13	1B: 7 2B: 0 3B: 0 HR: 0	SF: 0 SAC: 0 DP: 0 HBP: 0	WP: 0 PB: 0 CS: 0	PA: 38
<b>PITCHER</b>	IP	WLS	BF	H	R	ER	SO	BB	IBB	HBP	BLK	WP	HR	S	P	ERA	WHIP			
Carlos Castillo, R ERA: 5.25	4.0		19	5	1	1	4	3	0	0	1	0	0	18	33	0.00	2.250			
Scott Eyre, L ERA: 7.13	1.1		7	2	0	0	1	1	0	0	0	0	0	4	7	0.00	0.000			
41 Bill Simas, R ERA: 4.26	0.2		2	0	0	0	1	0	0	0	0	0	0	4	7	0.00	0.000			
Keith Foulke, R ERA: 2.6	3.0	W	10	0	0	0	3	1	0	0	0	0	0	28	42	0.00	0.333			

**Chicago White Sox @ Tampa Bay Devil Rays**  
Tropicana Field, St. Petersburg, FL  
Wed Aug 25 1999, 7:05 PM EDT  
Att: 13,974 - Dome - 72 F

AB 33  
R 1  
H 7  
RBI 0  
BB 5  
SO 9  
LOB 26





Batter	1	2	3	4	5	6	7	8	9	AB	R	H	RBI	BB	SO	LOB	TOP					
Ray Durham, S OBP: 0.377, SLG: 0.462	G4-3		G3		G6-3		F8 1B 2B 1B	K		5	1	1	0	0	1	0	Chicago White Sox @ Tampa Bay Devil Rays Tropicana Field, St. Petersburg, FL Thu Aug 26 1999, 12:35 PM EDT Att: 13,526 - Dome - 72 F					
Mike Caruso, S OBP: 0.289, SLG: 0.303	G4-3				G1-3		F8 1B 2B 1B	L8	4	1	1	0	1	0	0							
Frank Thomas, R OBP: 0.417, SLG: 0.486			F8				F8 2B 14 1B 2B	F9	5	1	2	0	0	0	3							
Magglio Ordonez, R OBP: 0.339, SLG: 0.523	F8				F8		P3 2B 2H 3H	L9	5	0	1	2	0	0	2							
14 Paul Konerko, R OBP: 0.320, SLG: 0.528		G4-3			2B G6-3 1B		2B 1B 2-3	G6-3	4	2	2	0	0	0	1							
Chris Singleton, L OBP: 0.338, SLG: 0.504		1B 1B			2B 2B		P5 1B 1B	CS 1B 1B	4	0	3	0	0	0	2							
Carlos Lee, R OBP: 0.320, SLG: 0.442		1B 1B			G6-3		1H 2B 3H 2B	HR 1B	4	1	3	3	0	0	1							
Greg Norton, S OBP: 0.343, SLG: 0.393		G1-6-3			G1-3		F7	K	3	0	0	0	0	0	4							
Craig Wilson, R OBP: 0.330, SLG: 0.330	G1-6-3							K	1	0	0	0	0	1	2							
Brook Fordyce, R OBP: 0.346, SLG: 0.431					F8		G6-3	F8	4	1	1	2	0	0	0							
<b>Inning Stats</b>	R: 0 E: 0 K: 0 S: 10	H: 1 LOB: 1 BB: 0 P: 16	R: 0 E: 0 K: 0 S: 12	H: 2 LOB: 1 BB: 0 P: 18	R: 0 E: 0 K: 0 S: 6	H: 0 LOB: 1 BB: 1 P: 16	R: 1 E: 0 K: 0 S: 9	H: 2 LOB: 1 BB: 0 P: 14	R: 0 E: 0 K: 0 S: 7	H: 0 LOB: 0 BB: 0 P: 12	R: 2 E: 0 K: 0 S: 9	H: 3 LOB: 1 BB: 0 P: 13	R: 2 E: 0 K: 0 S: 14	H: 3 LOB: 1 BB: 0 P: 20	R: 2 E: 0 K: 2 S: 12	H: 3 LOB: 0 BB: 0 P: 18	R: 0 E: 0 K: 0 S: 7	H: 0 LOB: 0 BB: 0 P: 7	1B: 9 2B: 4 3B: 0 HR: 1	SF: 0 SAC: 0 DP: 1 HBP: 0	WP: 0 PB: 0 CS: 1	PA: 40
<b>PITCHER</b>	IP WLS BF H R ER SO BB IBB HBP BLK WP HR S P ERA WHIP																					
Dave Eiland, R ERA: 5.48	(1, 1)	2.2	11	3	0	0	0	1	0	0	0	0	0	0	26	47	0.00	1.500				
Rick White, R ERA: 4.24	(3, 1)	3.0	W	14	5	3	3	0	0	0	0	0	0	0	26	41	9.00	1.667				
Albie Lopez, R ERA: 6.26	(6, 1)	1.1		9	5	4	4	0	0	0	0	0	0	19	26	27.00	3.750					
Norm Charlton, L ERA: 3.15	(8, 1)	1.0	H	3	1	0	0	2	0	0	0	0	1	8	13	0.00	1.000					
Roberto Hernandez, R ERA: 3.23	(9, 1)	1.0	S	3	0	0	0	0	0	0	0	0	0	7	7	0.00	0.000					

Batter	1	2	3	4	5	6	7	8	9	AB	R	H	RBI	BB	SO	LOB	BOTTOM			
Miguel Cairo, R OBP: 0.343, SLG: 0.380	WP G4-3 1B BB		G4-3 1B		G6-3		1B 1B	F9		4	2	2	0	1	0	0	Chicago White Sox @ Tampa Bay Devil Rays Tropicana Field, St. Petersburg, FL Thu Aug 26 1999, 12:35 PM EDT Att: 13,526 - Dome - 72 F			
Terrell Lowery, R OBP: 0.382, SLG: 0.479	F9		K				2B 1B 1-2 2-3	G6-3	5	1	2	0	0	1	2					
Wade Boggs, L OBP: 0.379, SLG: 0.381	G4-3		G4-3				HR 2B	SF7	4	1	2	2	0	0	2					
Bobby Smith, R OBP: 0.231, SLG: 0.222	G4-3						HR 2B	CS 1B	0	0	0	0	0	0	0					
Jose Canseco, R OBP: 0.369, SLG: 0.606	FC5 1B 2-3 BB		1B				L3	CS	3	0	2	1	1	0	1					
Paul Sorrento, L OBP: 0.361, SLG: 0.428	F8		F8				HR BB	BB	2	1	1	1	2	0	1					
Bubba Trammell, R OBP: 0.385, SLG: 0.516	FC5						HR 1B	HR	4	2	2	3	0	1	5					
Dave Martinez, L OBP: 0.351, SLG: 0.383							HR 1B	K	0	0	0	0	0	0	0					
Jose Guillen, R OBP: 0.325, SLG: 0.351			F9		G6-3		HR	K	4	1	1	2	0	1	0					
Tony Graffanino, R OBP: 0.319, SLG: 0.485			G6-3		L7		K	G6-3	4	0	0	0	0	1	0					
Mike DiFelice, R OBP: 0.336, SLG: 0.512			K		K		1B 1B SF7 1B	G5-3	4	1	1	0	0	2	0					
<b>Inning Stats</b>	R: 1 E: 0 K: 0 S: 9	H: 1 LOB: 2 BB: 2 P: 22	R: 0 E: 0 K: 1 S: 10	H: 0 LOB: 0 BB: 0 P: 15	R: 1 E: 0 K: 1 S: 7	H: 2 LOB: 1 BB: 0 P: 11	R: 2 E: 0 K: 1 S: 13	H: 2 LOB: 0 BB: 0 P: 17	R: 4 E: 0 K: 1 S: 12	H: 3 LOB: 3 BB: 1 P: 20	R: 1 E: 0 K: 0 S: 19	H: 4 LOB: 1 BB: 1 P: 33	R: 0 E: 0 K: 1 S: 9	H: 0 LOB: 0 BB: 0 P: 13	R: 0 E: 0 K: 0 S: 9	H: 1 LOB: 1 BB: 0 P: 14	1B: 10 2B: 1 3B: 0 HR: 2	SF: 1 SAC: 0 DP: 0 HBP: 0	WP: 1 PB: 0 SB: 1 CS: 1	PA: 40
<b>PITCHER</b>	IP WLS BF H R ER SO BB IBB HBP BLK WP HR S P ERA WHIP																			
John Snyder, R ERA: 6.34	(1, 1)	4.1	L	24	8	8	3	3	0	0	0	0	0	0	42	68	2.46	1.636		
Sean Lowe, R ERA: 3.04	(5, 1)	3.2		15	5	1	1	3	1	0	0	0	0	0	0	0				







Batter	1	2	3	4	5	6	7	8	9	AB	R	H	RBI	BB	SO	LOB	TOP				
Miguel Cairo, R OBP: 0.346, SLG: 0.384	2-1 F7		1-2 S		2-1 L8		0-1 SAFE P4			4	0	1	0	0	0	1					
Dave Martinez, L OBP: 0.354, SLG: 0.386	0-0 G4-3		4-1 1-3 BB			2-1 2B		2-0 G3		3	0	1	0	1	0	0					
Terrell Lowery, R OBP: 0.369, SLG: 0.460	0-0 F8		1-3 K			2-3 K		1-1 F7		4	0	0	0	0	2	4					
Fred McGriff, L OBP: 0.413, SLG: 0.570		2-2 G6-3		4-2 FC4-6 BB		4-0 IBB		1-3 K		2	0	0	0	2	1	0					
John Flaherty, R OBP: 0.326, SLG: 0.423		1-3 K		0-2 SAFE P2		0-1 F7		0-1 G6-3		4	0	0	0	0	1	3					
Paul Sorrento, L OBP: 0.355, SLG: 0.430		3-2 G3		0-1 P5		1-0 P6		1-1 G1-6-3		4	0	0	0	0	0	3					
Jose Guillen, R OBP: 0.318, SLG: 0.342			0-2 FC6-4 1B		0-1 FC4-6		0-2 L7		1-3 K	4	0	1	0	0	1	1					
Bobby Smith, R OBP: 0.227, SLG: 0.217			0-3 K		1-3 K		2-1 G5-3			3	0	0	0	0	2	1					
Aaron Ledesma, R OBP: 0.297, SLG: 0.311			0-0 FC6-4 1B		0-1 F9		1-0 1B			3	0	1	0	0	0	1					
<b>Inning Stats</b>	R: 0 E: 0 K: 0 S: 4	H: 0 LOB: 0 BB: 0 P: 6	R: 0 E: 0 K: 1 S: 9	H: 0 LOB: 0 BB: 0 P: 15	R: 0 E: 0 K: 2 S: 14	H: 2 LOB: 3 BB: 1 P: 20	R: 0 E: 0 K: 0 S: 9	H: 0 LOB: 1 BB: 1 P: 13	R: 0 E: 0 K: 1 S: 8	H: 1 LOB: 2 BB: 1 P: 17	R: 0 E: 0 K: 0 S: 8	H: 1 LOB: 1 BB: 0 P: 11	R: 0 E: 0 K: 1 S: 6	H: 0 LOB: 0 BB: 0 P: 10	R: 0 E: 0 K: 1 S: 7	H: 0 LOB: 0 BB: 0 P: 9	1B: 3 2B: 1 3B: 0 HR: 0	SF: 0 SAC: 0 DP: 0 HBP: 0	WP: 0 PB: 0 SB: 1 CS: 0	PA: 34	
<b>PITCHER</b>	IP WLS BF H R ER SO BB IBB HBP BLK WP HR S P ERA WHIP	IP WLS BF H R ER SO BB IBB HBP BLK WP HR S P ERA WHIP	IP WLS BF H R ER SO BB IBB HBP BLK WP HR S P ERA WHIP	IP WLS BF H R ER SO BB IBB HBP BLK WP HR S P ERA WHIP	IP WLS BF H R ER SO BB IBB HBP BLK WP HR S P ERA WHIP	IP WLS BF H R ER SO BB IBB HBP BLK WP HR S P ERA WHIP	IP WLS BF H R ER SO BB IBB HBP BLK WP HR S P ERA WHIP	IP WLS BF H R ER SO BB IBB HBP BLK WP HR S P ERA WHIP	IP WLS BF H R ER SO BB IBB HBP BLK WP HR S P ERA WHIP	IP WLS BF H R ER SO BB IBB HBP BLK WP HR S P ERA WHIP	IP WLS BF H R ER SO BB IBB HBP BLK WP HR S P ERA WHIP	IP WLS BF H R ER SO BB IBB HBP BLK WP HR S P ERA WHIP	IP WLS BF H R ER SO BB IBB HBP BLK WP HR S P ERA WHIP	IP WLS BF H R ER SO BB IBB HBP BLK WP HR S P ERA WHIP	IP WLS BF H R ER SO BB IBB HBP BLK WP HR S P ERA WHIP	IP WLS BF H R ER SO BB IBB HBP BLK WP HR S P ERA WHIP	IP WLS BF H R ER SO BB IBB HBP BLK WP HR S P ERA WHIP	IP WLS BF H R ER SO BB IBB HBP BLK WP HR S P ERA WHIP	IP WLS BF H R ER SO BB IBB HBP BLK WP HR S P ERA WHIP	IP WLS BF H R ER SO BB IBB HBP BLK WP HR S P ERA WHIP	IP WLS BF H R ER SO BB IBB HBP BLK WP HR S P ERA WHIP

Tampa Bay Devil Rays @ Cleveland Indians  
Jacobs Field, Cleveland, OH  
Sat Aug 28 1999, 1:05 PM EDT  
Att: 43,190 - Sunny - 82 F

AB 31  
R 0  
H 4  
RBI 0  
BB 3  
SO 7  
LOB 14



Batter	1	2	3	4	5	6	7	8	9	AB	R	H	RBI	BB	SO	LOB	BOTTOM				
Dave Roberts, L OBP: 0.270, SLG: 0.247	1-2 CS 1B		1-2 G4-3		3-1 F7		1-0 G3			4	0	1	0	0	0	1					
Omar Vizquel, S OBP: 0.401, SLG: 0.439	1 SAFE P5		2-2 L4		0-0 F7			1-2 SH5-3 1B		4	1	1	0	0	0	2					
Roberto Alomar, S OBP: 0.428, SLG: 0.554	3-2 E 1B		2-1 F7			4-1 F8 1B BB		1-0 SH5-3		2	1	1	0	1	0	0					
Manny Ramirez, R OBP: 0.429, SLG: 0.645	1 SAFE P2				3-3 K		3-1 SAFE F8		1-0 G5-4-3 1B	4	0	1	1	0	1	2					
Harold Baines, L OBP: 0.395, SLG: 0.578		0-0 G5-3		1-0 G4-3		1-1 L4-6 1B		3-H G5-4-3		3	0	1	1	0	0	0					
Richie Sexson, R OBP: 0.311, SLG: 0.501						4-1 1B		1-2 1B		1	0	0	0	0	0	1					
Jim Thome, L OBP: 0.426, SLG: 0.534		4-0 BB 1B		4-0 FC6-4 BB		4-1 1B		1-2 BB		0	1	0	0	3	0	0					
David Justice, L OBP: 0.410, SLG: 0.500		4-2 1B		2-1 FC6-4		0-0 L4-6				2	0	0	0	1	0	3					
Carlos Baerga, S OBP: 0.317, SLG: 0.345		3-2 CS 1B			2-1 SH1-4 1B			0-1 G5-3		3	0	2	1	0	0	0					
Jesse Levis, L OBP: 0.214, SLG: 0.154		3-3 SAFE K			2-1 SAFE SH1-4			1-2 F8		2	0	0	0	0	1	2					
<b>Inning Stats</b>	R: 0 E: 1 K: 0 S: 12	H: 2 LOB: 1 BB: 0 P: 18	R: 1 E: 0 K: 1 S: 13	H: 1 LOB: 2 BB: 2 P: 27	R: 0 E: 0 K: 0 S: 8	H: 0 LOB: 0 BB: 0 P: 13	R: 0 E: 0 K: 1 S: 6	H: 0 LOB: 1 BB: 1 P: 16	R: 0 E: 0 K: 0 S: 7	H: 1 LOB: 1 BB: 0 P: 14	R: 1 E: 0 K: 0 S: 7	H: 1 LOB: 1 BB: 2 P: 19	R: 0 E: 0 K: 0 S: 6	H: 0 LOB: 0 BB: 0 P: 8	R: 1 E: 0 K: 0 S: 7	H: 2 LOB: 0 BB: 0 P: 10	1B: 7 2B: 2 3B: 0 HR: 0	SF: 0 SAC: 2 DP: 3 HBP: 0	WP: 1 PB: 0 SB: 1 CS: 2	PA: 32	
<b>PITCHER</b>	IP WLS BF H R ER SO BB IBB HBP BLK WP HR S P ERA WHIP	IP WLS BF H R ER SO BB IBB HBP BLK WP HR S P ERA WHIP	IP WLS BF H R ER SO BB IBB HBP BLK WP HR S P ERA WHIP	IP WLS BF H R ER SO BB IBB HBP BLK WP HR S P ERA WHIP	IP WLS BF H R ER SO BB IBB HBP BLK WP HR S P ERA WHIP	IP WLS BF H R ER SO BB IBB HBP BLK WP HR S P ERA WHIP	IP WLS BF H R ER SO BB IBB HBP BLK WP HR S P ERA WHIP	IP WLS BF H R ER SO BB IBB HBP BLK WP HR S P ERA WHIP	IP WLS BF H R ER SO BB IBB HBP BLK WP HR S P ERA WHIP	IP WLS BF H R ER SO BB IBB HBP BLK WP HR S P ERA WHIP	IP WLS BF H R ER SO BB IBB HBP BLK WP HR S P ERA WHIP	IP WLS BF H R ER SO BB IBB HBP BLK WP HR S P ERA WHIP	IP WLS BF H R ER SO BB IBB HBP BLK WP HR S P ERA WHIP	IP WLS BF H R ER SO BB IBB HBP BLK WP HR S P ERA WHIP	IP WLS BF H R ER SO BB IBB HBP BLK WP HR S P ERA WHIP	IP WLS BF H R ER SO BB IBB HBP BLK WP HR S P ERA WHIP	IP WLS BF H R ER SO BB IBB HBP BLK WP HR S P ERA WHIP	IP WLS BF H R ER SO BB IBB HBP BLK WP HR S P ERA WHIP	IP WLS BF H R ER SO BB IBB HBP BLK WP HR S P ERA WHIP	IP WLS BF H R ER SO BB IBB HBP BLK WP HR S P ERA WHIP	IP WLS BF H R ER SO BB IBB HBP BLK WP HR S P ERA WHIP

Tampa Bay Devil Rays @ Cleveland Indians  
Jacobs Field, Cleveland, OH  
Sat Aug 28 1999, 1:05 PM EDT  
Att: 43,190 - Sunny - 82 F

AB 25  
R 3  
H 7  
RBI 3  
BB 5  
SO 2  
LOB 11






Batter	1	2	3	4	5	6	7	8	9	AB R H RBI BB SO LOB	TOP										
Miguel Cairo, R (1,4) OBP: 0.344, SLG: 0.382	1-0 E S HR 1B		2-1 L8		1-1 P3	1-3 K		1-0 P5		5 1 1 0 0 1 4	<b>Tampa Bay Devil Rays @ Cleveland Indians</b> Jacobs Field, Cleveland, OH Sun Aug 29 1999, 1:05 PM EDT Att: 43,151 - Sunny - 69 F										
Terrell Lowery, R (1,8) OBP: 0.363, SLG: 0.458	2-2 P9		1-1 P4		1-2 1B 2B		2-2 G1-3	1-3 K		5 1 1 0 0 1 3											
Jose Canseco, R (1,10) OBP: 0.372, SLG: 0.604	2-3 K		4-2 BB		0-0 1B 1B		4-2 E BB		3-3 K	3 1 1 2 2 2 1											
Fred McGriff, L (1,3) OBP: 0.413, SLG: 0.575	0-1 HR		0-1 G3		1-2 1B		1-1 P5		3-3 K	5 1 2 2 0 1 2											
Bubba Trammell, R (1,7) OBP: 0.380, SLG: 0.503	4-1 BB			3-1 G3	1-1 G6-4-3		3-2 E9 1B		4-1 WP BB	3 0 1 0 1 0 2 0 0 0 0 1 0 0											
Dave Martinez, L (7,8) OBP: 0.355, SLG: 0.386					1-2 1B		1-1 K		1-0 G5-3	5 1 2 0 0 2 3											
Jose Guillen, R (1,9) OBP: 0.319, SLG: 0.348	1-3 K			1-0 2B		2-1 G3 1B		0-3 K		4 0 0 0 0 1 2											
Tony Graffanino, R (1,6) OBP: 0.301, SLG: 0.457		1-3 K		3-2 L8		2-1 G3		0-0 B1-3		3 0 1 1 1 1 1											
Aaron Ledesma, R (1,5) OBP: 0.300, SLG: 0.311		2-3 K2-3		0-0 G5-3		1-0 WP G5-3 1B		4-0 1B BB		4 1 2 0 0 1 1											
Mike DiFelice, R (1,2) OBP: 0.341, SLG: 0.512		0-2 K			2-2 2B 1B	1-2 G5-3		0-0 1B													
<b>Inning Stats</b>	R: 2 E: 0 K: 2 S: 15	H: 2 LOB: 1 BB: 1 P: 25	R: 0 E: 0 K: 3 S: 10	H: 0 LOB: 0 BB: 0 P: 13	R: 0 E: 0 K: 0 S: 9	H: 0 LOB: 1 BB: 1 P: 16	R: 0 E: 0 K: 0 S: 8	H: 1 LOB: 0 BB: 0 P: 15	R: 2 E: 0 K: 1 S: 13	H: 4 LOB: 1 BB: 0 P: 20	R: 1 E: 0 K: 1 S: 10	H: 2 LOB: 1 BB: 0 P: 19	R: 1 E: 1 K: 1 S: 13	H: 1 LOB: 1 BB: 1 P: 23	R: 0 E: 0 K: 1 S: 6	H: 1 LOB: 2 BB: 1 P: 12	R: 0 E: 0 K: 2 S: 8	H: 0 LOB: 1 BB: 1 P: 19	1B: 8 2B: 2 3B: 0 HR: 1	SF: 0 SAC: 0 DP: 1 HBP: 0	WP: 2 PA: 42 PB: 0 CS: 1
<b>PITCHER</b>	IP WLS BF H R ER SO BB IBB HBP BLK WP HR S P ERA WHIP																				
Chris Haney, L (1,1) ERA: 4.13	5.1 L 25 8 5 5 5 2 0 0 0 0 0 1 59 97 8.44 1.875																				
Steve Reed, R (6,1) ERA: 3.11	1.2 8 2 1 0 2 1 0 0 0 0 1 0 19 34 0.00 1.800																				
Ricardo Rincon, L (8,1) ERA: 5.08	1.0 5 1 0 0 1 1 0 0 0 0 0 0 6 12 0.00 2.000																				
Paul Shuey, R (9,1) ERA: 3.44	1.0 4 0 0 0 2 1 0 0 0 0 1 0 8 19 0.00 1.000																				


Batter	1	2	3	4	5	6	7	8	9	AB R H RBI BB SO LOB	BOTTOM									
Dave Roberts, L (1,8) OBP: 0.280, SLG: 0.281	3-2 FC6-4 SF9 2B		0-0 SH3-4	0-0 P5		1-2 2B			0-1 G3	4 1 2 0 0 0 3	<b>Tampa Bay Devil Rays @ Cleveland Indians</b> Jacobs Field, Cleveland, OH Sun Aug 29 1999, 1:05 PM EDT Att: 43,151 - Sunny - 69 F									
Omar Vizquel, S (1,6) OBP: 0.401, SLG: 0.438	3-2 FC6-4 1B		2-0 F7	0-1 P6		2-3 K		1-0 1B BB 1B		5 0 2 0 0 1 5										
Roberto Alomar, S (1,4) OBP: 0.428, SLG: 0.551	2-0 FC6-4 FC5-4 1-2 2-3		2-0 E9		0-0 2B 1B		2-1 G1-3		4-1 1B BB BB	4 1 1 0 1 0 2										
Manny Ramirez, R (1,9) OBP: 0.428, SLG: 0.646	1-2 SF9		2-3 K		0-2 2B		2-3 K		3-2 1B	4 0 2 2 0 2 1										
Richie Sexson, R (1,7) OBP: 0.311, SLG: 0.504	0-0 FC5-4			0-2 2B 3B	1-1 P3		2-3 K		3-1 L6	4 1 1 0 0 1 2 1 0 0 0 0 0 3										
Harold Baines, L (9,PH) OBP: 0.394, SLG: 0.577	1-2 FC5-4																			
Jim Thome, L (1,3) OBP: 0.424, SLG: 0.533		0-0 F7		1-0 1B 2B	2-1 F9			3-2 G4-3	2-3 K	5 0 1 1 0 1 4										
Alex Ramirez, R (1,10) OBP: 0.260, SLG: 0.329		2-2 G5-3		3-1 F8	1-2 G4-3			1-0 E1 FC6		4 0 0 0 0 0 2										
Enrique Wilson, S (1,5) OBP: 0.313, SLG: 0.358				4-1 1B BB		2-2 G4-3		1-3 K		3 0 0 0 1 2 1										
Einar Diaz, R (1,2) OBP: 0.316, SLG: 0.352			4-2 SH3-4 E BB	2-1 1B		2-2 P3		1-1 FC6		3 1 1 0 1 0 1										
<b>Inning Stats</b>	R: 1 E: 0 K: 0 S: 13	H: 2 LOB: 1 BB: 0 P: 22	R: 0 E: 0 K: 1 S: 8	H: 0 LOB: 0 BB: 0 P: 13	R: 1 E: 1 K: 1 S: 11	H: 0 LOB: 1 BB: 1 P: 21	R: 1 E: 0 K: 0 S: 12	H: 3 LOB: 3 BB: 1 P: 22	R: 1 E: 0 K: 1 S: 14	H: 2 LOB: 1 BB: 0 P: 21	R: 0 E: 0 K: 2 S: 8	H: 1 LOB: 0 BB: 0 P: 14	R: 0 E: 1 K: 1 S: 9	H: 0 LOB: 1 BB: 0 P: 15	R: 0 E: 0 K: 1 S: 13	H: 2 LOB: 3 BB: 1 P: 26	1B: 5 2B: 4 3B: 1 HR: 0	SF: 1 SAC: 1 DP: 0 HBP: 0	WP: 0 PA: 42 PB: 0 CS: 0	
<b>PITCHER</b>	IP WLS BF H R ER SO BB IBB HBP BLK WP HR S P ERA WHIP																			
Wilson Alvarez, L (1,1) ERA: 3.97	8.0 W 36 8 4 3 6 2 0 0 0 0 0 0 87 144 3.38 1.250																			
Roberto Hernandez, R (9,1) ERA: 3.18	1.0 S 6 2 0 0 1 1 0 0 0 0 0 0 13 26 0.00 3.000																			







Batter	1	2	3	4	5	6	7	8	9	AB	R	H	RBI	BB	SO	LOB	TOP								
Miguel Cairo, R OBP: 0.345, SLG: 0.384	F7		G1-3			SF9 1B		SH5-3		3	0	1	0	0	0	2	<p><b>Tampa Bay Devil Rays @ Baltimore Orioles</b>  <b>Oriole Park at Camden Yards, Baltimore, MD</b>            Wed Sep 01 1999, 7:05 PM EDT            Att: 37,009 - Cloudy - 85 F</p> <p>livebaseballscorecards.com</p> <p>AB 30 R 1 H 5 RBI 1 BB 0 SO 6 LOB 12</p> 								
Herbert Perry, R OBP: 0.351, SLG: 0.400	G6-3		K			L9		G5-3		4	0	0	0	0	1	5									
Jose Canseco, R OBP: 0.370, SLG: 0.597	K			E4 G6-4-3		SF9		P6		3	0	0	1	0	1	1									
Fred McGriff, L OBP: 0.408, SLG: 0.567		G3		K		G5-3			K	4	0	0	0	0	2	2									
John Flaherty, R OBP: 0.322, SLG: 0.418	F8		G6-4-3				F7		G5-3	4	0	0	0	0	0	1									
Bubba Trammell, R OBP: 0.375, SLG: 0.495 Dave Martinez, L (9, PH) OBP: 0.356, SLG: 0.386	G1-3				L4		G4-3		G1-3	3	0	0	0	0	0	0									
Jose Guillen, R OBP: 0.318, SLG: 0.351			K		F7					3	0	1	0	0	1	0									
Terrell Lowery, R OBP: 0.362, SLG: 0.455			G1-3 HBP 1B		G6-3		K			3	0	1	0	0	1	1									
Aaron Ledesma, R OBP: 0.312, SLG: 0.321				G1-3 HBP		L9 SF9 1B		SH5-3 1B		2	1	2	0	0	0	0									
<b>Inning Stats</b>	R: 0 E: 0 K: 1 S: 9	H: 0 LOB: 0 BB: 0 P: 16	R: 0 E: 0 K: 0 S: 4	H: 0 LOB: 0 BB: 0 P: 5	R: 0 E: 0 K: 2 S: 11	H: 1 LOB: 2 BB: 0 P: 23	R: 0 E: 1 K: 1 S: 5	H: 0 LOB: 0 BB: 0 P: 6	R: 0 E: 0 K: 0 S: 6	H: 0 LOB: 0 BB: 0 P: 6	R: 1 E: 0 K: 0 S: 11	H: 2 LOB: 1 BB: 0 P: 14	R: 0 E: 0 K: 1 S: 8	H: 1 LOB: 1 BB: 0 P: 9	R: 0 E: 0 K: 0 S: 9	H: 1 LOB: 1 BB: 0 P: 15	R: 0 E: 0 K: 1 S: 8	H: 0 LOB: 0 BB: 0 P: 13	1B: 4 2B: 1 3B: 0 HR: 0	SF: 1 SAC: 1 DP: 1 HBP: 1	WP: 0 PB: 0 SB: 0 CS: 0	PA: 33			
<b>PITCHER</b>	IP	WLS	BF	H	R	ER	SO	BB	IBB	HBP	BLK	WP	HR	S	P	ERA	WHIP								
Doug Johns, L ERA: 4.65	(1, 1)	6.2	W	25	4	1	1	4	0	0	1	0	0	51	75	1.35	0.600								
Al Reyes, R ERA: 3.52	(7, 1)	1.1	H	5	1	0	0	1	0	0	0	0	0	12	19	0.00	0.750								
Mike Timlin, R ERA: 3.93	(9, 1)	1.0	S	3	0	0	0	1	0	0	0	0	0	8	13	0.00	0.000								

Batter	1	2	3	4	5	6	7	8	9	AB	R	H	RBI	BB	SO	LOB	BOTTOM								
Brady Anderson, L OBP: 0.417, SLG: 0.489	G4-3 SH1-4 BB		K		CS			K		3	0	0	0	1	3	0	<p><b>Tampa Bay Devil Rays @ Baltimore Orioles</b>  <b>Oriole Park at Camden Yards, Baltimore, MD</b>            Wed Sep 01 1999, 7:05 PM EDT            Att: 37,009 - Cloudy - 85 F</p> <p>livebaseballscorecards.com</p> <p>AB 25 R 3 H 5 RBI 3 BB 2 SO 6 LOB 8</p> 								
Mike Bordick, R OBP: 0.326, SLG: 0.380	SH1-4				G5-3 HR 1B			K		2	1	1	0	0	1	0									
B.J. Surhoff, L OBP: 0.352, SLG: 0.513	G4-3				G5-3			P6		3	0	0	0	0	0	2									
Albert Belle, R OBP: 0.393, SLG: 0.514	G5-3							E S 1B 1B		3	2	2	2	0	0	1									
Jeff Conine, R OBP: 0.353, SLG: 0.501			G5-4-3 1B		F7			FC4-6 1B		3	0	2	1	0	0	0									
Delino DeShields, L OBP: 0.342, SLG: 0.367	F8				G4-3			FC4-6 G6-4-3		3	0	0	0	0	0	2									
Cal Ripken Jr., R OBP: 0.354, SLG: 0.585 Jeff Reboulet, R OBP: 0.322, SLG: 0.200	G5-4-3							G6-4-3		3	0	0	0	0	1	2									
Gene Kingsale, S OBP: 0.364, SLG: 0.250					F7			G4-3		2	0	0	0	1	0	0									
Charles Johnson, R OBP: 0.329, SLG: 0.406			K					L3		3	0	0	0	0	1	1									
<b>Inning Stats</b>	R: 0 E: 0 K: 0 S: 10	H: 0 LOB: 1 BB: 1 P: 15	R: 0 E: 0 K: 0 S: 6	H: 1 LOB: 0 BB: 0 P: 10	R: 0 E: 0 K: 2 S: 8	H: 0 LOB: 0 BB: 0 P: 10	R: 2 E: 0 K: 0 S: 9	H: 2 LOB: 0 BB: 0 P: 11	R: 0 E: 0 K: 1 S: 7	H: 0 LOB: 0 BB: 1 P: 14	R: 0 E: 0 K: 2 S: 7	H: 0 LOB: 0 BB: 0 P: 10	R: 1 E: 0 K: 0 S: 9	H: 2 LOB: 0 BB: 0 P: 14	R: 0 E: 0 K: 1 S: 8	H: 0 LOB: 0 BB: 0 P: 10	1B: 4 2B: 0 3B: 0 HR: 1	SF: 0 SAC: 1 DP: 2 HBP: 0	WP: 0 PB: 0 SB: 1 CS: 1	PA: 29					
<b>PITCHER</b>	IP	WLS	BF	H	R	ER	SO	BB	IBB	HBP	BLK	WP	HR	S	P	ERA	WHIP								
Dan Wheeler, R ERA: 3.6	(1, 1)	5.0	L	18	3	2	2	3	2	0	0	0	0	0	40	3.60	1.000								
Esteban Yan, R ERA: 5.63	(6, 1)	2.2		9	2	1	1	2	0	0	0	0	0	21	31	3.38	0.750								
Alan Newman, L ERA: 9.53	(8, 1)	0.1		1	0	0	0	1	0	0	0	0	0	3	3	0.00	0.000								







Batter	1	2	3	4	5	6	7	8	9	AB	R	H	RBI	BB	SO	LOB	TOP										
<b>Jacque Jones, L</b> (1, 8) OBP: 0.325, SLG: 0.443	3-2 FC5-4 2B	0-1 G4-3			1-1 F7		0-0 B1		1-1 P6	5	1	1	0	0	0	5	<b>Minnesota Twins @ Tampa Bay Devil Rays</b> Tropicana Field, St. Petersburg, FL Fri Sep 03 1999, 7:05 PM EDT Att: 13,526 - Dome - 72 F <a href="http://livebaseballscorecards.com">livebaseballscorecards.com</a>										
<b>Cristian Guzman, S</b> (1, 6) OBP: 0.281, SLG: 0.300 <b>Ron Coomer, R</b> (9, FH) OBP: 0.307, SLG: 0.444	4-0 FC5-4 BB		1-0 G1-3		1-2 F7		1-2 G6-3		0-3 K	3	0	0	0	1	0	2											
<b>Matt Lawton, L</b> (1, 9) OBP: 0.347, SLG: 0.358	0-1 FC5-4 1-2 2-3		4-1 G1-6-3 BB		2-0 G4-3		1-0 HBP		2-0 1B 1B	3	0	1	0	1	0	3											
<b>Marty Cordova, R</b> (1, 10) OBP: 0.367, SLG: 0.479	2-1 FC5-4 1-2 3-H		1-0 G1-6-3		0-0 G6-3		3-3 K		1-2 1B 1B	5	0	1	1	0	1	4											
<b>Todd Walker, L</b> (1, 4) OBP: 0.345, SLG: 0.409	1-3 K				0-0 B5-3				0-0 CS 1B 1B	5	0	1	0	0	2	4											
<b>Chad Allen, R</b> (1, 7) OBP: 0.321, SLG: 0.384		1-2 F8		2-1 F9		0-1 1B 2B		0-3 K		4	1	1	0	0	1	1											
<b>Corey Koskie, L</b> (1, 5) OBP: 0.385, SLG: 0.471		1-2 G4-3		4-1 BB		4-2 1B BB		0-0 1B		2	0	1	0	2	0	0											
<b>Javier Valentin, S</b> (1, 2) OBP: 0.325, SLG: 0.419		4-1 BB		2-2 G3		0-0 1B		3-2 L9		3	0	1	1	1	0	3											
<b>Doug Mientkiewicz, L</b> (1, 3) OBP: 0.329, SLG: 0.341		0-0 E9 1B			3-2 2B		1-1 G6-3 2B		0-2 1B 1B	4	0	4	0	0	0	0											
<b>Inning Stats</b>	R: 1 E: 0 K: 1 S: 12	H: 1 LOB: 1 BB: 1 P: 22	R: 0 E: 1 K: 0 S: 10	H: 1 LOB: 2 BB: 1 P: 16	R: 0 E: 0 K: 0 S: 3	H: 0 LOB: 0 BB: 1 P: 9	R: 0 E: 0 K: 0 S: 7	H: 0 LOB: 1 BB: 1 P: 15	R: 0 E: 0 K: 1 S: 10	H: 1 LOB: 1 BB: 1 P: 17	R: 1 E: 0 K: 1 S: 12	H: 2 LOB: 2 BB: 1 P: 16	R: 0 E: 0 K: 1 S: 9	H: 1 LOB: 2 BB: 0 P: 15	R: 0 E: 0 K: 1 S: 9	H: 2 LOB: 1 BB: 0 P: 12	R: 0 E: 0 K: 1 S: 17	H: 3 LOB: 3 BB: 0 P: 21	1B: 7 2B: 4 3B: 0 HR: 0	SF: 0 SAC: 0 DP: 1 HBP: 1	WP: 0 PB: 0 CS: 1	PA: 41					
<b>PITCHER</b>	IP	WLS	BF	H	R	ER	SO	BB	IBB	HBP	BLK	WP	HR	S	P	ERA	WHIP										
<b>Bobby Witt, R</b> (1, 1) ERA: 5.67	6.0		27	6	2	2	2	5	0	0	0	0	0	56	98	3.00	1.833										
<b>Norm Charlton, L</b> (7, 1) ERA: 3.0	2.0	W	8	2	0	0	2	0	0	1	0	0	0	16	24	0.00	1.000										
<b>Roberto Hernandez, R</b> (9, 1) ERA: 3.08	1.0	S	6	3	0	0	1	0	0	0	0	0	0	17	21	0.00	3.000										

Batter	1	2	3	4	5	6	7	8	9	AB	R	H	RBI	BB	SO	LOB	BOTTOM										
<b>Tony Graffanino, R</b> (1, 4) OBP: 0.296, SLG: 0.436	3-3 K	2-3 K			0-0 1B SF8 1B		1-3 K	1-3 K		5	1	1	0	0	4	4	<b>Minnesota Twins @ Tampa Bay Devil Rays</b> Tropicana Field, St. Petersburg, FL Fri Sep 03 1999, 7:05 PM EDT Att: 13,526 - Dome - 72 F <a href="http://livebaseballscorecards.com">livebaseballscorecards.com</a>										
<b>Dave Martinez, L</b> (1, 8) OBP: 0.382, SLG: 0.390	4-0 BB	2-0 F8			2-2 WP 1B		1-2 1B			3	0	2	0	1	0	3											
<b>Jose Canseco, R</b> (1, 10) OBP: 0.369, SLG: 0.591	1-0 F9		1-0 F9		1-2 SF8		4-1 BB			2	0	0	1	1	0	1											
<b>Fred McGriff, L</b> (1, 3) OBP: 0.407, SLG: 0.561	0-0 L6		2-1 G4-3		3-H L4		3-2 G3			4	0	0	0	0	0	3											
<b>Herbert Perry, R</b> (1, 5) OBP: 0.346, SLG: 0.390 <b>Bobby Smith, R</b> (9, 5) OBP: 0.227, SLG: 0.217		4-2 BB FC6-4 BB		0-0 F9		2-3 K		3-3 K		3	1	0	0	1	2	1											
<b>Paul Sorrento, L</b> (1, 7) OBP: 0.354, SLG: 0.422 <b>Bubba Trammell, R</b> (8, FH) OBP: 0.378, SLG: 0.495 <b>Terrell Lowery, R</b> (9, 7) OBP: 0.362, SLG: 0.455		4-1 FC6-4 BB		2-3 K		2-1 2B 1B		4-2 WP 1B BB		2	0	1	0	1	1	0											
<b>Jose Guillen, R</b> (1, 9) OBP: 0.325, SLG: 0.355		4-0 FC6-4 BB		1-0 F8		0-1 1H 2B		2-2 1B FC5-4 1B		3	1	2	1	1	0	0											
<b>Aaron Ledesma, R</b> (1, 6) OBP: 0.318, SLG: 0.331		0-1 FC6-4 HBP		1-1 2B		2-2 P3		2-2 FC5-4 1B		4	0	2	1	0	0	3											
<b>Mike DiFelice, R</b> (1, 2) OBP: 0.338, SLG: 0.500		1-2 HBP		3-1 L9		0-2 P4		2-2 FC5-4		3	0	0	1	0	0	3											
<b>Inning Stats</b>	R: 0 E: 0 K: 1 S: 5	H: 0 LOB: 1 BB: 1 P: 13	R: 1 E: 0 K: 1 S: 11	H: 0 LOB: 3 BB: 3 P: 29	R: 0 E: 0 K: 0 S: 4	H: 0 LOB: 0 BB: 0 P: 7	R: 0 E: 0 K: 1 S: 8	H: 1 LOB: 1 BB: 0 P: 15	R: 1 E: 0 K: 1 S: 13	H: 2 LOB: 1 BB: 0 P: 19	R: 0 E: 0 K: 0 S: 11	H: 2 LOB: 1 BB: 0 P: 15	R: 0 E: 0 K: 1 S: 13	H: 1 LOB: 1 BB: 1 P: 22	R: 2 E: 0 K: 2 S: 21	H: 2 LOB: 1 BB: 1 P: 35	1B: 6 2B: 2 3B: 0 HR: 0	SF: 1 SAC: 0 DP: 0 HBP: 1	WP: 2 PB: 0 CS: 0	PA: 37							
<b>PITCHER</b>	IP	WLS	BF	H	R	ER	SO	BB	IBB	HBP	BLK	WP	HR	S	P	ERA	WHIP										
<b>LaTroy Hawkins, R</b> (1, 1) ERA: 6.45	1.1		4	0	1	1	1	4	0	1	0	0	0	12	34	6.75	3.000										
<b>Dan Perkins, R</b> (2, 1) ERA: 6.93	3.0		12	3	1	1	2	0	0	0	0	0	0	23	40	3.00	1.000										
<b>Travis Miller, L</b> (5, 1) ERA: 1.86	1.0		4	2	0	0	1	0	0	0	0	1	0	10	15	0.00	2.000										
<b>Hector Carrasco, R</b> (6, 1) ERA: 5.75	1.1		5	1	0	0	1	1	0	0	0	0	0	17	25	0.00	1.500										
<b>Eddie Guardado, L</b> (7, 1) ERA: 4.35	0.2	L	3	0	1	1	1	1	0	0	0	0	0	8	18	13.50	1.500										







Batter	1	2	3	4	5	6	7	8	9	AB R H RBI BB SO LOB	TOP
Jacque Jones, L (1, 8) OBP: 0.320, SLG: 0.436	F7		G4-3			K		K		4 0 0 0 0 2 1	<b>Minnesota Twins @ Tampa Bay Devil Rays</b> Tropicana Field, St. Petersburg, FL Sun Sep 05 1999, 1:35 PM EDT Att: 15,497 - Dome - 72 F <a href="http://livebaseballscorecards.com">livebaseballscorecards.com</a>
Denny Hocking, S (1, 6) OBP: 0.322, SLG: 0.390	G6-3		G4-3			G3 2B		E 2B	4 1 2 0 0 0 1		
Matt Lawton, L (1, 10) OBP: 0.344, SLG: 0.352	G4-3			F7		G3		E1 1B SF8 1B	4 1 1 0 0 0 1		
Terry Steinbach, R (1, 2) OBP: 0.364, SLG: 0.402		K		G6-3		G6-3		E 1B	4 0 1 0 0 1 1		
Todd Walker, L (1, 4) OBP: 0.345, SLG: 0.415	G4-3			IHR		G1-3		SF8	3 1 1 2 0 0 0		
Chad Allen, R (1, 7) OBP: 0.324, SLG: 0.387	G3			G1-3		G1-3 CS 1B		F8	4 0 1 0 0 0 1		
Doug Mientkiewicz, L (1, 3) OBP: 0.330, SLG: 0.351			2B 3B		G3	F8 1-2		F8	4 1 2 0 0 0 1		
Torii Hunter, R (1, 9) OBP: 0.314, SLG: 0.377			G4-3 2B		G3	G4-3 CS 1B		G4-3	3 0 2 1 0 0 0		
Corey Koskie, L (1, 5) OBP: 0.381, SLG: 0.466			G4-3		P9			K	3 0 0 0 0 1 2		
<b>Inning Stats</b>	R: 0 H: 0 E: 0 LOB: 0 K: 0 BB: 0 S: 8 P: 14	R: 0 H: 0 E: 0 LOB: 0 K: 1 BB: 0 S: 10 P: 15	R: 1 H: 2 E: 0 LOB: 1 K: 0 BB: 0 S: 9 P: 12	R: 1 H: 1 E: 0 LOB: 0 K: 0 BB: 0 S: 9 P: 14	R: 0 H: 1 E: 0 LOB: 0 K: 0 BB: 0 S: 7 P: 12	R: 0 H: 1 E: 0 LOB: 0 K: 1 BB: 0 S: 10 P: 14	R: 0 H: 1 E: 0 LOB: 0 K: 0 BB: 0 S: 5 P: 9	R: 0 H: 0 E: 1 LOB: 2 K: 2 BB: 0 S: 12 P: 18	R: 2 H: 4 E: 1 LOB: 2 K: 0 BB: 0 S: 13 P: 24	1B: 5 SF: 1 2B: 3 SAC: 0 3B: 1 DP: 0 HR: 1 HBP: 0	WP: 0 PA: 34 SB: 0 CS: 2
<b>PITCHER</b>	IP WLS BF H R ER SO BB IBB HBP BLK WP HR S P ERA WHIP	<b>PITCHER</b>									
Ryan Rupe, R (1, 1) ERA: 4.38	8.0 L 28 6 2 2 4 0 0 0 0 0 0 0 70 108 2.25 0.750										
Rick White, R (9, 1) ERA: 4.18	0.0 1 1 1 1 0 0 0 0 0 0 0 1 2 ∞ ∞										
Alan Newman, L (9, 1) ERA: 10.8	0.0 1 1 0 0 0 0 0 0 0 0 0 1 4 ∞ ∞										
Esteban Yan, R (9, 1) ERA: 5.43	1.0 4 2 1 1 0 0 0 0 0 0 0 11 18 9.00 2.000										

Batter	1	2	3	4	5	6	7	8	9	AB R H RBI BB SO LOB	BOTTOM
Randy Winn, S (1, 8) OBP: 0.301, SLG: 0.353	SH5-3 SF7 2B		FC1 2B			F8		F7 1B		2 1 2 0 0 0 0 2 0 1 0 0 0 0	<b>Minnesota Twins @ Tampa Bay Devil Rays</b> Tropicana Field, St. Petersburg, FL Sun Sep 05 1999, 1:35 PM EDT Att: 15,497 - Dome - 72 F <a href="http://livebaseballscorecards.com">livebaseballscorecards.com</a>
Terrell Lowery, R (5, 7) OBP: 0.364, SLG: 0.456			FC1 2B			G5-3		F7	3 0 0 0 0 0 2		
Dave Martinez, L (1, 7) OBP: 0.360, SLG: 0.387	SH5-3		FC1			G5-3		F7	3 0 0 0 0 0 2		
Herbert Perry, R (1, 5) OBP: 0.352, SLG: 0.417	SF7		L1			F9		L8	3 0 0 1 0 0 1		
Fred McGriff, L (1, 10) OBP: 0.408, SLG: 0.557	FC6-4 1B			K		K		P6	4 0 1 0 0 2 0		
John Flaherty, R (1, 2) OBP: 0.320, SLG: 0.413	FC6-4			F7		K		G4-3	4 0 0 0 0 1 1		
Paul Sorrento, L (1, 3) OBP: 0.354, SLG: 0.420		P5		G4-3		1B			3 0 1 0 0 0 0		
Jose Guillen, R (1, 9) OBP: 0.318, SLG: 0.348		K			G4-3	P4			3 0 0 0 0 1 1		
Tony Graffanino, R (1, 4) OBP: 0.295, SLG: 0.447		K			G5-3			K	3 0 0 0 0 2 0		
Aaron Ledesma, R (1, 6) OBP: 0.317, SLG: 0.329			G6-3		G6-3			G4-3	3 0 0 0 0 0 0		
<b>Inning Stats</b>	R: 1 H: 2 E: 0 LOB: 1 K: 0 BB: 0 S: 9 P: 12	R: 0 H: 0 E: 0 LOB: 0 K: 2 BB: 0 S: 7 P: 10	R: 0 H: 1 E: 0 LOB: 1 K: 0 BB: 0 S: 4 P: 7	R: 0 H: 0 E: 0 LOB: 0 K: 1 BB: 0 S: 8 P: 13	R: 0 H: 0 E: 0 LOB: 0 K: 0 BB: 0 S: 6 P: 7	R: 0 H: 0 E: 0 LOB: 0 K: 0 BB: 0 S: 6 P: 8	R: 0 H: 1 E: 0 LOB: 1 K: 2 BB: 0 S: 11 P: 20	R: 0 H: 1 E: 0 LOB: 1 K: 1 BB: 0 S: 11 P: 18	R: 0 H: 0 E: 0 LOB: 0 K: 0 BB: 0 S: 7 P: 9	1B: 3 SF: 1 2B: 2 SAC: 1 3B: 0 DP: 0 HR: 0 HBP: 0	WP: 0 PA: 32 SB: 0 CS: 0
<b>PITCHER</b>	IP WLS BF H R ER SO BB IBB HBP BLK WP HR S P ERA WHIP	<b>PITCHER</b>									
Brad Radke, R (1, 1) ERA: 3.79	9.0 W 32 5 1 1 6 0 0 0 0 0 0 0 69 104 1.00 0.556										



Batter	1	2	3	4	5	6	7	8	9	AB	R	H	RBI	BB	SO	LOB	TOP					
<b>Jacque Jones, L</b> OBP: 0.320, SLG: 0.445 (1, 8)	G3		K						G3	6	2	2	3	0	2	0	<b>Minnesota Twins @ Tampa Bay Devil Rays</b> Tropicana Field, St. Petersburg, FL Mon Sep 06 1999, 1:35 PM EDT Att: 15,340 - Dome - 72 F <a href="http://livebaseballscorecards.com">livebaseballscorecards.com</a>					
<b>Denny Hocking, S</b> OBP: 0.325, SLG: 0.396 (1, 6)	P6					E8			G4-3	6	2	3	0	0	0	2						
<b>Matt Lawton, L</b> OBP: 0.344, SLG: 0.352 (1, 9)	G4-3		G3						F7	6	1	2	3	0	1	3						
<b>Terry Steinbach, R</b> OBP: 0.371, SLG: 0.405 (1, 2)										3	2	2	1	2	1	2						
<b>Todd Walker, L</b> OBP: 0.345, SLG: 0.417 (1, 4)	F8		K							5	1	2	2	0	2	5						
<b>Ron Coomer, R</b> OBP: 0.305, SLG: 0.438 (1, 10)	F7									4	0	0	1	0	1	2						
<b>Doug Mientkiewicz, L</b> OBP: 0.337, SLG: 0.352 (1, 3)	G3									5	0	2	1	0	2	2						
<b>Tori Hunter, R</b> OBP: 0.316, SLG: 0.379 (1, 7)										4	2	1	0	1	3	2						
<b>Corey Koskie, L</b> OBP: 0.384, SLG: 0.477 (1, 5)										4	3	2	2	1	2	1						
<b>Inning Stats</b>	R: 0 E: 0 K: 0 S: 14	H: 0 LOB: 0 BB: 0 P: 22	R: 0 E: 0 K: 0 S: 15	H: 1 LOB: 1 BB: 0 P: 22	R: 2 E: 0 K: 3 S: 21	H: 3 LOB: 2 BB: 0 P: 28	R: 3 E: 0 K: 3 S: 14	H: 2 LOB: 1 BB: 2 P: 29	R: 1 E: 0 K: 1 S: 9	H: 1 LOB: 0 BB: 1 P: 17	R: 6 E: 1 K: 2 S: 34	H: 6 LOB: 1 BB: 0 P: 52	R: 1 E: 0 K: 3 S: 16	H: 2 LOB: 1 BB: 1 P: 30	R: 0 E: 0 K: 2 S: 16	H: 1 LOB: 1 BB: 0 P: 21		R: 0 E: 0 K: 0 S: 4	H: 0 LOB: 0 BB: 0 P: 6	1B: 11 2B: 3 3B: 0 HR: 2	SF: 1 SAC: 0 DP: 0 HBP: 0	WP: 3 PB: 0 CS: 1
<b>PITCHER</b>	IP	WLS	BF	H	R	ER	SO	BB	IBB	HBP	BLK	WP	HR	S	P	ERA	WHIP					
<b>Dan Wheeler, R</b> ERA: 7.27 (1, 1)	3.2		20	6	5	5	5	2	0	0	0	1	2	60	96	12.27	2.182					
<b>Mike Duvall, L</b> ERA: 4.8 (4, 1)	0.1		3	1	1	1	1	1	0	0	0	0	0	7	12	27.00	6.000					
<b>Rick White, R</b> ERA: 4.31 (5, 1)	1.1	L	5	2	2	2	2	0	0	0	0	0	0	14	21	13.50	1.500					
<b>Norm Charlton, L</b> ERA: 3.4 (6, 1)	0.1	B	6	4	4	2	0	0	0	0	0	0	0	21	35	54.00	12.000					
<b>Alan Newman, L</b> ERA: 9.0 (6, 1)	2.1		11	3	1	1	6	1	0	0	0	1	0	37	57	3.86	1.714					
<b>PITCHER</b>	IP	WLS	BF	H	R	ER	SO	BB	IBB	HBP	BLK	WP	HR	S	P	ERA	WHIP					
<b>Albie Lopez, R</b> ERA: 5.84 (9, 1)	1.0		3	0	0	0	0	0	0	0	0	0	0	4	6	0.00	0.000					

Batter	1	2	3	4	5	6	7	8	9	AB	R	H	RBI	BB	SO	LOB	BOTTOM					
<b>Miguel Cairo, R</b> OBP: 0.344, SLG: 0.383 (1, 4)	P4								F7	5	2	2	0	0	0	0	<b>Minnesota Twins @ Tampa Bay Devil Rays</b> Tropicana Field, St. Petersburg, FL Mon Sep 06 1999, 1:35 PM EDT Att: 15,340 - Dome - 72 F <a href="http://livebaseballscorecards.com">livebaseballscorecards.com</a>					
<b>Terrell Lowery, R</b> OBP: 0.359, SLG: 0.443 (1, 7)	G3								F7	4	1	0	0	1	0	1						
<b>Herbert Perry, R</b> OBP: 0.347, SLG: 0.409 (1, 5)	K								G6-3	5	1	1	1	0	2	2						
<b>Fred McGriff, L</b> OBP: 0.410, SLG: 0.560 (1, 3)										3	1	2	2	1	0	0						
<b>Tony Graffanino, R</b> OBP: 0.295, SLG: 0.447 (9, 5)	L4									0	0	0	0	0	0	0						
<b>John Flaherty, R</b> OBP: 0.319, SLG: 0.412 (1, 2)	G5-3		G4-3							4	1	1	1	0	0	2						
<b>Bubba Trammell, R</b> OBP: 0.384, SLG: 0.520 (1, 10)										4	1	3	3	0	1	0						
<b>Jose Guillen, R</b> OBP: 0.317, SLG: 0.347 (1, 9)	K									4	0	1	0	0	2	2						
<b>Dave Martinez, L</b> OBP: 0.359, SLG: 0.386 (1, 8)										4	0	1	0	0	1	1						
<b>Aaron Ledesma, R</b> OBP: 0.313, SLG: 0.325 (1, 6)										3	0	0	0	0	1	1						
<b>David Lamb, S</b> OBP: 0.284, SLG: 0.299 (8, 6)										1	0	0	0	0	0	1						
<b>Inning Stats</b>	R: 0 E: 0 K: 1 S: 13	H: 0 LOB: 0 BB: 0 P: 18	R: 0 E: 0 K: 1 S: 12	H: 1 LOB: 1 BB: 0 P: 18	R: 3 E: 0 K: 2 S: 21	H: 3 LOB: 1 BB: 1 P: 33	R: 0 E: 0 K: 1 S: 11	H: 1 LOB: 1 BB: 0 P: 15	R: 4 E: 0 K: 2 S: 16	H: 3 LOB: 0 BB: 1 P: 26	R: 0 E: 0 K: 0 S: 9	H: 0 LOB: 0 BB: 0 P: 16	R: 0 E: 1 K: 0 S: 6	H: 1 LOB: 1 BB: 0 P: 8	R: 0 E: 0 K: 0 S: 7	H: 2 LOB: 1 BB: 0 P: 12	R: 0 E: 0 K: 0 S: 8	H: 0 LOB: 0 BB: 0 P: 13	1B: 8 2B: 3 3B: 0 HR: 1	SF: 0 SAC: 0 DP: 2 HBP: 0	WP: 0 PB: 0 CS: 0	PA: 39
<b>PITCHER</b>	IP	WLS	BF	H	R	ER	SO	BB	IBB	HBP	BLK	WP	HR	S	P	ERA	WHIP					
<b>Eric Milton, L</b> ERA: 4.88 (1, 1)	4.2		24	8	7	7	6	2	0	0	0	0	0	70	105	13.50	2.143					
<b>Hector Carrasco, R</b> ERA: 5.49 (5, 1)	3.1	W	12	3	0	0	1	0	0	0	0	0	0	25	41	0.00	0.900					
<b>Bob Wells, R</b> ERA: 3.64 (9, 1)	1.0		3	0	0	0	0	0	0	0	0	0	0	8	13	0.00	0.000					



Batter	1	2	3	4	5	6	7	8	9	AB	R	H	RBI	BB	SO	LOB	TOP									
<b>Brad Ausmus, R</b> OBP: 0.357, SLG: 0.419										4	1	2	1	1	0	1	<b>Detroit Tigers @ Tampa Bay Devil Rays</b> Tropicana Field, St. Petersburg, FL Wed Sep 08 1999, 7:05 PM EDT Att: 12,490 - Dome - 72 F									
<b>Deivi Cruz, R</b> OBP: 0.300, SLG: 0.408										5	1	2	3	0	0	2										
<b>Tony Clark, S</b> OBP: 0.358, SLG: 0.516										4	1	2	1	0	1	2										
<b>Damon Easley, R</b> OBP: 0.356, SLG: 0.459										4	0	1	0	0	0	2		1								
<b>Dean Palmer, R</b> OBP: 0.325, SLG: 0.497										4	0	1	0	0	1	1										
<b>Robert Fick, L</b> (1, 10)										4	0	0	0	0	0	3										
<b>Juan Encarnacion, R</b> OBP: 0.289, SLG: 0.455										4	0	0	0	0	2	3										
<b>Gabe Kapler, R</b> OBP: 0.313, SLG: 0.453										4	2	2	0	0	0	2										
<b>Karim Garcia, L</b> OBP: 0.281, SLG: 0.408										3	0	0	0	1	2	2										
<b>Kimera Barteo, R</b> OBP: 0.302, SLG: 0.291										0	0	0	0	0	0	0										
<b>Inning Stats</b>	R: 0 E: 0 K: 0 S: 6	H: 1 LOB: 0 BB: 0 P: 8	R: 0 E: 0 K: 2 S: 9	H: 0 LOB: 0 BB: 0 P: 17	R: 2 E: 0 K: 1 S: 12	H: 2 LOB: 1 BB: 1 P: 17	R: 0 E: 0 K: 0 S: 10	H: 2 LOB: 2 BB: 0 P: 16	R: 0 E: 0 K: 0 S: 5	H: 0 LOB: 0 BB: 1 P: 9	R: 1 E: 1 K: 2 S: 15	H: 1 LOB: 1 BB: 0 P: 21	R: 0 E: 0 K: 1 S: 9	H: 0 LOB: 0 BB: 0 P: 17	R: 1 E: 0 K: 0 S: 9	H: 2 LOB: 1 BB: 0 P: 13	R: 1 E: 0 K: 2 S: 12	H: 2 LOB: 1 BB: 0 P: 18	1B: 6 2B: 2 3B: 0 HR: 2	SF: 0 SAC: 0 DP: 2 HBP: 0	WP: 0 PB: 0 SB: 1 CS: 0	PA: 38				
<b>PITCHER</b>	IP	WLS	BF	H	R	ER	SO	BB	IBB	HBP	BLK	WP	HR	S	P	ERA	WHIP									
<b>Bobby Witt, R</b> ERA: 5.65	(1, 1)	7.0	L	29	7	4	4	6	2	0	0	0	0	2	67	106	5.14	1.286								
<b>Esteban Yan, R</b> ERA: 5.34	(8, 1)	1.0		4	1	0	0	0	0	0	0	0	0	8	12	0.00	1.000									
<b>Roberto Hernandez, R</b> ERA: 3.17	(9, 1)	1.0		5	2	1	1	2	0	0	0	0	0	12	18	9.00	2.000									

Batter	1	2	3	4	5	6	7	8	9	AB	R	H	RBI	BB	SO	LOB	BOTTOM								
<b>Miguel Cairo, R</b> OBP: 0.341, SLG: 0.378										4	0	0	0	0	1	2	<b>Detroit Tigers @ Tampa Bay Devil Rays</b> Tropicana Field, St. Petersburg, FL Wed Sep 08 1999, 7:05 PM EDT Att: 12,490 - Dome - 72 F								
<b>Dave Martinez, L</b> OBP: 0.359, SLG: 0.385										4	0	1	0	0	1	0									
<b>Bubba Trammell, R</b> OBP: 0.382, SLG: 0.514										4	0	1	0	0	1	1									
<b>Fred McGriff, L</b> OBP: 0.411, SLG: 0.559										3	0	1	0	1	1	1									
<b>John Flaherty, R</b> OBP: 0.319, SLG: 0.410										4	0	1	0	0	1	2									
<b>Paul Sorrento, L</b> OBP: 0.353, SLG: 0.415										3	0	0	0	0	2	2									
<b>Jose Guillen, R</b> OBP: 0.320, SLG: 0.346										3	1	1	0	0	0	2									
<b>Aaron Ledesma, R</b> OBP: 0.314, SLG: 0.325										3	0	1	0	0	0	2									
<b>Bobby Smith, R</b> OBP: 0.229, SLG: 0.220										3	0	1	0	0	0	1									
<b>Inning Stats</b>	R: 0 E: 0 K: 0 S: 3	H: 0 LOB: 0 BB: 0 P: 4	R: 0 E: 0 K: 1 S: 6	H: 0 LOB: 0 BB: 0 P: 9	R: 1 E: 0 K: 0 S: 5	H: 2 LOB: 0 BB: 0 P: 10	R: 0 E: 0 K: 2 S: 11	H: 1 LOB: 1 BB: 0 P: 15	R: 0 E: 0 K: 1 S: 12	H: 1 LOB: 2 BB: 0 P: 19	R: 0 E: 0 K: 1 S: 8	H: 1 LOB: 1 BB: 0 P: 13	R: 0 E: 0 K: 1 S: 6	H: 0 LOB: 0 BB: 0 P: 7	R: 0 E: 0 K: 1 S: 9	H: 1 LOB: 1 BB: 0 P: 15		R: 0 E: 0 K: 0 S: 12	H: 1 LOB: 1 BB: 1 P: 20	1B: 7 2B: 0 3B: 0 HR: 0	SF: 0 SAC: 0 DP: 2 HBP: 2	WP: 0 PB: 0 SB: 0 CS: 0	PA: 34		
<b>PITCHER</b>	IP	WLS	BF	H	R	ER	SO	BB	IBB	HBP	BLK	WP	HR	S	P	ERA	WHIP								
<b>Dave Milck, R</b> ERA: 4.72	(1, 1)	8.0	W	31	6	1	1	7	1	0	0	0	0	10	14	0.00	1.000								
<b>Todd Jones, R</b> ERA: 3.74	(9, 1)	1.0		3	1	0	0	0	0	0	0	0	0	10	14	0.00	1.000								







Batter	1	2	3	4	5	6	7	8	9	AB	R	H	RBI	BB	SO	LOB	TOP									
Ryan Christenson, R OBP: 0.308, SLG: 0.311 Rich Becker, L OBP: 0.406, SLG: 0.387	(1, 8) K		(3, 3) K		(1, 1) G4-6-3 1B		(3, 1) P5		(0, 3) K	3	0	1	2	0	2	0										
Randy Velarde, R OBP: 0.384, SLG: 0.441	(1, 4) G4-6-3 BB			(1, 1) G4-3	(2, 2) G4-6-3		(1, 3) K		(2, 1) 1B 1B	4	1	1	0	1	1	5										
Jason Giambi, L OBP: 0.421, SLG: 0.560	(1, 3) G4-6-3			(1, 0) HR		(2, 2) G6-4-3 1B	(4, 0) FC5 BB		(0, 2) 1B E 1B	4	2	3	2	1	0	1										
John Jaha, R OBP: 0.410, SLG: 0.572		(2, 3) K		(2, 3) K		(0, 0) G6-4-3 1B			(3, 2) E 1B	4	0	1	2	1	2	1										
Olmedo Saenz, R OBP: 0.376, SLG: 0.500		(2, 2) FC4-6 1B		(2, 3) K		(2, 2) 2B	(0, 0) FC5		(0, 0) E6 1B	5	0	3	1	0	1	3										
Matt Stairs, L OBP: 0.368, SLG: 0.524		(3, 3) K			(2, 2) 1B 1B	(2, 3) K			(0, 0) F9	5	1	1	0	0	2	4										
Ramon Hernandez, R OBP: 0.369, SLG: 0.449		(2, 2) FC4-6			(0, 1) 1B 1B		(2, 2) 1B BB		(0, 1) G6-3	4	2	2	0	0	0	1										
Ben Grievie, L OBP: 0.363, SLG: 0.476 Jason McDonald, S OBP: 0.206, SLG: 0.263	(1, 7) F8		(3, 2) F8		(1, 1) 1B		(4, 1) BB 1B		(0, 0) F9	3	1	1	0	1	0	0										
Miguel Tejada, R OBP: 0.317, SLG: 0.416			(3, 3) K		(2, 2) P3		(0, 1) BB BB		(1, 2) G6-3	4	0	1	0	0	1	3										
<b>Inning Stats</b>	R: 0 H: 0 E: 0 K: 1 S: 7	H: 0 LOB: 0 BB: 1 P: 15	R: 0 H: 1 E: 0 K: 2 S: 13	H: 1 LOB: 1 BB: 0 P: 22	R: 0 H: 0 E: 0 K: 2 S: 10	H: 0 LOB: 0 BB: 0 P: 19	R: 1 H: 1 E: 0 K: 2 S: 10	H: 1 LOB: 1 BB: 0 P: 16	R: 2 H: 4 E: 0 K: 0 S: 18	H: 4 LOB: 1 BB: 0 P: 26	R: 0 H: 2 E: 0 K: 1 S: 10	H: 2 LOB: 3 BB: 0 P: 16	R: 2 H: 2 E: 0 K: 1 S: 14	H: 2 LOB: 3 BB: 3 P: 32	R: 0 H: 0 E: 0 K: 0 S: 6	H: 0 LOB: 0 BB: 0 P: 6	R: 2 H: 4 E: 1 K: 1 S: 17	H: 4 LOB: 2 BB: 0 P: 23	1B: 12 2B: 1 3B: 0 HR: 1	SF: 0 SAC: 0 DP: 3 HBP: 0	WP: 0 PB: 0 SB: 0 CS: 0	PA: 42				
<b>PITCHER</b>	IP	WLS	BF	H	R	ER	SO	BB	IBB	HBP	BLK	WP	HR	S	P	ERA	WHIP									
Wilson Alvarez, L ERA: 3.96	(1, 1)	6.0	L	24	8	3	3	8	1	0	0	0	0	1	68	114	4.50	1.500								
Esteban Yan, R ERA: 5.59	(7, 1)	0.2		5	2	2	2	1	1	0	0	0	0	0	11	21	27.00	4.500								
Mike Duvall, L ERA: 4.8	(7, 1)	0.0		1	0	0	0	0	1	0	0	0	0	0	4		∞	∞								
Rick White, R ERA: 4.25	(7, 1)	1.1		5	0	0	0	0	1	0	0	0	0	0	9	13	0.00	0.750								
Alan Newman, L ERA: 9.9	(9, 1)	1.0		7	4	2	2	1	0	0	0	0	0	0	17	23	18.00	4.000								

Oakland Athletics @ Tampa Bay Devil Rays  
Tropicana Field, St. Petersburg, FL  
Fri Sep 10 1999, 7:05 PM EDT  
Att: 14,648 - Dome - 72 F

AB 38  
R 7  
H 14  
RBI 7  
BB 4  
SO 10  
LOB 21



Batter	1	2	3	4	5	6	7	8	9	AB	R	H	RBI	BB	SO	LOB	BOTTOM								
Miguel Cairo, R OBP: 0.339, SLG: 0.378	(1, 4) K		(2, 1) G3			(0, 0) 2B		(1, 2) F8		4	0	1	0	0	1	2									
Dave Martinez, L OBP: 0.362, SLG: 0.387 Bubba Trammell, R OBP: 0.383, SLG: 0.514 Terrell Lowery, R OBP: 0.356, SLG: 0.434	(1, 8) S 1B			(0, 1) G6-4-3 1B		(0, 1) G5-3		(1, 3) K		3	0	2	0	0	0	1									
Jose Canseco, R OBP: 0.369, SLG: 0.593	(1, 10) K			(0, 3) K			(1, 2) L6		(2, 2) G5-4-3 1B	4	0	1	0	0	2	2									
Herbert Perry, R OBP: 0.339, SLG: 0.397	(1, 3) K			(1, 0) G6-4-3			(0, 3) K		(0, 0) G5-4-3	4	0	0	0	0	2	3									
Paul Sorrento, L OBP: 0.352, SLG: 0.411		(0, 1) F7			(1, 2) G3		(0, 0) 1B		(4, 2) BB 2B BB	3	1	1	0	1	0	0									
Jose Guillen, R OBP: 0.319, SLG: 0.346	(1, 9) K			(0, 3) K			(0, 2) G4-3		(4, 0) 2B BB	3	1	0	0	1	2	1									
Tony Graffanino, R OBP: 0.284, SLG: 0.435	(1, 6) K			(1, 0) G1-3				(0, 0) F7	(0, 2) 2B	4	0	1	2	0	1	0									
Mike DiFelice, R OBP: 0.333, SLG: 0.486			(0, 3) K			(0, 0) F9		(1, 2) 1B	(1, 3) K	4	0	1	0	0	2	1									
Bobby Smith, R OBP: 0.238, SLG: 0.229			(1, 3) K			(3, 3) K		(1, 0) 1B		3	0	1	0	0	2	0									
<b>Inning Stats</b>	R: 0 H: 1 E: 0 K: 3 S: 11	H: 0 LOB: 1 BB: 0 P: 17	R: 0 H: 0 E: 0 K: 2 S: 9	H: 0 LOB: 0 BB: 0 P: 13	R: 0 H: 0 E: 0 K: 2 S: 8	H: 0 LOB: 0 BB: 0 P: 11	R: 0 H: 1 E: 0 K: 1 S: 6	H: 1 LOB: 0 BB: 0 P: 7	R: 0 H: 1 E: 0 K: 1 S: 7	H: 1 LOB: 1 BB: 0 P: 10	R: 0 H: 1 E: 0 K: 1 S: 11	H: 1 LOB: 1 BB: 0 P: 12	R: 0 H: 2 E: 0 K: 1 S: 12	H: 2 LOB: 2 BB: 0 P: 16	R: 2 H: 2 E: 0 K: 1 S: 13	H: 2 LOB: 1 BB: 2 P: 24	1B: 6 2B: 2 3B: 0 HR: 0	SF: 0 SAC: 0 DP: 2 HBP: 0	WP: 0 PB: 0 SB: 1 CS: 0	PA: 35					
<b>PITCHER</b>	IP	WLS	BF	H	R	ER	SO	BB	IBB	HBP	BLK	WP	HR	S	P	ERA	WHIP								
Tim Hudson, R ERA: 3.06	(1, 1)	7.2	W	28	6	0	0	11	0	0	0	0	0	3	4	0.00	0.000								
Buddy Groom, L ERA: 5.01	(8, 1)	0.1		1	0	0	0	1	0	0	0	0	0	3	4	0.00	0.000								
Jason Iiringhausen, R ERA: 5.08	(9, 1)	1.0		6	2	2	2	1	2	0	0	0	0	13	24	18.00	4.000								

Oakland Athletics @ Tampa Bay Devil Rays  
Tropicana Field, St. Petersburg, FL  
Fri Sep 10 1999, 7:05 PM EDT  
Att: 14,648 - Dome - 72 F

AB 33  
R 2  
H 8  
RBI 2  
BB 2  
SO 13  
LOB 12





Batter	1	2	3	4	5	6	7	8	9	AB	R	H	RBI	BB	SO	LOB	TOP										
<b>Rich Becker</b> , L (1, 8) OBP: 0.407, SLG: 0.383										2	1	0	0	2	0	2	<b>Oakland Athletics @ Tampa Bay Devil Rays</b> Tropicana Field, St. Petersburg, FL Sat Sep 11 1999, 6:35 PM EDT Att: 21,225 - Dome - 72 F										
<b>Olmedo Saenz</b> , R (8, PH) OBP: 0.375, SLG: 0.498										5	2	2	1	0	1	1											
<b>A.J. Hinch</b> , R (8, 2) OBP: 0.285, SLG: 0.353										4	1	1	2	1	0	0											
<b>Randy Velarde</b> , R (1, 4) OBP: 0.384, SLG: 0.442										5	2	2	1	0	1	1											
<b>Jason Giambi</b> , L (1, 3) OBP: 0.421, SLG: 0.560										4	1	1	2	1	0	0											
<b>Matt Stairs</b> , L (1, 9) OBP: 0.367, SLG: 0.523										5	0	1	2	0	3	1											
<b>John Jaha</b> , R (1, 10) OBP: 0.411, SLG: 0.569										2	0	0	0	2	0	1											
<b>Ben Griev</b> , L (1, 7) OBP: 0.380, SLG: 0.472										4	0	0	0	0	3	3											
<b>Jason McDonald</b> , S (9, 7) OBP: 0.296, SLG: 0.263										4	0	1	0	0	1	2											
<b>Scott Spiezio</b> , S (1, 5) OBP: 0.318, SLG: 0.424										2	0	0	0	1	0	0											
<b>Ramon Hernandez</b> , R (1, 2) OBP: 0.374, SLG: 0.440										0	0	0	0	1	0	0											
<b>Ryan Christenson</b> , R (8, PR) OBP: 0.308, SLG: 0.311										0	0	0	0	0	0	0											
<b>Miguel Tejada</b> , R (1, 6) OBP: 0.317, SLG: 0.415										4	1	1	0	0	0	3											
<b>Inning Stats</b>	R: 2 E: 0 K: 2 S: 21	H: 2 LOB: 2 BB: 2 P: 41	R: 3 E: 0 K: 0 S: 19	H: 3 LOB: 1 BB: 1 P: 34	R: 0 E: 0 K: 1 S: 12	H: 1 LOB: 2 BB: 0 P: 19	R: 0 E: 0 K: 1 S: 8	H: 0 LOB: 0 BB: 0 P: 12	R: 0 E: 0 K: 0 S: 10	H: 0 LOB: 0 BB: 0 P: 12	R: 0 E: 0 K: 1 S: 9	H: 0 LOB: 1 BB: 1 P: 16	R: 0 E: 0 K: 2 S: 8	H: 0 LOB: 1 BB: 1 P: 18	R: 0 E: 0 K: 1 S: 8	H: 0 LOB: 2 BB: 1 P: 19	R: 0 E: 0 K: 1 S: 8	H: 0 LOB: 0 BB: 0 P: 12	R: 0 E: 0 K: 1 S: 8	H: 0 LOB: 0 BB: 0 P: 12	1B: 2 2B: 4 3B: 0 HR: 0	SF: 0 SAC: 0 DP: 0 HBP: 1	WP: 1 PB: 0 CS: 1	PA: 40			
<b>PITCHER</b>	IP	WLS	BF	H	R	ER	SO	BB	IBB	HBP	BLK	WP	HR	S	P	ERA	WHIP										
<b>Ryan Rupe</b> , R (1, 1) ERA: 4.67	1.1	L	11	4	5	5	2	3	0	0	0	0	0	32	60	33.75	5.250										
<b>Mike Duvall</b> , L (2, 1) ERA: 4.7	0.2		3	1	0	0	0	0	0	0	0	0	0	8	15	0.00	1.500										
<b>Dave Eiland</b> , R (3, 1) ERA: 5.18	4.0		15	1	0	0	3	1	0	1	0	0	0	39	59	0.00	0.500										
<b>Norm Charlton</b> , L (7, 1) ERA: 3.25	2.0		8	0	0	0	3	2	0	0	0	1	0	16	37	0.00	1.000										
<b>Esteban Yan</b> , R (9, 1) ERA: 5.49	1.0		3	0	0	0	1	0	0	0	0	0	0	8	12	0.00	0.000										

AB	33
R	5
H	6
RBI	5
BB	6
SO	9
LOB	14



Batter	1	2	3	4	5	6	7	8	9	AB	R	H	RBI	BB	SO	LOB	BOTTOM										
<b>Miguel Cairo</b> , R (1, 4) OBP: 0.341, SLG: 0.380										4	1	2	0	0	0	0	<b>Oakland Athletics @ Tampa Bay Devil Rays</b> Tropicana Field, St. Petersburg, FL Sat Sep 11 1999, 6:35 PM EDT Att: 21,225 - Dome - 72 F										
<b>Dave Martinez</b> , L (1, 8) OBP: 0.381, SLG: 0.388										4	1	1	0	0	1	1											
<b>Jose Canseco</b> , R (1, 10) OBP: 0.368, SLG: 0.590										4	0	1	2	0	0	1											
<b>Bubba Trammell</b> , R (1, 7) OBP: 0.381, SLG: 0.507										3	0	0	0	1	1	0											
<b>Paul Sorrento</b> , L (1, 3) OBP: 0.352, SLG: 0.408										2	0	0	0	1	1	0											
<b>Herbert Perry</b> , R (9, PH) OBP: 0.343, SLG: 0.401										1	0	1	0	0	0	0											
<b>Tony Graffanino</b> , R (9, PR) OBP: 0.284, SLG: 0.435										0	0	0	0	0	0	0											
<b>John Flaherty</b> , R (1, 2) OBP: 0.316, SLG: 0.405										4	0	1	0	0	1	3											
<b>Jose Guillen</b> , R (1, 9) OBP: 0.314, SLG: 0.340										4	0	0	0	0	1	4											
<b>Aaron Ledesma</b> , R (1, 6) OBP: 0.314, SLG: 0.326										3	1	1	0	0	1	1											
<b>Bobby Smith</b> , R (1, 5) OBP: 0.239, SLG: 0.249										3	1	1	2	0	1	1											
<b>Inning Stats</b>	R: 0 E: 0 K: 0 S: 7	H: 0 LOB: 0 BB: 0 P: 9	R: 0 E: 0 K: 0 S: 6	H: 0 LOB: 2 BB: 2 P: 16	R: 4 E: 0 K: 2 S: 13	H: 5 LOB: 0 BB: 0 P: 18	R: 0 E: 0 K: 1 S: 11	H: 1 LOB: 0 BB: 0 P: 13	R: 0 E: 0 K: 2 S: 8	H: 0 LOB: 0 BB: 0 P: 13	R: 0 E: 0 K: 1 S: 8	H: 0 LOB: 1 BB: 0 P: 13	R: 0 E: 0 K: 0 S: 8	H: 1 LOB: 0 BB: 0 P: 10	R: 0 E: 0 K: 1 S: 9	H: 1 LOB: 0 BB: 0 P: 14	1B: 6 2B: 1 3B: 0 HR: 1	SF: 0 SAC: 0 DP: 3 HBP: 0	WP: 1 PB: 0 CS: 0	PA: 34							
<b>PITCHER</b>	IP	WLS	BF	H	R	ER	SO	BB	IBB	HBP	BLK	WP	HR	S	P	ERA	WHIP										
<b>Omar Olivares</b> , R (1, 1) ERA: 4.05	7.0	W	28	7	4	4	6	2	0	0	0	0	1	63	94	5.14	1.286										
<b>Buddy Groom</b> , L (8, 1) ERA: 4.81	1.2	H	5	1	0	0	1	0	0	0	1	0	0	13	18	0.00	0.600										
<b>Doug Jones</b> , R (9, 1) ERA: 3.79	0.1	S	1	0	0	0	0	0	0	0	0	0	0	2	3	0.00	0.000										

AB	32
R	4
H	8
RBI	4
BB	2
SO	7
LOB	11





Batter	1	2	3	4	5	6	7	8	9	AB R H RBI BB SO LOB	TOP								
<b>Rich Becker, L</b> (1, 8) OBP: 0.411, SLG: 0.390	1-1 HR 1B		0-1 F7		4-0 1B BB		2-3 K		0-0 2B	4 1 2 0 1 1 0	<b>Oakland Athletics @ Tampa Bay Devil Rays</b> Tropicana Field, St. Petersburg, FL Sun Sep 12 1999, 1:35 PM EDT Att: 22,338 - Dome - 72 F <a href="http://livebaseballscorecards.com">livebaseballscorecards.com</a>								
<b>Randy Velarde, R</b> (1, 4) OBP: 0.385, SLG: 0.441	2-3 K		2-3 K		1-1 1-3 1B		4-1 WP BB		0-2 G4-3	4 0 1 0 1 2 2									
<b>Jason Giambi, L</b> (1, 3) OBP: 0.423, SLG: 0.565	0-0 1-H HR		4-2 HR BB		4-0 IBB		3-1 F7		1-2	2 2 1 2 2 0 1									
<b>Matt Stairs, L</b> (1, 9) OBP: 0.366, SLG: 0.527	3-3 K		2-2 1-H HR		2-3 K			2-3 K		4 1 1 2 0 3 3									
<b>John Jaha, R</b> (1, 10) OBP: 0.408, SLG: 0.564	0-3 K		1-3 K		1-3 K			3-3 K		4 0 0 0 0 4 3									
<b>Ben Grievs, L</b> (1, 7) OBP: 0.359, SLG: 0.468		1-3 K		2-2 F9		1-2 L9		4-2 BB		3 0 0 0 1 1 0									
<b>Ryan Christenson, R</b> (8, FR) OBP: 0.308, SLG: 0.311										0 0 0 0 0 0 0									
<b>Scott Spiezio, S</b> (1, 5) OBP: 0.317, SLG: 0.421		1-2 1B		0-0 P6		3-2 G4-3		3-3 K		4 0 1 0 0 1 1									
<b>Miguel Tejada, R</b> (1, 6) OBP: 0.315, SLG: 0.412		1-3 K		3-1 F9		1-3 K			0-3 K	4 0 0 0 0 3 1									
<b>Mike MacFarlane, R</b> (1, 2) OBP: 0.259, SLG: 0.317		2-3 K			0-3 K		3-2 F8		0-1 G6-3	4 0 0 0 0 2 1									
<b>Inning Stats</b>	R: 2 E: 0 K: 3 S: 13	H: 2 LOB: 0 BB: 0 P: 19	R: 0 E: 0 K: 3 S: 14	H: 1 LOB: 1 BB: 0 P: 19	R: 2 E: 0 K: 2 S: 15	H: 1 LOB: 0 BB: 1 P: 24	R: 0 E: 0 K: 0 S: 9	H: 0 LOB: 0 BB: 0 P: 14	R: 0 E: 0 K: 3 S: 12	H: 1 LOB: 3 BB: 2 P: 24	R: 0 E: 0 K: 1 S: 10	H: 0 LOB: 1 BB: 1 P: 21	R: 0 E: 0 K: 3 S: 13	H: 0 LOB: 1 BB: 1 P: 24	R: 0 E: 0 K: 1 S: 10	H: 1 LOB: 1 BB: 0 P: 10	1B: 3 2B: 1 3B: 0 HR: 2	SF: 0 SAC: 0 DP: 0 HBP: 0	WP: 1 PA: 38 PB: 0 SB: 0 CS: 0
<b>PITCHER</b>	IP WLS BF H R ER SO BB IBB HBP BLK WP HR S P ERA WHIP											<b>PITCHER</b>	IP WLS BF H R ER SO BB IBB HBP BLK WP HR S P ERA WHIP						
<b>Dan Wheeler, R</b> (1, 1) ERA: 6.75	6.0 L 26 5 4 4 12 2 1 0 0 0 2 73 115 6.00 1.167																		
<b>Jeff Sparks, R</b> (7, 1) ERA:	2.0 8 0 0 0 4 2 0 0 0 1 0 22 45 0.00 1.000																		
<b>Albie Lopez, R</b> (9, 1) ERA: 5.43	1.0 4 1 0 0 1 0 0 0 0 0 0 10 10 0.00 1.000																		

Batter	1	2	3	4	5	6	7	8	9	AB R H RBI BB SO LOB	BOTTOM										
<b>Miguel Cairo, R</b> (1, 4) OBP: 0.338, SLG: 0.377	0-0 G6-3		2-2 F7			0-1 B1-3		1-0 SH1-4		3 0 0 0 0 0 0	<b>Oakland Athletics @ Tampa Bay Devil Rays</b> Tropicana Field, St. Petersburg, FL Sun Sep 12 1999, 1:35 PM EDT Att: 22,338 - Dome - 72 F <a href="http://livebaseballscorecards.com">livebaseballscorecards.com</a>										
<b>Terrell Lowery, R</b> (1, 8) OBP: 0.354, SLG: 0.429	0-1 FC5-4 1B			0-0 G6-3		0-3 K		2-0 G1-3		4 0 1 0 0 1 2											
<b>Jose Canseco, R</b> (1, 10) OBP: 0.364, SLG: 0.583	2-1 FC5-4 FC6-4 1-2			2-3 K		0-0 P3		3-3 K		4 0 0 0 0 2 3											
<b>Herbert Perry, R</b> (1, 3) OBP: 0.346, SLG: 0.441	2-1 FC6-4 1-2			2-3 K		3-2 HR			2-2 HR	4 2 2 2 0 1 1											
<b>Paul Sorrento, L</b> (1, 7) OBP: 0.348, SLG: 0.403		0-3 K			2-2 L6		2-1 P4		0-0 G3	4 0 0 0 0 1 0											
<b>Bubba Trammell, R</b> (1, 9) OBP: 0.382, SLG: 0.505		2-3 K			0-0 1B		0-1 F9		4-2 FC6-4 BB	3 0 1 0 1 1 0											
<b>Dave Martinez, L</b> (9, FR) OBP: 0.361, SLG: 0.388										0 0 0 0 0 0 0											
<b>Aaron Ledesma, R</b> (1, 6) OBP: 0.313, SLG: 0.328		0-0 P4			1-3 K			1-1 1B 2B	1-2 K	4 1 1 0 0 2 2											
<b>Mike DiFelice, R</b> (1, 2) OBP: 0.333, SLG: 0.483			2-1 G5-3		1-2 G6-3			0-0 SH1-4 HBP 2H 1B	1-2 FC6-4 1-2	3 0 1 1 0 0 1											
<b>Tony Graffanino, R</b> (8, FR) OBP: 0.294, SLG: 0.435										0 0 0 0 0 0 0											
<b>John Flaherty, R</b> (9, 2) OBP: 0.315, SLG: 0.404										1 0 0 0 0 0 1											
<b>Bobby Smith, R</b> (1, 5) OBP: 0.241, SLG: 0.246			0-0 G4-3			2-0 G5-3		2-1 SH1-4 HBP		2 0 0 0 0 0 0											
<b>Inning Stats</b>	R: 0 E: 0 K: 0 S: 7	H: 1 LOB: 1 BB: 0 P: 11	R: 0 E: 0 K: 2 S: 7	H: 0 LOB: 0 BB: 0 P: 9	R: 0 E: 0 K: 0 S: 6	H: 0 LOB: 0 BB: 0 P: 10	R: 0 E: 0 K: 2 S: 7	H: 0 LOB: 0 BB: 0 P: 11	R: 0 E: 0 K: 1 S: 11	H: 1 LOB: 1 BB: 0 P: 15	R: 0 E: 0 K: 1 S: 6	H: 0 LOB: 0 BB: 0 P: 8	R: 1 E: 0 K: 0 S: 10	H: 1 LOB: 0 BB: 0 P: 15	R: 1 E: 0 K: 1 S: 9	H: 2 LOB: 2 BB: 0 P: 18	R: 1 E: 0 K: 1 S: 18	H: 1 LOB: 1 BB: 1 P: 27	1B: 3 2B: 1 3B: 0 HR: 2	SF: 0 SAC: 1 DP: 0 HBP: 1	WP: 0 PA: 35 PB: 0 SB: 0 CS: 0
<b>PITCHER</b>	IP WLS BF H R ER SO BB IBB HBP BLK WP HR S P ERA WHIP											<b>PITCHER</b>	IP WLS BF H R ER SO BB IBB HBP BLK WP HR S P ERA WHIP								
<b>Gil Heredia, R</b> (1, 1) ERA: 4.84	7.0 W 26 5 2 2 6 0 0 0 0 0 1 57 83 2.57 0.714																				
<b>T.J. Mathews, R</b> (8, 1) ERA: 3.57	0.1 H 2 0 0 0 0 0 0 0 1 0 0 0 2 5 0.00 0.000																				
<b>Jason Istringhausen, R</b> (8, 1) ERA: 5.08	1.2 S 7 1 1 1 2 1 0 0 0 0 0 1 22 36 5.40 1.200																				



Batter	1	2	3	4	5	6	7	8	9	AB R H RBI BB SO LOB	TOP									
<b>Rich Becker</b> , L (1, 8) OBP: 0.412, SLG: 0.387 <b>Ryan Christenson</b> , R (7, PH) OBP: 0.399, SLG: 0.310 (7, 8)	4-1 HR BB	3-3 K	3-1 E4		4-1 G5-4-3 BB		4-1 BB		2-0 F9	2 1 0 1 2 1 2 1 0 0 0 1 0 2	<b>Oakland Athletics @ Tampa Bay Devil Rays</b> Tropicana Field, St. Petersburg, FL Mon Sep 13 1999, 7:05 PM EDT Att: 12,278 - Dome - 72 F									
<b>Randy Velarde</b> , R (1, 4) OBP: 0.383, SLG: 0.444	2-2 HR	1-2 F9	2-3 K		1-0 G5-4-3		0-1 F9			5 1 1 2 0 1 8										
<b>Jason Giambi</b> , L (1, 10) OBP: 0.424, SLG: 0.573	1-1 G1-6-3 BB 1B					1-3 K		2-0 G3 P3-2 2B		5 1 3 1 0 2 2										
<b>Matt Stairs</b> , L (1, 9) OBP: 0.364, SLG: 0.523	4-2 G1-6-3 BB		1-1 F7	2-3 K		0-0 G3		0-0 G3		4 0 0 0 1 1 1										
<b>Olmedo Saenz</b> , R (1, 3) OBP: 0.375, SLG: 0.509	1-0 G1-6-3		0-1 BB 2B 1B	2-0 HR		3-2 G5-3		1-0 P3-2		5 2 2 1 0 0 3										
<b>Ben Grievie</b> , L (1, 7) OBP: 0.380, SLG: 0.466 <b>Jason McDonald</b> , S (7, 7) OBP: 0.294, SLG: 0.261	4-2 BB		4-0 2B 1-2 1B BB	0-0 G6-3		1-3 K		0-0 G6-3		2 1 0 0 2 1 0 1 0 0 0 0 0 0										
<b>Scott Spiezio</b> , S (1, 5) OBP: 0.322, SLG: 0.427	2-2 F8		0-1 1-3 2-H 1B 2B	0-0 F8		0-2 FC4-6 1B		4-1 2B BB		4 1 2 1 1 0 2										
<b>Miguel Tejada</b> , R (1, 6) OBP: 0.315, SLG: 0.411		1-1 P3	3-2 1B WP E 1B		4-1 S BB	2-2 FC4-6 BB 1B		0-3 K		4 1 1 2 1 1 2										
<b>Mike Macfarlane</b> , R (1, 2) OBP: 0.271, SLG: 0.338	2-0 2B		2-0 1-3 1B	2-3 K		0-0 BB 1-2 1B		2-1 BB 1-3 2B		5 0 4 0 0 1 1										
<b>Inning Stats</b>	R: 2 E: 0 K: 0 S: 14	H: 2 LOB: 2 BB: 3 P: 32	R: 0 E: 0 K: 1 S: 10	H: 1 LOB: 1 BB: 0 P: 17	R: 5 E: 1 K: 2 S: 24	H: 5 LOB: 2 BB: 1 P: 46	R: 1 E: 0 K: 1 S: 6	H: 1 LOB: 0 BB: 0 P: 10	R: 0 E: 0 K: 1 S: 7	H: 0 LOB: 1 BB: 2 P: 18		R: 0 E: 0 K: 1 S: 8	H: 2 LOB: 3 BB: 1 P: 24	R: 0 E: 0 K: 0 S: 3	H: 1 LOB: 0 BB: 0 P: 6	R: 0 E: 0 K: 1 S: 8	H: 1 LOB: 2 BB: 1 P: 16	1B: 6 2B: 5 3B: 0 HR: 3	SF: 0 SAC: 0 DP: 3 HBP: 0	WP: 1 PB: 0 SB: 1 CS: 0
<b>PITCHER</b>	IP WLS BF H R ER SO BB IBB HBP BLK WP HR S P ERA WHIP											IP WLS BF H R ER SO BB IBB HBP BLK WP HR S P ERA WHIP								
<b>Bobby Witt</b> , R (1, 1) ERA: 5.9	2.1 L 16 6 6 6 1 4 0 0 0 0 0 2 33 66 23.14 4.286																			
<b>Rick White</b> , R (3, 1) ERA: 4.32	2.2 13 3 2 2 4 2 0 0 0 0 1 1 28 57 6.75 1.875																			
<b>Alan Newman</b> , L (6, 1) ERA: 8.25	2.0 9 2 0 0 2 1 0 0 0 0 0 0 25 36 0.00 1.500																			
<b>Mike Duvall</b> , L (8, 1) ERA: 4.41	2.0 8 2 0 0 1 1 0 0 0 0 0 0 11 22 0.00 1.500																			

AB	38
R	8
H	13
RBI	8
BB	8
SO	8
LOB	23



Batter	1	2	3	4	5	6	7	8	9	AB R H RBI BB SO LOB	BOTTOM											
<b>Miguel Cairo</b> , R (1, 4) OBP: 0.337, SLG: 0.377	2-2 F8		2-1 1B 2B	0-0 P6		2-2 P4			1-1 L8	5 1 1 0 0 0 1	<b>Oakland Athletics @ Tampa Bay Devil Rays</b> Tropicana Field, St. Petersburg, FL Mon Sep 13 1999, 7:05 PM EDT Att: 12,278 - Dome - 72 F											
<b>Dave Martinez</b> , L (1, 8) OBP: 0.360, SLG: 0.385	2-0 P5		0-0 L6	4-0 G1-3 BB		2-1 F8				3 0 0 0 1 0 1												
<b>Jose Canseco</b> , R (1, 10) OBP: 0.363, SLG: 0.580	0-1 1B		1-3 K	0-2 G1-3		0-0 L9				4 0 1 0 0 1 3												
<b>Herbert Perry</b> , R (1, 3) OBP: 0.344, SLG: 0.433	0-1 G5-3		1-0 1B HBP	1-3 K		0-1 L8				3 1 0 0 0 1 3												
<b>Bubba Trammell</b> , R (1, 7) OBP: 0.384, SLG: 0.505		3-1 E 1B	2-1 1-2 2-3 1B		0-3 K			1-1 G5-3		4 0 2 0 0 1 0												
<b>John Flaherty</b> , R (1, 2) OBP: 0.315, SLG: 0.403		0-3 K	1-2 1-2 2-H 3-H 1B		2-0 F8			1-3 K		4 0 1 2 0 2 1												
<b>Jose Guillen</b> , R (1, 9) OBP: 0.309, SLG: 0.335		1-0 E5	1-3 K		0-1 G4-3			2-2 G5-3		4 0 0 0 0 1 3												
<b>Aaron Ledesma</b> , R (1, 6) OBP: 0.312, SLG: 0.327		0-0 G1-3		3-1 2B 1B		1-2 F9			1-0 F9	4 1 1 0 0 0 2												
<b>Bobby Smith</b> , R (1, 5) OBP: 0.241, SLG: 0.251		2-0 G6-3		3-0 G1-3 1-H 2B		2-3 K2-3			1-3 K	4 0 1 1 0 2 2												
<b>Inning Stats</b>	R: 0 E: 0 K: 0 S: 8	H: 1 LOB: 1 BB: 0 P: 12	R: 0 E: 1 K: 1 S: 8	H: 1 LOB: 2 BB: 0 P: 14	R: 2 E: 0 K: 2 S: 15	H: 3 LOB: 2 BB: 0 P: 23	R: 1 E: 0 K: 1 S: 10	H: 2 LOB: 2 BB: 1 P: 21	R: 0 E: 0 K: 1 S: 6	H: 0 LOB: 0 BB: 0 P: 8		R: 0 E: 0 K: 1 S: 9	H: 0 LOB: 0 BB: 0 P: 14	R: 0 E: 0 K: 1 S: 5	H: 0 LOB: 0 BB: 0 P: 7	R: 0 E: 0 K: 1 S: 9	H: 0 LOB: 0 BB: 0 P: 13	R: 0 E: 0 K: 1 S: 6	H: 0 LOB: 0 BB: 0 P: 9	1B: 5 2B: 2 3B: 0 HR: 0	SF: 0 SAC: 0 DP: 0 HBP: 1	WP: 0 PB: 0 SB: 0 CS: 0
<b>PITCHER</b>	IP WLS BF H R ER SO BB IBB HBP BLK WP HR S P ERA WHIP											IP WLS BF H R ER SO BB IBB HBP BLK WP HR S P ERA WHIP										
<b>Kevin Appier</b> , R (1, 1) ERA: 4.99	8.0 W 34 7 3 3 7 1 0 0 0 0 0 0 6 9 0.00 0.000																					
<b>Tim Worrell</b> , R (9, 1) ERA: 4.04	1.0 3 0 0 0 1 0 0 0 0 0 0 0 6 9 0.00 0.000																					

AB	35
R	3
H	7
RBI	3
BB	1
SO	8
LOB	16

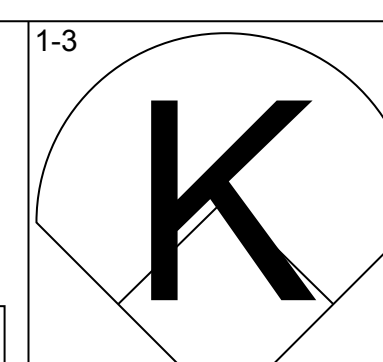
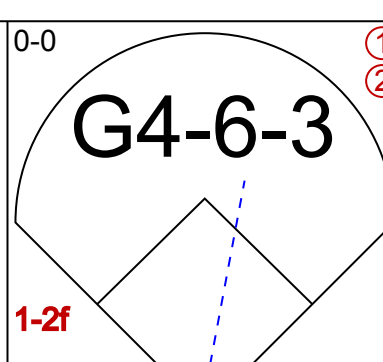
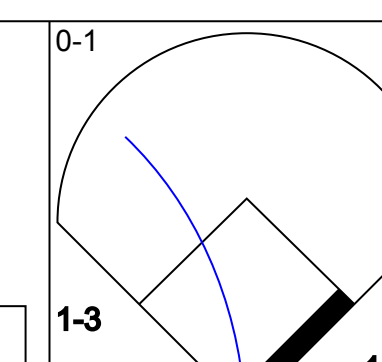
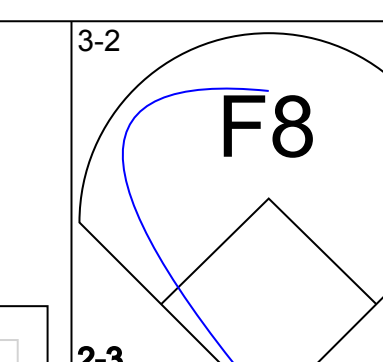
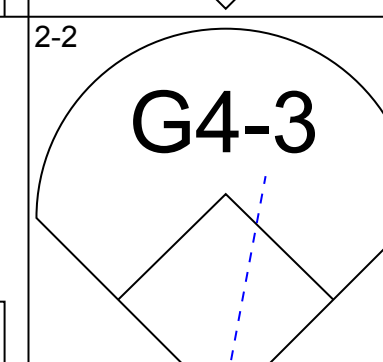
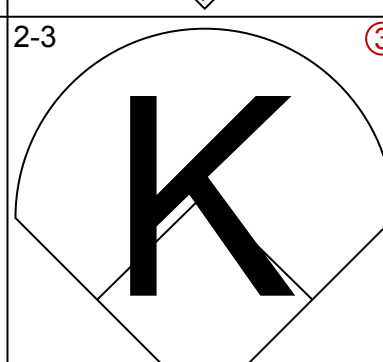
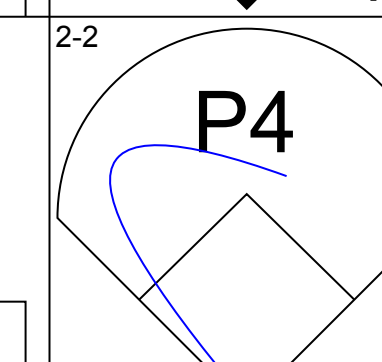
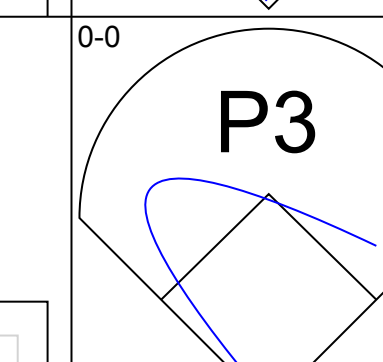
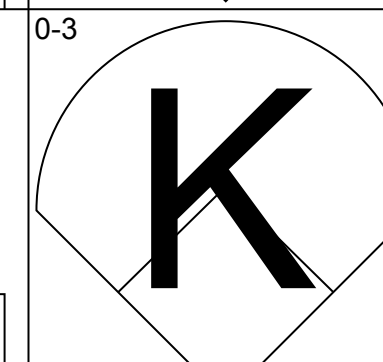
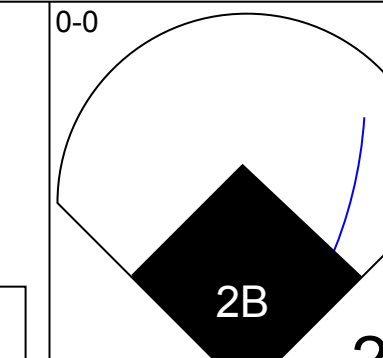
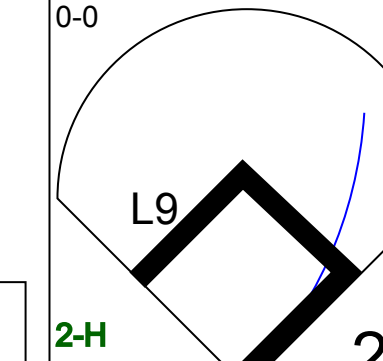
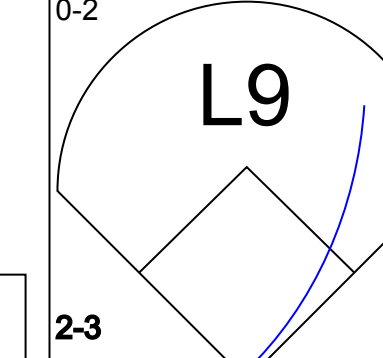
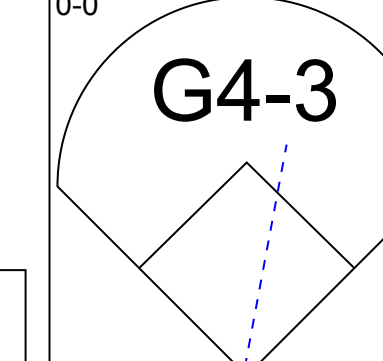
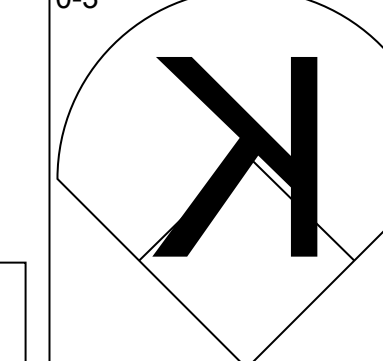




Batter	1	2	3	4	5	6	7	8	9	AB R H RBI BB SO LOB	TOP									
<b>Brian Hunter, R</b> OBP: 0.286, SLG: 0.307 (1, 7)	G1-3		1B		K		F9		G4-3	5 1 1 0 0 1 0	<b>Seattle Mariners @ Tampa Bay Devil Rays</b> Tropicana Field, St. Petersburg, FL Tue Sep 14 1999, 7:05 PM EDT Att: 13,444 - Dome - 72 F <a href="http://livebaseballscorecards.com">livebaseballscorecards.com</a>									
<b>Alex Rodriguez, R</b> OBP: 0.357, SLG: 0.596 (1, 6)	G6-3		K		G5-3		K		FC6	5 0 1 0 0 2 1										
<b>Ken Griffey Jr., L</b> OBP: 0.387, SLG: 0.594 (1, 8)	BB		HR		FC6		BB		2B	2 2 1 2 3 0 1										
<b>Edgar Martinez, R</b> OBP: 0.450, SLG: 0.565 (1, 10)	P3		K		FC6		BB		1B	4 1 1 0 0 1 2										
<b>Tom Lampkin, L</b> OBP: 0.356, SLG: 0.497 <b>Dan Wilson, R</b> (8, PH) OBP: 0.319, SLG: 0.364 (8, 2)		K		G4-3		P3		FC6-4	FC6-4	3 1 1 0 0 1 0 1 0 1 1 0 0 0										
<b>Jay Buhner, R</b> OBP: 0.378, SLG: 0.444 (1, 9)	WP		2B		G4-3		BB		FC6-4	2 0 0 1 2 0 2										
<b>Ryan Jackson, L</b> OBP: 0.321, SLG: 0.319 (1, 3)	BB		1B		BB		BB		WP	4 0 1 1 0 3 3										
<b>David Bell, R</b> OBP: 0.324, SLG: 0.422 (1, 4)	K		F8		G4-3		G5-3		G5-3	4 0 0 0 0 1 4										
<b>Rafael Bourquard, R</b> OBP: 0.302, SLG: 0.393 (1, 5)			F9		P4		G5-3		G6-3	4 0 0 0 0 0 1										
<b>Inning Stats</b>	R: 0 E: 0 K: 0 S: 13	H: 0 LOB: 1 BB: 1 P: 21	R: 0 E: 0 K: 3 S: 11	H: 0 LOB: 1 BB: 1 P: 19	R: 2 E: 0 K: 2 S: 12	H: 2 LOB: 0 BB: 0 P: 15	R: 1 E: 0 K: 0 S: 13	H: 2 LOB: 1 BB: 1 P: 21	R: 0 E: 0 K: 1 S: 9	H: 0 LOB: 1 BB: 1 P: 16		R: 0 E: 0 K: 1 S: 9	H: 0 LOB: 0 BB: 0 P: 9	R: 2 E: 0 K: 1 S: 12	H: 2 LOB: 1 BB: 1 P: 24	R: 0 E: 0 K: 0 S: 8	H: 1 LOB: 1 BB: 0 P: 10	1B: 4 2B: 2 3B: 0 HR: 1	SF: 0 SAC: 0 DP: 0 HBP: 0	WP: 2 PB: 1 SB: 3 CS: 0
<b>PITCHER</b>	IP WLS BF H R ER SO BB IBB HBP BLK WP HR S P ERA WHIP											<b>PITCHER</b>	IP WLS BF H R ER SO BB IBB HBP BLK WP HR S P ERA WHIP							
<b>Rolando Arjojo, R</b> ERA: 5.15	(1, 1)	7.0 L 29 4 3 3 8 4 0 0 0 1 1 80 123 3.86 1.143																		
<b>Norm Charlton, L</b> ERA: 3.57	(8, 1)	1.0 6 2 2 2 1 1 0 0 0 1 0 12 24 18.00 3.000																		
<b>Albie Lopez, R</b> ERA: 5.37	(9, 1)	0.2 2 0 0 0 0 0 0 0 0 0 0 3 5 0.00 0.000																		
<b>Roberto Hernandez, R</b> ERA: 3.11	(9, 1)	0.1 2 1 0 0 0 0 0 0 0 0 0 5 5 0.00 3.000																		

Batter	1	2	3	4	5	6	7	8	9	AB R H RBI BB SO LOB	BOTTOM									
<b>Miguel Cairo, R</b> OBP: 0.338, SLG: 0.378 (1, 4)	G4-3		1B		1B			E4		4 1 2 0 0 0 0	<b>Seattle Mariners @ Tampa Bay Devil Rays</b> Tropicana Field, St. Petersburg, FL Tue Sep 14 1999, 7:05 PM EDT Att: 13,444 - Dome - 72 F <a href="http://livebaseballscorecards.com">livebaseballscorecards.com</a>									
<b>Terrell Lowery, R</b> OBP: 0.351, SLG: 0.424 (1, 8)	1B		P2		P3		K		K	4 0 1 0 0 1 3										
<b>Jose Canseco, R</b> OBP: 0.365, SLG: 0.579 (1, 10)	1B		1B		G5-3		K		K	4 0 2 1 0 1 1										
<b>Herbert Perry, R</b> OBP: 0.342, SLG: 0.425 (1, 3)	G6-4-3		K		BB		G4-3		G4-3	3 0 0 0 1 1 4										
<b>Bubba Trammell, R</b> OBP: 0.378, SLG: 0.496 (1, 7)	G4-3		K		P6		F7		F7	4 0 0 0 0 1 1										
<b>Jose Guillen, R</b> OBP: 0.308, SLG: 0.337 (1, 9)	2B		K		P3		K		K	4 0 1 0 0 2 1										
<b>Aaron Ledesma, R</b> OBP: 0.308, SLG: 0.322 (1, 6)	FC1-6-5		G4-3		G4-3		G4-3		K	4 0 0 0 0 1 1										
<b>Mike DiFelice, R</b> OBP: 0.333, SLG: 0.479 (1, 2)	F7		G6-4-3		G6-4-3		L6		L6	3 0 1 0 0 0 1										
<b>Bobby Smith, R</b> OBP: 0.237, SLG: 0.247 (1, 5)	G2-3		G6-4-3		G4-3		G4-3		G4-3	3 0 0 0 0 0 1										
<b>Inning Stats</b>	R: 0 E: 0 K: 0 S: 7	H: 2 LOB: 1 BB: 0 P: 11	R: 0 E: 0 K: 0 S: 6	H: 1 LOB: 0 BB: 0 P: 10	R: 1 E: 0 K: 1 S: 12	H: 2 LOB: 1 BB: 0 P: 19	R: 0 E: 0 K: 2 S: 7	H: 0 LOB: 0 BB: 0 P: 11	R: 0 E: 0 K: 0 S: 6	H: 0 LOB: 0 BB: 1 P: 14		R: 0 E: 0 K: 0 S: 4	H: 0 LOB: 0 BB: 0 P: 6	R: 0 E: 1 K: 2 S: 10	H: 0 LOB: 1 BB: 0 P: 17	R: 0 E: 0 K: 2 S: 8	H: 0 LOB: 0 BB: 0 P: 12	1B: 6 2B: 1 3B: 0 HR: 0	SF: 0 SAC: 0 DP: 2 HBP: 0	WP: 0 PB: 0 SB: 1 CS: 0
<b>PITCHER</b>	IP WLS BF H R ER SO BB IBB HBP BLK WP HR S P ERA WHIP											<b>PITCHER</b>	IP WLS BF H R ER SO BB IBB HBP BLK WP HR S P ERA WHIP							
<b>Jamie Moyer, L</b> ERA: 3.83	(1, 1)	9.0 W 34 7 1 0 7 1 0 0 0 0 0 67 112 0.00 0.889																		

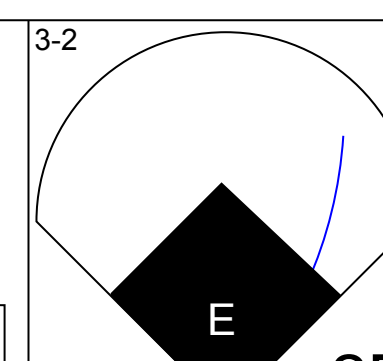
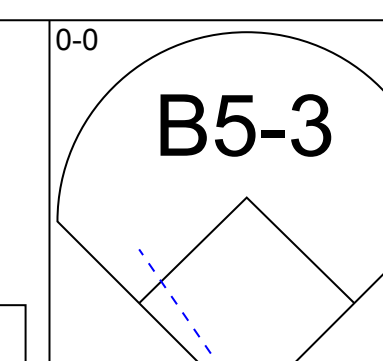
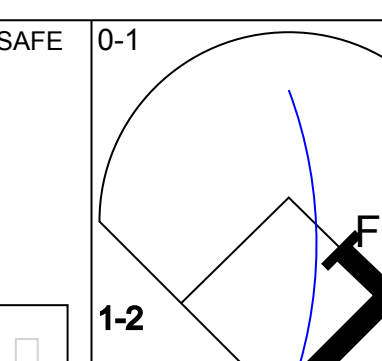
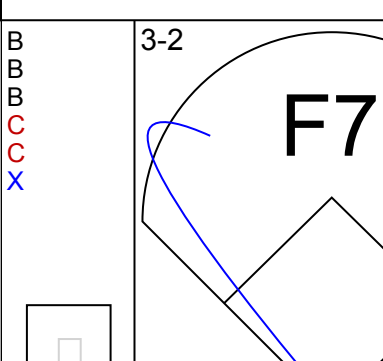
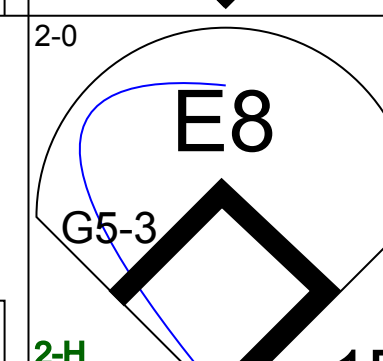
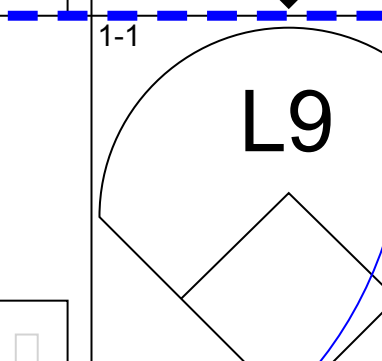
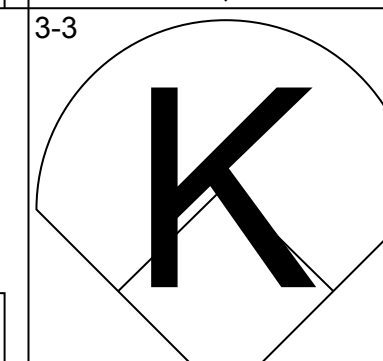
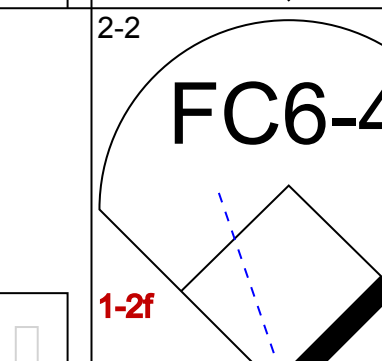
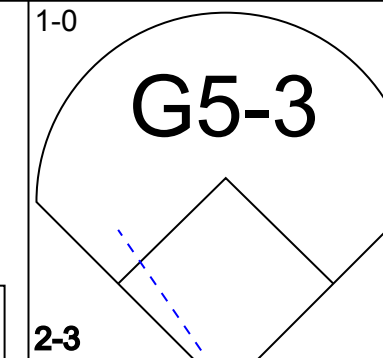

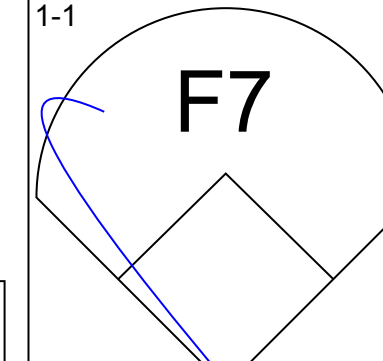



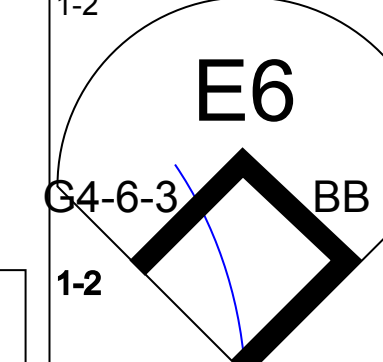
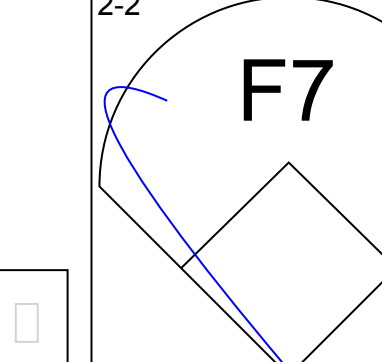
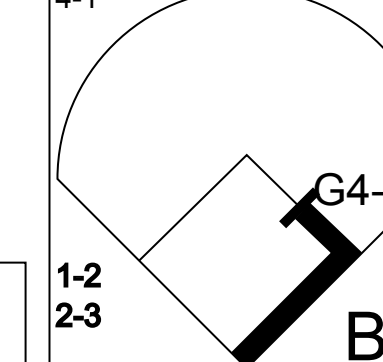
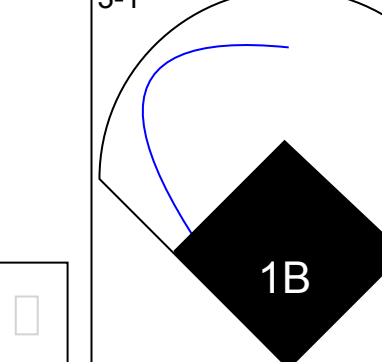

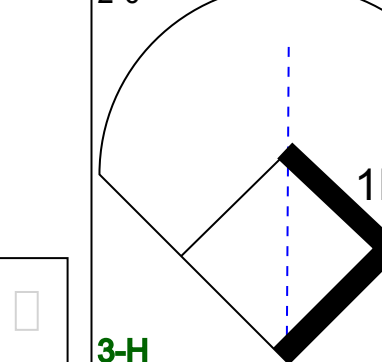
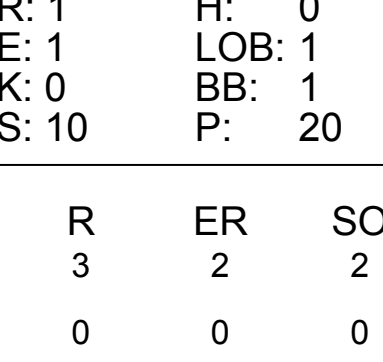
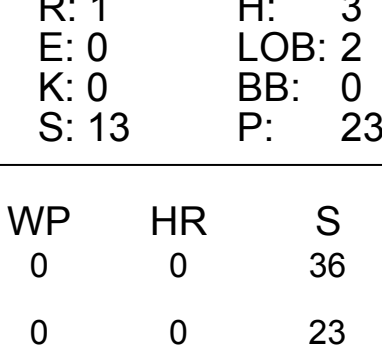




Batter	1	2	3	4	5	6	7	8	9	AB	R	H	RBI	BB	SO	LOB	TOP					
David Bell, R OBP: 0.325, SLG: 0.424 (1, 4)										5	0	2	1	0	1	2						
Alex Rodriguez, R OBP: 0.353, SLG: 0.589 (1, 6)										5	0	0	0	0	1	4						
Ken Griffey Jr., L OBP: 0.386, SLG: 0.590 (1, 8)										3	0	0	0	1	2	0						
Edgar Martinez, R OBP: 0.449, SLG: 0.564 (1, 10)										4	1	1	0	0	1	1						
Mike Blowers, R OBP: 0.438, SLG: 0.643 (1, 3)										3	0	2	1	1	0	0						
Jay Buhner, R OBP: 0.377, SLG: 0.453 (1, 9)										4	1	1	1	0	0	3						
Dan Wilson, R OBP: 0.318, SLG: 0.371 (1, 2)										4	1	1	1	0	0	1						
Ozzie Timmons, R OBP: 0.167, SLG: 0.265 (1, 7)										4	0	0	0	0	1	1						
Charles Gipson, R OBP: 0.364, SLG: 0.452 (1, 5)										4	1	3	0	0	0	0						
<b>Inning Stats</b>	R: 0 E: 0 K: 2 S: 9	H: 0 LOB: 0 BB: 0 P: 12	R: 1 E: 0 K: 1 S: 10	H: 2 LOB: 1 BB: 0 P: 10	R: 0 E: 0 K: 1 S: 8	H: 1 LOB: 0 BB: 0 P: 12	R: 0 E: 0 K: 0 S: 6	H: 0 LOB: 1 BB: 1 P: 13	R: 0 E: 0 K: 0 S: 11	H: 2 LOB: 2 BB: 0 P: 18	R: 0 E: 0 K: 1 S: 5	H: 0 LOB: 0 BB: 1 P: 12	R: 2 E: 1 K: 0 S: 12	H: 2 LOB: 1 BB: 0 P: 16	R: 0 E: 0 K: 1 S: 10	H: 1 LOB: 1 BB: 0 P: 15	R: 1 E: 0 K: 0 S: 12	H: 2 LOB: 1 BB: 0 P: 18	1B: 4 2B: 5 3B: 0 HR: 2	SF: 0 SAC: 0 DP: 2 HBP: 0	WP: 0 PB: 0 CS: 1	PA: 38
<b>PITCHER</b>	IP	WLS	BF	H	R	ER	SO	BB	IBB	HBP	BLK	WP	HR	S	P	ERA	WHIP					
Wilson Alvarez, L ERA: 3.9 (1, 1)	6.2		28	7	3	2	5	2	0	0	0	0	1	58	89	2.70	1.350					
Albie Lopez, R ERA: 5.24 (7, 1)	1.1	W	5	1	0	0	1	0	0	0	0	0	0	13	19	0.00	0.750					
Norm Charlton, L ERA: 3.69 (9, 1)	1.0		5	2	1	1	0	0	0	0	0	0	1	12	18	9.00	2.000					

**Seattle Mariners @ Tampa Bay Devil Rays**  
Tropicana Field, St. Petersburg, FL  
Wed Sep 15 1999, 7:05 PM EDT  
Att: 14,009 - Dome - 72 F

AB 36  
R 4  
H 10  
RBI 4  
BB 2  
SO 6  
LOB 12



Batter	1	2	3	4	5	6	7	8	9	AB	R	H	RBI	BB	SO	LOB	BOTTOM				
Miguel Cairo, R OBP: 0.341, SLG: 0.383 (1, 4)										5	2	3	0	0	0	1					
Dave Martinez, L OBP: 0.382, SLG: 0.388 (1, 8)										5	1	3	2	0	0	2					
Jose Canseco, R OBP: 0.363, SLG: 0.573 (1, 10)										4	0	0	0	0	2	4					
Tony Graffanino, R OBP: 0.284, SLG: 0.435 (6, PR)										0	0	0	0	0	0	0					
Herbert Perry, R OBP: 0.344, SLG: 0.439 (1, 3)										4	1	1	2	1	0	3					
Bubba Trammell, R OBP: 0.379, SLG: 0.491 (5, 9)										4	1	1	0	1	1	3					
Jose Guillen, R OBP: 0.310, SLG: 0.336 (1, 9)										1	1	0	0	0	0	2					
Terrell Lowery, R OBP: 0.357, SLG: 0.435 (5, 7)										3	0	2	1	0	0	2					
Mike DiFelice, R OBP: 0.323, SLG: 0.464 (1, 2)										5	0	0	0	0	0	6					
Bobby Smith, R OBP: 0.243, SLG: 0.259 (1, 5)										3	1	1	0	1	1	0					
David Lamb, S OBP: 0.292, SLG: 0.306 (1, 6)										4	1	2	1	0	0	2					
<b>Inning Stats</b>	R: 1 E: 1 K: 1 S: 10	H: 2 LOB: 1 BB: 0 P: 20	R: 1 E: 1 K: 0 S: 10	H: 0 LOB: 1 BB: 1 P: 20	R: 0 E: 0 K: 1 S: 8	H: 1 LOB: 2 BB: 1 P: 14	R: 0 E: 0 K: 0 S: 13	H: 3 LOB: 2 BB: 0 P: 23	R: 0 E: 0 K: 0 S: 12	H: 1 LOB: 1 BB: 0 P: 18	R: 0 E: 0 K: 0 S: 6	H: 0 LOB: 0 BB: 0 P: 10	R: 2 E: 0 K: 1 S: 14	H: 3 LOB: 1 BB: 0 P: 23	R: 3 E: 1 K: 1 S: 18	H: 3 LOB: 3 BB: 1 P: 30	1B: 9 2B: 2 3B: 1 HR: 1	SF: 0 SAC: 0 DP: 1 HBP: 2	WP: 1 PB: 0 CS: 0	PA: 43	
<b>PITCHER</b>	IP	WLS	BF	H	R	ER	SO	BB	IBB	HBP	BLK	WP	HR	S	P	ERA	WHIP				
28 Ken Cloude, R ERA: 7.6 (1, 1)	3.1		19	6	3	2	2	2	0	1	0	0	0	36	69	5.40	2.400				
Brett Hirschhuff, R ERA: 9.86 (4, 1)	2.2		9	1	0	0	0	0	0	0	0	0	0	23	36	0.00	0.375				
Frankie Rodriguez, R ERA: 0.09 (7, 1)	1.0	L	6	3	2	2	1	0	0	0	0	1	1	14	23	18.00	3.000				
Denny Stark, R ERA: 54.0 (8, 1)	0.1		4	3	3	2	1	0	0	0	0	0	0	11	16	54.00	9.000				
Todd Williams, R ERA: 7.11 (8, 1)	0.2		5	0	0	0	0	1	0	1	0	0	0	7	14	0.00	1.500				

**Seattle Mariners @ Tampa Bay Devil Rays**  
Tropicana Field, St. Petersburg, FL  
Wed Sep 15 1999, 7:05 PM EDT  
Att: 14,009 - Dome - 72 F

AB 38  
R 8  
H 13  
RBI 6  
BB 3  
SO 4  
LOB 25





Batter	1	2	3	4	5	6	7	8	9	AB	R	H	RBI	BB	SO	LOB	TOP				
Charles Gipson, R OBP: 0.333, SLG: 0.412 Jay Buhner, R OBP: 0.370, SLG: 0.453 Rafael Bournival, R OBP: 0.302, SLG: 0.393	(1, 5) L5		(2, 3) K			(1, 3) G5-3		(4, 1) HR BB		3	0	0	0	0	1	1	Seattle Mariners @ Tampa Bay Devil Rays Tropicana Field, St. Petersburg, FL Thu Sep 16 1999, 7:05 PM EDT Att: 14,263 - Dome - 72 F				
Alex Rodriguez, R OBP: 0.355, SLG: 0.594	(1, 6) G4-6-3 BB		(3, 3) K			(2, 2) G4-3		(0, 1) HR		3	1	1	4	1	1	1					
Ken Griffey Jr., L OBP: 0.384, SLG: 0.586	(1, 8) G4-6-3			(2, 0) G3		(1, 3) K		(1, 0) P4		4	0	0	0	0	1	2					
Edgar Martinez, R OBP: 0.447, SLG: 0.566		(2, 2) G5-3		(2, 2) 3B			(2, 0) F9	(1, 1) F8		4	0	1	0	0	0	1					
Tom Lampkin, L OBP: 0.356, SLG: 0.500 Mike Blowers, R OBP: 0.412, SLG: 0.600		(0, 0) G4-3 2B		(0, 1) G1-3			(3, 1) G4-3		(1, 3) K	3	0	1	0	0	0	1					
Raul Ibanez, L OBP: 0.298, SLG: 0.391		(1, 0) G4-3		(3, 3) K			(1, 3) K		(0, 2) HR	4	1	1	1	0	2	2					
David Bell, R OBP: 0.326, SLG: 0.424		(0, 0) F8			(1, 2) P2			(1, 0) BB HR 1B	(4, 2) E BB	3	1	1	0	1	0	1					
Ryan Jackson, L OBP: 0.309, SLG: 0.306 Dan Wilson, R OBP: 0.317, SLG: 0.369			(3, 3) K		(1, 3) K2-3			(1, 0) F9	(0, 1) L6	2	0	0	0	0	2	0					
Brian Hunter, R OBP: 0.288, SLG: 0.307			(3, 1) 1B		(2, 2) G6-3			(1, 2) HR BB	(1, 1) P6	3	1	1	0	1	0	1					
<b>Inning Stats</b>	R: 0 E: 0 K: 0 S: 5	H: 0 LOB: 0 BB: 1 P: 10	R: 0 E: 0 K: 0 S: 6	H: 1 LOB: 1 BB: 0 P: 9	R: 0 E: 0 K: 3 S: 16	H: 1 LOB: 1 BB: 0 P: 26	R: 0 E: 0 K: 1 S: 14	H: 1 LOB: 0 BB: 0 P: 21	R: 0 E: 0 K: 1 S: 9	H: 0 LOB: 0 BB: 0 P: 13	R: 0 E: 0 K: 1 S: 6	H: 0 LOB: 0 BB: 0 P: 12	R: 4 E: 0 K: 0 S: 9	H: 2 LOB: 1 BB: 2 P: 21	R: 1 E: 1 K: 1 S: 13	H: 1 LOB: 1 BB: 1 P: 19		1B: 2 2B: 1 3B: 1 HR: 2	SF: 0 SAC: 0 DP: 1 HBP: 0	WP: 0 SB: 0 CS: 2	PA: 36
<b>PITCHER</b>	IP	WLS	BF	H	R	ER	SO	BB	IBB	HBP	BLK	WP	HR	S	P	ERA	WHIP				
Ryan Rupe, R ERA: 4.55	(1, 1) 7.1		27	4	2	2	7	2	0	0	0	0	0	68	113	2.46	0.818				
Esteban Yan, R ERA: 5.85	(8, 1) 1.0	L	7	2	3	3	1	2	0	0	0	0	2	15	26	27.00	4.000				
Jeff Sparks, R ERA:	(9, 1) 0.2		2	0	0	0	0	0	0	0	0	0	0	4	5	0.00	0.000				

Batter	1	2	3	4	5	6	7	8	9	AB	R	H	RBI	BB	SO	LOB	BOTTOM				
Miguel Cairo, R OBP: 0.339, SLG: 0.380	(1, 4) F9			(1, 1) L6		(2, 2) G6-3 HBP	(2, 2) G4-3		(3, 2) L8	4	0	0	0	0	0	1	Seattle Mariners @ Tampa Bay Devil Rays Tropicana Field, St. Petersburg, FL Thu Sep 16 1999, 7:05 PM EDT Att: 14,263 - Dome - 72 F				
Dave Martinez, L OBP: 0.382, SLG: 0.388	(1, 8) K			(3, 2) G5-3 1B		(0, 0) P6		(1, 1) HBP BB SF7 1B	(0, 0) F7	5	1	2	0	0	1	1					
Bubba Trammell, R OBP: 0.377, SLG: 0.485	(1, 9) K			(3, 2) G5-3		(2, 0) G6-3		(4, 2) BB HBP BB		3	0	0	0	1	1	2					
Herbert Perry, R OBP: 0.342, SLG: 0.431		(1, 0) G6-3		(2, 3) K		(1, 3) K		(3, 2) BB HBP		3	0	0	0	0	2	2					
Paul Sorrento, L OBP: 0.350, SLG: 0.400		(4, 2) CS BB			(2, 1) P5		(4, 0) SH1 BB		(3, 3) K	2	1	0	0	2	1	3					
John Flaherty, R OBP: 0.315, SLG: 0.403		(3, 3) K			(0, 1) E9 G1-3 1B		(0, 0) SH1	(1, 0) SF7		2	0	1	1	0	1	1					
Terrell Lowery, R OBP: 0.366, SLG: 0.436			(0, 3) K		(4, 0) G1-3 BB		(3, 2) WP 3B 1B	(3, H) BB		2	1	1	1	2	1	0					
Bobby Smith, R OBP: 0.239, SLG: 0.255 Fred McGriff, L OBP: 0.411, SLG: 0.561 Aaron Ledesma, R OBP: 0.308, SLG: 0.322			(2, 2) K		(0, 0) G4-3		(2, 3) K	(2, 0) G3		3	0	0	0	0	1	3					
David Lamb, S OBP: 0.290, SLG: 0.322		(1, 0) F7			(1, 2) G1-3		(1, 2) K		(2, 3) K	1	0	0	0	0	0	3					
<b>Inning Stats</b>	R: 0 E: 0 K: 2 S: 8	H: 0 LOB: 0 BB: 1 P: 12	R: 0 E: 0 K: 1 S: 8	H: 0 LOB: 0 BB: 1 P: 16	R: 0 E: 0 K: 1 S: 7	H: 0 LOB: 0 BB: 0 P: 10	R: 0 E: 0 K: 1 S: 13	H: 1 LOB: 1 BB: 0 P: 22	R: 0 E: 0 K: 1 S: 8	H: 1 LOB: 2 BB: 1 P: 15	R: 2 E: 0 K: 1 S: 12	H: 2 LOB: 1 BB: 1 P: 24	R: 1 E: 0 K: 0 S: 16	H: 1 LOB: 3 BB: 2 P: 34	R: 0 E: 0 K: 1 S: 10	H: 0 LOB: 0 BB: 0 P: 15		1B: 4 2B: 0 3B: 1 HR: 0	SF: 1 SAC: 1 DP: 0 HBP: 2	WP: 1 SB: 0 CS: 1	PA: 38
<b>PITCHER</b>	IP	WLS	BF	H	R	ER	SO	BB	IBB	HBP	BLK	WP	HR	S	P	ERA	WHIP				
Freddy Garcia, R ERA: 4.19	(1, 1) 7.0		28	4	2	2	8	3	0	1	0	0	0	63	111	2.57	1.000				
Tom Davey, R ERA: 5.04	(8, 1) 0.0		3	1	1	1	0	1	0	1	0	0	0	7	15	∞	∞				
Jose Mesa, R ERA: 5.26	(8, 1) 2.0	S	7	0	0	0	2	1	0	0	0	0	0	19	34	0.00	0.500				







Batter	1	2	3	4	5	6	7	8	9	AB	R	H	RBI	BB	SO	LOB	TOP					
Miguel Cairo, R OBP: 0.339, SLG: 0.379	2-1 P4		1-1 L7			0-1 G5-3		1-2 1B		4	0	1	0	0	0	0						
Dave Martinez, L OBP: 0.360, SLG: 0.383	0-0 G5-3			3-2 G6-3		2-2 G4-3		1-1 G1-3		4	0	0	0	0	0	1						
Jose Canseco, R OBP: 0.367, SLG: 0.582	2-2 1B			2-3 K			0-2 1B		0-1 P3	4	0	2	0	0	1	0						
Fred McGriff, L OBP: 0.409, SLG: 0.555	3-1 F7			0-0 G1-3			2-0 P5		0-0 G6-3	4	0	0	0	0	0	2						
John Flaherty, R OBP: 0.320, SLG: 0.429		1-1 G6-3				1-2 HR			0-3 K	4	1	2	1	0	1	0						
Terrell Lowery, R OBP: 0.352, SLG: 0.417		2-3 K			3-2 F7		0-3 K			3	0	0	0	0	2	2						
Bubba Trammell, R OBP: 0.378, SLG: 0.481		2-1 G6-3			1-0 G4-3 1B		2-0 L6			3	0	1	0	0	0	2						
Aaron Ledesma, R OBP: 0.304, SLG: 0.318			1-1 G6-3		2-1 G4-3			1-2 P6		3	0	0	0	0	0	1						
Bobby Smith, R OBP: 0.236, SLG: 0.251			2-3 K			3-1 G4-3			3-1 G4-3	3	0	0	0	0	1	0						
<b>Inning Stats</b>	R: 0 E: 0 K: 0 S: 8	H: 1 LOB: 1 BB: 0 P: 15	R: 0 E: 0 K: 1 S: 7	H: 0 LOB: 0 BB: 0 P: 12	R: 0 E: 0 K: 1 S: 7	H: 0 LOB: 0 BB: 0 P: 11	R: 0 E: 0 K: 1 S: 10	H: 0 LOB: 0 BB: 0 P: 15	R: 1 E: 0 K: 0 S: 10	H: 2 LOB: 0 BB: 0 P: 17	R: 0 E: 0 K: 1 S: 8	H: 0 LOB: 0 BB: 0 P: 13	R: 0 E: 0 K: 1 S: 9	H: 2 LOB: 2 BB: 0 P: 15	R: 0 E: 0 K: 1 S: 10	H: 1 LOB: 1 BB: 0 P: 16	R: 0 E: 0 K: 1 S: 7	H: 0 LOB: 0 BB: 0 P: 7	1B: 5 2B: 0 3B: 0 HR: 1	SF: 0 SAC: 0 DP: 1 HBP: 0	WP: 0 PB: 0 CS: 0	PA: 32
<b>PITCHER</b>	IP WLS BF H R ER SO BB IBB HBP BLK WP HR S P ERA WHIP	IP WLS BF H R ER SO BB IBB HBP BLK WP HR S P ERA WHIP																				
Aaron Sele, R ERA: 4.8	(1, 1)	8.0	W	29	6	1	1	4	0	0	0	0	0	0	0	0	114	1.12	0.750			
Tim Crabtree, R ERA: 3.15	(9, 1)	1.0		3	0	0	0	1	0	0	0	0	0	0	0	0	7	0.00	0.000			

Tampa Bay Devil Rays @ Texas Rangers  
The Ballpark at Arlington, Arlington, TX  
Sat Sep 18 1999, 8:05 PM EDT  
Att: 36,820 - Cloudy - 89 F

livebaseballscores.com

AB 32  
R 1  
H 6  
RBI 1  
BB 0  
SO 5  
LOB 8



Batter	1	2	3	4	5	6	7	8	9	AB	R	H	RBI	BB	SO	LOB	BOTTOM					
Mark McLemore, S OBP: 0.358, SLG: 0.366	3-2 F7	1-2 K		3-2 G4-3		3-1 CS	2-3 K			4	0	0	0	0	2	0						
Ivan Rodriguez, R OBP: 0.356, SLG: 0.567	0-1 F9	1-2 G5-3			0-0 G4-6-3 1B		1-1 L7			4	0	1	0	0	0	0						
Rafael Palmeiro, L OBP: 0.426, SLG: 0.644	4-0 2B			4-2 1B		0-0 G4-6-3 1-2	4-1 BB			1	1	0	0	3	0	1						
Juan Gonzalez, R OBP: 0.369, SLG: 0.573	1-1 1B		1-2 F8		4-1 CS		1-1 P4			3	1	1	1	1	0	2						
Todd Zeile, R OBP: 0.360, SLG: 0.495	0-2 2B		1-0 CS		1-1 CS	0-3 K		4-1 BB		3	1	2	1	1	1	0						
Lee Stevens, L OBP: 0.348, SLG: 0.486	3-2 1B		1-3 1B			0-0 2B	FC1-2 1B		3-3 K	4	0	2	1	0	2	3						
Roberto Kelly, R OBP: 0.369, SLG: 0.471	2-0 G6-3		0-3 K			1-1 FC1-2 1B	1-3 1B		1-3 K	4	1	1	0	0	2	4						
Royce Clayton, R OBP: 0.335, SLG: 0.400		2-2 G4-3		0-0 L4		2-0 FC1-2 1B		0-3 K		4	1	0	0	0	1	3						
Tom Goodwin, L OBP: 0.315, SLG: 0.334		1-0 S		2-3 K		2-3 3H	0-1 CS			3	1	2	2	0	1	0						
<b>Inning Stats</b>	R: 3 E: 0 K: 0 S: 15	H: 3 LOB: 1 BB: 1 P: 28	R: 1 E: 0 K: 1 S: 11	H: 1 LOB: 0 BB: 0 P: 16	R: 0 E: 0 K: 2 S: 13	H: 1 LOB: 2 BB: 1 P: 20	R: 0 E: 0 K: 1 S: 7	H: 0 LOB: 0 BB: 0 P: 12	R: 0 E: 0 K: 0 S: 4	H: 1 LOB: 0 BB: 1 P: 9	R: 2 E: 0 K: 1 S: 10	H: 3 LOB: 0 BB: 0 P: 16	R: 0 E: 0 K: 1 S: 8	H: 0 LOB: 1 BB: 1 P: 16	R: 0 E: 0 K: 3 S: 11	H: 0 LOB: 1 BB: 1 P: 19	R: 0 E: 0 K: 1 S: 7	H: 0 LOB: 0 BB: 0 P: 7	1B: 5 2B: 4 3B: 0 HR: 0	SF: 0 SAC: 0 DP: 1 HBP: 0	WP: 0 PB: 0 CS: 2	PA: 37
<b>PITCHER</b>	IP WLS BF H R ER SO BB IBB HBP BLK WP HR S P ERA WHIP	IP WLS BF H R ER SO BB IBB HBP BLK WP HR S P ERA WHIP																				
Bobby Witt, R ERA: 5.96	(1, 1)	6.0	L	27	9	6	5	5	3	0	0	0	0	0	0	0	101	7.50	2.000			
Jeff Sparks, R ERA:	(7, 1)	1.2		7	0	0	0	3	2	0	0	0	0	0	0	15	31	0.00	1.200			
Jim Morris, L ERA:	(8, 1)	0.1		1	0	0	0	1	0	0	0	0	0	0	4	4	0.00	0.000				

Tampa Bay Devil Rays @ Texas Rangers  
The Ballpark at Arlington, Arlington, TX  
Sat Sep 18 1999, 8:05 PM EDT  
Att: 36,820 - Cloudy - 89 F

livebaseballscores.com

AB 30  
R 6  
H 9  
RBI 5  
BB 5  
SO 9  
LOB 13





Batter	1	2	3	4	5	6	7	8	9	AB	R	H	RBI	BB	SO	LOB	TOP								
<b>Tony Graffanino, R</b> OBP: 0.297, SLG: 0.454 (1, 4)										5	2	2	2	1	0	0									
<b>Dave Martinez, L</b> OBP: 0.381, SLG: 0.386 (1, 8)										5	1	2	2	0	0	2									
<b>Terrell Lowery, R</b> OBP: 0.350, SLG: 0.415 (8, 8)										1	0	0	0	0	1	0									
<b>Jose Canseco, R</b> OBP: 0.365, SLG: 0.577 (1, 10)										4	1	0	0	1	2	2									
<b>Fred McGriff, L</b> OBP: 0.409, SLG: 0.560 (1, 3)										4	2	2	2	0	1	2									
<b>Steve Cox, L</b> OBP: 1.000, SLG: 2.000 (7, PH) (7, 3)										1	0	1	0	0	0	0									
<b>Bubba Trammell, R</b> OBP: 0.382, SLG: 0.496 (1, 7)										5	3	3	4	0	1	2									
<b>Jose Guillen, R</b> OBP: 0.315, SLG: 0.348 (1, 9)										3	2	1	2	0	0	1									
<b>Mike DiFelice, R</b> OBP: 0.325, SLG: 0.462 (1, 2)										5	1	2	0	0	2	1									
<b>Bobby Smith, R</b> OBP: 0.239, SLG: 0.255 (1, 5)										5	1	2	2	0	2	0									
<b>David Lamb, S</b> OBP: 0.287, SLG: 0.311 (1, 6)										4	2	0	1	1	1	3									
<b>Inning Stats</b>	R: 3 E: 0 K: 1 S: 19	H: 2 LOB: 1 BB: 1 P: 30	R: 1 E: 0 K: 1 S: 10	H: 1 LOB: 0 BB: 1 P: 21	R: 2 E: 0 K: 0 S: 16	H: 3 LOB: 2 BB: 0 P: 24	R: 4 E: 0 K: 1 S: 17	H: 3 LOB: 0 BB: 1 P: 28	R: 0 E: 0 K: 2 S: 8	H: 0 LOB: 0 BB: 0 P: 10	R: 0 E: 0 K: 2 S: 8	H: 0 LOB: 0 BB: 0 P: 9	R: 5 E: 1 K: 2 S: 26	H: 6 LOB: 2 BB: 0 P: 34	R: 0 E: 0 K: 1 S: 7	H: 0 LOB: 0 BB: 0 P: 9	R: 0 E: 0 K: 1 S: 11	H: 0 LOB: 0 BB: 0 P: 16	1B: 8 2B: 4 3B: 0 HR: 3	SF: 0 SAC: 0 DP: 0 HBP: 2	WP: 1 PB: 0 CS: 1	PA: 47			
<b>PITCHER</b>	IP	WLS	BF	H	R	ER	SO	BB	IBB	HBP	BLK	WP	HR	S	P	ERA	WHIP								
<b>John Burkett, R</b> ERA: 6.03	(1, 1)	2.1	L	13	4	5	5	2	2	0	1	0	0	1	24	40	19.29	2.571							
<b>Mike Morgan, R</b> ERA: 6.29	(3, 1)	1.1		11	5	5	5	0	1	0	1	0	0	1	24	40	33.75	4.500							
<b>Dan Kolb, R</b> ERA: 4.8	(4, 1)	2.2		11	3	3	3	4	0	0	0	0	0	0	26	33	10.12	1.125							
<b>Jeff Fassero, L</b> ERA: 7.43	(7, 1)	0.1		5	3	2	1	1	0	0	0	0	0	18	23	27.00	9.000								
<b>Danny Patterson, R</b> ERA: 5.17	(7, 1)	1.1		4	0	0	0	2	0	0	0	0	0	10	13	0.00	0.000								
<b>40 Matt Perisho, L</b> ERA: 9.0	(9, 1)	1.0		3	0	0	0	1	0	0	0	0	0	11	16	0.00	0.000								
<b>Batter</b>	<b>1</b>	<b>2</b>	<b>3</b>	<b>4</b>	<b>5</b>	<b>6</b>	<b>7</b>	<b>8</b>	<b>9</b>	<b>AB</b>	<b>R</b>	<b>H</b>	<b>RBI</b>	<b>BB</b>	<b>SO</b>	<b>LOB</b>	<b>BOTTOM</b>								
<b>Tom Goodwin, L</b> OBP: 0.312, SLG: 0.331 (1, 8)										4	0	0	0	0	0	2									
<b>Mark McLemore, S</b> OBP: 0.359, SLG: 0.365 (1, 4)										2	1	0	0	2	0	2									
<b>Rafael Palmeiro, L</b> OBP: 0.426, SLG: 0.644 (1, 10)										3	0	1	1	0	0	1									
<b>Mike Simms, R</b> OBP: 1.000, SLG: 1.000 (9, PH)										1	0	1	0	0	0	0									
<b>Juan Gonzalez, R</b> OBP: 0.367, SLG: 0.570 (1, 9)										3	0	0	0	0	0	2									
<b>Scott Sheldon, R</b> (8, 5)										1	0	0	0	0	0	1									
<b>Todd Zelle, R</b> OBP: 0.359, SLG: 0.494 (1, 10)										2	0	0	0	0	0	1									
<b>Scarborough Green, S</b> OBP: 0.429, SLG: 0.333 (7, PH) (8, 9) (9, 7)										2	0	0	0	0	0	1									
<b>Lee Stevens, L</b> OBP: 0.348, SLG: 0.487 (1, 3)										4	0	2	0	0	0	1									
<b>Roberto Kelly, R</b> OBP: 0.364, SLG: 0.464 (1, 7) (9, 9)										4	0	0	0	0	1	3									
<b>Royce Clayton, R</b> OBP: 0.336, SLG: 0.407 (1, 6)										2	1	1	1	0	1	0									
<b>Jon Shave, R</b> OBP: 0.333, SLG: 0.324 (8, 6)										1	0	1	0	0	0	0									
<b>Gregg Zaun, S</b> OBP: 0.317, SLG: 0.326 (1, 2)										3	0	1	0	0	0	0									
<b>Inning Stats</b>	R: 0 E: 0 K: 0 S: 5	H: 0 LOB: 1 BB: 1 P: 12	R: 0 E: 0 K: 0 S: 7	H: 1 LOB: 0 BB: 0 P: 10	R: 0 E: 0 K: 1 S: 7	H: 0 LOB: 0 BB: 0 P: 10	R: 1 E: 0 K: 0 S: 8	H: 1 LOB: 1 BB: 1 P: 15	R: 1 E: 0 K: 0 S: 6	H: 1 LOB: 0 BB: 0 P: 11	R: 0 E: 0 K: 0 S: 8	H: 0 LOB: 0 BB: 0 P: 11	R: 0 E: 0 K: 0 S: 5	H: 2 LOB: 1 BB: 0 P: 8	R: 0 E: 1 K: 1 S: 9	H: 2 LOB: 2 BB: 0 P: 17	1B: 5 2B: 2 3B: 0 HR: 1	SF: 0 SAC: 0 DP: 2 HBP: 0	WP: 0 PB: 0 CS: 0	PA: 34					
<b>PITCHER</b>	IP	WLS	BF	H	R	ER	SO	BB	IBB	HBP	BLK	WP	HR	S	P	ERA	WHIP								
<b>Rolando Arrojo, R</b> ERA: 5.05	(1, 1)	6.0	W	22	3	2	2	1	2	0	0	0	0	11	21	0.00	1.000								
<b>Mike Duvell, L</b> ERA: 4.15	(7, 1)	2.0		7	2	0	0	0	0	0	0	0	0	11	21	0.00	1.000								
<b>Cory Lidle, R</b> ERA:	(9, 1)	1.0		5	2	0	0	1	0	0	0	0	0	9	17	0.00	2.000								

Tampa Bay Devil Rays @ Texas Rangers  
The Ballpark at Arlington, Arlington, TX  
Sun Sep 19 1999, 3:05 PM EDT  
Att: 24,930 - Unknown - 91 F

AB 42  
R 15  
H 15  
RBI 15  
BB 3  
SO 10  
LOB 13



Tampa Bay Devil Rays @ Texas Rangers  
The Ballpark at Arlington, Arlington, TX  
Sun Sep 19 1999, 3:05 PM EDT  
Att: 24,930 - Unknown - 91 F

AB 32  
R 2  
H 7  
RBI 2  
BB 2  
SO 2  
LOB 14













Batter	1	2	3	4	5	6	7	8	9	AB	R	H	RBI	BB	SO	LOB	TOP					
Miguel Cairo, R OBP: 0.344, SLG: 0.381	G6-3		1B		G6-3		3B 2B		G6-3	5	1	3	2	0	0	0	<b>Tampa Bay Devil Rays @ Anaheim Angels</b> Edison International Field, Anaheim, CA Wed Sep 22 1999, 10:35 PM EDT Att: 16,801 - Cloudy - 68 F					
Tony Graffanino, R OBP: 0.330, SLG: 0.482	1B		1B		G6-3		3B		P4	5	0	3	2	0	0	2						
Herbert Perry, R OBP: 0.329, SLG: 0.406	K		1B		G5-3		G1-3		G6-3	5	0	0	0	0	2	6						
Fred McGriff, L OBP: 0.406, SLG: 0.554	K		G3						P5	4	0	0	0	0	2	3						
Jose Guillen, R OBP: 0.315, SLG: 0.338		G6-4-3 BB			G5-3 1B BB				F7	2	1	0	0	2	0	0						
John Flaherty, R OBP: 0.317, SLG: 0.423	F9				G5-3				1B	4	0	1	0	0	0	2						
Steve Cox, L OBP: 0.349, SLG: 0.500	G6-4-3				K				K	3	0	0	0	0	1	2						
Julio Franco, R OBP: 0.351, SLG: 0.404	1-2						F7		K	1	0	0	0	0	1	1						
Bubba Trammell, R OBP: 0.386, SLG: 0.500			1B BB		2H 1B		L8		2B 1B	3	2	2	1	1	0	0						
Terrell Lowery, R OBP: 0.349, SLG: 0.413			F7		K				1B	3	1	1	0	0	1	2						
Paul Sorrento, L OBP: 0.351, SLG: 0.404							2B 1B		1-3 2B	1	0	1	0	0	0	0						
<b>Inning Stats</b>	R: 0 E: 0 K: 2 S: 11	H: 1 LOB: 1 BB: 0 P: 17	R: 0 E: 0 K: 0 S: 8	H: 0 LOB: 0 BB: 1 P: 15	R: 1 E: 0 K: 1 S: 13	H: 2 LOB: 2 BB: 1 P: 25	R: 1 E: 0 K: 2 S: 9	H: 1 LOB: 1 BB: 0 P: 19	R: 0 E: 0 K: 0 S: 4	H: 0 LOB: 0 BB: 0 P: 6	R: 0 E: 0 K: 1 S: 9	H: 0 LOB: 0 BB: 0 P: 13	R: 2 E: 0 K: 0 S: 13	H: 3 LOB: 1 BB: 0 P: 17	R: 0 E: 0 K: 1 S: 10	H: 1 LOB: 1 BB: 0 P: 13	R: 1 E: 0 K: 0 S: 15	H: 3 LOB: 1 BB: 0 P: 28	1B: 8 2B: 2 3B: 1 HR: 0	SF: 0 SAC: 0 DP: 2 HBP: 0	WP: 0 PB: 0 SB: 0 CS: 0	PA: 39
<b>PITCHER</b>	IP WLS BF H R ER SO BB IBB HBP BLK WP HR S P ERA WHIP																					
Jarrod Washburn, L ERA: 5.92	(1, 1) 6.2 W 28 6 4 4 6 3 0 0 0 0 0 0 65 110 5.40 1.350																					
Al Levine, R ERA: 3.39	(7, 1) 0.1 H 2 1 0 0 0 0 0 0 0 0 0 0 2 2 0.00 3.000																					
Mike Magnante, L ERA: 3.51	(8, 1) 1.0 H 4 1 0 0 1 0 0 0 0 0 0 0 10 13 0.00 1.000																					
Troy Percival, R ERA: 3.49	(9, 1) 1.0 5 3 1 1 0 0 0 0 0 0 0 0 15 28 9.00 3.000																					

Batter	1	2	3	4	5	6	7	8	9	AB	R	H	RBI	BB	SO	LOB	BOTTOM			
Darin Erstad, L OBP: 0.306, SLG: 0.364	K		F7		HR 1B				P7	5	1	2	1	0	1	1	<b>Tampa Bay Devil Rays @ Anaheim Angels</b> Edison International Field, Anaheim, CA Wed Sep 22 1999, 10:35 PM EDT Att: 16,801 - Cloudy - 68 F			
Jim Edmonds, L OBP: 0.371, SLG: 0.452	L8		3B		HR BB				2B BB	2	2	1	0	3	0	0				
Mo Vaughn, L OBP: 0.353, SLG: 0.493	1B		BB		HR		K		2B	4	1	3	5	1	1	2				
Tim Salmon, R OBP: 0.364, SLG: 0.464		K	K		K		G1-3		G5-3	5	0	0	0	0	3	3				
Troy Glaus, R OBP: 0.326, SLG: 0.451		FC5 BB BB			P6				G6-3	4	1	1	0	1	1	1				
16 Garret Anderson, L OBP: 0.337, SLG: 0.469		F7			L4		FC SH1-4 1B		1B	4	1	1	0	0	0	2				
Matt Walbeck, S OBP: 0.310, SLG: 0.317		1-2 BB			K		SH1-4		1B	2	0	1	0	1	1	0				
Trent Durrington, R OBP: 0.250, SLG: 0.214		FC5			P6		K		K	2	0	0	0	0	2	2				
Jeff Huxton, L OBP: 0.314, SLG: 0.313		2-3			P6		K		K	2	0	0	0	0	2	4				
Gary Disarcina, R OBP: 0.268, SLG: 0.265			F9		K		2H 3H 1B		BB 2B 1B	4	2	2	2	0	1	0				
<b>Inning Stats</b>	R: 0 E: 0 K: 1 S: 9	H: 1 LOB: 1 BB: 0 P: 14	R: 0 E: 0 K: 1 S: 9	H: 0 LOB: 2 BB: 2 P: 19	R: 0 E: 0 K: 1 S: 13	H: 1 LOB: 1 BB: 1 P: 23	R: 0 E: 0 K: 1 S: 6	H: 0 LOB: 0 BB: 0 P: 11	R: 3 E: 0 K: 2 S: 14	H: 2 LOB: 2 BB: 1 P: 26	R: 3 E: 0 K: 2 S: 19	H: 3 LOB: 2 BB: 1 P: 31	R: 0 E: 0 K: 2 S: 11	H: 2 LOB: 2 BB: 0 P: 16	R: 2 E: 0 K: 0 S: 15	H: 2 LOB: 1 BB: 1 P: 22	1B: 8 2B: 1 3B: 1 HR: 1	SF: 0 SAC: 1 DP: 0 HBP: 0	WP: 0 PB: 0 SB: 1 CS: 0	PA: 41
<b>PITCHER</b>	IP WLS BF H R ER SO BB IBB HBP BLK WP HR S P ERA WHIP																			
Dan Wheeler, R ERA: 6.2	(1, 1) 5.0 L 24 5 5 5 6 4 0 0 0 0 0 0 6 11 9.00 1.800																			
Eddie Gaillard, R ERA: 3.0	(6, 1) 0.2 3 1 0 0 1 0 0 0 0 0 0 0 6 11 0.00 1.500																			
Alan Newman, L ERA: 7.53	(6, 1) 0.1 3 1 1 1 1 1 0 0 0 0 0 0 6 12 27.00 6.000																			
Cory Lidle, R ERA: 4.13	(7, 1) 0.2 3 1 0 0 1 0 0 0 0 0 0 0 7 9 0.00 1.500																			
Norm Charlton, L ERA: 4.13	(7, 1) 0.2 6 3 2 2 1 1 0 0 0 0 0 0 13 22 27.00 6.000																			

AB	36
R	5
H	11
RBI	5
BB	3
SO	7
LOB	18

AB	34
R	8
H	11
RBI	8
BB	6
SO	10
LOB	15



Batter	1	2	3	4	5	6	7	8	9	10	11	AB	R	H	RBI	BB	SO	LOB	TOP	
Miguel Cairo, R OBP: 0.340, SLG: 0.378 (1, 4)	3-2 F7		3-2 SF9		2-2 G6-3		0-1 F8			0-0 G6-3		4	0	0	1	0	0	0		
Dave Martinez, L OBP: 0.365, SLG: 0.390 (1, 8)	4-1 BB		1-1 1B		2-2 G5-3		2-2 G6-3			0-0 F8		4	1	2	0	1	0	0		
Jose Canseco, R OBP: 0.364, SLG: 0.564 (1, 10)	0-1 F9		2-1 1B		1-0 G5-3				0-0 P2		4	0	1	1	0	0	0	2		
Fred McGriff, L OBP: 0.408, SLG: 0.552 (1, 3)	1-0 G6-3		0-2 1B		1-2 G4-6-3				0-0 G1-3		3	0	1	0	2	0	1			
Herbert Perry, R OBP: 0.321, SLG: 0.396 (1, 5)		1-0 F8	3-2 G4-6-3		2-1 P4				1-3 K		5	0	0	0	0	2	6			
Steve Cox, L OBP: 0.286, SLG: 0.429 Terrell Lowery, R OBP: 0.345, SLG: 0.408 (6, 7)		3-0 G4-6-3		0-0 F7		0-0 P5			1-1 G6-3		3	0	1	0	0	0	0			
John Flaherty, R OBP: 0.313, SLG: 0.418 (1, 2)	0-2 G4-6-3		0-2 1B		1-0 F8		2-2 G4-3		0-0 G5-3		5	0	0	0	0	1	3			
Jose Guillen, R OBP: 0.317, SLG: 0.342 (1, 9)			4-2 PB		1-1 2B		1-2 P2		1-1 G2-3		3	1	1	0	1	0	0			
Tony Graffanino, R OBP: 0.328, SLG: 0.491 (1, 6)			2-2 SF9		3-2 F9		2-1 F8			0-0 G4-3		4	1	1	1	0	0	1		
<b>Inning Stats</b>	R: 0 E: 0 K: 0 S: 9	H: 0 LOB: 1 BB: 1 P: 17	R: 0 E: 0 K: 0 S: 6	H: 1 LOB: 0 BB: 0 P: 10	R: 3 E: 0 K: 2 S: 22	H: 4 LOB: 1 BB: 1 P: 37	R: 0 E: 0 K: 0 S: 8	H: 1 LOB: 1 BB: 0 P: 13	R: 0 E: 0 K: 0 S: 11	H: 0 LOB: 0 BB: 0 P: 14	R: 0 E: 0 K: 1 S: 6	H: 0 LOB: 0 BB: 0 P: 7	R: 0 E: 0 K: 0 S: 3	H: 0 LOB: 0 BB: 0 P: 3	R: 0 E: 0 K: 2 S: 7	H: 0 LOB: 2 BB: 1 P: 12	1B: 4 2B: 2 3B: 1 HR: 0	SF: 1 SAC: 0 DP: 2 HBP: 1	WP: 0 PB: 3 SB: 1 CS: 0	PA: 43
<b>PITCHER</b>	IP ERA WLS BF H R ER SO BB IBB HBP BLK WP HR S P ERA WHIP	IP ERA WLS BF H R ER SO BB IBB HBP BLK WP HR S P ERA WHIP	IP ERA WLS BF H R ER SO BB IBB HBP BLK WP HR S P ERA WHIP	IP ERA WLS BF H R ER SO BB IBB HBP BLK WP HR S P ERA WHIP	IP ERA WLS BF H R ER SO BB IBB HBP BLK WP HR S P ERA WHIP	IP ERA WLS BF H R ER SO BB IBB HBP BLK WP HR S P ERA WHIP	IP ERA WLS BF H R ER SO BB IBB HBP BLK WP HR S P ERA WHIP	IP ERA WLS BF H R ER SO BB IBB HBP BLK WP HR S P ERA WHIP	IP ERA WLS BF H R ER SO BB IBB HBP BLK WP HR S P ERA WHIP	IP ERA WLS BF H R ER SO BB IBB HBP BLK WP HR S P ERA WHIP	IP ERA WLS BF H R ER SO BB IBB HBP BLK WP HR S P ERA WHIP	IP ERA WLS BF H R ER SO BB IBB HBP BLK WP HR S P ERA WHIP	IP ERA WLS BF H R ER SO BB IBB HBP BLK WP HR S P ERA WHIP	IP ERA WLS BF H R ER SO BB IBB HBP BLK WP HR S P ERA WHIP	IP ERA WLS BF H R ER SO BB IBB HBP BLK WP HR S P ERA WHIP	IP ERA WLS BF H R ER SO BB IBB HBP BLK WP HR S P ERA WHIP	IP ERA WLS BF H R ER SO BB IBB HBP BLK WP HR S P ERA WHIP	IP ERA WLS BF H R ER SO BB IBB HBP BLK WP HR S P ERA WHIP	IP ERA WLS BF H R ER SO BB IBB HBP BLK WP HR S P ERA WHIP	
Oriando Hernandez, R ERA: 4.12 Ramiro Mendoza, R ERA: 4.36 Mike Stanton, L ERA: 4.48 (1, 1)	8.0 2.0 1.0	WLS 7 W	BF 32 4	H 7 0	R 3 0	ER 3 0	SO 3 0	BB 0 1	IBB 0 0	HBP 0 0	BLK 0 0	WP 0 0	HR 0 0	S 83 8	P 134 11	ERA 3.38 0.00	WHIP 1.125 0.000			

Tampa Bay Devil Rays @ New York Yankees  
Yankee Stadium, Bronx, NY  
Fri Sep 24 1999, 7:30 PM EDT  
Att. 44,932 - Unknown - 75 F

AB 37  
R 3  
H 7  
RBI 3  
BB 4  
SO 3  
LOB 15



Batter	1	2	3	4	5	6	7	8	9	10	11	AB	R	H	RBI	BB	SO	LOB	BOTTOM							
Chuck Knoblauch, R OBP: 0.391, SLG: 0.455 (1, 4)	3-1 HR		1-1 F9		1-2 FC5-4		0-2 1B		0-0 FC6-4		5	1	4	2	0	0	2									
2 Derek Jeter, R OBP: 0.433, SLG: 0.553 (1, 6)	2-1 G5-3		2-3 K		1-1 FC5-4		1-1 G4-3		0-0 FC6-4		5	0	0	0	0	1	4									
Paul O'Neill, L OBP: 0.357, SLG: 0.467 (1, 9)	0-1 G4-3		0-0 G4-3		0-1 P5		2-1 G1-3		0-3 K		5	0	0	0	0	1	1									
Bernie Williams, S OBP: 0.430, SLG: 0.542 (1, 8)	4-2 S		3-2 1B		2-3 K		1-0 G6-3		0-3 K		4	0	1	0	1	2	1									
Tino Martinez, L OBP: 0.335, SLG: 0.448 (1, 3)	3-2 G3		0-0 1B		0-1 G3-1		0-1 G4-3		0-0 F7		5	0	1	0	0	0	1									
Chili Davis, S OBP: 0.368, SLG: 0.444 Alfonso Soriano, R OBP: 0.333, SLG: 1.333 (9, PR)		0-0 F8	2-3 K		2-3 K		2-3 K		2-1 FC4-6		3	0	0	0	1	2	2									
Ricky Ledee, L OBP: 0.350, SLG: 0.468 (1, 7)	0-1 20 BB		0-1 1B		3-3 K		3-3 K		3-1 FC4-6		4	1	1	0	0	1	1									
20 Jorge Posada, S OBP: 0.341, SLG: 0.401 (1, 2)	4-2 1B		4-2 K		3-3 K		3-2 F8		1-3 K		3	0	0	0	1	2	1									
Scott Brosius, R OBP: 0.300, SLG: 0.408 Darryl Strawberry, L OBP: 0.578, SLG: 0.719 Clay Bellinger, R OBP: 0.195, SLG: 0.317 (10, 5)		1-2 BB	1-2 L6		1-3 K		3-3 K		1-1 1B		3	0	0	0	0	2	2									
<b>Inning Stats</b>	R: 1 E: 0 K: 0 S: 11	H: 1 LOB: 1 BB: 1 P: 23	R: 0 E: 0 K: 0 S: 10	H: 1 LOB: 2 BB: 1 P: 16	R: 0 E: 0 K: 2 S: 14	H: 2 LOB: 2 BB: 0 P: 21	R: 0 E: 0 K: 2 S: 8	H: 0 LOB: 0 BB: 0 P: 13	R: 0 E: 0 K: 1 S: 10	H: 1 LOB: 1 BB: 0 P: 14	R: 0 E: 0 K: 2 S: 15	H: 0 LOB: 0 BB: 0 P: 20	R: 0 E: 0 K: 1 S: 12	H: 1 LOB: 1 BB: 0 P: 19	R: 0 E: 0 K: 0 S: 5	H: 0 LOB: 0 BB: 0 P: 8	R: 2 E: 0 K: 2 S: 12	H: 2 LOB: 2 BB: 1 P: 21	R: 0 E: 0 K: 2 S: 7	H: 0 LOB: 0 BB: 0 P: 7	R: 1 E: 0 K: 0 S: 1	H: 1 LOB: 0 BB: 0 P: 1	1B: 6 2B: 1 3B: 0 HR: 2	SF: 0 SAC: 0 DP: 0 HBP: 0	WP: 0 PB: 0 SB: 0 CS: 0	PA: 42
<b>PITCHER</b>	IP ERA WLS BF H R ER SO BB IBB HBP BLK WP HR S P ERA WHIP	IP ERA WLS BF H R ER SO BB IBB HBP BLK WP HR S P ERA WHIP	IP ERA WLS BF H R ER SO BB IBB HBP BLK WP HR S P ERA WHIP	IP ERA WLS BF H R ER SO BB IBB HBP BLK WP HR S P ERA WHIP	IP ERA WLS BF H R ER SO BB IBB HBP BLK WP HR S P ERA WHIP	IP ERA WLS BF H R ER SO BB IBB HBP BLK WP HR S P ERA WHIP	IP ERA WLS BF H R ER SO BB IBB HBP BLK WP HR S P ERA WHIP	IP ERA WLS BF H R ER SO BB IBB HBP BLK WP HR S P ERA WHIP	IP ERA WLS BF H R ER SO BB IBB HBP BLK WP HR S P ERA WHIP	IP ERA WLS BF H R ER SO BB IBB HBP BLK WP HR S P ERA WHIP	IP ERA WLS BF H R ER SO BB IBB HBP BLK WP HR S P ERA WHIP	IP ERA WLS BF H R ER SO BB IBB HBP BLK WP HR S P ERA WHIP	IP ERA WLS BF H R ER SO BB IBB HBP BLK WP HR S P ERA WHIP	IP ERA WLS BF H R ER SO BB IBB HBP BLK WP HR S P ERA WHIP	IP ERA WLS BF H R ER SO BB IBB HBP BLK WP HR S P ERA WHIP	IP ERA WLS BF H R ER SO BB IBB HBP BLK WP HR S P ERA WHIP	IP ERA WLS BF H R ER SO BB IBB HBP BLK WP HR S P ERA WHIP	IP ERA WLS BF H R ER SO BB IBB HBP BLK WP HR S P ERA WHIP	IP ERA WLS BF H R ER SO BB IBB HBP BLK WP HR S P ERA WHIP	IP ERA WLS BF H R ER SO BB IBB HBP BLK WP HR S P ERA WHIP						
Bobby Witt, R ERA: 5.78 Albie Lopez, R ERA: 5.93 Roberto Hernandez, R ERA: 3.23 Norm Charlton, L ERA: 4.22 (7, 1)	6.2 1.1 1.0 1.0	WLS H B L	BF 28 4 6	H 6 2 1	R 0 2 1	ER 0 2 1	SO 8 0 1	BB 2 0 0	IBB 0 0 0	HBP 0 0 0	BLK 0 0 0	WP 0 0 0	HR 1 0 0	S 78 7 12	P 123 11 21	ERA 1.35 0.00 18.00	WHIP 1.200 0.000 3.000									

Tampa Bay Devil Rays @ New York Yankees  
Yankee Stadium, Bronx, NY  
Fri Sep 24 1999, 7:30 PM EDT  
Att. 44,932 - Unknown - 75 F

AB 39  
R 4  
H 9  
RBI 4  
BB 3  
SO 11  
LOB 15





Batter	1	2	3	4	5	6	7	8	9	AB	R	H	RBI	BB	SO	LOB	TOP					
Miguel Cairo, R (1, 4) OBP: 0.338, SLG: 0.376	G6-3	K		K			FC5-4 1B		E5 1B	5	0	1	0	0	2	3	<b>Tampa Bay Devil Rays @ New York Yankees</b> Yankee Stadium, Bronx, NY Sat Sep 25 1999, 4:30 PM EDT Att: 50,403 - Sunny - 76 F					
Dave Martinez, L (1, 8) OBP: 0.396, SLG: 0.390	WP 1B	F9			P7		L7		G5-4-3 1B	5	0	2	0	0	0	3						
Jose Canseco, R (1, 10) OBP: 0.362, SLG: 0.559	K		K		1B BB		FC5-4 1-2		G5-4-3 1-2	4	0	0	0	1	2	4						
Fred McGriff, L (1, 3) OBP: 0.407, SLG: 0.550	L3				P6		K			4	0	1	0	0	1	3						
Bubba Trammell, R (1, 7) OBP: 0.387, SLG: 0.498		1B BB		K					K	3	1	1	0	1	2	1						
Terrell Lowery, R (8, 7) OBP: 0.345, SLG: 0.408					1B					0	0	0	0	0	0	0						
Tony Graffanino, R (1, 6) OBP: 0.325, SLG: 0.483		P3		K			L8		CS 1B	4	0	1	0	0	1	4						
Jose Guillen, R (1, 9) OBP: 0.323, SLG: 0.352		1B 1B			G4-3 2B		G5-3		1-2 1B	4	1	3	0	0	0	0						
Aaron Ledesma, R (1, 5) OBP: 0.303, SLG: 0.317	1B 1B			K			K		F9	4	0	1	1	0	2	2						
Mike DiFelice, R (1, 2) OBP: 0.328, SLG: 0.457	1-3 2-H 1B			G4-3			G5-3		G5-3	4	0	1	1	0	0	1						
<b>Inning Stats</b>	R: 0 E: 0 K: 1 S: 12	H: 1 LOB: 1 BB: 0 P: 18	R: 2 E: 0 K: 1 S: 17	H: 3 LOB: 2 BB: 1 P: 29	R: 0 E: 0 K: 3 S: 11	H: 1 LOB: 1 BB: 0 P: 16	R: 0 E: 0 K: 2 S: 14	H: 1 LOB: 1 BB: 0 P: 22	R: 0 E: 0 K: 0 S: 9	H: 0 LOB: 0 BB: 0 P: 10	R: 0 E: 0 K: 1 S: 10	H: 1 LOB: 1 BB: 0 P: 16	R: 0 E: 0 K: 1 S: 10	H: 2 LOB: 1 BB: 0 P: 12	R: 0 E: 1 K: 0 S: 12	H: 1 LOB: 1 BB: 0 P: 15	1B: 10 2B: 1 3B: 0 HR: 0	SF: 0 SAC: 0 DP: 1 HBP: 0	WP: 1 PB: 0 SB: 0 CS: 0	PA: 39		
<b>PITCHER</b>	IP WLS BF H R ER SO BB IBB HBP BLK WP HR S P ERA WHIP	IP WLS BF H R ER SO BB IBB HBP BLK WP HR S P ERA WHIP	IP WLS BF H R ER SO BB IBB HBP BLK WP HR S P ERA WHIP	IP WLS BF H R ER SO BB IBB HBP BLK WP HR S P ERA WHIP	IP WLS BF H R ER SO BB IBB HBP BLK WP HR S P ERA WHIP	IP WLS BF H R ER SO BB IBB HBP BLK WP HR S P ERA WHIP	IP WLS BF H R ER SO BB IBB HBP BLK WP HR S P ERA WHIP	IP WLS BF H R ER SO BB IBB HBP BLK WP HR S P ERA WHIP	IP WLS BF H R ER SO BB IBB HBP BLK WP HR S P ERA WHIP	IP WLS BF H R ER SO BB IBB HBP BLK WP HR S P ERA WHIP	IP WLS BF H R ER SO BB IBB HBP BLK WP HR S P ERA WHIP	IP WLS BF H R ER SO BB IBB HBP BLK WP HR S P ERA WHIP	IP WLS BF H R ER SO BB IBB HBP BLK WP HR S P ERA WHIP	IP WLS BF H R ER SO BB IBB HBP BLK WP HR S P ERA WHIP	IP WLS BF H R ER SO BB IBB HBP BLK WP HR S P ERA WHIP	IP WLS BF H R ER SO BB IBB HBP BLK WP HR S P ERA WHIP	IP WLS BF H R ER SO BB IBB HBP BLK WP HR S P ERA WHIP					
David Cone, R (1, 1) ERA: 3.45	6.0	L	27	7	2	2	8	2	0	0	0	0	0	0	0	0	1	0	70	113	3.00	1.500
Jeff Nelson, R (7, 1) ERA: 4.23	0.2	3	1	0	0	0	0	0	0	0	0	0	0	0	0	0	0	0	6	9	0.00	1.500
Mike Stanton, L (7, 1) ERA: 4.38	1.1	5	2	0	0	2	0	0	0	0	0	0	0	0	0	0	0	0	14	19	0.00	1.500
42 Mariano Rivera, R (9, 1) ERA: 1.94	1.0	4	1	0	0	0	0	0	0	0	0	0	0	0	0	0	0	0	12	15	0.00	1.000

Batter	1	2	3	4	5	6	7	8	9	AB	R	H	RBI	BB	SO	LOB	BOTTOM					
Chuck Knoblauch, R (1, 4) OBP: 0.393, SLG: 0.457	FC5-4 1B		E5 2B		G6-3 2B		2 S BB		F7	4	0	2	0	1	0	2	<b>Tampa Bay Devil Rays @ New York Yankees</b> Yankee Stadium, Bronx, NY Sat Sep 25 1999, 4:30 PM EDT Att: 50,403 - Sunny - 76 F					
2 Derek Jeter, R (1, 6) OBP: 0.434, SLG: 0.551	FC5-4 G1-6-3 1-2				G6-3		BB			2	0	0	0	2	0	2						
Paul O'Neill, L (1, 9) OBP: 0.356, SLG: 0.464	G1-6-3 1-2		G1-3				BB		P6	3	0	0	0	1	0	5						
Bernie Williams, S (1, 8) OBP: 0.429, SLG: 0.545		G1-3		HR	P5				G4-3	4	1	1	1	0	0	2						
Tino Martinez, L (1, 3) OBP: 0.336, SLG: 0.449		FC4-6 BB					K		K	3	0	1	0	1	2	0						
Darryl Strawberry, L (1, 10) OBP: 0.531, SLG: 0.639		FC4-6 1-2		L7			K		G2-3	4	0	0	0	0	1	2						
20 Jorge Posada, S (1, 2) OBP: 0.340, SLG: 0.492		G4-3		K			G6-3		G3 2B	4	0	1	0	0	1	2						
Alfonso Soriano, R (9, PR) OBP: 0.333, SLG: 1.333										0	0	0	0	0	0	0						
Ricky Ledee, L (1, 7) OBP: 0.345, SLG: 0.460			K		P9				G3	4	0	0	0	0	1	2						
Scott Brosius, R (1, 5) OBP: 0.307, SLG: 0.405							G6-3			3	0	0	0	0	0	0						
Chili Davis, S (9, PH) OBP: 0.367, SLG: 0.443			L9				G6-3		K	1	0	0	0	0	1	2						
<b>Inning Stats</b>	R: 0 E: 0 K: 0 S: 6	H: 1 LOB: 0 BB: 0 P: 8	R: 0 E: 0 K: 0 S: 5	H: 0 LOB: 1 BB: 1 P: 12	R: 0 E: 1 K: 1 S: 8	H: 0 LOB: 2 BB: 1 P: 16	R: 1 E: 0 K: 1 S: 12	H: 2 LOB: 1 BB: 0 P: 16	R: 0 E: 0 K: 0 S: 8	H: 0 LOB: 0 BB: 0 P: 11	R: 0 E: 0 K: 0 S: 11	H: 0 LOB: 2 BB: 2 P: 22	R: 0 E: 0 K: 1 S: 10	H: 0 LOB: 0 BB: 0 P: 16	R: 0 E: 0 K: 1 S: 10	H: 1 LOB: 2 BB: 0 P: 15	1B: 1 2B: 3 3B: 0 HR: 1	SF: 0 SAC: 0 DP: 1 HBP: 0	WP: 0 PB: 0 SB: 1 CS: 0	PA: 37		
<b>PITCHER</b>	IP WLS BF H R ER SO BB IBB HBP BLK WP HR S P ERA WHIP	IP WLS BF H R ER SO BB IBB HBP BLK WP HR S P ERA WHIP	IP WLS BF H R ER SO BB IBB HBP BLK WP HR S P ERA WHIP	IP WLS BF H R ER SO BB IBB HBP BLK WP HR S P ERA WHIP	IP WLS BF H R ER SO BB IBB HBP BLK WP HR S P ERA WHIP	IP WLS BF H R ER SO BB IBB HBP BLK WP HR S P ERA WHIP	IP WLS BF H R ER SO BB IBB HBP BLK WP HR S P ERA WHIP	IP WLS BF H R ER SO BB IBB HBP BLK WP HR S P ERA WHIP	IP WLS BF H R ER SO BB IBB HBP BLK WP HR S P ERA WHIP	IP WLS BF H R ER SO BB IBB HBP BLK WP HR S P ERA WHIP	IP WLS BF H R ER SO BB IBB HBP BLK WP HR S P ERA WHIP	IP WLS BF H R ER SO BB IBB HBP BLK WP HR S P ERA WHIP	IP WLS BF H R ER SO BB IBB HBP BLK WP HR S P ERA WHIP	IP WLS BF H R ER SO BB IBB HBP BLK WP HR S P ERA WHIP	IP WLS BF H R ER SO BB IBB HBP BLK WP HR S P ERA WHIP	IP WLS BF H R ER SO BB IBB HBP BLK WP HR S P ERA WHIP	IP WLS BF H R ER SO BB IBB HBP BLK WP HR S P ERA WHIP					
Rolando Arroyo, R (1, 1) ERA: 4.86	7.0	W	30	4	1	1	4	5	0	0	0	0	0	0	0	0	1	0	58	101	1.29	1.286
Albie Lopez, R (8, 1) ERA: 4.95	1.0	H	3	0	0	0	1	0	0	0	0	0	0	0	0	0	0	0	10	16	0.00	0.000
Roberto Hernandez, R (9, 1) ERA: 3.16	1.0	S	4	1	0	0	1	0	0	0	0	0	0	0	0	0	0	0	10	15	0.00	1.000

AB	37
R	2
H	11
RBI	2
BB	2
SO	10
LOB	21

AB	32
R	1
H	5
RBI	1
BB	5
SO	6
LOB	19









Batter	1	2	3	4	5	6	7	8	9	AB	R	H	RBI	BB	SO	LOB	TOP									
Miguel Cairo, R (1, 4) OBP: 0.339, SLG: 0.378										6	1	1	1	0	1	5	<b>Tampa Bay Devil Rays @ New York Yankees</b> Yankee Stadium, Bronx, NY Mon Sep 27 1999, 7:30 PM EDT Att: 41,355 - Cloudy - 69 F									
Dave Martinez, L (1, 8) OBP: 0.396, SLG: 0.392										5	1	2	3	0	0	1										
Jose Canseco, R (1, 10) OBP: 0.365, SLG: 0.554										2	1	1	2	3	1	1										
Fred McGriff, L (1, 3) OBP: 0.405, SLG: 0.550										4	1	1	2	1	2	3										
Bubba Trammell, R (1, 9) OBP: 0.388, SLG: 0.524										5	1	1	1	0	0	2										
Steve Cox, L (1, 7) OBP: 0.182, SLG: 0.273										4	0	0	0	0	0	0										
Terrell Lowery, R (7, 7) OBP: 0.337, SLG: 0.397										1	0	0	0	0	1	0										
Tony Graffanino, R (1, 6) OBP: 0.336, SLG: 0.488										3	2	1	0	0	1	0										
David Lamb, S (7, PH) OBP: 0.282, SLG: 0.306										2	0	0	0	0	0	0										
Mike DiFelice, R (1, 2) OBP: 0.339, SLG: 0.462										4	1	2	0	1	0	1										
Aaron Ledesma, R (1, 5) OBP: 0.307, SLG: 0.318										4	2	2	0	1	0	2										
<b>Inning Stats</b>	R: 2 E: 0 K: 1 S: 11	H: 1 LOB: 0 BB: 1 P: 20	R: 3 E: 0 K: 2 S: 17	H: 3 LOB: 1 BB: 1 P: 31	R: 0 E: 0 K: 1 S: 8	H: 0 LOB: 0 BB: 0 P: 15	R: 3 E: 2 K: 1 S: 13	H: 2 LOB: 1 BB: 0 P: 21	R: 1 E: 1 K: 0 S: 9	H: 2 LOB: 1 BB: 0 P: 16	R: 0 E: 0 K: 0 S: 5	H: 0 LOB: 2 BB: 2 P: 15	R: 0 E: 0 K: 0 S: 8	H: 0 LOB: 0 BB: 0 P: 11	R: 0 E: 0 K: 0 S: 8	H: 0 LOB: 0 BB: 0 P: 19	R: 1 E: 0 K: 1 S: 14	H: 3 LOB: 2 BB: 0 P: 23	1B: 7 2B: 2 3B: 0 HR: 2	SF: 0 SAC: 0 DP: 0 HBP: 0	WP: 0 PB: 1 SB: 1 CS: 0	PA: 46				
<b>PITCHER</b>	IP	WLS	BF	H	R	ER	SO	BB	IBB	HBP	BLK	WP	HR	S	P	ERA	WHIP									
Hideki Irabu, R (1, 1) ERA: 4.89	2.0	L	12	4	5	5	3	2	0	0	0	0	0	1	28	51	22.50	3.000								
Jeff Juden, R (3, 1) ERA:	2.0		10	2	3	0	2	0	0	0	0	0	0	0	21	36	0.00	1.000								
Jason Grimsley, R (5, 1) ERA: 3.77	3.0		13	2	1	0	0	1	1	0	0	0	0	0	22	42	0.00	1.000								
Dan Naulty, R (8, 1) ERA: 4.47	1.0		5	0	0	0	0	2	0	0	0	0	0	0	8	19	0.00	2.000								
41 Mike Buddie, R (9, 1) ERA: 13.5	0.2		5	3	1	1	1	0	0	0	0	0	0	1	13	20	13.50	4.500								
<b>PITCHER</b>	IP	WLS	BF	H	R	ER	SO	BB	IBB	HBP	BLK	WP	HR	S	P	ERA	WHIP									
Jeff Nelson, R (9, 1) ERA: 4.13	0.1		1	0	0	0	0	0	0	0	0	0	0	0	1	3	0.00	0.000								

AB	40
R	10
H	11
RBI	9
BB	6
SO	6
LOB	15



Batter	1	2	3	4	5	6	7	8	9	AB	R	H	RBI	BB	SO	LOB	BOTTOM									
Chuck Knoblauch, R (1, 4) OBP: 0.393, SLG: 0.455										5	1	1	0	0	1	1	<b>Tampa Bay Devil Rays @ New York Yankees</b> Yankee Stadium, Bronx, NY Mon Sep 27 1999, 7:30 PM EDT Att: 41,355 - Cloudy - 69 F									
2 Derek Jeter, R (1, 6) OBP: 0.433, SLG: 0.555										5	2	2	1	0	0	0										
Paul O'Neill, L (1, 9) OBP: 0.356, SLG: 0.462										4	0	1	1	1	1	1										
Bernie Williams, S (1, 8) OBP: 0.430, SLG: 0.540										3	1	0	0	2	1	2										
Tino Martinez, L (1, 3) OBP: 0.336, SLG: 0.448										4	1	1	1	0	0	1										
Daryl Strawberry, L (1, 10) OBP: 0.538, SLG: 0.667										2	0	1	0	0	1	0										
Jim Levritz, R (6, PH) OBP: 0.335, SLG: 0.414										2	0	1	0	0	1	1										
20 Jorge Posada, S (1, 2) OBP: 0.340, SLG: 0.399										3	0	0	0	1	2	4										
Ricky Ledee, L (1, 7) OBP: 0.343, SLG: 0.469										3	1	1	1	0	1	1										
Chili Davis, S (8, PH) OBP: 0.365, SLG: 0.440										1	0	1	2	0	0	0										
Chad Curtis, R (8, FR) OBP: 0.388, SLG: 0.366										0	0	0	0	0	0	0										
Scott Brosius, R (1, 5) OBP: 0.304, SLG: 0.400										4	0	0	0	0	1	3										
<b>Inning Stats</b>	R: 0 E: 0 K: 1 S: 7	H: 0 LOB: 0 BB: 1 P: 12	R: 0 E: 0 K: 0 S: 9	H: 1 LOB: 0 BB: 0 P: 15	R: 2 E: 0 K: 2 S: 16	H: 3 LOB: 1 BB: 0 P: 23	R: 0 E: 0 K: 2 S: 8	H: 0 LOB: 0 BB: 0 P: 11	R: 1 E: 0 K: 0 S: 11	H: 1 LOB: 0 BB: 0 P: 16	R: 0 E: 0 K: 1 S: 12	H: 0 LOB: 1 BB: 1 P: 21	R: 0 E: 0 K: 0 S: 7	H: 0 LOB: 1 BB: 1 P: 15	R: 3 E: 0 K: 1 S: 14	H: 4 LOB: 2 BB: 1 P: 25	R: 0 E: 0 K: 2 S: 11	H: 0 LOB: 1 BB: 1 P: 19	1B: 6 2B: 1 3B: 1 HR: 1	SF: 0 SAC: 0 DP: 0 HBP: 0	WP: 0 PB: 0 SB: 1 CS: 0	PA: 40				
<b>PITCHER</b>	IP	WLS	BF	H	R	ER	SO	BB	IBB	HBP	BLK	WP	HR	S	P	ERA	WHIP									
Dave Eiland, R (1, 1) ERA: 5.6	3.0		13	4	2	2	3	1	0	0	0	0	0	1	27	42	6.00	1.333								
Mike Duvall, L (4, 1) ERA: 4.1	2.2	W	10	1	1	1	2	1	0	0	0	0	0	0	13	23	6.75	1.500								
Eddie Gaillard, R (6, 1) ERA: 4.15	1.1		6	1	1	1	1	1	0	0	0	0	0	0	11	22	27.00	6.000								
Norm Charlton, L (8, 1) ERA: 4.53	0.2		6	3	2	2	1	1	0	0	0	0	0	0	12	20	0.00	0.750								
Jeff Sparks, R (8, 1) ERA: 3.12	1.1	S	5	0	0	0	2	1	0	0	0	0	0	0	12	20	0.00	0.750								

AB	36
R	6
H	9
RBI	6
BB	4
SO	9
LOB	14













Batter	1	2	3	4	5	6	7	8	9	AB	R	H	RBI	BB	SO	LOB	TOP					
<b>Chuck Knoblauch, R</b> OBP: 0.394, SLG: 0.457	0-3 K	0-3 K		1-1 G4-3 HR	3-1 1B		4-1 2B 1B BB	0-1 2B		5	2	3	0	1	2	2						
<b>2 Derek Jeter, R</b> OBP: 0.439, SLG: 0.554	0-1 2B 1B	4-1 BB BB		1-1 G4-3	1-3 K		0-1 1B 2B	0-3 K		5	2	2	1	1	2	3						
<b>Paul O'Neill, L</b> OBP: 0.354, SLG: 0.461	2-2 WP 1-H CS 2B	4-1 BB		1-1 G4-3			1-0 P5 G3	1-1 G4-3		5	0	1	2	1	0	3						
<b>Bernie Williams, S</b> OBP: 0.434, SLG: 0.537	4-2 BB	1-1 G4-3		4-0 HR BB			4-0 WP G1-3 BB	1-2 BB E 1B	2-3 K	3	1	1	2	3	1	3						
<b>Tino Martinez, L</b> OBP: 0.340, SLG: 0.457	3-3 K 2H		0-0 1B	3-2 HR			1-0 G1-3 E6 BB	1-3 K		6	1	2	3	0	2	4						
<b>Darryl Strawberry, L</b> OBP: 0.500, SLG: 0.625		4-2 FC5-4 BB	1-0 G4-3	1-0 HR			4-1 BB	4-2 BB		2	1	1	1	3	0	0						
<b>Ricky Ledee, L</b> OBP: 0.348, SLG: 0.478		0-1 FC5-4 HBP 1B	2-2 3B	0-1 G4-3			3-3 K	2-1 F8		4	1	1	0	0	1	3						
<b>Jim Leyritz, R</b> OBP: 0.332, SLG: 0.405										1	0	0	0	0	0	3						
<b>Shane Spencer, R</b> OBP: 0.312, SLG: 0.406										0	0	0	0	0	0	0						
<b>Scott Brosius, R</b> OBP: 0.308, SLG: 0.409		1-0 1B BB HBP	1-3 K				0-0 F8	3-2 2B 1B	2-1 F8	4	2	1	0	0	1	1						
<b>Joe Girardi, R</b> OBP: 0.271, SLG: 0.354		0-0 BB 2B 1B		1-0 HR			1-3 K	0-0 G6-3		5	1	2	2	0	2	1						
<b>Inning Stats</b>	R: 1 E: 0 K: 2 S: 14	H: 2 LOB: 2 BB: 1 P: 23	R: 2 E: 0 K: 1 S: 12	H: 1 LOB: 3 BB: 3 P: 26	R: 0 E: 0 K: 1 S: 8	H: 2 LOB: 1 BB: 0 P: 12	R: 5 E: 0 K: 0 S: 13	H: 4 LOB: 0 BB: 1 P: 26	R: 0 E: 0 K: 1 S: 10	H: 1 LOB: 1 BB: 0 P: 15	R: 0 E: 0 K: 1 S: 7	H: 0 LOB: 2 BB: 2 P: 19	R: 3 E: 1 K: 1 S: 23	H: 3 LOB: 3 BB: 2 P: 39	R: 0 E: 0 K: 2 S: 9	H: 1 LOB: 1 BB: 0 P: 11	R: 0 E: 0 K: 2 S: 8	H: 0 LOB: 0 BB: 0 P: 12	1B: 7 2B: 4 3B: 1 HR: 3	SF: 0 SAC: 0 DP: 1 HBP: 1	WP: 2 CS: 0	PA: 50
<b>PITCHER</b>	IP WLS BF H R ER SO	IP WLS BF H R ER SO	IP WLS BF H R ER SO	IP WLS BF H R ER SO	IP WLS BF H R ER SO	IP WLS BF H R ER SO	IP WLS BF H R ER SO	IP WLS BF H R ER SO	IP WLS BF H R ER SO	IP WLS BF H R ER SO	IP WLS BF H R ER SO	IP WLS BF H R ER SO	IP WLS BF H R ER SO	IP WLS BF H R ER SO	IP WLS BF H R ER SO	IP WLS BF H R ER SO	IP WLS BF H R ER SO	IP WLS BF H R ER SO	IP WLS BF H R ER SO	ERA WHIP	ERA WHIP	
<b>Rolando Arrojo, R</b> ERA: 5.18	(1, 1)	3.2 L	23 8	7 7	7 4	4 5	0 0	1 0	0 0	1 1	2 44	82 32	17.18 4.50	3.545 2.000								
<b>Mike Duvall, L</b> ERA: 4.05	(4, 1)	2.0	10 2	1 1	1 2	2 2	0 0	0 0	0 0	1 1	17 33	27.00 4.000	2.000									
<b>Jeff Sparks, R</b> ERA: 5.59	(6, 1)	1.0	7 3	3 3	3 2	1 0	0 0	0 0	0 0	0 0	20 32	27.00 4.000	4.000									
<b>Jim Morris, L</b> ERA: 7.36	(7, 1)	0.1	3 0	0 0	0 0	0 1	0 0	0 0	0 0	0 6	13 13	0.00 3.000	3.000									
<b>Eddie Gaillard, R</b> ERA: 2.7	(8, 1)	1.0	4 1	0 0	0 1	0 0	0 0	0 0	0 0	0 9	11 11	0.00 1.000	1.000									

**New York Yankees @ Tampa Bay Devil Rays**  
Tropicana Field, St. Petersburg, FL  
Fri Oct 01 1999, 7:05 PM EDT  
Att: 24,662 - Dome - 72 F

AB	40
R	11
H	14
RBI	11
BB	9
SO	11
LOB	23



Batter	1	2	3	4	5	6	7	8	9	AB	R	H	RBI	BB	SO	LOB	BOTTOM					
<b>Miguel Cairo, R</b> OBP: 0.337, SLG: 0.373	2-3 K		0-0 BB 2B 1B	2-2 P3		1-1 G4-3		3-2 G6-3		5	1	1	0	0	1	1						
<b>Tony Graffano, R</b> OBP: 0.380, SLG: 0.496	1-1 BB BB 1B		4-1 2B BB	4-0 2B HR BB		2-2 BB 1B	4-0 BB BB			2	3	2	0	3	0	0						
<b>Jose Canseco, R</b> OBP: 0.367, SLG: 0.564	4-2 BB 1B		0-0 BB G5-4-3 2B	1-1 HR 2B		0-2 F9	0-3 K			4	2	2	2	1	1	3						
<b>Fred McGriff, L</b> OBP: 0.406, SLG: 0.555	0-3 K		4-2 G5-4-3 BB	2-2 HR		0-1 P2		1-1 G1		4	1	1	3	1	1	3						
<b>Bubba Trammell, R</b> OBP: 0.391, SLG: 0.518	4-1 BB		4-0 G5-4-3 BB	2-2 K		4-0 1B BB		2-2 F9		2	0	0	0	3	1	0						
<b>Herbert Perry, R</b> OBP: 0.333, SLG: 0.402	3-2 G6-3		1-2 BB	1-1 F8		1-1 1B		2-1 P4		4	0	1	1	0	0	5						
<b>Paul Sorrento, L</b> OBP: 0.352, SLG: 0.403			1-2 BB	1-1 F8		1-1 1B		2-1 P4		1	0	0	0	0	0	0						
<b>Jose Guillen, R</b> OBP: 0.317, SLG: 0.345		2-3 K	1-1 F9	3-2 F7		2-3 K				4	0	0	0	0	2	3						
<b>Mike DiFelice, R</b> OBP: 0.342, SLG: 0.469		0-1 G3-6-3 1B		2-2 G6-3		2-2 F9		0-0 2B		4	0	2	0	0	0	0						
<b>Dave Martinez, L</b> OBP: 0.362, SLG: 0.389		2-2 G3-6-3		0-1 P6		0-0 F8		1-3 K		4	0	0	0	0	1	2						
<b>Inning Stats</b>	R: 0 E: 0 K: 2 S: 15	H: 1 LOB: 2 BB: 2 P: 29	R: 0 E: 0 K: 1 S: 8	H: 1 LOB: 0 BB: 0 P: 12	R: 3 E: 0 K: 0 S: 10	H: 2 LOB: 1 BB: 3 P: 23	R: 0 E: 0 K: 0 S: 9	H: 0 LOB: 0 BB: 0 P: 13	R: 3 E: 0 K: 1 S: 16	H: 2 LOB: 0 BB: 1 P: 27	R: 0 E: 0 K: 0 S: 6	H: 0 LOB: 0 BB: 0 P: 9	R: 1 E: 0 K: 1 S: 13	H: 2 LOB: 2 BB: 1 P: 22	R: 0 E: 0 K: 2 S: 13	H: 1 LOB: 2 BB: 1 P: 21	R: 0 E: 0 K: 0 S: 9	H: 0 LOB: 0 BB: 0 P: 14	1B: 5 2B: 3 3B: 0 HR: 1	SF: 0 SAC: 0 DP: 2 HBP: 0	WP: 0 CS: 0	PA: 42
<b>PITCHER</b>	IP WLS BF H R ER SO	IP WLS BF H R ER SO	IP WLS BF H R ER SO	IP WLS BF H R ER SO	IP WLS BF H R ER SO	IP WLS BF H R ER SO	IP WLS BF H R ER SO	IP WLS BF H R ER SO	IP WLS BF H R ER SO	IP WLS BF H R ER SO	IP WLS BF H R ER SO	IP WLS BF H R ER SO	IP WLS BF H R ER SO	IP WLS BF H R ER SO	IP WLS BF H R ER SO	IP WLS BF H R ER SO	IP WLS BF H R ER SO	IP WLS BF H R ER SO	IP WLS BF H R ER SO	ERA WHIP	ERA WHIP	
<b>Andy Pettitte, L</b> ERA: 4.7	(1, 1)	4.0 W	22 2	1 1	1 1	1 1	0 0	0 0	0 0	0 25	39 39	3.38 1.125	1.125									
<b>Ramiro Mendoza, R</b> ERA: 4.29	(5, 1)	2.2	11 5	1 0	0 2	1 0	0 0	0 0	0 0	0 13	23 23	0.00 2.000	2.000									
<b>Jeff Nelson, R</b> ERA: 4.15	(7, 1)	1.0	5 4	0 0	0 1	0 0	0 0	0 0	0 0	0 12	17 17	0.00 0.000	0.000									
<b>42 Mariano Rivera, R</b> ERA: 1.87	(8, 1)	1.1	4 0	0 0	0 1	0 0	0 0	0 0	0 0	0 12	17 17	0.00 0.000	0.000									

**New York Yankees @ Tampa Bay Devil Rays**  
Tropicana Field, St. Petersburg, FL  
Fri Oct 01 1999, 7:05 PM EDT  
Att: 24,662 - Dome - 72 F

AB	34
R	7
H	9
RBI	6
BB	8
SO	7
LOB	17





Batter	1	2	3	4	5	6	7	8	9	AB	R	H	RBI	BB	SO	LOB	TOP					
Chuck Knoblauch, R (1, 4) OBP: 0.393, SLG: 0.454	F9		CS BB		G5-3		G5-3			3	0	0	0	1	0	1	<b>New York Yankees @ Tampa Bay Devil Rays</b> Tropicana Field, St. Petersburg, FL Sat Oct 02 1999, 6:35 PM EDT Att: 36,192 - Dome - 72 F <a href="http://livebaseballscorecards.com">livebaseballscorecards.com</a>					
2 Derek Jeter, R (1, 6) OBP: 0.438, SLG: 0.552	G4-3		CS	FC6-4 1B		K	K			4	0	1	0	0	2	1						
Paul O'Neill, L (1, 9) Chad Curtis, R (6, 7) OBP: 0.459, SLG: 0.370	G6-3			FC6-4 G5-3 1B		G4-3		K		3	0	0	0	0	0	1						
Bernie Williams, S (1, 8) OBP: 0.435, SLG: 0.536		F9		1B		BB 1B		G5-3		3	1	1	0	1	0	0						
Jim Leyritz, R (1, 3) Tino Martinez, L (8, PH) OBP: 0.341, SLG: 0.458		1B		G5-3		1B BB		1B		2	0	1	0	1	0	2						
Chili Davis, S (1, 10) OBP: 0.366, SLG: 0.445		K				1B BB		1B		1	0	1	0	0	0	0						
Shane Spencer, R (1, 7) OBP: 0.306, SLG: 0.398	F7				HR	1B		K		4	1	2	2	0	2	2						
20 Jorge Posada, S (1, 2) OBP: 0.341, SLG: 0.402						G1-3		G4-3		4	0	0	0	0	1	3						
Scott Brosius, R (1, 5) OBP: 0.307, SLG: 0.414						K		F7		4	0	2	0	0	0	0						
						HR		K		4	1	1	1	0	2	2						
<b>Inning Stats</b>	R: 0 E: 0 K: 0 S: 7	H: 0 LOB: 0 BB: 0 P: 13	R: 0 E: 0 K: 1 S: 11	H: 1 LOB: 1 BB: 0 P: 16	R: 0 E: 0 K: 0 S: 10	H: 1 LOB: 0 BB: 1 P: 18	R: 0 E: 0 K: 0 S: 6	H: 2 LOB: 1 BB: 0 P: 7	R: 2 E: 0 K: 1 S: 11	H: 2 LOB: 0 BB: 0 P: 16	R: 1 E: 0 K: 2 S: 14	H: 1 LOB: 2 BB: 2 P: 23	R: 0 E: 0 K: 2 S: 13	H: 1 LOB: 1 BB: 0 P: 21	R: 0 E: 0 K: 2 S: 12	H: 1 LOB: 1 BB: 0 P: 21	R: 0 E: 0 K: 1 S: 6	H: 0 LOB: 0 BB: 0 P: 6	1B: 7 2B: 0 3B: 0 HR: 2	SF: 0 SAC: 0 DP: 2 HBP: 0	WP: 0 PB: 0 CS: 1	PA: 37
<b>PITCHER</b>	IP WLS BF H R ER SO BB IBB HBP BLK WP HR S P ERA WHIP	6.0 L 26 8 3 3 3 3 0 0 0 0 0 2 62 99 4.50 1.833	2.0 7 1 0 0 4 0 0 0 0 0 0 0 0 22 36 0.00 0.500	1.0 3 0 0 0 1 0 0 0 0 0 0 0 0 6 6 0.00 0.000											IP WLS BF H R ER SO BB IBB HBP BLK WP HR S P ERA WHIP							

Batter	1	2	3	4	5	6	7	8	9	AB	R	H	RBI	BB	SO	LOB	BOTTOM					
Miguel Cairo, R (1, 4) OBP: 0.338, SLG: 0.371	F9		P4			BB BB			FC6	3	0	0	0	1	0	1	<b>New York Yankees @ Tampa Bay Devil Rays</b> Tropicana Field, St. Petersburg, FL Sat Oct 02 1999, 6:35 PM EDT Att: 36,192 - Dome - 72 F <a href="http://livebaseballscorecards.com">livebaseballscorecards.com</a>					
Dave Martinez, L (1, 8) OBP: 0.381, SLG: 0.387	G3-1			CS BB		L3		HBP		3	0	0	0	1	1	5						
Jose Canseco, R (1, 10) OBP: 0.369, SLG: 0.563	K			P4		BB BB			1B	3	0	1	1	1	1	1						
Fred McGriff, L (1, 3) OBP: 0.405, SLG: 0.552		P6				BB BB			K	3	0	0	1	1	2	2						
Bubba Trammell, R (1, 7) OBP: 0.386, SLG: 0.511		G5-3				F7		F7		4	0	0	0	0	1	4						
Herbert Perry, R (1, 5) OBP: 0.333, SLG: 0.401						F7				3	0	1	0	0	0	3						
Paul Sorrento, L (8, PH) Aaron Ledesma, R (9, 5) OBP: 0.351, SLG: 0.401						G5-3		F9		1	0	0	0	0	0	1						
						1B				0	0	0	0	0	0	0						
Jose Guillen, R (1, 9) Randy Winn, S (9, PR) OBP: 0.316, SLG: 0.344						G3			P3	4	0	1	0	0	1	1						
									BB 1B	0	0	0	0	0	0	0						
Tony Graffanino, R (1, 6) OBP: 0.364, SLG: 0.492									B1-4 1B	3	1	1	0	1	1	1						
Mike DiFelice, R (1, 2) Terrell Lowery, R (9, PR) OBP: 0.346, SLG: 0.469						BB BB			F9	4	1	2	0	0	0	1						
						BB BB			FC6	0	0	0	0	0	0	0						
<b>Inning Stats</b>	R: 0 E: 0 K: 1 S: 7	H: 0 LOB: 0 BB: 0 P: 12	R: 0 E: 0 K: 1 S: 11	H: 1 LOB: 1 BB: 0 P: 18	R: 0 E: 0 K: 1 S: 9	H: 0 LOB: 0 BB: 0 P: 13	R: 0 E: 0 K: 1 S: 8	H: 0 LOB: 1 BB: 1 P: 17	R: 0 E: 0 K: 0 S: 4	H: 0 LOB: 0 BB: 0 P: 6	R: 2 E: 0 K: 0 S: 17	H: 1 LOB: 3 BB: 4 P: 39	R: 0 E: 0 K: 1 S: 10	H: 1 LOB: 2 BB: 0 P: 19	R: 0 E: 0 K: 2 S: 11	H: 1 LOB: 1 BB: 0 P: 20	R: 0 E: 0 K: 0 S: 11	H: 2 LOB: 1 BB: 0 P: 16	1B: 6 2B: 2 3B: 0 HR: 0	SF: 0 SAC: 0 DP: 2 HBP: 1	WP: 0 PB: 0 CS: 1	PA: 37
<b>PITCHER</b>	IP WLS BF H R ER SO BB IBB HBP BLK WP HR S P ERA WHIP	5.1 W 22 2 2 2 4 5 0 0 0 0 0 0 12 21 0.00 0.750	1.1 H 6 1 0 0 0 0 0 0 0 0 0 0 10 17 0.00 1.500	1.2 S 6 2 0 0 1 0 0 0 0 0 0 0 16 26 0.00 1.200											IP WLS BF H R ER SO BB IBB HBP BLK WP HR S P ERA WHIP							



