


# Tampa Bay Devil Rays - 2000

Batter	1	2	3	4	5	6	7	8	9	AB	R	H	RBI	BB	SO	LOB	TOP							
Gerald Williams, R OBP: 0.600, SLG: 1.500 (1, 8)										4	2	3	2	0	0	0	<b>Tampa Bay Devil Rays @ Minnesota Twins</b> Hubert H. Humphrey Metrodome, Minneapolis, MN Mon Apr 03 2000, 8:05 PM EDT Att: 43,830 - Dome - 72 F							
Dave Martinez, L OBP: 0.200, SLG: 0.200 (1, 9)										5	1	1	0	0	0	2								
Jose Canseco, R OBP: 0.400, SLG: 0.400 (1, 10)										5	1	2	0	0	1	1								
Fred McGriff, L OBP: 0.600, SLG: 1.200 (1, 3)										5	1	3	4	0	1	1								
Greg Vaughn, R Quinton McCracken, S (1, 7) (7, 7)										4	1	0	0	0	1	2								
Herbert Perry, R Tony Graffanino, R (1, 5) (9, 5)										4	0	2	0	0	1	1								
John Flaherty, R OBP: 0.500, SLG: 0.750 (1, 2)										4	1	2	1	0	0	3								
Kevin Stocker, S OBP: 0.250, SLG: 0.250 (1, 6)										4	0	1	0	0	2	2								
Miguel Cairo, R (1, 4)										3	0	0	0	0	0	0								
<b>Inning Stats</b>	R: 1 E: 0 K: 0 S: 5	H: 1 LOB: 0 BB: 0 P: 5	R: 0 E: 0 K: 2 S: 9	H: 1 LOB: 1 BB: 0 P: 12	R: 0 E: 0 K: 0 S: 5	H: 1 LOB: 1 BB: 0 P: 9	R: 1 E: 0 K: 2 S: 19	H: 2 LOB: 1 BB: 0 P: 28	R: 4 E: 0 K: 0 S: 11	H: 4 LOB: 0 BB: 0 P: 12	R: 1 E: 0 K: 0 S: 13	H: 2 LOB: 1 BB: 0 P: 17	R: 0 E: 0 K: 1 S: 14	H: 2 LOB: 2 BB: 0 P: 21	R: 0 E: 0 K: 0 S: 7	H: 0 LOB: 0 BB: 0 P: 10		R: 0 E: 0 K: 1 S: 8	H: 1 LOB: 1 BB: 0 P: 14	1B: 10 2B: 2 3B: 0 HR: 2	SF: 1 SAC: 1 DP: 0 HBP: 0	WP: 1 PB: 0 CS: 0	PA: 41	
<b>PITCHER</b>	IP WLS BF H R ER SO BB IBB HBP BLK WP HR S P ERA WHIP	5.0 L 24 9 6 6 4 0 0 0 0 0 2 49 66 10.80 1.800	1.0 5 2 1 1 0 0 0 0 0 0 0 0 13 17 9.00 2.000	2.0 8 2 0 0 1 0 0 0 0 0 0 0 21 31 0.00 1.000	1.0 4 1 0 0 1 0 0 0 0 0 0 0 8 14 0.00 1.000																			

Batter	1	2	3	4	5	6	7	8	9	AB	R	H	RBI	BB	SO	LOB	BOTTOM						
Todd Walker, L OBP: 0.250, SLG: 0.250 Jason Maxwell, R (1, 4) (9, 4)										4	0	1	0	0	0	3	<b>Tampa Bay Devil Rays @ Minnesota Twins</b> Hubert H. Humphrey Metrodome, Minneapolis, MN Mon Apr 03 2000, 8:05 PM EDT Att: 43,830 - Dome - 72 F						
Cristian Guzman, S OBP: 0.500, SLG: 0.500 (1, 6)										4	0	2	0	0	0	0							
Matt Lawton, L (1, 9)										4	0	0	0	0	0	2							
Butch Huskey, R (1, 10)										4	0	0	0	0	2	1							
Corey Koskie, L Denny Hocking, S (1, 5) (8, 5)										3	0	0	0	0	2	1							
Ron Coomer, R OBP: 0.250, SLG: 0.250 (1, 3)										4	0	1	0	0	0	0							
Jacque Jones, L OBP: 0.500, SLG: 0.500 (1, 7) (9, 8)										4	0	2	0	0	1	1							
Matthew LeCroy, R OBP: 0.333, SLG: 0.667 (1, 2)										3	0	1	0	0	1	3							
Tori Hunter, R Midre Cummings, L (1, 8) (8, PH) (9, 7)										2	0	0	0	0	2	3							
<b>Inning Stats</b>	R: 0 E: 0 K: 0 S: 7	H: 0 LOB: 0 BB: 0 P: 9	R: 0 E: 0 K: 2 S: 8	H: 0 LOB: 0 BB: 0 P: 12	R: 0 E: 0 K: 1 S: 9	H: 2 LOB: 2 BB: 0 P: 12	R: 0 E: 0 K: 1 S: 10	H: 1 LOB: 1 BB: 0 P: 19	R: 0 E: 0 K: 2 S: 13	H: 1 LOB: 2 BB: 0 P: 19	R: 0 E: 0 K: 0 S: 4	H: 0 LOB: 0 BB: 0 P: 6	R: 0 E: 0 K: 1 S: 11	H: 1 LOB: 1 BB: 0 P: 17	R: 0 E: 0 K: 0 S: 13	H: 2 LOB: 1 BB: 0 P: 20		R: 0 E: 0 K: 1 S: 10	H: 1 LOB: 1 BB: 0 P: 13	1B: 7 2B: 1 3B: 0 HR: 0	SF: 0 SAC: 0 DP: 1 HBP: 0	WP: 0 PB: 1 CS: 0	PA: 34
<b>PITCHER</b>	IP WLS BF H R ER SO BB IBB HBP BLK WP HR S P ERA WHIP	7.0 W 26 5 0 0 7 0 0 0 0 0 0 20 29 0.00 1.800	1.2 7 3 0 0 0 0 0 0 0 0 0 0 3 4 0.00 0.000	0.1 1 0 0 0 1 0 0 0 0 0 0 0 3 4 0.00 0.000																			





Batter	1	2	3	4	5	6	7	8	9	AB	R	H	RBI	BB	SO	LOB	TOP								
Gerald Williams, R (1, 8) OBP: 0.333, SLG: 0.538	1-3 K	0-1 FC5-2-1		0-1 F8		3-2 FC5 1B		1-2 F3		5	0	1	0	0	1	3									
Dave Martinez, L (1, 9) OBP: 0.182, SLG: 0.182	2-0 G3-1	3-2 P4		0-3 K		0-0 CS FC5 1B		2-3 K		5	0	1	1	0	2	3									
Jose Canseco, R (1, 10) OBP: 0.467, SLG: 0.417	4-2 BB		2-0 1B 2B		4-2 BB	1-2 1-2 2-3		1-0 G6-3		3	1	1	0	2	0	2									
Fred McGriff, L (1, 3) Steve Cox, L (8, 3)	4-2 BB		0-0 1B HR 1B		2-1 G4-3	3-3 K 2-3		2-3 K		3	1	1	0	1	1	3									
Greg Vaughn, R (1, 7) OBP: 0.429, SLG: 0.500	2-3 K		2-0 1-2 HR 1B		1-2 G4-3 1B 2B			2-3 K		5	2	2	1	0	2	2									
Herbert Perry, R (1, 5) OBP: 0.417, SLG: 0.455		0-0 P6		0-0 L7		0-0 G4-3		2-2 G6-3		4	0	0	0	0	0	3									
John Flaherty, R (1, 2) OBP: 0.500, SLG: 0.917		1-0 2B 1B		1-3 K		0-0 G4-6-3 1B		0-0 F7		4	1	2	1	0	1	2									
Kevin Stocker, S (1, 6) OBP: 0.417, SLG: 0.833		0-0 1B		1-2 HR		3-2 G4-6-3		1-1 2B		4	1	3	3	0	0	1									
Miguel Cairo, R (1, 4) OBP: 0.167, SLG: 0.167		0-0 FC5-2-1 1B		3-2 G6-3		1-0 1B 1B		1-2 P6		4	1	2	1	0	0	1									
<b>Inning Stats</b>	R: 0 H: 0 E: 0 K: 2 S: 13	H: 0 LOB: 2 BB: 2 P: 26	R: 1 H: 3 E: 0 K: 0 S: 9	H: 3 LOB: 2 BB: 0 P: 13	R: 4 H: 4 E: 0 K: 1 S: 13	H: 4 LOB: 0 BB: 0 P: 22	R: 0 H: 0 E: 0 K: 1 S: 9	H: 0 LOB: 1 BB: 1 P: 15	R: 1 H: 2 E: 0 K: 0 S: 8	H: 2 LOB: 0 BB: 0 P: 12	R: 1 H: 3 E: 0 K: 1 S: 11	H: 3 LOB: 2 BB: 0 P: 19	R: 0 H: 0 E: 0 K: 0 S: 5	H: 0 LOB: 0 BB: 0 P: 7	R: 0 H: 1 E: 0 K: 1 S: 11	H: 1 LOB: 1 BB: 0 P: 16	R: 0 H: 0 E: 0 K: 2 S: 10	H: 0 LOB: 0 BB: 0 P: 15	1B: 8 2B: 5 3B: 0 HR: 1	SF: 0 SAC: 0 DP: 2 HBP: 0	WP: 0 PB: 0 SB: 0 CS: 1	PA: 41			
<b>PITCHER</b>	IP	WLS	BF	H	R	ER	SO	BB	IBB	HBP	BLK	WP	HR	S	P	ERA	WHIP	<b>PITCHER</b>							
Sean Bergman, R (1, 1) ERA: 15.0	3.0		18	7	5	5	3	2	0	0	0	0	1	35	61	15.00	3.000								
LaTroy Hawkins, R (4, 1) ERA: 4.5	4.0		16	5	2	2	2	1	0	0	0	0	0	33	53	4.50	1.500								
Mark Redman, L (8, 1) ERA:	1.0		4	1	0	0	1	0	0	0	0	0	0	11	16	0.00	1.000								
Eddie Guardado, L (9, 1) ERA:	1.0	W	3	0	0	0	2	0	0	0	0	0	0	10	15	0.00	0.000								

Tampa Bay Devil Rays @ Minnesota Twins  
Hubert H. Humphrey Metrodome, Minneapolis, MN  
Wed Apr 05 2000, 8:05 PM EDT  
Att. 7,089 - Dome - 72 F

livebaseballscorecards.com

AB 38  
R 7  
H 13  
RBI 7  
BB 3  
SO 8  
LOB 20

Batter	1	2	3	4	5	6	7	8	9	AB	R	H	RBI	BB	SO	LOB	BOTTOM								
Todd Walker, L (1, 4) Denny Hocking, S (9, FR) OBP: 0.214, SLG: 0.214	2-1 E3 1B		2-1 F7		2-1 F7			2-0 G3	3-1 1B HR 1B	5	1	1	0	0	0	1									
Cristian Guzman, S (1, 6) OBP: 0.357, SLG: 0.429	0-2 G3-1		1-1 F8			0-0 F7		0-1 2B 1B	0-0 1B HR 1B	5	2	2	0	0	0	2									
Matt Lawton, L (1, 9) OBP: 0.357, SLG: 0.500	1-0 S 1B		4-2 FC6-4 BB			0-2 G6-3		1-2 2B 1B	0-1 1B HR	4	2	3	4	1	0	0									
Butch Huskey, R (1, 10) OBP: 0.167, SLG: 0.182	3-2 G4-3		3-1 FC6-4			0-3 K		1-2 1B 1B 2B		4	1	1	1	0	1	3									
Corey Koskie, L (1, 5) OBP: 0.273, SLG: 0.455	2-0 F7		1-1 F8			3-1 F7		0-0 1B 2B 1B		4	1	1	1	0	0	1									
Ron Coomer, R (1, 3) OBP: 0.250, SLG: 0.143		2-0 G6-3		1-1 G4-3		0-3 K		4-1 1B 2B BB		3	1	0	0	1	1	0									
Jacque Jones, L (1, 7) OBP: 0.593, SLG: 0.667		2-3 K		1-1 L4		1-1 2B		2-2 1B 2B 1B		4	1	2	1	0	1	0									
Matthew LeCroy, R (1, 2) OBP: 0.167, SLG: 0.333		0-0 F7			2-1 G3			1-2 2B		3	0	0	0	0	0	1									
Mide Cummings, L (8, PH) OBP: 0.667, SLG: 1.000								1-2 F2		1	0	1	3	0	0	0									
Torii Hunter, R (1, 8) OBP: 0.250, SLG: 0.375								1-2 F9		3	0	1	0	0	0	0									
David Ortiz, L (8, PH) OBP: 0.167, SLG: 0.167										1	0	0	0	0	1	1									
Marcus Jensen, S (9, 2) OBP: 0.500, SLG: 0.500										0	0	0	0	0	0	0									
<b>Inning Stats</b>	R: 1 H: 1 E: 1 K: 0 S: 10	H: 1 LOB: 1 BB: 0 P: 18	R: 0 H: 0 E: 0 K: 1 S: 5	H: 0 LOB: 0 BB: 0 P: 9	R: 0 H: 1 E: 0 K: 0 S: 9	H: 1 LOB: 2 BB: 1 P: 19	R: 0 H: 0 E: 0 K: 0 S: 6	H: 0 LOB: 0 BB: 0 P: 9	R: 0 H: 0 E: 0 K: 1 S: 7	H: 0 LOB: 0 BB: 0 P: 13	R: 0 H: 0 E: 0 K: 1 S: 7	H: 0 LOB: 0 BB: 0 P: 7	R: 0 H: 1 E: 0 K: 1 S: 10	H: 1 LOB: 1 BB: 0 P: 15	R: 6 H: 6 E: 0 K: 1 S: 22	H: 6 LOB: 1 BB: 1 P: 37	R: 3 H: 3 E: 0 K: 0 S: 5	H: 3 LOB: 1 BB: 0 P: 8	1B: 8 2B: 3 3B: 0 HR: 1	SF: 0 SAC: 0 DP: 0 HBP: 0	WP: 0 PB: 0 SB: 1 CS: 0	PA: 39			
<b>PITCHER</b>	IP	WLS	BF	H	R	ER	SO	BB	IBB	HBP	BLK	WP	HR	S	P	ERA	WHIP	<b>PITCHER</b>							
Esteban Yan, R (1, 1) ERA:	7.0		26	3	1	0	3	1	0	0	0	0	0	11	16	0.00	0.571								
Dave Eiland, R (8, 1) ERA: 40.5	0.2		5	3	3	3	0	0	0	0	0	0	0	1	1										
Jim Morris, L (8, 1) ERA: 27.0	0.0		1	1	0	0	0	0	0	0	0	0	0	1	1										
Albie Lopez, R (8, 1) ERA: 20.25	0.1	B	4	2	3	3	1	1	0	0	0	0	0	10	20	81.00	9.000								
Rick White, R (9, 1) ERA: 16.2	0.0	L	3	3	3	3	0	0	0	0	0	0	1	5	8										

Tampa Bay Devil Rays @ Minnesota Twins  
Hubert H. Humphrey Metrodome, Minneapolis, MN  
Wed Apr 05 2000, 8:05 PM EDT  
Att. 7,089 - Dome - 72 F

livebaseballscorecards.com

AB 37  
R 10  
H 12  
RBI 10  
BB 2  
SO 4  
LOB 9



Batter	1	2	3	4	5	6	7	8	9	AB	R	H	RBI	BB	SO	LOB	TOP	
Gerald Williams, R (1, 8) OBP: 0.250, SLG: 0.389	1-2 G6-3	1-0 G5-3			2-2 G6-3		0-2 G4-3		0-0 P3	5	0	0	0	0	0	4		
Dave Martinez, L (1, 9) OBP: 0.133, SLG: 0.133	2-1 G1-6-3		1-0 G5-3			0-3 K		3-2 F7		4	0	0	0	0	1	0		
Jose Canseco, R (1, 10) OBP: 0.368, SLG: 0.313	2-3 K		0-3 K			0-3 K		3-3 K		4	0	0	0	0	4	0		
Fred McGriff, L (1, 3) OBP: 0.389, SLG: 0.588		2-1 FC5-4 1B	0-0 G4-3			3-0 F7		1-3 K		4	0	1	0	0	1	0		
Greg Vaughn, R (1, 7) OBP: 0.389, SLG: 0.625		2-2 FC5-4 1B		2-1 G5-3			0-0 F8		3-2 HR	4	2	1	1	0	0	1		
Herbert Perry, R (1, 5) Tony Graffanino, R (9, PR) (9, 5)		2-3 K		3-2 G6-3			1-2 G4-3		1-0 SH3-4 1B	4	0	0	0	0	1	0		
Mike DiFelice, R (1, 2) OBP: 0.667, SLG: 0.667		1-0 1B		1-1 P4			3-2 1B		1-1 SH3-4	3	2	2	0	0	0	0		
Kevin Stocker, S (1, 6) OBP: 0.500, SLG: 0.813		1-0 1B		1-1 L6-3 1B			1-0 1B		1-2 F2	4	2	3	1	0	0	2		
Miguel Cairo, R (1, 4) OBP: 0.313, SLG: 0.500		1-0 3B		0-2 L6-3			1-1 E6		1-2 1B	4	0	3	5	0	0	1		
Inning Stats	R: 0 H: 0 E: 0 K: 1 S: 8	H: 0 R: 4 ER: 1 LOB: 0 BB: 0 P: 13	R: 0 H: 0 E: 0 K: 1 S: 5	H: 0 R: 0 ER: 0 LOB: 0 BB: 0 P: 6	R: 0 H: 0 E: 0 K: 0 S: 8	H: 0 R: 0 ER: 0 LOB: 0 BB: 0 P: 14	R: 0 H: 1 E: 0 K: 0 S: 8	H: 0 R: 0 ER: 0 LOB: 0 BB: 0 P: 11	R: 2 H: 3 E: 1 K: 2 S: 14	H: 0 R: 0 ER: 0 LOB: 0 BB: 0 P: 19	R: 0 H: 0 E: 0 K: 2 S: 12	H: 0 R: 2 ER: 1 LOB: 0 BB: 0 P: 19	R: 2 H: 2 E: 1 K: 0 S: 16	H: 2 R: 2 ER: 0 LOB: 2 BB: 0 P: 23	1B: 7 2B: 2 3B: 1 HR: 1	SF: 0 SAC: 1 DP: 1 HBP: 0	WP: 0 PA: 37 SB: 0 CS: 0	
PITCHER	IP	WLS	BF	H	R	ER	SO	BB	IBB	HBP	BLK	WP	HR	S	P	ERA	WHIP	
Joe Mays, R (1, 1) ERA: 6.75	6.2		27	8	5	5	5	0	0	0	0	0	0	62	96	6.75	1.200	
Bob Wells, R (7, 1) ERA: 3.39	0.1		1	0	0	0	0	0	0	0	0	0	0	3	3	0.00	0.000	
Travis Miller, L (8, 1) ERA: 3.86	1.0	B	4	1	1	1	2	0	0	0	0	0	1	15	25	9.00	1.000	
Hector Carrasco, R (9, 1) ERA:	1.0	L	5	1	1	0	0	0	0	0	0	0	0	13	17	0.00	1.000	

Tampa Bay Devil Rays @ Minnesota Twins  
 Hubert H. Humphrey Metrodome, Minneapolis, MN  
 Thu Apr 06 2000, 1:05 PM EDT  
 Att: 8,763 - Dome - 72 F

AB	36
R	7
H	10
RBI	7
BB	0
SO	7
LOB	9



Batter	1	2	3	4	5	6	7	8	9	AB	R	H	RBI	BB	SO	LOB	BOTTOM		
Denny Hocking, S (1, 5) OBP: 0.500, SLG: 1.000	1-1 SH1-3 1B		0-1 2B		2-1 2B		2-0 G6-3	3-0 F7		5	2	3	1	0	0	0			
Cristian Guzman, S (1, 6) OBP: 0.412, SLG: 0.529	1-0 SH1-3		0-0 2B		0-0 F7		1-2 1B		0-1 1B	3	2	2	1	0	0	1			
Midre Cummings, L (9, PH) OBP: 0.750, SLG: 1.000	2-3 1B		2-H 2B		1-3 K		1-0 BB		0-2 P6	5	1	2	1	0	1	3			
Matt Lawton, L (1, 9) OBP: 0.368, SLG: 0.471	1-1 F8-4-3 1B		3-1 L9		1-3 K		1-3 K		4-2 FC6-4 1B	4	0	1	1	1	1	3			
David Ortiz, L (1, 3) OBP: 0.273, SLG: 0.300	1-1 F8-4-3		2-0 2B		1-3 K		4-2 FC6-4 BB		1-0 F7	4	0	1	1	1	1	3			
Ron Coomer, R (1, 10) OBP: 0.308, SLG: 0.182		0-1 F9	1-2 F8		1-0 BB		0-0 HBP		1-3 K	4	0	1	2	0	1	2			
Jacque Jones, L (1, 7) OBP: 0.500, SLG: 0.563		2-2 1B		1-0 G3-1		0-3 K	0-0 FC6-4		1-2 2-H 3-H	4	0	1	0	0	1	3			
Marcus Jensen, S (1, 2) OBP: 0.375, SLG: 0.375		3-2 1B		2-2 F7		1-3 K	2-0 G6-3		1-3 K	4	0	1	0	0	1	3			
Tori Hunter, R (1, 8) OBP: 0.250, SLG: 0.273		1-0 G6-4-3		0-1 G6-3		4-0 BB		1-0 G6-3		3	0	0	0	1	0	2			
Jason Maxwell, R (1, 4) OBP: 0.250, SLG: 0.250			3-2 F3		2-1 2B		1-0 F9		2-3 K	4	1	1	0	0	1	2			
Inning Stats	R: 1 H: 2 E: 0 K: 0 S: 7	H: 2 R: 2 ER: 0 LOB: 1 BB: 0 P: 11	R: 0 H: 2 E: 0 K: 0 S: 10	H: 2 R: 1 ER: 0 LOB: 1 BB: 0 P: 16	R: 2 H: 3 E: 0 K: 0 S: 13	H: 3 R: 0 ER: 0 LOB: 1 BB: 0 P: 22	R: 0 H: 0 E: 0 K: 0 S: 6	H: 0 R: 0 ER: 0 LOB: 2 BB: 1 P: 9	R: 1 H: 2 E: 0 K: 2 S: 11	H: 2 R: 0 ER: 0 LOB: 1 BB: 0 P: 17	R: 0 H: 0 E: 0 K: 2 S: 7	H: 0 R: 0 ER: 0 LOB: 2 BB: 1 P: 14	R: 2 H: 3 E: 0 K: 0 S: 10	H: 3 R: 0 ER: 0 LOB: 2 BB: 1 P: 20	R: 0 H: 0 E: 0 K: 1 S: 5	H: 0 R: 1 ER: 0 LOB: 1 BB: 0 P: 11	1B: 8 2B: 6 3B: 0 HR: 0	SF: 0 SAC: 1 DP: 2 HBP: 1	WP: 0 PA: 41 SB: 0 CS: 0
PITCHER	IP	WLS	BF	H	R	ER	SO	BB	IBB	HBP	BLK	WP	HR	S	P	ERA	WHIP		
Dan Wheeler, R (1, 1) ERA: 6.0	6.0		27	9	4	4	4	1	0	1	0	0	0	54	89	6.00	1.667		
Jim Mecir, R (7, 1) ERA: 6.0	2.0	W	10	3	2	2	1	1	0	0	0	0	0	15	31	9.00	2.000		
Roberto Hernandez, R (9, 1) ERA:	1.0	S	4	1	0	0	1	0	0	0	0	0	0	9	11	0.00	1.000		

Tampa Bay Devil Rays @ Minnesota Twins  
 Hubert H. Humphrey Metrodome, Minneapolis, MN  
 Thu Apr 06 2000, 1:05 PM EDT  
 Att: 8,763 - Dome - 72 F

AB	37
R	6
H	13
RBI	6
BB	2
SO	6
LOB	19





Batter	1	2	3	4	5	6	7	8	9	AB R H RBI BB SO LOB	TOP													
<b>Kenny Lofton, L</b> (1, 8) OBP: 0.364, SLG: 0.450	1-3 		1-0 F7		2-2 G6-3 HR 1B	1-3 K		4-1 		4 1 1 0 1 2 1	Cleveland Indians @ Tampa Bay Devil Rays Tropicana Field, St. Petersburg, FL Sat Apr 08 2000, 4:15 PM EDT Att: 30,177 - Dome - 72 F													
<b>Omar Vizquel, S</b> (1, 6) OBP: 0.304, SLG: 0.500	1-1 P6		3-2 G4-3 WP 2B		0-1 F8		0-2 F5	3-3 K		5 1 1 0 0 1 3														
<b>Roberto Alomar, S</b> (1, 4) OBP: 0.182, SLG: 0.100	3-1 F7		1-2 G4-3		3-2 G6-3		2-2 BB BB 1B		1-3 K	5 0 1 0 0 1 2														
<b>Manny Ramirez, R</b> (1, 9) OBP: 0.333, SLG: 0.429		2-1 	3-2 G6-3		1-0 		4-0 		0-3 K	4 1 2 2 1 1 0														
<b>Jim Thome, L</b> (1, 10) OBP: 0.273, SLG: 0.727		3-1 G6-3		0-3 K	2-2 		0-3 K		0-1 F8	5 1 1 1 0 2 2														
<b>Richie Sexson, R</b> (1, 3) OBP: 0.428, SLG: 0.250		2-0 		3-3 K	0-3 K		4-2 			3 1 1 0 1 2 0														
<b>David Justice, L</b> (1, 7) OBP: 0.500, SLG: 0.533		4-0 		1-2 2B 1B		1-1 F9	1-0 P3			3 1 1 0 1 0 3														
<b>Travis Fryman, R</b> (1, 5) OBP: 0.476, SLG: 0.722		3-2 		2-0 2B	1-3 2B		4-1 	0-2 G5-3		3 0 2 2 1 0 0														
<b>Sandy Alomar, Jr., R</b> (1, 2) OBP: 0.400, SLG: 0.308		3-3 K		3-2 G6-3		0-3 K		0-0 CS BB 1B		4 0 1 0 0 2 4														
<b>Inning Stats</b>	R: 0 E: 0 K: 1 S: 7	H: 0 LOB: 0 BB: 0 P: 12	R: 2 E: 0 K: 1 S: 12	H: 3 LOB: 1 BB: 1 P: 29	R: 1 E: 0 K: 0 S: 11	H: 1 LOB: 0 BB: 0 P: 19	R: 0 E: 0 K: 2 S: 16	H: 2 LOB: 2 BB: 0 P: 25	R: 3 E: 0 K: 1 S: 18	H: 3 LOB: 0 BB: 0 P: 26	R: 0 E: 0 K: 2 S: 9	H: 0 LOB: 1 BB: 1 P: 15	R: 0 E: 0 K: 1 S: 13	H: 1 LOB: 3 BB: 2 P: 24	R: 0 E: 0 K: 1 S: 9	H: 1 LOB: 2 BB: 1 P: 16	R: 0 E: 0 K: 2 S: 9	H: 0 LOB: 0 BB: 0 P: 10	1B: 5 2B: 5 3B: 0 HR: 2	SF: 0 SAC: 0 DP: 1 HBP: 0	WP: 1 PA: 41 PB: 0 SB: 0 CS: 1			
<b>PITCHER</b>	IP WLS BF H R ER SO BB IBB HBP BLK																							
<b>Steve Trachsel, R</b> (1, 1) ERA: 4.63	4.2 L 23 9 6 6 4																							
<b>Jeff Sparks, R</b> (5, 1)	2.1 11 1 0 0 4																							
<b>Albie Lopez, R</b> (8, 1) ERA: 8.1	2.0 7 1 0 0 3																							
<b>PITCHER</b>	IP WLS BF H R ER SO BB IBB HBP BLK																							
<b>Steve Trachsel, R</b> (1, 1) ERA: 4.63	4.2 L 23 9 6 6 4																							
<b>Jeff Sparks, R</b> (5, 1)	2.1 11 1 0 0 4																							
<b>Albie Lopez, R</b> (8, 1) ERA: 8.1	2.0 7 1 0 0 3																							

AB	36
R	6
H	11
RBI	5
BB	5
SO	11
LOB	15



Batter	1	2	3	4	5	6	7	8	9	AB R H RBI BB SO LOB	BOTTOM												
<b>Gerald Williams, R</b> (1, 8) OBP: 0.267, SLG: 0.429	2-1 		1-3 K		2-1 		2-2 P6		2-2 G6-4-3	5 0 2 0 0 1 1	Cleveland Indians @ Tampa Bay Devil Rays Tropicana Field, St. Petersburg, FL Sat Apr 08 2000, 4:15 PM EDT Att: 30,177 - Dome - 72 F												
<b>Dave Martinez, L</b> (1, 9) OBP: 0.217, SLG: 0.273	1-0 P6		1-1 G4-3		3-2 F8		2-1 		1-3 K	5 0 1 0 0 1 3													
<b>Jose Canseco, R</b> (1, 10) OBP: 0.393, SLG: 0.458	3-0 L5		3-3 K		0-0 		4-0 			3 1 1 0 1 1 1													
<b>Fred McGriff, L</b> (1, 3) OBP: 0.360, SLG: 0.476	2-3 K				0-0 G6-3		4-1 		2-3 K	3 1 0 0 1 2 3													
<b>Greg Vaughn, R</b> (1, 7) OBP: 0.400, SLG: 0.818		3-1 		0-0 G5-3		2-0 		1-1 F8		4 2 2 4 0 0 0													
<b>Herbert Perry, R</b> (1, 5) OBP: 0.320, SLG: 0.304		1-0 L9		1-3 K		1-1 G1-3		1-3 K		4 0 0 0 0 2 0													
<b>John Flaherty, R</b> (1, 2) OBP: 0.381, SLG: 0.619		1-0 			0-0 G6-3		3-3 K2-3		0-1 	4 0 2 0 0 1 0													
<b>Kevin Stocker, S</b> (1, 6) OBP: 0.476, SLG: 0.700		2-3 K			1-0 		2-3 K		3-2 F8	3 0 1 0 0 2 1													
<b>Bubba Trammell, R</b> (8, PH) OBP: 0.288, SLG: 0.714										1 0 0 0 0 0 1													
<b>Ozzie Guillen, L</b> (9, 6)										0 0 0 0 0 0 0													
<b>Miguel Cairo, R</b> (1, 4) OBP: 0.280, SLG: 0.375		0-0 B1-3			2-2 FC5-4 2B 1-2		2-1 G6-3		2-1 	4 0 1 0 0 0 2													
<b>Inning Stats</b>	R: 0 E: 0 K: 1 S: 7	H: 1 LOB: 1 BB: 0 P: 15	R: 1 E: 0 K: 1 S: 8	H: 2 LOB: 1 BB: 0 P: 15	R: 0 E: 0 K: 2 S: 8	H: 0 LOB: 0 BB: 0 P: 13	R: 0 E: 0 K: 1 S: 5	H: 0 LOB: 0 BB: 0 P: 6	R: 0 E: 0 K: 0 S: 10	H: 2 LOB: 2 BB: 0 P: 18	R: 3 E: 0 K: 2 S: 11	H: 2 LOB: 0 BB: 1 P: 23	R: 0 E: 0 K: 1 S: 10	H: 1 LOB: 2 BB: 1 P: 22	R: 0 E: 0 K: 1 S: 11	H: 1 LOB: 1 BB: 0 P: 16	R: 0 E: 0 K: 1 S: 8	H: 1 LOB: 0 BB: 0 P: 13	1B: 4 2B: 4 3B: 0 HR: 2	SF: 0 SAC: 0 DP: 1 HBP: 0	WP: 0 PA: 38 PB: 0 SB: 0 CS: 0		
<b>PITCHER</b>	IP WLS BF H R ER SO BB IBB HBP BLK																						
<b>Dave Burba, R</b> (1, 1) ERA: 8.0	6.0 W 26 7 4 4 7																						
<b>Scott Kamieniecki, R</b> (7, 1) ERA: 5.4	0.2 H 3 1 0 0 0																						
<b>Paul Shuey, R</b> (7, 1)	1.1 H 6 1 0 0 2																						
<b>Steve Karsay, R</b> (9, 1) ERA: 3.0	1.0 S 3 1 0 0 1																						

AB	36
R	4
H	10
RBI	4
BB	2
SO	10
LOB	12



Batter	1	2	3	4	5	6	7	8	9	AB	R	H	RBI	BB	SO	LOB								
<b>Kenny Lofton, L</b> (1.8) OBP: 0.385, SLG: 0.583 <b>Jacob Cruz, L</b> (6.8) OBP: 0.200, SLG: 0.400	F7 K	SF8 3B		1B 2B	FC4-6 2B		F9 1B	K		4	3	2	4	0	1	2								
<b>Omar Vizquel, S</b> (1.6) OBP: 0.310, SLG: 0.519	F7	SF8		HR 1B	2B		G1-3		G6-3	5	1	2	5	0	0	0								
<b>Roberto Alomar, S</b> (1.4) OBP: 0.369, SLG: 0.391 <b>Enrique Wilson, S</b> (6.4) OBP: 0.750, SLG: 1.000		F8		HR 1B	HBP		HR 1B		FC6-4 1B	3	1	2	2	0	0	0								
<b>Manny Ramirez, R</b> (1.9) OBP: 0.300, SLG: 0.481	K			F8 1B	K		HR		FC6-4 1B	6	1	1	2	0	3	4								
<b>Jim Thome, L</b> (1.10) OBP: 0.250, SLG: 0.593		K		K	K		HR		K	5	0	0	0	1	5	1								
<b>Richie Sexson, R</b> (1.3) OBP: 0.385, SLG: 0.238		E6 1B		G5-3			E3 1B		FC6-4	5	3	1	0	0	0	1								
<b>David Justice, L</b> (1.7) OBP: 0.542, SLG: 0.789 <b>Alex Ramirez, R</b> (7.7) OBP: 0.500, SLG: 1.000		BB 1B		2B	2B		HR		G4-3 2B	4	3	3	2	0	0	1								
<b>Travis Fryman, R</b> (1.5) OBP: 0.500, SLG: 0.650		1B 3B BB		2B 1B BB	FC4-6 2B BB		K		K	2	3	0	0	3	2	1								
<b>Sandy Alomar Jr., R</b> (1.2) OBP: 0.400, SLG: 0.333		3B 1B		F9 1B	FC4-6 1B		G4-3		G4-3	5	1	2	2	0	0	3								
<b>Inning Stats</b>	R: 0 E: 0 K: 2 S: 15	H: 1 LOB: 1 BB: 0 P: 23	R: 5 E: 1 K: 1 S: 13	H: 3 LOB: 0 BB: 1 P: 29	R: 0 E: 0 K: 2 S: 9	H: 0 LOB: 0 BB: 0 P: 15	R: 5 E: 0 K: 1 S: 19	H: 4 LOB: 0 BB: 1 P: 31	R: 3 E: 1 K: 1 S: 19	H: 2 LOB: 2 BB: 1 P: 34	R: 2 E: 0 K: 2 S: 15	H: 2 LOB: 0 BB: 0 P: 20	R: 2 E: 0 K: 0 S: 14	H: 2 LOB: 1 BB: 1 P: 25	R: 0 E: 0 K: 2 S: 13	H: 1 LOB: 1 BB: 0 P: 20	R: 0 E: 0 K: 1 S: 9	H: 1 LOB: 1 BB: 0 P: 13	1B: 7 2B: 4 3B: 2 HR: 3	SF: 1 SAC: 0 DP: 0 HBP: 1	WP: 0 PB: 0 SB: 0 CS: 0	PA: 50		
<b>PITCHER</b>	IP	WLS	BF	H	R	ER	SO	BB	IBB	HBP	BLK	WP	HR	S	P	ERA	WHIP							
<b>Ryan Rupe, R</b> ERA: 8.68	3.1	L	19	6	8	6	5	2	0	0	0	0	0	44	81	16.20	2.400							
<b>Jim Morris, L</b> ERA: 10.13	1.1		10	4	5	2	1	1	0	0	0	0	1	26	44	13.50	3.750							
<b>Rick White, R</b> ERA: 10.13	1.1		7	2	2	2	3	0	0	1	0	0	1	20	27	13.50	1.500							
<b>Dave Eiland, R</b> ERA: 15.88	1.0		6	2	2	2	0	1	0	0	0	0	1	14	25	18.00	3.000							
<b>Jim Mecir, R</b> ERA: 4.5	1.0		4	1	0	0	2	0	0	0	0	0	0	13	20	0.00	1.000							
<b>Roberto Hernandez, R</b> ERA:	1.0		4	1	0	0	1	0	0	0	0	0	0	9	13	0.00	1.000							


**TOP**

**Cleveland Indians @ Tampa Bay Devil Rays**  
Tropicana Field, St. Petersburg, FL

Sun Apr 09 2000, 8:00 PM EDT  
Att: 21,357 - Dome - 72 F

livebaseballscores.com

AB 44  
R 17  
H 16  
RBI 17  
BB 4  
SO 12  
LOB 14



Batter	1	2	3	4	5	6	7	8	9	AB	R	H	RBI	BB	SO	LOB								
<b>Gerald Williams, R</b> (1.8) OBP: 0.343, SLG: 0.515		CS 1B		BB FC6-4 1B	G5-3		1B G6-4-3 2B	1B		5	2	4	0	0	0	1								
<b>Miguel Cairo, R</b> (1.4) OBP: 0.321, SLG: 0.360 <b>Tony Graffanino, R</b> (7.4) OBP: 1.000, SLG: 1.000		BB		FC6-4 BB			G6-4-3 1B	1B		1	0	0	0	2	1	0								
<b>Jose Canseco, R</b> (1.10) OBP: 0.364, SLG: 0.414		F8		P2	BB 1B		G6-4-3 1B	P6		2	0	2	1	0	0	0								
<b>Fred McGriff, L</b> (1.3) OBP: 0.357, SLG: 0.435 <b>Steve Cox, L</b> (7. PH) OBP: 0.600, SLG: 0.500		K		FC6-4 BB			1B		F7	2	0	0	0	1	2	2								
<b>Greg Vaughn, R</b> (1.7) OBP: 0.367, SLG: 0.692		K		FC6-4			1B		G6-3	4	0	0	1	1	2	3								
<b>Herbert Perry, R</b> (1.5) OBP: 0.287, SLG: 0.250		G4-3		K			K		F9	5	0	0	0	0	3	4								
<b>Bubba Trammell, R</b> (1.9) OBP: 0.584, SLG: 0.700		1B BB		K			G4-3		WP WP 2B	3	1	1	0	1	1	0								
<b>Mike DiFelice, R</b> (1.2) OBP: 0.571, SLG: 0.500		1B		K			G4-3		1B WP BB	3	1	1	0	1	1	0								
<b>Kevin Stocker, S</b> (1.6) OBP: 0.458, SLG: 0.652 <b>Ozzie Guillen, L</b> (7.6)		G3-1		WP 1B			K		F8	3	0	1	0	0	1	2								
<b>Inning Stats</b>	R: 0 E: 0 K: 1 S: 6	H: 1 LOB: 1 BB: 1 P: 12	R: 1 E: 0 K: 1 S: 14	H: 1 LOB: 2 BB: 1 P: 25	R: 1 E: 0 K: 2 S: 11	H: 1 LOB: 0 BB: 0 P: 16	R: 0 E: 0 K: 3 S: 13	H: 0 LOB: 0 BB: 0 P: 12	R: 1 E: 0 K: 1 S: 13	H: 3 LOB: 1 BB: 0 P: 18	R: 2 E: 0 K: 0 S: 16	H: 3 LOB: 2 BB: 1 P: 26	R: 0 E: 0 K: 1 S: 5	H: 0 LOB: 0 BB: 0 P: 5	1B: 9 2B: 2 3B: 0 HR: 0	SF: 0 SAC: 0 DP: 1 HBP: 0	WP: 3 PB: 0 SB: 0 CS: 1	PA: 42						
<b>PITCHER</b>	IP	WLS	BF	H	R	ER	SO	BB	IBB	HBP	BLK	WP	HR	S	P	ERA	WHIP							
<b>Bartolo Colon, R</b> ERA: 1.64	6.0	W	27	5	1	1	9	5	0	0	0	0	0	65	108	1.50	1.667							
<b>Steve Reed, R</b> ERA: 13.5	1.0		5	3	1	1	1	0	0	0	0	0	0	13	18	9.00	3.000							
<b>Bobby Witt, R</b> ERA: 6.23	2.0		10	3	2	2	1	1	0	0	0	2	0	21	31	9.00	2.000							


**BOTTOM**

**Cleveland Indians @ Tampa Bay Devil Rays**  
Tropicana Field, St. Petersburg, FL

Sun Apr 09 2000, 8:00 PM EDT  
Att: 21,357 - Dome - 72 F

livebaseballscores.com

AB 36  
R 4  
H 11  
RBI 2  
BB 6  
SO 11  
LOB 20





Batter	1	2	3	4	5	6	7	8	9	AB	R	H	RBI	BB	SO	LOB	TOP					
Ray Durham, S OBP: 0.375, SLG: 0.657	1-0 HR	1-3 K		2-3 K		1-0 F5		4-0 1B BB	1-1 HBP	4	2	1	1	1	2	4						
Jose Valentin, S OBP: 0.350, SLG: 0.378	0-3 K	1-2 F9		0-3 K		0-3 K		0-0 1B 14 2B	3-3 K	6	1	1	0	0	4	5						
Frank Thomas, R OBP: 0.583, SLG: 0.839 Jeff Abbott, R OBP: 0.500, SLG: 0.571	0-3 K		0-2 FC4-6 1B		2-2 G4-3	1-0 2B		0-0 14 2B 1B		3	0	1	0	0	1	0						
Magglio Ordonez, R OBP: 0.297, SLG: 0.313	2-2 14 HR 1B		2-1 FC4-6 14 G6-3 1-2		1-0 P4	1-3 2B		0-0 G1-3		5	1	1	0	0	1	4						
14 Paul Konerko, R OBP: 0.405, SLG: 0.559	2-1 HR		1-2 G6-3		0-1 HR 1B		1-2 SH5-3 1B	0-2 1B 2B		5	4	4	4	0	0	1						
Chris Singleton, L OBP: 0.333, SLG: 0.576	0-0 S 1B		0-3 K		2-0 HR		0-0 SH5-3	1-0 1B		4	1	3	3	0	1	1						
Carlos Lee, R OBP: 0.543, SLG: 0.833 McKay Christensen, L OBP: 0.333, SLG: 0.444	1-3 K2-3			4-2 SH4-3 2B S BB	1-2 HR		1-1 G6-4-3 1B	0-2 G5-3		4	2	2	2	1	1	2						
Greg Norton, S OBP: 0.273, SLG: 0.364 Craig Wilson, R OBP: 0.365, SLG: 0.444		0-1 G6-3 2B		0-0 SH4-3	3-2 G5-3		2-1 G6-4-3		0-0 L8	1	0	1	0	0	0	0						
Josh Paul, R OBP: 0.500, SLG: 0.545		0-2 G6-3		0-0 2B		2-2 WP 2B 1B		1-3 K	0-1 G6-3	5	1	2	1	0	1	1						
<b>Inning Stats</b>	R: 3 E: 0 K: 3 S: 19	H: 4 LOB: 1 BB: 0 P: 25	R: 0 E: 0 K: 1 S: 11	H: 1 LOB: 2 BB: 0 P: 13	R: 0 E: 0 K: 1 S: 11	H: 1 LOB: 1 BB: 0 P: 14	R: 3 E: 0 K: 2 S: 13	H: 3 LOB: 0 BB: 0 P: 22	R: 1 E: 0 K: 2 S: 14	H: 2 LOB: 1 BB: 0 P: 19	R: 1 E: 0 K: 0 S: 8	H: 2 LOB: 0 BB: 0 P: 12	R: 4 E: 0 K: 1 S: 14	H: 4 LOB: 1 BB: 1 P: 20	R: 0 E: 0 K: 1 S: 7	H: 0 LOB: 1 BB: 0 P: 11	1B: 10 2B: 4 3B: 0 HR: 4	SF: 0 SAC: 2 DP: 1 HBP: 1	WP: 1 PB: 0 CS: 2	PA: 47		
<b>PITCHER</b>	IP WLS BF H R ER SO BB IBB HBP BLK WP HR S P ERA WHIP	IP WLS BF H R ER SO BB IBB HBP BLK WP HR S P ERA WHIP	IP WLS BF H R ER SO BB IBB HBP BLK WP HR S P ERA WHIP	IP WLS BF H R ER SO BB IBB HBP BLK WP HR S P ERA WHIP	IP WLS BF H R ER SO BB IBB HBP BLK WP HR S P ERA WHIP	IP WLS BF H R ER SO BB IBB HBP BLK WP HR S P ERA WHIP	IP WLS BF H R ER SO BB IBB HBP BLK WP HR S P ERA WHIP	IP WLS BF H R ER SO BB IBB HBP BLK WP HR S P ERA WHIP	IP WLS BF H R ER SO BB IBB HBP BLK WP HR S P ERA WHIP	IP WLS BF H R ER SO BB IBB HBP BLK WP HR S P ERA WHIP	IP WLS BF H R ER SO BB IBB HBP BLK WP HR S P ERA WHIP	IP WLS BF H R ER SO BB IBB HBP BLK WP HR S P ERA WHIP	IP WLS BF H R ER SO BB IBB HBP BLK WP HR S P ERA WHIP	IP WLS BF H R ER SO BB IBB HBP BLK WP HR S P ERA WHIP	IP WLS BF H R ER SO BB IBB HBP BLK WP HR S P ERA WHIP	IP WLS BF H R ER SO BB IBB HBP BLK WP HR S P ERA WHIP	IP WLS BF H R ER SO BB IBB HBP BLK WP HR S P ERA WHIP	IP WLS BF H R ER SO BB IBB HBP BLK WP HR S P ERA WHIP	IP WLS BF H R ER SO BB IBB HBP BLK WP HR S P ERA WHIP	IP WLS BF H R ER SO BB IBB HBP BLK WP HR S P ERA WHIP	IP WLS BF H R ER SO BB IBB HBP BLK WP HR S P ERA WHIP	IP WLS BF H R ER SO BB IBB HBP BLK WP HR S P ERA WHIP

**Chicago White Sox @ Tampa Bay Devil Rays**  
Tropicana Field, St. Petersburg, FL  
Tue Apr 11 2000, 7:15 PM EDT  
Att: 13,639 - Dome - 72 F

AB 42  
R 13  
H 18  
RBI 13  
BB 2  
SO 11  
LOB 19



Batter	1	2	3	4	5	6	7	8	9	AB	R	H	RBI	BB	SO	LOB	BOTTOM					
Gerald Williams, R OBP: 0.300, SLG: 0.447	1-0 G5-3	0-0 B5-3		2-3 K		1-3 K		1-1 FC6-4		5	0	0	0	0	2	4						
Miguel Cairo, R OBP: 0.333, SLG: 0.367	1-1 HR 1B	0-2 P6		1-1 G6-3		1-2 FC6-4 1B		3-2 L5		5	1	2	1	0	0	1						
Jose Canseco, R OBP: 0.395, SLG: 0.545	2-2 1H HR	0-0 F8			4-2 FC5-4 BB	1-0 FC6-4		1-0 G3-1 2B		4	1	2	2	1	0	2						
Fred McGriff, L OBP: 0.303, SLG: 0.357	0-1 G3		0-2 G5-3		0-0 P6		2-1 G6-3		2-2 G3-1	5	0	0	0	0	0	2						
Greg Vaughn, R OBP: 0.353, SLG: 0.733 Dave Martinez, L OBP: 0.208, SLG: 0.261	2-2 HR		3-1 L7		3-0 FC5-4 FC5-4		3-3 K		1-0 F7	4	1	1	1	0	1	1						
Vinny Castilla, R	1-2 E5 2B		2-3 K		0-0 FC5-4		0-0 L5			4	1	0	0	0	1	1						
Bubba Trammell, R OBP: 0.400, SLG: 0.615	4-2 2B BB			2-1 1B PB G5-3 1B		1-3 K		0-0 G6-3		3	1	1	0	1	1	0						
John Flaherty, R OBP: 0.440, SLG: 0.680	0-0 1H 2H 2B		1-2 G5-3 1B		1-2 G5-3 1B		3-1 1B 1B		0-1 F8	4	1	3	1	0	0	0						
Kevin Stocker, S OBP: 0.464, SLG: 0.615	2-1 F9		1-0 G5-3		1-0 G5-3		1-0 FC6-4 1B	4-2 FC6-4 BB		3	0	1	1	1	0	3						
<b>Inning Stats</b>	R: 4 E: 1 K: 0 S: 23	H: 4 LOB: 1 BB: 1 P: 36	R: 0 E: 0 K: 0 S: 6	H: 0 LOB: 0 BB: 0 P: 6	R: 0 E: 0 K: 1 S: 8	H: 0 LOB: 0 BB: 0 P: 13	R: 3 E: 0 K: 1 S: 14	H: 3 LOB: 1 BB: 1 P: 13	R: 1 E: 0 K: 2 S: 13	H: 3 LOB: 2 BB: 0 P: 21	R: 0 E: 0 K: 1 S: 6	H: 0 LOB: 0 BB: 0 P: 11	R: 0 E: 0 K: 0 S: 7	H: 0 LOB: 1 BB: 1 P: 12	R: 0 E: 0 K: 0 S: 8	H: 1 LOB: 1 BB: 0 P: 15	1B: 6 2B: 2 3B: 0 HR: 2	SF: 0 SAC: 0 DP: 0 HBP: 0	WP: 0 PB: 1 CS: 0	PA: 41		
<b>PITCHER</b>	IP WLS BF H R ER SO BB IBB HBP BLK WP HR S P ERA WHIP	IP WLS BF H R ER SO BB IBB HBP BLK WP HR S P ERA WHIP	IP WLS BF H R ER SO BB IBB HBP BLK WP HR S P ERA WHIP	IP WLS BF H R ER SO BB IBB HBP BLK WP HR S P ERA WHIP	IP WLS BF H R ER SO BB IBB HBP BLK WP HR S P ERA WHIP	IP WLS BF H R ER SO BB IBB HBP BLK WP HR S P ERA WHIP	IP WLS BF H R ER SO BB IBB HBP BLK WP HR S P ERA WHIP	IP WLS BF H R ER SO BB IBB HBP BLK WP HR S P ERA WHIP	IP WLS BF H R ER SO BB IBB HBP BLK WP HR S P ERA WHIP	IP WLS BF H R ER SO BB IBB HBP BLK WP HR S P ERA WHIP	IP WLS BF H R ER SO BB IBB HBP BLK WP HR S P ERA WHIP	IP WLS BF H R ER SO BB IBB HBP BLK WP HR S P ERA WHIP	IP WLS BF H R ER SO BB IBB HBP BLK WP HR S P ERA WHIP	IP WLS BF H R ER SO BB IBB HBP BLK WP HR S P ERA WHIP	IP WLS BF H R ER SO BB IBB HBP BLK WP HR S P ERA WHIP	IP WLS BF H R ER SO BB IBB HBP BLK WP HR S P ERA WHIP	IP WLS BF H R ER SO BB IBB HBP BLK WP HR S P ERA WHIP	IP WLS BF H R ER SO BB IBB HBP BLK WP HR S P ERA WHIP	IP WLS BF H R ER SO BB IBB HBP BLK WP HR S P ERA WHIP	IP WLS BF H R ER SO BB IBB HBP BLK WP HR S P ERA WHIP	IP WLS BF H R ER SO BB IBB HBP BLK WP HR S P ERA WHIP	IP WLS BF H R ER SO BB IBB HBP BLK WP HR S P ERA WHIP

**Chicago White Sox @ Tampa Bay Devil Rays**  
Tropicana Field, St. Petersburg, FL  
Tue Apr 11 2000, 7:15 PM EDT  
Att: 13,639 - Dome - 72 F

AB 38  
R 6  
H 10  
RBI 6  
BB 3  
SO 5  
LOB 15



Batter	1	2	3	4	5	6	7	8	9	AB	R	H	RBI	BB	SO	LOB	TOP				
Ray Durham, S OBP: 0.400, SLG: 0.700	1-2 1B	0-0 1B		3-2 1B	1-3 K			2-0 G4-3		5	2	3	1	0	1	1					
Jose Valentin, S OBP: 0.333, SLG: 0.405	1-0 F8	0-0 P5		1-3 1B				2-3 K		5	1	1	2	0	2	2					
Frank Thomas, R OBP: 0.561, SLG: 0.778 Jeff Abbott, P OBP: 0.500, SLG: 0.571	2-1 1B		1-2 G5-3	3-2 G5-3					2-0 14 2B 1B	5	0	2	0	0	1	1					
Magglio Ordonez, R OBP: 0.333, SLG: 0.432	0-0 1B		2-0 HR	3-1 14 1B				1-2 G6-3		5	1	3	3	0	0	1					
14 Paul Konerko, R OBP: 0.429, SLG: 0.590	2-3 K		3-2 G6-3	1-2 1B				2-0 WP 1B		5	1	3	0	0	1	2					
Chris Singleton, L OBP: 0.317, SLG: 0.514	0-0 G4-3		4-0 BB	2-1 F8				1-3 K		4	0	0	0	1	2	8					
Carlos Lee, R OBP: 0.419, SLG: 0.714 McKay Christensen, L		2-1 F8	0-2 F8		0-0 F8			2-1 P6		5	0	0	0	0	1	5					
Craig Wilson, R OBP: 0.435, SLG: 0.476		4-2 FC1-6 BB		0-0 1B 3B 1B	2-2 G6-3			1-1 1B		3	1	2	1	1	0	0					
Mark Johnson, L OBP: 0.190, SLG: 0.250		1-1 FC1-6 3B		2-2 F8	1-1 2B			1-2 G3		4	1	1	0	0	0	2					
<b>Inning Stats</b>	R: 1 E: 0 K: 1 S: 11	H: 3 LOB: 2 BB: 0 P: 17	R: 1 E: 0 K: 0 S: 8	H: 1 LOB: 1 BB: 1 P: 15	R: 1 E: 0 K: 0 S: 11	H: 1 LOB: 1 BB: 1 P: 21	R: 3 E: 0 K: 0 S: 16	H: 5 LOB: 2 BB: 0 P: 30	R: 0 E: 0 K: 1 S: 9	H: 1 LOB: 0 BB: 0 P: 13	R: 0 E: 0 K: 2 S: 10	H: 0 LOB: 0 BB: 0 P: 14	R: 1 E: 0 K: 1 S: 10	H: 2 LOB: 1 BB: 0 P: 16	R: 0 E: 0 K: 1 S: 7	H: 0 LOB: 0 BB: 0 P: 12	R: 0 E: 0 K: 2 S: 11	H: 2 LOB: 3 BB: 0 P: 18	1B: 10 2B: 2 3B: 2 HR: 1	SF: 0 SAC: 0 DP: 0 HBP: 0	WP: 1 PA: 43
<b>PITCHER</b>	IP WLS BF H R ER SO BB IBB HBP BLK WP HR S P ERA WHIP	IP WLS BF H R ER SO BB IBB HBP BLK WP HR S P ERA WHIP															IP WLS BF H R ER SO BB IBB HBP BLK WP HR S P ERA WHIP				
Dan Wheeler, R ERA: 9.31	(1, 1) 3.2 L 22 9 6 6 1 2 0 0 0 0 1 41 75 14.73 3.000															Roberto Hernandez, R ERA:					
Dave Eiland, R ERA: 13.5	(4, 1) 1.0 5 2 0 0 0 0 0 0 0 0 0 0 11 17 0.00 2.000																				
Jim Morris, L ERA: 6.75	(5, 1) 1.1 4 0 0 0 3 0 0 0 0 0 0 0 13 18 0.00 0.000																				
Jeff Sparks, R ERA: 4.15	(7, 1) 1.0 4 2 1 1 1 0 0 0 0 1 0 10 16 9.00 2.000																				
Jim Mecir, R ERA: 3.6	(8, 1) 1.0 3 0 0 0 1 0 0 0 0 0 0 0 7 12 0.00 0.000																				

Chicago White Sox @ Tampa Bay Devil Rays  
Tropicana Field, St. Petersburg, FL  
Wed Apr 12 2000, 7:15 PM EDT  
Att: 14,034 - Dome - 72 F

AB 41  
R 7  
H 15  
RBI 7  
BB 2  
SO 8  
LOB 22



Batter	1	2	3	4	5	6	7	8	9	AB	R	H	RBI	BB	SO	LOB	BOTTOM				
Gerald Williams, R OBP: 0.311, SLG: 0.442	2-2 G5-3		0-0 1B		1-0 FC5-4		0-1 G1-3		2-2 E3 1B	5	0	2	0	0	0	2					
Dave Martinez, L OBP: 0.214, SLG: 0.259 Bubba Trammell, R OBP: 0.375, SLG: 0.571	1-1 F7		1-1 F8		1-3 K		2-2 1B		2-2 L9	4	0	1	0	0	1	3					
Jose Canseco, R OBP: 0.361, SLG: 0.514	3-3 K			2-3 K		3-2 BB 1B 1B	2-0 L8			4	1	1	0	0	2	1					
Fred McGriff, L OBP: 0.270, SLG: 0.313		3-2 G3		1-3 K		0-3 K	2-3 K			4	0	0	0	0	3	2					
Greg Vaughn, R OBP: 0.395, SLG: 0.758		4-2 WP BB		2-2 2B		0-0 BB 1B		0-1 G6-3		3	0	2	0	1	0	0					
Vinny Castilla, R OBP: 0.375, SLG: 0.571		4-0 G5-4-3 BB		2-3 K		1-1 F7		0-0 G4-3		3	0	0	0	1	1	3					
John Flaherty, R OBP: 0.448, SLG: 0.679		0-1 G5-4-3			0-0 FC5-4 2B	4-0 BB BB		1-2 P3		3	0	1	0	1	0	2					
Kevin Stocker, S OBP: 0.433, SLG: 0.571 Steve Cox, L OBP: 0.667, SLG: 0.500 Ozzie Guillen, L OBP: 0.375, SLG: 0.571			1-3 K		3-3 K	4-1 BB		1-1 G6-3		2	0	0	0	0	2	1					
Tony Graffanino, R OBP: 0.800, SLG: 0.750 Miguel Cairo, R OBP: 0.297, SLG: 0.324			1-2 G6-3		1-2 E1 FC5-4	1-1 F8		3-2 G5-3		4	0	0	0	0	0	4					
<b>Inning Stats</b>	R: 0 E: 0 K: 1 S: 9	H: 0 LOB: 0 BB: 0 P: 15	R: 0 E: 0 K: 0 S: 7	H: 0 LOB: 2 BB: 2 P: 18	R: 0 E: 0 K: 1 S: 10	H: 1 LOB: 1 BB: 0 P: 13	R: 0 E: 0 K: 3 S: 12	H: 1 LOB: 1 BB: 0 P: 19	R: 0 E: 1 K: 2 S: 12	H: 1 LOB: 2 BB: 0 P: 18	R: 1 E: 0 K: 1 S: 12	H: 2 LOB: 3 BB: 2 P: 25	R: 0 E: 0 K: 1 S: 10	H: 1 LOB: 1 BB: 0 P: 16	R: 0 E: 0 K: 0 S: 6	H: 0 LOB: 0 BB: 0 P: 7	R: 0 E: 1 K: 0 S: 15	H: 1 LOB: 1 BB: 0 P: 23	1B: 5 2B: 2 3B: 0 HR: 0	SF: 0 SAC: 0 DP: 1 HBP: 0	WP: 2 PA: 38
<b>PITCHER</b>	IP WLS BF H R ER SO BB IBB HBP BLK WP HR S P ERA WHIP	IP WLS BF H R ER SO BB IBB HBP BLK WP HR S P ERA WHIP															IP WLS BF H R ER SO BB IBB HBP BLK WP HR S P ERA WHIP				
James Baldwin, R ERA: 2.03	(1, 1) 5.1 W 23 5 1 1 0 2 0 0 0 0 0 5 15 0.00 3.000																				
Sean Lowe, R ERA: 1.29	(6, 1) 0.2 4 0 0 0 0 2 0 0 0 0 0 0 5 15 0.00 3.000																				
41 Bill Simas, R ERA: 7.36	(7, 1) 2.0 7 1 0 0 1 0 0 0 0 0 0 16 23 0.00 0.500																				
Kelly Wunsch, L ERA: 4.15	(9, 1) 1.0 4 1 0 0 0 0 0 0 0 0 0 15 23 0.00 1.000																				

Chicago White Sox @ Tampa Bay Devil Rays  
Tropicana Field, St. Petersburg, FL  
Wed Apr 12 2000, 7:15 PM EDT  
Att: 14,034 - Dome - 72 F


AB 34  
R 1  
H 7  
RBI 1  
BB 4  
SO 9  
LOB 19



Batter	1	2	3	4	5	6	7	8	9	10	11	12	AB	R	H	RBI	BB	SO	LOB	TOP								
<b>Ray Durham, S</b> OBP: 0.412, SLG: 0.667 (1, 4)	G3	SF7			2B	HBP			1B		G4-3		2	1	0	1	2	0	1									
<b>Jose Valentin, S</b> OBP: 0.354, SLG: 0.467 (5, PR)	F8	K			1B	G4-3			FC6-4			G6-3	3	0	2	1	0	1	2									
<b>Greg Norton, S</b> OBP: 0.266, SLG: 0.357 (5, 3)	2B				2B				1B				3	1	1	0	0	0	1									
<b>Frank Thomas, R</b> OBP: 0.532, SLG: 0.714 (11, 10)	F8				FC5-4				K			FC6-4	6	0	2	1	0	2	3									
<b>Chris Singleton, L</b> OBP: 0.317, SLG: 0.514 (12, PR)	2-3				1B				G6-3			1B	0	0	0	0	0	0	0									
<b>Magglio Ordonez, R</b> OBP: 0.333, SLG: 0.476 (1, 9)	L9				FC5-4				FC6-4			FC6-4	5	1	1	1	1	1	4									
<b>14 Paul Konerko, R</b> OBP: 0.404, SLG: 0.545 (5, 5)					BB								5	1	1	0	0	2	2									
<b>McKay Christensen, L</b> (1, 8)					HBP				G6-3				4	1	0	0	1	2	2									
<b>Jeff Abbott, R</b> OBP: 0.308, SLG: 0.333 (1, 7)					SF7								5	0	0	0	0	0	4									
<b>Craig Wilson, R</b> OBP: 0.429, SLG: 0.440 (5, 6)					G5-3				F8				4	0	1	0	0	1	0									
<b>Josh Paul, R</b> OBP: 0.436, SLG: 0.429 (1, 2)					HBP				G5-3			G4-3	3	0	0	1	0	1	0									
<b>Inning Stats</b>	R: 0 E: 0 K: 0 S: 9	H: 1 LOB: 1 BB: 0 P: 15	R: 2 E: 0 K: 1 S: 18	H: 1 LOB: 2 BB: 1 P: 30	R: 1 E: 0 K: 2 S: 12	H: 1 LOB: 0 BB: 0 P: 19	R: 0 E: 0 K: 0 S: 7	H: 0 LOB: 0 BB: 0 P: 9	R: 2 E: 0 K: 2 S: 14	H: 2 LOB: 2 BB: 2 P: 33	R: 0 E: 0 K: 2 S: 10	H: 0 LOB: 0 BB: 0 P: 17	R: 0 E: 0 K: 0 S: 7	H: 0 LOB: 0 BB: 0 P: 9	R: 0 E: 0 K: 1 S: 11	H: 1 LOB: 2 BB: 1 P: 18	R: 0 E: 0 K: 0 S: 5	H: 0 LOB: 0 BB: 0 P: 5	R: 0 E: 0 K: 0 S: 12	H: 1 LOB: 1 BB: 0 P: 17	R: 0 E: 0 K: 0 S: 9	H: 1 LOB: 1 BB: 0 P: 14	1B: 5 2B: 2 3B: 0 HR: 1	SF: 1 SAC: 1 DP: 0 HBP: 3	WP: 0 PB: 0 SB: 0 CS: 1	PA: 50		
<b>PITCHER</b>	IP	WLS	BF	H	R	ER	SO	BB	IBB	HBP	BLK	WP	HR	S	P	ERA	WHIP											
<b>Steve Trachsel, R</b> ERA: 5.32 (5, 1)	4.0	21	5	5	3	2	0	2	0	0	0	0	0	1	50	86	11.25	1.750										
<b>Rick White, R</b> ERA: 5.59 (8, 1)	3.0	11	0	0	0	6	1	0	1	0	0	0	0	33	59	0.00	0.333											
<b>Albie Lopez, R</b> ERA: 10.29 (10, 1)	2.0	8	1	0	0	1	1	0	0	0	0	0	0	18	27	0.00	1.000											
<b>Roberto Hernandez, R</b> ERA: 3.0 (12, 1)	1.0	W	3	1	0	0	0	0	0	0	0	0	0	9	14	0.00	1.000											

**Chicago White Sox @ Tampa Bay Devil Rays**  
Tropicana Field, St. Petersburg, FL  
Thu Apr 13 2000, 12:15 PM EDT  
Att. 15,464 - Dome - 72 F


AB 40  
R 5  
H 8  
RBI 5  
BB 4  
SO 10  
LOB 19





Batter	1	2	3	4	5	6	7	8	9	10	11	12	AB	R	H	RBI	BB	SO	LOB	BOTTOM								
<b>Gerald Williams, R</b> OBP: 0.314, SLG: 0.417 (1, 8)	P3	P4							FC6-4				5	0	1	1	1	0	5									
<b>Dave Martinez, L</b> OBP: 0.236, SLG: 0.333 (1, 9)	CS	1B							F7				6	0	2	2	0	0	5									
<b>Jose Canseco, R</b> OBP: 0.354, SLG: 0.452 (1, 10)	1B	3B											5	0	0	0	1	3	3									
<b>Greg Vaughn, R</b> OBP: 0.386, SLG: 0.692 (1, 7)	K												6	0	2	1	0	2	1									
<b>Steve Cox, L</b> OBP: 0.545, SLG: 0.286 (1, 3)													3	1	0	0	2	0	1									
<b>Vinny Castilla, R</b> OBP: 0.231, SLG: 0.167 (1, 5)													5	1	2	0	0	0	2									
<b>Tony Graffanino, R</b> OBP: 0.600, SLG: 0.500 (8, 6)													4	1	1	0	1	0	2									
<b>Mike DiFelice, R</b> OBP: 0.455, SLG: 0.400 (1, 2)													4	1	1	1	0	0	1									
<b>Ozzie Guillen, L</b> OBP: 0.355, SLG: 0.320 (7, PR)													2	1	1	1	0	0	0									
<b>Fred McGriff, L</b> OBP: 0.318, SLG: 0.343 (8, 4)													0	0	0	0	1	0	0									
<b>Kevin Stecker, S</b> OBP: 0.402, SLG: 0.321 (10, 6)													0	0	0	0	1	1	0									
<b>Inning Stats</b>	R: 0 E: 0 K: 1 S: 9	H: 1 LOB: 1 BB: 1 P: 16	R: 4 E: 0 K: 1 S: 16	H: 3 LOB: 1 BB: 2 P: 31	R: 0 E: 0 K: 0 S: 10	H: 0 LOB: 0 BB: 0 P: 16	R: 0 E: 0 K: 0 S: 7	H: 1 LOB: 0 BB: 0 P: 14	R: 0 E: 0 K: 0 S: 4	H: 0 LOB: 0 BB: 0 P: 6	R: 0 E: 0 K: 0 S: 7	H: 1 LOB: 0 BB: 0 P: 10	R: 1 E: 0 K: 0 S: 10	H: 2 LOB: 2 BB: 1 P: 16	R: 0 E: 0 K: 0 S: 6	H: 0 LOB: 0 BB: 0 P: 9	R: 0 E: 0 K: 0 S: 8	H: 1 LOB: 0 BB: 0 P: 8	R: 1 E: 0 K: 1 S: 13	H: 1 LOB: 2 BB: 2 P: 23	1B: 10 2B: 1 3B: 1 HR: 0	SF: 0 SAC: 1 DP: 2 HBP: 0	WP: 0 PB: 0 SB: 0 CS: 2	PA: 50				
<b>PITCHER</b>	IP	WLS	BF	H	R	ER	SO	BB	IBB	HBP	BLK	WP	HR	S	P	ERA	WHIP											
<b>21 Cal Eldred, R</b> ERA: 3.55 (7, 1)	6.0	26	6	4	4	2	4	0	0	0	0	0	0	0	56	97	6.00	1.667										
<b>Kelly Wunsh, L</b> ERA: 3.38 (8, 1)	1.0	H	3	1	0	0	0	0	0	0	0	0	0	7	9	0.00	1.000											
<b>Keith Foulke, R</b> ERA: 4.5 (9, 1)	1.0	H	3	0	0	0	2	0	0	0	0	0	0	7	10	0.00	0.000											
<b>Bob Howry, R</b> ERA: 4.5 (10, 1)	1.0	B	6	2	1	1	0	0	1	0	0	0	0	10	16	9.00	2.000											
<b>41 Bill Simas, R</b> ERA: 4.76 (10, 1)	2.0		6	1	0	0	0	0	0	0	0	0	0	14	17	0.00	0.500											
<b>PITCHER</b>	IP	WLS	BF	H	R	ER	SO	BB	IBB	HBP	BLK	WP	HR	S	P	ERA	WHIP											
<b>Tanyon Sturtze, R</b> ERA: 24.0 (12, 1)	0.2	L	5	1	1	1	1	2	0	0	0	0	0	13	23	13.50	4.500											

**Chicago White Sox @ Tampa Bay Devil Rays**  
Tropicana Field, St. Petersburg, FL  
Thu Apr 13 2000, 12:15 PM EDT  
Att. 15,464 - Dome - 72 F

AB 41  
R 6  
H 11  
RBI 6  
BB 7  
SO 5  
LOB 20



Batter	1	2	3	4	5	6	7	8	9	AB	R	H	RBI	BB	SO	LOB	TOP										
Gerald Williams, R OBP: 0.321, SLG: 0.462	F8		G5-3						P5	4	1	1	3	1	0	1	<b>Tampa Bay Devil Rays @ Detroit Tigers</b> Comerica Park, Detroit, MI Fri Apr 14, 2000, 7:05 PM EDT Att: 25,043 - Sunny - 69 F										
Miguel Cairo, R OBP: 0.279, SLG: 0.300	L6		F7				F9		F8	5	0	0	0	0	0	2											
Jose Canseco, R OBP: 0.358, SLG: 0.447	G6-3			1B			G4-3		1B	5	1	2	0	0	0	1											
Fred McGriff, L OBP: 0.302, SLG: 0.324		F9		1B			L9		1B	5	0	2	1	0	0	0											
Greg Vaughn, R OBP: 0.408, SLG: 0.682	K			1B				G6-3	1B	5	0	3	0	0	1	0											
Vinny Castilla, R OBP: 0.222, SLG: 0.188	1B		SF8				F2		FC6-4	4	0	1	1	0	0	4											
Bubba Trammell, R OBP: 0.400, SLG: 0.556	1B		K				FC6-4		1B	4	0	2	0	0	1	3											
John Flaherty, R OBP: 0.424, SLG: 0.625	FC4		G5-3				HR		FC6-4	4	1	1	0	0	0	5											
Kevin Stocker, S OBP: 0.457, SLG: 0.563			F9				G6-3		1B	4	2	2	0	0	0	0											
<b>Inning Stats</b>	R: 0 E: 0 K: 0 S: 7	H: 0 LOB: 0 BB: 0 P: 9	R: 0 E: 0 K: 1 S: 16	H: 2 LOB: 2 BB: 0 P: 21	R: 0 E: 0 K: 0 S: 10	H: 0 LOB: 0 BB: 0 P: 14	R: 1 E: 0 K: 1 S: 12	H: 3 LOB: 2 BB: 0 P: 19	R: 0 E: 0 K: 0 S: 13	H: 1 LOB: 1 BB: 0 P: 22	R: 3 E: 0 K: 0 S: 10	H: 3 LOB: 1 BB: 0 P: 15	R: 0 E: 0 K: 0 S: 5	H: 1 LOB: 1 BB: 0 P: 8	R: 1 E: 0 K: 0 S: 17	H: 4 LOB: 3 BB: 0 P: 26		1B: 13 2B: 0 3B: 0 HR: 1	SF: 1 SAC: 0 DP: 0 HBP: 0	WP: 0 PB: 0 SB: 0 CS: 0	PA: 42						
<b>PITCHER</b>	IP	WLS	BF	H	R	ER	SO	BB	IBB	HBP	BLK	WP	HR	S	P	ERA	WHIP										
C.J. Nitkowski, L ERA: 6.61	7.0	W	31	9	4	4	2	1	0	0	0	0	1	74	106	5.14	1.429										
Danny Patterson, R ERA:	1.0		4	1	0	0	0	0	0	0	0	0	0	5	8	0.00	1.000										
Willie Blair, R ERA: 6.75	1.0		7	4	1	1	0	0	0	0	0	0	0	17	26	9.00	4.000										

Batter	1	2	3	4	5	6	7	8	9	AB	R	H	RBI	BB	SO	LOB	BOTTOM										
Luis Polonia, L OBP: 0.364, SLG: 0.242	K		G3	L9					G3-1	4	1	0	0	1	2	0	<b>Tampa Bay Devil Rays @ Detroit Tigers</b> Comerica Park, Detroit, MI Fri Apr 14, 2000, 7:05 PM EDT Att: 25,043 - Sunny - 69 F										
Brad Ausmus, R OBP: 0.488, SLG: 0.583	K2-3		G3						FC6-4	4	2	3	1	0	1	0											
Gregg Jefferies, S OBP: 0.316	G6-3		G3						FC6-4	4	1	1	0	0	0	3											
Shane Halter, R OBP: 0.286, SLG: 0.167									2B	0	1	0	0	0	0	0											
Juan Gonzalez, R OBP: 0.500, SLG: 0.917									1B	3	2	3	3	1	0	0											
Bobby Higginson, L OBP: 0.279, SLG: 0.289									2B	2	0	0	1	1	2	1											
Wendell Magee, R OBP: 0.500, SLG: 1.250									1B	0	0	0	0	0	0	0											
Dean Palmer, R OBP: 0.406, SLG: 0.588									BB	3	1	2	2	0	1	1											
Tony Clark, S OBP: 0.283, SLG: 0.382	F8								G4-3-6	4	1	1	2	0	1	5											
Juan Encarnacion, R OBP: 0.385, SLG: 0.556			SH2-4	G3-1					G6-3	4	1	1	0	0	0	0											
Deivi Cruz, R OBP: 0.265, SLG: 0.333			SH2-4	F8					G1-3	3	0	0	0	0	0	0											
<b>Inning Stats</b>	R: 0 E: 0 K: 2 S: 8	H: 0 LOB: 0 BB: 0 P: 11	R: 0 E: 0 K: 2 S: 11	H: 1 LOB: 1 BB: 0 P: 17	R: 4 E: 0 K: 1 S: 17	H: 3 LOB: 1 BB: 1 P: 26	R: 2 E: 0 K: 0 S: 10	H: 2 LOB: 0 BB: 0 P: 14	R: 2 E: 0 K: 1 S: 12	H: 2 LOB: 2 BB: 1 P: 23	R: 0 E: 0 K: 1 S: 7	H: 0 LOB: 0 BB: 0 P: 12	R: 2 E: 0 K: 0 S: 11	H: 3 LOB: 1 BB: 1 P: 20	R: 0 E: 0 K: 0 S: 5	H: 0 LOB: 0 BB: 0 P: 7	1B: 5 2B: 5 3B: 0 HR: 2	SF: 1 SAC: 1 DP: 2 HBP: 1	WP: 1 PB: 0 SB: 0 CS: 1	PA: 37							
<b>PITCHER</b>	IP	WLS	BF	H	R	ER	SO	BB	IBB	HBP	BLK	WP	HR	S	P	ERA	WHIP										
Ryan Rupe, R ERA: 11.2	1.1		23	8	8	8	5	1	1	0	0	0	0	12	21	0.00	0.000										
Jeff Sparks, R ERA: 3.0	0.1		3	2	2	2	0	0	0	0	0	0	0	7	12	54.00	6.000										
Cory Lidle, R ERA: 54.0	0.0		1	0	0	0	0	1	0	0	0	0	0	1	5	∞	∞										
Jim Morris, L ERA: 6.75	0.0		1	0	0	0	0	0	0	0	0	0	0	1	5	∞	∞										
Dave Elland, R ERA: 10.8	1.2		5	1	0	0	0	0	0	0	0	0	0	8	10	0.00	0.600										


Batter	1	2	3	4	5	6	7	8	9	AB	R	H	RBI	BB	SO	LOB	TOP				
Gerald Williams, R OBP: 0.300, SLG: 0.429	G4-3		K		FC4-6-5-6			F4		4	0	0	0	0	1	4	<b>Tampa Bay Devil Rays @ Detroit Tigers</b> Comerica Park, Detroit, MI Sat Apr 15 2000, 1:05 PM EDT Att: 25,969 - Sunny - 76 F				
Dave Martinez, L OBP: 0.289, SLG: 0.389	1B SF9		SF7					E7		3	2	3	1	0	0	0					
Jose Canseco, R OBP: 0.351, SLG: 0.431			G2-3					K		4	0	1	0	0	1	2					
Fred McGriff, L OBP: 0.298, SLG: 0.308	SF9				F5			2B		2	1	0	1	1	1	1					
Greg Vaughn, R OBP: 0.396, SLG: 0.667	K				F7			IBB		4	1	1	2	0	1	1					
Vinny Castilla, R OBP: 0.227, SLG: 0.200			K		G5-3			1B		4	0	1	1	0	1	0					
John Flaherty, R OBP: 0.405, SLG: 0.583			K		1B			F8		4	0	1	0	0	1	0					
Kevin Stocker, S OBP: 0.436, SLG: 0.583			F8		K			P2		4	1	1	0	0	1	1					
Miguel Cairo, R OBP: 0.319, SLG: 0.341			SF7		1B			G6-3		4	2	3	1	0	0	0					
<b>Inning Stats</b>	R: 1 E: 0 K: 1 S: 14	H: 2 LOB: 1 BB: 0 P: 19	R: 0 E: 0 K: 2 S: 10	H: 0 LOB: 0 BB: 0 P: 14	R: 1 E: 0 K: 1 S: 10	H: 1 LOB: 0 BB: 0 P: 15	R: 0 E: 0 K: 0 S: 12	H: 0 LOB: 0 BB: 0 P: 19	R: 0 E: 0 K: 1 S: 8	H: 1 LOB: 1 BB: 0 P: 11	R: 0 E: 0 K: 0 S: 4	H: 0 LOB: 0 BB: 0 P: 5	R: 5 E: 1 K: 1 S: 17	H: 5 LOB: 0 BB: 0 P: 32	R: 0 E: 0 K: 0 S: 9	H: 0 LOB: 0 BB: 0 P: 13	1B: 9 2B: 1 3B: 1 HR: 0	SF: 2 SAC: 0 DP: 1 HBP: 0	WP: 0 PB: 0 SB: 1 CS: 2	PA: 37	
<b>PITCHER</b>	IP	WLS	BF	H	R	ER	SO	BB	IBB	HBP	BLK	WP	HR	S	P	ERA	WHIP				
Jeff Weaver, R ERA: 3.86	7.0	L	27	8	4	3	6	0	0	0	0	0	0	71	101	3.86	1.143				
Matt Anderson, R ERA: 5.09	1.0		6	3	3	3	1	0	1	0	0	0	0	12	24	27.00	3.000				
Mark Johnson, R ERA: 7.71	1.0		3	0	0	0	0	0	0	0	0	0	0	9	13	0.00	0.000				


Batter	1	2	3	4	5	6	7	8	9	AB	R	H	RBI	BB	SO	LOB	BOTTOM				
Gregg Jefferies, S OBP: 0.385, SLG: 0.348	L4-3		E5		G3			G5-3		4	0	2	0	0	0	0	<b>Tampa Bay Devil Rays @ Detroit Tigers</b> Comerica Park, Detroit, MI Sat Apr 15 2000, 1:05 PM EDT Att: 25,969 - Sunny - 76 F				
Robert Fick, L OBP: 0.261, SLG: 0.261	L4-3		F7					G5-3		4	0	0	0	0	0	3					
Juan Encarnacion, R OBP: 0.372, SLG: 0.513	FC5-4				F8			F8		3	0	0	0	1	0	1					
Juan Gonzalez, R OBP: 0.444, SLG: 0.813	FC5-4				K			F8		4	0	1	0	0	2	1					
Bobby Higginson, L OBP: 0.277, SLG: 0.268			F8		1B			F7		3	0	0	0	1	0	1					
Dean Palmer, R OBP: 0.417, SLG: 0.579			F2		BB			F7		4	0	2	0	0	1	0					
Tony Clark, S OBP: 0.244, SLG: 0.351			K		G4-3			K		3	0	0	0	0	2	3					
Karim Garcia, L OBP: 0.214, SLG: 0.214			G4-3					G4-6-3		3	0	1	0	0	0	1					
Deivi Cruz, R OBP: 0.243, SLG: 0.306			K		G5-4-3			G6-3		3	0	0	0	0	1	1					
<b>Inning Stats</b>	R: 0 E: 0 K: 0 S: 10	H: 1 LOB: 1 BB: 1 P: 21	R: 0 E: 0 K: 1 S: 8	H: 0 LOB: 0 BB: 0 P: 12	R: 0 E: 1 K: 1 S: 11	H: 0 LOB: 1 BB: 0 P: 15	R: 0 E: 0 K: 1 S: 10	H: 1 LOB: 2 BB: 1 P: 17	R: 0 E: 0 K: 0 S: 6	H: 1 LOB: 0 BB: 0 P: 10	R: 0 E: 0 K: 0 S: 8	H: 1 LOB: 1 BB: 0 P: 13	R: 0 E: 0 K: 1 S: 9	H: 1 LOB: 0 BB: 0 P: 13	R: 0 E: 0 K: 2 S: 8	H: 0 LOB: 0 BB: 0 P: 13	1B: 5 2B: 2 3B: 0 HR: 0	SF: 0 SAC: 0 DP: 3 HBP: 0	WP: 0 PB: 0 SB: 0 CS: 0	PA: 33	
<b>PITCHER</b>	IP	WLS	BF	H	R	ER	SO	BB	IBB	HBP	BLK	WP	HR	S	P	ERA	WHIP				
Dwight Gooden, R ERA: 3.6	6.0	W	23	4	0	0	3	2	0	0	0	0	0	53	88	0.00	1.000				
Jim Mecir, R ERA: 2.25	2.0	H	7	2	0	0	1	0	0	0	0	0	0	18	28	0.00	1.000				
Jeff Sparks, R ERA: 2.57	1.0		3	0	0	0	2	0	0	0	0	0	0	8	13	0.00	0.000				


Batter	1	2	3	4	5	6	7	8	9	AB	R	H	RBI	BB	SO	LOB	TOP				
<b>Gerald Williams, R</b> OBP: 0.323, SLG: 0.492	G5-3		FC4 1B						G4-3	5	1	3	3	0	0	0	<b>Tampa Bay Devil Rays @ Detroit Tigers</b> Comerica Park, Detroit, MI Sun Apr 16 2000, 1:05 PM EDT Att: 24,686 - Cloudy - 58 F				
<b>Dave Martinez, L</b> OBP: 0.302, SLG: 0.390	G6-3		FC4 G6-4-3		G1-4-6-3 1B		HR		1B 1B 1B	5	1	2	1	0	0	3					
<b>Jose Canseco, R</b> OBP: 0.339, SLG: 0.411	E5		G6-4-3				1B		F9	5	0	1	0	0	0	3					
<b>Fred McGriff, L</b> OBP: 0.288, SLG: 0.295	F9				F8				1B 1B	5	0	1	0	0	0	3					
<b>Tony Gaffanino, R</b> OBP: 0.000, SLG: 0.500							F9		1B 1B	0	1	0	0	0	0	0					
<b>Steve Cox, L</b> OBP: 0.545, SLG: 0.286									1B 1B	0	0	0	0	0	0	0					
<b>Greg Vaughn, R</b> OBP: 0.431, SLG: 0.692		K							1B 1B	4	1	3	0	1	1	0					
<b>Vinny Castilla, R</b> OBP: 0.299, SLG: 0.240	P5								1B 1B	5	0	2	2	0	1	4					
<b>Mike DiFelice, R</b> OBP: 0.438, SLG: 0.400	F3								1B 1B	5	1	2	1	0	0	2					
<b>Kevin Stocker, S</b> OBP: 0.432, SLG: 0.550			FC4 1B BB		K				F8 F7	4	2	1	0	1	1	4					
<b>Miguel Cairo, R</b> OBP: 0.314, SLG: 0.333			FC4 1B						F2 G6-3	4	0	1	0	0	0	2					
<b>Inning Stats</b>	R: 0 E: 0 K: 0 S: 10	H: 0 LOB: 1 BB: 0 P: 15	R: 0 E: 0 K: 1 S: 7	H: 0 LOB: 0 BB: 0 P: 10	R: 1 E: 0 K: 0 S: 13	H: 2 LOB: 1 BB: 1 P: 20	R: 0 E: 0 K: 1 S: 10	H: 2 LOB: 2 BB: 0 P: 14	R: 0 E: 0 K: 0 S: 6	H: 1 LOB: 1 BB: 0 P: 8	R: 3 E: 0 K: 1 S: 15	H: 5 LOB: 3 BB: 1 P: 25	R: 0 E: 0 K: 0 S: 4	H: 0 LOB: 0 BB: 0 P: 6	R: 3 E: 0 K: 0 S: 17	H: 5 LOB: 2 BB: 0 P: 23	1B: 14 2B: 1 3B: 0 HR: 1	SF: 0 SAC: 0 DP: 2 HBP: 0	WP: 0 PB: 0 SB: 0 CS: 0	PA: 44	
<b>PITCHER</b>	IP	WLS	BF	H	R	ER	SO	BB	IBB	HBP	BLK	WP	HR	S	P	ERA	WHIP				
<b>Brian Moehler, R</b> ERA: 3.93	6.1		29	10	4	4	2	1	0	0	0	0	1	59	89	5.68	1.737				
<b>Doug Brocail, R</b> ERA: 3.99	1.2	H	7	1	0	0	1	1	0	0	0	0	0	13	20	0.00	1.200				
<b>Todd Jones, R</b> ERA: 5.4	1.0	L	8	5	3	3	0	0	0	0	0	0	0	17	23	27.00	5.000				


Batter	1	2	3	4	5	6	7	8	9	AB	R	H	RBI	BB	SO	LOB	BOTTOM				
<b>Gregg Jefferies, S</b> OBP: 0.367, SLG: 0.370	G4-3								SH1-4	4	0	1	0	0	0	2	<b>Tampa Bay Devil Rays @ Detroit Tigers</b> Comerica Park, Detroit, MI Sun Apr 16 2000, 1:05 PM EDT Att: 24,686 - Cloudy - 58 F				
<b>Shane Halter, R</b> OBP: 0.286, SLG: 0.167		F7							1B 1B	0	0	0	0	0	0	0					
<b>Brad Ausmus, R</b> OBP: 0.438, SLG: 0.512	F4		F8						F8	5	0	0	0	0	1	3					
<b>Robert Fick, L</b> OBP: 0.286, SLG: 0.296	F9		HR						F9	4	1	1	0	1	0	2					
<b>Juan Gonzalez, R</b> OBP: 0.455, SLG: 0.789		1B 1B 2B	HR							3	2	1	0	1	1	1					
<b>Bobby Higginson, L</b> OBP: 0.314, SLG: 0.262		1B 1B BB	L7						G6-3 S BB	1	1	0	0	3	0	2					
<b>Dean Palmer, R</b> OBP: 0.423, SLG: 0.643		BLK SF8 1B	HR						G6-3	4	2	2	3	0	1	2					
<b>Juan Encarnacion, R</b> OBP: 0.363, SLG: 0.535		BLK 1B	G5-3						G5-3	4	0	2	2	0	0	1					
<b>Karim Garcia, L</b> OBP: 0.188, SLG: 0.188									F8	2	0	0	0	0	1	2					
<b>Wendell Magee, R</b> OBP: 0.333, SLG: 0.833									SH1-4 1B	2	0	0	0	0	0	2					
<b>Deivi Cruz, R</b> OBP: 0.244, SLG: 0.308										3	0	1	1	0	0	1					
<b>Luis Polonia, L</b> OBP: 0.250, SLG: 0.242										0	0	0	0	0	0	0					
<b>Inning Stats</b>	R: 0 E: 0 K: 0 S: 7	H: 0 LOB: 0 BB: 0 P: 9	R: 3 E: 0 K: 1 S: 16	H: 3 LOB: 1 BB: 1 P: 26	R: 3 E: 0 K: 0 S: 16	H: 2 LOB: 0 BB: 1 P: 28	R: 0 E: 0 K: 1 S: 13	H: 1 LOB: 1 BB: 2 P: 19	R: 0 E: 0 K: 0 S: 9	H: 1 LOB: 1 BB: 0 P: 13	R: 0 E: 0 K: 1 S: 10	H: 0 LOB: 0 BB: 0 P: 16	R: 0 E: 0 K: 0 S: 9	H: 0 LOB: 1 BB: 1 P: 19	R: 0 E: 0 K: 0 S: 7	H: 1 LOB: 2 BB: 0 P: 10	1B: 3 2B: 4 3B: 0 HR: 1	SF: 1 SAC: 1 DP: 1 HBP: 0	WP: 0 PB: 0 SB: 1 CS: 0	PA: 39	
<b>PITCHER</b>	IP	WLS	BF	H	R	ER	SO	BB	IBB	HBP	BLK	WP	HR	S	P	ERA	WHIP				
<b>Esteban Yan, R</b> ERA: 6.88	5.0		25	7	6	6	3	4	0	0	0	0	0	60	104	10.80	2.200				
<b>Jim Morris, L</b> ERA: 5.4	1.0		3	0	0	0	0	0	0	0	0	0	0	8	11	0.00	0.000				
<b>Albie Lopez, R</b> ERA: 9.31	1.2		6	0	0	0	1	1	0	0	0	0	0	17	32	0.00	0.600				
<b>Roberto Hernandez, R</b> ERA:	1.1	W	5	1	0	0	0	0	0	0	0	0	0	9	13	0.00	0.750				



Batter	1	2	3	4	5	6	7	8	9	AB R H RBI BB SO LOB	TOP																								
											<p>Tampa Bay Devil Rays @ Baltimore Orioles</p> <p>Oriole Park at Camden Yards, Baltimore, MD</p> <p>Mon Apr 17 2000, 7:05 PM EDT</p> <p><a href="http://livebaseballscorecards.com">livebaseballscorecards.com</a></p> <p>AB 0 R 0 H 0 RBI 0 BB 0 SO 0 LOB 0</p> 																								
Inning Stats										1B: 0 SF: 0 2B: 0 SAC: 0 3B: 0 DP: 0 HR: 0 HBP: 0	WP: 0 PA: 0 FB: 0 SB: 0 CS: 0																								
PITCHER	IP	WLS	BF	H	R	ER	SO	BB	IBB	HBP	BLK	WP	HR	S	P	ERA	WHIP	PITCHER	IP	WLS	BF	H	R	ER	SO	BB	IBB	HBP	BLK	WP	HR	S	P	ERA	WHIP

Batter	1	2	3	4	5	6	7	8	9	AB R H RBI BB SO LOB	BOTTOM																								
											<p>Tampa Bay Devil Rays @ Baltimore Orioles</p> <p>Oriole Park at Camden Yards, Baltimore, MD</p> <p>Mon Apr 17 2000, 7:05 PM EDT</p> <p><a href="http://livebaseballscorecards.com">livebaseballscorecards.com</a></p> <p>AB 0 R 0 H 0 RBI 0 BB 0 SO 0 LOB 0</p> 																								
Inning Stats										1B: 0 SF: 0 2B: 0 SAC: 0 3B: 0 DP: 0 HR: 0 HBP: 0	WP: 0 PA: 0 FB: 0 SB: 0 CS: 0																								
PITCHER	IP	WLS	BF	H	R	ER	SO	BB	IBB	HBP	BLK	WP	HR	S	P	ERA	WHIP	PITCHER	IP	WLS	BF	H	R	ER	SO	BB	IBB	HBP	BLK	WP	HR	S	P	ERA	WHIP

Batter	1	2	3	4	5	6	7	8	9	AB R H RBI BB SO LOB	TOP																								
											<p><b>Tampa Bay Devil Rays @ Baltimore Orioles</b>  Oriole Park at Camden Yards, Baltimore, MD  Tue Apr 18 2000, 7:05 PM EDT</p> <p><a href="http://livebaseballscorecards.com">livebaseballscorecards.com</a></p> <p>AB 0 R 0 H 0 RBI 0 BB 0 SO 0 LOB 0</p> 																								
Inning Stats										1B: 0 SF: 0 2B: 0 SAC: 0 3B: 0 DP: 0 HR: 0 HBP: 0	WP: 0 PA: 0 FB: 0 SB: 0 CS: 0																								
PITCHER	IP	WLS	BF	H	R	ER	SO	BB	IBB	HBP	BLK	WP	HR	S	P	ERA	WHIP	PITCHER	IP	WLS	BF	H	R	ER	SO	BB	IBB	HBP	BLK	WP	HR	S	P	ERA	WHIP

Batter	1	2	3	4	5	6	7	8	9	AB R H RBI BB SO LOB	BOTTOM																								
											<p><b>Tampa Bay Devil Rays @ Baltimore Orioles</b>  Oriole Park at Camden Yards, Baltimore, MD  Tue Apr 18 2000, 7:05 PM EDT</p> <p><a href="http://livebaseballscorecards.com">livebaseballscorecards.com</a></p> <p>AB 0 R 0 H 0 RBI 0 BB 0 SO 0 LOB 0</p> 																								
Inning Stats										1B: 0 SF: 0 2B: 0 SAC: 0 3B: 0 DP: 0 HR: 0 HBP: 0	WP: 0 PA: 0 FB: 0 SB: 0 CS: 0																								
PITCHER	IP	WLS	BF	H	R	ER	SO	BB	IBB	HBP	BLK	WP	HR	S	P	ERA	WHIP	PITCHER	IP	WLS	BF	H	R	ER	SO	BB	IBB	HBP	BLK	WP	HR	S	P	ERA	WHIP



Batter	1	2	3	4	5	6	7	8	9	AB	R	H	RBI	BB	SO	LOB	TOP					
Gerald Williams, R OBP: 0.314, SLG: 0.470	0-3 <b>K</b>		0-2 <b>G4-6-3</b> 1B		0-3 <b>K</b>		0-2 <b>G6-3</b>		0-3 <b>K</b>	5	0	1	0	0	3	7	<p><b>Tampa Bay Devil Rays @ Baltimore Orioles</b> Oriole Park at Camden Yards, Baltimore, MD</p> <p>Wed Apr 19 2000, 7:05 PM EDT Att: 40,077 - Cloudy - 71 F</p> <p>livebaseballscores.com</p>					
Miguel Cairo, R OBP: 0.296, SLG: 0.302	1-0 <b>G1-3</b>		2-0 <b>G4-6-3</b> 1-2f		0-0 <b>F8</b>		0-0 <b>F9</b>		1-2 <b>FC6-4</b> 1-2f	5	0	0	0	0	0	8						
Jose Canseco, R OBP: 0.348, SLG: 0.467	1-2 <b>1B</b>			2-2 <b>HR</b>		0-1 <b>FC6-4</b> 1-2f		0-3 <b>K</b>		4	1	2	1	0	1	2						
Fred McGriff, L OBP: 0.304, SLG: 0.298	1-1 <b>1B</b>			1-3 <b>K</b>		4-2 <b>FC5-4</b> <b>BB</b>		3-2 <b>P4</b>		3	0	1	0	1	1	0						
Greg Vaughn, R OBP: 0.403, SLG: 0.643	3-3 <b>K</b>			0-0 <b>G6-3</b>		1-1 <b>F7</b>		0-0 <b>G5-3</b>		4	0	0	0	0	1	3						
Vinny Castilla, R OBP: 0.290, SLG: 0.379		1-2 <b>P4</b>		2-1 <b>HR</b>		0-0 <b>F7</b>			3-1 <b>BB</b> <b>SH3-4</b> 1B	4	1	2	1	0	0	1						
John Flaherty, R OBP: 0.375, SLG: 0.538		2-1 <b>F5</b>		2-3 <b>K</b>		0-0 <b>FC5-4</b> 1-2f			1-0 <b>SH3-4</b> 1-2	3	0	0	0	0	1	1						
Bubba Trammell, R OBP: 0.435, SLG: 0.550 Dave Martinez, L OBP: 0.316, SLG: 0.390		1-0 <b>F2</b>			1-2 <b>F8</b> <b>BB</b> 1B		4-0 <b>SH1</b> <b>BB</b>		4-0 <b>BB</b> <b>IBB</b>	2	0	1	0	1	0	0						
Kevin Stocker, S OBP: 0.447, SLG: 0.537			2-3 <b>K</b>		4-1 <b>FC6-4</b> <b>BB</b>		1-1 <b>SH1</b>		4-0 <b>FC6-4</b> 1-2 2-3 <b>BB</b>	1	0	0	0	2	1	0						
<b>Inning Stats</b>	R: 0 E: 0 K: 2 S: 12	H: 2 LOB: 2 BB: 0 P: 18	R: 0 E: 0 K: 0 S: 6	H: 0 LOB: 0 BB: 0 P: 10	R: 0 E: 0 K: 1 S: 7	H: 1 LOB: 0 BB: 0 P: 11	R: 2 E: 0 K: 2 S: 12	H: 2 LOB: 0 BB: 0 P: 19	R: 0 E: 0 K: 1 S: 10	H: 1 LOB: 2 BB: 1 P: 15	R: 0 E: 0 K: 0 S: 8	H: 0 LOB: 1 BB: 1 P: 13	R: 0 E: 0 K: 0 S: 7	H: 0 LOB: 2 BB: 1 P: 11	R: 0 E: 0 K: 1 S: 10	H: 0 LOB: 0 BB: 0 P: 13		R: 0 E: 0 K: 1 S: 11	H: 1 LOB: 3 BB: 2 P: 24	1B: 5 2B: 0 3B: 0 HR: 2	SF: 0 SAC: 2 DP: 1 HBP: 0	WP: 0 PB: 0 SB: 0 CS: 0
<b>PITCHER</b>	IP WLS BF H R ER SO BB IBB HBP BLK WP HR S P ERA WHIP	8.0 W 6 1 0 0 1 1 1 0 0 0 0 2 72 110 2.25 1.125	1.0 L 6 1 0 0 1 1 1 0 0 0 0 0 11 24 0.00 2.000	<b>PITCHER</b>																		
35 Mike Mussina, R ERA: 3.41																						
Mike Trombley, R ERA: 5.4																						

Batter	1	2	3	4	5	6	7	8	9	AB	R	H	RBI	BB	SO	LOB	BOTTOM					
Brady Anderson, L OBP: 0.333, SLG: 0.422	0-1 <b>F8</b>		1-0 <b>G4-6-3</b> 1-2f		4-0 <b>CS</b> <b>BB</b>		2-2 <b>FC4-2</b>			3	0	0	0	1	0	2	<p><b>Tampa Bay Devil Rays @ Baltimore Orioles</b> Oriole Park at Camden Yards, Baltimore, MD</p> <p>Wed Apr 19 2000, 7:05 PM EDT Att: 40,077 - Cloudy - 71 F</p> <p>livebaseballscores.com</p>					
Delino DeShields, L OBP: 0.398, SLG: 0.417	2-2 <b>F8</b>		0-0 <b>F7</b>		3-1 <b>F7</b>		3-H <b>G4-3</b>			4	0	0	0	0	0	2						
B.J. Surhoff, L OBP: 0.393, SLG: 0.491	0-1 <b>1B</b>			0-2 <b>G5-3</b>	1-2 <b>CS</b> 1-2f	1-0 <b>F9</b>		4-1 <b>G6-4-3</b> <b>BB</b>		3	0	1	0	1	0	0						
Albert Belle, R OBP: 0.400, SLG: 0.580	2-3 <b>K</b>			1-0 <b>3B</b>		2-2 <b>G6-3</b>		2-1 <b>G6-4-3</b> 1-2f		4	0	1	0	0	1	2						
Harold Baines, L OBP: 0.240, SLG: 0.208		0-0 <b>G4-3</b>		4-2 <b>BB</b> <b>BB</b>		2-0 <b>L8</b>		0-1 <b>P5</b>		3	0	0	0	1	0	0						
Cal Ripken Jr., R OBP: 0.292, SLG: 0.465		0-2 <b>L4</b>		3-3 <b>K</b>			1-0 <b>F8</b>		1-0 <b>HR</b>	4	1	1	1	0	1	2						
Will Clark, L OBP: 0.535, SLG: 0.500		0-2 <b>1B</b>		4-2 <b>1-2</b> <b>BB</b>			4-2 <b>2B</b> <b>3B</b> <b>BB</b>			1	1	1	0	2	0	0						
Charles Johnson, R OBP: 0.341, SLG: 0.762		3-1 <b>G5-3</b>		2-2 <b>F7</b>			3-0 <b>3B</b> <b>2B</b>			3	1	1	0	0	0	4						
Mike Bordick, R OBP: 0.396, SLG: 0.760			3-2 <b>G4-6-3</b> 1B		2-1 <b>F8</b>		1-2 <b>FC4-2</b> 2-H 3-H <b>3B</b>			3	0	2	2	0	0	0						
<b>Inning Stats</b>	R: 0 E: 0 K: 1 S: 10	H: 1 LOB: 1 BB: 0 P: 14	R: 0 E: 0 K: 0 S: 10	H: 1 LOB: 1 BB: 0 P: 13	R: 0 E: 0 K: 0 S: 5	H: 1 LOB: 0 BB: 0 P: 9	R: 0 E: 0 K: 1 S: 17	H: 1 LOB: 3 BB: 2 P: 31	R: 0 E: 0 K: 0 S: 6	H: 0 LOB: 0 BB: 1 P: 16	R: 0 E: 0 K: 0 S: 6	H: 0 LOB: 0 BB: 0 P: 11	R: 2 E: 0 K: 0 S: 14	H: 2 LOB: 1 BB: 1 P: 27	R: 0 E: 0 K: 0 S: 5	H: 0 LOB: 0 BB: 1 P: 11		R: 1 E: 0 K: 0 S: 1	H: 1 LOB: 0 BB: 0 P: 2	1B: 3 2B: 1 3B: 2 HR: 1	SF: 0 SAC: 0 DP: 2 HBP: 0	WP: 0 PB: 0 SB: 0 CS: 1
<b>PITCHER</b>	IP WLS BF H R ER SO BB IBB HBP BLK WP HR S P ERA WHIP	6.1 L 6 1 1 1 0 1 0 0 0 0 1 12 23 5.40 1.200	<b>PITCHER</b>																			
Steve Trachsel, R ERA: 5.32																						
Jim Mecir, R ERA: 2.79																						

Batter	1	2	3	4	5	6	7	8	9	AB	R	H	RBI	BB	SO	LOB	TOP											
<b>Gerald Williams, R</b> OBP: 0.324, SLG: 0.507	F5		G5-4-3 1B BB		L5-3		HR			3	2	1	2	1	0	1	<b>Tampa Bay Devil Rays @ Baltimore Orioles</b> Oriole Park at Camden Yards, Baltimore, MD Thu Apr 20 2000, 1:35 PM EDT Att: 34,536 - Cloudy - 68 F											
<b>Dave Martinez, L</b> OBP: 0.333, SLG: 0.444	K		G5-4-3 1B				K			4	0	2	1	0	2	0												
<b>Jose Canseco, R</b> OBP: 0.329, SLG: 0.438	G6-3		G5-4-3		F8			F5		4	0	0	0	0	3													
<b>Fred McGriff, L</b> OBP: 0.300, SLG: 0.294		K	FC6-4 1B			K		P5		4	0	1	1	0	2	0												
<b>Greg Vaughn, R</b> OBP: 0.394, SLG: 0.610		FC5-4 1B BB	FC6-4			P2		F8		3	0	0	0	1	0	1												
<b>Vinny Castilla, R</b> OBP: 0.286, SLG: 0.364		FC5-4 1B		G6-3		F9			F9	4	0	1	0	0	0	0												
<b>Tony Graffanino, R</b> OBP: 0.429, SLG: 0.333		FC5-4 FC6-4		F8			G3-1		K	4	0	0	0	0	1	2												
<b>Mike DiFelice, R</b> OBP: 0.350, SLG: 0.316		FC6-4		K			K		F9	4	0	0	0	0	2	2												
<b>Ozzie Guillen, L</b> OBP: 0.500, SLG: 0.429			WP 1B BB		L5-3 1B		HR 1B			2	2	2	0	1	0	0												
<b>Inning Stats</b>	R: 0 E: 0 K: 1 S: 7	H: 0 LOB: 0 BB: 0 P: 12	R: 0 E: 0 K: 1 S: 8	H: 1 LOB: 2 BB: 1 P: 18	R: 2 E: 0 K: 0 S: 11	H: 2 LOB: 1 BB: 2 P: 25	R: 0 E: 0 K: 1 S: 9	H: 0 LOB: 0 BB: 0 P: 16	R: 0 E: 0 K: 0 S: 7	H: 2 LOB: 1 BB: 0 P: 11	R: 0 E: 0 K: 1 S: 7	H: 0 LOB: 0 BB: 0 P: 10	R: 2 E: 0 K: 2 S: 10	H: 2 LOB: 0 BB: 0 P: 13	R: 0 E: 0 K: 1 S: 13	H: 0 LOB: 0 BB: 0 P: 16		R: 0 E: 0 K: 1 S: 9	H: 0 LOB: 0 BB: 0 P: 12	1B: 5 2B: 1 3B: 1 HR: 1	SF: 0 SAC: 0 DP: 2 HBP: 0	WP: 1 PB: 0 CS: 0	PA: 35					
<b>PITCHER</b>	IP	WLS	BF	H	R	ER	SO	BB	IBB	HBP	BLK	WP	HR	S	P	ERA	WHIP											
<b>Pat Rapp, R</b> ERA: 3.5	(1, 1)	6.0	W	24	5	2	2	4	3	0	0	0	1	0	49	92	3.00	1.333										
<b>Mike Timlin, R</b> ERA: 18.0	(7, 1)	1.0		5	2	2	2	2	0	0	0	0	0	1	10	13	18.00	2.000										
<b>Buddy Groom, L</b> ERA: 2.25	(8, 1)	1.0		3	0	0	0	0	0	0	0	0	0	0	13	16	0.00	0.000										
<b>Calvin Maduro, R</b> ERA: 9.0	(9, 1)	1.0		3	0	0	0	1	0	0	0	0	0	9	12	0.00	0.000											

Batter	1	2	3	4	5	6	7	8	9	AB	R	H	RBI	BB	SO	LOB	BOTTOM											
<b>Brady Anderson, L</b> OBP: 0.339, SLG: 0.417	G1-3			SF7			SH3-4 1B PB HBP	E1		3	1	1	1	0	0	1	<b>Tampa Bay Devil Rays @ Baltimore Orioles</b> Oriole Park at Camden Yards, Baltimore, MD Thu Apr 20 2000, 1:35 PM EDT Att: 34,536 - Cloudy - 68 F											
<b>Delino DeShields, L</b> OBP: 0.392, SLG: 0.434	1B		F7	B1-3			PB SH3-4 1B	G4-3		5	2	2	0	0	0	4												
<b>B.J. Surhoff, L</b> OBP: 0.406, SLG: 0.492	BB 2B 1B		G5-4-3 BB		K		SH3-4			2	1	1	1	1	1	0												
<b>Albert Belle, R</b> OBP: 0.406, SLG: 0.558	2B G4-3 BB		G5-4-3		F9		PB F8 IBB			2	1	0	0	2	0	1												
<b>Harold Baines, L</b> OBP: 0.264, SLG: 0.314	G4-3		G1-3				F8 PB			3	1	2	2	0	0	0												
<b>Jeff Conine, R</b> OBP: 0.400, SLG: 0.571	2B				HR		F8 PB IBB			0	0	0	0	1	0	0												
<b>Cal Ripken Jr., R</b> OBP: 0.288, SLG: 0.447	G4-3			1B SF7 1B		K		F8		4	1	1	1	0	1	3												
<b>Will Clark, L</b> OBP: 0.553, SLG: 0.500	F9			SF7 BB 1B			CS BB	G6-4-3 BB		2	1	1	0	2	0	1												
<b>Charles Johnson, R</b> OBP: 0.333, SLG: 0.711		K				F8		G6-4-3		3	0	0	0	1	1	2												
<b>Mike Bordick, R</b> OBP: 0.386, SLG: 0.731		K		SF7		F8		E BB		2	0	0	1	1	1	1												
<b>Inning Stats</b>	R: 3 E: 0 K: 0 S: 10	H: 3 LOB: 1 BB: 1 P: 20	R: 0 E: 0 K: 2 S: 11	H: 1 LOB: 0 BB: 0 P: 17	R: 0 E: 0 K: 0 S: 8	H: 0 LOB: 0 BB: 1 P: 14	R: 2 E: 0 K: 0 S: 11	H: 2 LOB: 1 BB: 1 P: 21	R: 1 E: 0 K: 2 S: 10	H: 1 LOB: 0 BB: 0 P: 15	R: 0 E: 0 K: 0 S: 7	H: 0 LOB: 0 BB: 1 P: 14	R: 2 E: 0 K: 0 S: 6	H: 1 LOB: 2 BB: 2 P: 19	R: 0 E: 1 K: 0 S: 9	H: 0 LOB: 2 BB: 2 P: 20	R: 0 E: 0 K: 1 S: 9	H: 0 LOB: 0 BB: 0 P: 12	1B: 5 2B: 2 3B: 0 HR: 1	SF: 2 SAC: 1 DP: 2 HBP: 1	WP: 0 PB: 2 CS: 1	PA: 38						
<b>PITCHER</b>	IP	WLS	BF	H	R	ER	SO	BB	IBB	HBP	BLK	WP	HR	S	P	ERA	WHIP											
<b>Ryan Rupe, R</b> ERA: 10.98	(1, 1)	6.0	L	28	7	7	7	4	4	0	1	0	0	0	58	103	10.50	1.833										
<b>Jim Morris, L</b> ERA: 5.05	(7, 1)	0.1		3	1	0	0	0	0	1	0	0	0	2	7	0.00	3.000											
<b>Jeff Sparks, R</b> ERA: 2.16	(7, 1)	1.1		4	0	1	0	0	1	1	0	0	0	8	21	0.00	0.750											
<b>Albie Lopez, R</b> ERA: 8.0	(8, 1)	0.1		3	0	0	0	0	1	0	0	0	0	4	9	0.00	3.000											







Batter	1	2	3	4	5	6	7	8	9	AB	R	H	RBI	BB	SO	LOB	TOP								
Darin Erstad, L (1, 7) OBP: 0.511, SLG: 0.662	G3-1		S BB				G6-3			3	0	1	0	1	0	1	Anaheim Angels @ Tampa Bay Devil Rays Tropicana Field, St. Petersburg, FL Sun Apr 23 2000, 1:15 PM EDT Att: 15,601 - Dome - 72 F								
Adam Kennedy, L (1, 4) OBP: 0.382, SLG: 0.494	K		L9				G4-3		F8	4	0	0	0	0	1	2									
Mo Vaughn, L (1, 3) OBP: 0.395, SLG: 0.507	G3								K	4	0	0	0	0	2	0									
Tim Salmon, R (1, 9) OBP: 0.346, SLG: 0.391		G5-3							G5-3	4	0	1	0	0	0	0									
16 Garret Anderson, L (1, 8) OBP: 0.291, SLG: 0.411									G4-3	3	0	1	0	1	0	0									
Troy Glaus, R (1, 5) OBP: 0.439, SLG: 0.671									K	4	0	0	0	0	1	4									
Scott Spiezio, S (1, 10) OBP: 0.369, SLG: 0.392									F9	4	0	0	0	0	1	3									
Benjie Molina, R (1, 2) OBP: 0.309, SLG: 0.347										3	0	1	0	0	0	0									
Benji Gil, R (1, 6) OBP: 0.283, SLG: 0.300										3	0	0	0	0	1	1									
<b>Inning Stats</b>	R: 0 E: 0 K: 1 S: 8	H: 0 LOB: 0 BB: 0 P: 12	R: 0 E: 0 K: 0 S: 11	H: 0 LOB: 1 BB: 1 P: 17	R: 0 E: 0 K: 0 S: 9	H: 0 LOB: 1 BB: 1 P: 18	R: 0 E: 0 K: 0 S: 11	H: 2 LOB: 2 BB: 0 P: 15	R: 0 E: 0 K: 0 S: 14	H: 1 LOB: 1 BB: 0 P: 20	R: 0 E: 1 K: 1 S: 11	H: 0 LOB: 1 BB: 0 P: 17	R: 0 E: 0 K: 2 S: 12	H: 1 LOB: 1 BB: 0 P: 20	R: 0 E: 0 K: 1 S: 11	H: 0 LOB: 0 BB: 0 P: 14		R: 0 E: 0 K: 1 S: 8	H: 0 LOB: 0 BB: 0 P: 13	1B: 3 2B: 1 3B: 0 HR: 0	SF: 0 SAC: 0 DP: 0 HBP: 0	WP: 0 PB: 0 SB: 1 CS: 1	PA: 34		
<b>PITCHER</b>	IP	WLS	BF	H	R	ER	SO	BB	IBB	HBP	BLK	WP	HR	S	P	ERA	WHIP								
Dave Eiland, R (1, 1) ERA: 6.28	6.0	W	24	3	0	0	2	2	0	0	0	0	0	64	99	0.00	0.833								
Jeff Sparks, R (7, 1) ERA: 1.74	2.0	H	7	1	0	0	3	0	0	0	0	0	0	23	34	0.00	0.500								
Roberto Hernandez, R (9, 1) ERA: 3.6	1.0	S	3	0	0	0	1	0	0	0	0	0	0	8	13	0.00	0.000								

Batter	1	2	3	4	5	6	7	8	9	AB	R	H	RBI	BB	SO	LOB	BOTTOM								
Gerald Williams, R (1, 8) OBP: 0.318, SLG: 0.476	F7		K							4	0	1	0	0	1	0	Anaheim Angels @ Tampa Bay Devil Rays Tropicana Field, St. Petersburg, FL Sun Apr 23 2000, 1:15 PM EDT Att: 15,601 - Dome - 72 F								
Dave Martinez, L (1, 9) OBP: 0.333, SLG: 0.481	G4-3									4	0	1	0	0	0	2									
Greg Vaughn, R (1, 7) OBP: 0.368, SLG: 0.543	K									4	0	0	0	0	2	3									
Jose Canseco, R (1, 10) OBP: 0.325, SLG: 0.440										3	0	0	0	0	2	2									
Fred McGriff, L (1, 3) OBP: 0.342, SLG: 0.417										2	1	1	0	1	0	0									
Vinny Castilla, R (1, 5) OBP: 0.250, SLG: 0.311										3	0	0	0	0	0	2									
Mike DiFelice, R (1, 2) OBP: 0.348, SLG: 0.318										3	0	1	0	0	0	2									
Kevin Stocker, S (1, 6) OBP: 0.414, SLG: 0.510										3	0	0	0	0	1	1									
Miguel Cairo, R (1, 4) OBP: 0.284, SLG: 0.313										3	0	1	0	0	0	0									
<b>Inning Stats</b>	R: 0 E: 0 K: 1 S: 8	H: 0 LOB: 0 BB: 0 P: 11	R: 0 E: 0 K: 1 S: 13	H: 0 LOB: 1 BB: 1 P: 22	R: 0 E: 0 K: 1 S: 8	H: 0 LOB: 0 BB: 0 P: 12	R: 0 E: 0 K: 1 S: 7	H: 0 LOB: 0 BB: 0 P: 12	R: 1 E: 1 K: 0 S: 11	H: 1 LOB: 0 BB: 0 P: 14	R: 0 E: 0 K: 1 S: 12	H: 2 LOB: 2 BB: 0 P: 15	R: 0 E: 0 K: 1 S: 11	H: 1 LOB: 1 BB: 0 P: 16	R: 0 E: 0 K: 0 S: 8	H: 1 LOB: 1 BB: 0 P: 14		1B: 5 2B: 0 3B: 0 HR: 0	SF: 0 SAC: 0 DP: 0 HBP: 0	WP: 0 PB: 0 SB: 0 CS: 1	PA: 31				
<b>PITCHER</b>	IP	WLS	BF	H	R	ER	SO	BB	IBB	HBP	BLK	WP	HR	S	P	ERA	WHIP								
Jason Dickson, R (1, 1) ERA: 2.84	7.0	L	26	4	1	0	6	4	1	0	0	0	0	70	102	0.00	0.714								
Mark Petkovsek, R (8, 1) ERA: 9.59	1.0		4	1	0	0	0	0	0	0	0	0	0	8	14	0.00	1.000								



Batter	1	2	3	4	5	6	7	8	9	AB	R	H	RBI	BB	SO	LOB	TOP					
Gerald Williams, R (1.8)	F5		F8		F9		S BB			4	0	1	2	1	0	2	<b>Tampa Bay Devil Rays @ Kansas City Royals</b> Kauffman Stadium, Kansas City, MO Wed Apr 26 2000, 7:05 PM CDT Att: 14,209 - Cloudy - 62 F <a href="http://livebaseballscorecards.com">livebaseballscorecards.com</a>					
Dave Martinez, L (1.9)	G3		F7		G3-1		K	P5	5	0	0	0	0	1	5							
Greg Vaughn, R (1.7)	F8			K		L6	K	G6-3	5	0	0	0	0	2	1							
Jose Canseco, R (1.10)		G4-3 WP 1B		FC6-4 WP 1B		G6-4-3 BB		E7 G4-3 1B	4	2	2	0	1	1	0							
Fred McGriff, L (1.3)	G4-3			L9		G6-4-3 BB		G4-3 G5-3	4	0	0	0	1	0	3							
Vinny Castilla, R (1.5)		G5-4-3 1B		FC6-4 BB		G6-4-3 1-2 2-3		BB 1B HBP	2	1	1	1	1	0	2							
John Flaherty, R (1.2)	G5-4-3 1-2			FC6-4 1-2 2-3			HR 1B	F9	4	1	1	0	0	0	5							
Kevin Stocker, S (1.6)			E3		P4		HR 1B	BB 1B	4	2	2	3	0	0	0							
Miguel Cairo, R (1.4)			P4				G5-3	BB	3	0	1	0	0	0	1							
Bubba Trammell, R (8, PH)								1B	0	0	0	0	1	0	0							
Tony Graffanino, R (8, PR)								BB	0	0	0	0	0	0	0							
Inning Stats	R: 0 E: 0 K: 0 S: 6	H: 0 LOB: 0 BB: 0 P: 10	R: 1 E: 0 K: 0 S: 8	H: 2 LOB: 0 BB: 0 P: 10	R: 0 E: 1 K: 0 S: 11	H: 0 LOB: 1 BB: 0 P: 18	R: 0 E: 0 K: 1 S: 12	H: 1 LOB: 2 BB: 1 P: 22	R: 0 E: 0 K: 0 S: 10	H: 0 LOB: 1 BB: 0 P: 17	R: 0 E: 0 K: 0 S: 7	H: 0 LOB: 1 BB: 2 P: 15	R: 2 E: 0 K: 2 S: 17	H: 2 LOB: 1 BB: 1 P: 28	R: 3 E: 1 K: 0 S: 20	H: 2 LOB: 2 BB: 1 P: 39	R: 0 E: 0 K: 1 S: 7	H: 0 LOB: 0 BB: 0 P: 10	1B: 7 2B: 0 3B: 0 HR: 1	SF: 0 SAC: 0 DP: 2 HBP: 1	WP: 2 PB: 0 SB: 2 CS: 0	PA: 41
PITCHER	IP	WLS	BF	H	R	ER	SO	BB	IBB	HBP	BLK	WP	HR	S	P	ERA	WHIP					
Chad Durbin, R (1.1)	6.0		26	6	3	3	1	3	0	0	0	2	1	57	95	4.50	1.500					
Jery Spradlin, R (7.1)	1.1	H	7	0	2	1	2	1	0	1	0	0	0	20	39	6.75	0.750					
Jose Santiago, R (8.1)	0.2	B	5	2	1	0	0	1	0	0	0	0	0	14	25	0.00	4.500					
Ricky Bottalico, R (9.1)	1.0	W	3	0	0	0	1	0	0	0	0	0	0	7	10	0.00	0.000					

Batter	1	2	3	4	5	6	7	8	9	AB	R	H	RBI	BB	SO	LOB	BOTTOM					
Johnny Damon, L (1.7)	29 HBP HR 1B	G3		F7		FC4-6		FC1-5		5	1	1	0	0	0	6	<b>Tampa Bay Devil Rays @ Kansas City Royals</b> Kauffman Stadium, Kansas City, MO Wed Apr 26 2000, 7:05 PM CDT Att: 14,209 - Cloudy - 62 F <a href="http://livebaseballscorecards.com">livebaseballscorecards.com</a>					
Carlos Febles, R (1.4)	29 HBP HR HBP	G3		G6-3		K		K	4	1	0	0	0	2	5							
29 Mike Sweeney, R (1.3)	HR HBP		G4-3	G4-3		K		G4-6-3 1B	3	1	0	0	0	1	2							
Dave McCarty, R (8.3)	HR HBP								1	0	1	0	0	0	0							
Jermaine Dye, R (1.9)	HR		E 1B BB		HR		F8	G4-6-3 1-2	4	3	2	5	1	0	1							
Carlos Beltrán, S (1.8)	G1-3		K	F7		S BB		1B 1B	4	1	1	0	1	1	1							
Joe Randa, R (1.5)	P4		FC5-4 2-H 1B	F9		BB		1B	4	0	2	1	1	0	0							
Mark Quinn, R (1.10)	K		FC5-4 1-2	L8		L7		1B	5	0	1	1	0	1	3							
Jorge Fabregas, L (1.2)		SH5-3 2B		WP 1B		FC4-6 1B		FC1-5 S BB	3	0	3	0	1	0	0							
Luis Ordez, R (8, PR)				WP 1B					0	0	0	0	0	0	0							
Brian Johnson, R (9.2)				WP 1B					0	0	0	0	0	0	0							
Rey Sanchez, R (1.6)		SH5-3 2-3		WP 1B		FC4-6 1-2		K	3	0	1	0	0	1	2							
Inning Stats	R: 4 E: 0 K: 1 S: 15	H: 2 LOB: 0 BB: 0 P: 23	R: 0 E: 0 K: 0 S: 11	H: 1 LOB: 1 BB: 0 P: 19	R: 1 E: 1 K: 1 S: 9	H: 1 LOB: 1 BB: 1 P: 17	R: 0 E: 0 K: 0 S: 10	H: 2 LOB: 2 BB: 0 P: 14	R: 1 E: 0 K: 0 S: 7	H: 1 LOB: 0 BB: 0 P: 13	R: 0 E: 0 K: 1 S: 9	H: 1 LOB: 1 BB: 0 P: 13	R: 0 E: 0 K: 1 S: 8	H: 0 LOB: 2 BB: 2 P: 20	R: 0 E: 0 K: 2 S: 13	H: 0 LOB: 2 BB: 1 P: 24	R: 1 E: 0 K: 0 S: 11	H: 4 LOB: 2 BB: 0 P: 12	1B: 9 2B: 1 3B: 0 HR: 2	SF: 0 SAC: 1 DP: 1 HBP: 2	WP: 1 PB: 0 SB: 5 CS: 0	PA: 43
PITCHER	IP	WLS	BF	H	R	ER	SO	BB	IBB	HBP	BLK	WP	HR	S	P	ERA	WHIP					
Ryan Rupe, R (1.1)	6.0		29	8	6	5	3	1	0	2	0	0	0	61	99	7.50	1.500					
Jeff Sparks, R (7.1)	1.0		5	0	0	0	1	2	0	0	0	0	0	8	20	0.00	2.000					
Jim Mecir, R (8.1)	1.0		4	0	0	0	2	1	0	0	0	0	0	13	24	0.00	1.000					
Albie Lopez, R (9.1)	0.2	L	5	4	1	1	0	0	0	0	0	0	0	11	12	13.50	6.000					

Batter	1	2	3	4	5	6	7	8	9	AB	R	H	RBI	BB	SO	LOB	TOP									
<b>Gerald Williams, R</b> OBP: 0.343, SLG: 0.468	G2-3		S 2B 1B		SH SF9	FC4-6 1B		2B BB		3	2	2	2	1	0	0	<b>Tampa Bay Devil Rays @ Anaheim Angels</b> Edison International Field, Anaheim, CA Thu Apr 27 2000, 10:05 PM EDT Att: 16,144 - Sunny - 63 F <a href="http://livebaseballscores.com">livebaseballscores.com</a>									
<b>Dave Martinez, L</b> OBP: 0.319, SLG: 0.463	F8		1B		SF9	FC4-6 1B		2B		4	0	2	3	0	0	2										
<b>Greg Vaughn, R</b> OBP: 0.358, SLG: 0.512	K		G6-3		K			K		5	0	1	1	0	3	3										
<b>Jose Canseco, R</b> OBP: 0.344, SLG: 0.427		G5-3			S BB	G5-3		G6-3		3	0	0	0	2	0	3										
<b>Fred McGriff, L</b> OBP: 0.318, SLG: 0.378	G4-3		K		G4-3		G4-3			5	0	0	0	0	2	4										
<b>Vinny Castilla, R</b> OBP: 0.306, SLG: 0.327	1B 2B		K			CS BB	WP 1B		G5-3	4	1	2	0	1	1	1										
<b>John Flaherty, R</b> OBP: 0.429, SLG: 0.500	1B				WP 1B BB	WP 1B BB	WP 1B	G4-6-3 1B		3	1	3	1	2	0	0										
<b>Tony Graffanino, R</b> OBP: 0.368, SLG: 0.294			F7		F9		P4	G4-6-3 1B		5	1	1	0	0	0	5										
<b>Kevin Stocker, S</b> OBP: 0.429, SLG: 0.541	F7				SH SF9 1B	FC4-6 1B BB	F9			3	2	1	0	1	0	2										
<b>Inning Stats</b>	R: 0 E: 0 K: 1 S: 6	H: 0 LOB: 0 BB: 0 P: 10	R: 1 E: 0 K: 0 S: 9	H: 2 LOB: 1 BB: 0 P: 17	R: 1 E: 0 K: 0 S: 12	H: 2 LOB: 1 BB: 0 P: 15	R: 0 E: 0 K: 2 S: 11	H: 0 LOB: 2 BB: 2 P: 22	R: 1 E: 1 K: 1 S: 15	H: 1 LOB: 2 BB: 1 P: 24	R: 3 E: 0 K: 0 S: 19	H: 3 LOB: 2 BB: 3 P: 40	R: 0 E: 0 K: 0 S: 8	H: 2 LOB: 2 BB: 0 P: 10	R: 1 E: 0 K: 2 S: 12	H: 1 LOB: 1 BB: 1 P: 20	R: 0 E: 0 K: 0 S: 6	H: 1 LOB: 0 BB: 0 P: 9	1B: 9 2B: 3 3B: 0 HR: 0	SF: 1 SAC: 1 DP: 1 HBP: 0	WP: 2 PB: 0 CS: 1	PA: 44				
<b>PITCHER</b>	IP	WLS	BF	H	R	ER	SO	BB	IBB	HBP	BLK	WP	HR	S	P	ERA	WHIP									
<b>Ramon Ortiz, R</b> ERA: 5.06	(1, 1)	5.0	L	24	5	4	3	4	4	0	0	0	0	54	93	5.40	1.800									
<b>Al Levine, R</b> ERA: 5.27	(6, 1)	1.0		7	3	2	2	0	2	0	0	0	1	0	18	35	18.00	5.000								
<b>Kent Mercker, L</b> ERA: 7.11	(7, 1)	2.0		10	3	1	1	2	1	0	0	0	1	0	20	30	4.50	2.000								
<b>Lou Pote, R</b> ERA: 6.23	(9, 1)	1.0		3	1	0	0	0	0	0	0	0	0	6	9	0.00	1.000									

Batter	1	2	3	4	5	6	7	8	9	AB	R	H	RBI	BB	SO	LOB	BOTTOM									
<b>Darin Erstad, L</b> OBP: 0.533, SLG: 0.649	G4-3 WP 1B	F7			SH5-4 1B				DI 1B	4	0	3	1	1	0	2	<b>Tampa Bay Devil Rays @ Anaheim Angels</b> Edison International Field, Anaheim, CA Thu Apr 27 2000, 10:05 PM EDT Att: 16,144 - Sunny - 63 F <a href="http://livebaseballscores.com">livebaseballscores.com</a>									
<b>Adam Kennedy, L</b> OBP: 0.374, SLG: 0.515	F7		HR		SH5-4		F8	G4-3		4	1	1	1	0	0	3										
<b>Mo Vaughn, L</b> OBP: 0.385, SLG: 0.560	G4-3		G4-3		K			F8		4	0	0	0	0	1	3										
<b>Tim Salmon, R</b> OBP: 0.340, SLG: 0.405	HBP		G6-3		K			K		3	0	0	0	0	2	2										
<b>16 Garret Anderson, L</b> OBP: 0.253, SLG: 0.382	G4-3		F7				F8	K		4	0	0	0	0	1	2										
<b>Troy Glaus, R</b> OBP: 0.449, SLG: 0.654		G5-3			K		F8		2B BB	3	1	0	0	1	1	0										
<b>Scott Spiezio, S</b> OBP: 0.403, SLG: 0.508		FC8-6 BB			G6-3 BB		K		2B BB	2	1	1	1	2	1	0										
<b>Bengie Molina, R</b> OBP: 0.308, SLG: 0.328		FC8-6 HBP			G6-3		G6-3		K	4	0	0	0	0	1	3										
<b>Gary Disarcina, R</b> OBP: 0.414, SLG: 0.407		HBP			SH5-4 1B		G1-3		K	3	0	1	0	0	1	1										
<b>Inning Stats</b>	R: 0 E: 0 K: 0 S: 7	H: 1 LOB: 2 BB: 0 P: 13	R: 0 E: 0 K: 0 S: 12	H: 0 LOB: 1 BB: 1 P: 23	R: 1 E: 0 K: 0 S: 8	H: 1 LOB: 0 BB: 0 P: 15	R: 0 E: 0 K: 1 S: 11	H: 0 LOB: 0 BB: 1 P: 16	R: 0 E: 0 K: 2 S: 15	H: 2 LOB: 2 BB: 0 P: 20	R: 0 E: 0 K: 1 S: 11	H: 0 LOB: 0 BB: 0 P: 14	R: 0 E: 0 K: 0 S: 7	H: 0 LOB: 1 BB: 1 P: 14	R: 0 E: 0 K: 2 S: 8	H: 0 LOB: 0 BB: 0 P: 10	R: 2 E: 0 K: 2 S: 14	H: 2 LOB: 1 BB: 1 P: 24	1B: 4 2B: 1 3B: 0 HR: 1	SF: 0 SAC: 1 DP: 1 HBP: 2	WP: 1 PB: 0 CS: 0	PA: 38				
<b>PITCHER</b>	IP	WLS	BF	H	R	ER	SO	BB	IBB	HBP	BLK	WP	HR	S	P	ERA	WHIP									
<b>Dwight Gooden, R</b> ERA: 5.21	(1, 1)	5.0	W	22	4	1	1	3	2	0	2	0	0	1	53	87	1.80	1.200								
<b>Rick White, R</b> ERA: 3.44	(6, 1)	2.0		7	0	0	0	1	1	0	0	0	0	18	28	0.00	0.500									
<b>Jim Morris, L</b> ERA: 3.86	(8, 1)	1.0		3	0	0	0	2	0	0	0	0	0	8	10	0.00	0.000									
<b>Roberto Hernandez, R</b> ERA: 4.91	(9, 1)	1.0		6	2	2	2	2	1	0	0	0	0	14	24	18.00	3.000									



Batter	1	2	3	4	5	6	7	8	9	AB	R	H	RBI	BB	SO	LOB	TOP		
<b>Gerald Williams, R</b> OBP: 0.340, SLG: 0.459	G5-4-3 1B 2B	SH3-4	SH5-4		F7	K		G1-3		4	1	1	0	0	1	4	<b>Tampa Bay Devil Rays @ Anaheim Angels</b> Edison International Field, Anaheim, CA Fri Apr 28 2000, 10:05 PM EDT Att: 31,888 - Cloudy - 67 F		
<b>Dave Martinez, L</b> OBP: 0.346, SLG: 0.472	G5-4-3 1B	HR	2B		F8	F9		2B	1B	5	1	3	2	1	0	4			
<b>Greg Vaughn, R</b> OBP: 0.380, SLG: 0.596 <b>Bubba Trammell, R</b> OBP: 0.412, SLG: 0.586	G5-4-3	HR	1B							5	2	4	4	0	0	2			
<b>Jose Canseco, R</b> OBP: 0.354, SLG: 0.419	2B 1B	E5	K			HR	F7 BB	1B		1	0	1	0	0	0	0			
<b>Fred McGriff, L</b> OBP: 0.323, SLG: 0.405 <b>Ozzie Guillen, L</b> OBP: 0.444, SLG: 0.375	1B 2B	F8			F5	1B BB	F7	K		5	2	2	1	0	0	3			
<b>Vinny Castilla, R</b> OBP: 0.309, SLG: 0.328	FC4-6 1B	1B			F8	P3	K	F8		6	0	2	1	0	1	6			
<b>John Flaherty, R</b> OBP: 0.426, SLG: 0.492	FC4-6 1B	K			G5-3	BB BB	G1-6-3			5	0	2	2	0	1	4			
<b>Kevin Stocker, S</b> OBP: 0.432, SLG: 0.524 <b>Steve Cox, L</b> OBP: 0.500, SLG: 0.250	FC4-6		SH5-4 1B		F8	BB		F8		2	1	0	0	2	0	2			
<b>Miguel Cairo, R</b> OBP: 0.329, SLG: 0.360		SH3-4 HR	SH5-4 1B			BB		L4		4	2	3	1	1	0	0			
<b>Inning Stats</b>	R: 3 E: 0 K: 0 S: 17	H: 5 LOB: 2 BB: 1 P: 28	R: 3 E: 1 K: 1 S: 16	H: 3 LOB: 2 BB: 1 P: 28	R: 2 E: 0 K: 1 S: 10	H: 3 LOB: 1 BB: 1 P: 19	R: 0 E: 0 K: 0 S: 5	H: 0 LOB: 0 BB: 0 P: 9	R: 0 E: 0 K: 0 S: 10	H: 1 LOB: 1 BB: 0 P: 11	R: 0 E: 0 K: 1 S: 7	H: 0 LOB: 0 BB: 0 P: 12	R: 0 E: 0 K: 2 S: 11	H: 2 LOB: 2 BB: 0 P: 15	1B: 13 2B: 4 3B: 0 HR: 2	SF: 0 SAC: 2 DP: 1 HBP: 0		WP: 0 PB: 0 CS: 0	PA: 51
<b>PITCHER</b>	IP	WLS	BF	H	R	ER	SO	BB	IBB	HBP	BLK	WP	HR	S	P	ERA	WHIP		
<b>Jason Dickson, R</b> ERA: 4.73	1.1	L	13	7	6	6	0	2	0	0	0	0	1	23	39	40.50	6.750		
<b>Kent Mercker, L</b> ERA: 6.61	3.2		16	5	2	2	2	1	0	0	0	0	0	35	56	4.91	1.636		
<b>Derrick Turnbow, R</b> ERA: 5.4	0.1		7	4	3	3	0	2	0	0	0	0	1	19	35	81.00	18.000		
<b>Lou Pote, R</b> ERA: 4.76	2.2		10	1	0	0	2	1	0	0	0	0	0	19	33	0.00	0.750		
<b>Mark Pejkovsek, R</b> ERA: 8.74	1.0		5	2	0	0	2	0	0	0	0	0	0	11	15	0.00	2.000		
<b>Darin Erstad, L</b> OBP: 0.523, SLG: 0.633 <b>Orlando Palmeiro, L</b> OBP: 0.316, SLG: 0.353	G3		F8		G4-3			1B		4	0	1	0	0	0	0	<b>Tampa Bay Devil Rays @ Anaheim Angels</b> Edison International Field, Anaheim, CA Fri Apr 28 2000, 10:05 PM EDT Att: 31,888 - Cloudy - 67 F		
<b>Adam Kennedy, L</b> OBP: 0.369, SLG: 0.515	F8				G3-1			F8		4	0	1	0	0	0	1			
<b>Mo Vaughn, L</b> OBP: 0.543 <b>Matt Walbeck, S</b> OBP: 0.222, SLG: 0.333	L7		G3			FC6-4 BB		P6		3	0	0	0	1	0	2			
<b>Tim Salmon, R</b> OBP: 0.340, SLG: 0.402 <b>Edgard Clemente, R</b> OBP: 0.300, SLG: 0.350		16 HR			K			K		3	1	1	0	0	2	1			
<b>16 Garret Anderson, L</b> OBP: 0.263, SLG: 0.419		HR			2B			F7		4	1	2	2	0	0	1			
<b>Troy Glaus, R</b> OBP: 0.451, SLG: 0.671		F9						FC6-4		4	0	2	0	0	0	1			
<b>Scott Spiezio, S</b> OBP: 0.383, SLG: 0.476		F8			P4			K		4	0	0	0	0	1	3			
<b>Bengie Molina, R</b> OBP: 0.290, SLG: 0.306		G6-3			K			G6-3		4	0	0	0	0	1	3			
<b>Gary Disarcina, R</b> OBP: 0.375, SLG: 0.367 <b>Benji Gil, R</b> OBP: 0.268, SLG: 0.283			F9		G1-3			F8		3	0	0	0	0	0	0			
<b>Inning Stats</b>	R: 0 E: 0 K: 0 S: 11	H: 0 LOB: 0 BB: 0 P: 15	R: 2 E: 0 K: 0 S: 19	H: 2 LOB: 0 BB: 0 P: 25	R: 0 E: 0 K: 2 S: 12	H: 2 LOB: 2 BB: 0 P: 16	R: 0 E: 0 K: 1 S: 7	H: 0 LOB: 0 BB: 1 P: 9	R: 0 E: 0 K: 1 S: 10	H: 0 LOB: 0 BB: 0 P: 13	R: 0 E: 0 K: 1 S: 11	H: 1 LOB: 1 BB: 0 P: 16	R: 0 E: 0 K: 0 S: 14	H: 1 LOB: 1 BB: 0 P: 19	1B: 3 2B: 3 3B: 0 HR: 1	SF: 0 SAC: 0 DP: 0 HBP: 0		WP: 0 PB: 0 CS: 0	PA: 35
<b>PITCHER</b>	IP	WLS	BF	H	R	ER	SO	BB	IBB	HBP	BLK	WP	HR	S	P	ERA	WHIP		
<b>Esteban Yan, R</b> ERA: 6.59	7.0		27	5	2	2	4	1	0	0	0	0	1	75	107	2.57	0.857		
<b>Jim Merris, L</b> ERA: 3.95	1.0		4	1	0	0	1	0	0	0	0	0	0	11	16	0.00	1.000		
<b>Jeff Sparks, R</b> ERA: 1.46	1.0		4	1	0	0	0	0	0	0	0	0	0	14	19	0.00	1.000		
<b>AB</b>											4	0	1	0	0	0	0	<b>Tampa Bay Devil Rays @ Anaheim Angels</b> Edison International Field, Anaheim, CA Fri Apr 28 2000, 10:05 PM EDT Att: 31,888 - Cloudy - 67 F	
<b>R</b>											4	0	1	0	0	0	1		
<b>H</b>											3	0	0	0	1	0	2		
<b>RBI</b>											1	0	0	0	0	1	1		
<b>BB</b>											4	1	2	2	0	0	1		
<b>SO</b>											4	0	2	0	0	0	1		
<b>LOB</b>											4	0	0	0	0	1	3		
<b>AB</b>											4	0	0	0	0	1	3		<b>Tampa Bay Devil Rays @ Anaheim Angels</b> Edison International Field, Anaheim, CA Fri Apr 28 2000, 10:05 PM EDT Att: 31,888 - Cloudy - 67 F
<b>R</b>											4	0	0	0	0	1	3		
<b>H</b>											3	0	0	0	0	0	0		
<b>RBI</b>											4	0	0	0	0	1	3		
<b>BB</b>											1	0	0	0	0	0	0		
<b>SO</b>											5	0	0	0	0	0	0		
<b>LOB</b>											13	0	0	0	0	0	0		
<b>AB</b>											3	0	0	0	0	0	0	<b>Tampa Bay Devil Rays @ Anaheim Angels</b> Edison International Field, Anaheim, CA Fri Apr 28 2000, 10:05 PM EDT Att: 31,888 - Cloudy - 67 F	
<b>R</b>											0	0	0	0	0	0	0		
<b>H</b>											7	0	0	0	0	0	0		
<b>RBI</b>											2	0	0	0	0	0	0		
<b>BB</b>											1	0	0	0	0	0	0		
<b>SO</b>											5	0	0	0	0	0	0		
<b>LOB</b>											13	0	0	0	0	0	0		
<b>AB</b>											3	0	0	0	0	0	0		<b>Tampa Bay Devil Rays @ Anaheim Angels</b> Edison International Field, Anaheim, CA Fri Apr 28 2000, 10:05 PM EDT Att: 31,888 - Cloudy - 67 F
<b>R</b>											0	0	0	0	0	0	0		
<b>H</b>											7	0	0	0	0	0	0		
<b>RBI</b>											2	0	0	0	0	0	0		
<b>BB</b>											1	0	0	0	0	0	0		
<b>SO</b>											5	0	0	0	0	0	0		
<b>LOB</b>											13	0	0	0	0	0	0		



Batter	1	2	3	4	5	6	7	8	9	AB	R	H	RBI	BB	SO	LOB	TOP				
Gerald Williams, R OBP: 0.325, SLG: 0.440	3-3 K		2-3 K			1-3 K		0-0 G5-3		4	0	0	0	0	3	0					
Steve Cox, L OBP: 0.412, SLG: 0.231	3-2 G5-3			3-1 2B 1B		3-1 F8		0-1 G4-3		4	0	1	0	0	0	0					
Greg Vaughn, R OBP: 0.360, SLG: 0.580	3-3 K			3-3 K		2-3 K			1-0 F3	4	0	0	0	0	3	1					
Jose Canseco, R OBP: 0.382, SLG: 0.463		1-0 1B		1-3 K		1-2 HR 1B			4-1 1B 1B HBP	3	1	2	0	0	1	1					
Fred McGriff, L OBP: 0.330, SLG: 0.416	0-0 L9			2-0 2B		2-0 F5			0-1 1B 1B	4	0	2	0	0	0	2					
Vinny Castilla, R OBP: 0.321, SLG: 0.423	1-0 L5			1-3 2B		2-2 HR			0-1 1B	4	1	2	2	0	1	3					
John Flaherty, R OBP: 0.392, SLG: 0.449	1-1 P6				0-0 G5-3		0-0 P5		1-2 P4	4	0	0	0	0	0	4					
Kevin Stocker, S OBP: 0.413, SLG: 0.507			2-1 F8		1-3 K		1-0 L8		0-1 F8	4	0	0	0	0	1	3					
Miguel Cairo, R OBP: 0.307, SLG: 0.333			2-1 F7		1-2 L9			1-1 G4-3		3	0	0	0	0	0	0					
<b>Inning Stats</b>	R: 0 E: 0 K: 2 S: 9	H: 0 LOB: 0 BB: 0 P: 18	R: 0 E: 0 K: 0 S: 5	H: 1 LOB: 1 BB: 0 P: 8	R: 0 E: 0 K: 1 S: 7	H: 0 LOB: 0 BB: 0 P: 13	R: 0 E: 0 K: 3 S: 12	H: 2 LOB: 2 BB: 0 P: 22	R: 0 E: 0 K: 1 S: 8	H: 0 LOB: 0 BB: 0 P: 10	R: 2 E: 0 K: 0 S: 11	H: 2 LOB: 0 BB: 0 P: 17	R: 0 E: 0 K: 0 S: 5	H: 0 LOB: 0 BB: 0 P: 6	R: 0 E: 0 K: 0 S: 11	H: 2 LOB: 3 BB: 0 P: 17	1B: 5 2B: 1 3B: 0 HR: 1	SF: 0 SAC: 0 DP: 0 HBP: 1	WP: 0 PB: 0 CS: 0	PA: 35	
<b>PITCHER</b>	IP WLS BF H R ER SO BB IBB HBP BLK WP HR S P ERA WHIP	IP WLS BF H R ER SO BB IBB HBP BLK WP HR S P ERA WHIP	IP WLS BF H R ER SO BB IBB HBP BLK WP HR S P ERA WHIP	IP WLS BF H R ER SO BB IBB HBP BLK WP HR S P ERA WHIP	IP WLS BF H R ER SO BB IBB HBP BLK WP HR S P ERA WHIP	IP WLS BF H R ER SO BB IBB HBP BLK WP HR S P ERA WHIP	IP WLS BF H R ER SO BB IBB HBP BLK WP HR S P ERA WHIP	IP WLS BF H R ER SO BB IBB HBP BLK WP HR S P ERA WHIP	IP WLS BF H R ER SO BB IBB HBP BLK WP HR S P ERA WHIP	IP WLS BF H R ER SO BB IBB HBP BLK WP HR S P ERA WHIP	IP WLS BF H R ER SO BB IBB HBP BLK WP HR S P ERA WHIP	IP WLS BF H R ER SO BB IBB HBP BLK WP HR S P ERA WHIP	IP WLS BF H R ER SO BB IBB HBP BLK WP HR S P ERA WHIP	IP WLS BF H R ER SO BB IBB HBP BLK WP HR S P ERA WHIP	IP WLS BF H R ER SO BB IBB HBP BLK WP HR S P ERA WHIP	IP WLS BF H R ER SO BB IBB HBP BLK WP HR S P ERA WHIP	IP WLS BF H R ER SO BB IBB HBP BLK WP HR S P ERA WHIP	IP WLS BF H R ER SO BB IBB HBP BLK WP HR S P ERA WHIP	IP WLS BF H R ER SO BB IBB HBP BLK WP HR S P ERA WHIP	IP WLS BF H R ER SO BB IBB HBP BLK WP HR S P ERA WHIP	IP WLS BF H R ER SO BB IBB HBP BLK WP HR S P ERA WHIP

Tampa Bay Devil Rays @ Anaheim Angels  
Edison International Field, Anaheim, CA  
Sun Apr 30 2000, 4:05 PM EDT  
Att: 25,613 - Sunny - 79 F

AB 34  
R 2  
H 7  
RBI 2  
BB 0  
SO 9  
LOB 14



Batter	1	2	3	4	5	6	7	8	9	AB	R	H	RBI	BB	SO	LOB	BOTTOM				
Darin Erstad, L OBP: 0.512, SLG: 0.607	3-2 1B 1B	2-3 K		4-0 1-2 BB		0-0 1-3 2H 1B				3	1	2	1	1	1	1					
Adam Kennedy, L OBP: 0.380, SLG: 0.518	0-2 1B 1B	0-0 G4-6-3		1-3 K		2-0 L8				4	1	1	0	0	1	5					
Mo Vaughn, L OBP: 0.385, SLG: 0.534	0-1 1-2 3H 1B 1B		3-3 K		0-0 F8		3-2 F9			4	1	1	1	0	1	0					
Tim Salmon, R OBP: 0.336, SLG: 0.424	0-0 1B 1-2 2H 1B		3-3 K		2-2 G5-3		0-3 K			4	0	1	1	0	2	0					
16 Garret Anderson, L OBP: 0.250, SLG: 0.422	0-3 K		0-2 F7		1-3 K		1-1 F8			4	0	0	0	0	2	2					
Troy Glaus, R OBP: 0.423, SLG: 0.649	1-3 K			1-1 HR		2-3 K		1-1 F9		4	1	1	1	0	2	2					
Orlando Palmeiro, L OBP: 0.357, SLG: 0.360	0-0 1-3 2H 1B			1-2 BB 1B		0-0 G4-3		2-2 G6-3		4	0	2	1	0	0	0					
Matt Walbeck, S OBP: 0.219, SLG: 0.344	1-0 G4-3			0-0 F7		0-0 1B 2B		1-1 G5-3		4	1	1	0	0	0	3					
Benji Gil, R OBP: 0.288, SLG: 0.278		4-2 G4-6-3 BB		0-0 F8		4-1 1B BB				1	0	0	0	2	0	1					
<b>Inning Stats</b>	R: 3 E: 0 K: 2 S: 17	H: 5 LOB: 2 BB: 0 P: 22	R: 0 E: 0 K: 1 S: 6	H: 0 LOB: 1 BB: 1 P: 12	R: 0 E: 0 K: 2 S: 14	H: 0 LOB: 0 BB: 0 P: 20	R: 1 E: 0 K: 1 S: 12	H: 2 LOB: 2 BB: 1 P: 19	R: 0 E: 0 K: 1 S: 10	H: 0 LOB: 0 BB: 0 P: 13	R: 1 E: 0 K: 1 S: 8	H: 2 LOB: 2 BB: 1 P: 16	R: 0 E: 0 K: 1 S: 10	H: 0 LOB: 0 BB: 0 P: 14	R: 0 E: 0 K: 0 S: 10	H: 0 LOB: 0 BB: 0 P: 14	1B: 7 2B: 1 3B: 0 HR: 1	SF: 0 SAC: 0 DP: 1 HBP: 0	WP: 0 PB: 0 CS: 0	PA: 35	
<b>PITCHER</b>	IP WLS BF H R ER SO BB IBB HBP BLK WP HR S P ERA WHIP	IP WLS BF H R ER SO BB IBB HBP BLK WP HR S P ERA WHIP	IP WLS BF H R ER SO BB IBB HBP BLK WP HR S P ERA WHIP	IP WLS BF H R ER SO BB IBB HBP BLK WP HR S P ERA WHIP	IP WLS BF H R ER SO BB IBB HBP BLK WP HR S P ERA WHIP	IP WLS BF H R ER SO BB IBB HBP BLK WP HR S P ERA WHIP	IP WLS BF H R ER SO BB IBB HBP BLK WP HR S P ERA WHIP	IP WLS BF H R ER SO BB IBB HBP BLK WP HR S P ERA WHIP	IP WLS BF H R ER SO BB IBB HBP BLK WP HR S P ERA WHIP	IP WLS BF H R ER SO BB IBB HBP BLK WP HR S P ERA WHIP	IP WLS BF H R ER SO BB IBB HBP BLK WP HR S P ERA WHIP	IP WLS BF H R ER SO BB IBB HBP BLK WP HR S P ERA WHIP	IP WLS BF H R ER SO BB IBB HBP BLK WP HR S P ERA WHIP	IP WLS BF H R ER SO BB IBB HBP BLK WP HR S P ERA WHIP	IP WLS BF H R ER SO BB IBB HBP BLK WP HR S P ERA WHIP	IP WLS BF H R ER SO BB IBB HBP BLK WP HR S P ERA WHIP	IP WLS BF H R ER SO BB IBB HBP BLK WP HR S P ERA WHIP	IP WLS BF H R ER SO BB IBB HBP BLK WP HR S P ERA WHIP	IP WLS BF H R ER SO BB IBB HBP BLK WP HR S P ERA WHIP	IP WLS BF H R ER SO BB IBB HBP BLK WP HR S P ERA WHIP	IP WLS BF H R ER SO BB IBB HBP BLK WP HR S P ERA WHIP

Tampa Bay Devil Rays @ Anaheim Angels  
Edison International Field, Anaheim, CA  
Sun Apr 30 2000, 4:05 PM EDT  
Att: 25,613 - Sunny - 79 F

AB 32  
R 5  
H 9  
RBI 5  
BB 3  
SO 9  
LOB 14



Batter	1	2	3	4	5	6	7	8	9	AB	R	H	RBI	BB	SO	LOB	TOP										
Royce Clayton, R (1, 6) OBP: 0.290, SLG: 0.367	1-2 F8		2-1 G4-3		0-0 F9-6		2-3 K		2-3 K	5	0	0	0	0	2	3											
Luis Alcaez, S (1, 4) OBP: 0.382, SLG: 0.405	2-3 K		1-2 G4-3 HBP			3-2 2B 1B	1-0 G6-4-3		2-3 K	4	1	1	0	0	2	2											
Ivan Rodriguez, R (1, 2) OBP: 0.371, SLG: 0.703	2-1 G6-3		0-0 G4-6-3			1-0 1B 2B		1-0 1B 2B		5	3	3	1	0	0	1											
Rafael Palmeiro, L (1, 10) Scott Sheldon, R (8, PR)		1-1 HR		4-2 G6-4-3 BB		1-0 G5-4-3 BB 2B 1B		4-2 1B 1B BB	0-2 P4	2	1	2	3	2	0	0											
David Segui, S (1, 3) OBP: 0.463, SLG: 0.526	2-2 G4-3		1-0 G6-4-3			1-2 G5-4-3 BB		0-1 1B 1B BB		3	1	1	1	1	0	1											
Ruben Mateo, R (1, 8) OBP: 0.348, SLG: 0.394	4-2 E G5-3 BB		2-3 K			1-3 K		1-1 1B 1B		3	0	1	1	1	2	2											
Chad Curtis, R (1, 7) OBP: 0.316, SLG: 0.535	1-2 G5-3				2-2 HR		2-2 G5-4-3		0-1 F9	4	1	1	1	0	0	6											
Gabe Kapler, R (1, 9) Jason McDonald, S (5, 9)	3-2 E6 S				1-2 F9-6 1B		4-2 1B BB	0-1 1B 2H		2	0	1	0	0	0	1											
Mike Lamb, L (1, 5) OBP: 0.231, SLG: 0.208	3-3 K				1-1 F5		2-1 G6-4-3 1B	0-0 G6-3		1	0	1	0	0	1	4											
<b>Inning Stats</b>	R: 0 E: 0 K: 1 S: 8	H: 0 LOB: 0 BB: 0 P: 13	R: 1 E: 1 K: 1 S: 16	H: 1 LOB: 2 BB: 1 P: 30	R: 0 E: 0 K: 0 S: 5	H: 0 LOB: 0 BB: 0 P: 8	R: 0 E: 0 K: 1 S: 10	H: 0 LOB: 0 BB: 1 P: 17	R: 1 E: 0 K: 0 S: 10	H: 2 LOB: 0 BB: 0 P: 14	R: 2 E: 0 K: 1 S: 13	H: 3 LOB: 1 BB: 1 P: 25	R: 0 E: 0 K: 1 S: 8	H: 1 LOB: 1 BB: 1 P: 17	R: 3 E: 0 K: 0 S: 12	H: 4 LOB: 1 BB: 1 P: 18	R: 1 E: 0 K: 2 S: 11	H: 1 LOB: 0 BB: 0 P: 15	1B: 7 2B: 3 3B: 0 HR: 3	SF: 0 SAC: 0 DP: 5 HBP: 1	WP: 0 PB: 0 SB: 1 CS: 1	PA: 40					
<b>PITCHER</b>	IP	WLS	BF	H	R	ER	SO	BB	IBB	HBP	BLK	WP	HR	S	P	ERA	WHIP										
Ryan Rupe, R (1, 1) ERA: 9.08	5.0	L	23	6	4	4	3	3	0	1	0	0	2	56	98	7.20	1.800										
Rick White, R (6, 1) ERA: 3.13	2.0		7	2	1	1	2	1	0	0	0	0	0	15	28	4.50	1.500										
Jim Morris, L (8, 1) ERA: 5.65	0.0		2	1	0	0	0	1	0	0	0	0	0	4	8	∞	∞										
Albie Lopez, R (8, 1) ERA: 5.65	1.0		4	2	2	2	0	0	0	0	0	0	0	7	8	18.00	2.000										
Roberto Hernandez, R (9, 1) ERA: 5.14	1.0		4	1	1	1	2	0	0	0	0	0	1	11	15	9.00	1.000										

Texas Rangers @ Tampa Bay Devil Rays  
Tropicana Field, St. Petersburg, FL  
Tue May 02 2000, 7:15 PM EDT  
Att: 15,067 - Dome - 72 F

AB 34  
R 8  
H 12  
RBI 8  
BB 5  
SO 7  
LOB 20



Batter	1	2	3	4	5	6	7	8	9	AB	R	H	RBI	BB	SO	LOB	BOTTOM										
Gerald Williams, R (1, 8) OBP: 0.314, SLG: 0.425	1-0 G5-3		2-3 K		0-1 F9			2-0 F8		4	0	0	0	0	1	2											
Dave Martinez, L (1, 9) OBP: 0.360, SLG: 0.443	3-2 F7		0-0 F8			4-1 1B BB		4-2 E FC6-4 BB		2	1	0	0	2	0	2											
Greg Vaughn, R (1, 7) OBP: 0.357, SLG: 0.563	1-3 K			4-2 S BB		3-3 K		3-1 E5 FC6-4		3	0	0	0	1	2	2											
Fred McGriff, L (1, 3) OBP: 0.327, SLG: 0.409		2-2 G4-3		3-3 K		0-1 G6-4-3 1B		0-1 FC6-4 1-2 3H		4	0	1	1	0	1	2											
Vinny Castilla, R (1, 5) OBP: 0.317, SLG: 0.405	1-0 F8			4-2 BB		0-0 G6-4-3		0-1 G4-3		3	0	0	0	1	0	3											
John Flaherty, R (1, 2) OBP: 0.372, SLG: 0.425	3-1 F3			2-3 K			1-0 G6-3		2-3 K	4	0	0	0	0	2	2											
Bubba Trammell, R (1, 10) Steve Cox, L (9, PH)			2-2 F3	3-3 K			0-0 G6-3		0-1 G3-1 WP 1B	3	0	0	0	0	1	2											
Kevin Stocker, S (1, 6) OBP: 0.417, SLG: 0.493			2-2 BB HBP			3-2 F8		4-2 BB		2	0	0	0	1	0	1											
Miguel Cairo, R (1, 4) OBP: 0.304, SLG: 0.322			4-2 BB			0-1 P4		1-1 G4-3		3	0	0	0	1	1	2											
<b>Inning Stats</b>	R: 0 E: 0 K: 1 S: 8	H: 0 LOB: 0 BB: 0 P: 13	R: 0 E: 0 K: 0 S: 6	H: 0 LOB: 0 BB: 0 P: 12	R: 0 E: 0 K: 1 S: 14	H: 0 LOB: 2 BB: 1 P: 24	R: 0 E: 0 K: 3 S: 15	H: 0 LOB: 2 BB: 2 P: 31	R: 0 E: 0 K: 1 S: 8	H: 0 LOB: 0 BB: 0 P: 11	R: 0 E: 0 K: 1 S: 8	H: 1 LOB: 1 BB: 1 P: 15	R: 0 E: 0 K: 0 S: 6	H: 0 LOB: 1 BB: 1 P: 12	R: 1 E: 1 K: 0 S: 13	H: 0 LOB: 1 BB: 1 P: 22	R: 0 E: 0 K: 2 S: 11	H: 1 LOB: 1 BB: 0 P: 16	1B: 2 2B: 0 3B: 0 HR: 0	SF: 0 SAC: 0 DP: 1 HBP: 1	WP: 1 PB: 0 SB: 1 CS: 0	PA: 36					
<b>PITCHER</b>	IP	WLS	BF	H	R	ER	SO	BB	IBB	HBP	BLK	WP	HR	S	P	ERA	WHIP										
Rick Helling, R (1, 1) ERA: 2.82	7.1		30	1	1	1	0	6	0	1	0	0	0	74	136	0.00	0.955										
Mike Venafro, L (8, 1) ERA: 5.14	0.1		1	0	0	0	0	0	0	0	0	0	0	2	2	0.00	0.000										
Tim Crabtree, R (8, 1) ERA: 8.31	1.1		5	1	0	0	2	0	0	0	0	1	0	13	18	0.00	0.750										

Texas Rangers @ Tampa Bay Devil Rays  
Tropicana Field, St. Petersburg, FL  
Tue May 02 2000, 7:15 PM EDT  
Att: 15,067 - Dome - 72 F

AB 29  
R 1  
H 2  
RBI 1  
BB 6  
SO 8  
LOB 18



Batter	1	2	3	4	5	6	7	8	9	AB	R	H	RBI	BB	SO	LOB	TOP									
Royce Clayton, R OBP: 0.295, SLG: 0.408	F9 E 2B		L6				F9		G6-3	5	2	2	1	0	0	3	<p><b>Texas Rangers @ Tampa Bay Devil Rays</b> Tropicana Field, St. Petersburg, FL Wed May 03 2000, 7:15 PM EDT Att: 14,064 - Dome - 72 F</p>									
Luis Alicaes, S OBP: 0.381, SLG: 0.395 Scott Sheldon, R OBP: 0.286, SLG: 0.167	F9 2-3				G3					2	0	0	0	1	0	1										
Ivan Rodriguez, R OBP: 0.373, SLG: 0.698	E6 1B 3-H		F9						K	5	1	2	1	0	2	5										
David Segui, S OBP: 0.460, SLG: 0.520			G4-3							5	0	2	0	0	0	5										
Ruben Mateo, R OBP: 0.351, SLG: 0.388	F3				F7					4	1	1	1	0	1	4										
Chad Curtis, R OBP: 0.300, SLG: 0.507	FC6-4 1-2				F9					4	0	0	0	0	1	4										
Mike Lamb, L OBP: 0.200, SLG: 0.179			F9		F7					4	0	0	0	0	0	1										
Jason McDonald, S OBP: 0.333, SLG: 0.176			F7							3	0	1	0	1	1	1										
Tom Evans, R OBP: 0.368, SLG: 0.340			F8		L4-6					4	1	2	0	0	0	1										
<b>Inning Stats</b>	R: 1 E: 1 K: 0 S: 11	H: 3 LOB: 2 BB: 0 P: 15	R: 0 E: 0 K: 0 S: 6	H: 0 LOB: 0 BB: 0 P: 10	R: 0 E: 0 K: 0 S: 10	H: 0 LOB: 1 BB: 1 P: 20	R: 0 E: 0 K: 0 S: 6	H: 0 LOB: 0 BB: 0 P: 9	R: 1 E: 0 K: 0 S: 6	H: 2 LOB: 0 BB: 0 P: 7	R: 2 E: 1 K: 0 S: 10	H: 2 LOB: 0 BB: 0 P: 18	R: 0 E: 0 K: 1 S: 15	H: 1 LOB: 3 BB: 2 P: 33	R: 0 E: 0 K: 2 S: 13	H: 0 LOB: 1 BB: 0 P: 18	R: 1 E: 0 K: 2 S: 13	H: 3 LOB: 2 BB: 0 P: 19	1B: 7 2B: 4 3B: 0 HR: 1	SF: 0 SAC: 0 DP: 1 HBP: 1	WP: 0 PB: 0 SB: 2 CS: 0	PA: 41				
<b>PITCHER</b>	IP	WLS	BF	H	R	ER	SO	BB	IBB	HBP	BLK	WP	HR	S	P	ERA	WHIP									
Dwight Gooden, R ERA: 5.04	(1, 1)	6.0	L	25	7	4	3	0	1	0	0	0	0	1	49	79	4.50	1.333								
Jeff Sparks, R ERA: 1.55	(7, 1)	2.0		10	1	0	0	3	2	0	1	0	0	0	28	51	0.00	1.500								
Bryan Rekar, R ERA: 4.5	(9, 1)	1.0		6	3	1	1	2	0	0	0	0	0	0	13	19	9.00	3.000								



Batter	1	2	3	4	5	6	7	8	9	AB	R	H	RBI	BB	SO	LOB	BOTTOM								
Gerald Williams, R OBP: 0.310, SLG: 0.415	F8		F2		F3			E6 1B	G5-3	5	1	1	0	0	0	2	<p><b>Texas Rangers @ Tampa Bay Devil Rays</b> Tropicana Field, St. Petersburg, FL Wed May 03 2000, 7:15 PM EDT Att: 14,064 - Dome - 72 F</p>								
Dave Martinez, L OBP: 0.355, SLG: 0.434			F9							4	0	1	0	0	0	1									
Greg Vaughn, R OBP: 0.361, SLG: 0.561	F5									4	0	2	1	0	0	1									
Fred McGriff, L OBP: 0.333, SLG: 0.412	P6				G6-3					4	0	2	0	0	0	2									
Vinny Castilla, R OBP: 0.314, SLG: 0.397					F7					4	0	1	0	0	0	4									
Steve Cox, L OBP: 0.429, SLG: 0.294 Jose Canseco, R OBP: 0.378, SLG: 0.458			FC5-4 CS		G1-3					3	0	1	0	0	0	2									
John Flaherty, R OBP: 0.366, SLG: 0.408										1	0	0	0	0	0	2									
Ozzie Guillen, L OBP: 0.313, SLG: 0.267			F6							4	0	1	0	0	0	1									
Miguel Cairo, R OBP: 0.313, SLG: 0.330			P4							4	0	2	0	0	0	1									
<b>Inning Stats</b>	R: 0 E: 0 K: 0 S: 13	H: 1 LOB: 1 BB: 0 P: 20	R: 0 E: 0 K: 0 S: 9	H: 1 LOB: 1 BB: 1 P: 16	R: 0 E: 0 K: 0 S: 6	H: 0 LOB: 0 BB: 0 P: 8	R: 0 E: 0 K: 0 S: 10	H: 1 LOB: 1 BB: 0 P: 15	R: 0 E: 0 K: 0 S: 7	H: 1 LOB: 1 BB: 0 P: 10	R: 0 E: 0 K: 0 S: 9	H: 2 LOB: 1 BB: 0 P: 16	R: 1 E: 1 K: 0 S: 16	H: 3 LOB: 2 BB: 0 P: 28	R: 0 E: 0 K: 0 S: 12	H: 1 LOB: 1 BB: 0 P: 18	1B: 11 2B: 1 3B: 0 HR: 0	SF: 0 SAC: 0 DP: 1 HBP: 0	WP: 0 PB: 0 SB: 0 CS: 1	PA: 37					
<b>PITCHER</b>	IP	WLS	BF	H	R	ER	SO	BB	IBB	HBP	BLK	WP	HR	S	P	ERA	WHIP								
Mark Clark, R ERA: 7.04	(1, 1)	6.0	W	24	6	4	0	0	0	0	0	0	0	14	23	6.75	2.250								
59 Jeff Zimmerman, R ERA: 6.75	(7, 1)	1.1		6	3	1	1	0	0	0	0	0	0	2	5	∞	∞								
Doug Davis, L ERA: 3.6	(8, 1)	0.0	H	1	1	0	0	0	0	0	0	0	0	19	30	0.00	0.600								



Batter	1	2	3	4	5	6	7	8	9	10	11	AB R H RBI BB SO LOB	TOP																
Royce Clayton, R OBP: 0.297, SLG: 0.404 (1, 6)	F9		G6-3			G6-3	1B		SH1-4 1B		K	6 0 2 1 0 1 0																	
Chad Curtis, R OBP: 0.286, SLG: 0.481 (1, 7)	P6			K		F8	K		SH1-4 1B			4 0 0 0 0 2 2																	
Ivan Rodriguez, R OBP: 0.383, SLG: 0.691 (1, 2)	1B				F9	HR 1B		G5-3	G6-4-3 1B			4 1 2 0 1 0 0																	
David Segui, S OBP: 0.468, SLG: 0.510 (1, 3)	G6-3			1B		HR BB		G4-3	G6-4-3 1B			4 1 1 0 1 0 4																	
Ruben Mateo, R OBP: 0.345, SLG: 0.407 (1, 8)		F5		G6-3		HR		G4-3		F7		5 1 1 3 0 0 1																	
Mike Lamb, L OBP: 0.229, SLG: 0.303 (1, 10)	K					F2			1B 1B	G4-3		5 2 2 1 0 1 0																	
Tom Evans, R OBP: 0.350, SLG: 0.320 Luis Alcoa, S OBP: 0.364, SLG: 0.398 (9, PH) (9, 5)	G5-3						F5		1B 1B	G6-3		3 0 0 0 0 0 0 2 1 1 0 0 0 0																	
Jason McDonald, S OBP: 0.308, SLG: 0.182 (1, 9)			F9			K	F8		1B 1B		L8	5 1 1 0 0 1 0																	
Scott Sheldon, R OBP: 0.300, SLG: 0.222 Rafael Palmeiro, L OBP: 0.423, SLG: 0.674 44 Kelly Dransfeldt, R (9, PR) (9, 4)			K			F8			SH1-4 1B 1B 1B		K	3 0 1 0 0 0 1 1 0 1 2 0 0 0 1 0 0 0 0 1 0																	
<b>Inning Stats</b>	R: 0 E: 0 K: 1 S: 10	H: 1 LOB: 1 BB: 0 P: 16	R: 0 E: 0 K: 1 S: 6	H: 0 LOB: 0 BB: 0 P: 10	R: 0 E: 0 K: 1 S: 7	H: 0 LOB: 0 BB: 0 P: 11	R: 0 E: 0 K: 1 S: 7	H: 1 LOB: 1 BB: 0 P: 12	R: 1 E: 0 K: 1 S: 11	H: 1 LOB: 0 BB: 0 P: 16	R: 3 E: 0 K: 0 S: 16	H: 2 LOB: 0 BB: 1 P: 24	R: 0 E: 0 K: 0 S: 8	H: 0 LOB: 0 BB: 0 P: 12	R: 3 E: 0 K: 0 S: 14	H: 5 LOB: 3 BB: 1 P: 22	R: 0 E: 0 K: 0 S: 7	H: 0 LOB: 0 BB: 0 P: 10	R: 0 E: 0 K: 2 S: 8	H: 0 LOB: 0 BB: 0 P: 9	1B: 10 2B: 0 3B: 0 HR: 2	SF: 0 SAC: 1 DP: 1 HBP: 0	WP: 0 PB: 0 CS: 0	PA: 46					
<b>PITCHER</b>	IP ERA WLS BF H R ER SO BB IBB HBP BLK WP HR S P ERA WHIP	(1, 1) 6.2 28	(7, 1) 1.1 4	(9, 1) 0.0 B 5	(9, 1) 3.0 W 9	(1, 1) 6.2 28	(7, 1) 1.1 4	(9, 1) 0.0 B 5	(9, 1) 3.0 W 9	(1, 1) 6.2 28	(7, 1) 1.1 4	(9, 1) 0.0 B 5	(9, 1) 3.0 W 9	(1, 1) 6.2 28	(7, 1) 1.1 4	(9, 1) 0.0 B 5	(9, 1) 3.0 W 9	(1, 1) 6.2 28	(7, 1) 1.1 4	(9, 1) 0.0 B 5	(9, 1) 3.0 W 9	(1, 1) 6.2 28	(7, 1) 1.1 4	(9, 1) 0.0 B 5	(9, 1) 3.0 W 9	(1, 1) 6.2 28	(7, 1) 1.1 4	(9, 1) 0.0 B 5	(9, 1) 3.0 W 9

**Texas Rangers @ Tampa Bay Devil Rays**  
Tropicana Field, St. Petersburg, FL  
Thu May 04 2000, 7:15 PM EDT  
Att. 14,107 - Dome - 72 F

AB	43
R	7
H	12
RBI	7
BB	2
SO	7
LOB	7

Batter	1	2	3	4	5	6	7	8	9	10	11	AB R H RBI BB SO LOB	BOTTOM																		
Gerald Williams, R OBP: 0.313, SLG: 0.415 (1, 8)	BB 1B		G4-3		P6		SH5-3 2B 1B	SH1-4		F7		5 1 2 0 0 0 1																			
Dave Martinez, L OBP: 0.307, SLG: 0.419 (1, 9)	G1-6-3 BB		G6-3		1B BB		SH5-3 1B	P6			K	3 1 0 0 2 1 2																			
Greg Vaughn, R OBP: 0.376, SLG: 0.611 (1, 10)	K		K		1B 1B		E 2B	E 2B			HR	6 2 4 3 0 2 3																			
Fred McGriff, L OBP: 0.336, SLG: 0.406 (1, 3)	G1-6-3			G3-1		G4-3	E WP 1B	G4-3				4 1 1 1 1 0 3																			
Vinny Castilla, R OBP: 0.308, SLG: 0.422 (1, 5)		F9			F8		F7		K			5 1 1 1 0 1 4																			
John Flaherty, R OBP: 0.379, SLG: 0.457 (1, 2)		HR		G6-3		FC5 SH2-3 1B	WP 1B	K	K			5 1 3 2 0 1 0																			
Bubba Trammell, R OBP: 0.381, SLG: 0.500 (1, 7)		G4-3			1B		P3	G4-3				4 0 1 0 1 0 1																			
Kevin Stocker, S OBP: 0.402, SLG: 0.473 Jose Canseco, R OBP: 0.375, SLG: 0.454 Ozzie Guillen, L OBP: 0.313, SLG: 0.267 (1, 6) (10, PH) (11, 6)		G3-1			L6		SH2-3	F9			K	3 0 0 0 0 0 3 1 0 0 0 0 1 0 0 0 0 0 0 0 0																			
Miguel Cairo, R OBP: 0.307, SLG: 0.316 (1, 4)			G6-3 G4-3 BB		P4		FC5	E5 SH1-4 2B		F9		4 1 0 0 1 0 1																			
<b>Inning Stats</b>	R: 0 E: 0 K: 1 S: 7	H: 1 LOB: 1 BB: 1 P: 14	R: 1 E: 0 K: 0 S: 4	H: 1 LOB: 0 BB: 0 P: 8	R: 0 E: 0 K: 1 S: 19	H: 0 LOB: 1 BB: 1 P: 27	R: 1 E: 0 K: 0 S: 12	H: 2 LOB: 1 BB: 0 P: 16	R: 1 E: 0 K: 0 S: 10	H: 2 LOB: 2 BB: 1 P: 16	R: 3 E: 1 K: 0 S: 10	H: 3 LOB: 2 BB: 2 P: 26	R: 1 E: 1 K: 0 S: 8	H: 1 LOB: 1 BB: 0 P: 16	R: 0 E: 0 K: 2 S: 10	H: 0 LOB: 0 BB: 0 P: 14	R: 0 E: 0 K: 1 S: 7	H: 0 LOB: 0 BB: 0 P: 13	R: 1 E: 0 K: 1 S: 5	H: 1 LOB: 0 BB: 0 P: 7	1B: 7 2B: 2 3B: 0 HR: 3	SF: 0 SAC: 3 DP: 1 HBP: 0	WP: 1 PB: 0 CS: 0	PA: 48							
<b>PITCHER</b>	IP ERA WLS BF H R ER SO BB IBB HBP BLK WP HR S P ERA WHIP	(1, 1) 6.0 0 28	(7, 1) 0.1 H 1	(7, 1) 0.2 B 6	(8, 1) 3.0 L 11	(11, 1) 0.1 L 2	(1, 1) 6.0 28	(7, 1) 0.1 H 1	(7, 1) 0.2 B 6	(8, 1) 3.0 L 11	(11, 1) 0.1 L 2	(1, 1) 6.0 28	(7, 1) 0.1 H 1	(7, 1) 0.2 B 6	(8, 1) 3.0 L 11	(11, 1) 0.1 L 2	(1, 1) 6.0 28	(7, 1) 0.1 H 1	(7, 1) 0.2 B 6	(8, 1) 3.0 L 11	(11, 1) 0.1 L 2	(1, 1) 6.0 28	(7, 1) 0.1 H 1	(7, 1) 0.2 B 6	(8, 1) 3.0 L 11	(11, 1) 0.1 L 2	(1, 1) 6.0 28	(7, 1) 0.1 H 1	(7, 1) 0.2 B 6	(8, 1) 3.0 L 11	(11, 1) 0.1 L 2

**Texas Rangers @ Tampa Bay Devil Rays**  
Tropicana Field, St. Petersburg, FL  
Thu May 04 2000, 7:15 PM EDT  
Att. 14,107 - Dome - 72 F

AB	40
R	8
H	12
RBI	7
BB	5
SO	6
LOB	18



Batter	1	2	3	4	5	6	7	8	9	AB	R	H	RBI	BB	SO	LOB	TOP					
<b>Gerald Williams, R</b> (1, 8) OBP: 0.314, SLG: 0.424	0-0 1B		0-1 P4		1-3 K			1-1 G6-3		4	0	1	0	0	1	1						
<b>Dave Martinez, L</b> (1, 9) OBP: 0.340, SLG: 0.394	3-3 K		0-1 F7			3-1 P6		1-1 S 1B		4	1	1	0	0	1	1						
<b>Greg Vaughn, R</b> (1, 7) OBP: 0.376, SLG: 0.595	0-3 K			0-3 K		0-3 K		3-2 1H 1B		4	0	1	1	0	3	1						
<b>Jose Canseco, R</b> (1, 10) OBP: 0.367, SLG: 0.462	1-3 K			0-2 F7		1-2 F8		3-2 F7		4	0	0	0	0	1	2						
<b>Fred McGriff, L</b> (1, 3) OBP: 0.339, SLG: 0.404		2-3 K		0-0 1B			1-2 G3-1		0-1 F8	4	0	1	0	0	1	0						
<b>Vinny Castilla, R</b> (1, 5) OBP: 0.293, SLG: 0.389		3-3 K		1-3 K			1-3 K		2-3 K	4	0	0	0	0	4	1						
<b>John Flaherty, R</b> (1, 2) OBP: 0.385, SLG: 0.452		2-2 1B			1-3 K		4-2 BB		0-1 G1-3	3	0	1	0	1	1	0						
<b>Kevin Stocker, S</b> (1, 6) OBP: 0.383, SLG: 0.438		3-3 K			0-3 K		1-3 K			3	0	0	0	0	3	2						
<b>Miguel Cairo, R</b> (1, 4) OBP: 0.308, SLG: 0.316			1-3 K		0-0 S 1B			0-3 K		3	0	1	0	0	2	0						
<b>Inning Stats</b>	R: 0 H: 1 E: 0 K: 3 S: 11	H: 1 LOB: 1 BB: 0 P: 15	R: 0 H: 1 E: 0 K: 3 S: 12	H: 1 LOB: 1 BB: 0 P: 22	R: 0 H: 0 E: 0 K: 1 S: 7	LOB: 0 BB: 0 P: 8	R: 0 H: 1 E: 0 K: 2 S: 10	H: 1 LOB: 1 BB: 0 P: 11	R: 0 H: 1 E: 0 K: 3 S: 10	LOB: 1 BB: 0 P: 12	R: 0 H: 0 E: 0 K: 1 S: 8	H: 0 LOB: 0 BB: 0 P: 12	R: 0 H: 0 E: 0 K: 2 S: 12	H: 0 LOB: 1 BB: 1 P: 19	R: 1 H: 2 E: 0 K: 1 S: 14	H: 2 LOB: 1 BB: 0 P: 22	R: 0 H: 0 E: 0 K: 1 S: 7	H: 0 LOB: 0 BB: 0 P: 9	1B: 6 2B: 0 3B: 0 HR: 0	SF: 0 SAC: 0 DP: 0 HBP: 0	WP: 0 PB: 0 CS: 2	PA: 34
<b>PITCHER</b> <b>Pedro Martinez, R</b> (1, 1) ERA: 1.22	IP: 9.0 WLS: L BF: 34	H: 6 R: 1 ER: 1 SO: 17	BB: 1 IBB: 0 HBP: 0 BLK: 0	WP: 0 HR: 0 S: 91 P: 130	ERA: 1.00 WHIP: 0.778																	

**Tampa Bay Devil Rays @ Boston Red Sox**  
Fenway Park, Boston, MA  
Sat May 06 2000, 1:05 PM EDT  
Att: 32,497 - Sunny - 62 F

AB	33
R	1
H	6
RBI	1
BB	1
SO	17
LOB	8



Batter	1	2	3	4	5	6	7	8	9	AB	R	H	RBI	BB	SO	LOB	BOTTOM					
<b>Jose Offerman, S</b> (1, 4) OBP: 0.321, SLG: 0.308	2-3 K		1-0 G4-3		1-1 G1-3		2-2 G4-3			4	0	0	0	0	1	0						
<b>Trot Nixon, L</b> (1, 9) OBP: 0.394, SLG: 0.598	2-3 K		4-2 1B BB		3-2 F8			2-0 F8		3	0	0	0	1	1	0						
<b>Brian Daubach, L</b> (1, 3) OBP: 0.416, SLG: 0.624	3-3 K		0-0 1B		2-1 E 1B		1-3 K		1-3 K	4	0	2	0	0	2	0						
<b>Carl Everett, S</b> (1, 8) OBP: 0.382, SLG: 0.677		0-0 G3-1	2-2 G4-3		2-3 K		2-3 K		2-3 K	4	0	0	0	0	2	3						
<b>Troy O'Leary, L</b> (1, 7) OBP: 0.275, SLG: 0.410		2-0 BB 1B		1-0 G3-1		0-0 E3		1-3 K		2-0 F8	4	0	1	0	0	1						
<b>Mike Stanley, R</b> (1, 10) OBP: 0.386, SLG: 0.494		0-3 K		4-1 BB		1-3 K		0-3 K		0-3 K	3	0	0	0	1	3						
<b>Jason Varitek, S</b> (1, 2) OBP: 0.456, SLG: 0.507		4-2 1B BB		2-3 K		2-1 G6-3		0-0 F8		3	0	0	0	1	1	3						
<b>Manny Alexander, R</b> (1, 5) OBP: 0.194, SLG: 0.286		1-1 G6-3		1-0 F4		3-2 F2				3	0	0	0	0	0	3						
<b>Andy Sheets, R</b> (1, 6) OBP: 0.308, SLG: 0.316			2-3 K		2-1 G6-3		1-0 G6-3			3	0	0	0	0	1	0						
<b>Inning Stats</b>	R: 0 H: 0 E: 0 K: 3 S: 9	H: 0 LOB: 0 BB: 0 P: 16	R: 0 H: 1 E: 0 K: 1 S: 10	H: 1 LOB: 1 BB: 1 P: 17	R: 0 H: 1 E: 0 K: 1 S: 10	H: 1 LOB: 2 BB: 1 P: 19	R: 0 H: 0 E: 0 K: 1 S: 6	H: 0 LOB: 1 BB: 1 P: 14	R: 0 H: 0 E: 0 K: 0 S: 7	H: 0 LOB: 0 BB: 0 P: 13	R: 0 H: 1 E: 1 K: 2 S: 11	H: 1 LOB: 2 BB: 0 P: 18	R: 0 H: 0 E: 0 K: 0 S: 9	H: 0 LOB: 0 BB: 0 P: 15	R: 0 H: 0 E: 0 K: 2 S: 7	H: 0 LOB: 0 BB: 0 P: 12	R: 0 H: 0 E: 0 K: 1 S: 6	H: 0 LOB: 0 BB: 0 P: 8	1B: 3 2B: 0 3B: 0 HR: 0	SF: 0 SAC: 0 DP: 0 HBP: 0	WP: 0 PB: 0 CS: 0	PA: 34
<b>PITCHER</b> <b>Steve Trachsel, R</b> (1, 1) ERA: 4.85	IP: 9.0 WLS: W BF: 34	H: 3 R: 0 ER: 0 SO: 11	BB: 3 IBB: 0 HBP: 0 BLK: 0	WP: 0 HR: 0 S: 75 P: 132	ERA: 0.00 WHIP: 0.667																	

**Tampa Bay Devil Rays @ Boston Red Sox**  
Fenway Park, Boston, MA  
Sat May 06 2000, 1:05 PM EDT  
Att: 32,497 - Sunny - 62 F

AB	31
R	0
H	3
RBI	0
BB	3
SO	11
LOB	13





Batter	1	2	3	4	5	6	7	8	9	AB	R	H	RBI	BB	SO	LOB	TOP										
Gerald Williams, R OBP: 0.310, SLG: 0.416	1-2 E 2B 1B	0-2 F7			2-2 F9		1-2 G5-3	0-0 P5		5	1	1	0	0	0	2											
Miguel Cairo, R OBP: 0.321, SLG: 0.330	0-0 E1 2B 1B		2-2 FC6-4 1B		1-2 S S 1B		2-1 F9		0-2 G6-3	5	1	3	0	0	0	0											
Greg Vaughn, R OBP: 0.370, SLG: 0.587	2-3 K		1-0 FC6-4 1B		0-3 K		0-0 G4-3 HR 2B		1-0 E5 DI	5	2	1	0	0	2	4											
Jose Canseco, R OBP: 0.360, SLG: 0.459	2-2 G3-1 2H 3H 2B		3-3 K		3-3 K		3-3 K		1-3 K	5	0	1	2	0	4	4											
Fred McGriff, L OBP: 0.333, SLG: 0.395	2-0 G3-1		1-1 2H 1B		3-2 F7		2-2 G4-3		1-1 F8	5	0	1	1	0	0	3											
Vinny Castilla, R OBP: 0.291, SLG: 0.415	1-1 G6-3		0-0 P6		0-0 F7		1-0 HR			4	1	1	2	0	0	2											
John Flaherty, R OBP: 0.400, SLG: 0.466		2-1 G6-3		0-0 G5-4-3 1B		1-1 1B		0-2 HR		4	1	3	0	0	0	0											
Bubba Trammell, R OBP: 0.370, SLG: 0.550		2-3 K		0-1 G5-4-3 1B		0-3 K		1-1 HR		4	1	1	2	0	2	2											
Kevin Stocker, S OBP: 0.381, SLG: 0.446	1-2 2B		0-0 F7		2-1 F9		0-0 E4			3	0	1	0	0	0	0											
Steve Cox, L OBP: 0.391, SLG: 0.263										1	0	0	0	0	0	0											
Ozzie Guillen, L OBP: 0.313, SLG: 0.267										0	0	0	0	0	0	0											
<b>Inning Stats</b>	R: 2 E: 1 K: 1 S: 14	H: 3 LOB: 1 BB: 0 P: 22	R: 0 E: 0 K: 1 S: 12	H: 1 LOB: 1 BB: 0 P: 17	R: 1 E: 0 K: 1 S: 12	H: 2 LOB: 1 BB: 0 P: 19	R: 0 E: 0 K: 0 S: 4	H: 1 LOB: 1 BB: 0 P: 4	R: 0 E: 0 K: 1 S: 13	H: 1 LOB: 1 BB: 0 P: 19	R: 0 E: 0 K: 0 S: 7	H: 0 LOB: 0 BB: 0 P: 12	R: 4 E: 1 K: 1 S: 16	H: 4 LOB: 1 BB: 0 P: 23	R: 0 E: 1 K: 1 S: 9	H: 0 LOB: 1 BB: 0 P: 12	1B: 8 2B: 3 3B: 0 HR: 2	SF: 0 SAC: 0 DP: 1 HBP: 0	WP: 0 PB: 0 SB: 3 CS: 0	PA: 41							
<b>PITCHER</b>	IP	WLS	BF	H	R	ER	SO	BB	IBB	HBP	BLK	WP	HR	S	P	ERA	WHIP										
Jeff Fassero, L ERA: 4.31	6.0	W	26	9	3	3	6	0	0	0	0	0	0	65	95	4.50	1.500										
Rich Garcés, R ERA: 2.7	1.1		5	1	1	1	1	0	0	0	0	0	0	12	20	6.75	0.750										
Rheal Cormier, L ERA: 5.56	0.1		4	3	3	3	0	0	0	0	0	0	2	9	13	81.00	9.000										
Derek Lowe, R ERA: 0.93	1.1	S	6	0	0	0	1	0	0	0	0	0	0	11	14	0.00	0.000										
Derek Lowe, R ERA: 0.93	1.1	S	6	0	0	0	1	0	0	0	0	0	0	11	14	0.00	0.000										

Tampa Bay Devil Rays @ Boston Red Sox  
Fenway Park, Boston, MA  
Sun May 07 2000, 1:05 PM EDT  
Att: 32,336 - Sunny - 72 F

AB 41  
R 7  
H 13  
RBI 7  
BB 0  
SO 8  
LOB 17



Batter	1	2	3	4	5	6	7	8	9	AB	R	H	RBI	BB	SO	LOB	BOTTOM												
Jose Offerman, S OBP: 0.325, SLG: 0.323	3-2 G6-3		0-1 E6 HR	2-2 2H 1B	2-1 F7			1-2 1B 2B		5	2	2	1	0	0	2													
Darren Lewis, R OBP: 0.289, SLG: 0.200	2-1 G5-3		0-2 F8	2-3 K		0-0 G6-3		2-1 FC4-6 1B		4	0	0	0	0	1	2													
Nomar Garciaparra, R OBP: 0.415, SLG: 0.510										1	0	1	1	0	0	0													
Manny Alexander, R OBP: 0.194, SLG: 0.286										0	0	0	0	0	0	0													
Derek Lowe, R OBP: 0.394, SLG: 0.615	0-2 G4-3		0-0 1H HR		4-1 1B HR BB	2-3 K		0-1 FC4-6		4	2	1	2	1	1	1													
Brian Daubach, L OBP: 0.410, SLG: 0.607		3-2 3B 1B 1B	3-1 G4-3		1-3 K	1-1 G4-3				4	1	1	0	0	1	1													
Troy O'Leary, L OBP: 0.292, SLG: 0.452		3-3 K	1-0 HR		2-1 HR 1B		0-1 G4-6-3 1B			4	2	3	1	0	1	1													
Carl Everett, S OBP: 0.386, SLG: 0.696		4-2 3B 1B BB	0-3 K		2-1 HR 1B		2-1 G4-6-3			3	1	1	3	1	1	1													
Jason Varitek, S OBP: 0.457, SLG: 0.514		3-3 K		1-2 1B 2B	3 F9 3B 1B BB		1-2 P4			3	1	1	0	1	1	2													
3B Wilton Veras, R OBP: 0.246, SLG: 0.291	1-2 2H 1B		0-2 F9		0-0 G1-3					4	0	2	1	0	0	1													
Andy Sheets, R OBP: 0.292, SLG: 0.452	0-2 G4-3		0-0 F8		1-1 F9		1-2 G5-3			4	0	0	0	0	0	5													
<b>Inning Stats</b>	R: 0 E: 0 K: 0 S: 10	H: 0 LOB: 0 BB: 0 P: 15	R: 1 E: 0 K: 2 S: 25	H: 2 LOB: 1 BB: 1 P: 39	R: 3 E: 1 K: 1 S: 12	H: 2 LOB: 0 BB: 0 P: 16	R: 1 E: 0 K: 1 S: 14	H: 2 LOB: 1 BB: 0 P: 19	R: 3 E: 0 K: 1 S: 13	H: 3 LOB: 2 BB: 2 P: 29	R: 0 E: 0 K: 1 S: 6	H: 0 LOB: 0 BB: 0 P: 9	R: 0 E: 0 K: 0 S: 7	H: 1 LOB: 0 BB: 0 P: 10	R: 1 E: 0 K: 0 S: 11	H: 2 LOB: 1 BB: 0 P: 15	1B: 7 2B: 2 3B: 0 HR: 3	SF: 0 SAC: 0 DP: 1 HBP: 0	WP: 0 PB: 0 SB: 1 CS: 0	PA: 39									
<b>PITCHER</b>	IP	WLS	BF	H	R	ER	SO	BB	IBB	HBP	BLK	WP	HR	S	P	ERA	WHIP												
Bryan Rekar, R ERA: 6.35	3.2	L	19	6	5	3	3	1	0	0	0	0	0	0	0	83	7.36												
Jeff Sparks, R ERA: 2.84	1.1		9	3	3	3	2	2	0	0	0	0	1	17	35	20.25	3.750												
Jim Morris, L ERA: 4.66	1.0		3	0	0	0	1	0	0	0	0	0	0	6	9	0.00	0.000												
Rick White, R ERA: 2.84	1.0		3	1	0	0	0	0	0	0	0	0	0	7	10	0.00	1.000												
Roberto Hernandez, R ERA: 7.26	0.2		4	2	1	1	0	0	0	0	0	0	0	9	13	13.50	3.000												
<b>PITCHER</b>	Albie Lopez, R ERA: 4.58	(8.1)	0.1	WLS	BF	H	R	ER	SO	BB	IBB	HBP	BLK	WP	HR	S	P	ERA	WHIP										
				1	0	0	0	0	0	0	0	0	0	0	0	2	2	0.00	0.000										

Tampa Bay Devil Rays @ Boston Red Sox  
Fenway Park, Boston, MA  
Sun May 07 2000, 1:05 PM EDT  
Att: 32,336 - Sunny - 72 F


AB 36  
R 9  
H 12  
RBI 9  
BB 3  
SO 6  
LOB 16



Batter	1	2	3	4	5	6	7	8	9	AB	R	H	RBI	BB	SO	LOB	TOP			
<b>Gerald Williams, R</b> OBP: 0.315, SLG: 0.414 (1, 8)										3	1	1	0	1	0	0	<b>Tampa Bay Devil Rays @ New York Yankees</b> Yankee Stadium, Bronx, NY Mon May 08 2000, 7:05 PM EDT Att: 25,361 - Sunny - 86 F			
<b>Miguel Cairo, R</b> OBP: 0.319, SLG: 0.327 (1, 4)										4	0	1	0	0	0	2				
<b>Greg Vaughn, R</b> OBP: 0.359, SLG: 0.569 (1, 7)										4	0	0	0	0	1	3				
<b>Jose Canseco, R</b> OBP: 0.364, SLG: 0.469 (1, 10)										4	1	2	1	0	1	0				
<b>Fred McGriff, L</b> OBP: 0.338, SLG: 0.398 (1, 3)										4	1	2	0	0	1	1				
<b>Vinny Castilla, R</b> OBP: 0.290, SLG: 0.408 (1, 5)										4	0	1	0	0	0	1				
<b>Bubba Trammell, R</b> OBP: 0.380, SLG: 0.545 (1, 9)										4	0	2	1	0	0	2				
<b>Mike DiFelice, R</b> OBP: 0.353, SLG: 0.333 (9, PH)									2	0	0	1	0	0	0	4				
<b>Dave Martinez, L</b> OBP: 0.336, SLG: 0.389 (9, PH)									1	0	0	0	0	0	0	0				
<b>Kevin Stocker, S</b> OBP: 0.370, SLG: 0.430 (1, 6)									3	0	0	0	0	1	2					
<b>Steve Cox, L</b> OBP: 0.375, SLG: 0.250 (9, PH)									1	0	0	0	0	0	0	0				
<b>Inning Stats</b>	R: 0 H: 1 E: 0 K: 0 S: 9	H: 1 LOB: 0 BB: 0 P: 10	R: 2 H: 3 E: 0 K: 0 S: 14	H: 3 LOB: 1 BB: 0 P: 20	R: 1 H: 2 E: 0 K: 2 S: 9	H: 2 LOB: 1 BB: 0 P: 14	R: 0 H: 1 E: 0 K: 1 S: 15	H: 1 LOB: 1 BB: 0 P: 18	R: 0 H: 0 E: 0 K: 0 S: 4	H: 2 LOB: 2 BB: 0 P: 14	R: 0 H: 0 E: 0 K: 0 S: 15	H: 0 LOB: 1 BB: 1 P: 24	R: 0 H: 0 E: 0 K: 0 S: 8	H: 0 LOB: 0 BB: 0 P: 13	R: 0 H: 0 E: 0 K: 0 S: 4	H: 0 LOB: 0 BB: 0 P: 7	1B: 8 2B: 1 3B: 0 HR: 0	SF: 1 SAC: 0 DP: 2 HBP: 0	WP: 0 PB: 0 SB: 0 CS: 0	PA: 36
<b>PITCHER</b>	IP	WLS	BF	H	R	ER	SO	BB	IBB	HBP	BLK	WP	HR	S	P	ERA	WHIP			
<b>Andy Pettitte, L</b> ERA: 3.57 (1, 1)	6.2	W	29	9	3	3	4	1	0	0	1	0	0	74	104	4.05	1.500			
<b>Jason Grimsley, R</b> ERA: 2.18 (7, 1)	1.1	H	4	0	0	0	0	0	0	0	0	0	0	11	18	0.00	0.000			
<b>42 Mariano Rivera, R</b> ERA: 3.38 (9, 1)	1.0	S	3	0	0	0	0	0	0	0	0	0	0	4	7	0.00	0.000			

Batter	1	2	3	4	5	6	7	8	9	AB	R	H	RBI	BB	SO	LOB	BOTTOM			
<b>Ricky Ledee, L</b> OBP: 0.330, SLG: 0.372 (1, 7)										2	1	0	0	2	0	0	<b>Tampa Bay Devil Rays @ New York Yankees</b> Yankee Stadium, Bronx, NY Mon May 08 2000, 7:05 PM EDT Att: 25,361 - Sunny - 86 F			
<b>2 Derek Jeter, R</b> OBP: 0.351, SLG: 0.429 (1, 6)										4	1	0	0	0	1	2				
<b>Paul O'Neill, L</b> OBP: 0.365, SLG: 0.435 (1, 9)										4	1	2	2	0	0	1				
<b>Bernie Williams, S</b> OBP: 0.382, SLG: 0.617 (1, 8)										3	1	0	0	1	1	1				
<b>Tino Martinez, L</b> OBP: 0.368, SLG: 0.513 (1, 3)										4	1	2	3	0	0	0				
<b>20 Jorge Posada, S</b> OBP: 0.456, SLG: 0.673 (1, 2)										3	0	3	0	1	0	0				
<b>Shane Spencer, R</b> OBP: 0.274, SLG: 0.454 (1, 10)										3	0	0	0	1	2	4				
<b>Scott Brosius, R</b> OBP: 0.396, SLG: 0.439 (1, 5)										3	0	0	0	0	0	3				
<b>Clay Bellinger, R</b> OBP: 0.286, SLG: 0.395 (1, 4)										3	1	1	1	0	1	1				
<b>Inning Stats</b>	R: 3 H: 1 E: 0 K: 2 S: 14	H: 1 LOB: 3 BB: 3 P: 34	R: 0 H: 0 E: 0 K: 1 S: 6	H: 0 LOB: 0 BB: 0 P: 6	R: 0 H: 1 E: 0 K: 1 S: 6	H: 1 LOB: 1 BB: 0 P: 10	R: 0 H: 2 E: 0 K: 0 S: 9	H: 2 LOB: 1 BB: 0 P: 17	R: 3 H: 2 E: 0 K: 0 S: 10	H: 2 LOB: 1 BB: 1 P: 21	R: 0 H: 1 E: 0 K: 0 S: 6	H: 1 LOB: 1 BB: 1 P: 11	R: 0 H: 0 E: 0 K: 0 S: 6	H: 0 LOB: 0 BB: 0 P: 12	R: 0 H: 1 E: 0 K: 1 S: 13	H: 1 LOB: 1 BB: 0 P: 20		1B: 5 2B: 1 3B: 0 HR: 3	SF: 0 SAC: 0 DP: 3 HBP: 0	WP: 0 PB: 0 SB: 1 CS: 1
<b>PITCHER</b>	IP	WLS	BF	H	R	ER	SO	BB	IBB	HBP	BLK	WP	HR	S	P	ERA	WHIP			
<b>Dwight Gooden, R</b> ERA: 6.14 (1, 1)	4.1	L	21	6	6	6	4	4	0	0	0	0	0	5	10	0.00	0.000			
<b>Jim Morris, L</b> ERA: 4.35 (6, 1)	0.2		2	0	0	0	0	0	0	0	0	0	0	5	10	0.00	0.000			
<b>Cory Lidle, R</b> ERA: 3.0 (6, 1)	3.0		11	2	0	0	1	1	0	0	0	0	0	25	43	0.00	1.000			

AB	34
R	3
H	9
RBI	3
BB	1
SO	4
LOB	15



Batter	1	2	3	4	5	6	7	8	9	10	AB	R	H	RBI	BB	SO	LOB	TOP	
Gerald Williams, R OBP: 0.312, SLG: 0.414	G4-3		F9				G6-4-3			G6-3	5	0	1	0	0	0	3	<b>Tampa Bay Devil Rays @ New York Yankees</b> Yankee Stadium, Bronx, NY Tue May 09 2000, 7:05 PM EDT Att. 23,097 - Sunny - 89 F	
Dave Martinez, L OBP: 0.321, SLG: 0.370	G4-3		G3				G6-3			F7	5	0	0	0	0	1	2		
Greg Vaughn, R OBP: 0.356, SLG: 0.582	P6		HR				F7			G5-3	4	1	1	2	0	0	1		
Jose Canseco, R OBP: 0.301, SLG: 0.462		G5-3	K				F8				4	0	1	0	0	1	0		
Fred McGriff, L OBP: 0.343, SLG: 0.405		WP 2B BB					L7			F5	3	1	1	0	1	0	1		
Vinny Castilla, R OBP: 0.288, SLG: 0.412		1-H 2B					F8			G6-3	4	0	1	1	0	0	1		
John Flaherty, R OBP: 0.384, SLG: 0.446		P4					G4-3			G1-3	4	0	0	0	0	1	2		
Kevin Stocker, S OBP: 0.369, SLG: 0.427		1-3 K					L8			G6-3	3	0	1	0	0	1	2		
Steve Cox, L OBP: 0.360, SLG: 0.238							1B				1	0	0	0	0	0	0		
Ozzie Guillen, L OBP: 0.313, SLG: 0.267							1B				0	0	0	0	0	0	0		
Miguel Cairo, R OBP: 0.325, SLG: 0.342			G3 HR 2B				G5-3				4	1	2	0	0	1	0		
							G6-4-3 1B												
<b>Inning Stats</b>	R: 0 E: 0 K: 0 S: 7	H: 0 LOB: 0 BB: 0 P: 13	R: 1 E: 0 K: 1 S: 8	H: 1 LOB: 1 BB: 1 P: 16	R: 2 E: 0 K: 1 S: 9	H: 2 LOB: 0 BB: 0 P: 16	R: 0 E: 0 K: 1 S: 8	H: 1 LOB: 1 BB: 0 P: 10	R: 0 E: 0 K: 0 S: 8	H: 2 LOB: 1 BB: 0 P: 8	R: 0 E: 0 K: 1 S: 7	H: 1 LOB: 1 BB: 0 P: 12	R: 0 E: 0 K: 0 S: 5	H: 0 LOB: 0 BB: 0 P: 9	R: 0 E: 0 K: 1 S: 7	H: 0 LOB: 0 BB: 0 P: 13	1B: 3 2B: 4 3B: 0 HR: 1	SF: 0 SAC: 0 DP: 1 HBP: 0	WP: 2 PA: 38
<b>PITCHER</b>	IP WLS BF H R ER SO BB IBB HBP BLK WP HR S P ERA WHIP	IP WLS BF H R ER SO BB IBB HBP BLK WP HR S P ERA WHIP	IP WLS BF H R ER SO BB IBB HBP BLK WP HR S P ERA WHIP	IP WLS BF H R ER SO BB IBB HBP BLK WP HR S P ERA WHIP	IP WLS BF H R ER SO BB IBB HBP BLK WP HR S P ERA WHIP	IP WLS BF H R ER SO BB IBB HBP BLK WP HR S P ERA WHIP	IP WLS BF H R ER SO BB IBB HBP BLK WP HR S P ERA WHIP	IP WLS BF H R ER SO BB IBB HBP BLK WP HR S P ERA WHIP	IP WLS BF H R ER SO BB IBB HBP BLK WP HR S P ERA WHIP	IP WLS BF H R ER SO BB IBB HBP BLK WP HR S P ERA WHIP	IP WLS BF H R ER SO BB IBB HBP BLK WP HR S P ERA WHIP	IP WLS BF H R ER SO BB IBB HBP BLK WP HR S P ERA WHIP	IP WLS BF H R ER SO BB IBB HBP BLK WP HR S P ERA WHIP	IP WLS BF H R ER SO BB IBB HBP BLK WP HR S P ERA WHIP	IP WLS BF H R ER SO BB IBB HBP BLK WP HR S P ERA WHIP	IP WLS BF H R ER SO BB IBB HBP BLK WP HR S P ERA WHIP	IP WLS BF H R ER SO BB IBB HBP BLK WP HR S P ERA WHIP	IP WLS BF H R ER SO BB IBB HBP BLK WP HR S P ERA WHIP	
David Cone, R ERA: 6.81	7.2																		
Mike Stanton, L ERA: 3.77	0.1																		
Jeff Nelson, R ERA: 1.35	2.0																		


AB	37
R	3
H	8
RBI	3
BB	1
SO	5
LOB	12




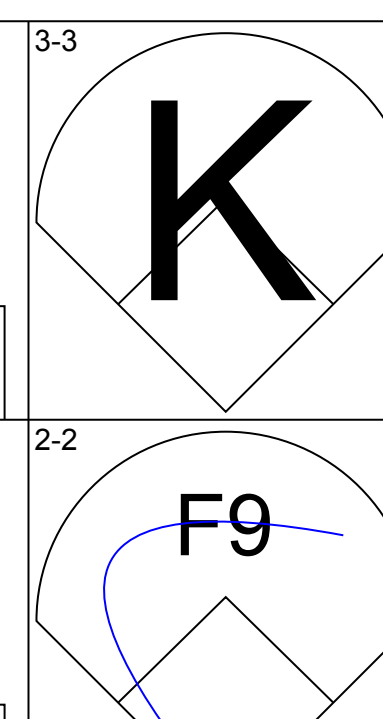
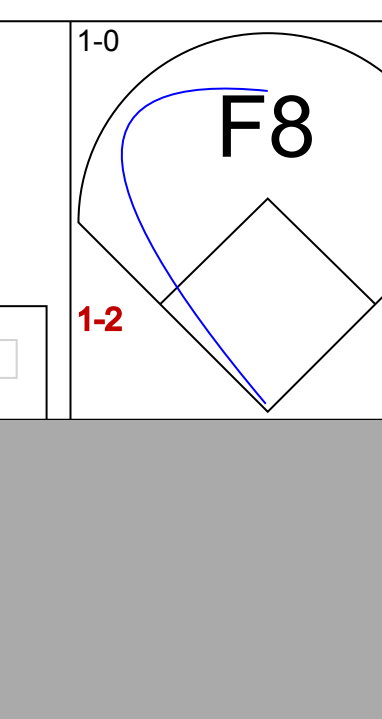
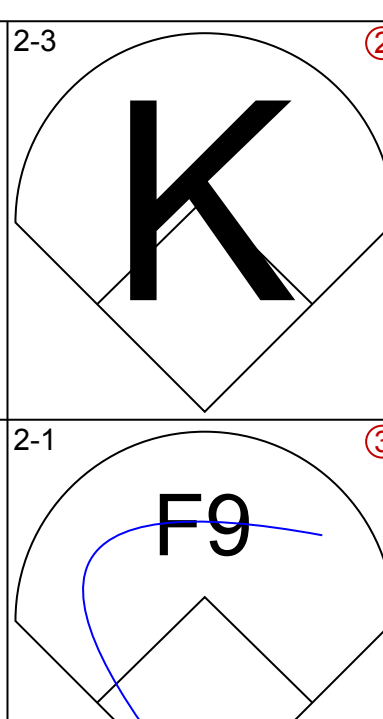
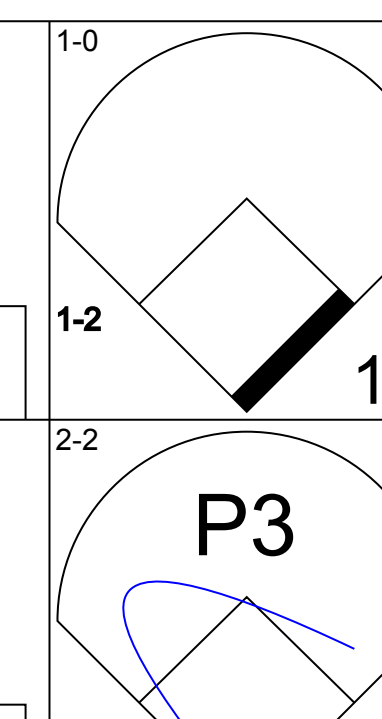
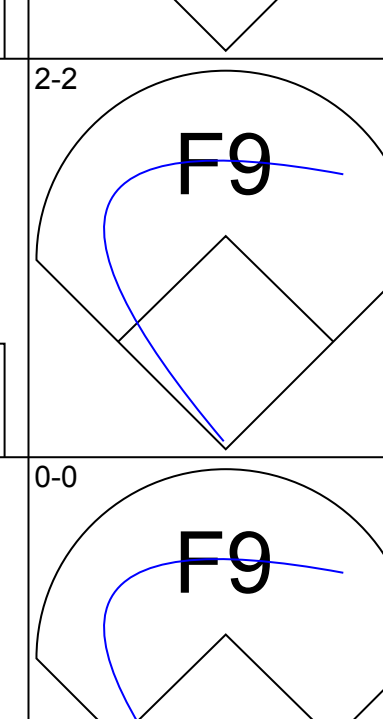
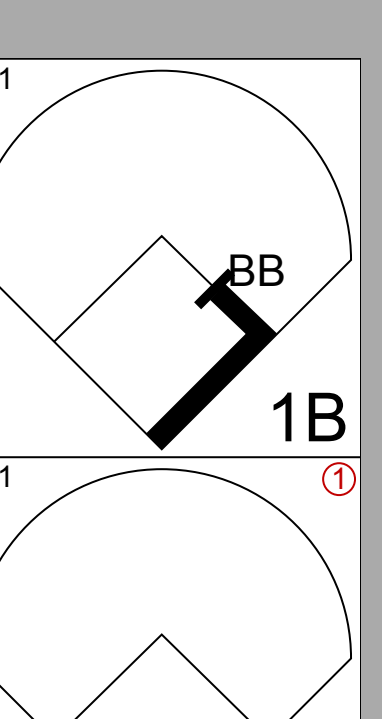
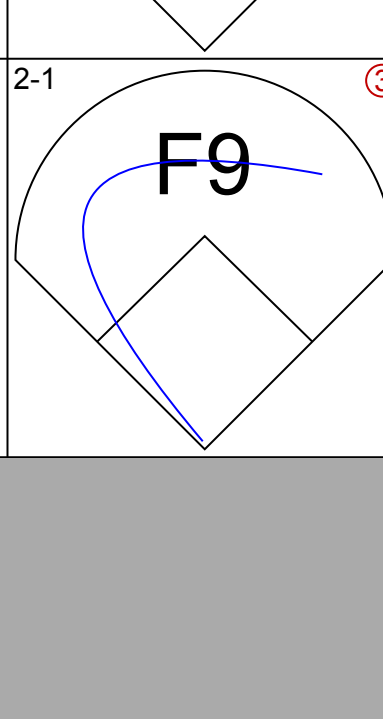
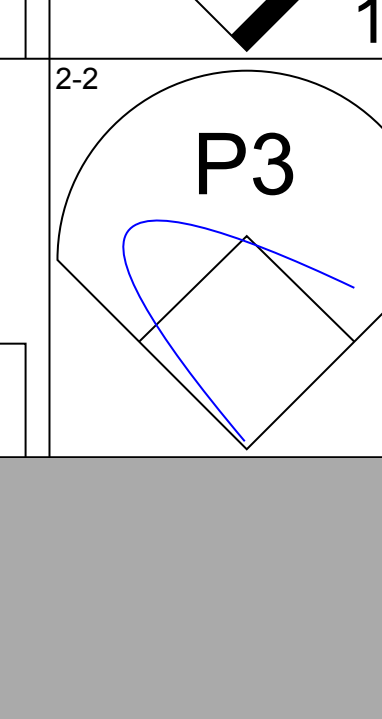
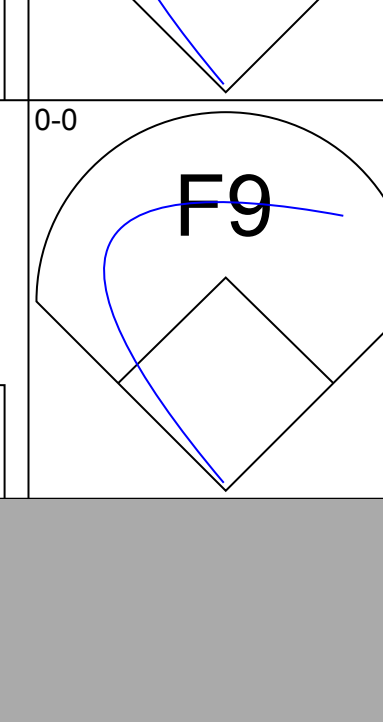
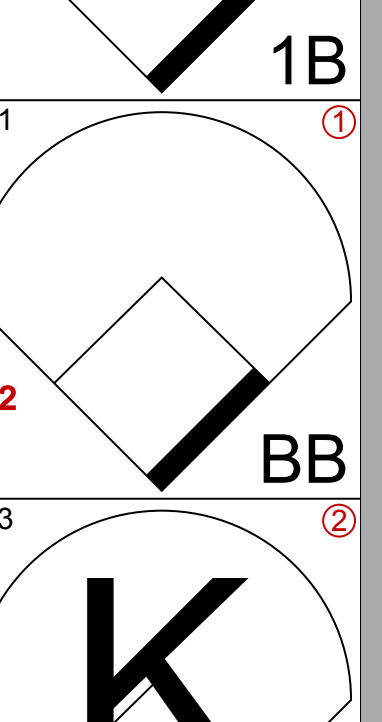
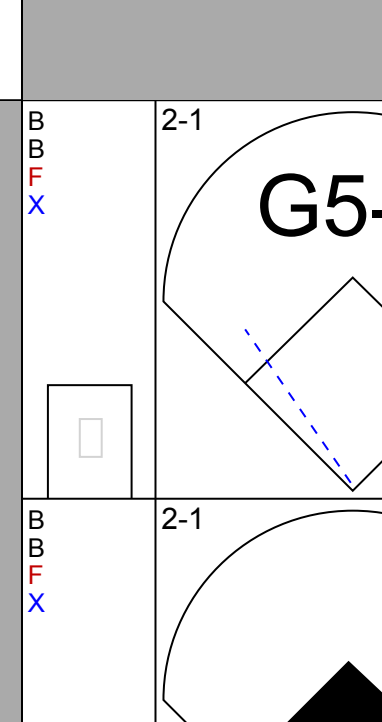
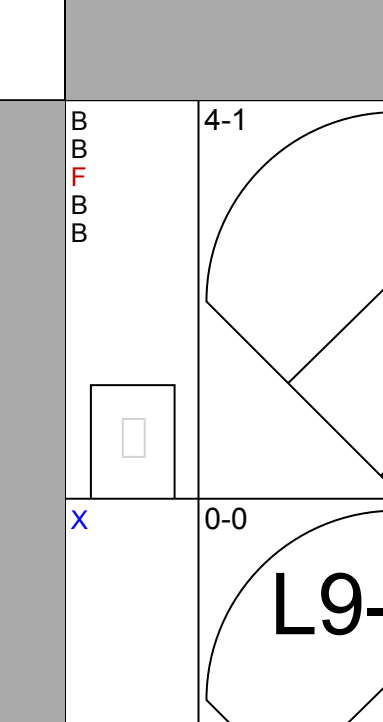
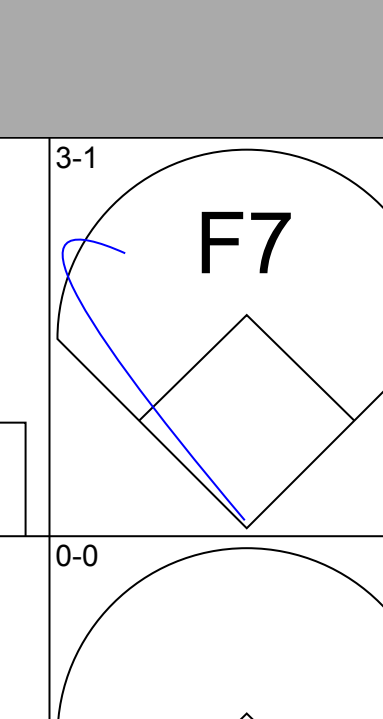
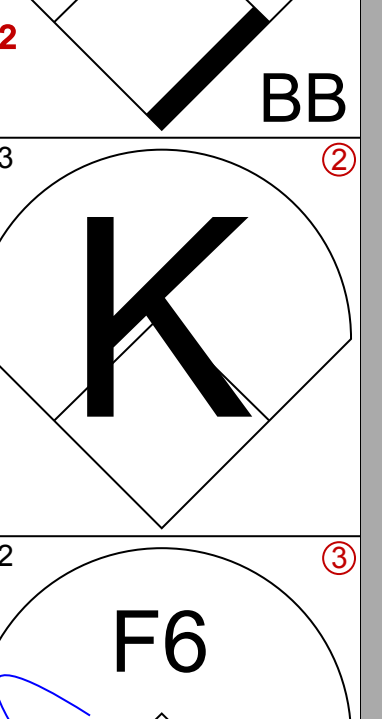
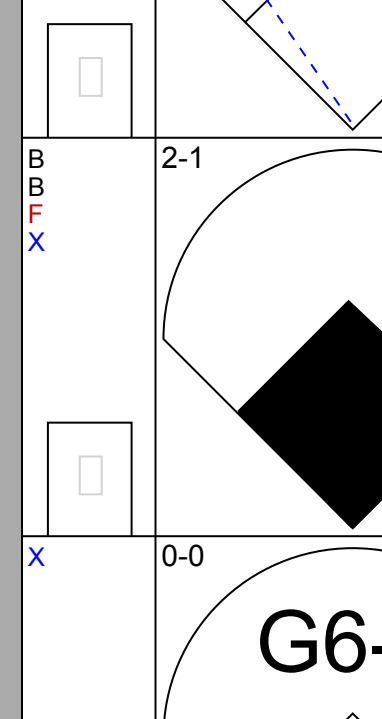
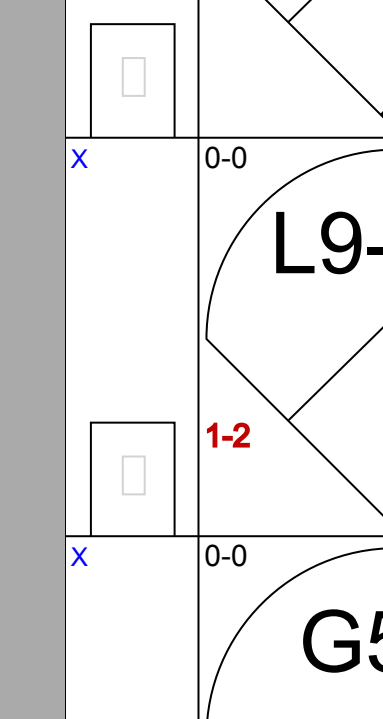
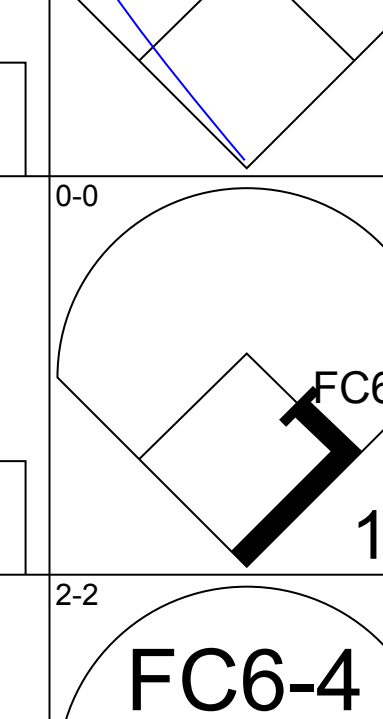
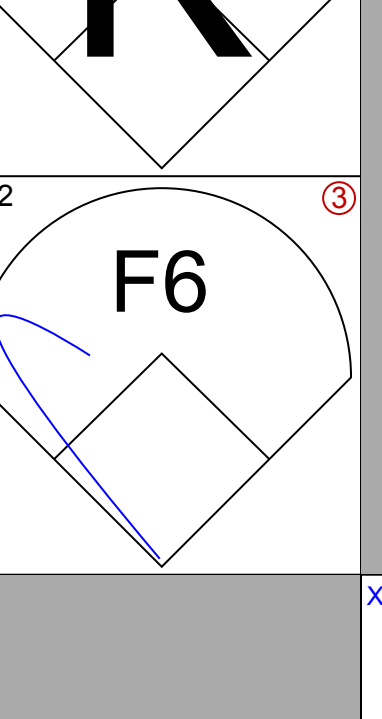
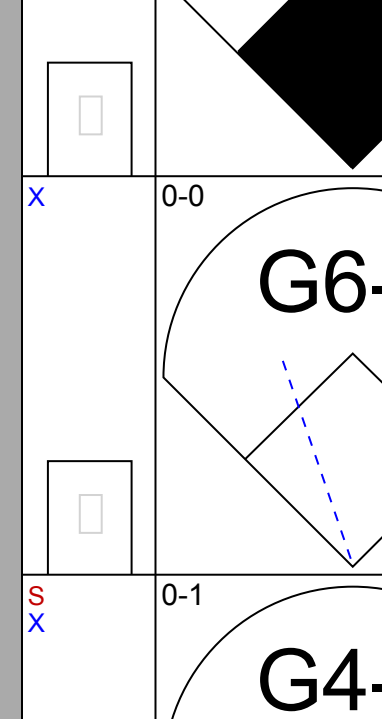
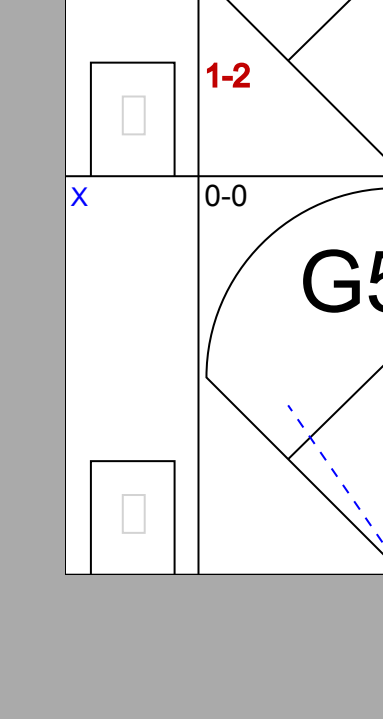
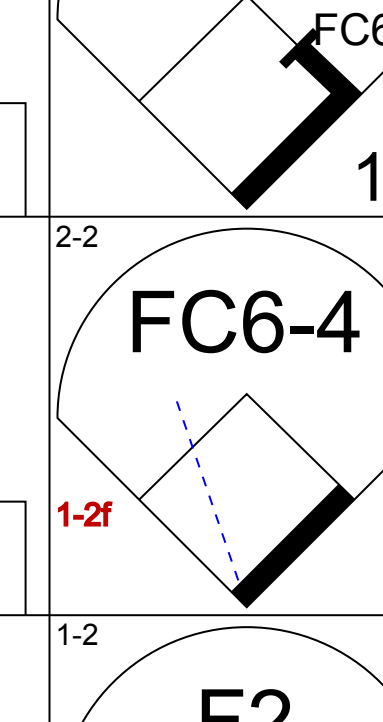
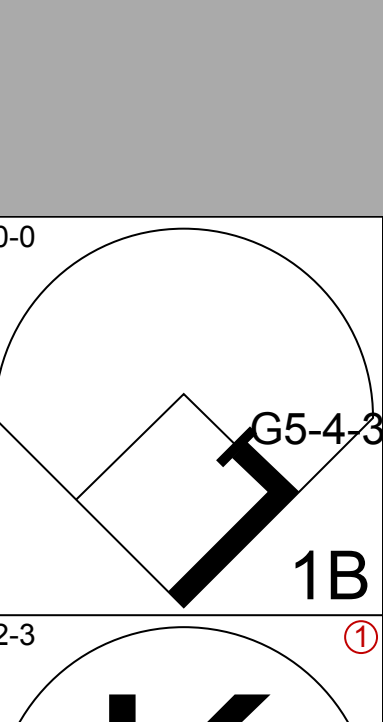
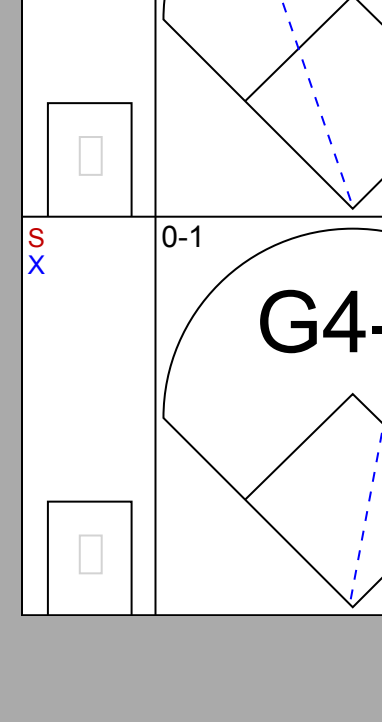
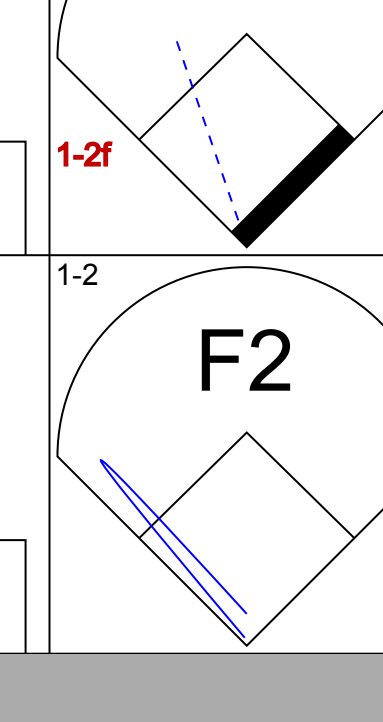
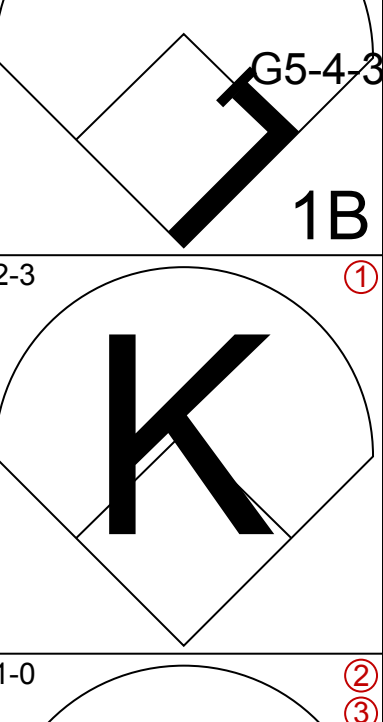
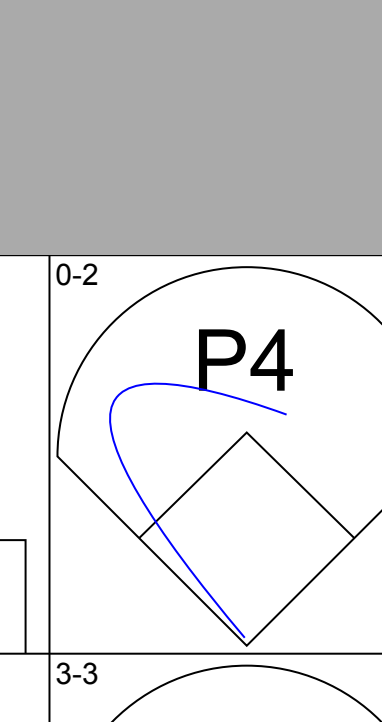
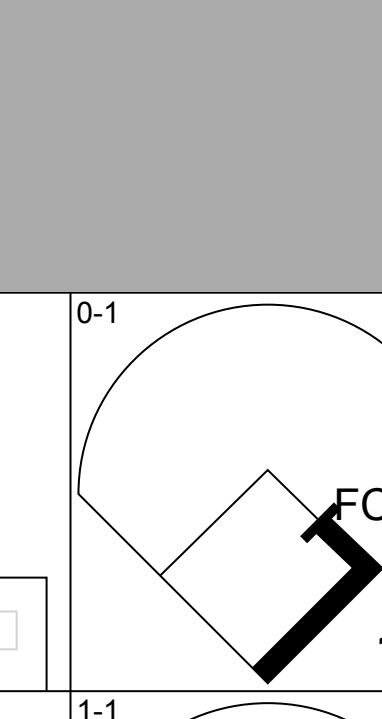
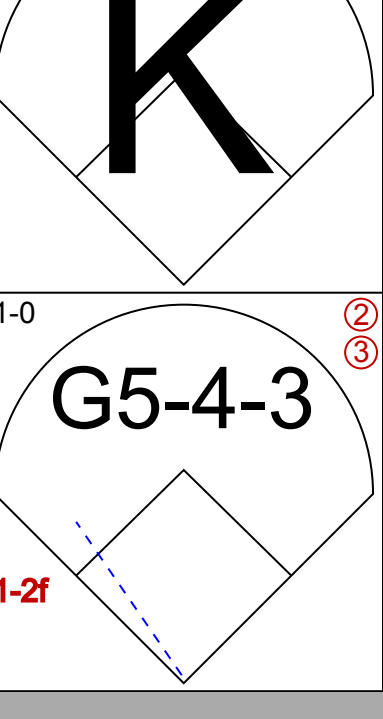
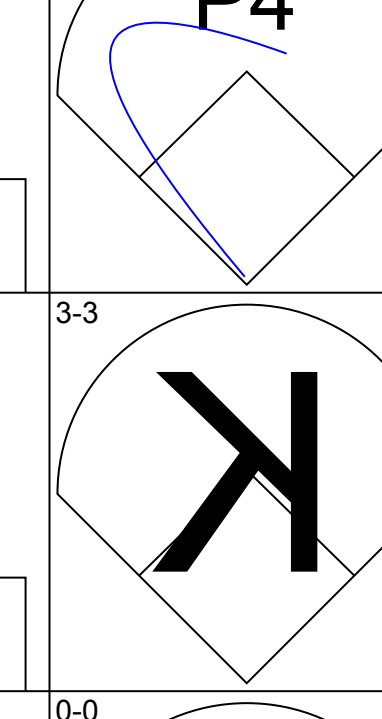
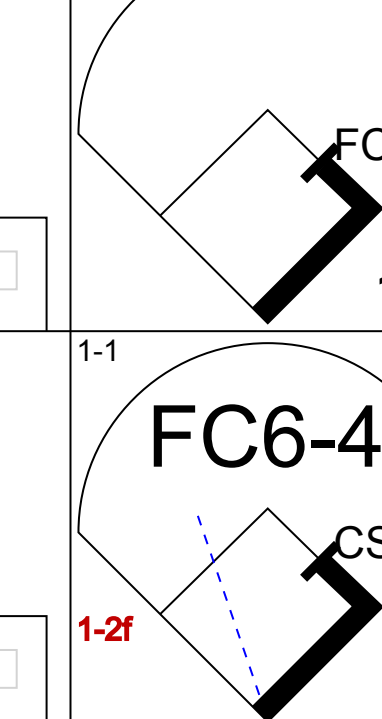
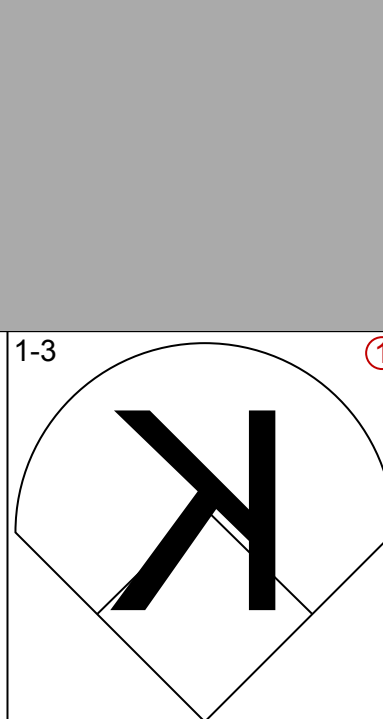
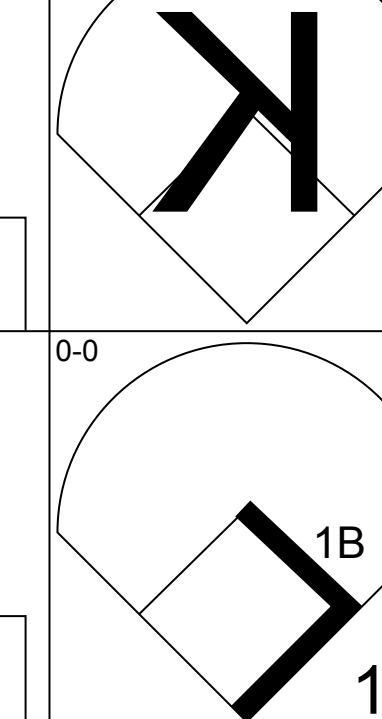
Batter	1	2	3	4	5	6	7	8	9	10	AB	R	H	RBI	BB	SO	LOB	BOTTOM			
Chuck Knoblauch, R OBP: 0.277, SLG: 0.315	G4-3		1B					G5-3		BB 2B	5	0	2	0	0	0	0	<b>Tampa Bay Devil Rays @ New York Yankees</b> Yankee Stadium, Bronx, NY Tue May 09 2000, 7:05 PM EDT Att. 23,097 - Sunny - 89 F			
Derek Jeter, R OBP: 0.345, SLG: 0.415	F9		L3				F9			BB 1B	4	0	0	0	1	1	1				
Paul O'Neill, L OBP: 0.359, SLG: 0.420	G5-3						G4-3			BB	4	0	0	1	1	0	0				
Bernie Williams, S OBP: 0.385, SLG: 0.607		G3-6 BB					F7			G6-3	2	0	0	0	2	0	0				
Tino Martinez, L OBP: 0.337, SLG: 0.496		G3-6-1					K			F8	4	0	0	0	0	2	2				
Jorge Posada, S OBP: 0.466, SLG: 0.713		2B					P5			BB	3	1	2	1	1	0	1				
Ricky Ledee, L OBP: 0.337, SLG: 0.378	G4-3						HR			G4-3	4	1	2	0	0	0	2				
Shane Spencer, R OBP: 0.273, SLG: 0.475							HR			F9	4	1	1	2	0	0	1				
Scott Brosius, R OBP: 0.385, SLG: 0.409			G6-3				G6-3			BB	3	1	0	0	1	1	1				
							HR			BB											
<b>Inning Stats</b>	R: 0 E: 0 K: 0 S: 8	H: 0 LOB: 0 BB: 0 P: 12	R: 0 E: 0 K: 0 S: 11	H: 1 LOB: 1 BB: 1 P: 20	R: 0 E: 0 K: 0 S: 9	H: 1 LOB: 1 BB: 0 P: 12	R: 0 E: 0 K: 1 S: 11	H: 0 LOB: 1 BB: 1 P: 19	R: 0 E: 0 K: 0 S: 8	H: 0 LOB: 0 BB: 0 P: 11	R: 1 E: 0 K: 1 S: 8	H: 2 LOB: 0 BB: 0 P: 13	R: 0 E: 0 K: 1 S: 5	H: 0 LOB: 0 BB: 0 P: 5	R: 0 E: 0 K: 0 S: 6	H: 0 LOB: 1 BB: 0 P: 14	R: 1 E: 0 K: 0 S: 4	H: 1 LOB: 3 BB: 3 P: 17	1B: 3 2B: 2 3B: 0 HR: 2	SF: 0 SAC: 0 DP: 1 HBP: 0	WP: 0 PA: 39
<b>PITCHER</b>	IP WLS BF H R ER SO BB IBB HBP BLK WP HR S P ERA WHIP	IP WLS BF H R ER SO BB IBB HBP BLK WP HR S P ERA WHIP	IP WLS BF H R ER SO BB IBB HBP BLK WP HR S P ERA WHIP	IP WLS BF H R ER SO BB IBB HBP BLK WP HR S P ERA WHIP	IP WLS BF H R ER SO BB IBB HBP BLK WP HR S P ERA WHIP	IP WLS BF H R ER SO BB IBB HBP BLK WP HR S P ERA WHIP	IP WLS BF H R ER SO BB IBB HBP BLK WP HR S P ERA WHIP	IP WLS BF H R ER SO BB IBB HBP BLK WP HR S P ERA WHIP	IP WLS BF H R ER SO BB IBB HBP BLK WP HR S P ERA WHIP	IP WLS BF H R ER SO BB IBB HBP BLK WP HR S P ERA WHIP	IP WLS BF H R ER SO BB IBB HBP BLK WP HR S P ERA WHIP	IP WLS BF H R ER SO BB IBB HBP BLK WP HR S P ERA WHIP	IP WLS BF H R ER SO BB IBB HBP BLK WP HR S P ERA WHIP	IP WLS BF H R ER SO BB IBB HBP BLK WP HR S P ERA WHIP	IP WLS BF H R ER SO BB IBB HBP BLK WP HR S P ERA WHIP	IP WLS BF H R ER SO BB IBB HBP BLK WP HR S P ERA WHIP	IP WLS BF H R ER SO BB IBB HBP BLK WP HR S P ERA WHIP	IP WLS BF H R ER SO BB IBB HBP BLK WP HR S P ERA WHIP			
Esteban Yan, R ERA: 5.95	7.0																				
Rick White, R ERA: 2.93	2.1																				
Jim Morris, L ERA: 4.35	0.0																				

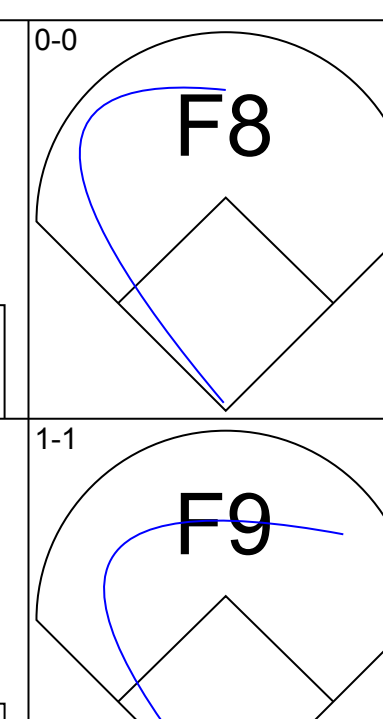
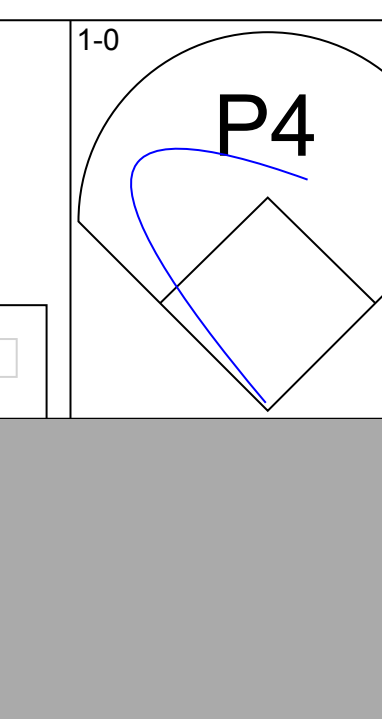
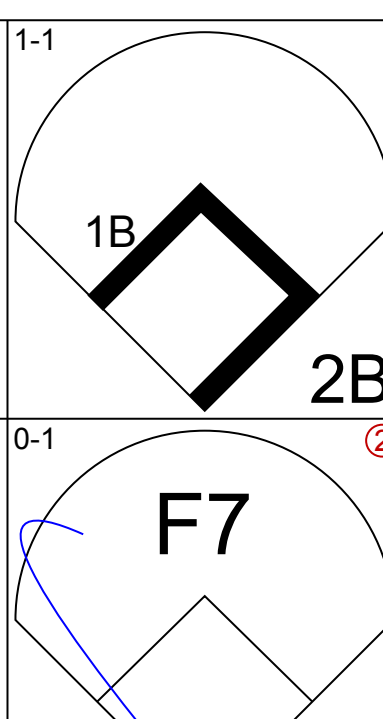
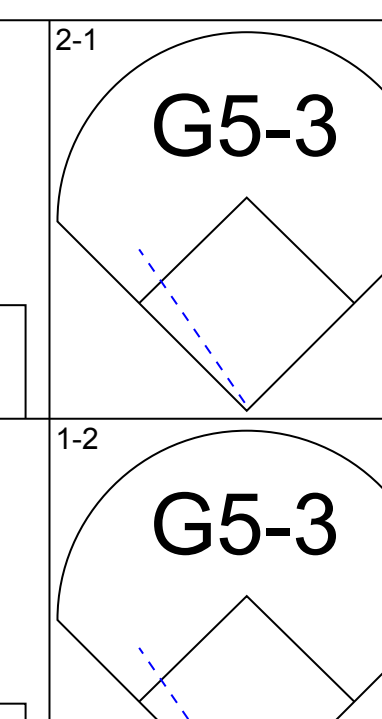
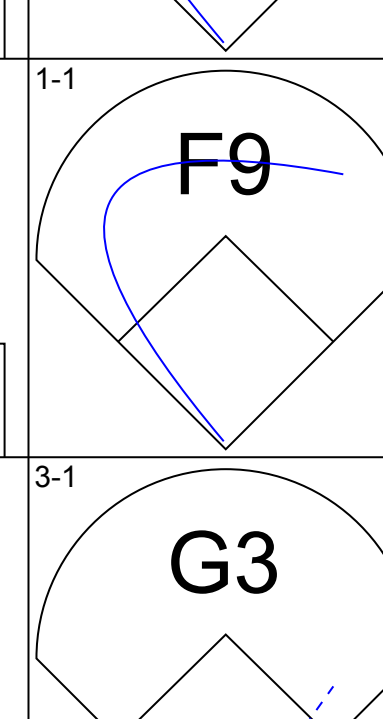
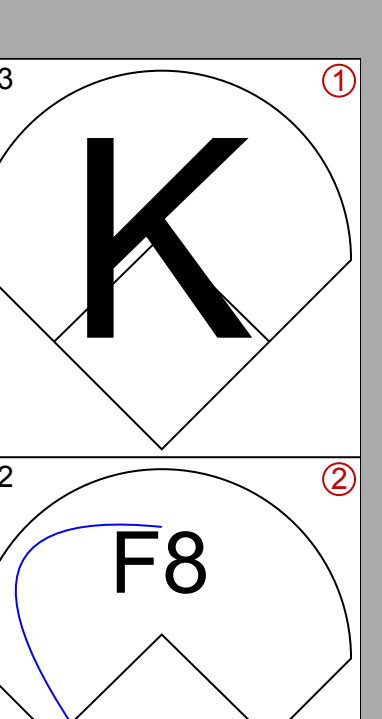
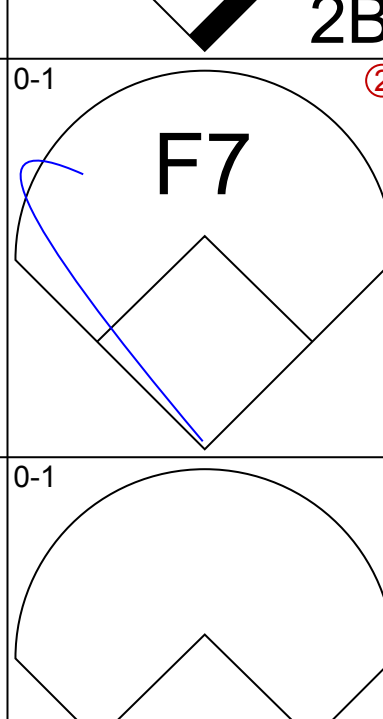
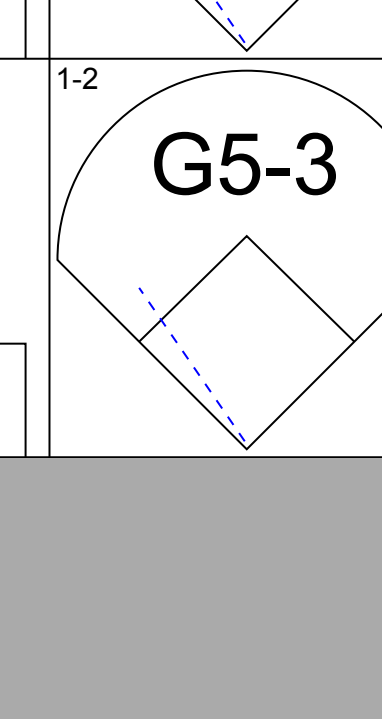
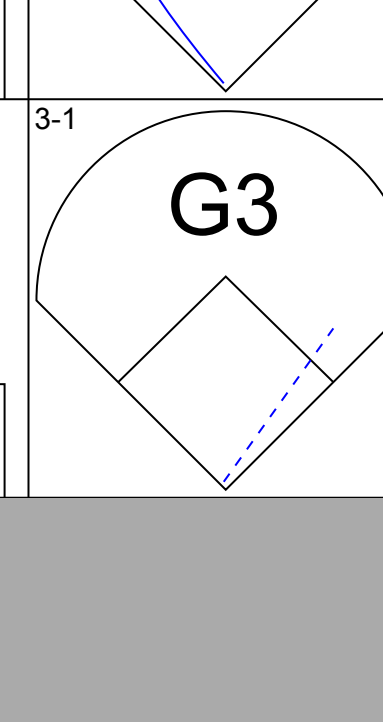
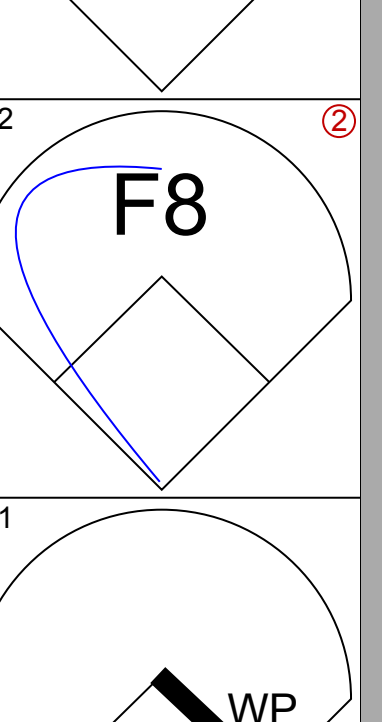
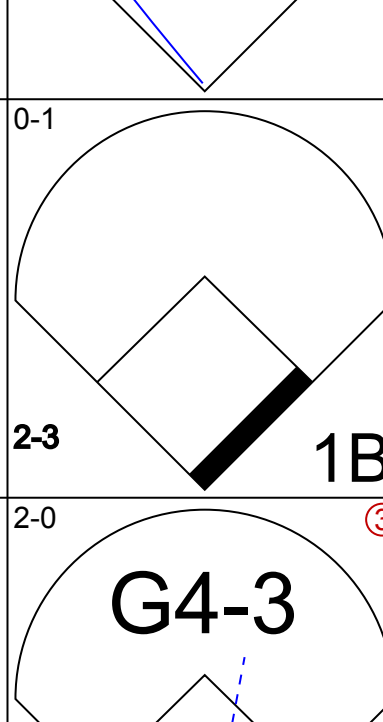
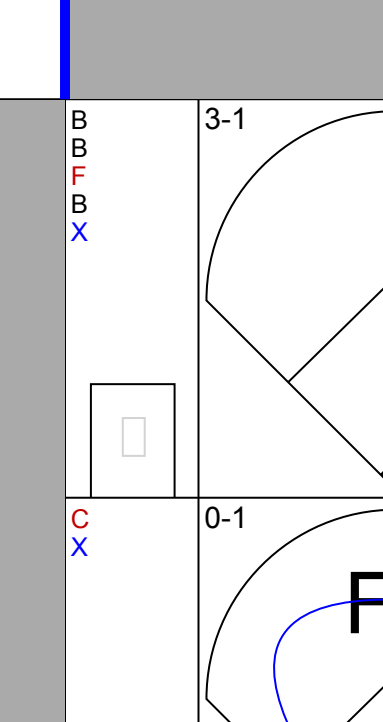
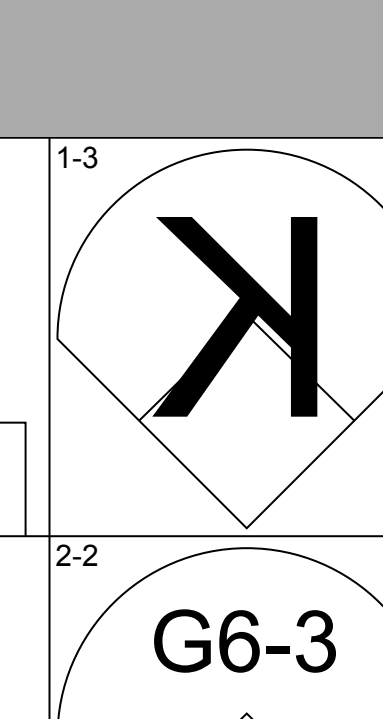
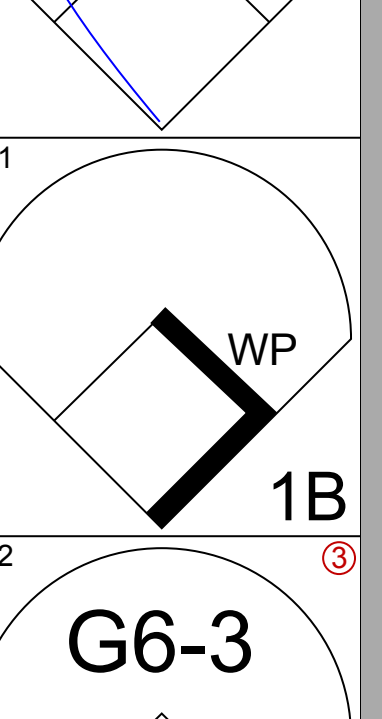
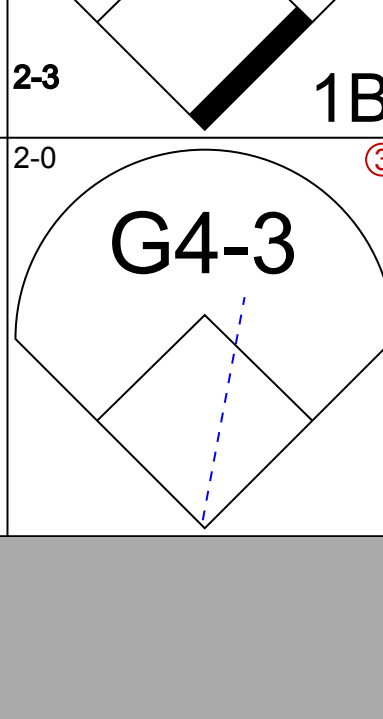
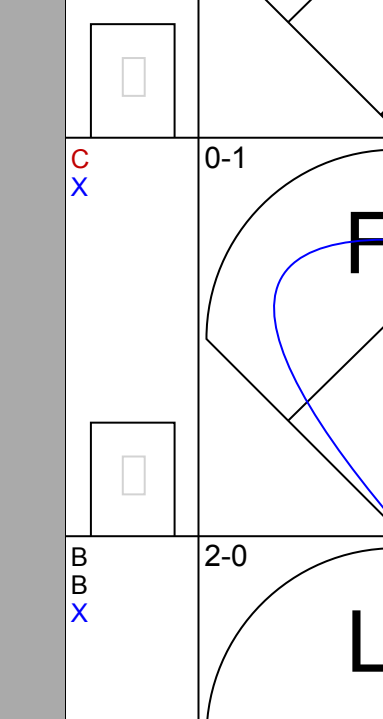
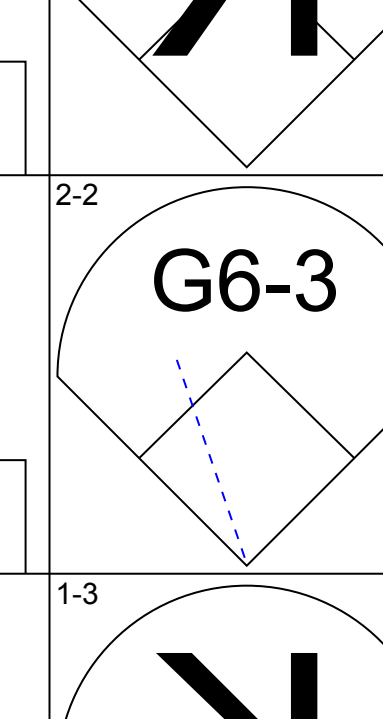
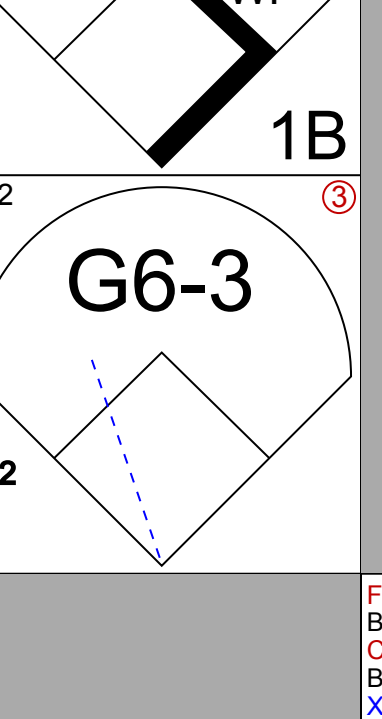
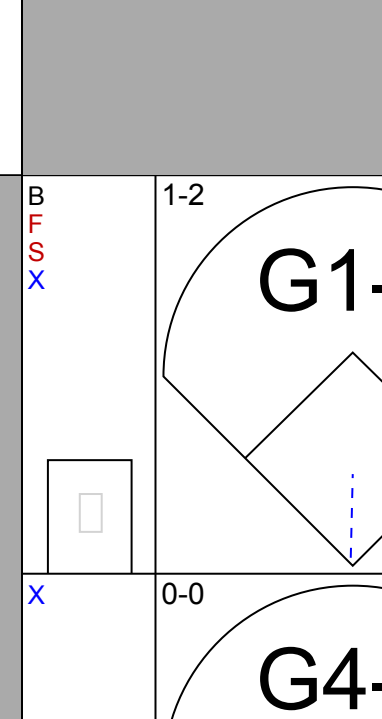
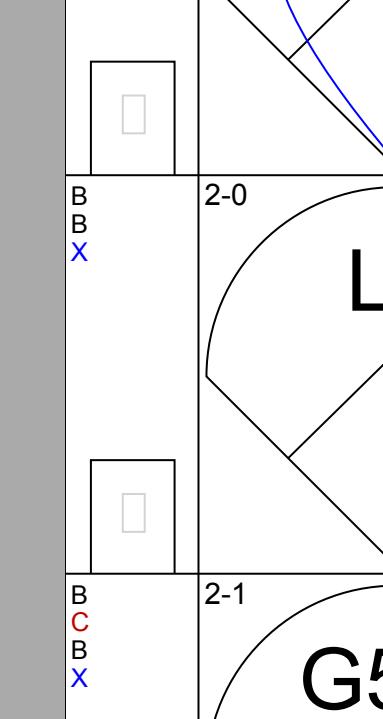
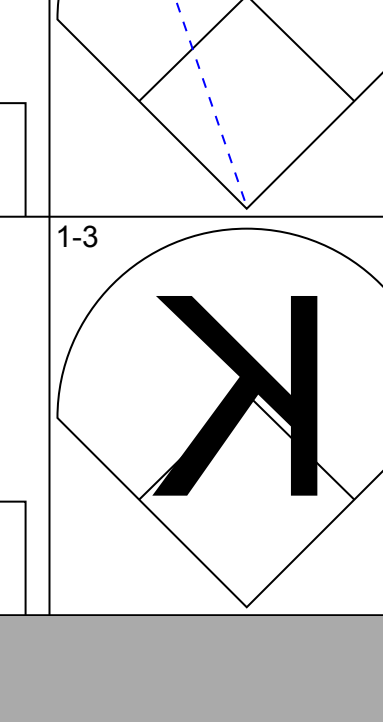
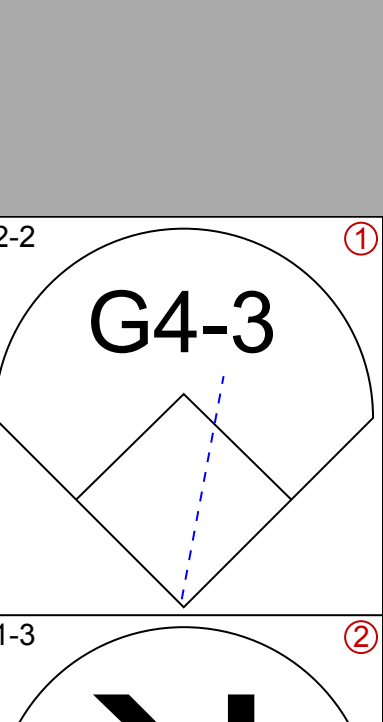
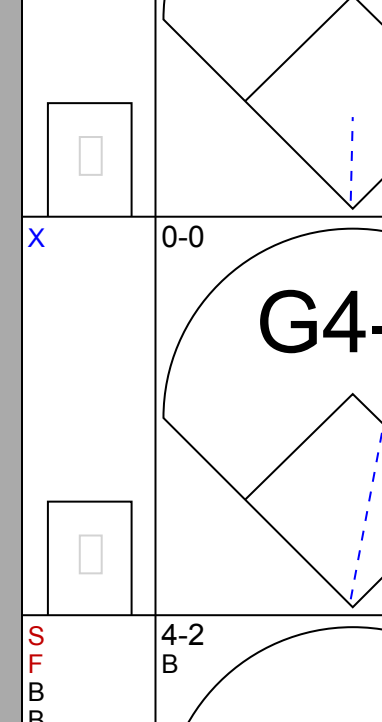
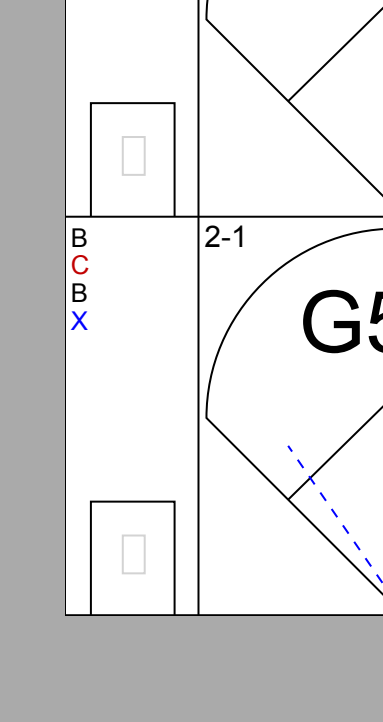
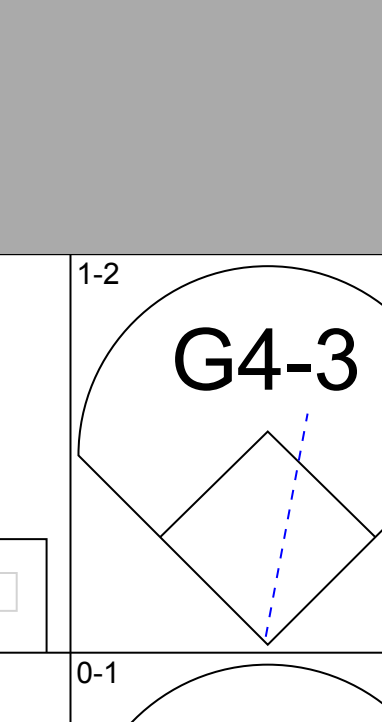
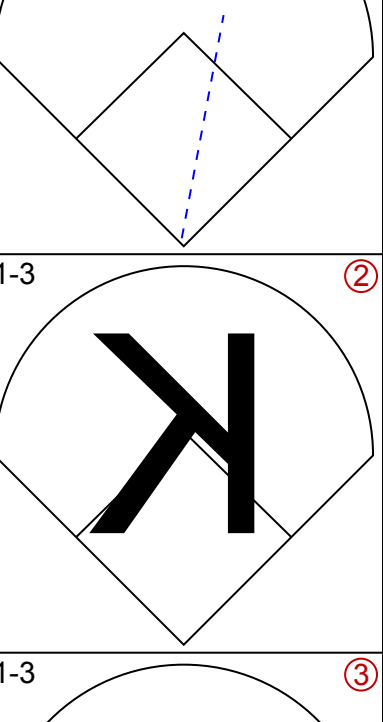
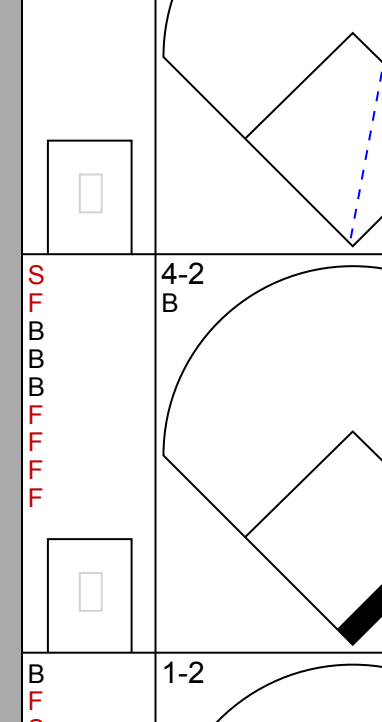
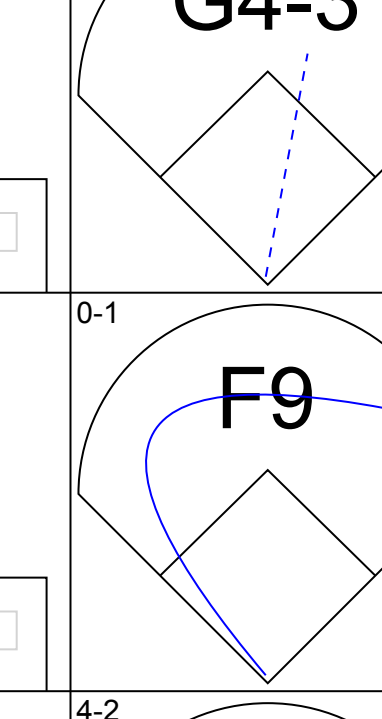
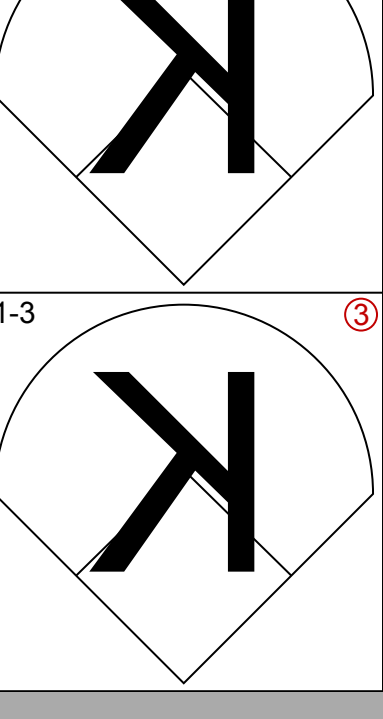
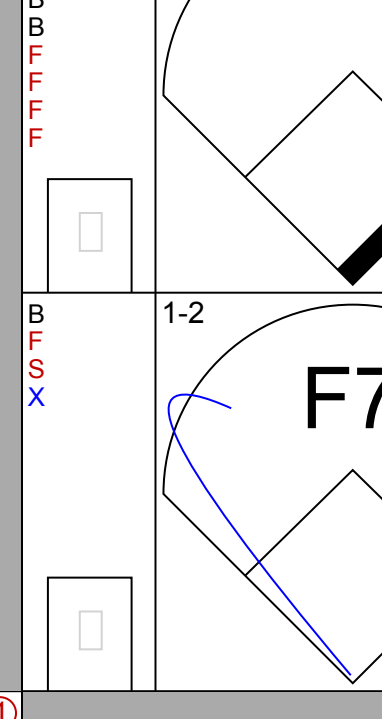
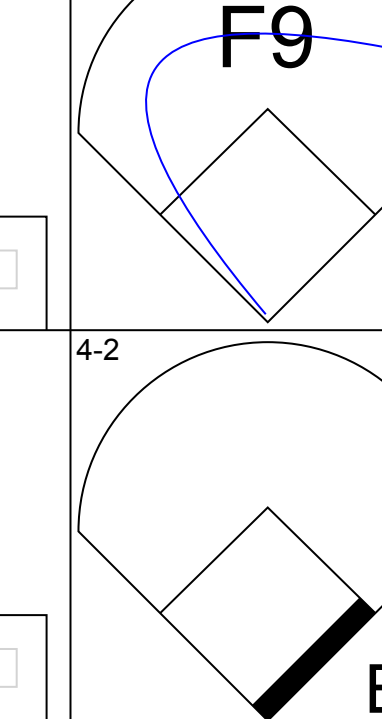
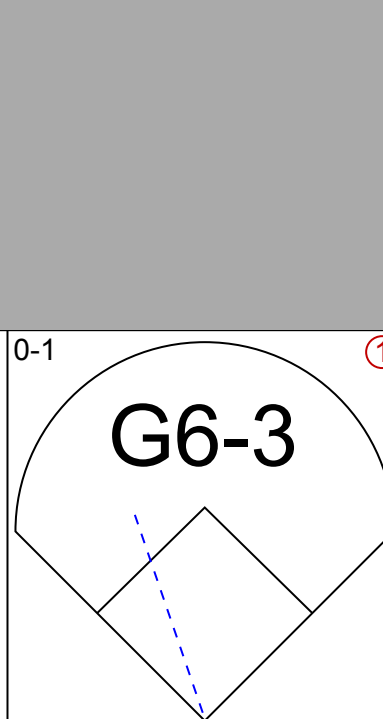
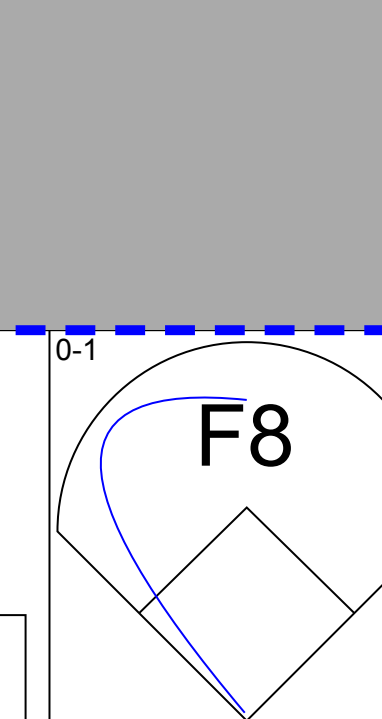
AB	33
R	4
H	7
RBI	4
BB	6
SO	4
LOB	8



Batter	1	2	3	4	5	6	7	8	9	AB R H RBI BB SO LOB	TOP																								
											<p>Tampa Bay Devil Rays @ New York Yankees</p> <p>Yankee Stadium, Bronx, NY</p> <p>Wed May 10 2000, 7:05 PM EDT</p> <p><a href="http://livebaseballscorecards.com">livebaseballscorecards.com</a></p> <p>AB 0 R 0 H 0 RBI 0 BB 0 SO 0 LOB 0</p> 																								
Inning Stats										1B: 0 SF: 0 WP: 0 PA: 0 2B: 0 SAC: 0 FB: 0 3B: 0 DP: 0 SB: 0 HR: 0 HBP: 0 CS: 0																									
PITCHER	IP	WLS	BF	H	R	ER	SO	BB	IBB	HBP	BLK	WP	HR	S	P	ERA	WHIP	PITCHER	IP	WLS	BF	H	R	ER	SO	BB	IBB	HBP	BLK	WP	HR	S	P	ERA	WHIP

Batter	1	2	3	4	5	6	7	8	9	AB R H RBI BB SO LOB	BOTTOM																								
											<p>Tampa Bay Devil Rays @ New York Yankees</p> <p>Yankee Stadium, Bronx, NY</p> <p>Wed May 10 2000, 7:05 PM EDT</p> <p><a href="http://livebaseballscorecards.com">livebaseballscorecards.com</a></p> <p>AB 0 R 0 H 0 RBI 0 BB 0 SO 0 LOB 0</p> 																								
Inning Stats										1B: 0 SF: 0 WP: 0 PA: 0 2B: 0 SAC: 0 FB: 0 3B: 0 DP: 0 SB: 0 HR: 0 HBP: 0 CS: 0																									
PITCHER	IP	WLS	BF	H	R	ER	SO	BB	IBB	HBP	BLK	WP	HR	S	P	ERA	WHIP	PITCHER	IP	WLS	BF	H	R	ER	SO	BB	IBB	HBP	BLK	WP	HR	S	P	ERA	WHIP

Batter	1	2	3	4	5	6	7	8	9	AB	R	H	RBI	BB	SO	LOB	TOP		
<b>Gerald Williams, R</b> OBP: 0.310, SLG: 0.409 (1, 8)										4	0	1	0	0	2	1	<b>Tampa Bay Devil Rays @ New York Yankees</b> Yankee Stadium, Bronx, NY Thu May 11 2000, 7:05 PM EDT Att: 14,292 - Sunny - 74 F		
<b>Dave Martinez, L</b> OBP: 0.319, SLG: 0.365 (1, 9)										4	0	1	0	0	0	2			
<b>Greg Vaughn, R</b> OBP: 0.360, SLG: 0.574 (1, 7)										2	0	0	0	2	0	0			
<b>Fred McGriff, L</b> OBP: 0.340, SLG: 0.424 (1, 3)										4	1	1	1	0	1	2			
<b>Jose Canseco, R</b> OBP: 0.358, SLG: 0.455 (1, 10)										4	0	1	0	0	0	1			
<b>Vinny Castilla, R</b> OBP: 0.289, SLG: 0.410 (1, 5)										3	0	1	0	0	0	1			
<b>John Flaherty, R</b> OBP: 0.373, SLG: 0.432 (1, 2)										3	0	0	0	0	1	2			
<b>Kevin Stocker, S</b> OBP: 0.368, SLG: 0.424 (1, 6)										3	0	1	0	0	1	1			
<b>Miguel Cairo, R</b> OBP: 0.325, SLG: 0.342 (1, 4)										3	0	1	0	0	1	1			
<b>Inning Stats</b>	R: 0 E: 0 K: 1 S: 7	H: 0 LOB: 0 BB: 0 P: 12	R: 0 E: 0 K: 0 S: 9	H: 1 LOB: 1 BB: 0 P: 15	R: 0 E: 0 K: 0 S: 5	H: 1 LOB: 0 BB: 0 P: 7	R: 0 E: 0 K: 1 S: 10	H: 1 LOB: 1 BB: 1 P: 18	R: 0 E: 0 K: 2 S: 8	H: 0 LOB: 0 BB: 0 P: 13	R: 1 E: 0 K: 0 S: 7	H: 1 LOB: 0 BB: 0 P: 11	R: 0 E: 0 K: 1 S: 13	H: 2 LOB: 2 BB: 1 P: 19	R: 0 E: 0 K: 0 S: 3	H: 0 LOB: 0 BB: 1 P: 7	1B: 6 2B: 1 3B: 0 HR: 1	SF: 0 SAC: 0 DP: 2 HBP: 0	WP: 0 PA: 32 CS: 1
<b>PITCHER</b> <b>Orlando Hernandez, R</b> ERA: 3.81 (1, 1)	IP: 9.0 WLS: L BF: 32 H: 7 R: 1 ER: 1 SO: 6 BB: 2 IBB: 0 HBP: 0 BLK: 0 WP: 0 HR: 1 S: 67 P: 110 ERA: 1.00 WHIP: 1.000															<b>PITCHER</b> <b>Orlando Hernandez, R</b> ERA: 3.81 (1, 1)	IP: 9.0 WLS: L BF: 32 H: 7 R: 1 ER: 1 SO: 6 BB: 2 IBB: 0 HBP: 0 BLK: 0 WP: 0 HR: 1 S: 67 P: 110 ERA: 1.00 WHIP: 1.000		

Batter	1	2	3	4	5	6	7	8	9	AB	R	H	RBI	BB	SO	LOB	BOTTOM				
<b>Chuck Knoblauch, R</b> OBP: 0.276, SLG: 0.323 (1, 4)										4	0	1	0	0	0	1	<b>Tampa Bay Devil Rays @ New York Yankees</b> Yankee Stadium, Bronx, NY Thu May 11 2000, 7:05 PM EDT Att: 14,292 - Sunny - 74 F				
<b>Derek Jeter, R</b> OBP: 0.343, SLG: 0.411 (1, 6)										1	0	0	0	0	0	0					
<b>Clay Bellinger, R</b> OBP: 0.273, SLG: 0.375 (3, 6)										2	0	0	0	0	1	1					
<b>Jim Leyritz, R</b> OBP: 0.154, SLG: 0.240 (8, PH)										1	0	0	0	0	0	0					
<b>Wilson Delgado, S</b> OBP: 0.385, SLG: 0.333 (9, 6)										0	0	0	0	0	0	0					
<b>Paul O'Neill, L</b> OBP: 0.363, SLG: 0.423 (1, 9)										4	0	2	0	0	0	0					
<b>Bernie Williams, S</b> OBP: 0.381, SLG: 0.595 (1, 8)										4	0	1	0	0	1	3					
<b>Tino Martinez, L</b> OBP: 0.346, SLG: 0.479 (1, 3)										4	0	0	0	0	0	2					
<b>Jorge Posada, S</b> OBP: 0.451, SLG: 0.686 (1, 2)										4	0	0	0	0	1	1					
<b>Ricky Ledee, L</b> OBP: 0.337, SLG: 0.369 (1, 7)										2	0	0	0	1	1	0					
<b>Shane Spencer, R</b> OBP: 0.265, SLG: 0.462 (1, 10)										3	0	0	0	0	1	1					
<b>Scott Brosius, R</b> OBP: 0.382, SLG: 0.391 (1, 5)										2	0	0	0	1	0	0					
<b>Inning Stats</b>	R: 0 E: 0 K: 0 S: 5	H: 0 LOB: 0 BB: 0 P: 9	R: 0 E: 0 K: 2 S: 9	H: 0 LOB: 0 BB: 0 P: 13	R: 0 E: 0 K: 0 S: 9	H: 0 LOB: 1 BB: 1 P: 15	R: 0 E: 0 K: 1 S: 15	H: 1 LOB: 0 BB: 0 P: 23	R: 0 E: 0 K: 2 S: 9	H: 0 LOB: 0 BB: 0 P: 13	R: 0 E: 0 K: 0 S: 7	H: 2 LOB: 2 BB: 0 P: 12	R: 0 E: 0 K: 0 S: 13	H: 0 LOB: 1 BB: 1 P: 19	R: 0 E: 0 K: 0 S: 7	H: 0 LOB: 0 BB: 0 P: 10	R: 0 E: 0 K: 0 S: 7	H: 1 LOB: 1 BB: 0 P: 14	1B: 3 2B: 1 3B: 0 HR: 0	SF: 0 SAC: 0 DP: 0 HBP: 0	WP: 1 PA: 33 CS: 0
<b>PITCHER</b> <b>Steve Trachsel, R</b> ERA: 4.17 (8, 1)	IP: 7.0 WLS: W BF: 26 H: 3 R: 0 ER: 0 SO: 5 BB: 2 IBB: 0 HBP: 0 BLK: 0 WP: 1 HR: 0 S: 69 P: 104 ERA: 0.00 WHIP: 0.714															<b>PITCHER</b> <b>Albie Lopez, R</b> ERA: 4.12 (8, 1)	IP: 2.0 WLS: S BF: 7 H: 1 R: 0 ER: 0 SO: 0 BB: 0 IBB: 0 HBP: 0 BLK: 0 WP: 0 HR: 0 S: 14 P: 24 ERA: 0.00 WHIP: 0.500				

Batter	1	2	3	4	5	6	7	8	9	AB	R	H	RBI	BB	SO	LOB	TOP										
<b>José Cruz Jr. S</b> (1, 8) OBP: 0.337, SLG: 0.570	2-2 G1-3	1-1 F8			0-0 F8		1-0 FC3-6		0-1 G1-3	5	0	0	0	0	0	5	<b>Toronto Blue Jays @ Tampa Bay Devil Rays</b> Tropicana Field, St. Petersburg, FL Fri May 12 2000, 7:15 PM EDT Att: 17,532 - Dome - 72 F <a href="http://livebaseballscorecards.com">livebaseballscorecards.com</a>										
<b>Homer Bush R</b> (1, 4) OBP: 0.297, SLG: 0.246	1-1 2B E		1-2 G3-6-3		1-2 G6-3		0-0 E6		0-1 E6	5	1	2	0	0	0	2											
<b>Raul Mondesi R</b> (1, 9) OBP: 0.321, SLG: 0.540	0-3 K		0-2 L7			0-2 1B		0-2 P4		5	0	1	0	0	2	5											
<b>Carlos Delgado L</b> (1, 3) OBP: 0.439, SLG: 0.676	3-0 E4		3-1 G3-6-3			0-3 K		2-2 G4-3		4	0	1	0	0	1	2											
<b>Brad Fullmer L</b> (1, 10) OBP: 0.410, SLG: 0.590	1-0 G3			3-2 F7		2-2 L7		0-2 1B		4	0	1	0	0	0	2											
<b>Tony Batista R</b> (1, 5) OBP: 0.331, SLG: 0.575		1-2 E6		1-2 CS		0-2 F8		2-3 K		4	0	1	0	0	1	2											
<b>Darrin Fletcher L</b> (1, 2) OBP: 0.361, SLG: 0.600		3-2 1B		1-1 L4			3-1 FC3-6	1-2 G3		4	1	2	0	0	0	2											
<b>Marty Cordova R</b> (1, 7) OBP: 0.343, SLG: 0.388		0-0 F8		0-2 CS	3-2 2B		1-0 F9		0-0 G6-3	4	0	1	0	0	0	3											
<b>Alex Gonzalez R</b> (1, 6) OBP: 0.331, SLG: 0.368		1-2 F3			1-0 F3		4-2 FC3-6	3-2 HR		3	1	1	1	1	0	3											
<b>Inning Stats</b>	R: 1 E: 1 K: 1 S: 10	H: 2 LOB: 1 BB: 0 P: 17	R: 0 E: 1 K: 0 S: 13	H: 1 LOB: 2 BB: 0 P: 19	R: 0 E: 0 K: 0 S: 9	H: 1 LOB: 0 BB: 0 P: 13	R: 0 E: 0 K: 0 S: 13	H: 1 LOB: 0 BB: 0 P: 18	R: 0 E: 0 K: 0 S: 9	H: 1 LOB: 1 BB: 0 P: 14	R: 0 E: 0 K: 0 S: 13	H: 1 LOB: 2 BB: 1 P: 15	R: 1 E: 1 K: 0 S: 12	H: 1 LOB: 2 BB: 1 P: 21	R: 0 E: 0 K: 1 S: 12	H: 1 LOB: 1 BB: 0 P: 17	R: 1 E: 1 K: 1 S: 12	H: 1 LOB: 1 BB: 0 P: 16	1B: 7 2B: 2 3B: 0 HR: 1	SF: 0 SAC: 0 DP: 1 HBP: 0	WP: 1 PB: 0 SB: 0 CS: 1	PA: 40					
<b>PITCHER</b>	IP	WLS	BF	H	R	ER	SO	BB	IBB	HBP	BLK	WP	HR	S	P	ERA	WHIP										
<b>Bryan Rekar R</b> (1, 1) ERA: 3.09	6.0		24	7	1	0	2	0	0	0	0	0	0	67	96	0.00	1.167										
<b>Rick White R</b> (7, 1) ERA: 2.73	2.0	W	10	2	1	0	1	1	0	0	0	1	0	24	38	0.00	1.500										
<b>Albie Lopez R</b> (9, 1) ERA: 4.35	1.0	S	5	1	1	1	1	0	0	0	0	0	1	12	16	9.00	1.000										

Batter	1	2	3	4	5	6	7	8	9	AB	R	H	RBI	BB	SO	LOB	BOTTOM										
<b>Gerald Williams R</b> (1, 8) OBP: 0.317, SLG: 0.414	0-0 S HBP G6-4-3		3-2 F8			1-1 SH3-4		0-0 3B		3	2	2	1	0	0	0	<b>Toronto Blue Jays @ Tampa Bay Devil Rays</b> Tropicana Field, St. Petersburg, FL Fri May 12 2000, 7:15 PM EDT Att: 17,532 - Dome - 72 F <a href="http://livebaseballscorecards.com">livebaseballscorecards.com</a>										
<b>Miguel Cairo R</b> (1, 4) OBP: 0.339, SLG: 0.368	1-2 G6-4-3		0-3 K			2-1 CS		1-0 2H 1B		3	0	2	2	0	1	0											
<b>Greg Vaughn R</b> (1, 7) OBP: 0.351, SLG: 0.557	3-1 G6-4-3			1-0 F9		2-1 F2		2-0 G6-3		4	0	0	0	0	0	3											
<b>Fred McGriff L</b> (1, 3) OBP: 0.340, SLG: 0.422	0-0 G4-3			0-0 F8		3-2 CS		2-0 G6-4-3		3	0	1	0	0	0	0											
<b>Jose Canseco R</b> (1, 10) OBP: 0.350, SLG: 0.444		1-2 F8		1-3 K			3-2 L7			3	0	0	0	0	1	1											
<b>Vinny Castilla R</b> (1, 5) OBP: 0.291, SLG: 0.407		2-1 FC6-4			1-0 G6-3		2-2 G6-4-3			3	0	1	0	0	0	1											
<b>John Flaherty R</b> (1, 2) OBP: 0.362, SLG: 0.418		0-1 F9			0-1 L6			1-2 G5-3		3	0	0	0	0	0	1											
<b>Bubba Trammell R</b> (1, 9) OBP: 0.377, SLG: 0.532		0-0 FC6-4			1-2 G6-3			1-0 G4-3		3	1	1	0	0	0	1											
<b>Jose Guillen R</b> (9, 9)								1B 1B		0	0	0	0	0	0	0											
<b>Kevin Stocker S</b> (1, 6) OBP: 0.370, SLG: 0.426			3-2 G4-3			1-0 SH3-4		2-2 G4-3		2	1	1	0	0	0	0											
<b>Steve Cox L</b> (8, PH) OBP: 0.346, SLG: 0.227										1	0	0	0	0	0	1											
<b>Ozzie Guillen L</b> (9, 6) OBP: 0.313, SLG: 0.267										0	0	0	0	0	0	0											
<b>Inning Stats</b>	R: 1 E: 0 K: 0 S: 6	H: 1 LOB: 0 BB: 0 P: 10	R: 0 E: 0 K: 0 S: 8	H: 1 LOB: 0 BB: 0 P: 11	R: 0 E: 0 K: 1 S: 10	H: 0 LOB: 0 BB: 0 P: 16	R: 0 E: 0 K: 1 S: 5	H: 0 LOB: 0 BB: 0 P: 7	R: 0 E: 0 K: 0 S: 6	H: 2 LOB: 0 BB: 0 P: 18	R: 0 E: 0 K: 0 S: 8	H: 1 LOB: 0 BB: 0 P: 15	R: 2 E: 0 K: 0 S: 11	H: 3 LOB: 1 BB: 0 P: 18	R: 0 E: 0 K: 0 S: 8	H: 0 LOB: 0 BB: 0 P: 10	1B: 7 2B: 0 3B: 1 HR: 0	SF: 0 SAC: 1 DP: 2 HBP: 1	WP: 0 PB: 0 SB: 1 CS: 1	PA: 31							
<b>PITCHER</b>	IP	WLS	BF	H	R	ER	SO	BB	IBB	HBP	BLK	WP	HR	S	P	ERA	WHIP										
<b>Chris Carpenter R</b> (1, 1) ERA: 4.88	8.0	L	30	8	4	4	2	0	0	1	0	0	0	63	103	4.50	1.000										

AB 38  
R 3  
H 10  
RBI 1  
BB 1  
SO 4  
LOB 26



AB 28  
R 4  
H 8  
RBI 3  
BB 0  
SO 2  
LOB 8



Batter	1	2	3	4	5	6	7	8	9	AB R H RBI BB SO LOB	TOP																
<b>José Cruz Jr. S</b> (1, 8) OBP: 0.331, SLG: 0.552	2-2 G3	3-3 K		0-3 K		2-2 G4-3	4-1 WP BB		1-0 F7	5 0 0 0 1 2 1	<b>Toronto Blue Jays @ Tampa Bay Devil Rays</b> Tropicana Field, St. Petersburg, FL Sat May 13 2000, 4:15 PM EDT Att: 20,054 - Dome - 72 F <a href="http://livebaseballscorecards.com">livebaseballscorecards.com</a>																
<b>Homer Bush R</b> (1, 4) OBP: 0.272, SLG: 0.254	1-3 K		0-0 L6	1-3 K		0-0 1B 2B	4-1 1-2 2-3 BB			4 1 1 0 1 2 1																	
<b>Raul Mondesi R</b> (1, 9) OBP: 0.335, SLG: 0.571	0-0 2B		1-1 HR	4-2 S BB		2-2 1B HR 1B	3-3 K			4 2 3 2 1 1 3																	
<b>Carlos Delgado L</b> (1, 3) OBP: 0.450, SLG: 0.674	0-1 F7		4-0 G6-3 BB	4-0 1-2 BB		1-1 HR 1B		4-2 1B BB		2 1 1 0 3 0 1																	
<b>Brad Fullmer L</b> (1, 10) OBP: 0.410, SLG: 0.603		1-3 K	4-0 G6-3 BB	0-1 F7		2-2 1B HR		1-2 F8		4 1 1 3 1 1 4																	
<b>Tony Batista R</b> (1, 5) OBP: 0.340, SLG: 0.596		0-0 HR	1-2 G6-3		0-1 G4-6-3 1B			2-2 F7		5 1 3 1 0 0 2																	
<b>Darrin Fletcher L</b> (1, 2) OBP: 0.372, SLG: 0.593		1-0 HR 1B	4-0 1B IBB		0-1 G4-6-3		4-2 WP BB BB	0-0 G4-3		3 1 1 0 2 0 3																	
<b>Marty Cordova R</b> (1, 7) <b>Dewayne Wise L</b> (9, 7) OBP: 0.156, SLG: 0.111	0-2 F9		3-3 K		1-0 G5-3		1-3 K		0-0 G5-3	5 0 0 0 0 2 5 0 0 0 0 0 0 0																	
<b>Alex Gonzalez R</b> (1, 6) OBP: 0.333, SLG: 0.400	2-2 HR			2-2 E 2B		1-0 G5-3	3-2 P6	1-0 P6		5 1 2 2 0 0 1																	
<b>Inning Stats</b>	R: 0 E: 0 K: 1 S: 9	H: 1 LOB: 1 BB: 0 P: 12	R: 3 E: 0 K: 2 S: 16	H: 3 LOB: 0 BB: 23 P: 23	R: 1 E: 0 K: 1 S: 9	H: 1 LOB: 3 BB: 2 P: 26	R: 0 E: 1 K: 2 S: 15	H: 1 LOB: 3 BB: 2 P: 26	R: 0 E: 0 K: 0 S: 5	H: 1 LOB: 0 BB: 0 P: 6		R: 4 E: 0 K: 0 S: 17	H: 4 LOB: 0 BB: 0 P: 28	R: 0 E: 0 K: 2 S: 14	H: 0 LOB: 3 BB: 3 P: 33	R: 0 E: 0 K: 0 S: 15	H: 1 LOB: 1 BB: 1 P: 22	R: 0 E: 0 K: 0 S: 3	H: 0 LOB: 0 BB: 0 P: 5	1B: 5 2B: 3 3B: 0 HR: 4	SF: 0 SAC: 0 DP: 2 HBP: 0	WP: 1 PB: 0 SB: 1 CS: 1	PA: 46				
<b>PITCHER</b>	IP WLS BF H R ER SO BB IBB HBP BLK WP HR S P ERA WHIP											<b>PITCHER</b>	IP WLS BF H R ER SO BB IBB HBP BLK WP HR S P ERA WHIP														
<b>Dwight Gooden R</b> (1, 1) ERA: 6.82	2.1	14	5	4	4	3	2	0	0	0	0	3	28	47	15.43	3.000											
<b>Cory Lidle R</b> (3, 1) ERA: 3.86	3.1	L	16	4	2	2	3	2	1	0	0	0	35	60	5.40	1.800											
<b>Mark Guthrie L</b> (6, 1) ERA: 5.68	0.1		3	2	2	2	0	0	0	0	0	1	8	14	54.00	6.000											
<b>Jeff Sparks R</b> (7, 1) ERA: 2.66	1.1		9	1	0	0	2	4	0	0	0	1	0	28	54	0.00	3.750										
<b>Roberto Hernandez R</b> (8, 1) ERA: 6.61	1.2		4	0	0	0	0	0	0	0	0	0	0	4	6	0.00	0.000										

Batter	1	2	3	4	5	6	7	8	9	AB R H RBI BB SO LOB	BOTTOM															
<b>Gerald Williams R</b> (1, 8) OBP: 0.315, SLG: 0.406	4-2 SH1-3 HR BB	2-2 P6			0-0 F7			1-2 G5-3		3 1 0 0 1 0 0	<b>Toronto Blue Jays @ Tampa Bay Devil Rays</b> Tropicana Field, St. Petersburg, FL Sat May 13 2000, 4:15 PM EDT Att: 20,054 - Dome - 72 F <a href="http://livebaseballscorecards.com">livebaseballscorecards.com</a>															
<b>Miguel Cairo R</b> (1, 4) OBP: 0.351, SLG: 0.358	0-1 SH1-3		1-0 G4-3		1-1 F9			1-3 K		3 0 0 0 0 1 0																
<b>Greg Vaughn R</b> (1, 7) OBP: 0.354, SLG: 0.566	4-2 HR BB		1-0 F9		2-1 G1-3			2-2 3B		3 1 1 0 1 0 0																
<b>Fred McGriff L</b> (1, 3) OBP: 0.345, SLG: 0.443	0-0 HR		4-2 BB		3-2 F7			1-3 K		3 1 1 3 1 1 1																
<b>Jose Canseco R</b> (1, 10) OBP: 0.340, SLG: 0.430	0-3 K		3-2 P4		0-1 P4			3-1 P4		4 0 0 0 0 1 1																
<b>Vinny Castilla R</b> (1, 5) OBP: 0.281, SLG: 0.393	0-2 G6-3			2-2 G5-3		0-2 G5-3		0-1 G4-3		4 0 0 0 0 0 0																
<b>John Flaherty R</b> (1, 2) OBP: 0.358, SLG: 0.422		0-0 F8		3-2 F8		0-1 F9		2-1 2B		4 0 1 0 0 0 0																
<b>Bubba Trammell R</b> (1, 9) OBP: 0.386, SLG: 0.588		2-1 HR		3-1 1B		0-0 L6		0-1 P4		4 1 2 1 0 0 1																
<b>Kevin Stocker S</b> (1, 6) OBP: 0.360, SLG: 0.412		1-3 K		3-2 G4-3		3-2 G3-1				3 0 0 0 0 1 1																
<b>Inning Stats</b>	R: 3 E: 0 K: 1 S: 14	H: 1 LOB: 2 BB: 0 P: 22	R: 1 E: 0 K: 1 S: 11	H: 1 LOB: 0 BB: 0 P: 16	R: 0 E: 0 K: 0 S: 7	H: 0 LOB: 1 BB: 1 P: 16	R: 0 E: 0 K: 0 S: 12	H: 1 LOB: 1 BB: 0 P: 23	R: 0 E: 0 K: 0 S: 5	H: 0 LOB: 0 BB: 0 P: 8		R: 0 E: 0 K: 0 S: 8	H: 0 LOB: 0 BB: 0 P: 11	R: 0 E: 0 K: 2 S: 13	H: 1 LOB: 0 BB: 0 P: 18	R: 0 E: 0 K: 0 S: 8	H: 1 LOB: 1 BB: 0 P: 13	1B: 1 2B: 1 3B: 1 HR: 2	SF: 0 SAC: 1 DP: 0 HBP: 0	WP: 0 PB: 0 SB: 0 CS: 0	PA: 35					
<b>PITCHER</b>	IP WLS BF H R ER SO BB IBB HBP BLK WP HR S P ERA WHIP											<b>PITCHER</b>	IP WLS BF H R ER SO BB IBB HBP BLK WP HR S P ERA WHIP													
<b>Kelvim Escobar R</b> (1, 1) ERA: 4.91	7.0	27	3	4	4	2	3	0	0	0	0	2	63	105	5.14	0.857										
<b>Paul Quantrill R</b> (8, 1) ERA: 3.86	0.2		3	1	0	0	1	0	0	0	0	0	10	14	0.00	1.500										
<b>Pedro Borbon L</b> (8, 1) ERA: 7.11	0.1		1	0	0	0	1	0	0	0	0	0	3	4	0.00	0.000										
<b>Billy Koch R</b> (9, 1) ERA: 3.79	1.0		4	1	0	0	0	0	0	0	0	0	8	13	0.00	1.000										

Batter	1	2	3	4	5	6	7	8	9	AB	R	H	RBI	BB	SO	LOB	TOP					
<b>Shannon Stewart, R</b> OBP: 0.417, SLG: 0.611 (1, 7)										5	0	2	0	0	0	2						
<b>Homer Bush, R</b> OBP: 0.292, SLG: 0.244 (1, 4)										5	0	0	0	0	1	3						
<b>Raul Mondesi, R</b> OBP: 0.339, SLG: 0.567 (1, 9)										3	0	1	0	0	1	1						
<b>Carlos Delgado, L</b> OBP: 0.439, SLG: 0.655 (1, 3)										4	0	0	0	0	2	2						
<b>Brad Fullmer, L</b> OBP: 0.413, SLG: 0.608 (1, 10)										4	0	2	0	0	0	1						
<b>Tony Batista, R</b> OBP: 0.337, SLG: 0.584 (1, 5)										3	1	0	0	1	0	2						
<b>José Cruz Jr., S</b> OBP: 0.330, SLG: 0.541 (1, 8)										3	1	0	0	1	1	2	<b>AB</b> 33					
<b>Alex Gonzalez, R</b> OBP: 0.338, SLG: 0.398 (1, 6)										3	1	1	1	1	1	1	<b>R</b> 3					
<b>Alberto Castillo, R</b> OBP: 0.279, SLG: 0.333 Darni Fletcher, L OBP: 0.374, SLG: 0.606 (7, 2)										2	0	1	0	0	0	0	<b>H</b> 8					
<b>Inning Stats</b>	R: 0 E: 0 K: 1 S: 11	H: 1 LOB: 1 BB: 0 P: 19	R: 0 E: 0 K: 1 S: 12	H: 1 LOB: 1 BB: 0 P: 17	R: 0 E: 0 K: 1 S: 13	H: 1 LOB: 0 BB: 0 P: 19	R: 0 E: 0 K: 0 S: 5	H: 1 LOB: 0 BB: 0 P: 8	R: 0 E: 0 K: 1 S: 11	H: 1 LOB: 1 BB: 0 P: 12	R: 1 E: 1 K: 0 S: 14	H: 1 LOB: 1 BB: 1 P: 23	R: 0 E: 0 K: 0 S: 5	H: 0 LOB: 0 BB: 0 P: 6	R: 2 E: 0 K: 0 S: 13	H: 2 LOB: 2 BB: 2 P: 24	1B: 5 2B: 3 3B: 0 HR: 0	SF: 1 SAC: 0 DP: 1 HBP: 1	WP: 1 PA: 38 SB: 0 CS: 1			
<b>PITCHER</b>	IP	WLS	BF	H	R	ER	SO	BB	IBB	HBP	BLK	WP	HR	S	P	ERA	WHIP					
<b>Esteban Yan, R</b> ERA: 5.25 (1, 1)	7.0		28	6	1	1	6	1	0	1	0	0	0	74	111	1.29	1.000					
<b>Roberto Hernandez, R</b> ERA: 6.23 (8, 1)	1.0	H	3	0	0	0	0	0	0	0	0	0	0	5	6	0.00	0.000					
<b>Albie Lopez, R</b> ERA: 4.98 (9, 1)	1.0	L	7	2	2	2	0	2	0	0	0	1	0	13	24	18.00	4.000					

Toronto Blue Jays @ Tampa Bay Devil Rays  
 Tropicana Field, St. Petersburg, FL  
 Sun May 14, 2000, 1:15 PM EDT  
 Att: 15,788 - Dome - 72 F  
[livebaseballscorecards.com](http://livebaseballscorecards.com)



Batter	1	2	3	4	5	6	7	8	9	AB	R	H	RBI	BB	SO	LOB	BOTTOM				
<b>Gerald Williams, R</b> OBP: 0.320, SLG: 0.409 (1, 8)										4	0	2	0	0	0	0					
<b>Miguel Cairo, R</b> OBP: 0.321, SLG: 0.347 (1, 4)										4	0	0	0	0	0	3					
<b>Greg Vaughn, R</b> OBP: 0.364, SLG: 0.575 (1, 7)										3	0	3	1	0	0	0					
<b>Fred McGriff, L</b> OBP: 0.336, SLG: 0.430 (1, 3)										4	0	0	0	0	0	4					
<b>Jose Canseco, R</b> OBP: 0.338, SLG: 0.447 (1, 10)										4	1	1	1	0	3	2					
<b>Vinny Castilla, R</b> OBP: 0.272, SLG: 0.379 (1, 5)										4	0	0	0	0	1	1					
<b>Jose Guillen, R</b> (1, 9)										3	0	0	0	0	1	1	<b>AB</b> 32				
<b>Mike DiFelice, R</b> OBP: 0.324, SLG: 0.303 (1, 2)										3	0	0	0	0	0	1	<b>R</b> 2				
<b>Kevin Stocker, S</b> OBP: 0.360, SLG: 0.420 (1, 6)										3	1	1	0	0	0	0	<b>H</b> 7				
<b>Inning Stats</b>	R: 0 E: 0 K: 0 S: 12	H: 2 LOB: 1 BB: 0 P: 17	R: 1 E: 0 K: 2 S: 15	H: 1 LOB: 0 BB: 0 P: 19	R: 1 E: 0 K: 0 S: 15	H: 2 LOB: 1 BB: 0 P: 21	R: 0 E: 0 K: 1 S: 7	H: 0 LOB: 0 BB: 0 P: 10	R: 0 E: 0 K: 0 S: 8	H: 1 LOB: 1 BB: 0 P: 12	R: 0 E: 0 K: 0 S: 10	H: 0 LOB: 0 BB: 0 P: 12	R: 0 E: 0 K: 0 S: 6	H: 0 LOB: 0 BB: 0 P: 7	R: 0 E: 0 K: 1 S: 8	H: 1 LOB: 1 BB: 0 P: 11	1B: 5 2B: 1 3B: 0 HR: 1	SF: 1 SAC: 0 DP: 2 HBP: 0	WP: 1 PA: 33 SB: 1 CS: 0		
<b>PITCHER</b>	IP	WLS	BF	H	R	ER	SO	BB	IBB	HBP	BLK	WP	HR	S	P	ERA	WHIP				
<b>David Wells, L</b> ERA: 2.92 (1, 1)	9.0	W	33	7	2	2	5	0	0	0	0	1	1	89	118	2.00	0.778				


Toronto Blue Jays @ Tampa Bay Devil Rays  
 Tropicana Field, St. Petersburg, FL  
 Sun May 14, 2000, 1:15 PM EDT  
 Att: 15,788 - Dome - 72 F  
[livebaseballscorecards.com](http://livebaseballscorecards.com)





Batter	1	2	3	4	5	6	7	8	9	AB	R	H	RBI	BB	SO	LOB	TOP			
Gerald Williams, R (1.8) OBP: 0.318, SLG: 0.423										4	1	1	1	0	0	1	<b>Tampa Bay Devil Rays @ Texas Rangers</b> The Ballpark at Arlington, Arlington, TX Mon May 15 2000, 8:05 PM EDT Att: 26,683 - Cloudy - 84 F			
Miguel Cairo, R (1.4) OBP: 0.319, SLG: 0.352										4	1	1	0	0	0	1				
Greg Vaughn, R (1.7) OBP: 0.367, SLG: 0.568										2	1	0	0	2	1	1				
Fred McGriff, L (1.3) OBP: 0.333, SLG: 0.424										4	0	1	1	0	0	2				
Jose Canseco, R (1.10) OBP: 0.349, SLG: 0.470										2	1	1	2	2	1	0				
Vinny Castilla, R (1.5) OBP: 0.271, SLG: 0.375										4	0	1	0	0	0	4				
John Flaherty, R (1.2) OBP: 0.345, SLG: 0.406										4	0	0	0	0	0	2				
Jose Guillen, R (1.9) OBP: 0.143, SLG: 0.571										4	1	1	1	0	3	1				
Kevin Stocker, S (1.6) OBP: 0.353, SLG: 0.412										2	0	0	0	0	0	0				
Quinton McCracken, S (8. PH) OBP: 0.313, SLG: 0.267										0	0	0	0	1	0	0				
Ozzie Guillen, L (8.6) OBP: 0.379, SLG: 0.577										1	0	0	0	0	1	0				
Bubba Trammell, R (9. PH) OBP: 0.379, SLG: 0.577										0	0	0	0	0	1	0				
<b>Inning Stats</b>	R: 1 E: 0 K: 0 S: 10	H: 2 LOB: 0 BB: 0 P: 16	R: 0 E: 0 K: 1 S: 9	H: 1 LOB: 0 BB: 0 P: 14	R: 0 E: 0 K: 1 S: 7	H: 0 LOB: 0 BB: 0 P: 11	R: 0 E: 0 K: 1 S: 5	H: 0 LOB: 1 BB: 1 P: 11	R: 0 E: 0 K: 1 S: 12	H: 0 LOB: 0 BB: 1 P: 20	R: 2 E: 0 K: 0 S: 10	H: 1 LOB: 0 BB: 1 P: 22	R: 2 E: 0 K: 0 S: 15	H: 2 LOB: 3 BB: 3 P: 28	R: 0 E: 0 K: 2 S: 8	H: 0 LOB: 0 BB: 0 P: 13	1B: 2 2B: 2 3B: 0 HR: 3	SF: 0 SAC: 0 DP: 2 HBP: 0	WP: 0 PB: 0 SB: 0 CS: 0	PA: 36
<b>PITCHER</b>	IP WLS BF H R ER SO BB IBB HBP BLK WP HR S P ERA WHIP																			
Darren Oliver, L (1.1) ERA: 5.19	7.0 W 26 5 4 4 4 2 0 0 0 0 0 3 64 114 5.14 1.000																			
59 Jeff Zimmerman, R (8.1) ERA: 7.16	0.2 H 4 0 0 0 0 2 0 0 0 0 0 0 8 16 0.00 3.000																			
Mike Venafro, L (8.1) ERA: 4.26	0.0 1 1 1 1 0 0 0 0 0 0 0 0 1 1 ∞ ∞																			
Tim Crabtree, R (8.1) ERA: 8.66	0.1 H 2 0 0 0 0 1 0 0 0 0 0 0 4 8 0.00 3.000																			
John Wetteland, R (9.1) ERA: 5.51	1.0 S 3 0 0 0 2 0 0 0 0 0 0 0 8 13 0.00 0.000																			

Batter	1	2	3	4	5	6	7	8	9	AB	R	H	RBI	BB	SO	LOB	BOTTOM	
Luis Altea, S (1.4) OBP: 0.395, SLG: 0.412										4	1	2	1	0	0	1	<b>Tampa Bay Devil Rays @ Texas Rangers</b> The Ballpark at Arlington, Arlington, TX Mon May 15 2000, 8:05 PM EDT Att: 26,683 - Cloudy - 84 F	
Chad Curtis, R (1.7) OBP: 0.354, SLG: 0.466										3	1	1	0	1	0	2		
Scarborough Green, S (8.9) OBP: 0.100, SLG: 0.100										0	0	0	0	0	0	0		
Ivan Rodriguez, R (1.2) OBP: 0.381, SLG: 0.739										4	1	3	3	0	0	0		
Rafael Palmeiro, L (1.10) OBP: 0.400, SLG: 0.589										4	0	1	0	0	1	1		
David Segui, S (1.3) OBP: 0.335, SLG: 0.507										4	0	0	0	0	1	3		
Ruben Mateo, R (1.8) OBP: 0.376, SLG: 0.507										4	0	1	0	0	0	1		
Mike Lamb, L (1.5) OBP: 0.355, SLG: 0.433										3	1	0	0	0	0	1		
Royce Clayton, R (1.6) OBP: 0.307, SLG: 0.467										4	2	2	2	0	1	0		
Jason McDonald, S (1.9) OBP: 0.328, SLG: 0.373										1	0	0	0	2	0	0		
<b>Inning Stats</b>	R: 0 E: 0 K: 0 S: 10	H: 3 LOB: 2 BB: 0 P: 15	R: 1 E: 0 K: 0 S: 12	H: 2 LOB: 2 BB: 1 P: 21	R: 0 E: 0 K: 1 S: 8	H: 1 LOB: 1 BB: 0 P: 12	R: 2 E: 0 K: 0 S: 8	H: 1 LOB: 0 BB: 1 P: 17	R: 0 E: 0 K: 0 S: 9	H: 0 LOB: 0 BB: 0 P: 12	R: 3 E: 0 K: 1 S: 12	H: 2 LOB: 0 BB: 1 P: 23	R: 0 E: 0 K: 1 S: 7	H: 1 LOB: 0 BB: 0 P: 12	1B: 8 2B: 1 3B: 0 HR: 2	SF: 0 SAC: 0 DP: 1 HBP: 1	WP: 0 PB: 0 SB: 1 CS: 0	PA: 35
<b>PITCHER</b>	IP WLS BF H R ER SO BB IBB HBP BLK WP HR S P ERA WHIP																	
Dave Eiland, R (1.1) ERA: 7.39	6.0 L 6 2 3 3 1 1 0 0 0 0 0 1 12 23 4.50 1.500																	
Rick White, R (7.1) ERA: 3.52	1.0 L 6 2 3 3 1 1 0 0 0 0 0 1 12 23 27.00 3.000																	
Mark Guthrie, L (8.1) ERA: 5.4	1.0 3 1 0 0 1 0 0 0 0 0 0 0 7 12 0.00 1.000																	



Batter	1	2	3	4	5	6	7	8	9	AB	R	H	RBI	BB	SO	LOB	TOP				
<b>Gerald Williams, R</b> OBP: 0.315, SLG: 0.423	1-2 G4-3	1-1 G6-3		1-1 F9		0-1 F9			0-0 2B	5	0	1	2	0	0	3					
<b>Vinny Castilla, R</b> OBP: 0.281, SLG: 0.360	2-3 K	2-2 G5-3			1-1 G6-3		2-2 L9		1-2 G6-3	5	0	0	0	0	1	2					
<b>Greg Vaughn, R</b> OBP: 0.363, SLG: 0.553	1-1 G6-3		3-1 G6-3		4-2 G3-6-3 BB		1-1 G6-3		3-3 K	4	0	0	0	1	1	1					
<b>Fred McGriff, L</b> OBP: 0.331, SLG: 0.441		2-0 HR	1-2 F7		3-0 G3-6-3		3-3 K			4	1	1	1	0	1	1					
<b>Jose Canseco, R</b> OBP: 0.359, SLG: 0.478		0-2 1B 2B	4-1 BB			4-2 FC6-4 BB			3-1 P6	2	1	1	0	2	0	0					
<b>Jose Guillen, R</b> OBP: 0.273, SLG: 0.545		0-0 2B 1B	3-2 F8			2-2 FC6-4 1B WP			0-2 G4-6-3 1B	4	2	2	0	0	0	2					
<b>John Flaherty, R</b> OBP: 0.342, SLG: 0.400	1-1 G1-3			0-0 L8		2-1 1B			0-1 G4-6-3	4	0	1	0	0	0	3					
<b>Ozzie Guillen, L</b> OBP: 0.400, SLG: 0.526	1-0 2B G6-3 1B		2-2 HR			0-0 1B			0-1 G6-3	4	2	3	3	0	0	0					
<b>Miguel Cairo, R</b> OBP: 0.324, SLG: 0.364	0-0 1-3 2-H 2B		2-1 F8			0-0 F8			1-2 2B 1B	4	1	2	1	0	0	2					
<b>Inning Stats</b>	R: 0 E: 0 K: 1 S: 8	H: 0 LOB: 0 BB: 0 P: 12	R: 4 E: 0 K: 0 S: 15	H: 5 LOB: 1 BB: 0 P: 22	R: 0 E: 0 K: 0 S: 9	H: 0 LOB: 1 BB: 1 P: 20	R: 1 E: 0 K: 0 S: 8	H: 1 LOB: 0 BB: 0 P: 13	R: 0 E: 0 K: 1 S: 5	H: 0 LOB: 0 BB: 1 P: 13	R: 0 E: 0 K: 1 S: 11	H: 0 LOB: 0 BB: 0 P: 17	R: 0 E: 0 K: 0 S: 9	H: 1 LOB: 0 BB: 0 P: 12	R: 1 E: 0 K: 1 S: 12	H: 2 LOB: 1 BB: 0 P: 17	1B: 6 2B: 3 3B: 0 HR: 2	SF: 0 SAC: 0 DP: 2 HBP: 0	WP: 1 PB: 0 CS: 0	PA: 39	
<b>PITCHER</b>	IP	WLS	BF	H	R	ER	SO	BB	IBB	HBP	BLK	WP	HR	S	P	ERA	WHIP				
<b>Mark Clark, R</b> ERA: 7.71	5.0		23	6	6	6	1	3	0	0	0	0	2	47	86	10.80	1.800				
<b>Francisco Cordero, R</b> ERA: 2.08	2.0	B	8	2	0	0	1	0	0	0	0	1	0	20	30	0.00	1.000				
<b>59 Jeff Zimmerman, R</b> ERA: 6.75	1.0	W	3	1	0	0	0	0	0	0	0	0	0	9	12	0.00	1.000				
<b>John Wetteland, R</b> ERA: 5.71	1.0	S	5	2	1	1	1	0	0	0	0	0	0	12	17	9.00	2.000				

Tampa Bay Devil Rays @ Texas Rangers  
The Ballpark at Arlington, Arlington, TX  
Tue May 16 2000, 8:05 PM EDT  
Att: 31,033 - Cloudy - 86 F

AB 36  
R 7  
H 11  
RBI 7  
BB 3  
SO 3  
LOB 14



Batter	1	2	3	4	5	6	7	8	9	AB	R	H	RBI	BB	SO	LOB	BOTTOM				
<b>Luis Altea, S</b> OBP: 0.389, SLG: 0.400	E5 HR		1-1 G5-3			3-2 F8			4-1 2B BB	4	2	0	0	1	0	3					
<b>Chad Curtis, R</b> OBP: 0.351, SLG: 0.454	1-0 F9	0-0 F8		3-1 F9		4-0 1B BB		4-2 2B BB		3	0	0	0	1	0	1					
<b>Frank Catalanotto, L</b> OBP: 0.381, SLG: 0.732								1-2 2-3 2B BB		0	0	0	0	1	0	0					
<b>Scarborough Green, S</b> OBP: 0.100, SLG: 0.100								1-2 2-3 2B BB		0	1	0	0	0	0	0					
<b>Ivan Rodriguez, R</b> OBP: 0.394, SLG: 0.766	0-0 1-H HR	3-2 1B		1-0 F9		0-0 1B		0-2 FC5-4 1-H 2-H 3-H		5	1	4	5	0	0	0					
<b>Rafael Palmeiro, L</b> OBP: 0.406, SLG: 0.583	0-0 HBP 1B	4-0 1B		3-2 G3-1		3-2 F8		4-1 FC5-4 BB		3	1	1	0	2	0	2					
<b>David Segui, S</b> OBP: 0.328, SLG: 0.497	0-1 1-2 1B	1-2 G4-6-3			2-1 F8		0-0 P6	2-2 FC5-4		5	1	1	0	0	0	6					
<b>Ruben Mateo, R</b> OBP: 0.379, SLG: 0.503	3-2 1B SF8 HBP		1-1 G5-4-3 1B		0-3 K		0-1 P4			3	2	1	0	0	1	2					
<b>Mike Lamb, L</b> OBP: 0.363, SLG: 0.437	1-2 2B		2-1 G5-4-3 1B		3-2 G1-3		0-0 L5			4	0	2	2	0	0	0					
<b>Royce Clayton, R</b> OBP: 0.299, SLG: 0.458		SF8		0-1 G5-4-3		1-0 L5		2-2 G6-3		3	0	0	1	0	0	2					
<b>Jason McDonald, S</b> OBP: 0.354, SLG: 0.418				0-0 1-3 2B		3-1 F8		2-2 BB S 2B 1B		4	1	3	1	0	0	0					
<b>Inning Stats</b>	R: 5 E: 1 K: 0 S: 19	H: 5 LOB: 2 BB: 0 P: 30	R: 0 E: 0 K: 0 S: 13	H: 1 LOB: 1 BB: 1 P: 21	R: 1 E: 0 K: 0 S: 9	H: 3 LOB: 1 BB: 0 P: 13	R: 0 E: 0 K: 0 S: 7	H: 0 LOB: 0 BB: 0 P: 14	R: 0 E: 0 K: 1 S: 8	H: 0 LOB: 0 BB: 0 P: 13	R: 0 E: 0 K: 0 S: 6	H: 1 LOB: 2 BB: 1 P: 14	R: 0 E: 0 K: 0 S: 7	H: 1 LOB: 2 BB: 3 P: 37	R: 3 E: 0 K: 0 S: 19	H: 2 LOB: 2 BB: 3 P: 37	1B: 9 2B: 2 3B: 0 HR: 1	SF: 1 SAC: 0 DP: 2 HBP: 1	WP: 0 PB: 0 CS: 0	PA: 41	
<b>PITCHER</b>	IP	WLS	BF	H	R	ER	SO	BB	IBB	HBP	BLK	WP	HR	S	P	ERA	WHIP				
<b>Steve Trachsel, R</b> ERA: 4.37	6.0		28	9	6	4	1	1	0	0	0	0	0	22	41	6.00	1.667				
<b>Albie Lopez, R</b> ERA: 5.79	1.2	L	11	3	3	3	0	3	0	0	0	0	0	4	10	0.00	3.000				
<b>Mark Guthrie, L</b> ERA: 5.31	0.1		2	0	0	0	0	1	0	0	0	0	0	4	10	0.00	3.000				

Tampa Bay Devil Rays @ Texas Rangers  
The Ballpark at Arlington, Arlington, TX  
Tue May 16 2000, 8:05 PM EDT  
Att: 31,033 - Cloudy - 86 F

AB 34  
R 9  
H 12  
RBI 9  
BB 5  
SO 1  
LOB 16



Batter	1	2	3	4	5	6	7	8	9	AB	R	H	RBI	BB	SO	LOB	TOP										
Gerald Williams, R OBP: 0.311, SLG: 0.416	1-2 G5-3		1-1 G2-3		1-1 F8 HR	2-0 F2		0-2 G5-3		5	1	1	0	0	0	2											
Vinny Castilla, R OBP: 0.299, SLG: 0.354	2-2 G5-3		0-2 G5-3		0-1 F8	0-1			2-1 L7	5	0	1	1	0	0	2											
Greg Vaughn, R OBP: 0.364, SLG: 0.542	2-1 F2			4-2 BB WP BB	4-2 HR BB				1-3 K	3	1	0	0	2	1	2											
Fred McGriff, L OBP: 0.345, SLG: 0.486		2-1 HR		4-2 BB BB	2-2 HR				0-0 G3-1	3	2	2	5	2	0	0											
Jose Canseco, R OBP: 0.363, SLG: 0.475		3-2 G6-3		4-2 BB BB	1-2 G1-3				0-2 G6-3 FC5 1B	3	0	1	0	1	0	0											
Jose Guillen, R OBP: 0.200, SLG: 0.400		0-2 G6-3		1-2 BB BB	0-0 F9				0-2 FC5 G6-3	4	0	0	0	0	1	5											
Mike DiFelice, R OBP: 0.317, SLG: 0.297		1-2 1B		1-3 K		2-2 E5 1B 1B			0-0 G6-3	4	1	1	0	0	1	5											
Ozzie Guillen, L OBP: 0.333, SLG: 0.435		0-1 F9		1-3 K		1-3 K			1-2 G1-3	4	0	0	0	0	2	5											
Miguel Cairo, R OBP: 0.329, SLG: 0.368			0-1 G1-6-3		0-1 F8 HR 1B	1-1 1B			1-1 G6-3	4	1	2	0	0	0	0											
<b>Inning Stats</b>	R: 0 E: 0 K: 0 S: 8	H: 0 LOB: 0 BB: 0 P: 13	R: 1 E: 0 K: 0 S: 13	H: 2 LOB: 1 BB: 0 P: 19	R: 0 E: 0 K: 0 S: 7	H: 0 LOB: 0 BB: 0 P: 8	R: 0 E: 0 K: 3 S: 17	H: 0 LOB: 3 BB: 3 P: 32	R: 4 E: 0 K: 0 S: 15	H: 3 LOB: 0 BB: 1 P: 25	R: 1 E: 1 K: 1 S: 13	H: 2 LOB: 2 BB: 0 P: 19	R: 0 E: 0 K: 0 S: 12	H: 1 LOB: 1 BB: 1 P: 16	R: 0 E: 0 K: 0 S: 8	H: 0 LOB: 0 BB: 0 P: 10	R: 0 E: 0 K: 1 S: 6	H: 0 LOB: 0 BB: 0 P: 9	1B: 6 2B: 0 3B: 0 HR: 2	SF: 0 SAC: 0 DP: 1 HBP: 0	WP: 1 PB: 0 SB: 0 CS: 0	PA: 40					
<b>PITCHER</b>	IP	WLS	BF	H	R	ER	SO	BB	IBB	HBP	BLK	WP	HR	S	P	ERA	WHIP										
Doug Davis, L ERA: 8.82	(1, 1)	4.1		22	5	5	3	4	0	0	0	1	2	56	90	10.38	2.077										
Tim Crabtree, R ERA: 6.85	(5, 1)	4.2	W	18	3	1	0	2	1	0	0	0	0	43	61	0.00	0.857										

Tampa Bay Devil Rays @ Texas Rangers  
The Ballpark at Arlington, Arlington, TX  
Wed May 17 2000, 3:05 PM EDT  
Att: 27,342 - Cloudy - 79 F

AB	35
R	6
H	8
RBI	6
BB	5
SO	5
LOB	21



Batter	1	2	3	4	5	6	7	8	9	AB	R	H	RBI	BB	SO	LOB	BOTTOM										
Luis Altea, S OBP: 0.395, SLG: 0.417	2-2 L6	2-0 2B	3-2 2B		2-2 F8		4-1 G6-4-3 1B BB			4	1	2	2	1	0	1											
Chad Curtis, R OBP: 0.353, SLG: 0.476	1-2 HR	2-3 K	1-0 G6-3			0-1 G4-3	0-0 G6-4-3 1B			5	1	2	2	0	1	2											
Scarborough Green, S OBP: 0.100, SLG: 0.100							1-2 2-3 3-H			0	0	0	0	0	0	0											
Ivan Rodriguez, R OBP: 0.406, SLG: 0.772	3-1 1B	1-0 2B		1-0 FC6-4 1B		4-1 1B BB	0-0 G6-4-3			4	1	3	1	1	0	2											
Rafael Palmeiro, L OBP: 0.400, SLG: 0.566	4-2 1B	0-3 K		1-3 K		2-1 F7	1-2 P4			4	1	0	0	1	2	4											
Frank Catalanotto, L OBP: 0.639, SLG: 0.828	3-1 3B		3-2 FC6-4 1B	2-2 FC6-4 1B		1-2 1B	2-2 FC5-4 1B			5	1	5	1	0	0	0											
Ruben Mateo, R OBP: 0.368, SLG: 0.488	1-2 P3	0-2 P4	1-2 P4	1-2 FC6-4		0-0 L5	0-2 FC5-4			5	0	0	0	0	0	8											
Mike Lamb, L OBP: 0.365, SLG: 0.474	0-0 3B		0-2 FC6-4 2B 1B	0-0 G4-3			1-1 BB BB 2B			5	2	2	2	0	1	4											
Royce Clayton, R OBP: 0.302, SLG: 0.459	1-0 P4		2-1 1B 2B		2-1 G5-3		4-0 BB BB 1B BB			4	2	1	0	1	0	2											
Jason McDonald, S OBP: 0.377, SLG: 0.421		2-3 K	2-2 2B 1B		3-2 CS HBP		4-1 1B BB G6-4-3 BB			2	2	1	2	1	1	0											
<b>Inning Stats</b>	R: 4 E: 0 K: 0 S: 18	H: 4 LOB: 1 BB: 1 P: 32	R: 1 E: 0 K: 3 S: 13	H: 2 LOB: 0 BB: 0 P: 20	R: 3 E: 0 K: 0 S: 26	H: 4 LOB: 1 BB: 0 P: 37	R: 0 E: 0 K: 1 S: 12	H: 2 LOB: 2 BB: 0 P: 17	R: 0 E: 0 K: 0 S: 7	H: 0 LOB: 0 BB: 0 P: 14	R: 0 E: 0 K: 0 S: 9	H: 1 LOB: 2 BB: 1 P: 16	R: 3 E: 0 K: 0 S: 9	H: 2 LOB: 1 BB: 3 P: 23	R: 0 E: 0 K: 1 S: 10	H: 1 LOB: 1 BB: 0 P: 13	1B: 9 2B: 5 3B: 1 HR: 1	SF: 0 SAC: 0 DP: 1 HBP: 1	WP: 0 PB: 0 SB: 0 CS: 1	PA: 44							
<b>PITCHER</b>	IP	WLS	BF	H	R	ER	SO	BB	IBB	HBP	BLK	WP	HR	S	P	ERA	WHIP										
Bryan Rekar, R ERA: 7.53	(1, 1)	2.2	L	18	9	8	3	1	0	0	0	0	0	21	29	0.00	2.250										
Cory Lidle, R ERA: 3.59	(3, 1)	1.1		7	3	0	0	1	0	0	0	0	0	2	29	0.00	2.250										
Rick White, R ERA: 3.58	(5, 1)	2.0		9	2	1	1	0	1	0	1	0	0	18	33	4.50	1.500										
Jeff Sparks, R ERA: 3.54	(7, 1)	0.0		3	0	0	0	0	3	0	0	0	0	2	14	∞	∞										
Mark Guthrie, L ERA: 5.06	(7, 1)	1.0		3	1	2	2	0	0	0	0	0	0	5	6	18.00	1.000										

Tampa Bay Devil Rays @ Texas Rangers  
The Ballpark at Arlington, Arlington, TX  
Wed May 17 2000, 3:05 PM EDT  
Att: 27,342 - Cloudy - 79 F

AB	38
R	11
H	16
RBI	10
BB	5
SO	5
LOB	23



Batter	1	2	3	4	5	6	7	8	9	AB	R	H	RBI	BB	SO	LOB	TOP											
<b>Gerald Williams, R</b> OBP: 0.314, SLG: 0.429	G6-3		K		HR				G5-3	4	2	1	1	1	1	0	<b>Tampa Bay Devil Rays @ Seattle Mariners</b> Safeco Field, Seattle, WA Fri May 19 2000, 7:05 PM PDT Att: 34,067 - Cloudy - 64 F											
<b>Vinny Castilla, R</b> OBP: 0.250, SLG: 0.343	G1-3		F8		G6-3		SF7		G5-3	4	0	0	1	0	0	0												
<b>Greg Vaughn, R</b> OBP: 0.372, SLG: 0.585	HR		E5		F7		HR			4	2	3	4	0	0	0												
<b>Fred McGriff, L</b> OBP: 0.343, SLG: 0.477	K		F7			G1-4-3	K			3	0	0	0	1	2	1												
<b>Jose Canseco, R</b> OBP: 0.366, SLG: 0.479		K		F9	1B					3	0	1	0	1	1	1												
<b>Jose Guillen, R</b> OBP: 0.211, SLG: 0.368	K			G3-6-1	1B					4	0	1	0	0	2	2												
<b>John Flaherty, R</b> OBP: 0.339, SLG: 0.395				F9			G1-6-3		K	4	0	1	0	0	1	3												
<b>Kevin Stocker, S</b> OBP: 0.358, SLG: 0.404				G3-6-1			BB	BB	F7	2	1	0	0	2	0	3												
<b>Miguel Cairo, R</b> OBP: 0.327, SLG: 0.360	K				F2		BB	HR		3	1	0	0	1	2	2												
<b>Inning Stats</b>	R: 1 E: 0 K: 11 S: 11	H: 1 LOB: 0 BB: 0 P: 18	R: 0 E: 0 K: 3 S: 14	H: 1 LOB: 2 BB: 1 P: 24	R: 0 E: 1 K: 1 S: 9	H: 1 LOB: 1 BB: 0 P: 12	R: 0 E: 0 K: 0 S: 16	H: 1 LOB: 0 BB: 0 P: 26	R: 1 E: 0 K: 0 S: 8	H: 1 LOB: 0 BB: 0 P: 16	R: 0 E: 0 K: 0 S: 6	H: 0 LOB: 0 BB: 1 P: 13	R: 4 E: 0 K: 1 S: 14	H: 1 LOB: 0 BB: 3 P: 28	R: 0 E: 0 K: 2 S: 14	H: 1 LOB: 1 BB: 0 P: 21	R: 0 E: 0 K: 1 S: 10	H: 0 LOB: 0 BB: 0 P: 13	1B: 3 2B: 1 3B: 0 HR: 3	SF: 1 SAC: 0 DP: 2 HBP: 0	WP: 0 SB: 0 CS: 0	PA: 38						
<b>PITCHER</b>	IP	WLS	BF	H	R	ER	SO	BB	IBB	HBP	BLK	WP	HR	S	P	ERA	WHIP											
<b>Brett Tomko, R</b> ERA: 6.08	(1, 1)	3.0	15	4	1	1	5	2	0	0	0	0	0	1	44	70	3.00	2.000										
<b>Frankie Rodriguez, R</b> ERA: 3.26	(4, 1)	3.0	9	1	1	1	0	1	0	0	0	0	0	1	20	39	3.00	0.667										
<b>Jose Paniagua, R</b> ERA: 6.97	(7, 1)	0.1	H	4	0	3	3	0	0	0	0	0	0	0	7	19	81.00	9.000										
<b>Jose Mesa, R</b> ERA: 4.57	(7, 1)	1.2	W	7	2	1	1	3	0	0	0	0	0	1	21	30	5.40	1.200										
<b>Kazuhiko Sasaki, R</b> ERA: 6.23	(9, 1)	1.0	S	3	0	0	0	1	0	0	0	0	0	0	10	13	0.00	0.000										

Batter	1	2	3	4	5	6	7	8	9	AB	R	H	RBI	BB	SO	LOB	BOTTOM											
<b>Mark McLemore, S</b> OBP: 0.354, SLG: 0.291	F9					G5-4-3		SF7		2	1	1	2	2	0	1	<b>Tampa Bay Devil Rays @ Seattle Mariners</b> Safeco Field, Seattle, WA Fri May 19 2000, 7:05 PM PDT Att: 34,067 - Cloudy - 64 F											
<b>David Bell, R</b> OBP: 0.300, SLG: 0.415	F7				G6-4-3		G6-3		K	5	0	1	0	0	1	4												
<b>Alex Rodriguez, R</b> OBP: 0.483, SLG: 0.725	F9				G6-4-3				HR	4	1	1	1	0	1	4												
<b>John Olerud, L</b> OBP: 0.443, SLG: 0.474	1B					G4-3			K	3	0	0	0	1	2	0												
<b>Edgar Martinez, R</b> OBP: 0.427, SLG: 0.698	1B						P4			4	1	3	2	0	0	0												
<b>Jay Buhner, R</b> OBP: 0.350, SLG: 0.587										3	0	2	0	1	1	1												
<b>Rickey Henderson, R</b> OBP: 0.387, SLG: 0.229										0	1	0	0	0	0	0												
<b>Raul Ibanez, L</b> OBP: 0.328, SLG: 0.345										0	0	0	0	0	0	0												
<b>Stan Javier, S</b> OBP: 0.393, SLG: 0.470						G6-3				4	2	2	2	0	1	1												
<b>Dan Wilson, R</b> OBP: 0.297, SLG: 0.340										3	1	2	0	0	0	0												
<b>Tom Lampkin, L</b> OBP: 0.306, SLG: 0.500										0	0	0	0	1	0	0												
<b>Mike Cameron, R</b> OBP: 0.352, SLG: 0.457										3	0	1	0	0	1	1												
<b>Inning Stats</b>	R: 1 E: 0 K: 0 S: 12	H: 2 LOB: 2 BB: 2 P: 27	R: 1 E: 0 K: 0 S: 11	H: 1 LOB: 1 BB: 1 P: 21	R: 0 E: 0 K: 3 S: 11	H: 1 LOB: 1 BB: 0 P: 16	R: 1 E: 0 K: 0 S: 13	H: 4 LOB: 2 BB: 0 P: 23	R: 1 E: 0 K: 1 S: 12	H: 2 LOB: 1 BB: 0 P: 20	R: 0 E: 0 K: 1 S: 7	H: 1 LOB: 0 BB: 0 P: 13	R: 1 E: 0 K: 1 S: 9	H: 1 LOB: 0 BB: 0 P: 15	R: 2 E: 0 K: 1 S: 16	H: 1 LOB: 2 BB: 2 P: 28	R: 2 E: 0 K: 1 S: 16	H: 1 LOB: 2 BB: 2 P: 28	1B: 9 2B: 2 3B: 0 HR: 3	SF: 1 SAC: 1 DP: 3 HBP: 0	WP: 0 SB: 0 CS: 1	PA: 38						
<b>PITCHER</b>	IP	WLS	BF	H	R	ER	SO	BB	IBB	HBP	BLK	WP	HR	S	P	ERA	WHIP											
<b>Dwight Gooden, R</b> ERA: 6.87	(1, 1)	5.0	25	10	4	4	4	3	0	0	0	0	0	1	10	17	6.75	1.500										
<b>Albie Lopez, R</b> ERA: 5.84	(6, 1)	1.1	5	2	1	1	1	0	0	0	0	0	0	0	3	5	0.00	0.000										
<b>Mark Guthrie, L</b> ERA: 4.98	(7, 1)	0.1	H	1	0	0	0	1	0	0	0	0	0	0	3	5	0.00	0.000										
<b>Billy Taylor, R</b> ERA: 54.0	(7, 1)	0.1	L	3	1	2	2	0	1	0	0	0	0	0	7	16	54.00	6.000										
<b>Roberto Hernandez, R</b> ERA: 5.59	(8, 1)	1.0	4	0	0	0	1	1	0	0	0	0	0	12	18	0.00	1.000											

AB	31
R	6
H	7
RBI	6
BB	6
SO	9
LOB	12



AB	31
R	7
H	13
RBI	7
BB	5
SO	7
LOB	12



Batter	1	2	3	4	5	6	7	8	9	AB	R	H	RBI	BB	SO	LOB	TOP					
<b>Gerald Williams, R</b> OBP: 0.321, SLG: 0.431 (1, 8)	F8		1B FC5-4				E7 BB	P4		4	1	2	1	1	0	3	<b>Tampa Bay Devil Rays @ Seattle Mariners</b> Safeco Field, Seattle, WA Sat May 20 2000, 1:05 PM PDT Att: 40,665 - Cloudy - 55 F					
<b>Vinny Castilla, R</b> OBP: 0.255, SLG: 0.341 (1, 5)	F8		FC5-4 1B				BB	K		4	0	1	1	1	1	4						
<b>Greg Vaughn, R</b> OBP: 0.373, SLG: 0.574 (1, 7)			FC5-4 G4-6-3					P3		3	0	0	1	2	1	5						
<b>Fred McGriff, L</b> OBP: 0.339, SLG: 0.464 (1, 3)	K		G4-6-3					G4-6-3 BB		4	0	0	1	1	2	3						
<b>Jose Canseco, R</b> OBP: 0.361, SLG: 0.466 (1, 10)								G4-6-3 BB		4	0	0	0	1	3	3						
<b>Jose Guillen, R</b> OBP: 0.217, SLG: 0.391 (1, 9)										4	0	1	0	0	1	1						
<b>Mike DiFelice, R</b> OBP: 0.311, SLG: 0.317 (1, 2)										4	0	1	0	0	1	2						
<b>Kevin Stocker, S</b> OBP: 0.363, SLG: 0.396 (1, 6)										2	1	0	0	2	2	2						
<b>Miguel Cairo, R</b> OBP: 0.338, SLG: 0.371 (1, 4)										4	2	3	0	0	0	0						
<b>Inning Stats</b>	R: 0 E: 0 K: 1 S: 10	H: 0 LOB: 1 BB: 1 P: 19	R: 0 E: 0 K: 2 S: 11	H: 0 LOB: 1 BB: 1 P: 21	R: 2 E: 0 K: 0 S: 11	H: 3 LOB: 0 BB: 0 P: 18	R: 0 E: 0 K: 2 S: 10	H: 1 LOB: 1 BB: 0 P: 15	R: 0 E: 0 K: 1 S: 11	H: 0 LOB: 0 BB: 0 P: 17	R: 0 E: 0 K: 1 S: 8	H: 0 LOB: 0 BB: 0 P: 11	R: 2 E: 1 K: 1 S: 16	H: 2 LOB: 3 BB: 3 P: 33	R: 0 E: 0 K: 2 S: 19	H: 2 LOB: 3 BB: 1 P: 30	R: 0 E: 0 K: 1 S: 4	H: 0 LOB: 0 BB: 1 P: 10	1B: 6 2B: 2 3B: 0 HR: 0	SF: 0 SAC: 0 DP: 2 HBP: 0	WP: 0 PB: 0 CS: 0	PA: 41
<b>PITCHER</b>	IP	WLS	BF	H	R	ER	SO	BB	IBB	HBP	BLK	WP	HR	S	P	ERA	WHIP					
<b>Paul Abbott, R</b> ERA: 6.97 (1, 1)	5.0		21	4	2	2	6	3	0	0	0	0	0	53	90	3.60	1.400					
<b>37 Robert Ramsay, L</b> ERA: 1.75 (6, 1)	1.1	L	8	2	2	2	1	1	1	0	0	0	0	18	31	13.50	2.250					
<b>Jose Paniagua, R</b> ERA: 6.45 (7, 1)	1.2		9	2	0	0	3	2	0	0	0	0	0	25	43	0.00	2.400					
<b>Jose Mesa, R</b> ERA: 4.37 (9, 1)	1.0		3	0	0	0	1	1	0	0	0	0	0	4	10	0.00	1.000					

AB	33
R	4
H	8
RBI	4
BB	8
SO	11
LOB	23




Batter	1	2	3	4	5	6	7	8	9	AB	R	H	RBI	BB	SO	LOB	BOTTOM					
<b>Rickey Henderson, R</b> OBP: 0.395, SLG: 0.263 (1, 7)	HR		F9				CS BB			3	1	1	1	2	1	3	<b>Tampa Bay Devil Rays @ Seattle Mariners</b> Safeco Field, Seattle, WA Sat May 20 2000, 1:05 PM PDT Att: 40,665 - Cloudy - 55 F					
<b>David Bell, R</b> OBP: 0.290, SLG: 0.400 (1, 5) (8, 4)	P4		K				K	F9		5	0	0	0	0	2	5						
<b>Alex Rodriguez, R</b> OBP: 0.478, SLG: 0.733 (1, 6)	K						HR	K		4	1	1	1	0	3	0						
<b>John Olerud, L</b> OBP: 0.450, SLG: 0.486 (1, 3)	K						BB	2B		3	1	2	0	1	1	0						
<b>Edgar Martinez, R</b> OBP: 0.422, SLG: 0.692 (1, 10)	L9						F8	2B		4	0	1	1	0	0	2						
<b>Raul Ibanez, L</b> OBP: 0.328, SLG: 0.345 (8, PR)							F8	2B		0	0	0	0	0	0	0						
<b>John Mabry, L</b> OBP: 0.273, SLG: 0.300 (1, 9) (8, 5)	K						E4	K		4	0	0	0	0	3	3						
<b>Mike Cameron, R</b> OBP: 0.342, SLG: 0.444 (1, 8)	G4-3						F9	F8		4	0	0	0	0	1	3						
<b>Tom Lampkin, L</b> OBP: 0.318, SLG: 0.500 (1, 2)							1B	K		4	0	2	0	0	1	2						
<b>Mark McLemore, S</b> OBP: 0.355, SLG: 0.294 (1, 4)							1B			2	0	1	0	0	0	1						
<b>Stan Javier, S</b> OBP: 0.387, SLG: 0.462 (7, PH) (8, 9)	F7						1B	G2-3		2	0	0	0	0	0	0						
<b>Inning Stats</b>	R: 1 E: 0 K: 2 S: 9	H: 1 LOB: 0 BB: 0 P: 17	R: 0 E: 0 K: 1 S: 7	H: 0 LOB: 0 BB: 0 P: 11	R: 0 E: 0 K: 1 S: 9	H: 1 LOB: 0 BB: 0 P: 11	R: 0 E: 0 K: 2 S: 9	H: 1 LOB: 1 BB: 0 P: 12	R: 0 E: 0 K: 1 S: 8	H: 2 LOB: 2 BB: 0 P: 15	R: 1 E: 1 K: 1 S: 15	H: 1 LOB: 1 BB: 1 P: 28	R: 0 E: 0 K: 1 S: 10	H: 0 LOB: 1 BB: 1 P: 19	R: 1 E: 0 K: 3 S: 15	H: 2 LOB: 1 BB: 0 P: 25	R: 0 E: 0 K: 0 S: 8	H: 0 LOB: 1 BB: 1 P: 18	1B: 4 2B: 3 3B: 0 HR: 2	SF: 0 SAC: 0 DP: 1 HBP: 0	WP: 0 PB: 0 CS: 1	PA: 38
<b>PITCHER</b>	IP	WLS	BF	H	R	ER	SO	BB	IBB	HBP	BLK	WP	HR	S	P	ERA	WHIP					
<b>Esteban Yan, R</b> ERA: 5.04 (1, 1)	6.0		26	6	2	2	8	1	0	0	0	0	0	2	57	94	3.00	1.167				
<b>Billy Taylor, R</b> ERA: 13.5 (7, 1)	1.0	H	3	0	0	0	1	1	0	0	0	0	0	10	19	0.00	1.000					
<b>Roberto Hernandez, R</b> ERA: 6.48 (8, 1)	2.0	S	9	2	1	1	3	1	0	0	0	0	0	23	43	4.50	1.500					



Batter	1	2	3	4	5	6	7	8	9	AB	R	H	RBI	BB	SO	LOB	TOP										
<b>Gerald Williams, R</b> OBP: 0.323, SLG: 0.435 (1, 8)										5	0	2	2	0	1	1	<b>Tampa Bay Devil Rays @ Seattle Mariners</b> Safeco Field, Seattle, WA Sun May 21 2000, 1:35 PM PDT Att: 45,264 - Cloudy - 66 F										
<b>Vinny Castilla, R</b> OBP: 0.253, SLG: 0.331 (1, 5)										4	0	0	0	1	2												
<b>Greg Vaughn, R</b> OBP: 0.363, SLG: 0.557 (1, 7)										5	0	0	0	0	2	5											
<b>Jose Canseco, R</b> OBP: 0.362, SLG: 0.460 (1, 10)										4	1	1	0	1	3	5											
<b>Steve Cox, L</b> OBP: 0.379, SLG: 0.250 (1, 3)										2	1	1	0	1	0	1											
<b>Quinton McCracken, S</b> OBP: 0.667, SLG: 0.950 (8, PH)										1	0	1	0	0	0	0											
<b>Ozzie Guillen, L</b> OBP: 0.333, SLG: 0.435 (8, 3)										0	0	0	0	0	0	0											
<b>Bubba Trammell, R</b> OBP: 0.371, SLG: 0.554 (1, 9)										4	0	1	1	0	1	2											
<b>John Flaherty, R</b> OBP: 0.336, SLG: 0.393 (1, 2)										3	1	1	1	0	0	2											
<b>Kevin Stocker, S</b> OBP: 0.375, SLG: 0.404 (1, 6)										3	1	2	0	1	0	1											
<b>Miguel Cairo, R</b> OBP: 0.342, SLG: 0.370 (1, 4)										3	0	1	0	1	0	3											
<b>Inning Stats</b>	R: 0 E: 0 K: 0 S: 5	H: 0 LOB: 0 BB: 0 P: 9	R: 2 E: 0 K: 0 S: 10	H: 3 LOB: 1 BB: 1 P: 17	R: 0 E: 0 K: 1 S: 5	H: 0 LOB: 0 BB: 0 P: 8	R: 0 E: 0 K: 1 S: 8	H: 0 LOB: 1 BB: 1 P: 17	R: 0 E: 0 K: 1 S: 9	H: 1 LOB: 0 BB: 0 P: 14	R: 2 E: 0 K: 2 S: 19	H: 4 LOB: 3 BB: 1 P: 27	R: 0 E: 0 K: 1 S: 12	H: 1 LOB: 1 BB: 0 P: 18	R: 0 E: 0 K: 1 S: 13	H: 1 LOB: 2 BB: 1 P: 22	1B: 9 2B: 1 3B: 0 HR: 0	SF: 1 SAC: 0 DP: 1 HBP: 0	WP: 0 PB: 0 SB: 0 CS: 1	PA: 40							
<b>PITCHER</b>	IP	WLS	BF	H	R	ER	SO	BB	IBB	HBP	BLK	WP	HR	S	P	ERA	WHIP										
<b>Aaron Sele, R</b> ERA: 4.17 (1, 1)	6.1	W	28	8	4	4	5	3	0	0	0	0	0	54	91	5.68	1.737										
<b>Arthur Rhodes, L</b> ERA: 3.06 (7, 1)	1.2	H	7	1	0	0	3	1	0	0	0	0	0	22	35	0.00	1.200										
<b>Kazuhiro Sasaki, R</b> ERA: 5.79 (9, 1)	1.0		5	1	0	0	1	1	0	0	0	0	0	13	22	0.00	2.000										

Batter	1	2	3	4	5	6	7	8	9	AB	R	H	RBI	BB	SO	LOB	BOTTOM										
<b>Rickey Henderson, R</b> OBP: 0.396, SLG: 0.298 (1, 7)										5	2	2	1	0	0	1	<b>Tampa Bay Devil Rays @ Seattle Mariners</b> Safeco Field, Seattle, WA Sun May 21 2000, 1:35 PM PDT Att: 45,264 - Cloudy - 66 F										
<b>Mark McLemore, S</b> OBP: 0.357, SLG: 0.300 (1, 4)										4	1	1	1	1	0	0											
<b>Alex Rodriguez, R</b> OBP: 0.476, SLG: 0.728 (1, 6)										5	0	2	1	0	0	2											
<b>John Olerud, L</b> OBP: 0.465, SLG: 0.507 (1, 3)										4	2	4	0	1	0	0											
<b>Edgar Martinez, R</b> OBP: 0.421, SLG: 0.704 (1, 10)										5	1	2	2	0	0	4											
<b>Jay Buhner, R</b> OBP: 0.394, SLG: 0.579 (1, 9)										3	0	1	1	1	0	1											
<b>Raul Ibanez, L</b> OBP: 0.328, SLG: 0.345 (9, 9)										0	0	0	0	0	0	0											
<b>David Bell, R</b> OBP: 0.289, SLG: 0.396 (1, 5)										4	0	1	0	0	1	2											
<b>Dan Wilson, R</b> OBP: 0.305, SLG: 0.378 (1, 2)										4	1	2	1	0	0	0											
<b>Mike Cameron, R</b> OBP: 0.340, SLG: 0.460 (1, 8)										4	1	1	1	0	2	1											
<b>Inning Stats</b>	R: 2 E: 0 K: 0 S: 18	H: 5 LOB: 2 BB: 0 P: 27	R: 0 E: 0 K: 1 S: 15	H: 1 LOB: 2 BB: 1 P: 25	R: 0 E: 0 K: 0 S: 9	H: 1 LOB: 1 BB: 0 P: 14	R: 2 E: 0 K: 0 S: 14	H: 3 LOB: 2 BB: 1 P: 28	R: 0 E: 0 K: 1 S: 5	H: 0 LOB: 0 BB: 0 P: 8	R: 4 E: 0 K: 1 S: 23	H: 5 LOB: 1 BB: 1 P: 39	R: 0 E: 0 K: 0 S: 5	H: 0 LOB: 0 BB: 0 P: 7	R: 0 E: 0 K: 0 S: 6	H: 1 LOB: 1 BB: 0 P: 11	1B: 9 2B: 3 3B: 0 HR: 4	SF: 0 SAC: 0 DP: 0 HBP: 0	WP: 0 PB: 0 SB: 1 CS: 1	PA: 41							
<b>PITCHER</b>	IP	WLS	BF	H	R	ER	SO	BB	IBB	HBP	BLK	WP	HR	S	P	ERA	WHIP										
<b>Steve Trachsel, R</b> ERA: 4.7 (1, 1)	3.2	L	22	10	4	4	1	2	0	0	0	0	0	3	54	9.82	3.273										
<b>Cory Lidle, R</b> ERA: 4.39 (4, 1)	1.2		8	3	3	3	2	0	0	0	0	0	0	20	32	16.20	1.800										
<b>Mark Guthrie, L</b> ERA: 5.32 (6, 1)	0.1		1	1	0	0	0	0	0	0	0	0	0	3	6	0.00	3.000										
<b>Rick White, R</b> ERA: 3.6 (6, 1)	2.1		10	2	1	1	0	1	0	0	0	0	1	18	32	3.86	1.286										



Batter	1	2	3	4	5	6	7	8	9	AB	R	H	RBI	BB	SO	LOB	TOP										
<b>Terrence Long, L</b> OBP: 0.305, SLG: 0.486 (1, 8)	F8		F5				E6	K		5	1	1	0	0	1	4	<b>Oakland Athletics @ Tampa Bay Devil Rays</b> Tropicana Field, St. Petersburg, FL Tue May 23 2000, 7:15 PM EDT Att: 13,555 - Dome - 72 F <a href="http://livebaseballscorecards.com">livebaseballscorecards.com</a>										
<b>Randy Velarde, R</b> OBP: 0.403, SLG: 0.474 (1, 4)	1B		FC5-4				E	1B		4	0	3	2	1	0	1											
<b>Jason Giambi, L</b> OBP: 0.434, SLG: 0.669 (1, 3)	F8		1-2				F5	K		4	0	0	0	1	1	7											
<b>Matt Stairs, L</b> OBP: 0.335, SLG: 0.359 (7, PH)	P6		F2				E6	K		3	0	0	0	0	0	5											
<b>Olmedo Saenz, R</b> OBP: 0.402, SLG: 0.489 (7, PR)							FC6	1B		1	0	1	0	0	0	0											
<b>Ryan Christenson, R</b> OBP: 0.391, SLG: 0.340 (7, 9)							1-3	2-H		1	0	0	0	0	1	0											
<b>Ben Grieve, L</b> OBP: 0.384, SLG: 0.520 (1, 7)							G1-3	FC6		4	0	1	0	1	2	2											
<b>Miguel Tejada, R</b> OBP: 0.320, SLG: 0.413 (1, 6)	HR		G4-3				K	F7		4	1	1	1	1	1	2											
<b>Jeremy Giambi, L</b> OBP: 0.324, SLG: 0.409 (1, 10)	F9		G4-3				G1-3	1B		4	1	1	0	0	0	2											
<b>Ramon Hernandez, R</b> OBP: 0.326, SLG: 0.429 (1, 2)	G6-3		G6-3				G5-3	1B		4	1	1	0	0	0	2											
<b>3 Eric Chavez, L</b> OBP: 0.339, SLG: 0.415 (1, 5)			FC5-4				F8	G4-3		3	0	1	0	1	0	0											
<b>Inning Stats</b>	R: 0 E: 0 K: 0 S: 12	H: 1 LOB: 1 BB: 0 P: 20	R: 1 E: 0 K: 0 S: 12	H: 1 LOB: 0 BB: 0 P: 20	R: 0 E: 0 K: 0 S: 4	H: 1 LOB: 2 BB: 1 P: 12	R: 0 E: 0 K: 1 S: 9	H: 0 LOB: 1 BB: 0 P: 16	R: 0 E: 0 K: 1 S: 12	H: 2 LOB: 2 BB: 0 P: 19	R: 1 E: 2 K: 0 S: 10	H: 1 LOB: 2 BB: 1 P: 20	R: 2 E: 0 K: 2 S: 20	H: 3 LOB: 2 BB: 1 P: 38	R: 0 E: 0 K: 1 S: 8	H: 0 LOB: 0 BB: 1 P: 15	1B: 8 2B: 1 3B: 0 HR: 1	SF: 0 SAC: 0 DP: 1 HBP: 0	WP: 0 PB: 0 SB: 0 CS: 0	PA: 42							
<b>PITCHER</b>	IP	WLS	BF	H	R	ER	SO	BB	IBB	HBP	BLK	WP	HR	S	P	ERA	WHIP										
<b>Dave Eiland, R</b> ERA: 7.31 (1, 1)	0.1		1	0	0	0	0	0	0	0	0	0	0	5	8	0.00	0.000										
<b>Bryan Rekar, R</b> ERA: 5.85 (1, 1)	5.2	W	25	6	1	1	3	2	0	0	0	0	1	56	93	1.59	1.412										
<b>Mark Guthrie, L</b> ERA: 5.16 (7, 1)	0.2	H	4	0	1	0	0	1	0	0	0	0	0	7	14	0.00	1.500										
<b>Jim Mecir, R</b> ERA: 4.05 (7, 1)	0.2	H	6	3	2	2	0	1	0	0	0	0	0	14	27	27.00	6.000										
<b>Roberto Hernandez, R</b> ERA: 5.99 (8, 1)	1.2	S	6	1	0	0	3	1	0	0	0	0	0	17	32	0.00	1.200										

Batter	1	2	3	4	5	6	7	8	9	AB	R	H	RBI	BB	SO	LOB	BOTTOM										
<b>Gerald Williams, R</b> OBP: 0.325, SLG: 0.440 (1, 8)	1B	2B		K		G6-3		K		5	0	2	1	0	2	1	<b>Oakland Athletics @ Tampa Bay Devil Rays</b> Tropicana Field, St. Petersburg, FL Tue May 23 2000, 7:15 PM EDT Att: 13,555 - Dome - 72 F <a href="http://livebaseballscorecards.com">livebaseballscorecards.com</a>										
<b>Vinny Castilla, R</b> OBP: 0.298, SLG: 0.333 (1, 5)	L4	G1-3		G6-4-3			1B	G1-3		5	1	2	0	0	0	2											
<b>Greg Vaughn, R</b> OBP: 0.371, SLG: 0.565 (1, 7)	BB		1B	G6-4-3			1B	1B		3	2	2	0	1	0	1											
<b>Fred McGriff, L</b> OBP: 0.348, SLG: 0.461 (1, 3)	BB		1B	1B		F7	1B	1B		1	1	0	0	3	0	0											
<b>Jose Canseco, R</b> OBP: 0.365, SLG: 0.461 (1, 10)	K		FC1-6	1B		G4-3		1B		4	0	2	3	0	1	2											
<b>Jose Guillen, R</b> OBP: 0.185, SLG: 0.333 (1, 9)		G6-3	K			K		F8		4	0	0	0	0	2	4											
<b>John Flaherty, R</b> OBP: 0.341, SLG: 0.421 (1, 2)	HR		FC1-6	1B		F8	P5			4	1	2	2	0	0	2											
<b>Kevin Stocker, S</b> OBP: 0.371, SLG: 0.393 (1, 6)	F8		FC1-6			E	F9			3	0	0	0	1	0	4											
<b>Miguel Cairo, R</b> OBP: 0.340, SLG: 0.367 (1, 4)	2B		F3			F7		P4		4	1	1	0	0	0	3											
<b>Inning Stats</b>	R: 0 E: 0 K: 1 S: 10	H: 1 LOB: 2 BB: 2 P: 24	R: 2 E: 0 K: 0 S: 11	H: 3 LOB: 0 BB: 0 P: 14	R: 2 E: 0 K: 1 S: 11	H: 3 LOB: 2 BB: 1 P: 20	R: 0 E: 0 K: 1 S: 5	H: 1 LOB: 0 BB: 0 P: 7	R: 0 E: 0 K: 0 S: 10	H: 0 LOB: 1 BB: 1 P: 17	R: 2 E: 0 K: 0 S: 11	H: 3 LOB: 2 BB: 1 P: 22	R: 0 E: 0 K: 1 S: 7	H: 0 LOB: 0 BB: 0 P: 8	1B: 8 2B: 2 3B: 0 HR: 1	SF: 0 SAC: 0 DP: 1 HBP: 0		WP: 0 PB: 0 SB: 1 CS: 0	PA: 38								
<b>PITCHER</b>	IP	WLS	BF	H	R	ER	SO	BB	IBB	HBP	BLK	WP	HR	S	P	ERA	WHIP										
<b>Omar Olivares, R</b> ERA: 5.8 (1, 1)	6.0	L	30	10	6	6	4	4	0	0	0	0	0	1	57	9.00	2.333										
<b>Mike Magnante, L</b> ERA: 5.14 (7, 1)	0.0		1	0	0	0	0	1	0	0	0	0	0	1	5	∞	∞										
<b>T.J. Mathews, R</b> ERA: 5.73 (7, 1)	2.0		7	1	0	0	1	0	0	0	0	0	0	14	20	0.00	0.500										

Batter	1	2	3	4	5	6	7	8	9	AB R H RBI BB SO LOB	TOP											
Terrence Long, L OBP: 0.309, SLG: 0.491 (1, 8)	G4-3		G6-3	E 1-3 2-H 3-H 2B		1-2 1B		K		5 0 2 2 0 1 0	<b>Oakland Athletics @ Tampa Bay Devil Rays</b> Tropicana Field, St. Petersburg, FL Wed May 24, 2000, 7:15 PM EDT Att: 13,039 - Dome - 72 F											
Randy Velarde, R OBP: 0.389, SLG: 0.452 (1, 4)	K		CS 1B	E6		G4-3		K		5 0 1 0 0 2 2												
Jason Giambi, L OBP: 0.431, SLG: 0.658 Ryan Christenson, R OBP: 0.385, SLG: 0.333 (1, 3) (7, 9)	K		K 1-2	G4-3		1B G3 FC4-6 1B		G4-3		4 1 1 0 0 2 3 1 0 0 0 0 0 0												
Ben Grieve, L OBP: 0.384, SLG: 0.517 (1, 7)		WP HR 1B		E4 FC6-4 1B		G3		G6-3		5 2 2 0 0 0 1												
Jeremy Giambi, L OBP: 0.336, SLG: 0.412 (1, 9) (7, 3)		WP HR 1B		FC6-4 BB		FC3-6 1B		K		4 1 2 0 1 1 1												
Matt Stairs, L OBP: 0.333, SLG: 0.376 (1, 10)		HR		K		F7		FC4-6 1B		4 1 1 4 0 1 4												
Miguel Tejada, R OBP: 0.318, SLG: 0.410 (1, 6)	G5-3		FC6-4 1B 2B			K		K		4 1 1 0 0 1 3												
3 Eric Chavez, L OBP: 0.343, SLG: 0.433 (1, 5)	G3		1B 2B BB			K		HR		3 2 1 1 1 1 0												
Sal Fasano, R OBP: 0.273, SLG: 0.191 (1, 2)	K		2B E 1B			P4		G5-3		4 1 1 1 0 1 0												
<b>Inning Stats</b>	R: 0 E: 0 K: 2 S: 8	H: 0 LOB: 0 BB: 0 P: 15	R: 3 E: 0 K: 1 S: 15	H: 3 LOB: 0 BB: 25 P: 20	R: 0 E: 0 K: 1 S: 8	H: 1 LOB: 0 BB: 0 P: 10	R: 4 E: 2 K: 1 S: 19	H: 2 LOB: 2 BB: 2 P: 34	R: 0 E: 1 K: 0 S: 10	H: 2 LOB: 2 BB: 0 P: 14	R: 0 E: 0 K: 1 S: 8	H: 1 LOB: 1 BB: 0 P: 13	R: 1 E: 0 K: 2 S: 13	H: 2 LOB: 1 BB: 0 P: 19	R: 1 E: 0 K: 2 S: 9	H: 1 LOB: 0 BB: 0 P: 13	R: 0 E: 0 K: 1 S: 8	H: 0 LOB: 0 BB: 0 P: 13	1B: 9 2B: 1 3B: 0 HR: 2	SF: 0 SAC: 0 DP: 0 HBP: 0	WP: 1 PB: 0 SB: 0 CS: 1	PA: 41
<b>PITCHER</b>	IP WLS BF H R ER SO BB IBB HBP BLK WP HR S P ERA WHIP											<b>PITCHER</b>	IP WLS BF H R ER SO BB IBB HBP BLK WP HR S P ERA WHIP									
Dwight Gooden, R ERA: 6.86 (1, 1)	4.0 L 21 6 7 3 5 2 0 0 0 0 1 1 50 84 6.75 2.000																					
Albie Lopez, R ERA: 5.53 (5, 1)	3.0 13 5 1 1 2 0 0 0 0 0 0 31 46 3.00 1.667																					
Cory Lidle, R ERA: 4.4 (8, 1)	2.0 7 1 1 1 3 0 0 0 0 0 1 17 26 4.50 0.500																					

Batter	1	2	3	4	5	6	7	8	9	AB R H RBI BB SO LOB	BOTTOM									
Gerald Williams, R OBP: 0.317, SLG: 0.429 (1, 8)	F7		G1-3				F7		FC6-4	5 0 0 0 0 1 3	<b>Oakland Athletics @ Tampa Bay Devil Rays</b> Tropicana Field, St. Petersburg, FL Wed May 24, 2000, 7:15 PM EDT Att: 13,039 - Dome - 72 F									
Vinny Castilla, R OBP: 0.252, SLG: 0.325 (1, 5)	K		G5-3				F9		L1-4	4 0 0 0 0 1 1										
Greg Vaughn, R OBP: 0.374, SLG: 0.566 (1, 7)	2B		BB				E5		K	3 1 1 0 1 1 0										
Fred McGriff, L OBP: 0.346, SLG: 0.462 (1, 3)	2B		K				K		K	4 0 1 1 0 3 2										
Jose Canseco, R OBP: 0.363, SLG: 0.452 (1, 10)	K		BB HBP				K		F9	3 0 0 0 0 2 1										
John Flaherty, R OBP: 0.331, SLG: 0.408 (1, 2)		L4		K			F9		K	4 0 0 0 0 2 1										
Jose Guillen, R OBP: 0.226, SLG: 0.452 (1, 9)	F7		F9				HR		FC6-4 1B	4 1 2 1 0 0 1										
Kevin Stocker, S OBP: 0.378, SLG: 0.395 Steve Cox, L OBP: 0.400, SLG: 0.280 (9, PH)		1B		BB			K		FC6-4 1B	2 0 1 0 1 1 0 1 0 1 0 0 0 0										
Miguel Cairo, R OBP: 0.337, SLG: 0.359 (1, 4)	G1-3		G1-3				L1-4 F7 BB		F9	3 0 0 0 1 0 5										
<b>Inning Stats</b>	R: 1 E: 0 K: 2 S: 9	H: 2 LOB: 1 BB: 0 P: 16	R: 0 E: 0 K: 0 S: 7	H: 1 LOB: 1 BB: 0 P: 9	R: 0 E: 0 K: 1 S: 10	H: 0 LOB: 1 BB: 1 P: 17	R: 0 E: 0 K: 1 S: 9	H: 0 LOB: 2 BB: 1 P: 16	R: 0 E: 1 K: 2 S: 13	H: 0 LOB: 0 BB: 1 P: 13	R: 0 E: 0 K: 2 S: 8	H: 0 LOB: 0 BB: 0 P: 13	R: 0 E: 0 K: 2 S: 8	H: 0 LOB: 0 BB: 0 P: 13	R: 0 E: 0 K: 1 S: 7	H: 2 LOB: 2 BB: 0 P: 8	1B: 3 2B: 3 3B: 0 HR: 1	SF: 0 SAC: 0 DP: 1 HBP: 1	WP: 0 PB: 0 SB: 0 CS: 0	PA: 37
<b>PITCHER</b>	IP WLS BF H R ER SO BB IBB HBP BLK WP HR S P ERA WHIP											<b>PITCHER</b>	IP WLS BF H R ER SO BB IBB HBP BLK WP HR S P ERA WHIP							
Kevin Appier, R ERA: 4.14 (7, 1)	6.0 W 27 4 2 2 8 3 0 0 0 0 0 20 28 3.00 1.167																			
Jeff Tam, R ERA: 2.18 (7, 1)	3.0 S 10 2 0 0 3 0 0 0 0 0 0 20 28 0.00 0.667																			

AB	39
R	9
H	12
RBI	8
BB	2
SO	10
LOB	14



AB	33
R	2
H	6
RBI	2
BB	3
SO	11
LOB	14





Batter	1	2	3	4	5	6	7	8	9	AB	R	H	RBI	BB	SO	LOB	TOP				
Terrence Long, L (1, 8) OBP: 0.307, SLG: 0.483	G6-3		G4-6-3 1B	F8			F8			4	0	1	0	0	0	1	<b>Oakland Athletics @ Tampa Bay Devil Rays</b> Tropicana Field, St. Petersburg, FL Thu May 25 2000, 7:15 PM EDT Att: 13,251 - Dome - 72 F <a href="http://livebaseballscorecards.com">livebaseballscorecards.com</a>				
Randy Velarde, R (1, 4) OBP: 0.395, SLG: 0.446			G4-6-3 1-2f				G5-3			3	1	1	0	1	0	1					
Jason Giambi, L (1, 10) OBP: 0.427, SLG: 0.646	F9			2B 3B HBP	K		F7			3	1	0	0	0	1	2					
Ben Grievie, L (1, 7) OBP: 0.389, SLG: 0.522 Ryan Christenson, R (8, 7) OBP: 0.385, SLG: 0.533	F7			3B 2B					K	4	1	2	0	0	1	1					
Olmedo Saenz, R (1, 3) OBP: 0.406, SLG: 0.543				1B 3B	P4				F8	4	2	3	0	0	1						
Matt Stairs, L (1, 9) OBP: 0.326, SLG: 0.366				G3	F7				K	4	0	0	0	0	1	2					
Miguel Tejada, R (1, 6) OBP: 0.317, SLG: 0.406				3B 2B G1-6-3 1B			G6-3		K	4	1	1	1	0	2	0					
3 Eric Chavez, L (1, 5) OBP: 0.341, SLG: 0.435	F8			G1-6-3 2B			F8		G1-3	4	0	1	0	0	0	0					
Ramon Hernandez, R (1, 2) OBP: 0.317, SLG: 0.415				K G1-6-3			P5		G6-3	4	0	0	1	0	1	1					
<b>Inning Stats</b>	R: 0 E: 0 K: 0 S: 8	H: 0 LOB: 1 BB: 1 P: 15	R: 1 E: 0 K: 1 S: 7	H: 1 LOB: 0 BB: 0 P: 11	R: 0 E: 0 K: 1 S: 8	H: 1 LOB: 0 BB: 0 P: 10	R: 4 E: 0 K: 0 S: 11	H: 4 LOB: 1 BB: 0 P: 21	R: 1 E: 0 K: 1 S: 16	H: 2 LOB: 1 BB: 0 P: 28	R: 0 E: 0 K: 0 S: 9	H: 0 LOB: 0 BB: 0 P: 12	R: 0 E: 0 K: 2 S: 8	H: 0 LOB: 0 BB: 0 P: 12	R: 0 E: 0 K: 1 S: 5	H: 0 LOB: 0 BB: 0 P: 6	1B: 4 2B: 2 3B: 1 HR: 1	SF: 0 SAC: 0 DP: 1 HBP: 1	WP: 1 PB: 0 SB: 1 CS: 0	PA: 36	
<b>PITCHER</b>	IP	WLS	BF	H	R	ER	SO	BB	IBB	HBP	BLK	WP	HR	S	P	ERA	WHIP				
Esteban Yan, R (1, 1) ERA: 5.88	4.1	L	22	8	6	6	3	1	0	1	0	1	1	44	74	12.46	2.077				
Rick White, R (5, 1) ERA: 3.35	2.2		8	0	0	0	0	0	0	0	0	0	0	22	35	0.00	0.000				
Mark Guthrie, L (8, 1) ERA: 4.94	1.0		3	0	0	0	2	0	0	0	0	0	0	8	12	0.00	0.000				
Billy Taylor, R (9, 1) ERA: 7.71	1.0		3	0	0	0	1	0	0	0	0	0	0	5	6	0.00	0.000				

Batter	1	2	3	4	5	6	7	8	9	AB	R	H	RBI	BB	SO	LOB	BOTTOM					
Gerald Williams, R (1, 8) OBP: 0.321, SLG: 0.435	K		CS 1B							4	1	2	0	0	2	1	<b>Oakland Athletics @ Tampa Bay Devil Rays</b> Tropicana Field, St. Petersburg, FL Thu May 25 2000, 7:15 PM EDT Att: 13,251 - Dome - 72 F <a href="http://livebaseballscorecards.com">livebaseballscorecards.com</a>					
Quinton McCracken, S (1, 7) OBP: 0.429, SLG: 0.200	1B BB		CS 1-2	K			G1-3			3	1	0	0	1	1	2						
Greg Vaughn, R (1, 10) OBP: 0.361, SLG: 0.593				G6-3						4	1	3	3	0	0	0						
Fred McGriff, L (1, 3) OBP: 0.344, SLG: 0.453	G3-6 1-2f						L6			3	0	0	0	1	0	3						
Jose Guillen, R (1, 9) OBP: 0.200, SLG: 0.400				FC6-4 BB						4	0	0	0	0	0	1						
Vinny Castilla, R (1, 5) OBP: 0.246, SLG: 0.316				F8						4	0	0	0	0	0	0						
Mike DiFelice, R (1, 2) OBP: 0.327, SLG: 0.356				G5-3						4	0	2	0	0	0	0						
Ozzie Guillen, L (1, 6) OBP: 0.296, SLG: 0.385 Steve Cox, L (9, PH) OBP: 0.387, SLG: 0.269				G6-3						3	0	0	0	0	0	1						
Miguel Cairo, R (1, 4) OBP: 0.337, SLG: 0.359				G5-3						3	0	1	0	0	1	0						
<b>Inning Stats</b>	R: 0 E: 0 K: 1 S: 10	H: 1 LOB: 1 BB: 1 P: 20	R: 0 E: 0 K: 0 S: 6	H: 0 LOB: 0 BB: 0 P: 11	R: 0 E: 0 K: 0 S: 9	H: 1 LOB: 0 BB: 0 P: 17	R: 0 E: 0 K: 1 S: 10	H: 0 LOB: 1 BB: 1 P: 21	R: 0 E: 0 K: 0 S: 5	H: 0 LOB: 0 BB: 0 P: 6	R: 1 E: 0 K: 1 S: 11	H: 2 LOB: 1 BB: 0 P: 15	R: 0 E: 0 K: 0 S: 9	H: 1 LOB: 1 BB: 0 P: 13	R: 2 E: 0 K: 1 S: 12	H: 2 LOB: 0 BB: 0 P: 18	R: 0 E: 0 K: 1 S: 16	H: 1 LOB: 1 BB: 0 P: 24	1B: 4 2B: 3 3B: 0 HR: 1	SF: 0 SAC: 0 DP: 1 HBP: 0	WP: 0 PB: 0 SB: 0 CS: 1	PA: 36
<b>PITCHER</b>	IP	WLS	BF	H	R	ER	SO	BB	IBB	HBP	BLK	WP	HR	S	P	ERA	WHIP					
Gil Heredia, R (1, 1) ERA: 2.49	7.0	W	26	5	1	1	3	2	0	0	0	0	1	9	12	27.00	3.000					
T.J. Matthews, R (8, 1) ERA: 6.35	0.2		4	2	2	2	1	0	0	0	0	0	0	3	6	0.00	0.000					
Mike Magnante, L (8, 1) ERA: 5.02	0.1	H	1	0	0	0	0	0	0	0	0	0	0	3	6	0.00	0.000					
Jason Isringhausen, R (9, 1) ERA: 3.92	1.0	S	4	1	0	0	1	0	0	0	0	0	0	16	24	0.00	1.000					



Batter	1	2	3	4	5	6	7	8	9	AB	R	H	RBI	BB	SO	LOB	TOP										
Rickey Henderson, R OBP: 0.373, SLG: 0.303 John Mabry, L OBP: 0.255, SLG: 0.279										5	1	1	1	0	2	2											
David Bell, R OBP: 0.276, SLG: 0.375										6	0	1	0	0	0	1											
Alex Rodriguez, R OBP: 0.461, SLG: 0.681										4	2	1	0	1	2	1											
John Olerud, L OBP: 0.460, SLG: 0.481										4	2	2	0	1	1	1											
Edgar Martinez, R OBP: 0.426, SLG: 0.713										4	2	2	0	1	0	2											
Jay Buhner, R OBP: 0.410, SLG: 0.608 Raul Ibanez, L OBP: 0.328, SLG: 0.345										3	2	3	4	2	0	0											
Mike Cameron, R OBP: 0.347, SLG: 0.456										4	2	2	2	1	0	4											
Dan Wilson, R OBP: 0.316, SLG: 0.370										4	0	2	2	1	1	4											
Mark McLemore, S OBP: 0.344, SLG: 0.288										4	0	1	2	0	2	4											
<b>Inning Stats</b>	R: 6 E: 0 K: 1 S: 22	H: 3 LOB: 1 BB: 4 P: 47	R: 0 E: 0 K: 2 S: 7	H: 0 LOB: 0 BB: 0 P: 12	R: 0 E: 0 K: 0 S: 7	H: 1 LOB: 0 BB: 0 P: 12	R: 0 E: 0 K: 1 S: 9	H: 1 LOB: 0 BB: 0 P: 13	R: 1 E: 0 K: 2 S: 20	H: 3 LOB: 3 BB: 1 P: 31	R: 0 E: 0 K: 1 S: 8	H: 0 LOB: 0 BB: 0 P: 13	R: 1 E: 0 K: 1 S: 15	H: 2 LOB: 2 BB: 2 P: 28	R: 0 E: 0 K: 0 S: 10	H: 1 LOB: 1 BB: 0 P: 16	R: 3 E: 0 K: 1 S: 18	H: 4 LOB: 1 BB: 0 P: 29	1B: 11 2B: 2 3B: 0 HR: 2	SF: 1 SAC: 0 DP: 2 HBP: 0	WP: 0 PB: 0 CS: 0	PA: 47					
<b>PITCHER</b>	IP	WLS	BF	H	R	ER	SO	BB	IBB	HBP	BLK	WP	HR	S	P	ERA	WHIP										
Steve Trachsel, R ERA: 5.58	0.1	L	7	2	6	6	0	4	0	0	0	0	1	14	34	162.00	18.000										
Cory Lidle, R ERA: 3.95	4.1	18	6	1	1	5	1	0	0	0	0	0	0	47	76	2.08	1.615										
Billy Taylor, R ERA: 4.91	1.1	4	0	0	0	2	0	0	0	0	0	0	0	12	18	0.00	0.000										
Jim Mecir, R ERA: 4.4	1.0	7	2	1	1	1	2	0	0	0	0	0	0	15	28	9.00	4.000										
Mark Guthrie, L ERA: 4.74	1.0	4	1	0	0	0	0	0	0	0	0	0	0	10	16	0.00	1.000										
<b>PITCHER</b>	IP	WLS	BF	H	R	ER	SO	BB	IBB	HBP	BLK	WP	HR	S	P	ERA	WHIP										
Roberto Hernandez, R ERA: 6.0	1.0	7	4	3	3	3	1	0	0	0	0	0	1	18	29	27.00	4.000										

Batter	1	2	3	4	5	6	7	8	9	AB	R	H	RBI	BB	SO	LOB	BOTTOM										
Gerald Williams, R OBP: 0.318, SLG: 0.429										5	1	1	0	0	2	2											
Steve Cox, L OBP: 0.400, SLG: 0.400										4	1	2	2	0	0	2											
Greg Vaughn, R OBP: 0.365, SLG: 0.592 Quinton McCracken, S OBP: 0.375, SLG: 0.167										2	0	1	0	1	1	1											
Fred McGriff, L OBP: 0.347, SLG: 0.467										4	1	2	1	0	2	1											
Bubba Trammell, R OBP: 0.364, SLG: 0.525										3	0	0	0	1	1	3											
John Flaherty, R OBP: 0.328, SLG: 0.403										4	0	1	0	0	0	4											
Vinny Castilla, R OBP: 0.246, SLG: 0.314										4	0	1	1	0	1	2											
Miguel Cairo, R OBP: 0.329, SLG: 0.350										4	0	0	0	0	0	1											
Felix Martinez, S OBP: 0.250, SLG: 0.250										4	0	1	0	0	1	0											
<b>Inning Stats</b>	R: 2 E: 1 K: 1 S: 10	H: 2 LOB: 1 BB: 1 P: 19	R: 0 E: 0 K: 1 S: 7	H: 0 LOB: 0 BB: 0 P: 13	R: 0 E: 1 K: 2 S: 14	H: 0 LOB: 1 BB: 0 P: 23	R: 0 E: 0 K: 1 S: 8	H: 1 LOB: 1 BB: 0 P: 10	R: 0 E: 0 K: 1 S: 13	H: 1 LOB: 1 BB: 0 P: 19	R: 2 E: 0 K: 1 S: 11	H: 3 LOB: 1 BB: 0 P: 15	R: 0 E: 0 K: 0 S: 7	H: 1 LOB: 1 BB: 0 P: 11	R: 0 E: 0 K: 0 S: 10	H: 1 LOB: 1 BB: 1 P: 17	R: 0 E: 0 K: 1 S: 8	H: 0 LOB: 0 BB: 0 P: 11	1B: 6 2B: 2 3B: 0 HR: 1	SF: 0 SAC: 0 DP: 2 HBP: 0	WP: 0 PB: 0 CS: 0	PA: 37					
<b>PITCHER</b>	IP	WLS	BF	H	R	ER	SO	BB	IBB	HBP	BLK	WP	HR	S	P	ERA	WHIP										
Aaron Sele, R ERA: 4.27	7.0	30	8	4	4	7	1	0	0	0	0	0	0	70	110	5.14	1.286										
Jose Mesa, R ERA: 4.88	1.0	4	1	0	0	0	1	0	0	0	0	0	0	10	17	0.00	2.000										
Jose Paniagua, R ERA: 5.76	1.0	3	0	0	0	1	0	0	0	0	0	0	0	8	11	0.00	0.000										

Seattle Mariners @ Tampa Bay Devil Rays  
Tropicana Field, St. Petersburg, FL  
Fri May 26 2000, 7:15 PM EDT  
Att: 14,627 - Dome - 72 F

Seattle Mariners @ Tampa Bay Devil Rays  
Tropicana Field, St. Petersburg, FL  
Fri May 26 2000, 7:15 PM EDT  
Att: 14,627 - Dome - 72 F

AB	39
R	11
H	15
RBI	11
BB	7
SO	9
LOB	20

AB	35
R	4
H	9
RBI	4
BB	2
SO	8
LOB	17




Batter	1	2	3	4	5	6	7	8	9	AB	R	H	RBI	BB	SO	LOB	TOP					
Stan Javier, S OBP: 0.397, SLG: 0.460 (1, 7)	G4-3		1B			K		K		4	1	1	0	1	2	2	<b>Seattle Mariners @ Tampa Bay Devil Rays</b> Tropicana Field, St. Petersburg, FL Sat May 27 2000, 4:15 PM EDT Att: 24,373 - Dome - 72 F <a href="http://livebaseballscorecards.com">livebaseballscorecards.com</a>					
David Bell, R OBP: 0.269, SLG: 0.363 (1, 5)	K		L5		F9	K		F7		5	0	0	0	0	2	3						
Alex Rodriguez, R OBP: 0.460, SLG: 0.673 (1, 6)	G5-3		F9		E7 1B			K	G3 1B	5	2	2	0	0	1	1						
John Olerud, L OBP: 0.454, SLG: 0.472 (1, 3)		G4-3	F9		1B			G6-3	G3	5	0	1	2	0	0	2						
Edgar Martinez, R OBP: 0.431, SLG: 0.706 (1, 10)		WP 2B			G1-3			G4-3	1B	3	1	1	0	2	0	0						
Raul Ibanez, L OBP: 0.323, SLG: 0.356 (9, PH)					G6-3	F7		F7	1B	4	0	1	1	0	0	2						
Jay Buhner, R OBP: 0.414, SLG: 0.612 (9, PR)									IBB	1	0	1	1	0	0	0						
John Mabry, L OBP: 0.295, SLG: 0.279 (9, 9)									1B	0	0	0	0	0	0	0						
Mike Cameron, R OBP: 0.355, SLG: 0.461 (1, 8)					FC5-4 BB			K	K	3	1	1	0	2	2	2						
Dan Wilson, R OBP: 0.314, SLG: 0.366 (1, 2)					FC5-4			G6-3		4	1	1	0	0	0	4						
Mark McLemore, S OBP: 0.347, SLG: 0.294 (1, 4)								K	1B	4	0	2	2	0	1	2						
<b>Inning Stats</b>	R: 0 E: 0 K: 1 S: 7	H: 0 LOB: 0 BB: 0 P: 11	R: 1 E: 0 K: 0 S: 11	H: 1 LOB: 2 BB: 2 P: 24	R: 0 E: 0 K: 0 S: 8	H: 1 LOB: 1 BB: 1 P: 13	R: 0 E: 0 K: 0 S: 5	H: 0 LOB: 1 BB: 1 P: 13	R: 2 E: 1 K: 1 S: 10	H: 3 LOB: 2 BB: 1 P: 20	R: 1 E: 0 K: 3 S: 15	H: 2 LOB: 1 BB: 0 P: 23	R: 0 E: 0 K: 1 S: 11	H: 0 LOB: 0 BB: 0 P: 18	R: 1 E: 0 K: 1 S: 9	H: 2 LOB: 1 BB: 0 P: 13	R: 1 E: 0 K: 1 S: 15	H: 2 LOB: 2 BB: 1 P: 27	1B: 9 2B: 2 3B: 0 HR: 0	SF: 0 SAC: 0 DP: 0 HBP: 0	WP: 2 PB: 0 CS: 0	PA: 43
<b>PITCHER</b>	IP	WLS	BF	H	R	ER	SO	BB	IBB	HBP	BLK	WP	HR	S	P	ERA	WHIP					
Bryan Rekar, R ERA: 6.04 (1, 1)	5.1	L	27	7	4	4	3	4	0	0	0	2	0	49	93	6.75	2.062					
Rick White, R ERA: 3.54 (6, 1)	3.0		12	3	2	2	4	0	0	0	0	0	0	32	49	6.00	1.000					
Mark Guthrie, L ERA: 4.68 (9, 1)	0.1		2	0	0	0	0	0	1	0	0	0	0	3	8	0.00	0.000					
Billy Taylor, R ERA: 4.5 (9, 1)	0.1		2	1	0	0	1	0	0	0	0	0	0	7	12	0.00	3.000					

Batter	1	2	3	4	5	6	7	8	9	AB	R	H	RBI	BB	SO	LOB	BOTTOM					
Gerald Williams, R OBP: 0.312, SLG: 0.421 (1, 8)	F8		G6-3			K		K		4	0	0	0	0	2	2	<b>Seattle Mariners @ Tampa Bay Devil Rays</b> Tropicana Field, St. Petersburg, FL Sat May 27 2000, 4:15 PM EDT Att: 24,373 - Dome - 72 F <a href="http://livebaseballscorecards.com">livebaseballscorecards.com</a>					
Steve Cox, L OBP: 0.385, SLG: 0.375 (8, PH)	K		G4-3			BB HBP SF9 BB		G6-3		2	1	0	0	1	1	0						
Quinton McCracken, S OBP: 0.333, SLG: 0.143 (9, 7)										1	0	0	0	0	0	0						
Jose Guillen, R OBP: 0.231, SLG: 0.395 (1, 9)					K			F9		3	1	1	0	0	1	0						
Fred McGriff, L OBP: 0.345, SLG: 0.458 (1, 3)					1B			FC1-6 HBP		3	0	0	0	1	1	1						
Bubba Trammell, R OBP: 0.343, SLG: 0.500 (1, 10)					G1-3			K		3	0	0	0	1	0	0						
Vinny Castilla, R OBP: 0.251, SLG: 0.333 (1, 5)					F7			SF9		3	0	0	1	0	0	0						
John Flaherty, R OBP: 0.326, SLG: 0.406 (1, 2)					G6-3			FC1-6 2B		3	1	1	2	1	0	1						
Miguel Cairo, R OBP: 0.324, SLG: 0.344 (1, 4)					HR			F8		4	0	1	0	0	2	1						
Felix Martinez, S OBP: 0.286, SLG: 0.286 (1, 6)					K			K		3	0	0	0	0	1	1						
<b>Inning Stats</b>	R: 0 E: 0 K: 1 S: 10	H: 1 LOB: 1 BB: 0 P: 15	R: 1 E: 0 K: 2 S: 12	H: 1 LOB: 0 BB: 0 P: 17	R: 0 E: 0 K: 0 S: 8	H: 0 LOB: 0 BB: 0 P: 13	R: 0 E: 0 K: 1 S: 9	H: 0 LOB: 0 BB: 0 P: 16	R: 0 E: 0 K: 1 S: 7	H: 1 LOB: 2 BB: 1 P: 13	R: 2 E: 0 K: 0 S: 11	H: 1 LOB: 2 BB: 2 P: 26	R: 0 E: 0 K: 1 S: 7	H: 0 LOB: 0 BB: 0 P: 10	R: 0 E: 0 K: 1 S: 7	H: 0 LOB: 0 BB: 0 P: 8	R: 0 E: 0 K: 1 S: 7	H: 0 LOB: 0 BB: 0 P: 11	1B: 2 2B: 1 3B: 0 HR: 1	SF: 1 SAC: 0 DP: 0 HBP: 1	WP: 0 PB: 0 CS: 0	PA: 34
<b>PITCHER</b>	IP	WLS	BF	H	R	ER	SO	BB	IBB	HBP	BLK	WP	HR	S	P	ERA	WHIP					
Brett Tomko, R ERA: 5.97 (1, 1)	5.0	W	21	3	3	3	5	2	0	1	0	0	1	47	80	5.40	1.000					
37 Robert Ramsey, L ERA: 1.69 (6, 1)	0.0		1	0	0	0	0	1	0	0	0	0	0	2	6	-	-					
Frankie Rodriguez, R ERA: 3.75 (6, 1)	2.0	H	6	1	0	0	1	0	0	0	0	0	0	15	24	0.00	0.500					
Arthur Rhodes, L ERA: 3.2 (8, 1)	1.0	H	3	0	0	0	1	0	0	0	0	0	0	7	8	0.00	0.000					
Kazuhito Sasaki, R ERA: 5.06 (9, 1)	1.0	S	3	0	0	0	1	0	0	0	0	0	0	7	11	0.00	0.000					

Batter	1	2	3	4	5	6	7	8	9	AB	R	H	RBI	BB	SO	LOB	TOP																					
<b>Rickey Henderson, R</b> OBP: 0.369, SLG: 0.302	G5-3	B4-3						K		4	1	1	0	0	1	3	<b>Seattle Mariners @ Tampa Bay Devil Rays</b> Tropicana Field, St. Petersburg, FL Sun May 28 2000, 1:15 PM EDT Att: 16,194 - Dome - 72 F																					
<b>Mike Cameron, R</b> OBP: 0.364, SLG: 0.484	HR		G6-4-3		E8			G5-3		3	2	2	2	1	0	0																						
<b>Alex Rodriguez, R</b> OBP: 0.451, SLG: 0.657	G5-3		G6-4-3		F8			F8		4	0	0	0	0	0	1																						
<b>John Olerud, L</b> OBP: 0.448, SLG: 0.463	F9									3	0	0	0	0	1	0																						
<b>Carlos Guillen, S</b> OBP: 0.250, SLG: 0.167			K							1	0	0	0	0	0	0																						
<b>Edgar Martinez, R</b> OBP: 0.433, SLG: 0.720		G5-3			F8			G6-3		4	1	2	1	0	0	0																						
<b>Jay Buhner, R</b> OBP: 0.409, SLG: 0.597		E4			K			K		3	0	0	0	1	2	1																						
<b>Tom Lampkin, L</b> OBP: 0.301, SLG: 0.464		F7			K			K		4	0	0	0	0	2	3																						
<b>David Bell, R</b> OBP: 0.263, SLG: 0.354		G5-3			F8			F7		4	0	0	0	0	0	3																						
<b>Mark McLemore, S</b> OBP: 0.347, SLG: 0.290					L4			G6-3		2	0	0	0	1	0	0																						
<b>Inning Stats</b>	R: 1 E: 0 K: 0 S: 12	H: 1 LOB: 0 BB: 0 P: 21	R: 0 E: 1 K: 0 S: 12	H: 1 LOB: 3 BB: 1 P: 21	R: 0 E: 0 K: 1 S: 10	H: 0 LOB: 0 BB: 1 P: 16	R: 0 E: 0 K: 2 S: 11	H: 0 LOB: 0 BB: 0 P: 18	R: 2 E: 1 K: 0 S: 12	H: 2 LOB: 0 BB: 0 P: 20	R: 0 E: 0 K: 1 S: 8	H: 0 LOB: 0 BB: 0 P: 10	R: 0 E: 0 K: 0 S: 10	H: 0 LOB: 0 BB: 0 P: 15	R: 0 E: 0 K: 1 S: 8	H: 0 LOB: 1 BB: 1 P: 11	R: 1 E: 0 K: 1 S: 14	H: 1 LOB: 1 BB: 1 P: 26	1B: 3 2B: 0 3B: 0 HR: 2	SF: 0 SAC: 0 DP: 1 HBP: 0	WP: 1 PB: 0 CS: 1	PA: 35																
<b>PITCHER</b>	IP	WLS	BF	H	R	ER	SO	BB	IBB	HBP	BLK	WP	HR	S	P	ERA	WHIP	<b>PITCHER</b>				IP	WLS	BF	H	R	ER	SO	BB	IBB	HBP	BLK	WP	HR	S	P	ERA	WHIP
<b>Albie Lopez, R</b> ERA: 5.23	(1, 1)	5.0		21	4	3	2	3	2	0	0	0	1	1	57	96	3.60	1.200																				
<b>Jim Mecir, R</b> ERA: 3.63	(6, 1)	3.0	W	9	0	0	0	2	0	0	0	0	0	0	26	36	0.00	0.000																				
<b>Doug Creek, L</b> ERA: 9.0	(9, 1)	1.0		5	1	1	1	1	1	0	0	0	0	1	14	26	9.00	2.000																				

Batter	1	2	3	4	5	6	7	8	9	AB	R	H	RBI	BB	SO	LOB	BOTTOM																					
<b>Randy Winn, S</b> OBP: 0.500, SLG: 0.400	K			G3		F8				5	2	2	1	1	1	1	<b>Seattle Mariners @ Tampa Bay Devil Rays</b> Tropicana Field, St. Petersburg, FL Sun May 28 2000, 1:15 PM EDT Att: 16,194 - Dome - 72 F																					
<b>Gerald Williams, R</b> OBP: 0.322, SLG: 0.425	FC4		K	F5			G4-6-3			5	1	3	2	1	1	2																						
<b>Jose Guillen, R</b> OBP: 0.289, SLG: 0.465	FC4		F9							5	1	3	4	1	0	3																						
<b>Fred McGriff, L</b> OBP: 0.345, SLG: 0.454			F5	P4			G4-6-3			6	1	2	1	0	0	5																						
<b>Vinny Castilla, R</b> OBP: 0.261, SLG: 0.337	K				G6-3					4	1	2	0	1	1	2																						
<b>Steve Cox, L</b> OBP: 0.390, SLG: 0.457					F7					3	1	1	1	0	1	1																						
<b>Bubba Trammell, R</b> OBP: 0.338, SLG: 0.492		HR			K					1	0	0	0	0	0	2																						
<b>Ozzie Guillen, L</b> OBP: 0.321, SLG: 0.444								FC6-4		1	1	1	2	0	0	0																						
<b>Mike DiFelice, R</b> OBP: 0.370, SLG: 0.449		SH5-4				F8				4	2	3	1	1	0	0																						
<b>Russ Johnson, R</b> OBP: 0.212, SLG: 0.180					F7					5	1	1	0	0	0	4																						
<b>Felix Martinez, S</b> OBP: 0.455, SLG: 0.400		SH5-4								3	3	2	1	1	0	0																						
<b>Inning Stats</b>	R: 0 E: 0 K: 2 S: 14	H: 1 LOB: 2 BB: 1 P: 20	R: 2 E: 0 K: 1 S: 15	H: 4 LOB: 0 BB: 0 P: 24	R: 0 E: 0 K: 1 S: 12	H: 2 LOB: 0 BB: 0 P: 21	R: 1 E: 1 K: 0 S: 15	H: 2 LOB: 1 BB: 0 P: 23	R: 0 E: 0 K: 0 S: 5	H: 0 LOB: 0 BB: 0 P: 9	R: 0 E: 0 K: 0 S: 6	H: 0 LOB: 0 BB: 0 P: 8	R: 0 E: 0 K: 0 S: 13	H: 1 LOB: 2 BB: 2 P: 24	R: 0 E: 0 K: 0 S: 26	H: 10 LOB: 2 BB: 3 P: 53	1B: 15 2B: 3 3B: 0 HR: 2	SF: 0 SAC: 1 DP: 1 HBP: 0	WP: 0 PB: 0 CS: 0	PA: 49																		
<b>PITCHER</b>	IP	WLS	BF	H	R	ER	SO	BB	IBB	HBP	BLK	WP	HR	S	P	ERA	WHIP	<b>PITCHER</b>				IP	WLS	BF	H	R	ER	SO	BB	IBB	HBP	BLK	WP	HR	S	P	ERA	WHIP
<b>Gil Meche, R</b> ERA: 4.21	(1, 1)	5.0		25	9	3	3	4	1	0	0	0	0	13	20	0.00	2.000																					
<b>Jose Paniagua, R</b> ERA: 5.54	(6, 1)	1.0		5	1	0	0	0	1	0	0	0	0	0	13	20	0.00	2.000																				
<b>Arthur Rhodes, L</b> ERA: 3.05	(7, 1)	1.0		3	0	0	0	0	0	1	0	0	0	0	6	12	0.00	0.000																				
<b>Jose Mesa, R</b> ERA: 8.14	(8, 1)	0.1	L	10	7	9	9	0	2	0	0	0	0	1	17	33	243.00	27.000																				
<b>John Mabry, R</b> ERA: 27.0	(8, 1)	0.2		6	3	2	2	0	1	0	0	0	0	0	9	20	27.00	6.000																				

**AB 32**  
**R 4**  
**H 5**  
**RBI 3**  
**BB 3**  
**SO 6**  
**LOB 11**



**AB 42**  
**R 14**  
**H 20**  
**RBI 13**  
**BB 6**  
**SO 4**  
**LOB 20**



Batter	1	2	3	4	5	6	7	8	9	AB	R	H	RBI	BB	SO	LOB	TOP					
<b>Brady Anderson, L</b> OBP: 0.368, SLG: 0.488 (1, 8)	L3	G4-3		G4-3			K2-3										4 0 0 0 1 1 1					
<b>Mike Bordick, R</b> OBP: 0.361, SLG: 0.561 (1, 6)	F8		F7		G5-3												5 1 1 1 0 0 1					
<b>Delino DeShields, L</b> OBP: 0.392, SLG: 0.468 (1, 4)	F7		2B P3-2 1B		K												3 0 1 0 1 1 0					
<b>Albert Belle, R</b> OBP: 0.362, SLG: 0.464 (1, 10)					F8												4 1 3 0 0 0 0					
<b>Will Clark, L</b> OBP: 0.482, SLG: 0.407 (1, 3)																	2 1 0 0 2 0 1					
<b>Jeff Conine, R</b> OBP: 0.356, SLG: 0.515 (1, 9)																	4 1 1 1 0 0 6					
<b>Cal Ripken Jr., R</b> OBP: 0.298, SLG: 0.467 (1, 5)																	4 0 0 0 0 0 4					
<b>B.J. Surhoff, L</b> OBP: 0.309, SLG: 0.396 (1, 7)																	4 1 2 3 0 1 0					
<b>Greg Myers, L</b> OBP: 0.250, SLG: 0.276 (1, 2)																	4 0 1 0 0 0 1					
<b>Inning Stats</b>	R: 0 E: 0 K: 0 S: 9	H: 0 LOB: 0 BB: 0 P: 12	R: 4 E: 1 K: 0 S: 14	H: 3 LOB: 0 BB: 0 P: 22	R: 0 E: 0 K: 0 S: 8	H: 2 LOB: 2 BB: 1 P: 13	R: 0 E: 0 K: 0 S: 8	H: 1 LOB: 1 BB: 0 P: 11	R: 0 E: 0 K: 1 S: 6	H: 0 LOB: 0 BB: 0 P: 10	R: 0 E: 0 K: 0 S: 7	H: 0 LOB: 0 BB: 0 P: 10	R: 0 E: 0 K: 1 S: 6	H: 1 LOB: 0 BB: 0 P: 8	R: 1 E: 0 K: 0 S: 7	H: 2 LOB: 2 BB: 2 P: 18	R: 0 E: 0 K: 1 S: 9	H: 0 LOB: 1 BB: 1 P: 16	1B: 5 2B: 3 3B: 0 HR: 2	SF: 0 SAC: 0 DP: 3 HBP: 0	WP: 0 PB: 0 CS: 0	PA: 38
<b>PITCHER</b>	IP	WLS	BF	H	R	ER	SO	BB	IBB	HBP	BLK	WP	HR	S	P	ERA	WHIP					
<b>Steve Trachsel, R</b> ERA: 5.54 (1, 1)	7.0	L	30	8	5	4	2	1	1	0	0	0	2	60	92	5.14	1.286					
<b>Rick White, R</b> ERA: 3.39 (8, 1)	2.0		8	1	0	0	1	1	1	0	0	0	0	14	28	0.00	1.000					

**Baltimore Orioles @ Tampa Bay Devil Rays**  
Tropicana Field, St. Petersburg, FL  
Mon May 29 2000, 4:15 PM EDT  
Att: 24,209 - Dome - 72 F

livebaseballscores.com

AB 34  
R 5  
H 9  
RBI 5  
BB 4  
SO 3  
LOB 14



Batter	1	2	3	4	5	6	7	8	9	AB	R	H	RBI	BB	SO	LOB	BOTTOM				
<b>Randy Winn, S</b> OBP: 0.364, SLG: 0.300 (1, 7)	K		G3														5 0 1 1 0 2 1				
<b>Gerald Williams, R</b> OBP: 0.323, SLG: 0.425 (1, 8)	E 1B		1B														5 0 2 0 0 0 3				
<b>Jose Guillen, R</b> OBP: 0.300, SLG: 0.458 (1, 9)	E9 1B		1B														5 0 2 0 0 0 2				
<b>Fred McGriff, L</b> OBP: 0.338, SLG: 0.444 (1, 3)	K		G4-3														4 0 0 0 0 1 6				
<b>Vinny Castilla, R</b> OBP: 0.261, SLG: 0.335 (1, 5)	G1-3																4 0 1 0 0 0 2				
<b>Steve Cox, L</b> OBP: 0.409, SLG: 0.474 (1, 10)																	3 0 2 0 0 0 0				
<b>Bubba Trammell, R</b> OBP: 0.347, SLG: 0.500 (8, PH)																	1 0 1 0 0 0 0				
<b>Mike DiFelice, R</b> OBP: 0.379, SLG: 0.453 (1, 2)																	4 0 2 0 0 0 3				
<b>Russ Johnson, R</b> OBP: 0.214, SLG: 0.204 (1, 4)																	4 1 1 0 0 0 3				
<b>Felix Martinez, S</b> OBP: 0.429, SLG: 0.385 (1, 6)																	3 0 1 0 0 1 0				
<b>Greg Vaughn, R</b> OBP: 0.383, SLG: 0.589 (8, PH)																	1 0 0 0 0 1 2				
<b>Ozzie Guillen, L</b> OBP: 0.321, SLG: 0.444 (9, 6)																	0 0 0 0 0 0 0				
<b>Inning Stats</b>	R: 0 E: 1 K: 2 S: 10	H: 2 LOB: 2 BB: 0 P: 13	R: 0 E: 0 K: 0 S: 7	H: 1 LOB: 0 BB: 0 P: 9	R: 0 E: 0 K: 1 S: 12	H: 2 LOB: 0 BB: 0 P: 18	R: 0 E: 0 K: 0 S: 5	H: 1 LOB: 1 BB: 0 P: 8	R: 0 E: 0 K: 0 S: 10	H: 2 LOB: 2 BB: 0 P: 13	R: 1 E: 1 K: 0 S: 11	H: 2 LOB: 2 BB: 0 P: 13	R: 0 E: 0 K: 1 S: 12	H: 2 LOB: 0 BB: 0 P: 20	R: 0 E: 0 K: 1 S: 10	H: 0 LOB: 0 BB: 0 P: 13	1B: 12 2B: 2 3B: 0 HR: 0	SF: 0 SAC: 0 DP: 2 HBP: 0	WP: 0 PB: 0 CS: 0	PA: 39	
<b>PITCHER</b>	IP	WLS	BF	H	R	ER	SO	BB	IBB	HBP	BLK	WP	HR	S	P	ERA	WHIP				
<b>Pat Rapp, R</b> ERA: 4.3 (1, 1)	6.0	W	28	11	1	1	3	0	0	0	0	0	0	5	5	0.00	0.000				
<b>Mike Trombley, R</b> ERA: 6.11 (7, 1)	0.2	H	2	0	0	0	0	0	0	0	0	0	0	5	5	0.00	0.000				
<b>Buddy Groom, L</b> ERA: 3.8 (7, 1)	1.1	H	6	2	0	0	1	0	0	0	0	0	0	13	21	0.00	1.500				
<b>Mike Timlin, R</b> ERA: 5.52 (9, 1)	1.0		3	0	0	0	1	0	0	0	0	0	0	10	13	0.00	0.000				

**Baltimore Orioles @ Tampa Bay Devil Rays**  
Tropicana Field, St. Petersburg, FL  
Mon May 29 2000, 4:15 PM EDT  
Att: 24,209 - Dome - 72 F

livebaseballscores.com

AB 39  
R 1  
H 13  
RBI 1  
BB 0  
SO 5  
LOB 22



Batter	1	2	3	4	5	6	7	8	9	AB R H RBI BB SO LOB	TOP											
<b>Brady Anderson, L</b> OBP: 0.364, SLG: 0.480	1-1 2B SF7 1B	2-2 F8		3-2 F8		1-0 G6-4-3 1-2F		0-1 F7		5 1 1 0 0 0 3	<b>Baltimore Orioles @ Tampa Bay Devil Rays</b> Tropicana Field, St. Petersburg, FL Tue May 30 2000, 7:15 PM EDT Att: 13,113 - Dome - 72 F <a href="http://livebaseballscorecards.com">livebaseballscorecards.com</a>											
<b>Mike Bordick, R</b> OBP: 0.357, SLG: 0.557	0-0 HR	0-2 F9		0-1 F8		0-1 F9		2-1 F9	5 1 1 0 0 0 2													
<b>Delino DeShields, L</b> OBP: 0.397, SLG: 0.499	0-2 SF7		2-1 3B		1-2 2B 2B		1-3 K	4-0 G5-4-3 BB	3 1 2 1 1 1 0													
<b>Albert Belle, R</b> OBP: 0.358, SLG: 0.473	3-H 3-1 HR		0-0 G6-3		3-3 K		3-3 K	2-1 G5-4-3 1-2F	5 1 1 2 0 2 3													
<b>Will Clark, L</b> OBP: 0.466, SLG: 0.389	0-3 K		0-3 K		1-1 F5		3-2 F7		4 0 0 0 0 2 2													
<b>Cal Ripken Jr., R</b> OBP: 0.302, SLG: 0.494	2-0 HR		1-1 F8		1-0 WP 2-H 2B		0-3 K		4 1 2 2 0 1 1													
<b>Harold Baines, L</b> OBP: 0.304, SLG: 0.376	0-1 1B			3-1 F9	2-0 F8 2-3		3-3 K		4 0 1 0 0 1 1													
<b>B.J. Surhoff, L</b> OBP: 0.318, SLG: 0.421	2-2 F9			4-1 1B BB		1-0 E 2B	3-2 HR		3 2 2 1 1 0 1													
<b>Charles Johnson, R</b> OBP: 0.336, SLG: 0.525		1-1 G6-3		1-2 1B	2-1 E6 2-H G6-4-3		1-2 HR		4 1 2 1 0 0 0													
<b>Inning Stats</b>	R: 4 E: 0 K: 1 S: 19	H: 5 LOB: 1 BB: 0 P: 27	R: 0 E: 0 K: 0 S: 9	H: 0 LOB: 0 BB: 0 P: 12	R: 0 E: 0 K: 1 S: 8	H: 1 LOB: 1 BB: 0 P: 11	R: 0 E: 0 K: 0 S: 11	H: 1 LOB: 2 BB: 1 P: 22	R: 1 E: 0 K: 1 S: 10	H: 2 LOB: 1 BB: 0 P: 18	R: 1 E: 1 K: 0 S: 6	H: 1 LOB: 0 BB: 0 P: 10	R: 0 E: 0 K: 2 S: 9	H: 0 LOB: 0 BB: 0 P: 16	R: 2 E: 0 K: 2 S: 16	H: 2 LOB: 0 BB: 0 P: 23	R: 0 E: 0 K: 0 S: 4	H: 0 LOB: 0 BB: 1 P: 12	1B: 3 2B: 4 3B: 1 HR: 4	SF: 1 SAC: 0 DP: 2 HBP: 0	WP: 1 PB: 0 SB: 0 CS: 0	PA: 40
<b>PITCHER</b>	IP WLS BF H R ER SO BB IBB HBP BLK WP HR S P ERA WHIP											IP WLS BF H R ER SO BB IBB HBP BLK WP HR S P ERA WHIP										
<b>Estaban Yan, R</b> ERA: 5.98	(1, 1) 5.0 L 27 10 6 6 3 1 0 0 0 0 1 2 60 96 10.80 2.200																					
<b>Doug Creek, L</b> ERA: 4.91	(6, 1) 2.2 8 1 1 1 4 0 0 0 0 0 1 22 36 3.38 0.375																					
<b>Billy Taylor, R</b> ERA: 6.23	(8, 1) 0.1 2 1 1 1 0 0 0 0 0 0 1 6 7 27.00 3.000																					
<b>Roberto Hernandez, R</b> ERA: 5.76	(9, 1) 1.0 3 0 0 0 0 1 0 0 0 0 0 4 12 0.00 1.000																					

Batter	1	2	3	4	5	6	7	8	9	AB R H RBI BB SO LOB	BOTTOM									
<b>Randy Winn, S</b> OBP: 0.313, SLG: 0.267	0-1 G6-3		0-2 FC9-6 G6-3 1-2F		1-0 L4	1-1 FC6-4 1-2F			2-1 G3 1B 1B	5 1 1 0 0 0 4	<b>Baltimore Orioles @ Tampa Bay Devil Rays</b> Tropicana Field, St. Petersburg, FL Tue May 30 2000, 7:15 PM EDT Att: 13,113 - Dome - 72 F <a href="http://livebaseballscorecards.com">livebaseballscorecards.com</a>									
<b>Gerald Williams, R</b> OBP: 0.325, SLG: 0.424	0-0 G6-3		2-1 G6-3 1-3		0-3 K		0-1 1B	0-1 G3 1B 1B	5 1 2 0 0 1 2											
<b>Jose Guillen, R</b> OBP: 0.309, SLG: 0.453	1-2 1B		1-0 F8			0-2 1B E 1B	1-0 F9	2-1 G3 1-2 2-3	5 1 2 0 0 0 4											
<b>Fred McGriff, L</b> OBP: 0.340, SLG: 0.443	1-0 1B			1-3 K		1-0 1B E FC6-4 1B	0-0 L6	0-0 P3	5 1 2 0 0 1 3											
<b>Vinny Castilla, R</b> OBP: 0.265, SLG: 0.343	1-3 K			0-0 G6-3 2B		0-0 E4 FC6-4 1B	0-3 K	0-0 HR 1B	5 2 2 3 0 2 4											
<b>Steve Cox, L</b> OBP: 0.406, SLG: 0.535		2-2 G6-3		2-1 G6-3 2-3		0-1 FC6-4 1B		2-1 F7	3-1 HR	5 1 2 2 0 0 1										
<b>John Flaherty, R</b> OBP: 0.342, SLG: 0.394		1-1 L5		1-3 K		0-0 FC6-4		0-2 G6-3	0-3 K	4 0 0 1 0 1 2										
<b>Greg Vaughn, R</b> OBP: 0.382, SLG: 0.586						1-2 2-H 3-H			1 0 0 0 0 1 0											
<b>Miguel Cairo, R</b> OBP: 0.328, SLG: 0.353		0-0 G4-3			1-2 2B	0-1 F7		1-0 1B	4 0 2 0 0 0 1											
<b>Felix Martinez, S</b> OBP: 0.471, SLG: 0.400			1-0 FC9-6 1B		1-3 K	4-1 FC6-4 BB		1-1 F3	2 0 1 0 1 1 1											
<b>Bubba Trammell, R</b> OBP: 0.342, SLG: 0.492									1 0 0 0 0 0 1											
<b>Ozzie Guillen, L</b> OBP: 0.321, SLG: 0.444									0 0 0 0 0 0 0											
<b>Inning Stats</b>	R: 0 E: 0 K: 1 S: 12	H: 2 LOB: 2 BB: 0 P: 15	R: 0 E: 0 K: 0 S: 6	H: 0 LOB: 0 BB: 0 P: 9	R: 0 E: 0 K: 2 S: 9	H: 1 LOB: 1 BB: 0 P: 13	R: 0 E: 0 K: 2 S: 10	H: 1 LOB: 1 BB: 0 P: 13	R: 3 E: 2 K: 0 S: 13	H: 3 LOB: 2 BB: 1 P: 19	R: 0 E: 0 K: 1 S: 7	H: 1 LOB: 1 BB: 0 P: 8	R: 0 E: 0 K: 0 S: 9	H: 1 LOB: 0 BB: 0 P: 13	R: 4 E: 0 K: 1 S: 13	H: 4 LOB: 0 BB: 0 P: 20	1B: 11 2B: 2 3B: 0 HR: 1	SF: 0 SAC: 0 DP: 0 HBP: 0	WP: 0 PB: 0 SB: 1 CS: 0	PA: 43
<b>PITCHER</b>	IP WLS BF H R ER SO BB IBB HBP BLK WP HR S P ERA WHIP											IP WLS BF H R ER SO BB IBB HBP BLK WP HR S P ERA WHIP								
<b>Sidney Ponson, R</b> ERA: 5.09	(1, 1) 8.1 W 39 12 5 3 6 1 0 0 0 0 0 1 4 7 3.24 1.560																			
<b>B.J. Ryan, L</b> ERA: 7.11	(9, 1) 0.1 3 2 2 2 0 0 0 0 0 0 1 4 7 54.00 6.000																			
<b>Mike Timlin, R</b> ERA: 5.4	(9, 1) 0.1 S 1 0 0 0 1 0 0 0 0 0 0 3 3 0.00 0.000																			

Batter	1	2	3	4	5	6	7	8	9	AB	R	H	RBI	BB	SO	LOB	TOP					
<b>Brady Anderson, L</b> OBP: 0.360, SLG: 0.472	G6-4-3 1B		K		F9		K		K	5	0	1	0	0	3	3	<b>Baltimore Orioles @ Tampa Bay Devil Rays</b> Tropicana Field, St. Petersburg, FL Wed May 31 2000, 7:15 PM EDT Att: 13,870 - Dome - 72 F <a href="http://livebaseballscorecards.com">livebaseballscorecards.com</a>					
<b>Mike Bordick, R</b> OBP: 0.355, SLG: 0.550	K			E 1B		P3	F7			4	1	1	0	0	1	1						
<b>Delino DeShields, L</b> OBP: 0.394, SLG: 0.483	G6-4-3 1-2			G6-3		BB 1B HBP		P4		4	1	1	0	0	0	2						
<b>Albert Belle, R</b> OBP: 0.356, SLG: 0.468		G6-3		K		HBP BB 1B		G6-3		4	0	1	0	0	1	1						
<b>Will Clark, L</b> OBP: 0.467, SLG: 0.387	G4-3		E9 1B		HBP BB			K		3	1	1	1	1	1	0						
<b>Cal Ripken Jr., R</b> OBP: 0.307, SLG: 0.491	K								G6-3	3	0	1	2	0	1	0						
<b>Harold Baines, L</b> OBP: 0.296, SLG: 0.364			G3	F9					F5	4	0	0	0	0	1	4						
<b>B.J. Surhoff, L</b> OBP: 0.316, SLG: 0.418			G4-3		F7	F9			1B 1B	4	0	1	0	0	0	3						
<b>Charles Johnson, R</b> OBP: 0.340, SLG: 0.524 <b>Mark Lewis, R</b> OBP: 0.208, SLG: 0.244					P3		F7		1B	4	0	2	0	0	0	0						
<b>Inning Stats</b>	R: 0 E: 0 K: 1 S: 8	H: 1 LOB: 0 BB: 0 P: 9	R: 0 E: 0 K: 1 S: 7	H: 0 LOB: 0 BB: 0 P: 9	R: 0 E: 0 K: 1 S: 14	H: 1 LOB: 1 BB: 0 P: 21	R: 2 E: 1 K: 1 S: 18	H: 3 LOB: 1 BB: 0 P: 25	R: 0 E: 0 K: 0 S: 7	H: 0 LOB: 0 BB: 0 P: 10	R: 1 E: 0 K: 1 S: 12	H: 2 LOB: 3 BB: 1 P: 21	R: 0 E: 0 K: 1 S: 8	H: 0 LOB: 0 BB: 0 P: 11	R: 0 E: 0 K: 1 S: 8	H: 0 LOB: 0 BB: 0 P: 15	R: 0 E: 0 K: 1 S: 14	H: 2 LOB: 2 BB: 0 P: 23	1B: 9 2B: 0 3B: 0 HR: 0	SF: 0 SAC: 0 DP: 1 HBP: 1	WP: 0 PB: 0 CS: 0	PA: 37
<b>PITCHER</b>	IP	WLS	BF	H	R	ER	SO	BB	IBB	HBP	BLK	WP	HR	S	P	ERA	WHIP					
<b>Cory Lidle, R</b> ERA: 3.75	5.1		24	7	3	2	4	1	0	1	0	0	0	61	88	3.38	1.500					
<b>Mark Guthrie, L</b> ERA: 4.33	2.0		6	0	0	0	2	0	0	0	0	0	0	16	24	0.00	0.000					
<b>Jim Mecir, R</b> ERA: 3.5	0.2	W	2	0	0	0	1	0	0	0	0	0	0	5	9	0.00	0.000					
<b>Roberto Hernandez, R</b> ERA: 5.54	1.0	S	5	2	0	0	1	0	0	0	0	0	0	14	23	0.00	2.000					

Batter	1	2	3	4	5	6	7	8	9	AB	R	H	RBI	BB	SO	LOB	BOTTOM				
<b>Gerald Williams, R</b> OBP: 0.320, SLG: 0.417	F3		F9		P4		K			4	0	0	0	0	1	1	<b>Baltimore Orioles @ Tampa Bay Devil Rays</b> Tropicana Field, St. Petersburg, FL Wed May 31 2000, 7:15 PM EDT Att: 13,870 - Dome - 72 F <a href="http://livebaseballscorecards.com">livebaseballscorecards.com</a>				
<b>Jose Guillen, R</b> OBP: 0.339, SLG: 0.455	BB 1B HBP		G6-3			BB 1B		SH3-4 BB		2	3	1	0	1	0	0					
<b>Steve Cox, L</b> OBP: 0.404, SLG: 0.511 <b>Randy Winn, S</b> OBP: 0.313, SLG: 0.267	1B BB		K			K		SH3-4		2	0	0	0	1	2	1					
<b>Fred McGriff, L</b> OBP: 0.343, SLG: 0.457	F7				P5	F8 1B BB		HR		3	1	1	2	1	0	2					
<b>Vinny Castilla, R</b> OBP: 0.269, SLG: 0.346					G5-3	F8 1B		F9		4	0	2	2	0	0	0					
<b>Bubba Trammell, R</b> OBP: 0.338, SLG: 0.478 <b>Russ Johnson, R</b> OBP: 0.214, SLG: 0.204 <b>Roberto Hernandez, R</b>	G1-3				F9	F8			1B	4	0	1	0	0	0	4					
<b>Mike DiFelice, R</b> OBP: 0.355, SLG: 0.421		L6			G6-3	K		K		4	0	0	0	0	2	3					
<b>Miguel Cairo, R</b> OBP: 0.322, SLG: 0.347		G5-3			G6-3		G5-3			3	0	0	0	0	0	0					
<b>Felix Martinez, S</b> OBP: 0.450, SLG: 0.389			K			S 1B		G6-3		3	0	1	0	0	1	0					
<b>Inning Stats</b>	R: 1 E: 0 K: 0 S: 12	H: 1 LOB: 2 BB: 1 P: 20	R: 0 E: 0 K: 1 S: 6	H: 0 LOB: 0 BB: 0 P: 7	R: 0 E: 0 K: 1 S: 8	H: 0 LOB: 0 BB: 0 P: 12	R: 0 E: 0 K: 0 S: 5	H: 0 LOB: 0 BB: 0 P: 5	R: 0 E: 0 K: 0 S: 7	H: 1 LOB: 1 BB: 0 P: 10	R: 1 E: 0 K: 2 S: 16	H: 2 LOB: 2 BB: 1 P: 25	R: 0 E: 0 K: 1 S: 7	H: 0 LOB: 0 BB: 0 P: 12	R: 2 E: 0 K: 1 S: 13	H: 2 LOB: 1 BB: 1 P: 21	1B: 5 2B: 0 3B: 0 HR: 1	SF: 0 SAC: 1 DP: 0 HBP: 1	WP: 0 PB: 0 CS: 0	PA: 34	
<b>PITCHER</b>	IP	WLS	BF	H	R	ER	SO	BB	IBB	HBP	BLK	WP	HR	S	P	ERA	WHIP				
<b>35 Mike Mussina, R</b> ERA: 3.92	7.0		28	4	2	2	5	2	0	1	0	0	0	61	91	2.57	0.857				
<b>Buddy Groom, L</b> ERA: 4.44	0.2	L	5	2	2	2	0	1	0	0	0	0	1	10	16	27.00	4.500				
<b>Mike Trombley, R</b> ERA: 6.0	0.1		1	0	0	0	1	0	0	0	0	0	0	3	5	0.00	0.000				

Batter	1	2	3	4	5	6	7	8	9	AB	R	H	RBI	BB	SO	LOB	TOP										
<b>Brady Anderson, L</b> (1, 8) OBP: 0.363, SLG: 0.494	1-1 G6-3		0-0 B1-3			2-0 2B			1-0 HR	4	1	2	1	0	0	1	<b>Baltimore Orioles @ Tampa Bay Devil Rays</b> Tropicana Field, St. Petersburg, FL Thu Jun 01 2000, 7:15 PM EDT Att: 14,108 - Dome - 72 F <a href="http://livebaseballscorecards.com">livebaseballscorecards.com</a>										
<b>Mike Bordick, R</b> (1, 6) OBP: 0.348, SLG: 0.538	0-2 F8		1-3 K			3-2 G6-3			0-0 G6-3	4	0	0	0	0	1	1											
<b>Delino DeShields, L</b> (1, 4) OBP: 0.386, SLG: 0.473	1-0 G1-3		0-1 G6-3						1-2 G4-3	4	0	0	0	0	0	0											
<b>Albert Belle, R</b> (1, 10) OBP: 0.360, SLG: 0.472		0-0 1B		1-2 F9					0-0 G4-6-3 1B	3	0	2	0	0	0	0											
<b>Will Clark, L</b> (1, 3) OBP: 0.464, SLG: 0.385		0-0 G6-4-3 1B			1-1 G3				1-1 G4-6-3 1-2	3	0	1	0	0	0	1											
<b>Cal Ripken Jr., R</b> (1, 5) OBP: 0.302, SLG: 0.481		1-0 G6-4-3 1-2			3-1 F8				1-1 F9	3	0	0	0	0	0	1											
<b>Jeff Conine, R</b> (1, 9) OBP: 0.349, SLG: 0.504			3-3 K		1-2 F8				2-3 K	3	0	0	0	0	2	0											
<b>B.J. Surhoff, L</b> (1, 7) OBP: 0.312, SLG: 0.411			0-0 G4-3			1-0 F7			0-1 F6	3	0	0	0	0	0	0											
<b>Charles Johnson, R</b> (1, 2) OBP: 0.340, SLG: 0.520			2-2 1B			3-3 K			2-1 F8	3	0	1	0	0	1	0											
<b>Inning Stats</b>	R: 0 E: 0 K: 0 S: 7	H: 0 LOB: 0 BB: 0 P: 9	R: 0 E: 0 K: 0 S: 3	H: 2 LOB: 0 BB: 0 P: 4	R: 0 E: 0 K: 1 S: 8	H: 1 LOB: 1 BB: 0 P: 13	R: 0 E: 0 K: 1 S: 8	H: 0 LOB: 0 BB: 0 P: 10	R: 0 E: 0 K: 0 S: 7	H: 0 LOB: 0 BB: 0 P: 12	R: 0 E: 0 K: 0 S: 4	H: 1 LOB: 0 BB: 0 P: 5	R: 0 E: 0 K: 1 S: 7	H: 0 LOB: 0 BB: 0 P: 10	R: 1 E: 0 K: 0 S: 8	H: 1 LOB: 0 BB: 0 P: 12	1B: 4 2B: 1 3B: 0 HR: 1	SF: 0 SAC: 0 DP: 2 HBP: 0	WP: 0 SB: 0 CS: 0	PA: 30							
<b>PITCHER</b>	IP	WLS	BF	H	R	ER	SO	BB	IBB	HBP	BLK	WP	HR	S	P	ERA	WHIP										
<b>Bryan Rekar, R</b> (1, 1) ERA: 4.81	8.1	W	28	6	1	1	4	0	0	0	0	0	1	55	86	1.08	0.720										
<b>Roberto Hernandez, R</b> (9, 1) ERA: 5.4	0.2	S	2	0	0	0	0	0	0	0	0	0	0	5	6	0.00	0.000										

Batter	1	2	3	4	5	6	7	8	9	AB	R	H	RBI	BB	SO	LOB	BOTTOM										
<b>Randy Winn, S</b> (1, 7) OBP: 0.350, SLG: 0.368	1-1 1B 2B		3-1 FC5-4 1B		2-3 K				3-2 G5-3	4	1	2	0	0	1	1	<b>Baltimore Orioles @ Tampa Bay Devil Rays</b> Tropicana Field, St. Petersburg, FL Thu Jun 01 2000, 7:15 PM EDT Att: 14,108 - Dome - 72 F <a href="http://livebaseballscorecards.com">livebaseballscorecards.com</a>										
<b>Gerald Williams, R</b> (1, 8) OBP: 0.322, SLG: 0.416	1-3 K		1-0 FC5-4 WP 1-2		1-2 FC5 1B 2H				4-2 BB	3	0	1	1	1	2	2											
<b>Jose Guillen, R</b> (1, 9) OBP: 0.333, SLG: 0.441	3-2 G5-3		1-3 K		3-2 FC5 1B				1-0 F8	4	0	1	0	0	1	3											
<b>Fred McGriff, L</b> (1, 3) OBP: 0.341, SLG: 0.453	3-2 1B 2H		2-3 K		1-3 K				0-1 G3	4	0	1	1	0	2	3											
<b>Vinny Castilla, R</b> (1, 5) OBP: 0.269, SLG: 0.344	1-1 1B			0-0 G6-3	0-0 FC5				1-3 K	4	0	1	0	0	1	2											
<b>Steve Cox, L</b> (1, 10) OBP: 0.293, SLG: 0.490	1-2 1B			1-0 F7	1-2 2-3				3-2 G3-1	4	0	1	0	0	0	2											
<b>Mike DiFelice, R</b> (1, 2) OBP: 0.348, SLG: 0.490		1-0 G6-3		4-1 FC6-4 BB		0-0 G5-3			1-2 FC5-4 1-2	3	0	0	0	1	0	1											
<b>Miguel Cairo, R</b> (1, 4) OBP: 0.317, SLG: 0.341		2-2 F7		0-0 FC6-4 1-2		2-0 G5-3				3	0	0	0	0	0	1											
<b>Felix Martinez, S</b> (1, 6) OBP: 0.435, SLG: 0.381		1-2 F7			0-1 S 1B				1-1 G3	3	1	1	0	0	0	0											
<b>Inning Stats</b>	R: 1 E: 0 K: 1 S: 16	H: 3 LOB: 2 BB: 0 P: 25	R: 0 E: 0 K: 0 S: 9	H: 0 LOB: 0 BB: 0 P: 13	R: 0 E: 0 K: 2 S: 9	H: 1 LOB: 1 BB: 0 P: 16	R: 0 E: 0 K: 0 S: 4	H: 0 LOB: 1 BB: 1 P: 9	R: 1 E: 0 K: 2 S: 15	H: 3 LOB: 2 BB: 0 P: 22	R: 0 E: 0 K: 0 S: 5	H: 0 LOB: 0 BB: 0 P: 10	R: 0 E: 0 K: 0 S: 8	H: 0 LOB: 1 BB: 1 P: 17	R: 0 E: 0 K: 1 S: 9	H: 1 LOB: 1 BB: 0 P: 11	1B: 7 2B: 1 3B: 0 HR: 0	SF: 0 SAC: 0 DP: 0 HBP: 0	WP: 1 SB: 1 CS: 0	PA: 34							
<b>PITCHER</b>	IP	WLS	BF	H	R	ER	SO	BB	IBB	HBP	BLK	WP	HR	S	P	ERA	WHIP										
<b>Scott Erickson, R</b> (1, 1) ERA: 6.31	8.0	L	34	8	2	2	6	2	0	0	0	1	0	75	123	2.25	1.250										



Batter	1	2	3	4	5	6	7	8	9	AB	R	H	RBI	BB	SO	LOB	TOP					
Randy Winn, S (1, 7) OBP: 0.375, SLG: 0.364 Mark Guthrie, R (7, 1) Greg Vaughn, R (9, PH) OBP: 0.380, SLG: 0.582	F9		F3			G4-3 HR 1B			K	3	1	1	0	1	0	0						
Gerald Williams, R (1, 8) OBP: 0.321, SLG: 0.417	F9			F9 1B 2B		L7			F8	4	1	1	0	0	0	4						
Jose Guillen, R (1, 9) OBP: 0.328, SLG: 0.429				F9		G4-3			G4-3	4	0	1	0	0	0	2						
Fred McGriff, L (1, 3) OBP: 0.344, SLG: 0.469	K								G3	4	1	2	3	0	1	1						
Vinny Castilla, R (1, 5) OBP: 0.264, SLG: 0.337		K		P4		G6-3			K	4	0	0	0	0	2	1						
Mike DiFelice, R (1, 2) OBP: 0.343, SLG: 0.391	G1-3			K					K	4	0	1	0	0	2	1						
Miguel Cairo, R (1, 4) OBP: 0.316, SLG: 0.335		F7								3	0	0	0	1	0	1						
Felix Martinez, S (1, 6) OBP: 0.385, SLG: 0.333 Bubba Trammell, R (9, PH) OBP: 0.333, SLG: 0.471			K						P4	3	0	0	0	0	2	1						
Albie Lopez, R (1, 1) Rick White, R (6, 1) Steve Cox, L (7, PH) OBP: 0.414, SLG: 0.500 Ozzie Guillen, L (9, PR) OBP: 0.321, SLG: 0.444			G4-3							2	0	0	0	0	1	0						
<b>Inning Stats</b>	R: 0 E: 0 K: 1 S: 14	H: 1 LOB: 1 BB: 0 P: 20	R: 0 E: 0 K: 1 S: 11	H: 0 LOB: 0 BB: 0 P: 17	R: 0 E: 0 K: 1 S: 9	H: 0 LOB: 0 BB: 0 P: 11	R: 1 E: 0 K: 1 S: 10	H: 2 LOB: 1 BB: 0 P: 15	R: 0 E: 0 K: 2 S: 8	H: 0 LOB: 0 BB: 0 P: 14	R: 2 E: 0 K: 0 S: 16	H: 2 LOB: 0 BB: 0 P: 25	R: 0 E: 0 K: 0 S: 13	H: 2 LOB: 3 BB: 1 P: 23	R: 0 E: 0 K: 1 S: 6	H: 0 LOB: 0 BB: 0 P: 9	R: 0 E: 0 K: 2 S: 13	H: 0 LOB: 2 BB: 2 P: 29	1B: 5 2B: 1 3B: 0 HR: 1	SF: 0 SAC: 0 DP: 0 HBP: 0	WP: 1 PB: 0 SB: 1 CS: 0	PA: 37
<b>PITCHER</b>	IP	WLS	BF	H	R	ER	SO	BB	IBB	HBP	BLK	WP	HR	S	P	ERA	WHIP					
Glendon Rusch, L (1, 1) ERA: 3.56	6.0	W	24	6	3	3	6	0	0	0	0	0	1	69	103	4.50	1.000					
Pat Mahomes, R (7, 1) ERA: 4.08	1.0	H	5	1	0	0	0	1	0	0	0	1	0	12	22	0.00	2.000					
John Franco, L (8, 1) ERA: 3.47	1.0	H	3	0	0	0	1	0	0	0	0	0	0	6	9	0.00	0.000					
Armando Benitez, R (9, 1) ERA: 4.03	1.0	S	5	0	0	0	2	2	0	0	0	0	0	13	29	0.00	2.000					

Tampa Bay Devil Rays @ New York Mets  
Shea Stadium, Flushing, NY  
Fri Jun 02 2000, 7:10 PM EDT  
Att: 24,123 - Cloudy - 89 F

AB 34  
R 3  
H 7  
RBI 3  
BB 3  
SO 9  
LOB 14



Batter	1	2	3	4	5	6	7	8	9	AB	R	H	RBI	BB	SO	LOB	BOTTOM					
Melvin Mora, R (1, 7) OBP: 0.346, SLG: 0.400	F9				FC6-4 1-2		G5-3			4	0	1	0	0	0	1						
Derek Bell, R (1, 9) OBP: 0.383, SLG: 0.474	G5-3		G4-3			K			F9	4	0	0	0	0	1	1						
Edgardo Alfonzo, R (1, 4) OBP: 0.443, SLG: 0.612	G5-3			L8		HR 2B			G5-3	4	1	1	0	0	0	0						
Robin Ventura, L (1, 5) OBP: 0.353, SLG: 0.500		G4-3		L8		HR BB			P4	3	1	0	0	1	0	0						
Todd Zeile, R (1, 3) OBP: 0.383, SLG: 0.543		K		G1-3		HR			G6-3	4	1	1	3	0	1	0						
Todd Pratt, R (1, 2) OBP: 0.406, SLG: 0.707		K				HR HBP				2	1	1	1	0	1	0						
Jay Payton, R (1, 8) OBP: 0.271, SLG: 0.368						HR K			G5-3	3	1	1	1	0	1	1						
20 Kurt Abbott, R (1, 6) OBP: 0.267, SLG: 0.279						K			G6-3	3	0	0	0	0	1	1						
Glendon Rusch, L (1, 1) OBP: 0.158, SLG: 0.059 Pat Mahomes, R (7, 1) OBP: 0.222, SLG: 0.333 Joe McEwing, R (7, PH) OBP: 0.273, SLG: 0.462 John Franco, L (8, 1) Armando Benitez, R (9, 1) ERA: 4.03				G5-3					F9	1	0	0	0	1	0	0						
<b>Inning Stats</b>	R: 0 E: 0 K: 0 S: 6	H: 0 LOB: 0 BB: 0 P: 7	R: 0 E: 0 K: 2 S: 9	H: 0 LOB: 0 BB: 0 P: 11	R: 1 E: 0 K: 1 S: 9	H: 2 LOB: 1 BB: 0 P: 11	R: 0 E: 0 K: 0 S: 7	H: 0 LOB: 0 BB: 0 P: 9	R: 1 E: 0 K: 1 S: 11	H: 1 LOB: 1 BB: 1 P: 18	R: 3 E: 0 K: 1 S: 24	H: 2 LOB: 1 BB: 1 P: 39	R: 0 E: 0 K: 0 S: 9	H: 0 LOB: 0 BB: 0 P: 13	R: 0 E: 0 K: 0 S: 7	H: 0 LOB: 0 BB: 0 P: 12	1B: 1 2B: 1 3B: 0 HR: 3	SF: 0 SAC: 0 DP: 0 HBP: 1	WP: 0 PB: 0 SB: 0 CS: 0	PA: 32		
<b>PITCHER</b>	IP	WLS	BF	H	R	ER	SO	BB	IBB	HBP	BLK	WP	HR	S	P	ERA	WHIP					
Albie Lopez, R (1, 1) ERA: 5.02	5.0	L	19	3	2	2	4	1	0	0	0	0	1	24	39	27.00	3.000					
Rick White, R (6, 1) ERA: 3.92	1.0	L	7	2	3	3	1	1	0	1	0	0	0	16	25	0.00	0.000					
Mark Guthrie, L (7, 1) ERA: 4.03	2.0		6	0	0	0	0	0	0	0	0	0	0	16	25	0.00	0.000					

Tampa Bay Devil Rays @ New York Mets  
Shea Stadium, Flushing, NY  
Fri Jun 02 2000, 7:10 PM EDT  
Att: 24,123 - Cloudy - 89 F

AB 29  
R 5  
H 5  
RBI 5  
BB 2  
SO 5  
LOB 4



Batter	1	2	3	4	5	6	7	8	9	AB	R	H	RBI	BB	SO	LOB	TOP										
Gerald Williams, R (1, 8) OBP: 0.315, SLG: 0.408	1-3 K		1-1 F7		0-0 F8		3-2 P3		1-3 K	5	0	0	0	0	2	2	<p>Tampa Bay Devil Rays @ New York Mets</p> <p>Shea Stadium, Flushing, NY</p> <p>Sat Jun 03 2000, 1:15 PM EDT</p> <p>Att: 33,694 - Sunny - 71 F</p> <p>livebaseballscores.com</p>										
Jose Guillen, R (1, 9) OBP: 0.338, SLG: 0.415	2-0		4-1 FC6-4 BB		3-2 F3		0-3 K		4-0	2	0	0	0	1	1	<p>AB 32</p> <p>R 0</p> <p>H 5</p> <p>RBI 0</p> <p>BB 6</p> <p>SO 12</p> <p>LOB 21</p>											
Steve Cox, L (9, PH) OBP: 0.424, SLG: 0.500	FC6-4 BB		FC6-4 BB							0	0	0	0	1	0												
Ozzie Guillen, L (9, PR) OBP: 0.321, SLG: 0.444	HBP									0	0	0	0	0	0												
Greg Vaughn, R (1, 7) OBP: 0.390, SLG: 0.579	4-2 FC6-4		4-2 FC6-4		4-1 1B		4-0		2-3 K	1	0	0	0	4	1												
Fred McGriff, L (1, 3) OBP: 0.342, SLG: 0.465	1-2 BB		1-2 BB		2-2 BB		2-2		2-3 G4-3	4	0	1	0	0	1												
Vinny Castilla, R (1, 5) OBP: 0.259, SLG: 0.330	2-3 K		0-0 F8		1-3 1B		2-2			4	0	0	0	0	2												
John Flaherty, R (1, 2) OBP: 0.309, SLG: 0.383	FC6-4		0-0 F8		1-3 1B					4	0	0	0	0	2												
John Flaherty, R (1, 2) OBP: 0.309, SLG: 0.383	1-2 2-3		0-0 F8		1-3 1B					4	0	0	0	0	2												
Russ Johnson, R (1, 4) Jim Mecir, S (8, 1)	2-3 K		0-1 G6-3		2-3 K		0-2 L6		2-2 G1-3	4	0	2	0	0	0												
Felix Martinez, S (1, 6) Randy Winn, S (9, PH) OBP: 0.360, SLG: 0.348	1-3 K		0-1 FC6-4 1B		1-1 G5-3		1-3 K		2-3 K	3	0	0	0	0	2												
Steve Trachsel, R (1, 1) Miguel Cairo, R (8, 4) OBP: 0.319, SLG: 0.339	1-2 K		1-2 F9		1-3 K				2-1	1	0	0	0	0	1												
Steve Trachsel, R (1, 1) Miguel Cairo, R (8, 4) OBP: 0.319, SLG: 0.339	3-2 G1-3		0-0 FC6-4				1-2 BB			3	0	1	0	0	0												
Inning Stats	R: 0 H: 0 E: 0 K: 2 S: 12	H: 0 LOB: 2 BB: 1 P: 23	R: 0 H: 1 E: 0 K: 2 S: 14	H: 1 LOB: 1 BB: 0 P: 20	R: 0 H: 0 E: 0 K: 0 S: 7	H: 0 LOB: 2 BB: 2 P: 16	R: 0 H: 1 E: 0 K: 1 S: 8	H: 1 LOB: 1 BB: 0 P: 9	R: 0 H: 1 E: 0 K: 1 S: 11	H: 1 LOB: 2 BB: 1 P: 21	R: 0 H: 0 E: 0 K: 2 S: 14	H: 0 LOB: 0 BB: 0 P: 18	R: 0 H: 1 E: 0 K: 1 S: 12	H: 1 LOB: 2 BB: 1 P: 22	R: 0 H: 0 E: 0 K: 1 S: 9	H: 0 LOB: 1 BB: 1 P: 13	R: 0 H: 1 E: 0 K: 3 S: 12	H: 1 LOB: 2 BB: 1 P: 23	1B: 5 2B: 0 3B: 0 HR: 0	SF: 0 SAC: 0 DP: 0 HBP: 1	WP: 0 PB: 0 SB: 2 CS: 0	PA: 39					
PITCHER	IP	WLS	BF	H	R	ER	SO	BB	IBB	HBP	BLK	WP	HR	S	P	ERA	WHIP										
Al Leiter, L (1, 1) ERA: 3.23	6.2	W	30	4	0	0	8	5	0	1	0	0	0	75	124	0.00	1.350										
Dennis Cook, L (7, 1) ERA: 5.92	0.1	H	1	0	0	0	0	0	0	0	0	0	0	3	5	0.00	0.000										
John Franco, L (8, 1) ERA: 3.33	1.0	H	3	0	0	0	1	0	0	0	0	0	0	9	13	0.00	0.000										
Armando Benitez, R (9, 1) ERA: 3.9	1.0	S	5	1	0	0	3	1	0	0	0	0	0	12	23	0.00	2.000										

Batter	1	2	3	4	5	6	7	8	9	AB	R	H	RBI	BB	SO	LOB	BOTTOM										
Melvin Mora, R (1, 6) OBP: 0.341, SLG: 0.391	2-3 K		2-1 F9		2-2 1B				1-3 K	4	0	1	0	0	2	1	<p>Tampa Bay Devil Rays @ New York Mets</p> <p>Shea Stadium, Flushing, NY</p> <p>Sat Jun 03 2000, 1:15 PM EDT</p> <p>Att: 33,694 - Sunny - 71 F</p> <p>livebaseballscores.com</p>										
Derek Bell, R (1, 9) OBP: 0.377, SLG: 0.465	1-2 G6-3		1-3 K				0-0 G4-3		3-3 K	4	0	0	0	0	2	1											
Edgardo Alfonzo, R (1, 4) OBP: 0.444, SLG: 0.613	1-2 G6-3				3-2 2B		1-0 G6-3		4-2 BB	3	1	1	0	1	0												
31 Mike Piazza, R (1, 2) OBP: 0.436, SLG: 0.713			0-0 P4		2-2 G6-3		1-1 L4		1-0 F7	4	0	0	0	0	0	2											
Robin Ventura, L (1, 5) OBP: 0.349, SLG: 0.492	1-1 G4-3		2-2 G1-3				1-0 G3-1			3	0	0	0	0	0	1											
Todd Zeile, R (1, 3) OBP: 0.387, SLG: 0.551	1-1 FC6-4 1B		3-2 2B				1-3 K			3	0	2	1	0	1	0											
Jay Payton, R (1, 8) OBP: 0.273, SLG: 0.367	1-2 FC6-4		1-0 F2				0-0			3	0	1	0	0	0	2											
Matt Franco, L (1, 7) OBP: 0.351, SLG: 0.217			3-2 2B				4-2			2	0	1	0	0	0	0											
Joe McEwing, R (7, 7) OBP: 0.286, SLG: 0.462					0-1 G3		1-2 BB			0	0	0	0	1	0	0											
Al Leiter, L (1, 1) Dennis Cook, L (7, 1)	0-0		1-3 K				0-0			2	0	0	0	0	2	1											
Lenny Harris, L (7, PH) John Franco, L (8, 1) Armando Benitez, R (9, 1)	0-0						1-2 BB			1	0	0	0	0	0	0											
Inning Stats	R: 0 H: 0 E: 0 K: 1 S: 10	H: 0 LOB: 0 BB: 0 P: 14	R: 0 H: 1 E: 0 K: 0 S: 8	H: 1 LOB: 1 BB: 0 P: 11	R: 0 H: 1 E: 0 K: 2 S: 11	H: 1 LOB: 1 BB: 0 P: 18	R: 1 H: 2 E: 0 K: 0 S: 13	H: 2 LOB: 1 BB: 0 P: 24	R: 0 H: 1 E: 0 K: 1 S: 8	H: 1 LOB: 1 BB: 0 P: 10	R: 0 H: 0 E: 0 K: 0 S: 4	H: 0 LOB: 0 BB: 0 P: 6	R: 0 H: 1 E: 0 K: 1 S: 8	H: 1 LOB: 2 BB: 1 P: 14	R: 0 H: 0 E: 0 K: 2 S: 10	H: 0 LOB: 1 BB: 1 P: 19	R: 0 H: 1 E: 0 K: 3 S: 12	H: 1 LOB: 2 BB: 1 P: 23	1B: 3 2B: 3 3B: 0 HR: 0	SF: 0 SAC: 0 DP: 0 HBP: 0	WP: 0 PB: 0 SB: 1 CS: 0	PA: 31					
PITCHER	IP	WLS	BF	H	R	ER	SO	BB	IBB	HBP	BLK	WP	HR	S	P	ERA	WHIP										
Steve Trachsel, R (1, 1) ERA: 5.13	7.0	L	27	6	1	1	5	1	0	0	0	0	0	10	19	0.00	1.000										
Jim Mecir, R (8, 1) ERA: 3.32	1.0		4	0	0	0	2	1	0	0	0	0	0	10	19	0.00	1.000										



Batter	1	2	3	4	5	6	7	8	9	AB	R	H	RBI	BB	SO	LOB	TOP																						
Gerald Williams, R (1, 8) OBP: 0.319, SLG: 0.424			[REDACTED]				[REDACTED]				5	1	3	4	0	0	1	<p>Tampa Bay Devil Rays @ New York Mets</p> <p>Shea Stadium, Flushing, NY</p> <p>Sun Jun 04 2000, 1:10 PM EDT</p> <p>Att: 43,610 - Sunny - 71 F</p>																					
Russ Johnson, R (1, 5) OBP: 0.242, SLG: 0.234		[REDACTED]					[REDACTED]				6	1	2	2	0	1	3																						
Greg Vaughn, R Jim Mecir, S Bubba Trammell, R Doug Creek, L Cezayirli, L Tanyon Sturtze, R		[REDACTED]			[REDACTED]							4	0	1	1	0	0		2																				
Fred McGriff, L (1, 3) OBP: 0.343, SLG: 0.460		[REDACTED]			[REDACTED]						[REDACTED]		4	0	1	0	1		2																				
Steve Cox, L Rick White, R Randy Winn, S John Flaherty, R	[REDACTED]			[REDACTED]								[REDACTED]		3	1	0	0		0	2																			
Miguel Cairo, R Felix Martinez, S Eteban Yan, R	[REDACTED]			[REDACTED]									[REDACTED]		4	2	1		1	1	0	2																	
Jose Guillen, R Esteban Yan, R	[REDACTED]			[REDACTED]										[REDACTED]		3	2		0	0	1	0	1																
Inning Stats	R: 0 E: 0 K: 2 S: 10	H: 1 LOB: 1 BB: 0 P: 16	R: 3 E: 0 K: 0 S: 14	H: 2 LOB: 0 BB: 21 P: 23	R: 0 E: 0 K: 2 S: 8	H: 0 LOB: 0 BB: 0 P: 14	R: 0 E: 0 K: 0 S: 9	H: 0 LOB: 0 BB: 0 P: 17	R: 0 E: 0 K: 0 S: 6	H: 1 LOB: 1 BB: 0 P: 8	R: 5 E: 0 K: 1 S: 15	H: 3 LOB: 1 BB: 3 P: 34	R: 0 E: 0 K: 0 S: 4	H: 0 LOB: 0 BB: 0 P: 9	R: 5 E: 1 K: 0 S: 21	H: 4 LOB: 2 BB: 0 P: 33	R: 2 E: 0 K: 1 S: 11		H: 3 LOB: 1 BB: 0 P: 17	1B: 8 2B: 3 3B: 0 HR: 3	SF: 1 SAC: 1 DP: 0 HBP: 2	WP: 0 PB: 0 SB: 0 CS: 0	PA: 48																
PITCHER	IP	WLS	BF	H	R	ER	SO	BB	IBB	HBP	BLK	WP	HR	S	P	ERA	WHIP		PITCHER				IP	WLS	BF	H	R	ER	SO	BB	IBB	HBP	BLK	WP	HR	S	P	ERA	WHIP
Bobby Jones, R Pat Mahomes, R Rich Rodriguez, L Turk Wendell, R	(1, 1) (6, 1) (7, 1) (9, 1)	5.1 0.2 2.0 1.0	L 4 13 6	25 1 5 3	6 1 5 2	7 1 5 2	7 1 0 1	4 0 0 1	3 1 0 0	0 0 2 0	0 0 0 0	0 0 1 0	2 9 25 11	53 18 42 17	94 18 25 17	11.81 13.50 0.00 18.00	1.688 3.000 2.000 3.000						11.81	1.688					11.81	1.688									

livebaseballscorecards.com

AB 40  
R 15  
H 14  
RBI 15  
BB 4  
SO 6  
LOB 15

Batter	1	2	3	4	5	6	7	8	9	AB	R	H	RBI	BB	SO	LOB	BOTTOM																						
Joe McEwing, R 20 Kurt Abbott, R Edgardo Alfonzo, R Benny Agbayani, R 31 Mike Piazza, R Todd Pratt, R Robin Ventura, L Lenny Harris, L Todd Zeile, R Jay Payton, R Ryan McGuire, L Rich Rodriguez, L Turk Wendell, L Matt Franco, L Bobby Jones, R Pat Mahomes, R Melvin Mora, R				[REDACTED]				[REDACTED]			5	1	3	0	0	1	0	<p>Tampa Bay Devil Rays @ New York Mets</p> <p>Shea Stadium, Flushing, NY</p> <p>Sun Jun 04 2000, 1:10 PM EDT</p> <p>Att: 43,610 - Sunny - 71 F</p>																					
31 Mike Piazza, R Todd Pratt, R Robin Ventura, L Lenny Harris, L Todd Zeile, R Jay Payton, R Ryan McGuire, L Rich Rodriguez, L Turk Wendell, L Matt Franco, L Bobby Jones, R Pat Mahomes, R Melvin Mora, R				[REDACTED]				[REDACTED]			4	1	0	0	0	2	4																						
31 Mike Piazza, R Todd Pratt, R Robin Ventura, L Lenny Harris, L Todd Zeile, R Jay Payton, R Ryan McGuire, L Rich Rodriguez, L Turk Wendell, L Matt Franco, L Bobby Jones, R Pat Mahomes, R Melvin Mora, R				[REDACTED]								[REDACTED]		2	0	0	0		0	1																			
Jay Payton, R Ryan McGuire, L Rich Rodriguez, L Turk Wendell, L Matt Franco, L Bobby Jones, R Pat Mahomes, R Melvin Mora, R				[REDACTED]								[REDACTED]		1	1	1	2		1	0	0																		
Inning Stats	R: 0 E: 0 K: 0 S: 6	H: 1 LOB: 0 BB: 0 P: 8	R: 2 E: 0 K: 0 S: 6	H: 1 LOB: 2 BB: 2 P: 16	R: 1 E: 0 K: 1 S: 12	H: 1 LOB: 1 BB: 0 P: 19	R: 0 E: 0 K: 0 S: 13	H: 1 LOB: 1 BB: 0 P: 17	R: 1 E: 0 K: 2 S: 15	H: 1 LOB: 1 BB: 0 P: 19	R: 0 E: 0 K: 0 S: 4	H: 1 LOB: 0 BB: 0 P: 6	R: 0 E: 0 K: 1 S: 9	H: 0 LOB: 0 BB: 0 P: 12	R: 0 E: 0 K: 1 S: 13	H: 0 LOB: 1 BB: 1 P: 22	R: 1 E: 0 K: 0 S: 11		H: 3 LOB: 1 BB: 0 P: 13	1B: 5 2B: 3 3B: 1 HR: 1	SF: 1 SAC: 0 DP: 3 HBP: 2	WP: 0 PB: 0 SB: 0 CS: 0	PA: 38																
PITCHER	IP	WLS	BF	H	R	ER	SO	BB	IBB	HBP	BLK	WP	HR	S	P	ERA	WHIP		PITCHER				IP	WLS	BF	H	R	ER	SO	BB	IBB	HBP	BLK	WP	HR	S	P	ERA	WHIP
Esteban Yan, R Rick White, R Jim Mecir, R Doug Creek, L Tanyon Sturtze, R	(1, 1) (6, 1) (7, 1) (8, 1) (9, 1)	5.0 1.0 1.0 1.0 1.0	W 3 3 4 5	23 1 0 0 3	5 0 0 0 1	4 0 0 0 1	4 0 0 0 1	3 0 0 1 0	2 0 0 1 0	2 0 0 0 0	2 0 0 0 0	0 0 0 0 0	0 0 0 0 0	0 0 0 0 0	4 9 13 22 13	79 6 12 22 13	7.20 0.00 0.00 0.00 9.00		1.400 1.000 0.000 1.000 3.000					7.20	1.400					7.20	1.400								

livebaseballscorecards.com

AB 32  
R 5  
H 9  
RBI 5  
BB 3  
SO 5  
LOB 17

Batter	1	2	3	4	5	6	7	8	9	10	11	12	AB	R	H	RBI	BB	SO	LOB	TOP		
Randy Winn, S (1.7) OBP: 0.424, SLG: 0.357	4-2 CS BB		4-2 BB		3-1 G4-3			2-2 E5 1B		0-1 G5-3		4-1 WP 1B SH3-4 BB	3	2	1	0	3	0	1			
Gerald Williams, R (1.8) OBP: 0.317, SLG: 0.420	0-3 K		2-2 G6-3			1-3 K		0-1 CS 1B		2-1 F8		1-1 SH3-4	5	0	1	1	0	2	3			
Jose Guillen, R (1.9) OBP: 0.253, SLG: 0.294 Roberto Hernandez, R (8.1) OBP: 0.145, SLG: 0.199 Russ Johnson, R (10.0) Mark Guthrie, L (10.1) Mike DiFelice, R (12.2) OBP: 0.308, SLG: 0.305	0-1 F8				0-2 G6-3			3-1 E6 1B		3-2 F9		3-1 G6-3	4	0	0	0	0	0	2			
Fred McGriff, L (1.3) OBP: 0.347, SLG: 0.459		3-1 G3-1		3-0 BB 1B		1-0 F8		1-1 1B				3-3 K	5	2	2	0	1	1	0			
Vinny Castilla, R (1.5) OBP: 0.261, SLG: 0.327		1-1 G5-3		4-1 BB				0-0 L4				1-2 G5-3	5	0	1	2	1	1	3			
John Fleaherty, R (1.2) OBP: 0.306, SLG: 0.371 Rick White, R (12.1)		1-1 L8		1-1 G4-3-6-3-4				1-2 G1-3				2-0 2B 1B	6	0	1	0	0	0	2			
Miguel Cairo, R (1.4) OBP: 0.323, SLG: 0.337			4-1 S BB		3-1 F9			0-1 G6-3		2-3 K		0-1 2B	4	0	1	0	1	1	0			
Felix Martinez, S (1.6) OBP: 0.389, SLG: 0.406 Steve Cox, L (8. PH) OBP: 0.413, SLG: 0.500 Ozzie Guillen, L (8. PR) OBP: 0.355, SLG: 0.448			1-3 K		4-0 WP G4-3 BB			0-0 E 2B		1-2 WP 1B		4-0 BB	1	0	0	0	1	1	1			
Cory Lidle, R (1.1) OBP: 0.329, SLG: 0.500			1-3 K		2-2 G4-3			0-2 F7		3-3 K		2-3 K	2	0	0	0	0	1	2			
Bubba Trammell, R (8. PH) OBP: 0.329, SLG: 0.500					1-2 K								3	0	0	0	0	2	5			
Inning Stats	R: 0 E: 0 K: 1 S: 7	H: 0 LOB: 0 BB: 11	R: 0 E: 0 K: 0 S: 6	H: 0 LOB: 0 BB: 11	R: 0 E: 0 K: 2 S: 13	H: 0 LOB: 2 BB: 2	R: 0 E: 0 K: 0 S: 7	H: 1 LOB: 0 BB: 1	R: 0 E: 0 K: 1 S: 6	H: 0 LOB: 0 BB: 8	R: 0 E: 0 K: 2 S: 7	H: 0 LOB: 0 BB: 23	R: 0 E: 0 K: 0 S: 9	H: 0 LOB: 0 BB: 14	R: 0 E: 0 K: 2 S: 15	H: 2 LOB: 3 BB: 27	R: 2 E: 0 K: 0 S: 8	H: 1 LOB: 1 BB: 25	1B: 7 2B: 2 3B: 0 HR: 0	SF: 0 SAC: 1 DP: 1 HBP: 0	WP: 3 PB: 0 CS: 1 S: 2	PA: 51
PITCHER	IP WLS BF H R ER SO BB IBB HBP BLK WP HR S P ERA WHIP																					
Andy Ashby, R (1.1) ERA: 5.66	7.2 30 4 3 2 4 0 0 0 0 0 0 2 3 ∞ ∞																					
Mark Holzemer, L (8.1) ERA: 3.31	0.0 1 1 0 0 0 0 0 0 0 0 0 0 2 3 ∞ ∞																					
Wayne Gomes, R (8.1) ERA: 3.31	0.1 1 0 0 0 1 0 0 0 0 0 0 0 3 4 0.00 0.000																					
Chris Brock, R (9.1) ERA: 3.91	2.0 7 1 0 0 2 0 0 0 0 0 1 0 22 36 0.00 0.500																					
Jason Boyd, R (11.1) ERA: 4.41	2.0 L 12 3 2 2 2 2 1 0 0 1 0 24 52 9.00 2.500																					

Tampa Bay Devil Rays @ Philadelphia Phillies  
Veterans Stadium, Philadelphia, PA  
Mon Jun 05 2000, 7:35 PM EDT  
Att: 13,237 - Cloudy - 64 F

AB	42
R	5
H	9
RBI	3
BB	8
SO	9
LOB	20



Batter	1	2	3	4	5	6	7	8	9	10	11	12	AB	R	H	RBI	BB	SO	LOB	BOTTOM						
Doug Glanville, R (1.8) OBP: 0.321, SLG: 0.377	1-0 E 1B		4-1 23 WP S BB		0-2 E6 1B HR			0-1 G4-3		3-3 K		1-3 K	5	1	1	0	1	2	0							
Ron Gant, R (1.7) OBP: 0.300, SLG: 0.415	3-2 E5		0-3 K		0-1 HR 1B			1-2 FC4 2B		2-2 F2		4-1 CS BB	5	1	2	0	1	1	2							
Bobby Abreu, L (1.9) OBP: 0.403, SLG: 0.528	3-2 G1-6-3		4-1 23 WP BB		0-0 HR			4-0 FC4 IBB		4-2 23 S BB		3-3 K	3	1	1	3	3	1	3							
23 Kevin Jordan, R (1.5) OBP: 0.285, SLG: 0.338	1-0 G5-3		1-3 K		1-0 G4-3			1-3 K		4-2 1-2 BB		2-1 G5-3	5	0	0	0	1	2	5							
Pat Burrell, R (1.3) OBP: 0.306, SLG: 0.488		0-0 F8		0-3 K		2-3 K		2-2 FC4		3-3 K		1-3 K	6	0	0	0	0	4	4							
Mickey Morandini, L (1.4) OBP: 0.303, SLG: 0.288		1-1 G1-3		1-3 K		1-1 G6-3 1B		4-2 SH3-4 BB		3-3 K		1-2 L9	5	0	1	0	1	2	0							
Tom Prince, R (1.2) OBP: 0.240, SLG: 0.143 Mike Lieberthal, R (10. PH) OBP: 0.344, SLG: 0.471		4-2 BB		2-2 G5-3		0-1 G6-3		0-0 SH3-4		4-2 BB			2	0	0	0	1	0	1							
Desi Relaford, S (1.6) OBP: 0.411, SLG: 0.400		2-2 F8				1-1 G3		4-0 IBB		2-1 G6-3		0-1 F8	4	0	0	0	1	0	3							
Andy Ashby, R (1.1) ERA: 5.66 Mark Holzemer, L (8.1) Wayne Gomes, R (8.1) Rob Dugans, L (8. PH) Chris Brock, R (9.1) Alex Avila, R (10. PH) Jason Boyd, R (11.1)		2-1 G1-3		2-3 K		0-2 G1-3		1-3 K		2-3 K			3	0	0	0	0	1	2							
Inning Stats	R: 0 E: 1 K: 0 S: 8	H: 1 LOB: 1 BB: 16	R: 0 E: 0 K: 0 S: 9	H: 0 LOB: 1 BB: 16	R: 0 E: 0 K: 2 S: 10	H: 0 LOB: 2 BB: 21	R: 0 E: 0 K: 2 S: 11	H: 0 LOB: 0 BB: 14	R: 3 E: 1 K: 1 S: 12	H: 2 LOB: 0 BB: 16	R: 0 E: 0 K: 1 S: 10	H: 1 LOB: 2 BB: 17	R: 0 E: 0 K: 1 S: 12	H: 1 LOB: 2 BB: 20	R: 0 E: 0 K: 1 S: 8	H: 0 LOB: 1 BB: 15	R: 0 E: 0 K: 2 S: 15	H: 0 LOB: 2 BB: 31	R: 0 E: 0 K: 2 S: 10	H: 0 LOB: 1 BB: 19	R: 0 E: 0 K: 1 S: 7	H: 0 LOB: 0 BB: 15	1B: 3 2B: 2 3B: 0 HR: 1	SF: 0 SAC: 1 DP: 2 HBP: 0	WP: 1 PB: 0 CS: 2 S: 1	PA: 51
PITCHER	IP WLS BF H R ER SO BB IBB HBP BLK WP HR S P ERA WHIP																									
Cory Lidle, R (1.1) ERA: 2.9	7.0 32 5 3 0 7 3 2 0 0 0 1 1 72 120 0.00 1.143																									
Roberto Hernandez, R (8.1) ERA: 5.02	2.0 9 0 0 0 3 3 0 0 0 0 0 0 23 46 0.00 1.500																									
Mark Guthrie, L (10.1) ERA: 3.77	2.0 W 7 0 0 0 4 2 0 0 0 0 0 0 17 34 0.00 1.000																									
Rick White, R (12.1) ERA: 3.74	1.0 S 3 0 0 0 1 0 0 0 0 0 0 0 8 12 0.00 0.000																									

Tampa Bay Devil Rays @ Philadelphia Phillies  
Veterans Stadium, Philadelphia, PA  
Mon Jun 05 2000, 7:35 PM EDT  
Att: 13,237 - Cloudy - 64 F

AB	40
R	3
H	5
RBI	3
BB	10
SO	15
LOB	22




Batter	1	2	3	4	5	6	7	8	9	10	AB	R	H	RBI	BB	SO	LOB	TOP					
Randy Winn, S OBP: 0.421, SLG: 0.375 (1, 7)	4-2 1B BB	2-3 K		0-0 P4		2-0 2B			0-3 K		4	1	1	0	1	2	4	<b>Tampa Bay Devil Rays @ Philadelphia Phillies</b> <b>Veterans Stadium, Philadelphia, PA</b> Tue Jun 06 2000, 7:35 PM EDT Att: 13,415 - Overcast - 58 F  <b>AB 36</b> <b>R 5</b> <b>H 9</b> <b>RBI 5</b> <b>BB 8</b> <b>SO 9</b> <b>LOB 25</b>					
Gerald Williams, R OBP: 0.319, SLG: 0.417 (1, 8)	0-0 1B SF8	2-2 F9		4-2 1-2 2-3 BB		0-0 G4-3			0-2 G6-3		4	1	1	0	1	0	3						
Jose Guillen, R OBP: 0.349, SLG: 0.400 (1, 9)	0-0 1B		0-0 FC4-6 1B	2-3 K			2-1 F7			4-2 BB 2B	4	1	2	1	1	1	3						
Fred McGriff, L OBP: 0.344, SLG: 0.450 (1, 3)	1-0 F7		2-1 FC4-6 1-2f		4-2 G5-4-3 BB		1-3 K			1-3 K	4	0	0	0	1	2	4						
Vinny Castilla, R OBP: 0.259, SLG: 0.322 Jim Mceir, S Roberto Hernandez, R Steve Cox, L Rick White, R (1, 5) (7, 1) (9, 1) (10, PH) (10, 1)	1-2 SF8		0-0 F9		0-1 G5-4-3 1-2f		2-1 G5-3			4-2 1-2 2B BB	3	0	0	1	0	0	2						
Mike DiFelice, R OBP: 0.329, SLG: 0.386 (1, 2)	0-3 K		0-0 F7		1-3 K			2-2 F7		3-2 1-H 2-H 2B	5	0	1	2	0	2	2						
Miguel Cairo, R OBP: 0.325, SLG: 0.344 (1, 4)		0-0 2B		1-0 FC3-5 1B		2-2 P3		1-0 P4		1-2 F9	5	0	2	0	0	0	1						
Felix Martinez, S OBP: 0.439, SLG: 0.441 (1, 6)		4-2 BB		4-1 BB FC3-5 1-2 BB		3-2 2B		0-2 L7		4-0 BB	2	1	1	0	3	0	0						
Bryan Rekar, R OBP: 0.333, SLG: 0.667 Russ Johnson, R OBP: 0.232, SLG: 0.224 (1, 1) (7, 5)		1-3 K		1-1 FC3-5 1-2 2-3f		1-2 2B			1-1 G6-3	1-3 K	3	0	1	1	0	1	4						
Inning Stats	R: 2 E: 0 K: 1 S: 13	H: 2 LOB: 1 BB: 1 P: 19	R: 0 E: 0 K: 2 S: 13	H: 1 LOB: 2 BB: 1 P: 22	R: 0 E: 0 K: 1 S: 5	H: 1 LOB: 3 BB: 2 P: 7	R: 0 E: 0 K: 1 S: 10	H: 0 LOB: 0 BB: 1 P: 15	R: 1 E: 0 K: 0 S: 13	H: 3 LOB: 1 BB: 0 P: 21	R: 0 E: 0 K: 1 S: 7	H: 0 LOB: 0 BB: 0 P: 12	R: 0 E: 0 K: 0 S: 8	H: 0 LOB: 0 BB: 0 P: 11	R: 0 E: 0 K: 1 S: 8	H: 0 LOB: 0 BB: 0 P: 9	R: 2 E: 0 K: 2 S: 18		H: 1 LOB: 2 BB: 3 P: 36	1B: 4 2B: 5 3B: 0 HR: 0	SF: 1 SAC: 0 DP: 1 HBP: 0	WP: 0 PB: 0 SB: 0 CS: 0	PA: 45
PITCHER	IP	WLS	BF	H	R	ER	SO	BB	IBB	HBP	BLK	WP	HR	S	P	ERA	WHIP						
Cliff Politte, R ERA: 3.86 Wayne Gomes, R ERA: 3.12 Jeff Brantley, R ERA: 5.4	(1, 1) 7.0		32	8	3	3	6	5	0	0	0	0	0	0	72	119	3.86	1.857					
	(8, 1) 2.0		6	0	0	0	1	0	0	0	0	0	0	0	16	20	0.00	0.000					
	(10, 1) 1.0	L	7	1	2	2	2	3	0	0	0	0	0	0	18	36	18.00	4.000					

Batter	1	2	3	4	5	6	7	8	9	10	AB	R	H	RBI	BB	SO	LOB	BOTTOM					
Kevin Seifak, R OBP: 0.339, SLG: 0.392 (1, 8)	0-1 G3		0-2 1B 3B		0-0 F8		2-2 1B		0-0 S 1B		5	1	3	1	0	0	0	<b>Tampa Bay Devil Rays @ Philadelphia Phillies</b> <b>Veterans Stadium, Philadelphia, PA</b> Tue Jun 06 2000, 7:35 PM EDT Att: 13,415 - Overcast - 58 F  <b>AB 37</b> <b>R 3</b> <b>H 8</b> <b>RBI 3</b> <b>BB 4</b> <b>SO 10</b> <b>LOB 14</b>					
Mickey Morandini, L OBP: 0.317, SLG: 0.286 (1, 4)	2-2 G6-3		0-1 E S 1B		3-3 K		2-2 L7		1-3 K		5	0	1	1	0	2	3						
Bobby Abreu, L OBP: 0.408, SLG: 0.525 (1, 9)	1-2 L9		3-2 1B BB		4-1 1B BB		3-2 BB 1B		1-3 K		3	0	1	0	2	1	0						
Mike Lieberthal, R OBP: 0.346, SLG: 0.472 (1, 2)		3-2 2B	0-1 P4		0-3 K		4-2 G6-4-3 BB		0-2 G5-3		4	0	1	0	1	1	3						
Rob Ducey, L OBP: 0.358, SLG: 0.474 (1, 7)		3-1 P5		1-0 G3-1		3-1 1B		0-3 K		1-3 K	5	0	1	0	0	2	3						
Pat Burrell, R OBP: 0.283, SLG: 0.447 (1, 3)		2-3 K		0-3 K		2-1 F9		1-1 G6-4-3		1-2f	4	0	0	0	0	2	4						
23 Kevin Jordan, R OBP: 0.284, SLG: 0.356 (1, 5)		2-3 K		1-1 HR			2-3 K		0-0 G6-3		4	1	1	1	0	2	1						
Alex Arias, R OBP: 0.206, SLG: 0.190 (1, 6)			2-1 F9		1-0 F7		1-1 F8		3-1 G5-3		4	0	0	0	0	0	0						
Cliff Politte, R Ron Gant, R Wayne Gomes, R Doug Glanville, R Jeff Brantley, R (1, 1) (7, PH) (8, 1) (9, PH) (10, 1)			1-1 F9		2-1 F8		4-1 1B BB		1-2 E4 1B		2	0	0	0	0	0	0						
Inning Stats	R: 0 E: 0 K: 0 S: 9	H: 0 LOB: 0 BB: 0 P: 12	R: 0 E: 0 K: 2 S: 14	H: 1 LOB: 1 BB: 0 P: 24	R: 1 E: 0 K: 0 S: 14	H: 2 LOB: 2 BB: 1 P: 21	R: 1 E: 0 K: 1 S: 8	H: 1 LOB: 0 BB: 0 P: 11	R: 0 E: 0 K: 1 S: 6	H: 1 LOB: 0 BB: 0 P: 11	R: 0 E: 0 K: 1 S: 8	H: 1 LOB: 2 BB: 1 P: 17	R: 0 E: 0 K: 1 S: 10	H: 1 LOB: 1 BB: 0 P: 18	R: 1 E: 1 K: 1 S: 12	H: 1 LOB: 1 BB: 0 P: 17	R: 0 E: 0 K: 2 S: 9		H: 0 LOB: 0 BB: 0 P: 11	1B: 5 2B: 1 3B: 1 HR: 1	SF: 0 SAC: 0 DP: 1 HBP: 0	WP: 0 PB: 0 SB: 2 CS: 0	PA: 41
PITCHER	IP	WLS	BF	H	R	ER	SO	BB	IBB	HBP	BLK	WP	HR	S	P	ERA	WHIP						
Bryan Rekar, R ERA: 4.46 Jim Mceir, R ERA: 3.95 Roberto Hernandez, R ERA: 4.89 Rick White, R ERA: 3.66	(1, 1) 6.2		28	6	2	2	6	3	0	0	0	0	0	0	14	24	0.00	1.500					
	(7, 1) 1.1	H	5	1	0	0	1	1	0	0	0	0	0	0	12	17	0.00	1.000					
	(10, 1) 1.0	S	3	0	0	0	2	0	0	0	0	0	0	9	11	0.00	0.000						

Batter	1	2	3	4	5	6	7	8	9	AB	R	H	RBI	BB	SO	LOB											
Randy Winn, S OBP: 0.419, SLG: 0.361 (1, 7)	F9 ①		K ②						K ②	4	1	1	1	1	2	0											
Gerald Williams, R OBP: 0.320, SLG: 0.415 (1, 8)	F8 ②		G3 ③						1B ③	4	1	1	0	1	0	1											
Jose Guillen, R OBP: 0.364, SLG: 0.475 (1, 9)	3B ③								K ③	5	0	3	3	0	1	1											
Fred McGriff, L OBP: 0.343, SLG: 0.444 (1, 3)	F5 ③									3	0	0	0	1	0	2											
Vinny Castilla, R OBP: 0.260, SLG: 0.322 (1, 5)										3	0	1	0	1	0	2											
Mike DiFelice, R OBP: 0.325, SLG: 0.392 (1, 2)										4	0	1	0	0	1	2											
Russ Johnson, R OBP: 0.233, SLG: 0.214 (1, 4)										3	1	0	0	1	0	2											
Felix Martinez, S OBP: 0.422, SLG: 0.421 (1, 6)										4	1	1	0	0	2	2											
Albie Lopez, R (1, 1)										1	0	0	0	0	1	0											
Miguel Cairo, R OBP: 0.324, SLG: 0.342 (7, PH)										1	0	0	0	0	0	0											
Mark Guthrie, R (7, 1)										0	0	0	0	0	0	0											
Steve Cox, L OBP: 0.415, SLG: 0.491 (9, PH)										1	0	0	0	0	0	0											
Inning Stats	R: 0 E: 0 K: 0 S: 13	H: 1 LOB: 1 BB: 0 P: 20	R: 0 E: 0 K: 1 S: 10	H: 1 LOB: 1 BB: 0 P: 17	R: 0 E: 0 K: 2 S: 8	H: 0 LOB: 0 BB: 0 P: 11	R: 0 E: 0 K: 0 S: 5	H: 0 LOB: 1 BB: 1 P: 10	R: 3 E: 0 K: 0 S: 14	H: 3 LOB: 1 BB: 2 P: 27	R: 0 E: 0 K: 1 S: 9	H: 1 LOB: 1 BB: 0 P: 14	R: 1 E: 0 K: 0 S: 14	H: 1 LOB: 2 BB: 2 P: 25	R: 0 E: 0 K: 1 S: 9	H: 0 LOB: 0 BB: 0 P: 15	R: 0 E: 0 K: 2 S: 9	H: 1 LOB: 1 BB: 0 P: 13	1B: 4 2B: 2 3B: 2 HR: 0	SF: 0 SAC: 1 DP: 0 HBP: 0	WP: 1 PB: 0 SB: 1 CS: 1	PA: 39					
PITCHER	IP	WLS	BF	H	R	ER	SO	BB	IBB	HBP	BLK	WP	HR	S	P	ERA	WHIP										
Robert Person, R ERA: 3.39 (1, 1)	6.2		31	7	4	4	4	5	0	0	0	1	0	72	123	5.40	1.800										
Chris Brock, R ERA: 3.8 (7, 1)	1.1	W	4	0	0	0	1	0	0	0	0	0	0	10	16	0.00	0.000										
Jeff Brantley, R ERA: 5.06 (9, 1)	1.0	S	4	1	0	0	2	0	0	0	0	0	0	9	13	0.00	1.000										

Tampa Bay Devil Rays @ Philadelphia Phillies  
Veterans Stadium, Philadelphia, PA  
Wed Jun 07 2000, 7:35 PM EDT  
Att: 20,514 - Sunny - 75 F


AB 33  
R 4  
H 8  
RBI 4  
BB 5  
SO 7  
LOB 12



Batter	1	2	3	4	5	6	7	8	9	AB	R	H	RBI	BB	SO	LOB											
Doug Glanville, R OBP: 0.314, SLG: 0.368 (1, 8)	L6 ①		G4-3 ①							4	1	0	0	0	0	2											
Ron Gant, R OBP: 0.307, SLG: 0.437 (1, 7)	K ②		G1-3 ②							4	2	2	2	0	1	0											
Bobby Abreu, L OBP: 0.409, SLG: 0.522 (1, 9)	1B ③		G4-3 ③							3	1	1	0	1	0	0											
Mike Lieberthal, R OBP: 0.344, SLG: 0.465 (1, 2)	G4-3 ③									3	0	0	0	1	1	1											
Pat Burrell, R OBP: 0.316, SLG: 0.490 (1, 3)										4	1	3	2	0	0	0											
23 Kevin Jordan, R OBP: 0.283, SLG: 0.353 (1, 5)										4	0	1	0	0	0	2											
Mickey Morandini, L OBP: 0.310, SLG: 0.279 (1, 4)										4	0	0	0	0	3	2											
Desi Relaford, S OBP: 0.408, SLG: 0.403 (1, 6)										4	0	1	1	0	0	0											
Robert Person, R OBP: 0.143, SLG: 0.222 (1, 1)										3	0	2	0	0	1	1											
Chris Brock, R OBP: 0.222, SLG: 0.667 (7, 1)										0	0	0	0	0	0	0											
Jeff Brantley, R ERA: 3.82 (9, 1)										0	0	0	0	0	0	0											
Inning Stats	R: 0 E: 0 K: 1 S: 6	H: 1 LOB: 1 BB: 0 P: 9	R: 1 E: 0 K: 1 S: 8	H: 2 LOB: 1 BB: 0 P: 10	R: 0 E: 0 K: 0 S: 6	H: 0 LOB: 0 BB: 0 P: 8	R: 0 E: 0 K: 2 S: 10	H: 1 LOB: 1 BB: 0 P: 15	R: 3 E: 0 K: 0 S: 19	H: 4 LOB: 2 BB: 2 P: 34	R: 0 E: 0 K: 1 S: 9	H: 1 LOB: 1 BB: 0 P: 12	R: 1 E: 0 K: 0 S: 10	H: 1 LOB: 0 BB: 0 P: 17	R: 0 E: 0 K: 1 S: 7	H: 0 LOB: 0 BB: 0 P: 10	1B: 5 2B: 4 3B: 0 HR: 1	SF: 0 SAC: 0 DP: 0 HBP: 0	WP: 0 PB: 0 SB: 0 CS: 0	PA: 35							
PITCHER	IP	WLS	BF	H	R	ER	SO	BB	IBB	HBP	BLK	WP	HR	S	P	ERA	WHIP										
Albie Lopez, R ERA: 5.15 (1, 1)	6.0		28	9	4	4	5	2	0	0	0	0	1	17	27	6.00	1.833										
Mark Guthrie, L ERA: 3.82 (7, 1)	2.0	L	7	1	1	1	1	0	0	0	0	0	1	17	27	4.50	0.500										

Tampa Bay Devil Rays @ Philadelphia Phillies  
Veterans Stadium, Philadelphia, PA  
Wed Jun 07 2000, 7:35 PM EDT  
Att: 20,514 - Sunny - 75 F

AB 33  
R 5  
H 10  
RBI 5  
BB 2  
SO 6  
LOB 8









Batter	1	2	3	4	5	6	7	8	9	AB	R	H	RBI	BB	SO	LOB	TOP										
Luis Castillo, S OBP: 0.473, SLG: 0.452	G4-3		CS 1B		WP 1B		1B BB		K	4	0	2	0	1	1	1	<b>Florida Marlins @ Tampa Bay Devil Rays</b> Tropicana Field, St. Petersburg, FL Sun Jun 11 2000, 1:15 PM EDT Att: 20,647 - Dome - 72 F										
Mark Kotsay, L OBP: 0.307, SLG: 0.428	G5-3		CS	G4-3 HR 1B	G6-3		F7		1B 2B	5	2	2	1	0	0	2											
Cliff Floyd, L Preston Wilson, R OBP: 0.337, SLG: 0.546 OBP: 0.337, SLG: 0.481	P6			F9		FC4-6 1B	1B		1B 1B	5	0	3	1	0	0	1											
Mark Smith, R OBP: 0.409, SLG: 0.371		G6-3		G4-3		FC4-6 G5-3 E 1B	F8		1B	5	1	1	0	0	0	4											
Mike Lowell, R OBP: 0.302, SLG: 0.473		1B 2B		HR BB		FC 1B G5-3		K	K	4	1	1	0	1	2	3											
Derrek Lee, R OBP: 0.360, SLG: 0.480		1B		HR		G5-3		K		4	1	2	3	0	1	2											
Andy Fox, L OBP: 0.245, SLG: 0.289	G4-3			HR				F6		4	0	1	1	0	1	1											
Dave Berg, R OBP: 0.326, SLG: 0.313			G1-3		K		K		FC5-4 1B	4	0	1	0	0	2	2											
Mike Redmond, R Kevin Millar, R Alex Gonzalez, R OBP: 0.340, SLG: 0.327 OBP: 0.370, SLG: 0.481 OBP: 0.204, SLG: 0.216	G4-3		G4-3		G6-3		G4-3		FC5-4 2B	3	0	0	0	0	0	0											
<b>Inning Stats</b>	R: 0 E: 0 K: 0 S: 4	H: 0 LOB: 0 BB: 0 P: 6	R: 0 E: 0 K: 0 S: 9	H: 2 LOB: 1 BB: 0 P: 13	R: 0 E: 0 K: 0 S: 10	H: 1 LOB: 0 BB: 0 P: 14	R: 3 E: 0 K: 1 S: 12	H: 2 LOB: 0 BB: 1 P: 19	R: 0 E: 0 K: 1 S: 9	H: 1 LOB: 1 BB: 0 P: 13	R: 1 E: 1 K: 1 S: 12	H: 2 LOB: 2 BB: 0 P: 17	R: 0 E: 0 K: 0 S: 9	H: 1 LOB: 2 BB: 1 P: 16	R: 0 E: 0 K: 2 S: 7	H: 0 LOB: 0 BB: 0 P: 11		R: 2 E: 0 K: 2 S: 21	H: 4 LOB: 2 BB: 0 P: 30	1B: 10 2B: 2 3B: 0 HR: 1	SF: 0 SAC: 0 DP: 0 HBP: 0	WP: 1 PB: 0 SB: 0 CS: 1	PA: 42				
<b>PITCHER</b>	IP	WLS	BF	H	R	ER	SO	BB	IBB	HBP	BLK	WP	HR	S	P	ERA	WHIP										
Cory Lidle, R ERA: 3.25	(1, 1)	5.0	20	6	3	3	2	1	0	0	0	1	1	44	65	5.40	1.400										
Rick White, R ERA: 3.56	(6, 1)	1.1	B	8	2	1	0	1	0	0	0	0	0	16	25	0.00	2.250										
Mark Guthrie, L ERA: 3.78	(7, 1)	0.1		2	1	0	0	0	0	0	0	0	0	3	4	0.00	3.000										
Jim Mecir, R ERA: 2.52	(7, 1)	1.1	W	4	0	0	0	2	0	0	0	0	0	9	15	0.00	0.000										
Roberto Hernandez, R ERA: 5.12	(9, 1)	1.0	S	7	4	2	2	2	0	0	0	0	0	21	30	18.00	4.000										

Batter	1	2	3	4	5	6	7	8	9	AB	R	H	RBI	BB	SO	LOB	BOTTOM										
Gerald Williams, R OBP: 0.315, SLG: 0.408	F8	F7		P5		F8		WP 1B 1B		5	1	1	0	0	0	2	<b>Florida Marlins @ Tampa Bay Devil Rays</b> Tropicana Field, St. Petersburg, FL Sun Jun 11 2000, 1:15 PM EDT Att: 20,647 - Dome - 72 F										
Jose Guillen, R OBP: 0.356, SLG: 0.440	1B BB		G6-3	P5		HBP		WP 1B 1B		3	0	1	0	1	0	1											
Greg Vaughn, R OBP: 0.390, SLG: 0.558	F8		2B BB	FC5-4 1H 2B		K		K		4	1	1	1	1	2	4											
Fred McGriff, L OBP: 0.355, SLG: 0.444			1B 1B 2B	FC5-4 BB		G1-3		1B		4	1	3	2	1	0	1											
Vinny Castilla, R OBP: 0.258, SLG: 0.324	F8		1B	FC5-4		HR 1B		G5-3		5	1	2	0	0	0	5											
Bubba Trammell, R Randy Winn, S OBP: 0.345, SLG: 0.538 OBP: 0.396, SLG: 0.325	P4			1B		S BB		HR		3	1	2	3	1	0	0											
Mike DiFelice, R OBP: 0.321, SLG: 0.410	SF8 3B		K			G5-3		G5-3		4	1	1	0	0	1	3											
Russ Johnson, R OBP: 0.221, SLG: 0.205	SF8		G6-3			K		K		3	0	0	1	0	2	3											
Felix Martinez, S OBP: 0.429, SLG: 0.479				2B 1B		F7		G6-3		4	1	2	0	0	0	1											
<b>Inning Stats</b>	R: 0 E: 0 K: 0 S: 8	H: 1 LOB: 2 BB: 1 P: 16	R: 1 E: 0 K: 0 S: 10	H: 2 LOB: 1 BB: 0 P: 16	R: 2 E: 0 K: 1 S: 18	H: 3 LOB: 2 BB: 1 P: 30	R: 1 E: 0 K: 0 S: 14	H: 2 LOB: 1 BB: 1 P: 23	R: 0 E: 0 K: 1 S: 10	H: 0 LOB: 0 BB: 0 P: 16	R: 2 E: 0 K: 1 S: 13	H: 2 LOB: 0 BB: 0 P: 22	R: 1 E: 0 K: 1 S: 14	H: 3 LOB: 1 BB: 0 P: 23	1B: 9 2B: 2 3B: 1 HR: 1	SF: 1 SAC: 0 DP: 0 HBP: 1		WP: 1 PB: 0 SB: 1 CS: 0	PA: 41								
<b>PITCHER</b>	IP	WLS	BF	H	R	ER	SO	BB	IBB	HBP	BLK	WP	HR	S	P	ERA	WHIP										
Jesus Sanchez, L ERA: 6.22	(1, 1)	3.2	22	8	4	4	1	3	0	0	0	0	0	17	32	9.82	3.000										
Joe Strong, R ERA: 3.56	(4, 1)	2.0	8	0	0	0	2	1	0	1	0	0	0	17	32	0.00	0.500										
Vic Darensbourg, L ERA: 3.18	(6, 1)	0.1		1	0	0	0	0	0	0	0	0	0	3	4	0.00	0.000										
Ricky Bones, R ERA: 2.04	(7, 1)	1.0	L	7	4	3	3	1	0	0	0	0	1	20	34	27.00	4.000										
Ron Mahay, L ERA: 7.04	(8, 1)	1.0		3	1	0	0	1	0	0	0	1	0	7	11	0.00	1.000										

AB	39
R	6
H	13
RBI	6
BB	2
SO	7
LOB	17



AB	35
R	7
H	13
RBI	7
BB	4
SO	5
LOB	20



Batter	1	2	3	4	5	6	7	8	9	AB	R	H	RBI	BB	SO	LOB	TOP										
Darin Erstad, L (1, 10) OBP: 0.442, SLG: 0.579	P5	G4-3		G5-3			FC5-4 1B		FC1-2 G6-4-3	5	0	1	0	0	0	3	Anaheim Angels @ Tampa Bay Devil Rays Tropicana Field, St. Petersburg, FL Tue Jun 13 2000, 7:15 PM EDT Att: 13,483 - Dome - 72 F  livebaseballscorecards.com										
Orlando Palmeiro, L (1, 7) OBP: 0.453, SLG: 0.415 Scott Spiezio, S (9, PH) OBP: 0.353, SLG: 0.420 Edgard Clemente, R (9, 7) OBP: 0.191, SLG: 0.196	E4 1B		HR		G6-3		FC5-4 1-2		G6-4-3 1-3 2-H	4	1	1	0	0	0	1											
Mo Vaughn, L (1, 3) OBP: 0.373, SLG: 0.581	L8			HR	G4-3		F7			4	1	1	2	0	0	2											
Tim Salmon, R (1, 9) OBP: 0.407, SLG: 0.544				K	F7				K	4	0	1	0	0	2	1											
16 Garret Anderson, L (1, 8) OBP: 0.269, SLG: 0.486	G6-3			F9					G4-3	4	0	0	0	0	0	2											
Troy Glaus, R (1, 5) OBP: 0.443, SLG: 0.661		F9		K					K	4	1	1	0	0	2	0											
Bengie Molina, R (1, 2) OBP: 0.353, SLG: 0.443				G5-3					F8	4	1	1	1	0	0	1											
Adam Kennedy, L (1, 4) OBP: 0.331, SLG: 0.413					G5-3				WP E FC1-2 1B	3	1	3	1	1	0	0											
Benji Gil, R (1, 6) OBP: 0.276, SLG: 0.306				G5-3					E9 FC1-2 WP	4	0	1	1	0	1	3											
<b>Inning Stats</b>	R: 0 E: 1 K: 0 S: 10	H: 1 LOB: 2 BB: 0 P: 12	R: 2 E: 0 K: 0 S: 8	H: 3 LOB: 0 BB: 0 P: 15	R: 2 E: 0 K: 2 S: 16	H: 2 LOB: 0 BB: 0 P: 22	R: 0 E: 0 K: 0 S: 8	H: 0 LOB: 1 BB: 1 P: 17	R: 0 E: 0 K: 0 S: 7	H: 0 LOB: 0 BB: 0 P: 15	R: 1 E: 0 K: 1 S: 11	H: 2 LOB: 1 BB: 0 P: 15	R: 0 E: 0 K: 1 S: 9	H: 1 LOB: 0 BB: 0 P: 14	R: 0 E: 0 K: 1 S: 12	H: 0 LOB: 0 BB: 0 P: 17	R: 0 E: 1 K: 0 S: 10	H: 1 LOB: 1 BB: 0 P: 14	1B: 6 2B: 1 3B: 1 HR: 2	SF: 0 SAC: 0 DP: 1 HBP: 0	WP: 1 PB: 1 CS: 0	PA: 38					
<b>PITCHER</b>	IP	WLS	BF	H	R	ER	SO	BB	IBB	HBP	BLK	WP	HR	S	P	ERA	WHIP										
Bryan Rekar, R (1, 1) ERA: 4.66	6.0	L	28	9	5	4	3	1	0	0	0	0	2	62	99	6.00	1.667										
Doug Creek, L (7, 1) ERA: 3.24	0.2		2	0	0	0	0	0	0	0	0	0	0	4	6	0.00	0.000										
Rick White, R (7, 1) ERA: 3.47	1.1		4	0	0	0	2	0	0	0	0	0	0	15	22	0.00	0.000										
Mark Guthrie, L (9, 1) ERA: 3.67	1.0		4	1	0	0	0	0	0	0	0	1	0	10	14	0.00	1.000										

Batter	1	2	3	4	5	6	7	8	9	AB	R	H	RBI	BB	SO	LOB	BOTTOM										
Randy Winn, S (1, 8) OBP: 0.423, SLG: 0.333							G5-3			2	1	1	0	2	0	0	Anaheim Angels @ Tampa Bay Devil Rays Tropicana Field, St. Petersburg, FL Tue Jun 13 2000, 7:15 PM EDT Att: 13,483 - Dome - 72 F  livebaseballscorecards.com										
Jose Guillen, R (1, 9) OBP: 0.382, SLG: 0.463					G6-3		G6-3			4	1	2	1	0	0	0											
Greg Vaughn, R (1, 7) OBP: 0.387, SLG: 0.550					F9		K			3	0	0	0	1	1	2											
Fred McGriff, L (1, 3) OBP: 0.354, SLG: 0.454					K					4	1	1	1	0	1	2											
Vinny Castilla, R (1, 5) OBP: 0.263, SLG: 0.329 Russ Johnson, R (7, 5) OBP: 0.218, SLG: 0.203					G1-3		FC6-4 1B			3	0	2	1	0	0	0											
Bubba Trammell, R (1, 10) OBP: 0.341, SLG: 0.519					L7		K			3	0	0	0	1	1	3											
Mike DiFelice, R (1, 2) OBP: 0.307, SLG: 0.390					F9		F9			4	0	0	0	0	2	4											
Miguel Cairo, R (1, 4) OBP: 0.329, SLG: 0.345					F9		FC6-4			4	0	1	0	0	0	2											
Felix Martinez, S (1, 6) OBP: 0.407, SLG: 0.451 Steve Cox, L (9, PH) OBP: 0.414, SLG: 0.466					K				G4-3	3	0	0	0	0	2	1											
<b>Inning Stats</b>	R: 2 E: 0 K: 1 S: 13	H: 2 LOB: 2 BB: 2 P: 21	R: 0 E: 0 K: 1 S: 8	H: 1 LOB: 0 BB: 1 P: 15	R: 0 E: 0 K: 1 S: 9	H: 0 LOB: 0 BB: 0 P: 11	R: 0 E: 0 K: 0 S: 7	H: 0 LOB: 0 BB: 0 P: 9	R: 0 E: 0 K: 2 S: 15	H: 2 LOB: 2 BB: 0 P: 23	R: 1 E: 0 K: 1 S: 10	H: 2 LOB: 1 BB: 0 P: 16	R: 0 E: 0 K: 0 S: 6	H: 0 LOB: 0 BB: 0 P: 9	R: 0 E: 0 K: 1 S: 5	H: 0 LOB: 0 BB: 0 P: 6	R: 0 E: 0 K: 1 S: 16	H: 0 LOB: 1 BB: 1 P: 25	1B: 4 2B: 2 3B: 0 HR: 1	SF: 0 SAC: 0 DP: 0 HBP: 0	WP: 0 PB: 0 SB: 0 CS: 2	PA: 37					
<b>PITCHER</b>	IP	WLS	BF	H	R	ER	SO	BB	IBB	HBP	BLK	WP	HR	S	P	ERA	WHIP										
Seth Etherton, R (1, 1) ERA: 5.06	5.0	W	21	5	2	2	5	3	0	0	0	0	0	52	79	3.60	1.600										
Al Levine, R (6, 1) ERA: 3.78	1.0	H	5	2	1	1	1	0	0	0	0	0	1	10	16	9.00	2.000										
Shigetoshi Hasegawa, R (7, 1) ERA: 5.06	2.0	H	6	0	0	0	1	0	0	0	0	0	0	11	15	0.00	0.000										
Troy Percival, R (9, 1) ERA: 2.88	1.0	S	4	0	0	0	1	1	0	0	0	0	0	16	25	0.00	1.000										

Batter	1	2	3	4	5	6	7	8	9	AB	R	H	RBI	BB	SO	LOB	TOP					
Darin Erstad, L (1, 7) OBP: 0.436, SLG: 0.571	1-3 K		0-3 K		2-0 F7			0-1 P6		4	0	0	0	0	2	0	<b>Anaheim Angels @ Tampa Bay Devil Rays</b> Tropicana Field, St. Petersburg, FL Wed Jun 14 2000, 7:15 PM EDT Att: 13,362 - Dome - 72 F <a href="http://livebaseballscorecards.com">livebaseballscorecards.com</a>					
Scott Spiezio, S (1, 10) OBP: 0.364, SLG: 0.449	1-1 FC6-4 1B		2-0 G4-3			1-2 HR		0-1 G4-6-3 1B		4	1	3	1	0	0	0						
Mo Vaughn, L (1, 3) OBP: 0.372, SLG: 0.576	0-0 FC6-4 1B		0-3 K			3-3 K		0-1 G4-6-3 1-2		4	0	1	0	0	2	1						
Tim Salmon, R (1, 9) OBP: 0.401, SLG: 0.535	1-3 K			0-0 G6-3		1-3 K			0-0 G4-3	4	0	0	0	0	2	2						
16 Garret Anderson, L (1, 8) OBP: 0.265, SLG: 0.479	1-2 FC6-4 1-2 2-3			3-2 G4-3		2-2 F7			2-1 F7	4	0	0	0	0	0	2						
Troy Glaus, R (1, 5)		1-3 K		4-1 BB			1-1 G4-3		0-0 G5-3	3	0	0	0	1	1	0						
Bengie Molina, R (1, 2) OBP: 0.358, SLG: 0.464		0-2 1B		0-0 F8			0-1 HR			3	1	2	1	0	0	1						
Adam Kennedy, L (1, 4) OBP: 0.331, SLG: 0.412		0-0 F9-3 1B			1-0 F8		1-1 P6			3	0	1	0	0	0	0						
Benji Gil, R (1, 6) OBP: 0.271, SLG: 0.300		0-1 F9-3 1-2			0-0 F9		0-1 G5-3			3	0	0	0	0	0	2						
<b>Inning Stats</b>	R: 0 H: 2 E: 0 K: 2 S: 12	H: 2 LOB: 2 BB: 0 P: 16	R: 0 H: 2 E: 0 K: 1 S: 11	H: 2 LOB: 1 BB: 0 P: 12	R: 0 H: 0 E: 0 K: 2 S: 7	H: 0 LOB: 0 BB: 0 P: 9	R: 0 H: 0 E: 0 K: 0 S: 7	H: 0 LOB: 1 BB: 1 P: 14	R: 0 H: 0 E: 0 K: 0 S: 3	H: 0 LOB: 0 BB: 0 P: 6	R: 1 H: 1 E: 0 K: 2 S: 17	H: 1 LOB: 0 BB: 0 P: 24	R: 1 H: 1 E: 0 K: 0 S: 8	H: 1 LOB: 0 BB: 0 P: 10	R: 0 H: 1 E: 0 K: 0 S: 6	H: 1 LOB: 0 BB: 0 P: 6		R: 0 H: 0 E: 0 K: 0 S: 4	H: 0 LOB: 0 BB: 0 P: 6	1B: 5 2B: 1 3B: 0 HR: 2	SF: 0 SAC: 0 DP: 2 HBP: 0	WP: 0 PB: 0 SB: 0 CS: 0
<b>PITCHER</b> Albie Lopez, R (1, 1) ERA: 4.61	IP: 9.0 WLS: W BF: 33	H: 7 R: 2 ER: 2 SO: 7	BB: 1 IBB: 0 HBP: 0 BLK: 0	WP: 0 HR: 2 S: 75 P: 103	ERA: 2.00 WHIP: 0.889	<b>PITCHER</b>																

Batter	1	2	3	4	5	6	7	8	9	AB	R	H	RBI	BB	SO	LOB	BOTTOM					
Randy Winn, S (1, 8) OBP: 0.393, SLG: 0.304	1-2 F9		1-1 G6-3			2-1 F8		3-2 F9		4	0	0	0	0	0	1	<b>Anaheim Angels @ Tampa Bay Devil Rays</b> Tropicana Field, St. Petersburg, FL Wed Jun 14 2000, 7:15 PM EDT Att: 13,362 - Dome - 72 F <a href="http://livebaseballscorecards.com">livebaseballscorecards.com</a>					
Jose Guillen, R (1, 9) OBP: 0.358, SLG: 0.485	0-0 E5 F8			0-1 G6-3		1-3 K		2-2 HR		4	1	1	1	0	1	0						
Greg Vaughn, R (1, 7) OBP: 0.389, SLG: 0.549	2-1 F8			2-0 1B			0-0 F2		1-0 HR	4	0	2	0	0	0	1						
Mike DiFelice, R (9, PR) OBP: 0.307, SLG: 0.390	2-3								1-0 HR	0	1	0	0	0	0	0						
Fred McGriff, L (1, 3) OBP: 0.356, SLG: 0.465	2-0 G6-3			0-0 G4-3			4-0 1B BB		1-2 HR	3	1	1	2	1	0	1						
Bubba Trammell, R (1, 10) OBP: 0.362, SLG: 0.548		0-0 G5-4-3 1B			2-1 G4-3 2B		1-1 1B			3	0	3	0	0	0	0						
John Flaherty, R (1, 2) OBP: 0.310, SLG: 0.391		1-1 G5-4-3 1-2			2-1 G4-3 2-3		1-0 G5-3			3	0	0	0	0	0	3						
Ozzie Guillen, L (1, 5) Bobby Smith, R (8, PH) (9, 5)		0-3 K			1-2 F7			2-3 K		2	0	0	0	0	1	1						
Miguel Cairo, R (1, 4) OBP: 0.329, SLG: 0.345			1-0 G1-3		2-1 G5-3			3-2 S 1B		3	0	1	0	0	0	1						
Felix Martinez, S (1, 6) Steve Cox, L (8, PH) (9, 6) Russ Johnson, R (9, 6) OBP: 0.218, SLG: 0.203			0-1 G4-3			1-0 P6		3-3 K		2	0	0	0	0	0	0						
<b>Inning Stats</b>	R: 0 H: 0 E: 1 K: 0 S: 7	H: 1 LOB: 0 BB: 0 P: 12	R: 0 H: 1 E: 0 K: 1 S: 6	H: 1 LOB: 0 BB: 0 P: 7	R: 0 H: 0 E: 0 K: 0 S: 5	H: 0 LOB: 0 BB: 0 P: 7	R: 0 H: 1 E: 0 K: 0 S: 4	H: 1 LOB: 0 BB: 0 P: 6	R: 0 H: 1 E: 0 K: 0 S: 9	H: 1 LOB: 1 BB: 0 P: 16	R: 0 H: 0 E: 0 K: 1 S: 6	H: 0 LOB: 0 BB: 0 P: 10	R: 0 H: 1 E: 0 K: 0 S: 4	H: 1 LOB: 1 BB: 1 P: 10	R: 0 H: 1 E: 0 K: 2 S: 14	H: 1 LOB: 0 BB: 0 P: 25	R: 3 H: 3 E: 0 K: 0 S: 8	H: 3 LOB: 1 BB: 0 P: 12	1B: 5 2B: 1 3B: 0 HR: 2	SF: 0 SAC: 0 DP: 1 HBP: 0	WP: 0 PB: 0 SB: 1 CS: 0	PA: 31
<b>PITCHER</b> Brian Cooper, R (1, 1) ERA: 3.18 Troy Percival, R (9, 1) ERA: 3.95	IP: 8.0 WLS: L BF: 3	H: 3 R: 3 ER: 3 SO: 0	BB: 1 IBB: 0 HBP: 0 BLK: 0	WP: 0 HR: 2 S: 8 P: 12	ERA: 0.00 WHIP: 0.750	<b>PITCHER</b>																

Batter	1	2	3	4	5	6	7	8	9	AB	R	H	RBI	BB	SO	LOB	TOP			
Darin Erstad, L (1,7) OBP: 0.434, SLG: 0.570	F5		1B 2B		CS	P5		F8		4	0	1	0	0	0	0	<b>Anaheim Angels @ Tampa Bay Devil Rays</b> Tropicana Field, St. Petersburg, FL Thu Jun 15 2000, 7:15 PM EDT Att: 13,210 - Dome - 72 F <a href="http://livebaseballscorecards.com">livebaseballscorecards.com</a>			
Scott Spiezio, S (1,10) OBP: 0.361, SLG: 0.444	G3		2H 1B			K		F7		4	0	1	0	0	1	0				
Mo Vaughn, L (1,3) OBP: 0.370, SLG: 0.575	P6			2B		K			G3-1	4	0	1	0	0	1	0				
Tim Salmon, R (1,9) OBP: 0.406, SLG: 0.534		BB		G6-3					16 G3-6 1B	2	1	1	0	2	0	1				
16 Garret Anderson, L (1,8) OBP: 0.264, SLG: 0.479	P6			F8					16 G3-6 1B	4	0	1	0	0	0	3				
Troy Glaus, R (1,5) OBP: 0.435, SLG: 0.643	K			F9					16 G3-6 1B	3	0	0	1	0	1	3				
Benjie Molina, R (1,2) OBP: 0.352, SLG: 0.456	F9				L4				16 G3-6 1B	3	0	0	0	0	0	2				
Adam Kennedy, L (1,4) OBP: 0.331, SLG: 0.411			F8		CS 1B			F8		3	0	1	0	0	0	1				
Benji Gil, R (1,6) OBP: 0.266, SLG: 0.294	G6-3			P4				P6		3	0	0	0	0	0	1				
<b>Inning Stats</b>	R: 0 E: 0 K: 0 S: 6	H: 0 LOB: 0 BB: 0 P: 10	R: 0 E: 0 K: 1 S: 8	H: 0 LOB: 1 BB: 1 P: 15	R: 0 E: 0 K: 1 S: 11	H: 2 LOB: 2 BB: 0 P: 18	R: 0 E: 0 K: 0 S: 8	H: 1 LOB: 1 BB: 0 P: 11	R: 0 E: 0 K: 2 S: 9	H: 0 LOB: 0 BB: 0 P: 14	R: 1 E: 0 K: 0 S: 11	H: 1 LOB: 1 BB: 1 P: 19	R: 0 E: 0 K: 0 S: 4	H: 0 LOB: 0 BB: 0 P: 4	R: 0 E: 0 K: 0 S: 8	H: 1 LOB: 0 BB: 0 P: 11		1B: 3 2B: 3 3B: 0 HR: 0	SF: 0 SAC: 0 DP: 1 HBP: 0	WP: 0 PB: 0 SB: 0 CS: 1
<b>PITCHER</b> Steve Trachsel, R (1,1) ERA: 4.79	IP: 9.0 WLS: W BF: 32 H: 6 R: 1 ER: 1 SO: 3 BB: 2 IBB: 0 HBP: 0 BLK: 0 WP: 0 HR: 0 S: 73 P: 120 ERA: 1.00 WHIP: 0.889															<b>PITCHER</b>				

Batter	1	2	3	4	5	6	7	8	9	AB	R	H	RBI	BB	SO	LOB	BOTTOM					
Randy Winn, S (1,8) OBP: 0.400, SLG: 0.292	G4-3		BB		CS BB			F8		2	0	0	0	2	0	0	<b>Anaheim Angels @ Tampa Bay Devil Rays</b> Tropicana Field, St. Petersburg, FL Thu Jun 15 2000, 7:15 PM EDT Att: 13,210 - Dome - 72 F <a href="http://livebaseballscorecards.com">livebaseballscorecards.com</a>					
Jose Guillen, R (1,9) OBP: 0.345, SLG: 0.466	G5-3		F8		CS	G5-3		G5-3		4	0	0	0	0	0	1						
Bubba Trammell, R (1,7) OBP: 0.378, SLG: 0.586	BB		F9			HR		S 1B		3	1	2	1	1	0	1						
Fred McGriff, L (1,10) OBP: 0.354, SLG: 0.459	K			G6-4-3 BB		K		G3-1		3	0	0	0	1	2	2						
John Flaherty, R (1,2) OBP: 0.309, SLG: 0.388	G1-3			G6-4-3 BB		F9		S E 1B 1B		4	0	1	0	0	0	1						
Miguel Cairo, R (9, PR) OBP: 0.329, SLG: 0.345				1-2F						0	1	0	0	0	0	0						
Steve Cox, L (1,3) OBP: 0.400, SLG: 0.435	G6-3			BB			P6		E4 1B IBB	3	0	0	0	1	0	1						
Bobby Smith, R (1,4) OBP: 0.600, SLG: 0.667				F8			G4-3 BB		1B IBB	2	0	1	0	2	0	1						
Russ Johnson, R (1,5) OBP: 0.220, SLG: 0.205	G1-3				P4		G4-3		1B	4	0	1	1	0	0	2						
Felix Martinez, S (1,6) OBP: 0.375, SLG: 0.411			K		P1		K		1-2 2-3 3-H 1B	3	0	0	0	0	2	1						
<b>Inning Stats</b>	R: 0 E: 0 K: 1 S: 10	H: 0 LOB: 1 BB: 1 P: 18	R: 0 E: 0 K: 0 S: 8	H: 1 LOB: 0 BB: 0 P: 10	R: 0 E: 0 K: 1 S: 6	H: 0 LOB: 1 BB: 1 P: 13	R: 0 E: 0 K: 0 S: 5	H: 0 LOB: 2 BB: 2 P: 15	R: 0 E: 0 K: 0 S: 8	H: 0 LOB: 0 BB: 1 P: 14	R: 1 E: 0 K: 1 S: 7	H: 1 LOB: 0 BB: 0 P: 10	R: 0 E: 0 K: 0 S: 7	H: 0 LOB: 1 BB: 1 P: 16	R: 0 E: 0 K: 0 S: 7	H: 1 LOB: 0 BB: 0 P: 12	R: 1 E: 1 K: 0 S: 6	H: 2 LOB: 3 BB: 1 P: 11	1B: 3 2B: 1 3B: 0 HR: 1	SF: 0 SAC: 0 DP: 1 HBP: 0	WP: 0 PB: 0 SB: 2 CS: 1	PA: 36
<b>PITCHER</b> Jarrod Washburn, L (1,1) ERA: 3.92 Al Levine, R (8,1) ERA: 3.72 Mike Holtz, L (8,1) ERA: 4.22 Shigetoshi Hasegawa, R (9,1) ERA: 5.3	IP: 7.0 WLS: 27 BF: 3 H: 1 R: 0 ER: 1 SO: 1 BB: 1 IBB: 0 HBP: 0 BLK: 0 WP: 0 HR: 0 S: 4 P: 53 ERA: 1.29 WHIP: 1.143															<b>PITCHER</b>						

Batter	1	2	3	4	5	6	7	8	9	AB	R	H	RBI	BB	SO	LOB	TOP								
<b>Luis Alicaia, S</b> OBP: 0.396, SLG: 0.448 (1, 10)	3-2 G4-6-3 1B		4-0 FC5-4 BB			1-2 G4-3	4-1 BB		0-1 G3-1	3	0	1	1	2	0	1									
<b>Dave Martinez, L</b> OBP: 0.296, SLG: 0.337 (1, 9)	2-2 G4-6-3 1-2f		0-3 K			2-0 G4-3	0-0 G1-2-3 3-Hf			4	0	0	0	0	1	5									
<b>Ivan Rodriguez, R</b> OBP: 0.400, SLG: 0.737 (1, 2)	2-2 E5		0-2 FC5-4 1-2f			1-0 E1 1B			3-3 K	4	0	1	0	0	1	1									
<b>Rafael Palmeiro, L</b> OBP: 0.404, SLG: 0.566 (1, 3)	0-3 K			2-3 K		2-1 1B			1-0 G4-3	4	0	1	0	0	2	1									
<b>29 Rusty Greer, L</b> OBP: 0.306, SLG: 0.333 (1, 7)		1-2 G6-3		1-0 F8		2-2 G4-3			4-1 BB	3	0	0	0	1	0	2									
<b>Frank Catalanotto, L</b> OBP: 0.330, SLG: 0.661 (1, 4)		0-1 HR		1-2 F8			1-1 1B FC5-2 1B		2-1 G3	4	1	2	1	0	0	1									
<b>Mike Lamb, L</b> OBP: 0.343, SLG: 0.425 (1, 5)		0-0 G6-3			2-2 F9		2-0 FC5-2 1B 1-2 BB 1B		1-2 1B	4	1	2	0	0	0	0									
<b>Gabe Kapler, R</b> OBP: 0.287, SLG: 0.364 (1, 8)		3-3 K			2-0 G6-3		1-0 BB FC5-2 1B 1-2 2-3 G1-2-3 1B		3-2 F2	4	0	1	0	0	1	1									
<b>Royce Clayton, R</b> OBP: 0.283, SLG: 0.411 (1, 6)			0-0 G3-1		0-1 F8		0-0 FC5-2 BB 1-2 2-3 3-Hf		2-3 K	4	0	0	0	0	1	4									
<b>Inning Stats</b>	R: 0 E: 1 K: 1 S: 15	H: 1 LOB: 1 BB: 0 P: 22	R: 1 E: 0 K: 1 S: 10	H: 1 LOB: 0 BB: 0 P: 14	R: 0 E: 0 K: 1 S: 8	H: 0 LOB: 1 BB: 1 P: 12	R: 0 E: 0 K: 1 S: 10	H: 0 LOB: 0 BB: 0 P: 14	R: 0 E: 0 K: 0 S: 6	H: 0 LOB: 0 BB: 0 P: 10	R: 0 E: 1 K: 0 S: 10	H: 2 LOB: 2 BB: 0 P: 18	R: 1 E: 0 K: 0 S: 7	H: 3 LOB: 2 BB: 1 P: 15	R: 0 E: 0 K: 1 S: 9	H: 0 LOB: 1 BB: 1 P: 19	R: 0 E: 0 K: 1 S: 13	H: 1 LOB: 1 BB: 0 P: 19	1B: 7 2B: 0 3B: 0 HR: 1	SF: 0 SAC: 0 DP: 2 HBP: 0	WP: 0 PB: 0 SB: 0 CS: 0	PA: 37			
<b>PITCHER</b>	IP	WLS	BF	H	R	ER	SO	BB	IBB	HBP	BLK	WP	HR	S	P	ERA	WHIP								
<b>Esteban Yan, R</b> ERA: 5.89 (1, 1)	6.1	W	28	7	2	2	4	2	0	0	0	0	1	65	104	2.84	1.421								
<b>Jim Mead, R</b> ERA: 2.36 (7, 1)	1.2		5	0	0	0	1	1	0	0	0	0	0	10	20	0.00	0.600								
<b>Roberto Hernandez, R</b> ERA: 4.96 (9, 1)	1.0		4	1	0	0	1	0	0	0	0	0	0	13	19	0.00	1.000								

**Texas Rangers @ Tampa Bay Devil Rays**  
Tropicana Field, St. Petersburg, FL  
Fri Jun 16 2000, 7:15 PM EDT  
Att: 16,834 - Dome - 72 F

AB	34
R	2
H	8
RBI	2
BB	3
SO	6
LOB	16



Batter	1	2	3	4	5	6	7	8	9	AB	R	H	RBI	BB	SO	LOB	BOTTOM								
<b>Randy Winn, S</b> OBP: 0.400, SLG: 0.288 (1, 8)	4-1 1B SH3 BB			0-0 G4-3 2-H 3-H 1B	2-2 F8		0-0 FC4-6 3B 1-2f			4	2	1	2	1	0	4									
<b>Jose Guillen, R</b> OBP: 0.350, SLG: 0.514 (1, 9)	1-1 SH3			2-0 G4-3			0-0 HR		0-0 3B	4	1	2	2	0	0	1									
<b>Bubba Trammell, R</b> OBP: 0.379, SLG: 0.571 (1, 7)	2-2 2B 1B 2-3			4-0 BB			2-2 F8		0-0 G5-3	4	1	1	0	1	0	1									
<b>Fred McGriff, L</b> OBP: 0.351, SLG: 0.454 (1, 10)	1-2 2B 2B 1B 1-2 3-H			0-0 G4-3	0-0 F8		3-2 F9		2-3 K	5	1	1	1	0	1	2									
<b>John Flaherty, R</b> OBP: 0.317, SLG: 0.396 (1, 2)	2-2 2B 2B 1-3 2-H			3-2 G6-3		4-1 1B BB BB		0-1 1B	0-2 G6-3	4	1	2	1	1	0	0									
<b>Bobby Smith, R</b> OBP: 0.600, SLG: 0.750 (1, 4)	1-1 2B 2B 2-H 3-H			0-0 G6-3		0-1 L6		0-0 1B	1-1 1B	5	1	3	2	0	0	1									
<b>Steve Cox, L</b> OBP: 0.413, SLG: 0.455 (1, 3)	1-0 2B			3-1 SH1-4 1B 1B	4-1 1B BB		0-0 G1		1-0 G3	4	1	2	1	1	0	3									
<b>Russ Johnson, R</b> OBP: 0.233, SLG: 0.200 (1, 5)	1-3 K			4-0 SH1-4 1B BB	2-0 F7		1-1 FC4-6 HBP			2	1	0	0	1	1	3									
<b>Ozzie Guillen, L</b> OBP: 0.333, SLG: 0.419 (8, 5)				1-2 1B BB						0	0	0	0	0	0	0									
<b>Felix Martinez, S</b> OBP: 0.373, SLG: 0.407 (1, 6)	1-0 G4-3			0-1 SH1-4	1-0 1B		2-0 F7			3	0	1	0	0	0	2									
<b>Inning Stats</b>	R: 5 E: 0 K: 1 S: 23	H: 5 LOB: 1 BB: 1 P: 37	R: 0 E: 0 K: 0 S: 7	H: 0 LOB: 0 BB: 0 P: 9	R: 0 E: 0 K: 0 S: 5	H: 0 LOB: 0 BB: 0 P: 8	R: 2 E: 0 K: 0 S: 7	H: 2 LOB: 2 BB: 2 P: 20	R: 0 E: 0 K: 0 S: 10	H: 1 LOB: 3 BB: 2 P: 23	R: 1 E: 0 K: 0 S: 14	H: 3 LOB: 2 BB: 0 P: 19	R: 1 E: 0 K: 0 S: 5	H: 1 LOB: 1 BB: 0 P: 8	R: 0 E: 0 K: 1 S: 9	H: 1 LOB: 1 BB: 0 P: 13	1B: 8 2B: 3 3B: 1 HR: 1	SF: 0 SAC: 2 DP: 0 HBP: 1	WP: 0 PB: 0 SB: 0 CS: 0	PA: 43					
<b>PITCHER</b>	IP	WLS	BF	H	R	ER	SO	BB	IBB	HBP	BLK	WP	HR	S	P	ERA	WHIP								
<b>Darren Oliver, L</b> ERA: 6.66 (1, 1)	3.1	L	19	7	7	7	1	2	0	0	0	0	0	40	66	18.90	2.700								
<b>Mark Clark, R</b> ERA: 8.02 (4, 1)	3.2		20	5	2	2	0	3	0	1	0	0	1	31	58	4.91	2.182								
<b>Francisco Cordero, R</b> ERA: 3.73 (8, 1)	1.0		4	1	0	0	1	0	0	0	0	0	0	9	13	0.00	1.000								

**Texas Rangers @ Tampa Bay Devil Rays**  
Tropicana Field, St. Petersburg, FL  
Fri Jun 16 2000, 7:15 PM EDT  
Att: 16,834 - Dome - 72 F

AB	35
R	9
H	13
RBI	9
BB	5
SO	2
LOB	17



Batter	1	2	3	4	5	6	7	8	9	AB	R	H	RBI	BB	SO	LOB	TOP										
Luis Alicaia, S OBP: 0.404, SLG: 0.448	0-1 L4	3-2 G3 1B		4-1 G4-6-3 BB		4-1 BB		4-2 WP BB		2	1	1	1	3	0	0											
Dave Martinez, L OBP: 0.289, SLG: 0.328	1-2 G6-3	2-0 G3		1-2 G4-6-3 1-2		1-1 P6		1-1 F2		5	0	0	0	0	0	8											
Ivan Rodriguez, R OBP: 0.404, SLG: 0.733	0-0 1B	1-2 1B			1-3 K		0-0 F9		4-1 1B	4	0	2	2	1	1	2											
Rafael Palmeiro, L OBP: 0.404, SLG: 0.560	2-1 1B				4-2 BB		2-2 F9		2-1 G3	4	0	1	0	1	1	4											
29 Rusty Greer, L OBP: 0.310, SLG: 0.337	1-3 K		1-1 F8		2-0 F7		2-1 CS 1B		3-1 G5-3 1B	5	0	2	0	0	1	3											
Frank Catalanotto, L OBP: 0.267, SLG: 0.617		1-2 G4-3	2-2 G6-3		3-2 L4		4-1 BB		0-0 F7	4	0	0	0	1	0	2											
Mike Lamb, L OBP: 0.344, SLG: 0.430		2-0 1B 1B	1-0 L7			2-0 1B G1-6-3 2B		3-2 P4	2-2 G5-3	5	2	2	0	0	0	2											
Gabe Kapler, R OBP: 0.299, SLG: 0.374		1-0 1B 1B		2-1 SH5-4 S 1B		0-0 G1-6-3 1B		0-2 G5-3	0-3 K	5	1	3	0	0	1	1											
Royce Clayton, R OBP: 0.287, SLG: 0.414		1-2 G3 1B 1B		0-1 SH5-4		1-1 G1-6-3		1-0 WP BB 1B		3	1	2	2	0	0	1											
Inning Stats	R: 0 E: 0 K: 1 S: 11	H: 2 LOB: 2 BB: 0 P: 15	R: 4 E: 0 K: 1 S: 19	H: 5 LOB: 1 BB: 0 P: 32	R: 0 E: 0 K: 0 S: 6	H: 0 LOB: 0 BB: 0 P: 10	R: 0 E: 0 K: 0 S: 8	H: 1 LOB: 1 BB: 1 P: 15	R: 0 E: 0 K: 1 S: 14	H: 0 LOB: 1 BB: 1 P: 24	R: 0 E: 0 K: 0 S: 8	H: 2 LOB: 2 BB: 1 P: 16	R: 0 E: 0 K: 0 S: 9	H: 1 LOB: 1 BB: 1 P: 20	R: 0 E: 0 K: 0 S: 12	H: 1 LOB: 3 BB: 2 P: 24	R: 0 E: 0 K: 1 S: 11	H: 1 LOB: 1 BB: 0 P: 16	1B: 12 2B: 1 3B: 0 HR: 0	SF: 0 SAC: 1 DP: 1 HBP: 0	WP: 1 PB: 0 CS: 1	PA: 44					
PITCHER	IP	WLS	BF	H	R	ER	SO	BB	IBB	HBP	BLK	WP	HR	S	P	ERA	WHIP										
Cory Lidle, R ERA: 3.89	3.1	L	19	8	4	4	2	1	0	0	0	0	0	41	68	10.80	2.700										
Doug Creek, L ERA: 3.45	2.0	9	2	1	1	1	1	2	0	0	0	0	0	22	40	4.50	2.000										
Rick White, R ERA: 3.35	1.2	6	1	0	0	0	1	0	0	0	0	0	0	12	24	0.00	1.200										
Mark Guthrie, L ERA: 3.57	1.0	6	1	0	0	0	1	1	0	0	0	1	0	12	24	0.00	2.000										
Tanyon Sturtze, R ERA: 10.81	1.0	4	1	0	0	1	0	0	0	0	0	0	0	11	16	0.00	1.000										

Texas Rangers @ Tampa Bay Devil Rays  
Tropicana Field, St. Petersburg, FL

AB 37  
R 5  
H 13  
RBI 5  
BB 6  
SO 4  
LOB 23



Sat Jun 17 2000, 1:15 PM EDT  
Att: 22,813 - Dome - 72 F

Batter	1	2	3	4	5	6	7	8	9	AB	R	H	RBI	BB	SO	LOB	BOTTOM										
Randy Winn, S OBP: 0.391, SLG: 0.273	4-0 SH1-3 BB		1-0 F8		3-1 F7			1-0 G6-3		3	0	0	0	1	0	3											
Jose Guillen, R OBP: 0.342, SLG: 0.500	1-1 SH1-3		0-2 P4-3			1-2 G6-3		1-3 K		3	0	0	0	0	1	1											
Bubba Trammell, R OBP: 0.364, SLG: 0.547	0-1 F7			1-2 F8		1-3 K		2-3 K		4	0	0	0	0	2	1											
Fred McGriff, L OBP: 0.350, SLG: 0.448	1-3 K		0-2 L8		4-0 1B BB			1-0 F9		3	0	0	0	1	1	1											
John Flaherty, R OBP: 0.315, SLG: 0.393		1-3 K		3-2 L5		2-2 1B		2-1 L8		4	0	1	0	0	1	0											
Bobby Smith, R OBP: 0.500, SLG: 0.583		0-1 1B			0-3 K		0-3 K		2-2 F9	4	0	1	0	0	2	2											
Steve Cox, L OBP: 0.410, SLG: 0.449		1-3 K			2-1 G4-3		0-1 G4-6-3 1B			3	0	1	0	0	1	1											
Miguel Cairo, R OBP: 0.324, SLG: 0.340		0-1 F8			1-2 E6 BB		1-1 G4-6-3			3	0	0	0	0	0	2											
Felix Martinez, S OBP: 0.371, SLG: 0.393			1-1 E5 P4-3		4-2 BB		2-1 G4-3			2	0	0	0	1	0	0											
Inning Stats	R: 0 E: 0 K: 1 S: 7	H: 0 LOB: 1 BB: 1 P: 13	R: 0 E: 0 K: 2 S: 10	H: 1 LOB: 0 BB: 0 P: 12	R: 0 E: 1 K: 0 S: 7	H: 0 LOB: 0 BB: 0 P: 9	R: 0 E: 0 K: 0 S: 9	H: 0 LOB: 0 BB: 0 P: 13	R: 0 E: 0 K: 1 S: 15	H: 0 LOB: 2 BB: 1 P: 25	R: 0 E: 0 K: 2 S: 13	H: 1 LOB: 2 BB: 1 P: 21	R: 0 E: 0 K: 0 S: 6	H: 1 LOB: 0 BB: 0 P: 9	R: 0 E: 0 K: 2 S: 8	H: 0 LOB: 0 BB: 0 P: 12	R: 0 E: 0 K: 0 S: 6	H: 0 LOB: 0 BB: 0 P: 11	1B: 3 2B: 1 3B: 0 HR: 0	SF: 0 SAC: 1 DP: 2 HBP: 0	WP: 0 PB: 0 CS: 0	PA: 33					
PITCHER	IP	WLS	BF	H	R	ER	SO	BB	IBB	HBP	BLK	WP	HR	S	P	ERA	WHIP										
40 Matt Perisho, L ERA: 5.4	6.0	W	24	2	0	0	6	3	0	0	0	0	0	61	93	0.00	0.833										
Tim Crabtree, R ERA: 5.55	2.0	6	1	0	0	2	0	0	0	0	0	0	0	14	21	0.00	0.500										
John Wetteland, R ERA: 4.23	1.0	3	0	0	0	0	0	0	0	0	0	0	0	6	11	0.00	0.000										

Texas Rangers @ Tampa Bay Devil Rays  
Tropicana Field, St. Petersburg, FL

AB 29  
R 0  
H 3  
RBI 0  
BB 3  
SO 8  
LOB 11



Sat Jun 17 2000, 1:15 PM EDT  
Att: 22,813 - Dome - 72 F

Batter	1	2	3	4	5	6	7	8	9	AB	R	H	RBI	BB	SO	LOB	TOP										
Luis Alica, S OBP: 0.405, SLG: 0.449 (1, 4)	1-2 G5-4-3 1B		1-1 G4-3		2-2 1B			2-1 F7		4	0	2	0	0	0	1											
29 Rusty Greer, L OBP: 0.316, SLG: 0.343 (1, 7)	1-0 G5-4-3		1-0 G4-3		1-1 1B			2-2 FC5-4 1B		4	0	2	0	0	0	2											
Ivan Rodriguez, R OBP: 0.401, SLG: 0.726 (1, 2)	2-2 G4-3			1-2 1B WP SF9 1B			2-2 F2	0-1 FC5-4 1-2		4	1	1	0	0	0	3											
Rafael Palmeiro, L OBP: 0.401, SLG: 0.555 (1, 3)		3-1 F7		2-2 FC6-4 1B			0-1 F8	2-1 F8		4	0	1	0	0	0	1											
David Segui, S OBP: 0.396, SLG: 0.521 (1, 10)		0-0 FC3-6 1B		0-0 SF9			2-0 G1-3		2-2 G3-1	3	0	1	1	0	0	0											
Chad Curtis, R OBP: 0.312, SLG: 0.430 (1, 9)	1-0 FC3-6 1-2			3-0 F8			1-1 G6-3		0-3 K	4	0	0	0	0	1	2											
Mike Lamb, L OBP: 0.342, SLG: 0.426 (1, 5)	1-1 G5-3			0-0 FC6-4 1-2			1-1 G4-6-3 1B		2-2 F5	4	0	1	0	0	0	2											
Gabe Kapler, R OBP: 0.299, SLG: 0.373 (1, 8)			1-1 G4-3 G1-3 1B		1-2 G6-3		3-1 G4-6-3 1-2			3	0	1	0	0	0	1											
Royce Clayton, R OBP: 0.284, SLG: 0.409 (1, 6)			1-2 G1-3		1-0 B5-3		1-3 K			3	0	0	0	0	1	1											
<b>Inning Stats</b>	R: 0 E: 0 K: 0 S: 9	H: 1 LOB: 0 BB: 0 P: 13	R: 0 E: 0 K: 0 S: 6	H: 1 LOB: 1 BB: 0 P: 11	R: 0 E: 0 K: 0 S: 8	H: 1 LOB: 1 BB: 0 P: 12	R: 1 E: 0 K: 0 S: 10	H: 2 LOB: 1 BB: 0 P: 16	R: 0 E: 0 K: 0 S: 5	H: 0 LOB: 0 BB: 0 P: 8	R: 0 E: 0 K: 1 S: 7	H: 1 LOB: 0 BB: 0 P: 12	R: 0 E: 0 K: 1 S: 9	H: 1 LOB: 1 BB: 0 P: 15	R: 0 E: 0 K: 1 S: 9	H: 0 LOB: 0 BB: 0 P: 13	1B: 9 2B: 0 3B: 0 HR: 0	SF: 1 SAC: 0 DP: 2 HBP: 0	WP: 1 PB: 0 SB: 0 CS: 0	PA: 34							
<b>PITCHER</b>	IP	WLS	BF	H	R	ER	SO	BB	IBB	HBP	BLK	WP	HR	S	P	ERA	WHIP										
Bryan Rekar, R ERA: 4.47 (1, 1)	4.0		16	5	1	1	0	0	0	0	0	1	0	33	52	2.25	1.250										
Rick White, R ERA: 3.17 (5, 1)	3.0	W	11	3	0	0	1	0	0	0	0	0	0	25	40	0.00	1.000										
Jim Mecir, R ERA: 2.25 (8, 1)	1.1		5	1	0	0	0	0	0	0	0	0	0	12	20	0.00	0.750										
Mark Guthrie, L ERA: 3.5 (9, 1)	0.2		2	0	0	0	1	0	0	0	0	0	0	6	8	0.00	0.000										

Texas Rangers @ Tampa Bay Devil Rays  
Tropicana Field, St. Petersburg, FL

AB 33  
R 1  
H 9  
RBI 1  
BB 0  
SO 2  
LOB 13



Sun Jun 18 2000, 1:15 PM EDT  
Att: 20,197 - Dome - 72 F

Batter	1	2	3	4	5	6	7	8	9	AB	R	H	RBI	BB	SO	LOB	BOTTOM										
Gerald Williams, R OBP: 0.314, SLG: 0.406 (1, 10)	0-0 F8			0-1 F8		0-0 FC3-6 1B	0-2 F9			4	0	1	0	0	0	2											
Quinton McCracken, S OBP: 0.385, SLG: 0.200 (1, 8) (8, 7)	2-1 F8			2-2 F7		0-0 FC3-6 1B	4-0 2B BB			3	1	1	1	1	0	0											
Bubba Trammell, R OBP: 0.360, SLG: 0.545 Randy Winn, S OBP: 0.391, SLG: 0.273 (1, 7) (7, PR) (8, 8)	1-1 L5			1-0 G6-3		1-3 K	2-2 2B			4	0	1	3	0	1	2											
Fred McGriff, L OBP: 0.349, SLG: 0.445 (1, 3)		3-2 FC6-4 1B			1-2 P5	1-2 FC3-6	1-2 G1-3			4	0	1	0	0	0	3											
Jose Guillen, R OBP: 0.331, SLG: 0.482 (1, 9)		0-0 FC6-4 G6-4-3 1-2			2-2 G6-3	0-1 F9		3-3 K		4	0	0	0	0	1	3											
Bobby Smith, R OBP: 0.556, SLG: 0.688 (1, 4)		1-0 G6-4-3 1-2			1-1 S 1B		0-1 E 1B	1-0 L6-4 2B		4	2	3	0	0	0	1											
Mike DiFelice, R ERA: 3.9 John Flaherty, R OBP: 0.316, SLG: 0.392 (1, 2) (6, PH) (6, 2)			2-3 K		1-0 1B		1-3 K	1-2 L6-4		1	0	0	0	0	1	0											
Ozzie Guillen, L OBP: 0.306, SLG: 0.382 (1, 5)			0-0 P4		1-3 K		2-2 E4 F9 2B			3	1	0	0	0	1	1											
Felix Martinez, S OBP: 0.384, SLG: 0.397 (1, 6)			1-0 F7			1-0 1B	4-0 2B BB			2	2	1	0	1	0	0											
<b>Inning Stats</b>	R: 0 E: 0 K: 0 S: 5	H: 0 LOB: 0 BB: 0 P: 8	R: 0 E: 0 K: 0 S: 5	H: 1 LOB: 0 BB: 0 P: 9	R: 0 E: 0 K: 1 S: 5	H: 0 LOB: 0 BB: 0 P: 8	R: 0 E: 0 K: 0 S: 6	H: 0 LOB: 0 BB: 0 P: 9	R: 1 E: 0 K: 1 S: 17	H: 2 LOB: 1 BB: 0 P: 23	R: 1 E: 0 K: 1 S: 11	H: 3 LOB: 2 BB: 0 P: 14	R: 4 E: 1 K: 1 S: 21	H: 2 LOB: 1 BB: 2 P: 35	R: 0 E: 0 K: 1 S: 9	H: 1 LOB: 0 BB: 0 P: 14	1B: 7 2B: 3 3B: 0 HR: 0	SF: 0 SAC: 0 DP: 2 HBP: 0	WP: 0 PB: 0 SB: 1 CS: 0	PA: 34							
<b>PITCHER</b>	IP	WLS	BF	H	R	ER	SO	BB	IBB	HBP	BLK	WP	HR	S	P	ERA	WHIP										
Rick Helling, R ERA: 5.73 (1, 1)	6.2	L	30	8	6	2	4	2	0	0	0	0	0	67	102	2.70	1.500										
Mike Venafro, L ERA: 5.73 (7, 1)	0.1		1	0	0	0	0	0	0	0	0	0	0	3	4	0.00	0.000										
Francisco Cordero, R ERA: 3.62 (8, 1)	1.0		3	1	0	0	1	0	0	0	0	0	0	9	14	0.00	1.000										

Texas Rangers @ Tampa Bay Devil Rays  
Tropicana Field, St. Petersburg, FL

AB 32  
R 6  
H 9  
RBI 5  
BB 2  
SO 5  
LOB 14



Sun Jun 18 2000, 1:15 PM EDT  
Att: 20,197 - Dome - 72 F

Batter	1	2	3	4	5	6	7	8	9	AB	R	H	RBI	BB	SO	LOB	TOP		
Randy Winn, S OBP: 0.400, SLG: 0.300	0-1 E 1B 2B	2-2 G4-3		1-2 2B 1B	0-1 FC6-4		4-1 BB		2-2 L6	5	2	0	1	0	1		<b>Tampa Bay Devil Rays @ Seattle Mariners</b> Safeco Field, Seattle, WA Mon Jun 19 2000, 7:05 PM PDT Att: 38,331 - Sunny - 66 F		
Gerald Williams, R OBP: 0.314, SLG: 0.411	0-3 K		0-0 F7	0-0 2B		1-0 1B 2B	0-2 F9		1-0 F5	6	1	2	2	0	1	3			
Bubba Trammell, R Quinton McCracken, S OBP: 0.385, SLG: 0.200	2-1 BB 1B 2-3		4-0 G3 BB	4-2 BB		3-2 F9		0-0 HR 1B		3	0	1	0	2	0	2			
Fred McGriff, L OBP: 0.353, SLG: 0.460	3-2 BB 1B 1-2 3-H		2-1 G3	2-3 K		1-0 G5-4-3 1B 2-H		3-1 HR 1B		5	1	3	4	0	1	3			
John Flaherty, R OBP: 0.318, SLG: 0.389	4-2 BB 1B 1-2 2-3		0-1 L7		2-0 1B 1B	2-2 G5-4-3 1B 1-2		1-2 G5-3		4	1	1	0	1	0	3			
Bobby Smith, R OBP: 0.476, SLG: 0.714	0-3 K			3-2 G5-3	0-0 P6		0-2 HR	2-1 F3		5	1	1	1	0	1	5			
Jose Guillen, R OBP: 0.349, SLG: 0.513	0-0 G1-3		0-2 HR	4-2 1B SF7 BB		0-1 FC6-4 1B	3-2 HBP			3	2	2	1	1	0	3			
Russ Johnson, R OBP: 0.231, SLG: 0.200		3-1 F8	0-0 F9	0-2 FC6-4 1B 1-3 2-H		2-1 F9	2-2 F7			5	0	1	1	0	0	2			
Felix Martinez, S OBP: 0.372, SLG: 0.388	2-3 K		3-2 1B 2B 1B	1-0 SF7		1-1 FC6-4 WP 1-2		0-0 G4-3		4	1	1	1	0	1	1			
<b>Inning Stats</b>	R: 1 E: 1 K: 2 S: 16	H: 2 LOB: 3 BB: 1 P: 25	R: 0 E: 0 K: 1 S: 8	H: 0 LOB: 0 BB: 0 P: 15	R: 0 E: 0 K: 0 S: 5	H: 0 LOB: 1 BB: 1 P: 11	R: 3 E: 0 K: 1 S: 24	H: 4 LOB: 2 BB: 1 P: 37	R: 2 E: 0 K: 0 S: 11	H: 2 LOB: 0 BB: 0 P: 18	R: 1 E: 0 K: 0 S: 14	H: 2 LOB: 1 BB: 1 P: 21	R: 2 E: 0 K: 0 S: 13	H: 2 LOB: 0 BB: 0 P: 24	R: 0 E: 0 K: 0 S: 5	H: 0 LOB: 0 BB: 0 P: 8		1B: 8 2B: 3 3B: 0 HR: 3	SF: 1 SAC: 0 DP: 1 HBP: 1
<b>PITCHER</b>	IP WLS BF H R ER SO BB IBB HBP BLK WP HR S P ERA WHIP	4.0 L 23 7 5 5 4 3 0 0 0 0 1 54 91 11.25 2.500	3.1 L 15 5 3 3 0 2 0 0 0 1 1 32 51 9.00 2.333	2.0 L 9 2 2 2 0 0 0 1 0 0 1 18 32 9.00 1.000															

AB	40
R	10
H	14
RBI	10
BB	5
SO	4
LOB	23



Batter	1	2	3	4	5	6	7	8	9	AB	R	H	RBI	BB	SO	LOB	BOTTOM		
Rickey Henderson, R OBP: 0.364, SLG: 0.301	3-3 K	1-1 G5-3		2-0 G5-4-3 1-2		1-0 FC6-4 1-2 2-3		0-1 L6		5	0	0	0	0	1	5	<b>Tampa Bay Devil Rays @ Seattle Mariners</b> Safeco Field, Seattle, WA Mon Jun 19 2000, 7:05 PM PDT Att: 38,331 - Sunny - 66 F		
Mike Cameron, R OBP: 0.385, SLG: 0.496	2-2 1B	3-1 F9		3-2 G4-3		2-2 BB BB 1B		0-2 G6-3		5	1	2	0	0	0	2			
Alex Rodriguez, R OBP: 0.456, SLG: 0.656	1-1 L9		1-2 HR		4-1 G6-3 BB		0-3 K		1-3 K	4	1	1	1	1	2	2			
Edgar Martinez, R OBP: 0.457, SLG: 0.725	0-1 1B		4-1 FC5-4 1B BB		1-3 K		4-1 BB BB BB		3-1 G6-3	3	0	1	0	2	1	1			
John Olerud, L OBP: 0.419, SLG: 0.456	3-3 K		0-1 F8		1-2 G6-3 1-2		1-3 K		1-0 F7	5	0	0	0	0	2	6			
Jay Buhner, R OBP: 0.384, SLG: 0.506		0-1 SH2-4 E 1B 1B	1-3 K		2-3 K		4-1 FC5 BB 1-2 2-3 BB			3	1	1	0	1	2	1			
Tom Lampkin, L Stan Javier, S Joe Oliver, R OBP: 0.305, SLG: 0.516 OBP: 0.368, SLG: 0.407 OBP: 0.333, SLG: 0.474	2-1 E5 1B SH2-4 1-2		1-1 FC5-4 1B		0-3 K		4-1 FC5 BB 1-2 2-3 BB			3	0	1	0	0	1	1			
David Bell, R OBP: 0.270, SLG: 0.311	1-1 SH2-4 1-2 2-3		1-0 FC5-4		1-0 E6 FC6-4 BB 1-2 2-3		0-1 FC5			3	0	0	0	0	0	5			
Mark McLemore, S OBP: 0.356, SLG: 0.286	0-0 1B			4-0 G5-4-3 BB		4-2 FC6-4 BB 1-2		1-1 G4-3		2	0	1	1	2	0	0			
<b>Inning Stats</b>	R: 0 E: 0 K: 2 S: 17	H: 2 LOB: 2 BB: 0 P: 26	R: 1 E: 1 K: 0 S: 11	H: 2 LOB: 0 BB: 0 P: 18	R: 1 E: 0 K: 1 S: 15	H: 2 LOB: 2 BB: 1 P: 23	R: 0 E: 0 K: 0 S: 4	H: 0 LOB: 0 BB: 1 P: 13	R: 0 E: 1 K: 2 S: 12	H: 0 LOB: 2 BB: 1 P: 20	R: 1 E: 0 K: 2 S: 15	H: 1 LOB: 3 BB: 3 P: 30	R: 0 E: 0 K: 0 S: 8	H: 0 LOB: 0 BB: 0 P: 9	R: 0 E: 0 K: 1 S: 6	H: 0 LOB: 0 BB: 0 P: 11		1B: 6 2B: 0 3B: 0 HR: 1	SF: 0 SAC: 1 DP: 2 HBP: 0
<b>PITCHER</b>	IP WLS BF H R ER SO BB IBB HBP BLK WP HR S P ERA WHIP	6.0 W 28 6 2 1 6 4 0 0 0 0 0 12 23 13.50 4.500	0.2 L 5 1 1 1 2 2 0 0 0 0 0 12 23 13.50 4.500	1.1 L 5 0 0 0 0 1 0 0 0 0 0 11 16 0.00 0.750	1.0 L 3 0 0 0 1 0 0 0 0 0 0 6 11 0.00 0.000														

AB	33
R	3
H	7
RBI	3
BB	7
SO	9
LOB	23



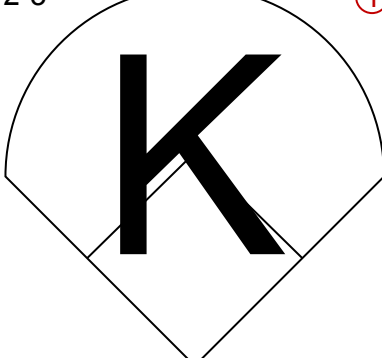
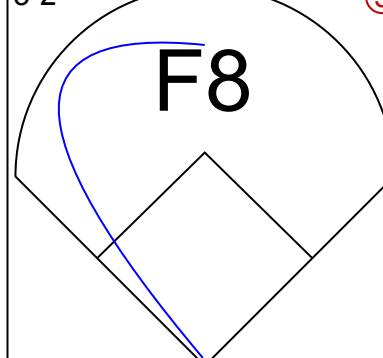
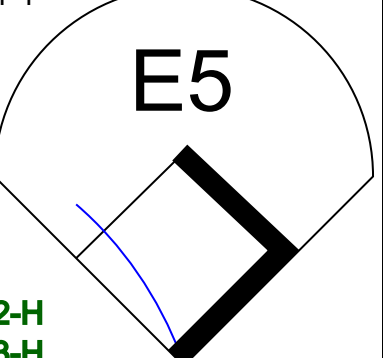
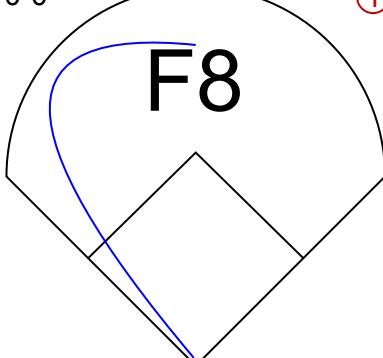
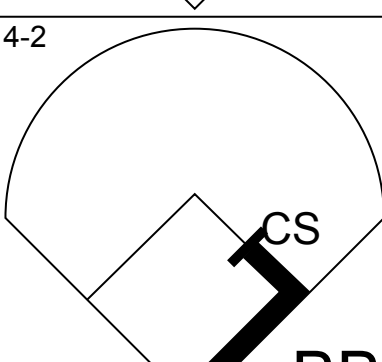
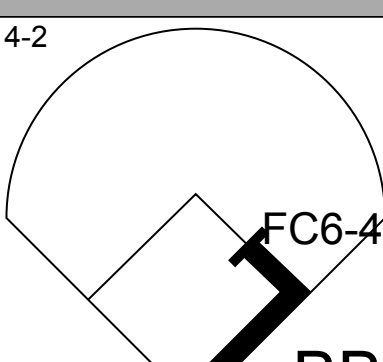
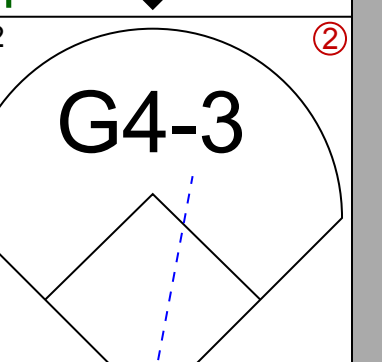
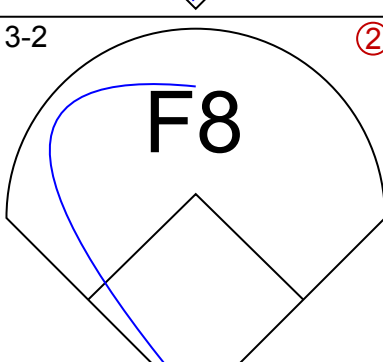
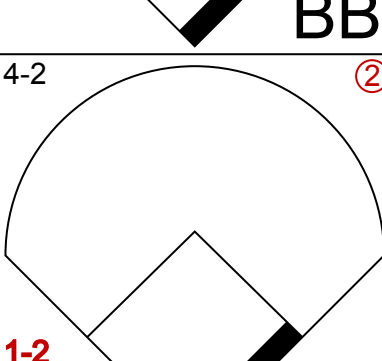
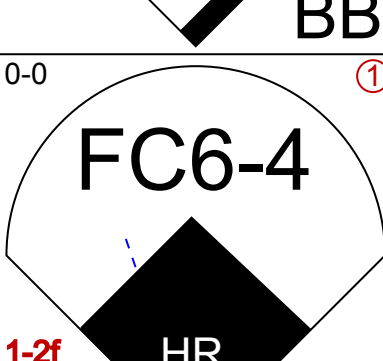
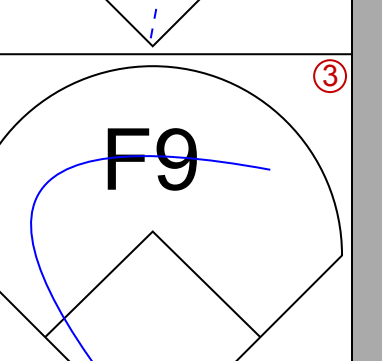
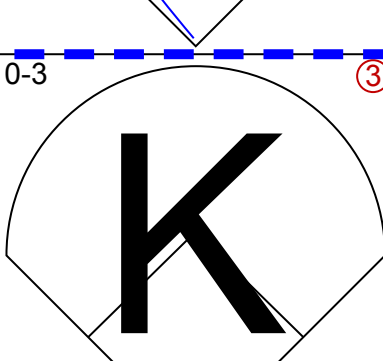
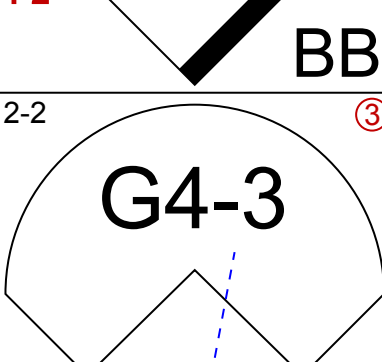
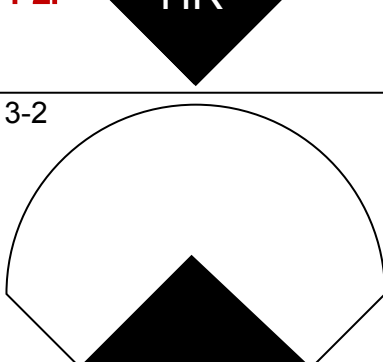
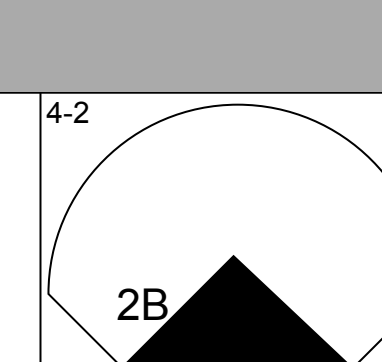
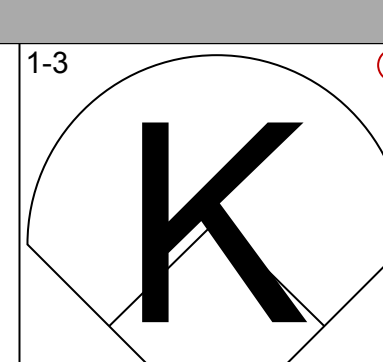
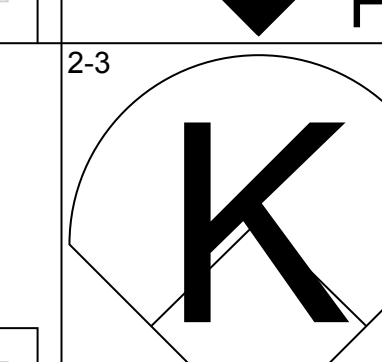
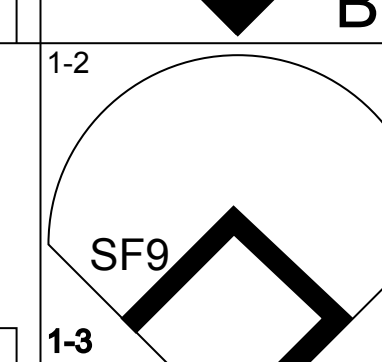

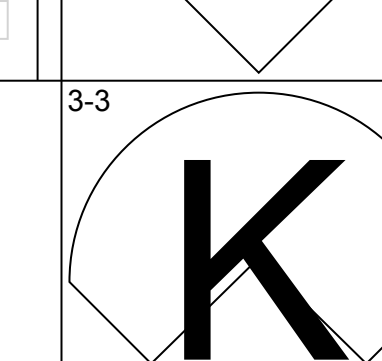
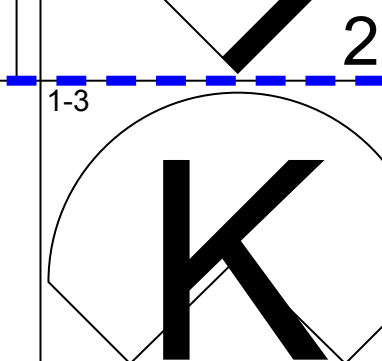
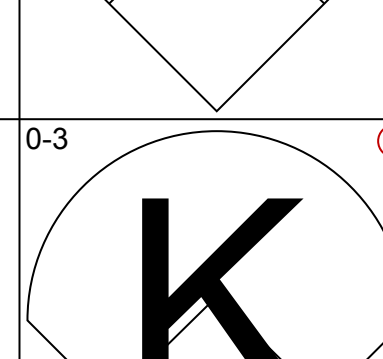
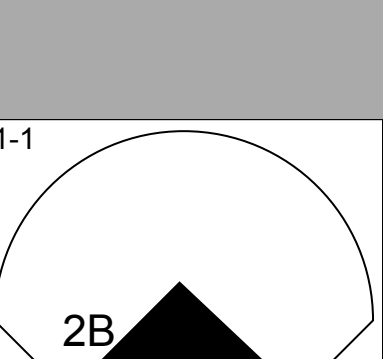
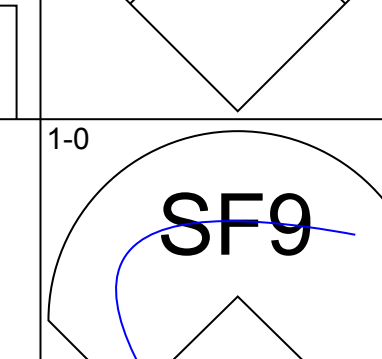
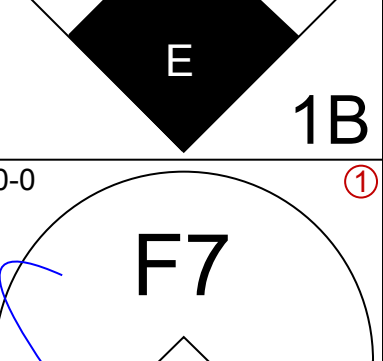
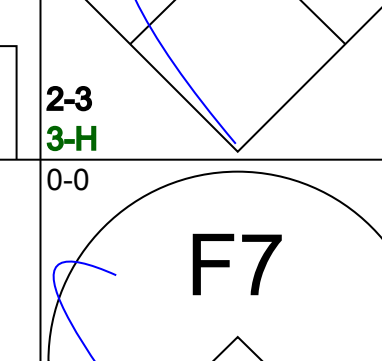
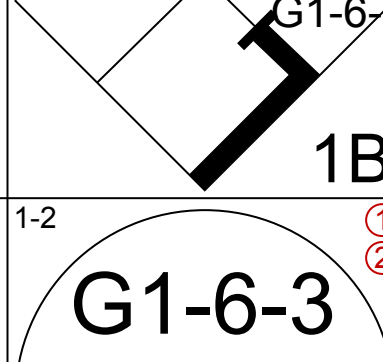
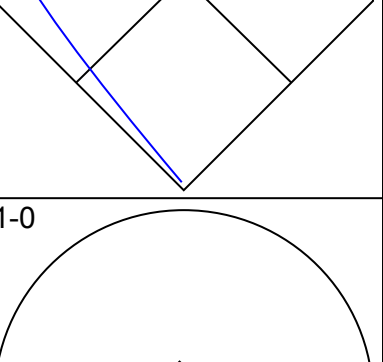
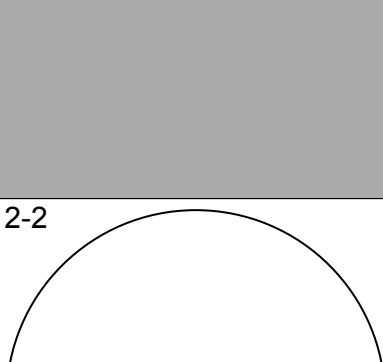
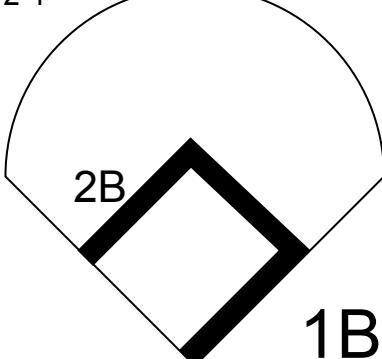
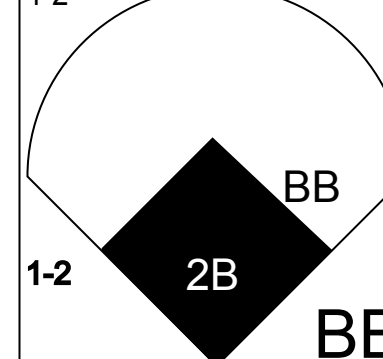
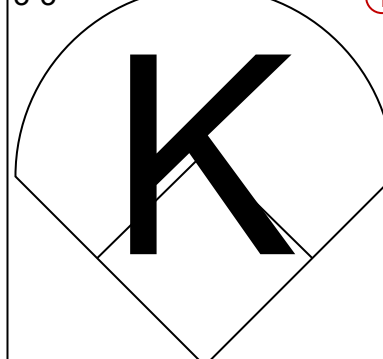

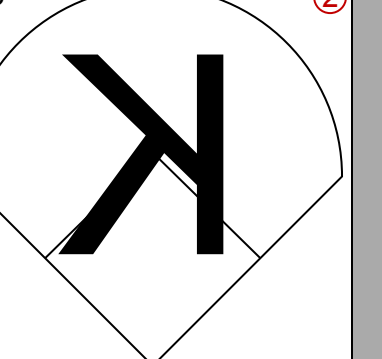
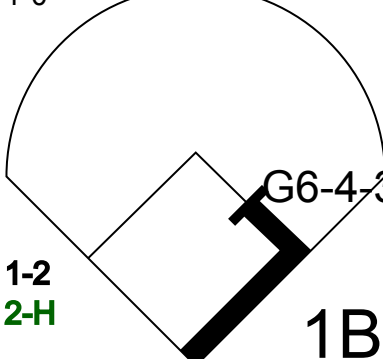
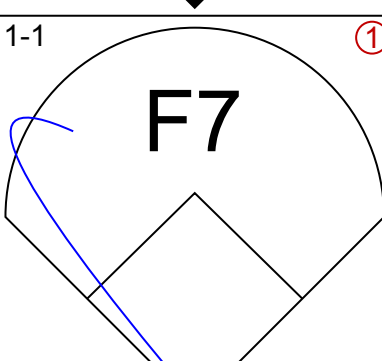
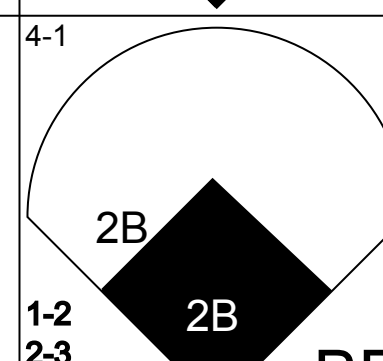
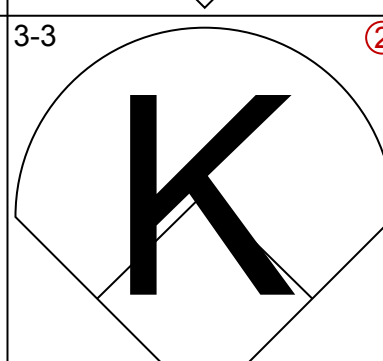
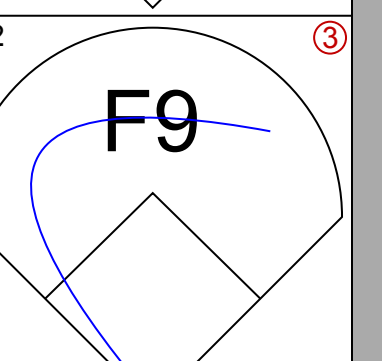
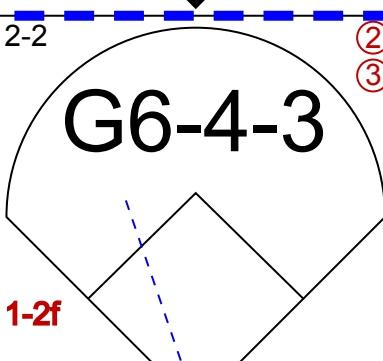
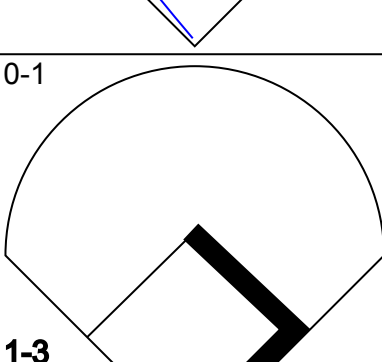
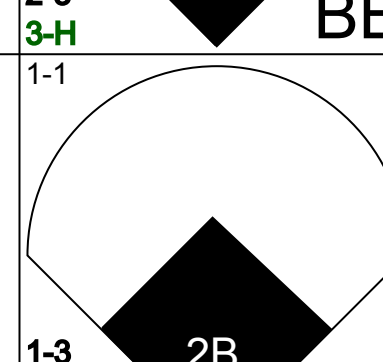
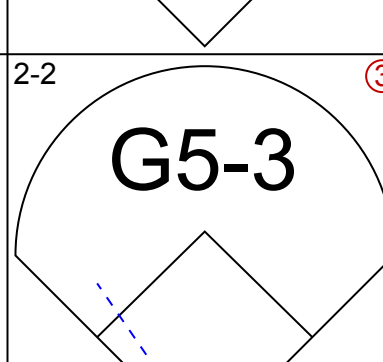
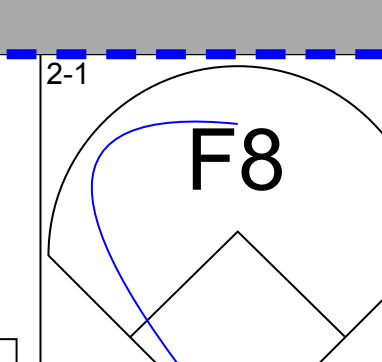
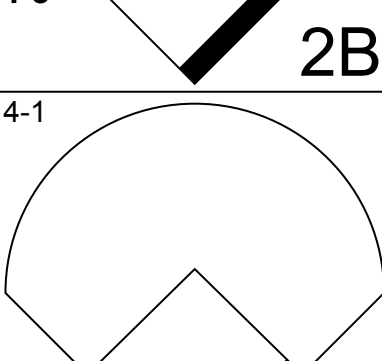
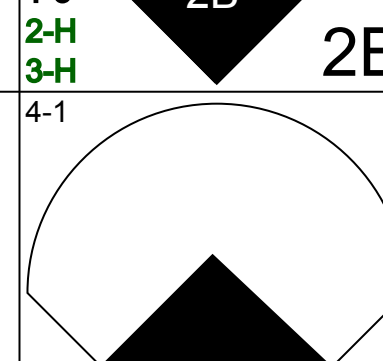
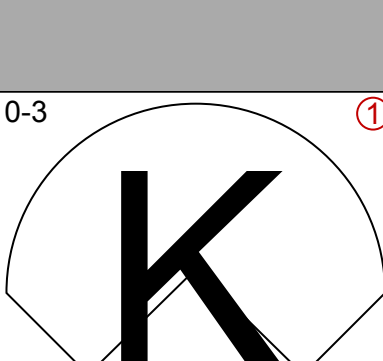
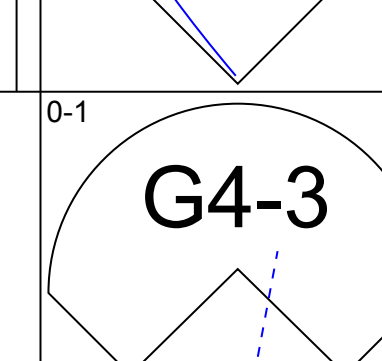
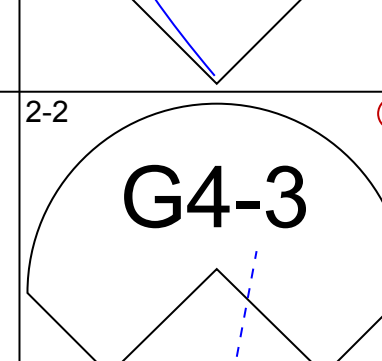
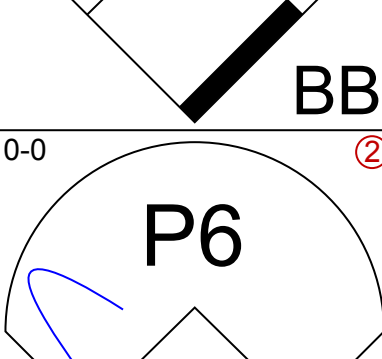
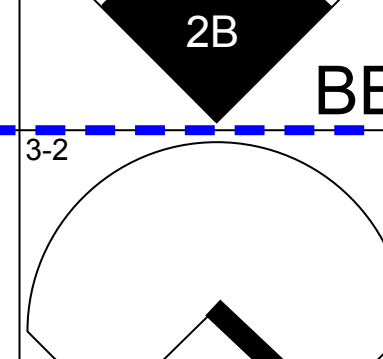
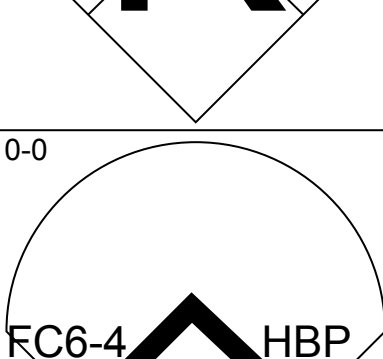
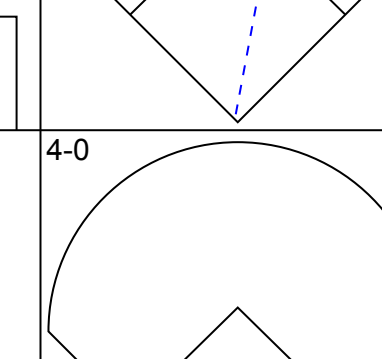
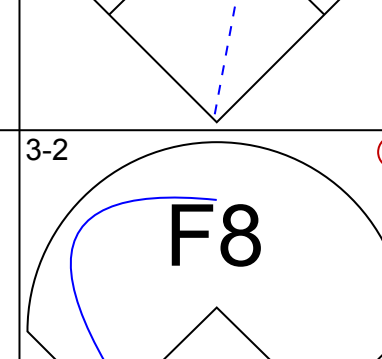
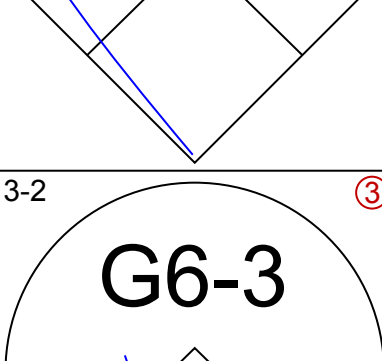
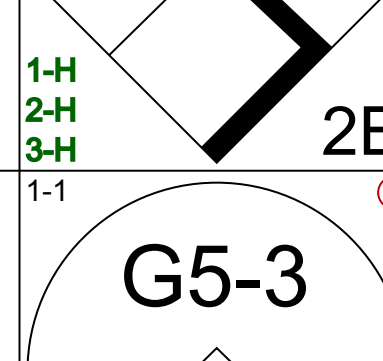
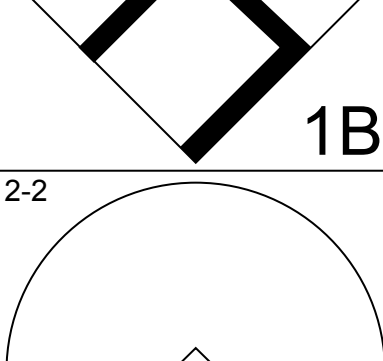
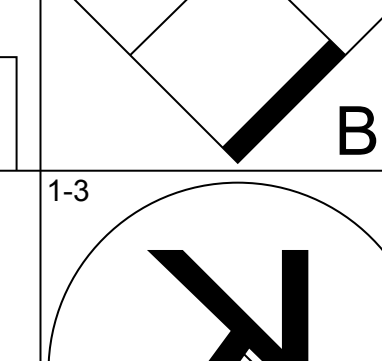
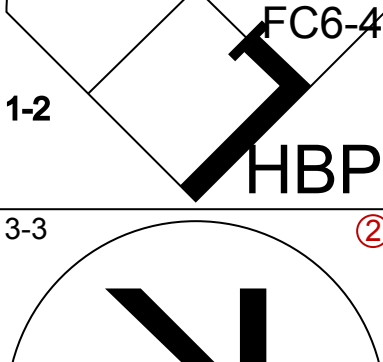
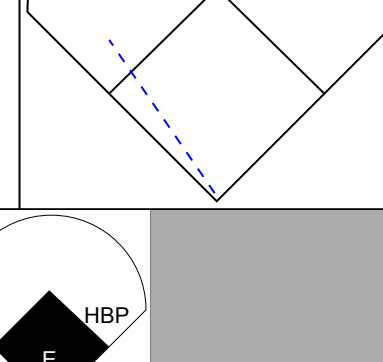
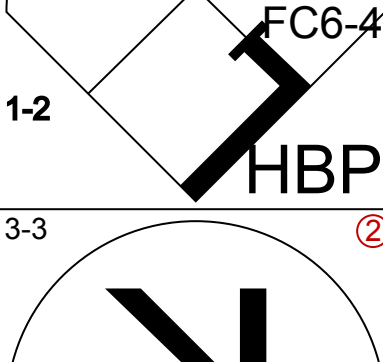

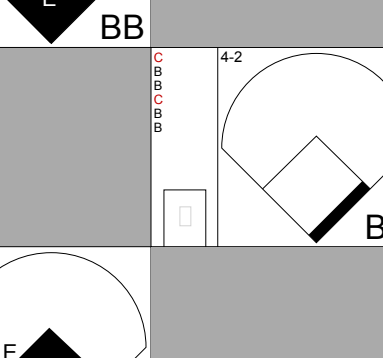

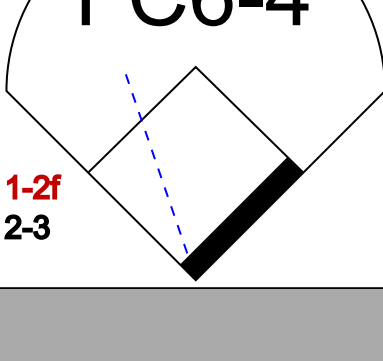
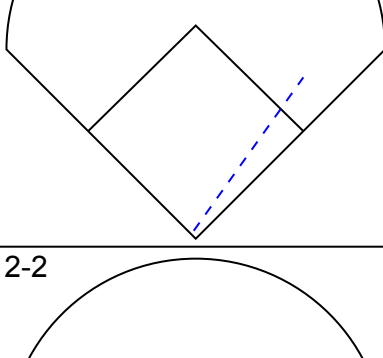
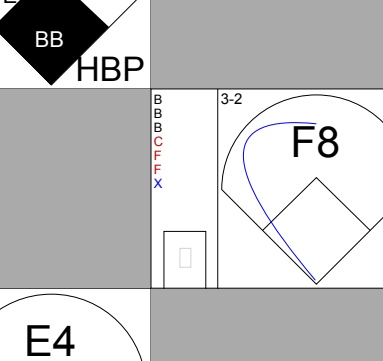
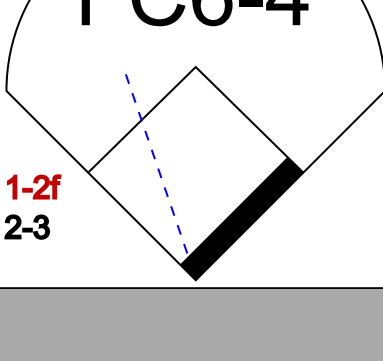
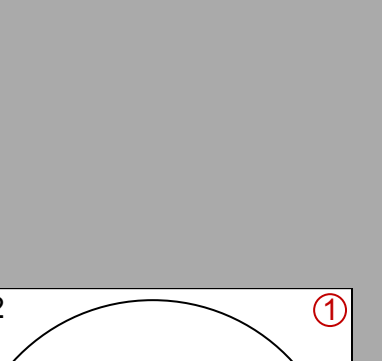
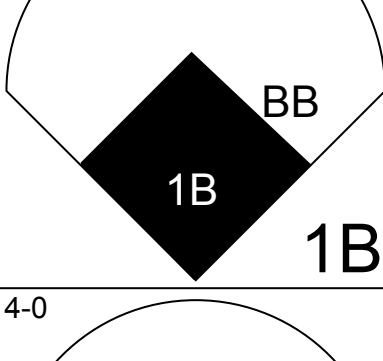


Batter	1	2	3	4	5	6	7	8	9	AB	R	H	RBI	BB	SO	LOB	TOP										
<b>Gerald Williams, R</b> (1, 10) OBP: 0.317, SLG: 0.423	0-2 1B		1-3 K					0-0 G5-3		4	1	2	2	0	1	2	<b>Tampa Bay Devil Rays @ Seattle Mariners</b> Safeco Field, Seattle, WA Tue Jun 20 2000, 7:05 PM PDT Att: 29,349 - Sunny - 74 F										
<b>Quinton McCracken, S</b> (1, 8) OBP: 0.353, SLG: 0.214	1-3 K		3-2 G6-3					1-0 1B		4	0	1	1	0	1	2											
<b>Bubba Trammell, R</b> (1, 7) OBP: 0.358, SLG: 0.519	1-0 P5		1-2 3-H 2-3 K					1-0 1B		4	0	0	0	0	1	3											
<b>Fred McGriff, L</b> (1, 3) OBP: 0.348, SLG: 0.453	0-0 F8							3-3 K		4	0	0	0	0	2	1											
<b>John Flaherty, R</b> (1, 2) OBP: 0.316, SLG: 0.386 <b>Miguel Cairo, R</b> (9, PR) OBP: 0.324, SLG: 0.340		2-3 K						2-1 S S 1B		4	0	1	0	0	1	0											
<b>Bobby Smith, R</b> (1, 4) OBP: 0.407, SLG: 0.600		0-1 F4						1-3 K		4	0	0	0	0	1	1											
<b>Jose Guillen, R</b> (1, 9) OBP: 0.346, SLG: 0.500		1-2 G5-3						4-2 BB		3	0	0	0	1	1	0											
<b>Ozzie Guillen, L</b> (1, 5) OBP: 0.325, SLG: 0.405			4-0 1B G6-3 BB					0-1 P6		3	2	1	0	1	0	2											
<b>Felix Martinez, S</b> (1, 6) OBP: 0.370, SLG: 0.386			3-1 S 1B					2-3 K		3	0	1	0	0	1	1											
<b>Inning Stats</b>	R: 0 E: 0 K: 1 S: 8	H: 1 LOB: 1 BB: 0 P: 10	R: 0 E: 0 K: 1 S: 10	H: 0 LOB: 0 BB: 0 P: 13	R: 1 E: 0 K: 2 S: 13	H: 1 LOB: 1 BB: 1 P: 26	R: 0 E: 0 K: 1 S: 6	H: 0 LOB: 0 BB: 0 P: 11	R: 2 E: 0 K: 1 S: 12	H: 2 LOB: 0 BB: 0 P: 15	R: 0 E: 0 K: 0 S: 7	H: 0 LOB: 0 BB: 0 P: 11	R: 0 E: 0 K: 0 S: 3	H: 0 LOB: 0 BB: 0 P: 6	R: 0 E: 0 K: 1 S: 6	H: 1 LOB: 1 BB: 0 P: 10		R: 0 E: 0 K: 2 S: 13	H: 1 LOB: 2 BB: 1 P: 23	1B: 4 2B: 1 3B: 0 HR: 1	SF: 0 SAC: 0 DP: 0 HBP: 0	WP: 0 PB: 0 CS: 3	PA: 35				
<b>PITCHER</b>	IP	WLS	BF	H	R	ER	SO	BB	IBB	HBP	BLK	WP	HR	S	P	ERA	WHIP										
<b>Paul Abbott, R</b> (1, 1) ERA: 4.41	7.0	W	26	4	3	3	6	1	0	0	0	0	1	59	92	3.86	0.714										
<b>Arthur Rhodes, L</b> (8, 1) ERA: 2.79	1.1	H	5	1	0	0	2	0	0	0	0	0	0	10	17	0.00	0.750										
<b>Kazuhiro Sasaki, R</b> (9, 1) ERA: 4.62	0.2	S	4	1	0	0	1	1	0	0	0	0	0	9	16	0.00	3.000										

Batter	1	2	3	4	5	6	7	8	9	AB	R	H	RBI	BB	SO	LOB	BOTTOM										
<b>Rickey Henderson, R</b> (1, 7) OBP: 0.362, SLG: 0.300	3-2 G5-3							2-1 FC6-5 S		4	0	1	2	0	0	1	<b>Tampa Bay Devil Rays @ Seattle Mariners</b> Safeco Field, Seattle, WA Tue Jun 20 2000, 7:05 PM PDT Att: 29,349 - Sunny - 74 F										
<b>Mike Cameron, R</b> (1, 8) OBP: 0.383, SLG: 0.487	1-0 G3							1-0 G6-3		4	0	0	0	0	0	3											
<b>Alex Rodriguez, R</b> (1, 6) OBP: 0.450, SLG: 0.646	3-2 G1-3							3-2 P5		4	0	0	0	0	0	1											
<b>Edgar Martinez, R</b> (1, 10) OBP: 0.454, SLG: 0.715		1-1 G6-3						1-3 K		3	0	0	0	1	1	0											
<b>John Olerud, L</b> (1, 3) OBP: 0.420, SLG: 0.465		0-0 G6-3 1B 2B						0-2 G6-3		4	2	2	0	0	0	1											
<b>Jay Buhner, R</b> (1, 9) OBP: 0.381, SLG: 0.497 <b>Charles Gipson, R</b> (8, PR) OBP: 0.375, SLG: 0.364		0-0 G6-3						4-2 CS BB		3	0	0	0	1	0	1											
<b>John Mabry, L</b> (1, 5) OBP: 0.304, SLG: 0.306		4-0 BB 1B BB						2-2 CS BB		2	1	0	0	1	1	1											
<b>Joe Oliver, R</b> (1, 2) OBP: 0.333, SLG: 0.455		0-1 BB 1B 1B						1-2 3-H 4-1 1B BB		3	1	1	1	0	0	0											
<b>David Bell, R</b> (1, 4) OBP: 0.275, SLG: 0.318								1-0 FC6-5 2B		2	0	1	0	1	1	0											
<b>Inning Stats</b>	R: 0 E: 0 K: 0 S: 7	H: 0 LOB: 0 BB: 0 P: 14	R: 3 E: 0 K: 0 S: 12	H: 3 LOB: 2 BB: 2 P: 22	R: 1 E: 1 K: 1 S: 13	H: 1 LOB: 1 BB: 0 P: 23	R: 0 E: 0 K: 1 S: 9	H: 0 LOB: 0 BB: 0 P: 14	R: 0 E: 0 K: 0 S: 7	H: 0 LOB: 1 BB: 1 P: 12	R: 0 E: 0 K: 0 S: 3	H: 0 LOB: 0 BB: 0 P: 5	R: 0 E: 0 K: 0 S: 8	H: 1 LOB: 1 BB: 0 P: 15	R: 0 E: 0 K: 1 S: 13	H: 0 LOB: 1 BB: 1 P: 19		1B: 2 2B: 3 3B: 0 HR: 0	SF: 0 SAC: 0 DP: 0 HBP: 0	WP: 1 PB: 0 CS: 1	PA: 34						
<b>PITCHER</b>	IP	WLS	BF	H	R	ER	SO	BB	IBB	HBP	BLK	WP	HR	S	P	ERA	WHIP										
<b>Steve Trachsel, R</b> (1, 1) ERA: 4.67	8.0	L	33	5	4	3	3	4	0	0	0	1	0	72	124	3.38	1.125										

AB	33
R	3
H	6
RBI	3
BB	2
SO	9
LOB	12



Batter	1	2	3	4	5	6	7	8	9	AB	R	H	RBI	BB	SO	LOB	TOP					
Gerald Williams, R (1, 10) OBP: 0.312, SLG: 0.416																	5 0 0 1 0 1 2					
Quinton McCracken, S (1, 8) OBP: 0.381, SLG: 0.188																	2 0 0 0 2 0 2					
Steve Cox, L (1, 7) OBP: 0.407, SLG: 0.437																	2 1 0 0 1 0 2					
Bubba Trammell, R (7, PH) OBP: 0.355, SLG: 0.514																	1 0 0 0 0 1 1					
Fred McGriff, L (1, 3) OBP: 0.350, SLG: 0.463																	3 2 1 2 1 0 1					
Bobby Smith, R (1, 4) OBP: 0.387, SLG: 0.586																	4 0 1 0 0 3 0					
Jose Guillen, R (1, 9) OBP: 0.336, SLG: 0.484																	4 0 0 0 0 4 2					
Mike DiFelice, R (1, 2) OBP: 0.301, SLG: 0.384																	3 1 1 1 0 1 0					
Ozzie Guillen, L (1, 5) OBP: 0.341, SLG: 0.415																	4 0 2 0 0 0 2					
Felix Martinez, S (1, 6) OBP: 0.376, SLG: 0.405																	4 1 2 0 0 0 2					
<b>Inning Stats</b>	R: 0 E: 0 K: 1 S: 14	H: 0 LOB: 1 BB: 2 P: 25	R: 0 E: 0 K: 3 S: 9	H: 0 LOB: 0 BB: 1 P: 11	R: 0 E: 0 K: 0 S: 9	H: 1 LOB: 0 BB: 0 P: 15	R: 2 E: 0 K: 2 S: 13	H: 1 LOB: 0 BB: 1 P: 25	R: 2 E: 1 K: 0 S: 12	H: 2 LOB: 1 BB: 0 P: 17	R: 1 E: 0 K: 1 S: 11	H: 1 LOB: 1 BB: 1 P: 18	R: 0 E: 0 K: 1 S: 12	H: 1 LOB: 0 BB: 0 P: 17	R: 0 E: 0 K: 2 S: 7	H: 0 LOB: 0 BB: 0 P: 10	R: 0 E: 0 K: 0 S: 8	H: 1 LOB: 1 BB: 0 P: 9	1B: 4 2B: 2 3B: 0 HR: 1	SF: 1 SAC: 0 DP: 1 HBP: 0	WP: 0 PB: 0 CS: 1	PA: 37
<b>PITCHER</b>	IP WLS BF H R ER SO BB IBB HBP BLK WP HR S P ERA WHIP																					
Aaron Sele, R (1, 1) ERA: 4.32	5.0 W 23 5 5 4 6 4 0 0 0 0 0 1 63 104 7.20 1.800																					
Jose Paniagua, R (6, 1) ERA: 4.21	1.2 H 6 1 0 0 1 0 0 0 0 0 0 0 14 21 0.00 0.600																					
Arthur Rhodes, L (7, 1) ERA: 2.73	0.2 H 2 0 0 0 1 0 0 0 0 0 0 0 4 4 0.00 0.000																					
Jose Mesa, R (8, 1) ERA: 6.43	0.2 H 2 0 0 0 2 0 0 0 0 0 0 0 6 9 0.00 0.000																					
Kazuhito Sasaki, R (9, 1) ERA: 4.44	1.0 S 4 1 0 0 0 0 0 0 0 0 0 0 8 9 0.00 1.000																					
<b>Batter</b>	<b>1</b>	<b>2</b>	<b>3</b>	<b>4</b>	<b>5</b>	<b>6</b>	<b>7</b>	<b>8</b>	<b>9</b>	<b>AB</b>	<b>R</b>	<b>H</b>	<b>RBI</b>	<b>BB</b>	<b>SO</b>	<b>LOB</b>	<b>BOTTOM</b>					
Rickey Henderson, R (1, 7) OBP: 0.367, SLG: 0.304																	4 1 2 1 1 2 0					
Mike Cameron, R (1, 8) OBP: 0.378, SLG: 0.479																	4 1 0 1 1 1 3					
Alex Rodriguez, R (1, 6) OBP: 0.449, SLG: 0.649																	5 1 2 2 0 0 0					
Edgar Martinez, R (1, 10) OBP: 0.453, SLG: 0.705																	3 1 0 0 2 1 0					
John Olerud, L (1, 3) OBP: 0.423, SLG: 0.470																	4 0 2 3 1 0 3					
Jay Buhner, R (1, 9) OBP: 0.378, SLG: 0.489																	3 0 0 0 0 1 5					
Charles Gipson, R (9, 9) OBP: 0.375, SLG: 0.364																	0 0 0 0 0 0 0					
Tom Lampkin, L (1, 2) OBP: 0.312, SLG: 0.505																	2 1 0 0 2 1 2					
David Bell, R (1, 4) OBP: 0.278, SLG: 0.318																	3 2 1 0 0 0 4					
John Mabry, L (1, 5) OBP: 0.301, SLG: 0.292																	3 1 0 0 1 0 3					
<b>Inning Stats</b>	R: 0 E: 0 K: 0 S: 13	H: 2 LOB: 3 BB: 1 P: 23	R: 7 E: 1 K: 0 S: 29	H: 2 LOB: 2 BB: 5 P: 61	R: 0 E: 0 K: 2 S: 10	H: 0 LOB: 0 BB: 0 P: 18	R: 0 E: 0 K: 2 S: 12	H: 1 LOB: 2 BB: 0 P: 18	R: 0 E: 0 K: 1 S: 9	H: 0 LOB: 0 BB: 0 P: 12	R: 0 E: 0 K: 1 S: 7	H: 0 LOB: 1 BB: 1 P: 14	R: 1 E: 0 K: 0 S: 10	H: 2 LOB: 1 BB: 1 P: 20	R: 0 E: 0 K: 0 S: 10	H: 0 LOB: 0 BB: 0 P: 16	R: 0 E: 0 K: 0 S: 0	H: 0 LOB: 0 BB: 0 P: 0	1B: 4 2B: 3 3B: 0 HR: 0	SF: 0 SAC: 0 DP: 1 HBP: 2	WP: 0 PB: 0 CS: 0	PA: 41
<b>PITCHER</b>	IP WLS BF H R ER SO BB IBB HBP BLK WP HR S P ERA WHIP																					
Esteban Yan, R (1, 1) ERA: 6.48	1.0 L 13 2 0 0 5 1 0 1 0 0 0 0 45 75 0.00 0.750																					
Doug Creek, L (2, 1) ERA: 2.51	4.0 16 2 0 0 5 1 0 1 0 0 0 0 45 75 0.00 0.750																					
Rick White, R (6, 1) ERA: 3.25	1.1 8 2 1 1 1 2 0 0 0 0 0 0 14 29 6.75 3.000																					
Jim Mecir, R (7, 1) ERA: 2.37	1.2 4 0 0 0 0 0 0 0 0 0 0 0 13 21 0.00 0.000																					

Tampa Bay Devil Rays @ Seattle Mariners  
Safeco Field, Seattle, WA  
Wed Jun 21 2000, 7:05 PM PDT  
Att: 27,555 - Cloudy - 66 F

AB 32  
R 5  
H 7  
RBI 4  
BB 4  
SO 10  
LOB 14



Tampa Bay Devil Rays @ Seattle Mariners  
Safeco Field, Seattle, WA  
Wed Jun 21 2000, 7:05 PM PDT  
Att: 27,555 - Cloudy - 66 F

AB 31  
R 8  
H 7  
RBI 7  
BB 8  
SO 6  
LOB 20



Batter	1	2	3	4	5	6	7	8	9	AB	R	H	RBI	BB	SO	LOB	TOP		
Gerald Williams, R OBP: 0.316, SLG: 0.429	1-0 HR		0-2 G5-3			4-2 1B BB	1-2 SF7	0-2 1B		3	1	2	2	1	0	0			
Quinton McCracken, S OBP: 0.308, SLG: 0.143	1-0 G4-3			3-2 G3		1-0 L9	1-2 P5	1-0 G4-3		5	0	0	0	0	0	4			
Bubba Trammell, R OBP: 0.360, SLG: 0.514 Jose Guillen, R OBP: 0.333, SLG: 0.480	0-0 F9			1-1 L7		1-2 1B	3-1 1B		2-3 K	4	0	2	0	0	0	0			
Fred McGriff, L OBP: 0.344, SLG: 0.454	3-0 F9			0-1 P6		1-3 K	0-0 F8		1-3 K	5	0	0	0	0	2	4			
John Flaherty, R OBP: 0.318, SLG: 0.386		1-0 F8			0-1 F8		2-2 2B 1B	2-0 FC1-6 1B	0-0 G1-3	5	1	2	0	0	0	0			
Steve Cox, L OBP: 0.400, SLG: 0.440		1-2 G3-1			0-1 G4-3		1-1 1B 2B	2-1 FC1-6 HR		4	2	1	1	0	0	1			
Bobby Smith, R OBP: 0.429, SLG: 0.697		0-1 F9			0-0 1B		1-1 1B 1B	0-0 HR		4	2	3	3	0	0	0			
Ozzie Guillen, L OBP: 0.354, SLG: 0.422			3-2 F2		0-0 F9		0-0 1B SF7 1B	0-2 FC4-6 1B		4	1	2	0	0	0	1			
Felix Martinez, S OBP: 0.371, SLG: 0.397			3-2 L6			0-0 F7	0-2 1B 1B	1-0 FC4-6 1B		4	0	1	1	0	0	1			
<b>Inning Stats</b>	R: 1 E: 0 K: 0 S: 4	H: 1 LOB: 0 BB: 0 P: 9	R: 0 E: 0 K: 0 S: 6	H: 0 LOB: 0 BB: 0 P: 8	R: 0 E: 0 K: 0 S: 12	H: 0 LOB: 0 BB: 0 P: 18	R: 0 E: 0 K: 0 S: 9	H: 0 LOB: 0 BB: 0 P: 13	R: 0 E: 0 K: 1 S: 10	H: 1 LOB: 2 BB: 1 P: 17	R: 4 E: 0 K: 0 S: 24	H: 6 LOB: 2 BB: 0 P: 32	R: 2 E: 0 K: 0 S: 14	H: 4 LOB: 2 BB: 0 P: 20	R: 0 E: 0 K: 2 S: 7	H: 0 LOB: 0 BB: 0 P: 10	1B: 10 2B: 1 3B: 0 HR: 2	SF: 1 SAC: 0 DP: 0 HBP: 0	WP: 0 PA: 41 PB: 0 SB: 1 CS: 0
<b>PITCHER</b>	IP WLS BF H R ER SO BB IBB HBP BLK WP HR S P ERA WHIP	IP WLS BF H R ER SO BB IBB HBP BLK WP HR S P ERA WHIP	IP WLS BF H R ER SO BB IBB HBP BLK WP HR S P ERA WHIP	IP WLS BF H R ER SO BB IBB HBP BLK WP HR S P ERA WHIP	IP WLS BF H R ER SO BB IBB HBP BLK WP HR S P ERA WHIP	IP WLS BF H R ER SO BB IBB HBP BLK WP HR S P ERA WHIP	IP WLS BF H R ER SO BB IBB HBP BLK WP HR S P ERA WHIP	IP WLS BF H R ER SO BB IBB HBP BLK WP HR S P ERA WHIP	IP WLS BF H R ER SO BB IBB HBP BLK WP HR S P ERA WHIP	IP WLS BF H R ER SO BB IBB HBP BLK WP HR S P ERA WHIP	IP WLS BF H R ER SO BB IBB HBP BLK WP HR S P ERA WHIP	IP WLS BF H R ER SO BB IBB HBP BLK WP HR S P ERA WHIP	IP WLS BF H R ER SO BB IBB HBP BLK WP HR S P ERA WHIP	IP WLS BF H R ER SO BB IBB HBP BLK WP HR S P ERA WHIP	IP WLS BF H R ER SO BB IBB HBP BLK WP HR S P ERA WHIP	IP WLS BF H R ER SO BB IBB HBP BLK WP HR S P ERA WHIP	IP WLS BF H R ER SO BB IBB HBP BLK WP HR S P ERA WHIP	IP WLS BF H R ER SO BB IBB HBP BLK WP HR S P ERA WHIP	IP WLS BF H R ER SO BB IBB HBP BLK WP HR S P ERA WHIP

Tampa Bay Devil Rays @ Texas Rangers  
The Ballpark at Arlington, Arlington, TX  
Fri Jun 23 2000, 8:35 PM EDT  
Att: 42,336 - Cloudy - 91 F

AB 39  
R 7  
H 13  
RBI 7  
BB 1  
SO 3  
LOB 11



Batter	1	2	3	4	5	6	7	8	9	AB	R	H	RBI	BB	SO	LOB	BOTTOM				
Luis Altea, S OBP: 0.408, SLG: 0.462	3-2 29 1B 1B		1-3 K		3-2 IHR			4-1 29 2B BB		3	2	2	1	1	1	0					
29 Rusty Greer, L OBP: 0.346, SLG: 0.393	2-2 1B G2-3 1B		1-0 F7		2-3 K			1-1 1B 2B		4	0	2	0	0	1	0					
Rafael Palmeiro, L OBP: 0.391, SLG: 0.531	1-2 G2-3			1-3 K		2-2 FC1-6 1B		1-0 F8		4	0	1	0	0	1	4					
Ivan Rodriguez, R OBP: 0.396, SLG: 0.707	1-0 G4-6-3 1B			2-0 G5-3		2-2 FC1-6 G4-6-3		0-0 P4		4	0	1	1	0	0	3					
David Segui, S OBP: 0.395, SLG: 0.516	1-2 G4-6-3			3-2 G4-3		0-1 G4-6-3		1-1 G6-3		4	0	0	0	0	0	5					
Dave Martinez, L OBP: 0.287, SLG: 0.330 Chad Curtis, R OBP: 0.314, SLG: 0.430		1-2 L4			0-0 G4-3		3-2 WP 1B		2-2 F8	2	0	0	0	0	0	0					
Mike Lamb, L OBP: 0.345, SLG: 0.429		2-1 G6-3			1-3 K		2-3 K		2-1 G4-3	4	0	0	0	0	2	1					
Gabe Kapler, R OBP: 0.301, SLG: 0.379		1-0 G5-3			1-1 HR 1B		1-1 F7		1-2 G6-3	4	1	1	0	0	0	1					
Royce Clayton, R OBP: 0.289, SLG: 0.417			1-1 G6-3		1-2 HR		2-1 G6-3			3	1	1	2	0	0	1					
<b>Inning Stats</b>	R: 1 E: 0 K: 0 S: 15	H: 3 LOB: 1 BB: 0 P: 23	R: 0 E: 0 K: 0 S: 6	H: 0 LOB: 0 BB: 0 P: 10	R: 0 E: 0 K: 1 S: 6	H: 0 LOB: 0 BB: 0 P: 9	R: 0 E: 0 K: 1 S: 8	H: 0 LOB: 0 BB: 0 P: 14	R: 3 E: 0 K: 2 S: 15	H: 3 LOB: 0 BB: 0 P: 23	R: 0 E: 0 K: 0 S: 9	H: 1 LOB: 0 BB: 0 P: 13	R: 0 E: 0 K: 1 S: 12	H: 1 LOB: 1 BB: 0 P: 20	R: 0 E: 0 K: 0 S: 7	H: 1 LOB: 2 BB: 1 P: 14	R: 0 E: 0 K: 0 S: 9	H: 0 LOB: 0 BB: 0 P: 14	1B: 6 2B: 1 3B: 0 HR: 2	SF: 0 SAC: 0 DP: 2 HBP: 0	WP: 1 PA: 35 PB: 0 SB: 0 CS: 0
<b>PITCHER</b>	IP WLS BF H R ER SO BB IBB HBP BLK WP HR S P ERA WHIP	IP WLS BF H R ER SO BB IBB HBP BLK WP HR S P ERA WHIP	IP WLS BF H R ER SO BB IBB HBP BLK WP HR S P ERA WHIP	IP WLS BF H R ER SO BB IBB HBP BLK WP HR S P ERA WHIP	IP WLS BF H R ER SO BB IBB HBP BLK WP HR S P ERA WHIP	IP WLS BF H R ER SO BB IBB HBP BLK WP HR S P ERA WHIP	IP WLS BF H R ER SO BB IBB HBP BLK WP HR S P ERA WHIP	IP WLS BF H R ER SO BB IBB HBP BLK WP HR S P ERA WHIP	IP WLS BF H R ER SO BB IBB HBP BLK WP HR S P ERA WHIP	IP WLS BF H R ER SO BB IBB HBP BLK WP HR S P ERA WHIP	IP WLS BF H R ER SO BB IBB HBP BLK WP HR S P ERA WHIP	IP WLS BF H R ER SO BB IBB HBP BLK WP HR S P ERA WHIP	IP WLS BF H R ER SO BB IBB HBP BLK WP HR S P ERA WHIP	IP WLS BF H R ER SO BB IBB HBP BLK WP HR S P ERA WHIP	IP WLS BF H R ER SO BB IBB HBP BLK WP HR S P ERA WHIP	IP WLS BF H R ER SO BB IBB HBP BLK WP HR S P ERA WHIP	IP WLS BF H R ER SO BB IBB HBP BLK WP HR S P ERA WHIP	IP WLS BF H R ER SO BB IBB HBP BLK WP HR S P ERA WHIP	IP WLS BF H R ER SO BB IBB HBP BLK WP HR S P ERA WHIP		

Tampa Bay Devil Rays @ Texas Rangers  
The Ballpark at Arlington, Arlington, TX  
Fri Jun 23 2000, 8:35 PM EDT  
Att: 42,336 - Cloudy - 91 F

AB 34  
R 4  
H 9  
RBI 4  
BB 1  
SO 5  
LOB 15





Batter	1	2	3	4	5	6	7	8	9	AB	R	H	RBI	BB	SO	LOB	TOP							
Randy Winn, S OBP: 0.413, SLG: 0.323	0-1 G6-4-3 1B	3-1 FC6-4				2-2 G6-4-3 1B	0-3 K		0-2 1B	5	0	3	1	0	1	2								
Quinton McCracken, S OBP: 0.259, SLG: 0.115	0-0 G6-4-3 1-2f	3-2 G4-3			0-0 G6-4-3 1-2f	3-2 F8	3-2 F8	0-1 G3		5	0	0	0	0	0	5								
Bubba Trammell, R OBP: 0.358, SLG: 0.500	4-2 1B BB			2-3 K		2-1 G1-3	4-1 BB			2	0	0	0	2	1	0								
Fred McGriff, L OBP: 0.357, SLG: 0.474	2-2 1-2 1B		3-2 F9		2-1 1B HR 1B	3-3 K				4	1	2	0	0	1	1								
Bobby Smith, R OBP: 0.432, SLG: 0.643	0-0 G1-3		1-3 K		0-1 1-2 HR 1B			3-3 K		4	1	1	0	0	2	2								
John Flaherty, R OBP: 0.322, SLG: 0.394		2-2 1B FC6-4 2B		0-2 F8		1-1 HR 1B		1-2 P4		4	2	2	0	0	0	0								
Jose Guillen, R OBP: 0.340, SLG: 0.515		2-2 FC6-4 1B HBP		0-0 G5-3		1-1 HR		0-1 G1-3		3	1	1	4	0	0	0								
Miguel Cairo, R OBP: 0.326, SLG: 0.341		0-2 FC6-4 1B		2-2 G6-3		0-0 G6-3			2-3 K	4	0	1	0	0	1	0								
Felix Martinez, S OBP: 0.378, SLG: 0.402	0-0 P6				0-3 K	1-1 G5-3		0-1 B1-3		4	0	0	0	0	1	3								
<b>Inning Stats</b>	R: 0 E: 0 K: 0 S: 9	H: 2 LOB: 2 BB: 1 P: 15	R: 1 E: 0 K: 0 S: 18	H: 2 LOB: 2 BB: 0 P: 28	R: 0 E: 0 K: 2 S: 10	H: 0 LOB: 0 BB: 0 P: 16	R: 0 E: 0 K: 0 S: 8	H: 0 LOB: 0 BB: 0 P: 10	R: 0 E: 0 K: 1 S: 7	H: 1 LOB: 0 BB: 0 P: 9	R: 4 E: 0 K: 0 S: 13	H: 4 LOB: 0 BB: 0 P: 20	R: 0 E: 0 K: 2 S: 10	H: 0 LOB: 1 BB: 1 P: 20	R: 0 E: 0 K: 1 S: 9	H: 0 LOB: 0 BB: 0 P: 13	R: 0 E: 0 K: 1 S: 10	H: 1 LOB: 1 BB: 0 P: 12	1B: 8 2B: 1 3B: 0 HR: 1	SF: 0 SAC: 0 DP: 2 HBP: 1	WP: 0 PB: 0 SB: 0 CS: 0	PA: 38		
<b>PITCHER</b>	IP WLS BF H R ER SO BB IBB HBP BLK WP HR S P ERA WHIP	7.0 W 31 9 5 5 5 2 0 0 1 0 0 1 75 118 6.43 1.571	2.0 S 7 1 0 0 2 0 0 0 0 0 0 0 19 25 0.00 0.500																					

Tampa Bay Devil Rays @ Texas Rangers  
The Ballpark at Arlington, Arlington, TX  
Sun Jun 25 2000, 8:05 PM EDT  
Att: 37,107 - Sunny - 91 F

AB 35  
R 5  
H 10  
RBI 5  
BB 2  
SO 7  
LOB 13



Batter	1	2	3	4	5	6	7	8	9	AB	R	H	RBI	BB	SO	LOB	BOTTOM						
Luis Alieca, S OBP: 0.400, SLG: 0.451	1-1 G4-3		2-1 G6-3		4-2 BB	3-2 E6 2B 1B		2-2 G3		1	0	0	0	0	0	0							
Frank Catalanotto, L OBP: 0.512, SLG: 0.638	1-3 K			1-2 1B 2B	2-2 E1	0-1 E5 2B		2-2 2B 1B		5	3	2	0	0	1	3							
29 Rusty Greer, L OBP: 0.349, SLG: 0.402	0-0 G6-3			1-1 P1	0-0 G3	1-1 FC6-4 1H 2H 2B		2-0 G6-3 1B 2B		5	1	2	3	0	0	4							
Rafael Palmeiro, L OBP: 0.394, SLG: 0.547		1-1 P4		1-3 K		L9		1-1 G6-3		4	0	0	0	1	1	2							
Ivan Rodriguez, R OBP: 0.393, SLG: 0.696								2-3 2B															
David Segui, S OBP: 0.399, SLG: 0.516		0-0 G6-4-3 1B		0-0 2H 1B		FC6-4		2-1 1B		5	1	4	2	0	0	2							
Dave Martinez, L OBP: 0.292, SLG: 0.345		1-1 G6-4-3 1-2f		1-0 G4-3		0-0 2B 1B	4-1 SH3 BB	2-1 G3		4	1	1	0	1	0	3							
Mike Lamb, L OBP: 0.353, SLG: 0.441			1-2 G5-3 1B		1-2 FC5-4 1B	0-0 2B 2B		1-2 SH3		3	1	3	1	0	0	0							
Gabe Kapler, R OBP: 0.299, SLG: 0.382			0-2 F8		1-2 FC5-4 FC6-4	1-2 E 2B	3-2 F2			4	1	1	2	0	0	3							
Royce Clayton, R OBP: 0.288, SLG: 0.421			2-1 G5-3		0-2 FC6-4 S	1-2 G1-3	3-3 K			4	0	0	0	0	1	4							
<b>Inning Stats</b>	R: 0 E: 0 K: 1 S: 6	H: 0 LOB: 0 BB: 0 P: 8	R: 0 E: 0 K: 0 S: 5	H: 1 LOB: 0 BB: 0 P: 7	R: 0 E: 0 K: 0 S: 12	H: 1 LOB: 1 BB: 0 P: 17	R: 1 E: 0 K: 1 S: 10	H: 2 LOB: 1 BB: 0 P: 14	R: 0 E: 1 K: 0 S: 16	H: 1 LOB: 3 BB: 1 P: 24	R: 6 E: 2 K: 0 S: 25	H: 6 LOB: 2 BB: 1 P: 38	R: 0 E: 0 K: 1 S: 9	H: 0 LOB: 1 BB: 1 P: 19	R: 2 E: 0 K: 0 S: 13	H: 3 LOB: 1 BB: 0 P: 24	1B: 9 2B: 5 3B: 0 HR: 0	SF: 0 SAC: 1 DP: 1 HBP: 0	WP: 0 PB: 0 SB: 2 CS: 0	PA: 42			
<b>PITCHER</b>	IP WLS BF H R ER SO BB IBB HBP BLK WP HR S P ERA WHIP	5.2 L 30 11 7 4 2 1 0 0 0 0 0 0 11 26 0.00 0.750	1.1 6 0 0 0 1 1 1 0 0 0 0 0 0 13 24 18.00 3.000																				

Tampa Bay Devil Rays @ Texas Rangers  
The Ballpark at Arlington, Arlington, TX  
Sun Jun 25 2000, 8:05 PM EDT  
Att: 37,107 - Sunny - 91 F

AB 38  
R 9  
H 14  
RBI 8  
BB 3  
SO 3  
LOB 22



Batter	1	2	3	4	5	6	7	8	9	AB	R	H	RBI	BB	SO	LOB	TOP										
Shannon Stewart, R (1, 7) OBP: 0.384, SLG: 0.584 Todd Greene, R (8, 7) OBP: 0.333, SLG: 0.583	L1	F8		CS 1B			L6			4	0	1	0	0	0	2											
Craig Grebeck, R (1, 4) OBP: 0.468, SLG: 0.420	G6-3		1B SF9	1B	G5-3		G4-3		F8	5	1	1	0	0	0	2											
Tony Batista, R (1, 5) OBP: 0.323, SLG: 0.549	1B BB		P5				F7			3	0	1	0	1	0	1											
Carlos Delgado, L (1, 3) OBP: 0.468, SLG: 0.720	1-3 1B		BB BB 1B		G3-1		F7			4	0	2	0	0	0	1											
Brad Fullmer, L (1, 10) OBP: 0.369, SLG: 0.561	P4		SF9		G4-3				K	3	0	0	1	0	1	2											
José Cruz Jr., S (1, 8) OBP: 0.320, SLG: 0.447		G5-3 1B	BB BB			G6-4-3 1B			F9	3	0	2	0	1	0	0											
Marty Cordova, R (1, 9) OBP: 0.333, SLG: 0.362	F8		1-2 2-3 BB			G6-4-3 1B			P6	3	0	1	0	1	0	1											
Alberto Castillo, R (1, 2) OBP: 0.278, SLG: 0.289 Charlie Greene, R (6, 2)	G5-3		K			G6-4-3			G3	3	0	0	0	0	1	6											
Chris Woodward, R (1, 6) OBP: 0.333, SLG: 0.500	1-2 BB			L4		F9			G4-3	3	0	0	0	1	0	1											
<b>Inning Stats</b>	R: 0 E: 0 K: 0 S: 13	H: 1 LOB: 2 BB: 1 P: 22	R: 0 E: 0 K: 0 S: 12	H: 1 LOB: 2 BB: 1 P: 18	R: 1 E: 0 K: 1 S: 17	H: 2 LOB: 3 BB: 2 P: 31	R: 0 E: 0 K: 0 S: 6	H: 1 LOB: 0 BB: 0 P: 10	R: 0 E: 0 K: 0 S: 5	H: 0 LOB: 0 BB: 0 P: 10	R: 0 E: 0 K: 0 S: 7	H: 2 LOB: 1 BB: 0 P: 10	R: 0 E: 0 K: 0 S: 8	H: 1 LOB: 1 BB: 0 P: 11	R: 0 E: 0 K: 1 S: 16	H: 0 LOB: 0 BB: 0 P: 24	R: 0 E: 0 K: 0 S: 7	H: 1 LOB: 1 BB: 0 P: 12	1B: 9 2B: 0 3B: 0 HR: 0	SF: 1 SAC: 0 DP: 1 HBP: 0	WP: 0 PB: 0 SB: 0 CS: 1	PA: 38					
<b>PITCHER</b>	IP	WLS	BF	H	R	ER	SO	BB	IBB	HBP	BLK	WP	HR	S	P	ERA	WHIP										
Steve Trachsel, R (1, 1) ERA: 4.49	6.0	W	27	7	1	1	1	4	0	0	0	0	0	60	103	1.50	1.833										
Rick White, R (7, 1) ERA: 3.43	1.0		4	1	0	0	0	0	0	0	0	0	0	8	11	0.00	1.000										
Tanyon Sturtze, R (8, 1) ERA: 10.45	1.0		3	0	0	0	1	0	0	0	0	0	0	16	24	0.00	0.000										
Jim Mecir, R (9, 1) ERA: 2.18	1.0		4	1	0	0	0	0	0	0	0	0	0	7	12	0.00	1.000										

**Toronto Blue Jays @ Tampa Bay Devil Rays**  
Tropicana Field, St. Petersburg, FL  
Tue Jun 27 2000, 7:15 PM EDT  
Att: 14,657 - Dome - 72 F

AB	33
R	1
H	9
RBI	1
BB	4
SO	2
LOB	16



Batter	1	2	3	4	5	6	7	8	9	AB	R	H	RBI	BB	SO	LOB	BOTTOM										
Randy Winn, S (1, 8) OBP: 0.412, SLG: 0.319	1B BB	FC4-6		E6			K			4	2	1	1	1	1	3											
Steve Cox, L (1, 10) OBP: 0.414, SLG: 0.500	1-3 1B	CS	G3-1	HR	FC3-6					5	2	3	4	0	0	1											
Bubba Trammell, R (1, 7) OBP: 0.367, SLG: 0.504	1B HBP		G6-3	1B		HBP BB 1B	F9			3	2	1	0	0	0	1											
Fred McGriff, L (1, 3) OBP: 0.365, SLG: 0.480 Russ Johnson, R (7, PH) OBP: 0.226, SLG: 0.198	1-2 1B			F9 WP	1B		F8			3	2	3	3	1	0	0											
John Flaherty, R (1, 2) OBP: 0.319, SLG: 0.389	F3		L5	WP	1B				G6-3	5	0	1	0	0	0	5											
Bobby Smith, R (1, 4) OBP: 0.408, SLG: 0.596	K			1B			P4		K	5	1	1	0	0	2	6											
Jose Guillen, R (1, 9) OBP: 0.342, SLG: 0.515	F8								G3	4	1	1	0	0	0	3											
Ozzie Guillen, L (1, 5) OBP: 0.328, SLG: 0.370		P4		HR BB						3	1	1	2	1	0	0											
Felix Martinez, S (1, 6) OBP: 0.373, SLG: 0.396		FC4-6		K			G3-1		G4-3	4	0	1	0	0	1	5											
<b>Inning Stats</b>	R: 2 E: 0 K: 1 S: 16	H: 2 LOB: 2 BB: 1 P: 27	R: 0 E: 0 K: 0 S: 9	H: 1 LOB: 0 BB: 0 P: 14	R: 0 E: 0 K: 0 S: 9	H: 1 LOB: 1 BB: 0 P: 18	R: 7 E: 1 K: 1 S: 24	H: 6 LOB: 1 BB: 1 P: 42	R: 0 E: 0 K: 0 S: 8	H: 1 LOB: 2 BB: 1 P: 16	R: 0 E: 0 K: 1 S: 13	H: 1 LOB: 1 BB: 0 P: 16	R: 0 E: 0 K: 1 S: 7	H: 0 LOB: 0 BB: 0 P: 12	1B: 9 2B: 3 3B: 0 HR: 1	SF: 0 SAC: 0 DP: 0 HBP: 3	WP: 1 PB: 0 SB: 0 CS: 1	PA: 44									
<b>PITCHER</b>	IP	WLS	BF	H	R	ER	SO	BB	IBB	HBP	BLK	WP	HR	S	P	ERA	WHIP										
Kelvin Escobar, R (1, 1) ERA: 5.3	3.1	L	22	9	9	7	2	2	0	1	0	0	1	47	84	18.90	3.300										
Matt DeWitt, R (4, 1) ERA: 8.75	2.2		14	3	2	2	0	1	0	2	0	1	0	27	48	6.75	1.500										
Lance Painter, L (7, 1) ERA: 4.81	2.0		7	1	0	0	2	0	0	0	0	0	0	20	28	0.00	0.500										

**Toronto Blue Jays @ Tampa Bay Devil Rays**  
Tropicana Field, St. Petersburg, FL  
Tue Jun 27 2000, 7:15 PM EDT  
Att: 14,657 - Dome - 72 F

AB	37
R	11
H	13
RBI	10
BB	3
SO	4
LOB	25




Batter	1	2	3	4	5	6	7	8	9	AB	R	H	RBI	BB	SO	LOB	TOP					
<b>Shannon Stewart, R</b> OBP: 0.380, SLG: 0.576 (1, 7)	G4-3		FC4-6 1B	K			K		G5-3	5	0	1	0	0	2	1						
<b>Craig Grebeck, R</b> OBP: 0.328, SLG: 0.407 (1, 4)	F7		FC4-6 FC6-4	FC5-4			F3			4	0	0	0	0	0	2						
<b>Raul Mondesi, R</b> OBP: 0.325, SLG: 0.515 (1, 9)	BB		FC6-4				K			2	0	0	0	2	1	1						
<b>Carlos Delgado, L</b> OBP: 0.468, SLG: 0.717 (1, 3)	F7									4	1	2	0	0	0	2						
<b>Brad Fullmer, L</b> OBP: 0.367, SLG: 0.556 (1, 10)		F8								4	1	1	0	0	0	2						
<b>Tony Batista, R</b> OBP: 0.322, SLG: 0.544 (1, 5)	F7									4	1	1	1	0	0	2						
<b>José Cruz Jr., S</b> OBP: 0.322, SLG: 0.461 (1, 8)										4	2	2	2	0	1	1						
<b>Alberto Castillo, R</b> OBP: 0.270, SLG: 0.280 (1, 2)	G4-3									4	0	0	1	0	1	1						
<b>Chris Woodward, R</b> OBP: 0.309, SLG: 0.458 (1, 6)										4	0	0	0	0	2	0						
<b>Inning Stats</b>	R: 0 E: 0 K: 0 S: 11	H: 0 LOB: 1 BB: 1 P: 19	R: 1 E: 0 K: 0 S: 5	H: 1 LOB: 0 BB: 0 P: 6	R: 0 E: 0 K: 1 S: 7	H: 1 LOB: 1 BB: 0 P: 12	R: 4 E: 1 K: 1 S: 15	H: 4 LOB: 1 BB: 0 P: 21	R: 0 E: 0 K: 0 S: 4	H: 0 LOB: 1 BB: 1 P: 13	R: 0 E: 0 K: 3 S: 10	H: 0 LOB: 0 BB: 0 P: 16	R: 0 E: 0 K: 2 S: 15	H: 0 LOB: 0 BB: 0 P: 23	R: 0 E: 0 K: 0 S: 11	H: 1 LOB: 1 BB: 0 P: 15	R: 0 E: 0 K: 0 S: 8	H: 0 LOB: 0 BB: 0 P: 12	1B: 5 2B: 1 3B: 0 HR: 1	SF: 0 SAC: 0 DP: 0 HBP: 0	WP: 0 PB: 0 SB: 1 CS: 0	PA: 37
<b>PITCHER</b>	IP	WLS	BF	H	R	ER	SO	BB	IBB	HBP	BLK	WP	HR	S	P	ERA	WHIP					
<b>Esteban Yan, R</b> ERA: 6.88 (1, 1)	4.0	L	21	6	5	4	2	2	0	0	0	0	1	38	62	9.00	2.000					
<b>Doug Creek, L</b> ERA: 1.77 (5, 1)	4.0		13	1	0	0	5	0	0	0	0	0	0	40	63	0.00	0.250					
<b>Roberto Hernandez, R</b> ERA: 4.42 (9, 1)	1.0		3	0	0	0	0	0	0	0	0	0	0	8	12	0.00	0.000					

**Toronto Blue Jays @ Tampa Bay Devil Rays**  
Tropicana Field, St. Petersburg, FL  
Wed Jun 28 2000, 7:15 PM EDT  
Att: 15,308 - Dome - 72 F

livebaseballscorecards.com

AB 35  
R 5  
H 7  
RBI 4  
BB 2  
SO 7  
LOB 12




Batter	1	2	3	4	5	6	7	8	9	AB	R	H	RBI	BB	SO	LOB	BOTTOM					
<b>Randy Winn, S</b> OBP: 0.404, SLG: 0.315 (1, 8)	G4-3		F7							4	0	1	0	0	0	0						
<b>Miguel Cairo, R</b> OBP: 0.320, SLG: 0.335 (1, 10)	P6									4	0	0	0	0	0	1						
<b>Bubba Trammell, R</b> OBP: 0.364, SLG: 0.504 (1, 7)	F8									4	1	1	0	0	1	1						
<b>Fred McGriff, L</b> OBP: 0.362, SLG: 0.475 (1, 3)										3	0	0	1	0	1	1						
<b>Steve Cox, L</b> OBP: 0.420, SLG: 0.506 (8, 3)										1	0	1	0	0	0	0						
<b>John Flaherty, R</b> OBP: 0.313, SLG: 0.381 (1, 2)	G5-3									4	0	0	0	0	1	1						
<b>Bobby Smith, R</b> OBP: 0.385, SLG: 0.560 (1, 4)	K									3	0	0	0	0	1	0						
<b>Jose Guillen, R</b> OBP: 0.335, SLG: 0.504 (1, 9)										3	0	0	0	0	0	0						
<b>Russ Johnson, R</b> OBP: 0.242, SLG: 0.247 (1, 5)										3	1	2	1	0	0	0						
<b>Felix Martinez, S</b> OBP: 0.362, SLG: 0.383 (1, 6)										3	0	0	0	0	1	1						
<b>Inning Stats</b>	R: 0 E: 0 K: 0 S: 5	H: 0 LOB: 0 BB: 0 P: 6	R: 0 E: 0 K: 1 S: 8	H: 0 LOB: 0 BB: 0 P: 8	R: 1 E: 0 K: 0 S: 8	H: 1 LOB: 0 BB: 0 P: 10	R: 1 E: 0 K: 0 S: 11	H: 1 LOB: 0 BB: 0 P: 14	R: 0 E: 0 K: 2 S: 11	H: 1 LOB: 1 BB: 0 P: 14	R: 0 E: 0 K: 0 S: 5	H: 0 LOB: 0 BB: 0 P: 6	R: 0 E: 0 K: 0 S: 14	H: 0 LOB: 0 BB: 0 P: 16	R: 0 E: 0 K: 1 S: 11	H: 1 LOB: 1 BB: 0 P: 17	1B: 3 2B: 1 3B: 0 HR: 1	SF: 0 SAC: 0 DP: 0 HBP: 0	WP: 1 PB: 0 SB: 0 CS: 0	PA: 32		
<b>PITCHER</b>	IP	WLS	BF	H	R	ER	SO	BB	IBB	HBP	BLK	WP	HR	S	P	ERA	WHIP					
<b>David Wells, L</b> ERA: 3.43 (1, 1)	9.0	W	32	5	2	2	5	0	0	0	0	1	1	85	108	2.00	0.556					

**Toronto Blue Jays @ Tampa Bay Devil Rays**  
Tropicana Field, St. Petersburg, FL  
Wed Jun 28 2000, 7:15 PM EDT  
Att: 15,308 - Dome - 72 F

livebaseballscorecards.com

AB 32  
R 2  
H 5  
RBI 2  
BB 0  
SO 5  
LOB 5



Batter	1	2	3	4	5	6	7	8	9	AB	R	H	RBI	BB	SO	LOB	TOP								
Shannon Stewart, R OBP: 0.375, SLG: 0.565 (1, 7)	G1-3	G6-3		F8				K	K	6	0	1	0	0	2	2									
Chris Woodward, R OBP: 0.300, SLG: 0.453 (1, 6)	WP 2B		G4-3	K			F9	L6		5	1	1	0	0	1	3									
Raul Mondesi, R OBP: 0.329, SLG: 0.523 (1, 9)	2B HR		G4-3	HR			F3	WP BB		3	2	1	2	2	0	2									
Carlos Delgado, L OBP: 0.467, SLG: 0.715 (1, 3)	HR			K			F7	K		5	2	2	1	0	2	3									
Brad Fullmer, L OBP: 0.379, SLG: 0.585 (1, 10)	HR									4	3	4	4	1	0	0									
Tony Batista, R OBP: 0.324, SLG: 0.551 (1, 5)	G5-3			HR			F9	HR		4	2	1	2	1	1	2									
José Cruz Jr., S OBP: 0.323, SLG: 0.468 (1, 8)	G3-1			HR			K	L6		4	1	1	3	1	1	1									
Charlie Greene, R (1, 2)		G5-3		K			K	K		5	0	0	0	0	3	3									
Homer Bush, R OBP: 0.248, SLG: 0.222 (1, 4)		G6-3		F8 HR			1B	G5-3		5	1	3	0	0	0	2									
<b>Inning Stats</b>	R: 4 H: 3 E: 0 K: 0 S: 23	H: 3 LOB: 0 BB: 1 P: 36	R: 0 H: 0 E: 0 K: 0 S: 7	H: 0 LOB: 0 BB: 1 P: 11	R: 4 H: 3 E: 0 K: 1 S: 19	H: 3 LOB: 0 BB: 1 P: 32	R: 2 H: 2 E: 0 K: 2 S: 17	H: 2 LOB: 0 BB: 0 P: 25	R: 0 H: 1 E: 0 K: 3 S: 13	H: 1 LOB: 1 BB: 0 P: 15	R: 0 H: 2 E: 0 K: 0 S: 8	H: 2 LOB: 2 BB: 0 P: 10	R: 0 H: 1 E: 0 K: 0 S: 15	H: 1 LOB: 2 BB: 1 P: 23	R: 0 H: 0 E: 0 K: 2 S: 14	H: 0 LOB: 1 BB: 1 P: 26	R: 2 H: 2 E: 0 K: 2 S: 13	H: 2 LOB: 1 BB: 1 P: 23	1B: 6 2B: 3 3B: 1 HR: 4	SF: 0 SAC: 0 DP: 0 HBP: 0	WP: 2 PB: 0 SB: 0 CS: 0	PA: 46			
<b>PITCHER</b>	IP WLS BF H R ER SO BB IBB HBP BLK WP HR S P ERA WHIP	IP WLS BF H R ER SO BB IBB HBP BLK WP HR S P ERA WHIP	IP WLS BF H R ER SO BB IBB HBP BLK WP HR S P ERA WHIP	IP WLS BF H R ER SO BB IBB HBP BLK WP HR S P ERA WHIP	IP WLS BF H R ER SO BB IBB HBP BLK WP HR S P ERA WHIP	IP WLS BF H R ER SO BB IBB HBP BLK WP HR S P ERA WHIP	IP WLS BF H R ER SO BB IBB HBP BLK WP HR S P ERA WHIP	IP WLS BF H R ER SO BB IBB HBP BLK WP HR S P ERA WHIP	IP WLS BF H R ER SO BB IBB HBP BLK WP HR S P ERA WHIP	IP WLS BF H R ER SO BB IBB HBP BLK WP HR S P ERA WHIP	IP WLS BF H R ER SO BB IBB HBP BLK WP HR S P ERA WHIP	IP WLS BF H R ER SO BB IBB HBP BLK WP HR S P ERA WHIP	IP WLS BF H R ER SO BB IBB HBP BLK WP HR S P ERA WHIP	IP WLS BF H R ER SO BB IBB HBP BLK WP HR S P ERA WHIP	IP WLS BF H R ER SO BB IBB HBP BLK WP HR S P ERA WHIP	IP WLS BF H R ER SO BB IBB HBP BLK WP HR S P ERA WHIP	IP WLS BF H R ER SO BB IBB HBP BLK WP HR S P ERA WHIP	IP WLS BF H R ER SO BB IBB HBP BLK WP HR S P ERA WHIP	IP WLS BF H R ER SO BB IBB HBP BLK WP HR S P ERA WHIP	IP WLS BF H R ER SO BB IBB HBP BLK WP HR S P ERA WHIP	IP WLS BF H R ER SO BB IBB HBP BLK WP HR S P ERA WHIP	IP WLS BF H R ER SO BB IBB HBP BLK WP HR S P ERA WHIP	IP WLS BF H R ER SO BB IBB HBP BLK WP HR S P ERA WHIP	IP WLS BF H R ER SO BB IBB HBP BLK WP HR S P ERA WHIP	IP WLS BF H R ER SO BB IBB HBP BLK WP HR S P ERA WHIP

Toronto Blue Jays @ Tampa Bay Devil Rays  
Tropicana Field, St. Petersburg, FL  
Thu Jun 29 2000, 12:15 PM EDT  
Att: 21,666 - Dome - 72 F


AB 41  
R 12  
H 14  
RBI 12  
BB 5  
SO 10  
LOB 18



Batter	1	2	3	4	5	6	7	8	9	AB	R	H	RBI	BB	SO	LOB	BOTTOM									
Randy Winn, S OBP: 0.394, SLG: 0.299 (1, 8)	1B SF9 BB	F9		L6-4			F8		G4-3	4	1	0	0	1	0	3										
Steve Cox, L OBP: 0.419, SLG: 0.494 (1, 3)	SF9 1B			1B BB			F9	F8		4	0	1	0	1	1	0										
Bubba Trammell, R OBP: 0.374, SLG: 0.512 (1, 7)	1B			1B			G5-3			4	0	3	0	0	0	0										
Fred McGriff, L OBP: 0.360, SLG: 0.471 (1, 10)	P6			K			K	2B 1B		4	1	1	0	0	2	6										
Bobby Smith, R OBP: 0.375, SLG: 0.566 (1, 4)	SF9			F7			L4	1B 2B		3	0	1	2	0	0	3										
Jose Guillen, R OBP: 0.327, SLG: 0.490 (1, 9)	K			F9			K	G1-3		4	0	0	0	0	2	5										
Mike DiFelice, R OBP: 0.314, SLG: 0.453 (1, 2)				L6-4 1B			HR	G6-3		4	1	3	1	0	0	1										
Ozzie Guillen, L OBP: 0.323, SLG: 0.362 (1, 5)	FC4-6 1B			1B			G4-3	F9		4	0	1	0	0	0	2										
Felix Martinez, S OBP: 0.349, SLG: 0.367 (1, 6)	K			K			K	F7		4	0	0	0	0	3	3										
<b>Inning Stats</b>	R: 1 H: 2 E: 0 K: 1 S: 10	H: 2 LOB: 2 BB: 1 P: 16	R: 0 H: 1 E: 0 K: 1 S: 9	H: 1 LOB: 0 BB: 0 P: 13	R: 0 H: 1 E: 0 K: 1 S: 7	H: 1 LOB: 2 BB: 1 P: 12	R: 0 H: 2 E: 0 K: 1 S: 8	H: 2 LOB: 1 BB: 0 P: 10	R: 0 H: 1 E: 0 K: 2 S: 12	H: 1 LOB: 0 BB: 0 P: 18	R: 0 H: 0 E: 0 K: 0 S: 8	H: 0 LOB: 0 BB: 0 P: 13	R: 1 H: 2 E: 0 K: 0 S: 12	H: 2 LOB: 1 BB: 0 P: 17	R: 0 H: 0 E: 0 K: 0 S: 8	H: 0 LOB: 0 BB: 0 P: 14	R: 0 H: 0 E: 0 K: 0 S: 8	H: 0 LOB: 0 BB: 0 P: 14	1B: 8 2B: 2 3B: 0 HR: 1	SF: 1 SAC: 0 DP: 1 HBP: 0	WP: 0 PB: 0 SB: 0 CS: 0	PA: 38				
<b>PITCHER</b>	IP WLS BF H R ER SO BB IBB HBP BLK WP HR S P ERA WHIP	IP WLS BF H R ER SO BB IBB HBP BLK WP HR S P ERA WHIP	IP WLS BF H R ER SO BB IBB HBP BLK WP HR S P ERA WHIP	IP WLS BF H R ER SO BB IBB HBP BLK WP HR S P ERA WHIP	IP WLS BF H R ER SO BB IBB HBP BLK WP HR S P ERA WHIP	IP WLS BF H R ER SO BB IBB HBP BLK WP HR S P ERA WHIP	IP WLS BF H R ER SO BB IBB HBP BLK WP HR S P ERA WHIP	IP WLS BF H R ER SO BB IBB HBP BLK WP HR S P ERA WHIP	IP WLS BF H R ER SO BB IBB HBP BLK WP HR S P ERA WHIP	IP WLS BF H R ER SO BB IBB HBP BLK WP HR S P ERA WHIP	IP WLS BF H R ER SO BB IBB HBP BLK WP HR S P ERA WHIP	IP WLS BF H R ER SO BB IBB HBP BLK WP HR S P ERA WHIP	IP WLS BF H R ER SO BB IBB HBP BLK WP HR S P ERA WHIP	IP WLS BF H R ER SO BB IBB HBP BLK WP HR S P ERA WHIP	IP WLS BF H R ER SO BB IBB HBP BLK WP HR S P ERA WHIP	IP WLS BF H R ER SO BB IBB HBP BLK WP HR S P ERA WHIP	IP WLS BF H R ER SO BB IBB HBP BLK WP HR S P ERA WHIP	IP WLS BF H R ER SO BB IBB HBP BLK WP HR S P ERA WHIP	IP WLS BF H R ER SO BB IBB HBP BLK WP HR S P ERA WHIP	IP WLS BF H R ER SO BB IBB HBP BLK WP HR S P ERA WHIP	IP WLS BF H R ER SO BB IBB HBP BLK WP HR S P ERA WHIP	IP WLS BF H R ER SO BB IBB HBP BLK WP HR S P ERA WHIP	IP WLS BF H R ER SO BB IBB HBP BLK WP HR S P ERA WHIP	IP WLS BF H R ER SO BB IBB HBP BLK WP HR S P ERA WHIP	IP WLS BF H R ER SO BB IBB HBP BLK WP HR S P ERA WHIP	IP WLS BF H R ER SO BB IBB HBP BLK WP HR S P ERA WHIP

Toronto Blue Jays @ Tampa Bay Devil Rays  
Tropicana Field, St. Petersburg, FL  
Thu Jun 29 2000, 12:15 PM EDT  
Att: 21,666 - Dome - 72 F

AB 35  
R 3  
H 10  
RBI 3  
BB 2  
SO 8  
LOB 23





Batter	1	2	3	4	5	6	7	8	9	AB	R	H	RBI	BB	SO	LOB	TOP										
<b>Chuck Knoblauch, R</b> (1, 4) OBP: 0.342, SLG: 0.397	1-1 F8		0-1 G5-3			0-1 G4-3		2-2 G2-3 HR		4	1	1	0	0	0	1	<b>New York Yankees @ Tampa Bay Devil Rays</b> Tropicana Field, St. Petersburg, FL Fri Jun 30 2000, 7:15 PM EDT Att: 30,323 - Dome - 72 F										
<b>2 Derek Jeter, R</b> (1, 6) OBP: 0.380, SLG: 0.481	0-0 G6-3		1-1 G6-3		2-3 K			1-2 F8		4	0	0	0	0	1	2											
<b>Paul O'Neill, L</b> (1, 9) OBP: 0.351, SLG: 0.441	2-0 G3		0-0 G4-3			2-2 F7		3-2 G2-3		4	0	0	0	0	0	1											
<b>Bernie Williams, S</b> (1, 8) OBP: 0.390, SLG: 0.601		4-0 20 1B FC3-6 BB		2-0 G4-3		3-2 G3-6-1 1B		0-0 HR		3	2	2	2	1	0	0											
<b>David Justice, L</b> (1, 10) OBP: 0.357, SLG: 0.575		0-2 CI FC3-6 20 1B SF9		0-1 G4-3		0-0 G3-6-1		2-3 K		3	1	0	0	0	1	1											
<b>20 Jorge Posada, S</b> (1, 2) OBP: 0.443, SLG: 0.549		1-2 FC3-6 1B		4-2 BB				0-1 G4-3 2B		3	0	3	0	1	0	0											
<b>Tino Martinez, L</b> (1, 3) OBP: 0.327, SLG: 0.428		0-0 FC3-6 SF9		1-1 G3				0-2 G4-3		4	0	0	1	0	1	5											
<b>Shane Spencer, R</b> (1, 7) OBP: 0.325, SLG: 0.467		1-2 SF9		0-0 F3				0-0 F8		3	0	0	1	0	0	2											
<b>Scott Brosius, R</b> (1, 5) OBP: 0.324, SLG: 0.398		3-1 F9		2-2 G4-3 2B				3-2 F9		4	0	1	0	0	1	3											
<b>Inning Stats</b>	R: 0 E: 0 K: 0 S: 4	H: 0 LOB: 0 BB: 0 P: 7	R: 2 E: 1 K: 0 S: 10	H: 1 LOB: 1 BB: 1 P: 20	R: 0 E: 0 K: 0 S: 5	H: 0 LOB: 0 BB: 0 P: 6	R: 0 E: 0 K: 0 S: 7	H: 0 LOB: 1 BB: 1 P: 14	R: 0 E: 0 K: 0 S: 10	H: 1 LOB: 1 BB: 0 P: 12	R: 0 E: 0 K: 0 S: 10	H: 1 LOB: 1 BB: 0 P: 15	R: 2 E: 0 K: 1 S: 16	H: 2 LOB: 0 BB: 0 P: 24	R: 0 E: 0 K: 2 S: 9	H: 1 LOB: 1 BB: 0 P: 11	1B: 4 2B: 2 3B: 0 HR: 1	SF: 1 SAC: 0 DP: 1 HBP: 0	WP: 0 PB: 0 CS: 0	PA: 36							
<b>PITCHER</b>	IP	WLS	BF	H	R	ER	SO	BB	IBB	HBP	BLK	WP	HR	S	P	ERA	WHIP										
<b>Bryan Rekar, R</b> (1, 1) ERA: 4.4	7.0		27	4	2	1	1	2	0	0	0	0	0	53	88	1.29	0.857										
<b>Jim Meier, R</b> (8, 1) ERA: 2.65	1.0	W	5	2	2	2	1	0	0	0	0	0	1	16	24	18.00	2.000										
<b>Roberto Hernandez, R</b> (9, 1) ERA: 4.3	1.0	S	4	1	0	0	2	0	0	0	0	0	0	9	11	0.00	1.000										

Batter	1	2	3	4	5	6	7	8	9	AB	R	H	RBI	BB	SO	LOB	BOTTOM										
<b>Randy Winn, S</b> (1, 8) OBP: 0.380, SLG: 0.289	3-3 K	0-0 G3 1B	2-1 G4-6-3			1-1 G4-3	0-0 FC4-6	1-2 G1-3		6	0	1	1	0	1	8	<b>New York Yankees @ Tampa Bay Devil Rays</b> Tropicana Field, St. Petersburg, FL Fri Jun 30 2000, 7:15 PM EDT Att: 30,323 - Dome - 72 F										
<b>Steve Cox, L</b> (1, 10) OBP: 0.409, SLG: 0.479	3-2 G4-3	0-0 G3		3-2 G4-3		2-2 G4-3 BB 1B	0-0 G4-3			5	0	1	0	0	0	4											
<b>Bubba Trammell, R</b> (1, 7) OBP: 0.375, SLG: 0.504	2-2 1B	3-1 G5-3		1-3 K		4-0 G4-3 BB		1-1 G3		4	0	1	0	1	1	2											
<b>Fred McGriff, L</b> (1, 3) OBP: 0.364, SLG: 0.477	0-0 1B		2-1 1B 1B	2-3 K		0-2 G4-3		0-0 BB BB 2B		5	2	3	0	0	1	2											
<b>Bobby Smith, R</b> (1, 4) OBP: 0.377, SLG: 0.536	3-3 K		0-3 K			4-0 G6-3		4-1 BB BB BB		3	1	0	0	2	2	3											
<b>Jose Guillen, R</b> (1, 9) OBP: 0.329, SLG: 0.486		1-2 1B 1B	0-0 1B 1B			1-0 G6-3	1-0 F9	3-3 K		5	2	2	0	0	1	5											
<b>Mike DiFelice, R</b> (1, 2) OBP: 0.327, SLG: 0.455		0-2 G5-3	2-1 BB 1B			1-2 BB 1B		4-1 L5	4-1 BB BB BB	4	0	2	0	1	0	1											
<b>Russ Johnson, R</b> (1, 5) OBP: 0.280, SLG: 0.256		4-2 1B BB	2-2 BB 1B			4-1 BB 1B		4-1 FC4-6 BB	4-0 BB BB	1	1	1	3	4	0	0											
<b>Felix Martinez, S</b> (1, 6) OBP: 0.368, SLG: 0.370		0-0 G3 1B	0-0 G4-6-3 BB			2-1 G3		4-2 FC4-6 BB	1-2 BB	2	0	1	2	3	0	2											
<b>Inning Stats</b>	R: 0 E: 0 K: 2 S: 16	H: 2 LOB: 2 BB: 0 P: 27	R: 2 E: 0 K: 0 S: 14	H: 3 LOB: 2 BB: 1 P: 22	R: 2 E: 0 K: 1 S: 14	H: 4 LOB: 2 BB: 1 P: 26	R: 0 E: 0 K: 2 S: 9	H: 0 LOB: 0 BB: 0 P: 15	R: 0 E: 0 K: 0 S: 8	H: 1 LOB: 2 BB: 1 P: 16	R: 0 E: 0 K: 0 S: 12	H: 1 LOB: 3 BB: 2 P: 24	R: 0 E: 0 K: 0 S: 11	H: 0 LOB: 2 BB: 2 P: 22	R: 2 E: 0 K: 1 S: 15	H: 1 LOB: 3 BB: 4 P: 36	1B: 11 2B: 1 3B: 0 HR: 0	SF: 0 SAC: 0 DP: 1 HBP: 0	WP: 0 PB: 0 CS: 0	PA: 46							
<b>PITCHER</b>	IP	WLS	BF	H	R	ER	SO	BB	IBB	HBP	BLK	WP	HR	S	P	ERA	WHIP										
<b>Jason Grimsley, R</b> (1, 1) ERA: 3.7	2.1		17	9	4	4	3	1	0	0	0	0	0	41	66	15.43	4.286										
<b>Craig Dingman, R</b> (3, 1) ERA	2.2		10	1	0	0	2	2	0	0	0	0	0	20	40	0.00	1.125										
<b>Mike Stanton, L</b> (6, 1) ERA: 3.29	2.0		11	1	0	0	0	4	0	0	0	0	0	23	46	0.00	2.500										
<b>Jeff Nelson, R</b> (8, 1) ERA: 1.91	0.2	L	6	1	2	2	1	3	0	0	0	0	0	9	25	27.00	6.000										
<b>Todd Erdos, R</b> (8, 1) ERA: 5.04	0.1		2	0	0	0	0	1	0	0	0	0	0	6	11	0.00	3.000										

Batter	1	2	3	4	5	6	7	8	9	AB	R	H	RBI	BB	SO	LOB	TOP				
Jose Vizcaino, S (1.4) OBP: 0.289, SLG: 0.285										5	2	2	0	0	2	2					
2 Derek Jeter, R (1.6) OBP: 0.377, SLG: 0.476										5	0	1	1	0	1	3					
Paul O'Neill, L (1.9) OBP: 0.355, SLG: 0.449										4	1	2	1	1	1	1					
Bernie Williams, S (1.8) OBP: 0.393, SLG: 0.600										4	2	2	0	1	2	2					
David Justice, L (1.10) OBP: 0.358, SLG: 0.569										3	0	0	0	2	1	4					
20 Jorge Posada, S (1.2) OBP: 0.444, SLG: 0.547 Chris Turner, R (7.2) OBP: 0.432, SLG: 0.515										3	1	1	0	1	1	5					
Tino Martinez, L (1.3) OBP: 0.328, SLG: 0.431										5	0	2	3	0	0	2					
Shane Spencer, R (1.7) OBP: 0.327, SLG: 0.470										5	0	2	1	0	1	1					
Scott Brosius, R (1.5) OBP: 0.318, SLG: 0.390										4	0	0	0	0	0	5					
<b>Inning Stats</b>	R: 0 E: 0 K: 0 S: 6	H: 0 LOB: 0 BB: 0 P: 11	R: 1 E: 0 K: 0 S: 13	H: 3 LOB: 2 BB: 0 P: 24	R: 1 E: 0 K: 3 S: 21	H: 2 LOB: 2 BB: 1 P: 31	R: 0 E: 0 K: 0 S: 6	H: 0 LOB: 0 BB: 0 P: 10	R: 0 E: 0 K: 1 S: 9	H: 1 LOB: 3 BB: 2 P: 20	R: 0 E: 0 K: 1 S: 12	H: 2 LOB: 2 BB: 0 P: 19	R: 3 E: 1 K: 1 S: 20	H: 2 LOB: 1 BB: 2 P: 35	R: 1 E: 0 K: 3 S: 16	H: 2 LOB: 1 BB: 0 P: 24	R: 0 E: 0 K: 0 S: 12	H: 0 LOB: 0 BB: 0 P: 16	1B: 6 2B: 5 3B: 1 HR: 0	SF: 0 SAC: 0 DP: 0 HBP: 0	WP: 0 PA: 44 CS: 1
<b>PITCHER</b>	IP WLS BF H R ER SO BB IBB HBP BLK WP HR S P ERA WHIP																				
Albie Lopez, R (1.1) ERA: 4.41	5.0 L 26 8 2 2 4 2 1 0 0 0 0 0 60 104 3.60 2.000																				
Rick White, R (6.1) ERA: 3.32	1.0 3 0 0 0 1 0 0 0 0 0 0 0 7 11 0.00 0.000																				
Mark Guthrie, L (7.1) ERA: 4.54	1.0 3 4 4 4 1 1 1 0 0 0 0 0 26 44 36.00 5.000																				
Doug Creek, L (8.1) ERA: 1.69	1.0 3 0 0 0 3 0 0 0 0 0 0 0 10 15 0.00 0.000																				
Tanyon Sturtze, R (9.1) ERA: 8.89	1.0 3 0 0 0 0 0 0 0 0 0 0 0 12 16 0.00 0.000																				

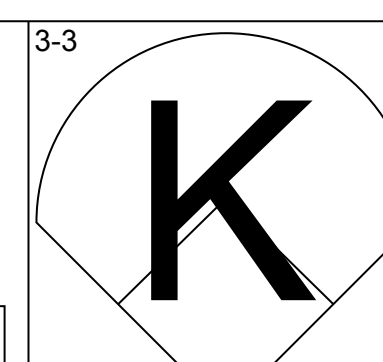
**New York Yankees @ Tampa Bay Devil Rays**  
Tropicana Field, St. Petersburg, FL  
Sat Jul 01 2000, 4:15 PM EDT  
Att: 37,990 - Dome - 72 F

AB 39  
R 6  
H 12  
RBI 6  
BB 5  
SO 9  
LOB 25

Batter	1	2	3	4	5	6	7	8	9	AB	R	H	RBI	BB	SO	LOB	BOTTOM				
Randy Winn, S (1.8) OBP: 0.365, SLG: 0.276										4	0	0	0	0	0	2					
Steve Cox, L (1.10) OBP: 0.412, SLG: 0.469										2	0	0	0	2	1	1					
Bubba Trammell, R (1.7) OBP: 0.372, SLG: 0.496										4	0	1	0	0	1	3					
Fred McGriff, L (1.3) OBP: 0.360, SLG: 0.471										4	0	0	0	0	0	2					
Bobby Smith, R (1.4) OBP: 0.391, SLG: 0.593 Miguel Cairo, R (8.4) OBP: 0.319, SLG: 0.333										3	1	2	1	0	1	0					
John Flaherty, R (1.2) OBP: 0.307, SLG: 0.374										4	0	0	0	0	1	1					
Jose Guillen, R (1.9) OBP: 0.323, SLG: 0.477										3	0	0	0	0	0	0					
Russ Johnson, R (1.5) OBP: 0.282, SLG: 0.269										3	0	1	0	0	1	0					
Felix Martinez, S (1.6) OBP: 0.368, SLG: 0.369										3	0	1	0	0	0	1					
<b>Inning Stats</b>	R: 0 E: 0 K: 0 S: 10	H: 1 LOB: 1 BB: 0 P: 17	R: 0 E: 0 K: 0 S: 6	H: 1 LOB: 0 BB: 0 P: 10	R: 0 E: 0 K: 1 S: 9	H: 1 LOB: 1 BB: 0 P: 15	R: 1 E: 0 K: 1 S: 12	H: 1 LOB: 0 BB: 0 P: 18	R: 0 E: 0 K: 0 S: 8	H: 0 LOB: 0 BB: 0 P: 12	R: 0 E: 0 K: 0 S: 6	H: 0 LOB: 1 BB: 1 P: 14	R: 0 E: 0 K: 1 S: 6	H: 0 LOB: 0 BB: 0 P: 7	R: 0 E: 0 K: 0 S: 8	H: 1 LOB: 2 BB: 1 P: 17	R: 0 E: 0 K: 1 S: 5	H: 0 LOB: 0 BB: 0 P: 6	1B: 3 2B: 1 3B: 0 HR: 1	SF: 0 SAC: 0 DP: 1 HBP: 0	WP: 0 PA: 33 CS: 0
<b>PITCHER</b>	IP WLS BF H R ER SO BB IBB HBP BLK WP HR S P ERA WHIP																				
Orlando Hernandez, R (1.1) ERA: 4.47	5.2 W 21 4 1 1 1 3 1 0 0 0 0 0 1 49 82 1.59 0.882																				
Randy Choate, L (7.1) ERA: 1.97	0.1 H 1 0 0 0 0 0 0 0 0 0 0 0 2 4 0.00 0.000																				
Jeff Nelson, R (8.1) ERA: 3.2	1.0 3 0 0 0 1 0 0 0 0 0 0 0 6 7 0.00 0.000																				
Mike Stanton, L (9.1) ERA: 3.41	1.0 3 0 0 0 1 0 0 0 0 0 0 0 5 6 0.00 0.000																				


**New York Yankees @ Tampa Bay Devil Rays**  
Tropicana Field, St. Petersburg, FL  
Sat Jul 01 2000, 4:15 PM EDT  
Att: 37,990 - Dome - 72 F

AB 31  
R 1  
H 5  
RBI 1  
BB 2  
SO 5  
LOB 10

Batter	1	2	3	4	5	6	7	8	9	AB	R	H	RBI	BB	SO	LOB	TOP					
Jose Vizcaino, S OBP: 0.281, SLG: 0.276			SH5-3	G4-3		L4			B2-3	4	0	0	0	0	1	1						
2 Derek Jeter, R OBP: 0.374, SLG: 0.469	G6-3		1B G3-1 BB	G6-3			G4-3		G5-3	4	1	0	0	1	0	0						
Paul O'Neill, L OBP: 0.356, SLG: 0.446			G3-1 1B 1-2 2-H		G4-3		K		G3	4	0	1	1	1	1	0						
Bernie Williams, S OBP: 0.398, SLG: 0.602	CS	E9 1B	G3-1 1B		G4-3		K			4	1	3	0	0	1	0						
David Justice, L OBP: 0.357, SLG: 0.564			G3-1		F9				G1-3	4	0	1	2	0	0	3						
20 Jorge Posada, S OBP: 0.444, SLG: 0.544			F9	L7					1B BB	3	0	1	0	1	0	3						
Tino Martinez, L OBP: 0.324, SLG: 0.425			F9				G4-3		P6	4	0	0	0	0	1	4						
Shane Spencer, R OBP: 0.333, SLG: 0.473			F9				L4 G5-3 BB			3	1	2	0	1	0	1						
Scott Brosius, R OBP: 0.321, SLG: 0.407			SH5-3 1B			G5-3			G1-3	4	2	2	2	0	0	3						
<b>Inning Stats</b>	R: 0 E: 0 K: 1 S: 11	H: 0 LOB: 0 BB: 1 P: 21	R: 1 E: 1 K: 0 S: 13	H: 2 LOB: 1 BB: 0 P: 21	R: 2 E: 0 K: 0 S: 9	H: 3 LOB: 2 BB: 1 P: 19	R: 2 E: 0 K: 1 S: 14	H: 2 LOB: 0 BB: 0 P: 21	R: 0 E: 0 K: 0 S: 11	H: 2 LOB: 2 BB: 0 P: 16	R: 0 E: 0 K: 2 S: 9	H: 0 LOB: 0 BB: 1 P: 14	R: 0 E: 0 K: 10 S: 10	H: 0 LOB: 0 BB: 0 P: 13	R: 0 E: 0 K: 0 S: 11	H: 1 LOB: 2 BB: 1 P: 17	R: 0 E: 0 K: 0 S: 7	H: 0 LOB: 0 BB: 0 P: 9	1B: 9 2B: 1 3B: 0 HR: 1	SF: 0 SAC: 1 DP: 1 HBP: 0	WP: 0 PB: 0 CS: 1	PA: 40
<b>PITCHER</b>	IP	WLS	BF	H	R	ER	SO	BB	IBB	HBP	BLK	WP	HR	S	P	ERA	WHIP					
Steve Trachsel, R ERA: 4.61	(1, 1)	5.0	L	26	9	5	4	2	3	0	0	0	0	1	62	106	7.20	2.400				
Rick White, R ERA: 3.21	(6, 1)	2.0		5	0	0	0	2	0	0	0	0	0	0	15	19	0.00	0.000				
Mark Guthrie, L ERA: 4.43	(8, 1)	1.0		5	1	0	0	0	1	0	0	0	0	0	11	17	0.00	2.000				
Jim Mecir, R ERA: 2.57	(9, 1)	1.0		3	0	0	0	0	0	0	0	0	0	7	9	0.00	0.000					

**New York Yankees @ Tampa Bay Devil Rays**  
Tropicana Field, St. Petersburg, FL  
Sun Jul 02 2000, 1:15 PM EDT  
Att: 31,118 - Dome - 72 F


AB 34  
R 5  
H 10  
RBI 5  
BB 4  
SO 4  
LOB 15



Batter	1	2	3	4	5	6	7	8	9	AB	R	H	RBI	BB	SO	LOB	BOTTOM					
Randy Winn, S OBP: 0.361, SLG: 0.275	G6-4-3 1B		G3			P5			G5-3	4	0	1	0	0	0	4						
Steve Cox, L OBP: 0.407, SLG: 0.455	G6-4-3 1-2		K			G3 HBP			L7	3	1	0	0	0	1	3						
Bubba Trammell, R OBP: 0.369, SLG: 0.504	L9				G5-3		K		E 3B	4	1	1	0	0	1	1						
Fred McGriff, L OBP: 0.355, SLG: 0.464		L7			F8		G3		E1	4	0	0	0	0	0	1						
Bobby Smith, R OBP: 0.382, SLG: 0.571		K			P6				K	4	0	1	1	0	2	1						
John Flaherty, R OBP: 0.302, SLG: 0.367		L8				F8		G5-3		4	0	0	0	0	0	1						
Jose Guillen, R OBP: 0.322, SLG: 0.471			K FC5 BB				BB 1B		F7	4	0	1	0	0	2	0						
Russ Johnson, R OBP: 0.290, SLG: 0.263			G3 FC5 BB			F9			L5	2	0	0	0	2	0	1						
Felix Martinez, S OBP: 0.364, SLG: 0.358			FC5 G3				BB		G4-3	3	0	0	0	1	1	3						
<b>Inning Stats</b>	R: 0 E: 0 K: 0 S: 4	H: 1 LOB: 0 BB: 0 P: 5	R: 0 E: 0 K: 1 S: 7	H: 0 LOB: 0 BB: 0 P: 10	R: 0 E: 0 K: 2 S: 11	H: 0 LOB: 2 BB: 1 P: 20	R: 0 E: 0 K: 0 S: 6	H: 0 LOB: 0 BB: 0 P: 12	R: 0 E: 0 K: 0 S: 8	H: 1 LOB: 2 BB: 1 P: 17	R: 1 E: 0 K: 1 S: 9	H: 1 LOB: 1 BB: 0 P: 11	R: 0 E: 0 K: 1 S: 7	H: 0 LOB: 0 BB: 0 P: 11	R: 1 E: 1 K: 1 S: 15	H: 1 LOB: 1 BB: 0 P: 22	R: 0 E: 0 K: 1 S: 9	H: 0 LOB: 1 BB: 1 P: 15	1B: 3 2B: 0 3B: 1 HR: 0	SF: 0 SAC: 0 DP: 1 HBP: 1	WP: 0 PB: 0 CS: 0	PA: 36
<b>PITCHER</b>	IP	WLS	BF	H	R	ER	SO	BB	IBB	HBP	BLK	WP	HR	S	P	ERA	WHIP					
Roger Clemens, R ERA: 4.48	(1, 1)	7.0	W	27	3	1	1	5	2	0	0	0	0	52	86	1.29	0.714					
Randy Choate, L ERA:	(8, 1)	0.2		4	1	1	0	0	0	0	0	0	0	12	19	0.00	1.500					
42 Mariano Rivera, R ERA: 3.28	(8, 1)	1.1	S	5	0	0	0	2	1	0	0	0	0	12	18	0.00	0.750					

**New York Yankees @ Tampa Bay Devil Rays**  
Tropicana Field, St. Petersburg, FL  
Sun Jul 02 2000, 1:15 PM EDT  
Att: 31,118 - Dome - 72 F

AB 32  
R 2  
H 4  
RBI 1  
BB 3  
SO 7  
LOB 15



Batter	1	2	3	4	5	6	7	8	9	10	AB	R	H	RBI	BB	SO	LOB	TOP				
Luis Polonia, L OBP: 0.307, SLG: 0.381	G4-3		SH2-3	F8		P5			CS 1B		4	0	1	0	0	0	3	<b>Detroit Tigers @ Tampa Bay Devil Rays</b> Tropicana Field, St. Petersburg, FL Mon Jul 03 2000, 7:15 PM EDT Att. 15,709 - Dome - 72 F				
Rich Becker, L OBP: 0.396, SLG: 0.403	BB		SF8		F9 1B 2B		G6-4-3 BB		1-2		2	1	1	1	2	1	1					
Bobby Higginson, L OBP: 0.377, SLG: 0.566	F8				F9		F9			L6	5	0	1	0	0	0	3					
Dean Palmer, R OBP: 0.358, SLG: 0.517	K		F9				G6-4-3 1-2			K	5	0	1	1	0	2	3					
Damion Easley, R OBP: 0.347, SLG: 0.372		K		L7	G6-3						5	1	1	1	0	1	0					
Robert Fick, L OBP: 0.351, SLG: 0.354						F7		F5			5	1	1	0	0	1	0					
Brad Ausmus, R OBP: 0.340, SLG: 0.348											3	0	1	0	1	0	1					
Juan Encarnacion, R OBP: 0.344, SLG: 0.428											4	1	2	0	0	0	2					
Deivi Cruz, R OBP: 0.308, SLG: 0.428											3	1	2	2	1	0	0					
<b>Inning Stats</b>	R: 0 E: 0 K: 1 S: 9	H: 0 LOB: 1 BB: 1 P: 15	R: 0 E: 0 K: 2 S: 10	H: 1 LOB: 1 BB: 0 P: 14	R: 1 E: 0 K: 0 S: 9	H: 2 LOB: 1 BB: 0 P: 13	R: 2 E: 0 K: 0 S: 13	H: 3 LOB: 1 BB: 0 P: 21	R: 1 E: 0 K: 0 S: 7	H: 2 LOB: 0 BB: 0 P: 12	R: 0 E: 0 K: 0 S: 9	H: 1 LOB: 2 BB: 1 P: 20	R: 0 E: 0 K: 0 S: 7	H: 0 LOB: 0 BB: 1 P: 15	R: 0 E: 0 K: 1 S: 8	H: 1 LOB: 0 BB: 0 P: 10	R: 1 E: 0 K: 1 S: 8	H: 1 LOB: 0 BB: 0 P: 14	1B: 5 2B: 5 3B: 0 HR: 1	SF: 1 SAC: 1 DP: 1 HBP: 0	WP: 0 PB: 0 SB: 1 CS: 1	PA: 42
<b>PITCHER</b>	IP WLS BF H R ER SO	IP WLS BF H R ER SO	IP WLS BF H R ER SO	IP WLS BF H R ER SO	IP WLS BF H R ER SO	IP WLS BF H R ER SO	IP WLS BF H R ER SO	IP WLS BF H R ER SO	IP WLS BF H R ER SO	IP WLS BF H R ER SO	IP WLS BF H R ER SO	IP WLS BF H R ER SO	IP WLS BF H R ER SO	IP WLS BF H R ER SO	IP WLS BF H R ER SO	IP WLS BF H R ER SO	IP WLS BF H R ER SO	ERA WHIP	ERA WHIP			
Esteban Yan, R ERA: 6.63	5.0	23	8	4	4	3	1	0	0	0	0	0	0	0	0	0	0	0	7.20	1.800		
Doug Creek, L ERA: 1.99	1.1	7	1	0	0	0	2	0	0	0	0	0	0	0	0	0	0	0	0.00	2.250		
Jim Mecir, R ERA: 2.48	1.2	5	0	0	0	0	1	0	0	0	0	0	0	0	0	0	0	0	0.00	0.600		
Roberto Hernandez, R ERA: 4.31	2.0	7	2	1	1	2	0	0	0	0	0	0	0	0	0	0	0	0	4.50	1.000		

Batter	1	2	3	4	5	6	7	8	9	10	AB	R	H	RBI	BB	SO	LOB	BOTTOM				
Randy Winn, S OBP: 0.363, SLG: 0.274	G3		G4-3 2B 1B	K					G3		4	1	1	0	0	1	3	<b>Detroit Tigers @ Tampa Bay Devil Rays</b> Tropicana Field, St. Petersburg, FL Mon Jul 03 2000, 7:15 PM EDT Att. 15,709 - Dome - 72 F				
Gerald Williams, R OBP: 0.321, SLG: 0.429			G4-3			FC6-4 1B			K		4	0	2	0	1	1	5					
Bubba Trammell, R OBP: 0.370, SLG: 0.503	F7				P3						4	0	1	2	1	1	3					
Fred McGriff, L OBP: 0.353, SLG: 0.460	F8				F8						5	0	1	0	0	2	4					
Bobby Smith, R OBP: 0.356, SLG: 0.529		P3		K2-3	FC6-4						5	0	0	0	0	2	3					
Vinny Castilla, R OBP: 0.257, SLG: 0.321						G5-3					5	0	0	0	0	1	1					
Jose Guillen, R OBP: 0.320, SLG: 0.462											3	1	0	0	1	1	0					
Mike DiFelice, R OBP: 0.333, SLG: 0.480											3	1	1	2	1	0	0					
Miguel Cairo, R OBP: 0.319, SLG: 0.333			G4-3								0	0	0	0	0	0	0					
John Flaherty, R OBP: 0.302, SLG: 0.367											0	0	0	0	0	0	0					
Felix Martinez, S OBP: 0.371, SLG: 0.370											2	1	1	0	1	0	0					
Steve Cox, L OBP: 0.412, SLG: 0.455											0	0	0	0	1	0	0					
Ozzie Guillen, L OBP: 0.323, SLG: 0.362			G4-3 2B BB								0	0	0	0	0	0	0					
<b>Inning Stats</b>	R: 0 E: 0 K: 0 S: 10	H: 1 LOB: 1 BB: 0 P: 19	R: 0 E: 0 K: 1 S: 6	H: 0 LOB: 0 BB: 0 P: 9	R: 2 E: 0 K: 1 S: 11	H: 2 LOB: 1 BB: 1 P: 21	R: 2 E: 0 K: 2 S: 12	H: 2 LOB: 1 BB: 1 P: 21	R: 0 E: 0 K: 0 S: 10	H: 1 LOB: 1 BB: 0 P: 15	R: 0 E: 0 K: 1 S: 7	H: 0 LOB: 1 BB: 1 P: 15	R: 0 E: 0 K: 0 S: 8	H: 1 LOB: 0 BB: 0 P: 14	R: 0 E: 0 K: 1 S: 7	H: 0 LOB: 3 BB: 2 P: 16	R: 0 E: 0 K: 3 S: 13	H: 0 LOB: 1 BB: 1 P: 22	1B: 3 2B: 3 3B: 0 HR: 1	SF: 0 SAC: 0 DP: 1 HBP: 1	WP: 0 PB: 1 SB: 0 CS: 0	PA: 42
<b>PITCHER</b>	IP WLS BF H R ER SO	IP WLS BF H R ER SO	IP WLS BF H R ER SO	IP WLS BF H R ER SO	IP WLS BF H R ER SO	IP WLS BF H R ER SO	IP WLS BF H R ER SO	IP WLS BF H R ER SO	IP WLS BF H R ER SO	IP WLS BF H R ER SO	IP WLS BF H R ER SO	IP WLS BF H R ER SO	IP WLS BF H R ER SO	IP WLS BF H R ER SO	IP WLS BF H R ER SO	IP WLS BF H R ER SO	IP WLS BF H R ER SO	ERA WHIP	ERA WHIP			
Willie Blair, R ERA: 4.37	5.0	23	6	4	4	4	1	0	0	0	7.20	1.600										
Nelson Cruz, R ERA: 1.08	2.0	7	0	0	0	1	0	0	0	0	0.00	0.500										
Matt Anderson, R ERA: 4.5	1.1	6	1	0	0	0	2	0	0	0	0.00	2.250										
Danny Patterson, R ERA: 3.45	0.2	W	2	0	0	0	0	0	0	0	0.00	0.000										
Todd Jones, R ERA: 2.67	1.0	S	4	0	0	0	3	1	0	0	0.00	1.000										

Batter	1	2	3	4	5	6	7	8	9	AB	R	H	RBI	BB	SO	LOB	TOP								
Luis Polonia, L (1, 10) OBP: 0.314, SLG: 0.383	0-2 1B HR	2-2 G6-3 1B	0-1 G6-3			1-1 G3			4-2 1B HR BB	4	2	2	0	1	0	0									
Rich Becker, L (1, 9) OBP: 0.397, SLG: 0.399	0-0 1B HR	1-2 G6-3 1B		4-0 FC6-4 BB		2-2 G4-3			1-3 K	4	1	1	1	1	1	2									
Bobby Higginson, L (1, 7) OBP: 0.375, SLG: 0.572	3-1 1B HR	3-H F8		3-1 F7		2-1 F8			0-1 1B HR	4	1	1	3	0	0	2									
Wendell Magee, R (8, 7) OBP: 0.325, SLG: 0.534									1-2 1B HR	1	1	1	0	0	0	0									
Dean Palmer, R (1, 5) OBP: 0.363, SLG: 0.543	1-1 G6-3		3-2 1B HR	2-3 K		1-1 G4-6-3 1B			3-2 1B HR	5	2	3	4	0	1	1									
Damon Easley, R (1, 4) OBP: 0.343, SLG: 0.364	4-1 S BB		1-0 G5-3	1-1 FC6-4		1-3 K			0-0 G3	4	0	0	0	1	1	2									
Robert Fick, L (1, 3) OBP: 0.346, SLG: 0.344	2-3 K		4-2 1B HR BB		2-0 F7		1-2 G4-6-3		2-0 F8	4	1	0	0	1	1	2									
Brad Ausmus, R (1, 2) OBP: 0.358	1-2 G1-3		0-2 1B HR		0-2 3B			1-2 G5-3		4	1	2	0	0	0	1									
Shane Halter, R (8, 2) OBP: 0.302, SLG: 0.342			1-2 1B HR							0	0	0	0	0	0	0									
Juan Encarnacion, R (1, 8) OBP: 0.343, SLG: 0.427		1-0 1B G6-3 2B	1-3 K		3-2 G6-3		0-0 G1-3			4	1	1	0	0	1	3									
Deivi Cruz, R (1, 6) OBP: 0.307, SLG: 0.437		0-1 G5-3	1-1 1B HR		0-2 L4		1-2 G6-3			4	1	1	3	0	0	2									
<b>Inning Stats</b>	R: 3 E: 0 K: 1 S: 15	H: 3 LOB: 1 BB: 1 P: 26	R: 1 E: 0 K: 0 S: 10	H: 2 LOB: 1 BB: 0 P: 14	R: 4 E: 0 K: 1 S: 17	H: 3 LOB: 0 BB: 1 P: 27	R: 0 E: 0 K: 1 S: 7	H: 0 LOB: 1 BB: 1 P: 17	R: 0 E: 0 K: 0 S: 13	H: 1 LOB: 1 BB: 0 P: 18	R: 0 E: 0 K: 0 S: 7	H: 0 LOB: 0 BB: 0 P: 12	R: 0 E: 0 K: 1 S: 8	H: 1 LOB: 0 BB: 0 P: 11	R: 0 E: 0 K: 0 S: 7	H: 0 LOB: 0 BB: 0 P: 9	R: 3 E: 0 K: 1 S: 13	H: 2 LOB: 0 BB: 1 P: 23	1B: 6 2B: 1 3B: 1 HR: 4	SF: 0 SAC: 0 DP: 1 HBP: 0	WP: 0 PB: 0 SB: 1 CS: 0	PA: 42			
<b>PITCHER</b>	IP WLS BF H R ER SO BB IBB HBP BLK WP HR S P ERA WHIP	IP WLS BF H R ER SO BB IBB HBP BLK WP HR S P ERA WHIP	IP WLS BF H R ER SO BB IBB HBP BLK WP HR S P ERA WHIP	IP WLS BF H R ER SO BB IBB HBP BLK WP HR S P ERA WHIP	IP WLS BF H R ER SO BB IBB HBP BLK WP HR S P ERA WHIP	IP WLS BF H R ER SO BB IBB HBP BLK WP HR S P ERA WHIP	IP WLS BF H R ER SO BB IBB HBP BLK WP HR S P ERA WHIP	IP WLS BF H R ER SO BB IBB HBP BLK WP HR S P ERA WHIP	IP WLS BF H R ER SO BB IBB HBP BLK WP HR S P ERA WHIP	IP WLS BF H R ER SO BB IBB HBP BLK WP HR S P ERA WHIP	IP WLS BF H R ER SO BB IBB HBP BLK WP HR S P ERA WHIP	IP WLS BF H R ER SO BB IBB HBP BLK WP HR S P ERA WHIP	IP WLS BF H R ER SO BB IBB HBP BLK WP HR S P ERA WHIP	IP WLS BF H R ER SO BB IBB HBP BLK WP HR S P ERA WHIP	IP WLS BF H R ER SO BB IBB HBP BLK WP HR S P ERA WHIP	IP WLS BF H R ER SO BB IBB HBP BLK WP HR S P ERA WHIP	IP WLS BF H R ER SO BB IBB HBP BLK WP HR S P ERA WHIP	IP WLS BF H R ER SO BB IBB HBP BLK WP HR S P ERA WHIP	IP WLS BF H R ER SO BB IBB HBP BLK WP HR S P ERA WHIP	IP WLS BF H R ER SO BB IBB HBP BLK WP HR S P ERA WHIP	IP WLS BF H R ER SO BB IBB HBP BLK WP HR S P ERA WHIP	IP WLS BF H R ER SO BB IBB HBP BLK WP HR S P ERA WHIP	IP WLS BF H R ER SO BB IBB HBP BLK WP HR S P ERA WHIP	IP WLS BF H R ER SO BB IBB HBP BLK WP HR S P ERA WHIP	IP WLS BF H R ER SO BB IBB HBP BLK WP HR S P ERA WHIP
Cory Lidle, R (1, 1) ERA: 6.53	2.1 L	16 7	7 7	7 7	1 3	2 2	0 0	0 0	0 0	0 0	2 35	58	27.00	3.857											
Tanyon Sturtze, R (3, 1) ERA: 7.55	5.2	20 3	1 1	1 3	1 3	1 1	0 0	0 0	0 0	0 1	49	76	1.59	0.706											
Doug Creek, L (9, 1) ERA: 2.66	1.0	6 2	3 3	3 1	1 1	0 0	0 0	0 0	0 0	0 1	13	23	27.00	3.000											

**Detroit Tigers @ Tampa Bay Devil Rays**  
Tropicana Field, St. Petersburg, FL  
Tue Jul 04 2000, 4:15 PM EDT  
Att: 18,011 - Dome - 72 F

AB 38  
R 11  
H 12  
RBI 11  
BB 4  
SO 5  
LOB 15



Batter	1	2	3	4	5	6	7	8	9	AB	R	H	RBI	BB	SO	LOB	BOTTOM								
Randy Winn, S (1, 8) OBP: 0.359, SLG: 0.273	1-0 G4-3		1-0 G4-3		1-2 FC4-6 FC5-4		1-2 DI 1B			4	0	1	0	0	0	2									
Gerald Williams, R (1, 10) OBP: 0.320, SLG: 0.427	0-0 F8		0-1 1B		1-0 F5		2-3 K		1-2 K	4	0	1	0	0	1	3									
Bubba Trammell, R (1, 7) OBP: 0.373, SLG: 0.503	1-0 1B		2-1 P4		2-2 FC5-4			0-0 G4-6-3 1B		4	0	2	0	0	0	3									
Fred McGriff, L (1, 3) OBP: 0.352, SLG: 0.457	3-3 K		3-2 G3		3-1 FC6-4 1B			3-0 G4-6-3	1-2 K	4	0	1	0	0	1	2									
Bobby Smith, R (1, 4) OBP: 0.338, SLG: 0.500		2-3 K		2-2 G6-3		1-3 K		1-3 K		4	0	0	0	0	3	1									
Vinny Castilla, R (1, 5) OBP: 0.257, SLG: 0.320		2-0 G5-3		1-1 1B		0-0 F8		0-0 F9		4	0	1	0	0	0	1									
John Flaherty, R (1, 2) OBP: 0.301, SLG: 0.364		1-0 1B		1-1 F8		0-1 FC6-4		0-3 K		4	0	1	0	0	1	2									
Jose Guillen, R (1, 9) OBP: 0.324, SLG: 0.460		0-1 F9		1-2 FC4-6 1B			0-0 P5		4-1 1B BB	3	0	1	0	1	0	1									
Felix Martinez, S (1, 6) OBP: 0.367, SLG: 0.366			2-1 G3		1-0 FC4-6 1B		3-2 G4-3		2-2 G3	4	0	1	0	0	0	1									
<b>Inning Stats</b>	R: 0 E: 0 K: 1 S: 7	H: 1 LOB: 1 BB: 0 P: 12	R: 0 E: 0 K: 1 S: 7	H: 1 LOB: 0 BB: 0 P: 12	R: 0 E: 0 K: 0 S: 7	H: 1 LOB: 1 BB: 0 P: 12	R: 0 E: 0 K: 0 S: 10	H: 1 LOB: 1 BB: 0 P: 17	R: 0 E: 0 K: 0 S: 11	H: 2 LOB: 2 BB: 0 P: 17	R: 0 E: 0 K: 1 S: 8	H: 1 LOB: 1 BB: 0 P: 12	R: 0 E: 0 K: 1 S: 12	H: 1 LOB: 1 BB: 0 P: 18	R: 0 E: 0 K: 1 S: 5	H: 1 LOB: 0 BB: 0 P: 9	R: 0 E: 0 K: 1 S: 9	H: 0 LOB: 1 BB: 1 P: 15	1B: 9 2B: 0 3B: 0 HR: 0	SF: 0 SAC: 0 DP: 1 HBP: 0	WP: 0 PB: 0 SB: 0 CS: 0	PA: 36			
<b>PITCHER</b>	IP WLS BF H R ER SO BB IBB HBP BLK WP HR S P ERA WHIP	IP WLS BF H R ER SO BB IBB HBP BLK WP HR S P ERA WHIP	IP WLS BF H R ER SO BB IBB HBP BLK WP HR S P ERA WHIP	IP WLS BF H R ER SO BB IBB HBP BLK WP HR S P ERA WHIP	IP WLS BF H R ER SO BB IBB HBP BLK WP HR S P ERA WHIP	IP WLS BF H R ER SO BB IBB HBP BLK WP HR S P ERA WHIP	IP WLS BF H R ER SO BB IBB HBP BLK WP HR S P ERA WHIP	IP WLS BF H R ER SO BB IBB HBP BLK WP HR S P ERA WHIP	IP WLS BF H R ER SO BB IBB HBP BLK WP HR S P ERA WHIP	IP WLS BF H R ER SO BB IBB HBP BLK WP HR S P ERA WHIP	IP WLS BF H R ER SO BB IBB HBP BLK WP HR S P ERA WHIP	IP WLS BF H R ER SO BB IBB HBP BLK WP HR S P ERA WHIP	IP WLS BF H R ER SO BB IBB HBP BLK WP HR S P ERA WHIP	IP WLS BF H R ER SO BB IBB HBP BLK WP HR S P ERA WHIP	IP WLS BF H R ER SO BB IBB HBP BLK WP HR S P ERA WHIP	IP WLS BF H R ER SO BB IBB HBP BLK WP HR S P ERA WHIP	IP WLS BF H R ER SO BB IBB HBP BLK WP HR S P ERA WHIP	IP WLS BF H R ER SO BB IBB HBP BLK WP HR S P ERA WHIP	IP WLS BF H R ER SO BB IBB HBP BLK WP HR S P ERA WHIP	IP WLS BF H R ER SO BB IBB HBP BLK WP HR S P ERA WHIP	IP WLS BF H R ER SO BB IBB HBP BLK WP HR S P ERA WHIP	IP WLS BF H R ER SO BB IBB HBP BLK WP HR S P ERA WHIP	IP WLS BF H R ER SO BB IBB HBP BLK WP HR S P ERA WHIP	IP WLS BF H R ER SO BB IBB HBP BLK WP HR S P ERA WHIP	IP WLS BF H R ER SO BB IBB HBP BLK WP HR S P ERA WHIP
Dave Milick, R (1, 1) ERA: 5.79	7.0	29 8	0 0	0 4	0 0	0 0	0 0	0 0	0 0	0 0	62	100	0.00	1.143											
C.J. Niekowski, L (8, 1) ERA: 5.91	1.0	3 1	0 0	0 1	0 0	0 0	0 0	0 0	0 0	0 0	5	9	0.00	1.000											
Steve Sparks, R (9, 1) ERA: 8.44	1.0	4 0	0 0	0 1	1 0	0 0	0 0	0 0	0 0	0 0	9	15	0.00	1.000											

**Detroit Tigers @ Tampa Bay Devil Rays**  
Tropicana Field, St. Petersburg, FL  
Tue Jul 04 2000, 4:15 PM EDT  
Att: 18,011 - Dome - 72 F

AB 35  
R 0  
H 9  
RBI 0  
BB 1  
SO 6  
LOB 16




Batter	1	2	3	4	5	6	7	8	9	AB	R	H	RBI	BB	SO	LOB	TOP											
<b>Rich Becker, L</b> OBP: 0.397, SLG: 0.399 (1, 9)										5	0	2	0	0	2	1	<b>Detroit Tigers @ Tampa Bay Devil Rays</b> Tropicana Field, St. Petersburg, FL Wed Jul 05 2000, 7:15 PM EDT Att: 14,934 - Dome - 72 F											
<b>Brad Ausmus, R</b> OBP: 0.338, SLG: 0.353 (1, 2)										4	0	0	0	0	0	4												
<b>Bobby Higginson, L</b> OBP: 0.373, SLG: 0.567 (1, 7)										4	0	1	0	0	0	2												
<b>Juan Gonzalez, R</b> OBP: 0.323, SLG: 0.511 (1, 10)										4	0	1	0	0	0	2												
<b>Dean Palmer, R</b> OBP: 0.358, SLG: 0.534 (1, 5)										4	0	0	0	0	0	3												
<b>Damon Easley, R</b> OBP: 0.341, SLG: 0.378 (1, 4)										4	1	1	1	0	0	1												
<b>Robert Fick, L</b> OBP: 0.351, SLG: 0.356 (1, 3)										1	0	1	0	0	0	0												
<b>Shane Halter, R</b> OBP: 0.297, SLG: 0.336 (3, 3)										2	0	0	0	0	1	0												
<b>Luis Polonia, L</b> OBP: 0.312, SLG: 0.381 (9, PH)										1	0	0	0	0	0	0												
<b>Juan Encarnacion, R</b> OBP: 0.345, SLG: 0.429 (1, 8)										4	0	2	0	0	0	2												
<b>Deivi Cruz, R</b> OBP: 0.303, SLG: 0.430 (1, 6)										4	0	0	0	0	0	4												
<b>Inning Stats</b>	R: 0 E: 0 K: 0 S: 11	H: 1 LOB: 1 BB: 0 P: 18	R: 1 E: 0 K: 0 S: 14	H: 2 LOB: 1 BB: 0 P: 20	R: 0 E: 0 K: 1 S: 9	H: 1 LOB: 2 BB: 0 P: 16	R: 0 E: 1 K: 0 S: 9	H: 0 LOB: 1 BB: 0 P: 15	R: 0 E: 0 K: 0 S: 10	H: 1 LOB: 1 BB: 0 P: 16	R: 0 E: 0 K: 0 S: 8	H: 2 LOB: 1 BB: 0 P: 13	R: 0 E: 1 K: 0 S: 10	H: 0 LOB: 1 BB: 0 P: 17	R: 0 E: 0 K: 1 S: 10	H: 1 LOB: 1 BB: 0 P: 17	1B: 6 2B: 1 3B: 0 HR: 1	SF: 0 SAC: 0 DP: 1 HBP: 0	WP: 0 PB: 1 SB: 0 CS: 0	PA: 37								
<b>PITCHER</b>	IP	WLS	BF	H	R	ER	SO	BB	IBB	HBP	BLK	WP	HR	S	P	ERA	WHIP											
<b>Bryan Rekar, R</b> ERA: 4.12 (1, 1)	6.1	W	28	7	1	1	2	0	0	0	0	0	0	1	68	109	1.42	1.105										
<b>Jim Meilir, R</b> ERA: 2.35 (7, 1)	1.2	H	5	0	0	0	0	0	0	0	0	0	0	11	18	0.00	0.000											
<b>Roberto Hernandez, R</b> ERA: 4.2 (9, 1)	1.0	S	4	1	0	0	1	0	0	0	0	0	0	10	17	0.00	1.000											

Batter	1	2	3	4	5	6	7	8	9	AB	R	H	RBI	BB	SO	LOB	BOTTOM										
<b>Randy Winn, S</b> OBP: 0.352, SLG: 0.269 (1, 8)										5	0	1	0	0	2	3	<b>Detroit Tigers @ Tampa Bay Devil Rays</b> Tropicana Field, St. Petersburg, FL Wed Jul 05 2000, 7:15 PM EDT Att: 14,934 - Dome - 72 F										
<b>Gerald Williams, R</b> OBP: 0.321, SLG: 0.424 (1, 10)										4	1	1	1	1	0	3											
<b>Bubba Trammell, R</b> OBP: 0.368, SLG: 0.490 (1, 7)										4	0	0	0	1	1	5											
<b>Fred McGriff, L</b> OBP: 0.356, SLG: 0.459 (1, 3)										3	0	2	0	1	0	0											
<b>Bobby Smith, R</b> OBP: 0.342, SLG: 0.500 (1, 4)										2	0	1	1	0	0	2											
<b>Miguel Cairo, R</b> OBP: 0.318, SLG: 0.332 (3, PR) (4, 4)										1	0	0	0	0	0	0											
<b>Vinny Castilla, R</b> OBP: 0.281, SLG: 0.320 (1, 5)										3	0	1	0	0	0	1											
<b>Jose Guillen, R</b> OBP: 0.317, SLG: 0.448 (1, 9)										4	0	0	0	0	2	5											
<b>Mike DiFelice, R</b> OBP: 0.339, SLG: 0.476 (1, 2)										3	2	1	0	1	1	1											
<b>Ozzie Guillen, L</b> OBP: 0.333, SLG: 0.435 (1, 6)										4	1	2	2	0	0	2											
<b>Felix Martinez, S</b> OBP: 0.367, SLG: 0.366 (9, 6)										0	0	0	0	0	0	0											
<b>Inning Stats</b>	R: 0 E: 0 K: 0 S: 9	H: 0 LOB: 2 BB: 2 P: 22	R: 0 E: 0 K: 1 S: 13	H: 1 LOB: 1 BB: 0 P: 21	R: 1 E: 0 K: 2 S: 17	H: 2 LOB: 3 BB: 1 P: 28	R: 0 E: 0 K: 0 S: 16	H: 2 LOB: 2 BB: 0 P: 24	R: 0 E: 0 K: 0 S: 7	H: 0 LOB: 0 BB: 0 P: 10	R: 2 E: 0 K: 1 S: 14	H: 2 LOB: 1 BB: 1 P: 21	R: 0 E: 0 K: 1 S: 6	H: 1 LOB: 1 BB: 0 P: 6	R: 1 E: 1 K: 1 S: 13	H: 1 LOB: 1 BB: 0 P: 17	1B: 7 2B: 1 3B: 0 HR: 1	SF: 0 SAC: 1 DP: 0 HBP: 1	WP: 0 PB: 0 SB: 0 CS: 0	PA: 39							
<b>PITCHER</b>	IP	WLS	BF	H	R	ER	SO	BB	IBB	HBP	BLK	WP	HR	S	P	ERA	WHIP										
<b>Jeff Weaver, R</b> ERA: 4.31 (1, 1)	5.1	L	28	7	3	3	4	4	0	1	0	0	0	10	11	5.06	2.062										
<b>Matt Anderson, R</b> ERA: 4.3 (6, 1)	1.2		6	1	0	0	1	0	0	0	0	0	0	10	11	0.00	0.600										
<b>Danny Patterson, R</b> ERA: 3.34 (8, 1)	1.0		5	1	1	0	1	0	0	0	0	0	0	13	17	0.00	1.000										

Batter	1	2	3	4	5	6	7	8	9	AB	R	H	RBI	BB	SO	LOB	TOP				
Randy Winn, S (1, 8) OBP: 0.346, SLG: 0.259	F8		P4		K		F9		WP S 1B HBP	4	1	0	0	0	1	0	<b>Tampa Bay Devil Rays @ Florida Marlins</b> Pro Player Stadium, Miami, FL Fri Jul 07 2000, 7:05 PM EDT Att: 13,067 - Overcast - 88 F				
Miguel Cairo, R (1, 4) OBP: 0.315, SLG: 0.329	F9		G2-3			K	K		G4-3 S 1-H G5-3 1B	5	1	1	1	0	2	0					
Greg Vaughn, R (1, 7) OBP: 0.369, SLG: 0.550 Jose Guillen, R (9, 9) OBP: 0.317, SLG: 0.448	P3		K						G4-3 1-3	5	2	2	0	0	1	1					
Fred McGriff, L (1, 3) OBP: 0.363, SLG: 0.481										3	2	2	2	2	0	1					
Bubba Trammell, R (1, 9) OBP: 0.369, SLG: 0.506										5	1	2	3	0	2	1					
Vinny Castilla, R (1, 5) OBP: 0.284, SLG: 0.322										5	1	2	1	0	0	1					
John Flaherty, R (1, 2) OBP: 0.301, SLG: 0.364										3	0	1	0	0	1	1					
Felix Martinez, S (1, 6) OBP: 0.371, SLG: 0.365										3	0	1	1	0	2	1					
Albie Lopez, R (1, 1) Rick White, R (6, 1) Gerald Williams, R (8, PH) OBP: 0.320, SLG: 0.423 Jim Mecer, S (8, 1)										3	0	0	0	0	3	4					
Inning Stats	R: 0 E: 0 K: 0 S: 7	H: 0 LOB: 0 BB: 0 P: 9	R: 1 E: 1 K: 3 S: 14	H: 1 LOB: 2 BB: 0 P: 19	R: 0 E: 0 K: 1 S: 8	H: 0 LOB: 0 BB: 0 P: 13	R: 1 E: 0 K: 1 S: 7	H: 1 LOB: 0 BB: 0 P: 10	R: 0 E: 0 K: 3 S: 9	H: 0 LOB: 0 BB: 0 P: 12	R: 3 E: 0 K: 2 S: 22	H: 5 LOB: 2 BB: 0 P: 34	R: 1 E: 0 K: 1 S: 8	H: 2 LOB: 2 BB: 1 P: 14	R: 0 E: 0 K: 2 S: 9	H: 1 LOB: 1 BB: 0 P: 12		R: 2 E: 0 K: 0 S: 14	H: 1 LOB: 1 BB: 1 P: 26	1B: 6 2B: 2 3B: 1 HR: 2	SF: 0 SAC: 1 DP: 0 HBP: 2
PITCHER	IP	WLS	BF	H	R	ER	SO	BB	IBB	HBP	BLK	WP	HR	S	P	ERA	WHIP				
Ryan Dempster, R (1, 1) ERA: 3.65	6.2	L	30	8	6	6	11	0	0	1	0	0	2	73	105	8.10	1.200				
Armando Almanza, L (7, 1) ERA: 1.24	0.1		2	1	0	0	0	1	0	0	0	0	0	2	6	0.00	6.000				
Ricky Bones, R (8, 1) ERA: 1.65	1.0		4	1	0	0	2	0	0	0	0	0	0	9	12	0.00	1.000				
Braden Looper, R (9, 1) ERA: 2.7	1.0		6	1	2	2	0	0	1	1	0	1	0	14	26	18.00	1.000				

Batter	1	2	3	4	5	6	7	8	9	AB	R	H	RBI	BB	SO	LOB	BOTTOM				
Luis Castillo, S (1, 4) OBP: 0.461, SLG: 0.434										4	1	3	0	0	1	1	<b>Tampa Bay Devil Rays @ Florida Marlins</b> Pro Player Stadium, Miami, FL Fri Jul 07 2000, 7:05 PM EDT Att: 13,067 - Overcast - 88 F				
Mark Kotsay, L (1, 9) OBP: 0.347, SLG: 0.477										3	0	1	1	0	0	1					
Cliff Floyd, L (1, 7) OBP: 0.358, SLG: 0.496										4	0	0	0	0	2	2					
Preston Wilson, R (1, 8) OBP: 0.327, SLG: 0.494										4	0	0	0	0	3	2					
Mike Lowell, R (1, 5) OBP: 0.311, SLG: 0.457										4	1	1	0	0	1	0					
Derrek Lee, R (1, 3) OBP: 0.376, SLG: 0.546										3	1	1	2	1	1	0					
Alex Gonzalez, R (1, 6) OBP: 0.214, SLG: 0.288										4	0	1	0	0	0	1					
Paul Bako, L (1, 2) OBP: 0.352, SLG: 0.301										1	0	0	0	1	0	0					
Mark Smith, R (7, PH) OBP: 0.376, SLG: 0.479										1	0	0	0	0	0	1					
Mike Redmond, R (8, 2) OBP: 0.317, SLG: 0.302										0	0	0	0	0	0	0					
Kevin Millar, R (9, PH) OBP: 0.380, SLG: 0.471										1	0	0	0	0	1	1					
Ryan Dempster, R (1, 1) OBP: 0.091, SLG: 0.136										1	0	0	0	0	0	0					
Armando Almanza, L (7, 1)										0	0	0	0	0	0	0					
Ricky Bones, R (8, 1)										0	0	0	0	0	0	0					
Dave Berg, R (8, PH) OBP: 0.349, SLG: 0.366										1	0	0	0	0	0	0					
Braden Looper, R (9, 1)										0	0	0	0	0	0	0					
Inning Stats	R: 0 E: 0 K: 1 S: 7	H: 1 LOB: 0 BB: 0 P: 9	R: 0 E: 0 K: 1 S: 11	H: 0 LOB: 0 BB: 0 P: 16	R: 0 E: 0 K: 0 S: 8	H: 0 LOB: 0 BB: 0 P: 10	R: 1 E: 0 K: 1 S: 11	H: 1 LOB: 0 BB: 0 P: 19	R: 2 E: 0 K: 1 S: 12	H: 2 LOB: 1 BB: 1 P: 22	R: 0 E: 0 K: 0 S: 7	H: 0 LOB: 0 BB: 0 P: 12	R: 0 E: 0 K: 2 S: 10	H: 1 LOB: 1 BB: 0 P: 14	R: 0 E: 0 K: 2 S: 12	H: 2 LOB: 2 BB: 0 P: 21	R: 0 E: 0 K: 1 S: 12	H: 0 LOB: 1 BB: 1 P: 18	1B: 5 2B: 1 3B: 0 HR: 1	SF: 1 SAC: 1 DP: 1 HBP: 0	WP: 0 PA: 35 CS: 0
PITCHER	IP	WLS	BF	H	R	ER	SO	BB	IBB	HBP	BLK	WP	HR	S	P	ERA	WHIP				
Albie Lopez, R (1, 1) ERA: 4.32	5.2		21	4	3	2	4	1	0	0	0	0	0	13	20	0.00	0.750				
Rick White, R (6, 1) ERA: 3.14	1.1	H	5	1	0	0	2	0	0	0	0	0	0	13	20	0.00	0.750				
Jim Mecer, R (8, 1) ERA: 2.23	2.0	S	9	2	0	0	3	1	0	0	0	0	0	24	39	0.00	1.500				

Batter	1	2	3	4	5	6	7	8	9	AB	R	H	RBI	BB	SO	LOB	TOP																
Gerald Williams, R OBP: 0.319, SLG: 0.420	G6-3		FC8-2			E7	F9	L3		5	1	1	0	0	0	6	<b>Tampa Bay Devil Rays @ Florida Marlins</b> Pro Player Stadium, Miami, FL Sat Jul 08 2000, 7:05 PM EDT Att: 21,157 - Cloudy - 83 F																
Miguel Cairo, R OBP: 0.314, SLG: 0.329 Rick White, R (7.1)	F8			G5-3		E7	SF8		F6	3	1	1	1	0	0	0																	
Mark Guthrie, R (8.1)						BB				0	0	0	0	0	0	0																	
Ozzie Guillen, L OBP: 0.328, SLG: 0.429						2-H				1	0	0	0	0	0	0																	
Greg Vaughn, R OBP: 0.366, SLG: 0.542 Randy Winn, S OBP: 0.346, SLG: 0.259	K			G5-3		F7	K		1B	5	0	1	0	0	2	1																	
Fred McGriff, L OBP: 0.366, SLG: 0.479				G4-3		BB			1B	0	0	0	0	0	0	0																	
Bubba Trammell, R OBP: 0.364, SLG: 0.494	F7					BB			1B	3	0	1	0	2	0	1																	
Vinny Castilla, R OBP: 0.297, SLG: 0.325	G5-4-3					BB				4	0	0	0	1	0	3																	
John Flaherty, R OBP: 0.309, SLG: 0.376				G4-3		BB			1B	4	1	3	0	0	0	2																	
Felix Martinez, S OBP: 0.368, SLG: 0.361				G4-3		F8			FC5	4	1	1	0	0	0	5																	
Steve Trachsel, R OBP: 0.426, SLG: 0.350 Tanyon Sturtze, R Doug Creek, L Jose Guillen, R Russ Johnson, R Esteban Yan, R						K			BB	1	0	0	0	0	1	2																	
<b>Inning Stats</b>	R: 0 E: 0 K: 1 S: 7	H: 0 LOB: 0 BB: 0 P: 12	R: 0 E: 0 K: 0 S: 4	H: 0 LOB: 0 BB: 1 P: 8	R: 0 E: 0 K: 0 S: 7	H: 1 LOB: 1 BB: 1 P: 16	R: 0 E: 0 K: 0 S: 3	H: 0 LOB: 0 BB: 0 P: 4	R: 0 E: 0 K: 1 S: 11	H: 2 LOB: 2 BB: 0 P: 15	R: 2 E: 3 K: 0 S: 10	H: 2 LOB: 2 BB: 2 P: 23	R: 2 E: 1 K: 1 S: 17	H: 2 LOB: 1 BB: 0 P: 25	R: 1 E: 0 K: 0 S: 8	H: 2 LOB: 2 BB: 1 P: 16	R: 0 E: 0 K: 0 S: 7	H: 2 LOB: 2 BB: 0 P: 9	1B: 10 2B: 2 3B: 0 HR: 0	SF: 1 SAC: 0 DP: 3 HBP: 0	WP: 3 PA: 41												
<b>PITCHER</b>	IP WLS BF H R ER SO BB IBB HBP BLK WP HR S P ERA WHIP																																
38 Reid Cornelius, R ERA: 3.78	5.1	23	5	2	1	2	4	0	0	0	0	0	0	38	70	1.69	1.688																
Ricky Bones, R ERA: 1.61	1.1	B	7	2	2	0	0	0	0	0	0	0	0	19	30	0.00	1.500																
Armando Almanza, L ERA: 1.52	0.2		3	1	1	1	0	0	0	0	0	0	0	4	7	13.50	1.500																
Braden Looper, R ERA: 2.66	0.2	W	4	1	0	0	1	0	0	0	1	0	0	6	12	0.00	3.000																
Antonio Alfonseca, R ERA: 4.75	1.0	S	4	2	0	0	0	0	0	0	0	0	0	7	9	0.00	2.000																

Batter	1	2	3	4	5	6	7	8	9	AB	R	H	RBI	BB	SO	LOB	BOTTOM																
Luis Castillo, S OBP: 0.467, SLG: 0.447	G4-3		1B			G1-4-6-3				4	2	3	0	1	0	1	<b>Tampa Bay Devil Rays @ Florida Marlins</b> Pro Player Stadium, Miami, FL Sat Jul 08 2000, 7:05 PM EDT Att: 21,157 - Cloudy - 83 F																
Mark Kotsay, L OBP: 0.345, SLG: 0.473	G4-3		F9		F8	F2		E5		5	0	1	0	0	0	5																	
Cliff Floyd, L OBP: 0.352, SLG: 0.490	SF7		F8		K		G4-3	K		4	0	0	1	0	2	5																	
Preston Wilson, R OBP: 0.333, SLG: 0.495	HBP		F9		BB	G5-3		BB		3	1	2	2	1	0	0																	
Mike Lowell, R OBP: 0.313, SLG: 0.460 Antonio Alfonseca, R	G5-3		F9		BB	FC5		L6		5	1	2	0	0	0	6																	
Derrek Lee, R OBP: 0.377, SLG: 0.545			F9		F8	BB		K		4	0	1	1	1	1	5																	
Alex Gonzalez, R OBP: 0.218, SLG: 0.291 Braden Looper, R			F8		F8	FC5		FC5		4	0	2	1	0	0	2																	
Andy Fox, L OBP: 0.240, SLG: 0.279	HBP		HBP		F8	BB		FC5		0	0	0	0	0	0	0																	
Mike Redmond, R OBP: 0.324, SLG: 0.305 Mark Smith, R Paul Bako, L			HBP		F8	FC9-2		BB		2	0	1	0	0	0	2																	
38 Reid Cornelius, R OBP: 0.118, SLG: 0.176 Ricky Bones, R Armando Almanza, L Dave Berg, R			HBP		FC1-6			BB		2	0	0	0	0	0	3																	
<b>Inning Stats</b>	R: 1 E: 0 K: 0 S: 10	H: 1 LOB: 1 BB: 0 P: 16	R: 0 E: 0 K: 0 S: 5	H: 1 LOB: 1 BB: 0 P: 11	R: 1 E: 0 K: 0 S: 10	H: 3 LOB: 2 BB: 0 P: 12	R: 0 E: 0 K: 0 S: 10	H: 2 LOB: 2 BB: 0 P: 16	R: 2 E: 0 K: 1 S: 16	H: 4 LOB: 1 BB: 0 P: 23	R: 0 E: 0 K: 0 S: 6	H: 0 LOB: 0 BB: 1 P: 12	R: 0 E: 0 K: 0 S: 10	H: 1 LOB: 2 BB: 1 P: 18	R: 2 E: 1 K: 2 S: 17	H: 1 LOB: 3 BB: 3 P: 32	1B: 9 2B: 5 3B: 0 HR: 0	SF: 1 SAC: 0 DP: 2 HBP: 2	WP: 0 PA: 42														
<b>PITCHER</b>	IP WLS BF H R ER SO BB IBB HBP BLK WP HR S P ERA WHIP																																
Steve Trachsel, R ERA: 4.76	4.1		10	4	4	1	0	0	0	0	0	0	0	47	73	8.31	2.308																
Tanyon Sturtze, R ERA: 7.39	0.2		3	1	0	0	1	0	0	0	0	0	0	6	11	0.00	3.000																
Doug Creek, L ERA: 2.55	1.0		2	0	0	0	0	0	0	0	0	0	0	4	6	0.00	0.000																
Rick White, R ERA: 3.23	1.0	L	8	2	2	1	2	1	0	0	0	0	0	11	27	9.00	4.000																
Mark Guthrie, L ERA: 4.4	0.1	B	2	0	0	0	1	0	0	0	0	0	0	6	9	0.00	0.000																



Batter	1	2	3	4	5	6	7	8	9	AB	R	H	RBI	BB	SO	LOB	TOP					
Gerald Williams, R (1, 8) OBP: 0.320, SLG: 0.429	K		G3		G5-4-3		HR		G6-3	5	1	2	3	0	1	0	<b>Tampa Bay Devil Rays @ Florida Marlins</b> Pro Player Stadium, Miami, FL Sun Jul 09 2000, 4:05 PM EDT Att: 11,907 - Cloudy - 82 F					
Miguel Cairo, R (1, 4) OBP: 0.310, SLG: 0.326	F8		P4		SF8		HR		F9	2	0	0	1	0	0	0						
Esteban Yan, R (5, 1) OBP: 1.000, SLG: 4.000										0	0	0	0	0	0	0						
Jose Guillen, R (6, 9) OBP: 0.323, SLG: 0.452							1B			2	0	1	0	0	0	0						
Greg Vaughn, R (1, 7) OBP: 0.390, SLG: 0.555	HR				G5-4-3		F8			4	2	2	1	1	0	2						
Fred McGriff, L (1, 3) OBP: 0.366, SLG: 0.491	HR				HR		F8		F7	5	2	2	2	0	1	2						
Bubba Trammell, R (1, 9) OBP: 0.358, SLG: 0.485	L4				E5				L1	3	0	0	0	0	0	1						
Mark Guthrie, R (6, 1)										0	0	0	0	0	0	0						
Randy Winn, S (8, PH) OBP: 0.344, SLG: 0.257					FC5-4					1	0	0	0	0	0	0						
Ozzie Guillen, L (8, 6) OBP: 0.328, SLG: 0.429										0	0	0	0	0	0	0						
Vinny Castilla, R (1, 5) OBP: 0.283, SLG: 0.321		L6			SF8				G5-3	3	0	0	1	0	0	0						
Mike DiFelice, R (1, 2) OBP: 0.336, SLG: 0.477	F9				FC5-4		G6-3		1B	4	1	1	0	0	0	1						
Felix Martinez, S (1, 6) OBP: 0.367, SLG: 0.361										3	1	1	0	0	2	1						
Steve Cox, L (8, PH) OBP: 0.417, SLG: 0.460	K						HR		1B	1	0	1	1	0	0	0						
Jim Mecir, S (8, 1)							BB		1B	0	0	0	0	0	0	0						
Ryan Rupe, R (1, 1)					G4-3		HR		G6-3	1	0	0	0	0	0	0						
Doug Creek, L (3, 1)							1B			0	0	0	0	0	0	0						
Russ Johnson, R (5, PH) OBP: 0.306, SLG: 0.268							SF8			2	2	1	0	1	0	1						
<b>Inning Stats</b>	R: 2 E: 0 K: 1 S: 14	H: 1 LOB: 0 BB: 1 P: 25	R: 0 E: 0 K: 1 S: 8	H: 0 LOB: 0 BB: 0 P: 10	R: 0 E: 0 K: 0 S: 6	H: 0 LOB: 0 BB: 0 P: 9	R: 2 E: 1 K: 1 S: 11	H: 2 LOB: 1 BB: 0 P: 15	R: 1 E: 0 K: 0 S: 7	H: 2 LOB: 0 BB: 0 P: 11	R: 0 E: 0 K: 1 S: 8	H: 0 LOB: 0 BB: 0 P: 10	R: 3 E: 0 K: 0 S: 8	H: 3 LOB: 1 BB: 1 P: 17	R: 1 E: 0 K: 0 S: 11	H: 2 LOB: 1 BB: 0 P: 13	R: 0 E: 0 K: 0 S: 10	H: 1 LOB: 1 BB: 0 P: 14	1B: 6 2B: 2 3B: 0 HR: 3	SF: 2 SAC: 0 DP: 1 HBP: 0	WP: 0 PB: 0 SB: 0 CS: 0	PA: 40
<b>PITCHER</b>	IP	WLS	BF	H	R	ER	SO	BB	IBB	HBP	BLK	WP	HR	S	P	ERA	WHIP					
Jesus Sanchez, L (1, 1) ERA: 5.47	5.0	W	21	5	5	4	3	1	0	0	0	0	2	46	70	7.20	1.200					
Brad Penny, R (6, 1) ERA: 5.32	1.2		9	3	3	3	1	1	0	0	0	0	1	15	26	16.20	2.400					
Vic Darenbourg, L (7, 1) ERA: 3.72	1.0	H	4	1	1	1	0	0	0	0	0	0	0	8	10	9.00	1.000					
Antonio Alfonseca, R (8, 1) ERA: 4.6	1.1	S	6	2	0	0	0	0	0	0	0	0	0	14	18	0.00	1.500					

Batter	1	2	3	4	5	6	7	8	9	AB	R	H	RBI	BB	SO	LOB	BOTTOM				
Luis Castillo, S (1, 4) OBP: 0.468, SLG: 0.446	HR	G5-3			HR		G4-3		G3	5	2	2	0	1	0	1	<b>Tampa Bay Devil Rays @ Florida Marlins</b> Pro Player Stadium, Miami, FL Sun Jul 09 2000, 4:05 PM EDT Att: 11,907 - Cloudy - 82 F				
Dave Berg, R (1, 6) OBP: 0.363, SLG: 0.365	HR				HR		K			3	2	1	0	0	2	3					
Cliff Floyd, L (1, 7) OBP: 0.359, SLG: 0.503	HR				HR		K			4	3	3	3	1	1	2					
Preston Wilson, R (1, 8) OBP: 0.337, SLG: 0.509	G6-3				HR		1B			5	2	3	4	0	0	2					
Kevin Millar, R (1, 3) OBP: 0.392, SLG: 0.491	HR				HR		1B			4	1	3	1	0	0	1					
Derrek Lee, R (8, 3) OBP: 0.377, SLG: 0.545	HR				HR		1B			0	0	0	0	0	0	0					
Mark Smith, R (1, 9) OBP: 0.385, SLG: 0.468	HR				HR		1B			3	0	0	0	2	1	4					
Antonio Alfonseca, R (8, 1)							1B			0	0	0	0	0	0	0					
Andy Fox, L (1, 5) OBP: 0.246, SLG: 0.278					HR					4	0	1	0	1	1	2					
Paul Bako, L (1, 2) OBP: 0.341, SLG: 0.293	L5-4				HR					4	0	0	1	0	2	4					
Jesus Sanchez, L (1, 1) OBP: 0.219, SLG: 0.219					HR					2	0	1	0	0	0	0					
Mike Lowell, R (5, PH) OBP: 0.312, SLG: 0.458					HR					1	0	0	0	0	0	0					
Brad Penny, R (6, 1) OBP: 0.059, SLG: 0.059					HR					1	0	0	0	0	0	0					
Vic Darenbourg, L (7, 1) OBP: 0.286, SLG: 0.286					HR					0	0	0	0	0	0	0					
Mark Kotsay, L (8, 9) OBP: 0.347, SLG: 0.473					HR					0	0	0	0	1	0	0					
<b>Inning Stats</b>	R: 3 E: 1 K: 0 S: 14	H: 4 LOB: 2 BB: 1 P: 22	R: 0 E: 0 K: 0 S: 10	H: 0 LOB: 2 BB: 1 P: 18	R: 1 E: 0 K: 1 S: 16	H: 2 LOB: 3 BB: 2 P: 27	R: 2 E: 0 K: 2 S: 19	H: 2 LOB: 1 BB: 1 P: 33	R: 3 E: 0 K: 2 S: 18	H: 3 LOB: 1 BB: 0 P: 26	R: 0 E: 0 K: 0 S: 5	H: 0 LOB: 0 BB: 0 P: 8	R: 1 E: 0 K: 1 S: 13	H: 3 LOB: 2 BB: 0 P: 18	R: 0 E: 0 K: 1 S: 9	H: 0 LOB: 1 BB: 1 P: 15		1B: 9 2B: 4 3B: 0 HR: 2	SF: 1 SAC: 0 DP: 1 HBP: 3	WP: 1 PB: 0 SB: 3 CS: 2	PA: 46
<b>PITCHER</b>	IP	WLS	BF	H	R	ER	SO	BB	IBB	HBP	BLK	WP	HR	S	P	ERA	WHIP				
Ryan Rupe, R (1, 1) ERA: 9.99	2.2		19	6	4	4	0	4	0	0	0	0	0	22	36	6.75	2.250				
Doug Creek, L (3, 1) ERA: 2.77	1.0	L	7	2	2	1	3	1	0	0	0	0	1	18	26	27.00	3.000				
Esteban Yan, R (5, 1) ERA: 6.8	1.0		7	3	3	3	2	0	0	1	0	0	0	18	26	4.50	1.500				
Mark Guthrie, L (6, 1) ERA: 4.4	2.0		9	3	1	1	1	0	0	0	0	0	0	18	26	4.50	1.500				
Jim Mecir, R (8, 1) ERA: 2.18	1.0		4	0	0	0	1	1	0	0	0	0	0	9	15	0.00	1.000				

Batter	1	2	3	4	5	6	7	8	9	AB	R	H	RBI	BB	SO	LOB	TOP								
<b>Peter Bergeron, L</b> OBP: 0.308, SLG: 0.339	0-1 FC4-6 1B		2-0 G1-3				2-1 1-3 1B			4	0	3	0	0	0	0	<b>Montreal Expos @ Tampa Bay Devil Rays</b> Tropicana Field, St. Petersburg, FL Thu Jul 13 2000, 7:15 PM EDT Att: 14,924 - Dome - 72 F <a href="http://livebaseballscorecards.com">livebaseballscorecards.com</a>								
<b>Terry Jones, S</b> OBP: 0.282, SLG: 0.250	1-0 FC4-6 G1-3 HR		3-1 1B			2-3 K	2-2 L3			4	1	1	0	0	1	4									
<b>Jose Vidro, S</b> OBP: 0.409, SLG: 0.610	2-1 G1-3		1-0 G4-3			1-2 SF9		0-1 F7		3	0	0	1	0	0	2									
<b>Vladimir Guerrero, R</b> OBP: 0.437, SLG: 0.704	1-1 HR			2-0 G6-3 2B		1-3 K		0-0 F3		4	1	2	2	0	1	1									
<b>Lee Stevens, L</b> OBP: 0.345, SLG: 0.498	1-0 G6-3			0-1 G6-3		1-1 G6-3		4-1 BB		3	0	0	0	1	0	1									
<b>Fernando Seguignol, S</b> OBP: 0.346, SLG: 0.522		1-1 G4-3		0-0 G3		0-2 G4-3		2-3 K		4	0	0	0	0	1	2									
<b>Michael Barrett, R</b> OBP: 0.279, SLG: 0.301		0-3 K		4-2 BB		0-0 G5-3		3-2 F9		3	0	0	0	1	1	0									
<b>Chris Widger, R</b> OBP: 0.315, SLG: 0.452		3-3 K		0-3 K			2-1 HR	3-2 G6-3		4	1	1	1	0	2	2									
<b>Orlando Cabrera, R</b> OBP: 0.281, SLG: 0.390			2-2 G5-3		0-2 1B SF9 1B		0-0 G6-3	1-1 G5-3		4	1	1	0	0	0	0									
<b>Inning Stats</b>	R: 2 E: 0 K: 0 S: 8	H: 2 LOB: 0 BB: 0 P: 13	R: 0 E: 0 K: 2 S: 8	H: 0 LOB: 0 BB: 0 P: 12	R: 0 E: 0 K: 0 S: 7	H: 1 LOB: 1 BB: 0 P: 15	R: 0 E: 0 K: 1 S: 9	H: 1 LOB: 2 BB: 1 P: 15	R: 1 E: 0 K: 2 S: 15	H: 2 LOB: 1 BB: 0 P: 21	R: 0 E: 0 K: 0 S: 6	H: 0 LOB: 0 BB: 0 P: 7	R: 1 E: 0 K: 0 S: 9	H: 2 LOB: 0 BB: 0 P: 14	R: 0 E: 0 K: 1 S: 7	H: 0 LOB: 1 BB: 1 P: 13	R: 0 E: 0 K: 0 S: 10	H: 0 LOB: 0 BB: 0 P: 17	1B: 5 2B: 2 3B: 0 HR: 2	SF: 1 SAC: 0 DP: 1 HBP: 0	WP: 0 PB: 0 SB: 0 CS: 0	PA: 36			
<b>PITCHER</b>	IP	WLS	BF	H	R	ER	SO	BB	IBB	HBP	BLK	WP	HR	S	P	ERA	WHIP								
<b>Bryan Rekar, R</b> ERA: 4.28	6.1		28	8	4	4	5	1	0	0	0	0	2	59	92	5.68	1.421								
<b>Jim Meclir, R</b> ERA: 2.09	1.2	W	5	0	0	0	1	1	0	0	0	0	0	10	18	0.00	0.600								
<b>Roberto Hernandez, R</b> ERA: 4.1	1.0	S	3	0	0	0	0	0	0	0	0	0	0	10	17	0.00	0.000								

Batter	1	2	3	4	5	6	7	8	9	AB	R	H	RBI	BB	SO	LOB	BOTTOM								
<b>Gerald Williams, R</b> OBP: 0.324, SLG: 0.440	2-2 FC3-6 1B	0-2 2H 1B					0-0 1H HR			5	1	3	2	0	1	0	<b>Montreal Expos @ Tampa Bay Devil Rays</b> Tropicana Field, St. Petersburg, FL Thu Jul 13 2000, 7:15 PM EDT Att: 14,924 - Dome - 72 F <a href="http://livebaseballscorecards.com">livebaseballscorecards.com</a>								
<b>Steve Cox, L</b> OBP: 0.432, SLG: 0.486	1-3 K		1-1 1B		0-2 1B 2B		2-2 BB FC4-6 1B	3-2 1B		5	2	4	0	0	1	1									
<b>Greg Vaughn, R</b> OBP: 0.386, SLG: 0.547	0-1 FC3-6 2B BB		3-3 K		3-2 L5		0-0 FC4-6 1B BB	1-3 K		5	2	1	0	0	2	4									
<b>Fred McGriff, L</b> OBP: 0.371, SLG: 0.491	4-1 2B BB		0-3 K		3-0 1B 2H 1B		4-2 FC4-6 BB	1-2 2-3 BB		2	0	1	1	2	1	1									
<b>Bubba Trammell, R</b> OBP: 0.356, SLG: 0.485	1-1 1B		0-1 P3		1-0 P6		2-1 FC4-6 1B			4	0	1	2	0	0	4									
<b>Jose Guillen, R</b> OBP: 0.323, SLG: 0.452	1-3 2H 2B						1-2 2-3 3H 1-3 K			0	0	0	0	0	0	0									
<b>Vinny Castilla, R</b> OBP: 0.297, SLG: 0.324	1-3 K			3-2 F7	3-2 1B		0-1 K	1-2 1B		4	0	2	1	0	1	2									
<b>Mike DiFelice, R</b> OBP: 0.333, SLG: 0.469		2-0 SH2-3 1B 1B		2-3 K	1-0 F8		1-2 K			4	0	1	0	0	2	4									
<b>Miguel Cairo, R</b> OBP: 0.306, SLG: 0.322	1-1 SH2-3		0-3 K		1-0 L3		3-3 K			3	0	0	0	0	2	2									
<b>Felix Martinez, S</b> OBP: 0.364, SLG: 0.357	1-3 K				1-2 HR 1B		0-0 G6-3	2-1 G1-3		4	1	1	0	0	1	1									
<b>Inning Stats</b>	R: 1 E: 0 K: 2 S: 21	H: 2 LOB: 2 BB: 1 P: 30	R: 0 E: 0 K: 1 S: 9	H: 2 LOB: 0 BB: 0 P: 13	R: 0 E: 0 K: 2 S: 11	H: 1 LOB: 1 BB: 0 P: 15	R: 0 E: 0 K: 2 S: 10	H: 0 LOB: 0 BB: 0 P: 15	R: 3 E: 0 K: 0 S: 17	H: 5 LOB: 2 BB: 0 P: 29	R: 0 E: 0 K: 1 S: 5	H: 0 LOB: 0 BB: 0 P: 8	R: 2 E: 0 K: 2 S: 16	H: 3 LOB: 2 BB: 1 P: 28	R: 0 E: 0 K: 1 S: 14	H: 1 LOB: 1 BB: 0 P: 21	1B: 11 2B: 2 3B: 0 HR: 1	SF: 0 SAC: 1 DP: 0 HBP: 0	WP: 0 PB: 0 SB: 0 CS: 0	PA: 39					
<b>PITCHER</b>	IP	WLS	BF	H	R	ER	SO	BB	IBB	HBP	BLK	WP	HR	S	P	ERA	WHIP								
<b>Javier Vazquez, R</b> ERA: 4.22	4.2		24	10	4	4	7	1	0	0	0	0	1	67	100	7.71	2.357								
<b>Felipe Lira, R</b> ERA: 4.66	1.1	L	6	2	2	2	1	0	0	0	0	0	0	10	16	13.50	1.500								
<b>51 Scott Forster, L</b> ERA: 7.2	0.0		1	0	0	0	0	1	0	0	0	0	0	2	6	*	*								
<b>Scott Strickland, R</b> ERA: 4.0	1.0		4	1	0	0	2	0	0	0	0	0	0	10	16	0.00	1.000								
<b>Anthony Tetford, R</b> ERA: 4.07	1.0		4	1	0	0	1	0	0	0	0	0	0	14	21	0.00	1.000								

Batter	1	2	3	4	5	6	7	8	9	AB	R	H	RBI	BB	SO	LOB	TOP								
<b>Peter Bergeron, L</b> OBP: 0.310, SLG: 0.340 (1, 8)	1-1 G5-4-3 1B		3-3 K		2-2 G4-3			0-0 2B G4-3 1B	3-2 F8	5	1	2	1	0	1	1									
<b>Mike Mondaca, R</b> OBP: 0.349, SLG: 0.525 (1, 5)	0-1 F8		0-1 L9		1-3 K			0-0 G4-3 1-3 G6-3 2B		4	1	1	0	0	1	1									
<b>Jose Vidro, S</b> OBP: 0.408, SLG: 0.605 (1, 4)	1-1 G5-4-3 1B		2-2 G4-3		0-0 G4-3			1-1 G4-3		4	0	1	1	0	0	1									
<b>Vladimir Guerrero, R</b> OBP: 0.311, SLG: 0.696 <b>Fernando Seguin, S</b> OBP: 0.349, SLG: 0.522 (8, 9)	2-1 G5-4-3			1-1 G5-3				1-1 G6-3		4	0	0	1	0	0	2									
<b>Lee Stevens, L</b> OBP: 0.350, SLG: 0.515 (1, 3)		2-1 HR		1-2 2B				2-2 G4-6-3 1B		4	1	3	1	0	0	0									
<b>Wilton Guerrero, S</b> OBP: 0.301, SLG: 0.298 (1, 10)		0-1 G4-6-3 1B		4-1 BB				0-1 G4-6-3		3	1	2	0	1	0	1									
<b>Chris Widger, R</b> OBP: 0.311, SLG: 0.445 <b>15 Lenny Webster, R</b> OBP: 0.163, SLG: 0.204 (7, 2)		0-1 G6-3		1-1 F8				1-0 F7		3	0	0	0	0	0	3									
<b>Orlando Cabrera, R</b> OBP: 0.283, SLG: 0.390 <b>Geoff Blum, S</b> OBP: 0.339, SLG: 0.381 (3, 6)		4-0 BB		3-1 F8				2-1 G1-6-3 1B		0	0	0	0	1	0	0									
<b>Terry Jones, S</b> OBP: 0.275, SLG: 0.313 (1, 7)		1-1 G4-6-3			1-2 G4-3 3B			1-2 G1-6-3		4	1	2	1	0	0	3									
<b>Inning Stats</b>	R: 0 E: 0 K: 0 S: 8	H: 2 LOB: 1 BB: 0 P: 12	R: 1 E: 0 K: 0 S: 8	H: 2 LOB: 1 BB: 1 P: 15	R: 0 E: 0 K: 1 S: 10	H: 0 LOB: 0 BB: 0 P: 15	R: 0 E: 0 K: 0 S: 11	H: 1 LOB: 2 BB: 1 P: 21	R: 1 E: 0 K: 1 S: 16	H: 1 LOB: 0 BB: 0 P: 20	R: 0 E: 0 K: 0 S: 7	H: 1 LOB: 0 BB: 0 P: 10	R: 0 E: 0 K: 0 S: 6	H: 1 LOB: 0 BB: 0 P: 10	R: 2 E: 0 K: 0 S: 7	H: 2 LOB: 2 BB: 0 P: 9	R: 1 E: 1 K: 1 S: 12	H: 2 LOB: 1 BB: 0 P: 18	1B: 7 2B: 3 3B: 1 HR: 1	SF: 0 SAC: 0 DP: 4 HBP: 0	WP: 0 PB: 0 SB: 1 CS: 1	PA: 37			
<b>PITCHER</b>	IP	WLS	BF	H	R	ER	SO	BB	IBB	HBP	BLK	WP	HR	S	P	ERA	WHIP								
<b>Abie Lopez, R</b> ERA: 4.17 <b>Rick White, R</b> ERA: 3.48 <b>Mark Guthrie, L</b> ERA: 4.3 <b>Roberto Hernandez, R</b> ERA: 4.07	(1, 1)	7.0	W	27	8	2	2	2	0	0	0	0	1	66	103	2.57	1.429								

**Montreal Expos @ Tampa Bay Devil Rays**  
Tropicana Field, St. Petersburg, FL  
Fri Jul 14, 2000, 7:15 PM EDT  
Att: 15,870 - Dome - 72 F

AB	35
R	5
H	12
RBI	5
BB	2
SO	3
LOB	16





Batter	1	2	3	4	5	6	7	8	9	AB	R	H	RBI	BB	SO	LOB	BOTTOM								
<b>Gerald Williams, R</b> OBP: 0.325, SLG: 0.449 (1, 8)	1-1 F7			1-3 K				2-1 G6-3		5	1	2	4	0	1	1									
<b>Steve Cox, L</b> OBP: 0.423, SLG: 0.482 (1, 10)	1-2 G4-3							3-3 K		5	1	1	0	0	2	1									
<b>Greg Vaughn, R</b> OBP: 0.395, SLG: 0.562 <b>Randy Winn, S</b> OBP: 0.341, SLG: 0.255 (8, 7)		2-1 2B		1-2 WP G5-4-3 2B				4-2 G3-6-1 BB		3	2	3	0	1	0	0									
<b>Fred McGriff, L</b> OBP: 0.369, SLG: 0.486 (1, 3)	0-0 F7			4-0 G5-4-3 BB				2-1 G3-6-1		3	0	0	0	1	0	4									
<b>Bubba Trammell, R</b> OBP: 0.359, SLG: 0.483 (1, 9)		1-1 2B 1B		1-1 G5-4-3				0-0 E5 FC6-4		3	0	1	0	1	0	1									
<b>Vinny Castilla, R</b> OBP: 0.297, SLG: 0.327 (1, 5)		0-0 1B SF7 2B		1-1 F9				1-0 FC6-4		4	1	1	0	0	0	3									
<b>John Flaherty, R</b> OBP: 0.312, SLG: 0.375 (1, 2)		1-0 SF7 BB 1B 1B						1-0 F3		3	1	1	0	1	0	0									
<b>Miguel Cairo, R</b> OBP: 0.313, SLG: 0.328 (1, 4)		4-0 E 1B BB		1-1 F7				0-2 F9		2	1	1	1	2	0	0									
<b>Felix Martinez, S</b> OBP: 0.361, SLG: 0.357 (1, 6)		0-0 SF7		3-1 F7				3-1 HR 1B		3	1	1	1	0	1	4									
<b>Inning Stats</b>	R: 0 E: 0 K: 0 S: 9	H: 1 LOB: 1 BB: 0 P: 13	R: 3 E: 1 K: 0 S: 9	H: 4 LOB: 1 BB: 1 P: 17	R: 1 E: 0 K: 0 S: 7	H: 1 LOB: 0 BB: 1 P: 14	R: 0 E: 0 K: 1 S: 8	H: 1 LOB: 1 BB: 0 P: 13	R: 1 E: 1 K: 0 S: 9	H: 1 LOB: 1 BB: 1 P: 19	R: 2 E: 0 K: 1 S: 12	H: 2 LOB: 0 BB: 0 P: 18	R: 1 E: 0 K: 1 S: 12	H: 1 LOB: 3 BB: 3 P: 28	R: 0 E: 0 K: 1 S: 6	H: 0 LOB: 0 BB: 0 P: 12	1B: 5 2B: 5 3B: 0 HR: 1	SF: 1 SAC: 0 DP: 2 HBP: 0	WP: 1 PB: 0 SB: 0 CS: 0	PA: 39					
<b>PITCHER</b>	IP	WLS	BF	H	R	ER	SO	BB	IBB	HBP	BLK	WP	HR	S	P	ERA	WHIP								
<b>Tony Amas, R</b> ERA: 4.52 <b>51 Scott Forster, L</b> ERA: 7.54 <b>Yovanny Lara, R</b> ERA: 6.35 <b>Steve Kline, L</b> ERA: 2.06	(1, 1)	5.2	L	28	10	7	5	1	0	0	0	0	1	51	90	7.94	2.294								

**Montreal Expos @ Tampa Bay Devil Rays**  
Tropicana Field, St. Petersburg, FL  
Fri Jul 14, 2000, 7:15 PM EDT  
Att: 15,870 - Dome - 72 F

AB	32
R	8
H	11
RBI	6
BB	6
SO	4
LOB	14



Batter	1	2	3	4	5	6	7	8	9	AB	R	H	RBI	BB	SO	LOB	TOP										
<b>Peter Bergeron, L</b> (1, 8) OBP: 0.317, SLG: 0.346	1-1 1B SF7	0-0 E7		4-1 G1-6-3 BB		0-3 K		1-0 1B SF7		4	2	3	1	1	1	0	<b>Montreal Expos @ Tampa Bay Devil Rays</b> Tropicana Field, St. Petersburg, FL Sat Jul 15 2000, 4:15 PM EDT Att: 19,366 - Dome - 72 F  <b>AB 36</b> <b>R 4</b> <b>H 13</b> <b>RBI 3</b> <b>BB 2</b> <b>SO 7</b> <b>LOB 19</b> 										
<b>Jose Vidro, S</b> (1, 4) OBP: 0.405, SLG: 0.599	1-2 1B	2-1 F7		0-1 G1-6-3		2-0 G1-4-3		1-3 K		5	0	1	0	0	1	4											
<b>Wilton Guerrero, S</b> (1, 10) OBP: 0.313, SLG: 0.311	0-0 1B		0-0 G3		0-1 G1-3		0-0 1B		0-2 1B	5	0	3	0	0	0	0											
<b>Vladimir Guerrero, R</b> (1, 9) OBP: 0.429, SLG: 0.691	0-1 SF7		4-2 FC6-4 1B BB		0-1 G5-3		0-0 F7		0-0 SF7	2	0	0	2	1	0	1											
<b>Lee Stevens, L</b> (1, 3) OBP: 0.345, SLG: 0.507	2-3 K		0-1 P6		0-0 G3-1		1-1 G1-3		0-1 G6-3	5	0	0	0	0	1	4											
<b>Geoff Blum, S</b> (1, 6) OBP: 0.353, SLG: 0.406	1-3 K2-3		1-1 FC6-4 1B		2-1 1B		2-0 2B			4	0	3	0	0	1	2											
<b>Chris Widger, R</b> (1, 2) <b>15 Lenny Webster, R</b> (5, 2) OBP: 0.157, SLG: 0.196		1-3 K2-3	1-1 FC6-4		1-3 K		2-3 K			2	0	0	0	0	1	2											
<b>Michael Barrett, R</b> (1, 5) OBP: 0.284, SLG: 0.311		2-2 E 2B		2-2 SH1-4 1B		0-1 F8		1-0 G5-3		4	1	2	0	0	0	2											
<b>Terry Jones, S</b> (1, 7) OBP: 0.278, SLG: 0.313		0-0 F7		1-0 SH1-4		0-0 G4-3		0-1 E5 1B		3	1	1	0	0	0	2											
<b>Inning Stats</b>	R: 1 E: 0 K: 2 S: 14	H: 3 LOB: 2 BB: 0 P: 19	R: 1 E: 1 K: 1 S: 10	H: 2 LOB: 1 BB: 0 P: 15	R: 0 E: 0 K: 0 S: 10	H: 1 LOB: 2 BB: 1 P: 16	R: 0 E: 0 K: 0 S: 7	H: 1 LOB: 1 BB: 1 P: 14	R: 0 E: 0 K: 1 S: 5	H: 0 LOB: 0 BB: 0 P: 5	R: 0 E: 0 K: 1 S: 6	H: 1 LOB: 1 BB: 0 P: 8	R: 0 E: 0 K: 1 S: 7	H: 1 LOB: 1 BB: 0 P: 13	R: 2 E: 1 K: 1 S: 12	H: 3 LOB: 1 BB: 0 P: 14	1B: 11 2B: 2 3B: 0 HR: 0	SF: 2 SAC: 1 DP: 1 HBP: 0	WP: 0 PB: 0 SB: 1 CS: 1	PA: 41							
<b>PITCHER</b>	IP	WLS	BF	H	R	ER	SO	BB	IBB	HBP	BLK	WP	HR	S	P	ERA	WHIP										
<b>Steve Trachsel, R</b> (1, 1) ERA: 4.51	8.0	L	35	10	2	1	6	2	0	0	0	0	0	67	101	1.12	1.500										
<b>Jim Mecir, R</b> (9, 1) ERA: 2.45	1.0		6	3	2	2	1	0	0	0	0	0	0	12	14	18.00	3.000										

Batter	1	2	3	4	5	6	7	8	9	AB	R	H	RBI	BB	SO	LOB	BOTTOM										
<b>Gerald Williams, R</b> (1, 8) OBP: 0.324, SLG: 0.446	0-0 F9		1-0 1B		2-2 G5-3			0-0 G2-3		4	0	1	0	0	0	2	<b>Montreal Expos @ Tampa Bay Devil Rays</b> Tropicana Field, St. Petersburg, FL Sat Jul 15 2000, 4:15 PM EDT Att: 19,366 - Dome - 72 F  <b>AB 34</b> <b>R 1</b> <b>H 9</b> <b>RBI 1</b> <b>BB 1</b> <b>SO 2</b> <b>LOB 14</b> 										
<b>Steve Cox, L</b> (1, 7) OBP: 0.414, SLG: 0.469	0-2 G3		1-3 2H 1B		2-1 F7		3-2 F7		3-2 G4-3	3	0	0	0	0	0	2											
<b>Bubba Trammell, R</b> (8, FH) OBP: 0.357, SLG: 0.480			2-1 F7		0-1 1B		0-0 G6-3		2-3 3H 0-0 G4-3	1	0	0	1	0	0	1											
<b>Greg Vaughn, R</b> (1, 10) OBP: 0.393, SLG: 0.561	3-2 G5-3			0-1 1B		0-1 G6-3		0-1 F8		4	0	1	0	0	0	1											
<b>Fred McGriff, L</b> (1, 3) OBP: 0.365, SLG: 0.480		1-1 G4-3		3-3 K		0-1 F8			1-3 K	4	0	0	0	0	2	1											
<b>Vinny Castilla, R</b> (1, 5) OBP: 0.263, SLG: 0.322		3-2 G6-3		1-0 G6-3			1-1 G6-3		3-2 G6-3	4	0	0	0	0	0	1											
<b>John Flaherty, R</b> (1, 2) OBP: 0.320, SLG: 0.382		1-1 G1-3		1-2 FC6-4 1B			0-1 G6-4-3 1B		2-1 1B	4	0	3	0	0	0	0											
<b>Jose Guillen, R</b> (1, 9) OBP: 0.326, SLG: 0.453			0-1 1B		0-0 FC6-4		0-2 G6-4-3		0-0 1B	4	0	2	0	0	0	3											
<b>Miguel Cairo, R</b> (1, 4) OBP: 0.313, SLG: 0.326			0-2 F8		0-0 F8			1-1 1B G4-3 1B	0-0 F7	4	1	1	0	0	0	3											
<b>Felix Martinez, S</b> (1, 6) OBP: 0.367, SLG: 0.359			4-1 1B		3-2 F8			0-1 G4-3 G2-3 1B		2	0	1	0	1	0	0											
<b>Inning Stats</b>	R: 0 E: 0 K: 0 S: 10	H: 0 LOB: 0 BB: 0 P: 13	R: 0 E: 0 K: 0 S: 8	H: 0 LOB: 0 BB: 0 P: 13	R: 0 E: 0 K: 0 S: 9	H: 2 LOB: 2 BB: 1 P: 16	R: 0 E: 0 K: 1 S: 12	H: 2 LOB: 2 BB: 0 P: 17	R: 0 E: 0 K: 0 S: 8	H: 0 LOB: 0 BB: 0 P: 13	R: 0 E: 0 K: 0 S: 6	H: 0 LOB: 0 BB: 0 P: 9	R: 0 E: 0 K: 0 S: 8	H: 1 LOB: 0 BB: 0 P: 9	R: 1 E: 0 K: 0 S: 12	H: 2 LOB: 1 BB: 0 P: 16	R: 0 E: 0 K: 1 S: 12	H: 2 LOB: 2 BB: 0 P: 18	1B: 8 2B: 1 3B: 0 HR: 0	SF: 0 SAC: 0 DP: 1 HBP: 0	WP: 0 PB: 0 SB: 0 CS: 0	PA: 35					
<b>PITCHER</b>	IP	WLS	BF	H	R	ER	SO	BB	IBB	HBP	BLK	WP	HR	S	P	ERA	WHIP										
<b>Dustin Hermanson, R</b> (1, 1) ERA: 5.27	7.1	W	28	7	1	1	1	1	0	0	0	0	0	66	96	0.00	1.200										
<b>Steve Kline, L</b> (8, 1) ERA: 2.0	1.2	S	7	2	0	0	1	0	0	0	0	0	0	19	28	0.00	1.200										

Batter	1	2	3	4	5	6	7	8	9	AB	R	H	RBI	BB	SO	LOB	TOP									
Rafael Furcal, S OBP: 0.383, SLG: 0.368 (1, 4)	F7		HR		G4-3		K		FC4	5	1	1	1	0	1	2	<b>Atlanta Braves @ Tampa Bay Devil Rays</b> Tropicana Field, St. Petersburg, FL Sun Jul 16 2000, 1:15 PM EDT Att: 41,066 - Dome - 72 F <a href="http://livebaseballscorecards.com">livebaseballscorecards.com</a>									
Andruw Jones, R OBP: 0.385, SLG: 0.571 (1, 8)	G6-3		HR		HR		K2-3		FC4-6	5	2	2	4	0	1	2										
10 Chipper Jones, S OBP: 0.414, SLG: 0.604 (1, 5)			L4		L7				P5	5	0	2	0	0	0	2										
Brian Jordan, R OBP: 0.336, SLG: 0.474 (1, 9)	G5-3		G5-3		G6-3				G5-4-3	4	0	0	0	0	0	2										
Andres Galarraga, R OBP: 0.365, SLG: 0.551 (1, 10)			G6-3				K		K	4	0	1	0	0	2	0										
Wally Joyner, L OBP: 0.316, SLG: 0.319 (1, 3)					HR		G3-1		SH1-4	2	1	1	1	2	0	0										
Trenidad Hubbard, R OBP: 0.286, SLG: 0.274 (1, 7)									FC4	0	1	0	0	0	0	0										
Javy Lopez, R OBP: 0.345, SLG: 0.482 (1, 2)			K		G5-3				FC4	3	1	1	0	1	1	2										
Reggie Sanders, R OBP: 0.249, SLG: 0.289 Scott Kamieniecki, R (1, 7)			K		P4				SH1-4	3	0	0	0	0	2	3										
Walt Weiss, S OBP: 0.382, SLG: 0.341 Bobby Bonilla, S OBP: 0.379, SLG: 0.432 Keith Lockhart, L OBP: 0.301, SLG: 0.382 (1, 6)	F8				G4-3				SH1-4	0	0	0	0	0	0	0										
									FC4-6	3	0	0	0	0	1	2										
									FC4	0	0	0	0	1	0	0										
									BB	0	0	0	0	0	0	0										
<b>Inning Stats</b>	R: 0 E: 0 K: 0 S: 9	H: 1 LOB: 1 BB: 0 P: 12	R: 0 E: 0 K: 2 S: 11	H: 1 LOB: 2 BB: 1 P: 20	R: 2 E: 0 K: 0 S: 9	H: 2 LOB: 0 BB: 0 P: 15	R: 1 E: 0 K: 0 S: 8	H: 1 LOB: 0 BB: 0 P: 13	R: 1 E: 0 K: 2 S: 8	H: 1 LOB: 0 BB: 1 P: 10	R: 0 E: 0 K: 2 S: 9	H: 0 LOB: 1 BB: 1 P: 17	R: 0 E: 0 K: 3 S: 10	H: 0 LOB: 0 BB: 0 P: 13	R: 0 E: 0 K: 1 S: 5	H: 1 LOB: 0 BB: 0 P: 10		R: 2 E: 0 K: 0 S: 11	H: 1 LOB: 2 BB: 2 P: 23	1B: 4 2B: 1 3B: 0 HR: 3	SF: 0 SAC: 1 DP: 1 HBP: 0	WP: 0 PB: 0 CS: 0	PA: 39			
<b>PITCHER</b>	IP	WLS	BF	H	R	ER	SO	BB	IBB	HBP	BLK	WP	HR	S	P	ERA	WHIP									
Esteban Yan, R ERA: 6.68 Jim Mecir, R ERA: 2.74	(1, 1)		7.0	29	6	4	4	7	2	0	0	0	0	3	64	100	5.14	1.143								
(8, 1)		L	2.0	10	2	2	2	1	2	0	0	0	0	0	16	33	9.00	2.000								

Batter	1	2	3	4	5	6	7	8	9	AB	R	H	RBI	BB	SO	LOB	BOTTOM									
Gerald Williams, R OBP: 0.323, SLG: 0.453 (1, 8)	G6-3		F8		K		HR			4	1	1	2	0	1	1	<b>Atlanta Braves @ Tampa Bay Devil Rays</b> Tropicana Field, St. Petersburg, FL Sun Jul 16 2000, 1:15 PM EDT Att: 41,066 - Dome - 72 F <a href="http://livebaseballscorecards.com">livebaseballscorecards.com</a>									
Steve Cox, L OBP: 0.423, SLG: 0.478 (1, 3)					F9					2	0	1	0	2	0	1										
Greg Vaughn, R OBP: 0.387, SLG: 0.551 (1, 7)	K		F8							4	0	0	0	0	3	3										
Fred McGriff, L OBP: 0.361, SLG: 0.474 (1, 10)	F8				P6					4	0	0	0	0	1	1										
Bubba Trammell, R OBP: 0.350, SLG: 0.469 (1, 9)			F8		F9					4	0	0	0	0	1	0										
Russ Johnson, R OBP: 0.304, SLG: 0.277 (1, 5)			P4		K					4	1	1	0	0	1	0										
Mike DiFelice, R OBP: 0.331, SLG: 0.457 (1, 2)										3	0	0	0	1	1	1										
Ozzie Guillen, L OBP: 0.338, SLG: 0.439 (1, 6)										3	2	1	0	1	0	1										
Miguel Cairo, R OBP: 0.312, SLG: 0.331 (1, 4)			P4							3	0	1	2	0	0	0										
<b>Inning Stats</b>	R: 0 E: 0 K: 1 S: 10	H: 1 LOB: 1 BB: 0 P: 12	R: 0 E: 0 K: 0 S: 7	H: 0 LOB: 1 BB: 1 P: 12	R: 0 E: 0 K: 0 S: 9	H: 0 LOB: 0 BB: 1 P: 15	R: 0 E: 0 K: 1 S: 6	H: 0 LOB: 0 BB: 0 P: 6	R: 1 E: 0 K: 2 S: 11	H: 2 LOB: 1 BB: 0 P: 18	R: 0 E: 0 K: 1 S: 6	H: 0 LOB: 0 BB: 0 P: 9	R: 3 E: 0 K: 1 S: 15	H: 2 LOB: 1 BB: 2 P: 30	R: 0 E: 0 K: 2 S: 7	H: 0 LOB: 0 BB: 0 P: 9		R: 0 E: 0 K: 0 S: 4	H: 0 LOB: 0 BB: 0 P: 6	1B: 0 2B: 4 3B: 0 HR: 1	SF: 1 SAC: 0 DP: 0 HBP: 0	WP: 0 PB: 0 CS: 0	PA: 36			
<b>PITCHER</b>	IP	WLS	BF	H	R	ER	SO	BB	IBB	HBP	BLK	WP	HR	S	P	ERA	WHIP									
Kevin Millwood, R ERA: 5.34 Mike Remlinger, L ERA: 3.64 Scott Kamieniecki, R ERA: 5.06 Scott Kamieniecki, R ERA: 5.06	(1, 1)		6.2	28	5	4	4	5	3	0	0	0	0	1	58	90	5.40	1.200								
(7, 1)			0.1	2	0	0	0	1	1	0	0	0	0	6	12	0.00	3.000									
(8, 1)		W	2.0	6	0	0	0	2	0	0	0	0	0	11	15	0.00	0.000									
(9, 1)		W	2.0	6	0	0	0	2	0	0	0	0	0	11	15	0.00	0.000									

Batter	1	2	3	4	5	6	7	8	9	AB	R	H	RBI	BB	SO	LOB	TOP										
Rafael Furcal, S OBP: 0.381, SLG: 0.367	G1-3							G6-3	L6	6	0	2	1	0	1	3	<b>Atlanta Braves @ Tampa Bay Devil Rays</b> Tropicana Field, St. Petersburg, FL Mon Jul 17 2000, 7:15 PM EDT Att: 28,538 - Dome - 72 F										
Andruw Jones, R OBP: 0.385, SLG: 0.569	F7	K						SF9		3	0	1	1	1	1												
10 Chipper Jones, S OBP: 0.414, SLG: 0.600	1B		K					G1-3		2	0	0	1	2	1	0											
Andres Galarraga, R OBP: 0.369, SLG: 0.549						G5-3			F7	3	0	1	0	1	0	2											
Wally Joyner, L OBP: 0.307, SLG: 0.308 Steve Sisco, R OBP: 0.300, SLG: 0.556	K		K	F2			F7			4	0	0	0	0	2	6											
Bobby Bonilla, S OBP: 0.378, SLG: 0.430 Trenidad Hubbard, R OBP: 0.291, SLG: 0.280		G4-3			F7		F9			3	0	1	0	0	0	0											
Javy Lopez, R OBP: 0.346, SLG: 0.490		G4-3			G6-3				G5-3	4	1	1	1	1	0	3											
Reggie Sanders, R OBP: 0.252, SLG: 0.285				K	K					3	1	0	0	1	3	1											
Keith Lockhart, L OBP: 0.314, SLG: 0.393	F8					K				5	2	3	1	0	1	1											
<b>Inning Stats</b>	R: 0 E: 0 K: 1 S: 11	H: 1 LOB: 2 BB: 1 P: 18	R: 2 E: 0 K: 1 S: 14	H: 2 LOB: 1 BB: 0 P: 24	R: 0 E: 0 K: 2 S: 11	H: 1 LOB: 2 BB: 0 P: 18	R: 1 E: 0 K: 1 S: 12	H: 2 LOB: 3 BB: 2 P: 26	R: 0 E: 0 K: 2 S: 13	H: 0 LOB: 1 BB: 1 P: 21	R: 0 E: 0 K: 1 S: 9	H: 0 LOB: 1 BB: 1 P: 15	R: 1 E: 0 K: 2 S: 6	H: 1 LOB: 0 BB: 0 P: 10	R: 2 E: 1 K: 0 S: 14	H: 2 LOB: 2 BB: 2 P: 25		1B: 9 2B: 0 3B: 0 HR: 1	SF: 2 SAC: 0 DP: 0 HBP: 2	WP: 2 PA: 46 CS: 3							
<b>PITCHER</b>	IP	WLS	BF	H	R	ER	SO	BB	IBB	HBP	BLK	WP	HR	S	P	ERA	WHIP										
Ryan Rupe, R ERA: 9.39	5.0	W	26	6	3	3	6	2	1	2	0	0	1	57	99	5.40	1.600										
Doug Creek, L ERA: 2.7	0.2	H	4	1	0	0	2	1	0	0	0	0	0	12	20	0.00	3.000										
Rick White, R ERA: 3.49	2.1	H	9	1	1	1	1	1	0	0	0	1	0	16	26	3.86	0.857										
Mark Guthrie, L ERA: 4.66	0.1	S	3	1	2	2	0	1	0	0	0	1	0	6	13	54.00	6.000										
Roberto Hernandez, R ERA: 4.01	0.2	S	4	1	0	0	0	1	0	0	0	0	0	8	12	0.00	3.000										

Batter	1	2	3	4	5	6	7	8	9	AB	R	H	RBI	BB	SO	LOB	BOTTOM										
Gerald Williams, R OBP: 0.324, SLG: 0.449	F7		F8			G6-3				3	0	0	0	2	0	0	<b>Atlanta Braves @ Tampa Bay Devil Rays</b> Tropicana Field, St. Petersburg, FL Mon Jul 17 2000, 7:15 PM EDT Att: 28,538 - Dome - 72 F										
Russ Johnson, R OBP: 0.308, SLG: 0.276			L4					FC6-4		4	2	1	0	1	1	2											
Greg Vaughn, R OBP: 0.388, SLG: 0.565										5	3	2	2	0	1	3											
Fred McGriff, L OBP: 0.363, SLG: 0.483	K				G4-3					4	1	2	3	0	1	1											
Bubba Trammell, R OBP: 0.353, SLG: 0.470 Randy Winn, S OBP: 0.341, SLG: 0.255							G4-3			4	1	2	1	0	1	1											
Vinny Castilla, R OBP: 0.286, SLG: 0.332	FC4							F8		4	0	2	1	0	0	1											
John Flaherty, R OBP: 0.322, SLG: 0.381										3	0	1	0	1	0	1											
Jose Guillen, R OBP: 0.325, SLG: 0.449		G4-6-3								4	0	1	0	0	1	2											
Felix Martinez, S OBP: 0.364, SLG: 0.356		G4-3								4	1	1	0	0	1	4											
<b>Inning Stats</b>	R: 2 E: 0 K: 1 S: 15	H: 3 LOB: 1 BB: 0 P: 22	R: 0 E: 0 K: 0 S: 7	H: 1 LOB: 0 BB: 0 P: 10	R: 1 E: 0 K: 1 S: 9	H: 2 LOB: 1 BB: 0 P: 15	R: 0 E: 0 K: 1 S: 8	H: 1 LOB: 1 BB: 0 P: 10	R: 3 E: 0 K: 0 S: 13	H: 3 LOB: 3 BB: 2 P: 27	R: 0 E: 0 K: 1 S: 8	H: 0 LOB: 1 BB: 1 P: 16	R: 1 E: 0 K: 0 S: 12	H: 1 LOB: 0 BB: 0 P: 17	R: 1 E: 1 K: 2 S: 11	H: 1 LOB: 1 BB: 1 P: 20		1B: 7 2B: 3 3B: 0 HR: 2	SF: 0 SAC: 0 DP: 2 HBP: 0	WP: 0 PA: 39 CS: 0							
<b>PITCHER</b>	IP	WLS	BF	H	R	ER	SO	BB	IBB	HBP	BLK	WP	HR	S	P	ERA	WHIP										
Terry Mulholland, L ERA: 5.7	5.0	L	27	10	6	3	3	1	1	0	0	0	1	52	84	5.40	2.200										
Jason Marquis, R ERA: 1.5	1.0		3	0	0	0	1	1	0	0	0	0	0	8	16	0.00	1.000										
John Rocker, L ERA: 4.78	1.0		4	1	1	1	0	0	0	0	0	0	1	12	17	9.00	1.000										
John Burkett, R ERA: 4.98	1.0		5	1	1	0	2	1	0	0	0	0	0	11	20	0.00	2.000										



Batter	1	2	3	4	5	6	7	8	9	AB	R	H	RBI	BB	SO	LOB	TOP			
Rafael Furcal, S OBP: 0.382, SLG: 0.368 (1, 4)	1-2 G6-3	0-0 1B				1-2 G6-3 10 1B	2-2 L6		1-2 G5-3	5	1	2	0	0	0	0				
Andruw Jones, R OBP: 0.385, SLG: 0.570 (1, 8)	1-2 10 HR	2-1 1B			1-0 F9	1-2 F3		3-1 F7	5	1	2	2	0	0	1					
10 Chipper Jones, S OBP: 0.414, SLG: 0.606 (1, 5)	1-2 2H HR	0-0 G4-3			0-0 G6-3 1B		0-3 K		0-0 F8	5	2	2	2	0	1	2				
Brian Jordan, R OBP: 0.332, SLG: 0.468 (1, 9)	1-1 G6-3		1-0 G5-3		0-1 G6-3		2-1 F9			4	0	0	0	0	0	2				
Andres Galarraga, R OBP: 0.367, SLG: 0.545 (1, 3)	1-3 K		3-2 G4-3		0-0 2B 1B		2-2 G5-3			4	1	1	2	0	1	0				
Wally Joyner, L OBP: 0.305, SLG: 0.315 (1, 10)		0-0 G3-1	3-0 L4		0-0 1B			2-1 F7		4	1	1	0	0	0	0				
Reggie Sanders, R OBP: 0.296, SLG: 0.289 (1, 7)		3-2 F9		0-1 G4-6-3 1B	0-0 FC6-4 1B		0-0 F8			4	0	2	2	0	0	0				
Walt Weiss, S OBP: 0.385, SLG: 0.336 (1, 6)		3-2 1B HBP		0-0 G4-6-3 1-2	0-0 FC6-4 1-2		2-0 HBP			2	1	0	0	0	0	2				
Fernando Lumar, R OBP: 0.286, SLG: 0.220 (1, 2)	1-1 1B HBP		1-3 K		0-0 F9		3-1 G6-3			3	1	0	0	0	1	1				
<b>Inning Stats</b>	R: 2 E: 0 K: 1 S: 17	H: 2 LOB: 0 BB: 0 P: 22	R: 2 E: 0 K: 0 S: 12	H: 2 LOB: 2 BB: 0 P: 21	R: 0 E: 0 K: 1 S: 6	H: 0 LOB: 0 BB: 0 P: 13	R: 0 E: 0 K: 1 S: 6	H: 1 LOB: 0 BB: 0 P: 7	R: 4 E: 0 K: 0 S: 11	H: 5 LOB: 1 BB: 0 P: 13	R: 0 E: 0 K: 0 S: 9	H: 0 LOB: 0 BB: 0 P: 12	R: 0 E: 0 K: 1 S: 8	H: 0 LOB: 0 BB: 0 P: 12	R: 0 E: 0 K: 0 S: 5	H: 0 LOB: 0 BB: 0 P: 10	1B: 7 2B: 2 3B: 0 HR: 1	SF: 0 SAC: 0 DP: 1 HBP: 3	WP: 0 PB: 0 CS: 0	PA: 39
<b>PITCHER</b>	IP WLS BF H R ER SO BB IBB HBP BLK WP HR S P ERA WHIP	IP WLS BF H R ER SO BB IBB HBP BLK WP HR S P ERA WHIP																		
Bryan Rekar, R ERA: 4.9 (1, 1)	5.0 L 26 10 8 8 2 0 0 2 0 0 1 52 76 14.40 2.000																			
Tanyon Sturtze, R ERA: 6.56 (6, 1)	4.0 13 0 0 0 1 0 0 1 0 0 0 28 46 0.00 0.000																			

Atlanta Braves @ Tampa Bay Devil Rays  
Tropicana Field, St. Petersburg, FL  
Tue Jul 18 2000, 7:15 PM EDT  
Att: 31,354 - Dome - 72 F

AB 36  
R 8  
H 10  
RBI 8  
BB 0  
SO 3  
LOB 8



Batter	1	2	3	4	5	6	7	8	9	AB	R	H	RBI	BB	SO	LOB	BOTTOM					
Gerald Williams, R OBP: 0.326, SLG: 0.452 (1, 8)	3-2 1B SF8		1-1 2B		0-0 G6-4-3 1-2		2-3 K			4	1	2	0	0	1	2						
Steve Cox, L OBP: 0.426, SLG: 0.504 (1, 9)	0-0 1B		1-3 K			1-1 HR		0-3 K		4	1	2	1	0	2	1						
Greg Vaughn, R OBP: 0.382, SLG: 0.556 (1, 7)	0-0 L4		0-0 G6-3			1-1 G5-3		0-0 G6-3		4	0	0	0	0	0	3						
Fred McGriff, L OBP: 0.362, SLG: 0.482 (1, 3)	1-0 SF8			1-3 K		0-0 F8 1B		0-0 G4-3		3	0	1	1	0	1	0						
Jose Canseco, R OBP: 0.371, SLG: 0.453 (1, 10)	2-2 G3-1			4-2 G1-6-3 BB		0-1 1B		2-0 FC6-4 HBP		2	0	1	0	1	0	1						
Vinny Castilla, R OBP: 0.282, SLG: 0.327 (1, 5)		0-3 K		2-1 G1-6-3 1-2		0-0 F8		0-0 F8		4	0	0	0	0	1	4						
Mike DiFelice, R OBP: 0.328, SLG: 0.458 (1, 2)		0-2 G4-3			0-1 2B		1-3 K		1-0 F8	4	0	1	0	0	1	3						
Miguel Cairo, R OBP: 0.307, SLG: 0.325 (1, 4)		0-0 G4-3			0-0 G6-3		1-0 F8		2-2 FC6-4 1-2	4	0	0	0	0	2							
Felix Martinez, S OBP: 0.363, SLG: 0.350 (1, 6)			3-1 G4-3		1-1 G6-4-3 HBP		3-2 F9			2	0	0	0	0	0	0						
<b>Inning Stats</b>	R: 1 E: 0 K: 0 S: 10	H: 2 LOB: 1 BB: 0 P: 16	R: 0 E: 0 K: 1 S: 8	H: 0 LOB: 0 BB: 0 P: 8	R: 0 E: 0 K: 1 S: 8	H: 1 LOB: 1 BB: 0 P: 13	R: 0 E: 0 K: 1 S: 8	H: 0 LOB: 0 BB: 1 P: 15	R: 0 E: 0 K: 0 S: 5	H: 1 LOB: 1 BB: 0 P: 6	R: 1 E: 0 K: 1 S: 11	H: 3 LOB: 2 BB: 0 P: 14	R: 0 E: 0 K: 1 S: 8	H: 0 LOB: 0 BB: 0 P: 14	R: 0 E: 0 K: 1 S: 5	H: 0 LOB: 0 BB: 0 P: 5	R: 0 E: 0 K: 0 S: 8	H: 0 LOB: 1 BB: 0 P: 13	1B: 4 2B: 2 3B: 0 HR: 1	SF: 1 SAC: 0 DP: 2 HBP: 2	WP: 0 PB: 0 CS: 0	PA: 35
<b>PITCHER</b>	IP WLS BF H R ER SO BB IBB HBP BLK WP HR S P ERA WHIP	IP WLS BF H R ER SO BB IBB HBP BLK WP HR S P ERA WHIP																				
Greg Maddux, R ERA: 3.27 (1, 1)	9.0 W 35 7 2 2 6 1 0 2 0 0 1 71 104 2.00 0.889																					

Atlanta Braves @ Tampa Bay Devil Rays  
Tropicana Field, St. Petersburg, FL  
Tue Jul 18 2000, 7:15 PM EDT  
Att: 31,354 - Dome - 72 F

AB 31  
R 2  
H 7  
RBI 2  
BB 1  
SO 6  
LOB 16



Batter	1	2	3	4	5	6	7	8	9	AB	R	H	RBI	BB	SO	LOB	TOP									
Gerald Williams, R OBP: 0.323, SLG: 0.447	0-3 K		1-3 K		2-3 K			0-0 G5-4-3		4	0	0	0	0	3	3	<p>Tampa Bay Devil Rays @ Toronto Blue Jays</p> <p>SkyDome, Toronto, ON</p> <p>Wed Jul 19 2000, 7:05 PM EDT</p> <p>Att: 18,751 - Sunny - 65 F</p> <p>livebaseballscores.com</p>									
Steve Cox, L OBP: 0.414, SLG: 0.488	3-2 G3			2-1 G4-3		2-0 F7		1-2 G4-3		4	0	0	0	0	0	0										
Greg Vaughn, R OBP: 0.377, SLG: 0.547	2-3 K			0-0 P5		1-3 K		0-3 K		4	0	0	0	0	3	0										
Fred McGriff, L OBP: 0.361, SLG: 0.478		0-1 F7		4-1 HR		0-0 G4-3		1-2 F7		3	1	0	0	1	0	0										
Jose Canseco, R OBP: 0.376, SLG: 0.472		3-3 K		1-2 HR			4-2 G6-4-3			2	1	1	2	1	1	0										
Vinny Castilla, R OBP: 0.280, SLG: 0.323		0-0 G6-3		1-1 F8			1-1 G6-4-3			3	0	0	0	0	0	1										
John Flaherty, R OBP: 0.319, SLG: 0.376			1-3 K		0-0 F7		2-2 F7			3	0	0	0	0	1	0										
Miguel Cairo, R OBP: 0.307, SLG: 0.325			1-0 S		3-1 P3			0-2 F3		3	0	1	0	0	0	0										
Felix Martinez, S OBP: 0.369, SLG: 0.348			2-3 K		4-0 S			4-0 G5-4-3		1	0	0	0	2	1	1										
<b>Inning Stats</b>	R: 0 E: 0 K: 2 S: 9	H: 0 LOB: 0 BB: 0 P: 14	R: 0 E: 0 K: 1 S: 6	H: 0 LOB: 0 BB: 0 P: 9	R: 0 E: 0 K: 3 S: 13	H: 1 LOB: 1 BB: 0 P: 18	R: 2 E: 0 K: 0 S: 9	H: 1 LOB: 0 BB: 1 P: 17	R: 0 E: 0 K: 1 S: 6	H: 0 LOB: 1 BB: 1 P: 15	R: 0 E: 0 K: 0 S: 9	H: 0 LOB: 0 BB: 1 P: 16	R: 0 E: 0 K: 0 S: 4	H: 0 LOB: 0 BB: 1 P: 8	R: 0 E: 0 K: 1 S: 9	H: 0 LOB: 0 BB: 0 P: 11	1B: 1 2B: 0 3B: 0 HR: 1	SF: 0 SAC: 0 DP: 2 HBP: 0	WP: 0 PB: 0 CS: 0	PA: 31						
<b>PITCHER</b>	IP WLS BF P	H R ER SO	BB IBB HBP BLK	WP HR S P	ERA WHIP	<b>PITCHER</b>											IP WLS BF P	H R ER SO	BB IBB HBP BLK	WP HR S P	ERA WHIP					
Kelvim Escobar, R ERA: 4.9	(1, 1)	8.0 W 28	2 2 2 8	4 0 0 0	0 0 0 0	0 0 0 0	0 0 9 11	2.25 0.750																		
Billy Koch, R ERA: 2.5	(9, 1)	1.0 S 3	0 0 0 1	0 0 0 0	0 0 0 0	0 0 9 11	0.00 0.000																			

Batter	1	2	3	4	5	6	7	8	9	AB	R	H	RBI	BB	SO	LOB	BOTTOM						
Shannon Stewart, R OBP: 0.374, SLG: 0.541	0-1 S	1-1 G5-3			4-2 1B	1-2 F7				3	2	1	0	1	0	1	<p>Tampa Bay Devil Rays @ Toronto Blue Jays</p> <p>SkyDome, Toronto, ON</p> <p>Wed Jul 19 2000, 7:05 PM EDT</p> <p>Att: 18,751 - Sunny - 65 F</p> <p>livebaseballscores.com</p>						
Craig Grebeck, R OBP: 0.333, SLG: 0.392	3-2 G6-3		1-1 P6		1-2 1B		1-2 G6-3			4	0	2	0	0	0	1							
Raul Mondesi, R OBP: 0.337, SLG: 0.540	4-2 2B		2-3 K		1-1 P3		0-0 G6-3			3	1	0	0	1	1	3							
Carlos Delgado, L OBP: 0.478, SLG: 0.710	0-0 2B		1-1 G4-3		2-1 1B		3-2 G5-3			4	1	2	2	0	0	0							
Brad Fullmer, L OBP: 0.366, SLG: 0.565	0-0 2B			1-0 G4-3	1-1 SF8		1-0 HR			3	1	2	3	0	0	0							
Tony Batista, R OBP: 0.325, SLG: 0.570	0-1 F2		1-0 F8		0-0 F2		0-2 F8			4	0	0	0	0	0	3							
Darrin Fletcher, L OBP: 0.372, SLG: 0.555	2-0 G3			1-0 WP		1-2 L4		1-0 G1-6-3		4	0	1	0	0	0	1							
José Cruz Jr., S OBP: 0.323, SLG: 0.482		1-3 K		4-2 1B	1-2 G4-3		1-1 G3-1			3	0	0	0	1	1	0							
Chris Woodward, R OBP: 0.248, SLG: 0.330		1-1 G5-3		0-3 K		0-2 1B				3	0	1	0	0	1	2							
<b>Inning Stats</b>	R: 3 E: 0 K: 0 S: 14	H: 3 LOB: 1 BB: 1 P: 23	R: 0 E: 0 K: 1 S: 7	H: 0 LOB: 0 BB: 0 P: 10	R: 0 E: 0 K: 1 S: 7	H: 0 LOB: 0 BB: 0 P: 11	R: 0 E: 0 K: 1 S: 8	H: 1 LOB: 2 BB: 1 P: 15	R: 1 E: 0 K: 0 S: 13	H: 2 LOB: 2 BB: 1 P: 22	R: 0 E: 0 K: 0 S: 12	H: 1 LOB: 1 BB: 0 P: 15	R: 0 E: 0 K: 0 S: 7	H: 1 LOB: 0 BB: 0 P: 11	R: 1 E: 0 K: 0 S: 7	H: 1 LOB: 0 BB: 0 P: 10	1B: 6 2B: 2 3B: 0 HR: 1	SF: 1 SAC: 0 DP: 1 HBP: 0	WP: 1 PB: 0 SB: 1 CS: 0	PA: 35			
<b>PITCHER</b>	IP WLS BF P	H R ER SO	BB IBB HBP BLK	WP HR S P	ERA WHIP	<b>PITCHER</b>											IP WLS BF P	H R ER SO	BB IBB HBP BLK	WP HR S P	ERA WHIP		
Albie Lopez, R ERA: 4.3	(1, 1)	8.0 L 35	9 5 5 3	3 0 0 0	1 1 75 117	5.62 1.500																	

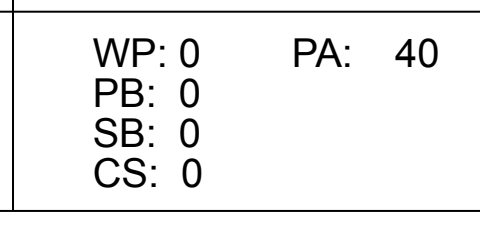


Batter	1	2	3	4	5	6	7	8	9	AB	R	H	RBI	BB	SO	LOB	TOP								
<b>Gerald Williams, R</b> (1, 8) OBP: 0.324, SLG: 0.455										5	2	2	1	0	1	0									
<b>Russ Johnson, R</b> (1, 4) (8, 5) OBP: 0.394, SLG: 0.273										5	1	1	0	0	0	0									
<b>Greg Vaughn, R</b> (1, 7) OBP: 0.361, SLG: 0.548										3	1	1	1	2	0	0									
<b>Fred McGriff, L</b> (1, 3) OBP: 0.361, SLG: 0.475										4	0	1	2	1	1	1									
<b>Jose Canseco, R</b> (1, 10) OBP: 0.378, SLG: 0.470										3	0	1	0	1	1	2									
<b>Vinny Castilla, R</b> (1, 5) OBP: 0.280, SLG: 0.321										2	0	0	1	0	0	0									
<b>Ozzie Guillen, L</b> (5, 5) (6, 6) OBP: 0.333, SLG: 0.433										1	0	0	0	0	0	1									
<b>Bubba Trammell, R</b> (1, 9) OBP: 0.351, SLG: 0.470										4	0	1	0	0	1	3									
<b>John Flaherty, R</b> (1, 2) OBP: 0.317, SLG: 0.371										3	0	0	0	1	0	4									
<b>Felix Martinez, S</b> (1, 6) OBP: 0.368, SLG: 0.343										2	1	0	0	0	1	1									
<b>Steve Cox, L</b> (8, PH) OBP: 0.411, SLG: 0.484										1	0	0	0	0	0	1									
<b>Miguel Cairo, R</b> (8, 4) OBP: 0.307, SLG: 0.325										0	0	0	0	0	0	0									
<b>Inning Stats</b>	R: 0 E: 0 K: 2 S: 11	H: 1 LOB: 2 BB: 1 P: 21	R: 0 E: 0 K: 1 S: 11	H: 1 LOB: 1 BB: 0 P: 16	R: 1 E: 0 K: 0 S: 10	H: 1 LOB: 0 BB: 0 P: 17	R: 0 E: 0 K: 0 S: 4	H: 0 LOB: 0 BB: 0 P: 7	R: 4 E: 0 K: 1 S: 18	H: 4 LOB: 3 BB: 1 P: 34	R: 0 E: 0 K: 0 S: 7	H: 0 LOB: 0 BB: 0 P: 7	R: 0 E: 0 K: 0 S: 5	H: 0 LOB: 1 BB: 1 P: 10	R: 0 E: 0 K: 0 S: 5	H: 0 LOB: 0 BB: 1 P: 11	R: 0 E: 0 K: 1 S: 10	H: 0 LOB: 1 BB: 1 P: 16	1B: 4 2B: 2 3B: 0 HR: 1	SF: 0 SAC: 0 DP: 1 HBP: 2	WP: 0 PB: 0 SB: 0 CS: 0	PA: 40			
<b>PITCHER</b>	IP	WLS	BF	H	R	ER	SO	BB	IBB	HBP	BLK	WP	HR	S	P	ERA	WHIP								
<b>David Wells, L</b> (1, 1) ERA: 3.87	4.1		23	7	5	5	3	2	0	1	0	0	0	1	49	88	10.38	2.077							
<b>John Frascatore, R</b> (5, 1) ERA: 8.14	2.2		10	0	0	0	1	1	0	1	0	0	0	0	17	24	0.00	0.375							
<b>Paul Quantrill, R</b> (8, 1) ERA: 4.34	1.0	W	3	0	0	0	0	1	0	0	0	0	0	5	11	0.00	1.000								
<b>Billy Koch, R</b> (9, 1) ERA: 2.45	1.0	S	4	0	0	0	1	1	0	0	0	0	0	10	16	0.00	1.000								

**Tampa Bay Devil Rays @ Toronto Blue Jays**  
**SkyDome, Toronto, ON**  
 Thu Jul 20 2000, 7:05 PM EDT  
 Att: 18,915 - Cloudy - 82 F

livebaseballscorecards.com

<b>AB</b>	<b>33</b>
<b>R</b>	<b>5</b>
<b>H</b>	<b>7</b>
<b>RBI</b>	<b>5</b>
<b>BB</b>	<b>5</b>
<b>SO</b>	<b>5</b>
<b>LOB</b>	<b>13</b>



Batter	1	2	3	4	5	6	7	8	9	AB	R	H	RBI	BB	SO	LOB	BOTTOM								
<b>Shannon Stewart, R</b> (1, 7) OBP: 0.369, SLG: 0.534										4	0	0	1	0	0	2									
<b>Craig Grebeck, R</b> (1, 4) (8, 6) OBP: 0.343, SLG: 0.397										3	0	2	1	1	0	0									
<b>Raul Mondesi, R</b> (1, 9) OBP: 0.334, SLG: 0.534										4	0	0	0	0	0	4									
<b>Carlos Delgado, L</b> (1, 3) OBP: 0.478, SLG: 0.725										4	2	2	2	0	0	0									
<b>Brad Fullmer, L</b> (1, 10) OBP: 0.361, SLG: 0.557										4	0	0	0	0	0	0									
<b>Tony Batista, R</b> (1, 5) OBP: 0.327, SLG: 0.578										4	2	2	1	0	0	0									
<b>Darrin Fletcher, L</b> (1, 2) OBP: 0.365, SLG: 0.544										4	0	0	0	0	0	1									
<b>José Cruz Jr., S</b> (1, 8) OBP: 0.328, SLG: 0.488										2	1	2	1	1	0	0									
<b>Chris Woodward, R</b> (1, 6) OBP: 0.252, SLG: 0.344										2	0	1	0	0	0	1									
<b>Marty Cordova, R</b> (7, PH) OBP: 0.340, SLG: 0.378										1	0	1	0	0	0	0									
<b>Homer Bush, R</b> (7, PR) (8, 4) OBP: 0.267, SLG: 0.251										0	1	0	0	0	0	0									
<b>Inning Stats</b>	R: 0 E: 0 K: 0 S: 6	H: 0 LOB: 0 BB: 0 P: 10	R: 2 E: 0 K: 0 S: 14	H: 3 LOB: 1 BB: 0 P: 20	R: 0 E: 0 K: 0 S: 6	H: 0 LOB: 0 BB: 1 P: 11	R: 1 E: 0 K: 0 S: 9	H: 1 LOB: 0 BB: 0 P: 14	R: 0 E: 0 K: 0 S: 9	H: 2 LOB: 2 BB: 1 P: 19	R: 0 E: 0 K: 0 S: 9	H: 0 LOB: 0 BB: 0 P: 16	R: 2 E: 0 K: 0 S: 12	H: 3 LOB: 1 BB: 0 P: 21	R: 1 E: 0 K: 0 S: 10	H: 1 LOB: 0 BB: 0 P: 18	R: 0 E: 0 K: 0 S: 10	H: 1 LOB: 0 BB: 0 P: 18	1B: 5 2B: 2 3B: 0 HR: 3	SF: 0 SAC: 0 DP: 1 HBP: 0	WP: 0 PB: 0 SB: 1 CS: 1	PA: 34			
<b>PITCHER</b>	IP	WLS	BF	H	R	ER	SO	BB	IBB	HBP	BLK	WP	HR	S	P	ERA	WHIP								
<b>Steve Trachsel, R</b> (1, 1) ERA: 4.57	6.1		26	7	4	4	0	2	0	0	0	0	0	10	17	13.50	3.000								
<b>Jim Mecir, R</b> (7, 1) ERA: 2.69	0.2	B	4	2	1	1	0	0	0	0	0	0	0	5	11	0.00	0.000								
<b>Doug Creek, L</b> (8, 1) ERA: 2.63	0.2		2	0	0	0	0	0	0	0	0	0	0	5	11	0.00	0.000								
<b>Rick White, R</b> (8, 1) ERA: 3.61	0.1	L	2	1	1	1	0	0	0	0	0	0	1	5	7	27.00	3.000								

**Tampa Bay Devil Rays @ Toronto Blue Jays**  
**SkyDome, Toronto, ON**  
 Thu Jul 20 2000, 7:05 PM EDT  
 Att: 18,915 - Cloudy - 82 F

livebaseballscorecards.com

<b>AB</b>	<b>32</b>
<b>R</b>	<b>6</b>
<b>H</b>	<b>10</b>
<b>RBI</b>	<b>6</b>
<b>BB</b>	<b>2</b>
<b>SO</b>	<b>0</b>
<b>LOB</b>	<b>8</b>







Batter	1	2	3	4	5	6	7	8	9	AB	R	H	RBI	BB	SO	LOB	TOP			
Gerald Williams, R (1, 8) OBP: 0.321, SLG: 0.455	P4		P4			L5		F9		4	0	0	0	0	0	0				
Russ Johnson, R (1, 5) OBP: 0.294, SLG: 0.273	K		F7			F8			2B	4	0	1	0	0	1	0				
Greg Vaughn, R (1, 7) OBP: 0.377, SLG: 0.551	F3			K			G6-3		G6-3	4	1	1	0	0	1	1				
Fred McGriff, L (1, 3)		P6		G4-3					P6	4	0	1	0	0	0	1				
Jose Canseco, R (1, 10) OBP: 0.390, SLG: 0.474		1B BB		K			G1-3		F2	3	0	0	0	1	1	3				
Bubba Trammell, R (1, 9) OBP: 0.352, SLG: 0.466		F4			F8		G6-3			3	0	0	1	0	0	2				
Mike DiFelice, R (1, 2) OBP: 0.319, SLG: 0.441					F7		K			3	0	1	0	0	1	1				
Miguel Cairo, R (1, 4) OBP: 0.312, SLG: 0.327			K		K			F7		3	0	0	0	0	2	2				
Felix Martinez, S (1, 6) OBP: 0.356, SLG: 0.327			K					L6		2	0	0	0	0	2	0				
Jose Guillen, R (8, PH) OBP: 0.333, SLG: 0.449										1	0	0	0	0	0	0				
Ozzie Guillen, L (8, 6) OBP: 0.325, SLG: 0.417										0	0	0	0	0	0	0				
<b>Inning Stats</b>	R: 0 E: 0 K: 1 S: 8	H: 0 LOB: 0 BB: 0 P: 14	R: 0 E: 0 K: 1 S: 13	H: 1 LOB: 2 BB: 1 P: 23	R: 0 E: 0 K: 1 S: 7	H: 0 LOB: 0 BB: 0 P: 11	R: 0 E: 0 K: 2 S: 9	H: 0 LOB: 0 BB: 0 P: 14	R: 0 E: 0 K: 1 S: 7	H: 0 LOB: 0 BB: 0 P: 10	R: 1 E: 0 K: 1 S: 13	H: 2 LOB: 1 BB: 0 P: 17	R: 0 E: 0 K: 0 S: 4	H: 0 LOB: 0 BB: 0 P: 6	R: 0 E: 0 K: 0 S: 7	H: 1 LOB: 1 BB: 0 P: 13	1B: 1 2B: 3 3B: 0 HR: 0	SF: 0 SAC: 0 DP: 0 HBP: 0	WP: 0 PB: 0 CS: 0	PA: 32
<b>PITCHER</b> Denny Neagle, L (1, 1) ERA: 3.21	IP: 9.0 WLS: W BF: 32 H: 4 R: 1 ER: 1 SO: 8 BB: 1 IBB: 0 HBP: 0 BLK: 0 WP: 0 HR: 0 S: 73 P: 116 ERA: 1.00 WHIP: 0.556																			

Tampa Bay Devil Rays @ New York Yankees  
Yankee Stadium, Bronx, NY  
Sun Jul 23 2000, 1:05 PM EDT  
Att: 45,528 - Sunny - 73 F

AB	31
R	1
H	4
RBI	1
BB	1
SO	8
LOB	10



Batter	1	2	3	4	5	6	7	8	9	AB	R	H	RBI	BB	SO	LOB	BOTTOM			
Chuck Knoblauch, R (1, 10) OBP: 0.352, SLG: 0.403	F9		CS	2 2B	SF9					3	1	2	1	0	0	0				
Derek Jeter, R (1, 6) OBP: 0.387, SLG: 0.484				1B	SF8			F8		3	1	2	1	1	0	1				
Paul O'Neill, L (1, 9) OBP: 0.351, SLG: 0.449	G6-3			K	SF8			L9		3	0	0	1	0	1	2				
Bernie Williams, S (1, 8) OBP: 0.403, SLG: 0.605		G4-3		FC6-5 2B	K			L4		4	0	1	1	0	1	1				
David Justice, L (1, 7) OBP: 0.377, SLG: 0.586							G4-3			4	0	0	0	0	1	1				
Ryan Thompson, R (9, 7) OBP: 0.200, SLG: 0.333				FC6-5				G3-1		0	0	0	0	0	0	0				
Tino Martinez, L (1, 3) OBP: 0.326, SLG: 0.420		G4-3								3	0	0	0	0	1	1				
20 Jorge Posada, S (1, 2) OBP: 0.437, SLG: 0.530			K					G3		3	1	1	0	0	1	0				
Scott Brosius, R (1, 5) OBP: 0.313, SLG: 0.389			G5-3		SH SF9			F9		3	1	1	0	0	0	0				
Jose Vizcaino, S (1, 4) OBP: 0.312, SLG: 0.305				CS BB	SH SF8			F7		1	1	0	0	1	0	0				
<b>Inning Stats</b>	R: 0 E: 0 K: 0 S: 7	H: 1 LOB: 0 BB: 0 P: 9	R: 0 E: 0 K: 1 S: 10	H: 0 LOB: 0 BB: 1 P: 16	R: 0 E: 0 K: 1 S: 10	H: 0 LOB: 1 BB: 1 P: 15	R: 2 E: 0 K: 2 S: 14	H: 3 LOB: 1 BB: 0 P: 20	R: 3 E: 1 K: 1 S: 15	H: 2 LOB: 1 BB: 1 P: 22	R: 0 E: 0 K: 0 S: 6	H: 0 LOB: 0 BB: 0 P: 10	R: 0 E: 0 K: 0 S: 9	H: 1 LOB: 1 BB: 0 P: 14	R: 0 E: 0 K: 0 S: 3	H: 0 LOB: 0 BB: 0 P: 8	1B: 5 2B: 2 3B: 0 HR: 0	SF: 2 SAC: 1 DP: 1 HBP: 0	WP: 0 PB: 0 CS: 1	PA: 33
<b>PITCHER</b> Bryan Rekar, R (1, 1) ERA: 4.81 Tanyon Sturtze, R (8, 1) ERA: 6.93	IP: 7.0 WLS: L BF: 29 H: 7 R: 5 ER: 3 SO: 5 BB: 2 IBB: 0 HBP: 0 BLK: 0 WP: 0 HR: 0 S: 71 P: 106 ERA: 3.86 WHIP: 1.286																			

Tampa Bay Devil Rays @ New York Yankees  
Yankee Stadium, Bronx, NY  
Sun Jul 23 2000, 1:05 PM EDT  
Att: 45,528 - Sunny - 73 F

AB	27
R	5
H	7
RBI	4
BB	2
SO	5
LOB	6





Batter	1	2	3	4	5	6	7	8	9	AB	R	H	RBI	BB	SO	LOB	TOP										
Gerald Williams, R OBP: 0.325, SLG: 0.454	G1-3		G5-4-3 1B				G5-3		F9	5	0	2	1	0	0	1	<b>Tampa Bay Devil Rays @ Detroit Tigers</b> Comerica Park, Detroit, MI Tue Jul 25 2000, 7:05 PM EDT Att: 26,271 - Sunny - 81 F										
Russ Johnson, R OBP: 0.283, SLG: 0.262	F9		G5-4-3 1-2				F8		G4-3	5	0	0	0	0	1	3											
Greg Vaughn, R OBP: 0.379, SLG: 0.551	F9								G6-3	4	1	1	0	0	0	0											
Fred McGriff, L OBP: 0.364, SLG: 0.475		G4-3								3	1	2	0	1	0	0											
Jose Canseco, R OBP: 0.397, SLG: 0.480 Bubba Trammell, R OBP: 0.352, SLG: 0.466										3	1	2	1	1	0	1											
Steve Cox, L OBP: 0.413, SLG: 0.467										0	0	0	0	0	0	0											
John Flaherty, R OBP: 0.313, SLG: 0.365										3	0	1	2	1	0	3											
Miguel Cairo, R OBP: 0.314, SLG: 0.326										4	0	0	0	0	1	5											
Felix Martinez, S OBP: 0.356, SLG: 0.318 Jose Guillen, R OBP: 0.333, SLG: 0.444										4	1	1	0	0	0	1	<b>AB 34</b> <b>R 4</b> <b>H 9</b> <b>RBI 4</b> <b>BB 3</b> <b>SO 3</b> <b>LOB 15</b>										
Inning Stats	R: 0 E: 0 K: 0 S: 7	H: 0 LOB: 0 BB: 0 P: 9	R: 1 E: 0 K: 0 S: 11	H: 2 LOB: 1 BB: 0 P: 17	R: 0 E: 0 K: 1 S: 9	H: 1 LOB: 0 BB: 0 P: 13	R: 0 E: 0 K: 0 S: 9	H: 1 LOB: 1 BB: 0 P: 15	R: 1 E: 0 K: 0 S: 10	H: 2 LOB: 1 BB: 0 P: 13	R: 1 E: 0 K: 0 S: 11	H: 0 LOB: 0 BB: 0 P: 8	R: 1 E: 0 K: 1 S: 13	H: 1 LOB: 2 BB: 0 P: 27	R: 0 E: 0 K: 1 S: 14	H: 0 LOB: 1 BB: 0 P: 18		1B: 6 2B: 4 3B: 0 HR: 0	SF: 0 SAC: 0 DP: 2 HBP: 1	WP: 0 PB: 0 SB: 0 CS: 0	PA: 38						
PITCHER	IP	WLS	BF	H	R	ER	SO	BB	IBB	HBP	BLK	WP	HR	S	P	ERA	WHIP										
Willie Blair, R ERA: 4.86	6.0	W	25	8	3	3	1	1	0	0	0	0	0	57	86	4.50	1.500										
Nelson Cruz, R ERA: 2.01	1.0	H	3	0	0	0	0	0	0	0	0	0	0	5	8	0.00	0.000										
Doug Brocail, R ERA: 4.2	1.0	H	6	1	1	1	1	1	1	0	0	0	0	13	27	9.00	2.000										
Todd Jones, R ERA: 2.17	1.0	S	4	0	0	0	1	0	0	1	0	0	0	14	18	0.00	0.000										
Batter	1	2	3	4	5	6	7	8	9	AB	R	H	RBI	BB	SO	LOB	BOTTOM										
Luis Polonia, L OBP: 0.325, SLG: 0.416 Dean Palmer, R OBP: 0.348, SLG: 0.486	F8	G3								3	0	0	1	0	0	2	<b>Tampa Bay Devil Rays @ Detroit Tigers</b> Comerica Park, Detroit, MI Tue Jul 25 2000, 7:05 PM EDT Att: 26,271 - Sunny - 81 F										
Rich Becker, L OBP: 0.386, SLG: 0.385 Wendell Magee, R OBP: 0.337, SLG: 0.506										3	1	1	0	0	1	1											
Bobby Higginson, L OBP: 0.383, SLG: 0.576										2	1	1	1	1	0	0											
Deivi Cruz, R OBP: 0.313, SLG: 0.434										4	0	2	2	0	1	2											
Brad Ausmus, R OBP: 0.344, SLG: 0.360										3	0	0	0	1	0	3											
Juan Encarnacion, R OBP: 0.342, SLG: 0.416										3	1	0	0	1	1	3											
Hal Morris, L OBP: 0.362, SLG: 0.375										4	1	2	0	0	0	1											
Damon Easley, R OBP: 0.342, SLG: 0.391										4	1	2	1	0	1	2											
Shane Halter, R OBP: 0.296, SLG: 0.333										4	0	1	1	0	0	3	<b>AB 31</b> <b>R 6</b> <b>H 10</b> <b>RBI 6</b> <b>BB 4</b> <b>SO 4</b> <b>LOB 17</b>										
Inning Stats	R: 2 E: 0 K: 1 S: 15	H: 2 LOB: 1 BB: 1 P: 24	R: 1 E: 0 K: 0 S: 11	H: 2 LOB: 0 BB: 0 P: 18	R: 0 E: 0 K: 0 S: 6	H: 1 LOB: 0 BB: 0 P: 11	R: 1 E: 0 K: 1 S: 16	H: 1 LOB: 1 BB: 1 P: 28	R: 0 E: 0 K: 2 S: 11	H: 1 LOB: 2 BB: 1 P: 17	R: 0 E: 0 K: 0 S: 3	H: 1 LOB: 0 BB: 0 P: 6	R: 1 E: 1 K: 0 S: 16	H: 1 LOB: 1 BB: 1 P: 24	R: 1 E: 0 K: 0 S: 5	H: 1 LOB: 0 BB: 0 P: 9		1B: 5 2B: 3 3B: 1 HR: 1	SF: 1 SAC: 0 DP: 2 HBP: 0	WP: 0 PB: 0 SB: 2 CS: 0	PA: 36						
PITCHER	IP	WLS	BF	H	R	ER	SO	BB	IBB	HBP	BLK	WP	HR	S	P	ERA	WHIP										
Steve Trachsel, R ERA: 4.68	4.2	L	23	7	4	4	4	3	0	0	0	0	0	4	7	0.00	0.750										
Rick White, R ERA: 3.49	1.1		4	1	0	0	0	0	0	0	0	0	0	4	7	0.00	0.750										
Doug Creek, L ERA: 3.52	2.0		9	2	2	2	0	1	0	0	0	0	1	21	33	9.00	1.500										

Batter	1	2	3	4	5	6	7	8	9	AB	R	H	RBI	BB	SO	LOB	TOP										
Gerald Williams, R (1, 8) OBP: 0.326, SLG: 0.453	1-1 G4-3		1-2 P3		0-0 G4-3 2H 1B		1-0 S E 1B 1B		2-1 G5-3	5	1	2	1	0	0	2											
Ozzie Guillen, L (1, 4) OBP: 0.309, SLG: 0.395 Miguel Cairo, R (8, 4) OBP: 0.313, SLG: 0.325	2-2 G4-3		3-1 F7		0-2 G4-3 1-2		0-1 E3 1B 3H 4-1		1-1 G4-3	4	1	0	0	0	0	4											
Greg Vaughn, R (1, 7) OBP: 0.377, SLG: 0.543	1-1 G1-3			2-3 K		3-2 F8		1B 1B 1-2 2-3 4-1	0-1 G1-3	4	0	0	0	1	1	0											
Fred McGriff, L (1, 3) OBP: 0.365, SLG: 0.476		2-3 K		3-3 K		3-2 HR 1B		1B 1B 1-3 2H 3H		4	1	2	2	0	2	0											
Jose Canseco, R (1, 10) OBP: 0.394, SLG: 0.475		2-2 F8		1-1 1B 1B		3-3 K		K K 3-3		4	0	1	0	0	2	3											
Steve Cox, L (1, 9) OBP: 0.417, SLG: 0.493 Jose Guillen, R (7, PH) OBP: 0.332, SLG: 0.442		0-0 L8		3-2 1B 1B 1-3		3-2 1B 1B 1H		K K K		3	1	2	2	0	0	0											
Vinny Castilla, R (1, 5) OBP: 0.280, SLG: 0.320			2-2 2B 1B	2-1 G4-3		1-0 G1-3		0-1 F9		4	0	1	0	0	0	2											
Mike DiFelice, R (1, 2) OBP: 0.317, SLG: 0.443			0-2 1-3 2B		2-2 G6-3		2-2 F8		2-1 G6-3	4	0	1	0	0	0	0											
Felix Martinez, S (1, 6) OBP: 0.359, SLG: 0.325			0-0 G3		2-1 1B 2B		4-2 1B E WP BB		2-3 K	3	2	1	0	1	1	2											
<b>Inning Stats</b>	R: 0 E: 0 K: 0 S: 9	H: 0 LOB: 0 BB: 0 P: 13	R: 0 E: 0 K: 1 S: 8	H: 0 LOB: 0 BB: 0 P: 12	R: 0 E: 0 K: 0 S: 12	H: 2 LOB: 2 BB: 0 P: 18	R: 0 E: 0 K: 2 S: 14	H: 2 LOB: 2 BB: 0 P: 25	R: 1 E: 0 K: 0 S: 10	H: 2 LOB: 0 BB: 0 P: 14	R: 2 E: 0 K: 1 S: 15	H: 2 LOB: 0 BB: 0 P: 28	R: 3 E: 1 K: 2 S: 22	H: 2 LOB: 2 BB: 2 P: 39	R: 0 E: 0 K: 1 S: 8	H: 0 LOB: 0 BB: 0 P: 12	R: 0 E: 0 K: 0 S: 6	H: 0 LOB: 0 BB: 0 P: 9	1B: 7 2B: 2 3B: 0 HR: 1	SF: 0 SAC: 0 DP: 1 HBP: 0	WP: 1 PB: 0 CS: 0	PA: 39					
<b>PITCHER</b>	IP	WLS	BF	H	R	ER	SO	BB	IBB	HBP	BLK	WP	HR	S	P	ERA	WHIP										
Jeff Weaver, R (1, 1) ERA: 4.45	6.0	L	25	8	3	3	4	0	0	0	0	0	1	68	110	4.50	1.333										
Matt Anderson, R (7, 1) ERA: 4.1	0.1		5	1	3	2	0	1	1	0	0	1	0	11	22	54.00	6.000										
C.J. Nitkowski, L (7, 1) ERA: 5.33	1.2		6	1	0	0	3	0	0	0	0	0	0	19	29	0.00	0.600										
Steve Sparks, R (9, 1) ERA: 6.48	1.0		3	0	0	0	0	0	0	0	0	0	0	6	9	0.00	0.000										

Tampa Bay Devil Rays @ Detroit Tigers  
Comerica Park, Detroit, MI  
Wed Jul 26 2000, 7:05 PM EDT  
Att: 32,884 - Sunny - 80 F

AB	37
R	6
H	10
RBI	5
BB	2
SO	7
LOB	15



Batter	1	2	3	4	5	6	7	8	9	AB	R	H	RBI	BB	SO	LOB	BOTTOM										
Damon Easley, R (1, 4) OBP: 0.344, SLG: 0.406	3-1 HR	3-2 G1-3			1-3 K			1-2 1B		4	1	2	1	0	1	0											
Rich Becker, L (1, 9) OBP: 0.382, SLG: 0.379 Wendell Magee, R (8, PH) OBP: 0.333, SLG: 0.500	1-0 F9		0-1 G3-1			1-1 P4		0-0 F9		3	0	0	0	0	0	0											
Bobby Higginson, L (1, 7) OBP: 0.380, SLG: 0.570	1-0 P4		2-3 K			3-2 L4			0-1 L7	4	0	0	0	0	1	0											
Juan Gonzalez, R (1, 10) OBP: 0.325, SLG: 0.513	0-1 1B 2B		3-3 K			2-2 F8			4-1 FC6-4 1B BB	3	1	1	0	1	1	0											
Deivi Cruz, R (1, 6) OBP: 0.315, SLG: 0.435	2-2 BB 2H 1B			1-3 K			0-1 G4-3		1-0 FC6-4 1B	4	0	2	1	0	1	0											
Hal Morris, L (1, 3) OBP: 0.361, SLG: 0.367 Dean Palmer, R (9, PH) OBP: 0.347, SLG: 0.484	4-1 BB		2-3 K			1-0 G4-3			1-2 FC6-4 1B	2	0	0	0	1	1	0											
Juan Encarnacion, R (1, 8) OBP: 0.338, SLG: 0.411	1-3 K		2-3 K			3-1 G6-3			2-0 FC6-4 1-2 2-3	4	0	0	0	0	2	4											
Shane Halter, R (1, 5) OBP: 0.292, SLG: 0.329 Jose Macias, S (8, PH) OBP: 0.323, SLG: 0.349		3-2 G5-3			2-1 F9			0-2 P6		2	0	0	0	0	0	0											
Javier Cardona, R (1, 2) OBP: 0.188, SLG: 0.188		1-2 G6-3			0-0 G5-3			2-2 P6		3	0	0	0	0	0	0											
<b>Inning Stats</b>	R: 2 E: 0 K: 1 S: 14	H: 3 LOB: 2 BB: 1 P: 26	R: 0 E: 0 K: 0 S: 9	H: 0 LOB: 0 BB: 0 P: 16	R: 0 E: 0 K: 2 S: 10	H: 0 LOB: 0 BB: 0 P: 15	R: 0 E: 0 K: 3 S: 13	H: 0 LOB: 0 BB: 0 P: 18	R: 0 E: 0 K: 1 S: 7	H: 0 LOB: 0 BB: 0 P: 10	R: 0 E: 0 K: 0 S: 10	H: 0 LOB: 0 BB: 0 P: 16	R: 0 E: 0 K: 0 S: 5	H: 0 LOB: 0 BB: 0 P: 9	R: 0 E: 0 K: 0 S: 10	H: 1 LOB: 1 BB: 0 P: 13	R: 0 E: 0 K: 0 S: 6	H: 1 LOB: 2 BB: 1 P: 14	1B: 3 2B: 1 3B: 0 HR: 1	SF: 0 SAC: 0 DP: 0 HBP: 0	WP: 0 PB: 0 CS: 0	PA: 34					
<b>PITCHER</b>	IP	WLS	BF	H	R	ER	SO	BB	IBB	HBP	BLK	WP	HR	S	P	ERA	WHIP										
Esteban Yan, R (1, 1) ERA: 6.75	6.0	W	22	3	2	2	7	1	0	0	0	0	1	63	101	3.00	0.667										
Rick White, R (7, 1) ERA: 3.41	1.2		6	1	0	0	0	0	0	0	0	0	0	14	21	0.00	0.600										
Mark Guthrie, L (8, 1) ERA: 4.38	0.2		4	1	0	0	0	1	0	0	0	0	0	5	10	0.00	3.000										
Roberto Hernandez, R (9, 1) ERA: 3.77	0.2	S	2	0	0	0	0	0	0	0	0	0	0	2	5	0.00	0.000										

Tampa Bay Devil Rays @ Detroit Tigers  
Comerica Park, Detroit, MI  
Wed Jul 26 2000, 7:05 PM EDT  
Att: 32,884 - Sunny - 80 F

AB	32
R	2
H	5
RBI	2
BB	2
SO	7
LOB	7



Batter	1	2	3	4	5	6	7	8	9	AB	R	H	RBI	BB	SO	LOB	TOP					
Gerald Williams, R OBP: 0.329, SLG: 0.460	G5-3	E		G1-6-3		K				5	1	3	3	0	1	1	<b>Tampa Bay Devil Rays @ Kansas City Royals</b> Kauffman Stadium, Kansas City, MO Thu Jul 27 2000, 7:05 PM CDT Att: 20,898 - Cloudy - 86 F <a href="http://livebaseballscorecards.com">livebaseballscorecards.com</a>					
Miguel Cairo, R OBP: 0.311, SLG: 0.322	F	F9		G1-6-3			L4	G6-3		5	1	1	0	0	0	4						
Greg Vaughn, R OBP: 0.374, SLG: 0.537	E5	P5			G6-3				E4	5	0	1	0	0	0	1						
Fred McGriff, L OBP: 0.363, SLG: 0.472	SF8	G3-1			K					3	0	0	1	1	2	1						
Jose Canseco, R OBP: 0.395, SLG: 0.476				G4-3	G6-3		G4-3			4	1	1	0	1	1	3						
Steve Cox, L OBP: 0.413, SLG: 0.482	L8			G4-3		G4-3				3	0	0	0	0	0	3						
Jose Guillen, R OBP: 0.330, SLG: 0.440								1B	G5-4-3	1	1	0	0	0	0	2						
Vinny Castilla, R OBP: 0.284, SLG: 0.324		E4		SF9		1B		2B		3	2	2	1	0	0	0						
John Flaherty, R OBP: 0.316, SLG: 0.368				G5-3						4	1	2	0	0	1	2						
Felix Martinez, S OBP: 0.358, SLG: 0.321					F5					2	1	0	1	1	1	2						
<b>Inning Stats</b>	R: 1 E: 1 K: 0 S: 15	H: 1 LOB: 2 BB: 1 P: 29	R: 4 E: 2 K: 0 S: 14	H: 2 LOB: 0 BB: 1 P: 27	R: 1 E: 0 K: 0 S: 6	H: 1 LOB: 0 BB: 0 P: 11	R: 0 E: 0 K: 0 S: 6	H: 1 LOB: 0 BB: 0 P: 8	R: 0 E: 0 K: 1 S: 10	H: 0 LOB: 0 BB: 0 P: 16	R: 1 E: 0 K: 1 S: 8	H: 2 LOB: 1 BB: 0 P: 15	R: 0 E: 0 K: 1 S: 11	H: 1 LOB: 1 BB: 0 P: 19	R: 1 E: 0 K: 2 S: 14	H: 2 LOB: 3 BB: 0 P: 20	R: 0 E: 1 K: 1 S: 8	H: 0 LOB: 1 BB: 1 P: 14	1B: 7 2B: 3 3B: 0 HR: 0	SF: 2 SAC: 1 DP: 2 HBP: 1	WP: 0 PB: 0 CS: 0	PA: 42
<b>PITCHER</b>	IP WLS BF H R ER SO BB IBB HBP BLK WP HR S P ERA WHIP																					
Chad Durbin, R ERA: 7.99	(1, 1) 5.1 L 26 7 7 3 1 2 0 0 0 0 0 0 55 99 5.06 1.688																					
Jay Witasick, R ERA: 5.94	(6, 1) 2.2 12 3 1 1 4 0 0 1 0 0 0 29 46 3.38 1.125																					
Tim Byrdak, L ERA: 10.13	(9, 1) 1.0 4 0 0 0 1 1 0 0 0 0 0 8 14 0.00 1.000																					

Batter	1	2	3	4	5	6	7	8	9	AB	R	H	RBI	BB	SO	LOB	BOTTOM					
Johnny Damon, L OBP: 0.379, SLG: 0.457	G6-3				F7					5	3	4	0	0	0	1	<b>Tampa Bay Devil Rays @ Kansas City Royals</b> Kauffman Stadium, Kansas City, MO Thu Jul 27 2000, 7:05 PM CDT Att: 20,898 - Cloudy - 86 F <a href="http://livebaseballscorecards.com">livebaseballscorecards.com</a>					
Rey Sanchez, R OBP: 0.294, SLG: 0.310	G6-3		G1-3						F8	5	0	2	0	0	0	3						
29 Mike Sweeney, R OBP: 0.415, SLG: 0.530					P6					5	1	3	2	0	0	4						
Jermaine Dye, R OBP: 0.381, SLG: 0.602										1	0	0	0	0	0	1						
Scott Pose, L OBP: 0.291, SLG: 0.171	P4									3	0	0	0	0	2	3						
Dave McCarty, R OBP: 0.340, SLG: 0.544			F8							1	0	1	2	0	0	0						
Joe Randa, R OBP: 0.368, SLG: 0.466	FC6-4									4	1	1	0	1	0	2						
Mark Quinn, R OBP: 0.346, SLG: 0.490										4	0	1	0	0	1	2						
Todd Dunwoody, L OBP: 0.287, SLG: 0.313										4	0	1	1	0	1	1						
Gregg Zaun, S OBP: 0.346, SLG: 0.369										4	0	0	0	0	2	3						
Carlos Febles, R OBP: 0.365, SLG: 0.362										4	0	1	0	0	2	0						
<b>Inning Stats</b>	R: 1 E: 0 K: 0 S: 7	H: 2 LOB: 1 BB: 0 P: 13	R: 0 E: 0 K: 0 S: 7	H: 1 LOB: 0 BB: 0 P: 9	R: 1 E: 0 K: 0 S: 12	H: 2 LOB: 1 BB: 0 P: 19	R: 1 E: 0 K: 0 S: 12	H: 1 LOB: 0 BB: 0 P: 16	R: 0 E: 0 K: 1 S: 9	H: 2 LOB: 2 BB: 0 P: 14	R: 0 E: 0 K: 1 S: 10	H: 0 LOB: 0 BB: 0 P: 13	R: 0 E: 0 K: 2 S: 14	H: 2 LOB: 2 BB: 0 P: 20	R: 0 E: 0 K: 3 S: 13	H: 1 LOB: 2 BB: 1 P: 22	R: 2 E: 0 K: 1 S: 15	H: 3 LOB: 1 BB: 0 P: 23	1B: 12 2B: 3 3B: 0 HR: 0	SF: 0 SAC: 0 DP: 1 HBP: 0	WP: 2 PB: 0 CS: 0	PA: 41
<b>PITCHER</b>	IP WLS BF H R ER SO BB IBB HBP BLK WP HR S P ERA WHIP																					
Ryan Rupe, R ERA: 8.21	(1, 1) 5.0 W 22 2 0 0 3 0 0 0 0 0 0 47 71 5.40 1.600																					
Doug Creek, L ERA: 3.34	(6, 1) 1.2 7 2 0 0 3 0 0 0 0 0 0 22 29 0.00 1.200																					
Jim Mecir, R ERA: 3.08	(7, 1) 1.1 H 6 1 0 0 3 1 0 0 0 0 0 15 26 0.00 1.500																					
Mark Guthrie, L ERA: 4.68	(9, 1) 0.2 5 3 2 2 1 0 0 0 0 1 0 14 21 27.00 4.500																					
Roberto Hernandez, R ERA: 3.74	(9, 1) 0.1 S 1 0 0 0 0 0 0 0 0 0 0 1 2 0.00 0.000																					



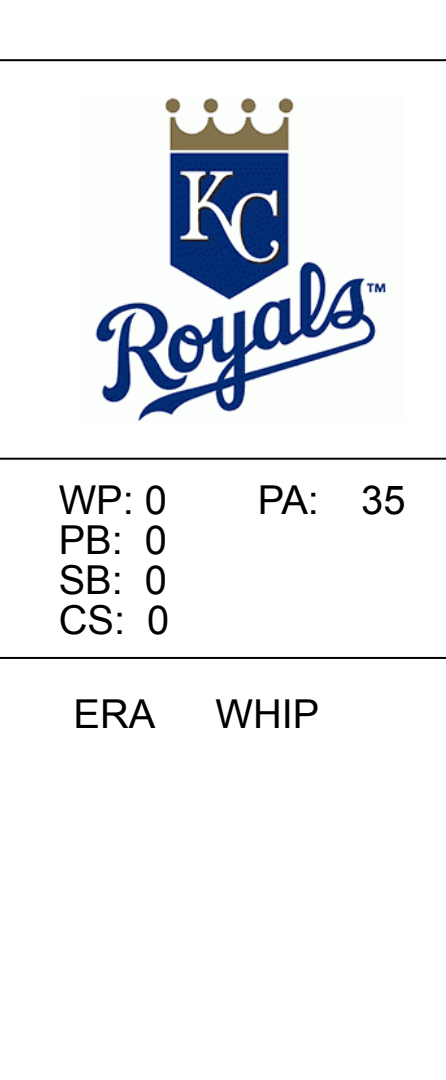
Batter	1	2	3	4	5	6	7	8	9	AB	R	H	RBI	BB	SO	LOB	TOP							
<b>Gerald Williams, R</b> OBP: 0.333, SLG: 0.472 (1, 8)	K2-3		1B						1B	5	3	3	3	0	1	0								
<b>Miguel Cairo, R</b> OBP: 0.315, SLG: 0.327 (1, 4)	G6-3		1B						2B	5	1	3	1	0	1	0								
<b>Greg Vaughn, R</b> OBP: 0.374, SLG: 0.532 (1, 7)	F8		K						1B	3	1	0	0	2	1	4								
<b>Fred McGriff, L</b> OBP: 0.366, SLG: 0.473 (1, 3)		F9	1B						1B	5	1	3	2	0	0	2								
<b>Jose Canseco, R</b> OBP: 0.399, SLG: 0.471 (1, 10)		G5-4-3	P4						1B	2	1	0	0	3	1	4								
<b>Steve Cox, L</b> OBP: 0.409, SLG: 0.472 (8, PR) OBP: 0.333, SLG: 0.448 (8, 9)		G5-4-3			F7				2B	3	0	0	1	1	0	3								
<b>Vinny Castilla, R</b> OBP: 0.282, SLG: 0.323 (1, 5)			1B		F8				2B	4	1	1	1	0	1	3								
<b>Mike DiFelice, R</b> OBP: 0.313, SLG: 0.434 (1, 2)			K		G6-3				F8	5	0	1	0	0	1	4								
<b>Felix Martinez, S</b> OBP: 0.356, SLG: 0.315 (1, 6)			1B		B1-3				G1-3	3	2	0	0	1	0	1								
<b>Inning Stats</b>	R: 0 E: 0 K: 1 S: 8	H: 0 LOB: 0 BB: 0 P: 12	R: 0 E: 0 K: 0 S: 8	H: 0 LOB: 0 BB: 1 P: 13	R: 3 E: 0 K: 2 S: 15	H: 4 LOB: 2 BB: 1 P: 22	R: 0 E: 0 K: 0 S: 9	H: 0 LOB: 0 BB: 0 P: 11	R: 0 E: 0 K: 1 S: 8	H: 0 LOB: 0 BB: 0 P: 9	R: 1 E: 0 K: 1 S: 13	H: 1 LOB: 2 BB: 2 P: 28	R: 2 E: 1 K: 1 S: 12	H: 2 LOB: 2 BB: 1 P: 26	R: 0 E: 0 K: 0 S: 8	H: 1 LOB: 1 BB: 1 P: 13	R: 4 E: 0 K: 0 S: 16	H: 4 LOB: 1 BB: 1 P: 26	1B: 9 2B: 3 HR: 1	SF: 1 SAC: 0 DP: 3 HBP: 0	WP: 0 PB: 0 CS: 1	PA: 44		
<b>PITCHER</b>	IP	WLS	BF	H	R	ER	SO	BB	IBB	HBP	BLK	WP	HR	S	P	ERA	WHIP							
<b>Blake Stein, R</b> ERA: 7.28 (1, 1)	6.0	L	28	6	6	5	5	4	0	0	0	0	1	64	100	7.50	1.667							
<b>51 Kris Wilson, R</b> ERA: (7, 1)	2.0		8	2	0	0	1	2	0	0	0	0	0	17	34	0.00	2.000							
<b>Jerry Spradlin, R</b> ERA: 4.76 (9, 1)	1.0		8	4	4	4	0	1	0	0	0	0	0	16	26	36.00	5.000							

AB	36
R	10
H	12
RBI	10
BB	7
SO	6
LOB	21



Batter	1	2	3	4	5	6	7	8	9	AB	R	H	RBI	BB	SO	LOB	BOTTOM							
<b>Johnny Damon, L</b> OBP: 0.378, SLG: 0.458 (1, 8)	G3		FC5-4							4	0	1	0	0	0	1								
<b>Rey Sanchez, R</b> OBP: 0.294, SLG: 0.310 (1, 6)	G3				G6-3				2B	3	0	1	1	0	0	0								
<b>29 Mike Sweeney, R</b> OBP: 0.414, SLG: 0.527 (1, 3)	K				2B	G4-3			1B	4	1	1	0	0	1	2								
<b>Mark Quinn, R</b> OBP: 0.345, SLG: 0.490 (1, 7)		L5			G4-3				F8	4	0	1	0	0	0	0								
<b>Joe Randa, R</b> OBP: 0.369, SLG: 0.469 (1, 5)		G1-6-3			G4-3				F7	4	1	2	1	0	0	1								
<b>Dave McCarty, R</b> OBP: 0.343, SLG: 0.540 (1, 10)		G1-6-3			K				BB	3	0	1	0	1	1	2								
<b>Todd Dunwoody, L</b> OBP: 0.276, SLG: 0.302 (1, 9)			K2-3						K	3	0	0	1	0	2	1								
<b>Héctor Ortiz, R</b> OBP: 0.412, SLG: 0.563 (1, 2)			FC3-6		G5-3				F9	3	0	0	0	1	0	1								
<b>Carlos Febles, R</b> OBP: 0.365, SLG: 0.362 (1, 4)			FC3-6		L9				2B	3	1	1	0	0	0	1								
<b>Inning Stats</b>	R: 0 E: 0 K: 1 S: 8	H: 1 LOB: 0 BB: 0 P: 10	R: 0 E: 0 K: 0 S: 6	H: 1 LOB: 0 BB: 0 P: 7	R: 0 E: 0 K: 1 S: 9	H: 0 LOB: 1 BB: 1 P: 13	R: 1 E: 0 K: 1 S: 9	H: 2 LOB: 1 BB: 0 P: 14	R: 0 E: 0 K: 0 S: 7	H: 0 LOB: 0 BB: 0 P: 11	R: 0 E: 0 K: 0 S: 5	H: 1 LOB: 0 BB: 0 P: 7	R: 0 E: 0 K: 1 S: 13	H: 0 LOB: 1 BB: 1 P: 21	R: 1 E: 0 K: 0 S: 13	H: 2 LOB: 1 BB: 0 P: 18	R: 1 E: 0 K: 0 S: 6	H: 2 LOB: 1 BB: 0 P: 10	1B: 5 2B: 3 HR: 0	SF: 2 SAC: 0 DP: 2 HBP: 0	WP: 0 PB: 0 CS: 0	PA: 35		
<b>PITCHER</b>	IP	WLS	BF	H	R	ER	SO	BB	IBB	HBP	BLK	WP	HR	S	P	ERA	WHIP							
<b>Bryan Rekar, R</b> ERA: 4.64 (1, 1)	9.0	W	35	8	3	3	4	2	0	0	0	0	0	76	111	3.00	1.111							

AB	31
R	3
H	8
RBI	3
BB	2
SO	4
LOB	9



**Tampa Bay Devil Rays @ Kansas City Royals**  
Kauffman Stadium, Kansas City, MO  
Fri Jul 28, 2000, 7:05 PM CDT  
Att: 17,511 - Cloudy - 75 F

livebaseballscorecards.com

Batter	1	2	3	4	5	6	7	8	9	AB	R	H	RBI	BB	SO	LOB	TOP					
Gerald Williams, R (1, 8) OBP: 0.329, SLG: 0.467	F8		K		L9			F8		4	0	0	0	0	1	1	<b>Tampa Bay Devil Rays @ Kansas City Royals</b> Kauffman Stadium, Kansas City, MO Sat Jul 29 2000, 7:05 PM CDT Att: 29,162 - Overcast - 78 F					
Miguel Cairo, R (1, 4) OBP: 0.315, SLG: 0.326	F9			G6-3		G4-6-3 1B		F7		4	0	1	0	0	0	0						
Greg Vaughn, R (1, 7) OBP: 0.376, SLG: 0.540	K			BB BB		G4-6-3 1-2		HR		3	1	1	1	1	1	1						
Fred McGriff, L (1, 3) OBP: 0.365, SLG: 0.470		K		K		BB		G3-1		3	0	0	0	1	2	1						
Jose Canseco, R (1, 10) OBP: 0.397, SLG: 0.464		K		BB BB		K		G6-3		3	0	0	0	1	2	1						
Steve Cox, L (1, 9) OBP: 0.408, SLG: 0.466				BB BB				F8		2	0	0	0	1	1	0						
Jose Guillen, R (7, 9) OBP: 0.332, SLG: 0.446				BB BB				F8		1	0	0	0	0	0	0						
Vinny Castilla, R (1, 5) OBP: 0.259, SLG: 0.318			G5-3	F6			F8	G5-3		4	0	0	0	0	0	3						
John Flaherty, R (1, 2) OBP: 0.320, SLG: 0.383			1B		F8		HR			3	1	2	1	0	0	0						
Felix Martinez, S (1, 6) OBP: 0.351, SLG: 0.309			F8		F7		K			3	0	0	0	0	1	1						
<b>Inning Stats</b>	R: 0 H: 0 E: 0 K: 1 S: 7	H: 0 LOB: 0 BB: 0 P: 12	R: 0 H: 0 E: 0 K: 3 S: 11	H: 0 LOB: 0 BB: 0 P: 14	R: 0 H: 1 E: 0 K: 1 S: 11	LOB: 1 BB: 0 P: 13	R: 0 H: 0 E: 0 K: 1 S: 11	H: 0 LOB: 3 BB: 3 P: 26	R: 0 H: 0 E: 0 K: 0 S: 6	H: 0 LOB: 0 BB: 0 P: 9	R: 0 H: 1 E: 0 K: 1 S: 5	H: 1 LOB: 1 BB: 1 P: 12	R: 1 H: 1 E: 0 K: 1 S: 10	H: 1 LOB: 0 BB: 0 P: 16	R: 1 H: 1 E: 0 K: 0 S: 7	H: 1 LOB: 0 BB: 0 P: 11	R: 0 H: 0 E: 0 K: 0 S: 9	H: 0 LOB: 0 BB: 0 P: 14	1B: 2 2B: 0 3B: 0 HR: 2	SF: 0 SAC: 0 DP: 1 HBP: 0	WP: 0 PB: 0 CS: 0	PA: 34
<b>PITCHER</b>	IP	WLS	BF	H	R	ER	SO	BB	IBB	HBP	BLK	WP	HR	S	P	ERA	WHIP					
Mac Suzuki, R (1, 1) ERA: 3.73	8.0	L	31	4	2	2	8	4	0	0	0	0	2	68	113	2.25	1.000					
Ricky Bottalico, R (9, 1) ERA: 4.44	1.0		3	0	0	0	0	0	0	0	0	0	0	9	14	0.00	0.000					

Batter	1	2	3	4	5	6	7	8	9	AB	R	H	RBI	BB	SO	LOB	BOTTOM					
Johnny Damon, L (1, 8) OBP: 0.377, SLG: 0.456	G6-3		F9			F8		1B		4	0	1	0	0	0	2	<b>Tampa Bay Devil Rays @ Kansas City Royals</b> Kauffman Stadium, Kansas City, MO Sat Jul 29 2000, 7:05 PM CDT Att: 29,162 - Overcast - 78 F					
Rey Sanchez, R (1, 6) OBP: 0.291, SLG: 0.306	G4-3		G6-3			G6-3		B5-6		4	0	0	0	0	0	4						
29 Mike Sweeney, R (1, 3) OBP: 0.410, SLG: 0.522	G6-3			F8		G5-3		G5-3		4	0	0	0	0	0	1						
Jermaine Dye, R (1, 10) OBP: 0.378, SLG: 0.595		G3-1		K		G6-3		K		4	0	0	0	0	2	0						
Joe Randa, R (1, 5) OBP: 0.368, SLG: 0.466		F8		G5-3		G3 1B		F9		4	0	1	0	0	0	0						
Mark Quinn, R (1, 7) OBP: 0.347, SLG: 0.500		K		G6-3		G3 1B		HR		4	1	2	1	0	1	0						
Todd Dunwoody, L (1, 9) OBP: 0.265, SLG: 0.289			G6-3		L6		G3	G4-3		4	0	0	0	0	0	2						
Gregg Zaun, S (1, 2) OBP: 0.353, SLG: 0.371			1B 1B		HBP		F9			2	0	1	0	0	0	2						
Carlos Febles, R (1, 4) OBP: 0.368, SLG: 0.366			1B		G6-3		B5-6 1B			3	0	2	0	0	0	1						
<b>Inning Stats</b>	R: 0 H: 0 E: 0 K: 0 S: 5	H: 0 LOB: 0 BB: 0 P: 7	R: 0 H: 0 E: 0 K: 1 S: 6	H: 0 LOB: 0 BB: 0 P: 8	R: 0 H: 2 E: 0 K: 0 S: 12	LOB: 2 BB: 0 P: 16	R: 0 H: 0 E: 0 K: 1 S: 6	H: 0 LOB: 0 BB: 0 P: 10	R: 0 H: 0 E: 0 K: 0 S: 8	H: 0 LOB: 1 BB: 0 P: 12	R: 0 H: 0 E: 0 K: 0 S: 8	H: 0 LOB: 0 BB: 0 P: 10	R: 0 H: 2 E: 0 K: 0 S: 10	H: 2 LOB: 2 BB: 0 P: 17	R: 0 H: 2 E: 0 K: 0 S: 6	H: 2 LOB: 1 BB: 0 P: 8	R: 1 H: 1 E: 0 K: 1 S: 7	H: 1 LOB: 0 BB: 0 P: 7	1B: 6 2B: 1 3B: 0 HR: 1	SF: 0 SAC: 0 DP: 1 HBP: 1	WP: 0 PB: 0 CS: 0	PA: 34
<b>PITCHER</b>	IP	WLS	BF	H	R	ER	SO	BB	IBB	HBP	BLK	WP	HR	S	P	ERA	WHIP					
Abie Lopez, R (1, 1) ERA: 3.92	8.2	W	33	7	1	1	3	0	0	1	0	0	0	66	93	1.04	0.808					
Roberto Hernandez, R (9, 1) ERA: 3.72	0.1	S	1	0	0	0	0	0	0	0	0	0	0	2	2	0.00	0.000					

AB	30
R	2
H	4
RBI	2
BB	4
SO	8
LOB	8

AB	33
R	1
H	7
RBI	1
BB	0
SO	3
LOB	12

Batter	1	2	3	4	5	6	7	8	9	10	AB	R	H	RBI	BB	SO	LOB					
<b>Gerald Williams, R</b> OBP: 0.332, SLG: 0.474 (1, 8)	G6-3	F7			HR			G5-4-3			5	2	2	2	1	0	2					
<b>Miguel Cairo, R</b> OBP: 0.315, SLG: 0.322 (1, 4)	G4-3		G5-3		G1-3					G4-3	4	0	0	0	2	0	1					
<b>Steve Cox, L</b> OBP: 0.402, SLG: 0.453 (1, 3)	2B		F8		G6-3			FC3-2		K	4	1	0	0	1	1	5					
<b>Jose Canseco, R</b> OBP: 0.392, SLG: 0.464 (1, 10)	1B	2B			K			SF8		G6-3	4	1	1	2	0	2	0					
<b>John Flaherty, R</b> OBP: 0.325, SLG: 0.385 (1, 2)	1B				1B			F8		G4-3	4	0	2	0	1	0	2					
<b>Jose Guillen, R</b> OBP: 0.338, SLG: 0.455 (1, 9)	1B				F8			S		F8	5	1	3	1	0	0	1					
<b>Russ Johnson, R</b> OBP: 0.293, SLG: 0.269 (1, 5)	1B				F9			SH		1B	4	2	2	0	1	0	3					
<b>Jason Tyner, L</b> OBP: 0.220, SLG: 0.239 (1, 7)		F7			L9			G5-4-3		1B	5	0	1	1	0	0	4					
<b>Felix Martinez, S</b> OBP: 0.350, SLG: 0.321 (1, 6)					G6-3			SH		F5	3	0	1	0	0	0	1					
<b>Fred McGriff, L</b> OBP: 0.354, SLG: 0.468 (10, PH)								FC3-2			1	0	0	0	0	0	1					
<b>Ozzie Guillen, L</b> OBP: 0.309, SLG: 0.395 (10, 6)								3B			0	0	0	0	0	0	0					
<b>Inning Stats</b>	R: 2 E: 0 K: 0 S: 16	H: 4 LOB: 2 BB: 1 P: 26	R: 0 E: 0 K: 1 S: 10	H: 0 LOB: 0 BB: 0 P: 14	R: 0 E: 0 K: 1 S: 8	H: 0 LOB: 0 BB: 0 P: 12	R: 0 E: 0 K: 0 S: 5	H: 1 LOB: 1 BB: 0 P: 6	R: 1 E: 0 K: 0 S: 10	H: 1 LOB: 2 BB: 1 P: 17	R: 1 E: 0 K: 0 S: 9	H: 1 LOB: 2 BB: 2 P: 20	R: 2 E: 0 K: 1 S: 14	H: 2 LOB: 2 BB: 2 P: 29	R: 0 E: 0 K: 0 S: 7	H: 0 LOB: 0 BB: 0 P: 9	R: 1 E: 0 K: 0 S: 12	H: 2 LOB: 1 BB: 0 P: 17	1B: 8 2B: 2 3B: 1 HR: 1	SF: 1 SAC: 1 DP: 1 HBP: 0	WP: 0 PB: 0 SB: 3 CS: 0	PA: 47
<b>PITCHER</b>	IP	WLS	BF	H	R	ER	SO	BB	IBB	HBP	BLK	WP	HR	S	P	ERA	WHIP					
<b>Jeff Suppan, R</b> ERA: 5.52 (1, 1)	6.0		29	8	4	4	3	4	0	0	0	0	1	64	102	6.00	2.000					
<b>Tim Byrdak, L</b> ERA: 9.0 (7, 1)	0.1		1	0	0	0	0	0	0	0	0	0	0	1	1	0.00	0.000					
<b>Andy Larkin, R</b> ERA: 4.97 (7, 1)	0.2		6	2	2	2	0	1	0	0	0	0	0	12	22	27.00	4.500					
<b>Jerry Spradlin, R</b> ERA: 4.68 (8, 1)	3.0	L	11	2	1	1	1	1	0	0	0	0	0	25	40	3.00	1.000					

**Tampa Bay Devil Rays @ Kansas City Royals**  
Kauffman Stadium, Kansas City, MO  
Sun Jul 30 2000, 1:05 PM CDT  
Att. 16,612 - Cloudy - 76 F


AB 39  
R 7  
H 12  
RBI 6  
BB 6  
SO 4  
LOB 19



Batter	1	2	3	4	5	6	7	8	9	10	AB	R	H	RBI	BB	SO	LOB					
<b>Johnny Damon, L</b> OBP: 0.380, SLG: 0.456 (1, 8)	F8		CS		G6-3			29 PB		E3	4	1	2	0	1	0	0					
<b>Rey Sanchez, R</b> OBP: 0.296, SLG: 0.317 (1, 6)	1B		1B		G6-3			PB		SH1	4	1	3	0	0	0	1					
<b>29 Mike Sweeney, R</b> OBP: 0.409, SLG: 0.518 (8, PR)	1B		3B		1-2			29 PB		SH1	3	0	0	0	0	2	2					
<b>Jeff Reboulet, R</b> OBP: 0.352, SLG: 0.304 (9, PH)	P3				K			2B		G6-3	0	1	0	0	0	0	0					
<b>Todd Dunwoody, L</b> OBP: 0.262, SLG: 0.286 (9, PH)								HBP			1	0	0	0	0	0	1					
<b>Jermaine Dye, R</b> OBP: 0.360, SLG: 0.594 (1, 9)	1B				FC6-4			K		DI	4	0	2	0	1	1	2					
<b>Joe Randa, R</b> OBP: 0.366, SLG: 0.465 (1, 5)	F9				1B			1-2		IBB	5	2	1	2	0	0	5					
<b>Mark Quinn, R</b> OBP: 0.344, SLG: 0.498 (1, 7)		G5-3			1B			K		G1-3	5	1	1	0	0	1	2					
<b>Dave McCarty, R</b> OBP: 0.345, SLG: 0.532 (1, 3)	F9				G1-3			F3		G6-3	4	0	1	2	1	0	0					
<b>Héctor Ortiz, R</b> OBP: 0.455, SLG: 0.550 (1, 2)	L7				1B			1B		G6-3	4	0	2	1	0	0	1					
<b>Luis Ordaz, R</b> OBP: 0.259, SLG: 0.240 (10, PR)					G1-3			WP			0	0	0	0	0	0	0					
<b>Carlos Febles, R</b> OBP: 0.363, SLG: 0.360 (1, 4)	G6-3				K			1B		HBP	4	0	0	0	0	1	4					
<b>Gregg Zaun, S</b> OBP: 0.350, SLG: 0.368 (10, PH)								G1-6-3		F9	1	0	0	0	0	0	1					
<b>Inning Stats</b>	R: 0 E: 0 K: 0 S: 11	H: 2 LOB: 2 BB: 0 P: 21	R: 0 E: 0 K: 0 S: 5	H: 0 LOB: 0 BB: 0 P: 10	R: 0 E: 0 K: 1 S: 8	H: 2 LOB: 1 BB: 0 P: 12	R: 2 E: 0 K: 1 S: 15	H: 3 LOB: 1 BB: 0 P: 22	R: 0 E: 0 K: 1 S: 7	H: 0 LOB: 0 BB: 0 P: 11	R: 0 E: 0 K: 0 S: 7	H: 1 LOB: 0 BB: 0 P: 9	R: 4 E: 0 K: 2 S: 16	H: 3 LOB: 3 BB: 2 P: 35	R: 0 E: 1 K: 0 S: 6	H: 0 LOB: 2 BB: 1 P: 14	R: 0 E: 0 K: 0 S: 10	H: 0 LOB: 1 BB: 0 P: 20	1B: 9 2B: 2 3B: 1 HR: 0	SF: 0 SAC: 1 DP: 2 HBP: 2	WP: 2 PB: 2 SB: 0 CS: 1	PA: 45
<b>PITCHER</b>	IP	WLS	BF	H	R	ER	SO	BB	IBB	HBP	BLK	WP	HR	S	P	ERA	WHIP					
<b>Steve Trachsel, R</b> ERA: 4.58 (1, 1)	7.0		27	9	2	2	3	0	0	0	0	0	0	60	96	2.57	1.286					
<b>Doug Creek, L</b> ERA: 3.62 (8, 1)	0.0		1	0	1	1	0	1	0	0	0	0	0	1	5	∞	∞					
<b>Esteban Yan, R</b> ERA: 6.98 (8, 1)	0.1		4	2	2	2	1	0	0	1	0	0	0	9	17	54.00	6.000					
<b>Mark Guthrie, L</b> ERA: 4.62 (8, 1)	0.2	B	5	1	1	1	1	0	1	0	0	2	0	7	14	13.50	1.500					
<b>Tanyon Sturtze, R</b> ERA: 6.75 (9, 1)	1.0	W	4	0	0	0	0	0	1	0	0	0	0	5	13	0.00	0.000					

**Tampa Bay Devil Rays @ Kansas City Royals**  
Kauffman Stadium, Kansas City, MO  
Sun Jul 30 2000, 1:05 PM CDT  
Att. 16,612 - Cloudy - 76 F

AB 39  
R 6  
H 12  
RBI 5  
BB 3  
SO 5  
LOB 19



Batter	1	2	3	4	5	6	7	8	9	AB	R	H	RBI	BB	SO	LOB	TOP								
<b>Kenny Lofton, L</b> OBP: 0.356, SLG: 0.393 (1, 8)	4-2 1B BB	0-2 FC6-4		1-0 1B E 1B		1-1 F8			3-1 G1-3	4	1	1	0	1	0	1	<b>Cleveland Indians @ Tampa Bay Devil Rays</b> Tropicana Field, St. Petersburg, FL Tue Aug 01 2000, 7:15 PM EDT Att: 24,481 - Dome - 72 F <a href="http://livebaseballscorecards.com">livebaseballscorecards.com</a>								
<b>Omar Vizquel, S</b> OBP: 0.392, SLG: 0.398 (1, 6)	0-3 K		2-3 K	2-2 E7 1B 1-H		2-2 F7			3-2 G6-3	5	0	1	0	0	2	1									
<b>Roberto Alomar, S</b> OBP: 0.339, SLG: 0.423 (1, 4)	0-0 F7		3-2 1B 2B 1B	2-3 K					1-1 G5-3	5	1	1	0	0	1	2									
<b>Manny Ramirez, R</b> OBP: 0.433, SLG: 0.689 (1, 10)	1-2 1B		0-0 F8		3-2 HR 1B				2-2 F9	4	1	2	0	0	0	1									
<b>Jim Thome, L</b> OBP: 0.402, SLG: 0.592 <b>Jolbert Cabrera, R</b> OBP: 0.326, SLG: 0.328 (8, 9)	1-0 G4-3		1-2 2B 1B		0-0 HR 1B 1-H				4-0 BB	3	1	2	2	1	0	2									
<b>Wil Cordero, R</b> OBP: 0.332, SLG: 0.497 (1, 7)		0-0 F7	2-0 2B 1B		1-3 K 1-H				0-3 BB	4	0	1	1	0	2	1									
<b>David Segui, S</b> OBP: 0.393, SLG: 0.532 (8, 3)		1-1 HR	1-3 K		0-0 G4-3				1-3 K	4	1	1	1	0	2	2									
<b>Travis Fryman, R</b> OBP: 0.396, SLG: 0.517 (1, 5)		3-2 FC6-4 1B		1-1 G5-3		2-2 F9			2-1 F8	4	0	1	0	0	0	0									
<b>Sandy Alomar Jr., R</b> OBP: 0.338, SLG: 0.423 (1, 2)	0-1 F7		0-1 P4		0-0 F3				2-2 F2	4	0	0	0	0	0	1									
<b>Inning Stats</b>	R: 0 E: 0 K: 1 S: 11	H: 1 LOB: 2 BB: 1 P: 17	R: 1 E: 0 K: 0 S: 12	H: 2 LOB: 1 BB: 0 P: 16	R: 1 E: 0 K: 2 S: 14	H: 3 LOB: 2 BB: 0 P: 23	R: 1 E: 1 K: 1 S: 11	H: 2 LOB: 1 BB: 0 P: 17	R: 2 E: 0 K: 1 S: 12	H: 2 LOB: 0 BB: 0 P: 18	R: 0 E: 0 K: 0 S: 6	H: 0 LOB: 0 BB: 0 P: 9	R: 0 E: 0 K: 1 S: 8	H: 0 LOB: 1 BB: 1 P: 15	R: 0 E: 0 K: 1 S: 8	H: 0 LOB: 0 BB: 0 P: 13	R: 0 E: 0 K: 0 S: 8	H: 0 LOB: 0 BB: 0 P: 15	1B: 7 2B: 1 3B: 0 HR: 2	SF: 0 SAC: 0 DP: 0 HBP: 0	WP: 0 PB: 0 SB: 0 CS: 0	PA: 39			
<b>PITCHER</b>	IP	WLS	BF	H	R	ER	SO	BB	IBB	HBP	BLK	WP	HR	S	P	ERA	WHIP								
<b>Ryan Rupe, R</b> ERA: 7.97 (1, 1)	6.0		29	10	5	4	5	1	0	0	0	0	2	66	100	6.00	1.833								
<b>Tanyon Sturtze, R</b> ERA: 6.42 (7, 1)	2.0	H	7	0	0	0	2	1	0	0	0	0	0	16	28	0.00	0.500								
<b>Doug Creek, L</b> ERA: 3.51 (9, 1)	1.0	W	3	0	0	0	0	0	0	0	0	0	0	8	15	0.00	0.000								

Batter	1	2	3	4	5	6	7	8	9	AB	R	H	RBI	BB	SO	LOB	BOTTOM								
<b>Gerald Williams, R</b> OBP: 0.333, SLG: 0.473 (1, 8)	1-3 K		2-3 K			0-0 2B G4-6-3 1B		2-2 F7	0-0	5	1	2	2	0	2	0	<b>Cleveland Indians @ Tampa Bay Devil Rays</b> Tropicana Field, St. Petersburg, FL Tue Aug 01 2000, 7:15 PM EDT Att: 24,481 - Dome - 72 F <a href="http://livebaseballscorecards.com">livebaseballscorecards.com</a>								
<b>Miguel Cairo, R</b> OBP: 0.314, SLG: 0.324 (1, 4)	1-0 L7		1-1 P6			0-0 G4-6-3 2B		1-1 G6-3	1-2 2-H 3-H 1B	4	0	1	1	0	0	0									
<b>Greg Vaughn, R</b> OBP: 0.377, SLG: 0.536 (1, 7)	3-3 K			2-3 K		4-0 G4-6-3 BB		4-2 S BB BB		2	0	0	0	2	2	0									
<b>Fred McGriff, L</b> OBP: 0.365, SLG: 0.467 (1, 3)		1-0 BB BB G5-4-3 1B		0-0 F8		0-1 G4-6-3		4-0 G4-6-3	1-2 BB	3	1	1	0	1	0	2									
<b>Jose Canseco, R</b> OBP: 0.390, SLG: 0.457 (1, 10)		4-2 G5-4-3 BB BB		3-3 K		1-2 P4		3-3 K	2-3 K	3	0	0	0	1	2	3									
<b>Steve Cox, L</b> OBP: 0.410, SLG: 0.474 <b>Jason Tyner, L</b> OBP: 0.220, SLG: 0.239 (9, FR)		4-2 G5-4-3 BB		0-1 F7		2-2 HR		4-2 1B SH1-4 1B BB		2	1	1	1	2	0	0									
<b>Mike DiFelice, R</b> OBP: 0.307, SLG: 0.424 (1, 2)		3-1 G5-4-3		1-2 F9		2-2 G6-3		0-1 SH1-4	1-2	3	0	0	0	0	0	2									
<b>Russ Johnson, R</b> OBP: 0.292, SLG: 0.263 (1, 5)		1-2 2-3 3-H K		3-3 K		0-0 G5-3		4-2 1B 1B BB		3	1	0	0	1	2	1									
<b>Felix Martinez, S</b> OBP: 0.350, SLG: 0.322 <b>Jose Guillen, R</b> OBP: 0.341, SLG: 0.458 (9, PH)			0-3 K		1-1 1B 2B 1B		1-3 K		0-0 1B	3	1	1	0	0	2	0									
<b>Inning Stats</b>	R: 0 E: 0 K: 2 S: 8	H: 0 LOB: 0 BB: 0 P: 13	R: 1 E: 0 K: 1 S: 13	H: 1 LOB: 2 BB: 2 P: 27	R: 0 E: 0 K: 2 S: 9	H: 0 LOB: 0 BB: 0 P: 14	R: 0 E: 0 K: 1 S: 8	H: 0 LOB: 0 BB: 0 P: 12	R: 2 E: 0 K: 0 S: 9	H: 3 LOB: 1 BB: 1 P: 16	R: 1 E: 0 K: 1 S: 11	H: 1 LOB: 0 BB: 0 P: 16	R: 0 E: 0 K: 1 S: 10	H: 0 LOB: 2 BB: 2 P: 24	R: 2 E: 0 K: 0 S: 9	H: 2 LOB: 2 BB: 2 P: 17	1B: 5 2B: 1 3B: 0 HR: 1	SF: 0 SAC: 1 DP: 2 HBP: 0	WP: 0 PB: 0 SB: 1 CS: 0	PA: 37					
<b>PITCHER</b>	IP	WLS	BF	H	R	ER	SO	BB	IBB	HBP	BLK	WP	HR	S	P	ERA	WHIP								
<b>Bartolo Colon, R</b> ERA: 4.49 (7, 1)	1.0	H	4	1	1	1	1	0	0	0	0	0	1	11	16	9.00	1.000								
<b>Paul Shuey, R</b> ERA: 3.41 (8, 1)	0.2	H	4	0	0	0	0	2	0	0	0	0	0	7	18	0.00	3.000								
<b>Bob Wickman, R</b> ERA: 3.28 (8, 1)	0.2	L	6	2	2	2	1	2	0	0	0	0	0	12	23	27.00	6.000								

Batter	1	2	3	4	5	6	7	8	9	AB	R	H	RBI	BB	SO	LOB	TOP									
<b>Kenny Lofton, L</b> OBP: 0.351, SLG: 0.386 (1, 8)	1-1 G2-3		2-1 G4-3		2-1 F7		1-1 FC5-4		0-1 L7	5	0	0	0	0	0	4	<b>Cleveland Indians @ Tampa Bay Devil Rays</b> Tropicana Field, St. Petersburg, FL Wed Aug 02 2000, 7:15 PM EDT Att: 16,909 - Dome - 72 F <a href="http://livebaseballscorecards.com">livebaseballscorecards.com</a>									
<b>Omar Vizquel, S</b> OBP: 0.392, SLG: 0.398 (1, 6)	0-1 CS 1B		2-2 G3		0-3 K			3-2 G5-3	1-1 S 1B	5	1	2	0	0	1	3										
<b>Roberto Alomar, S</b> OBP: 0.337, SLG: 0.419 (1, 4)	2-2 G4-3			3-2 G6-3		2-1 G4-3		3-2 F9	4-0 FC4-6 1B 1B	4	0	0	0	1	0	1										
<b>Manny Ramirez, R</b> OBP: 0.434, SLG: 0.698 <b>Bill Selby, L</b> OBP: 0.296, SLG: 0.429 (8, PR)		3-2 HR		3-1 G5-3		2-2 G6-3		2-2 BB 1B	0-0 FC4-6 1B	4	1	2	1	0	0	0										
<b>Jim Thome, L</b> OBP: 0.403, SLG: 0.590 <b>Jolbert Cabrera, R</b> OBP: 0.323, SLG: 0.325 (8, PR)		1-1 G4-3		2-3 K		2-2 FC6-4 1B		4-2 1B PB BB	1-0 FC4-6	3	0	1	0	1	1	0										
<b>Wil Cordero, R</b> OBP: 0.334, SLG: 0.497 (1, 7)		3-3 K			1-2 1B SF7	1-1 FC6-4		0-0 PB 1B		4	1	2	1	0	1	1										
<b>David Segui, S</b> OBP: 0.394, SLG: 0.530 (8, 3)		0-1 G6-3			0-0 1B		0-0 G3	4-0 1-2 3-H BB		3	0	1	0	1	0	0										
<b>Travis Fryman, R</b> OBP: 0.395, SLG: 0.515 (1, 5)			2-2 G4-3 E 1B		2-0 SF7		0-1 G6-3	1-3 K		3	0	1	1	0	1	2										
<b>Einar Diaz, R</b> OBP: 0.324, SLG: 0.405 (1, 2)			2-1 P6		0-0 1B		0-0 FC5-4 1B		2-2 F9	4	0	2	0	0	0	1										
<b>Inning Stats</b>	R: 0 E: 0 K: 0 S: 7	H: 1 LOB: 0 BB: 0 P: 10	R: 1 E: 0 K: 1 S: 11	H: 1 LOB: 0 BB: 0 P: 18	R: 0 E: 1 K: 0 S: 11	H: 1 LOB: 1 BB: 0 P: 19	R: 0 E: 0 K: 1 S: 8	H: 0 LOB: 0 BB: 0 P: 16	R: 1 E: 0 K: 1 S: 11	H: 3 LOB: 2 BB: 0 P: 16	R: 0 E: 0 K: 0 S: 10	H: 1 LOB: 1 BB: 0 P: 17	R: 0 E: 0 K: 0 S: 6	H: 1 LOB: 1 BB: 0 P: 7	R: 2 E: 0 K: 1 S: 19	H: 2 LOB: 2 BB: 2 P: 36		R: 1 E: 0 K: 0 S: 11	H: 2 LOB: 2 BB: 1 P: 19	1B: 11 2B: 0 3B: 0 HR: 1	SF: 1 SAC: 0 DP: 0 HBP: 0	WP: 0 PB: 1 CS: 1	PA: 41			
<b>PITCHER</b>	IP	WLS	BF	H	R	ER	SO	BB	IBB	HBP	BLK	WP	HR	S	P	ERA	WHIP									
<b>Bryan Rekar, R</b> ERA: 4.5	(1, 1)	7.0		28	8	2	2	3	0	0	0	0	0	1	64	103	2.57	1.143								
<b>Mike Duval, L</b> ERA: 4.5	(8, 1)	0.2	H	2	0	0	0	0	0	0	0	0	0	0	7	13	0.00	0.000								
<b>Billy Taylor, R</b> ERA: 9.31	(8, 1)	0.0		1	1	0	0	0	0	0	0	0	0	5	7											
<b>Doug Creek, L</b> ERA: 3.51	(8, 1)	0.0	L	1	0	0	0	0	1	0	0	0	0	3	7											
<b>Roberto Hernandez, R</b> ERA: 3.72	(8, 1)	1.1	B	9	3	3	2	1	1	1	0	0	0	0	15	28	13.50	3.000								

Batter	1	2	3	4	5	6	7	8	9	AB	R	H	RBI	BB	SO	LOB	BOTTOM									
<b>Gerald Williams, R</b> OBP: 0.332, SLG: 0.471 (1, 8)	2-2 P6			2-3 K		0-0 G4-3		1-2 1B		4	0	1	0	0	1	0	<b>Cleveland Indians @ Tampa Bay Devil Rays</b> Tropicana Field, St. Petersburg, FL Wed Aug 02 2000, 7:15 PM EDT Att: 16,909 - Dome - 72 F <a href="http://livebaseballscorecards.com">livebaseballscorecards.com</a>									
<b>Miguel Cairo, R</b> OBP: 0.313, SLG: 0.323 (1, 4)	1-0 P2			0-3 K2-3			3-2 BB 1B	3-1 L8		4	1	1	0	0	1	1										
<b>Greg Vaughn, R</b> OBP: 0.382, SLG: 0.536 (1, 7)	1-3 K			4-2 BB			4-0 2B BB	2-2 1B		2	1	1	0	2	1	0										
<b>Fred McGriff, L</b> OBP: 0.362, SLG: 0.463 (1, 3)		3-3 K		1-0 G6-3			3-3 K	2-3 K		4	0	0	0	0	3	5										
<b>Jose Canseco, R</b> OBP: 0.392, SLG: 0.463 (1, 10)		1-0 G4-6-3 1B			1-2 F8		3-2 SF7 2B		0-1 P4	4	1	2	2	0	0	0										
<b>Steve Cox, L</b> OBP: 0.409, SLG: 0.468 <b>Jose Guillen, R</b> OBP: 0.340, SLG: 0.455 (7, PR)		0-1 G4-6-3			1-2 G4-3		4-0 FC6-4 1B		0-0 G6-3	2	0	0	0	1	0	1										
<b>Aubrey Huff, L</b> (1, 5)			1-2 G3		2-1 G3		1-0 SF7		1-1 P6	2	0	0	1	0	0	0										
<b>Russ Johnson, R</b> OBP: 0.290, SLG: 0.261 (8, 5)							3-H 2-2			3	0	0	0	0	0	1										
<b>Mike DiFelice, R</b> OBP: 0.301, SLG: 0.415 (1, 2)			0-1 G6-3			2-2 G6-3		4-0 FC6-4		3	0	0	0	0	0	1										
<b>Felix Martinez, S</b> OBP: 0.345, SLG: 0.316 (1, 6)					0-0 G4-3		3-1 F7		3-1 G4-3	3	0	0	0	0	0	0										
<b>Inning Stats</b>	R: 0 E: 0 K: 1 S: 9	H: 0 LOB: 0 BB: 0 P: 13	R: 0 E: 0 K: 1 S: 6	H: 1 LOB: 0 BB: 0 P: 10	R: 0 E: 0 K: 0 S: 7	H: 0 LOB: 0 BB: 0 P: 8	R: 0 E: 0 K: 2 S: 10	H: 0 LOB: 1 BB: 1 P: 17	R: 0 E: 0 K: 0 S: 8	H: 0 LOB: 0 BB: 0 P: 12	R: 0 E: 0 K: 0 S: 7	H: 0 LOB: 0 BB: 0 P: 12	R: 3 E: 0 K: 1 S: 15	H: 2 LOB: 1 BB: 2 P: 35	R: 0 E: 0 K: 1 S: 14	H: 2 LOB: 2 BB: 0 P: 25	R: 0 E: 0 K: 0 S: 5	H: 0 LOB: 0 BB: 0 P: 6	1B: 4 2B: 1 3B: 0 HR: 0	SF: 1 SAC: 0 DP: 1 HBP: 0	WP: 0 PB: 0 CS: 0	PA: 34				
<b>PITCHER</b>	IP	WLS	BF	H	R	ER	SO	BB	IBB	HBP	BLK	WP	HR	S	P	ERA	WHIP									
<b>Dave Burba, R</b> ERA: 5.06	(1, 1)	6.1		22	2	2	2	5	2	0	0	0	0	0	55	90	2.84	0.632								
<b>Steve Karsay, R</b> ERA: 3.14	(7, 1)	1.1	W	7	2	1	1	0	0	1	0	0	0	0	15	32	6.75	1.500								
<b>Paul Shuey, R</b> ERA: 3.38	(8, 1)	0.1	H	2	1	0	0	1	0	0	0	0	0	6	10	0.00	3.000									
<b>Bob Wickman, R</b> ERA: 3.21	(9, 1)	1.0	S	3	0	0	0	0	0	0	0	0	0	5	6	0.00	0.000									

Batter	1	2	3	4	5	6	7	8	9	AB R H RBI BB SO LOB	TOP											
<b>Kenny Lofton, L</b> (1, 8) OBP: 0.346, SLG: 0.380	2-3 K	0-0 FC6-4		0-0 G4-6-3		1-0 G4-3		1-2 F7	5 0 0 1 0 1 4	<b>Cleveland Indians @ Tampa Bay Devil Rays</b> Tropicana Field, St. Petersburg, FL Thu Aug 03 2000, 7:15 PM EDT Att: 21,703 - Dome - 72 F <a href="http://livebaseballscorecards.com">livebaseballscorecards.com</a>												
<b>Omar Vizquel, S</b> (1, 6) OBP: 0.359, SLG: 0.394	2-3 K	0-0 G4-3		2-1 G5-3		0-1 P6		0-3 K	4 0 0 0 0 1 3													
<b>Jolbert Cabrera, R</b> (7, 6) OBP: 0.321, SLG: 0.323									1 0 0 0 0 1 0													
<b>Roberto Alomar, S</b> (1, 4) OBP: 0.339, SLG: 0.418	1-1 1B		3-1 G3		1-2 L3		4-2 BB		3 0 1 0 1 0 0													
<b>Manny Ramirez, R</b> (1, 10) OBP: 0.432, SLG: 0.694	2-3 K		1-3 K		3-2 G4-3 2B		0-3 K		4 0 1 0 0 3 2													
<b>Jim Thome, L</b> (1, 3) OBP: 0.401, SLG: 0.586		0-0 E 1B	1-3 K		2-1 G4-3		3-3 K		4 1 1 0 0 2 1													
<b>Wil Cordero, R</b> (1, 7) OBP: 0.333, SLG: 0.493		0-1 E6 1B FC6-4 1B		4-1 1B 1B BB		1-0 F9	2-2 P4		3 2 0 0 1 0 2													
<b>David Segui, S</b> (1, 9) OBP: 0.395, SLG: 0.528		3-3 K		0-1 1B 1B G4-6-3 1B		4-2 G6-3 BB	1-1 G3		3 1 1 0 1 1 2													
<b>Travis Fryman, R</b> (1, 5) OBP: 0.396, SLG: 0.515		3-2 FC6-4 1B 1-2 2H 1B		0-2 G4-6-3 1B 1-2 2-3 1B		2-2 P3		1-3 K	4 0 2 1 0 1 1													
<b>Sandy Alomar Jr., R</b> (1, 2) OBP: 0.345, SLG: 0.443		0-0 FC6-4 1B 1-2 2-3 1B		1-1 G4-6-3 1B 1-2 2-3 1B		1-0 G6-3		2-2 HR	4 1 3 2 0 0 1													
<b>Inning Stats</b>	R: 0 E: 0 K: 3 S: 12	H: 1 LOB: 1 BB: 0 P: 19	R: 2 E: 1 K: 1 S: 14	H: 3 LOB: 2 BB: 0 P: 20	R: 0 E: 0 K: 2 S: 9	H: 0 LOB: 0 BB: 0 P: 14	R: 2 E: 0 K: 0 S: 12	H: 3 LOB: 1 BB: 1 P: 19	R: 0 E: 0 K: 0 S: 11	H: 1 LOB: 1 BB: 0 P: 18	R: 0 E: 0 K: 1 S: 6	H: 0 LOB: 0 BB: 1 P: 13	R: 0 E: 0 K: 1 S: 10	H: 0 LOB: 1 BB: 1 P: 15	R: 0 E: 0 K: 1 S: 8	H: 0 LOB: 0 BB: 0 P: 14	R: 1 E: 0 K: 2 S: 13	H: 1 LOB: 0 BB: 0 P: 17	1B: 7 2B: 1 3B: 0 HR: 1	SF: 0 SAC: 0 DP: 2 HBP: 0	WP: 0 PB: 0 SB: 0 CS: 0	PA: 38
<b>PITCHER</b>	IP WLS BF H R ER SO BB IBB HBP BLK WP HR S P ERA WHIP											<b>PITCHER</b>	IP WLS BF H R ER SO BB IBB HBP BLK WP HR S P ERA WHIP									
<b>Albie Lopez, R</b> (1, 1) ERA: 3.83	7.0 L 31 8 4 2 7 3 0 0 0 0 0 0 74 118 2.57 1.571																					
<b>Esteban Yan, R</b> (8, 1) ERA: 6.93	2.0 7 1 1 1 3 0 0 0 0 0 1 21 31 4.50 0.500																					

Batter	1	2	3	4	5	6	7	8	9	AB R H RBI BB SO LOB	BOTTOM											
<b>Gerald Williams, R</b> (1, 8) OBP: 0.329, SLG: 0.466	0-1 G6-3		1-3 K			0-2 G4-3		0-0 G5-3	4 0 0 0 0 1 0	<b>Cleveland Indians @ Tampa Bay Devil Rays</b> Tropicana Field, St. Petersburg, FL Thu Aug 03 2000, 7:15 PM EDT Att: 21,703 - Dome - 72 F <a href="http://livebaseballscorecards.com">livebaseballscorecards.com</a>												
<b>Russ Johnson, R</b> (1, 4) OBP: 0.302, SLG: 0.296	1-1 F8		2-0 1B			3-2 HR		1-1 G6-4-3 1B	4 1 3 1 0 0 0													
<b>Greg Vaughn, R</b> (1, 7) OBP: 0.383, SLG: 0.534	2-1 1B		2-3 K			4-2 G3-6-4 BB		2-2 G6-4-3 1-2 1B	3 0 1 0 1 1 2													
<b>Fred McGriff, L</b> (1, 3) OBP: 0.361, SLG: 0.460	2-3 K			3-2 G3-1		1-0 G3-6-1		2-0 1B	4 0 1 0 0 1 2													
<b>Jose Canseco, R</b> (1, 10) OBP: 0.390, SLG: 0.456		4-1 F8 S BB		3-2 F8		1-2 G6-3		1-0 G6-3	3 0 0 0 1 0 1													
<b>Steve Cox, L</b> (1, 9) OBP: 0.402, SLG: 0.459		1-3 K		0-1 F7		2-3 K			3 0 0 0 0 2 1													
<b>John Flaherty, R</b> (1, 2) OBP: 0.325, SLG: 0.384		1-2 F8			0-0 G3-6-4 1B		1-3 K		3 0 1 0 0 1 1													
<b>Aubrey Huff, L</b> (1, 5) OBP: 0.325, SLG: 0.384		1-2 P5			0-0 G3-6-1			0-2 F7	3 0 0 0 0 0 2													
<b>Felix Martinez, S</b> (1, 6) OBP: 0.341, SLG: 0.313			0-1 G5-3					2-3 K	2 0 0 0 0 1 0													
<b>Miguel Cairo, R</b> (8, PH) OBP: 0.312, SLG: 0.322									1 0 0 0 0 1 0													
<b>Inning Stats</b>	R: 0 E: 0 K: 1 S: 9	H: 1 LOB: 1 BB: 0 P: 14	R: 0 E: 0 K: 1 S: 11	H: 0 LOB: 1 BB: 1 P: 18	R: 0 E: 0 K: 2 S: 10	H: 1 LOB: 0 BB: 0 P: 15	R: 0 E: 0 K: 0 S: 10	H: 0 LOB: 0 BB: 0 P: 16	R: 0 E: 0 K: 1 S: 5	H: 1 LOB: 0 BB: 0 P: 5	R: 1 E: 0 K: 0 S: 13	H: 1 LOB: 0 BB: 1 P: 21	R: 0 E: 0 K: 2 S: 11	H: 0 LOB: 0 BB: 0 P: 15	R: 0 E: 0 K: 1 S: 7	H: 0 LOB: 0 BB: 0 P: 9	R: 0 E: 0 K: 0 S: 7	H: 2 LOB: 1 BB: 0 P: 13	1B: 5 2B: 0 3B: 0 HR: 1	SF: 0 SAC: 0 DP: 3 HBP: 0	WP: 0 PB: 0 SB: 1 CS: 0	PA: 32
<b>PITCHER</b>	IP WLS BF H R ER SO BB IBB HBP BLK WP HR S P ERA WHIP											<b>PITCHER</b>	IP WLS BF H R ER SO BB IBB HBP BLK WP HR S P ERA WHIP									
<b>Jason Bere, R</b> (1, 1) ERA: 4.64	8.0 W 28 4 1 1 8 2 0 0 0 0 0 0 76 113 1.12 0.750																					
<b>Bob Wickman, R</b> (9, 1) ERA: 3.14	1.0 4 2 0 0 0 0 0 0 0 0 0 7 13 0.00 2.000																					



Batter	1	2	3	4	5	6	7	8	9	10	AB	R	H	RBI	BB	SO	LOB	TOP				
<b>Brady Anderson, L</b> OBP: 0.359, SLG: 0.414 (1, 7)											5	1	1	2	0	2	1	<b>Baltimore Orioles @ Tampa Bay Devil Rays</b> Tropicana Field, St. Petersburg, FL Sat Aug 05 2000, 4:15 PM EDT Att. 18,471 - Dome - 72 F				
<b>6 Melvin Mora, R</b> OBP: 0.337, SLG: 0.433 (1, 6)											5	0	0	0	0	2	0					
<b>Delino DeShields, L</b> OBP: 0.368, SLG: 0.458 (1, 4)											4	1	2	0	0	1	0					
<b>Albert Belle, R</b> OBP: 0.361, SLG: 0.515 (1, 10)											2	0	0	0	2	0	0					
<b>Jeff Conine, R</b> OBP: 0.339, SLG: 0.439 (1, 9)											4	0	0	0	0	1	4					
<b>Chris Richard, L</b> OBP: 0.268, SLG: 0.342 (1, 3)											3	1	1	0	1	0	0					
<b>Brook Fordyce, R</b> OBP: 0.331, SLG: 0.500 (1, 2)											4	0	1	1	0	0	1					
<b>13 Ivanon Coffie, L</b> OBP: 0.300, SLG: 0.341 (1, 5)											4	0	0	0	0	3	1					
<b>Luis Matos, R</b> OBP: 0.297, SLG: 0.384 (1, 8)											4	1	1	0	0	2	1					
<b>Inning Stats</b>	R: 1 E: 1 K: 1 S: 12	H: 1 LOB: 1 BB: 0 P: 20	R: 1 E: 0 K: 2 S: 15	H: 1 LOB: 1 BB: 1 P: 26	R: 0 E: 0 K: 0 S: 6	H: 0 LOB: 0 BB: 0 P: 10	R: 0 E: 0 K: 0 S: 7	H: 1 LOB: 0 BB: 1 P: 13	R: 2 E: 0 K: 3 S: 30	H: 3 LOB: 2 BB: 1 P: 45	R: 0 E: 0 K: 1 S: 10	H: 0 LOB: 0 BB: 0 P: 15	R: 0 E: 0 K: 1 S: 9	H: 0 LOB: 0 BB: 1 P: 13	R: 0 E: 0 K: 0 S: 5	H: 0 LOB: 0 BB: 0 P: 6	R: 0 E: 0 K: 2 S: 9		H: 0 LOB: 0 BB: 0 P: 12	1B: 3 2B: 2 3B: 0 HR: 1	SF: 0 SAC: 0 DP: 1 HBP: 0	WP: 1 PB: 0 SB: 3 CS: 1
<b>PITCHER</b>	IP	WLS	BF	H	R	ER	SO	BB	IBB	HBP	BLK	WP	HR	S	P	ERA	WHIP					
<b>Tanyon Sturtze, R</b> ERA: 6.31	(1, 1)	5.0	23	6	4	3	6	2	0	0	0	1	1	70	114	5.40	1.600					
<b>Doug Creek, L</b> ERA: 3.16	(6, 1)	3.0	9	0	0	0	3	1	0	0	0	0	0	26	37	0.00	0.333					
<b>Roberto Hernandez, R</b> ERA: 3.44	(9, 1)	2.0	6	0	0	0	2	0	0	0	0	0	0	14	18	0.00	0.000					

AB	35
R	4
H	6
RBI	3
BB	3
SO	11
LOB	8



Batter	1	2	3	4	5	6	7	8	9	10	AB	R	H	RBI	BB	SO	LOB	BOTTOM				
<b>Gerald Williams, R</b> OBP: 0.326, SLG: 0.464 (1, 8)											5	1	2	0	0	1	2	<b>Baltimore Orioles @ Tampa Bay Devil Rays</b> Tropicana Field, St. Petersburg, FL Sat Aug 05 2000, 4:15 PM EDT Att. 18,471 - Dome - 72 F				
<b>Russ Johnson, R</b> OBP: 0.308, SLG: 0.294 (1, 4) (9, 5)											4	0	0	0	1	1	3					
<b>Greg Vaughn, R</b> OBP: 0.350, SLG: 0.554 (1, 7)											5	2	2	1	0	3	2					
<b>Fred McGriff, L</b> OBP: 0.358, SLG: 0.456 (1, 3)											4	1	2	1	0	0	1					
<b>Jose Canseco, R</b> OBP: 0.369, SLG: 0.458 (1, 10)											4	0	0	0	1	2	3					
<b>Jose Guillen, R</b> OBP: 0.345, SLG: 0.465 (1, 9)											4	1	2	1	1	0	0					
<b>Aubrey Huff, L</b> OBP: 0.214, SLG: 0.308 <b>Miguel Cairo, R</b> OBP: 0.312, SLG: 0.319 (1, 5) (9, 4)											4	0	1	1	0	2	2					
<b>Mike DiFelice, R</b> OBP: 0.289, SLG: 0.407 (1, 2)											3	0	0	0	1	1	1					
<b>Ozzie Guillen, L</b> OBP: 0.306, SLG: 0.380 <b>Steve Cox, L</b> OBP: 0.402, SLG: 0.450 <b>Felix Martinez, S</b> OBP: 0.332, SLG: 0.302 (1, 6) (9, PH) (10, 6)											2	0	0	0	1	0	2					
<b>Inning Stats</b>	R: 0 E: 0 K: 1 S: 9	H: 1 LOB: 0 BB: 0 P: 11	R: 1 E: 1 K: 0 S: 7	H: 1 LOB: 2 BB: 1 P: 13	R: 1 E: 0 K: 2 S: 14	H: 1 LOB: 1 BB: 1 P: 26	R: 1 E: 1 K: 0 S: 9	H: 2 LOB: 2 BB: 1 P: 16	R: 1 E: 0 K: 2 S: 11	H: 2 LOB: 1 BB: 0 P: 18	R: 0 E: 0 K: 1 S: 7	H: 1 LOB: 1 BB: 0 P: 13	R: 0 E: 0 K: 2 S: 7	H: 0 LOB: 0 BB: 0 P: 10	R: 0 E: 0 K: 1 S: 9	H: 0 LOB: 0 BB: 0 P: 12	R: 1 E: 0 K: 0 S: 7		H: 1 LOB: 3 BB: 3 P: 25	1B: 5 2B: 2 3B: 1 HR: 1	SF: 1 SAC: 0 DP: 1 HBP: 0	WP: 0 PB: 0 SB: 3 CS: 0
<b>PITCHER</b>	IP	WLS	BF	H	R	ER	SO	BB	IBB	HBP	BLK	WP	HR	S	P	ERA	WHIP					
<b>Sidney Ponson, R</b> ERA: 5.34	(1, 1)	9.0	38	8	4	4	10	3	0	0	0	0	1	81	129	4.00	1.222					
<b>Mike Trombley, R</b> ERA: 4.93	(10, 1)	0.1	5	1	1	1	0	1	2	0	0	0	0	7	25	27.00	6.000					

AB	36
R	5
H	9
RBI	5
BB	6
SO	10
LOB	16





Batter	1	2	3	4	5	6	7	8	9	AB	R	H	RBI	BB	SO	LOB	TOP										
Brady Anderson, L (1.7) OBP: 0.356, SLG: 0.499 Trendad Hubbard, R (7.7) OBP: 0.263, SLG: 0.267	2-2 P6	2-3 K		2-3 K		3-1 L4			1-2 G4-3	4	0	0	0	0	2	5	<b>Baltimore Orioles @ Tampa Bay Devil Rays</b> Tropicana Field, St. Petersburg, FL Sun Aug 06 2000, 1:15 PM EDT Att: 18,864 - Dome - 72 F <a href="http://livebaseballscorecards.com">livebaseballscorecards.com</a>										
6 Melvin Mora, R (1.6) OBP: 0.338, SLG: 0.444	0-2 HR		3-2 CS 1B		0-2 F8		3-2 F7		3-2 G5-3	5	1	2	1	0	0												
Delino DeShields, L (1.4) OBP: 0.364, SLG: 0.453	0-3 K		1-3 K		0-2 F5		3-1 G4-3			4	0	0	0	0	2	1											
Albert Belle, R (1.10) OBP: 0.362, SLG: 0.517	1-2 P4		2-3 K		0-0		2-1			4	0	2	0	0	1	1											
Jeff Conine, R (1.9) OBP: 0.341, SLG: 0.446		1-1 G4-3 3B		1-1 HR 1B		1-3 K		0-1 G5-3		4	2	2	0	0	1	2											
Chris Richard, L (1.3) OBP: 0.311, SLG: 0.476		1-1 G4-3		0-0 HR		3-1 G4-3 2B		0-1 G4-6-3 1B		4	1	3	3	0	0	0											
Greg Myers, L (1.2) OBP: 0.279, SLG: 0.300		3-H 1B BB		2-3 K		1-0 G4-3		0-0 G4-6-3 1-2		3	0	0	0	1	1	2											
13 Ivanon Coffie, L (1.5) OBP: 0.276, SLG: 0.313		0-0 F8		2-2 G5-3		2-1 G4-3		0-0 G4-3		4	0	0	0	0	0	2											
Luis Matos, R (1.8) OBP: 0.321, SLG: 0.368		2-1 1B		1-0 HBP		2-2 HBP			1-3 K	2	0	1	0	0	1	0											
<b>Inning Stats</b>	R: 1 E: 0 K: 1 S: 14	H: 1 LOB: 0 BB: 0 P: 17	R: 1 E: 0 K: 1 S: 14	H: 2 LOB: 2 BB: 1 P: 24	R: 0 E: 0 K: 2 S: 10	H: 1 LOB: 1 BB: 0 P: 16	R: 2 E: 0 K: 2 S: 15	H: 2 LOB: 1 BB: 0 P: 23	R: 0 E: 0 K: 1 S: 10	H: 1 LOB: 1 BB: 0 P: 11	R: 0 E: 0 K: 0 S: 9	H: 1 LOB: 2 BB: 0 P: 20	R: 0 E: 0 K: 0 S: 12	H: 1 LOB: 0 BB: 0 P: 20	R: 0 E: 0 K: 0 S: 4	H: 1 LOB: 0 BB: 0 P: 4		R: 0 E: 0 K: 1 S: 9	H: 0 LOB: 0 BB: 0 P: 14	1B: 5 2B: 3 3B: 1 HR: 2	SF: 0 SAC: 0 DP: 2 HBP: 2	WP: 0 PB: 0 SB: 0 CS: 1	PA: 38				
<b>PITCHER</b>	IP	WLS	BF	H	R	ER	SO	BB	IBB	HBP	BLK	WP	HR	S	P	ERA	WHIP										
Ryan Rupe, R (1.1) ERA: 7.91	5.0	W	23	7	4	4	7	1	0	1	0	0	2	63	91	7.20	1.600										
Cory Lidle, R (6.1) ERA: 6.17	3.0	H	12	3	0	0	0	0	0	1	0	0	0	25	44	0.00	1.000										
Roberto Hernandez, R (9.1) ERA: 9.38	1.0	S	3	0	0	0	1	0	0	0	0	0	0	9	14	0.00	0.000										

Batter	1	2	3	4	5	6	7	8	9	AB	R	H	RBI	BB	SO	LOB	BOTTOM										
Gerald Williams, R (1.8) OBP: 0.328, SLG: 0.465	2-3 K2-3		4-0 HR G5-3 BB	3-2 F9-2			0-0 2B			3	2	1	0	1	1	1	<b>Baltimore Orioles @ Tampa Bay Devil Rays</b> Tropicana Field, St. Petersburg, FL Sun Aug 06 2000, 1:15 PM EDT Att: 18,864 - Dome - 72 F <a href="http://livebaseballscorecards.com">livebaseballscorecards.com</a>										
Miguel Cairo, R (1.4) OBP: 0.317, SLG: 0.328	0-1 2B 1B		1-2 G5-3	3-H	0-0 S 1B		0-0 SF8 2B			4	2	3	1	0	0	1											
Greg Vaughn, R (1.7) OBP: 0.394, SLG: 0.569 Jason Tyner, L (8.7) OBP: 0.216, SLG: 0.234	3-2 G6-3 1-H 2B		1-0 HR	2-H	1-2 F7 1B		4-1 SF8 BB			3	1	2	3	1	0	1											
Fred McGriff, L (1.3) OBP: 0.357, SLG: 0.454	1-0 G6-3		4-2 HR BB		1-3 K		0-0 SF8			2	1	0	1	1	1	2											
Jose Canseco, R (1.10) OBP: 0.383, SLG: 0.450	0-0 G5-3		1-3 K		0-1 G5-3		2-1 F7			4	0	0	0	0	1	4											
Jose Guillen, R (1.9) OBP: 0.344, SLG: 0.475		1-2 F9	1-0 HR	1-H		2-2 P4		0-0 F8		4	1	1	2	0	0	0											
John Flaherty, R (1.2) OBP: 0.323, SLG: 0.383		1-2 G5-3	1-0 F8			1-0 L6		2-1		4	0	1	0	0	0	0											
Aubrey Huff, L (1.5) OBP: 0.294, SLG: 0.438 Russ Johnson, R (8.5) OBP: 0.305, SLG: 0.292		1-2 FC4-6 1B		0-0 SH1-3 F9-2 2B		0-1 G3-1		0-0 P4		3	0	2	0	0	0	0											
Felix Martinez, S (1.6) OBP: 0.327, SLG: 0.297		3-1 FC4-6		1-0 SH1-3			1-2 F9		1-0 L6	3	0	0	0	0	0	2											
<b>Inning Stats</b>	R: 1 E: 0 K: 1 S: 11	H: 2 LOB: 1 BB: 0 P: 17	R: 0 E: 0 K: 0 S: 11	H: 1 LOB: 0 BB: 0 P: 17	R: 4 E: 0 K: 1 S: 12	H: 2 LOB: 0 BB: 2 P: 25	R: 0 E: 0 K: 0 S: 5	H: 1 LOB: 0 BB: 0 P: 9	R: 0 E: 0 K: 1 S: 9	H: 1 LOB: 1 BB: 0 P: 11	R: 0 E: 0 K: 0 S: 8	H: 0 LOB: 0 BB: 0 P: 11	R: 2 E: 0 K: 0 S: 9	H: 2 LOB: 1 BB: 1 P: 16	R: 0 E: 0 K: 0 S: 5	H: 1 LOB: 1 BB: 0 P: 8		R: 0 E: 0 K: 0 S: 5	H: 1 LOB: 1 BB: 0 P: 8	1B: 3 2B: 6 3B: 0 HR: 2	SF: 1 SAC: 1 DP: 1 HBP: 0	WP: 0 PB: 0 SB: 2 CS: 0	PA: 36				
<b>PITCHER</b>	IP	WLS	BF	H	R	ER	SO	BB	IBB	HBP	BLK	WP	HR	S	P	ERA	WHIP										
35 Mike Mussina, R (1.1) ERA: 3.88	6.1	L	30	9	7	7	3	3	0	0	0	0	0	62	101	9.95	1.895										
B.J. Ryan, L (7.1) ERA: 6.95	1.2		6	1	0	0	0	0	0	0	0	0	0	8	13	0.00	0.600										

Batter	1	2	3	4	5	6	7	8	9	AB	R	H	RBI	BB	SO	LOB	TOP				
<b>Cristian Guzman, S</b> OBP: 0.315, SLG: 0.415 (1, 6)										5	1	1	0	0	0	1	<b>Minnesota Twins @ Tampa Bay Devil Rays</b> Tropicana Field, St. Petersburg, FL Mon Aug 07 2000, 7:15 PM EDT Att: 14,122 - Dome - 72 F <a href="http://livebaseballscorecards.com">livebaseballscorecards.com</a>				
<b>Jay Canizaro, R</b> OBP: 0.332, SLG: 0.411 (1, 4)									3	0	1	0	1	0	1						
<b>Midre Cummings, L</b> OBP: 0.330, SLG: 0.393 (1, 9)									5	0	0	1	0	0	4						
<b>Ron Coomer, R</b> OBP: 0.338, SLG: 0.447 (1, 3)									4	1	2	0	0	0	0						
<b>David Ortiz, L</b> OBP: 0.401, SLG: 0.467 (1, 10)									3	1	1	0	1	0	1						
<b>Corey Koskie, L</b> OBP: 0.404, SLG: 0.464 (1, 5)									4	1	2	2	0	0	2						
<b>Tori Hunter, R</b> OBP: 0.268, SLG: 0.310 (1, 8)									4	0	2	0	0	0	1						
<b>Jacque Jones, L</b> OBP: 0.317, SLG: 0.468 (1, 7)									4	0	0	1	0	1	4						
<b>Chad Moeller, R</b> OBP: 0.250, SLG: 0.255 (1, 2)									4	0	0	0	0	2	4						
<b>Inning Stats</b>	R: 1 E: 0 K: 0 S: 11	H: 2 LOB: 1 BB: 0 P: 18	R: 0 E: 0 K: 0 S: 5	H: 2 LOB: 1 BB: 0 P: 10	R: 0 E: 0 K: 0 S: 6	H: 0 LOB: 0 BB: 0 P: 9	R: 1 E: 0 K: 1 S: 9	H: 3 LOB: 2 BB: 0 P: 15	R: 0 E: 0 K: 1 S: 5	H: 1 LOB: 1 BB: 0 P: 13	R: 0 E: 1 K: 0 S: 7	H: 0 LOB: 1 BB: 0 P: 11	R: 0 E: 1 K: 0 S: 7	H: 0 LOB: 2 BB: 1 P: 11	1B: 7 2B: 0 3B: 1 HR: 1	SF: 0 SAC: 0 DP: 2 HBP: 1	WP: 1 PA: 39 CS: 0				
<b>PITCHER</b> <b>Bryan Rekar, R</b> ERA: 4.46 (1, 1)	IP: 9.0 WLS: L BF: 39	H: 9 R: 4 ER: 4 SO: 3	BB: 2 IBB: 0 HBP: 1 BLK: 0	WP: 1 HR: 1 S: 68 P: 111	ERA: 4.00 WHIP: 1.222	<b>PITCHER</b>											IP: 9.0 WLS: L BF: 39	H: 9 R: 4 ER: 4 SO: 3	BB: 2 IBB: 0 HBP: 1 BLK: 0	WP: 1 HR: 1 S: 68 P: 111	ERA: 4.00 WHIP: 1.222

Batter	1	2	3	4	5	6	7	8	9	AB	R	H	RBI	BB	SO	LOB	BOTTOM				
<b>Gerald Williams, R</b> OBP: 0.325, SLG: 0.461 (1, 8)										4	0	0	0	0	0	0	<b>Minnesota Twins @ Tampa Bay Devil Rays</b> Tropicana Field, St. Petersburg, FL Mon Aug 07 2000, 7:15 PM EDT Att: 14,122 - Dome - 72 F <a href="http://livebaseballscorecards.com">livebaseballscorecards.com</a>				
<b>Miguel Cairo, R</b> OBP: 0.316, SLG: 0.330 (1, 4)										4	0	1	0	0	0	0					
<b>Greg Vaughn, R</b> OBP: 0.395, SLG: 0.566 (1, 10)										3	1	1	0	1	2	0					
<b>Fred McGriff, L</b> OBP: 0.356, SLG: 0.452 (1, 3)										4	1	1	1	0	1	2					
<b>Jose Guillen, R</b> OBP: 0.342, SLG: 0.471 (1, 9)										4	0	1	0	0	2	2					
<b>Russ Johnson, R</b> OBP: 0.316, SLG: 0.299 (1, 5)										3	0	2	1	1	1	0					
<b>Steve Cox, L</b> OBP: 0.396, SLG: 0.442 (1, 7)										3	0	0	0	0	0	1					
<b>John Flaherty, R</b> OBP: 0.322, SLG: 0.382 (9, PH)										1	0	0	0	0	0	2					
<b>Mike DiFelice, R</b> OBP: 0.294, SLG: 0.399 (1, 2)										3	0	0	0	0	3	1					
<b>Felix Martinez, S</b> OBP: 0.324, SLG: 0.294 (1, 6)										2	0	0	0	0	0	1					
<b>Quinton McCracken, S</b> OBP: 0.230, SLG: 0.111 (8, PH)										1	0	0	0	0	0	0					
<b>Ozzie Guillen, L</b> OBP: 0.308, SLG: 0.380 (9, 6)										0	0	0	0	0	0	0					
<b>Inning Stats</b>	R: 0 E: 0 K: 1 S: 10	H: 1 LOB: 2 BB: 1 P: 18	R: 0 E: 0 K: 1 S: 12	H: 1 LOB: 0 BB: 0 P: 18	R: 0 E: 0 K: 1 S: 11	H: 0 LOB: 0 BB: 0 P: 19	R: 0 E: 0 K: 2 S: 12	H: 0 LOB: 1 BB: 1 P: 22	R: 0 E: 0 K: 1 S: 6	H: 0 LOB: 0 BB: 0 P: 10	R: 0 E: 0 K: 1 S: 10	H: 0 LOB: 0 BB: 0 P: 14	R: 0 E: 0 K: 1 S: 7	H: 0 LOB: 0 BB: 0 P: 12	R: 0 E: 0 K: 1 S: 8	H: 0 LOB: 0 BB: 0 P: 10	R: 2 E: 1 K: 0 S: 18	H: 4 LOB: 2 BB: 0 P: 25	1B: 5 2B: 1 3B: 1 HR: 0	SF: 0 SAC: 0 DP: 0 HBP: 0	WP: 0 PA: 35 CS: 1
<b>PITCHER</b> <b>Mark Redman, L</b> ERA: 4.58 (1, 1)	IP: 8.2 WLS: W BF: 31	H: 4 R: 2 ER: 2 SO: 9	BB: 2 IBB: 0 HBP: 0 BLK: 0	WP: 0 HR: 0 S: 82 P: 130	ERA: 2.08 WHIP: 0.692	<b>PITCHER</b>											IP: 8.2 WLS: W BF: 31	H: 4 R: 2 ER: 2 SO: 9	BB: 2 IBB: 0 HBP: 0 BLK: 0	WP: 0 HR: 0 S: 82 P: 130	ERA: 2.08 WHIP: 0.692
<b>LaTroy Hawkins, R</b> ERA: 3.34 (9, 1)	0.0	2	2	0	0	0	0	0	0	0	0	9	15	∞	∞						
<b>Eddie Guardado, L</b> ERA: 3.46 (9, 1)	0.1	S	1	0	0	0	0	0	0	0	0	3	3	0.00	0.000						

Batter	1	2	3	4	5	6	7	8	9	AB	R	H	RBI	BB	SO	LOB	TOP			
<b>Cristian Guzman, S</b> (1, 6) OBP: 0.314, SLG: 0.412										3	0	0	0	1	1	0	<b>Minnesota Twins @ Tampa Bay Devil Rays</b> Tropicana Field, St. Petersburg, FL Tue Aug 08 2000, 7:15 PM EDT Att: 13,155 - Dome - 72 F			
<b>Denny Hocking, S</b> (1, 4) OBP: 0.397, SLG: 0.415										4	0	2	0	0	0	0				
<b>Matt Lawton, L</b> (1, 9) OBP: 0.428, SLG: 0.465										3	0	0	0	1	0	3				
<b>Ron Coomer, R</b> (1, 3)										4	0	0	0	0	0	2				
<b>David Ortiz, L</b> (1, 10) OBP: 0.395, SLG: 0.460										4	0	0	0	0	1	1				
<b>Corey Koskie, L</b> (1, 5) OBP: 0.404, SLG: 0.463										3	0	1	0	0	1	0				
<b>Tori Hunter, R</b> (1, 8) OBP: 0.274, SLG: 0.318										2	0	1	0	1	0	0				
<b>Jacque Jones, L</b> (1, 7) OBP: 0.315, SLG: 0.464										3	0	0	0	0	0	3				
<b>Danny Ardoin, R</b> (1, 2)										3	0	0	0	0	0	1				
<b>Inning Stats</b>	R: 0 E: 0 K: 1 S: 8	H: 0 LOB: 0 BB: 0 P: 13	R: 0 E: 0 K: 1 S: 6	H: 0 LOB: 0 BB: 0 P: 11	R: 0 E: 0 K: 0 S: 5	H: 1 LOB: 0 BB: 0 P: 9	R: 0 E: 0 K: 0 S: 6	H: 1 LOB: 1 BB: 0 P: 9	R: 0 E: 0 K: 1 S: 9	H: 0 LOB: 0 BB: 1 P: 11	R: 0 E: 0 K: 0 S: 12	H: 1 LOB: 2 BB: 1 P: 21	R: 0 E: 0 K: 0 S: 7	H: 0 LOB: 0 BB: 0 P: 11	R: 0 E: 0 K: 0 S: 3	H: 0 LOB: 0 BB: 1 P: 9	1B: 3 2B: 2 3B: 0 HR: 0	SF: 0 SAC: 0 DP: 2 HBP: 0	WP: 0 PB: 0 CS: 0	PA: 32
<b>PITCHER</b> <b>Albie Lopez, R</b> (1, 1) ERA: 3.55	IP: 9.0 WLS: W BF: 32 H: 4 R: 0 ER: 0 SO: 3 BB: 3 IBB: 0 HBP: 0 BLK: 0 WP: 0 HR: 0 S: 64 P: 112 ERA: 0.00 WHIP: 0.778											<b>PITCHER</b>	IP: 9.0 WLS: W BF: 32 H: 4 R: 0 ER: 0 SO: 3 BB: 3 IBB: 0 HBP: 0 BLK: 0 WP: 0 HR: 0 S: 64 P: 112 ERA: 0.00 WHIP: 0.778							

Batter	1	2	3	4	5	6	7	8	9	AB	R	H	RBI	BB	SO	LOB	BOTTOM			
<b>Gerald Williams, R</b> (1, 8) OBP: 0.323, SLG: 0.458										5	1	1	0	0	1	3	<b>Minnesota Twins @ Tampa Bay Devil Rays</b> Tropicana Field, St. Petersburg, FL Tue Aug 08 2000, 7:15 PM EDT Att: 13,155 - Dome - 72 F			
<b>Russ Johnson, R</b> (1, 4) OBP: 0.315, SLG: 0.298										4	0	1	0	0	0	1				
<b>Greg Vaughn, R</b> (1, 10) OBP: 0.391, SLG: 0.559										4	0	0	0	0	2	2				
<b>Fred McGriff, L</b> (1, 3) OBP: 0.359, SLG: 0.452										2	1	1	0	2	0	0				
<b>Jose Guillen, R</b> (1, 9) OBP: 0.341, SLG: 0.476										4	1	1	2	0	0	3				
<b>Steve Cox, L</b> (1, 7) OBP: 0.395, SLG: 0.446										3	1	1	1	0	1	0				
<b>Jason Tyner, L</b> (7, 7) OBP: 0.212, SLG: 0.229										1	0	0	0	0	0	1				
<b>John Flaherty, R</b> (1, 2) OBP: 0.324, SLG: 0.398										4	1	2	2	0	0	0				
<b>Aubrey Huff, L</b> (1, 5) OBP: 0.350, SLG: 0.474										3	0	2	0	0	0	0				
<b>Miguel Cairo, R</b> (8, 4) OBP: 0.315, SLG: 0.329										1	0	0	0	0	1	0				
<b>Felix Martinez, S</b> (1, 6) OBP: 0.327, SLG: 0.295										3	0	1	0	1	0	2				
<b>Inning Stats</b>	R: 0 E: 0 K: 2 S: 12	H: 1 LOB: 2 BB: 1 P: 21	R: 0 E: 0 K: 0 S: 10	H: 2 LOB: 2 BB: 0 P: 15	R: 0 E: 0 K: 0 S: 5	H: 0 LOB: 0 BB: 0 P: 6	R: 0 E: 0 K: 1 S: 9	H: 2 LOB: 2 BB: 0 P: 12	R: 5 E: 1 K: 1 S: 12	H: 4 LOB: 0 BB: 1 P: 22	R: 0 E: 0 K: 0 S: 6	H: 0 LOB: 0 BB: 0 P: 9	R: 0 E: 0 K: 0 S: 9	H: 1 LOB: 1 BB: 0 P: 11	R: 0 E: 0 K: 1 S: 17	H: 0 LOB: 1 BB: 1 P: 25	1B: 6 2B: 2 3B: 1 HR: 1	SF: 0 SAC: 0 DP: 0 HBP: 0	WP: 0 PB: 0 CS: 0	PA: 37
<b>PITCHER</b> <b>Brad Radke, R</b> (1, 1) ERA: 4.41	IP: 5.0 WLS: L BF: 26 H: 9 R: 5 ER: 5 SO: 4 BB: 2 IBB: 0 HBP: 0 BLK: 0 WP: 0 HR: 1 S: 48 P: 76 ERA: 9.00 WHIP: 2.200											<b>PITCHER</b>	IP: 5.0 WLS: L BF: 26 H: 9 R: 5 ER: 5 SO: 4 BB: 2 IBB: 0 HBP: 0 BLK: 0 WP: 0 HR: 1 S: 48 P: 76 ERA: 9.00 WHIP: 2.200							
<b>Travis Miller, L</b> (6, 1) ERA: 3.99	IP: 2.0 WLS: 7 BF: 1 H: 0 R: 0 ER: 0 SO: 0 BB: 0 IBB: 0 HBP: 0 BLK: 0 WP: 0 HR: 0 S: 15 P: 20 ERA: 0.00 WHIP: 0.500											<b>PITCHER</b>	IP: 2.0 WLS: 7 BF: 1 H: 0 R: 0 ER: 0 SO: 0 BB: 0 IBB: 0 HBP: 0 BLK: 0 WP: 0 HR: 0 S: 15 P: 20 ERA: 0.00 WHIP: 0.500							
<b>54 Jason Ryan, R</b> (8, 1) ERA: 8.66	IP: 1.0 WLS: 4 BF: 0 H: 0 R: 0 ER: 0 SO: 1 BB: 1 IBB: 0 HBP: 0 BLK: 0 WP: 0 HR: 0 S: 17 P: 25 ERA: 0.00 WHIP: 1.000											<b>PITCHER</b>	IP: 1.0 WLS: 4 BF: 0 H: 0 R: 0 ER: 0 SO: 1 BB: 1 IBB: 0 HBP: 0 BLK: 0 WP: 0 HR: 0 S: 17 P: 25 ERA: 0.00 WHIP: 1.000							

Batter	1	2	3	4	5	6	7	8	9	10	AB	R	H	RBI	BB	SO	LOB			
<b>Cristian Guzman, S</b> OBP: 0.313, SLG: 0.416	G6-3		FC1-6 1B		G3		HR	F9			5	2	1	1	0	0	3			
<b>Jay Canizaro, R</b> OBP: 0.330, SLG: 0.407	G5-3		F9		G6-3		P4				5	0	1	1	0	0	2			
<b>Matt Lawton, L</b> OBP: 0.432, SLG: 0.465	G1-4-3		1B BB				BB 1B BB				2	0	1	0	3	0	0			
<b>Ron Coomer, R</b> OBP: 0.336, SLG: 0.442		G1-3			F8		BB 1B			F5	5	0	2	1	0	0	3			
<b>David Ortiz, L</b> OBP: 0.392, SLG: 0.459			G4-3				G3-1			K	5	1	1	0	0	2	5			
<b>Corey Koskie, L</b> OBP: 0.401, SLG: 0.457		G3			G5-3		G4-3			G6-3	4	0	0	0	1	0	1			
<b>Torii Hunter, R</b> OBP: 0.277, SLG: 0.320					G5-3					G3-1	5	0	2	1	0	0	3			
<b>Jacque Jones, L</b> OBP: 0.318, SLG: 0.466			F7		K		1B				5	1	3	0	0	1	1			
<b>Chad Moeller, R</b> OBP: 0.259, SLG: 0.275							G3 2B			K	4	0	2	0	0	1	3			
<b>Inning Stats</b>	R: 0 E: 0 K: 0 S: 7	H: 0 LOB: 0 BB: 0 P: 9	R: 1 E: 0 K: 10 S: 10	H: 2 LOB: 1 BB: 0 P: 16	R: 1 E: 0 K: 0 S: 9	H: 2 LOB: 2 BB: 1 P: 14	R: 0 E: 0 K: 1 S: 8	H: 0 LOB: 0 BB: 0 P: 11	R: 0 E: 0 K: 0 S: 8	H: 1 LOB: 2 BB: 1 P: 15	R: 0 E: 0 K: 1 S: 10	H: 2 LOB: 3 BB: 2 P: 30	R: 1 E: 0 K: 1 S: 6	H: 2 LOB: 1 BB: 0 P: 8	R: 0 E: 0 K: 1 S: 10	H: 1 LOB: 0 BB: 0 P: 15	R: 0 E: 0 K: 1 S: 10	H: 1 LOB: 0 BB: 0 P: 15	1B: 10 2B: 3 3B: 0 HR: 1	SF: 0 SAC: 0 DP: 1 HBP: 0


PITCHER	IP	WLS	BF	H	R	ER	SO	BB	IBB	HBP	BLK	WP	HR	S	P	ERA	WHIP	
<b>Dave Eiland, R</b> ERA: 6.55	6.0		27	7	2	2	1	2	0	0	0	0	0	1	15	28	3.00	1.500
<b>Doug Creek, L</b> ERA: 3.35	7.1	0.2	6	2	1	1	1	2	0	0	0	0	1	7	10	6.75	1.500	
<b>Esteban Yan, R</b> ERA: 6.83	7.1	1.1	5	2	1	1	0	0	0	0	0	0	1	7	10	6.75	1.500	
<b>Roberto Hernandez, R</b> ERA: 3.31	8.1	1.0	3	1	0	0	1	0	0	0	0	0	0	10	15	0.00	1.000	
<b>Billy Taylor, R</b> ERA: 5.4	10.1	1.0	W	3	1	0	0	0	0	0	0	0	0	10	15	0.00	1.000	

**TOP**

**Minnesota Twins @ Tampa Bay Devil Rays**  
Tropicana Field, St. Petersburg, FL  
Wed Aug 09 2000, 7:15 PM EDT  
Att. 13,916 - Dome - 72 F

livebaseballscorecards.com

AB 40  
R 4  
H 13  
RBI 4  
BB 4  
SO 4  
LOB 21



WP: 1 PA: 45  
PB: 0  
SB: 1  
CS: 2

Batter	1	2	3	4	5	6	7	8	9	10	AB	R	H	RBI	BB	SO	LOB					
<b>Gerald Williams, R</b> OBP: 0.322, SLG: 0.455	F9		L5				K			G5-3	5	0	1	0	0	1	1					
<b>Miguel Cairo, R</b> OBP: 0.316, SLG: 0.331					F7		G4-3				4	1	1	0	1	0	2					
<b>Greg Vaughn, R</b> OBP: 0.388, SLG: 0.563							K				5	1	1	1	0	2	2					
<b>Fred McGriff, L</b> OBP: 0.364, SLG: 0.462							HR				4	2	3	1	1	0	1					
<b>Jose Guillen, R</b> OBP: 0.338, SLG: 0.474							2B 1B				5	0	1	1	0	0	3					
<b>John Flaherty, R</b> OBP: 0.323, SLG: 0.399											4	1	1	0	0	1	1					
<b>Russ Johnson, R</b> OBP: 0.314, SLG: 0.297											4	0	1	2	0	0	0					
<b>Steve Cox, L</b> OBP: 0.389, SLG: 0.438											3	0	0	0	0	0	1					
<b>Jason Tyner, L</b> OBP: 0.226, SLG: 0.245											1	0	1	0	0	0	0					
<b>Felix Martinez, S</b> OBP: 0.327, SLG: 0.292											2	0	0	0	0	0	0					
<b>Aubrey Huff, L</b> OBP: 0.351, SLG: 0.500											1	0	1	0	0	0	0					
<b>Ozzie Guillen, L</b> OBP: 0.306, SLG: 0.380											0	0	0	0	0	0	0					
<b>Inning Stats</b>	R: 0 E: 0 K: 0 S: 7	H: 1 LOB: 1 BB: 0 P: 11	R: 0 E: 0 K: 1 S: 9	H: 0 LOB: 0 BB: 0 P: 12	R: 0 E: 0 K: 0 S: 8	H: 0 LOB: 0 BB: 0 P: 13	R: 1 E: 0 K: 1 S: 8	H: 2 LOB: 1 BB: 0 P: 14	R: 0 E: 0 K: 0 S: 7	H: 1 LOB: 2 BB: 0 P: 10	R: 2 E: 0 K: 1 S: 14	H: 3 LOB: 1 BB: 0 P: 22	R: 0 E: 0 K: 1 S: 10	H: 0 LOB: 0 BB: 0 P: 16	R: 1 E: 0 K: 0 S: 8	H: 1 LOB: 0 BB: 1 P: 14	R: 0 E: 0 K: 0 S: 8	H: 2 LOB: 1 BB: 0 P: 11	R: 1 E: 1 K: 0 S: 5	H: 1 LOB: 2 BB: 1 P: 12	1B: 6 2B: 3 3B: 0 HR: 2	SF: 0 SAC: 0 DP: 1 HBP: 1

PITCHER	IP	WLS	BF	H	R	ER	SO	BB	IBB	HBP	BLK	WP	HR	S	P	ERA	WHIP
<b>Eric Milton, L</b> ERA: 4.67	7.0		29	7	3	3	4	0	0	0	0	0	1	63	98	3.86	1.000
<b>Bob Wells, R</b> ERA: 3.79	8.1	2.0	8	3	1	1	0	1	0	0	0	0	1	16	25	4.50	2.000
<b>LaTroy Hawkins, R</b> ERA: 3.46	10.1	0.1	L	4	1	1	0	1	0	0	0	0	0	5	12	27.00	6.000

**BOTTOM**

**Minnesota Twins @ Tampa Bay Devil Rays**  
Tropicana Field, St. Petersburg, FL  
Wed Aug 09 2000, 7:15 PM EDT  
Att. 13,916 - Dome - 72 F

livebaseballscorecards.com

AB 38  
R 5  
H 11  
RBI 5  
BB 2  
SO 4  
LOB 11



WP: 0 PA: 41  
PB: 0  
SB: 1  
CS: 0

Batter	1	2	3	4	5	6	7	8	9	AB	R	H	RBI	BB	SO	LOB	TOP			
<b>Cristian Guzman, S</b> OBP: 0.313, SLG: 0.415 (1, 6)	1-3 K		2-2 F7		2-1 F8			0-0 PB 1B		4	1	1	0	0	1	1	<b>Minnesota Twins @ Tampa Bay Devil Rays</b> Tropicana Field, St. Petersburg, FL Thu Aug 10 2000, 12:15 PM EDT Att: 14,935 - Dome - 72 F <a href="http://livebaseballscorecards.com">livebaseballscorecards.com</a>			
<b>Denny Hocking, S</b> OBP: 0.359, SLG: 0.414 (1, 4) (8, 9)	3-3 K		1-0 FC4-6 1B		0-2 FC6-4 1-2			4-1 WP 1B 1-2 SF7 BB		3	1	1	0	1	1					
<b>Matt Lawton, L</b> OBP: 0.431, SLG: 0.463 <b>Jason Maxwell, R</b> OBP: 0.316, SLG: 0.337 (6, PR) (8, 4)	1-1 G5-3		0-0 FC4-6 1-2			3-2 E6 L6-4 1B		0-0 SF7 WP 1-2 2-H 1B		4	0	1	1	0	0	1				
<b>Ron Coomer, R</b> OBP: 0.335, SLG: 0.440 (1, 3)		0-1 G4-3		0-1 1B 1B		2-1 F9		1-2 F3 1-2 2-3		4	0	1	0	0	0	3				
<b>David Ortiz, L</b> OBP: 0.390, SLG: 0.457 (1, 10)	2-3 K		2-3 K			1-2 1B		3-1 SF7 2-3 3-H		3	0	1	1	0	2	1				
<b>Corey Koskie, L</b> OBP: 0.399, SLG: 0.455 (1, 5)	3-2 P4		1-2 G6-4-3 1B			0-0 L6-4 2-3		0-0 K		4	0	1	0	0	1	4				
<b>Tori Hunter, R</b> OBP: 0.272, SLG: 0.313 (1, 8)			0-3 K		0-0 G6-4-3 1-2			0-1 G6-3		4	0	0	0	0	2	2				
<b>Jacque Jones, L</b> OBP: 0.318, SLG: 0.463 (1, 7)			3-2 HR 1B		0-0 F7			2-3 K		4	1	1	0	0	1	0				
<b>Danny Ardoin, R</b> OBP: 0.375, SLG: 0.417 (1, 2)			1-1 HR		1-2 FC6-4 1B			1-3 K		4	1	2	2	0	2	0				
<b>Inning Stats</b>	R: 0 E: 0 K: 2 S: 8	H: 0 LOB: 0 BB: 0 P: 13	R: 0 E: 0 K: 1 S: 8	H: 0 LOB: 0 BB: 0 P: 13	R: 2 E: 0 K: 1 S: 14	H: 3 LOB: 1 BB: 0 P: 21	R: 0 E: 0 K: 1 S: 9	H: 2 LOB: 1 BB: 0 P: 12	R: 0 E: 1 K: 0 S: 10	H: 1 LOB: 1 BB: 0 P: 16	R: 0 E: 0 K: 2 S: 8	H: 0 LOB: 0 BB: 0 P: 11	R: 2 E: 0 K: 1 S: 11	H: 2 LOB: 2 BB: 1 P: 19	R: 0 E: 0 K: 2 S: 8	H: 0 LOB: 0 BB: 0 P: 10		1B: 8 2B: 1 3B: 0 HR: 1	SF: 1 SAC: 0 DP: 2 HBP: 0	WP: 1 PA: 36 CS: 0
<b>PITCHER</b>	IP	WLS	BF	H	R	ER	SO	BB	IBB	HBP	BLK	WP	HR	S	P	ERA	WHIP			
<b>Tanyon Sturtze, R</b> ERA: 5.81 <b>Cory Lidle, R</b> ERA: 6.46 <b>Doug Creek, L</b> ERA: 3.29 <b>Billy Taylor, R</b> ERA: 4.7	(1, 1) (8, 1) (8, 1) (9, 1)	7.0 0.1 0.2 1.0	W 4 2 3	27 2 0 0	7 2 0 0	2 2 0 0	7 2 1 2	0 1 0 0	0 0 0 0	0 0 0 0	0 0 0 0	0 1 0 0	1 0 5 8	6 11 8 10	98 8 11 10	2.57 54.00 0.00 0.00	1.000 9.000 0.000 0.000			


Batter	1	2	3	4	5	6	7	8	9	AB	R	H	RBI	BB	SO	LOB	BOTTOM			
<b>Gerald Williams, R</b> OBP: 0.327, SLG: 0.463 (1, 8)	4-2 WP HBP BB	4-1 CS BB						1-3 K		3	3	2	1	2	1	0	<b>Minnesota Twins @ Tampa Bay Devil Rays</b> Tropicana Field, St. Petersburg, FL Thu Aug 10 2000, 12:15 PM EDT Att: 14,935 - Dome - 72 F <a href="http://livebaseballscorecards.com">livebaseballscorecards.com</a>			
<b>Miguel Cairo, R</b> OBP: 0.322, SLG: 0.335 (1, 4)	4-1 HBP SF7 BB	4-1 BB			1-1 L5		2-0 E 2B			2	2	1	0	2	0	0				
<b>Greg Vaughn, R</b> OBP: 0.367, SLG: 0.558 (1, 10)	3-3 K	1-3 K			3-3 K		4-2 2B BB			3	1	0	0	1	3	4				
<b>Fred McGriff, L</b> OBP: 0.363, SLG: 0.459 (1, 3)	4-1 HBP HR BB	1-0 CS	3-2 G1-6-3		3-3 K		2-3 K			3	1	0	0	1	2	1				
<b>Jose Guillen, R</b> OBP: 0.340, SLG: 0.477 (1, 9)	3-2 HR HBP		0-0 F3			2-0 P5	1-1 1B 2B			3	2	1	2	0	0	0				
<b>Steve Cox, L</b> OBP: 0.388, SLG: 0.439 <b>Jason Tyner, L</b> OBP: 0.241, SLG: 0.260 (6, PR) (7, 7)	1-2 2-3 3-H SF7		1-3 K			0-1 1B	0-0 1B			2	0	1	1	0	1	0				
<b>Aubrey Huff, L</b> OBP: 0.391, SLG: 0.636 <b>Russ Johnson, R</b> OBP: 0.310, SLG: 0.293 (6, PH) (7, 5)	3-H HR				0-3 K		1-3 K	0-0 F9		2	1	1	3	0	1	0				
<b>Mike DiFelice, R</b> OBP: 0.287, SLG: 0.388 (1, 2)	1-1 F9				0-1 F7		0-3 K	1-2 G6-3		4	0	0	0	0	1	1				
<b>Felix Martinez, S</b> OBP: 0.322, SLG: 0.286 (1, 6)		2-2 P3			1-0 G4-3			0-0 G5-3	2-2 G5-3	4	0	0	0	0	0	0				
<b>Inning Stats</b>	R: 5 E: 0 K: 1 S: 23	H: 1 LOB: 0 BB: 3 P: 43	R: 0 E: 0 K: 1 S: 10	H: 0 LOB: 2 BB: 2 P: 22	R: 0 E: 0 K: 1 S: 7	H: 0 LOB: 0 BB: 0 P: 11	R: 0 E: 0 K: 1 S: 6	H: 0 LOB: 0 BB: 0 P: 7	R: 1 E: 0 K: 2 S: 10	H: 1 LOB: 0 BB: 0 P: 19	R: 0 E: 0 K: 2 S: 9	H: 1 LOB: 0 BB: 0 P: 12	R: 4 E: 0 K: 1 S: 15	H: 4 LOB: 1 BB: 1 P: 26	R: 0 E: 0 K: 1 S: 15	H: 0 LOB: 0 BB: 0 P: 19		1B: 3 2B: 2 3B: 0 HR: 2	SF: 1 SAC: 0 DP: 0 HBP: 1	WP: 3 PA: 38 CS: 1
<b>PITCHER</b>	IP	WLS	BF	H	R	ER	SO	BB	IBB	HBP	BLK	WP	HR	S	P	ERA	WHIP			
<b>Joe Mays, R</b> ERA: 5.94 <b>54 Jason Ryan, R</b> ERA: 8.94 <b>Johan Santana, L</b> ERA: 6.46 <b>Hector Carrasco, R</b> ERA: 4.1 <b>Eddie Guardado, L</b> ERA: 3.38	(1, 1) (1, 1) (2, 1) (7, 1) (8, 1)	0.1 0.2 5.1 0.2 1.0	L 3 21 5 3	5 1 4 2 0	4 1 3 2 0	4 1 3 2 0	4 1 7 1 1	0 0 2 1 0	0 0 0 0 0	0 0 0 0 0	0 0 0 0 0	0 1 1 0 0	4 6 48 9 15	3 6 81 16 19	37 6 81 16 19	108.00 13.50 5.06 27.00 0.00	9.000 1.500 1.125 4.500 0.000			

Batter	1	2	3	4	5	6	7	8	9	AB	R	H	RBI	BB	SO	LOB	TOP					
Ray Durham, S OBP: 0.395, SLG: 0.458	F7		G1-3				SH	G4-3		4	1	1	0	0	0	2						
Jose Valentin, S OBP: 0.345, SLG: 0.509	K						SH5-4		G3-1	4	0	1	1	0	1	2						
Frank Thomas, R OBP: 0.453, SLG: 0.655	G5-3		F8						K	3	0	0	0	2	1	1						
Magglio Ordonez, R OBP: 0.395, SLG: 0.585		G6-3					SF8		K	4	0	1	3	0	1	0						
14 Paul Konerko, R OBP: 0.370, SLG: 0.489	G6-3									3	1	1	1	0	1	2						
Carlos Lee, R OBP: 0.345, SLG: 0.502	K									4	0	0	0	0	1	3						
Chris Singleton, L OBP: 0.309, SLG: 0.397			F9	P5			G4-3		F7	4	1	1	0	0	0	0						
Tony Graffanino, R OBP: 0.366, SLG: 0.422			F9				G6-3	G6-3		4	0	1	0	0	0	1						
Charles Johnson, R OBP: 0.375, SLG: 0.591			G1-3							2	3	2	1	2	0	0						
<b>Inning Stats</b>	R: 0 E: 0 K: 1 S: 9	H: 0 LOB: 0 BB: 0 P: 14	R: 0 E: 0 K: 1 S: 12	H: 0 LOB: 0 BB: 0 P: 17	R: 2 E: 0 K: 0 S: 11	H: 3 LOB: 1 BB: 0 P: 18	R: 1 E: 0 K: 0 S: 5	H: 1 LOB: 0 BB: 0 P: 6	R: 2 E: 0 K: 1 S: 11	H: 3 LOB: 2 BB: 1 P: 18	R: 0 E: 0 K: 0 S: 11	H: 0 LOB: 0 BB: 0 P: 19	R: 1 E: 0 K: 0 S: 9	H: 0 LOB: 3 BB: 2 P: 23	R: 0 E: 0 K: 0 S: 6	H: 1 LOB: 1 BB: 1 P: 14	R: 0 E: 0 K: 2 S: 10	H: 0 LOB: 0 BB: 0 P: 16	1B: 3 2B: 4 3B: 0 HR: 1	SF: 1 SAC: 2 DP: 0 HBP: 1	WP: 0 PB: 0 SB: 0 CS: 1	PA: 40
<b>PITCHER</b>	IP	WLS	BF	H	R	ER	SO	BB	IBB	HBP	BLK	WP	HR	S	P	ERA	WHIP					
Ryan Rupe, R ERA: 7.99	5.0		23	7	5	5	3	0	1	0	0	0	1	48	73	9.00	1.400					
Paul Wilson, R ERA: 1.35	3.0	L	14	1	1	1	0	2	1	1	0	0	0	26	56	3.00	1.000					
Esteban Yan, R ERA: 6.77	1.0		3	0	0	0	2	0	0	0	0	0	0	10	16	0.00	0.000					

**Chicago White Sox @ Tampa Bay Devil Rays**  
Tropicana Field, St. Petersburg, FL  
Fri Aug 11 2000, 7:15 PM EDT  
Att: 18,370 - Dome - 72 F

livebaseballscorecards.com

AB 32  
R 6  
H 8  
RBI 6  
BB 4  
SO 5  
LOB 11




Batter	1	2	3	4	5	6	7	8	9	AB	R	H	RBI	BB	SO	LOB	BOTTOM					
Gerald Williams, R OBP: 0.326, SLG: 0.460	G4-3			P4				G6-3		5	1	1	2	0	0	2						
Miguel Cairo, R OBP: 0.327, SLG: 0.339										3	1	2	0	1	1	1						
Aubrey Huff, L OBP: 0.375, SLG: 0.609				K				G6-3		1	0	0	0	0	0	2						
Greg Vaughn, R OBP: 0.389, SLG: 0.554										2	0	0	0	3	1	4						
Fred McGriff, L OBP: 0.363, SLG: 0.457										4	0	1	3	1	0	4						
John Flaherty, R OBP: 0.318, SLG: 0.392										5	0	0	0	0	2	7						
Jose Guillen, R OBP: 0.337, SLG: 0.475										5	0	1	0	0	0	1						
Russ Johnson, R OBP: 0.309, SLG: 0.288										3	1	0	0	1	1	1						
Steve Cox, L OBP: 0.390, SLG: 0.437										3	1	1	0	1	1	1						
Jason Tyner, L OBP: 0.241, SLG: 0.260										0	0	0	0	0	0	0						
Felix Martinez, S OBP: 0.325, SLG: 0.283										2	1	0	0	1	0	2						
<b>Inning Stats</b>	R: 0 E: 0 K: 0 S: 7	H: 1 LOB: 2 BB: 1 P: 15	R: 5 E: 0 K: 1 S: 16	H: 2 LOB: 4 BB: 4 P: 40	R: 0 E: 0 K: 0 S: 6	H: 0 LOB: 0 BB: 0 P: 12	R: 0 E: 0 K: 1 S: 14	H: 0 LOB: 3 BB: 2 P: 29	R: 0 E: 0 K: 1 S: 9	H: 1 LOB: 1 BB: 0 P: 13	R: 0 E: 0 K: 0 S: 11	H: 1 LOB: 1 BB: 0 P: 19	R: 0 E: 0 K: 2 S: 8	H: 0 LOB: 0 BB: 0 P: 13	R: 0 E: 0 K: 0 S: 10	H: 1 LOB: 2 BB: 0 P: 13	R: 0 E: 0 K: 1 S: 10	H: 0 LOB: 1 BB: 1 P: 21	1B: 5 2B: 1 3B: 0 HR: 0	SF: 0 SAC: 0 DP: 0 HBP: 1	WP: 0 PB: 0 SB: 0 CS: 0	PA: 42
<b>PITCHER</b>	IP	WLS	BF	H	R	ER	SO	BB	IBB	HBP	BLK	WP	HR	S	P	ERA	WHIP					
Jim Parque, L ERA: 4.34	3.2		22	3	5	5	2	7	0	0	0	0	0	19	30	0.00	1.000					
Lorenzo Barcelo, R ERA: 5.14	2.0		8	2	0	0	1	0	0	0	0	0	0	3	6	0.00	0.000					
56 Mark Buehrle, L ERA: 5.91	0.1	W	1	0	0	0	0	0	0	0	0	0	0	3	6	0.00	0.000					
41 Bill Simas, R ERA: 3.72	1.0	H	3	0	0	0	2	0	0	0	0	0	0	8	13	0.00	0.000					
Bob Howry, R ERA: 3.38	1.0	H	5	1	0	0	0	1	0	0	0	0	0	11	18	0.00	2.000					

**Chicago White Sox @ Tampa Bay Devil Rays**  
Tropicana Field, St. Petersburg, FL  
Fri Aug 11 2000, 7:15 PM EDT  
Att: 18,370 - Dome - 72 F

livebaseballscorecards.com

AB 33  
R 5  
H 6  
RBI 5  
BB 8  
SO 6  
LOB 25



Batter	1	2	3	4	5	6	7	8	9	10	AB	R	H	RBI	BB	SO	LOB	TOP																																																																																																														
<b>Ray Durham, S</b> OBP: 0.356, SLG: 0.458 (1, 4)	3-1 CS 1B		3-2 1B 2B 1B	2-3 K			0-0 G1-3		3-1 P4		5	1	2	0	0	1	1	<b>Chicago White Sox @ Tampa Bay Devil Rays</b> Tropicana Field, St. Petersburg, FL Sat Aug 12 2000, 4:15 PM EDT Att. 27,538 - Dome - 72 F <a href="http://livebaseballscorecards.com">livebaseballscorecards.com</a>																																																																																																														
<b>Jose Valentin, S</b> OBP: 0.344, SLG: 0.506 (1, 6)	2-3 K 1-2		0-1 2B SF9 1B	3-3 K			3-1 F7		3-2 P4		5	1	1	0	0	2	2																																																																																																															
<b>Frank Thomas, R</b> OBP: 0.453, SLG: 0.656 (1, 10)	3-2 1B 2B		3-2 SF9 1-3 2H				1-1 G6-3		0-1 F7		5	1	2	1	0	0	0																																																																																																															
<b>Magglio Ordonez, R</b> OBP: 0.399, SLG: 0.589 (1, 9)	0-0 1B 2H		2-1 SF9				1-0 14 S 1B		1-0 14 BLK 14 PB SF7 1B		4	1	4	2	0	0	0																																																																																																															
<b>14 Paul Konerko, R</b> OBP: 0.358, SLG: 0.484 (1, 3)	3-1 G6-3		3-1 F9				4-1 G6-4-3 BB		0-2 FC5 WP 1B		4	0	0	0	1	0	4																																																																																																															
<b>Carlos Lee, R</b> OBP: 0.345, SLG: 0.508 (1, 7)		0-0 HR	4-2 BB				0-1 G6-4-3		3-3 K		3	1	1	2	1	1	4																																																																																																															
<b>Chris Singleton, L</b> OBP: 0.306, SLG: 0.394 (8, PH)	2-1 G4-3		0-1 G4-3				1-0 G6-3		4-0 1-2 2-3 IBB		3	0	0	0	0	0	2																																																																																																															
<b>Jeff Abbott, R</b> OBP: 0.350, SLG: 0.384 (8, 8)									2-2 HBP		0	0	0	0	1	0	0																																																																																																															
<b>Tony Graffanino, R</b> OBP: 0.357, SLG: 0.410 (8, PH)	2-2 G4-3						0-0 F8		3-3 K		3	0	0	0	0	0	0																																																																																																															
<b>Harold Baines, L</b> OBP: 0.343, SLG: 0.430 (8, 5)							1-0 L7		0-0 G6-3		1	0	0	0	0	1	3																																																																																																															
<b>Herbert Perry, R</b> OBP: 0.362, SLG: 0.489 (8, 5)							3-3 K		2-3 K		1	0	0	0	0	0	1																																																																																																															
<b>Charles Johnson, R</b> OBP: 0.374, SLG: 0.587 (1, 2)	1-1 F7						1-1 1B				4	0	1	0	0	2	3																																																																																																															
<b>Inning Stats</b>	R: 1 E: 0 K: 1 S: 11	H: 3 LOB: 1 BB: 0 P: 22	R: 1 E: 0 K: 0 S: 8	H: 1 LOB: 0 BB: 0 P: 13	R: 2 E: 0 K: 0 S: 17	H: 3 LOB: 2 BB: 1 P: 30	R: 0 E: 0 K: 2 S: 10	H: 1 LOB: 1 BB: 0 P: 16	R: 0 E: 0 K: 1 S: 5	H: 0 LOB: 0 BB: 0 P: 9	R: 0 E: 0 K: 0 S: 5	H: 0 LOB: 0 BB: 0 P: 9	R: 0 E: 0 K: 3 S: 15	H: 1 LOB: 3 BB: 1 P: 27	R: 0 E: 0 K: 0 S: 13	H: 0 LOB: 0 BB: 0 P: 19	R: 1 E: 0 K: 0 S: 10	H: 1 LOB: 1 BB: 0 P: 15	1B: 8 2B: 3 3B: 0 HR: 1	SF: 2 SAC: 0 DP: 2 HBP: 1	WP: 1 PB: 1 SB: 1 CS: 1	PA: 44																																																																																																										
<b>PITCHER</b>	IP WLS BF H R ER SO BB IBB HBP BLK WP HR S P ERA WHIP	<table border="1"> <thead> <tr> <th>PITCHER</th> <th>IP</th> <th>WLS</th> <th>BF</th> <th>H</th> <th>R</th> <th>ER</th> <th>SO</th> <th>BB</th> <th>IBB</th> <th>HBP</th> <th>BLK</th> <th>WP</th> <th>HR</th> <th>S</th> <th>P</th> <th>ERA</th> <th>WHIP</th> </tr> </thead> <tbody> <tr> <td><b>Bryan Rekar, R</b> ERA: 4.62</td> <td>4.0</td> <td></td> <td>20</td> <td>8</td> <td>4</td> <td>4</td> <td>3</td> <td>1</td> <td>0</td> <td>0</td> <td>0</td> <td>0</td> <td>1</td> <td>46</td> <td>81</td> <td>9.00</td> <td>2.250</td> </tr> <tr> <td><b>Cory Lidle, R</b> ERA: 5.69</td> <td>3.1</td> <td></td> <td>13</td> <td>2</td> <td>0</td> <td>0</td> <td>2</td> <td>1</td> <td>0</td> <td>0</td> <td>0</td> <td>0</td> <td>0</td> <td>23</td> <td>41</td> <td>0.00</td> <td>0.900</td> </tr> <tr> <td><b>Doug Creek, L</b> ERA: 3.29</td> <td>0.0</td> <td></td> <td>1</td> <td>0</td> <td>0</td> <td>0</td> <td>0</td> <td>0</td> <td>1</td> <td>0</td> <td>0</td> <td>0</td> <td>0</td> <td>0</td> <td>4</td> <td>∞</td> <td>∞</td> </tr> <tr> <td><b>Esteban Yan, R</b> ERA: 6.67</td> <td>1.2</td> <td></td> <td>5</td> <td>0</td> <td>0</td> <td>0</td> <td>2</td> <td>0</td> <td>0</td> <td>0</td> <td>0</td> <td>0</td> <td>0</td> <td>21</td> <td>32</td> <td>0.00</td> <td>0.000</td> </tr> <tr> <td><b>Roberto Hernandez, R</b> ERA: 3.25</td> <td>1.0</td> <td>L</td> <td>5</td> <td>1</td> <td>1</td> <td>0</td> <td>0</td> <td>0</td> <td>0</td> <td>1</td> <td>1</td> <td>0</td> <td>0</td> <td>10</td> <td>15</td> <td>0.00</td> <td>1.000</td> </tr> </tbody> </table>																			PITCHER	IP	WLS	BF	H	R	ER	SO	BB	IBB	HBP	BLK	WP	HR	S	P	ERA	WHIP	<b>Bryan Rekar, R</b> ERA: 4.62	4.0		20	8	4	4	3	1	0	0	0	0	1	46	81	9.00	2.250	<b>Cory Lidle, R</b> ERA: 5.69	3.1		13	2	0	0	2	1	0	0	0	0	0	23	41	0.00	0.900	<b>Doug Creek, L</b> ERA: 3.29	0.0		1	0	0	0	0	0	1	0	0	0	0	0	4	∞	∞	<b>Esteban Yan, R</b> ERA: 6.67	1.2		5	0	0	0	2	0	0	0	0	0	0	21	32	0.00	0.000	<b>Roberto Hernandez, R</b> ERA: 3.25	1.0	L	5	1	1	0	0	0	0	1	1	0	0	10	15	0.00	1.000
PITCHER	IP	WLS	BF	H	R	ER	SO	BB	IBB	HBP	BLK	WP	HR	S	P	ERA	WHIP																																																																																																															
<b>Bryan Rekar, R</b> ERA: 4.62	4.0		20	8	4	4	3	1	0	0	0	0	1	46	81	9.00	2.250																																																																																																															
<b>Cory Lidle, R</b> ERA: 5.69	3.1		13	2	0	0	2	1	0	0	0	0	0	23	41	0.00	0.900																																																																																																															
<b>Doug Creek, L</b> ERA: 3.29	0.0		1	0	0	0	0	0	1	0	0	0	0	0	4	∞	∞																																																																																																															
<b>Esteban Yan, R</b> ERA: 6.67	1.2		5	0	0	0	2	0	0	0	0	0	0	21	32	0.00	0.000																																																																																																															
<b>Roberto Hernandez, R</b> ERA: 3.25	1.0	L	5	1	1	0	0	0	0	1	1	0	0	10	15	0.00	1.000																																																																																																															

Batter	1	2	3	4	5	6	7	8	9	10	AB	R	H	RBI	BB	SO	LOB	BOTTOM																																																																																																														
<b>Gerald Williams, R</b> OBP: 0.322, SLG: 0.455 (1, 8)	1-1 F8		2-2 F8				0-0 F7		1-2 G4-3	1-2 FC4-6	5	0	0	0	0	0	3	<b>Chicago White Sox @ Tampa Bay Devil Rays</b> Tropicana Field, St. Petersburg, FL Sat Aug 12 2000, 4:15 PM EDT Att. 27,538 - Dome - 72 F <a href="http://livebaseballscorecards.com">livebaseballscorecards.com</a>																																																																																																														
<b>Miguel Cairo, R</b> OBP: 0.325, SLG: 0.334 (1, 4)	4-1 CS BB		1-1 L9-3				0-1 P5		2-1 F8		4	0	0	0	1	0	2																																																																																																															
<b>Greg Vaughn, R</b> OBP: 0.395, SLG: 0.564 (1, 10)	4-1 BB			1-2 HR			0-1 G5-3		4-2 BB 1B BB		3	2	2	1	2	0	0																																																																																																															
<b>Fred McGriff, L</b> OBP: 0.362, SLG: 0.453 (1, 3)	2-3 K		2-1 G3				1-0 G3		4-0 1B BB		4	0	0	0	1	1	2																																																																																																															
<b>Jose Guillen, R</b> OBP: 0.340, SLG: 0.476 (1, 9)		2-0 G3-6-3 1B		0-0 G6-3			0-2 F8		0-0 1B		4	0	2	1	0	0	0																																																																																																															
<b>Steve Cox, L</b> OBP: 0.393, SLG: 0.449 (1, 7)		0-0 G3-6-3		1-2 2B			1-2 G6-3		1-3 2H 1B		4	1	2	0	0	0	3																																																																																																															
<b>Aubrey Huff, L</b> OBP: 0.393, SLG: 0.704 (1, 5)		1-1 HR		1-3 K			0-1 G4-6-3 1B		0-0 G3		4	1	2	2	0	1	1																																																																																																															
<b>Mike DiFelice, R</b> OBP: 0.280, SLG: 0.378 (1, 2)		1-2 G6-3					0-0 G5-3		0-1 F8		4	0	0	0	0	0	1																																																																																																															
<b>Felix Martinez, S</b> OBP: 0.330, SLG: 0.286 (7, PH)			4-1 L9-3 BB				1-1 1B		2-2 G4-6-3		1	0	1	0	1	0	0																																																																																																															
<b>Quinton McCracken, S</b> OBP: 0.242, SLG: 0.107 (8, 6)									1-0 FC4-6 1B		1	0	0	0	0	0	0																																																																																																															
<b>Ozzie Guillen, L</b> OBP: 0.395, SLG: 0.380 (9, PH)											1	0	1	0	0	0	0																																																																																																															
<b>Russ Johnson, R</b> OBP: 0.313, SLG: 0.292 (10, 6)											1	0	1	0	0	0	0																																																																																																															
<b>Inning Stats</b>	R: 0 E: 0 K: 1 S: 7	H: 0 LOB: 1 BB: 2 P: 18	R: 1 E: 0 K: 0 S: 8	H: 2 LOB: 0 BB: 0 P: 12	R: 0 E: 0 K: 0 S: 8	H: 0 LOB: 0 BB: 1 P: 15	R: 1 E: 0 K: 1 S: 12	H: 2 LOB: 1 BB: 0 P: 17	R: 0 E: 0 K: 0 S: 6	H: 0 LOB: 0 BB: 0 P: 7	R: 1 E: 0 K: 0 S: 7	H: 2 LOB: 0 BB: 0 P: 11	R: 1 E: 0 K: 0 S: 12	H: 1 LOB: 2 BB: 2 P: 24	R: 0 E: 0 K: 0 S: 7	H: 1 LOB: 1 BB: 0 P: 9	R: 0 E: 0 K: 0 S: 8	H: 1 LOB: 0 BB: 0 P: 15	1B: 6 2B: 4 3B: 0 HR: 2	SF: 0 SAC: 0 DP: 4 HBP: 0	WP: 0 PB: 0 SB: 0 CS: 1	PA: 40																																																																																																										
<b>PITCHER</b>	IP WLS BF H R ER SO BB IBB HBP BLK WP HR S P ERA WHIP	<table border="1"> <thead> <tr> <th>PITCHER</th> <th>IP</th> <th>WLS</th> <th>BF</th> <th>H</th> <th>R</th> <th>ER</th> <th>SO</th> <th>BB</th> <th>IBB</th> <th>HBP</th> <th>BLK</th> <th>WP</th> <th>HR</th> <th>S</th> <th>P</th> <th>ERA</th> <th>WHIP</th> </tr> </thead> <tbody> <tr> <td><b>James Baldwin, R</b> ERA: 4.15</td> <td>7.0</td> <td></td> <td>27</td> <td>7</td> <td>3</td> <td>3</td> <td>2</td> <td>3</td> <td>3</td> <td>0</td> <td>0</td> <td>0</td> <td>0</td> <td>54</td> <td>87</td> <td>3.86</td> <td>1.429</td> </tr> <tr> <td><b>Bob Howry, R</b> ERA: 3.51</td> <td>0.2</td> <td>H</td> <td>3</td> <td>0</td> <td>1</td> <td>1</td> <td>0</td> <td>1</td> <td>0</td> <td>0</td> <td>0</td> <td>0</td> <td>0</td> <td>7</td> <td>14</td> <td>13.50</td> <td>1.500</td> </tr> <tr> <td><b>Kelly Wunsch, L</b> ERA: 2.72</td> <td>0.1</td> <td>B</td> <td>3</td> <td>1</td> <td>0</td> <td>0</td> <td>0</td> <td>1</td> <td>0</td> <td>0</td> <td>0</td> <td>0</td> <td>0</td> <td>5</td> <td>10</td> <td>0.00</td> <td>6.000</td> </tr> <tr> <td><b>56 Mark Buehrle, L</b> ERA: 5.64</td> <td>1.0</td> <td>W</td> <td>4</td> <td>1</td> <td>0</td> <td>0</td> <td>0</td> <td>0</td> <td>0</td> <td>0</td> <td>0</td> <td>0</td> <td>0</td> <td>7</td> <td>9</td> <td>0.00</td> <td>1.000</td> </tr> <tr> <td><b>Keith Foulke, R</b> ERA: 3.25</td> <td>1.0</td> <td>S</td> <td>3</td> <td>1</td> <td>0</td> <td>0</td> <td>0</td> <td>0</td> <td>0</td> <td>0</td> <td>0</td> <td>0</td> <td>0</td> <td>8</td> <td>15</td> <td>0.00</td> <td>1.000</td> </tr> </tbody> </table>																			PITCHER	IP	WLS	BF	H	R	ER	SO	BB	IBB	HBP	BLK	WP	HR	S	P	ERA	WHIP	<b>James Baldwin, R</b> ERA: 4.15	7.0		27	7	3	3	2	3	3	0	0	0	0	54	87	3.86	1.429	<b>Bob Howry, R</b> ERA: 3.51	0.2	H	3	0	1	1	0	1	0	0	0	0	0	7	14	13.50	1.500	<b>Kelly Wunsch, L</b> ERA: 2.72	0.1	B	3	1	0	0	0	1	0	0	0	0	0	5	10	0.00	6.000	<b>56 Mark Buehrle, L</b> ERA: 5.64	1.0	W	4	1	0	0	0	0	0	0	0	0	0	7	9	0.00	1.000	<b>Keith Foulke, R</b> ERA: 3.25	1.0	S	3	1	0	0	0	0	0	0	0	0	0	8	15	0.00	1.000
PITCHER	IP	WLS	BF	H	R	ER	SO	BB	IBB	HBP	BLK	WP	HR	S	P	ERA	WHIP																																																																																																															
<b>James Baldwin, R</b> ERA: 4.15	7.0		27	7	3	3	2	3	3	0	0	0	0	54	87	3.86	1.429																																																																																																															
<b>Bob Howry, R</b> ERA: 3.51	0.2	H	3	0	1	1	0	1	0	0	0	0	0	7	14	13.50	1.500																																																																																																															
<b>Kelly Wunsch, L</b> ERA: 2.72	0.1	B	3	1	0	0	0	1	0	0	0	0	0	5	10	0.00	6.000																																																																																																															
<b>56 Mark Buehrle, L</b> ERA: 5.64	1.0	W	4	1	0	0	0	0	0	0	0	0	0	7	9	0.00	1.000																																																																																																															
<b>Keith Foulke, R</b> ERA: 3.25	1.0	S	3	1	0	0	0	0	0	0	0	0	0	8	15	0.00	1.000																																																																																																															

Batter	1	2	3	4	5	6	7	8	9	AB	R	H	RBI	BB	SO	LOB	TOP					
Ray Durham, S OBP: 0.353, SLG: 0.454	G4-3		FC6-4			G4-3		G5-3		4	0	0	1	0	0	1	Chicago White Sox @ Tampa Bay Devil Rays Tropicana Field, St. Petersburg, FL Sun Aug 13 2000, 1:15 PM EDT Att: 19,685 - Dome - 72 F					
Jose Valentin, S OBP: 0.345, SLG: 0.508	G4-3		G6-3			2B		2B		4	1	2	0	0	0	1						
Frank Thomas, R OBP: 0.451, SLG: 0.660	G5-3			HR		F4		G5-3		4	1	1	1	0	0	2						
Magglio Ordonez, R OBP: 0.398, SLG: 0.588		K		G5-3		2B		F8		4	0	1	1	0	1	0						
Harold Baines, L OBP: 0.342, SLG: 0.425		BB		F7		G4-3		G3-1		3	0	0	0	1	0	1						
Herbert Perry, R OBP: 0.357, SLG: 0.482		F3		G5-3			F3	G5-3		4	0	0	0	0	0	1						
Carlos Lee, R OBP: 0.343, SLG: 0.505										3	0	0	0	0	2	1						
Chris Singleton, L OBP: 0.306, SLG: 0.394										0	0	0	0	0	0	0						
Jeff Abbott, R OBP: 0.349, SLG: 0.389				FC6-4		F7		K		3	1	1	0	0	1	0						
Mark Johnson, L OBP: 0.308, SLG: 0.326				E5		F7		F7		3	0	0	0	0	0	1						
<b>Inning Stats</b>	R: 0 E: 0 K: 0 S: 4	H: 0 LOB: 0 BB: 0 P: 6	R: 0 E: 0 K: 2 S: 12	H: 0 LOB: 1 BB: 1 P: 21	R: 1 E: 1 K: 0 S: 12	H: 1 LOB: 0 BB: 0 P: 17	R: 1 E: 0 K: 0 S: 10	H: 1 LOB: 0 BB: 0 P: 14	R: 0 E: 0 K: 1 S: 8	H: 0 LOB: 0 BB: 0 P: 9	R: 1 E: 0 K: 0 S: 8	H: 2 LOB: 1 BB: 0 P: 15	R: 0 E: 0 K: 1 S: 8	H: 0 LOB: 0 BB: 0 P: 11	R: 0 E: 0 K: 0 S: 10	H: 1 LOB: 1 BB: 0 P: 15	R: 0 E: 0 K: 0 S: 4	H: 0 LOB: 0 BB: 0 P: 5	1B: 1 2B: 3 3B: 0 HR: 1	SF: 0 SAC: 0 DP: 1 HBP: 0	WP: 0 PB: 0 SB: 1 CS: 1	PA: 33
<b>PITCHER</b> Albie Lopez, R ERA: 3.51	IP: 9.0 WLS: W BF: 33 H: 5 R: 3 ER: 3 SO: 4 BB: 1 IBB: 0 HBP: 0 BLK: 0 WP: 0 HR: 1 S: 76 P: 113 ERA: 3.00 WHIP: 0.667															<b>PITCHER</b>						


Batter	1	2	3	4	5	6	7	8	9	AB	R	H	RBI	BB	SO	LOB	BOTTOM					
Gerald Williams, R OBP: 0.324, SLG: 0.462	G5-3			HR		CS		G4-3		4	1	2	1	0	0	0	Chicago White Sox @ Tampa Bay Devil Rays Tropicana Field, St. Petersburg, FL Sun Aug 13 2000, 1:15 PM EDT Att: 19,685 - Dome - 72 F					
Russ Johnson, R OBP: 0.316, SLG: 0.293	G5-3			1B		F9		BB		3	0	1	0	1	0	1						
Greg Vaughn, R OBP: 0.391, SLG: 0.558	G6-3			P4		G1-3		F8		4	0	0	0	0	0	2						
Fred McGriff, L OBP: 0.361, SLG: 0.451		F8		2B		F9		K		4	0	1	0	0	1	0						
Jose Guillen, R OBP: 0.343, SLG: 0.478				1B		F8		HR		3	0	1	0	1	1	0						
Jason Tyner, L OBP: 0.241, SLG: 0.260				2B				BB		0	1	0	0	0	0	0						
Steve Cox, L OBP: 0.392, SLG: 0.453								HR		3	1	1	0	0	0	2						
Miguel Cairo, R OBP: 0.327, SLG: 0.334	G4-3			G4-3		1B		HR		0	1	0	0	1	0	0						
John Flaherty, R OBP: 0.320, SLG: 0.404				P3		P4		HR		4	1	2	4	0	0	0						
Aubrey Huff, L OBP: 0.355, SLG: 0.633				G3		G4-3		F2		3	0	0	0	0	0	1						
Ozzie Guillen, L OBP: 0.295, SLG: 0.366				G4-3		G5-3		G5-3		3	0	0	0	0	0	0						
<b>Inning Stats</b>	R: 0 E: 0 K: 0 S: 7	H: 0 LOB: 0 BB: 0 P: 11	R: 0 E: 0 K: 1 S: 9	H: 0 LOB: 0 BB: 0 P: 12	R: 0 E: 0 K: 0 S: 8	H: 0 LOB: 0 BB: 0 P: 10	R: 1 E: 0 K: 0 S: 13	H: 4 LOB: 2 BB: 0 P: 21	R: 0 E: 0 K: 0 S: 5	H: 0 LOB: 0 BB: 0 P: 8	R: 0 E: 0 K: 0 S: 9	H: 1 LOB: 0 BB: 0 P: 14	R: 1 E: 0 K: 0 S: 11	H: 2 LOB: 1 BB: 0 P: 17	R: 0 E: 0 K: 0 S: 5	H: 0 LOB: 1 BB: 1 P: 11	R: 3 E: 0 K: 1 S: 17	H: 1 LOB: 1 BB: 2 P: 30	1B: 4 2B: 2 3B: 0 HR: 2	SF: 0 SAC: 0 DP: 0 HBP: 0	WP: 0 PB: 0 SB: 1 CS: 1	PA: 34
<b>PITCHER</b> Jon Garland, R ERA: 6.63 41 Bill Simas, R ERA: 3.55 Kelly Wunsch, L ERA: 2.89 Bob Howry, R ERA: 3.86	IP: 7.0 WLS: H BF: 26 H: 7 R: 2 ER: 2 SO: 1 BB: 0 IBB: 0 HBP: 0 BLK: 0 WP: 0 HR: 1 S: 62 P: 93 ERA: 2.57 WHIP: 1.000															<b>PITCHER</b>						


AB	32
R	3
H	5
RBI	3
BB	1
SO	4
LOB	8

AB	31
R	5
H	8
RBI	5
BB	3
SO	2
LOB	6





Batter	1	2	3	4	5	6	7	8	9	AB	R	H	RBI	BB	SO	LOB	TOP										
Gerald Williams, R OBP: 0.325, SLG: 0.461 (1, 8)	1-3 K		1-0 HR 1B	1-0 G6-3			1-3 K		1-1 E5 1B	5	1	2	0	0	2	1	<b>Tampa Bay Devil Rays @ Boston Red Sox</b> Fenway Park, Boston, MA Mon Aug 14 2000, 7:05 PM EDT Att: 32,174 - Overcast - 67 F  <b>AB 36</b> <b>R 3</b> <b>H 11</b> <b>RBI 3</b> <b>BB 1</b> <b>SO 12</b> <b>LOB 13</b>  										
Miguel Cairo, R OBP: 0.326, SLG: 0.345 (1, 4)	2-3 K		0-1 HR		0-1 CS 1B		1-3 K		2-0 G6-3	5	1	2	3	0	2	2											
Greg Vaughn, R OBP: 0.389, SLG: 0.553 (1, 10)	3-3 K		0-1 F8		2-3 1-2 K			4-1 1B BB		3	0	0	0	1	2	1											
Fred McGriff, L OBP: 0.364, SLG: 0.454 (1, 3)		1-3 K	0-0 HBP 1B		3-2 1B			1-0 G5-4-3 1B		4	0	3	0	0	1	0											
Jose Guillen, R OBP: 0.341, SLG: 0.472 (1, 9)	1-1 G2-3		1-1 HBP		3-3 K			1-0 F9		3	0	0	0	0	1	3											
Steve Cox, L OBP: 0.391, SLG: 0.451 Russ Johnson, R OBP: 0.315, SLG: 0.291 (6, 5)	3-1 1B		1-3 K		0-1 G4-3			1-2 G5-4-3		3	0	1	0	0	1	2											
John Flaherty, R OBP: 0.316, SLG: 0.399 (1, 2)	2-3 K			1-1 F9		1-1 F9		2-3 K		4	0	0	0	0	2	1											
Aubrey Huff, L OBP: 0.353, SLG: 0.636 Jason Tyner, L OBP: 0.236, SLG: 0.255 (6, 7)			1-2 G4-3	0-0 G4-3 2B		1-3 K		0-2 G5-3		3	0	1	0	0	1	0											
Ozzie Guillen, L OBP: 0.304, SLG: 0.372 (1, 6)			0-1 1B HR 1B	1-1 G4-3		1-2 G3		1-1 E 1B		4	1	2	0	0	0	1											
<b>Inning Stats</b>	R: 0 E: 0 K: 3 S: 12	H: 0 LOB: 0 BB: 0 P: 18	R: 0 E: 0 K: 2 S: 10	H: 1 LOB: 1 BB: 0 P: 17	R: 3 E: 0 K: 1 S: 15	H: 4 LOB: 2 BB: 0 P: 19	R: 0 E: 0 K: 0 S: 6	H: 1 LOB: 1 BB: 0 P: 9	R: 0 E: 0 K: 2 S: 14	H: 0 LOB: 0 BB: 0 P: 21	R: 0 E: 0 K: 1 S: 7	H: 0 LOB: 0 BB: 0 P: 9	R: 0 E: 0 K: 2 S: 9	H: 0 LOB: 0 BB: 0 P: 12	R: 0 E: 0 K: 0 S: 6	H: 1 LOB: 1 BB: 1 P: 13		R: 0 E: 1 K: 1 S: 13	H: 2 LOB: 2 BB: 0 P: 19	1B: 9 2B: 1 3B: 0 HR: 1	SF: 0 SAC: 0 DP: 1 HBP: 1	WP: 0 PB: 0 CS: 1	PA: 38				
<b>PITCHER</b>	IP	WLS	BF	H	R	ER	SO	BB	IBB	HBP	BLK	WP	HR	S	P	ERA	WHIP										
Pedro Martinez, R ERA: 1.99 Hippolito Pichardo, R ERA: 2.28 Rod Beck, R ERA: 1.58 Derek Lowe, R ERA: 2.84 (1, 1)	4.0	19	6	3	3	6	0	0	0	1	0	0	1	43	63	6.75	1.500										
(5, 1)	2.0	7	2	0	0	3	0	0	0	0	0	0	0	21	30	0.00	1.000										
(7, 1)	2.0	7	1	0	0	2	1	0	0	0	0	0	0	15	25	0.00	1.000										
(9, 1)	1.0	W	5	2	0	0	1	0	0	0	0	0	0	13	19	0.00	2.000										

Batter	1	2	3	4	5	6	7	8	9	AB	R	H	RBI	BB	SO	LOB	BOTTOM										
Trot Nixon, L OBP: 0.377, SLG: 0.484 (1, 9)	2-2 E4		0-0 G4-3		2-0 1B	2-1 F7			3-2 F9	5	0	1	0	0	0	3	<b>Tampa Bay Devil Rays @ Boston Red Sox</b> Fenway Park, Boston, MA Mon Aug 14 2000, 7:05 PM EDT Att: 32,174 - Overcast - 67 F  <b>AB 34</b> <b>R 7</b> <b>H 9</b> <b>RBI 7</b> <b>BB 2</b> <b>SO 5</b> <b>LOB 18</b>  										
Jason Varitek, S OBP: 0.351, SLG: 0.415 (1, 2)	1-1 F9		2-2 G5-3		0-0 G4-3		0-0 F2		1-3 K	5	0	0	0	0	1	4											
Carl Everett, S OBP: 0.384, SLG: 0.620 (1, 8)	1-2 F7			0-1 2B		3-1 E S SF 1B	3-3 K		4-0 HR IBB IBB	4	2	2	0	1	1	1											
Nomar Garciaparra, R OBP: 0.439, SLG: 0.643 (1, 6)	0-0 F8			1-1 F7		2-1 SF 2B	1-3 K		4-0 HR IBB	3	2	0	1	1	1	2											
Brian Daubach, L OBP: 0.320, SLG: 0.459 Rico Brogna, L OBP: 0.297, SLG: 0.390 (8, PR) (9, 3)	2-2 F8			0-1 G5-3		2-2 SH2-4 SF8 2B		3-2 SH1-4 1B	2-2 HR	4	1	2	1	0	0	1											
Lou Merloni, R OBP: 0.500, SLG: 0.500 (1, 5)	0-0 S 1B			0-2 G1-3		0-0 SH2-4		0-0 SH1-4		2	0	1	0	0	0	1											
Scott Hatteberg, L OBP: 0.324, SLG: 0.443 (1, 10)	3-3 K				0-1 G4-3	1-2 SF8		3-2 F8		3	0	0	1	0	1	3											
Mike Lansing, R OBP: 0.310, SLG: 0.394 (1, 4)	0-1 G5-3				1-0 L9	3-H E3 1B		1-1 G4-3		4	0	0	0	0	0	3											
Darren Lewis, R OBP: 0.308, SLG: 0.313 (1, 7)			1-3 K		1-1 1B	0-1 1B		1-0 F9 S HR HBP		3	1	2	0	0	1	0											
<b>Inning Stats</b>	R: 0 E: 1 K: 0 S: 11	H: 0 LOB: 1 BB: 0 P: 15	R: 0 E: 0 K: 1 S: 11	H: 1 LOB: 0 BB: 0 P: 16	R: 0 E: 0 K: 1 S: 10	H: 0 LOB: 0 BB: 0 P: 13	R: 0 E: 0 K: 0 S: 9	H: 1 LOB: 1 BB: 0 P: 10	R: 0 E: 0 K: 0 S: 7	H: 2 LOB: 2 BB: 0 P: 11	R: 3 E: 2 K: 0 S: 21	H: 3 LOB: 2 BB: 0 P: 33	R: 0 E: 0 K: 2 S: 8	H: 0 LOB: 0 BB: 0 P: 12	R: 0 E: 0 K: 0 S: 10	H: 1 LOB: 2 BB: 0 P: 17		R: 4 E: 0 K: 1 S: 9	H: 1 LOB: 0 BB: 2 P: 24	1B: 6 2B: 2 3B: 0 HR: 1	SF: 2 SAC: 2 DP: 0 HBP: 1	WP: 0 PB: 0 CS: 0	PA: 41				
<b>PITCHER</b>	IP	WLS	BF	H	R	ER	SO	BB	IBB	HBP	BLK	WP	HR	S	P	ERA	WHIP										
Dave Eiland, R ERA: 5.95 Esteban Yan, R ERA: 6.51 Billy Taylor, R ERA: 8.64 (1, 1)	5.0	23	6	3	1	2	0	0	0	0	0	0	0	32	48	0.00	0.667										
(6, 1)	3.0	B	12	2	0	0	2	0	0	0	0	0	0	32	48	0.00	0.667										
(9, 1)	0.2	L	6	1	4	4	1	0	2	1	0	0	1	9	24	54.00	1.500										

Batter	1	2	3	4	5	6	7	8	9	AB	R	H	RBI	BB	SO	LOB	TOP									
<b>Gerald Williams, R</b> OBP: 0.327, SLG: 0.461	1-1 L6	4-2 S 1B BB		1-3 K			4-1 G5-3 S BB		2-2 FC1-6 1B	3	0	1	0	2	1	1	<b>Tampa Bay Devil Rays @ Boston Red Sox</b> Fenway Park, Boston, MA Tue Aug 15 2000, 7:05 PM EDT Att: 33,015 - Cloudy - 72 F									
<b>Miguel Cairo, R</b> OBP: 0.329, SLG: 0.347	2-1 BB S 1B	1-0 S 1B		0-3 K			0-0 SF8		1-0 FC1-6 1B 1-2 1B	4	1	2	2	0	1	2										
<b>Greg Vaughn, R</b> OBP: 0.367, SLG: 0.547	3-3 K	3-2 F7			0-3 K		3-2 G5-3		2-2 1B 1-3 1B	5	0	1	0	0	2	4										
<b>Fred McGriff, L</b> OBP: 0.366, SLG: 0.453	4-1 BB BB			0-3 K	0-1 G4-3		4-2 BB		1-0 1B 1-3 1B	3	0	1	1	2	1	0										
<b>John Flaherty, R</b> OBP: 0.318, SLG: 0.397	4-2 BB			1-0 F8	2-0 P4		1-2 F9		1-2 1B 2-2 1B	4	0	1	0	1	0	2										
<b>Jose Guillen, R</b> OBP: 0.338, SLG: 0.466	1-3 K			0-1 2B 1B		2-3 K		0-0 G5-3	3-1 G6-3	5	0	1	0	0	2	5										
<b>Russ Johnson, R</b> OBP: 0.318, SLG: 0.307			0-3 K	2-0 2B		1-1 G1-3		2-1 2B		4	0	2	0	0	1	0										
<b>Quinton McCracken, S</b> OBP: 0.270, SLG: 0.129		4-2 PB 1B BB G4-3		1-2 1B		2-3 K		1-3 K		3	1	1	0	1	2	1										
<b>Felix Martinez, S</b> OBP: 0.329, SLG: 0.286		2-1 G4-3		1-3 K			1-1 E S SF8 1B	3-3 K		4	1	1	0	0	2	3										
<b>Inning Stats</b>	R: 0 E: 0 K: 2 S: 15	H: 1 LOB: 3 BB: 2 P: 30	R: 1 E: 0 K: 1 S: 13	H: 1 LOB: 2 BB: 2 P: 27	R: 0 E: 0 K: 1 S: 7	H: 2 LOB: 2 BB: 0 P: 10	R: 0 E: 0 K: 3 S: 13	H: 1 LOB: 1 BB: 0 P: 16	R: 0 E: 0 K: 1 S: 6	H: 0 LOB: 0 BB: 0 P: 8	R: 0 E: 0 K: 2 S: 9	H: 0 LOB: 0 BB: 0 P: 14	R: 1 E: 0 K: 0 S: 15	H: 1 LOB: 2 BB: 2 P: 26	R: 0 E: 0 K: 2 S: 9	H: 1 LOB: 1 BB: 0 P: 15	R: 1 E: 0 K: 0 S: 14	H: 4 LOB: 2 BB: 0 P: 25	1B: 9 2B: 2 3B: 0 HR: 0	SF: 1 SAC: 0 DP: 0 HBP: 0	WP: 0 PB: 1 SB: 5 CS: 0	PA: 42				
<b>PITCHER</b>	IP	WLS	BF	H	R	ER	SO	BB	IBB	HBP	BLK	WP	HR	S	P	ERA	WHIP									
<b>Jeff Fassero, L</b> ERA: 4.97	(1, 1)	6.0	L	26	5	1	1	10	4	0	0	0	0	0	63	105	1.50	1.500								
<b>Rich Garcia, R</b> ERA: 3.02	(7, 1)	1.0		6	1	1	0	0	2	0	0	0	0	0	15	26	0.00	3.000								
<b>Rheal Cormier, L</b> ERA: 3.76	(8, 1)	1.0		4	1	0	0	2	0	0	0	0	0	0	15	15	0.00	1.000								
<b>Hipolito Pichardo, R</b> ERA: 2.41	(9, 1)	1.0		6	4	1	1	0	0	0	0	0	0	0	14	25	9.00	4.000								

Batter	1	2	3	4	5	6	7	8	9	AB	R	H	RBI	BB	SO	LOB	BOTTOM									
<b>Trot Nixon, L</b> OBP: 0.378, SLG: 0.481	1-1 G6-3		1-0 FC6-4 1B 1-2 1B		4-2 1B BB		1-1 1B 1B		0-3 K	4	1	1	0	1	1	3	<b>Tampa Bay Devil Rays @ Boston Red Sox</b> Fenway Park, Boston, MA Tue Aug 15 2000, 7:05 PM EDT Att: 33,015 - Cloudy - 72 F									
<b>Lou Merten, R</b> OBP: 0.571, SLG: 0.571	1-3 K2-3		2-1 1B		0-0 BB 1B		0-0 1B 1B		0-3 K	5	0	3	0	0	2	0										
<b>Carl Everett, S</b> OBP: 0.382, SLG: 0.617	1-2 G6-3		3-2 G1-6-3		0-0 P6		0-1 F8		2-1 2B	5	0	1	0	0	0	6										
<b>Nomar Garciaparra, R</b> OBP: 0.439, SLG: 0.639		1-3 K		1-0 G5-3	4-2 BB		0-2 WP 1B		1-1 L7	4	0	1	1	1	1	1										
<b>Brian Daubach, L</b> OBP: 0.320, SLG: 0.458		1-3 K		0-0 FC6-4 1B	3-3 K		3-2 F8		1-1 F9	3	0	1	0	0	2	3										
<b>Bernard Gilkey, R</b> OBP: 0.239, SLG: 0.268				FC6-4 1B			1-2 F8			2	0	0	0	0	0	3										
<b>Scott Hatteberg, L</b> OBP: 0.328, SLG: 0.441		2-1 1B		3-2 F8		3-2 F7		4-2 BB BB		3	0	1	0	1	0	1										
<b>Manny Alexander, R</b> OBP: 0.236, SLG: 0.321										0	0	0	0	0	0	0										
<b>Troy O'Leary, L</b> OBP: 0.315, SLG: 0.380										0	0	0	0	0	0	0										
<b>Mike Lansing, R</b> OBP: 0.310, SLG: 0.393		0-0 G5-3		2-0 FC6-4 1B		3-1 G5-3		0-3 K		4	0	1	0	0	1	2										
<b>Rico Brogna, L</b> OBP: 0.290, SLG: 0.380			2-0 F7	0-2 FC6-4	1-2 2-3 1B		2-0 G4-3		2-3 K	4	0	0	0	0	1	3										
<b>Darren Lewis, R</b> OBP: 0.304, SLG: 0.308			3-2 E5		2-2 G6-3		1-0 G5-3		4-2 BB	3	0	0	0	0	0	0										
<b>Jason Varitek, S</b> OBP: 0.353, SLG: 0.415									1-2 BB	0	0	0	0	1	0	0										
<b>Inning Stats</b>	R: 0 E: 0 K: 1 S: 9	H: 0 LOB: 0 BB: 0 P: 12	R: 0 E: 0 K: 2 S: 10	H: 1 LOB: 1 BB: 0 P: 14	R: 0 E: 1 K: 0 S: 10	H: 1 LOB: 2 BB: 0 P: 21	R: 0 E: 0 K: 0 S: 9	H: 2 LOB: 2 BB: 0 P: 15	R: 0 E: 0 K: 1 S: 18	H: 1 LOB: 3 BB: 2 P: 31	R: 0 E: 0 K: 0 S: 6	H: 0 LOB: 0 BB: 0 P: 14	R: 1 E: 0 K: 0 S: 11	H: 3 LOB: 2 BB: 0 P: 15	R: 0 E: 0 K: 3 S: 17	H: 0 LOB: 2 BB: 2 P: 27	R: 0 E: 0 K: 1 S: 9	H: 1 LOB: 1 BB: 0 P: 13	1B: 8 2B: 1 3B: 0 HR: 0	SF: 0 SAC: 0 DP: 0 HBP: 0	WP: 1 PB: 0 SB: 0 CS: 0	PA: 41				
<b>PITCHER</b>	IP	WLS	BF	H	R	ER	SO	BB	IBB	HBP	BLK	WP	HR	S	P	ERA	WHIP									
<b>Tanyon Sturtze, R</b> ERA: 5.31	(1, 1)	6.2	W	31	8	1	1	4	2	0	0	0	0	0	71	118	1.35	1.500								
<b>Doug Creek, L</b> ERA: 3.26	(7, 1)	0.1	H	1	0	0	0	0	0	0	0	0	0	2	4	0.00	0.000									
<b>Cory Lidle, R</b> ERA: 6.66	(8, 1)	0.1	H	2	0	0	0	1	1	0	0	0	0	9	13	0.00	3.000									
<b>Roberto Hernandez, R</b> ERA: 3.16	(8, 1)	1.2	S	7	1	0	0	3	1	0	0	0	0	17	27	0.00	1.200									



Batter	1	2	3	4	5	6	7	8	9	AB	R	H	RBI	BB	SO	LOB	TOP				
Gerald Williams, R OBP: 0.326, SLG: 0.457 (1, 8)	P5		F2		HBP			K	G5-3	4	0	0	0	0	1	2					
Miguel Cairo, R OBP: 0.331, SLG: 0.348 (1, 4)	F7		1B		F3			1B		4	1	2	0	0	0	1					
Greg Vaughn, R OBP: 0.388, SLG: 0.544 (1, 10)	BB		L5		CS	BB		K		2	0	0	0	2	1	3					
Fred McGriff, L OBP: 0.365, SLG: 0.451 (1, 3)	G3-1		K		SAFE	K		1B		4	0	1	0	0	2	4					
Steve Cox, L OBP: 0.397, SLG: 0.484 (1, 7)		G6-3		F8		HR				4	2	3	2	0	0	0					
Jose Guillen, R OBP: 0.333, SLG: 0.459 (1, 9)	G6-3		G5-3			K		K		4	0	0	1	0	2	2					
Aubrey Huff, L OBP: 0.324, SLG: 0.583 Russ Johnson, R OBP: 0.322, SLG: 0.317 (1, 5) (7, 5)	F7		F8					G4-3		3	0	0	0	0	0	0					
John Flaherty, R OBP: 0.314, SLG: 0.391 (1, 2)					G5-3				G4-3	1	0	1	0	0	0	0					
Felix Martinez, S OBP: 0.325, SLG: 0.282 Ozzie Guillen, L OBP: 0.301, SLG: 0.368 (1, 6) (9, PH)			K		G3			G4-3		3	0	0	0	0	1	0					
<b>Inning Stats</b>	R: 0 H: 0 E: 0 K: 0 S: 11	H: 0 LOB: 1 BB: 1 P: 20	R: 1 H: 1 E: 0 K: 1 S: 10	H: 1 LOB: 0 BB: 0 P: 15	R: 0 H: 1 E: 0 K: 2 S: 17	H: 1 LOB: 2 BB: 0 P: 24	R: 0 H: 0 E: 0 K: 0 S: 7	H: 0 LOB: 0 BB: 0 P: 10	R: 0 H: 0 E: 0 K: 2 S: 8	H: 0 LOB: 1 BB: 1 P: 21	R: 0 H: 0 E: 0 K: 1 S: 5	H: 0 LOB: 0 BB: 0 P: 8	R: 1 H: 3 E: 0 K: 3 S: 13	H: 3 LOB: 2 BB: 0 P: 14	R: 0 H: 1 E: 0 K: 0 S: 7	H: 1 LOB: 1 BB: 0 P: 14	1B: 4 2B: 1 3B: 1 HR: 1	SF: 0 SAC: 0 DP: 0 HBP: 1	WP: 1 PB: 0 CS: 0	PA: 37	
<b>PITCHER</b>	IP	WLS	BF	H	R	ER	SO	BB	IBB	HBP	BLK	WP	HR	S	P	ERA	WHIP				
Rolando Arrojo, R ERA: 5.7 (1, 1)	7.0	W	27	3	2	2	6	2	0	1	0	1	1	69	113	2.57	0.714				
Rod Beck, R ERA: 2.0 (8, 1)	0.2	H	4	2	1	1	2	0	0	0	0	0	0	9	10	13.50	3.000				
Derek Lowe, R ERA: 2.78 (8, 1)	1.1	S	6	2	0	0	1	0	0	0	0	0	0	11	18	0.00	1.500				

Tampa Bay Devil Rays @ Boston Red Sox  
Fenway Park, Boston, MA  
Wed Aug 16 2000, 7:05 PM EDT  
Att: 31,467 - Sunny - 78 F

AB 34  
R 3  
H 7  
RBI 3  
BB 2  
SO 9  
LOB 14



Batter	1	2	3	4	5	6	7	8	9	AB	R	H	RBI	BB	SO	LOB	BOTTOM				
Jose Offerman, S OBP: 0.332, SLG: 0.328 (1, 3)	F7		F7		1B			K		4	1	1	0	1	1	2					
Trot Nixon, L OBP: 0.377, SLG: 0.480 Bernard Gilkey, R OBP: 0.245, SLG: 0.273 Darren Lewis, R OBP: 0.304, SLG: 0.308 (1, 9) (7, PH) (7, PR) (8, 9)	F7				K					3	0	1	0	0	1	2					
Carl Everett, S OBP: 0.383, SLG: 0.615 (1, 8)	F7				BB					3	0	1	2	1	0	0					
Nomar Garciaparra, R OBP: 0.437, SLG: 0.634 (1, 6)		F9		F8						3	0	0	0	1	1	2					
Troy O'Leary, L OBP: 0.317, SLG: 0.388 (1, 7)		K								3	1	2	1	0	1	0					
Brian Daubach, L OBP: 0.318, SLG: 0.456 (1, 10)		K		F8						4	0	1	1	0	2	5					
Lou Merloni, R OBP: 0.545, SLG: 0.545 (1, 5)			G6-3		1B				F8	4	0	2	0	0	0	1					
Jason Varitek, S OBP: 0.352, SLG: 0.413 (1, 2)			L6		P6					4	0	1	0	0	1	2					
Mike Lansing, R OBP: 0.308, SLG: 0.391 Scott Hatteberg, L OBP: 0.332, SLG: 0.444 Manny Alexander, R OBP: 0.234, SLG: 0.319 (1, 4) (7, PH) (7, PR) (8, 4)		G6-3			P4					2	0	0	0	0	0	2					
<b>Inning Stats</b>	R: 0 H: 0 E: 0 K: 0 S: 8	H: 0 LOB: 0 BB: 0 P: 13	R: 0 H: 0 E: 0 K: 2 S: 7	H: 0 LOB: 0 BB: 0 P: 9	R: 0 H: 1 E: 1 K: 0 S: 7	H: 1 LOB: 1 BB: 0 P: 11	R: 0 H: 2 E: 0 K: 0 S: 15	H: 2 LOB: 2 BB: 1 P: 25	R: 0 H: 2 E: 0 K: 1 S: 14	H: 2 LOB: 1 BB: 0 P: 18	R: 1 H: 2 E: 0 K: 0 S: 13	H: 2 LOB: 3 BB: 2 P: 35	R: 3 H: 3 E: 1 K: 2 S: 19	H: 3 LOB: 3 BB: 2 P: 35	R: 0 H: 1 E: 0 K: 2 S: 14	H: 1 LOB: 1 BB: 0 P: 20	1B: 10 2B: 0 3B: 1 HR: 0	SF: 1 SAC: 0 DP: 0 HBP: 0	WP: 0 PB: 0 CS: 0	PA: 37	
<b>PITCHER</b>	IP	WLS	BF	H	R	ER	SO	BB	IBB	HBP	BLK	WP	HR	S	P	ERA	WHIP				
Ryan Rupe, R ERA: 7.44 (7, 1)	0.1	L	3	1	2	2	1	1	0	0	0	0	0	10	19	54.00	6.000				
Paul Wilson, R ERA: 3.86 (7, 1)	0.2	B	5	2	1	1	1	0	1	0	0	0	0	9	16	13.50	3.000				
Doug Creek, L ERA: 3.43 Billy Taylor, R ERA: 7.71 (8, 1)	1.0		4	1	0	0	2	0	0	0	0	0	0	14	20	0.00	1.000				

Tampa Bay Devil Rays @ Boston Red Sox  
Fenway Park, Boston, MA  
Wed Aug 16 2000, 7:05 PM EDT  
Att: 31,467 - Sunny - 78 F

AB 33  
R 4  
H 11  
RBI 4  
BB 3  
SO 8  
LOB 17





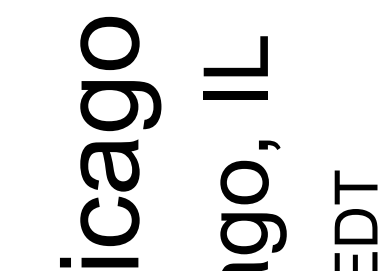
Batter	1	2	3	4	5	6	7	8	9	AB	R	H	RBI	BB	SO	LOB	TOP								
Gerald Williams, R OBP: 0.323, SLG: 0.457	G5-3		G5-3		G4-3		F9			4	0	0	0	0	0	1	<b>Tampa Bay Devil Rays @ Chicago White Sox</b> Comiskey Park, Chicago, IL Sat Aug 19 2000, 7:05 PM EDT Att: 38,926 - Overcast - 69 F								
Russ Johnson, R OBP: 0.329, SLG: 0.321	F8		BB 1B		FC6-4 BB		P4			3	0	1	0	1	0	0									
Greg Vaughn, R OBP: 0.383, SLG: 0.533	K		BB		FC6-4			G6-3		3	0	0	0	1	1	2									
Fred McGriff, L OBP: 0.364, SLG: 0.445		F7	G3			BB BB		G4-3		3	0	0	0	1	0	2									
Bobby Smith, R OBP: 0.337, SLG: 0.487		S 1B			G5-3		K		G4-3	4	0	1	0	0	1	1									
John Flaherty, R OBP: 0.310, SLG: 0.386		F3			G5-3		F7			4	0	0	0	0	0	2									
Steve Cox, L OBP: 0.401, SLG: 0.479		BB			G3		BB		K	2	0	0	0	2	1	0									
Jose Guillen, R OBP: 0.327, SLG: 0.448	P4					FC6-4 G4-3 1B	F8		G6-3	4	0	1	0	0	0	4									
Felix Martinez, S OBP: 0.324, SLG: 0.286			G6-3			F9				2	0	0	0	0	0	1									
Miguel Cairo, R OBP: 0.329, SLG: 0.346							K			1	0	0	0	0	1	0									
<b>Inning Stats</b>	R: 0 E: 0 K: 1 S: 7	H: 0 LOB: 0 BB: 0 P: 14	R: 0 E: 0 K: 0 S: 10	H: 1 LOB: 2 BB: 1 P: 17	R: 0 E: 0 K: 0 S: 8	H: 1 LOB: 2 BB: 1 P: 14	R: 0 E: 0 K: 0 S: 6	H: 0 LOB: 0 BB: 0 P: 10	R: 0 E: 0 K: 0 S: 14	H: 1 LOB: 2 BB: 1 P: 24	R: 0 E: 0 K: 1 S: 9	H: 0 LOB: 2 BB: 2 P: 21	R: 0 E: 0 K: 1 S: 9	H: 0 LOB: 0 BB: 0 P: 13	R: 0 E: 0 K: 0 S: 10	H: 0 LOB: 0 BB: 0 P: 14	R: 0 E: 0 K: 1 S: 8	H: 0 LOB: 0 BB: 0 P: 13	1B: 3 2B: 0 3B: 0 HR: 0	SF: 0 SAC: 0 DP: 0 HBP: 0	WP: 0 PB: 0 SB: 1 CS: 0	PA: 35			
<b>PITCHER</b>	IP	WLS	BF	H	R	ER	SO	BB	IBB	HBP	BLK	WP	HR	S	P	ERA	WHIP								
Mike Sirota, L ERA: 3.96	6.0	W	26	3	0	0	2	5	0	0	0	0	0	54	100	0.00	1.333								
41 Bill Simas, R ERA: 3.47	1.0		3	0	0	0	1	0	0	0	0	0	0	9	13	0.00	0.000								
Kelly Wunsch, L ERA: 2.83	1.0		3	0	0	0	0	0	0	0	0	0	0	10	14	0.00	0.000								
Lorenzo Barcelo, R ERA: 4.08	1.0		3	0	0	0	1	0	0	0	0	0	0	8	13	0.00	0.000								

Batter	1	2	3	4	5	6	7	8	9	AB	R	H	RBI	BB	SO	LOB	BOTTOM								
Ray Durham, S OBP: 0.356, SLG: 0.453	1B 1B		G6-3		G4-3 2B		G1-3			4	1	2	0	0	0	1	<b>Tampa Bay Devil Rays @ Chicago White Sox</b> Comiskey Park, Chicago, IL Sat Aug 19 2000, 7:05 PM EDT Att: 38,926 - Overcast - 69 F								
Jose Valentin, S OBP: 0.347, SLG: 0.518	1B		2B 1B		G4-3		HR BB			3	2	2	1	1	0	1									
Frank Thomas, R OBP: 0.448, SLG: 0.663	F7		1H 2B		F8		HR			4	1	2	4	0	0	3									
Magglio Ordonez, R OBP: 0.402, SLG: 0.583	14 G6-3 1B		F8			E7 14 G4-3 1B		BB		3	1	1	1	1	0	1									
14 Paul Konerko, R OBP: 0.360, SLG: 0.471	G6-3				K		G4-3		G5-3	4	0	0	0	0	1	4									
Herbert Perry, R OBP: 0.351, SLG: 0.465		G5-4-3 1B			P4		G6-4-3 1B		K	4	0	2	1	0	1	0									
Carlos Lee, R OBP: 0.343, SLG: 0.508		G5-4-3			G5-3		G6-4-3		G1-3	4	0	0	0	0	0	2									
Chris Singleton, L OBP: 0.307, SLG: 0.395		F8				G4-3		G1-3 HR 1B		4	1	2	0	0	0	0									
Charles Johnson, R OBP: 0.370, SLG: 0.565			G5-3			2B G4-3 BB		G6-3	G4-3	3	1	0	0	1	0	2									
<b>Inning Stats</b>	R: 1 E: 0 K: 0 S: 8	H: 3 LOB: 1 BB: 0 P: 12	R: 0 E: 0 K: 0 S: 6	H: 1 LOB: 0 BB: 0 P: 9	R: 1 E: 0 K: 0 S: 10	H: 2 LOB: 1 BB: 0 P: 13	R: 0 E: 0 K: 1 S: 7	H: 0 LOB: 0 BB: 0 P: 9	R: 1 E: 0 K: 0 S: 12	H: 1 LOB: 1 BB: 1 P: 22	R: 1 E: 1 K: 0 S: 8	H: 1 LOB: 0 BB: 0 P: 10	R: 3 E: 0 K: 0 S: 18	H: 2 LOB: 1 BB: 2 P: 33	R: 0 E: 0 K: 1 S: 12	H: 1 LOB: 1 BB: 0 P: 17	1B: 8 2B: 2 3B: 0 HR: 1	SF: 0 SAC: 0 DP: 3 HBP: 0	WP: 0 PB: 0 SB: 1 CS: 0	PA: 36					
<b>PITCHER</b>	IP	WLS	BF	H	R	ER	SO	BB	IBB	HBP	BLK	WP	HR	S	P	ERA	WHIP								
Albie Lopez, R ERA: 3.74	6.2	L	30	10	7	6	1	2	0	0	0	0	0	63	95	8.10	1.800								
Billy Taylor, R ERA: 7.45	0.1		2	0	0	0	0	1	0	0	0	0	0	6	13	0.00	3.000								
Esteban Yan, R ERA: 6.46	1.0		4	1	0	0	1	0	0	0	0	0	0	12	17	0.00	1.000								

AB 30  
R 0  
H 3  
RBI 0  
BB 5  
SO 4  
LOB 13



AB 33  
R 7  
H 11  
RBI 7  
BB 3  
SO 2  
LOB 14



AB 33  
R 7  
H 11  
RBI 7  
BB 3  
SO 2  
LOB 14



Batter	1	2	3	4	5	6	7	8	9	AB	R	H	RBI	BB	SO	LOB	TOP							
<b>Gerald Williams, R</b> (1, 8) OBP: 0.323, SLG: 0.457	1-2 G1-3	0-0 E3		2-2 G6-3		1-2 1B		4-1 FC6-4 BB	2-3 K	5	2	1	1	1	1	5								
<b>Steve Cox, L</b> (1, 9) OBP: 0.397, SLG: 0.477	2-3 K	0-1 1B		3-2 G4-3		2-3 K		1-1 FC6-4 S		5	1	1	3	0	2	4								
<b>Miguel Cairo, R</b> (8, FR) OBP: 0.329, SLG: 0.346		1-2 2-3 1B								0	0	0	0	0	0	0								
<b>Jose Guillen, R</b> (8, 9) OBP: 0.327, SLG: 0.448		1-H 2-H 3-H 2-1 1B		2-3 G5-3		2-1 1B		4-2 1-2 BB		0	0	0	0	0	0	0								
<b>Greg Vaughn, R</b> (1, 10) OBP: 0.386, SLG: 0.533	0-1 G5-3			0-0 G5-3		2-H 3-H 1B		2-1 BB		4	0	2	3	1	0	1								
<b>Fred McGriff, L</b> (1, 3) OBP: 0.362, SLG: 0.444		1B				3-2 F7		2-1 F8		5	1	1	0	0	1	4								
<b>Bobby Smith, R</b> (1, 4) OBP: 0.341, SLG: 0.518		0-0 G5-3		1-2 1B		0-0 F3		2-2 L6		5	1	2	1	0	0	2								
<b>Aubrey Huff, L</b> (1, 5) OBP: 0.326, SLG: 0.523		2-1 BB		0-0 F7		0-3 K		0-1 G4-3		5	1	2	0	0	1	1								
<b>Felix Martinez, S</b> (9, FR) OBP: 0.324, SLG: 0.286		2-3 1B		3-2 F9					0-0 SH3-4 2B	0	1	0	0	0	0	0								
<b>Mike DiFelice, R</b> (1, 2) OBP: 0.284, SLG: 0.393		4-2 E 1B		3-2 F9		2-2 HR		1-2 F9		3	2	1	1	1	0	1								
<b>Jason Tyner, L</b> (1, 7) OBP: 0.267, SLG: 0.296		0-1 SF8		2-1 F8		4-0 1B		2-1 CS		3	1	2	2	1	0	1								
<b>Ozzie Guillen, L</b> (1, 6) OBP: 0.316, SLG: 0.380		3-H 1-0 2B				1-1 2B		1-0 CS		5	2	3	1	0	0	2								
<b>Russ Johnson, R</b> (9, 5) OBP: 0.329, SLG: 0.321		1-2 2-H 1B		0-0 G4-3 WP 1B		1-2 1B		1-2 2B		0	0	0	0	0	0	0								
<b>Inning Stats</b>	R: 0 E: 0 K: 1 S: 8	H: 0 LOB: 0 BB: 0 P: 11	R: 6 E: 1 K: 0 S: 20	H: 5 LOB: 1 BB: 1 P: 34	R: 0 E: 0 K: 0 S: 11	H: 1 LOB: 1 BB: 0 P: 16	R: 0 E: 0 K: 0 S: 9	H: 1 LOB: 0 BB: 0 P: 14	R: 0 E: 0 K: 1 S: 7	H: 0 LOB: 0 BB: 0 P: 10	R: 4 E: 0 K: 2 S: 21	H: 4 LOB: 1 BB: 1 P: 37	R: 0 E: 0 K: 0 S: 7	H: 1 LOB: 0 BB: 0 P: 11	R: 0 E: 0 K: 0 S: 12	H: 0 LOB: 2 BB: 2 P: 24	R: 2 E: 0 K: 1 S: 18	H: 3 LOB: 0 BB: 0 P: 21	1B: 9 2B: 4 3B: 0 HR: 2	SF: 1 SAC: 1 DP: 0 HBP: 0	WP: 1 PA: 47			
<b>PITCHER</b>	IP	WLS	BF	H	R	ER	SO	BB	IBB	HBP	BLK	WP	HR	S	P	ERA	WHIP							
<b>Rocky Biddle, R</b> (1, 1) ERA: 7.27	5.0		26	8	8	4	2	2	0	0	0	1	1	59	95	7.20	2.000							
<b>56 Mark Buehrle, L</b> (6, 1) ERA: 6.12	0.2	B	5	3	2	2	2	0	0	0	0	0	0	14	22	27.00	4.500							
<b>Lorenzo Barcelo, R</b> (6, 1) ERA: 4.0	0.1	1	0	0	0	0	0	0	0	0	0	0	0	3	5	0.00	0.000							
<b>Kelly Wunsch, L</b> (7, 1) ERA: 2.74	1.2	6	1	0	0	0	0	1	0	0	0	0	0	13	23	0.00	1.200							
<b>Bob Howry, R</b> (8, 1) ERA: 3.67	0.1	2	0	0	0	0	0	1	0	0	0	0	0	6	12	0.00	3.000							

**Tampa Bay Devil Rays @ Chicago White Sox**  
 Comiskey Park, Chicago, IL  
 Sun Aug 20 2000, 2:05 PM EDT  
 Att: 27,744 - Sunny - 73 F


AB	40
R	12
H	15
RBI	12
BB	4
SO	5
LOB	21



Batter	1	2	3	4	5	6	7	8	9	AB	R	H	RBI	BB	SO	LOB	BOTTOM							
<b>Ray Durham, S</b> (1, 4) OBP: 0.361, SLG: 0.458	2-1 1B		4-1 S 2B	4-2 2B	2-2 1B		1-2 G6-3		4-2 1B	3	3	2	0	3	0	0								
<b>Jose Valentin, S</b> (1, 6) OBP: 0.352, SLG: 0.522	1-0 S 1B		4-1 2B	1-2 G6-3 1B	2-0 1B			4-1 F8 S 14 WP BB	0-3 K	4	4	3	3	2	1	2								
<b>Frank Thomas, R</b> (1, 10) OBP: 0.448, SLG: 0.662	3-H G6-3		0-0 14 1B	0-3 K	1-2 2-3 3-H 1B			4-2 FC6 14 WP BB	1-2 1B	5	1	2	1	1	2	5								
<b>Magglio Ordonez, R</b> (1, 9) OBP: 0.401, SLG: 0.580	1-2 14 G5-3 2H 1B		1-0 G6-3	0-1 14 S 1B			0-0 P6	0-0 F8	3-3 K	6	0	2	3	0	1	6								
<b>14 Paul Konerko, R</b> (1, 3) OBP: 0.361, SLG: 0.470	1-0 G5-3		3-2 HR	3-2 1B			2-1 G5-3	2-2 G1-3		5	1	2	0	0	0	2								
<b>Herbert Perry, R</b> (1, 5) OBP: 0.356, SLG: 0.479	1-1 L9		0-0 HR	1-H 2-H 3-H 1B			0-0 1B	1-1 FC6-4 1B	1-1 FC6 HBP	4	2	3	3	0	0	1								
<b>Carlos Lee, R</b> (1, 7) OBP: 0.340, SLG: 0.502		1-1 G1-3	1-1 G4-3				0-0 F7	0-0 FC6-4	1-0 FC6	5	0	0	0	0	0	4								
<b>Chris Singleton, L</b> (1, 8) OBP: 0.308, SLG: 0.393		2-1 G3	1-2 G4-3				3-1 1B	1-2 P6	4-2 1B	4	0	1	0	1	0	0								
<b>Mark Johnson, L</b> (1, 2) OBP: 0.298, SLG: 0.314		0-0 G3-1		2-0 G3-1			0-3 K	3-1 L5	0-1 SH1-4	4	0	0	0	0	1	2								
<b>Inning Stats</b>	R: 2 E: 0 K: 0 S: 12	H: 3 LOB: 1 BB: 0 P: 20	R: 0 E: 0 K: 0 S: 5	H: 0 LOB: 0 BB: 0 P: 8	R: 5 E: 0 K: 0 S: 14	H: 3 LOB: 2 BB: 1 P: 30	R: 2 E: 0 K: 1 S: 14	H: 3 LOB: 1 BB: 0 P: 24	R: 1 E: 0 K: 2 S: 14	H: 4 LOB: 3 BB: 0 P: 23	R: 0 E: 0 K: 0 S: 6	H: 1 LOB: 1 BB: 0 P: 9	R: 0 E: 0 K: 0 S: 8	H: 0 LOB: 0 BB: 0 P: 13	R: 1 E: 0 K: 0 S: 12	H: 0 LOB: 2 BB: 2 P: 24	R: 0 E: 0 K: 2 S: 22	H: 1 LOB: 3 BB: 2 P: 34	1B: 11 2B: 2 3B: 1 HR: 1	SF: 0 SAC: 1 DP: 0 HBP: 1	WP: 1 PA: 49			
<b>PITCHER</b>	IP	WLS	BF	H	R	ER	SO	BB	IBB	HBP	BLK	WP	HR	S	P	ERA	WHIP							
<b>Dave Eiland, R</b> (1, 1) ERA: 6.91	2.1		14	5	6	6	0	2	0	0	0	0	0	24	47	23.14	3.000							
<b>Cory Lidle, R</b> (3, 1) ERA: 6.23	1.2		9	4	3	3	1	1	0	0	0	0	1	21	35	16.20	3.000							
<b>Paul Wilson, R</b> (5, 1) ERA: 3.6	3.0		14	5	1	1	2	0	0	0	0	0	0	28	45	3.00	1.667							
<b>Esteban Yan, R</b> (8, 1) ERA: 6.48	1.0	W	6	0	1	1	0	2	0	1	0	1	0	12	24	9.00	2.000							
<b>Roberto Hernandez, R</b> (9, 1) ERA: 3.1	1.0	S	6	1	0	0	2	2	0	0	0	0	0	22	34	0.00	3.000							

**Tampa Bay Devil Rays @ Chicago White Sox**  
 Comiskey Park, Chicago, IL  
 Sun Aug 20 2000, 2:05 PM EDT  
 Att: 27,744 - Sunny - 73 F

AB	40
R	11
H	15
RBI	10
BB	7
SO	5
LOB	22



Batter	1	2	3	4	5	6	7	8	9	AB	R	H	RBI	BB	SO	LOB	TOP					
<b>Gerald Williams, R</b> (1, 8) OBP: 0.326, SLG: 0.464	F8		HR				BB 1B										5 3 3 2 0 1 0					
<b>Russ Johnson, R</b> (1, 5) OBP: 0.325, SLG: 0.317	P6		F7				BB BB 1B										5 1 1 0 0 1 2					
<b>Greg Vaughn, R</b> (1, 10) OBP: 0.388, SLG: 0.530	BB 1B						BB BB 1B										2 3 0 0 3 2 0					
<b>Fred McGriff, L</b> (1, 3) OBP: 0.367, SLG: 0.447	1B						BB BB 1B										2 1 2 3 2 0 0					
<b>Ozzie Guillen, L</b> (9, PH) OBP: 0.313, SLG: 0.376	BB						BB BB 1B										1 0 0 0 0 0 0					
<b>Bobby Smith, R</b> (1, 4) OBP: 0.344, SLG: 0.511							BB BB 1B										5 0 2 3 0 1 2					
<b>John Flaherty, R</b> (1, 2) OBP: 0.395, SLG: 0.380							BB BB 1B										5 0 0 0 0 1 2					
<b>Jose Guillen, R</b> (1, 9) OBP: 0.333, SLG: 0.452							BB BB 1B										2 1 1 1 2 0 0					
<b>Jason Tyner, L</b> (1, 7) OBP: 0.270, SLG: 0.286							BB BB 1B										2 0 0 0 0 1 1					
<b>Felix Martinez, S</b> (1, 6) OBP: 0.323, SLG: 0.299							BB BB 1B										4 2 1 1 0 0 4					
<b>Inning Stats</b>	R: 1 H: 1 E: 0 K: 0 S: 11	L: 2 BB: 2 P: 20	R: 0 H: 0 E: 0 K: 1 S: 8	L: 0 BB: 1 P: 13	R: 1 H: 1 E: 0 K: 1 S: 10	L: 1 BB: 0 P: 16	R: 0 H: 1 E: 0 K: 0 S: 7	L: 0 BB: 0 P: 12	R: 4 H: 2 E: 1 K: 2 S: 22	L: 2 LOB: 1 BB: 2 P: 37	R: 0 H: 0 E: 0 K: 1 S: 11	L: 0 BB: 0 P: 15	R: 5 H: 5 E: 0 K: 0 S: 16	L: 5 LOB: 2 BB: 2 P: 33	R: 0 H: 0 E: 0 K: 2 S: 11	L: 0 BB: 0 P: 16	R: 0 H: 0 E: 0 K: 0 S: 5	L: 0 BB: 0 P: 9	1B: 7 2B: 1 3B: 0 HR: 2	SF: 0 SAC: 1 DP: 3 HBP: 1	WP: 0 PB: 0 CS: 2	PA: 42
<b>PITCHER</b>	IP	WLS	BF	H	R	ER	SO	BB	IBB	HBP	BLK	WP	HR	S	P	ERA	WHIP					
<b>Jim Parque, L</b> (1, 1) ERA: 4.39	4.2	L	22	5	6	3	3	5	0	0	0	0	1	50	87	5.79	2.143					
<b>Kevin Beirne, R</b> (5, 1) ERA: 7.34	1.1		9	3	5	5	2	2	0	0	0	0	1	28	48	33.75	3.750					
<b>56 Mark Buehrle, L</b> (7, 1) ERA: 5.46	3.0		11	2	0	0	2	0	0	1	0	0	0	23	36	0.00	0.667					

**Tampa Bay Devil Rays @ Chicago White Sox**  
Comiskey Park, Chicago, IL  
Mon Aug 21 2000, 8:05 PM EDT  
Att: 31,744 - Sunny - 73 F


AB	33
R	11
H	10
RBI	10
BB	7
SO	7
LOB	11

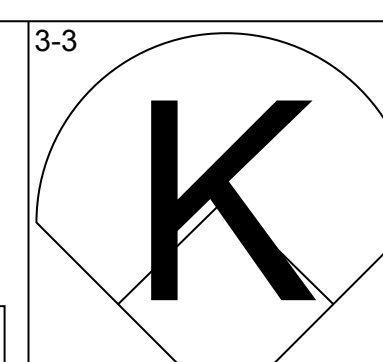
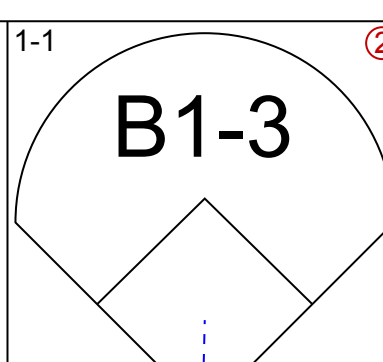
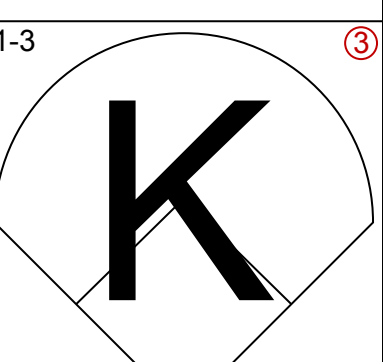
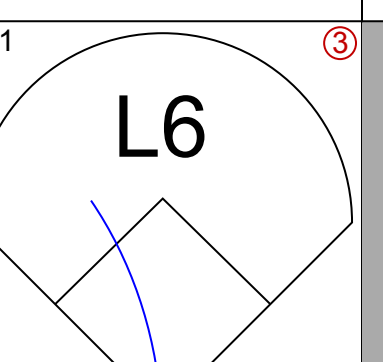
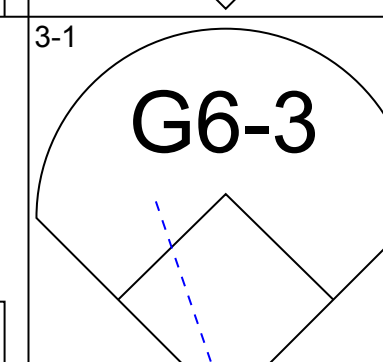
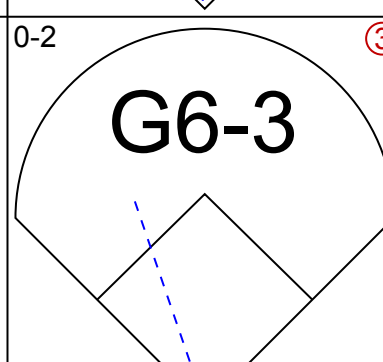
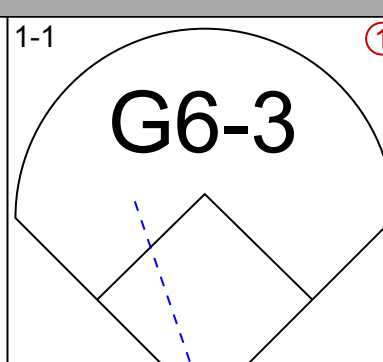
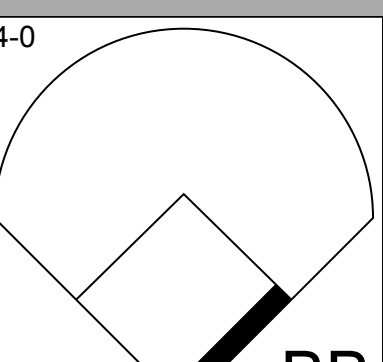
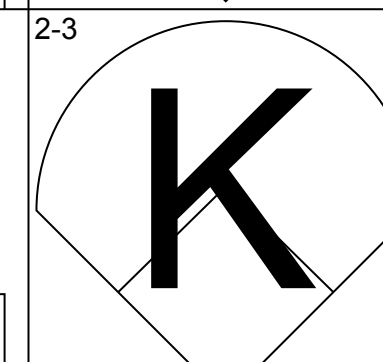
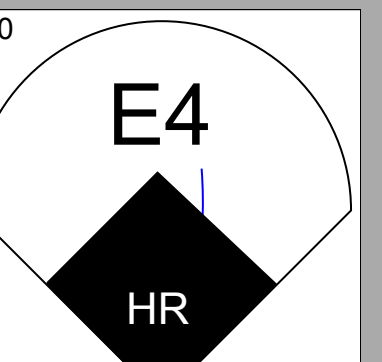
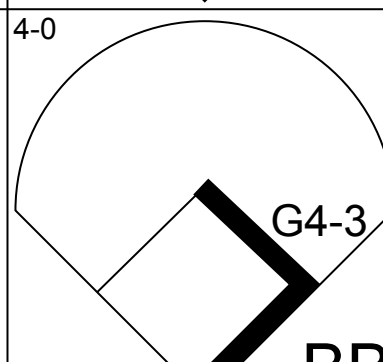
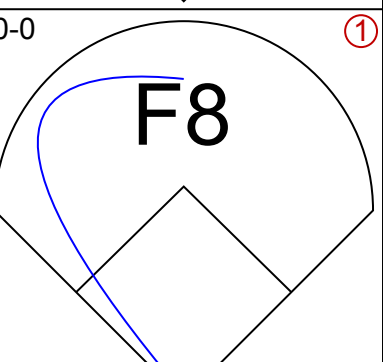
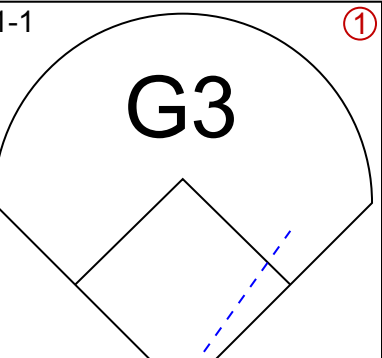
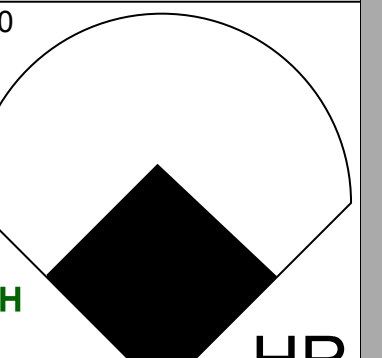
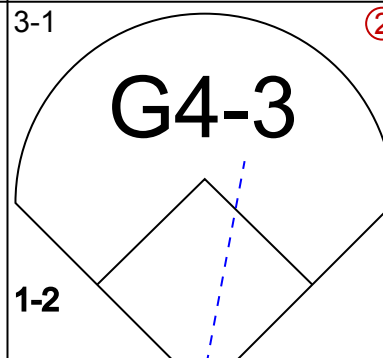
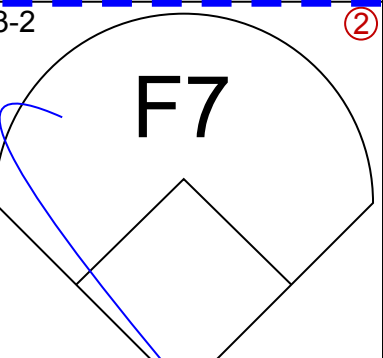
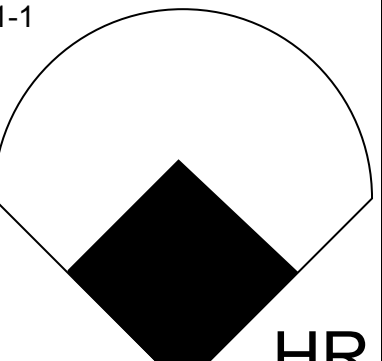

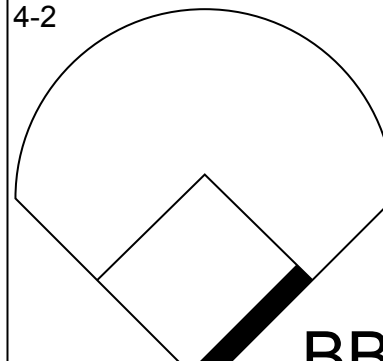
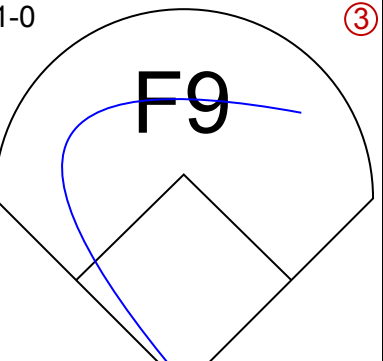
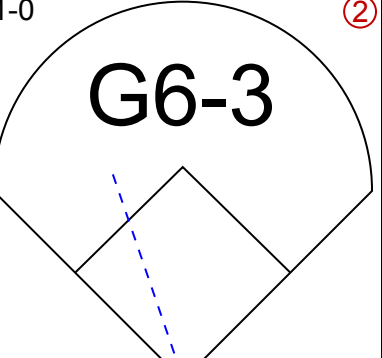
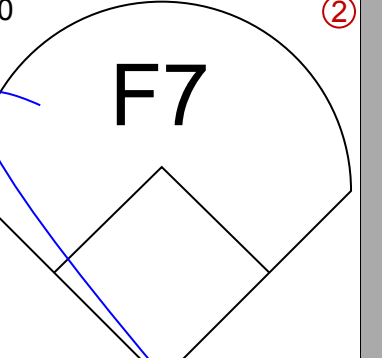
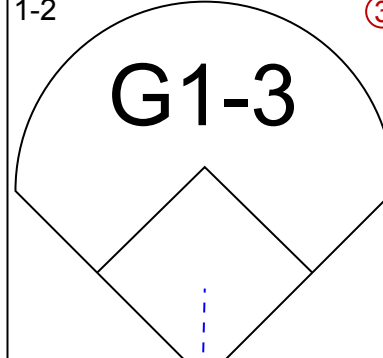
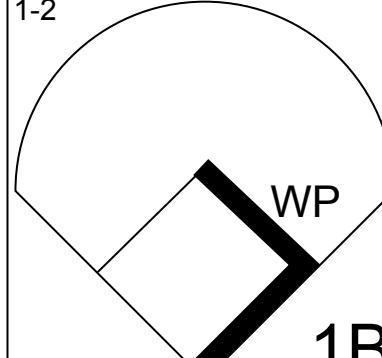
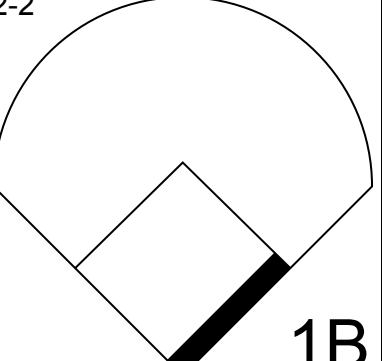
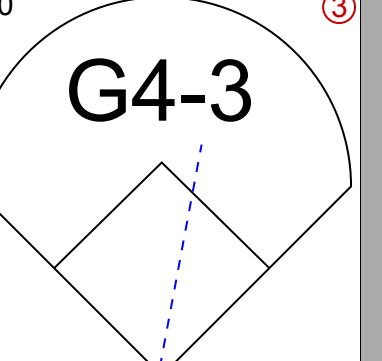
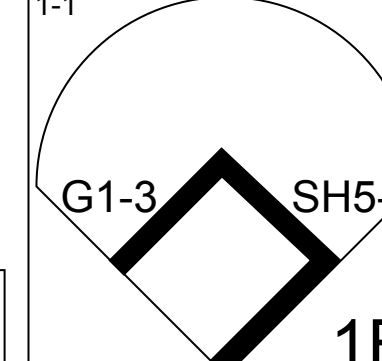
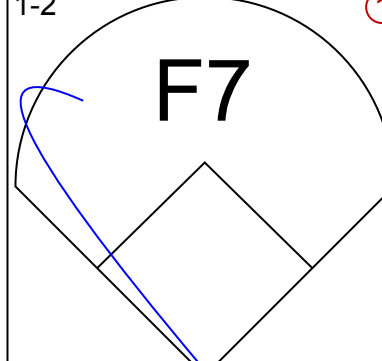
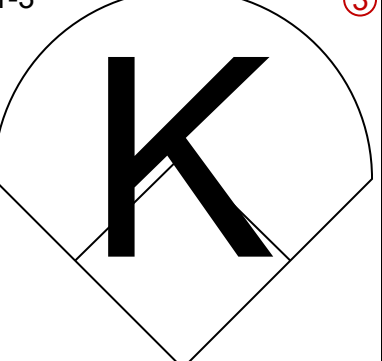
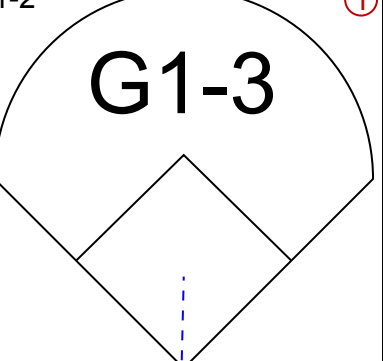
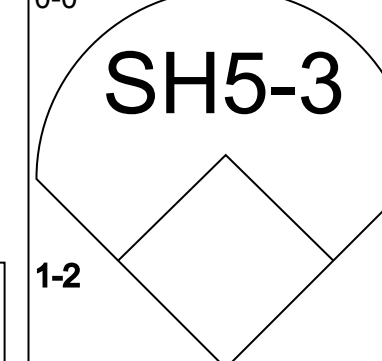
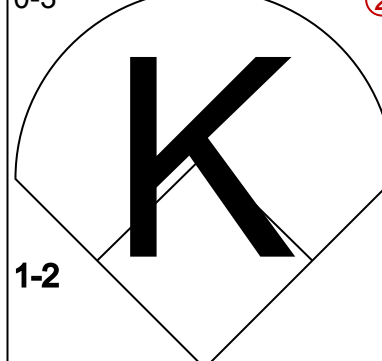
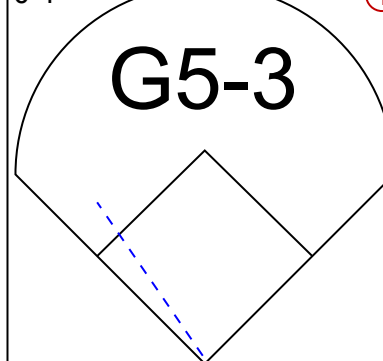
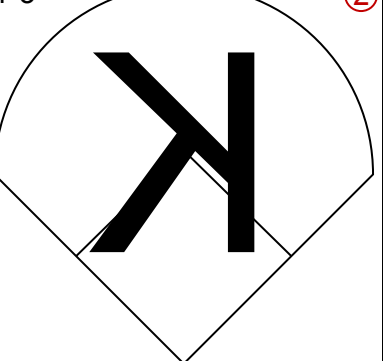
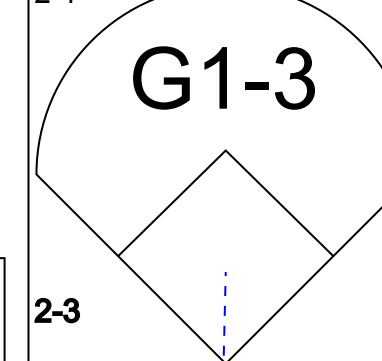
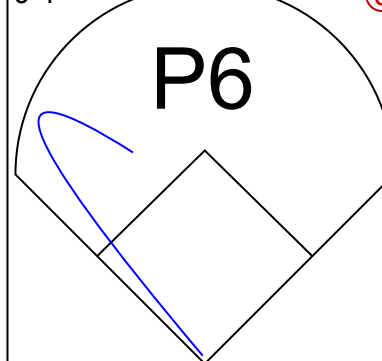


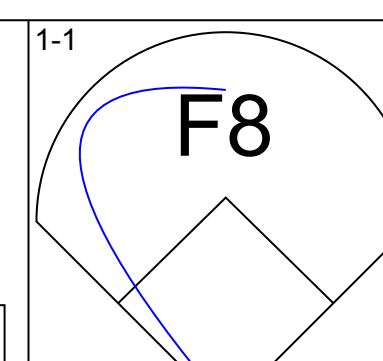
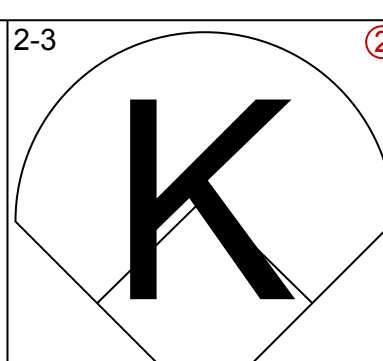
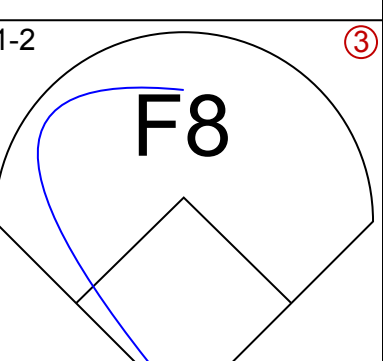
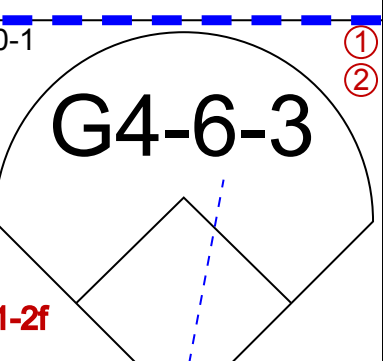
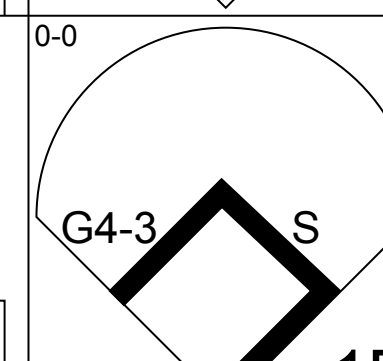
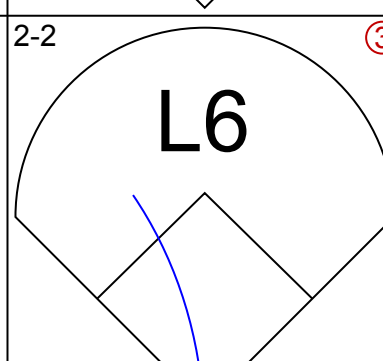
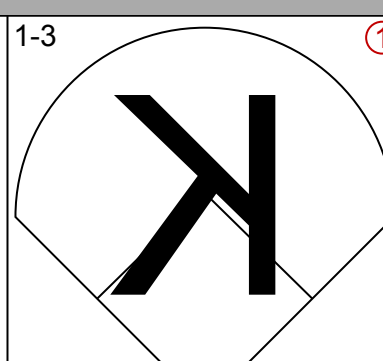
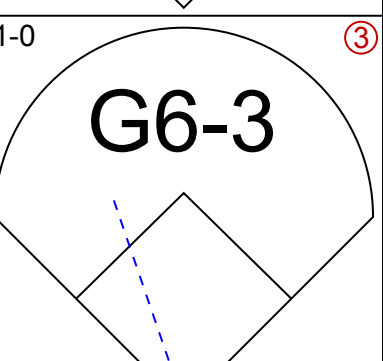
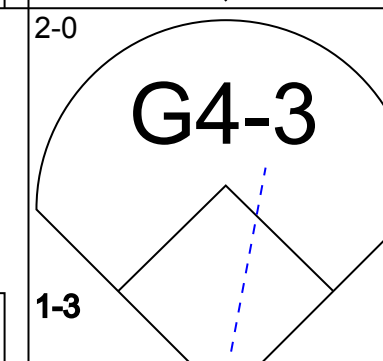
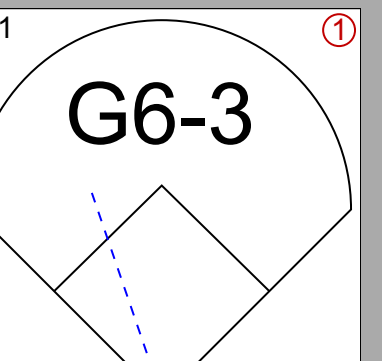
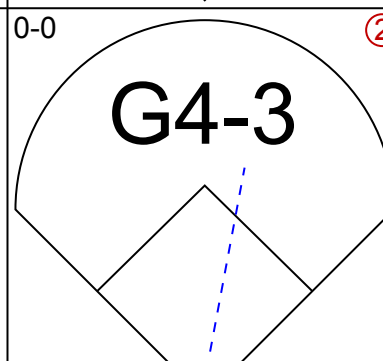
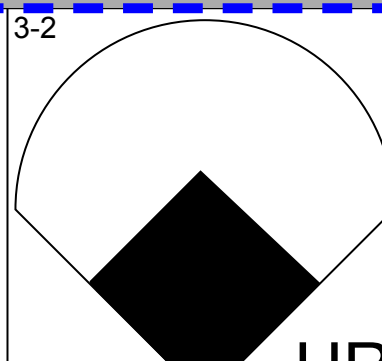
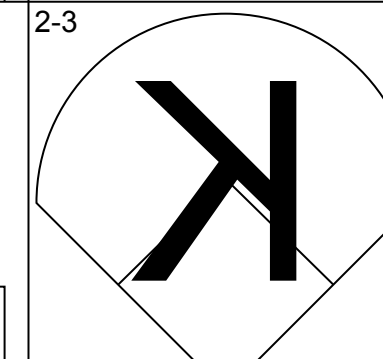
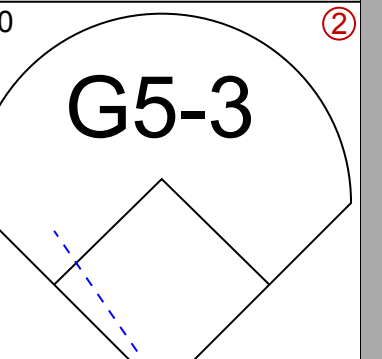
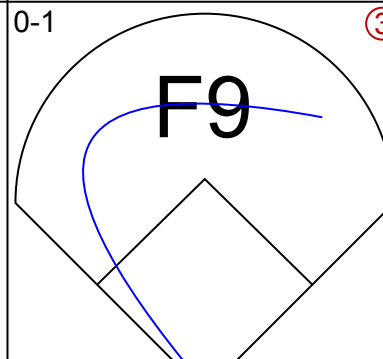
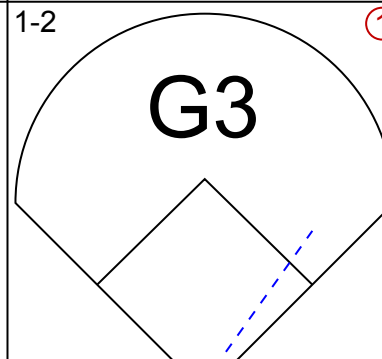
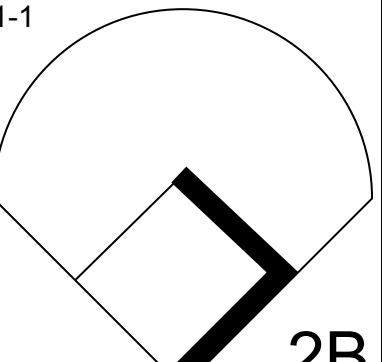
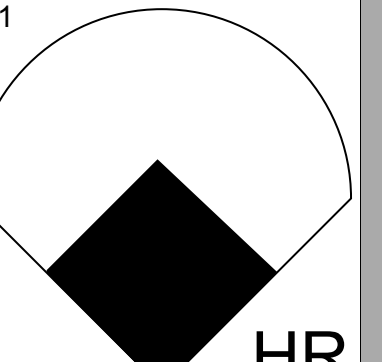
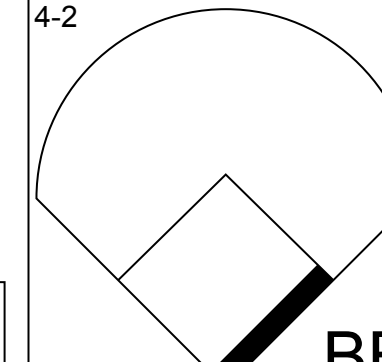
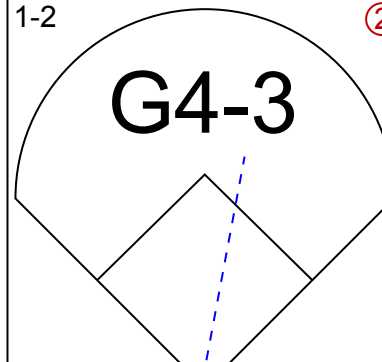
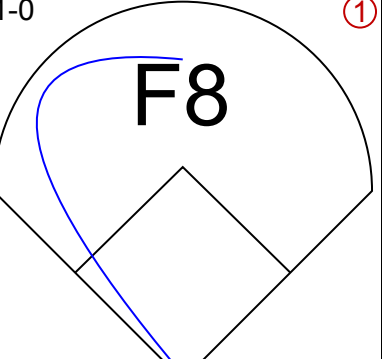
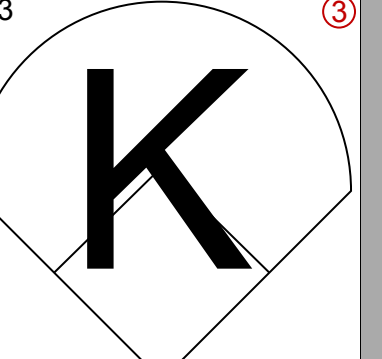
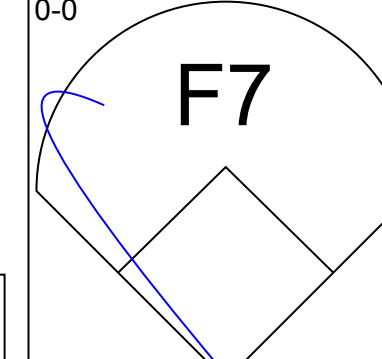
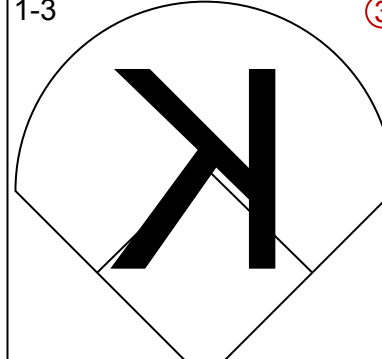
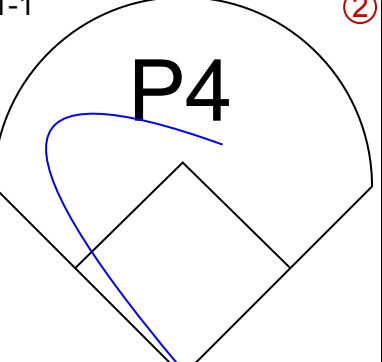
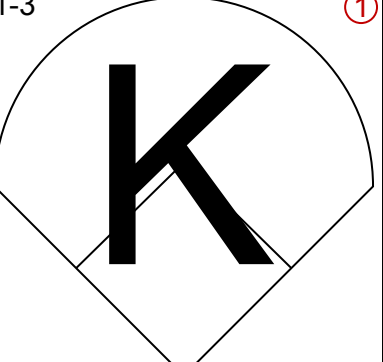
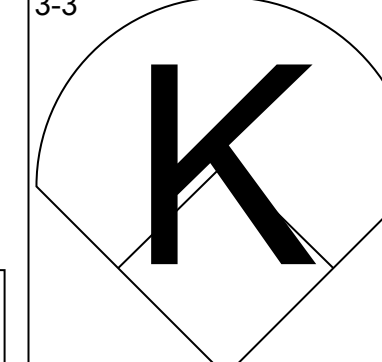
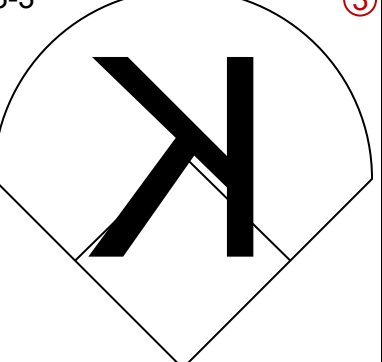
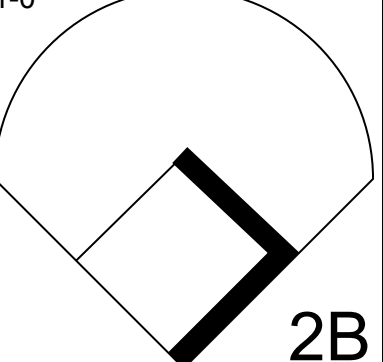
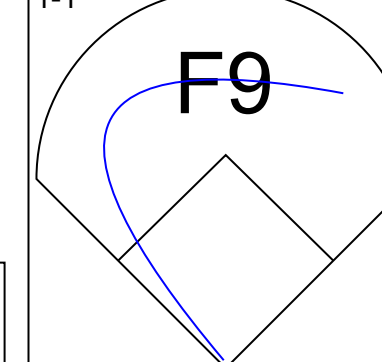
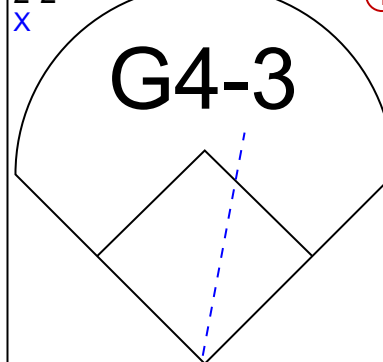
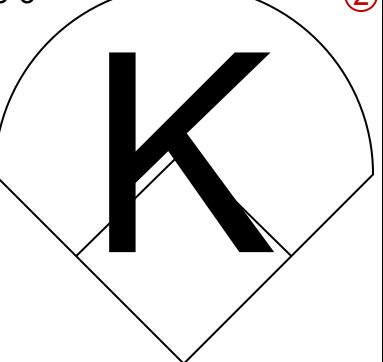
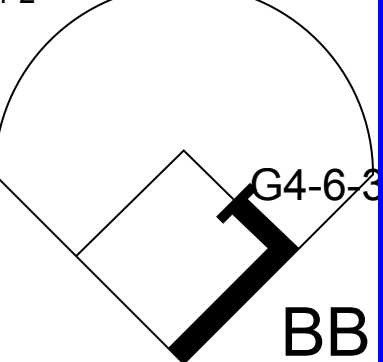
Batter	1	2	3	4	5	6	7	8	9	AB	R	H	RBI	BB	SO	LOB	BOTTOM				
<b>Ray Durham, S</b> (1, 4) OBP: 0.363, SLG: 0.457	FC6-5 S BB		F8														2 0 0 0 3 1 1				
<b>Jose Valentin, S</b> (1, 6) OBP: 0.351, SLG: 0.523			P3														5 1 1 0 0 1 5				
<b>Frank Thomas, R</b> (1, 10) OBP: 0.447, SLG: 0.661	FC6-5 2-3																4 1 1 1 0 0 1				
<b>Magglio Ordonez, R</b> (1, 9) OBP: 0.400, SLG: 0.577																	4 0 1 0 0 1 2				
<b>14 Paul Konerko, R</b> (1, 3) OBP: 0.360, SLG: 0.468																	4 0 1 0 0 0 1				
<b>Carlos Lee, R</b> (1, 7) OBP: 0.341, SLG: 0.505																	4 1 2 1 0 1 1				
<b>Chris Singleton, L</b> (1, 8) OBP: 0.307, SLG: 0.390																	4 0 1 0 0 1 1				
<b>Tony Graffanino, R</b> (1, 5) OBP: 0.355, SLG: 0.425																	4 0 0 0 0 2 2				
<b>Charles Johnson, R</b> (1, 2) OBP: 0.371, SLG: 0.571																	4 0 2 2 0 1 0				
<b>Inning Stats</b>	R: 0 H: 0 E: 0 K: 2 S: 13	L: 0 LOB: 1 BB: 1 P: 23	R: 0 H: 0 E: 0 K: 0 S: 9	L: 0 LOB: 0 BB: 0 P: 11	R: 0 H: 1 E: 0 K: 1 S: 10	L: 1 LOB: 0 BB: 0 P: 15	R: 1 H: 2 E: 0 K: 0 S: 11	L: 2 LOB: 1 BB: 0 P: 19	R: 0 H: 2 E: 0 K: 1 S: 12	L: 0 LOB: 1 BB: 0 P: 17	R: 0 H: 0 E: 0 K: 1 S: 8	L: 0 LOB: 0 BB: 0 P: 11	R: 1 H: 1 E: 0 K: 1 S: 11	L: 1 LOB: 0 BB: 0 P: 19	R: 2 H: 2 E: 0 K: 1 S: 16	L: 2 LOB: 2 BB: 2 P: 29	1B: 3 2B: 4 3B: 1 HR: 0	SF: 0 SAC: 0 DP: 0 HBP: 0	WP: 1 PB: 0 SB: 1 CS: 0	PA: 38	
<b>PITCHER</b>	IP	WLS	BF	H	R	ER	SO	BB	IBB	HBP	BLK	WP	HR	S	P	ERA	WHIP				
<b>Tanyon Sturtze, R</b> (1, 1) ERA: 4.88	7.0	W	27	5	1	1	6	2	0	0	0	0	0	11	19	9.00	1.000				
<b>Billy Taylor, R</b> (8, 1) ERA: 7.59	1.0		4	1	1	1	1	0	0	0	0	0	0	13	25	27.00	6.000				
<b>Doug Creek, L</b> (9, 1) ERA: 3.83	0.2		6	2	2	2	1	2	0	0	0	0	0	3	4	0.00	0.000				
<b>Esteban Yan, R</b> (9, 1) ERA: 6.46	0.1		1	0	0	0	0	0	0	0	0	1	0	3	4	0.00	0.000				

**Tampa Bay Devil Rays @ Chicago White Sox**  
Comiskey Park, Chicago, IL  
Mon Aug 21 2000, 8:05 PM EDT  
Att: 31,744 - Sunny - 73 F

AB	34
R	4
H	8
RBI	4
BB	4
SO	8
LOB	14



Batter	1	2	3	4	5	6	7	8	9	AB	R	H	RBI	BB	SO	LOB	TOP		
<b>Gerald Williams, R</b> OBP: 0.323, SLG: 0.461 (1, 8)										4	0	0	0	0	2	1	<b>Tampa Bay Devil Rays @ Minnesota Twins</b> Hubert H. Humphrey Metrodome, Minneapolis, MN Tue Aug 22 2000, 8:05 PM EDT Att. 7,793 - Dome - 72 F		
<b>Russ Johnson, R</b> OBP: 0.324, SLG: 0.313 (1, 5)										3	0	0	0	1	0	0			
<b>Greg Vaughn, R</b> OBP: 0.387, SLG: 0.525 (1, 10)										3	1	0	0	1	1	1			
<b>Fred McGriff, L</b> OBP: 0.366, SLG: 0.452 (1, 3)										4	1	1	2	0	0	2			
<b>Bobby Smith, R</b> OBP: 0.351, SLG: 0.538 (1, 4)										3	1	1	1	1	1	1			
<b>John Flaherty, R</b> OBP: 0.304, SLG: 0.379 (1, 2)										4	0	1	0	0	0	2			
<b>Jose Guillen, R</b> OBP: 0.336, SLG: 0.453 (1, 9)										4	0	2	0	0	0	1			
<b>Jason Tyner, L</b> OBP: 0.256, SLG: 0.271 (1, 7)										3	0	0	0	0	2	2			
<b>Felix Martinez, S</b> OBP: 0.317, SLG: 0.294 (1, 6)										4	0	0	0	0	1	2			
<b>Inning Stats</b>	R: 0 H: 0 E: 0 K: 2 S: 9	H: 0 LOB: 0 BB: 0 P: 17	R: 1 H: 2 E: 0 K: 1 S: 11	LOB: 1 BB: 0 P: 17	R: 0 H: 0 E: 0 K: 0 S: 7	H: 0 LOB: 0 BB: 0 P: 8	R: 2 H: 1 E: 1 K: 1 S: 7	H: 1 LOB: 0 BB: 0 P: 9	R: 0 H: 0 E: 0 K: 0 S: 9	H: 0 LOB: 0 BB: 0 P: 22	R: 0 H: 1 E: 0 K: 0 S: 7	H: 1 LOB: 1 BB: 0 P: 11	R: 0 H: 0 E: 0 K: 0 S: 6	H: 0 LOB: 1 BB: 1 P: 14	R: 0 H: 1 E: 0 K: 1 S: 12	H: 1 LOB: 1 BB: 0 P: 14	1B: 3 2B: 0 3B: 0 HR: 2	SF: 0 SAC: 1 DP: 0 HBP: 0	WP: 1 PA: 36 FB: 0 CS: 0
<b>PITCHER</b>	IP	WLS	BF	H	R	ER	SO	BB	IBB	HBP	BLK	WP	HR	S	P	ERA	WHIP		
<b>J.C. Romero, L</b> ERA: 4.33 (1, 1)	7.1	L	30	4	3	2	6	3	0	0	0	0	2	60	101	2.46	0.955		
<b>Travis Miller, L</b> ERA: 4.08 (8, 1)	1.2		6	1	0	0	1	0	0	0	0	1	0	17	23	0.00	0.600		

Batter	1	2	3	4	5	6	7	8	9	AB	R	H	RBI	BB	SO	LOB	BOTTOM				
<b>Jacque Jones, L</b> OBP: 0.309, SLG: 0.461 (1, 7)										4	0	0	0	0	1	2	<b>Tampa Bay Devil Rays @ Minnesota Twins</b> Hubert H. Humphrey Metrodome, Minneapolis, MN Tue Aug 22 2000, 8:05 PM EDT Att. 7,793 - Dome - 72 F				
<b>Cristian Guzman, S</b> OBP: 0.315, SLG: 0.420 (1, 6)										4	0	1	0	0	1	0					
<b>Matt Lawton, L</b> OBP: 0.432, SLG: 0.485 (1, 9)										4	1	1	1	0	0	1					
<b>Ron Coomer, R</b> OBP: 0.330, SLG: 0.429 (1, 3)										4	0	0	0	0	1	1					
<b>David Ortiz, L</b> OBP: 0.392, SLG: 0.473 (1, 10)										3	1	2	1	1	0	0					
<b>Corey Koskie, L</b> OBP: 0.396, SLG: 0.438 (1, 5)										4	0	0	0	0	2	2					
<b>Tori Hunter, R</b> OBP: 0.285, SLG: 0.362 (1, 8)										3	0	0	0	0	2	2					
<b>Jay Canizaro, R</b> OBP: 0.325, SLG: 0.401 (1, 4)										3	0	1	0	0	1	2					
<b>A.J. Pierzynski, L</b> OBP: 0.118, SLG: 0.063 ERA: 6.88 (1, 2)										2	0	0	0	0	1	1					
<b>Denny Hocking, S</b> OBP: 0.378, SLG: 0.416 (8, PH)										0	0	0	0	1	0	0					
<b>Danny Ardoin, R</b> OBP: 0.265, SLG: 0.185 (9, 2)										0	0	0	0	0	0	0					
<b>Inning Stats</b>	R: 0 H: 1 E: 0 K: 1 S: 7	H: 1 LOB: 1 BB: 0 P: 12	R: 0 H: 1 E: 0 K: 1 S: 9	H: 1 LOB: 0 BB: 0 P: 15	R: 0 H: 0 E: 0 K: 1 S: 14	H: 0 LOB: 0 BB: 0 P: 20	R: 1 H: 1 E: 0 K: 1 S: 8	H: 1 LOB: 0 BB: 0 P: 15	R: 0 H: 1 E: 0 K: 2 S: 12	H: 1 LOB: 1 BB: 0 P: 18	R: 0 H: 0 E: 0 K: 1 S: 6	H: 0 LOB: 0 BB: 1 P: 7	R: 0 H: 0 E: 0 K: 1 S: 8	H: 0 LOB: 1 BB: 1 P: 16	R: 0 H: 0 E: 0 K: 0 S: 5	H: 0 LOB: 1 BB: 1 P: 10	R: 1 H: 1 E: 0 K: 1 S: 16	H: 1 LOB: 0 BB: 0 P: 22	1B: 1 2B: 2 3B: 0 HR: 2	SF: 0 SAC: 0 DP: 1 HBP: 0	WP: 0 PA: 33 FB: 0 CS: 0
<b>PITCHER</b>	IP	WLS	BF	H	R	ER	SO	BB	IBB	HBP	BLK	WP	HR	S	P	ERA	WHIP				
<b>Ryan Rupe, R</b> ERA: 6.88 (1, 1)	7.0	W	27	4	1	1	8	2	0	0	0	0	1	66	109	1.29	0.857				
<b>Billy Taylor, R</b> ERA: 6.94 (8, 1)	1.0	H	2	0	0	0	0	0	0	0	0	0	0	3	4	0.00	0.000				
<b>Roberto Hernandez, R</b> ERA: 3.2 (9, 1)	1.0	S	4	1	1	1	1	0	0	0	0	0	1	16	22	9.00	1.000				



Batter	1	2	3	4	5	6	7	8	9	AB	R	H	RBI	BB	SO	LOB	TOP								
<b>Gerald Williams, R</b> OBP: 0.323, SLG: 0.459 (1, 8)	0-0 L8-3 1B		0-1 G5-3 1-2			2-2 G5-3		1-1 G6-3		4	0	1	0	0	0	1									
<b>Russ Johnson, R</b> OBP: 0.323, SLG: 0.311 (1, 5) (8, 6)	2-3 K		2-3 K			2-1 BB 1B		1-1 G4-3		4	1	1	0	0	2	2									
<b>Greg Vaughn, R</b> OBP: 0.386, SLG: 0.521 (1, 10)	1-2 L8-3 1-2			1-1 G5-3		4-2 1B 1-2 BB			0-3 K	3	0	0	0	1	1	1									
<b>Fred McGriff, L</b> OBP: 0.365, SLG: 0.450 (1, 3)		3-3 K		2-0 F7		0-0 1-3 2-H 1B			1-1 F7	4	0	1	1	0	1	0									
<b>Bobby Smith, R</b> OBP: 0.337, SLG: 0.516 (1, 4) (8, 5)		0-0 G4-3		2-3 K		0-1 G5-3			1-2 G5-3	4	0	0	0	0	1	2									
<b>Jose Guillen, R</b> OBP: 0.336, SLG: 0.463 (1, 9)		0-0 HR			1-0 F7				0-3 K	3	1	1	1	0	1	0									
<b>Mike DiFelice, R</b> OBP: 0.279, SLG: 0.386 (1, 2)		1-2 G4-3			2-0 P4				1-1 G5-3	3	0	0	0	0	0	0									
<b>Jason Tyner, L</b> OBP: 0.246, SLG: 0.258 (1, 7)			0-0 B3		0-1 F8				1-0 F7	3	0	0	0	0	0	0									
<b>Felix Martinez, S</b> OBP: 0.319, SLG: 0.295 <b>Miguel Cairo, R</b> OBP: 0.328, SLG: 0.345 (8, PH) (8, 4)			2-1 WP G5-3 1B			1-0 P4			0-0 F3	2	0	1	0	0	0	0									
<b>Inning Stats</b>	R: 0 E: 0 K: 1 S: 8	H: 1 LOB: 0 BB: 0 P: 11	R: 1 E: 0 K: 1 S: 10	H: 1 LOB: 0 BB: 0 P: 14	R: 0 E: 0 K: 1 S: 10	H: 1 LOB: 1 BB: 0 P: 14	R: 0 E: 0 K: 0 S: 8	H: 0 LOB: 0 BB: 0 P: 13	R: 0 E: 0 K: 0 S: 4	H: 0 LOB: 0 BB: 0 P: 7	R: 1 E: 0 K: 0 S: 14	H: 2 LOB: 2 BB: 1 P: 23	R: 0 E: 0 K: 1 S: 6	H: 0 LOB: 0 BB: 0 P: 8	R: 0 E: 0 K: 0 S: 5	H: 0 LOB: 0 BB: 0 P: 7	R: 0 E: 0 K: 1 S: 8	H: 0 LOB: 0 BB: 0 P: 10	1B: 4 2B: 1 3B: 0 HR: 1	SF: 0 SAC: 0 DP: 1 HBP: 0	WP: 1 PB: 0 SB: 0 CS: 0	PA: 32			
<b>PITCHER</b>	IP	WLS	BF	H	R	ER	SO	BB	IBB	HBP	BLK	WP	HR	S	P	ERA	WHIP								
<b>Mark Redman, L</b> ERA: 4.46 <b>LaTroy Hawkins, R</b> ERA: 3.34	(1, 1) (8, 1)	7.0 S	26 6	5 0	2 0	2 0	5 1	1 0	0 0	0 0	0 0	1 0	1 0	60 13	90 17	2.57 0.00	0.857 0.000								

Tampa Bay Devil Rays @ Minnesota Twins  
Hubert H. Humphrey Metrodome, Minneapolis, MN  
Wed Aug 23 2000, 8:05 PM EDT  
Att. 7,278 - Dome - 72 F

AB	31
R	2
H	5
RBI	2
BB	1
SO	6
LOB	6



Batter	1	2	3	4	5	6	7	8	9	AB	R	H	RBI	BB	SO	LOB	BOTTOM								
<b>Cristian Guzman, S</b> OBP: 0.318, SLG: 0.426 (1, 6)	1-1 G4-3		0-2 1B			3-2 G3-1	1-1 2-H 3-H 3B	0-0 1B 1B		5	0	3	2	0	0	0									
<b>Jay Canizaro, R</b> OBP: 0.323, SLG: 0.397 (1, 4)	1-1 F9		1-0 G1-3			3-2 G5-3	0-0 G5-3	3-2 1-3 3-H 1B		5	0	1	1	0	0	2									
<b>Matt Lawton, L</b> OBP: 0.432, SLG: 0.483 (1, 9)	1-1 G5-3			2-1 L8		4-1 FC6-4 BB		0-0 BB 1B G1-3		4	1	1	0	1	0	2									
<b>Ron Coomer, R</b> OBP: 0.331, SLG: 0.429 (1, 3)		2-2 F8		1-2 1B		1-1 FC6-4		4-2 SH1-4 1B 2B BB		3	1	1	0	1	0	1									
<b>David Ortiz, L</b> OBP: 0.396, SLG: 0.477 <b>Jason Maxwell, R</b> OBP: 0.320, SLG: 0.341 (8, PR)		3-2 G1-3 1B		1-1 F8			3-2 1B 1B G3 1B	1-2 SH1-4 2B BB 1B		4	1	3	1	0	0	0									
<b>Corey Koskie, L</b> OBP: 0.398, SLG: 0.443 (1, 5)		0-0 G1-3			0-1 2B		0-1 G3 1B 3B 1B	0-0 SH1-4 1B		3	1	2	0	0	0	1									
<b>Tori Hunter, R</b> OBP: 0.289, SLG: 0.362 (1, 8)		0-1 G6-3			0-0 G5-3		1-2 3B 1B	4-0 2B IBB		3	2	1	0	1	0	2									
<b>Jacque Jones, L</b> OBP: 0.307, SLG: 0.457 <b>Denny Hocking, S</b> OBP: 0.377, SLG: 0.414 (8, PH) (9, 7)			0-3 K			2-3 K		2-3 K		3	0	0	0	0	3	4									
<b>A.J. Pierzynski, L</b> OBP: 0.105, SLG: 0.056 <b>Midre Cummings, L</b> OBP: 0.317, SLG: 0.393 <b>Danny Ardoin, R</b> OBP: 0.286, SLG: 0.250 (8, 2)			0-1 G4-3			0-1 G4-3		0-2 1B 2B		2	0	0	0	0	0	1									
<b>Inning Stats</b>	R: 0 E: 0 K: 0 S: 6	H: 0 LOB: 0 BB: 0 P: 9	R: 0 E: 0 K: 0 S: 9	H: 1 LOB: 1 BB: 0 P: 14	R: 0 E: 0 K: 1 S: 10	H: 1 LOB: 1 BB: 0 P: 10	R: 0 E: 0 K: 0 S: 8	H: 1 LOB: 0 BB: 0 P: 12	R: 0 E: 0 K: 1 S: 8	H: 1 LOB: 1 BB: 0 P: 10	R: 0 E: 0 K: 0 S: 11	H: 0 LOB: 1 BB: 1 P: 22	R: 3 E: 0 K: 1 S: 17	H: 4 LOB: 1 BB: 0 P: 23	R: 5 E: 0 K: 1 S: 27	H: 5 LOB: 2 BB: 2 P: 46	1B: 10 2B: 2 3B: 1 HR: 0	SF: 0 SAC: 1 DP: 0 HBP: 0	WP: 0 PB: 0 SB: 0 CS: 0	PA: 39					
<b>PITCHER</b>	IP	WLS	BF	H	R	ER	SO	BB	IBB	HBP	BLK	WP	HR	S	P	ERA	WHIP								
<b>Bryan Rekar, R</b> ERA: 4.69 <b>Esteban Yan, R</b> ERA: 6.66 <b>Doug Creek, L</b> ERA: 4.2 <b>Cory Lidle, R</b> ERA: 6.2	(1, 1) (7, 1) (8, 1) (8, 1)	6.2 0.1 0.2 0.1	28 4 5 2	8 2 2 1	3 3 1 1	3 3 1 1	0 0 1 0	3 3 0 0	1 0 1 0	0 0 0 0	0 0 0 0	0 0 0 0	0 0 0 0	14 9 9 5	22 15 10	81.00 13.50 27.00	9.000 3.000 3.000								

Tampa Bay Devil Rays @ Minnesota Twins  
Hubert H. Humphrey Metrodome, Minneapolis, MN  
Wed Aug 23 2000, 8:05 PM EDT  
Att. 7,278 - Dome - 72 F

AB	35
R	8
H	13
RBI	8
BB	3
SO	4
LOB	18



Batter	1	2	3	4	5	6	7	8	9	AB	R	H	RBI	BB	SO	LOB	TOP								
<b>Gerald Williams, R</b> OBP: 0.323, SLG: 0.458 (1, 8)											5	1	2	1	0	0	2								
<b>Steve Cox, L</b> OBP: 0.396, SLG: 0.475 (1, 7)											3	0	1	0	0	1	1								
<b>Miguel Cairo, R</b> OBP: 0.328, SLG: 0.345 (7, FH)											0	0	0	0	0	0	0								
<b>Jason Tyner, L</b> OBP: 0.243, SLG: 0.254 (7, 7)											1	0	0	0	0	0	0								
<b>Greg Vaughn, R</b> OBP: 0.388, SLG: 0.522 (1, 10)											3	1	1	1	2	2	1								
<b>Fred McGriff, L</b> OBP: 0.365, SLG: 0.449 (1, 3)											5	0	2	1	0	1	5								
<b>Bobby Smith, R</b> OBP: 0.330, SLG: 0.495 (1, 4)											4	0	0	0	1	0	5								
<b>Aubrey Huff, L</b> OBP: 0.347, SLG: 0.522 (1, 5)											2	0	1	0	1	0	1								
<b>Russ Johnson, R</b> OBP: 0.324, SLG: 0.310 (8, 5)											1	0	0	0	1	0	0								
<b>John Flaherty, R</b> OBP: 0.300, SLG: 0.373 (1, 2)											5	0	0	0	0	2	6								
<b>Jose Guillen, R</b> OBP: 0.338, SLG: 0.466 (1, 9)											3	1	1	0	1	0	1								
<b>Felix Martinez, S</b> OBP: 0.322, SLG: 0.299 (1, 6)											4	0	2	0	0	1	0								
<b>Inning Stats</b>	R: 2 E: 0 K: 1 S: 16	H: 3 LOB: 1 BB: 0 P: 28	R: 0 E: 0 K: 1 S: 7	H: 0 LOB: 0 BB: 10	R: 0 E: 0 K: 1 S: 9	H: 1 LOB: 1 BB: 0 P: 15	R: 0 E: 0 K: 0 S: 9	H: 1 LOB: 1 BB: 0 P: 15	R: 0 E: 0 K: 1 S: 7	H: 0 LOB: 0 BB: 0 P: 10	R: 0 E: 0 K: 0 S: 8	H: 0 LOB: 2 BB: 2 P: 19	R: 1 E: 0 K: 1 S: 9	H: 3 LOB: 3 BB: 1 P: 17	R: 0 E: 0 K: 0 S: 15	H: 1 LOB: 2 BB: 1 P: 26	R: 0 E: 0 K: 2 S: 12	H: 1 LOB: 3 BB: 2 P: 24	1B: 8 2B: 2 3B: 0 HR: 0	SF: 0 SAC: 1 DP: 0 HBP: 0	WP: 1 PB: 0 SB: 1 CS: 0	PA: 43			
<b>PITCHER</b>	IP	WLS	BF	H	R	ER	SO	BB	IBB	HBP	BLK	WP	HR	S	P	ERA	WHIP								
<b>Pat Rapp, R</b> ERA: 5.92 (1, 1)	6.1		30	8	3	3	4	1	2	0	0	1	0	60	108	4.26	1.421								
<b>B.J. Ryan, L</b> ERA: 7.92 (7, 1)	0.2	W	2	0	0	0	1	0	0	0	0	0	0	5	6	0.00	0.000								
<b>Mike Trombley, R</b> ERA: 4.85 (8, 1)	1.0	H	5	1	0	0	0	1	0	0	0	0	0	15	26	0.00	2.000								
<b>Ryan Kohlmeier, R</b> ERA: 0.64 (9, 1)	1.0	S	6	1	0	0	2	2	0	0	0	0	0	12	24	0.00	3.000								

**Tampa Bay Devil Rays @ Baltimore Orioles**  
 Oriole Park at Camden Yards, Baltimore, MD  
 Fri Aug 25 2000, 7:35 PM EDT  
 Att: 34,503 - Sunny - 86 F

AB 36  
 R 3  
 H 10  
 RBI 3  
 BB 6  
 SO 7  
 LOB 22





Batter	1	2	3	4	5	6	7	8	9	AB	R	H	RBI	BB	SO	LOB	BOTTOM								
<b>Brady Anderson, L</b> OBP: 0.360, SLG: 0.415 (1, 10)										3	0	1	0	2	1	0									
<b>6 Melvin Mora, R</b> OBP: 0.347, SLG: 0.445 (1, 6)											4	0	0	0	1	2	4								
<b>Delino DeShields, L</b> OBP: 0.374, SLG: 0.456 (1, 7)											3	0	0	0	2	0	2								
<b>Albert Belle, R</b> OBP: 0.339, SLG: 0.478 (1, 9)											5	0	0	0	0	1	5								
<b>Trenidad Hubbard, R</b> OBP: 0.276, SLG: 0.280 (9, 9)										0	0	0	0	0	0	0	0								
<b>Jeff Conine, R</b> OBP: 0.344, SLG: 0.446 (1, 5)											4	2	3	0	0	0	0								
<b>Chris Richard, L</b> OBP: 0.322, SLG: 0.476 (1, 3)											2	1	0	0	2	0	1								
<b>Brook Fordyce, R</b> OBP: 0.349, SLG: 0.538 (1, 2)											3	0	1	0	1	0	3								
<b>Jerry Hairston, R</b> OBP: 0.339, SLG: 0.500 (1, 4)											3	1	2	4	1	0	1								
<b>Luis Matos, R</b> OBP: 0.304, SLG: 0.344 (1, 8)										3	0	0	0	1	1	4									
<b>Inning Stats</b>	R: 0 E: 0 K: 1 S: 10	H: 0 LOB: 1 BB: 1 P: 21	R: 0 E: 0 K: 1 S: 11	H: 1 LOB: 2 BB: 2 P: 25	R: 0 E: 0 K: 1 S: 10	H: 1 LOB: 1 BB: 0 P: 15	R: 0 E: 0 K: 0 S: 8	H: 1 LOB: 1 BB: 0 P: 11	R: 0 E: 0 K: 0 S: 8	H: 0 LOB: 2 BB: 2 P: 19	R: 2 E: 0 K: 0 S: 9	H: 2 LOB: 2 BB: 2 P: 18	R: 2 E: 0 K: 0 S: 11	H: 2 LOB: 2 BB: 2 P: 24	R: 0 E: 0 K: 2 S: 15	H: 0 LOB: 1 BB: 1 P: 24	1B: 4 2B: 2 3B: 0 HR: 1	SF: 0 SAC: 0 DP: 1 HBP: 0	WP: 0 PB: 0 SB: 4 CS: 0	PA: 40					
<b>PITCHER</b>	IP	WLS	BF	H	R	ER	SO	BB	IBB	HBP	BLK	WP	HR	S	P	ERA	WHIP								
<b>Albie Lopez, R</b> ERA: 3.7 (1, 1)	6.0		29	5	2	2	3	7	0	0	0	1	0	56	109	3.00	2.000								
<b>Billy Taylor, R</b> ERA: 7.92 (7, 1)	1.0	L	7	2	2	2	0	2	0	0	0	0	0	11	24	18.00	4.000								
<b>Doug Creek, L</b> ERA: 4.14 (8, 1)	0.2		3	0	0	0	2	1	0	0	0	0	0	13	21	0.00	1.500								
<b>Cory Lidle, R</b> ERA: 6.16 (8, 1)	0.1		1	0	0	0	0	0	0	0	0	0	0	2	3	0.00	0.000								


**Tampa Bay Devil Rays @ Baltimore Orioles**  
 Oriole Park at Camden Yards, Baltimore, MD  
 Fri Aug 25 2000, 7:35 PM EDT  
 Att: 34,503 - Sunny - 86 F


AB 30  
 R 4  
 H 7  
 RBI 4  
 BB 10  
 SO 5  
 LOB 20



Batter	1	2	3	4	5	6	7	8	9	AB	R	H	RBI	BB	SO	LOB	TOP					
Gerald Williams, R (1, 8) OBP: 0.321, SLG: 0.455	P4		G4-3			G6-3		G5-3		4	0	0	0	0	0	0	<p><b>Tampa Bay Devil Rays @ Baltimore Orioles</b>  <b>Oriole Park at Camden Yards, Baltimore, MD</b>            Sat Aug 26 2000, 1:35 PM EDT            Att: 40,441 - Cloudy - 88 F</p> <p>AB 33 R 4 H 7 RBI 4 BB 0 SO 4 LOB 6</p> 					
Miguel Cairo, R (1, 4) OBP: 0.327, SLG: 0.344	G6-3		G6-3			HR		K		4	1	1	0	0	1	0						
Greg Vaughn, R (1, 10) OBP: 0.387, SLG: 0.527	F8			P4		HR			F8	4	1	1	2	0	0	0						
Fred McGriff, L (1, 3)		G4-3 1B 2B		G3		G4-3			HR	4	2	2	1	0	0	0						
Steve Cox, L (1, 7) OBP: 0.389, SLG: 0.466 Jason Tyner, L (9, 7) OBP: 0.243, SLG: 0.254	G4-3			K		G4-3		G4-3	G4-3	4	0	0	0	0	1	1						
Jose Guillen, R (1, 9) OBP: 0.337, SLG: 0.462		G3				G6-3			F9	4	0	1	0	0	0	1						
John Flaherty, R (1, 2) OBP: 0.300, SLG: 0.372						P6		F9		3	0	1	1	0	0	1						
Russ Johnson, R (1, 5) OBP: 0.324, SLG: 0.310								K		3	0	1	0	0	2	2						
Felix Martinez, S (1, 6) OBP: 0.318, SLG: 0.295			G3			P6		G3		3	0	0	0	0	0	1						
<b>Inning Stats</b>	R: 0 E: 0 K: 0 S: 6	H: 0 LOB: 0 BB: 0 P: 10	R: 1 E: 0 K: 1 S: 12	H: 2 LOB: 1 BB: 0 P: 17	R: 0 E: 0 K: 0 S: 6	H: 0 LOB: 0 BB: 0 P: 9	R: 0 E: 0 K: 1 S: 6	H: 0 LOB: 0 BB: 0 P: 10	R: 0 E: 0 K: 0 S: 11	H: 1 LOB: 1 BB: 0 P: 19	R: 2 E: 0 K: 0 S: 7	H: 2 LOB: 0 BB: 0 P: 12	R: 0 E: 0 K: 1 S: 6	H: 1 LOB: 0 BB: 0 P: 8	R: 0 E: 0 K: 1 S: 8	H: 0 LOB: 0 BB: 0 P: 12	R: 1 E: 0 K: 0 S: 9	H: 1 LOB: 0 BB: 0 P: 15	1B: 4 2B: 1 3B: 0 HR: 2	SF: 0 SAC: 0 DP: 0 HBP: 0	WP: 0 PB: 0 CS: 1	PA: 33
<b>PITCHER</b> Sidney Ponson, R (1, 1) ERA: 5.27	IP: 9.0 WLS: L BF: 33	H: 7 R: 4 ER: 4 SO: 4	BB: 0 IBB: 0 HBP: 0 BLK: 0	WP: 0 HR: 2 S: 71 P: 112	ERA: 4.00 WHIP: 0.778	<b>PITCHER</b>										IP: 9.0 WLS: L BF: 33	H: 7 R: 4 ER: 4 SO: 4	BB: 0 IBB: 0 HBP: 0 BLK: 0	WP: 0 HR: 2 S: 71 P: 112	ERA: 4.00 WHIP: 0.778		


Batter	1	2	3	4	5	6	7	8	9	AB	R	H	RBI	BB	SO	LOB	BOTTOM					
Brady Anderson, L (1, 10) OBP: 0.357, SLG: 0.411	G4-3			G5-3		G4-3		K		4	0	0	0	0	1	0	<p><b>Tampa Bay Devil Rays @ Baltimore Orioles</b>  <b>Oriole Park at Camden Yards, Baltimore, MD</b>            Sat Aug 26 2000, 1:35 PM EDT            Att: 40,441 - Cloudy - 88 F</p> <p>AB 33 R 1 H 7 RBI 1 BB 1 SO 3 LOB 16</p> 					
6 Melvin Mora, R (1, 6) OBP: 0.343, SLG: 0.440	F9			G5-3		F7		P6		4	0	0	0	0	0	0						
Delino DeShields, L (1, 7) OBP: 0.371, SLG: 0.452	G4-3			G6-3		G6-3		L7		4	0	0	0	0	0	0						
Albert Belle, R (1, 9) OBP: 0.340, SLG: 0.480					L9			E6 FC4-6 1B		4	0	2	0	0	0	0						
Jeff Conine, R (1, 5) OBP: 0.343, SLG: 0.444					G6-3			FC4-6 1B		4	0	1	0	0	1	2						
Chris Richard, L (1, 3) OBP: 0.318, SLG: 0.477								FC4-6 BB		4	1	1	0	0	0	4						
Greg Myers, L (1, 2) OBP: 0.282, SLG: 0.313									L7	3	0	1	1	1	0	1						
Jerry Hairston, R (1, 4) OBP: 0.355, SLG: 0.509										3	0	2	0	0	1	3						
Luis Matos, R (1, 8) OBP: 0.298, SLG: 0.336										3	0	0	0	0	0	6						
<b>Inning Stats</b>	R: 0 E: 0 K: 0 S: 10	H: 0 LOB: 0 BB: 0 P: 14	R: 0 E: 0 K: 0 S: 9	H: 1 LOB: 0 BB: 0 P: 12	R: 0 E: 0 K: 0 S: 8	H: 1 LOB: 0 BB: 0 P: 12	R: 0 E: 0 K: 0 S: 5	H: 0 LOB: 0 BB: 0 P: 8	R: 1 E: 1 K: 0 S: 13	H: 3 LOB: 2 BB: 0 P: 22	R: 0 E: 0 K: 0 S: 8	H: 0 LOB: 0 BB: 0 P: 11	R: 0 E: 0 K: 1 S: 11	H: 1 LOB: 3 BB: 1 P: 22	R: 0 E: 0 K: 1 S: 10	H: 0 LOB: 0 BB: 0 P: 16	R: 0 E: 0 K: 1 S: 10	H: 1 LOB: 1 BB: 0 P: 14	1B: 5 2B: 2 3B: 0 HR: 0	SF: 0 SAC: 0 DP: 1 HBP: 0	WP: 0 PB: 0 CS: 1	PA: 34
<b>PITCHER</b> Tanyon Sturtze, R (1, 1) ERA: 4.74 Dave Eiland, R (3, 1) ERA: 6.46 Esteban Yan, R (7, 1) ERA: 6.57 Roberto Hernandez, R (9, 1) ERA: 3.15	IP: 2.0 WLS: W BF: 19	H: 5 R: 1 ER: 1 SO: 0	BB: 1 IBB: 0 HBP: 0 BLK: 0	WP: 0 HR: 0 S: 19 P: 26	ERA: 0.00 WHIP: 0.500	IP: 4.1 WLS: H BF: 5	H: 0 R: 0 ER: 0 SO: 2	BB: 0 IBB: 0 HBP: 0 BLK: 0	WP: 0 HR: 0 S: 14 P: 24	ERA: 0.00 WHIP: 0.000	IP: 1.0 WLS: S BF: 4	H: 1 R: 0 ER: 0 SO: 1	BB: 0 IBB: 0 HBP: 0 BLK: 0	WP: 0 HR: 0 S: 10 P: 14	ERA: 0.00 WHIP: 1.000							


Batter	1	2	3	4	5	6	7	8	9	AB	R	H	RBI	BB	SO	LOB	TOP										
Gerald Williams, R (1, 8) OBP: 0.321, SLG: 0.453	2-1 FC4-6 1B		2-3 K		1-2 F7			0-1 G5-3		4	0	1	0	0	1	0	<p>Tampa Bay Devil Rays @ Baltimore Orioles</p> <p>Oriole Park at Camden Yards, Baltimore, MD</p> <p>Sat Aug 26 2000, 7:05 PM EDT</p> <p>Att: 38,783 - Cloudy - 85 F</p> <p>livebaseballscores.com</p> <p>AB 31 R 0 H 4 RBI 0 BB 3 SO 12 LOB 13</p> 										
Jason Tyner, L (1, 7) OBP: 0.297, SLG: 0.258	2-2 FC4-6 F7 1-2		1-0 1B		1-0 G6-3			4-1 BB		3	0	1	0	1	0	1											
Greg Vaughn, R (1, 10) OBP: 0.385, SLG: 0.523	1-1 F7		0-0 F3		2-3 K			4-2 BB		3	0	0	0	1	1	2											
Steve Cox, L (1, 3) OBP: 0.391, SLG: 0.464	4-2 BB		1-0 1B		3-2 F8			2-2 G4-3		3	0	1	0	1	0	2											
Bobby Smith, R (1, 4) OBP: 0.318, SLG: 0.476	2-3 K		0-0 G1-3		1-3 K			2-3 K		4	0	0	0	0	3	4											
Aubrey Huff, L (1, 5) OBP: 0.321, SLG: 0.480		0-0 E7		2-2 G3-1				1-2 L8		4	0	0	0	0	1	0											
Jose Guillen, R (1, 9) OBP: 0.336, SLG: 0.459		0-3 K		1-1 G5-4-3 1B				2-3 K		4	0	1	0	0	3	1											
Mike DiFelice, R (1, 2) OBP: 0.275, SLG: 0.379		0-3 K		0-1 G5-4-3 1-2				1-3 K		3	0	0	0	0	2	2											
Ozzie Guillen, L (1, 6) OBP: 0.307, SLG: 0.368 Russ Johnson, R (8, PH) OBP: 0.323, SLG: 0.308	1-2 G1-3				1-2 G5-3			2-3 K		2	0	0	0	0	0	1											
										1	0	0	0	0	1	0											
<b>Inning Stats</b>	R: 0 H: 1 E: 0 K: 1 S: 13	H: 1 LOB: 2 BB: 1 P: 24	R: 0 H: 0 E: 1 K: 2 S: 11	H: 0 LOB: 1 BB: 0 P: 12	R: 0 H: 2 E: 0 K: 1 S: 7	H: 2 LOB: 2 BB: 0 P: 11	R: 0 H: 1 E: 0 K: 0 S: 7	H: 1 LOB: 0 BB: 0 P: 10	R: 0 H: 0 E: 0 K: 2 S: 9	H: 0 LOB: 0 BB: 0 P: 15	R: 0 H: 0 E: 0 K: 2 S: 13	H: 0 LOB: 0 BB: 0 P: 17	R: 0 H: 0 E: 0 K: 1 S: 14	H: 0 LOB: 2 BB: 2 P: 25	R: 0 H: 0 E: 0 K: 3 S: 10	H: 0 LOB: 0 BB: 0 P: 12	1B: 4 2B: 0 3B: 0 HR: 0	SF: 0 SAC: 0 DP: 1 HBP: 0	WP: 0 PA: 34 PB: 0 SB: 0 CS: 0								
<b>PITCHER</b>	IP	WLS	BF	H	R	ER	SO	BB	IBB	HBP	BLK	WP	HR	S	P	ERA	WHIP										
35 Mike Mussina, R (1, 1) ERA: 3.94	7.0		26	4	0	0	8	1	0	0	0	0	0	68	100	0.00	0.714										
Buddy Groom, L (8, 1) ERA: 3.95	1.0	W	5	0	0	0	1	2	0	0	0	0	0	14	25	0.00	2.000										
Mike Trombley, R (9, 1) ERA: 4.75	1.0	S	3	0	0	0	3	0	0	0	0	0	0	10	12	0.00	0.000										

Batter	1	2	3	4	5	6	7	8	9	AB	R	H	RBI	BB	SO	LOB	BOTTOM										
Jerry Hairston, R (1, 4) OBP: 0.354, SLG: 0.500	2-2 S 1B		2-2 G5-3			1-0 F8		2-1 SH1-3		3	0	1	1	0	0	0	<p>Tampa Bay Devil Rays @ Baltimore Orioles</p> <p>Oriole Park at Camden Yards, Baltimore, MD</p> <p>Sat Aug 26 2000, 7:05 PM EDT</p> <p>Att: 38,783 - Cloudy - 85 F</p> <p>livebaseballscores.com</p> <p>AB 29 R 2 H 7 RBI 2 BB 0 SO 5 LOB 9</p> 										
6 Melvin Mora, R (1, 6) OBP: 0.345, SLG: 0.440	1-3 K			1-0 B1-3		2-1 S 1B		1-1 3H 1B		4	0	2	1	0	1	1											
Delino DeShields, L (1, 7) OBP: 0.369, SLG: 0.448	3-3 K			0-1 G4-3		2-3 K		2-3 1-2 L7		4	0	0	0	0	2	3											
Albert Belle, R (1, 9) OBP: 0.342, SLG: 0.480 Brady Anderson, L (9, 9) OBP: 0.337, SLG: 0.411	0-0 F9			3-2 1B		1-2 K		0-0 F9		4	0	2	0	0	0	2											
										0	0	0	0	0	0	0											
Jeff Conine, R (1, 5) OBP: 0.343, SLG: 0.443		1-1 F8		0-0 P5		2-2 1B		0-0 F9		3	0	1	0	0	0	1											
Chris Richard, L (1, 3) OBP: 0.311, SLG: 0.464		2-0 F7			2-2 F2			0-0 L8		3	0	0	0	0	0	1											
Brook Fordyce, R (1, 2) OBP: 0.344, SLG: 0.530		3-2 G6-3			2-3 K			0-0 G6-3		3	0	0	0	0	1	1											
Mike Kinkade, R (1, 10) OBP: 0.167, SLG: 0.167 Trenidad Hubbard, R (8, PR) OBP: 0.276, SLG: 0.280			3-2 G4-3		1-2 F8			1-1 SH SH1-3 1B		3	0	1	0	0	0	0											
										0	1	0	0	0	0	0											
Luis Matos, R (1, 8) OBP: 0.294, SLG: 0.331			2-2 G6-3			0-3 K		0-0 SH SH1-3 6 1B		2	1	0	0	0	1	0											
										1B: 7 2B: 0 3B: 0 HR: 0	SF: 0 SAC: 2 DP: 0 HBP: 0	WP: 0 PA: 31 PB: 0 SB: 2 CS: 0															
<b>Inning Stats</b>	R: 0 H: 1 E: 0 K: 2 S: 11	H: 1 LOB: 1 BB: 0 P: 17	R: 0 H: 0 E: 0 K: 0 S: 6	H: 0 LOB: 0 BB: 0 P: 12	R: 0 H: 0 E: 0 K: 0 S: 12	H: 0 LOB: 0 BB: 0 P: 19	R: 0 H: 1 E: 0 K: 1 S: 13	H: 1 LOB: 1 BB: 0 P: 18	R: 0 H: 2 E: 1 K: 0 S: 11	H: 2 LOB: 1 BB: 0 P: 16	R: 0 H: 1 E: 0 K: 2 S: 10	H: 1 LOB: 1 BB: 0 P: 15	R: 0 H: 2 E: 0 K: 0 S: 6	H: 2 LOB: 1 BB: 0 P: 8	R: 2 H: 2 E: 1 K: 0 S: 11	H: 2 LOB: 1 BB: 0 P: 16	1B: 7 2B: 0 3B: 0 HR: 0	SF: 0 SAC: 2 DP: 0 HBP: 0	WP: 0 PA: 31 PB: 0 SB: 2 CS: 0								
<b>PITCHER</b>	IP	WLS	BF	H	R	ER	SO	BB	IBB	HBP	BLK	WP	HR	S	P	ERA	WHIP										
Paul Wilson, R (1, 1) ERA: 2.25	6.0		21	3	0	0	5	0	0	0	0	0	0	13	19	6.75	3.000										
Cory Lidle, R (7, 1) ERA: 6.19	1.1	L	8	4	2	1	0	0	0	0	0	0	0	4	5	0.00	0.000										
Doug Creek, L (8, 1) ERA: 4.07	0.2		2	0	0	0	0	0	0	0	0	0	0	4	5	0.00	0.000										

Batter	1	2	3	4	5	6	7	8	9	AB	R	H	RBI	BB	SO	LOB	TOP					
<b>Gerald Williams, R</b> OBP: 0.323, SLG: 0.453	3-2 1B	0-0 F8							1-3 K	4	0	2	0	1	1	3	<b>Tampa Bay Devil Rays @ Baltimore Orioles</b> Oriole Park at Camden Yards, Baltimore, MD Sun Aug 27 2000, 1:35 PM EDT Att: 36,078 - Cloudy - 85 F					
<b>Jason Tyner, L</b> OBP: 0.269, SLG: 0.271	0-0 B2-3		3-2 1B							4	0	2	0	0	0	1						
<b>Greg Vaughn, R</b> OBP: 0.382, SLG: 0.517	3-2 E6		0-0 G5-4-3							4	0	0	0	0	0	3						
<b>Fred McGriff, L</b> OBP: 0.364, SLG: 0.455	3-0 L9		1-1 G6-3							4	0	0	0	0	2	2						
<b>Bobby Smith, R</b> OBP: 0.325, SLG: 0.467		2-3 K								2	0	0	0	1	2	0						
<b>Steve Cox, L</b> OBP: 0.293, SLG: 0.465		0-1 HR								4	1	2	0	0	0	2						
<b>Russ Johnson, R</b> OBP: 0.323, SLG: 0.308										0	0	0	0	0	0	0						
<b>Aubrey Huff, L</b> OBP: 0.333, SLG: 0.537		1-0 HR								4	1	2	2	0	0	2						
<b>Jose Guillen, R</b> OBP: 0.336, SLG: 0.459										0	0	0	0	0	0	0						
<b>John Flaherty, R</b> OBP: 0.303, SLG: 0.374		0-2 E4								4	0	2	0	0	0	2						
<b>Felix Martinez, S</b> OBP: 0.314, SLG: 0.291		0-0 G6-3								3	0	0	0	0	0	3						
<b>Miguel Cairo, R</b> OBP: 0.326, SLG: 0.343										1	0	0	0	0	0	2						
<b>Inning Stats</b>	R: 0 E: 1 K: 0 S: 11	H: 1 LOB: 1 BB: 0 P: 20	R: 2 E: 1 K: 1 S: 13	H: 3 LOB: 1 BB: 0 P: 16	R: 0 E: 0 K: 0 S: 6	H: 1 LOB: 0 BB: 0 P: 10	R: 0 E: 0 K: 0 S: 8	H: 1 LOB: 2 BB: 1 P: 16	R: 0 E: 0 K: 1 S: 9	H: 2 LOB: 1 BB: 0 P: 16	R: 0 E: 0 K: 0 S: 4	H: 0 LOB: 1 BB: 1 P: 6	R: 0 E: 0 K: 0 S: 7	H: 0 LOB: 0 BB: 1 P: 12	R: 0 E: 0 K: 2 S: 7	H: 0 LOB: 0 BB: 0 P: 11	R: 0 E: 0 K: 1 S: 9	H: 2 LOB: 2 BB: 0 P: 13	1B: 9 2B: 0 3B: 0 HR: 1	SF: 0 SAC: 0 DP: 3 HBP: 1	WP: 0 PB: 0 SB: 0 CS: 0	PA: 37
<b>PITCHER</b>	IP	WLS	BF	H	R	ER	SO	BB	IBB	HBP	BLK	WP	HR	S	P	ERA	WHIP					
<b>Jay Spurgeon, R</b> ERA: 2.45	(1, 1)	7.0	W	29	8	2	2	2	2	0	1	0	0	1	58	96	2.57	1.429				
<b>Mike Trombley, R</b> ERA: 4.57	(8, 1)	1.0	H	3	0	0	0	2	0	0	0	0	0	0	7	11	0.00	0.000				
<b>Ryan Kohlmeier, R</b> ERA: 0.6	(9, 1)	1.0	S	5	2	0	0	1	0	0	0	0	0	0	9	13	0.00	2.000				

Batter	1	2	3	4	5	6	7	8	9	AB	R	H	RBI	BB	SO	LOB	BOTTOM					
<b>Brady Anderson, L</b> OBP: 0.358, SLG: 0.412	2-2 1B		3-2 G4-3							4	1	2	0	0	0	3	<b>Tampa Bay Devil Rays @ Baltimore Orioles</b> Oriole Park at Camden Yards, Baltimore, MD Sun Aug 27 2000, 1:35 PM EDT Att: 36,078 - Cloudy - 85 F					
<b>6 Melvin Mora, R</b> OBP: 0.344, SLG: 0.447	1-3 K		1-1 L4							4	1	1	2	0	1	4						
<b>Delino DeShields, L</b> OBP: 0.370, SLG: 0.447	0-2 F7		4-2 BB							3	0	1	0	1	0	1						
<b>Jeff Conine, R</b> OBP: 0.339, SLG: 0.438	0-2 L9		1-2 F8							4	0	0	0	0	1	4						
<b>Chris Richard, L</b> OBP: 0.310, SLG: 0.465		2-1 P6								4	1	1	0	0	0	0						
<b>Mike Kinkade, R</b> OBP: 0.400, SLG: 0.444		1-1 G5-3								3	0	2	1	0	0	0						
<b>Trenidad Hubbard, R</b> OBP: 0.270, SLG: 0.280										0	0	0	0	0	0	0						
<b>Brook Fordyce, R</b> OBP: 0.342, SLG: 0.522		0-1 G6-3								3	0	0	0	1	1	2						
<b>Jerry Hairston, R</b> OBP: 0.362, SLG: 0.492			1-1 G4-3							3	0	1	0	1	0	2						
<b>Luis Matos, R</b> OBP: 0.299, SLG: 0.336			0-0 G4-3							4	0	2	0	0	1	3						
<b>Inning Stats</b>	R: 0 E: 0 K: 1 S: 13	H: 1 LOB: 1 BB: 0 P: 16	R: 0 E: 0 K: 0 S: 6	H: 0 LOB: 0 BB: 0 P: 9	R: 0 E: 0 K: 0 S: 14	H: 2 LOB: 3 BB: 1 P: 24	R: 0 E: 0 K: 0 S: 11	H: 1 LOB: 2 BB: 1 P: 23	R: 3 E: 0 K: 1 S: 19	H: 4 LOB: 1 BB: 0 P: 29	R: 0 E: 0 K: 0 S: 15	H: 1 LOB: 1 BB: 0 P: 20	R: 0 E: 0 K: 1 S: 8	H: 1 LOB: 0 BB: 0 P: 12	R: 0 E: 0 K: 1 S: 10	H: 0 LOB: 1 BB: 1 P: 19	1B: 7 2B: 2 3B: 0 HR: 1	SF: 0 SAC: 0 DP: 0 HBP: 1	WP: 0 PB: 0 SB: 1 CS: 1	PA: 36		
<b>PITCHER</b>	IP	WLS	BF	H	R	ER	SO	BB	IBB	HBP	BLK	WP	HR	S	P	ERA	WHIP					
<b>Ryan Rupe, R</b> ERA: 6.8	(1, 1)	5.0	L	25	8	3	3	2	2	0	1	0	0	1	63	101	5.40	2.000				
<b>Tony Flores, R</b> ERA:	(6, 1)	3.0		11	2	0	0	2	1	0	1	0	0	33	51	0.00	1.000					

Batter	1	2	3	4	5	6	7	8	9	AB	R	H	RBI	BB	SO	LOB	TOP																		
Jose Offerman, S OBP: 0.332, SLG: 0.321	G6-3		P6		G4-3		F7			4	0	0	0	0	0	2	<b>Boston Red Sox @ Tampa Bay Devil Rays</b> Tropicana Field, St. Petersburg, FL Mon Aug 28 2000, 7:15 PM EDT Att: 17,721 - Dome - 72 F <a href="http://livebaseballscorecards.com">livebaseballscorecards.com</a>																		
Brian Daubach, L OBP: 0.328, SLG: 0.482	FC6-4 1B		HR			G3		L6		4	1	2	1	0	0	0																			
Carl Everett, S OBP: 0.380, SLG: 0.588	F2		K			G5-3		CS 1B		4	0	1	0	0	1	1																			
Nomar Garciaparra, R OBP: 0.438, SLG: 0.611	FC6-4 1-2				F8			F7		4	0	1	0	0	0	2																			
Troy O'Leary, L OBP: 0.334, SLG: 0.412		F9			F8				CS 1-2	4	0	0	0	0	1	1																			
Scott Hatteberg, L OBP: 0.382, SLG: 0.466		F7					G4-3			2	0	0	0	2	0	0																			
Lou Merloni, R OBP: 0.333, SLG: 0.411		F9					F8		G6-3 BB 1-2	4	0	1	0	0	0	1																			
Jason Varitek, S OBP: 0.357, SLG: 0.414			HR			P1				3	1	2	1	0	0	0																			
Trot Nixon, L OBP: 0.367, SLG: 0.464			G4-3				F8			3	0	1	0	0	0	0																			
																		AB 32 R 2 H 8 RBI 2 BB 2 SO 2 LOB 7 																	
<b>Inning Stats</b>	R: 0 E: 0 K: 0 S: 5	H: 1 LOB: 1 BB: 0 P: 8	R: 0 E: 0 K: 0 S: 7	H: 0 LOB: 0 BB: 0 P: 12	R: 2 E: 0 K: 1 S: 12	H: 2 LOB: 0 BB: 0 P: 22	R: 0 E: 0 K: 0 S: 6	H: 1 LOB: 1 BB: 1 P: 11	R: 0 E: 0 K: 0 S: 7	H: 0 LOB: 0 BB: 0 P: 11	R: 0 E: 0 K: 0 S: 10	H: 2 LOB: 2 BB: 0 P: 17	R: 0 E: 0 K: 0 S: 8	H: 1 LOB: 0 BB: 0 P: 15	R: 0 E: 0 K: 1 S: 9	H: 0 LOB: 0 BB: 1 P: 15	1B: 5 2B: 1 3B: 0 HR: 2	SF: 0 SAC: 0 DP: 1 HBP: 0	WP: 0 PB: 0 SB: 0 CS: 1	PA: 35															
<b>PITCHER</b>	IP WLS BF H R ER SO BB IBB HBP BLK WP HR S P ERA WHIP																																		
Bryan Rekar, R ERA: 4.58	(1, 1)	8.0	W	31	8	2	2	1	1	0	0	0	0	0	2	60	105	2.25	1.125																
Roberto Hernandez, R ERA: 3.1	(9, 1)	1.0	S	3	0	0	0	1	1	0	0	0	0	0	0	9	15	0.00	1.000																

Batter	1	2	3	4	5	6	7	8	9	AB	R	H	RBI	BB	SO	LOB	BOTTOM																	
Gerald Williams, R OBP: 0.323, SLG: 0.452	G1-3		F8			K				4	0	1	0	0	1	0	<b>Boston Red Sox @ Tampa Bay Devil Rays</b> Tropicana Field, St. Petersburg, FL Mon Aug 28 2000, 7:15 PM EDT Att: 17,721 - Dome - 72 F <a href="http://livebaseballscorecards.com">livebaseballscorecards.com</a>																	
Steve Cox, L OBP: 0.391, SLG: 0.458	G3-1		G3			G3 HBP				3	0	0	0	0	0	2																		
Jose Guillen, R OBP: 0.336, SLG: 0.459							F8			0	0	0	0	0	0	0																		
Greg Vaughn, R OBP: 0.361, SLG: 0.517	G6-3 1B 2B				G6-3					4	1	1	0	0	1	1																		
Fred McGriff, L OBP: 0.368, SLG: 0.457										2	1	2	1	2	0	0																		
Bobby Smith, R OBP: 0.314, SLG: 0.450	L8									4	0	0	0	0	2	5																		
Aubrey Huff, L OBP: 0.344, SLG: 0.552		G2-3								4	2	2	0	0	0	1																		
Russ Johnson, R OBP: 0.323, SLG: 0.308					FC4-6 1-2					0	0	0	0	0	0	0																		
Mike DiFelice, R OBP: 0.281, SLG: 0.386		K								2	1	1	2	1	1	0																		
Jason Tyner, L OBP: 0.280, SLG: 0.297										4	0	2	2	0	0	1																		
Felix Martinez, S OBP: 0.310, SLG: 0.286										4	0	0	0	0	0	3																		
																	AB 31 R 5 H 9 RBI 5 BB 3 SO 5 LOB 13 																	
<b>Inning Stats</b>	R: 1 E: 0 K: 0 S: 12	H: 2 LOB: 1 BB: 0 P: 16	R: 0 E: 0 K: 1 S: 8	H: 0 LOB: 0 BB: 0 P: 11	R: 0 E: 0 K: 0 S: 6	H: 0 LOB: 0 BB: 0 P: 12	R: 0 E: 0 K: 0 S: 6	H: 1 LOB: 1 BB: 0 P: 9	R: 0 E: 0 K: 0 S: 5	H: 0 LOB: 0 BB: 1 P: 10	R: 0 E: 0 K: 2 S: 11	H: 0 LOB: 2 BB: 1 P: 22	R: 1 E: 0 K: 0 S: 8	H: 3 LOB: 2 BB: 0 P: 12	R: 3 E: 0 K: 2 S: 19	H: 3 LOB: 1 BB: 1 P: 35	1B: 5 2B: 5 3B: 0 HR: 0	SF: 0 SAC: 1 DP: 1 HBP: 1	WP: 0 PB: 0 SB: 0 CS: 0	PA: 36														
<b>PITCHER</b>	IP WLS BF H R ER SO BB IBB HBP BLK WP HR S P ERA WHIP																																	
Tomo Ohka, R ERA: 3.0	(1, 1)	6.2		27	5	2	2	3	2	0	1	0	0	0	53	89	2.70	1.050																
Hipolito Pichardo, R ERA: 3.1	(7, 1)	1.1	L	9	4	3	3	2	1	0	0	0	0	0	22	38	20.25	3.750																

Batter	1	2	3	4	5	6	7	8	9	AB	R	H	RBI	BB	SO	LOB	TOP																									
Trot Nixon, L OBP: 0.370, SLG: 0.473 (1, 9)	G3-1 ①		1-0 HBP 2B 1B	2-0 1B			2-1 HR 3B	G1-3 ③		5	2	3	0	0	0	0																										
Brian Daubach, L OBP: 0.330, SLG: 0.480 Rico Brogna, L OBP: 0.293, SLG: 0.377 (7, FR) (7, 3)	K ②		2-0 2B FC5-2 HBP	G4-3 ③			3-0 HR HBP		4-2 1B 1B BB	2	0	0	0	0	1	1																										
Carl Everett, S OBP: 0.384, SLG: 0.612 (1, 8)	3B ③		1-2 FC5-2 1-3 2-H 3-H 1-0	2B		3-2 HR	1-1 HR		F9 ①	5	2	4	6	0	0	1																										
Nomar Garciaparra, R OBP: 0.438, SLG: 0.608 (1, 6)	P6 ③		1-2 FC5-2 HBP		1-1 G4-3 ①		K		BB 1B FC6-5 1B	4	1	1	0	0	1	2																										
Troy O'Leary, L OBP: 0.337, SLG: 0.413 (1, 7)		0-0 G4-3 ①	2-1 FC5-2 ①		1-2 G6-4-3 1B		4-0 BB		FC6-5 BB 1B	4	0	2	1	1	0	3																										
Scott Hatteberg, L OBP: 0.358, SLG: 0.456 (1, 10)	F9 ②	2-2 F9 ②	2-3 K		0-0 G6-4-3 ③		3-1 F8 ②		FC6-5 BB 1B	4	0	0	0	1	1	5																										
Lou Merloni, R OBP: 0.344, SLG: 0.421 Manny Alexander, R OBP: 0.247, SLG: 0.309 (3, PH) (3, 5)	1B ③	1-0 1B	1-0 L4 ③			2-2 G4-3 ③	2-2 F7 ③		FC6-5 ②	1	0	1	0	0	0	0																										
Jason Varitek, S OBP: 0.355, SLG: 0.409 (1, 2)	G6-3 ③	0-2 G6-3 ③		4-1 G6-4-3 BB		2-3 K ②		2-3 K ①	F5 ③	4	0	0	0	1	2	3																										
Mike Lansing, R OBP: 0.304, SLG: 0.380 (1, 4)			1-2 1B 2B 1B	G6-4-3 ②		2-0 F8 ③		2-0 F9 ②		4	1	1	0	0	0	1																										
<b>Inning Stats</b>	R: 0 E: 0 K: 1 S: 9	H: 1 LOB: 1 BB: 0 P: 13	R: 0 E: 0 K: 0 S: 9	H: 1 LOB: 1 BB: 0 P: 12	R: 2 E: 0 K: 1 S: 13	H: 3 LOB: 3 BB: 0 P: 24	R: 0 E: 0 K: 0 S: 9	H: 1 LOB: 1 BB: 1 P: 18	R: 1 E: 0 K: 0 S: 10	H: 2 LOB: 0 BB: 0 P: 15	R: 0 E: 0 K: 1 S: 7	H: 0 LOB: 0 BB: 0 P: 13	R: 3 E: 0 K: 1 S: 12	H: 2 LOB: 1 BB: 1 P: 27	R: 0 E: 0 K: 1 S: 11	H: 0 LOB: 0 BB: 0 P: 18	R: 2 E: 0 K: 0 S: 12	H: 2 LOB: 2 BB: 2 P: 20	1B: 7 2B: 1 3B: 2 HR: 2	SF: 0 SAC: 0 DP: 2 HBP: 3	WP: 0 PB: 0 SB: 0 CS: 0	PA: 44																				
<b>PITCHER</b>	IP	WLS	BF	H	R	ER	SO	BB	IBB	HBP	BLK	WP	HR	S	P	ERA	WHIP	<b>PITCHER</b>							IP	WLS	BF	H	R	ER	SO	BB	IBB	HBP	BLK	WP	HR	S	P	ERA	WHIP	
Dave Eiland, R ERA: 6.56 (1, 1)	2.0	L	13	5	2	2	1	0	0	2	0	0	0	25	38	9.00	2.500																									
Cory Lidle, R ERA: 6.09 (3, 1)	4.0		15	4	2	2	2	1	0	0	0	0	1	34	61	4.50	1.250																									
Tony Fiore, R ERA: 3.0 (7, 1)	0.0		1	0	0	0	0	0	0	1	0	0	0	0	3	∞	∞																									
Doug Creek, L ERA: 4.09 (7, 1)	2.0		8	1	2	2	2	1	0	0	0	0	1	21	38	9.00	1.000																									
Billy Taylor, R ERA: 8.59 (9, 1)	1.0		7	2	2	2	0	2	0	0	0	0	0	12	20	18.00	4.000																									

**Boston Red Sox @ Tampa Bay Devil Rays**  
Tropicana Field, St. Petersburg, FL  
Tue Aug 29 2000, 7:15 PM EDT  
Att: 17,450 - Dome - 72 F

AB 37  
R 8  
H 12  
RBI 8  
BB 4  
SO 5  
LOB 22



Batter	1	2	3	4	5	6	7	8	9	AB	R	H	RBI	BB	SO	LOB	BOTTOM																									
Gerald Williams, R OBP: 0.324, SLG: 0.452 Jason Tyner, L OBP: 0.271, SLG: 0.286 (1, FR) (2, 8)	G6-3 HBP		1-0 G4-3 ③			2-2 F7 ③			1-1 F5 ②	0	0	0	0	0	0	0																										
Miguel Cairo, R OBP: 0.323, SLG: 0.339 (1, 4)	G6-3 ①			3-2 F8 ①			3-1 F2 ①		0-0 L6 ③	4	0	0	0	0	0	2																										
Greg Vaughn, R OBP: 0.378, SLG: 0.513 (1, 10)	K ②			2-3 K ②			3-3 K ②			3	0	0	0	0	3	2																										
Fred McGriff, L OBP: 0.366, SLG: 0.454 (1, 3)	K ③			2-3 K ③			0-3 K ③			3	0	0	0	0	3	2																										
Steve Cox, L OBP: 0.386, SLG: 0.452 (1, 7)		0-1 F7 ①			1-3 K ①			1-0 G3 ①		3	0	0	0	0	1	0																										
Aubrey Huff, L OBP: 0.328, SLG: 0.525 (1, 5)		3-3 K ②			2-3 K ②			0-0 F8 ②		3	0	0	0	0	2	0																										
Jose Guillen, R OBP: 0.332, SLG: 0.454 (1, 9)		2-3 K ③			2-3 K ③			0-3 K ③		3	0	0	0	0	3	0																										
John Flaherty, R OBP: 0.303, SLG: 0.373 (1, 2)			1-2 G6-3 ①			0-3 K ①			2-2 1B ①	3	0	1	0	0	1	0																										
Ozzie Guillen, L OBP: 0.298, SLG: 0.357 (1, 6)			0-0 G6-3 ②			1-0 P5 ②			0-0 F7 ①	3	0	0	0	0	0	1																										
<b>Inning Stats</b>	R: 0 E: 0 K: 2 S: 10	H: 0 LOB: 2 BB: 0 P: 17	R: 0 E: 0 K: 2 S: 9	H: 0 LOB: 0 BB: 0 P: 14	R: 0 E: 0 K: 0 S: 5	H: 0 LOB: 0 BB: 0 P: 7	R: 0 E: 0 K: 2 S: 9	H: 0 LOB: 0 BB: 0 P: 16	R: 0 E: 0 K: 3 S: 9	H: 0 LOB: 0 BB: 0 P: 14	R: 0 E: 0 K: 1 S: 9	H: 0 LOB: 0 BB: 0 P: 12	R: 0 E: 0 K: 2 S: 8	H: 0 LOB: 0 BB: 0 P: 14	R: 0 E: 0 K: 1 S: 5	H: 0 LOB: 0 BB: 0 P: 6	R: 0 E: 0 K: 0 S: 7	H: 1 LOB: 1 BB: 0 P: 10	1B: 1 2B: 0 3B: 0 HR: 0	SF: 0 SAC: 0 DP: 0 HBP: 1	WP: 0 PB: 0 SB: 0 CS: 0	PA: 29																				
<b>PITCHER</b>	IP	WLS	BF	H	R	ER	SO	BB	IBB	HBP	BLK	WP	HR	S	P	ERA	WHIP	<b>PITCHER</b>							IP	WLS	BF	H	R	ER	SO	BB	IBB	HBP	BLK	WP	HR	S	P	ERA	WHIP	
Pedro Martinez, R ERA: 1.88 (1, 1)	9.0	W	29	1	0	0	13	0	0	1	0	0	0	71	110	0.00	0.111																									

**Boston Red Sox @ Tampa Bay Devil Rays**  
Tropicana Field, St. Petersburg, FL  
Tue Aug 29 2000, 7:15 PM EDT  
Att: 17,450 - Dome - 72 F

AB 28  
R 0  
H 1  
RBI 0  
BB 0  
SO 13  
LOB 8







Batter	1	2	3	4	5	6	7	8	9	AB	R	H	RBI	BB	SO	LOB	TOP										
Johnny Damon, L (1, 10) OBP: 0.383, SLG: 0.492	G6-3		L7				FC6-4			4	0	1	0	0	0	1	<b>Kansas City Royals @ Tampa Bay Devil Rays</b> Tropicana Field, St. Petersburg, FL Thu Aug 31 2000, 7:15 PM EDT Att: 13,608 - Dome - 72 F <a href="http://livebaseballscorecards.com">livebaseballscorecards.com</a>										
Rey Sanchez, R (1, 6) OBP: 0.308, SLG: 0.317	G3		G6-3			G5-3		G6-3		4	0	0	0	0	0	1											
29 Mike Sweeney, R (1, 3) OBP: 0.408, SLG: 0.527							F8	G1-3		2	0	0	0	1	0	0											
Jermaine Dye, R (1, 9) OBP: 0.386, SLG: 0.577								F9		4	0	0	0	0	1	2											
Mark Quinn, R (1, 7) OBP: 0.353, SLG: 0.514										4	1	3	0	0	0	0											
Joe Randa, R (1, 5) OBP: 0.343, SLG: 0.435										4	0	1	0	0	1	2											
Todd Dunwoody, L (1, 8) OBP: 0.249, SLG: 0.284										3	0	1	1	0	2	0											
Héctor Ortiz, R (1, 2) OBP: 0.460, SLG: 0.444										3	0	0	0	0	0	2											
Wilson Delgado, S (1, 4) OBP: 0.302, SLG: 0.295										3	0	0	0	0	0	2											
<b>Inning Stats</b>	R: 0 E: 0 K: 1 S: 8	H: 0 LOB: 1 BB: 0 P: 12	R: 1 E: 0 K: 0 S: 7	H: 2 LOB: 1 BB: 0 P: 12	R: 0 E: 0 K: 0 S: 9	H: 0 LOB: 1 BB: 1 P: 14	R: 0 E: 0 K: 2 S: 9	H: 0 LOB: 0 BB: 0 P: 11	R: 0 E: 0 K: 0 S: 11	H: 1 LOB: 1 BB: 0 P: 17	R: 0 E: 0 K: 0 S: 7	H: 1 LOB: 1 BB: 0 P: 10	R: 0 E: 0 K: 0 S: 7	H: 0 LOB: 0 BB: 0 P: 10	R: 0 E: 0 K: 1 S: 10	H: 1 LOB: 0 BB: 0 P: 13		1B: 4 2B: 2 3B: 0 HR: 0	SF: 1 SAC: 0 DP: 1 HBP: 1	WP: 0 PB: 0 SB: 2 CS: 0	PA: 34						
<b>PITCHER</b>	IP	WLS	BF	H	R	ER	SO	BB	IBB	HBP	BLK	WP	HR	S	P	ERA	WHIP										
Paul Wilson, R (1, 1) ERA: 1.96	7.0		28	5	1	1	3	1	0	1	0	0	0	58	88	1.29	0.857										
Tony Fiore, R (8, 1) ERA: 2.25	1.0	W	3	0	0	0	0	0	0	0	0	0	0	7	10	0.00	0.000										
Roberto Hernandez, R (9, 1) ERA: 3.0	1.0	S	3	1	0	0	1	0	0	0	0	0	0	10	13	0.00	1.000										

Batter	1	2	3	4	5	6	7	8	9	AB	R	H	RBI	BB	SO	LOB	BOTTOM										
Gerald Williams, R (1, 8) OBP: 0.323, SLG: 0.451	G1-3		K							4	0	0	0	0	1	2	<b>Kansas City Royals @ Tampa Bay Devil Rays</b> Tropicana Field, St. Petersburg, FL Thu Aug 31 2000, 7:15 PM EDT Att: 13,608 - Dome - 72 F <a href="http://livebaseballscorecards.com">livebaseballscorecards.com</a>										
Steve Cox, L (1, 7) OBP: 0.398, SLG: 0.464										3	1	3	0	1	0	0											
Jason Tyner, L (8, FR) OBP: 0.267, SLG: 0.282	G5-3									0	1	0	0	0	0	0											
Greg Vaughn, R (1, 10) OBP: 0.376, SLG: 0.510	G5-3		F8							4	0	1	0	0	0	4											
Fred McGriff, L (1, 3) OBP: 0.367, SLG: 0.450	K									3	0	0	0	1	1	2											
Bobby Smith, R (1, 4) OBP: 0.310, SLG: 0.444										4	0	1	1	0	1	2											
Aubrey Huff, L (1, 5) OBP: 0.328, SLG: 0.516										3	0	1	0	0	0	1											
Russ Johnson, R (8, FH) OBP: 0.326, SLG: 0.317										1	0	0	0	0	0	2											
Jose Guillen, R (1, 9) OBP: 0.331, SLG: 0.450										3	0	0	0	0	1	1											
Mike DiFelice, R (1, 2) OBP: 0.277, SLG: 0.379										3	0	0	0	0	1	0											
Felix Martinez, S (1, 6) OBP: 0.311, SLG: 0.290										2	0	1	0	1	0	0											
<b>Inning Stats</b>	R: 0 E: 0 K: 1 S: 11	H: 1 LOB: 1 BB: 0 P: 20	R: 0 E: 0 K: 0 S: 5	H: 0 LOB: 0 BB: 0 P: 5	R: 0 E: 0 K: 2 S: 14	H: 1 LOB: 2 BB: 1 P: 24	R: 0 E: 0 K: 1 S: 8	H: 1 LOB: 1 BB: 0 P: 11	R: 0 E: 0 K: 0 S: 5	H: 0 LOB: 0 BB: 0 P: 6	R: 1 E: 0 K: 0 S: 7	H: 2 LOB: 1 BB: 1 P: 16	R: 0 E: 1 K: 1 S: 11	H: 1 LOB: 1 BB: 0 P: 16	R: 1 E: 0 K: 0 S: 13	H: 1 LOB: 2 BB: 1 P: 23	1B: 4 2B: 3 3B: 0 HR: 0	SF: 0 SAC: 0 DP: 1 HBP: 0	WP: 0 PB: 0 SB: 1 CS: 0	PA: 33							
<b>PITCHER</b>	IP	WLS	BF	H	R	ER	SO	BB	IBB	HBP	BLK	WP	HR	S	P	ERA	WHIP										
Jeff Suppan, R (1, 1) ERA: 4.96	7.2	L	32	7	2	2	5	3	0	0	0	0	0	70	116	2.35	1.304										
Scott Mullen, L (8, 1) ERA:	0.1		1	0	0	0	0	0	0	0	0	0	0	4	5	0.00	0.000										

Batter	1	2	3	4	5	6	7	8	9	AB	R	H	RBI	BB	SO	LOB	TOP					
<b>Johnny Damon, L</b> (1, 8) OBP: 0.381, SLG: 0.489	F7			HR	F9		G4-3	P4		5	1	1	0	0	0	3						
<b>Rey Sanchez, R</b> (1, 6) OBP: 0.311, SLG: 0.319	G1-3			HR	FC6-4			G6-3		4	1	2	0	1	0	0						
<b>29 Mike Sweeney, R</b> (1, 3) OBP: 0.408, SLG: 0.532	K			HR	FC6-4		FC4-6	HR		5	3	2	2	0	1	2						
<b>Jermaine Dye, R</b> (1, 10) OBP: 0.390, SLG: 0.587		L6-3		HR				F8		5	1	4	5	0	0	0						
<b>Mark Quinn, R</b> (1, 7) OBP: 0.352, SLG: 0.511	L6-3			HR	G1-3		P6	E4		5	0	1	0	0	0	4						
<b>Joe Randa, R</b> (1, 5) OBP: 0.341, SLG: 0.433	F3				E7		F7	G4-3	K	5	0	1	0	0	1	1						
<b>Todd Dunwoody, L</b> (1, 9) OBP: 0.249, SLG: 0.289			L8	K			G1-6-3	1B		4	1	1	0	0	1	1						
<b>Gregg Zaun, S</b> (1, 2) OBP: 0.356, SLG: 0.367			F9	G6-3			F8	S		4	0	1	1	0	0	1						
<b>Wilson Delgado, S</b> (1, 4) OBP: 0.310, SLG: 0.304			F8					K		4	2	2	0	0	1	1						
<b>Inning Stats</b>	R: 0 E: 0 K: 1 S: 10	H: 0 LOB: 0 BB: 0 P: 14	R: 0 E: 0 K: 0 S: 9	H: 1 LOB: 0 BB: 0 P: 14	R: 0 E: 0 K: 0 S: 8	H: 0 LOB: 0 BB: 0 P: 11	R: 4 E: 1 K: 1 S: 19	H: 5 LOB: 1 BB: 0 P: 29	R: 2 E: 1 K: 0 S: 15	H: 2 LOB: 1 BB: 1 P: 24	R: 0 E: 0 K: 0 S: 6	H: 0 LOB: 0 BB: 0 P: 8	R: 1 E: 0 K: 0 S: 15	H: 3 LOB: 2 BB: 0 P: 24	R: 1 E: 0 K: 1 S: 11	H: 2 LOB: 1 BB: 0 P: 18	R: 1 E: 1 K: 1 S: 9	H: 2 LOB: 1 BB: 0 P: 19	1B: 11 2B: 3 3B: 0 HR: 2	SF: 0 SAC: 0 DP: 1 HBP: 0	WP: 0 PB: 0 SB: 2 CS: 0	PA: 42
<b>PITCHER</b>	IP	WLS	BF	H	R	ER	SO	BB	IBB	HBP	BLK	WP	HR	S	P	ERA	WHIP					
<b>Ryan Rupe, R</b> (1, 1) ERA: 6.95	4.2	L	22	8	6	5	2	1	0	0	0	0	1	58	87	9.64	1.929					
<b>Cory Lidle, R</b> (5, 1) ERA: 6.1	2.2		13	5	2	2	0	0	0	0	0	0	0	31	49	6.75	1.875					
<b>Doug Creek, L</b> (8, 1) ERA: 4.14	1.2		7	2	1	1	2	0	0	0	0	0	1	13	25	5.40	1.200					

**Kansas City Royals @ Tampa Bay Devil Rays**  
Tropicana Field, St. Petersburg, FL  
Fri Sep 01 2000, 7:15 PM EDT  
Att: 18,460 - Dome - 72 F

livebaseballscorecards.com

AB 41  
R 9  
H 15  
RBI 8  
BB 1  
SO 4  
LOB 13




Batter	1	2	3	4	5	6	7	8	9	AB	R	H	RBI	BB	SO	LOB	BOTTOM					
<b>Gerald Williams, R</b> (1, 8) OBP: 0.322, SLG: 0.452	G5-3			F8		SF9				3	0	1	3	0	0	0						
<b>Steve Cox, L</b> (1, 7) OBP: 0.293, SLG: 0.456	G4-3			G6-3		G4-3	P4			4	0	0	0	0	0	3						
<b>Greg Vaughn, R</b> (1, 10) OBP: 0.373, SLG: 0.505	F7			G5-3			G6-3	F8		4	0	0	0	0	0	0						
<b>Fred McGriff, L</b> (1, 3) OBP: 0.367, SLG: 0.450		K			G6-4-3		1B	K		3	1	1	0	1	2	0						
<b>Bobby Smith, R</b> (1, 4) OBP: 0.308, SLG: 0.433		F9			G6-4-3		P6			3	0	0	0	1	0	2						
<b>Aubrey Huff, L</b> (1, 5) OBP: 0.324, SLG: 0.500		K			F8		1B	G1-3		4	1	1	0	0	1	1						
<b>Jose Guillen, R</b> (1, 9) OBP: 0.330, SLG: 0.447			G6-3			K	1B	K		4	1	1	0	0	2	0						
<b>John Flaherty, R</b> (1, 2) OBP: 0.304, SLG: 0.374			F7			2B	1B	P4		4	2	2	1	0	0	0						
<b>Felix Martinez, S</b> (1, 6) OBP: 0.313, SLG: 0.296						2B	1B			2	0	1	0	0	1	0						
<b>Russ Johnson, R</b> (7, PH) OBP: 0.328, SLG: 0.319			K			SF9	2B	P6		2	0	1	1	0	0	0						
<b>Inning Stats</b>	R: 0 E: 0 K: 0 S: 5	H: 0 LOB: 0 BB: 0 P: 9	R: 0 E: 0 K: 2 S: 9	H: 0 LOB: 0 BB: 0 P: 15	R: 0 E: 0 K: 1 S: 7	H: 0 LOB: 0 BB: 0 P: 7	R: 0 E: 0 K: 0 S: 6	H: 0 LOB: 0 BB: 0 P: 11	R: 0 E: 0 K: 0 S: 4	H: 0 LOB: 0 BB: 1 P: 8	R: 1 E: 0 K: 1 S: 10	H: 2 LOB: 1 BB: 0 P: 15	R: 4 E: 0 K: 0 S: 19	H: 6 LOB: 2 BB: 0 P: 30	R: 0 E: 0 K: 1 S: 13	H: 0 LOB: 1 BB: 1 P: 21	R: 0 E: 0 K: 1 S: 7	H: 0 LOB: 0 BB: 0 P: 12	1B: 6 2B: 2 3B: 0 HR: 0	SF: 1 SAC: 0 DP: 1 HBP: 0	WP: 0 PB: 0 SB: 0 CS: 0	PA: 36
<b>PITCHER</b>	IP	WLS	BF	H	R	ER	SO	BB	IBB	HBP	BLK	WP	HR	S	P	ERA	WHIP					
<b>Brian Meadows, R</b> (1, 1) ERA: 5.23	6.2	W	28	8	5	5	4	1	0	0	0	0	0	15	23	0.00	0.750					
<b>Scott Mullen, L</b> (7, 1) ERA:	1.1	H	5	0	0	0	1	1	0	0	0	0	0	7	12	0.00	0.000					
<b>Ricky Bottalico, R</b> (9, 1) ERA: 4.55	1.0		3	0	0	0	1	0	0	0	0	0	0	7	12	0.00	0.000					

**Kansas City Royals @ Tampa Bay Devil Rays**  
Tropicana Field, St. Petersburg, FL  
Fri Sep 01 2000, 7:15 PM EDT  
Att: 18,460 - Dome - 72 F

livebaseballscorecards.com

AB 33  
R 5  
H 8  
RBI 5  
BB 2  
SO 6  
LOB 6



Batter	1	2	3	4	5	6	7	8	9	AB	R	H	RBI	BB	SO	LOB	TOP								
Johnny Damon, L (1, 8) OBP: 0.380, SLG: 0.488	F8		G3		G6-3	E4			G6-3	5	1	1	0	0	0	3	<b>Kansas City Royals @ Tampa Bay Devil Rays</b> Tropicana Field, St. Petersburg, FL Sat Sep 02 2000, 4:15 PM EDT Att: 23,129 - Dome - 72 F <a href="http://livebaseballscorecards.com">livebaseballscorecards.com</a>								
Rey Sanchez, R (1, 6) OBP: 0.308, SLG: 0.316	K		F9		G6-3	G4-6-3			E1	4	0	0	1	0	1	4									
Dave McCarty, R (9, FH) OBP: 0.318, SLG: 0.489										1	0	0	0	0	0	0									
Carlos Febles, R (9, FR) OBP: 0.359, SLG: 0.338									29 SF7	0	1	0	0	0	0	0									
29 Mike Sweeney, R (1, 3) OBP: 0.405, SLG: 0.528	F8			K	G5-3				SF7	4	0	0	1	0	1	1									
Jermaine Dye, R (1, 9) OBP: 0.393, SLG: 0.587		K								2	0	1	0	3	1	0									
Mark Quinn, R (1, 10) OBP: 0.352, SLG: 0.508				FC4-6						4	1	1	0	1	0	3									
Joe Randa, R (1, 5) OBP: 0.342, SLG: 0.433	F8									5	1	2	0	0	0	4									
Todd Dunwoody, L (1, 7) OBP: 0.250, SLG: 0.290	F8									3	1	1	1	0	0	1									
Gregg Zaun, S (1, 2) OBP: 0.359, SLG: 0.367										0	0	0	0	0	0	0									
Jorge Fabregas, L (3, 2) OBP: 0.293, SLG: 0.348										2	0	0	0	0	0	2									
Wilson Delgado, S (1, 4) OBP: 0.327, SLG: 0.326										3	2	2	2	1	0	1									
<b>Inning Stats</b>	R: 0 E: 0 K: 1 S: 8	H: 0 LOB: 0 BB: 0 P: 16	R: 0 E: 0 K: 1 S: 9	H: 0 LOB: 1 BB: 1 P: 15	R: 0 E: 0 K: 0 S: 10	H: 0 LOB: 1 BB: 0 P: 16	R: 1 E: 0 K: 1 S: 15	H: 3 LOB: 2 BB: 2 P: 24	R: 2 E: 0 K: 0 S: 9	H: 1 LOB: 1 BB: 2 P: 19	R: 2 E: 2 K: 0 S: 11	H: 2 LOB: 1 BB: 0 P: 18	R: 0 E: 0 K: 0 S: 4	H: 0 LOB: 0 BB: 1 P: 8	R: 0 E: 0 K: 0 S: 3	H: 0 LOB: 0 BB: 0 P: 5	R: 2 E: 2 K: 0 S: 19	H: 2 LOB: 3 BB: 1 P: 31	1B: 6 2B: 2 3B: 0 HR: 0	SF: 1 SAC: 2 DP: 2 HBP: 1	WP: 1 PB: 0 SB: 0 CS: 0	PA: 42			
<b>PITCHER</b>	IP	WLS	BF	H	R	ER	SO	BB	IBB	HBP	BLK	WP	HR	S	P	ERA	WHIP								
Bryan Rekar, R (1, 1) ERA: 4.87	5.0		23	4	3	3	3	3	0	1	0	1	0	51	90	5.40	1.400								
Trevor Enders, L (6, 1) ERA: 27.0	0.1	B	4	2	2	1	0	0	0	0	0	0	0	8	12	27.00	6.000								
Tony Fiore, R (6, 1) ERA: 1.55	2.2		8	0	0	0	0	1	0	0	0	0	0	10	19	0.00	0.375								
Roberto Hernandez, R (9, 1) ERA: 2.95	1.0	L	7	2	2	0	0	1	0	0	0	0	0	19	31	0.00	3.000								

Batter	1	2	3	4	5	6	7	8	9	AB	R	H	RBI	BB	SO	LOB	BOTTOM								
Gerald Williams, R (1, 8) OBP: 0.325, SLG: 0.452	P6								E6	4	0	2	0	1	0	0	<b>Kansas City Royals @ Tampa Bay Devil Rays</b> Tropicana Field, St. Petersburg, FL Sat Sep 02 2000, 4:15 PM EDT Att: 23,129 - Dome - 72 F <a href="http://livebaseballscorecards.com">livebaseballscorecards.com</a>								
Jason Tyner, L (1, 7) OBP: 0.253, SLG: 0.265	K								L6-3	5	0	0	0	0	1	6									
Steve Cox, L (1, 9) OBP: 0.391, SLG: 0.453	G4-3									4	0	1	1	0	0	1									
Fred McGriff, L (1, 3) OBP: 0.365, SLG: 0.446										4	0	0	0	0	1	3									
Greg Vaughn, R (1, 10) OBP: 0.378, SLG: 0.516										3	2	3	1	1	0	0									
Aubrey Huff, L (1, 5) OBP: 0.320, SLG: 0.479										3	0	0	0	1	0	2									
Bobby Smith, R (1, 4) OBP: 0.306, SLG: 0.423										3	1	0	1	1	1	2									
Mike DiFelice, R (1, 2) OBP: 0.276, SLG: 0.382										4	1	1	1	0	0	2									
Felix Martinez, S (1, 6) OBP: 0.315, SLG: 0.300										3	1	1	1	0	0	0									
<b>Inning Stats</b>	R: 0 E: 0 K: 1 S: 8	H: 0 LOB: 0 BB: 0 P: 13	R: 1 E: 0 K: 0 S: 9	H: 0 LOB: 1 BB: 2 P: 23	R: 1 E: 0 K: 0 S: 8	H: 2 LOB: 1 BB: 0 P: 12	R: 2 E: 0 K: 0 S: 11	H: 3 LOB: 2 BB: 2 P: 24	R: 1 E: 0 K: 0 S: 7	H: 1 LOB: 0 BB: 0 P: 13	R: 0 E: 0 K: 1 S: 6	H: 0 LOB: 0 BB: 0 P: 9	R: 0 E: 0 K: 1 S: 10	H: 1 LOB: 1 BB: 0 P: 15	R: 0 E: 0 K: 0 S: 8	H: 1 LOB: 1 BB: 0 P: 12		R: 0 E: 1 K: 0 S: 9	H: 0 LOB: 0 BB: 0 P: 13	1B: 5 2B: 3 3B: 0 HR: 1	SF: 0 SAC: 0 DP: 3 HBP: 1	WP: 2 PB: 0 SB: 1 CS: 0	PA: 38		
<b>PITCHER</b>	IP	WLS	BF	H	R	ER	SO	BB	IBB	HBP	BLK	WP	HR	S	P	ERA	WHIP								
Dan Reichert, R (1, 1) ERA: 4.19	5.0		24	6	5	5	1	4	0	1	0	0	0	24	35	9.00	2.000								
Jose Santiago, R (6, 1) ERA: 4.07	3.0	W	11	2	0	0	2	0	0	0	0	0	0	24	36	0.00	0.667								
Ricky Bottalico, R (9, 1) ERA: 4.48	1.0	S	3	0	0	0	0	0	0	0	0	0	0	9	13	0.00	0.000								

Batter	1	2	3	4	5	6	7	8	9	AB	R	H	RBI	BB	SO	LOB	TOP										
<b>Johnny Damon, L</b> (1, 8) OBP: 0.382, SLG: 0.488	4-0 CS BB		0-0 FC4-6 29 2B HR		1-0 G6-3 29 WP 1B	1-1 1-3 3H 1B			2-1 G4-3	4	1	2	2	1	0	1	<b>Kansas City Royals @ Tampa Bay Devil Rays</b> Tropicana Field, St. Petersburg, FL Sun Sep 03 2000, 1:15 PM EDT Att: 16,998 - Dome - 72 F <a href="http://livebaseballscorecards.com">livebaseballscorecards.com</a>										
<b>Wilson Delgado, S</b> (1, 6) OBP: 0.321, SLG: 0.320	1-1 G6-3		1-2 3H 1B		1-1 G6-3	1-3 3H 1B			0-0 1B	5	0	1	0	0	2	5											
<b>29 Mike Sweeney, R</b> (1, 10) OBP: 0.403, SLG: 0.527	0-2 G1-3		0-1 HR 2B		1-3 FC				0-0 P6	5	1	1	0	0	0	2											
<b>Jermaine Dye, R</b> (1, 9) OBP: 0.392, SLG: 0.583		1-0 G6-3	4-2 HR BB		1-1 F8				1-2 G3-1	3	1	0	0	1	0	1											
<b>Mark Quinn, R</b> (1, 7) OBP: 0.353, SLG: 0.515		1-1 G5-3	0-0 HR			1-1 1B HBP FC6-4 1B			2-3 K	4	2	2	4	0	1	0											
<b>Joe Randa, R</b> (1, 5) OBP: 0.341, SLG: 0.430		1-0 G1-3	0-0 F8			2-1 FC6-4 1B HBP			1-2 G4-3	3	1	0	0	0	0	0											
<b>Dave McCarty, R</b> (1, 3) OBP: 0.317, SLG: 0.484			1-0 2B 1B		2-2 F8				1-3 K	4	1	1	0	0	2	2											
<b>Héctor Ortiz, R</b> (1, 2) OBP: 0.463, SLG: 0.466			1-1 1B FC4-6 2B		2-2 L5				1-1 G4-3	4	1	2	0	0	0	0											
<b>Carlos Febles, R</b> (1, 4) OBP: 0.356, SLG: 0.337			1-0 FC4-6 1B		1-0 F7				1-1 F8	4	0	1	2	0	0	2											
<b>Inning Stats</b>	R: 0 E: 0 K: 0 S: 5	H: 0 LOB: 0 BB: 1 P: 10	R: 0 E: 0 K: 0 S: 4	H: 0 LOB: 0 BB: 0 P: 7	R: 6 E: 0 K: 1 S: 16	H: 5 LOB: 0 BB: 1 P: 24	R: 0 E: 0 K: 0 S: 7	H: 0 LOB: 0 BB: 0 P: 12	R: 0 E: 0 K: 0 S: 10	H: 1 LOB: 1 BB: 0 P: 14	R: 2 E: 0 K: 2 S: 16	H: 3 LOB: 2 BB: 0 P: 24	R: 0 E: 0 K: 1 S: 9	H: 0 LOB: 0 BB: 0 P: 13	R: 0 E: 0 K: 1 S: 8	H: 0 LOB: 0 BB: 0 P: 11	R: 0 E: 0 K: 0 S: 6	H: 1 LOB: 1 BB: 0 P: 9	1B: 7 2B: 2 3B: 0 HR: 1	SF: 0 SAC: 0 DP: 0 HBP: 1	WP: 1 PB: 0 SB: 1 CS: 1	PA: 39					
<b>PITCHER</b>	IP	WLS	BF	H	R	ER	SO	BB	IBB	HBP	BLK	WP	HR	S	P	ERA	WHIP										
<b>Dave Eiland, R</b> (1, 1) ERA: 7.13	5.0	L	23	7	7	7	2	2	0	0	0	1	1	44	70	12.60	1.800										
<b>Cory Lidle, R</b> (6, 1) ERA: 5.97	3.0		12	2	1	1	4	0	0	1	0	0	0	31	45	3.00	0.667										
<b>Trevor Enders, L</b> (9, 1) ERA: 6.75	1.0		4	1	0	0	0	0	0	0	0	0	0	6	9	0.00	1.000										

Batter	1	2	3	4	5	6	7	8	9	AB	R	H	RBI	BB	SO	LOB	BOTTOM										
<b>Gerald Williams, R</b> (1, 8) OBP: 0.324, SLG: 0.452	2-3 K		0-2 FC6-4			0-0 F8 2B	0-1 FC1-2		1-2 G6-3	5	0	1	0	0	1	4	<b>Kansas City Royals @ Tampa Bay Devil Rays</b> Tropicana Field, St. Petersburg, FL Sun Sep 03 2000, 1:15 PM EDT Att: 16,998 - Dome - 72 F <a href="http://livebaseballscorecards.com">livebaseballscorecards.com</a>										
<b>Bobby Smith, R</b> (1, 4) OBP: 0.297, SLG: 0.409	0-0 B5-3				1-3 K	1-3 K	0-1 G6-3			4	0	0	0	0	2	4											
<b>Steve Cox, L</b> (1, 7) OBP: 0.396, SLG: 0.453	1-0 F5				4-2 G4-6-3 BB	3-2 1B			4-2 1B BB	2	1	1	0	2	0	0											
<b>Fred McGriff, L</b> (1, 3) OBP: 0.364, SLG: 0.444		0-0 F8			0-0 G4-6-3	2-0 F8			2-2 G4-6-3 1B	4	0	1	0	0	0	3											
<b>Greg Vaughn, R</b> (1, 10) OBP: 0.379, SLG: 0.515		3-2 P4			4-1 S SF7 BB	2-3 K			1-1 G4-6-3 1B	3	1	1	1	1	1	2											
<b>Aubrey Huff, L</b> (1, 5) OBP: 0.326, SLG: 0.473		3-2 F8			0-2 1B				4-0 BB G1 FC1-2 BB	3	0	1	0	1	0	2											
<b>Jose Guillen, R</b> (1, 9) OBP: 0.326, SLG: 0.441			2-1 F8		3-3 K				1-2 G1 P3	4	0	0	0	0	1	4											
<b>John Flaherty, R</b> (1, 2) OBP: 0.307, SLG: 0.374			1-2 FC6-4 1B		3-2 SF7				4-0 FC1-2 BB	2	0	1	1	1	0	0											
<b>Felix Martinez, S</b> (1, 6) OBP: 0.316, SLG: 0.298			0-0 F9		1-1 G4-3				0-3 K	2	0	0	0	1	0	2											
<b>Damian Rolls, R</b> (9, PH)									1-2 FC1-2 BB	1	0	0	0	0	1	0											
<b>Inning Stats</b>	R: 0 E: 0 K: 1 S: 5	H: 0 LOB: 0 BB: 0 P: 8	R: 0 E: 0 K: 0 S: 8	H: 0 LOB: 0 BB: 0 P: 14	R: 0 E: 0 K: 1 S: 8	H: 0 LOB: 0 BB: 1 P: 13	R: 1 E: 0 K: 1 S: 14	H: 1 LOB: 1 BB: 1 P: 25	R: 0 E: 0 K: 2 S: 12	H: 2 LOB: 2 BB: 0 P: 20	R: 0 E: 0 K: 0 S: 12	H: 0 LOB: 3 BB: 3 P: 29	R: 1 E: 0 K: 0 S: 13	H: 2 LOB: 1 BB: 1 P: 21	R: 0 E: 0 K: 1 S: 7	H: 0 LOB: 0 BB: 0 P: 9	1B: 5 2B: 1 3B: 0 HR: 0	SF: 1 SAC: 0 DP: 2 HBP: 0	WP: 0 PB: 0 SB: 1 CS: 0	PA: 37							
<b>PITCHER</b>	IP	WLS	BF	H	R	ER	SO	BB	IBB	HBP	BLK	WP	HR	S	P	ERA	WHIP										
<b>Blake Stein, R</b> (1, 1) ERA: 5.42	6.1	W	27	4	1	1	5	5	0	0	0	0	0	63	113	1.42	1.421										
<b>51 Kris Wilson, R</b> (7, 1) ERA: 2.74	1.2		7	2	1	1	0	1	0	0	0	0	0	20	31	5.40	1.800										
<b>Andy Larkin, R</b> (9, 1) ERA: 5.4	1.0		3	0	0	0	1	0	0	0	0	0	0	7	9	0.00	0.000										

Batter	1	2	3	4	5	6	7	8	9	AB	R	H	RBI	BB	SO	LOB	TOP											
Gerald Williams, R OBP: 0.321, SLG: 0.449	F7		F7		F8			G5-3		4	0	0	0	0	0	2	<b>Tampa Bay Devil Rays @ Cleveland Indians</b> Jacobs Field, Cleveland, OH Mon Sep 04 2000, 1:05 PM EDT Att: 42,628 - Cloudy - 69 F											
Miguel Cairo, R OBP: 0.319, SLG: 0.335	F7		L4			G5-3		P4		4	0	0	0	0	1													
Steve Cox, L OBP: 0.404, SLG: 0.481	2B			2B		BB		HR		3	1	3	1	1	0													
Fred McGriff, L OBP: 0.365, SLG: 0.444	P6			L7		WP		1B		3	0	1	0	1	0													
Greg Vaughn, R OBP: 0.376, SLG: 0.510		K2-3		F8		K		P6		4	0	0	0	0	2													
Aubrey Huff, L OBP: 0.313, SLG: 0.449	G6-3			K			G4-3		G6-3	4	0	0	0	0	1													
John Flaherty, R OBP: 0.306, SLG: 0.373	K2-3				G6-3		FC6-4		K	4	0	1	0	0	2													
Jason Tyner, L OBP: 0.274, SLG: 0.279			SH1-3		B3		FC6-4			3	0	2	0	1	0													
Felix Martinez, S OBP: 0.312, SLG: 0.294		SH1-3		B3		G6-3		K		3	0	0	0	0	1													
<b>Inning Stats</b>	R: 0 E: 0 K: 0 S: 7	H: 1 LOB: 1 BB: 0 P: 11	R: 0 E: 0 K: 2 S: 7	H: 0 LOB: 0 BB: 0 P: 8	R: 0 E: 0 K: 1 S: 6	H: 1 LOB: 1 BB: 0 P: 8	R: 0 E: 0 K: 1 S: 8	H: 1 LOB: 1 BB: 0 P: 13	R: 0 E: 0 K: 0 S: 9	H: 0 LOB: 1 BB: 2 P: 19	R: 0 E: 0 K: 0 S: 8	H: 1 LOB: 0 BB: 0 P: 12	R: 1 E: 0 K: 0 S: 11	H: 2 LOB: 1 BB: 0 P: 18	R: 0 E: 0 K: 2 S: 10	H: 0 LOB: 1 BB: 1 P: 20	1B: 4 2B: 2 3B: 0 HR: 1	SF: 0 SAC: 1 DP: 0 HBP: 0	WP: 1 PB: 0 SB: 0 CS: 0	PA: 36								
<b>PITCHER</b>	IP	WLS	BF	H	R	ER	SO	BB	IBB	HBP	BLK	WP	HR	S	P	ERA	WHIP											
Dave Burba, R ERA: 4.55	(1, 1)	7.2	W	31	7	1	1	4	2	0	0	0	1	1	64	100	1.17	1.174										
Paul Shuey, R ERA: 3.6	(8, 1)	1.1		5	0	0	0	2	1	0	0	0	0	0	11	22	0.00	0.750										

Batter	1	2	3	4	5	6	7	8	9	AB	R	H	RBI	BB	SO	LOB	BOTTOM											
Kenny Lofton, L OBP: 0.369, SLG: 0.441	G4-3			K		CS		F7		5	0	1	0	0	1	2	<b>Tampa Bay Devil Rays @ Cleveland Indians</b> Jacobs Field, Cleveland, OH Mon Sep 04 2000, 1:05 PM EDT Att: 42,628 - Cloudy - 69 F											
Omar Vizquel, S OBP: 0.370, SLG: 0.386	1B	G3-1			P3		WP	K		4	1	1	0	1	1	3												
Roberto Alomar, S OBP: 0.361, SLG: 0.448	G6-4-3			CS		E9		HBP		3	1	2	0	2	0													
Manny Ramirez, R OBP: 0.455, SLG: 0.674	G6-4-3			1B				IBB		3	0	2	0	1	0	2												
Jolbert Cabrera, R OBP: 0.304, SLG: 0.318	G6-4-3			WP						0	1	0	0	0	0	0												
Jim Thome, L OBP: 0.413, SLG: 0.565		K	G4-3		F8			P6		5	0	1	2	0	1	5												
David Segui, S OBP: 0.393, SLG: 0.512		3B	F7			K				4	1	2	1	0	1	1												
Travis Fryman, R OBP: 0.399, SLG: 0.531		1B				G1-3		F8		4	1	2	1	0	0	2												
Russell Branyan, L OBP: 0.338, SLG: 0.598					F5					4	0	2	1	0	0	3												
Dave Roberts, L OBP: 0.250, SLG: 0.250										0	0	0	0	0	0	0												
Einar Diaz, R OBP: 0.323, SLG: 0.398		FC5-4			F8			E5		3	0	0	0	0	0	2												
<b>Inning Stats</b>	R: 0 E: 0 K: 0 S: 11	H: 2 LOB: 1 BB: 0 P: 18	R: 2 E: 0 K: 1 S: 15	H: 4 LOB: 2 BB: 0 P: 23	R: 0 E: 0 K: 0 S: 15	H: 2 LOB: 1 BB: 0 P: 22	R: 0 E: 0 K: 1 S: 9	H: 1 LOB: 1 BB: 0 P: 16	R: 0 E: 1 K: 0 S: 7	H: 1 LOB: 1 BB: 0 P: 10	R: 0 E: 0 K: 1 S: 10	H: 1 LOB: 2 BB: 3 P: 38	R: 0 E: 1 K: 1 S: 11	H: 0 LOB: 3 BB: 1 P: 24	1B: 9 2B: 2 3B: 2 HR: 0	SF: 0 SAC: 0 DP: 1 HBP: 2	WP: 4 PB: 0 SB: 1 CS: 2	PA: 42										
<b>PITCHER</b>	IP	WLS	BF	H	R	ER	SO	BB	IBB	HBP	BLK	WP	HR	S	P	ERA	WHIP											
Albie Lopez, R ERA: 3.62	(1, 1)	3.0	L	15	3	2	2	1	0	0	0	0	1	0	41	63	2.70	1.200										
Doug Creek, L ERA: 4.04	(4, 1)	3.1		14	3	1	1	2	1	0	1	0	1	0	30	53	2.70	1.200										
Tony Fiore, R ERA: 3.68	(7, 1)	0.2		6	2	2	2	0	1	1	0	0	1	0	16	28	27.00	4.500										
Dan Wheeler, R ERA: 8.44	(8, 1)	1.0		6	0	0	0	1	0	1	1	0	1	0	11	24	0.00	0.000										

AB	32
R	1
H	7
RBI	1
BB	3
SO	6
LOB	13



Batter	1	2	3	4	5	6	7	8	9	AB	R	H	RBI	BB	SO	LOB	TOP					
<b>Gerald Williams, R</b> OBP: 0.321, SLG: 0.447 (1, 8)	K	F8		K						4	0	1	0	0	2	0	<b>Tampa Bay Devil Rays @ Cleveland Indians</b> Jacobs Field, Cleveland, OH Tue Sep 05 2000, 7:05 PM EDT Att: 42,660 - Cloudy - 61 F					
<b>Bobby Smith, R</b> OBP: 0.288, SLG: 0.397 (1, 4)	K	K			K		L8			4	0	0	0	0	3	1						
<b>Steve Cox, L</b> OBP: 0.402, SLG: 0.475 (1, 9)	HR			K	G4-3		F7			3	1	0	0	1	1							
<b>Fred McGriff, L</b> OBP: 0.368, SLG: 0.443 (1, 3)	HR			2B		FC5-4		K		1	2	0	0	3	1	0						
<b>Greg Vaughn, R</b> OBP: 0.375, SLG: 0.515 (1, 10)	HR			P4		FC5-4		F7		4	1	1	3	0	0	2						
<b>Vinny Castilla, R</b> OBP: 0.282, SLG: 0.324 (1, 5)	1B			2B			G6-3		K	4	0	2	1	0	1	0						
<b>Mike DiFelice, R</b> OBP: 0.276, SLG: 0.379 (1, 2)	1B			K			F7			4	0	1	0	0	1	1						
<b>Jason Tyner, L</b> OBP: 0.263, SLG: 0.267 (1, 7)	P6			F8			F7			4	0	0	0	0	0	2						
<b>Felix Martinez, S</b> OBP: 0.309, SLG: 0.291 (1, 6)		G3-1		G4-3			G3			3	0	0	0	0	0	0	<b>AB 32</b> <b>R 4</b> <b>H 5</b> <b>RBI 4</b> <b>BB 4</b> <b>SO 9</b> <b>LOB 7</b>					
<b>Russ Johnson, R</b> OBP: 0.326, SLG: 0.317 (9, PH)										1	0	0	0	0	0	0						
<b>Inning Stats</b>	R: 3 E: 0 K: 2 S: 17	H: 3 LOB: 2 BB: 2 P: 29	R: 0 E: 0 K: 1 S: 7	H: 0 LOB: 0 BB: 0 P: 10	R: 1 E: 0 K: 2 S: 12	H: 1 LOB: 1 BB: 1 P: 18	R: 0 E: 0 K: 1 S: 9	H: 0 LOB: 0 BB: 0 P: 12	R: 0 E: 0 K: 1 S: 9	H: 0 LOB: 1 BB: 1 P: 17	R: 0 E: 0 K: 0 S: 8	H: 0 LOB: 0 BB: 0 P: 13	R: 0 E: 0 K: 0 S: 7	H: 1 LOB: 1 BB: 0 P: 9	R: 0 E: 0 K: 2 S: 7	H: 0 LOB: 0 BB: 0 P: 8	R: 0 E: 0 K: 0 S: 9	H: 0 LOB: 0 BB: 0 P: 13	1B: 3 2B: 1 3B: 0 HR: 1	SF: 0 SAC: 0 DP: 0 HBP: 0	WP: 0 PB: 0 CS: 0	PA: 36
<b>PITCHER</b>	IP	WLS	BF	H	R	ER	SO	BB	IBB	HBP	BLK	WP	HR	S	P	ERA	WHIP					
<b>Jason Bere, R</b> ERA: 5.13 (1, 1)	6.0	W	26	4	4	4	7	4	0	0	0	0	1	62	99	6.00	1.333					
<b>Steve Karsay, R</b> ERA: 3.89 (7, 1)	2.0	H	7	1	0	0	2	0	0	0	0	0	0	14	17	0.00	0.500					
<b>Bob Wickman, R</b> ERA: 3.0 (9, 1)	1.0	S	3	0	0	0	0	0	0	0	0	0	0	9	13	0.00	0.000					

Batter	1	2	3	4	5	6	7	8	9	AB	R	H	RBI	BB	SO	LOB	BOTTOM					
<b>Kenny Lofton, L</b> OBP: 0.367, SLG: 0.438 (1, 8)	P4		G6-4-3		K	PB		F8		5	0	1	2	0	1	3	<b>Tampa Bay Devil Rays @ Cleveland Indians</b> Jacobs Field, Cleveland, OH Tue Sep 05 2000, 7:05 PM EDT Att: 42,660 - Cloudy - 61 F					
<b>Omar Vizquel, S</b> OBP: 0.397, SLG: 0.382 (1, 6)	G6-3			G5-3	E6	F8		F9		5	0	0	0	0	0	2						
<b>Roberto Alomar, S</b> OBP: 0.362, SLG: 0.447 (1, 4)	G4-3			2B	F7			E4		4	1	1	0	1	0	1						
<b>Manny Ramirez, R</b> OBP: 0.452, SLG: 0.670 (1, 9)				1B						5	1	1	1	0	2	4						
<b>Jolbert Cabrera, R</b> OBP: 0.304, SLG: 0.318 (9, 9)				1B				F3		0	0	0	0	0	0	0						
<b>Jim Thome, L</b> OBP: 0.415, SLG: 0.574 (1, 10)	K			1B						3	1	2	1	1	1	0						
<b>David Segui, S</b> OBP: 0.395, SLG: 0.512 (1, 3)	K									2	1	1	1	2	1	0						
<b>Travis Fryman, R</b> OBP: 0.400, SLG: 0.530 (1, 5)				1B	L4					3	1	1	0	1	0	4						
<b>Wil Cordero, R</b> OBP: 0.330, SLG: 0.466 (1, 7)										3	0	0	0	0	0	6						
<b>Dave Roberts, L</b> OBP: 0.250, SLG: 0.250 (7, PR) (8, 7)										0	0	0	0	0	0	0						
<b>Sandy Alomar Jr., R</b> OBP: 0.333, SLG: 0.417 (1, 2)										4	2	2	0	0	0	4						
<b>Inning Stats</b>	R: 0 E: 0 K: 0 S: 6	H: 0 LOB: 0 BB: 0 P: 11	R: 0 E: 0 K: 3 S: 9	H: 0 LOB: 0 BB: 0 P: 15	R: 0 E: 0 K: 0 S: 7	H: 0 LOB: 1 BB: 1 P: 16	R: 2 E: 0 K: 0 S: 19	H: 3 LOB: 2 BB: 1 P: 35	R: 1 E: 1 K: 2 S: 13	H: 1 LOB: 1 BB: 0 P: 21	R: 4 E: 0 K: 0 S: 17	H: 4 LOB: 2 BB: 2 P: 33	R: 0 E: 0 K: 0 S: 11	H: 1 LOB: 2 BB: 1 P: 16	R: 0 E: 1 K: 0 S: 6	H: 0 LOB: 1 BB: 0 P: 10	1B: 6 2B: 2 3B: 0 HR: 1	SF: 0 SAC: 0 DP: 1 HBP: 1	WP: 0 PB: 1 SB: 2 CS: 0	PA: 40		
<b>PITCHER</b>	IP	WLS	BF	H	R	ER	SO	BB	IBB	HBP	BLK	WP	HR	S	P	ERA	WHIP					
<b>Paul Wilson, R</b> ERA: 2.25 (1, 1)	5.0	L	22	4	3	2	5	2	0	1	0	0	0	54	98	3.60	1.200					
<b>Tony Fiore, R</b> ERA: 8.49 (6, 1)	1.0	L	9	4	4	3	0	2	0	0	0	0	1	17	33	27.00	6.000					
<b>Dan Wheeler, R</b> ERA: 7.11 (7, 1)	2.0		9	1	0	0	0	1	0	0	0	0	0	17	26	0.00	1.000					

Batter	1	2	3	4	5	6	7	8	9	AB	R	H	RBI	BB	SO	LOB	TOP										
Gerald Williams, R OBP: 0.320, SLG: 0.446 (1, 8)	G6-3 1B		G6-3 1B		B1-3			K		4	0	1	0	0	1	0											
Russ Johnson, R OBP: 0.321, SLG: 0.311 (1, 6)	G6-3		G1-3			K2-3		F9		4	0	0	0	0	1	1											
Vinny Castilla, R OBP: 0.282, SLG: 0.323 (1, 5)	1B				F7		F9	K		4	0	1	0	0	1	0											
Fred McGriff, L OBP: 0.367, SLG: 0.440 (1, 3)	G4-3				G6-3		BB		G4-3	3	0	0	0	1	0	1											
Greg Vaughn, R OBP: 0.374, SLG: 0.511 (1, 10)			G5-3		HR BB		G5-3		F8	3	1	0	0	1	0	1											
Steve Cox, L OBP: 0.403, SLG: 0.488 (1, 7)	K				HR				K	4	1	2	2	0	2	0											
Bobby Smith, R OBP: 0.283, SLG: 0.388 (1, 4)	K				K				K	3	0	0	0	0	3	1											
John Flaherty, R OBP: 0.304, SLG: 0.370 (1, 2)			F8				F9		F7	3	0	0	0	0	0	1											
Jose Guillen, R OBP: 0.323, SLG: 0.436 (1, 9)			K2-3				G1-3		K	3	0	0	0	0	2	1											
<b>Inning Stats</b>	R: 0 E: 0 K: 0 S: 10	H: 1 LOB: 1 BB: 0 P: 17	R: 0 E: 0 K: 2 S: 7	H: 0 LOB: 0 BB: 0 P: 7	R: 0 E: 0 K: 1 S: 11	H: 1 LOB: 1 BB: 0 P: 19	R: 2 E: 0 K: 1 S: 10	H: 1 LOB: 0 BB: 1 P: 16	R: 0 E: 0 K: 1 S: 8	H: 0 LOB: 0 BB: 0 P: 11	R: 0 E: 0 K: 2 S: 14	H: 1 LOB: 1 BB: 0 P: 22	R: 0 E: 0 K: 2 S: 7	H: 0 LOB: 0 BB: 0 P: 8	R: 0 E: 0 K: 1 S: 5	H: 0 LOB: 0 BB: 0 P: 8	1B: 3 2B: 0 3B: 0 HR: 1	SF: 0 SAC: 0 DP: 0 HBP: 0	WP: 0 PB: 0 SB: 1 CS: 0	PA: 33							
<b>PITCHER</b>	IP	WLS	BF	H	R	ER	SO	BB	IBB	HBP	BLK	WP	HR	S	P	ERA	WHIP										
Chuck Finley, L ERA: 4.24 Paul Shuey, R ERA: 3.46	(1, 1) (8, 1)	7.0 2.0	W 6	27 0	4 0	2 0	7 3	2 0	0 0	0 0	0 0	0 0	1 0	68 12	105 16	2.57 0.00	0.857 0.000										

Tampa Bay Devil Rays @ Cleveland Indians  
Jacobs Field, Cleveland, OH  
Wed Sep 06 2000, 7:05 PM EDT  
Att: 42,742 - Sunny - 71 F

AB	31
R	2
H	4
RBI	2
BB	2
SO	10
LOB	6



Batter	1	2	3	4	5	6	7	8	9	AB	R	H	RBI	BB	SO	LOB	BOTTOM										
Kenny Lofton, L OBP: 0.367, SLG: 0.437 (1, 8)	G6-3 BB		G4-3		L9			L3		4	0	1	0	1	0	0											
Omar Vizquel, S OBP: 0.386, SLG: 0.380 (1, 6)	F7		HR		F7		L7	F8		5	1	1	0	0	0	3											
Roberto Alomar, S OBP: 0.364, SLG: 0.461 (1, 4)	G6-3		HR		S 1B			HR		4	3	3	3	0	0	1											
Manny Ramirez, R OBP: 0.450, SLG: 0.664 Jolbert Cabrera, R OBP: 0.304, SLG: 0.318 (1, 9) (9, 9)	F9		F9		1B			K		3	0	0	0	1	1	1											
Jim Thome, L OBP: 0.416, SLG: 0.574 (1, 10)			G4-3		1B			G5-3		4	0	2	1	0	0	0											
David Segui, S OBP: 0.394, SLG: 0.509 (1, 3)	G6-3				F8		F7	PB 1B BB		3	1	0	0	1	0	3											
Travis Fryman, R OBP: 0.402, SLG: 0.530 (1, 5)					FC5-4 1B			F9		3	1	2	1	1	0	0											
Wil Cordero, R OBP: 0.329, SLG: 0.464 Dave Roberts, L OBP: 0.250, SLG: 0.250 (1, 7) (8, 7)	G6-3				F2			L6		4	0	1	1	0	0	3											
Sandy Alomar Jr., R OBP: 0.332, SLG: 0.415 (1, 2)			G5-3		FC5-4 1-2			1B		4	0	1	0	0	0	2											
<b>Inning Stats</b>	R: 0 E: 0 K: 0 S: 5	H: 0 LOB: 1 BB: 1 P: 10	R: 0 E: 0 K: 0 S: 8	H: 0 LOB: 1 BB: 1 P: 18	R: 2 E: 0 K: 0 S: 8	H: 2 LOB: 0 BB: 0 P: 15	R: 0 E: 0 K: 0 S: 15	H: 2 LOB: 2 BB: 0 P: 22	R: 1 E: 0 K: 0 S: 11	H: 2 LOB: 2 BB: 1 P: 21	R: 0 E: 0 K: 0 S: 8	H: 2 LOB: 0 BB: 0 P: 11	R: 3 E: 0 K: 1 S: 19	H: 3 LOB: 1 BB: 1 P: 33	R: 0 E: 0 K: 0 S: 4	H: 0 LOB: 0 BB: 0 P: 7	1B: 9 2B: 0 3B: 0 HR: 2	SF: 0 SAC: 0 DP: 0 HBP: 0	WP: 0 PB: 1 SB: 1 CS: 0	PA: 38							
<b>PITCHER</b>	IP	WLS	BF	H	R	ER	SO	BB	IBB	HBP	BLK	WP	HR	S	P	ERA	WHIP										
Ryan Rupe, R ERA: 6.92 Travis Harper, R ERA: 13.5 Doug Creek, L ERA: 4.35 Trevor Enders, L ERA: 3.86	(1, 1) (4, 1) (7, 1) (8, 1)	3.0 3.1 0.2 1.0	L 18 4 3	7 2 2 0	2 2 2 0	2 1 0 0	1 0 0 0	0 1 0 0	0 0 0 0	0 0 0 0	0 0 0 0	0 0 0 0	1 42 11 4	21 68 19 7	43 68 19 7	6.00 5.40 27.00 0.00	1.333 2.400 4.500 0.000										

Tampa Bay Devil Rays @ Cleveland Indians  
Jacobs Field, Cleveland, OH  
Wed Sep 06 2000, 7:05 PM EDT  
Att: 42,742 - Sunny - 71 F

AB	34
R	6
H	11
RBI	6
BB	4
SO	1
LOB	13



Batter	1	2	3	4	5	6	7	8	9	AB	R	H	RBI	BB	SO	LOB	TOP			
<b>Gerald Williams, R</b> OBP: 0.321, SLG: 0.445										5	1	2	0	0	1	5	<b>Tampa Bay Devil Rays @ Cleveland Indians</b> Jacobs Field, Cleveland, OH Thu Sep 07 2000, 7:05 PM EDT Att: 42,709 - Sunny - 76 F			
<b>Miguel Cairo, R</b> OBP: 0.316, SLG: 0.333										5	1	1	0	0	1	1				
<b>Steve Cox, L</b> OBP: 0.276, SLG: 0.378										5	0	2	0	0	2	3				
<b>Jose Guillen, R</b> OBP: 0.323, SLG: 0.436										0	0	0	0	0	0	0				
<b>Fred McGriff, L</b> OBP: 0.365, SLG: 0.437										4	0	0	0	1	1	4				
<b>Greg Vaughn, R</b> OBP: 0.372, SLG: 0.507										5	1	1	1	0	3	3				
<b>Vinny Castilla, R</b> OBP: 0.297, SLG: 0.328										5	1	3	1	0	0	2				
<b>Mike DiFelice, R</b> OBP: 0.276, SLG: 0.378										3	0	1	0	0	2	1				
<b>Aubrey Huff, L</b> OBP: 0.321, SLG: 0.456										1	0	1	1	0	0	0				
<b>Kenny Kelly, R</b> OBP: 0.305, SLG: 0.371										0	0	0	0	0	0	0				
<b>John Flaherty, R</b> OBP: 0.305, SLG: 0.371										1	0	1	0	0	0	0				
<b>Jason Tyner, L</b> OBP: 0.279, SLG: 0.284										5	0	3	1	0	2	2				
<b>Felix Martinez, S</b> OBP: 0.308, SLG: 0.287										3	0	0	0	0	1	4				
<b>Inning Stats</b>	R: 0 E: 0 K: 1 S: 7	H: 1 LOB: 1 BB: 0 P: 11	R: 0 E: 0 K: 1 S: 14	H: 2 LOB: 3 BB: 0 P: 19	R: 0 E: 0 K: 1 S: 7	H: 1 LOB: 1 BB: 0 P: 11	R: 0 E: 0 K: 0 S: 13	H: 2 LOB: 2 BB: 0 P: 17	R: 0 E: 0 K: 1 S: 10	H: 0 LOB: 0 BB: 0 P: 10	R: 4 E: 0 K: 1 S: 20	H: 6 LOB: 2 BB: 0 P: 28	R: 0 E: 0 K: 3 S: 9	H: 0 LOB: 0 BB: 0 P: 14	R: 0 E: 0 K: 3 S: 15	H: 2 LOB: 2 BB: 0 P: 24	1B: 14 2B: 1 3B: 0 HR: 0	SF: 0 SAC: 0 DP: 0 HBP: 1	WP: 0 PB: 0 SB: 1 CS: 0	PA: 44
<b>PITCHER</b>	IP WLS BF H R ER SO BB IBB HBP BLK WP HR S P ERA WHIP																			
<b>Bartolo Colon, R</b> ERA: 4.33	(1, 1) 6.2 32 10 3 3 6 1 0 1 0 0 0 0 69 101 4.05 1.650																			
<b>Steve Karsay, R</b> ERA: 4.0	(7, 1) 0.0 L 3 3 1 1 0 0 0 0 0 0 0 0 7 10 = =																			
<b>Ricardo Rincon, L</b> ERA: 2.77	(7, 1) 0.1 1 0 0 0 1 0 0 0 0 0 0 0 3 4 0.00 0.000																			
<b>Justin Speier, R</b> ERA: 3.36	(8, 1) 0.2 2 0 0 0 2 0 0 0 0 0 0 0 6 9 0.00 0.000																			
<b>Cameron Calmross, L</b> ERA: 1.69	(8, 1) 0.2 2 0 0 0 2 0 0 0 0 0 0 0 6 10 0.00 0.000																			

Batter	1	2	3	4	5	6	7	8	9	AB	R	H	RBI	BB	SO	LOB	BOTTOM			
<b>Kenny Lofton, L</b> OBP: 0.370, SLG: 0.438										3	1	2	0	1	1	0	<b>Tampa Bay Devil Rays @ Cleveland Indians</b> Jacobs Field, Cleveland, OH Thu Sep 07 2000, 7:05 PM EDT Att: 42,709 - Sunny - 76 F			
<b>Omar Vizquel, S</b> OBP: 0.383, SLG: 0.377										4	0	0	0	0	4	4				
<b>Roberto Alomar, S</b> OBP: 0.363, SLG: 0.460										4	0	1	2	0	2	0				
<b>Manny Ramirez, R</b> OBP: 0.450, SLG: 0.660										2	0	0	0	2	1	1				
<b>Jim Thome, L</b> OBP: 0.413, SLG: 0.569										4	0	0	0	0	0	2				
<b>David Segui, S</b> OBP: 0.395, SLG: 0.508										3	1	1	0	1	0	1				
<b>Travis Fryman, R</b> OBP: 0.401, SLG: 0.528										4	0	1	0	0	2	3				
<b>Wil Cordero, R</b> OBP: 0.328, SLG: 0.466										4	0	1	1	0	0	1				
<b>Dave Roberts, L</b> OBP: 0.250, SLG: 0.250										0	0	0	0	0	0	0				
<b>Einar Diaz, R</b> OBP: 0.323, SLG: 0.397										3	1	1	0	0	0	1				
<b>Russell Branyan, L</b> OBP: 0.336, SLG: 0.594										1	0	0	0	0	0	1				
<b>Inning Stats</b>	R: 0 E: 0 K: 1 S: 8	H: 1 LOB: 0 BB: 0 P: 12	R: 0 E: 0 K: 0 S: 6	H: 0 LOB: 1 BB: 1 P: 13	R: 2 E: 0 K: 1 S: 14	H: 2 LOB: 1 BB: 1 P: 22	R: 1 E: 0 K: 1 S: 15	H: 1 LOB: 1 BB: 1 P: 23	R: 0 E: 0 K: 1 S: 8	H: 1 LOB: 0 BB: 0 P: 12	R: 0 E: 0 K: 1 S: 11	H: 1 LOB: 0 BB: 0 P: 15	R: 0 E: 0 K: 0 S: 15	H: 0 LOB: 1 BB: 1 P: 18	R: 0 E: 0 K: 0 S: 10	H: 1 LOB: 2 BB: 0 P: 18	1B: 6 2B: 0 3B: 1 HR: 0	SF: 0 SAC: 0 DP: 1 HBP: 0	WP: 1 PB: 1 SB: 1 CS: 1	PA: 36
<b>PITCHER</b>	IP WLS BF H R ER SO BB IBB HBP BLK WP HR S P ERA WHIP																			
<b>Bryan Rekar, R</b> ERA: 4.97	(1, 1) 6.0 W 25 6 3 3 5 3 0 0 0 0 0 0 0 21 31 0.00 0.000																			
<b>Esteban Yan, R</b> ERA: 6.49	(7, 1) 1.2 H 5 0 0 0 1 0 0 0 0 0 0 0 21 31 0.00 0.000																			
<b>Roberto Hernandez, R</b> ERA: 2.89	(8, 1) 1.1 S 6 1 0 0 0 1 0 0 0 0 1 0 0 13 26 0.00 1.500																			



Batter	1	2	3	4	5	6	7	8	9	AB	R	H	RBI	BB	SO	LOB	TOP					
Gerald Williams, R OBP: 0.319, SLG: 0.442	1-2 P6		0-1 G5-3		0-0 F2			2-1 F7		4	0	0	0	0	0	0						
Miguel Cairo, R OBP: 0.320, SLG: 0.338	0-0 G3			1-0 G3-1		1-2 P3			2-2 L5	4	1	2	0	0	0	0						
Steve Cox, L OBP: 0.401, SLG: 0.486	0-0 G3			1-1 G4-3		2-1 G3			0-1 HR	4	1	1	0	0	0	2						
Jose Guillen, R OBP: 0.323, SLG: 0.436				1-2 G3-1						0	0	0	0	0	0	0						
Fred McGriff, L OBP: 0.363, SLG: 0.433	2-2 F5			1-0 G3-1		3-2 G3			1-1 F7	4	0	0	0	0	0	3						
Greg Vaughn, R OBP: 0.371, SLG: 0.512		1-2 G5-3		2-1 E7					0-0 L5	4	2	1	2	0	0	0						
Vinny Castilla, R OBP: 0.287, SLG: 0.330	0-0 G6-3			3-H 0-0		1-3 K			0-0 HR	4	0	1	1	0	1	0						
John Flaherty, R OBP: 0.303, SLG: 0.368	1-2 G5-3			3-2 F8		2-0 G5-3				3	0	0	0	0	0	1						
Jason Tyner, L OBP: 0.271, SLG: 0.276			1-0 G5-3		0-3 K				0-0 G6-3	3	0	0	0	0	1	0						
Felix Martinez, S OBP: 0.305, SLG: 0.284			1-3 K		1-2 G6-3				0-3 K2-3	3	0	0	0	0	2	0						
<b>Inning Stats</b>	R: 0 E: 0 K: 0 S: 8	H: 1 LOB: 1 BB: 0 P: 11	R: 0 E: 0 K: 0 S: 11	H: 0 LOB: 0 BB: 0 P: 13	R: 0 E: 0 K: 1 S: 6	H: 0 LOB: 0 BB: 0 P: 8	R: 2 E: 1 K: 0 S: 12	H: 2 LOB: 1 BB: 0 P: 20	R: 0 E: 0 K: 1 S: 8	H: 0 LOB: 0 BB: 0 P: 9	R: 0 E: 0 K: 1 S: 9	H: 0 LOB: 0 BB: 0 P: 15	R: 0 E: 0 K: 1 S: 8	H: 0 LOB: 0 BB: 0 P: 14	R: 0 E: 0 K: 1 S: 6	H: 0 LOB: 0 BB: 0 P: 8	R: 2 E: 0 K: 0 S: 10	H: 2 LOB: 0 BB: 0 P: 13	1B: 2 2B: 2 3B: 0 HR: 1	SF: 0 SAC: 0 DP: 0 HBP: 0	WP: 0 PB: 0 CS: 0	PA: 33
<b>PITCHER</b> Gil Heredia, R ERA: 4.08	IP: 9.0 WLS: L BF: 33	H: 5 R: 4 ER: 2 SO: 4	BB: 0 IBB: 0 HBP: 0 BLK: 0	WP: 0 HR: 1 S: 78 P: 111	ERA: 2.00 WHIP: 0.556																	

Tampa Bay Devil Rays @ Oakland Athletics  
Network Associates Coliseum, Oakland, CA  
Fri Sep 08 2000, 10:05 PM EDT  
Att: 12,085 - Sunny - 67 F

AB 33  
R 4  
H 5  
RBI 3  
BB 0  
SO 4  
LOB 6

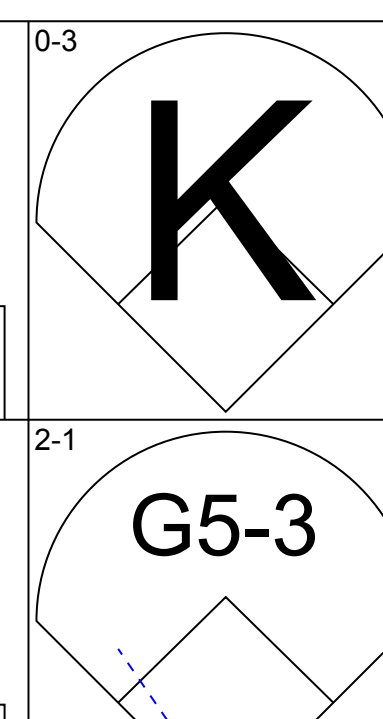
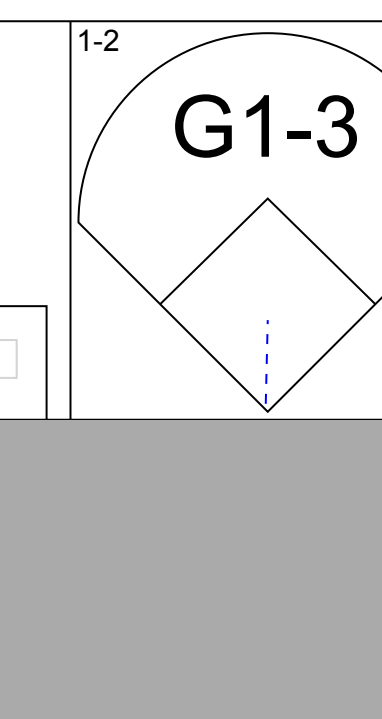
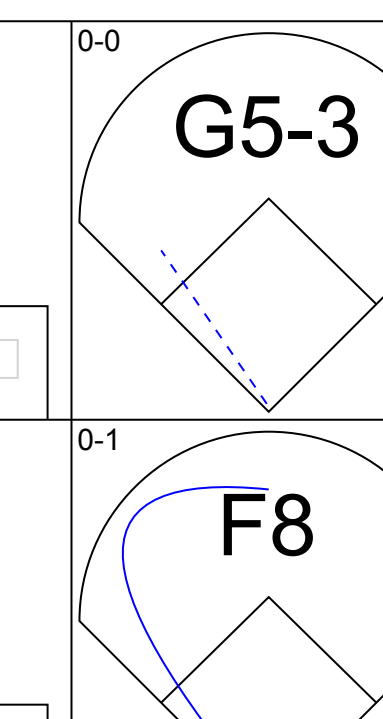
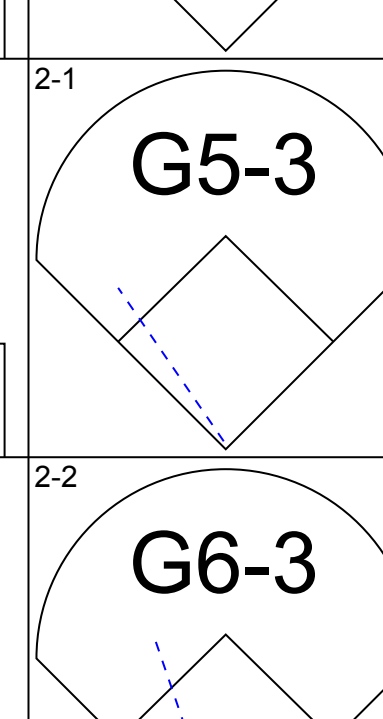
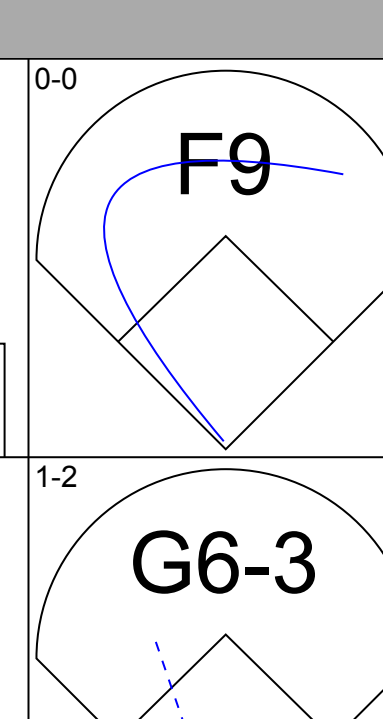
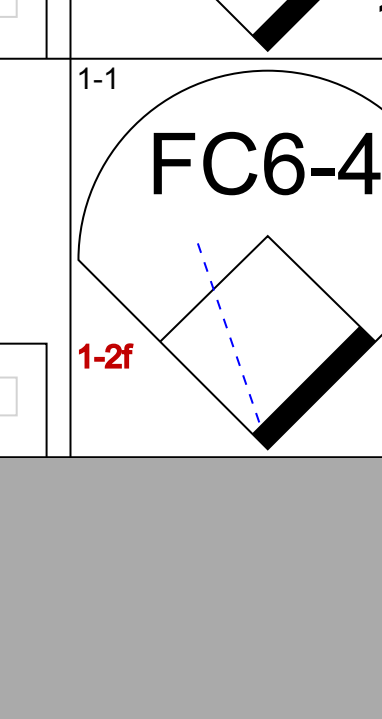
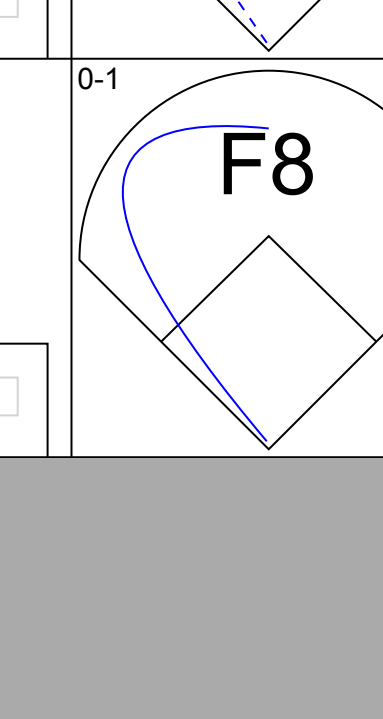
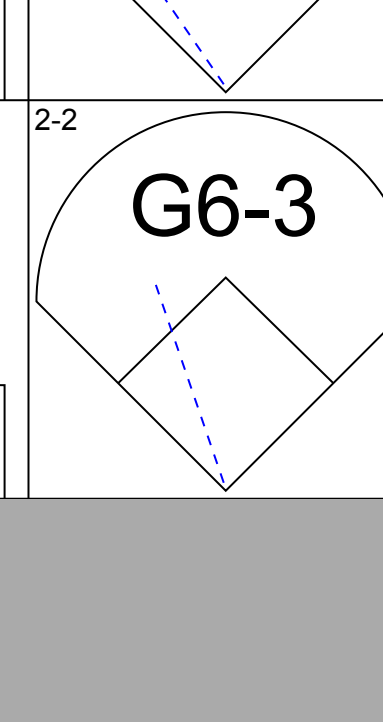
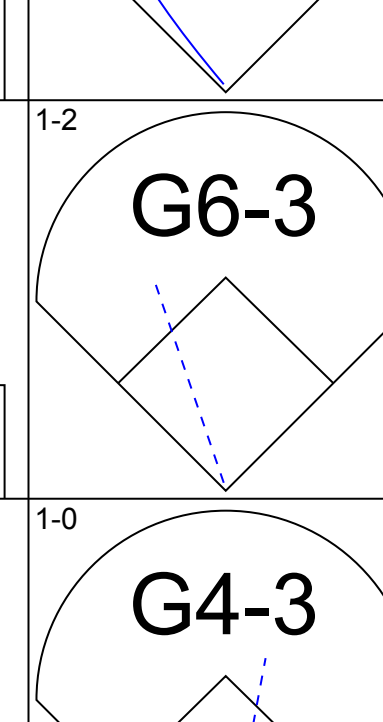
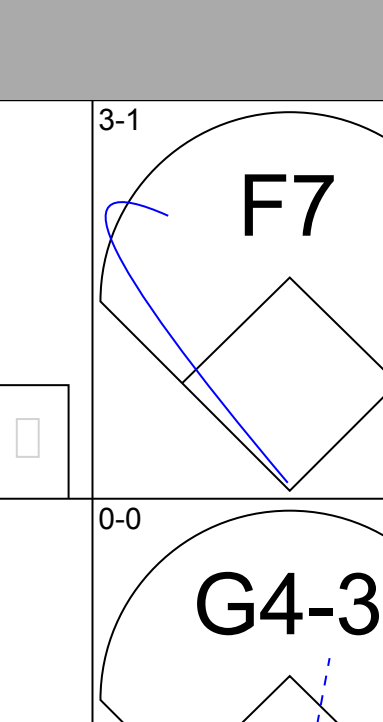
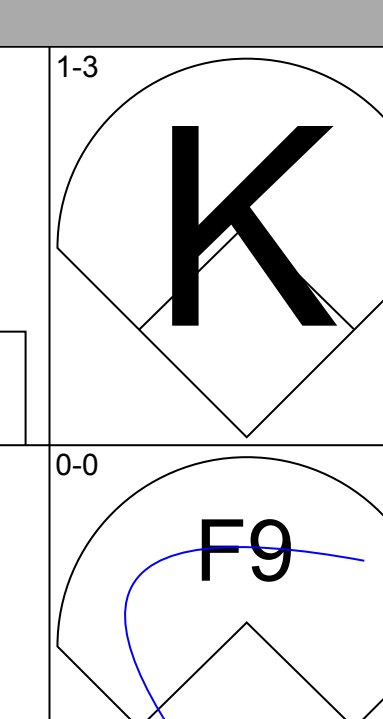
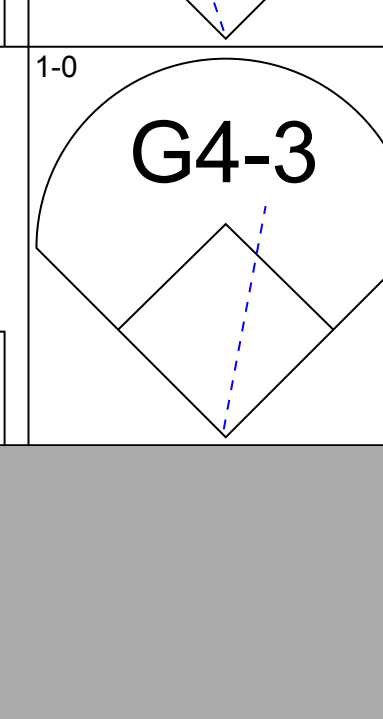
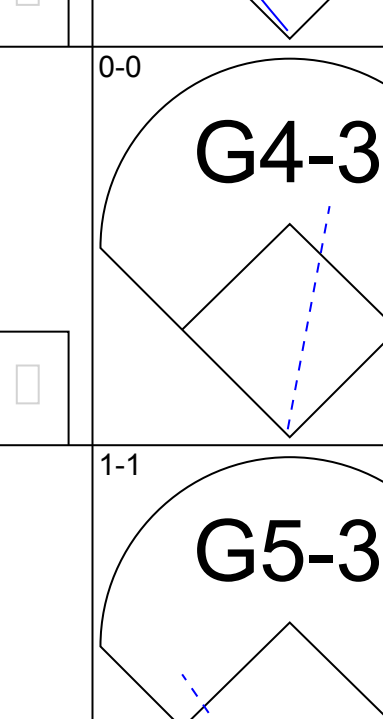
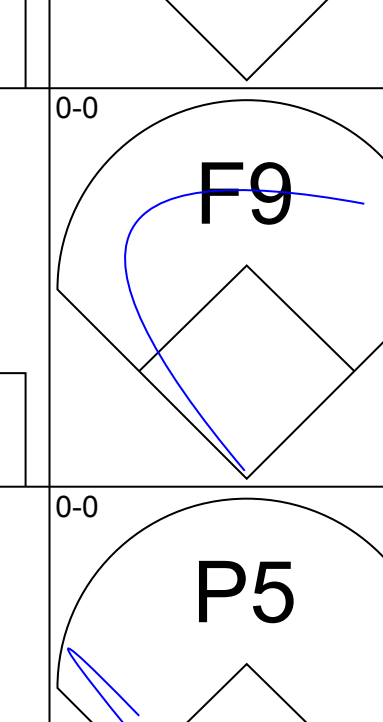
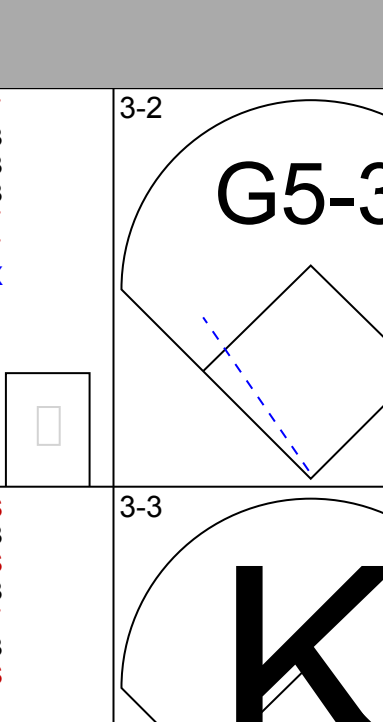
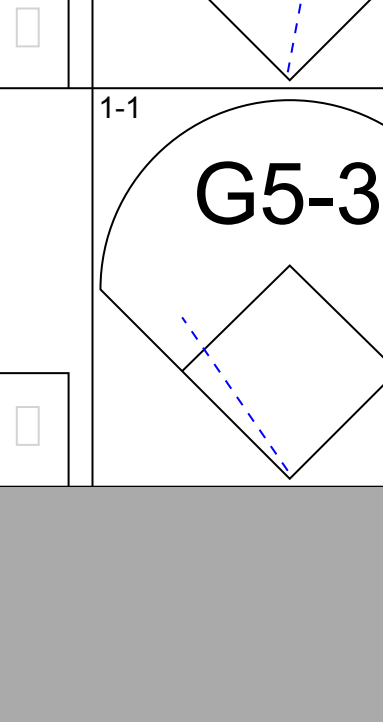
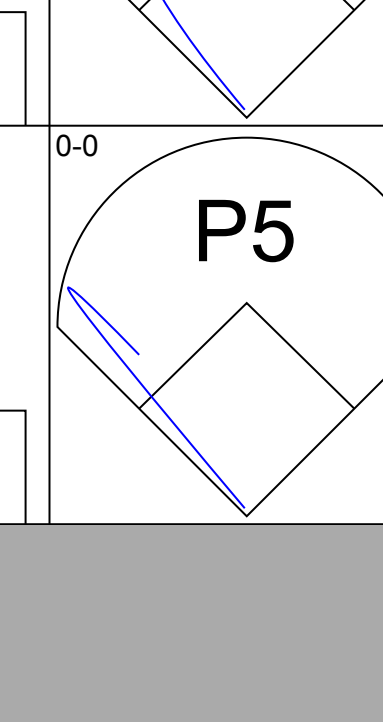
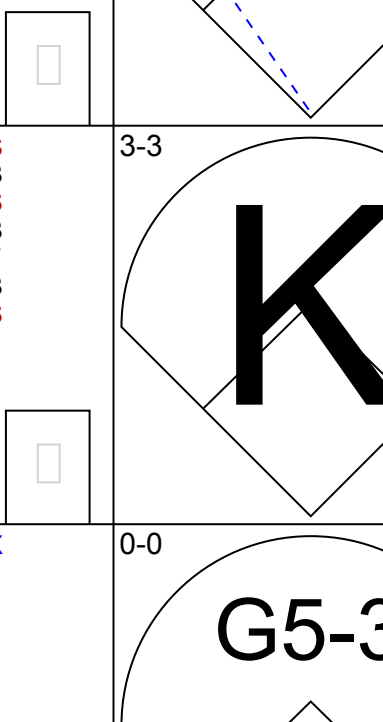
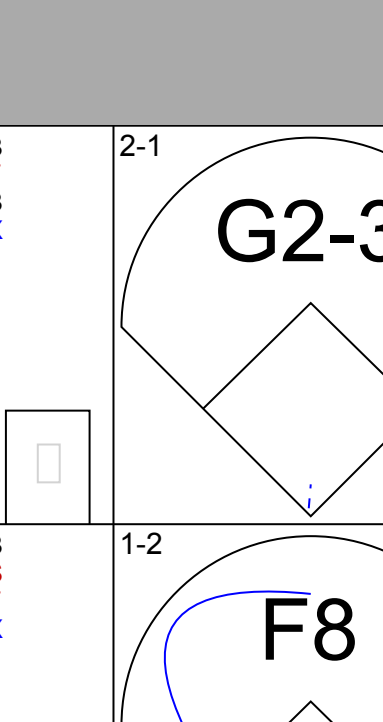
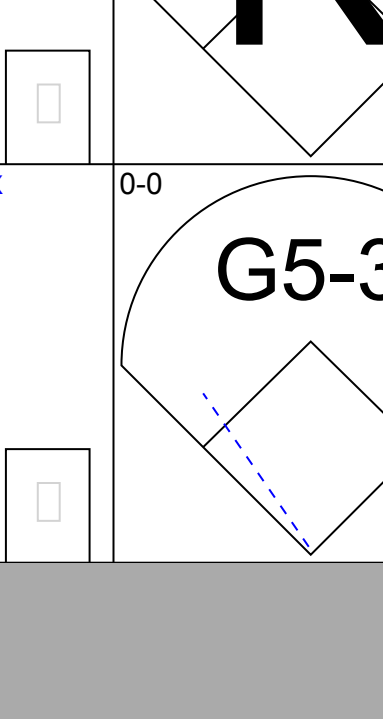
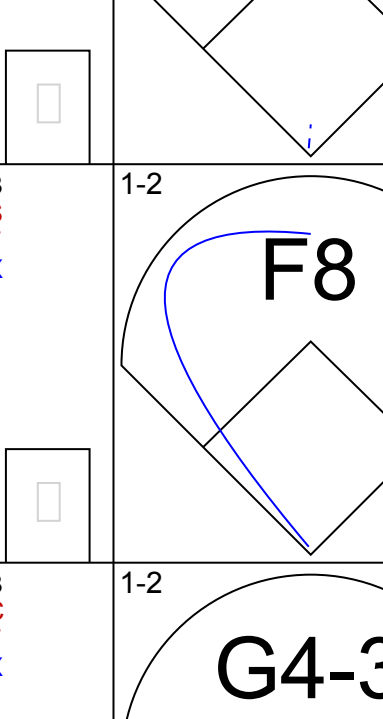
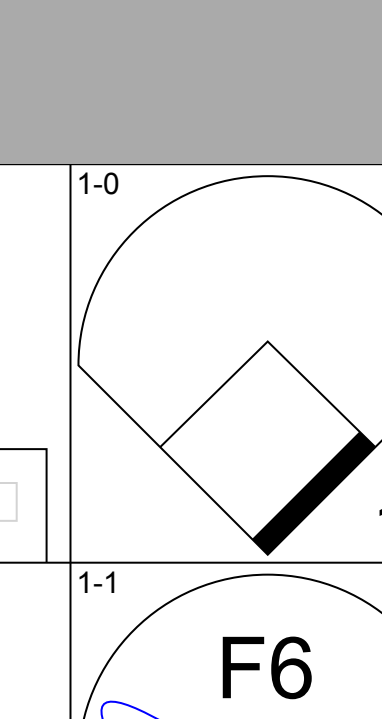

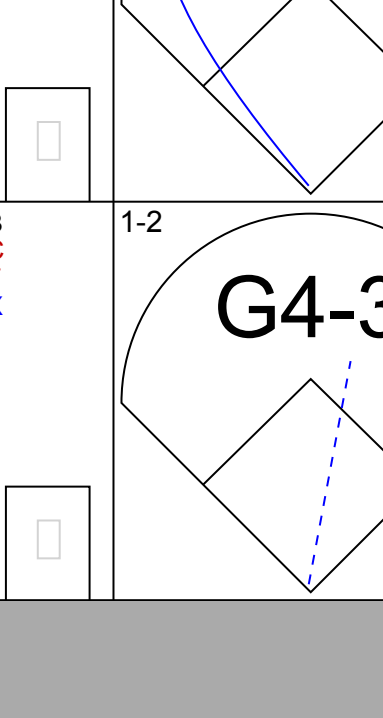
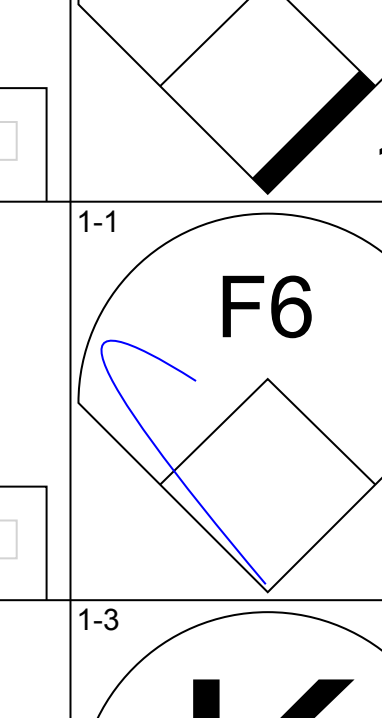
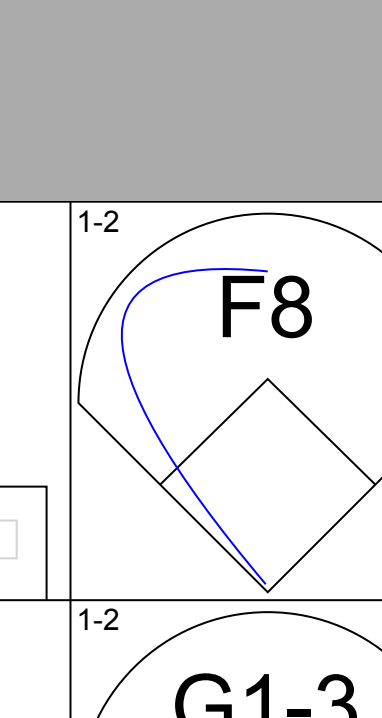



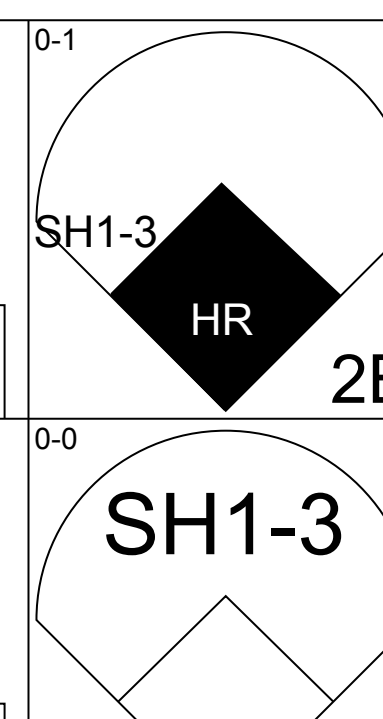
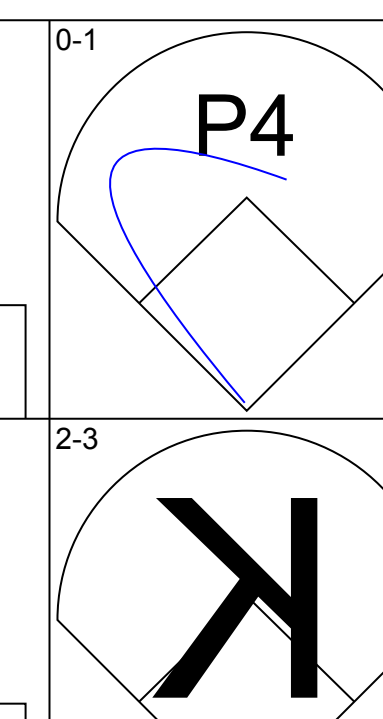
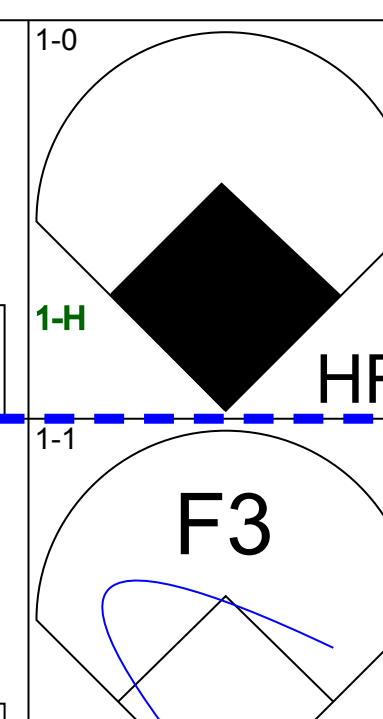
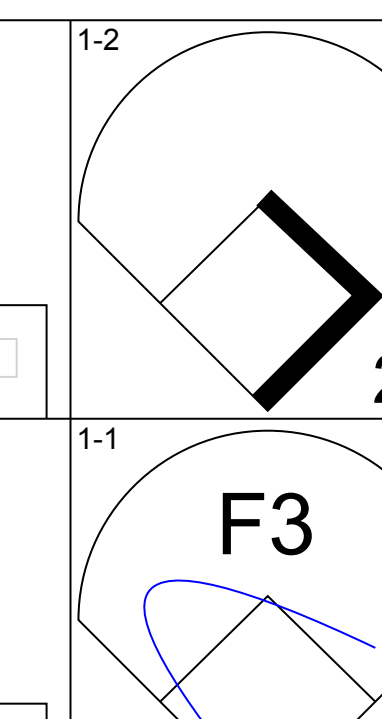
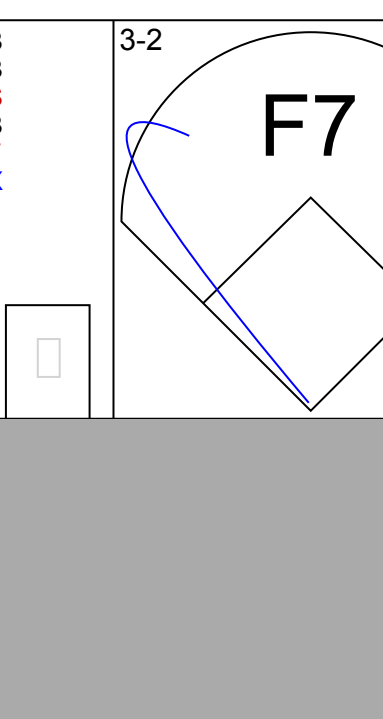
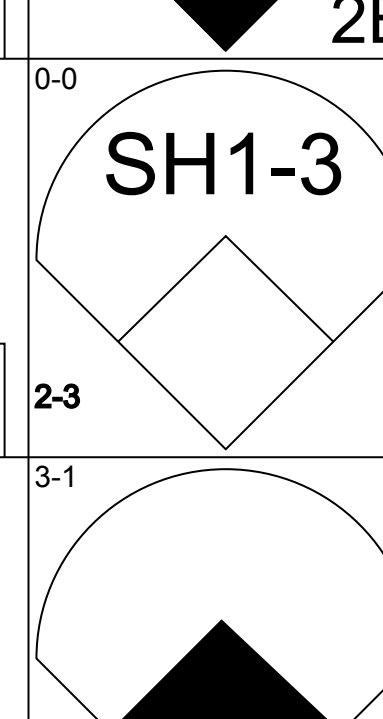
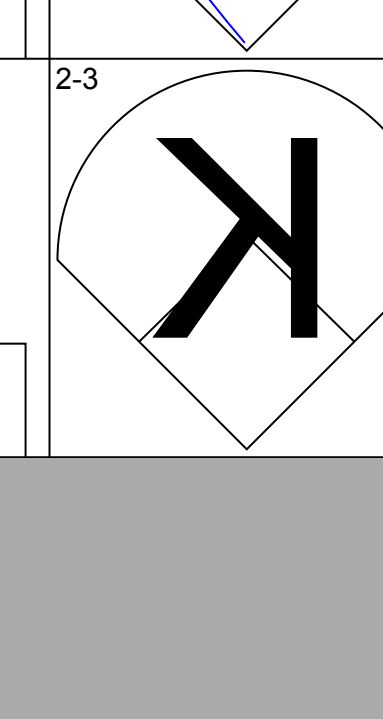
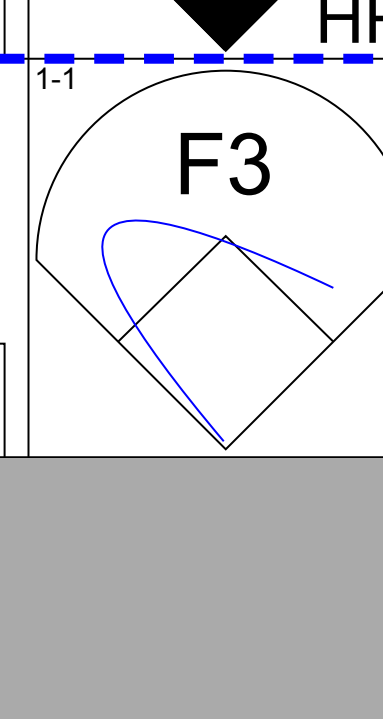
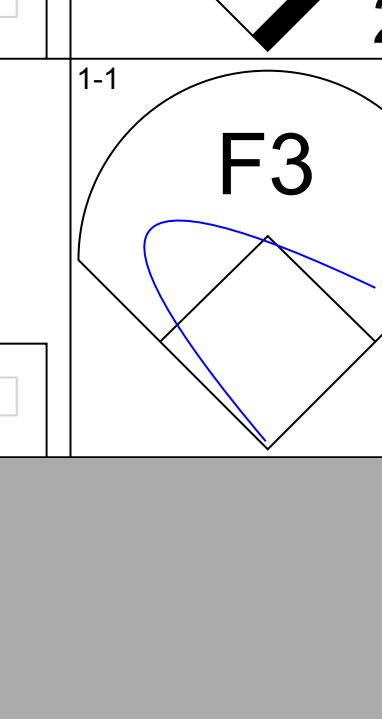
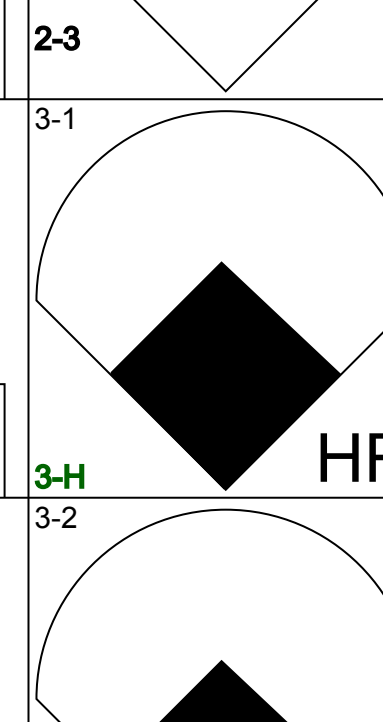
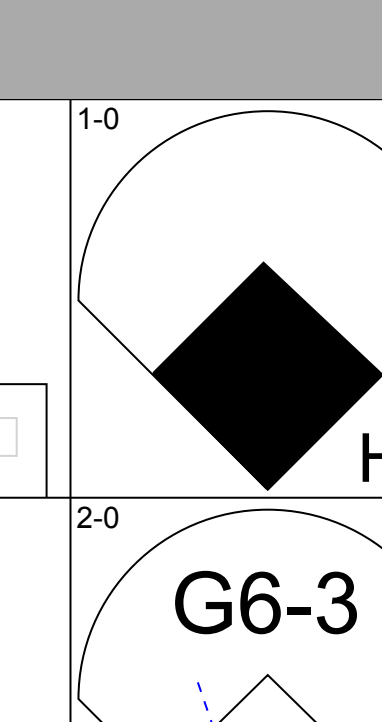
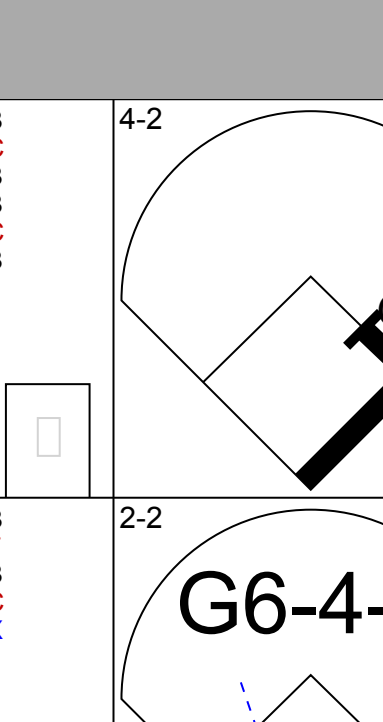
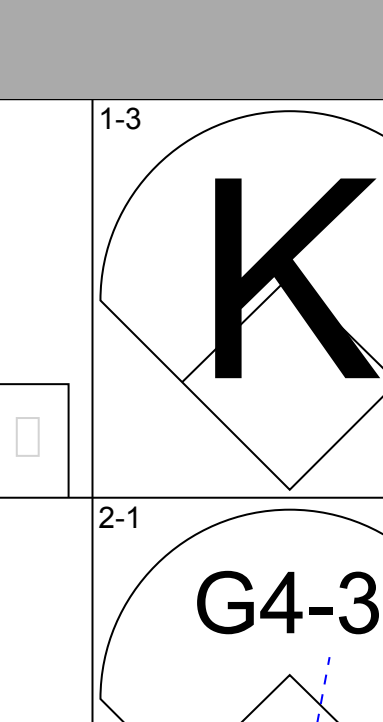
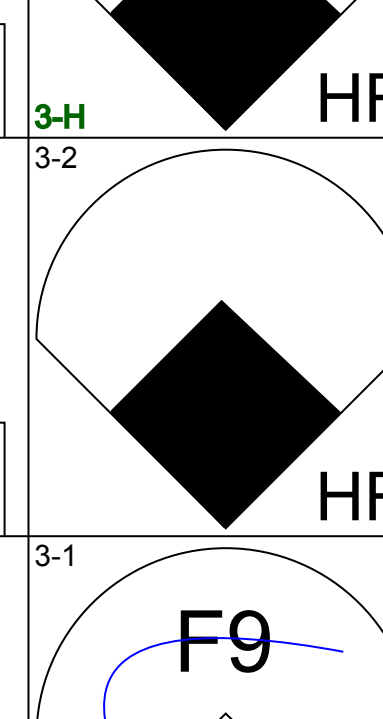




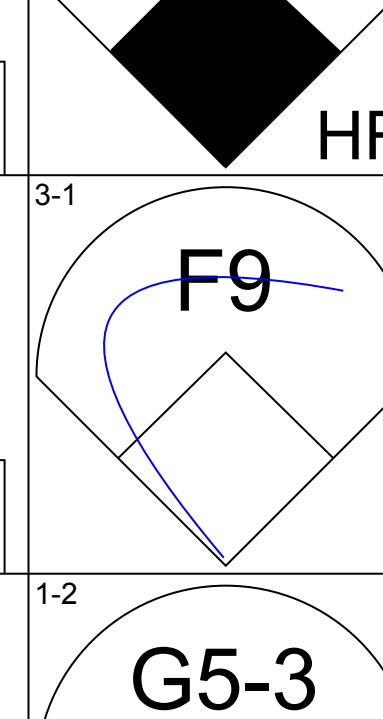
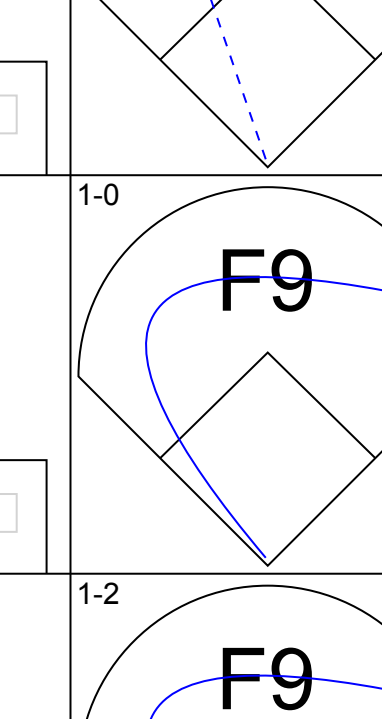
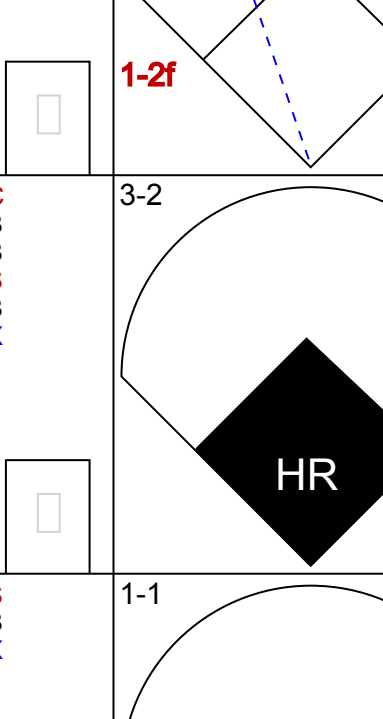
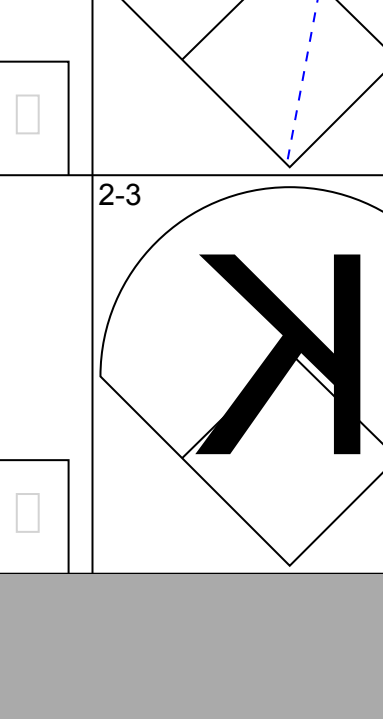
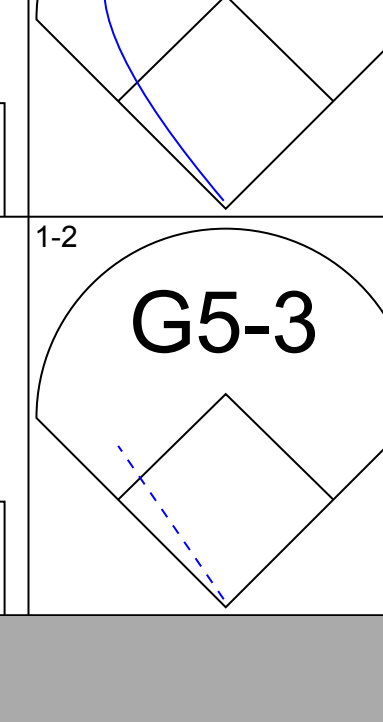
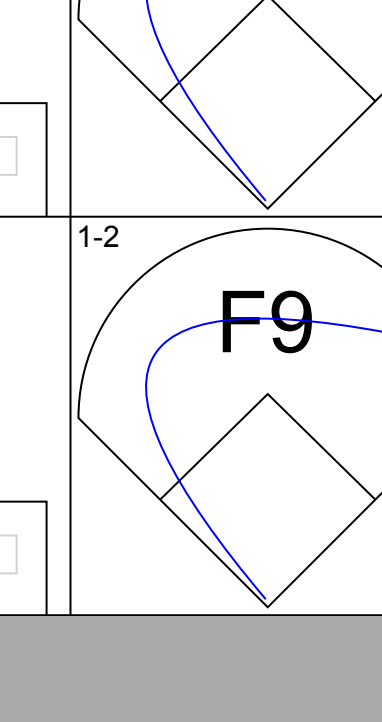
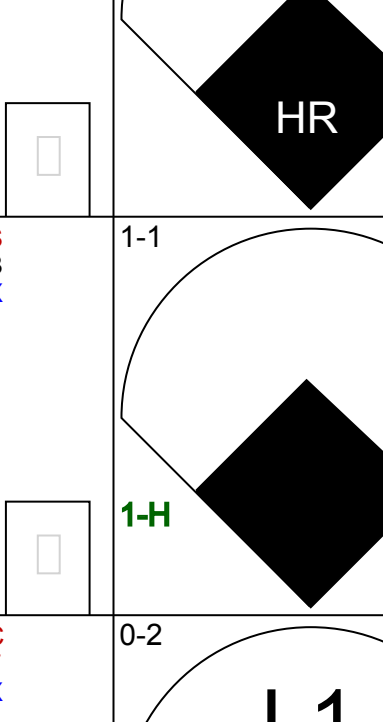
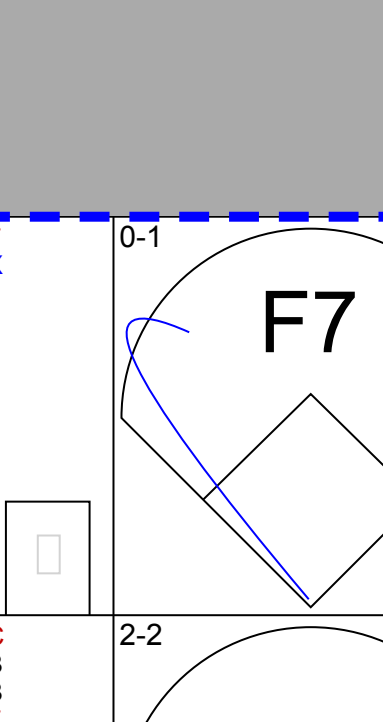
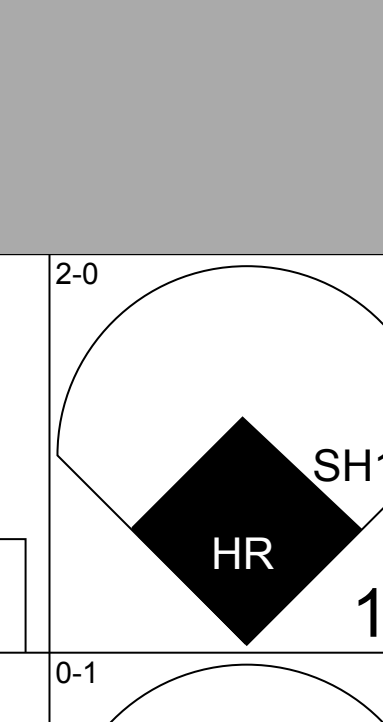
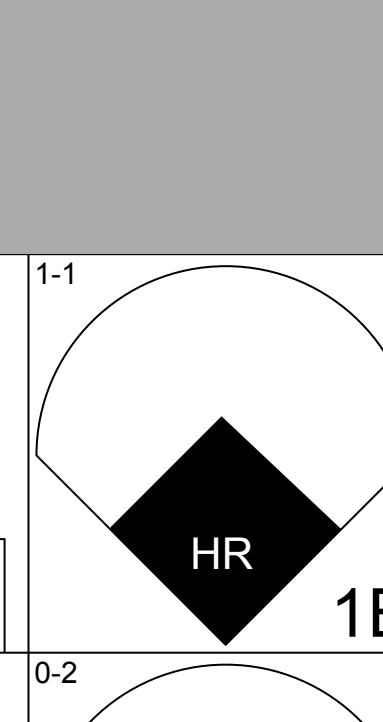

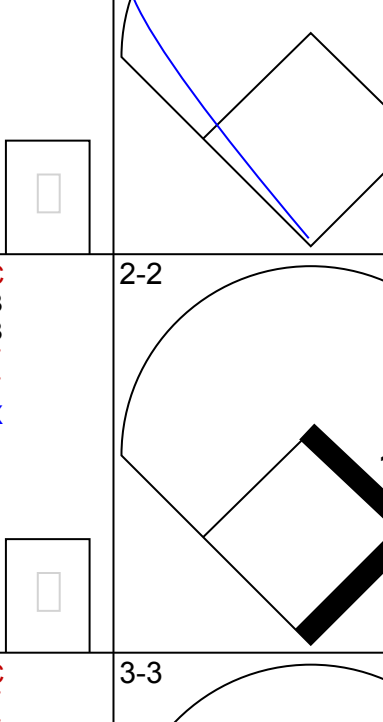


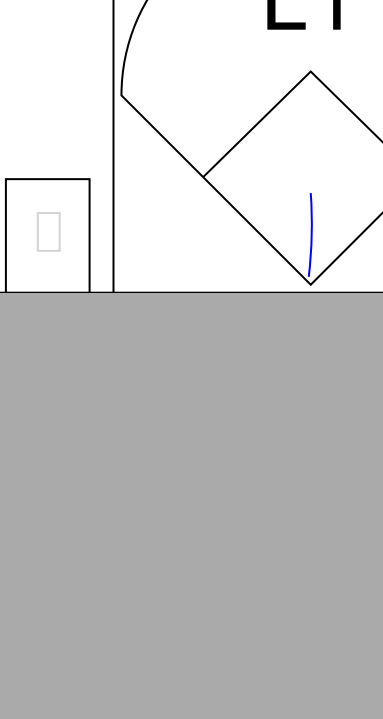




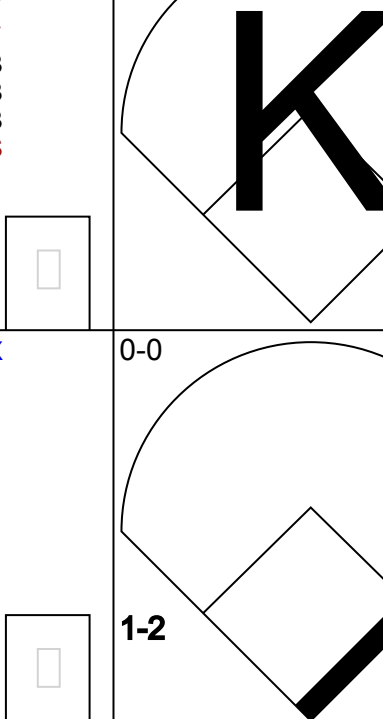
Batter	1	2	3	4	5	6	7	8	9	AB	R	H	RBI	BB	SO	LOB	BOTTOM					
Terrence Long, L OBP: 0.342, SLG: 0.467	3-2 G6-3		0-0 FC6-4			1-1 L8			0-3 K	4	0	0	0	0	1	2						
Randy Velarde, R OBP: 0.354, SLG: 0.400	0-1 F8		3-2 G5-3			1-0 G5-3			1-3 K	4	0	0	0	0	1	2						
Jason Giambi, L OBP: 0.461, SLG: 0.606	0-1 F8			1-0 G6-3		3-2 FC4-6			4-0 FC6-4	3	0	2	0	1	0	0						
Matt Stairs, L OBP: 0.319, SLG: 0.412		0-1 G1-3		0-0 G6-3		0-0 FC4-6			3-1 F7	3	0	0	0	0	0	2						
Mike Stanley, R OBP: 0.344, SLG: 0.429				2-3 G1-3		1-2 FC4-6				1	0	0	0	0	0	1						
Miguel Tejada, R OBP: 0.338, SLG: 0.465		1-3 K		2-1 G1-3					0-2 FC6-4	4	0	0	0	0	2	2						
Ben Grievie, L OBP: 0.354, SLG: 0.494		0-0 L8		1-1 G6-3					1-2 FC6-4	3	0	0	0	0	0	1						
Adam Platt, R OBP: 0.372, SLG: 0.516			4-2 FC1-5		0-2 G4-3				2-1 F2	2	0	0	0	1	0	0						
3 Eric Chavez, L OBP: 0.347, SLG: 0.482			4-1 FC6-4		0-0 L5				2-3 K	2	0	0	0	1	1	0						
Ramon Hernandez, R OBP: 0.297, SLG: 0.382			0-1 FC1-5		1-2 G4-3				2-3 K	3	0	0	0	0	1	2						
<b>Inning Stats</b>	R: 0 E: 0 K: 0 S: 7	H: 0 LOB: 0 BB: 0 P: 10	R: 0 E: 0 K: 1 S: 7	H: 0 LOB: 0 BB: 0 P: 8	R: 0 E: 0 K: 0 S: 10	H: 0 LOB: 2 BB: 2 P: 21	R: 0 E: 0 K: 0 S: 6	H: 1 LOB: 1 BB: 0 P: 10	R: 0 E: 0 K: 0 S: 9	H: 0 LOB: 0 BB: 0 P: 10	R: 0 E: 0 K: 0 S: 7	H: 1 LOB: 1 BB: 0 P: 12	R: 0 E: 0 K: 1 S: 9	H: 0 LOB: 0 BB: 0 P: 14	R: 0 E: 0 K: 3 S: 9	H: 0 LOB: 0 BB: 0 P: 13	R: 0 E: 0 K: 1 S: 8	H: 0 LOB: 1 BB: 1 P: 16	1B: 1 2B: 1 3B: 0 HR: 0	SF: 0 SAC: 0 DP: 0 HBP: 0	WP: 0 PB: 0 CS: 0	PA: 32
<b>PITCHER</b> Cory Lidle, R ERA: 5.45 Doug Creek, L ERA: 4.16	IP: 7.0 WLS: W BF: 25	H: 2 R: 0 ER: 0 SO: 2	BB: 2 IBB: 0 HBP: 0 BLK: 0	WP: 0 HR: 0 S: 55 P: 85	ERA: 0.00 WHIP: 0.571																	
<b>PITCHER</b>	IP: 2.0 WLS: S BF: 7	H: 0 R: 0 ER: 0 SO: 4	BB: 1 IBB: 0 HBP: 0 BLK: 0	WP: 0 HR: 0 S: 17 P: 29	ERA: 0.00 WHIP: 0.500																	

Tampa Bay Devil Rays @ Oakland Athletics  
Network Associates Coliseum, Oakland, CA  
Fri Sep 08 2000, 10:05 PM EDT  
Att: 12,085 - Sunny - 67 F


AB 29  
R 0  
H 2  
RBI 0  
BB 3  
SO 6  
LOB 12





Batter	1	2	3	4	5	6	7	8	9	AB	R	H	RBI	BB	SO	LOB	TOP					
Gerald Williams, R OBP: 0.318, SLG: 0.441 (1, 8)										4	0	1	0	0	1	1	<b>Tampa Bay Devil Rays @ Oakland Athletics</b> Network Associates Coliseum, Oakland, CA Sat Sep 09 2000, 4:05 PM EDT Att: 30,841 - Sunny - 66 F <a href="http://livebaseballscorecards.com">livebaseballscorecards.com</a>					
Miguel Cairo, R OBP: 0.316, SLG: 0.334 (1, 4)										4	0	0	0	0	0	1						
Steve Cox, L OBP: 0.397, SLG: 0.480 (1, 9) (7, 3)										3	0	0	0	0	0	0						
Fred McGriff, L OBP: 0.361, SLG: 0.431 Damian Rolls, R (7, 5)										3	0	0	0	0	1	0						
Greg Vaughn, R OBP: 0.369, SLG: 0.508 (1, 10)										3	0	0	0	0	0	0						
Vinny Castilla, R OBP: 0.285, SLG: 0.328 Jose Guillen, R OBP: 0.322, SLG: 0.435 (1, 5) (7, 9)										2	0	0	0	0	1	0						
John Flaherty, R OBP: 0.303, SLG: 0.368 (1, 2)										3	0	1	0	0	0	0						
Jason Tyner, L OBP: 0.264, SLG: 0.267 (1, 7)										3	0	0	0	0	0	1						
Ozzie Guillen, L OBP: 0.290, SLG: 0.347 (1, 6)										3	0	0	0	0	1	1						
<b>Inning Stats</b>	R: 0 E: 0 K: 1 S: 8	H: 0 LOB: 0 BB: 0 P: 12	R: 0 E: 0 K: 1 S: 5	H: 0 LOB: 0 BB: 0 P: 6	R: 0 E: 0 K: 1 S: 10	H: 1 LOB: 1 BB: 0 P: 14	R: 0 E: 0 K: 0 S: 5	H: 0 LOB: 0 BB: 0 P: 7	R: 0 E: 0 K: 1 S: 9	H: 0 LOB: 0 BB: 0 P: 15	R: 0 E: 0 K: 0 S: 10	H: 1 LOB: 1 BB: 0 P: 15	R: 0 E: 0 K: 0 S: 5	H: 0 LOB: 0 BB: 0 P: 9	R: 0 E: 0 K: 0 S: 8	H: 0 LOB: 0 BB: 0 P: 12	R: 0 E: 0 K: 0 S: 4	H: 0 LOB: 0 BB: 0 P: 4	1B: 2 2B: 0 3B: 0 HR: 0	SF: 0 SAC: 0 DP: 0 HBP: 0	WP: 0 PB: 0 SB: 0 CS: 0	PA: 29
<b>PITCHER</b> Tim Hudson, R ERA: 4.56 (1, 1)	IP: 9.0 WLS: W BF: 29 H: 2 R: 0 ER: 0 SO: 4 BB: 0 IBB: 0 HBP: 0 BLK: 0 WP: 0 HR: 0 S: 64 P: 94 ERA: 0.00 WHIP: 0.222															<b>PITCHER</b>	IP: 9.0 WLS: W BF: 29 H: 2 R: 0 ER: 0 SO: 4 BB: 0 IBB: 0 HBP: 0 BLK: 0 WP: 0 HR: 0 S: 64 P: 94 ERA: 0.00 WHIP: 0.222					

Batter	1	2	3	4	5	6	7	8	9	AB	R	H	RBI	BB	SO	LOB	BOTTOM			
Terrence Long, L OBP: 0.344, SLG: 0.478 (1, 8)										5	2	3	2	0	0	2	<b>Tampa Bay Devil Rays @ Oakland Athletics</b> Network Associates Coliseum, Oakland, CA Sat Sep 09 2000, 4:05 PM EDT Att: 30,841 - Sunny - 66 F <a href="http://livebaseballscorecards.com">livebaseballscorecards.com</a>			
Randy Velarde, R OBP: 0.382, SLG: 0.397 Frank Menechino, R OBP: 0.333, SLG: 0.443 (1, 4) (8, 4)										3	0	0	0	0	1	1				
Jason Giambi, L OBP: 0.463, SLG: 0.620 Adam Platt, R OBP: 0.372, SLG: 0.516 (1, 3) (9, 9)										3	2	2	3	1	1	0				
Ben Grieve, L OBP: 0.354, SLG: 0.498 Ryan Christenson, R OBP: 0.348, SLG: 0.369 (1, 7) (8, 7)										4	1	1	1	0	0	1				
Matt Stairs, L OBP: 0.318, SLG: 0.411 (1, 9) (9, 3)										4	1	1	0	0	1	0				
Miguel Tejada, R OBP: 0.338, SLG: 0.469 (1, 6)										4	1	1	2	0	0	0				
3 Eric Chavez, L OBP: 0.351, SLG: 0.485 (1, 5)										4	2	3	0	0	0	0				
Jeremy Giambi, L OBP: 0.318, SLG: 0.369 (1, 10)										3	0	1	0	0	1	2				
Ramon Hernandez, R OBP: 0.299, SLG: 0.392 (1, 2)										4	1	2	2	0	0	2				
<b>Inning Stats</b>	R: 3 E: 0 K: 0 S: 13	H: 3 LOB: 0 BB: 0 P: 23	R: 2 E: 0 K: 1 S: 9	H: 2 LOB: 0 BB: 0 P: 14	R: 1 E: 0 K: 0 S: 6	H: 1 LOB: 0 BB: 0 P: 11	R: 2 E: 0 K: 0 S: 9	H: 2 LOB: 0 BB: 0 P: 13	R: 2 E: 0 K: 0 S: 13	H: 2 LOB: 1 BB: 1 P: 23	R: 0 E: 0 K: 0 S: 9	H: 2 LOB: 1 BB: 0 P: 13	R: 0 E: 0 K: 2 S: 9	H: 0 LOB: 0 BB: 0 P: 14	R: 0 E: 0 K: 1 S: 15	H: 2 LOB: 2 BB: 0 P: 23	1B: 6 2B: 2 3B: 0 HR: 6	SF: 0 SAC: 2 DP: 2 HBP: 0	WP: 0 PB: 0 SB: 0 CS: 0	PA: 37
<b>PITCHER</b> Albie Lopez, R ERA: 3.99 Trevor Enders, L ERA: 4.79 Tony Fiore, R ERA: 5.79	IP: 3.2 WLS: L BF: 19 H: 8 R: 8 ER: 8 SO: 1 BB: 0 IBB: 0 HBP: 0 BLK: 0 WP: 0 HR: 5 S: 35 P: 58 ERA: 19.64 WHIP: 2.182															<b>PITCHER</b>	IP: 3.2 WLS: L BF: 19 H: 8 R: 8 ER: 8 SO: 1 BB: 0 IBB: 0 HBP: 0 BLK: 0 WP: 0 HR: 5 S: 35 P: 58 ERA: 19.64 WHIP: 2.182			



Batter	1	2	3	4	5	6	7	8	9	AB	R	H	RBI	BB	SO	LOB	TOP					
Gerald Williams, R (1, 8) OBP: 0.316, SLG: 0.438	G5-3		K			G5-3		F7		4	0	0	0	0	1	0	<p>Tampa Bay Devil Rays @ Oakland Athletics Network Associates Coliseum, Oakland, CA</p> <p>Sun Sep 10 2000, 4:05 PM EDT Att: 20,957 - Sunny - 65 F</p> <p>livebaseballscorecards.com</p> <p>AB 32 R 0 H 5 RBI 0 BB 0 SO 8 LOB 12</p> 					
Russ Johnson, R (1, 6) OBP: 0.324, SLG: 0.315	1B		G6-3			1B		K		4	0	2	0	0	1	0						
Steve Cox, L (1, 3) OBP: 0.395, SLG: 0.481	P6					2B		FC6-4		4	0	1	0	0	0	2						
Greg Vaughn, R (1, 10)	G5-3					E5		FC6-4		4	0	0	0	0	0	3						
Vinny Castilla, R (1, 5) OBP: 0.265, SLG: 0.327						G6-4-3				4	0	1	0	0	1	2						
Jose Guillen, R (1, 9) OBP: 0.319, SLG: 0.431	FC1-6					F8				3	0	0	0	0	1	2						
Bobby Smith, R (1, 4) OBP: 0.284, SLG: 0.387										3	0	1	0	0	2	1						
Mike DiFelice, R (1, 2) OBP: 0.272, SLG: 0.372										3	0	0	0	0	1	2						
Jason Tyner, L (1, 7) OBP: 0.257, SLG: 0.260										3	0	0	0	0	1	0						
<b>Inning Stats</b>	R: 0 E: 0 K: 0 S: 5	H: 1 LOB: 1 BB: 0 P: 8	R: 0 E: 0 K: 2 S: 9	H: 1 LOB: 1 BB: 0 P: 13	R: 0 E: 0 K: 2 S: 10	H: 0 LOB: 0 BB: 0 P: 13	R: 0 E: 1 K: 0 S: 8	H: 1 LOB: 1 BB: 0 P: 10	R: 0 E: 0 K: 1 S: 6	H: 0 LOB: 0 BB: 0 P: 9	R: 0 E: 0 K: 0 S: 11	H: 1 LOB: 1 BB: 0 P: 17	R: 0 E: 0 K: 2 S: 16	H: 1 LOB: 1 BB: 0 P: 21	R: 0 E: 0 K: 1 S: 8	H: 0 LOB: 0 BB: 0 P: 12	R: 0 E: 0 K: 0 S: 5	H: 0 LOB: 0 BB: 0 P: 7	1B: 4 2B: 1 3B: 0 HR: 0	SF: 0 SAC: 0 DP: 1 HBP: 0	WP: 0 PB: 0 CS: 0	PA: 32
<b>PITCHER</b> Barry Zito, L (1, 1) ERA: 2.7	IP: 9.0 WLS: W BF: 32 H: 5 R: 0 ER: 0 SO: 8 BB: 0 IBB: 0 HBP: 0 BLK: 0 WP: 0 HR: 0 S: 78 P: 110 ERA: 0.00 WHIP: 0.556															<b>PITCHER</b>						

Batter	1	2	3	4	5	6	7	8	9	AB	R	H	RBI	BB	SO	LOB	BOTTOM			
Terrence Long, L (1, 8) OBP: 0.345, SLG: 0.480	G5-3			F9		F8		G4-3		5	2	2	2	0	0	0	<p>Tampa Bay Devil Rays @ Oakland Athletics Network Associates Coliseum, Oakland, CA</p> <p>Sun Sep 10 2000, 4:05 PM EDT Att: 20,957 - Sunny - 65 F</p> <p>livebaseballscorecards.com</p> <p>AB 34 R 11 H 12 RBI 11 BB 6 SO 8 LOB 14</p> 			
Randy Velarde, R (1, 4) OBP: 0.353, SLG: 0.403	K				1B			2B		3	2	1	1	1	2	0				
Frank Menechino, R (8, PH) OBP: 0.331, SLG: 0.440					1B			G4-3		1	0	0	1	0	0	1				
Jason Giambi, L (1, 3) OBP: 0.463, SLG: 0.618	F7				2B					3	1	1	2	1	1	0				
Jeremy Giambi, L (7, PR) OBP: 0.320, SLG: 0.377					1B					1	1	1	1	0	0	0				
Ben Grieve, L (1, 7) OBP: 0.356, SLG: 0.501								2B		3	0	2	1	1	0	0				
Ryan Christenson, R (7, PR) OBP: 0.352, SLG: 0.389	G4-3									0	0	0	0	1	0	0				
Adam Platt, R (1, 10) OBP: 0.366, SLG: 0.504	K									5	0	1	1	0	2	5				
Matt Stairs, L (1, 9) OBP: 0.318, SLG: 0.413	G6-3									3	1	1	1	0	1	2				
Miguel Tejada, R (1, 6) OBP: 0.336, SLG: 0.465										4	0	0	0	0	2	5				
3 Eric Chavez, L (1, 5) OBP: 0.354, SLG: 0.492										2	3	1	1	2	0	0				
Ramon Hernandez, R (1, 2) OBP: 0.301, SLG: 0.393										4	1	2	0	0	0	1				
<b>Inning Stats</b>	R: 0 E: 0 K: 1 S: 6	H: 0 LOB: 0 BB: 0 P: 8	R: 0 E: 0 K: 1 S: 9	H: 0 LOB: 0 BB: 0 P: 16	R: 0 E: 0 K: 1 S: 8	H: 1 LOB: 1 BB: 0 P: 13	R: 1 E: 0 K: 1 S: 10	H: 2 LOB: 1 BB: 0 P: 16	R: 0 E: 0 K: 1 S: 24	H: 6 LOB: 2 BB: 2 P: 40	R: 1 E: 0 K: 1 S: 10	H: 1 LOB: 0 BB: 0 P: 13	R: 1 E: 0 K: 0 S: 16	H: 0 LOB: 2 BB: 2 P: 29	R: 2 E: 0 K: 1 S: 15	H: 2 LOB: 2 BB: 2 P: 27	1B: 6 2B: 4 3B: 0 HR: 2	SF: 1 SAC: 0 DP: 0 HBP: 0	WP: 0 PB: 0 CS: 0	PA: 41
<b>PITCHER</b> Paul Wilson, R (1, 1) ERA: 3.9	IP: 4.1 WLS: L BF: 21 H: 7 R: 7 ER: 7 SO: 4 BB: 2 IBB: 0 HBP: 0 BLK: 0 WP: 0 HR: 1 S: 50 P: 84 ERA: 14.54 WHIP: 2.077															<b>PITCHER</b>				
Dave Eiland, R (5, 1) ERA: 7.24	IP: 1.2 WLS: L BF: 10 H: 3 R: 2 ER: 2 SO: 2 BB: 0 IBB: 0 HBP: 0 BLK: 0 WP: 0 HR: 0 S: 20 P: 33 ERA: 10.80 WHIP: 3.000																			
Dan Wheeler, R (7, 1) ERA: 7.36	IP: 2.0 WLS: L BF: 10 H: 2 R: 2 ER: 2 SO: 2 BB: 0 IBB: 0 HBP: 0 BLK: 0 WP: 0 HR: 0 S: 28 P: 45 ERA: 9.00 WHIP: 2.000																			

Batter	1	2	3	4	5	6	7	8	9	AB	R	H	RBI	BB	SO	LOB	TOP										
Gerald Williams, R (1, 8) OBP: 0.316, SLG: 0.438	G1-3		F7					P4		4	0	1	1	0	0	0	<b>Tampa Bay Devil Rays @ Oakland Athletics</b> Network Associates Coliseum, Oakland, CA Mon Sep 11 2000, 10:05 PM EDT Att: 9,109 - Sunny - 71 F <a href="http://livebaseballscorecards.com">livebaseballscorecards.com</a>										
Randy Winn, S (1, 7) OBP: 0.346, SLG: 0.263	CS 1B			F7		2B			G3 1B	4	0	2	0	0	1	1											
Steve Cox, L (1, 9) OBP: 0.390, SLG: 0.473	K			F8		F9			G3	4	0	0	0	0	1	3											
Fred McGriff, L (1, 3) OBP: 0.362, SLG: 0.431		WP F6 1B			G3				K	4	0	2	0	0	1	1											
Greg Vaughn, R (1, 10) OBP: 0.363, SLG: 0.499	F6				G6-3		F7		K	4	0	0	0	0	1	3											
Aubrey Huff, L (1, 5) OBP: 0.310, SLG: 0.439	K				F9		FC3-6 FC5-4			3	0	0	0	0	1	2											
John Flaherty, R (1, 2) OBP: 0.301, SLG: 0.365	F7				F9		FC5-4			3	0	0	0	0	0	2											
Bobby Smith, R (1, 4) OBP: 0.278, SLG: 0.379			K			F9		F9		3	0	0	0	0	1	0											
Felix Martinez, S (1, 6) OBP: 0.305, SLG: 0.292			K			2B 3B		G4-3		3	1	1	0	0	1	0											
<b>Inning Stats</b>	R: 0 E: 0 K: 1 S: 12	H: 1 LOB: 1 BB: 0 P: 18	R: 0 E: 0 K: 1 S: 12	H: 1 LOB: 1 BB: 0 P: 16	R: 0 E: 0 K: 2 S: 9	H: 0 LOB: 0 BB: 0 P: 13	R: 0 E: 0 K: 0 S: 7	H: 0 LOB: 0 BB: 0 P: 9	R: 0 E: 0 K: 0 S: 3	H: 0 LOB: 0 BB: 0 P: 7	R: 1 E: 0 K: 1 S: 11	H: 2 LOB: 1 BB: 0 P: 17	R: 0 E: 0 K: 0 S: 7	H: 1 LOB: 1 BB: 0 P: 11	R: 0 E: 0 K: 0 S: 5	H: 0 LOB: 0 BB: 0 P: 8		R: 0 E: 0 K: 2 S: 14	H: 1 LOB: 1 BB: 0 P: 19	1B: 4 2B: 2 3B: 1 HR: 0	SF: 0 SAC: 0 DP: 1 HBP: 0	WP: 1 PB: 0 CS: 1	PA: 32				
<b>PITCHER</b>	IP	WLS	BF	H	R	ER	SO	BB	IBB	HBP	BLK	WP	HR	S	P	ERA	WHIP										
Kevin Appier, R (1, 1) ERA: 4.63	8.0	W	28	5	1	1	5	0	0	0	0	1	0	66	99	1.12	0.625										
Jason Isringhausen, R (9, 1) ERA: 4.07	1.0		4	1	0	0	2	0	0	0	0	0	0	14	19	0.00	1.000										

Batter	1	2	3	4	5	6	7	8	9	AB	R	H	RBI	BB	SO	LOB	BOTTOM										
Terrence Long, L (1, 8) OBP: 0.343, SLG: 0.477	F7		BB BB 1B					G4-3		5	0	1	0	0	0	3	<b>Tampa Bay Devil Rays @ Oakland Athletics</b> Network Associates Coliseum, Oakland, CA Mon Sep 11 2000, 10:05 PM EDT Att: 9,109 - Sunny - 71 F <a href="http://livebaseballscorecards.com">livebaseballscorecards.com</a>										
Randy Velarde, R (1, 4) OBP: 0.356, SLG: 0.404	BB		BB BB		K		CS	1B 1B		2	1	1	0	2	1	0											
Jason Giambi, L (1, 3) OBP: 0.605, SLG: 0.617	F7							1B 1B		2	0	1	0	2	0	1											
Mark Bellhorn, S (8, PR)								1B 1B		0	1	0	0	0	0	0											
Jeremy Giambi, L (9, 3) OBP: 0.320, SLG: 0.377			BB		BB			1B 1B		0	0	0	0	0	0	0											
Ben Grieve, L (1, 7) OBP: 0.356, SLG: 0.499	F7				F7			1B 1B		4	0	1	1	0	0	5											
Ryan Christenson, R (8, PR)								1B 1B		0	1	0	0	0	0	0											
(9, 7)								1B 1B		0	1	0	0	0	0	0											
Adam Platt, R (1, 10) OBP: 0.363, SLG: 0.492		1B SF7 HBP		K				K		3	1	0	0	0	3	5											
Matt Stairs, L (1, 9) OBP: 0.321, SLG: 0.417		FC3-6 1B		F7			G6-4-3 BB	G4-3 3 1B 2B		3	1	2	2	1	0	3											
Miguel Tejada, R (1, 6) OBP: 0.333, SLG: 0.463		SF7			F8		G6-4-3	G4-3		3	0	0	1	0	0	3											
3 Eric Chavez, L (1, 5) OBP: 0.353, SLG: 0.490		FC3-6			G4-3			F8		4	0	1	1	0	0	1											
Ramon Hernandez, R (1, 2) OBP: 0.301, SLG: 0.391		P6			G3-1			BB		2	0	0	0	1	0	1											
Eric Byrnes, R (7, PR)								BB		0	0	0	0	0	0	0											
Sal Fasano, R (8, 2) OBP: 0.295, SLG: 0.431								BB		0	0	0	0	1	0	0											
<b>Inning Stats</b>	R: 0 E: 0 K: 0 S: 8	H: 0 LOB: 1 BB: 1 P: 14	R: 1 E: 0 K: 0 S: 10	H: 1 LOB: 1 BB: 0 P: 13	R: 0 E: 0 K: 1 S: 12	H: 1 LOB: 3 BB: 2 P: 25	R: 0 E: 0 K: 0 S: 11	H: 0 LOB: 0 BB: 0 P: 16	R: 0 E: 0 K: 1 S: 12	H: 0 LOB: 1 BB: 1 P: 20	R: 0 E: 0 K: 1 S: 8	H: 0 LOB: 0 BB: 1 P: 17	R: 0 E: 0 K: 0 S: 6	H: 0 LOB: 1 BB: 1 P: 12	R: 4 E: 0 K: 1 S: 16	H: 5 LOB: 2 BB: 1 P: 28	R: 0 E: 0 K: 1 S: 14	H: 0 LOB: 0 BB: 0 P: 19	1B: 6 2B: 1 3B: 0 HR: 0	SF: 1 SAC: 0 DP: 1 HBP: 1	WP: 2 PB: 0 CS: 1	PA: 38					
<b>PITCHER</b>	IP	WLS	BF	H	R	ER	SO	BB	IBB	HBP	BLK	WP	HR	S	P	ERA	WHIP										
Travis Harper, R (1, 1) ERA: 8.18	5.0	L	22	2	1	1	2	4	0	1	0	0	0	53	88	1.80	1.200										
Doug Creek, L (6, 1) ERA: 4.53	2.0		9	3	3	3	1	2	0	0	0	0	0	19	37	13.50	2.500										
Esteban Yan, R (8, 1) ERA: 6.51	1.0		6	2	1	1	1	1	0	0	0	2	0	11	20	9.00	3.000										



Batter	1	2	3	4	5	6	7	8	9	AB	R	H	RBI	BB	SO	LOB	TOP										
Gerald Williams, R (1, 8) OBP: 0.314, SLG: 0.435	G6-3		F8		F8			K		4	0	0	0	0	1	2	<b>Tampa Bay Devil Rays @ Anaheim Angels</b> Edison International Field, Anaheim, CA Tue Sep 12 2000, 10:05 PM EDT Att: 15,689 - Cloudy - 75 F										
Randy Winn, S (1, 7) OBP: 0.343, SLG: 0.263	K		F8			G4-6-3 1B		G4-3		4	0	1	0	0	1	0											
Steve Cox, L (1, 9) OBP: 0.385, SLG: 0.466	G5-3			F7		G4-6-3 1-2		G5-3		4	0	0	0	0	0	1											
Fred McGriff, L (1, 3)		HR		G5-3		FC6-4 BB		K		3	1	1	0	1	1	0											
Greg Vaughn, R (1, 10) OBP: 0.364, SLG: 0.505		HR		F7		FC6-4 1-2		BB		3	1	1	2	1	0	1											
Vinny Castilla, R (1, 5) OBP: 0.282, SLG: 0.323	F8				G1-3			G6-3		4	0	0	0	0	0	1											
Russ Johnson, R (1, 4) OBP: 0.320, SLG: 0.311	F8				B1-3			P4		3	0	0	0	0	0	0											
Mike DiFelice, R (1, 2) OBP: 0.273, SLG: 0.372	G6-3							G5-3		3	0	1	0	0	0	0											
Felix Martinez, S (1, 6) OBP: 0.307, SLG: 0.294			F5					G5-3		2	0	1	0	0	0	0											
Jason Tyner, L (8, PH) OBP: 0.254, SLG: 0.257										1	0	0	0	0	0	0											
Ozzie Guillen, L (8, 6) OBP: 0.290, SLG: 0.347										0	0	0	0	0	0	0											
<b>Inning Stats</b>	R: 0 E: 0 K: 1 S: 8	H: 0 LOB: 0 BB: 0 P: 13	R: 2 E: 0 K: 0 S: 11	H: 2 LOB: 0 BB: 0 P: 17	R: 0 E: 0 K: 0 S: 7	H: 0 LOB: 0 BB: 0 P: 12	R: 0 E: 0 K: 0 S: 3	H: 0 LOB: 0 BB: 0 P: 9	R: 0 E: 0 K: 0 S: 6	H: 2 LOB: 2 BB: 0 P: 7	R: 0 E: 0 K: 0 S: 4	H: 1 LOB: 1 BB: 1 P: 8	R: 0 E: 0 K: 0 S: 6	H: 0 LOB: 0 BB: 0 P: 8	R: 0 E: 0 K: 1 S: 8	H: 0 LOB: 0 BB: 0 P: 11	R: 0 E: 0 K: 1 S: 11	H: 0 LOB: 1 BB: 1 P: 18	1B: 4 2B: 0 3B: 0 HR: 1	SF: 0 SAC: 0 DP: 1 HBP: 0	WP: 0 PB: 0 CS: 0	PA: 33					
<b>PITCHER</b>	IP	WLS	BF	H	R	ER	SO	BB	IBB	HBP	BLK	WP	HR	S	P	ERA	WHIP										
Tim Lincecum, R (1, 1) ERA: 6.58	7.0	W	26	5	2	2	1	1	0	0	0	0	1	45	74	2.57	0.857										
Shigetoshi Hasegawa, R (8, 1) ERA: 3.4	1.0	H	3	0	0	0	1	0	0	0	0	0	0	8	11	0.00	0.000										
Troy Percival, R (9, 1) ERA: 4.5	1.0	S	4	0	0	0	1	1	0	0	0	0	0	11	18	0.00	1.000										

Batter	1	2	3	4	5	6	7	8	9	AB	R	H	RBI	BB	SO	LOB	BOTTOM										
Darin Erstad, L (1, 7) OBP: 0.403, SLG: 0.540	K		G6-3		F7			K		4	0	0	0	1	2	3	<b>Tampa Bay Devil Rays @ Anaheim Angels</b> Edison International Field, Anaheim, CA Tue Sep 12 2000, 10:05 PM EDT Att: 15,689 - Cloudy - 75 F										
Scott Spiezio, S (1, 10) OBP: 0.333, SLG: 0.452	G4-3		K			F8		BB		3	0	0	0	0	1	0											
Ron Gant, R (7, PH) OBP: 0.326, SLG: 0.488								BB		0	0	0	0	1	0	0											
Mo Vaughn, L (1, 3) OBP: 0.375, SLG: 0.519	K			G4-3		G4-3		BB		3	0	0	0	1	1	0											
Tim Salmon, R (1, 9) OBP: 0.399, SLG: 0.549		FC6 BB		G5-3		P4		K		3	0	0	0	1	1	3											
16 Garret Anderson, L (1, 8) OBP: 0.300, SLG: 0.507		FC6 FC4-6 1-2		P4				1B 3B		4	1	1	0	0	0	1											
Troy Glaus, R (1, 5) OBP: 0.406, SLG: 0.603		FC4-6 BB			F9 G3-1 1B		F7	1B 1B		3	2	2	0	1	0	1											
Bengie Molina, R (1, 2) OBP: 0.318, SLG: 0.414	K				G3-1 1B			1B 1B		4	1	3	0	0	1	2											
Adam Kennedy, L (1, 4) OBP: 0.300, SLG: 0.405		FC4-6 1-2			F9		SH1-3 3B	1B		4	1	2	3	0	0	4											
Benji Gil, R (1, 6) OBP: 0.312, SLG: 0.351			K		G3-1		SH1-3 3B	F8		3	0	0	2	0	1	3											
<b>Inning Stats</b>	R: 0 E: 0 K: 2 S: 7	H: 0 LOB: 0 BB: 0 P: 8	R: 0 E: 0 K: 1 S: 11	H: 0 LOB: 2 BB: 2 P: 21	R: 0 E: 0 K: 2 S: 11	H: 0 LOB: 0 BB: 0 P: 16	R: 0 E: 0 K: 0 S: 7	H: 0 LOB: 0 BB: 0 P: 10	R: 0 E: 0 K: 0 S: 10	H: 2 LOB: 1 BB: 0 P: 13	R: 0 E: 0 K: 0 S: 7	H: 0 LOB: 0 BB: 0 P: 9	R: 3 E: 0 K: 1 S: 14	H: 3 LOB: 3 BB: 3 P: 29	R: 1 E: 0 K: 1 S: 11	H: 3 LOB: 2 BB: 0 P: 18	1B: 7 2B: 0 3B: 1 HR: 0	SF: 0 SAC: 1 DP: 0 HBP: 0	WP: 0 PB: 0 CS: 0	PA: 37							
<b>PITCHER</b>	IP	WLS	BF	H	R	ER	SO	BB	IBB	HBP	BLK	WP	HR	S	P	ERA	WHIP										
Bryan Rekar, R (1, 1) ERA: 4.61	6.2	L	28	5	4	4	4	3	0	0	0	0	0	60	90	5.40	1.200										
Doug Creek, L (7, 1) ERA: 4.53	0.0		2	0	0	0	0	2	0	0	0	0	0	3	11	∞	∞										
Tony Fiore, R (7, 1) ERA: 5.91	1.1		7	3	1	1	2	0	0	0	0	0	0	15	23	6.75	2.250										

Batter	1	2	3	4	5	6	7	8	9	AB	R	H	RBI	BB	SO	LOB	TOP					
<b>Gerald Williams, R</b> OBP: 0.315, SLG: 0.435										4	1	2	0	0	1	1	<b>Tampa Bay Devil Rays @ Anaheim Angels</b> Edison International Field, Anaheim, CA Wed Sep 13 2000, 10:05 PM EDT Att: 16,686 - Sunny - 80 F					
<b>Randy Winn, S</b> OBP: 0.348, SLG: 0.270										4	1	2	0	0	1	0						
<b>Steve Cox, L</b> OBP: 0.384, SLG: 0.463										4	0	1	0	0	0	2						
<b>Fred McGriff, L</b> OBP: 0.364, SLG: 0.436										3	1	1	2	1	1	1						
<b>Greg Vaughn, R</b> OBP: 0.361, SLG: 0.500										4	0	0	0	0	2	2						
<b>Vinny Castilla, R</b> OBP: 0.282, SLG: 0.322										4	0	1	0	0	0	1						
<b>Russ Johnson, R</b> OBP: 0.323, SLG: 0.308										2	1	0	0	2	0	0						
<b>John Flaherty, R</b> OBP: 0.298, SLG: 0.361									4	0	0	0	0	1	4							
<b>Felix Martinez, S</b> OBP: 0.305, SLG: 0.292										2	0	0	0	0	1	1						
<b>Ozzie Timmons, R</b> (7, PH)										1	0	0	0	0	0	1						
<b>Ozzie Guillen, L</b> OBP: 0.290, SLG: 0.347										0	0	0	0	0	0	0						
<b>Inning Stats</b>	R: 3 E: 1 K: 0 S: 12	H: 3 LOB: 0 BB: 0 P: 17	R: 1 E: 1 K: 2 S: 10	H: 1 LOB: 0 BB: 0 P: 14	R: 0 E: 0 K: 1 S: 8	H: 1 LOB: 0 BB: 1 P: 13	R: 0 E: 0 K: 1 S: 10	H: 0 LOB: 0 BB: 0 P: 16	R: 0 E: 0 K: 1 S: 7	H: 0 LOB: 1 BB: 1 P: 15	R: 0 E: 0 K: 0 S: 9	H: 1 LOB: 1 BB: 1 P: 17	R: 0 E: 0 K: 1 S: 10	H: 0 LOB: 0 BB: 0 P: 8	R: 0 E: 0 K: 0 S: 7	H: 0 LOB: 0 BB: 0 P: 16	1B: 6 2B: 0 3B: 0 HR: 1	SF: 0 SAC: 0 DP: 1 HBP: 0	WP: 0 PB: 0 CS: 2	PA: 36		
<b>PITCHER</b>	IP	WLS	BF	H	R	ER	SO	BB	IBB	HBP	BLK	WP	HR	S	P	ERA	WHIP					
<b>Ramon Ortiz, R</b> ERA: 5.64	(1, 1)	6.0	W	25	6	4	3	6	3	0	0	0	0	1	59	98	4.50	1.500				
<b>Mark Petkovsek, R</b> ERA: 4.57	(7, 1)	2.0		7	1	0	0	1	0	0	0	0	0	0	17	27	0.00	0.500				
<b>Ben Weber, R</b> ERA: 11.37	(9, 1)	1.0		3	0	0	0	0	0	0	0	0	0	7	8	0.00	0.000					

Batter	1	2	3	4	5	6	7	8	9	AB	R	H	RBI	BB	SO	LOB	BOTTOM				
<b>Darin Erstad, L</b> OBP: 0.405, SLG: 0.542										4	1	2	2	1	0	0	<b>Tampa Bay Devil Rays @ Anaheim Angels</b> Edison International Field, Anaheim, CA Wed Sep 13 2000, 10:05 PM EDT Att: 16,686 - Sunny - 80 F				
<b>Orlando Palmeiro, L</b> OBP: 0.390, SLG: 0.393										5	0	1	1	0	1	3					
<b>Mo Vaughn, L</b> OBP: 0.373, SLG: 0.516									4	0	0	0	0	1	1						
<b>Tim Salmon, R</b> OBP: 0.396, SLG: 0.545									4	0	0	0	0	2	1						
<b>16 Garret Anderson, L</b> OBP: 0.299, SLG: 0.505									4	0	1	0	0	0	0						
<b>Troy Glaus, R</b> OBP: 0.407, SLG: 0.601								2	2	0	0	2	2	1							
<b>Bengie Molina, R</b> OBP: 0.318, SLG: 0.413								4	1	1	0	0	0	2							
<b>Adam Kennedy, L</b> OBP: 0.304, SLG: 0.412									3	2	2	3	1	0	0						
<b>Benji Gil, R</b> OBP: 0.318, SLG: 0.360									4	2	3	1	0	0	1						
<b>Inning Stats</b>	R: 0 E: 0 K: 1 S: 8	H: 0 LOB: 0 BB: 0 P: 12	R: 0 E: 0 K: 2 S: 11	H: 0 LOB: 0 BB: 0 P: 14	R: 0 E: 0 K: 0 S: 5	H: 1 LOB: 0 BB: 0 P: 5	R: 0 E: 0 K: 1 S: 16	H: 0 LOB: 0 BB: 0 P: 25	R: 5 E: 0 K: 0 S: 19	H: 5 LOB: 1 BB: 1 P: 34	R: 3 E: 1 K: 0 S: 16	H: 2 LOB: 1 BB: 2 P: 28	R: 0 E: 0 K: 1 S: 9	H: 1 LOB: 1 BB: 0 P: 14	R: 0 E: 0 K: 1 S: 12	H: 1 LOB: 2 BB: 1 P: 20	1B: 7 2B: 2 3B: 0 HR: 1	SF: 0 SAC: 0 DP: 1 HBP: 0	WP: 1 PB: 0 CS: 0	PA: 38	
<b>PITCHER</b>	IP	WLS	BF	H	R	ER	SO	BB	IBB	HBP	BLK	WP	HR	S	P	ERA	WHIP				
<b>Cory Lidle, R</b> ERA: 5.7	(1, 1)	4.1	L	20	6	5	5	4	1	0	0	0	0	7	12	10.38	1.615				
<b>Trevor Enders, L</b> ERA: 4.05	(5, 1)	1.0		3	0	0	0	0	0	0	0	0	0	7	12	0.00	0.000				
<b>Tony Fiore, R</b> ERA: 7.15	(6, 1)	0.2		6	2	3	2	0	1	1	0	0	0	12	23	27.00	4.500				
<b>Dan Wheeler, R</b> ERA: 6.48	(7, 1)	2.0		9	2	0	0	2	1	0	0	0	0	21	34	0.00	1.500				

Batter	1	2	3	4	5	6	7	8	9	AB	R	H	RBI	BB	SO	LOB	TOP					
Terrence Long, L Eric Byrnes, R OBP: 0.347, SLG: 0.478 OBP: 0.300, SLG: 0.222	G1-3		HR	2B	2B	1B		F2		4	3	3	3	1	0	0						
Randy Velarde, R Jose Ortiz, R OBP: 0.380, SLG: 0.401 OBP: 0.677, SLG: 1.667	G4-6-3		HR	K	P6	L5		K		2	1	0	0	2	1	5						
Jason Giambi, L Adam Platt, R OBP: 0.371, SLG: 0.642 OBP: 0.358, SLG: 0.496	G4-6-3		HR	2B	1B			L5		4	2	3	7	0	0	1						
Ben Grieve, L Ryan Christenson, R OBP: 0.354, SLG: 0.494 OBP: 0.354, SLG: 0.371	G6-3		FC4-6	1B	2B			K		4	1	2	2	0	0	1						
Matt Stairs, L Bo Porter, R OBP: 0.322, SLG: 0.415 OBP: 0.667, SLG: 1.667	G5-3		FC4-6	1B	2B			1B		3	0	1	2	0	0	1						
Miguel Tejada, R Frank Menechino, R OBP: 0.337, SLG: 0.468 OBP: 0.333, SLG: 0.441	G6-4-3		HR	1B	2B			1B		3	1	2	0	1	0	1						
3 Eric Chavez, L Mark Bellhorn, S OBP: 0.355, SLG: 0.497 OBP: 0.286, SLG: 0.286	1B		F8		BB	2B		G3-1		3	1	2	0	1	0	2						
Jeremy Giambi, L			BB	HR	BB	2B		FC4-6		4	4	2	1	2	0	3						
Ramon Hernandez, R Sal Fasano, R OBP: 0.304, SLG: 0.391 OBP: 0.285, SLG: 0.413	F9		F9	1B	2B	1B		K		2	2	1	0	1	0	1						
<b>Inning Stats</b>	R: 0 E: 0 K: 0 S: 7	H: 0 LOB: 0 BB: 1 P: 14	R: 0 E: 0 K: 0 S: 8	H: 2 LOB: 2 BB: 0 P: 11	R: 4 E: 0 K: 0 S: 14	H: 2 LOB: 2 BB: 4 P: 39	R: 5 E: 0 K: 1 S: 17	H: 6 LOB: 0 BB: 0 P: 23	R: 4 E: 1 K: 0 S: 21	H: 2 LOB: 1 BB: 2 P: 39	R: 1 E: 0 K: 1 S: 13	H: 3 LOB: 2 BB: 0 P: 16	R: 2 E: 0 K: 1 S: 12	H: 2 LOB: 0 BB: 0 P: 15	R: 1 E: 0 K: 2 S: 18	H: 1 LOB: 1 BB: 0 P: 23	R: 0 E: 0 K: 2 S: 15	H: 2 LOB: 3 BB: 1 P: 23	1B: 13 2B: 4 3B: 0 HR: 3	SF: 0 SAC: 0 DP: 2 HBP: 0	WP: 1 PB: 0 SB: 0 CS: 0	PA: 54
<b>PITCHER</b>	IP	WLS	BF	H	R	ER	SO	BB	IBB	HBP	BLK	WP	HR	S	P	ERA	WHIP					
Abie Lopez, R ERA: 4.35	3.1	L	21	8	8	8	1	5	0	0	0	0	1	39	78	21.60	3.900					
Trevor Enders, L ERA: 8.22	1.0		9	4	5	4	0	2	0	0	0	0	0	22	41	36.00	6.000					
Tony Fiore, R ERA: 7.71	2.2		13	5	3	3	2	0	0	0	0	0	1	31	38	10.12	1.875					
Dan Wheeler, R ERA: 6.62	1.0		5	1	1	1	2	0	0	0	0	1	1	18	23	9.00	1.000					
Roberto Hernandez, R ERA: 2.88	1.0		6	2	0	0	2	1	0	0	0	0	0	15	23	0.00	3.000					

**Oakland Athletics @ Tampa Bay Devil Rays**  
Tropicana Field, St. Petersburg, FL  
Fri Sep 15 2000, 7:15 PM EDT  
Att: 14,087 - Dome - 72 F

livebaseballscores.com

AB 46  
R 17  
H 20  
RBI 17  
BB 8  
SO 7  
LOB 26



Batter	1	2	3	4	5	6	7	8	9	AB	R	H	RBI	BB	SO	LOB	BOTTOM					
Gerald Williams, R OBP: 0.316, SLG: 0.434	IBB		P6		FC5-4		F2		P3	4	0	1	0	1	0	0						
Randy Winn, S Toby Hall, R OBP: 0.347, SLG: 0.266 OBP: 0.677, SLG: 1.667	IBB		F8		FC5-4		F9		F8	2	0	0	0	1	0	1						
Vinny Castilla, R Aubrey Huff, L OBP: 0.280, SLG: 0.319 OBP: 0.307, SLG: 0.434	L5		G5-3		F8				G5-3	3	0	0	0	0	0	3						
Fred McGriff, L Steve Cox, L OBP: 0.364, SLG: 0.434 OBP: 0.386, SLG: 0.463	F8				F8		1B		2B	2	0	0	0	1	0	2						
Greg Vaughn, R Kenny Kelly, R OBP: 0.365, SLG: 0.501 OBP: 0.677, SLG: 1.667	IBB				HR		1B		F8	1	1	1	0	2	0	0						
Russ Johnson, R OBP: 0.317, SLG: 0.302	F9		F8		F8		K		E4	4	0	0	0	0	1	7						
John Flaherty, R Ozzie Timmons, R OBP: 0.298, SLG: 0.369 OBP: 0.500, SLG: 1.000	L6		HR		HR		F3		2B	3	1	1	2	0	0	2						
Jose Guillen, R OBP: 0.315, SLG: 0.425	K		K		K		P6		F2	4	0	0	0	0	2	4						
Felix Martinez, S Damian Rolls, R OBP: 0.302, SLG: 0.288 OBP: 0.677, SLG: 1.667	K				F9		F8		G5-3	3	0	0	0	0	1	0						
<b>Inning Stats</b>	R: 0 E: 0 K: 0 S: 7	H: 1 LOB: 3 BB: 2 P: 21	R: 0 E: 0 K: 2 S: 10	H: 0 LOB: 0 BB: 0 P: 11	R: 0 E: 0 K: 0 S: 9	H: 0 LOB: 0 BB: 0 P: 12	R: 2 E: 0 K: 1 S: 12	H: 1 LOB: 0 BB: 1 P: 21	R: 0 E: 0 K: 1 S: 5	H: 0 LOB: 2 BB: 1 P: 12	R: 0 E: 0 K: 1 S: 8	H: 1 LOB: 2 BB: 1 P: 15	R: 0 E: 0 K: 0 S: 9	H: 0 LOB: 0 BB: 0 P: 11	R: 1 E: 1 K: 0 S: 11	H: 1 LOB: 2 BB: 1 P: 25	R: 0 E: 0 K: 0 S: 8	H: 0 LOB: 0 BB: 0 P: 12	1B: 2 2B: 1 3B: 0 HR: 1	SF: 0 SAC: 0 DP: 0 HBP: 0	WP: 0 PB: 0 SB: 0 CS: 0	PA: 38
<b>PITCHER</b>	IP	WLS	BF	H	R	ER	SO	BB	IBB	HBP	BLK	WP	HR	S	P	ERA	WHIP					
Barry Zito, L ERA: 2.72	6.0	W	26	3	2	2	4	4	0	0	0	0	0	9	11	0.00	0.000					
T.J. Mathews, R ERA: 6.51	1.0		3	0	0	0	0	0	0	0	0	0	0	9	11	0.00	0.000					
Todd Beltz, L ERA:	1.0		6	1	1	0	0	1	0	0	0	0	0	11	25	0.00	2.000					
Jon Ratliff, R ERA:	1.0		3	0	0	0	0	0	0	0	0	0	0	8	12	0.00	0.000					

**Oakland Athletics @ Tampa Bay Devil Rays**  
Tropicana Field, St. Petersburg, FL  
Fri Sep 15 2000, 7:15 PM EDT  
Att: 14,087 - Dome - 72 F

livebaseballscores.com


AB 32  
R 3  
H 4  
RBI 3  
BB 6  
SO 4  
LOB 20




Batter	1	2	3	4	5	6	7	8	9	AB R H RBI BB SO LOB	TOP
<b>Terrence Long, L</b> (1, 8) OBP: 0.348, SLG: 0.480	2-1 P6			1-0 2B	2-3 K		0-1 L5		0-0 1B	5 1 2 0 0 1 1	<b>Oakland Athletics @ Tampa Bay Devil Rays</b> Tropicana Field, St. Petersburg, FL Sat Sep 16 2000, 4:15 PM EDT Att: 17,154 - Dome - 72 F <a href="http://livebaseballscorecards.com">livebaseballscorecards.com</a>
<b>Randy Velarde, R</b> (1, 4) OBP: 0.356, SLG: 0.397	3-2 F9			0-3 K	2-1 F8		2-2 F8		2-2 G4-3	5 0 0 0 0 1 3	
<b>Jason Giambi, L</b> (1, 3) OBP: 0.471, SLG: 0.642	2-1 F8			4-1 2B 3 1B	2-1 1B 2B		2-2 G4-3			3 2 1 1 1 0 0	
<b>Ben Griev, L</b> (1, 7) OBP: 0.355, SLG: 0.495		2-2 F9		3-2 3 1B	1-0 1B		3-3 K			3 1 1 1 0 1 0 0 0 0 0 0 0 0	
<b>Ryan Christenson, R</b> (8, 7) OBP: 0.354, SLG: 0.371				1-3 2H 2B	H HBP					3 0 2 1 1 1 0	
<b>Matt Stairs, L</b> (1, 10) OBP: 0.325, SLG: 0.416		1-3 K		4-0 FC6-4 3 1B	2-2 1B		2-1 1B			4 0 0 0 0 2 6	
<b>Miguel Tejada, R</b> (1, 6) OBP: 0.334, SLG: 0.465		0-3 K		3-3 K	1-1 L6		1-2 F9			4 0 1 2 0 1 1	
<b>3 Eric Chavez, L</b> (1, 5) OBP: 0.354, SLG: 0.494			3-1 F7	1-1 FC6-4 1B		3-2 P6		2-3 K		2 0 0 0 0 0 2 2 0 0 0 0 2 0	
<b>Jeremy Giambi, L</b> (1, 9) OBP: 0.323, SLG: 0.385			1-0 F8	0-0 FC6-4		1-3 K		0-3 K		4 1 1 0 0 1 0	
<b>Bo Porter, R</b> (6, PH) OBP: 0.400, SLG: 1.000				1-2 2H 2-3						WP: 0 PA: 38 PB: 0 SB: 0 CS: 0	
<b>Ramon Hernandez, R</b> (1, 2) OBP: 0.304, SLG: 0.389			2-2 G6-3		1-1 2B 1B	2-3 K		1-2 F8		1B: 5 SF: 0 2B: 3 SAC: 0 3B: 0 DP: 0 HR: 0 HBP: 1	
<b>Inning Stats</b>	R: 0 H: 0 E: 0 LOB: 0 K: 0 BB: 0 S: 7 P: 14	R: 0 H: 0 E: 0 LOB: 0 K: 2 BB: 0 S: 11 P: 14	R: 0 H: 0 E: 0 LOB: 0 K: 0 BB: 0 S: 7 P: 13	R: 3 H: 3 E: 0 LOB: 2 K: 2 BB: 2 S: 15 P: 31	R: 2 H: 3 E: 0 LOB: 2 K: 1 BB: 0 S: 14 P: 25	R: 0 H: 0 E: 0 LOB: 0 K: 2 BB: 0 S: 11 P: 17	R: 0 H: 0 E: 0 LOB: 0 K: 0 BB: 0 S: 10 P: 14	R: 0 H: 1 E: 0 LOB: 1 K: 2 BB: 0 S: 13 P: 21	R: 0 H: 1 E: 0 LOB: 1 K: 1 BB: 0 S: 13 P: 15	1B: 5 SF: 0 2B: 3 SAC: 0 3B: 0 DP: 0 HR: 0 HBP: 1	
<b>PITCHER</b>	IP WLS BF H R ER SO BB IBB HBP BLK WP HR S P ERA WHIP										
<b>Paul Wilson, R</b> (1, 1) ERA: 4.62	4.2 L 22 5 5 5 5 1 1 1 0 0 0 49 89 9.64 1.286										
<b>Doug Creek, L</b> (5, 1) ERA: 4.25	3.1 12 2 0 0 4 0 0 0 0 0 0 39 60 0.00 0.600										
<b>Esteban Yan, R</b> (9, 1) ERA: 6.46	1.0 4 1 0 0 1 0 0 0 0 0 0 13 15 0.00 1.000										

Batter	1	2	3	4	5	6	7	8	9	AB R H RBI BB SO LOB	BOTTOM
<b>Gerald Williams, R</b> (1, 8) OBP: 0.316, SLG: 0.436	1-3 K		0-0 B5-3		0-0 1B		2-2 1B 2B		1-3 K	5 1 2 1 0 2 0	<b>Oakland Athletics @ Tampa Bay Devil Rays</b> Tropicana Field, St. Petersburg, FL Sat Sep 16 2000, 4:15 PM EDT Att: 17,154 - Dome - 72 F <a href="http://livebaseballscorecards.com">livebaseballscorecards.com</a>
<b>Randy Winn, S</b> (1, 7) OBP: 0.349, SLG: 0.260	3-2 L3		2-2 F5		0-3 K		4-0 1B BB		4-2 BB	3 0 0 0 2 1 1	
<b>Steve Cox, L</b> (1, 9) OBP: 0.389, SLG: 0.464	4-2 BB		0-0 1B		3-3 K		2-2 1B		1-2 G4-3	4 0 2 1 1 1 2	
<b>Fred McGriff, L</b> (1, 3) OBP: 0.363, SLG: 0.433	1-2 G3		2-1 G6-3			3-2 G4-3 1B	1-2 P6			4 0 1 0 0 0 4	
<b>Greg Vaughn, R</b> (1, 10) OBP: 0.362, SLG: 0.497		0-1 F8		1-1 F8		3-3 K		1-3 K		4 0 0 0 0 2 1	
<b>Aubrey Huff, L</b> (1, 5) OBP: 0.333, SLG: 0.460		2-2 2B		3-2 1B		0-0 G4-3		1-0 1B		4 0 3 0 0 0 1	
<b>John Flaherty, R</b> (1, 2) OBP: 0.295, SLG: 0.365		1-2 G5-3		2-3 K			0-2 G5-3	0-1 F8		4 0 0 0 0 1 3	
<b>Miguel Cairo, R</b> (1, 4) OBP: 0.318, SLG: 0.332		4-2 BB		0-1 F7			4-0 2B BB	1-2 G1-3		2 1 0 0 2 0 2	
<b>Felix Martinez, S</b> (1, 6) OBP: 0.300, SLG: 0.286		0-0 P5			2-1 G4-3		1-3 K		3-2 F8	2 0 0 0 0 0 2 1 0 0 0 0 1 1 1 0 0 0 0 0 0	
<b>Ozzie Timmons, R</b> (7, PH) OBP: 0.333, SLG: 0.667										WP: 0 PA: 39 PB: 0 SB: 1 CS: 0	
<b>Ozzie Guillen, L</b> (8, 6) OBP: 0.287, SLG: 0.343											
<b>Inning Stats</b>	R: 0 H: 0 E: 0 LOB: 1 K: 1 BB: 1 S: 11 P: 20	R: 0 H: 1 E: 0 LOB: 2 K: 0 BB: 1 S: 11 P: 18	R: 0 H: 1 E: 0 LOB: 1 K: 0 BB: 0 S: 7 P: 11	R: 0 H: 1 E: 0 LOB: 1 K: 1 BB: 0 S: 11 P: 17	R: 0 H: 1 E: 0 LOB: 1 K: 2 BB: 0 S: 10 P: 15	R: 0 H: 1 E: 0 LOB: 0 K: 1 BB: 0 S: 9 P: 15	R: 2 H: 2 E: 0 LOB: 2 K: 1 BB: 2 S: 19 P: 33	R: 0 H: 1 E: 0 LOB: 1 K: 1 BB: 0 S: 9 P: 12	R: 0 H: 0 E: 0 LOB: 1 K: 1 BB: 1 S: 12 P: 21	1B: 6 SF: 0 2B: 2 SAC: 0 3B: 0 DP: 1 HR: 0 HBP: 0	
<b>PITCHER</b>	IP WLS BF H R ER SO BB IBB HBP BLK WP HR S P ERA WHIP										
<b>Tim Hudson, R</b> (1, 1) ERA: 4.45	6.2 W 29 6 2 2 6 4 0 0 0 0 0 69 117 2.70 1.500										
<b>Mike Magnante, L</b> (7, 1) ERA: 4.23	0.2 H 4 2 0 0 1 0 0 0 0 0 0 13 18 0.00 3.000										
<b>Jeff Tam, R</b> (8, 1) ERA: 2.55	0.2 H 2 0 0 0 0 0 0 0 0 0 0 5 6 0.00 0.000										
<b>Jason Isringhausen, R</b> (9, 1) ERA: 3.98	1.0 S 4 0 0 0 1 1 0 0 0 0 0 0 12 21 0.00 1.000										



Batter	1	2	3	4	5	6	7	8	9	AB R H RBI BB SO LOB	TOP																								
											<p><b>Oakland Athletics @ Tampa Bay Devil Rays</b>  Tropicana Field, St. Petersburg, FL  Sun Sep 17 2000, 1:15 PM EDT</p> <p><a href="http://livebaseballscorecards.com">livebaseballscorecards.com</a></p> <p><b>AB 0</b>  <b>R 0</b>  <b>H 0</b>  <b>RBI 0</b>  <b>BB 0</b>  <b>SO 0</b>  <b>LOB 0</b></p> 																								
<b>Inning Stats</b>										1B: 0 SF: 0 WP: 0 PA: 0 2B: 0 SAC: 0 FB: 0 3B: 0 DP: 0 SB: 0 HR: 0 HBP: 0 CS: 0																									
PITCHER	IP	WLS	BF	H	R	ER	SO	BB	IBB	HBP	BLK	WP	HR	S	P	ERA	WHIP	PITCHER	IP	WLS	BF	H	R	ER	SO	BB	IBB	HBP	BLK	WP	HR	S	P	ERA	WHIP

Batter	1	2	3	4	5	6	7	8	9	AB R H RBI BB SO LOB	BOTTOM																								
											<p><b>Oakland Athletics @ Tampa Bay Devil Rays</b>  Tropicana Field, St. Petersburg, FL  Sun Sep 17 2000, 1:15 PM EDT</p> <p><a href="http://livebaseballscorecards.com">livebaseballscorecards.com</a></p> <p><b>AB 0</b>  <b>R 0</b>  <b>H 0</b>  <b>RBI 0</b>  <b>BB 0</b>  <b>SO 0</b>  <b>LOB 0</b></p> 																								
<b>Inning Stats</b>										1B: 0 SF: 0 WP: 0 PA: 0 2B: 0 SAC: 0 FB: 0 3B: 0 DP: 0 SB: 0 HR: 0 HBP: 0 CS: 0																									
PITCHER	IP	WLS	BF	H	R	ER	SO	BB	IBB	HBP	BLK	WP	HR	S	P	ERA	WHIP	PITCHER	IP	WLS	BF	H	R	ER	SO	BB	IBB	HBP	BLK	WP	HR	S	P	ERA	WHIP

Batter	1	2	3	4	5	6	7	8	9	AB	R	H	RBI	BB	SO	LOB	TOP										
Rickey Henderson, R OBP: 0.373, SLG: 0.315 Joe Oliver, R OBP: 0.302, SLG: 0.484	(1, 7) 2-3 K		(1, 3) 1-3 K		(1, 2) 2-0 G5-4-3		(1, 3) 0-0 G1-3		(1, 3) 1-2 F9	5	0	0	0	0	2	4											
Mike Cameron, R OBP: 0.355, SLG: 0.425	(1, 8) 1-3 K			(1, 1) 3-3 K	(1, 3) 2-0 1B				(1, 3) 1-3 K	4	0	1	0	0	3	0											
Alex Rodriguez, R OBP: 0.430, SLG: 0.621	(1, 6) 2-3 K			(1, 0) 1-0 1B	(1, 0) 2B	(1, 0) P6		(1, 2) 0-3 K		4	1	1	0	0	2	0											
Edgar Martinez, R OBP: 0.416, SLG: 0.577	(1, 10)	(1, 1) 0-2 F7		(1, 0) 0-0 2B	(1, 0) 2B	(1, 1) 4-2 1B		(1, 3) 1-3 K		3	0	1	1	1	1	0											
John Olerud, L OBP: 0.397, SLG: 0.439	(1, 3) 1-0 G1-3			(1, 0) 1-0 2B	(1, 3) 2B	(1, 1) 2-1 1B		(1, 3) 3-2 G4-3		4	1	2	0	0	0	0											
Jay Buhner, R OBP: 0.375, SLG: 0.545 Charles Gipson, R OBP: 0.419, SLG: 0.444	(1, 9) (9, PR) (9, 9) 3-3 K			(1, 0) 3-1 FC6-2	(1, 2) 2B	(1, 2) 2-0 F9		(1, 1) 2-1 WP	(1, 2) 2B	4	1	1	0	0	1	4											
Carlos Guillen, S OBP: 0.327, SLG: 0.400	(1, 5)		(1, 1) 1-1 G4-3	(1, 0) 0-0 2B	(1, 1) 2-3 K		(1, 2) 4-2 2B	(1, 2) 2-3 BB		3	0	1	2	1	1	2											
Dan Wilson, R OBP: 0.291, SLG: 0.336 Stan Javier, S OBP: 0.340, SLG: 0.398 Raul Ibanez, L OBP: 0.290, SLG: 0.313	(1, 2) (9, PH) (9, 7) 1-1 L5		(1, 1) 1-3 K		(1, 1) 1-1 G1-4-3		(1, 1) 0-0 2B	(1, 3) 1-3 3-H	(1, 2) 2B	3	0	0	0	0	1	1											
David Bell, R OBP: 0.310, SLG: 0.355	(1, 4) 1-0 2B			(1, 0) 1-0 1B		(1, 3) 1-3 K		(1, 2) 1-1 G5-3		4	0	2	0	0	1	2											
<b>Inning Stats</b>	R: 0 E: 0 K: 3 S: 10	H: 0 LOB: 0 BB: 0 P: 15	R: 0 E: 0 K: 1 S: 7	H: 0 LOB: 0 BB: 0 P: 11	R: 0 E: 0 K: 1 S: 8	H: 1 LOB: 1 BB: 0 P: 12	R: 3 E: 0 K: 2 S: 12	H: 4 LOB: 1 BB: 0 P: 21	R: 0 E: 0 K: 1 S: 9	H: 2 LOB: 2 BB: 1 P: 20	R: 0 E: 0 K: 1 S: 6	H: 0 LOB: 0 BB: 0 P: 8	R: 0 E: 0 K: 3 S: 9	H: 0 LOB: 0 BB: 1 P: 11	R: 1 E: 0 K: 0 S: 13	H: 2 LOB: 2 BB: 1 P: 24	1B: 4 2B: 6 3B: 0 HR: 0	SF: 0 SAC: 0 DP: 1 HBP: 0	WP: 1 PB: 0 CS: 0	PA: 37							
<b>PITCHER</b>	IP	WLS	BF	H	R	ER	SO	BB	IBB	HBP	BLK	WP	HR	S	P	ERA	WHIP										
Bryan Rekar, R ERA: 4.87	(1, 1)	7.0	28	8	3	3	9	1	0	0	0	0	0	55	95	3.86	1.286										
Esteban Yan, R ERA: 6.41	(8, 1)	1.0	3	0	0	0	3	0	0	0	0	0	0	9	11	0.00	0.000										
Roberto Hernandez, R ERA: 2.94	(9, 1)	1.0	L	6	2	1	1	0	1	0	0	1	0	13	24	9.00	3.000										

Seattle Mariners @ Tampa Bay Devil Rays  
Tropicana Field, St. Petersburg, FL  
Mon Sep 18 2000, 7:15 PM EDT  
Att: 13,129 - Dome - 72 F

AB 35  
R 4  
H 10  
RBI 4  
BB 2  
SO 12  
LOB 13



Batter	1	2	3	4	5	6	7	8	9	AB	R	H	RBI	BB	SO	LOB	BOTTOM										
Gerald Williams, R OBP: 0.317, SLG: 0.436	(1, 8) 0-2 2B		(1, 2) 0-0 F9		(1, 1) 1-2 P4		(1, 1) 4-2 CS		(1, 3) 1-0 G5-3	4	0	1	0	1	0	1											
Miguel Cairo, R OBP: 0.318, SLG: 0.332	(1, 4) 3-2 F8		(1, 3) 0-0 F8		(1, 2) 1-2 F7		(1, 1) 1-0 G6-4-3		(1, 2) 1-2 1B	4	0	1	0	0	0	2											
Steve Cox, L OBP: 0.387, SLG: 0.464	(1, 7) 3-1 F5			(1, 1) 1-1 G4-3	(1, 1) 2B	(1, 1) 1-1 G5-3		(1, 3) 0-0 G6-4-3	(1, 3) 1-2 1B	4	1	1	0	0	0	2											
Fred McGriff, L OBP: 0.361, SLG: 0.430	(1, 3) 3-3 K			(1, 1) 0-2 G4-3	(1, 1) 2B	(1, 1) 2-2 G3-1		(1, 3) 2-3 K		4	0	0	0	0	2	2											
Greg Vaughn, R OBP: 0.365, SLG: 0.503	(1, 10)	(1, 1) 0-0 G6-3		(1, 2) 1-2 1B	(1, 1) HBP	(1, 1) 2-1 HR		(1, 1) 4-1 BB		2	1	1	1	1	0	0											
Aubrey Huff, L OBP: 0.323, SLG: 0.451	(1, 5) 1-1 F7			(1, 1) 1-1 HBP	(1, 3) 1B	(1, 1) 1-0 G5-3		(1, 2) 2-2 F8		4	0	1	1	0	0	1											
Jose Guillen, R OBP: 0.314, SLG: 0.421	(1, 9) 0-0 F3			(1, 1) 1-2 HBP	(1, 1) HBP	(1, 3) 1-3 K		(1, 3) 2-3 K		3	1	0	0	0	2	1											
Mike DiFelice, R OBP: 0.273, SLG: 0.374	(1, 2) 2-1 P4		(1, 2) 0-0 F9		(1, 2) 2-0 F9		(1, 2) 1-2 1B		(1, 3) 1-3 K	4	0	1	1	0	1	3											
Felix Martinez, S OBP: 0.300, SLG: 0.287 Vinny Castilla, R OBP: 0.259, SLG: 0.318	(1, 6) (9, PH) (9, 18) 1-0 1B			(1, 1) 1-1 F7		(1, 3) 0-0 P6		(1, 2) 1-2 G5-3		3	0	1	0	0	0	4											
<b>Inning Stats</b>	R: 0 E: 0 K: 1 S: 12	H: 1 LOB: 1 BB: 0 P: 21	R: 0 E: 0 K: 0 S: 4	H: 0 LOB: 0 BB: 0 P: 5	R: 0 E: 0 K: 0 S: 5	H: 1 LOB: 1 BB: 0 P: 8	R: 1 E: 0 K: 0 S: 12	H: 2 LOB: 3 BB: 0 P: 19	R: 0 E: 0 K: 0 S: 8	H: 0 LOB: 0 BB: 0 P: 11	R: 2 E: 0 K: 1 S: 14	H: 2 LOB: 1 BB: 0 P: 21	R: 0 E: 0 K: 0 S: 7	H: 1 LOB: 1 BB: 1 P: 12	R: 0 E: 0 K: 2 S: 11	H: 0 LOB: 1 BB: 1 P: 21	R: 0 E: 0 K: 1 S: 8	H: 0 LOB: 0 BB: 0 P: 11	1B: 3 2B: 3 3B: 0 HR: 1	SF: 0 SAC: 0 DP: 1 HBP: 2	WP: 1 PB: 0 CS: 1	PA: 37					
<b>PITCHER</b>	IP	WLS	BF	H	R	ER	SO	BB	IBB	HBP	BLK	WP	HR	S	P	ERA	WHIP										
Paul Abbott, R ERA: 3.94	(1, 1)	6.1	29	7	3	3	2	1	0	2	0	0	0	61	96	4.26	1.263										
Arthur Rhodes, L ERA: 4.1	(7, 1)	1.1	4	0	0	0	1	1	0	0	0	0	0	8	16	0.00	0.750										
Jose Paniagua, R ERA: 3.36	(8, 1)	1.1	W	4	0	0	2	0	0	0	0	0	0	12	17	0.00	0.000										

Seattle Mariners @ Tampa Bay Devil Rays  
Tropicana Field, St. Petersburg, FL  
Mon Sep 18 2000, 7:15 PM EDT  
Att: 13,129 - Dome - 72 F

AB 33  
R 3  
H 7  
RBI 3  
BB 2  
SO 5  
LOB 16



Batter	1	2	3	4	5	6	7	8	9	AB	R	H	RBI	BB	SO	LOB	TOP					
Rickey Henderson, R OBP: 0.372, SLG: 0.313 Raul Ibanez, L OBP: 0.269, SLG: 0.311	G1-4-3		3B BB		F8		K		G1-3	3	1	0	0	1	1	1	<b>Seattle Mariners @ Tampa Bay Devil Rays</b> Tropicana Field, St. Petersburg, FL Tue Sep 19 2000, 7:15 PM EDT Att: 16,726 - Dome - 72 F <a href="http://livebaseballscorecards.com">livebaseballscorecards.com</a>					
Mike Cameron, R OBP: 0.360, SLG: 0.438	1B		3B		1B BB		HR		BB	3	1	3	2	2	0	0						
Alex Rodriguez, R OBP: 0.428, SLG: 0.616	G5-3		K		1B		F9		K	5	0	1	1	0	2	3						
Edgar Martinez, R OBP: 0.415, SLG: 0.574 Al Martin, L OBP: 0.341, SLG: 0.461	F8		F9		G5-3				1B BB	3	0	0	0	1	0	4						
John Olerud, L OBP: 0.397, SLG: 0.446					F9		F8		1B	4	1	2	2	0	0	0						
Jay Buhner, R OBP: 0.374, SLG: 0.540 Charles Gipson, R OBP: 0.419, SLG: 0.444	FC4-6 BB		FC4-6 BB		E5		K		K	3	0	0	0	1	2	1						
Carlos Guillen, S OBP: 0.326, SLG: 0.396	FC4-6		G4-6-3		G4-6-3				K	3	0	0	0	1	1	3						
Dan Wilson, R OBP: 0.290, SLG: 0.332	G5-4-3				SH1-4 BB		F7		F9	3	1	0	0	1	0	3						
David Bell, R OBP: 0.308, SLG: 0.353			G6-3		SH1-4		G5-3		P4	3	0	0	0	0	0	0						
<b>Inning Stats</b>	R: 0 E: 0 K: 0 S: 10	H: 1 LOB: 1 BB: 0 P: 15	R: 1 E: 0 K: 0 S: 10	H: 1 LOB: 0 BB: 1 P: 15	R: 1 E: 0 K: 1 S: 15	H: 1 LOB: 1 BB: 1 P: 26	R: 0 E: 1 K: 0 S: 3	H: 0 LOB: 0 BB: 0 P: 3	R: 1 E: 0 K: 0 S: 10	H: 1 LOB: 2 BB: 2 P: 21	R: 0 E: 0 K: 1 S: 11	H: 0 LOB: 1 BB: 1 P: 18	R: 1 E: 0 K: 1 S: 12	H: 1 LOB: 0 BB: 0 P: 18	R: 1 E: 0 K: 2 S: 12	H: 1 LOB: 1 BB: 1 P: 22		R: 0 E: 0 K: 1 S: 7	H: 0 LOB: 1 BB: 1 P: 11	1B: 3 2B: 0 3B: 1 HR: 2	SF: 0 SAC: 1 DP: 2 HBP: 0	WP: 0 PB: 0 CS: 2
<b>PITCHER</b>	IP	WLS	BF	H	R	ER	SO	BB	IBB	HBP	BLK	WP	HR	S	P	ERA	WHIP					
Travis Harper, R ERA: 6.88	(1, 1)	6.0	L	26	4	3	3	2	5	0	0	0	0	1	59	98	4.50	1.500				
Tony Fiore, R ERA: 8.4	(7, 1)	1.0		5	1	2	2	1	1	0	0	0	0	1	14	24	18.00	2.000				
Doug Creek, L ERA: 4.12	(8, 1)	2.0		8	1	0	0	3	1	0	0	0	0	0	17	27	0.00	1.000				

Batter	1	2	3	4	5	6	7	8	9	AB	R	H	RBI	BB	SO	LOB	BOTTOM					
Gerald Williams, R OBP: 0.318, SLG: 0.436	F3		E1				F7			4	0	2	0	0	0	2	<b>Seattle Mariners @ Tampa Bay Devil Rays</b> Tropicana Field, St. Petersburg, FL Tue Sep 19 2000, 7:15 PM EDT Att: 16,726 - Dome - 72 F <a href="http://livebaseballscorecards.com">livebaseballscorecards.com</a>					
Miguel Cairo, R OBP: 0.314, SLG: 0.329	L4		SF7		K				F8	3	0	0	1	0	1	1						
Greg Vaughn, R OBP: 0.366, SLG: 0.502	BB		G3-6-1		G6-3				K	3	0	1	0	1	1	0						
Fred McGriff, L OBP: 0.360, SLG: 0.428	F8		G3-6-1		K				1B	4	0	1	0	0	1	3						
Vinny Castilla, R OBP: 0.259, SLG: 0.317					G5-3		F9		F3	4	0	1	0	0	0	1						
Steve Cox, L OBP: 0.283, SLG: 0.458	F8				F7		F7		F8	4	0	0	0	0	0	1						
John Flaherty, R OBP: 0.292, SLG: 0.361	F9				G6-3		P5		K	4	0	0	0	0	1	1						
Russ Johnson, R OBP: 0.316, SLG: 0.298	P4				F8		BB		G6-3	3	0	0	0	1	0	1						
Randy Winn, S OBP: 0.362, SLG: 0.289			E BB				HR			1	2	1	1	2	0	0						
<b>Inning Stats</b>	R: 0 E: 0 K: 0 S: 6	H: 0 LOB: 1 BB: 1 P: 13	R: 0 E: 0 K: 0 S: 7	H: 1 LOB: 1 BB: 0 P: 12	R: 1 E: 1 K: 0 S: 7	H: 2 LOB: 1 BB: 1 P: 15	R: 0 E: 0 K: 0 S: 4	H: 0 LOB: 0 BB: 0 P: 8	R: 1 E: 0 K: 1 S: 11	H: 2 LOB: 0 BB: 0 P: 16	R: 0 E: 0 K: 1 S: 9	H: 0 LOB: 2 BB: 2 P: 13	R: 0 E: 0 K: 1 S: 11	H: 0 LOB: 2 BB: 2 P: 22	R: 0 E: 0 K: 1 S: 8	H: 1 LOB: 0 BB: 0 P: 14		R: 0 E: 0 K: 1 S: 8	H: 0 LOB: 0 BB: 0 P: 13	1B: 5 2B: 0 3B: 0 HR: 1	SF: 1 SAC: 0 DP: 1 HBP: 0	WP: 0 PB: 0 CS: 1
<b>PITCHER</b>	IP	WLS	BF	H	R	ER	SO	BB	IBB	HBP	BLK	WP	HR	S	P	ERA	WHIP					
John Halama, L ERA: 5.2	(1, 1)	5.2	W	22	5	2	2	2	2	0	0	0	0	11	41	74	3.18	1.235				
Jose Mesa, R ERA: 4.98	(6, 1)	1.0	H	5	0	0	0	0	2	0	0	0	0	0	11	20	0.00	2.000				
Jose Paniagua, R ERA: 3.26	(7, 1)	2.1	S	8	1	0	0	2	0	0	0	0	0	19	32	0.00	0.429					

Batter	1	2	3	4	5	6	7	8	9	AB R H RBI BB SO LOB	TOP											
Mike Cameron, R (1, 8) OBP: 0.360, SLG: 0.438	1-1 G6-3 1B	2-2 1B		1-0 G5-3		1-2 G6-3			0-0 G6-3	5 1 2 2 0 0 0	<b>Seattle Mariners @ Tampa Bay Devil Rays</b> Tropicana Field, St. Petersburg, FL Wed Sep 20 2000, 7:15 PM EDT Att: 17,192 - Dome - 72 F <a href="http://livebaseballscorecards.com">livebaseballscorecards.com</a>											
Mark McLemore, S (1, 4) OBP: 0.352, SLG: 0.307	0-0 G6-3	2-0 1B		2-0		2-1 L4			4-2 S BB	4 0 2 1 1 0 1												
Alex Rodriguez, R (1, 6) OBP: 0.428, SLG: 0.614	4-1 BB	0-0 1B		2-0 G5-3			1-3 K		2-3 K	4 0 1 0 1 2 2												
Edgar Martinez, R (1, 10) OBP: 0.412, SLG: 0.570	1-1 F8	2-3 K			1-1 G5-3		0-3 K			4 0 0 0 0 2 3												
John Olerud, L (1, 3) OBP: 0.397, SLG: 0.444		3-2 BB 2B 1B	0-0 F7		2-2 F8		2-2 F7			4 1 1 0 0 0 0												
Al Martin, L (1, 7) OBP: 0.342, SLG: 0.462 Charles Gipson, R (8, 7) OBP: 0.419, SLG: 0.444		0-1 F7	1-2 S 1B		0-2 E3 1B			2-2 G4-3		4 0 2 0 0 0 1 0 0 0 0 0 0 0												
Stan Javier, S (1, 9) OBP: 0.348, SLG: 0.394		4-2 2B 1B BB	2-3 K		1-2 L6		1-0 G4-3			3 1 0 0 1 1 2												
Dan Wilson, R (1, 2) OBP: 0.290, SLG: 0.335		1-0 1B 2B	0-0 F8			0-1 G4-3		0-1 F9		4 1 1 1 0 0 1												
David Bell, R (1, 5) OBP: 0.308, SLG: 0.359	0-1 P6			0-2 G1-3		1-0 HR			2-3 K	4 1 1 1 0 1 2												
<b>Inning Stats</b>	R: 0 E: 0 K: 0 S: 6	H: 1 LOB: 1 BB: 1 P: 12	R: 4 E: 0 K: 1 S: 23	H: 5 LOB: 2 BB: 1 P: 37	R: 0 E: 0 K: 1 S: 11	H: 1 LOB: 1 BB: 0 P: 14	R: 0 E: 0 K: 0 S: 6	H: 1 LOB: 1 BB: 0 P: 11	R: 0 E: 1 K: 0 S: 13	H: 1 LOB: 0 BB: 0 P: 17		R: 1 E: 0 K: 0 S: 8	H: 1 LOB: 0 BB: 0 P: 12	R: 0 E: 0 K: 2 S: 12	H: 0 LOB: 0 BB: 0 P: 15	R: 0 E: 0 K: 0 S: 6	H: 0 LOB: 0 BB: 0 P: 9	R: 0 E: 0 K: 2 S: 9	H: 0 LOB: 1 BB: 1 P: 17	1B: 8 2B: 1 3B: 0 HR: 1	SF: 0 SAC: 0 DP: 1 HBP: 0	WP: 0 PB: 0 CS: 2
<b>PITCHER</b>	IP WLS BF H R ER SO BB IBB HBP BLK WP HR S P ERA WHIP											IP WLS BF H R ER SO BB IBB HBP BLK WP HR S P ERA WHIP										
Abie Lopez, R (1, 1) ERA: 4.41	8.0 L 35 10 5 5 4 2 0 0 0 0 0 1 85 127 5.62 1.500																					
Roberto Hernandez, R (9, 1) ERA: 2.9	1.0 4 0 0 0 0 2 1 0 0 0 0 0 0 9 17 0.00 1.000																					

Batter	1	2	3	4	5	6	7	8	9	AB R H RBI BB SO LOB	BOTTOM											
Gerald Williams, R (1, 8) OBP: 0.316, SLG: 0.433	0-1 G6-3		1-3 K		0-0 F7		3-2 F2		2-1 F5	5 0 0 0 0 1 5	<b>Seattle Mariners @ Tampa Bay Devil Rays</b> Tropicana Field, St. Petersburg, FL Wed Sep 20 2000, 7:15 PM EDT Att: 17,192 - Dome - 72 F <a href="http://livebaseballscorecards.com">livebaseballscorecards.com</a>											
Randy Winn, S (1, 7) OBP: 0.385, SLG: 0.295	1-2 S 1B		1-1 G3		3-2 1B 2B 1B		0-2 F9			4 1 2 1 0 0 2												
Steve Cox, L (1, 3) OBP: 0.381, SLG: 0.455	2-0 F8			2-3 K	0-0 2B 1B		1-2 CS	0-0 F8		4 0 1 0 0 1 1												
Greg Vaughn, R (1, 10) OBP: 0.365, SLG: 0.502	2-3 K		1-0 G6-3		3-2 2B		1-2 CS	3-3 K		4 0 1 1 0 2 1												
Aubrey Huff, L (1, 5) OBP: 0.320, SLG: 0.453		0-0 G1-3		3-1 2B		3-2 F5		0-0 F8		4 0 1 0 0 0 0												
Ozzie Timmons, R (1, 9) OBP: 0.428, SLG: 1.000 Jason Tyner, L (9, PR) OBP: 0.254, SLG: 0.257		0-1 F9		0-0 G5-3		2-2 HR		1-0 SH5-4 1B		4 1 2 1 0 0 1 0 0 0 0 0 0 0												
John Flaherty, R (1, 2) OBP: 0.292, SLG: 0.369 Ozzie Guillen, L (9, PH) OBP: 0.287, SLG: 0.343		1-2 G3-1			0-0 HR	2-2 G5-3		0-0 SH5-4		3 1 1 1 0 0 0 0 0 0 0 0 0 0												
Miguel Cairo, R (1, 4) OBP: 0.314, SLG: 0.328			2-2 G6-3		0-2 S 1B 1B	2-2 G6-3		0-1 G6-3		4 1 1 0 0 0 2												
Felix Martinez, S (1, 6) OBP: 0.304, SLG: 0.296 Fred McGriff, L (9, PH) OBP: 0.361, SLG: 0.428 Bobby Smith, R (9, PR) OBP: 0.278, SLG: 0.379			0-0		2-3 K		4-2 CS	4-0 IBB		2 0 1 0 1 1 1 0 0 0 0 1 0 0 0 0 0 0 0 0 0												
<b>Inning Stats</b>	R: 0 E: 0 K: 1 S: 9	H: 1 LOB: 0 BB: 0 P: 14	R: 0 E: 0 K: 0 S: 7	H: 0 LOB: 0 BB: 0 P: 8	R: 0 E: 0 K: 1 S: 11	H: 1 LOB: 1 BB: 0 P: 15	R: 0 E: 0 K: 1 S: 7	H: 1 LOB: 0 BB: 0 P: 13	R: 3 E: 0 K: 1 S: 16	H: 5 LOB: 2 BB: 0 P: 24		R: 1 E: 0 K: 0 S: 12	H: 1 LOB: 0 BB: 0 P: 21	R: 0 E: 0 K: 0 S: 13	H: 0 LOB: 0 BB: 1 P: 21	R: 0 E: 0 K: 1 S: 5	H: 0 LOB: 0 BB: 0 P: 8	R: 0 E: 0 K: 0 S: 6	H: 1 LOB: 2 BB: 1 P: 13	1B: 5 2B: 2 3B: 1 HR: 2	SF: 0 SAC: 1 DP: 0 HBP: 0	WP: 0 PB: 0 CS: 1
<b>PITCHER</b>	IP WLS BF H R ER SO BB IBB HBP BLK WP HR S P ERA WHIP											IP WLS BF H R ER SO BB IBB HBP BLK WP HR S P ERA WHIP										
Aaron Sele, R (1, 1) ERA: 4.75	6.0 W 26 9 4 4 4 4 0 0 0 0 0 0 2 62 95 6.00 1.500																					
37 Robert Ramsay, L (7, 1) ERA: 3.42	1.1 H 4 0 0 0 0 1 0 0 0 0 0 0 14 22 0.00 0.750																					
Jose Mesa, R (8, 1) ERA: 4.94	0.2 H 2 0 0 0 1 0 0 0 0 0 0 0 4 7 0.00 0.000																					
Kazuhiro Sasaki, R (9, 1) ERA: 3.43	1.0 S 5 1 0 0 0 0 0 1 0 0 0 0 0 6 13 0.00 1.000																					

Batter	1	2	3	4	5	6	7	8	9	AB R H RBI BB SO LOB	TOP																
Jason Tyner, L (1, 8) OBP: 0.254, SLG: 0.257	L7		G3		SH5-3		G4-3			4 0 1 0 0 0 1	<b>Tampa Bay Devil Rays @ Toronto Blue Jays</b> SkyDome, Toronto, ON Fri Sep 22 2000, 7:05 PM EDT Att: 18,063 - Dome - 72 F																
Randy Winn, S (1, 7) OBP: 0.386, SLG: 0.301	K		G4-3				1B 2B		1B	4 1 1 1 1 1 1																	
Greg Vaughn, R (1, 10) OBP: 0.364, SLG: 0.499	G5-3		P6		L7				P3	5 0 1 1 0 0 2																	
Fred McGriff, L (1, 3) OBP: 0.362, SLG: 0.428		1B 1B BB		G1-3		P5	F7			3 0 1 0 1 0 1																	
Aubrey Huff, L (1, 5) OBP: 0.317, SLG: 0.439		F9		G1-3		1B HBP			K	3 0 0 0 0 1 3																	
Russ Johnson, R (7, 5) OBP: 0.316, SLG: 0.298										0 0 0 0 0 0 0																	
Ozzie Timmons, R (1, 9) OBP: 0.384, SLG: 0.727		1B 1B		F8		P4			G5-3	4 0 1 0 0 0 2																	
Bobby Smith, R (1, 4) OBP: 0.277, SLG: 0.375		K		K					P6	4 0 1 0 0 2 3																	
Toby Hall, R (1, 2) OBP: 0.333, SLG: 0.833						G6-3			L5	4 1 2 1 0 0 2																	
John Flaherty, R (9, 2) OBP: 0.292, SLG: 0.369		1B								0 0 0 0 0 0 0																	
Felix Martinez, S (1, 6) OBP: 0.306, SLG: 0.302	G4-3				SH5-3		G4-3		L7	4 1 2 0 0 0 3																	
					CS		2B			2B																	
<b>Inning Stats</b>	R: 0 E: 0 K: 1 S: 9	H: 0 LOB: 0 BB: 0 P: 11	R: 0 E: 0 K: 1 S: 14	H: 2 LOB: 3 BB: 1 P: 23	R: 0 E: 0 K: 0 S: 7	H: 0 LOB: 0 BB: 0 P: 11	R: 0 E: 0 K: 1 S: 9	H: 1 LOB: 1 BB: 0 P: 11	R: 1 E: 0 K: 0 S: 8	H: 2 LOB: 1 BB: 1 P: 16	R: 0 E: 0 K: 0 S: 12	H: 1 LOB: 2 BB: 0 P: 17	R: 2 E: 0 K: 1 S: 10	H: 3 LOB: 1 BB: 0 P: 15	R: 0 E: 0 K: 0 S: 9	H: 0 LOB: 0 BB: 0 P: 9	R: 0 E: 0 K: 0 S: 8	H: 1 LOB: 1 BB: 0 P: 12	1B: 7 2B: 2 3B: 0 HR: 1	SF: 0 SAC: 1 DP: 0 HBP: 1	WP: 0 PB: 0 CS: 1	PA: 39					
<b>PITCHER</b>	IP WLS BF H R ER SO BB IBB HBP BLK WP HR S P ERA WHIP											<b>PITCHER</b>	IP WLS BF H R ER SO BB IBB HBP BLK WP HR S P ERA WHIP														
Frank Castillo, R (1, 1) ERA: 3.75	5.0	21	5	1	1	3	2	0	0	0	0	0	1	47	72	1.80	1.400										
Mark Guttrie, L (6, 1) ERA: 4.52	1.0	5	1	0	0	0	0	0	1	0	0	0	0	12	17	0.00	1.000										
John Frascatore, R (7, 1) ERA: 5.65	0.1	L	3	2	2	2	0	0	0	0	0	0	0	4	5	54.00	6.000										
Kelvin Escobar, R (7, 1) ERA: 5.21	1.2	6	1	0	0	1	0	0	0	0	0	0	0	15	19	0.00	0.600										
Billy Koch, R (9, 1) ERA: 2.74	1.0	4	1	0	0	0	0	0	0	0	0	0	0	8	12	0.00	1.000										

Batter	1	2	3	4	5	6	7	8	9	AB R H RBI BB SO LOB	BOTTOM																
Shannon Stewart, R (1, 7) OBP: 0.372, SLG: 0.521	G6-3		FC5-4 WP		G6-3		K		K	5 0 1 0 0 2 3	<b>Tampa Bay Devil Rays @ Toronto Blue Jays</b> SkyDome, Toronto, ON Fri Sep 22 2000, 7:05 PM EDT Att: 18,063 - Dome - 72 F																
Alex Gonzalez, R (1, 6) OBP: 0.313, SLG: 0.396	G6-3		FC5-4 BB		FC6-4 BB		G6-4-3			2 0 0 0 2 0 1																	
Dave Martinez, L (1, 9) OBP: 0.358, SLG: 0.385		BB	FC5-4		FC6-4				G4-6-3	3 0 1 0 1 0 3																	
Carlos Delgado, L (1, 3) OBP: 0.475, SLG: 0.685	G4-3		G3		G6-3		G4-6-3		G3	4 0 0 0 0 0 4																	
Brad Fullmer, L (1, 10) OBP: 0.341, SLG: 0.563		K		G4-3		E5 HR		G3		4 1 0 0 0 1 0																	
Tony Batista, R (1, 5) OBP: 0.312, SLG: 0.526		F8		K		F8			SH1-4	3 0 0 0 1 1 1																	
Darrin Fletcher, L (1, 2) ERA: 5.32									FC3-2	4 1 4 2 0 0 0																	
Dewayne Wise, L (9, PR) OBP: 0.217, SLG: 0.143		1B		FC6		HR			SH1-4	0 0 0 0 0 0 0																	
José Cruz Jr., S (1, 8) OBP: 0.324, SLG: 0.473		G1-3		FC6		K			SH1-4	3 0 0 0 0 1 2																	
Mickey Morandini, L (1, 4) OBP: 0.333, SLG: 0.325			G6-3		F7		G6-4-3		FC3-2	4 0 1 0 0 0 3																	
										2B																	
<b>Inning Stats</b>	R: 0 E: 0 K: 0 S: 10	H: 0 LOB: 1 BB: 1 P: 21	R: 0 E: 0 K: 1 S: 9	H: 1 LOB: 0 BB: 0 P: 12	R: 0 E: 0 K: 0 S: 7	H: 1 LOB: 2 BB: 1 P: 15	R: 0 E: 0 K: 1 S: 7	H: 1 LOB: 1 BB: 0 P: 11	R: 0 E: 0 K: 0 S: 11	H: 0 LOB: 1 BB: 1 P: 21	R: 2 E: 1 K: 1 S: 10	H: 1 LOB: 0 BB: 0 P: 17	R: 0 E: 0 K: 1 S: 8	H: 1 LOB: 0 BB: 0 P: 8	R: 0 E: 0 K: 0 S: 3	H: 1 LOB: 0 BB: 0 P: 4	R: 0 E: 0 K: 1 S: 10	H: 1 LOB: 2 BB: 1 P: 15	1B: 6 2B: 0 3B: 0 HR: 1	SF: 0 SAC: 1 DP: 2 HBP: 0	WP: 1 PB: 0 CS: 0	PA: 37					
<b>PITCHER</b>	IP WLS BF H R ER SO BB IBB HBP BLK WP HR S P ERA WHIP											<b>PITCHER</b>	IP WLS BF H R ER SO BB IBB HBP BLK WP HR S P ERA WHIP														
Cory Lidle, R (1, 1) ERA: 5.32	6.0	W	26	4	2	0	3	3	0	0	0	0	0	11	12	0.00	1.167										
Esteban Yan, R (7, 1) ERA: 6.31	2.0	H	6	2	0	0	1	0	0	0	0	0	0	11	12	0.00	1.000										
Roberto Hernandez, R (9, 1) ERA: 2.86	1.0	S	5	1	0	0	1	1	0	0	0	0	0	10	15	0.00	2.000										

AB 35  
R 3  
H 10  
RBI 3  
BB 2  
SO 4  
LOB 18



AB 32  
R 2  
H 7  
RBI 2  
BB 4  
SO 5  
LOB 17



Batter	1	2	3	4	5	6	7	8	9	AB	R	H	RBI	BB	SO	LOB	TOP					
Jason Tyner, L (1, 8) OBP: 0.244, SLG: 0.246	1-1 G4-3	3-1 CS	1-2 G6-3	2-2 L4			2-1 G6-3		0-0 G4-3	5	0	0	0	0	0	2						
Randy Winn, S (1, 7) OBP: 0.384, SLG: 0.295	2-2 F7		3-1 G4-3				4-0			3	0	0	0	1	1	0						
Steve Cox, L (1, 10) OBP: 0.379, SLG: 0.452	3-2 HR		3-3 K				2-2 BB			4	1	1	0	0	2	2						
Fred McGriff, L (1, 3) OBP: 0.363, SLG: 0.434	1-1 HR			2-2 HR			0-0 F8		1-0 P6	4	2	2	2	0	0	0						
Aubrey Huff, L (1, 5) OBP: 0.324, SLG: 0.436 Russ Johnson, R (8, PR) OBP: 0.316, SLG: 0.298	2-3 K			4-1 HR			2-1 G4-3		1-2 G5-3	3	1	1	0	1	1	0						
Ozzie Timmons, R (1, 9) OBP: 0.400, SLG: 0.933		0-2 1B		1-1 HR			3-2 G5-3		0-2 G5-3	4	2	2	3	0	0	1						
Bobby Smith, R (1, 4) OBP: 0.277, SLG: 0.372		0-0		0-0 G4-3			1-1 L8		0-1 G5-3	4	0	1	0	0	0	2						
Mike DiFelice, R (1, 2) OBP: 0.277, SLG: 0.387		0-0 G4-6-3		1-1			1-0 SH5-3		0-2 F8	4	0	2	0	0	0	1						
Felix Martinez, S (1, 6) OBP: 0.303, SLG: 0.299		1-2		2-2 F7			1-0 SH5-3		2-2 L5	3	0	0	0	0	1	1						
<b>Inning Stats</b>	R: 2 E: 0 K: 1 S: 14	H: 2 LOB: 0 BB: 0 P: 23	R: 1 E: 0 K: 1 S: 10	H: 2 LOB: 0 BB: 0 P: 14	R: 0 E: 0 K: 1 S: 8	H: 0 LOB: 0 BB: 0 P: 15	R: 3 E: 0 K: 0 S: 15	H: 3 LOB: 1 BB: 1 P: 27	R: 0 E: 0 K: 2 S: 7	H: 0 LOB: 0 BB: 0 P: 10	R: 0 E: 0 K: 0 S: 7	H: 0 LOB: 0 BB: 0 P: 13	R: 0 E: 0 K: 0 S: 7	H: 1 LOB: 2 BB: 1 P: 17	R: 0 E: 0 K: 0 S: 10	H: 1 LOB: 2 BB: 0 P: 12	R: 0 E: 0 K: 0 S: 8	H: 0 LOB: 0 BB: 0 P: 10	1B: 4 2B: 3 3B: 0 HR: 2	SF: 0 SAC: 1 DP: 1 HBP: 0	WP: 1 PB: 0 CS: 1	PA: 38
<b>PITCHER</b>	IP WLS BF H R ER SO BB IBB HBP BLK WP HR S P ERA WHIP																					
32 Roy Halladay, R (1, 1) ERA: 10.75	3.0 15 6 6 6 3 1 0 0 0 0 1 2 38 65 18.00 2.333																					
Lance Painter, L (4, 1) ERA: 3.72	3.2 14 2 0 0 2 1 0 0 0 0 0 0 27 49 0.00 0.818																					
Mark Guthrie, L (7, 1) ERA: 4.48	0.2 3 1 0 0 0 0 0 0 0 0 0 0 8 12 0.00 1.500																					
Paul Quantrill, R (8, 1) ERA: 4.57	0.2 2 0 0 0 0 0 0 0 0 0 0 0 5 5 0.00 0.000																					
Billy Koch, R (9, 1) ERA: 2.7	1.0 W 3 0 0 0 0 0 0 0 0 0 0 0 8 10 0.00 0.000																					

**Tampa Bay Devil Rays @ Toronto Blue Jays**  
 SkyDome, Toronto, ON  
 Sat Sep 23 2000, 4:05 PM EDT  
 Att: 24,473 - Dome - 72 F


AB	34
R	6
H	9
RBI	5
BB	2
SO	5
LOB	9



Batter	1	2	3	4	5	6	7	8	9	AB	R	H	RBI	BB	SO	LOB	BOTTOM					
Shannon Stewart, R (1, 7) OBP: 0.370, SLG: 0.524	1-2 G6-3		0-0 FC4-6	1-1 P6		2-0 HR		3-1 F8		5	1	1	1	0	0	5						
Alex Gonzalez, R (1, 6) OBP: 0.315, SLG: 0.397	2-3 K		0-2	1-3 1B		4-1 G5-3		0-2 G1-4-3		4	0	2	1	1	1	0						
Raul Mondesi, R (1, 9) OBP: 0.339, SLG: 0.523 Mickey Morandini, L (9, 4) OBP: 0.333, SLG: 0.325	1-0		2-1 F7			1-3 K		0-0 G1-4-3		5	0	1	0	0	2	5						
Carlos Delgado, L (1, 3) OBP: 0.473, SLG: 0.680	2-2 F5			2-0 P6		4-1 1B		2-2 G6-3		4	0	0	0	1	0	1						
Brad Fullmer, L (1, 10) OBP: 0.342, SLG: 0.562		2-3 K		0-0 1B		1-2 FC5-4		2-1 F8		5	1	2	0	0	2	0						
Tony Batista, R (1, 5) OBP: 0.313, SLG: 0.523		3-2 G5-3		4-1 1B		2-2 FC5-4		2-3 K		3	2	0	0	2	1	2						
Darrin Fletcher, L (1, 2) OBP: 0.359, SLG: 0.522	1-2 F8			1-1 FC4-6		2-0 2B		1-3 K		5	1	3	1	0	1	0						
José Cruz Jr., S (1, 8) OBP: 0.327, SLG: 0.477			0-3 K	2-2 FC4-6		2-1 E7		0-0 F8		4	2	3	1	0	1	0						
Craig Grebeck, R (1, 4) OBP: 0.368, SLG: 0.416 Dave Martinez, L (8, PH) OBP: 0.360, SLG: 0.386			4-0 FC4-6	1-2 2B		1-0 K		0-1 1B		2	0	0	1	1	1	2						
<b>Inning Stats</b>	R: 0 E: 0 K: 1 S: 12	H: 1 LOB: 1 BB: 0 P: 18	R: 0 E: 0 K: 1 S: 13	H: 0 LOB: 0 BB: 0 P: 19	R: 0 E: 0 K: 1 S: 9	H: 1 LOB: 2 BB: 1 P: 15	R: 2 E: 0 K: 0 S: 13	H: 3 LOB: 2 BB: 1 P: 24	R: 0 E: 0 K: 1 S: 10	H: 1 LOB: 0 BB: 1 P: 23	R: 3 E: 1 K: 1 S: 10	H: 3 LOB: 0 BB: 1 P: 22	R: 0 E: 0 K: 1 S: 9	H: 0 LOB: 0 BB: 0 P: 15	R: 1 E: 0 K: 2 S: 15	H: 3 LOB: 2 BB: 0 P: 20	R: 1 E: 0 K: 1 S: 9	H: 1 LOB: 1 BB: 1 P: 16	1B: 10 2B: 2 3B: 0 HR: 1	SF: 0 SAC: 0 DP: 1 HBP: 0	WP: 0 PB: 0 CS: 0	PA: 43
<b>PITCHER</b>	IP WLS BF H R ER SO BB IBB HBP BLK WP HR S P ERA WHIP																					
Bryan Rekar, R (1, 1) ERA: 4.55	5.0 24 6 2 2 4 3 0 0 0 0 0 1 8 16 81.00 9.000																					
Doug Creek, L (6, 1) ERA: 4.55	0.1 4 3 3 3 1 0 0 0 0 0 0 0 11 21 0.00 0.600																					
Dan Wheeler, R (8, 1) ERA: 6.33	1.0 B 6 3 1 1 2 0 0 0 0 0 0 0 15 20 9.00 3.000																					
Trevor Enders, L (9, 1) ERA: 8.64	0.2 L 4 1 1 1 1 1 0 0 0 0 0 0 9 16 13.50 3.000																					

**Tampa Bay Devil Rays @ Toronto Blue Jays**  
 SkyDome, Toronto, ON  
 Sat Sep 23 2000, 4:05 PM EDT  
 Att: 24,473 - Dome - 72 F

AB	38
R	7
H	13
RBI	5
BB	5
SO	9
LOB	15






Batter	1	2	3	4	5	6	7	8	9	AB	R	H	RBI	BB	SO	LOB	TOP									
Gerald Williams, R OBP: 0.318, SLG: 0.434 (1, 8)											5	2	3	0	0	0	1	<b>Tampa Bay Devil Rays @ Toronto Blue Jays</b> SkyDome, Toronto, ON Mon Sep 25 2000, 7:05 PM EDT Att: 20,715 - Dome - 72 F								
Jason Tyner, L OBP: 0.297, SLG: 0.264 (1, 7)										4	0	2	1	0	1	1										
Steve Cox, L OBP: 0.377, SLG: 0.445 (1, 3)										4	1	1	1	0	2	3										
Fred McGriff, L OBP: 0.367, SLG: 0.441 (1, 10)										4	1	1	3	0	2	1										
Vinny Castilla, R OBP: 0.256, SLG: 0.313 (1, 5)										4	0	0	0	0	0	1										
Jose Guillen, R OBP: 0.322, SLG: 0.427 (1, 9)										3	0	2	0	0	0	0										
Toby Hall, R OBP: 0.300, SLG: 0.556 John Flaherty, R OBP: 0.292, SLG: 0.375 (9, 2)										3	0	0	0	1	0	2										
Bobby Smith, R OBP: 0.269, SLG: 0.359 (1, 4)										4	1	1	0	0	2	3										
Felix Martinez, S OBP: 0.300, SLG: 0.296 (1, 6)										3	0	0	0	0	0	1										
<b>Inning Stats</b>	R: 1 E: 0 K: 1 S: 12	H: 1 LOB: 0 BB: 0 P: 18	R: 0 E: 0 K: 0 S: 4	H: 0 LOB: 0 BB: 0 P: 6	R: 0 E: 0 K: 0 S: 8	H: 0 LOB: 0 BB: 0 P: 11	R: 0 E: 0 K: 1 S: 8	H: 0 LOB: 1 BB: 0 P: 15	R: 0 E: 0 K: 1 S: 9	H: 1 LOB: 1 BB: 0 P: 13	R: 3 E: 0 K: 1 S: 13	H: 3 LOB: 2 BB: 1 P: 21	R: 0 E: 0 K: 1 S: 9	H: 2 LOB: 2 BB: 0 P: 11	R: 0 E: 0 K: 1 S: 9	H: 1 LOB: 1 BB: 0 P: 12	R: 1 E: 0 K: 1 S: 13		H: 2 LOB: 1 BB: 0 P: 20	1B: 9 2B: 1 3B: 0 HR: 1	SF: 0 SAC: 2 DP: 1 HBP: 2	WP: 0 PB: 0 SB: 1 CS: 1	PA: 39			
<b>PITCHER</b>	IP	WLS	BF	H	R	ER	SO	BB	IBB	HBP	BLK	WP	HR	S	P	ERA	WHIP									
Esteban Loaiza, R ERA: 4.59 Mark Guttrie, L ERA: 4.41 John Frascatore, R ERA: 5.67 Lance Painter, L ERA: 3.7	(1, 1)	6.1	L	29	7	4	4	4	1	0	2	0	0	1	60	91	5.68	1.263								

Batter	1	2	3	4	5	6	7	8	9	AB	R	H	RBI	BB	SO	LOB	BOTTOM									
Shannon Stewart, R OBP: 0.365, SLG: 0.516 (1, 7)										4	0	0	0	0	1	0	<b>Tampa Bay Devil Rays @ Toronto Blue Jays</b> SkyDome, Toronto, ON Mon Sep 25 2000, 7:05 PM EDT Att: 20,715 - Dome - 72 F									
Alex Gonzalez, R OBP: 0.311, SLG: 0.391 (1, 6)										4	0	0	0	0	1	0										
Dave Martinez, L OBP: 0.358, SLG: 0.385 (1, 9)										3	0	1	0	1	0	0										
Carlos Delgado, L OBP: 0.475, SLG: 0.681 (1, 3)										2	0	2	0	2	0	0										
Darrin Fletcher, L OBP: 0.355, SLG: 0.515 (1, 2)										4	0	0	0	0	1	6										
Tony Batista, R OBP: 0.311, SLG: 0.520 (1, 5)										4	0	0	0	0	1	5										
José Cruz Jr., S OBP: 0.325, SLG: 0.474 (1, 8)										3	0	1	0	0	0	2										
Todd Greene, R OBP: 0.293, SLG: 0.443 (1, 10)										3	1	1	1	0	1	2										
Mickey Morandini, L OBP: 0.329, SLG: 0.320 (1, 4)										3	0	0	0	0	0	0										
<b>Inning Stats</b>	R: 0 E: 0 K: 1 S: 5	H: 0 LOB: 0 BB: 0 P: 8	R: 0 E: 0 K: 1 S: 11	H: 2 LOB: 2 BB: 0 P: 17	R: 0 E: 0 K: 0 S: 7	H: 0 LOB: 0 BB: 0 P: 8	R: 0 E: 0 K: 0 S: 4	H: 1 LOB: 0 BB: 0 P: 7	R: 0 E: 0 K: 1 S: 8	H: 0 LOB: 0 BB: 0 P: 12	R: 0 E: 0 K: 1 S: 6	H: 0 LOB: 2 BB: 2 P: 11	R: 0 E: 0 K: 1 S: 8	H: 0 LOB: 2 BB: 0 P: 18	R: 1 E: 0 K: 0 S: 7	H: 1 LOB: 0 BB: 0 P: 9		R: 0 E: 0 K: 0 S: 7	H: 1 LOB: 1 BB: 1 P: 15	1B: 1 2B: 4 3B: 0 HR: 1	SF: 0 SAC: 0 DP: 2 HBP: 0	WP: 0 PB: 0 SB: 0 CS: 0	PA: 33			
<b>PITCHER</b>	IP	WLS	BF	H	R	ER	SO	BB	IBB	HBP	BLK	WP	HR	S	P	ERA	WHIP									
Paul Wilson, R ERA: 3.89 Esteban Yan, R ERA: 6.35 Roberto Hernandez, R ERA: 2.82	(1, 1)	7.0	W	25	3	0	0	5	2	0	0	0	0	0	49	81	0.00	0.714								



Batter	1	2	3	4	5	6	7	8	9	AB R H RBI BB SO LOB	TOP									
<b>Chuck Knoblauch R</b> (1, 10) OBP: 0.364, SLG: 0.580	4-1 FC3-6 2 1B BB		0-0 P6		2-3 K		2-2 P4		1-3 K	4 0 0 0 1 2 2	<b>New York Yankees @ Tampa Bay Devil Rays</b> Tropicana Field, St. Petersburg, FL Tue Sep 26 2000, 7:15 PM EDT Att: 19,469 - Dome - 72 F <a href="http://livebaseballscorecards.com">livebaseballscorecards.com</a>									
<b>2 Derek Jeter R</b> (1, 6) OBP: 0.411, SLG: 0.481	0-1 FC3-6 1-2 1B		2-1 G5-3		3-3 K		0-3 K			4 0 1 0 0 2 2										
<b>Paul O'Neill L</b> (1, 9) OBP: 0.341, SLG: 0.433	1-1 FC3-6 FC3-2 1-2 2-3		0-0 G6-3		1-0 FC4-6 1B			0-2 2B L9-2 1B		4 0 2 0 0 0 2										
<b>Bernie Williams S</b> (1, 8) OBP: 0.393, SLG: 0.571	1-0 FC3-2 1-2 3-H			1-3 K		0-0 F8		2-0 1-3 2B		4 0 1 0 0 1 3										
<b>David Justice L</b> (1, 7) OBP: 0.381, SLG: 0.595	3-0 F5			2-2 F7		1-0 FC4-6 1B 1-2		0-1 L9-2		4 0 0 0 0 0 5										
<b>Tino Martinez L</b> (1, 3) OBP: 0.328, SLG: 0.423		1-0 L9		2-3 K		2-2 20 BB 1B		3-H 2-1 G3		4 0 1 0 0 1 1										
<b>20 Jorge Posada S</b> (1, 2) OBP: 0.422, SLG: 0.538		3-2 F9		0-0 L6		4-1 1-2 BB		0-0 HR		3 1 1 1 1 0 0										
<b>Scott Brosius R</b> (1, 5) OBP: 0.301, SLG: 0.377		2-2 E5		2-2 1B		0-3 K		1-0 P4		4 0 1 0 0 1 3										
<b>Jose Vizcaino S</b> (1, 4) OBP: 0.306, SLG: 0.297	1-2 L6			1-0 1B			0-2 G3-1		1-0 F6	3 0 1 0 0 0 1										
<b>Jose Canseco R</b> (9, PH) OBP: 0.379, SLG: 0.454				1-2 1B						1 0 0 0 0 0 0										
<b>Luis Sojo R</b> (9, 4) OBP: 0.327, SLG: 0.429										0 0 0 0 0 0 0										
<b>Inning Stats</b>	R: 0 E: 0 K: 0 S: 7	H: 1 LOB: 2 BB: 1 P: 16	R: 0 E: 1 K: 0 S: 12	H: 0 LOB: 1 BB: 0 P: 19	R: 0 E: 0 K: 0 S: 4	H: 0 LOB: 0 BB: 0 P: 6	R: 0 E: 0 K: 2 S: 10	H: 2 LOB: 2 BB: 0 P: 15	R: 0 E: 0 K: 1 S: 11	H: 2 LOB: 3 BB: 1 P: 19	R: 0 E: 0 K: 0 S: 9	H: 0 LOB: 0 BB: 0 P: 11	R: 0 E: 0 K: 0 S: 8	H: 2 LOB: 1 BB: 0 P: 12	R: 1 E: 0 K: 1 S: 8	H: 1 LOB: 0 BB: 0 P: 11	1B: 6 2B: 2 3B: 0 HR: 1	SF: 0 SAC: 0 DP: 1 HBP: 0	WP: 0 PA: 37 CS: 0	
<b>PITCHER</b>	IP WLS BF H R ER SO BB IBB HBP BLK WP HR S P ERA WHIP																			
<b>Abie Lopez R</b> (1, 1) ERA: 4.21	8.0 33 7 0 0 6 2 0 0 0 0 0 0 73 118 0.00 1.125																			
<b>Roberto Hernandez R</b> (9, 1) ERA: 2.9	1.0 W 4 1 1 1 1 0 0 0 0 0 0 1 8 11 9.00 1.000																			

Batter	1	2	3	4	5	6	7	8	9	AB R H RBI BB SO LOB	BOTTOM									
<b>Gerald Williams R</b> (1, 8) OBP: 0.318, SLG: 0.439	1-2 G5-3			0-0 F8		0-1 HR			1-1 SH3-4	3 1 1 1 0 0 0	<b>New York Yankees @ Tampa Bay Devil Rays</b> Tropicana Field, St. Petersburg, FL Tue Sep 26 2000, 7:15 PM EDT Att: 19,469 - Dome - 72 F <a href="http://livebaseballscorecards.com">livebaseballscorecards.com</a>									
<b>Jason Tyner L</b> (1, 7) OBP: 0.281, SLG: 0.258	1-0 G4-3			0-1 G1		0-3 K		4-0 FC3-6 IBB	3 0 0 0 0 1 0											
<b>Vinny Castilla R</b> (9, PH) OBP: 0.258, SLG: 0.313								1-0 FC3-6 1B	0 0 0 0 1 0 0											
<b>Steve Cox L</b> (1, 10) OBP: 0.376, SLG: 0.443	0-1 P4			1-1 1B		2-2 L8		2-2 FC3-6 1B	4 0 1 0 0 0 2											
<b>Fred McGriff L</b> (1, 3) OBP: 0.366, SLG: 0.440		0-0 F7		2-0 L8		1-1 P2		2-0 1-2 3-H 1B	4 0 1 1 0 0 1											
<b>Aubrey Huff L</b> (1, 5) OBP: 0.322, SLG: 0.426		1-1 G4-3			2-3 K		2-1 F7		3 0 0 0 0 1 0											
<b>Russ Johnson R</b> (8, 5) OBP: 0.315, SLG: 0.297									0 0 0 0 0 0 0											
<b>Jose Guillen R</b> (1, 9) OBP: 0.319, SLG: 0.423		3-3 K		0-0 G6-3				3-2 F9	3 0 0 0 0 1 0											
<b>John Flaherty R</b> (1, 2) OBP: 0.290, SLG: 0.372			1-3 K		1-3 K			0-1 P4	3 0 0 0 0 2 0											
<b>Bobby Smith R</b> (1, 4) OBP: 0.271, SLG: 0.354			2-2 F3			1-3 K		4-2 CS BB	2 0 0 0 1 1 0											
<b>Felix Martinez S</b> (1, 6) OBP: 0.298, SLG: 0.294			2-2 F7			3-2 F9		1-1 CS	2 0 0 0 0 0 0											
<b>Randy Winn S</b> (9, PH) OBP: 0.367, SLG: 0.295								4-1 FC3-6 SH3-4 1B BB	0 1 0 0 1 0 0											
<b>Inning Stats</b>	R: 0 E: 0 K: 0 S: 6	H: 0 LOB: 0 BB: 0 P: 8	R: 0 E: 0 K: 1 S: 6	H: 0 LOB: 0 BB: 0 P: 10	R: 0 E: 0 K: 1 S: 10	H: 0 LOB: 0 BB: 0 P: 15	R: 0 E: 0 K: 0 S: 6	H: 1 LOB: 1 BB: 0 P: 9	R: 1 E: 0 K: 2 S: 11	H: 1 LOB: 0 BB: 0 P: 15	R: 0 E: 0 K: 0 S: 8	H: 0 LOB: 0 BB: 0 P: 13	R: 0 E: 0 K: 0 S: 8	H: 0 LOB: 1 BB: 1 P: 16	R: 1 E: 0 K: 0 S: 5	H: 1 LOB: 2 BB: 2 P: 17	1B: 2 2B: 0 3B: 0 HR: 1	SF: 0 SAC: 1 DP: 0 HBP: 0	WP: 0 PA: 32 CS: 1	
<b>PITCHER</b>	IP WLS BF H R ER SO BB IBB HBP BLK WP HR S P ERA WHIP																			
<b>Oriando Hernandez R</b> (1, 1) ERA: 4.41	8.0 26 2 1 1 6 1 0 0 0 0 0 0 63 97 1.12 0.375																			
<b>Jeff Nelson R</b> (9, 1) ERA: 2.45	0.1 L 2 0 1 1 0 1 0 0 0 0 0 0 3 8 27.00 3.000																			
<b>Mike Stanton L</b> (9, 1) ERA: 4.16	0.1 3 1 0 0 0 0 0 1 0 0 0 0 2 9 0.00 3.000																			

Batter	1	2	3	4	5	6	7	8	9	AB	R	H	RBI	BB	SO	LOB	TOP					
Chuck Knoblauch R (1,4) OBP: 0.363, SLG: 0.379	G4-3		K			FC3-6 2B 1B		FC4-6 2B 1B		4	0	1	1	0	1	2	<b>New York Yankees @ Tampa Bay Devil Rays</b> Tropicana Field, St. Petersburg, FL Wed Sep 27 2000, 7:15 PM EDT Att: 18,863 - Dome - 72 F <a href="http://livebaseballscorecards.com">livebaseballscorecards.com</a>					
2 Derek Jeter R (1,6) OBP: 0.413, SLG: 0.482	K			1B BB		FC3-6 1B		1B		3	0	2	0	1	1	0						
Paul O'Neill L (1,9) OBP: 0.340, SLG: 0.432	G4-3			1B 1-4-3		F9		K		4	0	1	0	0	1	4						
Bernie Williams S (1,8) OBP: 0.390, SLG: 0.567		K		F8		FC3-6 1-2 2-3		F7		4	0	0	0	0	1	6						
Tino Martinez L (1,3) OBP: 0.327, SLG: 0.421	G6-3			L4-3		G6-3				4	0	1	0	0	0	4						
Jose Canseco R (1,10) OBP: 0.374, SLG: 0.448	G6-3				F7		G6-3		F3	4	0	0	0	0	0	1						
20 Jorge Posada S (1,2) OBP: 0.420, SLG: 0.534			G3-1		F9		F7		K	4	0	0	0	0	1	1						
Luis Polonia L (1,7) OBP: 0.332, SLG: 0.409				G3-1			F7		F5	4	0	1	0	0	0	1						
Scott Brosius R (1,5) OBP: 0.303, SLG: 0.380				F7						2	1	1	0	1	0	1						
<b>Inning Stats</b>	R: 0 E: 0 K: 1 S: 7	H: 0 LOB: 0 BB: 0 P: 11	R: 0 E: 0 K: 1 S: 10	H: 0 LOB: 0 BB: 0 P: 13	R: 0 E: 0 K: 1 S: 9	H: 1 LOB: 1 BB: 0 P: 13	R: 0 E: 0 K: 0 S: 10	H: 1 LOB: 1 BB: 1 P: 17	R: 0 E: 0 K: 0 S: 5	H: 0 LOB: 0 BB: 0 P: 10	R: 1 E: 0 K: 0 S: 7	H: 3 LOB: 2 BB: 0 P: 8	R: 0 E: 0 K: 0 S: 6	H: 0 LOB: 0 BB: 0 P: 7	R: 0 E: 0 K: 1 S: 14	H: 1 LOB: 2 BB: 1 P: 24	R: 0 E: 0 K: 1 S: 13	H: 1 LOB: 1 BB: 0 P: 20	1B: 6 2B: 2 3B: 0 HR: 0	SF: 0 SAC: 0 DP: 1 HBP: 0	WP: 0 PB: 0 CS: 1	PA: 35
<b>PITCHER</b>	IP	WLS	BF	H	R	ER	SO	BB	IBB	HBP	BLK	WP	HR	S	P	ERA	WHIP					
Cory Lidle R (1,1) ERA: 5.03	7.0	W	26	5	1	1	3	1	0	0	0	0	0	54	79	1.29	0.857					
Dan Wheeler R (8,1) ERA: 5.45	2.0		9	2	0	0	2	1	0	0	0	0	0	27	44	0.00	1.500					

Batter	1	2	3	4	5	6	7	8	9	AB	R	H	RBI	BB	SO	LOB	BOTTOM					
Gerald Williams R (1,8) OBP: 0.317, SLG: 0.437	P3	F5		FC5 1-2 2-3F			G5-3 FC4-6 1B	F9		5	1	1	0	0	0	4	<b>New York Yankees @ Tampa Bay Devil Rays</b> Tropicana Field, St. Petersburg, FL Wed Sep 27 2000, 7:15 PM EDT Att: 18,863 - Dome - 72 F <a href="http://livebaseballscorecards.com">livebaseballscorecards.com</a>					
Randy Winn S (1,7) OBP: 0.363, SLG: 0.294	F9		G6-3		F9		FC4-6 G5-3 2B 1B	SF8		4	1	1	1	0	0	0						
Vinny Castilla R (1,5) OBP: 0.254, SLG: 0.308	G6-3		G6-3		G6-3		G5-3	F8		5	0	0	0	0	0	3						
Fred McGriff L (1,3) OBP: 0.369, SLG: 0.445		L4		HR		HR BB		FC4-6 IBB		2	2	1	1	2	0	0						
Ozzie Timmons R (1,10) OBP: 0.375, SLG: 0.833		HR BB 1B	F8		F8		FC4-6 2B			4	3	2	3	0	0	2						
John Flaherty R (1,2) OBP: 0.294, SLG: 0.377		HR BB		FC5 BB 1B	F3			2B		3	1	2	2	1	0	0						
Jose Guillen R (1,9) OBP: 0.321, SLG: 0.432		HR		P3		G6-4-3 BB		F9		3	1	1	3	1	0	2						
Bobby Smith R (1,4) OBP: 0.282, SLG: 0.363		HR		FC5 BB		G6-4-3		F9 SF8 2B		2	2	1	0	2	0	1						
Felix Martinez S (1,6) OBP: 0.299, SLG: 0.292	SH1-3			F9		F5				2	0	0	1	1	0	2						
<b>Inning Stats</b>	R: 0 E: 0 K: 0 S: 7	H: 0 LOB: 0 BB: 0 P: 9	R: 4 E: 1 K: 0 S: 12	H: 2 LOB: 0 BB: 2 P: 27	R: 1 E: 0 K: 0 S: 9	H: 1 LOB: 0 BB: 0 P: 12	R: 0 E: 0 K: 0 S: 6	H: 1 LOB: 2 BB: 1 P: 11	R: 2 E: 0 K: 0 S: 12	H: 1 LOB: 0 BB: 1 P: 20	R: 0 E: 0 K: 0 S: 3	H: 0 LOB: 0 BB: 1 P: 10	R: 3 E: 0 K: 0 S: 13	H: 3 LOB: 1 BB: 1 P: 23	R: 1 E: 0 K: 0 S: 7	H: 1 LOB: 1 BB: 1 P: 16	1B: 4 2B: 2 3B: 0 HR: 3	SF: 1 SAC: 1 DP: 1 HBP: 0	WP: 0 PB: 0 CS: 0	PA: 39		
<b>PITCHER</b>	IP	WLS	BF	H	R	ER	SO	BB	IBB	HBP	BLK	WP	HR	S	P	ERA	WHIP					
Denny Neagle L (1,1) ERA: 4.45	3.0	L	14	3	5	4	0	3	0	0	0	0	0	1	26	48	12.00	2.333				
Randy Keister L (4,1) ERA: 11.42	3.0		15	4	4	4	0	3	0	0	0	0	0	1	26	48	12.00	2.333				
Jay Tessmer R (7,1) ERA: 3.38	1.0		5	1	1	1	0	0	1	0	0	0	0	8	16	9.00	1.000					
Jason Grimsley R (8,1) ERA: 4.86	1.0		5	1	1	1	0	1	0	0	0	0	0	7	16	9.00	2.000					



Batter	1	2	3	4	5	6	7	8	9	AB	R	H	RBI	BB	SO	LOB	TOP								
<b>Midre Cummings, L</b> (1, 9) OBP: 0.336, SLG: 0.384										3	1	0	0	2	1	3									
<b>Jose Offerman, S</b> (1, 3) OBP: 0.354, SLG: 0.359										4	2	2	0	1	0	1									
<b>Jason Varitek, S</b> (1, 2) OBP: 0.342, SLG: 0.388										5	0	0	1	0	1	4									
<b>Nomar Garciaparra, R</b> (1, 6) OBP: 0.434, SLG: 0.599										5	1	2	0	0	1	3									
<b>Troy O'Leary, L</b> (1, 7) OBP: 0.320, SLG: 0.411										5	2	3	2	0	1	3									
<b>Dante Bichette, R</b> (1, 10) OBP: 0.350, SLG: 0.477										4	0	2	2	1	0	2									
<b>Darren Lewis, R</b> (9, PR) OBP: 0.305, SLG: 0.307										0	0	0	0	0	0	0									
<b>Trot Nixon, L</b> (1, 8) OBP: 0.368, SLG: 0.456										4	0	1	0	1	1	3									
<b>Mike Lansing, R</b> (1, 4) OBP: 0.295, SLG: 0.368										4	0	0	0	0	2	3									
<b>Donnie Sadler, R</b> (1, 5) OBP: 0.265, SLG: 0.311										3	0	1	0	0	0	2									
<b>Scott Hatteberg, L</b> (8, PH) OBP: 0.364, SLG: 0.437										1	0	0	0	0	0	1									
<b>Brian Daubach, L</b> (8, 5) OBP: 0.315, SLG: 0.452										0	0	0	0	0	0	0									
<b>Inning Stats</b>	R: 0 E: 0 K: 0 S: 6	H: 0 LOB: 0 BB: 1 P: 11	R: 2 E: 0 K: 1 S: 17	H: 3 LOB: 2 BB: 1 P: 32	R: 0 E: 1 K: 1 S: 11	H: 1 LOB: 2 BB: 0 P: 14	R: 0 E: 0 K: 0 S: 9	H: 1 LOB: 1 BB: 0 P: 13	R: 2 E: 0 K: 1 S: 15	H: 2 LOB: 1 BB: 1 P: 27	R: 0 E: 0 K: 1 S: 8	H: 0 LOB: 0 BB: 0 P: 12	R: 0 E: 0 K: 1 S: 10	H: 1 LOB: 1 BB: 0 P: 15	R: 0 E: 0 K: 1 S: 9	H: 1 LOB: 1 BB: 0 P: 15	R: 2 E: 0 K: 1 S: 16	H: 2 LOB: 2 BB: 2 P: 30	1B: 7 2B: 3 3B: 0 HR: 1	SF: 0 SAC: 0 DP: 1 HBP: 0	WP: 0 PB: 1 SB: 0 CS: 0	PA: 43			
<b>PITCHER</b>	IP	WLS	BF	H	R	ER	SO	BB	IBB	HBP	BLK	WP	HR	S	P	ERA	WHIP								
<b>Travis Harper, R</b> (1, 1) ERA: 4.78	6.0		28	7	4	4	4	3	0	0	0	0	1	66	109	6.00	1.667								
<b>Esteban Yan, R</b> (7, 1) ERA: 6.26	2.0	W	8	2	0	0	2	0	0	0	0	0	0	19	30	0.00	1.000								
<b>Trevor Enders, L</b> (9, 1) ERA: 10.61	0.0		2	1	2	2	0	1	0	0	0	0	0	5	11	∞	∞								
<b>Roberto Hernandez, R</b> (9, 1) ERA: 2.86	1.0	S	5	1	0	0	1	1	0	0	0	0	0	11	19	0.00	2.000								

**Boston Red Sox @ Tampa Bay Devil Rays**  
Tropicana Field, St. Petersburg, FL  
Fri Sep 29 2000, 7:15 PM EDT  
Att: 18,290 - Dome - 72 F

AB 38  
R 6  
H 11  
RBI 5  
BB 5  
SO 7  
LOB 25



Batter	1	2	3	4	5	6	7	8	9	AB	R	H	RBI	BB	SO	LOB	BOTTOM								
<b>Gerald Williams, R</b> (1, 8) OBP: 0.313, SLG: 0.430										4	0	0	0	0	3	3									
<b>Randy Winn, S</b> (1, 7) OBP: 0.387, SLG: 0.309										4	0	1	2	0	0	1									
<b>Steve Cox, L</b> (1, 10) OBP: 0.372, SLG: 0.439										4	0	1	0	0	1	2									
<b>Fred McGriff, L</b> (1, 3) OBP: 0.373, SLG: 0.448										3	1	2	0	1	1	2									
<b>Ozzie Timmons, R</b> (1, 9) OBP: 0.364, SLG: 0.788										4	1	1	1	0	0	3									
<b>Aubrey Huff, L</b> (1, 5) OBP: 0.317, SLG: 0.448										3	1	1	0	0	2	2									
<b>Russ Johnson, R</b> (8, 5) OBP: 0.318, SLG: 0.297										0	1	0	0	1	0	0									
<b>Bobby Smith, R</b> (1, 4) OBP: 0.297, SLG: 0.395										4	2	3	3	0	0	0									
<b>John Flaherty, R</b> (1, 2) OBP: 0.294, SLG: 0.377										3	0	1	0	0	1	1									
<b>Miguel Cairo, R</b> (7, PR) OBP: 0.314, SLG: 0.328										0	1	0	0	0	0	0									
<b>Mike DiFelice, R</b> (8, 2) OBP: 0.280, SLG: 0.402										1	0	0	0	0	0	0									
<b>Felix Martinez, S</b> (1, 6) OBP: 0.304, SLG: 0.302										3	1	1	0	0	1	0									
<b>Inning Stats</b>	R: 0 E: 0 K: 0 S: 7	H: 0 LOB: 0 BB: 0 P: 7	R: 0 E: 0 K: 1 S: 8	H: 1 LOB: 0 BB: 0 P: 11	R: 0 E: 0 K: 1 S: 9	H: 0 LOB: 0 BB: 0 P: 16	R: 0 E: 0 K: 1 S: 7	H: 0 LOB: 0 BB: 0 P: 10	R: 4 E: 0 K: 1 S: 17	H: 5 LOB: 1 BB: 0 P: 24	R: 0 E: 0 K: 1 S: 8	H: 2 LOB: 2 BB: 1 P: 16	R: 2 E: 1 K: 3 S: 15	H: 2 LOB: 2 BB: 0 P: 23	R: 2 E: 1 K: 1 S: 11	H: 1 LOB: 0 BB: 1 P: 18	1B: 7 2B: 4 3B: 0 HR: 0	SF: 0 SAC: 1 DP: 1 HBP: 0	WP: 1 PB: 0 SB: 1 CS: 0	PA: 36					
<b>PITCHER</b>	IP	WLS	BF	H	R	ER	SO	BB	IBB	HBP	BLK	WP	HR	S	P	ERA	WHIP								
<b>Rolando Arrojo, R</b> (1, 1) ERA: 5.63	5.0		21	7	4	4	4	1	0	0	0	0	0	7	14	0.00	2.000								
<b>40 Sang-Hoon Lee, L</b> (6, 1) ERA: 3.72	1.0	L	4	1	0	0	1	1	0	0	0	0	0	5	9	27.00	3.000								
<b>Hector Carrasco, R</b> (7, 1) ERA: 4.81	0.1		3	1	2	1	1	0	0	0	0	0	0	10	14	0.00	1.500								
<b>Jeff Fassero, L</b> (7, 1) ERA: 4.78	0.2		3	1	0	0	2	0	0	0	0	0	0	10	14	0.00	1.500								
<b>Red Beck, R</b> (8, 1) ERA: 3.1	1.0		5	1	2	2	1	1	0	0	0	0	0	11	18	18.00	2.000								

**Boston Red Sox @ Tampa Bay Devil Rays**  
Tropicana Field, St. Petersburg, FL  
Fri Sep 29 2000, 7:15 PM EDT  
Att: 18,290 - Dome - 72 F

AB 33  
R 8  
H 11  
RBI 6  
BB 2  
SO 9  
LOB 14



Batter	1	2	3	4	5	6	7	8	9	AB	R	H	RBI	BB	SO	LOB	TOP								
Trot Nixon, L OBP: 0.368, SLG: 0.456 (1, 8)	F7-4 1B BB		K2-3			F7		F8		4	0	1	1	1	1	1									
Mike Lansing, R OBP: 0.294, SLG: 0.369 (1, 4)	K					P4				4	0	1	0	0	2	3									
Jose Offerman, S OBP: 0.354, SLG: 0.359 (8, 4)								K		0	0	0	0	0	0	0									
Midre Cummings, L OBP: 0.335, SLG: 0.381 (1, 9)			G1-3			F7		G5-3		4	0	1	0	0	0	3									
Scott Hatteberg, L OBP: 0.362, SLG: 0.434 (1, 2)	F7-4 2-3					G4-3		F7		4	1	1	0	0	0	2									
Brian Daubach, L OBP: 0.314, SLG: 0.450 (1, 7)						K2-3				4	0	1	0	0	2	1									
Lou Merloni, R OBP: 0.354, SLG: 0.455 (1, 5)						G6-3				4	0	1	0	0	2	1									
Morgan Burkhardt, S OBP: 0.433, SLG: 0.457 (1, 10)										4	2	2	2	0	0	2									
Donnie Sadler, R OBP: 0.265, SLG: 0.309 (1, 6)										4	1	1	0	0	0	3									
Rico Brogna, L OBP: 0.278, SLG: 0.354 (1, 3)										4	0	2	1	0	1	0									
<b>Inning Stats</b>	R: 0 E: 0 K: 1 S: 7	H: 1 LOB: 1 BB: 1 P: 13	R: 0 E: 0 K: 0 S: 10	H: 2 LOB: 1 BB: 0 P: 16	R: 0 E: 0 K: 1 S: 11	H: 1 LOB: 1 BB: 0 P: 15	R: 0 E: 0 K: 1 S: 7	H: 0 LOB: 0 BB: 0 P: 11	R: 0 E: 0 K: 1 S: 9	H: 0 LOB: 0 BB: 0 P: 14	R: 0 E: 0 K: 0 S: 5	H: 0 LOB: 0 BB: 0 P: 7	R: 0 E: 0 K: 2 S: 10	H: 0 LOB: 0 BB: 0 P: 15	R: 1 E: 0 K: 1 S: 13	H: 3 LOB: 2 BB: 0 P: 23	R: 3 E: 0 K: 1 S: 15	H: 4 LOB: 1 BB: 0 P: 26	1B: 6 2B: 6 3B: 0 HR: 1	SF: 0 SAC: 0 DP: 2 HBP: 0	WP: 0 PB: 0 SB: 1 CS: 1	PA: 37			
<b>PITCHER</b>	IP	WLS	BF	H	R	ER	SO	BB	IBB	HBP	BLK	WP	HR	S	P	ERA	WHIP								
Paul Wilson, R ERA: 3.35 (1, 1)	7.0		24	4	0	0	6	1	0	0	0	0	0	59	91	0.00	0.714								
Dan Wheeler, R ERA: 5.64 (8, 1)	1.0	B	6	3	1	1	1	0	0	0	0	0	0	13	23	9.00	3.000								
Roberto Hernandez, R ERA: 3.19 (9, 1)	1.0	L	7	4	3	3	1	0	0	0	0	0	1	15	26	27.00	4.000								

**Boston Red Sox @ Tampa Bay Devil Rays**  
Tropicana Field, St. Petersburg, FL  
Sat Sep 30 2000, 4:15 PM EDT  
Att: 23,477 - Dome - 72 F

AB 36  
R 4  
H 11  
RBI 4  
BB 1  
SO 8  
LOB 16



Batter	1	2	3	4	5	6	7	8	9	AB	R	H	RBI	BB	SO	LOB	BOTTOM								
Gerald Williams, R OBP: 0.313, SLG: 0.430 (1, 8)	G1-3					L8		SH2-3		3	0	1	0	0	0	0									
Randy Winn, S OBP: 0.384, SLG: 0.303 (1, 7)						G4-3		F8		3	0	0	0	1	0	1									
Greg Vaughn, R OBP: 0.365, SLG: 0.500 (1, 10)										3	0	1	0	1	0	0									
Fred McGriff, L OBP: 0.374, SLG: 0.453 (1, 3)										3	1	1	1	1	1	3									
Ozzie Timmons, R OBP: 0.351, SLG: 0.757 (1, 9)										4	0	1	0	0	1	4									
Aubrey Huff, L OBP: 0.310, SLG: 0.437 (1, 5)										3	0	0	0	0	1	2									
Russ Johnson, R OBP: 0.318, SLG: 0.297 (8, 5)										0	0	0	0	0	0	0									
Steve Cox, L OBP: 0.371, SLG: 0.438 (9, PH)										1	0	0	0	0	0	2									
Bobby Smith, R OBP: 0.296, SLG: 0.392 (1, 4)										4	0	1	0	0	1	2									
Toby Hall, R OBP: 0.231, SLG: 0.417 (1, 2)										3	0	0	0	0	0	2									
John Flaherty, R OBP: 0.294, SLG: 0.377 (8, 2)										0	0	0	0	0	0	0									
Felix Martinez, S OBP: 0.305, SLG: 0.300 (1, 6)										2	1	0	0	1	0	0									
<b>Inning Stats</b>	R: 0 E: 0 K: 1 S: 9	H: 0 LOB: 2 BB: 2 P: 20	R: 0 E: 0 K: 0 S: 6	H: 0 LOB: 0 BB: 0 P: 7	R: 0 E: 0 K: 0 S: 6	H: 1 LOB: 0 BB: 0 P: 9	R: 0 E: 0 K: 1 S: 9	H: 1 LOB: 1 BB: 0 P: 16	R: 0 E: 0 K: 0 S: 7	H: 1 LOB: 0 BB: 0 P: 8	R: 0 E: 0 K: 0 S: 4	H: 0 LOB: 0 BB: 0 P: 5	R: 1 E: 0 K: 1 S: 14	H: 2 LOB: 1 BB: 0 P: 18	R: 1 E: 1 K: 0 S: 5	H: 0 LOB: 1 BB: 1 P: 11	R: 0 E: 1 K: 1 S: 9	H: 0 LOB: 1 BB: 1 P: 13	1B: 2 2B: 2 3B: 0 HR: 1	SF: 0 SAC: 1 DP: 2 HBP: 0	WP: 0 PB: 0 SB: 1 CS: 1	PA: 34			
<b>PITCHER</b>	IP	WLS	BF	H	R	ER	SO	BB	IBB	HBP	BLK	WP	HR	S	P	ERA	WHIP								
Tomo Ohka, R ERA: 3.12 (1, 1)	6.0		23	5	1	1	2	2	0	0	0	0	0	45	71	1.50	1.167								
Rick Croushore, R ERA: 7.63 (7, 1)	1.0		3	0	0	0	1	0	0	0	0	0	0	10	12	0.00	0.000								
Rheal Cormier, L ERA: 4.61 (8, 1)	1.0	W	4	0	1	1	0	1	0	0	0	0	0	5	11	9.00	1.000								
Derek Lowe, R ERA: 2.56 (9, 1)	1.0	S	4	0	0	0	1	1	0	0	0	0	0	9	13	0.00	1.000								

**Boston Red Sox @ Tampa Bay Devil Rays**  
Tropicana Field, St. Petersburg, FL  
Sat Sep 30 2000, 4:15 PM EDT  
Att: 23,477 - Dome - 72 F

AB 29  
R 2  
H 5  
RBI 1  
BB 4  
SO 4  
LOB 16



