

Tampa Bay Devil Rays - 2001

Batter	1	2	3	4	5	6	7	8	9	AB	R	H	RBI	BB	SO	LOB	TOP					
Shannon Stewart, R OBP: 0.667, SLG: 1.444	2-2 G4-3 1B		1-1 HR		0-1 L5		0-2 1B			4	1	3	1	0	0	0	<p>Toronto Blue Jays @ Tampa Bay Devil Rays</p> <p>Tropicana Field, St. Petersburg, FL</p> <p>Tue Apr 03 2001, 7:15 PM EDT</p> <p>Att: 26,678 - Dome - 72 F</p> <p>livebaseballscorecards.com</p>					
Alex Gonzalez, R OBP: 0.333, SLG: 0.444	0-3 K		1-3 K		2-2 G5-3		0-0 P5			4	0	0	0	0	2	2						
Raul Mondesi, R OBP: 0.444, SLG: 0.286	0-0 G4-3		4-2 BB		0-0 CS 1B			0-0 P6		3	0	1	0	1	0	1						
Carlos Delgado, L OBP: 0.250, SLG: 0.143	0-1 F8		1-1 G4-3		0-1 CS	4-2 BB		3-2 F7		3	0	0	0	1	0	2						
Brad Fullmer, L OBP: 0.375, SLG: 0.200		1-1 G1-3		4-0 1B BB		0-3 K		1-2 1B		3	0	1	0	1	1	1						
Tony Batista, R OBP: 0.250, SLG: 0.625		1-1 1B		0-2 F7		0-2 F8		1-3 K		4	0	1	0	0	1	3						
Darrin Fletcher, L OBP: 0.375, SLG: 0.375		2-3 K		0-1 1B		0-2 P4			0-0 F5	4	0	1	0	0	1	2						
José Cruz Jr., S OBP: 0.125, SLG: 0.125		2-3 K		1-0 F8			1-1 P5		1-3 K	4	0	0	0	0	2	3						
Homer Bush, R OBP: 0.125, SLG: 0.250			0-0 F3	0-0 F4			1-2 F8		0-3 K	4	0	0	0	0	1	2						
Inning Stats	R: 0 E: 0 K: 1 S: 9	H: 1 LOB: 1 BB: 0 P: 11	R: 0 E: 0 K: 2 S: 10	H: 1 LOB: 1 BB: 0 P: 16	R: 1 E: 0 K: 1 S: 13	H: 1 LOB: 1 BB: 1 P: 20	R: 0 E: 0 K: 0 S: 7	H: 1 LOB: 2 BB: 1 P: 12	R: 0 E: 0 K: 1 S: 12	H: 0 LOB: 1 BB: 0 P: 16	R: 0 E: 0 K: 0 S: 9	H: 1 LOB: 1 BB: 0 P: 11	R: 0 E: 0 K: 1 S: 13	H: 1 LOB: 0 BB: 0 P: 18	R: 0 E: 0 K: 2 S: 7	H: 0 LOB: 0 BB: 0 P: 8	1B: 6 2B: 0 3B: 0 HR: 1	SF: 0 SAC: 0 DP: 0 HBP: 0	WP: 0 PB: 0 SB: 0 CS: 1	PA: 37		
PITCHER	IP WLS BF H R ER SO BB IBB HBP BLK WP HR S P ERA WHIP	IP WLS BF H R ER SO BB IBB HBP BLK WP HR S P ERA WHIP																				
Albie Lopez, R ERA: 1.13	(1, 1)	8.0	W	33	7	1	1	6	3	0	0	0	0	0	0	0	0	1	80	113	1.12	1.250
Doug Creek, L ERA:	(9, 1)	1.0		3	0	0	0	2	0	0	0	0	0	0	0	0	0	0	7	8	0.00	0.000

Batter	1	2	3	4	5	6	7	8	9	AB	R	H	RBI	BB	SO	LOB	BOTTOM					
Gerald Williams, R OBP: 0.400, SLG: 1.000	1-2 F9		0-0 1B 2B	2-2 F7		2-0 HR	1-3 K			5	2	2	1	0	1	2	<p>Toronto Blue Jays @ Tampa Bay Devil Rays</p> <p>Tropicana Field, St. Petersburg, FL</p> <p>Tue Apr 03 2001, 7:15 PM EDT</p> <p>Att: 26,678 - Dome - 72 F</p> <p>livebaseballscorecards.com</p>					
Steve Cox, L OBP: 0.600, SLG: 0.600	3-2 FC4-6 1B		1-0 2B G3 1B		1-0 F9 3B 1B	0-3 K		0-3 K2-3		5	2	3	0	0	2	0						
Greg Vaughn, R OBP: 0.750, SLG: 1.000	1-2 FC4-6 1B		3-2 G3 1B		4-2 3B 1B	4-2 1B BB		3-1 HR		2	1	1	1	2	0	1						
Randy Winn, S OBP: 1.000, SLG: 4.000	(6, PR) (7, 7)		1-3 2-H G3 2B		1-2 3B BB	1-0 F9		3-2 F8		1	1	1	1	0	0	0						
Fred McGriff, L OBP: 0.400, SLG: 0.400	2-0 1B		3-2 G3		1-0 F9	3-2 1B BB		3-2 F8		5	0	2	1	0	0	3						
Ben Grieve, L OBP: 0.400, SLG: 0.750	3-2 G6-3		0-2 P6		0-1 2B 3B	0-3 K		4-0 BB		4	1	1	2	1	1	5						
Vinny Castilla, R OBP: 0.400, SLG: 0.800		3-2 1B 2B	1-2 G4-3		1-0 1B 2B	0-2 F9		2-2 F8		5	1	2	1	0	0	4						
Bobby Smith, R OBP: 0.250, SLG: 0.250		2-2 G5-3		3-2 F9		G3-1 1B		0-3 K		4	0	1	1	0	1	1						
John Flaherty, R OBP: 0.250, SLG: 0.250		1-1 G6-4-3 1B		1-0 L6		1-2 G3-1		1-2 E9		4	0	1	0	0	0	1						
Felix Martinez, S OBP: 0.250, SLG: 0.500		3-1 G6-4-3		1-0 2B		0-3 K		3-3 K		4	0	1	0	0	2	4						
Inning Stats	R: 0 E: 0 K: 0 S: 16	H: 2 LOB: 2 BB: 0 P: 26	R: 0 E: 0 K: 0 S: 10	H: 2 LOB: 1 BB: 0 P: 19	R: 2 E: 0 K: 0 S: 15	H: 3 LOB: 1 BB: 0 P: 23	R: 0 E: 0 K: 0 S: 9	H: 1 LOB: 0 BB: 0 P: 16	R: 4 E: 0 K: 1 S: 16	H: 4 LOB: 1 BB: 1 P: 25	R: 1 E: 0 K: 2 S: 15	H: 2 LOB: 2 BB: 1 P: 24	R: 0 E: 1 K: 3 S: 12	H: 0 LOB: 1 BB: 0 P: 17	R: 1 E: 0 K: 1 S: 13	H: 1 LOB: 1 BB: 1 P: 25	1B: 8 2B: 4 3B: 1 HR: 2	SF: 0 SAC: 0 DP: 1 HBP: 0	WP: 0 PB: 0 SB: 0 CS: 0	PA: 42		
PITCHER	IP WLS BF H R ER SO BB IBB HBP BLK WP HR S P ERA WHIP	IP WLS BF H R ER SO BB IBB HBP BLK WP HR S P ERA WHIP																				
Steve Parris, R ERA: 9.0	(1, 1)	4.0	L	21	9	4	4	0	0	0	0	0	0	0	0	0	0	0	3	4	9.00	3.000
Pedro Borbon, L ERA: 13.5	(5, 1)	0.1		2	1	0	0	0	0	0	0	0	0	0	0	0	0	0	6	9	0.00	3.000
Kevin Beirne, R ERA: 18.0	(5, 1)	1.0		7	3	3	3	2	1	0	0	0	0	0	0	0	0	0	15	25	27.00	4.000
Dan Plesac, L ERA:	(6, 1)	0.1		2	1	0	0	1	0	0	0	0	0	0	0	0	0	0	6	9	0.00	3.000
Paul Quantrill, R ERA:	(6, 1)	1.1		5	0	0	0	3	0	0	0	0	0	0	0	0	0	0	15	20	0.00	0.000

Batter	1	2	3	4	5	6	7	8	9	AB	R	H	RBI	BB	SO	LOB	TOP					
Shannon Stewart, R OBP: 0.571, SLG: 1.077 Brian Simmons, S (9, 7)	G5-3		F9				G5-3		SH1-4 HR BB	4	1	1	0	1	0	2						
Alex Gonzalez, R OBP: 0.385, SLG: 0.583	B1-3		SF9				HR 2B		SH1-4	3	1	2	2	0	0	0						
Raul Mondesi, R OBP: 0.429, SLG: 0.545	K						K		HR	4	1	1	2	1	3	3						
Carlos Delgado, L OBP: 0.385, SLG: 1.083		K	F7				HR		HR	5	3	3	4	0	1	1						
Brad Fullmer, L OBP: 0.385, SLG: 0.400	L9						G6-3		F7	5	0	2	0	0	0	0						
Tony Batista, R OBP: 0.308, SLG: 0.750	K						HBP		P4	4	1	1	1	0	2	1						
Darrin Fletcher, L OBP: 0.333, SLG: 0.333							B1-5-4		P4	4	1	1	0	0	0	3						
José Cruz Jr., S OBP: 0.167, SLG: 0.250							F5		G1-3	4	1	1	0	0	0	1						
Homer Bush, R OBP: 0.250, SLG: 0.417 Ryan Freel, R (9, 4)			E6 SF9				F7		F9	4	2	2	1	0	0	0						
Inning Stats	R: 0 E: 0 K: 1 S: 9	H: 0 LOB: 0 BB: 0 P: 11	R: 0 E: 0 K: 2 S: 8	H: 0 LOB: 0 BB: 0 P: 13	R: 3 E: 1 K: 0 S: 12	H: 3 LOB: 1 BB: 1 P: 21	R: 0 E: 0 K: 1 S: 8	H: 1 LOB: 1 BB: 0 P: 12	R: 0 E: 0 K: 1 S: 10	H: 2 LOB: 2 BB: 0 P: 15	R: 1 E: 0 K: 0 S: 9	H: 2 LOB: 1 BB: 0 P: 17	R: 3 E: 0 K: 1 S: 13	H: 3 LOB: 0 BB: 0 P: 19	R: 1 E: 0 K: 0 S: 11	H: 1 LOB: 0 BB: 0 P: 15	R: 3 E: 0 K: 0 S: 11	H: 2 LOB: 0 BB: 1 P: 18	1B: 5 2B: 4 3B: 0 HR: 5	SF: 1 SAC: 1 DP: 1 HBP: 1	WP: 0 PB: 0 SB: 0 CS: 0	PA: 42
PITCHER	IP	WLS	BF	H	R	ER	SO	BB	IBB	HBP	BLK	WP	HR	S	P	ERA	WHIP					
Paul Wilson, R ERA: 5.4	5.0		22	7	4	3	5	1	0	0	0	0	1	48	75	5.40	1.600					
Tanyon Sturtze, R ERA: 10.8	1.2	B	8	3	2	2	1	0	0	1	0	0	0	16	26	10.80	1.800					
Doug Creek, L ERA: 6.75	0.1		2	1	1	1	0	0	0	0	0	0	1	5	7	27.00	3.000					
Ken Hill, R ERA: 18.0	2.0	L	10	3	4	4	0	1	0	0	0	0	3	22	33	18.00	2.000					

Toronto Blue Jays @ Tampa Bay Devil Rays
Tropicana Field, St. Petersburg, FL
Wed Apr 04 2001, 7:15 PM EDT
Att: 10,566 - Dome - 72 F

AB	37
R	11
H	14
RBI	10
BB	2
SO	6
LOB	11



Batter	1	2	3	4	5	6	7	8	9	AB	R	H	RBI	BB	SO	LOB	BOTTOM					
Gerald Williams, R OBP: 0.222, SLG: 0.556	F8	L7		K		G5-3		SH5-4		4	0	0	0	0	1	1						
Steve Cox, L OBP: 0.687, SLG: 0.778 Randy Winn, S (8, 7)	G4-3		F8				BB 1B	G3		4	1	3	0	0	0	0						
Greg Vaughn, R OBP: 0.556, SLG: 0.571	G4-3		E HR	G3			1B BB 1B	F7		5	2	2	0	0	0	3						
Fred McGriff, L OBP: 0.400, SLG: 0.333	G3		K			P5	1B 1B G4-6-3 BB		BB 1B	4	1	1	0	1	1	2						
Ben Grieve, L OBP: 0.400, SLG: 0.556		PB BB 1B	E4 HR			G4-3	G4-6-3 1B		K	5	2	2	1	0	1	2						
Vinny Castilla, R OBP: 0.600, SLG: 1.222	K						G4-6-3 1B			4	1	3	4	1	1	1						
Bobby Smith, R OBP: 0.333, SLG: 0.143		PB BB 1B				F3	G4-6-3 1B		K	3	1	0	0	2	1	5						
John Flaherty, R OBP: 0.222, SLG: 0.222		FC6-4 1B								5	0	1	2	0	1	4						
Felix Martinez, S OBP: 0.250, SLG: 0.375	FC6-4			K2-3		F7		G3 SH5-4 1B		4	0	1	0	0	1	1						
Inning Stats	R: 0 E: 0 K: 0 S: 12	H: 1 LOB: 1 BB: 0 P: 17	R: 2 E: 1 K: 1 S: 15	H: 2 LOB: 1 BB: 1 P: 24	R: 3 E: 1 K: 2 S: 19	H: 2 LOB: 1 BB: 1 P: 32	R: 0 E: 0 K: 2 S: 10	H: 1 LOB: 1 BB: 0 P: 15	R: 0 E: 0 K: 0 S: 7	H: 1 LOB: 1 BB: 0 P: 9	R: 0 E: 0 K: 0 S: 6	H: 0 LOB: 0 BB: 0 P: 8	R: 3 E: 0 K: 0 S: 15	H: 4 LOB: 1 BB: 1 P: 22	R: 0 E: 0 K: 0 S: 9	H: 1 LOB: 0 BB: 0 P: 13	R: 0 E: 0 K: 2 S: 10	H: 1 LOB: 2 BB: 1 P: 21	1B: 10 2B: 2 3B: 0 HR: 1	SF: 0 SAC: 1 DP: 1 HBP: 0	WP: 0 PB: 1 SB: 0 CS: 0	PA: 44
PITCHER	IP	WLS	BF	H	R	ER	SO	BB	IBB	HBP	BLK	WP	HR	S	P	ERA	WHIP					
Joey Hamilton, R ERA: 1.8	5.0		25	7	5	1	5	2	0	0	0	0	0	13	22	27.00	4.000					
Lance Painter, L ERA: 27.0	1.0		7	3	3	3	0	1	0	0	0	0	0	13	22	27.00	4.000					
Paul Quantrill, R ERA:	2.0	W	7	2	0	0	0	0	0	0	0	0	0	17	21	0.00	1.000					
Billy Koch, R ERA:	1.0	S	5	1	0	0	2	1	0	0	0	0	0	10	21	0.00	2.000					

Toronto Blue Jays @ Tampa Bay Devil Rays
Tropicana Field, St. Petersburg, FL
Wed Apr 04 2001, 7:15 PM EDT
Att: 10,566 - Dome - 72 F

AB	39
R	8
H	13
RBI	7
BB	4
SO	7
LOB	20



Batter	1	2	3	4	5	6	7	8	9	AB R H RBI BB SO LOB	TOP									
Shannon Stewart, R (1,7) Chris Woodward, R (9,4)	G1-3	F9 E 2B	SF8 3B	K		K		PO	1B E G3 HBP	4 3 2 0 0 1 0 0 0 0 0 0 0 0	Toronto Blue Jays @ Tampa Bay Devil Rays Tropicana Field, St. Petersburg, FL Thu Apr 05 2001, 12:15 PM EDT Att: 10,881 - Dome - 72 F livebaseballscorecards.com									
Alex Gonzalez, R (1,6) OBP: 0.389, SLG: 0.563	F E 1B	F9	SF8	SF8 1B			1B 1B		E5 G3 1B	4 2 2 1 0 0 2										
Raul Mondesi, R (1,9) OBP: 0.368, SLG: 0.438	E9 E	E1	F8	F8			F7		G3 1B	5 2 1 0 0 0 2										
Carlos Delgado, L (1,3) OBP: 0.333, SLG: 0.813	E 2B IBB	F7	K	K			F7		G3	4 1 0 1 1 1 4										
Brad Fullmer, L (1,10) OBP: 0.444, SLG: 0.533	E5 2B		G3 1B 2B				1B		3B 1B	5 3 3 3 0 0 1										
Tony Batista, R (1,5) OBP: 0.278, SLG: 0.706	K		F9	F9			F8		3B	5 0 1 1 0 1 5										
Darrin Fletcher, L (1,2) OBP: 0.294, SLG: 0.353	1H 2H 2B		G3	G4-3			F9		G3	5 0 1 2 0 0 2										
José Cruz Jr., S (1,8) OBP: 0.200, SLG: 0.267	F5		1B				F8		K	3 0 1 1 0 0 1 2 0 1 0 0 1 1										
Brian Simmons, S (7,8) OBP: 0.500, SLG: 0.500			1B				F8		K											
Ryan Freel, R (1,4) OBP: 0.250, SLG: 0.250			G4-3				F8		F9	4 0 1 0 0 0 2										
Inning Stats	R: 4 E: 2 K: 1 S: 15	H: 2 LOB: 1 BB: 1 P: 26	R: 1 E: 1 K: 0 S: 14	H: 2 LOB: 1 BB: 0 P: 19	R: 1 E: 0 K: 0 S: 16	H: 2 LOB: 1 BB: 0 P: 21	R: 1 E: 0 K: 1 S: 8	H: 1 LOB: 0 BB: 0 P: 11	R: 0 E: 0 K: 0 S: 6	H: 0 LOB: 0 BB: 0 P: 8	R: 0 E: 0 K: 0 S: 11	H: 2 LOB: 2 BB: 0 P: 17	R: 0 E: 0 K: 0 S: 7	H: 1 LOB: 0 BB: 0 P: 10	R: 4 E: 1 K: 1 S: 21	H: 3 LOB: 1 BB: 0 P: 25	1B: 8 2B: 3 3B: 2 HR: 0	SF: 1 SAC: 0 DP: 0 HBP: 1	WP: 0 PB: 0 SB: 0 CS: 1	PA: 45
PITCHER	IP WLS BF H R ER SO BB IBB HBP BLK WP HR S P ERA WHIP											IP WLS BF H R ER SO BB IBB HBP BLK WP HR S P ERA WHIP								
Bryan Rekar, R (1,1) ERA: 3.0	6.0 L 28 7 7 2 3 0 1 0 0 0 0 0 67 97 3.00 1.167																			
Ariel Prieto, R (7,1) ERA:	2.0 8 3 0 0 0 0 0 0 0 0 0 0 18 27 0.00 1.500																			
Esteban Yan, R (9,1) ERA: 27.0	1.0 8 3 4 3 1 0 0 0 1 0 0 0 21 25 27.00 3.000																			

Batter	1	2	3	4	5	6	7	8	9	AB R H RBI BB SO LOB	BOTTOM											
Gerald Williams, R (1,8) OBP: 0.167, SLG: 0.417	F9		K			K			G5-3 BB	3 0 0 0 0 2 1 0 0 0 0 1 0 0	Toronto Blue Jays @ Tampa Bay Devil Rays Tropicana Field, St. Petersburg, FL Thu Apr 05 2001, 12:15 PM EDT Att: 10,881 - Dome - 72 F livebaseballscorecards.com											
Steve Cox, L (1,7) OBP: 0.500, SLG: 0.583	F7		K			K			G5-3	3 0 0 0 0 2 0 1 0 0 0 0 0 1												
Damian Rolls, R (9,PH)									K	3 0 1 0 0 1 0 1 0 0 0 0 1 1												
Greg Vaughn, R (1,10) OBP: 0.500, SLG: 0.500	G5-3					G3-6-1 1B			K													
Jose Guillen, R (9,PH)									F9	4 0 1 0 0 1 2												
Fred McGriff, L (1,3) OBP: 0.357, SLG: 0.308		K				G3-6-1 1B			F9	4 0 1 0 0 1 2												
Ben Grieve, L (1,9) OBP: 0.308, SLG: 0.417		G4-3				K2-3				3 0 0 0 0 1 1												
Vinny Castilla, R (1,5) OBP: 0.482, SLG: 0.917		G4-3							K	3 0 0 0 0 1 0												
Bobby Smith, R (1,4) OBP: 0.417, SLG: 0.222			K			G6-4-3 1B			BB	2 0 1 0 1 1 0												
Mike DiFelice, R (1,2)			G5-3			G6-4-3			K	3 0 0 0 0 1 2												
Felix Martinez, S (1,6) OBP: 0.273, SLG: 0.455						K			G4-3	3 0 1 0 0 1 1												
Inning Stats	R: 0 E: 0 K: 0 S: 10	H: 0 LOB: 0 BB: 0 P: 12	R: 0 E: 0 K: 1 S: 6	H: 0 LOB: 0 BB: 0 P: 10	R: 0 E: 0 K: 2 S: 10	H: 1 LOB: 0 BB: 0 P: 13	R: 0 E: 0 K: 2 S: 9	H: 1 LOB: 0 BB: 0 P: 12	R: 0 E: 0 K: 0 S: 7	H: 1 LOB: 0 BB: 0 P: 10	R: 0 E: 0 K: 3 S: 9	H: 0 LOB: 0 BB: 0 P: 13	R: 0 E: 0 K: 1 S: 5	H: 1 LOB: 0 BB: 0 P: 6	R: 0 E: 0 K: 2 S: 13	H: 0 LOB: 1 BB: 1 P: 18	R: 0 E: 0 K: 1 S: 11	H: 0 LOB: 1 BB: 1 P: 19	1B: 3 2B: 1 3B: 0 HR: 0	SF: 0 SAC: 0 DP: 2 HBP: 0	WP: 0 PB: 0 SB: 0 CS: 0	PA: 31
PITCHER	IP WLS BF H R ER SO BB IBB HBP BLK WP HR S P ERA WHIP											IP WLS BF H R ER SO BB IBB HBP BLK WP HR S P ERA WHIP										
Chris Carpenter, R (1,1) ERA:	8.0 W 27 4 4 0 0 0 1 1 0 0 0 0 69 19 0.00 0.625																					
Kevin Beirne, R (9,1) ERA: 9.0	1.0 4 0 0 0 0 1 1 0 0 0 0 0 11 19 0.00 1.000																					

Batter	1	2	3	4	5	6	7	8	9	AB	R	H	RBI	BB	SO	LOB	TOP				
Randy Winn, S OBP: 0.500, SLG: 1.000 (1, 8)										3	1	1	0	1	1	2					
Steve Cox, L OBP: 0.500, SLG: 0.625 (1, 7)										4	1	2	1	0	0	1					
Greg Vaughn, R OBP: 0.438, SLG: 0.429 (1, 10)										4	0	1	0	0	3	2					
Fred McGriff, L OBP: 0.278, SLG: 0.235 (1, 3)										4	1	0	1	0	0	2					
Ben Grieve, L OBP: 0.294, SLG: 0.438 (1, 9)										4	0	1	1	0	0	0					
Vinny Castilla, R OBP: 0.471, SLG: 0.800 (1, 5)										3	0	1	1	1	1	1					
Bobby Smith, R OBP: 0.313, SLG: 0.154 (1, 4)										4	0	0	0	0	2	3					
John Flaherty, R OBP: 0.231, SLG: 0.231 (1, 2)										4	0	1	0	0	2	1					
Felix Martinez, S OBP: 0.267, SLG: 0.400 (1, 6)										4	1	1	0	0	1	1					
Inning Stats	R: 3 E: 0 K: 0 S: 25	H: 4 LOB: 1 BB: 0 P: 38	R: 0 E: 0 K: 0 S: 10	H: 1 LOB: 0 BB: 0 P: 15	R: 0 E: 0 K: 1 S: 7	H: 0 LOB: 0 BB: 0 P: 10	R: 0 E: 0 K: 2 S: 15	H: 0 LOB: 1 BB: 1 P: 25	R: 0 E: 0 K: 1 S: 11	H: 1 LOB: 1 BB: 0 P: 13	R: 1 E: 0 K: 2 S: 17	H: 2 LOB: 1 BB: 0 P: 24	R: 0 E: 0 K: 1 S: 9	H: 0 LOB: 0 BB: 0 P: 15	R: 0 E: 0 K: 1 S: 8	H: 0 LOB: 0 BB: 0 P: 11	1B: 6 2B: 2 3B: 0 HR: 0	SF: 0 SAC: 0 DP: 1 HBP: 0	WP: 0 PB: 0 SB: 1 CS: 1	PA: 36	
PITCHER	IP	WLS	BF	H	R	ER	SO	BB	IBB	HBP	BLK	WP	HR	S	P	ERA	WHIP				
Tomo Ohka, R ERA: 6.75 (1, 1)	4.0		17	5	3	3	3	1	0	0	0	0	0	57	88	6.75	1.500				
49 Tim Wakefield, R ERA: 3.0 (5, 1)	3.0	W	13	3	1	1	5	1	0	0	0	0	0	36	53	3.00	1.333				
Pete Schourek, L ERA: (8, 1)	1.0		3	0	0	0	1	0	0	0	0	0	0	9	15	0.00	0.000				
Rolando Arrojo, R ERA: (9, 1)	1.0		3	0	0	0	1	0	0	0	0	0	0	8	11	0.00	0.000				

Tampa Bay Devil Rays @ Boston Red Sox
Fenway Park, Boston, MA
Fri Apr 06 2001, 1:05 PM EDT
Att: 33,525 - Cloudy - 51 F

AB 34
R 4
H 8
RBI 4
BB 2
SO 10
LOB 13





Batter	1	2	3	4	5	6	7	8	9	AB	R	H	RBI	BB	SO	LOB	BOTTOM				
Trot Nixon, L OBP: 0.353, SLG: 0.500 (1, 9)										3	2	1	1	2	0	0					
Jose Offerman, S OBP: 0.556, SLG: 0.625 (1, 4)										4	1	3	1	0	0	0					
Carl Everett, S OBP: 0.176, SLG: 0.313 (1, 8)										5	2	1	2	0	2	6					
Manny Ramirez, R OBP: 0.375, SLG: 0.500 (1, 10)										4	1	2	4	1	2	1					
Troy O'Leary, L (1, 7)										4	1	0	0	1	2	3					
Jason Varitek, S OBP: 0.294, SLG: 0.267 (1, 2)										4	0	1	2	0	1	0					
Shea Hillenbrand, R OBP: 0.313, SLG: 0.375 (1, 5)										4	1	2	0	0	1	0					
Brian Daubach, L OBP: 0.200, SLG: 0.571 (1, 3)										4	1	0	0	0	1	3					
Mike Lansing, R OBP: 0.375, SLG: 0.857 (1, 6)										3	2	1	1	1	0	0					
Inning Stats	R: 3 E: 0 K: 2 S: 12	H: 2 LOB: 1 BB: 1 P: 21	R: 0 E: 0 K: 1 S: 11	H: 0 LOB: 0 BB: 0 P: 18	R: 3 E: 0 K: 2 S: 21	H: 4 LOB: 2 BB: 1 P: 34	R: 2 E: 0 K: 1 S: 16	H: 2 LOB: 1 BB: 1 P: 26	R: 0 E: 0 K: 0 S: 8	H: 1 LOB: 0 BB: 0 P: 11	R: 0 E: 0 K: 2 S: 8	H: 0 LOB: 0 BB: 0 P: 11	R: 3 E: 1 K: 1 S: 17	H: 2 LOB: 2 BB: 2 P: 31	1B: 6 2B: 2 3B: 0 HR: 3	SF: 1 SAC: 0 DP: 0 HBP: 0	WP: 0 PB: 0 SB: 0 CS: 0	PA: 41			
PITCHER	IP	WLS	BF	H	R	ER	SO	BB	IBB	HBP	BLK	WP	HR	S	P	ERA	WHIP				
Ryan Rupe, R ERA: 19.64 (1, 1)	3.2	L	21	8	8	8	5	2	0	0	0	0	0	3	52	19.64	2.727				
Mike Judd, R ERA: 2.7 (4, 1)	3.1		15	2	3	1	3	2	0	0	0	0	0	36	61	2.70	1.200				
Doug Creek, L ERA: 3.86 (8, 1)	1.0		5	1	0	0	1	1	0	0	0	0	0	11	18	0.00	2.000				

Tampa Bay Devil Rays @ Boston Red Sox
Fenway Park, Boston, MA
Fri Apr 06 2001, 1:05 PM EDT
Att: 33,525 - Cloudy - 51 F

AB 35
R 11
H 11
RBI 11
BB 5
SO 9
LOB 13

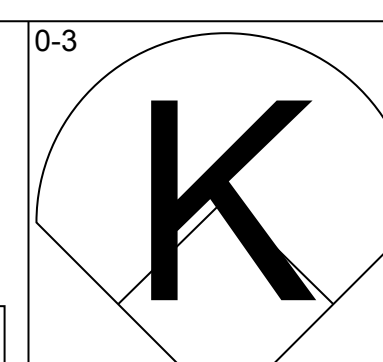
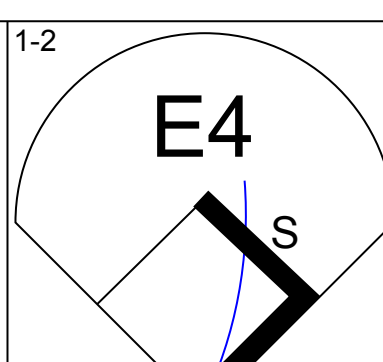
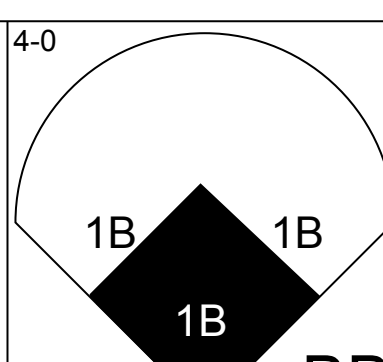
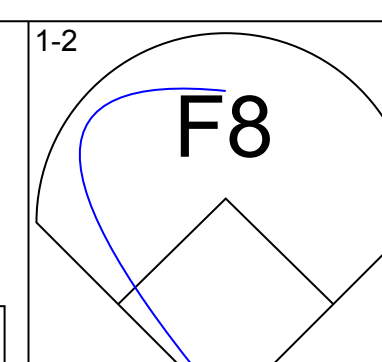
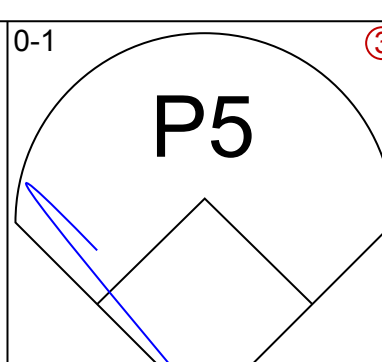
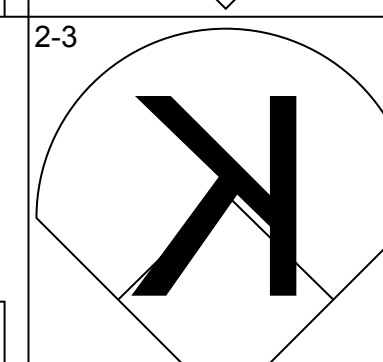
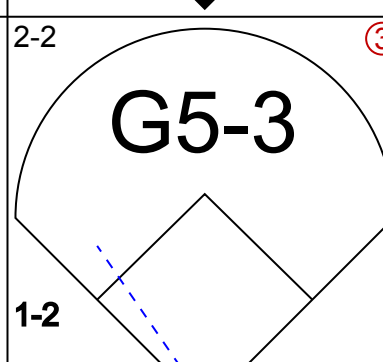
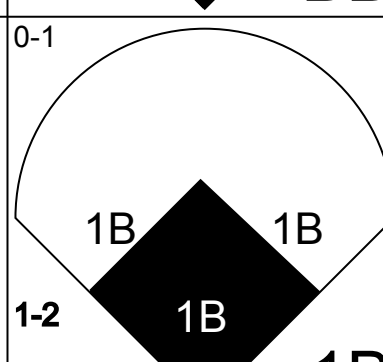
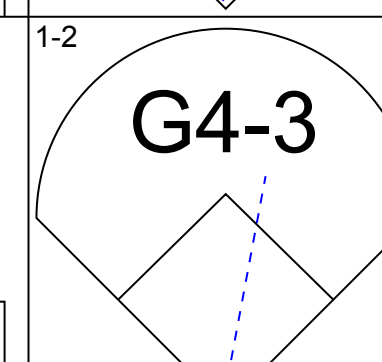
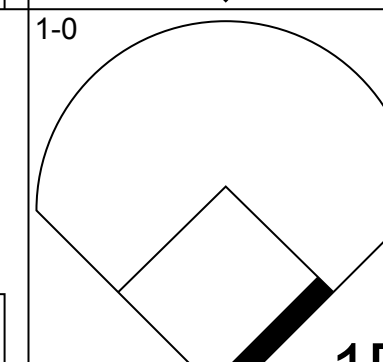
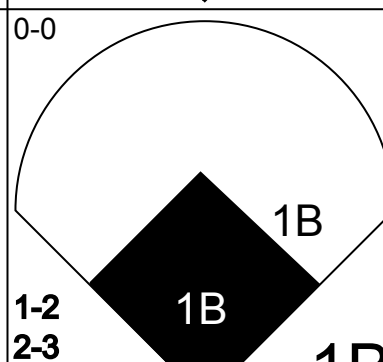
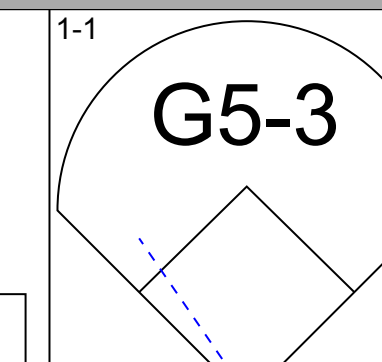
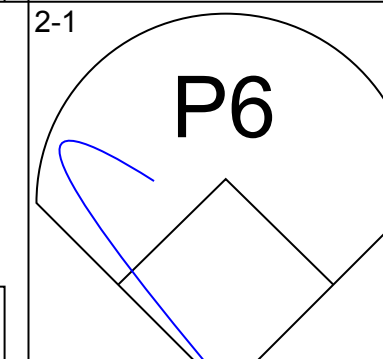
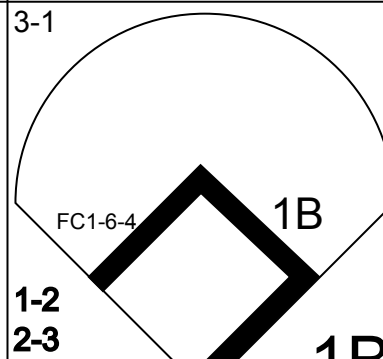
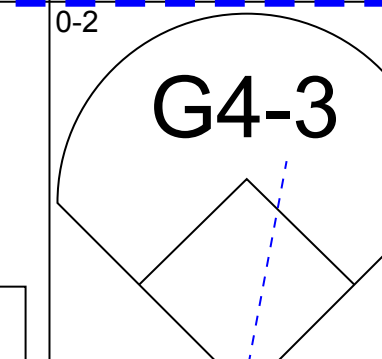
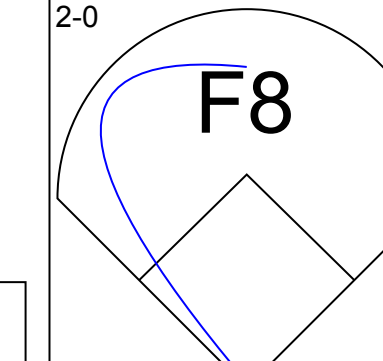
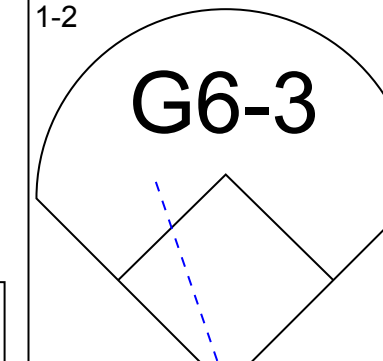
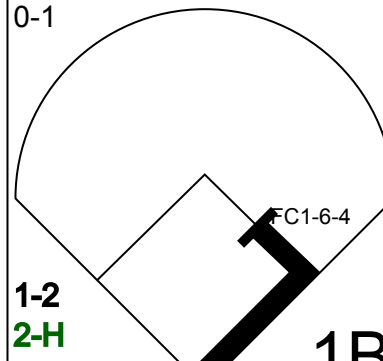
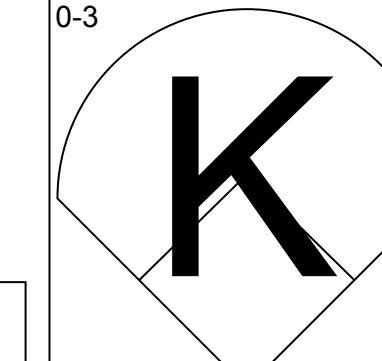
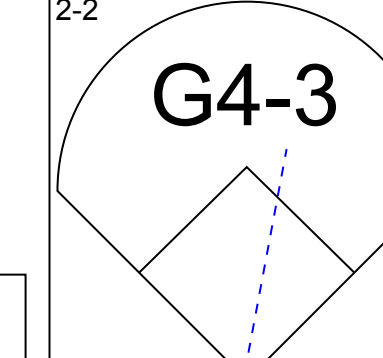
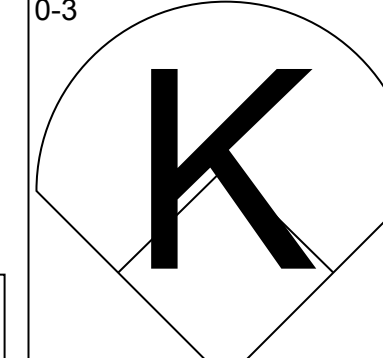
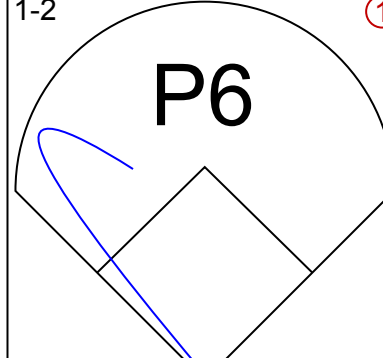
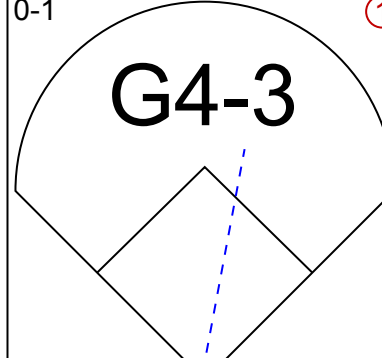
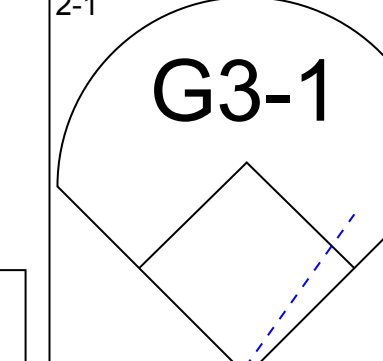
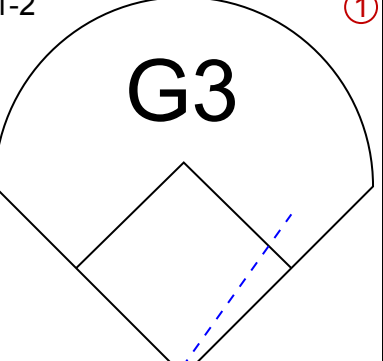
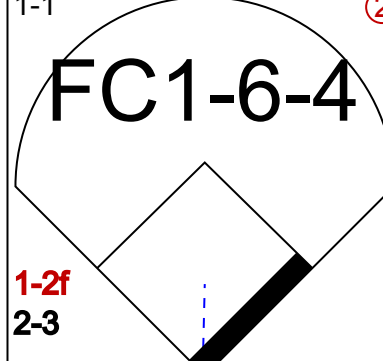
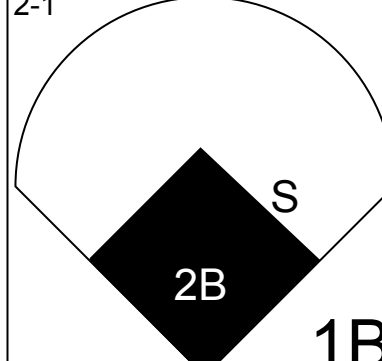
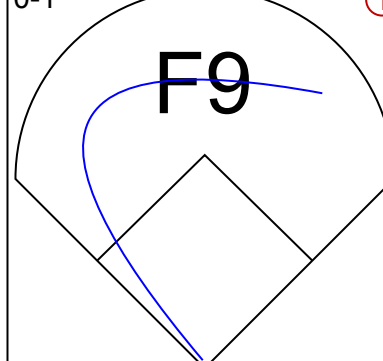
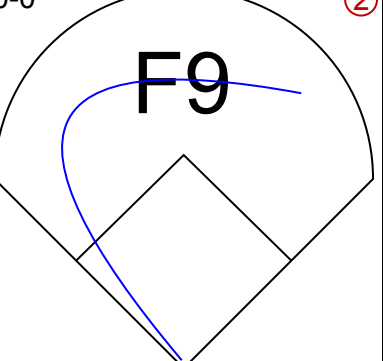
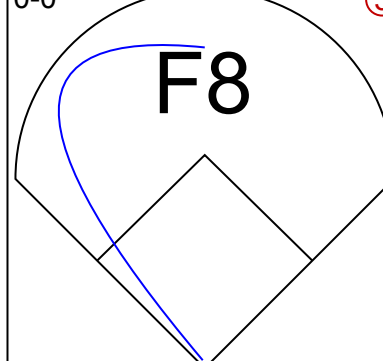
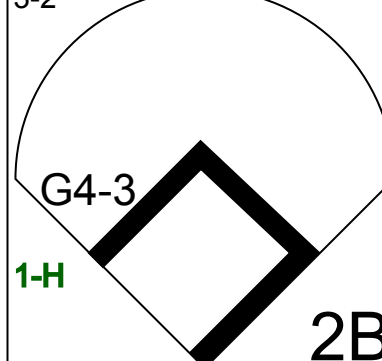
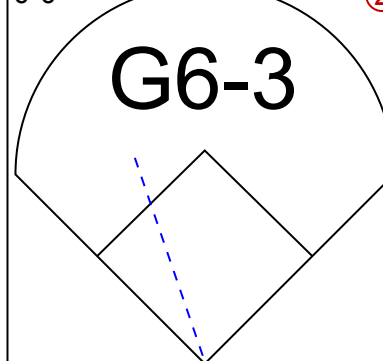
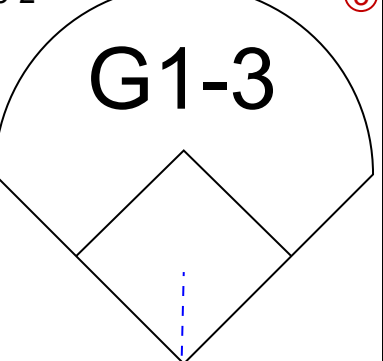
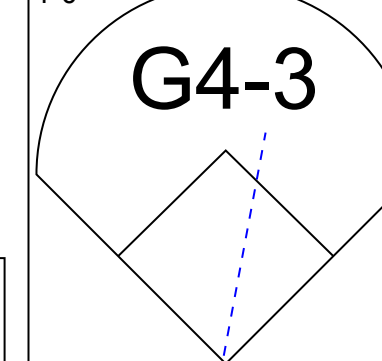
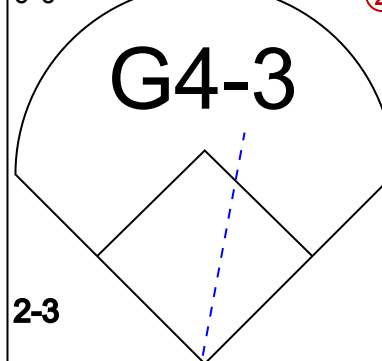


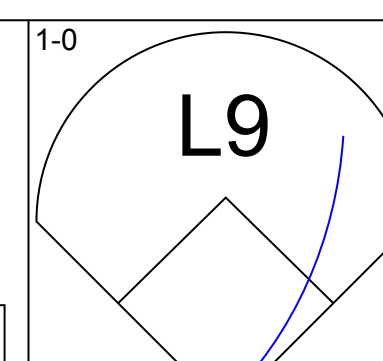
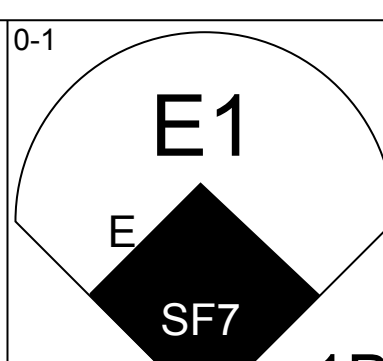
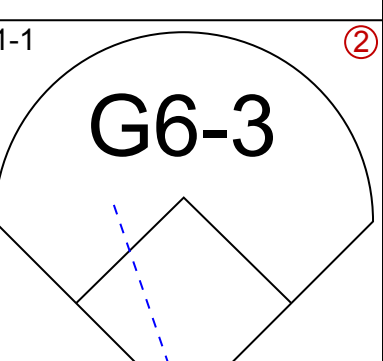
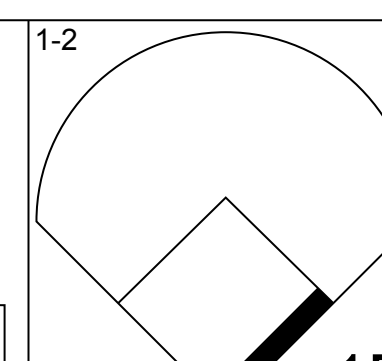
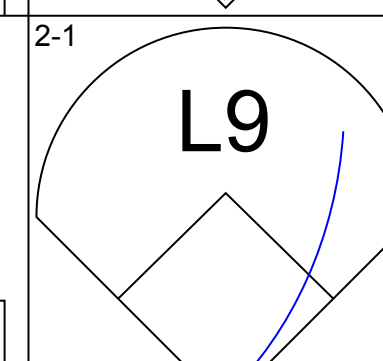
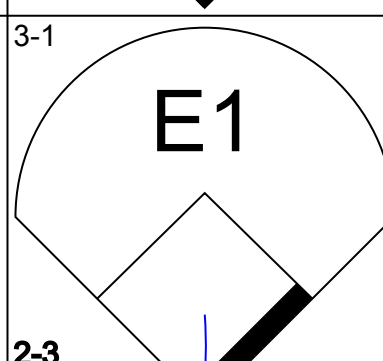
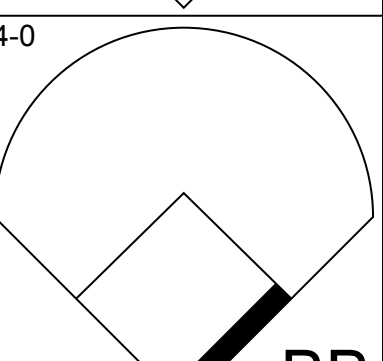
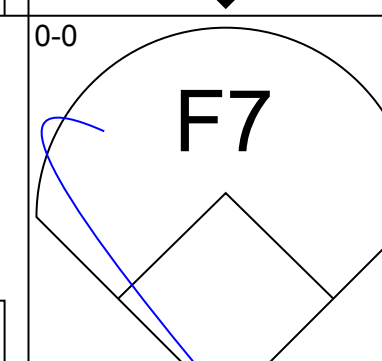
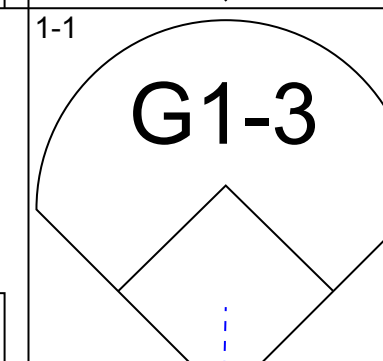
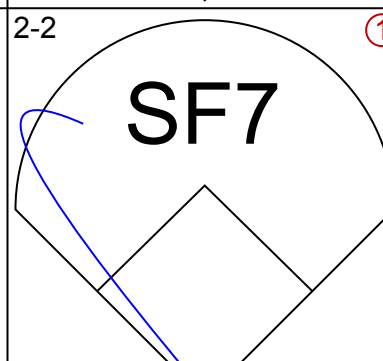
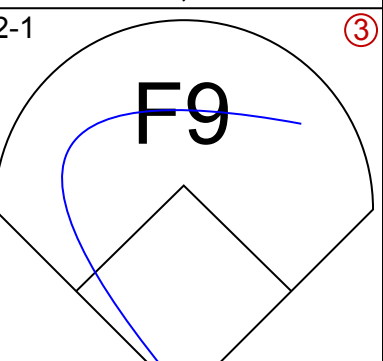
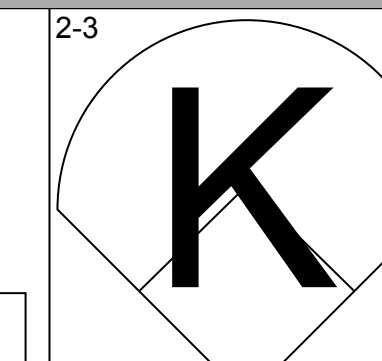
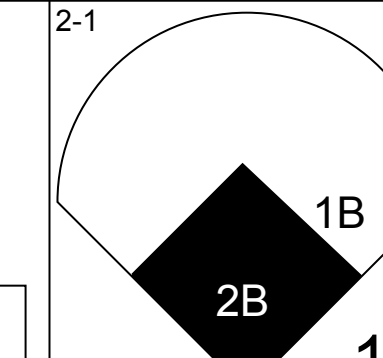
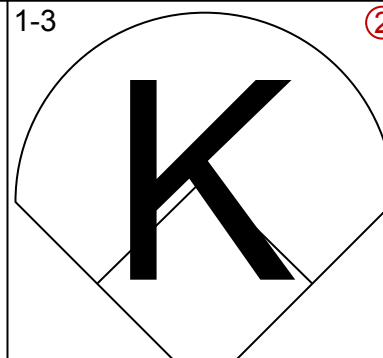
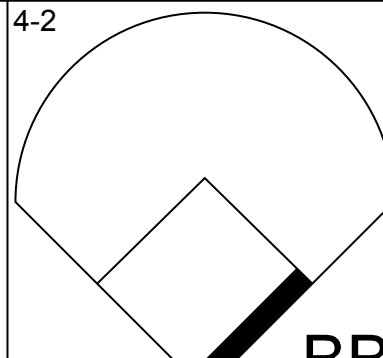
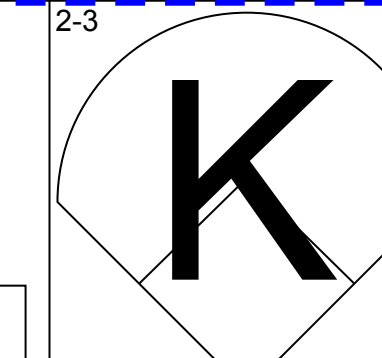
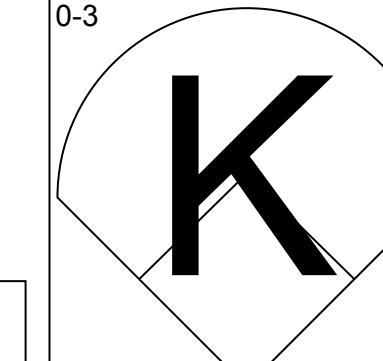
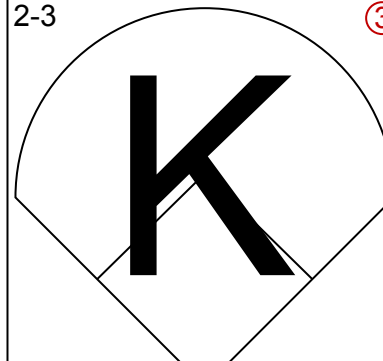
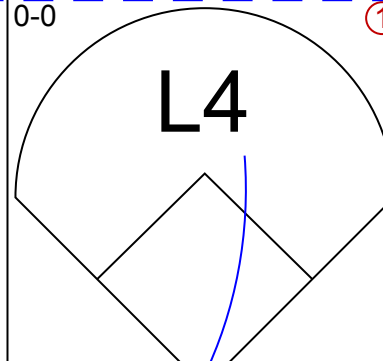
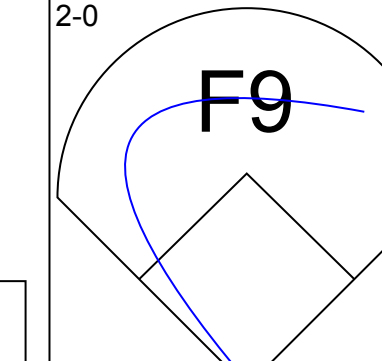
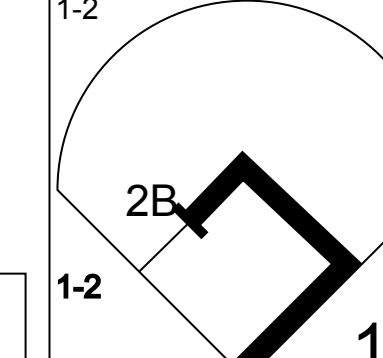
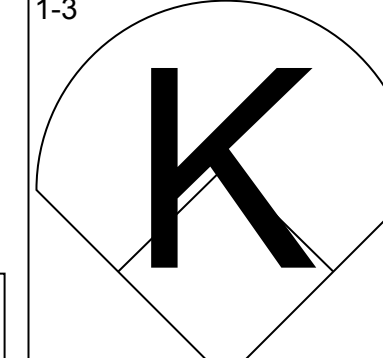
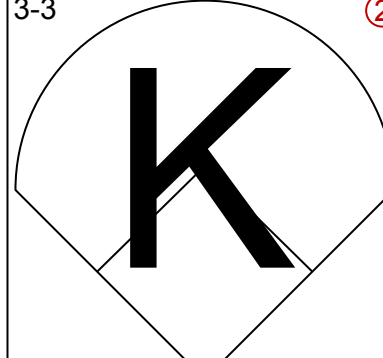
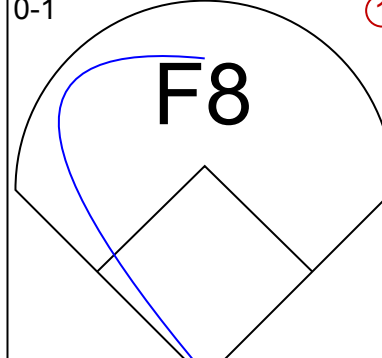
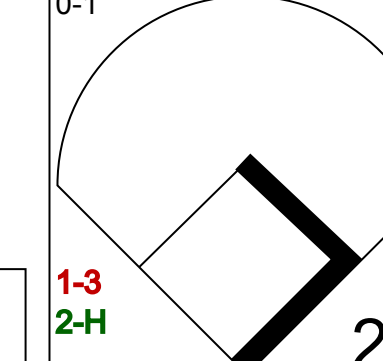
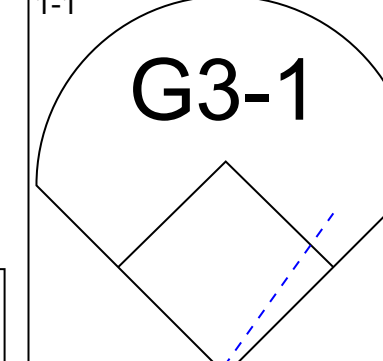
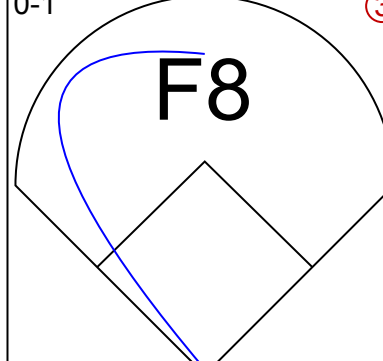
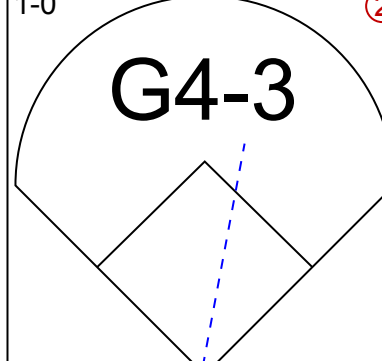
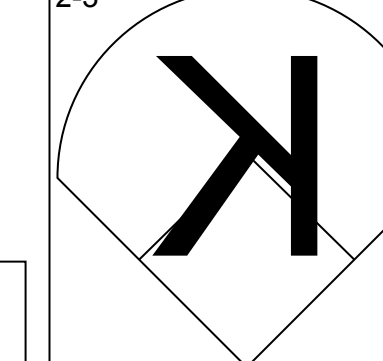
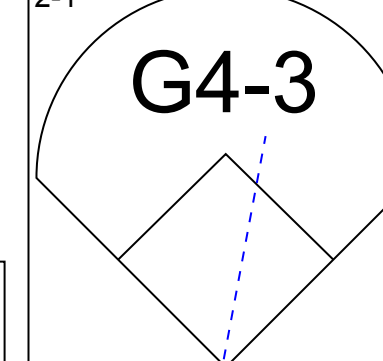
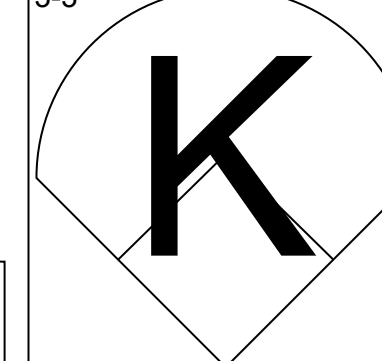
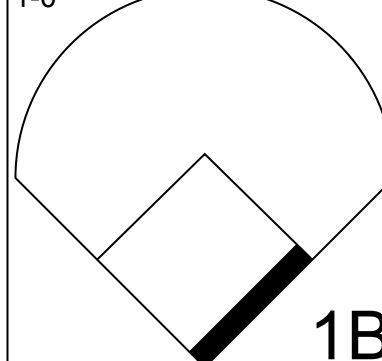

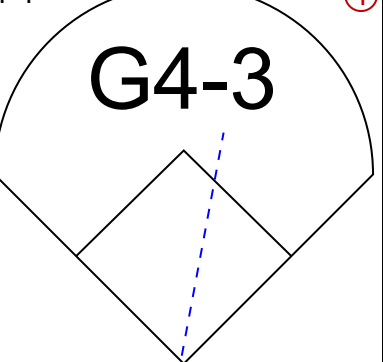
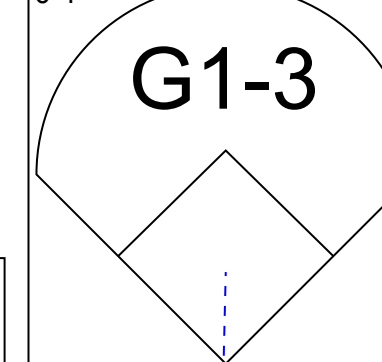

Batter	1	2	3	4	5	6	7	8	9	AB	R	H	RBI	BB	SO	LOB	TOP				
Randy Winn, S (1, 8) OBP: 0.300, SLG: 0.556	G3		F9		G6-3			K		4	0	0	0	0	1	0	Tampa Bay Devil Rays @ Boston Red Sox Fenway Park, Boston, MA Sat Apr 07 2001, 6:05 PM EDT Att: 31,660 - Sunny - 42 F				
Steve Cox, L (1, 7) OBP: 0.450, SLG: 0.700	G1-3		HR		K			G4-3		4	1	1	1	0	1	0					
Greg Vaughn, R (1, 10) OBP: 0.400, SLG: 0.353	K		K				K		G4-3 BB	3	0	0	0	1	3	0					
Fred McGriff, L (1, 3)		G4-3					P5		G4-3	3	0	0	0	1	0	1					
Ben Grievie, L (1, 9) OBP: 0.286, SLG: 0.400		1B 1B	G6-3				G5-3		G6-3	4	1	1	0	0	0	2					
Vinny Castilla, R (1, 5) OBP: 0.429, SLG: 0.684					K			G6-3		4	0	1	0	0	2	1					
Bobby Smith, R (1, 4) OBP: 0.263, SLG: 0.125			K		G6-3			K		3	0	0	0	0	2	2					
John Flaherty, R (1, 2) OBP: 0.250, SLG: 0.250					F8			K		3	0	1	1	0	1	0					
Felix Martinez, S (1, 6) OBP: 0.235, SLG: 0.353 Russ Johnson, R (8, PH) (8, 6)	G3				K			K		2	0	0	0	0	1	2					
Inning Stats	R: 0 E: 0 K: 1 S: 8	H: 0 LOB: 0 BB: 0 P: 12	R: 1 E: 0 K: 1 S: 13	H: 3 LOB: 2 BB: 0 P: 20	R: 1 E: 0 K: 1 S: 12	H: 1 LOB: 1 BB: 1 P: 26	R: 0 E: 0 K: 1 S: 8	H: 0 LOB: 0 BB: 0 P: 8	R: 0 E: 0 K: 1 S: 9	H: 0 LOB: 0 BB: 0 P: 13	R: 0 E: 0 K: 1 S: 8	H: 0 LOB: 0 BB: 0 P: 12	R: 0 E: 0 K: 2 S: 10	H: 0 LOB: 0 BB: 0 P: 15	R: 0 E: 0 K: 1 S: 8	H: 0 LOB: 1 BB: 1 P: 15		1B: 3 2B: 0 3B: 0 HR: 1	SF: 0 SAC: 0 DP: 0 HBP: 0	WP: 0 PB: 0 CS: 0	PA: 33
PITCHER	IP	WLS	BF	H	R	ER	SO	BB	IBB	HBP	BLK	WP	HR	S	P	ERA	WHIP			ERA	WHIP
63 Paxton Crawford, R (1, 1) ERA: 2.57	7.0	W	26	4	2	2	9	1	0	0	0	0	1	66	101	2.57	0.714				
Rod Beck, R (8, 1) ERA:	2.0		7	0	0	0	3	1	0	0	0	0	0	18	30	0.00	0.500				

Batter	1	2	3	4	5	6	7	8	9	AB	R	H	RBI	BB	SO	LOB	BOTTOM				
Darren Lewis, R (1, 7) OBP: 0.333, SLG: 0.200	G5-3		G5-3				SH2-4	FC3-2 E BB		3	1	1	0	1	0	0	Tampa Bay Devil Rays @ Boston Red Sox Fenway Park, Boston, MA Sat Apr 07 2001, 6:05 PM EDT Att: 31,660 - Sunny - 42 F				
Jose Offerman, S (1, 4) OBP: 0.429, SLG: 0.462	G3		P6		G4-6-3 1B		G4-3	FC4 FC3-2		5	0	1	0	0	0	3					
Carl Everett, S (1, 8) OBP: 0.273, SLG: 0.476	E 2B		1B		G4-6-3 1-2 2-3		G4-6-3	FC3-2		5	1	3	1	0	0	5					
Manny Ramirez, R (1, 10) OBP: 0.429, SLG: 0.500	K						2B	FC3-2 2-3		4	0	2	1	1	2	4					
Scott Hatteberg, L (1, 2) OBP: 0.400, SLG: 0.800		HR 2B	G1-3				2B	K		4	1	2	1	0	0	3					
Trot Nixon, L (1, 9) OBP: 0.381, SLG: 0.647		HR			F8		G4-3	IBB		3	1	1	2	1	0	0					
Shea Hillenbrand, R (1, 5) OBP: 0.300, SLG: 0.500		P4					P4	P1		4	1	1	1	0	0	3					
Brian Daubach, L (1, 3) OBP: 0.263, SLG: 0.611			G6-4-3 1B		G5-3 2B		G2-3	K FC4 BB FC3-2		4	0	2	0	0	1	0					
Mike Lansing, R (1, 6) OBP: 0.364, SLG: 0.700 Craig Grebeck, R (8, 6)		G6-4-3 1-2			G5-3 2-3			F7		3	1	1	0	0	0	2					
Inning Stats	R: 0 E: 1 K: 1 S: 12	H: 1 LOB: 1 BB: 0 P: 17	R: 2 E: 0 K: 0 S: 14	H: 3 LOB: 0 BB: 0 P: 22	R: 0 E: 0 K: 0 S: 10	H: 2 LOB: 2 BB: 0 P: 17	R: 1 E: 0 K: 0 S: 5	H: 2 LOB: 1 BB: 0 P: 9	R: 1 E: 0 K: 0 S: 10	H: 3 LOB: 1 BB: 0 P: 16	R: 0 E: 0 K: 0 S: 6	H: 0 LOB: 0 BB: 0 P: 11	R: 2 E: 0 K: 0 S: 13	H: 3 LOB: 3 BB: 2 P: 26	R: 0 E: 1 K: 2 S: 16	H: 0 LOB: 3 BB: 1 P: 28		1B: 7 2B: 5 3B: 0 HR: 2	SF: 0 SAC: 1 DP: 2 HBP: 0	WP: 1 PB: 0 CS: 0	PA: 40
PITCHER	IP	WLS	BF	H	R	ER	SO	BB	IBB	HBP	BLK	WP	HR	S	P	ERA	WHIP			ERA	WHIP
Travis Harper, R (1, 1) ERA: 7.2	5.0	L	23	11	4	4	1	0	0	0	0	0	0	19	37	9.00	1.500				
Ken Hill, R (8, 1) ERA: 13.5	2.0		11	3	2	2	0	0	2	0	0	0	0	19	37	9.00	1.500				
Tanyon Sturtze, R (8, 1) ERA: 6.75	1.0		6	0	0	0	2	1	0	0	0	1	0	16	28	0.00	1.000				

Batter	1	2	3	4	5	6	7	8	9	AB	R	H	RBI	BB	SO	LOB	TOP	
Gerald Williams, R (1, 8) OBP: 0.125, SLG: 0.313	0-3 K2-3		2-3 K			1-2 F9		0-0 G5-3		4	0	0	0	0	2	2	Tampa Bay Devil Rays @ Boston Red Sox Fenway Park, Boston, MA Sun Apr 08 2001, 1:05 PM EDT Att: 31,383 - Cloudy - 41 F	
Steve Cox, L (1, 7) OBP: 0.375, SLG: 0.583	3-3 K		1-1 P5			0-0 F7		2-3 K		4	0	0	0	0	2	2		
Greg Vaughn, R (1, 10) OBP: 0.417, SLG: 0.316	4-1 BB			4-1 G4-6-3 BB		0-3 K			1-0 G5-3	2	0	0	0	2	1	1		
Fred McGriff, L (1, 3) OBP: 0.308, SLG: 0.250	1-3 K			1-3 K					1-1 FC6-4 1B	4	0	2	0	0	2	2		
Ben Grieve, L (1, 9) OBP: 0.240, SLG: 0.333		2-3 K		1-1 G4-6-3		0-3 K		2-3 K		4	0	0	0	0	3	3		
Vinny Castilla, R (1, 5) OBP: 0.400, SLG: 0.591		4-2 BB			2-0 G6-3		3-3 K		1-1 FC6-4	3	0	0	0	1	1	2		
Bobby Smith, R (1, 4) OBP: 0.227, SLG: 0.105		0-3 K			1-3 K		1-3 K			3	0	0	0	0	3	2		
Mike DiFelice, R (1, 2) OBP: 0.227, SLG: 0.105		0-3 K			0-3 K			1-3 K		3	0	0	0	0	3	1		
Felix Martinez, S (1, 6) OBP: 0.300, SLG: 0.400			2-2 G4-3			0-1 1B		1-1 G5-3 1B		3	0	2	0	0	0	0		
Inning Stats	R: 0 H: 0 E: 0 K: 3 S: 10	H: 0 LOB: 1 BB: 1 P: 18	R: 0 H: 0 E: 0 K: 3 S: 11	H: 0 LOB: 1 BB: 1 P: 17	R: 0 H: 0 E: 0 K: 1 S: 12	H: 0 LOB: 0 BB: 0 P: 17	R: 0 H: 0 E: 0 K: 2 S: 7	H: 0 LOB: 0 BB: 0 P: 10	R: 0 H: 1 E: 0 K: 1 S: 9	H: 1 LOB: 1 BB: 0 P: 15	R: 0 H: 1 E: 0 K: 2 S: 9	H: 1 LOB: 1 BB: 0 P: 13	R: 0 H: 1 E: 0 K: 1 S: 9	H: 1 LOB: 1 BB: 0 P: 14	1B: 4 2B: 0 3B: 0 HR: 0	SF: 0 SAC: 0 DP: 1 HBP: 0	WP: 0 PA: 33 CS: 0	
PITCHER	IP	WLS	BF	H	R	ER	SO	BB	IBB	HBP	BLK	WP	HR	S	P	ERA	WHIP	
Pedro Martinez, R (1, 1) ERA: 0.6	8.0	W	29	3	0	0	16	3	0	0	0	0	0	75	112	0.00	0.750	
Derek Lowe, R (9, 1) ERA: 6.75	1.0	S	4	1	0	0	1	0	0	0	0	0	0	9	14	0.00	1.000	

Batter	1	2	3	4	5	6	7	8	9	AB	R	H	RBI	BB	SO	LOB	BOTTOM		
Darren Lewis, R (1, 7) OBP: 0.200, SLG: 0.111	3-2 F9		0-0 F8			0-1 F2		1-1 F8		4	0	0	0	0	0	0	Tampa Bay Devil Rays @ Boston Red Sox Fenway Park, Boston, MA Sun Apr 08 2001, 1:05 PM EDT Att: 31,383 - Cloudy - 41 F		
Jose Offerman, S (1, 4) OBP: 0.500, SLG: 0.533	1-2 1B 2B		4-1 BLK BB BB		4-1 2B BB		1-0 P6			2	2	1	0	2	0	0			
Carl Everett, S (1, 8) OBP: 0.346, SLG: 0.583	3-3 K		4-1 BLK BB		1-0 1H 2B		0-2 1B 2B			3	1	2	1	1	1	1			
Manny Ramirez, R (1, 10) OBP: 0.480, SLG: 0.524	2-2 BB 1B		0-3 K		4-1 BB		0-2 1B			3	0	2	2	1	1	2			
Trot Nixon, L (1, 9) OBP: 0.360, SLG: 0.550	4-1 BB		0-0 P6		3-2 F9		2-2 G3			3	0	0	0	1	0	5			
Jason Varitek, S (1, 2) OBP: 0.238, SLG: 0.211	0-0 G5-3			2-1 G6-3		1-2 G5-3		0-2 G1-3		4	0	0	0	0	0	2			
Shea Hillenbrand, R (1, 5) OBP: 0.333, SLG: 0.542		0-1 G4-3		1-3 K		0-0 2B		1-1 G3 1B		4	0	2	0	0	1	0			
Brian Daubach, L (1, 3) OBP: 0.217, SLG: 0.500		2-3 K		1-2 F8		2-3 K		2-1 G3		4	0	0	0	0	2	2			
Craig Grebeck, R (1, 6) OBP: 0.217, SLG: 0.500		0-0 F5			2-3 K		0-0 F9		3-3 K	4	0	0	0	0	2	2			
Inning Stats	R: 1 H: 2 E: 0 K: 1 S: 14	H: 2 LOB: 2 BB: 1 P: 27	R: 0 H: 0 E: 0 K: 1 S: 7	H: 0 LOB: 0 BB: 0 P: 9	R: 0 H: 0 E: 0 K: 1 S: 7	H: 0 LOB: 2 BB: 2 P: 15	R: 0 H: 0 E: 0 K: 1 S: 9	H: 0 LOB: 0 BB: 0 P: 13	R: 1 H: 1 E: 0 K: 1 S: 11	H: 1 LOB: 2 BB: 2 P: 25	R: 0 H: 1 E: 0 K: 1 S: 9	H: 1 LOB: 1 BB: 0 P: 12	R: 1 H: 2 E: 0 K: 0 S: 12	H: 2 LOB: 1 BB: 0 P: 16	R: 0 H: 1 E: 0 K: 1 S: 10	H: 1 LOB: 1 BB: 0 P: 16	1B: 3 2B: 4 3B: 0 HR: 0	SF: 0 SAC: 0 DP: 0 HBP: 0	WP: 0 PA: 36 CS: 0
PITCHER	IP	WLS	BF	H	R	ER	SO	BB	IBB	HBP	BLK	WP	HR	S	P	ERA	WHIP		
Albie Lopez, R (1, 1) ERA: 2.4	7.0	L	32	6	3	3	6	5	0	0	1	0	0	69	117	3.86	1.571		
Esteban Yan, R (8, 1) ERA: 13.5	1.0		4	1	0	0	1	0	0	0	0	0	0	10	16	0.00	1.000		

Batter	1	2	3	4	5	6	7	8	9	AB R H RBI BB SO LOB	TOP									
Gerald Williams, R (1, 8) OBP: 0.200, SLG: 0.345										4 1 0 0 1 1 1	Tampa Bay Devil Rays @ Toronto Blue Jays SkyDome, Toronto, ON Wed Apr 11 2001, 7:05 PM EDT Att: 24,017 - Dome - 72 F									
Russ Johnson, R (1, 4) OBP: 0.429, SLG: 0.583										4 1 1 0 0 1 1										
Greg Vaughn, R (1, 10) OBP: 0.333, SLG: 0.258										4 1 2 0 0 1 0										
Fred McGriff, L (1, 3) OBP: 0.368, SLG: 0.472										4 0 2 1 0 0 1										
Ben Grieve, L (1, 7) OBP: 0.270, SLG: 0.273										4 0 1 2 0 1 1										
Vinny Castilla, R (1, 5) OBP: 0.270, SLG: 0.382										4 0 0 0 0 1 3										
Jose Guillen, R (1, 9) OBP: 0.111, SLG: 0.111										4 1 1 0 0 0 2										
John Flaherty, R (1, 2) OBP: 0.250, SLG: 0.259										4 0 1 1 0 0 2										
Felix Martinez, S (1, 6) OBP: 0.219, SLG: 0.281										4 0 0 0 0 0 1										
Inning Stats	R: 0 H: 1 E: 0 K: 2 S: 9	H: 1 LOB: 1 BB: 0 P: 14	R: 0 H: 0 E: 0 K: 0 S: 7	H: 0 LOB: 0 BB: 0 P: 13	R: 0 H: 1 E: 0 K: 2 S: 11	H: 0 LOB: 1 BB: 0 P: 15	R: 0 H: 0 E: 0 K: 0 S: 9	H: 0 LOB: 0 BB: 0 P: 13	R: 3 H: 4 E: 0 K: 0 S: 13	H: 0 LOB: 2 BB: 1 P: 22	R: 0 H: 0 E: 0 K: 0 S: 7	H: 0 LOB: 0 BB: 0 P: 10	R: 0 H: 0 E: 0 K: 1 S: 10	H: 0 LOB: 0 BB: 0 P: 11	R: 1 H: 2 E: 0 K: 0 S: 11	H: 2 LOB: 1 BB: 0 P: 16	1B: 6 2B: 2 3B: 0 HR: 0	SF: 0 SAC: 0 DP: 0 HBP: 0	WP: 0 PB: 0 SB: 2 CS: 0	PA: 37
PITCHER	IP WLS BF H R ER SO BB IBB HBP BLK WP HR S P ERA WHIP																			
Esteban Loaiza, R (1, 1) ERA: 2.84	5.0 23 6 3 3 4 1 0 0 0 0 0 0 53 82 5.40 1.400																			
John Frascatore, R (6, 1) ERA:	2.1 7 0 0 0 0 0 0 0 0 0 0 0 15 21 0.00 0.000																			
Pedro Borbon, L (8, 1) ERA: 3.38	0.2 2 0 0 0 1 0 0 0 0 0 0 0 8 8 0.00 0.000																			
Billy Koch, R (9, 1) ERA: 5.4	1.0 L 5 2 1 1 0 0 0 0 0 0 0 0 11 16 9.00 2.000																			

Batter	1	2	3	4	5	6	7	8	9	AB R H RBI BB SO LOB	BOTTOM									
Shannon Stewart, R (1, 7) OBP: 0.511, SLG: 0.810										4 1 2 0 0 0 0	Tampa Bay Devil Rays @ Toronto Blue Jays SkyDome, Toronto, ON Wed Apr 11 2001, 7:05 PM EDT Att: 24,017 - Dome - 72 F									
Alex Gonzalez, R (1, 6) OBP: 0.311, SLG: 0.366										3 0 0 0 1 0 2										
Raul Mondesi, R (1, 9) OBP: 0.311, SLG: 0.395										3 0 0 1 0 1 1										
Carlos Delgado, L (1, 3) OBP: 0.455, SLG: 0.781										3 1 1 0 1 2 1										
Brad Fullmer, L (1, 10) OBP: 0.341, SLG: 0.333										4 0 0 0 0 2 3										
Tony Batista, R (1, 5) OBP: 0.227, SLG: 0.500										4 0 1 0 0 2 1										
Darrin Fletcher, L (1, 2) OBP: 0.289, SLG: 0.368										4 0 1 1 0 0 1										
José Cruz Jr., S (1, 8) OBP: 0.300, SLG: 0.538										4 0 1 0 0 2 1										
Chris Woodward, R (1, 4) OBP: 0.400, SLG: 1.000 Brian Simmons, S (9, PH) OBP: 0.250, SLG: 0.250										3 1 1 1 0 0 0 1 0 0 0 0 1 1										
Inning Stats	R: 0 H: 0 E: 0 K: 0 S: 5	H: 3 LOB: 1 BB: 0 P: 18	R: 2 H: 2 E: 2 K: 2 S: 15	H: 2 LOB: 1 BB: 0 P: 25	R: 0 H: 0 E: 0 K: 1 S: 8	H: 0 LOB: 0 BB: 0 P: 12	R: 0 H: 0 E: 0 K: 0 S: 6	H: 0 LOB: 1 BB: 1 P: 14	R: 0 H: 1 E: 0 K: 1 S: 11	H: 0 LOB: 1 BB: 0 P: 15	R: 0 H: 0 E: 0 K: 2 S: 10	H: 0 LOB: 0 BB: 0 P: 16	R: 0 H: 1 E: 0 K: 1 S: 7	H: 1 LOB: 1 BB: 0 P: 9	1B: 5 2B: 1 3B: 0 HR: 1	SF: 1 SAC: 0 DP: 0 HBP: 0	WP: 0 PB: 0 SB: 0 CS: 0	PA: 36		
PITCHER	IP WLS BF H R ER SO BB IBB HBP BLK WP HR S P ERA WHIP																			
Ryan Rupe, R (1, 1) ERA: 10.38	5.0 22 5 3 2 5 2 0 0 0 0 0 0 49 84 3.60 1.400																			
Doug Creek, L (6, 1) ERA: 2.45	1.1 4 0 0 0 2 0 0 0 0 0 0 0 12 18 0.00 0.000																			
Rusty Meacham, R (7, 1) ERA:	1.0 4 1 0 0 1 0 0 0 0 0 0 0 14 17 0.00 1.000																			
Esteban Yan, R (8, 1) ERA: 7.36	1.2 W 6 1 0 0 2 0 0 0 0 0 0 0 11 17 0.00 0.600																			

AB	36
R	4
H	8
RBI	4
BB	1
SO	5
LOB	12



Batter	1	2	3	4	5	6	7	8	9	AB	R	H	RBI	BB	SO	LOB	TOP			
Gerald Williams, R OBP: 0.176, SLG: 0.303	F8			F3		G6-3			L5	4	0	0	0	0	0	0				
Steve Cox, L OBP: 0.375, SLG: 0.531	G6-3			K					P4	4	1	1	0	0	1	0				
Greg Vaughn, R OBP: 0.350, SLG: 0.353	K								K	3	1	1	2	1	2	0				
Fred McGriff, L OBP: 0.341, SLG: 0.436		F8								3	0	0	0	0	2	1				
Ben Griever, L OBP: 0.250, SLG: 0.250		F7								3	0	0	0	0	1	0				
Aubrey Huff, L OBP: 0.250, SLG: 0.250		G4-3								3	0	0	0	0	1	0				
Russ Johnson, R OBP: 0.412, SLG: 0.600										3	0	1	0	0	1	0				
John Flaherty, R OBP: 0.226, SLG: 0.233										3	0	0	0	0	0	1				
Felix Martinez, S OBP: 0.200, SLG: 0.257										3	0	0	0	0	2	1				
Inning Stats	R: 0 E: 0 K: 1 S: 8	H: 0 LOB: 0 BB: 0 P: 12	R: 0 E: 0 K: 0 S: 10	H: 0 LOB: 0 BB: 0 P: 15	R: 0 E: 0 K: 0 S: 5	H: 1 LOB: 0 BB: 0 P: 7	R: 0 E: 0 K: 2 S: 11	H: 0 LOB: 1 BB: 1 P: 20	R: 0 E: 0 K: 1 S: 11	H: 0 LOB: 0 BB: 0 P: 14	R: 2 E: 0 K: 3 S: 13	H: 2 LOB: 0 BB: 0 P: 19	R: 0 E: 0 K: 1 S: 10	H: 0 LOB: 0 BB: 0 P: 13	R: 0 E: 0 K: 1 S: 6	H: 0 LOB: 0 BB: 0 P: 8	1B: 1 2B: 2 3B: 0 HR: 1	SF: 0 SAC: 0 DP: 1 HBP: 0	WP: 0 PB: 0 CS: 0	PA: 30
PITCHER Pat Hentgen, R ERA: 1.75	IP: 9.0 WLS: L BF: 30	H: 3 R: 2 ER: 2 SO: 10	BB: 1 IBB: 0 HBP: 0 BLK: 0	WP: 0 HR: 1 S: 81 P: 116	ERA: 2.00 WHIP: 0.444	PITCHER	IP: 9.0 WLS: L BF: 30	H: 3 R: 2 ER: 2 SO: 10	BB: 1 IBB: 0 HBP: 0 BLK: 0	WP: 0 HR: 1 S: 81 P: 116	ERA: 2.00 WHIP: 0.444									

Tampa Bay Devil Rays @ Baltimore Orioles
 Oriole Park at Camden Yards, Baltimore, MD
 Fri Apr 13 2001, 7:05 PM EDT
 Att: 34,656 - Sunny - 78 F

AB	29
R	2
H	3
RBI	2
BB	1
SO	10
LOB	3



Batter	1	2	3	4	5	6	7	8	9	AB	R	H	RBI	BB	SO	LOB	BOTTOM					
Brady Anderson, L OBP: 0.244, SLG: 0.189	F8			K					G4-3	4	0	1	0	0	1	0						
Mike Bordick, R OBP: 0.429, SLG: 0.444	K									2	0	1	0	0	1	0						
Delino DeShields, L OBP: 0.263, SLG: 0.100	F7									4	0	0	0	0	0	3						
David Segui, S OBP: 0.278, SLG: 0.233		G6-3								3	0	0	0	1	0	1						
31 Jay Gibbons, L OBP: 0.316, SLG: 0.250		F8								3	0	0	0	1	1	2						
Chris Richard, L OBP: 0.250, SLG: 0.273		F8								4	0	0	0	0	0	1						
Cal Ripken Jr., R OBP: 0.143, SLG: 0.154										4	0	1	0	0	1	1						
Brook Fordyce, R OBP: 0.267, SLG: 0.357										2	0	0	0	0	0	0						
Jerry Hairston, R OBP: 0.294, SLG: 0.323										3	0	0	0	0	0	2						
Inning Stats	R: 0 E: 0 K: 1 S: 10	H: 0 LOB: 0 BB: 0 P: 12	R: 0 E: 0 K: 0 S: 6	H: 0 LOB: 0 BB: 0 P: 12	R: 0 E: 0 K: 0 S: 6	H: 0 LOB: 0 BB: 0 P: 12	R: 0 E: 0 K: 1 S: 6	H: 0 LOB: 1 BB: 0 P: 11	R: 0 E: 0 K: 1 S: 8	H: 1 LOB: 2 BB: 1 P: 13	R: 0 E: 0 K: 1 S: 10	H: 1 LOB: 0 BB: 1 P: 18	R: 0 E: 0 K: 0 S: 4	H: 0 LOB: 0 BB: 0 P: 8	R: 0 E: 0 K: 1 S: 8	H: 1 LOB: 1 BB: 0 P: 11	R: 0 E: 0 K: 1 S: 8	H: 0 LOB: 1 BB: 1 P: 15	1B: 2 2B: 1 3B: 0 HR: 0	SF: 0 SAC: 1 DP: 0 HBP: 2	WP: 0 PB: 0 CS: 0	PA: 34
PITCHER Albie Lopez, R ERA: 1.5	IP: 9.0 WLS: W BF: 34	H: 3 R: 0 ER: 0 SO: 4	BB: 2 IBB: 0 HBP: 2 BLK: 0	WP: 0 HR: 0 S: 66 P: 112	ERA: 0.00 WHIP: 0.556	PITCHER	IP: 9.0 WLS: W BF: 34	H: 3 R: 0 ER: 0 SO: 4	BB: 2 IBB: 0 HBP: 2 BLK: 0	WP: 0 HR: 0 S: 66 P: 112	ERA: 0.00 WHIP: 0.556											

Tampa Bay Devil Rays @ Baltimore Orioles
 Oriole Park at Camden Yards, Baltimore, MD
 Fri Apr 13 2001, 7:05 PM EDT
 Att: 34,656 - Sunny - 78 F

AB	29
R	0
H	3
RBI	0
BB	2
SO	4
LOB	10



Batter	1	2	3	4	5	6	7	8	9	AB	R	H	RBI	BB	SO	LOB	TOP					
Gerald Williams, R OBP: 0.250, SLG: 0.381	0-0 HR 2B	0-2 F8			0-3 K		0-2 1B		0-1 1B	5	1	3	1	0	1	1	<p>Tampa Bay Devil Rays @ Baltimore Orioles</p> <p>Oriole Park at Camden Yards, Baltimore, MD</p> <p>Sun Apr 15 2001, 1:35 PM EDT</p> <p>Att: 30,441 - Cloudy - 74 F</p> <p>livebaseballscores.com</p>					
Steve Cox, L OBP: 0.342, SLG: 0.459	0-1 L7		0-3 K		2-1 L8		0-0 G4-3		3-3 K	5	0	0	0	0	2	5						
Greg Vaughn, R OBP: 0.380, SLG: 0.512	1-0 2H HR		1-1 G3-6 1B		2-2 G6-3 1B			3-2 HR	1-0 G6-3	5	2	4	3	0	0	2						
Fred McGriff, L OBP: 0.327, SLG: 0.468	1-1 HR		1-0 G3-6		0-1 G6-3			3-2 G5-3		4	1	1	1	0	0	2						
Ben Grieve, L OBP: 0.229, SLG: 0.209	2-0 G3			0-0 G3				2-3 K		4	0	0	0	0	2	0						
Aubrey Huff, L OBP: 0.182, SLG: 0.455	2-1 1B			3-1 G3-1			2-0 L8	1-3 K		4	0	1	0	0	1	0						
Russ Johnson, R OBP: 0.395, SLG: 0.591	2-2 P6			3-2 G4-3			4-2 HR BB		2-1 P6	3	1	0	0	1	0	1						
John Flaherty, R OBP: 0.257, SLG: 0.353		0-1 G5-3			3-2 G1-3		0-0 HR		1-0 1B 1B	4	2	2	2	0	0	0						
Felix Martinez, S OBP: 0.238, SLG: 0.310	2-1 F7			0-2 2B			0-0 F8		1-0 1B	4	0	2	0	0	0	0						
Inning Stats	R: 3 E: 0 K: 0 S: 13	H: 4 LOB: 1 BB: 0 P: 21	R: 0 E: 0 K: 0 S: 7	H: 0 LOB: 0 BB: 0 P: 9	R: 0 E: 0 K: 1 S: 8	H: 1 LOB: 0 BB: 0 P: 10	R: 0 E: 0 K: 0 S: 6	H: 0 LOB: 1 BB: 0 P: 12	R: 0 E: 0 K: 1 S: 15	H: 1 LOB: 0 BB: 0 P: 20	R: 0 E: 0 K: 0 S: 8	H: 1 LOB: 0 BB: 0 P: 13	R: 2 E: 0 K: 0 S: 9	H: 2 LOB: 1 BB: 1 P: 15	R: 1 E: 0 K: 2 S: 14	H: 1 LOB: 0 BB: 0 P: 23	R: 1 E: 0 K: 1 S: 10	H: 3 LOB: 2 BB: 0 P: 18	1B: 7 2B: 2 3B: 0 HR: 4	SF: 0 SAC: 0 DP: 2 HBP: 0	WP: 0 PB: 0 CS: 0	PA: 39
PITCHER	IP WLS BF H R ER SO BB IBB HBP BLK WP HR S P ERA WHIP	IP WLS BF H R ER SO BB IBB HBP BLK WP HR S P ERA WHIP																				
Sidney Ponson, R ERA: 6.62	(1, 1)	7.0	L	29	9	5	5	3	1	0	0	0	0	0	0	3	66	100	6.43	1.429		
B.J. Ryan, L ERA: 3.39	(8, 1)	1.0		4	1	1	1	2	0	0	0	0	0	0	1	14	23	9.00	1.000			
Willis Roberts, R ERA: 1.17	(9, 1)	1.0		6	3	1	1	1	0	0	0	0	0	0	0	10	18	9.00	3.000			

Batter	1	2	3	4	5	6	7	8	9	AB	R	H	RBI	BB	SO	LOB	BOTTOM					
Brady Anderson, L OBP: 0.240, SLG: 0.159	1-2 P5		2-1 F8	4-2 1B BB			1-3 K		3-2 G3	4	0	0	0	1	1	0	<p>Tampa Bay Devil Rays @ Baltimore Orioles</p> <p>Oriole Park at Camden Yards, Baltimore, MD</p> <p>Sun Apr 15 2001, 1:35 PM EDT</p> <p>Att: 30,441 - Cloudy - 74 F</p> <p>livebaseballscores.com</p>					
Mike Bordick, R OBP: 0.412, SLG: 0.444	1-3 K		3-2 2B	1-1 1B			2-2 G5-4-3 1B		3-3 K	5	0	3	0	0	2	0						
Delino DeShields, L OBP: 0.297, SLG: 0.111	2-3 K		2-3 K	0-1 F7			1-0 G5-4-3			3	0	0	0	0	2	3						
Mike Kinkade, R OBP: 0.222, SLG: 0.222							1-2			1	0	0	0	0	0	1						
Chris Richard, L OBP: 0.313, SLG: 0.310		1-1 G4-3	4-1 BB		2-3 K			0-0 G6-3 1B		3	1	1	0	1	1	0						
Cal Ripken Jr., R OBP: 0.167, SLG: 0.176		1-1 31 BB 1B	2-0 P6		0-0 F8			2-2 G6-3		4	1	1	0	0	0	3						
31 Jay Gibbons, L OBP: 0.304, SLG: 0.211		4-2 1B BB		0-0 G4-3	2-1 G4-3			1-1 F9		3	0	0	0	1	0	1						
Greg Myers, L OBP: 0.417, SLG: 0.667		0-1 1B		2-2 HR		2-1 F7		1-0 1B		4	1	3	3	0	0	0						
6 Melvin Mora, R OBP: 0.179, SLG: 0.189		2-2 F7		0-2 F7		2-1 G5-3		2-3 K		4	0	0	0	0	1	3						
Jerry Hairston, R OBP: 0.310, SLG: 0.395		3-2 F9		3-1 HR		0-2 G5-3		2-1 F3		4	1	1	1	0	0	2						
Inning Stats	R: 0 E: 0 K: 2 S: 9	H: 0 LOB: 0 BB: 0 P: 13	R: 1 E: 0 K: 0 S: 15	H: 2 LOB: 2 BB: 1 P: 26	R: 0 E: 0 K: 1 S: 10	H: 1 LOB: 2 BB: 1 P: 23	R: 2 E: 0 K: 0 S: 17	H: 3 LOB: 2 BB: 1 P: 27	R: 0 E: 0 K: 1 S: 6	H: 0 LOB: 0 BB: 0 P: 10	R: 0 E: 0 K: 0 S: 8	H: 0 LOB: 0 BB: 0 P: 12	R: 0 E: 0 K: 1 S: 9	H: 1 LOB: 0 BB: 0 P: 13	R: 1 E: 0 K: 1 S: 11	H: 2 LOB: 1 BB: 0 P: 17	R: 0 E: 0 K: 1 S: 10	H: 0 LOB: 0 BB: 0 P: 18	1B: 6 2B: 1 3B: 0 HR: 2	SF: 0 SAC: 0 DP: 1 HBP: 0	WP: 0 PB: 0 CS: 0	PA: 38
PITCHER	IP WLS BF H R ER SO BB IBB HBP BLK WP HR S P ERA WHIP	IP WLS BF H R ER SO BB IBB HBP BLK WP HR S P ERA WHIP																				
Bryan Rekar, R ERA: 3.5	(1, 1)	5.0		24	6	3	3	4	0	0	0	0	0	0	0	2	57	99	5.40	1.800		
Doug Creek, L ERA: 3.18	(6, 1)	2.0	W	7	2	1	1	1	0	0	0	0	0	0	18	26	4.50	1.000				
Tanyon Sturtze, R ERA: 3.86	(8, 1)	1.0	H	4	1	0	0	1	0	0	0	0	0	0	10	16	0.00	1.000				
Esteban Yan, R ERA: 5.79	(9, 1)	1.0	S	3	0	0	0	1	0	0	0	0	0	0	10	18	0.00	0.000				

AB 38
R 7
H 13
RBI 7
BB 1
SO 6
LOB 11



AB 35
R 4
H 9
RBI 4
BB 3
SO 7
LOB 13



Batter	1	2	3	4	5	6	7	8	9	AB	R	H	RBI	BB	SO	LOB	TOP									
Gerald Williams, R OBP: 0.250, SLG: 0.391	1-3 K		1-2 G5-3		3-2 CS	1-2 G5-3			1-2 G3-1 SF7 2B	4	1	1	0	0	1	0	<p>Tampa Bay Devil Rays @ Baltimore Orioles</p> <p>Oriole Park at Camden Yards, Baltimore, MD</p> <p>Mon Apr 16 2001, 7:05 PM EDT</p> <p>Att: 24,558 - Cloudy - 55 F</p> <p>livebaseballscorecards.com</p>									
Steve Cox, L OBP: 0.333, SLG: 0.425	1-1 HBP		3-2 G4-3			0-2 F9		0-2 G3-1	3	0	0	0	0	0	1											
Greg Vaughn, R OBP: 0.389, SLG: 0.511	0-2 HBP			4-1 CS BB		0-0 F7		2-0 SF7	2	0	1	1	1	0	0											
Fred McGriff, L OBP: 0.321, SLG: 0.440	2-2 G5-4-3			2-2 G6-3			0-3 K	4-1 BB	3	0	0	0	1	1	3											
Ben Grieve, L OBP: 0.212, SLG: 0.191		1-2 P4		2-3 K			3-2 G6-3	2-1 G4-3	4	0	0	0	0	1	2											
Aubrey Huff, L OBP: 0.143, SLG: 0.357		2-2 F9			0-1 G4-3		1-1 P4		3	0	0	0	0	0	0											
Russ Johnson, R OBP: 0.379, SLG: 0.542		4-1 BB			3-3 K			0-3 K	2	0	0	0	1	2	0											
John Flaherty, R OBP: 0.263, SLG: 0.378		1-0 G5-3			0-2 1B 2B		3-2 L8		3	1	1	0	0	0	1											
Felix Martinez, S OBP: 0.244, SLG: 0.311			1-2 G4-3		1-2 CS 1B		3-2 G4-3		3	0	1	1	0	0	0											
Inning Stats	R: 0 E: 0 K: 1 S: 10	H: 1 LOB: 1 BB: 0 P: 14	R: 0 E: 0 K: 0 S: 9	H: 0 LOB: 1 BB: 1 P: 17	R: 0 E: 0 K: 0 S: 13	H: 0 LOB: 0 BB: 0 P: 18	R: 0 E: 0 K: 1 S: 7	H: 0 LOB: 1 BB: 1 P: 15	R: 1 E: 0 K: 1 S: 15	H: 2 LOB: 0 BB: 0 P: 20	R: 0 E: 0 K: 0 S: 7	H: 0 LOB: 0 BB: 0 P: 8	R: 0 E: 0 K: 1 S: 8	H: 0 LOB: 0 BB: 0 P: 12	R: 0 E: 0 K: 1 S: 9	H: 0 LOB: 0 BB: 0 P: 15	R: 1 E: 0 K: 0 S: 10	H: 1 LOB: 1 BB: 1 P: 19	1B: 2 2B: 3 3B: 0 HR: 0	SF: 1 SAC: 0 DP: 2 HBP: 1	WP: 0 PB: 0 SB: 1 CS: 2	PA: 33				
PITCHER	IP	WLS	BF	H	R	ER	SO	BB	IBB	HBP	BLK	WP	HR	S	P	ERA	WHIP									
Jason Johnson, R ERA: 2.45	(1, 1)	6.0	W	21	3	1	1	3	2	0	1	0	0	0	61	92	1.50	0.833								
Buddy Groom, L ERA:	(7, 1)	1.0	H	3	0	0	0	1	0	0	0	0	0	8	12	0.00	0.000									
Mike Trombley, R ERA: 1.29	(8, 1)	2.0		8	1	1	1	1	1	0	0	0	0	0	19	34	4.50	1.000								

Batter	1	2	3	4	5	6	7	8	9	AB	R	H	RBI	BB	SO	LOB	BOTTOM									
Brady Anderson, L OBP: 0.255, SLG: 0.167	3-1 FC4-6 1B		1-0 F7		2-1 F8		4-0 FC3-2 BB	0-1 FC6 SF8		4	0	1	0	1	0	3	<p>Tampa Bay Devil Rays @ Baltimore Orioles</p> <p>Oriole Park at Camden Yards, Baltimore, MD</p> <p>Mon Apr 16 2001, 7:05 PM EDT</p> <p>Att: 24,558 - Cloudy - 55 F</p> <p>livebaseballscorecards.com</p>									
Mike Bordick, R OBP: 0.393, SLG: 0.417	1-1 F8		0-1 F8		3-3 K	4-2 FC3-2 1B BB	2-1 SF8	2-1 SF8	3	1	0	1	1	1	2											
Delino DeShields, L OBP: 0.280, SLG: 0.146	1-1 FC4-6 WP		3-2 1B		0-1 1B	0-1 E1 FC3-2 1B	0-1 G4-3	3-2 G4-3	5	1	2	1	0	0	4											
Chris Richard, L OBP: 0.278, SLG: 0.273	1-0 P3		2-3 K		1-0 F7	1-2 FC3-2 WP 1B			4	0	0	0	0	1	6											
Greg Myers, L OBP: 0.500, SLG: 0.867		1-0 HR		4-2 BB		3-1 F7	1-0 WP 1B		3	1	2	3	1	0	0											
Cal Ripken Jr., R OBP: 0.150, SLG: 0.158	2-0 G5-3			2-2 F8		0-2 F8	2-2 F8		4	0	0	0	0	0	3											
Brook Fordyce, R OBP: 0.294, SLG: 0.333	4-2 CS BB			3-2 P5		4-2 BB	1-1 F9		2	0	0	0	2	0	3											
6 Melvin Mora, R OBP: 0.209, SLG: 0.244	3-2 1B			1-3 K		3-2 P3	0-0 FC6 SF8 2B		4	1	2	0	0	1	2											
Jerry Hairston, R OBP: 0.326, SLG: 0.390	1-2 F8			1-1 S 1B		1-1 WP E HBP	1-2 E6		3	2	1	0	0	0	2											
Inning Stats	R: 0 E: 0 K: 0 S: 7	H: 1 LOB: 1 BB: 0 P: 13	R: 1 E: 0 K: 0 S: 12	H: 2 LOB: 1 BB: 1 P: 23	R: 0 E: 0 K: 1 S: 9	H: 1 LOB: 1 BB: 0 P: 15	R: 0 E: 0 K: 1 S: 15	H: 0 LOB: 1 BB: 1 P: 25	R: 1 E: 0 K: 1 S: 10	H: 2 LOB: 1 BB: 0 P: 17	R: 0 E: 0 K: 0 S: 11	H: 0 LOB: 1 BB: 1 P: 21	R: 3 E: 1 K: 0 S: 12	H: 1 LOB: 2 BB: 2 P: 26	R: 1 E: 1 K: 0 S: 12	H: 1 LOB: 1 BB: 0 P: 18	R: 1 E: 0 K: 0 S: 10	H: 1 LOB: 1 BB: 1 P: 19	1B: 6 2B: 1 3B: 0 HR: 1	SF: 1 SAC: 0 DP: 0 HBP: 1	WP: 4 PB: 0 SB: 0 CS: 1	PA: 39				
PITCHER	IP	WLS	BF	H	R	ER	SO	BB	IBB	HBP	BLK	WP	HR	S	P	ERA	WHIP									
Ryan Rupe, R ERA: 7.53	(1, 1)	5.2	L	24	6	2	2	3	2	0	0	0	0	0	1	58	3.18	1.412								
Ken Hill, R ERA: 10.29	(6, 1)	0.2		8	1	3	2	0	3	0	1	0	1	0	13	31	27.00	6.000								
Rusty Meacham, R ERA: 2.08	(7, 1)	0.2		2	0	0	0	0	0	0	0	0	1	0	5	8	0.00	0.000								
Mike Judd, R ERA: 2.08	(8, 1)	1.0		5	1	1	0	0	0	0	0	0	0	0	12	18	0.00	1.000								

Batter	1	2	3	4	5	6	7	8	9	AB	R	H	RBI	BB	SO	LOB	TOP				
Trot Nixon, L OBP: 0.362, SLG: 0.435 (1, 9)	F8	2B HR BB		G3-6-3		K		2B		4	1	1	1	1	1	2					
Jose Offerman, S OBP: 0.420, SLG: 0.405 (1, 4)	FC3-6 BB	HR 2B		P4			F9	G4-3		4	1	1	0	1	0	1					
Carl Everett, S OBP: 0.414, SLG: 0.577 (1, 8)	FC3-6 WP HR	HR			K		SF7 1B	K		5	3	2	3	0	2	1					
Manny Ramirez, R OBP: 0.492, SLG: 0.642 (1, 10)	HR	K			FC3-6 1B		E5	HR		5	2	3	3	0	1	1					
Troy O'Leary, L OBP: 0.229, SLG: 0.283 (1, 7)	F2		F7		FC3-6 1B		SF7	F9		4	0	0	1	0	0	1					
Jason Varitek, S OBP: 0.288, SLG: 0.261 (1, 2)		G4-3	G3-1		G4-3		K	F6		5	0	0	0	0	1	2					
Shea Hillenbrand, R OBP: 0.290, SLG: 0.377 (1, 5)		HR BB				G6-3		F9		3	1	1	0	1	0	0					
Brian Daubach, L OBP: 0.302, SLG: 0.667 (1, 3)		HR 1B	G4-3			K		2B HBP		3	2	1	2	0	1	1					
Lou Merloni, R OBP: 0.500, SLG: 0.667 Craig Grebeck, R OBP: 0.087, SLG: 0.045 (6, 6)	P4			G3-6-3 1B				P4		3	0	2	0	0	0	0					
Inning Stats	R: 2 E: 0 K: 0 S: 12	H: 1 LOB: 0 BB: 1 P: 26	R: 5 E: 0 K: 1 S: 18	H: 3 LOB: 0 BB: 2 P: 33	R: 0 E: 0 K: 0 S: 8	H: 1 LOB: 1 BB: 0 P: 11	R: 0 E: 0 K: 0 S: 7	H: 1 LOB: 1 BB: 0 P: 14	R: 0 E: 0 K: 2 S: 13	H: 1 LOB: 1 BB: 0 P: 21	R: 1 E: 1 K: 1 S: 9	H: 1 LOB: 1 BB: 0 P: 13	R: 1 E: 0 K: 0 S: 9	H: 1 LOB: 1 BB: 0 P: 14	R: 1 E: 0 K: 1 S: 17	H: 1 LOB: 0 BB: 0 P: 22	1B: 5 2B: 2 3B: 0 HR: 4	SF: 1 SAC: 0 DP: 1 HBP: 1	WP: 1 PB: 0 SB: 1 CS: 0	PA: 42	
PITCHER	IP	WLS	BF	H	R	ER	SO	BB	IBB	HBP	BLK	WP	HR	S	P	ERA	WHIP				
Travis Harper, R ERA: 7.71 (1, 1)	2.0	L	13	4	7	2	1	3	0	0	0	1	3	30	59	9.00	3.500				
Mike Judd, R ERA: 1.09 (3, 1)	4.0		15	4	0	0	3	0	0	0	0	0	0	39	63	0.00	1.000				
Rusty Meacham, R ERA: 3.68 (7, 1)	3.0		14	3	3	2	2	0	0	1	0	0	1	35	49	6.00	1.000				

Boston Red Sox @ Tampa Bay Devil Rays
Tropicana Field, St. Petersburg, FL
Tue Apr 17 2001, 7:15 PM EDT
Att: 17,416 - Dome - 72 F

AB 37
R 10
H 11
RBI 10
BB 3
SO 6
LOB 10



Batter	1	2	3	4	5	6	7	8	9	AB	R	H	RBI	BB	SO	LOB	BOTTOM					
Gerald Williams, R OBP: 0.231, SLG: 0.360 (1, 8)	P6		P4		G6-4-3			G6-3		4	0	0	0	0	0	3						
Steve Cox, L OBP: 0.326, SLG: 0.432 (1, 10)	F8 2B		G4-3			G4-3		F8		4	0	1	0	0	0	1						
Greg Vaughn, R OBP: 0.379, SLG: 0.490 (1, 7)	F8			K			1B	K		4	0	1	0	0	2	1						
Fred McGriff, L OBP: 0.316, SLG: 0.426 (1, 3)	G3			G4-3			1B		F9	4	0	1	0	0	0	1						
Jose Guillen, R OBP: 0.118, SLG: 0.118 (1, 9)		F9		E4			F9	K		4	0	0	0	0	1	2						
Aubrey Huff, L OBP: 0.111, SLG: 0.278 (1, 5)		G4-3		G6-3			K		K	4	0	0	0	0	2	3						
Russ Johnson, R OBP: 0.406, SLG: 0.556 (1, 4)					1B					3	0	2	0	0	1	0						
John Flaherty, R OBP: 0.244, SLG: 0.350 (1, 2)			F9		F2			P6		3	0	0	0	0	0	2						
Felix Martinez, S OBP: 0.271, SLG: 0.333 (1, 6)								L1-3		3	0	2	0	0	0	1						
Inning Stats	R: 0 E: 0 K: 0 S: 8	H: 1 LOB: 1 BB: 0 P: 15	R: 0 E: 0 K: 1 S: 8	H: 0 LOB: 0 BB: 0 P: 13	R: 0 E: 0 K: 0 S: 12	H: 1 LOB: 1 BB: 0 P: 15	R: 0 E: 0 K: 1 S: 12	H: 0 LOB: 1 BB: 0 P: 18	R: 0 E: 0 K: 0 S: 7	H: 2 LOB: 2 BB: 0 P: 12	R: 0 E: 0 K: 1 S: 8	H: 2 LOB: 0 BB: 0 P: 10	R: 0 E: 0 K: 0 S: 7	H: 1 LOB: 0 BB: 0 P: 13	R: 0 E: 0 K: 1 S: 8	H: 0 LOB: 0 BB: 0 P: 11	R: 0 E: 0 K: 2 S: 9	H: 0 LOB: 0 BB: 0 P: 11	1B: 6 2B: 2 3B: 0 HR: 0	SF: 0 SAC: 0 DP: 2 HBP: 0	WP: 0 PB: 0 SB: 0 CS: 0	PA: 33
PITCHER	IP	WLS	BF	H	R	ER	SO	BB	IBB	HBP	BLK	WP	HR	S	P	ERA	WHIP					
Tomo Ohka, R ERA: 2.65 (1, 1)	7.0	W	27	7	0	0	3	0	0	0	0	0	0	62	96	0.00	1.000					
Rich Garcés, R ERA: (8, 1)	2.0		6	0	0	0	3	0	0	0	0	0	0	17	22	0.00	0.000					

Boston Red Sox @ Tampa Bay Devil Rays
Tropicana Field, St. Petersburg, FL
Tue Apr 17 2001, 7:15 PM EDT
Att: 17,416 - Dome - 72 F

AB 33
R 0
H 7
RBI 0
BB 0
SO 6
LOB 14



Batter	1	2	3	4	5	6	7	8	9	AB	R	H	RBI	BB	SO	LOB	TOP								
Trot Nixon, L OBP: 0.365, SLG: 0.431 (1, 9)	G5-3		G6-3				E3										5 1 2 0 0 0 0								
Jose Offerman, S OBP: 0.436, SLG: 0.447 Craig Grebeck, R OBP: 0.087, SLG: 0.045 (1, 4) (8, 6)	1B		1B				K										5 1 3 2 0 1 2 0 0 0 0 0 0 0								
Carl Everett, S OBP: 0.429, SLG: 0.607 (1, 8)	K		K														4 2 2 1 1 2 2								
Manny Ramirez, R OBP: 0.492, SLG: 0.618 Darren Lewis, R OBP: 0.300, SLG: 0.579 (1, 10) (8, PR)	F8																2 0 0 0 2 0 3 1 1 1 2 0 0 0								
Dante Bichette, R OBP: 0.308, SLG: 0.333 Troy O'Leary, L OBP: 0.229, SLG: 0.283 (1, 7) (8, 7)			G1-3 BB				F9										4 0 1 0 1 0 4 0 0 0 0 0 0 0								
Scott Hatteberg, L OBP: 0.287, SLG: 0.400 (1, 2)	K		K				K										5 1 1 1 0 3 3								
Shea Hillenbrand, R OBP: 0.322, SLG: 0.397 (1, 5)	G1-3		1B				FC9-2										5 1 3 0 0 0 2								
Brian Daubach, L OBP: 0.293, SLG: 0.679 (1, 3)	K		K				F8										5 1 1 3 0 2 4								
Mike Lansing, R OBP: 0.300, SLG: 0.393 (1, 6) (8, 4)			F9				K										5 1 1 0 0 1 1								
Inning Stats	R: 0 E: 0 K: 1 S: 9	H: 1 LOB: 1 BB: 0 P: 14	R: 0 E: 0 K: 2 S: 12	H: 0 LOB: 1 BB: 1 P: 19	R: 0 E: 0 K: 1 S: 9	H: 1 LOB: 1 BB: 0 P: 13	R: 0 E: 0 K: 1 S: 9	H: 1 LOB: 2 BB: 1 P: 16	R: 0 E: 1 K: 2 S: 13	H: 1 LOB: 2 BB: 0 P: 21	R: 0 E: 0 K: 1 S: 7	H: 1 LOB: 1 BB: 0 P: 9	R: 0 E: 0 K: 1 S: 8	H: 1 LOB: 1 BB: 0 P: 12	R: 9 E: 0 K: 0 S: 30	H: 8 LOB: 1 BB: 2 P: 54	R: 0 E: 0 K: 1 S: 10	H: 1 LOB: 1 BB: 0 P: 14	1B: 10 2B: 3 3B: 1 HR: 2	SF: 0 SAC: 0 DP: 2 HBP: 0	WP: 1 PB: 0 SB: 0 CS: 0	PA: 45			
PITCHER	IP	WLS	BF	H	R	ER	SO	BB	IBB	HBP	BLK	WP	HR	S	P	ERA	WHIP								
Albie Lopez, R ERA: 1.45 (1, 1)	7.0		31	6	2	2	8	4	0	0	0	0	0	71	116	2.57	1.429								
Tanyon Sturtze, R ERA: 10.57 (8, 1)	0.2	L	7	6	4	4	0	0	0	0	0	1	1	19	30	54.00	9.000								
Ken Hill, R ERA: 12.27 (8, 1)	0.1		3	2	3	3	0	0	0	0	0	0	1	7	12	81.00	6.000								
Dan Wheeler, R ERA: (9, 1)	1.0		4	1	0	0	1	0	0	0	0	0	0	10	14	0.00	1.000								

Boston Red Sox @ Tampa Bay Devil Rays
Tropicana Field, St. Petersburg, FL
Wed Apr 18 2001, 7:15 PM EDT
Att. 14,954 - Dome - 72 F

AB 41
R 9
H 15
RBI 9
BB 4
SO 9
LOB 21



Batter	1	2	3	4	5	6	7	8	9	AB	R	H	RBI	BB	SO	LOB	BOTTOM								
Gerald Williams, R OBP: 0.250, SLG: 0.370 (1, 8)	G6-3 S 1B		G6-3 S 1B				G3										4 0 2 0 0 0 0								
Russ Johnson, R OBP: 0.389, SLG: 0.516 (1, 4)	G6-3		K				G1-3 S 1B										4 0 1 0 0 1 2								
Greg Vaughn, R OBP: 0.355, SLG: 0.453 (1, 10)	F5		K				K										4 0 0 0 0 3 3								
Fred McGriff, L OBP: 0.295, SLG: 0.397 (1, 3)	G1-3		P6				G1-3										4 0 0 0 0 0 3								
Ben Grieve, L OBP: 0.250, SLG: 0.240 (1, 7)			WP SF7 1B				K										3 1 2 0 0 1 0								
Jose Guillen, R OBP: 0.143, SLG: 0.143 (1, 9)			SF7 WP 1B				G5-3										4 0 1 0 0 1 3								
Vinny Castilla, R OBP: 0.244, SLG: 0.342 (1, 5)			K				FC5-4										4 0 0 0 0 2 3								
John Flaherty, R OBP: 0.227, SLG: 0.333 (1, 2)			1-2 2-3				F8										2 0 0 1 0 0 0								
Felix Martinez, S OBP: 0.275, SLG: 0.320 (1, 6)			SF7				F3										2 0 0 0 1 0 1								
Inning Stats	R: 0 E: 0 K: 0 S: 9	H: 1 LOB: 1 BB: 0 P: 14	R: 1 E: 0 K: 1 S: 13	H: 2 LOB: 1 BB: 0 P: 20	R: 0 E: 0 K: 2 S: 12	H: 1 LOB: 1 BB: 0 P: 15	R: 0 E: 0 K: 1 S: 8	H: 0 LOB: 0 BB: 0 P: 11	R: 0 E: 0 K: 0 S: 6	H: 0 LOB: 0 BB: 0 P: 8	R: 0 E: 0 K: 1 S: 10	H: 1 LOB: 2 BB: 0 P: 16	R: 0 E: 0 K: 1 S: 7	H: 0 LOB: 0 BB: 1 P: 12	R: 0 E: 0 K: 1 S: 9	H: 0 LOB: 0 BB: 0 P: 14	R: 0 E: 0 K: 1 S: 12	H: 1 LOB: 1 BB: 0 P: 20	1B: 5 2B: 1 3B: 0 HR: 0	SF: 1 SAC: 0 DP: 0 HBP: 1	WP: 1 PB: 0 SB: 3 CS: 1	PA: 35			
PITCHER	IP	WLS	BF	H	R	ER	SO	BB	IBB	HBP	BLK	WP	HR	S	P	ERA	WHIP								
63 Paxton Crawford, R ERA: 1.83 (1, 1)	6.2		27	5	1	1	6	1	0	1	0	0	0	64	94	1.35	0.900								
Rolando Arrojo, R ERA: (7, 1)	2.1	W	7	1	0	0	2	0	0	0	0	0	0	22	36	0.00	0.429								

Boston Red Sox @ Tampa Bay Devil Rays
Tropicana Field, St. Petersburg, FL
Wed Apr 18 2001, 7:15 PM EDT
Att. 14,954 - Dome - 72 F

AB 31
R 1
H 6
RBI 1
BB 1
SO 8
LOB 15



Batter	1	2	3	4	5	6	7	8	9	AB	R	H	RBI	BB	SO	LOB	TOP					
Darren Lewis, R OBP: 0.280, SLG: 0.500 (1, 9)										5	1	1	0	0	1	0						
Jose Offerman, S OBP: 0.417, SLG: 0.412 (1, 4)										4	1	0	0	1	0	0						
Carl Everett, S OBP: 0.441, SLG: 0.593 (1, 8)										3	1	1	0	0	0	0						
Manny Ramirez, R OBP: 0.486, SLG: 0.593 (1, 10)										4	1	1	2	1	1	2						
Troy O'Leary, L OBP: 0.231, SLG: 0.265 (1, 7)										3	1	0	0	1	1	3						
Jason Varitek, S OBP: 0.304, SLG: 0.300 (1, 2)										4	1	2	1	0	1	2						
Shea Hillenbrand, R OBP: 0.333, SLG: 0.419 (1, 5)										4	1	2	2	0	0	2						
Brian Daubach, L OBP: 0.290, SLG: 0.702 (1, 3)										4	1	1	2	0	0	3						
Craig Grebeck, R OBP: 0.074, SLG: 0.038 (1, 6)										4	0	0	0	0	0	1						
Inning Stats	R: 3 H: 2 E: 1 K: 1 S: 17	L: 2 LOB: 2 BB: 1 P: 31	R: 0 H: 0 E: 0 K: 0 S: 8	L: 0 LOB: 0 BB: 0 P: 12	R: 3 H: 2 E: 0 K: 0 S: 17	L: 2 LOB: 1 BB: 2 P: 28	R: 0 H: 1 E: 0 K: 2 S: 10	L: 1 LOB: 1 BB: 0 P: 14	R: 0 H: 1 E: 0 K: 0 S: 8	L: 1 LOB: 0 BB: 0 P: 12	R: 0 H: 0 E: 0 K: 0 S: 4	L: 0 LOB: 0 BB: 0 P: 8	R: 0 H: 0 E: 0 K: 0 S: 5	L: 0 LOB: 1 BB: 0 P: 10	R: 2 H: 2 E: 0 K: 1 S: 12	L: 2 LOB: 0 BB: 0 P: 18	R: 0 H: 0 E: 0 K: 0 S: 9	L: 0 LOB: 0 BB: 0 P: 13	1B: 5 2B: 3 3B: 0 HR: 1	SF: 0 SAC: 0 DP: 1 HBP: 2	WP: 0 PB: 1 CS: 0	PA: 40
PITCHER	IP	WLS	BF	H	R	ER	SO	BB	IBB	HBP	BLK	WP	HR	S	P	ERA	WHIP					
Paul Wilson, R ERA: 7.41 (1, 1)	3.0	L	18	4	6	5	1	3	0	1	0	0	0	42	71	15.00	2.333					
Dan Wheeler, R ERA: (4, 1)	2.0		7	2	0	0	2	0	0	0	0	0	0	18	26	0.00	1.000					
Travis Phelps, R ERA: (6, 1)	2.0		7	0	0	0	2	0	0	1	0	0	0	9	18	0.00	0.000					
Doug Creek, L ERA: 5.4 (8, 1)	1.0		5	2	2	2	1	0	0	0	0	0	1	12	18	18.00	2.000					
Esteban Yan, R ERA: 4.75 (9, 1)	1.0		3	0	0	0	0	0	0	0	0	0	0	9	13	0.00	0.000					

Boston Red Sox @ Tampa Bay Devil Rays
Tropicana Field, St. Petersburg, FL
Thu Apr 19 2001, 7:15 PM EDT
Att: 20,289 - Dome - 72 F

AB 35
R 8
H 8
RBI 7
BB 3
SO 4
LOB 13



Batter	1	2	3	4	5	6	7	8	9	AB	R	H	RBI	BB	SO	LOB	BOTTOM					
Gerald Williams, R OBP: 0.246, SLG: 0.345 (1, 8)										4	1	0	0	0	1	1						
Russ Johnson, R OBP: 0.390, SLG: 0.500 (1, 4)										5	0	2	0	0	1	3						
Greg Vaughn, R OBP: 0.348, SLG: 0.456 (1, 10)										4	1	1	1	0	1	3						
Fred McGriff, L OBP: 0.292, SLG: 0.403 (1, 3)										4	0	1	1	0	2	2						
Ben Grieve, L OBP: 0.250, SLG: 0.241 (1, 7)										4	0	1	0	0	2	0						
Jose Guillen, R OBP: 0.200, SLG: 0.200 (1, 9)										4	0	2	0	0	1	2						
Vinny Castilla, R OBP: 0.222, SLG: 0.310 (1, 5)										4	0	0	0	0	3	4						
John Flaherty, R OBP: 0.229, SLG: 0.348 (1, 2)										4	1	1	0	0	2	1						
Felix Martinez, S OBP: 0.291, SLG: 0.333 (1, 6)										4	0	2	1	0	2	0						
Inning Stats	R: 2 H: 3 E: 1 K: 1 S: 17	L: 3 LOB: 2 BB: 0 P: 24	R: 0 H: 0 E: 0 K: 2 S: 11	L: 0 LOB: 0 BB: 0 P: 13	R: 0 H: 0 E: 0 K: 3 S: 9	L: 0 LOB: 0 BB: 0 P: 12	R: 0 H: 1 E: 0 K: 3 S: 13	L: 1 LOB: 1 BB: 0 P: 22	R: 0 H: 2 E: 0 K: 1 S: 13	L: 2 LOB: 2 BB: 0 P: 17	R: 0 H: 1 E: 0 K: 3 S: 10	L: 1 LOB: 1 BB: 0 P: 13	R: 1 H: 2 E: 0 K: 0 S: 18	L: 2 LOB: 2 BB: 0 P: 25	R: 0 H: 0 E: 0 K: 1 S: 7	L: 0 LOB: 0 BB: 0 P: 10	R: 0 H: 1 E: 0 K: 1 S: 11	L: 1 LOB: 1 BB: 0 P: 15	1B: 7 2B: 3 3B: 0 HR: 0	SF: 0 SAC: 0 DP: 0 HBP: 1	WP: 0 PB: 0 CS: 0	PA: 38
PITCHER	IP	WLS	BF	H	R	ER	SO	BB	IBB	HBP	BLK	WP	HR	S	P	ERA	WHIP					
Pedro Martinez, R ERA: 1.61 (1, 1)	6.0	W	27	9	3	2	13	0	0	0	0	0	0	30	44	0.00	0.333					
Derek Lowe, R ERA: 4.7 (7, 1)	3.0	S	11	1	0	0	2	0	0	1	0	0	0	30	44	0.00	0.333					

Boston Red Sox @ Tampa Bay Devil Rays
Tropicana Field, St. Petersburg, FL
Thu Apr 19 2001, 7:15 PM EDT
Att: 20,289 - Dome - 72 F

AB 37
R 3
H 10
RBI 3
BB 0
SO 15
LOB 16



Batter	1	2	3	4	5	6	7	8	9	AB	R	H	RBI	BB	SO	LOB	TOP					
Brady Anderson, L OBP: 0.278, SLG: 0.190	F4		P6	F8		G4-3			G3-1	5	0	0	0	0	0	1	Baltimore Orioles @ Tampa Bay Devil Rays Tropicana Field, St. Petersburg, FL Fri Apr 20 2001, 7:15 PM EDT Att: 11,417 - Dome - 72 F					
Mike Bordick, R OBP: 0.306, SLG: 0.313	K		K		G1-3		G6-3		G6-3	5	0	0	0	0	2	0						
Delino DeShields, L OBP: 0.300, SLG: 0.176	1B			1B	1B		G3			4	2	3	0	0	0	0						
Jeff Conine, R OBP: 0.276, SLG: 0.308	G4-3			E6	F4		F9			4	1	0	0	0	0	3						
David Segui, S OBP: 0.347, SLG: 0.333		K		HBP	1B				HR	3	2	2	2	1	1	0						
Chris Richard, L OBP: 0.314, SLG: 0.383	F5			1B	BB				L4	3	1	1	1	0	0	0						
31 Jay Gibbons, L OBP: 0.344, SLG: 0.321	1B			HBP	1B				G6-3	4	0	2	3	0	0	2						
Brook Fordyce, R OBP: 0.233, SLG: 0.256	P4			F8					K	4	0	0	0	0	1	2						
Jerry Hairston, R OBP: 0.262, SLG: 0.304			F3	F7					F9	4	0	0	0	0	0	1						
Inning Stats	R: 0 E: 0 K: 1 S: 15	H: 1 LOB: 1 BB: 0 P: 21	R: 0 E: 0 K: 1 S: 10	H: 1 LOB: 1 BB: 0 P: 15	R: 0 E: 0 K: 1 S: 11	H: 0 LOB: 0 BB: 0 P: 15	R: 4 E: 1 K: 0 S: 17	H: 3 LOB: 1 BB: 0 P: 28	R: 1 E: 0 K: 0 S: 11	H: 2 LOB: 2 BB: 1 P: 16	R: 0 E: 0 K: 0 S: 6	H: 0 LOB: 0 BB: 0 P: 9	R: 0 E: 0 K: 0 S: 5	H: 0 LOB: 0 BB: 0 P: 7	R: 1 E: 0 K: 1 S: 7	H: 1 LOB: 0 BB: 0 P: 11		R: 0 E: 0 K: 0 S: 6	H: 0 LOB: 0 BB: 0 P: 13	1B: 6 2B: 1 3B: 0 HR: 1	SF: 0 SAC: 0 DP: 0 HBP: 1	WP: 0 PB: 0 SB: 1 CS: 0
PITCHER	IP	WLS	BF	H	R	ER	SO	BB	IBB	HBP	BLK	WP	HR	S	P	ERA	WHIP					
Bryan Rekar, R ERA: 4.37	4.2	L	24	7	5	4	3	1	0	1	0	0	0	63	94	7.71	1.714					
Rusty Meacham, R ERA: 3.39	3.1		11	1	1	1	1	0	0	0	0	0	1	19	28	2.70	0.300					
Tanyon Sturtze, R ERA: 9.35	1.0	S	3	0	0	0	0	0	0	0	0	0	0	6	13	0.00	0.000					

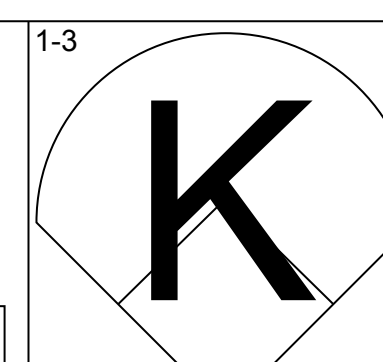
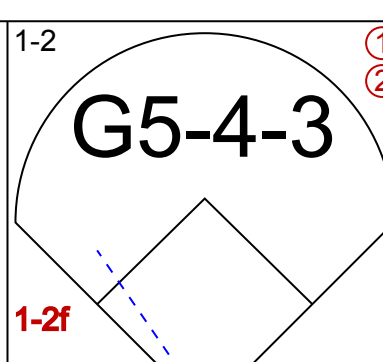
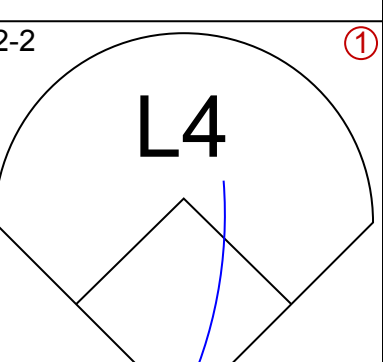
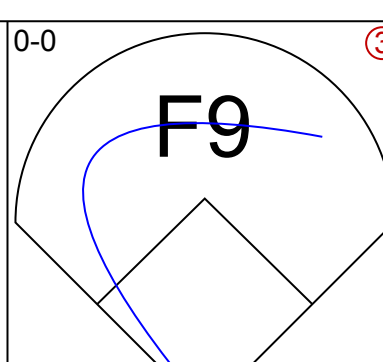
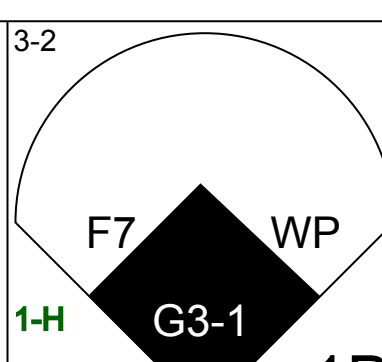
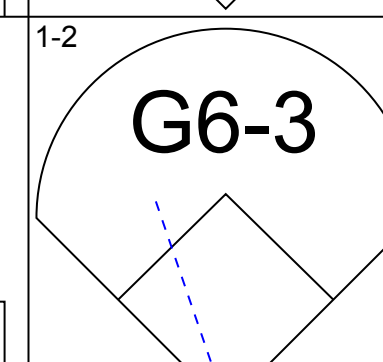
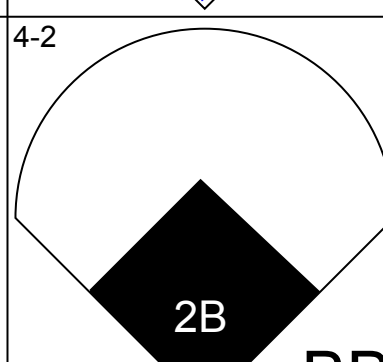
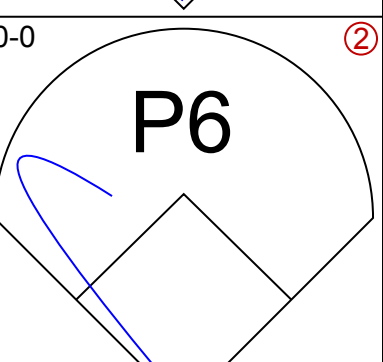
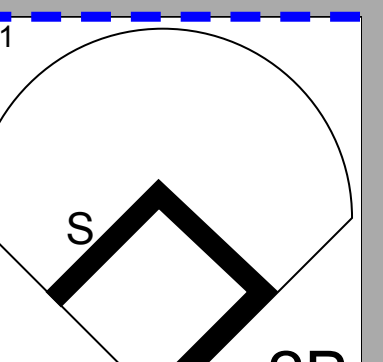
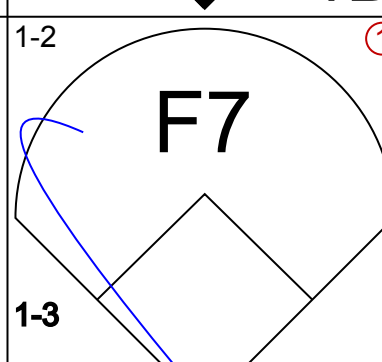
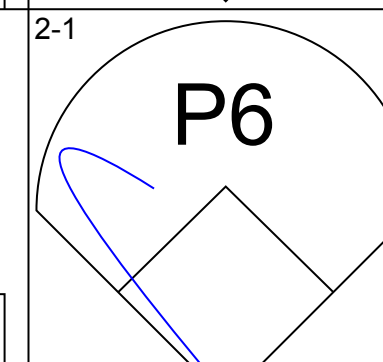
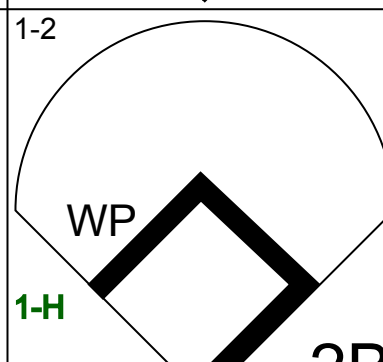
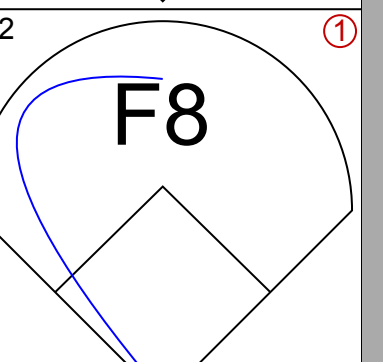
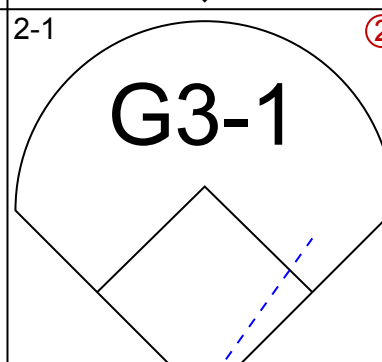
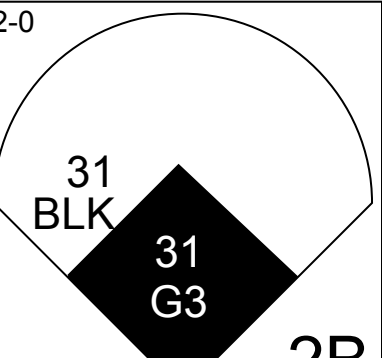
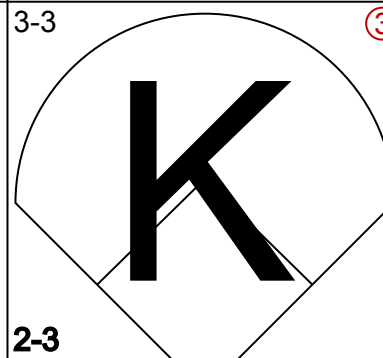
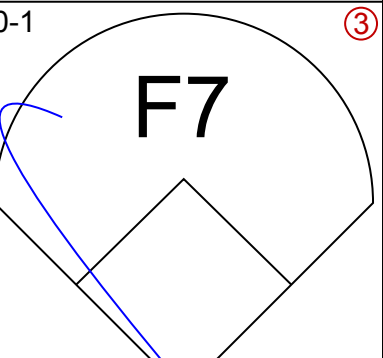
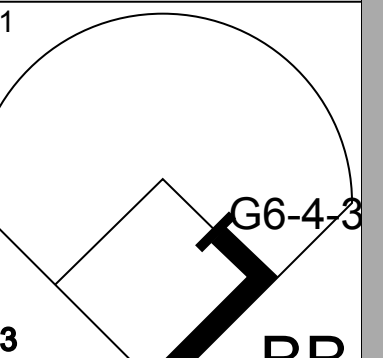
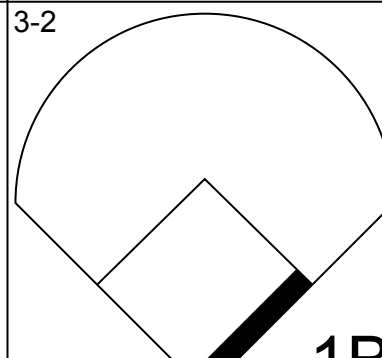
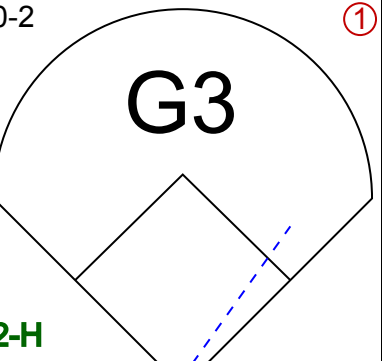
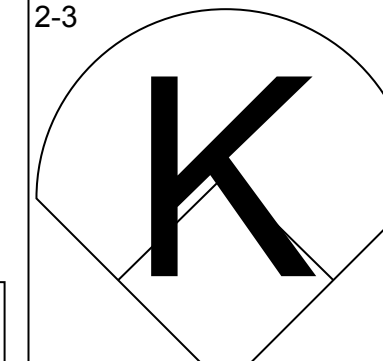
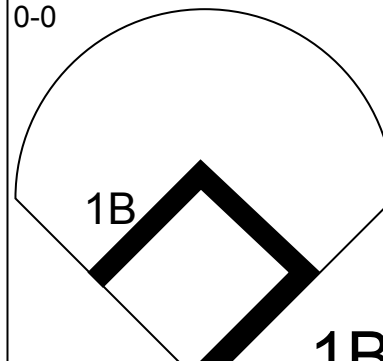
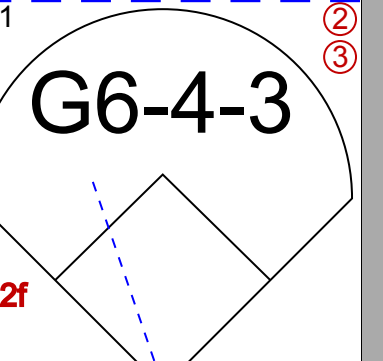
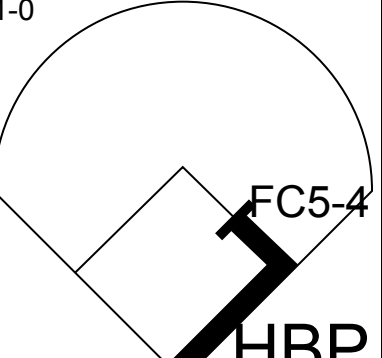
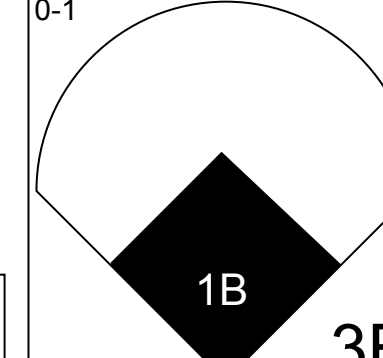
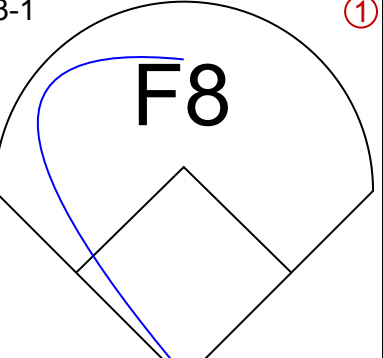
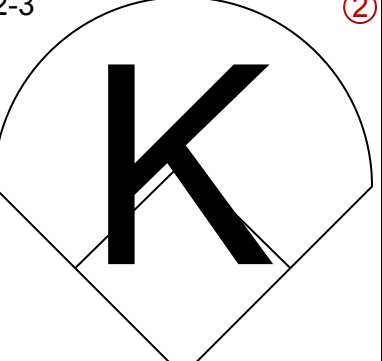
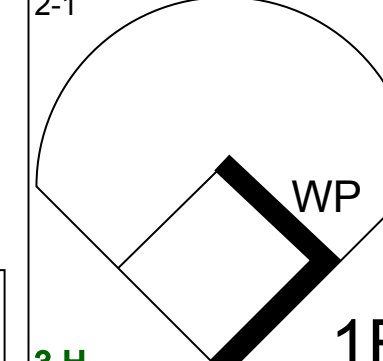
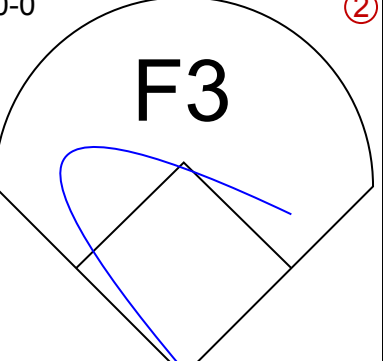
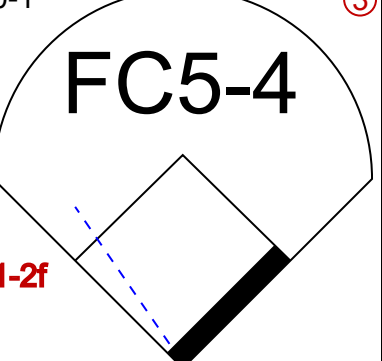
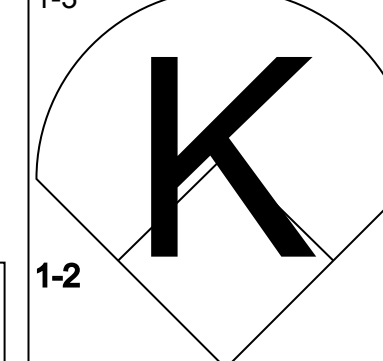
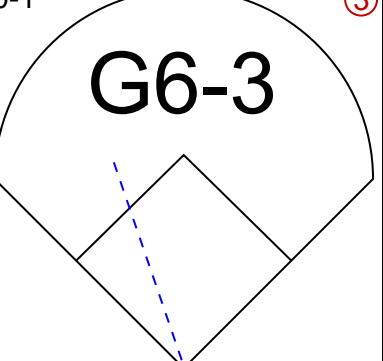
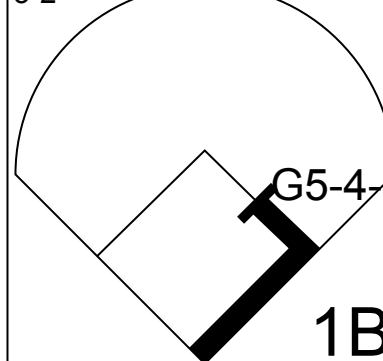
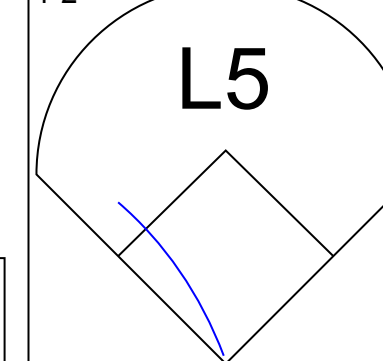
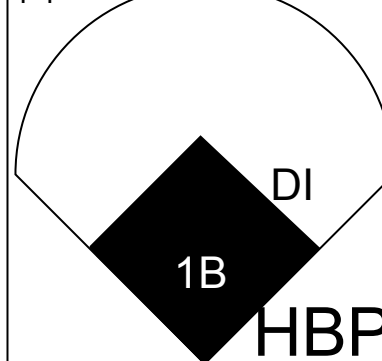
Batter	1	2	3	4	5	6	7	8	9	AB	R	H	RBI	BB	SO	LOB	BOTTOM					
Gerald Williams, R OBP: 0.242, SLG: 0.333	1B		G6-3		FC6-4		F8		B5	5	0	1	0	0	0	4	Baltimore Orioles @ Tampa Bay Devil Rays Tropicana Field, St. Petersburg, FL Fri Apr 20 2001, 7:15 PM EDT Att: 11,417 - Dome - 72 F					
Russ Johnson, R OBP: 0.400, SLG: 0.487	K						F9			3	0	1	1	1	1	1						
Steve Cox, L OBP: 0.340, SLG: 0.432				BB						0	0	0	0	1	0	0						
Greg Vaughn, R OBP: 0.338, SLG: 0.435	1B						F7		K	5	0	1	0	0	3	5						
Fred McGriff, L OBP: 0.290, SLG: 0.385	G4-3								K	3	1	0	0	1	1	1						
Ben Grieve, L OBP: 0.266, SLG: 0.276		F8								4	0	2	1	0	0	0						
Randy Winn, S OBP: 0.364, SLG: 0.900									G6-3	0	0	0	0	0	0	0						
Jose Guillen, R OBP: 0.172, SLG: 0.172		G6-3								4	0	0	0	0	0	2						
Vinny Castilla, R OBP: 0.224, SLG: 0.326		F8							F7	4	1	1	0	0	1	2						
Mike DiFelice, R										3	0	0	0	0	2	1						
Aubrey Huff, L OBP: 0.105, SLG: 0.263									G3	1	0	0	0	0	0	0						
Felix Martinez, S OBP: 0.339, SLG: 0.379										4	1	4	1	0	0	0						
Inning Stats	R: 0 E: 0 K: 1 S: 6	H: 2 LOB: 1 BB: 0 P: 8	R: 0 E: 0 K: 0 S: 5	H: 0 LOB: 0 BB: 0 P: 7	R: 0 E: 0 K: 0 S: 12	H: 1 LOB: 2 BB: 1 P: 22	R: 0 E: 0 K: 0 S: 5	H: 0 LOB: 0 BB: 0 P: 7	R: 0 E: 0 K: 2 S: 9	H: 1 LOB: 1 BB: 0 P: 12	R: 1 E: 0 K: 0 S: 10	H: 1 LOB: 1 BB: 1 P: 21	R: 2 E: 0 K: 2 S: 16	H: 3 LOB: 1 BB: 0 P: 24	R: 0 E: 0 K: 1 S: 12	H: 1 LOB: 2 BB: 0 P: 20	R: 0 E: 0 K: 1 S: 19	H: 1 LOB: 2 BB: 1 P: 28	1B: 8 2B: 2 3B: 0 HR: 0	SF: 0 SAC: 0 DP: 0 HBP: 0	WP: 0 PB: 0 SB: 2 CS: 0	PA: 39
PITCHER	IP	WLS	BF	H	R	ER	SO	BB	IBB	HBP	BLK	WP	HR	S	P	ERA	WHIP					
Willis Roberts, R ERA: 1.23	6.0	W	24	5	1	1	4	2	0	0	0	0	0	47	77	1.50	1.167					
Mike Trombley, R ERA: 2.61	2.0		10	4	2	2	3	0	0	0	0	0	0	28	44	9.00	2.000					
Ryan Kohlmeier, R ERA: 4.7	1.0	S	5	1	0	0	1	1	0	0	0	0	0	19	28	0.00	2.000					

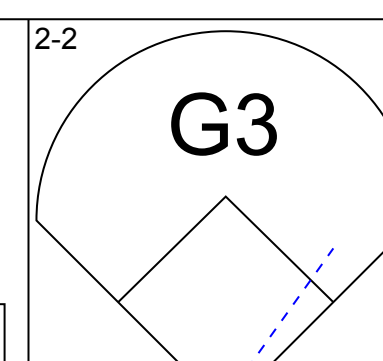
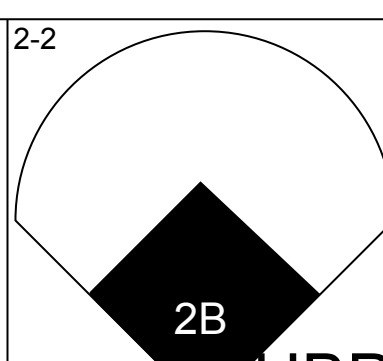
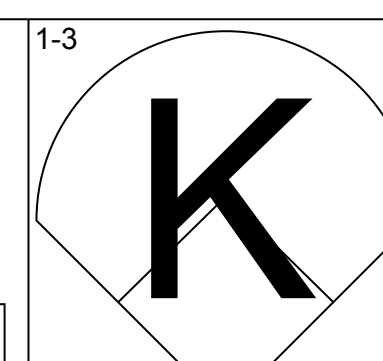
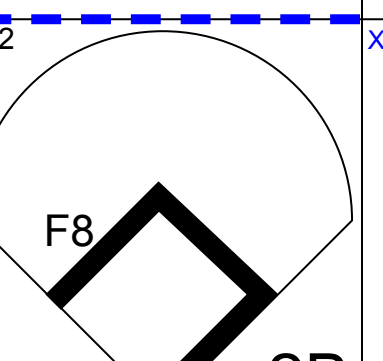
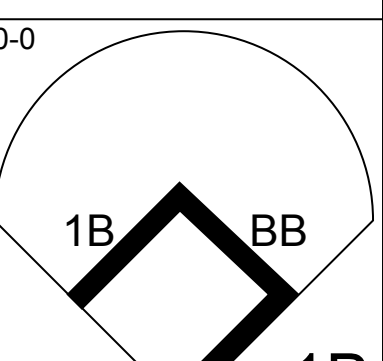
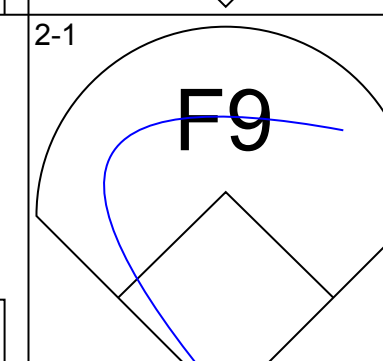
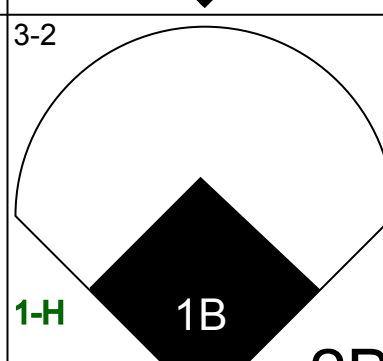
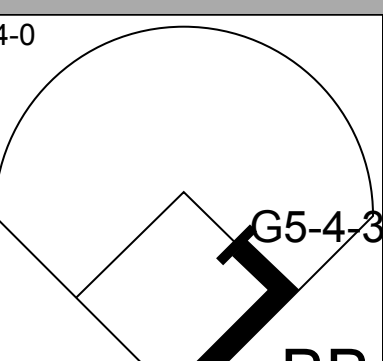
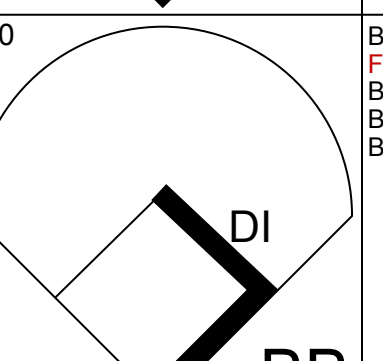
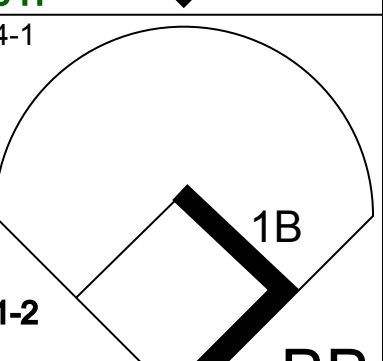
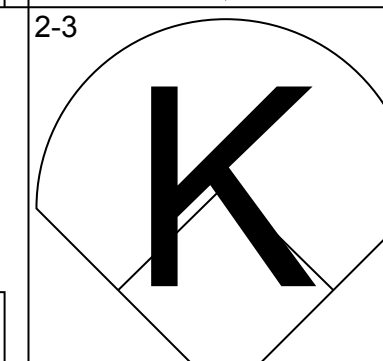
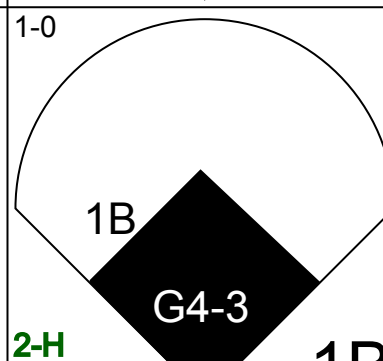
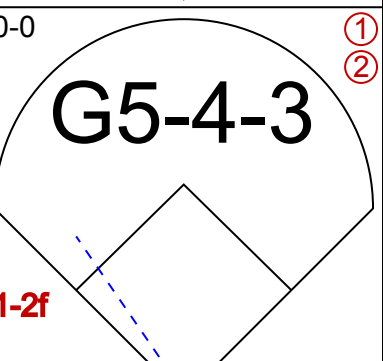
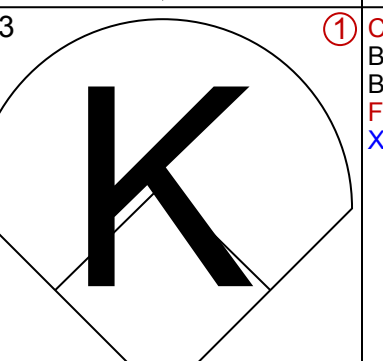
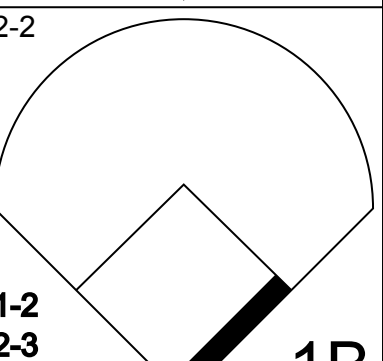
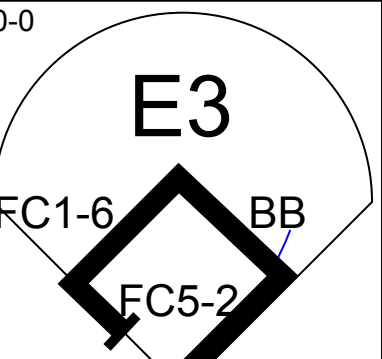
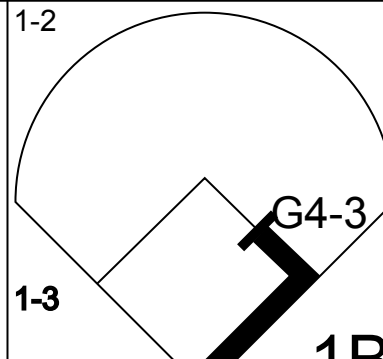
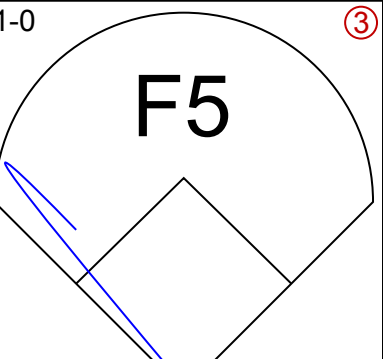
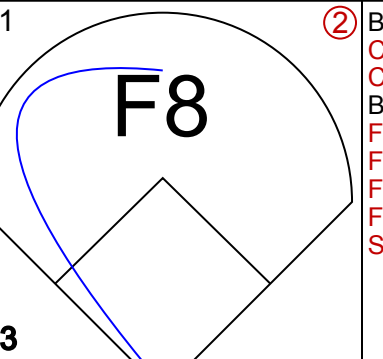
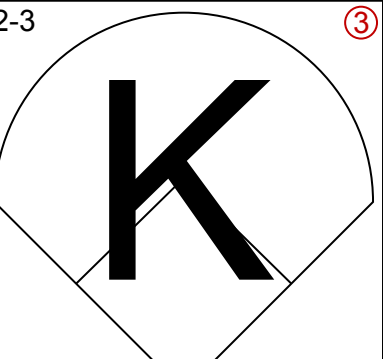
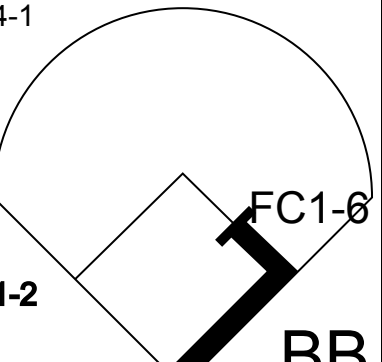
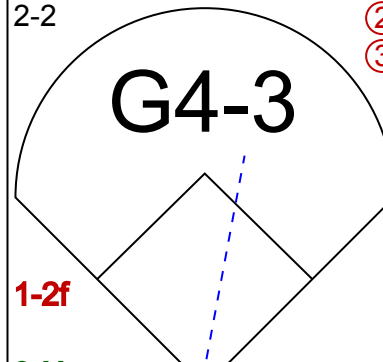
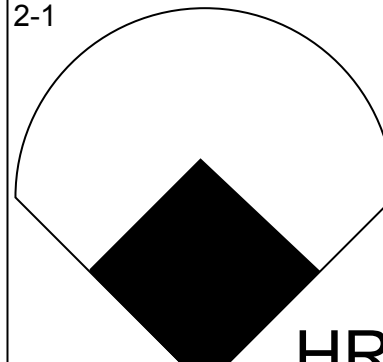
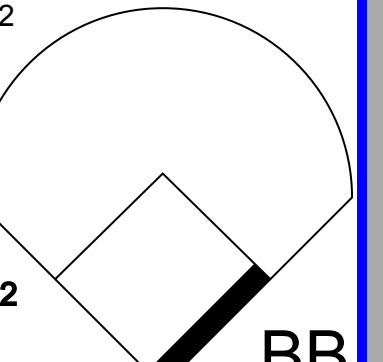
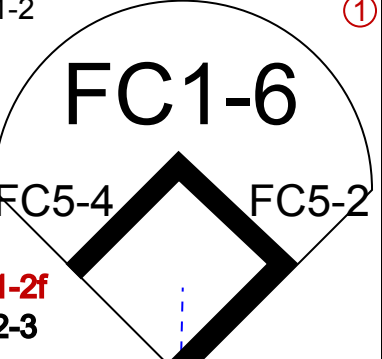
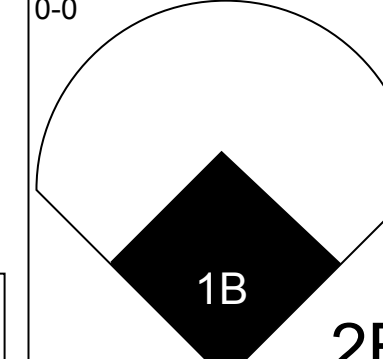

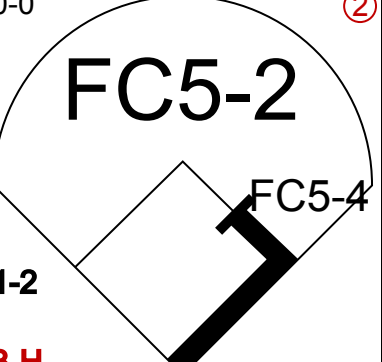
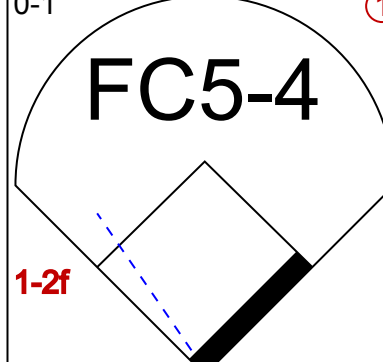
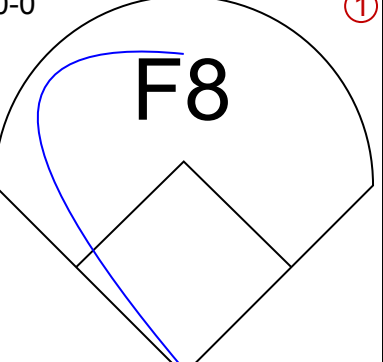
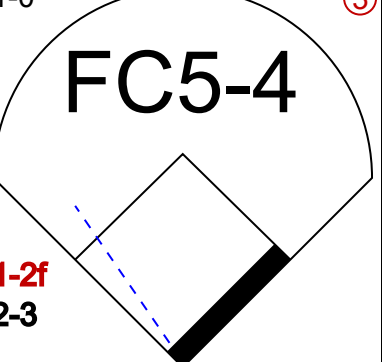
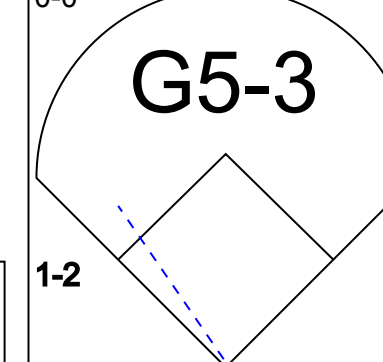
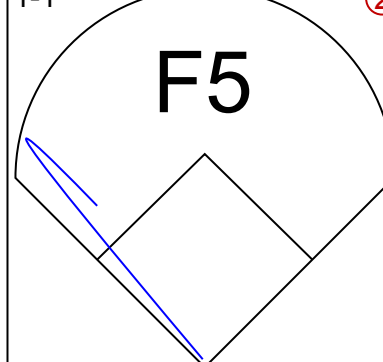
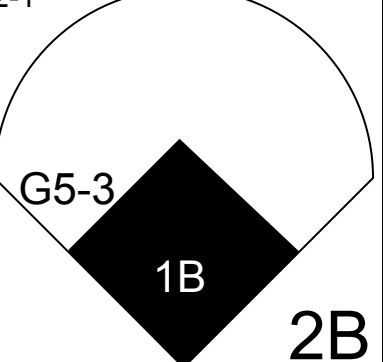


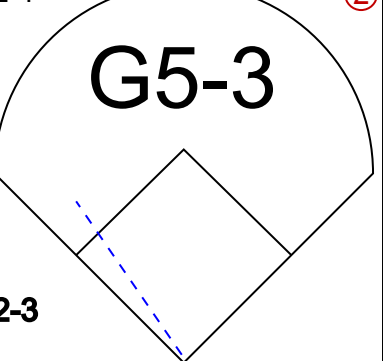
AB	36
R	6
H	8
RBI	6
BB	1
SO	4
LOB	9



AB	36
R	3
H	10
RBI	3
BB	3
SO	8
LOB	16



Batter	1	2	3	4	5	6	7	8	9	AB	R	H	RBI	BB	SO	LOB	TOP			
Jerry Hairston, R (1, 4) OBP: 0.246, SLG: 0.283 Brady Anderson, L (9, PH) OBP: 0.288, SLG: 0.203										4	0	0	0	0	1	4	<p>Baltimore Orioles @ Tampa Bay Devil Rays Tropicana Field, St. Petersburg, FL Sat Apr 21 2001, 4:15 PM EDT Att: 12,307 - Dome - 72 F</p> <p>livebaseballscorecards.com</p>			
Mike Bordick, R (1, 6) OBP: 0.312, SLG: 0.324										4	1	1	0	1	0	1				
Delino DeShields, L (1, 7) OBP: 0.313, SLG: 0.214										5	0	2	2	0	0	1				
David Segui, S (1, 3) OBP: 0.370, SLG: 0.372										4	1	2	0	1	1	2				
31 Jay Gibbons, L (1, 10) OBP: 0.343, SLG: 0.323 Jeff Conine, R (7, PH) OBP: 0.258, SLG: 0.286										3	0	1	1	0	1	0				
Chris Richard, L (1, 9) OBP: 0.327, SLG: 0.420										3	1	1	0	0	0	1				
Cal Ripken Jr., R (1, 5) OBP: 0.180, SLG: 0.191										4	0	1	1	0	1	2				
Mike Kinkade, R (1, 2) OBP: 0.348, SLG: 0.364										4	0	1	0	0	1	2				
6 Melvin Mora, R (1, 8) OBP: 0.222, SLG: 0.220										2	1	1	0	1	0	1				
Inning Stats	R: 0 E: 0 K: 1 S: 9	H: 0 LOB: 0 BB: 0 P: 13	R: 1 E: 0 K: 1 S: 9	H: 1 LOB: 1 BB: 0 P: 14	R: 1 E: 0 K: 1 S: 17	H: 2 LOB: 1 BB: 1 P: 29	R: 1 E: 0 K: 2 S: 14	H: 2 LOB: 1 BB: 0 P: 20	R: 0 E: 0 K: 0 S: 11	H: 1 LOB: 1 BB: 1 P: 15	R: 0 E: 0 K: 0 S: 8	H: 1 LOB: 1 BB: 1 P: 16	R: 0 E: 0 K: 0 S: 5	H: 0 LOB: 0 BB: 0 P: 8	R: 2 E: 0 K: 1 S: 15	H: 2 LOB: 1 BB: 0 P: 26		1B: 7 2B: 3 3B: 1 HR: 0	SF: 0 SAC: 0 DP: 2 HBP: 2	WP: 3 PB: 0 SB: 1 CS: 0
PITCHER	IP WLS BF H R ER SO	IP WLS BF H R ER SO	IP WLS BF H R ER SO	IP WLS BF H R ER SO	IP WLS BF H R ER SO	IP WLS BF H R ER SO	IP WLS BF H R ER SO	IP WLS BF H R ER SO	IP WLS BF H R ER SO	IP WLS BF H R ER SO	IP WLS BF H R ER SO	IP WLS BF H R ER SO	IP WLS BF H R ER SO	IP WLS BF H R ER SO	IP WLS BF H R ER SO	IP WLS BF H R ER SO	ERA WHIP	ERA WHIP		
Ryan Rupe, R (1, 1) ERA: 6.64	6.0	W	28	8	3	3	5	2	0	0	0	0	0	0	0	0	0	4.50	1.667	
Doug Creek, L (7, 1) ERA: 5.14	0.1	H	3	1	0	0	0	1	0	0	0	0	0	0	0	0	6	11	0.00	6.000
Tanyon Sturtze, R (7, 1) ERA: 7.84	1.2	H	4	0	0	0	0	0	0	0	0	0	0	0	0	7	13	0.00	0.000	
Esteban Yan, R (9, 1) ERA: 6.75	1.0	S	6	2	2	2	1	0	0	1	0	0	0	0	0	15	26	18.00	2.000	

Batter	1	2	3	4	5	6	7	8	9	AB	R	H	RBI	BB	SO	LOB	BOTTOM			
Randy Winn, S (1, 8) OBP: 0.438, SLG: 0.857 (8, 7)										4	1	2	1	0	1	1	<p>Baltimore Orioles @ Tampa Bay Devil Rays Tropicana Field, St. Petersburg, FL Sat Apr 21 2001, 4:15 PM EDT Att: 12,307 - Dome - 72 F</p> <p>livebaseballscorecards.com</p>			
Russ Johnson, R (1, 4) OBP: 0.440, SLG: 0.512										2	1	1	1	3	0	0				
Greg Vaughn, R (1, 10) OBP: 0.342, SLG: 0.433										5	1	2	1	0	2	3				
Fred McGriff, L (1, 3) OBP: 0.284, SLG: 0.371										5	0	1	0	0	1	5				
Ben Grieve, L (1, 7) OBP: 0.294, SLG: 0.333 Gerald Williams, R (7, PR) OBP: 0.242, SLG: 0.333 (8, 8)										2	1	1	1	2	0	1				
Jose Guillen, R (1, 9) OBP: 0.212, SLG: 0.219										3	1	1	0	1	1	5				
Vinny Castilla, R (1, 5) OBP: 0.226, SLG: 0.320										4	0	1	1	0	0	3				
John Flaherty, R (1, 2) OBP: 0.231, SLG: 0.360										4	1	1	0	0	0	4				
Felix Martinez, S (1, 6) OBP: 0.317, SLG: 0.355										4	0	0	0	0	1	3				
Inning Stats	R: 0 E: 0 K: 1 S: 8	H: 0 LOB: 0 BB: 0 P: 14	R: 0 E: 1 K: 0 S: 7	H: 0 LOB: 2 BB: 1 P: 13	R: 3 E: 0 K: 1 S: 20	H: 3 LOB: 0 BB: 0 P: 32	R: 1 E: 0 K: 1 S: 9	H: 2 LOB: 1 BB: 0 P: 10	R: 0 E: 0 K: 0 S: 2	H: 0 LOB: 0 BB: 1 P: 7	R: 1 E: 0 K: 2 S: 16	H: 1 LOB: 3 BB: 2 P: 32	R: 1 E: 0 K: 1 S: 17	H: 3 LOB: 3 BB: 1 P: 29	R: 1 E: 0 K: 1 S: 17	H: 3 LOB: 1 BB: 1 P: 29		1B: 5 2B: 4 3B: 0 HR: 1	SF: 0 SAC: 0 DP: 2 HBP: 1	WP: 0 PB: 0 SB: 0 CS: 0
PITCHER	IP WLS BF H R ER SO	IP WLS BF H R ER SO	IP WLS BF H R ER SO	IP WLS BF H R ER SO	IP WLS BF H R ER SO	IP WLS BF H R ER SO	IP WLS BF H R ER SO	IP WLS BF H R ER SO	IP WLS BF H R ER SO	IP WLS BF H R ER SO	IP WLS BF H R ER SO	IP WLS BF H R ER SO	IP WLS BF H R ER SO	IP WLS BF H R ER SO	IP WLS BF H R ER SO	IP WLS BF H R ER SO	ERA WHIP	ERA WHIP		
Jason Johnson, R (1, 1) ERA: 3.7	6.0	L	27	4	1	1	3	3	0	0	0	0	0	0	0	0	33	61	4.50	3.500
John Bale, L (7, 1) ERA: 2.09	2.0		13	4	1	1	3	3	0	0	0	0	0	0	0	0	33	61	4.50	3.500

Batter	1	2	3	4	5	6	7	8	9	10	11	AB	R	H	RBI	BB	SO	LOB	TOP					
Brady Anderson, L OBP: 0.295, SLG: 0.250 (1, 9)	4-1 BB	2-1 HR		2-1 F9			1-3 K	1-2 G6-3			0-1 SH1-3	4	1	1	3	1	1	3						
Mike Bordick, R OBP: 0.337, SLG: 0.356 (1, 6)	4-1 SAFE BB	2-2 G6-3			0-0 S BB 1B		1-0 F8		1-1 F7 1B		1-1 1B	5	3	3	0	1	0	0						
Delino DeShields, L OBP: 0.329, SLG: 0.230 (1, 7)	0-0 F8		1-1 HR 1B		4-2 S BB 1B		3-1 F9		0-0 F7		0-1 1B	5	1	2	1	1	0	2						
David Segui, S OBP: 0.390, SLG: 0.396 (9, 4)	2-2 1B		3-2 F7		3-2 F9			1-1 WP 31 G6-3 1B	1-0 31 G4-6-3 1B		0-0 31 FC3-2 1B	5	1	3	1	0	0	3						
Jerry Hairston, R OBP: 0.259, SLG: 0.295 (9, 4)	1-2 1B		1-2 F9		1-2 2-3 1B			1-2 2-3 1B	0-1 3-4 G6-3 1B		1-3 2-4 FC3-2 1B	1	0	1	1	0	0	0						
31 Jay Gibbons, L OBP: 0.317, SLG: 0.297 (1, 10)	0-0 P6		1-1 P5		0-1 WP 1B			1-0 G6-3	0-1 3-4 G4-6-3 1B		1-1 FC3-2 1B	6	0	1	1	0	0	7						
Chris Richard, L OBP: 0.344, SLG: 0.473 (9, 3)		2-3 K	1-1 HR		1-3 K			4-2 FC6-4 1B BB		0-1 G6-3 1B	3-3 K	5	1	2	2	1	3	3						
Cal Ripken Jr., R OBP: 0.182, SLG: 0.192 (1, 5)	0-0 P4		2-1 F9			1-0 P4		2-2 FC6-4 1B		2-2 G6-3		5	0	1	1	0	0	1						
Brook Fordyce, R OBP: 0.229, SLG: 0.250 (1, 2)		2-2 6 1B HR 1B		0-1 F9		0-0 F8		0-1 FC6-4 6 BB		0-3 K		5	1	1	0	0	1	2						
6 Melvin Mora, R OBP: 0.237, SLG: 0.222 (9, 8)		3-2 HR 1B		2-2 F9		1-3 K		4-1 1-2 BB			1-0 E6 1B SH1-3 1B	4	2	1	0	1	1	0						
Inning Stats	R: 0 E: 0 K: 0 S: 12	H: 1 LOB: 2 BB: 2 P: 22	R: 3 E: 0 K: 1 S: 17	H: 3 LOB: 0 BB: 0 P: 28	R: 2 E: 0 K: 0 S: 12	H: 2 LOB: 0 BB: 0 P: 19	R: 0 E: 0 K: 0 S: 8	H: 0 LOB: 0 BB: 0 P: 12	R: 1 E: 0 K: 1 S: 12	H: 2 LOB: 1 BB: 1 P: 20	R: 0 E: 0 K: 1 S: 5	H: 0 LOB: 0 BB: 0 P: 7	R: 0 E: 0 K: 1 S: 6	H: 0 LOB: 0 BB: 0 P: 11	R: 1 E: 0 K: 0 S: 15	H: 2 LOB: 3 BB: 0 P: 28	R: 0 E: 0 K: 1 S: 8	H: 1 LOB: 0 BB: 0 P: 10	R: 0 E: 0 K: 1 S: 13	H: 3 LOB: 2 BB: 0 P: 19	1B: 13 2B: 1 3B: 0 HR: 2	SF: 0 SAC: 1 DP: 2 HBP: 0	WP: 2 PB: 0 SB: 2 CS: 0	PA: 51
PITCHER	Mike Judd, R ERA: 4.5 (1, 1)	Travis Phelps, R ERA: 3.86 (4, 1)	Doug Creek, L ERA: 3.6 (5, 1)	Tanyon Sturtze, R ERA: 7.94 (8, 1)	Dan Wheeler, R ERA: 2.25 (9, 1)	PITCHER	Esteban Yan, R ERA: 6.23 (10, 1)																	

Baltimore Orioles @ Tampa Bay Devil Rays
Tropicana Field, St. Petersburg, FL
Sun Apr 22 2001, 1:15 PM EDT
Att. 17,198 - Dome - 72 F

livebaseballscorecards.com

AB 45
R 10
H 16
RBI 10
BB 5
SO 6
LOB 21

Batter	1	2	3	4	5	6	7	8	9	10	11	AB	R	H	RBI	BB	SO	LOB	BOTTOM	
Gerald Williams, R OBP: 0.236, SLG: 0.319 (1, 8)	0-1 F7		1-2 S 1B		1-3 K		2-2 F7		1-1 P6		1-1 G4-3	6	0	1	1	0	1	3		
Steve Cox, L OBP: 0.340, SLG: 0.447 (1, 3)	2-3 K		3-3 K		1-1 E4 2B			4-2 BB 1B BB	3-2 HR		1-3 K	3	0	1	1	0	2	1		
Russ Johnson, R OBP: 0.453, SLG: 0.581 (8, PH) (9, 5)			1-2 K		1-1 HR			1-1 HR				2	2	1	2	1	1	0		
Greg Vaughn, R OBP: 0.346, SLG: 0.465 (1, 7)	3-3 K		0-0 P5		0-0 F8			4-1 1B BB	1-1 HR			4	1	1	1	1	1	2		
Ben Grieve, L OBP: 0.301, SLG: 0.328 (1, 10)		0-3 K	0-2 G4-3			4-0 L5-3 BB		2-3 K	2-0 S 1B			4	0	1	0	1	2	3		
Randy Winn, S OBP: 0.438, SLG: 0.857 (9, PR)												0	0	0	0	0	0	0		
Jose Guillen, R OBP: 0.237, SLG: 0.243 (1, 9)		0-0 CS 1B			0-0 G6-3		0-0 F8		1-0 1-2 2H 1B	2-0 G6-3		5	0	2	1	0	0	2		
Aubrey Huff, L OBP: 0.083, SLG: 0.208 (1, 5) (9, 3)	1-0 F9		1-2 F7		1-2 L5-3			1-3 K		0-1 G4-3		5	0	0	0	0	1	4		
Mike DiFelice, R OBP: 0.133, SLG: 0.071 (1, 2)			1-2 2B 2B 1B		0-3 K		2-1 HBP		0-0 F7		0-1 L5	2	1	1	0	0	1	0		
Fred McGriff, L OBP: 0.280, SLG: 0.366 (8, PH)												1	0	0	0	0	0	2		
John Flaherty, R OBP: 0.226, SLG: 0.353 (9, 2)												1	0	0	0	0	0	0		
Damian Rolls, R OBP: 0.333, SLG: 0.400 (1, 4)			0-0 2B 2B		1-3 K		1-3 K		4-0 FC4-6 BB		0-0 P4	4	1	1	0	1	2	1		
Felix Martinez, S OBP: 0.324, SLG: 0.364 (1, 6)			1-0 2H 3H 1B 2B		4-0 E BB		1-1 F3		1-1 FC4-6 DI HR		1-3 K	4	3	1	2	1	1	2		
Inning Stats	R: 0 E: 0 K: 2 S: 9	H: 0 LOB: 0 BB: 0 P: 14	R: 0 E: 0 K: 1 S: 5	H: 1 LOB: 0 BB: 0 P: 6	R: 3 E: 0 K: 1 S: 15	H: 4 LOB: 1 BB: 0 P: 21	R: 0 E: 0 K: 1 S: 10	H: 0 LOB: 0 BB: 0 P: 13	R: 1 E: 0 K: 2 S: 12	H: 1 LOB: 2 BB: 2 P: 24	R: 0 E: 0 K: 0 S: 5	H: 0 LOB: 0 BB: 0 P: 5	R: 0 E: 0 K: 0 S: 5	H: 0 LOB: 0 BB: 0 P: 5	R: 0 E: 0 K: 1 S: 8	H: 0 LOB: 0 BB: 0 P: 11	1B: 5 2B: 4 3B: 0 HR: 2	SF: 0 SAC: 0 DP: 1 HBP: 1	WP: 0 PB: 0 SB: 2 CS: 1	PA: 47
PITCHER	Jose Mercedes, R ERA: 8.34 (8, 1)	B.J. Ryan, L ERA: 5.66 (8, 1)	Mike Trombley, R ERA: 2.45 (9, 1)	Ryan Kohlmeier, R ERA: 7.27 (10, 1)	Chad Paronto, R ERA: 6.75 (10, 1)	PITCHER														

Baltimore Orioles @ Tampa Bay Devil Rays
Tropicana Field, St. Petersburg, FL
Sun Apr 22 2001, 1:15 PM EDT
Att. 17,198 - Dome - 72 F

livebaseballscorecards.com

AB 41
R 8
H 10
RBI 8
BB 5
SO 12
LOB 20

Batter	1	2	3	4	5	6	7	8	9	AB	R	H	RBI	BB	SO	LOB	TOP										
Luis Alica, S OBP: 0.227, SLG: 0.190 Luis Ordaz, R OBP: 0.167, SLG: 0.167	0-2 G5-4-3 1B		1-0 F7		2-1 G4-3		4-2 BB			3	0	1	0	1	0	1											
Joe Randa, R OBP: 0.282, SLG: 0.295	0-1 G5-4-3 1-2			2-2 F9	1-2 HBP		0-0 F8			3	0	0	0	0	0	2											
Carlos Beltrán, S OBP: 0.333, SLG: 0.370	3-3 K			0-3 K	3-2 F9			3-2 F8		4	0	0	0	0	2	2											
Mark Quinn, R OBP: 0.360, SLG: 0.671		2-2 G3		2-2 F8		1-0 F9		0-0 F8		4	0	0	0	0	0	0											
29 Mike Sweeney, R OBP: 0.314, SLG: 0.480		4-2 BB			1-0 1B E 1B	4-1 BB		1-2 F2		2	1	1	0	2	0	0											
Dee Brown, L OBP: 0.311, SLG: 0.333	0-2 F8			1-2 E 1B	0-3 K			0-1 G4-3		4	1	1	0	0	1	2											
Raul Ibanez, L OBP: 0.286, SLG: 0.231	1-1 F8			0-0 E SF9 1B	1-3 K			1-3 K		4	1	1	0	0	2	2											
Héctor Ortiz, R OBP: 0.327, SLG: 0.283 Dave McCarty, R OBP: 0.351, SLG: 0.333			0-2 P4		0-1 E6 SF9		2-1 G6-3		0-2 F2	3	0	0	1	0	0	1											
Rey Sanchez, R OBP: 0.212, SLG: 0.266			0-0 F8		1-1 SF9		1-3 K			2	0	0	1	0	1	0											
Inning Stats	R: 0 E: 0 K: 1 S: 10	H: 1 LOB: 0 BB: 0 P: 13	R: 0 E: 0 K: 0 S: 13	H: 0 LOB: 1 BB: 1 P: 20	R: 0 E: 0 K: 0 S: 5	H: 0 LOB: 0 BB: 0 P: 6	R: 0 E: 0 K: 1 S: 13	H: 0 LOB: 0 BB: 0 P: 17	R: 3 E: 1 K: 0 S: 19	H: 3 LOB: 2 BB: 0 P: 28	R: 0 E: 0 K: 2 S: 8	H: 0 LOB: 1 BB: 1 P: 14	R: 0 E: 0 K: 1 S: 12	H: 0 LOB: 0 BB: 0 P: 19	R: 0 E: 0 K: 1 S: 8	H: 0 LOB: 0 BB: 0 P: 9	1B: 4 2B: 0 3B: 0 HR: 0	SF: 1 SAC: 0 DP: 1 HBP: 1	WP: 0 PB: 0 SB: 0 CS: 0	PA: 35							
PITCHER	IP	WLS	BF	H	R	ER	SO	BB	IBB	HBP	BLK	WP	HR	S	P	ERA	WHIP										
Paul Wilson, R ERA: 6.55	5.0	W	21	4	3	2	2	1	0	1	0	0	0	60	84	3.60	1.000										
Doug Creek, L ERA: 3.27	1.0	H	4	0	0	0	2	1	0	0	0	0	0	8	14	0.00	1.000										
Tanyon Sturtze, R ERA: 6.75	2.0	H	7	0	0	0	1	0	0	0	0	0	0	20	31	0.00	0.500										
Esteban Yan, R ERA: 5.06	1.0	S	3	0	0	0	1	0	0	0	0	0	0	8	9	0.00	0.000										

Kansas City Royals @ Tampa Bay Devil Rays
Tropicana Field, St. Petersburg, FL
Wed Apr 25 2001, 7:15 PM EDT
Att: 8,752 - Dome - 72 F


AB 30
R 3
H 4
RBI 2
BB 3
SO 6
LOB 10



Batter	1	2	3	4	5	6	7	8	9	AB	R	H	RBI	BB	SO	LOB	BOTTOM										
Gerald Williams, R OBP: 0.263, SLG: 0.368	0-0 G5-3	4-0 2B BB	2-1 G3			2-0 F7				3	1	0	0	1	0	2											
Russ Johnson, R OBP: 0.443, SLG: 0.569	2-1 BB 1B	1-1 2B		2-3 K		1-1 CS	0-1 G6-3			4	1	2	3	0	1	0											
Greg Vaughn, R OBP: 0.337, SLG: 0.474	4-2 CS 1B BB	3-3 K		0-2 F8		0-3 K				3	0	0	0	1	2	1											
Fred McGriff, L OBP: 0.289, SLG: 0.359	1-1 1B	4-1 BB IBB		1-1 F7		2-0 P6				3	0	1	1	1	0	0											
Ben Grieve, L OBP: 0.296, SLG: 0.300 Randy Winn, S OBP: 0.438, SLG: 0.857	3-3 K	4-2 BB			1-3 K			3-2 F7		3	0	0	0	1	2	2											
Jose Guillen, R OBP: 0.239, SLG: 0.244		1-2 BB			1-1 G4-3			1-0 F9		4	1	1	0	0	1	3											
Vinny Castilla, R OBP: 0.230, SLG: 0.310		0-0 FC1-5 1B	1-1 L6		0-0 G4-3			0-3 K		4	0	1	0	0	1	0											
John Flaherty, R OBP: 0.220, SLG: 0.333		0-2 BB FC1-5 2B 1B	1-0 F9			0-1 F7				3	1	1	1	0	0	0											
Felix Martinez, S OBP: 0.338, SLG: 0.375		0-0 FC1-5 2B BB	2-1 S 1B			0-0 CS 1B				3	1	2	0	0	0	2											
Inning Stats	R: 1 E: 0 K: 1 S: 10	H: 2 LOB: 2 BB: 1 P: 20	R: 4 E: 0 K: 2 S: 21	H: 4 LOB: 3 BB: 3 P: 39	R: 0 E: 0 K: 0 S: 7	H: 1 LOB: 1 BB: 0 P: 13	R: 0 E: 0 K: 1 S: 10	H: 0 LOB: 0 BB: 0 P: 13	R: 0 E: 0 K: 1 S: 8	H: 0 LOB: 0 BB: 0 P: 10	R: 0 E: 0 K: 0 S: 5	H: 1 LOB: 0 BB: 0 P: 8	R: 0 E: 0 K: 1 S: 6	H: 0 LOB: 0 BB: 0 P: 8	R: 0 E: 0 K: 1 S: 7	H: 0 LOB: 0 BB: 0 P: 11	1B: 7 2B: 2 3B: 0 HR: 0	SF: 0 SAC: 0 DP: 1 HBP: 0	WP: 0 PB: 0 SB: 1 CS: 2	PA: 35							
PITCHER	IP	WLS	BF	H	R	ER	SO	BB	IBB	HBP	BLK	WP	HR	S	P	ERA	WHIP										
Jeff Suppan, R ERA: 4.8	6.0	L	28	8	5	5	5	3	1	0	0	0	0	61	103	7.50	1.833										
Doug Henry, R ERA: 3.09	2.0		6	0	0	0	2	0	0	0	0	0	0	13	19	0.00	0.000										

Kansas City Royals @ Tampa Bay Devil Rays
Tropicana Field, St. Petersburg, FL
Wed Apr 25 2001, 7:15 PM EDT
Att: 8,752 - Dome - 72 F

AB 30
R 5
H 8
RBI 5
BB 4
SO 7
LOB 10



Batter	1	2	3	4	5	6	7	8	9	AB	R	H	RBI	BB	SO	LOB	TOP								
Carlos Beltrán, S OBP: 0.340, SLG: 0.376 (1, 8)	1-1 1B		1-2 L3					2-3 K		4	1	2	0	0	1	0	Kansas City Royals @ Tampa Bay Devil Rays Tropicana Field, St. Petersburg, FL Thu Apr 26 2001, 12:15 PM EDT Att. 9,247 - Dome - 72 F livebaseballscorecards.com								
Rey Sanchez, R OBP: 0.229, SLG: 0.294 (1, 6)	1-0 1B			0-1 G6-3		0-1 G3-1 2B		0-2 G1-3		4	1	2	1	0	0	0									
Mark Quinn, R OBP: 0.344, SLG: 0.640 (1, 7)	1-1 P6			2-2 L5		1-1 G3-1		2-0 G3		4	0	0	0	0	0	3									
29 Mike Sweeney, R OBP: 0.333, SLG: 0.519 (1, 3)	1-2 G6-4-3			2-2 HR		0-0 1B			2-2 1B	4	3	3	1	0	0	2									
Dee Brown, L OBP: 0.327, SLG: 0.413 (1, 10)		1-2 G6-3		1-0 HR		3-H 1-1 CS			0-0 L8	4	1	2	3	0	0	1									
Joe Randa, R OBP: 0.281, SLG: 0.284 (1, 5)		3-2 F7		1-2 G4-3		2-3 K			4-1 1B	3	0	0	0	1	1	1									
Raul Ibanez, L OBP: 0.278, SLG: 0.235 (1, 9)		2-2 F8			2-2 G4-3				2-2 1B	4	0	1	1	0	0	0									
A.J. Hinch, R OBP: 0.136, SLG: 0.238 (1, 2)			0-3 K		2-3 K			0-0 F3	0-1 G6-3	4	0	0	0	0	2	2									
Luis Ordez, R OBP: 0.111, SLG: 0.111 (1, 4)			2-3 K		0-1 P4			3-3 K		3	0	0	0	0	2	0									
Inning Stats	R: 0 E: 0 K: 0 S: 9	H: 2 LOB: 1 BB: 0 P: 13	R: 0 E: 0 K: 0 S: 10	H: 0 LOB: 0 BB: 0 P: 16	R: 0 E: 0 K: 2 S: 11	H: 0 LOB: 0 BB: 0 P: 14	R: 2 E: 0 K: 0 S: 15	H: 2 LOB: 0 BB: 0 P: 21	R: 0 E: 0 K: 1 S: 9	H: 0 LOB: 0 BB: 0 P: 13	R: 3 E: 0 K: 1 S: 13	H: 4 LOB: 1 BB: 0 P: 19	R: 0 E: 0 K: 1 S: 10	H: 0 LOB: 0 BB: 0 P: 16	R: 0 E: 0 K: 1 S: 10	H: 0 LOB: 0 BB: 0 P: 14	R: 1 E: 0 K: 0 S: 10	H: 2 LOB: 1 BB: 1 P: 18	1B: 6 2B: 4 3B: 0 HR: 1	SF: 0 SAC: 0 DP: 3 HBP: 0	WP: 0 PB: 0 CS: 1	PA: 35			
PITCHER	IP	WLS	BF	H	R	ER	SO	BB	IBB	HBP	BLK	WP	HR	S	P	ERA	WHIP								
Bryan Rekar, R ERA: 5.14 (1, 1)	5.1	L	22	7	5	5	3	0	0	0	0	0	1	62	88	8.44	1.312								
Jeff Wallace, L ERA: (6, 1)	1.0		3	1	0	0	1	0	0	0	0	0	0	8	14	0.00	1.000								
Brian Rose, R ERA: 3.97 (7, 1)	2.2		10	2	1	1	2	1	0	0	0	0	0	27	42	3.38	1.125								

Batter	1	2	3	4	5	6	7	8	9	AB	R	H	RBI	BB	SO	LOB	BOTTOM								
Gerald Williams, R OBP: 0.250, SLG: 0.350 (1, 8)	0-2 G5-3		0-1 F8					1-3 K		4	0	0	0	0	1	2	Kansas City Royals @ Tampa Bay Devil Rays Tropicana Field, St. Petersburg, FL Thu Apr 26 2001, 12:15 PM EDT Att. 9,247 - Dome - 72 F livebaseballscorecards.com								
Randy Winn, S OBP: 0.450, SLG: 0.765 (1, 9)	4-1 BB			1-2 G4-3		1-0 1B			3-2 E3	3	0	1	0	1	0	0									
Steve Cox, L OBP: 0.315, SLG: 0.412 (1, 3)	1-1 G3-6			1-1 G4-3		1-1 G3			2-2 G1-3	4	0	0	0	0	0	3									
Greg Vaughn, R OBP: 0.333, SLG: 0.463 (1, 10)		1-1 1B		1-1 G6-3			2-2 G5-3		1-1 F9	4	0	1	0	0	0	1									
Ben Grieve, L OBP: 0.294, SLG: 0.288 (1, 7)		3-1 G4-6-3			2-1 F7		0-0 G4-3		4-2 BB	3	0	0	0	1	0	1									
Aubrey Huff, L OBP: 0.107, SLG: 0.250 (1, 5)		1-2 G4-3			0-1 1B		2-3 K		0-3 K	4	0	1	0	0	2	2									
Russ Johnson, R OBP: 0.438, SLG: 0.556 (1, 4)			0-0 F9		1-3 K			3-2 1B		3	0	1	0	0	1	1									
Mike DiFelice, R OBP: 0.167, SLG: 0.118 (1, 2)			2-0 G5-3		1-2 1B			0-2 F8		3	0	1	0	0	0	1									
Felix Martinez, S OBP: 0.338, SLG: 0.373 (1, 6)			1-1 1B			0-3 K		2-2 G5-3		3	0	1	0	0	1	1									
Inning Stats	R: 0 E: 0 K: 0 S: 6	H: 0 LOB: 1 BB: 1 P: 11	R: 0 E: 0 K: 0 S: 7	H: 1 LOB: 0 BB: 0 P: 12	R: 0 E: 0 K: 0 S: 6	H: 1 LOB: 1 BB: 0 P: 9	R: 0 E: 0 K: 0 S: 7	H: 0 LOB: 0 BB: 0 P: 10	R: 0 E: 0 K: 2 S: 10	H: 1 LOB: 1 BB: 0 P: 13	R: 0 E: 0 K: 1 S: 7	H: 0 LOB: 0 BB: 0 P: 11	R: 0 E: 0 K: 0 S: 14	H: 1 LOB: 1 BB: 0 P: 19	R: 0 E: 1 K: 1 S: 13	H: 0 LOB: 2 BB: 1 P: 23	1B: 5 2B: 1 3B: 0 HR: 0	SF: 0 SAC: 0 DP: 2 HBP: 0	WP: 1 PB: 0 CS: 0	PA: 33					
PITCHER	IP	WLS	BF	H	R	ER	SO	BB	IBB	HBP	BLK	WP	HR	S	P	ERA	WHIP								
Mac Suzuki, R ERA: 2.16 (1, 1)	8.0	W	29	6	0	0	4	1	0	0	0	0	0	71	106	0.00	0.875								
Jason Grimsley, R ERA: 2.51 (9, 1)	1.0		4	0	0	0	1	1	0	0	0	0	0	10	17	0.00	1.000								

Batter	1	2	3	4	5	6	7	8	9	AB	R	H	RBI	BB	SO	LOB	TOP										
Gerald Williams, R (1, 8) OBP: 0.239, SLG: 0.333	G5-3		F7		E5			G6-4-3		4	0	0	0	0	0	2	Tampa Bay Devil Rays @ Detroit Tigers Comerica Park, Detroit, MI Fri Apr 27 2001, 7:05 PM EDT Att: 16,458 - Sunny - 58 F										
Russ Johnson, R (1, 4) OBP: 0.441, SLG: 0.569	K			FC3-6				G6-3		4	0	2	1	0	1	0											
Greg Vaughn, R (1, 10) OBP: 0.330, SLG: 0.447	K			FC3-6				G6-3		3	0	0	0	1	1	0											
Fred McGriff, L (1, 3) OBP: 0.287, SLG: 0.354		L8		FC3-6				G4-3		4	0	1	0	0	0	2											
Ben Grieve, L (1, 7) OBP: 0.303, SLG: 0.280		F8		G5-4-3				G4-3		2	0	0	0	2	0	0											
Randy Winn, S (9, PR) OBP: 0.450, SLG: 0.765								G4-3		0	0	0	0	0	0	0											
Jose Guillen, R (1, 9) OBP: 0.224, SLG: 0.229								G4-3		3	0	0	0	0	0	3											
Steve Cox, L (9, PH) OBP: 0.309, SLG: 0.404								G4-3		1	0	0	0	0	0	2											
Vinny Castilla, R (1, 5) OBP: 0.246, SLG: 0.339								F9		4	1	2	0	0	0	3											
John Flaherty, R (1, 2) OBP: 0.242, SLG: 0.350										3	1	2	1	0	0	1											
Felix Martinez, S (1, 6) OBP: 0.338, SLG: 0.364										2	0	0	0	1	0	2											
Inning Stats	R: 0 E: 0 K: 2 S: 12	H: 0 LOB: 0 BB: 0 P: 18	R: 0 E: 0 K: 0 S: 5	H: 0 LOB: 0 BB: 0 P: 9	R: 1 E: 0 K: 0 S: 9	H: 2 LOB: 0 BB: 0 P: 11	R: 0 E: 0 K: 0 S: 7	H: 1 LOB: 2 BB: 2 P: 15	R: 1 E: 1 K: 0 S: 10	H: 2 LOB: 2 BB: 0 P: 13	R: 0 E: 0 K: 0 S: 8	H: 0 LOB: 0 BB: 0 P: 13	R: 0 E: 0 K: 0 S: 5	H: 1 LOB: 0 BB: 0 P: 5	R: 0 E: 0 K: 0 S: 7	H: 0 LOB: 0 BB: 1 P: 12	R: 0 E: 0 K: 0 S: 10	H: 1 LOB: 3 BB: 1 P: 18	1B: 5 2B: 3 3B: 0 HR: 0	SF: 0 SAC: 0 DP: 4 HBP: 0	WP: 0 PB: 0 SB: 0 CS: 0	PA: 34					
PITCHER	IP	WLS	BF	H	R	ER	SO	BB	IBB	HBP	BLK	WP	HR	S	P	ERA	WHIP										
Dave Milck, R (1, 1) ERA: 6.11	7.0	W	27	6	2	1	2	3	0	0	0	0	0	58	90	1.29	1.286										
Danny Patterson, R (8, 1) ERA:	1.0	H	2	0	0	0	0	0	0	0	0	0	0	5	6	0.00	0.000										
Todd Jones, R (9, 1) ERA: 7.56	1.0	S	5	1	0	0	0	1	0	0	0	0	0	10	18	0.00	2.000										

Batter	1	2	3	4	5	6	7	8	9	AB	R	H	RBI	BB	SO	LOB	BOTTOM										
Jose Macias, S (1, 5) OBP: 0.421, SLG: 0.722	1B		3B		HR			1B		5	3	4	1	0	0	2	Tampa Bay Devil Rays @ Detroit Tigers Comerica Park, Detroit, MI Fri Apr 27 2001, 7:05 PM EDT Att: 16,458 - Sunny - 58 F										
Ryan Jackson, L (1, 3) OBP: 0.273, SLG: 0.400	1B		3B		G4-3			G6-3		5	1	2	1	0	0	4											
Bobby Higginson, L (1, 7) OBP: 0.374, SLG: 0.486	SF9		FC3-6		E			WP		0	0	0	1	3	0	0											
Tony Clark, S (1, 10) OBP: 0.366, SLG: 0.542	L9-3		FC3-6		L9-6			F8		3	0	0	1	1	0	3											
Wendell Magee, R (1, 9) OBP: 0.543, SLG: 0.733		FC5-4	FC6-4		BB			P6		3	0	1	0	1	0	2											
Juan Encarnacion, R (1, 8) OBP: 0.286, SLG: 0.394	K		K		L9-6			F3		4	0	0	0	0	2	6											
Damion Easley, R (1, 4) OBP: 0.276, SLG: 0.286		FC5-4			F8			E5		3	0	0	0	0	0	1											
Shane Halter, R (1, 6) OBP: 0.313, SLG: 0.302					L9			FC1-6		3	0	0	0	1	1	2											
15 Brandon Inge, R (1, 2) OBP: 0.296, SLG: 0.327					F8			K		3	0	0	0	1	1	3											
Inning Stats	R: 1 E: 0 K: 0 S: 11	H: 2 LOB: 0 BB: 0 P: 18	R: 0 E: 0 K: 1 S: 12	H: 1 LOB: 2 BB: 1 P: 23	R: 2 E: 0 K: 1 S: 17	H: 2 LOB: 1 BB: 1 P: 27	R: 0 E: 0 K: 0 S: 6	H: 0 LOB: 0 BB: 0 P: 8	R: 1 E: 0 K: 0 S: 13	H: 1 LOB: 2 BB: 3 P: 29	R: 0 E: 0 K: 1 S: 12	H: 0 LOB: 2 BB: 1 P: 21	R: 0 E: 0 K: 0 S: 10	H: 0 LOB: 1 BB: 1 P: 19	R: 0 E: 1 K: 1 S: 10	H: 1 LOB: 2 BB: 0 P: 14		1B: 4 2B: 3 3B: 1 HR: 1	SF: 1 SAC: 0 DP: 2 HBP: 1	WP: 1 PB: 0 SB: 1 CS: 0	PA: 38						
PITCHER	IP	WLS	BF	H	R	ER	SO	BB	IBB	HBP	BLK	WP	HR	S	P	ERA	WHIP										
Ryan Rupe, R (1, 1) ERA: 6.75	5.0	L	24	6	4	4	2	5	0	0	0	0	1	59	105	7.20	2.200										
Doug Creek, L (6, 1) ERA: 3.0	1.0		6	0	0	0	1	2	0	1	0	0	0	14	27	0.00	2.000										
Rusty Meacham, R (7, 1) ERA: 2.63	2.0		8	1	0	0	1	0	0	0	0	1	0	18	27	0.00	0.500										

Batter	1	2	3	4	5	6	7	8	9	AB	R	H	RBI	BB	SO	LOB	TOP										
Gerald Williams, R OBP: 0.299, SLG: 0.407 (1, 8)	1-1 G4-3 1B		0-0 S 1B		0-0 G5-4-3 1-2			1-2 G3-1 2B		4	0	3	0	0	0	1	Tampa Bay Devil Rays @ Detroit Tigers Comerica Park, Detroit, MI Sun Apr 29 2001, 1:05 PM EDT Att: 16,769 - Sunny - 55 F										
Russ Johnson, R OBP: 0.429, SLG: 0.523 (1, 4)	3-2 G4-3 1-2		0-3 K 1B		3-2 G6-3 1-2			3-2 F2 1-2		4	0	0	0	0	1	4											
Ben Grieve, L OBP: 0.327, SLG: 0.275 (1, 10)	1-0 FC6-5-4-1-3 2-3		4-2 FC5-4 1-2 BB			1-2 1B		1-0 G3-1 2-3		3	0	1	0	1	0	2											
Greg Vaughn, R OBP: 0.321, SLG: 0.413 (1, 7)		2-3 K 1-2	0-0 FC5-4 1-2			3-3 K 1-2		3-3 K 1-2		4	0	0	0	0	3	5											
Fred McGriff, L OBP: 0.302, SLG: 0.400 (1, 3)		0-0 2B		1-2 HR		0-0 F5 1-3		4-2 G5-4-3 BB		3	1	2	1	1	0	1											
Vinny Castilla, R OBP: 0.233, SLG: 0.314 (1, 5)	2-0 G6-3 1-2		0-0 G6-3 1-2			1-3 K 1-2		1-0 G5-4-3 1-2		4	0	0	0	0	1	3											
Jose Guillen, R OBP: 0.211, SLG: 0.214 (1, 9)	1-1 F9 1-2		0-1 G4-3 1-2			2-1 G5-3 1-2		1-1 F7 1-2		4	0	0	0	0	0	1											
John Flaherty, R OBP: 0.232, SLG: 0.328 (1, 2)			3-2 G6-3 1-2		2-0 G5-3 1-2		1-1 L1 1-2			3	0	0	0	0	0	0											
Felix Martinez, S OBP: 0.322, SLG: 0.345 (1, 6)			0-2 E3 1B		2-2 G5-4-3 1B		2-1 F7 1-2			3	0	1	0	0	0	0											
Inning Stats	R: 0 E: 0 K: 0 S: 6	H: 1 LOB: 0 BB: 0 P: 11	R: 0 E: 0 K: 1 S: 7	H: 1 LOB: 1 BB: 0 P: 12	R: 0 E: 1 K: 1 S: 14	H: 1 LOB: 3 BB: 1 P: 21	R: 1 E: 0 K: 0 S: 7	H: 1 LOB: 0 BB: 0 P: 10	R: 0 E: 0 K: 2 S: 10	H: 1 LOB: 1 BB: 0 P: 15	R: 0 E: 0 K: 0 S: 6	H: 0 LOB: 0 BB: 0 P: 11	R: 0 E: 0 K: 1 S: 14	H: 1 LOB: 1 BB: 0 P: 22	R: 0 E: 0 K: 0 S: 8	H: 0 LOB: 0 BB: 1 P: 14	1B: 4 2B: 3 3B: 0 HR: 1	SF: 0 SAC: 0 DP: 3 HBP: 0	WP: 0 PB: 0 SB: 1 CS: 0	PA: 34							
PITCHER	IP	WLS	BF	H	R	ER	SO	BB	IBB	HBP	BLK	WP	HR	S	P	ERA	WHIP										
Jeff Weaver, R ERA: 4.36 (1, 1)	8.0	W	31	7	1	1	5	1	0	0	0	0	1	73	116	1.12	1.000										
C.J. Nitkowski, L ERA: 4.99 (9, 1)	0.0		1	0	0	0	0	1	0	0	0	0	0	5	9	∞	∞										
Danny Patterson, R ERA: (9, 1)	1.0		2	0	0	0	0	0	0	0	0	0	0	3	5	0.00	0.000										

Batter	1	2	3	4	5	6	7	8	9	AB	R	H	RBI	BB	SO	LOB	BOTTOM										
Roger Cedeno, S OBP: 0.247, SLG: 0.171 (1, 9)	3-2 F8 1-2	1-0 FC5-2 1-3 3H		3-2 G1-3 2-3		1-2 G6-4-3 1-2 3H		3-3 K 1-2		5	0	0	0	0	1	6	Tampa Bay Devil Rays @ Detroit Tigers Comerica Park, Detroit, MI Sun Apr 29 2001, 1:05 PM EDT Att: 16,769 - Sunny - 55 F										
Jose Macias, S OBP: 0.394, SLG: 0.645 (1, 5)	0-0 F7 1-2	2-0 F6 1-2		0-1 F7 1-2		0-1 G6-3 1-2				4	0	0	0	0	0	3											
Bobby Higginson, L OBP: 0.380, SLG: 0.476 (1, 7)	2-1 HR 1B		1-0 F7 1-2		1-1 1B 1-2		1-2 G5-3 1-2			4	1	2	0	0	0	0											
Tony Clark, S OBP: 0.407, SLG: 0.564 (1, 3)	4-2 HR BB		0-0 G6-4-3 1B		4-0 FC6-4 BB		3-2 F8 1-2			2	1	1	0	2	0	0											
Ryan Jackson, L OBP: 0.313, SLG: 0.357 (8, 3)	1-2 HR BB		1-0 G6-4-3 1-2		1-2 FC6-4 1B 1B		1-1 F8 1-2			0	0	0	0	0	0	0											
Dean Palmer, R OBP: 0.222, SLG: 0.400 (1, 10)	2-2 HR 1-1H 2H		1-0 G6-4-3 1-2		1-2 FC6-4 1B 1B		1-1 F8 1-2			4	1	1	3	0	0	2											
Juan Encarnacion, R OBP: 0.302, SLG: 0.385 (1, 8)	1-2 G4-3 1-2		0-1 F9 1-2		1-2 1B 1-2		2-2 F8 1-2			4	0	1	0	0	0	0											
Damion Easley, R OBP: 0.295, SLG: 0.289 (1, 4)		0-0 G5-3 1-2		4-2 15 2B BB		1-1 15 2B 1B		0-2 15 BLK 1B		3	1	2	0	1	0	0											
Deivi Cruz, R OBP: 0.232, SLG: 0.316 (1, 6)		0-1 15 1B FC5-2 1B		4-1 15 2B BB		0-0 15 SH G6-4-3 2B		1-2 15 BLK 1B		3	2	3	0	1	0	0											
15 Brandon Inge, R OBP: 0.300, SLG: 0.345 (1, 2)		0-0 FC5-2 1-3 1B		0-2 G1-3 1-1H 2H 2B		0-0 SH G6-4-3		3-2 L7 1-2 2-3		3	0	2	2	0	0	2											
Inning Stats	R: 3 E: 0 K: 0 S: 15	H: 2 LOB: 0 BB: 1 P: 27	R: 0 E: 0 K: 0 S: 7	H: 2 LOB: 2 BB: 0 P: 9	R: 0 E: 0 K: 0 S: 3	H: 1 LOB: 1 BB: 2 P: 5	R: 2 E: 0 K: 0 S: 13	H: 1 LOB: 1 BB: 2 P: 24	R: 0 E: 1 K: 0 S: 7	H: 3 LOB: 3 BB: 1 P: 9	R: 0 E: 0 K: 0 S: 9	H: 0 LOB: 0 BB: 0 P: 14	R: 0 E: 0 K: 1 S: 16	H: 2 LOB: 2 BB: 0 P: 25	R: 0 E: 0 K: 0 S: 8	H: 0 LOB: 0 BB: 1 P: 14	1B: 9 2B: 2 3B: 0 HR: 1	SF: 0 SAC: 1 DP: 2 HBP: 0	WP: 0 PB: 0 SB: 1 CS: 0	PA: 37							
PITCHER	IP	WLS	BF	H	R	ER	SO	BB	IBB	HBP	BLK	WP	HR	S	P	ERA	WHIP										
Albie Lopez, R ERA: 2.6 (1, 1)	7.0	L	32	10	6	6	0	4	0	0	0	0	1	64	106	7.71	2.000										
Jeff Wallace, L ERA: (8, 1)	1.0		5	2	0	0	1	0	0	0	1	0	0	16	25	0.00	2.000										





Batter	1	2	3	4	5	6	7	8	9	AB	R	H	RBI	BB	SO	LOB	TOP					
Gerald Williams, R OBP: 0.287, SLG: 0.389 (1, 8)	F8		K		G1-3		K			4	0	0	0	0	2	2	Tampa Bay Devil Rays @ Baltimore Orioles Oriole Park at Camden Yards, Baltimore, MD Mon Apr 30 2001, 7:05 PM EDT Att: 28,510 - Sunny - 75 F livebaseballscorecards.com					
Russ Johnson, R OBP: 0.407, SLG: 0.493 (1, 4) (5, 6)	G5-3		K		F9		G1-3			4	0	0	0	0	1	2						
Ben Grieve, L OBP: 0.333, SLG: 0.298 (1, 7)	G3			2B		HBP BB SF9		K		4	2	2	0	0	1	0						
Greg Vaughn, R OBP: 0.327, SLG: 0.404 (1, 10)		G4-3		2B	G6-3	HBP BB SF9		G6-3		2	1	0	0	2	0	0						
Fred McGriff, L OBP: 0.310, SLG: 0.415 (1, 3)	K			G6-3	F9					4	0	2	1	0	1	2						
Vinny Castilla, R OBP: 0.234, SLG: 0.301 (1, 5)	F9			1-3 2-H	K					3	0	0	0	0	1	3						
Jose Guillen, R OBP: 0.213, SLG: 0.220 (1, 9)			FC1-5	G6-3		SF9			F9	3	0	1	2	0	0	1						
John Flaherty, R OBP: 0.233, SLG: 0.314 (1, 2)			FC1-5	P3		F9			F7	3	0	0	0	1	0	3						
Felix Martinez, S OBP: 0.315, SLG: 0.337 Damian Rolls, R OBP: 0.286, SLG: 0.333 Steve Cox, L OBP: 0.304, SLG: 0.396 (9, PH)	FC1-5			K			G5-3		G6-3	2	0	0	0	0	1	2						
										1	0	0	0	0	0	0						
										1	0	0	0	0	0	0						
Inning Stats	R: 0 E: 0 K: 0 S: 7	H: 0 LOB: 0 BB: 0 P: 11	R: 0 E: 0 K: 1 S: 5	H: 0 LOB: 0 BB: 6 P: 6	R: 0 E: 0 K: 1 S: 11	H: 1 LOB: 2 BB: 1 P: 19	R: 2 E: 0 K: 1 S: 16	H: 2 LOB: 1 BB: 1 P: 29	R: 0 E: 0 K: 1 S: 6	H: 0 LOB: 0 BB: 0 P: 10	R: 1 E: 0 K: 0 S: 9	H: 1 LOB: 2 BB: 1 P: 15	R: 0 E: 0 K: 1 S: 7	H: 0 LOB: 0 BB: 0 P: 10	R: 0 E: 0 K: 1 S: 8	H: 1 LOB: 1 BB: 0 P: 13	R: 0 E: 0 K: 0 S: 7	H: 0 LOB: 0 BB: 0 P: 10	1B: 3 2B: 2 3B: 0 HR: 0	SF: 1 SAC: 0 DP: 0 HBP: 1	WP: 0 PB: 0 SB: 0 CS: 0	PA: 36
PITCHER	IP	WLS	BF	H	R	ER	SO	BB	IBB	HBP	BLK	WP	HR	S	P	ERA	WHIP					
Willis Roberts, R ERA: 1.95 (1, 1)	6.0	W	26	4	3	3	5	3	0	1	0	0	0	54	90	4.50	1.167					
Chad Paronto, R ERA: 4.32 (7, 1)	2.0	H	7	1	0	0	2	0	0	0	0	0	0	15	23	0.00	0.500					
Ryan Kohlmeier, R ERA: 5.91 (9, 1)	1.0	S	3	0	0	0	0	0	0	0	0	0	0	7	10	0.00	0.000					

Batter	1	2	3	4	5	6	7	8	9	AB	R	H	RBI	BB	SO	LOB	BOTTOM				
Brady Anderson, L OBP: 0.282, SLG: 0.286 (1, 9)	HR	F6		S			FC3-6			4	1	2	2	0	0	3	Tampa Bay Devil Rays @ Baltimore Orioles Oriole Park at Camden Yards, Baltimore, MD Mon Apr 30 2001, 7:05 PM EDT Att: 28,510 - Sunny - 75 F livebaseballscorecards.com				
Mike Bordick, R OBP: 0.342, SLG: 0.360 (1, 6)	F8			K2-3						3	0	1	0	1	1	1					
Delino DeShields, L OBP: 0.356, SLG: 0.376 (1, 7)	K	SF8-3-5			G1-3		K			3	0	0	1	0	2	2					
Chris Richard, L OBP: 0.354, SLG: 0.438 (1, 3)				G4-3		K				3	0	1	0	1	1	0					
Mike Kinkade, R OBP: 0.292, SLG: 0.283 (1, 5)	F9			F8		G5-3				4	0	1	0	0	0	1					
31 Jay Gibbons, L OBP: 0.348, SLG: 0.327 (1, 10)			6 HR	F7			K		L8	3	1	0	0	1	1	1					
6 Melvin Mora, R OBP: 0.280, SLG: 0.320 (1, 8)				G5-3		F5			K	4	1	1	2	0	1	1					
Brook Fordyce, R OBP: 0.217, SLG: 0.270 (1, 2)				G5-3		P6			F8	3	1	0	0	1	0	1					
Jerry Hairston, R OBP: 0.258, SLG: 0.262 (1, 4)				E6					FC3-6	3	1	2	0	0	0	0					
Inning Stats	R: 1 E: 0 K: 1 S: 8	H: 1 LOB: 1 BB: 1 P: 16	R: 3 E: 0 K: 0 S: 19	H: 2 LOB: 1 BB: 3 P: 36	R: 0 E: 0 K: 0 S: 7	H: 0 LOB: 0 BB: 0 P: 9	R: 1 E: 1 K: 1 S: 13	H: 1 LOB: 1 BB: 0 P: 19	R: 0 E: 0 K: 1 S: 5	H: 0 LOB: 0 BB: 0 P: 8	R: 0 E: 0 K: 1 S: 7	H: 0 LOB: 0 BB: 0 P: 10	R: 0 E: 0 K: 1 S: 13	H: 3 LOB: 2 BB: 0 P: 20	R: 0 E: 0 K: 1 S: 10	H: 1 LOB: 1 BB: 0 P: 11	1B: 6 2B: 1 3B: 0 HR: 2	SF: 1 SAC: 0 DP: 1 HBP: 0	WP: 0 PB: 0 SB: 1 CS: 0	PA: 35	
PITCHER	IP	WLS	BF	H	R	ER	SO	BB	IBB	HBP	BLK	WP	HR	S	P	ERA	WHIP				
Paul Wilson, R ERA: 6.35 (1, 1)	6.1	L	29	6	5	4	4	4	0	0	0	0	0	7	10	0.00	1.579				
Doug Creek, L ERA: 2.94 (7, 1)	0.2		2	1	0	0	1	0	0	0	0	0	0	7	10	0.00	1.500				
Esteban Yan, R ERA: 4.63 (8, 1)	1.0		4	1	0	0	1	0	0	0	0	0	0	10	11	0.00	1.000				

Batter	1	2	3	4	5	6	7	8	9	AB	R	H	RBI	BB	SO	LOB	TOP					
Gerald Williams, R OBP: 0.276, SLG: 0.374 (1, 8)	G5-3		F7			F8		G4-3		4	0	0	0	0	0	1	<p>Tampa Bay Devil Rays @ Baltimore Orioles</p> <p>Oriole Park at Camden Yards, Baltimore, MD</p> <p>Tue May 01 2001, 7:05 PM EDT</p> <p>Att: 27,208 - Sunny - 82 F</p> <p>livebaseballscores.com</p>					
Russ Johnson, R OBP: 0.424, SLG: 0.528 (1, 6)	G3 1B			K				FC5-4 BB		3	0	2	1	1	1	0						
Ben Grieve, L OBP: 0.330, SLG: 0.287 (1, 7)	G3				BB			K		3	0	0	0	1	2	3						
Greg Vaughn, R OBP: 0.325, SLG: 0.392 (1, 10)	K			L6				FC5-4		3	0	0	0	1	1	3						
Fred McGriff, L OBP: 0.298, SLG: 0.398 (1, 3)		K		G3		FC4-6			P6	4	0	0	0	0	1	3						
Vinny Castilla, R OBP: 0.235, SLG: 0.312 (1, 5)	G5-3								P3	4	0	1	0	0	0	0						
Jose Guillen, R OBP: 0.215, SLG: 0.222 (1, 9)	G6-3						2B		K	4	0	1	0	0	1	1						
Mike DiFelice, R OBP: 0.143, SLG: 0.100 (1, 2)			G5-3			F7				3	0	0	0	0	1	2						
Damian Rolls, R OBP: 0.200, SLG: 0.222 (1, 4)			G6-3				E5 F8 S 3B		K	3	1	0	0	0	1	1						
Inning Stats	R: 0 E: 0 K: 1 S: 16	H: 1 LOB: 1 BB: 0 P: 26	R: 0 E: 0 K: 1 S: 8	H: 0 LOB: 0 BB: 0 P: 12	R: 0 E: 0 K: 0 S: 8	H: 0 LOB: 0 BB: 0 P: 10	R: 0 E: 0 K: 1 S: 9	H: 0 LOB: 1 BB: 1 P: 21	R: 0 E: 0 K: 0 S: 8	H: 1 LOB: 0 BB: 0 P: 12	R: 1 E: 1 K: 1 S: 16	H: 1 LOB: 2 BB: 1 P: 27	R: 0 E: 0 K: 2 S: 11	H: 1 LOB: 1 BB: 0 P: 15	R: 0 E: 0 K: 1 S: 9	H: 0 LOB: 1 BB: 1 P: 16	R: 0 E: 0 K: 1 S: 8	H: 0 LOB: 0 BB: 0 P: 11	1B: 2 2B: 1 3B: 1 HR: 0	SF: 0 SAC: 0 DP: 0 HBP: 0	WP: 0 PB: 0 SB: 1 CS: 1	PA: 34
PITCHER	IP	WLS	BF	H	R	ER	SO	BB	IBB	HBP	BLK	WP	HR	S	P	ERA	WHIP					
Jason Johnson, R ERA: 3.86 (1, 1)	5.2	W	21	3	1	0	4	1	0	0	0	0	0	60	99	0.00	0.706					
Mike Trombley, R ERA: 1.95 (6, 1)	2.1	H	10	1	0	0	3	2	0	0	0	0	0	25	40	0.00	1.286					
Ryan Kohlmeier, R ERA: 5.4 (9, 1)	1.0	S	3	0	0	0	1	0	0	0	0	0	0	8	11	0.00	0.000					

Batter	1	2	3	4	5	6	7	8	9	AB	R	H	RBI	BB	SO	LOB	BOTTOM					
Brady Anderson, L OBP: 0.281, SLG: 0.284 (1, 9)	L3		P5			G4-3				4	0	1	1	0	0	0	<p>Tampa Bay Devil Rays @ Baltimore Orioles</p> <p>Oriole Park at Camden Yards, Baltimore, MD</p> <p>Tue May 01 2001, 7:05 PM EDT</p> <p>Att: 27,208 - Sunny - 82 F</p> <p>livebaseballscores.com</p>					
Mike Bordick, R OBP: 0.331, SLG: 0.346 (1, 6)	G5-3		K			G4-3		2H 1B		4	0	0	0	0	1	1						
Delino DeShields, L OBP: 0.343, SLG: 0.360 (1, 7)	G3-1		G3						B1-3	4	0	0	0	0	0	0						
Chris Richard, L OBP: 0.360, SLG: 0.434 (1, 3)		BB 6 1B			G3-1				G1-3	3	0	1	0	1	0	0						
Cal Ripken Jr., R OBP: 0.213, SLG: 0.296 (1, 5)		K			31 G4-3 BB		F7			3	0	1	0	1	1	2						
31 Jay Gibbons, L OBP: 0.328, SLG: 0.305 (1, 10)			F8		G4-3				F7	4	0	0	0	0	4							
6 Melvin Mora, R OBP: 0.294, SLG: 0.325 (1, 8)		BB 1B				F9 S HR BB			K	2	1	1	0	1	1	0						
Brook Fordyce, R OBP: 0.222, SLG: 0.262 (1, 2)						F9			F8	2	0	0	0	1	0	1						
Jerry Hairston, R OBP: 0.271, SLG: 0.322 (1, 4)			F7						1B 2B	3	2	2	2	0	0	3						
Inning Stats	R: 0 E: 0 K: 0 S: 6	H: 0 LOB: 0 BB: 0 P: 10	R: 0 E: 1 K: 1 S: 12	H: 2 LOB: 3 BB: 1 P: 20	R: 0 E: 0 K: 1 S: 10	H: 0 LOB: 0 BB: 0 P: 17	R: 0 E: 0 K: 0 S: 6	H: 0 LOB: 1 BB: 1 P: 12	R: 2 E: 0 K: 0 S: 8	H: 1 LOB: 0 BB: 1 P: 16	R: 0 E: 0 K: 0 S: 9	H: 0 LOB: 1 BB: 1 P: 16	R: 1 E: 0 K: 1 S: 9	H: 2 LOB: 1 BB: 0 P: 14	R: 0 E: 0 K: 0 S: 6	H: 1 LOB: 1 BB: 0 P: 7	1B: 4 2B: 1 3B: 0 HR: 1	SF: 0 SAC: 0 DP: 1 HBP: 0	WP: 0 PB: 0 SB: 1 CS: 0	PA: 33		
PITCHER	IP	WLS	BF	H	R	ER	SO	BB	IBB	HBP	BLK	WP	HR	S	P	ERA	WHIP					
Bryan Rekar, R ERA: 4.93 (1, 1)	6.2	L	27	4	3	3	3	4	0	0	0	0	0	0	102	4.05	1.200					
Rusty Meacham, R ERA: 2.4 (7, 1)	1.1		6	2	0	0	0	0	0	0	0	0	0	9	10	0.00	1.500					

Batter	1	2	3	4	5	6	7	8	9	AB	R	H	RBI	BB	SO	LOB	TOP										
Gerald Williams, R (1, 8) OBP: 0.291, SLG: 0.388	2-2 1B F8 SF7 1B		1-2 G5-3		2-1 F7		0-1 1B 2B		4-0 1B HR BB	4	3	2	0	1	0	1	Tampa Bay Devil Rays @ Baltimore Orioles Oriole Park at Camden Yards, Baltimore, MD Wed May 02 2001, 7:05 PM EDT Att: 26,615 - Sunny - 84 F livebaseballscorecards.com										
Damian Rolls, R (1, 4) OBP: 0.297, SLG: 0.286	0-1 F8		2-1 P3		1-1 1B		2-0 G6-3		0-1 HR 1B	5	1	2	0	0	0	2											
Ben Grieve, L (1, 10) OBP: 0.351, SLG: 0.348	1-0 SF7 1B			3-3 K	0-2 1B		0-0 BB 1B		1-1 HR	5	1	4	5	0	1	0											
Greg Vaughn, R (1, 7) OBP: 0.319, SLG: 0.386	1-0 SF7			0-1 G6-4-3 1B	3-0 P5		0-0 P6		1-3 K	4	1	1	1	0	1	3											
Steve Cox, L (1, 3) OBP: 0.311, SLG: 0.375	1-1 F8			0-0 G6-4-3	1-0 G3		4-1 BB		4-1 1B BB	3	0	0	0	2	0	4											
Vinny Castilla, R (1, 5) OBP: 0.244, SLG: 0.317		0-0 F9		1-1 1B		0-1 G5-3		0-0 F2		1-2 1B	5	0	2	1	0	2											
Jose Guillen, R (1, 9) OBP: 0.243, SLG: 0.239		0-1 G1-3		4-2 HBP		0-0 1B 1B		0-2 G1-6-3 1B		0-1 L6	4	0	2	0	0	2											
John Flaherty, R (1, 2) OBP: 0.231, SLG: 0.307		0-1 G6-3		1-3 K		3-1 G3-6 1B		2-1 F5		2-3 K	5	0	1	0	0	2		5									
Felix Martinez, S (1, 6) OBP: 0.312, SLG: 0.333			1-2 F8		0-1 1B 1B		0-0 G3-6		0-1 G1-6-3	4	1	1	0	0	0	3											
Inning Stats	R: 1 E: 0 K: 0 S: 10	H: 2 LOB: 1 BB: 0 P: 15	R: 0 E: 0 K: 0 S: 5	H: 0 LOB: 0 BB: 0 P: 5	R: 0 E: 0 K: 0 S: 9	H: 0 LOB: 0 BB: 0 P: 13	R: 1 E: 0 K: 2 S: 15	H: 2 LOB: 2 BB: 0 P: 24	R: 1 E: 0 K: 0 S: 11	H: 3 LOB: 2 BB: 0 P: 18	R: 0 E: 0 K: 0 S: 6	H: 2 LOB: 1 BB: 0 P: 9	R: 1 E: 0 K: 0 S: 7	H: 2 LOB: 2 BB: 1 P: 13	R: 0 E: 0 K: 0 S: 7	H: 1 LOB: 0 BB: 0 P: 9		R: 3 E: 0 K: 2 S: 17	H: 3 LOB: 2 BB: 2 P: 30	1B: 13 2B: 1 3B: 0 HR: 1	SF: 1 SAC: 0 DP: 2 HBP: 1	WP: 0 PB: 0 SB: 1 CS: 0	PA: 44				
PITCHER	IP	WLS	BF	H	R	ER	SO	BB	IBB	HBP	BLK	WP	HR	S	P	ERA	WHIP										
Jose Mercedes, R (1, 1) ERA: 7.54	6.1	L	29	10	4	4	2	0	0	1	0	0	0	59	89	5.68	1.579										
B.J. Ryan, L (7, 1) ERA: 3.65	0.1		3	1	0	0	0	1	0	0	0	0	0	3	7	0.00	6.000										
Josh Towers, R (7, 1) ERA:	1.1		4	1	0	0	0	0	0	0	0	0	0	8	10	0.00	0.750										
Jorge Julio, R (9, 1) ERA: 33.75	1.0		8	3	3	3	2	2	0	0	0	0	1	17	30	27.00	5.000										

Batter	1	2	3	4	5	6	7	8	9	AB	R	H	RBI	BB	SO	LOB	BOTTOM										
Brady Anderson, L (1, 9) OBP: 0.271, SLG: 0.274	2-2 F5		0-1 F8			3-2 G4-3		3-2 F7		4	0	0	0	0	0	2	Tampa Bay Devil Rays @ Baltimore Orioles Oriole Park at Camden Yards, Baltimore, MD Wed May 02 2001, 7:05 PM EDT Att: 26,615 - Sunny - 84 F livebaseballscorecards.com										
6 Melvin Mora, R (1, 6) OBP: 0.281, SLG: 0.309	2-0 F8		0-3 K			0-3 K		1-3 K		4	0	0	0	0	3	2											
Delino DeShields, L (1, 7) OBP: 0.330, SLG: 0.344	3-2 F7		0-0 P5			2-0 G4-3			2-2 G6-3	4	0	0	0	0	0	2											
Jeff Conine, R (1, 3) OBP: 0.327, SLG: 0.310		2-0 F8		2-0 F8			2-3 K		3-1 G4-3 1B	4	0	1	0	0	1	0											
Chris Richard, L (1, 8) OBP: 0.356, SLG: 0.425		2-3 K		2-2 F8			0-1 31 FC5-4 HBP 1B		1-1 G4-3	4	0	1	0	0	1	1											
Cal Ripken Jr., R (1, 5) OBP: 0.215, SLG: 0.284		0-2 G4-3		3-1 G5-3			1-0 31 FC5-4 HBP		0-0 F7	3	0	0	0	0	0	1											
31 Jay Gibbons, L (1, 10) OBP: 0.343, SLG: 0.371			0-1 HR		1-0 G6-4-3 1B		0-0 FC5-4		1-2 2-3	3	1	2	1	0	0	2											
Fernando Lunar, R (1, 2) OBP: 0.375, SLG: 0.429			2-0 1B		0-0 G6-4-3		1-0 L9			3	0	1	0	0	0	3											
Jerry Hairston, R (1, 4) OBP: 0.273, SLG: 0.322			1-2 1B		1-1 G6-3			3-2 L8		3	0	1	0	0	0	0											
Inning Stats	R: 0 E: 0 K: 0 S: 10	H: 0 LOB: 0 BB: 0 P: 17	R: 0 E: 0 K: 1 S: 8	H: 0 LOB: 0 BB: 0 P: 12	R: 1 E: 0 K: 1 S: 13	H: 3 LOB: 2 BB: 0 P: 16	R: 0 E: 0 K: 0 S: 6	H: 0 LOB: 0 BB: 0 P: 13	R: 0 E: 0 K: 0 S: 4	H: 1 LOB: 0 BB: 0 P: 6	R: 0 E: 0 K: 1 S: 9	H: 0 LOB: 0 BB: 0 P: 14	R: 0 E: 0 K: 1 S: 7	H: 1 LOB: 2 BB: 0 P: 11	R: 0 E: 0 K: 1 S: 13	H: 0 LOB: 0 BB: 0 P: 20		R: 0 E: 0 K: 0 S: 8	H: 1 LOB: 1 BB: 0 P: 14	1B: 5 2B: 0 3B: 0 HR: 1	SF: 0 SAC: 0 DP: 1 HBP: 1	WP: 0 PB: 0 SB: 0 CS: 0	PA: 33				
PITCHER	IP	WLS	BF	H	R	ER	SO	BB	IBB	HBP	BLK	WP	HR	S	P	ERA	WHIP										
Ryan Rupe, R (1, 1) ERA: 5.93	5.0	W	18	4	1	1	2	0	0	0	0	0	0	41	64	1.80	0.800										
Tanyon Sturtze, R (6, 1) ERA: 5.4	4.0	S	15	2	0	0	3	0	0	1	0	0	0	37	59	0.00	0.500										

Batter	1	2	3	4	5	6	7	8	9	AB	R	H	RBI	BB	SO	LOB	TOP										
Kenny Lofton, L OBP: 0.388, SLG: 0.387 (1, 8)	F7		1B FC5-4	G4-3		BB WP 1B	SF9			4	1	2	1	0	0	1	Cleveland Indians @ Tampa Bay Devil Rays Tropicana Field, St. Petersburg, FL Fri May 04 2001, 7:15 PM EDT Att: 14,287 - Dome - 72 F livebaseballscorecards.com										
Omar Vizquel, S OBP: 0.331, SLG: 0.279 (1, 6)	K		FC5-4 HR 1B			BB BB	F8			3	1	1	0	2	1	1											
Roberto Alomar, S OBP: 0.385, SLG: 0.373 (1, 4)	E6		FC5-4 1B	CS	4-1 1B 2B BB	L5		FC6-4 1B		4	1	2	0	1	0	2											
Juan Gonzalez, R OBP: 0.400, SLG: 0.722 (1, 9)	F2		FC5-4 HR		F8	F7		K		5	1	0	1	0	1	7											
Jim Thome, L OBP: 0.356, SLG: 0.378 (1, 3)		2-2 2B	K		2B G4-3 1B			K		4	1	2	0	1	2	3											
Ellis Burks, R OBP: 0.355, SLG: 0.521 (1, 7)	G6-3	0-1 2B	HR		G4-3 2B	F8		FC6-4		5	2	2	4	0	0	5											
Marty Cordova, R OBP: 0.462, SLG: 0.754 (1, 10)	G5-3	0-0 2B	F8		G4-3		FC3-6 SF9 1B	G6-4-3 1B		5	1	2	1	0	0	2											
Russell Branyan, L OBP: 0.297, SLG: 0.489 Jolbert Cabrera, R OBP: 0.333, SLG: 0.319 (1, 5) (9, 5)		4-1 BB		G4-3 2B			FC3-6 1B	K		4	0	3	1	1	1	1											
Eddie Taubensee, L OBP: 0.289, SLG: 0.349 (1, 2)	F8	0-0 3B		K	F7		FC3-6 WP	G6-4-3		5	0	0	0	0	1	7											
Inning Stats	R: 0 E: 1 K: 1 S: 10	H: 0 LOB: 1 BB: 0 P: 15	R: 0 E: 0 K: 0 S: 8	H: 1 LOB: 2 BB: 1 P: 14	R: 4 E: 0 K: 1 S: 12	H: 4 LOB: 0 BB: 0 P: 16	R: 0 E: 0 K: 1 S: 11	H: 1 LOB: 1 BB: 1 P: 19	R: 3 E: 0 K: 0 S: 11	H: 3 LOB: 1 BB: 1 P: 17	R: 0 E: 0 K: 0 S: 12	H: 1 LOB: 3 BB: 2 P: 27	R: 1 E: 0 K: 0 S: 11	H: 2 LOB: 1 BB: 0 P: 15	R: 0 E: 0 K: 2 S: 10	H: 1 LOB: 0 BB: 0 P: 17	R: 0 E: 0 K: 1 S: 11	H: 1 LOB: 0 BB: 0 P: 16	1B: 9 2B: 4 3B: 0 HR: 1	SF: 1 SAC: 0 DP: 1 HBP: 0	WP: 2 PB: 0 SB: 0 CS: 0	PA: 46					
PITCHER	IP	WLS	BF	H	R	ER	SO	BB	IBB	HBP	BLK	WP	HR	S	P	ERA	WHIP										
Albie Lopez, R ERA: 3.6 (1, 1)	5.0	L	27	9	7	7	3	3	0	0	0	0	1	52	81	12.60	2.400										
Brian Rose, R ERA: 3.52 (6, 1)	2.0		11	3	1	1	0	2	0	0	0	2	0	23	42	4.50	2.500										
Jeff Wallace, L ERA: (8, 1)	1.0		4	1	0	0	2	0	0	0	0	0	0	10	17	0.00	1.000										
Doug Creek, L ERA: 2.63 (9, 1)	1.0		3	1	0	0	1	0	0	0	0	0	0	11	16	0.00	1.000										

Batter	1	2	3	4	5	6	7	8	9	AB	R	H	RBI	BB	SO	LOB	BOTTOM										
Gerald Williams, R OBP: 0.287, SLG: 0.380 (1, 8)	G5-3		G4-3	K		K		3B 1B		5	1	1	1	0	2	2	Cleveland Indians @ Tampa Bay Devil Rays Tropicana Field, St. Petersburg, FL Fri May 04 2001, 7:15 PM EDT Att: 14,287 - Dome - 72 F livebaseballscorecards.com										
Russ Johnson, R OBP: 0.422, SLG: 0.539 (1, 4)		4-2 BB	K		F9		F9	3B 1B		4	0	1	1	1	1	0											
Ben Grieve, L OBP: 0.353, SLG: 0.354 (1, 7)	K		1B 2B		F7			K		4	1	1	0	1	2	2											
Greg Vaughn, R OBP: 0.323, SLG: 0.381 (1, 10)	P6		1B BB			1B		K		4	0	1	0	1	2	3											
Fred McGriff, L OBP: 0.303, SLG: 0.398 (1, 3)		0-0 F9	1-2 1B		K		G3-1		G4-6-3 1B	5	0	2	1	0	1	2											
Aubrey Huff, L OBP: 0.182, SLG: 0.424 (1, 5)	G6-3 2B		G4-3			HR		2B 1B	G4-6-3 1B	5	2	3	1	0	0	3											
Randy Winn, S OBP: 0.440, SLG: 0.667 (1, 9)	G6-3	2-2 2B		G1-3		G6-4-3 1B		2B G4-3 BB	G4-3	4	1	1	0	1	0	1											
John Flaherty, R OBP: 0.256, SLG: 0.333 (1, 2)		4-0 BB				G6-4-3		G4-3 1B 2B		3	1	2	1	1	0	1											
Felix Martinez, S OBP: 0.309, SLG: 0.330 (1, 6)	F7			K				G4-3		4	0	1	1	0	1	4											
Inning Stats	R: 0 E: 0 K: 1 S: 9	H: 0 LOB: 1 BB: 1 P: 18	R: 0 E: 0 K: 0 S: 6	H: 1 LOB: 2 BB: 1 P: 14	R: 1 E: 0 K: 1 S: 10	H: 2 LOB: 1 BB: 1 P: 18	R: 0 E: 0 K: 2 S: 11	H: 1 LOB: 0 BB: 0 P: 19	R: 0 E: 0 K: 1 S: 12	H: 1 LOB: 1 BB: 0 P: 16	R: 1 E: 0 K: 1 S: 9	H: 3 LOB: 1 BB: 0 P: 16	R: 0 E: 0 K: 1 S: 10	H: 0 LOB: 1 BB: 1 P: 18	R: 4 E: 0 K: 2 S: 23	H: 4 LOB: 1 BB: 1 P: 35	R: 0 E: 0 K: 0 S: 8	H: 1 LOB: 0 BB: 0 P: 16	1B: 8 2B: 3 3B: 1 HR: 1	SF: 0 SAC: 0 DP: 2 HBP: 0	WP: 0 PB: 1 SB: 0 CS: 0	PA: 43					
PITCHER	IP	WLS	BF	H	R	ER	SO	BB	IBB	HBP	BLK	WP	HR	S	P	ERA	WHIP										
Bartolo Colon, R ERA: 3.38 (1, 1)	6.2	W	31	8	2	2	7	4	0	0	0	0	0	8	15	54.00	6.000										
Ricardo Rincon, L ERA: 7.71 (7, 1)	0.1		3	1	2	2	0	1	0	0	0	0	0	7	9	54.00	9.000										
Steve Reed, R ERA: 2.84 (8, 1)	0.1	H	4	3	2	2	0	0	0	0	0	0	0	5	7	0.00	0.000										
Rich Rodriguez, L ERA: (8, 1)	0.1	S	4	1	0	0	1	0	0	0	0	0	0	13	23	0.00	0.750										
Paul Shuey, R ERA: 2.4 (8, 1)	1.1		4	1	0	0	1	0	0	0	0	0	0	13	23	0.00	0.750										

Batter	1	2	3	4	5	6	7	8	9	AB	R	H	RBI	BB	SO	LOB	TOP		
Kenny Lofton, L OBP: 0.375, SLG: 0.372 (1, 8)	L7		S		F7		K	1-3 2-H	F9	6	0	2	1	0	1	4	Cleveland Indians @ Tampa Bay Devil Rays Tropicana Field, St. Petersburg, FL Sun May 06 2001, 1:15 PM EDT Att: 17,759 - Dome - 72 F		
Omar Vizquel, S OBP: 0.336, SLG: 0.310 (1, 6)	F9		F8		G3-1			BB	G4-3	4	1	0	0	1	0	3			
Roberto Alomar, S OBP: 0.389, SLG: 0.400 (1, 4)	G6-3				2B			2B	1B	5	3	3	0	0	0	0			
Juan Gonzalez, R OBP: 0.408, SLG: 0.707 (1, 10)		F8		F9		FC3-6 BB		2B	1B	3	2	1	0	2	0	1			
Jim Thome, L OBP: 0.351, SLG: 0.374 (1, 3)						FC3-6 WP		K	K	5	0	2	1	0	2	6			
Marty Cordova, R OBP: 0.446, SLG: 0.714 (1, 7)					G6-3			BB	1B	5	2	2	3	0	0	3			
Jacob Cruz, L OBP: 0.273, SLG: 0.207 (1, 9)					F7			BB	1B	3	1	0	0	0	2	2			
Russell Branyan, L OBP: 0.303, SLG: 0.521 (8, PR)								1B	BB	3	0	1	1	1	1	0			
Jolbert Cabrera, R OBP: 0.356, SLG: 0.333 (8, 5)								1B	FC5-4	1	1	1	1	0	0	0			
Einar Diaz, R OBP: 0.394, SLG: 0.474 (1, 2)					G6-3			1B	FC5-4	4	0	1	3	0	0	3			
Inning Stats	R: 0 E: 0 K: 0 S: 7	H: 0 LOB: 0 BB: 0 P: 13	R: 0 E: 0 K: 1 S: 11	H: 1 LOB: 1 BB: 0 P: 18	R: 0 E: 0 K: 1 S: 10	H: 1 LOB: 1 BB: 0 P: 14	R: 1 E: 0 K: 0 S: 13	H: 2 LOB: 1 BB: 0 P: 20	R: 0 E: 0 K: 0 S: 5	H: 0 LOB: 1 BB: 1 P: 14	R: 0 E: 0 K: 2 S: 11	H: 0 LOB: 1 BB: 0 P: 17	R: 6 E: 0 K: 1 S: 15	H: 4 LOB: 1 BB: 3 P: 35	R: 3 E: 0 K: 1 S: 14	H: 4 LOB: 2 BB: 0 P: 25	1B: 8 2B: 5 3B: 0 HR: 0	SF: 0 SAC: 0 DP: 0 HBP: 3	WP: 1 PA: 46 PB: 0 SB: 1 CS: 0
PITCHER	IP	WLS	BF	H	R	ER	SO	BB	IBB	HBP	BLK	WP	HR	S	P	ERA	WHIP		
Bryan Rekar, R ERA: 4.32 (1, 1)	7.0		28	5	1	1	4	1	0	1	0	1	0	63	103	1.29	0.857		
Doug Creek, L ERA: 4.5 (8, 1)	0.1	L	4	1	3	3	1	1	1	0	0	0	0	7	17	81.00	6.000		
Ryan Rupe, R ERA: 7.47 (9, 1)	1.0		12	7	6	6	1	1	0	2	0	0	0	18	34	54.00	8.000		
Mike Judd, R ERA: 3.44 (8, 1)	0.2		2	0	0	0	0	0	0	0	0	0	0	4	9	0.00	0.000		

AB 39
R 10
H 13
RBI 10
BB 4
SO 6
LOB 22



Batter	1	2	3	4	5	6	7	8	9	AB	R	H	RBI	BB	SO	LOB	BOTTOM		
Gerald Williams, R OBP: 0.272, SLG: 0.356 (1, 8)	P6		K		K2-3			BB	P4	5	1	1	0	0	2	2	Cleveland Indians @ Tampa Bay Devil Rays Tropicana Field, St. Petersburg, FL Sun May 06 2001, 1:15 PM EDT Att: 17,759 - Dome - 72 F		
Russ Johnson, R OBP: 0.410, SLG: 0.506 (1, 4)	G3		F9		G6-3			FC5	BB	4	0	1	0	1	0	1			
Ben Grieve, L OBP: 0.360, SLG: 0.359 (1, 7)	F8				FC5-4 BB			FC5	G3	3	0	0	0	2	0	2			
Greg Vaughn, R OBP: 0.311, SLG: 0.363 (1, 10)		F9		FC5-4 1B			K	K		4	0	0	0	0	2	4			
Fred McGriff, L OBP: 0.308, SLG: 0.422 (1, 3)		K			1B			SF7		3	0	1	1	0	1	0			
Vinny Castilla, R OBP: 0.295, SLG: 0.356 (1, 5)					K			FC5		4	1	1	1	0	2	4			
Jose Guillen, R OBP: 0.256, SLG: 0.243 (1, 9)					K			1-2 2-3F		4	1	2	0	0	1	2			
Mike DiFelice, R OBP: 0.200, SLG: 0.208 (1, 2)					K				F5	4	0	2	0	0	1	2			
Felix Martinez, S OBP: 0.308, SLG: 0.330 (1, 6)					P5				2B	3	0	1	1	0	0	1			
Inning Stats	R: 0 E: 0 K: 0 S: 4	H: 2 LOB: 0 BB: 0 P: 9	R: 1 E: 0 K: 2 S: 14	H: 2 LOB: 1 BB: 0 P: 21	R: 0 E: 0 K: 1 S: 6	H: 0 LOB: 0 BB: 0 P: 9	R: 0 E: 0 K: 2 S: 15	H: 1 LOB: 2 BB: 1 P: 23	R: 0 E: 0 K: 1 S: 8	H: 0 LOB: 0 BB: 0 P: 13	R: 0 E: 0 K: 1 S: 7	H: 1 LOB: 1 BB: 0 P: 8	R: 1 E: 0 K: 1 S: 14	H: 2 LOB: 2 BB: 1 P: 22	R: 1 E: 0 K: 0 S: 15	H: 2 LOB: 2 BB: 1 P: 25		1B: 6 2B: 2 3B: 0 HR: 1	SF: 1 SAC: 1 DP: 0 HBP: 0
PITCHER	IP	WLS	BF	H	R	ER	SO	BB	IBB	HBP	BLK	WP	HR	S	P	ERA	WHIP		
Chuck Finley, L ERA: 4.36 (8, 1)	1.0		6	2	1	1	1	1	0	0	0	0	0	14	22	9.00	3.000		
Paul Shuey, R ERA: 2.81 (9, 1)	1.0		6	2	1	1	0	1	0	0	0	0	0	15	25	9.00	3.000		

AB 34
R 3
H 9
RBI 3
BB 3
SO 9
LOB 18



Batter	1	2	3	4	5	6	7	8	9	AB	R	H	RBI	BB	SO	LOB	TOP									
Brady Anderson, L OBP: 0.265, SLG: 0.276	1-1 F7		2-1 G4-3		2-2 WP G1-4-3 2B		0-1 F9			4	1	1	0	0	0	0	Baltimore Orioles @ Tampa Bay Devil Rays Tropicana Field, St. Petersburg, FL Tue May 08 2001, 7:15 PM EDT Att: 9,010 - Dome - 72 F livebaseballscorecards.com									
Mike Bordick, R OBP: 0.324, SLG: 0.339	2-2 F8		2-2		1-0 G1-4-3		1-2 F8			4	0	1	1	0	0	0										
Delino DeShields, L OBP: 0.319, SLG: 0.315	3-2 L5		2-1 F7		0-0 F9			1-0 F8		4	0	0	0	0	0	1										
Jeff Conine, R OBP: 0.319, SLG: 0.383		1-2 G5-3		2-3 K	2-3 K			4-2 FC3-6 BB		3	0	0	0	1	2	0										
Chris Richard, L OBP: 0.345, SLG: 0.392		4-0 2B 31 G5-3 BB		0-1 1B 2B		4-0 31 G5-3 BB		1-1 FC3-6 FC6-4		2	2	1	0	2	0	1										
Cal Ripken Jr., R OBP: 0.234, SLG: 0.303		1-0 2B		0-0 P5		2-0 F2		1-2 FC6-4		4	0	1	0	0	0	3										
31 Jay Gibbons, L OBP: 0.313, SLG: 0.324		2-1 G5-3		4-0 1B BB		1-1 G5-3		0-3 K		3	0	0	1	1	1	2										
Brook Fordyce, R OBP: 0.244, SLG: 0.278		3-H F9		1-1 1-3 2-H 1B		1-3 K		1-2 G4-3		4	0	1	1	0	1	2										
Jerry Hairston, R OBP: 0.299, SLG: 0.340			2-3 K	0-2 F7		2-0 F9		0-1 F8		4	0	0	0	0	1	2										
Inning Stats	R: 0 E: 0 K: 0 S: 9	H: 0 LOB: 0 BB: 0 P: 15	R: 1 E: 0 K: 0 S: 8	H: 1 LOB: 1 BB: 1 P: 17	R: 0 E: 0 K: 1 S: 10	H: 1 LOB: 1 BB: 0 P: 18	R: 1 E: 0 K: 1 S: 15	H: 2 LOB: 2 BB: 1 P: 22	R: 1 E: 0 K: 1 S: 10	H: 1 LOB: 0 BB: 0 P: 15	R: 0 E: 0 K: 1 S: 6	H: 0 LOB: 1 BB: 1 P: 14	R: 0 E: 0 K: 0 S: 6	H: 0 LOB: 0 BB: 0 P: 9	R: 0 E: 0 K: 0 S: 8	H: 0 LOB: 1 BB: 0 P: 15	R: 0 E: 0 K: 1 S: 8	H: 0 LOB: 0 BB: 0 P: 9	1B: 2 2B: 3 3B: 0 HR: 0	SF: 0 SAC: 0 DP: 0 HBP: 0	WP: 1 PB: 0 SB: 0 CS: 0	PA: 36				
PITCHER	IP	WLS	BF	H	R	ER	SO	BB	IBB	HBP	BLK	WP	HR	S	P	ERA	WHIP									
Tanyon Sturtze, R ERA: 5.4	(1, 1)	5.0		22	5	3	3	3	2	0	0	0	0	0	0	0	5.40	1.400								
Doug Creek, L ERA: 4.3	(6, 1)	0.2		3	0	0	0	0	1	0	0	0	0	0	3	10	0.00	1.500								
Rusty Meacham, R ERA: 2.37	(6, 1)	2.1	W	8	0	0	0	1	1	0	0	0	0	0	17	28	0.00	0.429								
Esteban Yan, R ERA: 3.95	(9, 1)	1.0	S	3	0	0	0	1	0	0	0	0	0	8	9	0.00	0.000									

Batter	1	2	3	4	5	6	7	8	9	AB	R	H	RBI	BB	SO	LOB	BOTTOM								
Gerald Williams, R OBP: 0.279, SLG: 0.369	0-2 1B 1B 2B	0-2		0-0 G1-3			0-2 F2			4	1	2	0	0	0	1	Baltimore Orioles @ Tampa Bay Devil Rays Tropicana Field, St. Petersburg, FL Tue May 08 2001, 7:15 PM EDT Att: 9,010 - Dome - 72 F livebaseballscorecards.com								
Russ Johnson, R OBP: 0.404, SLG: 0.494	0-0 1B BB	0-3 K			1-2 F9		0-2 E3 CS			4	1	1	0	0	1	1									
Ben Grieve, L OBP: 0.357, SLG: 0.349	4-2 1B BB	1-3 K			2-1 G3-1		1-2 CS	3-3 K		3	1	0	0	1	2	1									
Randy Winn, S OBP: 0.440, SLG: 0.667	1-2 1B BB						1-2 CS			0	0	0	0	0	0	0									
Greg Vaughn, R OBP: 0.309, SLG: 0.359	2-0 1B 2-H 3-H 1B		2-3 K		2-1 F5			3-3 K		4	0	1	2	0	2	0									
Fred McGriff, L OBP: 0.314, SLG: 0.460	3-3 K		0-1 G4-3			2-2 2B		2-1 HR		4	1	2	1	0	1	2									
Vinny Castilla, R OBP: 0.247, SLG: 0.344	1-2 F9		0-0 F9			0-0 G6-3		0-0 G4-3		3	0	0	0	0	0	3									
Aubrey Huff, L OBP: 0.176, SLG: 0.412										1	0	0	0	0	0	0									
Jose Guillen, R OBP: 0.272, SLG: 0.260	1-1			0-0		0-3 K				3	0	2	1	0	1	1									
John Flaherty, R OBP: 0.247, SLG: 0.318	2-1 F2			1-0 F8		0-0 G5-3				3	0	0	0	0	0	4									
Felix Martinez, S OBP: 0.299, SLG: 0.320		1-2 G4-3		1-0 F8			0-0 F9			3	0	0	0	0	0	1									
Inning Stats	R: 3 E: 0 K: 1 S: 20	H: 4 LOB: 2 BB: 1 P: 33	R: 0 E: 0 K: 2 S: 12	H: 1 LOB: 1 BB: 0 P: 14	R: 0 E: 0 K: 1 S: 6	H: 0 LOB: 0 BB: 0 P: 8	R: 0 E: 0 K: 0 S: 4	H: 1 LOB: 1 BB: 0 P: 6	R: 0 E: 0 K: 0 S: 7	H: 0 LOB: 0 BB: 0 P: 12	R: 0 E: 0 K: 1 S: 8	H: 1 LOB: 1 BB: 0 P: 10	R: 0 E: 1 K: 0 S: 10	H: 0 LOB: 0 BB: 0 P: 11	R: 1 E: 0 K: 2 S: 10	H: 1 LOB: 0 BB: 0 P: 18	1B: 5 2B: 2 3B: 0 HR: 1	SF: 0 SAC: 0 DP: 0 HBP: 0	WP: 0 PB: 0 SB: 0 CS: 1	PA: 34					
PITCHER	IP	WLS	BF	H	R	ER	SO	BB	IBB	HBP	BLK	WP	HR	S	P	ERA	WHIP								
Jose Mercedes, R ERA: 6.9	(1, 1)	8.0	L	33	8	4	4	7	1	0	0	0	1	77	112	4.50	1.125								

Batter	1	2	3	4	5	6	7	8	9	AB	R	H	RBI	BB	SO	LOB	TOP					
Brady Anderson, L (1, 9) OBP: 0.262, SLG: 0.268	G4-3			F8	K			F2		4	1	0	0	1	1	3	Baltimore Orioles @ Tampa Bay Devil Rays Tropicana Field, St. Petersburg, FL Wed May 09 2001, 7:15 PM EDT Att: 8,945 - Dome - 72 F					
Mike Bordick, R (1, 6) OBP: 0.326, SLG: 0.336	G5-3			F5	K					4	1	1	0	0	1	0						
Delino DeShields, L (1, 7) OBP: 0.313, SLG: 0.310	F7			P6				K		5	1	1	2	0	1	2						
Chris Richard, L (1, 3) OBP: 0.365, SLG: 0.406		G6-3								4	2	3	0	0	0	0						
Cal Ripken Jr., R (1, 5) OBP: 0.242, SLG: 0.319		P5								5	1	2	2	0	0	2						
31 Jay Gibbons, L (1, 10) OBP: 0.302, SLG: 0.312 Mike Kinkade, R (7, PH) OBP: 0.281, SLG: 0.259		G5-3								3	0	0	0	0	1	3						
6 Melvin Mora, R (1, 8) OBP: 0.297, SLG: 0.315				K						3	2	2	2	1	1	0						
Brook Fordyce, R (1, 2) OBP: 0.256, SLG: 0.272				K						2	0	0	0	2	1	1						
Jerry Hairston, R (1, 4) OBP: 0.298, SLG: 0.336				G5-3						4	0	1	2	0	0	2						
Inning Stats	R: 0 E: 0 K: 0 S: 10	H: 0 LOB: 0 BB: 0 P: 16	R: 0 E: 0 K: 0 S: 4	H: 0 LOB: 0 BB: 0 P: 5	R: 0 E: 0 K: 2 S: 8	H: 0 LOB: 0 BB: 0 P: 11	R: 0 E: 0 K: 0 S: 8	H: 0 LOB: 0 BB: 0 P: 14	R: 2 E: 0 K: 2 S: 18	H: 2 LOB: 2 BB: 2 P: 36	R: 0 E: 0 K: 1 S: 11	H: 2 LOB: 2 BB: 0 P: 21	R: 6 E: 0 K: 0 S: 21	H: 4 LOB: 2 BB: 2 P: 36	R: 0 E: 0 K: 1 S: 16	H: 1 LOB: 2 BB: 1 P: 26	R: 0 E: 0 K: 0 S: 9	H: 1 LOB: 0 BB: 0 P: 12	1B: 8 2B: 2 3B: 0 HR: 0	SF: 0 SAC: 0 DP: 1 HBP: 2	WP: 0 PB: 0 CS: 0	PA: 42
PITCHER	IP	WLS	BF	H	R	ER	SO	BB	IBB	HBP	BLK	WP	HR	S	P	ERA	WHIP					
Albie Lopez, R (1, 1) ERA: 3.38	3.1		10	0	0	0	2	0	0	0	0	0	0	25	37	0.00	0.000					
Mike Judd, R (4, 1) ERA: 4.05	1.2	H	9	2	2	2	2	2	0	0	0	0	0	23	45	10.80	2.400					
Jeff Wallace, L (6, 1) ERA: 9.0	1.0	L	5	2	0	0	1	0	0	0	0	0	0	11	21	0.00	2.000					
Ryan Rupe, R (7, 1) ERA: 3.71	0.2		8	3	6	6	0	1	0	2	0	0	0	17	27	81.00	6.000					
Doug Creek, L (7, 1) ERA: 3.71	2.1		10	3	0	0	1	2	0	0	0	0	0	29	47	0.00	2.143					

Batter	1	2	3	4	5	6	7	8	9	AB	R	H	RBI	BB	SO	LOB	BOTTOM					
Gerald Williams, R (1, 8) OBP: 0.276, SLG: 0.357	F8				K				P6	4	0	0	0	1	2	2	Baltimore Orioles @ Tampa Bay Devil Rays Tropicana Field, St. Petersburg, FL Wed May 09 2001, 7:15 PM EDT Att: 8,945 - Dome - 72 F					
Russ Johnson, R (1, 4) OBP: 0.407, SLG: 0.489	K				1B					3	2	1	1	1	2	2						
Ben Grieve, L (1, 7) OBP: 0.353, SLG: 0.345	F8			G4-3						4	0	1	1	0	1	1						
Fred McGriff, L (1, 3) OBP: 0.320, SLG: 0.483		G3-1								3	2	1	2	1	0	1						
Greg Vaughn, R (1, 10) OBP: 0.307, SLG: 0.380		K								4	1	1	2	0	2	0						
Jose Guillen, R (1, 9) OBP: 0.271, SLG: 0.259					G6-3					4	0	1	0	0	0	0						
John Flaherty, R (1, 2) OBP: 0.250, SLG: 0.330 Randy Winn, S (9, PH) OBP: 0.423, SLG: 0.636		CS			G6-3					3	0	1	0	0	0	0						
Damian Rolls, R (1, 5) OBP: 0.368, SLG: 0.500										1	0	0	0	0	0	0						
Felix Martinez, S (1, 6) OBP: 0.291, SLG: 0.311 Steve Cox, L (9, PH) OBP: 0.306, SLG: 0.368		CS			G6-3					1	0	0	0	0	0	0						
Inning Stats	R: 0 E: 0 K: 1 S: 10	H: 1 LOB: 0 BB: 0 P: 13	R: 0 E: 0 K: 1 S: 8	H: 1 LOB: 0 BB: 0 P: 13	R: 0 E: 0 K: 2 S: 14	H: 1 LOB: 2 BB: 1 P: 23	R: 2 E: 0 K: 0 S: 14	H: 1 LOB: 0 BB: 1 P: 23	R: 2 E: 0 K: 1 S: 13	H: 3 LOB: 1 BB: 0 P: 19	R: 0 E: 0 K: 0 S: 8	H: 0 LOB: 0 BB: 0 P: 11	R: 0 E: 0 K: 1 S: 8	H: 1 LOB: 0 BB: 0 P: 12	R: 2 E: 1 K: 2 S: 12	H: 1 LOB: 1 BB: 1 P: 22	R: 0 E: 0 K: 0 S: 11	H: 1 LOB: 1 BB: 0 P: 16	1B: 4 2B: 3 3B: 0 HR: 2	SF: 0 SAC: 0 DP: 0 HBP: 0	WP: 0 PB: 0 CS: 1	PA: 38
PITCHER	IP	WLS	BF	H	R	ER	SO	BB	IBB	HBP	BLK	WP	HR	S	P	ERA	WHIP					
Sidney Ponson, R (1, 1) ERA: 6.23	4.0		16	3	2	2	4	3	2	2	4	0	0	0	0	0	4.50	1.250				
Josh Towers, R (5, 1) ERA: 3.18	3.0	W	12	4	2	2	2	0	0	0	0	0	0	29	42	6.00	1.333					
Buddy Groom, L (8, 1) ERA: 5.4	0.1		3	1	2	2	1	1	0	0	0	0	1	7	15	54.00	6.000					
Mike Trombley, R (8, 1) ERA: 1.96	1.2	S	6	1	0	0	1	0	0	0	0	0	0	16	23	0.00	0.600					



Batter	1	2	3	4	5	6	7	8	9	AB	R	H	RBI	BB	SO	LOB	TOP					
Brady Anderson, L OBP: 0.265, SLG: 0.260 (1, 9)	2-1 G4-3	2-2 G6-3		0-1 F8		4-2 BB		1-0 F9	2-0 BB HBP	4	0	0	0	1	0	5	Baltimore Orioles @ Tampa Bay Devil Rays Tropicana Field, St. Petersburg, FL Thu May 10 2001, 7:15 PM EDT Att: 8,915 - Dome - 72 F					
Mike Bordick, R OBP: 0.322, SLG: 0.326 (1, 6)	1-1 P6		2-1 P4	0-0 P5		1-0 F8		1-1 SH5-3	4-0 BB	4	0	0	2	1	0	2						
Delino DeShields, L OBP: 0.329, SLG: 0.319 (1, 7)	1-0 HBP		2-0 G3		4-0 BB		4-1 SH1-4 G6-3 BB	0-1 2B	3-1 K	3	1	1	1	2	1	3						
Jeff Conine, R OBP: 0.311, SLG: 0.369 (1, 5)	1-0 F8		0-0 F8		3-2 F7		0-1 SH1-4 1B	1-1 F2		5	0	1	0	0	0	3						
Chris Richard, L OBP: 0.378, SLG: 0.452 (1, 3)		4-0 HBP SF7 BB		0-1 HR	2-2 F9		1-1 SH1-4		2-1 1B 2B	3	3	2	1	1	0	1						
Greg Myers, L OBP: 0.429, SLG: 0.594 (1, 10)		2-1 F7		3-0 2B	4-2 BB		1-1 G6-3		3-1 HBP BB 1B	4	2	2	2	1	0	2						
6 Melvin Mora, R OBP: 0.302, SLG: 0.304 (1, 8)		2-1 HBP HBP		4-1 2B	2-3 K		3-1 F9		1-2 F9	3	1	0	0	1	1	4						
Fernando Lunar, R OBP: 0.438, SLG: 0.462 (1, 2)		4-1 HBP		2-2 2B		0-0 F8		2-2 E SH5-3 1B	4-1 BB HBP BB	3	1	2	2	1	0	0						
Jerry Hairston, R OBP: 0.294, SLG: 0.333 (1, 4)		1-1 SF7		1-1 G3		0-1 P2		0-1 E3 SH5-3 2B 1B	0-0 F7	4	1	1	1	0	0	3						
Inning Stats	R: 0 E: 0 K: 0 S: 5	H: 0 LOB: 1 BB: 0 P: 10	R: 1 E: 0 K: 0 S: 9	H: 0 LOB: 2 BB: 1 P: 24	R: 0 E: 0 K: 0 S: 4	H: 0 LOB: 0 BB: 0 P: 8	R: 3 E: 0 K: 0 S: 12	H: 3 LOB: 1 BB: 1 P: 22	R: 0 E: 0 K: 0 S: 15	H: 0 LOB: 2 BB: 2 P: 29	R: 1 E: 0 K: 0 S: 11	H: 1 LOB: 1 BB: 1 P: 17	R: 2 E: 1 K: 0 S: 12	H: 3 LOB: 1 BB: 0 P: 17	R: 2 E: 0 K: 1 S: 12	H: 2 LOB: 3 BB: 2 P: 29		1B: 4 2B: 4 3B: 0 HR: 1	SF: 1 SAC: 2 DP: 0 HBP: 4	WP: 0 PB: 0 SB: 1 CS: 1	PA: 48	
PITCHER	IP WLS BF H R ER SO	IP WLS BF H R ER SO	IP WLS BF H R ER SO	IP WLS BF H R ER SO	IP WLS BF H R ER SO	IP WLS BF H R ER SO	IP WLS BF H R ER SO	IP WLS BF H R ER SO	IP WLS BF H R ER SO	IP WLS BF H R ER SO	IP WLS BF H R ER SO	IP WLS BF H R ER SO	IP WLS BF H R ER SO	IP WLS BF H R ER SO	IP WLS BF H R ER SO	IP WLS BF H R ER SO	ERA WHIP	ERA WHIP				
Paul Wilson, R ERA: 7.26	(1, 1)	6.0	31	4	5	5	1	6	0	3	0	0	0	0	0	0	0	7.50	1.667			
Jeff Wallace, L ERA:	(7, 1)	0.2	2	0	0	0	0	0	0	0	0	0	0	0	0	4	6	0.00	0.000			
Rusty Meacham, R ERA: 3.92	(7, 1)	1.2	L	10	5	4	4	0	0	0	0	0	0	0	23	34	21.60	3.000				
Ariel Prieto, R ERA: 2.45	(9, 1)	0.2	5	0	0	0	1	2	0	1	0	0	0	0	5	16	0.00	3.000				
Gerald Williams, R OBP: 0.281, SLG: 0.362 (1, 8)	1-0 F5	1-1 F9		0-0 F8			1-1 SH1-3 2B	4-1 BB		4	1	1	0	1	0	2	Baltimore Orioles @ Tampa Bay Devil Rays Tropicana Field, St. Petersburg, FL Thu May 10 2001, 7:15 PM EDT Att: 8,915 - Dome - 72 F					
Russ Johnson, R OBP: 0.411, SLG: 0.484 (1, 4) (9, 6)	0-0 2B		4-2 E BB SF8 BB		2-2 F9		0-1 SH1-3	2-3 K		3	2	1	0	1	1	2						
Ben Grieve, L OBP: 0.362, SLG: 0.368 (1, 7)	0-0 2B		4-2 E BB		1-0 G4-1		1-0 2B		0-0 P6	4	1	2	1	1	0	0						
Fred McGriff, L OBP: 0.323, SLG: 0.492 (1, 3)	2-0 2B		1-2 SF8		2-2 F7		0-0 F7		2-1 FC5-4 1B	4	0	2	3	0	0	1						
Greg Vaughn, R OBP: 0.317, SLG: 0.379 (1, 10)	4-2 BB		2-2 F7		2-1 F9 BB		4-0 G6-3 1B		1-0 FC5-4	3	1	1	0	2	0	2						
Aubrey Huff, L OBP: 0.378, SLG: 0.368 (1, 5)	2-2 G6-4-3		1-2 G6-3		4-0 G6-3 BB		2-3 K		1-1 G3	4	0	0	0	1	1	6						
Jose Guillen, R OBP: 0.270, SLG: 0.250 (1, 9)		4-2 BB		0-0 F8		0-1 F9		0-1 F8		3	0	0	0	1	0	2						
John Flaherty, R OBP: 0.240, SLG: 0.315 (1, 2)		0-0 P3		3-1 F9		3-2 G6-3		1-2 P6		4	0	0	1	0	0	2						
Felix Martinez, S OBP: 0.292, SLG: 0.306 (8, PH)		1-1 F8		4-2 BB		0-0 L4		4-1 S BB		2	0	0	0	1	0	2						
Steve Cox, L OBP: 0.317, SLG: 0.368 (6, PR)										0	0	0	0	1	0	0						
Damian Rolls, R OBP: 0.368, SLG: 0.500 (9, 4)										0	0	0	0	0	0	0						
Inning Stats	R: 2 E: 0 K: 0 S: 9	H: 3 LOB: 1 BB: 1 P: 18	R: 0 E: 0 K: 0 S: 8	H: 0 LOB: 1 BB: 1 P: 13	R: 1 E: 1 K: 0 S: 15	H: 0 LOB: 2 BB: 2 P: 27	R: 0 E: 0 K: 0 S: 7	H: 0 LOB: 1 BB: 1 P: 14	R: 0 E: 0 K: 0 S: 9	H: 0 LOB: 0 BB: 0 P: 14	R: 1 E: 0 K: 0 S: 8	H: 1 LOB: 2 BB: 1 P: 17	R: 1 E: 0 K: 1 S: 9	H: 2 LOB: 2 BB: 1 P: 17	R: 0 E: 0 K: 1 S: 13	H: 0 LOB: 2 BB: 2 P: 24	R: 0 E: 0 K: 0 S: 6	H: 1 LOB: 1 BB: 0 P: 10	1B: 3 2B: 4 3B: 0 HR: 0	SF: 1 SAC: 1 DP: 1 HBP: 0	WP: 0 PB: 0 SB: 1 CS: 0	PA: 42
PITCHER	IP WLS BF H R ER SO	IP WLS BF H R ER SO	IP WLS BF H R ER SO	IP WLS BF H R ER SO	IP WLS BF H R ER SO	IP WLS BF H R ER SO	IP WLS BF H R ER SO	IP WLS BF H R ER SO	IP WLS BF H R ER SO	IP WLS BF H R ER SO	IP WLS BF H R ER SO	IP WLS BF H R ER SO	IP WLS BF H R ER SO	IP WLS BF H R ER SO	IP WLS BF H R ER SO	IP WLS BF H R ER SO	ERA WHIP	ERA WHIP				
Pat Hentgen, R ERA: 3.58	(1, 1)	6.0	27	4	4	3	0	6	0	0	0	0	0	0	0	0	4.50	1.667				
Chad Paronto, R ERA: 7.2	(7, 1)	0.1	B	3	2	1	1	0	0	0	0	0	0	0	5	7	27.00	6.000				
B.J. Ryan, L ERA: 3.21	(7, 1)	0.2	W	3	0	0	0	1	0	1	0	0	0	0	4	10	0.00	0.000				
Mike Trombley, R ERA: 1.88	(8, 1)	1.0	H	5	0	0	0	1	2	0	0	0	0	13	24	0.00	2.000					
Ryan Kohlmeier, R ERA: 4.61	(9, 1)	1.0	4	1	0	0	0	0	0	0	0	0	0	6	10	0.00	1.000					

AB	33
R	9
H	9
RBI	9
BB	8
SO	2
LOB	23



AB	31
R	5
H	7
RBI	5
BB	9
SO	2
LOB	19



Batter	1	2	3	4	5	6	7	8	9	AB	R	H	RBI	BB	SO	LOB	TOP										
Randy Winn, S OBP: 0.419, SLG: 0.615 (1, 8)										4	0	1	0	1	3	2	Tampa Bay Devil Rays @ Cleveland Indians Jacobs Field, Cleveland, OH Sat May 12 2001, 7:05 PM EDT Att: 40,399 - Sunny - 54 F										
Russ Johnson, R OBP: 0.402, SLG: 0.470 (1, 4)										5	0	1	0	0	3	7											
Ben Grieve, L OBP: 0.361, SLG: 0.366 (1, 7)										4	0	1	0	0	2	1											
Greg Vaughn, R OBP: 0.307, SLG: 0.386 (1, 10)										4	0	0	0	0	2	2											
Fred McGriff, L OBP: 0.333, SLG: 0.516 (1, 3)										4	0	2	0	0	0	0											
Jose Guillen, R OBP: 0.288, SLG: 0.283 (1, 9)										4	0	0	0	0	2	3											
Aubrey Huff, L OBP: 0.191, SLG: 0.348 (1, 5)										4	0	0	0	0	2	2											
John Flaherty, R OBP: 0.270, SLG: 0.344 (1, 2)										4	0	4	0	0	0	0											
Felix Martinez, S OBP: 0.300, SLG: 0.304 (1, 6)										3	0	1	0	0	1	2											
Steve Cox, L OBP: 0.313, SLG: 0.362 (9, PH)										1	0	0	0	0	0	1											
Inning Stats	R: 0 H: 1 E: 0 K: 2 S: 9	H: 1 LOB: 1 BB: 0 P: 14	R: 0 H: 0 E: 0 K: 1 S: 6	H: 0 LOB: 0 BB: 0 P: 11	R: 0 H: 1 E: 0 K: 2 S: 10	H: 1 LOB: 1 BB: 0 P: 15	R: 0 H: 1 E: 0 K: 3 S: 11	H: 1 LOB: 1 BB: 0 P: 17	R: 0 H: 2 E: 0 K: 3 S: 12	H: 2 LOB: 2 BB: 0 P: 22	R: 0 H: 0 E: 0 K: 0 S: 4	H: 0 LOB: 0 BB: 0 P: 8	R: 0 H: 2 E: 0 K: 0 S: 16	H: 2 LOB: 3 BB: 1 P: 26	R: 0 H: 2 E: 0 K: 2 S: 11	H: 2 LOB: 2 BB: 0 P: 14	R: 0 H: 1 E: 0 K: 2 S: 11	H: 1 LOB: 1 BB: 0 P: 16	1B: 9 2B: 1 3B: 0 HR: 0	SF: 0 SAC: 0 DP: 0 HBP: 0	WP: 0 PA: 38 PB: 0 CS: 0						
PITCHER	IP	WLS	BF	H	R	ER	SO	BB	IBB	HBP	BLK	WP	HR	S	P	ERA	WHIP										
Chuck Finley, L ERA: 3.75 (1, 1)	7.0	W	29	7	0	0	11	1	0	0	0	0	0	68	113	0.00	1.143										
Steve Karsay, R ERA: 1.19 (8, 1)	2.0		9	3	0	0	4	0	0	0	0	0	0	22	30	0.00	1.500										

Batter	1	2	3	4	5	6	7	8	9	AB	R	H	RBI	BB	SO	LOB	BOTTOM										
Kenny Lofton, L OBP: 0.339, SLG: 0.321 (1, 8)										3	0	0	0	0	1	1	Tampa Bay Devil Rays @ Cleveland Indians Jacobs Field, Cleveland, OH Sat May 12 2001, 7:05 PM EDT Att: 40,399 - Sunny - 54 F										
Jacob Cruz, L OBP: 0.286, SLG: 0.200 (6, PH) (7, 8)										1	0	0	0	1	0	1											
Omar Vizquel, S OBP: 0.346, SLG: 0.336 (1, 6)										2	1	1	1	2	0	0											
Roberto Alomar, S OBP: 0.397, SLG: 0.434 (1, 4)										4	1	1	0	0	0	4											
Jolbert Cabrera, R OBP: 0.352, SLG: 0.327 (7, 4)										0	0	0	0	0	0	0											
Juan Gonzalez, R OBP: 0.413, SLG: 0.701 (1, 9)										4	1	1	1	0	0	3											
Wil Cordero, R OBP: 0.421, SLG: 0.424 (8, 7)										0	0	0	0	0	0	0											
Jim Thome, L OBP: 0.382, SLG: 0.421 (1, 3)										2	1	0	0	2	1	1											
Ellis Burks, R OBP: 0.366, SLG: 0.602 (1, 10)										4	1	2	4	0	0	1											
Marty Cordova, R OBP: 0.436, SLG: 0.719 (1, 7) (8, 9)										4	1	1	1	0	0	3											
Russell Branyan, L OBP: 0.315, SLG: 0.554 (1, 5)										4	2	2	1	0	1	1											
Einar Diaz, R OBP: 0.383, SLG: 0.465 (1, 2)										3	0	2	0	0	0	0											
Inning Stats	R: 5 H: 3 E: 0 K: 2 S: 19	H: 3 LOB: 2 BB: 2 P: 37	R: 0 H: 1 E: 0 K: 0 S: 7	H: 1 LOB: 0 BB: 0 P: 13	R: 1 H: 2 E: 0 K: 0 S: 9	H: 2 LOB: 1 BB: 0 P: 15	R: 1 H: 2 E: 0 K: 0 S: 6	H: 2 LOB: 1 BB: 1 P: 12	R: 0 H: 0 E: 0 K: 0 S: 9	H: 0 LOB: 1 BB: 1 P: 18	R: 1 H: 1 E: 0 K: 0 S: 8	H: 1 LOB: 2 BB: 1 P: 16	R: 0 H: 0 E: 1 K: 1 S: 9	H: 0 LOB: 1 BB: 0 P: 13	R: 0 H: 1 E: 0 K: 0 S: 6	H: 1 LOB: 0 BB: 0 P: 10	1B: 3 2B: 4 3B: 0 HR: 3	SF: 1 SAC: 0 DP: 2 HBP: 1	WP: 1 PA: 39 PB: 0 CS: 1								
PITCHER	IP	WLS	BF	H	R	ER	SO	BB	IBB	HBP	BLK	WP	HR	S	P	ERA	WHIP										
Brian Rose, R ERA: 5.75 (1, 1)	5.0	L	25	8	7	7	2	4	0	0	0	0	3	50	95	12.60	2.400										
Travis Phelps, R ERA: 3.39 (6, 1)	2.0		10	1	1	1	1	1	0	1	0	0	0	17	29	4.50	1.000										
Tony Fiore, R ERA: (8, 1)	1.0		3	1	0	0	0	0	0	0	0	0	0	6	10	0.00	1.000										


Batter	1	2	3	4	5	6	7	8	9	AB	R	H	RBI	BB	SO	LOB	TOP			
Randy Winn, S OBP: 0.432, SLG: 0.600 (1, 9)										4	1	1	1	2	0	2	Tampa Bay Devil Rays @ Cleveland Indians Jacobs Field, Cleveland, OH Sun May 13 2001, 1:05 PM EDT Att: 41,399 - Sunny - 52 F livebaseballscorecards.com			
Gerald Williams, R OBP: 0.287, SLG: 0.357 (1, 8)										5	0	1	1	1	1	2				
Ben Grieve, L OBP: 0.368, SLG: 0.375 (1, 10)										5	2	3	0	0	0	3				
Greg Vaughn, R OBP: 0.329, SLG: 0.419 (1, 7)										4	2	4	0	1	0	0				
Steve Cox, L OBP: 0.333, SLG: 0.429 (1, 3)										5	1	3	5	0	2	5				
Aubrey Huff, L OBP: 0.173, SLG: 0.314 (1, 5)										5	0	0	0	0	1	8				
Russ Johnson, R OBP: 0.393, SLG: 0.452 (1, 4)										4	0	0	0	1	0	0				
John Flaherty, R OBP: 0.267, SLG: 0.337 (1, 2)										5	0	1	0	0	0	0				
Felix Martinez, S OBP: 0.304, SLG: 0.310 (1, 6)										4	1	1	0	0	2	2				
Inning Stats	R: 1 E: 0 K: 0 S: 13	H: 3 LOB: 2 BB: 0 P: 24	R: 0 E: 0 K: 0 S: 6	H: 0 LOB: 0 BB: 0 P: 9	R: 2 E: 0 K: 1 S: 12	H: 3 LOB: 1 BB: 0 P: 20	R: 2 E: 0 K: 0 S: 12	H: 3 LOB: 1 BB: 0 P: 19	R: 2 E: 0 K: 1 S: 14	H: 2 LOB: 2 BB: 0 P: 17	R: 0 E: 0 K: 1 S: 8	H: 0 LOB: 0 BB: 0 P: 15	R: 0 E: 0 K: 1 S: 19	H: 0 LOB: 3 BB: 3 P: 36	R: 0 E: 0 K: 0 S: 14	H: 0 LOB: 2 BB: 1 P: 26	1B: 9 2B: 4 3B: 0 HR: 1	SF: 0 SAC: 0 DP: 0 HBP: 1	WP: 0 PB: 0 CS: 0	PA: 47
PITCHER	IP WLS BF H R ER SO BB IBB HBP BLK WP HR S P ERA WHIP																			
Dave Burba, R ERA: 5.6	(1, 1)	3.2 L 20 9 5 5 1 0 0 0 0 0 0 0 0 42 71 12.27 2.455																		
Justin Speier, R ERA: 6.75	(4, 1)	1.2 11 5 2 2 1 1 0 0 0 0 0 1 19 32 10.80 3.600																		
Rich Rodriguez, L ERA:	(6, 1)	0.2 2 0 0 0 2 0 0 0 0 0 0 0 6 7 0.00 0.000																		
Danys Baez, R ERA:	(7, 1)	1.0 5 0 0 0 1 2 0 0 0 0 0 0 14 29 0.00 2.000																		
Ricardo Rincon, L ERA: 5.4	(8, 1)	1.0 4 0 0 0 1 0 1 0 0 0 0 0 13 22 0.00 0.000																		

Batter	1	2	3	4	5	6	7	8	9	AB	R	H	RBI	BB	SO	LOB	BOTTOM			
Jolbert Cabrera, R OBP: 0.362, SLG: 0.340 (1, 8)										4	0	2	0	0	0	1	Tampa Bay Devil Rays @ Cleveland Indians Jacobs Field, Cleveland, OH Sun May 13 2001, 1:05 PM EDT Att: 41,399 - Sunny - 52 F livebaseballscorecards.com			
Omar Vizquel, S OBP: 0.344, SLG: 0.328 (1, 6)										3	0	0	0	1	0	3				
Roberto Alomar, S OBP: 0.407, SLG: 0.444 (1, 4)										4	0	3	0	0	0	1				
Juan Gonzalez, R OBP: 0.409, SLG: 0.686 (1, 10)										3	0	0	0	1	1	3				
Jim Thome, L OBP: 0.370, SLG: 0.405 (1, 3)										4	0	0	0	0	1	5				
Ellis Burks, R OBP: 0.366, SLG: 0.595 (7, 7)										3	0	1	0	0	2	1				
Jacob Cruz, L OBP: 0.278, SLG: 0.194 (7, 7)										1	0	0	0	0	1	0				
Marty Cordova, R OBP: 0.429, SLG: 0.699 (1, 9)										4	0	1	0	0	1	1				
Russell Branyan, L OBP: 0.313, SLG: 0.539 (1, 5)										3	0	0	0	1	1	1				
Einar Diaz, R OBP: 0.376, SLG: 0.453 (1, 2)										4	0	1	0	0	0	2				
Inning Stats	R: 0 E: 0 K: 0 S: 13	H: 1 LOB: 2 BB: 1 P: 20	R: 0 E: 0 K: 1 S: 10	H: 0 LOB: 0 BB: 0 P: 16	R: 0 E: 0 K: 3 S: 12	H: 1 LOB: 1 BB: 0 P: 18	R: 0 E: 0 K: 0 S: 9	H: 1 LOB: 1 BB: 0 P: 10	R: 0 E: 0 K: 1 S: 11	H: 1 LOB: 1 BB: 0 P: 18	R: 0 E: 0 K: 0 S: 5	H: 0 LOB: 0 BB: 1 P: 11	R: 0 E: 0 K: 0 S: 11	H: 2 LOB: 2 BB: 1 P: 22	R: 0 E: 0 K: 2 S: 11	H: 1 LOB: 1 BB: 0 P: 17	1B: 8 2B: 0 3B: 0 HR: 0	SF: 0 SAC: 0 DP: 2 HBP: 0	WP: 0 PB: 0 CS: 0	PA: 36
PITCHER	IP WLS BF H R ER SO BB IBB HBP BLK WP HR S P ERA WHIP																			
Tanyon Sturtze, R ERA: 4.15	(1, 1)	7.0 W 27 5 0 0 5 2 0 0 0 0 0 0 11 109 0.00 1.000																		
Rusty Maccham, R ERA: 3.74	(8, 1)	1.0 5 2 0 0 0 1 0 0 0 0 0 0 11 22 0.00 3.000																		
Esteban Yan, R ERA: 3.68	(9, 1)	1.0 4 1 0 0 2 0 0 0 0 0 0 0 11 17 0.00 1.000																		

Batter	1	2	3	4	5	6	7	8	9	AB	R	H	RBI	BB	SO	LOB	TOP					
Gerald Williams, R OBP: 0.277, SLG: 0.345	G5-3		G6-3			F8	G5-3		G6-3	5	0	0	0	0	0	3						
Russ Johnson, R OBP: 0.382, SLG: 0.449	K			F9		1B E	K			3	0	1	0	0	1	0						
Damian Rolls, R OBP: 0.320, SLG: 0.458										1	1	0	0	0	1	2						
Ben Grieve, L OBP: 0.378, SLG: 0.382	G6-3			FC6-4 1B		E 1B				3	0	2	0	1	0	0						
Fred McGriff, L OBP: 0.338, SLG: 0.515		G6-3 1B		FC6-4 1-2		E2 1B	G6-3			4	0	2	1	0	0	4						
Greg Vaughn, R OBP: 0.321, SLG: 0.407	F2			L7		F6			K	4	0	0	0	0	1	4						
Aubrey Huff, L OBP: 0.178, SLG: 0.309	G6-3 1-2				G6-4-3 1B	F8			G3-1	4	0	1	0	0	0	3						
Jose Guillen, R OBP: 0.277, SLG: 0.292			G4-3 S 1B		G6-4-3 1-2		SH 1B		G6-3	4	1	2	0	0	0	1						
John Flaherty, R OBP: 0.284, SLG: 0.346			F8				SH 1B		G4-6-3 BB	3	0	2	0	1	0	1						
Felix Martinez, S OBP: 0.297, SLG: 0.303			G4-3 1-3		F9		SH		G4-6-3 1-2	3	0	0	0	0	0	3						
Inning Stats	R: 0 E: 0 K: 1 S: 6	H: 0 LOB: 0 BB: 0 P: 9	R: 0 E: 0 K: 0 S: 4	H: 1 LOB: 0 BB: 0 P: 8	R: 0 E: 0 K: 0 S: 9	H: 1 LOB: 1 BB: 0 P: 12	R: 0 E: 0 K: 0 S: 12	H: 1 LOB: 1 BB: 0 P: 17	R: 0 E: 0 K: 0 S: 10	H: 2 LOB: 1 BB: 0 P: 11	R: 1 E: 1 K: 0 S: 11	H: 3 LOB: 2 BB: 0 P: 17	R: 1 E: 1 K: 1 S: 13	H: 2 LOB: 3 BB: 1 P: 22	R: 0 E: 0 K: 1 S: 8	H: 0 LOB: 0 BB: 0 P: 14	R: 0 E: 0 K: 0 S: 5	H: 0 LOB: 0 BB: 1 P: 13	1B: 10 2B: 0 3B: 0 HR: 0	SF: 0 SAC: 1 DP: 3 HBP: 0	WP: 0 PB: 0 SB: 1 CS: 0	PA: 37
PITCHER	IP	WLS	BF	H	R	ER	SO	BB	IBB	HBP	BLK	WP	HR	S	P	ERA	WHIP					
Brian Meadows, R ERA: 6.28	6.0		25	9	2	1	1	0	0	0	0	0	0	55	78	1.50	1.500					
Jose Santiago, R ERA: 5.31	3.0	W	12	1	0	0	2	2	0	0	0	0	0	23	45	0.00	1.000					

Tampa Bay Devil Rays @ Kansas City Royals
Kauffman Stadium, Kansas City, MO
Tue May 15 2001, 7:05 PM CDT
Att: 12,858 - Cloudy - 87 F

AB 34
R 2
H 10
RBI 1
BB 2
SO 3
LOB 21

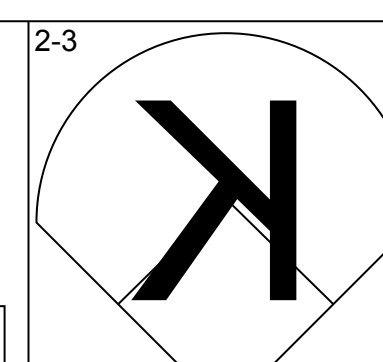
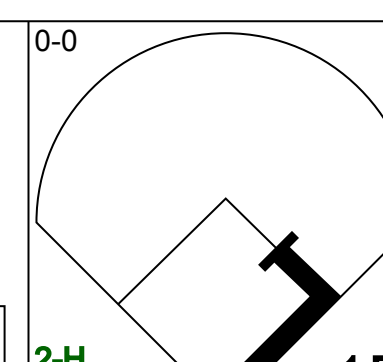
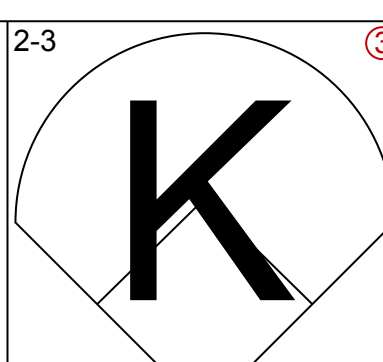
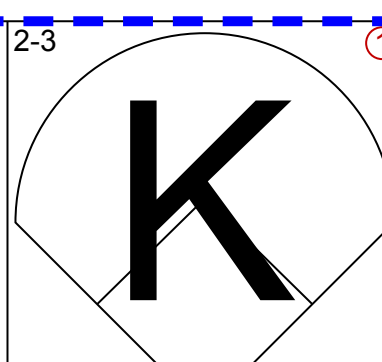
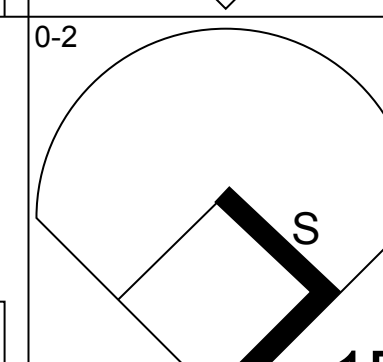
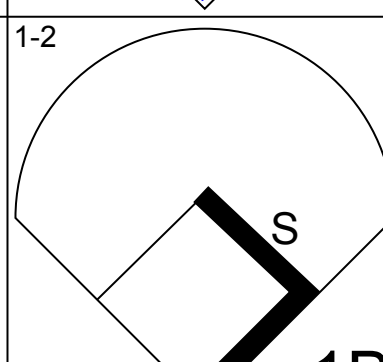
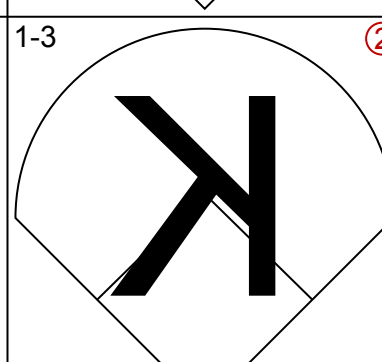
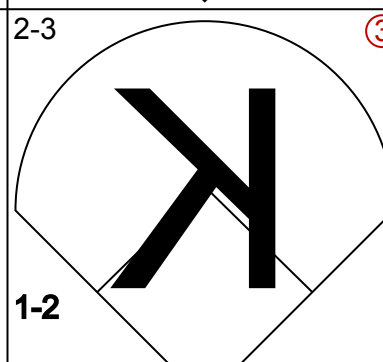
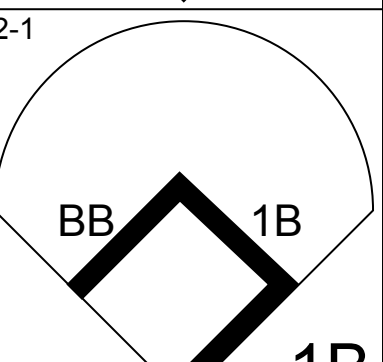
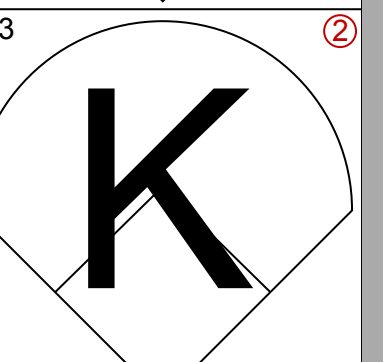
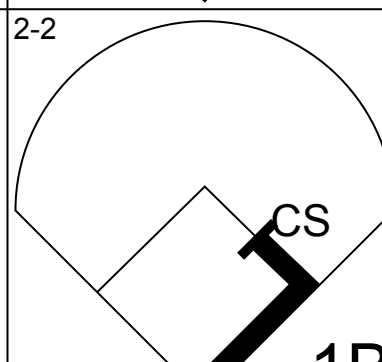
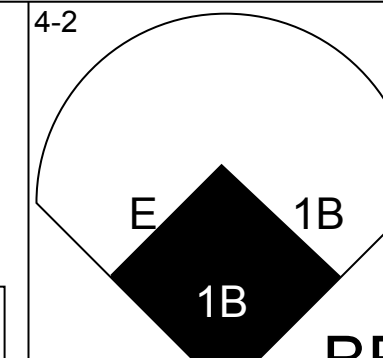
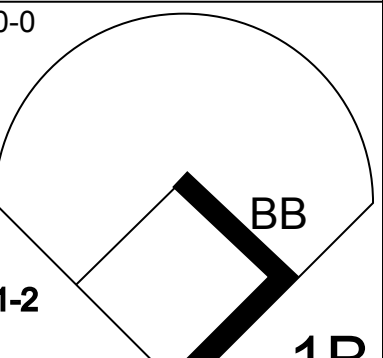
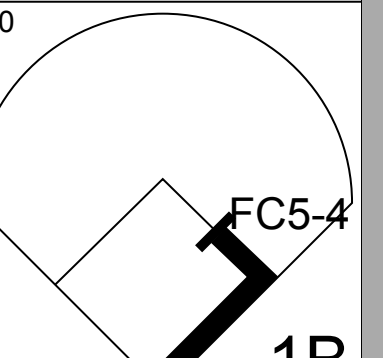
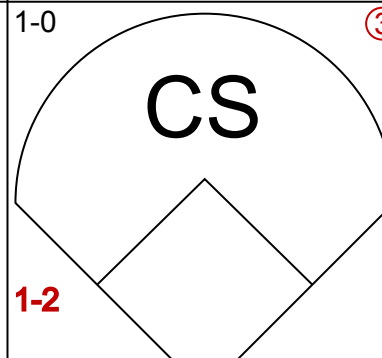
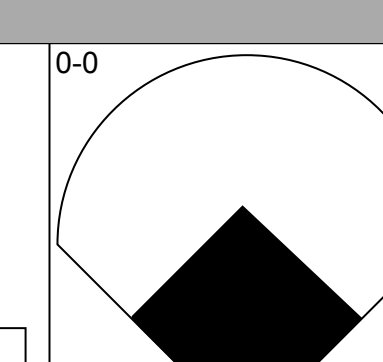
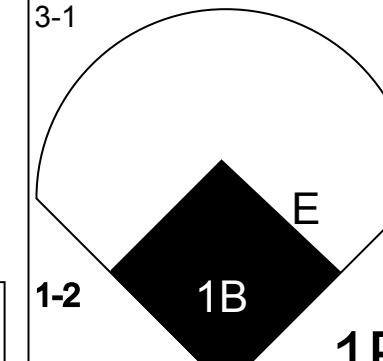
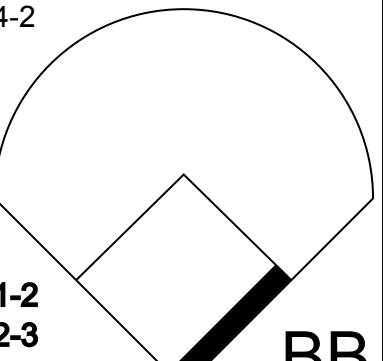
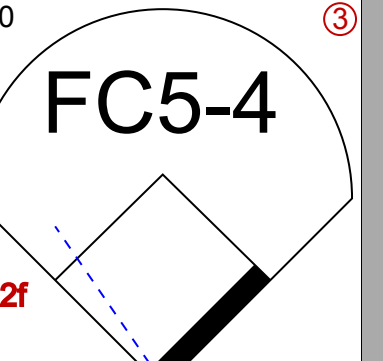
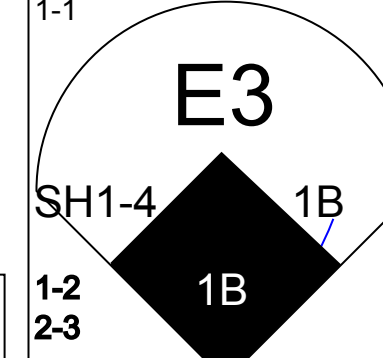
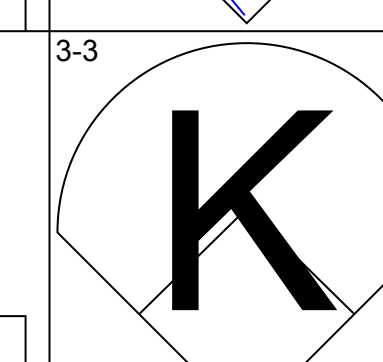
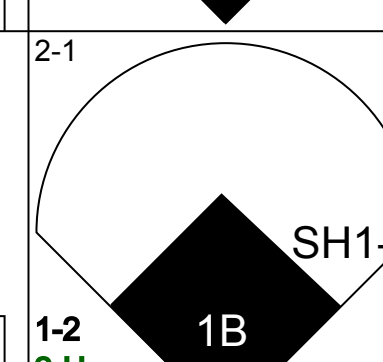
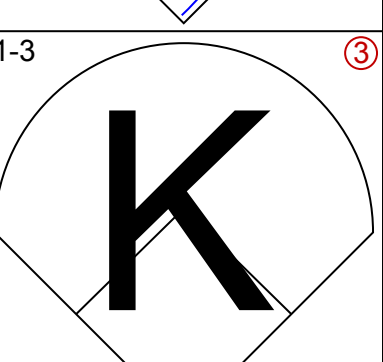
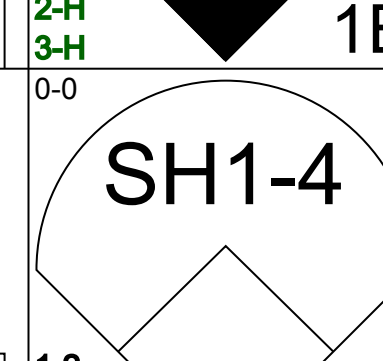
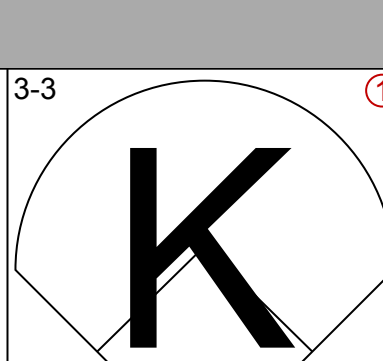
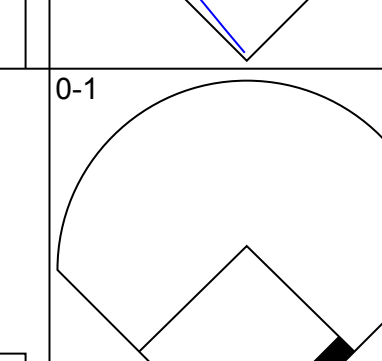
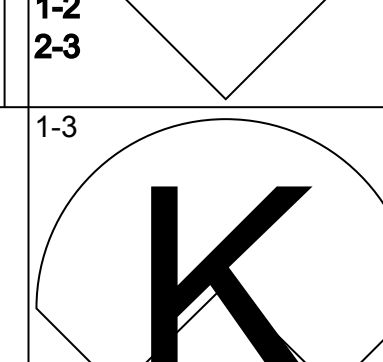


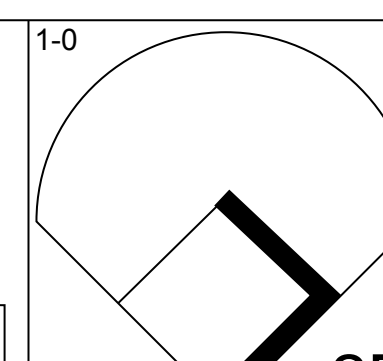
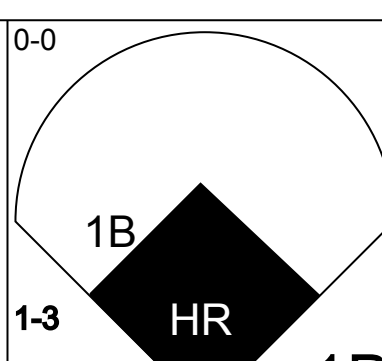
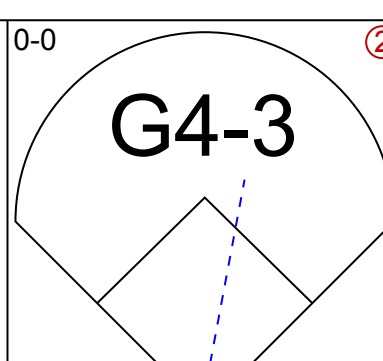
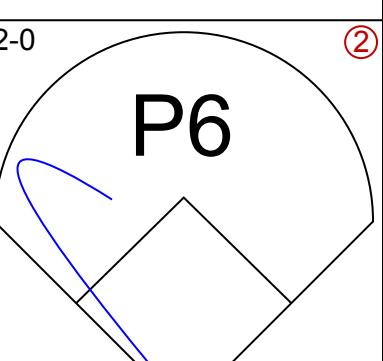
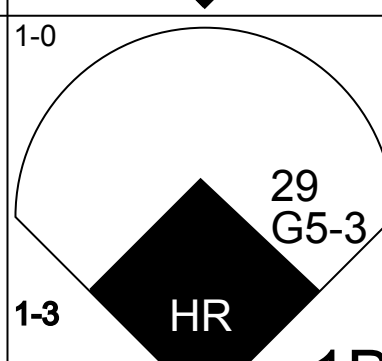
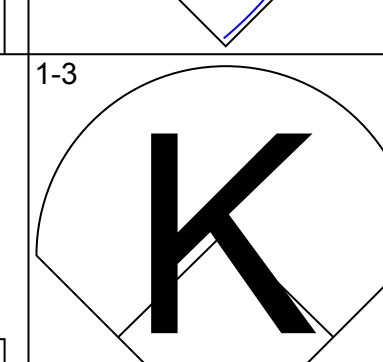
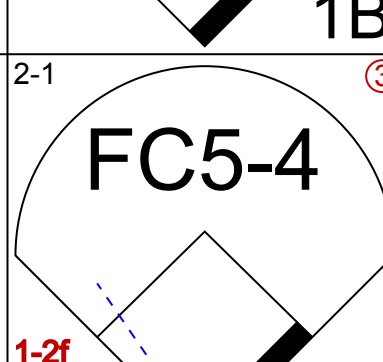
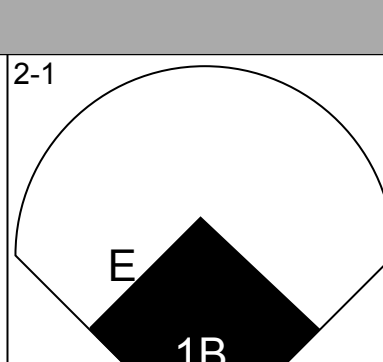
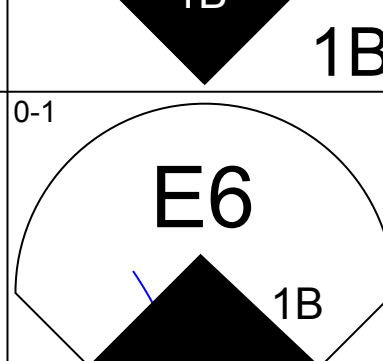
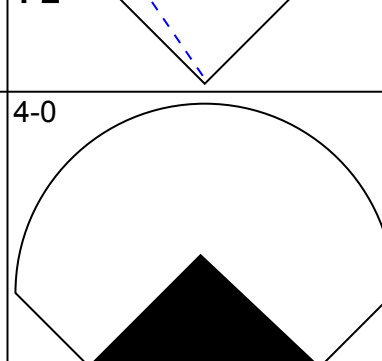
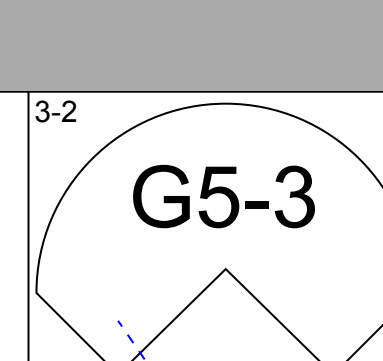
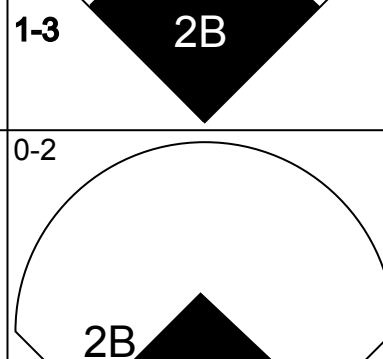
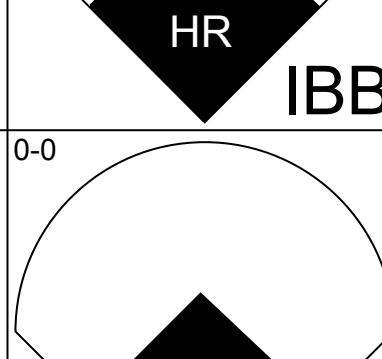
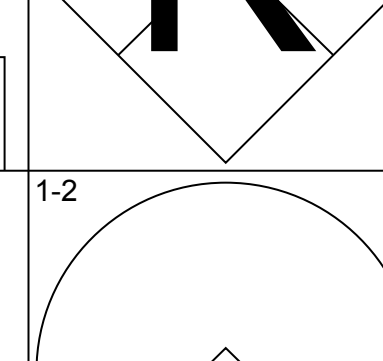
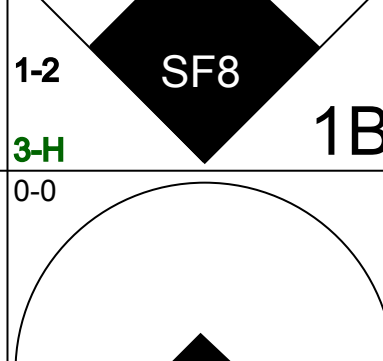
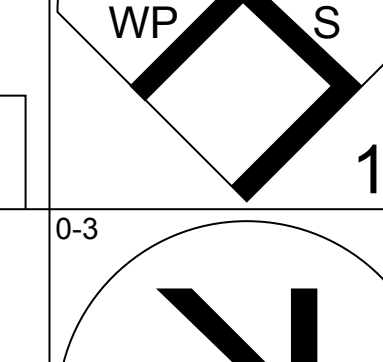
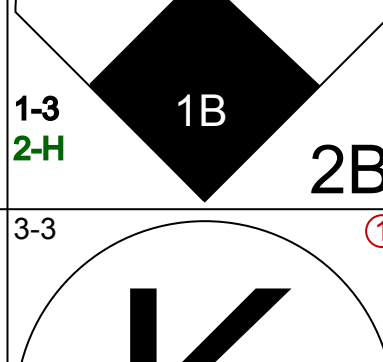
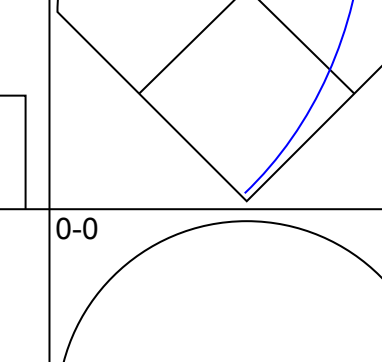
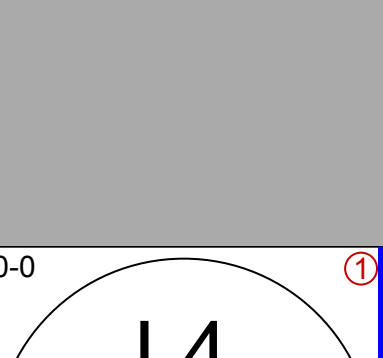
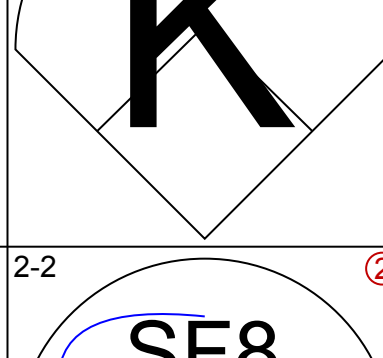
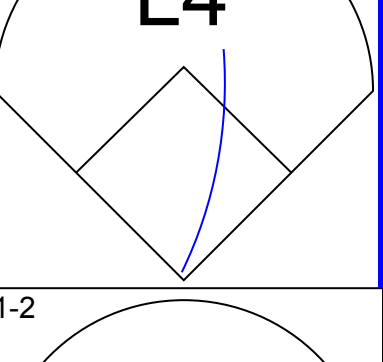
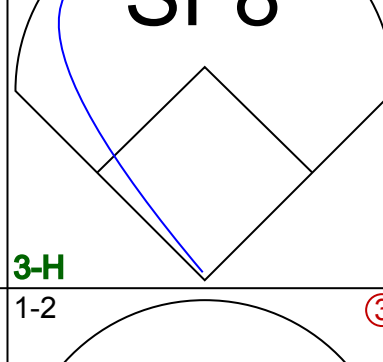
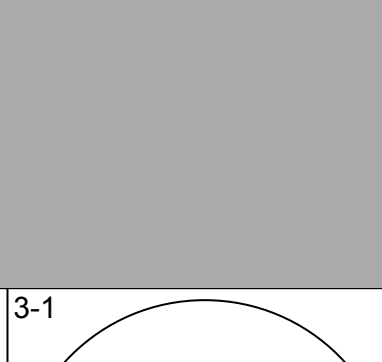
Batter	1	2	3	4	5	6	7	8	9	AB	R	H	RBI	BB	SO	LOB	BOTTOM					
Carlos Beltrán, S OBP: 0.338, SLG: 0.415	G4-3				F8		29 BLK 29 2B 1B			4	1	1	0	0	1	2						
Rey Sanchez, R OBP: 0.291, SLG: 0.319	FC6-4 1B			1B	G5-3		29 BLK 29 2B 1B			4	1	3	1	0	0	0						
29 Mike Sweeney, R OBP: 0.364, SLG: 0.582	P3		L8				S 1B 2B			4	1	2	2	0	0	2						
Jermaine Dye, R OBP: 0.327, SLG: 0.424	FC6-4 1-2		G4-6-3 1B		K		P4			4	0	1	0	0	1	3						
Dee Brown, L OBP: 0.342, SLG: 0.404		F8	G4-6-3 1-2			L7	G4-6-3 1B			4	0	1	1	0	0	2						
Dave McCarty, R OBP: 0.338, SLG: 0.356		E9 1B SF8 1B			HR	G6-3	G4-6-3 1-2			4	2	2	1	0	0	1						
Luis Alicaia, S OBP: 0.309, SLG: 0.303		1B 1B		G3		FC6-4 1B		4-0		3	0	2	0	1	0	0						
A.J. Hinch, R OBP: 0.205, SLG: 0.250		SF8		L9		FC6-4 1-2			F8	3	0	0	1	0	0	2						
Luis Ordez, R OBP: 0.325, SLG: 0.361				G5-3			1B 1B 2B		G5-3 1-2	4	1	2	0	0	0	1						
Inning Stats	R: 0 E: 0 K: 0 S: 11	H: 1 LOB: 1 BB: 0 P: 15	R: 1 E: 1 K: 1 S: 20	H: 3 LOB: 2 BB: 0 P: 28	R: 0 E: 0 K: 0 S: 8	H: 2 LOB: 1 BB: 0 P: 9	R: 1 E: 0 K: 0 S: 13	H: 1 LOB: 0 BB: 0 P: 18	R: 0 E: 0 K: 0 S: 7	H: 1 LOB: 1 BB: 0 P: 10	R: 0 E: 0 K: 0 S: 11	H: 1 LOB: 1 BB: 0 P: 15	R: 4 E: 0 K: 0 S: 17	H: 5 LOB: 0 BB: 0 P: 24	R: 0 E: 0 K: 0 S: 6	H: 0 LOB: 0 BB: 1 P: 13	1B: 11 2B: 2 3B: 0 HR: 1	SF: 1 SAC: 0 DP: 2 HBP: 0	WP: 0 PB: 0 SB: 1 CS: 1	PA: 36		
PITCHER	IP	WLS	BF	H	R	ER	SO	BB	IBB	HBP	BLK	WP	HR	S	P	ERA	WHIP					
Paul Wilson, R ERA: 7.09	6.0	L	28	11	4	4	2	0	0	0	0	0	0	78	105	6.00	1.833					
Dan Wheeler, R ERA: 3.69	0.1		4	3	2	2	0	0	0	0	1	0	0	8	13	54.00	9.000					
Doug Creek, L ERA: 3.38	1.2		4	0	0	0	0	1	0	0	0	0	0	7	14	0.00	0.600					

Tampa Bay Devil Rays @ Kansas City Royals
Kauffman Stadium, Kansas City, MO
Tue May 15 2001, 7:05 PM CDT
Att: 12,858 - Cloudy - 87 F

AB 34
R 6
H 14
RBI 6
BB 1
SO 2
LOB 13



Batter	1	2	3	4	5	6	7	8	9	AB	R	H	RBI	BB	SO	LOB	TOP				
Gerald Williams, R (1, 8) OBP: 0.275, SLG: 0.340			G6-3							5	0	1	2	0	3	0	Tampa Bay Devil Rays @ Kansas City Royals Kauffman Stadium, Kansas City, MO Wed May 16 2001, 7:05 PM CDT Att: 12,378 - Overcast - 88 F livebaseballscorecards.com				
Damian Rolls, R (1, 4) OBP: 0.333, SLG: 0.448					B1-3		P3			5	0	2	0	0	1	0					
Ben Grieve, L (1, 7) Randy Winn, S (9, PR) OBP: 0.382, SLG: 0.382 OBP: 0.432, SLG: 0.600	L8									5	0	2	0	0	2	2					
Fred McGriff, L (1, 3) OBP: 0.349, SLG: 0.519	G4-3									3	1	2	0	1	0	1					
Greg Vaughn, R (1, 10) OBP: 0.331, SLG: 0.434										3	2	2	1	1	0	1					
Aubrey Huff, L (1, 5) OBP: 0.167, SLG: 0.288	F8				L9				G3-1	4	1	0	0	0	5						
Jose Guillen, R (1, 9) OBP: 0.276, SLG: 0.290									F7	4	1	1	2	0	2	3					
Mike DiFelice, R (1, 2) OBP: 0.188, SLG: 0.194	G5-3									3	0	1	0	0	1	0					
Felix Martinez, S (1, 6) OBP: 0.288, SLG: 0.293			F7				G2		G6-3	4	0	0	0	0	1	3					
Inning Stats	R: 0 E: 0 K: 1 S: 9	H: 1 LOB: 1 BB: 0 P: 14	R: 1 E: 0 K: 1 S: 7	H: 1 LOB: 0 BB: 0 P: 12	R: 0 E: 0 K: 1 S: 11	H: 1 LOB: 1 BB: 0 P: 16	R: 4 E: 1 K: 1 S: 13	H: 3 LOB: 1 BB: 1 P: 24	R: 0 E: 0 K: 1 S: 14	H: 0 LOB: 0 BB: 0 P: 16	R: 0 E: 0 K: 1 S: 7	H: 1 LOB: 1 BB: 0 P: 10	R: 0 E: 0 K: 0 S: 9	H: 1 LOB: 1 BB: 0 P: 15	R: 0 E: 0 K: 2 S: 11	H: 1 LOB: 1 BB: 0 P: 17	1B: 10 2B: 0 3B: 0 HR: 1	SF: 0 SAC: 1 DP: 0 HBP: 0	WP: 0 PB: 0 CS: 1	PA: 40	
PITCHER	IP	WLS	BF	H	R	ER	SO	BB	IBB	HBP	BLK	WP	HR	S	P	ERA	WHIP				
Jeff Suppan, R (1, 1) ERA: 4.45	4.1		23	8	5	2	4	2	0	0	0	0	1	49	81	4.15	2.308				
Doug Henry, R (5, 1) ERA: 5.73	1.2		5	0	0	0	3	0	0	0	0	0	0	16	22	0.00	0.000				
Mac Suzuki, R (7, 1) ERA: 3.46	2.0		8	2	0	0	1	0	0	0	0	0	0	16	25	0.00	1.000				
Roberto Hernandez, R (9, 1) ERA: 7.13	1.0	W	3	1	0	0	2	0	0	0	0	0	0	11	17	0.00	1.000				

Batter	1	2	3	4	5	6	7	8	9	AB	R	H	RBI	BB	SO	LOB	BOTTOM					
Carlos Beltrán, S (1, 8) OBP: 0.340, SLG: 0.422			G4-3		P6		P6			5	1	2	0	0	0	1	Tampa Bay Devil Rays @ Kansas City Royals Kauffman Stadium, Kansas City, MO Wed May 16 2001, 7:05 PM CDT Att: 12,378 - Overcast - 88 F livebaseballscorecards.com					
Rey Sanchez, R (1, 6) OBP: 0.294, SLG: 0.322	L3						E6			5	1	2	1	0	0	2						
29 Mike Sweeney, R (1, 3) OBP: 0.360, SLG: 0.570							F9		G5-3	5	1	1	0	0	1	5						
Jermaine Dye, R (1, 9) OBP: 0.323, SLG: 0.412	G4-3						G6-3			4	2	0	0	1	0	3						
Joe Randa, R (1, 5) OBP: 0.307, SLG: 0.408		F9						F8		5	2	2	5	0	1	0						
Dee Brown, L (1, 7) OBP: 0.355, SLG: 0.425		WP						L9		4	1	3	1	0	0	0						
Luis Alicaia, S (1, 10) OBP: 0.307, SLG: 0.323				G4-3						4	0	1	0	0	2	4						
Héctor Ortiz, R (1, 2) OBP: 0.257, SLG: 0.263					L4		SF8		G5-3	2	0	0	0	0	0	1						
Dave McCarty, R (6, PH) A.J. Hinch, R (7, 2) OBP: 0.333, SLG: 0.356 OBP: 0.200, SLG: 0.244		P1								0	0	0	1	0	0	0						
Luis Ordez, R (1, 4) OBP: 0.364, SLG: 0.385			G1-3							3	1	2	1	0	0	0						
Inning Stats	R: 0 E: 0 K: 1 S: 10	H: 1 LOB: 1 BB: 0 P: 16	R: 0 E: 0 K: 1 S: 16	H: 1 LOB: 1 BB: 0 P: 21	R: 0 E: 0 K: 1 S: 6	H: 1 LOB: 1 BB: 0 P: 9	R: 0 E: 0 K: 1 S: 10	H: 1 LOB: 1 BB: 0 P: 15	R: 0 E: 0 K: 0 S: 8	H: 0 LOB: 1 BB: 0 P: 11	R: 4 E: 1 K: 1 S: 19	H: 4 LOB: 1 BB: 0 P: 27	R: 0 E: 1 K: 0 S: 8	H: 0 LOB: 1 BB: 0 P: 14	R: 0 E: 0 K: 0 S: 10	H: 1 LOB: 1 BB: 0 P: 15	R: 5 E: 0 K: 0 S: 5	H: 3 LOB: 0 BB: 1 P: 14	1B: 9 2B: 2 3B: 1 HR: 1	SF: 1 SAC: 0 DP: 0 HBP: 1	WP: 1 PB: 0 CS: 0	PA: 41
PITCHER	IP	WLS	BF	H	R	ER	SO	BB	IBB	HBP	BLK	WP	HR	S	P	ERA	WHIP					
Bryan Rekar, R (1, 1) ERA: 5.05	6.0		27	9	4	1	4	0	0	0	0	0	0	69	99	1.50	1.500					
Rusty Meacham, R (7, 1) ERA: 3.47	1.2	H	7	1	0	0	0	0	0	0	0	0	0	16	26	0.00	0.600					
Esteban Yan, R (8, 1) ERA: 6.46	0.2	L	7	3	5	5	0	0	1	1	0	0	1	7	17	67.50	4.500					

Batter	1	2	3	4	5	6	7	8	9	AB	R	H	RBI	BB	SO	LOB	TOP
Damian Rolls, R OBP: 0.353, SLG: 0.455	0-2 S 1B	0-1 G5-3			0-0 F8			1-1 G4-6-3 1B		4	0	2	0	0	0	1	
Gerald Williams, R OBP: 0.274, SLG: 0.338	1-2 F7		0-0 F7		0-1 G6-3			0-1 G4-6-3 1B		4	0	1	0	0	0	1	
Ben Grieve, L OBP: 0.376, SLG: 0.374	4-2 1B		0-1 G3-1		2-3 K			2-2 G4-6-3 1B		3	0	0	0	1	1	2	
Fred McGriff, L OBP: 0.340, SLG: 0.504	0-0 F5		1-0 F7		0-0 F8			0-3 K		4	0	0	0	0	1	3	
Greg Vaughn, R OBP: 0.329, SLG: 0.429	2-3 K			2-2 1B G6-3 1B			0-2 G4-3		0-0 G1-3	4	1	1	0	0	1	2	
Aubrey Huff, L OBP: 0.203, SLG: 0.317		1-1 G6-4-3 1B		1-0 G6-3 1B			3-1 G4-3		2-2 BB 1B	4	1	3	0	0	0	0	
Jose Guillen, R OBP: 0.278, SLG: 0.291	0-0 G6-4-3		0-1 G6-3 1B		1-2 E5 G5-4-3			1-3 K		3	0	1	0	0	0	1	AB 34
Randy Winn, S OBP: 0.421, SLG: 0.581	1-2 G6-4-3		1-2 2-3 1B		1-0 G5-4-3			1-3 K		1	0	0	0	0	1	1	R 2
John Flaherty, R OBP: 0.286, SLG: 0.346	1-1 1B		0-1 G6-3		1-2 G6-3			4-2 BB		3	0	1	1	0	0	3	H 9
Steve Cox, L OBP: 0.343, SLG: 0.429	2-H 1B		1-2 2-3 3-H 1B		1-2 G6-3			1-2 BB		0	0	0	0	1	0	0	RBI 1
Andy Sheets, R OBP: 0.343, SLG: 0.429	3-2 F9		0-1 G6-3		0-0 G6-3			1-3 K		4	0	0	0	0	1	5	BB 2
SO 5																	LOB 19
Inning Stats	R: 0 H: 1 E: 0 K: 1 S: 15	H: 1 R: 2 ER: 1 LOB: 1 BB: 0 P: 21	R: 0 H: 0 E: 0 K: 0 S: 4	H: 0 R: 0 ER: 0 LOB: 0 BB: 0 P: 5	R: 1 H: 3 E: 0 K: 0 S: 11	H: 0 R: 0 ER: 0 LOB: 0 BB: 0 P: 8	R: 0 H: 0 E: 0 K: 0 S: 6	H: 0 R: 0 ER: 0 LOB: 0 BB: 0 P: 9	R: 0 H: 2 E: 0 K: 1 S: 10	H: 1 R: 1 ER: 0 LOB: 2 BB: 1 P: 23	1B: 9 2B: 0 3B: 0 HR: 0	SF: 0 SAC: 0 DP: 3 HBP: 0	WP: 0 PB: 0 SB: 1 CS: 0	PA: 36			
PITCHER	IP WLS BF H R ER SO BB IBB HBP BLK WP HR S P ERA WHIP																
Chad Durbin, R ERA: 5.13	(1, 1) 7.0 W 29 8 2 2 2 1 0 0 0 0 0 0 61 84 2.57 1.286																
Jason Grimsley, R ERA: 2.49	(8, 1) 1.0 H 2 0 0 0 1 0 0 0 0 0 0 0 6 8 0.00 0.000																
Roberto Hernandez, R ERA: 6.75	(9, 1) 1.0 S 5 1 0 0 2 1 0 0 0 0 0 0 0 15 23 0.00 2.000																

Tampa Bay Devil Rays @ Kansas City Royals
Kauffman Stadium, Kansas City, MO
Thu May 17 2001, 7:05 PM CDT
Att: 14,272 - Cloudy - 68 F

AB	34
R	2
H	9
RBI	1
BB	2
SO	5
LOB	19



Batter	1	2	3	4	5	6	7	8	9	AB	R	H	RBI	BB	SO	LOB	BOTTOM
Carlos Beltrán, S OBP: 0.337, SLG: 0.430	0-3 K	2-1 G3		1-0 3B			1-3 K			4	0	1	1	0	2	0	
Rey Sanchez, R OBP: 0.293, SLG: 0.327	2-2 29 G3 1B		1-2 G6-3		0-1 F9		2-2 P4			4	1	1	0	0	0	1	
29 Mike Sweeney, R OBP: 0.357, SLG: 0.562	0-2 G3		2-2 1B		3-1 G4-3			0-1 F8		4	0	1	0	0	0	1	
Jermaine Dye, R OBP: 0.321, SLG: 0.408	3-1 1B		0-0 P6		0-0 F8			2-2 G6-3		4	0	1	1	0	0	1	
Joe Randa, R OBP: 0.306, SLG: 0.404	2-1 1B		0-0 F9		1-2 G6-3			3-2 F8		4	0	1	0	0	0	1	
Dee Brown, L OBP: 0.355, SLG: 0.422	1-2 P4			2-0 2B WP 1B			1-2 G5-3			3	1	1	0	0	0	2	
Luis Alica, S OBP: 0.317, SLG: 0.337		4-2 G5-3 G1-3 WP BB		0-0 WP 3B 2B			0-0 F9			2	2	1	0	1	0	0	AB 31
A.J. Hinch, R OBP: 0.188, SLG: 0.227	0-0 G1-3		3-1 F9		1-3 K			1-3 K		3	0	0	0	0	1	2	R 4
Luis Ordez, R OBP: 0.340, SLG: 0.357	1-2 G5-3		1-1 G6-3				1-0 G6-3			3	0	0	0	0	0	2	H 7
SO 3																	RBI 2
Inning Stats	R: 1 H: 3 E: 0 K: 1 S: 16	H: 0 R: 0 ER: 0 LOB: 1 BB: 1 P: 16	R: 0 H: 1 E: 0 K: 0 S: 11	H: 1 R: 0 ER: 0 LOB: 1 BB: 0 P: 14	R: 2 H: 3 E: 0 K: 0 S: 9	H: 0 R: 0 ER: 0 LOB: 0 BB: 0 P: 10	R: 0 H: 0 E: 0 K: 1 S: 7	H: 0 R: 0 ER: 0 LOB: 0 BB: 0 P: 9	R: 0 H: 0 E: 0 K: 1 S: 8	H: 0 R: 0 ER: 0 LOB: 0 BB: 0 P: 12	R: 0 H: 0 E: 0 K: 0 S: 11	H: 0 R: 0 ER: 0 LOB: 0 BB: 0 P: 16	1B: 4 2B: 2 3B: 1 HR: 0	SF: 0 SAC: 0 DP: 0 HBP: 0	WP: 2 PB: 0 SB: 0 CS: 0	PA: 32	
PITCHER	IP WLS BF H R ER SO BB IBB HBP BLK WP HR S P ERA WHIP																
Brian Rose, R ERA: 6.29	(1, 1) 4.0 L 20 7 4 4 1 1 0 0 0 0 0 0 0 45 71 9.00 2.000																
Travis Phelps, R ERA: 2.16	(5, 1) 3.0 9 0 0 0 2 0 0 0 0 0 0 0 21 31 0.00 0.000																
Tony Fiore, R ERA:	(8, 1) 1.0 3 0 0 0 0 0 0 0 0 0 0 0 11 16 0.00 0.000																

Tampa Bay Devil Rays @ Kansas City Royals
Kauffman Stadium, Kansas City, MO
Thu May 17 2001, 7:05 PM CDT
Att: 14,272 - Cloudy - 68 F

AB	31
R	4
H	7
RBI	2
BB	1
SO	3
LOB	10



Batter	1	2	3	4	5	6	7	8	9	AB R H RBI BB SO LOB	TOP									
Roger Cedeno, S OBP: 0.313, SLG: 0.317	1-1 G6-3		2-1 G6-3	0-0 2B 1B		2-2 G3-1		0-0 F9	1-2 1B	6 1 2 0 0 0 0	Detroit Tigers @ Tampa Bay Devil Rays Tropicana Field, St. Petersburg, FL Sat May 19 2001, 4:15 PM EDT Att: 11,256 - Dome - 72 F									
Jose Macias, S OBP: 0.340, SLG: 0.477	0-1 G6-3		1-2 E4 1B	2-1 1B 1H 2H		3-3 K		2-2 F8	3-2 F8	6 1 2 2 0 1 2										
Bobby Higginson, L Ryan Jackson, L OBP: 0.360, SLG: 0.409	4-1 BB		4-0 1B BB	0-0 F7			2-2 2B 1B	2-1 WP S 1B		2 1 1 0 2 0 1 1 0 1 0 0 0 0										
Robert Fick, L OBP: 0.395, SLG: 0.614	4-2 BB		0-2 1B 1H 2H	0-1 G4-3			0-0 L6	3-3 K		4 0 1 1 1 1 3										
Dean Palmer, R OBP: 0.343, SLG: 0.473	3-3 K		0-0 G5-3		0-2 G6-3		4-1 2B 1B BB	3-1 HR		4 2 1 1 1 1 3										
Deivi Cruz, R OBP: 0.289, SLG: 0.407		2-1 F9		1-0 HR 1B	0-1 2B		2-2 1B 2B	0-2 G5-3		5 2 3 1 0 0 0										
Juan Encarnacion, R OBP: 0.327, SLG: 0.479		2-1 2B		1-0 P4 K	2-3 K		0-1 S 1B	0-0 F9		5 0 2 2 0 1 2										
Damon Easley, R Shane Halter, R OBP: 0.359, SLG: 0.453 OBP: 0.308, SLG: 0.288		2-3 K		2-0 HR	2-0 G6-3		2-0 K	3-2 HR		5 2 2 3 0 2 3 0 0 0 0 0 0 0										
15 Brandon Inge, R OBP: 0.275, SLG: 0.320		0-0 G6-3		2-2 1B 2B 1B		2-3 K	0-0 F8	2-1 1B		5 1 2 0 0 1 2										
Inning Stats	R: 0 E: 0 K: 1 S: 10	H: 0 LOB: 2 BB: 2 P: 22	R: 0 E: 0 K: 1 S: 8	H: 1 LOB: 1 BB: 0 P: 14	R: 1 E: 1 K: 0 S: 9	H: 2 LOB: 1 BB: 1 P: 16	R: 4 E: 0 K: 0 S: 12	H: 5 LOB: 1 BB: 0 P: 20	R: 0 E: 0 K: 2 S: 9	H: 0 LOB: 0 BB: 0 P: 16		R: 3 E: 0 K: 1 S: 16	H: 3 LOB: 1 BB: 1 P: 24	R: 0 E: 0 K: 1 S: 9	H: 1 LOB: 1 BB: 0 P: 16	R: 2 E: 0 K: 0 S: 18	H: 4 LOB: 2 BB: 0 P: 30	1B: 10 2B: 4 3B: 0 HR: 3	SF: 0 SAC: 0 DP: 0 HBP: 0	WP: 1 PA: 47 CS: 0
PITCHER	IP WLS BF H R ER SO BB IBB HBP BLK WP HR S P ERA WHIP	PITCHER										IP WLS BF H R ER SO BB IBB HBP BLK WP HR S P ERA WHIP								
Albie Lopez, R ERA: 3.94	(1, 1) 6.0 L 30 10 6 6 5 3 0 0 0 0 1 60 106 9.00 2.167																			
Rusty Meacham, R ERA: 4.07	(7, 1) 1.0 6 2 2 2 1 1 0 0 0 0 0 13 19 18.00 3.000																			
Doug Creek, L ERA: 3.92	(8, 1) 2.0 11 5 2 2 1 0 0 0 0 1 2 27 46 9.00 2.500																			

Batter	1	2	3	4	5	6	7	8	9	AB R H RBI BB SO LOB	BOTTOM											
Damian Rolls, R OBP: 0.349, SLG: 0.439	0-2 FC6-4 1B		2-0 G6-3		2-3 K	2-3 K			0-1 G4-6-3	5 0 1 0 0 2 4	Detroit Tigers @ Tampa Bay Devil Rays Tropicana Field, St. Petersburg, FL Sat May 19 2001, 4:15 PM EDT Att: 11,256 - Dome - 72 F											
Gerald Williams, R OBP: 0.272, SLG: 0.344	1-1 FC6-4 HR		2-1 F7		0-0 2B		2-1 P6	2-2 G6-3		5 2 1 0 0 0 1												
Fred McGriff, L OBP: 0.342, SLG: 0.517	0-0 F8		3-1 2B		0-0 2B		1-0 2B			4 2 3 1 0 0 1												
Greg Vaughn, R OBP: 0.333, SLG: 0.457	0-0 HR		3-2 F5		2-0 G4-3 2B		2-0 F9			4 1 2 3 0 0 2												
Steve Cox, L OBP: 0.321, SLG: 0.408	2-2 G6-3		1-1 2B		2-1 G4-3		2-2 G4-3			4 0 1 1 0 0 2												
Randy Winn, S OBP: 0.391, SLG: 0.500		3-2 SH1 1B	2-2 F8		2-3 K			4-1 G6-4-3 BB		3 0 1 0 1 1 2												
Aubrey Huff, L OBP: 0.225, SLG: 0.333		0-0 SH1 1B		2-1 G3		2-2 G3 2B		3-3 K		4 0 2 0 0 1 1												
John Flaherty, R OBP: 0.278, SLG: 0.336		0-0 SH1		0-3 K		0-0 G3		2-1 G6-4-3		3 0 0 0 0 1 2												
Andy Sheets, R Jason Tyner, L OBP: 0.333, SLG: 0.333		3-3 K		1-0 F9		3-3 K		2-1 G4-6-3 1B		3 0 0 0 0 2 3 1 0 1 0 0 0 0												
Inning Stats	R: 2 E: 0 K: 0 S: 11	H: 2 LOB: 0 BB: 0 P: 14	R: 0 E: 1 K: 1 S: 9	H: 2 LOB: 0 BB: 0 P: 17	R: 1 E: 0 K: 0 S: 13	H: 2 LOB: 1 BB: 0 P: 24	R: 0 E: 0 K: 1 S: 6	H: 0 LOB: 0 BB: 0 P: 9	R: 2 E: 0 K: 2 S: 12	H: 3 LOB: 1 BB: 0 P: 20		R: 0 E: 0 K: 2 S: 10	H: 1 LOB: 0 BB: 0 P: 17	R: 0 E: 0 K: 0 S: 8	H: 1 LOB: 1 BB: 0 P: 15	R: 0 E: 0 K: 1 S: 6	H: 0 LOB: 0 BB: 1 P: 15	R: 0 E: 0 K: 0 S: 7	H: 1 LOB: 0 BB: 0 P: 11	1B: 4 2B: 7 3B: 0 HR: 1	SF: 0 SAC: 1 DP: 2 HBP: 0	WP: 0 PA: 38 CS: 0
PITCHER	IP WLS BF H R ER SO BB IBB HBP BLK WP HR S P ERA WHIP	PITCHER										IP WLS BF H R ER SO BB IBB HBP BLK WP HR S P ERA WHIP										
Chris Holt, R ERA: 5.88	(1, 1) 6.0 W 28 10 5 5 6 0 0 0 0 0 0 8 15 7.50 1.667																					
Matt Anderson, R ERA: 8.1	(7, 1) 1.0 H 4 1 0 0 0 0 0 0 0 0 0 8 15 0.00 1.000																					
C.J. Nitkowski, L ERA: 4.7	(8, 1) 0.1 H 2 0 0 0 1 1 0 0 0 0 0 4 11 0.00 3.000																					
Danny Patterson, R ERA: 0.79	(8, 1) 1.2 S 4 1 0 0 0 0 0 0 0 0 0 9 15 0.00 0.600																					

Batter	1	2	3	4	5	6	7	8	9	AB	R	H	RBI	BB	SO	LOB	TOP										
Roger Cedeno, S OBP: 0.311, SLG: 0.322	F7		1B 2B		F7			E4 G1-3		4	1	1	1	0	0	0	Detroit Tigers @ Tampa Bay Devil Rays Tropicana Field, St. Petersburg, FL Sun May 20 2001, 1:15 PM EDT Att: 11,759 - Dome - 72 F										
Jose Macias, S OBP: 0.331, SLG: 0.463	G4-3		K		K			G1-3		4	0	0	0	0	2	2											
Robert Fick, L OBP: 0.400, SLG: 0.608	G6-3							P4		4	0	2	1	0	0	1											
Tony Clark, S OBP: 0.401, SLG: 0.516		G3-1						K		4	0	0	0	0	3	3											
Dean Palmer, R OBP: 0.349, SLG: 0.468										3	0	1	0	1	2	1											
Deivi Cruz, R OBP: 0.286, SLG: 0.403										4	0	1	0	0	0	3											
Juan Encarnacion, R OBP: 0.319, SLG: 0.466										4	0	0	0	0	3	2											
Damon Easley, R OBP: 0.356, SLG: 0.457										3	1	1	0	0	0	1											
Ryan Jackson, L OBP: 0.333, SLG: 0.375										2	0	0	0	0	1	0											
Inning Stats	R: 0 E: 0 K: 0 S: 9	H: 0 LOB: 0 BB: 0 P: 16	R: 0 E: 0 K: 2 S: 14	H: 1 LOB: 1 BB: 0 P: 18	R: 2 E: 0 K: 2 S: 13	H: 3 LOB: 1 BB: 0 P: 20	R: 0 E: 0 K: 0 S: 12	H: 0 LOB: 1 BB: 0 P: 19	R: 0 E: 0 K: 1 S: 11	H: 0 LOB: 0 BB: 0 P: 12	R: 0 E: 0 K: 2 S: 14	H: 1 LOB: 1 BB: 0 P: 22	R: 0 E: 0 K: 10 S: 10	H: 0 LOB: 0 BB: 0 P: 15	R: 0 E: 0 K: 1 S: 11	H: 0 LOB: 1 BB: 0 P: 19	R: 0 E: 0 K: 6 S: 6	H: 1 LOB: 0 BB: 0 P: 9	1B: 4 2B: 2 3B: 0 HR: 0	SF: 0 SAC: 1 DP: 1 HBP: 0	WP: 1 PB: 0 SB: 0 CS: 0	PA: 34					
PITCHER	IP	WLS	BF	H	R	ER	SO	BB	IBB	HBP	BLK	WP	HR	S	P	ERA	WHIP										
Paul Wilson, R ERA: 6.62	6.0	W	24	5	2	2	7	1	0	0	0	1	0	73	107	3.00	1.000										
Travis Phelps, R ERA: 1.74	2.0		7	0	0	0	3	0	0	0	0	0	0	21	34	0.00	0.000										
Esteban Yan, R ERA: 6.06	1.0		3	1	0	0	1	0	0	0	0	0	0	6	9	0.00	1.000										

Batter	1	2	3	4	5	6	7	8	9	AB	R	H	RBI	BB	SO	LOB	BOTTOM										
Damian Rolls, R OBP: 0.333, SLG: 0.413	G4-3							K		5	0	1	1	0	2	1	Detroit Tigers @ Tampa Bay Devil Rays Tropicana Field, St. Petersburg, FL Sun May 20 2001, 1:15 PM EDT Att: 11,759 - Dome - 72 F										
Gerald Williams, R OBP: 0.275, SLG: 0.347	G4-3							K		4	2	1	0	0	1	0											
Ben Grieve, L OBP: 0.378, SLG: 0.379	G4-3							1B		4	1	1	0	1	1	1											
Jason Tyner, L OBP: 0.333, SLG: 0.333	G4-3							1B		0	0	0	0	0	0	0											
Fred McGriff, L OBP: 0.350, SLG: 0.539										5	1	3	3	0	1	2											
Greg Vaughn, R OBP: 0.335, SLG: 0.494										5	2	2	2	0	1	3											
Aubrey Huff, L OBP: 0.240, SLG: 0.342										4	1	2	0	0	1	0											
Randy Winn, S OBP: 0.440, SLG: 0.513										1	1	1	0	3	0	0											
John Flaherty, R OBP: 0.271, SLG: 0.327										3	0	0	0	0	0	4											
Andy Sheets, R OBP: 0.154, SLG: 0.385										4	2	2	3	0	0	3											
Inning Stats	R: 1 E: 0 K: 1 S: 16	H: 1 LOB: 1 BB: 0 P: 24	R: 2 E: 0 K: 0 S: 11	H: 2 LOB: 1 BB: 1 P: 17	R: 0 E: 0 K: 0 S: 10	H: 1 LOB: 1 BB: 0 P: 13	R: 1 E: 0 K: 0 S: 6	H: 2 LOB: 1 BB: 0 P: 7	R: 3 E: 0 K: 0 S: 17	H: 3 LOB: 2 BB: 2 P: 33	R: 0 E: 0 K: 3 S: 9	H: 0 LOB: 0 BB: 0 P: 13	R: 1 E: 0 K: 2 S: 14	H: 1 LOB: 1 BB: 1 P: 25	R: 2 E: 0 K: 1 S: 12	H: 3 LOB: 2 BB: 0 P: 17	R: 1 E: 0 K: 3 S: 12	H: 8 2B: 1 3B: 0 HR: 4	SF: 0 SAC: 1 DP: 0 HBP: 1	WP: 1 PB: 0 SB: 1 CS: 0	PA: 41						
PITCHER	IP	WLS	BF	H	R	ER	SO	BB	IBB	HBP	BLK	WP	HR	S	P	ERA	WHIP										
Dave Milick, R ERA: 6.66	1.1	L	25	9	7	7	1	3	0	1	0	0	0	12	18	0.00	0.000										
Dave Borkowski, R ERA:	5.1		5	0	0	0	3	0	0	0	0	0	0	14	25	9.00	2.000										
C.J. Nitkowski, L ERA: 4.96	7.1		5	1	1	1	2	1	0	0	0	0	1	14	25	9.00	2.000										
Todd Jones, R ERA: 5.17	8.1		6	3	2	2	1	0	0	0	0	1	1	12	17	18.00	3.000										

AB 32
R 2
H 6
RBI 2
BB 1
SO 11
LOB 13



AB 35
R 10
H 13
RBI 9
BB 4
SO 7
LOB 14



Batter	1	2	3	4	5	6	7	8	9	AB	R	H	RBI	BB	SO	LOB	TOP										
29 Rusty Greer, L (1, 7) OBP: 0.344, SLG: 0.485	1-1 G3		3-2 L6					4-1 BB HBP SF9 BB	2-1 HR	4	2	1	1	1	0	0	Texas Rangers @ Tampa Bay Devil Rays Tropicana Field, St. Petersburg, FL Tue May 22 2001, 7:15 PM EDT Alt: 9:576 - Dome - 72 F livebaseballscorecards.com AB 33 R 5 H 9 RBI 5 BB 4 SO 3 LOB 13										
Randy Velarde, R (1, 4) OBP: 0.409, SLG: 0.506	2-2 1B		1-3 K					2-2 SF9 BB 1-2 2B HBP	3-1 F8	4	1	1	0	0	1	0											
Alex Rodriguez, R (1, 6) OBP: 0.409, SLG: 0.659	0-1 2B		2-0 2B					4-2 2B 1-2 2B BB	1-0 G5-3	4	1	2	0	1	0	0											
Rafael Palmeiro, L (1, 3) OBP: 0.361, SLG: 0.525	0-0 F8		1-0 F8					2-2 SF9 2-3 3-H 0-0		3	0	0	1	0	0	2											
Ivan Rodriguez, R (1, 2) OBP: 0.328, SLG: 0.513		1-0 1B BB 1B		0-1 L7				0-0 G6-3		4	0	2	1	0	0	0											
Gabe Kapler, R (1, 8) OBP: 0.437, SLG: 0.632		4-2 1B 1-2 BB		4-2 G3 BB				2-2 HR	2-2 FC4-6 1-3 3-H 2-2	2	1	2	2	2	0	0											
Frank Catalanotto, L (1, 10) OBP: 0.299, SLG: 0.533		2-1 F8		2-1 G3				0-1 G1-3	0-2 FC4-6 1-2 2-3	4	0	0	0	0	0	5											
Ken Caminiti, S (1, 5) OBP: 0.295, SLG: 0.386		0-1 G6-4-3 1-2 2-3 1B		0-0 F7				1-0 F9	2-2 G1-3	4	0	1	0	0	0	3											
Ruben Mateo, R (1, 9) OBP: 0.326, SLG: 0.331		1-1 G6-4-3 1-2		2-3 K				0-1 P5	2-3 K	4	0	0	0	0	2	3											
Inning Stats	R: 0 E: 0 K: 0 S: 8	H: 2 LOB: 1 BB: 0 P: 11	R: 0 E: 0 K: 0 S: 10	H: 2 LOB: 2 BB: 1 P: 18	R: 0 E: 0 K: 1 S: 10	H: 1 LOB: 1 BB: 0 P: 17	R: 0 E: 0 K: 0 S: 9	H: 0 LOB: 1 BB: 1 P: 15	R: 0 E: 0 K: 1 S: 9	H: 0 LOB: 0 BB: 0 P: 14	R: 0 E: 0 K: 0 S: 4	H: 0 LOB: 0 BB: 0 P: 6	R: 1 E: 0 K: 0 S: 9	H: 1 LOB: 0 BB: 0 P: 12	R: 3 E: 0 K: 0 S: 19	H: 2 LOB: 2 BB: 2 P: 35	R: 1 E: 0 K: 0 S: 8	H: 1 LOB: 0 BB: 0 P: 16	1B: 4 2B: 3 3B: 0 HR: 2	SF: 1 SAC: 0 DP: 1 HBP: 1	WP: 0 PB: 0 SB: 0 CS: 0	PA: 39					
PITCHER	IP	WLS	BF	H	R	ER	SO	BB	IBB	HBP	BLK	WP	HR	S	P	ERA	WHIP										
Bryan Rekar, R (1, 1) ERA: 5.06	7.0	L	30	6	4	4	2	4	0	1	0	0	1	65	109	5.14	1.429										
Doug Creek, L (8, 1) ERA: 3.95	0.1		1	0	0	0	0	0	0	0	0	0	0	3	5	0.00	0.000										
Rusty Meacham, R (8, 1) ERA: 3.96	0.2		4	2	0	0	0	0	0	0	0	0	0	10	14	0.00	3.000										
Mickey Callaway, R (9, 1) ERA: 9.0	1.0		4	1	1	1	1	0	0	0	0	0	1	8	16	9.00	1.000										

Batter	1	2	3	4	5	6	7	8	9	AB	R	H	RBI	BB	SO	LOB	BOTTOM										
Damian Rolls, R (1, 4) OBP: 0.346, SLG: 0.420	0-2 G6-3		0-0 G3 1B					2-3 K	3-2 G6-4-3	4	0	2	0	0	1	1	Texas Rangers @ Tampa Bay Devil Rays Tropicana Field, St. Petersburg, FL Tue May 22 2001, 7:15 PM EDT Alt: 9:576 - Dome - 72 F livebaseballscorecards.com AB 31 R 2 H 8 RBI 2 BB 7 SO 8 LOB 21										
Steve Cox, L (9, FH) OBP: 0.316, SLG: 0.403			0-1 G3					0-0 FC6-4 1-2 1B	3-3 K	5	0	0	0	0	1	5											
Gerald Williams, R (1, 8) OBP: 0.288, SLG: 0.337	1-2 G6-3		0-1 G3					1-2 FC6-4 1-2 2-3 BB	3-3 K	1	0	0	0	3	0	0											
Ben Grieve, L (1, 7) OBP: 0.386, SLG: 0.377	4-1 BB		4-2 BB					4-0 BB 1-2 BB	0-1 G1-3	1	0	0	0	3	0	0											
Greg Vaughn, R (1, 10) OBP: 0.339, SLG: 0.487	4-2 BB		2-3 K					3-3 K	4-2 BB G6-4-3	2	0	0	0	2	2	5											
Fred McGriff, L (1, 3) OBP: 0.347, SLG: 0.532	2-0 G3							0-0 CS 1B	1-1 G3-1	4	0	1	0	0	0	3											
Randy Winn, S (1, 9) OBP: 0.483, SLG: 0.571		2-1 G1-6-3 1B		3-3 K				0-0 FC4-2 3B	4-0 WP E 1B BB	3	1	2	0	1	1	1											
Aubrey Huff, L (1, 5) OBP: 0.228, SLG: 0.325	0-1 G1-6-3		0-1 G1-6-3					1-2 FC4-2	1-2 E4 1B WP	4	1	0	0	0	0	3											
Mike DiFelice, R (1, 2) OBP: 0.231, SLG: 0.216	3-1 F7							1-3 K	2-2 G6-4-3 1B 1B	4	0	1	2	0	2	1											
Andy Sheets, R (1, 6) OBP: 0.294, SLG: 0.438			1-3 K					4-1 FC6-4 1B BB	3-2 G6-4-3 1B	3	0	2	0	1	1	0											
Inning Stats	R: 0 E: 0 K: 0 S: 11	H: 0 LOB: 2 BB: 2 P: 22	R: 0 E: 0 K: 0 S: 6	H: 1 LOB: 0 BB: 0 P: 11	R: 0 E: 0 K: 2 S: 12	H: 1 LOB: 2 BB: 1 P: 19	R: 0 E: 0 K: 1 S: 9	H: 1 LOB: 0 BB: 0 P: 14	R: 0 E: 0 K: 2 S: 11	H: 1 LOB: 3 BB: 2 P: 24	R: 0 E: 0 K: 1 S: 9	H: 1 LOB: 1 BB: 0 P: 11	R: 0 E: 0 K: 1 S: 8	H: 1 LOB: 0 BB: 0 P: 13	R: 0 E: 0 K: 0 S: 6	H: 0 LOB: 1 BB: 1 P: 12	R: 2 E: 1 K: 1 S: 19	H: 2 LOB: 1 BB: 1 P: 35	1B: 7 2B: 1 3B: 1 HR: 0	SF: 0 SAC: 0 DP: 5 HBP: 0	WP: 1 PB: 0 SB: 0 CS: 1	PA: 38					
PITCHER	IP	WLS	BF	H	R	ER	SO	BB	IBB	HBP	BLK	WP	HR	S	P	ERA	WHIP										
Kenny Rogers, L (1, 1) ERA: 5.97	6.0	W	26	5	0	0	0	5	0	0	0	0	0	8	13	0.00	1.667										
J.D. Smart, R (7, 1) ERA:	1.0	H	3	1	0	0	1	0	0	0	0	0	0	8	13	0.00	1.000										
Mike Venafro, L (8, 1) ERA: 3.95	1.0		5	0	2	1	0	2	0	0	0	0	0	9	20	9.00	2.000										
59 Jeff Zimmerman, R (9, 1) ERA: 3.13	1.0		4	2	0	0	1	0	0	0	0	1	0	16	27	0.00	2.000										

Batter	1	2	3	4	5	6	7	8	9	AB	R	H	RBI	BB	SO	LOB	TOP										
29 Rusty Greer, L OBP: 0.348, SLG: 0.489 (1, 7)										5	0	2	1	1	2	2	Texas Rangers @ Tampa Bay Devil Rays Tropicana Field, St. Petersburg, FL Wed May 23 2001, 7:15 PM EDT Att. 9,213 - Dome - 72 F										
Gabe Kapler, R OBP: 0.440, SLG: 0.615 (1, 8)										4	1	1	0	2	1	4											
Alex Rodriguez, R OBP: 0.404, SLG: 0.652 (1, 6)										5	1	1	0	0	3	7											
Rafael Palmeiro, L OBP: 0.367, SLG: 0.530 (1, 3)										4	0	2	2	1	0	2											
Ivan Rodriguez, R OBP: 0.323, SLG: 0.496 (1, 2)									4	0	0	0	1	3	3												
Andres Galarraga, R OBP: 0.296, SLG: 0.414 (1, 10)									5	1	1	1	0	2	3												
Ruben Sierra, S OBP: 0.350, SLG: 0.526 (1, 9)									5	1	3	0	0	1	2												
Ken Caminiti, S OBP: 0.299, SLG: 0.387 (1, 5)									5	1	2	1	0	1	3												
Frank Catalanotto, L OBP: 0.325, SLG: 0.533 Randy Velarde, R OBP: 0.404, SLG: 0.500 (7, PH) (7, 4)									0	1	0	0	3	0	0	0											
Inning Stats	R: 2 E: 0 K: 1 S: 14	H: 3 LOB: 2 BB: 1 P: 29	R: 2 E: 0 K: 2 S: 18	H: 3 LOB: 2 BB: 1 P: 31	R: 1 E: 0 K: 1 S: 14	H: 2 LOB: 2 BB: 1 P: 21	R: 0 E: 0 K: 1 S: 9	H: 0 LOB: 0 BB: 0 P: 15	R: 1 E: 0 K: 2 S: 16	H: 1 LOB: 3 BB: 3 P: 31	R: 0 E: 0 K: 1 S: 14	H: 1 LOB: 2 BB: 1 P: 26	R: 0 E: 0 K: 3 S: 13	H: 1 LOB: 1 BB: 0 P: 19	R: 0 E: 0 K: 0 S: 7	H: 0 LOB: 0 BB: 0 P: 10		1B: 8 2B: 3 3B: 0 HR: 1	SF: 0 SAC: 0 DP: 0 HBP: 0	WP: 3 PB: 1 SB: 0 CS: 0	PA: 47						
PITCHER	IP	WLS	BF	H	R	ER	SO	BB	IBB	HBP	BLK	WP	HR	S	P	ERA	WHIP										
Brian Rose, R ERA: 7.18 Jeff Wallace, L ERA: 0.79 Dan Wheeler, R ERA: 6.0 Doug Creek, L ERA: 3.5 Travis Phelps, R ERA: 1.5	(1, 1)	2.0	14	6	4	4	3	2	0	0	0	1	0	32	60	18.00	4.000										
Esteban Yan, R ERA: 5.71 (9, 1)	1.0		3	0	0	0	0	0	0	0	0	0	0	7	10	0.00	0.000										

Batter	1	2	3	4	5	6	7	8	9	AB	R	H	RBI	BB	SO	LOB	BOTTOM										
Damian Rolls, R OBP: 0.386, SLG: 0.491 (1, 4)										3	2	2	1	2	0	2	Texas Rangers @ Tampa Bay Devil Rays Tropicana Field, St. Petersburg, FL Wed May 23 2001, 7:15 PM EDT Att. 9,213 - Dome - 72 F										
Gerald Williams, R OBP: 0.273, SLG: 0.343 (1, 8)										3	1	1	0	1	1	3											
Ben Grieve, L OBP: 0.387, SLG: 0.380 Jason Tyner, L OBP: 0.333, SLG: 0.333 (1, 7) (9, 7)										4	1	1	0	1	1	3											
Fred McGriff, L OBP: 0.355, SLG: 0.531 (1, 3)									4	1	2	1	1	2	0												
Greg Vaughn, R OBP: 0.335, SLG: 0.479 (1, 10)									5	1	1	1	0	1	3												
Aubrey Huff, L OBP: 0.250, SLG: 0.358 (1, 5)									4	3	2	1	1	0	3												
Randy Winn, S OBP: 0.483, SLG: 0.587 (1, 9)									4	1	3	1	0	1	1												
John Flaherty, R OBP: 0.262, SLG: 0.316 (1, 2)									4	0	0	0	0	0	5												
Andy Sheets, R OBP: 0.333, SLG: 0.474 (1, 6)									3	0	2	3	0	0	0												
Inning Stats	R: 1 E: 0 K: 0 S: 16	H: 3 LOB: 2 BB: 1 P: 29	R: 0 E: 0 K: 0 S: 7	H: 1 LOB: 0 BB: 0 P: 9	R: 1 E: 0 K: 1 S: 10	H: 1 LOB: 1 BB: 1 P: 15	R: 1 E: 0 K: 2 S: 16	H: 2 LOB: 2 BB: 1 P: 24	R: 3 E: 0 K: 0 S: 21	H: 4 LOB: 2 BB: 1 P: 27	R: 1 E: 0 K: 2 S: 15	H: 1 LOB: 0 BB: 0 P: 23	R: 3 E: 1 K: 0 S: 14	H: 2 LOB: 1 BB: 2 P: 26	R: 0 E: 1 K: 1 S: 7	H: 0 LOB: 0 BB: 0 P: 10	1B: 9 2B: 4 3B: 0 HR: 1	SF: 1 SAC: 1 DP: 2 HBP: 0	WP: 0 PB: 0 SB: 0 CS: 1	PA: 42							
PITCHER	IP	WLS	BF	H	R	ER	SO	BB	IBB	HBP	BLK	WP	HR	S	P	ERA	WHIP										
Aaron Myette, R ERA: 15.83 Tim Crabtree, R ERA: 9.0 Juan Moreno, L ERA: 2.08 Jeff Brantley, R ERA: 5.14	(1, 1)	4.1	24	9	6	6	3	4	0	0	0	0	0	14	16	13.50	4.500										
(5, 1)	0.2	L	5	3	1	1	0	0	0	0	0	0	0	14	16	13.50	4.500										
(6, 1)	1.0		4	0	1	1	2	1	0	0	2	0	0	13	24	9.00	1.000										
(7, 1)	2.0		9	2	2	2	1	1	0	0	0	0	1	20	31	9.00	1.500										

Batter	1	2	3	4	5	6	7	8	9	AB	R	H	RBI	BB	SO	LOB	TOP										
29 Rusty Greer, L OBP: 0.345, SLG: 0.486 (1, 7)	 2B		 P6	 G4-3		 F8		 G6-3		5	1	1	0	0	0	3											
Randy Velarde, R OBP: 0.402, SLG: 0.497 Frank Catalanotto, L OBP: 0.321, SLG: 0.532 (1, 4)	 G6-3		 2B		 E6 G3 1B 2B	 FC3-6 HR		 G4-3		1	0	0	0	0	0	1	4	2	1	0	0	0	2				
Alex Rodriguez, R OBP: 0.413, SLG: 0.687 (1, 6)	 HR		 G6-3		 2B G3	 HR		 BB		4	3	3	5	1	0	1											
Rafael Palmeiro, L OBP: 0.358, SLG: 0.515 (1, 10)	 F7		 G4-3		 G3	 G3		 F8		5	0	0	0	0	0	4											
Ivan Rodriguez, R OBP: 0.319, SLG: 0.492 (1, 2)	 G6-3			 F8	 2B F8 2-H 3-H		 F3		 K		5	0	1	2	0	1	1										
Gabe Kapler, R OBP: 0.442, SLG: 0.617 (1, 8)		 F9 2B		 2B HBP BB	 F8		 G6-3			3	1	1	0	1	0	1											
Andres Galarraga, R OBP: 0.295, SLG: 0.406 (1, 3)		 F9		 2B HBP	 K		 G6-3			3	1	0	0	0	1	2											
Ken Caminiti, S OBP: 0.304, SLG: 0.393 (1, 5)		 K		 2B 1-H 2-H		 FC3-6 HR BB		 F7		3	1	1	2	1	1	1											
Ruben Mateo, R OBP: 0.324, SLG: 0.328 (1, 9)	 P3			 K		 FC3-6 1B		 F8		4	0	1	0	0	1	2											
Inning Stats	R: 2 E: 0 K: 0 S: 17	H: 2 LOB: 0 BB: 0 P: 25	R: 0 E: 0 K: 1 S: 9	H: 1 LOB: 1 BB: 0 P: 12	R: 0 E: 0 K: 1 S: 8	H: 1 LOB: 1 BB: 1 P: 12	R: 2 E: 0 K: 1 S: 14	H: 1 LOB: 1 BB: 1 P: 24	R: 2 E: 1 K: 1 S: 12	H: 2 LOB: 0 BB: 1 P: 20	R: 0 E: 0 K: 0 S: 7	H: 0 LOB: 0 BB: 0 P: 11	R: 0 E: 0 K: 0 S: 7	H: 0 LOB: 1 BB: 1 P: 12	R: 0 E: 0 K: 1 S: 12	H: 0 LOB: 1 BB: 1 P: 18	1B: 2 2B: 5 3B: 0 HR: 2	SF: 0 SAC: 0 DP: 0 HBP: 1	WP: 0 PB: 0 SB: 0 CS: 0	PA: 41							
PITCHER	IP	WLS	BF	H	R	ER	SO	BB	IBB	HBP	BLK	WP	HR	S	P	ERA	WHIP										
Tanyon Sturtze, R ERA: 6.3 (1, 1)	5.0	L	25	7	6	5	3	1	0	1	0	0	1	60	93	9.00	1.600										
Mickey Callaway, R ERA: 7.2 (6, 1)	4.0		16	2	3	3	1	2	0	0	0	0	1	37	63	6.75	1.000										

Texas Rangers @ Tampa Bay Devil Rays
Tropicana Field, St. Petersburg, FL
Thu May 24 2001, 7:15 PM EDT
Att. 9,175 - Dome - 72 F

AB	37
R	9
H	9
RBI	9
BB	3
SO	4
LOB	18



Batter	1	2	3	4	5	6	7	8	9	AB	R	H	RBI	BB	SO	LOB	BOTTOM										
Damian Rolls, R OBP: 0.355, SLG: 0.448 (1, 4)	 P4		 K2-3		 G4-6-3		 K		 G5-3		5	0	0	0	0	2	4										
Gerald Williams, R OBP: 0.272, SLG: 0.337 (1, 8)	 G3		 G5-3		 CS BB			 F7		3	0	0	0	1	0	0											
Ben Grieve, L OBP: 0.384, SLG: 0.377 (1, 7)	 F8			 K SAFE	 CS		 FC4-6 1B		 F8		4	0	1	0	0	1	0										
Fred McGriff, L OBP: 0.352, SLG: 0.524 (1, 3)		 K		 F9		 FC4-6 1B		 1B		4	0	1	0	0	1	1											
Greg Vaughn, R OBP: 0.339, SLG: 0.497 (1, 10)		 2B 1B		 HR		 F2		 F2		4	2	2	1	0	0	2											
Aubrey Huff, L OBP: 0.250, SLG: 0.353 (1, 5)		 L9		 1B		 F9		 G3-1		4	0	1	0	0	0	2											
Randy Winn, S OBP: 0.484, SLG: 0.600 (1, 9)		 2B 1-H		 K		 G4-3		 FC1-6 1B 1B		4	0	2	1	0	1	1											
John Flaherty, R OBP: 0.278, SLG: 0.347 (1, 2)		 F7			 1B 2B		 2B		 FC1-6 1B 1B		4	1	3	0	0	1											
Andy Sheets, R OBP: 0.320, SLG: 0.435 (1, 6)			 G6-3		 G4-6-3 2-H		 F8		 FC1-6		4	0	1	1	0	0	3										
Inning Stats	R: 0 E: 0 K: 0 S: 6	H: 0 LOB: 0 BB: 0 P: 7	R: 1 E: 0 K: 1 S: 13	H: 2 LOB: 1 BB: 0 P: 20	R: 0 E: 0 K: 1 S: 6	H: 0 LOB: 0 BB: 0 P: 10	R: 1 E: 0 K: 2 S: 13	H: 2 LOB: 1 BB: 0 P: 21	R: 1 E: 0 K: 0 S: 9	H: 2 LOB: 0 BB: 1 P: 17	R: 0 E: 0 K: 0 S: 10	H: 1 LOB: 1 BB: 0 P: 17	R: 0 E: 0 K: 0 S: 7	H: 1 LOB: 1 BB: 0 P: 13	R: 0 E: 0 K: 0 S: 11	H: 2 LOB: 2 BB: 0 P: 19	1B: 7 2B: 3 3B: 0 HR: 1	SF: 0 SAC: 0 DP: 1 HBP: 0	WP: 0 PB: 0 SB: 0 CS: 1	PA: 38							
PITCHER	IP	WLS	BF	H	R	ER	SO	BB	IBB	HBP	BLK	WP	HR	S	P	ERA	WHIP										
Rick Helling, R ERA: 6.72 (1, 1)	8.0	W	32	9	3	3	5	1	0	0	0	0	0	73	120	3.38	1.250										
Mark Petkovsek, R ERA: 5.69 (9, 1)	1.0		5	2	0	0	0	0	0	0	0	0	0	11	19	0.00	2.000										

Texas Rangers @ Tampa Bay Devil Rays
Tropicana Field, St. Petersburg, FL
Thu May 24 2001, 7:15 PM EDT
Att. 9,175 - Dome - 72 F

AB	36
R	3
H	11
RBI	3
BB	1
SO	5
LOB	14



Batter	1	2	3	4	5	6	7	8	9	AB	R	H	RBI	BB	SO	LOB	TOP								
David Eckstein, R (1, 6) OBP: 0.396, SLG: 0.374	F2		1B FC6-4 HBP		HR 2B		FC6-4 BB		1B	3	2	2	0	1	0	0									
Darin Erstad, L (1, 8) OBP: 0.317, SLG: 0.383	K		1B FC6-4		HR		FC6-4 G5-4-3		F8	5	1	2	2	0	1	2									
Troy Glaus, R (1, 5) OBP: 0.368, SLG: 0.576	K		FC6-4		1B 16 SF9 2B		G5-4-3			4	1	1	1	0	1	2									
Wally Joyner, L (1, 10) OBP: 0.328, SLG: 0.395 Jose Nieves, R (8, PR)		F7	F8		WP 1B			16 L3-6 2B		4	0	2	0	0	0	1									
16 Garret Anderson, L (1, 7) OBP: 0.303, SLG: 0.368		1B S		G4-3	SF9			L3-6		3	1	1	1	0	0	1									
Scott Spiezio, S (1, 3) OBP: 0.292, SLG: 0.354		CS 1B		F7	G4-3			HR		4	1	2	2	0	0	1									
Tim Salmon, R (1, 9) OBP: 0.359, SLG: 0.336		2B		BB		L5		G5-3		3	0	1	0	1	0	1									
Jorge Fabregas, L (1, 2) OBP: 0.154, SLG: 0.269		G4-3		G6-3		F8			F5	4	0	0	0	0	0	2									
Adam Kennedy, L (1, 4) OBP: 0.358, SLG: 0.450			G4-3		F8		G4-3		G3	4	0	0	0	0	0	0									
Inning Stats	R: 0 E: 0 K: 2 S: 8	H: 0 LOB: 0 BB: 0 P: 14	R: 1 E: 0 K: 0 S: 11	H: 3 LOB: 1 BB: 0 P: 15	R: 1 E: 0 K: 0 S: 11	H: 1 LOB: 1 BB: 0 P: 15	R: 0 E: 0 K: 0 S: 6	H: 0 LOB: 1 BB: 1 P: 12	R: 3 E: 0 K: 0 S: 14	H: 4 LOB: 1 BB: 0 P: 23	R: 0 E: 0 K: 0 S: 9	H: 0 LOB: 0 BB: 0 P: 12	R: 0 E: 0 K: 0 S: 8	H: 0 LOB: 0 BB: 1 P: 15	R: 1 E: 0 K: 0 S: 6	H: 2 LOB: 1 BB: 0 P: 9	R: 0 E: 0 K: 0 S: 8	H: 1 LOB: 1 BB: 0 P: 12	1B: 5 2B: 5 3B: 0 HR: 2	SF: 1 SAC: 0 DP: 2 HBP: 1	WP: 1 PB: 0 SB: 2 CS: 1	PA: 38			
PITCHER	IP	WLS	BF	H	R	ER	SO	BB	IBB	HBP	BLK	WP	HR	S	P	ERA	WHIP								
Albie Lopez, R (1, 1) ERA: 4.28	8.0	L	34	10	6	6	2	2	0	1	0	1	2	73	115	6.75	1.500								
Rusty Meacham, R (9, 1) ERA: 3.81	1.0		4	1	0	0	0	0	0	0	0	0	0	8	12	0.00	1.000								

Anaheim Angels @ Tampa Bay Devil Rays
Tropicana Field, St. Petersburg, FL
Fri May 25 2001, 7:15 PM EDT
Att. 8,346 - Dome - 72 F

AB 34
R 6
H 11
RBI 6
BB 2
SO 2
LOB 10



Batter	1	2	3	4	5	6	7	8	9	AB	R	H	RBI	BB	SO	LOB	BOTTOM								
Jason Tyner, L (1, 9) OBP: 0.375, SLG: 0.286	G4-3		1B 2B 1B		S 2B BB		F2		K	4	2	1	0	1	1	1									
Damian Rolis, R (1, 4) OBP: 0.394, SLG: 0.468 Steve Cox, L (9, PH) OBP: 0.313, SLG: 0.397	F8		2B 1B		1B 2B		F8		G3-1	4	1	2	2	0	0	0									
Ben Grieve, L (1, 10) OBP: 0.389, SLG: 0.390	F7		2B		1B		FC6-4 1B		K	5	0	3	2	0	1	1									
Fred McGriff, L (1, 3) OBP: 0.356, SLG: 0.524		G6-3	G4-3		1B		FC6-4 1B			4	0	2	0	0	0	2									
Greg Vaughn, R (1, 7) OBP: 0.332, SLG: 0.485	F3			F7	K		FC6-4			4	0	0	0	0	1	4									
Aubrey Huff, L (1, 5) OBP: 0.236, SLG: 0.337	K2-3			F7		G5-3		K		4	0	0	0	0	2	0									
Gerald Williams, R (1, 8) OBP: 0.277, SLG: 0.341			1B S 1B	F7		G6-3		CS 1B		4	0	2	0	0	0	0									
John Flaherty, R (1, 2) OBP: 0.277, SLG: 0.344			K		G3-1			K		4	0	1	0	0	2	2									
Andy Sheets, R (1, 6) OBP: 0.321, SLG: 0.423 Randy Winn, S (9, PH) OBP: 0.492, SLG: 0.608			1B 1B		G6-3	G4-3		CS	G3-1 DI 1B	3	1	1	0	0	0	1									
Inning Stats	R: 0 E: 0 K: 0 S: 7	H: 0 LOB: 0 BB: 0 P: 9	R: 0 E: 0 K: 1 S: 7	H: 0 LOB: 0 BB: 0 P: 9	R: 2 E: 0 K: 1 S: 14	H: 5 LOB: 2 BB: 0 P: 20	R: 0 E: 0 K: 0 S: 4	H: 0 LOB: 0 BB: 0 P: 8	R: 2 E: 0 K: 1 S: 17	H: 3 LOB: 2 BB: 1 P: 30	R: 0 E: 0 K: 0 S: 11	H: 1 LOB: 1 BB: 0 P: 15	R: 0 E: 0 K: 0 S: 11	H: 2 LOB: 2 BB: 0 P: 15	R: 0 E: 0 K: 2 S: 9	H: 1 LOB: 0 BB: 0 P: 14	R: 0 E: 0 K: 2 S: 15	H: 1 LOB: 1 BB: 0 P: 23	1B: 11 2B: 2 3B: 0 HR: 0	SF: 0 SAC: 0 DP: 0 HBP: 0	WP: 0 PB: 0 SB: 2 CS: 1	PA: 40			
PITCHER	IP	WLS	BF	H	R	ER	SO	BB	IBB	HBP	BLK	WP	HR	S	P	ERA	WHIP								
Pat Rapp, R (1, 1) ERA: 5.28	4.2		22	8	4	4	2	1	0	0	0	0	0	14	19	0.00	0.750								
Ben Weber, R (5, 1) ERA: 2.61	1.1	W	5	1	0	0	1	0	0	0	0	0	0	14	19	0.00	0.750								
Al Levine, R (7, 1) ERA: 2.0	2.0	H	8	3	0	0	2	0	0	0	0	0	0	20	29	0.00	1.500								
Troy Percival, R (9, 1) ERA: 0.52	1.0	S	4	1	0	0	2	0	0	0	0	0	0	15	23	0.00	1.000								

Anaheim Angels @ Tampa Bay Devil Rays
Tropicana Field, St. Petersburg, FL
Fri May 25 2001, 7:15 PM EDT
Att. 8,346 - Dome - 72 F

AB 38
R 4
H 13
RBI 4
BB 1
SO 7
LOB 12



Batter	1	2	3	4	5	6	7	8	9	AB R H RBI BB SO LOB	TOP																
David Eckstein, R (1, 6) OBP: 0.395, SLG: 0.363	G5-3		G5-3			F7	F7		P4	5 0 0 0 0 0 3	Anaheim Angels @ Tampa Bay Devil Rays Tropicana Field, St. Petersburg, FL Mon May 28 2001, 4:15 PM EDT Att. 9,469 - Dome - 72 F livebaseballscorecards.com																
Darin Erstad, L (1, 8) OBP: 0.318, SLG: 0.387	G6-3			G3-1 1B		G4-3		P6	4 0 1 0 0 0 0																		
Troy Glaus, R (1, 5) OBP: 0.372, SLG: 0.582	K			G3-1			HR	1B BB	3 1 1 1 1 1 1																		
Scott Spiezio, S (1, 3)				F7		G4-3		1B	4 0 2 0 0 0 1																		
16 Garret Anderson, L (1, 7) OBP: 0.298, SLG: 0.368	K			K			2B SF7 BB	F8	3 1 0 0 1 2 4																		
Tim Salmon, R (1, 10) OBP: 0.360, SLG: 0.340	G5-3				K		1B 2B	K	4 1 1 0 0 2 3																		
Adam Kennedy, L (1, 4) OBP: 0.360, SLG: 0.467	K			G4-3		SF7		E CS 2B	3 0 1 1 0 1 1																		
Jorge Fabregas, L (1, 2) OBP: 0.162, SLG: 0.222			G4-3		F7		1B 2B	K	4 0 1 1 0 1 1																		
Orlando Palmeiro, L (1, 9) OBP: 0.366, SLG: 0.387			G4-3			F8		HBP	3 0 1 0 0 0 0																		
Inning Stats	R: 0 E: 0 K: 1 S: 9	H: 0 LOB: 0 BB: 0 P: 14	R: 0 E: 0 K: 2 S: 13	H: 1 LOB: 1 BB: 0 P: 17	R: 0 E: 0 K: 0 S: 8	H: 0 LOB: 0 BB: 0 P: 11	R: 0 E: 0 K: 1 S: 13	H: 1 LOB: 1 BB: 0 P: 19	R: 0 E: 0 K: 0 S: 6	H: 0 LOB: 0 BB: 0 P: 8	R: 3 E: 0 K: 0 S: 21	H: 4 LOB: 2 BB: 1 P: 30	R: 0 E: 0 K: 1 S: 11	H: 1 LOB: 2 BB: 1 P: 20	R: 0 E: 1 K: 1 S: 14	H: 1 LOB: 1 BB: 0 P: 20	1B: 5 2B: 2 3B: 0 HR: 1	SF: 1 SAC: 0 DP: 0 HBP: 1	WP: 0 PB: 0 SB: 0 CS: 1	PA: 37							
PITCHER	IP WLS BF H R ER SO BB IBB HBP BLK WP HR S P ERA WHIP											IP WLS BF H R ER SO BB IBB HBP BLK WP HR S P ERA WHIP															
Ryan Rupe, R (1, 1) ERA: 7.75	6.1	22	3	1	1	5	0	0	0	0	0	1	59	82	1.42	0.474											
Rusty Meacham, R (7, 1) ERA: 4.44	0.1	L	5	3	2	2	0	1	0	0	0	0	14	22	54.00	12.000											
Doug Creek, L (7, 1) ERA: 3.33	2.0		9	2	0	0	2	1	0	1	0	0	0	23	37	0.00	1.500										
Dan Wheeler, R (9, 1) ERA: 6.35	0.1		1	0	0	0	0	0	0	0	0	0	5	7	0.00	0.000											

Batter	1	2	3	4	5	6	7	8	9	AB R H RBI BB SO LOB	BOTTOM															
Randy Winn, S (1, 9) OBP: 0.487, SLG: 0.542	CS BB	1-2 2-3 HBP		G3					FC4-6 DI	2 0 0 0 2 0 1	Anaheim Angels @ Tampa Bay Devil Rays Tropicana Field, St. Petersburg, FL Mon May 28 2001, 4:15 PM EDT Att. 9,469 - Dome - 72 F livebaseballscorecards.com															
Damian Rolis, R (1, 4) OBP: 0.387, SLG: 0.438 Steve Cox, L (9, FH) OBP: 0.294, SLG: 0.372	E BB	F3		F8			F7		K	3 0 0 0 1 0 4 1 0 0 0 0 1 1																
Ben Grieve, L (1, 7) OBP: 0.384, SLG: 0.394	K			E BB FC3-6 BB		F8		K	K	4 1 0 0 1 3 3																
Greg Vaughn, R (1, 10) OBP: 0.322, SLG: 0.470	E5			P4		G6-3				4 0 1 0 0 0 2																
Fred McGriff, L (1, 3) OBP: 0.344, SLG: 0.500	G5-3			FC3-6 E BB		F8			K	3 0 0 0 1 1 4																
Gerald Williams, R (1, 8) OBP: 0.284, SLG: 0.358			K	E5 FC3-6			FC4-6 1B		G6-3	4 0 1 0 0 1 2																
Aubrey Huff, L (1, 5) OBP: 0.223, SLG: 0.310			G1-3	FC3-6			FC4-6		F7	4 0 0 1 0 0 3																
Mike DiFelice, R (1, 2) OBP: 0.239, SLG: 0.227		HBP 1B 1B		L8			K		F8	4 0 1 0 0 1 3																
Andy Sheets, R (1, 6) OBP: 0.371, SLG: 0.438				F9			P4		FC4-6 1B	4 0 2 0 0 0 1																
Inning Stats	R: 0 E: 1 K: 1 S: 9	H: 0 LOB: 2 BB: 2 P: 20	R: 0 E: 0 K: 1 S: 13	H: 2 LOB: 3 BB: 0 P: 23	R: 1 E: 1 K: 0 S: 10	H: 0 LOB: 2 BB: 2 P: 23	R: 0 E: 0 K: 0 S: 4	H: 0 LOB: 0 BB: 0 P: 7	R: 0 E: 0 K: 1 S: 9	H: 1 LOB: 1 BB: 0 P: 9	R: 0 E: 0 K: 2 S: 10	H: 1 LOB: 2 BB: 1 P: 19	R: 0 E: 0 K: 0 S: 6	H: 0 LOB: 0 BB: 0 P: 11	R: 0 E: 0 K: 2 S: 12	H: 1 LOB: 1 BB: 0 P: 18	1B: 4 2B: 1 3B: 0 HR: 0	SF: 0 SAC: 0 DP: 0 HBP: 1	WP: 0 PB: 0 SB: 0 CS: 1	PA: 39						
PITCHER	IP WLS BF H R ER SO BB IBB HBP BLK WP HR S P ERA WHIP											IP WLS BF H R ER SO BB IBB HBP BLK WP HR S P ERA WHIP														
Scott Schoeneweis, L (1, 1) ERA: 4.01	7.0	W	32	4	1	0	5	0	0	0	0	0	58	105	0.00	1.286										
Al Levine, R (8, 1) ERA: 2.2	1.0	H	3	0	0	0	0	0	0	0	0	0	6	11	0.00	0.000										
Troy Percival, R (9, 1) ERA: 0.48	1.0	S	4	1	0	0	0	0	0	0	0	0	12	18	0.00	1.000										

Batter	1	2	3	4	5	6	7	8	9	AB	R	H	RBI	BB	SO	LOB	TOP				
Randy Winn, S OBP: 0.488, SLG: 0.544 (1, 9)	2-1 FC4-6 1B		1-1 G3 1B	3-1 FC5-2 2		0-1 L8 3			2-1 P4 2	5	1	2	0	0	0	2					
Damian Rolfs, R OBP: 0.390, SLG: 0.422 (1, 4)	1-1 FC4-6 1B		0-0 G3 1-2	1-2 G3 3-H			0-1 F3 1		0-2 1B	5	1	1	0	0	0	4					
Ben Grieve, L OBP: 0.380, SLG: 0.385 (1, 10)	1-0 1B 1-2		3-1 FC5-4 1B 2-H		3-2 G4-3 1		3-2 L8 2		3-1 G4-3 3	5	0	2	1	0	0	1					
Greg Vaughn, R OBP: 0.319, SLG: 0.476 Jason Tyner, L OBP: 0.231, SLG: 0.167 (1, 7) (6, 7)	2-2 P3		0-2 FC5-4 1B 1-2		0-0 P4		1-0 G3			3	0	0	0	0	0	3					
Fred McGriff, L OBP: 0.360, SLG: 0.505 Steve Cox, L OBP: 0.291, SLG: 0.367 (1, 3) (7, 3)	3-2 1B 1-2 2-H		1-0 1B 1-2		1-0 1B			2-2 E4 FC6-4		3	0	3	1	0	0	0					
Gerald Williams, R OBP: 0.276, SLG: 0.348 (1, 8)	1-0 F9		0-1 G1-3		3-2 1B			2-2 FC6-4 1-2		4	0	1	0	0	0	5					
Aubrey Huff, L OBP: 0.234, SLG: 0.333 (1, 5)		2-3 K		2-2 SH3-4 FC5-2 1B		2-1 L4		0-3 K		4	0	1	0	0	2	3	AB 38				
Mike DiFelice, R OBP: 0.250, SLG: 0.269 (1, 2)		2-0 F9		3-2 E5 SH3-4 1-2		1-0 F7		2-2 G2-3		4	0	0	0	0	0	2	R 2				
Andy Sheets, R OBP: 0.317, SLG: 0.368 (1, 6)		0-2 F9		1-0 SH3-4 1-2 2-S		0-1 G6-3			0-2 F2	3	0	0	0	0	0	0	H 10				
Inning Stats	R: 1 E: 0 K: 0 S: 12	H: 3 LOB: 2 BB: 0 P: 22	R: 0 E: 0 K: 1 S: 7	H: 0 LOB: 0 BB: 0 P: 11	R: 1 E: 0 K: 0 S: 11	H: 3 LOB: 2 BB: 0 P: 16	R: 0 E: 1 K: 0 S: 12	H: 1 LOB: 2 BB: 0 P: 22	R: 0 E: 0 K: 0 S: 5	H: 0 LOB: 0 BB: 0 P: 6	R: 0 E: 0 K: 0 S: 6	H: 0 LOB: 0 BB: 0 P: 10	R: 0 E: 1 K: 1 S: 14	H: 0 LOB: 1 BB: 0 P: 20	R: 0 E: 0 K: 0 S: 10	H: 1 LOB: 1 BB: 0 P: 15	1B: 10 2B: 0 3B: 0 HR: 0	SF: 0 SAC: 1 DP: 0 HBP: 0	WP: 0 PB: 0 SB: 0 CS: 0	PA: 39	
PITCHER	IP	WLS	BF	H	R	ER	SO	BB	IBB	HBP	BLK	WP	HR	S	P	ERA	WHIP				
Mark Mulder, L ERA: 3.27 Jeff Tam, R ERA: 4.0 Chad Bradford, R ERA: 2.7	(1, 1) (6, 1) (8, 1)	5.0 2.0 2.0	W 6 8	25 0 1	9 0 0	2 0 0	1 0 1	0 0 0	0 0 0	0 0 0	0 0 0	0 0 0	0 0 0	54 11 24	92 16 35	3.60 0.00 0.00	1.800 0.000 0.500				

Tampa Bay Devil Rays @ Oakland Athletics
Network Associates Coliseum, Oakland, CA
Wed May 30 2001, 3:35 PM EDT
Att: 17,901 - Sunny - 82 F

livebaseballscorecards.com

AB 38
R 2
H 10
RBI 2
BB 0
SO 2
LOB 20



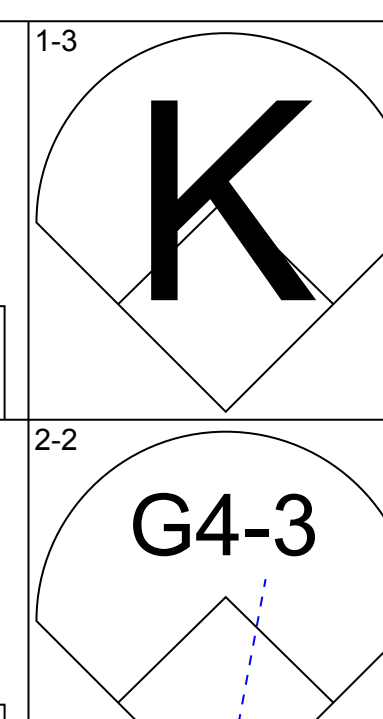
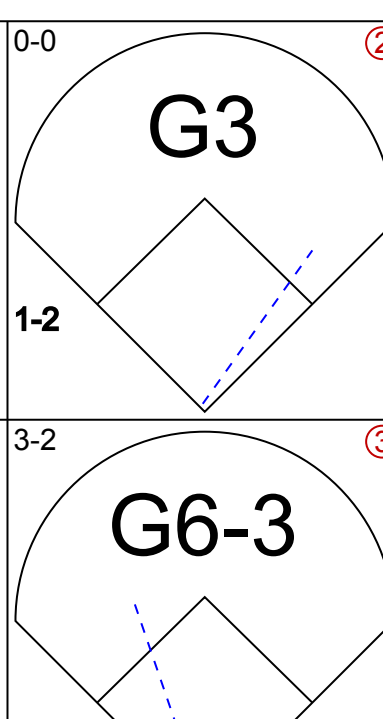
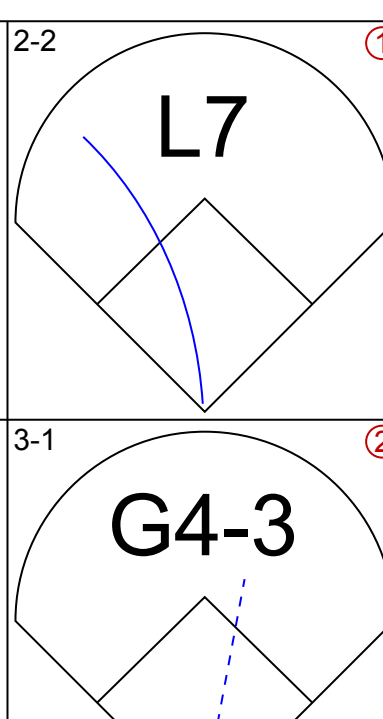
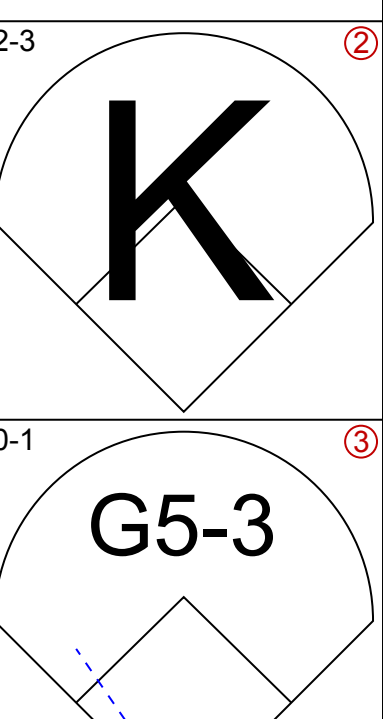

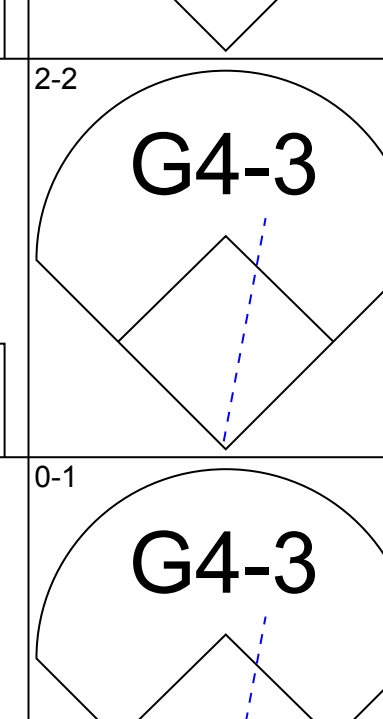
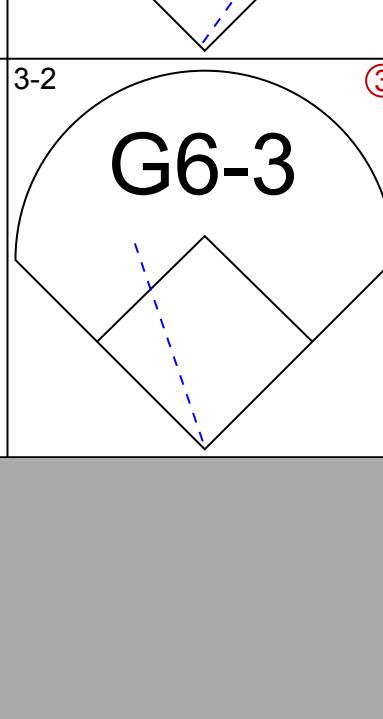
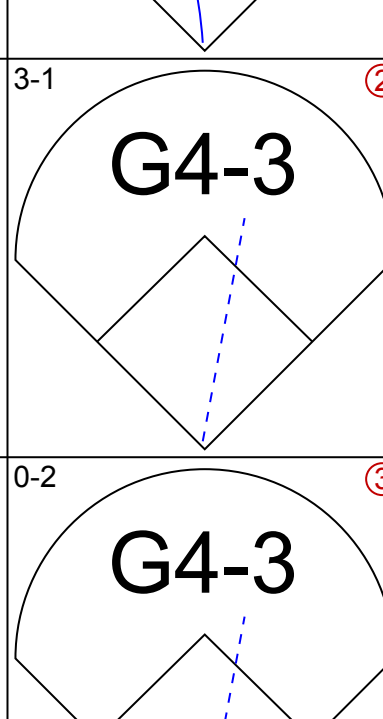
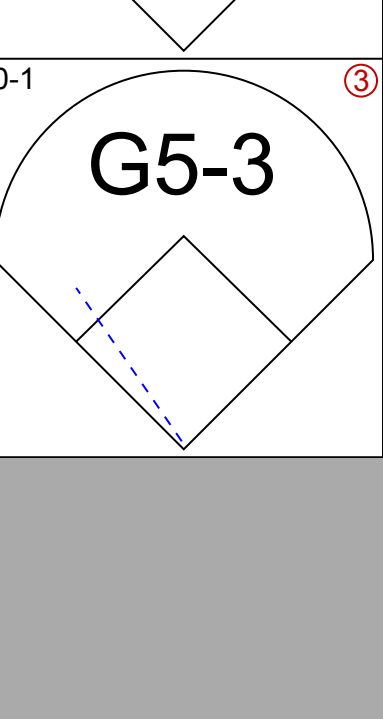
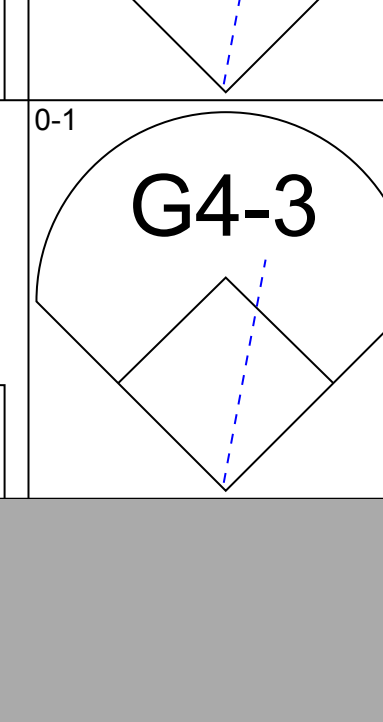
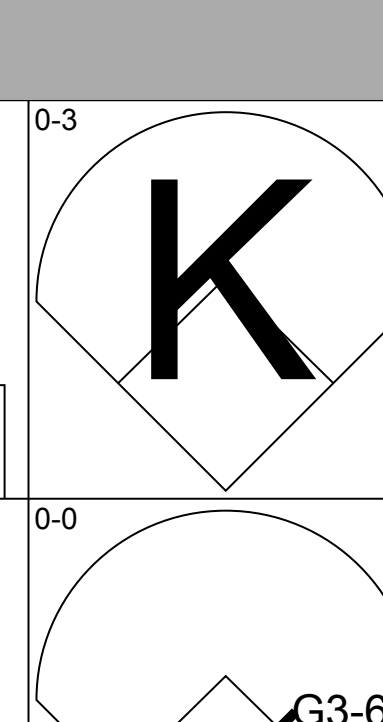
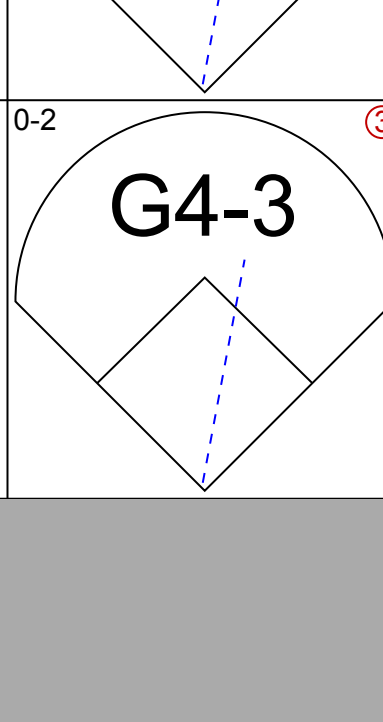
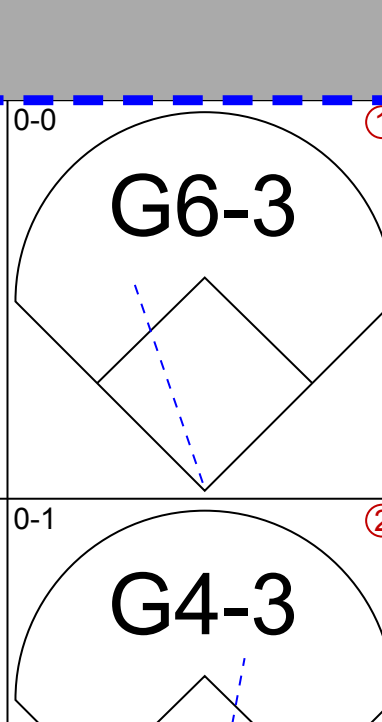
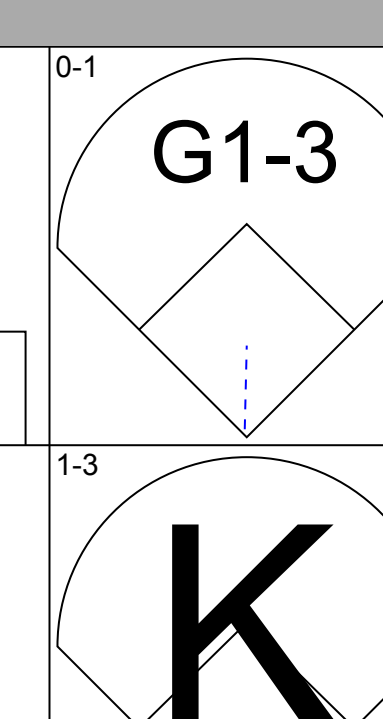
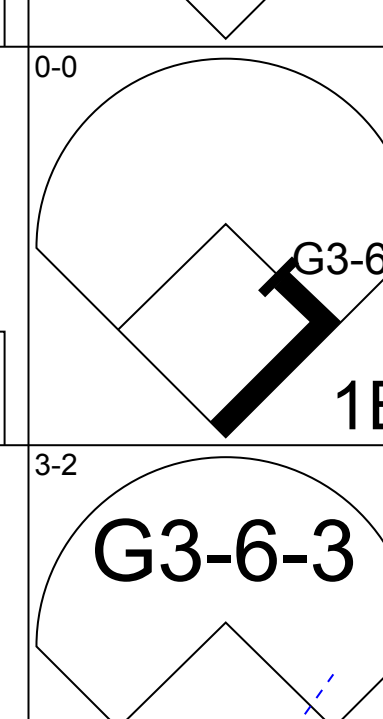
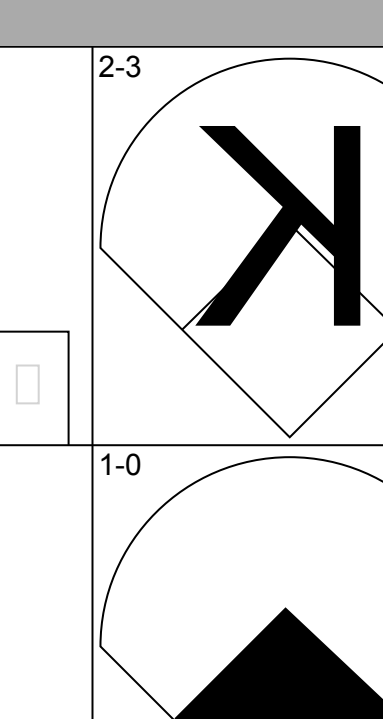
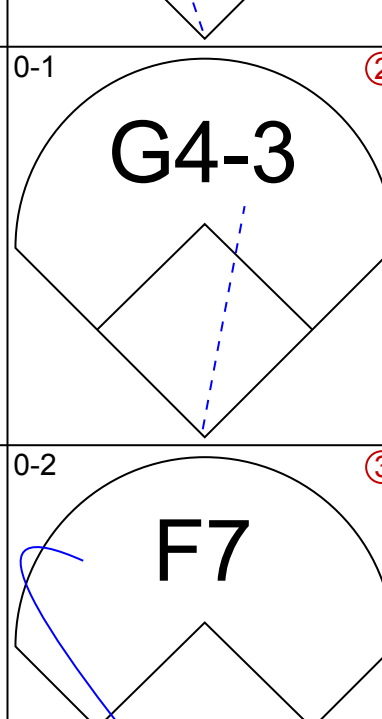
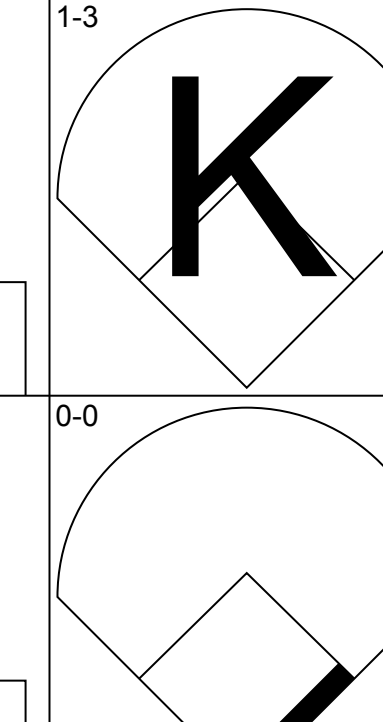
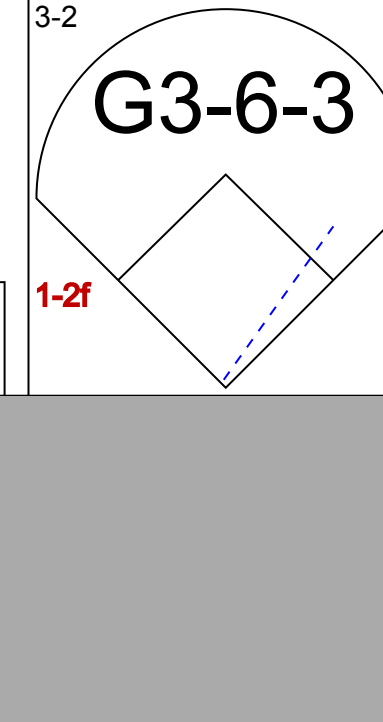
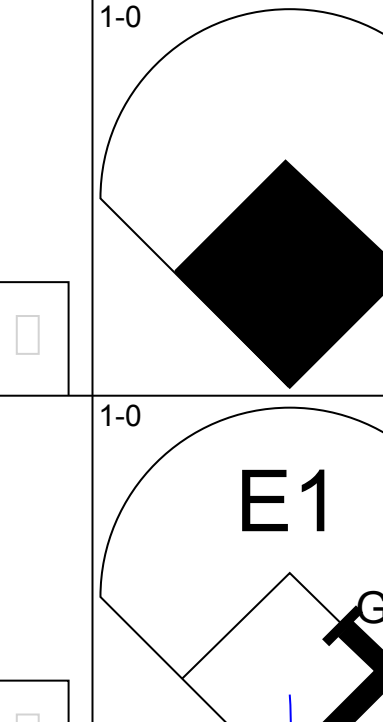
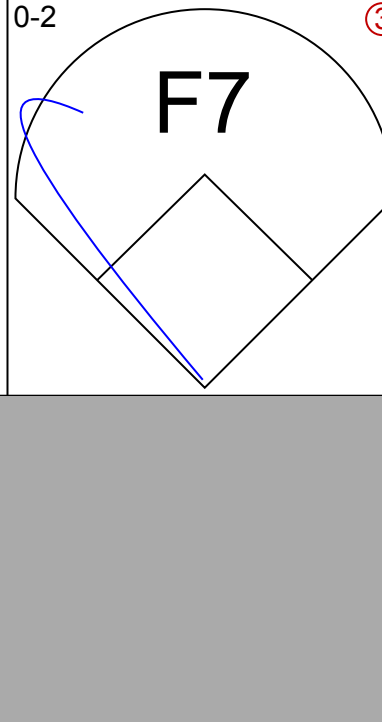
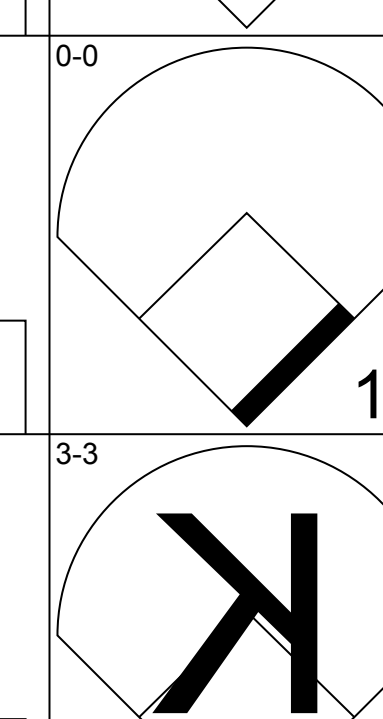
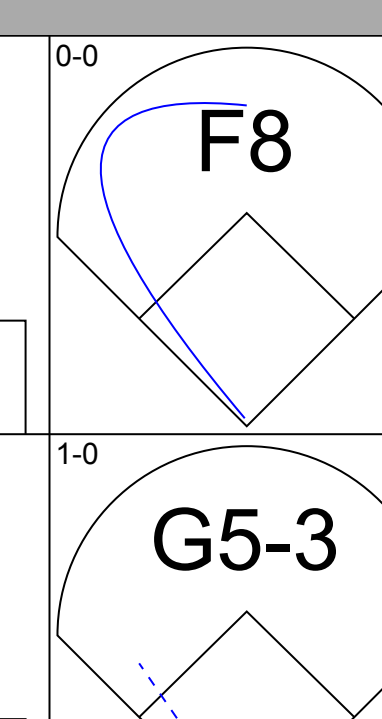
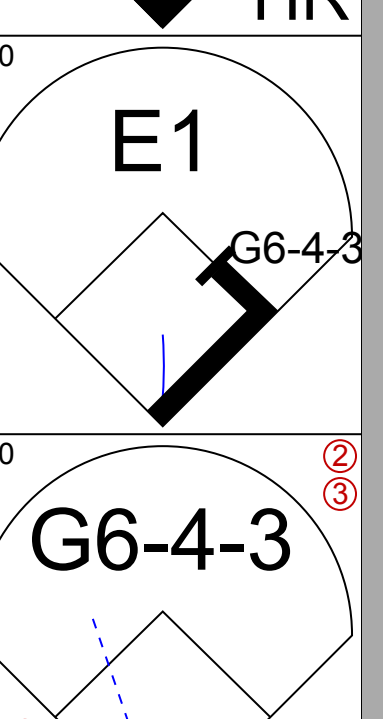
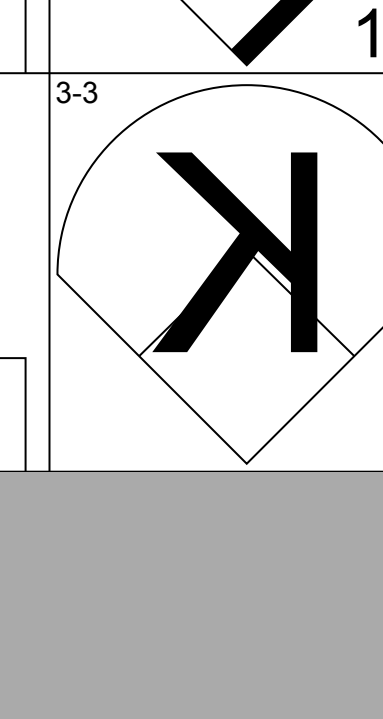
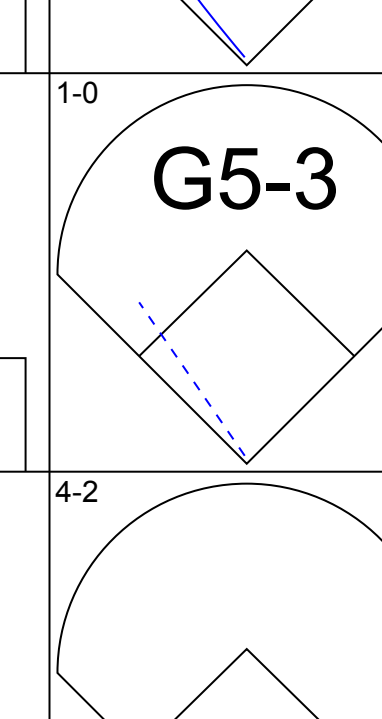
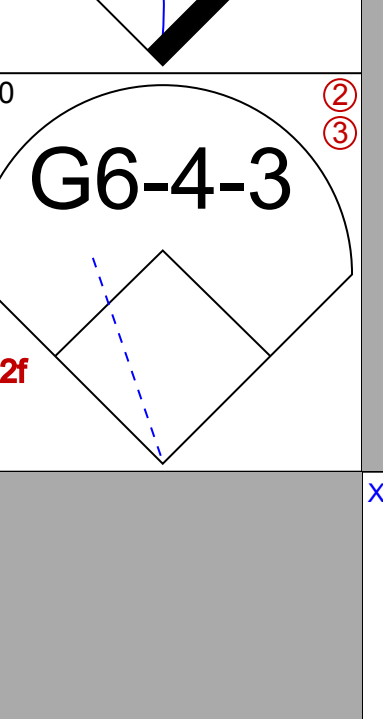
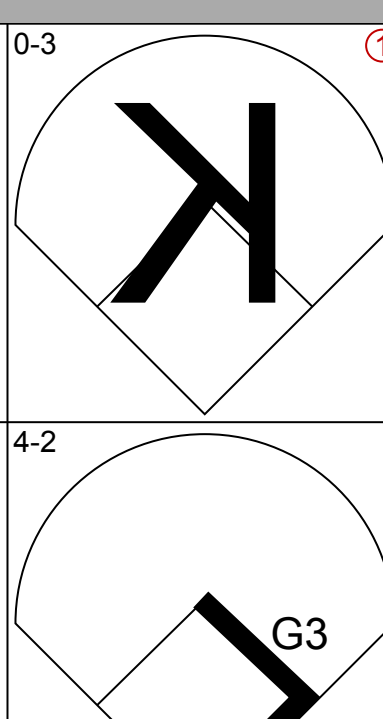
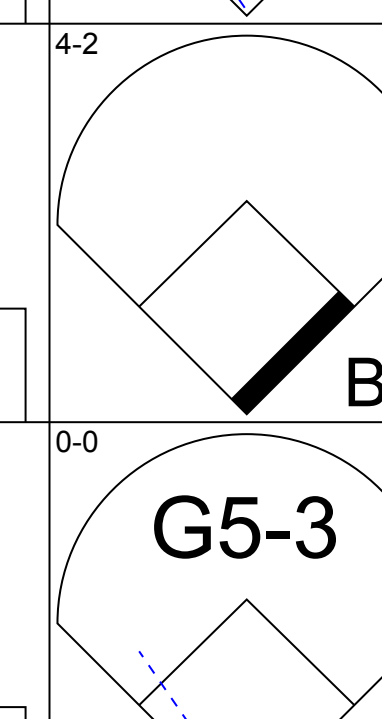
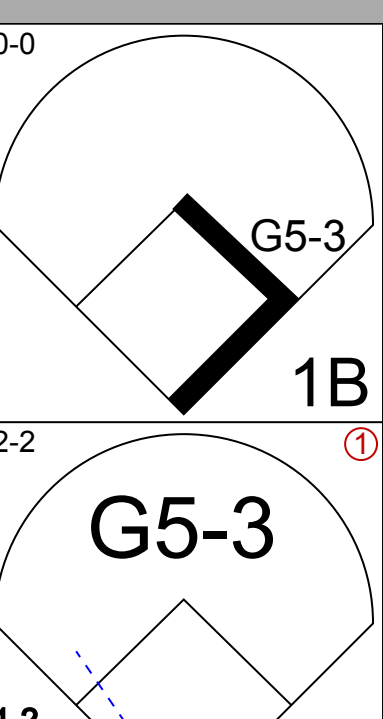
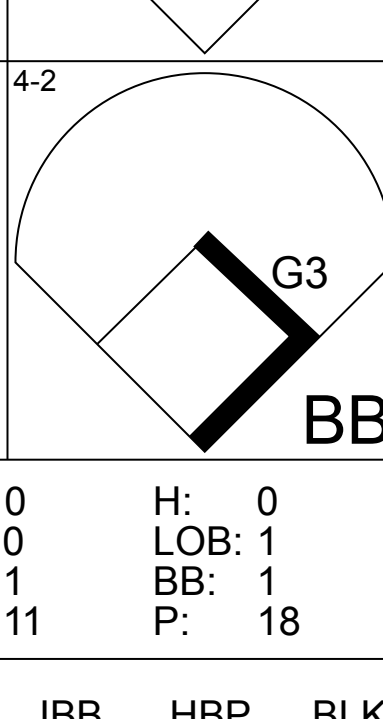
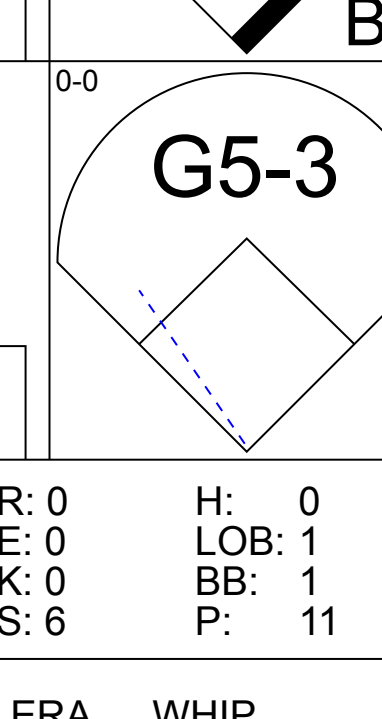
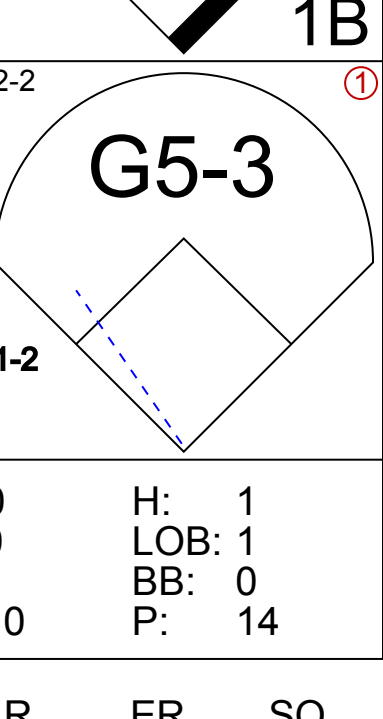
Batter	1	2	3	4	5	6	7	8	9	AB	R	H	RBI	BB	SO	LOB	BOTTOM				
Johnny Damon, L OBP: 0.286, SLG: 0.313 Adam Platt, R OBP: 0.308, SLG: 0.292 (1, 7) (6, FH) (7, 9)	3-2 L6	4-2 1B BB		2-2 F8	2-2 1B HR	3-1 G4-3 3		1-0 F8 2		3	2	1	3	1	0	0					
Frank Menechino, R OBP: 0.385, SLG: 0.489 (1, 4)	1-0 L8	2-2 1B BB		0-1 FC4-6 BB 1B	2-2 L6		0-0 G1-4-3 1	4-1 BB		5	1	2	0	1	0	1					
Jason Giambi, L OBP: 0.506, SLG: 0.646 Eric Byrnes, R OBP: 0.250, SLG: 0.143 (1, 3) (8, 7)	2-2 HR	2-1 FC6-4 1B		4-1 FC4-6 BB 1B	2-0 G4-3		1-0 BB 1B	2-2 L8 3		4	2	3	3	1	0	1					
Terrence Long, L OBP: 0.341, SLG: 0.422 (1, 8)	1-0 1B	1-2 2-H 3-H 2-0		1-0 FC4-6 1-2 2-3		2-2 E3 BB 1B	4-1 HR BB			4	2	2	1	1	0	2					
Miguel Tejada, R OBP: 0.335, SLG: 0.490 (1, 6)	2-2 G5-3	0-2 FC6-4		2-3 K		2-1 1B BB FC3-6 1B	0-0 HR			5	2	2	3	0	1	5					
Eric Chavez, L OBP: 0.333, SLG: 0.464 Mark Bellhorn, S OBP: 0.300, SLG: 0.308 (1, 5) (5, FR) (6, 5)		4-1 G5-3 BB	1-0 1B		1-0 L9 2B	4-2 FC3-6 1B SF8 BB	3-3 K			2	1	2	0	1	0	0					
Olmedo Saenz, R OBP: 0.313, SLG: 0.359 (1, 10)		0-2 G5-3		2-2 F9		2-0 L9	2-1 G5-3			5	0	1	1	0	0	3	AB 41				
Robin Jennings, L OBP: 0.300, SLG: 0.357 (1, 9) (7, 7) (8, 3)	1-1 F7		3-1 P4		3-1 1B HR	3-1 FC3-6 WP		1-1		5	1	2	2	0	0	4	R 15				
Tom Wilson, R OBP: 0.333, SLG: 0.600 (1, 2)	1-1 1B BB 2-H		1-3 K		3-H 1B HR	3-H SF8		2-3 K		4	2	2	2	0	2	2	H 17				
Inning Stats	R: 1 E: 0 K: 0 S: 12	H: 2 LOB: 1 BB: 0 P: 21	R: 4 E: 0 K: 0 S: 19	H: 4 LOB: 2 BB: 2 P: 35	R: 0 E: 0 K: 1 S: 10	H: 1 LOB: 1 BB: 0 P: 17	R: 0 E: 0 K: 1 S: 10	H: 1 LOB: 2 BB: 1 P: 19	R: 4 E: 0 K: 0 S: 15	H: 4 LOB: 1 BB: 0 P: 27	R: 3 E: 1 K: 0 S: 16	H: 2 LOB: 1 BB: 1 P: 31	R: 3 E: 0 K: 1 S: 10	H: 2 LOB: 0 BB: 1 P: 19	R: 0 E: 0 K: 1 S: 10	H: 1 LOB: 2 BB: 1 P: 20	1B: 12 2B: 2 3B: 0 HR: 3	SF: 1 SAC: 0 DP: 0 HBP: 0	WP: 1 PB: 0 SB: 0 CS: 0	PA: 48	
PITCHER	IP	WLS	BF	H	R	ER	SO	BB	IBB	HBP	BLK	WP	HR	S	P	ERA	WHIP				
Albie Lopez, R ERA: 5.15 Jeff Wallace, L ERA: 1.35 Brian Rose, R ERA: 7.45	(1, 1) (5, 1) (6, 1)	4.1 1.0 2.2	L 7 13	28 2 3	12 3 3	9 1 3	2 0 2	0 1 2	0 0 0	0 0 0	0 0 0	0 0 1	0 0 1	19 33 24	33 48	9.00 10.12	3.000 1.875				

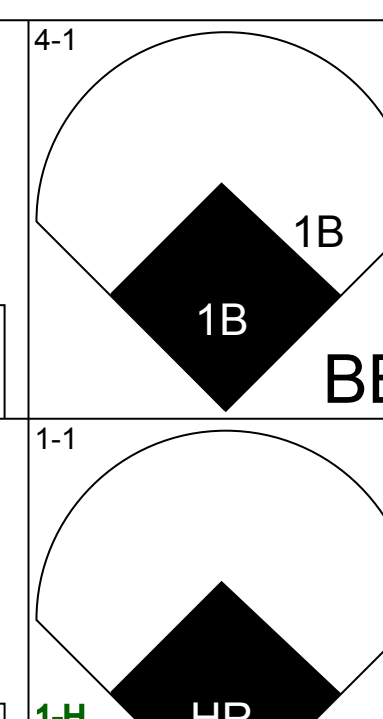
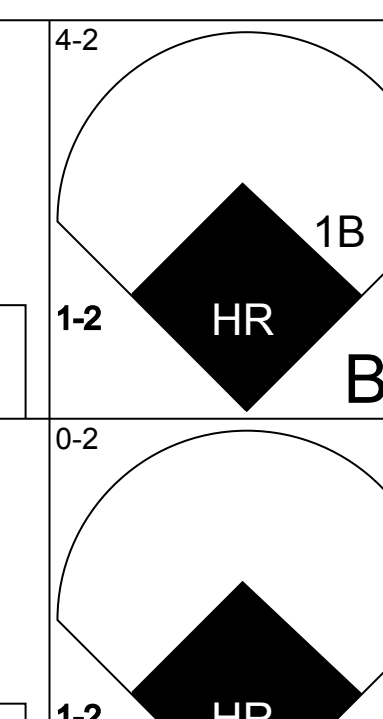
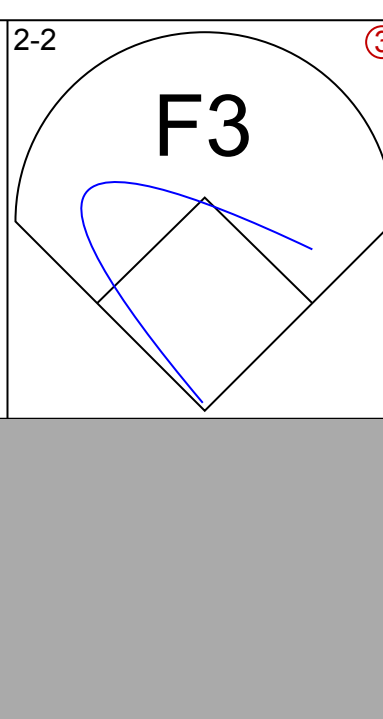
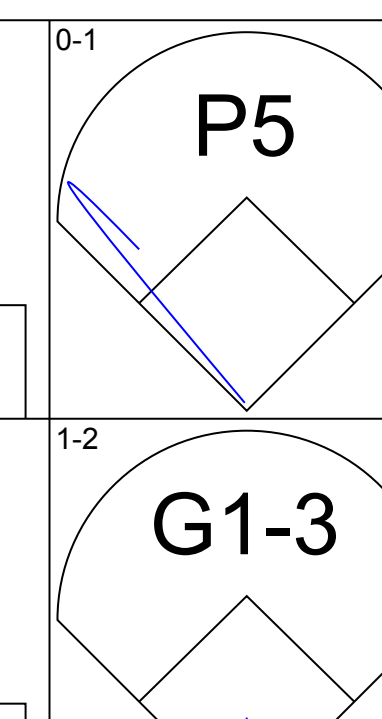
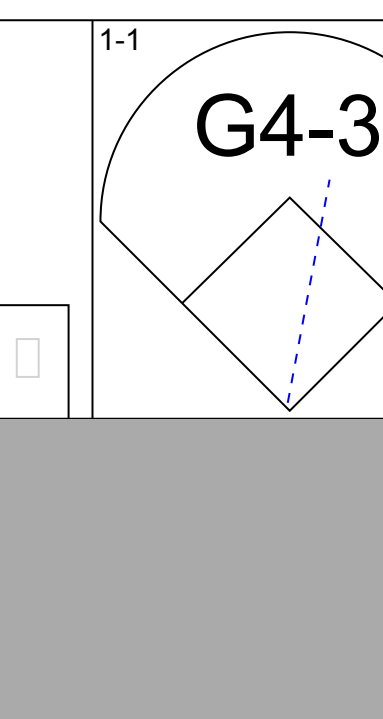

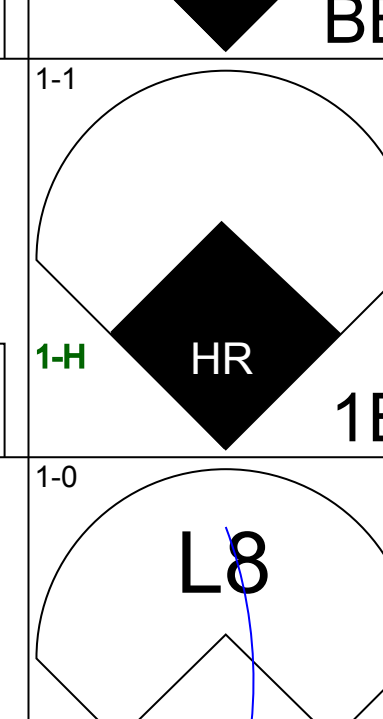
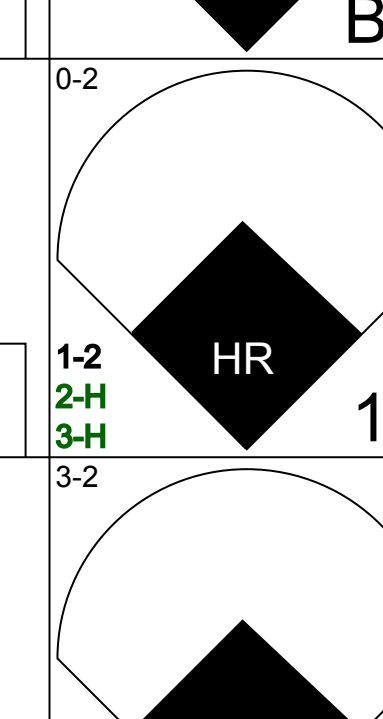
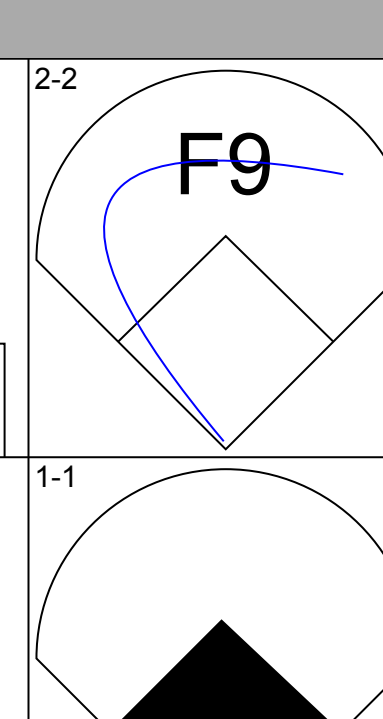
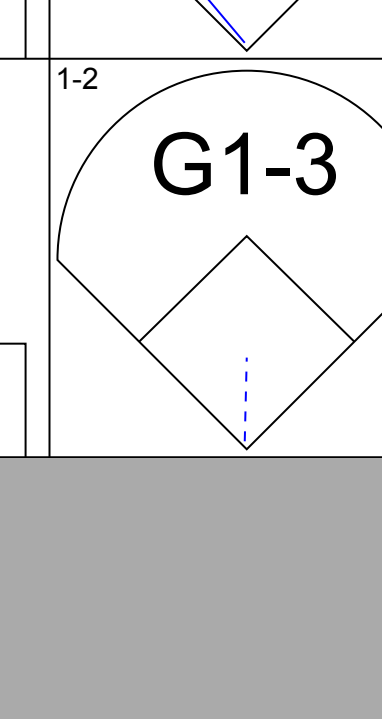
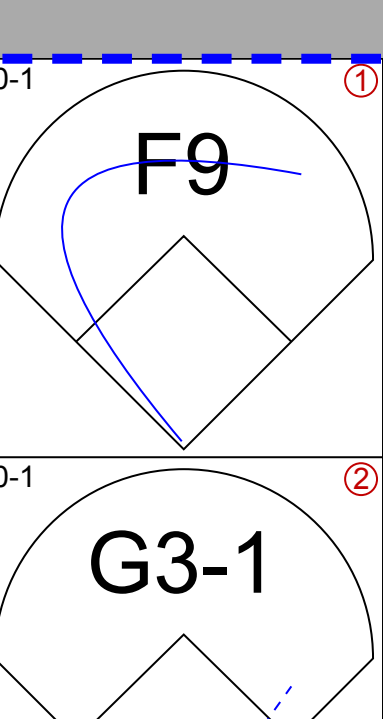
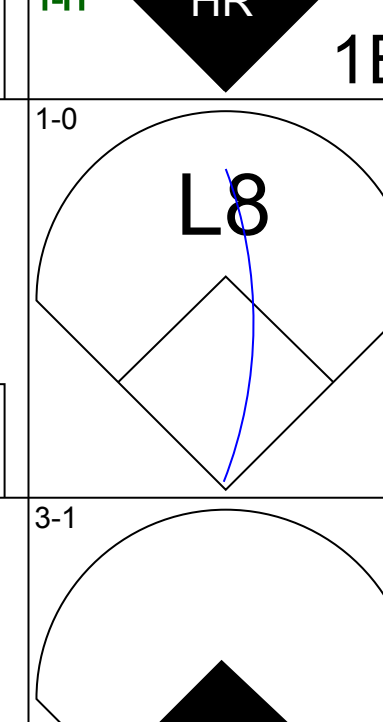
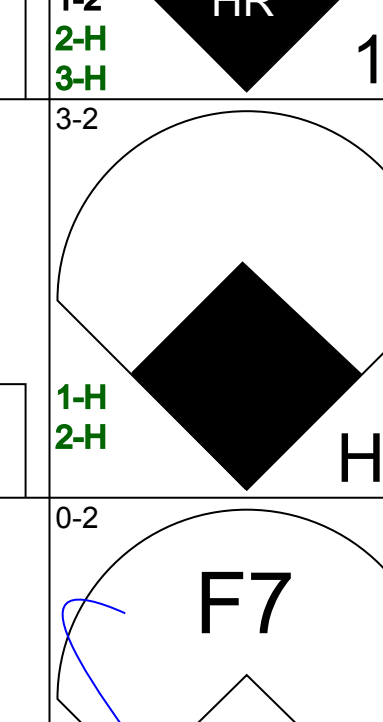
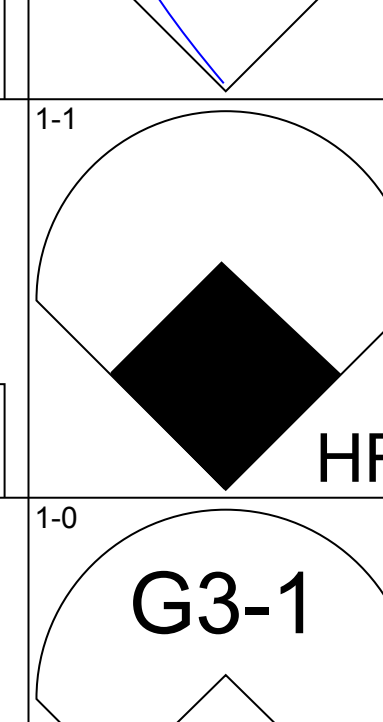
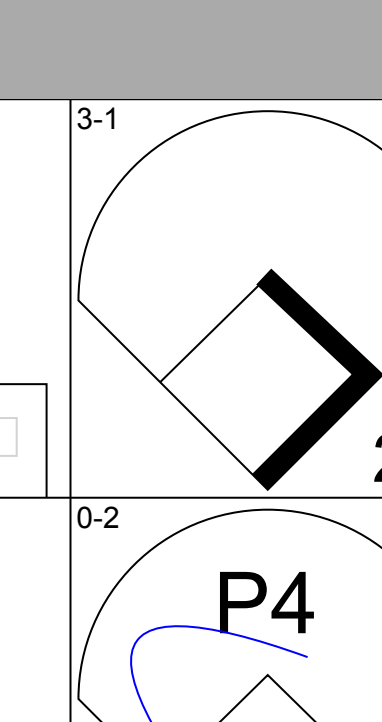
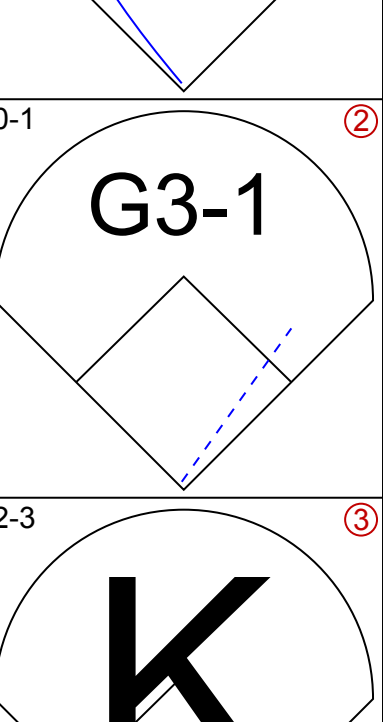
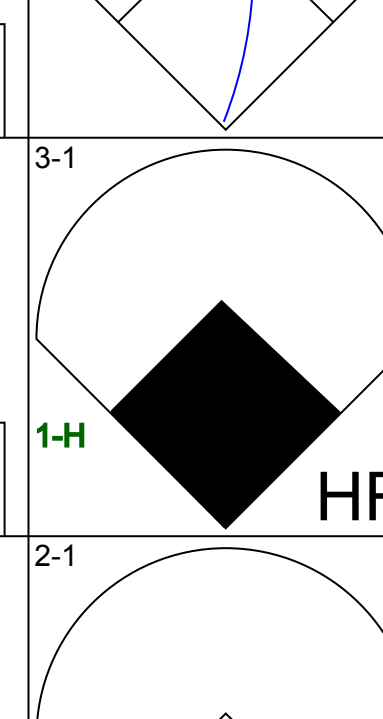
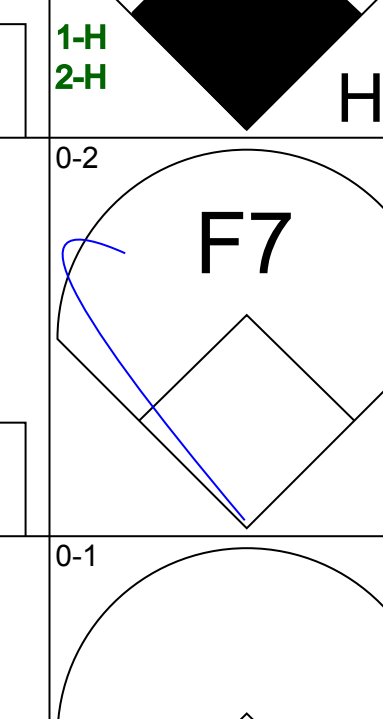
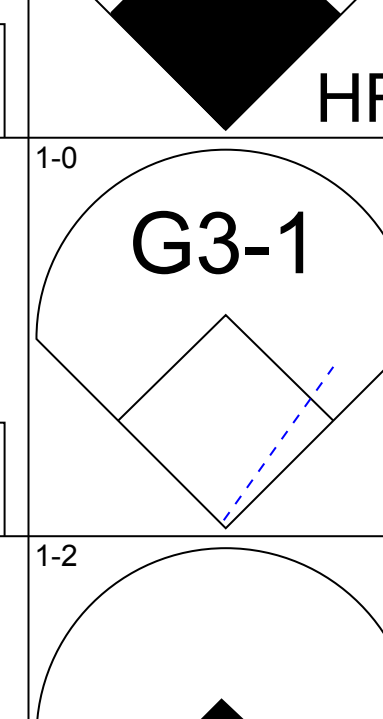
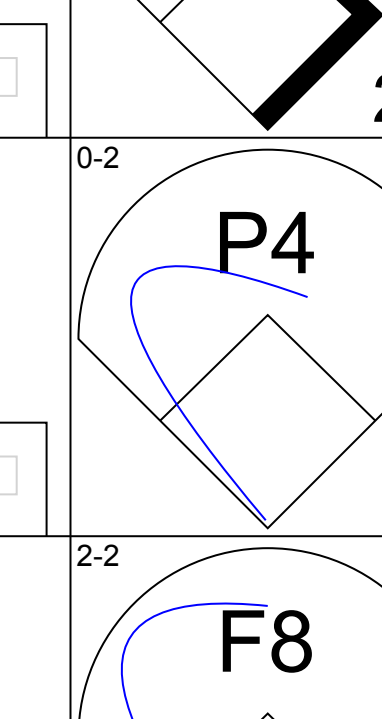
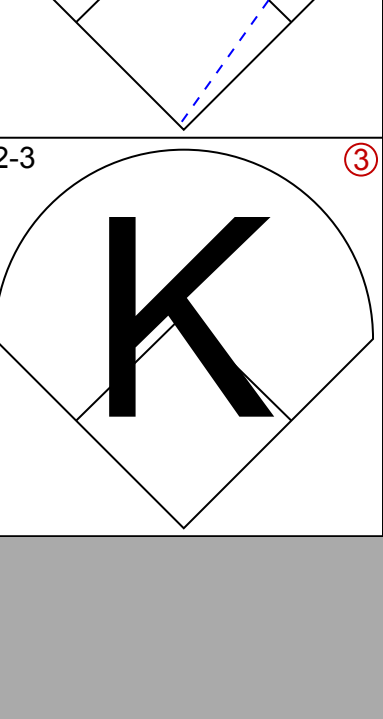
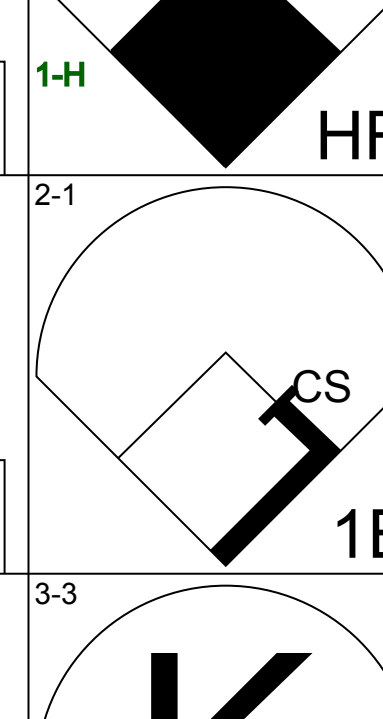
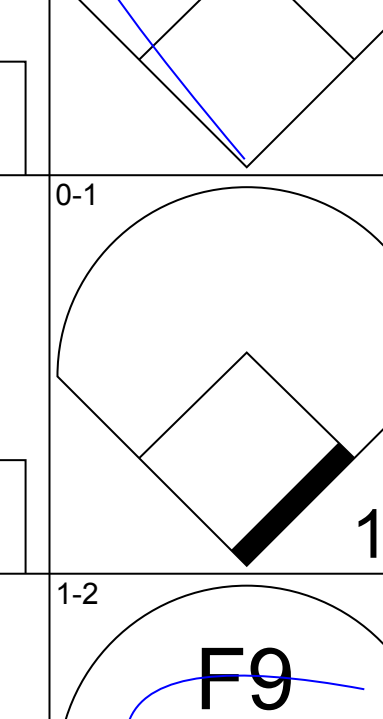
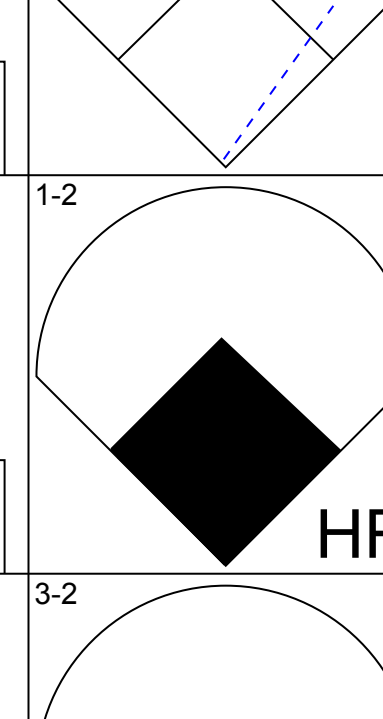
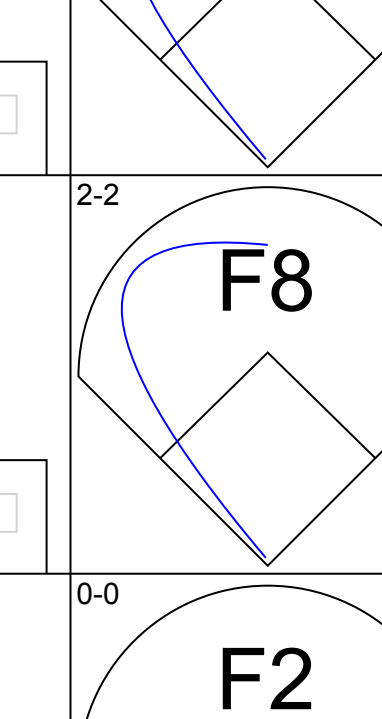
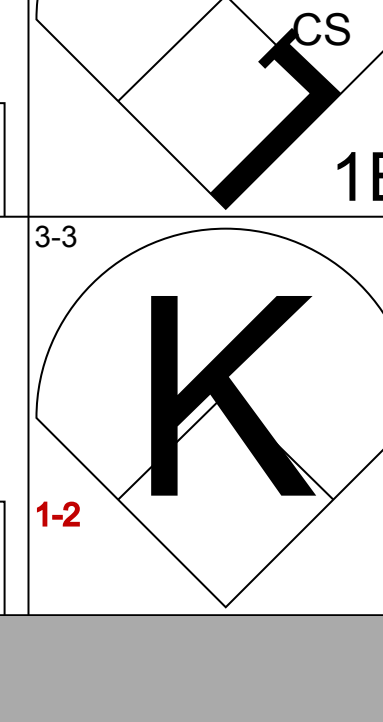
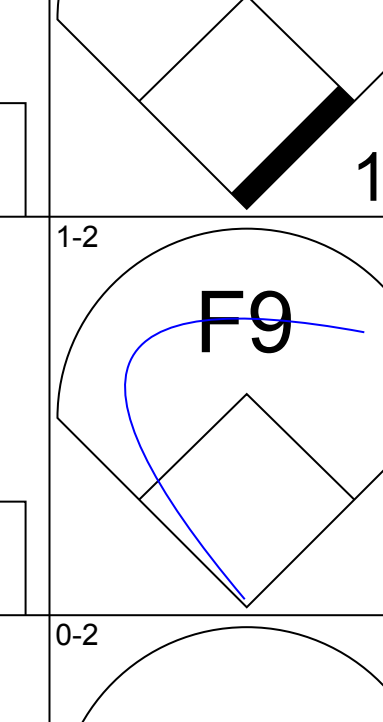
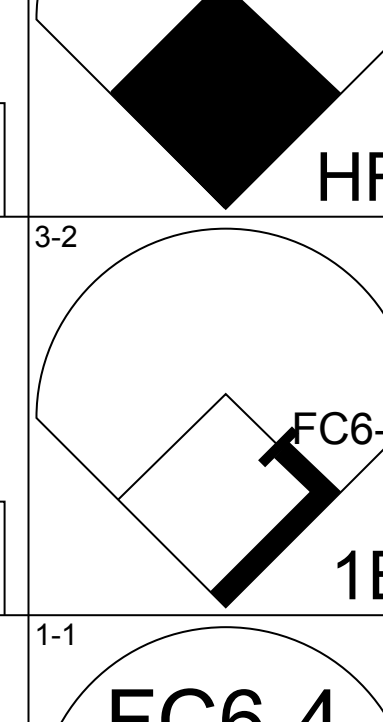
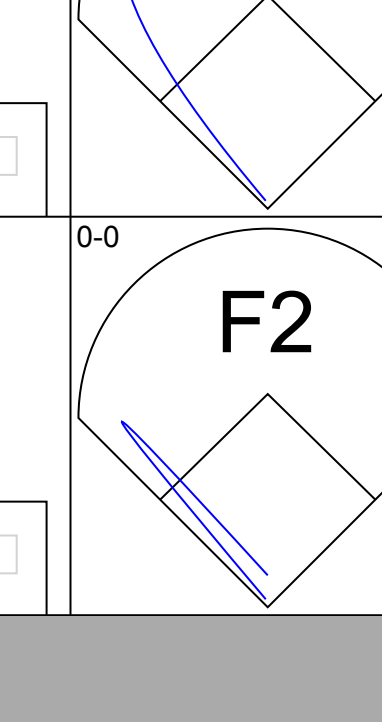
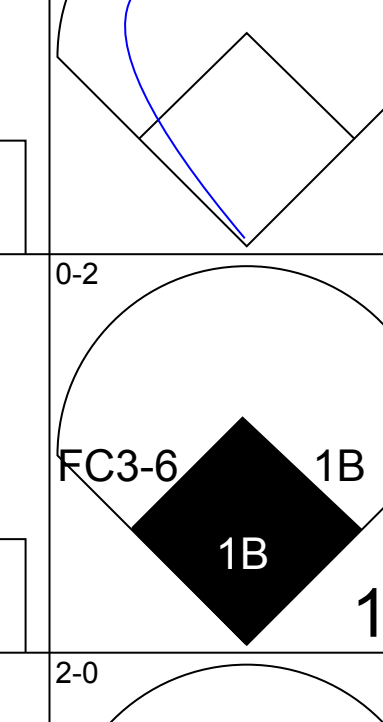
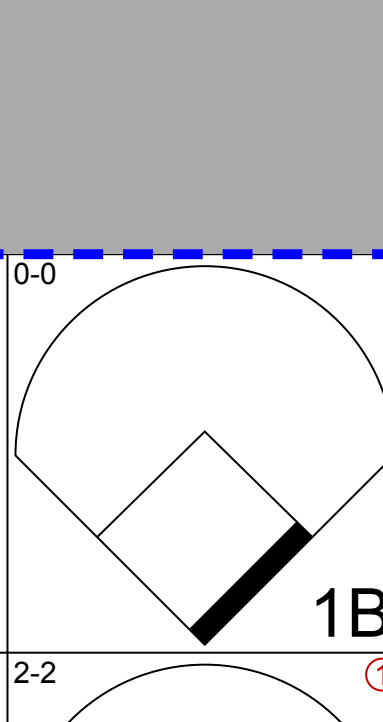
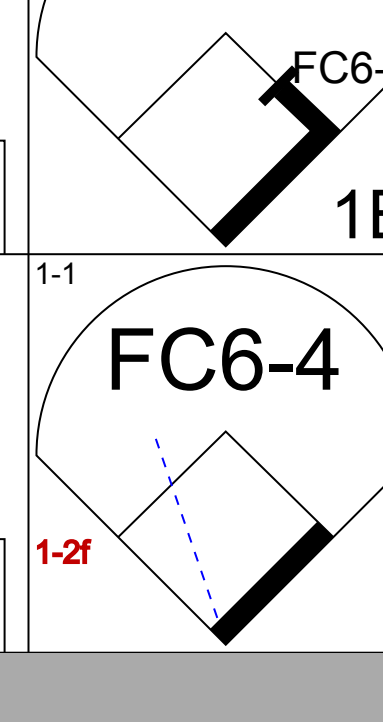

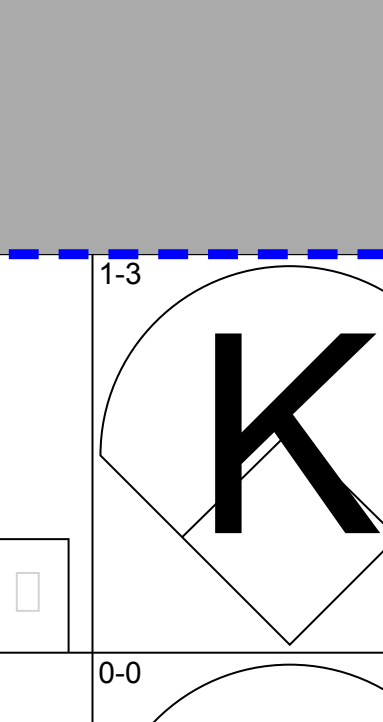
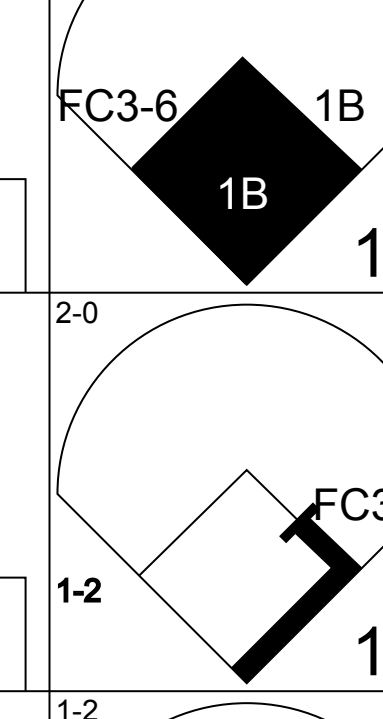
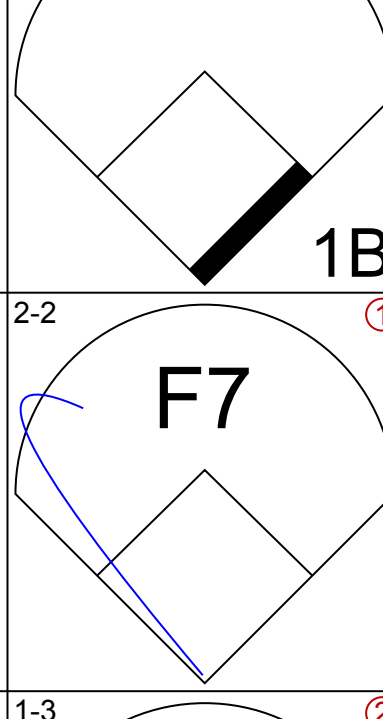
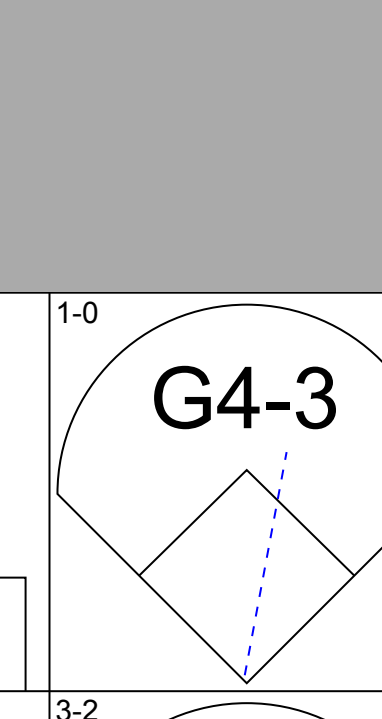
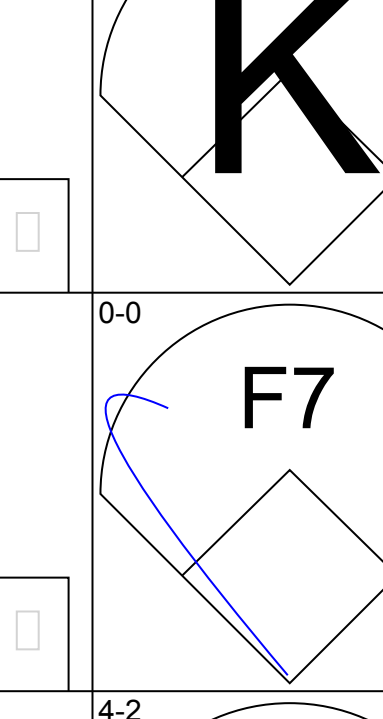
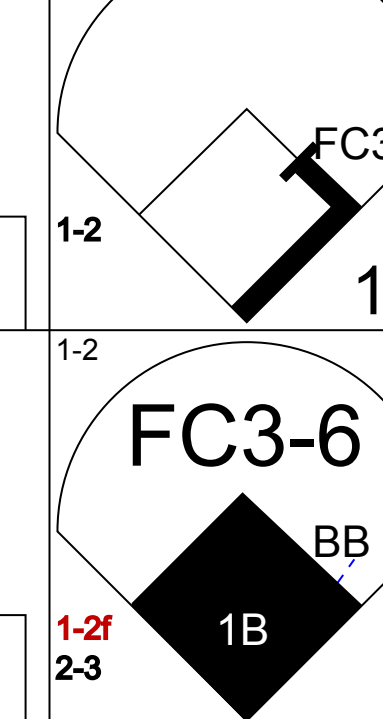
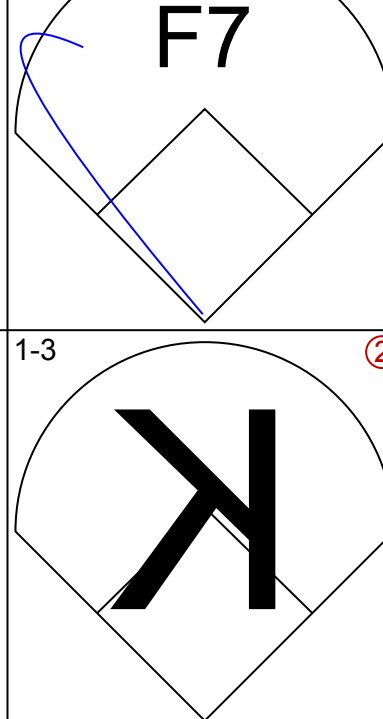
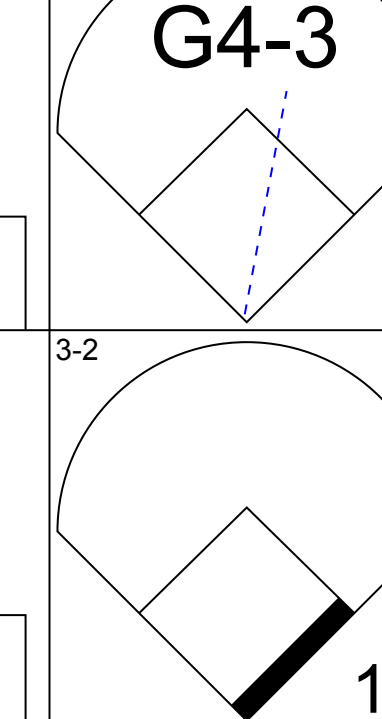
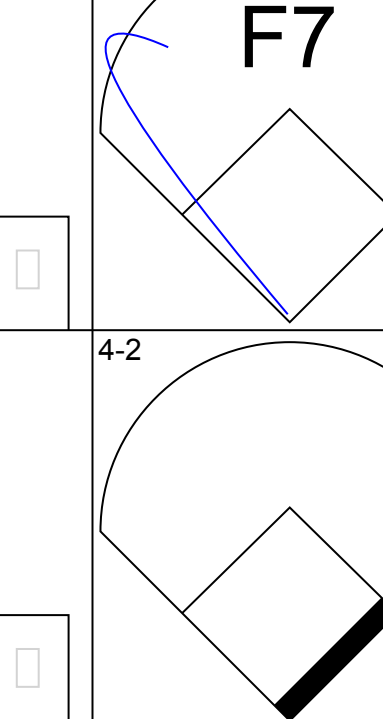
Tampa Bay Devil Rays @ Oakland Athletics
Network Associates Coliseum, Oakland, CA
Wed May 30 2001, 3:35 PM EDT
Att: 17,901 - Sunny - 82 F

livebaseballscorecards.com

AB 41
R 15
H 17
RBI 15
BB 6
SO 4
LOB 22



Batter	1	2	3	4	5	6	7	8	9	AB	R	H	RBI	BB	SO	LOB	TOP														
Randy Winn, S OBP: 0.467, SLG: 0.514 (1, 9)										4	0	0	0	0	2	2	<p>Tampa Bay Devil Rays @ Oakland Athletics Network Associates Coliseum, Oakland, CA</p> <p>Thu May 31 2001, 3:35 PM EDT Att: 16,308 - Sunny - 86 F</p> <p>livebaseballscores.com</p> <table border="0"> <tr><td>AB</td><td>30</td></tr> <tr><td>R</td><td>1</td></tr> <tr><td>H</td><td>4</td></tr> <tr><td>RBI</td><td>1</td></tr> <tr><td>BB</td><td>2</td></tr> <tr><td>SO</td><td>7</td></tr> <tr><td>LOB</td><td>9</td></tr> </table> 	AB	30	R	1	H	4	RBI	1	BB	2	SO	7	LOB	9
AB	30																														
R	1																														
H	4																														
RBI	1																														
BB	2																														
SO	7																														
LOB	9																														
Russ Johnson, R OBP: 0.380, SLG: 0.432 (1, 4)										4	0	0	0	0	0	2															
Ben Grieve, L Jason Tyner, L OBP: 0.375, SLG: 0.379 OBP: 0.214, SLG: 0.154 (1, 7) (6, 7)										3	0	0	0	0	1	0															
Fred McGriff, L OBP: 0.358, SLG: 0.500 (1, 10)										4	0	1	0	0	1	0															
Steve Cox, L OBP: 0.289, SLG: 0.398 (1, 3)										4	1	1	1	0	1	1															
Aubrey Huff, L OBP: 0.237, SLG: 0.333 (1, 5)										3	0	1	0	0	0	0															
Gerald Williams, R OBP: 0.274, SLG: 0.343 (1, 8)										3	0	0	0	0	1	2															
Mike DiFelice, R OBP: 0.281, SLG: 0.278 (1, 2)										2	0	1	0	1	1	0															
Andy Sheets, R OBP: 0.318, SLG: 0.350 (1, 6)										2	0	0	0	1	0	2															
Inning Stats	R: 0 E: 0 K: 1 S: 9	H: 0 LOB: 0 BB: 0 P: 12	R: 0 E: 0 K: 2 S: 11	H: 1 LOB: 1 BB: 0 P: 15	R: 0 E: 0 K: 1 S: 11	H: 0 LOB: 1 BB: 1 P: 18	R: 0 E: 0 K: 1 S: 7	H: 1 LOB: 0 BB: 0 P: 10	R: 0 E: 0 K: 0 S: 6	H: 0 LOB: 1 BB: 1 P: 11	R: 0 E: 0 K: 0 S: 8	H: 1 LOB: 0 BB: 0 P: 13	R: 1 E: 1 K: 1 S: 6	H: 1 LOB: 0 BB: 0 P: 10	R: 0 E: 0 K: 1 S: 10	H: 1 LOB: 1 BB: 0 P: 14	R: 0 E: 0 K: 0 S: 6	H: 0 LOB: 0 BB: 0 P: 6	1B: 3 2B: 0 3B: 0 HR: 1	SF: 0 SAC: 0 DP: 2 HBP: 0	WP: 0 PB: 0 SB: 0 CS: 0	PA: 32									
PITCHER	IP	WLS	BF	H	R	ER	SO	BB	IBB	HBP	BLK	WP	HR	S	P	ERA	WHIP														
Tim Hudson, R ERA: 3.97 (1, 1)	8.0	W	29	4	1	1	7	2	0	0	0	0	1	68	103	1.12	0.750														
Jason Isringhausen, R ERA: 3.74 (9, 1)	1.0		3	0	0	0	0	0	0	0	0	0	0	6	6	0.00	0.000														

Batter	1	2	3	4	5	6	7	8	9	AB	R	H	RBI	BB	SO	LOB	BOTTOM														
Johnny Damon, L OBP: 0.288, SLG: 0.309 (1, 7) (8, 8)										3	2	0	0	2	0	3	<p>Tampa Bay Devil Rays @ Oakland Athletics Network Associates Coliseum, Oakland, CA</p> <p>Thu May 31 2001, 3:35 PM EDT Att: 16,308 - Sunny - 86 F</p> <p>livebaseballscores.com</p> <table border="0"> <tr><td>AB</td><td>37</td></tr> <tr><td>R</td><td>10</td></tr> <tr><td>H</td><td>14</td></tr> <tr><td>RBI</td><td>10</td></tr> <tr><td>BB</td><td>3</td></tr> <tr><td>SO</td><td>4</td></tr> <tr><td>LOB</td><td>15</td></tr> </table> 	AB	37	R	10	H	14	RBI	10	BB	3	SO	4	LOB	15
AB	37																														
R	10																														
H	14																														
RBI	10																														
BB	3																														
SO	4																														
LOB	15																														
Frank Menechino, R OBP: 0.385, SLG: 0.486 (1, 4)										5	2	2	3	0	0	1															
Jason Giambi, L Eric Byrnes, R OBP: 0.511, SLG: 0.687 OBP: 0.222, SLG: 0.125 (1, 10) (6, PR)										4	2	3	4	0	0	1															
Terrence Long, L Adam Platt, R OBP: 0.339, SLG: 0.433 OBP: 0.305, SLG: 0.289 (1, 8) (8, 9)										4	1	1	2	0	0	1															
Miguel Tejada, R OBP: 0.342, SLG: 0.510 (1, 6)										4	1	3	1	0	0	1															
Robin Jennings, L OBP: 0.294, SLG: 0.344 (1, 9) (8, 7)										4	0	1	0	0	1	3															
Olmedo Saenz, R OBP: 0.318, SLG: 0.364 (1, 3)										4	1	2	0	0	1	1															
Mark Bellhorn, S OBP: 0.294, SLG: 0.300 (1, 5)										4	0	1	0	0	0	1															
Ramon Hernandez, R OBP: 0.301, SLG: 0.325 (1, 2)										3	1	1	0	1	1	3															
Inning Stats	R: 3 E: 0 K: 1 S: 11	H: 3 LOB: 1 BB: 1 P: 25	R: 5 E: 0 K: 0 S: 26	H: 5 LOB: 1 BB: 1 P: 37	R: 0 E: 0 K: 1 S: 12	H: 1 LOB: 0 BB: 0 P: 17	R: 2 E: 0 K: 0 S: 14	H: 3 LOB: 1 BB: 0 P: 23	R: 0 E: 0 K: 0 S: 9	H: 1 LOB: 1 BB: 0 P: 14	R: 0 E: 0 K: 0 S: 9	H: 1 LOB: 1 BB: 0 P: 14	R: 0 E: 0 K: 1 S: 8	H: 0 LOB: 1 BB: 1 P: 14	R: 0 E: 0 K: 1 S: 7	H: 0 LOB: 0 BB: 0 P: 9	R: 0 E: 0 K: 0 S: 6	H: 0 LOB: 0 BB: 0 P: 6	1B: 9 2B: 2 3B: 0 HR: 4	SF: 0 SAC: 0 DP: 1 HBP: 0	WP: 0 PB: 0 SB: 0 CS: 1	PA: 40									
PITCHER	IP	WLS	BF	H	R	ER	SO	BB	IBB	HBP	BLK	WP	HR	S	P	ERA	WHIP														
Paul Wilson, R ERA: 8.43 (1, 1)	2.0	L	15	8	8	8	1	2	0	0	0	0	2	37	62	36.00	5.000														
Dan Wheeler, R ERA: 5.67 (3, 1)	4.0		18	6	2	2	1	0	0	0	0	0	2	44	68	4.50	1.500														
Rusty Meacham, R ERA: 4.28 (7, 1)	1.0		4	0	0	0	1	1	0	0	0	0	0	8	14	0.00	1.000														
Esteban Yan, R ERA: 5.06 (8, 1)	1.0		3	0	0	0	1	0	0	0	0	0	0	7	9	0.00	0.000														

Batter	1	2	3	4	5	6	7	8	9	AB	R	H	RBI	BB	SO	LOB	TOP					
Randy Winn, S OBP: 0.453, SLG: 0.494	L5		G5-3				F9		K	5	0	1	2	0	1	2	Tampa Bay Devil Rays @ Seattle Mariners Safeco Field, Seattle, WA Fri Jun 01 2001, 7:05 PM PDT Att: 41,094 - Cloudy - 58 F					
Damian Rolls, R Aubrey Huff, L OBP: 0.399, SLG: 0.412 OBP: 0.241, SLG: 0.330			F3		L7-6-4		K			2	0	0	0	1	0	3						
Ben Grieve, L OBP: 0.371, SLG: 0.371							F7		FC6-4	4	1	0	0	1	2	3						
Fred McGriff, L OBP: 0.356, SLG: 0.511	L4									4	1	1	2	0	1	1						
Greg Vaughn, R OBP: 0.318, SLG: 0.472										4	0	1	0	0	1	0						
Russ Johnson, R OBP: 0.383, SLG: 0.439										3	1	1	0	1	0	1						
Gerald Williams, R OBP: 0.274, SLG: 0.338										3	0	0	0	1	0	2						
Mike DiFelice, R Steve Cox, L John Flaherty, R OBP: 0.283, SLG: 0.281 OBP: 0.296, SLG: 0.393 OBP: 0.271, SLG: 0.336										3	1	1	0	0	0	1						
Andy Sheets, R OBP: 0.333, SLG: 0.333										1	0	0	0	0	0	0						
Inning Stats	R: 0 E: 0 K: 1 S: 10	H: 0 LOB: 1 BB: 1 P: 20	R: 0 E: 0 K: 1 S: 7	H: 0 LOB: 0 BB: 0 P: 13	R: 0 E: 1 K: 0 S: 11	H: 0 LOB: 1 BB: 0 P: 19	R: 0 E: 0 K: 1 S: 7	H: 0 LOB: 0 BB: 0 P: 9	R: 2 E: 0 K: 0 S: 16	H: 3 LOB: 1 BB: 1 P: 12	R: 2 E: 0 K: 0 S: 16	H: 1 LOB: 1 BB: 2 P: 29	R: 0 E: 0 K: 1 S: 11	H: 0 LOB: 1 BB: 1 P: 20	R: 0 E: 0 K: 2 S: 13	H: 1 LOB: 2 BB: 1 P: 24		R: 0 E: 0 K: 1 S: 12	H: 0 LOB: 1 BB: 1 P: 22	1B: 3 2B: 2 HR: 1	SF: 0 SAC: 0 HBP: 0	WP: 0 PB: 0 CS: 1
PITCHER	IP	WLS	BF	H	R	ER	SO	BB	IBB	HBP	BLK	WP	HR	S	P	ERA	WHIP					
Jamie Moyer, L ERA: 4.71	(1, 1)	5.0	W	22	4	4	4	3	3	0	0	0	0	1	48	86	7.20	1.400				
Jose Paniagua, R ERA: 2.95	(6, 1)	1.1	H	6	0	0	0	0	2	0	0	0	0	0	13	25	0.00	1.500				
Arthur Rhodes, L ERA: 1.17	(7, 1)	1.0	H	3	0	0	0	2	0	0	0	0	0	0	11	16	0.00	0.000				
Jeff Nelson, R ERA: 1.13	(8, 1)	1.2	S	8	1	0	0	3	2	0	0	0	0	0	22	41	0.00	1.800				

Batter	1	2	3	4	5	6	7	8	9	AB	R	H	RBI	BB	SO	LOB	BOTTOM					
51 Ichiro Suzuki, L OBP: 0.391, SLG: 0.478	L6		F7		G4-3		F9			5	1	1	1	0	0	1	Tampa Bay Devil Rays @ Seattle Mariners Safeco Field, Seattle, WA Fri Jun 01 2001, 7:05 PM PDT Att: 41,094 - Cloudy - 58 F					
Mark McLemore, S Stan Javier, S OBP: 0.400, SLG: 0.471 OBP: 0.347, SLG: 0.318										0	1	0	0	2	0	0						
Edgar Martinez, R OBP: 0.449, SLG: 0.519										4	2	2	2	1	1	2						
John Olerud, L OBP: 0.451, SLG: 0.492										3	1	1	1	2	0	3						
Bret Boone, R OBP: 0.348, SLG: 0.519										4	0	3	3	0	0	1						
Mike Cameron, R OBP: 0.348, SLG: 0.457										4	0	0	0	0	2	5						
Carlos Guillen, S OBP: 0.328, SLG: 0.313										4	0	0	0	0	2	3						
David Bell, R OBP: 0.265, SLG: 0.348										4	0	0	0	0	0	1						
Dan Wilson, R OBP: 0.308, SLG: 0.366										4	2	2	0	0	1	0						
Inning Stats	R: 2 E: 0 K: 1 S: 11	H: 1 LOB: 2 BB: 2 P: 23	R: 0 E: 0 K: 0 S: 5	H: 0 LOB: 0 BB: 0 P: 6	R: 0 E: 0 K: 1 S: 12	H: 0 LOB: 1 BB: 1 P: 20	R: 0 E: 0 K: 1 S: 10	H: 1 LOB: 1 BB: 0 P: 14	R: 3 E: 0 K: 1 S: 15	H: 3 LOB: 2 BB: 2 P: 29	R: 0 E: 0 K: 1 S: 8	H: 0 LOB: 0 BB: 0 P: 10	R: 1 E: 0 K: 0 S: 9	H: 2 LOB: 1 BB: 0 P: 12	R: 2 E: 0 K: 1 S: 17	H: 2 LOB: 2 BB: 2 P: 34		1B: 4 2B: 5 HR: 0	SF: 0 SAC: 0 HBP: 0	WP: 1 PB: 0 CS: 0	PA: 40	
PITCHER	IP	WLS	BF	H	R	ER	SO	BB	IBB	HBP	BLK	WP	HR	S	P	ERA	WHIP					
Bryan Rekar, R ERA: 5.08	(1, 1)	7.0	L	33	7	6	6	5	5	0	0	0	0	70	114	7.71	1.714					
Rusty Meacham, R ERA: 4.5	(8, 1)	0.2		3	1	1	1	1	0	0	0	0	0	6	10	13.50	1.500					
Doug Creek, L ERA: 3.65	(8, 1)	0.1		4	1	1	1	0	2	0	0	0	1	0	11	24	27.00	9.000				

Batter	1	2	3	4	5	6	7	8	9	AB	R	H	RBI	BB	SO	LOB	TOP								
Randy Winn, S OBP: 0.450, SLG: 0.481 (1, 9)	G2-3	K			G3-1	1-3 2-H 1B		BB		4	0	1	1	1	1	2	Tampa Bay Devil Rays @ Seattle Mariners Safeco Field, Seattle, WA Sat Jun 02 2001, 7:05 PM PDT Att: 45,473 - Dome - 72 F livebaseballscorecards.com								
Russ Johnson, R OBP: 0.370, SLG: 0.420 (1, 4)	G5-3		F8		F9	F9		F7		5	0	0	0	0	0	3									
Fred McGriff, L OBP: 0.367, SLG: 0.513 (1, 10)	HR	BB		BB	2B	1B		G2-3 HBP	1B	3	1	2	0	2	0	1									
Greg Vaughn, R OBP: 0.326, SLG: 0.495 Jason Tyner, L OBP: 0.200, SLG: 0.143 (8, 7)	1-H HR		F7		1-3 2B			G2-3 HBP		3	1	2	2	0	0	1									
Steve Cox, L OBP: 0.271, SLG: 0.371 (1, 3)	P5		L9		F8			G2-3		5	0	0	0	0	1	5									
Aubrey Huff, L OBP: 0.248, SLG: 0.328 (1, 5)		BB			G4-3	1B		L4		4	1	1	0	1	0	2									
Gerald Williams, R OBP: 0.274, SLG: 0.341 (1, 8)	F7				F8	2B		F7		4	0	1	0	0	1	4									
Mike DiFelice, R OBP: 0.297, SLG: 0.333 (1, 2)					F8			F9		3	1	1	1	1	0	2									
Andy Sheets, R OBP: 0.327, SLG: 0.326 (1, 6)	P4				F9			1B		4	0	1	0	0	0	3									
								HR																	
Inning Stats	R: 2 E: 0 K: 0 S: 10	H: 1 LOB: 0 BB: 1 P: 17	R: 0 E: 0 K: 1 S: 15	H: 0 LOB: 2 BB: 2 P: 27	R: 0 E: 0 K: 0 S: 10	H: 0 LOB: 1 BB: 1 P: 18	R: 0 E: 0 K: 0 S: 10	H: 1 LOB: 1 BB: 0 P: 17	R: 0 E: 0 K: 0 S: 12	H: 2 LOB: 2 BB: 0 P: 19	R: 1 E: 0 K: 1 S: 17	H: 3 LOB: 2 BB: 0 P: 24	R: 0 E: 0 K: 0 S: 8	H: 1 LOB: 2 BB: 0 P: 15	R: 1 E: 0 K: 1 S: 13	H: 1 LOB: 1 BB: 1 P: 22	R: 0 E: 0 K: 1 S: 10	H: 0 LOB: 0 BB: 0 P: 13	1B: 5 2B: 2 3B: 0 HR: 2	SF: 0 SAC: 0 DP: 0 HBP: 1	WP: 0 PB: 0 SB: 0 CS: 0	PA: 42			
PITCHER	IP	WLS	BF	H	R	ER	SO	BB	IBB	HBP	BLK	WP	HR	S	P	ERA	WHIP								
Paul Abbott, R ERA: 5.4 (1, 1)	5.0	W	23	4	2	2	1	4	0	0	0	0	1	57	98	3.60	1.600								
Ryan Franklin, R ERA: 2.92 (6, 1)	1.0		8	4	1	1	1	0	0	1	0	0	0	20	30	9.00	4.000								
Brian Fuentes, L ERA: (7, 1)	0.2	H	2	0	0	0	0	0	0	0	0	0	0	4	8	0.00	0.000								
Jose Paniagua, R ERA: 3.14 (7, 1)	1.1	H	6	1	1	1	0	1	0	0	0	0	1	14	23	6.75	1.500								
Kazuhiko Sasaki, R ERA: 2.93 (9, 1)	1.0	S	3	0	0	0	1	0	0	0	0	0	0	10	13	0.00	0.000								

Batter	1	2	3	4	5	6	7	8	9	AB	R	H	RBI	BB	SO	LOB	BOTTOM								
51 Ichiro Suzuki, L OBP: 0.382, SLG: 0.480 (1, 9)				2B	F7			G4-3		5	2	2	0	0	0	3	Tampa Bay Devil Rays @ Seattle Mariners Safeco Field, Seattle, WA Sat Jun 02 2001, 7:05 PM PDT Att: 45,473 - Dome - 72 F livebaseballscorecards.com								
Al Martin, L OBP: 0.277, SLG: 0.229 Charles Gipson, R OBP: 0.250, SLG: 0.267 (1, 7)	1B	BB		K				G6-4-3 BB		3	1	1	0	2	1	2									
Edgar Martinez, R OBP: 0.448, SLG: 0.518 (1, 10)	1B	1B		BB				G6-4-3		4	1	1	2	1	2	2									
John Olerud, L OBP: 0.452, SLG: 0.490 (1, 3)	HBP	1B		2B				L7		3	1	1	1	1	0	0									
Bret Boone, R OBP: 0.355, SLG: 0.526 (1, 4)	HBP	1B		K				FC1-6		3	1	2	1	1	1	0									
Mike Cameron, R OBP: 0.351, SLG: 0.452 (1, 8)	1B	1B		BB				FC1-6		2	0	0	1	1	1	3									
Carlos Guillen, S OBP: 0.327, SLG: 0.311 (1, 6)	G1-3			K				FC1-6		4	0	1	2	0	0	2									
Tom Lampkin, L OBP: 0.323, SLG: 0.388 Dan Wilson, R OBP: 0.305, SLG: 0.363 (1, 2)	G1-3			51 2B				G6-4-3		2	1	1	0	0	0	2									
David Bell, R OBP: 0.259, SLG: 0.340 (7, PH) (8, 2)				2B	HBP					1	0	0	0	0	0	2									
	L6			F6				P5		4	0	0	0	0	0	4									
								F8																	
Inning Stats	R: 5 E: 0 K: 0 S: 28	H: 5 LOB: 2 BB: 1 P: 44	R: 0 E: 0 K: 1 S: 7	H: 0 LOB: 0 BB: 0 P: 12	R: 0 E: 0 K: 1 S: 10	H: 0 LOB: 0 BB: 0 P: 16	R: 2 E: 0 K: 2 S: 16	H: 2 LOB: 3 BB: 2 P: 33	R: 0 E: 0 K: 0 S: 9	H: 1 LOB: 1 BB: 0 P: 13	R: 0 E: 0 K: 0 S: 8	H: 0 LOB: 0 BB: 1 P: 15	R: 0 E: 0 K: 0 S: 10	H: 1 LOB: 1 BB: 1 P: 19	R: 0 E: 0 K: 1 S: 8	H: 0 LOB: 1 BB: 1 P: 13	1B: 6 2B: 3 3B: 0 HR: 0	SF: 0 SAC: 0 DP: 2 HBP: 2	WP: 0 PB: 0 SB: 0 CS: 0	PA: 39					
PITCHER	IP	WLS	BF	H	R	ER	SO	BB	IBB	HBP	BLK	WP	HR	S	P	ERA	WHIP								
Ryan Rupe, R ERA: 8.5 (1, 1)	4.0	L	24	7	7	7	4	3	0	2	0	0	0	61	105	15.75	2.500								
Jeff Wallace, L ERA: 1.1 (5, 1)	3.0		11	2	0	0	0	2	0	0	0	0	0	27	47	0.00	1.333								
Esteban Yan, R ERA: 4.84 (8, 1)	1.0		4	0	0	0	1	1	0	0	0	0	0	8	13	0.00	1.000								

Batter	1	2	3	4	5	6	7	8	9	AB	R	H	RBI	BB	SO	LOB	TOP										
Jason Tyner, L (1.9) OBP: 0.300, SLG: 0.316	F8		2B		G6-3			BB 1B BB	BB BB 1B	5	1	3	0	0	0	0											
Russ Johnson, R (1.6) OBP: 0.354, SLG: 0.407	F9		G6-3			B5-3		F8	BB BB BB	4	0	0	0	1	0	3											
Ben Grieve, L (1.7) OBP: 0.367, SLG: 0.366	K			G1-3		L9		BB BB BB 1B	K	5	1	1	1	0	2	2											
Fred McGriff, L (1.3) OBP: 0.367, SLG: 0.505		G4-3		F7		P6		BB BB BB 1B	BB BB BB	3	0	0	0	2	0	0											
Greg Vaughn, R (1.10) OBP: 0.328, SLG: 0.488	F7			1B BB			G5-3	BB BB BB	F5	3	0	0	1	2	0	3											
Aubrey Huff, L (1.5) OBP: 0.284, SLG: 0.345				1B BB			F7	BB BB BB		3	0	2	1	1	0	0											
Gerald Williams, R (1.8) OBP: 0.273, SLG: 0.354	F2			1B			K	K		4	1	1	1	0	2	6											
John Flaherty, R (1.2) OBP: 0.265, SLG: 0.328			F7			K		K		3	0	0	0	0	1	0											
Steve Cox, L (8, PH) OBP: 0.271, SLG: 0.371										0	0	0	0	0	0	0											
Randy Winn, S (8, PH) OBP: 0.446, SLG: 0.476										1	0	0	0	0	1	3											
Mike DiFelice, R (8.2) OBP: 0.297, SLG: 0.333										0	0	0	0	0	0	0											
Damian Rolls, R (1.4) OBP: 0.354, SLG: 0.404			K		F8			F8 1B 1B	K	4	1	1	0	0	2	0											
Inning Stats	R: 0 E: 0 K: 1 S: 8	H: 0 LOB: 0 BB: 0 P: 13	R: 0 E: 0 K: 0 S: 10	H: 1 LOB: 1 BB: 0 P: 12	R: 0 E: 0 K: 1 S: 13	H: 1 LOB: 1 BB: 0 P: 18	R: 0 E: 0 K: 1 S: 8	H: 0 LOB: 0 BB: 0 P: 15	R: 0 E: 0 K: 0 S: 5	H: 0 LOB: 0 BB: 0 P: 9	R: 1 E: 0 K: 0 S: 14	H: 1 LOB: 0 BB: 0 P: 18	R: 3 E: 0 K: 2 S: 27	H: 3 LOB: 3 BB: 3 P: 48	R: 0 E: 0 K: 2 S: 19	H: 1 LOB: 3 BB: 2 P: 35	1B: 5 2B: 2 3B: 0 HR: 1	SF: 0 SAC: 0 DP: 0 HBP: 0	WP: 0 PB: 0 CS: 0	PA: 41							
PITCHER	IP	WLS	BF	H	R	ER	SO	BB	IBB	HBP	BLK	WP	HR	S	P	ERA	WHIP										
Freddy Garcia, R (1.1) ERA: 4.06	7.1	W	32	7	4	4	4	3	0	0	0	0	1	78	121	4.91	1.364										
Brian Fuentes, L (8.1) ERA: 4.06	0.0		1	0	0	0	0	1	0	0	0	0	0	2	6	∞	∞										
Jeff Nelson, R (8.1) ERA: 1.11	0.1	H	1	0	0	0	1	0	0	0	0	0	0	3	4	0.00	0.000										
Arthur Rhodes, L (8.1) ERA: 1.13	1.0	H	6	1	0	0	3	2	0	0	0	0	0	20	36	0.00	3.000										
Kazuhiko Sasaki, R (9.1) ERA: 2.89	0.1	S	1	0	0	0	0	0	0	0	0	0	0	5	7	0.00	0.000										

Tampa Bay Devil Rays @ Seattle Mariners
Safeco Field, Seattle, WA
Sun Jun 03 2001, 1:35 PM PDT
Att: 45,390 - Cloudy - 56 F

AB 35
R 4
H 8
RBI 4
BB 6
SO 8
LOB 17



Batter	1	2	3	4	5	6	7	8	9	AB	R	H	RBI	BB	SO	LOB	BOTTOM										
51 Ichiro Suzuki, L (1.10) OBP: 0.390, SLG: 0.484	S BB		HR 1B	1-2 2H 1B			SF8 SH1-4 2B 1B	FC1-4 FC5-4		4	2	3	1	1	0	1											
Stan Javier, S (1.9) OBP: 0.333, SLG: 0.303	K		F7	G3			SH1-4	FC5-4		4	0	0	0	0	1	5											
Bret Boone, R (1.4) OBP: 0.353, SLG: 0.538	K		HR		F3		SF8			3	1	1	3	0	1	1											
John Olerud, L (1.3) OBP: 0.449, SLG: 0.482	K		F8		G3		2B 1B IBB			3	1	0	0	1	1	1											
Mike Cameron, R (1.8) OBP: 0.349, SLG: 0.453		F9	F8		K		1B 2B			4	1	1	1	0	1	0											
Al Martin, L (1.7) OBP: 0.284, SLG: 0.232					G4-3					3	1	1	0	1	0	0											
Charles Gipson, R (8.9) OBP: 0.250, SLG: 0.267						G4-3	1B E BB			0	0	0	0	0	0	0											
Carlos Guillen, S (1.6) OBP: 0.335, SLG: 0.313		1B BB 1B		51 1B WP BB		K	E9 1B			2	1	1	2	2	1	0											
David Bell, R (1.5) OBP: 0.264, SLG: 0.350		FC6-4 1B		F9		G6-3		FC6-4 2B		4	0	2	0	0	0	1											
Dan Wilson, R (1.2) OBP: 0.312, SLG: 0.357		FC6-4		51 1B BB			SH1-4 51 1B SF8 BB	FC6-4		2	1	0	0	2	0	3											
Inning Stats	R: 0 E: 0 K: 3 S: 11	H: 0 LOB: 1 BB: 1 P: 18	R: 0 E: 0 K: 0 S: 12	H: 2 LOB: 2 BB: 1 P: 23	R: 2 E: 0 K: 0 S: 14	H: 2 LOB: 0 BB: 0 P: 25	R: 1 E: 0 K: 0 S: 16	H: 1 LOB: 2 BB: 2 P: 29	R: 0 E: 0 K: 1 S: 6	H: 0 LOB: 0 BB: 0 P: 8	R: 0 E: 0 K: 1 S: 6	H: 0 LOB: 0 BB: 0 P: 10	R: 5 E: 1 K: 0 S: 14	H: 3 LOB: 1 BB: 3 P: 35	R: 0 E: 0 K: 0 S: 8	H: 1 LOB: 1 BB: 0 P: 10	1B: 6 2B: 2 3B: 0 HR: 1	SF: 1 SAC: 1 DP: 0 HBP: 0	WP: 1 PB: 0 CS: 0	PA: 38							
PITCHER	IP	WLS	BF	H	R	ER	SO	BB	IBB	HBP	BLK	WP	HR	S	P	ERA	WHIP										
Tanyon Sturtze, R (1.1) ERA: 5.43	6.0	L	26	5	3	3	5	4	0	0	0	0	0	65	113	4.50	1.500										
Travis Phelps, R (7.1) ERA: 3.39	1.0		8	3	5	4	0	2	1	0	0	0	0	14	35	36.00	5.000										
Dan Wheeler, R (8.1) ERA: 5.51	1.0		4	1	0	0	0	0	0	0	0	0	0	8	10	0.00	1.000										

Tampa Bay Devil Rays @ Seattle Mariners
Safeco Field, Seattle, WA
Sun Jun 03 2001, 1:35 PM PDT
Att: 45,390 - Cloudy - 56 F

AB 29
R 8
H 9
RBI 7
BB 7
SO 5
LOB 12



Batter	1	2	3	4	5	6	7	8	9	AB	R	H	RBI	BB	SO	LOB	TOP								
Randy Winn, S OBP: 0.434, SLG: 0.460 (1, 9)			G3				F5		FC6-4	5	0	1	0	0	0	2									
Gerald Williams, R OBP: 0.273, SLG: 0.356 (1, 8)	E1 FC1-6		F8				F2		G4-3 1B 2B	4	1	1	0	0	0	1									
Ben Grieve, L OBP: 0.361, SLG: 0.359 (1, 7)	FC1-6		G3-1				G3		G5-3	4	0	0	0	0	0	3									
Fred McGriff, L OBP: 0.372, SLG: 0.508 Steve Cox, L OBP: 0.286, SLG: 0.367 (1, 3) (7, 3)	K								G4-3	3	0	2	0	0	1	2									
Greg Vaughn, R OBP: 0.326, SLG: 0.483 (1, 10)	FC6-4						P5		FC4-6 1B	1	0	0	0	0	0	1									
Aubrey Huff, L OBP: 0.271, SLG: 0.350 (1, 5)							G3-1		FC4-6	4	0	2	0	0	0	2									
John Flaherty, R OBP: 0.257, SLG: 0.319 (1, 2)										4	0	0	0	0	2	3									
Andy Sheets, R OBP: 0.321, SLG: 0.306 (1, 6)							L8		FC6-4 BB	3	0	0	0	1	2	3									
Damian Rolls, R OBP: 0.350, SLG: 0.398 (1, 4)							F8		P3	4	0	1	0	0	0	2									
Inning Stats	R: 0 E: 1 K: 1 S: 14	H: 1 LOB: 2 BB: 0 P: 21	R: 0 E: 0 K: 2 S: 11	H: 1 LOB: 1 BB: 0 P: 18	R: 0 E: 0 K: 0 S: 5	H: 0 LOB: 0 BB: 0 P: 7	R: 0 E: 0 K: 2 S: 12	H: 2 LOB: 2 BB: 0 P: 19	R: 0 E: 0 K: 0 S: 8	H: 1 LOB: 1 BB: 0 P: 9	R: 0 E: 0 K: 0 S: 13	H: 1 LOB: 1 BB: 0 P: 19	R: 1 E: 0 K: 0 S: 10	H: 2 LOB: 1 BB: 0 P: 14	R: 0 E: 0 K: 1 S: 8	H: 0 LOB: 1 BB: 1 P: 16	1B: 7 2B: 1 3B: 0 HR: 0	SF: 0 SAC: 0 DP: 0 HBP: 0	WP: 0 PB: 0 SB: 0 CS: 0	PA: 37					
PITCHER	IP WLS BF ERA WHIP	H R ER SO BB IBB HBP BLK WP HR S P ERA WHIP																							
Esteban Loaiza, R ERA: 4.52 (1, 1)	8.0 W 33	8 1 1 5	0 0 0 0	0 0 0 0	0 0 0 0	0 0 0 0	0 0 8 16	1.12 1.000																	
Lance Painter, L ERA: 10.03 (9, 1)	1.0 4	0 0 0 1	1 0 0 0	0 0 0 0	0 0 0 0	0 0 8 16	0.00 1.000																		

Tampa Bay Devil Rays @ Toronto Blue Jays
SkyDome, Toronto, ON
Tue Jun 05 2001, 7:05 PM EDT
Att: 15,078 - Dome - 72 F

AB 36
R 1
H 8
RBI 1
BB 1
SO 6
LOB 23



Batter	1	2	3	4	5	6	7	8	9	AB	R	H	RBI	BB	SO	LOB	BOTTOM						
Shannon Stewart, R OBP: 0.390, SLG: 0.485 Brian Simmons, S OBP: 0.266, SLG: 0.306 (1, 7) (7, FH) (8, 7)	1B 2B						G5-3			4	1	2	0	0	0	0							
Alex Gonzalez, R OBP: 0.292, SLG: 0.368 (1, 6)	2B 1B	CS	F9	F8		1B 2B	K			5	1	2	0	0	1	0							
Raul Mondesi, R OBP: 0.395, SLG: 0.521 (1, 9)	P4		HR			2B 1B	HR			5	4	4	1	0	0	2							
Carlos Delgado, L OBP: 0.412, SLG: 0.583 Chris Woodward, R OBP: 0.171, SLG: 0.490 (1, 3) (8, 3)	2B		HR			L4 2B SF8	BB			4	2	3	3	1	0	1							
Brad Fullmer, L OBP: 0.326, SLG: 0.458 (1, 10)	G1-3		E4 1B			E1 2B	F9			5	2	1	2	0	0	4							
José Cruz Jr., S OBP: 0.348, SLG: 0.464 (1, 8)	BB		K			2B HR BB	K		FC5-4 BB	2	1	0	0	3	2	3							
Tony Batista, R OBP: 0.283, SLG: 0.439 (1, 5)	F8		1B			HR 2B	SF8		K	4	1	2	3	0	1	4							
Darrin Fletcher, L OBP: 0.268, SLG: 0.341 (1, 2)			G4-3			HR 2B	P6			5	1	2	4	0	0	3							
Homer Bush, R OBP: 0.342, SLG: 0.397 (1, 4)	F2		L8			G4-3	F8		FC5-4	5	0	0	0	0	0	2							
Inning Stats	R: 1 E: 0 K: 0 S: 15	H: 3 LOB: 3 BB: 1 P: 26	R: 0 E: 0 K: 0 S: 4	H: 1 LOB: 0 BB: 0 P: 7	R: 2 E: 1 K: 1 S: 15	H: 3 LOB: 2 BB: 0 P: 22	R: 0 E: 0 K: 0 S: 5	H: 0 LOB: 0 BB: 0 P: 6	R: 5 E: 1 K: 0 S: 17	H: 3 LOB: 1 BB: 1 P: 32	R: 4 E: 0 K: 1 S: 14	H: 5 LOB: 1 BB: 0 P: 20	R: 1 E: 0 K: 1 S: 8	H: 1 LOB: 1 BB: 1 P: 16	R: 0 E: 0 K: 1 S: 7	H: 0 LOB: 1 BB: 1 P: 13	1B: 10 2B: 3 3B: 0 HR: 3	SF: 1 SAC: 0 DP: 0 HBP: 0	WP: 0 PB: 0 SB: 0 CS: 1	PA: 46			
PITCHER	IP WLS BF ERA WHIP	H R ER SO BB IBB HBP BLK WP HR S P ERA WHIP																					
Albie Lopez, R ERA: 5.63 (1, 1)	5.0 L 28	10 8 7 1	0 0 0 0	0 0 0 0	0 0 13 19	54.00 7.500																	
Dan Wheeler, R ERA: 7.41 (6, 1)	0.2 7	5 4 4 1	0 0 0 0	0 0 0 0	0 0 1 9	6.75 1.500																	
Doug Creek, L ERA: 3.81 (6, 1)	1.1 6	1 1 1 1	1 0 0 0	0 0 0 0	0 0 7 13	0.00 1.000																	
Jeff Wallace, L ERA: 1.04 (8, 1)	1.0 4	0 0 0 1	1 0 0 0	0 0 0 0	0 0 7 13	0.00 1.000																	

Tampa Bay Devil Rays @ Toronto Blue Jays
SkyDome, Toronto, ON
Tue Jun 05 2001, 7:05 PM EDT
Att: 15,078 - Dome - 72 F

AB 40
R 13
H 16
RBI 13
BB 4
SO 4
LOB 19



Batter	1	2	3	4	5	6	7	8	9	AB	R	H	RBI	BB	SO	LOB	TOP										
Randy Winn, S OBP: 0.432, SLG: 0.444 (1, 9)	1-2 HBP 2B HBP	1-1 SH1 HBP		3-3 K		3-1 G4-3		2-3 K		3	1	0	0	0	2	3											
Gerald Williams, R OBP: 0.277, SLG: 0.353 (1, 8)	2-1 2B HBP	0-0 SH1		0-0 G6-3			1-1 S HBP	3-2 G5-3		2	1	0	0	0	0	2											
Greg Vaughn, R OBP: 0.328, SLG: 0.490 (1, 10)	2-2 1-H 2-H 2B	1-1 G6-3			1-1 E 2B		3-3 K		2-1 G4-3	5	2	2	2	0	1	3											
Fred McGriff, L OBP: 0.377, SLG: 0.517 (1, 3)	2-2 1B SF8-4 2B		0-2 G4-3		2-2 E4		4-0 G4-6-3 IBB		3-2 2B	4	1	2	1	1	0	0											
Russ Johnson, R OBP: 0.398, SLG: 0.398 (1, 5)	1-1 SF8-4 1B		2-3 K	1-1 K	2-3 K		0-1 G4-6-3		0-3 K	5	0	1	0	0	3	3											
Ben Griever, L OBP: 0.382, SLG: 0.355 Jason Tyner, L OBP: 0.300, SLG: 0.316 (1, 7) (9, 7)	3-1 SF8-4		4-2 BB	1-3 K	1-3 K			4-1 1B E BB	2-2 G4-3	2	1	0	1	2	1	1											
Mike DiFelice, R OBP: 0.294, SLG: 0.317 (1, 2)	1-1 F8		4-2 BB	1-2 BB		1-0 G6-3		0-3 K		3	0	0	0	1	1	1											
Andy Sheets, R OBP: 0.333, SLG: 0.340 (1, 6)		1-3 K	1-1 F8		2-2 2B			3-2 WP E 1B		4	0	2	0	0	1	2											
Damian Rolfs, R OBP: 0.346, SLG: 0.392 (1, 4)		0-0 SH1 HBP 1B	0-2 G6-3		1-2 L9			1-1 E5 WP		4	0	1	1	0	0	2											
Inning Stats	R: 4 E: 0 K: 0 S: 15	H: 3 LOB: 0 BB: 0 P: 27	R: 0 E: 0 K: 1 S: 9	H: 1 LOB: 2 BB: 0 P: 12	R: 0 E: 0 K: 1 S: 14	H: 0 LOB: 0 BB: 2 P: 25	R: 0 E: 0 K: 1 S: 8	H: 0 LOB: 0 BB: 0 P: 11	R: 1 E: 1 K: 2 S: 11	H: 1 LOB: 1 BB: 0 P: 17	R: 0 E: 0 K: 1 S: 7	H: 0 LOB: 1 BB: 1 P: 15	R: 1 E: 1 K: 2 S: 15	H: 1 LOB: 2 BB: 1 P: 28	R: 0 E: 0 K: 1 S: 11	H: 1 LOB: 1 BB: 0 P: 18	1B: 3 2B: 6 3B: 0 HR: 0	SF: 1 SAC: 1 DP: 2 HBP: 4	WP: 1 PA: 42 PB: 0 CS: 1								
PITCHER	IP	WLS	BF	H	R	ER	SO	BB	IBB	HBP	BLK	WP	HR	S	P	ERA	WHIP										
Chris Michalak, L ERA: 3.38 Bob File, R ERA: 1.54 Kelvin Escobar, R ERA: 4.85 Paul Quantrill, R ERA: 1.01	(1, 1) (6, 1) (8, 1) (9, 1)	5.1 1.2 1.0 1.0	L 6 6 4	26 0 1 1	6 0 1 0	5 0 1 0	5 1 2 1	2 0 1 0	0 1 0 0	0 1 0 0	0 0 0 0	0 0 1 0	0 0 15 11	61 14 26 18	99 28 26 18	6.75 0.00 9.00 0.00	1.500 0.000 2.000 1.000										

Tampa Bay Devil Rays @ Toronto Blue Jays
SkyDome, Toronto, ON
Wed Jun 06 2001, 7:05 PM EDT
Att: 16,298 - Sunny - 70 F

AB	32
R	6
H	8
RBI	5
BB	4
SO	9
LOB	17



Batter	1	2	3	4	5	6	7	8	9	AB	R	H	RBI	BB	SO	LOB	BOTTOM										
Shannon Stewart, R OBP: 0.383, SLG: 0.475 (1, 7)	1-3 K2-3		2-0 F8	0-3 K		1-1 F9			2-3 K	5	0	0	0	0	3	5											
Alex Gonzalez, R OBP: 0.294, SLG: 0.366 (1, 6)	3-2 F8		4-2 BB		0-0 BB		0-0 B3		1-1 F9	4	0	1	0	1	0	1											
Raul Mondesi, R OBP: 0.395, SLG: 0.514 (1, 9)	2-3 K		4-1 BB	1-2 BB	4-0 G3-6-1 BB		3-2 F8		1-3 K	3	0	0	0	2	2	1											
Carlos Delgado, L OBP: 0.410, SLG: 0.575 (1, 3)		4-2 1B BB	0-2 F8		1-3 K		1-1 F2			3	1	0	0	1	1	4											
Brad Fullmer, L OBP: 0.325, SLG: 0.454 (1, 10)		1-2 G5-3 1B SF9 1B	1-2 G4-3		0-1 G3-6-1			2-3 K		4	1	1	0	0	1	4											
José Cruz Jr., S OBP: 0.351, SLG: 0.471 (1, 8)		0-0 G5-3 1B		0-1 2B		0-2 F9		1-3 K		4	0	2	1	0	1	0											
Tony Batista, R OBP: 0.283, SLG: 0.440 (1, 5)		2-1 G5-3		0-0 F8		2-1 F9		2-0 2B		4	0	1	0	0	0	3											
Homer Bush, R OBP: 0.351, SLG: 0.400 (1, 4)		0-1 SF9		2-0 1B		4-2 2B BB		1-1 L3		2	0	1	1	1	0	1											
Alberto Castillo, R OBP: 0.280, SLG: 0.295 Brian Simmons, S OBP: 0.275, SLG: 0.329 (1, 2) (9, PH)		3-H F8		2-3 K		1-1 2B		0-0 2B		3	0	1	0	0	1	3											
Inning Stats	R: 0 E: 0 K: 2 S: 9	H: 0 LOB: 0 BB: 0 P: 15	R: 2 E: 0 K: 0 S: 13	H: 2 LOB: 1 BB: 1 P: 23	R: 0 E: 0 K: 0 S: 11	H: 0 LOB: 2 BB: 2 P: 22	R: 0 E: 0 K: 2 S: 10	H: 2 LOB: 0 BB: 0 P: 14	R: 0 E: 0 K: 1 S: 6	H: 1 LOB: 1 BB: 1 P: 11	R: 0 E: 0 K: 0 S: 6	H: 0 LOB: 0 BB: 0 P: 10	R: 0 E: 0 K: 2 S: 11	H: 1 LOB: 1 BB: 0 P: 17	R: 0 E: 0 K: 2 S: 9	H: 1 LOB: 1 BB: 0 P: 13	1B: 4 2B: 4 3B: 0 HR: 0	SF: 1 SAC: 0 DP: 1 HBP: 0	WP: 0 PA: 39 PB: 0 CS: 0								
PITCHER	IP	WLS	BF	H	R	ER	SO	BB	IBB	HBP	BLK	WP	HR	S	P	ERA	WHIP										
Joe Kennedy, L ERA: 3.6 Rusty Meacham, R ERA: 4.2 Esteban Yan, R ERA: 4.44	(1, 1) (6, 1) (8, 1)	5.0 2.0 2.0	W H 8	23 8 2	2 1 0	2 0 0	5 0 4	0 1 0	0 0 0	0 0 0	0 0 0	0 0 0	0 18 20	35 30 30	85 30 30	3.60 0.00 0.00	1.800 1.000 1.000										

Tampa Bay Devil Rays @ Toronto Blue Jays
SkyDome, Toronto, ON
Wed Jun 06 2001, 7:05 PM EDT
Att: 16,298 - Sunny - 70 F

AB	33
R	2
H	8
RBI	2
BB	5
SO	9
LOB	22



Batter	1	2	3	4	5	6	7	8	9	AB	R	H	RBI	BB	SO	LOB	TOP										
Jason Tyner, L (1, 8) OBP: 0.400, SLG: 0.391	SH5-3 1B	CS	1B	CS		FC5-4 BB		K		4	2	3	1	1	1	1											
Randy Winn, S (1, 9) OBP: 0.426, SLG: 0.436	SH5-3		CS	CS	F7	FC5-4		G5-3		4	0	1	0	0	0	1											
Greg Vaughn, R (1, 7) OBP: 0.333, SLG: 0.493	BB		CS		E5 FC4-6 BB					5	1	3	2	0	1	0											
Ben Grieve, L (1, 10) OBP: 0.363, SLG: 0.350	G4-6-3 BB		K		FC4-6 BB			K		3	0	0	0	2	3	3											
Steve Cox, L (1, 3) OBP: 0.257, SLG: 0.351 Fred McGriff, L (9, PH) OBP: 0.375, SLG: 0.515	G4-6-3		G3		FC4-6 FC5 1B			K		4	0	0	0	0	1	5											
Aubrey Huff, L (1, 5) OBP: 0.286, SLG: 0.378		G4-3 1B		F8 E	FC5			K		4	2	3	1	0	1	0											
Mike DiFelice, R (1, 2) OBP: 0.292, SLG: 0.328		G4-3		G5-3	FC5			1B		4	1	1	0	0	0	4											
Andy Sheets, R (1, 6) OBP: 0.313, SLG: 0.316		G5-3		F8		G6-3		P3		4	0	0	0	0	0	3											
Damian Rolls, R (1, 4) OBP: 0.352, SLG: 0.396				E3 1B		G4-3				4	1	2	2	0	0	0											
Inning Stats	R: 1 E: 0 K: 0 S: 8	H: 2 LOB: 1 BB: 1 P: 15	R: 1 E: 0 K: 0 S: 16	H: 2 LOB: 0 BB: 0 P: 26	R: 1 E: 0 K: 1 S: 12	H: 3 LOB: 1 BB: 0 P: 17	R: 2 E: 1 K: 0 S: 17	H: 2 LOB: 0 BB: 0 P: 23	R: 1 E: 1 K: 0 S: 15	H: 1 LOB: 2 BB: 1 P: 25	R: 0 E: 0 K: 3 S: 9	H: 0 LOB: 0 BB: 0 P: 13	R: 0 E: 0 K: 3 S: 9	H: 0 LOB: 0 BB: 0 P: 13	R: 1 E: 0 K: 2 S: 16	H: 2 LOB: 1 BB: 0 P: 19	R: 0 E: 0 K: 1 S: 7	H: 1 LOB: 0 BB: 0 P: 13	1B: 10 2B: 4 3B: 0 HR: 0	SF: 0 SAC: 1 DP: 2 HBP: 0	WP: 0 PB: 0 CS: 4	PA: 43					
PITCHER	IP	WLS	BF	H	R	ER	SO	BB	IBB	HBP	BLK	WP	HR	S	P	ERA	WHIP										
Steve Parris, R (1, 1) ERA: 5.87	3.2		19	9	5	3	1	1	0	0	0	0	0	51	77	7.36	2.727										
Lance Painter, L (4, 1) ERA: 8.39	2.1		10	1	1	0	0	2	0	0	0	0	0	26	47	0.00	1.286										
Dan Plesac, L (7, 1) ERA: 3.31	1.1		4	0	0	0	4	0	0	0	0	0	0	12	17	0.00	0.000										
Bob File, R (8, 1) ERA: 1.9	0.1		3	2	1	1	0	0	0	0	0	0	0	7	9	27.00	6.000										
Pedro Borbon, L (8, 1) ERA: 3.19	1.1	W	5	1	0	0	2	0	0	0	0	0	0	13	19	0.00	0.750										

Tampa Bay Devil Rays @ Toronto Blue Jays
SkyDome, Toronto, ON
Thu Jun 07 2001, 12:35 PM EDT
Att: 26,835 - Cloudy - 68 F

AB	37
R	7
H	13
RBI	6
BB	3
SO	7
LOB	18



Batter	1	2	3	4	5	6	7	8	9	AB	R	H	RBI	BB	SO	LOB	BOTTOM										
Shannon Stewart, R (1, 7) OBP: 0.387, SLG: 0.478 Alberto Castillo, R (9, 2) OBP: 0.290, SLG: 0.295	SH1-3 1B		G5-3							5	1	3	3	0	1	0											
Alex Gonzalez, R (1, 6) OBP: 0.290, SLG: 0.360	SH1-3		K							4	0	0	0	0	3	3											
Raul Mondesi, R (1, 9) OBP: 0.397, SLG: 0.518	P4									4	1	2	0	0	0	1											
Carlos Delgado, L (1, 3) OBP: 0.415, SLG: 0.583										4	0	3	1	0	1	1											
Brad Fullmer, L (1, 10) OBP: 0.324, SLG: 0.450	F7									4	2	1	0	0	0	4											
José Cruz Jr., S (1, 8) OBP: 0.349, SLG: 0.471			G3							4	1	1	2	0	0	2											
Tony Batista, R (1, 5) OBP: 0.259, SLG: 0.433			F8							4	0	0	0	0	0	2											
Darrin Fletcher, L (1, 2) OBP: 0.273, SLG: 0.345 Jeff Frye, R (8, PR) OBP: 0.244, SLG: 0.238			P6							4	1	2	1	0	0	0											
Chris Woodward, R (1, 4) OBP: 0.184, SLG: 0.421 Brian Simmons, S (8, PH) OBP: 0.272, SLG: 0.324										3	0	1	0	0	1	0											
Inning Stats	R: 1 E: 0 K: 0 S: 9	H: 2 LOB: 0 BB: 0 P: 16	R: 0 E: 0 K: 0 S: 5	H: 0 LOB: 0 BB: 0 P: 10	R: 0 E: 0 K: 2 S: 7	H: 0 LOB: 0 BB: 0 P: 9	R: 4 E: 0 K: 0 S: 23	H: 6 LOB: 2 BB: 0 P: 39	R: 0 E: 0 K: 0 S: 8	H: 1 LOB: 1 BB: 0 P: 10	R: 0 E: 0 K: 0 S: 3	H: 0 LOB: 0 BB: 0 P: 5	R: 0 E: 0 K: 3 S: 12	H: 1 LOB: 1 BB: 0 P: 16	R: 3 E: 1 K: 1 S: 17	H: 3 LOB: 1 BB: 0 P: 28	1B: 9 2B: 4 3B: 0 HR: 0	SF: 0 SAC: 1 DP: 0 HBP: 0	WP: 0 PB: 0 CS: 0	PA: 38							
PITCHER	IP	WLS	BF	H	R	ER	SO	BB	IBB	HBP	BLK	WP	HR	S	P	ERA	WHIP										
Bryan Rekar, R (1, 1) ERA: 5.33	5.0		24	9	5	5	2	0	0	0	0	0	0	3	5	0.00	0.000										
Doug Creek, L (6, 1) ERA: 3.67	1.0	H	3	0	0	0	0	0	0	0	0	0	0	3	5	0.00	0.000										
Travis Phelps, R (7, 1) ERA: 3.06	1.2	L	9	3	3	0	3	0	0	0	0	0	0	25	37	0.00	1.800										
Esteban Yan, R (8, 1) ERA: 4.38	0.1	B	2	1	0	0	1	0	0	0	0	0	0	4	7	0.00	3.000										

Tampa Bay Devil Rays @ Toronto Blue Jays
SkyDome, Toronto, ON
Thu Jun 07 2001, 12:35 PM EDT
Att: 26,835 - Cloudy - 68 F

AB	37
R	8
H	13
RBI	7
BB	0
SO	6
LOB	14



Batter	1	2	3	4	5	6	7	8	9	AB	R	H	RBI	BB	SO	LOB	TOP			
Benny Agbayani, R OBP: 0.397, SLG: 0.424 (1, 7)	1-1 BB 1B		0-1 SH1-3 1B		1-3 K			0-2 G6-3	2-2 1-H 2B	5	0	3	1	0	1	0	New York Mets @ Tampa Bay Devil Rays Tropicana Field, St. Petersburg, FL Fri Jun 08 2001, 7:15 PM EDT Att: 15,547 - Dome - 72 F livebaseballscores.com			
Darryl Hamilton, L OBP: 0.278, SLG: 0.253 31 Mike Piazza, R OBP: 0.336, SLG: 0.540 (1, 8) (9, PH)	2-3 K		0-0 SH1-3 1-2			1-1 G4-3		3-2 F7	0-1 G6-3	3	0	0	0	0	1	1				
Edgardo Alfonso, R OBP: 0.332, SLG: 0.483 (1, 4)	1-1 F7		1-3 K			1-2 FC4-6 1B			2-2 1B E 2B	4	1	2	0	0	1	2				
Robin Ventura, L OBP: 0.414, SLG: 0.492 (1, 5)	4-2 1-2 BB		1-1 F8			2-3 K			4-2 E HR BB	2	1	0	0	2	1	2				
Todd Zeile, R OBP: 0.355, SLG: 0.358 (1, 3)	0-3 K			3-1 G4-3		0-1 FC4-6 1-2			2-1 E9 HR 1B	4	1	1	0	0	1	3				
Mark Johnson, L OBP: 0.313, SLG: 0.429 (1, 10)		1-0 G4-3		2-3 K			2-1 L7		0-0 HR	4	1	1	3	0	1	0				
Tsuyoshi Shinjo, R OBP: 0.322, SLG: 0.458 (1, 9)		0-0 F7		0-0 G1-6-3			2-2 F9		1-1 F9	4	0	0	0	0	0	0				
Todd Pratt, R OBP: 0.333, SLG: 0.326 (1, 2)		2-2 1B				3-2 F7		2-3 K	2-2 G4-3	4	0	1	0	0	1	0				
Rey Ordóñez, R OBP: 0.274, SLG: 0.297 Lenny Harris, L OBP: 0.288, SLG: 0.295 (1, 6) (9, PH)		1-0 G5-3			0-1 G6-3			1-0 F2	1-2 DI 2B 1B	3	0	0	0	0	0	1				
Inning Stats	R: 0 E: 0 K: 2 S: 15	H: 1 LOB: 2 BB: 1 P: 23	R: 0 E: 0 K: 0 S: 7	H: 1 LOB: 1 BB: 0 P: 11	R: 0 E: 0 K: 1 S: 8	H: 0 LOB: 0 BB: 0 P: 10	R: 0 E: 0 K: 1 S: 6	H: 0 LOB: 0 BB: 0 P: 11	R: 0 E: 0 K: 1 S: 8	H: 1 LOB: 1 BB: 0 P: 12	R: 0 E: 0 K: 1 S: 10	H: 0 LOB: 0 BB: 0 P: 16	R: 0 E: 0 K: 0 S: 10	H: 0 LOB: 0 BB: 0 P: 14	R: 5 E: 1 K: 0 S: 23	H: 5 LOB: 1 BB: 1 P: 37	1B: 6 2B: 2 HR: 1	SF: 0 SAC: 1 DP: 0 HBP: 0	WP: 0 PB: 0 CS: 0	PA: 38
PITCHER	IP WLS BF H R ER SO BB IBB HBP BLK WP HR S P ERA WHIP	7.0 W 26 4 0 0 7 1 0 0 0 0 0 66 99 0.00 0.714	1.2 S 11 5 5 5 0 1 0 0 0 0 1 31 49 27.00 3.600	0.1 S 1 0 0 0 0 0 0 0 0 0 0 2 2 0.00 0.000	PITCHER															

Batter	1	2	3	4	5	6	7	8	9	AB	R	H	RBI	BB	SO	LOB	BOTTOM	
Randy Winn, S OBP: 0.417, SLG: 0.434 (1, 9)	1-3 K		2-3 K		2-0 G3-1			0-1 FC5-4		5	1	1	2	0	2	3	New York Mets @ Tampa Bay Devil Rays Tropicana Field, St. Petersburg, FL Fri Jun 08 2001, 7:15 PM EDT Att: 15,547 - Dome - 72 F livebaseballscores.com	
Gerald Williams, R OBP: 0.272, SLG: 0.347 (1, 8)	2-2 F3		0-0 G6-3		2-0 G5-3		1-3 2-H 3-H 2B	1-2 F3		4	0	0	0	0	0	4		
Greg Vaughn, R OBP: 0.340, SLG: 0.514 (1, 7)	3-2 G5-3			4-1 1B WP BB		3-2 L6 2B	3-1 HR			3	2	2	3	1	0	0		
Fred McGriff, L OBP: 0.377, SLG: 0.529 (1, 3)		0-0 1B		2-2 F7		1-1 L6	2-H 3-H HR			4	1	2	1	0	0	2		
Ben Grieve, L OBP: 0.361, SLG: 0.348 (1, 10)		2-3 K		1-3 K		0-0 G6-3		0-0 FC4-6 1B		4	0	1	0	0	2	2		
Aubrey Huff, L OBP: 0.292, SLG: 0.382 (1, 5)		1-3 K		0-0 WP 1B			1B BB 1B	FC4-6 1B		4	0	2	0	0	1	2		
Mike DiFelice, R OBP: 0.289, SLG: 0.314 (1, 2)		1-3 K		2-3 F9			4-0 FC5-2 1B 2B BB	0-0 G5-3		3	1	0	0	1	1	2		
Andy Sheets, R OBP: 0.338, SLG: 0.350 (1, 6)			2-2 2B		0-3 K		3-2 FC5-2 2B 1B	4-2 FC5-4 BB		3	1	2	0	1	1	0		
Damian Rolls, R OBP: 0.348, SLG: 0.400 (1, 4)			1-1 G5-3		1-1 G3-1 2B		0-0 FC5-2 2B HR	0-0 F8		4	1	1	0	0	0	5		
Inning Stats	R: 0 E: 0 K: 1 S: 11	H: 0 LOB: 0 BB: 0 P: 17	R: 0 E: 0 K: 3 S: 10	H: 1 LOB: 1 BB: 0 P: 14	R: 0 E: 0 K: 1 S: 9	H: 1 LOB: 1 BB: 0 P: 14	R: 1 E: 0 K: 1 S: 11	H: 1 LOB: 1 BB: 1 P: 21	R: 0 E: 0 K: 0 S: 6	H: 1 LOB: 0 BB: 0 P: 10	R: 6 E: 0 K: 0 S: 18	H: 6 LOB: 1 BB: 1 P: 31	R: 0 E: 0 K: 0 S: 9	H: 0 LOB: 1 BB: 1 P: 13	1B: 5 2B: 5 3B: 0 HR: 2	SF: 0 SAC: 0 DP: 1 HBP: 0	WP: 1 PB: 0 CS: 0	PA: 37
PITCHER	IP WLS BF H R ER SO BB IBB HBP BLK WP HR S P ERA WHIP	6.0 L 26 7 4 4 7 2 0 0 0 0 2 23 33 6.00 1.500	2.0 L 11 4 3 3 0 1 0 0 0 0 2 23 33 13.50 2.500	PITCHER														

Batter	1	2	3	4	5	6	7	8	9	AB	R	H	RBI	BB	SO	LOB	TOP					
Benny Agbayani, R OBP: 0.397, SLG: 0.423 (1, 7)	0-1 31 BB 1B		0-1 F9				3-2 G6-3 1-3		3-1 31 G6-4-3 1B								5 0 2 0 0 0 1					
Eduardo Alfonso, R OBP: 0.324, SLG: 0.470 (1, 4)	2-2 F9		0-2 F8				0-0 F8		0-3 K								5 0 0 0 0 0 1 4					
31 Mike Piazza, R OBP: 0.338, SLG: 0.550 (1, 2)	4-2 FC4-6 1-2 BB		3-2 HR				1-1 G5-3		1-0 G6-4-3 1-2								4 1 1 1 1 0 3					
Robin Ventura, L OBP: 0.416, SLG: 0.513 (1, 5)	1-1 F8		2-1 1B 2B						2-2 P4								4 1 2 1 0 0 2					
Todd Zeile, R OBP: 0.357, SLG: 0.361 (1, 3)	1-1 FC4-6 1-2		3-1 1B						1-2 F8 FC6-4 1B								4 0 2 0 0 0 2					
Mark Johnson, L OBP: 0.316, SLG: 0.375 (1, 10)									1-1 1B								2 0 0 0 1 1 0					
Joe McEwing, R OBP: 0.356, SLG: 0.409 (8, PH)									1-2 FC6-4 1B								1 0 1 0 0 0 0					
Tsuyoshi Shinjo, R OBP: 0.315, SLG: 0.447 (1, 9)			0-0 F8				3-2 F5		0-1 E5								4 0 0 0 0 0 3					
Darryl Hamilton, L OBP: 0.286, SLG: 0.248 (1, 8)			4-0 BB				2-1 G4-6-3 1-2		0-0 G1-3								2 0 0 0 2 0 2					
Rey Ordóñez, R OBP: 0.280, SLG: 0.303 (1, 6)			2-2 G1-3				0-2 G6-3 WP 1B		0-0 1B								3 0 2 0 0 0 1					
Lenny Harris, L OBP: 0.294, SLG: 0.290 (8, PH)									1-1 F7								1 0 0 0 0 0 3					
Desi Relaford, S OBP: 0.369, SLG: 0.459 (8, 6)																	0 0 0 0 0 0 0					
Inning Stats	R: 0 E: 0 K: 0 S: 14	H: 1 LOB: 2 BB: 1 P: 22	R: 0 E: 0 K: 0 S: 6	H: 0 LOB: 1 BB: 1 P: 12	R: 1 E: 0 K: 0 S: 13	H: 3 LOB: 2 BB: 0 P: 21	R: 0 E: 0 K: 0 S: 5	H: 0 LOB: 0 BB: 1 P: 14	R: 0 E: 0 K: 1 S: 10	H: 1 LOB: 1 BB: 0 P: 14	R: 1 E: 1 K: 1 S: 11	H: 1 LOB: 1 BB: 0 P: 19	R: 0 E: 0 K: 1 S: 7	H: 2 LOB: 1 BB: 0 P: 11	R: 0 E: 0 K: 0 S: 11	H: 2 LOB: 3 BB: 1 P: 20	R: 0 E: 0 K: 0 S: 5	H: 0 LOB: 0 BB: 0 P: 8	1B: 7 2B: 1 3B: 0 HR: 2	SF: 0 SAC: 0 DP: 2 HBP: 0	WP: 1 PB: 0 CS: 0	PA: 39
PITCHER	IP	WLS	BF	H	R	ER	SO	BB	IBB	HBP	BLK	WP	HR	S	P	ERA	WHIP					
Tanyon Sturtze, R ERA: 5.1 (1, 1)	7.0	W	30	8	2	2	2	3	0	0	0	1	2	66	113	2.57	1.571					
Doug Creek, L ERA: 3.92 (8, 1)	0.1	H	3	2	0	0	0	0	0	0	0	0	0	8	12	0.00	6.000					
Travis Phelps, R ERA: 2.79 (8, 1)	1.2	S	6	0	0	0	0	1	0	0	0	0	0	8	16	0.00	0.600					

New York Mets @ Tampa Bay Devil Rays
Tropicana Field, St. Petersburg, FL
Sat Jun 09 2001, 4:15 PM EDT
Att: 19,235 - Dome - 72 F

AB 35
R 2
H 10
RBI 2
BB 4
SO 2
LOB 21



Batter	1	2	3	4	5	6	7	8	9	AB	R	H	RBI	BB	SO	LOB	BOTTOM					
Randy Winn, S OBP: 0.419, SLG: 0.451 (1, 9)	4-0 2B BB		2-2 E6 SF8				1-2 F8		0-1 1H 3B								3 2 1 1 1 0 1					
Gerald Williams, R OBP: 0.287, SLG: 0.341 (1, 8)	2-2 F9		0-0 P3				1-2 F7		2-2 FC6-2-5-1-6								4 0 0 0 0 0 4					
Greg Vaughn, R OBP: 0.343, SLG: 0.518 (1, 7)	0-0 G3-1 1H 2B		3-1 SF8				4-0 1-2 BB		3H 1-0 F8								2 0 1 2 1 0 1					
Fred McGriff, L OBP: 0.375, SLG: 0.538 (1, 3)	1-1 G3-1		1-2 HR				0-3 K		1-2 E6 WP SH2-4								4 1 1 1 0 1 3					
Russ Johnson, R OBP: 0.358, SLG: 0.392 (1, 5)	3-0 P6		0-1 G4-3				4-2 G4-6-3 BB		0-0 SH2-4								2 0 0 0 1 0 1					
Aubrey Huff, L OBP: 0.284, SLG: 0.370 (1, 10)			3-1 F8				1-2 G6-3		2-2 G4-6-3 1-2								4 0 0 0 0 0 2					
Mike DiFelice, R OBP: 0.288, SLG: 0.301 (1, 2)			2-2 P3				0-0 G5-3		1-2 F9								3 0 0 0 1 0 0					
Andy Sheets, R OBP: 0.333, SLG: 0.344 (1, 6)			2-2 L3				2-2 G5-3		0-1 3B 1B								4 1 1 0 0 1 2					
Damian Rolls, R OBP: 0.357, SLG: 0.417 (1, 4)			2-2 E 2B				0-1 BB 1B		1-3 K								3 1 2 0 0 1 1					
Inning Stats	R: 1 E: 0 K: 0 S: 8	H: 1 LOB: 1 BB: 1 P: 18	R: 0 E: 0 K: 0 S: 9	H: 0 LOB: 0 BB: 0 P: 16	R: 3 E: 1 K: 0 S: 17	H: 2 LOB: 0 BB: 0 P: 25	R: 0 E: 0 K: 0 S: 7	H: 0 LOB: 0 BB: 0 P: 10	R: 0 E: 0 K: 1 S: 11	H: 1 LOB: 2 BB: 1 P: 17	R: 0 E: 0 K: 0 S: 9	H: 0 LOB: 0 BB: 1 P: 16	R: 1 E: 0 K: 1 S: 11	H: 2 LOB: 1 BB: 0 P: 15	R: 0 E: 1 K: 1 S: 12	H: 0 LOB: 2 BB: 1 P: 20	R: 0 E: 0 K: 0 S: 5	H: 0 LOB: 0 BB: 0 P: 8	1B: 2 2B: 2 3B: 1 HR: 1	SF: 1 SAC: 1 DP: 1 HBP: 0	WP: 1 PB: 0 CS: 0	PA: 35
PITCHER	IP	WLS	BF	H	R	ER	SO	BB	IBB	HBP	BLK	WP	HR	S	P	ERA	WHIP					
Al Leiter, L ERA: 3.71 (1, 1)	6.0	L	25	4	4	1	1	3	0	0	0	0	0	61	102	1.50	1.167					
Turk Wendell, R ERA: 2.78 (7, 1)	1.0		5	2	1	1	1	0	0	0	0	0	0	11	15	9.00	2.000					
John Franco, L ERA: 4.63 (8, 1)	1.0		5	0	0	0	1	1	0	0	0	1	0	12	20	0.00	1.000					

New York Mets @ Tampa Bay Devil Rays
Tropicana Field, St. Petersburg, FL
Sat Jun 09 2001, 4:15 PM EDT
Att: 19,235 - Dome - 72 F

AB 29
R 5
H 6
RBI 4
BB 4
SO 3
LOB 15



Batter	1	2	3	4	5	6	7	8	9	AB	R	H	RBI	BB	SO	LOB	TOP				
Doug Glanville, R (1, 8) OBP: 0.297, SLG: 0.421	2-2 G4-6-3 1B			4-1 2B BB		1-2 F3		1-1 11 1B HR	0-1 P4	4	1	2	0	1	0	0	Philadelphia Phillies @ Tampa Bay Devil Rays Tropicana Field, St. Petersburg, FL Tue Jun 12 2001, 7:15 PM EDT Att: 12,602 - Dome - 72 F				
11 Jimmy Rollins, S (1, 6) OBP: 0.318, SLG: 0.414	1-2 G4-6-3 1-2f		0-0 F7			4-2 BB		3-2 HR 1B		3	1	1	0	1	0	2					
Bobby Abreu, L (1, 9) OBP: 0.367, SLG: 0.509	1-3 K		1-1 2B			1-0 G1-3		1-1 HR		4	1	2	3	0	1	1					
Scott Rolen, R (1, 5) OBP: 0.352, SLG: 0.426		0-1 F9		2-3 K			0-0 HR 1B	1-3 K		4	1	1	0	0	2	2					
Pat Burrell, R (1, 10) OBP: 0.379, SLG: 0.481		0-2 F8		0-1 F7			0-3 K	1-1 E7		4	0	0	0	0	1	3					
Travis Lee, L (1, 3) OBP: 0.386, SLG: 0.438		1-2 G4-3			2-3 K		0-0 HR	1-2 E4		4	1	1	2	0	1	1					
Brian Hunter, R (1, 7) Eric Valent, L (7, PH) OBP: 0.396, SLG: 0.333 OBP: 0.308, SLG: 0.333			1-1 P4		2-3 K2-3		0-0 F9	3-1 G5-3		2	0	0	0	0	1	0					
23 Kevin Jordan, R (1, 4) OBP: 0.375, SLG: 0.393			1-0 G6-3		1-1 L1		0-1 P4		2-3 K	4	0	0	0	0	1	0					
Johnny Estrada, S (1, 2) OBP: 0.270, SLG: 0.333			2-2 F9			0-0 F9		0-1 F7	0-3 K2-3	4	0	0	0	0	1	0					
Inning Stats	R: 0 E: 0 K: 1 S: 11	H: 1 LOB: 0 BB: 0 P: 15	R: 0 E: 0 K: 0 S: 8	H: 0 LOB: 0 BB: 0 P: 9	R: 0 E: 0 K: 0 S: 8	H: 0 LOB: 0 BB: 0 P: 12	R: 0 E: 0 K: 1 S: 10	H: 1 LOB: 2 BB: 1 P: 17	R: 0 E: 0 K: 2 S: 10	H: 0 LOB: 0 BB: 0 P: 15	R: 2 E: 0 K: 1 S: 8	H: 2 LOB: 0 BB: 0 P: 8	R: 3 E: 2 K: 1 S: 20	H: 3 LOB: 2 BB: 0 P: 31	R: 0 E: 0 K: 2 S: 9	H: 0 LOB: 0 BB: 0 P: 11		1B: 4 2B: 1 3B: 0 HR: 2	SF: 0 SAC: 0 DP: 1 HBP: 0	WP: 0 PB: 0 SB: 0 CS: 0	PA: 37
PITCHER	IP	WLS	BF	H	R	ER	SO	BB	IBB	HBP	BLK	WP	HR	S	P	ERA	WHIP				
Joe Kennedy, L (1, 1) ERA: 3.18	6.1	W	24	4	2	2	5	2	0	0	0	0	1	68	95	2.84	0.947				
Travis Phelps, R (7, 1) ERA: 2.7	0.2	H	2	0	0	0	0	0	0	0	0	0	0	3	3	0.00	0.000				
Dan Wheeler, R (8, 1) ERA: 8.66	0.2		6	3	3	3	1	0	0	0	0	0	1	15	22	40.50	4.500				
Doug Creek, L (8, 1) ERA: 3.45	1.1		5	0	0	0	2	0	0	0	0	0	0	14	20	0.00	0.000				

AB 35
R 5
H 7
RBI 5
BB 2
SO 8
LOB 11



Batter	1	2	3	4	5	6	7	8	9	AB	R	H	RBI	BB	SO	LOB	BOTTOM				
Jason Tyner, L (1, 8) OBP: 0.382, SLG: 0.375	1-0 G4-3		1-0 S 1B		1-0 F7		1-2 E4 1B	1-1 G4-3		5	2	1	1	0	0	0	Philadelphia Phillies @ Tampa Bay Devil Rays Tropicana Field, St. Petersburg, FL Tue Jun 12 2001, 7:15 PM EDT Att: 12,602 - Dome - 72 F				
Randy Winn, S (1, 9) OBP: 0.414, SLG: 0.443	3-3 K		0-2 F2		2-3 K		0-0 BB 1B HR			4	1	1	0	0	2	1					
Greg Vaughn, R (1, 7) OBP: 0.347, SLG: 0.529	3-2 P6		1-2 G6-3		2-1 HR		2-1 BB HR 1B			4	2	2	2	0	0	1					
Fred McGriff, L (1, 3) OBP: 0.385, SLG: 0.537		3-2 2B G6-3 1B	4-1 1B IBB		0-0 S 1B		0-0 HR BB			2	2	2	0	2	0	0					
Ben Grieve, L (1, 10) OBP: 0.361, SLG: 0.360		1-3 K	1-1 1B		2-1 G3		2-0 HR			4	1	2	5	0	1	2					
Aubrey Huff, L (1, 5) OBP: 0.282, SLG: 0.366		3-2 2B	1-2 G4-3		1-2 G3		1-1 HR			4	0	1	0	0	0	2					
Mike DiFelice, R (1, 2) OBP: 0.286, SLG: 0.299		0-0 G6-3		1-3 K		1-1 CS 1B		0-0 G5-3		4	0	1	1	0	1	1					
Andy Sheets, R (1, 6) OBP: 0.304, SLG: 0.310		3-H F8		0-1 G3		3-2 P3		1-3 K		4	0	0	0	0	1	2					
Damian Rolls, R (1, 4) OBP: 0.344, SLG: 0.417			1-0 1B 3B		2-2 G5-3		1-2 F9	0-1 G6-3		4	1	1	0	0	0	0					
Inning Stats	R: 0 E: 0 K: 1 S: 8	H: 0 LOB: 0 BB: 0 P: 15	R: 1 E: 0 K: 1 S: 15	H: 2 LOB: 1 BB: 0 P: 22	R: 2 E: 0 K: 0 S: 14	H: 3 LOB: 2 BB: 1 P: 23	R: 0 E: 0 K: 1 S: 8	H: 0 LOB: 0 BB: 0 P: 11	R: 1 E: 0 K: 1 S: 10	H: 2 LOB: 1 BB: 0 P: 17	R: 0 E: 0 K: 0 S: 8	H: 1 LOB: 0 BB: 0 P: 14	R: 5 E: 1 K: 0 S: 19	H: 3 LOB: 0 BB: 1 P: 32	R: 0 E: 0 K: 1 S: 7	H: 0 LOB: 0 BB: 0 P: 9		1B: 7 2B: 1 3B: 1 HR: 2	SF: 0 SAC: 0 DP: 0 HBP: 0	WP: 0 PB: 0 SB: 2 CS: 1	PA: 37
PITCHER	IP	WLS	BF	H	R	ER	SO	BB	IBB	HBP	BLK	WP	HR	S	P	ERA	WHIP				
Amaury Telemaco, R (1, 1) ERA: 4.46	6.1	L	29	9	6	6	4	0	0	0	0	0	0	2	4	8.53	1.421				
Vicente Padilla, R (7, 1) ERA: 5.09	0.0		1	1	0	0	0	0	0	0	0	0	0	2	4	∞	∞				
Eddie Oropesa, L (7, 1) ERA: 6.14	0.2		4	1	3	2	0	1	0	0	0	0	1	7	16	27.00	3.000				
Chris Brock, R (8, 1) ERA: 3.99	1.0		3	0	0	0	1	0	0	0	0	0	0	7	9	0.00	0.000				

AB 35
R 9
H 11
RBI 9
BB 2
SO 5
LOB 9



Batter	1	2	3	4	5	6	7	8	9	AB	R	H	RBI	BB	SO	LOB	TOP								
Doug Glanville, R OBP: 0.293, SLG: 0.415	1-1 F8		0-3 K		3-3 K		2-1 F7			4	0	0	0	0	2	3	Philadelphia Phillies @ Tampa Bay Devil Rays Tropicana Field, St. Petersburg, FL Wed Jun 13 2001, 7:15 PM EDT Att: 10,539 - Dome - 72 F								
11 Jimmy Rollins, S OBP: 0.317, SLG: 0.419	1-0 G4-3		2-2 F8		3-3 K			3-2 SF7 3B		4	1	1	0	0	1	2									
Bobby Abreu, L OBP: 0.365, SLG: 0.507	0-1 G4-3		0-1 1B			2-2 F7		0-0 SF7		3	0	1	2	0	0	0									
Scott Rolen, R OBP: 0.347, SLG: 0.419		1-3 K		2-2 F8		0-1 L9		1-0 G5-3		4	0	0	0	0	1	2									
Travis Lee, L OBP: 0.364, SLG: 0.449		3-1 1B		0-0 G4-3 2B		2-1 1B		0-0 G6-3		4	0	3	0	0	0	0									
Pat Burrell, R OBP: 0.373, SLG: 0.473		3-2 F8		2-3 K		3-3 K			0-1 G5-3	4	0	0	0	0	2	3									
Eric Valent, L OBP: 0.294, SLG: 0.375		1-1 G4-3		1-2 G4-3			0-0 G6-3 1B 2B	2-2 G3-1		4	1	1	0	0	0	2									
Johnny Estrada, S OBP: 0.269, SLG: 0.329			2-2 1B 1B	0-1 F5			0-1 G6-3	1-0 F7		4	1	1	0	0	0	2									
Marlon Anderson, L OBP: 0.317, SLG: 0.403			1-1 1B 1B		1-3 K		0-0 CS 1B			3	0	2	1	0	1	0									
Inning Stats	R: 0 E: 0 K: 0 S: 5	H: 0 LOB: 0 BB: 0 P: 7	R: 0 E: 0 K: 1 S: 10	H: 1 LOB: 1 BB: 0 P: 18	R: 1 E: 0 K: 1 S: 17	H: 3 LOB: 2 BB: 0 P: 24	R: 0 E: 0 K: 1 S: 10	H: 1 LOB: 1 BB: 0 P: 13	R: 0 E: 0 K: 3 S: 9	H: 0 LOB: 0 BB: 0 P: 16	R: 0 E: 0 K: 1 S: 10	H: 1 LOB: 1 BB: 0 P: 17	R: 1 E: 0 K: 0 S: 6	H: 2 LOB: 0 BB: 0 P: 8	R: 1 E: 0 K: 0 S: 8	H: 1 LOB: 0 BB: 0 P: 12	R: 0 E: 0 K: 0 S: 6	H: 0 LOB: 0 BB: 0 P: 9	1B: 6 2B: 2 3B: 1 HR: 0	SF: 1 SAC: 0 DP: 0 HBP: 0	WP: 0 PB: 0 SB: 1 CS: 1	PA: 35			
PITCHER	IP	WLS	BF	H	R	ER	SO	BB	IBB	HBP	BLK	WP	HR	S	P	ERA	WHIP								
Bryan Rekar, R ERA: 5.15	8.0	W	32	9	3	3	7	0	0	0	0	0	0	75	115	3.38	1.125								
Esteban Yan, R ERA: 4.15	1.0	S	3	0	0	0	0	0	0	0	0	0	0	6	9	0.00	0.000								

Batter	1	2	3	4	5	6	7	8	9	AB	R	H	RBI	BB	SO	LOB	BOTTOM								
Jason Tyner, L OBP: 0.351, SLG: 0.343	0-3 K2-3		1-2 G6-3		1-2 G6-3			1-2 SH2-3		3	0	0	0	0	1	1	Philadelphia Phillies @ Tampa Bay Devil Rays Tropicana Field, St. Petersburg, FL Wed Jun 13 2001, 7:15 PM EDT Att: 10,539 - Dome - 72 F								
Randy Winn, S OBP: 0.417, SLG: 0.455	1-2 F8		2-2 1B		0-3 K			0-0 HR 2B		4	1	2	1	0	1	1									
Greg Vaughn, R OBP: 0.346, SLG: 0.537	1-3 K		0-1 G5-3			1-3 K		3-1 HR		4	1	1	2	0	2	1									
Fred McGriff, L OBP: 0.391, SLG: 0.553		4-0 2B SF7 BB		2-0 HR		2-3 K		3-1 G3-1 FC2-1 1B		3	2	2	1	1	1	0									
Russ Johnson, R OBP: 0.355, SLG: 0.383		2-3 K		2-2 F9		3-2 P3		4-2 FC2-1 G3-1 BB		3	0	0	0	1	1	1									
Ben Grievie, L OBP: 0.359, SLG: 0.363		2-0 2B		2-3 K			0-3 K	2-1 G3-1		4	0	1	0	0	2	2									
Mike DiFelice, R OBP: 0.273, SLG: 0.288		0-1 SF7		0-2 F8			2-2 L4	1-3 FC2-1		3	0	0	1	0	0	2									
Andy Sheets, R OBP: 0.305, SLG: 0.324		3-H F8			1-2 SH3 2B		0-3 K			3	0	1	0	0	1	1									
Damian Rolls, R OBP: 0.347, SLG: 0.419			0-0 F8		0-0 SH3			1-1 SH2-3 2B 1B		2	1	1	0	0	0	0									
Inning Stats	R: 0 E: 0 K: 2 S: 11	H: 0 LOB: 0 BB: 0 P: 13	R: 1 E: 0 K: 1 S: 11	H: 1 LOB: 1 BB: 1 P: 20	R: 0 E: 0 K: 0 S: 9	H: 1 LOB: 0 BB: 0 P: 12	R: 1 E: 0 K: 1 S: 14	H: 1 LOB: 0 BB: 0 P: 20	R: 0 E: 0 K: 2 S: 10	H: 0 LOB: 0 BB: 0 P: 16	R: 0 E: 0 K: 2 S: 9	H: 0 LOB: 0 BB: 0 P: 11	R: 3 E: 0 K: 0 S: 18	H: 4 LOB: 2 BB: 1 P: 33	1B: 3 2B: 3 3B: 0 HR: 2	SF: 1 SAC: 2 DP: 0 HBP: 0	WP: 0 PB: 0 SB: 0 CS: 0	PA: 34							
PITCHER	IP	WLS	BF	H	R	ER	SO	BB	IBB	HBP	BLK	WP	HR	S	P	ERA	WHIP								
Bruce Chen, L ERA: 4.35	7.0	L	26	4	2	2	9	1	0	0	0	0	1	75	105	2.57	0.714								
Ricky Bottalico, R ERA: 4.01	0.1	L	6	4	3	3	0	1	0	0	0	0	1	12	24	81.00	15.000								
Rheal Cormier, L ERA: 3.54	0.2		2	0	0	0	1	0	0	0	0	0	0	6	9	0.00	0.000								

Batter	1	2	3	4	5	6	7	8	9	AB	R	H	RBI	BB	SO	LOB	TOP				
Doug Glanville, R OBP: 0.288, SLG: 0.408 (1, 8)	G5-3			F7		K		F7		4	0	0	0	0	1	1	Philadelphia Phillies @ Tampa Bay Devil Rays Tropicana Field, St. Petersburg, FL Thu Jun 14 2001, 12:15 PM EDT Att: 11,606 - Dome - 72 F				
11 Jimmy Rollins, S OBP: 0.320, SLG: 0.420 (1, 6)	G5-3			F8		K		K		4	1	2	0	0	1	0					
Bobby Abreu, L OBP: 0.360, SLG: 0.500 (1, 9)	K			SF8				K		3	0	0	1	0	2	2					
Scott Rolen, R OBP: 0.342, SLG: 0.412 (1, 5)		F9		P6				F8		4	0	0	0	0	0	0					
Travis Lee, L OBP: 0.371, SLG: 0.455 (1, 3)		K				G3		HR		2	1	1	0	2	1	0					
Pat Burrell, R OBP: 0.371, SLG: 0.482 (1, 7)		K				G1-5-3		HR		4	1	1	2	0	1	2					
Eric Valent, L OBP: 0.250, SLG: 0.316 (1, 10)				K		G3				3	0	0	0	0	2	1					
Gary Bennett, R OBP: 0.275, SLG: 0.244 (1, 2)				K		F7				3	0	0	0	0	2	1					
Marlon Anderson, L OBP: 0.317, SLG: 0.402 (1, 4)				G3-1				F8		3	0	1	0	0	0	0					
Inning Stats	R: 0 E: 0 K: 1 S: 10	H: 0 LOB: 0 BB: 0 P: 11	R: 0 E: 0 K: 2 S: 11	H: 0 LOB: 0 BB: 0 P: 18	R: 0 E: 0 K: 2 S: 9	H: 0 LOB: 0 BB: 0 P: 14	R: 1 E: 0 K: 0 S: 10	H: 1 LOB: 0 BB: 0 P: 16	R: 0 E: 0 K: 2 S: 7	H: 0 LOB: 0 BB: 0 P: 12	R: 2 E: 0 K: 1 S: 11	H: 1 LOB: 0 BB: 1 P: 20	R: 0 E: 0 K: 2 S: 19	H: 2 LOB: 2 BB: 0 P: 28	R: 0 E: 0 K: 0 S: 5	H: 0 LOB: 0 BB: 1 P: 9	1B: 3 2B: 1 3B: 0 HR: 1	SF: 1 SAC: 0 DP: 1 HBP: 0	WP: 0 PB: 0 SB: 2 CS: 0	PA: 33	
PITCHER	IP	WLS	BF	H	R	ER	SO	BB	IBB	HBP	BLK	WP	HR	S	P	ERA	WHIP				
Ryan Rupe, R ERA: 6.71 (1, 1)	7.0	W	25	3	3	2	8	1	0	0	0	0	1	68	105	2.57	0.571				
Travis Phelps, R ERA: 2.51 (8, 1)	0.2	H	4	2	0	0	1	0	0	0	0	0	0	16	23	0.00	3.000				
Esteban Yan, R ERA: 3.95 (8, 1)	1.1	S	4	0	0	0	1	1	0	0	0	0	0	8	14	0.00	0.750				

Batter	1	2	3	4	5	6	7	8	9	AB	R	H	RBI	BB	SO	LOB	BOTTOM				
Jason Tyner, L OBP: 0.366, SLG: 0.359 (1, 8)	K2-3							G5-4-3		4	1	2	0	0	1	1	Philadelphia Phillies @ Tampa Bay Devil Rays Tropicana Field, St. Petersburg, FL Thu Jun 14 2001, 12:15 PM EDT Att: 11,606 - Dome - 72 F				
Damian Rolis, R OBP: 0.344, SLG: 0.413 (1, 4)	P4			F8			F2			4	1	1	0	0	0	1					
Greg Vaughn, R OBP: 0.345, SLG: 0.536 (1, 10)	P4					F8		G5-4-3		4	1	1	1	0	0	1					
Fred McGriff, L OBP: 0.401, SLG: 0.575 Steve Cox, L OBP: 0.255, SLG: 0.347 (1, 3)	SH5-3			3B				HR		2	2	2	3	2	0	0					
Randy Winn, S OBP: 0.415, SLG: 0.469 (1, 9)	SH5-3			1B			P6			3	1	1	1	0	0	1					
Ben Grievie, L OBP: 0.382, SLG: 0.362 Gerald Williams, R OBP: 0.263, SLG: 0.335 (8, FR)	K			1B			G3			3	0	1	0	1	1	2					
Mike DiFelice, R OBP: 0.283, SLG: 0.298 (1, 2)	K							1B		4	0	2	1	0	1	1					
Aubrey Huff, L OBP: 0.281, SLG: 0.363 (1, 5)				K				G4-6-3		4	0	1	0	0	1	4					
Andy Sheets, R OBP: 0.294, SLG: 0.312 (1, 6)				G5-3				F8		3	0	0	0	0	0	1					
Inning Stats	R: 3 E: 0 K: 2 S: 19	H: 4 LOB: 1 BB: 0 P: 29	R: 0 E: 0 K: 0 S: 9	H: 1 LOB: 0 BB: 0 P: 13	R: 2 E: 0 K: 1 S: 12	H: 2 LOB: 2 BB: 2 P: 23	R: 0 E: 0 K: 1 S: 6	H: 0 LOB: 0 BB: 0 P: 8	R: 0 E: 0 K: 0 S: 11	H: 0 LOB: 1 BB: 1 P: 16	R: 0 E: 0 K: 0 S: 5	H: 0 LOB: 0 BB: 0 P: 7	R: 0 E: 0 K: 0 S: 4	H: 1 LOB: 0 BB: 0 P: 5	R: 1 E: 0 K: 0 S: 13	H: 3 LOB: 2 BB: 0 P: 21	1B: 7 2B: 2 3B: 1 HR: 1	SF: 0 SAC: 1 DP: 3 HBP: 0	WP: 0 PB: 0 SB: 0 CS: 0	PA: 35	
PITCHER	IP	WLS	BF	H	R	ER	SO	BB	IBB	HBP	BLK	WP	HR	S	P	ERA	WHIP				
Randy Wolf, L ERA: 4.27 (1, 1)	7.0	L	31	9	6	6	4	3	0	0	0	0	0	70	108	7.71	1.714				
Jose Santiago, R ERA: 5.94 (8, 1)	1.0		4	2	0	0	0	0	0	0	0	0	0	9	14	0.00	2.000				

Batter	1	2	3	4	5	6	7	8	9	AB	R	H	RBI	BB	SO	LOB	TOP										
Randy Winn, S OBP: 0.410, SLG: 0.470	G1-3		G4-3			G6-3			1B 1B	4	1	1	0	0	0	0	Tampa Bay Devil Rays @ Florida Marlins Pro Player Stadium, Miami, FL Fri Jun 15 2001, 7:05 PM EDT Att: 14,387 - Cloudy - 86 F										
Damian Rolls, R OBP: 0.341, SLG: 0.408	K			F7		P4		1B 3B	4	1	1	0	0	1	0												
Greg Vaughn, R OBP: 0.343, SLG: 0.531	K			G6-3		F8		1B 3B	4	1	1	1	0	1	0												
Ben Grieve, L OBP: 0.364, SLG: 0.378		G4-3			2B		K	1B 3B	4	1	2	2	0	1	0												
Aubrey Huff, L OBP: 0.280, SLG: 0.360		PB 1B			K		G4-3	G4-3	4	0	1	1	0	1	1												
Steve Cox, L OBP: 0.248, SLG: 0.337									3	0	0	0	0	1	1												
Gerald Williams, R OBP: 0.262, SLG: 0.333	L1				K		F9	F9	1	0	0	0	0	0	0												
Mike DiFelice, R OBP: 0.281, SLG: 0.295									4	0	1	0	0	1	1												
Felix Martinez, S OBP: 0.290, SLG: 0.289			F8			F8			2	0	0	0	0	0	1												
Russ Johnson, R OBP: 0.353, SLG: 0.381									1	0	0	0	0	0	0												
Tanyon Sturtze, R OBP: 0.357, SLG: 0.350									2	0	0	0	0	1	1												
Doug Creek, L OBP: 0.262, SLG: 0.333									0	0	0	0	0	0	0												
Jason Tyner, L OBP: 0.357, SLG: 0.350									1	0	0	0	0	0	0												
Jeff Wallace, L OBP: 0.262, SLG: 0.333									0	0	0	0	0	0	0												
Inning Stats	R: 0 H: 0 E: 0 K: 2 S: 9	H: 0 LOB: 0 BB: 0 P: 12	R: 0 H: 1 E: 0 K: 1 S: 9	LOB: 1 BB: 0 P: 14	R: 0 H: 0 E: 0 K: 1 S: 8	LOB: 0 BB: 0 P: 15	R: 0 H: 1 E: 0 K: 1 S: 8	LOB: 1 BB: 0 P: 14	R: 0 H: 1 E: 0 K: 1 S: 8	LOB: 1 BB: 0 P: 10	R: 0 H: 0 E: 0 K: 0 S: 8	LOB: 0 BB: 0 P: 15	R: 0 H: 0 E: 0 K: 1 S: 6	LOB: 0 BB: 0 P: 8	R: 0 H: 0 E: 0 K: 0 S: 6	LOB: 0 BB: 0 P: 10	R: 4 H: 4 E: 0 K: 0 S: 25	H: 4 LOB: 0 BB: 0 P: 31	1B: 4 2B: 2 3B: 1 HR: 0	SF: 0 SAC: 0 DP: 0 HBP: 0	WP: 0 PB: 1 CS: 0	PA: 34					
PITCHER	IP	WLS	BF	H	R	ER	SO	BB	IBB	HBP	BLK	WP	HR	S	P	ERA	WHIP										
A.J. Burnett, R ERA: 1.83	(1, 1)	8.0	W	30	6	3	3	7	0	0	0	0	0	76	117	3.38	0.750										
Vic Darenbourg, L ERA: 4.12	(9, 1)	0.1		2	1	1	1	0	0	0	0	0	0	4	4	27.00	3.000										
Antonio Alfonseca, R ERA: 2.2	(9, 1)	0.2		2	0	0	0	0	0	0	0	0	0	7	8	0.00	0.000										

Batter	1	2	3	4	5	6	7	8	9	AB	R	H	RBI	BB	SO	LOB	BOTTOM										
Luis Castillo, S OBP: 0.342, SLG: 0.325	G4-3	E S 1B			1B 1B		S HR			3	1	2	1	2	0	0	Tampa Bay Devil Rays @ Florida Marlins Pro Player Stadium, Miami, FL Fri Jun 15 2001, 7:05 PM EDT Att: 14,387 - Cloudy - 86 F										
Eric Owens, R OBP: 0.299, SLG: 0.327	G1-3	G6-3			G5-2-3 1B		HR BB	G4-3	4	1	1	0	1	0	3												
Cliff Floyd, L OBP: 0.411, SLG: 0.607	K		F2		G5-2-3 1B		P4		4	0	1	0	0	1	2												
Mike Lowell, R OBP: 0.365, SLG: 0.569		2B SF7 1B	K		G5-2-3		HR		4	2	2	3	0	1	3												
Kevin Millar, R OBP: 0.344, SLG: 0.537			G1-3		G5-3		K		4	1	1	0	0	1	2												
Charles Johnson, R OBP: 0.369, SLG: 0.550		3B BB		K		G4-6-3 BB	K		2	1	0	0	2	2	0												
John Mabry, L OBP: 0.294, SLG: 0.386		SF7			1B		G4-6-3	BB 1B	3	0	2	1	0	0	1												
Alex Gonzalez, R OBP: 0.336, SLG: 0.390		1B 3B		K				F3	4	1	2	2	0	1	2												
A.J. Burnett, R OBP: 0.100, SLG: 0.105									4	0	0	0	0	3	4												
Vic Darenbourg, L ERA: 3.64	(9, 1)								0	0	0	0	0	0	0												
Antonio Alfonseca, R ERA: 0.98	(9, 1)								0	0	0	0	0	0	0												
Inning Stats	R: 0 H: 0 E: 0 K: 1 S: 7	H: 0 LOB: 0 BB: 0 P: 8	R: 4 H: 4 E: 0 K: 1 S: 22	H: 4 LOB: 1 BB: 1 P: 36	R: 0 H: 0 E: 0 K: 1 S: 10	H: 0 LOB: 0 BB: 0 P: 13	R: 0 H: 1 E: 0 K: 3 S: 12	H: 1 LOB: 1 BB: 0 P: 16	R: 0 H: 3 E: 0 K: 0 S: 9	H: 3 LOB: 2 BB: 0 P: 14	R: 0 H: 1 E: 0 K: 0 S: 5	LOB: 1 BB: 1 P: 9	R: 3 H: 1 E: 0 K: 2 S: 20	LOB: 0 BB: 2 P: 31	R: 0 H: 1 E: 0 K: 1 S: 15	H: 1 LOB: 2 BB: 1 P: 26	1B: 8 2B: 1 3B: 1 HR: 1	SF: 1 SAC: 0 DP: 2 HBP: 0	WP: 0 PB: 0 CS: 0	PA: 38							
PITCHER	IP	WLS	BF	H	R	ER	SO	BB	IBB	HBP	BLK	WP	HR	S	P	ERA	WHIP										
Tanyon Sturtze, R ERA: 5.45	(1, 1)	6.0	L	29	9	6	6	6	4	0	0	0	0	73	110	9.00	2.167										
Doug Creek, L ERA: 3.64	(7, 1)	1.0		4	1	1	1	2	0	0	0	0	1	12	17	9.00	1.000										
Jeff Wallace, L ERA: 0.98	(8, 1)	1.0		5	1	0	0	1	1	0	0	0	0	15	26	0.00	2.000										

Batter	1	2	3	4	5	6	7	8	9	AB	R	H	RBI	BB	SO	LOB	TOP				
Randy Winn, S OBP: 0.399, SLG: 0.455	G3		G3			G3			G3	4	0	0	0	0	0	0					
Damian Rolls, R OBP: 0.331, SLG: 0.395	K			K		F8			K	4	0	0	0	0	3	0					
Greg Vaughn, R OBP: 0.339, SLG: 0.525	E4			K			G6-3			3	0	0	0	0	1	0					
Fred McGriff, L OBP: 0.396, SLG: 0.567	F8			G3			F8			3	0	0	0	0	1	0					
Ben Griever, L OBP: 0.360, SLG: 0.373		G1-3			G5-3		L6			3	0	0	0	0	0	0					
Aubrey Huff, L OBP: 0.275, SLG: 0.353	F8				K2-3			K		3	0	0	0	0	2	0					
John Flaherty, R OBP: 0.260, SLG: 0.319		P4				FC6-4 1B		G6-3		3	0	1	0	0	0	0					
Felix Martinez, S OBP: 0.284, SLG: 0.282			G1-3			FC6-4		K		3	0	0	0	0	1	1					
Albie Lopez, R Jason Tyner, L (6, PH) Rusty Meacham, R (6, PH) Russ Johnson, R (9, PH)			K				F5		G5-3	1	0	0	0	0	1	0					
Inning Stats	R: 0 H: 0 E: 1 K: 1 S: 10	H: 0 LOB: 1 BB: 0 P: 12	R: 0 H: 0 E: 0 K: 0 S: 5	H: 0 LOB: 0 BB: 0 P: 7	R: 0 H: 0 E: 0 K: 1 S: 7	H: 0 LOB: 0 BB: 0 P: 10	R: 0 H: 0 E: 0 K: 2 S: 9	H: 0 LOB: 0 BB: 0 P: 12	R: 0 H: 1 E: 0 K: 1 S: 9	H: 0 LOB: 1 BB: 0 P: 10	R: 0 H: 0 E: 0 K: 0 S: 7	H: 0 LOB: 0 BB: 0 P: 11	R: 0 H: 0 E: 0 K: 0 S: 5	H: 0 LOB: 0 BB: 0 P: 10	R: 0 H: 0 E: 0 K: 2 S: 9	H: 0 LOB: 0 BB: 0 P: 15	R: 0 H: 0 E: 0 K: 1 S: 15	H: 0 LOB: 0 BB: 0 P: 18	1B: 1 2B: 0 3B: 0 HR: 0	SF: 0 SAC: 0 DP: 0 HBP: 0	WP: 0 PA: 29 CS: 0
PITCHER	IP	WLS	BF	H	R	ER	SO	BB	IBB	HBP	BLK	WP	HR	S	P	ERA	WHIP				
Brad Penny, R ERA: 3.73	(1, 1)	7.0	W	23	1	0	5	0	0	0	0	0	0	52	72	0.00	0.143				
Ricky Bones, R ERA: 4.44	(8, 1)	2.0		6	0	0	3	0	0	0	0	0	0	24	33	0.00	0.000				

Tampa Bay Devil Rays @ Florida Marlins
Pro Player Stadium, Miami, FL
Sat Jun 16 2001, 7:05 PM EDT
Att: 16,877 - Cloudy - 86 F


AB 29
R 0
H 1
RBI 0
BB 0
SO 8
LOB 2



Batter	1	2	3	4	5	6	7	8	9	AB	R	H	RBI	BB	SO	LOB	BOTTOM		
Luis Castillo, S OBP: 0.350, SLG: 0.332	1B	1B		S		K				4	3	3	1	1	1	0			
Eric Owens, R OBP: 0.305, SLG: 0.333	1B	1B		E9		K		F8		5	1	3	2	0	1	1			
Cliff Floyd, L OBP: 0.416, SLG: 0.622	1B	1B		HR		F3				4	2	3	4	0	0	0			
Mike Lowell, R OBP: 0.363, SLG: 0.563	1B	1B		F4		F8				4	0	1	2	0	0	2			
Kevin Millar, R OBP: 0.341, SLG: 0.528	K	F8			F9			BB	1B	4	1	1	0	0	1	2			
Charles Johnson, R OBP: 0.362, SLG: 0.539		E5	F8		F9			K		4	1	0	0	0	1	1			
Derrek Lee, R OBP: 0.283, SLG: 0.369		K	F9		F9			BB	SF9	3	1	0	0	1	1	1			
Alex Gonzalez, R OBP: 0.335, SLG: 0.392		F8	K			G6-3		SF9	1B	4	1	1	1	0	1	1			
Brad Penny, R Ricky Bones, R	1B	1B		G5-3		G6-3		SF9		3	1	1	0	0	0	0			
Inning Stats	R: 1 H: 3 E: 0 K: 1 S: 12	H: 3 LOB: 1 BB: 0 P: 17	R: 5 H: 4 E: 1 K: 1 S: 17	H: 4 LOB: 1 BB: 1 P: 33	R: 0 H: 0 E: 0 K: 1 S: 10	H: 0 LOB: 0 BB: 0 P: 16	R: 2 H: 3 E: 1 K: 0 S: 13	H: 3 LOB: 0 BB: 0 P: 21	R: 0 H: 0 E: 0 K: 0 S: 6	H: 0 LOB: 0 BB: 0 P: 7	R: 0 H: 0 E: 0 K: 1 S: 10	H: 0 LOB: 0 BB: 0 P: 13	R: 0 H: 0 E: 0 K: 1 S: 8	H: 0 LOB: 0 BB: 0 P: 12	R: 3 H: 3 E: 0 K: 1 S: 17	H: 3 LOB: 1 BB: 1 P: 30	1B: 11 2B: 1 3B: 0 HR: 1	SF: 1 SAC: 0 DP: 1 HBP: 0	WP: 0 PA: 38 CS: 0
PITCHER	IP	WLS	BF	H	R	ER	SO	BB	IBB	HBP	BLK	WP	HR	S	P	ERA	WHIP		
Albie Lopez, R ERA: 5.59	(1, 1)	5.0	L	25	10	8	3	3	0	0	0	0	0	58	94	5.40	2.200		
Rusty Meacham, R ERA: 5.71	(6, 1)	3.0		13	3	3	3	1	0	0	0	0	0	35	55	9.00	1.333		

Tampa Bay Devil Rays @ Florida Marlins
Pro Player Stadium, Miami, FL
Sat Jun 16 2001, 7:05 PM EDT
Att: 16,877 - Cloudy - 86 F

AB 35
R 11
H 13
RBI 11
BB 2
SO 6
LOB 8



Batter	1	2	3	4	5	6	7	8	9	AB	R	H	RBI	BB	SO	LOB	TOP										
Jose Offerman, S (1,4) OBP: 0.344, SLG: 0.407	4-1 FC5-4 BB		3-1 P6		2-2 G3-1		1-1 SF7		1-1 F7	3	0	0	1	1	0	0	Boston Red Sox @ Tampa Bay Devil Rays Tropicana Field, St. Petersburg, FL Tue Jun 19 2001, 7:15 PM EDT Att: 12,550 - Dome - 72 F livebaseballscorecards.com										
Trot Nixon, L (1,9) OBP: 0.356, SLG: 0.472	1-3 K		4-2 S BB		0-1 HR		3-H 1-1 F7		2-2 HR	4	2	2	2	1	1	2											
Carl Everett, S (1,8) OBP: 0.344, SLG: 0.467	0-0 FC5-4 HBP 1-2		1-3 K		0-0 P6		2-3 K		3-2 G4-3	5	0	0	0	0	2	3											
Manny Ramirez, R (1,10) OBP: 0.453, SLG: 0.671	3-2 HBP				4-1 G3-1 WP 2B BB		1-3 K		3-2 1B WP 1B	3	2	1	0	1	2	0											
Troy O'Leary, L (1,7) OBP: 0.287, SLG: 0.440	0-0 G5-3				2-2 G3-1		0-3 K		2-0 WP 1B	4	0	1	0	0	1	3											
Brian Daubach, L (1,3) OBP: 0.348, SLG: 0.545		1-2 F9			1-1 WP 2B		2-2 1B		1-2 L3	4	0	2	1	0	0	2											
Chris Stynes, R (1,5) OBP: 0.333, SLG: 0.512		1-3 K			3-H 2-3 K		0-1 F3		0-0 G5-3	4	0	0	0	0	2	4											
Scott Hatteberg, L (1,2) OBP: 0.205, SLG: 0.260		1-1 G3			1-0 G4-3		2-1 SH SF7 2B		3-2 HBP	3	1	1	0	0	0	1											
Mike Lansing, R (1,6) OBP: 0.255, SLG: 0.310			1-2 G5-3		0-1 F8		1-0 SH		2-1 F8	3	0	0	0	0	0	2											
Inning Stats	R: 0 E: 0 K: 1 S: 8	H: 0 LOB: 2 BB: 1 P: 16	R: 0 E: 0 K: 1 S: 8	H: 0 LOB: 0 BB: 0 P: 11	R: 0 E: 0 K: 1 S: 11	H: 0 LOB: 1 BB: 1 P: 20	R: 1 E: 0 K: 1 S: 11	H: 1 LOB: 1 BB: 1 P: 21	R: 1 E: 0 K: 2 S: 9	H: 1 LOB: 0 BB: 0 P: 11	R: 0 E: 0 K: 2 S: 11	H: 1 LOB: 1 BB: 0 P: 14	R: 1 E: 0 K: 1 S: 12	H: 1 LOB: 1 BB: 0 P: 19	R: 1 E: 0 K: 0 S: 15	H: 2 LOB: 2 BB: 0 P: 26	R: 1 E: 0 K: 1 S: 15	H: 1 LOB: 0 BB: 0 P: 22	1B: 3 2B: 2 3B: 0 HR: 2	SF: 1 SAC: 1 DP: 0 HBP: 2	WP: 3 PB: 0 SB: 1 CS: 0	PA: 40					
PITCHER	IP	WLS	BF	H	R	ER	SO	BB	IBB	HBP	BLK	WP	HR	S	P	ERA	WHIP										
Bryan Rekar, R (1,1) ERA: 5.15	7.0	L	32	6	4	4	7	3	0	1	0	2	1	75	122	5.14	1.286										
Doug Creek, L (8,1) ERA: 3.35	0.1		1	0	0	0	0	0	0	0	0	0	0	5	6	0.00	0.000										
Paul Wilson, R (8,1) ERA: 8.06	1.2		7	1	1	1	1	0	0	1	0	1	1	20	32	5.40	0.600										



Batter	1	2	3	4	5	6	7	8	9	AB	R	H	RBI	BB	SO	LOB	BOTTOM										
Jason Tyner, L (1,8) OBP: 0.308, SLG: 0.300	1-1 G6-3		1-2 F9			3-3 K			1-1 E4 PB 1B	4	1	0	0	0	1	1	Boston Red Sox @ Tampa Bay Devil Rays Tropicana Field, St. Petersburg, FL Tue Jun 19 2001, 7:15 PM EDT Att: 12,550 - Dome - 72 F livebaseballscorecards.com										
Randy Winn, S (1,9) OBP: 0.399, SLG: 0.452	3-3 K		0-1 F8			1-3 K2-3			1-2 G3 1B 1B	4	1	1	1	0	2	1											
Greg Vaughn, R (1,10) OBP: 0.336, SLG: 0.516	4-1 BB				1-2 F3		0-3 K		2-2 F7	3	0	0	0	1	1	1											
Fred McGriff, L (1,3) OBP: 0.399, SLG: 0.561	0-0 P5				0-3 K		0-2 G4-3		4-1 1B 2B BB	3	1	0	0	1	1	1											
Ben Grieve, L (1,7) OBP: 0.349, SLG: 0.361		0-3 K			1-0 F7		0-0 F8		0-0 G3	4	0	0	0	0	1	2											
Aubrey Huff, L (1,5) OBP: 0.266, SLG: 0.342		0-2 F9				0-2 G3		1-2 G3	1-2 2B 1B	4	1	1	1	0	0	0											
Mike DiFelice, R (1,2) OBP: 0.252, SLG: 0.305		0-3 K				0-0 G6-3		2-3 K	2-3 3-H 2B 1B	3	0	0	0	0	2	0											
Steve Cox, L (9, PH) OBP: 0.255, SLG: 0.354									1-H 3-H 2B	1	0	1	2	0	0	0											
Gerald Williams, R (9, PR) OBP: 0.261, SLG: 0.332									1-2 2-3 3-H 2B	0	0	0	0	0	0	0											
Andy Sheets, R (1,6) OBP: 0.308, SLG: 0.300			4-2 G5-3 BB			0-1 L7		4-1 BB	0-1 P4	1	0	0	0	2	0	0											
Russ Johnson, R (9, PH) OBP: 0.356, SLG: 0.386									1-2 BB	1	0	0	0	0	0	1											
Damian Rolls, R (1,4) OBP: 0.321, SLG: 0.383			0-0 G5-3			1-1 P3		1-2 P7		3	0	0	0	0	0	2											
Inning Stats	R: 0 E: 0 K: 1 S: 7	H: 0 LOB: 1 BB: 1 P: 15	R: 0 E: 0 K: 2 S: 11	H: 0 LOB: 0 BB: 0 P: 11	R: 0 E: 0 K: 0 S: 10	H: 0 LOB: 1 BB: 1 P: 15	R: 0 E: 0 K: 1 S: 8	H: 0 LOB: 0 BB: 0 P: 10	R: 0 E: 0 K: 0 S: 6	H: 0 LOB: 0 BB: 0 P: 6	R: 0 E: 0 K: 2 S: 8	H: 0 LOB: 0 BB: 0 P: 13	R: 0 E: 0 K: 1 S: 7	H: 0 LOB: 0 BB: 0 P: 7	R: 0 E: 0 K: 1 S: 11	H: 0 LOB: 1 BB: 1 P: 19	R: 4 E: 1 K: 0 S: 16	H: 3 LOB: 1 BB: 1 P: 25	1B: 2 2B: 1 3B: 0 HR: 0	SF: 0 SAC: 0 DP: 0 HBP: 0	WP: 0 PB: 1 SB: 0 CS: 0	PA: 35					
PITCHER	IP	WLS	BF	H	R	ER	SO	BB	IBB	HBP	BLK	WP	HR	S	P	ERA	WHIP										
49 Tim Wakefield, R (1,1) ERA: 2.08	8.1	W	31	1	3	1	8	4	0	0	0	0	0	77	113	1.08	0.600										
Derek Lowe, R (9,1) ERA: 3.73	0.2	S	4	2	1	0	0	0	0	0	0	0	0	7	8	0.00	3.000										



Batter	1	2	3	4	5	6	7	8	9	AB	R	H	RBI	BB	SO	LOB	TOP										
Jose Offerman, S OBP: 0.350, SLG: 0.413 (1, 4)	F7		F7				F7		WP 2B	5	1	2	0	0	0	0											
Trot Nixon, L OBP: 0.360, SLG: 0.463 (1, 9)	K		1B				F8	HR	WP 2B	3	2	1	0	2	1	1											
Carl Everett, S OBP: 0.344, SLG: 0.472 Darren Lewis, R OBP: 0.269, SLG: 0.382 Mike Lansing, R OBP: 0.259, SLG: 0.304 (1, 8)	P6		1B				F7	HR	2B	4	1	2	2	0	0	1											
Manny Ramirez, R OBP: 0.444, SLG: 0.656 (1, 7)		K	K					G5-3	2B	5	0	1	3	0	3	2											
Dante Bichette, R OBP: 0.382, SLG: 0.552 (1, 10)	G4-3						G4-3	F8	G5-3	4	0	1	0	1	0	1											
Brian Daubach, L OBP: 0.340, SLG: 0.527 (1, 3)	G4-3						G4-3	K		4	0	0	0	0	1	2											
Lou Merloni, R OBP: 0.283, SLG: 0.353 Chris Stynes, R OBP: 0.326, SLG: 0.495 (1, 6)	F9						G5-3		K	3	0	1	0	0	0	2											
Scott Hatteberg, L OBP: 0.213, SLG: 0.268 (1, 2)			F7				F9		G4-3	4	0	0	0	0	0	1											
Shea Hillenbrand, R OBP: 0.283, SLG: 0.402 Troy O'Leary, L OBP: 0.251, SLG: 0.444 (1, 5)			HR				G6-3		P6	3	1	1	1	0	0	0											
Inning Stats	R: 0 E: 0 K: 1 S: 13	H: 0 LOB: 0 BB: 0 P: 22	R: 0 E: 0 K: 1 S: 8	H: 1 LOB: 1 BB: 0 P: 13	R: 1 E: 0 K: 1 S: 16	H: 2 LOB: 2 BB: 1 P: 27	R: 0 E: 0 K: 0 S: 7	H: 1 LOB: 1 BB: 0 P: 11	R: 0 E: 0 K: 0 S: 6	H: 0 LOB: 1 BB: 1 P: 22	R: 0 E: 0 K: 0 S: 5	H: 0 LOB: 0 BB: 0 P: 7	R: 2 E: 0 K: 1 S: 9	H: 2 LOB: 0 BB: 0 P: 17	R: 4 E: 0 K: 1 S: 18	H: 3 LOB: 1 BB: 2 P: 33	1B: 6 2B: 2 3B: 0 HR: 2	SF: 0 SAC: 0 DP: 0 HBP: 0	WP: 1 PB: 0 SB: 0 CS: 0	PA: 41							
PITCHER	IP	WLS	BF	H	R	ER	SO	BB	IBB	HBP	BLK	WP	HR	S	P	ERA	WHIP										
Tanyon Sturtze, R ERA: 5.05 (1, 1)	7.0		28	5	1	4	4	2	0	0	0	0	1	69	113	1.29	1.000										
Victor Zambrano, R ERA: 18.0 (8, 1)	1.0		5	2	2	2	1	0	0	0	0	0	1	9	17	18.00	2.000										
Esteban Yan, R ERA: 5.14 (9, 1)	0.2	L	7	3	4	4	1	2	0	0	0	1	0	15	28	54.00	7.500										
Jesus Colome, R ERA: (9, 1)	0.1		1	0	0	0	0	0	0	0	0	0	0	3	5	0.00	0.000										

Boston Red Sox @ Tampa Bay Devil Rays
Tropicana Field, St. Petersburg, FL
Thu Jun 21 2001, 7:15 PM EDT
Att: 15,603 - Dome - 72 F

AB 37
R 7
H 10
RBI 6
BB 4
SO 6
LOB 10



Batter	1	2	3	4	5	6	7	8	9	AB	R	H	RBI	BB	SO	LOB	BOTTOM										
Jason Tyner, L OBP: 0.328, SLG: 0.322 (1, 8)	S 1B								G6-3	5	1	2	0	0	1	1											
Randy Winn, S OBP: 0.376, SLG: 0.422 (1, 9)	K		F7				G4-3		K	5	0	0	0	0	2	3											
Greg Vaughn, R OBP: 0.336, SLG: 0.506 (1, 7)	1B		F7				F7	FC6-4 BB	K	3	0	0	0	2	1	0											
Fred McGriff, L OBP: 0.402, SLG: 0.570 Russ Johnson, R OBP: 0.354, SLG: 0.383 Steve Cox, L OBP: 0.252, SLG: 0.350 (1, 3)	K		1B				1B	FC6-4 HR		4	0	2	0	0	1	3											
Ben Grieve, L OBP: 0.360, SLG: 0.386 (1, 10)	1B		F8				G1-6-3 1B	HR		4	1	3	3	0	0	1											
Aubrey Huff, L OBP: 0.267, SLG: 0.329 (1, 5)	P6						G1-6-3	2B	BB	3	1	0	0	1	1	4											
John Flaherty, R OBP: 0.267, SLG: 0.331 (1, 2)			G5-3				F8	1B	SH1-4 1B	4	0	2	1	0	0	0											
Andy Sheets, R OBP: 0.289, SLG: 0.279 (1, 6)	F8						K		SH1-4 G5-3	3	0	0	0	0	1	2											
Damian Rolls, R OBP: 0.313, SLG: 0.371 (1, 4)							K		F7	4	0	1	0	0	1	3											
Inning Stats	R: 1 E: 0 K: 2 S: 16	H: 2 LOB: 2 BB: 1 P: 29	R: 0 E: 0 K: 0 S: 12	H: 1 LOB: 0 BB: 0 P: 18	R: 0 E: 0 K: 0 S: 12	H: 0 LOB: 0 BB: 0 P: 14	R: 0 E: 0 K: 2 S: 8	H: 0 LOB: 0 BB: 0 P: 13	R: 0 E: 0 K: 0 S: 11	H: 2 LOB: 1 BB: 0 P: 13	R: 0 E: 0 K: 0 S: 12	H: 2 LOB: 2 BB: 0 P: 19	R: 3 E: 0 K: 0 S: 17	H: 2 LOB: 2 BB: 2 P: 30	R: 0 E: 0 K: 2 S: 8	H: 0 LOB: 0 BB: 0 P: 10	1B: 8 2B: 1 3B: 0 HR: 1	SF: 0 SAC: 1 DP: 1 HBP: 0	WP: 0 PB: 0 SB: 1 CS: 0	PA: 39							
PITCHER	IP	WLS	BF	H	R	ER	SO	BB	IBB	HBP	BLK	WP	HR	S	P	ERA	WHIP										
Pedro Martinez, R ERA: 2.0 (1, 1)	5.0		20	4	1	1	6	1	0	0	0	0	0	59	89	1.80	1.000										
Pete Schourek, L ERA: 3.65 (6, 1)	1.0		4	2	0	0	0	0	0	0	0	0	0	8	13	0.00	2.000										
Rolando Arrojo, R ERA: 4.08 (7, 1)	1.1		8	3	3	3	0	1	0	0	0	0	1	20	33	20.25	3.000										
Rod Beck, R ERA: 2.31 (8, 1)	0.2	W	4	1	0	0	0	1	0	0	0	0	0	9	16	0.00	3.000										
Derek Lowe, R ERA: 3.64 (9, 1)	1.0	S	3	0	0	0	2	0	0	0	0	0	0	8	10	0.00	0.000										

Boston Red Sox @ Tampa Bay Devil Rays
Tropicana Field, St. Petersburg, FL
Thu Jun 21 2001, 7:15 PM EDT
Att: 15,603 - Dome - 72 F

AB 35
R 4
H 10
RBI 4
BB 3
SO 8
LOB 17



Batter	1	2	3	4	5	6	7	8	9	AB R H RBI BB SO LOB	TOP										
Chuck Knoblauch R (1, 10) OBP: 0.340, SLG: 0.346	F8		FC1-5-6-1 G4-6-3		G2-3		K2-3		P6	5 0 0 0 0 1 2	New York Yankees @ Tampa Bay Devil Rays Tropicana Field, St. Petersburg, FL Fri Jun 22 2001, 7:15 PM EDT Att: 24,718 - Dome - 72 F livebaseballscorecards.com										
2 Derek Jeter R (1, 6) OBP: 0.369, SLG: 0.401	K		G4-6-3		1B			20 1B	F9	5 1 2 1 0 1 1											
Bernie Williams, S (1, 8) OBP: 0.387, SLG: 0.521	F8			E4 20 FC4-6 SF7	1B			20 1B 2B	HBP	3 2 1 0 0 0 0											
Tino Martinez, L (1, 3) OBP: 0.305, SLG: 0.396		F7		4-2 20 FC4-6 BB	L8			F7		3 0 0 0 1 0 4											
20 Jorge Posada, S (1, 2) OBP: 0.388, SLG: 0.546		HR 1B		1-0 FC4-6		2-2 G6-3 1B		2-2 BB 2B 1B		4 1 3 1 0 0 2											
Paul O'Neill, L (1, 9) OBP: 0.319, SLG: 0.435		K		1-2 SF7		0-0 G6-3		4-2 2B BB		2 0 0 1 1 1 2											
Shane Spencer, R (1, 7) OBP: 0.348, SLG: 0.750		HR		3-H 2-1 F8		3-2 F3		2-0 1-3 2-H 3-H 2B		4 1 2 3 0 0 1											
Scott Brosius, R (1, 5) OBP: 0.356, SLG: 0.458		P4			G6-3		1-2 G5-3		K	4 0 0 0 0 1 2											
Alfonso Soriano, R (1, 4) OBP: 0.310, SLG: 0.387			4-2 FC1-5-6 S BB		4-1 G2-3 2 1B BB		2-3 K2-1-3		F8	2 1 0 0 2 1 0											
Inning Stats	R: 0 E: 0 K: 1 S: 6	H: 0 LOB: 0 BB: 0 P: 10	R: 2 E: 0 K: 1 S: 10	H: 2 LOB: 0 BB: 0 P: 14	R: 0 E: 0 K: 0 S: 7	H: 0 LOB: 1 BB: 1 P: 14	R: 1 E: 1 K: 0 S: 14	H: 0 LOB: 1 BB: 1 P: 24	R: 1 E: 0 K: 0 S: 7	H: 2 LOB: 2 BB: 1 P: 17		R: 0 E: 0 K: 0 S: 8	H: 1 LOB: 0 BB: 0 P: 13	R: 0 E: 0 K: 2 S: 10	H: 0 LOB: 0 BB: 0 P: 15	R: 2 E: 0 K: 1 S: 14	H: 3 LOB: 2 BB: 1 P: 27	R: 0 E: 0 K: 0 S: 13	H: 0 LOB: 0 BB: 0 P: 19	1B: 5 2B: 2 3B: 0 HR: 1	SF: 1 SAC: 0 DP: 2 HBP: 1
PITCHER	IP WLS BF H R ER SO BB IBB HBP BLK WP HR S P ERA WHIP											PITCHER	IP WLS BF H R ER SO BB IBB HBP BLK WP HR S P ERA WHIP								
Albie Lopez, R (1, 1) ERA: 5.65	7.0 L 30 6 6 5 4 3 0 1 0 0 0 1 64 111 6.43 1.286																				
Doug Creek, L (8, 1) ERA: 3.34	0.1 3 1 0 0 0 1 0 0 0 0 0 0 6 12 0.00 6.000																				
Paul Wilson, R (8, 1) ERA: 7.85	1.2 5 1 0 0 1 0 0 0 0 0 0 0 19 30 0.00 0.600																				

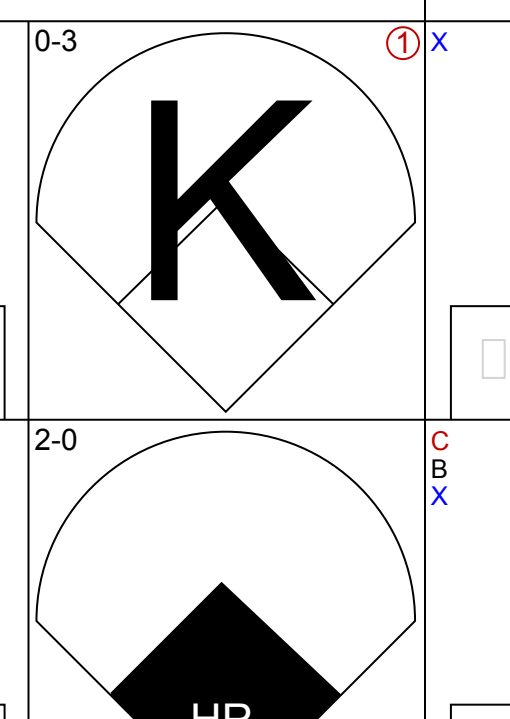
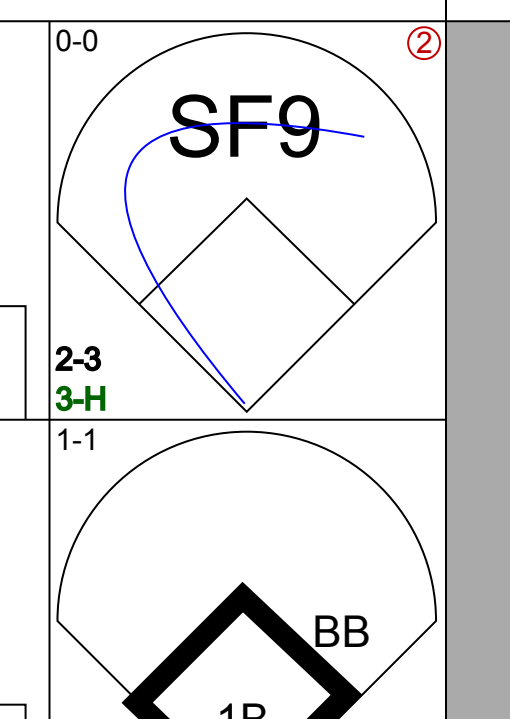
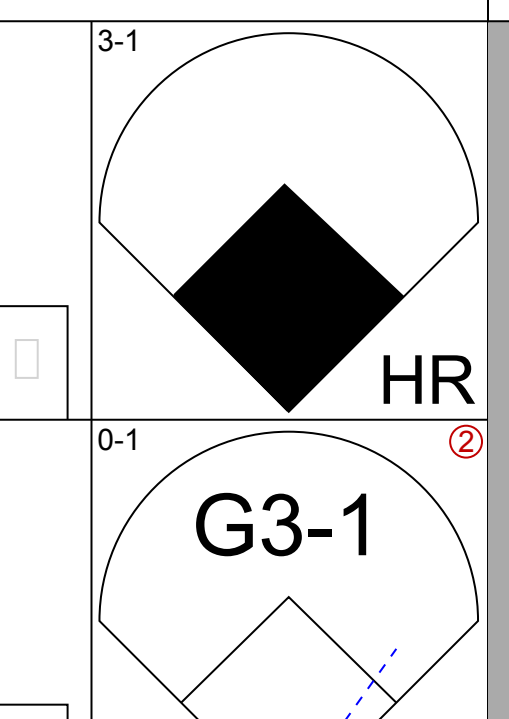
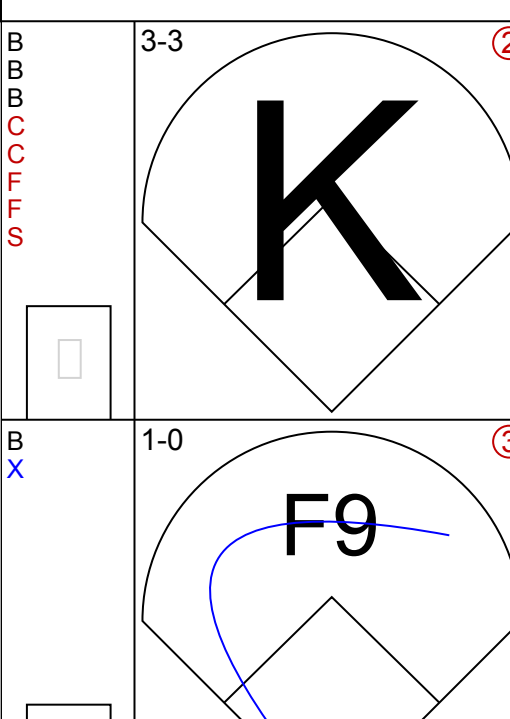
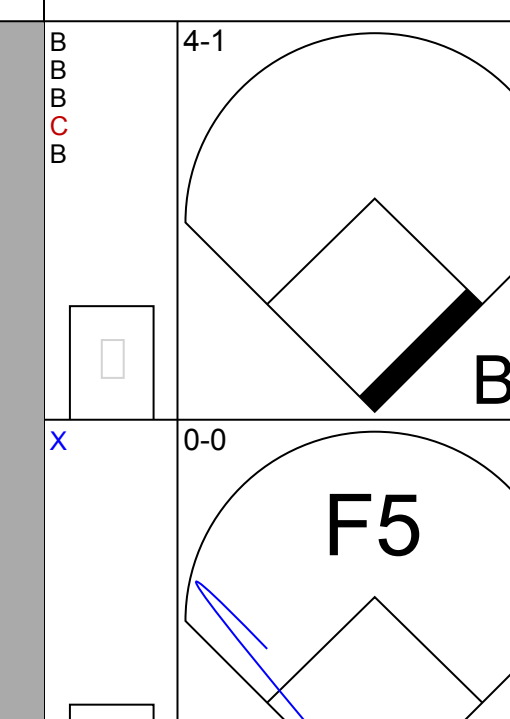
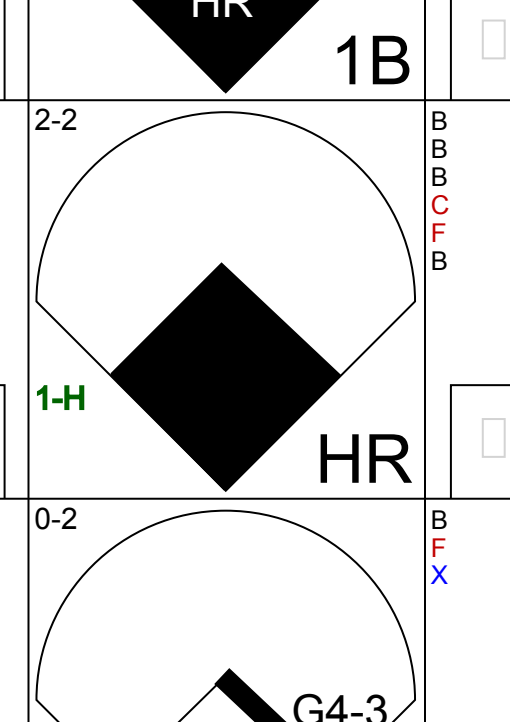
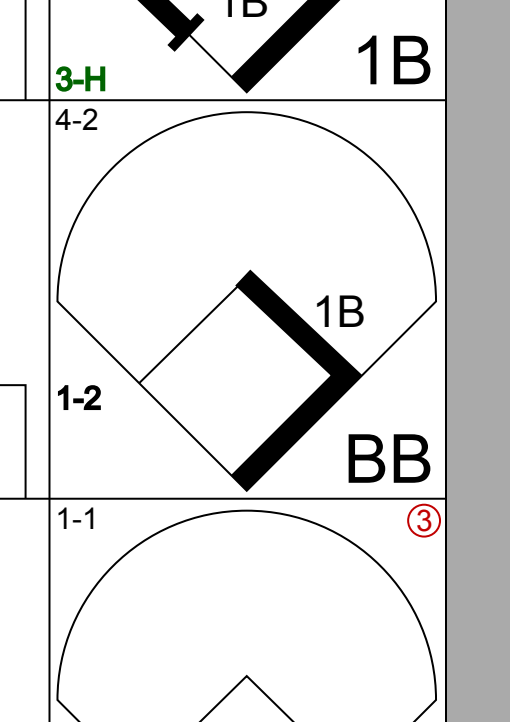
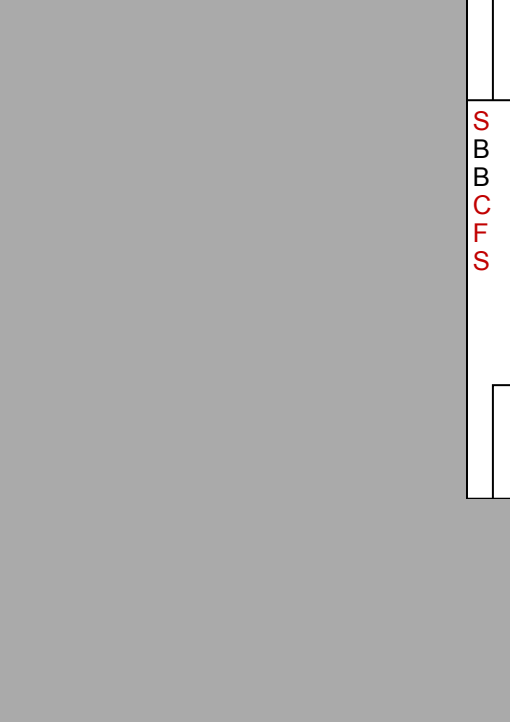
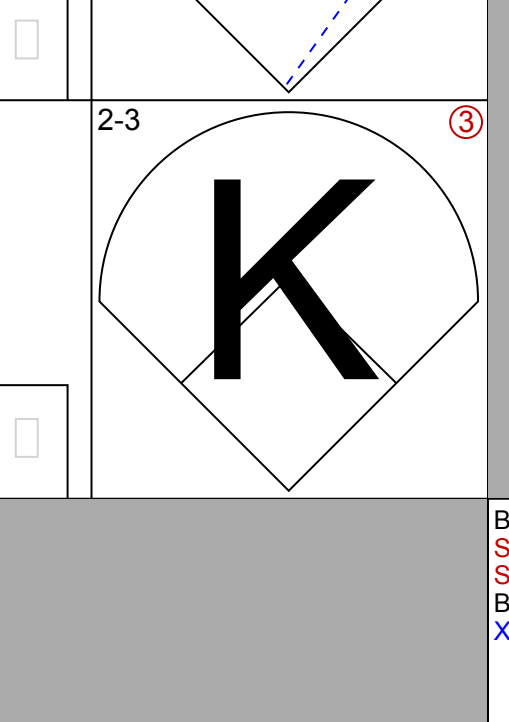

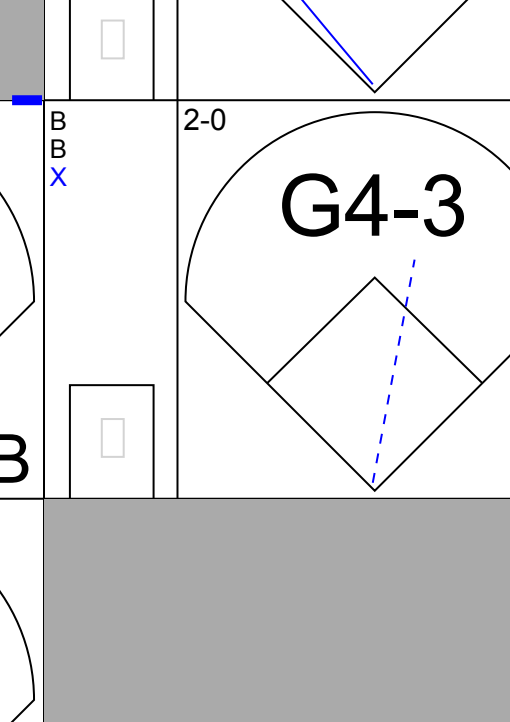
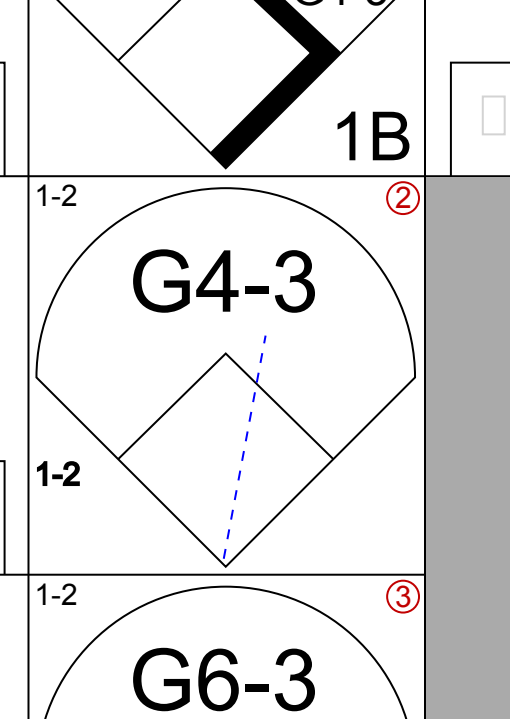
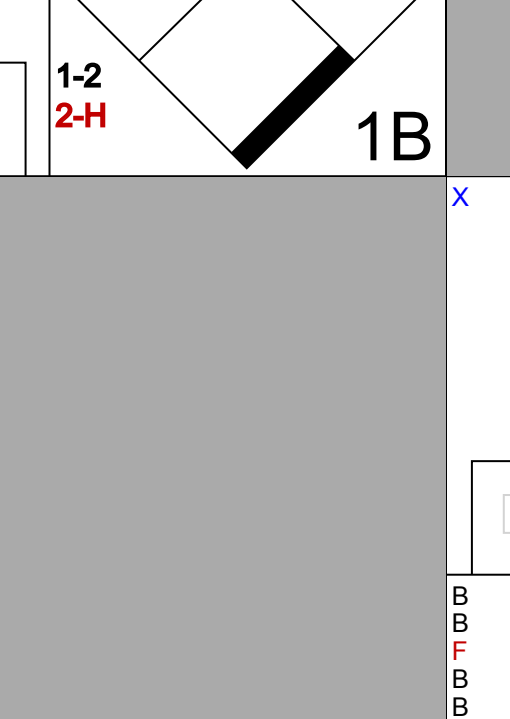
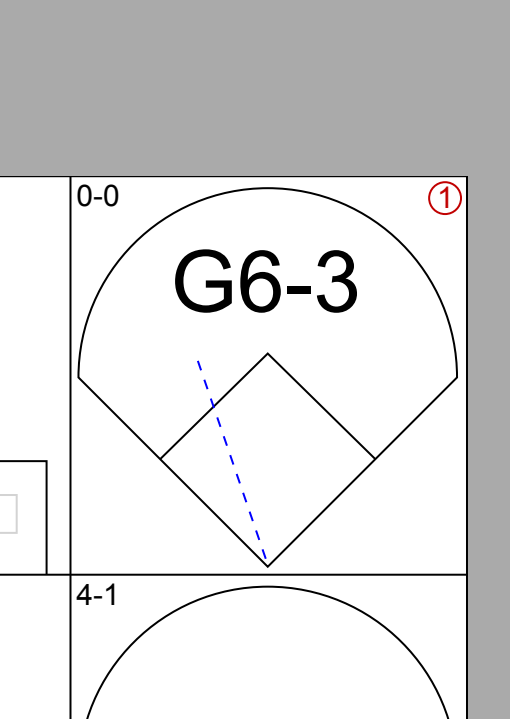


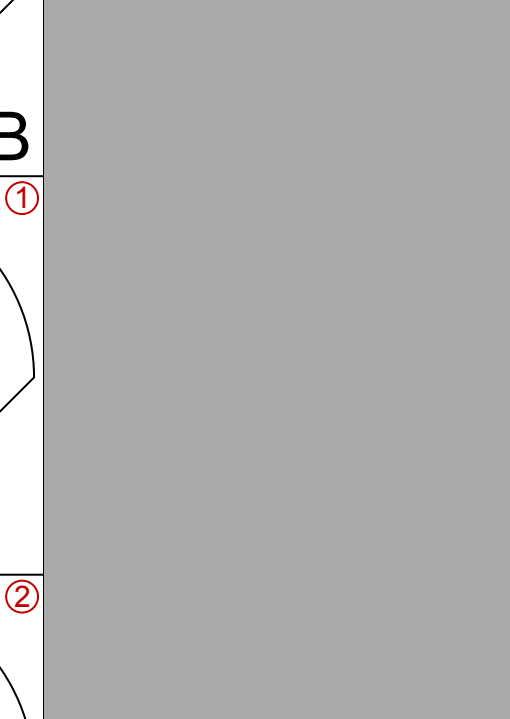
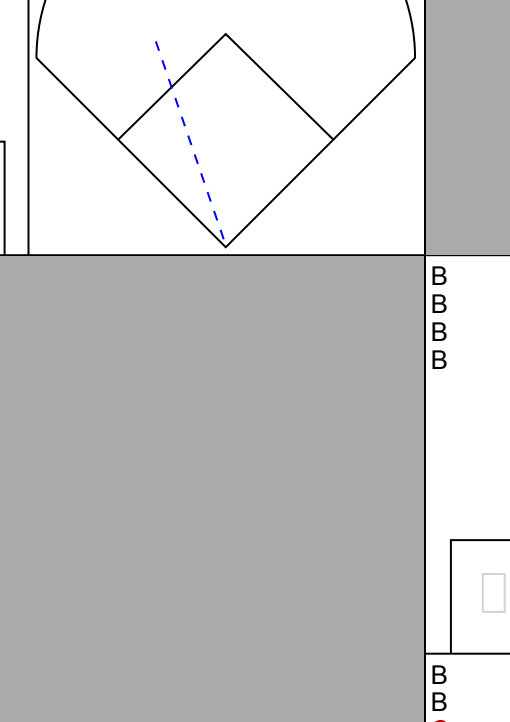
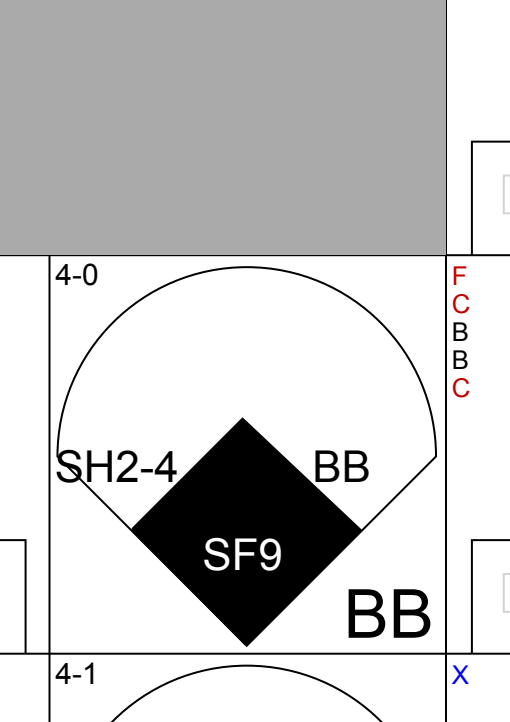
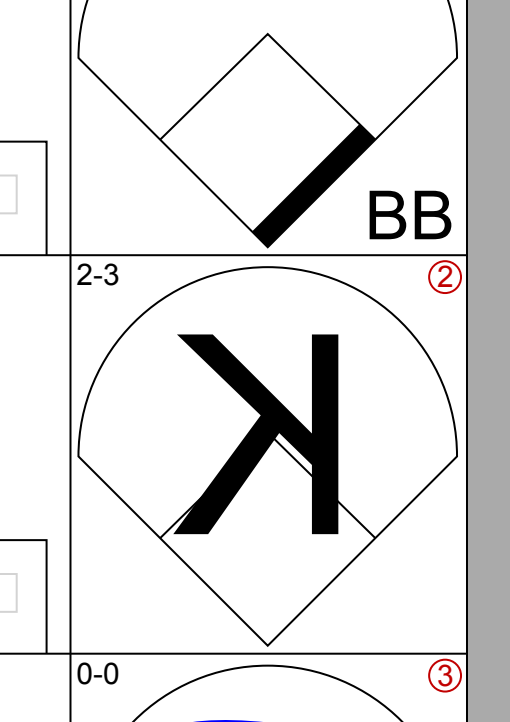
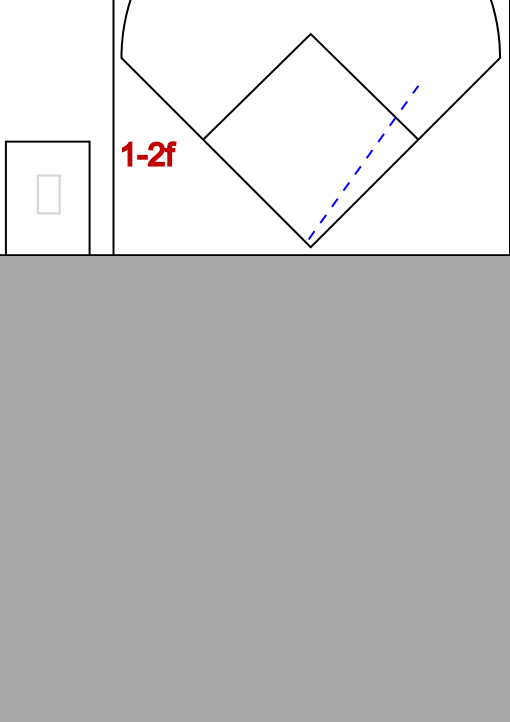
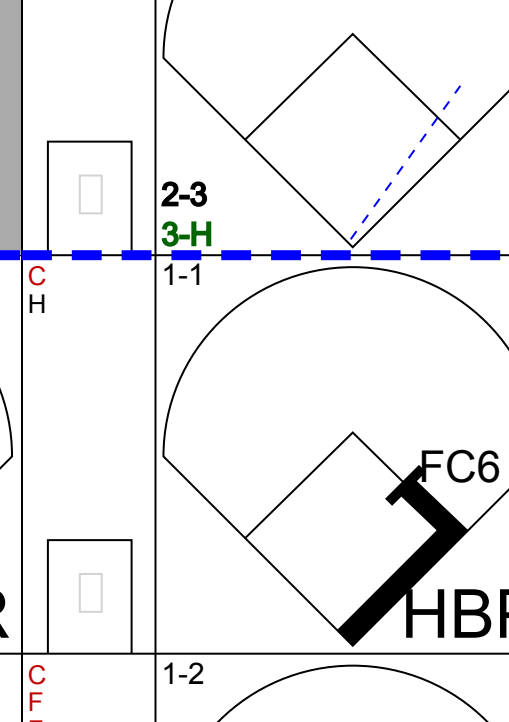
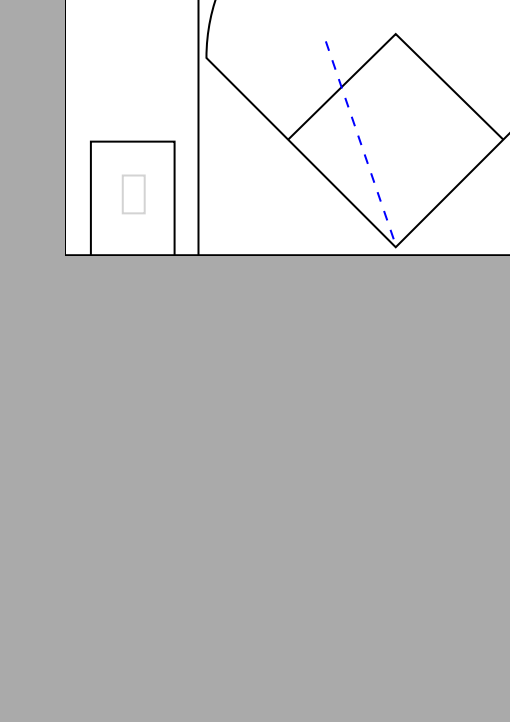
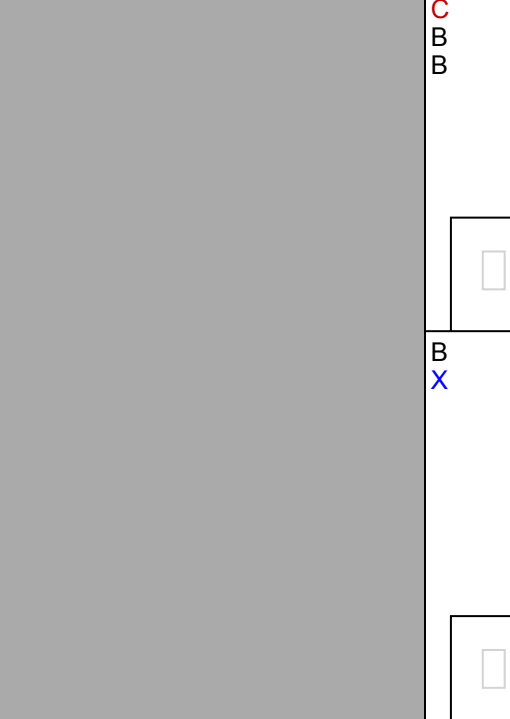
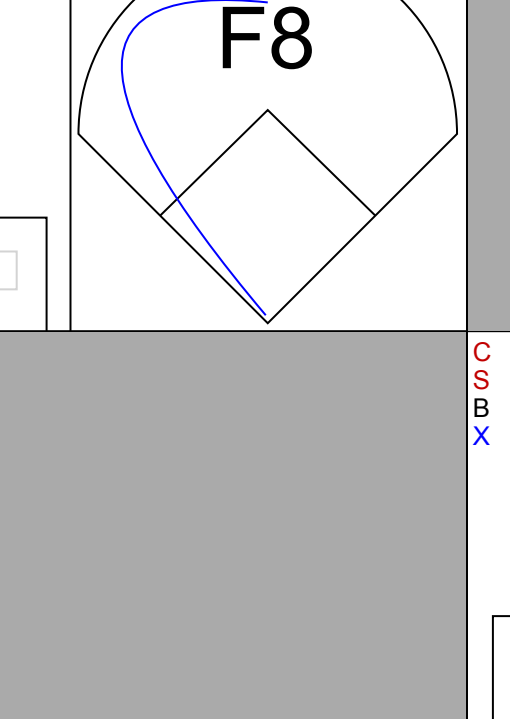

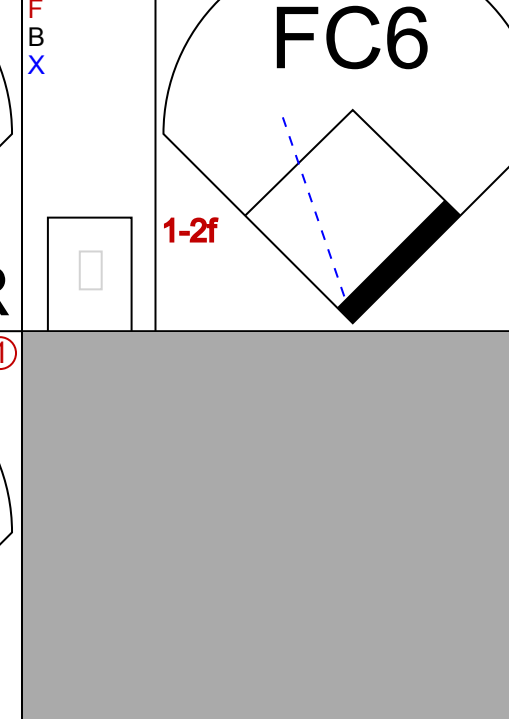
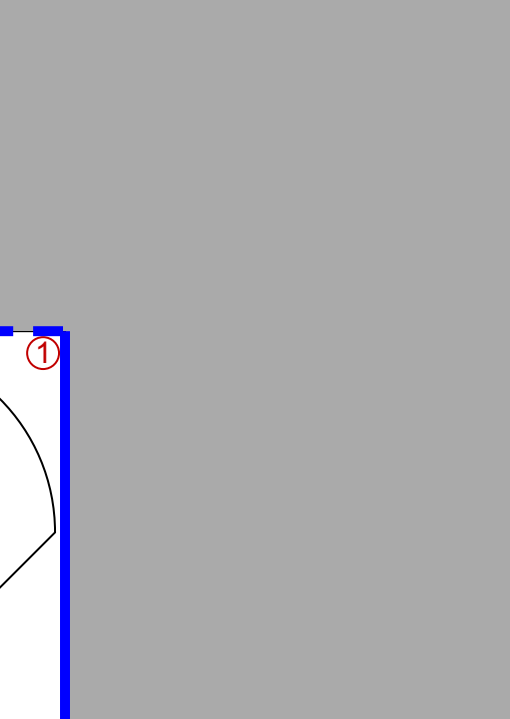
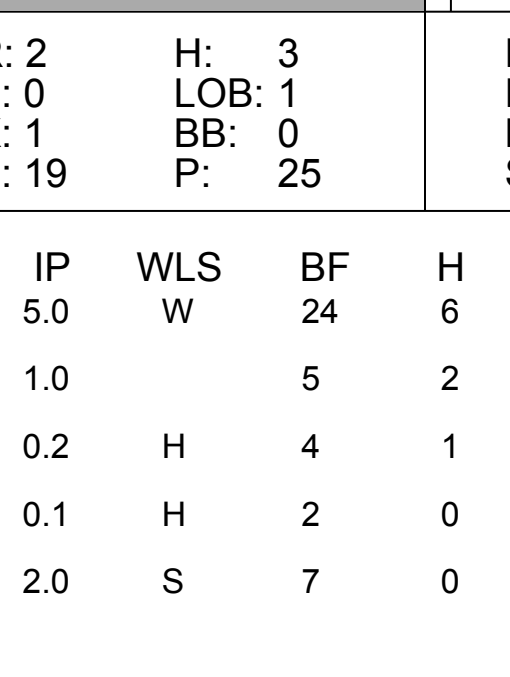
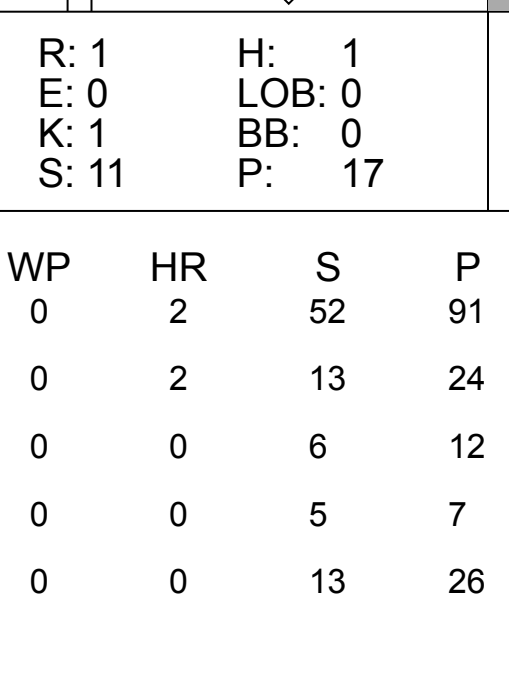
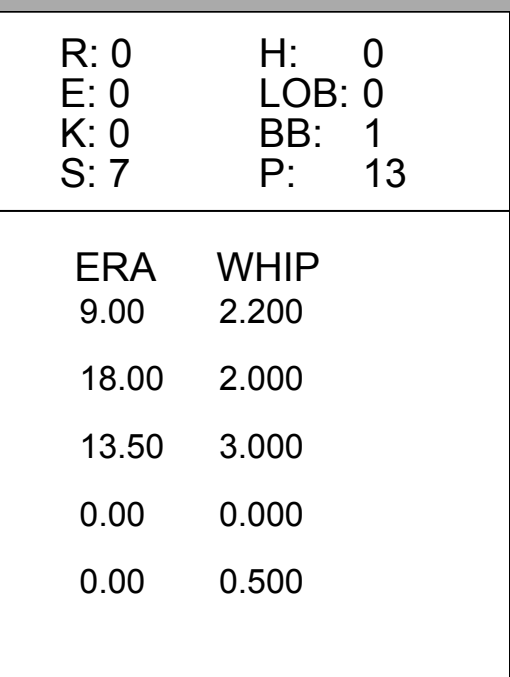
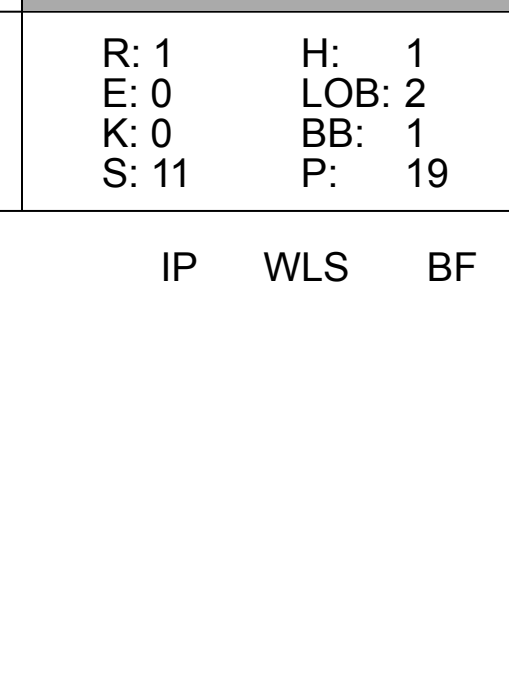
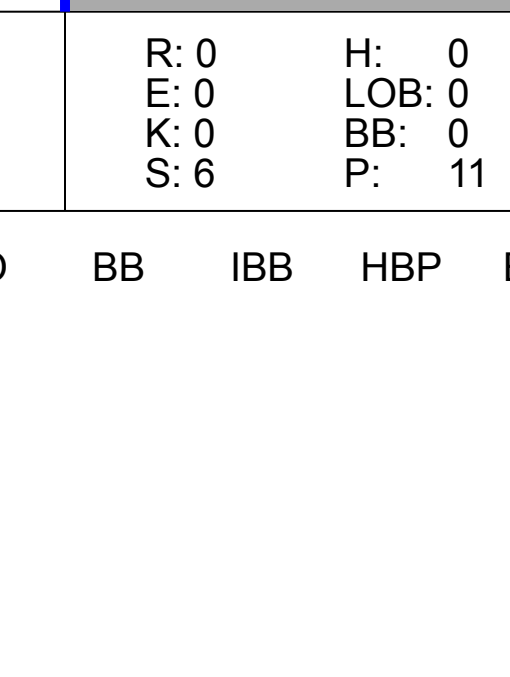
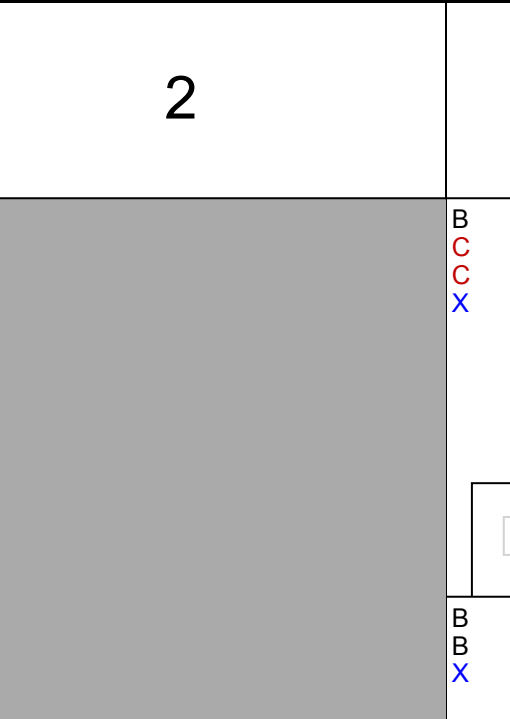
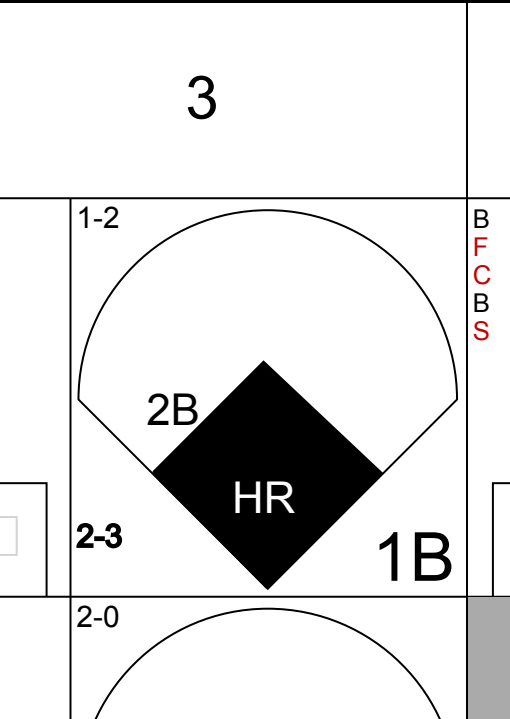
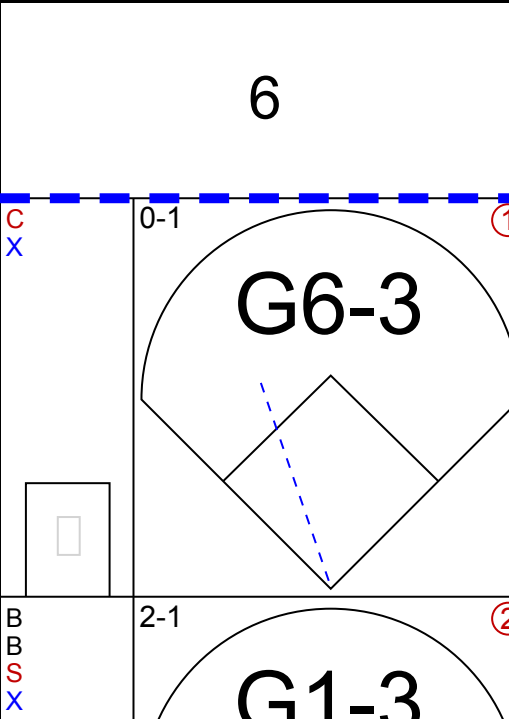
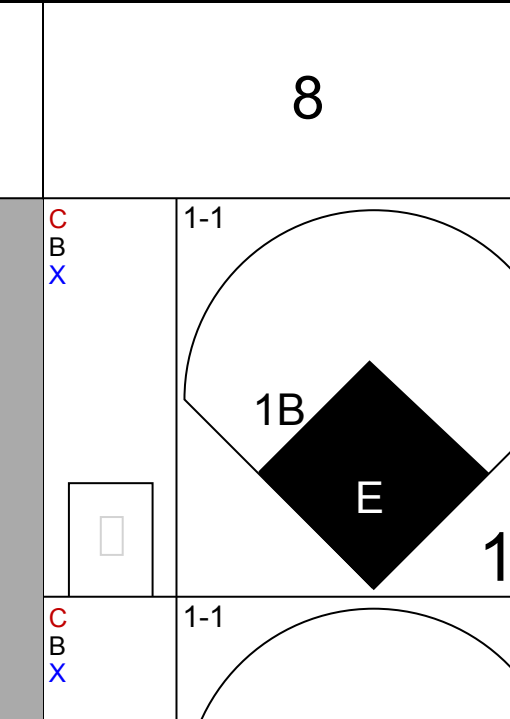
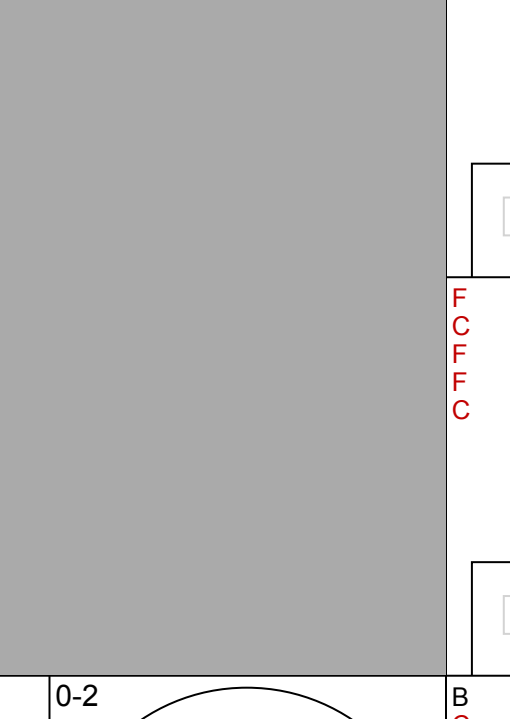
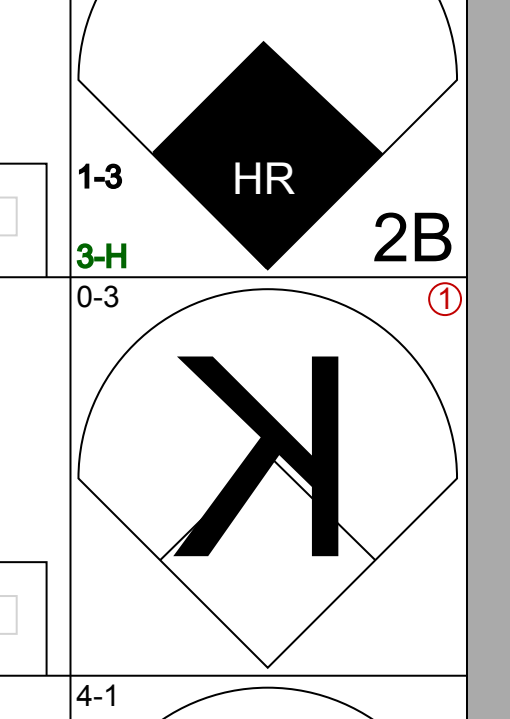
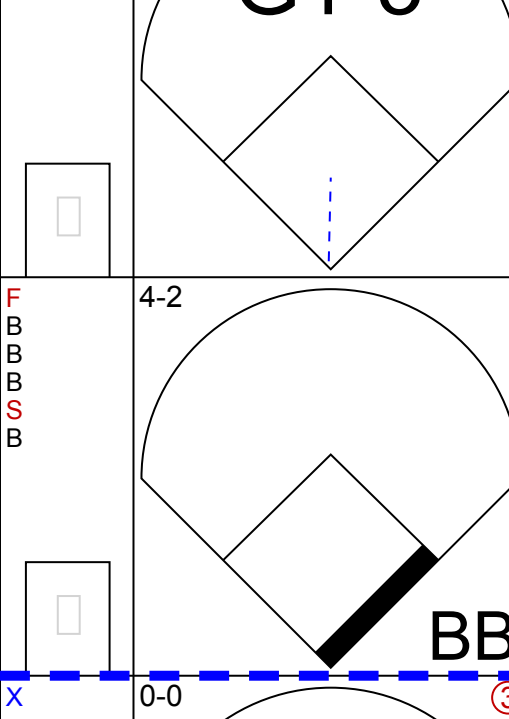
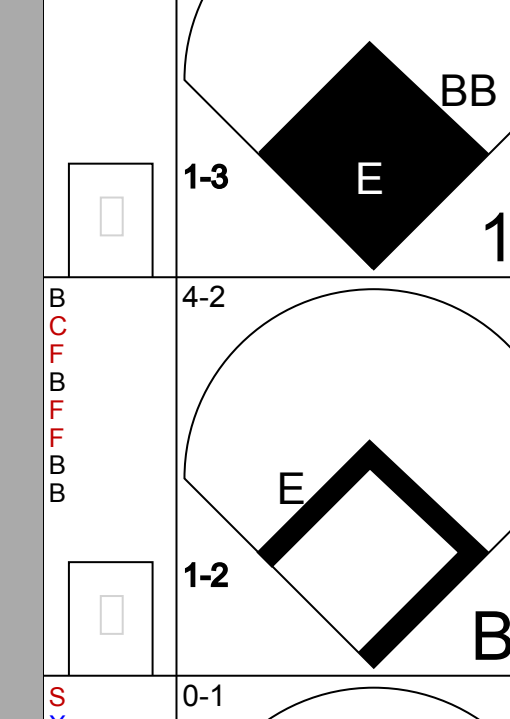
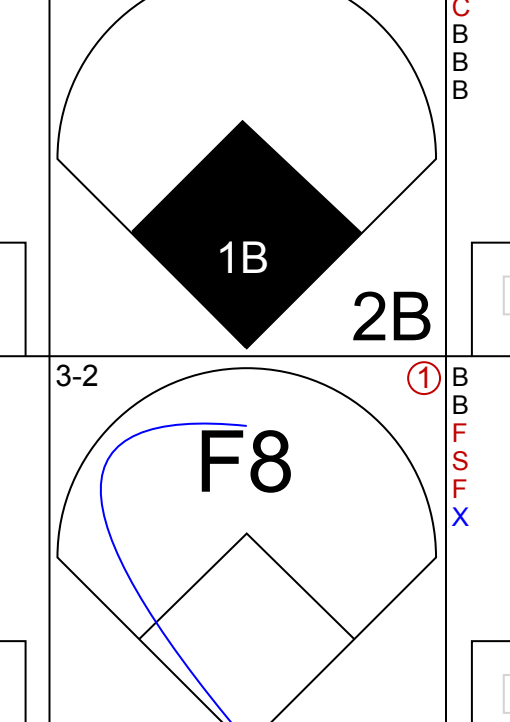

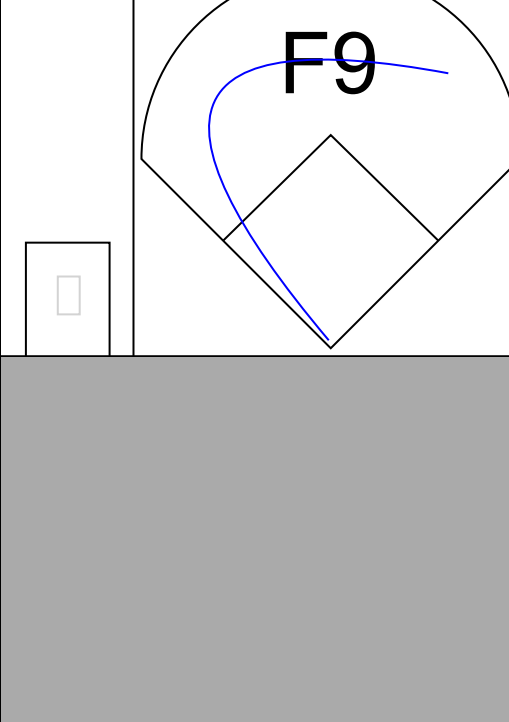
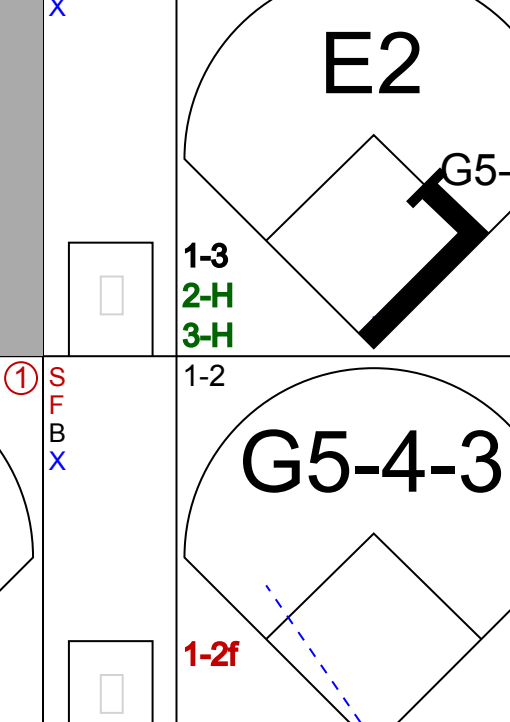
Batter	1	2	3	4	5	6	7	8	9	AB R H RBI BB SO LOB	BOTTOM								
Jason Tyner, L (1, 8) OBP: 0.303, SLG: 0.297	G6-3		K		G1-3		F9		L4	5 0 0 0 0 1 2	New York Yankees @ Tampa Bay Devil Rays Tropicana Field, St. Petersburg, FL Fri Jun 22 2001, 7:15 PM EDT Att: 24,718 - Dome - 72 F livebaseballscorecards.com								
Randy Winn, S (1, 10) OBP: 0.370, SLG: 0.414	G5-3 1B		G5-3		F8		P4		G4-3	5 0 1 0 0 0 2									
Greg Vaughn, R (1, 7) OBP: 0.338, SLG: 0.504	G5-3			HR 1B	BB			K		3 1 1 0 1 1 1									
Ben Grieve, L (1, 9) OBP: 0.359, SLG: 0.384	K			F7	K			1B 1B		4 0 1 0 0 2 3									
Aubrey Huff, L (1, 5) OBP: 0.272, SLG: 0.351		G3 1B		HR		G3-1		P6		4 1 2 2 0 0 1									
Steve Cox, L (1, 3) OBP: 0.295, SLG: 0.379		G3		HR		F7				3 1 1 1 0 0 1									
Russ Johnson, R (8, PH) OBP: 0.358, SLG: 0.387				HR				1B		1 0 1 0 0 0 0									
Mike DiFelice, R (1, 2) OBP: 0.266, SLG: 0.287										3 0 0 0 0 2 1									
Fred McGriff, L (8, PH) OBP: 0.401, SLG: 0.567										1 0 0 0 0 1 2									
John Flaherty, R (9, 2) OBP: 0.267, SLG: 0.331										0 0 0 0 0 0 0									
Andy Sheets, R (1, 6) OBP: 0.287, SLG: 0.278		G4-3			S 1B		F8		G4-3	4 0 1 0 0 0 1									
Damian Rolls, R (1, 4) OBP: 0.318, SLG: 0.375			F9		G6-3					4 0 2 0 0 0 1									
Inning Stats	R: 0 E: 0 K: 1 S: 16	H: 1 LOB: 1 BB: 0 P: 22	R: 0 E: 0 K: 1 S: 10	H: 1 LOB: 0 BB: 0 P: 14	R: 0 E: 0 K: 1 S: 10	H: 0 LOB: 0 BB: 0 P: 15	R: 3 E: 0 K: 0 S: 17	H: 4 LOB: 1 BB: 0 P: 23	R: 0 E: 0 K: 1 S: 7	H: 0 LOB: 1 BB: 1 P: 14	R: 0 E: 0 K: 0 S: 8	H: 1 LOB: 1 BB: 0 P: 15	R: 0 E: 0 K: 2 S: 16	H: 2 LOB: 2 BB: 0 P: 23	R: 0 E: 0 K: 0 S: 14	H: 1 LOB: 1 BB: 0 P: 19	1B: 8 2B: 0 3B: 0 HR: 2	SF: 0 SAC: 0 DP: 0 HBP: 0	WP: 0 PA: 38 CS: 0
PITCHER	IP WLS BF H R ER SO BB IBB HBP BLK WP HR S P ERA WHIP											PITCHER	IP WLS BF H R ER SO BB IBB HBP BLK WP HR S P ERA WHIP						
35 Mike Mussina, R (1, 1) ERA: 3.56	7.0 W 29 7 3 3 5 1 0 0 0 0 0 0 2 75 3.86 1.143																		
Ramiro Mendoza, R (8, 1) ERA: 5.27	0.1 H 1 0 0 0 1 0 0 0 0 0 0 0 3 4 0.00 0.000																		
Mike Stanton, L (8, 1) ERA: 1.77	0.1 3 2 0 0 0 0 0 0 0 0 0 0 10 14 0.00 6.000																		
42 Mariano Rivera, R (8, 1) ERA: 2.58	1.1 S 5 1 0 0 1 0 0 0 0 0 0 0 17 24 0.00 0.750																		

Batter	1	2	3	4	5	6	7	8	9	AB	R	H	RBI	BB	SO	LOB	TOP					
Alfonso Soriano, R OBP: 0.309, SLG: 0.388 (1, 4)	F8		K			F8		2B		4	0	1	0	0	1	1	New York Yankees @ Tampa Bay Devil Rays Tropicana Field, St. Petersburg, FL Sat Jun 23 2001, 4:15 PM EDT Att: 27,816 - Dome - 72 F livebaseballscorecards.com					
2 Derek Jeter, R OBP: 0.398, SLG: 0.397 (1, 6)	F8			F9			BB	K		3	0	0	0	1	1							
Bernie Williams, S OBP: 0.385, SLG: 0.514 (1, 8)	K			G6-3		F9			BB	3	0	0	0	1	1							
Shane Spencer, R OBP: 0.296, SLG: 0.625 (8, 7)		F9		P3			F7	K		4	0	0	0	0	1	2						
20 Jorge Posada, S OBP: 0.390, SLG: 0.545 (1, 2)		K			CS	1B			P4	4	1	2	0	0	1	0						
Tino Martinez, L OBP: 0.304, SLG: 0.397 (1, 3)			G4-3		F3	1B			P4	4	0	1	0	0	0	1						
Scott Brosius, R OBP: 0.358, SLG: 0.469 (1, 5)			G5-3		HR		G4-3		BB	3	1	1	2	1	0	1						
Todd Greene, R OBP: 0.346, SLG: 0.522 (1, 10)				F3			F7		F7	4	0	1	0	0	0	2						
Clay Bellinger, R OBP: 0.045, SLG: 0.045 Paul O'Neill, L OBP: 0.318, SLG: 0.433 (8, PH) (8, 9)			P6					F7		2	0	0	0	0	0	1						
										1	0	0	0	0	0	0						
Inning Stats	R: 0 E: 0 K: 1 S: 10	H: 0 LOB: 0 BB: 0 P: 14	R: 0 E: 0 K: 1 S: 12	H: 0 LOB: 0 BB: 0 P: 17	R: 0 E: 0 K: 1 S: 7	H: 1 LOB: 1 BB: 0 P: 14	R: 0 E: 0 K: 0 S: 10	H: 0 LOB: 0 BB: 0 P: 14	R: 1 E: 0 K: 0 S: 12	H: 2 LOB: 2 BB: 0 P: 20	R: 0 E: 0 K: 0 S: 10	H: 0 LOB: 1 BB: 1 P: 20	R: 1 E: 0 K: 0 S: 10	H: 2 LOB: 1 BB: 0 P: 16	R: 0 E: 0 K: 2 S: 10	H: 1 LOB: 2 BB: 1 P: 22	R: 0 E: 0 K: 0 S: 6	H: 0 LOB: 1 BB: 1 P: 13	1B: 2 2B: 3 3B: 0 HR: 1	SF: 0 SAC: 0 DP: 0 HBP: 0	WP: 0 SB: 0 CS: 1	PA: 35
PITCHER	IP	WLS	BF	H	R	ER	SO	BB	IBB	HBP	BLK	WP	HR	S	P	ERA	WHIP					
Joe Kennedy, L ERA: 4.15 (1, 1)	6.0		21	3	1	1	3	1	0	0	0	0	1	61	99	1.50	0.667					
Jeff Wallace, L ERA: 1.37 (7, 1)	0.1	L	3	2	1	1	0	0	0	0	0	0	0	6	12	27.00	6.000					
Victor Zambrano, R ERA: 6.75 (9, 1)	1.2		7	1	0	0	2	1	0	0	0	0	0	14	26	0.00	1.200					
Doug Creek, L ERA: 3.27 (9, 1)	0.2		2	0	0	0	0	0	0	0	0	0	0	2	5	0.00	0.000					
Travis Phelps, R ERA: 4.09 (9, 1)	0.1		2	0	0	0	0	1	0	0	0	0	0	4	8	0.00	3.000					

Batter	1	2	3	4	5	6	7	8	9	AB	R	H	RBI	BB	SO	LOB	BOTTOM					
Jason Tyner, L OBP: 0.296, SLG: 0.279 (1, 8)	F9		F8		1B		K		B3	4	0	0	0	1	1	3	New York Yankees @ Tampa Bay Devil Rays Tropicana Field, St. Petersburg, FL Sat Jun 23 2001, 4:15 PM EDT Att: 27,816 - Dome - 72 F livebaseballscorecards.com					
Randy Winn, S OBP: 0.373, SLG: 0.417 (1, 9)	F7		BB	1B		S		G5-3		4	0	2	1	0	0	2						
Aubrey Huff, L OBP: 0.272, SLG: 0.349 (1, 10)	P4		BB	1B		K		F8		4	0	1	0	0	1	2						
Ben Grieve, L OBP: 0.357, SLG: 0.379 (1, 7)	K		BB	1B		K		G4-3		3	0	0	0	1	2	2						
Steve Cox, L OBP: 0.254, SLG: 0.374 (1, 3)	K		G3-1			K		BB	1B	4	0	1	0	0	2	3						
Russ Johnson, R OBP: 0.361, SLG: 0.393 (1, 5)				G5-3		K			BB	3	0	1	0	1	1	0						
Damian Rolls, R OBP: 0.310, SLG: 0.365 (1, 4)		G6-3				G4-3			K	4	0	0	0	0	1	3						
Mike DiFelice, R OBP: 0.265, SLG: 0.305 (1, 2)			K		G5-3				K	4	0	1	0	0	2	0						
Felix Martinez, S OBP: 0.287, SLG: 0.280 Fred McGriff, L OBP: 0.403, SLG: 0.567 Andy Sheets, R OBP: 0.287, SLG: 0.278 (8, 6) (8, 6)										1	1	0	0	0	1	0						
Greg Vaughn, R OBP: 0.337, SLG: 0.502 (8, PH)			S	1B	HBP				K	0	0	0	0	0	0	0						
										1	0	0	0	0	1	0						
Inning Stats	R: 0 E: 0 K: 0 S: 7	H: 0 LOB: 0 BB: 0 P: 11	R: 0 E: 0 K: 2 S: 12	H: 1 LOB: 1 BB: 0 P: 21	R: 1 E: 0 K: 1 S: 17	H: 2 LOB: 3 BB: 1 P: 35	R: 0 E: 0 K: 0 S: 7	H: 0 LOB: 0 BB: 0 P: 8	R: 0 E: 0 K: 3 S: 12	H: 1 LOB: 2 BB: 1 P: 19	R: 0 E: 0 K: 2 S: 10	H: 0 LOB: 2 BB: 0 P: 15	R: 0 E: 0 K: 1 S: 6	H: 1 LOB: 2 BB: 1 P: 12	R: 0 E: 0 K: 1 S: 8	H: 1 LOB: 2 BB: 1 P: 18	R: 0 E: 0 K: 2 S: 7	H: 0 LOB: 0 BB: 0 P: 10	1B: 4 2B: 1 3B: 1 HR: 0	SF: 0 SAC: 0 DP: 0 HBP: 1	WP: 0 SB: 0 CS: 0	PA: 37
PITCHER	IP	WLS	BF	H	R	ER	SO	BB	IBB	HBP	BLK	WP	HR	S	P	ERA	WHIP					
Roger Clemens, R ERA: 3.57 (1, 1)	6.0		27	5	1	1	8	3	0	1	0	0	0	66	116	1.50	1.333					
Mike Stanton, L ERA: 1.7 (7, 1)	1.2	H	6	1	0	0	1	1	0	0	0	0	0	10	18	0.00	1.200					
Ramiro Mendoza, R ERA: 5.23 (8, 1)	0.1	H	1	0	0	0	1	0	0	0	0	0	0	3	5	0.00	0.000					
42 Mariano Rivera, R ERA: 2.52 (9, 1)	1.0	S	3	0	0	0	2	0	0	0	0	0	0	7	10	0.00	0.000					

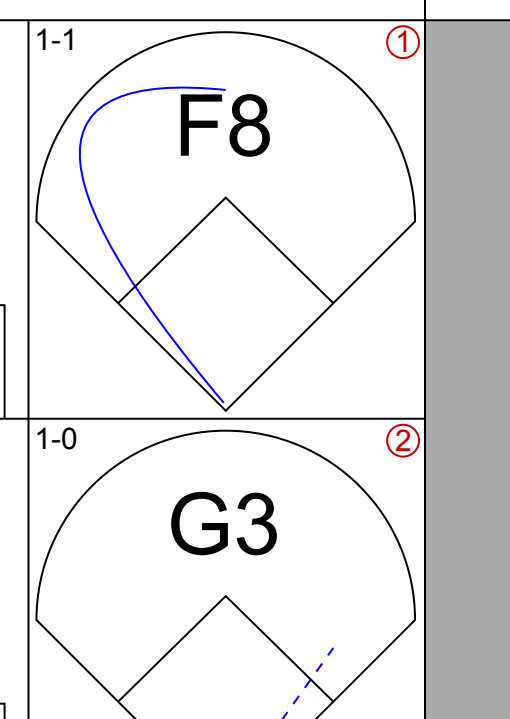
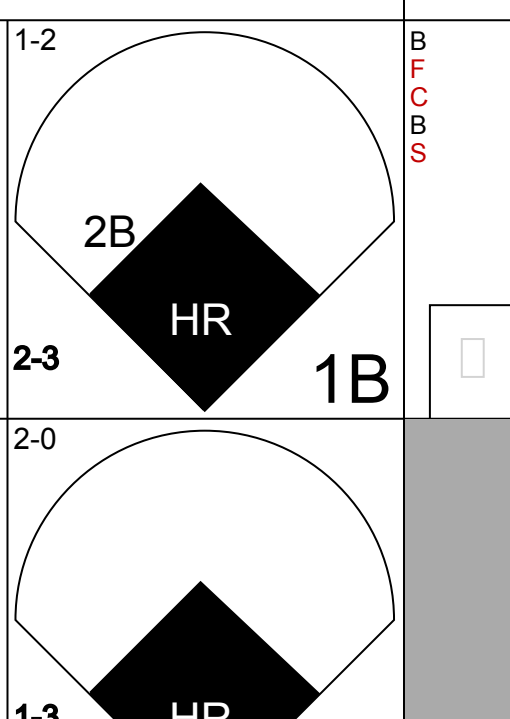
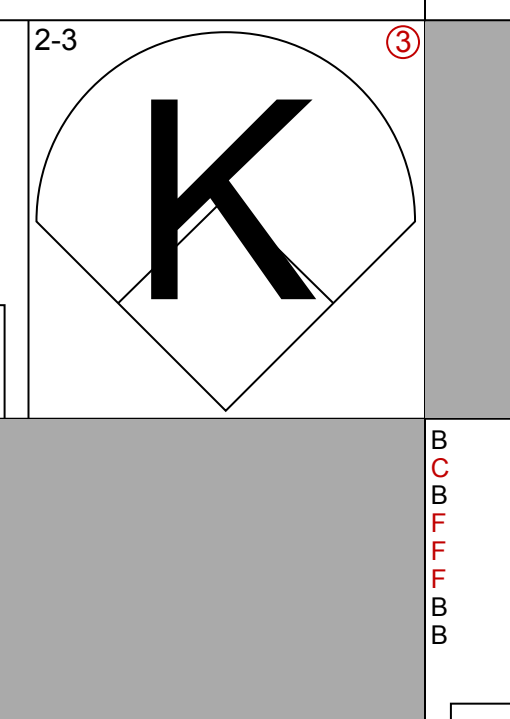
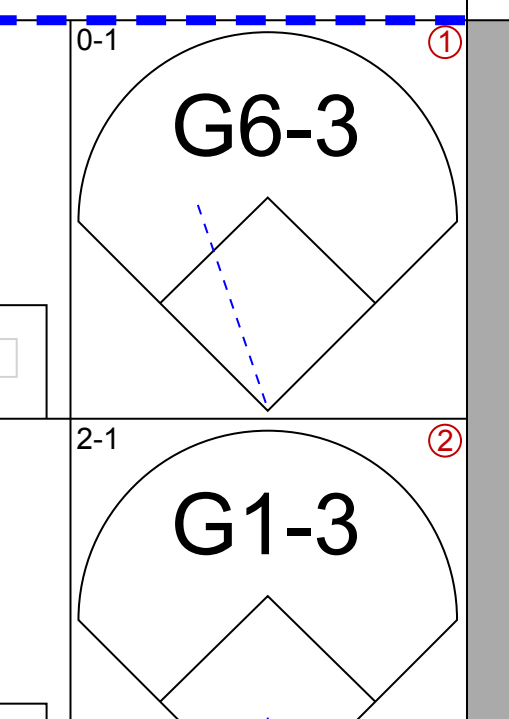
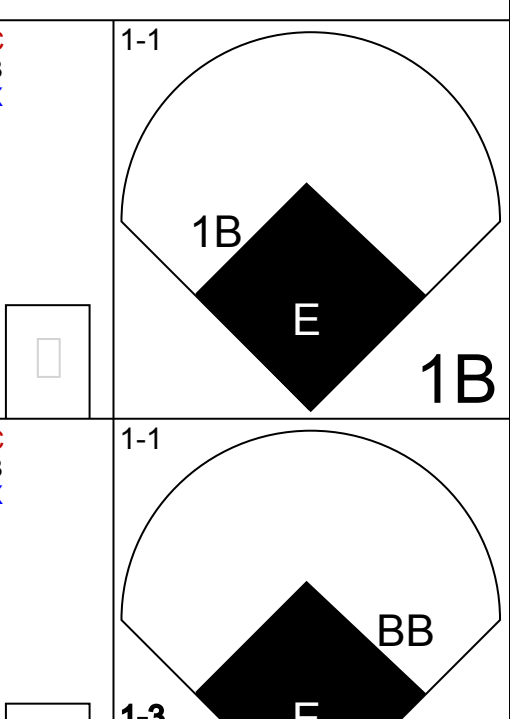
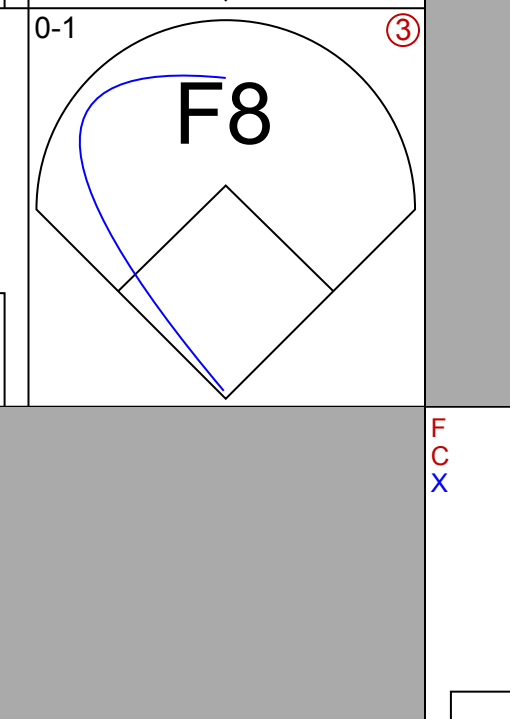
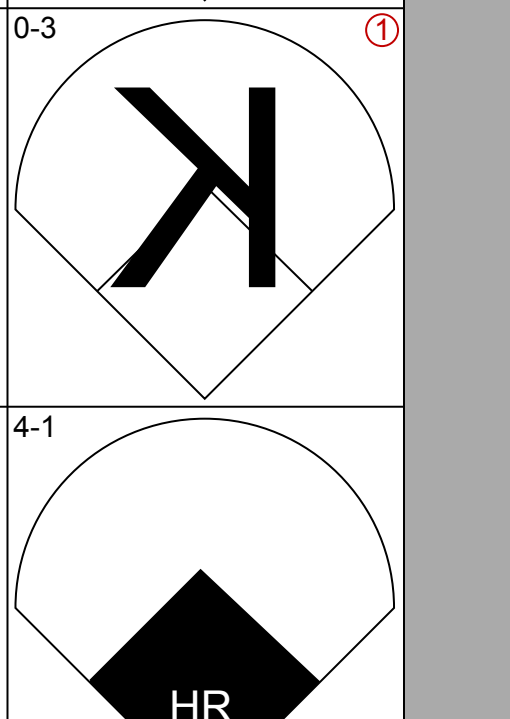
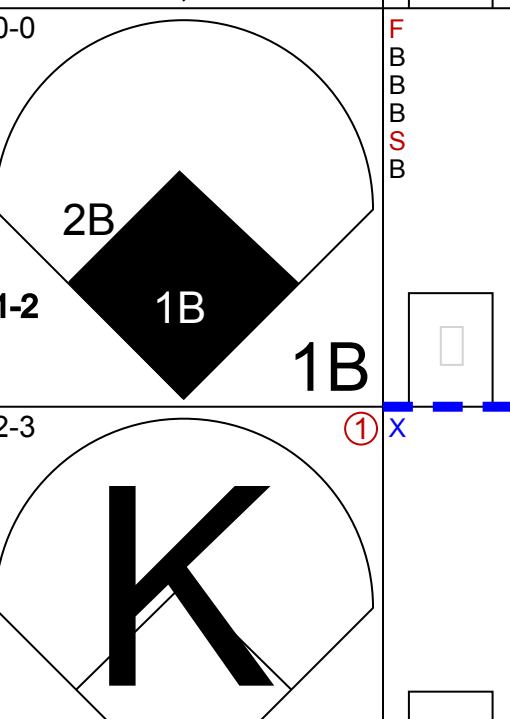
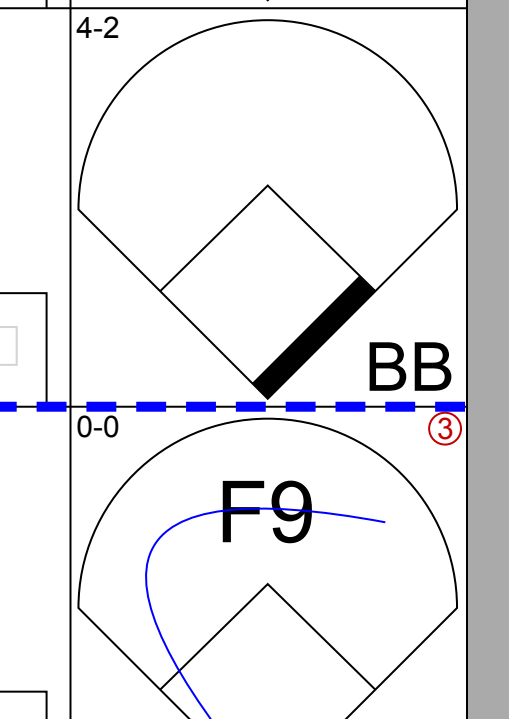
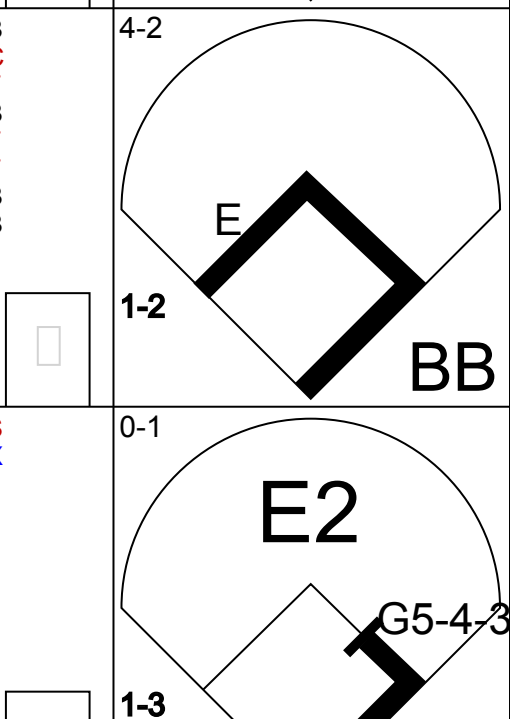
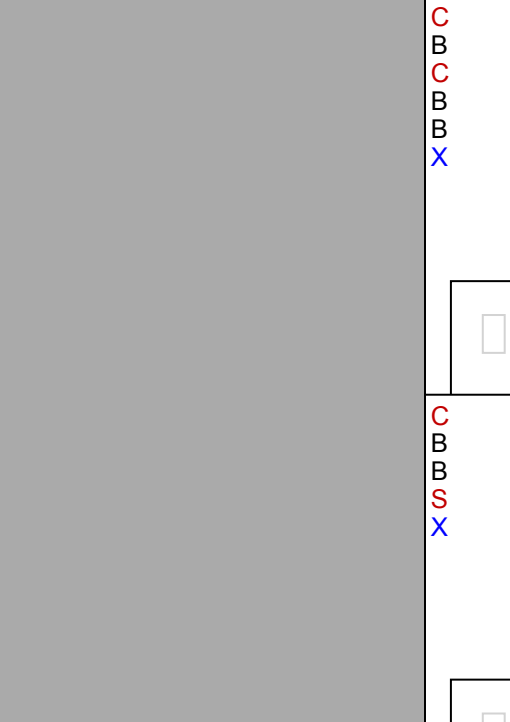
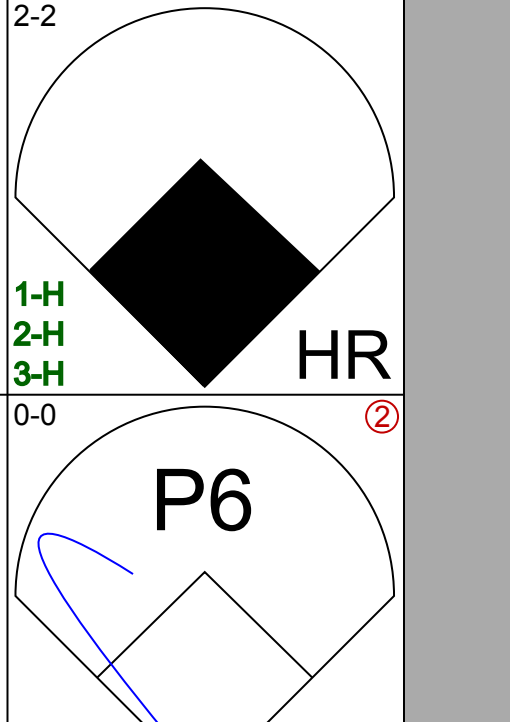
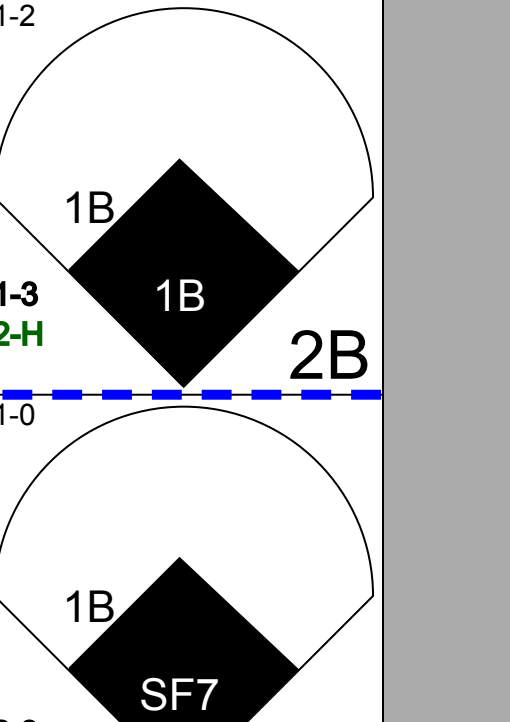

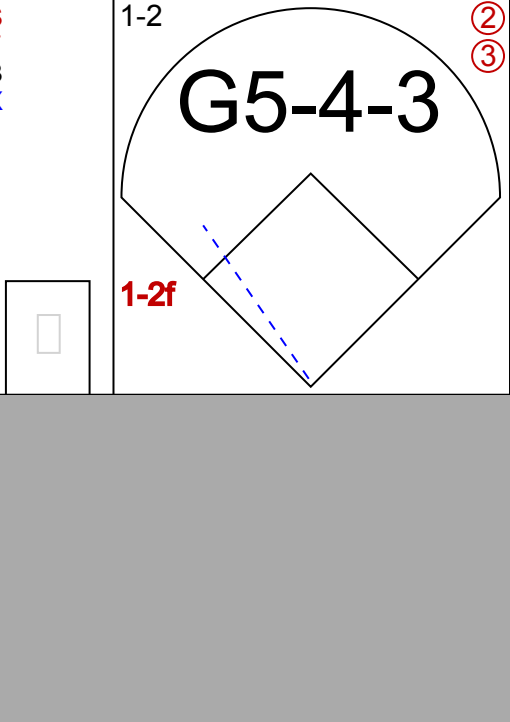
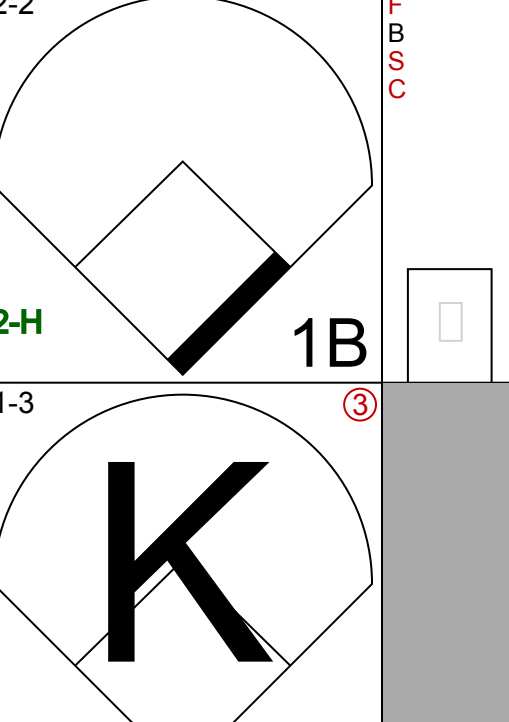
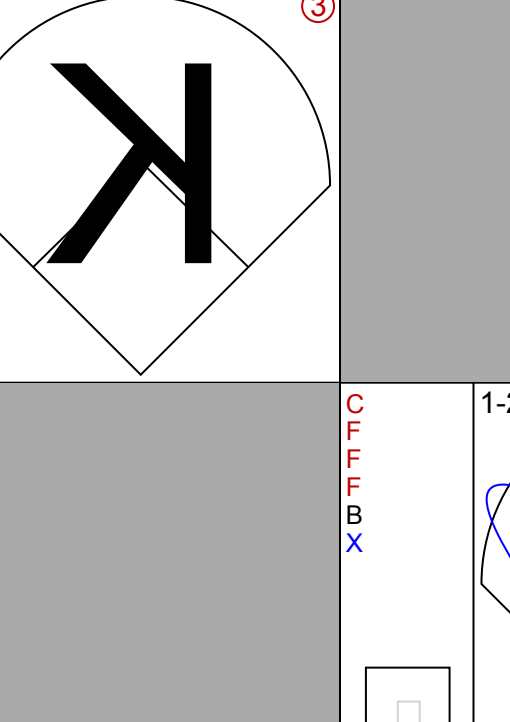
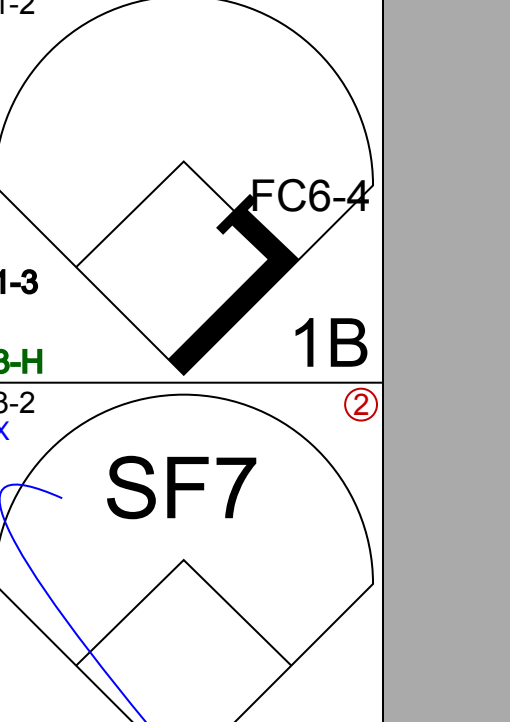
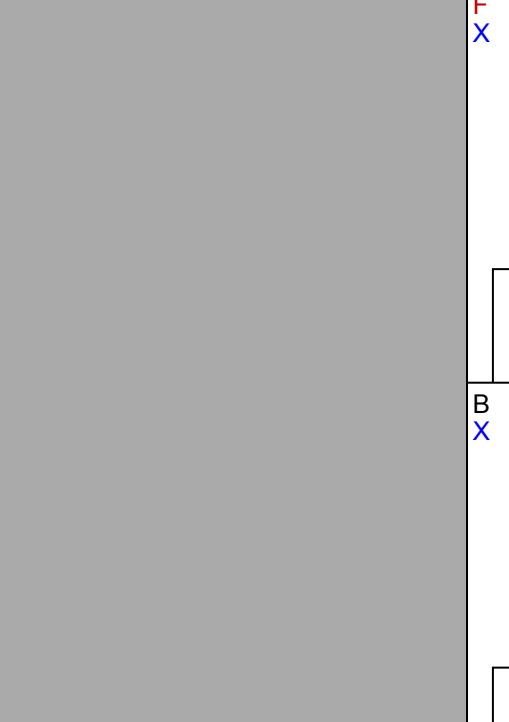

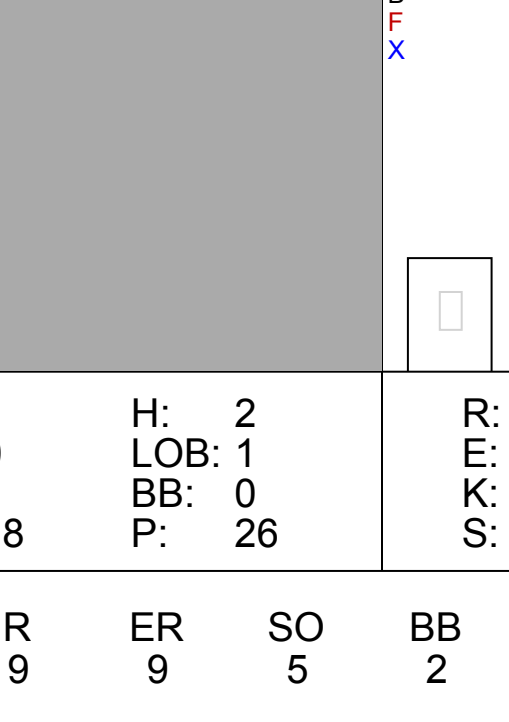
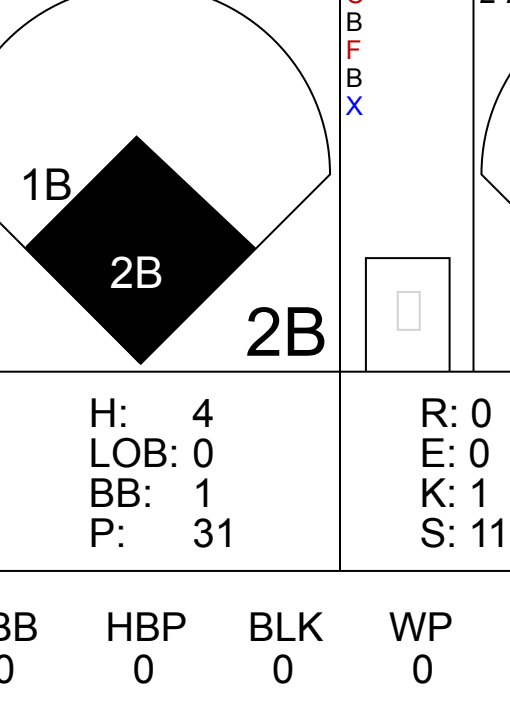
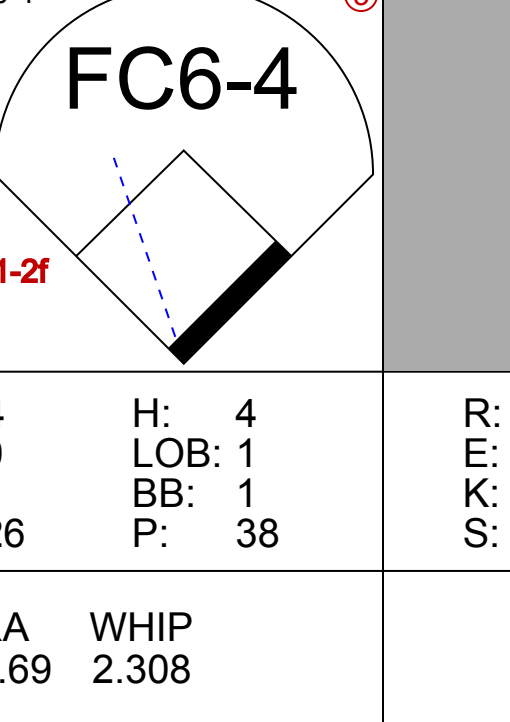
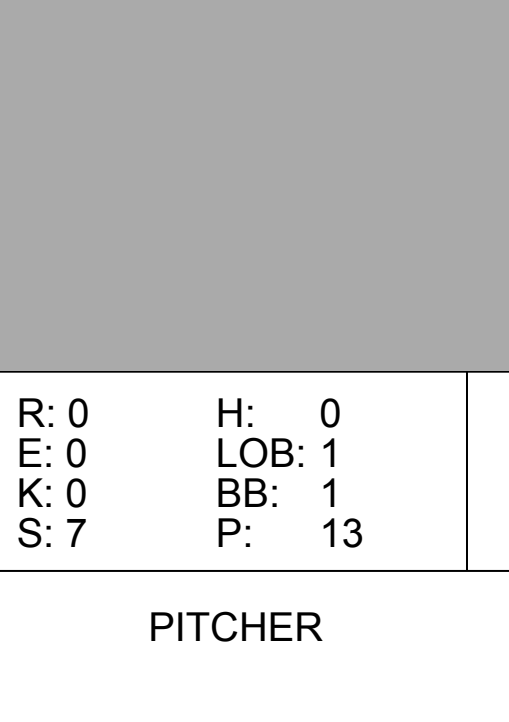
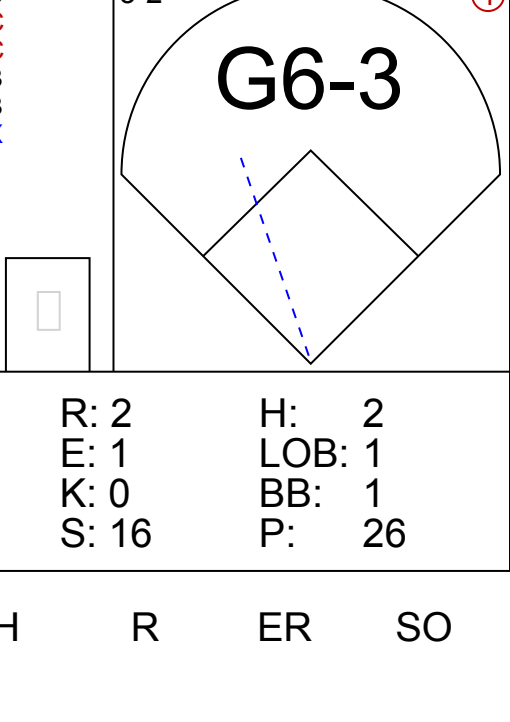


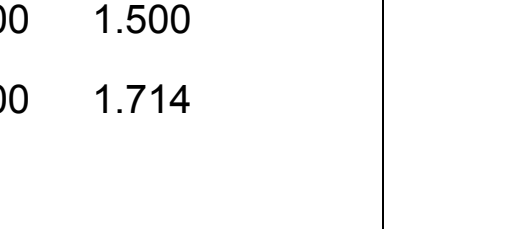


Batter	1	2	3	4	5	6	7	8	9	AB R H RBI BB SO LOB	TOP																								
Chuck Knoblauch, R (1, 10) OBP: 0.344, SLG: 0.346	0-0 1B SF9 2 SH	1-2 CS	3-3 K		4-2 BB		1-2 F9		2-0 HBP 2 G4-6-3	3 1 1 0 1 1 1	New York Yankees @ Tampa Bay Devil Rays Tropicana Field, St. Petersburg, FL Sun Jun 24 2001, 1:15 PM EDT Att: 27,999 - Dome - 72 F livebaseballscores.com																								
2 Derek Jeter, R (1, 6) OBP: 0.366, SLG: 0.406	0-0 SH SF9 20 SF9 1B		1-0 HR		1-0 F9			3-3 K	0-2 G4-6-3 1-2	4 2 1 1 0 1 3																									
Bernie Williams, S (1, 8) OBP: 0.387, SLG: 0.518	0-1 1B		2-1 G4-3		0-0 G1-3			2-2 20 1B 2B		4 1 2 0 0 0 1																									
Tino Martinez, L (1, 3) OBP: 0.303, SLG: 0.394	0-2 SF9		2-2 G4-3		1-1 G4-3			4-2 20 1B BB		2 0 0 1 1 0 0																									
20 Jorge Posada, S (1, 2) OBP: 0.388, SLG: 0.543	1-2 SF9			0-0 G3-1		2-3 K		3-2 1B		3 0 1 2 0 1 0																									
Paul O'Neill, L (1, 9) OBP: 0.317, SLG: 0.431	0-2 F7			1-1 FC6-4 1B		3-2 G6-3		2-3 K		4 0 1 0 0 1 3																									
Shane Spencer, R (1, 7) OBP: 0.258, SLG: 0.536			3-3 K		2-2 FC6-4 1B		1-3 K	2-2 F8		4 0 0 0 0 2 3																									
Scott Brosius, R (1, 5) OBP: 0.360, SLG: 0.469 Clay Bellinger, R (9, PR) OBP: 0.045, SLG: 0.045			3-1 CS 1B		1-1 F7		2-3 K	3-2 HBP 1B		4 0 2 0 0 1 1 0 0 0 0 0 0 0																									
Alfonso Soriano, R (1, 4) OBP: 0.308, SLG: 0.390			0-1 F8		0-0 F8		0-1 2B	0-1 F8		4 0 1 0 0 0 2																									
Inning Stats	R: 2 E: 1 K: 0 S: 14	H: 2 LOB: 1 BB: 0 P: 15	R: 0 E: 0 K: 1 S: 9	H: 1 LOB: 0 BB: 0 P: 16	R: 1 E: 0 K: 1 S: 10	H: 1 LOB: 0 BB: 0 P: 18	R: 0 E: 0 K: 0 S: 8	H: 0 LOB: 1 BB: 0 P: 12	R: 0 E: 0 K: 1 S: 5	H: 0 LOB: 0 BB: 0 P: 10		R: 0 E: 0 K: 2 S: 13	H: 1 LOB: 1 BB: 0 P: 17	R: 1 E: 0 K: 2 S: 21	H: 2 LOB: 2 BB: 1 P: 37	R: 0 E: 0 K: 0 S: 8	H: 1 LOB: 2 BB: 0 P: 13	1B: 6 2B: 2 3B: 0 HR: 1	SF: 2 SAC: 1 DP: 1 HBP: 1	WP: 0 SB: 0 CS: 1	PA: 39														
PITCHER	IP WLS BF H R ER SO BB IBB HBP BLK WP HR S P ERA WHIP																																		
Bryan Rekar, R (1, 1) ERA: 4.97	7.0	28	6	3	2	5	1	0	0	0	0	1	67	102	2.57	1.000																			
Doug Creek, L (8, 1) ERA: 3.45	0.2	5	2	1	1	2	1	0	0	0	0	0	18	32	13.50	4.500																			
Travis Phelps, R (8, 1) ERA: 3.8	1.1	W	5	1	0	0	0	0	1	0	0	0	11	18	0.00	0.750																			

Batter	1	2	3	4	5	6	7	8	9	AB R H RBI BB SO LOB	BOTTOM																									
Damian Rolls, R (1, 4) OBP: 0.302, SLG: 0.355	2-3 K		3-3 K				1-2 F9			4 0 0 0 0 3 1	New York Yankees @ Tampa Bay Devil Rays Tropicana Field, St. Petersburg, FL Sun Jun 24 2001, 1:15 PM EDT Att: 27,999 - Dome - 72 F livebaseballscores.com																									
Steve Cox, L (1, 3) OBP: 0.271, SLG: 0.391	1-0 FC5-4 1B		1-1 L4		2-0 HBP			3-2 2B		3 1 2 0 0 0 0																										
Randy Winn, S (1, 9) OBP: 0.371, SLG: 0.419	0-2 FC5-4		1-2 G4-3		0-2 G5-3			0-0 2B		4 1 1 1 0 0 2																										
Greg Vaughn, R (1, 10) OBP: 0.339, SLG: 0.498	3-3 K			4-2 1B BB		1-0 P3		4-0 HBP SF9 1B BB		2 1 0 0 2 1 1																										
Russ Johnson, R (1, 5) OBP: 0.364, SLG: 0.403		1-1 2B		1-3 K		2-2 G6-3		1-1 SF9 HBP SF8 1B		4 2 2 1 0 1 1																										
Ben Griever, L (1, 7) OBP: 0.356, SLG: 0.378		2-3 K		1-2 1B		1-3 K		1-0 HBP		3 0 1 0 0 2 1																										
Mike DiFelice, R (1, 2) OBP: 0.256, SLG: 0.296		3-3 K		1-3 K			0-1 F7	0-0 SF9		3 0 0 1 0 2 3																										
Andy Sheets, R (1, 6) OBP: 0.286, SLG: 0.290		2-2 2B		2-0 F7			0-2 G1-3	2-3 3-H SF8		3 0 1 2 0 0 2																										
Jason Tyner, L (1, 8) OBP: 0.293, SLG: 0.278		0-0 G4-3			0-0 F7		1-1 1B	3-H K		4 0 1 0 0 1 2																										
Inning Stats	R: 0 E: 0 K: 2 S: 13	H: 1 LOB: 1 BB: 0 P: 19	R: 1 E: 0 K: 2 S: 14	H: 2 LOB: 0 BB: 0 P: 22	R: 0 E: 0 K: 1 S: 11	H: 0 LOB: 0 BB: 0 P: 16	R: 0 E: 0 K: 2 S: 14	H: 1 LOB: 2 BB: 1 P: 23	R: 0 E: 0 K: 1 S: 7	H: 0 LOB: 0 BB: 0 P: 9		R: 0 E: 0 K: 1 S: 7	H: 0 LOB: 0 BB: 0 P: 13	R: 0 E: 0 K: 0 S: 10	H: 1 LOB: 1 BB: 0 P: 12	R: 4 E: 0 K: 1 S: 15	H: 3 LOB: 1 BB: 1 P: 26	1B: 4 2B: 4 3B: 0 HR: 0	SF: 2 SAC: 0 DP: 0 HBP: 2	WP: 0 SB: 0 CS: 0	PA: 36															
PITCHER	IP WLS BF H R ER SO BB IBB HBP BLK WP HR S P ERA WHIP																																			
Ted Lilly, L (1, 1) ERA: 4.75	7.0	29	6	2	2	2	1	0	1	0	0	0	79	120	2.57	1.000																				
Brian Boehringer, R (8, 1) ERA: 3.31	0.0	2	1	0	0	0	1	0	0	0	0	0	1	5	-	-																				
Mike Stanton, L (8, 1) ERA: 1.87	1.0	L	5	1	3	3	1	0	0	1	0	0	0	11	15	27.00	1.000																			

Batter	1	2	3	4	5	6	7	8	9	AB	R	H	RBI	BB	SO	LOB	TOP					
Randy Winn, S OBP: 0.371, SLG: 0.437 (1, 8)										3	1	2	1	2	0		Tampa Bay Devil Rays @ Boston Red Sox Fenway Park, Boston, MA Mon Jun 25 2001, 7:05 PM EDT Att: 32,854 - Sunny - 74 F					
Steve Cox, L OBP: 0.276, SLG: 0.391 (1, 3)										5	1	2	1	0	0	1						
Greg Vaughn, R OBP: 0.343, SLG: 0.513 (1, 7)										4	2	2	2	1	1	1						
Fred McGriff, L OBP: 0.407, SLG: 0.566 (1, 10)										4	0	2	0	1	0	0						
Ben Grieve, L OBP: 0.357, SLG: 0.373 (1, 9)										4	0	0	0	1	0	3						
Aubrey Huff, L OBP: 0.270, SLG: 0.341 (1, 5)										4	0	0	1	1	0	3						
Mike DiFelice, R OBP: 0.273, SLG: 0.327 (1, 2)										2	2	1	1	1	1	1						
Brent Abernathy, R OBP: 0.500, SLG: 1.333 (1, 4)										3	2	1	1	1	0	3						
Andy Sheets, R OBP: 0.280, SLG: 0.284 (8, PH)										2	0	0	0	0	0	0						
Jason Tyner, L OBP: 0.299, SLG: 0.274 (8, 6)										1	0	0	0	0	0	0						
Felix Martinez, S OBP: 0.287, SLG: 0.280 (8, 6)										0	0	0	0	0	0	0						
Inning Stats	R: 2 E: 0 K: 1 S: 19	H: 3 LOB: 1 BB: 0 P: 25	R: 2 E: 0 K: 0 S: 9	H: 2 LOB: 2 BB: 3 P: 24	R: 0 E: 0 K: 1 S: 6	H: 0 LOB: 1 BB: 1 P: 12	R: 1 E: 0 K: 1 S: 11	H: 1 LOB: 0 BB: 0 P: 17	R: 0 E: 0 K: 0 S: 7	H: 0 LOB: 0 BB: 1 P: 13	R: 2 E: 0 K: 1 S: 13	H: 2 LOB: 0 BB: 0 P: 24	R: 1 E: 0 K: 0 S: 11	H: 1 LOB: 2 BB: 1 P: 19	R: 0 E: 0 K: 0 S: 7	H: 0 LOB: 1 BB: 1 P: 15	R: 0 E: 0 K: 0 S: 6	H: 0 LOB: 0 BB: 0 P: 11	1B: 4 2B: 1 3B: 0 HR: 4	SF: 1 SAC: 1 DP: 1 HBP: 1	WP: 0 PB: 0 SB: 0 CS: 0	PA: 42
PITCHER	IP	WLS	BF	H	R	ER	SO	BB	IBB	HBP	BLK	WP	HR	S	P	ERA	WHIP					
David Cone, R ERA: 5.08	(1, 1)	5.0	W	24	6	5	5	3	5	0	0	0	0	2	52	91	9.00	2.200				
Rich Garces, R ERA: 3.03	(6, 1)	1.0		5	2	2	2	1	0	0	0	0	0	2	13	24	18.00	3.000				
Pete Schourek, L ERA: 3.95	(7, 1)	0.2	H	4	1	1	1	0	1	0	0	0	0	6	12	13.50	3.000					
Hipolito Pichardo, R ERA: 3.52	(7, 1)	0.1	H	2	0	0	0	0	0	0	1	0	0	5	7	0.00	0.000					
Derek Lowe, R ERA: 3.46	(8, 1)	2.0	S	7	0	0	0	0	1	0	0	0	0	13	26	0.00	0.500					

AB	32
R	8
H	9
RBI	8
BB	7
SO	4
LOB	12



Batter	1	2	3	4	5	6	7	8	9	AB	R	H	RBI	BB	SO	LOB	BOTTOM					
Jose Offerman, S OBP: 0.355, SLG: 0.404 (1, 4)										5	2	2	0	0	1	0	Tampa Bay Devil Rays @ Boston Red Sox Fenway Park, Boston, MA Mon Jun 25 2001, 7:05 PM EDT Att: 32,854 - Sunny - 74 F					
Scott Hatteberg, L OBP: 0.282, SLG: 0.337 (1, 2)										4	3	2	1	1	0	0						
Trot Nixon, L OBP: 0.354, SLG: 0.456 (1, 8)										3	1	1	0	2	1	2						
Manny Ramirez, R OBP: 0.438, SLG: 0.662 (1, 7)										4	2	1	0	1	1	4						
Dante Bichette, R OBP: 0.383, SLG: 0.586 (1, 10)										5	2	2	5	0	0	3						
Troy O'Leary, L OBP: 0.295, SLG: 0.460 (1, 9)										3	1	1	1	1	0	1						
Shea Hillenbrand, R OBP: 0.289, SLG: 0.407 (1, 5)										4	0	2	2	0	1	1						
Brian Daubach, L OBP: 0.324, SLG: 0.497 (1, 3)										3	0	0	1	0	1	2						
Lou Merloni, R OBP: 0.304, SLG: 0.357 (1, 6)										4	1	1	0	0	0	1						
Inning Stats	R: 0 E: 0 K: 0 S: 5	H: 0 LOB: 0 BB: 0 P: 7	R: 1 E: 0 K: 1 S: 18	H: 2 LOB: 1 BB: 0 P: 26	R: 5 E: 0 K: 2 S: 20	H: 4 LOB: 0 BB: 1 P: 31	R: 0 E: 0 K: 1 S: 11	H: 0 LOB: 0 BB: 0 P: 16	R: 4 E: 0 K: 1 S: 26	H: 4 LOB: 1 BB: 1 P: 38	R: 0 E: 0 K: 0 S: 7	H: 0 LOB: 1 BB: 1 P: 13	R: 0 E: 0 K: 0 S: 7	H: 0 LOB: 1 BB: 1 P: 13	R: 2 E: 1 K: 0 S: 16	H: 2 LOB: 1 BB: 1 P: 26	R: 0 E: 0 K: 0 S: 6	H: 0 LOB: 0 BB: 0 P: 11	1B: 7 2B: 4 3B: 0 HR: 1	SF: 1 SAC: 0 DP: 1 HBP: 0	WP: 0 PB: 0 SB: 0 CS: 0	PA: 41
PITCHER	IP	WLS	BF	H	R	ER	SO	BB	IBB	HBP	BLK	WP	HR	S	P	ERA	WHIP					
Ryan Rupe, R ERA: 7.32	(1, 1)	4.1	L	23	8	9	9	5	0	0	0	0	0	14	19	18.69	2.308					
Paul Wilson, R ERA: 7.91	(5, 1)	0.2		4	2	1	1	0	0	0	0	0	0	6	12	0.00	1.500					
Jeff Wallace, L ERA: 1.33	(6, 1)	0.2		3	0	0	0	0	1	0	0	0	0	6	12	0.00	1.500					
Jesus Colome, R ERA:	(6, 1)	2.1		11	2	2	0	0	2	0	0	0	0	24	40	0.00	1.714					



Batter	1	2	3	4	5	6	7	8	9	AB	R	H	RBI	BB	SO	LOB	TOP					
Randy Winn, S OBP: 0.372, SLG: 0.442 (1, 8)										5	1	2	1	0	1	0	Tampa Bay Devil Rays @ Boston Red Sox Fenway Park, Boston, MA Tue Jun 26 2001, 7:05 PM EDT Att: 32,185 - Sunny - 85 F					
Steve Cox, L OBP: 0.276, SLG: 0.381 (1, 3)										3	1	0	0	0	3	1						
Greg Vaughn, R OBP: 0.342, SLG: 0.520 (1, 7)										4	1	1	4	0	1	1						
Fred McGriff, L OBP: 0.401, SLG: 0.557 (1, 10)										4	0	0	0	0	2	1						
Ben Grieve, L OBP: 0.352, SLG: 0.367 (1, 9)										4	0	0	0	0	2	0						
Aubrey Huff, L OBP: 0.280, SLG: 0.363 (1, 5)										3	1	2	1	1	0	0						
John Flaherty, R OBP: 0.266, SLG: 0.336 (1, 2)										4	0	1	0	0	1	1						
Brent Abernathy, R OBP: 0.375, SLG: 0.714 (1, 4)										4	1	1	0	0	0	3						
Felix Martinez, S OBP: 0.288, SLG: 0.281 (1, 6)										3	1	1	0	0	1	2						
Russ Johnson, R OBP: 0.362, SLG: 0.400 (9, PH)										1	0	0	0	0	1	0						
Inning Stats	R: 0 E: 0 K: 1 S: 10	H: 1 LOB: 1 BB: 0 P: 13	R: 0 E: 0 K: 0 S: 11	H: 0 LOB: 1 BB: 21	R: 0 E: 0 K: 2 S: 11	H: 0 LOB: 0 BB: 0 P: 18	R: 0 E: 0 K: 1 S: 9	H: 0 LOB: 0 BB: 0 P: 12	R: 5 E: 0 K: 1 S: 17	H: 4 LOB: 0 BB: 0 P: 25	R: 0 E: 0 K: 0 S: 7	H: 2 LOB: 2 BB: 0 P: 10	R: 0 E: 0 K: 3 S: 10	H: 0 LOB: 0 BB: 0 P: 15	R: 1 E: 0 K: 3 S: 10	H: 1 LOB: 0 BB: 0 P: 17	R: 0 E: 0 K: 1 S: 7	H: 0 LOB: 0 BB: 0 P: 11	1B: 4 2B: 2 3B: 0 HR: 2	SF: 0 SAC: 0 DP: 0 HBP: 1	WP: 0 PB: 0 CS: 0	PA: 37
PITCHER	IP	WLS	BF	H	R	ER	SO	BB	IBB	HBP	BLK	WP	HR	S	P	ERA	WHIP					
Pedro Martinez, R ERA: 2.26 (1, 1)	4.2		20	4	4	4	4	1	0	1	0	0	0	53	81	7.71	1.071					
Rolando Arrojo, R ERA: 4.13 (5, 1)	2.1	W	10	3	1	1	4	0	0	0	0	0	1	22	33	3.86	1.286					
Rod Beck, R ERA: 2.81 (8, 1)	1.0		4	1	1	1	3	0	0	0	0	0	1	10	17	9.00	1.000					
Derek Lowe, R ERA: 3.4 (9, 1)	1.0	S	3	0	0	0	1	0	0	0	0	0	0	7	11	0.00	0.000					

Batter	1	2	3	4	5	6	7	8	9	AB	R	H	RBI	BB	SO	LOB	BOTTOM				
Chris Stynes, R OBP: 0.336, SLG: 0.500 (1, 4)										4	1	2	0	1	0	2	Tampa Bay Devil Rays @ Boston Red Sox Fenway Park, Boston, MA Tue Jun 26 2001, 7:05 PM EDT Att: 32,185 - Sunny - 85 F				
Scott Hatteberg, L OBP: 0.278, SLG: 0.330 (1, 2)										2	1	0	1	3	0	1					
Trot Nixon, L OBP: 0.359, SLG: 0.471 (1, 8)										4	1	2	4	1	1	5					
Manny Ramirez, R OBP: 0.438, SLG: 0.660 (1, 7)										4	0	1	1	1	1	4					
Dante Bichette, R OBP: 0.380, SLG: 0.574 (1, 10)										3	0	0	0	1	0	1					
Troy O'Leary, L OBP: 0.293, SLG: 0.450 (1, 9)										4	0	0	0	0	2	3					
Shea Hillenbrand, R OBP: 0.269, SLG: 0.465 (1, 5)										4	1	1	0	0	0	1					
Brian Daubach, L OBP: 0.327, SLG: 0.507 (1, 3)										4	2	2	1	0	2	0					
Lou Merloni, R OBP: 0.320, SLG: 0.341 (1, 6)										2	1	0	0	2	0	0					
Inning Stats	R: 1 E: 0 K: 0 S: 14	H: 3 LOB: 2 BB: 1 P: 21	R: 0 E: 0 K: 1 S: 7	H: 0 LOB: 0 BB: 0	R: 0 E: 0 K: 1 S: 6	H: 0 LOB: 0 BB: 0 P: 8	R: 0 E: 0 K: 0 S: 6	H: 0 LOB: 1 BB: 1 P: 13	R: 4 E: 0 K: 0 S: 11	H: 2 LOB: 0 BB: 2 P: 24	R: 2 E: 0 K: 3 S: 20	H: 2 LOB: 3 BB: 3 P: 37	R: 0 E: 0 K: 0 S: 6	H: 0 LOB: 1 BB: 1 P: 10	R: 0 E: 0 K: 0 S: 11	H: 0 LOB: 0 BB: 0 P: 17	1B: 5 2B: 1 3B: 1 HR: 1	SF: 0 SAC: 0 DP: 0 HBP: 0	WP: 2 PB: 0 CS: 0	PA: 40	
PITCHER	IP	WLS	BF	H	R	ER	SO	BB	IBB	HBP	BLK	WP	HR	S	P	ERA	WHIP				
Tanyon Sturtze, R ERA: 5.11 (1, 1)	6.1		29	5	4	4	3	6	0	0	0	0	0	54	101	5.68	1.737				
Travis Phelps, R ERA: 4.07 (7, 1)	0.2	B	3	1	1	1	0	0	0	0	0	0	1	7	11	13.50	1.500				
Victor Zambrano, R ERA: 9.82 (8, 1)	1.0	L	8	2	2	2	3	3	0	0	0	1	0	20	37	18.00	5.000				



Batter	1	2	3	4	5	6	7	8	9	AB	R	H	RBI	BB	SO	LOB	TOP				
Jason Tyner, L (1.8) OBP: 0.296, SLG: 0.282	K		G3 HR	K			G1-3 WP	G4-3		5	1	2	0	0	2	4					
Steve Cox, L (1.3) OBP: 0.286, SLG: 0.410	1B BB		G3	HR			G1-3		E8 1B	4	2	2	4	1	0	2					
Greg Vaughn, R (1.7) OBP: 0.340, SLG: 0.525	F2		HR	G6-3			K		K	5	1	1	2	0	2	3					
Fred McGriff, L (1.10) OBP: 0.404, SLG: 0.560 Damian Rolls, R (9, PR) OBP: 0.302, SLG: 0.355	1B				G3-1		F9		G5-3 1B IBB	4	0	2	0	1	0	1					
Ben Grieve, L (1.9) OBP: 0.350, SLG: 0.367	K		K		K				G5-3	5	1	1	0	0	3	5					
Aubrey Huff, L (1.5) OBP: 0.283, SLG: 0.364		K	K		G4-3					5	0	2	2	0	2	1					
John Flaherty, R (1.2) OBP: 0.270, SLG: 0.338	G6-3			HR			G1-6-3		F7	5	1	2	0	0	0	4					
Brent Abernathy, R (1.4) OBP: 0.333, SLG: 0.545	F8			K			G1-6-3		F9	4	0	1	1	0	1	2					
Andy Sheets, R (1.6) OBP: 0.288, SLG: 0.303			HR	HR			G5-3		K	4	2	2	0	0	1	2					
Inning Stats	R: 0 E: 0 K: 2 S: 9	H: 1 LOB: 2 BB: 1 P: 17	R: 0 E: 0 K: 1 S: 6	H: 0 LOB: 0 BB: 0 P: 8	R: 3 E: 0 K: 2 S: 15	H: 4 LOB: 1 BB: 0 P: 23	R: 3 E: 0 K: 2 S: 12	H: 3 LOB: 0 BB: 0 P: 17	R: 0 E: 0 K: 0 S: 7	H: 1 LOB: 0 BB: 0 P: 10	R: 0 E: 0 K: 1 S: 10	H: 1 LOB: 1 BB: 0 P: 19	R: 1 E: 0 K: 1 S: 13	H: 3 LOB: 2 BB: 1 P: 23	R: 2 E: 1 K: 1 S: 13	H: 2 LOB: 2 BB: 1 P: 26	1B: 10 2B: 3 3B: 0 HR: 2	SF: 0 SAC: 0 DP: 1 HBP: 0	WP: 1 PB: 0 CS: 0	PA: 43	
PITCHER	IP	WLS	BF	H	R	ER	SO	BB	IBB	HBP	BLK	WP	HR	S	P	ERA	WHIP				
Hideo Nomo, R (1.1) ERA: 4.12	6.0		27	9	6	6	8	1	0	0	0	0	2	56	84	9.00	1.667				
Hipolito Pichardo, R (7.1) ERA: 3.38	0.2		3	1	0	0	1	0	0	0	0	1	0	7	13	0.00	1.500				
Pete Schourek, L (7.1) ERA: 4.23	0.1	L	3	2	1	1	0	0	0	0	0	0	0	7	14	27.00	6.000				
Rod Beck, R (8.1) ERA: 2.74	1.0		4	1	0	0	1	0	0	0	0	0	0	9	15	0.00	1.000				
Sun-Woo Kim, R (9.1) ERA: 12.0	1.0		6	2	2	2	1	0	1	0	0	0	0	13	26	18.00	2.000				

Tampa Bay Devil Rays @ Boston Red Sox
Fenway Park, Boston, MA
Wed Jun 27 2001, 7:05 PM EDT
Att: 33,216 - Sunny - 88 F

AB 41
R 9
H 15
RBI 9
BB 2
SO 11
LOB 24



Batter	1	2	3	4	5	6	7	8	9	AB	R	H	RBI	BB	SO	LOB	BOTTOM					
Jose Offerman, S (1.4) OBP: 0.351, SLG: 0.399	G5-4-3 1B	G6-3		G4-3		G4-6-3		K	F7	6	0	1	0	0	1	6						
Scott Hattberg, L (1.2) OBP: 0.277, SLG: 0.320 Shea Hillenbrand, R (8, PH) OBP: 0.287, SLG: 0.403 Doug Mirabeli, R (9.2) OBP: 0.284, SLG: 0.267	G5-4-3		G4-3		1B G1-3 BB	G4-3		G4-3		3	1	0	0	1	0	1						
Trot Nixon, L (1.8) OBP: 0.367, SLG: 0.489	BB 1B		G6-3		G1-3 2B 1B		HR	BB	BB	4	2	3	1	1	0	0						
Manny Ramirez, R (1.7) OBP: 0.437, SLG: 0.653	FC6-4 BB		F9		G1-3		E5 1B 2B	BB	BB	3	1	0	1	2	0	1						
Dante Bichette, R (1.10) OBP: 0.380, SLG: 0.581	FC6-4			1B 2B	2B		K	P3		5	1	2	1	0	1	5						
Troy O'Leary, L (1.9) OBP: 0.305, SLG: 0.454		2B BB		1B	BB		2B 1B		K	3	1	2	1	2	1	0						
Chris Stynes, R (1.5) OBP: 0.339, SLG: 0.500	F8		K	K			1B	2B	BB	4	1	1	2	1	2	4						
Brian Daubach, L (1.3) OBP: 0.333, SLG: 0.512		2B		1B		G3		BB	K	4	0	2	0	1	1	3						
Lou Merloni, R (1.6) OBP: 0.327, SLG: 0.354	P4		L9			G4-6-3	G1-6-4-3	BB	2B	4	0	1	1	1	0	6						
Inning Stats	R: 0 E: 0 K: 0 S: 18	H: 2 LOB: 2 BB: 1 P: 30	R: 0 E: 0 K: 0 S: 8	H: 1 LOB: 2 BB: 1 P: 14	R: 0 E: 0 K: 0 S: 8	H: 0 LOB: 0 BB: 0 P: 10	R: 1 E: 0 K: 1 S: 13	H: 3 LOB: 2 BB: 0 P: 18	R: 2 E: 0 K: 1 S: 15	H: 2 LOB: 2 BB: 2 P: 26	R: 0 E: 0 K: 0 S: 9	H: 0 LOB: 0 BB: 1 P: 18	R: 3 E: 1 K: 1 S: 18	H: 3 LOB: 1 BB: 1 P: 31	R: 0 E: 0 K: 1 S: 13	H: 0 LOB: 2 BB: 2 P: 24	R: 1 E: 0 K: 2 S: 10	H: 1 LOB: 1 BB: 1 P: 18	1B: 6 2B: 5 3B: 0 HR: 1	SF: 0 SAC: 0 DP: 3 HBP: 0	WP: 0 PB: 0 CS: 0	PA: 46
PITCHER	IP	WLS	BF	H	R	ER	SO	BB	IBB	HBP	BLK	WP	HR	S	P	ERA	WHIP					
Albie Lopez, R (1.1) ERA: 5.64	5.0		26	8	3	3	2	4	0	0	0	0	1	21	39	13.50	3.000					
Paul Wilson, R (6.1) ERA: 8.02	1.1	B	8	3	3	2	1	1	0	0	0	0	0	21	39	13.50	3.000					
Doug Creek, L (7.1) ERA: 3.47	2.2	W	12	1	1	1	3	4	0	0	0	0	0	29	52	3.38	1.875					

Tampa Bay Devil Rays @ Boston Red Sox
Fenway Park, Boston, MA
Wed Jun 27 2001, 7:05 PM EDT
Att: 33,216 - Sunny - 88 F

AB 37
R 7
H 12
RBI 7
BB 9
SO 6
LOB 26



Batter	1	2	3	4	5	6	7	8	9	AB	R	H	RBI	BB	SO	LOB	TOP					
Jason Tyner, L (1, 8) OBP: 0.286, SLG: 0.264	F7		K			K	1B		K	5	0	1	1	0	3	1	Tampa Bay Devil Rays @ New York Yankees Yankee Stadium, Bronx, NY Fri Jun 29 2001, 7:05 PM EDT Att: 38,416 - Sunny - 78 F					
Steve Cox, L (1, 3) OBP: 0.284, SLG: 0.405	G3-1			1B		2B	K			4	0	2	0	0	1							
Greg Vaughn, R (1, 7) OBP: 0.334, SLG: 0.518	F9			G5-4-3		K			F7	4	0	0	0	0	1	3						
Fred McGriff, L (1, 10) OBP: 0.403, SLG: 0.558		F8		K			1B	K		4	1	1	0	0	2	0						
Ben Grieve, L (1, 9) OBP: 0.353, SLG: 0.380		L3			K		1B	3B		3	2	1	0	1	1	0						
Aubrey Huff, L (1, 5) OBP: 0.296, SLG: 0.387		1B			G3		E	3B		4	1	3	3	0	0	0						
Mike DiFelice, R (1, 2) John Flaherty, R (7, 2) OBP: 0.269, SLG: 0.335		F9			G6-3		K	F9		3	0	0	0	0	1	2						
Brent Abernathy, R (1, 4) OBP: 0.450, SLG: 0.611			F7			1B	E7		K	4	1	2	1	0	1	0						
Felix Martinez, S (1, 6) Russ Johnson, R (9, PH) OBP: 0.364, SLG: 0.401			K			K	G4-3		K	3	0	0	0	0	2	2						
Inning Stats	R: 0 E: 0 K: 0 S: 7	H: 0 LOB: 0 BB: 0 P: 11	R: 0 E: 0 K: 0 S: 7	H: 1 LOB: 1 BB: 0 P: 9	R: 0 E: 0 K: 2 S: 13	H: 0 LOB: 0 BB: 0 P: 18	R: 0 E: 0 K: 1 S: 9	H: 1 LOB: 0 BB: 0 P: 14	R: 0 E: 0 K: 1 S: 6	H: 0 LOB: 0 BB: 0 P: 10	R: 0 E: 0 K: 3 S: 14	H: 2 LOB: 2 BB: 0 P: 21	R: 4 E: 1 K: 2 S: 25	H: 5 LOB: 1 BB: 0 P: 30	R: 1 E: 0 K: 1 S: 7	H: 1 LOB: 1 BB: 1 P: 15	R: 0 E: 0 K: 3 S: 13	H: 0 LOB: 0 BB: 0 P: 14	1B: 7 2B: 2 3B: 1 HR: 0	SF: 0 SAC: 0 DP: 1 HBP: 0	WP: 0 PB: 0 CS: 0	PA: 37
PITCHER	IP	WLS	BF	H	R	ER	SO	BB	IBB	HBP	BLK	WP	HR	S	P	ERA	WHIP					
Roger Clemens, R (1, 1) ERA: 3.59	6.2	W	27	8	4	3	8	0	0	0	0	0	0	74	103	4.05	1.200					
Mike Stanton, L (7, 1) ERA: 2.0	1.0		6	2	1	1	2	1	0	0	0	0	0	12	20	9.00	3.000					
Jay Witasick, R (8, 1) ERA: 2.14	0.1	H	1	0	0	0	0	0	0	0	0	0	0	2	5	0.00	0.000					
42 Mariano Rivera, R (9, 1) ERA: 2.38	1.0	S	3	0	0	0	3	0	0	0	0	0	0	13	14	0.00	0.000					

Batter	1	2	3	4	5	6	7	8	9	AB	R	H	RBI	BB	SO	LOB	BOTTOM				
Chuck Knoblauch, R (1, 10) OBP: 0.335, SLG: 0.338	G3		G1-3	K		K				4	0	0	0	1	2	1	Tampa Bay Devil Rays @ New York Yankees Yankee Stadium, Bronx, NY Fri Jun 29 2001, 7:05 PM EDT Att: 38,416 - Sunny - 78 F				
2 Derek Jeter, R (1, 6) OBP: 0.374, SLG: 0.408	1B		CS	K		1B		F9		4	1	2	0	1	1	1					
Bernie Williams, S (1, 8) OBP: 0.405, SLG: 0.531	1B		BB		HR					3	2	3	2	1	0	0					
Tino Martinez, L (1, 3) OBP: 0.312, SLG: 0.436	G1-3		1B		HR		G6-3			4	1	2	2	0	0	3					
20 Jorge Posada, S (1, 2) OBP: 0.401, SLG: 0.538	K		1B		HR					3	0	1	1	1	1	1					
Paul O'Neill, L (1, 9) OBP: 0.316, SLG: 0.426		F7	G3		G3-6-1		G4-3			4	0	0	0	0	0	3					
Shane Spencer, R (1, 7) OBP: 0.313, SLG: 0.614		3B		P3	K2-3		L5			4	0	1	0	0	1	0					
Scott Brosius, R (1, 5) OBP: 0.363, SLG: 0.471		G4-3		HR		1B		G5-3		3	2	1	0	1	0	1					
Alfonso Soriano, R (1, 4) OBP: 0.307, SLG: 0.396			K		HR		P3		P4	4	1	1	2	0	1	2					
Inning Stats	R: 1 E: 0 K: 1 S: 10	H: 2 LOB: 1 BB: 0 P: 15	R: 0 E: 0 K: 1 S: 12	H: 1 LOB: 0 BB: 0 P: 17	R: 1 E: 0 K: 0 S: 12	H: 2 LOB: 2 BB: 2 P: 20	R: 2 E: 0 K: 2 S: 16	H: 2 LOB: 0 BB: 0 P: 23	R: 2 E: 0 K: 1 S: 8	H: 2 LOB: 0 BB: 1 P: 12	R: 1 E: 0 K: 0 S: 16	H: 2 LOB: 2 BB: 1 P: 25	R: 0 E: 0 K: 0 S: 5	H: 0 LOB: 0 BB: 0 P: 7	R: 0 E: 0 K: 0 S: 8	H: 0 LOB: 1 BB: 1 P: 17	1B: 7 2B: 1 3B: 1 HR: 2	SF: 0 SAC: 0 DP: 1 HBP: 0	WP: 0 PB: 0 CS: 1	PA: 38	
PITCHER	IP	WLS	BF	H	R	ER	SO	BB	IBB	HBP	BLK	WP	HR	S	P	ERA	WHIP				
Bryan Rekar, R (1, 1) ERA: 5.25	5.0	L	25	9	6	6	5	3	0	0	0	0	0	2	58	10.80	2.400				
Jeff Wallace, L (6, 1) ERA: 1.54	3.0		13	2	1	1	1	2	0	0	0	0	0	29	49	3.00	1.333				

Batter	1	2	3	4	5	6	7	8	9	AB	R	H	RBI	BB	SO	LOB	TOP				
Brent Abernathy, R OBP: 0.400, SLG: 0.565 (1, 4)	L7		BB 2B	F5		G1-3		K		5	1	1	0	0	1	3	Tampa Bay Devil Rays @ New York Yankees Yankee Stadium, Bronx, NY Sat Jun 30 2001, 12:35 PM EDT Att. 42,544 - Sunny - 90 F				
Steve Cox, L OBP: 0.274, SLG: 0.393 (1, 3)	G3		K	SF8			G3		G1	4	0	0	1	0	1	2					
Greg Vaughn, R OBP: 0.335, SLG: 0.514 (1, 7)	F9		BB 2B	P6			E5		1B	4	1	1	0	1	0	1					
Fred McGriff, L OBP: 0.403, SLG: 0.553 Damian Rolls, R OBP: 0.320, SLG: 0.355 (9, PR)		G4-3	2B BB		G4-3		F8		1B	4	0	1	1	1	0	1					
Russ Johnson, R OBP: 0.370, SLG: 0.414 (1, 5)		F8	1-2 2-3 3-H	2B	G3				1B	0	0	0	0	0	0	0					
Ben Grievie, L OBP: 0.351, SLG: 0.377 (1, 9)		F8	1-3 2-H 3-H	2B	G3		1B		K	5	0	3	2	0	1	2					
Mike DiFelice, R OBP: 0.250, SLG: 0.298 (1, 2)		E5	1-3	K	G3		F8		F7	5	0	1	0	0	1	7					
Andy Sheets, R OBP: 0.291, SLG: 0.308 (1, 6)		F7		1B SF8	2B		K		K	4	0	0	0	0	1	4					
Jason Tyner, L OBP: 0.305, SLG: 0.286 (1, 8)			2B BB	1B	2-3		K		K	4	1	1	0	0	2	2					
Inning Stats	R: 0 E: 0 K: 0 S: 4	H: 0 LOB: 0 BB: 0 P: 8	R: 0 E: 1 K: 0 S: 12	H: 1 LOB: 2 BB: 0 P: 16	R: 3 E: 0 K: 2 S: 15	H: 3 LOB: 2 BB: 2 P: 27	R: 1 E: 0 K: 0 S: 11	H: 2 LOB: 1 BB: 0 P: 15	R: 0 E: 0 K: 0 S: 11	H: 1 LOB: 1 BB: 0 P: 16	R: 0 E: 1 K: 0 S: 7	H: 1 LOB: 2 BB: 0 P: 13	R: 0 E: 1 K: 3 S: 13	H: 1 LOB: 1 BB: 0 P: 17	R: 0 E: 0 K: 1 S: 14	H: 2 LOB: 2 BB: 0 P: 18	1B: 8 2B: 3 3B: 0 HR: 0	SF: 1 SAC: 0 DP: 0 HBP: 0	WP: 0 PB: 0 CS: 0	PA: 42	
PITCHER	IP	WLS	BF	H	R	ER	SO	BB	IBB	HBP	BLK	WP	HR	S	P	ERA	WHIP				
Ted Lilly, L ERA: 5.04 (1, 1)	3.2		20	6	4	4	2	1	1	0	0	0	0	40	64	9.82	1.909				
Ramiro Mendoza, R ERA: 4.51 (4, 1)	3.1		13	2	0	0	1	0	0	0	0	0	0	32	47	0.00	0.600				
Mike Stanton, L ERA: 1.96 (8, 1)	1.0	W	4	1	0	0	3	0	0	0	0	0	0	13	17	0.00	1.000				
42 Mariano Rivera, R ERA: 2.32 (9, 1)	1.0	S	5	2	0	0	1	0	0	0	0	0	0	14	18	0.00	2.000				

Batter	1	2	3	4	5	6	7	8	9	AB	R	H	RBI	BB	SO	LOB	BOTTOM				
2 Derek Jeter, R OBP: 0.370, SLG: 0.403 (1, 6)	G2-3		G4-3			K		K		4	0	0	0	0	2	0	Tampa Bay Devil Rays @ New York Yankees Yankee Stadium, Bronx, NY Sat Jun 30 2001, 12:35 PM EDT Att. 42,544 - Sunny - 90 F				
Paul O'Neill, L OBP: 0.318, SLG: 0.425 Gerald Williams, R OBP: 0.264, SLG: 0.332 (8, PH)	F7		F8			HR		HR		3	1	1	0	0	0	0					
Bernie Williams, S OBP: 0.410, SLG: 0.558 (1, 8)	BB		F7			HR		HR		0	1	0	0	1	0	0					
Tino Martinez, L OBP: 0.311, SLG: 0.444 (1, 3)	G3				G6-3			K		4	1	1	1	0	1	1					
20 Jorge Posada, S OBP: 0.403, SLG: 0.536 (1, 2)		FC3	1B		K		G3-1		CS	3	0	1	0	1	1	0					
David Justice, L OBP: 0.320, SLG: 0.426 (1, 10)		FC3			F8		G3-1		CS	3	0	0	0	0	0	1					
Shane Spencer, R OBP: 0.294, SLG: 0.574 (1, 7)		K				L6		K		3	0	0	0	0	2	2					
Scott Brosius, R OBP: 0.359, SLG: 0.466 (1, 5)		K				K		F9		3	0	0	0	0	2	2					
Alfonso Soriano, R OBP: 0.304, SLG: 0.392 (1, 4)		P4			G5-3		G6-3			3	0	0	0	0	0	2					
Inning Stats	R: 0 E: 0 K: 0 S: 6	H: 0 LOB: 1 BB: 1 P: 14	R: 0 E: 0 K: 2 S: 14	H: 1 LOB: 2 BB: 0 P: 22	R: 0 E: 0 K: 0 S: 10	H: 0 LOB: 0 BB: 0 P: 17	R: 0 E: 0 K: 1 S: 5	H: 0 LOB: 0 BB: 0 P: 9	R: 0 E: 0 K: 1 S: 8	H: 0 LOB: 0 BB: 0 P: 10	R: 3 E: 0 K: 1 S: 12	H: 3 LOB: 0 BB: 0 P: 20	R: 0 E: 0 K: 1 S: 5	H: 0 LOB: 0 BB: 0 P: 7	R: 2 E: 0 K: 2 S: 12	H: 1 LOB: 2 BB: 2 P: 26	1B: 2 2B: 0 3B: 0 HR: 3	SF: 0 SAC: 0 DP: 0 HBP: 0	WP: 0 PB: 0 CS: 1	PA: 33	
PITCHER	IP	WLS	BF	H	R	ER	SO	BB	IBB	HBP	BLK	WP	HR	S	P	ERA	WHIP				
Ryan Rupe, R ERA: 7.15 (1, 1)	5.1		22	4	3	3	5	1	0	0	0	0	0	51	83	5.06	0.938				
Travis Phelps, R ERA: 3.75 (6, 1)	2.0	H	6	0	0	0	2	0	0	0	0	0	0	12	22	0.00	0.000				
Doug Creek, L ERA: 3.89 (8, 1)	0.2	L	4	1	2	2	1	2	0	0	0	0	1	9	20	27.00	4.500				


Batter	1	2	3	4	5	6	7	8	9	AB	R	H	RBI	BB	SO	LOB	TOP					
Brent Abernathy, R OBP: 0.448, SLG: 0.577 (1, 4)	F9		1-2 K			3-2 2B 1B		4-2 G6-3 BB		3	1	2	0	1	0	0	Tampa Bay Devil Rays @ New York Yankees Yankee Stadium, Bronx, NY Sun Jul 01 2001, 1:05 PM EDT Att: 41,983 - Sunny - 85 F					
Steve Cox, L OBP: 0.273, SLG: 0.396 (1, 3)	G1-3		0-3 K			1-0 1-H 2B		1-0 G6-3 1-2		4	0	1	1	0	1	3						
Greg Vaughn, R OBP: 0.331, SLG: 0.507 (1, 7)	K			0-0 G6-3		0-1 F8		2-2 G6-3		4	0	0	0	0	1	1						
Fred McGriff, L OBP: 0.398, SLG: 0.545 (1, 10)		0-0 F8		2-3 K		1-2 F8		1-1 G1-3		4	0	0	0	0	1	1						
Russ Johnson, R OBP: 0.368, SLG: 0.410 (1, 5)		2-1 F8		3-2 F8		1-1 G6-3		0-1 DI 1B		4	0	1	0	0	0	1						
Ben Griewe, L OBP: 0.353, SLG: 0.376 (1, 9)		1-3 K			2-1 G6-3		0-0 G5-4-3 1B	4-1 1-2 BB		3	0	1	0	1	1	0						
John Flaherty, R OBP: 0.262, SLG: 0.327 (1, 2)			1-1 G6-3		1-1 G5-3		0-0 G5-4-3 1-2	0-3 K		4	0	0	0	0	1	3						
Andy Sheets, R OBP: 0.283, SLG: 0.299 (1, 6)			1-3 K		3-2 E5 FC6		0-2 L6			3	0	0	0	0	1	0						
Jason Tyner, L OBP: 0.306, SLG: 0.287 (1, 8)			1-1 1B		1-0 FC6		0-1 F7			3	0	1	0	0	0	1						
Inning Stats	R: 0 E: 0 K: 1 S: 8	H: 0 LOB: 0 BB: 0 P: 12	R: 0 E: 0 K: 1 S: 6	H: 0 LOB: 0 BB: 0 P: 9	R: 0 E: 0 K: 2 S: 13	H: 2 LOB: 2 BB: 0 P: 17	R: 0 E: 0 K: 1 S: 7	H: 0 LOB: 0 BB: 0 P: 12	R: 0 E: 0 K: 0 S: 8	H: 1 LOB: 1 BB: 0 P: 15	R: 1 E: 0 K: 0 S: 12	H: 2 LOB: 1 BB: 0 P: 18	R: 0 E: 0 K: 0 S: 5	H: 1 LOB: 0 BB: 0 P: 5	R: 0 E: 0 K: 0 S: 5	H: 0 LOB: 0 BB: 1 P: 10	R: 0 E: 0 K: 1 S: 11	H: 1 LOB: 2 BB: 1 P: 18	1B: 5 2B: 1 3B: 0 HR: 0	SF: 0 SAC: 0 DP: 2 HBP: 0	WP: 0 PB: 0 CS: 0	PA: 34
PITCHER	IP	WLS	BF	H	R	ER	SO	BB	IBB	HBP	BLK	WP	HR	S	P	ERA	WHIP					
Andy Pettitte, L ERA: 2.95 (1, 1)	7.0	W	26	5	1	1	5	0	0	0	0	0	0	59	88	1.29	0.714					
Randy Choate, L ERA: 3.19 (8, 1)	1.0		3	0	0	0	0	1	0	0	0	0	0	5	10	0.00	1.000					
Mark Wohlers, R ERA: 3.82 (9, 1)	1.0		5	1	0	0	1	1	0	0	0	0	0	11	18	0.00	2.000					


Batter	1	2	3	4	5	6	7	8	9	AB	R	H	RBI	BB	SO	LOB	BOTTOM				
2 Derek Jeter, R OBP: 0.371, SLG: 0.407 (1, 6)	G6-3 SF7 2B		2-3 K	0-1 SAFE PO	0-0 G5-3		3-2 S 1B			4	2	2	0	0	1	0	Tampa Bay Devil Rays @ New York Yankees Yankee Stadium, Bronx, NY Sun Jul 01 2001, 1:05 PM EDT Att: 41,983 - Sunny - 85 F				
Paul O'Neill, L OBP: 0.323, SLG: 0.436 (1, 9)	G6-3		3-2 1B 20 1B 2B		2-1 G4-3 2B		2-0 CS BB 1B			4	1	3	1	0	0	1					
Bernie Williams, S OBP: 0.411, SLG: 0.557 (1, 8)	SF7		0-1 S 20 1B		3-1 G4-3		4-1 1-2 BB			2	1	1	1	1	0	1					
Tino Martinez, L OBP: 0.313, SLG: 0.452 (1, 3)	3-H 2-1 HR		2-1 F7		4-0 BB		3-3 K			3	1	1	1	1	1	4					
20 Jorge Posada, S OBP: 0.401, SLG: 0.531 (1, 2)	3-3 K		2-2 2-H 3-H 1B		2-2 F7		2-3 K			4	0	1	2	0	2	2					
David Justice, L OBP: 0.323, SLG: 0.433 Chuck Knoblauch, R OBP: 0.332, SLG: 0.334 (3, FH)		3-2 F9 SF8 2B		2-2 G5-3		2-3 K		0-0 G3		1	1	1	0	0	0	0					
Shane Spencer, R OBP: 0.273, SLG: 0.529 (1, 7)		2-0 F9		2-1 P6		2-1 G5-3		1-0 F8		4	0	0	0	0	0	1					
Scott Brosius, R OBP: 0.359, SLG: 0.470 (1, 5)		0-1 SF8		2-2 PO 2 PO 2B		1-0 F8				2	0	1	1	0	0	0					
Alfonso Soriano, R OBP: 0.301, SLG: 0.388 (1, 4)		3-H 1-0 L5		0-0 F2		1-0 G6-3				3	0	0	0	0	0	1					
Inning Stats	R: 2 E: 0 K: 1 S: 10	H: 2 LOB: 0 BB: 0 P: 21	R: 1 E: 0 K: 0 S: 8	H: 1 LOB: 0 BB: 0 P: 14	R: 2 E: 0 K: 1 S: 17	H: 3 LOB: 1 BB: 0 P: 28	R: 0 E: 0 K: 0 S: 8	H: 1 LOB: 0 BB: 0 P: 12	R: 0 E: 0 K: 1 S: 6	H: 1 LOB: 2 BB: 1 P: 22	R: 0 E: 0 K: 1 S: 6	H: 0 LOB: 0 BB: 0 P: 11	R: 1 E: 0 K: 1 S: 11	H: 2 LOB: 2 BB: 1 P: 24	R: 0 E: 0 K: 1 S: 5	H: 0 LOB: 0 BB: 0 P: 8	1B: 4 2B: 6 3B: 0 HR: 1	SF: 2 SAC: 0 DP: 1 HBP: 0	WP: 0 PB: 0 CS: 1	PA: 35	
PITCHER	IP	WLS	BF	H	R	ER	SO	BB	IBB	HBP	BLK	WP	HR	S	P	ERA	WHIP				
Tanyon Sturtze, R ERA: 5.36 (1, 1)	6.1	L	29	10	6	6	3	1	0	0	0	0	0	67	121	8.53	1.737				
Paul Wilson, R ERA: 7.94 (7, 1)	0.2		2	0	0	0	1	1	0	0	0	0	0	4	11	0.00	1.500				
Victor Zambrano, R ERA: 7.71 (8, 1)	1.0		3	0	0	0	1	0	0	0	0	0	0	5	8	0.00	0.000				

AB	32
R	1
H	6
RBI	1
BB	2
SO	6
LOB	10

AB	30
R	6
H	10
RBI	6
BB	2
SO	5
LOB	11



Batter	1	2	3	4	5	6	7	8	9	AB	R	H	RBI	BB	SO	LOB	TOP						
Jason Tyner, L (1, 8) OBP: 0.311, SLG: 0.286	F8		G5-4-3 S 1B		G3-1		G6-3		BB BB	4	0	1	0	1	0	0	Tampa Bay Devil Rays @ New York Yankees Yankee Stadium, Bronx, NY Mon Jul 02 2001, 1:05 PM EDT Att: 43,029 - Sunny - 67 F						
Steve Cox, L (1, 3) OBP: 0.290, SLG: 0.427	1B		G5-4-3 BB		HR		FC5-4 1B		F7	4	1	3	1	1	0	2							
Greg Vaughn, R (1, 7) OBP: 0.332, SLG: 0.502	F8		G5-4-3 1-2 2-3		1B		FC5-4 1-2		BB	3	0	0	0	2	0	4							
Fred McGriff, L (1, 10) OBP: 0.398, SLG: 0.542	1B		K		1B				K	5	0	2	0	0	3	4							
Aubrey Huff, L (1, 5) OBP: 0.295, SLG: 0.384	K				1B		F7		G6-3	4	0	1	0	0	1	4							
Ben Griever, L (1, 9) OBP: 0.352, SLG: 0.372		G6-3			K		P6		BB	3	0	0	0	1	1								
Brent Abernathy, R (1, 4) OBP: 0.424, SLG: 0.533		1B			K		G5-3		L7	4	0	1	0	0	1	2							
John Flaherty, R (1, 2) OBP: 0.262, SLG: 0.325		F7			K		G5-3		BB BB 1B	4	0	1	0	0	1	2							
Andy Sheets, R (1, 6) OBP: 0.274, SLG: 0.288	F8				F9		F7		F9	4	0	0	0	0	0	2							
Inning Stats	R: 0 E: 0 K: 1 S: 11	H: 2 LOB: 2 BB: 0 P: 19	R: 0 E: 0 K: 0 S: 6	H: 1 LOB: 1 BB: 0 P: 8	R: 0 E: 0 K: 1 S: 7	H: 1 LOB: 1 BB: 1 P: 16	R: 0 E: 0 K: 3 S: 11	H: 1 LOB: 1 BB: 0 P: 12	R: 1 E: 0 K: 0 S: 10	H: 2 LOB: 2 BB: 1 P: 18	R: 0 E: 0 K: 0 S: 4	H: 0 LOB: 0 BB: 0 P: 6	R: 0 E: 0 K: 0 S: 9	H: 1 LOB: 1 BB: 0 P: 12	R: 0 E: 0 K: 1 S: 6	H: 0 LOB: 1 BB: 1 P: 10		R: 0 E: 0 K: 1 S: 14	H: 1 LOB: 3 BB: 2 P: 25	1B: 8 2B: 0 3B: 0 HR: 1	SF: 0 SAC: 0 DP: 1 HBP: 0	WP: 0 PB: 0 SB: 1 CS: 1	PA: 40
PITCHER	IP	WLS	BF	H	R	ER	SO	BB	IBB	HBP	BLK	WP	HR	S	P	ERA		WHIP					
35 Mike Mussina, R (1, 1) ERA: 3.55	7.0	W	30	8	1	1	5	2	0	0	0	0	1	58	91	1.29		1.429					
Mike Stanton, L (8, 1) ERA: 1.91	1.0		4	0	0	0	1	1	0	0	0	0	0	6	10	0.00		1.000					
Randy Choate, L (9, 1) ERA: 3.04	1.0		6	1	0	0	1	2	0	0	0	0	0	14	25	0.00		3.000					

Batter	1	2	3	4	5	6	7	8	9	AB	R	H	RBI	BB	SO	LOB	BOTTOM					
Chuck Knoblauch, R (1, 10) OBP: 0.331, SLG: 0.343	K		G2-3			G5-3	HR			4	1	1	3	0	1	0	Tampa Bay Devil Rays @ New York Yankees Yankee Stadium, Bronx, NY Mon Jul 02 2001, 1:05 PM EDT Att: 43,029 - Sunny - 67 F					
2 Derek Jeter, R (1, 6) OBP: 0.397, SLG: 0.402	K		G4-3			G6-3	F9			4	0	0	0	0	1	0						
Bernie Williams, S (1, 8) OBP: 0.409, SLG: 0.551	G4-3				L9		BB			3	0	0	0	1	0	0						
Tino Martinez, L (1, 3) OBP: 0.315, SLG: 0.451		G3			G3 20 1B BB		G3			3	0	1	0	1	0	1						
20 Jorge Posada, S (1, 2) OBP: 0.402, SLG: 0.535		G4-3			1B		FC5-2 1B 2B		G3	4	1	2	0	0	0	0						
Paul O'Neill, L (1, 9) OBP: 0.325, SLG: 0.433		BB			G3		FC5-2 1B IBB		G3	2	1	0	0	2	0	2						
Shane Spencer, R (1, 7) OBP: 0.271, SLG: 0.509					G6-3		FC5-2 1B 2B		FC5 HBP 1B	4	1	1	0	0	1	4						
Luis Sojo, R (1, 5) OBP: 0.244, SLG: 0.184			F7		F7		2B HR 1B		FC5 HBP	3	1	1	2	0	0	0						
Alfonso Soriano, R (1, 4) OBP: 0.304, SLG: 0.403					G5-3		HR 2B		FC5	4	2	2	2	0	0	2						
Inning Stats	R: 0 E: 0 K: 2 S: 7	H: 0 LOB: 0 BB: 0 P: 12	R: 0 E: 0 K: 1 S: 10	H: 0 LOB: 1 BB: 1 P: 16	R: 1 E: 0 K: 0 S: 10	H: 1 LOB: 0 BB: 0 P: 17	R: 0 E: 0 K: 0 S: 9	H: 1 LOB: 1 BB: 1 P: 17	R: 0 E: 0 K: 0 S: 4	H: 0 LOB: 0 BB: 0 P: 8	R: 0 E: 0 K: 0 S: 8	H: 0 LOB: 0 BB: 0 P: 13	R: 6 E: 0 K: 0 S: 18	H: 5 LOB: 1 BB: 2 P: 35	R: 0 E: 0 K: 0 S: 10	H: 1 LOB: 2 BB: 0 P: 14		1B: 4 2B: 2 3B: 0 HR: 2	SF: 0 SAC: 0 DP: 0 HBP: 1	WP: 0 PB: 0 SB: 0 CS: 0	PA: 36	
PITCHER	IP	WLS	BF	H	R	ER	SO	BB	IBB	HBP	BLK	WP	HR	S	P	ERA		WHIP				
Albie Lopez, R (1, 1) ERA: 5.81	6.1	L	27	6	6	6	3	2	0	0	0	0	1	59	103	8.53		1.263				
Jesus Colome, R (7, 1) ERA: 1.23	1.2		9	2	1	1	0	1	0	1	0	0	1	17	29	5.40		1.800				

Batter	1	2	3	4	5	6	7	8	9	AB	R	H	RBI	BB	SO	LOB	TOP				
Shannon Stewart, R (1, 7) OBP: 0.384, SLG: 0.476	F7		L1-3 BB		G5-3		F9			3	0	0	0	1	0	0					
Cesar Izuris, S (1, 4) OBP: 0.300, SLG: 0.345	G6-3		L1-3		G2-3			G1-6-3 BB		3	0	0	0	1	0	1					
Raul Mondesi, R (1, 9) OBP: 0.376, SLG: 0.516	1B BB		F3		1B			G1-6-3 1-2		3	0	1	0	1	0	1					
Carlos Delgado, L (1, 3) OBP: 0.391, SLG: 0.514	1B			F9	G4-3			G4-3		4	0	1	0	0	0	1					
Tony Fernandez, S (1, 10) OBP: 0.349, SLG: 0.354	L4			G4-3		K		G5-3		4	0	0	0	0	1	2					
José Cruz Jr., S (1, 8) OBP: 0.344, SLG: 0.461		1B		2B		F8		1B		4	1	3	0	0	0	0					
Alex Gonzalez, R (1, 6) OBP: 0.303, SLG: 0.379		1B		1B	2B	G6-3		K		4	1	2	1	0	1	1					
Luis Lopez, R (1, 5) OBP: 0.261, SLG: 0.364				1B			G5-3		P6	3	0	2	1	0	0	0					
Brad Fulmer, L (9, PH) OBP: 0.310, SLG: 0.431				1B	1B					1	0	0	0	0	0	1					
Alberto Castillo, R (1, 2) OBP: 0.308, SLG: 0.338		G4-6-3		FC4-6			K			3	0	0	0	0	1	3					
Inning Stats	R: 0 E: 0 K: 0 S: 12	H: 1 LOB: 2 BB: 1 P: 22	R: 0 E: 0 K: 0 S: 9	H: 3 LOB: 1 BB: 0 P: 15	R: 0 E: 0 K: 0 S: 9	H: 0 LOB: 0 BB: 1 P: 14	R: 2 E: 0 K: 0 S: 16	H: 3 LOB: 1 BB: 0 P: 25	R: 0 E: 0 K: 1 S: 8	H: 0 LOB: 0 BB: 0 P: 12	R: 0 E: 0 K: 1 S: 7	H: 0 LOB: 0 BB: 0 P: 13	R: 0 E: 0 K: 0 S: 7	H: 0 LOB: 1 BB: 0 P: 17	R: 0 E: 0 K: 1 S: 7	H: 1 LOB: 1 BB: 0 P: 11	1B: 7 2B: 3 3B: 0 HR: 0	SF: 0 SAC: 0 DP: 3 HBP: 0	WP: 0 PB: 0 SB: 0 CS: 0	PA: 35	
PITCHER	IP	WLS	BF	H	R	ER	SO	BB	IBB	HBP	BLK	WP	HR	S	P	ERA	WHIP				
Joe Kennedy, L (1, 1) ERA: 4.01	6.0	W	25	8	2	2	1	2	0	0	0	0	0	62	97	3.00	1.667				
Travis Phelps, R (7, 1) ERA: 3.35	3.0	S	10	1	0	0	2	1	0	0	0	0	0	21	41	0.00	0.667				

Toronto Blue Jays @ Tampa Bay Devil Rays
Tropicana Field, St. Petersburg, FL
Tue Jul 03 2001, 7:15 PM EDT
Att: 13,789 - Dome - 72 F

AB	32
R	2
H	9
RBI	2
BB	3
SO	3
LOB	10



Batter	1	2	3	4	5	6	7	8	9	AB	R	H	RBI	BB	SO	LOB	BOTTOM				
Damian Rolls, R (1, 4) OBP: 0.311, SLG: 0.363	G6-3 1B		1B 2B	FC6-4 2B	F7			BB 1B		5	2	3	0	0	0	2					
Steve Cox, L (1, 3) OBP: 0.294, SLG: 0.432	K		2B G6-3	1B 2B		F5		K		5	1	2	2	0	2	2					
Greg Vaughn, R (1, 7) OBP: 0.336, SLG: 0.503	G6-3		1B S	IBB		F7		BB		3	1	1	1	2	0	1					
Fred McGriff, L (1, 10) OBP: 0.392, SLG: 0.533	G3-1		G6-3	G1		K		G5-3		5	0	0	1	0	1	6					
Randy Winn, S (1, 9) OBP: 0.375, SLG: 0.450		G6-3	1B E		F9 1B 2B		K			4	1	2	1	0	1	0					
Russ Johnson, R (1, 5) OBP: 0.365, SLG: 0.402		G5-3 BB	E5 G6-4-3		K		F9			3	0	0	0	1	1	2					
Mike DiFelice, R (1, 2) OBP: 0.250, SLG: 0.296		G5-3	G6-4-3		F9			1B		4	0	1	0	0	0	4					
Andy Sheets, R (1, 6) OBP: 0.273, SLG: 0.287		G1-3		K	S 1B		K			4	1	1	1	0	2	2					
Jason Tyner, L (1, 8) OBP: 0.327, SLG: 0.304			1B BLK 1B	FC6-4 1B	1B			L5		4	1	3	1	0	0	0					
Inning Stats	R: 0 E: 0 K: 1 S: 11	H: 1 LOB: 1 BB: 0 P: 16	R: 0 E: 0 K: 0 S: 7	H: 0 LOB: 1 BB: 1 P: 13	R: 4 E: 1 K: 0 S: 20	H: 5 LOB: 1 BB: 0 P: 29	R: 1 E: 0 K: 1 S: 11	H: 2 LOB: 2 BB: 1 P: 21	R: 2 E: 0 K: 1 S: 13	H: 3 LOB: 1 BB: 0 P: 20	R: 0 E: 0 K: 1 S: 6	H: 0 LOB: 0 BB: 0 P: 9	R: 0 E: 0 K: 2 S: 12	H: 1 LOB: 1 BB: 0 P: 16	R: 0 E: 0 K: 1 S: 11	H: 1 LOB: 2 BB: 1 P: 19	1B: 10 2B: 3 3B: 0 HR: 0	SF: 0 SAC: 0 DP: 1 HBP: 0	WP: 0 PB: 0 SB: 2 CS: 0	PA: 40	
PITCHER	IP	WLS	BF	H	R	ER	SO	BB	IBB	HBP	BLK	WP	HR	S	P	ERA	WHIP				
Chris Michalak, L (1, 1) ERA: 4.18	5.0	L	28	11	7	7	3	1	1	0	1	0	0	62	99	12.60	2.400				
Kelvin Escobar, R (6, 1) ERA: 5.09	3.0		12	2	0	0	4	1	0	0	0	0	0	29	44	0.00	1.000				

Toronto Blue Jays @ Tampa Bay Devil Rays
Tropicana Field, St. Petersburg, FL
Tue Jul 03 2001, 7:15 PM EDT
Att: 13,789 - Dome - 72 F

AB	37
R	7
H	13
RBI	7
BB	3
SO	7
LOB	19




Batter	1	2	3	4	5	6	7	8	9	AB	R	H	RBI	BB	SO	LOB	TOP					
Shannon Stewart, R OBP: 0.384, SLG: 0.477	F7		HR 1B		3B 2B		L8		G5-3	5	2	2	0	0	0	2						
José Cruz Jr., S OBP: 0.353, SLG: 0.491	K		HR		1B 3B				K	5	2	3	4	0	2	1						
Raul Mondesi, R OBP: 0.374, SLG: 0.511	K		K		1B		K		K	5	0	1	1	0	4	2						
Carlos Delgado, L OBP: 0.394, SLG: 0.510		F8		K	K					3	0	0	0	1	2	1						
Brad Fullmer, L OBP: 0.314, SLG: 0.438		F9		K			F7	F7		4	0	0	0	0	1	2						
Alex Gonzalez, R OBP: 0.298, SLG: 0.372		1B		K			F9			4	0	1	0	0	2	0						
Darrin Fletcher, L OBP: 0.299, SLG: 0.325		K			K	L7		P4		4	0	0	0	0	2	1						
Luis Lopez, R OBP: 0.375, SLG: 0.613			1B SH2-3 1B		HR		SH 2B	F7		4	2	3	1	0	0	0						
Cesar Izturis, S OBP: 0.270, SLG: 0.306			SH2-3		G4-3		SH 2B		S 1B	2	1	1	0	0	0	0						
Inning Stats	R: 0 E: 0 K: 2 S: 8	H: 0 LOB: 0 BB: 0 P: 10	R: 0 E: 0 K: 1 S: 10	H: 1 LOB: 1 BB: 0 P: 14	R: 2 E: 0 K: 1 S: 12	H: 3 LOB: 0 BB: 0 P: 19	R: 0 E: 0 K: 3 S: 9	H: 0 LOB: 0 BB: 0 P: 13	R: 3 E: 0 K: 2 S: 16	H: 4 LOB: 1 BB: 0 P: 20	R: 0 E: 0 K: 0 S: 4	H: 0 LOB: 0 BB: 0 P: 5	R: 2 E: 1 K: 1 S: 17	H: 2 LOB: 2 BB: 1 P: 25	R: 0 E: 0 K: 1 S: 8	H: 0 LOB: 0 BB: 0 P: 11	R: 0 E: 0 K: 12 S: 12	H: 1 LOB: 1 BB: 0 P: 18	1B: 5 2B: 3 3B: 1 HR: 2	SF: 0 SAC: 2 DP: 0 HBP: 0	WP: 0 PB: 0 SB: 1 CS: 1	PA: 39
PITCHER	IP	WLS	BF	H	R	ER	SO	BB	IBB	HBP	BLK	WP	HR	S	P	ERA	WHIP					
Ryan Rupe, R ERA: 7.18	6.0	L	25	8	5	5	9	0	0	0	0	0	2	59	81	7.50	1.333					
Jesus Colome, R ERA: 3.33	0.2		6	2	2	2	1	0	1	0	0	0	0	14	21	27.00	3.000					
Doug Creek, L ERA: 3.76	1.1		4	0	0	0	1	0	0	0	0	0	0	11	15	0.00	0.000					
Victor Zambrano, R ERA: 6.35	1.0		4	1	0	0	2	0	0	0	0	0	0	12	18	0.00	1.000					

Toronto Blue Jays @ Tampa Bay Devil Rays
Tropicana Field, St. Petersburg, FL
Thu Jul 05 2001, 7:15 PM EDT
Att: 10,706 - Dome - 72 F

livebaseballscores.com

AB 36
R 7
H 11
RBI 6
BB 1
SO 13
LOB 9




Batter	1	2	3	4	5	6	7	8	9	AB	R	H	RBI	BB	SO	LOB	BOTTOM					
Jason Tyner, L OBP: 0.328, SLG: 0.324	FC1-6 2B		K S		1B 1B		G6-3		G1-3	5	0	2	0	0	1	2						
Steve Cox, L OBP: 0.290, SLG: 0.420	FC1-6-5		G6-3		1B 1B				F7	5	0	1	2	0	1	4						
Greg Vaughn, R OBP: 0.334, SLG: 0.495	P3			K	F7				K	4	0	0	0	0	2	3						
Fred McGriff, L OBP: 0.385, SLG: 0.532	F7			G4-3			K		HR	4	1	1	1	0	1	1						
Aubrey Huff, L OBP: 0.289, SLG: 0.371		F7		G6-3			L4		G6-3	4	0	0	0	0	0	0						
Randy Winn, S OBP: 0.380, SLG: 0.452		G5-3			FC6-4 1B		FC5-4 1B		FC5 1B	4	0	3	0	0	0	0						
Brent Abernathy, R OBP: 0.405, SLG: 0.500		F9			FC6-4 1B 1B		FC5-4 1B		FC5 1B 2B	4	2	1	0	0	0	2						
Mike DiFelice, R OBP: 0.257, SLG: 0.308			K		1B 1B				FC5 2B	4	1	1	0	0	1	2						
Andy Sheets, R OBP: 0.267, SLG: 0.287					1B 1B					3	0	0	0	0	2	2						
Russ Johnson, R OBP: 0.368, SLG: 0.412			P3		K					1	0	1	1	0	0	0						
Inning Stats	R: 0 E: 0 K: 0 S: 6	H: 1 LOB: 1 BB: 0 P: 9	R: 0 E: 0 K: 0 S: 5	H: 0 LOB: 0 BB: 0 P: 8	R: 0 E: 0 K: 2 S: 15	H: 0 LOB: 0 BB: 0 P: 19	R: 0 E: 0 K: 1 S: 9	H: 0 LOB: 0 BB: 0 P: 13	R: 2 E: 0 K: 1 S: 16	H: 4 LOB: 2 BB: 0 P: 22	R: 0 E: 0 K: 1 S: 8	H: 1 LOB: 1 BB: 0 P: 11	R: 0 E: 0 K: 1 S: 5	H: 0 LOB: 0 BB: 0 P: 7	R: 1 E: 0 K: 2 S: 13	H: 1 LOB: 0 BB: 0 P: 18	R: 1 E: 0 K: 0 S: 12	H: 3 LOB: 2 BB: 0 P: 20	1B: 7 2B: 2 3B: 0 HR: 1	SF: 0 SAC: 0 DP: 0 HBP: 0	WP: 1 PB: 0 SB: 1 CS: 0	PA: 38
PITCHER	IP	WLS	BF	H	R	ER	SO	BB	IBB	HBP	BLK	WP	HR	S	P	ERA	WHIP					
Joey Hamilton, R ERA: 5.51	5.0	W	21	5	2	2	4	0	0	0	0	0	0	51	71	3.60	1.000					
Bob Fife, R ERA: 1.34	2.0	H	7	1	0	0	2	0	0	0	0	0	0	13	18	0.00	0.500					
Dan Plesac, L ERA: 4.3	1.0		4	1	1	1	2	0	0	0	0	0	1	13	18	9.00	1.000					
Paul Quantrill, R ERA: 2.09	0.1		3	2	1	1	0	0	0	0	0	0	0	7	13	27.00	6.000					
Billy Koch, R ERA: 4.25	0.2	S	3	1	0	0	0	0	0	0	0	0	0	5	7	0.00	1.500					

Toronto Blue Jays @ Tampa Bay Devil Rays
Tropicana Field, St. Petersburg, FL
Thu Jul 05 2001, 7:15 PM EDT
Att: 10,706 - Dome - 72 F

livebaseballscores.com

AB 38
R 4
H 10
RBI 4
BB 0
SO 8
LOB 16



Batter	1	2	3	4	5	6	7	8	9	AB	R	H	RBI	BB	SO	LOB	TOP								
Luis Castillo, S OBP: 0.362, SLG: 0.339	E4 G4-3 1B		G4-6-3 1B		F8		FC6-4			4	1	1	0	0	0	1									
Eric Owens, R OBP: 0.300, SLG: 0.343	G4-3		G4-6-3			F9		K		4	0	0	0	0	1	2									
Cliff Floyd, L OBP: 0.417, SLG: 0.630	K			G3		F8		K		4	0	0	0	0	2	1									
Mike Lowell, R OBP: 0.349, SLG: 0.484	1B			L6			BB	L4		3	0	1	1	1	0	0									
Kevin Millar, R OBP: 0.346, SLG: 0.539 Dave Berg, R OBP: 0.228, SLG: 0.341	P4			1B 2B		F7			BB 1B	4	1	2	0	0	0	2									
Derrek Lee, R OBP: 0.323, SLG: 0.439		G6-3		1B			G4-3 3B			3	1	2	1	1	0	0									
Charles Johnson, R OBP: 0.359, SLG: 0.555	K		G5-3			G4-3		K		4	0	0	1	0	2	3	AB 34 R 3 H 9 RBI 3 BB 2 SO 6 LOB 14								
Ryan Thompson, R OBP: 0.556, SLG: 0.875					G6-3 1B		F7		P6	4	0	2	0	0	0	2									
Alex Gonzalez, R OBP: 0.315, SLG: 0.365 John Mabry, L OBP: 0.287, SLG: 0.364			G5-3		G6-3		FC6-4 1B		K	3	0	1	0	0	0	1									
Inning Stats	R: 1 E: 1 K: 1 S: 13	H: 1 LOB: 1 BB: 0 P: 17	R: 0 E: 0 K: 1 S: 8	H: 1 LOB: 1 BB: 0 P: 10	R: 0 E: 0 K: 0 S: 8	H: 1 LOB: 0 BB: 0 P: 12	R: 1 E: 0 K: 0 S: 7	H: 2 LOB: 1 BB: 0 P: 12	R: 0 E: 0 K: 0 S: 6	H: 1 LOB: 0 BB: 0 P: 9	R: 0 E: 0 K: 0 S: 8	H: 0 LOB: 1 BB: 1 P: 16	R: 1 E: 0 K: 0 S: 15	H: 2 LOB: 1 BB: 0 P: 22	R: 0 E: 0 K: 2 S: 9	H: 0 LOB: 0 BB: 0 P: 13	R: 0 E: 0 K: 2 S: 13	H: 1 LOB: 2 BB: 1 P: 23	1B: 6 2B: 2 3B: 1 HR: 0	SF: 0 SAC: 0 DP: 2 HBP: 0	WP: 0 PB: 0 SB: 1 CS: 1	PA: 36			
PITCHER	IP	WLS	BF	H	R	ER	SO	BB	IBB	HBP	BLK	WP	HR	S	P	ERA	WHIP								
Albie Lopez, R ERA: 5.61	7.0	W	28	8	3	2	2	1	0	0	0	0	0	65	98	2.57	1.286								
Doug Creek, L ERA: 3.53	0.2	H	2	0	0	0	2	0	0	0	0	0	0	6	8	0.00	0.000								
Travis Phelps, R ERA: 3.19	1.1	S	6	1	0	0	2	1	0	0	0	0	0	16	28	0.00	1.500								

Florida Marlins @ Tampa Bay Devil Rays
Tropicana Field, St. Petersburg, FL
Sat Jul 07 2001, 4:15 PM EDT
Att: 16,134 - Dome - 72 F

AB 34
R 3
H 9
RBI 3
BB 2
SO 6
LOB 14



Batter	1	2	3	4	5	6	7	8	9	AB	R	H	RBI	BB	SO	LOB	BOTTOM								
Jason Tyner, L OBP: 0.357, SLG: 0.355	G5-3 1B 1B		G6-3 2B 1B		1B 1B		CS 1B			4	3	4	0	0	0	0									
Steve Cox, L OBP: 0.294, SLG: 0.418 Ben Grievie, L OBP: 0.349, SLG: 0.370	1B G5-3 1B		G6-3		1B 1B		K			4	0	2	0	0	1	2									
Greg Vaughn, R OBP: 0.331, SLG: 0.498	G5-3		K		K		K			4	0	0	0	0	3	6									
Fred McGriff, L OBP: 0.394, SLG: 0.538	G4-6-3 1B		2B		1B		K			4	0	3	3	0	1	0									
Aubrey Huff, L OBP: 0.288, SLG: 0.360	G4-6-3		G4-3		K		F7			4	0	0	0	0	1	5									
Randy Winn, S OBP: 0.378, SLG: 0.460		HR		G3-4-1		G5-3 BB		K		3	1	1	1	1	1	0									
Brent Abernathy, R OBP: 0.378, SLG: 0.463		G5-3		G5-3		F9				3	0	0	0	0	0	1	AB 32 R 4 H 10 RBI 4 BB 1 SO 7 LOB 16								
John Flaherty, R OBP: 0.261, SLG: 0.314		G5-3		F3		G5-3				3	0	0	0	0	0	1									
Felix Martinez, S OBP: 0.280, SLG: 0.281		G3-1			F7		F8			3	0	0	0	0	0	1									
Inning Stats	R: 1 E: 0 K: 0 S: 10	H: 3 LOB: 1 BB: 0 P: 15	R: 1 E: 0 K: 0 S: 12	H: 1 LOB: 0 BB: 0 P: 16	R: 1 E: 0 K: 1 S: 12	H: 2 LOB: 1 BB: 0 P: 20	R: 0 E: 0 K: 0 S: 12	H: 0 LOB: 0 BB: 0 P: 14	R: 1 E: 0 K: 2 S: 13	H: 3 LOB: 2 BB: 0 P: 19	R: 0 E: 0 K: 0 S: 8	H: 0 LOB: 1 BB: 1 P: 15	R: 0 E: 0 K: 2 S: 10	H: 1 LOB: 0 BB: 0 P: 15	R: 0 E: 0 K: 2 S: 8	H: 0 LOB: 0 BB: 0 P: 13	1B: 8 2B: 1 3B: 0 HR: 1	SF: 0 SAC: 0 DP: 1 HBP: 0	WP: 0 PB: 0 SB: 0 CS: 1	PA: 33					
PITCHER	IP	WLS	BF	H	R	ER	SO	BB	IBB	HBP	BLK	WP	HR	S	P	ERA	WHIP								
Brad Penny, R ERA: 3.63	5.0	L	24	9	4	4	3	1	0	0	0	0	0	61	90	7.20	2.000								
Vladimir Nunez, R ERA: 2.91	3.0		9	1	0	0	4	0	0	0	0	0	0	24	37	0.00	0.333								

Florida Marlins @ Tampa Bay Devil Rays
Tropicana Field, St. Petersburg, FL
Sat Jul 07 2001, 4:15 PM EDT
Att: 16,134 - Dome - 72 F

AB 32
R 4
H 10
RBI 4
BB 1
SO 7
LOB 16




Batter	1	2	3	4	5	6	7	8	9	AB R H RBI BB SO LOB	TOP											
Luis Castillo, S OBP: 0.362, SLG: 0.339 (1, 4)										3 0 1 1 1 0 1	Florida Marlins @ Tampa Bay Devil Rays Tropicana Field, St. Petersburg, FL Sun Jul 08 2001, 1:15 PM EDT Att: 14,712 - Dome - 72 F AB 38 R 6 H 10 RBI 6 BB 2 SO 5 LOB 21											
Eric Owens, R OBP: 0.296, SLG: 0.340 (1, 8)										5 0 1 0 0 1 3												
Cliff Floyd, L OBP: 0.414, SLG: 0.623 (1, 7)										5 1 1 0 0 1 3												
Mike Lowell, R OBP: 0.350, SLG: 0.480 (1, 5)										4 1 1 1 0 0 1												
Kevin Millar, R OBP: 0.343, SLG: 0.531 (1, 10)										5 1 1 0 0 1 4												
Derrek Lee, R OBP: 0.321, SLG: 0.438 (1, 3)										5 1 1 1 0 1 4												
Ryan Thompson, R OBP: 0.536, SLG: 0.750 (1, 9)										4 1 2 1 0 0 1												
Mike Redmond, R OBP: 0.413, SLG: 0.536 (1, 2)										3 1 1 1 1 1 1												
Alex Gonzalez, R OBP: 0.314, SLG: 0.367 (1, 6)										4 0 1 1 0 0 3												
Inning Stats	R: 0 E: 0 K: 0 S: 8	H: 0 LOB: 1 BB: 1 P: 15	R: 4 E: 1 K: 1 S: 18	H: 4 LOB: 1 BB: 0 P: 26	R: 0 E: 0 K: 1 S: 8	H: 0 LOB: 0 BB: 0 P: 11	R: 0 E: 0 K: 0 S: 7	H: 1 LOB: 1 BB: 0 P: 8	R: 0 E: 0 K: 1 S: 6	H: 0 LOB: 0 BB: 0 P: 8	R: 0 E: 0 K: 1 S: 11	H: 0 LOB: 0 BB: 0 P: 14	R: 0 E: 0 K: 1 S: 9	H: 1 LOB: 1 BB: 0 P: 18	R: 2 E: 0 K: 0 S: 22	H: 3 LOB: 2 BB: 1 P: 33	R: 0 E: 1 K: 1 S: 8	H: 1 LOB: 3 BB: 0 P: 17	1B: 8 2B: 2 3B: 0 HR: 0	SF: 1 SAC: 0 DP: 0 HBP: 1	WP: 0 PB: 0 SB: 1 CS: 0	PA: 42
PITCHER	IP WLS BF H R ER SO BB IBB HBP BLK WP HR S P ERA WHIP											PITCHER	IP WLS BF H R ER SO BB IBB HBP BLK WP HR S P ERA WHIP									
Joe Kennedy, L ERA: 3.98	(1, 1) 7.0 L 29 6 4 3 4 1 0 0 0 1 0 0 67 100 3.86 1.000																					
Jeff Wallace, L ERA: 2.73	(8, 1) 0.0 2 2 2 2 0 0 0 0 0 0 0 6 8 ∞ ∞																					
Jesus Colome, R ERA: 3.0	(8, 1) 1.0 5 1 0 0 0 1 0 0 0 0 0 0 16 25 0.00 2.000																					
Paul Wilson, R ERA: 7.99	(9, 1) 1.0 6 1 0 0 1 0 0 0 1 0 0 0 8 17 0.00 1.000																					

Batter	1	2	3	4	5	6	7	8	9	AB R H RBI BB SO LOB	BOTTOM											
Jason Tyner, L OBP: 0.354, SLG: 0.368 (1, 8) (2, 7)										4 1 1 0 0 0 1	Florida Marlins @ Tampa Bay Devil Rays Tropicana Field, St. Petersburg, FL Sun Jul 08 2001, 1:15 PM EDT Att: 14,712 - Dome - 72 F AB 32 R 1 H 4 RBI 1 BB 3 SO 7 LOB 15											
Steve Cox, L OBP: 0.287, SLG: 0.408 (1, 3)										4 0 0 0 0 1 2												
Greg Vaughn, R OBP: 0.330, SLG: 0.497 (1, 7)										1 0 0 0 0 0 2												
Randy Winn, S OBP: 0.373, SLG: 0.453 (2, 8)										3 0 0 0 0 1 1												
Damian Rolls, R OBP: 0.305, SLG: 0.356 (9, 8)										0 0 0 0 0 0 0												
Fred McGriff, L OBP: 0.399, SLG: 0.541 (1, 10)										2 0 1 1 2 0 1												
Aubrey Huff, L OBP: 0.287, SLG: 0.363 (1, 5)										4 0 1 0 0 1 3												
Brent Abernathy, R OBP: 0.347, SLG: 0.422 (1, 4)										4 0 0 0 0 1 4												
Ben Grieve, L OBP: 0.345, SLG: 0.365 (1, 9)										4 0 0 0 0 3 0												
Mike DiFelice, R OBP: 0.257, SLG: 0.301 (1, 2)										3 0 0 0 1 0 0												
Felix Martinez, S OBP: 0.281, SLG: 0.289 (1, 6)										3 0 1 0 0 0 1												
Inning Stats	R: 1 E: 2 K: 1 S: 13	H: 1 LOB: 2 BB: 0 P: 17	R: 0 E: 0 K: 0 S: 9	H: 1 LOB: 0 BB: 0 P: 12	R: 0 E: 0 K: 1 S: 11	H: 1 LOB: 2 BB: 1 P: 17	R: 0 E: 0 K: 1 S: 5	H: 0 LOB: 0 BB: 0 P: 11	R: 0 E: 0 K: 2 S: 11	H: 0 LOB: 0 BB: 0 P: 18	R: 0 E: 0 K: 1 S: 5	H: 0 LOB: 0 BB: 0 P: 8	R: 0 E: 0 K: 0 S: 9	H: 0 LOB: 1 BB: 1 P: 17	R: 0 E: 0 K: 1 S: 8	H: 0 LOB: 0 BB: 0 P: 12	R: 0 E: 0 K: 1 S: 8	H: 0 LOB: 0 BB: 0 P: 12	1B: 0 2B: 3 3B: 1 HR: 0	SF: 0 SAC: 0 DP: 1 HBP: 0	WP: 0 PB: 0 SB: 0 CS: 0	PA: 35
PITCHER	IP WLS BF H R ER SO BB IBB HBP BLK WP HR S P ERA WHIP											PITCHER	IP WLS BF H R ER SO BB IBB HBP BLK WP HR S P ERA WHIP									
Ryan Dempster, R ERA: 4.25	(1, 1) 8.0 W 32 4 1 0 6 3 0 0 0 0 0 0 69 108 0.00 0.875																					
Antonio Alfonseca, R ERA: 2.52	(9, 1) 1.0 3 0 0 0 1 0 0 0 0 0 0 0 8 12 0.00 0.000																					

Batter	1	2	3	4	5	6	7	8	9	AB	R	H	RBI	BB	SO	LOB	TOP										
Jason Tyner, L OBP: 0.353, SLG: 0.366 (1, 8)	K		F8	F7		BB 1B 1B	G3		1B	6	1	2	1	0	1	2	Tampa Bay Devil Rays @ Montreal Expos Olympic Stadium, Montreal, QB Thu Jul 12 2001, 7:05 PM EDT Att. 4,877 - Dome - 72 F										
Brent Abernathy, R OBP: 0.400, SLG: 0.520 (1, 4)	HR		CS BB		FC5-4 1B	BB 1B		F9	1B	5	2	4	1	1	0	0											
Greg Vaughn, R OBP: 0.329, SLG: 0.492 Randy Winn, S OBP: 0.374, SLG: 0.453 (1, 7) (6, 8)	K		G5-3		FC5-4 1B WP 2B	1B BB		G4-3 1B	G6-3	3	1	0	0	0	1	2											
Fred McGriff, L OBP: 0.397, SLG: 0.535 Steve Cox, L OBP: 0.296, SLG: 0.406 (1, 3) (7, 3)	BB			K	K	L4		G4-3		3	0	0	0	1	2	4											
Aubrey Huff, L OBP: 0.294, SLG: 0.365 (1, 5)	G4-3			K	K	L4		G4-3		1	0	0	0	0	0	1											
John Flaherty, R OBP: 0.285, SLG: 0.318 (1, 2)		G5-3		BB HBP BB	2B	1B		G4-3		4	2	1	2	0	0	2											
Ben Grieve, L OBP: 0.352, SLG: 0.366 (1, 9)			BB HBP BB	FC3-6 1B BB	2B	BB		G4-3	1B G6-3 1B	2	1	1	0	3	0	2											
Andy Sheets, R OBP: 0.279, SLG: 0.307 (1, 6)		FC5-4		FC3-6 1B	2B	BB		G4-3	1B G6-3 1B	5	1	3	3	0	0	1											
Tanyon Sturtze, R Travis Phelps, R Damian Rollis, R Victor Zambrano, S (1, 1) (8, 1) (9, PH) (9, 1)	K		FC3-6 1B	FC3-6 1B	F8			G5-3	G6-3	4	0	0	0	0	1	5											
Inning Stats	R: 1 E: 0 K: 2 S: 18	H: 1 LOB: 1 BB: 1 P: 27	R: 0 E: 0 K: 1 S: 10	H: 0 LOB: 1 BB: 1 P: 18	R: 0 E: 0 K: 0 S: 3	H: 0 LOB: 0 BB: 1 P: 9	R: 2 E: 0 K: 1 S: 10	H: 1 LOB: 2 BB: 2 P: 22	R: 3 E: 0 K: 1 S: 19	H: 4 LOB: 2 BB: 1 P: 32	R: 2 E: 0 K: 0 S: 12	H: 3 LOB: 1 BB: 1 P: 24	R: 0 E: 0 K: 0 S: 7	H: 0 LOB: 0 BB: 0 P: 8	R: 0 E: 0 K: 0 S: 6	H: 1 LOB: 1 BB: 0 P: 8		R: 2 E: 0 K: 0 S: 13	H: 4 LOB: 2 BB: 0 P: 18	1B: 11 2B: 2 3B: 0 HR: 1	SF: 0 SAC: 0 DP: 0 HBP: 1	WP: 1 PB: 0 SB: 0 CS: 1	PA: 48				
PITCHER	IP	WLS	BF	H	R	ER	SO	BB	IBB	HBP	BLK	WP	HR	S	P	ERA	WHIP										
56 Troy Mattes, R ERA: 4.18 Masato Yoshii, R ERA: 4.41 Guillermo Mota, R ERA: 4.29 Bob Scanlan, R ERA: 7.33	(1, 1) (6, 1) (8, 1) (9, 1)	5.0 2.0 1.0 1.0	L 10 4 7	27 3 1 4	6 2 0 2	6 2 0 2	5 2 0 0	6 1 0 0	0 0 0 0	1 0 0 0	0 0 0 0	0 0 0 0	1 0 6 13	1 0 8 18	108 32 8 18	10.80 9.00 0.00 18.00	2.400 2.000 1.000 4.000										

Batter	1	2	3	4	5	6	7	8	9	AB	R	H	RBI	BB	SO	LOB	BOTTOM										
Peter Bergeron, L OBP: 0.317, SLG: 0.296 (1, 8)	K		G5-4-3 1B		K			K		4	0	1	0	0	3	2	Tampa Bay Devil Rays @ Montreal Expos Olympic Stadium, Montreal, QB Thu Jul 12 2001, 7:05 PM EDT Att. 4,877 - Dome - 72 F										
Jose Vidro, S OBP: 0.385, SLG: 0.518 Mike Mordecai, R OBP: 0.313, SLG: 0.390 (1, 4) (9, 4)	G1-3 1B		G5-4-3		F8		F8			4	0	1	0	0	0	2											
Vladimir Guerrero, R OBP: 0.391, SLG: 0.615 (1, 9)	G1-3			G6-4-3 BB	K		K		K	3	0	0	0	1	2	1											
Lee Stevens, L OBP: 0.315, SLG: 0.433 (1, 3)	G3-1			G6-4-3	1B		1B		G4-3	4	0	1	0	0	0	2											
Orlando Cabrera, R OBP: 0.298, SLG: 0.371 (1, 6)				F9		K		K		4	0	1	0	0	2	1											
Michael Barrett, R OBP: 0.285, SLG: 0.351 (1, 2)	G4-3			G6-3		F8		F8		3	0	0	0	1	0	0											
Brad Wilkerson, L (1, 7)	P6			1B BB		P5		G4-3		3	0	0	0	1	0	2											
Geoff Blum, S OBP: 0.336, SLG: 0.366 (1, 5)			K		F9		F8			3	0	0	0	0	1	1											
56 Troy Mattes, R Ryan Minor, R Masato Yoshii, R Guillermo Mota, R Rob Bucovy, L Bob Scanlan, R (1, 1) (5, PH) (8, 1) (8, 1) (8, PH) (9, 1)			1B		F9		F9		F9	1	0	1	0	0	0	0											
Inning Stats	R: 0 E: 0 K: 1 S: 12	H: 1 LOB: 0 BB: 0 P: 18	R: 0 E: 0 K: 1 S: 6	H: 0 LOB: 0 BB: 0 P: 9	R: 0 E: 0 K: 1 S: 8	H: 2 LOB: 1 BB: 0 P: 10	R: 0 E: 0 K: 0 S: 3	H: 0 LOB: 0 BB: 1 P: 8	R: 0 E: 0 K: 1 S: 13	H: 1 LOB: 2 BB: 1 P: 25	R: 0 E: 0 K: 2 S: 11	H: 1 LOB: 1 BB: 0 P: 14	R: 0 E: 0 K: 0 S: 6	H: 0 LOB: 0 BB: 0 P: 8	R: 0 E: 0 K: 1 S: 7	H: 0 LOB: 0 BB: 0 P: 9		R: 0 E: 0 K: 1 S: 12	H: 1 LOB: 2 BB: 1 P: 20	1B: 5 2B: 1 3B: 0 HR: 0	SF: 0 SAC: 0 DP: 2 HBP: 0	WP: 0 PB: 0 SB: 0 CS: 0	PA: 34				
PITCHER	IP	WLS	BF	H	R	ER	SO	BB	IBB	HBP	BLK	WP	HR	S	P	ERA	WHIP										
Tanyon Sturtze, R Travis Phelps, R Victor Zambrano, R (1, 1) (8, 1) (9, 1)	(1, 1) (8, 1) (9, 1)	7.0 1.0 1.0	W 3 5	26 0 1	5 0 0	0 0 0	6 1 1	2 0 0	0 0 0	0 0 0	0 0 0	0 0 0	0 0 0	7 9 12	9 9 20	0.00 0.00 0.00	1.000 0.000 2.000										



Batter	1	2	3	4	5	6	7	8	9	AB	R	H	RBI	BB	SO	LOB	TOP					
Jason Tyner, L (1, 8) OBP: 0.343, SLG: 0.356	1-2 P6		0-2 G5-3		1-2 G3-1			3-1 F7		4	0	0	0	0	0	0						
Brent Abernathy, R (1, 4) OBP: 0.373, SLG: 0.481	0-1 F9		2-3 K					0-1 G1-3		4	0	0	0	0	1	0						
Greg Vaughn, R (1, 7) OBP: 0.333, SLG: 0.494	1-1 1B			4-2 HR				2-2 1B		3	1	2	0	1	0	0						
Fred McGriff, L (1, 3) OBP: 0.395, SLG: 0.542	1-3 K			3-2 HR				1-3 K		4	1	1	2	0	3	2						
Aubrey Huff, L (1, 5) OBP: 0.290, SLG: 0.360 Russ Johnson, R (9, PH) OBP: 0.373, SLG: 0.413		2-1 G4-3		0-2 G4-3				2-1 G6-3		3	0	0	0	0	0	1						
Mike DiFelice, R (1, 2) OBP: 0.250, SLG: 0.293		2-2 G5-3		2-2 F9				2-2 G5-3		4	0	0	0	0	0	1						
Ben Grieve, L (1, 9) OBP: 0.352, SLG: 0.365		0-1 1B		2-3 K				1-3 K		3	0	1	0	0	2	0						
Andy Sheets, R (1, 6) OBP: 0.273, SLG: 0.300 Jeff Wallace, L (7, 1)		1-3 K			1-0 G6-3			1-3 K		3	0	0	0	0	2	1						
Joe Kennedy, R (1, 1) OBP: 0.250, SLG: 0.250 Paul Wilson, R (7, 1) Felix Martinez, S (7, 6) OBP: 0.280, SLG: 0.287				0-3 K				0-1 G5-3		2	0	0	0	0	1	0						
								2-2 P6		1	0	0	0	0	0	0						
Inning Stats	R: 0 E: 0 K: 1 S: 11	H: 1 LOB: 1 BB: 0 P: 14	R: 0 E: 0 K: 1 S: 11	H: 1 LOB: 1 BB: 0 P: 16	R: 0 E: 0 K: 2 S: 9	H: 0 LOB: 0 BB: 0 P: 11	R: 2 E: 0 K: 1 S: 15	H: 1 LOB: 0 BB: 1 P: 26	R: 0 E: 0 K: 0 S: 6	H: 0 LOB: 0 BB: 0 P: 8	R: 0 E: 0 K: 1 S: 9	H: 1 LOB: 1 BB: 0 P: 14	R: 0 E: 0 K: 2 S: 9	H: 0 LOB: 0 BB: 0 P: 13	R: 0 E: 0 K: 0 S: 8	H: 0 LOB: 0 BB: 0 P: 13	R: 0 E: 0 K: 1 S: 13	H: 0 LOB: 1 BB: 1 P: 22	1B: 3 2B: 0 3B: 0 HR: 1	SF: 0 SAC: 0 DP: 0 HBP: 0	WP: 0 PB: 0 CS: 0	PA: 33
PITCHER	IP	WLS	BF	H	R	ER	SO	BB	IBB	HBP	BLK	WP	HR	S	P	ERA	WHIP					
Javier Vazquez, R (1, 1) ERA: 4.76	8.0	W	29	4	2	2	8	1	0	0	0	0	1	78	115	2.25	0.625					
Graeme Lloyd, L (9, 1) ERA: 2.28	1.0		4	0	0	0	1	1	0	0	0	0	0	13	22	0.00	1.000					

Tampa Bay Devil Rays @ Montreal Expos
Olympic Stadium, Montreal, QB
Fri Jul 13, 2001, 7:05 PM EDT
Att. 4,277 - Dome - 72 F

AB 31
R 2
H 4
RBI 2
BB 2
SO 9
LOB 5



Batter	1	2	3	4	5	6	7	8	9	AB	R	H	RBI	BB	SO	LOB	BOTTOM				
Peter Bergeron, L (1, 8) OBP: 0.322, SLG: 0.297	2-3 K	4-2 BB					1-1 F7			3	1	1	0	1	1	0					
Jose Vidro, S (1, 4) OBP: 0.386, SLG: 0.531	0-0 HR	0-0 G1-3			2-2 SF9	1-1 FC4-2	1-1 FC4-2	1-1 FC4-2		3	1	2	2	0	0	2					
Vladimir Guerrero, R (1, 9) OBP: 0.385, SLG: 0.626	1-1 HR		0-1 G6-3		1-1 S WP	1-1 CS	0-1 FC4-2	1-2 FC4-2		4	1	3	1	0	0	0					
Orlando Cabrera, R (1, 6) OBP: 0.297, SLG: 0.368	2-0 L4		3-2 F8		4-0 BB	1-3 BB	1-2 FC4-2	1-3 2H		3	0	0	0	1	0	2					
Lee Stevens, L (1, 3) OBP: 0.314, SLG: 0.429	3-3 K		2-1 F8		1-1 CS	4-2 HR	2-1 G1-3			3	1	0	0	1	1	2					
Mark Smith, R (1, 7) OBP: 0.365, SLG: 0.482		1-2 G4-3		0-3 K		0-1 HR		2-1 G3		4	1	2	2	0	1	0					
Michael Barrett, R (1, 2) OBP: 0.285, SLG: 0.357		0-1 E		3-0 G4-3		3-2 F8		0-2 G3		4	1	1	0	0	0	1					
Mike Mordecai, R (1, 5) OBP: 0.304, SLG: 0.378		2-0 E3		0-0 F8		0-0 G6-3		2-0 L4		4	0	0	1	0	0	1					
Javier Vazquez, R (1, 1) ERA: 4.63 Paul Wilson, R (8, PH) ERA: 7.52 Graeme Lloyd, L (9, 1) ERA: 2.6		3-1 SH5-4		2-2 G5-3		1-3 K		2-2 G6-3		2	0	0	0	0	1	0					
Inning Stats	R: 2 E: 0 K: 2 S: 11	H: 2 LOB: 0 BB: 0 P: 19	R: 1 E: 1 K: 0 S: 11	H: 1 LOB: 2 BB: 1 P: 18	R: 0 E: 0 K: 0 S: 10	H: 0 LOB: 0 BB: 0 P: 15	R: 0 E: 0 K: 1 S: 5	H: 0 LOB: 0 BB: 0 P: 8	R: 1 E: 0 K: 0 S: 14	H: 2 LOB: 1 BB: 1 P: 25	R: 2 E: 0 K: 1 S: 12	H: 1 LOB: 0 BB: 1 P: 20	R: 0 E: 0 K: 0 S: 11	H: 2 LOB: 2 BB: 0 P: 18	R: 0 E: 0 K: 0 S: 10	H: 1 LOB: 1 BB: 0 P: 16	1B: 4 2B: 1 3B: 1 HR: 3	SF: 1 SAC: 1 DP: 0 HBP: 0	WP: 1 PB: 0 SB: 0 CS: 1	PA: 37	
PITCHER	IP	WLS	BF	H	R	ER	SO	BB	IBB	HBP	BLK	WP	HR	S	P	ERA	WHIP				
Joe Kennedy, L (1, 1) ERA: 4.63	6.0	L	27	6	6	6	4	3	0	0	0	0	0	9	14	0.00	3.000				
Paul Wilson, R (7, 1) ERA: 7.52	0.2		4	2	0	0	0	0	0	0	0	0	0	9	14	0.00	3.000				
Jeff Wallace, L (7, 1) ERA: 2.6	1.1		5	1	0	0	0	0	0	0	0	0	0	12	20	0.00	0.750				


Tampa Bay Devil Rays @ Montreal Expos
Olympic Stadium, Montreal, QB
Fri Jul 13, 2001, 7:05 PM EDT
Att. 4,277 - Dome - 72 F

AB 31
R 6
H 9
RBI 6
BB 3
SO 4
LOB 9



Batter	1	2	3	4	5	6	7	8	9	AB	R	H	RBI	BB	SO	LOB	TOP			
Jason Tyner, L (1, 8) OBP: 0.338, SLG: 0.350	G6-3		G4-3				F7			5	0	1	0	0	0	1	<p>Tampa Bay Devil Rays @ Montreal Expos</p> <p>Olympic Stadium, Montreal, QB</p> <p>Sat Jul 14 2001, 1:35 PM EDT</p> <p>Att. 5,471 - Dome - 72 F</p> <p>livebaseballscorecards.com</p>			
Brent Abernathy, R (1, 4) OBP: 0.375, SLG: 0.475	K		F2					F5		5	0	2	1	0	1	0				
Ben Grieve, L (1, 9) OBP: 0.355, SLG: 0.365	BB									3	1	1	0	2	1	3				
Fred McGriff, L (1, 3) OBP: 0.392, SLG: 0.539	K		F9							5	0	1	0	0	2	4				
Aubrey Huff, L (1, 5) OBP: 0.289, SLG: 0.358		L8								4	0	1	1	0	1	1				
John Flaherty, R (1, 2) OBP: 0.281, SLG: 0.313										3	0	0	0	0	1	1				
Esteban Yan, R (8, 1)	K		FC4-6							0	0	0	0	0	0	0				
Andy Sheets, R (1, 6) OBP: 0.272, SLG: 0.299										4	0	1	0	0	0	3				
Damian Rolls, R (1, 7) OBP: 0.308, SLG: 0.358										4	0	2	0	0	1	1				
Bryan Rekar, R (1, 1)										2	0	0	0	0	1	2				
Doug Creek, L (6, 1)										0	0	0	0	0	0	0				
Mike DiFelice, R (6, 2) OBP: 0.253, SLG: 0.296										2	1	1	0	0	1	1				
Paul Wilson, R (7, 1)										0	0	0	0	0	0	0				
Randy Winn, S (8, PH) OBP: 0.377, SLG: 0.456										1	0	1	0	0	0	0				
Inning Stats	R: 0 E: 0 K: 2 S: 14	H: 0 LOB: 1 BB: 1 P: 20	R: 0 E: 0 K: 1 S: 13	H: 2 LOB: 2 BB: 0 P: 18	R: 0 E: 0 K: 0 S: 6	H: 1 LOB: 1 BB: 0 P: 10	R: 0 E: 0 K: 1 S: 6	H: 1 LOB: 1 BB: 0 P: 8	R: 0 E: 0 K: 1 S: 8	H: 0 LOB: 0 BB: 0 P: 13	R: 0 E: 0 K: 1 S: 10	H: 1 LOB: 1 BB: 0 P: 11	R: 1 E: 0 K: 0 S: 12	H: 2 LOB: 2 BB: 0 P: 19	R: 1 E: 0 K: 2 S: 20	H: 3 LOB: 2 BB: 0 P: 29	1B: 10 2B: 1 3B: 0 HR: 0	SF: 0 SAC: 0 DP: 0 HBP: 0	WP: 0 PB: 0 SB: 0 CS: 0	PA: 40
PITCHER	IP WLS BF H R ER SO BB IBB HBP BLK WP HR S P ERA WHIP																			
Tony Armas, R (1, 1) ERA: 3.75	7.1 W 31 7 1 1 7 2 0 0 0 0 0 0 74 107 1.23 1.227																			
Scott Stewart, L (8, 1) ERA: 5.13	0.1 2 1 0 0 0 0 0 0 0 0 0 0 4 6 0.00 3.000																			
Scott Strickland, R (8, 1) ERA: 3.55	0.1 1 0 0 0 0 0 0 0 0 0 0 0 2 2 0.00 0.000																			
Ugueth Urbina, R (9, 1) ERA: 3.86	1.0 6 3 1 1 2 0 0 0 0 0 0 0 20 29 9.00 3.000																			

Batter	1	2	3	4	5	6	7	8	9	AB	R	H	RBI	BB	SO	LOB	BOTTOM			
Peter Bergeron, L (1, 8) OBP: 0.324, SLG: 0.295	FC5-2	F8					G3		G6-3	4	1	1	0	1	0	0	<p>Tampa Bay Devil Rays @ Montreal Expos</p> <p>Olympic Stadium, Montreal, QB</p> <p>Sat Jul 14 2001, 1:35 PM EDT</p> <p>Att. 5,471 - Dome - 72 F</p> <p>livebaseballscorecards.com</p>			
Jose Vidro, S (1, 4) OBP: 0.394, SLG: 0.545	E9									2	3	2	1	2	0	0				
Ryan Minor, R (8, 5) OBP: 0.313, SLG: 0.309	FC5-2									1	0	0	0	0	1	0				
Vladimir Guerrero, R (1, 9) OBP: 0.390, SLG: 0.636										4	1	2	2	0	1	3				
Rob Ducey, L (7, PR) OBP: 0.337, SLG: 0.371	K									0	1	0	0	0	0	0				
Lee Stevens, L (1, 3) OBP: 0.319, SLG: 0.435										3	3	2	1	1	0	0				
Ugueth Urbina, R (9, 1)	FC5-2									0	0	0	0	0	0	0				
Orlando Cabrera, R (1, 6) OBP: 0.299, SLG: 0.366										2	1	0	0	2	0	3				
Mike Mordecai, R (7, PR) OBP: 0.304, SLG: 0.378	FC5-2									0	0	0	0	0	0	0				
Geoff Blum, S (1, 5) OBP: 0.338, SLG: 0.370										3	0	1	4	1	1	2				
Michael Barrett, R (1, 2) OBP: 0.284, SLG: 0.356										4	0	1	2	0	1	3				
Brad Wilkerson, L (1, 7)										4	0	0	0	0	2	6				
Tony Armas, R (1, 1) OBP: 0.167, SLG: 0.200										3	0	0	0	0	0	2				
Scott Stewart, R (8, 1) ERA: 4.43										0	0	0	0	0	0	0				
Scott Strickland, R (8, 1) OBP: 0.361, SLG: 0.477										0	0	0	0	0	0	0				
Mark Smith, R (8, PH) OBP: 0.361, SLG: 0.477										1	0	0	0	0	0	0				
Inning Stats	R: 3 E: 1 K: 2 S: 15	H: 3 LOB: 1 BB: 1 P: 26	R: 0 E: 0 K: 1 S: 6	H: 0 LOB: 0 BB: 0 P: 10	R: 0 E: 0 K: 0 S: 7	H: 0 LOB: 0 BB: 1 P: 11	R: 0 E: 0 K: 1 S: 8	H: 0 LOB: 0 BB: 0 P: 12	R: 0 E: 0 K: 0 S: 9	H: 0 LOB: 0 BB: 0 P: 11	R: 3 E: 0 K: 0 S: 8	H: 4 LOB: 2 BB: 2 P: 20	R: 4 E: 0 K: 1 S: 18	H: 2 LOB: 3 BB: 3 P: 36	R: 0 E: 0 K: 1 S: 7	H: 0 LOB: 0 BB: 0 P: 9	1B: 4 2B: 3 3B: 0 HR: 2	SF: 0 SAC: 0 DP: 2 HBP: 0	WP: 0 PB: 0 SB: 0 CS: 0	PA: 38
PITCHER	IP WLS BF H R ER SO BB IBB HBP BLK WP HR S P ERA WHIP																			
Bryan Rekar, R (1, 1) ERA: 5.77	5.0 L 23 6 6 6 4 3 0 0 0 0 0 0 48 81 10.80 1.800																			
Doug Creek, L (6, 1) ERA: 4.43	1.0 8 3 4 4 0 3 0 0 0 0 0 0 12 27 36.00 6.000																			
Paul Wilson, R (7, 1) ERA: 7.42	1.0 4 0 0 0 1 1 0 0 0 0 0 0 11 18 0.00 1.000																			
Esteban Yan, R (8, 1) ERA: 4.97	1.0 3 0 0 0 0 0 0 0 0 0 0 0 7 9 0.00 0.000																			



Batter	1	2	3	4	5	6	7	8	9	AB	R	H	RBI	BB	SO	LOB	TOP					
Randy Winn, S (1.8) OBP: 0.385, SLG: 0.469	G4-3		G4-3					G4-3		4	0	1	0	0	0	1	<p>Tampa Bay Devil Rays @ Atlanta Braves</p> <p>Turner Field, Atlanta, GA</p> <p>Tue Jul 17 2001, 7:35 PM EDT</p> <p>Att: 32,287 - Cloudy - 85 F</p>					
Ben Griewe, L (1.9) OBP: 0.358, SLG: 0.375	G4-3			G1-3				K		4	0	1	0	0	1	0						
Greg Vaughn, R (1.7) OBP: 0.334, SLG: 0.485	K			1B			F8		K	4	0	1	0	0	2	2						
Fred McGriff, L (1.3) OBP: 0.395, SLG: 0.563		K			G4-6-3			K		4	0	1	0	0	2	2						
Aubrey Huff, L (1.5) OBP: 0.287, SLG: 0.350	K			G4-6-3				G3		4	0	0	0	0	1	2						
John Flaherty, R (1.2) OBP: 0.254, SLG: 0.302	F9									3	0	0	0	0	1	0						
Brent Abernathy, R (1.4) OBP: 0.387, SLG: 0.500			G4-3							3	0	1	0	0	0	0						
Felix Martinez, S (1.6) OBP: 0.271, SLG: 0.277			K							3	0	0	0	0	1	1						
Paul Wilson, R (7.1)					G2-3			L7		0	0	0	0	0	0	0						
Tanyon Sturtze, R (1.1) OBP: 0.125, SLG: 0.125										2	0	1	0	0	1	0						
Andy Sheets, R (7.6) OBP: 0.288, SLG: 0.287								G5-3		1	0	0	0	0	0	0						
Inning Stats	R: 0 E: 0 K: 1 S: 7	H: 0 LOB: 0 BB: 0 P: 7	R: 0 E: 0 K: 2 S: 7	H: 0 LOB: 0 BB: 0 P: 8	R: 0 E: 0 K: 1 S: 10	H: 1 LOB: 1 BB: 0 P: 14	R: 0 E: 0 K: 0 S: 8	H: 2 LOB: 1 BB: 0 P: 12	R: 0 E: 0 K: 1 S: 6	H: 0 LOB: 0 BB: 0 P: 8	R: 0 E: 0 K: 2 S: 11	H: 2 LOB: 2 BB: 0 P: 13	R: 0 E: 0 K: 0 S: 9	H: 1 LOB: 1 BB: 0 P: 12	R: 0 E: 0 K: 1 S: 7	H: 0 LOB: 0 BB: 0 P: 9	R: 0 E: 0 K: 1 S: 9	H: 0 LOB: 0 BB: 0 P: 17	1B: 6 2B: 0 3B: 0 HR: 0	SF: 0 SAC: 0 DP: 1 HBP: 0	WP: 0 PB: 0 CS: 0	PA: 32
PITCHER Greg Maddux, R (1.1) ERA: 2.44	IP: 9.0 WLS: W BF: 32 H: 6 R: 0 ER: 0 SO: 9 BB: 0 IBB: 0 HBP: 0 BLK: 0 WP: 0 HR: 0 S: 74 P: 100 ERA: 0.00 WHIP: 0.667											PITCHER	IP: 9.0 WLS: W BF: 32 H: 6 R: 0 ER: 0 SO: 9 BB: 0 IBB: 0 HBP: 0 BLK: 0 WP: 0 HR: 0 S: 74 P: 100 ERA: 0.00 WHIP: 0.667									

Batter	1	2	3	4	5	6	7	8	9	AB	R	H	RBI	BB	SO	LOB	BOTTOM			
Keith Lockhart, L (1.4) OBP: 0.330, SLG: 0.297	P6		G1-3			SH3-4	G5-3			3	0	0	0	0	0	1	<p>Tampa Bay Devil Rays @ Atlanta Braves</p> <p>Turner Field, Atlanta, GA</p> <p>Tue Jul 17 2001, 7:35 PM EDT</p> <p>Att: 32,287 - Cloudy - 85 F</p>			
B.J. Surhoff, L (1.7) OBP: 0.332, SLG: 0.424	10 CS BB			L5		HR		F7		3	1	1	1	1	0	0				
Andruw Jones, R (1.8) OBP: 0.328, SLG: 0.496	P6			K		HR		P4		4	1	1	2	0	1	1				
10 Chipper Jones, S (1.5) OBP: 0.413, SLG: 0.632	CS			HR		1B		FC6-4 BB		3	1	2	1	1	1	0				
Brian Jordan, R (1.9) OBP: 0.330, SLG: 0.472		F8		F9		1B		FC6-4		4	0	1	0	0	0	1				
Ken Caminiti, S (1.3) OBP: 0.321, SLG: 0.430		F9			F7	P5				3	0	0	0	0	0	2				
Paul Bako, L (1.2) OBP: 0.280, SLG: 0.354				G5-3 BB		F7	G4-3			2	0	0	0	1	0	2				
Mark DeRosa, R (1.6) OBP: 0.444, SLG: 0.414				G5-3		L6		K		3	0	0	0	0	1	1				
Greg Maddux, R (1.1) OBP: 0.186, SLG: 0.167				K				K		3	1	1	0	0	2	1				
Inning Stats	R: 0 E: 0 K: 0 S: 7	H: 0 LOB: 0 BB: 1 P: 13	R: 0 E: 0 K: 1 S: 6	H: 0 LOB: 0 BB: 0 P: 11	R: 0 E: 0 K: 1 S: 12	H: 0 LOB: 1 BB: 1 P: 18	R: 1 E: 0 K: 1 S: 6	H: 1 LOB: 0 BB: 0 P: 10	R: 0 E: 0 K: 0 S: 8	H: 0 LOB: 0 BB: 0 P: 12	R: 3 E: 0 K: 0 S: 12	H: 5 LOB: 2 BB: 0 P: 17	R: 0 E: 0 K: 2 S: 9	H: 0 LOB: 0 BB: 0 P: 11	R: 0 E: 0 K: 0 S: 9	H: 0 LOB: 1 BB: 1 P: 16		1B: 4 2B: 0 3B: 0 HR: 2	SF: 0 SAC: 1 DP: 0 HBP: 0	WP: 0 PB: 0 CS: 1
PITCHER Tanyon Sturtze, R (1.1) ERA: 4.94	IP: 6.0 WLS: L BF: 25 H: 6 R: 4 ER: 4 SO: 3 BB: 2 IBB: 0 HBP: 0 BLK: 0 WP: 0 HR: 2 S: 51 P: 81 ERA: 6.00 WHIP: 1.333											PITCHER	IP: 6.0 WLS: L BF: 25 H: 6 R: 4 ER: 4 SO: 3 BB: 2 IBB: 0 HBP: 0 BLK: 0 WP: 0 HR: 2 S: 51 P: 81 ERA: 6.00 WHIP: 1.333							
PITCHER Paul Wilson, R (7.1) ERA: 7.22	IP: 2.0 WLS: 7 BF: 7 H: 0 R: 0 ER: 0 SO: 2 BB: 1 IBB: 0 HBP: 0 BLK: 0 WP: 0 HR: 0 S: 18 P: 27 ERA: 0.00 WHIP: 0.500											PITCHER	IP: 2.0 WLS: 7 BF: 7 H: 0 R: 0 ER: 0 SO: 2 BB: 1 IBB: 0 HBP: 0 BLK: 0 WP: 0 HR: 0 S: 18 P: 27 ERA: 0.00 WHIP: 0.500							

Batter	1	2	3	4	5	6	7	8	9	AB	R	H	RBI	BB	SO	LOB	TOP			
David Eckstein, R (1, 6) OBP: 0.350, SLG: 0.346	2-2 1B FC6-4		0-2 1B		0-0 1B G6-4-3		0-0 1B BB		0-0 SH1	4	1	4	0	0	0	0				
Troy Glaus, R (1, 5) OBP: 0.357, SLG: 0.500	2-1 1B FC6-4		1-1 F9		1-1 1B G6-4-3		4-1 1B BB		3-1 F8	4	0	1	0	1	0	4				
Darin Erstad, L (1, 8) OBP: 0.347, SLG: 0.390	1-1 FC6-4 16 CS		1-1 G1-3		0-3 K		2-3 K		4-2 BB	4	0	0	1	1	2	6				
16 Garret Anderson, L (1, 7) OBP: 0.302, SLG: 0.444	2-2 F7				0-0 G3		3-2 F8		1-3 K	5	0	0	0	0	2	6				
Shawn Wooten, R (1, 10) OBP: 0.372, SLG: 0.516		3-3 K		0-1 1B 2B		2-2 G5-3		1-3 K		4	0	1	0	0	2	0				
Scott Spiezio, S (1, 9) OBP: 0.315, SLG: 0.408 (7, 3)		3-3 K		3-2 1B		0-0 L4		3-1 P6		4	0	1	0	0	1	0				
Benji Gil, R (1, 3) Jeff DaVanon, S (7, 9) OBP: 0.294, SLG: 0.435		0-0 1B		1-3 K		1-2 SF9 3B		4-2 BB		3	1	2	0	0	1	2	AB 35			
Bengie Molina, R (1, 2) OBP: 0.314, SLG: 0.292		1-3 K		0-3 K		0-0 SF9		2-3 K		3	0	0	1	0	3	4	R 2			
Adam Kennedy, L (1, 4) OBP: 0.356, SLG: 0.418			3-2 P6		0-2 1B G6-4-3		1-3 K 1B		1-0 F8 SH1 1B	4	0	2	0	0	1	0	H 11			
Inning Stats	R: 1 E: 0 K: 0 S: 10	H: 2 LOB: 0 BB: 0 P: 17	R: 0 E: 0 K: 3 S: 14	H: 1 LOB: 1 BB: 0 P: 21	R: 0 E: 0 K: 0 S: 12	H: 1 LOB: 1 BB: 0 P: 17	R: 0 E: 0 K: 2 S: 12	H: 2 LOB: 2 BB: 0 P: 16	R: 0 E: 0 K: 1 S: 9	H: 0 LOB: 0 BB: 0 P: 13	R: 1 E: 0 K: 3 S: 19	H: 2 LOB: 3 BB: 1 P: 30	R: 0 E: 0 K: 2 S: 10	H: 0 LOB: 1 BB: 1 P: 20	R: 0 E: 0 K: 1 S: 11	H: 1 LOB: 2 BB: 1 P: 20	1B: 9 2B: 1 3B: 1 HR: 0	SF: 1 SAC: 1 DP: 1 HBP: 0	WP: 1 PB: 0 SB: 0 CS: 1	PA: 40
PITCHER	IP WLS BF H R ER SO BB IBB HBP BLK WP HR S P ERA WHIP	IP WLS BF H R ER SO BB IBB HBP BLK WP HR S P ERA WHIP	IP WLS BF H R ER SO BB IBB HBP BLK WP HR S P ERA WHIP	IP WLS BF H R ER SO BB IBB HBP BLK WP HR S P ERA WHIP	IP WLS BF H R ER SO BB IBB HBP BLK WP HR S P ERA WHIP	IP WLS BF H R ER SO BB IBB HBP BLK WP HR S P ERA WHIP	IP WLS BF H R ER SO BB IBB HBP BLK WP HR S P ERA WHIP	IP WLS BF H R ER SO BB IBB HBP BLK WP HR S P ERA WHIP	IP WLS BF H R ER SO BB IBB HBP BLK WP HR S P ERA WHIP	IP WLS BF H R ER SO BB IBB HBP BLK WP HR S P ERA WHIP	IP WLS BF H R ER SO BB IBB HBP BLK WP HR S P ERA WHIP	IP WLS BF H R ER SO BB IBB HBP BLK WP HR S P ERA WHIP	IP WLS BF H R ER SO BB IBB HBP BLK WP HR S P ERA WHIP	IP WLS BF H R ER SO BB IBB HBP BLK WP HR S P ERA WHIP	IP WLS BF H R ER SO BB IBB HBP BLK WP HR S P ERA WHIP	IP WLS BF H R ER SO BB IBB HBP BLK WP HR S P ERA WHIP	IP WLS BF H R ER SO BB IBB HBP BLK WP HR S P ERA WHIP			

Anaheim Angels @ Tampa Bay Devil Rays
Tropicana Field, St. Petersburg, FL
Wed Jul 18 2001, 7:15 PM EDT
Att: 12,344 - Dome - 72 F

AB	35
R	2
H	11
RBI	2
BB	3
SO	12
LOB	22



Batter	1	2	3	4	5	6	7	8	9	AB	R	H	RBI	BB	SO	LOB	BOTTOM					
Jason Tyner, L (1, 7) OBP: 0.336, SLG: 0.347	0-1 B1-3			0-0 1B		2-2 F7		0-0 G6-3		4	0	1	0	0	0	1						
Ben Grievie, L (1, 9) Damian Rolls, R (8, FR) (9, 8) OBP: 0.355, SLG: 0.375 OBP: 0.305, SLG: 0.353	2-0 G3-1			0-0 1B		2-3 K		4-2 BB BB		3	0	1	0	1	1	0						
Greg Vaughn, R (1, 10) OBP: 0.336, SLG: 0.487	0-0 F5			2-2 P6		2-1 2B		4-0 BB		3	1	1	0	1	0	2						
Steve Cox, L (1, 3) OBP: 0.289, SLG: 0.411		3-3 K		0-1 F5		0-1 G3 2H 2B		1-3 K		4	0	1	1	0	2	5						
Randy Winn, S (1, 8) OBP: 0.378, SLG: 0.460 (9, 9)		2-3 K		2-2 G4-3		3-3 K		0-1 G4-3		4	0	0	0	0	2	3						
Aubrey Huff, L (1, 5) OBP: 0.282, SLG: 0.345	1-0 F7			0-1 F7		0-0 G3		1-0 G1		4	0	0	0	0	0	1						
Brent Abernathy, R (1, 4) Fred McGriff, L (9, PH) (9, PH) OBP: 0.372, SLG: 0.479 OBP: 0.394, SLG: 0.561			1-3 K		1-2 F8		1-1 G6-3		2-3 K	3	0	0	0	0	1	1	AB 30					
Mike DiFelice, R (1, 2) Russ Johnson, R (8, PH) (8, PH) John Flaherty, R (9, 2) OBP: 0.250, SLG: 0.292 OBP: 0.377, SLG: 0.415 OBP: 0.254, SLG: 0.302			0-0 F9		1-1 F7		4-2 G6-3 SH1-4 BB			2	0	0	0	0	0	0	R 1					
Andy Sheets, R (1, 6) OBP: 0.264, SLG: 0.283			0-0 F9		0-0 G1-3		1-1 SH1-4			2	0	0	0	0	0	0	H 4					
Inning Stats	R: 0 E: 0 K: 0 S: 4	H: 0 LOB: 0 BB: 0 P: 6	R: 0 E: 0 K: 2 S: 8	H: 0 LOB: 0 BB: 0 P: 14	R: 0 E: 0 K: 1 S: 6	H: 0 LOB: 0 BB: 0 P: 7	R: 0 E: 0 K: 0 S: 13	H: 2 LOB: 2 BB: 0 P: 17	R: 0 E: 0 K: 0 S: 7	H: 0 LOB: 0 BB: 0 P: 9	R: 0 E: 0 K: 1 S: 9	H: 0 LOB: 0 BB: 0 P: 14	R: 1 E: 0 K: 1 S: 11	H: 2 LOB: 1 BB: 0 P: 17	R: 0 E: 0 K: 1 S: 9	H: 0 LOB: 3 BB: 3 P: 22	R: 0 E: 0 K: 1 S: 6	H: 0 LOB: 0 BB: 0 P: 9	1B: 2 2B: 2 3B: 0 HR: 0	SF: 0 SAC: 1 DP: 0 HBP: 0	WP: 0 PB: 0 SB: 0 CS: 0	PA: 34
PITCHER	IP WLS BF H R ER SO BB IBB HBP BLK WP HR S P ERA WHIP	IP WLS BF H R ER SO BB IBB HBP BLK WP HR S P ERA WHIP	IP WLS BF H R ER SO BB IBB HBP BLK WP HR S P ERA WHIP	IP WLS BF H R ER SO BB IBB HBP BLK WP HR S P ERA WHIP	IP WLS BF H R ER SO BB IBB HBP BLK WP HR S P ERA WHIP	IP WLS BF H R ER SO BB IBB HBP BLK WP HR S P ERA WHIP	IP WLS BF H R ER SO BB IBB HBP BLK WP HR S P ERA WHIP	IP WLS BF H R ER SO BB IBB HBP BLK WP HR S P ERA WHIP	IP WLS BF H R ER SO BB IBB HBP BLK WP HR S P ERA WHIP	IP WLS BF H R ER SO BB IBB HBP BLK WP HR S P ERA WHIP	IP WLS BF H R ER SO BB IBB HBP BLK WP HR S P ERA WHIP	IP WLS BF H R ER SO BB IBB HBP BLK WP HR S P ERA WHIP	IP WLS BF H R ER SO BB IBB HBP BLK WP HR S P ERA WHIP	IP WLS BF H R ER SO BB IBB HBP BLK WP HR S P ERA WHIP	IP WLS BF H R ER SO BB IBB HBP BLK WP HR S P ERA WHIP	IP WLS BF H R ER SO BB IBB HBP BLK WP HR S P ERA WHIP	IP WLS BF H R ER SO BB IBB HBP BLK WP HR S P ERA WHIP					

Anaheim Angels @ Tampa Bay Devil Rays
Tropicana Field, St. Petersburg, FL
Wed Jul 18 2001, 7:15 PM EDT
Att: 12,344 - Dome - 72 F

AB	30
R	1
H	4
RBI	1
BB	3
SO	7
LOB	13



Batter	1	2	3	4	5	6	7	8	9	AB	R	H	RBI	BB	SO	LOB	TOP								
David Eckstein, R (1, 10) OBP: 0.352, SLG: 0.346										3	0	1	0	1	0	1	Anaheim Angels @ Tampa Bay Devil Rays Tropicana Field, St. Petersburg, FL Thu Jul 19 2001, 12:15 PM EDT Att: 19,960 - Dome - 72 F								
Adam Kennedy, L (1, 4) OBP: 0.354, SLG: 0.415										4	0	1	0	0	0	1									
Darin Erstad, L (1, 8) OBP: 0.351, SLG: 0.394										4	0	3	0	0	1	2									
16 Garret Anderson, L (1, 7) OBP: 0.299, SLG: 0.439										4	0	0	0	0	0	3									
Scott Spiezio, S (1, 3)										4	0	0	0	0	3	3									
Troy Glaus, R (1, 5) OBP: 0.356, SLG: 0.497										4	0	1	0	0	2	0									
Shawn Wooten, R (1, 2) Jorge Fabregas, L (9, 2) OBP: 0.230, SLG: 0.274										4	1	2	0	0	0	1									
Orlando Palmeiro, L (1, 9) OBP: 0.343, SLG: 0.378										2	1	0	0	1	0	1									
Benji Gil, R (1, 6) OBP: 0.371, SLG: 0.599										3	0	1	2	0	2	1									
Inning Stats	R: 0 E: 0 K: 0 S: 13	H: 2 LOB: 1 BB: 0 P: 17	R: 0 E: 0 K: 1 S: 10	H: 1 LOB: 1 BB: 0 P: 20	R: 0 E: 0 K: 1 S: 8	H: 0 LOB: 0 BB: 0 P: 10	R: 0 E: 0 K: 0 S: 5	H: 1 LOB: 0 BB: 0 P: 8	R: 2 E: 0 K: 1 S: 14	H: 3 LOB: 2 BB: 2 P: 26	R: 0 E: 1 K: 2 S: 9	H: 0 LOB: 0 BB: 0 P: 14	R: 0 E: 0 K: 1 S: 10	H: 1 LOB: 1 BB: 0 P: 13	R: 0 E: 0 K: 1 S: 13	H: 1 LOB: 1 BB: 0 P: 20		R: 0 E: 0 K: 1 S: 6	H: 0 LOB: 0 BB: 0 P: 7	1B: 7 2B: 2 3B: 0 HR: 0	SF: 0 SAC: 1 DP: 1 HBP: 0	WP: 0 PB: 0 SB: 2 CS: 2	PA: 35		
PITCHER	IP	WLS	BF	H	R	ER	SO	BB	IBB	HBP	BLK	WP	HR	S	P	ERA	WHIP								
Bryan Rekar, R (1, 1) ERA: 5.72	1.0		4	2	0	0	0	0	0	0	0	0	0	13	17	0.00	2.000								
Jeff Wallace, L (2, 1) ERA: 2.79	4.2	L	19	5	2	2	4	2	0	0	0	0	0	43	75	3.86	1.500								
Paul Wilson, R (6, 1) ERA: 7.1	1.1		5	1	0	0	2	0	0	0	0	0	0	13	16	0.00	0.750								
Victor Zambrano, R (8, 1) ERA: 3.21	2.0		7	1	0	0	2	0	0	0	0	0	0	19	27	0.00	0.500								

AB	32
R	2
H	9
RBI	2
BB	2
SO	8
LOB	13




Batter	1	2	3	4	5	6	7	8	9	AB	R	H	RBI	BB	SO	LOB	BOTTOM								
Damian Rolls, R (1, 8) OBP: 0.297, SLG: 0.343										5	0	0	0	0	2	3	Anaheim Angels @ Tampa Bay Devil Rays Tropicana Field, St. Petersburg, FL Thu Jul 19 2001, 12:15 PM EDT Att: 19,960 - Dome - 72 F								
Randy Winn, S (1, 9) OBP: 0.383, SLG: 0.468										5	0	3	1	0	1	1									
Greg Vaughn, R (1, 10) OBP: 0.332, SLG: 0.481										4	0	0	0	0	1	4									
Fred McGriff, L (1, 3) OBP: 0.392, SLG: 0.557										4	0	1	0	0	0	1									
Russ Johnson, R (1, 5) OBP: 0.384, SLG: 0.429										4	0	3	0	0	0	0									
Mike DiFelice, R (1, 2) OBP: 0.258, SLG: 0.295										2	0	1	0	0	1	1									
Ben Grieve, L (8, PH) OBP: 0.358, SLG: 0.373										1	0	0	0	0	1	0									
John Flaherty, R (9, 2) OBP: 0.254, SLG: 0.302										0	0	0	0	0	0	0									
Andy Sheets, R (1, 6) OBP: 0.258, SLG: 0.275										4	0	0	0	0	2	5									
Jason Tyner, L (1, 7) OBP: 0.333, SLG: 0.345										4	1	1	0	0	1	5									
Felix Martinez, S (1, 4) OBP: 0.272, SLG: 0.274										2	0	0	0	1	1	3									
Steve Cox, L (9, PH) OBP: 0.287, SLG: 0.409										1	0	0	0	0	1	1									
Inning Stats	R: 0 E: 0 K: 1 S: 11	H: 1 LOB: 0 BB: 0 P: 16	R: 0 E: 0 K: 2 S: 13	H: 2 LOB: 2 BB: 0 P: 19	R: 0 E: 0 K: 1 S: 8	H: 0 LOB: 0 BB: 0 P: 9	R: 0 E: 0 K: 1 S: 8	H: 1 LOB: 1 BB: 0 P: 9	R: 1 E: 1 K: 1 S: 9	H: 1 LOB: 2 BB: 1 P: 17	R: 0 E: 0 K: 1 S: 15	H: 2 LOB: 3 BB: 0 P: 25	R: 0 E: 0 K: 0 S: 12	H: 1 LOB: 1 BB: 0 P: 14	R: 0 E: 0 K: 1 S: 9	H: 0 LOB: 0 BB: 0 P: 13	R: 0 E: 0 K: 3 S: 12	H: 1 LOB: 1 BB: 0 P: 17	1B: 7 2B: 2 3B: 0 HR: 0	SF: 0 SAC: 0 DP: 0 HBP: 1	WP: 0 PB: 0 SB: 1 CS: 1	PA: 38			
PITCHER	IP	WLS	BF	H	R	ER	SO	BB	IBB	HBP	BLK	WP	HR	S	P	ERA	WHIP								
Jarrod Washburn, L (1, 1) ERA: 3.41	6.1		29	8	1	0	7	1	0	1	0	0	0	68	99	0.00	1.421								
Ben Weber, R (7, 1) ERA: 3.05	0.1	H	1	0	0	0	0	0	0	0	0	0	0	5	6	0.00	0.000								
Mike Holtz, L (7, 1) ERA: 4.33	0.1	H	1	0	0	0	0	0	0	0	0	0	0	3	4	0.00	0.000								
Shigetoshi Hasegawa, R (8, 1) ERA: 3.72	1.0	H	3	0	0	0	1	0	0	0	0	0	0	9	13	0.00	0.000								
Troy Percival, R (9, 1) ERA: 1.47	1.0	S	4	1	0	0	3	0	0	0	0	0	0	12	17	0.00	1.000								


AB	36
R	1
H	9
RBI	1
BB	1
SO	11
LOB	24



Batter	1	2	3	4	5	6	7	8	9	AB R H RBI BB SO LOB	TOP												
Frank Catalanotto, L (1.7) OBP: 0.370, SLG: 0.476	G4-3		G1-4-3		SH3		F9	K		4 0 0 0 0 1 1	Texas Rangers @ Tampa Bay Devil Rays Tropicana Field, St. Petersburg, FL Fri Jul 20 2001, 7:15 PM EDT Att: 13,611 - Dome - 72 F livebaseballscorecards.com												
Mike Lamb, L (1.5) OBP: 0.323, SLG: 0.366	G1-3		G3		G3		G4-3	E3	5 1 0 0 0 0 1														
Alex Rodriguez, R (1.6) OBP: 0.406, SLG: 0.600					K		BB S	BB BB	4 0 3 0 1 1 1														
Rafael Palmeiro, L (1.3) OBP: 0.380, SLG: 0.549	F9		G4-3				G6-3	BB	3 0 0 0 2 0 2														
Ivan Rodriguez, R (1.2) OBP: 0.343, SLG: 0.562					K			K	4 2 2 1 1 2 3														
Ruben Sierra, S (1.10) OBP: 0.319, SLG: 0.622									4 1 2 2 1 0 4														
Gabe Kapler, R (1.8) OBP: 0.336, SLG: 0.418					P3			G6-4-3	4 0 0 0 1 1 5														
Ricky Ledee, L (1.9) OBP: 0.260, SLG: 0.287					FC6				4 0 2 1 0 1 2														
10 Michael Young, R (1.4) OBP: 0.287, SLG: 0.375									4 0 1 0 0 1 3														
					SH3		F9	K															
Inning Stats	R: 0 E: 0 K: 0 S: 9	H: 1 LOB: 1 BB: 0 P: 14	R: 1 E: 0 K: 0 S: 7	H: 2 LOB: 1 BB: 0 P: 13	R: 0 E: 0 K: 0 S: 11	H: 0 LOB: 1 BB: 1 P: 21	R: 0 E: 0 K: 1 S: 9	H: 1 LOB: 1 BB: 0 P: 11	R: 0 E: 0 K: 1 S: 8	H: 1 LOB: 1 BB: 0 P: 14	R: 0 E: 0 K: 0 S: 16	H: 2 LOB: 1 BB: 1 P: 28	R: 0 E: 0 K: 0 S: 16	H: 1 LOB: 3 BB: 2 P: 33	R: 0 E: 0 K: 3 S: 10	H: 1 LOB: 1 BB: 0 P: 14	R: 1 E: 1 K: 1 S: 14	H: 1 LOB: 2 BB: 2 P: 25	1B: 4 2B: 4 3B: 0 HR: 2	SF: 0 SAC: 1 DP: 1 HBP: 0	WP: 0 PB: 0 SB: 2 CS: 0	PA: 43	
PITCHER	IP WLS BF H R ER SO BB IBB HBP BLK WP HR S P ERA WHIP											PITCHER	IP WLS BF H R ER SO BB IBB HBP BLK WP HR S P ERA WHIP										
Albie Lopez, R (1.1) ERA: 5.34	5.1 L 24 7 3 3 2 1 0 0 0 0 2 52 86 5.06 1.500																						
Jesus Colome, R (6.1) ERA: 2.53	1.2 9 1 0 0 1 2 1 0 0 0 0 24 48 0.00 1.800																						
Travis Phelps, R (8.1) ERA: 3.09	1.0 6 2 1 0 3 0 0 0 0 0 0 13 48 0.00 2.000																						
Doug Creek, L (9.1) ERA: 4.12	1.0 4 0 0 0 1 2 0 0 0 0 0 0 11 21 0.00 2.000																						

Batter	1	2	3	4	5	6	7	8	9	AB R H RBI BB SO LOB	BOTTOM												
Jason Tyner, L (1.7) OBP: 0.335, SLG: 0.346	G6-3		L5		G6-3		G5-4-3		K	5 0 2 0 0 1 0	Texas Rangers @ Tampa Bay Devil Rays Tropicana Field, St. Petersburg, FL Fri Jul 20 2001, 7:15 PM EDT Att: 13,611 - Dome - 72 F livebaseballscorecards.com												
Damian Rolis, R (1.8) OBP: 0.296, SLG: 0.346	G6-3		L5				G5-4-3		K	4 1 1 0 0 0 2													
Ben Grievie, L (9, PH) OBP: 0.357, SLG: 0.372					1B					1 0 0 0 0 1 0													
Greg Vaughn, R (1.10) OBP: 0.336, SLG: 0.480	K						1B		G6-3	3 0 1 1 2 1 1													
Fred McGriff, L (1.3) OBP: 0.391, SLG: 0.554	G4-3		F8		G6-3					4 0 1 0 0 0 3													
Russ Johnson, R (1.5) OBP: 0.386, SLG: 0.427										3 0 1 0 1 1 2													
Randy Winn, S (1.9) OBP: 0.389, SLG: 0.473					F7					4 0 3 0 0 0 1													
John Flaherty, R (1.2) OBP: 0.254, SLG: 0.306							FC1-5		F3	4 0 1 0 0 1 4													
Brent Abernathy, R (1.4) OBP: 0.366, SLG: 0.468							F8		L5	4 0 1 0 0 1 5													
Andy Sheets, R (1.6) OBP: 0.251, SLG: 0.268									L4	4 0 0 0 0 2 7													
Inning Stats	R: 0 E: 0 K: 1 S: 7	H: 1 LOB: 1 BB: 0 P: 8	R: 0 E: 0 K: 2 S: 11	H: 2 LOB: 2 BB: 0 P: 13	R: 0 E: 0 K: 0 S: 5	H: 0 LOB: 1 BB: 1 P: 9	R: 0 E: 0 K: 2 S: 15	H: 2 LOB: 2 BB: 0 P: 20	R: 1 E: 0 K: 0 S: 6	H: 2 LOB: 0 BB: 0 P: 8	R: 0 E: 0 K: 1 S: 9	H: 1 LOB: 2 BB: 1 P: 19	R: 0 E: 0 K: 0 S: 8	H: 2 LOB: 2 BB: 1 P: 14	R: 0 E: 0 K: 0 S: 5	H: 1 LOB: 1 BB: 0 P: 5	R: 0 E: 0 K: 2 S: 8	H: 0 LOB: 0 BB: 0 P: 10	1B: 9 2B: 2 3B: 0 HR: 0	SF: 0 SAC: 0 DP: 1 HBP: 0	WP: 0 PB: 0 SB: 0 CS: 0	PA: 39	
PITCHER	IP WLS BF H R ER SO BB IBB HBP BLK WP HR S P ERA WHIP											PITCHER	IP WLS BF H R ER SO BB IBB HBP BLK WP HR S P ERA WHIP										
Doug Davis, L (1.1) ERA: 4.65	8.0 W 36 11 1 1 6 3 0 0 0 0 0 66 96 1.12 1.750																						
59 Jeff Zimmerman, R (9.1) ERA: 3.13	1.0 S 3 0 0 0 2 0 0 0 0 0 0 8 10 0.00 0.000																						

Batter	1	2	3	4	5	6	7	8	9	AB	R	H	RBI	BB	SO	LOB	TOP										
Frank Catalanotto, L (1,7) OBP: 0.364, SLG: 0.468	1-1 F9		2-0 G4-3		0-1 G5-3		0-1 G6-3			4	0	0	0	0	0	3	<p>Texas Rangers @ Tampa Bay Devil Rays Tropicana Field, St. Petersburg, FL Sat Jul 21 2001, 4:15 PM EDT Att: 37,070 - Dome - 72 F</p> <p>livebaseballscores.com</p> <p>AB 34 R 1 H 7 RBI 1 BB 2 SO 10 LOB 16</p> 										
Randy Velarde, R (1,4) OBP: 0.391, SLG: 0.473	0-0 P5			0-2 G5-3		3-2 F9 G4-3 1B		0-0 L4		4	0	1	0	0	0	0											
Alex Rodriguez, R (1,6) OBP: 0.409, SLG: 0.603	3-2 1B			0-1 2B		3-2 G4-3		4-0 G3-1 BB		3	0	2	0	1	0	1											
Rafael Palmeiro, L (1,10) OBP: 0.376, SLG: 0.543	1-3 K			1-3 K		3-1 F9		1-1 G3-1		4	0	0	0	0	2	4											
Ivan Rodriguez, R (1,2) OBP: 0.339, SLG: 0.555		1-3 K		1-0 G4-3		3-3 K		1-0 F7		4	0	0	0	0	2	3											
Ruben Sierra, S (1,9) OBP: 0.323, SLG: 0.625		1-2 G5-3			2-2 G6-3 1B 2B		1-1 BB 1B		1-3 K	4	1	2	0	0	1	0											
Andres Galarraga, R (1,3) OBP: 0.310, SLG: 0.424		1-3 K			0-0 G6-3		2-3 K		1-0 F9	4	0	0	0	0	2	2											
Mike Lamb, L (1,5) OBP: 0.330, SLG: 0.371 10 Michael Young, R (9, FR) OBP: 0.297, SLG: 0.375			0-2 F7		2-1 1B		1-3 K		0-1 1B	4	0	2	1	0	1	1											
Ricky Ledee, L (1,8) OBP: 0.260, SLG: 0.278			0-3 K		0-0 P6		4-0 BB		2-3 K	3	0	0	0	1	2	2											
Inning Stats	R: 0 E: 0 K: 1 S: 10	H: 1 LOB: 1 BB: 0 P: 15	R: 0 E: 0 K: 2 S: 9	H: 0 LOB: 0 BB: 0 P: 12	R: 0 E: 0 K: 1 S: 7	H: 0 LOB: 0 BB: 0 P: 9	R: 0 E: 0 K: 1 S: 9	H: 1 LOB: 1 BB: 0 P: 11	R: 1 E: 0 K: 0 S: 14	H: 2 LOB: 1 BB: 0 P: 13	R: 0 E: 0 K: 2 S: 10	H: 1 LOB: 2 BB: 1 P: 18	R: 0 E: 0 K: 0 S: 4	H: 0 LOB: 1 BB: 1 P: 10	R: 0 E: 0 K: 2 S: 12	H: 1 LOB: 1 BB: 0 P: 16		1B: 5 2B: 2 3B: 0 HR: 0	SF: 0 SAC: 0 DP: 0 HBP: 0	WP: 0 PB: 0 SB: 1 CS: 0	PA: 36						
PITCHER	IP	WLS	BF	H	R	ER	SO	BB	IBB	HBP	BLK	WP	HR	S	P	ERA	WHIP										
Ryan Rupe, R (1,1) ERA: 6.68	7.0		28	6	1	1	8	1	0	0	0	0	0	68	104	1.29	1.000										
Victor Zambrano, R (8,1) ERA: 3.0	1.0	W	4	0	0	0	0	1	0	0	0	0	0	4	10	0.00	1.000										
Esteban Yan, R (9,1) ERA: 4.5	1.0	S	4	1	0	0	2	0	0	0	0	0	0	12	16	0.00	1.000										

Batter	1	2	3	4	5	6	7	8	9	AB	R	H	RBI	BB	SO	LOB	BOTTOM										
Jason Tyner, L (1,7) OBP: 0.335, SLG: 0.346	2-2 G3-1			0-0 G4-3		0-1 1B				3	0	1	0	0	0	0	<p>Texas Rangers @ Tampa Bay Devil Rays Tropicana Field, St. Petersburg, FL Sat Jul 21 2001, 4:15 PM EDT Att: 37,070 - Dome - 72 F</p> <p>livebaseballscores.com</p> <p>AB 27 R 2 H 3 RBI 2 BB 0 SO 8 LOB 1</p> 										
Randy Winn, S (1,8) OBP: 0.384, SLG: 0.467	1-2 G4-3			2-1 G5-3		3-3 K				3	0	0	0	0	1	1											
Greg Vaughn, R (1,10) OBP: 0.333, SLG: 0.476	2-3 K			0-0 P1		0-2 F7				3	0	0	0	0	1	0											
Fred McGriff, L (1,3) OBP: 0.388, SLG: 0.548		0-0 G4-3			1-0 F9		1-0 P4			3	0	0	0	0	0	0											
Russ Johnson, R (1,5) OBP: 0.381, SLG: 0.420		2-1 G5-3			1-1 G1-3		0-1 L4			3	0	0	0	0	0	0											
Ben Griewe, L (1,9) OBP: 0.354, SLG: 0.369		0-3 K			0-0 G1-3			2-3 K		3	0	0	0	0	2	0											
John Flaherty, R (1,2) OBP: 0.255, SLG: 0.321			0-1 P4			1-3 K		0-0 HR		3	1	1	1	0	1	0											
Brent Abernathy, R (1,4) OBP: 0.365, SLG: 0.500			0-3 K			0-0 HR		0-0 F7		3	1	1	1	0	1	0											
Felix Martinez, S (1,6) OBP: 0.267, SLG: 0.269			1-3 K			3-3 HR		1-1 G6-3		3	0	0	0	0	2	0											
Inning Stats	R: 0 E: 0 K: 1 S: 9	H: 0 LOB: 0 BB: 0 P: 14	R: 0 E: 0 K: 1 S: 6	H: 0 LOB: 0 BB: 0 P: 8	R: 0 E: 0 K: 2 S: 8	H: 0 LOB: 0 BB: 0 P: 9	R: 0 E: 0 K: 0 S: 4	H: 0 LOB: 0 BB: 0 P: 6	R: 0 E: 0 K: 0 S: 4	H: 0 LOB: 0 BB: 0 P: 6	R: 1 E: 0 K: 3 S: 13	H: 2 LOB: 1 BB: 0 P: 20	R: 0 E: 0 K: 0 S: 6	H: 0 LOB: 0 BB: 0 P: 7	R: 1 E: 0 K: 1 S: 7	H: 1 LOB: 0 BB: 0 P: 10		1B: 1 2B: 0 3B: 0 HR: 2	SF: 0 SAC: 0 DP: 0 HBP: 0	WP: 0 PB: 0 SB: 0 CS: 0	PA: 27						
PITCHER	IP	WLS	BF	H	R	ER	SO	BB	IBB	HBP	BLK	WP	HR	S	P	ERA	WHIP										
Darren Oliver, L (1,1) ERA: 6.07	8.0	L	27	3	2	2	8	0	0	0	0	0	2	57	80	2.25	0.375										

Batter	1	2	3	4	5	6	7	8	9	AB	R	H	RBI	BB	SO	LOB	TOP			
Frank Catalanotto, L (1,7) OBP: 0.361, SLG: 0.467	1-2 1B 2B		0-2 F8		1-0 G4-3		1-1 F8		0-1 F8	5	1	1	0	0	0	1				
Randy Velarde, R (1,9) OBP: 0.389, SLG: 0.466	2-3 K		0-0 L9		4-1 BB		1-2 L3			3	0	0	0	1	1	1				
Alex Rodriguez, R (1,6) OBP: 0.410, SLG: 0.611	3-2 1B HBP		3-2 F8		1-0 SF7		1-0 HR			2	1	1	2	0	0	0				
Rafael Palmeiro, L (1,3) OBP: 0.375, SLG: 0.540	0-0 G6-4-3 1B				0-0 F7		2-3 K		1-1 F7	4	0	1	1	0	1	1				
Ivan Rodriguez, R (1,2) OBP: 0.344, SLG: 0.566	0-0 G6-4-3				4-2 CS BB		0-0 HR		2-1 G4-3 1B	3	1	2	1	1	0	2				
Ruben Sierra, S (1,10) OBP: 0.321, SLG: 0.615		1-0 G6-3			4-2 1B BB		1-2 F7		0-2 G4-3	3	0	0	0	1	0	1				
Mike Lamb, L (1,5) OBP: 0.336, SLG: 0.376		2-2 FC5-4 1B			0-0 1B		2-0 G3-1		0-1 F8	4	0	2	0	0	0	0				
Gabe Kapler, R (1,8) OBP: 0.334, SLG: 0.416		1-1 FC5-4 10 S			1-1 F9		0-1 1B		0-3 K	4	0	1	0	0	1	3				
10 Michael Young, R (1,4) OBP: 0.287, SLG: 0.378		2-3 K			2-1 G4-3 SF7 2B		1-0 L7		3-3 K	4	1	1	0	0	2	2				
Inning Stats	R: 1 E: 0 K: 1 S: 11	H: 2 LOB: 1 BB: 0 P: 17	R: 0 E: 0 K: 1 S: 10	H: 1 LOB: 1 BB: 0 P: 16	R: 0 E: 0 K: 0 S: 9	H: 0 LOB: 0 BB: 0 P: 12	R: 0 E: 0 K: 0 S: 9	H: 1 LOB: 2 BB: 2 P: 18	R: 1 E: 0 K: 1 S: 8	H: 1 LOB: 1 BB: 1 P: 18	R: 1 E: 0 K: 0 S: 8	H: 2 LOB: 1 BB: 0 P: 12	R: 1 E: 0 K: 0 S: 8	H: 1 LOB: 0 BB: 0 P: 10	R: 0 E: 0 K: 0 S: 9	H: 0 LOB: 0 BB: 0 P: 12	1B: 5 2B: 2 3B: 0 HR: 2	SF: 1 SAC: 0 DP: 2 HBP: 1	WP: 0 PB: 0 SB: 1 CS: 1	PA: 37
PITCHER	IP WLS BF H R ER SO BB IBB HBP BLK WP HR S P ERA WHIP	IP WLS BF H R ER SO BB IBB HBP BLK WP HR S P ERA WHIP																		
Tanyon Sturtze, R (1,1) ERA: 4.95	7.0 W 31 8 4 4 3 3 0 1 0 0 2 63 105 5.14 1.571	2.0 S 6 1 0 0 2 0 0 0 0 0 0 17 22 0.00 0.500																		
Esteban Yan, R (8,1) ERA: 4.24																				

Texas Rangers @ Tampa Bay Devil Rays
Tropicana Field, St. Petersburg, FL
Sun Jul 22 2001, 1:15 PM EDT
Att: 14,732 - Dome - 72 F

AB 32
R 4
H 9
RBI 4
BB 3
SO 5
LOB 11



Batter	1	2	3	4	5	6	7	8	9	AB	R	H	RBI	BB	SO	LOB	BOTTOM			
Jason Tyner, L (1,8) OBP: 0.331, SLG: 0.338	0-3 K		0-0 G3		1-2 G3		4-1 BB HR		0-2 F7	4	1	0	0	1	1	3				
Ben Griewe, L (1,10) OBP: 0.356, SLG: 0.368	0-1 1B		2-3 G5-3		0-3 K		4-2 HR BB			3	1	1	0	1	1	1				
Greg Vaughn, R (1,7) OBP: 0.335, SLG: 0.484	0-0 G3-6-1 1B				0-3 K		2-3 K		1-1 HR	4	1	2	4	0	2	0				
Fred McGriff, L (1,3) OBP: 0.386, SLG: 0.544	0-0 G3-6-1				3-2 G3-1		4-1 FC6-4 BB		3-2 P6	3	0	0	0	1	0	2				
Randy Winn, S (1,9) OBP: 0.386, SLG: 0.477		2-2 G4-3			1-0 1B 3B 2B		0-0 FC6-4		2-1 1B 2B	4	2	2	0	0	0	1				
Aubrey Huff, L (1,5) OBP: 0.282, SLG: 0.343		0-1 F8			0-0 3B 1B		0-2 F9		1-3 K	4	1	1	0	0	1	2				
John Flaherty, R (1,2) OBP: 0.260, SLG: 0.335		2-2 F7			2-2 1-H 3-H 3B		0-2 F2		0-1 2B 1B	4	0	2	3	0	0	0				
Brent Abernathy, R (1,4) OBP: 0.360, SLG: 0.500			3-1 F8		1-0 F8		1-2 F3		3-1 2B 1B	4	0	1	0	0	0	1				
Felix Martinez, S (1,6) OBP: 0.273, SLG: 0.287			0-0 G3 2B		2-3 K		1-2 BB HR 2B		0-1 G5-3	4	1	2	0	0	1	2				
Inning Stats	R: 0 E: 0 K: 1 S: 7	H: 2 LOB: 1 BB: 0 P: 7	R: 0 E: 0 K: 0 S: 9	H: 0 LOB: 0 BB: 0 P: 13	R: 0 E: 0 K: 0 S: 6	H: 1 LOB: 1 BB: 0 P: 11	R: 2 E: 0 K: 1 S: 14	H: 3 LOB: 1 BB: 0 P: 21	R: 0 E: 0 K: 2 S: 9	H: 0 LOB: 0 BB: 0 P: 12	R: 0 E: 0 K: 1 S: 8	H: 0 LOB: 1 BB: 1 P: 14	R: 4 E: 0 K: 0 S: 19	H: 2 LOB: 0 BB: 2 P: 33	R: 1 E: 0 K: 1 S: 14	H: 3 LOB: 2 BB: 0 P: 20	1B: 4 2B: 5 3B: 1 HR: 1	SF: 0 SAC: 0 DP: 1 HBP: 0	WP: 0 PB: 0 SB: 0 CS: 0	PA: 37
PITCHER	IP WLS BF H R ER SO BB IBB HBP BLK WP HR S P ERA WHIP	IP WLS BF H R ER SO BB IBB HBP BLK WP HR S P ERA WHIP																		
Rob Bell, R (1,1) ERA: 5.38	6.2 L 1 0 0 0 0 1 0 0 0 0 0 2 6 ∞ ∞	0.0 B 6 4 3 3 1 0 0 0 0 0 1 14 24 40.50 6.000																		
Juan Moreno, L (7,1) ERA: 3.1																				
Pat Mahomes, R (7,1) ERA: 6.49																				
Mike Venafro, L (8,1) ERA: 2.48																				

Texas Rangers @ Tampa Bay Devil Rays
Tropicana Field, St. Petersburg, FL
Sun Jul 22 2001, 1:15 PM EDT
Att: 14,732 - Dome - 72 F

AB 34
R 7
H 11
RBI 7
BB 3
SO 6
LOB 12



Batter	1	2	3	4	5	6	7	8	9	AB	R	H	RBI	BB	SO	LOB	TOP																	
Brent Abernathy, R OBP: 0.351, SLG: 0.483 (1, 4)										5	1	1	0	0	1	0	Tampa Bay Devil Rays @ Anaheim Angels Edison International Field, Anaheim, CA Tue Jul 24, 2001, 10:05 PM EDT Att: 16,131 - Sunny - 68 F																	
Ben Griewe, L OBP: 0.356, SLG: 0.367 (1, 10)										4	1	1	0	0	1	0																		
Greg Vaughn, R OBP: 0.334, SLG: 0.490 (1, 7)										4	2	1	1	0	1	3																		
Fred McGriff, L OBP: 0.387, SLG: 0.543 (1, 3)										4	0	2	1	0	1	1																		
Randy Winn, S OBP: 0.388, SLG: 0.482 (1, 9)										4	1	2	1	0	0	1																		
Russ Johnson, R OBP: 0.379, SLG: 0.416 (1, 5)										4	0	1	0	0	1	2																		
Chris Gomez, R OBP: 0.252, SLG: 0.259 (1, 6)										4	1	2	3	0	1	0																		
Mike DiFelice, R OBP: 0.259, SLG: 0.295 (8, PH)										3	0	1	0	0	0	2																		
Steve Cox, L OBP: 0.266, SLG: 0.407 (8, 2)										1	0	0	0	0	0	0																		
John Flaherty, R OBP: 0.260, SLG: 0.335 (8, 2)										0	0	0	0	0	0	0																		
Jason Tyner, L OBP: 0.324, SLG: 0.329 (1, 8)										4	0	0	0	0	0	1																		
Inning Stats	R: 2 E: 0 K: 1 S: 11	H: 4 LOB: 2 BB: 0 P: 19	R: 0 E: 0 K: 1 S: 9	H: 1 LOB: 1 BB: 0 P: 11	R: 1 E: 0 K: 0 S: 8	H: 2 LOB: 1 BB: 0 P: 11	R: 0 E: 0 K: 1 S: 6	H: 0 LOB: 0 BB: 0 P: 9	R: 0 E: 0 K: 1 S: 14	H: 2 LOB: 2 BB: 0 P: 19	R: 0 E: 0 K: 1 S: 9	H: 0 LOB: 0 BB: 0 P: 12	R: 3 E: 1 K: 0 S: 11	H: 2 LOB: 0 BB: 0 P: 17	R: 0 E: 0 K: 0 S: 9	H: 0 LOB: 0 BB: 0 P: 11	1B: 7 2B: 2 3B: 0 HR: 2	SF: 0 SAC: 0 DP: 0 HBP: 1	WP: 0 PB: 0 CS: 0	PA: 38														
PITCHER	IP WLS BF H R ER SO BB IBB HBP BLK WP HR S P ERA WHIP																																	
Jarrod Washburn, L ERA: 3.42 Al Levine, R ERA: 2.08	(1, 1) (8, 1)	7.2 S	34 4	11 0	6 0	3 0	6 0	0 0	0 0	1 0	0 0	0 0	0 0	0 0	0 11	13	0.00	0.000																

AB	37
R	6
H	11
RBI	6
BB	0
SO	6
LOB	10



Batter	1	2	3	4	5	6	7	8	9	AB	R	H	RBI	BB	SO	LOB	BOTTOM														
David Eckstein, R OBP: 0.362, SLG: 0.360 (1, 6)										4	2	3	0	0	1	0	Tampa Bay Devil Rays @ Anaheim Angels Edison International Field, Anaheim, CA Tue Jul 24, 2001, 10:05 PM EDT Att: 16,131 - Sunny - 68 F														
Troy Glaus, R OBP: 0.359, SLG: 0.505 (1, 5)										4	1	1	1	0	0	4															
Darin Erstad, L OBP: 0.342, SLG: 0.381 (1, 8)										4	1	1	1	0	1	2															
16 Garret Anderson, L OBP: 0.299, SLG: 0.446 (1, 7)										4	1	2	3	0	0	1															
Shawn Wooten, R OBP: 0.344, SLG: 0.491 (1, 10)										4	0	0	0	0	0	2															
Scott Spiezio, S OBP: 0.320, SLG: 0.432 (1, 3)										4	1	1	1	0	0	1															
Tim Salmon, R OBP: 0.364, SLG: 0.362 (1, 9)										2	2	1	1	2	1	1															
Bengie Molina, R OBP: 0.324, SLG: 0.309 (1, 2)										4	0	0	0	0	1	2															
Benji Gil, R OBP: 0.369, SLG: 0.592 (1, 4)										4	1	2	1	0	0	0															
Inning Stats	R: 1 E: 0 K: 0 S: 7	H: 1 LOB: 0 BB: 0 P: 13	R: 0 E: 0 K: 0 S: 9	H: 0 LOB: 1 BB: 1 P: 15	R: 0 E: 0 K: 0 S: 8	H: 0 LOB: 0 BB: 0 P: 14	R: 1 E: 1 K: 1 S: 15	H: 2 LOB: 1 BB: 0 P: 21	R: 4 E: 0 K: 1 S: 16	H: 4 LOB: 0 BB: 0 P: 28	R: 1 E: 0 K: 0 S: 11	H: 3 LOB: 2 BB: 0 P: 21	R: 0 E: 0 K: 1 S: 7	H: 0 LOB: 0 BB: 0 P: 10	R: 2 E: 0 K: 1 S: 8	H: 1 LOB: 0 BB: 1 P: 14		1B: 6 2B: 3 3B: 0 HR: 3	SF: 0 SAC: 0 DP: 1 HBP: 1	WP: 0 PB: 1 CS: 1	PA: 37										
PITCHER	IP WLS BF H R ER SO BB IBB HBP BLK WP HR S P ERA WHIP																														
Joe Kennedy, L ERA: 4.84 Jesus Colome, R ERA: 3.95	(1, 1) (6, 1)	5.0 L	23 14	4 3	3 3	2 2	1 2	0 0	0 0	0 0	0 0	2 26	45	9.00	1.667																

AB	34
R	9
H	11
RBI	8
BB	2
SO	4
LOB	13



Batter	1	2	3	4	5	6	7	8	9	AB	R	H	RBI	BB	SO	LOB	TOP			
Jason Tyner, L (1, 8) OBP: 0.326, SLG: 0.343	1-2 BB S 1B	0-0 P5			0-1 G4-3		0-0 3B		0-0 G4-3	5	0	2	0	0	0	2	Tampa Bay Devil Rays @ Anaheim Angels Edison International Field, Anaheim, CA Wed Jul 25 2001, 10:05 PM EDT Att: 15,718 - Sunny - 72 F livebaseballscorecards.com			
Ben Griewe, L (1, 10) OBP: 0.361, SLG: 0.368	3-3 K	1-2 2H 3H 1B			1-2 HBP		4-0 G1-4-3 IBB			2	0	1	2	1	1	1				
Greg Vaughn, R (1, 7) OBP: 0.333, SLG: 0.486	4-0 BB BB	1-3 K			2-3 K		0-0 G1-4-3 1-2			3	0	0	0	1	2	4				
Fred McGriff, L (1, 3) OBP: 0.391, SLG: 0.543	4-2 G4-6-3 BB			1-3 K				0-0 1B		2	0	1	0	2	1	0				
Randy Winn, S (1, 9) OBP: 0.382, SLG: 0.473	0-1 G4-6-3 1-2			2-2 G3				2-1 F7		4	0	0	0	0	1	6				
Aubrey Huff, L (1, 5) OBP: 0.381, SLG: 0.354		1-0 HR		2-2 G3		2-1 G4-3		1-2 F7		4	1	1	1	0	0	1				
Chris Gomez, R (1, 6) OBP: 0.252, SLG: 0.258		0-1 SH3-4 SH 1B		0-0 L3		0-3 K		2-2 P6		4	1	1	0	0	1	1				
Brent Abernathy, R (1, 4) OBP: 0.340, SLG: 0.467		0-0 SH SH3-4 1B		1-2 F9		0-1 G6-3			0-1 G4-3	3	1	0	0	0	0	0				
Mike DiFelice, R (1, 2) OBP: 0.259, SLG: 0.295		0-1 SH3-4		1-3 K			1-0 G6-3		1-2 G6-3	0	0	0	0	0	0	0				
John Flaherty, R (3, 2) OBP: 0.256, SLG: 0.330		1-2 2-3							1-2 G6-3	3	0	0	0	0	1	0				
Inning Stats	R: 0 E: 0 K: 1 S: 11	H: 1 LOB: 2 BB: 2 P: 23	R: 3 E: 1 K: 1 S: 15	H: 3 LOB: 1 BB: 0 P: 18	R: 0 E: 0 K: 1 S: 11	H: 0 LOB: 0 BB: 0 P: 16	R: 0 E: 0 K: 1 S: 7	H: 0 LOB: 2 BB: 1 P: 9	R: 0 E: 0 K: 1 S: 12	H: 0 LOB: 0 BB: 1 P: 21	R: 0 E: 0 K: 0 S: 3	H: 1 LOB: 1 BB: 1 P: 8	R: 0 E: 0 K: 0 S: 10	H: 1 LOB: 1 BB: 0 P: 15	R: 0 E: 0 K: 0 S: 7	H: 0 LOB: 0 BB: 0 P: 8	1B: 4 2B: 0 3B: 1 HR: 1	SF: 0 SAC: 2 DP: 2 HBP: 1	WP: 0 PB: 0 CS: 2	PA: 37
PITCHER	IP WLS BF H R ER SO BB IBB HBP BLK WP HR S P ERA WHIP																			
Matt Wise, R (1, 1) ERA: 4.3	6.0 L 26 4 3 1 7 2 1 1 0 0 1 63 96 1.50 1.000																			
Ben Weber, R (7, 1) ERA: 2.74	3.0 11 2 0 0 0 0 0 1 0 0 0 20 31 0.00 0.667																			

Batter	1	2	3	4	5	6	7	8	9	AB	R	H	RBI	BB	SO	LOB	BOTTOM					
David Eckstein, R (1, 6) OBP: 0.358, SLG: 0.356	3-2 G4-3		2-2 G4-3			0-3 K		2-1 G6-3		4	0	0	0	0	1	2	Tampa Bay Devil Rays @ Anaheim Angels Edison International Field, Anaheim, CA Wed Jul 25 2001, 10:05 PM EDT Att: 15,718 - Sunny - 72 F livebaseballscorecards.com					
Troy Glaus, R (1, 5) OBP: 0.356, SLG: 0.500	2-2 G6-3			1-1 G6-3		2-3 K		1-1 F8		4	0	0	0	0	1	1						
Darin Erstad, L (1, 8) OBP: 0.342, SLG: 0.379	3-3 K			1-1 L6		0-1 G6-3		1-1 16 F 16 S 16 G4-3 1B		4	1	1	0	0	1	1						
16 Garret Anderson, L (1, 7) OBP: 0.299, SLG: 0.444		0-3 K		2-3 K			0-1 1B	2-1 G4-3 1-H		4	0	1	1	0	2	0						
Scott Spiezio, S (1, 3) OBP: 0.319, SLG: 0.429		2-3 K			1-0 G4-6-3 1B		0-3 K	1-2 P6		4	0	1	0	0	2	1						
Shawn Wooten, R (1, 2) OBP: 0.339, SLG: 0.483		1-2 G4-3			0-2 G4-6-3 1-2		0-0 P4			3	0	0	0	0	0	2						
Tim Salmon, R (1, 9) OBP: 0.364, SLG: 0.362				1-0 G6-3		0-2 1B		0-0 L7		3	0	1	0	0	0	1						
Orlando Palmeiro, L (1, 10) OBP: 0.344, SLG: 0.380				1-0 1B		1-0 G1-3			0-2 L6	3	0	1	0	0	0	1						
Adam Kennedy, L (1, 4) OBP: 0.352, SLG: 0.411				0-3 K			0-0 WP 1B		2-2 G3-1	3	0	1	0	0	1	1						
Inning Stats	R: 0 E: 0 K: 1 S: 12	H: 0 LOB: 0 BB: 0 P: 20	R: 0 E: 0 K: 2 S: 10	H: 0 LOB: 0 BB: 0 P: 13	R: 0 E: 0 K: 1 S: 8	H: 1 LOB: 1 BB: 0 P: 12	R: 0 E: 0 K: 1 S: 7	H: 0 LOB: 0 BB: 0 P: 11	R: 0 E: 0 K: 0 S: 8	H: 2 LOB: 1 BB: 0 P: 10	R: 0 E: 0 K: 2 S: 9	H: 1 LOB: 1 BB: 0 P: 11	R: 0 E: 0 K: 1 S: 7	H: 1 LOB: 1 BB: 0 P: 7	R: 0 E: 0 K: 0 S: 9	H: 0 LOB: 0 BB: 0 P: 13	R: 1 E: 0 K: 0 S: 10	H: 1 LOB: 0 BB: 0 P: 15	1B: 6 2B: 0 3B: 0 HR: 0	SF: 0 SAC: 0 DP: 1 HBP: 0	WP: 1 PB: 0 CS: 0	PA: 32
PITCHER	IP WLS BF H R ER SO BB IBB HBP BLK WP HR S P ERA WHIP																					
Paul Wilson, R (1, 1) ERA: 6.67	5.0 W 17 3 0 0 5 0 0 0 0 0 1 45 66 0.00 0.600																					
Victor Zambrano, R (6, 1) ERA: 2.5	3.0 H 11 2 0 0 3 0 0 0 0 0 1 25 31 0.00 0.667																					
Esteban Yan, R (9, 1) ERA: 4.11	1.0 S 4 1 1 0 0 0 0 0 0 0 0 10 15 0.00 1.000																					

Batter	1	2	3	4	5	6	7	8	9	AB	R	H	RBI	BB	SO	LOB	TOP					
Jason Tyner, L (1, 8) OBP: 0.330, SLG: 0.347	F8		1B			2B 1B	K2-3			4	1	2	1	0	1	0						
Ben Grievie, L (1, 10) OBP: 0.359, SLG: 0.364	G4-3		G3			2B BB		F8		3	0	0	0	1	0	1						
Greg Vaughn, R (1, 7) OBP: 0.333, SLG: 0.486	K				G6-3	2B		F8		4	0	1	1	0	1	0						
Fred McGriff, L (1, 3) OBP: 0.387, SLG: 0.536		G3-1			F8	K		K		4	0	0	0	0	2	2						
Randy Winn, S (1, 9) OBP: 0.375, SLG: 0.465		L7			K2-3	K			G5-3	4	0	0	0	0	2	2						
Aubrey Huff, L (1, 5) OBP: 0.281, SLG: 0.352		K				L8			K	4	0	1	0	0	2	2						
Chris Gomez, R (1, 6) OBP: 0.259, SLG: 0.290			G5-3 1B		G5-3 1B		HR		K	4	2	2	1	0	1	1						
Brent Abernathy, R (1, 4) OBP: 0.330, SLG: 0.453			G5-3		F3		F9			3	0	0	0	0	0	2						
John Flaherty, R (1, 2) OBP: 0.252, SLG: 0.325			K		G3-1		F7			3	0	0	0	0	1	2						
Inning Stats	R: 0 E: 0 K: 1 S: 6	H: 0 LOB: 0 BB: 0 P: 8	R: 0 E: 0 K: 1 S: 6	H: 0 LOB: 0 BB: 0 P: 8	R: 1 E: 0 K: 1 S: 13	H: 2 LOB: 1 BB: 0 P: 20	R: 0 E: 0 K: 1 S: 5	H: 0 LOB: 0 BB: 0 P: 7	R: 0 E: 0 K: 0 S: 6	H: 1 LOB: 1 BB: 0 P: 10	R: 1 E: 0 K: 2 S: 13	H: 2 LOB: 2 BB: 1 P: 24	R: 1 E: 0 K: 1 S: 7	H: 1 LOB: 0 BB: 0 P: 10	R: 0 E: 0 K: 1 S: 5	H: 0 LOB: 0 BB: 0 P: 5	R: 0 E: 0 K: 2 S: 10	H: 0 LOB: 0 BB: 0 P: 15	1B: 4 2B: 1 3B: 0 HR: 1	SF: 0 SAC: 0 DP: 0 HBP: 0	WP: 0 PB: 0 CS: 0	PA: 34
PITCHER	IP	WLS	BF	H	R	ER	SO	BB	IBB	HBP	BLK	WP	HR	S	P	ERA	WHIP					
Ramon Ortiz, R (1, 1) ERA: 4.12	6.0	W 24	24	5	2	2	6	1	0	0	0	0	0	49	77	3.00	1.000					
Shigetoshi Hasegawa, R (7, 1) ERA: 3.55	1.2	H 6	6	1	1	1	1	0	0	0	0	0	1	9	12	5.40	0.600					
Mike Holtz, L (8, 1) ERA: 4.5	0.1	H 1	1	0	0	0	1	0	0	0	0	0	0	3	3	0.00	0.000					
Troy Percival, R (9, 1) ERA: 2.09	1.0	S 3	3	0	0	0	2	0	0	0	0	0	0	10	15	0.00	0.000					

Tampa Bay Devil Rays @ Anaheim Angels
Edison International Field, Anaheim, CA
Thu Jul 26 2001, 10:05 PM EDT
Att: 15,782 - Sunny - 70 F

AB 33
R 3
H 6
RBI 3
BB 1
SO 10
LOB 12



Batter	1	2	3	4	5	6	7	8	9	AB	R	H	RBI	BB	SO	LOB	BOTTOM					
David Eckstein, R (1, 6) OBP: 0.360, SLG: 0.358	HR BB	G3-6-3		FC6-4			2B			3	1	1	0	1	0	2						
Troy Glas, R (1, 5) OBP: 0.355, SLG: 0.505	HR	K		G5-3			G5-3			4	1	1	2	0	1	2						
Darin Erstad, L (1, 8) OBP: 0.341, SLG: 0.386	HR		G3		F7		F7			4	1	1	1	0	0	1						
16 Garret Anderson, L (1, 7) OBP: 0.300, SLG: 0.454	HR		F8 2B		F2			G4-3		4	1	2	1	0	0	0						
Scott Spiezio, S (1, 3) OBP: 0.318, SLG: 0.424	K		FC5-4 BB		F8			G5-3		3	0	0	0	1	1	0						
Tim Salmon, R (1, 9) OBP: 0.363, SLG: 0.358	F9		F8			K			BB	3	0	0	0	1	1	2						
Benji Gil, R (1, 10) OBP: 0.361, SLG: 0.579	K		FC5-4		P6			F8		4	0	0	0	0	1	3						
Bengie Molina, R (1, 2) OBP: 0.329, SLG: 0.331		HR		FC6-4 BB		G5-3				2	1	1	1	1	0	0						
Adam Kennedy, L (1, 4) OBP: 0.352, SLG: 0.410		G3-6-3 1B		K			K			3	0	1	0	0	2	1						
Inning Stats	R: 4 E: 0 K: 2 S: 16	H: 3 LOB: 0 BB: 1 P: 27	R: 1 E: 0 K: 1 S: 12	H: 2 LOB: 0 BB: 0 P: 17	R: 0 E: 0 K: 0 S: 10	H: 1 LOB: 2 BB: 1 P: 19	R: 0 E: 0 K: 1 S: 9	H: 0 LOB: 1 BB: 1 P: 16	R: 0 E: 0 K: 0 S: 7	H: 0 LOB: 0 BB: 0 P: 12	R: 0 E: 0 K: 1 S: 15	H: 1 LOB: 1 BB: 0 P: 19	R: 0 E: 0 K: 0 S: 6	H: 0 LOB: 1 BB: 1 P: 10	R: 0 E: 0 K: 0 S: 6	H: 0 LOB: 0 BB: 1 P: 10	1B: 1 2B: 2 3B: 0 HR: 4	SF: 0 SAC: 0 DP: 1 HBP: 0	WP: 0 PB: 0 CS: 0	PA: 34		
PITCHER	IP	WLS	BF	H	R	ER	SO	BB	IBB	HBP	BLK	WP	HR	S	P	ERA	WHIP					
Ryan Rupe, R (1, 1) ERA: 7.09	1.0	L 9	9	5	5	5	2	1	0	0	0	0	0	4	23	45.00	6.000					
Jeff Wallace, L (2, 1) ERA: 2.31	6.2	W 24	24	2	0	0	4	3	0	0	0	0	0	57	93	0.00	0.750					
Travis Phelps, R (8, 1) ERA: 3.06	0.1	H 1	1	0	0	0	0	0	0	0	0	0	0	2	2	0.00	0.000					

Tampa Bay Devil Rays @ Anaheim Angels
Edison International Field, Anaheim, CA
Thu Jul 26 2001, 10:05 PM EDT
Att: 15,782 - Sunny - 70 F

AB 30
R 5
H 7
RBI 5
BB 4
SO 6
LOB 11



Batter	1	2	3	4	5	6	7	8	9	AB	R	H	RBI	BB	SO	LOB	TOP			
Jason Tyner, L (1, 8) OBP: 0.326, SLG: 0.343	G4-3		HR	G5-3			G3		F7	5	1	1	0	0	0	3				
Ben Grievie, L (1, 7) OBP: 0.362, SLG: 0.377	K		HR			G1-6-3			F9	5	1	3	5	0	1	2				
Greg Vaughn, R (1, 10) OBP: 0.332, SLG: 0.482	K		BB						P3	3	0	0	0	1	2	2				
Steve Cox, L (1, 3) OBP: 0.290, SLG: 0.422		HR			G1-6-3			G4-3		3	1	1	1	1	0	1				
Randy Winn, S (1, 9) OBP: 0.374, SLG: 0.461		HR	G4-6-3			F5		F8		4	0	1	0	0	0	2				
Aubrey Huff, L (1, 5) OBP: 0.277, SLG: 0.346	FC4-6		P5			G3		G5-3		4	0	0	0	0	0	2				
Toby Hall, R (1, 2) OBP: 0.250, SLG: 1.000	G5-4-3			HR		F2			K	4	1	1	1	0	1	1				
Brent Abernathy, R (1, 4) OBP: 0.337, SLG: 0.443			HR	G4-3			F8			2	1	0	0	2	0	0				
Felix Martinez, S (1, 6) OBP: 0.283, SLG: 0.293			HR	G4-3			G3			3	2	2	0	1	0	0				
Inning Stats	R: 0 E: 0 K: 2 S: 8	H: 0 LOB: 0 BB: 0 P: 10	R: 1 E: 0 K: 0 S: 10	H: 2 LOB: 0 BB: 0 P: 17	R: 4 E: 0 K: 0 S: 12	H: 3 LOB: 1 BB: 3 P: 25	R: 1 E: 0 K: 0 S: 10	H: 1 LOB: 0 BB: 0 P: 13	R: 0 E: 0 K: 1 S: 6	H: 0 LOB: 0 BB: 0 P: 9	R: 1 E: 0 K: 0 S: 9	H: 2 LOB: 1 BB: 0 P: 14	R: 0 E: 0 K: 0 S: 6	H: 0 LOB: 0 BB: 0 P: 10	R: 0 E: 0 K: 1 S: 10	H: 0 LOB: 2 BB: 2 P: 20	1B: 6 2B: 0 3B: 0 HR: 3	SF: 0 SAC: 0 DP: 3 HBP: 0	WP: 0 PB: 0 SB: 0 CS: 0	PA: 38
PITCHER	IP	WLS	BF	H	R	ER	SO	BB	IBB	HBP	BLK	WP	HR	S	P	ERA	WHIP			
Rob Bell, R (1, 1) ERA: 5.67	7.0	W	30	9	7	7	3	3	0	0	0	0	3	62	98	9.00	1.714			
Juan Moreno, L (8, 18) ERA: 3.18	1.0	H	3	0	0	0	0	0	0	0	0	0	0	6	10	0.00	0.000			
Brandon Villafuerte, R (9, 1) ERA:	1.0		5	0	0	0	1	2	0	0	0	0	0	10	20	0.00	2.000			

Tampa Bay Devil Rays @ Texas Rangers
The Ballpark at Arlington, Arlington, TX
Fri Jul 27, 2001, 8:35 PM EDT
Att: 38,213 - Cloudy - 91 F

AB	33
R	7
H	9
RBI	7
BB	5
SO	4
LOB	13



Batter	1	2	3	4	5	6	7	8	9	AB	R	H	RBI	BB	SO	LOB	BOTTOM			
Frank Catalanotto, L (1, 7) OBP: 0.358, SLG: 0.471	G4-3		K			BLK		K		4	1	1	1	0	1	1				
Bo Porter, R (8, 7) OBP: 0.291, SLG: 0.368			G4-3			HR				1	0	0	0	0	1	0				
Randy Velarde, R (1, 10) OBP: 0.395, SLG: 0.495	HR		1B	G5-3		P4		1B		5	3	3	1	0	0	1				
Alex Rodriguez, R (1, 6) OBP: 0.413, SLG: 0.611	FC6-4		1B	F8		HR		1B	IBB	4	3	3	2	1	0	0				
Rafael Palmeiro, L (1, 3) OBP: 0.380, SLG: 0.546	FC6-4		1B	1B		F5		K		4	1	2	1	1	1	2				
Ivan Rodriguez, R (1, 2) OBP: 0.342, SLG: 0.551	FC6-4		BB	1B	K	F8		E	IBB	4	2	1	1	1	1	3				
Mike Lamb, L (1, 5) OBP: 0.363, SLG: 0.424	G4-3		BB			G4-3		E1		5	1	3	2	0	0	2				
Gabe Kapler, R (1, 8) OBP: 0.325, SLG: 0.399		G1-3	1B	BB		G6-4-3		F8		3	0	0	0	2	0	2				
Ricky Ledee, L (1, 9) OBP: 0.280, SLG: 0.321	F7		1B	BB						3	1	2	2	1	0	0				
10 Michael Young, R (1, 4) OBP: 0.302, SLG: 0.416	F8		1B	S		2-4		F8		4	1	2	1	0	0	1				
Inning Stats	R: 1 E: 0 K: 0 S: 16	H: 2 LOB: 2 BB: 1 P: 25	R: 0 E: 0 K: 0 S: 5	H: 0 LOB: 0 BB: 0 P: 13	R: 6 E: 0 K: 1 S: 23	H: 7 LOB: 1 BB: 1 P: 42	R: 0 E: 0 K: 1 S: 11	H: 1 LOB: 1 BB: 0 P: 18	R: 0 E: 0 K: 0 S: 9	H: 0 LOB: 1 BB: 2 P: 21	R: 3 E: 0 K: 0 S: 13	H: 3 LOB: 0 BB: 0 P: 21	R: 0 E: 0 K: 2 S: 16	H: 2 LOB: 1 BB: 2 P: 11	R: 3 E: 1 K: 2 S: 16	H: 2 LOB: 1 BB: 2 P: 29	1B: 13 2B: 1 3B: 1 HR: 2	SF: 0 SAC: 0 DP: 1 HBP: 0	WP: 0 PB: 0 SB: 3 CS: 0	PA: 43
PITCHER	IP	WLS	BF	H	R	ER	SO	BB	IBB	HBP	BLK	WP	HR	S	P	ERA	WHIP			
Tanyon Sturtze, R (1, 1) ERA: 5.28	5.0	L	27	10	7	7	2	4	0	0	0	0	1	64	119	12.60	2.800			
Travis Phelps, R (6, 1) ERA: 3.62	2.0		10	5	3	3	0	0	0	0	1	0	1	20	32	13.50	2.500			
Doug Creek, L (8, 1) ERA: 4.23	1.0		7	2	3	1	2	0	2	0	0	0	0	16	29	9.00	2.000			

Tampa Bay Devil Rays @ Texas Rangers
The Ballpark at Arlington, Arlington, TX
Fri Jul 27, 2001, 8:35 PM EDT
Att: 38,213 - Cloudy - 91 F

AB	37
R	13
H	17
RBI	11
BB	6
SO	4
LOB	12



Batter	1	2	3	4	5	6	7	8	9	AB	R	H	RBI	BB	SO	LOB	TOP					
Jason Tyner, L (1, 8) OBP: 0.325, SLG: 0.337	F8		1B			G4-3		F9		4	0	1	0	0	0	0	Tampa Bay Devil Rays @ Texas Rangers The Ballpark at Arlington, Arlington, TX Sun Jul 29 2001, 8:05 PM EDT Att: 28,084 - Cloudy - 92 F livebaseballscorecards.com					
Ben Grievie, L (1, 9) OBP: 0.358, SLG: 0.370	G4-3			L9		K		G4-3		4	0	0	0	0	1	0						
Greg Vaughn, R (1, 7) OBP: 0.331, SLG: 0.476	F9			G5-3		K		G5-3		4	0	0	0	0	1	0						
Steve Cox, L (1, 3) OBP: 0.300, SLG: 0.428		G1-3		FC6-4 HBP			G4-3 2B		F7		3	0	1	0	0	0						
Randy Winn, S (1, 10) OBP: 0.366, SLG: 0.454	K			FC6-4 1-2			G5-3				3	0	0	0	0	1		2				
Aubrey Huff, L (1, 5) OBP: 0.288, SLG: 0.351					1-2 FC6-4 1B		G4-3				3	0	2	0	0	0		1				
Chris Gomez, R (1, 6) OBP: 0.299, SLG: 0.315						F8		L9		3	0	0	0	0	0	3						
Toby Hall, R (1, 2) OBP: 0.250, SLG: 0.500			P6			F9		F8		3	0	0	0	0	0	1						
Felix Martinez, S (1, 4) OBP: 0.280, SLG: 0.290																	AB 30 R 0 H 4 RBI 0 BB 0 SO 4 LOB 8					
Russ Johnson, R (8, PH) OBP: 0.390, SLG: 0.414			K			FC6-4 1-2		F3		2	0	0	0	0	1	1						
Inning Stats	R: 0 E: 0 K: 0 S: 4	H: 0 LOB: 0 BB: 0 P: 6	R: 0 E: 0 K: 1 S: 9	H: 1 LOB: 1 BB: 0 P: 14	R: 0 E: 0 K: 1 S: 7	H: 1 LOB: 1 BB: 0 P: 9	R: 0 E: 0 K: 0 S: 9	H: 0 LOB: 1 BB: 0 P: 14	R: 0 E: 0 K: 2 S: 10	H: 1 LOB: 1 BB: 0 P: 15	R: 0 E: 0 K: 0 S: 10	H: 0 LOB: 0 BB: 0 P: 15	R: 0 E: 0 K: 0 S: 9	H: 1 LOB: 1 BB: 0 P: 11	R: 0 E: 0 K: 0 S: 6	H: 0 LOB: 0 BB: 0 P: 8	R: 0 E: 0 K: 0 S: 6	H: 0 LOB: 0 BB: 0 P: 7	1B: 3 2B: 1 3B: 0 HR: 0	SF: 0 SAC: 0 DP: 0 HBP: 1	WP: 0 PB: 0 CS: 0	PA: 31
PITCHER Rick Helling, R (1, 1) ERA: 5.02	IP: 9.0 WLS: W BF: 31 H: 4 R: 0 ER: 0 SO: 4 BB: 0 IBB: 0 HBP: 1 BLK: 0 WP: 0 HR: 0 S: 70 P: 99 ERA: 0.00 WHIP: 0.444																					

Batter	1	2	3	4	5	6	7	8	9	AB	R	H	RBI	BB	SO	LOB	BOTTOM					
10 Michael Young, R (1, 4) OBP: 0.303, SLG: 0.417	G4-3		F8				K			3	0	0	0	1	1	2	Tampa Bay Devil Rays @ Texas Rangers The Ballpark at Arlington, Arlington, TX Sun Jul 29 2001, 8:05 PM EDT Att: 28,084 - Cloudy - 92 F livebaseballscorecards.com					
Randy Velarde, R (1, 10) OBP: 0.387, SLG: 0.476	P4		K		G1-3					3	0	0	0	1	1	1						
Alex Rodriguez, R (1, 6) OBP: 0.405, SLG: 0.598	F3			E6 WP		K		F8		4	0	0	0	0	1	1						
Rafael Palmeiro, L (1, 3) OBP: 0.375, SLG: 0.536		1B 1B		K		G6-3		L6		4	1	1	0	0	1	2						
Ivan Rodriguez, R (1, 2) OBP: 0.344, SLG: 0.548				K		G5-3				4	0	2	0	0	1	1						
Gabe Kapler, R (1, 8) OBP: 0.326, SLG: 0.394				G5-3			F2			3	0	0	0	1	0	3						
Mike Lamb, L (1, 5) OBP: 0.357, SLG: 0.415					G6-3		E5 1B		F7		4	0	1	1	0	3						
Craig Monroe, R (1, 9) OBP: 0.167, SLG: 0.667		G6-3					P5			3	1	1	1	0	0	2						
Bo Porter, R (1, 7) OBP: 0.297, SLG: 0.370			K							3	0	1	0	0	1	0						
Inning Stats	R: 0 E: 0 K: 0 S: 9	H: 0 LOB: 0 BB: 0 P: 15	R: 1 E: 0 K: 0 S: 10	H: 3 LOB: 1 BB: 0 P: 15	R: 0 E: 0 K: 2 S: 10	H: 0 LOB: 0 BB: 0 P: 13	R: 0 E: 1 K: 2 S: 10	H: 0 LOB: 1 BB: 0 P: 17	R: 1 E: 0 K: 0 S: 10	H: 1 LOB: 1 BB: 1 P: 16	R: 0 E: 0 K: 1 S: 8	H: 0 LOB: 0 BB: 0 P: 10	R: 0 E: 1 K: 1 S: 13	H: 1 LOB: 2 BB: 0 P: 19	R: 0 E: 0 K: 0 S: 13	H: 1 LOB: 3 BB: 2 P: 24		R: 0 E: 0 K: 0 S: 13	H: 1 LOB: 2 BB: 3 P: 24	1B: 5 2B: 1 3B: 0 HR: 1	SF: 0 SAC: 0 DP: 1 HBP: 0	WP: 1 PB: 0 SB: 1 CS: 0
PITCHER Joe Kennedy, L (1, 1) ERA: 4.65	IP: 6.2 WLS: L BF: 27 H: 5 R: 2 ER: 2 SO: 5 BB: 1 IBB: 0 HBP: 0 BLK: 0 WP: 1 HR: 1 S: 67 P: 100 ERA: 2.70 WHIP: 0.900																					
Jesus Colome, R (7, 1) ERA: 3.77	IP: 0.2 WLS: L BF: 3 H: 0 R: 0 ER: 0 SO: 1 BB: 1 IBB: 0 HBP: 0 BLK: 0 WP: 0 HR: 0 S: 9 P: 16 ERA: 0.00 WHIP: 1.500																					
Doug Creek, L (8, 1) ERA: 4.2	IP: 0.1 WLS: L BF: 1 H: 0 R: 0 ER: 0 SO: 0 BB: 0 IBB: 0 HBP: 0 BLK: 0 WP: 0 HR: 0 S: 4 P: 4 ERA: 0.00 WHIP: 0.000																					
Jason Standridge, R (8, 1) ERA:	IP: 0.1 WLS: L BF: 3 H: 1 R: 0 ER: 0 SO: 0 BB: 0 IBB: 0 HBP: 0 BLK: 0 WP: 0 HR: 0 S: 4 P: 9 ERA: 0.00 WHIP: 6.000																					



Batter	1	2	3	4	5	6	7	8	9	AB	R	H	RBI	BB	SO	LOB	TOP					
Jason Tyner, L (1, 7) OBP: 0.323, SLG: 0.337	F7		SF7				G4-3			3	0	1	1	0	0	0						
Damian Rolls, R (1, 8) OBP: 0.289, SLG: 0.339	F7		F8				G6-3			4	0	0	0	0	0	2						
Greg Vaughn, R (1, 10) OBP: 0.330, SLG: 0.476	P4		F7				F8			4	1	1	0	0	0	1						
Steve Cox, L (1, 3) OBP: 0.309, SLG: 0.432		2B								3	1	2	1	1	1	0						
Toby Hall, R (1, 2) OBP: 0.250, SLG: 0.500		2B								4	1	1	0	0	0	3						
Ben Grievie, L (1, 9) OBP: 0.360, SLG: 0.374										4	1	2	2	0	1	1						
Chris Gomez, R (1, 6) OBP: 0.252, SLG: 0.306										4	0	0	0	0	2	2						
Aubrey Huff, L (1, 5) OBP: 0.287, SLG: 0.350										4	1	1	0	0	1	1						
Brent Abernathy, R (1, 4) OBP: 0.327, SLG: 0.419										4	0	1	1	0	0	1						
Inning Stats	R: 0 E: 0 K: 0 S: 5	H: 0 LOB: 0 BB: 0 P: 8	R: 2 E: 0 K: 1 S: 16	H: 3 LOB: 1 BB: 0 P: 22	R: 0 E: 0 K: 0 S: 11	H: 1 LOB: 2 BB: 1 P: 18	R: 2 E: 0 K: 0 S: 9	H: 3 LOB: 1 BB: 0 P: 10	R: 1 E: 0 K: 1 S: 10	H: 2 LOB: 0 BB: 0 P: 14	R: 0 E: 0 K: 0 S: 7	H: 0 LOB: 0 BB: 0 P: 9	R: 0 E: 0 K: 0 S: 8	H: 0 LOB: 0 BB: 0 P: 11	R: 0 E: 0 K: 1 S: 7	H: 0 LOB: 0 BB: 0 P: 11	R: 0 E: 0 K: 1 S: 9	H: 0 LOB: 0 BB: 0 P: 12	1B: 6 2B: 3 3B: 0 HR: 0	SF: 1 SAC: 0 DP: 0 HBP: 0	WP: 0 PB: 0 SB: 1 CS: 1	PA: 37
PITCHER	IP	WLS	BF	H	R	ER	SO	BB	IBB	HBP	BLK	WP	HR	S	P	ERA	WHIP					
Josh Towers, R (1, 1) ERA: 3.7	5.0	L	24	9	5	5	2	1	0	0	0	0	0	51	72	9.00	2.000					
John Wasdin, R (6, 1) ERA: 6.39	4.0		12	0	0	0	3	0	0	0	0	0	0	31	43	0.00	0.000					

Tampa Bay Devil Rays @ Baltimore Orioles
 Oriole Park at Camden Yards, Baltimore, MD
 Tue Jul 31 2001, 7:05 PM EDT
 Att: 41,711 - Cloudy - 85 F

AB 34
 R 5
 H 9
 RBI 5
 BB 1
 SO 5
 LOB 11





Batter	1	2	3	4	5	6	7	8	9	AB	R	H	RBI	BB	SO	LOB	BOTTOM					
Brady Anderson, L (1, 9) OBP: 0.293, SLG: 0.291										4	0	0	0	0	2	0						
Brian Roberts, S (1, 6) OBP: 0.312, SLG: 0.376										4	0	1	0	0	1	0						
Chris Richard, L (1, 8) OBP: 0.345, SLG: 0.448										4	1	1	1	0	1	1						
Jeff Conine, R (1, 3) OBP: 0.385, SLG: 0.456										4	1	1	0	0	0	1						
31 Jay Gibbons, L (1, 7) OBP: 0.300, SLG: 0.488										4	1	2	0	0	0	0						
Cal Ripken Jr., R (1, 10) OBP: 0.290, SLG: 0.385										4	0	1	2	0	0	1						
Tony Batista, R (1, 5) OBP: 0.264, SLG: 0.405										4	0	2	0	0	1	1						
Fernando Lumar, R (1, 2) OBP: 0.302, SLG: 0.328										3	0	0	0	0	1	3						
Larry Bigbie, L (9, PH) OBP: 0.333, SLG: 0.400										0	0	0	0	1	0	0						
Jerry Hairston, R (1, 4) OBP: 0.308, SLG: 0.358										4	1	1	1	0	0	2						
Inning Stats	R: 0 E: 0 K: 1 S: 12	H: 1 LOB: 1 BB: 0 P: 17	R: 0 E: 0 K: 1 S: 8	H: 0 LOB: 0 BB: 0 P: 13	R: 0 E: 0 K: 1 S: 5	H: 0 LOB: 0 BB: 0 P: 6	R: 3 E: 1 K: 0 S: 13	H: 4 LOB: 1 BB: 0 P: 17	R: 0 E: 0 K: 1 S: 10	H: 0 LOB: 0 BB: 0 P: 13	R: 0 E: 0 K: 1 S: 14	H: 1 LOB: 1 BB: 0 P: 22	R: 1 E: 0 K: 0 S: 8	H: 2 LOB: 0 BB: 0 P: 15	R: 0 E: 0 K: 1 S: 9	H: 0 LOB: 0 BB: 0 P: 14	R: 0 E: 0 K: 0 S: 13	H: 1 LOB: 2 BB: 1 P: 21	1B: 6 2B: 1 3B: 0 HR: 2	SF: 0 SAC: 0 DP: 2 HBP: 0	WP: 0 PB: 0 SB: 0 CS: 0	PA: 36
PITCHER	IP	WLS	BF	H	R	ER	SO	BB	IBB	HBP	BLK	WP	HR	S	P	ERA	WHIP					
Paul Wilson, R (1, 1) ERA: 6.6	5.0	W	20	5	3	3	4	0	0	0	0	0	1	19	32	5.40	1.000					
Travis Phelps, R (6, 1) ERA: 3.69	1.2	H	7	3	1	1	1	0	0	0	0	0	1	19	32	5.40	1.800					
Doug Creek, L (7, 1) ERA: 4.11	1.0	H	3	0	0	0	1	0	0	0	0	0	0	10	15	0.00	0.000					
Esteban Yan, R (8, 1) ERA: 3.99	1.1	S	6	1	0	0	0	1	0	0	0	0	0	15	25	0.00	1.500					

Tampa Bay Devil Rays @ Baltimore Orioles
 Oriole Park at Camden Yards, Baltimore, MD
 Tue Jul 31 2001, 7:05 PM EDT
 Att: 41,711 - Cloudy - 85 F

AB 35
 R 4
 H 9
 RBI 4
 BB 1
 SO 6
 LOB 9



Batter	1	2	3	4	5	6	7	8	9	AB	R	H	RBI	BB	SO	LOB	TOP										
Jason Tyner, L (1, 7) OBP: 0.325, SLG: 0.338	F8		FC5-4 1B	F8		FC6-4			1B	5	1	2	0	0	0	4	<p>Tampa Bay Devil Rays @ Baltimore Orioles</p> <p>Oriole Park at Camden Yards, Baltimore, MD</p> <p>Wed Aug 01 2001, 7:05 PM EDT</p> <p>Att: 33,618 - Sunny - 87 F</p> <p>livebaseballscores.com</p> <p>AB 37 R 5 H 10 RBI 5 BB 2 SO 3 LOB 16</p> 										
Damian Rolls, R (1, 8) OBP: 0.287, SLG: 0.335	G5-3		FC5-4 1-2		G5-3	CS	F9		1B	5	0	1	0	0	0	1											
Greg Vaughn, R (1, 10) OBP: 0.331, SLG: 0.474	F8		F8		HBP				1B	4	0	1	1	0	1	1											
Steve Cox, L (1, 3) OBP: 0.302, SLG: 0.421		L5	F9		F5				G3	5	0	0	0	0	1	4											
Toby Hall, R (1, 2) OBP: 0.250, SLG: 0.421		2B G6-3 BB		P3	F8				G4-3	3	1	0	0	1	0	1											
Ben Griewe, L (1, 9) OBP: 0.361, SLG: 0.379		G6-3 1B 2B		F8 E 1B		G4-3				4	2	2	0	0	1	0											
Chris Gomez, R (1, 6) OBP: 0.252, SLG: 0.299		G6-3		E6 1B		2B 1B BB			F8	3	1	0	1	1	0	2											
Aubrey Huff, L (1, 5) OBP: 0.291, SLG: 0.357 (9, PH) Russ Johnson, R (9, PH) OBP: 0.376, SLG: 0.412		2-3 3-H 2-2		F8		FC6-4 CS 2B			F9	3	0	2	1	0	0	2											
Brent Abernathy, R (1, 4) OBP: 0.333, SLG: 0.422		3-H 0-1 FC6-4		1-2 3-H 1B		FC6-4 1B			P6	4	0	2	2	0	0	1											
Inning Stats	R: 0 E: 0 K: 0 S: 7	H: 0 LOB: 0 BB: 0 P: 11	R: 2 E: 0 K: 0 S: 13	H: 2 LOB: 1 BB: 1 P: 23	R: 0 E: 0 K: 0 S: 6	H: 1 LOB: 1 BB: 0 P: 10	R: 1 E: 1 K: 0 S: 13	H: 2 LOB: 2 BB: 0 P: 21	R: 0 E: 0 K: 0 S: 8	H: 0 LOB: 1 BB: 0 P: 15	R: 0 E: 0 K: 1 S: 17	H: 0 LOB: 0 BB: 0 P: 24	R: 0 E: 0 K: 1 S: 10	H: 0 LOB: 0 BB: 0 P: 14	R: 1 E: 0 K: 0 S: 19	H: 3 LOB: 2 BB: 0 P: 30		1B: 8 2B: 2 3B: 0 HR: 0	SF: 0 SAC: 0 DP: 0 HBP: 1	WP: 0 PB: 0 SB: 1 CS: 1	PA: 41						
PITCHER	IP	WLS	BF	H	R	ER	SO	BB	IBB	HBP	BLK	WP	HR	S	P	ERA	WHIP										
Jason Johnson, R (1, 1) ERA: 3.18	7.0		31	7	4	3	2	2	0	1	0	0	0	72	119	3.86	1.286										
B.J. Ryan, L (8, 1) ERA: 5.31	1.2		7	2	1	1	1	0	0	0	0	0	0	22	33	5.40	1.200										
Alan Mills, R (9, 1) ERA: 4.05	0.1	W	2	1	0	0	0	0	0	0	0	0	0	7	11	0.00	3.000										

Batter	1	2	3	4	5	6	7	8	9	AB	R	H	RBI	BB	SO	LOB	BOTTOM										
1 Brian Roberts, S (1, 6) OBP: 0.311, SLG: 0.369	G4-3		L6			6 E 2B BB	G3-1			3	1	0	0	1	0	2	<p>Tampa Bay Devil Rays @ Baltimore Orioles</p> <p>Oriole Park at Camden Yards, Baltimore, MD</p> <p>Wed Aug 01 2001, 7:05 PM EDT</p> <p>Att: 33,618 - Sunny - 87 F</p> <p>livebaseballscores.com</p> <p>AB 31 R 6 H 7 RBI 6 BB 4 SO 7 LOB 12</p> 										
6 Melvin Mora, R (1, 8) OBP: 0.339, SLG: 0.375	K			F7		E5 2B	F7			4	1	0	0	0	1	1											
Chris Richard, L (1, 9) OBP: 0.343, SLG: 0.443	K			F7		F7				3	0	0	0	1	1	2											
Jeff Conine, R (1, 3) OBP: 0.384, SLG: 0.457		F2		G5-3		31 E 2B				4	1	1	2	0	1	1											
31 Jay Gibbons, L (1, 7) OBP: 0.305, SLG: 0.488 (8, PH) Mike Kinkade, R (8, PH) OBP: 0.331, SLG: 0.372		F7		CS5-4-3 1B BB		E7 1B			P6	2	0	1	1	1	0	0											
Cal Ripken Jr., R (1, 5) OBP: 0.290, SLG: 0.383		F5		1-2 1B		G6-3				4	0	1	0	0	1	1											
Tony Batista, R (1, 10) OBP: 0.284, SLG: 0.411			F2		G5-4-3		G5-3			4	1	1	1	0	0	2											
Fernando Lunar, R (1, 2) OBP: 0.311, SLG: 0.331 (9, PH) Larry Bigbie, L (9, PH) OBP: 0.353, SLG: 0.419										2	0	1	0	0	1	1											
Jerry Hairston, R (1, 4) OBP: 0.310, SLG: 0.366										3	1	1	2	1	2	1											
Inning Stats	R: 0 E: 0 K: 2 S: 8	H: 0 LOB: 0 BB: 0 P: 13	R: 0 E: 0 K: 0 S: 6	H: 0 LOB: 0 BB: 0 P: 8	R: 0 E: 0 K: 0 S: 8	H: 1 LOB: 1 BB: 1 P: 14	R: 0 E: 0 K: 0 S: 9	H: 0 LOB: 0 BB: 0 P: 13	R: 0 E: 0 K: 1 S: 10	H: 1 LOB: 1 BB: 1 P: 17	R: 3 E: 2 K: 1 S: 11	H: 2 LOB: 1 BB: 1 P: 15	R: 0 E: 0 K: 1 S: 9	H: 0 LOB: 1 BB: 0 P: 15	R: 0 E: 0 K: 1 S: 5	H: 0 LOB: 1 BB: 1 P: 10		R: 3 E: 0 K: 1 S: 12	H: 3 LOB: 0 BB: 0 P: 16	1B: 4 2B: 1 3B: 0 HR: 2	SF: 0 SAC: 0 DP: 1 HBP: 1	WP: 0 PB: 0 SB: 1 CS: 0	PA: 36				
PITCHER	IP	WLS	BF	H	R	ER	SO	BB	IBB	HBP	BLK	WP	HR	S	P	ERA	WHIP										
Ryan Rupe, R (1, 1) ERA: 6.88	5.2		22	3	3	0	4	3	0	0	0	0	0	15	25	0.00	1.059										
Victor Zambrano, R (6, 1) ERA: 2.05	2.0	H	9	1	0	0	2	1	0	1	0	0	0	15	25	0.00	1.000										
Doug Creek, L (8, 1) ERA: 4.08	0.1	H	1	0	0	0	0	0	0	0	0	0	0	1	2	0.00	0.000										
Esteban Yan, R (9, 1) ERA: 4.66	0.1	L	4	3	3	3	1	0	0	0	0	0	2	12	16	81.00	9.000										

Batter	1	2	3	4	5	6	7	8	9	AB	R	H	RBI	BB	SO	LOB	TOP									
Jason Tyner, L (1, 7) OBP: 0.333, SLG: 0.343	1-1 G3 S 1B		4-2 BB 1B 1B BB		2-0 G6-3			0-0 G4-3 SH1-4 1B		3	1	2	0	1	0	0										
Brent Abernathy, R (1, 4) OBP: 0.325, SLG: 0.411	2-3 K		0-1 P6		0-0 G4-3			2-1 SH1-4		3	0	0	0	0	1	2										
Ben Grieve, L (1, 9) OBP: 0.360, SLG: 0.377	2-2 G3		1-1 BB 1B		1-3 K			2-2 G4-3		4	1	1	0	0	1	2										
Greg Vaughn, R (1, 10) OBP: 0.330, SLG: 0.470	3-3 K		4-2 1B 1B BB		1-0 G5-3			1-0 F7		3	0	0	0	1	1	2										
Steve Cox, L (1, 3) OBP: 0.301, SLG: 0.417		2-2 G4-3	2-2 G6-4-3 1B		1-3 K			2-1 F8		4	0	1	2	0	1	0										
Randy Winn, S (1, 8) OBP: 0.381, SLG: 0.446		0-0 B5-3	0-1 G6-4-3 1-2		1-0 F7			0-2 F9		4	0	0	0	0	0	2										
Aubrey Huff, L (1, 5) OBP: 0.294, SLG: 0.361		4-1 1B 2B BB		0-1 F9 FC9-2 2B			2-1 G4-3		0-1 G4-3	3	1	1	0	1	0	0										
Chris Gomez, R (1, 6) OBP: 0.253, SLG: 0.300		1-2 2B 1B		2-1 F9			2-0 F8			3	0	1	0	0	0	1										
John Flaherty, R (1, 2) OBP: 0.253, SLG: 0.330		0-0 2B		0-0 FC9-2 3-H			0-0 F9			3	0	1	1	0	0	1										
Inning Stats	R: 0 E: 0 K: 2 S: 14	H: 1 LOB: 1 BB: 0 P: 21	R: 1 E: 0 K: 0 S: 9	H: 2 LOB: 2 BB: 1 P: 16	R: 2 E: 0 K: 0 S: 20	H: 2 LOB: 1 BB: 2 P: 31	R: 0 E: 0 K: 0 S: 5	H: 1 LOB: 0 BB: 0 P: 7	R: 0 E: 0 K: 1 S: 5	H: 0 LOB: 0 BB: 0 P: 8	R: 0 E: 0 K: 0 S: 4	H: 0 LOB: 0 BB: 0 P: 8	R: 0 E: 0 K: 0 S: 7	H: 1 LOB: 1 BB: 0 P: 12	R: 0 E: 0 K: 0 S: 7	H: 0 LOB: 0 BB: 0 P: 9	1B: 5 2B: 3 3B: 0 HR: 0	SF: 0 SAC: 1 DP: 2 HBP: 0	WP: 0 PB: 0 SB: 1 CS: 0	PA: 34						
PITCHER	IP WLS BF L	H R ER SO	BB IBB HBP BLK	WP HR S P	ERA WHIP	PITCHER	IP WLS BF L	H R ER SO	BB IBB HBP BLK	WP HR S P	ERA WHIP															
Calvin Maduro, R (1, 1) ERA: 3.29	7.0	3	3	4	3	0	0	0	0	0	0	0	0	0	0	0	3.86	1.286								
Ryan Kohlmeier, R (8, 1) ERA: 8.23	2.0	0	0	0	0	0	0	0	0	0	0	0	0	0	0	0	0.00	0.500								

Tampa Bay Devil Rays @ Baltimore Orioles
 Oriole Park at Camden Yards, Baltimore, MD
 Thu Aug 02 2001, 3:05 PM EDT
 Att: 40,139 - Sunny - 93 F

AB	30
R	3
H	7
RBI	3
BB	3
SO	4
LOB	10



Batter	1	2	3	4	5	6	7	8	9	AB	R	H	RBI	BB	SO	LOB	BOTTOM									
Brady Anderson, L (1, 9) OBP: 0.301, SLG: 0.298	2-0 G4-3	4-0 BB			2-1 1B SF9 1B		4-1 1B SH1-3 BB		3-2 2B	3	1	2	0	2	0	0										
1 Brian Roberts, S (1, 10) OBP: 0.305, SLG: 0.366	1-3 K	0-3 K			0-0 1B		2-0 SH1-3		1-0 L4	4	0	1	0	0	2	4										
Chris Richard, L (1, 8) OBP: 0.345, SLG: 0.444	4-1 BB BB		1-3 K		1-1 SF9		1-0 CS 1B			2	0	1	2	1	1	0										
Jeff Conine, R (1, 3) OBP: 0.382, SLG: 0.453	4-0 BB		0-0 G6-3		0-0 P4		2-2 CS	0-0 G5-3		3	0	0	0	1	0	1										
31 Jay Gibbons, L (1, 7) OBP: 0.304, SLG: 0.489	3-3 K		0-3 K		2-0 F8			1-2 G6-3 2B		4	0	1	0	0	2	3										
Tony Batista, R (1, 5) OBP: 0.281, SLG: 0.407		1-0 E5 G6-4-3		1-2 G5-3		3-2 G5-3		2-0 G6-3		4	0	0	0	0	0	1										
6 Melvin Mora, R (1, 6) OBP: 0.338, SLG: 0.377		1-1 G6-4-3 1-2		3-2 2B		0-0 F2		1-3 K		4	0	1	0	0	1	2										
Brook Fordyce, R (1, 2) OBP: 0.252, SLG: 0.312		2-2 BB 2B		0-1 G5-3		0-0 F8			2-3 K	3	0	1	0	0	0	1										
Larry Bigbie, L (9, PH) OBP: 0.343, SLG: 0.406										1	0	0	0	0	1	0										
Jerry Hairston, R (1, 4) OBP: 0.312, SLG: 0.366		4-1 BB BB		3-2 G6-3		0-0 SH1-3 1B BB 1B			3-1 F7	3	1	1	0	1	0	1										
Inning Stats	R: 0 E: 0 K: 2 S: 9	H: 0 LOB: 2 BB: 2 P: 23	R: 0 E: 1 K: 1 S: 12	H: 1 LOB: 3 BB: 2 P: 24	R: 0 E: 0 K: 2 S: 7	H: 0 LOB: 0 BB: 0 P: 8	R: 0 E: 0 K: 0 S: 11	H: 1 LOB: 1 BB: 0 P: 18	R: 1 E: 0 K: 0 S: 7	H: 2 LOB: 1 BB: 0 P: 12	R: 0 E: 0 K: 0 S: 9	H: 0 LOB: 0 BB: 0 P: 12	R: 1 E: 0 K: 0 S: 6	H: 2 LOB: 1 BB: 1 P: 15	R: 0 E: 0 K: 1 S: 8	H: 1 LOB: 1 BB: 0 P: 12	R: 0 E: 0 K: 1 S: 11	H: 1 LOB: 1 BB: 0 P: 20	1B: 4 2B: 4 3B: 0 HR: 0	SF: 1 SAC: 1 DP: 1 HBP: 0	WP: 0 PB: 0 SB: 0 CS: 1	PA: 39				
PITCHER	IP WLS BF H	H R ER SO	BB IBB HBP BLK	WP HR S P	ERA WHIP	PITCHER	IP WLS BF H	H R ER SO	BB IBB HBP BLK	WP HR S P	ERA WHIP															
Tanyon Sturtze, R (1, 1) ERA: 5.13	7.0	3	2	5	5	0	0	0	0	0	0	0	0	0	0	0	2.57	1.571								
Jesus Colome, R (8, 1) ERA: 3.52	1.0	0	0	1	0	0	0	0	0	0	0	0	0	0	0	0	0.00	1.000								
Victor Zambrano, R (9, 1) ERA: 1.96	1.0	0	0	1	0	0	0	0	0	0	0	0	0	0	0	0	0.00	1.000								

Tampa Bay Devil Rays @ Baltimore Orioles
 Oriole Park at Camden Yards, Baltimore, MD
 Thu Aug 02 2001, 3:05 PM EDT
 Att: 40,139 - Sunny - 93 F


AB	31
R	2
H	8
RBI	2
BB	5
SO	7
LOB	13



Batter	1	2	3	4	5	6	7	8	9	AB	R	H	RBI	BB	SO	LOB	TOP						
Damian Rolls, R OBP: 0.286, SLG: 0.333 (1, 8)	G5-3			F7					K	4	0	1	0	0	1	0							
Brent Abernathy, R OBP: 0.317, SLG: 0.400 (1, 4)	F8			F7						3	0	0	0	0	0	1							
Ben Grieve, L OBP: 0.357, SLG: 0.374 (1, 10)	G6-3			F8						3	0	0	0	0	0	1							
Greg Vaughn, R OBP: 0.328, SLG: 0.466 (1, 7)		G5-3			F7					3	0	0	0	0	0	1							
Randy Winn, S OBP: 0.357, SLG: 0.441 (1, 9)		K			F7				G5-3	3	0	0	0	0	1	0							
Russ Johnson, R OBP: 0.373, SLG: 0.405 (1, 5)					G6-3				G4-3	3	0	0	0	0	0	0							
Steve Cox, L OBP: 0.301, SLG: 0.413 (1, 3)				F8					G4-3	2	0	0	0	0	0	0							
Chris Gomez, R OBP: 0.248, SLG: 0.294 (1, 6)				P6					G5-3	3	0	0	0	0	0	1							
John Flaherty, R OBP: 0.250, SLG: 0.325 (1, 2)				F7					K	3	0	0	0	0	1	1							
Inning Stats	R: 0 E: 0 K: 0 S: 10	H: 0 LOB: 0 BB: 0 P: 12	R: 0 E: 0 K: 1 S: 9	H: 0 LOB: 0 BB: 0 P: 12	R: 0 E: 0 K: 0 S: 6	H: 0 LOB: 0 BB: 0 P: 10	R: 0 E: 0 K: 0 S: 5	H: 0 LOB: 0 BB: 0 P: 6	R: 0 E: 0 K: 0 S: 8	H: 0 LOB: 0 BB: 0 P: 14	R: 0 E: 0 K: 0 S: 5	H: 0 LOB: 0 BB: 0 P: 8	R: 0 E: 0 K: 0 S: 11	H: 1 LOB: 1 BB: 0 P: 17	R: 0 E: 0 K: 0 S: 5	H: 0 LOB: 0 BB: 0 P: 7	R: 0 E: 0 K: 2 S: 13	H: 0 LOB: 0 BB: 0 P: 18	1B: 1 2B: 0 3B: 0 HR: 0	SF: 0 SAC: 0 DP: 1 HBP: 1	WP: 0 PB: 0 CS: 0	PA: 28	
PITCHER 56 Mark Buehrle, L ERA: 3.02 (1, 1)	IP: 9.0 WLS: W BF: 28 H: 1 R: 0 ER: 0 SO: 3 BB: 0 IBB: 0 HBP: 1 BLK: 0 WP: 0 HR: 0 S: 72 P: 104 ERA: 0.00 WHIP: 0.111											PITCHER	IP: 9.0 WLS: W BF: 28 H: 1 R: 0 ER: 0 SO: 3 BB: 0 IBB: 0 HBP: 1 BLK: 0 WP: 0 HR: 0 S: 72 P: 104 ERA: 0.00 WHIP: 0.111										

Tampa Bay Devil Rays @ Chicago White Sox
Comiskey Park, Chicago, IL
Fri Aug 03 2001, 8:05 PM EDT
Att: 19,330 - Sunny - 79 F


AB 27
R 0
H 1
RBI 0
BB 0
SO 3
LOB 5



Batter	1	2	3	4	5	6	7	8	9	AB	R	H	RBI	BB	SO	LOB	BOTTOM						
Ray Durham, S OBP: 0.336, SLG: 0.433 (1, 4)	F9			K						3	0	0	0	1	2	2							
Carlos Lee, R OBP: 0.338, SLG: 0.528 Chris Singleton, L OBP: 0.297, SLG: 0.365 (1, 7) (8, 8)	K				G5-4-3					3	0	1	0	1	1	2							
Magglio Ordonez, R OBP: 0.373, SLG: 0.508 (1, 9)	F8			1B						0	0	0	0	0	0	0							
Jose Canseco, R OBP: 0.380, SLG: 0.593 (1, 10)										4	1	1	0	0	1	3							
14 Paul Konerko, R OBP: 0.344, SLG: 0.508 (1, 3)										3	2	2	2	1	0	0							
Herbert Perry, R OBP: 0.325, SLG: 0.396 (1, 5)										3	1	1	2	1	0	1							
Aaron Rowand, R OBP: 0.379, SLG: 0.360 (1, 8) (8, 7)										3	0	0	0	1	1	1							
Sandy Alomar Jr., R OBP: 0.286, SLG: 0.330 (1, 2)										4	0	0	0	0	1	3							
Royce Clayton, R OBP: 0.287, SLG: 0.362 (1, 6)										4	0	1	0	0	0	3							
Inning Stats	R: 0 E: 0 K: 1 S: 7	H: 1 LOB: 0 BB: 1 P: 9	R: 2 E: 0 K: 1 S: 15	H: 1 LOB: 0 BB: 1 P: 20	R: 0 E: 0 K: 3 S: 13	H: 1 LOB: 1 BB: 0 P: 20	R: 0 E: 0 K: 1 S: 6	H: 0 LOB: 1 BB: 1 P: 14	R: 0 E: 0 K: 0 S: 12	H: 1 LOB: 1 BB: 1 P: 17	R: 2 E: 1 K: 0 S: 9	H: 2 LOB: 1 BB: 0 P: 15	R: 0 E: 0 K: 0 S: 9	H: 1 LOB: 1 BB: 2 P: 22	R: 0 E: 0 K: 0 S: 10	H: 1 LOB: 2 BB: 1 P: 20	1B: 3 2B: 1 3B: 1 HR: 2	SF: 0 SAC: 0 DP: 2 HBP: 0	WP: 0 PB: 0 CS: 1	PA: 35			
PITCHER Nick Blierbrodt, L ERA: 6.69 Jason Standridge, R ERA: (1, 1) (7, 1)	IP: 6.0 WLS: L BF: 26 H: 5 R: 4 ER: 4 SO: 7 BB: 3 IBB: 0 HBP: 0 BLK: 0 WP: 0 HR: 2 S: 62 P: 95 ERA: 6.00 WHIP: 1.333											PITCHER	IP: 2.0 WLS: L BF: 9 H: 2 R: 0 ER: 0 SO: 0 BB: 3 IBB: 0 HBP: 0 BLK: 0 WP: 0 HR: 0 S: 19 P: 42 ERA: 0.00 WHIP: 2.500										

Tampa Bay Devil Rays @ Chicago White Sox
Comiskey Park, Chicago, IL
Fri Aug 03 2001, 8:05 PM EDT
Att: 19,330 - Sunny - 79 F

AB 29
R 4
H 7
RBI 4
BB 6
SO 7
LOB 15



Batter	1	2	3	4	5	6	7	8	9	AB	R	H	RBI	BB	SO	LOB	TOP		
Jason Tyner, L (1, 8) OBP: 0.342, SLG: 0.354	4-0 G4-6-3 BB BB		0-1 G6-3		2-3 K2-3		1-1 G3		2-2 G3-1	4	0	0	0	1	1	2			
Brent Abernathy, R (1, 4) OBP: 0.358, SLG: 0.429	4-0 G4-6-3 BB 1-2 BB		4-2 BB BB			1-1 G6-3		0-1 G3		2	0	0	0	2	0	0			
Ben Grieve, L (1, 10) OBP: 0.358, SLG: 0.370	3-2 G4-6-3 1-2 2-3		4-1 BB			0-1 G3		1-2 G3 E 1B HBP		2	1	0	0	1	0	2			
Greg Vaughn, R (1, 7) OBP: 0.328, SLG: 0.466	4-1 BB		1-3 K			4-2 S BB		0-2 E5 1B G3		2	1	0	0	2	1	3			
Aubrey Huff, L (1, 3) OBP: 0.296, SLG: 0.363	1-3 K2-3			2-1 E5 G3-6-3		0-3 K2-3		3-1 G3		4	0	0	0	0	2	5			
Randy Winn, S (1, 9) OBP: 0.354, SLG: 0.432		1-2 G4-3		2-2 G3-6-3 1-2			1-0 F8	1-2 1B		4	0	1	2	0	0	1			
Russ Johnson, R (1, 5) OBP: 0.371, SLG: 0.399		2-2 G6-3		0-0 G6-3			4-2 2B BB	1-2 G4-3		3	0	0	0	1	0	1			
Chris Gomez, R (1, 6) OBP: 0.261, SLG: 0.309		2-2 F7			3-2 G4-3		0-0 2B		2-2 F8	4	0	1	0	0	0	0			
John Flaherty, R (1, 2) OBP: 0.254, SLG: 0.323			2-2 G5-3		2-0 G6-3		0-1 F3		0-3 K	4	0	0	0	0	1	2			
Inning Stats	R: 0 H: 0 E: 0 K: 1 S: 14	H: 0 LOB: 2 BB: 3 P: 30	R: 0 H: 0 E: 0 K: 0 S: 9	H: 0 LOB: 0 BB: 0 P: 14	R: 0 H: 0 E: 0 K: 1 S: 11	H: 0 LOB: 2 BB: 2 P: 22	R: 0 H: 0 E: 1 K: 0 S: 8	H: 0 LOB: 0 BB: 0 P: 12	R: 0 H: 0 E: 0 K: 1 S: 7	H: 0 LOB: 0 BB: 0 P: 14	R: 0 H: 1 E: 0 K: 0 S: 8	H: 1 LOB: 2 BB: 1 P: 14	R: 2 H: 1 E: 1 K: 0 S: 16	H: 1 LOB: 1 BB: 0 P: 22	R: 0 H: 0 E: 0 K: 1 S: 9	H: 0 LOB: 0 BB: 0 P: 13	1B: 1 2B: 1 3B: 0 HR: 0	SF: 0 SAC: 0 DP: 2 HBP: 1	WP: 0 PA: 37 CS: 0
PITCHER	IP WLS BF H R ER SO BB IBB HBP BLK WP HR S P ERA WHIP	IP WLS BF H R ER SO BB IBB HBP BLK WP HR S P ERA WHIP	IP WLS BF H R ER SO BB IBB HBP BLK WP HR S P ERA WHIP	IP WLS BF H R ER SO BB IBB HBP BLK WP HR S P ERA WHIP	IP WLS BF H R ER SO BB IBB HBP BLK WP HR S P ERA WHIP	IP WLS BF H R ER SO BB IBB HBP BLK WP HR S P ERA WHIP	IP WLS BF H R ER SO BB IBB HBP BLK WP HR S P ERA WHIP	IP WLS BF H R ER SO BB IBB HBP BLK WP HR S P ERA WHIP	IP WLS BF H R ER SO BB IBB HBP BLK WP HR S P ERA WHIP	IP WLS BF H R ER SO BB IBB HBP BLK WP HR S P ERA WHIP	IP WLS BF H R ER SO BB IBB HBP BLK WP HR S P ERA WHIP	IP WLS BF H R ER SO BB IBB HBP BLK WP HR S P ERA WHIP	IP WLS BF H R ER SO BB IBB HBP BLK WP HR S P ERA WHIP	IP WLS BF H R ER SO BB IBB HBP BLK WP HR S P ERA WHIP	IP WLS BF H R ER SO BB IBB HBP BLK WP HR S P ERA WHIP	IP WLS BF H R ER SO BB IBB HBP BLK WP HR S P ERA WHIP	IP WLS BF H R ER SO BB IBB HBP BLK WP HR S P ERA WHIP	IP WLS BF H R ER SO BB IBB HBP BLK WP HR S P ERA WHIP	
Dan Wright, R (1, 1) ERA: 3.14	6.1 W 26 1 0 0 4 7 0 0 0 0 0 62 115 0.00 1.263																		
Gary Glover, R (7, 1) ERA: 4.44	1.2 S 8 1 2 0 0 0 0 1 0 0 0 20 27 0.00 0.600																		
Keith Foulke, R (9, 1) ERA: 2.35	1.0 S 3 0 0 0 1 0 0 0 0 0 0 9 13 0.00 0.000																		

Tampa Bay Devil Rays @ Chicago White Sox
Comiskey Park, Chicago, IL
Mon Aug 06 2001, 2:05 PM EDT
Att: 26,944 - Sunny - 86 F


AB 29
R 2
H 2
RBI 2
BB 7
SO 5
LOB 16



Batter	1	2	3	4	5	6	7	8	9	AB	R	H	RBI	BB	SO	LOB	BOTTOM		
Tony Graffanino, R (1, 4) OBP: 0.351, SLG: 0.394	0-1 G5-3			1-0 S 1B		1-1 1B		1-1 FC6-4 1B		5	0	3	1	0	1	0			
Carlos Lee, R (1, 7) OBP: 0.332, SLG: 0.513	1-2 G1-3		0-1 F7		4-0 BB	0-0 F5		1-0 FC6-4 1B		4	0	0	0	1	0	3			
Magglio Ordonez, R (1, 9) OBP: 0.368, SLG: 0.500	2-2 HR 1B		0-2 14 S 14 HR 2B		1-3 K		3-3 K			4	2	2	0	0	2	2			
Jose Canseco, R (1, 10) OBP: 0.404, SLG: 0.615	1-0 HR		0-3 K		1-3 K		4-2 BB			3	1	1	2	1	2	3			
14 Paul Konerko, R (1, 3) OBP: 0.346, SLG: 0.519	4-1 BB BB		1-2 HR		3-2 G6-3		0-3 K			3	1	1	2	1	1	1			
Herbert Perry, R (1, 5) OBP: 0.331, SLG: 0.391	4-1 BB 1-2 BB		3-3 K		4-1 G6-4-3 BB		1-3 K			2	0	0	0	2	2	1			
Aaron Rowand, R (1, 8) OBP: 0.377, SLG: 0.450	4-2 BB		1-3 K		0-1 G6-4-3			3-2 G1-3		2	0	0	0	1	1	1			
Chris Singleton, L (7, 8) OBP: 0.296, SLG: 0.363	1-2 2-3 BB									1	0	0	0	0	0	0			
Royce Clayton, R (1, 6) OBP: 0.286, SLG: 0.354	0-3 K			4-2 SH1-3 1B BB		1-3 K		0-0 G4-3		3	1	0	0	1	2	3			
Mark Johnson, L (1, 2) OBP: 0.398, SLG: 0.397		1-1 G3		0-0 SH1-3		1-1 L6		4-1 1B BB		2	0	0	0	1	0	0			
Inning Stats	R: 2 H: 2 E: 0 K: 1 S: 19	H: 2 LOB: 3 BB: 3 P: 35	R: 0 H: 0 E: 0 K: 1 S: 7	H: 0 LOB: 0 BB: 0 P: 11	R: 2 H: 2 E: 0 K: 3 S: 16	H: 2 LOB: 0 BB: 0 P: 21	R: 1 H: 1 E: 0 K: 2 S: 11	H: 1 LOB: 2 BB: 2 P: 22	R: 0 H: 0 E: 0 K: 0 S: 6	H: 0 LOB: 0 BB: 1 P: 13	R: 0 H: 1 E: 0 K: 1 S: 8	H: 1 LOB: 1 BB: 0 P: 11	R: 0 H: 0 E: 0 K: 3 S: 13	H: 0 LOB: 1 BB: 1 P: 21	R: 0 H: 1 E: 0 K: 0 S: 9	H: 1 LOB: 2 BB: 1 P: 18	1B: 4 2B: 1 3B: 0 HR: 2	SF: 0 SAC: 1 DP: 1 HBP: 0	WP: 0 PA: 38 CS: 0
PITCHER	IP WLS BF H R ER SO BB IBB HBP BLK WP HR S P ERA WHIP	IP WLS BF H R ER SO BB IBB HBP BLK WP HR S P ERA WHIP	IP WLS BF H R ER SO BB IBB HBP BLK WP HR S P ERA WHIP	IP WLS BF H R ER SO BB IBB HBP BLK WP HR S P ERA WHIP	IP WLS BF H R ER SO BB IBB HBP BLK WP HR S P ERA WHIP	IP WLS BF H R ER SO BB IBB HBP BLK WP HR S P ERA WHIP	IP WLS BF H R ER SO BB IBB HBP BLK WP HR S P ERA WHIP	IP WLS BF H R ER SO BB IBB HBP BLK WP HR S P ERA WHIP	IP WLS BF H R ER SO BB IBB HBP BLK WP HR S P ERA WHIP	IP WLS BF H R ER SO BB IBB HBP BLK WP HR S P ERA WHIP	IP WLS BF H R ER SO BB IBB HBP BLK WP HR S P ERA WHIP	IP WLS BF H R ER SO BB IBB HBP BLK WP HR S P ERA WHIP	IP WLS BF H R ER SO BB IBB HBP BLK WP HR S P ERA WHIP	IP WLS BF H R ER SO BB IBB HBP BLK WP HR S P ERA WHIP	IP WLS BF H R ER SO BB IBB HBP BLK WP HR S P ERA WHIP	IP WLS BF H R ER SO BB IBB HBP BLK WP HR S P ERA WHIP	IP WLS BF H R ER SO BB IBB HBP BLK WP HR S P ERA WHIP	IP WLS BF H R ER SO BB IBB HBP BLK WP HR S P ERA WHIP	
Jeff Wallace, L (1, 1) ERA: 3.07	5.0 L 25 5 5 5 7 6 0 0 0 0 0 59 102 9.00 2.200																		
Travis Phelps, R (6, 1) ERA: 3.3	3.0 S 13 2 0 0 4 2 0 0 0 0 0 30 50 0.00 1.333																		

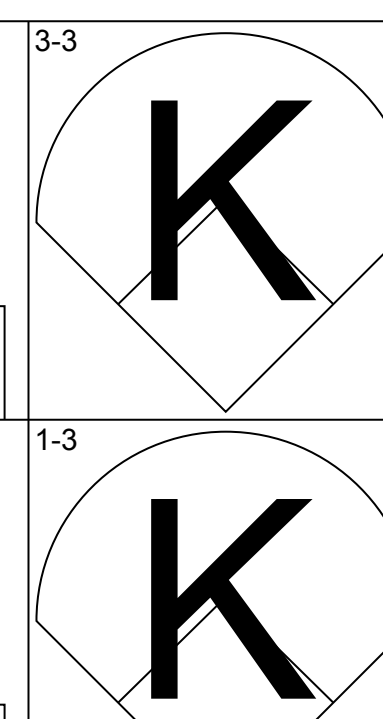
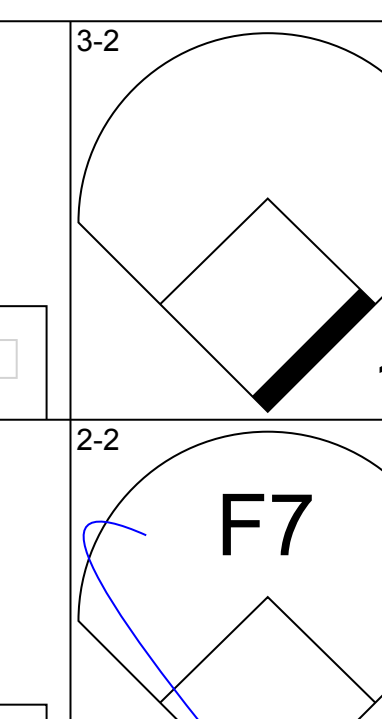
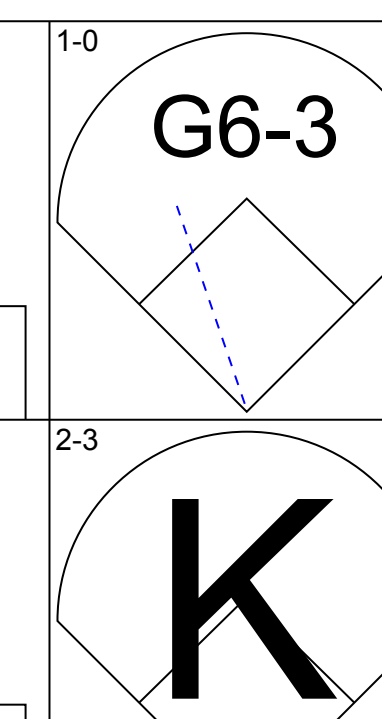
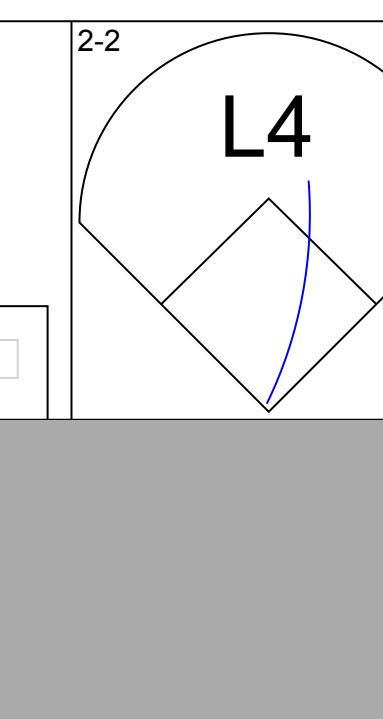
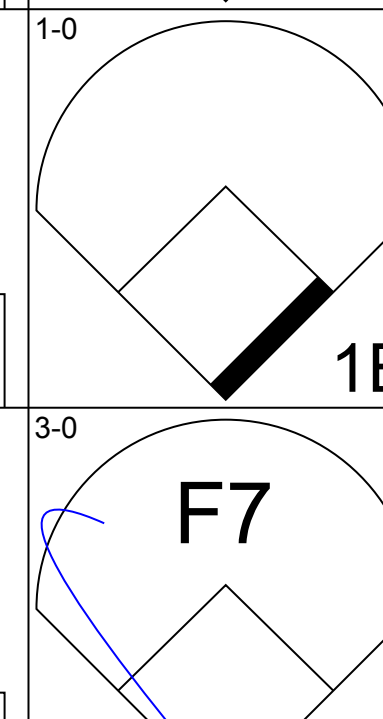

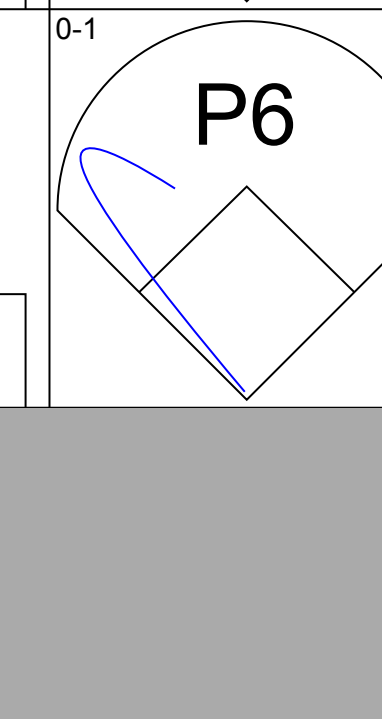

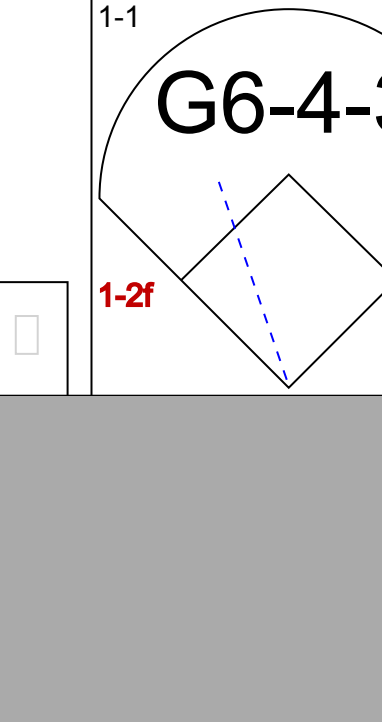

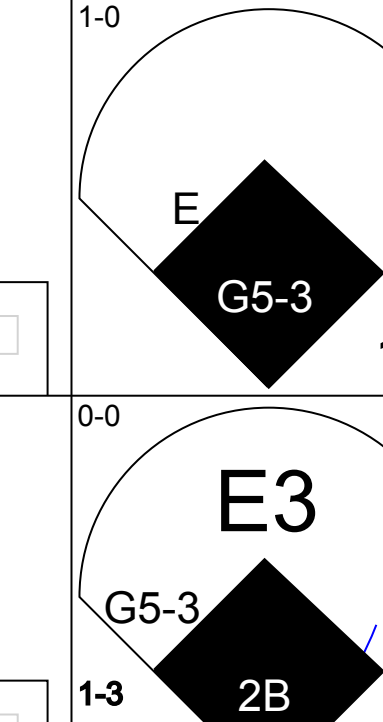


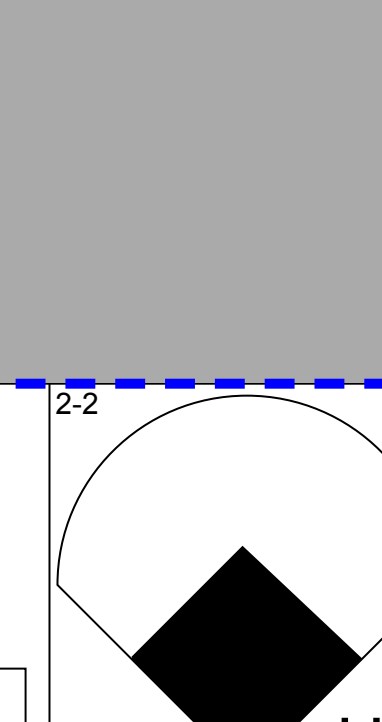
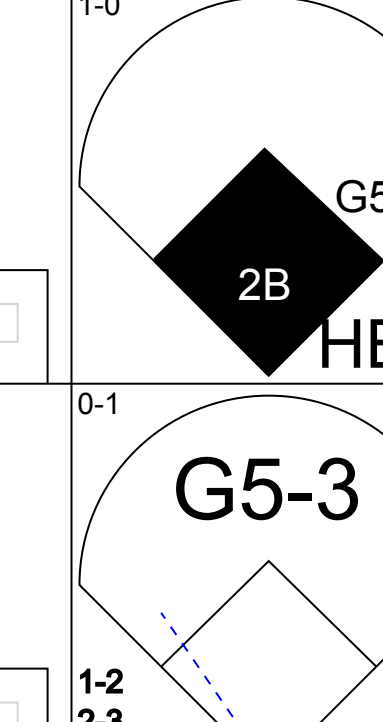
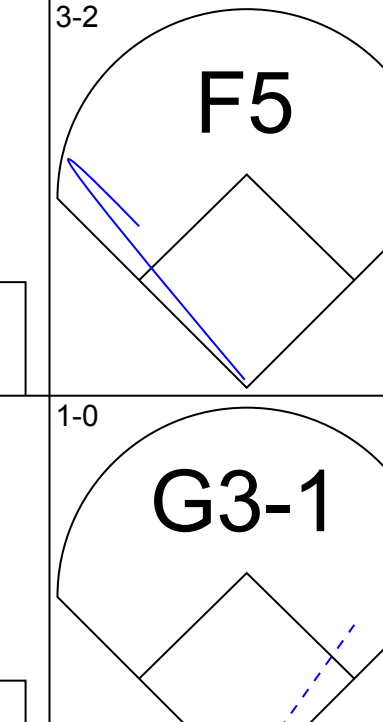
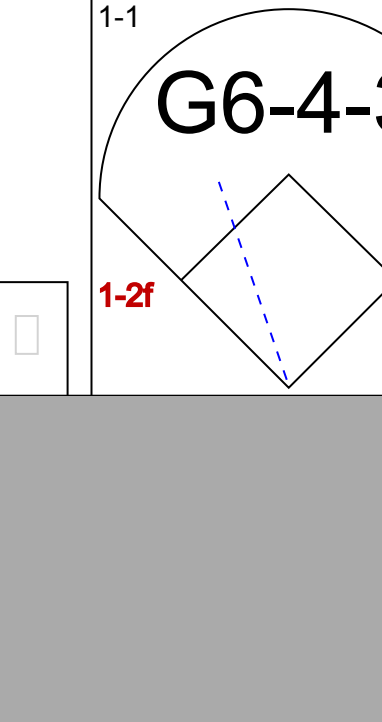

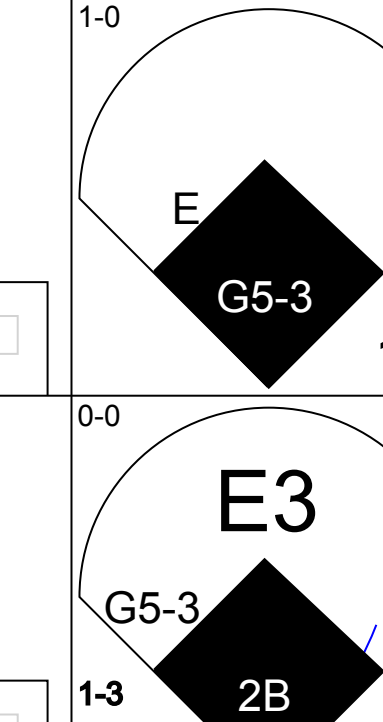
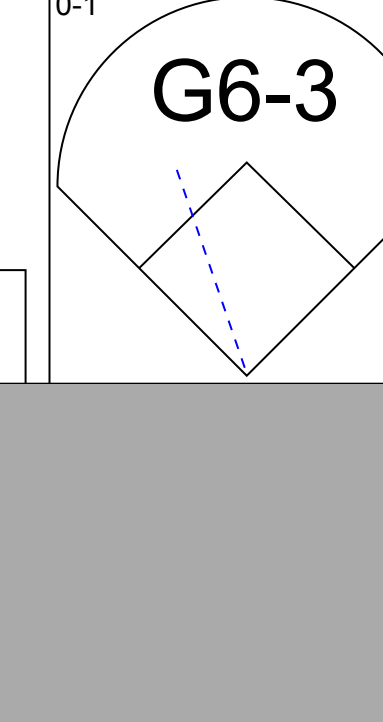
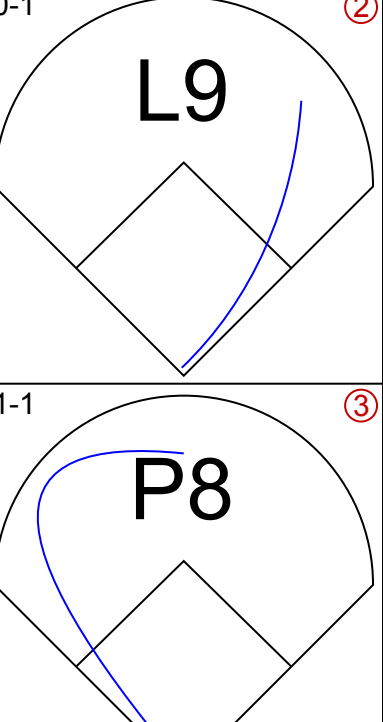
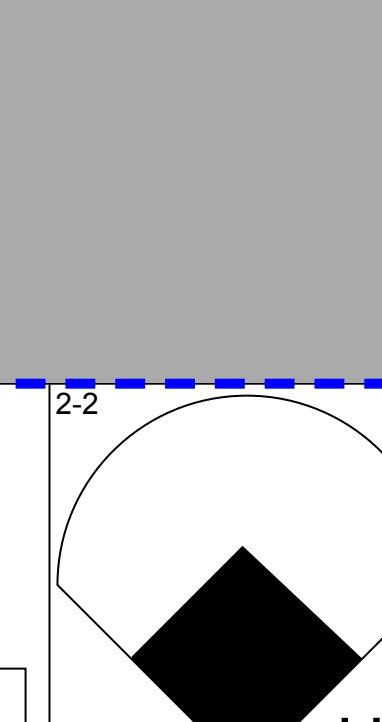
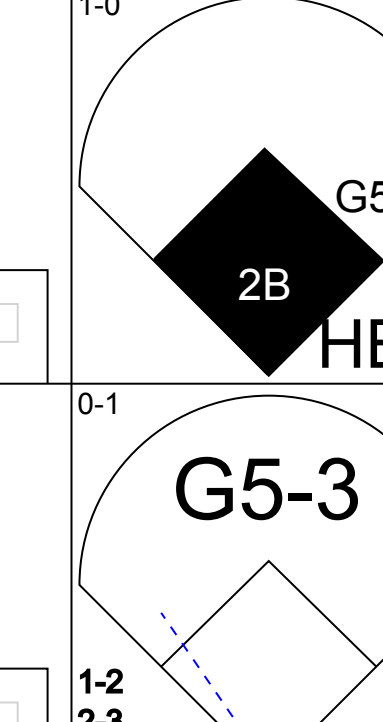


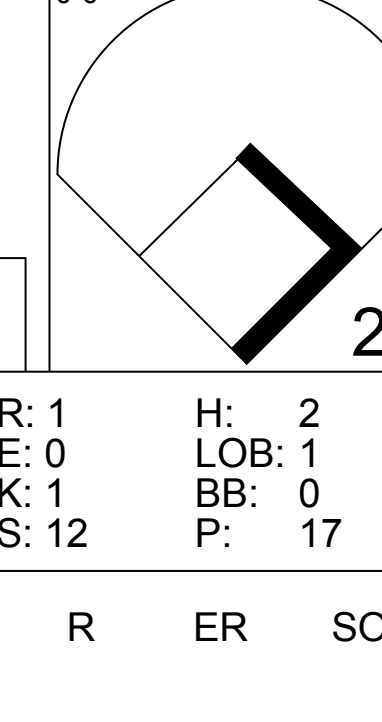
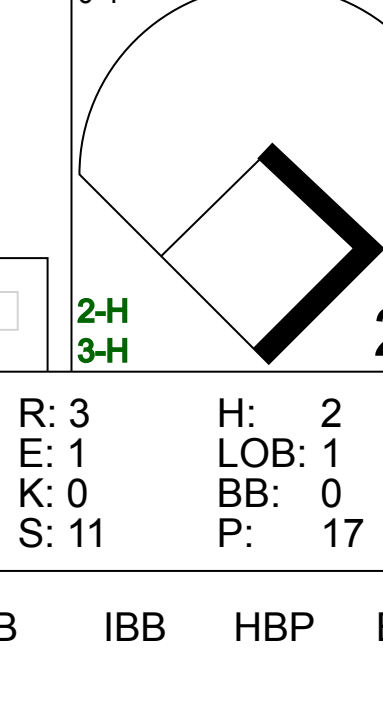
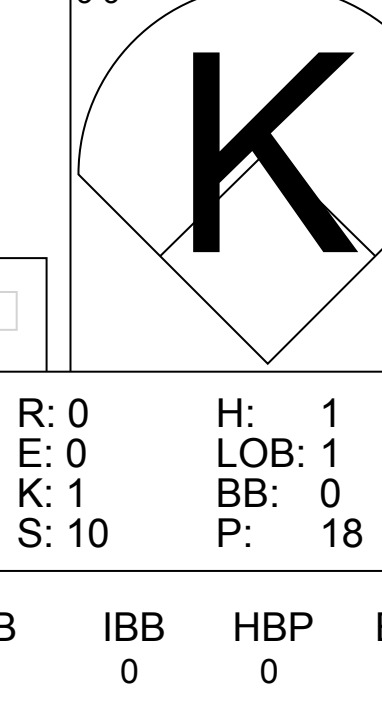

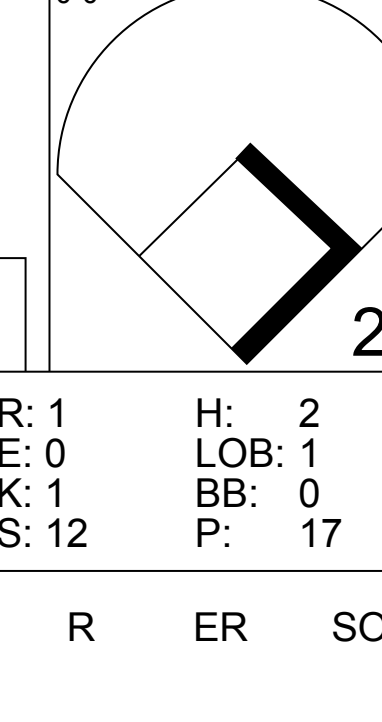
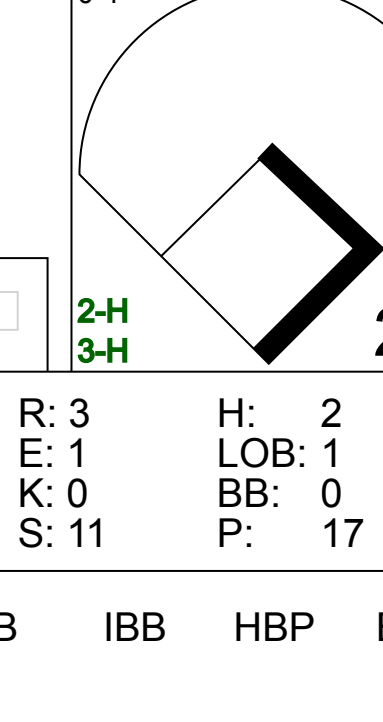
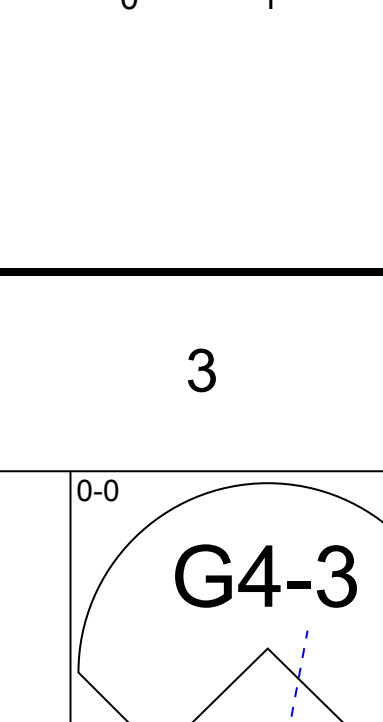
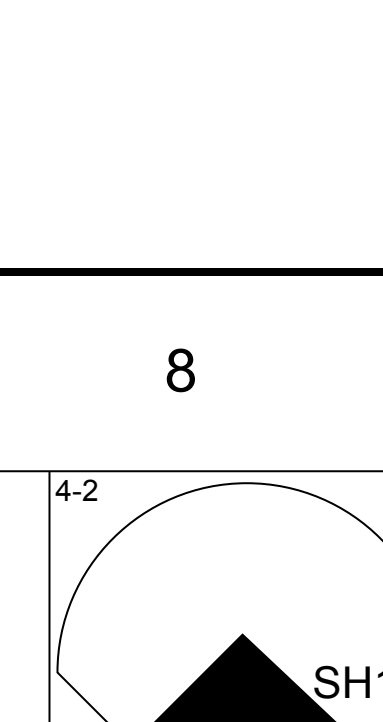
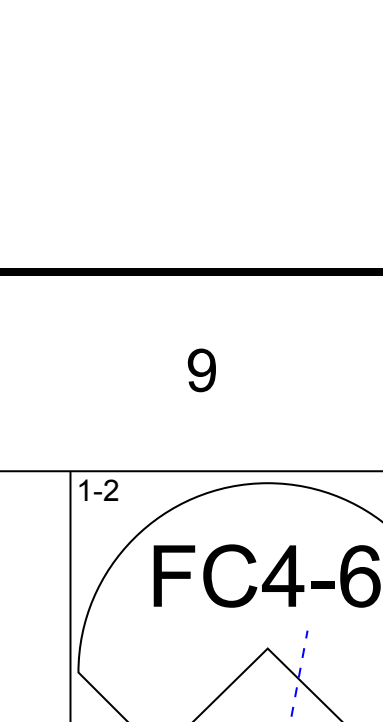
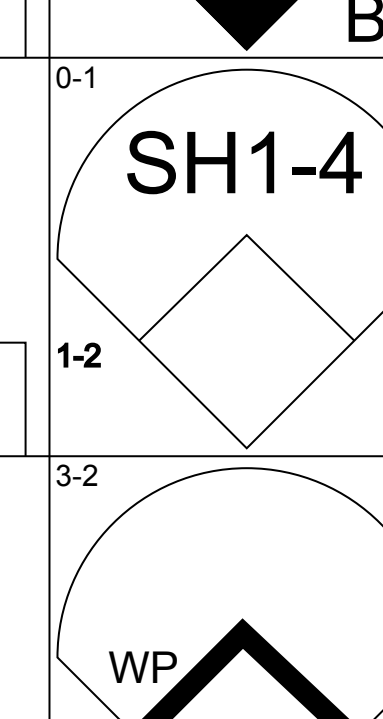

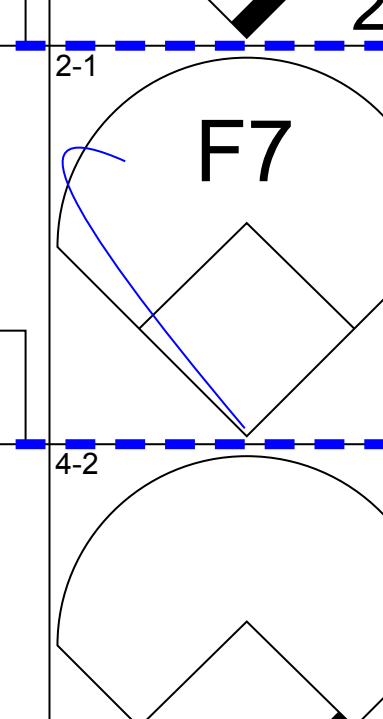

Tampa Bay Devil Rays @ Chicago White Sox
Comiskey Park, Chicago, IL
Mon Aug 06 2001, 2:05 PM EDT
Att: 26,944 - Sunny - 86 F

AB 29
R 5
H 7
RBI 5
BB 8
SO 11
LOB 14




Batter	1	2	3	4	5	6	7	8	9	AB	R	H	RBI	BB	SO	LOB	TOP					
Chuck Knoblauch R (1, 7) OBP: 0.340, SLG: 0.351										4	0	1	0	0	2	2	New York Yankees @ Tampa Bay Devil Rays Tropicana Field, St. Petersburg, FL Tue Aug 07 2001, 7:15 PM EDT Att: 22,429 - Dome - 72 F livebaseballscorecards.com					
2 Derek Jeter R (1, 6) OBP: 0.389, SLG: 0.463										4	1	2	0	0	1	1						
David Justice L (1, 10) OBP: 0.320, SLG: 0.442										3	1	1	1	1	0	1						
Bernie Williams S (1, 8) OBP: 0.393, SLG: 0.509										4	0	2	1	0	0	2						
Tino Martinez L (1, 3) OBP: 0.304, SLG: 0.481										4	0	0	0	0	0	4						
Paul O'Neill L (1, 9) OBP: 0.336, SLG: 0.472										3	0	0	0	0	0	0						
20 Jorge Posada S (1, 2) OBP: 0.394, SLG: 0.535										3	0	0	0	0	0	0						
Enrique Wilson S (1, 5) OBP: 0.194, SLG: 0.224										3	0	1	0	0	0	0						
Alfonso Soriano R (1, 4) OBP: 0.303, SLG: 0.435										2	0	0	0	1	0	1						
Inning Stats	R: 0 E: 0 K: 1 S: 15	H: 1 LOB: 2 BB: 1 P: 25	R: 0 E: 0 K: 0 S: 7	H: 0 LOB: 0 BB: 0 P: 13	R: 0 E: 0 K: 0 S: 6	H: 0 LOB: 1 BB: 1 P: 13	R: 1 E: 0 K: 0 S: 6	H: 2 LOB: 0 BB: 0 P: 9	R: 0 E: 1 K: 0 S: 8	H: 1 LOB: 1 BB: 0 P: 11	R: 1 E: 1 K: 0 S: 6	H: 2 LOB: 0 BB: 0 P: 11	R: 0 E: 0 K: 0 S: 7	H: 0 LOB: 3 BB: 0 P: 12	R: 0 E: 0 K: 1 S: 9	H: 1 LOB: 1 BB: 0 P: 14	R: 0 E: 0 K: 0 S: 6	H: 0 LOB: 0 BB: 0 P: 9	1B: 5 2B: 3 3B: 0 HR: 1	SF: 0 SAC: 0 DP: 4 HBP: 0	WP: 0 SB: 0 CS: 1	PA: 32
PITCHER	IP	WLS	BF	H	R	ER	SO	BB	IBB	HBP	BLK	WP	HR	S	P	ERA	WHIP					
Tanyon Sturtze R (1, 1) ERA: 4.88	8.0	W	29	7	2	1	3	2	0	0	0	0	1	64	108	1.12	1.125					
Esteban Yan R (9, 1) ERA: 4.43	1.0	S	3	0	0	0	0	0	0	0	0	0	0	6	9	0.00	0.000					

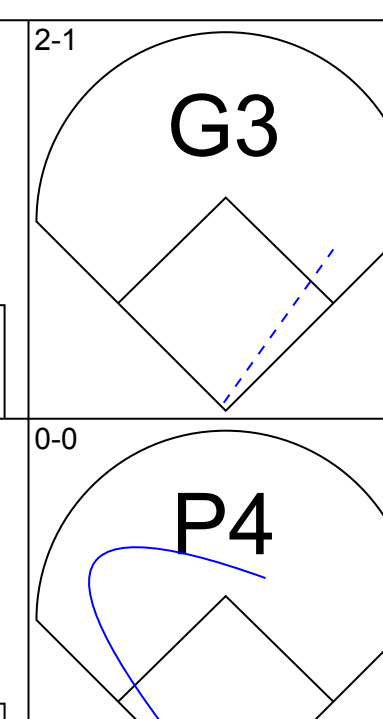
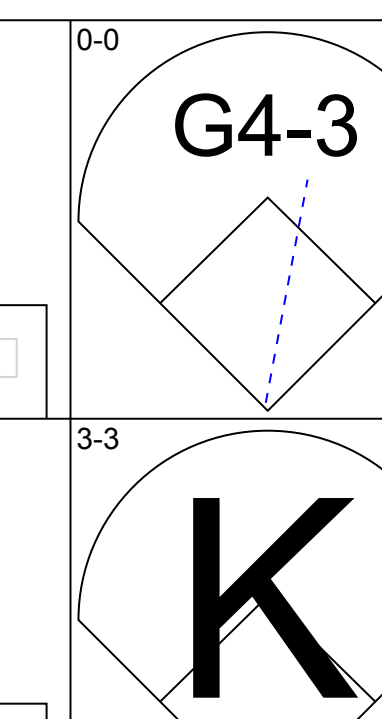
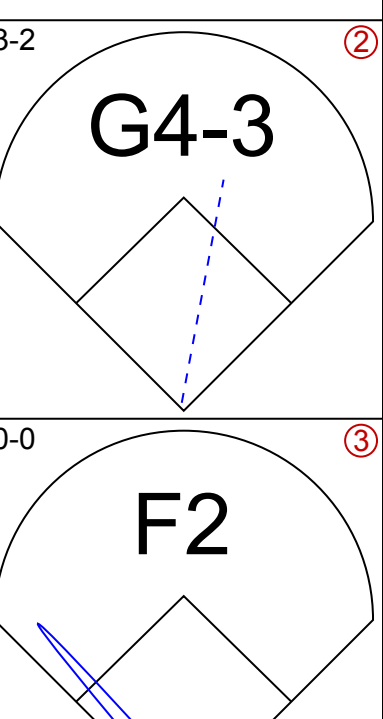
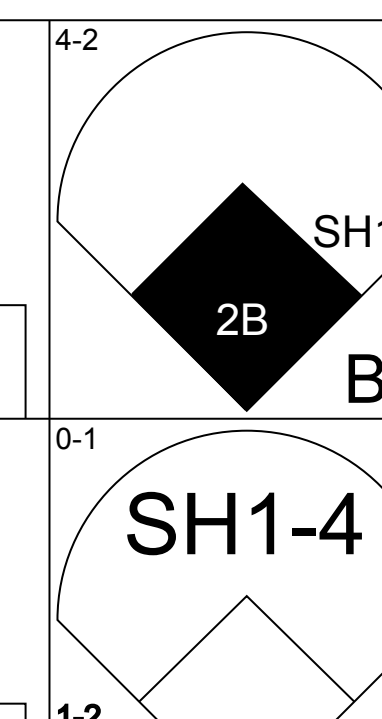
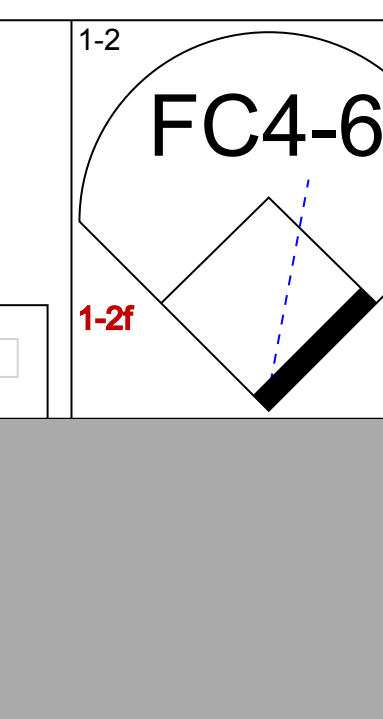
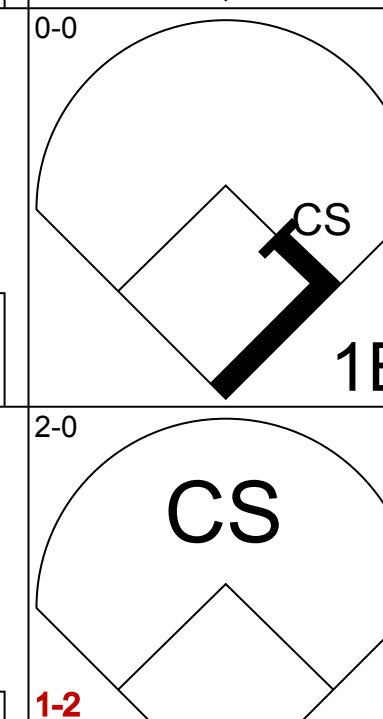
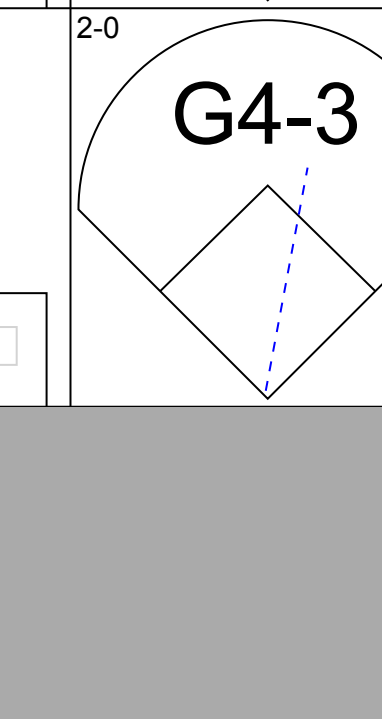

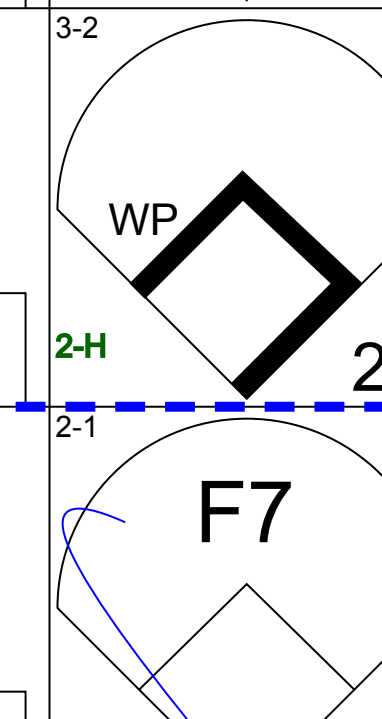



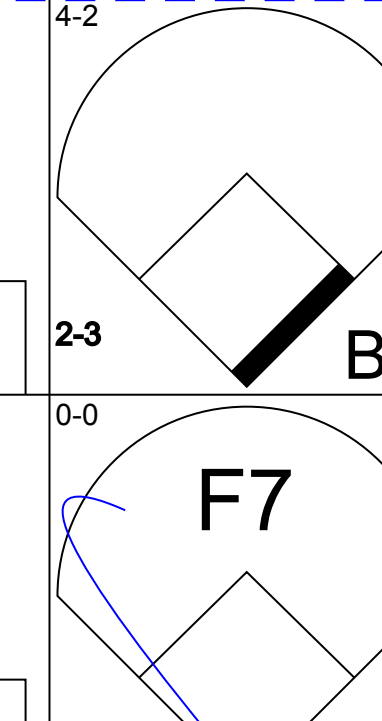




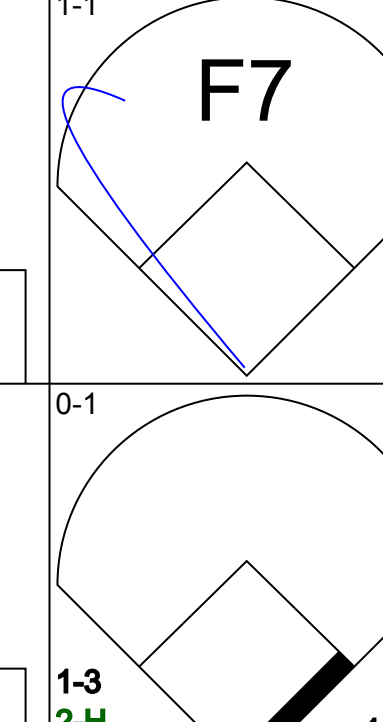
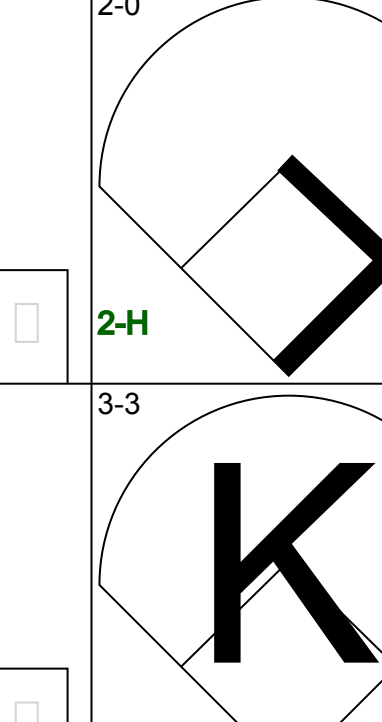

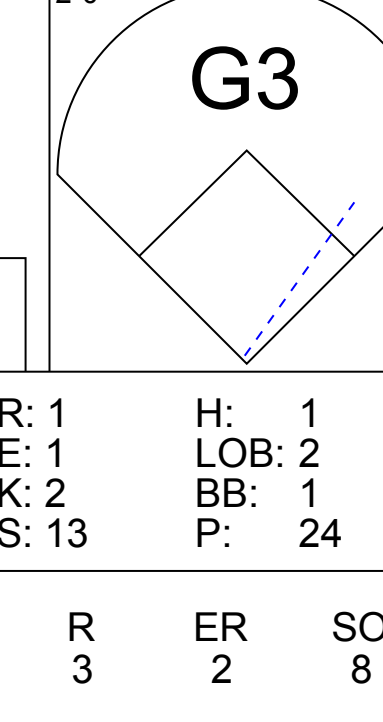
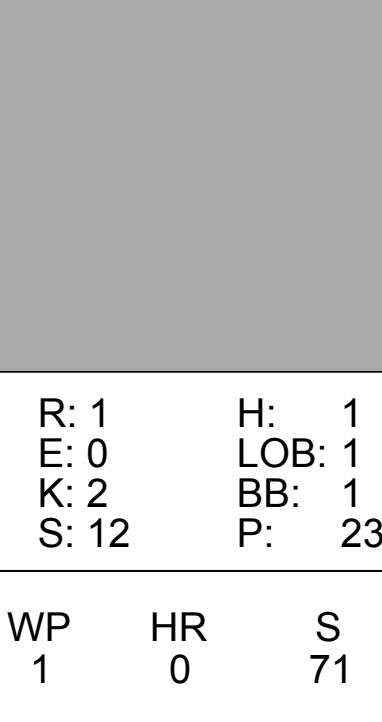
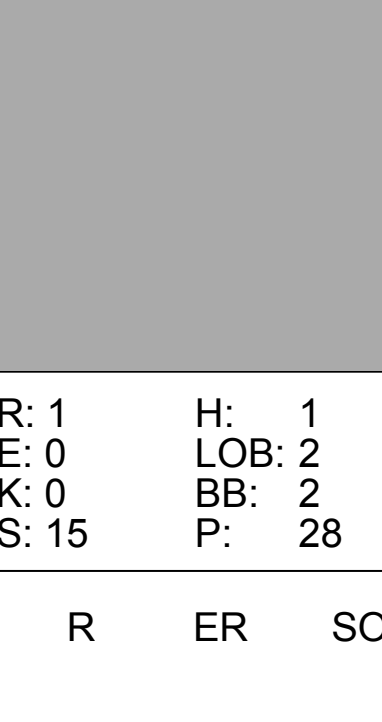


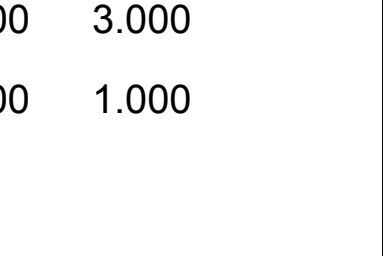

Batter	1	2	3	4	5	6	7	8	9	AB	R	H	RBI	BB	SO	LOB	BOTTOM				
Jason Tyner L (1, 7) OBP: 0.341, SLG: 0.352										4	0	1	1	0	0	2	New York Yankees @ Tampa Bay Devil Rays Tropicana Field, St. Petersburg, FL Tue Aug 07 2001, 7:15 PM EDT Att: 22,429 - Dome - 72 F livebaseballscorecards.com				
Brent Abernathy R (1, 4) OBP: 0.382, SLG: 0.431										4	0	2	0	0	0	1					
Greg Vaughn R (1, 10) OBP: 0.325, SLG: 0.462										4	0	0	0	0	0	5					
Ben Grieve L (1, 9) OBP: 0.360, SLG: 0.368										2	1	0	0	2	1	1					
Toby Hall R (1, 2) OBP: 0.292, SLG: 0.435										4	0	2	0	0	1	4					
Randy Winn S (1, 8) OBP: 0.353, SLG: 0.429										4	1	1	1	0	0	1					
Aubrey Huff L (1, 3) OBP: 0.295, SLG: 0.361										4	0	1	0	0	3	1					
1B Jared Sandberg R (1, 5) OBP: 0.500, SLG: 0.750										4	1	2	1	0	1	0					
Chris Gomez R (1, 6) OBP: 0.257, SLG: 0.305										2	0	0	0	0	0	2					
Inning Stats	R: 0 E: 0 K: 0 S: 8	H: 0 LOB: 0 BB: 0 P: 8	R: 2 E: 0 K: 0 S: 14	H: 4 LOB: 2 BB: 1 P: 23	R: 0 E: 0 K: 1 S: 10	H: 1 LOB: 1 BB: 0 P: 15	R: 0 E: 0 K: 1 S: 12	H: 0 LOB: 0 BB: 0 P: 14	R: 0 E: 0 K: 2 S: 12	H: 1 LOB: 1 BB: 0 P: 16	R: 1 E: 1 K: 1 S: 15	H: 3 LOB: 3 BB: 1 P: 23	R: 0 E: 0 K: 2 S: 12	H: 0 LOB: 0 BB: 0 P: 14	R: 0 E: 0 K: 2 S: 12	H: 0 LOB: 0 BB: 0 P: 14	1B: 9 2B: 0 3B: 0 HR: 0	SF: 0 SAC: 1 DP: 1 HBP: 0	WP: 0 SB: 0 CS: 0	PA: 35	
PITCHER	IP	WLS	BF	H	R	ER	SO	BB	IBB	HBP	BLK	WP	HR	S	P	ERA	WHIP				
35 Mike Mussina R (1, 1) ERA: 3.91	7.0	L	32	9	3	3	4	1	1	0	0	0	0	80	112	3.86	1.429				
Mike Stanton L (8, 1) ERA: 1.79	1.0	S	3	0	0	0	2	0	0	0	0	0	0	12	14	0.00	0.000				

Batter	1	2	3	4	5	6	7	8	9	AB	R	H	RBI	BB	SO	LOB	TOP		
2 Derek Jeter, R OBP: 0.397, SLG: 0.459 (1, 6)										5	0	1	0	0	1	2			
20 Jorge Posada, S OBP: 0.394, SLG: 0.528 (1, 2)										4	0	0	0	0	2	2			
David Justice, L OBP: 0.327, SLG: 0.453 (1, 10)										4	0	1	0	0	0	1			
Bernie Williams, S OBP: 0.398, SLG: 0.509 (1, 8)										3	0	1	0	1	0	1			
Tino Martinez, L OBP: 0.308, SLG: 0.481 (1, 3)										4	1	2	0	0	0	1			
Paul O'Neill, L OBP: 0.336, SLG: 0.468 (1, 9)										4	1	0	0	0	1	3			
Shane Spencer, R OBP: 0.310, SLG: 0.434 (1, 7)										3	1	0	0	0	0	2			
Alfonso Soriano, R OBP: 0.306, SLG: 0.448 (1, 4)										4	1	1	2	0	0	2			
Clayton Kershaw, R OBP: 0.129, SLG: 0.207 (1, 5)										2	0	0	0	0	2	0			
Chuck Knoblauch, R (8, PH) OBP: 0.341, SLG: 0.355 (8, 5)										1	0	1	0	0	0	0			
Luis Sojo, R OBP: 0.232, SLG: 0.215 (8, 5)										1	0	1	2	0	0	0			
Inning Stats	R: 0 E: 0 K: 2 S: 8	H: 1 LOB: 1 BB: 0 P: 16	R: 0 E: 0 K: 0 S: 7	H: 0 LOB: 0 BB: 0 P: 11	R: 0 E: 0 K: 1 S: 10	H: 1 LOB: 1 BB: 0 P: 18	R: 0 E: 0 K: 0 S: 3	H: 0 LOB: 0 BB: 1 P: 9	R: 0 E: 0 K: 1 S: 7	H: 0 LOB: 0 BB: 0 P: 9	R: 0 E: 0 K: 0 S: 6	H: 2 LOB: 2 BB: 0 P: 14	R: 1 E: 0 K: 1 S: 12	H: 2 LOB: 1 BB: 0 P: 17	R: 3 E: 1 K: 0 S: 11	H: 2 LOB: 1 BB: 0 P: 17	1B: 5 2B: 2 HR: 1	SF: 0 SAC: 0 DP: 1 HBP: 1	WP: 0 PA: 37
PITCHER	IP	WLS	BF	H	R	ER	SO	BB	IBB	HBP	BLK	WP	HR	S	P	ERA	WHIP		
Jason Standridge, R (1, 1) ERA: 3.25	6.1		23	4	0	0	5	1	0	0	0	0	0	48	80	0.00	0.789		
Travis Phelps, R (7, 1) ERA: 3.25	0.2	H	2	0	0	0	0	0	0	0	0	0	0	4	5	0.00	0.000		
Esteban Yan, R (8, 1) ERA: 4.43	2.0	L	12	4	4	1	1	0	0	1	0	0	1	23	34	4.50	2.000		

New York Yankees @ Tampa Bay Devil Rays
Tropicana Field, St. Petersburg, FL
Thu Aug 09 2001, 7:15 PM EDT
Att: 21,223 - Dome - 72 F


AB 35
R 4
H 8
RBI 4
BB 1
SO 6
LOB 14



Batter	1	2	3	4	5	6	7	8	9	AB	R	H	RBI	BB	SO	LOB	BOTTOM				
Jason Tyner, L OBP: 0.336, SLG: 0.344 (1, 7)										4	1	0	0	1	0	1					
Brent Abernathy, R OBP: 0.358, SLG: 0.431 (1, 4)										3	0	0	0	0	1	0					
Greg Vaughn, R OBP: 0.326, SLG: 0.463 (1, 10)										4	0	2	1	0	1	0					
Ben Grieve, L OBP: 0.355, SLG: 0.361 (1, 9)										3	1	0	0	1	2	1					
Toby Hall, R OBP: 0.344, SLG: 0.467 (1, 2)										3	1	1	0	1	1	1					
Randy Winn, S OBP: 0.354, SLG: 0.425 (1, 8)										3	0	1	0	1	1	3					
Aubrey Huff, L OBP: 0.297, SLG: 0.363 (1, 3)										4	0	1	1	0	0	2					
18 Jared Sandberg, R OBP: 0.250, SLG: 0.250 (1, 5)										4	0	1	1	0	3	1					
Felix Martinez, S OBP: 0.277, SLG: 0.286 (1, 6)										3	0	0	0	0	0	2					
Russ Johnson, R (8, PH) OBP: 0.373, SLG: 0.402 (8, 5)										1	0	1	0	0	0	0					
Inning Stats	R: 0 E: 0 K: 0 S: 4	H: 1 LOB: 2 BB: 1 P: 8	R: 1 E: 1 K: 2 S: 13	H: 1 LOB: 2 BB: 1 P: 24	R: 0 E: 0 K: 1 S: 6	H: 0 LOB: 0 BB: 0 P: 11	R: 1 E: 0 K: 2 S: 12	H: 1 LOB: 1 BB: 1 P: 23	R: 0 E: 0 K: 0 S: 5	H: 0 LOB: 0 BB: 0 P: 8	R: 0 E: 0 K: 2 S: 12	H: 2 LOB: 2 BB: 0 P: 19	R: 0 E: 0 K: 1 S: 10	H: 0 LOB: 0 BB: 0 P: 14	R: 1 E: 0 K: 0 S: 15	H: 1 LOB: 2 BB: 2 P: 28	R: 0 E: 0 K: 1 S: 11	H: 1 LOB: 1 BB: 0 P: 15	1B: 4 2B: 3 HR: 0	SF: 0 SAC: 1 DP: 0 HBP: 0	WP: 2 PA: 38
PITCHER	IP	WLS	BF	H	R	ER	SO	BB	IBB	HBP	BLK	WP	HR	S	P	ERA	WHIP				
Roger Clemens, R (1, 1) ERA: 3.5	7.1		30	6	3	2	8	3	0	0	0	0	0	71	123	2.46	1.227				
Mike Stanton, L (8, 1) ERA: 1.79	0.1		1	0	0	0	0	0	0	0	0	0	0	2	4	0.00	0.000				
Ramiro Mendoza, R (8, 1) ERA: 3.89	0.1	W	2	0	0	0	0	1	0	0	0	1	0	4	8	0.00	3.000				
42 Mariano Rivera, R (9, 1) ERA: 2.47	1.0	S	4	1	0	0	1	0	0	0	0	0	0	11	15	0.00	1.000				

New York Yankees @ Tampa Bay Devil Rays
Tropicana Field, St. Petersburg, FL
Thu Aug 09 2001, 7:15 PM EDT
Att: 21,223 - Dome - 72 F

AB 32
R 3
H 7
RBI 3
BB 4
SO 9
LOB 11



Batter	1	2	3	4	5	6	7	8	9	AB	R	H	RBI	BB	SO	LOB	TOP										
Luis Rivas, R OBP: 0.303, SLG: 0.349 (1, 4)	L4			K		L4		K		4	0	0	0	0	2	0	Minnesota Twins @ Tampa Bay Devil Rays Tropicana Field, St. Petersburg, FL Fri Aug 10 2001, 7:15 PM EDT Att: 20,112 - Dome - 72 F livebaseballscorecards.com										
Denny Hocking, S OBP: 0.303, SLG: 0.320 (1, 6)	F8			BB 1B 1B		1B CS 1B		K		4	0	2	0	0	1	0											
Doug Mientkiewicz, L OBP: 0.386, SLG: 0.599 (1, 3)	L7			BB 1B		1B			F7	4	0	2	0	0	0	0											
Corey Koskie, L OBP: 0.381, SLG: 0.504 (1, 5)		G5-3		K		K			F7	4	0	0	0	0	2	4											
David Ortiz, L OBP: 0.371, SLG: 0.553 (1, 10)		K		FC4 BB		G4-3			HR	3	1	1	1	1	1	0											
Torii Hunter, R OBP: 0.285, SLG: 0.464 (1, 8)		K		FC4		1B			WP 2B	4	1	2	0	0	1	3											
Jacque Jones, L OBP: 0.321, SLG: 0.401 Chad Allen, R OBP: 0.346, SLG: 0.438 (7, PH) (7, 9)			G6-3		G4-3				2B	2	0	0	0	0	0	0											
Bobby Kielty, S OBP: 0.294, SLG: 0.345 (7, 7)			K		K				2B	2	0	1	1	0	1	1											
A.J. Pierzynski, L OBP: 0.307, SLG: 0.409 Tom Prince, R OBP: 0.325, SLG: 0.430 (8, PH) (8, 2)			G5-3		F8				G1-4-3	4	0	0	0	0	2	2											
										2	0	0	0	0	0	0											
										1	0	0	0	0	1	0											
Inning Stats	R: 0 E: 0 K: 0 S: 6	H: 0 LOB: 0 BB: 0 P: 9	R: 0 E: 0 K: 2 S: 10	H: 0 LOB: 0 BB: 0 P: 15	R: 0 E: 0 K: 1 S: 12	H: 0 LOB: 0 BB: 0 P: 16	R: 0 E: 0 K: 2 S: 16	H: 2 LOB: 3 BB: 1 P: 26	R: 0 E: 0 K: 1 S: 11	H: 0 LOB: 0 BB: 0 P: 16	R: 0 E: 0 K: 1 S: 7	H: 2 LOB: 2 BB: 0 P: 15	R: 0 E: 0 K: 1 S: 10	H: 1 LOB: 1 BB: 0 P: 14	R: 0 E: 0 K: 3 S: 9	H: 0 LOB: 0 BB: 0 P: 13	R: 2 E: 0 K: 0 S: 15	H: 3 LOB: 1 BB: 0 P: 21	1B: 5 2B: 3 3B: 0 HR: 1	SF: 0 SAC: 0 DP: 1 HBP: 0	WP: 1 PA: 35 SB: 0 CS: 1						
PITCHER	IP	WLS	BF	H	R	ER	SO	BB	IBB	HBP	BLK	WP	HR	S	P	ERA	WHIP										
Paul Wilson, R ERA: 5.84 (1, 1)	6.0	W	22	4	0	0	7	1	0	0	0	0	0	62	97	0.00	0.833										
Doug Creek, L ERA: 4.09 (7, 1)	2.0		7	1	0	0	4	0	0	0	0	0	0	19	27	0.00	0.500										
Victor Zambrano, R ERA: 4.21 (9, 1)	1.0		6	3	2	2	0	0	0	0	0	1	1	15	21	18.00	3.000										

Batter	1	2	3	4	5	6	7	8	9	AB	R	H	RBI	BB	SO	LOB	BOTTOM										
Jason Tyner, L OBP: 0.331, SLG: 0.338 (1, 7)	F8		G4-3	F9		F9				4	0	0	0	0	0	2	Minnesota Twins @ Tampa Bay Devil Rays Tropicana Field, St. Petersburg, FL Fri Aug 10 2001, 7:15 PM EDT Att: 20,112 - Dome - 72 F livebaseballscorecards.com										
Brent Abernathy, R OBP: 0.382, SLG: 0.433 (1, 4)			E7 SF8 1B	P4			G4-3			4	1	2	1	0	0	1											
Greg Vaughn, R OBP: 0.326, SLG: 0.460 (1, 10)	F2		1B IBB				G1-3			3	0	0	0	1	0	1											
Ben Grieve, L OBP: 0.354, SLG: 0.361 (1, 9)	K		SF8				G3			3	0	1	1	0	1	1											
Toby Hall, R OBP: 0.361, SLG: 0.455 (1, 2)		1B FC3 HBP		1B			G5-3			3	0	1	0	0	0	1											
Randy Winn, S OBP: 0.355, SLG: 0.424 (1, 8)		FC3 1B	G1-3				G3			3	0	1	0	1	0	3											
Aubrey Huff, L OBP: 0.293, SLG: 0.358 (1, 3)		FC3 1-3 3-H		F7			F7		G6-4-3 BB	4	0	0	0	0	0	3											
1B Jared Sandberg, R OBP: 0.267, SLG: 0.333 (1, 5)		F3					F7			3	1	1	0	0	0	1											
Chris Gomez, R OBP: 0.264, SLG: 0.329 (1, 6)			G4-3 E 1B				HR			3	2	3	2	0	0	0											
										1B: 7 2B: 2 3B: 0 HR: 1	SF: 1 SAC: 0 DP: 2 HBP: 1	WP: 0 PA: 34 SB: 0 CS: 0															
Inning Stats	R: 0 E: 0 K: 1 S: 9	H: 1 LOB: 1 BB: 0 P: 12	R: 0 E: 0 K: 0 S: 9	H: 1 LOB: 0 BB: 0 P: 15	R: 2 E: 1 K: 0 S: 10	H: 3 LOB: 2 BB: 1 P: 16	R: 1 E: 0 K: 0 S: 13	H: 2 LOB: 1 BB: 0 P: 14	R: 0 E: 0 K: 0 S: 6	H: 1 LOB: 0 BB: 0 P: 7	R: 1 E: 0 K: 0 S: 6	H: 1 LOB: 0 BB: 0 P: 12	R: 0 E: 0 K: 0 S: 6	H: 0 LOB: 0 BB: 0 P: 7	R: 0 E: 0 K: 0 S: 8	H: 0 LOB: 0 BB: 1 P: 13	1B: 7 2B: 2 3B: 0 HR: 1	SF: 1 SAC: 0 DP: 2 HBP: 1	WP: 0 PA: 34 SB: 0 CS: 0								
PITCHER	IP	WLS	BF	H	R	ER	SO	BB	IBB	HBP	BLK	WP	HR	S	P	ERA	WHIP										
Joe Mays, R ERA: 3.31 (1, 1)	7.0	L	31	9	4	4	1	0	1	1	0	0	0	59	83	5.14	1.286										
Hector Carrasco, R ERA: 5.31 (8, 1)	1.0		3	0	0	0	0	1	0	0	0	0	0	8	13	0.00	1.000										

Batter	1	2	3	4	5	6	7	8	9	10	11	12	AB	R	H	RBI	BB	SO	LOB	TOP						
Luis Rivas, R OBP: 0.302, SLG: 0.347 (1.4)	F9		K			G4-3		K		S 1B		F9	6	0	1	0	0	2	0							
Denny Hocking, S OBP: 0.299, SLG: 0.313 (1.6)	K			B5-3		F8		K		F7		P6	6	0	0	0	0	2	1							
Doug Mientkiewicz, L OBP: 0.395, SLG: 0.505 (1.3)	G6-3				2B	F9		P4					4	0	1	0	1	0	0							
David Ortiz, L OBP: 0.370, SLG: 0.575 (1.10)		K		K				BB SF9 BB		HR		G3-1	4	2	1	1	1	2	3							
Corey Koskie, L OBP: 0.378, SLG: 0.505 (1.5)		F7		F8				SF9 BB 1B		K		G4-3	5	0	1	0	0	1	1							
Tori Hunter, R OBP: 0.284, SLG: 0.474 (1.8)						G5-3		P6		G3		K2-3	5	1	1	1	0	1	2							
Jacque Jones, L OBP: 0.326, SLG: 0.409 (1.7)		HR								S 1B			4	0	3	0	1	1	0							
Bobby Kielty, S OBP: 0.274, SLG: 0.323 (1.9)				F5		F5		SF9				K	4	0	0	1	0	2	3							
Tom Prince, R OBP: 0.316, SLG: 0.417 (1.2)				F7		F7		2-3 3-H 1-3				G1-3	4	0	0	0	0	1	3							
A.J. Pierzynski, L OBP: 0.305, SLG: 0.405 (12, PH)								K				K	1	0	0	0	0	1	0							
Inning Stats	R: 0 E: 0 K: 1 S: 6	H: 0 LOB: 0 BB: 0 P: 8	R: 1 E: 0 K: 2 S: 11	H: 1 LOB: 0 BB: 0 P: 18	R: 0 E: 0 K: 1 S: 7	H: 0 LOB: 0 BB: 0 P: 15	R: 0 E: 0 K: 1 S: 9	H: 1 LOB: 0 BB: 0 P: 13	R: 0 E: 0 K: 0 S: 7	H: 0 LOB: 0 BB: 0 P: 12	R: 1 E: 0 K: 1 S: 15	H: 1 LOB: 2 BB: 2 P: 26	R: 0 E: 0 K: 2 S: 8	H: 0 LOB: 0 BB: 0 P: 13	R: 1 E: 0 K: 2 S: 14	H: 2 LOB: 1 BB: 0 P: 19	R: 0 E: 0 K: 0 S: 10	H: 1 LOB: 2 BB: 1 P: 17	R: 0 E: 0 K: 2 S: 10	H: 1 LOB: 1 BB: 0 P: 15	R: 0 E: 0 K: 1 S: 6	H: 0 LOB: 0 BB: 0 P: 9	1B: 4 2B: 2 3B: 0 HR: 2	SF: 1 SAC: 0 DP: 0 HBP: 0	WP: 0 PB: 0 SB: 0 CS: 0	PA: 47
PITCHER	IP WLS BF H R ER SO BB IBB HBP BLK WP HR S P ERA WHIP	PITCHER												IP WLS BF H R ER SO BB IBB HBP BLK WP HR S P ERA WHIP												
Tanyon Sturtze, R ERA: 4.78 (1.1)	6.2	26	4	2	2	5	2	0	0	0	0	0	0	0	6	8	0.00	0.000								
Jesus Colome, R ERA: 2.86 (7.1)	0.2	2	0	0	0	2	0	0	0	0	0	0	0	0	6	8	0.00	0.000								
Doug Creek, L ERA: 4.93 (8.1)	0.2	2	0	0	0	1	0	0	0	0	0	0	0	5	9	0.00	0.000									
Esteban Yan, R ERA: 4.53 (9.1)	2.0	10	3	1	1	2	1	0	0	0	0	0	1	24	36	4.50	2.000									
Victor Zambrano, R ERA: 3.9 (11.1)	2.0	7	1	0	0	3	0	0	0	0	0	0	0	16	24	0.00	0.500									

Minnesota Twins @ Tampa Bay Devil Rays
Tropicana Field, St. Petersburg, FL

AB 43
R 3
H 8
RBI 3
BB 3
SO 13
LOB 13



WP: 0
PB: 0
SB: 0
CS: 0

PA: 47

Batter	1	2	3	4	5	6	7	8	9	10	11	12	AB	R	H	RBI	BB	SO	LOB	BOTTOM				
Jason Tyner, L OBP: 0.324, SLG: 0.330 (9.7)	F7		F7		G4-3		G6-3		G3-1				5	0	0	0	0	0	3					
Brent Abernathy, R OBP: 0.366, SLG: 0.446 (1.4)	S 1B		G6-3		K		G5-3			G6-3 SH2-4 BB			4	0	1	0	1	1	2					
Greg Vaughn, R OBP: 0.326, SLG: 0.456 (1.7)	F2				K			K		SH2-4			4	0	1	0	0	2	2					
Damian Rollis, R OBP: 0.284, SLG: 0.330 (9.8)			BB 1B							1-2			0	0	0	0	0	0	0					
Ben Grievie, L OBP: 0.394, SLG: 0.361 (1.10)	K							K		G6-3			4	0	1	0	1	2	2					
Randy Winn, S OBP: 0.352, SLG: 0.416 (1.9)		G4-3		K				1B 2B					4	0	1	0	1	1	3					
Aubrey Huff, L OBP: 0.294, SLG: 0.355 (1.3)	F7							FC1-5-2-4 1B					5	1	1	0	0	0	2					
Jared Sandberg, R OBP: 0.375, SLG: 0.500 (1.5)		HR 1B			F9			1B					3	1	2	1	2	0	1					
Chris Gomez, R OBP: 0.265, SLG: 0.345 (1.6)				G4-3						SH3 BB			4	1	2	2	0	0	1					
John Flaherty, R OBP: 0.259, SLG: 0.341 (1.2)	G4-3							G6-3 SH2-4 1B		SH3			4	1	2	1	0	0	1					
Inning Stats	R: 0 E: 0 K: 1 S: 9	H: 1 LOB: 1 BB: 0 P: 12	R: 2 E: 0 K: 0 S: 15	H: 2 LOB: 0 BB: 0 P: 24	R: 0 E: 0 K: 1 S: 12	H: 1 LOB: 2 BB: 1 P: 21	R: 0 E: 0 K: 0 S: 7	H: 1 LOB: 0 BB: 0 P: 10	R: 0 E: 0 K: 2 S: 13	H: 1 LOB: 1 BB: 0 P: 21	R: 0 E: 0 K: 0 S: 6	H: 0 LOB: 1 BB: 1 P: 18	R: 0 E: 0 K: 0 S: 10	H: 0 LOB: 1 BB: 1 P: 12	R: 0 E: 0 K: 0 S: 7	H: 0 LOB: 0 BB: 0 P: 10	R: 0 E: 0 K: 0 S: 4	H: 0 LOB: 0 BB: 0 P: 10	R: 1 E: 0 K: 0 S: 1	H: 1 LOB: 0 BB: 0 P: 1	1B: 7 2B: 2 3B: 0 HR: 2	SF: 0 SAC: 3 DP: 1 HBP: 0	WP: 0 PB: 0 SB: 1 CS: 1	PA: 45
PITCHER	IP WLS BF H R ER SO BB IBB HBP BLK WP HR S P ERA WHIP	PITCHER												IP WLS BF H R ER SO BB IBB HBP BLK WP HR S P ERA WHIP										
Rick Reed, R ERA: 3.68 (1.1)	6.0	25	9	3	3	4	1	0	0	0	0	0	0	1	62	97	4.50	1.667						
Todd Jones, R ERA: 4.31 (7.1)	1.1	5	1	0	0	1	0	0	0	0	0	0	0	0	12	15	0.00	0.750						
Eddie Guardado, L ERA: 3.19 (8.1)	3.0	12	0	0	0	1	3	0	0	0	0	0	0	21	41	0.00	1.000							
LaTroy Hawkins, R ERA: 4.68 (11.1)	0.2	3	1	1	1	0	1	0	0	0	0	0	0	1	3	7	13.50	3.000						

Minnesota Twins @ Tampa Bay Devil Rays
Tropicana Field, St. Petersburg, FL

AB 37
R 4
H 11
RBI 4
BB 5
SO 6
LOB 17



WP: 0
PB: 0
SB: 1
CS: 1

PA: 45

Sun Aug 12 2001, 1:15 PM EDT
Att. 20,869 - Dome - 72 F

livebaseballscorecards.com

livebaseballscorecards.com

Batter	1	2	3	4	5	6	7	8	9	AB	R	H	RBI	BB	SO	LOB	TOP																			
Luis Rivas, R OBP: 0.302, SLG: 0.348 (1, 4)	G4-3		G6-3 2B		F9			P4		4	0	1	0	0	0	0																				
Chad Allen, R OBP: 0.342, SLG: 0.441 (1, 7)			G6-3 2-3		G6-3					4	0	2	0	0	0	1																				
Doug Mientkiewicz, L OBP: 0.391, SLG: 0.590 (1, 3)	K		F3		G4-3			F8		4	0	0	0	0	1	3																				
Corey Koskie, L OBP: 0.375, SLG: 0.500 (1, 5)	K		F7			G5-3		G4-3		4	0	0	0	0	1	3																				
Tori Hunter, R OBP: 0.284, SLG: 0.470 (1, 8)				G4-3					WP BB G6-3 BB	3	1	0	0	1	2	0																				
David Ortiz, L OBP: 0.367, SLG: 0.564 (1, 10)		BB BB		F7		G4-3		F8		3	0	0	0	1	0	1																				
Brian Buchanan, R OBP: 0.324, SLG: 0.455 (1, 9)					HBP BB					1	0	0	0	3	1	0																				
Tom Prince, R OBP: 0.316, SLG: 0.411 (1, 2)																																				
Denny Hocking, S OBP: 0.298, SLG: 0.311 (9, PH)																																				
Jason Maxwell, R OBP: 0.300, SLG: 0.311 (1, 6)																																				
Jacque Jones, L OBP: 0.326, SLG: 0.408 (9, PH)																																				
Inning Stats	R: 0 E: 0 K: 2 S: 10	H: 1 LOB: 1 BB: 0 P: 14	R: 0 E: 0 K: 2 S: 12	H: 0 LOB: 2 BB: 2 P: 26	R: 0 E: 0 K: 0 S: 7	H: 1 LOB: 1 BB: 0 P: 10	R: 0 E: 0 K: 0 S: 7	H: 0 LOB: 2 BB: 1 P: 15	R: 0 E: 0 K: 1 S: 10	H: 0 LOB: 0 BB: 0 P: 16	R: 0 E: 0 K: 1 S: 8	H: 0 LOB: 0 BB: 0 P: 14	R: 0 E: 0 K: 0 S: 12	H: 1 LOB: 1 BB: 2 P: 19	R: 1 E: 0 K: 0 S: 14	H: 0 LOB: 1 BB: 2 P: 28	1B: 0 2B: 3 3B: 0 HR: 0	SF: 0 SAC: 0 DP: 0 HBP: 1	WP: 1 PA: 36 CS: 0																	
PITCHER	IP	WLS	BF	H	R	ER	SO	BB	IBB	HBP	BLK	WP	HR	S	P	ERA	WHIP	PITCHER		IP	WLS	BF	H	R	ER	SO	BB	IBB	HBP	BLK	WP	HR	S	P	ERA	WHIP
Nick Bierbrodt, L ERA: 6.5 (1, 1)	7.0	W	27	2	0	0	7	3	0	1	0	0	0	60	105	0.00	0.714																			
Travis Phelps, R ERA: 3.09 (8, 1)	0.2		3	1	0	0	0	0	0	0	0	0	0	11	18	0.00	1.500																			
Doug Creek, L ERA: 4.15 (8, 1)	0.2		4	0	1	1	0	2	0	0	0	0	0	8	19	13.50	3.000																			
Jesus Colome, R ERA: 2.78 (9, 1)	0.2		2	0	0	0	0	0	0	0	0	1	0	7	10	0.00	0.000																			

Minnesota Twins @ Tampa Bay Devil Rays
Tropicana Field, St. Petersburg, FL
Mon Aug 13 2001, 12:15 PM EDT
Att: 10,841 - Dome - 72 F

AB 30
R 1
H 3
RBI 1
BB 5
SO 7
LOB 16



Batter	1	2	3	4	5	6	7	8	9	AB	R	H	RBI	BB	SO	LOB	BOTTOM																			
Jason Tyner, L OBP: 0.321, SLG: 0.328 (1, 7)	G5-3		G3		G3	FC4-6 CS				5	0	1	1	0	0	1																				
Damian Rolis, R OBP: 0.297, SLG: 0.342 (1, 8)	S WP 1B		BB 1B		F9	CS				5	2	4	0	0	0	0																				
Ben Grieve, L OBP: 0.359, SLG: 0.370 (1, 10)										2	1	1	1	3	1	2																				
Toby Hall, R OBP: 0.400, SLG: 0.472 (1, 2)										3	1	2	1	1	0	2																				
Randy Winn, S OBP: 0.354, SLG: 0.422 (1, 9)	L1-3									3	0	1	1	1	0	5																				
Aubrey Huff, L OBP: 0.294, SLG: 0.354 (1, 3)										4	0	1	1	0	0	1																				
Russ Johnson, R OBP: 0.376, SLG: 0.409 (1, 5)										4	1	2	0	0	1	2																				
Chris Gomez, R OBP: 0.265, SLG: 0.343 (1, 6)										4	0	1	0	0	0	1																				
Felix Martinez, S OBP: 0.276, SLG: 0.281 (1, 4)										3	0	0	0	1	0	2																				
Inning Stats	R: 0 E: 0 K: 0 S: 9	H: 1 LOB: 2 BB: 2 P: 21	R: 0 E: 0 K: 1 S: 7	H: 0 LOB: 0 BB: 0 P: 12	R: 1 E: 0 K: 0 S: 13	H: 2 LOB: 1 BB: 1 P: 21	R: 0 E: 0 K: 0 S: 8	H: 2 LOB: 1 BB: 0 P: 10	R: 2 E: 0 K: 0 S: 15	H: 3 LOB: 1 BB: 0 P: 19	R: 1 E: 0 K: 0 S: 5	H: 1 LOB: 0 BB: 1 P: 14	R: 1 E: 0 K: 0 S: 13	H: 2 LOB: 2 BB: 2 P: 25	R: 0 E: 0 K: 1 S: 13	H: 2 LOB: 2 BB: 0 P: 20	1B: 10 2B: 2 3B: 1 HR: 1	SF: 0 SAC: 0 DP: 3 HBP: 0	WP: 1 PA: 40 CS: 2																	
PITCHER	IP	WLS	BF	H	R	ER	SO	BB	IBB	HBP	BLK	WP	HR	S	P	ERA	WHIP	PITCHER		IP	WLS	BF	H	R	ER	SO	BB	IBB	HBP	BLK	WP	HR	S	P	ERA	WHIP
Kyle Lohse, R ERA: 5.74 (1, 1)	5.1	L	27	9	4	4	4	4	0	0	0	0	0	55	92	6.75	2.438																			
Hector Carrasco, R ERA: 5.19 (6, 1)	1.1		5	1	1	0	0	2	0	0	0	0	0	11	24	0.00	2.250																			
Travis Miller, L ERA: 4.58 (7, 1)	1.1		7	3	0	0	1	0	0	0	0	0	0	17	26	0.00	2.250																			

Minnesota Twins @ Tampa Bay Devil Rays
Tropicana Field, St. Petersburg, FL
Mon Aug 13 2001, 12:15 PM EDT
Att: 10,841 - Dome - 72 F

AB 33
R 5
H 13
RBI 5
BB 6
SO 2
LOB 16



Batter	1	2	3	4	5	6	7	8	9	AB	R	H	RBI	BB	SO	LOB	TOP										
Jason Tyner, L (1, 8) OBP: 0.316, SLG: 0.322	G5-3		L6		FC6-4 1B		G3			4	1	0	0	0	0	3	Tampa Bay Devil Rays @ New York Yankees Yankee Stadium, Bronx, NY Tue Aug 14 2001, 7:05 PM EDT Att: 34,521 - Cloudy - 81 F										
Brent Abernathy, R (1, 4) OBP: 0.376, SLG: 0.453	G5-3		2B		1B			G5-4-3 BB		2	0	1	2	2	0												
Ben Grieve, L (1, 10)	F7		G5-3							4	0	1	1	0	1	2											
Greg Vaughn, R (1, 7)		P3		F5	F5			G5-4-3		4	0	0	0	0	0	3											
Toby Hall, R (1, 2)				F5		F7			G6-3 1B	4	0	1	0	0	1	0											
Randy Winn, S (1, 9)	G4-3				1B		F7		G6-3	4	0	1	0	0	0	1											
1B Jared Sandberg, R (1, 5)			1B 2B						G6-3	4	1	1	0	0	2	1											
Aubrey Huff, L (1, 3)			F7				G5-3			3	0	0	0	0	1	1											
Chris Gomez, R (1, 6)			1B 2B				G5-3			3	1	2	0	0	0	0											
Inning Stats	R: 0 E: 0 K: 0 S: 6	H: 0 LOB: 0 BB: 0 P: 9	R: 0 E: 0 K: 1 S: 6	H: 0 LOB: 0 BB: 0 P: 10	R: 2 E: 0 K: 0 S: 14	H: 3 LOB: 1 BB: 0 P: 20	R: 0 E: 0 K: 1 S: 14	H: 1 LOB: 1 BB: 0 P: 19	R: 1 E: 0 K: 1 S: 10	H: 2 LOB: 2 BB: 1 P: 16	R: 0 E: 0 K: 1 S: 8	H: 0 LOB: 0 BB: 0 P: 10	R: 0 E: 0 K: 0 S: 7	H: 0 LOB: 0 BB: 0 P: 7	R: 0 E: 0 K: 1 S: 7	H: 0 LOB: 0 BB: 1 P: 12	R: 0 E: 0 K: 0 S: 5	H: 1 LOB: 0 BB: 0 P: 7	1B: 6 2B: 1 3B: 0 HR: 0	SF: 0 SAC: 0 DP: 2 HBP: 0	WP: 0 PB: 0 SB: 1 CS: 1	PA: 34					
PITCHER	IP	WLS	BF	H	R	ER	SO	BB	IBB	HBP	BLK	WP	HR	S	P	ERA	WHIP										
Andy Pettitte, L (1, 1) ERA: 3.3	7.1	W	30	6	3	3	5	2	0	0	0	0	0	71	102	3.68	1.091										
Ramiro Mendoza, R (8, 1) ERA: 3.81	0.2	H	1	0	0	0	0	0	0	0	0	0	0	1	1	0.00	0.000										
42 Mariano Rivera, R (9, 1) ERA: 2.43	1.0	S	3	1	0	0	0	0	0	0	0	0	0	5	7	0.00	1.000										

Batter	1	2	3	4	5	6	7	8	9	AB	R	H	RBI	BB	SO	LOB	BOTTOM										
2 Derek Jeter, R (1, 6) OBP: 0.386, SLG: 0.466	HR		K		G6-3					3	1	1	1	1	1	2	Tampa Bay Devil Rays @ New York Yankees Yankee Stadium, Bronx, NY Tue Aug 14 2001, 7:05 PM EDT Att: 34,521 - Cloudy - 81 F										
Paul O'Neill, L (1, 9) OBP: 0.338, SLG: 0.474	F7		G6-4-3 BB			1B HR		FC6 BB		2	1	1	0	2	0	0											
Bernie Williams, S (1, 8) OBP: 0.393, SLG: 0.500	G5-3		G6-4-3			1B HR		FC6		4	1	1	0	0	0	3											
Tino Martinez, L (1, 3)	G3-1			G3-1		1B HR				4	1	2	3	0	0	0											
20 Jorge Posada, S (1, 2) OBP: 0.389, SLG: 0.516		2B 1B			G5-3			G3-6		4	1	1	0	0	1	1											
David Justice, L (1, 10)	F5									4	0	0	0	0	2	1											
Shane Spencer, R (1, 7) OBP: 0.304, SLG: 0.426							G5-3			3	0	2	1	0	0	0											
Alfonso Soriano, R (1, 4) OBP: 0.311, SLG: 0.456									P4	3	0	1	0	0	1	1											
Clay Bellinger, R (1, 5) OBP: 0.154, SLG: 0.297	F2				FC2-5			G6-3		3	0	0	0	0	0	3											
Inning Stats	R: 1 E: 0 K: 0 S: 9	H: 1 LOB: 0 BB: 0 P: 12	R: 1 E: 0 K: 1 S: 12	H: 2 LOB: 1 BB: 0 P: 16	R: 0 E: 0 K: 1 S: 6	H: 0 LOB: 0 BB: 1 P: 12	R: 0 E: 0 K: 2 S: 9	H: 0 LOB: 0 BB: 0 P: 11	R: 0 E: 0 K: 0 S: 10	H: 2 LOB: 1 BB: 0 P: 15	R: 3 E: 0 K: 1 S: 13	H: 3 LOB: 0 BB: 0 P: 18	R: 0 E: 0 K: 0 S: 8	H: 0 LOB: 2 BB: 2 P: 21	R: 0 E: 0 K: 0 S: 6	H: 1 LOB: 0 BB: 0 P: 6	1B: 6 2B: 1 3B: 0 HR: 2	SF: 0 SAC: 0 DP: 2 HBP: 0	WP: 0 PB: 0 SB: 0 CS: 1	PA: 33							
PITCHER	IP	WLS	BF	H	R	ER	SO	BB	IBB	HBP	BLK	WP	HR	S	P	ERA	WHIP										
Joe Kennedy, L (1, 1) ERA: 5.18	6.0	L	25	8	5	5	5	1	0	0	0	0	0	84	84	7.50	1.500										
Jason Standridge, R (7, 1) ERA:	1.0		5	0	0	0	0	2	0	0	0	0	0	8	21	0.00	2.000										
Bobby Seay, L (8, 1) ERA:	1.0		3	1	0	0	0	0	0	0	0	0	0	6	6	0.00	1.000										

AB 32
R 3
H 7
RBI 3
BB 2
SO 5
LOB 11



AB 30
R 5
H 9
RBI 5
BB 3
SO 5
LOB 11



Batter	1	2	3	4	5	6	7	8	9	AB	R	H	RBI	BB	SO	LOB	TOP					
Jason Tyner, L (1, 8) OBP: 0.315, SLG: 0.321										4	0	1	0	0	2	0	<p>Tampa Bay Devil Rays @ New York Yankees Yankee Stadium, Bronx, NY Wed Aug 15 2001, 7:05 PM EDT Att: 32,103 - Sunny - 77 F</p> <p>livebaseballscorecards.com</p>					
Brent Abernathy, R (1, 4) OBP: 0.373, SLG: 0.444										3	0	0	0	1	0	3						
Greg Vaughn, R (1, 7) OBP: 0.322, SLG: 0.448 Damian Rolls, R (8, 7) OBP: 0.300, SLG: 0.342										3	0	0	0	0	2	1						
Ben Grieve, L (1, 10) OBP: 0.357, SLG: 0.367										4	1	1	0	0	1	1						
Toby Hall, R (1, 2) OBP: 0.396, SLG: 0.477										4	1	2	1	0	0	1						
Randy Winn, S (1, 9) OBP: 0.351, SLG: 0.415										3	1	0	0	1	1	1						
Aubrey Huff, L (1, 3) OBP: 0.288, SLG: 0.346										4	0	0	0	0	1	3						
1B Jared Sandberg, R (1, 5) OBP: 0.355, SLG: 0.429										2	0	0	0	1	1	0						
Chris Gomez, R (1, 6) OBP: 0.272, SLG: 0.349										3	0	1	2	0	0	0						
Inning Stats	R: 0 E: 0 K: 1 S: 6	H: 0 LOB: 0 BB: 0 P: 8	R: 0 E: 0 K: 1 S: 12	H: 0 LOB: 0 BB: 0 P: 17	R: 0 E: 0 K: 0 S: 5	H: 0 LOB: 0 BB: 1 P: 8	R: 0 E: 0 K: 2 S: 6	H: 0 LOB: 0 BB: 1 P: 11	R: 2 E: 0 K: 1 S: 20	H: 3 LOB: 3 BB: 2 P: 34	R: 0 E: 0 K: 1 S: 7	H: 1 LOB: 0 BB: 0 P: 11	R: 0 E: 0 K: 2 S: 11	H: 0 LOB: 0 BB: 0 P: 13	R: 0 E: 0 K: 0 S: 8	H: 0 LOB: 0 BB: 1 P: 10	R: 1 E: 0 K: 0 S: 13	H: 1 LOB: 1 BB: 1 P: 21	1B: 4 2B: 1 3B: 0 HR: 0	SF: 0 SAC: 0 DP: 1 HBP: 0	WP: 0 PB: 0 CS: 1	PA: 34
PITCHER	IP	WLS	BF	H	R	ER	SO	BB	IBB	HBP	BLK	WP	HR	S	P	ERA	WHIP					
Roger Clemens, R (1, 1) ERA: 3.46	7.0	W	26	4	2	2	8	3	0	0	0	0	0	67	102	2.57	1.000					
Mark Wohlers, R (8, 1) ERA: 4.56	1.0		3	0	0	0	0	0	0	0	0	0	0	8	10	0.00	0.000					
Randy Choate, L (9, 1) ERA: 3.4	1.0		5	1	1	1	0	1	0	0	0	0	0	13	21	9.00	2.000					

Batter	1	2	3	4	5	6	7	8	9	AB	R	H	RBI	BB	SO	LOB	BOTTOM					
2 Derek Jeter, R (1, 6) OBP: 0.388, SLG: 0.478										5	2	3	1	0	1	0	<p>Tampa Bay Devil Rays @ New York Yankees Yankee Stadium, Bronx, NY Wed Aug 15 2001, 7:05 PM EDT Att: 32,103 - Sunny - 77 F</p> <p>livebaseballscorecards.com</p>					
Paul O'Neill, L (1, 9) OBP: 0.343, SLG: 0.478 Gerald Williams, R (7, FR) OBP: 0.265, SLG: 0.315										3	2	2	1	2	0	1						
Bernie Williams, S (1, 8) OBP: 0.389, SLG: 0.494										5	0	0	0	0	0	5						
Tino Martinez, L (1, 3) OBP: 0.312, SLG: 0.483										4	1	1	1	1	1	4						
2D Jorge Posada, S (1, 2) OBP: 0.387, SLG: 0.516										4	0	1	2	0	2	3						
David Justice, L (1, 10) OBP: 0.320, SLG: 0.432										2	1	0	0	3	1	1						
Shane Spencer, R (1, 7) OBP: 0.312, SLG: 0.424										3	1	1	1	2	0	2						
Alfonso Soriano, R (1, 4) OBP: 0.307, SLG: 0.450										5	0	0	0	0	1	8						
Clay Bellinger, R (1, 5) OBP: 0.182, SLG: 0.452										5	2	2	4	0	0	6						
Inning Stats	R: 2 E: 1 K: 0 S: 12	H: 2 LOB: 1 BB: 0 P: 19	R: 1 E: 0 K: 1 S: 9	H: 1 LOB: 0 BB: 0 P: 13	R: 2 E: 1 K: 0 S: 16	H: 2 LOB: 3 BB: 2 P: 31	R: 0 E: 0 K: 0 S: 5	H: 1 LOB: 1 BB: 0 P: 9	R: 0 E: 0 K: 0 S: 12	H: 0 LOB: 2 BB: 2 P: 23	R: 0 E: 0 K: 1 S: 8	H: 0 LOB: 1 BB: 1 P: 15	R: 5 E: 1 K: 2 S: 24	H: 3 LOB: 3 BB: 3 P: 46	R: 0 E: 0 K: 2 S: 19	H: 1 LOB: 1 BB: 0 P: 26	1B: 2 2B: 5 3B: 0 HR: 3	SF: 1 SAC: 0 DP: 0 HBP: 0	WP: 2 PB: 0 CS: 0	PA: 45		
PITCHER	IP	WLS	BF	H	R	ER	SO	BB	IBB	HBP	BLK	WP	HR	S	P	ERA	WHIP					
Paul Wilson, R (1, 1) ERA: 6.07	6.2	L	36	7	8	7	3	6	0	0	0	0	1	71	130	9.45	1.950					
Bobby Seay, L (7, 1) ERA: 3.96	1.1		9	3	2	1	3	1	0	0	0	0	1	34	52	6.75	3.000					

AB 30
R 3
H 5
RBI 3
BB 4
SO 8
LOB 10



AB 36
R 10
H 10
RBI 10
BB 8
SO 6
LOB 30



Batter	1	2	3	4	5	6	7	8	9	AB	R	H	RBI	BB	SO	LOB	TOP											
Damian Rolls, R OBP: 0.302, SLG: 0.340 (1, 8)										4	0	1	0	1	1	1	Tampa Bay Devil Rays @ New York Yankees Yankee Stadium, Bronx, NY Thu Aug 16 2001, 1:05 PM EDT Att: 43,600 - Sunny - 81 F											
Brent Abernathy, R OBP: 0.370, SLG: 0.439 (1, 4)										5	0	1	0	0	0	4												
Ben Grieve, L OBP: 0.358, SLG: 0.369 (1, 9)										4	0	2	0	0	0	0												
Greg Vaughn, R OBP: 0.323, SLG: 0.448 (1, 10)										3	2	1	0	1	1	2												
Toby Hall, R OBP: 0.404, SLG: 0.500 (1, 2)										4	1	2	0	0	1	1												
18 Jared Sandberg, R OBP: 0.314, SLG: 0.375 (1, 5)										4	0	0	0	0	1	3												
Aubrey Huff, L OBP: 0.290, SLG: 0.351 (1, 3)										4	2	2	2	0	1	0												
Felix Martinez, S OBP: 0.286, SLG: 0.287 (1, 6)										3	0	2	1	1	1	0												
Jason Tyner, L OBP: 0.310, SLG: 0.316 (1, 7)										4	0	0	0	0	1	4												
Inning Stats	R: 0 E: 0 K: 1 S: 7	H: 1 LOB: 1 BB: 0 P: 9	R: 2 E: 0 K: 0 S: 13	H: 2 LOB: 1 BB: 1 P: 19	R: 0 E: 0 K: 0 S: 6	H: 1 LOB: 0 BB: 0 P: 10	R: 1 E: 0 K: 1 S: 11	H: 2 LOB: 0 BB: 0 P: 14	R: 0 E: 0 K: 0 S: 10	H: 0 LOB: 1 BB: 0 P: 15	R: 0 E: 0 K: 2 S: 6	H: 0 LOB: 0 BB: 0 P: 7	R: 0 E: 0 K: 2 S: 7	H: 0 LOB: 0 BB: 0 P: 8	R: 0 E: 0 K: 2 S: 10	H: 2 LOB: 2 BB: 0 P: 18	R: 2 E: 0 K: 0 S: 8	H: 2 LOB: 2 BB: 2 P: 21	1B: 9 2B: 2 3B: 0 HR: 0	SF: 0 SAC: 0 DP: 2 HBP: 0	WP: 1 PB: 2 CS: 1	PA: 38						
PITCHER	IP	WLS	BF	H	R	ER	SO	BB	IBB	HBP	BLK	WP	HR	S	P	ERA	WHIP											
Sterling Hitchcock, L ERA: 5.49	(1, 1)	5.0	W	20	7	3	3	2	1	0	0	0	0	0	47	67	5.40	1.600										
Ramiro Mendoza, R ERA: 3.72	(6, 1)	2.0		6	0	0	0	0	0	0	0	0	0	0	13	15	0.00	0.000										
Mike Stanton, L ERA: 2.13	(8, 1)	1.0		5	2	0	0	2	0	0	0	0	0	10	18	0.00	2.000											
Randy Choate, L ERA: 3.57	(9, 1)	0.2		6	2	2	1	0	2	0	0	0	1	0	8	20	13.50	6.000										
Mark Wohlers, R ERA: 6.53	(9, 1)	0.1		1	0	0	0	0	0	0	0	0	0	0	1	0.00	0.000											

Batter	1	2	3	4	5	6	7	8	9	AB	R	H	RBI	BB	SO	LOB	BOTTOM											
2 Derek Jeter, R OBP: 0.387, SLG: 0.477 (1, 6)										3	2	1	0	0	2	0	Tampa Bay Devil Rays @ New York Yankees Yankee Stadium, Bronx, NY Thu Aug 16 2001, 1:05 PM EDT Att: 43,600 - Sunny - 81 F											
Enrique Wilson, S OBP: 0.201, SLG: 0.226 (7, PH)										0	0	0	0	1	0	0												
Paul O'Neill, L OBP: 0.342, SLG: 0.483 (1, 9)										4	1	1	4	0	1	3												
Gerald Williams, R OBP: 0.264, SLG: 0.314 (7, PH)										1	0	0	0	0	1	1												
Bernie Williams, S OBP: 0.389, SLG: 0.495 (1, 8)										5	1	2	3	0	1	0												
Tino Martinez, L OBP: 0.313, SLG: 0.482 (6, PH)										3	1	1	0	1	0	0												
Luis Sojo, R OBP: 0.233, SLG: 0.206 (9, 3)										1	0	0	0	0	0	0												
David Justice, L OBP: 0.325, SLG: 0.442 (1, 10)										3	2	1	3	2	1	0												
Shane Spencer, R OBP: 0.316, SLG: 0.432 (1, 7)										4	0	2	1	0	1	2												
Alfonso Soriano, R OBP: 0.307, SLG: 0.451 (1, 4)										4	1	1	0	0	1	2												
Todd Greene, R OBP: 0.313, SLG: 0.365 (1, 2)										4	2	2	0	0	0	1												
Clay Bellinger, R OBP: 0.208, SLG: 0.432 (8, 6)										2	2	0	1	1	0	0												
Inning Stats	R: 3 E: 0 K: 2 S: 13	H: 3 LOB: 1 BB: 1 P: 24	R: 4 E: 0 K: 1 S: 18	H: 3 LOB: 0 BB: 0 P: 26	R: 0 E: 0 K: 1 S: 7	H: 0 LOB: 0 BB: 0 P: 10	R: 0 E: 0 K: 1 S: 10	H: 0 LOB: 0 BB: 0 P: 14	R: 1 E: 1 K: 0 S: 14	H: 1 LOB: 1 BB: 1 P: 23	R: 3 E: 1 K: 1 S: 20	H: 3 LOB: 2 BB: 2 P: 36	R: 1 E: 0 K: 1 S: 15	H: 1 LOB: 1 BB: 1 P: 26	R: 0 E: 0 K: 1 S: 7	H: 0 LOB: 0 BB: 0 P: 10	1B: 6 2B: 3 3B: 0 HR: 2	SF: 0 SAC: 1 DP: 0 HBP: 1	WP: 0 PB: 0 CS: 0	PA: 41								
PITCHER	IP	WLS	BF	H	R	ER	SO	BB	IBB	HBP	BLK	WP	HR	S	P	ERA	WHIP											
Ryan Rupe, R ERA: 6.95	(1, 1)	5.2	L	30	9	11	10	3	0	1	0	0	0	2	70	112	15.88	2.118										
Jason Standridge, R ERA: 0.75	(6, 1)	2.1		11	2	1	1	2	2	0	0	0	0	34	57	3.86	1.714											

Batter	1	2	3	4	5	6	7	8	9	AB	R	H	RBI	BB	SO	LOB	TOP					
Jason Tyner, L (1, 7) OBP: 0.308, SLG: 0.314	F5	FC8-5	G4-3			G1-3		BB 1B		5	1	1	0	0	0	4	Tampa Bay Devil Rays @ Minnesota Twins Hubert H. Humphrey Metrodome, Minneapolis, MN Fri Aug 17 2001, 8:05 PM EDT Att: 18,079 - Dome - 72 F livebaseballscorecards.com					
Brent Abernathy, R (1, 4) OBP: 0.371, SLG: 0.441	P6		HBP 2B			K		BB 1B		4	2	1	0	1	1	2						
Greg Vaughn, R (1, 10) OBP: 0.326, SLG: 0.445	1B HBP		F7	CS BB		K2-3		BB 1B		2	0	0	1	2	1							
Ben Grieve, L (1, 9) OBP: 0.361, SLG: 0.370	1B		1B HBP	K			K	BB 1B		4	1	2	2	1	2	1						
Randy Winn, S (1, 8) OBP: 0.349, SLG: 0.410	K		1B HBP	K			F7	G5-3		4	1	0	0	0	2	5						
Aubrey Huff, L (1, 3) OBP: 0.292, SLG: 0.355		1B	HBP 1B			G3			F8	5	2	2	1	0	1	0						
Russ Johnson, R (1, 5) OBP: 0.380, SLG: 0.419	S 1B	2B	HBP 1B					K	F8	5	1	3	3	0	1	0						
Chris Gomez, R (1, 6) OBP: 0.281, SLG: 0.348	2H 1B	1B	2H 2B					K	F8	3	1	1	0	1	0	1						
John Flaherty, R (1, 2) OBP: 0.259, SLG: 0.343	1-2 2-3 P6		1-2 2-3 HBP			G6-3		F9		4	0	1	2	0	0	4						
Inning Stats	R: 0 E: 0 K: 1 S: 10	H: 1 LOB: 2 BB: 0 P: 16	R: 1 E: 0 K: 0 S: 9	H: 3 LOB: 1 BB: 0 P: 14	R: 5 E: 0 K: 0 S: 16	H: 4 LOB: 2 BB: 1 P: 30	R: 0 E: 0 K: 2 S: 7	H: 0 LOB: 1 BB: 1 P: 14	R: 0 E: 0 K: 0 S: 9	H: 1 LOB: 1 BB: 0 P: 16	R: 0 E: 0 K: 2 S: 10	H: 0 LOB: 0 BB: 0 P: 14	R: 0 E: 0 K: 2 S: 10	H: 0 LOB: 0 BB: 0 P: 14	R: 3 E: 0 K: 1 S: 13	H: 2 LOB: 2 BB: 3 P: 29	R: 0 E: 0 K: 0 S: 7	H: 0 LOB: 0 BB: 0 P: 10	1B: 7 2B: 6 3B: 0 HR: 0	SF: 0 SAC: 0 DP: 2 HBP: 3	WP: 0 PB: 0 CS: 1	PA: 44
PITCHER	IP	WLS	BF	H	R	ER	SO	BB	IBB	HBP	BLK	WP	HR	S	P	ERA	WHIP					
Rick Reed, R (1, 1) ERA: 3.97	2.1	L	18	8	6	6	1	1	0	3	0	0	0	32	57	23.14	3.857					
Hector Carrasco, R (3, 1) ERA: 4.73	3.2		12	1	0	0	4	1	0	0	0	0	0	29	46	0.00	0.545					
Eddie Guardado, L (7, 1) ERA: 3.1	1.0		3	0	0	0	2	0	0	0	0	0	0	10	14	0.00	0.000					
LaTroy Hawkins, R (8, 1) ERA: 5.77	0.2		6	1	3	3	1	3	0	0	0	0	0	10	24	40.50	6.000					
Travis Miller, L (8, 1) ERA: 4.69	1.1		5	1	0	0	0	0	0	0	0	0	0	10	15	0.00	0.750					

Batter	1	2	3	4	5	6	7	8	9	AB	R	H	RBI	BB	SO	LOB	BOTTOM					
Luis Rivas, R (1, 4) OBP: 0.305, SLG: 0.349	G4-3		F9			BB 1B			G3 PB	5	1	3	0	0	0	0	Tampa Bay Devil Rays @ Minnesota Twins Hubert H. Humphrey Metrodome, Minneapolis, MN Fri Aug 17 2001, 8:05 PM EDT Att: 18,079 - Dome - 72 F livebaseballscorecards.com					
Cristian Guzman, S (1, 6) OBP: 0.348, SLG: 0.504						1B			1B	2	0	1	0	1	0	1						
Jason Maxwell, R (9, 6) OBP: 0.300, SLG: 0.311						1B				0	0	0	0	0	0	0						
Denny Hocking, S (9, PH) OBP: 0.308, SLG: 0.320	S HBP		WP			BB			G3 BB	0	0	0	0	1	0	0						
Doug Mientkiewicz, L (1, 3) OBP: 0.391, SLG: 0.593	K		G1-3					G3	G3	5	0	1	2	0	1	4						
David Ortiz, L (1, 10) OBP: 0.356, SLG: 0.536	G1-3					1B				5	0	0	0	0	0	5						
Corey Koskie, L (1, 5) OBP: 0.368, SLG: 0.484		F7				B1-3				3	1	1	0	1	0	0						
Torii Hunter, R (1, 8) OBP: 0.294, SLG: 0.478		G5-3				F7				4	1	1	2	0	1	1						
Jacque Jones, L (1, 7) OBP: 0.325, SLG: 0.401						F7				3	0	0	0	1	0	1						
John Barnes, R (1, 9) OBP: 0.310, SLG: 0.408		F7								4	0	0	0	0	0	1						
A.J. Pierzynski, L (1, 2) OBP: 0.310, SLG: 0.408			G3			G3-1				4	1	1	0	0	0	0						
Inning Stats	R: 0 E: 0 K: 1 S: 11	H: 0 LOB: 1 BB: 0 P: 18	R: 0 E: 0 K: 0 S: 6	H: 0 LOB: 1 BB: 1 P: 12	R: 0 E: 0 K: 0 S: 11	H: 1 LOB: 1 BB: 0 P: 16	R: 0 E: 0 K: 1 S: 12	H: 0 LOB: 1 BB: 1 P: 24	R: 1 E: 0 K: 0 S: 13	H: 2 LOB: 2 BB: 1 P: 25	R: 0 E: 0 K: 0 S: 7	H: 0 LOB: 0 BB: 0 P: 11	R: 0 E: 0 K: 0 S: 7	H: 1 LOB: 1 BB: 0 P: 10	R: 2 E: 0 K: 0 S: 12	H: 2 LOB: 2 BB: 0 P: 19	R: 1 E: 0 K: 0 S: 11	H: 2 LOB: 2 BB: 1 P: 28	1B: 6 2B: 1 3B: 0 HR: 1	SF: 0 SAC: 0 DP: 0 HBP: 1	WP: 2 PB: 1 CS: 0	PA: 40
PITCHER	IP	WLS	BF	H	R	ER	SO	BB	IBB	HBP	BLK	WP	HR	S	P	ERA	WHIP					
Tanyon Sturtze, R (1, 1) ERA: 4.61	7.0	W	29	4	1	1	2	3	0	1	0	0	0	67	116	1.29	1.000					
Travis Phelps, R (8, 1) ERA: 3.49	2.0		11	4	3	3	0	1	0	0	0	0	1	23	47	13.50	2.500					

Batter	1	2	3	4	5	6	7	8	9	AB R H RBI BB SO LOB	TOP									
Damian Rolls, R OBP: 0.305, SLG: 0.338 (1, 8)	4-0 FC5-4 1B BB	0-3 K			0-3 K		1-3 K		0-0 CS 1B	4 1 1 0 1 3 1	Tampa Bay Devil Rays @ Minnesota Twins Sun Aug 19 2001, 2:05 PM EDT Att: 35,287 - Dome - 72 F Hubert H. Humphrey Metrodome, Minneapolis, MN livebaseballscorecards.com									
Randy Winn, S OBP: 0.352, SLG: 0.417 (1, 9)	2-1 FC5-4 1B		2-0 G6-3			0-2 1B 2B	0-2 G6-3		1-0 CS	4 1 2 0 0 0 1										
Ben Grieve, L OBP: 0.361, SLG: 0.369 (1, 7)	3-2 FC5-4 1B		3-1 F7			0-0 1B			2-3 K	4 1 1 0 0 1 2										
Greg Vaughn, R OBP: 0.325, SLG: 0.441 (1, 10)	0-1 F8		0-1 G5-3			2-1 1B			4-2 1B G3 BB	3 1 1 1 1 0 2										
Toby Hall, R OBP: 0.386, SLG: 0.472 (1, 2)	1-2 1B		0-2 G5-3			0-0 F7			1-1 G3	4 0 1 2 0 0 3										
18 Jared Sandberg, R OBP: 0.308, SLG: 0.361 (1, 5)	1-3 K		3-3 K			1-3 K			1-0 FC4-6 1B	4 0 1 1 0 3 3										
Aubrey Huff, L OBP: 0.286, SLG: 0.347 (1, 3)		2-3 K			0-1 P6				2-2 FC4-6 1B	4 0 0 0 0 2 3										
Chris Gomez, R OBP: 0.284, SLG: 0.351 (1, 6)		2-2 F3			3-2 G5-3		1-0 SH1-4 2B		0-2 G4-3	4 0 1 0 0 0 0										
Felix Martinez, S OBP: 0.286, SLG: 0.304 (1, 4)		1-1 HR			1-0 F7		0-0 SH1-4		1-1 F9	3 1 1 1 0 0 0										
Inning Stats	R: 2 H: 2 E: 0 K: 1 S: 16	H: 2 LOB: 1 BB: 1 P: 27	R: 1 H: 1 E: 0 K: 2 S: 12	H: 1 LOB: 0 BB: 0 P: 17	R: 0 H: 0 E: 0 K: 0 S: 5	H: 0 LOB: 0 BB: 0 P: 10	R: 0 H: 0 E: 0 K: 1 S: 10	H: 0 LOB: 0 BB: 0 P: 13	R: 0 H: 0 E: 0 K: 1 S: 11	H: 3 LOB: 2 BB: 0 P: 15	R: 0 H: 1 E: 0 K: 1 S: 8	H: 1 LOB: 1 BB: 0 P: 10	R: 1 H: 1 E: 0 K: 0 S: 13	H: 1 LOB: 1 BB: 1 P: 23	R: 0 H: 1 E: 0 K: 0 S: 6	H: 1 LOB: 0 BB: 0 P: 8	1B: 6 2B: 2 3B: 0 HR: 1	SF: 0 SAC: 1 DP: 0 HBP: 0	WP: 0 PB: 0 SB: 1 CS: 1	PA: 38
PITCHER	IP WLS BF H R ER SO BB IBB HBP BLK WP HR S P ERA WHIP																			
Eric Milton, L ERA: 4.39 (1, 1)	7.2 L 33 8 5 5 9 2 0 0 0 0 0 1 86 128 5.87 1.304																			
Travis Miller, L ERA: 4.54 (8, 1)	0.1 1 0 0 0 0 0 0 0 0 0 0 0 3 5 0.00 0.000																			
Bob Wells, R ERA: 4.84 (9, 1)	1.0 3 1 0 0 0 0 0 0 0 0 0 0 6 8 0.00 1.000																			

Batter	1	2	3	4	5	6	7	8	9	AB R H RBI BB SO LOB	BOTTOM											
Luis Rivas, R OBP: 0.308, SLG: 0.353 (1, 4)	1-0 F9		1-3 K			3-1 G1-3 3B		4-2 DI BB		3 1 1 0 1 1 1	Tampa Bay Devil Rays @ Minnesota Twins Sun Aug 19 2001, 2:05 PM EDT Att: 35,287 - Dome - 72 F Hubert H. Humphrey Metrodome, Minneapolis, MN livebaseballscorecards.com											
Cristian Guzman, S OBP: 0.347, SLG: 0.499 (1, 6)	2-1 G4-3		2-3 K			1-2 G1-3		0-2 G3		4 0 0 1 0 1 1												
Doug Mientkiewicz, L OBP: 0.393, SLG: 0.596 (1, 3)	2-3 K		0-0 1B			3-2 2B			1-2 F8 DI 1B	4 0 3 0 0 1 0												
David Ortiz, L OBP: 0.347, SLG: 0.516 (1, 10)		1-1 F7			0-1 F9		3-2 F7		3-2 F8	4 0 0 0 0 0 3												
Tori Hunter, R OBP: 0.291, SLG: 0.470 (1, 8)		0-3 K			0-1 F9		1-1 F9		2-3 K	4 0 0 0 0 2 2												
Brian Buchanan, R OBP: 0.347, SLG: 0.496 (1, 9)		0-3 K			2-3 K		0-3 K		4-2 DI BB	2 0 0 0 0 2 0												
Denny Hocking, S OBP: 0.309, SLG: 0.319 (7, PH) (8, 9)										1 0 0 0 1 1 0												
Corey Koskie, L OBP: 0.366, SLG: 0.494 (1, 5)			2-3 K			0-2 F9		1-3 K		4 0 0 0 0 3 2												
John Barnes, R OBP: 0.158, SLG: 0.059 (1, 7)			0-0 F9			1-1 G5-3		1-2 G5-3		3 0 0 0 0 0 0												
Tom Prince, R OBP: 0.310, SLG: 0.393 (1, 2)			4-1 BB			1-2 G3		0-0 P4		1 0 0 0 1 0 0												
A.J. Pierzynski, L OBP: 0.309, SLG: 0.407 (8, PH) (9, 2)										1 0 0 0 0 0 0												
Inning Stats	R: 0 H: 0 E: 0 K: 1 S: 6	H: 0 LOB: 0 BB: 0 P: 11	R: 0 H: 0 E: 0 K: 2 S: 8	H: 0 LOB: 0 BB: 0 P: 9	R: 0 H: 0 E: 0 K: 2 S: 8	H: 0 LOB: 1 BB: 1 P: 15	R: 0 H: 1 E: 0 K: 1 S: 8	H: 1 LOB: 0 BB: 0 P: 10	R: 0 H: 0 E: 0 K: 1 S: 10	H: 0 LOB: 0 BB: 0 P: 13	R: 1 H: 2 E: 0 K: 0 S: 16	H: 2 LOB: 1 BB: 0 P: 27	R: 0 H: 0 E: 0 K: 2 S: 8	H: 0 LOB: 0 BB: 0 P: 10	R: 0 H: 0 E: 0 K: 0 S: 9	H: 0 LOB: 1 BB: 1 P: 14	R: 0 H: 1 E: 0 K: 2 S: 14	H: 1 LOB: 2 BB: 1 P: 25	1B: 2 2B: 1 3B: 1 HR: 0	SF: 0 SAC: 0 DP: 0 HBP: 0	WP: 0 PB: 0 SB: 0 CS: 0	PA: 34
PITCHER	IP WLS BF H R ER SO BB IBB HBP BLK WP HR S P ERA WHIP																					
Joe Kennedy, L ERA: 4.91 (1, 1)	6.0 W 22 3 1 1 7 1 0 0 0 0 0 0 17 24 1.50 0.667																					
Jesus Colome, R ERA: 2.45 (7, 1)	2.0 H 7 0 0 0 2 1 0 0 0 0 0 0 17 24 0.00 0.500																					
Doug Creek, L ERA: 4.13 (9, 1)	0.1 2 1 0 0 0 0 0 0 0 0 0 0 6 10 0.00 3.000																					
Victor Zambrano, R ERA: 3.81 (9, 1)	0.2 3 0 0 0 2 1 0 0 0 0 0 0 8 15 0.00 1.500																					

Batter	1	2	3	4	5	6	7	8	9	AB	R	H	RBI	BB	SO	LOB	TOP								
6 Melvin Mora, R OBP: 0.333, SLG: 0.365	0-1 S 1B		2-2 F8	0-3 K			1-1 E6 BB	0-0 F9		5	0	1	0	0	1	3									
Larry Bigbie, L OBP: 0.353, SLG: 0.383	3-2 F7		3-2 2B 1B		0-0 HR		4-2 E2 BB	1-0 G4-3		4	2	2	1	1	0	1									
David Segui, S OBP: 0.306, SLG: 0.470	0-0 F8		0-0 1-H 2B		3-3 K		3-3 K	0-0 F5		5	0	1	1	0	2	3									
Jeff Conine, R OBP: 0.392, SLG: 0.465	4-2 FC6-4 BB		1-2 F7		0-0 WP 1B		4-0 G4-6-3 BB	2-0 G6-3		3	0	1	0	2	0	1									
Chris Richard, L OBP: 0.347, SLG: 0.443	2-0 FC6-4 1-2			4-0 G5-3 HR BB	0-2 F7		1-0 G4-6-3 1-2			3	1	0	0	1	0	6									
Cal Ripken Jr., R OBP: 0.308, SLG: 0.416		1-3 K		3-2 G5-3 1-2	1-2 G1-3		1-0 E 1B			4	0	1	0	0	1	2									
Tony Batista, R OBP: 0.284, SLG: 0.417	0-2 F2		2-1 HR		1-2 G5-3		3-2 F7			4	1	1	2	0	0	1									
Brook Fordyce, R OBP: 0.273, SLG: 0.346	2-0 G6-3		2-1 F8		1-3 K		1-2 E4			4	0	0	0	0	1	1									
Jerry Hairston, R OBP: 0.313, SLG: 0.362			0-3 K	0-1 1B		2-3 K	0-1 L6			4	0	1	0	0	2	2									
Inning Stats	R: 0 E: 0 K: 0 S: 9	H: 1 LOB: 2 BB: 1 P: 18	R: 0 E: 0 K: 1 S: 7	H: 0 LOB: 0 BB: 0 P: 10	R: 1 E: 0 K: 1 S: 21	H: 2 LOB: 1 BB: 0 P: 27	R: 2 E: 0 K: 1 S: 12	H: 2 LOB: 1 BB: 1 P: 23	R: 1 E: 0 K: 0 S: 15	H: 2 LOB: 1 BB: 0 P: 19	R: 0 E: 0 K: 2 S: 9	H: 0 LOB: 0 BB: 0 P: 13	R: 0 E: 2 K: 1 S: 9	H: 0 LOB: 2 BB: 2 P: 22	R: 0 E: 0 K: 0 S: 10	H: 1 LOB: 2 BB: 0 P: 15	R: 0 E: 0 K: 0 S: 3	H: 0 LOB: 0 BB: 0 P: 6	1B: 5 2B: 1 3B: 0 HR: 2	SF: 0 SAC: 0 DP: 1 HBP: 0	WP: 1 PB: 0 SB: 2 CS: 0	PA: 40			
PITCHER	IP	WLS	BF	H	R	ER	SO	BB	IBB	HBP	BLK	WP	HR	S	P	ERA	WHIP								
Paul Wilson, R ERA: 6.12	5.0		24	7	4	4	4	2	0	0	0	1	2	64	97	7.20	1.800								
Travis Phelps, R ERA: 3.4	1.1	W	7	0	0	0	3	2	0	0	0	0	0	17	33	0.00	1.500								
Doug Creek, L ERA: 4.08	0.2	H	1	0	0	0	0	0	0	0	0	0	0	1	2	0.00	0.000								
Victor Zambrano, R ERA: 3.56	2.0		8	1	0	0	0	0	0	0	0	0	0	13	21	0.00	0.500								

Baltimore Orioles @ Tampa Bay Devil Rays
Tropicana Field, St. Petersburg, FL
Tue Aug 21 2001, 7:15 PM EDT
Att: 13,247 - Dome - 72 F

AB	36
R	4
H	8
RBI	4
BB	4
SO	7
LOB	20



Batter	1	2	3	4	5	6	7	8	9	AB	R	H	RBI	BB	SO	LOB	BOTTOM								
Jason Tyner, L OBP: 0.315, SLG: 0.322	0-2 BB E BB 1B		1-3 K		0-0 G3		1-1 L5			5	2	2	0	0	1	2									
Brent Abernathy, R OBP: 0.382, SLG: 0.433	0-2 E4 BB BB G6-3		1-1 1B	3-2 1B		1-0 G5-3		3-3 K		5	1	2	1	0	1	2									
Greg Vaughn, R OBP: 0.327, SLG: 0.443	4-2 G6-3 BB 1-2 2-3 BB		0-0 F5	1-1 F8		0-0 S 2B		1-2 FC6-4 1B		4	0	2	1	1	0	2									
Ben Grieve, L OBP: 0.361, SLG: 0.366	4-1 G6-3 1-2 2-3 3-H BB		4-0 1B BB		0-1 G3-1		3-2 G4-3		3-2 F8		3	0	0	1	2	0									
Toby Hall, R OBP: 0.371, SLG: 0.448	1-0 G6-3 1-2 2-3 3-H		1-1 1B		1-1 F7		1-2 F9		1-1 FC6-4		5	0	1	0	0	3									
Randy Winn, S OBP: 0.354, SLG: 0.428	1-1 G4-3		2-3 K		1-0 HR		2-2 18 S G6-3 HR 1B			4	2	2	1	0	1	4									
Aubrey Huff, L OBP: 0.289, SLG: 0.352		0-1 1B	2-3 K		0-1 2B		0-2 G6-3			4	0	2	0	0	1	4									
1B Jared Sandberg, R OBP: 0.302, SLG: 0.333		1-3 K		0-2 F7		1-3 K		4-2 HR BB		3	1	0	0	1	2	2									
Chris Gomez, R OBP: 0.288, SLG: 0.376		0-2 F9		3-2 G3 1B 2B		1-0 G4-3		0-1 HR		4	2	2	3	0	0	1									
Inning Stats	R: 2 E: 1 K: 0 S: 15	H: 1 LOB: 1 BB: 2 P: 25	R: 0 E: 0 K: 2 S: 11	H: 1 LOB: 0 BB: 0 P: 13	R: 0 E: 0 K: 2 S: 12	H: 2 LOB: 3 BB: 1 P: 22	R: 1 E: 0 K: 0 S: 14	H: 2 LOB: 1 BB: 0 P: 21	R: 1 E: 0 K: 1 S: 11	H: 2 LOB: 1 BB: 0 P: 14	R: 1 E: 0 K: 0 S: 7	H: 2 LOB: 1 BB: 0 P: 13	R: 3 E: 0 K: 0 S: 15	H: 2 LOB: 0 BB: 1 P: 23	R: 0 E: 0 K: 1 S: 16	H: 1 LOB: 1 BB: 0 P: 24	1B: 6 2B: 5 3B: 0 HR: 2	SF: 0 SAC: 0 DP: 1 HBP: 0	WP: 0 PB: 0 SB: 2 CS: 0	PA: 41					
PITCHER	IP	WLS	BF	H	R	ER	SO	BB	IBB	HBP	BLK	WP	HR	S	P	ERA	WHIP								
Jose Mercedes, R ERA: 5.76	5.2	L	30	10	5	3	5	3	0	0	0	0	1	67	102	4.76	2.294								
B.J. Ryan, L ERA: 4.85	0.1		1	0	0	0	0	0	0	0	0	0	0	3	6	0.00	0.000								
Alan Mills, R ERA: 7.71	2.0		10	3	3	3	1	1	0	0	0	0	1	31	47	13.50	2.000								

Baltimore Orioles @ Tampa Bay Devil Rays
Tropicana Field, St. Petersburg, FL
Tue Aug 21 2001, 7:15 PM EDT
Att: 13,247 - Dome - 72 F


AB	37
R	8
H	13
RBI	7
BB	4
SO	6
LOB	22



Batter	1	2	3	4	5	6	7	8	9	AB	R	H	RBI	BB	SO	LOB	TOP					
Ray Durham, S OBP: 0.333, SLG: 0.444	G3		1B 14 2B		G1-3		F7			4	1	1	0	0	0	1						
Jose Valentin, S OBP: 0.341, SLG: 0.525	K		1B 14 2B WP		F8		K			4	1	1	0	0	2	1						
Magglio Ordonez, R OBP: 0.374, SLG: 0.529	F9		1B 14 2B BB		F9			G4-3		3	1	0	0	1	0	1						
14 Paul Konerko, R OBP: 0.343, SLG: 0.529		HR				G5-4-3 1B		G5-3		4	2	3	4	0	0	0						
Jeff Liefer, L OBP: 0.279, SLG: 0.493	G6-3		P6			G5-4-3 BB		F7		3	0	0	0	1	0	1						
Carlos Lee, R OBP: 0.326, SLG: 0.501	L4				F8				F7	4	0	0	0	0	0	2						
Aaron Rowand, R OBP: 0.406, SLG: 0.500						G5-4-3				0	0	0	0	0	0	0						
Chris Singleton, L OBP: 0.309, SLG: 0.402	G1-3				K			G3		4	0	1	1	0	1	0						
Royce Clayton, R OBP: 0.282, SLG: 0.352			K		K			K		4	0	1	0	0	3	0						
Mark Johnson, L OBP: 0.336, SLG: 0.310			F7			G1-3 HBP		L4		2	0	0	0	0	0	0						
Inning Stats	R: 0 E: 0 K: 1 S: 5	H: 0 LOB: 0 BB: 0 P: 9	R: 1 E: 0 K: 0 S: 11	H: 1 LOB: 0 BB: 0 P: 12	R: 3 E: 0 K: 1 S: 13	H: 3 LOB: 1 BB: 1 P: 25	R: 0 E: 0 K: 2 S: 10	H: 0 LOB: 0 BB: 0 P: 15	R: 0 E: 0 K: 0 S: 5	H: 0 LOB: 1 BB: 0 P: 14	R: 1 E: 0 K: 0 S: 9	H: 3 LOB: 2 BB: 1 P: 15	R: 0 E: 0 K: 1 S: 8	H: 0 LOB: 0 BB: 0 P: 13	R: 0 E: 0 K: 0 S: 6	H: 0 LOB: 0 BB: 0 P: 9	R: 0 E: 0 K: 1 S: 5	H: 0 LOB: 0 BB: 0 P: 7	1B: 5 2B: 1 3B: 0 HR: 1	SF: 0 SAC: 0 DP: 1 HBP: 1	WP: 1 PB: 0 CS: 0	PA: 35
PITCHER	IP	WLS	BF	H	R	ER	SO	BB	IBB	HBP	BLK	WP	HR	S	P	ERA	WHIP					
Tanyon Sturtze, R ERA: 4.66	(1, 1)	8.1	L	33	7	5	5	2	0	0	0	1	1	68	113	5.40	1.080					
Doug Creek, L ERA: 4.0	(9, 1)	0.2		2	0	0	0	1	0	0	0	0	0	4	6	0.00	0.000					

Chicago White Sox @ Tampa Bay Devil Rays
Tropicana Field, St. Petersburg, FL
Fri Aug 24 2001, 7:15 PM EDT
Att: 10,650 - Dome - 72 F


AB 32
R 5
H 7
RBI 5
BB 2
SO 6
LOB 6



Batter	1	2	3	4	5	6	7	8	9	AB	R	H	RBI	BB	SO	LOB	BOTTOM					
Brent Abernathy, R OBP: 0.358, SLG: 0.435	K		G4-3 1B 2B		F8		L5			4	1	1	0	0	1	0						
Ben Griewe, L OBP: 0.364, SLG: 0.369	K		G4-3		G3					4	0	1	0	0	1	1						
Greg Vaughn, R OBP: 0.325, SLG: 0.437	G1-3		G4-3 1B		F7		F7			4	0	1	1	0	0	1						
Toby Hall, R OBP: 0.360, SLG: 0.451		SH1-3 1B 1B	G4-3		G1-3					4	1	2	0	0	0	1						
Randy Winn, S OBP: 0.358, SLG: 0.438		SH1-3 1B 1B	G1-3		G1-3					4	1	2	0	0	0	2						
18 Jared Sandberg, R OBP: 0.345, SLG: 0.380		SH1-3			F7					2	0	0	0	1	0	0						
Steve Cox, L OBP: 0.297, SLG: 0.396					K					4	0	1	2	0	1	2						
Chris Gomez, R OBP: 0.282, SLG: 0.363		P4			F8					4	0	0	0	0	0	1						
Damian Rolls, R OBP: 0.305, SLG: 0.352		G6-3								3	1	1	1	0	0	1						
Jason Tyner, L OBP: 0.317, SLG: 0.331					F3					1	0	0	0	0	0	0						
Inning Stats	R: 0 E: 0 K: 2 S: 9	H: 0 LOB: 0 BB: 0 P: 11	R: 2 E: 0 K: 0 S: 10	H: 3 LOB: 1 BB: 0 P: 16	R: 1 E: 0 K: 0 S: 12	H: 2 LOB: 1 BB: 0 P: 19	R: 0 E: 0 K: 1 S: 10	H: 0 LOB: 0 BB: 0 P: 16	R: 0 E: 0 K: 0 S: 8	H: 0 LOB: 0 BB: 0 P: 14	R: 0 E: 0 K: 0 S: 12	H: 1 LOB: 2 BB: 1 P: 23	R: 1 E: 0 K: 0 S: 7	H: 2 LOB: 1 BB: 0 P: 12	R: 0 E: 0 K: 0 S: 4	H: 1 LOB: 0 BB: 0 P: 6	R: 0 E: 0 K: 0 S: 4	H: 0 LOB: 0 BB: 0 P: 6	1B: 6 2B: 2 3B: 0 HR: 1	SF: 0 SAC: 1 DP: 0 HBP: 0	WP: 0 PB: 0 CS: 1	PA: 36
PITCHER	IP	WLS	BF	H	R	ER	SO	BB	IBB	HBP	BLK	WP	HR	S	P	ERA	WHIP					
56 Mark Buehrle, L ERA: 3.06	(1, 1)	6.2	W	29	8	4	4	0	0	0	0	0	0	66	108	5.40	1.350					
Kip Wells, R ERA: 4.21	(7, 1)	1.1	H	4	1	0	0	0	0	0	0	0	0	6	9	0.00	0.750					
Keith Foulke, R ERA: 2.44	(9, 1)	1.0	S	3	0	0	0	0	0	0	0	0	0	4	6	0.00	0.000					

Chicago White Sox @ Tampa Bay Devil Rays
Tropicana Field, St. Petersburg, FL
Fri Aug 24 2001, 7:15 PM EDT
Att: 10,650 - Dome - 72 F

AB 34
R 4
H 9
RBI 4
BB 1
SO 3
LOB 9



Batter	1	2	3	4	5	6	7	8	9	AB	R	H	RBI	BB	SO	LOB	TOP					
51 Ichiro Suzuki, L (1, 9) OBP: 0.391, SLG: 0.462	1-1 1B	2-2 1B			0-1 F7					3	0	2	0	0	0	0	Seattle Mariners @ Tampa Bay Devil Rays Tropicana Field, St. Petersburg, FL Tue Aug 28 2001, 7:15 PM EDT Att: 11,687 - Dome - 72 F livebaseballscorecards.com					
Mark McLemore, S (1, 6) OBP: 0.399, SLG: 0.387	1-3 K	1-3 K			0-0 F8					4	0	0	0	0	2	5						
Edgar Martinez, R (1, 10) OBP: 0.428, SLG: 0.545	1-2 1B			3-3 K	1-0 1B				2-3 K	4	0	2	0	0	2	0						
John Olerud, L (1, 3) OBP: 0.402, SLG: 0.468	1-2 F7			2-2 G3	0-1 F8				1-1 G6-3	4	0	0	0	0	0	3						
Bret Boone, R (1, 4) OBP: 0.359, SLG: 0.559	3-3 K			0-1 1B		1-2 L8			3-2 F7	4	0	1	0	0	1	2						
Al Martin, L (1, 7) OBP: 0.332, SLG: 0.383		0-1 51 HBP 1B		0-0 L6		0-1 G3-1			3-3 K	4	0	1	0	0	1	1						
Mike Cameron, R (1, 8) OBP: 0.349, SLG: 0.485		1-0 51 HBP 1B		1-3 K		1-3 K			1-3 K	3	0	0	0	0	3	0						
David Bell, R (1, 5) OBP: 0.303, SLG: 0.416		0-0 F5		0-1 F8		0-0 F2			0-1 P6	4	0	0	0	0	0	2						
Dan Wilson, R (1, 2) OBP: 0.310, SLG: 0.383		2-3 K		1-2 F9		1-0 F7				3	0	0	0	0	1	2						
Inning Stats	R: 0 E: 0 K: 2 S: 17	H: 2 LOB: 2 BB: 0 P: 24	R: 0 E: 0 K: 2 S: 11	H: 1 LOB: 3 BB: 0 P: 17	R: 0 E: 0 K: 1 S: 11	H: 1 LOB: 1 BB: 0 P: 16	R: 0 E: 0 K: 1 S: 8	H: 0 LOB: 0 BB: 0 P: 10	R: 0 E: 0 K: 0 S: 6	H: 1 LOB: 1 BB: 0 P: 7	R: 0 E: 0 K: 1 S: 9	H: 0 LOB: 0 BB: 0 P: 11	R: 0 E: 0 K: 0 S: 8	H: 1 LOB: 1 BB: 0 P: 13	R: 0 E: 0 K: 1 S: 9	H: 0 LOB: 0 BB: 0 P: 15	R: 0 E: 0 K: 2 S: 9	H: 0 LOB: 0 BB: 0 P: 13	1B: 6 2B: 0 3B: 0 HR: 0	SF: 0 SAC: 0 DP: 0 HBP: 2	WP: 0 PB: 0 CS: 0	PA: 35
PITCHER	IP	WLS	BF	H	R	ER	SO	BB	IBB	HBP	BLK	WP	HR	S	P	ERA	WHIP					
Paul Wilson, R (1, 1) ERA: 5.75	7.0	W	29	6	0	0	7	0	0	2	0	0	0	70	98	0.00	0.857					
Doug Creek, L (8, 1) ERA: 3.3	1.0		3	0	0	0	1	0	0	0	0	0	0	9	15	0.00	0.000					
Travis Phelps, R (9, 1) ERA: 3.63	1.0		3	0	0	0	2	0	0	0	0	0	0	9	13	0.00	0.000					

Batter	1	2	3	4	5	6	7	8	9	AB	R	H	RBI	BB	SO	LOB	BOTTOM				
Jason Tyner, L (1, 7) OBP: 0.318, SLG: 0.338	1-1 G6-3		1-0 FC6-4 1B		1-2 G3-1	0-0 G4-6-3		1-2 G2-3		5	0	1	0	0	0	3	Seattle Mariners @ Tampa Bay Devil Rays Tropicana Field, St. Petersburg, FL Tue Aug 28 2001, 7:15 PM EDT Att: 11,687 - Dome - 72 F livebaseballscorecards.com				
Brent Abernathy, R (1, 4) OBP: 0.348, SLG: 0.418	1-0 2B 1B		0-0 FC6-4 FC6-4		2-2 L1		2-2 F5			4	1	1	0	0	0	1					
Greg Vaughn, R (1, 10) OBP: 0.334, SLG: 0.446	0-1 1B 1-3 2B		1-0 FC6-4			2-1 1B 1B	4-2 2B BB			3	1	2	0	1	0	1					
Steve Cox, L (1, 3) OBP: 0.301, SLG: 0.397	0-1 P6		3-1 P4		1-2 F8 E 1B	1-0 2B	1-3 2B			4	1	2	0	0	0	3					
Toby Hall, R (1, 2) OBP: 0.375, SLG: 0.474	1-1 1B			0-1 G4-3 1B 2B	1-0 BB E 1B	1-1 G1-3				4	2	3	2	0	0	2					
Ben Grievie, L (1, 9) OBP: 0.383, SLG: 0.365	2-3 3H K		1-2 G4-3		3-2 F8	3-3 K				4	0	0	0	0	2	7					
Randy Winn, S (1, 8) OBP: 0.359, SLG: 0.435		2-1 G5-3		1-0 CS 1B	3-1 E4 BB BB 1B		1-3 K			4	0	1	2	0	1	1					
Russ Johnson, R (1, 5) OBP: 0.385, SLG: 0.428		2-2 G4-3		3-H F9	1-2 BB BB		0-3 K			3	0	0	0	1	1	1					
Chris Gomez, R (1, 6) OBP: 0.289, SLG: 0.380		1-0 G5-3			4-2 G4-6-3 BB		1-0 IHR			3	1	1	2	1	0	0					
Inning Stats	R: 1 E: 0 K: 1 S: 12	H: 3 LOB: 2 BB: 0 P: 16	R: 0 E: 0 K: 0 S: 6	H: 0 LOB: 0 BB: 0 P: 11	R: 0 E: 0 K: 0 S: 5	H: 1 LOB: 1 BB: 0 P: 10	R: 1 E: 0 K: 0 S: 7	H: 2 LOB: 0 BB: 0 P: 10	R: 0 E: 0 K: 0 S: 8	H: 0 LOB: 0 BB: 0 P: 11	R: 3 E: 1 K: 0 S: 19	H: 3 LOB: 2 BB: 2 P: 37	R: 0 E: 0 K: 1 S: 12	H: 1 LOB: 2 BB: 1 P: 23	R: 1 E: 0 K: 2 S: 10	H: 1 LOB: 0 BB: 0 P: 13	1B: 7 2B: 3 3B: 0 HR: 1	SF: 0 SAC: 0 DP: 1 HBP: 0	WP: 0 PB: 0 CS: 1	PA: 37	
PITCHER	IP	WLS	BF	H	R	ER	SO	BB	IBB	HBP	BLK	WP	HR	S	P	ERA	WHIP				
Joel Pineiro, R (1, 1) ERA: 2.35	5.1	L	25	9	5	4	1	0	0	0	0	0	0	49	79	6.75	1.688				
Jose Paniagua, R (6, 1) ERA: 4.09	1.0		5	0	0	0	0	3	0	0	0	0	0	14	28	0.00	3.000				
Ryan Franklin, R (7, 1) ERA: 3.55	1.2		7	2	1	1	3	0	0	0	0	0	0	16	24	5.40	1.200				

Batter	1	2	3	4	5	6	7	8	9	AB	R	H	RBI	BB	SO	LOB	TOP					
51 Ichiro Suzuki, L (1, 9) OBP: 0.382, SLG: 0.463										4	1	2	0	0	0	1	Seattle Mariners @ Tampa Bay Devil Rays Tropicana Field, St. Petersburg, FL Wed Aug 29 2001, 7:15 PM EDT Att: 12,792 - Dome - 72 F					
Mike Cameron, R (1, 8) OBP: 0.346, SLG: 0.481										4	0	0	0	0	1	3						
Edgar Martinez, R (1, 10) OBP: 0.431, SLG: 0.555										4	2	3	1	0	1	0						
John Olerud, L (1, 3) OBP: 0.403, SLG: 0.471										4	1	2	0	0	0	1						
Bret Boone, R (1, 4) OBP: 0.360, SLG: 0.564										4	1	2	3	0	0	1						
Al Martin, L (1, 7) OBP: 0.331, SLG: 0.379 Charles Gipson, R (8, 7) OBP: 0.216, SLG: 0.217										3	0	0	0	1	0	0						
Carlos Guillen, S (1, 6) OBP: 0.313, SLG: 0.330										4	0	0	0	0	1	2						
David Bell, R (1, 5) OBP: 0.303, SLG: 0.413										3	0	0	0	1	1	0						
Tom Lampkin, L (1, 2) OBP: 0.301, SLG: 0.337										4	0	1	0	0	1	0						
Inning Stats	R: 2 H: 3 E: 0 K: 0 S: 13	H: 3 LOB: 2 BB: 1 P: 23	R: 0 H: 1 E: 0 K: 0 S: 6	H: 1 LOB: 1 BB: 1 P: 15	R: 0 H: 2 E: 0 K: 0 S: 14	H: 2 LOB: 0 BB: 0 P: 15	R: 0 H: 0 E: 0 K: 1 S: 7	H: 0 LOB: 0 BB: 0 P: 8	R: 0 H: 0 E: 0 K: 1 S: 7	H: 2 LOB: 0 BB: 0 P: 19	R: 0 H: 1 E: 0 K: 0 S: 7	H: 1 LOB: 1 BB: 0 P: 11	R: 1 H: 1 E: 0 K: 0 S: 7	H: 1 LOB: 0 BB: 0 P: 10	R: 0 H: 0 E: 0 K: 1 S: 6	H: 0 LOB: 0 BB: 0 P: 10		1B: 7 2B: 1 3B: 0 HR: 2	SF: 0 SAC: 0 DP: 1 HBP: 0	WP: 0 PB: 0 CS: 1	PA: 37	
PITCHER	IP WLS BF H R ER SO BB IBB HBP BLK WP HR S P ERA WHIP																					
Tanyon Sturtze, R (1, 1) ERA: 4.7	8.0 L 33 10 5 5 4 2 0 0 0 0 2 74 114 5.62 1.500																					
Bobby Seay, L (9, 1) ERA: 2.45	1.0 3 0 0 0 1 0 0 0 0 0 0 6 10 0.00 0.000																					
Batter	1	2	3	4	5	6	7	8	9	AB	R	H	RBI	BB	SO	LOB	BOTTOM					
Jason Tyner, L (1, 7) OBP: 0.324, SLG: 0.341										3	1	2	0	0	0	0	Seattle Mariners @ Tampa Bay Devil Rays Tropicana Field, St. Petersburg, FL Wed Aug 29 2001, 7:15 PM EDT Att: 12,792 - Dome - 72 F					
Brent Abernathy, R (1, 4) OBP: 0.342, SLG: 0.410										4	0	0	0	0	4							
Steve Cox, L (1, 3) OBP: 0.300, SLG: 0.399										4	0	1	1	0	0							
Greg Vaughn, R (1, 10) OBP: 0.331, SLG: 0.442										4	0	0	0	0	1	1						
Toby Hall, R (1, 2) OBP: 0.357, SLG: 0.450										4	0	0	0	0	2	1						
Randy Winn, S (1, 8) OBP: 0.359, SLG: 0.440										3	1	1	0	0	0							
Ben Grieve, L (1, 9) OBP: 0.362, SLG: 0.365										3	0	1	1	0	1	0						
18 Jared Sandberg, R (1, 5) OBP: 0.306, SLG: 0.333										3	0	0	0	0	1	1						
Chris Gomez, R (1, 6) OBP: 0.286, SLG: 0.374										3	0	0	0	0	2	1						
Inning Stats	R: 0 H: 0 E: 0 K: 0 S: 7	H: 0 LOB: 0 BB: 0 P: 11	R: 0 H: 0 E: 0 K: 2 S: 9	H: 0 LOB: 0 BB: 0 P: 13	R: 0 H: 1 E: 0 K: 1 S: 11	H: 1 LOB: 2 BB: 0 P: 19	R: 0 H: 0 E: 0 K: 0 S: 5	H: 0 LOB: 0 BB: 0 P: 6	R: 1 H: 1 E: 0 K: 1 S: 9	H: 1 LOB: 0 BB: 0 P: 15	R: 0 H: 1 E: 0 K: 0 S: 5	H: 1 LOB: 0 BB: 0 P: 10	R: 0 H: 0 E: 0 K: 1 S: 10	H: 0 LOB: 0 BB: 0 P: 15	R: 0 H: 0 E: 0 K: 2 S: 10	H: 0 LOB: 0 BB: 0 P: 16		R: 1 H: 2 E: 0 K: 0 S: 19	H: 2 LOB: 1 BB: 0 P: 27	1B: 3 2B: 1 3B: 1 HR: 0	SF: 0 SAC: 0 DP: 1 HBP: 1	WP: 0 PB: 0 CS: 0
PITCHER	IP WLS BF H R ER SO BB IBB HBP BLK WP HR S P ERA WHIP																					
Jamie Moyer, L (1, 1) ERA: 3.57	7.0 W 24 3 1 1 5 0 0 1 0 0 0 10 16 0.00 0.429																					
Arthur Rhodes, L (8, 1) ERA: 1.47	1.0 3 0 0 0 2 0 0 0 0 0 0 10 16 0.00 0.000																					
Kazuhiro Sasaki, R (9, 1) ERA: 3.42	1.0 5 2 1 1 0 0 0 0 0 0 0 19 27 9.00 2.000																					

Batter	1	2	3	4	5	6	7	8	9	AB	R	H	RBI	BB	SO	LOB	TOP					
51 Ichiro Suzuki, L (1, 9) OBP: 0.382, SLG: 0.462	G4-3		1B		F7		1B		FC3-6	5	0	2	0	0	0	1						
Mark McLemore, S (1, 6) OBP: 0.365, SLG: 0.381	L9		K2-3		F7		L5		K	5	0	0	0	0	2	4						
Edgar Martinez, R (1, 10) OBP: 0.354, SLG: 0.558 Al Martin, L (6, PR) OBP: 0.331, SLG: 0.379	F7			G3 HR		G5-3		BB	BB	3	1	2	0	1	0	0						
John Olerud, L (1, 3) OBP: 0.404, SLG: 0.470		1B		G3		F7		BB	BB	3	0	1	0	1	0	2						
Bret Boone, R (1, 4) OBP: 0.361, SLG: 0.570		F8		HR		G5-3		FC6-2	BB	4	1	2	3	0	0	2						
Mike Cameron, R (1, 8) OBP: 0.344, SLG: 0.476		F9		P5		K		FC6-2	1B	4	0	0	0	0	1	4						
Stan Javier, S (1, 7) Charles Gipson, R (8, 7) OBP: 0.216, SLG: 0.217		K		F8				FC6-2	G4-6-3	4	0	0	0	0	2	3						
David Bell, R (1, 5) OBP: 0.304, SLG: 0.419			F3		HR		51 1B	G5-3	F3	3	1	1	1	1	0	0						
Dan Wilson, R (1, 2) OBP: 0.309, SLG: 0.381			F5		G6-3		G5-3		51 FC3-6	4	0	1	0	0	0	1						
Inning Stats	R: 0 E: 0 K: 0 S: 6	H: 0 LOB: 0 BB: 0 P: 9	R: 0 E: 0 K: 1 S: 9	H: 1 LOB: 1 BB: 0 P: 12	R: 0 E: 0 K: 1 S: 12	H: 1 LOB: 1 BB: 0 P: 16	R: 2 E: 0 K: 0 S: 13	H: 2 LOB: 0 BB: 0 P: 19	R: 1 E: 0 K: 0 S: 11	H: 1 LOB: 0 BB: 0 P: 14	R: 0 E: 0 K: 1 S: 9	H: 1 LOB: 2 BB: 1 P: 13	R: 0 E: 0 K: 1 S: 11	H: 1 LOB: 1 BB: 1 P: 18	R: 1 E: 0 K: 0 S: 13	H: 1 LOB: 2 BB: 2 P: 27	R: 0 E: 0 K: 1 S: 12	H: 1 LOB: 1 BB: 0 P: 16	1B: 6 2B: 1 3B: 0 HR: 2	SF: 0 SAC: 0 DP: 1 HBP: 0	WP: 0 PB: 0 CS: 0	PA: 38
PITCHER	IP	WLS	BF	H	R	ER	SO	BB	IBB	HBP	BLK	WP	HR	S	P	ERA	WHIP					
Ryan Rupe, R (1, 1) ERA: 6.86	6.2	L	28	7	3	3	4	1	0	0	0	0	2	69	97	4.05	1.200					
Bobby Seay, L (7, 1) ERA: 2.35	0.1	1	0	0	0	0	0	0	0	0	0	0	0	2	4	0.00	0.000					
Travis Phelps, R (8, 1) ERA: 3.74	1.0	5	1	1	1	0	1	2	0	0	0	0	0	13	27	9.00	3.000					
Esteban Yan, R (9, 1) ERA: 4.53	1.0	4	1	0	0	1	1	0	0	0	0	0	0	12	16	0.00	1.000					

Seattle Mariners @ Tampa Bay Devil Rays
Tropicana Field, St. Petersburg, FL
Thu Aug 30 2001, 12:15 PM EDT
Att: 12,260 - Dome - 72 F

AB	35
R	4
H	9
RBI	4
BB	3
SO	5
LOB	17



Batter	1	2	3	4	5	6	7	8	9	AB	R	H	RBI	BB	SO	LOB	BOTTOM					
Jason Tyner, L (1, 8) OBP: 0.322, SLG: 0.339	S		G4-3		F7		K		F7	5	0	1	0	0	1	3						
Ben Grievae, L (1, 10) OBP: 0.363, SLG: 0.368	K		G1-3			1B		BB	G3-1	5	0	2	0	0	1	3						
Greg Vaughn, R (1, 7) OBP: 0.329, SLG: 0.439 Damian Rolls, R (9, 7) OBP: 0.301, SLG: 0.347	K		K			K		HBP		4	0	0	0	0	4	4						
Steve Cox, L (1, 3) OBP: 0.304, SLG: 0.398	G4-3			G4-6-3		K		BB	HBP	3	0	1	0	0	1	2						
Toby Hall, R (1, 2) OBP: 0.352, SLG: 0.440		K		G4-6-3				F9		4	0	1	0	0	1	3						
Randy Winn, S (1, 9) OBP: 0.360, SLG: 0.439	G6-3			1B		G3		BB		3	0	1	0	1	0	2						
Chris Gomez, R (1, 6) OBP: 0.285, SLG: 0.377		2B		G1-3			G5-3	L5		4	0	1	0	0	0	4						
18 Jared Sandberg, R (1, 5) OBP: 0.318, SLG: 0.333		F9			G5-3		WP		BB	3	0	1	0	1	0	1						
Felix Martinez, S (1, 4) OBP: 0.286, SLG: 0.300			G4-3		G4-3		F9		K	4	0	1	0	0	1	2						
Inning Stats	R: 0 E: 0 K: 2 S: 13	H: 1 LOB: 1 BB: 0 P: 19	R: 0 E: 0 K: 1 S: 10	H: 1 LOB: 1 BB: 0 P: 16	R: 0 E: 0 K: 1 S: 7	H: 1 LOB: 1 BB: 0 P: 11	R: 0 E: 0 K: 0 S: 7	H: 2 LOB: 1 BB: 0 P: 15	R: 0 E: 0 K: 0 S: 7	H: 0 LOB: 0 BB: 0 P: 11	R: 0 E: 0 K: 2 S: 12	H: 2 LOB: 2 BB: 0 P: 19	R: 0 E: 0 K: 1 S: 10	H: 1 LOB: 1 BB: 1 P: 17	R: 0 E: 0 K: 1 S: 14	H: 1 LOB: 3 BB: 1 P: 25	R: 0 E: 0 K: 1 S: 8	H: 0 LOB: 1 BB: 1 P: 14	1B: 7 2B: 2 3B: 0 HR: 0	SF: 0 SAC: 0 DP: 1 HBP: 1	WP: 1 PB: 0 CS: 0	PA: 38
PITCHER	IP	WLS	BF	H	R	ER	SO	BB	IBB	HBP	BLK	WP	HR	S	P	ERA	WHIP					
Freddy Garcia, R (1, 1) ERA: 3.17	6.2	W	27	8	0	0	6	0	0	0	0	0	0	62	103	0.00	1.200					
Norm Charlton, L (7, 1) ERA: 3.05	0.2	H	4	1	0	0	2	0	0	1	0	1	0	10	15	0.00	1.500					
Jeff Nelson, R (8, 1) ERA: 2.87	0.2	H	4	0	0	0	0	2	0	0	0	0	0	10	21	0.00	3.000					
Arthur Rhodes, L (9, 1) ERA: 1.45	1.0	3	0	0	0	1	1	0	0	0	0	0	0	8	8	0.00	0.000					

Seattle Mariners @ Tampa Bay Devil Rays
Tropicana Field, St. Petersburg, FL
Thu Aug 30 2001, 12:15 PM EDT
Att: 12,260 - Dome - 72 F

AB	35
R	0
H	9
RBI	0
BB	2
SO	9
LOB	24



Batter	1	2	3	4	5	6	7	8	9	AB	R	H	RBI	BB	SO	LOB	TOP				
Johnny Damon, L (1, 8) OBP: 0.318, SLG: 0.367	F7		1B		G5-3		G4-3		F7	5	1	1	0	0	0	1	Oakland Athletics @ Tampa Bay Devil Rays Tropicana Field, St. Petersburg, FL Fri Aug 31 2001, 7:15 PM EDT Att: 11,230 - Dome - 72 F livebaseballscores.com				
Jeremy Giambi, L (1, 10) OBP: 0.385, SLG: 0.463	F9		2B		HR		1B		K	4	2	2	2	1	1	0					
Jason Giambi, L (1, 3) OBP: 0.472, SLG: 0.645	2B		F5		HR		BB		1B	3	2	2	0	2	0	0					
Jemaine Dye, R (1, 9) OBP: 0.352, SLG: 0.458	2B		K		HR		BB		G3	4	2	2	3	1	1	1					
Eric Chavez, L (1, 5) OBP: 0.320, SLG: 0.494	2B				G1-4-3		SF7			3	0	2	3	0	0	0					
Terrence Long, L (1, 7) OBP: 0.338, SLG: 0.412	G5-3				G1-6-3		L9			4	0	0	0	0	0	4					
Miguel Tejada, R (1, 6) OBP: 0.309, SLG: 0.456			K		F2		F8		G5-3	4	0	0	0	0	1	0					
Greg Myers, L (1, 2) OBP: 0.303, SLG: 0.428	G3-1				G4-3		HR		G4-3	4	1	1	1	0	0	0					
F.P. Santangelo, S (1, 4) OBP: 0.250, SLG: 0.147 Frank Menechino, R (8, 4) OBP: 0.369, SLG: 0.384	F7				E4		P6		F7	4	1	1	0	0	0	0					
Inning Stats	R: 2 E: 0 K: 0 S: 12	H: 2 LOB: 1 BB: 1 P: 19	R: 0 E: 0 K: 1 S: 9	H: 0 LOB: 0 BB: 0 P: 13	R: 1 E: 0 K: 1 S: 14	H: 2 LOB: 0 BB: 0 P: 20	R: 0 E: 0 K: 0 S: 11	H: 1 LOB: 0 BB: 0 P: 17	R: 4 E: 1 K: 0 S: 15	H: 3 LOB: 0 BB: 1 P: 24	R: 1 E: 0 K: 0 S: 11	H: 1 LOB: 2 BB: 2 P: 21	R: 0 E: 0 K: 0 S: 7	H: 0 LOB: 0 BB: 0 P: 9	R: 0 E: 0 K: 1 S: 10	H: 1 LOB: 1 BB: 0 P: 16	1B: 5 2B: 4 3B: 0 HR: 2	SF: 1 SAC: 0 DP: 1 HBP: 0	WP: 0 PB: 0 CS: 0	PA: 40	
PITCHER	IP	WLS	BF	H	R	ER	SO	BB	IBB	HBP	BLK	WP	HR	S	P	ERA	WHIP				
Bryan Rekar, R (1, 1) ERA: 5.98	6.0	L	27	9	8	8	2	1	1	0	0	0	2	72	109	12.00	1.667				
Jesus Colome, R (7, 1) ERA: 3.56	3.0		13	2	1	1	1	2	0	0	0	0	0	28	46	3.00	1.333				

Batter	1	2	3	4	5	6	7	8	9	AB	R	H	RBI	BB	SO	LOB	BOTTOM				
Jason Tyner, L (1, 8) OBP: 0.320, SLG: 0.337	S		E1		G3		F8		G4-3	5	1	1	0	0	0	3	Oakland Athletics @ Tampa Bay Devil Rays Tropicana Field, St. Petersburg, FL Fri Aug 31 2001, 7:15 PM EDT Att: 11,230 - Dome - 72 F livebaseballscores.com				
Brent Abernathy, R (1, 4) OBP: 0.338, SLG: 0.405	F3		BB		F7		F7		G5-3	5	1	1	2	0	0	2					
Greg Vaughn, R (1, 7) OBP: 0.330, SLG: 0.437	K		BB		P3		1B		G5-3	4	1	1	1	1	1	1					
Steve Cox, L (1, 3) OBP: 0.303, SLG: 0.396	G5-3		K		G3		1B			4	0	1	0	0	1	3					
Toby Hall, R (1, 2) OBP: 0.359, SLG: 0.455			G6-3		2B		G5-3			4	0	2	2	0	0	2					
Ben Grievie, L (1, 10) OBP: 0.380, SLG: 0.364	K		F7		G2-3		G1-3			4	0	0	0	0	1	2					
Randy Winn, S (1, 9) OBP: 0.359, SLG: 0.437	K				G4-3		G6-3		1B	4	0	1	0	0	1	1					
1B Jared Sandberg, R (1, 5) OBP: 0.314, SLG: 0.317			G6-3		G5-3		P4		F8	3	0	0	0	0	0	2					
Chris Gomez, R (1, 6) OBP: 0.289, SLG: 0.384			WP		G5-3		1B		K	4	2	2	0	0	1	2					
Inning Stats	R: 0 E: 0 K: 1 S: 11	H: 1 LOB: 0 BB: 0 P: 18	R: 0 E: 0 K: 2 S: 7	H: 0 LOB: 0 BB: 0 P: 8	R: 4 E: 1 K: 1 S: 21	H: 3 LOB: 1 BB: 1 P: 28	R: 0 E: 0 K: 0 S: 9	H: 0 LOB: 1 BB: 0 P: 11	R: 0 E: 0 K: 0 S: 10	H: 1 LOB: 1 BB: 0 P: 12	R: 1 E: 0 K: 0 S: 9	H: 3 LOB: 2 BB: 0 P: 9	R: 0 E: 0 K: 1 S: 10	H: 1 LOB: 1 BB: 0 P: 15	R: 0 E: 0 K: 0 S: 8	H: 0 LOB: 0 BB: 0 P: 12	1B: 7 2B: 2 3B: 0 HR: 0	SF: 0 SAC: 0 DP: 0 HBP: 1	WP: 1 PB: 0 CS: 0	PA: 39	
PITCHER	IP	WLS	BF	H	R	ER	SO	BB	IBB	HBP	BLK	WP	HR	S	P	ERA	WHIP				
Cory Lidle, R (1, 1) ERA: 3.82	6.2	W	30	7	5	2	4	0	0	0	0	0	0	1	1	3.82	1.200				
Mark Guthrie, L (7, 1) ERA: 4.63	0.0		1	1	0	0	0	0	0	0	0	0	0	1	1	∞	∞				
Chad Bradford, R (7, 1) ERA: 2.65	0.1	H	1	0	0	0	0	0	0	0	0	0	0	2	2	0.00	0.000				
Mike Magnante, L (8, 1) ERA: 2.23	1.1		5	1	0	0	1	0	0	0	0	0	0	13	20	0.00	0.750				
Jeff Tam, R (9, 1) ERA: 2.86	0.2		2	0	0	0	0	0	0	0	0	0	0	5	7	0.00	0.000				

AB	35
R	9
H	11
RBI	9
BB	4
SO	3
LOB	6



AB	37
R	5
H	9
RBI	5
BB	1
SO	5
LOB	18



Batter	1	2	3	4	5	6	7	8	9	AB	R	H	RBI	BB	SO	LOB	TOP										
Johnny Damon, L (1, 8) OBP: 0.320, SLG: 0.371	4-2 BB		F7-4-3		B1-3	1-0 1B			2-1 3B	4	0	2	1	1	0	1	Oakland Athletics @ Tampa Bay Devil Rays Tropicana Field, St. Petersburg, FL Sat Sep 01 2001, 4:15 PM EDT Att: 15,944 - Dome - 72 F livebaseballscorecards.com										
Frank Menechino, R (1, 4) OBP: 0.388, SLG: 0.383	0-3 K			0-2 BB 2B	1-2 L6	2-3 K			0-3 K	4	1	1	0	0	2	2											
Jeremy Giambi, L (9, PH) OBP: 0.384, SLG: 0.461										1	0	0	0	0	1	1											
Jason Giambi, L (1, 3) OBP: 0.472, SLG: 0.641	3-2 F8			4-1 2B 1-2 BB		3-1 WP 2B 1B			3-3 K	4	1	1	0	1	2	2											
Jermaine Dye, R (1, 9) OBP: 0.350, SLG: 0.457	2-3 K			1-1 BB		2-2 L4			0-1 G6-3	5	0	1	1	0	1	3											
Olmedo Saenz, R (1, 10) OBP: 0.310, SLG: 0.408		2-3 K		0-3 K		2-2 BB 3B 1B 2B				4	1	1	1	0	3	2											
Terrence Long, L (1, 7) OBP: 0.337, SLG: 0.410		1-3 K		1-3 K		4-0 3B 1B 3B BB			2-2 F7	3	1	0	0	1	2	2											
Miguel Tejada, R (1, 6) OBP: 0.310, SLG: 0.454		1-2 G5-3		2-1 HBP		4-0 3B BB			0-3 K2-3	2	1	0	0	1	1	0											
3 Eric Chavez, L (1, 5) OBP: 0.322, SLG: 0.494			1-2 G6-3	3-3 K		2-2 E1 1B 1B			2-0 1B	4	1	2	1	0	1	3											
Ramon Hernandez, R (1, 2) OBP: 0.317, SLG: 0.386			3-2 F7-4-3 1B		2-2 G4-3				1-0 F7	4	0	1	0	0	1	2											
Inning Stats	R: 0 E: 0 K: 2 S: 11	H: 0 LOB: 1 BB: 1 P: 20	R: 0 E: 0 K: 2 S: 9	H: 0 LOB: 0 BB: 0 P: 13	R: 0 E: 0 K: 0 S: 12	H: 1 LOB: 0 BB: 0 P: 17	R: 1 E: 0 K: 3 S: 17	H: 2 LOB: 3 BB: 1 P: 28	R: 0 E: 0 K: 0 S: 9	H: 0 LOB: 0 BB: 0 P: 12	R: 5 E: 1 K: 2 S: 19	H: 4 LOB: 1 BB: 2 P: 42	R: 0 E: 0 K: 2 S: 9	H: 0 LOB: 0 BB: 0 P: 13	R: 0 E: 0 K: 1 S: 8	H: 1 LOB: 1 BB: 0 P: 13	R: 0 E: 0 K: 2 S: 11	H: 1 LOB: 1 BB: 0 P: 16	1B: 6 2B: 3 3B: 1 HR: 0	SF: 0 SAC: 0 DP: 1 HBP: 1	WP: 1 PB: 0 SB: 0 CS: 0	PA: 40					
PITCHER	IP	WLS	BF	H	R	ER	SO	BB	IBB	HBP	BLK	WP	HR	S	P	ERA	WHIP										
Nick Bierbrodt, L (1, 1) ERA: 6.0	5.1		23	5	3	3	7	2	0	1	0	1	0	66	105	5.06	1.312										
Doug Creek, L (6, 1) ERA: 4.23	0.0	B	3	1	2	2	0	2	0	0	0	0	0	4	14	∞	∞										
Victor Zambrano, R (6, 1) ERA: 3.57	1.2		6	1	1	0	4	0	0	0	0	0	0	16	26	0.00	0.600										
Bobby Seay, L (8, 1) ERA: 2.08	1.0	W	4	1	0	0	1	0	0	0	0	0	0	8	13	0.00	1.000										
Esteban Yan, R (9, 1) ERA: 4.44	1.0	S	4	1	0	0	2	0	0	0	0	0	0	11	16	0.00	1.000										

Batter	1	2	3	4	5	6	7	8	9	AB	R	H	RBI	BB	SO	LOB	BOTTOM										
Jason Tyner, L (1, 8) OBP: 0.321, SLG: 0.341	3-2 L7		0-1 WP S 1B	1-0 F7		0-0 F7		2-0 1B 2B		5	1	2	1	0	0	4	Oakland Athletics @ Tampa Bay Devil Rays Tropicana Field, St. Petersburg, FL Sat Sep 01 2001, 4:15 PM EDT Att: 15,944 - Dome - 72 F livebaseballscorecards.com										
Brent Abernathy, R (1, 4) OBP: 0.341, SLG: 0.416	1-0 F9		3-0 F2		1-2 F8		0-2 HR	3-1 1B BB		4	1	1	1	1	0	1											
Greg Vaughn, R (1, 7) OBP: 0.331, SLG: 0.437	4-2 HR BB		2-0 F5		2-3 K		1-0 P4	0-1 1B		0	1	0	0	1	0	0											
Damian Rolis, R (3, PH) OBP: 0.300, SLG: 0.345			2-3					1-2 2H 1B		4	0	1	1	0	1	1											
Steve Cox, L (1, 3) OBP: 0.305, SLG: 0.406	0-1 HR			1-0 F9	4-2 BB		3-3 K	1-2 P5		4	1	1	2	1	1	2											
Randy Winn, S (1, 9) OBP: 0.355, SLG: 0.432	0-0 G6-3			1-1 F8	0-1 L5		3-1 G6-3			4	0	0	0	0	0	1											
Ben Grievie, L (1, 10) OBP: 0.361, SLG: 0.365		2-0 F7		0-1 1B 18 1B 1B		0-0 G3-1		2-2 SH3 1B		4	2	2	0	0	0	0											
John Flaherty, R (1, 2) OBP: 0.268, SLG: 0.359		1-3 K		2-1 18 1B 18 S 1B		1-2 HR		0-0 SH3		3	1	2	1	0	1	0											
18 Jared Sandberg, R (1, 5) OBP: 0.324, SLG: 0.343		2-3 K		2-2 S 1B		0-3 K		1-0 G4-3 2B 2B		4	1	2	2	0	2	0											
Chris Gomez, R (1, 6) OBP: 0.292, SLG: 0.383			1-2 F7		1-2 BB		1-1 1B	2-1 G4-3		3	0	1	0	1	0	1											
Inning Stats	R: 2 E: 0 K: 0 S: 10	H: 1 LOB: 1 BB: 1 P: 18	R: 0 E: 0 K: 2 S: 7	H: 0 LOB: 0 BB: 0 P: 12	R: 0 E: 0 K: 0 S: 7	H: 1 LOB: 1 BB: 0 P: 13	R: 1 E: 0 K: 0 S: 11	H: 3 LOB: 3 BB: 1 P: 22	R: 0 E: 0 K: 1 S: 13	H: 0 LOB: 1 BB: 1 P: 20	R: 1 E: 0 K: 1 S: 12	H: 2 LOB: 1 BB: 0 P: 14	R: 1 E: 0 K: 1 S: 9	H: 1 LOB: 0 BB: 0 P: 16	R: 3 E: 0 K: 0 S: 14	H: 4 LOB: 2 BB: 1 P: 26	R: 0 E: 0 K: 2 S: 11	H: 1 LOB: 1 BB: 0 P: 16	1B: 7 2B: 2 3B: 0 HR: 3	SF: 0 SAC: 1 DP: 0 HBP: 0	WP: 1 PB: 0 SB: 4 CS: 0	PA: 40					
PITCHER	IP	WLS	BF	H	R	ER	SO	BB	IBB	HBP	BLK	WP	HR	S	P	ERA	WHIP										
Erik Hiljus, R (1, 1) ERA: 3.52	5.0		23	5	3	3	3	3	0	0	0	0	0	48	85	5.40	1.600										
Gil Heredia, R (6, 1) ERA: 5.55	1.0	H	6	3	2	2	1	0	0	0	0	0	2	15	17	18.00	3.000										
Mark Guthrie, L (7, 1) ERA: 4.72	1.0	H	4	1	1	1	1	0	0	0	0	0	0	9	18	9.00	1.000										
Jeff Tam, R (8, 1) ERA: 2.97	0.2	L	3	1	0	0	0	0	0	0	0	0	0	4	7	0.00	1.500										
Mike Magnante, L (8, 1) ERA: 2.42	0.0		1	1	1	1	0	0	0	0	0	0	0	1	3	∞	∞										

AB	35
R	6
H	9
RBI	4
BB	4
SO	14
LOB	18



Batter	1	2	3	4	5	6	7	8	9	AB R H RBI BB SO LOB	TOP																
Johnny Damon, L (1, 8) OBP: 0.321, SLG: 0.370	2-1 1B WP 1B	0-2 L3			1-0 P6		4-2 1B WP BB	3-2 G4-3		4 2 1 0 1 0 3	Oakland Athletics @ Tampa Bay Devil Rays Tropicana Field, St. Petersburg, FL Sun Sep 02 2001, 1:15 PM EDT Att: 14,634 - Dome - 72 F livebaseballscorecards.com																
Frank Menechino, R (1, 4) OBP: 0.388, SLG: 0.381	1-2 1B		1-1 F2		4-2 G5-3 1B BB		2-3 K	3-3 K	4 0 1 0 1 2 1																		
Jason Giambi, L (1, 3) OBP: 0.473, SLG: 0.639	2-1 G3-1		0-2 G6-3		1-1 G5-3 1B		4-2 1B BB	4-2 S 1B BB	3 1 1 0 2 0 0																		
Jermaine Dye, R (1, 9) OBP: 0.349, SLG: 0.455	3-H 1-0 1B WP 1B		2-2 G4-3		2-1 G5-3		2-2 P4	2-3 K	5 0 1 0 0 1 5																		
Olmedo Saenz, R (1, 10) OBP: 0.306, SLG: 0.404 Jeremy Giambi, L (7, PH) OBP: 0.387, SLG: 0.465	3-1 G4-3			0-3 K	1-3 K		3-2 1-3 2-H 1B	1-2 1B	3 0 0 0 0 2 3 2 0 2 2 0 0 0																		
Ron Gant, R (1, 7) OBP: 0.342, SLG: 0.448 Terrence Long, L (7, PH) OBP: 0.336, SLG: 0.408		4-2 3 BB		2-1 G4-3 2B		3-2 G4-3 3 S 1B	1-1 P6	2-1 G4-3	2 0 2 0 1 0 0 2 0 0 0 0 0 3																		
Eric Chavez, L (1, 5) OBP: 0.321, SLG: 0.491		4-2 BB		3-0 G4-3		3-1 G4-3		3-2 F7	3 0 0 0 1 0 2																		
Miguel Tejada, R (1, 6) OBP: 0.312, SLG: 0.455		1-2 BB		2-3 HBP		1-3 F5		0-1 S 2B	3 0 1 0 0 1 3																		
Ramon Hernandez, R (1, 2) OBP: 0.314, SLG: 0.382		1-3 K		0-1 G5-3		0-1 B5-3		0-3 K	4 0 0 0 0 2 6																		
Inning Stats	R: 1 E: 0 K: 0 S: 10	H: 3 LOB: 1 BB: 0 P: 19	R: 0 E: 0 K: 2 S: 15	H: 0 LOB: 2 BB: 2 P: 25	R: 0 E: 0 K: 0 S: 8	H: 0 LOB: 0 BB: 0 P: 11	R: 0 E: 0 K: 1 S: 11	H: 1 LOB: 2 BB: 0 P: 18	R: 0 E: 0 K: 0 S: 13	H: 1 LOB: 2 BB: 1 P: 22		R: 1 E: 0 K: 1 S: 17	H: 1 LOB: 2 BB: 2 P: 33	R: 0 E: 0 K: 1 S: 18	H: 1 LOB: 1 BB: 0 P: 24	R: 1 E: 0 K: 2 S: 15	H: 1 LOB: 1 BB: 1 P: 27	1B: 7 2B: 2 3B: 0 HR: 0	SF: 0 SAC: 0 DP: 0 HBP: 1	WP: 3 PB: 0 SB: 3 CS: 0	PA: 42						
PITCHER	IP WLS BF H R ER SO BB IBB HBP BLK WP HR S P ERA WHIP											PITCHER	IP WLS BF H R ER SO BB IBB HBP BLK WP HR S P ERA WHIP														
Joe Kennedy, L (1, 1) ERA: 4.56	6.0		27	6	1	1	4	3	0	1	0	2	0	67	111	1.50	1.500										
Doug Creek, L (7, 1) ERA: 4.37	0.1	L	3	0	1	1	1	2	0	0	0	1	0	7	17	27.00	6.000										
Travis Phelps, R (7, 1) ERA: 3.64	1.1		6	2	0	0	1	0	0	0	0	0	0	25	34	0.00	1.500										
Jeff Wallace, L (8, 1) ERA: 3.18	1.1		6	1	1	1	2	1	0	0	0	0	0	18	33	6.75	1.500										

Batter	1	2	3	4	5	6	7	8	9	AB R H RBI BB SO LOB	BOTTOM																
Damian Rolls, R (1, 8) OBP: 0.295, SLG: 0.339	0-3 K			1-0 F8		0-2 G6-3			0-0 F8	4 0 0 0 0 1 0	Oakland Athletics @ Tampa Bay Devil Rays Tropicana Field, St. Petersburg, FL Sun Sep 02 2001, 1:15 PM EDT Att: 14,634 - Dome - 72 F livebaseballscorecards.com																
Brent Abernathy, R (1, 4) OBP: 0.335, SLG: 0.408	2-3 K			0-1 P4		0-2 L7			0-1 G6-3	4 0 0 0 0 1 0																	
Randy Winn, S (1, 9) OBP: 0.352, SLG: 0.427	0-1 G5-3			0-1 G1-3		1-2 G6-3			3-1 F9	4 0 0 0 0 0 0																	
Steve Cox, L (1, 3) OBP: 0.301, SLG: 0.401		2-3 K		0-3 K		0-1 G5-3				3 0 0 0 0 2 0																	
Russ Johnson, R (1, 10) OBP: 0.384, SLG: 0.427		0-3 K		1-1 F9		0-0 G1-6-3 1B				3 0 1 0 0 1 0																	
John Fiehrty, R (1, 2) OBP: 0.289, SLG: 0.363		0-1 G6-3		0-0 1B 2B		0-1 G1-6-3				3 1 1 0 0 0 1																	
Ben Grieve, L (1, 7) OBP: 0.361, SLG: 0.365			2-3 K		0-2 1B 1B			1-0 G6-3		3 0 1 1 0 1 0																	
1B Jared Sandberg, R (1, 5) OBP: 0.325, SLG: 0.343			0-3 K		1-1 1B			0-1 G5-3		3 0 1 0 0 1 0																	
Felix Martinez, S (1, 6) OBP: 0.284, SLG: 0.297 Toby Hall, R (8, PH) OBP: 0.355, SLG: 0.449 Chris Gomez, R (9, 6) OBP: 0.292, SLG: 0.383			0-0 G3		1-3 1B			2-2 G6-3		2 0 0 0 0 1 2 1 0 0 0 0 0 0 0 0 0 0 0 0 0																	
Inning Stats	R: 0 E: 0 K: 2 S: 8	H: 0 LOB: 0 BB: 0 P: 10	R: 0 E: 0 K: 2 S: 8	H: 0 LOB: 0 BB: 0 P: 10	R: 0 E: 0 K: 0 S: 5	H: 0 LOB: 0 BB: 0 P: 6	R: 1 E: 0 K: 2 S: 14	H: 3 LOB: 2 BB: 0 P: 17	R: 0 E: 0 K: 0 S: 9	H: 0 LOB: 0 BB: 0 P: 10		R: 0 E: 0 K: 0 S: 5	H: 1 LOB: 0 BB: 0 P: 5	R: 0 E: 0 K: 0 S: 7	H: 0 LOB: 0 BB: 0 P: 10	R: 0 E: 0 K: 0 S: 5	H: 0 LOB: 0 BB: 0 P: 8	1B: 3 2B: 1 3B: 0 HR: 0	SF: 0 SAC: 0 DP: 1 HBP: 0	WP: 0 PB: 0 SB: 0 CS: 0	PA: 30						
PITCHER	IP WLS BF H R ER SO BB IBB HBP BLK WP HR S P ERA WHIP											PITCHER	IP WLS BF H R ER SO BB IBB HBP BLK WP HR S P ERA WHIP														
Mark Mulder, L (1, 1) ERA: 3.48	9.0	W	30	4	1	1	8	0	0	0	0	0	0	69	86	1.00	0.444										

AB 35
R 3
H 9
RBI 2
BB 6
SO 8
LOB 26



AB 30
R 1
H 4
RBI 1
BB 0
SO 8
LOB 3



Batter	1	2	3	4	5	6	7	8	9	10	11	AB	R	H	RBI	BB	SO	LOB	TOP					
Jason Tyner, L OBP: 0.319, SLG: 0.339 (1, 8)	1-2 2B 1B		2-1 G4-3		2-1 L9			1-1 G6-3		1-0 B1-3		5	1	1	0	0	0	0						
Brent Abernathy, R OBP: 0.328, SLG: 0.399 (1, 4)	1-3 K		3-2 F2		2-1 F9			1-1 F3		2-2 F8	2-2 F9	5	0	0	0	0	1	1						
Randy Winn, S OBP: 0.355, SLG: 0.435 (1, 9)	0-0 2B		1-2 1B			0-1 2B		2-2 G5-3				5	0	3	1	0	0	0						
Sieve Cox, L OBP: 0.296, SLG: 0.393 (1, 3)	0-3 K		1-3 1B			0-0 L9			2-2 G3		3-1 G4-1	5	0	0	0	0	2	3						
Toby Hall, R OBP: 0.361, SLG: 0.446 (1, 2)	1-2 L7			0-0 1B		4-0 BB			2-2 P4			3	0	1	0	1	0	1						
Russ Johnson, R OBP: 0.379, SLG: 0.419 (1, 10)		2-2 F9		2-1 G6-4-3		3-3 K			1-1 G3			4	0	0	0	0	1	3						
Ben Grieve, L OBP: 0.364, SLG: 0.375 (1, 7)		0-0 1B		1-0 1B			1-2 G3-1			0-2 HR		4	1	3	1	0	0	0						
18 Jared Sandberg, R OBP: 0.321, SLG: 0.338 (1, 5)		0-0 1B		2-3 K			0-0 G5-3			2-3 K		4	0	1	0	0	2	1						
Chris Gomez, R OBP: 0.267, SLG: 0.376 (1, 6)	0-2 L4				0-0 F9			2-3 K		2-2 P4		4	0	0	0	0	1	2						
Inning Stats	R: 1 E: 0 K: 2 S: 16	H: 2 LOB: 1 BB: 0 P: 19	R: 0 E: 0 K: 0 S: 8	H: 2 LOB: 1 BB: 0 P: 10	R: 0 E: 0 K: 1 S: 11	H: 1 LOB: 1 BB: 0 P: 18	R: 0 E: 0 K: 1 S: 9	H: 2 LOB: 1 BB: 0 P: 14	R: 0 E: 0 K: 0 S: 5	H: 0 LOB: 0 BB: 0 P: 9	R: 0 E: 0 K: 1 S: 7	H: 1 LOB: 1 BB: 0 P: 14	R: 0 E: 0 K: 0 S: 8	H: 0 LOB: 0 BB: 0 P: 12	R: 0 E: 0 K: 0 S: 9	H: 0 LOB: 0 BB: 0 P: 14	R: 1 E: 0 K: 1 S: 11	H: 1 LOB: 0 BB: 0 P: 16	R: 0 E: 0 K: 0 S: 7	H: 0 LOB: 0 BB: 0 P: 14	1B: 6 2B: 3 3B: 0 HR: 1	SF: 0 SAC: 0 DP: 2 HBP: 0	WP: 0 PB: 0 SB: 1 CS: 2	PA: 40
PITCHER	IP WLS BF H R ER SO BB IBB HBP BLK WP HR S P ERA WHIP	PITCHER																						
Jamie Moyer, L ERA: 3.46 (1, 1)	7.0 1.1 27 8 0 1 0 6 0 0 0 0 0 0 11 17 0.00 1.286																							
Arthur Rhodes, L ERA: 1.4 (8, 1)	1.1 4 0 0 0 0 0 0 0 0 0 0 0 1 20 30 4.50 0.500																							
Jeff Nelson, R ERA: 2.94 (9, 1)	2.0 7 1 1 1 1 0 0 0 0 0 0 0 1 20 30 4.50 0.500																							
Norm Charlton, L ERA: 2.95 (11, 1)	0.2 W 2 0 0 0 0 0 0 0 0 0 0 0 4 9 0.00 0.000																							

Tampa Bay Devil Rays @ Seattle Mariners
Safeco Field, Seattle, WA
Mon Sep 03 2001, 7:05 PM PDT
Att: 45,728 - Cloudy - 67 F

AB 39
R 2
H 9
RBI 2
BB 1
SO 7
LOB 11



Batter	1	2	3	4	5	6	7	8	9	10	11	AB	R	H	RBI	BB	SO	LOB	BOTTOM				
51 Ichiro Suzuki, L OBP: 0.383, SLG: 0.460 (1, 9)	3-1 1B SF9		1-1 G6-3		0-3 K			1-0 E4		4-0 IBB	0-1 1B	5	1	2	0	1	1	3					
Stan Javier, S OBP: 0.379, SLG: 0.382 (1, 3)	0-0 1B		1-3 K		1-0 L3-6			1-1 FC5-2		1-1 G4-3	0-1 1B	6	0	2	1	0	1	6					
Bret Boone, R OBP: 0.359, SLG: 0.567 (1, 4)	2-2 FC9-6 SF9 BB		0-2 1B		2-3 K			1-0 F9		3-3 K	3-4 1B	5	0	1	0	0	1	5					
Edgar Martinez, R OBP: 0.427, SLG: 0.543 (1, 10)	4-2 BB		4-2 1B		1-2 BB			0-3 K		1-0 G3-1	2-3 K	3	0	0	0	2	2	0					
Mike Cameron, R OBP: 0.350, SLG: 0.486 (1, 8)	1-1 SF9		1-1 P4			1-2 1B			3-2 F8		0-2 1B	4	1	2	1	0	0	2					
Jay Buhner, R OBP: 0.375, SLG: 0.167 (1, 7)	3-2 F8			0-0 1B		0-0 G5-3			2-2 G4-3		1-0 1B	3	0	1	0	0	0	3					
Mark McLemore, S OBP: 0.380, SLG: 0.374 (7, 7)											1-1 1B	2	0	1	1	0	0	0					
Tom Lampkin, L OBP: 0.303, SLG: 0.339 (1, 2)		1-2 F9							2-2 F9		0-3 K	3	0	1	0	0	0	1					
Charles Gipson, R OBP: 0.216, SLG: 0.217 (7, PR)												0	0	0	0	0	0	0					
Dan Wilson, R OBP: 0.304, SLG: 0.377 (8, 2)												2	0	0	0	0	1	1					
David Bell, R OBP: 0.301, SLG: 0.411 (1, 5)												2	0	0	0	0	0	1					
John Olerud, L OBP: 0.400, SLG: 0.463 (9, PH)												2	0	1	0	0	1	0					
Al Martin, L OBP: 0.324, SLG: 0.370 (11, PR)												0	1	0	0	0	0	0					
Carlos Guillen, S OBP: 0.315, SLG: 0.336 (1, 6)												4	0	2	0	1	1	1					
Inning Stats	R: 1 E: 0 K: 0 S: 14	H: 2 LOB: 2 BB: 1 P: 27	R: 0 E: 0 K: 0 S: 7	H: 0 LOB: 0 BB: 0 P: 10	R: 0 E: 0 K: 1 S: 13	H: 1 LOB: 2 BB: 1 P: 20	R: 0 E: 0 K: 0 S: 4	H: 1 LOB: 0 BB: 0 P: 4	R: 0 E: 0 K: 1 S: 6	H: 1 LOB: 3 BB: 1 P: 21	R: 0 E: 0 K: 0 S: 8	H: 0 LOB: 0 BB: 0 P: 14	R: 0 E: 0 K: 0 S: 11	H: 1 LOB: 1 BB: 1 P: 21	R: 1 E: 0 K: 3 S: 13	H: 2 LOB: 1 BB: 0 P: 19	R: 1 E: 0 K: 1 S: 11	H: 3 LOB: 2 BB: 0 P: 16	1B: 11 2B: 3 3B: 0 HR: 0	SF: 1 SAC: 1 DP: 2 HBP: 0	WP: 0 PB: 0 SB: 2 CS: 2	PA: 47	
PITCHER	IP WLS BF H R ER SO BB IBB HBP BLK WP HR S P ERA WHIP	PITCHER																					
Paul Wilson, R ERA: 5.5 (1, 1)	7.0 2.0 30 7 1 0 1 3 0 0 0 0 0 19 35 0.00 1.429																						
Jesus Colome, R ERA: 3.34 (8, 1)	1.1 L 9 5 2 2 4 0 0 0 0 0 0 24 35 13.50 3.750																						

Tampa Bay Devil Rays @ Seattle Mariners
Safeco Field, Seattle, WA
Mon Sep 03 2001, 7:05 PM PDT
Att: 45,728 - Cloudy - 67 F

AB 41
R 3
H 13
RBI 3
BB 4
SO 8
LOB 23



Batter	1	2	3	4	5	6	7	8	9	10	AB	R	H	RBI	BB	SO	LOB	TOP			
Jason Tyner, L OBP: 0.317, SLG: 0.336 (1, 8)	G6-3		K			G4-3			G3	1B	5	1	1	1	0	1	1				
Brent Abernathy, R OBP: 0.329, SLG: 0.399 (1, 4)	G1-3			G5-3			L4		1B	1B	5	1	2	3	0	0	0				
Randy Winn, S OBP: 0.355, SLG: 0.435 (1, 9)	F8			G4-3			1B		F7	1B	5	1	2	1	0	0	2				
Steve Cox, L OBP: 0.297, SLG: 0.409 (1, 3)		HR		K			L5		F7	1B	5	1	2	2	0	1	3				
Toby Hall, R OBP: 0.353, SLG: 0.433 (1, 2)	G5-3						G1-6-3		G5-3		5	0	1	0	0	0	2				
Ben Grieco, L OBP: 0.363, SLG: 0.373 Damian Rolls, R OBP: 0.295, SLG: 0.339 (10, PR)	G3-1						F7		K		3	0	0	0	1	1	1				
Aubrey Huff, L OBP: 0.287, SLG: 0.358 Jose Guillen, R OBP: 0.284, SLG: 0.298 (10, PH)	G3-1						G1-6-3		K		1	0	1	0	0	0	0				
Russ Johnson, R OBP: 0.372, SLG: 0.412 (1, 5)				K					G5-3		4	1	0	0	0	1	2				
Chris Gomez, R OBP: 0.288, SLG: 0.380 Felix Martinez, S OBP: 0.287, SLG: 0.301 (9, PR)				G6-3					G5-3		3	0	1	0	0	1	0				
									G3	1B	1	2	1	1	0	0	0				
										WP	1B	1B	1B	1B	1B	1B	1B				
Inning Stats	R: 0 E: 0 K: 0 S: 6	H: 0 LOB: 0 BB: 0 P: 10	R: 1 E: 0 K: 2 S: 8	H: 1 LOB: 0 BB: 0 P: 14	R: 0 E: 0 K: 1 S: 9	H: 0 LOB: 0 BB: 0 P: 11	R: 0 E: 0 K: 1 S: 7	H: 0 LOB: 0 BB: 0 P: 11	R: 0 E: 0 K: 2 S: 8	H: 1 LOB: 0 BB: 0 P: 9	R: 0 E: 0 K: 2 S: 13	H: 2 LOB: 2 BB: 0 P: 17	R: 6 E: 0 K: 0 S: 17	H: 6 LOB: 1 BB: 1 P: 27	1B: 8 2B: 2 3B: 0 HR: 1	SF: 0 SAC: 0 DP: 1 HBP: 0	WP: 1 PB: 0 SB: 1 CS: 0	PA: 41			
PITCHER	IP WLS BF H R ER SO BB IBB HBP BLK WP HR S P ERA WHIP	IP WLS BF H R ER SO BB IBB HBP BLK WP HR S P ERA WHIP	IP WLS BF H R ER SO BB IBB HBP BLK WP HR S P ERA WHIP	IP WLS BF H R ER SO BB IBB HBP BLK WP HR S P ERA WHIP	IP WLS BF H R ER SO BB IBB HBP BLK WP HR S P ERA WHIP	IP WLS BF H R ER SO BB IBB HBP BLK WP HR S P ERA WHIP	IP WLS BF H R ER SO BB IBB HBP BLK WP HR S P ERA WHIP	IP WLS BF H R ER SO BB IBB HBP BLK WP HR S P ERA WHIP	IP WLS BF H R ER SO BB IBB HBP BLK WP HR S P ERA WHIP	IP WLS BF H R ER SO BB IBB HBP BLK WP HR S P ERA WHIP	IP WLS BF H R ER SO BB IBB HBP BLK WP HR S P ERA WHIP	IP WLS BF H R ER SO BB IBB HBP BLK WP HR S P ERA WHIP	IP WLS BF H R ER SO BB IBB HBP BLK WP HR S P ERA WHIP	IP WLS BF H R ER SO BB IBB HBP BLK WP HR S P ERA WHIP	IP WLS BF H R ER SO BB IBB HBP BLK WP HR S P ERA WHIP	IP WLS BF H R ER SO BB IBB HBP BLK WP HR S P ERA WHIP	IP WLS BF H R ER SO BB IBB HBP BLK WP HR S P ERA WHIP	IP WLS BF H R ER SO BB IBB HBP BLK WP HR S P ERA WHIP			
Freddy Garcia, R ERA: 3.09 Kazuhiro Sasaki, R ERA: 3.39 Norm Charlton, L ERA: 3.18 Jose Paniagua, R ERA: 4.73	8.0 1.1 0.0 0.2	26 6 1 8	3 2 0 6	1 1 0 6	1 0 0 6	0 0 1 0	0 0 0 0	0 0 0 0	0 0 0 0	1 0 0 0	0 0 0 0	0 0 0 0	0 0 0 0	0 0 0 0	0 0 0 0	0 0 0 0	0 0 0 0	1 15 2 13	86 20 6 18	1.12 6.75 ∞ 81.00	0.375 1.500 ∞ 9.000

Tampa Bay Devil Rays @ Seattle Mariners
Safeco Field, Seattle, WA
Tue Sep 04 2001, 7:05 PM PDT
Att. 44,859 - Cloudy - 65 F

livebaseballscorecards.com

AB 40
R 8
H 11
RBI 8
BB 1
SO 6
LOB 12

WP: 1 PA: 41
PB: 0
SB: 1
CS: 0



Batter	1	2	3	4	5	6	7	8	9	10	AB	R	H	RBI	BB	SO	LOB	BOTTOM				
51 Ichiro Suzuki, L OBP: 0.380, SLG: 0.456 (1, 9)	K		L3				F8				5	0	0	0	1	0						
Mark McLemore, S OBP: 0.381, SLG: 0.376 (1, 5)	1B		G4-3				2B		F7		4	0	1	0	1	0	0					
Edgar Martinez, R OBP: 0.427, SLG: 0.541 (1, 10)	BB						F9		F8		5	0	2	0	0	1	1					
John Olerud, L OBP: 0.397, SLG: 0.459 (1, 3)	1B								F8		5	0	0	0	0	1	4					
Bret Boone, R OBP: 0.362, SLG: 0.574 (1, 4)	F9								K		4	2	3	1	0	0	2					
Mike Cameron, R OBP: 0.350, SLG: 0.491 (1, 8)							G1-6-3		1B		5	1	2	2	0	1	2					
Al Martin, L OBP: 0.327, SLG: 0.370 Charles Gipson, R OBP: 0.216, SLG: 0.217 (9, 7)							G1-6-3		K		3	0	1	0	1	0	0					
Carlos Guillen, S OBP: 0.316, SLG: 0.337 David Bell, R OBP: 0.301, SLG: 0.410 (4, 5)							1B		HR		0	0	0	0	0	0	0					
Dan Wilson, R OBP: 0.302, SLG: 0.375 Tom Lampkin, L OBP: 0.300, SLG: 0.335 (7, 2)							BB		1B		1	0	1	0	0	0	0					
									K		3	0	1	0	0	2	2					
									1B		2	0	0	0	0	1	3					
									K		2	0	0	0	0	1	2					
Inning Stats	R: 0 E: 0 K: 1 S: 13	H: 1 LOB: 2 BB: 1 P: 27	R: 0 E: 0 K: 0 S: 10	H: 1 LOB: 1 BB: 0 P: 13	R: 0 E: 0 K: 0 S: 9	H: 1 LOB: 1 BB: 1 P: 16	R: 0 E: 0 K: 1 S: 15	H: 2 LOB: 2 BB: 1 P: 23	R: 0 E: 0 K: 0 S: 8	H: 1 LOB: 1 BB: 0 P: 14	R: 0 E: 0 K: 2 S: 12	H: 2 LOB: 2 BB: 0 P: 18	R: 2 E: 0 K: 2 S: 9	H: 1 LOB: 0 BB: 0 P: 16	R: 0 E: 0 K: 1 S: 6	H: 0 LOB: 0 BB: 0 P: 7	R: 1 E: 0 K: 1 S: 9	H: 2 LOB: 1 BB: 0 P: 14	1B: 8 2B: 1 3B: 0 HR: 2	SF: 0 SAC: 0 DP: 1 HBP: 1	WP: 0 PB: 0 SB: 0 CS: 0	PA: 42
PITCHER	IP WLS BF H R ER SO BB IBB HBP BLK WP HR S P ERA WHIP	IP WLS BF H R ER SO BB IBB HBP BLK WP HR S P ERA WHIP	IP WLS BF H R ER SO BB IBB HBP BLK WP HR S P ERA WHIP	IP WLS BF H R ER SO BB IBB HBP BLK WP HR S P ERA WHIP	IP WLS BF H R ER SO BB IBB HBP BLK WP HR S P ERA WHIP	IP WLS BF H R ER SO BB IBB HBP BLK WP HR S P ERA WHIP	IP WLS BF H R ER SO BB IBB HBP BLK WP HR S P ERA WHIP	IP WLS BF H R ER SO BB IBB HBP BLK WP HR S P ERA WHIP	IP WLS BF H R ER SO BB IBB HBP BLK WP HR S P ERA WHIP	IP WLS BF H R ER SO BB IBB HBP BLK WP HR S P ERA WHIP	IP WLS BF H R ER SO BB IBB HBP BLK WP HR S P ERA WHIP	IP WLS BF H R ER SO BB IBB HBP BLK WP HR S P ERA WHIP	IP WLS BF H R ER SO BB IBB HBP BLK WP HR S P ERA WHIP	IP WLS BF H R ER SO BB IBB HBP BLK WP HR S P ERA WHIP	IP WLS BF H R ER SO BB IBB HBP BLK WP HR S P ERA WHIP	IP WLS BF H R ER SO BB IBB HBP BLK WP HR S P ERA WHIP	IP WLS BF H R ER SO BB IBB HBP BLK WP HR S P ERA WHIP	IP WLS BF H R ER SO BB IBB HBP BLK WP HR S P ERA WHIP				
Tanyon Sturtze, R ERA: 4.51 Victor Zambrano, R ERA: 3.99	7.0 3.0	30 12	8 3	0 3	0 3	4 4	0 0	0 1	0 0	0 0	0 0	0 0	0 0	0 0	0 0	0 0	0 0	2 24	72 37	0.00 9.00	1.429 1.000	

Tampa Bay Devil Rays @ Seattle Mariners
Safeco Field, Seattle, WA
Tue Sep 04 2001, 7:05 PM PDT
Att. 44,859 - Cloudy - 65 F

livebaseballscorecards.com

AB 39
R 3
H 11
RBI 3
BB 2
SO 8
LOB 16

WP: 0 PA: 42
PB: 0
SB: 0
CS: 0



Batter	1	2	3	4	5	6	7	8	9	AB	R	H	RBI	BB	SO	LOB	TOP										
Jason Tyner, L (1, 8) OBP: 0.318, SLG: 0.344	G4-3		K	1B		1B			G3	5	1	2	1	0	1	1	Tampa Bay Devil Rays @ Seattle Mariners Safeco Field, Seattle, WA Wed Sep 05 2001, 7:05 PM PDT Att: 44,720 - Sunny - 65 F										
Brent Abernathy, R (1, 4) OBP: 0.327, SLG: 0.395	F9		F9			K			G6-3	5	0	1	1	0	1	2											
Randy Winn, S (1, 9) OBP: 0.359, SLG: 0.441										4	1	3	0	0	0	1											
Jose Guillen, R (9, PH) OBP: 0.282, SLG: 0.295	2B		2B	1B					K	1	0	0	0	0	1	0											
Steve Cox, L (1, 3)	F2		2B	1B						3	1	0	0	1	0	2											
Toby Hall, R (1, 2) OBP: 0.349, SLG: 0.436		L8	1B						G5-3	4	1	1	2	0	0	0											
Ben Grievie, L (1, 7) OBP: 0.362, SLG: 0.372		K	1B						K	4	0	1	2	0	2	0											
Aubrey Huff, L (1, 10) OBP: 0.289, SLG: 0.362			F7						K	4	0	2	0	0	1	1											
1B Jared Sandberg, R (1, 5) OBP: 0.306, SLG: 0.321	G5-3			G5-3	G5-3				G5-3	4	0	0	0	0	0	2											
Chris Gomez, R (1, 6) OBP: 0.292, SLG: 0.384										3	2	2	0	0	0	0											
Felix Martinez, S (8, PH) OBP: 0.286, SLG: 0.299			1B	2B	1B				K	1	0	0	0	0	1	0											
Inning Stats	R: 0 E: 0 K: 0 S: 9	H: 1 LOB: 1 BB: 0 P: 14	R: 0 E: 0 K: 1 S: 10	H: 1 LOB: 1 BB: 0 P: 14	R: 4 E: 0 K: 1 S: 16	H: 4 LOB: 1 BB: 1 P: 25	R: 2 E: 0 K: 0 S: 15	H: 3 LOB: 1 BB: 0 P: 22	R: 0 E: 0 K: 1 S: 8	H: 2 LOB: 2 BB: 0 P: 12	R: 0 E: 0 K: 1 S: 7	H: 0 LOB: 0 BB: 0 P: 11	R: 0 E: 0 K: 2 S: 10	H: 0 LOB: 0 BB: 0 P: 13	R: 0 E: 0 K: 1 S: 8	H: 0 LOB: 0 BB: 0 P: 10	1B: 8 2B: 3 3B: 1 HR: 0	SF: 0 SAC: 0 DP: 0 HBP: 0	WP: 0 PB: 0 SB: 1 CS: 0	PA: 39							
PITCHER	IP	WLS	BF	H	R	ER	SO	BB	IBB	HBP	BLK	WP	HR	S	P	ERA	WHIP										
Aaron Sele, R (1, 1) ERA: 3.71	3.1		20	9	6	6	2	1	0	0	0	0	0	47	70	16.20	3.000										
John Halama, L (4, 1) ERA: 4.92	2.1	W	9	2	0	0	1	0	0	0	0	0	0	20	26	0.00	0.857										
Arthur Rhodes, L (6, 1) ERA: 1.37	1.2	H	5	1	0	0	2	0	0	0	0	0	0	11	18	0.00	0.600										
Ryan Franklin, R (8, 1) ERA: 3.44	1.2		5	0	0	0	2	0	0	0	0	0	0	15	19	0.00	0.000										

Batter	1	2	3	4	5	6	7	8	9	AB	R	H	RBI	BB	SO	LOB	BOTTOM										
51 Ichiro Suzuki, L (1, 9) OBP: 0.391, SLG: 0.456	P6		1B			2B			G1-3	3	3	1	0	1	0	0	Tampa Bay Devil Rays @ Seattle Mariners Safeco Field, Seattle, WA Wed Sep 05 2001, 7:05 PM PDT Att: 44,720 - Sunny - 65 F										
Mark McLemore, S (1, 6) OBP: 0.384, SLG: 0.379	K		1B			1B				2	1	1	0	2	1	0											
Bret Boone, R (1, 4) OBP: 0.364, SLG: 0.573	K		1B			1B			G4-3	3	2	1	2	2	1	1											
Edgar Martinez, R (1, 10) OBP: 0.427, SLG: 0.544		F8	P6			K			K	5	1	2	3	0	2	3											
John Olerud, L (1, 3) OBP: 0.398, SLG: 0.459										4	2	2	3	0	0	2											
Ed Sprague, R (8, PH) OBP: 0.388, SLG: 0.492		F8	F7							0	0	0	0	1	0	0											
Mike Cameron, R (1, 8) OBP: 0.349, SLG: 0.490		G5-3				1B			K	5	0	1	1	0	2	3											
Al Martin, L (1, 7) OBP: 0.355, SLG: 0.367										2	0	0	0	0	1	1											
Jay Buhner, R (5, 7) OBP: 0.500, SLG: 0.500		L8								2	0	2	1	0	0	0											
Charles Gipson, R (7, 7) OBP: 0.231, SLG: 0.217										0	0	0	0	1	0	0											
David Bell, R (1, 5) OBP: 0.300, SLG: 0.410			1B						L8	5	1	1	0	0	0	5											
Tom Lampkin, L (1, 2) OBP: 0.302, SLG: 0.337			1B							2	1	1	1	0	0	0											
Dan Wilson, R (6, PH) OBP: 0.303, SLG: 0.375			1B						F9	2	1	1	0	0	0	0											
Inning Stats	R: 0 E: 0 K: 2 S: 9	H: 0 LOB: 0 BB: 0 P: 12	R: 0 E: 0 K: 0 S: 11	H: 1 LOB: 1 BB: 0 P: 17	R: 3 E: 0 K: 0 S: 14	H: 3 LOB: 1 BB: 2 P: 31	R: 0 E: 0 K: 1 S: 8	H: 0 LOB: 0 BB: 0 P: 11	R: 4 E: 0 K: 1 S: 18	H: 5 LOB: 2 BB: 1 P: 29	R: 5 E: 3 K: 1 S: 15	H: 4 LOB: 1 BB: 1 P: 25	R: 0 E: 0 K: 0 S: 8	H: 0 LOB: 1 BB: 1 P: 16	R: 0 E: 0 K: 2 S: 16	H: 0 LOB: 2 BB: 2 P: 31	1B: 7 2B: 6 3B: 0 HR: 0	SF: 0 SAC: 2 DP: 0 HBP: 0	WP: 1 PB: 0 SB: 1 CS: 0	PA: 44							
PITCHER	IP	WLS	BF	H	R	ER	SO	BB	IBB	HBP	BLK	WP	HR	S	P	ERA	WHIP										
Ryan Rupe, R (1, 1) ERA: 6.98	4.1		20	6	5	5	3	2	0	0	0	1	0	11	20	27.00	6.000										
Travis Phillips, R (5, 1) ERA: 3.93	0.2	L	6	3	2	2	1	1	0	0	0	0	0	4	9	81.00	3.000										
Bobby Seay, L (6, 1) ERA: 4.0	0.1		4	1	3	3	0	0	1	0	0	0	0	4	9	81.00	3.000										
Jesus Colome, R (6, 1) ERA: 3.82	0.2		5	3	2	1	1	0	0	0	0	0	0	11	16	13.50	4.500										
Jeff Wallace, L (7, 1) ERA: 5.11	1.0		4	0	0	0	0	1	0	0	0	0	0	8	16	0.00	1.000										




Batter	1	2	3	4	5	6	7	8	9	AB	R	H	RBI	BB	SO	LOB	TOP			
Brent Abernathy, R (1.4) OBP: 0.335, SLG: 0.398	G6-3		FC5-4 HBP 1B	1-2			G1-3		0-1 1B 1B	5	0	3	0	0	0	0	Tampa Bay Devil Rays @ Oakland Athletics Network Associates Coliseum, Oakland, CA Sat Sep 08 2001, 4:05 PM EDT Att: 32,548 - Sunny - 64 F livebaseballscorecards.com			
Ben Grievie, L (1.7) OBP: 0.363, SLG: 0.374	K		2-1 FC5-4 HBP	2-1			K		1-2 1B 1B	4	0	1	1	0	2	2				
Randy Winn, S (1.8) OBP: 0.351, SLG: 0.430	K		1-0 FC5-4				G3		2-3 1B	5	0	0	1	0	2	4				
Greg Vaughn, R (1.10) OBP: 0.340, SLG: 0.434		4-2 CS BB	1-2 2-3 3-H 2-3				G2-3		0-1 P6	3	0	0	0	1	1	3				
Toby Hall, R (1.2) OBP: 0.342, SLG: 0.431	F7			1-0 18 G6-3 2B			F8		1-2 F9	4	1	1	0	0	0	2				
Jose Guillen, R (1.9) OBP: 0.305, SLG: 0.348	1 SAFE 1B FC5-4 1B			1-1 18 G4-3 1B			G4-3		2-0 G6-3	4	1	2	0	0	0	1				
1B Jared Sandberg, R (1.5) OBP: 0.301, SLG: 0.318	FC5-4 1B			0-0 G6-3			K		1-0 G5-3	4	0	0	0	0	1	3				
Aubrey Huff, L (1.3) OBP: 0.286, SLG: 0.358			0-1 G4-3	0-1 G4-3			G5-3		0-1 G1-3	4	0	0	1	0	0	1				
Chris Gomez, R (1.6) OBP: 0.295, SLG: 0.384			1-0 G4-3	2-3 3-H 2-2			G5-3		1-2 1B	3	1	2	1	0	0	0				
Paul Hoover, R (9, PH) OBP: 1.000, SLG: 1.000			HBP FC5-4 1B	3-H 1B			G5-3		1-2 1B 1B	1	1	1	0	0	0	0				
Inning Stats	R: 0 E: 0 K: 2 S: 7	H: 0 LOB: 0 BB: 0 P: 11	R: 0 E: 0 K: 0 S: 6	H: 1 LOB: 1 BB: 1 P: 14	R: 1 E: 0 K: 1 S: 12	H: 2 LOB: 2 BB: 0 P: 18	R: 2 E: 0 K: 0 S: 14	H: 4 LOB: 2 BB: 0 P: 21	R: 0 E: 1 K: 0 S: 11	H: 0 LOB: 1 BB: 0 P: 16	R: 0 E: 0 K: 1 S: 6	H: 0 LOB: 0 BB: 0 P: 10	R: 0 E: 0 K: 0 S: 6	H: 0 LOB: 0 BB: 0 P: 9	R: 1 E: 0 K: 1 S: 15	H: 3 LOB: 2 BB: 0 P: 20	1B: 9 2B: 1 3B: 0 HR: 0	SF: 0 SAC: 0 DP: 0 HBP: 1	WP: 0 PB: 0 SB: 0 CS: 1	PA: 39
PITCHER	IP	WLS	BF	H	R	ER	SO	BB	IBB	HBP	BLK	WP	HR	S	P	ERA	WHIP			
Mark Mulder, L (1.1) ERA: 3.5	7.0	W	30	7	3	3	5	1	0	1	0	0	0	62	98	3.86	1.143			
Luis Vizcaino, R (8.1) ERA: 3.3	2.0		9	3	1	1	1	0	0	0	0	0	0	21	29	4.50	1.500			


Batter	1	2	3	4	5	6	7	8	9	AB	R	H	RBI	BB	SO	LOB	BOTTOM			
F.P. Santangelo, S (1.8) OBP: 0.321, SLG: 0.261	G4-6-3 1B BB	B1-3		1-3 K		2-1 G4-3		0-0 L4		4	0	0	0	1	1	3	Tampa Bay Devil Rays @ Oakland Athletics Network Associates Coliseum, Oakland, CA Sat Sep 08 2001, 4:05 PM EDT Att: 32,548 - Sunny - 64 F livebaseballscorecards.com			
Frank Menechino, R (1.4) OBP: 0.374, SLG: 0.398	1-2 G4-6-3 1B		0-3 K	2-2 G1-3		2-1 HR		4-0 HR BB		4	2	2	1	1	1	2				
Olmedo Saenz, R (1.3) OBP: 0.299, SLG: 0.391	1-0 G4-6-3		2-3 K		2-2 G3	1-1 F3		0-0 F9		5	0	0	0	0	1	3				
Jermaine Dye, R (1.9) OBP: 0.352, SLG: 0.470	3-2 F8		0-1 G4-3		2-0 F8	0-1 G6-3		2-2 HR		5	1	1	2	0	0	1				
Ron Gant, R (1.10) OBP: 0.345, SLG: 0.459		4-2 HR BB		1-1 HR	1-1 2B 1B		1-1 F7	1-1 F8		4	3	2	1	1	0	0				
Terrence Long, L (1.7) OBP: 0.339, SLG: 0.418		2-3 K		1-0 3 1B 2B	2-0 3 1B 2B		0-2 1B			4	2	3	1	0	1	1				
Miguel Tejada, R (1.6) OBP: 0.313, SLG: 0.453		3-2 1-H HR		3-2 F9	4-0 3 1B IBB		0-1 3 FC6-4 1B			3	2	2	2	1	0	1				
3 Eric Chavez, L (1.5) OBP: 0.327, SLG: 0.507		4-1 FC6-4 BB		2-2 1B 2H	3-2 1B 2H		2-1 FC6-4			3	0	1	1	1	0	2				
Ramon Hernandez, R (1.2) OBP: 0.311, SLG: 0.376		1-2 FC6-4		0-2 1B	1-2 G5-3		0-0 F9			4	0	1	0	0	0	4				
Inning Stats	R: 0 E: 0 K: 0 S: 8	H: 1 LOB: 1 BB: 1 P: 17	R: 2 E: 0 K: 1 S: 16	H: 1 LOB: 2 BB: 2 P: 30	R: 0 E: 0 K: 2 S: 10	H: 0 LOB: 0 BB: 0 P: 12	R: 2 E: 0 K: 1 S: 20	H: 4 LOB: 2 BB: 0 P: 30	R: 3 E: 1 K: 0 S: 17	H: 2 LOB: 1 BB: 1 P: 32	R: 1 E: 0 K: 0 S: 8	H: 1 LOB: 0 BB: 0 P: 13	R: 0 E: 0 K: 0 S: 11	H: 2 LOB: 2 BB: 0 P: 14	R: 2 E: 0 K: 0 S: 7	H: 1 LOB: 0 BB: 1 P: 14	1B: 6 2B: 2 3B: 0 HR: 4	SF: 0 SAC: 0 DP: 1 HBP: 0	WP: 0 PB: 0 SB: 0 CS: 0	PA: 41
PITCHER	IP	WLS	BF	H	R	ER	SO	BB	IBB	HBP	BLK	WP	HR	S	P	ERA	WHIP			
Nick Blierbrodt, L (1.1) ERA: 0.25	4.2	L	26	8	7	5	4	3	1	0	0	0	0	0	0	9.64	2.357			
Victor Zambrano, R (5.1) ERA: 3.96	0.1		1	0	0	0	0	0	0	0	0	0	0	3	4	0.00	0.000			
Jason Standridge, R (6.1) ERA: 3.63	3.0		14	4	3	3	0	1	0	0	0	0	2	26	41	9.00	1.667			


AB	37
R	4
H	10
RBI	4
BB	1
SO	6
LOB	16


AB	36
R	10
H	12
RBI	8
BB	5
SO	4
LOB	17





Batter	1	2	3	4	5	6	7	8	9	AB R H RBI BB SO LOB	TOP																								
											Boston Red Sox @ Tampa Bay Devil Rays Tropicana Field, St. Petersburg, FL Tue Sep 11 2001, 7:15 PM EDT livebaseballscorecards.com																								
										AB		0																							
										R		0																							
										H		0																							
										RBI		0																							
										BB		0																							
										SO		0																							
										LOB		0																							
																																			
Inning Stats	1B: 0	SF: 0	WP: 0	PA: 0																															
	2B: 0	SAC: 0	FB: 0																																
	3B: 0	DP: 0	SB: 0																																
	HR: 0	HBP: 0	CS: 0																																
PITCHER	IP	WLS	BF	H	R	ER	SO	BB	IBB	HBP	BLK	WP	HR	S	P	ERA	WHIP	PITCHER	IP	WLS	BF	H	R	ER	SO	BB	IBB	HBP	BLK	WP	HR	S	P	ERA	WHIP


Batter	1	2	3	4	5	6	7	8	9	AB R H RBI BB SO LOB	BOTTOM																								
											Boston Red Sox @ Tampa Bay Devil Rays Tropicana Field, St. Petersburg, FL Tue Sep 11 2001, 7:15 PM EDT livebaseballscorecards.com																								
										AB		0																							
										R		0																							
										H		0																							
										RBI		0																							
										BB		0																							
										SO		0																							
										LOB		0																							
																																			
Inning Stats	1B: 0	SF: 0	WP: 0	PA: 0																															
	2B: 0	SAC: 0	FB: 0																																
	3B: 0	DP: 0	SB: 0																																
	HR: 0	HBP: 0	CS: 0																																
PITCHER	IP	WLS	BF	H	R	ER	SO	BB	IBB	HBP	BLK	WP	HR	S	P	ERA	WHIP	PITCHER	IP	WLS	BF	H	R	ER	SO	BB	IBB	HBP	BLK	WP	HR	S	P	ERA	WHIP


Batter	1	2	3	4	5	6	7	8	9	AB R H RBI BB SO LOB	TOP																																		
											Boston Red Sox @ Tampa Bay Devil Rays Tropicana Field, St. Petersburg, FL Wed Sep 12 2001, 7:15 PM EDT livebaseballscorecards.com																																		
																				AB 0 R 0 H 0 RBI 0 BB 0 SO 0 LOB 0																									
																																													
Inning Stats																				1B: 0 SF: 0 WP: 0 PA: 0 2B: 0 SAC: 0 FB: 0 3B: 0 DP: 0 SB: 0 HR: 0 HBP: 0 CS: 0																									
PITCHER										IP		WLS	BF	H	R	ER	SO	BB	IBB	HBP	BLK	WP	HR	S	P	ERA	WHIP	PITCHER	IP	WLS	BF	H	R	ER	SO	BB	IBB	HBP	BLK	WP	HR	S	P	ERA	WHIP


Batter	1	2	3	4	5	6	7	8	9	AB R H RBI BB SO LOB	BOTTOM																																		
											Boston Red Sox @ Tampa Bay Devil Rays Tropicana Field, St. Petersburg, FL Wed Sep 12 2001, 7:15 PM EDT livebaseballscorecards.com																																		
																				AB 0 R 0 H 0 RBI 0 BB 0 SO 0 LOB 0																									
																																													
Inning Stats																				1B: 0 SF: 0 WP: 0 PA: 0 2B: 0 SAC: 0 FB: 0 3B: 0 DP: 0 SB: 0 HR: 0 HBP: 0 CS: 0																									
PITCHER										IP		WLS	BF	H	R	ER	SO	BB	IBB	HBP	BLK	WP	HR	S	P	ERA	WHIP	PITCHER	IP	WLS	BF	H	R	ER	SO	BB	IBB	HBP	BLK	WP	HR	S	P	ERA	WHIP


Batter	1	2	3	4	5	6	7	8	9	AB R H RBI BB SO LOB	TOP																								
											<p>Boston Red Sox @ Tampa Bay Devil Rays Tropicana Field, St. Petersburg, FL Thu Sep 13 2001, 7:15 PM EDT</p> <p>livebaseballscorecards.com</p> <p>AB 0 R 0 H 0 RBI 0 BB 0 SO 0 LOB 0</p> 																								
Inning Stats										1B: 0 SF: 0 WP: 0 PA: 0 2B: 0 SAC: 0 FB: 0 3B: 0 DP: 0 SB: 0 HR: 0 HBP: 0 CS: 0																									
PITCHER	IP	WLS	BF	H	R	ER	SO	BB	IBB	HBP	BLK	WP	HR	S	P	ERA	WHIP	PITCHER	IP	WLS	BF	H	R	ER	SO	BB	IBB	HBP	BLK	WP	HR	S	P	ERA	WHIP


Batter	1	2	3	4	5	6	7	8	9	AB R H RBI BB SO LOB	BOTTOM																								
											<p>Boston Red Sox @ Tampa Bay Devil Rays Tropicana Field, St. Petersburg, FL Thu Sep 13 2001, 7:15 PM EDT</p> <p>livebaseballscorecards.com</p> <p>AB 0 R 0 H 0 RBI 0 BB 0 SO 0 LOB 0</p> 																								
Inning Stats										1B: 0 SF: 0 WP: 0 PA: 0 2B: 0 SAC: 0 FB: 0 3B: 0 DP: 0 SB: 0 HR: 0 HBP: 0 CS: 0																									
PITCHER	IP	WLS	BF	H	R	ER	SO	BB	IBB	HBP	BLK	WP	HR	S	P	ERA	WHIP	PITCHER	IP	WLS	BF	H	R	ER	SO	BB	IBB	HBP	BLK	WP	HR	S	P	ERA	WHIP


Batter	1	2	3	4	5	6	7	8	9	AB R H RBI BB SO LOB	TOP																								
											<p>New York Yankees @ Tampa Bay Devil Rays Tropicana Field, St. Petersburg, FL Fri Sep 14 2001, 7:15 PM EDT</p> <p>livebaseballscorecards.com</p> <p>AB 0 R 0 H 0 RBI 0 BB 0 SO 0 LOB 0</p> 																								
Inning Stats										1B: 0 SF: 0 WP: 0 PA: 0 2B: 0 SAC: 0 FB: 0 3B: 0 DP: 0 SB: 0 HR: 0 HBP: 0 CS: 0																									
PITCHER	IP	WLS	BF	H	R	ER	SO	BB	IBB	HBP	BLK	WP	HR	S	P	ERA	WHIP	PITCHER	IP	WLS	BF	H	R	ER	SO	BB	IBB	HBP	BLK	WP	HR	S	P	ERA	WHIP

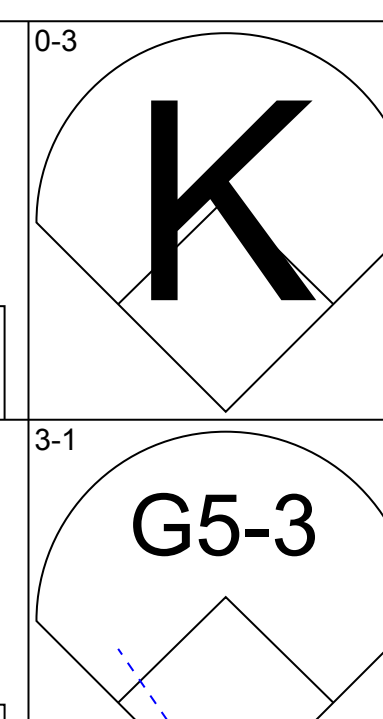
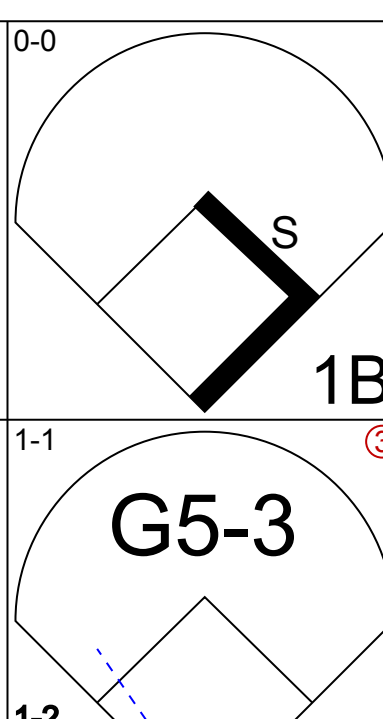
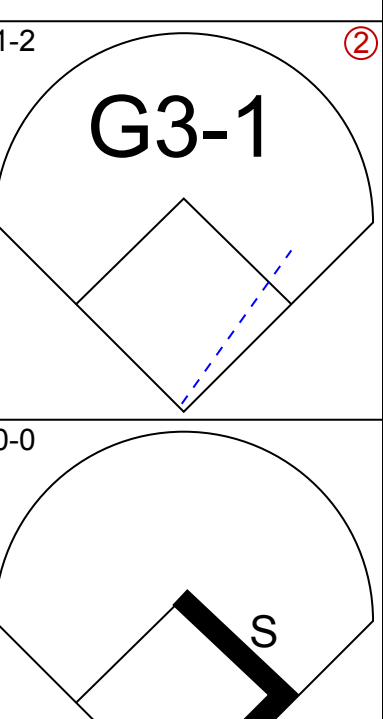
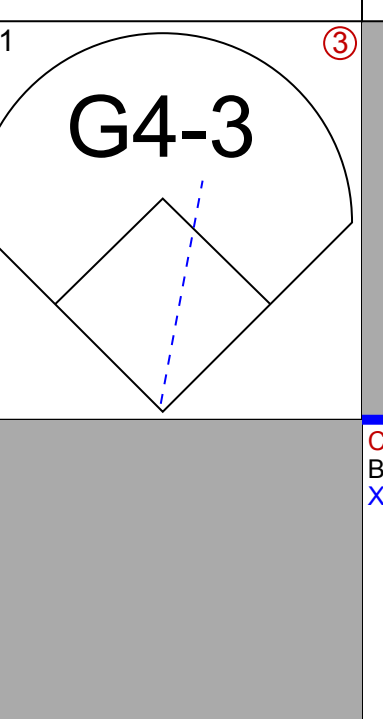
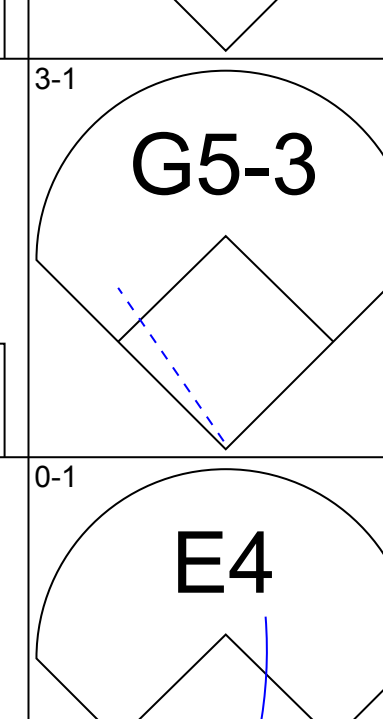
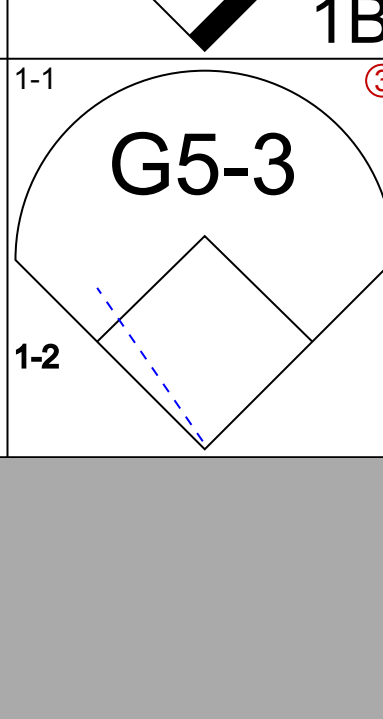
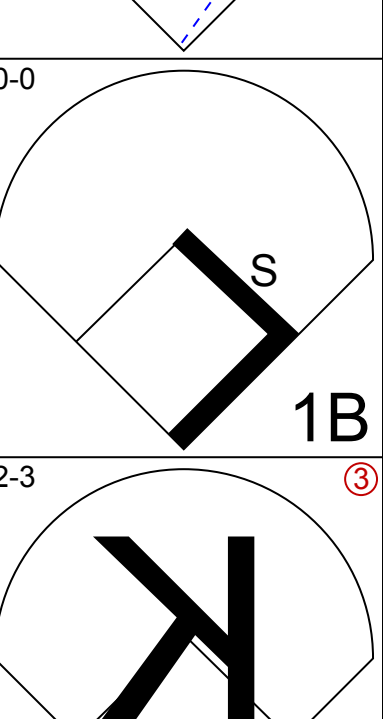
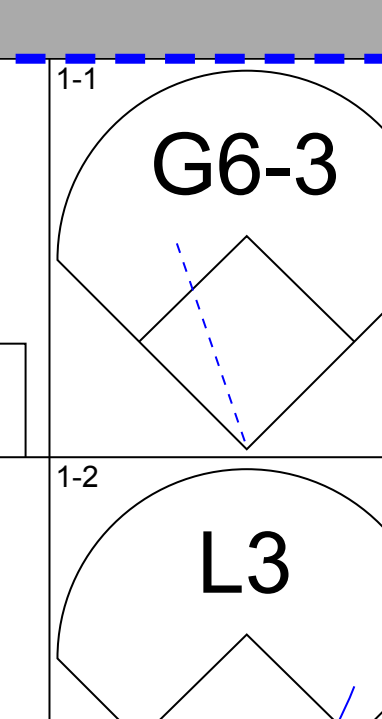
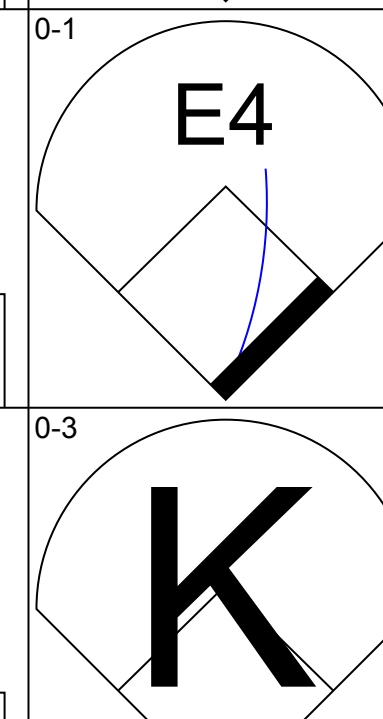
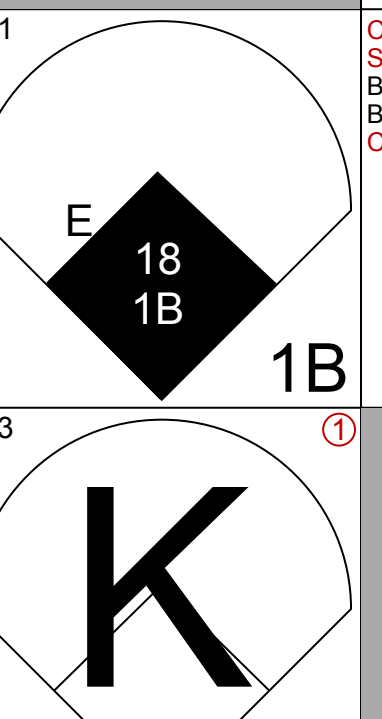
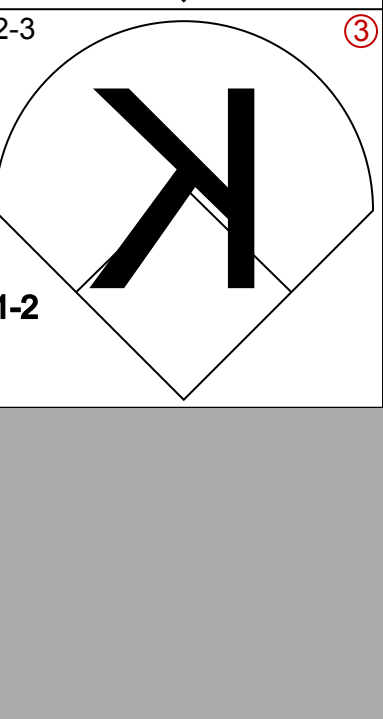
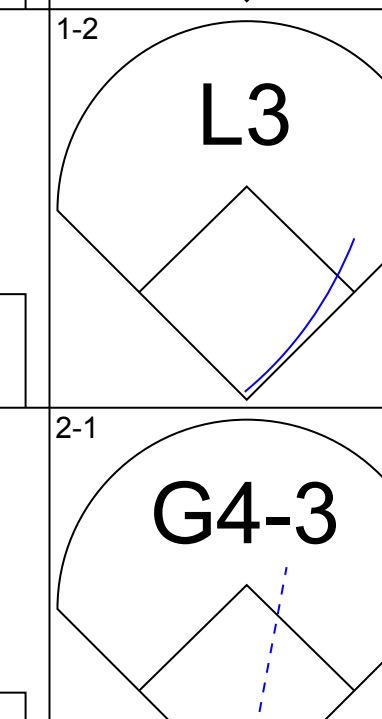
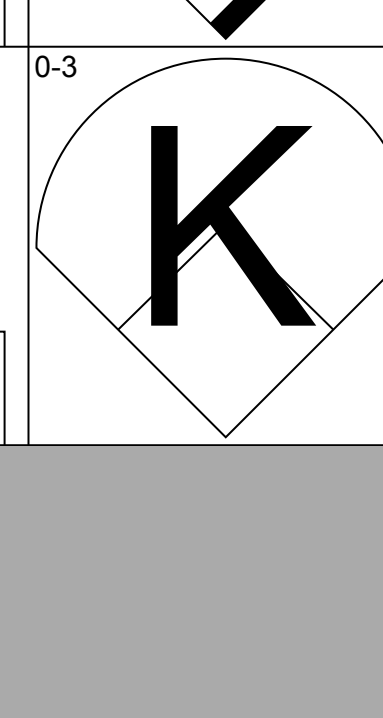
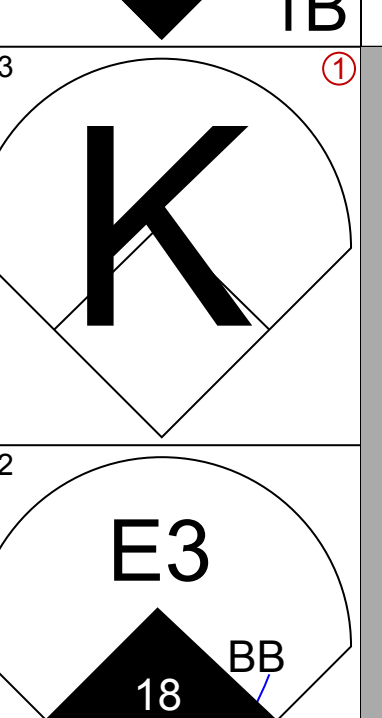
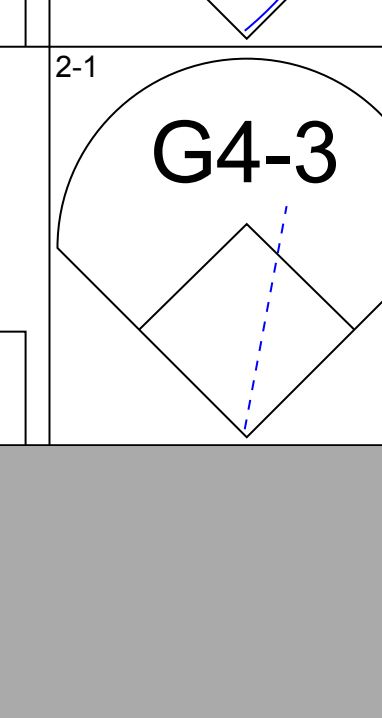
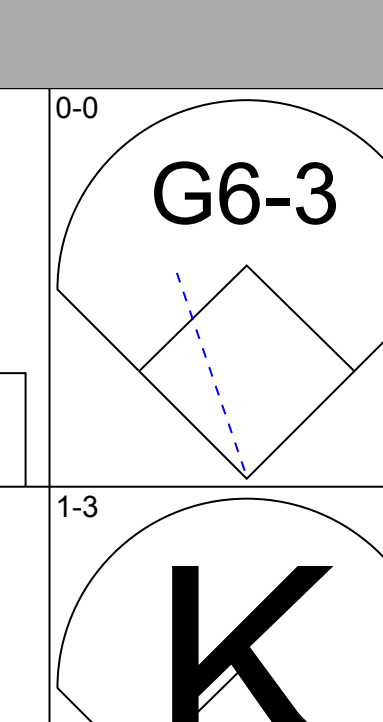
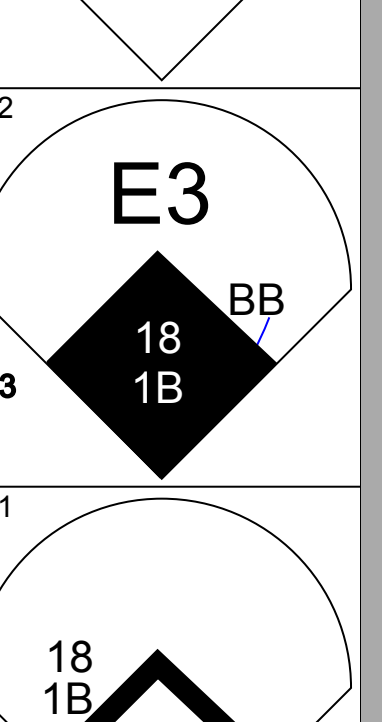
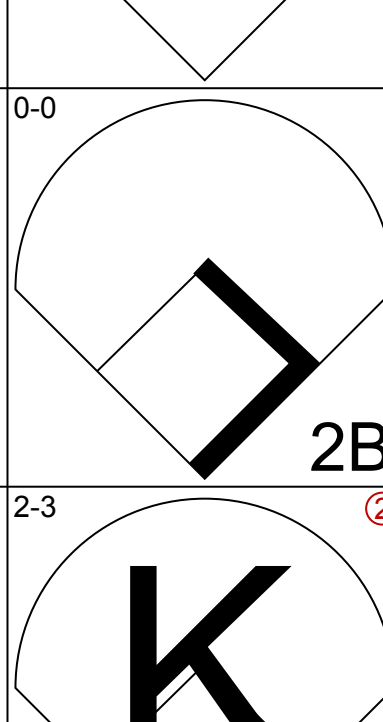
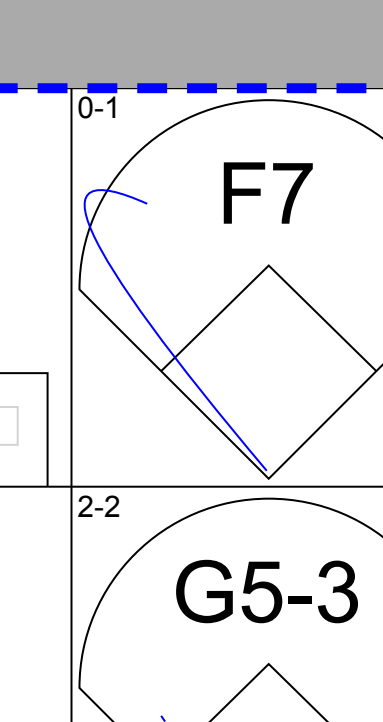
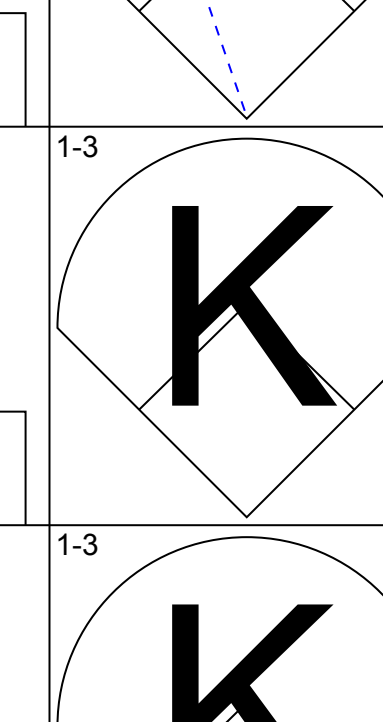
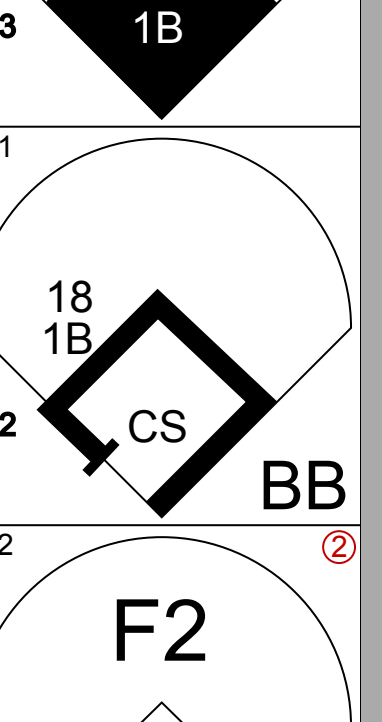
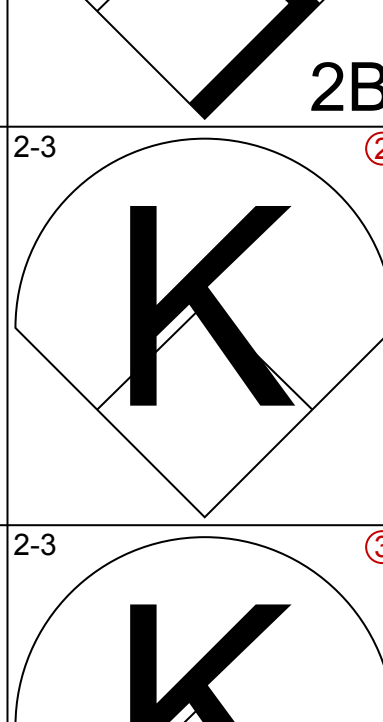
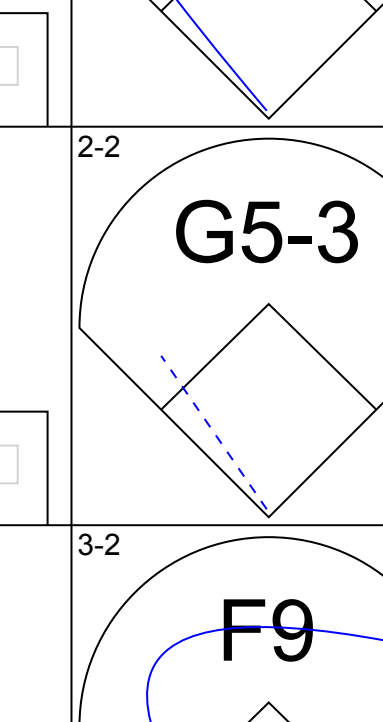
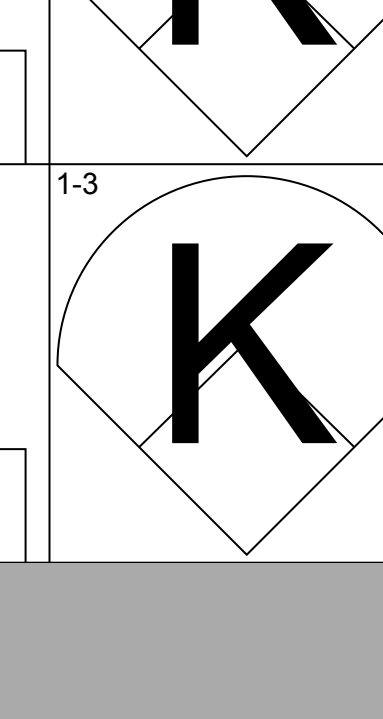
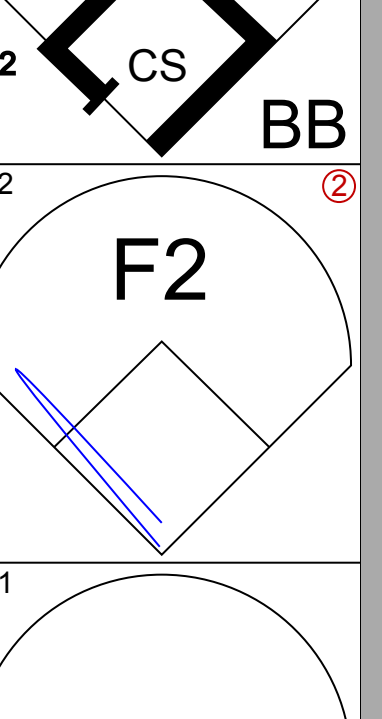
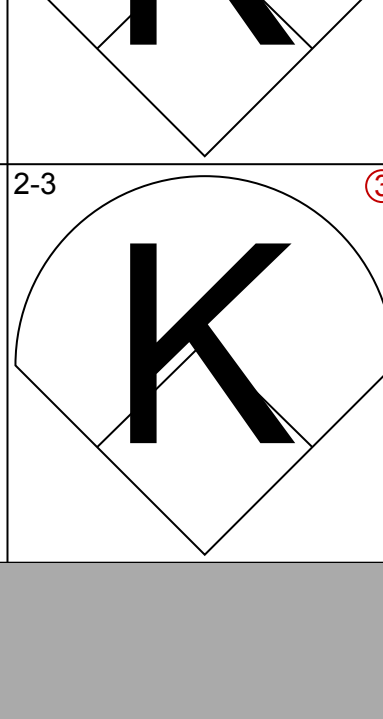
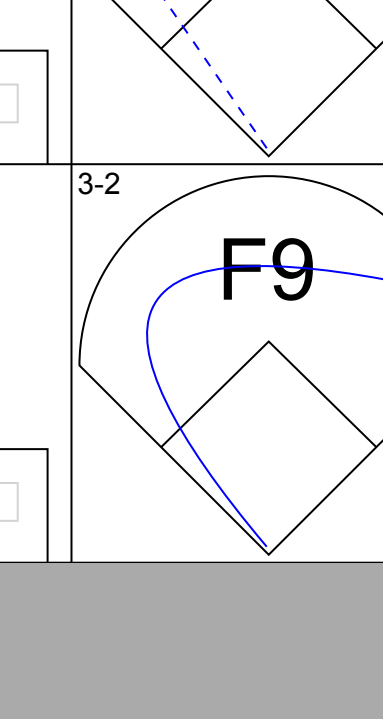
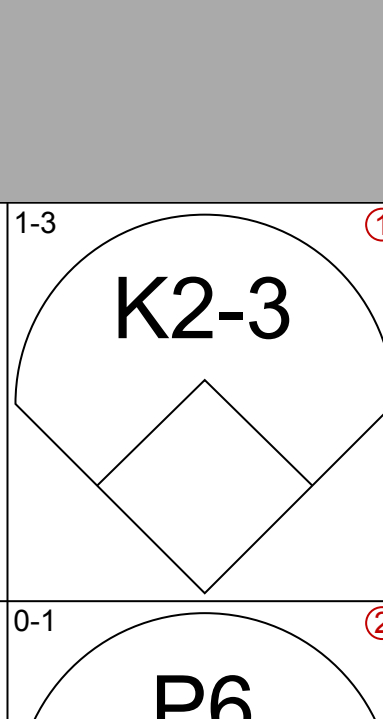
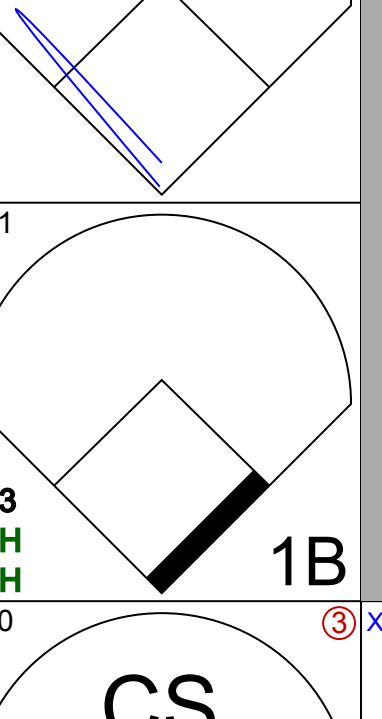
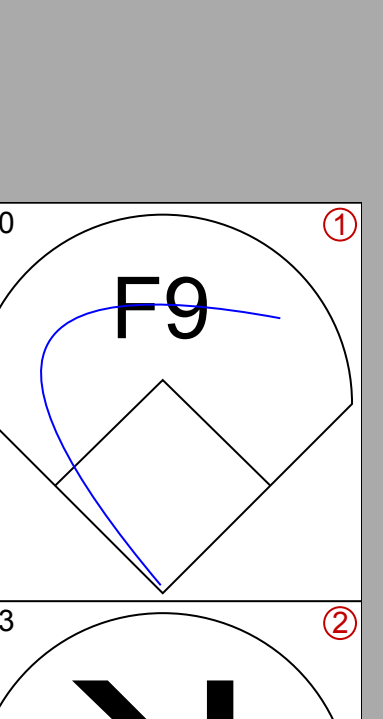
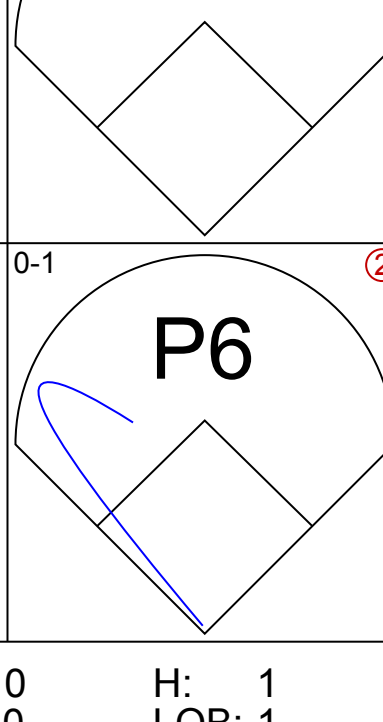
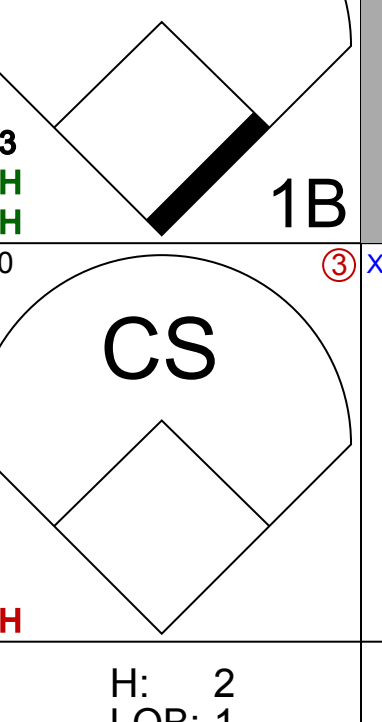
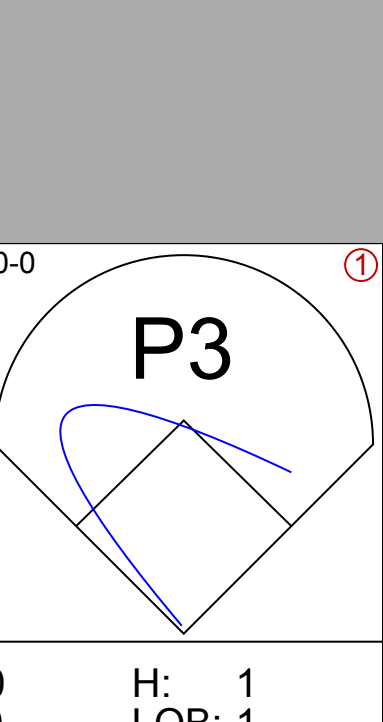
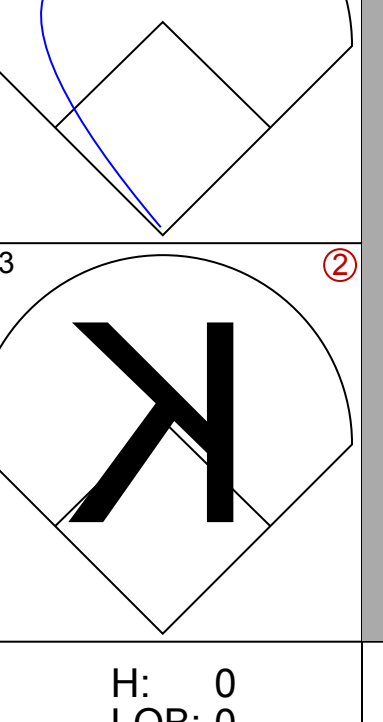
Batter	1	2	3	4	5	6	7	8	9	AB R H RBI BB SO LOB	BOTTOM																								
											<p>New York Yankees @ Tampa Bay Devil Rays Tropicana Field, St. Petersburg, FL Fri Sep 14 2001, 7:15 PM EDT</p> <p>livebaseballscorecards.com</p> <p>AB 0 R 0 H 0 RBI 0 BB 0 SO 0 LOB 0</p> 																								
Inning Stats										1B: 0 SF: 0 WP: 0 PA: 0 2B: 0 SAC: 0 FB: 0 3B: 0 DP: 0 SB: 0 HR: 0 HBP: 0 CS: 0																									
PITCHER	IP	WLS	BF	H	R	ER	SO	BB	IBB	HBP	BLK	WP	HR	S	P	ERA	WHIP	PITCHER	IP	WLS	BF	H	R	ER	SO	BB	IBB	HBP	BLK	WP	HR	S	P	ERA	WHIP

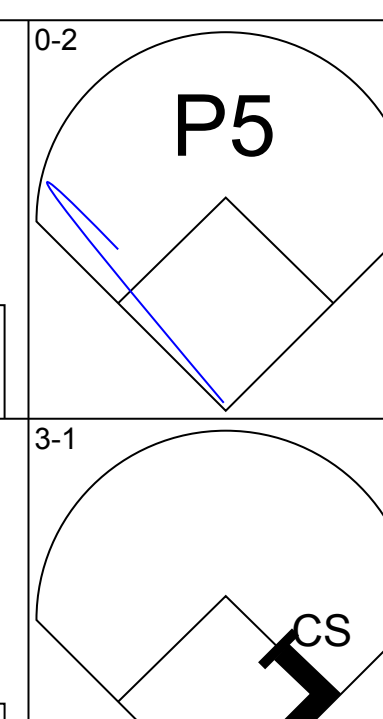
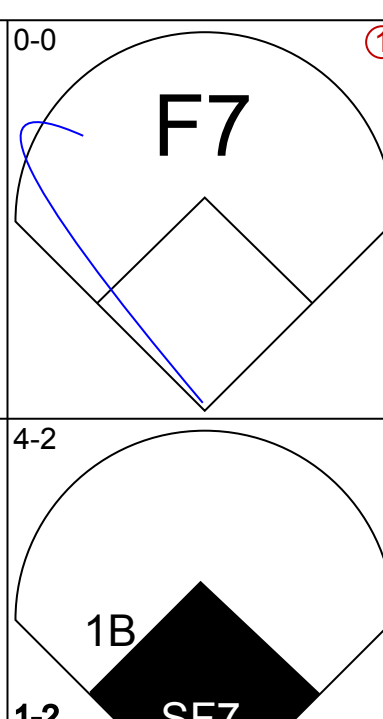
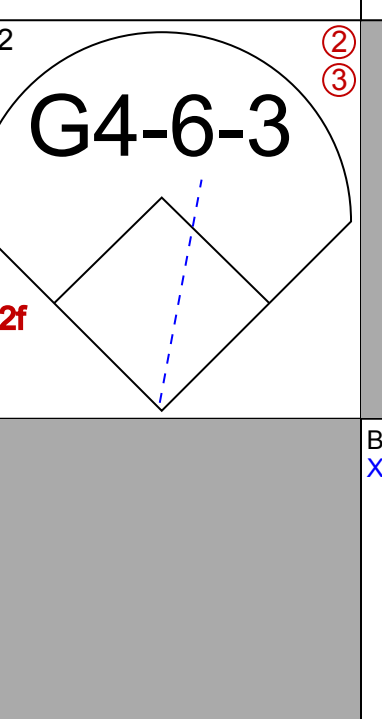
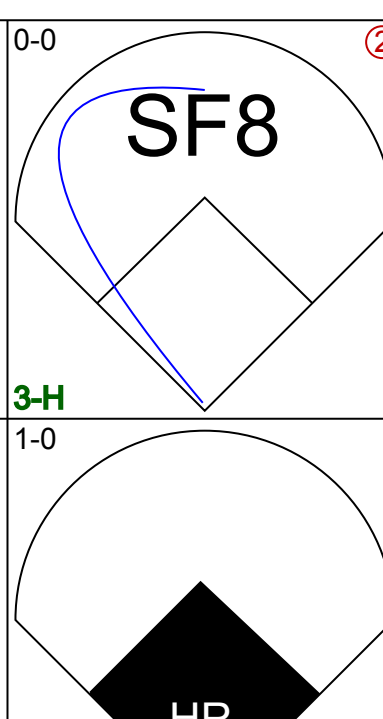
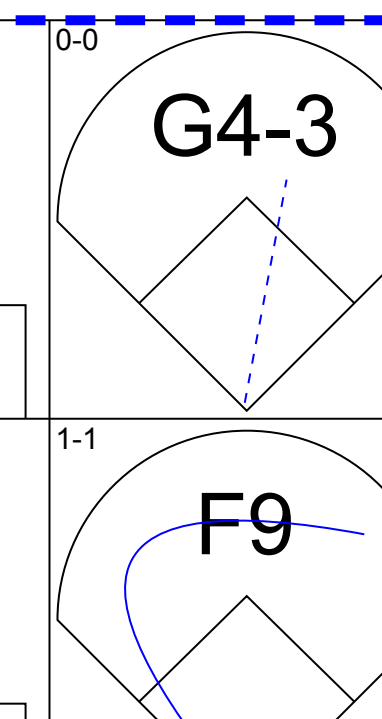
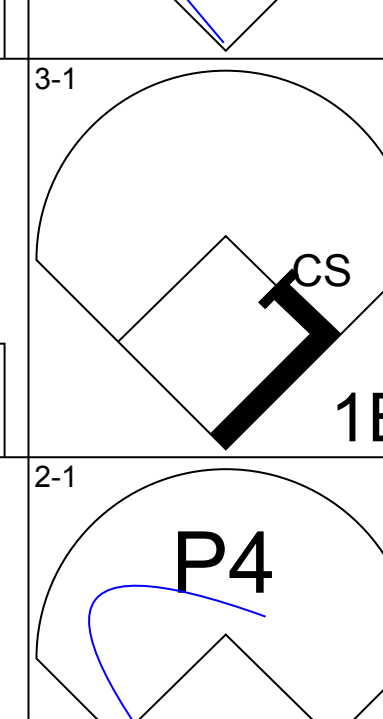
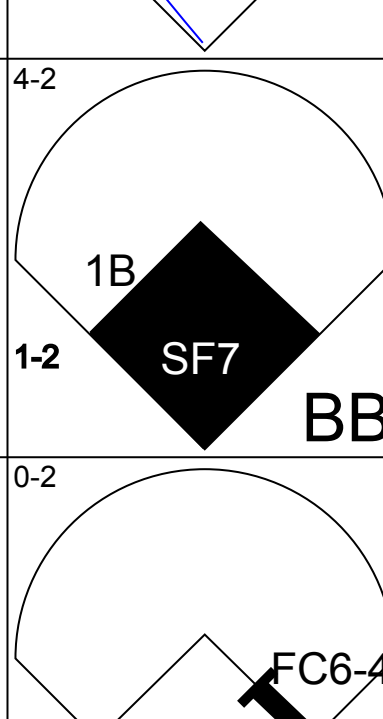
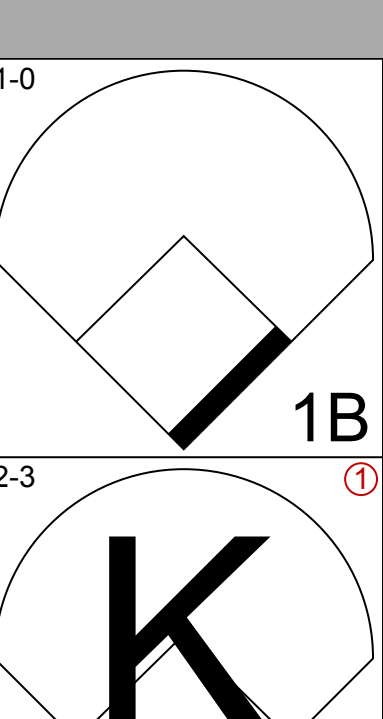
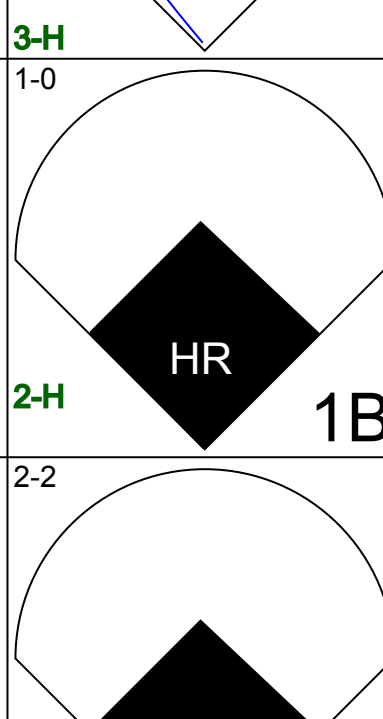
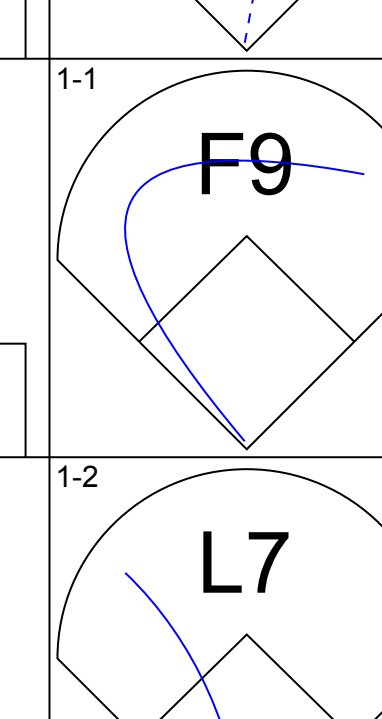
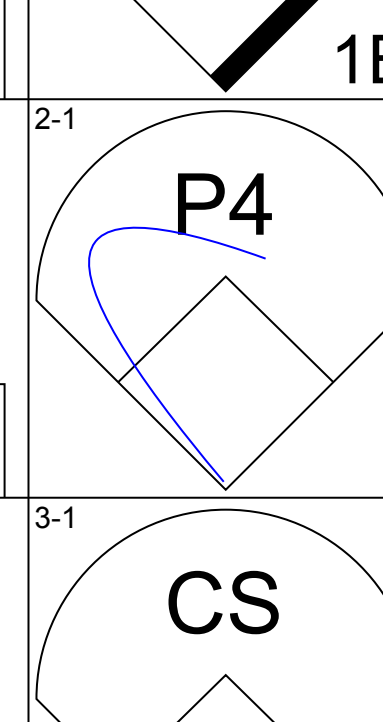
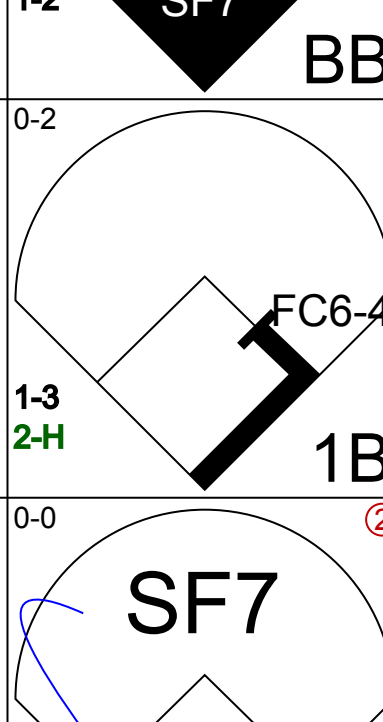
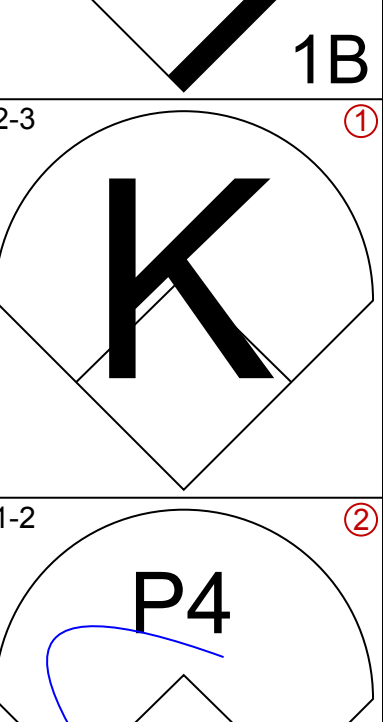
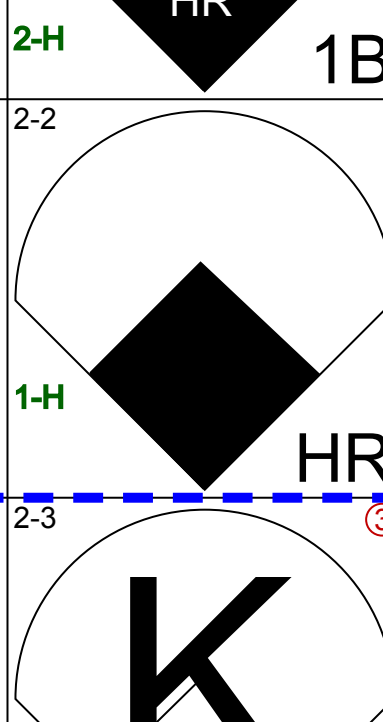
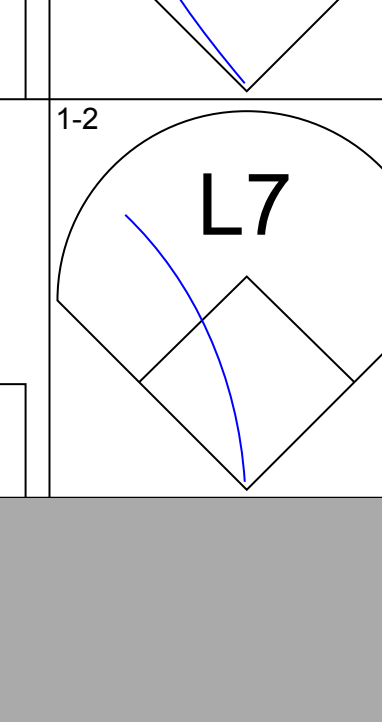
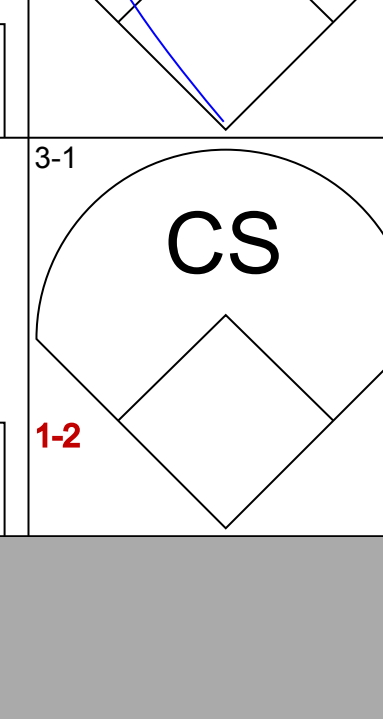
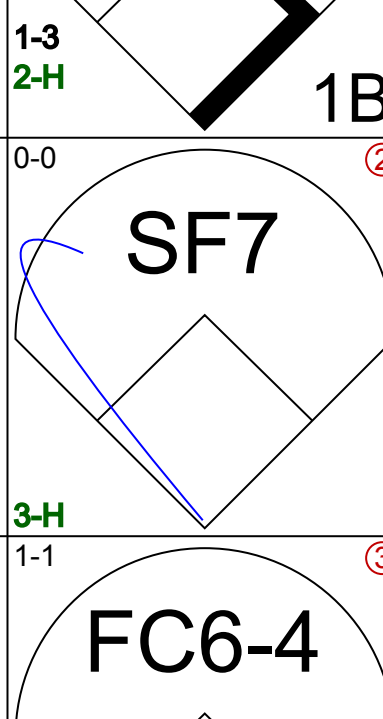
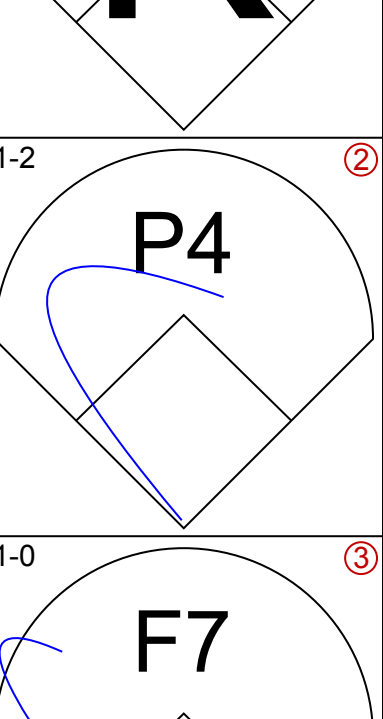

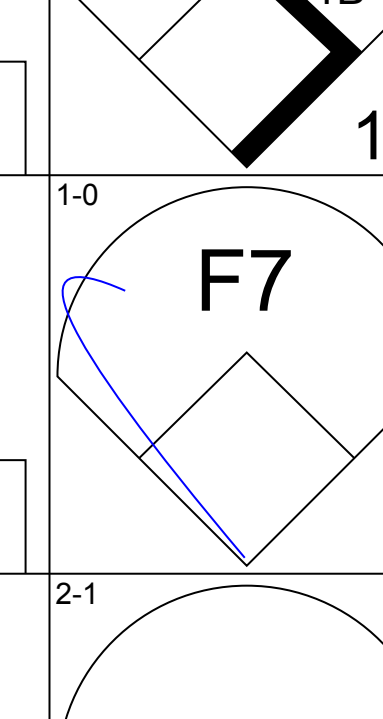
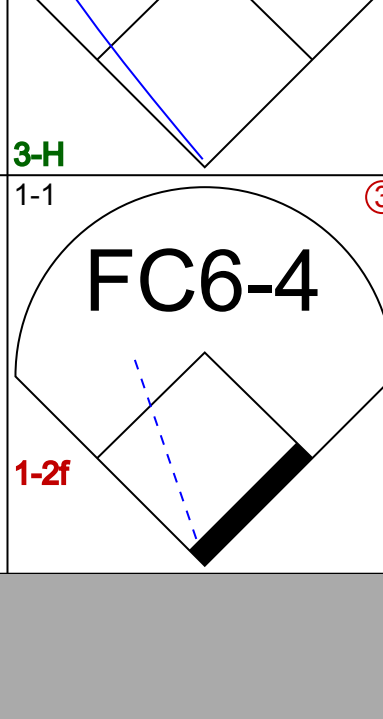
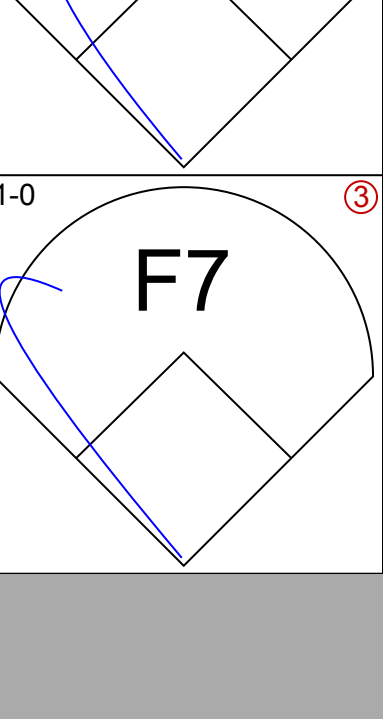
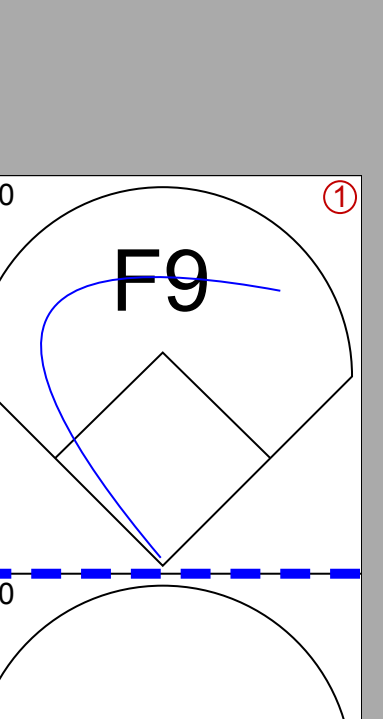
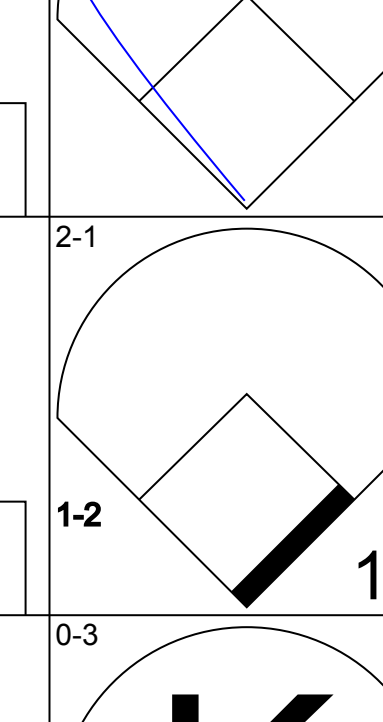
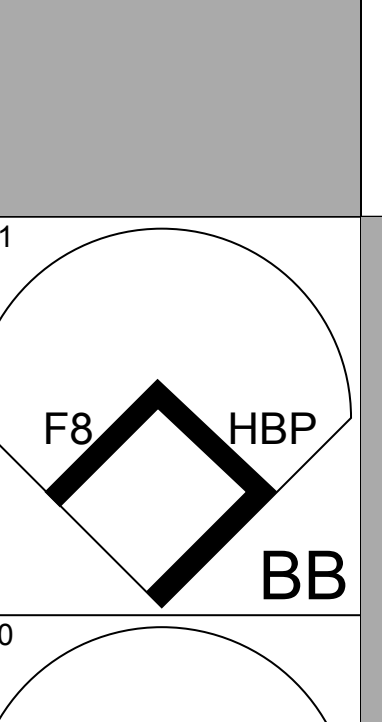
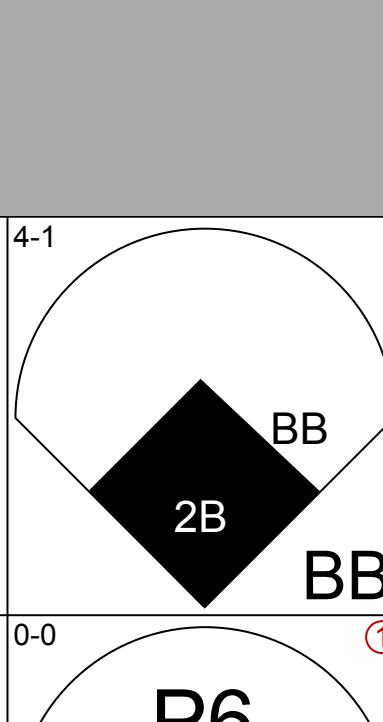
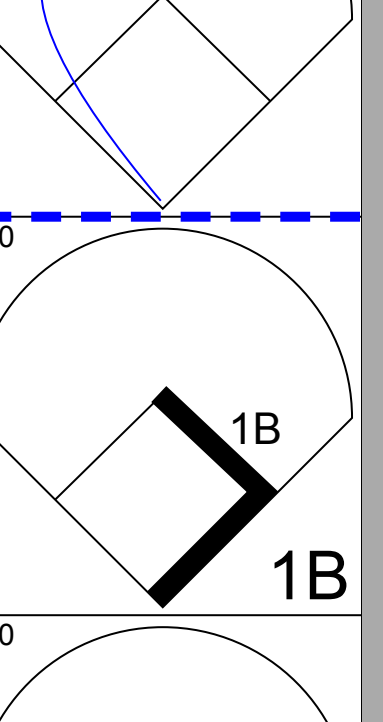
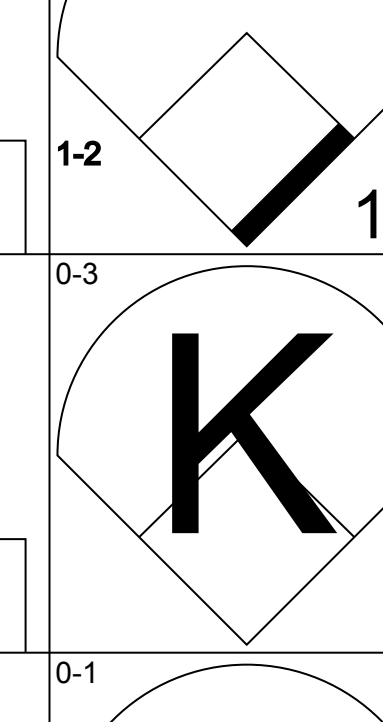
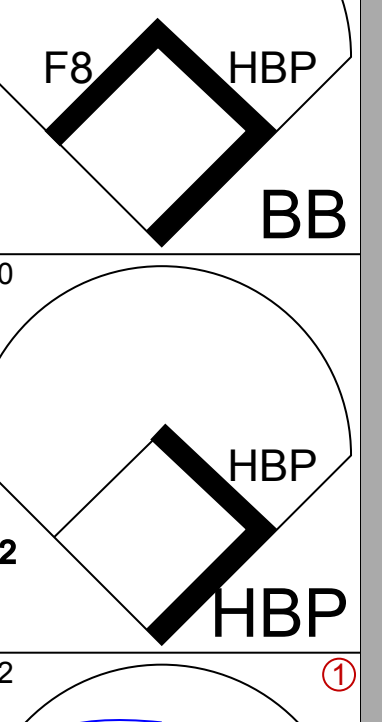
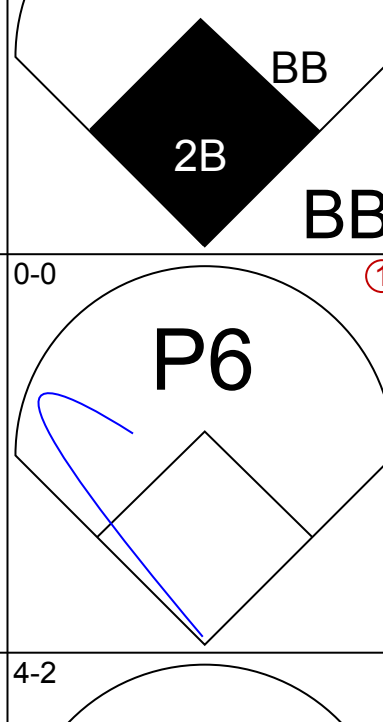
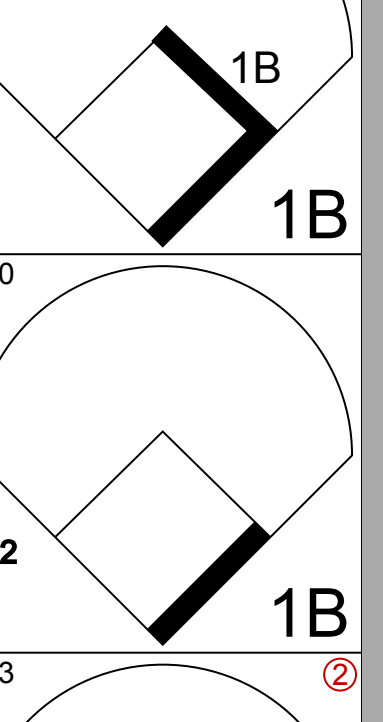

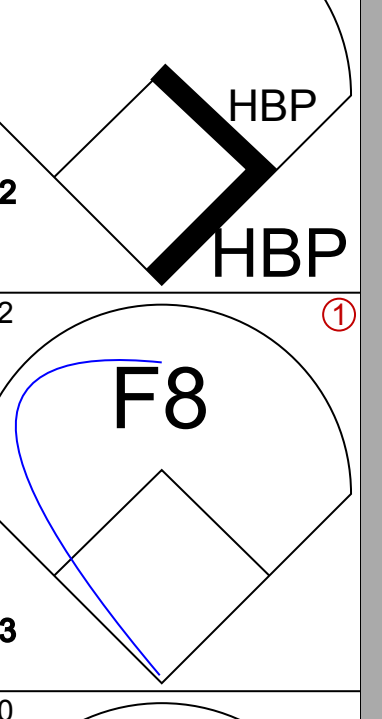
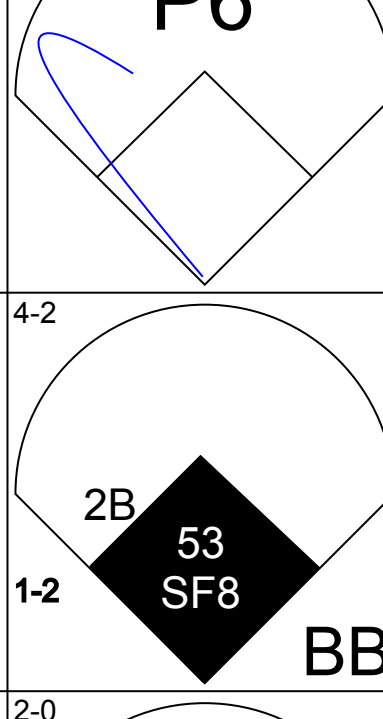
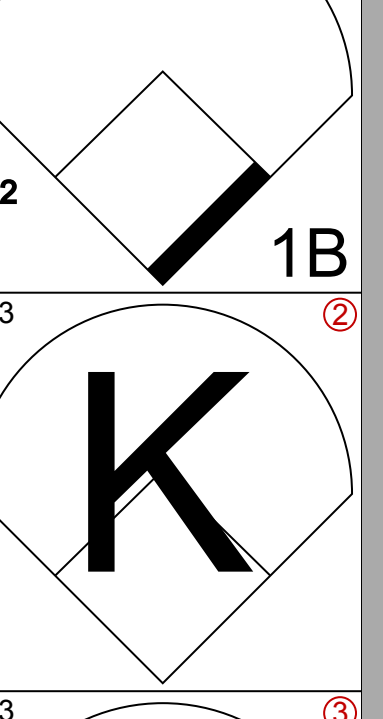
Batter	1	2	3	4	5	6	7	8	9	AB R H RBI BB SO LOB	TOP																								
											<p>New York Yankees @ Tampa Bay Devil Rays Tropicana Field, St. Petersburg, FL Sat Sep 15 2001, 1:15 PM EDT</p> <p>livebaseballscorecards.com</p> <p>AB 0 R 0 H 0 RBI 0 BB 0 SO 0 LOB 0</p> 																								
Inning Stats										1B: 0 SF: 0 WP: 0 PA: 0 2B: 0 SAC: 0 FB: 0 3B: 0 DP: 0 SB: 0 HR: 0 HBP: 0 CS: 0																									
PITCHER	IP	WLS	BF	H	R	ER	SO	BB	IBB	HBP	BLK	WP	HR	S	P	ERA	WHIP	PITCHER	IP	WLS	BF	H	R	ER	SO	BB	IBB	HBP	BLK	WP	HR	S	P	ERA	WHIP

Batter	1	2	3	4	5	6	7	8	9	AB R H RBI BB SO LOB	BOTTOM																								
											<p>New York Yankees @ Tampa Bay Devil Rays Tropicana Field, St. Petersburg, FL Sat Sep 15 2001, 1:15 PM EDT</p> <p>livebaseballscorecards.com</p> <p>AB 0 R 0 H 0 RBI 0 BB 0 SO 0 LOB 0</p> 																								
Inning Stats										1B: 0 SF: 0 WP: 0 PA: 0 2B: 0 SAC: 0 FB: 0 3B: 0 DP: 0 SB: 0 HR: 0 HBP: 0 CS: 0																									
PITCHER	IP	WLS	BF	H	R	ER	SO	BB	IBB	HBP	BLK	WP	HR	S	P	ERA	WHIP	PITCHER	IP	WLS	BF	H	R	ER	SO	BB	IBB	HBP	BLK	WP	HR	S	P	ERA	WHIP

Batter	1	2	3	4	5	6	7	8	9	AB	R	H	RBI	BB	SO	LOB	TOP																		
																													New York Yankees @ Tampa Bay Devil Rays Tropicana Field, St. Petersburg, FL Sun Sep 16 2001, 1:15 PM EDT livebaseballscorecards.com						
																AB	0																		
																R	0																		
																H	0																		
																RBI	0																		
																BB	0																		
																SO	0																		
																LOB	0																		
																																			
Inning Stats																																			
PITCHER	IP	WLS	BF	H	R	ER	SO	BB	IBB	HBP	BLK	WP	HR	S	P	ERA	WHIP	PITCHER	IP	WLS	BF	H	R	ER	SO	BB	IBB	HBP	BLK	WP	HR	S	P	ERA	WHIP

Batter	1	2	3	4	5	6	7	8	9	AB	R	H	RBI	BB	SO	LOB	BOTTOM																		
																AB	0																		
																R	0																		
																H	0																		
																RBI	0																		
																BB	0																		
																SO	0																		
																LOB	0																		
																																			
Inning Stats																																			
PITCHER	IP	WLS	BF	H	R	ER	SO	BB	IBB	HBP	BLK	WP	HR	S	P	ERA	WHIP	PITCHER	IP	WLS	BF	H	R	ER	SO	BB	IBB	HBP	BLK	WP	HR	S	P	ERA	WHIP

Batter	1	2	3	4	5	6	7	8	9	AB	R	H	RBI	BB	SO	LOB	TOP				
Jason Tyner, L (1, 7) OBP: 0.311, SLG: 0.338			 1B							4	0	1	0	0	1	0	Tampa Bay Devil Rays @ Boston Red Sox Fenway Park, Boston, MA Tue Sep 18 2001, 7:05 PM EDT Att: 30,909 - Cloudy - 73 F				
Brent Abernathy, R (1, 4) OBP: 0.330, SLG: 0.391					 1B					4	0	1	0	0	0	1					
Aubrey Huff, L (1, 10) OBP: 0.285, SLG: 0.357				 18 1B						4	1	1	0	0	1	1					
Steve Cox, L (1, 3) OBP: 0.296, SLG: 0.399										4	0	0	0	0	3	2					
Toby Hall, R (1, 2) OBP: 0.331, SLG: 0.445				 18 1B						4	1	1	0	0	0	1					
Randy Winn, S (1, 8) OBP: 0.348, SLG: 0.425				 18 1B						3	0	0	0	1	2	1					
Ben Grieve, L (1, 9) OBP: 0.361, SLG: 0.370										4	0	0	0	0	2	4					
1B Jared Sandberg, R (1, 5) OBP: 0.290, SLG: 0.304										3	0	1	2	0	1	0					
Chris Gomez, R (1, 6) OBP: 0.289, SLG: 0.376										3	0	0	0	0	1	0					
Inning Stats	R: 0 E: 1 K: 2 S: 10	H: 0 LOB: 1 BB: 0 P: 13	R: 0 E: 0 K: 2 S: 8	H: 0 LOB: 0 BB: 0 P: 10	R: 0 E: 0 K: 1 S: 8	H: 1 LOB: 1 BB: 0 P: 10	R: 2 E: 1 K: 1 S: 14	H: 2 LOB: 1 BB: 1 P: 24	R: 0 E: 0 K: 3 S: 10	H: 1 LOB: 1 BB: 0 P: 14	R: 0 E: 0 K: 1 S: 6	H: 0 LOB: 0 BB: 0 P: 7	R: 0 E: 0 K: 0 S: 7	H: 0 LOB: 0 BB: 0 P: 11	R: 0 E: 0 K: 0 S: 8	H: 0 LOB: 0 BB: 0 P: 13		1B: 4 2B: 1 3B: 0 HR: 0	SF: 0 SAC: 0 DP: 0 HBP: 0	WP: 0 PB: 0 SB: 2 CS: 1	PA: 35
PITCHER	IP	WLS	BF	H	R	ER	SO	BB	IBB	HBP	BLK	WP	HR	S	P	ERA	WHIP				
Hideo Nomo, R (1, 1) ERA: 4.16	7.0	W	28	5	2	0	11	1	0	0	0	0	0	64	89	0.00	0.857				
49 Tim Wakefield, R (8, 1) ERA: 3.55	1.0		3	0	0	0	0	0	0	0	0	0	0	7	11	0.00	0.000				
Rolando Arrojo, R (9, 1) ERA: 3.41	1.0		3	0	0	0	0	0	0	0	0	0	0	8	13	0.00	0.000				

Batter	1	2	3	4	5	6	7	8	9	AB	R	H	RBI	BB	SO	LOB	BOTTOM				
53 Angel Santos, S (1, 4)										4	0	0	1	0	0	4	Tampa Bay Devil Rays @ Boston Red Sox Fenway Park, Boston, MA Tue Sep 18 2001, 7:05 PM EDT Att: 30,909 - Cloudy - 73 F				
Trot Nixon, L (1, 8) OBP: 0.369, SLG: 0.488	 1B		 SF7 BB			 1B				4	2	3	1	1	0	0					
Manny Ramirez, R (1, 10) OBP: 0.403, SLG: 0.617			 1B			 1B				4	1	2	3	0	1	2					
Calvin Pickering, L (8, PH) OBP: 0.167, SLG: 0.167										1	0	0	0	0	0	0					
Brian Daubach, L (1, 7) OBP: 0.350, SLG: 0.496										3	0	1	1	0	1	1					
Troy O'Leary, L (1, 9) OBP: 0.301, SLG: 0.431										4	0	0	0	0	0	3					
Izzy Alcantara, R (1, 3) OBP: 0.391, SLG: 0.381										1	1	1	0	2	0	0					
Darren Lewis, R (7, 9) OBP: 0.298, SLG: 0.379										1	0	1	0	0	0	0					
Shea Hillenbrand, R (1, 5) OBP: 0.297, SLG: 0.353					 HBP BB	 BB				3	0	1	0	0	1	3					
Scott Hatteberg, L (1, 2) OBP: 0.338, SLG: 0.357						 53 SF8 BB				3	1	0	0	1	1	6					
Lou Merloni, R (1, 6) OBP: 0.311, SLG: 0.326				 1B	 53 G4-6-3	 2B				3	2	2	1	0	1	2					
Inning Stats	R: 0 E: 0 K: 0 S: 8	H: 1 LOB: 0 BB: 0 P: 16	R: 0 E: 0 K: 1 S: 9	H: 2 LOB: 2 BB: 0 P: 13	R: 2 E: 0 K: 0 S: 10	H: 2 LOB: 1 BB: 1 P: 16	R: 0 E: 0 K: 0 S: 9	H: 0 LOB: 2 BB: 1 P: 21	R: 0 E: 0 K: 1 S: 9	H: 1 LOB: 1 BB: 0 P: 14	R: 5 E: 0 K: 1 S: 13	H: 3 LOB: 2 BB: 2 P: 28	R: 0 E: 0 K: 2 S: 11	H: 2 LOB: 2 BB: 0 P: 15	R: 0 E: 0 K: 0 S: 6	H: 0 LOB: 0 BB: 0 P: 8	1B: 9 2B: 1 3B: 0 HR: 1	SF: 2 SAC: 0 DP: 1 HBP: 2	WP: 0 PB: 0 SB: 0 CS: 1	PA: 40	
PITCHER	IP	WLS	BF	H	R	ER	SO	BB	IBB	HBP	BLK	WP	HR	S	P	ERA	WHIP				
Tanyon Sturtze, R (1, 1) ERA: 4.72	5.2	L	30	9	7	7	2	0	0	0	0	0	0	4	6	0.00	0.000				
Doug Creek, L (6, 1) ERA: 4.24	0.2		2	0	0	0	1	0	0	0	0	0	0	4	6	0.00	0.000				
Victor Zambrano, R (7, 1) ERA: 3.7	0.2		4	2	0	0	2	0	0	0	0	0	0	10	14	0.00	3.000				
Esteban Yan, R (8, 1) ERA: 4.42	1.0		3	0	0	0	0	0	0	0	0	0	0	6	8	0.00	0.000				

Batter	1	2	3	4	5	6	7	8	9	AB	R	H	RBI	BB	SO	LOB	TOP										
Jason Tyner, L (1, 7) OBP: 0.313, SLG: 0.339 Damian Rolls, R (9, PH) OBP: 0.294, SLG: 0.338 (9, 7)	1-2 G4-3 S 1B	0-0 FC6-4		1-2 G4-3		0-0 1B 1B	1-2 F8		2-3 K	5	1	2	0	0	0	2											
Brent Abernathy, R (1, 4) OBP: 0.330, SLG: 0.390	1-3 K		1-2 F8		1-2 G6-3	2-0 1B BB 1B	1-2 G3-2 1B		2-2 G6-3	6	1	2	1	0	1	1											
Steve Cox, L (1, 3) OBP: 0.284, SLG: 0.392	2-2 G4-3		0-1 G3-1		2-3 K	4-1 BB 1B 1B	2-1 G3-2		3-3 K	5	1	0	0	1	2	3											
Toby Hall, R (1, 2) OBP: 0.333, SLG: 0.444	2-2 F8		0-1 BB BB 1B		1-3 K	3-2 P6		1-0 2B 1B 1B		5	1	2	0	0	1	4											
Randy Winn, S (1, 8) OBP: 0.351, SLG: 0.426		0-0 2B 1B	4-2 BB BB			E4 G4-3 1B		1-2 F2		4	3	2	1	1	0	1											
Ben Grieve, L (1, 9) OBP: 0.384, SLG: 0.372 Jose Guillen, R (6, 9) OBP: 0.311, SLG: 0.363		2-1 G4-3 1H PB 2B	4-2 BB BB			G4-3 1B		1-2 1B 2B		2	1	1	2	2	0	1											
Aubrey Huff, L (1, 10) OBP: 0.289, SLG: 0.363		0-1 G4-3	0-3 K			1B 2B		1-1 FC4-6 1B		5	1	3	5	0	1	4											
1B Jared Sandberg, R (1, 5) OBP: 0.286, SLG: 0.309		0-3 K		0-0 G4-3		1B 2B K		2-3 K		5	1	1	1	0	3	4											
Chris Gomez, R (1, 6) OBP: 0.290, SLG: 0.375 Felix Martinez, S (6, 6) OBP: 0.286, SLG: 0.303		2-3 K FC6-4		1-3 K		1-0 1B 1B 1B	0-0 1B G3-2 2B	1-1 FC4-6 1-2		3	1	1	1	0	2	0											
Inning Stats	R: 0 E: 0 K: 1 S: 13	H: 1 LOB: 1 BB: 0 P: 19	R: 2 E: 0 K: 2 S: 13	H: 2 LOB: 1 BB: 0 P: 17	R: 0 E: 0 K: 1 S: 16	H: 1 LOB: 3 BB: 2 P: 25	R: 0 E: 0 K: 1 S: 8	H: 0 LOB: 0 BB: 0 P: 10	R: 0 E: 0 K: 2 S: 11	H: 0 LOB: 0 BB: 0 P: 15	R: 8 E: 1 K: 1 S: 22	H: 7 LOB: 2 BB: 2 P: 48	R: 0 E: 0 K: 0 S: 9	H: 2 LOB: 1 BB: 0 P: 13	R: 2 E: 0 K: 1 S: 14	H: 3 LOB: 1 BB: 0 P: 20	R: 0 E: 0 K: 2 S: 9	H: 0 LOB: 0 BB: 0 P: 16	1B: 11 2B: 6 3B: 0 HR: 0	SF: 0 SAC: 0 DP: 1 HBP: 0	WP: 1 PB: 1 CS: 0	PA: 48					
PITCHER	IP	WLS	BF	H	R	ER	SO	BB	IBB	HBP	BLK	WP	HR	S	P	ERA	WHIP										
David Cone, R (1, 1) ERA: 4.35	5.1	L	25	5	4	2	7	2	0	0	0	1	0	66	97	3.38	1.312										
Rich Garcias, R (6, 1) ERA: 3.99	0.0		5	4	2	2	0	1	0	0	0	0	0	5	14	∞	∞										
Todd Erdos, R (6, 1) ERA: 7.2	0.2		5	2	4	4	1	1	0	0	0	0	0	12	23	54.00	4.500										
Sun-Woo Kim, R (7, 1) ERA: 5.27	2.0		10	5	2	2	1	0	0	0	0	0	0	23	33	9.00	2.500										
Allen McDill, L (9, 1) ERA: 2.35	1.0		3	0	0	0	2	0	0	0	0	0	0	9	16	0.00	0.000										

Tampa Bay Devil Rays @ Boston Red Sox
Fenway Park, Boston, MA
Wed Sep 19 2001, 7:05 PM EDT
Att: 29,627 - Cloudy - 63 F

AB 44
R 12
H 16
RBI 11
BB 4
SO 11
LOB 21



Batter	1	2	3	4	5	6	7	8	9	AB	R	H	RBI	BB	SO	LOB	BOTTOM										
53 Angel Santos, S (1, 4)	4-1 BB BB		2-3 K		0-1 G3-6-1 1-2			4-1 FC1-6 BB		2	0	0	0	2	1	1											
Trot Nixon, L (1, 8) OBP: 0.372, SLG: 0.491	4-1 BB BB		1-1 1B			2-2 HR 2B		2-2 FC1-6 HBP		3	1	2	0	1	0	1											
Manny Ramirez, R (1, 10) OBP: 0.403, SLG: 0.615	0-0 P3		0-0 1B			0-0 F8		2-2 FC4-6 HBP		3	0	1	0	0	0	3											
Brian Daubach, L (1, 3) OBP: 0.347, SLG: 0.490 Morgan Burkhardt, S (9, 3)	3-2 F7		1-1 G5-3			3-3 K		0-3 K		4	0	0	0	0	2	7											
Troy O'Leary, L (1, 9) OBP: 0.301, SLG: 0.438	1-1 F9			2-3 K		1-1 HR		0-1 FC4-6		4	1	1	2	0	1	4											
Izzy Alcantara, R (1, 7) OBP: 0.346, SLG: 0.333 Calvin Pickering, L (9, PH) OBP: 0.143, SLG: 0.143		0-3 K		1-2 G6-3		2-3 K		0-1 G1-3		3	0	0	0	0	2	0											
Shea Hillenbrand, R (1, 5) OBP: 0.299, SLG: 0.392		1-2 P6		1-3 K			1-1 1B	1-3 K		4	0	1	0	0	2	0											
Scott Hatteberg, L (1, 2) OBP: 0.337, SLG: 0.352		2-2 G4-3			4-1 53 G3-6-1 BB		1-0 L4-3	2-1 P6		3	0	0	0	1	0	1											
Lou Merloni, R (1, 6) OBP: 0.306, SLG: 0.320 52 James Lofton, S (7, PH) (8, 6)			0-3 K		1-3 K		3-1 G3-1			2	0	0	0	0	2	1											
Inning Stats	R: 0 E: 0 K: 0 S: 9	H: 0 LOB: 2 BB: 2 P: 21	R: 0 E: 0 K: 1 S: 9	H: 0 LOB: 0 BB: 0 P: 12	R: 0 E: 0 K: 2 S: 11	H: 2 LOB: 0 BB: 0 P: 15	R: 0 E: 0 K: 2 S: 10	H: 0 LOB: 0 BB: 0 P: 14	R: 0 E: 0 K: 1 S: 6	H: 0 LOB: 0 BB: 1 P: 11	R: 2 E: 0 K: 2 S: 13	H: 2 LOB: 0 BB: 0 P: 21	R: 0 E: 0 K: 0 S: 5	H: 1 LOB: 0 BB: 0 P: 10	R: 0 E: 0 K: 1 S: 12	H: 0 LOB: 2 BB: 1 P: 20	R: 0 E: 0 K: 1 S: 7	H: 0 LOB: 0 BB: 0 P: 10	1B: 3 2B: 2 3B: 0 HR: 1	SF: 0 SAC: 0 DP: 2 HBP: 1	WP: 0 PB: 0 CS: 0	PA: 35					
PITCHER	IP	WLS	BF	H	R	ER	SO	BB	IBB	HBP	BLK	WP	HR	S	P	ERA	WHIP										
Paul Wilson, R (1, 1) ERA: 5.39	6.0	W	24	4	2	2	8	3	0	0	0	0	0	58	94	3.00	1.167										
Jesus Colome, R (7, 1) ERA: 3.02	2.0		8	1	0	0	1	1	0	1	0	0	0	17	30	0.00	1.000										
Travis Phelps, R (9, 1) ERA: 3.86	1.0		3	0	0	0	1	0	0	0	0	0	0	7	10	0.00	0.000										

Tampa Bay Devil Rays @ Boston Red Sox
Fenway Park, Boston, MA
Wed Sep 19 2001, 7:05 PM EDT
Att: 29,627 - Cloudy - 63 F

AB 30
R 2
H 5
RBI 2
BB 4
SO 10
LOB 18



Batter	1	2	3	4	5	6	7	8	9	AB	R	H	RBI	BB	SO	LOB	TOP					
Jason Tyner, L (1, 7) OBP: 0.313, SLG: 0.339	G1-3		F9			SH1-4		1B S 1B		3	0	1	0	0	0	0	Tampa Bay Devil Rays @ Boston Red Sox Fenway Park, Boston, MA Thu Sep 20 2001, 7:05 PM EDT Att: 29,530 - Cloudy - 70 F					
Brent Abernathy, R (1, 4) OBP: 0.332, SLG: 0.391	L6			P4		2B 1B		BB 1B		4	0	2	1	0	0	0						
Steve Cox, L (1, 3) OBP: 0.300, SLG: 0.396	G4-3				BB					2	0	1	0	2	0	0						
Toby Hall, R (1, 2) OBP: 0.323, SLG: 0.430		G6-3			L7		G4-3			4	0	0	0	0	1	6						
Randy Winn, S (1, 8) OBP: 0.348, SLG: 0.421		G3		F7		G6-3		F8		4	0	0	0	0	6	0						
Ben Grieve, L (1, 9) OBP: 0.363, SLG: 0.371						F5		G4-3		4	0	1	0	0	0	0						
Aubrey Huff, L (1, 10) OBP: 0.292, SLG: 0.365 Damian Rolls, R (9, PR) OBP: 0.294, SLG: 0.338	G4-3					K		1B 1B		4	0	2	0	0	1	1						
1B Jared Sandberg, R (1, 5) OBP: 0.275, SLG: 0.297			K			F3		G1-3		4	0	0	0	0	1	1						
Chris Gomez, R (1, 6) OBP: 0.289, SLG: 0.377			F7							4	1	1	0	0	1	2						
						SH1-4 1B 2B																
Inning Stats	R: 0 E: 0 K: 0 S: 10	H: 0 LOB: 0 BB: 0 P: 13	R: 0 E: 0 K: 0 S: 8	H: 1 LOB: 1 BB: 0 P: 12	R: 0 E: 0 K: 1 S: 6	H: 0 LOB: 0 BB: 0 P: 8	R: 0 E: 0 K: 0 S: 10	H: 0 LOB: 1 BB: 1 P: 15	R: 0 E: 0 K: 1 S: 8	H: 0 LOB: 0 BB: 0 P: 11	R: 1 E: 0 K: 0 S: 10	H: 3 LOB: 2 BB: 0 P: 16	R: 0 E: 0 K: 0 S: 7	H: 1 LOB: 0 BB: 0 P: 12	R: 0 E: 0 K: 2 S: 21	H: 2 LOB: 3 BB: 1 P: 31	R: 0 E: 0 K: 0 S: 8	H: 1 LOB: 2 BB: 0 P: 11	1B: 6 2B: 2 3B: 0 HR: 0	SF: 0 SAC: 1 DP: 0 HBP: 0	WP: 0 PB: 0 SB: 2 CS: 0	PA: 36
PITCHER	IP	WLS	BF	H	R	ER	SO	BB	IBB	HBP	BLK	WP	HR	S	P	ERA	WHIP					
Frank Castillo, R (1, 1) ERA: 4.19	7.0		26	5	1	1	2	1	0	0	0	0	0	59	87	1.29	0.857					
Rolando Arrojo, R (8, 1) ERA: 3.39	1.0	W	6	2	0	0	2	1	0	0	0	0	0	21	31	0.00	3.000					
Rod Beck, R (9, 1) ERA: 3.89	1.0	S	4	1	0	0	0	0	0	0	0	0	0	8	11	0.00	1.000					

Batter	1	2	3	4	5	6	7	8	9	AB	R	H	RBI	BB	SO	LOB	BOTTOM				
52 James Lofton, S (1, 6)	F7				G3-1		FC5-6 G3 S 1-2	P5		4	0	0	0	1	0	3	Tampa Bay Devil Rays @ Boston Red Sox Fenway Park, Boston, MA Thu Sep 20 2001, 7:05 PM EDT Att: 29,530 - Cloudy - 70 F				
Jose Offerman, S (1, 4) OBP: 0.327, SLG: 0.350	G6-3				1B		G3 BB			2	0	1	0	2	0	0					
Trot Nixon, L (1, 8) OBP: 0.371, SLG: 0.489	L8				1B		G3			4	0	1	0	0	1	5					
Manny Ramirez, R (1, 10) OBP: 0.402, SLG: 0.612		K		F8						3	0	0	0	1	2	5					
Troy O'Leary, L (1, 7) OBP: 0.297, SLG: 0.433	G3				G5-3		L9			4	0	0	0	0	1	5					
Calvin Pickering, L (1, 3) OBP: 0.364, SLG: 0.636 53 Angel Santos, S (8, PR) Brian Daubach, L (9, 3) OBP: 0.347, SLG: 0.490						WP G1-3 1B	G4-3	2B 1B		4	1	3	1	0	0	0					
Chris Stynes, R (1, 5) OBP: 0.327, SLG: 0.412	G4-3				G1-3		F7	SH5-3 1H 2B		4	0	1	1	0	0	1					
Darren Lewis, R (1, 9) OBP: 0.306, SLG: 0.381							P6	SH5-3		2	0	1	0	1	0	0					
Doug Mirabelli, R (1, 2) OBP: 0.326, SLG: 0.404										4	0	1	0	0	2	5					
Inning Stats	R: 0 E: 0 K: 0 S: 8	H: 0 LOB: 0 BB: 0 P: 10	R: 1 E: 0 K: 1 S: 7	H: 1 LOB: 0 BB: 0 P: 11	R: 0 E: 0 K: 1 S: 11	H: 1 LOB: 2 BB: 2 P: 22	R: 0 E: 0 K: 2 S: 11	H: 1 LOB: 2 BB: 1 P: 21	R: 0 E: 0 K: 1 S: 14	H: 2 LOB: 0 BB: 0 P: 19	R: 0 E: 0 K: 0 S: 9	H: 0 LOB: 0 BB: 0 P: 11	R: 0 E: 0 K: 0 S: 10	H: 1 LOB: 3 BB: 2 P: 22	R: 0 E: 0 K: 1 S: 8	H: 2 LOB: 2 BB: 0 P: 14	1B: 6 2B: 1 3B: 0 HR: 1	SF: 0 SAC: 1 DP: 0 HBP: 0	WP: 1 PB: 0 SB: 1 CS: 1	PA: 37	
PITCHER	IP	WLS	BF	H	R	ER	SO	BB	IBB	HBP	BLK	WP	HR	S	P	ERA	WHIP				
Ryan Rupe, R (1, 1) ERA: 6.73	6.0		26	5	1	1	5	3	0	0	0	0	0	60	94	1.50	1.333				
Doug Creek, L (7, 1) ERA: 4.32	1.0	L	7	2	1	1	0	1	1	0	0	0	0	11	23	9.00	3.000				
Victor Zambrano, R (8, 1) ERA: 3.61	1.0		4	1	0	0	1	0	0	0	0	0	0	7	13	0.00	1.000				

livebaseballscores.com

AB 33
R 1
H 8
RBI 1
BB 2
SO 4
LOB 16



livebaseballscores.com

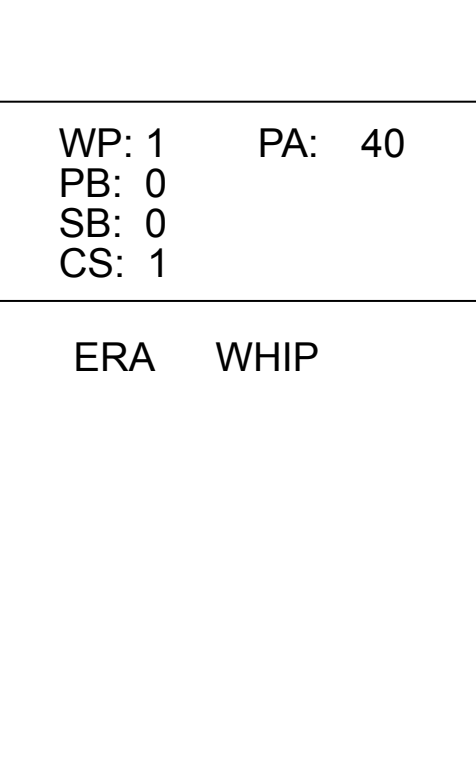
AB 31
R 2
H 8
RBI 2
BB 5
SO 6
LOB 24



Batter	1	2	3	4	5	6	7	8	9	AB	R	H	RBI	BB	SO	LOB	TOP					
Jason Tyner, L (1, 7) OBP: 0.309, SLG: 0.334	G1-3		L8			L6-4	F8		G1-3	5	0	0	0	0	0	4						
Brent Abernathy, R (1, 4) OBP: 0.333, SLG: 0.395	F8		G4-3						G4-3	5	1	2	0	0	0	0						
Steve Cox, L (1, 3) OBP: 0.304, SLG: 0.398	G4-3				P6					4	1	2	0	1	0	0						
Toby Hall, R (1, 2) OBP: 0.321, SLG: 0.447		P3			F8					4	1	1	3	0	0	2						
Randy Winn, S (1, 8)	F5				F7					4	0	1	0	0	0	1						
Ben Grieve, L (1, 9) OBP: 0.386, SLG: 0.381										3	2	2	1	1	1	1						
Aubrey Huff, L (1, 10) OBP: 0.294, SLG: 0.369	G6-3									4	1	2	1	0	0	1						
Russ Johnson, R (1, 5) OBP: 0.378, SLG: 0.432										3	1	2	2	1	0	0						
Chris Gomez, R (1, 6) OBP: 0.285, SLG: 0.371										4	0	0	0	0	2	4						
Inning Stats	R: 0 E: 0 K: 0 S: 12	H: 0 LOB: 0 BB: 0 P: 17	R: 0 E: 0 K: 0 S: 5	H: 0 LOB: 1 BB: 1 P: 10	R: 1 E: 0 K: 0 S: 11	H: 1 LOB: 0 BB: 0 P: 17	R: 0 E: 0 K: 0 S: 7	H: 0 LOB: 0 BB: 0 P: 11	R: 2 E: 0 K: 2 S: 6	H: 3 LOB: 3 BB: 1 P: 8	R: 3 E: 0 K: 2 S: 19	H: 5 LOB: 1 BB: 1 P: 33	R: 0 E: 0 K: 1 S: 9	H: 1 LOB: 1 BB: 1 P: 18	R: 1 E: 0 K: 1 S: 10	H: 1 LOB: 0 BB: 0 P: 16	R: 0 E: 0 K: 0 S: 7	H: 1 LOB: 0 BB: 0 P: 10	1B: 5 2B: 6 3B: 0 HR: 3	SF: 0 SAC: 0 DP: 2 HBP: 0	WP: 1 PB: 0 SB: 0 CS: 1	PA: 40
PITCHER	IP	WLS	BF	H	R	ER	SO	BB	IBB	HBP	BLK	WP	HR	S	P	ERA	WHIP					
Brandon Lyon, R (1, 1) ERA: 4.8	5.0	L	23	8	6	6	0	1	0	0	0	0	2	46	72	10.80	1.800					
Scott Eyre, L (6, 1) ERA: 1.93	2.1		11	3	1	1	2	2	0	0	0	1	1	27	48	3.86	2.143					
Bob File, R (8, 1) ERA: 3.16	1.2		5	1	0	0	1	0	0	0	0	0	0	13	20	0.00	0.600					

Tampa Bay Devil Rays @ Toronto Blue Jays
SkyDome, Toronto, ON
Fri Sep 21 2001, 7:05 PM EDT
Att: 25,344 - Dome - 72 F

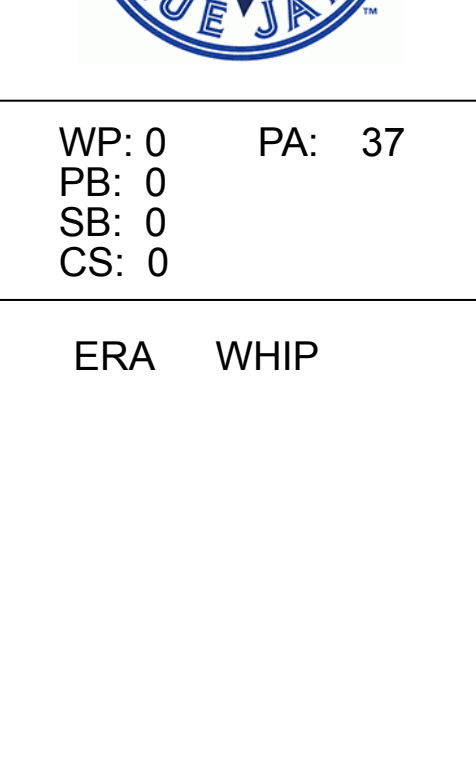
AB	36
R	7
H	12
RBI	7
BB	3
SO	3
LOB	13



Batter	1	2	3	4	5	6	7	8	9	AB	R	H	RBI	BB	SO	LOB	BOTTOM					
José Cruz Jr., S (1, 8) OBP: 0.316, SLG: 0.497	K		G4-3	F7			F5		G4-3	5	0	0	0	0	1	1						
Alex Gonzalez, R (1, 6) OBP: 0.304, SLG: 0.392	G6-3					L5			G5-3	4	1	1	0	0	0	0						
Shannon Stewart, R (1, 7) OBP: 0.376, SLG: 0.460	G5-3									4	1	3	2	0	0	0						
Carlos Delgado, L (1, 3) OBP: 0.411, SLG: 0.559										3	1	1	0	1	1	1						
Raul Mondesi, R (1, 9) OBP: 0.343, SLG: 0.463										3	0	0	0	1	1	2						
Brad Fullmer, L (1, 10) OBP: 0.333, SLG: 0.462										3	1	1	1	1	0	2						
Felipe Lopez, S (1, 5) OBP: 0.286, SLG: 0.408										4	0	0	0	0	0	3						
Darrin Fletcher, L (1, 2) OBP: 0.274, SLG: 0.353										4	0	0	0	0	1	3						
Homer Bush, R (1, 4) OBP: 0.348, SLG: 0.410										3	0	1	1	0	0	2						
Tony Fernandez, S (8, PH) OBP: 0.331, SLG: 0.357										1	0	0	0	0	0	0						
Inning Stats	R: 0 E: 0 K: 1 S: 9	H: 0 LOB: 0 BB: 0 P: 12	R: 1 E: 0 K: 0 S: 13	H: 2 LOB: 2 BB: 1 P: 23	R: 2 E: 0 K: 0 S: 12	H: 2 LOB: 0 BB: 0 P: 16	R: 1 E: 0 K: 0 S: 16	H: 1 LOB: 1 BB: 1 P: 26	R: 0 E: 0 K: 0 S: 9	H: 1 LOB: 2 BB: 1 P: 17	R: 0 E: 0 K: 0 S: 5	H: 0 LOB: 0 BB: 0 P: 7	R: 0 E: 0 K: 1 S: 10	H: 1 LOB: 1 BB: 0 P: 12	R: 0 E: 0 K: 1 S: 5	H: 0 LOB: 0 BB: 0 P: 9	R: 0 E: 0 K: 1 S: 9	H: 0 LOB: 0 BB: 0 P: 12	1B: 6 2B: 0 3B: 0 HR: 1	SF: 0 SAC: 0 DP: 0 HBP: 0	WP: 0 PB: 0 SB: 0 CS: 0	PA: 37
PITCHER	IP	WLS	BF	H	R	ER	SO	BB	IBB	HBP	BLK	WP	HR	S	P	ERA	WHIP					
Bryan Rekar, R (1, 1) ERA: 6.08	6.2	W	30	7	4	4	1	0	0	0	0	0	0	3	5	0.00	0.000					
Doug Creek, L (7, 1) ERA: 4.3	0.1	H	1	0	0	0	1	0	0	0	0	0	0	5	9	0.00	0.000					
Travis Phelps, R (8, 1) ERA: 3.79	1.0	H	3	0	0	0	1	0	0	0	0	0	0	5	9	0.00	0.000					
Esteban Yan, R (9, 1) ERA: 4.34	1.0	S	3	0	0	0	1	0	0	0	0	0	0	9	12	0.00	0.000					

Tampa Bay Devil Rays @ Toronto Blue Jays
SkyDome, Toronto, ON
Fri Sep 21 2001, 7:05 PM EDT
Att: 25,344 - Dome - 72 F

AB	34
R	4
H	7
RBI	4
BB	3
SO	4
LOB	14



Batter	1	2	3	4	5	6	7	8	9	AB	R	H	RBI	BB	SO	LOB	TOP					
Jason Tyner, L (1, 7) OBP: 0.312, SLG: 0.333	G6-3		G6-3			G5-3		K2-3		4	0	0	0	0	1	0	Tampa Bay Devil Rays @ Toronto Blue Jays SkyDome, Toronto, ON Sun Sep 23 2001, 1:05 PM EDT Att: 31,351 - Sunny - 71 F					
Brent Abernathy, R (1, 4) OBP: 0.331, SLG: 0.395	G4-3		K			G6-3		P3		4	0	0	0	0	1	0						
Steve Cox, L (1, 3) OBP: 0.308, SLG: 0.421	HR								K	3	1	1	1	0	2	0						
Ben Grieve, L (1, 9) OBP: 0.363, SLG: 0.377	K								G3	4	0	0	0	0	2	1						
Randy Winn, S (1, 8) OBP: 0.345, SLG: 0.415		K								4	0	0	0	0	2	0						
Aubrey Huff, L (1, 10) OBP: 0.297, SLG: 0.374		F9								3	0	2	0	0	0	0						
Chris Gomez, R (1, 6) OBP: 0.285, SLG: 0.373										3	0	1	0	0	1	2						
1B Jared Sandberg, R (1, 5) OBP: 0.268, SLG: 0.288										3	0	0	0	0	1	3						
Paul Hoover, R (1, 2) OBP: 0.250, SLG: 0.250				K						3	0	0	0	0	1	1						
Inning Stats	R: 1 E: 0 K: 1 S: 8	H: 1 LOB: 0 BB: 0 P: 14	R: 0 E: 0 K: 1 S: 8	H: 1 LOB: 1 BB: 0 P: 12	R: 0 E: 0 K: 2 S: 9	H: 0 LOB: 0 BB: 0 P: 11	R: 0 E: 0 K: 1 S: 8	H: 0 LOB: 0 BB: 0 P: 15	R: 0 E: 0 K: 0 S: 6	H: 1 LOB: 1 BB: 0 P: 10	R: 0 E: 0 K: 3 S: 9	H: 0 LOB: 1 BB: 0 P: 16	R: 0 E: 0 K: 3 S: 12	H: 1 LOB: 1 BB: 0 P: 18	R: 0 E: 0 K: 1 S: 7	H: 0 LOB: 0 BB: 0 P: 8	R: 0 E: 0 K: 1 S: 7	H: 0 LOB: 0 BB: 0 P: 10	1B: 2 2B: 1 3B: 0 HR: 1	SF: 0 SAC: 0 DP: 0 HBP: 1	WP: 0 PB: 0 SB: 0 CS: 0	PA: 32
PITCHER	IP	WLS	BF	H	R	ER	SO	BB	IBB	HBP	BLK	WP	HR	S	P	ERA	WHIP					
Kelvin Escobar, R (1, 1) ERA: 3.13	7.0	L	26	4	1	1	9	0	0	1	0	0	1	60	96	1.29	0.571					
Bob Fife, R (8, 1) ERA: 3.12	1.0		3	0	0	0	1	0	0	0	0	0	0	7	8	0.00	0.000					
Pedro Borbon, L (9, 1) ERA: 3.96	1.0		3	0	0	0	1	0	0	0	0	0	0	7	10	0.00	0.000					

Batter	1	2	3	4	5	6	7	8	9	AB	R	H	RBI	BB	SO	LOB	BOTTOM					
José Cruz Jr., S (1, 7) OBP: 0.318, SLG: 0.502	G4-3 2B		L9			G6-3		F9		4	0	1	0	0	0	1	Tampa Bay Devil Rays @ Toronto Blue Jays SkyDome, Toronto, ON Sun Sep 23 2001, 1:05 PM EDT Att: 31,351 - Sunny - 71 F					
Alex Gonzalez, R (1, 6) OBP: 0.304, SLG: 0.392	G1-3							K		4	0	2	0	0	1	2						
Shannon Stewart, R (1, 10) OBP: 0.374, SLG: 0.458	G4-3									4	0	0	0	0	0	3						
Carlos Delgado, L (1, 3) OBP: 0.412, SLG: 0.558	G4-3									4	0	0	0	0	1	2						
Raul Mondesi, R (1, 9) OBP: 0.345, SLG: 0.461		G6-3				G5-3				2	0	0	0	2	0	0						
Felipe Lopez, S (1, 5) OBP: 0.284, SLG: 0.402		F9				G5-3				4	0	0	0	0	0	2						
10 Vernon Wells, R (1, 8) OBP: 0.405, SLG: 0.507										3	0	1	0	0	0	0						
Cesar Izturis, S (1, 4) OBP: 0.276, SLG: 0.386										2	0	0	0	0	0	1						
Tony Fernandez, S (8, PH) OBP: 0.333, SLG: 0.359										1	0	1	0	0	0	0						
Homer Bush, R (8, PR) OBP: 0.346, SLG: 0.408										0	0	0	0	0	0	0						
Alberto Castillo, R (1, 2) OBP: 0.263, SLG: 0.266										2	0	0	0	0	1	0						
Brad Fulmer, L (8, PH) OBP: 0.333, SLG: 0.461										1	0	0	0	0	0	1						
Darrin Fletcher, L (9, 2) OBP: 0.274, SLG: 0.353										0	0	0	0	0	0	0						
Inning Stats	R: 0 E: 0 K: 0 S: 5	H: 1 LOB: 1 BB: 0 P: 9	R: 0 E: 0 K: 0 S: 7	H: 1 LOB: 1 BB: 0 P: 13	R: 0 E: 0 K: 0 S: 11	H: 1 LOB: 1 BB: 0 P: 19	R: 0 E: 0 K: 0 S: 7	H: 0 LOB: 0 BB: 0 P: 10	R: 0 E: 0 K: 1 S: 10	H: 0 LOB: 0 BB: 0 P: 15	R: 0 E: 0 K: 0 S: 8	H: 1 LOB: 1 BB: 0 P: 10	R: 0 E: 0 K: 0 S: 5	H: 0 LOB: 0 BB: 1 P: 11	R: 0 E: 0 K: 1 S: 10	H: 1 LOB: 2 BB: 0 P: 15	R: 0 E: 0 K: 1 S: 9	H: 0 LOB: 1 BB: 1 P: 16	1B: 3 2B: 2 3B: 0 HR: 0	SF: 0 SAC: 0 DP: 1 HBP: 0	WP: 0 PB: 0 SB: 1 CS: 0	PA: 33
PITCHER	IP	WLS	BF	H	R	ER	SO	BB	IBB	HBP	BLK	WP	HR	S	P	ERA	WHIP					
Joe Kennedy, L (1, 1) ERA: 4.26	7.0		25	4	0	0	1	1	0	0	0	0	0	53	87	0.00	0.714					
Esteban Yan, R (8, 1) ERA: 4.19	2.0	S	8	1	0	0	2	1	0	0	0	0	0	19	31	0.00	1.000					

AB	31
R	1
H	4
RBI	1
BB	0
SO	11
LOB	7



AB	31
R	0
H	5
RBI	0
BB	2
SO	3
LOB	12



Batter	1	2	3	4	5	6	7	8	9	AB	R	H	RBI	BB	SO	LOB	TOP				
Brent Abernathy, R OBP: 0.334, SLG: 0.396										4	0	2	0	0	0	0	Tampa Bay Devil Rays @ New York Yankees Yankee Stadium, Bronx, NY Wed Sep 26 2001, 7:05 PM EDT Att: 23,352 - Sunny - 63 F				
Ben Grievie, L OBP: 0.367, SLG: 0.383										4	0	3	0	0	1	0					
Toby Hall, R OBP: 0.313, SLG: 0.428										4	0	1	0	0	0	5					
Steve Cox, L OBP: 0.306, SLG: 0.415										4	0	0	0	0	1	4					
Randy Winn, S OBP: 0.348, SLG: 0.414										4	0	1	0	0	1	1					
Jose Guillen, R OBP: 0.315, SLG: 0.385										3	1	1	1	0	1	1					
1B Jared Sandberg, R OBP: 0.267, SLG: 0.286										4	0	1	0	0	2	2					
Felix Martinez, S OBP: 0.284, SLG: 0.306										4	0	0	0	0	0	2					
Damian Rolls, R OBP: 0.290, SLG: 0.333										3	0	0	0	0	2	0					
Inning Stats	R: 0 E: 0 K: 0 S: 8	H: 2 LOB: 1 BB: 0 P: 13	R: 0 E: 0 K: 1 S: 8	H: 1 LOB: 1 BB: 0 P: 11	R: 0 E: 0 K: 0 S: 17	H: 2 LOB: 2 BB: 0 P: 24	R: 1 E: 0 K: 0 S: 8	H: 1 LOB: 0 BB: 0 P: 14	R: 0 E: 0 K: 1 S: 9	H: 1 LOB: 1 BB: 0 P: 10	R: 0 E: 0 K: 1 S: 9	H: 0 LOB: 0 BB: 0 P: 13	R: 0 E: 0 K: 3 S: 10	H: 1 LOB: 1 BB: 0 P: 12	R: 0 E: 0 K: 1 S: 7	H: 0 LOB: 0 BB: 0 P: 13	1B: 7 2B: 2 3B: 0 HR: 1	SF: 0 SAC: 0 DP: 2 HBP: 1	WP: 0 PB: 0 CS: 2	PA: 35	
PITCHER	IP	WLS	BF	H	R	ER	SO	BB	IBB	HBP	BLK	WP	HR	S	P	ERA	WHIP				
Andy Pettitte, L ERA: 4.09	0.0		2	2	0	0	0	0	0	0	0	0	0	2	3	∞	∞				
Ted Lilly, L ERA: 5.34	7.2	W	29	7	1	1	6	0	0	0	0	0	1	72	103	1.17	0.913				
Jay Witasick, R ERA: 3.45	0.1	H	1	0	0	0	1	0	0	0	0	0	0	3	3	0.00	0.000				
42 Mariano Rivera, R ERA: 2.43	1.0		3	0	0	0	1	0	0	1	0	0	0	7	13	0.00	0.000				

Batter	1	2	3	4	5	6	7	8	9	AB	R	H	RBI	BB	SO	LOB	BOTTOM				
Alfonso Soriano, R OBP: 0.307, SLG: 0.441										4	0	0	0	0	1	2	Tampa Bay Devil Rays @ New York Yankees Yankee Stadium, Bronx, NY Wed Sep 26 2001, 7:05 PM EDT Att: 23,352 - Sunny - 63 F				
Nick Johnson, L OBP: 0.318, SLG: 0.362										4	0	0	0	0	1	0					
2 Derek Jeter, R OBP: 0.377, SLG: 0.478										4	1	2	0	0	0	0					
Enrique Wilson, S OBP: 0.246, SLG: 0.290										0	0	0	0	0	0	0					
Bernie Williams, S OBP: 0.392, SLG: 0.499										4	2	1	0	0	0	2					
Tino Martinez, L OBP: 0.330, SLG: 0.507										3	1	1	0	1	0	3					
Shane Spencer, R OBP: 0.317, SLG: 0.445										4	1	2	3	0	1	3					
Scott Brosius, R OBP: 0.352, SLG: 0.460										4	0	2	1	0	1	2					
Todd Greene, R OBP: 0.267, SLG: 0.317										4	0	0	1	0	1	5					
Clay Bellinger, R OBP: 0.218, SLG: 0.375										4	0	0	0	0	2	4					
Inning Stats	R: 0 E: 0 K: 1 S: 10	H: 0 LOB: 0 BB: 0 P: 16	R: 2 E: 2 K: 2 S: 22	H: 2 LOB: 2 BB: 1 P: 30	R: 0 E: 0 K: 0 S: 12	H: 1 LOB: 1 BB: 0 P: 17	R: 1 E: 0 K: 1 S: 10	H: 1 LOB: 0 BB: 0 P: 16	R: 0 E: 0 K: 2 S: 12	H: 2 LOB: 2 BB: 0 P: 16	R: 0 E: 0 K: 1 S: 9	H: 0 LOB: 0 BB: 0 P: 14	R: 2 E: 2 K: 0 S: 19	H: 2 LOB: 2 BB: 0 P: 30	R: 0 E: 0 K: 0 S: 19	H: 0 LOB: 0 BB: 0 P: 14	1B: 4 2B: 3 3B: 0 HR: 1	SF: 0 SAC: 0 DP: 0 HBP: 0	WP: 0 PB: 0 CS: 0	PA: 36	
PITCHER	IP	WLS	BF	H	R	ER	SO	BB	IBB	HBP	BLK	WP	HR	S	P	ERA	WHIP				
Paul Wilson, R ERA: 5.24	7.0	L	29	6	3	2	7	1	0	0	0	0	0	10	115	2.57	1.000				
Doug Creek, L ERA: 4.45	0.0		3	1	2	1	0	0	0	0	0	0	0	10	16	∞	∞				
Travis Phelps, R ERA: 3.72	1.0		4	1	0	0	0	0	0	0	0	0	0	9	14	0.00	1.000				

livebaseballscorecards.com

livebaseballscorecards.com



Batter	1	2	3	4	5	6	7	8	9	AB	R	H	RBI	BB	SO	LOB	TOP					
Shannon Stewart, R OBP: 0.371, SLG: 0.452	1-1 P3		3-2 F7		1-2 G5-3			4-0 BB		3	0	0	0	1	0	1	Toronto Blue Jays @ Tampa Bay Devil Rays Tropicana Field, St. Petersburg, FL Thu Sep 27 2001, 7:15 PM EDT Att: 13,045 - Dome - 72 F livebaseballscorecards.com					
Alex Gonzalez, R OBP: 0.301, SLG: 0.387	2-3 K		2-2 BB 1B			1-1 G5-3		2-2 G4-3		4	0	1	0	0	1	1						
José Cruz Jr., S OBP: 0.322, SLG: 0.503	2-3 K		4-2 BB			3-2 CS 1B			2-3 K	3	0	1	0	1	2	0						
Carlos Delgado, L OBP: 0.412, SLG: 0.561		1-1 HR	2-2 G4-3			0-3 K			2-2 G4-3 2B	4	1	2	1	0	1	4						
Brad Fullmer, L OBP: 0.330, SLG: 0.455	0-0 P6			3-2 G6-3		2-0 CS	0-0 G4-6-3 1B		3-1 G4-3	4	0	1	0	0	0	1						
Chris Latham, S OBP: 0.382, SLG: 0.463	2-3 K			3-2 F5			0-3 K		1-1 F8	4	0	0	0	0	2	2						
Felipe Lopez, S OBP: 0.288, SLG: 0.387	2-1 G3-1			1-1 G6-3			1-2 G4-6-3 1-2			3	0	0	0	0	0	1						
Darrin Fletcher, L OBP: 0.276, SLG: 0.351			1-1 BB 1B HBP		1-3 K			0-2 G3		2	0	0	0	0	1	0						
Homer Bush, R OBP: 0.340, SLG: 0.398			0-3 K		0-3 K			2-2 G4-3		3	0	0	0	0	2	1						
Inning Stats	R: 0 E: 0 K: 2 S: 8	H: 0 LOB: 0 BB: 0 P: 13	R: 1 E: 0 K: 1 S: 10	H: 1 LOB: 0 BB: 0 P: 15	R: 0 E: 0 K: 1 S: 21	H: 1 LOB: 3 BB: 1 P: 33	R: 0 E: 0 K: 0 S: 8	H: 0 LOB: 0 BB: 0 P: 15	R: 0 E: 0 K: 2 S: 10	H: 1 LOB: 0 BB: 0 P: 12	R: 0 E: 0 K: 1 S: 9	H: 1 LOB: 0 BB: 0 P: 15	R: 0 E: 0 K: 1 S: 8	H: 1 LOB: 1 BB: 0 P: 9	R: 0 E: 0 K: 0 S: 11	H: 0 LOB: 1 BB: 1 P: 19	R: 0 E: 0 K: 1 S: 10	H: 1 LOB: 1 BB: 0 P: 18	1B: 3 2B: 1 3B: 0 HR: 1	SF: 0 SAC: 0 DP: 1 HBP: 1	WP: 0 PB: 0 SB: 1 CS: 1	PA: 34
PITCHER	IP WLS BF H R ER SO BB IBB HBP BLK WP HR S P ERA WHIP	6.0 W 22 3 1 1 7 1 0 1 0 0 1 19 103 1.50 0.667	2.0 W 7 1 0 0 1 1 0 0 0 0 0 19 28 0.00 1.000	1.0 L 4 1 0 0 1 0 0 0 0 0 0 10 18 0.00 1.000	PITCHER										IP WLS BF H R ER SO BB IBB HBP BLK WP HR S P ERA WHIP	5.0 W 22 3 1 1 7 1 0 1 0 0 0 19 103 1.50 0.667						

Batter	1	2	3	4	5	6	7	8	9	AB	R	H	RBI	BB	SO	LOB	BOTTOM					
Jason Tyner, L OBP: 0.304, SLG: 0.325	2-1 G4-3		1-0 F7		0-0 G6-3 1-2 3-H		0-2 G3	1-0 G3		5	0	0	0	0	0	3	Toronto Blue Jays @ Tampa Bay Devil Rays Tropicana Field, St. Petersburg, FL Thu Sep 27 2001, 7:15 PM EDT Att: 13,045 - Dome - 72 F livebaseballscorecards.com					
Brent Abernathy, R OBP: 0.333, SLG: 0.392	1-1 E5 1B		3-1 F3		4-2 BB 1B		2-1 F9			3	0	0	0	1	0	1						
Steve Cox, L OBP: 0.311, SLG: 0.420	0-0 F8		1-1 1B		2-2 FC4-6 1-2 1B			1-2 BB 2B 1B		4	1	3	0	0	0	1						
Ben Grieve, L OBP: 0.368, SLG: 0.383	2-0 FC4-6 1B		1-0 G5-3		1-0 FC4-6 1-2			4-1 2B 18 2B BB		3	1	1	0	1	0	3						
Toby Hall, R OBP: 0.312, SLG: 0.430	1-2 FC4-6 1-2			0-2 G5-3			0-0 F8	1-2 18 2B 2B		4	1	1	1	0	0	2						
Aubrey Huff, L OBP: 0.291, SLG: 0.366		2-0 G4-3		1-0 G1-3			1-1 G1-3	0-1 G5-3		4	0	0	0	0	0	2						
Jose Guillen, R OBP: 0.320, SLG: 0.392		2-1 2B		1-2 F9			0-0 G6-3	4-0 18 2B IBB		3	1	1	0	1	0	0						
1B Jared Sandberg, R OBP: 0.282, SLG: 0.310		2-3 K			0-2 1B G6-3 1B		1-1 G3 SH3-4 1B	0-0 1B 2B 2B		4	1	3	3	0	1	1						
Chris Gomez, R OBP: 0.286, SLG: 0.372		1-3 K			1-1 G6-3 1B		1-0 SH3-4 1B	0-1 F5		3	0	1	0	0	1	2						
Inning Stats	R: 0 E: 1 K: 0 S: 10	H: 1 LOB: 2 BB: 0 P: 16	R: 0 E: 0 K: 2 S: 9	H: 1 LOB: 1 BB: 0 P: 16	R: 0 E: 0 K: 0 S: 6	H: 1 LOB: 1 BB: 0 P: 12	R: 0 E: 0 K: 0 S: 7	H: 0 LOB: 0 BB: 0 P: 9	R: 1 E: 0 K: 0 S: 14	H: 3 LOB: 2 BB: 1 P: 22	R: 0 E: 0 K: 0 S: 4	H: 0 LOB: 0 BB: 0 P: 5	R: 0 E: 0 K: 0 S: 8	H: 1 LOB: 1 BB: 0 P: 12	R: 4 E: 0 K: 0 S: 13	H: 3 LOB: 1 BB: 2 P: 24	R: 0 E: 0 K: 0 S: 10	H: 1 LOB: 1 BB: 0 P: 18	1B: 7 2B: 3 3B: 0 HR: 0	SF: 0 SAC: 1 DP: 1 HBP: 0	WP: 0 PB: 0 SB: 0 CS: 0	PA: 37
PITCHER	IP WLS BF H R ER SO BB IBB HBP BLK WP HR S P ERA WHIP	6.0 L 25 6 1 1 2 1 0 0 0 0 0 8 12 0.00 1.000	1.0 L 4 1 0 0 0 0 0 0 0 0 0 8 12 0.00 1.000	0.1 L 6 3 4 4 0 1 1 0 0 0 0 10 20 108.00 12.000	0.2 L 2 0 0 0 0 0 0 0 0 0 0 3 4 0.00 0.000	PITCHER										IP WLS BF H R ER SO BB IBB HBP BLK WP HR S P ERA WHIP	6.0 L 25 6 1 1 2 1 0 0 0 0 0 8 12 0.00 1.000					

Batter	1	2	3	4	5	6	7	8	9	AB	R	H	RBI	BB	SO	LOB	TOP				
Shannon Stewart, R OBP: 0.368, SLG: 0.448	G6-3		G6-3		G6-3		F7		G1-3	5	0	0	0	0	0	3	Toronto Blue Jays @ Tampa Bay Devil Rays Tropicana Field, St. Petersburg, FL Fri Sep 28 2001, 7:15 PM EDT Att: 10,586 - Dome - 72 F livebaseballscorecards.com				
Alex Gonzalez, R OBP: 0.302, SLG: 0.388	G3				F8		G3			3	0	1	0	1	0	2					
José Cruz Jr., S OBP: 0.320, SLG: 0.499	G3		F8		G4-3		G4-3			4	0	0	0	0	4						
Carlos Delgado, L OBP: 0.411, SLG: 0.558			G3						G1-3	3	0	0	0	1	1						
Brad Fullmer, L OBP: 0.330, SLG: 0.454	P6								G3-1	4	0	1	0	0	1	2					
10 Vernon Wells, R OBP: 0.405, SLG: 0.507									G6-3	3	0	1	0	0	0	0					
Felipe Lopez, S OBP: 0.287, SLG: 0.404										4	1	1	1	0	1	3					
Darrin Fletcher, L OBP: 0.273, SLG: 0.348										4	0	0	0	0	0	4					
Cesar Izturis, S OBP: 0.281, SLG: 0.387										4	0	2	0	0	0	4					
Inning Stats	R: 0 E: 0 K: 0 S: 11	H: 1 LOB: 2 BB: 1 P: 18	R: 0 E: 0 K: 0 S: 8	H: 1 LOB: 1 BB: 0 P: 10	R: 0 E: 0 K: 0 S: 12	H: 0 LOB: 1 BB: 1 P: 22	R: 0 E: 1 K: 0 S: 10	H: 1 LOB: 2 BB: 0 P: 14	R: 0 E: 0 K: 0 S: 11	H: 0 LOB: 0 BB: 0 P: 17	R: 1 E: 1 K: 0 S: 12	H: 2 LOB: 2 BB: 0 P: 17	R: 0 E: 0 K: 0 S: 8	H: 0 LOB: 0 BB: 0 P: 17	R: 0 E: 0 K: 1 S: 9	H: 1 LOB: 1 BB: 0 P: 13	1B: 3 2B: 3 3B: 0 HR: 1	SF: 0 SAC: 0 DP: 1 HBP: 1	WP: 0 PB: 0 SB: 0 CS: 0	PA: 37	
PITCHER	IP	WLS	BF	H	R	ER	SO	BB	IBB	HBP	BLK	WP	HR	S	P	ERA	WHIP				
Bryan Rekar, R ERA: 5.89	6.0	W	27	5	1	1	2	2	0	1	0	0	1	67	103	1.50	1.167				
Travis Phelps, R ERA: 3.54	3.0	S	10	1	0	0	1	0	0	0	0	0	0	24	40	0.00	0.333				

Batter	1	2	3	4	5	6	7	8	9	AB	R	H	RBI	BB	SO	LOB	BOTTOM				
Jason Tyner, L OBP: 0.304, SLG: 0.322	K		G6-3							3	1	0	0	1	1	1	Toronto Blue Jays @ Tampa Bay Devil Rays Tropicana Field, St. Petersburg, FL Fri Sep 28 2001, 7:15 PM EDT Att: 10,586 - Dome - 72 F livebaseballscorecards.com				
18 Jared Sandberg, R OBP: 0.281, SLG: 0.303	K									3	1	0	0	1	1	0					
Steve Cox, L OBP: 0.314, SLG: 0.422										3	0	1	2	1	1	0					
Ben Grieve, L OBP: 0.369, SLG: 0.385										3	0	1	0	1	0	1					
Toby Hall, R OBP: 0.323, SLG: 0.444										4	1	3	1	0	0	1					
Randy Winn, S OBP: 0.345, SLG: 0.410										3	0	0	0	0	0	4					
Aubrey Huff, L OBP: 0.291, SLG: 0.367										4	1	1	1	0	1	3					
Chris Gomez, R OBP: 0.285, SLG: 0.370										4	1	1	0	0	0	0					
Felix Martinez, S OBP: 0.288, SLG: 0.319										4	1	2	2	0	1	0					
Inning Stats	R: 0 E: 0 K: 2 S: 12	H: 0 LOB: 1 BB: 1 P: 20	R: 6 E: 0 K: 0 S: 23	H: 6 LOB: 3 BB: 3 P: 45	R: 0 E: 0 K: 0 S: 8	H: 1 LOB: 0 BB: 0 P: 14	R: 0 E: 0 K: 0 S: 9	H: 1 LOB: 1 BB: 0 P: 13	R: 0 E: 0 K: 0 S: 8	H: 0 LOB: 0 BB: 0 P: 11	R: 0 E: 0 K: 0 S: 6	H: 0 LOB: 0 BB: 0 P: 9	R: 0 E: 0 K: 1 S: 7	H: 1 LOB: 1 BB: 0 P: 9	R: 0 E: 0 K: 2 S: 9	H: 0 LOB: 0 BB: 0 P: 9	1B: 4 2B: 4 3B: 1 HR: 0	SF: 0 SAC: 1 DP: 1 HBP: 0	WP: 0 PB: 0 SB: 2 CS: 0	PA: 36	
PITCHER	IP	WLS	BF	H	R	ER	SO	BB	IBB	HBP	BLK	WP	HR	S	P	ERA	WHIP				
Kelvin Escobar, R ERA: 3.53	1.1	L	14	6	6	6	2	4	0	0	0	0	0	27	53	40.50	7.500				
Esteban Loaiza, R ERA: 5.29	1.2		5	1	0	0	0	0	0	0	0	0	0	16	26	0.00	0.600				
Pedro Borbon, L ERA: 3.78	2.0		7	1	0	0	0	0	0	0	0	0	0	17	24	0.00	0.500				
Bob File, R ERA: 3.39	1.0		3	0	0	0	0	0	0	0	0	0	0	6	9	0.00	0.000				
Scott Eyre, L ERA: 4.63	1.0		4	1	0	0	1	0	0	0	0	0	0	7	9	0.00	1.000				
PITCHER	IP	WLS	BF	H	R	ER	SO	BB	IBB	HBP	BLK	WP	HR	S	P	ERA	WHIP				
Billy Koch, R ERA: 4.95	8.1		1.0	3	0	0	2	0	0	0	0	0	0	9	9	0.00	0.000				

Batter	1	2	3	4	5	6	7	8	9	10	11	12	AB	R	H	RBI	BB	SO	LOB	TOP											
Shannon Stewart, R (1.10) OBP: 0.369, SLG: 0.454	1-1 G3		1-1 HR		2-0 1B 2B		1-1 F9		0-0 F9			3-2 G6-3	6	1	2	1	0	0	2												
Alex Gonzalez, R (1.6) OBP: 0.299, SLG: 0.389	0-1 F8		3-1 F7		1-3 K		2-0 HR		2-0 G5-3			1-1 FC1-5 1B	6	2	1	1	0	1	3												
Raul Mondesi, R (1.9) OBP: 0.346, SLG: 0.462	0-2 F7		2-0		1-2 S 1B		0-3 K			0-0 F7		3-4 1B IBB	5	0	2	0	1	1	0												
Carlos Delgado, L (1.3) OBP: 0.408, SLG: 0.554		1-0 L4	1-1 L8		2-2 P4		2-1 G3			1-3 K		1-0 1B	6	0	1	1	0	1	2												
José Cruz Jr., S (1.7) OBP: 0.322, SLG: 0.510		0-0 10 G4-3 3B 2B			0-0 10 S 2B 1B				1-2 G3-1		1-1 F8	1-1 F3	6	3	3	1	0	0	2												
10 Vernon Wells, R (1.8) OBP: 0.379, SLG: 0.499		2-1 G4-3			2-0 P4		0-1 G5-3		0-0 F9				5	0	0	0	0	1	2												
Felipe Lopez, S (1.5) OBP: 0.289, SLG: 0.419		1-0 3B			2-2 2B		0-0 F8		0-1 F8		0-3 K2-3		5	0	2	2	0	1	0												
Homer Bush, R (1.4) OBP: 0.341, SLG: 0.395		3-4 L3			2-2 F8		0-0 1B				1-2 G5-3		4	0	1	0	1	0	2												
Alberto Castillo, R (1.2) OBP: 0.252, SLG: 0.294					1-0 G5-3		2-2 L5		2-2 SH2-3 BB			1-1 G6-3 FC1-5 2B	3	0	0	0	0	0	2												
Tony Fernandez, S (12. PH) OBP: 0.341, SLG: 0.378													1	0	1	0	0	0	0												
Darrin Fletcher, L (12.2) OBP: 0.275, SLG: 0.349													0	0	0	0	0	0	0												
Inning Stats	R: 0 E: 0 K: 7	H: 0 LOB: 0 BB: 8	R: 1 E: 0 K: 8	H: 2 LOB: 1 BB: 14	R: 1 E: 0 K: 8	H: 2 LOB: 1 BB: 16	R: 1 E: 0 K: 12	H: 2 LOB: 1 BB: 19	R: 1 E: 0 K: 10	H: 0 LOB: 0 BB: 7	R: 0 E: 0 K: 5	H: 0 LOB: 0 BB: 13	R: 0 E: 0 K: 10	H: 0 LOB: 0 BB: 8	R: 0 E: 0 K: 10	H: 0 LOB: 0 BB: 12	R: 1 E: 0 K: 10	H: 2 LOB: 2 BB: 21	1B: 5 2B: 4 3B: 1 HR: 3	SF: 0 SAC: 1 DP: 0 HBP: 0	WP: 0 PB: 0 CS: 0	PA: 50									
PITCHER	IP WLS BF H R ER SO BB IBB HBP BLK WP HR S P ERA WHIP													IP WLS BF H R ER SO BB IBB HBP BLK WP HR S P ERA WHIP																	
Joe Kennedy, L (1.1) ERA: 4.35	6.0	27	10	4	1	1	1	1	1	0	0	0	0	0	1	19	33	3.00	0.667												
Jesus Colome, R (7.1) ERA: 3.43	3.0	11	1	1	1	1	1	0	0	0	0	0	0	0	1	19	33	3.00	0.667												
Doug Creek, L (10.1) ERA: 4.38	3.0	L	12	2	1	1	3	0	1	0	0	0	0	0	0	26	41	3.00	0.667												

Toronto Blue Jays @ Tampa Bay Devil Rays
Tropicana Field, St. Petersburg, FL

Sun Sep 30 2001, 1:15 PM EDT
Att. 14,217 - Dome - 72 F

livebaseballscorecards.com

AB 47
R 6
H 13
RBI 6
BB 2
SO 5
LOB 15




Batter	1	2	3	4	5	6	7	8	9	10	11	12	AB	R	H	RBI	BB	SO	LOB	BOTTOM										
Jason Tyner, L (1.7) OBP: 0.299, SLG: 0.317	1-1 G6-3		1-2 L5		1-2 G3			1-1 S 1B 2B	0-0 G6-4-3			1-0 G4-3	6	1	1	0	0	0	3											
Russ Johnson, R (1.5) OBP: 0.371, SLG: 0.424	3-1 F8		0-3 K		2-3 K			1-0 2B 1B	1-2 2B 1B			1-1 G6-3	6	1	1	0	0	3	1											
Steve Cox, L (1.3) OBP: 0.313, SLG: 0.421	2-2 G6-3		2-2 G4-3			1-1 G2-3		3-3 K		0-0 F8		0-1 1B	6	0	1	0	0	1	2											
Ben Grieve, L (1.9) OBP: 0.369, SLG: 0.388		1-2 1B 2B 1B		1-2 1B 2B		0-3 K		2-1 K	1-1 1B 2B		2-1 G4-3	2-1 F8	6	1	3	2	0	1	1											
Toby Hall, R (1.2) OBP: 0.329, SLG: 0.444		0-0 1B 2B			0-0 1B 2B			1-0 P4	1-0 P6				5	1	3	0	0	0	1											
18 Jared Sandberg, R (11. PR) OBP: 0.280, SLG: 0.250		1-2 2B 1B			2-3 G4-6-3 1B								0	0	0	0	0	0	0											
Paul Hoover, R (12.2) OBP: 0.250, SLG: 0.250		1-2 2B 1B			2-3 G4-6-3 1B								0	0	0	0	0	0	0											
Randy Winn, S (1.8) OBP: 0.344, SLG: 0.407		1-3 K		1-2 F7		0-3 K			2-2 FC4-6 1B		1-0 SH1-4		4	0	1	0	0	2	4											
Aubrey Huff, L (1.10) ERA: 4.15		1-2 F5			0-0 G4-6-3			0-2 G4-3	0-2 FC4-6 1B		4-0 SH1-4		4	0	0	0	0	0	5											
Damian Rolis, R (9. PR) OBP: 0.290, SLG: 0.333					1-2 G4-6-3				1-2 E 1B			FC5-4 IBB	0	1	0	0	0	0	0											
Jose Guillen, R (11. PH) OBP: 0.326, SLG: 0.392		1-0 1B 2B			0-1 G6-3			0-0 G6-3	1-2 E5 1B		0-0 F9		5	0	2	2	0	0	2											
Chris Gomez, R (1.6) OBP: 0.290, SLG: 0.384																														
Felix Martinez, S (1.4) ERA: 4.15		3-2 G4-3							1-0 L8		4-0 G6-4-3 IBB		3	0	1	0	0	0	1											
Greg Vaughn, R (9. PH) OBP: 0.333, SLG: 0.433													0	0	0	0	1	0	0											
Brent Abernathy, R (9. PR) OBP: 0.332, SLG: 0.391													1	0	0	0	0	0	2											
Inning Stats	R: 0 E: 0 K: 8	H: 0 LOB: 0 BB: 14	R: 2 E: 0 K: 14	H: 3 LOB: 1 BB: 21	R: 0 E: 0 K: 12	H: 0 LOB: 0 BB: 15	R: 0 E: 0 K: 8	H: 2 LOB: 1 BB: 10	R: 0 E: 0 K: 11	H: 1 LOB: 1 BB: 15	R: 0 E: 0 K: 6	H: 0 LOB: 0 BB: 8	R: 0 E: 0 K: 10	H: 0 LOB: 0 BB: 10	R: 0 E: 0 K: 10	H: 1 LOB: 2 BB: 9	R: 0 E: 0 K: 7	H: 1 LOB: 2 BB: 11	1B: 10 2B: 3 3B: 0 HR: 0	SF: 0 SAC: 1 DP: 2 HBP: 0	WP: 0 PB: 0 CS: 0	PA: 49								
PITCHER	IP WLS BF H R ER SO BB IBB HBP BLK WP HR S P ERA WHIP													IP WLS BF H R ER SO BB IBB HBP BLK WP HR S P ERA WHIP																
Chris Carpenter, R (1.1) ERA: 3.57	7.1	29	8	4	4	5	0	0	0	0	0	0	7	1	0	0	0	0	0	0										
Dan Plesac, L (8.1) ERA: 3.57	0.1	H	2	1	0	0	1	0	0	0	0	0	0	0	5	10	0.00	3.000												
Billy Koch, R (8.1) ERA: 4.52	1.2	B	7	2	1	0	1	0	1	0	0	0	0	0	14	24	0.00	1.200												
Pedro Borbon, L (10.1) ERA: 3.74	0.2		2	0	0	0	0	0	0	0	0	0	0	0	3	5	0.00	0.000												
Paul Quantrill, R (11.1) ERA: 3.19	1.0	W	5	1	0	0	0	0	1	0	0	0	0	0	4	9	0.00	1.000												

Toronto Blue Jays @ Tampa Bay Devil Rays
Tropicana Field, St. Petersburg, FL

Sun Sep 30 2001, 1:15 PM EDT
Att. 14,217 - Dome - 72 F

livebaseballscorecards.com

AB 46
R 5
H 13
RBI 4
BB 2
SO 7
LOB 22



Batter	1	2	3	4	5	6	7	8	9	AB	R	H	RBI	BB	SO	LOB	TOP										
Jose Offerman, S (1, 4) OBP: 0.341, SLG: 0.368	1-1 F8		1-1 L3	3-1 F8			4-1 2B BB	4-2 1B BB	2-1 FC4-6	4	1	0	0	2	0	2											
Lou Merloni, R (1, 6) OBP: 0.299, SLG: 0.398	1-1 1B 2B		1-0 2B 2B		1-0 1B 1B		3-3 K	1-0 1B		5	3	4	2	0	1	1											
Trot Nixon, L (1, 8) OBP: 0.374, SLG: 0.497	2-1 1B		2-0 2B		4-2 1B BB		2-1 F7	G1-3		4	0	2	2	1	0	3											
Dante Bichette, R (1, 10) Morgan Burkhardt, S (9, PH) OBP: 0.192, SLG: 0.192	3-1 L5-3		1-2 G5-3		0-0 F9		0-0 WP 1-H 2B		G1-3	4	0	1	1	0	0	4											
Brian Daubach, L (1, 9) OBP: 0.353, SLG: 0.519		2-2 FC6-4 2B	2-3 K		1-0 G6-4-3 1B		2-2 G4-3		1-0 HR	5	1	3	2	0	1	2											
Calvin Pickering, L (1, 3) OBP: 0.358, SLG: 0.426		2-3 K		0-0 HR	2-2 G6-4-3				4-1 F8	4	2	1	1	1	1	3											
Shea Hillenbrand, R (1, 5) OBP: 0.292, SLG: 0.395		1-1 F8		2-2 HR		2-1 F9		1-0 BB 1B HBP	3-2 1B	4	2	2	1	0	0	1											
Scott Hatteberg, L (1, 2) OBP: 0.337, SLG: 0.347		4-2 FC6-4 BB		1-1 P4		1-1 F7		1-3 K	0-2 FC4-6 1B	4	0	1	1	1	1	1											
Chris Stynes, R (1, 7) OBP: 0.323, SLG: 0.408		2-2 FC6-4		0-0 F7		0-3 K		4-2 BB 1B BB	3-2 L8	4	1	0	0	1	1	4											
Inning Stats	R: 1 E: 0 K: 0 S: 8	H: 2 LOB: 0 BB: 0 P: 15	R: 0 E: 0 K: 1 S: 14	H: 1 LOB: 2 BB: 1 P: 25	R: 1 E: 0 K: 1 S: 12	H: 2 LOB: 0 BB: 0 P: 19	R: 2 E: 0 K: 0 S: 11	H: 2 LOB: 0 BB: 0 P: 17	R: 1 E: 0 K: 1 S: 9	H: 1 LOB: 1 BB: 1 P: 17	R: 0 E: 0 K: 1 S: 7	H: 0 LOB: 0 BB: 0 P: 10	R: 1 E: 0 K: 1 S: 12	H: 1 LOB: 1 BB: 1 P: 23	R: 2 E: 0 K: 1 S: 16	H: 1 LOB: 2 BB: 2 P: 29	R: 2 E: 0 K: 0 S: 17	H: 3 LOB: 2 BB: 1 P: 32	1B: 6 2B: 6 3B: 0 HR: 3	SF: 0 SAC: 0 DP: 2 HBP: 1	WP: 1 PA: 46						
PITCHER	IP	WLS	BF	H	R	ER	SO	BB	IBB	HBP	BLK	WP	HR	S	P	ERA	WHIP										
Ryan Rupe, R (1, 1) ERA: 6.59	5.0	L	24	9	5	5	2	2	0	0	0	0	2	54	93	9.00	2.200										
Bobby Seay, L (6, 1) ERA: 6.23	2.0		8	1	1	1	2	1	0	0	0	1	0	19	33	4.50	1.000										
Jeff Wallace, L (8, 1) ERA: 3.4	0.2		5	0	2	2	1	2	0	1	0	0	0	12	22	27.00	3.000										
Travis Phelps, R (8, 1) ERA: 3.52	0.1		2	1	0	0	0	0	0	0	0	0	0	4	7	0.00	3.000										
Jason Standridge, R (9, 1) ERA: 4.66	1.0		7	3	2	2	0	1	0	0	0	0	1	17	32	18.00	4.000										

Boston Red Sox @ Tampa Bay Devil Rays
Tropicana Field, St. Petersburg, FL
Wed Oct 03 2001, 7:15 PM EDT
Att: 10,985 - Dome - 72 F

livebaseballscorecards.com



AB 39
R 10
H 14
RBI 10
BB 6
SO 5
LOB 21

Batter	1	2	3	4	5	6	7	8	9	AB	R	H	RBI	BB	SO	LOB	BOTTOM										
Jason Tynor, L (1, 8) OBP: 0.299, SLG: 0.317	1-2 F8		0-0 S 1B			2-2 G4-3		1-3 K		4	0	1	0	0	1	0											
Brent Abernathy, R (1, 4) OBP: 0.340, SLG: 0.396	1-3 K		1-1 G6-3			0-0 G4-3		1-1 F8		4	0	0	0	0	1	1											
Steve Cox, L (1, 3) OBP: 0.326, SLG: 0.430	2-2 1B			0-1 G4-3 1B			2-0 1B SF8 2B	2-1 F7		4	1	3	0	0	0	0											
Ben Grieve, L (1, 7) OBP: 0.371, SLG: 0.389	2-3 K			0-0 G4-3			1-0 HR 1B		2-3 K	4	1	1	0	0	2	2											
Toby Hall, R (1, 2) OBP: 0.326, SLG: 0.439		0-0 G5-3		1-1 G6-3			0-1 SF8		0-3 K	3	0	0	1	0	1	0											
Aubrey Huff, L (1, 10) OBP: 0.286, SLG: 0.368		1-3 K			1-1 G3		1-2 HR		1-1 F8	4	1	1	2	0	1	0											
Jose Guillen, R (1, 9) OBP: 0.317, SLG: 0.383		1-3 K			2-0 F3		1-3 K			3	0	0	0	0	2	0											
1B Jared Sandberg, R (1, 5) OBP: 0.271, SLG: 0.292			1-1 G5-3		3-3 K		0-1 2B			3	0	1	0	0	1	0											
Chris Gomez, R (1, 6) OBP: 0.295, SLG: 0.382			3-2 L3			1-1 G5-3		1-1 F8		3	0	0	0	0	0	1											
Inning Stats	R: 0 E: 0 K: 2 S: 12	H: 1 LOB: 1 BB: 0 P: 18	R: 0 E: 0 K: 2 S: 8	H: 0 LOB: 0 BB: 0 P: 10	R: 0 E: 0 K: 0 S: 10	H: 1 LOB: 1 BB: 0 P: 15	R: 0 E: 0 K: 0 S: 5	H: 1 LOB: 0 BB: 0 P: 6	R: 0 E: 0 K: 1 S: 6	H: 0 LOB: 0 BB: 0 P: 12	R: 0 E: 0 K: 0 S: 7	H: 0 LOB: 0 BB: 0 P: 10	R: 3 E: 0 K: 1 S: 14	H: 4 LOB: 1 BB: 0 P: 20	R: 0 E: 0 K: 1 S: 7	H: 0 LOB: 0 BB: 0 P: 11	R: 0 E: 0 K: 2 S: 8	H: 0 LOB: 0 BB: 0 P: 11	1B: 4 2B: 2 3B: 0 HR: 1	SF: 1 SAC: 0 DP: 1 HBP: 0	WP: 0 PA: 33						
PITCHER	IP	WLS	BF	H	R	ER	SO	BB	IBB	HBP	BLK	WP	HR	S	P	ERA	WHIP										
Derek Lowe, R (1, 1) ERA: 3.53	6.0	W	22	5	2	2	5	0	0	0	0	0	0	50	76	3.00	0.833										
49 Tim Wakefield, R (7, 1) ERA: 3.64	3.0	S	11	2	1	1	4	0	0	0	0	0	1	27	37	3.00	0.667										

Boston Red Sox @ Tampa Bay Devil Rays
Tropicana Field, St. Petersburg, FL
Wed Oct 03 2001, 7:15 PM EDT
Att: 10,985 - Dome - 72 F

livebaseballscorecards.com



AB 32
R 3
H 7
RBI 3
BB 0
SO 9
LOB 4

Batter	1	2	3	4	5	6	7	8	9	AB	R	H	RBI	BB	SO	LOB	TOP					
Chuck Knoblauch R (1, 7) OBP: 0.340, SLG: 0.353										2	1	0	0	2	0	0						
2 Derek Jeter R (1, 6) OBP: 0.376, SLG: 0.483										3	0	0	0	1	1	1						
Luis Sojo R (8, 4) OBP: 0.220, SLG: 0.195										0	0	0	0	0	0	0						
Paul O'Neill L (1, 10) OBP: 0.330, SLG: 0.462										2	0	0	0	1	0	1						
Erick Almonte R (6, PR) OBP: 0.667, SLG: 1.000										1	0	1	0	0	0	0						
Bernie Williams S (1, 8) OBP: 0.392, SLG: 0.505										3	0	1	0	0	2	3						
Clay Bellinger R (7, 8) OBP: 0.202, SLG: 0.346										1	0	0	0	0	0	1						
20 Jorge Posada S (1, 2) OBP: 0.366, SLG: 0.480										3	0	1	0	1	0	2						
Todd Greene R (8, 2) OBP: 0.240, SLG: 0.281										0	0	0	0	0	0	0						
Shane Spencer R (1, 9) OBP: 0.313, SLG: 0.429										4	0	0	0	0	0	2						
Randy Velarde R (1, 3) OBP: 0.359, SLG: 0.430										4	0	0	0	0	1	4						
Scott Brosius R (1, 5) OBP: 0.348, SLG: 0.452										2	0	0	0	0	1	1						
Nick Johnson L (7, PH) ERA: 3.23										2	0	0	0	0	0	0						
Enrique Wilson S (1, 4) OBP: 0.242, SLG: 0.284										3	0	0	0	0	0	1						
Inning Stats	R: 0 H: 0 E: 0 K: 1 S: 9	H: 0 LOB: 1 BB: 2 P: 22	R: 0 H: 1 E: 0 K: 0 S: 9	LOB: 0 BB: 0 P: 15	R: 0 H: 0 E: 0 K: 1 S: 7	H: 0 LOB: 0 BB: 0 P: 13	R: 0 H: 1 E: 0 K: 0 S: 8	LOB: 1 BB: 0 P: 12	R: 0 H: 0 E: 1 K: 0 S: 14	LOB: 1 BB: 0 P: 16	R: 1 H: 0 E: 1 K: 3 S: 17	H: 0 LOB: 3 BB: 3 P: 37	R: 0 H: 0 E: 0 K: 0 S: 9	H: 0 LOB: 0 BB: 0 P: 10	R: 0 H: 1 E: 0 K: 0 S: 7	LOB: 1 BB: 0 P: 9	R: 0 H: 0 E: 0 K: 0 S: 8	LOB: 0 BB: 0 P: 10	1B: 2 2B: 1 3B: 0 HR: 0	SF: 0 SAC: 0 DP: 0 HBP: 0	WP: 0 BB: 0 CS: 2	PA: 35
PITCHER	IP	WLS	BF	H	R	ER	SO	BB	IBB	HBP	BLK	WP	HR	S	P	ERA	WHIP					
Nick Bierbrodt L (1, 1) ERA: 5.55	6.0	W	25	2	1	0	5	5	0	0	0	0	0	64	115	0.00	1.167					
Jesus Colome R (7, 1) ERA: 3.23	2.0	H	7	1	0	0	0	0	0	0	0	0	0	16	19	0.00	0.500					
Esteban Yan R (9, 1) ERA: 3.98	1.0	S	3	0	0	0	0	0	0	0	0	0	0	8	10	0.00	0.000					

New York Yankees @ Tampa Bay Devil Rays
Tropicana Field, St. Petersburg, FL
Thu Oct 04 2001, 7:15 PM EDT
Att: 15,265 - Dome - 72 F

livebaseballscores.com

AB 30
R 1
H 3
RBI 0
BB 5
SO 5
LOB 16

Batter	1	2	3	4	5	6	7	8	9	AB	R	H	RBI	BB	SO	LOB	BOTTOM					
Jason Tyner L (1, 8) OBP: 0.301, SLG: 0.317										3	0	1	0	0	0	1						
Brent Abernathy R (1, 4) OBP: 0.335, SLG: 0.390										4	0	0	0	0	0	4						
Steve Cox L (1, 3) OBP: 0.325, SLG: 0.437										4	1	1	1	0	0	2						
Ben Grieve L (1, 7) OBP: 0.372, SLG: 0.390										4	0	2	0	0	0	0						
Toby Hall R (1, 2) OBP: 0.324, SLG: 0.452										4	1	1	1	0	0	2						
Aubrey Huff L (1, 10) OBP: 0.286, SLG: 0.374										4	1	1	1	0	1	2						
Russ Johnson R (1, 5) OBP: 0.379, SLG: 0.437										4	1	1	0	0	1	2						
Jose Guillen R (1, 9) OBP: 0.317, SLG: 0.378										2	0	0	0	1	0	1						
Chris Gomez R (1, 6) OBP: 0.295, SLG: 0.385										3	0	1	1	0	0	1						
Inning Stats	R: 0 H: 0 E: 0 K: 0 S: 5	H: 1 LOB: 1 BB: 0 P: 11	R: 0 H: 1 E: 0 K: 0 S: 7	LOB: 1 BB: 0 P: 14	R: 0 H: 0 E: 0 K: 0 S: 10	LOB: 0 BB: 1 P: 17	R: 2 H: 2 E: 0 K: 1 S: 10	LOB: 0 BB: 0 P: 19	R: 0 H: 0 E: 1 K: 0 S: 6	LOB: 2 BB: 0 P: 12	R: 1 H: 1 E: 0 K: 0 S: 10	LOB: 0 BB: 0 P: 12	R: 1 H: 3 E: 1 K: 0 S: 6	LOB: 3 BB: 0 P: 7	R: 0 H: 1 E: 0 K: 1 S: 11	LOB: 1 BB: 0 P: 18	R: 0 H: 0 E: 0 K: 0 S: 8	LOB: 0 BB: 0 P: 10	1B: 4 2B: 1 3B: 0 HR: 3	SF: 0 SAC: 0 DP: 0 HBP: 1	WP: 2 BB: 0 CS: 0	PA: 34
PITCHER	IP	WLS	BF	H	R	ER	SO	BB	IBB	HBP	BLK	WP	HR	S	P	ERA	WHIP					
65 Adrian Hernandez R (1, 1) ERA: 3.68	6.0	L	24	4	3	3	1	1	0	1	0	0	0	6	7	9.00	3.000					
Ramiro Mendoza R (7, 1) ERA: 3.36	1.0		6	3	1	1	0	0	0	0	0	0	0	6	7	9.00	3.000					
Randy Choate L (8, 1) ERA: 3.36	1.0		4	1	0	0	1	0	0	0	0	0	0	11	18	0.00	1.000					

New York Yankees @ Tampa Bay Devil Rays
Tropicana Field, St. Petersburg, FL
Thu Oct 04 2001, 7:15 PM EDT
Att: 15,265 - Dome - 72 F

livebaseballscores.com

AB 32
R 4
H 8
RBI 4
BB 1
SO 2
LOB 15

Batter	1	2	3	4	5	6	7	8	9	AB	R	H	RBI	BB	SO	LOB	TOP					
Chuck Knoblauch R (1, 7) OBP: 0.339, SLG: 0.351	2-1 F8		0-0 F8		2-1 F3		4-0 BB		1-1 P3	4	0	0	0	1	0	2						
2 Derek Jeter R (1, 6) OBP: 0.375, SLG: 0.483	0-3 K		2-0 1B		0-1 1B		3-1 P6			4	0	2	0	0	1	1						
David Justice L (1, 10) OBP: 0.333, SLG: 0.432	2-1 HR 1B		0-2 1B		0-0 G4-3				0-1 F8	4	1	2	0	0	0	1						
Bernie Williams S (1, 8) OBP: 0.393, SLG: 0.516	3-2 HR		1-3 K				2-1 HR		1-0 G3-1	4	2	2	3	0	1	2						
Gerald Williams R (8, 8) OBP: 0.293, SLG: 0.310	1-H HR									0	0	0	0	0	0	0						
Tino Martinez L (1, 3) OBP: 0.330, SLG: 0.503	2-1 F3		1-3 K				0-0 P4		0-3 K	4	0	0	0	0	2	2						
20 Jorge Posada S (1, 2) OBP: 0.365, SLG: 0.480		1-0 SH3 SF9 2B		2-2 F7			1-3 K		2-3 K	4	1	1	0	0	2	0						
Randy Velarde R (1, 9) OBP: 0.359, SLG: 0.428		0-0 SH3		3-3 K			2-0 F9		4-0 FC4-6 BB	2	0	0	0	1	1	0						
Scott Brosius R (1, 5) OBP: 0.345, SLG: 0.449		1-2 SF9		0-0 F7			1-1 G6-3		0-0 FC4-6 1B	2	0	0	1	0	0	0						
Luis Sojo R (7, 5) OBP: 0.217, SLG: 0.192		3-H							1-2	1	0	0	0	0	0	1						
Alfonso Soriano R (1, 4) OBP: 0.307, SLG: 0.436		3-3 K		3-2 F7			2-2 BB 2B		3-1	4	0	2	0	0	1	0						
Inning Stats	R: 2 E: 0 K: 1 S: 16	H: 2 LOB: 0 BB: 0 P: 25	R: 1 E: 0 K: 1 S: 11	H: 1 LOB: 0 BB: 0 P: 16	R: 0 E: 0 K: 2 S: 13	H: 2 LOB: 2 BB: 0 P: 17	R: 0 E: 0 K: 1 S: 8	H: 0 LOB: 0 BB: 0 P: 13	R: 0 E: 0 K: 0 S: 8	H: 1 LOB: 1 BB: 0 P: 13	R: 1 E: 0 K: 1 S: 7	H: 1 LOB: 0 BB: 0 P: 12	R: 0 E: 0 K: 0 S: 7	H: 1 LOB: 1 BB: 1 P: 17	R: 0 E: 0 K: 1 S: 8	H: 0 LOB: 0 BB: 0 P: 9	R: 0 E: 0 K: 1 S: 8	H: 1 LOB: 2 BB: 1 P: 18	1B: 5 2B: 2 3B: 0 HR: 2	SF: 1 SAC: 1 DP: 0 HBP: 0	WP: 0 SB: 0 CS: 0	PA: 37
PITCHER	IP	WLS	BF	H	R	ER	SO	BB	IBB	HBP	BLK	WP	HR	S	P	ERA	WHIP					
Joe Kennedy L (1, 1) ERA: 4.44	6.0	W	25	7	4	4	6	0	0	0	0	0	2	63	96	6.00	1.167					
Victor Zambrano R (7, 1) ERA: 3.16	3.0	S	12	2	0	0	2	2	0	0	0	0	0	23	44	0.00	1.333					

New York Yankees @ Tampa Bay Devil Rays
Tropicana Field, St. Petersburg, FL
Fri Oct 05 2001, 7:15 PM EDT
Att: 22,028 - Dome - 72 F

AB	33
R	4
H	9
RBI	4
BB	2
SO	8
LOB	9



Batter	1	2	3	4	5	6	7	8	9	AB	R	H	RBI	BB	SO	LOB	BOTTOM					
Jason Tyner L (1, 7) OBP: 0.305, SLG: 0.322	4-1 FC5-4 BB		0-1 S	2-1 F7			0-0 WP 2B 1B			3	1	2	2	1	0	0						
Brent Abernathy R (1, 4) OBP: 0.331, SLG: 0.385	0-2 FC5-4 G4-3 1-2	2-H 3-H 2B	3-1 G5-3		1-3 K		1-1 P4			4	0	0	0	0	1	4						
Steve Cox L (1, 3) OBP: 0.324, SLG: 0.433	2-1 G4-3	1-1 G4-3			4-0		3-2 F8			3	0	0	0	1	0	4						
Ben Grieve L (1, 9) OBP: 0.371, SLG: 0.388	2-3 K		1-0 G5-3		1-3 K		4-2 2B BB			3	1	0	0	1	2	2						
Toby Hall R (1, 2) OBP: 0.323, SLG: 0.453		1-1 L8	3-2 G5-3		2-2 G6-3		2-2 1-H 2-H 3-H 2B			4	0	1	3	0	0	1						
Randy Winn S (1, 8) OBP: 0.340, SLG: 0.400		4-2 1B 2B BB	1-3 K				1-1 F7			3	1	0	0	1	2	1						
Aubrey Huff L (1, 10) OBP: 0.290, SLG: 0.375		1-2 HBP 2B 1B		1-2 E3 1B 1B			1-1 G3		0-0 G4-3	4	2	2	0	0	0	0						
Russ Johnson R (1, 5) OBP: 0.380, SLG: 0.435		2-2 2B 2B HBP		1-2 CS 1B			2-2 G4-3		2-0 F9	3	1	1	1	0	0	0						
Chris Gomez R (1, 6) OBP: 0.298, SLG: 0.393		0-1 1-3 2-H 3-H 2B 2B		1-3 1-2 K			1-2 1B 2B 2B		2-2 F3	4	2	2	2	0	1	1						
Inning Stats	R: 0 E: 0 K: 1 S: 9	H: 0 LOB: 1 BB: 1 P: 17	R: 4 E: 0 K: 0 S: 17	H: 3 LOB: 1 BB: 1 P: 29	R: 0 E: 0 K: 1 S: 8	H: 0 LOB: 0 BB: 0 P: 13	R: 1 E: 1 K: 1 S: 12	H: 2 LOB: 0 BB: 0 P: 17	R: 0 E: 0 K: 2 S: 12	H: 0 LOB: 1 BB: 1 P: 20	R: 0 E: 0 K: 1 S: 8	H: 0 LOB: 0 BB: 0 P: 12	R: 3 E: 0 K: 0 S: 16	H: 3 LOB: 1 BB: 1 P: 28	R: 0 E: 0 K: 0 S: 5	H: 0 LOB: 0 BB: 0 P: 9	1B: 4 2B: 5 3B: 0 HR: 0	SF: 0 SAC: 0 DP: 1 HBP: 1	WP: 1 SB: 0 CS: 1	PA: 36		
PITCHER	IP	WLS	BF	H	R	ER	SO	BB	IBB	HBP	BLK	WP	HR	S	P	ERA	WHIP					
Roger Clemens R (1, 1) ERA: 3.51	5.0	L	23	5	5	4	5	3	0	1	0	0	58	96	7.20	1.600						
Sterling Hitchcock L (6, 1) ERA: 5.63	1.2		8	2	3	3	1	1	0	0	0	1	0	19	32	16.20	1.800					
Jay Witasick R (7, 1) ERA: 3.3	0.1		2	1	0	0	0	0	0	0	0	0	0	5	8	0.00	3.000					
Mike Stanton L (8, 1) ERA: 2.58	1.0		3	0	0	0	0	0	0	0	0	0	0	5	9	0.00	0.000					

New York Yankees @ Tampa Bay Devil Rays
Tropicana Field, St. Petersburg, FL
Fri Oct 05 2001, 7:15 PM EDT
Att: 22,028 - Dome - 72 F

AB	31
R	8
H	8
RBI	8
BB	4
SO	6
LOB	13



Batter	1	2	3	4	5	6	7	8	9	AB	R	H	RBI	BB	SO	LOB	TOP										
Alfonso Soriano, R OBP: 0.306, SLG: 0.434	G4-3		G5-3						P1	5	0	1	1	0	1	0	New York Yankees @ Tampa Bay Devil Rays Tropicana Field, St. Petersburg, FL Sat Oct 06 2001, 4:05 PM EDT Att: 25,511 - Dome - 72 F livebaseballscorecards.com										
Paul O'Neill, L OBP: 0.331, SLG: 0.462 Gerald Williams, R OBP: 0.263, SLG: 0.310	FC4-6 1B			G3-1	G4-3					3	0	1	0	1	0	3											
Bernie Williams, S OBP: 0.395, SLG: 0.522	K			F8-4-6 1B						3	1	2	1	1	1	1											
Tino Martinez, L OBP: 0.329, SLG: 0.501	FC4-6			F8-4-6						3	0	0	0	1	0	4											
David Justice, L OBP: 0.332, SLG: 0.430										4	1	1	0	0	2	1											
20 Jorge Posada, S OBP: 0.365, SLG: 0.478 Todd Greene, R OBP: 0.240, SLG: 0.281	F7									4	0	1	0	0	1	1											
Shane Spencer, R OBP: 0.315, SLG: 0.428	P3									3	0	1	0	1	1	0											
Scott Brosius, R OBP: 0.343, SLG: 0.446 Nick Johnson, L OBP: 0.320, SLG: 0.328				F7						3	0	0	0	0	1	5											
Enrique Wilson, S OBP: 0.238, SLG: 0.281 Erick Almonte, R OBP: 0.500, SLG: 0.750				G3						1	0	0	0	0	0	0											
										3	0	0	0	0	2	3											
Inning Stats	R: 0 E: 0 K: 1 S: 11	H: 1 LOB: 1 BB: 0 P: 17	R: 0 E: 0 K: 0 S: 6	H: 0 LOB: 0 BB: 0 P: 11	R: 0 E: 0 K: 0 S: 10	H: 0 LOB: 0 BB: 0 P: 13	R: 0 E: 0 K: 0 S: 5	H: 1 LOB: 0 BB: 0 P: 9	R: 1 E: 0 K: 3 S: 18	H: 3 LOB: 3 BB: 1 P: 30	R: 1 E: 0 K: 3 S: 18	H: 2 LOB: 2 BB: 1 P: 27	R: 0 E: 0 K: 2 S: 12	H: 0 LOB: 0 BB: 2 P: 24	R: 0 E: 0 K: 1 S: 8	H: 0 LOB: 0 BB: 0 P: 9	R: 0 E: 0 K: 1 S: 8	H: 0 LOB: 0 BB: 0 P: 8	1B: 6 2B: 1 3B: 0 HR: 1	SF: 0 SAC: 0 DP: 1 HBP: 0	WP: 0 SB: 0 CS: 0	PA: 37					
PITCHER	IP	WLS	BF	H	R	ER	SO	BB	IBB	HBP	BLK	WP	HR	S	P	ERA	WHIP										
Tanyon Sturtze, R ERA: 4.42	6.0	W	26	7	2	2	5	2	0	0	0	0	1	68	107	3.00	1.500										
Travis Phelps, R ERA: 3.45	0.2	H	2	0	0	0	2	0	0	0	0	0	0	6	10	0.00	0.000										
Doug Creek, L ERA: 4.31	1.0	H	5	0	0	0	1	2	0	0	0	0	0	11	19	0.00	2.000										
Esteban Yan, R ERA: 3.9	1.1	S	4	0	0	0	2	0	0	0	0	0	0	11	12	0.00	0.000										


Batter	1	2	3	4	5	6	7	8	9	AB	R	H	RBI	BB	SO	LOB	BOTTOM										
Jason Tyner, L OBP: 0.309, SLG: 0.326	G1-3									5	1	3	0	0	0	0	New York Yankees @ Tampa Bay Devil Rays Tropicana Field, St. Petersburg, FL Sat Oct 06 2001, 4:05 PM EDT Att: 25,511 - Dome - 72 F livebaseballscorecards.com										
Brent Abernathy, R OBP: 0.332, SLG: 0.387	1B BB									4	1	1	0	1	1	2											
Steve Cox, L OBP: 0.326, SLG: 0.432	1B									3	0	1	0	1	1	2											
Toby Hall, R OBP: 0.326, SLG: 0.454	L5									4	0	2	2	0	0	4											
Randy Winn, S OBP: 0.339, SLG: 0.399	F7									4	1	1	0	0	1	4											
Ben Grievie, L OBP: 0.373, SLG: 0.390										3	1	2	0	1	1	0											
Chris Gomez, R OBP: 0.301, SLG: 0.406										3	1	2	3	0	0	2											
18 Jared Sandberg, R OBP: 0.264, SLG: 0.284	G6-4-3									4	0	0	0	0	2	3											
Damian Rolls, R OBP: 0.291, SLG: 0.342										4	0	0	0	0	1	2											
Inning Stats	R: 0 E: 0 K: 0 S: 12	H: 1 LOB: 2 BB: 1 P: 21	R: 0 E: 0 K: 1 S: 10	H: 1 LOB: 0 BB: 0 P: 14	R: 0 E: 0 K: 0 S: 10	H: 1 LOB: 2 BB: 1 P: 17	R: 0 E: 0 K: 1 S: 11	H: 2 LOB: 2 BB: 0 P: 15	R: 0 E: 0 K: 0 S: 8	H: 0 LOB: 0 BB: 0 P: 12	R: 3 E: 0 K: 2 S: 12	H: 3 LOB: 0 BB: 0 P: 19	R: 2 E: 0 K: 2 S: 13	H: 3 LOB: 2 BB: 1 P: 21	R: 0 E: 0 K: 1 S: 13	H: 1 LOB: 1 BB: 0 P: 18		1B: 10 2B: 1 3B: 0 HR: 1	SF: 0 SAC: 1 DP: 1 HBP: 0	WP: 0 SB: 1 CS: 0	PA: 38						
PITCHER	IP	WLS	BF	H	R	ER	SO	BB	IBB	HBP	BLK	WP	HR	S	P	ERA	WHIP										
Andy Pettitte, L ERA: 3.99	5.0		21	5	0	0	2	2	0	0	0	0	1	21	30	27.00	3.600										
Ramiro Mendoza, R ERA: 3.75	1.2	L	11	6	5	5	4	0	0	0	0	0	0	4	10	0.00	3.000										
Randy Choate, L ERA: 3.35	0.1		2	0	0	0	0	1	0	0	0	0	0	4	10	0.00	3.000										
Mark Wohlers, R ERA: 4.26	1.0		4	1	0	0	1	0	0	0	0	0	0	13	18	0.00	1.000										

Batter	1	2	3	4	5	6	7	8	9	AB	R	H	RBI	BB	SO	LOB	TOP					
Chuck Knoblauch, R (1, 7) Gerald Williams, R (3, 7)	F7		FC6-4 1B			K			K	2	0	1	0	0	0	0						
2 Derek Jeter, R (1, 6) Luis Sojo, R (6, 6)	K		FC6-4 1-2			F8			P4	3	0	0	0	0	1	1						
Paul O'Neill, L (1, 10) Erick Almonte, R (9, PR)	L6					F9			F9 BB	3	0	0	0	1	1	0						
David Justice, L (1, 9) Juan Rivera, R (4, 9)						G5-3			F9	2	0	1	0	0	0	0						
20 Jorge Posada, S (1, 2) Todd Greene, R (9, 2)	K					L3			F9	3	0	0	0	0	1	1						
Nick Johnson, L (1, 3)																						
Randy Velarde, R (1, 5)																						
Clay Bellinger, R (1, 8)																						
Alfonso Soriano, R (1, 4) Enrique Wilson, S (8, 4)																						
Inning Stats	R: 0 H: 0 E: 0 S: 9	H: 0 LOB: 0 BB: 0 P: 15	R: 0 H: 1 E: 0 S: 12	LOB: 1 BB: 0 P: 18	R: 0 H: 1 E: 0 S: 11	LOB: 1 BB: 0 P: 12	R: 0 H: 0 E: 0 S: 6	H: 0 LOB: 0 BB: 0 P: 10	R: 0 H: 0 E: 0 S: 9	H: 0 LOB: 0 BB: 0 P: 15	R: 0 H: 0 E: 0 S: 10	H: 0 LOB: 0 BB: 0 P: 14	R: 0 H: 0 E: 0 S: 6	H: 0 LOB: 0 BB: 0 P: 9	R: 1 H: 1 E: 0 S: 13	H: 1 LOB: 0 BB: 0 P: 19	R: 0 H: 0 E: 0 S: 11	H: 0 LOB: 2 BB: 1 P: 21	1B: 2 2B: 0 3B: 0 HR: 1	SF: 0 SAC: 0 DP: 0 HBP: 0	WP: 0 SB: 0 CS: 1	PA: 31
PITCHER	IP	WLS	BF	H	R	ER	SO	BB	IBB	HBP	BLK	WP	HR	S	P	ERA	WHIP					
Paul Wilson, R (1, 1) ERA: 4.88	7.0		23	2	0	0	6	0	0	0	0	0	0	63	93	0.00	0.286					
Jesus Colome, R (8, 1) ERA: 3.33	2.0	L	8	1	1	1	2	1	0	0	0	0	1	24	40	4.50	1.000					

New York Yankees @ Tampa Bay Devil Rays
Tropicana Field, St. Petersburg, FL
Sun Oct 07 2001, 1:15 PM EDT
Att: 24,075 - Dome - 72 F

livebaseballscorecards.com

AB	30
R	1
H	3
RBI	1
BB	1
SO	8
LOB	5



Batter	1	2	3	4	5	6	7	8	9	AB	R	H	RBI	BB	SO	LOB	BOTTOM					
Jason Tyner, L (1, 7)																						
Brent Abernathy, R (1, 4)																						
Steve Cox, L (1, 3)																						
Ben Grieve, L (1, 9)																						
Toby Hall, R (1, 2)																						
Randy Winn, S (1, 8)																						
Aubrey Huff, L (1, 10)																						
Chris Gomez, R (1, 6)																						
1B Jared Sandberg, R (1, 5)																						
Inning Stats	R: 0 H: 1 E: 0 S: 8	H: 0 LOB: 0 BB: 0 P: 13	R: 0 H: 0 E: 0 S: 7	LOB: 0 BB: 0 P: 11	R: 0 H: 0 E: 0 S: 11	LOB: 0 BB: 0 P: 15	R: 0 H: 0 E: 0 S: 10	H: 0 LOB: 0 BB: 0 P: 13	R: 0 H: 0 E: 0 S: 7	H: 0 LOB: 0 BB: 0 P: 10	R: 0 H: 0 E: 0 S: 7	H: 0 LOB: 2 BB: 1 P: 15	R: 0 H: 1 E: 0 S: 17	H: 1 LOB: 2 BB: 1 P: 26	R: 0 H: 0 E: 0 S: 7	H: 0 LOB: 0 BB: 0 P: 10	R: 0 H: 0 E: 0 S: 11	H: 0 LOB: 0 BB: 0 P: 14	1B: 1 2B: 1 3B: 0 HR: 0	SF: 0 SAC: 0 DP: 0 HBP: 1	WP: 0 SB: 0 CS: 1	PA: 31
PITCHER	IP	WLS	BF	H	R	ER	SO	BB	IBB	HBP	BLK	WP	HR	S	P	ERA	WHIP					
35 Mike Mussina, R (1, 1) ERA: 3.15	4.0		12	1	0	0	4	0	0	0	0	0	0	36	52	0.00	0.250					
Orlando Hernandez, R (5, 1) ERA: 4.85	4.0	W	16	1	0	0	4	2	0	1	0	0	0	38	61	0.00	0.750					
42 Mariano Rivera, R (9, 1) ERA: 2.34	1.0	S	3	0	0	0	1	0	0	0	0	0	0	11	14	0.00	0.000					

New York Yankees @ Tampa Bay Devil Rays
Tropicana Field, St. Petersburg, FL
Sun Oct 07 2001, 1:15 PM EDT
Att: 24,075 - Dome - 72 F

livebaseballscorecards.com

AB	28
R	0
H	2
RBI	0
BB	2
SO	9
LOB	6

