






Tampa Bay Devil Rays - 2002


Batter	1	2	3	4	5	6	7	8	9	AB R H RBI BB SO LOB	TOP																								
											<p>Tampa Spartans @ Tampa Bay Devil Rays Florida Power Park, St. Petersburg, FL Fri Mar 01 2002, 1:05 PM EST</p> <p>livebaseballscorecards.com</p> <p>AB 0 R 0 H 0 RBI 0 BB 0 SO 0 LOB 0</p>  <p>1B: 0 SF: 0 WP: 0 PA: 0 2B: 0 SAC: 0 FB: 0 3B: 0 DP: 0 SB: 0 HR: 0 HBP: 0 CS: 0</p>																								
Inning Stats																																			
PITCHER	IP	WLS	BF	H	R	ER	SO	BB	IBB	HBP	BLK	WP	HR	S	P	ERA	WHIP	PITCHER	IP	WLS	BF	H	R	ER	SO	BB	IBB	HBP	BLK	WP	HR	S	P	ERA	WHIP

Batter	1	2	3	4	5	6	7	8	9	AB R H RBI BB SO LOB	BOTTOM																								
											<p>Tampa Spartans @ Tampa Bay Devil Rays Florida Power Park, St. Petersburg, FL Fri Mar 01 2002, 1:05 PM EST</p> <p>livebaseballscorecards.com</p> <p>AB 0 R 0 H 0 RBI 0 BB 0 SO 0 LOB 0</p>  <p>1B: 0 SF: 0 WP: 0 PA: 0 2B: 0 SAC: 0 FB: 0 3B: 0 DP: 0 SB: 0 HR: 0 HBP: 0 CS: 0</p>																								
Inning Stats																																			
PITCHER	IP	WLS	BF	H	R	ER	SO	BB	IBB	HBP	BLK	WP	HR	S	P	ERA	WHIP	PITCHER	IP	WLS	BF	H	R	ER	SO	BB	IBB	HBP	BLK	WP	HR	S	P	ERA	WHIP

Batter	1	2	3	4	5	6	7	8	9	AB R H RBI BB SO LOB	TOP																								
											<p>Tampa Bay Devil Rays @ Durham Bulls Durham Bulls Athletic Park, Durham, NC Fri Mar 29 2002, 10:33 PM EST</p> <p>livebaseballscorecards.com</p> <p>AB 0 R 0 H 0 RBI 0 BB 0 SO 0 LOB 0</p> 																								
Inning Stats										1B: 0 SF: 0 2B: 0 SAC: 0 3B: 0 DP: 0 HR: 0 HBP: 0	WP: 0 PA: 0 PB: 0 SB: 0 CS: 0																								
PITCHER	IP	WLS	BF	H	R	ER	SO	BB	IBB	HBP	BLK	WP	HR	S	P	ERA	WHIP	PITCHER	IP	WLS	BF	H	R	ER	SO	BB	IBB	HBP	BLK	WP	HR	S	P	ERA	WHIP

Batter	1	2	3	4	5	6	7	8	9	AB R H RBI BB SO LOB	BOTTOM																								
											<p>Tampa Bay Devil Rays @ Durham Bulls Durham Bulls Athletic Park, Durham, NC Fri Mar 29 2002, 10:33 PM EST</p> <p>livebaseballscorecards.com</p> <p>AB 0 R 0 H 0 RBI 0 BB 0 SO 0 LOB 0</p> 																								
Inning Stats										1B: 0 SF: 0 2B: 0 SAC: 0 3B: 0 DP: 0 HR: 0 HBP: 0	WP: 0 PA: 0 PB: 0 SB: 0 CS: 0																								
PITCHER	IP	WLS	BF	H	R	ER	SO	BB	IBB	HBP	BLK	WP	HR	S	P	ERA	WHIP	PITCHER	IP	WLS	BF	H	R	ER	SO	BB	IBB	HBP	BLK	WP	HR	S	P	ERA	WHIP

Batter	1	2	3	4	5	6	7	8	9	AB R H RBI BB SO LOB	TOP																								
											<p>Tampa Bay Devil Rays @ Charleston RiverDogs</p> <p>Joseph P. Riley, Jr. Ballpark, Charleston, SC</p> <p>Sat Mar 30 2002, 10:33 PM EST</p> <p>livebaseballscorecards.com</p> <p>AB 0 R 0 H 0 RBI 0 BB 0 SO 0 LOB 0</p> 																								
Inning Stats										1B: 0 SF: 0 WP: 0 PA: 0 2B: 0 SAC: 0 FB: 0 3B: 0 DP: 0 SB: 0 HR: 0 HBP: 0 CS: 0																									
PITCHER	IP	WLS	BF	H	R	ER	SO	BB	IBB	HBP	BLK	WP	HR	S	P	ERA	WHIP	PITCHER	IP	WLS	BF	H	R	ER	SO	BB	IBB	HBP	BLK	WP	HR	S	P	ERA	WHIP

Batter	1	2	3	4	5	6	7	8	9	AB R H RBI BB SO LOB	BOTTOM																								
											<p>Tampa Bay Devil Rays @ Charleston RiverDogs</p> <p>Joseph P. Riley, Jr. Ballpark, Charleston, SC</p> <p>Sat Mar 30 2002, 10:33 PM EST</p> <p>livebaseballscorecards.com</p> <p>AB 0 R 0 H 0 RBI 0 BB 0 SO 0 LOB 0</p> 																								
Inning Stats										1B: 0 SF: 0 WP: 0 PA: 0 2B: 0 SAC: 0 FB: 0 3B: 0 DP: 0 SB: 0 HR: 0 HBP: 0 CS: 0																									
PITCHER	IP	WLS	BF	H	R	ER	SO	BB	IBB	HBP	BLK	WP	HR	S	P	ERA	WHIP	PITCHER	IP	WLS	BF	H	R	ER	SO	BB	IBB	HBP	BLK	WP	HR	S	P	ERA	WHIP

Batter	1	2	3	4	5	6	7	8	9	AB	R	H	RBI	BB	SO	LOB	TOP																			
Bobby Higginson, L OBP: 0.400, SLG: 0.600 (1, 7)	F7		1B		P6	2B		F8		5	0	2	2	0	0	2	Detroit Tigers @ Tampa Bay Devil Rays Tropicana Field, St. Petersburg, FL Tue Apr 02 2002, 7:15 PM EST Att: 38,142 - Dome - 72 F																			
Shane Halter, R OBP: 0.400, SLG: 0.250 (1, 6)	K		K			1B			P3	4	0	1	0	1	2	1																				
Robert Fick, L OBP: 0.400, SLG: 0.600 (1, 10)	F8				F9	G4-3			G4-6-3	5	1	2	0	0	0	4																				
Dmitri Young, S OBP: 0.200, SLG: 0.200 (1, 3)		F7			F8	1B		F8	G4-6-3	5	1	1	0	0	0	2																				
Craig Paquette, R OBP: 0.250, SLG: 0.500 (1, 5)		F9			2B	F9				4	0	1	1	0	1	1																				
Jacob Cruz, L OBP: 0.500, SLG: 0.333 (1, 9)					L7	1B		F8		3	1	1	0	1	0	1																				
Mike Rivera, R OBP: 0.500, SLG: 0.500 (1, 2)		G5-3			K	1B		FC6		4	1	2	1	0	1	2																				
Damon Easley, R OBP: 0.250, SLG: 0.250 (1, 4)					F8	F8		FC6		4	0	1	0	0	0	3																				
Jose Macias, S OBP: 0.500, SLG: 0.333 (1, 8)			G4-6-3		1B	2B		K		3	1	1	1	1	1	2																				
Inning Stats	R: 0 E: 0 K: 1 S: 8	H: 0 LOB: 0 BB: 0 P: 11	R: 0 E: 0 K: 0 S: 9	H: 0 LOB: 1 BB: 1 P: 17	R: 0 E: 0 K: 1 S: 7	H: 2 LOB: 1 BB: 0 P: 8	R: 1 E: 0 K: 1 S: 21	H: 2 LOB: 1 BB: 0 P: 28	R: 0 E: 0 K: 0 S: 12	H: 1 LOB: 2 BB: 1 P: 22	R: 4 E: 0 K: 0 S: 19	H: 5 LOB: 2 BB: 1 P: 26	R: 0 E: 0 K: 1 S: 7	H: 1 LOB: 0 BB: 0 P: 10	R: 0 E: 0 K: 0 S: 14	H: 1 LOB: 1 BB: 0 P: 17	R: 0 E: 0 K: 0 S: 9	H: 1 LOB: 0 BB: 0 P: 10	1B: 9 2B: 3 3B: 0 HR: 0	SF: 0 SAC: 0 DP: 2 HBP: 0	WP: 0 PB: 0 SB: 1 CS: 0	PA: 40														
PITCHER	IP	WLS	BF	H	R	ER	SO	BB	IBB	HBP	BLK	WP	HR	S	P	ERA	WHIP	PITCHER		IP	WLS	BF	H	R	ER	SO	BB	IBB	HBP	BLK	WP	HR	S	P	ERA	WHIP
Tanyon Sturtze, R ERA: 7.94 (1, 1)	5.2		27	9	5	5	3	2	0	0	0	0	0	69	100	7.94	1.941	Esteban Yan, R ERA: (9, 1)		1.0		3	1	0	0	0	0	0	0	0	9	10	0.00	1.000		
Jesus Colome, R ERA: (6, 1)	0.0		2	1	0	0	0	1	0	0	0	0	0	3	7	∞	∞																			
Doug Creek, L ERA: (6, 1)	0.2		2	0	0	0	0	0	0	0	0	0	0	7	10	0.00	0.000																			
Travis Phelps, R ERA: (7, 1)	1.0		4	1	0	0	1	0	0	0	0	0	0	12	16	0.00	1.000																			
Victor Zambrano, R ERA: (8, 1)	0.2	W	2	0	0	0	1	0	0	0	0	0	0	6	6	0.00	0.000																			

Batter	1	2	3	4	5	6	7	8	9	AB	R	H	RBI	BB	SO	LOB	BOTTOM																			
Jason Tyner, L OBP: 0.333, SLG: 0.333 (1, 7)	L6		SH		G4-3	1B		SH1-3		3	1	1	0	0	0	0	Detroit Tigers @ Tampa Bay Devil Rays Tropicana Field, St. Petersburg, FL Tue Apr 02 2002, 7:15 PM EST Att: 38,142 - Dome - 72 F																			
Randy Winn, S (1, 8)	F7		FC5-4		K	E6		G3-1		5	1	0	0	0	1	4																				
Steve Cox, L OBP: 0.800, SLG: 0.667 (1, 3)			F8		1B	1B		HBP	1B	3	1	2	2	2	0	1																				
Greg Vaughn, R OBP: 0.400, SLG: 0.400 (1, 10)	K				P6	K		BB	HBP	5	2	2	1	0	2	5																				
Toby Hall, R OBP: 0.400, SLG: 0.250 (1, 2)		F8			P4	G3		BB	1B	4	1	1	1	0	0	3																				
Ben Griewe, L OBP: 0.600, SLG: 0.667 (1, 9)					K			G4-3		3	0	1	1	2	1	1																				
Bobby Smith, R OBP: 0.400, SLG: 0.500 (1, 5)					2B	BB		K		4	0	1	2	1	2	4																				
Brent Abernathy, R OBP: 0.200, SLG: 0.400 (1, 4)					L8			P6		5	0	1	1	0	0	3																				
Chris Gomez, R OBP: 0.750, SLG: 1.000 (1, 6)					F2			G3-1	SH1-3	4	3	3	0	0	0	2																				
Inning Stats	R: 0 E: 0 K: 1 S: 12	H: 0 LOB: 1 BB: 1 P: 23	R: 0 E: 0 K: 0 S: 13	H: 1 LOB: 0 BB: 0 P: 20	R: 1 E: 1 K: 0 S: 8	H: 1 LOB: 0 BB: 0 P: 11	R: 1 E: 0 K: 1 S: 11	H: 2 LOB: 2 BB: 1 P: 18	R: 1 E: 0 K: 2 S: 16	H: 2 LOB: 3 BB: 1 P: 23	R: 2 E: 1 K: 1 S: 16	H: 3 LOB: 0 BB: 0 P: 21	R: 0 E: 0 K: 1 S: 8	H: 0 LOB: 0 BB: 0 P: 13	R: 4 E: 0 K: 0 S: 14	H: 3 LOB: 2 BB: 2 P: 27	R: 0 E: 0 K: 0 S: 9	H: 1 LOB: 0 BB: 0 P: 10	1B: 8 2B: 4 3B: 0 HR: 0	SF: 0 SAC: 2 DP: 0 HBP: 1	WP: 1 PB: 0 SB: 0 CS: 0	PA: 44														
PITCHER	IP	WLS	BF	H	R	ER	SO	BB	IBB	HBP	BLK	WP	HR	S	P	ERA	WHIP	PITCHER		IP	WLS	BF	H	R	ER	SO	BB	IBB	HBP	BLK	WP	HR	S	P	ERA	WHIP
Jeff Weaver, R ERA: 5.06 (1, 1)	5.1		27	7	4	3	4	3	0	0	0	0	0	65	101	5.06	1.875	Danny Patterson, R ERA: 27.0 (8, 1)		0.1		4	1	1	1	0	1	0	1	0	6	11	27.00	6.000		
Matt Miller, L ERA: (6, 1)	0.0		3	2	1	0	0	0	0	0	0	0	0	4	5	∞	∞																			
Juan Acevedo, R ERA: 11.57 (6, 1)	2.1	L	10	2	3	3	2	0	1	0	0	0	0	23	39	11.57	0.857																			

AB	37
R	5
H	12
RBI	5
BB	3
SO	5
LOB	18



AB	36
R	9
H	12
RBI	8
BB	5
SO	6
LOB	23



Batter	1	2	3	4	5	6	7	8	9	AB	R	H	RBI	BB	SO	LOB	TOP				
Bobby Higginson, L (1, 7) Wendell Magee, R (7, 7) OBP: 0.357, SLG: 0.462 OBP: 0.500, SLG: 0.500	G3		2B		G4-3			E 1B		3	0	1	0	0	0	0	Detroit Tigers @ Tampa Bay Devil Rays Tropicana Field, St. Petersburg, FL Thu Apr 04 2002, 2:15 PM EST Att: 14,204 - Dome - 72 F				
Shane Halter, R (1, 6) OBP: 0.200, SLG: 0.077	G5-3		HBP		F2			E5 1-2		3	0	0	0	0	0	1					
Robert Fick, L (1, 10) OBP: 0.385, SLG: 0.769	F8		G4-3		G4-3			K 1-3		4	0	0	0	0	1	4					
Dmitri Young, S (1, 3) Randall Simon, L (7, 3) OBP: 0.308, SLG: 0.333		G3 1B		K				L4		3	0	1	0	0	1	0					
Craig Paquette, R (1, 5) Damian Jackson, R (6, 5) OBP: 0.250, SLG: 0.273	F8		K		K			F9		1	0	0	0	0	0	0					
Jacob Cruz, L (1, 9) OBP: 0.417, SLG: 0.727	G3			2B				HR		4	1	2	1	0	0	1					
Mike Rivera, R (1, 2) OBP: 0.500, SLG: 0.857	K2-3			HBP				HR		3	1	1	1	0	2	1					
Damon Easley, R (1, 4) OBP: 0.308, SLG: 0.182			K	F8				F9		4	0	0	0	0	1	2					
Jose Macias, S (1, 8) OBP: 0.167, SLG: 0.091			K		G4-3			G4-3	G6-3	4	0	0	0	0	1	0					
Inning Stats	R: 0 E: 0 K: 0 S: 6	H: 0 LOB: 0 BB: 0 P: 10	R: 0 E: 0 K: 1 S: 10	H: 1 LOB: 1 BB: 0 P: 15	R: 0 E: 0 K: 2 S: 10	H: 1 LOB: 2 BB: 0 P: 17	R: 0 E: 0 K: 2 S: 9	H: 1 LOB: 0 BB: 0 P: 15	R: 0 E: 0 K: 1 S: 7	H: 0 LOB: 0 BB: 0 P: 13	R: 0 E: 0 K: 1 S: 11	H: 0 LOB: 0 BB: 0 P: 15	R: 0 E: 1 K: 1 S: 14	H: 1 LOB: 2 BB: 0 P: 21	R: 2 E: 0 K: 0 S: 7	H: 2 LOB: 0 BB: 0 P: 15		1B: 2 2B: 2 3B: 0 HR: 2	SF: 0 SAC: 0 DP: 0 HBP: 2	WP: 0 PB: 0 SB: 1 CS: 1	PA: 36
PITCHER	IP	WLS	BF	H	R	ER	SO	BB	IBB	HBP	BLK	WP	HR	S	P	ERA	WHIP				
Ryan Rupe, R (1, 1) ERA: 18.0	7.0	W	26	3	0	0	7	0	0	2	0	0	0	60	99	0.00	0.429				
Steve Kent, L (8, 1) ERA: 18.0	1.0		5	1	0	0	1	0	0	0	0	0	0	14	21	0.00	1.000				
Jorge Sosa, R (9, 1) ERA: 18.0	1.0		5	2	2	2	0	0	0	0	0	0	2	7	15	18.00	2.000				

Batter	1	2	3	4	5	6	7	8	9	AB	R	H	RBI	BB	SO	LOB	BOTTOM				
Jason Tyner, L (1, 7) OBP: 0.286, SLG: 0.091	S 2B BB	F8		G6-3		K		L1-3 BB		3	1	0	0	2	1	1	Detroit Tigers @ Tampa Bay Devil Rays Tropicana Field, St. Petersburg, FL Thu Apr 04 2002, 2:15 PM EST Att: 14,204 - Dome - 72 F				
Brent Abernathy, R (1, 4) Jason Smith, L (8, 4) OBP: 0.428, SLG: 0.692	F7		HR	G4-3		2B BB		K		3	1	1	1	1	0	1					
Steve Cox, L (1, 3) OBP: 0.467, SLG: 0.462	F2		G6-3 1B		G4-3			L1-3		5	1	2	0	0	0	3					
Greg Vaughn, R (1, 10) OBP: 0.500, SLG: 0.400	F8		G6-3 BB		F8			F8		2	1	1	1	2	0	2					
Toby Hall, R (1, 2) OBP: 0.500, SLG: 0.462	F8		G6-3		HR 1B			K		4	1	1	0	0	1	5					
Ben Griewe, L (1, 9) OBP: 0.500, SLG: 0.727		HR	1B		HR IBB			G6-3		3	2	2	2	1	0	0					
Bobby Smith, R (1, 5) OBP: 0.143, SLG: 0.154	F7		K		K			G6-3		4	0	0	0	0	2	4					
Jason Conti, L (1, 8) Randy Winn, S (5, 8) OBP: 0.154, SLG: 0.385				G4-3		HR		G4-3		1	0	0	0	1	0	0					
Chris Gomez, R (1, 6) Felix Escalona, R (6, 6) OBP: 0.364, SLG: 0.727 OBP: 1.000, SLG: 1.000		BB			HR			G4-3	PB 1B	3	1	1	1	0	0	1					
Inning Stats	R: 1 E: 0 K: 0 S: 8	H: 1 LOB: 1 BB: 1 P: 19	R: 1 E: 0 K: 0 S: 9	H: 1 LOB: 1 BB: 1 P: 17	R: 2 E: 0 K: 1 S: 16	H: 3 LOB: 1 BB: 1 P: 28	R: 1 E: 0 K: 0 S: 7	H: 1 LOB: 0 BB: 0 P: 12	R: 4 E: 0 K: 1 S: 16	H: 2 LOB: 0 BB: 2 P: 27	R: 0 E: 0 K: 2 S: 14	H: 1 LOB: 2 BB: 1 P: 20	R: 0 E: 0 K: 0 S: 8	H: 0 LOB: 0 BB: 0 P: 12	R: 0 E: 0 K: 1 S: 5	H: 1 LOB: 1 BB: 1 P: 11		1B: 4 2B: 3 3B: 0 HR: 4	SF: 0 SAC: 0 DP: 2 HBP: 0	WP: 0 PB: 1 SB: 1 CS: 0	PA: 39
PITCHER	IP	WLS	BF	H	R	ER	SO	BB	IBB	HBP	BLK	WP	HR	S	P	ERA	WHIP				
Jose Lima, R (1, 1) ERA: 18.0	2.0	L	13	4	4	4	2	1	1	0	0	0	1	27	46	13.50	1.500				
Terry Pearson, R (3, 1) ERA: 13.5	2.2		12	3	4	4	2	1	1	0	0	0	1	13	21	13.50	4.500				
Matt Miller, L (5, 1) ERA: 13.5	0.2		5	2	1	1	1	1	0	0	0	0	1	13	21	13.50	4.500				
Jeff Farnsworth, R (6, 1) ERA: 3.38	1.2		5	0	0	0	1	0	0	0	0	0	0	14	18	0.00	0.000				
Matt Anderson, R (8, 1) ERA: 18.0	1.0		4	1	0	0	1	1	0	0	0	0	0	5	11	0.00	2.000				

AB	34
R	2
H	6
RBI	2
BB	0
SO	8
LOB	12



AB	32
R	9
H	10
RBI	9
BB	7
SO	5
LOB	19

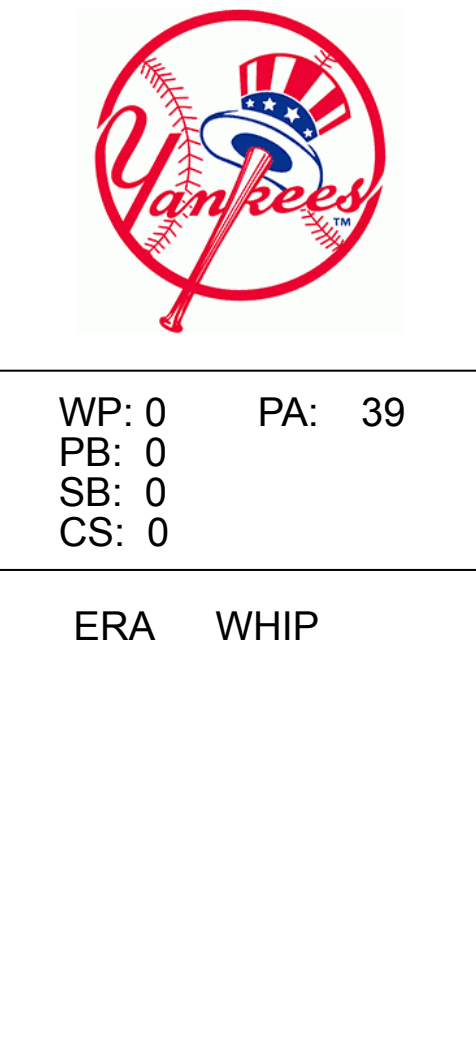



Batter	1	2	3	4	5	6	7	8	9	AB	R	H	RBI	BB	SO	LOB	TOP										
Jason Tyner, L (1, 7) OBP: 0.278, SLG: 0.133										4	0	1	0	0	2	1	Tampa Bay Devil Rays @ New York Yankees Yankee Stadium, Bronx, NY Fri Apr 05 2002, 1:05 PM EST Att: 55,771 - Cloudy - 41 F										
Randy Winn, S (1, 8) OBP: 0.118, SLG: 0.294										4	0	0	0	0	0	2											
Steve Cox, L (1, 3) OBP: 0.368, SLG: 0.353										4	0	0	0	0	2	1											
Greg Vaughn, R (1, 10) OBP: 0.389, SLG: 0.286										4	0	0	0	0	1	1											
Toby Hall, R (1, 2) OBP: 0.444, SLG: 0.471										4	0	1	0	0	0	0											
Ben Griewe, L (1, 9) OBP: 0.412, SLG: 0.571										3	0	0	0	0	1	2											
Bobby Smith, R (1, 5) OBP: 0.118, SLG: 0.125										3	0	0	0	0	0	1											
Brent Abernathy, R (1, 4) OBP: 0.412, SLG: 0.688										3	0	1	0	0	0	0											
Chris Gomez, R (1, 6) OBP: 0.286, SLG: 0.571										3	0	0	0	0	2	1											
Inning Stats	R: 0 E: 0 K: 2 S: 12	H: 0 LOB: 0 BB: 0 P: 19	R: 0 E: 0 K: 1 S: 14	H: 1 LOB: 1 BB: 0 P: 20	R: 0 E: 0 K: 1 S: 15	H: 1 LOB: 1 BB: 0 P: 18	R: 0 E: 0 K: 1 S: 8	H: 0 LOB: 0 BB: 0 P: 10	R: 0 E: 0 K: 0 S: 9	H: 0 LOB: 0 BB: 0 P: 14	R: 0 E: 1 K: 1 S: 11	H: 0 LOB: 0 BB: 0 P: 17	R: 0 E: 0 K: 0 S: 7	H: 0 LOB: 0 BB: 0 P: 10	R: 0 E: 0 K: 1 S: 11	H: 1 LOB: 1 BB: 0 P: 13		R: 0 E: 0 K: 1 S: 10	H: 0 LOB: 0 BB: 0 P: 13	1B: 1 2B: 2 3B: 0 HR: 0	SF: 0 SAC: 0 DP: 0 HBP: 0	WP: 0 PB: 0 CS: 0	PA: 32				
PITCHER	IP	WLS	BF	H	R	ER	SO	BB	IBB	HBP	BLK	WP	HR	S	P	ERA	WHIP										
Andy Pettitte, L (1, 1) ERA: 4.54	6.0	W	22	2	0	0	6	0	0	0	0	0	0	69	98	0.00	0.333										
Steve Karsay, R (7, 1) ERA: 5.4	2.0		7	1	0	0	1	0	0	0	0	0	0	18	23	0.00	0.500										
Randy Choate, L (9, 1) ERA: 4.54	1.0		3	0	0	0	1	0	0	0	0	0	0	10	13	0.00	0.000										


Batter	1	2	3	4	5	6	7	8	9	AB	R	H	RBI	BB	SO	LOB	BOTTOM										
Alfonso Soriano, R (1, 4) OBP: 0.278, SLG: 0.267										3	1	0	1	1	0	4	Tampa Bay Devil Rays @ New York Yankees Yankee Stadium, Bronx, NY Fri Apr 05 2002, 1:05 PM EST Att: 55,771 - Cloudy - 41 F										
Derek Jeter, R (1, 6) OBP: 0.333, SLG: 0.438										5	0	2	1	0	0	2											
25 Jason Giambi, L (1, 3) OBP: 0.222, SLG: 0.125										5	0	0	0	0	2	4											
Bernie Williams, S (1, 8) OBP: 0.375, SLG: 0.091									3	0	0	0	1	0	0	0											
Rondell White, R (1, 7) OBP: 0.313, SLG: 0.313									4	1	3	0	0	1	1												
20 Jorge Posada, S (1, 2) OBP: 0.375, SLG: 0.357									2	1	2	0	2	0	0												
Robin Ventura, L (1, 5) OBP: 0.375, SLG: 0.714									4	0	1	0	0	1	7												
Shane Spencer, R (1, 9) OBP: 0.333, SLG: 0.308										2	1	0	0	2	0	4											
Nick Johnson, L (1, 10) OBP: 0.500, SLG: 0.600										2	0	1	1	0	1	1											
Inning Stats	R: 1 E: 0 K: 1 S: 11	H: 1 LOB: 1 BB: 2 P: 22	R: 0 E: 0 K: 0 S: 6	H: 1 LOB: 2 BB: 1 P: 14	R: 0 E: 0 K: 1 S: 6	H: 0 LOB: 0 BB: 0 P: 10	R: 3 E: 0 K: 2 S: 22	H: 4 LOB: 2 BB: 1 P: 35	R: 0 E: 0 K: 0 S: 7	H: 2 LOB: 1 BB: 0 P: 14	R: 0 E: 0 K: 1 S: 9	H: 0 LOB: 1 BB: 1 P: 16	R: 0 E: 1 K: 0 S: 14	H: 1 LOB: 3 BB: 1 P: 19	R: 0 E: 0 K: 0 S: 9	H: 0 LOB: 1 BB: 0 P: 10		1B: 8 2B: 1 3B: 0 HR: 0	SF: 1 SAC: 0 DP: 2 HBP: 2	WP: 0 PB: 0 CS: 0	PA: 39						
PITCHER	IP	WLS	BF	H	R	ER	SO	BB	IBB	HBP	BLK	WP	HR	S	P	ERA	WHIP										
Joe Kennedy, L (1, 1) ERA: 7.2	5.0	L	25	8	4	4	4	4	0	1	0	0	0	9	16	0.00	1.000										
Steve Kent, L (6, 1) ERA: 7.2	1.0		4	0	0	0	1	1	0	0	0	0	0	9	16	0.00	1.000										
Doug Creek, L (7, 1) ERA: 7.2	1.0		6	1	0	0	0	1	0	0	0	0	0	14	19	0.00	2.000										
Travis Phelps, R (8, 1) ERA: 7.2	1.0		4	0	0	0	0	0	0	1	0	0	0	9	10	0.00	0.000										


AB	32
R	0
H	3
RBI	0
BB	0
SO	8
LOB	9


AB	30
R	4
H	9
RBI	3
BB	6
SO	5
LOB	23



Batter	1	2	3	4	5	6	7	8	9	AB	R	H	RBI	BB	SO	LOB	TOP										
Jason Tyner, L (1,7) OBP: 0.258, SLG: 0.148	G6-3		G5-3			E9 1B	F7		K	5	1	1	1	0	1	3	<p>Tampa Bay Devil Rays @ Baltimore Orioles</p> <p>Oriole Park at Camden Yards, Baltimore, MD</p> <p>Wed Apr 10 2002, 7:05 PM EDT</p> <p>Att: 22,781 - Sunny - 69 F</p> <p>livebaseballscores.com</p> <p>AB 37 R 3 H 10 RBI 3 BB 2 SO 7 LOB 13</p> 										
Randy Winn, S (1,8) OBP: 0.187, SLG: 0.300	P4		F7			1B	E3		2B	5	0	2	1	0	0	1											
Steve Cox, L (1,3) OBP: 0.313, SLG: 0.333	1B 2B				G4-3	1B	K		G4-3	5	0	2	0	0	1	2											
Greg Vaughn, R (1,10) OBP: 0.300, SLG: 0.231	2H 1B				E6	K	F2			4	0	1	0	0	1	3											
Toby Hall, R (1,2) OBP: 0.385, SLG: 0.375		F9			G2-3	G5-3				3	0	0	0	1	0	1											
Ben Grievie, L (1,9) OBP: 0.357, SLG: 0.480	P6				G6-3	2B 1B			F7	4	1	1	0	0	0	1											
Brent Abernathy, R (1,4) OBP: 0.321, SLG: 0.556	F8				G4-3	1B 2B	G5-3			4	0	1	0	0	0	0											
Bobby Smith, R (1,5) OBP: 0.125, SLG: 0.130			K		G6-3	1B	K			4	0	1	1	0	2	0											
Chris Gomez, R (1,6) OBP: 0.333, SLG: 0.526			G5-3 BB		E	2B	K		K	3	1	1	0	1	2	2											
Inning Stats	R: 0 E: 0 K: 0 S: 9	H: 2 LOB: 2 BB: 0 P: 12	R: 0 E: 0 K: 0 S: 7	H: 0 LOB: 0 BB: 0 P: 12	R: 0 E: 0 K: 1 S: 11	H: 0 LOB: 1 BB: 1 P: 19	R: 0 E: 1 K: 0 S: 8	H: 0 LOB: 1 BB: 1 P: 18	R: 2 E: 1 K: 1 S: 20	H: 4 LOB: 2 BB: 0 P: 28	R: 0 E: 0 K: 1 S: 12	H: 0 LOB: 1 BB: 0 P: 16	R: 0 E: 0 K: 1 S: 7	H: 0 LOB: 0 BB: 0 P: 11	R: 0 E: 0 K: 2 S: 10	H: 1 LOB: 1 BB: 0 P: 14	1B: 6 2B: 4 3B: 0 HR: 0	SF: 0 SAC: 0 DP: 0 HBP: 0	WP: 0 PB: 0 SB: 1 CS: 1	PA: 39							
PITCHER	IP	WLS	BF	H	R	ER	SO	BB	IBB	HBP	BLK	WP	HR	S	P	ERA	WHIP										
Jason Johnson, R (1,1) ERA: 2.77	5.1	L	25	8	3	3	2	2	0	0	0	0	0	61	97	5.06	1.875										
Chris Brock, R (6,1) ERA:	0.1		2	1	0	0	1	0	0	0	0	0	0	5	7	0.00	3.000										
B.J. Ryan, L (6,1) ERA:	0.2		3	0	0	0	1	0	0	0	0	0	0	8	12	0.00	0.000										
Willis Roberts, R (7,1) ERA:	1.2		5	0	0	0	1	0	0	0	0	0	0	11	18	0.00	0.000										
Buddy Groom, L (9,1) ERA:	1.0		4	1	0	0	2	0	0	0	0	0	0	10	14	0.00	1.000										

Batter	1	2	3	4	5	6	7	8	9	AB	R	H	RBI	BB	SO	LOB	BOTTOM										
Jerry Hairston, R (1,4) OBP: 0.167, SLG: 0.143	G3-1 SF7 2B		K			FC4-6 HBP	G5-3		F7	4	1	1	0	0	1	6	<p>Tampa Bay Devil Rays @ Baltimore Orioles</p> <p>Oriole Park at Camden Yards, Baltimore, MD</p> <p>Wed Apr 10 2002, 7:05 PM EDT</p> <p>Att: 22,781 - Sunny - 69 F</p> <p>livebaseballscores.com</p> <p>AB 30 R 2 H 6 RBI 2 BB 4 SO 7 LOB 17</p> 										
Chris Singleton, L (1,8) OBP: 0.138, SLG: 0.143	G3-1		F8			FC4-6 F7	K2-3			4	0	0	0	0	1	2											
David Segui, S (1,10) OBP: 0.138, SLG: 0.143	SF7				F7	F7	K2-3			3	0	0	1	0	1	1											
Jeff Conine, R (1,3) OBP: 0.250, SLG: 0.269	3H FC4-6 1B				G6-3	F8	G5-3			4	0	1	0	0	0	1											
31 Jay Gibbons, L (1,9) OBP: 0.423, SLG: 0.652	FC4-6				K		F9		HR	4	1	1	1	0	1	1											
Tony Batista, R (1,5) OBP: 0.296, SLG: 0.333			K			K			HR	4	0	2	0	0	2	0											
Luis Garcia, S (9,FR)							FC5-4 1B		SH1-4 6 BB	0	0	0	0	0	0	0											
6 Melvin Mora, R (1,7) OBP: 0.423, SLG: 0.316						F2	FC5-4 BB 1-2		SH1-4 BB	2	0	0	0	2	0	1											
Geronimo Gil, R (1,2) OBP: 0.278, SLG: 0.250			L5-3				BB		SH1-4	2	0	1	0	1	0	1											
Gary Matthews, S (9,PH)			L5-3				BB		SH1-4	0	0	0	0	0	0	0											
Mike Bordick, R (1,6) OBP: 0.250, SLG: 0.300			G1-3			G5-3	BB		K	3	0	0	0	1	1	4											
Inning Stats	R: 1 E: 0 K: 0 S: 13	H: 2 LOB: 1 BB: 0 P: 22	R: 0 E: 0 K: 1 S: 5	H: 0 LOB: 0 BB: 1 P: 10	R: 0 E: 0 K: 1 S: 8	H: 0 LOB: 0 BB: 0 P: 12	R: 0 E: 0 K: 1 S: 5	H: 0 LOB: 0 BB: 0 P: 6	R: 0 E: 0 K: 1 S: 9	H: 1 LOB: 1 BB: 0 P: 14	R: 0 E: 0 K: 0 S: 5	H: 0 LOB: 1 BB: 0 P: 10	R: 0 E: 0 K: 2 S: 10	H: 1 LOB: 3 BB: 2 P: 24	R: 0 E: 0 K: 2 S: 10	H: 0 LOB: 0 BB: 0 P: 14	R: 1 E: 0 K: 1 S: 14	H: 2 LOB: 3 BB: 1 P: 24	1B: 4 2B: 2 3B: 0 HR: 1	SF: 1 SAC: 1 DP: 1 HBP: 1	WP: 0 PB: 0 SB: 0 CS: 0	PA: 37					
PITCHER	IP	WLS	BF	H	R	ER	SO	BB	IBB	HBP	BLK	WP	HR	S	P	ERA	WHIP										
Paul Wilson, R (1,1) ERA: 1.2	7.0		28	4	1	1	4	3	0	1	0	0	0	55	98	1.29	1.000										
Doug Creek, L (8,1) ERA:	0.2	H	2	0	0	0	2	0	0	0	0	0	0	7	10	0.00	0.000										
Victor Zambrano, R (8,1) ERA:	0.1	H	1	0	0	0	0	0	0	0	0	0	0	3	4	0.00	0.000										
Esteban Yan, R (9,1) ERA: 3.0	1.0	S	6	2	1	1	1	1	0	0	0	0	1	14	24	9.00	3.000										

Batter	1	2	3	4	5	6	7	8	9	AB	R	H	RBI	BB	SO	LOB	TOP								
Jason Tyner, L (1,7) OBP: 0.257, SLG: 0.161	B2-3		FC6-4 1B	G1-6-3 1B			G4-3			4	1	1	0	0	0	1	<p>Tampa Bay Devil Rays @ Baltimore Orioles Oriole Park at Camden Yards, Baltimore, MD Thu Apr 11 2002, 7:05 PM EDT Att: 24,179 - Cloudy - 66 F</p> <p>livebaseballscorecards.com</p> <p>AB 32 R 6 H 6 RBI 5 BB 3 SO 8 LOB 10</p> 								
Randy Winn, S (1,8) OBP: 0.176, SLG: 0.273	K		FC6-4 2B	G1-6-3			G4-3			3	1	0	0	1	1	2									
Steve Cox, L (1,3) Jason Smith, L (7,5)	K		FC6-4 1B				G1-3		K	3	0	1	1	0	1	0									
Greg Vaughn, R (1,10) OBP: 0.265, SLG: 0.200		F7	FC6-4 2B				K		F3	4	1	0	0	0	1	2									
Toby Hall, R (1,2) OBP: 0.400, SLG: 0.407		HR					G5-3		G6-3	3	1	1	2	1	0	0									
Ben Griewe, L (1,9) Jason Conti, L (7,9)		HR	G3-1				K		HBP	3	1	1	2	0	1	1									
Brent Abernathy, R (1,4) OBP: 0.313, SLG: 0.500		G5-3					K		K	3	1	0	0	1	2	1									
Bobby Smith, R (1,5) OBP: 0.143, SLG: 0.148		F9					F8		F9	4	0	1	0	0	0	1									
Chris Gomez, R (1,6) Felix Escalona, R (8,6) OBP: 0.200, SLG: 0.200							G1-3		K	3	0	1	0	0	0	1									
Inning Stats	R: 0 E: 0 K: 2 S: 8	H: 0 LOB: 0 BB: 0 P: 11	R: 2 E: 0 K: 0 S: 8	H: 1 LOB: 0 BB: 1 P: 15	R: 3 E: 0 K: 0 S: 12	H: 3 LOB: 1 BB: 1 P: 21	R: 1 E: 1 K: 0 S: 15	H: 2 LOB: 1 BB: 1 P: 25	R: 0 E: 0 K: 1 S: 7	H: 0 LOB: 0 BB: 0 P: 11	R: 0 E: 0 K: 0 S: 7	H: 0 LOB: 0 BB: 0 P: 12	R: 0 E: 0 K: 1 S: 9	H: 0 LOB: 0 BB: 0 P: 12	R: 0 E: 0 K: 2 S: 11	H: 0 LOB: 1 BB: 0 P: 16	1B: 4 2B: 1 3B: 0 HR: 1	SF: 0 SAC: 0 DP: 1 HBP: 1	WP: 0 PB: 0 SB: 1 CS: 0	PA: 36					
PITCHER	IP	WLS	BF	H	R	ER	SO	BB	IBB	HBP	BLK	WP	HR	S	P	ERA	WHIP								
Sidney Ponson, R (1,1) ERA: 9.0	4.0		20	6	6	6	2	3	0	0	0	0	1	43	72	13.50	2.250								
Rodrigo Lopez, R (5,1) ERA: 2.0	4.0	W	12	0	0	0	4	0	0	0	0	0	0	30	47	0.00	0.000								
Jorge Julio, R (9,1) ERA:	1.0		4	0	0	0	2	0	0	1	0	0	0	11	16	0.00	0.000								

Batter	1	2	3	4	5	6	7	8	9	AB	R	H	RBI	BB	SO	LOB	BOTTOM								
Jerry Hairston, R (1,4) OBP: 0.206, SLG: 0.188	1B		F9	K				K		4	1	2	0	0	1	2	<p>Tampa Bay Devil Rays @ Baltimore Orioles Oriole Park at Camden Yards, Baltimore, MD Thu Apr 11 2002, 7:05 PM EDT Att: 24,179 - Cloudy - 66 F</p> <p>livebaseballscorecards.com</p> <p>AB 41 R 15 H 18 RBI 14 BB 6 SO 7 LOB 21</p> 								
Chris Singleton, L (6,FR) OBP: 0.161, SLG: 0.167	1B									2	2	1	0	0	1	0									
6 Melvin Mora, R (1,7) OBP: 0.469, SLG: 0.348	1B		K							4	2	2	0	2	1	1									
David Segui, S (1,3) OBP: 0.257, SLG: 0.242	1B									5	2	4	3	1	0	1									
Jeff Conine, R (1,10) OBP: 0.273, SLG: 0.300	K		K							4	1	2	3	0	2	3									
Tony Batista, R (1,5) OBP: 0.313, SLG: 0.414	P4									5	2	2	1	0	0	4									
Gary Matthews, S (1,8) OBP: 0.161, SLG: 0.167	FC6-4									3	1	0	0	2	0	3									
31 Jay Gibbons, L (1,9) Luis Garcia, S (8,9)			E1	L1						5	1	1	2	0	1	3									
Geronimo Gil, R (1,2) Fernando Lunar, R (9,2)		G4-6-3								0	0	0	0	0	0	0									
Mike Bordick, R (1,6) Mike Moriarty, R (8,PH) OBP: 0.321, SLG: 0.478	F8									3	2	2	3	1	0	0									
Inning Stats	R: 1 E: 0 K: 1 S: 12	H: 2 LOB: 2 BB: 1 P: 21	R: 0 E: 1 K: 0 S: 8	H: 0 LOB: 0 BB: 0 P: 13	R: 0 E: 0 K: 2 S: 10	H: 1 LOB: 1 BB: 0 P: 16	R: 1 E: 0 K: 1 S: 12	H: 2 LOB: 2 BB: 1 P: 20	R: 1 E: 0 K: 1 S: 10	H: 1 LOB: 2 BB: 2 P: 24	R: 12 E: 2 K: 1 S: 32	H: 11 LOB: 11 BB: 2 P: 53	R: 0 E: 0 K: 0 S: 5	H: 0 LOB: 0 BB: 0 P: 6	R: 0 E: 0 K: 1 S: 8	H: 1 LOB: 1 BB: 0 P: 13	1B: 13 2B: 3 3B: 0 HR: 2	SF: 1 SAC: 0 DP: 1 HBP: 0	WP: 2 PB: 0 SB: 2 CS: 0	PA: 48					
PITCHER	IP	WLS	BF	H	R	ER	SO	BB	IBB	HBP	BLK	WP	HR	S	P	ERA	WHIP								
Joe Kennedy, L (1,1) ERA: 6.3	5.0		25	6	3	3	3	4	0	0	0	0	2	9	14	81.00	9.000								
Travis Phelps, R (6,1) ERA: 11.97	0.1	H	4	3	3	3	0	0	0	0	0	0	0	18	31	135.00	24.000								
Jesus Colome, R (6,1) ERA: 13.5	0.1	L	9	6	5	5	1	2	0	0	0	0	0	18	27	7.71	1.286								
Steve Kent, L (6,1) ERA:	2.1		10	3	4	2	1	0	0	0	0	1	0	18	27	7.71	1.286								

Batter	1	2	3	4	5	6	7	8	9	AB	R	H	RBI	BB	SO	LOB	TOP					
Shannon Stewart, R OBP: 0.391, SLG: 0.488 (1, 7)	F9	E4	FC4-6		K		F7			5	0	0	0	0	1	9	Toronto Blue Jays @ Tampa Bay Devil Rays Tropicana Field, St. Petersburg, FL Sat Apr 13 2002, 6:15 PM EDT Att: 11,143 - Dome - 72 F					
Eric Hinske, L OBP: 0.391, SLG: 0.450 (1, 5)	HR	1B		F7		G3		F7		4	1	1	1	1	0	0						
Raul Mondesi, R OBP: 0.407, SLG: 0.614 (1, 10)	P4	F9		CS		P2		G6-3		4	0	0	0	1	0	3						
Carlos Delgado, L OBP: 0.596, SLG: 0.892 (1, 3)	HR		10 1B	K		E8		BB		3	2	2	2	2	1	1						
José Cruz Jr., S OBP: 0.269, SLG: 0.182 (1, 8)	G4-3		E		BB	K		F8		4	0	1	0	1	1	2						
Darin Fletcher, L OBP: 0.276, SLG: 0.360 Chris Woodward, R OBP: 0.333, SLG: 0.571 (9, PH) (9, 4)		F7	F8		F5		E4		K	4	0	0	0	0	0	3						
10 Vernon Wells, R OBP: 0.216, SLG: 0.400 (1, 9)		F8	E		F7		K		G4-3	5	0	1	0	0	1	2						
Dave Berg, R OBP: 0.471, SLG: 0.688 Tom Wilson, R OBP: 0.386, SLG: 0.313 (9, 2)		BB	E6		BB				F9	5	1	3	1	0	0	2						
Felipe Lopez, S OBP: 0.417, SLG: 0.645 (1, 6)	E		K		BB		K			0	0	0	0	0	0	0						
Inning Stats	R: 2 E: 0 K: 0 S: 12	H: 1 LOB: 0 BB: 1 P: 22	R: 2 E: 1 K: 0 S: 10	H: 2 LOB: 2 BB: 1 P: 17	R: 1 E: 0 K: 1 S: 13	H: 2 LOB: 3 BB: 1 P: 24	R: 0 E: 0 K: 1 S: 6	H: 0 LOB: 0 BB: 1 P: 15	R: 0 E: 0 K: 1 S: 10	H: 1 LOB: 3 BB: 2 P: 21	R: 0 E: 1 K: 2 S: 13	H: 1 LOB: 2 BB: 0 P: 18	R: 0 E: 0 K: 0 S: 13	H: 0 LOB: 1 BB: 1 P: 18	R: 0 E: 0 K: 1 S: 8	H: 0 LOB: 0 BB: 0 P: 9		1B: 6 2B: 1 3B: 0 HR: 1	SF: 0 SAC: 0 DP: 0 HBP: 0	WP: 0 PB: 0 SB: 0 CS: 1	PA: 44	
PITCHER	IP	WLS	BF	H	R	ER	SO	BB	IBB	HBP	BLK	WP	HR	S	P	ERA	WHIP					
Tanyon Sturtze, R ERA: 7.56 Steve Kent, L ERA: Doug Creek, L ERA: 5.79	(1, 1)	5.0	L	28	6	5	3	3	6	0	0	0	0	0	0	0	5.40	2.400				
(6, 1)	2.0	9	2	0	0	0	3	0	0	0	0	0	0	23	36	0.00	1.000					
(8, 1)	2.0	7	0	0	0	0	1	1	0	0	0	0	0	21	27	0.00	0.500					


Batter	1	2	3	4	5	6	7	8	9	AB	R	H	RBI	BB	SO	LOB	BOTTOM					
Jason Tyner, L OBP: 0.289, SLG: 0.225 (1, 7)	P6	B1-3			K	F8	F8			5	0	0	0	0	1	6	Toronto Blue Jays @ Tampa Bay Devil Rays Tropicana Field, St. Petersburg, FL Sat Apr 13 2002, 6:15 PM EDT Att: 11,143 - Dome - 72 F					
Randy Winn, S OBP: 0.273, SLG: 0.366 (1, 8)	F8	1B		BB	2B	F7		CS		4	1	3	0	1	0	2						
Steve Cox, L OBP: 0.356, SLG: 0.341 (1, 3)	1B		L5		HBP		BB		F7	4	1	2	0	0	0	2						
Greg Vaughn, R OBP: 0.250, SLG: 0.179 (1, 10)	F8		K		P6	E5		K		5	1	0	0	0	2	7						
Toby Hall, R OBP: 0.400, SLG: 0.444 Felix Escalona, R OBP: 0.200, SLG: 0.200 (9, PR)	1B		F7		F8	FC5		G4-3		4	0	2	1	1	0	3						
Ben Grievie, L OBP: 0.341, SLG: 0.658 (1, 9)	K			G1-3		G6-3		K		5	0	1	0	0	2	6						
Brent Abernathy, R OBP: 0.333, SLG: 0.447 (1, 4)		1B		G1-3		1B		L6		4	1	1	0	1	0	6						
Bobby Smith, R OBP: 0.211, SLG: 0.243 (1, 5)	F3			K		1B		FC5		5	0	2	2	0	1	4						
Chris Gomez, R OBP: 0.375, SLG: 0.483 (1, 6)				G5-3		1B		FC5		4	0	2	1	0	0	3						
Inning Stats	R: 1 E: 0 K: 0 S: 13	H: 3 LOB: 0 BB: 0 P: 20	R: 0 E: 0 K: 0 S: 7	H: 2 LOB: 1 BB: 0 P: 9	R: 0 E: 0 K: 1 S: 8	H: 0 LOB: 1 BB: 1 P: 13	R: 0 E: 0 K: 1 S: 15	H: 1 LOB: 0 BB: 0 P: 22	R: 0 E: 0 K: 1 S: 11	H: 1 LOB: 2 BB: 0 P: 16	R: 1 E: 0 K: 0 S: 14	H: 2 LOB: 2 BB: 1 P: 30	R: 2 E: 1 K: 1 S: 17	H: 2 LOB: 3 BB: 1 P: 30	R: 0 E: 0 K: 1 S: 6	H: 1 LOB: 0 BB: 0 P: 11		R: 0 E: 0 K: 0 S: 7	H: 1 LOB: 2 BB: 0 P: 13	1B: 11 2B: 2 3B: 0 HR: 0	SF: 0 SAC: 0 DP: 0 HBP: 1	WP: 1 PB: 0 SB: 0 CS: 1
PITCHER	IP	WLS	BF	H	R	ER	SO	BB	IBB	HBP	BLK	WP	HR	S	P	ERA	WHIP					
Luke Prokopec, R ERA: 10.29 Pasqual Coco, R ERA: 27.0 Felix Heredia, L ERA: 6.0 Dan Plesac, L ERA: 4.5 Kelvim Escobar, R ERA: 3.38	(1, 1)	5.0	W	23	7	1	1	0	1	0	0	0	0	0	11	23	27.00	9.000				
(6, 1)	0.1	4	2	1	1	0	0	1	0	0	0	0	0	6	15	0.00	3.000					
(7, 1)	1.0	H	5	1	0	0	1	0	0	0	0	0	0	14	22	0.00	1.000					
(8, 1)	2.0	S	7	2	0	0	1	0	0	0	0	0	0	13	24	0.00	1.000					

Batter	1	2	3	4	5	6	7	8	9	10	AB	R	H	RBI	BB	SO	LOB								
Shannon Stewart, R OBP: 0.392, SLG: 0.468 (1, 7)	F8									F8	4	1	1	0	1	1	1								
Dave Berg, R OBP: 0.400, SLG: 0.579 Eric Hinske, L OBP: 0.375, SLG: 0.429 (8, PH)	F7									G3-1	3	0	0	0	0	1	2								
Raul Mondesi, R OBP: 0.390, SLG: 0.633 (1, 10)	F9									P4	5	1	1	1	0	2	1								
Carlos Delgado, L OBP: 0.389, SLG: 0.846 (1, 3)											2	1	0	0	2	1	0								
José Cruz Jr., S OBP: 0.292, SLG: 0.292 (1, 8)	L4										4	1	2	3	0	0	0								
10 Vernon Wells, R OBP: 0.200, SLG: 0.370 (1, 9)	K										4	0	0	0	0	2	2								
Tom Wilson, R OBP: 0.455, SLG: 0.353 Felipe Lopez, S OBP: 0.405, SLG: 0.625 (9, PH)											1	0	1	0	2	0	0								
Homer Bush, R OBP: 0.288, SLG: 0.282 (1, 4)											4	0	0	0	0	0	3								
Chris Woodward, R OBP: 0.250, SLG: 0.400 Darin Fletcher, L OBP: 0.267, SLG: 0.346 (9, PH)											3	0	0	0	0	2	2								
Inning Stats	R: 0 E: 0 K: 0 S: 4	H: 0 LOB: 0 BB: 0 P: 8	R: 0 E: 0 K: 2 S: 9	H: 0 LOB: 0 BB: 0 P: 16	R: 0 E: 0 K: 2 S: 14	H: 0 LOB: 2 BB: 2 P: 26	R: 1 E: 0 K: 2 S: 6	H: 1 LOB: 0 BB: 0 P: 8	R: 0 E: 0 K: 2 S: 10	H: 1 LOB: 1 BB: 1 P: 15	R: 2 E: 0 K: 2 S: 15	H: 1 LOB: 0 BB: 1 P: 24	R: 0 E: 0 K: 0 S: 4	H: 0 LOB: 0 BB: 1 P: 10	R: 1 E: 0 K: 2 S: 17	H: 2 LOB: 2 BB: 1 P: 29	R: 0 E: 0 K: 0 S: 5	H: 0 LOB: 0 BB: 0 P: 7	R: 0 E: 0 K: 0 S: 6	H: 0 LOB: 0 BB: 0 P: 8	1B: 2 2B: 2 3B: 0 HR: 2	SF: 0 SAC: 0 DP: 1 HBP: 0	WP: 0 PB: 0 SB: 1 CS: 0	PA: 39	
PITCHER	IP	WLS	BF	H	R	ER	SO	BB	IBB	HBP	BLK	WP	HR	S	P	ERA	WHIP								
Wilson Alvarez, L ERA: 4.5 Jesus Colome, R ERA: 12.15 Doug Creek, L ERA: 5.79 Esteban Yan, R ERA: 1.69	5.2	2	21	2	1	1	7	2	0	0	0	0	1	49	82	1.59	0.706								

Toronto Blue Jays @ Tampa Bay Devil Rays
Tropicana Field, St. Petersburg, FL
Sun Apr 14 2002, 1:15 PM EDT
Att. 11,222 - Dome - 72 F

livebaseballscorecards.com

AB 34
R 4
H 5
RBI 4
BB 5
SO 10
LOB 12




WP: 0 PA: 39
PB: 0
SB: 1
CS: 0

Batter	1	2	3	4	5	6	7	8	9	10	AB	R	H	RBI	BB	SO	LOB								
Jason Tyner, L OBP: 0.280, SLG: 0.222 (1, 7)	G1-3										5	0	1	3	0	0	2								
Randy Winn, S OBP: 0.286, SLG: 0.391 (1, 8)	K										5	1	2	1	0	1	3								
Steve Cox, L OBP: 0.380, SLG: 0.341 (1, 3)	G6-3										3	0	1	0	2	0	0								
Greg Vaughn, R OBP: 0.245, SLG: 0.163 (1, 10)											4	0	0	0	1	2	2								
Ben Griever, L OBP: 0.326, SLG: 0.605 (1, 9)	E4										5	0	1	1	0	0	1								
John Flaherty, R OBP: 0.286, SLG: 0.429 (1, 2)	F9										4	1	1	0	0	0	1								
Bobby Smith, R OBP: 0.214, SLG: 0.225 (1, 5)											3	1	0	0	1	2	1								
Jason Smith, L OBP: 0.222, SLG: 0.222 (1, 6)											3	1	2	0	0	1	0								
Felix Escalona, R OBP: 0.375, SLG: 0.429 (1, 4)											2	1	1	0	0	0	0								
Inning Stats	R: 0 E: 0 K: 1 S: 5	H: 0 LOB: 0 BB: 0 P: 8	R: 0 E: 1 K: 1 S: 9	H: 0 LOB: 1 BB: 0 P: 12	R: 2 E: 0 K: 0 S: 16	H: 4 LOB: 1 BB: 0 P: 23	R: 0 E: 0 K: 1 S: 7	H: 0 LOB: 0 BB: 0 P: 11	R: 0 E: 0 K: 0 S: 5	H: 1 LOB: 1 BB: 1 P: 9	R: 0 E: 0 K: 1 S: 6	H: 0 LOB: 0 BB: 1 P: 11	R: 2 E: 0 K: 0 S: 16	H: 2 LOB: 1 BB: 1 P: 29	R: 0 E: 0 K: 1 S: 8	H: 0 LOB: 0 BB: 0 P: 12	R: 0 E: 0 K: 1 S: 8	H: 0 LOB: 0 BB: 0 P: 13	R: 1 E: 0 K: 0 S: 10	H: 2 LOB: 3 BB: 2 P: 21	1B: 7 2B: 2 3B: 0 HR: 0	SF: 0 SAC: 2 DP: 2 HBP: 1	WP: 0 PB: 0 SB: 1 CS: 1	PA: 41	
PITCHER	IP	WLS	BF	H	R	ER	SO	BB	IBB	HBP	BLK	WP	HR	S	P	ERA	WHIP								
32 Roy Halladay, R ERA: 2.86 Pedro Borbon, L ERA: 1.35 Corey Thurman, R ERA: 2.35 Pasqual Coco, R ERA: 18.0	7.0	3	29	7	4	4	4	2	0	0	0	0	0	8	12	5.14	1.286								


Toronto Blue Jays @ Tampa Bay Devil Rays
Tropicana Field, St. Petersburg, FL
Sun Apr 14 2002, 1:15 PM EDT
Att. 11,222 - Dome - 72 F


livebaseballscorecards.com

AB 34
R 5
H 9
RBI 5
BB 4
SO 6
LOB 10



WP: 0 PA: 41
PB: 0
SB: 1
CS: 1

Batter	1	2	3	4	5	6	7	8	9	AB	R	H	RBI	BB	SO	LOB	TOP				
Jason Tyner, L OBP: 0.255, SLG: 0.200 (1, 7)	G3		G4-3		F8		K		G3-1	5	0	0	0	0	1	3	<p>Tampa Bay Devil Rays @ Detroit Tigers Comerica Park, Detroit, MI Tue Apr 16 2002, 7:05 PM EDT Att: 13,256 - Sunny - 84 F</p>				
Brent Abernathy, R OBP: 0.319, SLG: 0.419 (1, 4)	F5		CS 1B		F7		K		G1-3	5	0	1	0	0	1	2					
Steve Cox, L OBP: 0.426, SLG: 0.417 (1, 3)	2B		CS 1-2		1B		1B		1B 2B	4	1	4	0	0	0	0					
Greg Vaughn, R OBP: 0.245, SLG: 0.170 (1, 10)	K				G5-3		K		1B 2B G6-3	4	1	1	0	0	2	2					
Toby Hall, R OBP: 0.409, SLG: 0.462 (1, 2)			G6-3		BB		L9		1B 2B G6-3	3	0	1	1	1	0	1					
Ben Grieve, L OBP: 0.340, SLG: 0.652 (1, 9)			BB		G1-3				G1-3	3	1	1	1	1	0	3					
Russ Johnson, R (1, 5)			K				F7		L8	4	0	0	1	0	1	2					
Jason Conti, L OBP: 0.429, SLG: 0.200 (1, 8)			G4-3				K		1B PB 1B	4	0	1	0	0	1	2					
Chris Gomez, R OBP: 0.389, SLG: 0.515 (1, 6)			G6-3						1B	4	0	2	0	0	0	0	<p>AB 36 R 3 H 11 RBI 3 BB 2 SO 6 LOB 15</p> 				
Inning Stats	R: 0 E: 0 K: 1 S: 10	H: 1 LOB: 1 BB: 0 P: 13	R: 0 E: 0 K: 1 S: 12	H: 0 LOB: 1 BB: 1 P: 21	R: 0 E: 0 K: 0 S: 6	H: 1 LOB: 0 BB: 0 P: 12	R: 0 E: 0 K: 0 S: 9	H: 1 LOB: 1 BB: 1 P: 13	R: 0 E: 0 K: 1 S: 10	H: 1 LOB: 1 BB: 0 P: 13	R: 1 E: 0 K: 2 S: 15	H: 3 LOB: 2 BB: 0 P: 22	R: 2 E: 0 K: 0 S: 10	H: 3 LOB: 1 BB: 0 P: 15	R: 0 E: 0 K: 0 S: 6	H: 0 LOB: 0 BB: 0 P: 9		1B: 7 2B: 3 3B: 0 HR: 1	SF: 0 SAC: 0 DP: 0 HBP: 0	WP: 0 PB: 1 SB: 0 CS: 1	PA: 39
PITCHER	IP WLS BF H R ER SO	IP WLS BF H R ER SO	IP WLS BF H R ER SO	IP WLS BF H R ER SO	IP WLS BF H R ER SO	IP WLS BF H R ER SO	IP WLS BF H R ER SO	IP WLS BF H R ER SO	IP WLS BF H R ER SO	IP WLS BF H R ER SO	IP WLS BF H R ER SO	IP WLS BF H R ER SO	IP WLS BF H R ER SO	IP WLS BF H R ER SO	IP WLS BF H R ER SO	IP WLS BF H R ER SO		ERA WHIP	ERA WHIP		
Jose Lima, R ERA: 7.11 (1, 1)	6.0	W	23	5	0	0	4	2	0	0	0	0	0	0	0	0		0	0.00	1.167	
Jamie Walker, L ERA: 27.0 (7, 1)	0.1		4	3	1	1	0	0	0	0	0	0	0	0	1	7		10	27.00	9.000	
Jose Paniagua, R ERA: 4.7 (7, 1)	1.2		8	3	2	2	2	0	0	0	0	0	0	0	0	18		27	10.80	1.800	
Juan Acevedo, R ERA: 5.4 (9, 1)	1.0		3	0	0	0	0	0	0	0	0	0	0	0	6	9		0.00	0.000		

Batter	1	2	3	4	5	6	7	8	9	AB	R	H	RBI	BB	SO	LOB	BOTTOM				
Jose Macias, S OBP: 0.217, SLG: 0.167 (1, 8)	F8		G4-6-3		L6		G4-6-3 BB		P4	4	0	0	0	1	0	2	<p>Tampa Bay Devil Rays @ Detroit Tigers Comerica Park, Detroit, MI Tue Apr 16 2002, 7:05 PM EDT Att: 13,256 - Sunny - 84 F</p>				
Robert Fick, L OBP: 0.394, SLG: 0.548 (1, 9)	F7		K				1B		F7	5	1	1	0	0	1	4					
Bobby Higginson, L OBP: 0.358, SLG: 0.543 (1, 7)	F5				G6-3 BB		1B BB		P5	2	1	0	0	2	0	0					
Dmitri Young, S OBP: 0.360, SLG: 0.422 (1, 3)			F8 1B 2B		G6-3		BB SF8 1B		K	4	2	2	0	0	1	1					
Randall Simon, L OBP: 0.292, SLG: 0.696 (1, 10)			G6-3				SF8 BB 1B		L4	4	2	2	3	0	0	1					
Shane Halter, R OBP: 0.255, SLG: 0.222 (1, 6)			F8				WP SF8 E BB		K	3	1	1	0	1	1	1					
Craig Paquette, R OBP: 0.375, SLG: 0.639 (1, 5)			1B				SF8		2B	3	1	2	2	0	1	1					
Mike Rivera, R OBP: 0.360, SLG: 0.522 (1, 2)			K2-3				1B E BB		2B	3	1	1	1	1	1	1					
Damon Easley, R OBP: 0.381, SLG: 0.278 Oscar Salazar, R OBP: 0.250, SLG: 0.375 (8, PH) (9, 4)			G4-6-3 1B				F3 E5 BB		2B	3	0	1	1	0	0	1	<p>AB 32 R 9 H 11 RBI 8 BB 5 SO 5 LOB 12</p> 				
Inning Stats	R: 0 E: 0 K: 0 S: 8	H: 0 LOB: 0 BB: 0 P: 11	R: 1 E: 0 K: 1 S: 11	H: 2 LOB: 1 BB: 0 P: 13	R: 0 E: 0 K: 1 S: 6	H: 1 LOB: 0 BB: 0 P: 8	R: 1 E: 0 K: 1 S: 10	H: 2 LOB: 1 BB: 1 P: 15	R: 0 E: 0 K: 0 S: 7	H: 0 LOB: 0 BB: 0 P: 10	R: 5 E: 1 K: 0 S: 20	H: 3 LOB: 2 BB: 4 P: 40	R: 0 E: 0 K: 1 S: 9	H: 0 LOB: 0 BB: 0 P: 12	R: 2 E: 0 K: 1 S: 17	H: 3 LOB: 1 BB: 0 P: 24		1B: 5 2B: 4 3B: 1 HR: 1	SF: 1 SAC: 0 DP: 3 HBP: 0	WP: 1 PB: 0 SB: 0 CS: 0	PA: 38
PITCHER	IP WLS BF H R ER SO	IP WLS BF H R ER SO	IP WLS BF H R ER SO	IP WLS BF H R ER SO	IP WLS BF H R ER SO	IP WLS BF H R ER SO	IP WLS BF H R ER SO	IP WLS BF H R ER SO	IP WLS BF H R ER SO	IP WLS BF H R ER SO	IP WLS BF H R ER SO	IP WLS BF H R ER SO	IP WLS BF H R ER SO	IP WLS BF H R ER SO	IP WLS BF H R ER SO	IP WLS BF H R ER SO		ERA WHIP	ERA WHIP		
48 Delvin James, R ERA: 3.6 (1, 1)	5.0	L	19	5	2	2	3	1	0	0	0	0	0	0	0	0		0	3.60	1.200	
Steve Kent, L ERA: 4.91 (6, 1)	0.0		4	3	4	4	0	1	0	0	0	0	0	0	10	18		∞	∞		
Victor Zambrano, R ERA: 5.68 (6, 1)	1.0		6	0	1	1	0	3	0	0	0	0	0	1	0	10		22	9.00	3.000	
Jorge Sosa, R ERA: 6.75 (7, 1)	1.0		3	0	0	0	1	0	0	0	0	0	0	0	9	12		0.00	0.000		
Tom Martin, L ERA: 19.0 (8, 1)	1.0		6	3	2	2	1	0	0	0	0	0	0	0	17	24		18.00	3.000		

Batter	1	2	3	4	5	6	7	8	9	AB	R	H	RBI	BB	SO	LOB	TOP					
Brent Abernathy, R (1, 4) OBP: 0.333, SLG: 0.413	F9 E BB		F7					E6 2B G1-6-3		3	1	1	0	1	0	0						
Randy Winn, S (1, 8) OBP: 0.283, SLG: 0.400	FC5 G5-4-3			K	L9			G1-6-3 SF8 2B		4	1	1	0	0	1	2						
Steve Cox, L (1, 3) OBP: 0.414, SLG: 0.404	F9			1B 1B	K			G1-6-3		4	1	1	1	0	1	4						
Greg Vaughn, R (1, 7) OBP: 0.228, SLG: 0.160 Jason Conti, L (8, 7) OBP: 0.429, SLG: 0.200	G5-4-3			F5				SF8		3	0	0	1	0	0	3						
Toby Hall, R (1, 2) OBP: 0.396, SLG: 0.442		F8		1B HR 1B				G6-3		4	1	1	0	0	0	0						
Ben Griewe, L (1, 9) OBP: 0.352, SLG: 0.640		K		HR 1B						4	1	2	1	0	1	0						
Russ Johnson, R (1, 5) OBP: 0.143, SLG: 0.571		F8		HR						3	1	1	3	0	0	0						
Bobby Smith, R (1, 10) OBP: 0.200, SLG: 0.209 Jason Tyner, L (9, PH) OBP: 0.196, SLG: 0.196			B1-3	K2-3				F7		3	0	0	0	0	2	0						
Chris Gomez, R (1, 6) OBP: 0.350, SLG: 0.459			L6					L5		4	0	0	0	0	1	1						
Inning Stats	R: 0 E: 1 K: 0 S: 6	H: 0 LOB: 1 BB: 1 P: 14	R: 0 E: 0 K: 1 S: 9	H: 0 LOB: 0 BB: 0 P: 14	R: 0 E: 0 K: 0 S: 6	H: 0 LOB: 0 BB: 0 P: 11	R: 4 E: 0 K: 2 S: 22	H: 4 LOB: 0 BB: 0 P: 33	R: 0 E: 0 K: 0 S: 12	H: 1 LOB: 1 BB: 0 P: 17	R: 0 E: 0 K: 0 S: 9	H: 0 LOB: 0 BB: 0 P: 11	R: 0 E: 0 K: 1 S: 10	H: 0 LOB: 0 BB: 0 P: 15	R: 2 E: 1 K: 0 S: 11	H: 1 LOB: 0 BB: 0 P: 14	R: 0 E: 0 K: 0 S: 9	H: 1 LOB: 1 BB: 0 P: 11	1B: 5 2B: 1 3B: 0 HR: 1	SF: 1 SAC: 1 DP: 1 HBP: 0	WP: 0 PB: 0 SB: 0 CS: 0	PA: 36
PITCHER	IP	WLS	BF	H	R	ER	SO	BB	IBB	HBP	BLK	WP	HR	S	P	ERA	WHIP					
Mark Redman, L (1, 1) ERA: 6.87	7.0		27	5	4	4	6	1	0	0	0	0	1	74	115	5.14	0.857					
Juan Acevedo, R (8, 1) ERA: 4.91	1.0	B	5	1	2	0	0	0	0	0	0	0	0	11	14	0.00	1.000					
Matt Anderson, R (9, 1) ERA: 11.25	1.0	W	4	1	0	0	0	0	0	0	0	0	0	9	11	0.00	1.000					

Tampa Bay Devil Rays @ Detroit Tigers
Comerica Park, Detroit, MI
Wed Apr 17 2002, 7:05 PM EDT
Att: 10,736 - Cloudy - 82 F

AB 33
R 6
H 7
RBI 6
BB 1
SO 6
LOB 11



Batter	1	2	3	4	5	6	7	8	9	AB	R	H	RBI	BB	SO	LOB	BOTTOM					
Oscar Salazar, R (1, 4) OBP: 0.250, SLG: 0.333	F8 1B	F9			F3		L7		SH3-4	4	0	1	0	0	0	1						
Robert Fick, L (1, 9) OBP: 0.474, SLG: 0.629	G6-4-3 1B		G6-4-3 1B						IBB IBB	4	0	4	0	1	0	0						
Bobby Higginson, L (1, 7) OBP: 0.328, SLG: 0.490	F8		P6		F7		G3		F8	5	0	0	0	0	0	7						
Dmitri Young, S (1, 3) OBP: 0.382, SLG: 0.429	G6-4-3		G6-4-3					G1-3 2B 1B		4	1	2	0	1	0	3						
Craig Paquette, R (1, 5) OBP: 0.341, SLG: 0.575		G5-3		G6-3		G4-6-3		G1-3	WP	5	0	0	0	0	0	4						
Shane Halter, R (1, 6) OBP: 0.273, SLG: 0.265		1B CS 1B		K		K		G1-3 2B		4	1	2	1	0	2	0						
Randall Simon, L (1, 10) OBP: 0.321, SLG: 0.778		1B FC5-4 1B		HR				L5 G1-3		4	2	2	1	0	0	1						
Mike Rivera, R (1, 2) OBP: 0.379, SLG: 0.593		FC5-4 1B		K				P4		4	1	2	1	0	1	1						
Wendell Magee, R (1, 8) OBP: 0.500, SLG: 0.750	FC5-4				G5-3			F8 SH3-4 WP 1B		4	2	2	3	0	0	1						
Inning Stats	R: 0 E: 0 K: 0 S: 6	H: 2 LOB: 1 BB: 0 P: 7	R: 2 E: 0 K: 0 S: 15	H: 3 LOB: 1 BB: 0 P: 22	R: 0 E: 0 K: 0 S: 7	H: 1 LOB: 0 BB: 0 P: 10	R: 1 E: 0 K: 2 S: 11	H: 1 LOB: 0 BB: 0 P: 14	R: 0 E: 0 K: 0 S: 7	H: 1 LOB: 1 BB: 0 P: 11	R: 0 E: 0 K: 1 S: 6	H: 1 LOB: 0 BB: 0 P: 10	R: 2 E: 0 K: 0 S: 10	H: 3 LOB: 1 BB: 0 P: 14	R: 1 E: 0 K: 0 S: 9	H: 2 LOB: 1 BB: 0 P: 15	R: 1 E: 0 K: 0 S: 4	H: 1 LOB: 2 BB: 2 P: 16	1B: 10 2B: 2 3B: 1 HR: 2	SF: 0 SAC: 1 DP: 3 HBP: 0	WP: 1 PB: 0 SB: 0 CS: 1	PA: 41
PITCHER	IP	WLS	BF	H	R	ER	SO	BB	IBB	HBP	BLK	WP	HR	S	P	ERA	WHIP					
Joe Kennedy, L (1, 1) ERA: 5.29	7.0		30	12	5	3	3	0	0	0	0	0	0	9	15	9.00	2.000					
Jesus Colome, R (8, 1) ERA: 11.74	1.0	B	5	2	1	1	0	0	0	0	0	0	0	4	16	13.50	1.500					
Victor Zambrano, R (9, 1) ERA: 6.43	0.2	L	6	1	1	1	0	0	2	0	0	1	0	4	16	13.50	1.500					

Tampa Bay Devil Rays @ Detroit Tigers
Comerica Park, Detroit, MI
Wed Apr 17 2002, 7:05 PM EDT
Att: 10,736 - Cloudy - 82 F

AB 38
R 7
H 15
RBI 6
BB 2
SO 3
LOB 18



Batter	1	2	3	4	5	6	7	8	9	AB	R	H	RBI	BB	SO	LOB	TOP					
Jason Tyner, L (1, 7) OBP: 0.230, SLG: 0.179	G4-3		G6-3			L6	F7	G4-3		5	0	0	0	0	0	1	Tampa Bay Devil Rays @ Detroit Tigers Comerica Park, Detroit, MI Thu Apr 18 2002, 2:05 PM EDT Att: 21,971 - Cloudy - 81 F					
Randy Winn, S (1, 8) OBP: 0.293, SLG: 0.418	F8		G6-3				F9			5	0	2	0	0	0	1						
Steve Cox, L (1, 3) OBP: 0.333, SLG: 0.426 Bobby Smith, R (3, PR) OBP: 0.208, SLG: 0.217										2	0	2	0	0	0	0						
										3	0	1	0	0	1	2						
Ben Grieve, L (1, 9) OBP: 0.356, SLG: 0.618	G3-1		E3							5	1	2	0	0	0	2						
Toby Hall, R (1, 2) OBP: 0.377, SLG: 0.417										5	1	1	0	0	0	4						
Greg Vaughn, R (1, 10) OBP: 0.242, SLG: 0.167										4	1	1	0	1	0	2						
Brent Abernathy, R (1, 4) OBP: 0.345, SLG: 0.420										4	2	2	1	0	0	3						
Chris Gomez, R (1, 6) OBP: 0.386, SLG: 0.610										4	1	3	4	0	0	1						
Felix Escalona, R (1, 5) OBP: 0.250, SLG: 0.300										3	0	0	1	0	0	1						
Inning Stats	R: 0 E: 0 K: 0 S: 13	H: 1 LOB: 1 BB: 0 P: 22	R: 1 E: 1 K: 0 S: 12	H: 1 LOB: 1 BB: 1 P: 18	R: 0 E: 1 K: 0 S: 13	H: 1 LOB: 2 BB: 0 P: 20	R: 0 E: 0 K: 0 S: 7	H: 1 LOB: 0 BB: 0 P: 13	R: 0 E: 0 K: 1 S: 11	H: 1 LOB: 1 BB: 0 P: 18	R: 4 E: 0 K: 0 S: 11	H: 5 LOB: 1 BB: 0 P: 15	R: 0 E: 0 K: 0 S: 10	H: 2 LOB: 0 BB: 0 P: 12	R: 1 E: 0 K: 0 S: 7	H: 2 LOB: 1 BB: 0 P: 13	R: 0 E: 0 K: 0 S: 5	H: 0 LOB: 0 BB: 0 P: 8	1B: 10 2B: 3 3B: 0 HR: 1	SF: 1 SAC: 0 DP: 0 HBP: 0	WP: 0 PB: 0 SB: 0 CS: 1	PA: 42
PITCHER	IP	WLS	BF	H	R	ER	SO	BB	IBB	HBP	BLK	WP	HR	S	P	ERA	WHIP					
Jeff Weaver, R (1, 1) ERA: 4.56	5.0	L	26	10	5	4	1	1	0	0	0	0	0	63	102	7.20	2.200					
Matt Perisho, L (6, 1) ERA: 7.04	2.0		8	2	0	0	0	0	0	0	0	0	0	14	16	0.00	1.000					
Jose Paniagua, R (8, 1) ERA: 5.19	1.0		5	2	1	1	0	0	0	0	0	0	1	7	13	9.00	2.000					
Jeff Farnsworth, R (9, 1) ERA: 5.79	1.0		3	0	0	0	0	0	0	0	0	0	0	5	8	0.00	0.000					

Batter	1	2	3	4	5	6	7	8	9	AB	R	H	RBI	BB	SO	LOB	BOTTOM				
Wendell Magee, R (1, 8) OBP: 0.524, SLG: 0.714	F7									5	0	3	1	0	0	0	Tampa Bay Devil Rays @ Detroit Tigers Comerica Park, Detroit, MI Thu Apr 18 2002, 2:05 PM EDT Att: 21,971 - Cloudy - 81 F				
Robert Fick, L (1, 9) OBP: 0.465, SLG: 0.625										5	0	2	1	0	1	3					
Bobby Higginson, L (1, 7) OBP: 0.302, SLG: 0.446										5	0	0	0	0	1	4					
Dmitri Young, S (1, 3) OBP: 0.367, SLG: 0.407										5	0	1	0	0	0	4					
Randall Simon, L (1, 10) OBP: 0.313, SLG: 0.742										4	1	1	0	0	0	1					
Craig Paquette, R (1, 5) OBP: 0.333, SLG: 0.591										4	1	1	1	0	1	0					
Shane Halter, R (1, 6) OBP: 0.322, SLG: 0.294										2	0	2	0	1	0	0					
Mitch Meluskey, S (1, 2) OBP: 0.367, SLG: 0.217										3	1	1	1	0	0	2					
Oscar Salazar, R (1, 4) OBP: 0.214, SLG: 0.286 Jacob Cruz, L (7, PH) OBP: 0.367, SLG: 0.536 Jose Macias, S (8, 4) OBP: 0.213, SLG: 0.163										2	0	0	0	0	1	2					
										0	1	0	0	1	0	0					
										1	0	0	0	0	0	2					
Inning Stats	R: 0 E: 0 K: 0 S: 11	H: 1 LOB: 1 BB: 0 P: 15	R: 2 E: 0 K: 2 S: 19	H: 3 LOB: 2 BB: 0 P: 28	R: 0 E: 0 K: 0 S: 7	H: 0 LOB: 0 BB: 0 P: 9	R: 0 E: 0 K: 0 S: 8	H: 1 LOB: 1 BB: 0 P: 11	R: 0 E: 0 K: 1 S: 6	H: 1 LOB: 0 BB: 0 P: 9	R: 2 E: 0 K: 1 S: 15	H: 3 LOB: 2 BB: 1 P: 25	R: 0 E: 0 K: 0 S: 14	H: 1 LOB: 2 BB: 1 P: 22	R: 0 E: 0 K: 0 S: 7	H: 1 LOB: 1 BB: 0 P: 9	1B: 8 2B: 2 3B: 1 HR: 0	SF: 1 SAC: 0 DP: 1 HBP: 1	WP: 0 PB: 0 SB: 0 CS: 0	PA: 40	
PITCHER	IP	WLS	BF	H	R	ER	SO	BB	IBB	HBP	BLK	WP	HR	S	P	ERA	WHIP				
Ryan Rupe, R (1, 1) ERA: 5.89	6.1		28	8	4	4	3	1	0	1	0	0	0	64	92	5.68	1.421				
Doug Creek, L (7, 1) ERA: 4.75	1.0	H	4	1	0	0	1	0	0	0	0	0	0	14	19	0.00	1.000				
Jorge Sosa, R (8, 1) ERA: 5.79	0.2	H	4	1	0	0	0	1	0	0	0	0	0	9	16	0.00	3.000				
Esteban Yan, R (9, 1) ERA: 1.42	1.0	S	4	1	0	0	0	0	0	0	0	0	0	7	9	0.00	1.000				

AB 40
R 6
H 14
RBI 6
BB 1
SO 1
LOB 17




AB 36
R 4
H 11
RBI 4
BB 2
SO 4
LOB 18



Batter	1	2	3	4	5	6	7	8	9	AB	R	H	RBI	BB	SO	LOB	TOP					
6 Melvin Mora, R OBP: 0.466, SLG: 0.407	1-2 F9	3-1 P6				1-2 3B 2B	0-0 F7		2-1 F8								5 1 1 0 0 0 4					
Chris Singleton, L OBP: 0.166, SLG: 0.169	4-1 2B BB		0-0 B5-3			3-2 2H 3B	1-2 F9		0-0 31 F 2B 1B								4 2 2 1 1 0 0					
Jeff Conine, R OBP: 0.260, SLG: 0.357	0-0 1H 2B		0-1 L7			1-1 G5-3	3-2 31 1B 1B		1-2 F8								5 0 2 1 0 0 2					
31 Jay Gibbons, L OBP: 0.358, SLG: 0.698 Gary Matthews, S OBP: 0.293, SLG: 0.133	4-0 BB		3-2 G5-3				0-0 HR 1B		1-1 L4								4 1 2 1 1 0 1 0 0 0 0 0 0 0					
Tony Batista, R OBP: 0.264, SLG: 0.431	0-1 F8			3-1 P5		2-2 G5-3	0-1 F9		1-1 21 2B 2B								5 1 1 1 0 0 4					
21 Marty Cordova, R OBP: 0.400, SLG: 0.484	0-2 L9			1-1 G4-3		2-2 G6-3 2B	0-1 F9		3-1 3H 2B								5 1 2 1 0 0 4					
Mike Bordick, R OBP: 0.207, SLG: 0.269		1-2 G5-3		2-1 F8		3-1 G6-3		1-3 K	4-1 BB								4 0 0 0 1 1 1					
Gerónimo Gil, R OBP: 0.224, SLG: 0.261		3-3 K			0-0 G4-3	2-1 2B HBP		1-0 G4-3	1-1 F2								4 0 0 0 0 1 2					
Jerry Hairston, R OBP: 0.286, SLG: 0.333		2-1 6 S 1B			1-0 G6-3	2-0 1-3 3H 2B		4-2 BB									3 0 2 1 1 0 0					
Inning Stats	R: 1 E: 0 K: 0 S: 10	H: 1 LOB: 2 BB: 2 P: 19	R: 0 E: 0 K: 1 S: 10	H: 1 LOB: 1 BB: 0 P: 19	R: 0 E: 0 K: 0 S: 6	H: 0 LOB: 0 BB: 0 P: 9	R: 0 E: 0 K: 0 S: 6	H: 0 LOB: 0 BB: 0 P: 12	R: 1 E: 0 K: 0 S: 12	H: 2 LOB: 1 BB: 0 P: 18	R: 2 E: 0 K: 0 S: 12	H: 3 LOB: 2 BB: 0 P: 23	R: 0 E: 0 K: 1 S: 13	H: 2 LOB: 2 BB: 0 P: 18	R: 0 E: 0 K: 1 S: 8	H: 0 LOB: 1 BB: 1 P: 16	R: 2 E: 1 K: 0 S: 13	H: 3 LOB: 2 BB: 1 P: 22	1B: 4 2B: 6 3B: 1 HR: 1	SF: 0 SAC: 0 DP: 0 HBP: 1	WP: 0 PB: 0 SB: 1 CS: 1	PA: 44
PITCHER	IP WLS BF H R ER SO BB IBB HBP BLK WP HR S P ERA WHIP																					
Paul Wilson, R ERA: 2.57	(1, 1) 6.0 L 28 7 4 4 1 2 0 0 1 0 0 1 56 100 6.00 1.500																					
Jorge Sosa, R ERA: 5.14	(7, 1) 2.1 11 3 1 1 1 1 0 0 0 0 0 25 39 3.86 1.714																					
Tom Martin, L ERA: 16.2	(9, 1) 0.2 5 2 1 1 0 1 0 0 0 0 0 9 17 13.50 4.500																					

Baltimore Orioles @ Tampa Bay Devil Rays
Tropicana Field, St. Petersburg, FL
Sat Apr 20 2002, 6:15 PM EDT
Att: 11,402 - Dome - 72 F

AB 39
R 6
H 12
RBI 6
BB 4
SO 2
LOB 18



Batter	1	2	3	4	5	6	7	8	9	AB	R	H	RBI	BB	SO	LOB	BOTTOM					
Brent Abernathy, R OBP: 0.303, SLG: 0.361	1-2 G6-3	1-0 G6-3			1-0 F8			0-0 G6-3									4 0 0 0 0 0 1					
Jason Tyner, L OBP: 0.264, SLG: 0.224	0-1 1B 1B		0-0 2B 1B		3-2 F7			0-0 FC3-6 1B									4 2 3 0 0 0 0					
Randy Winn, S OBP: 0.333, SLG: 0.485	3-2 1B 1B		0-1 G4-3 1H SF7 2B		1-2 F3			1-0 FC3-6 1B 1-2									4 1 2 1 0 0 1					
Ben Grieve, L OBP: 0.371, SLG: 0.571	2-1 1B		2-1 G4-3		2-2 L3			1-1 1B									4 0 2 1 0 0 1					
Greg Vaughn, R OBP: 0.247, SLG: 0.161	1-2 3H K		2-3 SF7		2-2 F5			1-1 F9									3 0 0 1 0 1 4					
Chris Gomez, R OBP: 0.358, SLG: 0.531	0-1 F9		3-3 K		3-1 F8			2-1 P5									4 0 0 0 0 1 2					
Russ Johnson, R OBP: 0.222, SLG: 0.313		2-2 1B		4-2 G6-4-3 BB			0-3 K		3-2 F7								3 0 1 0 1 1 0					
John Flaherty, R OBP: 0.273, SLG: 0.364		2-2 F9		0-0 G6-4-3 1-2			3-2 F2		0-1 DI 1B								4 0 1 0 0 0 2					
Bobby Smith, R OBP: 0.228, SLG: 0.278 Toby Hall, R OBP: 0.344, SLG: 0.375		3-3 K		1-1 F6			1-3 K		2-2 P4								3 0 0 0 0 2 1 1 0 0 0 0 0 1					
Inning Stats	R: 1 E: 0 K: 1 S: 16	H: 3 LOB: 2 BB: 0 P: 24	R: 0 E: 0 K: 1 S: 14	H: 1 LOB: 1 BB: 0 P: 22	R: 2 E: 0 K: 1 S: 12	H: 2 LOB: 0 BB: 0 P: 18	R: 0 E: 0 K: 0 S: 7	H: 0 LOB: 0 BB: 1 P: 12	R: 0 E: 0 K: 0 S: 8	H: 0 LOB: 0 BB: 0 P: 13	R: 0 E: 0 K: 0 S: 8	H: 0 LOB: 0 BB: 0 P: 15	R: 0 E: 0 K: 2 S: 11	H: 0 LOB: 0 BB: 0 P: 15	R: 0 E: 0 K: 0 S: 7	H: 2 LOB: 2 BB: 0 P: 10	R: 0 E: 0 K: 0 S: 14	H: 1 LOB: 1 BB: 0 P: 21	1B: 8 2B: 1 3B: 0 HR: 0	SF: 1 SAC: 0 DP: 1 HBP: 0	WP: 0 PB: 0 SB: 1 CS: 0	PA: 36
PITCHER	IP WLS BF H R ER SO BB IBB HBP BLK WP HR S P ERA WHIP																					
Jason Johnson, R ERA: 5.48	(1, 1) 7.0 W 27 6 3 3 3 1 0 0 0 0 0 76 119 3.86 1.000																					
Willis Roberts, R ERA: 2.79	(8, 1) 2.0 S 9 3 0 0 0 0 0 0 0 0 0 21 31 0.00 1.500																					

Baltimore Orioles @ Tampa Bay Devil Rays
Tropicana Field, St. Petersburg, FL
Sat Apr 20 2002, 6:15 PM EDT
Att: 11,402 - Dome - 72 F

AB 34
R 3
H 9
RBI 3
BB 1
SO 5
LOB 13

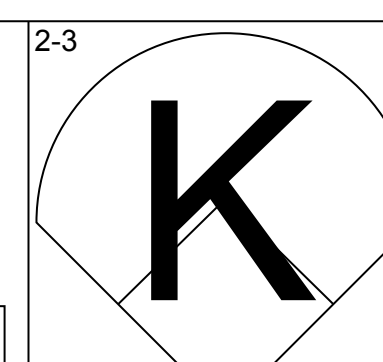
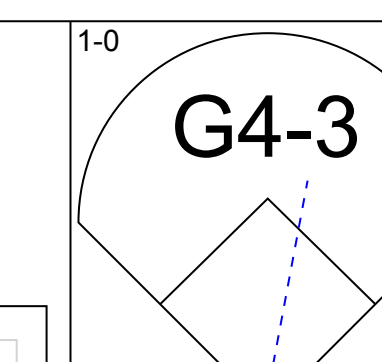
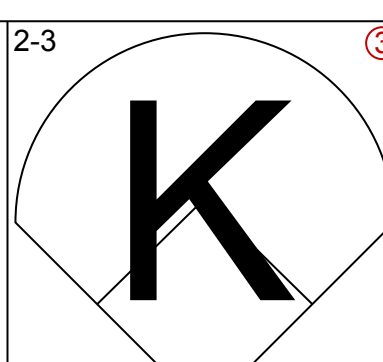
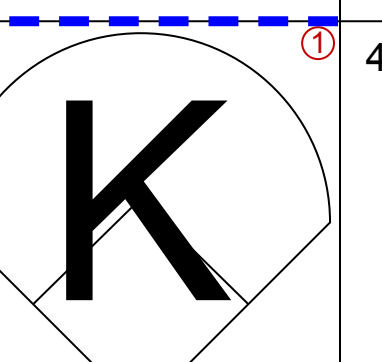
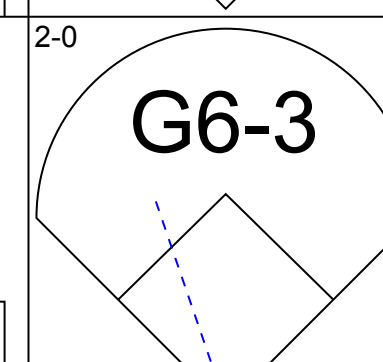
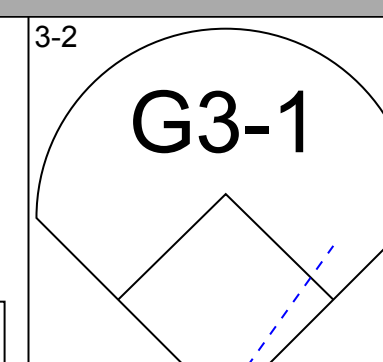
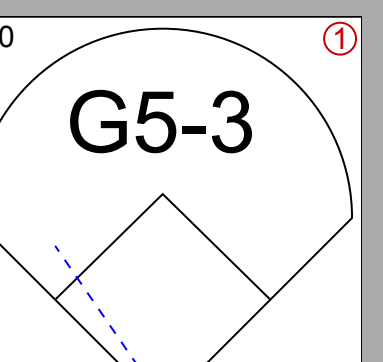
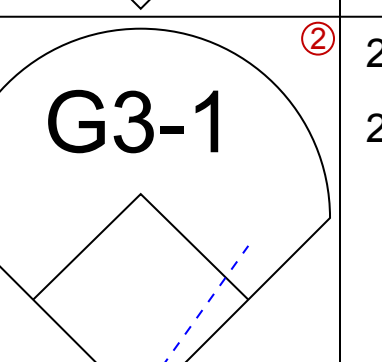
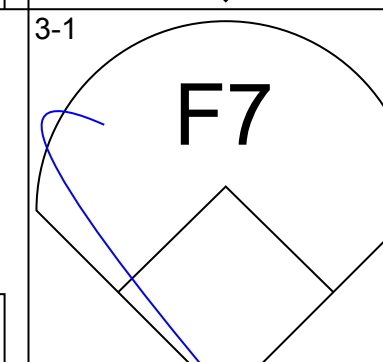
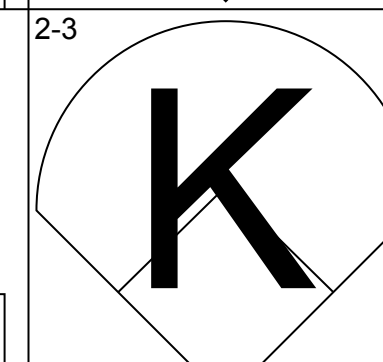
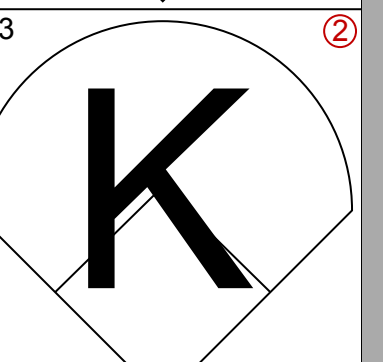
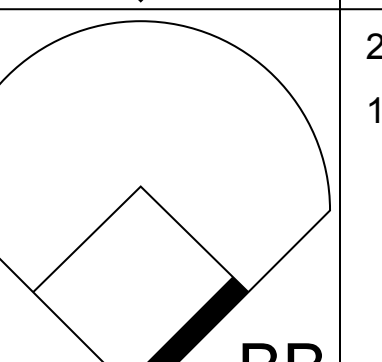
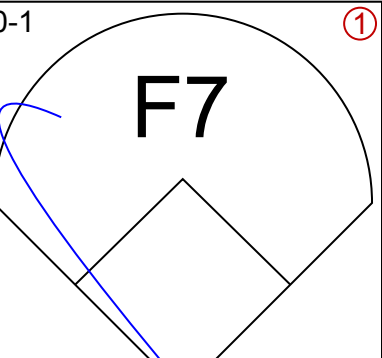
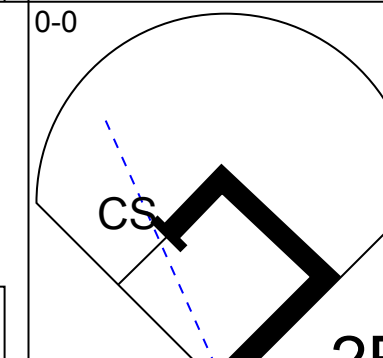
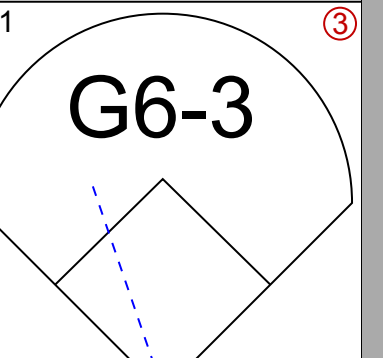
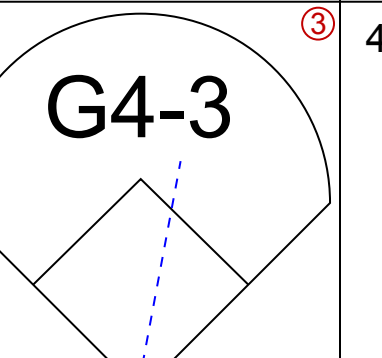
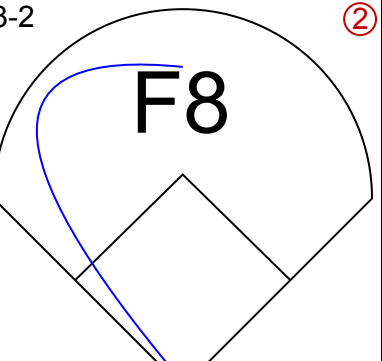
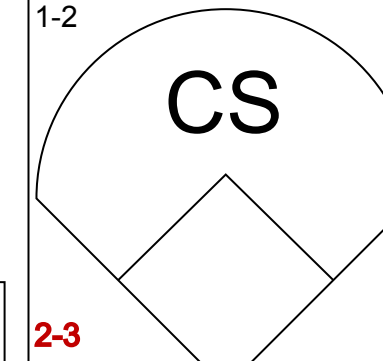
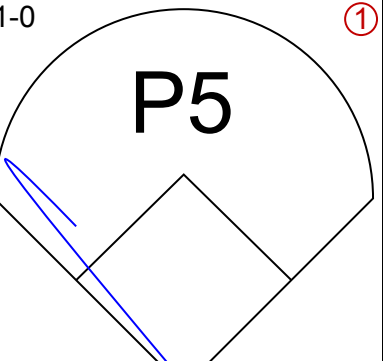
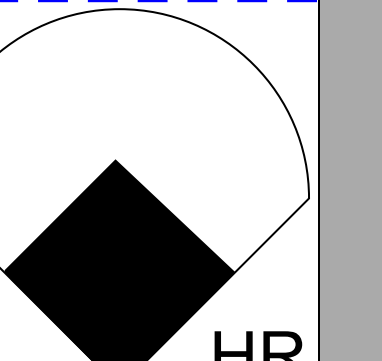
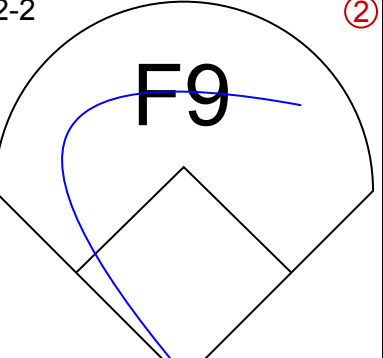
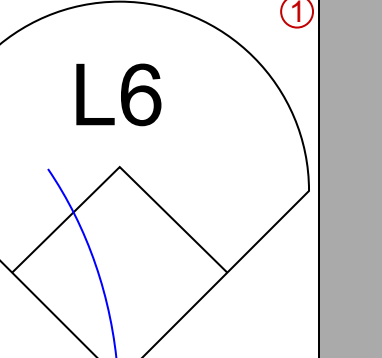
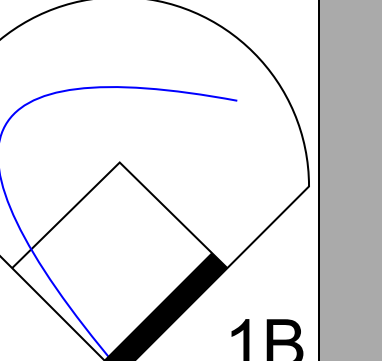
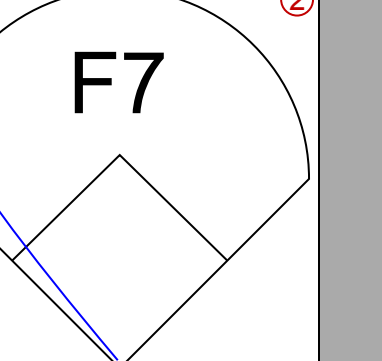
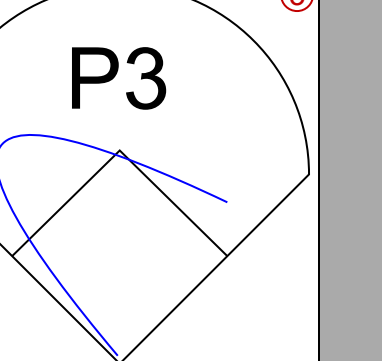


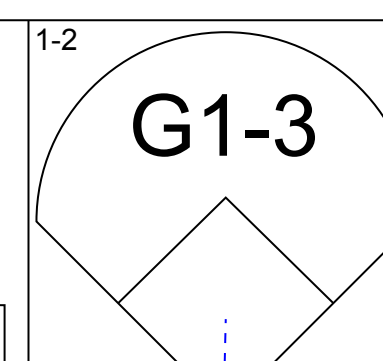
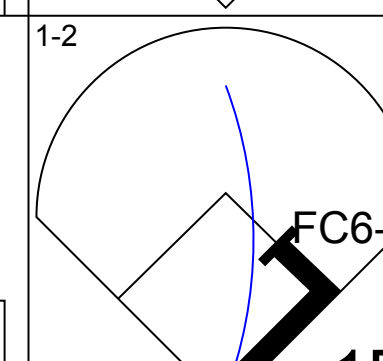
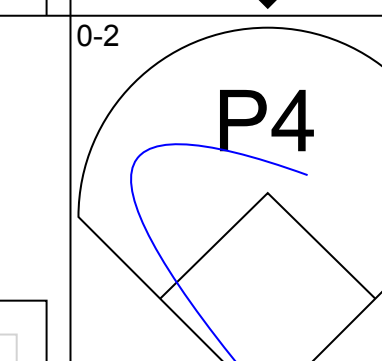
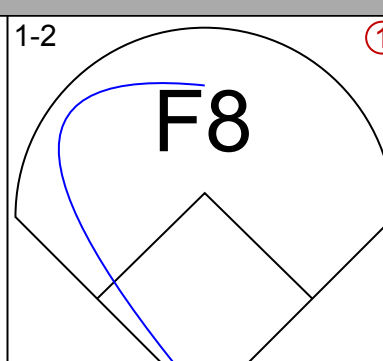
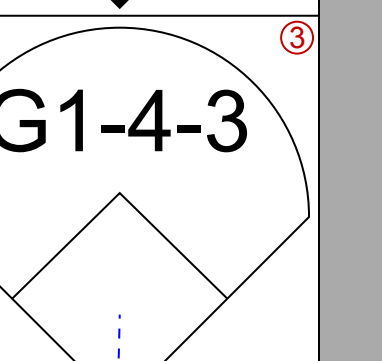
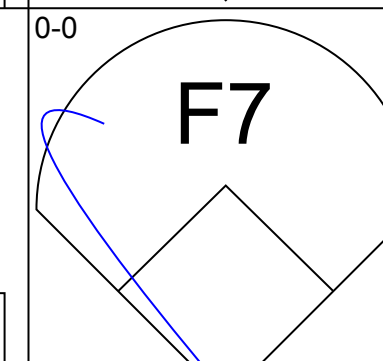
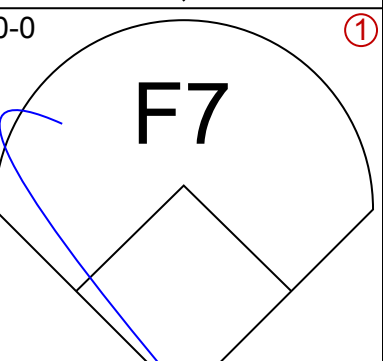
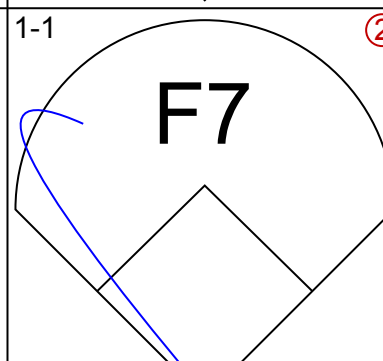
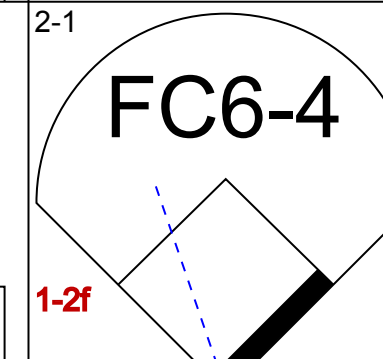
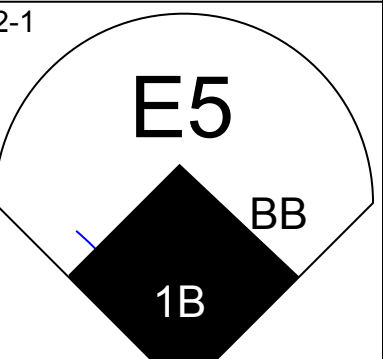
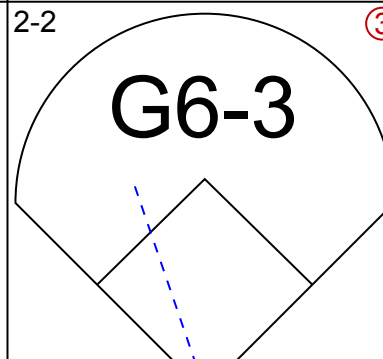
Batter	1	2	3	4	5	6	7	8	9	AB	R	H	RBI	BB	SO	LOB	TOP														
Jerry Hairston, R OBP: 0.264, SLG: 0.306			B5-3					L7		4	0	0	0	0	2	1	<p>Baltimore Orioles @ Tampa Bay Devil Rays Tropicana Field, St. Petersburg, FL Sun Apr 21 2002, 1:15 PM EDT Att: 13,091 - Dome - 72 F</p> <p>livebaseballscorecards.com</p> <p>AB 30 R 1 H 4 RBI 1 BB 5 SO 8 LOB 10</p>														
Gary Matthews, S OBP: 0.348, SLG: 0.176					G4-3					2	0	1	0	2	0	0															
David Segui, S OBP: 0.382, SLG: 0.373										3	0	0	0	1	2	3															
Jeff Conine, R OBP: 0.260, SLG: 0.342	G5-4-3				P4					3	0	0	0	1	0	2															
31 Jay Gibbons, L OBP: 0.352, SLG: 0.672					F5					4	0	1	0	0	0	2															
Tony Batista, R OBP: 0.283, SLG: 0.435	F4									4	1	1	0	0	1	1															
21 Marty Cordova, R OBP: 0.385, SLG: 0.486	F8									4	0	1	1	0	2	0															
Brook Fordyce, R OBP: 0.283, SLG: 0.435					G3-1			G5-3		4	0	0	0	0	0	1															
Mike Bordick, R OBP: 0.213, SLG: 0.259										2	0	0	0	1	1	0															
Inning Stats	R: 0 E: 0 K: 1 S: 7	H: 0 LOB: 1 BB: 2 P: 19	R: 0 E: 0 K: 0 S: 4	H: 0 LOB: 0 BB: 0 P: 5	R: 0 E: 0 K: 1 S: 12	H: 0 LOB: 2 BB: 2 P: 26	R: 1 E: 0 K: 0 S: 12	H: 2 LOB: 1 BB: 0 P: 21	R: 0 E: 0 K: 1 S: 14	H: 1 LOB: 0 BB: 0 P: 21	R: 0 E: 0 K: 1 S: 10	H: 1 LOB: 2 BB: 1 P: 19	R: 0 E: 0 K: 1 S: 6	H: 0 LOB: 0 BB: 0 P: 11	1B: 2 2B: 2 3B: 0 HR: 0	SF: 0 SAC: 0 DP: 1 HBP: 0	WP: 1 PB: 0 SB: 2 CS: 0	PA: 35													
PITCHER	IP WLS BF H R ER SO BB IBB HBP BLK WP HR S P ERA WHIP																														
48 Delvin James, R ERA: 2.53	5.2	23	3	1	1	3	4	0	0	0	1	0	51	95	1.59	1.235															
Jesus Colome, R ERA: 9.29	2.0	8	1	0	0	4	0	1	0	0	0	0	21	37	0.00	0.500															
Doug Creek, L ERA: 4.5	0.1	W	1	0	0	0	0	0	0	0	0	0	2	2	0.00	0.000															
Esteban Yan, R ERA: 1.93	1.0	S	3	0	0	1	0	0	0	0	0	0	6	11	0.00	0.000															

Batter	1	2	3	4	5	6	7	8	9	AB	R	H	RBI	BB	SO	LOB	BOTTOM														
Jason Tyner, L OBP: 0.263, SLG: 0.225	G4-3		F8		G3-1					4	1	1	0	0	0	2	<p>Baltimore Orioles @ Tampa Bay Devil Rays Tropicana Field, St. Petersburg, FL Sun Apr 21 2002, 1:15 PM EDT Att: 13,091 - Dome - 72 F</p> <p>livebaseballscorecards.com</p> <p>AB 30 R 2 H 7 RBI 2 BB 1 SO 5 LOB 8</p>														
Randy Winn, S OBP: 0.329, SLG: 0.471	L5		PO		G1-3					4	0	1	0	0	0	0															
Ben Grieve, L OBP: 0.378, SLG: 0.567	G6-3									4	0	2	1	0	0	0															
Greg Vaughn, R OBP: 0.234, SLG: 0.152					F9					4	0	0	0	0	2	3															
Toby Hall, R OBP: 0.344, SLG: 0.362										2	0	0	0	1	0	1															
Chris Gomez, R OBP: 0.339, SLG: 0.500										3	0	0	0	0	0	1															
Russ Johnson, R OBP: 0.190, SLG: 0.263					F7					3	0	0	0	0	1	1															
Bobby Smith, R OBP: 0.233, SLG: 0.281					F8					3	1	1	0	0	1	0															
Felix Escalona, R OBP: 0.313, SLG: 0.429										3	0	2	1	0	1	0															
Inning Stats	R: 0 E: 0 K: 0 S: 9	H: 0 LOB: 0 BB: 0 P: 12	R: 0 E: 0 K: 0 S: 4	H: 0 LOB: 1 BB: 1 P: 9	R: 0 E: 0 K: 0 S: 7	H: 1 LOB: 0 BB: 0 P: 11	R: 0 E: 0 K: 0 S: 11	H: 1 LOB: 1 BB: 0 P: 15	R: 1 E: 0 K: 0 S: 12	H: 2 LOB: 1 BB: 0 P: 17	R: 0 E: 0 K: 1 S: 9	H: 0 LOB: 0 BB: 0 P: 12	R: 0 E: 0 K: 1 S: 6	H: 0 LOB: 0 BB: 0 P: 10	R: 1 E: 0 K: 3 S: 14	H: 3 LOB: 2 BB: 0 P: 26	1B: 6 2B: 1 3B: 0 HR: 0	SF: 0 SAC: 0 DP: 0 HBP: 0	WP: 0 PB: 0 SB: 0 CS: 0	PA: 32											
PITCHER	IP WLS BF H R ER SO BB IBB HBP BLK WP HR S P ERA WHIP																														
Sidney Ponson, R ERA: 6.08	7.2	L	29	6	2	2	4	1	0	0	0	0	67	104	2.35	0.913															
Erik Bedard, L ERA: 13.5	0.0	1	1	0	0	0	0	0	0	0	0	0	2	3	∞	∞															
Rick Bauer, R ERA: 2.57	0.1	1	0	0	0	1	0	0	0	0	0	0	3	5	0.00	0.000															

Batter	1	2	3	4	5	6	7	8	9	AB	R	H	RBI	BB	SO	LOB	TOP				
Jacque Jones, L OBP: 0.398, SLG: 0.580	G4-3 2B		E6 1B 2B		G3		G3-1			4	1	1	0	0	0	0	Minnesota Twins @ Tampa Bay Devil Rays Tropicana Field, St. Petersburg, FL Tue Apr 23 2002, 7:15 PM EDT Att: 10,602 - Dome - 72 F livebaseballscorecards.com				
Cristian Guzman, S OBP: 0.247, SLG: 0.253	G4-3		2B 1B		G1-3		G4-3		4	1	1	0	0	0	1						
Doug Mientkiewicz, L OBP: 0.381, SLG: 0.446	G1-3		1B 1H 2H 2B		F8		F9		4	0	1	2	0	0	1						
Tori Hunter, R OBP: 0.419, SLG: 0.654	K		F8		K		P4		4	0	0	0	0	2	2						
Corey Koskie, L OBP: 0.400, SLG: 0.423		G6-3			F5		F9		4	0	1	0	0	0	0						
Brian Buchanan, R OBP: 0.333, SLG: 0.706		K			P3		K		3	0	0	0	0	2	1						
Bobby Kielty, S OBP: 0.345, SLG: 0.600		K							1	0	0	0	0	1	0						
Dustan Mohr, R OBP: 0.407, SLG: 0.582		E1 3B 1B			F9		1B 2B		4	2	3	0	0	0	0						
A.J. Pierzynski, L OBP: 0.367, SLG: 0.491		2H 3B			G5-3		2H 1B		4	0	3	2	0	0	0						
Denny Hocking, S OBP: 0.194, SLG: 0.182	F3				P6		K		4	0	0	0	0	1	3						
Inning Stats	R: 0 E: 0 K: 1 S: 8	H: 1 LOB: 1 BB: 0 P: 13	R: 1 E: 1 K: 1 S: 28	H: 2 LOB: 1 BB: 0 P: 35	R: 2 E: 1 K: 1 S: 17	H: 3 LOB: 1 BB: 0 P: 26	R: 0 E: 0 K: 0 S: 9	H: 0 LOB: 0 BB: 0 P: 14	R: 0 E: 0 K: 1 S: 6	H: 0 LOB: 0 BB: 0 P: 10	R: 1 E: 0 K: 1 S: 15	H: 2 LOB: 0 BB: 0 P: 23	R: 0 E: 0 K: 0 S: 6	H: 0 LOB: 0 BB: 0 P: 9	R: 0 E: 0 K: 1 S: 12	H: 2 LOB: 2 BB: 0 P: 19	1B: 5 2B: 4 3B: 1 HR: 0	SF: 0 SAC: 0 DP: 0 HBP: 0	WP: 0 PB: 0 CS: 0	PA: 36	
PITCHER	IP	WLS	BF	H	R	ER	SO	BB	IBB	HBP	BLK	WP	HR	S	P	ERA	WHIP				
Joe Kennedy, L ERA: 4.91	5.0	W	21	6	3	2	3	0	0	0	0	0	0	68	100	3.60	1.200				
Steve Kent, L ERA: 4.99	2.0	H	7	2	1	1	2	0	0	0	0	0	0	21	33	4.50	1.000				
Victor Zambrano, R ERA: 4.99	1.0	H	3	0	0	0	0	0	0	0	0	0	0	6	9	0.00	0.000				
Esteban Yan, R ERA: 1.74	1.0	S	5	2	0	0	1	0	0	0	0	0	0	12	19	0.00	2.000				

Batter	1	2	3	4	5	6	7	8	9	AB	R	H	RBI	BB	SO	LOB	BOTTOM				
Jason Tyner, L OBP: 0.259, SLG: 0.224	G6-3			K		G4-3		FC6		5	0	1	1	0	1	4	Minnesota Twins @ Tampa Bay Devil Rays Tropicana Field, St. Petersburg, FL Tue Apr 23 2002, 7:15 PM EDT Att: 10,602 - Dome - 72 F livebaseballscorecards.com				
Randy Winn, S OBP: 0.338, SLG: 0.473	P1		K				G3 1B		4	0	2	2	0	1	2						
Steve Cox, L OBP: 0.422, SLG: 0.466	L5			F7			G3		4	1	1	1	0	0	2						
Toby Hall, R OBP: 0.324, SLG: 0.339		F8		P6		G4-3		F8		4	0	0	0	0	1						
Ben Grieve, L OBP: 0.385, SLG: 0.551		1B 1B BB		F5		G3-1		IBB		2	1	0	0	2	0						
Greg Vaughn, R OBP: 0.222, SLG: 0.143		K		K		F7		K		4	0	0	0	0	3						
Chris Gomez, R OBP: 0.350, SLG: 0.491		1B 1B		SH1-3 1B BB		K		P6		3	2	1	0	1	1						
Brent Abernathy, R OBP: 0.314, SLG: 0.369		1B 1B		SH1-3 1B 1B		G3		G4-3		4	2	2	1	0	0						
Russ Johnson, R OBP: 0.292, SLG: 0.300		1B 1B		SH1-3		S BB		FC6 BB		1	0	1	1	2	0						
Inning Stats	R: 0 E: 0 K: 0 S: 7	H: 0 LOB: 0 BB: 0 P: 8	R: 3 E: 0 K: 2 S: 18	H: 4 LOB: 2 BB: 1 P: 30	R: 1 E: 0 K: 1 S: 7	H: 1 LOB: 0 BB: 0 P: 9	R: 2 E: 0 K: 1 S: 14	H: 2 LOB: 1 BB: 1 P: 23	R: 0 E: 0 K: 0 S: 7	H: 0 LOB: 0 BB: 0 P: 9	R: 0 E: 0 K: 1 S: 10	H: 0 LOB: 1 BB: 1 P: 21	R: 0 E: 0 K: 1 S: 12	H: 1 LOB: 2 BB: 1 P: 22	R: 0 E: 0 K: 0 S: 11	H: 0 LOB: 1 BB: 1 P: 17		1B: 7 2B: 0 3B: 0 HR: 1	SF: 0 SAC: 1 DP: 0 HBP: 0	WP: 0 PB: 1 CS: 0	PA: 37
PITCHER	IP	WLS	BF	H	R	ER	SO	BB	IBB	HBP	BLK	WP	HR	S	P	ERA	WHIP				
Brad Radke, R ERA: 6.84	3.2	L	20	7	6	6	4	2	0	0	0	0	0	19	44	6.84	2.455				
Tony Fiore, R ERA	2.1		8	0	0	0	1	1	0	0	0	0	0	19	32	0.00	0.429				
Jack Cressend, R ERA: 7.36	1.0		5	1	0	0	1	0	1	0	0	0	0	12	22	0.00	1.000				
Bob Wells, R ERA: 6.75	1.0		4	0	0	0	0	1	0	0	0	0	0	11	17	0.00	1.000				

Batter	1	2	3	4	5	6	7	8	9	AB	R	H	RBI	BB	SO	LOB	TOP										
Jacque Jones, L OBP: 0.381, SLG: 0.553 (1, 7)										4	0	0	0	0	3	0	Minnesota Twins @ Tampa Bay Devil Rays Tropicana Field, St. Petersburg, FL Wed Apr 24 2002, 7:15 PM EDT Att: 10,761 - Dome - 72 F livebaseballscorecards.com										
Cristian Guzman, S OBP: 0.241, SLG: 0.247 Denny Hocking, S OBP: 0.184, SLG: 0.171 (1, 6) (7, PH) (7, 6)										2	0	0	0	0	0	0											
Doug Mientkiewicz, L OBP: 0.372, SLG: 0.434 Bobby Kielty, S OBP: 0.355, SLG: 0.577 (1, 3) (7, PH) (7, 3)										2	0	0	0	0	1	0											
Matthew LeCroy, R OBP: 0.308, SLG: 0.692 (1, 10)										4	0	1	0	0	0	1											
Torii Hunter, R OBP: 0.416, SLG: 0.679 (1, 8)										3	1	1	1	0	0	0											
Corey Koskie, L OBP: 0.398, SLG: 0.411 (1, 5)										2	0	0	0	1	0	0											
Dustan Mohr, R OBP: 0.403, SLG: 0.569 (1, 9)										3	0	1	0	0	1	1											
A.J. Pierzynski, L OBP: 0.349, SLG: 0.467 (1, 2)										3	0	0	0	0	0	1											
Jay Canizaro, R OBP: 0.194, SLG: 0.241 (1, 4)										3	0	0	0	0	0	1											
Inning Stats	R: 0 E: 0 K: 1 S: 6	H: 0 LOB: 0 BB: 0 P: 13	R: 0 E: 0 K: 1 S: 8	H: 0 LOB: 1 BB: 1 P: 16	R: 0 E: 0 K: 0 S: 4	H: 0 LOB: 0 BB: 0 P: 7	R: 0 E: 0 K: 1 S: 10	H: 1 LOB: 0 BB: 0 P: 16	R: 0 E: 0 K: 0 S: 6	H: 0 LOB: 0 BB: 0 P: 10	R: 0 E: 0 K: 1 S: 8	H: 0 LOB: 0 BB: 0 P: 13	R: 0 E: 0 K: 1 S: 10	H: 2 LOB: 1 BB: 1 P: 13	R: 0 E: 0 K: 1 S: 9	H: 0 LOB: 1 BB: 1 P: 14		1B: 1 2B: 1 3B: 0 HR: 1	SF: 0 SAC: 0 DP: 0 HBP: 0	WP: 0 SB: 0 CS: 1	PA: 32						
PITCHER	IP	WLS	BF	H	R	ER	SO	BB	IBB	HBP	BLK	WP	HR	S	P	ERA	WHIP										
Ryan Rupe, R ERA: 4.26 (1, 1)	7.0	W	22	1	0	0	5	1	0	0	0	0	0	48	84	0.00	0.286										
Travis Harper, R ERA: 9.0 (8, 1)	1.0		5	2	1	1	0	0	0	0	0	0	1	10	13	9.00	2.000										
Jorge Sosa, R ERA: 4.5 (9, 1)	1.0		4	0	0	0	1	1	0	0	0	0	0	9	14	0.00	1.000										

Batter	1	2	3	4	5	6	7	8	9	AB	R	H	RBI	BB	SO	LOB	BOTTOM										
Jason Tyner, L OBP: 0.279, SLG: 0.238 (1, 7)										4	1	2	0	1	1	1	Minnesota Twins @ Tampa Bay Devil Rays Tropicana Field, St. Petersburg, FL Wed Apr 24 2002, 7:15 PM EDT Att: 10,761 - Dome - 72 F livebaseballscorecards.com										
Randy Winn, S OBP: 0.341, SLG: 0.468 (1, 8)										5	1	2	2	0	4												
Steve Cox, L OBP: 0.412, SLG: 0.452 Bobby Smith, R OBP: 0.233, SLG: 0.281 (1, 3) (7, 3)										4	0	1	1	0	2												
Toby Hall, R OBP: 0.306, SLG: 0.323 (1, 2)										3	1	0	1	0	2												
Greg Vaughn, R OBP: 0.224, SLG: 0.137 (1, 10)										3	1	0	0	1	2												
Ben Griewe, L OBP: 0.383, SLG: 0.542 Jason Conti, L OBP: 0.375, SLG: 0.167 (1, 9) (6, 9)										3	1	1	2	0	0												
Chris Gomez, R OBP: 0.344, SLG: 0.475 (1, 6)										4	1	1	1	0	0												
Brent Abernathy, R OBP: 0.324, SLG: 0.382 (1, 4)										3	1	1	0	1	2												
Russ Johnson, R OBP: 0.357, SLG: 0.348 (1, 5)										3	2	2	1	1	0												
Inning Stats	R: 0 E: 0 K: 0 S: 11	H: 1 LOB: 1 BB: 0 P: 15	R: 0 E: 0 K: 1 S: 8	H: 0 LOB: 0 BB: 0 P: 13	R: 2 E: 0 K: 0 S: 18	H: 2 LOB: 2 BB: 2 P: 29	R: 0 E: 0 K: 0 S: 6	H: 0 LOB: 0 BB: 0 P: 10	R: 7 E: 2 K: 1 S: 23	H: 6 LOB: 1 BB: 1 P: 33	R: 0 E: 0 K: 2 S: 8	H: 0 LOB: 0 BB: 0 P: 13	R: 0 E: 0 K: 0 S: 7	H: 1 LOB: 1 BB: 1 P: 13	1B: 9 2B: 1 3B: 0 HR: 0	SF: 1 SAC: 0 DP: 1 HBP: 0		WP: 0 SB: 0 CS: 0	PA: 38								
PITCHER	IP	WLS	BF	H	R	ER	SO	BB	IBB	HBP	BLK	WP	HR	S	P	ERA	WHIP										
Eric Milton, L ERA: 5.9 (1, 1)	4.1	L	24	7	8	6	1	3	0	0	0	0	0	56	86	12.46	2.308										
LaTroy Hawkins, R ERA: 1.23 (5, 1)	1.2		7	2	1	0	1	0	0	0	0	0	0	22	30	0.00	1.200										
Jack Cressend, R ERA: 6.75 (7, 1)	1.0		3	0	0	0	2	0	0	0	0	0	0	8	13	0.00	0.000										
Michael Jackson, R ERA: 1.13 (8, 1)	1.0		4	1	0	0	0	1	0	0	0	0	0	7	13	0.00	2.000										

Batter	1	2	3	4	5	6	7	8	9	AB	R	H	RBI	BB	SO	LOB	TOP																
Jacque Jones, L OBP: 0.373, SLG: 0.567 (1, 7)										5	1	2	0	2	2		Minnesota Twins @ Tampa Bay Devil Rays Tropicana Field, St. Petersburg, FL Thu Apr 25 2002, 2:15 PM EDT Att: 10,623 - Dome - 72 F livebaseballscorecards.com																
Denny Hocking, S OBP: 0.209, SLG: 0.179 (1, 6) (9, 4)										4	0	1	0	1	1																		
Tori Hunter, R OBP: 0.415, SLG: 0.663 (1, 8)										5	1	2	0	0	1	3																	
Cory Koskie, L OBP: 0.391, SLG: 0.403 (1, 5)										4	0	1	0	0	2																		
Matthew LeCroy, R OBP: 0.294, SLG: 0.600 Cristian Guzman, S OBP: 0.241, SLG: 0.247 (9, PR) (9, 6)										2	0	0	1	1	0	0																	
Bobby Kielty, S OBP: 0.371, SLG: 0.552 (1, 10)										3	1	1	0	1	1	1																	
Dustan Mohr, R OBP: 0.394, SLG: 0.548 (1, 9)										4	1	1	0	0	1	1																	
A.J. Pierzynski, L OBP: 0.373, SLG: 0.500 (1, 2)										4	1	3	1	0	0	0																	
Jay Canizaro, R OBP: 0.206, SLG: 0.250 Doug Mientkiewicz, L OBP: 0.379, SLG: 0.455 (9, PH) (9, 3)										3	0	1	0	0	0	3																	
Inning Stats	R: 0 E: 0 K: 1 S: 9	H: 1 LOB: 0 BB: 0 P: 14	R: 0 E: 0 K: 0 S: 12	H: 0 LOB: 0 BB: 0 P: 17	R: 0 E: 0 K: 2 S: 13	H: 1 LOB: 1 BB: 0 P: 18	R: 1 E: 0 K: 1 S: 11	H: 2 LOB: 1 BB: 0 P: 18	R: 0 E: 0 K: 0 S: 10	H: 1 LOB: 1 BB: 0 P: 15	R: 0 E: 0 K: 0 S: 9	H: 1 LOB: 0 BB: 0 P: 12	R: 0 E: 0 K: 0 S: 7	H: 2 LOB: 2 BB: 0 P: 9	R: 0 E: 0 K: 0 S: 7	H: 0 LOB: 1 BB: 1 P: 11		R: 5 E: 0 K: 1 S: 16	H: 4 LOB: 1 BB: 2 P: 28	1B: 9 2B: 2 3B: 0 HR: 1	SF: 1 SAC: 0 DP: 1 HBP: 0	WP: 0 PA: 40											
PITCHER	IP WLS BF H R ER SO BB IBB HBP BLK WP HR S P ERA WHIP																																
Tanyon Sturtze, R ERA: 4.45 Esteban Yan, R ERA: 5.96	(1, 1) (9, 1)	8.0 L	31 8	1 4	1 5	5 5	1 1	2 2	0 0	0 0	0 0	0 0	0 1	16 28	114 28	1.12 45.00	1.125 6.000																

Batter	1	2	3	4	5	6	7	8	9	AB	R	H	RBI	BB	SO	LOB	BOTTOM																	
Jason Tyner, L OBP: 0.286, SLG: 0.247 (1, 7)										5	0	2	0	0	0	2	Minnesota Twins @ Tampa Bay Devil Rays Tropicana Field, St. Petersburg, FL Thu Apr 25 2002, 2:15 PM EDT Att: 10,623 - Dome - 72 F livebaseballscorecards.com																	
Randy Winn, S OBP: 0.333, SLG: 0.452 (1, 8)										5	0	1	0	0	2	2																		
Steve Cox, L OBP: 0.403, SLG: 0.431 (1, 3)										3	0	0	0	1	2	1																		
Toby Hall, R OBP: 0.289, SLG: 0.304 (1, 2)										4	0	0	0	0	0	3																		
Ben Grieve, L OBP: 0.376, SLG: 0.520 (1, 9)										3	0	0	0	0	0	2																		
Greg Vaughn, R OBP: 0.225, SLG: 0.132 (1, 10)										3	0	0	0	0	1	0																		
Chris Gomez, R OBP: 0.368, SLG: 0.524 (1, 6)										4	2	3	0	0	0	3																		
Brent Abernathy, R OBP: 0.308, SLG: 0.361 (1, 4)										4	0	0	0	0	3	3																		
Russ Johnson, R OBP: 0.375, SLG: 0.370 (1, 5)										4	0	2	2	0	0	0																		
Inning Stats	R: 0 E: 0 K: 0 S: 13	H: 1 LOB: 2 BB: 1 P: 21	R: 1 E: 0 K: 1 S: 10	H: 2 LOB: 1 BB: 0 P: 14	R: 0 E: 0 K: 2 S: 8	H: 0 LOB: 0 BB: 0 P: 13	R: 0 E: 0 K: 1 S: 7	H: 1 LOB: 1 BB: 0 P: 9	R: 0 E: 0 K: 0 S: 5	H: 0 LOB: 0 BB: 0 P: 5	R: 0 E: 0 K: 0 S: 6	H: 0 LOB: 0 BB: 0 P: 10	R: 1 E: 0 K: 1 S: 13	H: 2 LOB: 1 BB: 0 P: 19	R: 0 E: 0 K: 1 S: 12	H: 1 LOB: 3 BB: 0 P: 17		R: 0 E: 0 K: 2 S: 14	H: 1 LOB: 1 BB: 0 P: 17	1B: 6 2B: 2 3B: 0 HR: 0	SF: 0 SAC: 0 DP: 0 HBP: 2	WP: 1 PA: 38												
PITCHER	IP WLS BF H R ER SO BB IBB HBP BLK WP HR S P ERA WHIP																																	
Kyle Lohse, R ERA: 5.91 J.C. Romero, L ERA: Michael Jackson, R ERA: 1.08 Eddie Guardado, L ERA: 1.84	(1, 1) (7, 1) (8, 1) (9, 1)	6.2 1.0 0.1 1.0	WLS 5 W 4	BF 27 1 2	H 1 0 1	R 0 0 0	ER 2 0 0	SO 2 1 0	BB 2 0 0	IBB 2 0 0	HBP 0 1 0	BLK 0 0 0	WP 1 0 0	HR 0 13 2	S 27 13 3	P 27 18 3	ERA 6.2 0.00 0.00	WHIP 1.050 1.000 0.000																

Batter	1	2	3	4	5	6	7	8	9	AB	R	H	RBI	BB	SO	LOB	TOP			
Jason Tyner, L (1, 7) OBP: 0.283, SLG: 0.247										4	0	0	0	0	2	1				
Randy Winn, S (1, 8) OBP: 0.323, SLG: 0.433										3	0	0	0	0	2	0				
Steve Cox, L (1, 3) OBP: 0.392, SLG: 0.458										3	0	0	0	0	0	0				
Toby Hall, R (1, 2) OBP: 0.278, SLG: 0.292										3	0	0	0	0	0	0				
Ben Grieve, L (1, 9) OBP: 0.363, SLG: 0.488										2	0	0	0	0	0	0				
Jason Conti, L (5, 9) OBP: 0.333, SLG: 0.143										1	0	0	0	0	0	0				
Greg Vaughn, R (1, 10) OBP: 0.208, SLG: 0.120										3	0	0	0	0	0	0				
Brent Abernathy, R (1, 4) OBP: 0.294, SLG: 0.333										2	0	0	0	1	0	0				
Russ Johnson, R (1, 5) OBP: 0.316, SLG: 0.303										3	0	0	0	0	1	1				
Felix Escalona, R (1, 6) OBP: 0.263, SLG: 0.353										3	0	0	0	0	1	1				
Inning Stats	R: 0 H: 0 E: 0 K: 1 S: 7	H: 0 LOB: 0 BB: 0 P: 9	R: 0 H: 0 E: 0 K: 0 S: 10	H: 0 LOB: 0 BB: 0 P: 14	R: 0 H: 0 E: 0 K: 0 S: 5	H: 0 LOB: 1 BB: 1 P: 11	R: 0 H: 0 E: 0 K: 1 S: 6	H: 0 LOB: 0 BB: 0 P: 9	R: 0 H: 0 E: 0 K: 0 S: 8	H: 0 LOB: 0 BB: 0 P: 13	R: 0 H: 0 E: 0 K: 1 S: 7	H: 0 LOB: 0 BB: 0 P: 9	R: 0 H: 0 E: 0 K: 0 S: 7	H: 0 LOB: 0 BB: 0 P: 10	R: 0 H: 0 E: 0 K: 0 S: 7	H: 0 LOB: 0 BB: 0 P: 9	1B: 0 2B: 0 3B: 0 HR: 0	SF: 0 SAC: 0 DP: 0 HBP: 0	WP: 0 PB: 0 CS: 0	PA: 28
PITCHER Derek Lowe, R (1, 1) ERA: 2.04	IP: 9.0 WLS: W BF: 28 H: 0 R: 0 ER: 0 SO: 6 BB: 1 IBB: 0 HBP: 0 BLK: 0 WP: 0 HR: 0 S: 66 P: 97 ERA: 0.00 WHIP: 0.111															PITCHER				

Tampa Bay Devil Rays @ Boston Red Sox
Fenway Park, Boston, MA
Sat Apr 27 2002, 1:05 PM EDT
Att: 32,837 - Sunny - 56 F

AB 27
R 0
H 0
RBI 0
BB 1
SO 6
LOB 3



Batter	1	2	3	4	5	6	7	8	9	AB	R	H	RBI	BB	SO	LOB	BOTTOM	
Rickey Henderson, R (1, 8) OBP: 0.400, SLG: 0.433										4	3	2	1	1	1	1		
Jose Offerman, S (1, 3) OBP: 0.395, SLG: 0.541										3	3	2	0	2	0	0		
Nomar Garciaparra, R (1, 6) OBP: 0.369, SLG: 0.531										5	0	2	2	0	0	4		
Manny Ramirez, R (1, 7) OBP: 0.505, SLG: 0.722										3	1	1	1	2	0	2		
Brian Daubach, L (1, 10) OBP: 0.396, SLG: 0.619										4	1	1	0	1	3	6		
Shea Hillenbrand, R (1, 5) OBP: 0.391, SLG: 0.602										4	1	1	2	0	0	3		
Jason Varitek, S (1, 2) OBP: 0.354, SLG: 0.484										5	1	1	2	0	2	4		
Trot Nixon, L (1, 9) OBP: 0.356, SLG: 0.436										5	0	2	0	0	2	5		
Rey Sanchez, R (1, 4) OBP: 0.281, SLG: 0.258										4	0	1	2	0	2	3		
Inning Stats	R: 1 H: 1 E: 1 K: 1 S: 14	H: 1 LOB: 1 BB: 0 P: 20	R: 0 H: 1 E: 0 K: 0 S: 11	H: 1 LOB: 1 BB: 0 P: 18	R: 6 H: 5 E: 0 K: 0 S: 15	H: 5 LOB: 1 BB: 2 P: 31	R: 1 H: 2 E: 0 K: 1 S: 14	H: 2 LOB: 1 BB: 1 P: 24	R: 0 H: 1 E: 0 K: 1 S: 9	H: 1 LOB: 1 BB: 0 P: 12	R: 0 H: 2 E: 0 K: 1 S: 11	H: 2 LOB: 2 BB: 0 P: 16	R: 2 H: 1 E: 1 K: 3 S: 15	H: 1 LOB: 3 BB: 3 P: 32	1B: 8 2B: 5 3B: 0 HR: 1	SF: 0 SAC: 0 DP: 1 HBP: 1	WP: 0 PB: 0 CS: 0	PA: 44
PITCHER 48 Delvin James, R (1, 1) ERA: 6.23 Jorge Sosa, R (3, 1) ERA: 5.59 Travis Harper, R (5, 1) ERA: 3.0 Victor Zambrano, R (7, 1) ERA: 3.75 Doug Creek, L (8, 1) ERA: 6.43	IP: 2.1 WLS: L BF: 15 H: 5 R: 6 ER: 6 SO: 1 BB: 1 IBB: 0 HBP: 0 BLK: 1 WP: 0 HR: 1 S: 32 P: 58 ERA: 23.14 WHIP: 2.571															PITCHER		

Tampa Bay Devil Rays @ Boston Red Sox
Fenway Park, Boston, MA
Sat Apr 27 2002, 1:05 PM EDT
Att: 32,837 - Sunny - 56 F

AB 37
R 10
H 13
RBI 10
BB 6
SO 10
LOB 28



Batter	1	2	3	4	5	6	7	8	9	AB	R	H	RBI	BB	SO	LOB	TOP										
Brent Abernathy, R OBP: 0.303, SLG: 0.341 (1, 4)	1-1 FC5-4 1B		1-0 F7		0-1 1-H 1B			3-2 F8		4	1	2	1	0	0	0	Tampa Bay Devil Rays @ Minnesota Twins Hubert H. Humphrey Metrodome, Minneapolis, MN Mon Apr 29 2002, 8:05 PM EDT Att: 11,390 - Dome - 72 F livebaseballscorecards.com										
Randy Winn, S OBP: 0.330, SLG: 0.447 (1, 8)	1-3 K		2-2 2B		1-0 L7			0-1 WP 1B		4	0	2	0	0	1	2											
Steve Cox, L OBP: 0.386, SLG: 0.447 (1, 3)	0-2 FC5-4 1B		1-0 G1-3		3-0 F8			1-3 K		4	0	1	0	0	1	3											
Greg Vaughn, R OBP: 0.200, SLG: 0.115 (1, 10)	1-2 FC5-4 1B		0-1 L4			2-3 K		0-0 G5-3		4	0	0	0	0	1	4											
Ben Grieve, L OBP: 0.358, SLG: 0.476 (1, 9)	1-2 1-3 3-H 1B			1-3 K		0-0 F8			1-0 F8	4	0	1	1	0	1	0											
Toby Hall, R OBP: 0.265, SLG: 0.276 (1, 2)	0-0 P4			3-2 F7		1-1 F2			1-3 K	4	0	0	0	0	1	2											
Chris Gomez, R OBP: 0.329, SLG: 0.465 (1, 6)		0-2 F9		0-0 G5-3			0-0 P4		1-1 G6-3	4	0	0	0	0	0	0											
Russ Johnson, R OBP: 0.317, SLG: 0.286 (1, 5)		0-0 F9			4-2 S 1B BB		1-0 P3			2	1	0	0	1	0	0											
Bobby Smith, R OBP: 0.222, SLG: 0.267 (1, 7)		3-2 G4-3			0-1 P4		3-2 G5-3			3	0	0	0	0	0	1											
Inning Stats	R: 1 E: 0 K: 1 S: 15	H: 3 LOB: 2 BB: 0 P: 19	R: 0 E: 0 K: 0 S: 8	H: 0 LOB: 0 BB: 0 P: 11	R: 0 E: 0 K: 0 S: 7	H: 1 LOB: 1 BB: 0 P: 11	R: 0 E: 0 K: 1 S: 9	H: 0 LOB: 0 BB: 0 P: 13	R: 1 E: 0 K: 0 S: 12	H: 1 LOB: 1 BB: 1 P: 20	R: 0 E: 0 K: 1 S: 6	H: 0 LOB: 0 BB: 0 P: 9	R: 0 E: 0 K: 1 S: 5	H: 0 LOB: 0 BB: 0 P: 9	R: 0 E: 0 K: 1 S: 9	H: 1 LOB: 1 BB: 0 P: 13	R: 0 E: 0 K: 1 S: 6	H: 0 LOB: 0 BB: 0 P: 9	1B: 5 2B: 1 3B: 0 HR: 0	SF: 0 SAC: 0 DP: 0 HBP: 0	WP: 1 PB: 0 CS: 1	PA: 34					
PITCHER	IP	WLS	BF	H	R	ER	SO	BB	IBB	HBP	BLK	WP	HR	S	P	ERA	WHIP										
Eric Milton, L ERA: 5.2 (1, 1)	7.1	W	29	6	2	2	3	1	0	0	0	0	0	67	100	2.46	0.955										
J.C. Romero, L ERA: 0.59 (8, 1)	0.1	H	1	0	0	0	1	0	0	0	0	1	0	3	4	0.00	0.000										
Michael Jackson, R ERA: 1.93 (8, 1)	0.1	H	1	0	0	0	0	0	0	0	0	0	0	1	1	0.00	0.000										
Eddie Guardado, L ERA: 1.5 (9, 1)	1.0	S	3	0	0	0	1	0	0	0	0	0	0	6	9	0.00	0.000										

Batter	1	2	3	4	5	6	7	8	9	AB	R	H	RBI	BB	SO	LOB	BOTTOM										
Jacque Jones, L OBP: 0.350, SLG: 0.519 (1, 7)	2-3 K	1-3 K			3-2 G4-3		2-0 F5			4	0	0	0	0	2	1	Tampa Bay Devil Rays @ Minnesota Twins Hubert H. Humphrey Metrodome, Minneapolis, MN Mon Apr 29 2002, 8:05 PM EDT Att: 11,390 - Dome - 72 F livebaseballscorecards.com										
Jay Canizaro, R OBP: 0.250, SLG: 0.275 (1, 4)	3-2 G6-3		1-0 G6-3		4-2 BB			3-2 F8		3	0	0	0	1	0	0											
Doug Mientkiewicz, L OBP: 0.380, SLG: 0.433 (1, 3)	2-2 1B		2-3 K		1-0 F7			3-2 WP HBP		3	0	1	0	0	1	1											
Matthew LeCroy, R OBP: 0.353, SLG: 0.625 (1, 10)	1-1 F9		0-1 WP 1B 1B			0-0 P5		3-1 F8		4	0	1	0	0	0	2											
Tori Hunter, R OBP: 0.405, SLG: 0.653 (1, 8)		3-1 1B 2B	1-0 1-H 1B			1-3 K		2-2 G6-3		4	1	2	0	0	1	1											
Corey Koskie, L OBP: 0.374, SLG: 0.407 (1, 5)		3-3 K		0-0 F8		0-0 P6				3	0	0	0	0	1	1											
Dustan Mohr, R OBP: 0.419, SLG: 0.559 (1, 9)		0-0 2B SF9 1B		4-0 CS BB		1-1 F8 SF8 2B				2	2	2	1	1	0	0											
A.J. Pierzynski, L OBP: 0.342, SLG: 0.453 (1, 2)		0-0 SF9 2B		4-2 PO BB		0-0 F8				2	0	1	0	1	0	1											
Denny Hocking, S OBP: 0.200, SLG: 0.184 (1, 6)		1-2 SF9		0-1 PO BB	1-0 F8		0-0 SF8			1	0	0	2	0	0	0											
Inning Stats	R: 0 E: 0 K: 1 S: 13	H: 1 LOB: 1 BB: 0 P: 21	R: 2 E: 0 K: 2 S: 16	H: 3 LOB: 1 BB: 0 P: 24	R: 0 E: 0 K: 1 S: 7	H: 2 LOB: 2 BB: 0 P: 11	R: 0 E: 0 K: 0 S: 4	H: 0 LOB: 0 BB: 2 P: 12	R: 0 E: 0 K: 0 S: 9	H: 0 LOB: 1 BB: 1 P: 18	R: 0 E: 0 K: 1 S: 7	H: 0 LOB: 0 BB: 0 P: 8	R: 1 E: 0 K: 0 S: 5	H: 1 LOB: 1 BB: 0 P: 8	R: 0 E: 0 K: 0 S: 12	H: 0 LOB: 1 BB: 0 P: 23	1B: 4 2B: 3 3B: 0 HR: 0	SF: 2 SAC: 0 DP: 0 HBP: 1	WP: 2 PB: 0 CS: 1	PA: 33							
PITCHER	IP	WLS	BF	H	R	ER	SO	BB	IBB	HBP	BLK	WP	HR	S	P	ERA	WHIP										
Joe Kennedy, L ERA: 4.6 (1, 1)	7.1	L	30	7	3	3	5	3	0	1	0	0	0	66	113	3.68	1.364										
Victor Zambrano, R ERA: 3.55 (8, 1)	0.2		2	0	0	0	0	0	0	0	0	1	0	7	12	0.00	0.000										

Batter	1	2	3	4	5	6	7	8	9	AB	R	H	RBI	BB	SO	LOB	TOP								
Brent Abernathy, R OBP: 0.301, SLG: 0.329 (1, 4)	F3		F9				P2			3	0	0	0	1	0	2	Tampa Bay Devil Rays @ Minnesota Twins Hubert H. Humphrey Metrodome, Minneapolis, MN Tue Apr 30 2002, 8:05 PM EDT Att: 10,205 - Dome - 72 F livebaseballscorecards.com								
Jason Tyner, L OBP: 0.272, SLG: 0.237 (1, 7)	F7			G3-1	F8			F8		4	0	0	0	0	0	2									
Steve Cox, L OBP: 0.379, SLG: 0.438 (1, 3)	L3			FC4-6 1B	G4-3			G6-3		4	0	1	0	0	0	2									
Ben Grieve, L OBP: 0.364, SLG: 0.511 (1, 9)		G4-3		FC4-6 1-2		FC5-4 1B		HR		4	1	2	1	0	0	1									
Greg Vaughn, R OBP: 0.192, SLG: 0.110 (1, 10)	K			K		FC5-4 CS 1-2		F7		4	0	0	0	0	2	2									
Toby Hall, R OBP: 0.263, SLG: 0.263 (1, 2)	F8				F8	F9			G5-3	4	0	0	0	0	0	1									
Chris Gomez, R OBP: 0.338, SLG: 0.473 (1, 6)			G4-3 2B		4-1 2B BB	CS 1-2	G6-3		L8	3	1	1	0	1	0	0									
Russ Johnson, R OBP: 0.311, SLG: 0.282 (1, 5)			K		2-2 2B 1B		F8		G5-3	4	1	1	0	0	1	1									
Jason Conti, L OBP: 0.417, SLG: 0.500 (1, 8)			G4-3		3-2 2B					3	0	2	2	0	0	1									
Inning Stats	R: 0 E: 0 K: 0 S: 7	H: 0 LOB: 0 BB: 0 P: 11	R: 0 E: 0 K: 1 S: 8	H: 0 LOB: 0 BB: 0 P: 11	R: 0 E: 0 K: 1 S: 10	H: 1 LOB: 1 BB: 0 P: 14	R: 0 E: 1 K: 1 S: 10	H: 1 LOB: 1 BB: 0 P: 12	R: 2 E: 0 K: 0 S: 13	H: 2 LOB: 2 BB: 2 P: 28	R: 0 E: 0 K: 0 S: 8	H: 1 LOB: 0 BB: 0 P: 9	R: 0 E: 0 K: 0 S: 10	H: 1 LOB: 1 BB: 0 P: 13	R: 1 E: 0 K: 0 S: 9	H: 1 LOB: 0 BB: 0 P: 14	R: 0 E: 0 K: 0 S: 9	H: 0 LOB: 0 BB: 0 P: 13	1B: 3 2B: 3 3B: 0 HR: 1	SF: 0 SAC: 0 DP: 0 HBP: 0	WP: 0 PB: 0 CS: 1	PA: 36			
PITCHER	IP	WLS	BF	H	R	ER	SO	BB	IBB	HBP	BLK	WP	HR	S	P	ERA	WHIP								
Kyle Lohse, R ERA: 5.08 (1, 1)	7.0	W	28	6	2	2	3	2	0	0	0	0	0	66	98	2.57	1.143								
Bob Wells, R ERA: 7.11 (8, 1)	1.0		4	1	1	1	0	0	0	0	0	0	1	9	14	9.00	1.000								
Eddie Guardado, L ERA: 1.38 (9, 1)	1.0	S	3	0	0	0	0	0	0	0	0	0	0	9	13	0.00	0.000								

Batter	1	2	3	4	5	6	7	8	9	AB	R	H	RBI	BB	SO	LOB	BOTTOM								
Bobby Kielty, S OBP: 0.381, SLG: 0.611 (1, 7)	SH1-3 SF8 2B	G5-3 1B		K		F8				4	1	2	1	0	1	1	Tampa Bay Devil Rays @ Minnesota Twins Hubert H. Humphrey Metrodome, Minneapolis, MN Tue Apr 30 2002, 8:05 PM EDT Att: 10,205 - Dome - 72 F livebaseballscorecards.com								
Jay Canizaro, R OBP: 0.277, SLG: 0.286 (1, 4)	SH1-3	G5-3		1B			1B BB			2	0	1	1	1	0	2									
Doug Mientkiewicz, L OBP: 0.376, SLG: 0.419 (1, 3)	SF8	L8		K			F7			3	0	0	1	0	1	3									
Brian Buchanan, R OBP: 0.367, SLG: 0.571 (1, 10)	HR 1B	G5-3			G6-3		G4-6-3 1B			4	1	2	0	0	0	1									
Tori Hunter, R OBP: 0.409, SLG: 0.676 (1, 8)	HR			FC4-6 1B	P4		G4-6-3 1-2			4	1	2	2	0	0	2									
Corey Koskie, L OBP: 0.360, SLG: 0.389 (1, 5)	G3			F8		F8		F8		4	0	0	0	0	0	1									
Dustan Mohr, R OBP: 0.423, SLG: 0.563 (1, 9)		1B 2B		P6		G3-6-3 BB		K		3	1	1	0	1	1	1									
A.J. Pierzynski, L OBP: 0.337, SLG: 0.443 (1, 2)		1B BB G5-3 1B		FC4-6		G3-6-3		L8		4	1	1	0	0	0	2									
Denny Hocking, S OBP: 0.224, SLG: 0.196 (1, 6)		G5-3 1B BB		K						2	1	1	0	1	1	0									
Inning Stats	R: 3 E: 0 K: 0 S: 13	H: 3 LOB: 1 BB: 1 P: 18	R: 3 E: 1 K: 0 S: 10	H: 3 LOB: 1 BB: 1 P: 18	R: 0 E: 0 K: 3 S: 11	H: 1 LOB: 1 BB: 0 P: 12	R: 0 E: 0 K: 3 S: 11	H: 1 LOB: 1 BB: 0 P: 20	R: 0 E: 0 K: 0 S: 8	H: 0 LOB: 0 BB: 0 P: 11	R: 0 E: 0 K: 0 S: 8	H: 1 LOB: 1 BB: 1 P: 16	R: 0 E: 0 K: 0 S: 7	H: 1 LOB: 1 BB: 1 P: 15	R: 0 E: 0 K: 1 S: 8	H: 0 LOB: 0 BB: 0 P: 12	1B: 7 2B: 2 3B: 0 HR: 1	SF: 1 SAC: 1 DP: 2 HBP: 0	WP: 0 PB: 0 CS: 0	PA: 35					
PITCHER	IP	WLS	BF	H	R	ER	SO	BB	IBB	HBP	BLK	WP	HR	S	P	ERA	WHIP								
Ryan Rupe, R ERA: 5.04 (1, 1)	5.0	L	24	8	6	5	3	1	0	0	0	0	0	15	79	9.00	1.800								
Steve Kent, L ERA: 3.86 (6, 1)	2.0		8	2	0	0	0	2	0	0	0	0	0	15	31	0.00	2.000								
Esteban Yan, R ERA: 5.11 (8, 1)	1.0		3	0	0	0	1	0	0	0	0	0	0	8	12	0.00	0.000								

Batter	1	2	3	4	5	6	7	8	9	AB	R	H	RBI	BB	SO	LOB	TOP								
Brent Abernathy, R OBP: 0.296, SLG: 0.322	1-1 G5-3		0-0 WP 1B	3-2 G4-3		1-2 G5-3			1-3 K	5	1	1	0	0	1	5									
Jason Tyner, L OBP: 0.269, SLG: 0.255	1-1 SF9 3B		1-3 K		0-0 F7		1-0 B5-3		0-0 G3	5	1	1	0	0	1	2									
Randy Winn, S OBP: 0.314, SLG: 0.429	0-0 SF9		1-3 K		2-1 F7		0-0 G6-3		0-3 K	4	0	0	1	0	2	2									
Steve Cox, L OBP: 0.396, SLG: 0.446	4-1 3H BB		3-2 K		0-0 G6-3		0-0 K 1B			3	0	2	2	1	0	0									
Ben Grieve, L OBP: 0.359, SLG: 0.500	1-2 G3		3-3 K			1-3 K	3-1 K 1B		1-2 K 1B	4	0	1	0	0	2	2									
Greg Vaughn, R OBP: 0.204, SLG: 0.137		0-3 K		3-2 K 2B		1-0 K 1B	2-3 K			4	0	2	0	0	2	2									
Chris Gomez, R OBP: 0.333, SLG: 0.474		0-0 G5-3		0-0 G6-3		1-2 K 1B		1-2 F7		4	0	1	0	0	0	1	AB 36 R 3 H 10 RBI 3 BB 2 SO 10 LOB 19								
John Flaherty, R OBP: 0.276, SLG: 0.294		2-3 K		1-1 K 1B		4-2 K BB		2-2 G5-3		3	0	1	0	1	1	0									
Russ Johnson, R OBP: 0.306, SLG: 0.302			0-0 K 1B 2B		0-1 F8		1-3 K		1-2 P6	4	1	1	0	0	1	5									
Inning Stats	R: 1 E: 0 K: 0 S: 9	H: 1 LOB: 1 BB: 1 P: 16	R: 0 E: 0 K: 2 S: 7	H: 0 LOB: 0 BB: 0 P: 9	R: 2 E: 0 K: 3 S: 14	H: 3 LOB: 1 BB: 0 P: 22	R: 0 E: 0 K: 0 S: 12	H: 2 LOB: 2 BB: 0 P: 19	R: 0 E: 0 K: 0 S: 4	H: 0 LOB: 0 BB: 0 P: 6	R: 0 E: 0 K: 2 S: 18	H: 2 LOB: 3 BB: 1 P: 27	R: 0 E: 0 K: 1 S: 8	H: 2 LOB: 2 BB: 0 P: 14	R: 0 E: 0 K: 0 S: 11	H: 0 LOB: 0 BB: 0 P: 15	R: 0 E: 0 K: 2 S: 7	H: 0 LOB: 0 BB: 0 P: 8	1B: 6 2B: 3 3B: 1 HR: 0	SF: 1 SAC: 0 DP: 0 HBP: 0	WP: 1 PB: 0 SB: 0 CS: 0	PA: 39			
PITCHER	IP	WLS	BF	H	R	ER	SO	BB	IBB	HBP	BLK	WP	HR	S	P	ERA	WHIP								
Rick Reed, R ERA: 3.86	6.0	W	28	8	3	3	7	2	0	0	0	1	0	64	99	4.50	1.667								
J.C. Romero, L ERA: 0.96	0.2	H	4	2	0	0	0	0	0	0	0	0	0	5	9	0.00	3.000								
Michael Jackson, R ERA: 1.69	1.1	H	4	0	0	0	1	0	0	0	0	0	0	14	20	0.00	0.000								
Eddie Guardado, L ERA: 1.29	1.0	S	3	0	0	0	2	0	0	0	0	0	0	7	8	0.00	0.000								

Tampa Bay Devil Rays @ Minnesota Twins
 Hubert H. Humphrey Metrodome, Minneapolis, MN
 Wed May 01 2002, 8:05 PM EDT
 Att: 12,691 - Dome - 72 F

AB 36
 R 3
 H 10
 RBI 3
 BB 2
 SO 10
 LOB 19



Batter	1	2	3	4	5	6	7	8	9	AB	R	H	RBI	BB	SO	LOB	BOTTOM								
Jacque Jones, L OBP: 0.360, SLG: 0.540	1-1 F9		0-0 K 1B	1-2 K 2B		0-2 F2		2-1 S 1B 2B		5	1	3	0	0	0	1									
Jay Canizaro, R OBP: 0.308, SLG: 0.340	0-1 F9		2-1 K 1B	1-0 L5		2-0 K 2B		3-1 K 1B		5	0	3	1	0	0	2									
Doug Mientkiewicz, L OBP: 0.369, SLG: 0.462	2-2 F7		1-2 F5	1-1 F7		4-0 K IBB		0-3 K		4	0	0	0	1	1	6									
Brian Buchanan, R OBP: 0.343, SLG: 0.515		3-2 L9		1-0 K 2B 1B		0-3 K	2-3 K	0-3 K		5	1	1	0	0	3	4									
Tori Hunter, R OBP: 0.412, SLG: 0.676		0-3 K		0-2 K 2B	4-1 K 2B BB	2-3 K				3	1	1	0	1	2	3									
Corey Koskie, L OBP: 0.374, SLG: 0.418		3-2 F7		1-1 K 2B HR	0-0 K 2B		4-0 K BB			3	1	2	2	1	0	0									
Dustan Mohr, R OBP: 0.402, SLG: 0.533			1-1 F8	1-1 K	0-2 P6		1-0 G3			4	0	0	0	0	1	4	AB 36 R 5 H 13 RBI 5 BB 4 SO 9 LOB 22								
Tom Prince, R OBP: 0.375, SLG: 0.783			1-0 F7	0-2 K HR	0-3 K		0-0 P6			4	1	1	2	0	1	2									
Denny Hocking, S OBP: 0.258, SLG: 0.222			3-1 K 1B 1B	2-2 K 2B 1B		4-0 K BB		1-3 K		3	0	2	0	1	1	0									
Inning Stats	R: 0 E: 0 K: 0 S: 9	H: 0 LOB: 0 BB: 0 P: 12	R: 0 E: 0 K: 1 S: 11	H: 0 LOB: 0 BB: 0 P: 17	R: 0 E: 0 K: 0 S: 11	H: 3 LOB: 3 BB: 0 P: 19	R: 4 E: 0 K: 1 S: 25	H: 6 LOB: 2 BB: 0 P: 34	R: 0 E: 0 K: 2 S: 11	H: 1 LOB: 2 BB: 1 P: 15	R: 0 E: 0 K: 2 S: 10	H: 1 LOB: 3 BB: 2 P: 24	R: 0 E: 0 K: 0 S: 2	H: 0 LOB: 0 BB: 1 P: 7	R: 1 E: 0 K: 3 S: 13	H: 2 LOB: 1 BB: 0 P: 19	R: 0 E: 0 K: 3 S: 7	H: 0 LOB: 0 BB: 1 P: 19	1B: 6 2B: 6 3B: 0 HR: 1	SF: 0 SAC: 0 DP: 1 HBP: 0	WP: 0 PB: 0 SB: 1 CS: 0	PA: 40			
PITCHER	IP	WLS	BF	H	R	ER	SO	BB	IBB	HBP	BLK	WP	HR	S	P	ERA	WHIP								
Tanyon Sturtze, R ERA: 4.78	5.1	L	30	11	4	4	4	2	1	0	0	0	0	71	111	6.75	2.438								
Victor Zambrano, R ERA: 3.52	2.2		10	2	1	1	5	1	0	0	0	0	0	21	36	3.38	1.125								

Tampa Bay Devil Rays @ Minnesota Twins
 Hubert H. Humphrey Metrodome, Minneapolis, MN
 Wed May 01 2002, 8:05 PM EDT
 Att: 12,691 - Dome - 72 F

AB 36
 R 5
 H 13
 RBI 5
 BB 4
 SO 9
 LOB 22




Batter	1	2	3	4	5	6	7	8	9	AB	R	H	RBI	BB	SO	LOB	TOP			
18 Johnny Damon, L (1, 8) OBP: 0.406, SLG: 0.526	P6		F8		F7			1B		4	0	1	0	0	0	2				
Jose Offerman, S (1, 10) OBP: 0.404, SLG: 0.540	G4-3			G5-3	G4-3			K		4	0	1	0	0	1	1				
Nomar Garciaparra, R (1, 6) OBP: 0.363, SLG: 0.521	F7			G5-3	F8			F8		4	0	0	0	0	0	1				
Manny Ramirez, R (1, 7) OBP: 0.491, SLG: 0.718 Lou Merloni, R (9, PR) OBP: 0.444, SLG: 0.500		K		K	G6-3			1B 1B		3	0	0	0	1	2	1				
Brian Daubach, L (1, 3) OBP: 0.407, SLG: 0.627		G5-4-3 BB		L3			G3-6 BB	1B E 1B		2	1	1	0	2	0	1				
Shea Hillenbrand, R (1, 5) OBP: 0.358, SLG: 0.530	G5-4-3				K		K	L6		4	0	0	0	0	2	4				
Jason Varitek, S (1, 2) OBP: 0.338, SLG: 0.438			L7		F9		G3-6	G6-3 1B		4	0	1	1	0	0	1				
Trot Nixon, L (1, 9) OBP: 0.330, SLG: 0.440 Rickey Henderson, R (8, PH) OBP: 0.400, SLG: 0.394			F8		F8			G1-3 SAFE	G6-3	2	1	1	0	0	0	0				
Carlos Baerga, S (9, PH) OBP: 0.308, SLG: 0.375 Tony Clark, S (9, 3) OBP: 0.216, SLG: 0.257					1B			1-3 2-H		1	0	0	0	0	0	1				
Rey Sanchez, R (1, 4) OBP: 0.317, SLG: 0.354								F8		3	0	2	1	0	0	0				
Inning Stats	R: 0 E: 0 K: 0 S: 6	H: 0 LOB: 0 BB: 0 P: 10	R: 0 E: 0 K: 1 S: 6	H: 0 LOB: 0 BB: 1 P: 13	R: 0 E: 0 K: 0 S: 8	H: 1 LOB: 1 BB: 0 P: 12	R: 0 E: 0 K: 1 S: 10	H: 1 LOB: 1 BB: 0 P: 17	R: 1 E: 0 K: 1 S: 7	H: 2 LOB: 1 BB: 0 P: 10	R: 0 E: 0 K: 1 S: 6	H: 0 LOB: 0 BB: 1 P: 12	R: 0 E: 0 K: 1 S: 9	H: 1 LOB: 1 BB: 0 P: 15	R: 2 E: 0 K: 0 S: 9	H: 2 LOB: 2 BB: 1 P: 18	1B: 5 2B: 2 3B: 0 HR: 0	SF: 0 SAC: 0 DP: 2 HBP: 0	WP: 0 PB: 0 SB: 0 CS: 0	PA: 35
PITCHER	IP	WLS	BF	H	R	ER	SO	BB	IBB	HBP	BLK	WP	HR	S	P	ERA	WHIP			
48 Delvin James, R (1, 1) ERA: 4.5	7.0		25	4	1	1	4	2	0	0	0	0	0	50	85	1.29	0.857			
Doug Creek, L (8, 1) ERA: 4.32	1.0	H	4	1	0	0	1	0	0	0	0	0	0	9	15	0.00	1.000			
Jesus Colome, R (9, 1) ERA: 8.31	1.0	L	6	2	2	1	0	1	0	0	0	0	0	9	18	9.00	3.000			

Boston Red Sox @ Tampa Bay Devil Rays
Tropicana Field, St. Petersburg, FL
Fri May 03 2002, 7:15 PM EDT
Att: 12,583 - Dome - 72 F

livebaseballscores.com

AB 32
R 3
H 7
RBI 2
BB 3
SO 5
LOB 12



Batter	1	2	3	4	5	6	7	8	9	AB	R	H	RBI	BB	SO	LOB	BOTTOM					
Brent Abernathy, R (1, 4) OBP: 0.294, SLG: 0.312	L9		F8 S BB		K		F7			3	0	0	0	1	1	2						
Jason Tyner, L (1, 7) OBP: 0.256, SLG: 0.245	L6		F8		G3			G4-3		4	0	0	0	0	0	1						
Randy Winn, S (1, 8) OBP: 0.324, SLG: 0.425	HR BB		F7				1B	S 1B		3	1	2	0	1	0	1						
Steve Cox, L (1, 3) OBP: 0.400, SLG: 0.489	1-H HR		P3		K		F7			4	1	1	2	0	1	2						
Ben Grieve, L (1, 9) OBP: 0.366, SLG: 0.500	G4-3				F8			K		4	0	1	0	0	1	2						
Greg Vaughn, R (1, 10) OBP: 0.486, SLG: 0.131			K		K		F7		G4-3	4	0	0	0	0	2	2						
Toby Hall, R (1, 2) OBP: 0.253, SLG: 0.261		F9			1B		P4		F9	4	0	1	0	0	0	0						
Chris Gomez, R (1, 6) OBP: 0.323, SLG: 0.465			K		F2			P4		4	0	1	0	0	1	2						
Russ Johnson, R (1, 5) OBP: 0.316, SLG: 0.300			G6-3				G6-3			3	0	1	0	0	0	1						
Inning Stats	R: 2 E: 0 K: 0 S: 9	H: 1 LOB: 1 BB: 1 P: 15	R: 0 E: 0 K: 2 S: 10	H: 0 LOB: 0 BB: 0 P: 13	R: 0 E: 0 K: 0 S: 5	H: 0 LOB: 1 BB: 1 P: 11	R: 0 E: 0 K: 1 S: 8	H: 2 LOB: 2 BB: 0 P: 10	R: 0 E: 0 K: 1 S: 9	H: 1 LOB: 0 BB: 0 P: 12	R: 0 E: 0 K: 1 S: 9	H: 1 LOB: 1 BB: 0 P: 15	R: 0 E: 0 K: 1 S: 6	H: 1 LOB: 1 BB: 0 P: 11	R: 0 E: 0 K: 1 S: 6	H: 1 LOB: 1 BB: 0 P: 9	R: 0 E: 0 K: 0 S: 8	H: 0 LOB: 0 BB: 0 P: 9	1B: 5 2B: 1 3B: 0 HR: 1	SF: 0 SAC: 0 DP: 0 HBP: 0	WP: 0 PB: 0 SB: 2 CS: 1	PA: 35
PITCHER	IP	WLS	BF	H	R	ER	SO	BB	IBB	HBP	BLK	WP	HR	S	P	ERA	WHIP					
John Burkett, R (1, 1) ERA: 2.0	7.0		28	6	2	2	5	2	0	0	0	0	0	56	87	2.57	1.143					
Casey Fossum, L (8, 1) ERA: 1.54	1.0	W	4	1	0	0	1	0	0	0	0	0	0	6	9	0.00	1.000					
Ugueth Urbina, R (9, 1) ERA: 5.23	1.0	S	3	0	0	0	0	0	0	0	0	0	0	8	9	0.00	0.000					

Boston Red Sox @ Tampa Bay Devil Rays
Tropicana Field, St. Petersburg, FL
Fri May 03 2002, 7:15 PM EDT
Att: 12,583 - Dome - 72 F

livebaseballscores.com


AB 33
R 2
H 7
RBI 2
BB 2
SO 6
LOB 13



Batter	1	2	3	4	5	6	7	8	9	AB	R	H	RBI	BB	SO	LOB	TOP								
Rickey Henderson, R OBP: 0.386, SLG: 0.361 Carlos Baerga, S OBP: 0.333, SLG: 0.375	1-3 K		1-3 K			2-1 L6	2-2 HBP		4-1 2B HR BB	3	0	0	0	0	2	0									
18 Johnny Damon, L OBP: 0.396, SLG: 0.510	3-2 G1-3		1-0 F9			1-1 F G1-4-3 1B	0-0 F3		2-2 F7	5	1	1	0	0	0	4									
Nomar Garciaparra, R OBP: 0.359, SLG: 0.515	1-3 K			1-0 F9		0-0 E5 G1-4-3 1B		3-2 F8	0-2 HR 2B	5	2	1	1	0	1	1									
Manny Ramirez, R OBP: 0.496, SLG: 0.708		1-0 F8		0-0 1B		3-1 G1-4-3	1-2 3-H	1-0 BB 1B	4-0 HR IBB	4	1	2	1	1	0	1									
Tony Clark, S OBP: 0.231, SLG: 0.260 Shea Hillenbrand, R OBP: 0.354, SLG: 0.354	1-2 G1-3		2-0 F7			0-0 2-H 1B		4-0 BB 1B	3-1 HR	3	0	1	1	1	0	1									
Jose Offerman, S OBP: 0.403, SLG: 0.519	0-0 1B		1-3 K			0-2 G5-3		2-2 F8	4-0 S BB	4	0	1	0	1	1	4									
Jason Varitek, S OBP: 0.329, SLG: 0.423	0-2 1B			2-2 G2-3			2-2 L6	0-1 P6	3-3 K	5	0	1	0	0	1	3									
Lou Merloni, R OBP: 0.333, SLG: 0.364 Trot Nixon, L OBP: 0.327, SLG: 0.435	2-1 F8			0-2 F8			0-0 F8		0-0 F7	3	0	0	0	0	0	2									
Rey Sanchez, R OBP: 0.318, SLG: 0.354 Brian Daubach, L OBP: 0.417, SLG: 0.654			0-0 F8				1-1 HBP 1B		2-1 2B 2B	3	0	1	0	0	0	0									
Inning Stats	R: 0 E: 0 K: 2 S: 12	H: 0 LOB: 0 BB: 0 P: 17	R: 0 E: 0 K: 0 S: 10	H: 2 LOB: 2 BB: 0 P: 14	R: 0 E: 0 K: 1 S: 5	H: 0 LOB: 0 BB: 0 P: 7	R: 0 E: 0 K: 1 S: 7	H: 1 LOB: 1 BB: 0 P: 11	R: 0 E: 0 K: 0 S: 10	H: 0 LOB: 0 BB: 0 P: 12	R: 2 E: 1 K: 0 S: 12	H: 2 LOB: 1 BB: 0 P: 18	R: 0 E: 0 K: 1 S: 10	H: 1 LOB: 2 BB: 0 P: 15	R: 0 E: 0 K: 0 S: 10	H: 1 LOB: 2 BB: 3 P: 20	R: 5 E: 0 K: 1 S: 19	H: 3 LOB: 1 BB: 3 P: 41	1B: 7 2B: 2 3B: 0 HR: 1	SF: 0 SAC: 0 DP: 0 HBP: 1	WP: 0 PB: 0 SB: 1 CS: 1	PA: 43			
PITCHER	IP	WLS	BF	H	R	ER	SO	BB	IBB	HBP	BLK	WP	HR	S	P	ERA	WHIP								
Joe Kennedy, L ERA: 3.72	7.0		29	6	2	0	4	0	0	1	0	0	0	66	94	0.00	0.857								
Victor Zambrano, R ERA: 5.71	2.0	L	14	4	5	5	1	3	1	0	0	0	1	29	61	22.50	3.500								

Boston Red Sox @ Tampa Bay Devil Rays
Tropicana Field, St. Petersburg, FL
Sat May 04 2002, 6:15 PM EDT
Att: 17,972 - Dome - 72 F


AB 38
R 7
H 10
RBI 7
BB 4
SO 5
LOB 16



Batter	1	2	3	4	5	6	7	8	9	AB	R	H	RBI	BB	SO	LOB	BOTTOM								
Brent Abernathy, R OBP: 0.292, SLG: 0.309	0-1 G5-3		3-2 G6-3			2-3 K		3-2 FC4-6 1B		4	1	1	0	0	1	1									
Jason Tyner, L OBP: 0.256, SLG: 0.246	0-1 G6-3		3-1 G6-3			0-1 B2-3		0-0 FC4-6 1B		4	0	1	0	0	0	0									
Randy Winn, S OBP: 0.322, SLG: 0.418	1-3 K			3-1 1B 2B		1-0 F7		1-2 FC4-6 BB 1B		4	2	1	0	0	1	2									
Steve Cox, L OBP: 0.413, SLG: 0.495		3-2 2B 1B		0-0 2B 1B		2-1 G6-3		4-0 1B BB		3	2	2	0	1	0	0									
Ben Grieve, L OBP: 0.371, SLG: 0.510		2-0 1-H 2B		1-3 K		0-1 G5-3		1-0 1-3 2-H 3-H 1B		4	0	2	3	0	1	2									
Greg Vaughn, R OBP: 0.188, SLG: 0.146		2-2 G6-3		0-1 1-H 2-H 2B			0-3 K	0-3 K		4	0	1	2	0	2	3									
Toby Hall, R OBP: 0.242, SLG: 0.250		1-1 G6-3		0-0 G5-3			0-0 G6-3		1-3 K	4	0	0	0	0	1	2									
Chris Gomez, R OBP: 0.309, SLG: 0.444		0-0 G6-3		1-3 K			2-2 G5-3		0-0 F8	4	0	0	0	0	1	2									
Felix Escalona, R OBP: 0.286, SLG: 0.320			2-3 K			2-2 CS 1B		2-2 F9	1-3 K	4	0	1	0	0	2	0									
Inning Stats	R: 0 E: 0 K: 1 S: 7	H: 0 LOB: 0 BB: 0 P: 8	R: 1 E: 0 K: 0 S: 11	H: 2 LOB: 1 BB: 0 P: 19	R: 0 E: 0 K: 1 S: 15	H: 0 LOB: 0 BB: 0 P: 23	R: 2 E: 0 K: 2 S: 14	H: 3 LOB: 1 BB: 0 P: 19	R: 0 E: 0 K: 0 S: 9	H: 0 LOB: 0 BB: 0 P: 8	R: 0 E: 0 K: 1 S: 9	H: 0 LOB: 0 BB: 0 P: 11	R: 2 E: 0 K: 1 S: 19	H: 3 LOB: 2 BB: 1 P: 30	R: 0 E: 0 K: 2 S: 7	H: 0 LOB: 0 BB: 0 P: 9	1B: 7 2B: 2 3B: 0 HR: 0	SF: 0 SAC: 0 DP: 0 HBP: 0	WP: 0 PB: 0 SB: 0 CS: 1	PA: 36					
PITCHER	IP	WLS	BF	H	R	ER	SO	BB	IBB	HBP	BLK	WP	HR	S	P	ERA	WHIP								
Derek Lowe, R ERA: 2.34	7.0		26	6	3	3	6	0	0	0	0	0	0	15	21	27.00	3.000								
Rich Garces, R ERA: 9.0	0.2		4	2	2	2	0	0	0	0	0	0	0	1	6	∞	∞								
Casey Fossum, L ERA: 1.54	0.0		2	1	0	0	0	1	0	0	0	0	0	1	6	∞	∞								
Sun-Woo Kim, R ERA: 2.79	0.1	W	1	0	0	0	1	0	0	0	0	0	0	3	3	0.00	0.000								
Ugueth Urbina, R ERA: 4.75	1.0	S	3	0	0	0	2	0	0	0	0	0	0	7	9	0.00	0.000								

Boston Red Sox @ Tampa Bay Devil Rays
Tropicana Field, St. Petersburg, FL
Sat May 04 2002, 6:15 PM EDT
Att: 17,972 - Dome - 72 F

AB 35
R 5
H 9
RBI 5
BB 1
SO 9
LOB 12



Batter	1	2	3	4	5	6	7	8	9	AB R H RBI BB SO LOB	TOP											
18 Johnny Damon, L (1, 8) OBP: 0.408, SLG: 0.515	1-1 FC3-6 1B		1-3 K			2-0 S 1B		4-0 SF8-2-4 BB		3 0 2 0 1 1 0	Boston Red Sox @ Tampa Bay Devil Rays Tropicana Field, St. Petersburg, FL Sun May 05 2002, 1:15 PM EDT Att: 15,920 - Dome - 72 F livebaseballscorecards.com											
Jose Offerman, S (1, 10) OBP: 0.379, SLG: 0.491	2-0 FC3-6 WP 1-2		0-0 G4-3			2-2 P3 1-2		2-1 SF8-2-4 1-2 3-H		3 0 0 1 0 0 2												
Nomar Garciaparra, R (1, 6) OBP: 0.363, SLG: 0.536	2-1 HBP 2-3 HBP		1-3 K			3-2 G5-3				3 1 1 1 0 1 1												
Manny Ramirez, R (1, 7) OBP: 0.488, SLG: 0.688	1-3 K			1-1 G5-3		3-3 K		1-0 FC6-4 1B		4 0 1 0 0 2 3												
Shea Hillenbrand, R (1, 5) OBP: 0.360, SLG: 0.548	1-1 1-2 HBP		2-3 K			1-3 K		1-1 FC6-4 G4-6-3 1B 1-2		3 0 0 0 0 2 1												
Tony Clark, S (1, 3) OBP: 0.232, SLG: 0.260	2-3 K		1-0 F7			3-2 G4-3		3-2 G4-6-3 1B 1-2		4 0 1 0 0 1 3												
Jason Varitek, S (1, 2) OBP: 0.314, SLG: 0.402		1-0 G4-3			3-2 G3		2-2 G6-3		0-2 G4-6-3 1-2 2-3	4 0 0 0 0 0 2												
Trot Nixon, L (1, 9) OBP: 0.324, SLG: 0.438		2-3 K			1-2 F7			3-1 SH3-4 2B		4 1 1 0 0 1 2												
Lou Merloni, R (1, 4) OBP: 0.286, SLG: 0.308		2-3 K			2-2 F8			1-2 SH3-4 2-3		2 0 0 0 0 1 0												
Inning Stats	R: 0 H: 1 E: 1 K: 2 S: 11	H: 0 LOB: 3 BB: 0 P: 20	R: 0 H: 0 E: 0 K: 2 S: 7	H: 0 LOB: 0 BB: 0 P: 12	R: 0 H: 0 E: 0 K: 1 S: 8	H: 0 LOB: 0 BB: 0 P: 10	R: 0 H: 0 E: 0 K: 1 S: 9	H: 0 LOB: 0 BB: 0 P: 13	R: 0 H: 0 E: 0 K: 1 S: 11	H: 0 LOB: 0 BB: 0 P: 17	R: 0 H: 1 E: 0 K: 1 S: 12	H: 1 LOB: 1 BB: 0 P: 22	R: 0 H: 0 E: 0 K: 1 S: 11	H: 0 LOB: 0 BB: 0 P: 17	R: 1 H: 1 E: 0 K: 0 S: 7	H: 3 LOB: 2 BB: 1 P: 17	R: 1 H: 3 E: 0 K: 0 S: 13	H: 3 LOB: 2 BB: 0 P: 21	1B: 4 2B: 2 3B: 0 HR: 1	SF: 1 SAC: 1 DP: 1 HBP: 2	WP: 1 PB: 0 SB: 1 CS: 0	PA: 35
PITCHER	IP WLS BF H R ER SO BB IBB HBP BLK WP HR S P ERA WHIP											IP WLS BF H R ER SO BB IBB HBP BLK WP HR S P ERA WHIP										
Ryan Rupe, R (1, 1) ERA: 4.3	7.1 L 27 3 1 1 9 0 0 2 0 1 0 74 120 1.23 0.409																					
Steve Kent, L (8, 1) ERA: 3.95	0.2 2 0 0 0 0 1 0 0 0 0 0 2 8 0.00 1.500																					
Esteban Yan, R (9, 1) ERA: 6.75	1.0 6 3 1 1 0 0 0 0 0 0 0 1 13 9.00 3.000																					

Batter	1	2	3	4	5	6	7	8	9	AB R H RBI BB SO LOB	BOTTOM											
Brent Abernathy, R (1, 4) OBP: 0.291, SLG: 0.307	1-0 P6			1-0 G5-3		3-1 G5-3			2-2 WP B1-3 1B	4 0 1 0 0 0 0	Boston Red Sox @ Tampa Bay Devil Rays Tropicana Field, St. Petersburg, FL Sun May 05 2002, 1:15 PM EDT Att: 15,920 - Dome - 72 F livebaseballscorecards.com											
Jason Tyner, L (1, 7) OBP: 0.284, SLG: 0.254	2-2 L7 1B			2-1 F8		1-2 S 1B			1-1 B1-3 1-2	4 0 2 0 0 0 1												
Randy Winn, S (1, 9) OBP: 0.319, SLG: 0.407	1-2 L7 1-2			2-0 1B HBP		3-2 L3 1-2			0-0 F8	3 0 0 0 0 0 3												
Steve Cox, L (1, 3) OBP: 0.407, SLG: 0.485		2-3 K		0-0 1B		1-0 F8			1-3 K 2-3	4 0 1 0 0 2 1												
Greg Vaughn, R (1, 10) OBP: 0.193, SLG: 0.142		1-3 K		1-3 K		1-0 G5-3				3 0 0 0 0 2 2												
Jason Conti, L (1, 8) OBP: 0.350, SLG: 0.353		1-3 K			1-1 P4		1-2 P6			3 0 0 0 0 1 0												
John Flaherty, R (1, 2) OBP: 0.238, SLG: 0.250				0-1 P4		2-3 K		0-2 G6-3		3 0 0 0 0 1 0												
Russ Johnson, R (1, 5) OBP: 0.300, SLG: 0.283				2-2 F7		1-2 P4		1-1 F9		3 0 0 0 0 0 0												
Felix Escalona, R (1, 6) OBP: 0.258, SLG: 0.286				0-2 F8		0-3 K		2-1 F9		3 0 0 0 0 1 0												
Inning Stats	R: 0 H: 1 E: 0 K: 0 S: 9	H: 0 LOB: 0 BB: 0 P: 13	R: 0 H: 0 E: 0 K: 3 S: 9	H: 0 LOB: 0 BB: 0 P: 13	R: 0 H: 0 E: 0 K: 0 S: 9	H: 1 LOB: 2 BB: 0 P: 11	R: 0 H: 1 E: 0 K: 1 S: 7	H: 0 LOB: 0 BB: 0 P: 13	R: 0 H: 0 E: 0 K: 1 S: 10	H: 0 LOB: 0 BB: 0 P: 14	R: 0 H: 1 E: 0 K: 0 S: 12	H: 1 LOB: 1 BB: 0 P: 18	R: 0 H: 0 E: 0 K: 0 S: 6	H: 0 LOB: 0 BB: 0 P: 9	R: 0 H: 0 E: 0 K: 0 S: 7	H: 0 LOB: 0 BB: 0 P: 10	R: 0 H: 1 E: 0 K: 1 S: 10	H: 1 LOB: 1 BB: 0 P: 14	1B: 4 2B: 0 3B: 0 HR: 0	SF: 0 SAC: 0 DP: 0 HBP: 1	WP: 1 PB: 0 SB: 1 CS: 0	PA: 31
PITCHER	IP WLS BF H R ER SO BB IBB HBP BLK WP HR S P ERA WHIP											IP WLS BF H R ER SO BB IBB HBP BLK WP HR S P ERA WHIP										
Frank Castillo, R (1, 1) ERA: 3.31	8.0 W 27 3 0 0 6 0 0 1 0 0 0 69 101 0.00 0.375																					
Ugueth Urbina, R (9, 1) ERA: 4.38	1.0 S 4 1 0 0 1 0 0 0 0 0 1 0 10 0.00 1.000																					

Batter	1	2	3	4	5	6	7	8	9	AB	R	H	RBI	BB	SO	LOB	TOP				
Alfonso Soriano, R (1,4) OBP: 0.376, SLG: 0.596	4-2 BB		3-2 1B		2-2 F8		0-0 2B		1-1 1B	4	2	3	2	1	0	0					
2 Derek Jeter, R (1,6) OBP: 0.366, SLG: 0.417	0-0 F8		0-1 G1-3		2-3 K		1-2 1B		1-2 1B	5	0	2	1	0	1	2					
Bernie Williams, S (1,8) OBP: 0.380, SLG: 0.384	0-0 F7			0-0 2B		4-0 BB		0-0 G4-3	3-3 K	4	1	1	0	1	1	4					
25 Jason Giambi, L (1,10) OBP: 0.368, SLG: 0.480	2-0 F7		2-1 2B		2-0 F2		0-2 L3			4	0	1	1	0	0	2					
20 Jorge Posada, S (1,2) OBP: 0.386, SLG: 0.458		1-3 K		4-0 1B		2-0 F7		4-1 BB		2	0	0	0	2	1	1					
Robin Ventura, L (1,5) OBP: 0.351, SLG: 0.490		1-2 F5		0-1 BB		1-3 K		0-0 BB		4	0	0	0	0	1	4					
Rondell White, R (1,7) OBP: 0.297, SLG: 0.383		1-3 K		1-1 1B		1-2 L4		0-0 G6-3		4	0	1	0	0	1	0					
John Vander Wal, L (1,9) OBP: 0.367, SLG: 0.418			0-1 1B		0-1 G4-3		1-3 K		1-1 1B	4	0	2	0	0	1	2					
Gerald Williams, R (9,FR) (9,9)										0	1	0	0	0	0	0					
Nick Johnson, L (1,3) OBP: 0.316, SLG: 0.364			1-1 1B		3-1 F8		0-1 2B		3-2 F7	4	1	1	0	0	0	2					
Inning Stats	R: 0 H: 0 E: 0 K: 0 S: 6	H: 0 LOB: 1 BB: 1 P: 12	R: 0 H: 0 E: 0 K: 2 S: 10	H: 0 LOB: 0 BB: 0 P: 13	R: 0 H: 2 E: 0 K: 0 S: 9	H: 1 LOB: 1 BB: 0 P: 13	R: 1 H: 3 E: 0 K: 0 S: 9	H: 3 LOB: 2 BB: 1 P: 16	R: 0 H: 0 E: 0 K: 1 S: 8	H: 0 LOB: 0 BB: 0 P: 15	R: 0 H: 0 E: 0 K: 1 S: 5	H: 0 LOB: 1 BB: 1 P: 14	R: 2 H: 3 E: 0 K: 1 S: 15	H: 3 LOB: 1 BB: 0 P: 18	R: 0 H: 0 E: 0 K: 0 S: 5	H: 0 LOB: 1 BB: 1 P: 9	R: 2 H: 3 E: 0 K: 1 S: 16	H: 3 LOB: 1 BB: 0 P: 24	1B: 6 2B: 6 3B: 0 HR: 0	SF: 0 SAC: 0 DP: 3 HBP: 0	WP: 1 PA: 39
PITCHER	IP WLS BF H R ER SO BB IBB HBP BLK WP HR S P ERA WHIP	8.2 L 37 10 5 5 5 4 0 0 0 0 0 76 124 5.19 1.615	0.1 2 1 0 0 1 0 0 0 0 1 0 7 10 0.00 3.000																		

New York Yankees @ Tampa Bay Devil Rays
Tropicana Field, St. Petersburg, FL
Tue May 07 2002, 7:15 PM EDT
Att: 15,031 - Dome - 72 F

AB 35
R 5
H 11
RBI 4
BB 4
SO 6
LOB 17



Batter	1	2	3	4	5	6	7	8	9	AB	R	H	RBI	BB	SO	LOB	BOTTOM				
Brent Abernathy, R (1,4) OBP: 0.302, SLG: 0.346	2-2 G6-3		0-0 F7			1-0 SH1-4		0-0 SH2-4		2	0	0	0	0	0	1					
Jason Tyner, L (1,7) OBP: 0.256, SLG: 0.246	1-1 G6-3			0-0 G4-3		3-1 1B		1-1 G4-3		4	0	1	2	0	0	1					
Randy Winn, S (1,9) OBP: 0.299, SLG: 0.380	2-3 K			1-2 F7		0-0 G4-3		1-1 G4-3		4	0	0	0	0	1	2					
Steve Cox, L (1,3) OBP: 0.388, SLG: 0.467		2-1 F7		2-1 P2		1-2 F9			0-0 L4	4	0	0	0	0	0	1					
Greg Vaughn, R (1,10) OBP: 0.197, SLG: 0.134		3-3 K			3-3 K		0-3 K		4-2 BB	3	0	0	0	1	3	0					
Toby Hall, R (1,2) OBP: 0.243, SLG: 0.280		0-1 G5-3			0-2 F7		0-2 1B		2-2 F9	4	0	1	0	0	0	1					
Chris Gomez, R (1,6) OBP: 0.305, SLG: 0.429			0-1 1B		2-3 K		0-2 F8		2-1 G4-3	4	0	1	0	0	1	2					
Jason Conti, L (1,8) OBP: 0.348, SLG: 0.316			1-0 L9			4-1 1B		2-1 F5		2	1	0	0	1	0	2					
Russ Johnson, R (1,5) OBP: 0.313, SLG: 0.276			0-0 F9			0-1 1B		4-2 BB		2	1	1	0	1	0	1					
Inning Stats	R: 0 H: 0 E: 0 K: 1 S: 11	H: 0 LOB: 0 BB: 0 P: 16	R: 0 H: 0 E: 0 K: 1 S: 8	H: 0 LOB: 0 BB: 0 P: 13	R: 0 H: 1 E: 0 K: 0 S: 5	H: 1 LOB: 1 BB: 0 P: 6	R: 0 H: 0 E: 0 K: 0 S: 7	H: 0 LOB: 0 BB: 0 P: 10	R: 0 H: 2 E: 0 K: 2 S: 9	H: 0 LOB: 0 BB: 0 P: 14	R: 2 H: 2 E: 0 K: 0 S: 10	H: 2 LOB: 1 BB: 1 P: 19	R: 0 H: 1 E: 0 K: 1 S: 13	H: 1 LOB: 1 BB: 0 P: 15	R: 0 H: 0 E: 0 K: 0 S: 7	H: 0 LOB: 1 BB: 1 P: 13	R: 0 H: 0 E: 0 K: 0 S: 9	H: 0 LOB: 1 BB: 1 P: 17	1B: 4 2B: 0 3B: 0 HR: 0	SF: 0 SAC: 2 DP: 0 HBP: 0	WP: 0 PA: 34
PITCHER	IP WLS BF H R ER SO BB IBB HBP BLK WP HR S P ERA WHIP	7.0 W 26 4 2 2 5 1 0 0 0 0 0 7 13 0.00 1.000	1.0 H 4 0 0 0 0 1 0 0 0 0 0 9 17 0.00 1.000																		

New York Yankees @ Tampa Bay Devil Rays
Tropicana Field, St. Petersburg, FL
Tue May 07 2002, 7:15 PM EDT
Att: 15,031 - Dome - 72 F

AB 29
R 2
H 4
RBI 2
BB 3
SO 5
LOB 11



Batter	1	2	3	4	5	6	7	8	9	AB	R	H	RBI	BB	SO	LOB	TOP		
Alfonso Soriano, R OBP: 0.367, SLG: 0.613	0-3 K		0-3 K			1-3 K		2-0 F9		4	0	0	0	0	3	0			
2 Derek Jeter, R OBP: 0.370, SLG: 0.435	1-0 1B			1-2 HR		1-0 G6-3		3-1 1B		4	1	3	1	0	0	0			
Bernie Williams, S OBP: 0.370, SLG: 0.372	1-1 F8			3-2 G5-3		0-3 K		2-0 G3		4	0	0	0	0	1	2			
25 Jason Giambi, L OBP: 0.368, SLG: 0.489 Gerald Williams, R OBP: 0.370, SLG: 0.435	0-3 K			1-1 P3			1-0 HR		4-1 20 BB FC	3	1	1	1	1	1	1			
20 Jorge Posada, S OBP: 0.393, SLG: 0.469		3-3 K		4-0 BB			0-0 F8		4-1 FC	2	0	1	0	2	1	0			
Shane Spencer, R OBP: 0.386, SLG: 0.487	1-2 F7			2-3 K			0-1 P3		0-0 FC	4	0	0	0	0	1	3			
Ron Coomer, R OBP: 0.300, SLG: 0.536	1-0 G4-1				1-3 K		0-0 F8		0-2 G4-3	4	0	0	0	0	1	3			
Rondell White, R OBP: 0.294, SLG: 0.369 Nick Johnson, L OBP: 0.305, SLG: 0.350			0-3 K		3-3 K		1-0 HBP		2-2 P4	3	0	0	0	0	2	2			
Enrique Wilson, S OBP: 0.278, SLG: 0.412			0-0 G5-3		3-2 F7		2-2 F5			3	0	0	0	0	0	2			
Inning Stats	R: 0 H: 1 E: 0 K: 2 S: 9	H: 1 LOB: 1 BB: 0 P: 11	R: 0 H: 0 E: 0 K: 1 S: 7	H: 0 LOB: 0 BB: 0 P: 12	R: 0 H: 0 E: 0 K: 2 S: 8	H: 0 LOB: 0 BB: 0 P: 8	R: 1 H: 1 E: 0 K: 1 S: 11	H: 1 LOB: 1 BB: 0 P: 22	R: 0 H: 0 E: 0 K: 2 S: 10	H: 0 LOB: 0 BB: 0 P: 12	R: 1 H: 2 E: 0 K: 0 S: 9	H: 2 LOB: 2 BB: 0 P: 13	R: 0 H: 1 E: 0 K: 0 S: 4	H: 1 LOB: 0 BB: 0 P: 11	R: 1 H: 0 E: 1 K: 0 S: 10	H: 0 LOB: 2 BB: 2 P: 20	1B: 2 2B: 2 3B: 0 HR: 2	SF: 0 SAC: 1 DP: 1 HBP: 1	WP: 0 PA: 35 CS: 0
PITCHER	IP	WLS	BF	H	R	ER	SO	BB	IBB	HBP	BLK	WP	HR	S	P	ERA	WHIP		
Joe Kennedy, L ERA: 3.53	7.0	L	27	4	2	2	10	1	0	1	0	0	2	65	96	2.57	0.714		
Victor Zambrano, R ERA: 5.12	2.0		8	1	1	0	0	2	0	0	0	0	0	14	31	0.00	1.500		

New York Yankees @ Tampa Bay Devil Rays
Tropicana Field, St. Petersburg, FL
Thu May 09 2002, 7:15 PM EDT
Att: 16,013 - Dome - 72 F


AB 31
R 3
H 5
RBI 2
BB 3
SO 10
LOB 13



Batter	1	2	3	4	5	6	7	8	9	AB	R	H	RBI	BB	SO	LOB	BOTTOM				
Brent Abernathy, R OBP: 0.298, SLG: 0.339	0-2 F8		0-1 P5		0-3 K			0-0 L6		4	0	0	0	0	1	1					
Jason Tyner, L OBP: 0.250, SLG: 0.235 Greg Vaughn, R OBP: 0.203, SLG: 0.134	3-2 P6		1-0 G3			1-2 F8		2-1 2B		3	0	0	0	0	0	0					
Randy Winn, S OBP: 0.311, SLG: 0.414	1-2 BB 1B		3-3 K			2-3 K2-3		0-1 2B		4	0	1	1	0	2	0					
Steve Cox, L OBP: 0.387, SLG: 0.456	0-1 FC5 BB 1B			0-3 K		2-0 G3		4-2 BB		3	0	1	0	1	1	0					
Ben Grieve, L OBP: 0.371, SLG: 0.486	4-2 FC5 BB			2-0 HBP		3-2 G6-3		1-2 G4-3		2	0	0	0	1	0	3					
Toby Hall, R OBP: 0.226, SLG: 0.259	0-1 FC5			2-2 L7		0-1 P4			1-0 F9	4	0	0	0	0	0	4					
Jason Conti, L OBP: 0.323, SLG: 0.296		0-1 G6-3		2-3 K		1-1 P2		2-3 K		4	0	0	0	0	2	1					
Chris Gomez, R OBP: 0.306, SLG: 0.417		3-2 F9			0-1 G5-3		4-2 HBP 2B BB		1-2 18 DI 1B	3	1	1	0	1	0	0					
1B Jared Sandberg, R OBP: 0.125, SLG: 0.125		0-0 G6-3			2-1 F8		3-2 F8		1-2 G3	4	0	0	0	0	0	2					
Inning Stats	R: 0 H: 1 E: 1 K: 0 S: 16	H: 1 LOB: 3 BB: 1 P: 24	R: 0 H: 0 E: 0 K: 0 S: 6	H: 0 LOB: 0 BB: 0 P: 9	R: 0 H: 0 E: 0 K: 1 S: 6	H: 0 LOB: 0 BB: 0 P: 10	R: 0 H: 0 E: 0 K: 2 S: 9	H: 0 LOB: 1 BB: 0 P: 15	R: 0 H: 0 E: 0 K: 1 S: 7	H: 0 LOB: 0 BB: 0 P: 9	R: 0 H: 0 E: 0 K: 1 S: 7	H: 0 LOB: 0 BB: 0 P: 12	R: 0 H: 0 E: 0 K: 0 S: 7	H: 0 LOB: 0 BB: 0 P: 11	R: 1 H: 1 E: 0 K: 0 S: 19	H: 1 LOB: 3 BB: 2 P: 33	R: 0 H: 1 E: 0 K: 1 S: 11	H: 1 LOB: 1 BB: 0 P: 16	1B: 2 2B: 1 3B: 0 HR: 0	SF: 0 SAC: 0 DP: 0 HBP: 2	WP: 0 PA: 36 CS: 0
PITCHER	IP	WLS	BF	H	R	ER	SO	BB	IBB	HBP	BLK	WP	HR	S	P	ERA	WHIP				
Orlando Hernandez, R ERA: 2.15	7.2	W	29	1	1	1	5	2	0	2	0	0	0	67	108	1.17	0.391				
42 Mariano Rivera, R ERA: 2.51	1.1	S	7	2	0	0	1	1	0	0	0	0	0	21	31	0.00	2.250				

New York Yankees @ Tampa Bay Devil Rays
Tropicana Field, St. Petersburg, FL
Thu May 09 2002, 7:15 PM EDT
Att: 16,013 - Dome - 72 F

AB 31
R 1
H 3
RBI 1
BB 3
SO 6
LOB 11



Batter	1	2	3	4	5	6	7	8	9	AB	R	H	RBI	BB	SO	LOB	TOP																	
6 Melvin Mora, R OBP: 0.423, SLG: 0.438 (1, 4)	1-3 K		0-3 K		2-2 F8		1-1 F9		2-0 P4	5	0	0	0	0	2	2	<p>Baltimore Orioles @ Tampa Bay Devil Rays Tropicana Field, St. Petersburg, FL Sat May 11 2002, 6:15 PM EDT Att: 10,811 - Dome - 72 F</p> <p>livebaseballscores.com</p>																	
Gary Matthews, S OBP: 0.406, SLG: 0.423 (1, 7)	2-3 K		2-3 K		2-2 G4-3		0-1 2B		4-1 BB	4	0	1	0	1	2	1																		
Jeff Conine, R OBP: 0.283, SLG: 0.374 (1, 3)	1-0 2B		0-2 F9		1-0 31 2B 1B		2-2 F8		3-1 F8	5	1	2	0	0	0	4																		
31 Jay Gibbons, L OBP: 0.345, SLG: 0.554 (1, 9)	3-2 G6-3			2-2 2B 2B	3-2 1-H 2B			4-1 21 F9 WP BB		3	1	2	1	1	0	1																		
Tony Batista, R OBP: 0.315, SLG: 0.549 (1, 5)		1-0 G6-3		3-2 2-H 1B 2B	0-2 G1-3			2-0 G5-3		4	1	1	1	0	0	2																		
21 Marty Cordova, R OBP: 0.383, SLG: 0.505 (1, 10)		4-2 FC6-4 BB		4-2 1B BB		0-0 F9		3-2 F9		2	1	0	0	2	0	1																		
Mike Bordick, R OBP: 0.288, SLG: 0.362 (1, 6)		0-0 L8		0-2 1-3 2-H 1B		3-1 F9		2-3 K		4	0	1	1	0	1	2																		
Gerónimo Gil, R OBP: 0.322, SLG: 0.506 (1, 2)		0-0 FC6-4		0-0 G4-6-3 1B		0-0 G6-3			0-0 BB 1B	4	0	2	1	0	0	1																		
Chris Singleton, L OBP: 0.200, SLG: 0.282 (1, 8)			3-2 1B	1-2 G4-6-3 1B		0-2 G3-1		2-0 P6		4	0	1	0	0	0	2																		
Inning Stats	R: 0 E: 0 K: 2 S: 12	H: 1 LOB: 1 BB: 0 P: 19	R: 0 E: 0 K: 0 S: 5	H: 0 LOB: 1 BB: 1 P: 10	R: 0 E: 0 K: 2 S: 13	H: 1 LOB: 0 BB: 0 P: 18	R: 3 E: 0 K: 0 S: 22	H: 4 LOB: 0 BB: 1 P: 32	R: 1 E: 0 K: 0 S: 18	H: 2 LOB: 1 BB: 0 P: 26	R: 0 E: 0 K: 0 S: 4	H: 0 LOB: 0 BB: 0 P: 7	R: 0 E: 0 K: 1 S: 11	H: 1 LOB: 1 BB: 0 P: 14	R: 0 E: 0 K: 1 S: 9	H: 0 LOB: 1 BB: 1 P: 19	R: 0 E: 0 K: 0 S: 6	H: 1 LOB: 2 BB: 1 P: 17	1B: 5 2B: 5 3B: 0 HR: 0	SF: 0 SAC: 0 DP: 1 HBP: 0	WP: 1 PA: 39 CS: 0													
PITCHER	IP WLS BF H R ER SO BB IBB HBP BLK WP HR S P ERA WHIP																	IP WLS BF H R ER SO BB IBB HBP BLK WP HR S P ERA WHIP																
Tanyon Sturtze, R ERA: 5.15 (1, 1)	6.0	26	8	4	4	4	2	0	0	0	0	0	0	0	74	112	6.00	1.667																
Jorge Sosa, R ERA: 3.88 (7, 1)	2.0	8	1	0	0	1	1	0	0	0	0	1	0	20	33	0.00	1.000																	
Esteban Yan, R ERA: 6.28 (9, 1)	1.0	W	5	1	0	0	0	0	0	0	0	0	0	6	17	0.00	2.000																	

Batter	1	2	3	4	5	6	7	8	9	AB	R	H	RBI	BB	SO	LOB	BOTTOM																
Brent Abernathy, R OBP: 0.328, SLG: 0.395 (1, 4)	0-0 L8 2B		4-1 G5-3 BB		3-0 3-H 3B		1-1 G6-3		0-0 1-2 2-H HR 1B	4	1	3	2	1	0	0	<p>Baltimore Orioles @ Tampa Bay Devil Rays Tropicana Field, St. Petersburg, FL Sat May 11 2002, 6:15 PM EDT Att: 10,811 - Dome - 72 F</p> <p>livebaseballscores.com</p>																
Randy Winn, S OBP: 0.310, SLG: 0.423 (1, 9)	0-2 L8		2-2 G5-3		4-1 G6-4-3 BB		0-2 F3		2-2 1-H 2-H HR	4	1	1	3	1	0	2																	
Steve Cox, L OBP: 0.368, SLG: 0.431 (1, 3)	0-1 G4-3		0-0 F5		0-0 G6-4-3 1-2 1B		2-2 FC4-6 1B			4	0	1	0	0	0	4																	
Ben Grieve, L OBP: 0.371, SLG: 0.478 (1, 10)	2-2 G4-3			0-0 L4		3-3 K		1-0 FC4-6		4	0	0	0	0	1	2																	
Greg Vaughn, R OBP: 0.228, SLG: 0.130 (1, 7)		4-2 L3 BB		4-1 G4-1 S BB		3-2 P4		0-3 K		2	0	0	0	2	1	1																	
Jason Conti, L OBP: 0.297, SLG: 0.364 (1, 8)		1-0 L3		2-1 G4-1		1-3 K			1-2 FC3-5 1B	3	0	0	0	0	1	2																	
Russ Johnson, R OBP: 0.324, SLG: 0.276 (9, PH)				1-3 1B						0	0	0	0	0	0	0																	
Jason Tyner, L OBP: 0.235, SLG: 0.241 (9, PH)		1-2 1B								1	0	1	0	0	0	0																	
Chris Gomez, R OBP: 0.311, SLG: 0.418 (1, 6)		4-0 2B BB		0-3 K			2-2 F9 18 G6-3 2B		1-1 FC3-5 1B 1B	3	2	2	0	1	1	1																	
John Flaherty, R OBP: 0.280, SLG: 0.375 (1, 2)		2-0 1-H 2B			1-2 18 L9 3B 2B		0-0 F9		0-0 FC3-5 1B HR	4	2	2	0	0	0	3																	
1B Jared Sandberg, R OBP: 0.125, SLG: 0.067 (1, 5)			2-2 F7		2-2 L9		1-2 G6-3		1-3 K	4	0	0	1	0	1	3																	
Inning Stats	R: 0 E: 0 K: 0 S: 9	H: 1 LOB: 0 BB: 0 P: 11	R: 0 E: 0 K: 0 S: 4	H: 1 LOB: 2 BB: 2 P: 15	R: 0 E: 0 K: 1 S: 7	H: 0 LOB: 1 BB: 1 P: 13	R: 0 E: 0 K: 2 S: 9	H: 0 LOB: 0 BB: 0 P: 16	R: 1 E: 0 K: 0 S: 9	H: 2 LOB: 1 BB: 1 P: 19	R: 0 E: 0 K: 1 S: 10	H: 0 LOB: 1 BB: 0 P: 13	R: 0 E: 0 K: 1 S: 14	H: 1 LOB: 0 BB: 0 P: 19	R: 4 E: 0 K: 1 S: 14	H: 4 LOB: 0 BB: 0 P: 19	1B: 4 2B: 5 3B: 1 HR: 1	SF: 0 SAC: 0 DP: 2 HBP: 0	WP: 0 PA: 38 CS: 0														
PITCHER	IP WLS BF H R ER SO BB IBB HBP BLK WP HR S P ERA WHIP																	IP WLS BF H R ER SO BB IBB HBP BLK WP HR S P ERA WHIP															
Calvin Maduro, R ERA: 4.35 (1, 1)	5.0	21	4	1	1	1	0	0	0	0	0	0	0	18	29	4.50	0.500																
Rick Bauer, R ERA: 2.04 (6, 1)	2.0	H	7	1	1	1	0	0	0	0	0	0	0	18	29	4.50	0.500																
Buddy Groom, L ERA: 3.0 (8, 1)	1.0	H	4	1	0	0	0	0	0	0	0	0	0	10	13	0.00	1.000																
Jorge Julio, R ERA: 2.79 (9, 1)	0.2	L	6	4	4	4	0	0	0	0	0	1	14	19	54.00	6.000																	

AB 35
R 4
H 10
RBI 4
BB 4
SO 5
LOB 16



AB 33
R 6
H 10
RBI 6
BB 5
SO 5
LOB 18



Batter	1	2	3	4	5	6	7	8	9	AB	R	H	RBI	BB	SO	LOB	TOP			
6 Melvin Mora, R OBP: 0.408, SLG: 0.419	E5 S 31 1B	L5		B5-3		F8			G6-3	5	1	0	0	0	0	4				
Chris Singleton, L OBP: 0.225, SLG: 0.322	2-1 S 31 1B	G3		0-0 1-2			1-2		1-0	5	1	4	0	0	0	1				
Jeff Conine, R OBP: 0.261, SLG: 0.368	3-3 2-3			0-0 21 HBP		G6-3			1-0	5	0	1	0	0	1	4				
31 Jay Gibbons, L OBP: 0.347, SLG: 0.545	3-1 21 WP 21 G5-3			F9					0-0	4	1	1	1	1	1	2				
Tony Batista, R OBP: 0.314, SLG: 0.540	1-1 21 G5-3 21 WP					F3			1-0	4	0	1	1	0	1	3				
21 Marty Cordova, R OBP: 0.378, SLG: 0.490	3-2 1-3 2-H	G5-3		1-2 HBP					0-0	3	0	0	1	0	0	1				
Mike Bordick, R OBP: 0.295, SLG: 0.380	2-1 F9								0-0	3	0	1	0	1	1	3				
Brook Fordyce, R OBP: 0.239, SLG: 0.190				0-1 6 B5-3		P6			1-2	4	0	2	0	0	0	2				
Jerry Hairston, R OBP: 0.296, SLG: 0.274				0-2 F9					2-1	2	0	0	0	1	0	2				
Gary Matthews, S OBP: 0.400, SLG: 0.415		B1-3							G6-3	1	0	0	0	0	0	1				
Inning Stats	R: 3 E: 1 K: 1 S: 16	H: 3 LOB: 1 BB: 0 P: 30	R: 0 E: 0 K: 0 S: 7	H: 1 LOB: 1 BB: 0 P: 7	R: 0 E: 0 K: 2 S: 13	H: 1 LOB: 2 BB: 0 P: 17	R: 0 E: 0 K: 0 S: 7	H: 2 LOB: 0 BB: 0 P: 8	R: 0 E: 0 K: 1 S: 9	H: 0 LOB: 0 BB: 1 P: 14	R: 0 E: 0 K: 0 S: 6	H: 1 LOB: 2 BB: 1 P: 12	R: 0 E: 0 K: 0 S: 7	H: 1 LOB: 1 BB: 1 P: 14	R: 0 E: 0 K: 0 S: 4	H: 0 LOB: 1 BB: 0 P: 6	1B: 7 2B: 1 3B: 2 HR: 0	SF: 0 SAC: 0 DP: 1 HBP: 1	WP: 1 PB: 0 SB: 1 CS: 0	PA: 40
PITCHER	IP WLS BF H R ER SO BB IBB HBP BLK WP HR S P ERA WHIP																			
Paul Wilson, R ERA: 3.42	7.0 W 32 9 3 1 4 2 0 1 0 1 0 65 102 1.29 1.571																			
Victor Zambrano, R ERA: 4.37	1.0 H 4 0 0 0 0 1 0 0 0 0 0 7 14 0.00 1.000																			
Esteban Yan, R ERA: 5.87	1.0 S 4 1 0 0 0 0 0 0 0 0 0 0 4 6 0.00 1.000																			

Baltimore Orioles @ Tampa Bay Devil Rays
Tropicana Field, St. Petersburg, FL
Sun May 12 2002, 1:15 PM EDT
Att: 10,264 - Dome - 72 F

AB	36
R	3
H	10
RBI	3
BB	3
SO	4
LOB	23



Batter	1	2	3	4	5	6	7	8	9	AB	R	H	RBI	BB	SO	LOB	BOTTOM			
Brent Abernathy, R OBP: 0.333, SLG: 0.398	1-2 S 2B	G4-3		0-1 2-H						4	1	2	1	0	1	1				
Randy Winn, S OBP: 0.309, SLG: 0.418	2-3 1-2			L8					1-1	4	0	1	0	0	1	2				
Steve Cox, L OBP: 0.372, SLG: 0.441	0-0 2-H			F9					2-2	4	1	2	1	0	0	0				
Ben Grieve, L OBP: 0.368, SLG: 0.466	3-3								1-1	3	0	0	0	0	2	1				
Greg Vaughn, R OBP: 0.236, SLG: 0.136	3-2								4-1	3	1	1	0	1	0	1				
Jason Tyner, L OBP: 0.255, SLG: 0.241									1-2 2-3	0	0	0	0	0	0	0				
Jason Conti, L OBP: 0.286, SLG: 0.324									1-0	4	0	0	0	0	2	4				
John Flaherty, R OBP: 0.310, SLG: 0.481									1-1	3	2	2	2	0	0	0				
18 Jared Sandberg, R OBP: 0.150, SLG: 0.158	2-3								3-H	4	1	1	1	0	2	3				
Felix Escalona, R OBP: 0.250, SLG: 0.273	1-0 2-H								0-0	3	0	1	1	0	0	1				
Inning Stats	R: 1 E: 0 K: 2 S: 16	H: 2 LOB: 1 BB: 0 P: 25	R: 1 E: 0 K: 2 S: 13	H: 2 LOB: 1 BB: 0 P: 19	R: 0 E: 0 K: 1 S: 8	H: 0 LOB: 0 BB: 0 P: 16	R: 3 E: 0 K: 0 S: 13	H: 4 LOB: 1 BB: 0 P: 23	R: 0 E: 0 K: 0 S: 7	H: 0 LOB: 0 BB: 0 P: 9	R: 0 E: 0 K: 2 S: 13	H: 0 LOB: 0 BB: 0 P: 18	R: 0 E: 0 K: 1 S: 10	H: 1 LOB: 0 BB: 0 P: 15	R: 1 E: 0 K: 0 S: 9	H: 1 LOB: 2 BB: 1 P: 19	1B: 6 2B: 4 3B: 0 HR: 0	SF: 1 SAC: 0 DP: 0 HBP: 1	WP: 0 PB: 0 SB: 1 CS: 1	PA: 36
PITCHER	IP WLS BF H R ER SO BB IBB HBP BLK WP HR S P ERA WHIP																			
Sidney Ponson, R ERA: 4.64	6.2 L 29 9 5 0 0 0 0 0 0 0 0 77 121 6.75 1.350																			
B.J. Ryan, L ERA: 6.94	0.1 2 1 1 1 0 0 0 0 1 0 0 0 7 11 27.00 3.000																			
Willis Roberts, R ERA: 2.65	1.0 4 0 0 0 0 0 1 0 0 0 0 0 5 12 0.00 1.000																			

Baltimore Orioles @ Tampa Bay Devil Rays
Tropicana Field, St. Petersburg, FL
Sun May 12 2002, 1:15 PM EDT
Att: 10,264 - Dome - 72 F

AB	32
R	6
H	10
RBI	6
BB	1
SO	8
LOB	13



Batter	1	2	3	4	5	6	7	8	9	AB	R	H	RBI	BB	SO	LOB	TOP				
Brent Abernathy, R (1,4) OBP: 0.324, SLG: 0.386	F8			F9		G6-3		F9		4	0	0	0	0	0	1	Tampa Bay Devil Rays @ New York Yankees Yankee Stadium, Bronx, NY Tue May 14 2002, 7:05 PM EDT Att: 29,503 - Cloudy - 58 F				
Jason Tyner, L (1,7) OBP: 0.255, SLG: 0.241	K			1B		F7		FC6-4 WP		4	1	1	0	0	1	1					
Randy Winn, S (1,8) OBP: 0.307, SLG: 0.414	K			1B		F7		K		4	0	1	1	0	2	1					
Steve Cox, L (1,3) OBP: 0.376, SLG: 0.466		K								4	1	2	1	0	2	1					
Ben Grieve, L (1,9) OBP: 0.371, SLG: 0.458		F9								2	1	0	0	2	0	1					
Greg Vaughn, R (1,10) OBP: 0.236, SLG: 0.148		K								4	0	1	0	0	2	3					
Toby Hall, R (1,2) OBP: 0.230, SLG: 0.254										3	0	0	1	1	0	1					
Chris Gomez, R (1,6) OBP: 0.301, SLG: 0.404										4	0	0	0	0	0	3					
1B Jared Sandberg, R (1,5) OBP: 0.125, SLG: 0.130										4	0	0	0	0	3	1					
Inning Stats	R: 0 E: 0 K: 2 S: 8	H: 0 LOB: 0 BB: 0 P: 10	R: 0 E: 0 K: 2 S: 9	H: 0 LOB: 0 BB: 0 P: 15	R: 0 E: 0 K: 1 S: 5	H: 0 LOB: 0 BB: 0 P: 8	R: 1 E: 0 K: 1 S: 20	H: 2 LOB: 2 BB: 1 P: 32	R: 0 E: 0 K: 0 S: 10	H: 0 LOB: 0 BB: 0 P: 13	R: 0 E: 0 K: 0 S: 10	H: 1 LOB: 2 BB: 1 P: 19	R: 0 E: 1 K: 1 S: 9	H: 0 LOB: 1 BB: 0 P: 10	R: 2 E: 0 K: 1 S: 16	H: 2 LOB: 1 BB: 1 P: 25	1B: 3 2B: 1 3B: 0 HR: 1	SF: 0 SAC: 0 DP: 0 HBP: 0	WP: 1 PB: 0 CS: 2	PA: 36	
PITCHER	IP	WLS	BF	H	R	ER	SO	BB	IBB	HBP	BLK	WP	HR	S	P	ERA	WHIP				
Roger Clemens, R (1,1) ERA: 3.77	6.2	W	25	3	1	1	8	2	0	0	0	0	0	70	109	1.35	0.750				
Steve Karsay, R (7,1) ERA: 2.7	0.2	H	3	0	0	0	0	0	0	0	0	0	0	4	5	0.00	0.000				
Mike Stanton, L (8,1) ERA: 1.83	0.2	H	2	0	0	0	1	0	0	0	0	1	0	7	8	0.00	0.000				
Ramiro Mendoza, R (9,1) ERA: 6.32	1.0		6	2	2	2	1	1	0	0	0	0	1	16	25	18.00	3.000				

Batter	1	2	3	4	5	6	7	8	9	AB	R	H	RBI	BB	SO	LOB	BOTTOM				
Alfonso Soriano, R (1,4) OBP: 0.362, SLG: 0.589	F9		F9				L6			4	0	1	0	1	0	0	Tampa Bay Devil Rays @ New York Yankees Yankee Stadium, Bronx, NY Tue May 14 2002, 7:05 PM EDT Att: 29,503 - Cloudy - 58 F				
2 Derek Jeter, R (1,6) OBP: 0.376, SLG: 0.466	G6-3		G6-3		G4-6-3					4	1	1	0	1	0	2					
Bernie Williams, S (1,8) OBP: 0.384, SLG: 0.406	G5-3				F8					4	0	0	1	1	0	2					
25 Jason Giambi, L (1,3) OBP: 0.382, SLG: 0.520		P4								4	2	2	1	1	1	3					
Ramiro Mendoza, R (9,1)										0	0	0	0	0	0	0					
20 Jorge Posada, S (1,2) OBP: 0.412, SLG: 0.552		K								3	2	2	2	1	1	0					
Robin Ventura, L (1,5) OBP: 0.356, SLG: 0.513										4	1	1	1	0	1	2					
Enrique Wilson, S (9,5) OBP: 0.316, SLG: 0.444										0	0	0	0	0	0	0					
Rondell White, R (1,7) OBP: 0.292, SLG: 0.357										3	1	1	0	1	0	4					
John Vander Wal, L (1,9) OBP: 0.382, SLG: 0.515										2	1	1	2	0	0	1					
Shane Spencer, R (7, PH) OBP: 0.359, SLG: 0.427										1	1	0	0	0	1	0					
Nick Johnson, L (1,10) OBP: 0.305, SLG: 0.371										4	1	2	2	0	1	0					
Inning Stats	R: 0 E: 0 K: 0 S: 3	H: 0 LOB: 0 BB: 0 P: 6	R: 0 E: 0 K: 2 S: 7	H: 0 LOB: 0 BB: 0 P: 12	R: 2 E: 0 K: 0 S: 14	H: 1 LOB: 0 BB: 1 P: 21	R: 2 E: 0 K: 0 S: 13	H: 3 LOB: 1 BB: 0 P: 21	R: 0 E: 0 K: 0 S: 8	H: 2 LOB: 1 BB: 0 P: 16	R: 0 E: 0 K: 0 S: 9	H: 1 LOB: 1 BB: 1 P: 19	R: 0 E: 0 K: 2 S: 8	H: 0 LOB: 0 BB: 0 P: 12	R: 6 E: 0 K: 1 S: 20	H: 4 LOB: 3 BB: 4 P: 44	1B: 8 2B: 1 3B: 0 HR: 3	SF: 0 SAC: 0 DP: 2 HBP: 1	WP: 1 PB: 1 CS: 0	PA: 40	
PITCHER	IP	WLS	BF	H	R	ER	SO	BB	IBB	HBP	BLK	WP	HR	S	P	ERA	WHIP				
Travis Harper, R (1,1) ERA: 4.09	3.2	L	16	4	4	4	2	1	0	0	1	0	0	28	52	0.00	1.200				
Steve Kent, L (4,1) ERA: 3.18	3.1		12	3	0	0	2	1	0	0	1	0	0	28	52	0.00	1.200				
Jesus Colome, R (8,1) ERA: 11.57	0.2		11	4	6	6	0	3	1	1	0	1	0	17	39	81.00	10.500				
Jorge Sosa, R (8,1) ERA: 3.6	0.1		1	0	0	0	1	0	0	0	0	0	0	3	5	0.00	0.000				

Batter	1	2	3	4	5	6	7	8	9	AB	R	H	RBI	BB	SO	LOB	TOP																							
Brent Abernathy, R OBP: 0.320, SLG: 0.380 (1, 4)	P4	G3-1 SH2-3 HR 1B	F8		K			G4-3		5	1	1	0	0	1	4	Tampa Bay Devil Rays @ New York Yankees Yankee Stadium, Bronx, NY Wed May 15, 2002, 7:05 PM EDT Att: 26,571 - Sunny - 66 F																							
Jason Tyner, L OBP: 0.292, SLG: 0.255 (1, 7)	1B	SH2-3		G6-3		BB 1B		G3		4	1	2	0	0	0	0																								
Randy Winn, S OBP: 0.316, SLG: 0.408 (1, 8)	1B	G3-1		F8		BB		BB 2B		2	2	0	0	3	0	1																								
Steve Cox, L OBP: 0.384, SLG: 0.522 (1, 3)	K	BB		HR		K		1-H 2B		5	2	3	4	0	2	4																								
Ben Grieve, L OBP: 0.366, SLG: 0.448 (1, 9)	1B	L4		L4		K		K		5	1	1	1	0	2	3																								
Greg Vaughn, R OBP: 0.242, SLG: 0.144 (1, 10)	1B	HR BB		FC6-4 BB		F5		F7		3	1	0	0	2	0	2																								
Toby Hall, R OBP: 0.236, SLG: 0.261 (1, 2)	HR 1B			FC6-4 1B		1B		G6-3		5	1	2	2	0	0	1																								
Chris Gomez, R OBP: 0.305, SLG: 0.429 (1, 6)	HR			F9 1B		1B		F7		5	1	2	3	0	0	1																								
Russ Johnson, R OBP: 0.319, SLG: 0.274 1B Jared Sandberg, R OBP: 0.125, SLG: 0.130 (1, 5) (9, 5)	HR			F9 1B		F9		G5-3		5	1	2	3	0	0	1																								
Inning Stats	R: 6 E: 0 K: 1 S: 26	H: 4 LOB: 0 BB: 2 P: 41	R: 2 E: 0 K: 0 S: 15	H: 2 LOB: 0 BB: 2 P: 21	R: 0 E: 0 K: 0 S: 9	H: 1 LOB: 2 BB: 1 P: 15	R: 1 E: 0 K: 0 S: 7	H: 1 LOB: 0 BB: 0 P: 13	R: 0 E: 0 K: 1 S: 15	H: 2 LOB: 2 BB: 0 P: 24	R: 0 E: 0 K: 0 S: 12	H: 1 LOB: 1 BB: 1 P: 23	R: 0 E: 0 K: 0 S: 5	H: 0 LOB: 0 BB: 0 P: 9	R: 1 E: 0 K: 1 S: 12	H: 1 LOB: 1 BB: 0 P: 21	R: 0 E: 0 K: 0 S: 5	H: 0 LOB: 0 BB: 0 P: 9	1B: 7 2B: 2 3B: 0 HR: 3	SF: 0 SAC: 1 DP: 0 HBP: 0	WP: 0 PB: 0 CS: 0	PA: 44																		
PITCHER	IP	WLS	BF	H	R	ER	SO	BB	IBB	HBP	BLK	WP	HR	S	P	ERA	WHIP	PITCHER				IP	WLS	BF	H	R	ER	SO	BB	IBB	HBP	BLK	WP	HR	S	P	ERA	WHIP		
Orlando Hernandez, R ERA: 3.44 Sterling Hitchcock, L ERA: 2.25 Ramiro Mendoza, R ERA: 5.92 Mike Stanton, L ERA: 2.18 Steve Karsay, R ERA: 2.97	(1, 1)	1.2	L	13	6	8	8	1	2	0	0	0	0	2	38	56	43.20	4.800					(1, 1)	1.2	L	13	6	8	8	1	2	0	0	0	0	2	38	56	43.20	4.800
Alfonso Soriano, R OBP: 0.397, SLG: 0.578 (1, 4)	L8			F9		K		F9		2 1B		K		F9		5	0	1	1	0	1	0																		
2 Derek Jeter, R OBP: 0.376, SLG: 0.461 (1, 6)	K			G4-3		HBP 1B		F8		4-2		G3-6-1 BB		4	0	1	0	1	1	0																				
Bernie Williams, S OBP: 0.385, SLG: 0.423 (1, 8)	K			G4-3		HR		G4-3		1-1		G3-6-1 BB		4	1	1	1	0	1	1																				
25 Jason Giambi, L OBP: 0.379, SLG: 0.510 (1, 3)				L7		F8		K		20 1B		BB		3	1	0	0	1	1	3																				
20 Jorge Posada, S OBP: 0.421, SLG: 0.563 (1, 2)				F8		2B		G6-3		1-1		FC6-4 BB		3	0	2	0	1	0	0																				
Rondell White, R OBP: 0.291, SLG: 0.348 (1, 7)				F8		2-3		F8		4-0		1B BB		3	2	0	0	1	0	3																				
Robin Ventura, L OBP: 0.353, SLG: 0.508 Ron Coomer, R OBP: 0.314, SLG: 0.515 (1, 5) (5, 5)				G3				G3		0-2		1B 1B		1	0	0	0	0	1																					
Shane Spencer, R OBP: 0.346, SLG: 0.409 (1, 9)								K		2-0		P4		4	0	0	0	0	1	4																				
Nick Johnson, L OBP: 0.304, SLG: 0.392 (1, 10)				K				K		2-2		G3		4	1	1	4	0	2	1																				
Inning Stats	R: 0 E: 0 K: 2 S: 7	H: 0 LOB: 0 BB: 0 P: 10	R: 0 E: 0 K: 0 S: 5	H: 1 LOB: 1 BB: 0 P: 9	R: 0 E: 0 K: 2 S: 9	H: 0 LOB: 0 BB: 0 P: 12	R: 1 E: 0 K: 0 S: 7	H: 1 LOB: 0 BB: 0 P: 9	R: 2 E: 0 K: 1 S: 17	H: 3 LOB: 3 BB: 1 P: 28	R: 3 E: 0 K: 1 S: 14	H: 2 LOB: 1 BB: 1 P: 22	R: 1 E: 0 K: 0 S: 8	H: 1 LOB: 1 BB: 1 P: 18	R: 0 E: 0 K: 2 S: 9	H: 0 LOB: 0 BB: 0 P: 12	R: 0 E: 0 K: 0 S: 6	H: 0 LOB: 0 BB: 1 P: 11	1B: 5 2B: 1 3B: 0 HR: 2	SF: 0 SAC: 0 DP: 1 HBP: 1	WP: 2 PB: 0 CS: 0	PA: 39																		
PITCHER	IP	WLS	BF	H	R	ER	SO	BB	IBB	HBP	BLK	WP	HR	S	P	ERA	WHIP	PITCHER				IP	WLS	BF	H	R	ER	SO	BB	IBB	HBP	BLK	WP	HR	S	P	ERA	WHIP		
Joe Kennedy, L ERA: 4.04 Doug Creek, L ERA: 4.39 Victor Zambrano, R ERA: 4.57 Esteban Yan, R ERA: 5.51	(1, 1)	5.2	W	26	6	5	5	5	2	0	0	0	0	1	54	84	7.94	1.412					(1, 1)	5.2	W	26	6	5	5	5	2	0	0	0	0	1	54	84	7.94	1.412
Alfonso Soriano, R OBP: 0.397, SLG: 0.578 (1, 4)	L8			F9		K		F9		2 1B		K		F9		5	0	1	1	0	1	0																		
2 Derek Jeter, R OBP: 0.376, SLG: 0.461 (1, 6)	K			G4-3		HBP 1B		F8		4-2		G3-6-1 BB		4	0	1	0	1	1	0																				
Bernie Williams, S OBP: 0.385, SLG: 0.423 (1, 8)	K			G4-3		HR		G4-3		1-1		G3-6-1 BB		4	1	1	1	0	1	1																				
25 Jason Giambi, L OBP: 0.379, SLG: 0.510 (1, 3)				L7		F8		K		20 1B		BB		3	1	0	0	1	1	3																				
20 Jorge Posada, S OBP: 0.421, SLG: 0.563 (1, 2)				F8		2B		G6-3		1-1		FC6-4 BB		3	0	2	0	1	0	0																				
Rondell White, R OBP: 0.291, SLG: 0.348 (1, 7)				F8		2-3		F8		4-0		1B BB		3	2	0	0	1	0	3																				
Robin Ventura, L OBP: 0.353, SLG: 0.508 Ron Coomer, R OBP: 0.314, SLG: 0.515 (1, 5) (5, 5)				G3				G3		0-2		1B 1B		1	0	0	0	0	1																					
Shane Spencer, R OBP: 0.346, SLG: 0.409 (1, 9)								K		2-0		P4		4	0	0	0	0	1	4																				
Nick Johnson, L OBP: 0.304, SLG: 0.392 (1, 10)				K				K		2-2		G3		4	1	1	4	0	2	1																				
Inning Stats	R: 0 E: 0 K: 2 S: 7	H: 0 LOB: 0 BB: 0 P: 10	R: 0 E: 0 K: 0 S: 5	H: 1 LOB: 1 BB: 0 P: 9	R: 0 E: 0 K: 2 S: 9	H: 0 LOB: 0 BB: 0 P: 12	R: 1 E: 0 K: 0 S: 7	H: 1 LOB: 0 BB: 0 P: 9	R: 2 E: 0 K: 1 S: 17	H: 3 LOB: 3 BB: 1 P: 28	R: 3 E: 0 K: 1 S: 14	H: 2 LOB: 1 BB: 1 P: 22	R: 1 E: 0 K: 0 S: 8	H: 1 LOB: 1 BB: 1 P: 18	R: 0 E: 0 K: 2 S: 9	H: 0 LOB: 0 BB: 0 P: 12	R: 0 E: 0 K: 0 S: 6	H: 0 LOB: 0 BB: 1 P: 11	1B: 5 2B: 1 3B: 0 HR: 2	SF: 0 SAC: 0 DP: 1 HBP: 1	WP: 2 PB: 0 CS: 0	PA: 39																		
PITCHER	IP	WLS	BF	H	R	ER	SO	BB	IBB	HBP	BLK	WP	HR	S	P	ERA	WHIP	PITCHER				IP	WLS	BF	H	R	ER	SO	BB	IBB	HBP	BLK	WP	HR	S	P	ERA	WHIP		
Joe Kennedy, L ERA: 4.04 Doug Creek, L ERA: 4.39 Victor Zambrano, R ERA: 4.57 Esteban Yan, R ERA: 5.51	(1, 1)	5.2	W	26	6	5	5	5	2	0	0	0	0	1	54	84	7.94	1.412					(1, 1)	5.2	W	26	6	5	5	5	2	0	0	0	0	1	54	84	7.94	1.412

AB 38
R 10
H 12
RBI 10
BB 5
SO 5
LOB 18



BOTTOM

Tampa Bay Devil Rays @ New York Yankees
 Yankee Stadium, Bronx, NY
 Wed May 15, 2002, 7:05 PM EDT
 Att: 26,571 - Sunny - 66 F

AB 34
R 7
H 8
RBI 6
BB 4
SO 8
LOB 13



Batter	1	2	3	4	5	6	7	8	9	AB	R	H	RBI	BB	SO	LOB	TOP	
Brent Abernathy, R OBP: 0.311, SLG: 0.369 (1, 4)	L9			L9		K		G6-3		4	0	0	0	0	1	2		
Jason Tyner, L OBP: 0.291, SLG: 0.255 (1, 7)	G1-3			1B		F7		G1-3		4	0	1	0	0	0	1		
Steve Cox, L OBP: 0.373, SLG: 0.507 (1, 3)	L5			L1		P6		K		4	0	0	0	0	1	2		
Greg Vaughn, R OBP: 0.235, SLG: 0.140 (1, 10)		P6		K				G6-3		4	0	0	0	0	1	1		
Ben Grieve, L OBP: 0.358, SLG: 0.438 (1, 9)		K				G1-3		K		3	0	0	0	0	2	0		
Toby Hall, R OBP: 0.231, SLG: 0.254 (1, 2)		P4				L9		G5-3		3	0	0	0	0	0	0		
Chris Gomez, R OBP: 0.302, SLG: 0.425 Felix Escalona, R OBP: 0.263, SLG: 0.265 (1, 6) (4, 6)				G5-3		HBP		F9		1	0	0	0	0	0	0		
1B Jared Sandberg, R OBP: 0.111, SLG: 0.115 (1, 5)				L4		L7		K		3	0	0	0	0	1	1		
Jason Conti, L OBP: 0.295, SLG: 0.400 (1, 8)				L7				2B		3	0	2	0	0	0	0		
Inning Stats	R: 0 E: 0 K: 0 S: 4	H: 0 LOB: 0 BB: 5	R: 0 E: 0 K: 1 S: 9	H: 0 LOB: 0 BB: 12	R: 0 E: 0 K: 1 S: 14	H: 0 LOB: 0 BB: 19	R: 0 E: 0 K: 1 S: 10	H: 1 LOB: 1 BB: 0	R: 0 E: 0 K: 1 S: 8	H: 0 LOB: 0 BB: 7	R: 0 E: 0 K: 1 S: 14	H: 1 LOB: 0 BB: 20	R: 0 E: 0 K: 1 S: 6	H: 0 LOB: 0 BB: 10	1B: 1 2B: 2 3B: 0 HR: 0	SF: 0 SAC: 0 DP: 0 HBP: 1	WP: 0 PB: 0 CS: 0	PA: 31
PITCHER David Wells, L ERA: 3.86 (1, 1)	IP: 9.0 WLS: W BF: 31 H: 3 R: 0 ER: 0 SO: 6 BB: 0 IBB: 0 HBP: 1 BLK: 0 WP: 0 HR: 0 S: 79 P: 112 ERA: 0.00 WHIP: 0.333																	

Tampa Bay Devil Rays @ New York Yankees
Yankee Stadium, Bronx, NY
Thu May 16 2002, 7:05 PM EDT
Att: 32,695 - Cloudy - 78 F

AB 30
R 0
H 3
RBI 0
BB 0
SO 6
LOB 7



Batter	1	2	3	4	5	6	7	8	9	AB	R	H	RBI	BB	SO	LOB	BOTTOM	
Alfonso Soriano, R OBP: 0.351, SLG: 0.581 (1, 4)	HR			G5-3		F7		G6-4-3		6	1	1	1	0	0	6		
2 Derek Jeter, R OBP: 0.381, SLG: 0.459 Enrique Wilson, S OBP: 0.286, SLG: 0.400 (1, 6) (7, 6)	G6-3	G5-3		HR	1B	2B		K	F7	3	2	1	0	1	0	0		
Bernie Williams, S OBP: 0.387, SLG: 0.452 Gerald Williams, R (1, 8) (7, 8)	E6	G3		HR	2B	G5-3		G5-3		4	2	2	3	0	0	0		
25 Jason Giambi, L OBP: 0.385, SLG: 0.506 Ron Coomer, R OBP: 0.314, SLG: 0.515 (1, 10) (7, PR)	E	F8		HR	2B	F9		HBP		3	1	1	0	1	0	0		
20 Jorge Posada, S OBP: 0.420, SLG: 0.576 (1, 2)	2B			HR	K	L3		P6		4	2	1	1	1	1	3		
Robin Ventura, L OBP: 0.362, SLG: 0.512 (1, 5)	E9			G5-3	1B	G3		F8	WP	5	2	3	2	0	0	0		
John Vander Wal, L OBP: 0.420, SLG: 0.543 (1, 9)	1B			HR	1B	1B		E	1B	2	2	2	2	3	0	0		
Rondell White, R OBP: 0.294, SLG: 0.350 (1, 7)	E6			L7	1B	1B		F8		5	0	2	0	0	0	4		
Nick Johnson, L OBP: 0.314, SLG: 0.419 (1, 3)	1B			HR	G3-1	1B		E6		4	1	2	4	1	0	4		
Inning Stats	R: 6 E: 3 K: 0 S: 17	H: 5 LOB: 1 BB: 1	R: 0 E: 0 K: 0 S: 8	H: 0 LOB: 0 BB: 0	R: 3 E: 0 K: 1 S: 14	H: 2 LOB: 0 BB: 1	R: 2 E: 0 K: 1 S: 18	H: 5 LOB: 3 BB: 0	R: 1 E: 0 K: 0 S: 10	H: 1 LOB: 2 BB: 2	R: 0 E: 0 K: 1 S: 10	H: 0 LOB: 1 BB: 0	R: 1 E: 1 K: 0 S: 16	H: 1 LOB: 2 BB: 1	1B: 9 2B: 3 3B: 0 HR: 4	SF: 0 SAC: 0 DP: 2 HBP: 1	WP: 1 PB: 0 CS: 0	PA: 47
PITCHER Ryan Rupe, R ERA: 5.85 Jason Standridge, R ERA: 9.0 Jorge Sosa, R ERA: 3.71 (1, 1) (4, 1) (7, 1)	IP: 3.0 WLS: L BF: 19 H: 7 R: 3 ER: 3 SO: 7 BB: 2 IBB: 0 HBP: 0 BLK: 0 WP: 0 HR: 3 S: 39 P: 69 ERA: 21.00 WHIP: 3.000																	

Tampa Bay Devil Rays @ New York Yankees
Yankee Stadium, Bronx, NY
Thu May 16 2002, 7:05 PM EDT
Att: 32,695 - Cloudy - 78 F

AB 39
R 13
H 15
RBI 13
BB 7
SO 2
LOB 19



Batter	1	2	3	4	5	6	7	8	9	AB	R	H	RBI	BB	SO	LOB	TOP				
Brent Abernathy, R (1,4) OBP: 0.301, SLG: 0.356	F8		P5		G6-3		F3		L8	5	0	0	0	0	0	4	Tampa Bay Devil Rays @ Baltimore Orioles Oriole Park at Camden Yards, Baltimore, MD Fri May 17 2002, 7:05 PM EDT Att: 36,914 - Cloudy - 80 F livebaseballscorecards.com				
Jason Tyner, L (1,7) OBP: 0.281, SLG: 0.255 Randy Winn, S (9, PH) OBP: 0.314, SLG: 0.405	G3-1		G3		G4-6-3 1B		G6-3		G4-3	4	0	1	0	0	0	2					
Steve Cox, L (1,3) OBP: 0.370, SLG: 0.500	K				G4-6-3 1B				L9	4	0	1	0	0	1	1					
Ben Grieve, L (1,9) OBP: 0.355, SLG: 0.432			G4-3		G6-3				G5-3	4	1	1	0	0	0	0					
Greg Vaughn, R (1,10) OBP: 0.242, SLG: 0.137			G5-3		FC5 1B				G5-3	2	1	0	0	2	0	2					
Toby Hall, R (1,2) OBP: 0.239, SLG: 0.294 John Flaherty, R (8,2) OBP: 0.310, SLG: 0.481			F9		HR				G4-3	4	1	2	3	0	0	1					
Jason Conti, L (1,8) OBP: 0.292, SLG: 0.372					2B BB				K	3	0	0	0	1	2	2					
Chris Gomez, R (1,6) OBP: 0.316, SLG: 0.452					E9				K	4	0	3	0	0	0	2					
1B Jared Sandberg, R (1,5) OBP: 0.100, SLG: 0.103 Jason Smith, L (9, PH) OBP: 0.300, SLG: 0.222			K		K				K	3	0	0	0	0	2	3					
Inning Stats	R: 0 E: 0 K: 1 S: 8	H: 0 LOB: 0 BB: 0 P: 14	R: 0 E: 0 K: 0 S: 4	H: 0 LOB: 0 BB: 0 P: 4	R: 0 E: 0 K: 1 S: 11	H: 1 LOB: 2 BB: 1 P: 20	R: 3 E: 2 K: 2 S: 17	H: 4 LOB: 1 BB: 0 P: 26	R: 0 E: 0 K: 0 S: 6	H: 1 LOB: 2 BB: 1 P: 10	R: 0 E: 0 K: 0 S: 6	H: 0 LOB: 0 BB: 0 P: 11	R: 0 E: 0 K: 0 S: 7	H: 0 LOB: 1 BB: 1 P: 13	R: 0 E: 0 K: 1 S: 11	H: 1 LOB: 2 BB: 1 P: 22		1B: 4 2B: 3 3B: 0 HR: 1	SF: 0 SAC: 0 DP: 1 HBP: 0	WP: 0 PB: 0 SB: 0 CS: 0	PA: 38
PITCHER	IP	WLS	BF	H	R	ER	SO	BB	IBB	HBP	BLK	WP	HR	S	P	ERA	WHIP				
Calvin Maduro, R (1,1) ERA: 4.43	5.1		22	6	3	3	4	1	0	0	0	0	1	48	76	5.06	1.312				
Willis Roberts, R (6,1) ERA: 2.37	1.2	W	7	1	0	0	0	1	0	0	0	0	0	11	20	0.00	1.200				
Buddy Groom, L (8,1) ERA: 2.7	0.2	H	3	0	0	0	0	1	0	0	0	0	0	6	12	0.00	1.500				
Jorge Julio, R (8,1) ERA: 2.53	1.1	S	6	1	0	0	1	1	0	0	0	0	0	12	23	0.00	1.500				

Batter	1	2	3	4	5	6	7	8	9	AB	R	H	RBI	BB	SO	LOB	BOTTOM				
6 Melvin Mora, R (1,4) OBP: 0.391, SLG: 0.397	P3		F8		F7		K			4	0	0	0	0	1	0	Tampa Bay Devil Rays @ Baltimore Orioles Oriole Park at Camden Yards, Baltimore, MD Fri May 17 2002, 7:05 PM EDT Att: 36,914 - Cloudy - 80 F livebaseballscorecards.com				
Chris Singleton, L (1,8) OBP: 0.241, SLG: 0.359	K		1B		G4-1		G2-3			4	1	1	0	0	1	0					
Jeff Conine, R (1,3) OBP: 0.270, SLG: 0.384			BB		E5 31 BB		HR			3	1	2	2	1	0	0					
31 Jay Gibbons, L (1,10) OBP: 0.344, SLG: 0.514	G4-3		BB		BB		F9			2	0	0	0	2	0	1					
Tony Batista, R (1,5) OBP: 0.325, SLG: 0.554			F7		F9		P6		G1-3 1B	4	1	1	0	0	0	4					
21 Marty Cordova, R (1,7) OBP: 0.363, SLG: 0.459			G5-3				L8		K	4	1	1	0	0	1	3					
Gary Matthews, S (1,9) OBP: 0.391, SLG: 0.404			F7		G4-3		WP E 1B		G1-3	4	1	1	0	0	0	2					
Geronimo Gil, R (1,2) OBP: 0.327, SLG: 0.484			E8 2H		F8		E5 G6-4-3		S 1B	4	0	2	3	0	0	0					
Mike Bordick, R (1,6) OBP: 0.301, SLG: 0.362			G3		L7		G6-4-3		P4	4	0	0	0	0	0	3					
Inning Stats	R: 0 E: 0 K: 1 S: 9	H: 0 LOB: 1 BB: 1 P: 16	R: 1 E: 1 K: 0 S: 10	H: 2 LOB: 1 BB: 0 P: 18	R: 1 E: 0 K: 0 S: 9	H: 2 LOB: 2 BB: 1 P: 18	R: 0 E: 0 K: 0 S: 8	H: 0 LOB: 0 BB: 0 P: 12	R: 0 E: 1 K: 0 S: 6	H: 0 LOB: 2 BB: 1 P: 12	R: 1 E: 1 K: 0 S: 10	H: 1 LOB: 0 BB: 0 P: 16	R: 1 E: 0 K: 1 S: 8	H: 1 LOB: 0 BB: 0 P: 12	R: 1 E: 0 K: 1 S: 11	H: 2 LOB: 1 BB: 0 P: 20		1B: 6 2B: 1 3B: 0 HR: 1	SF: 0 SAC: 0 DP: 1 HBP: 0	WP: 1 PB: 0 SB: 3 CS: 0	PA: 36
PITCHER	IP	WLS	BF	H	R	ER	SO	BB	IBB	HBP	BLK	WP	HR	S	P	ERA	WHIP				
Tanyon Sturtze, R (1,1) ERA: 5.01	5.0		23	4	2	2	1	3	0	0	0	0	1	42	76	3.60	1.400				
Victor Zambrano, R (6,1) ERA: 5.11	3.0	L	13	4	3	3	2	0	0	0	0	1	1	29	48	9.00	1.333				

Batter	1	2	3	4	5	6	7	8	9	AB	R	H	RBI	BB	SO	LOB	TOP				
Brent Abernathy, R OBP: 0.311, SLG: 0.364 (1,4) C	F7		BB 1B	1-2 3-H 1B		1-1 1B		G6-3		5	0	3	1	0	0	0	Tampa Bay Devil Rays @ Baltimore Orioles Oriole Park at Camden Yards, Baltimore, MD Sat May 18 2002, 7:05 PM EDT Att: 35,093 - Cloudy - 60 F livebaseballscorecards.com				
Jason Smith, L OBP: 0.287, SLG: 0.214 (1,5) C	K		1-2 1B	K		F7		G3-1		5	0	1	0	0	2	3					
Randy Winn, S OBP: 0.317, SLG: 0.397 (1,8) C	K2-3		1-2 2-3 1B		G6-3	L8			HR	3	1	0	0	2	1	1					
Steve Cox, L OBP: 0.377, SLG: 0.503 (1,3) C		FC5-4 1B	L7		BB 1B			S 1B	K	5	1	3	0	0	1	4					
Ben Grieve, L OBP: 0.350, SLG: 0.419 (1,9) C	FC5-4 1-2 1B			G4-3	1B 1-2 BB		K	K	K	4	0	0	0	1	2	3					
Greg Vaughn, R OBP: 0.247, SLG: 0.191 (1,10) C	G5-3			HR	F8		K	HR		5	2	2	3	0	1	4					
John Flaherty, R OBP: 0.382, SLG: 0.500 (1,2) C	K		FC6-4 1B	1B	1-3 2-H 1B			BB		3	1	2	1	2	1	1					
Chris Gomez, R OBP: 0.312, SLG: 0.442 (1,6) C			F9	FC6-4 1B	F8		K	F3		5	0	1	0	0	1	5					
Jason Tyner, L OBP: 0.255, SLG: 0.248 (1,7) C			G4-3	FC6-4 1-2 2-3 1B		G4-3		L6		4	0	0	0	0	0	2					
Inning Stats	R: 0 E: 0 K: 2 S: 11	H: 0 LOB: 0 BB: 0 P: 12	R: 0 E: 0 K: 1 S: 12	H: 1 LOB: 1 BB: 0 P: 20	R: 0 E: 0 K: 0 S: 10	H: 2 LOB: 3 BB: 1 P: 19	R: 2 E: 0 K: 1 S: 19	H: 4 LOB: 2 BB: 0 P: 31	R: 1 E: 0 K: 0 S: 7	H: 2 LOB: 2 BB: 0 P: 16	R: 0 E: 0 K: 3 S: 13	H: 1 LOB: 2 BB: 1 P: 25	R: 0 E: 0 K: 0 S: 5	H: 0 LOB: 0 BB: 0 P: 8	R: 2 E: 0 K: 2 S: 12	H: 1 LOB: 1 BB: 2 P: 24	1B: 10 2B: 5 3B: 0 HR: 2	SF: 0 SAC: 0 DP: 0 HBP: 0	WP: 0 PB: 0 CS: 2	PA: 44	
PITCHER	IP	WLS	BF	H	R	ER	SO	BB	IBB	HBP	BLK	WP	HR	S	P	ERA	WHIP				
Sidney Ponson, R ERA: 4.63 (1,1)	6.0		30	10	3	3	4	2	0	0	0	0	1	66	108	4.50	2.000				
B.J. Ryan, L ERA: 8.57 (7,1)	0.1		2	1	0	0	1	0	0	0	0	0	0	5	7	0.00	3.000				
Rick Bauer, R ERA: 2.82 (7,1)	1.2	L	7	0	1	1	2	2	0	0	0	0	0	13	30	5.40	1.200				
Buddy Groom, L ERA: 2.57 (9,1)	0.2		2	0	0	0	2	0	0	0	0	0	0	7	8	0.00	0.000				
Jorge Julio, R ERA: 2.91 (9,1)	0.1		3	1	1	1	0	1	0	0	0	0	1	5	12	27.00	6.000				

Batter	1	2	3	4	5	6	7	8	9	AB	R	H	RBI	BB	SO	LOB	BOTTOM				
6 Melvin Mora, R OBP: 0.385, SLG: 0.397 (1,6) X	E7 SF9 2B	L1			F8		G6-3		FC5-4	5	1	1	0	0	0	2	Tampa Bay Devil Rays @ Baltimore Orioles Oriole Park at Camden Yards, Baltimore, MD Sat May 18 2002, 7:05 PM EDT Att: 35,093 - Cloudy - 60 F livebaseballscorecards.com				
Chris Singleton, L OBP: 0.248, SLG: 0.371 (1,8) F	F8		G3-1 31 SF8 2B		G3-1			31 WP 1B		4	1	2	0	0	0	1					
Jeff Conine, R OBP: 0.284, SLG: 0.377 (1,3) B	SF9		G3-1		G4-3			K		3	0	0	1	0	1	2					
31 Jay Gibbons, L OBP: 0.341, SLG: 0.517 (1,9) B	3-H 2B		SF8		G4-3			P6		3	0	1	1	0	0	1					
Tony Batista, R OBP: 0.324, SLG: 0.543 (1,5) B	F7		P4		21 1B BB			L4		3	0	0	0	1	0	2					
21 Marty Cordova, R OBP: 0.367, SLG: 0.461 (1,10) C		P2 1B			P2		FC4-6 1B	G6-3		4	0	2	0	0	0	0					
Gary Matthews, S OBP: 0.411, SLG: 0.492 (1,7) C		F9 1B 2B		L6-3 1B		FC4-6 1-2 1B		HR		4	2	3	1	0	0	2					
Geronimo Gil, R OBP: 0.324, SLG: 0.475 (1,2) C		F9 2B		L6-3			K		F9 1B	4	0	1	0	0	1	2					
Luis Garcia, S (9, PR) C					L6-3				6 FC5-4 1B	0	0	0	0	0	0	0					
Jerry Hairston, R OBP: 0.314, SLG: 0.288 (1,4) B							K			3	0	1	1	0	2	0					
Ryan McGuire, L (9, PH) C									K	1	0	0	0	0	1	1					
Inning Stats	R: 1 E: 1 K: 0 S: 6	H: 2 LOB: 1 BB: 0 P: 12	R: 1 E: 0 K: 0 S: 15	H: 3 LOB: 1 BB: 0 P: 22	R: 1 E: 0 K: 0 S: 9	H: 1 LOB: 0 BB: 0 P: 13	R: 0 E: 0 K: 0 S: 6	H: 1 LOB: 0 BB: 0 P: 10	R: 0 E: 0 K: 1 S: 11	H: 0 LOB: 0 BB: 0 P: 17	R: 0 E: 0 K: 0 S: 13	H: 1 LOB: 2 BB: 1 P: 25	R: 0 E: 0 K: 2 S: 7	H: 0 LOB: 0 BB: 0 P: 13	R: 0 E: 0 K: 1 S: 11	H: 1 LOB: 1 BB: 0 P: 17	1B: 6 2B: 5 3B: 0 HR: 1	SF: 2 SAC: 0 DP: 1 HBP: 0	WP: 1 PB: 0 CS: 0	PA: 37	
PITCHER	IP	WLS	BF	H	R	ER	SO	BB	IBB	HBP	BLK	WP	HR	S	P	ERA	WHIP				
Paul Wilson, R ERA: 3.47 (1,1)	7.0		28	8	3	3	3	1	0	0	0	0	0	67	112	3.86	1.286				
Doug Creek, L ERA: 4.05 (8,1)	1.0	W	4	1	0	0	1	0	0	0	0	1	0	11	17	0.00	1.000				
Esteban Yan, R ERA: 5.71 (9,1)	1.0	S	5	2	1	1	1	0	0	0	0	0	1	11	15	9.00	2.000				

Batter	1	2	3	4	5	6	7	8	9	AB	R	H	RBI	BB	SO	LOB	TOP								
Jason Tyner, L OBP: 0.259, SLG: 0.248 (1, 7)	G3-1		G4-3				K			4	0	1	1	1	1	3	Tampa Bay Devil Rays @ Baltimore Orioles Oriole Park at Camden Yards, Baltimore, MD Sun May 19 2002, 1:35 PM EDT Att: 37,590 - Cloudy - 61 F								
Jason Smith, L OBP: 0.278, SLG: 0.188 Chris Gomez, R OBP: 0.307, SLG: 0.435 (7, PH) (7, 6)	K			G3-1			FC5		FC5-4	2	0	0	0	1	1	0									
Randy Winn, S OBP: 0.310, SLG: 0.387 (1, 8)	P5			G6-3			FC6-5		F8	4	0	0	0	0	2										
Steve Cox, L OBP: 0.374, SLG: 0.493 (1, 3)		G3					G5-3		F8	3	1	0	0	1	0										
Greg Vaughn, R OBP: 0.253, SLG: 0.243 (1, 10)	K						K			4	2	3	0	2	0										
John Flaherty, R OBP: 0.388, SLG: 0.471 (1, 2)	K						G5-3			4	0	1	0	0	1										
Jason Conti, L OBP: 0.308, SLG: 0.404 (1, 9)									F7	4	1	2	0	0	1										
18 Jared Sandberg, R OBP: 0.118, SLG: 0.121 (1, 5)										4	0	1	0	0	2										
Felix Escalona, R OBP: 0.262, SLG: 0.263 (1, 4)									F8	4	0	1	0	0	2										
Inning Stats	R: 0 E: 0 K: 1 S: 6	H: 0 LOB: 0 BB: 0 P: 8	R: 0 E: 0 K: 2 S: 9	H: 0 LOB: 0 BB: 0 P: 14	R: 0 E: 0 K: 0 S: 9	H: 2 LOB: 1 BB: 0 P: 17	R: 2 E: 0 K: 0 S: 9	H: 1 LOB: 0 BB: 1 P: 19	R: 1 E: 0 K: 1 S: 17	H: 2 LOB: 2 BB: 1 P: 28	R: 0 E: 0 K: 1 S: 8	H: 0 LOB: 0 BB: 0 P: 11	R: 0 E: 1 K: 1 S: 14	H: 1 LOB: 2 BB: 0 P: 22	R: 1 E: 0 K: 0 S: 8	H: 2 LOB: 1 BB: 0 P: 12		R: 0 E: 0 K: 1 S: 10	H: 0 LOB: 1 BB: 1 P: 17	1B: 5 2B: 1 3B: 0 HR: 2	SF: 0 SAC: 0 DP: 1 HBP: 0	WP: 0 PB: 0 SB: 2 CS: 0	PA: 38		
PITCHER	IP	WLS	BF	H	R	ER	SO	BB	IBB	HBP	BLK	WP	HR	S	P	ERA	WHIP								
Scott Erickson, R ERA: 4.11 (1, 1)	6.1	L	27	6	3	3	5	2	0	0	0	0	1	66	108	4.26	1.263								
B.J. Ryan, L ERA: 8.39 (7, 1)	0.1		1	0	0	0	1	0	0	0	0	0	0	3	6	0.00	0.000								
Willis Roberts, R ERA: 2.53 (7, 1)	2.1		10	2	1	1	1	1	0	0	0	0	1	21	34	3.86	1.286								

Batter	1	2	3	4	5	6	7	8	9	AB	R	H	RBI	BB	SO	LOB	BOTTOM								
6 Melvin Mora, R OBP: 0.382, SLG: 0.393 (1, 7)	G4-3		F7					G5-3		4	0	1	0	0	1	2	Tampa Bay Devil Rays @ Baltimore Orioles Oriole Park at Camden Yards, Baltimore, MD Sun May 19 2002, 1:35 PM EDT Att: 37,590 - Cloudy - 61 F								
Chris Singleton, L OBP: 0.255, SLG: 0.370 (1, 8)	G4-3		F7				F8			3	0	1	0	1	0	2									
Jeff Conine, R OBP: 0.258, SLG: 0.368 (1, 3)	L4						P4			4	0	0	0	0	3										
31 Jay Gibbons, L OBP: 0.333, SLG: 0.503 (1, 10)	G4-3						G4-3			4	0	0	0	0	3										
Tony Batista, R OBP: 0.322, SLG: 0.535 (1, 5)	P6						G5-3			4	0	1	0	0	1	2									
Gary Matthews, S OBP: 0.390, SLG: 0.462 (1, 9)										4	0	0	0	0	3	1									
Mike Bordick, R OBP: 0.314, SLG: 0.370 (1, 6)										3	0	2	0	1	0	0									
Brook Fordyce, R OBP: 0.260, SLG: 0.182 (1, 2)										2	0	0	0	0	1	1									
Jerry Hairston, R OBP: 0.303, SLG: 0.278 (1, 4)										4	0	0	0	0	2	5									
Inning Stats	R: 0 E: 0 K: 0 S: 18	H: 2 LOB: 2 BB: 0 P: 25	R: 0 E: 0 K: 1 S: 9	H: 0 LOB: 0 BB: 0 P: 15	R: 0 E: 0 K: 1 S: 11	H: 0 LOB: 0 BB: 0 P: 17	R: 0 E: 0 K: 1 S: 8	H: 1 LOB: 1 BB: 0 P: 11	R: 0 E: 0 K: 1 S: 15	H: 1 LOB: 2 BB: 0 P: 20	R: 0 E: 0 K: 0 S: 6	H: 0 LOB: 0 BB: 0 P: 9	R: 0 E: 0 K: 1 S: 10	H: 0 LOB: 1 BB: 1 P: 15	R: 0 E: 0 K: 0 S: 8	H: 0 LOB: 1 BB: 1 P: 16		R: 0 E: 0 K: 3 S: 14	H: 1 LOB: 2 BB: 0 P: 21	1B: 5 2B: 0 3B: 0 HR: 0	SF: 0 SAC: 0 DP: 0 HBP: 2	WP: 0 PB: 0 SB: 0 CS: 0	PA: 36		
PITCHER	IP	WLS	BF	H	R	ER	SO	BB	IBB	HBP	BLK	WP	HR	S	P	ERA	WHIP								
Travis Harper, R ERA: 2.81 (1, 1)	5.0	W	20	4	0	0	4	0	0	1	0	0	0	61	88	0.00	0.800								
Steve Kent, L ERA: 2.57 (6, 1)	4.0	S	16	1	0	0	4	2	0	1	0	0	0	38	61	0.00	0.750								



Batter	1	2	3	4	5	6	7	8	9	AB	R	H	RBI	BB	SO	LOB	TOP					
Brent Abernathy, R (1,4) OBP: 0.308, SLG: 0.361	L1		F9			G6-3		CS 2H 1B		4	0	1	1	0	0	0	Tampa Bay Devil Rays @ Seattle Mariners Safeco Field, Seattle, WA Tue May 21 2002, 7:05 PM PDT Att: 41,845 - Dome - 72 F livebaseballscorecards.com					
Jason Tyner, L (1,7) OBP: 0.259, SLG: 0.248	FC6-4 1B			G5-3		G6-3		G3-1		4	0	1	0	0	0	1						
Randy Winn, S (1,8) OBP: 0.308, SLG: 0.390	FC6-4 1-2			K			G4-3 2B		L5	4	0	1	0	0	1	1						
Steve Cox, L (1,3) OBP: 0.365, SLG: 0.481	L9			G4-3			G4-3		F9	4	0	0	0	0	0	2						
Greg Vaughn, R (1,10) OBP: 0.253, SLG: 0.238		K							K	3	0	0	0	1	3	0						
Ben Grieve, L (1,9) OBP: 0.344, SLG: 0.410	G6-3			G4-3			K			3	0	0	0	0	1	2						
John Flaherty, R (1,2) OBP: 0.366, SLG: 0.486	F5						F8 2B			3	0	1	0	0	0	2						
Chris Gomez, R (1,6) OBP: 0.308, SLG: 0.429			P4				K		18 SH3-4 1B BB	2	1	0	0	1	1	1						
1B Jared Sandberg, R (1,5) OBP: 0.111, SLG: 0.114	F2					G3			SH3-4	2	0	0	0	0	0	0						
Inning Stats	R: 0 E: 0 K: 0 S: 10	H: 1 LOB: 1 BB: 0 P: 16	R: 0 E: 0 K: 1 S: 8	H: 0 LOB: 0 BB: 0 P: 11	R: 0 E: 0 K: 0 S: 7	H: 0 LOB: 0 BB: 0 P: 14	R: 0 E: 0 K: 1 S: 6	H: 0 LOB: 1 BB: 0 P: 11	R: 0 E: 0 K: 2 S: 9	H: 1 LOB: 1 BB: 0 P: 14	R: 0 E: 0 K: 0 S: 8	H: 0 LOB: 0 BB: 0 P: 13	R: 0 E: 0 K: 1 S: 8	H: 1 LOB: 2 BB: 1 P: 16	R: 1 E: 0 K: 0 S: 6	H: 1 LOB: 0 BB: 1 P: 14	R: 0 E: 0 K: 1 S: 6	H: 0 LOB: 0 BB: 0 P: 9	1B: 2 2B: 2 HR: 0	SF: 0 SAC: 1 DP: 0 HBP: 0	WP: 0 PB: 0 CS: 1	PA: 32
PITCHER Jamie Moyer, L (1,1) ERA: 4.64	IP: 9.0 WLS: L BF: 32	H: 4 R: 1 ER: 1 SO: 6	BB: 1 IBB: 1 HBP: 0 BLK: 0	WP: 0 HR: 0 S: 68 P: 118	ERA: 1.00 WHIP: 0.556																	

Batter	1	2	3	4	5	6	7	8	9	AB	R	H	RBI	BB	SO	LOB	BOTTOM					
51 Ichiro Suzuki, L (1,9) OBP: 0.431, SLG: 0.456	G3			L6		G5-3			SH3	3	0	0	0	0	0	1	Tampa Bay Devil Rays @ Seattle Mariners Safeco Field, Seattle, WA Tue May 21 2002, 7:05 PM PDT Att: 41,845 - Dome - 72 F livebaseballscorecards.com					
Carlos Guillen, S (1,6) OBP: 0.366, SLG: 0.500	F3			G5-3			G5-3		F8	4	0	0	0	0	0	1						
Ruben Sierra, S (1,10) OBP: 0.373, SLG: 0.503	P4						G6-3		K	4	0	1	0	0	1	1						
Bret Boone, R (1,4) OBP: 0.328, SLG: 0.424		F9					K			3	0	0	0	0	2	1						
Mike Cameron, R (1,8) OBP: 0.374, SLG: 0.529		K			F8				F9	3	0	0	0	0	1	0						
John Olerud, L (1,3) OBP: 0.385, SLG: 0.446 Charles Gipson, R (8, FR) OBP: 0.348, SLG: 0.350	G2-3						K			3	0	1	0	0	1	0						
Jeff Cirillo, R (1,5) OBP: 0.297, SLG: 0.380					F9				1B	0	0	0	0	0	0	0						
Dan Wilson, R (1,2) OBP: 0.333, SLG: 0.340									G1-3	3	0	1	0	0	0	1						
Desi Relaford, S (1,7) OBP: 0.337, SLG: 0.319				P3						3	0	0	0	0	2	3						
Inning Stats	R: 0 E: 0 K: 0 S: 6	H: 0 LOB: 0 BB: 0 P: 9	R: 0 E: 0 K: 1 S: 10	H: 0 LOB: 0 BB: 0 P: 14	R: 0 E: 0 K: 1 S: 6	H: 1 LOB: 0 BB: 0 P: 11	R: 0 E: 0 K: 1 S: 8	H: 1 LOB: 1 BB: 0 P: 11	R: 0 E: 0 K: 1 S: 8	H: 0 LOB: 0 BB: 0 P: 11	R: 0 E: 0 K: 1 S: 10	H: 1 LOB: 0 BB: 0 P: 17	R: 0 E: 0 K: 0 S: 6	H: 0 LOB: 0 BB: 0 P: 10	R: 0 E: 1 K: 0 S: 10	H: 1 LOB: 2 BB: 0 P: 16	R: 0 E: 0 K: 1 S: 7	H: 0 LOB: 1 BB: 1 P: 13	1B: 4 2B: 0 HR: 0	SF: 0 SAC: 1 DP: 0 HBP: 0	WP: 0 PB: 0 CS: 1	PA: 30
PITCHER Joe Kennedy, L (1,1) ERA: 3.41	IP: 9.0 WLS: W BF: 30	H: 4 R: 0 ER: 0 SO: 7	BB: 1 IBB: 0 HBP: 0 BLK: 0	WP: 0 HR: 0 S: 71 P: 112	ERA: 0.00 WHIP: 0.556																	

Batter	1	2	3	4	5	6	7	8	9	AB	R	H	RBI	BB	SO	LOB	TOP					
Brent Abernathy, R OBP: 0.312, SLG: 0.365 (1, 4)	F7		CS 2B		BB		F9		G5-3	4	0	1	0	1	0	0						
Jason Tyner, L OBP: 0.253, SLG: 0.242 (1, 7)	G4-3		G6-3		G4-3-6-3-5		G6-3			4	0	0	0	0	0	2						
Randy Winn, S OBP: 0.313, SLG: 0.389 (1, 8)	F7		WP 1B		HBP		K			3	0	1	0	0	1	0						
Steve Cox, L OBP: 0.368, SLG: 0.478 (1, 3)		L7			G4-3				2-2 1B	3	0	1	0	1	0	1						
Greg Vaughn, R OBP: 0.253, SLG: 0.252 (1, 10)	F9		G5-3				E 3B		F7	4	1	1	0	0	0	3						
John Flaherty, R OBP: 0.356, SLG: 0.463 (1, 2)	S 2B 1B				K		E5 FC1-5		P5	4	1	1	0	0	1	1						
Jason Conti, L OBP: 0.304, SLG: 0.412 (1, 9)	1-H 2B				G1-3		FC1-5 CS		K	4	0	1	1	0	1	2						
Chris Gomez, R OBP: 0.313, SLG: 0.434 (1, 6)	F9				2B		4-0 1-2 BB		G6-3	3	0	1	0	1	0	1						
Jason Smith, L OBP: 0.273, SLG: 0.350 (1, 5)					L8 HR		L3		F7	4	1	1	1	0	0	2						
Inning Stats	R: 0 E: 0 K: 0 S: 4	H: 0 LOB: 0 BB: 0 P: 8	R: 1 E: 0 K: 0 S: 9	H: 2 LOB: 1 BB: 0 P: 14	R: 1 E: 0 K: 0 S: 12	H: 3 LOB: 2 BB: 1 P: 21	R: 0 E: 0 K: 1 S: 11	H: 1 LOB: 1 BB: 0 P: 18	R: 0 E: 0 K: 0 S: 8	H: 0 LOB: 1 BB: 1 P: 15	R: 1 E: 1 K: 0 S: 5	H: 1 LOB: 1 BB: 1 P: 11	R: 0 E: 0 K: 1 S: 7	H: 0 LOB: 0 BB: 0 P: 10	R: 0 E: 0 K: 1 S: 10	H: 1 LOB: 1 BB: 0 P: 16	R: 0 E: 0 K: 0 S: 9	H: 0 LOB: 0 BB: 0 P: 11	1B: 3 2B: 3 3B: 1 HR: 1	SF: 0 SAC: 0 DP: 1 HBP: 1	WP: 1 PB: 0 CS: 2	PA: 37
PITCHER	IP	WLS	BF	H	R	ER	SO	BB	IBB	HBP	BLK	WP	HR	S	P	ERA	WHIP					
Joel Pineiro, R ERA: 2.0 (1, 1)	6.0	L	27	7	3	2	1	3	0	1	0	1	1	49	87	3.00	1.667					
Arthur Rhodes, L ERA: 3.63 (7, 1)	1.0		4	1	0	0	1	0	0	0	0	0	0	10	15	0.00	1.000					
Shigetoshi Hasegawa, R ERA: 0.87 (8, 1)	1.0		3	0	0	0	1	0	0	0	0	0	0	7	11	0.00	0.000					
Kazuhiko Sasaki, R ERA: (9, 1)	1.0		3	0	0	0	0	0	0	0	0	0	0	9	11	0.00	0.000					

Tampa Bay Devil Rays @ Seattle Mariners
Safeco Field, Seattle, WA
Wed May 22 2002, 7:05 PM PDT
Att: 39,734 - Cloudy - 54 F

AB	33
R	3
H	8
RBI	2
BB	3
SO	3
LOB	12



Batter	1	2	3	4	5	6	7	8	9	AB	R	H	RBI	BB	SO	LOB	BOTTOM					
51 Ichiro Suzuki, L OBP: 0.428, SLG: 0.451 (1, 9)	F7		G3-6-2-6-2-4 1-2		1-2 2-H 3-H 1B		K			4	0	1	1	0	1	2						
Mark McLemore, S OBP: 0.396, SLG: 0.488 (1, 7)	L4				G4-3		2B G6-3 BB		G4-3 2B	3	1	1	0	1	0	0						
Bret Boone, R OBP: 0.327, SLG: 0.425 (1, 4)	P4				K		G6-3 2B		G6-3	4	0	1	0	0	1	1						
John Olerud, L OBP: 0.377, SLG: 0.434 (1, 3)		G4-3			P6		G1-3		G4-3	4	0	0	0	0	0	3						
Ruben Sierra, S OBP: 0.370, SLG: 0.497 (1, 10)	E4				1B 51 1B 1B		G6-3		F7	4	1	1	1	0	0	2						
Mike Cameron, R OBP: 0.372, SLG: 0.519 (1, 8)	P4				51 1B 1B BB		G5-3		G1-3	3	0	0	0	1	0	2						
Carlos Guillen, S OBP: 0.364, SLG: 0.494 (1, 6)	F7				F8		51 PB SH1-4 1B		G6-3	4	0	1	0	0	0	3						
Dan Wilson, R OBP: 0.343, SLG: 0.351 (1, 2)					K		51 1B		SH1-4	3	0	2	0	0	1	0						
23 Luis Ugueto, S OBP: 0.273, SLG: 0.111 (9, PR)					K		1-2 2-3 1B		1B	0	0	0	0	0	0	0						
Desi Relaford, S OBP: 0.333, SLG: 0.315 (1, 5)					51 1B		K		F8	4	0	1	0	0	1	5						
Inning Stats	R: 0 E: 0 K: 0 S: 6	H: 0 LOB: 0 BB: 0 P: 12	R: 0 E: 1 K: 0 S: 10	H: 0 LOB: 1 BB: 0 P: 15	R: 0 E: 0 K: 1 S: 6	H: 1 LOB: 0 BB: 0 P: 10	R: 0 E: 0 K: 1 S: 9	H: 0 LOB: 0 BB: 0 P: 14	R: 1 E: 0 K: 1 S: 16	H: 3 LOB: 2 BB: 1 P: 26	R: 1 E: 0 K: 0 S: 7	H: 1 LOB: 1 BB: 1 P: 11	R: 0 E: 0 K: 1 S: 7	H: 1 LOB: 1 BB: 0 P: 13	R: 0 E: 0 K: 0 S: 9	H: 1 LOB: 1 BB: 0 P: 18	R: 0 E: 0 K: 0 S: 10	H: 1 LOB: 1 BB: 0 P: 17	1B: 6 2B: 2 3B: 0 HR: 0	SF: 0 SAC: 1 DP: 1 HBP: 0	WP: 0 PB: 1 CS: 0	PA: 36
PITCHER	IP	WLS	BF	H	R	ER	SO	BB	IBB	HBP	BLK	WP	HR	S	P	ERA	WHIP					
Ryan Rupe, R ERA: 5.53 (1, 1)	6.0	W	24	5	2	2	3	2	0	0	0	0	0	54	88	3.00	1.167					
Victor Zambrano, R ERA: 4.73 (7, 1)	2.0	H	8	2	0	0	1	0	0	0	0	0	0	16	31	0.00	1.000					
Esteban Yan, R ERA: 5.4 (9, 1)	1.0	S	4	1	0	0	0	0	0	0	0	0	0	10	17	0.00	1.000					

Tampa Bay Devil Rays @ Seattle Mariners
Safeco Field, Seattle, WA
Wed May 22 2002, 7:05 PM PDT
Att: 39,734 - Cloudy - 54 F

AB	33
R	2
H	8
RBI	2
BB	2
SO	4
LOB	18



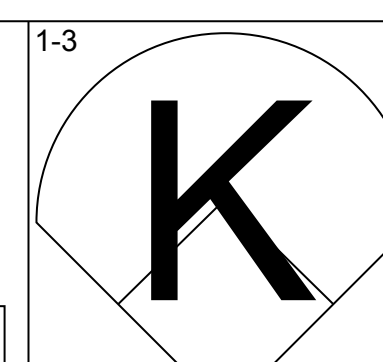
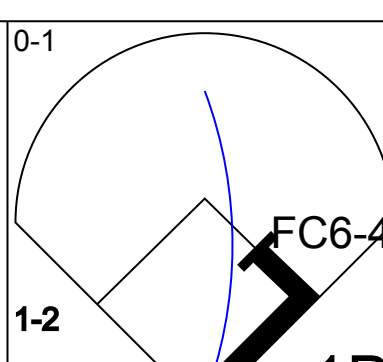
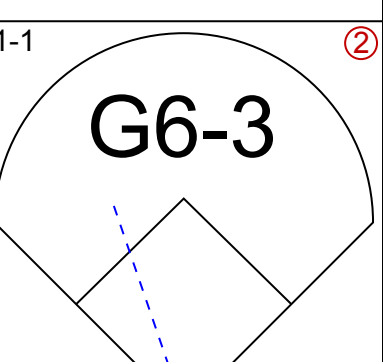
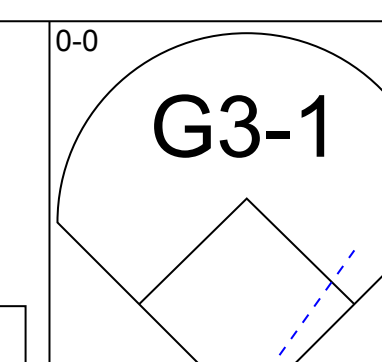
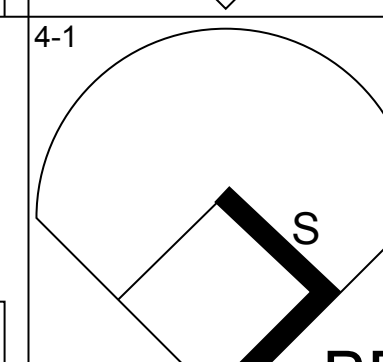
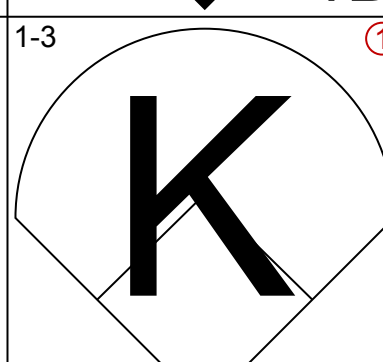
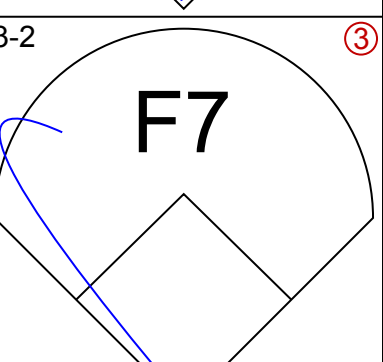
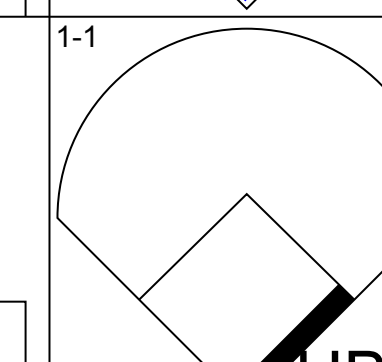
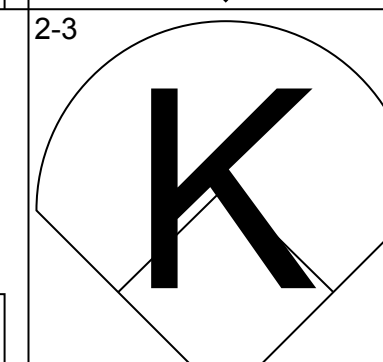
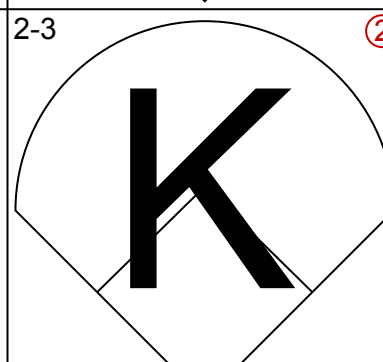
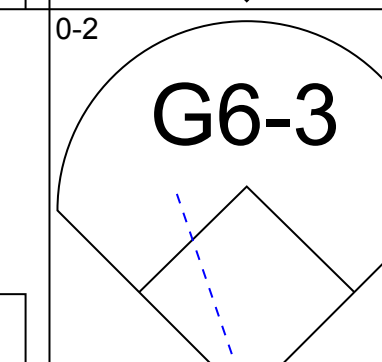
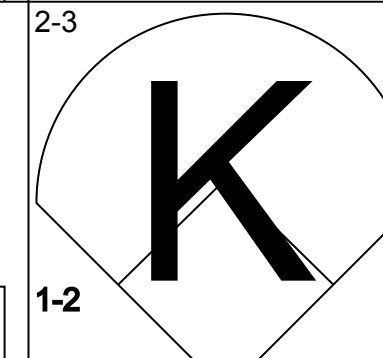
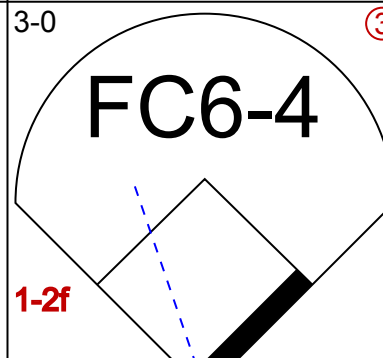


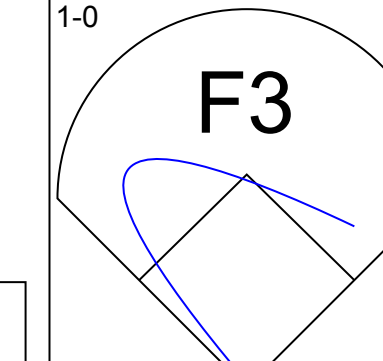
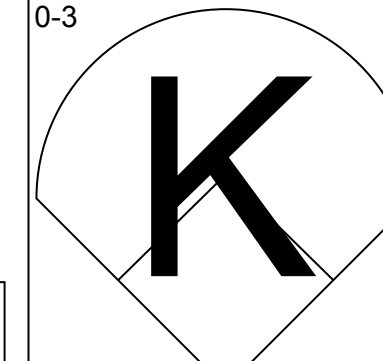
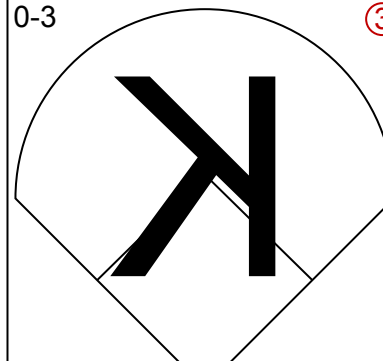

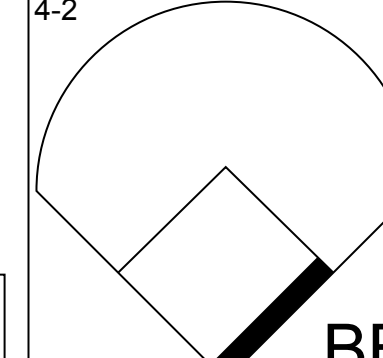


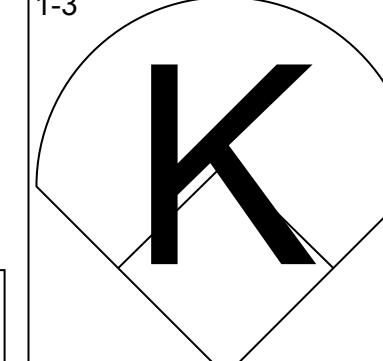


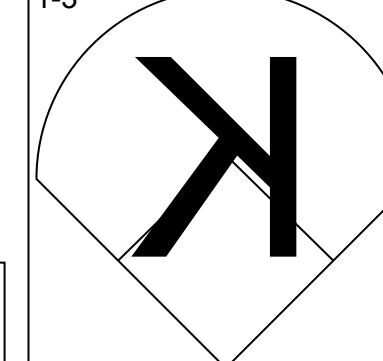

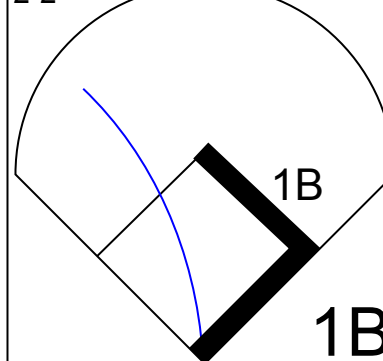
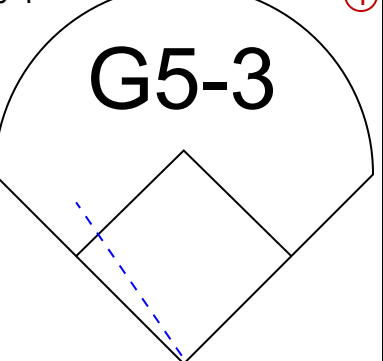
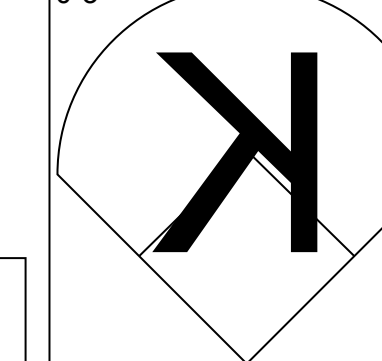
Batter	1	2	3	4	5	6	7	8	9	AB	R	H	RBI	BB	SO	LOB	TOP										
Brent Abernathy, R OBP: 0.310, SLG: 0.368 (1, 4)	1-2 2B	0-2 F9			1-2 G1-3			2-2 F3		4	1	1	0	0	0	0	Tampa Bay Devil Rays @ Seattle Mariners Safeco Field, Seattle, WA Thu May 23 2002, 3:35 PM PDT Att: 45,227 - Cloudy - 60 F										
Randy Winn, S OBP: 0.311, SLG: 0.392 (1, 8)	1-1 1B	1-3 K			0-3 K			1-0 F9		4	1	1	1	0	2	0											
Steve Cox, L OBP: 0.360, SLG: 0.466 (1, 3)	2-3 K		0-1 L7		2-2 F7			2-1 F8		4	0	0	0	0	1	1											
Greg Vaughn, R OBP: 0.258, SLG: 0.248 (1, 10)	4-2 F9 1B		1-0 F7		0-0 G4-3			4-2 WP DI		2	0	0	0	2	0	0											
John Flaherty, R OBP: 0.347, SLG: 0.444 (1, 2)	0-1 1-2 2H		0-0 G1-3		1-3 K			2-1 P4		4	0	1	1	0	1	1											
Jason Conti, L OBP: 0.300, SLG: 0.389 (1, 9)	1-0 F9		1-0 F8		2-1 F7			4-2 DI		3	0	0	0	1	0	2											
Chris Gomez, R OBP: 0.305, SLG: 0.421 (1, 6)	3-3 K		1-0 F8		2-0 F8			0-3 K		4	0	0	0	0	2	4											
1B Jared Sandberg, R OBP: 0.128, SLG: 0.211 (1, 5)		2-1 HR	1-3 K		1-3 K			1-3 K		3	1	1	1	0	2	0											
Jason Tyner, L OBP: 0.249, SLG: 0.238 (1, 7)	1-2 G3-1		0-0 F2		2-3 K					3	0	0	0	0	1	0											
Inning Stats	R: 2 E: 0 K: 2 S: 21	H: 3 LOB: 2 BB: 1 P: 33	R: 1 E: 0 K: 1 S: 11	H: 1 LOB: 0 BB: 0 P: 15	R: 0 E: 0 K: 0 S: 4	H: 0 LOB: 0 BB: 0 P: 5	R: 0 E: 0 K: 1 S: 6	H: 0 LOB: 0 BB: 0 P: 9	R: 0 E: 0 K: 1 S: 8	H: 0 LOB: 0 BB: 0 P: 9	R: 0 E: 0 K: 1 S: 7	H: 0 LOB: 0 BB: 0 P: 10	R: 0 E: 0 K: 1 S: 6	H: 0 LOB: 0 BB: 0 P: 11	R: 0 E: 0 K: 1 S: 9	H: 0 LOB: 2 BB: 2 P: 14	R: 0 E: 0 K: 13 S: 13	H: 0 LOB: 2 BB: 2 P: 25	1B: 1 2B: 2 3B: 0 HR: 1	SF: 0 SAC: 0 DP: 0 HBP: 0	WP: 1 PB: 0 CS: 0	PA: 34					
PITCHER	IP	WLS	BF	H	R	ER	SO	BB	IBB	HBP	BLK	WP	HR	S	P	ERA	WHIP										
James Baldwin, R ERA: 4.91 (1, 1)	7.0	W	26	4	3	3	7	1	0	0	0	0	1	63	92	3.86	0.714										
Arthur Rhodes, L ERA: 3.44 (8, 1)	1.0	H	3	0	0	0	1	0	0	0	0	0	0	9	14	0.00	0.000										
Kazuhiko Sasaki, R ERA: (9, 1)	1.0	5	0	0	0	0	1	2	0	0	0	1	0	13	25	0.00	2.000										

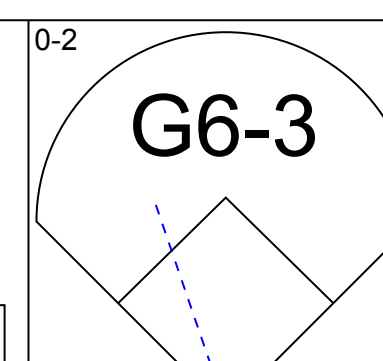
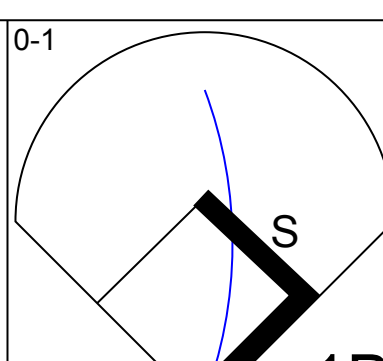
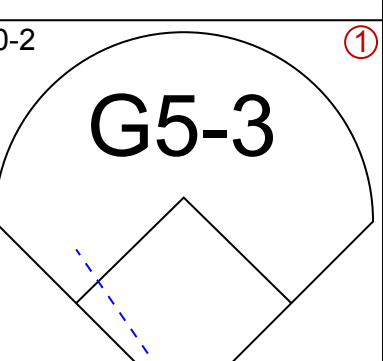

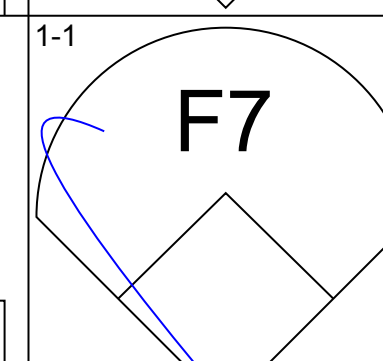
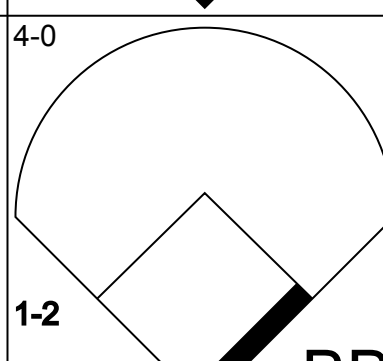
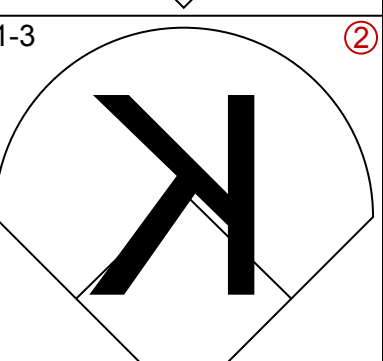
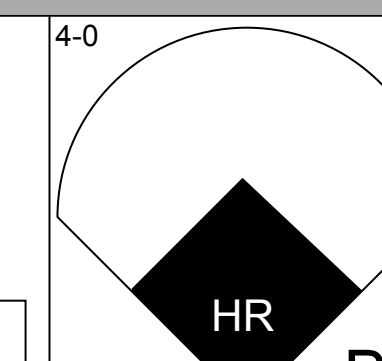
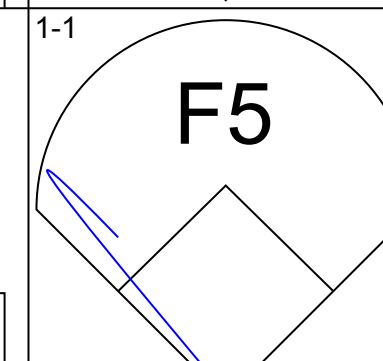
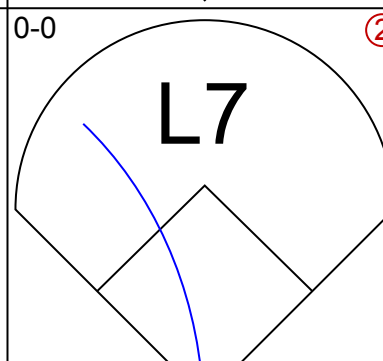
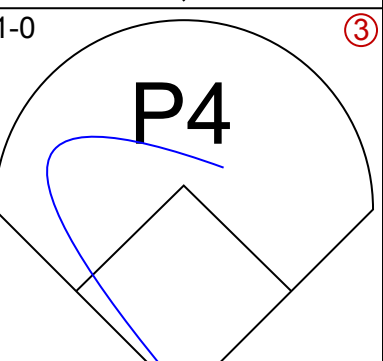
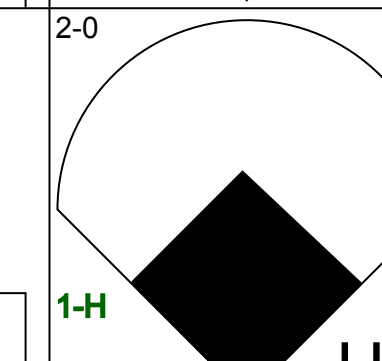

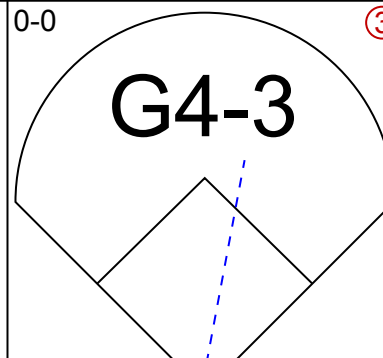

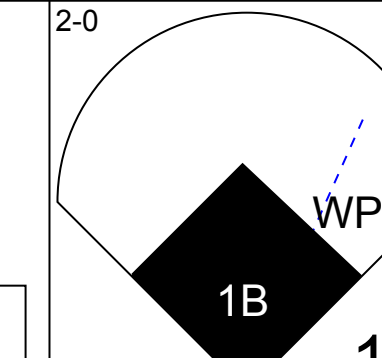
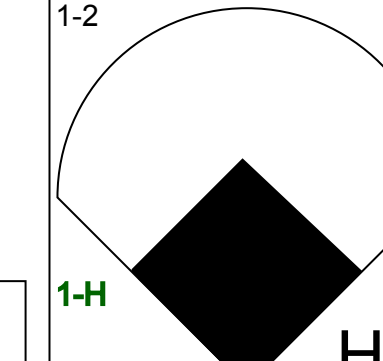


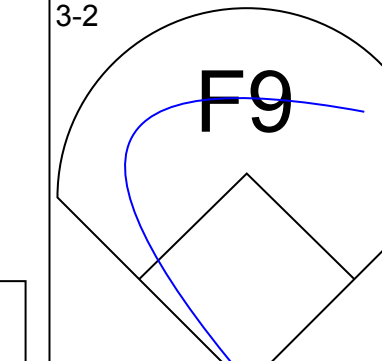

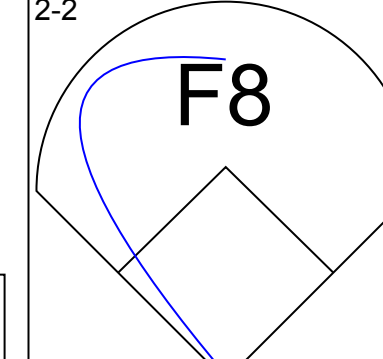
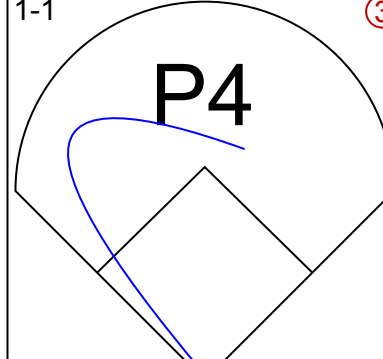



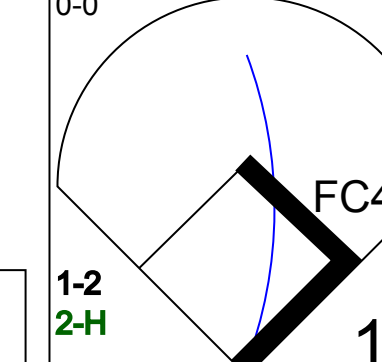



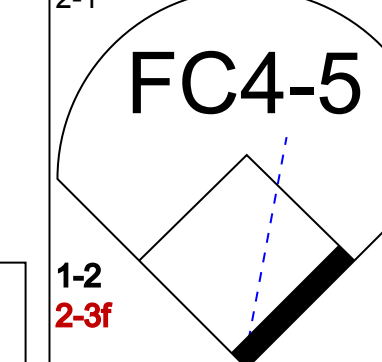

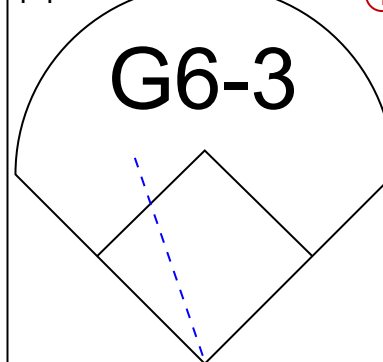

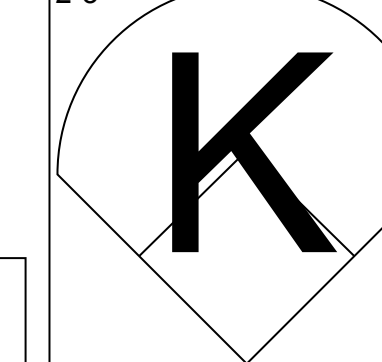

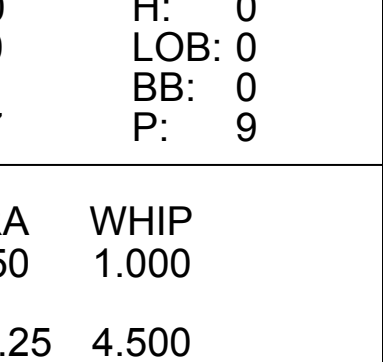
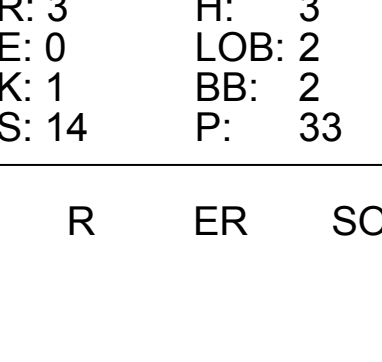
Batter	1	2	3	4	5	6	7	8	9	AB	R	H	RBI	BB	SO	LOB	BOTTOM										
51 Ichiro Suzuki, L OBP: 0.432, SLG: 0.455 (1, 9)	0-0 F9	1-1 1B		1-0 S		2-0 CS		0-2 G1-3		5	1	3	0	0	0	0	Tampa Bay Devil Rays @ Seattle Mariners Safeco Field, Seattle, WA Thu May 23 2002, 3:35 PM PDT Att: 45,227 - Cloudy - 60 F										
Mark McLemore, S OBP: 0.403, SLG: 0.484 (1, 7)	3-2 BB	2-2 F8		4-1 2B		2-3 K		4-1 BB		3	2	1	0	2	1	2											
Bret Boone, R OBP: 0.338, SLG: 0.432 (1, 4)	4-2 1B		0-2 L6		0-2 2B		4-2 BB	4-1 HR		2	2	1	1	3	0	0											
John Olerud, L OBP: 0.388, SLG: 0.455 (1, 3)	4-1 1B		4-1 1B		3-2 L9		4-2 BB	1-2 HR		2	1	1	3	3	0	2											
Ruben Sierra, S OBP: 0.376, SLG: 0.500 (1, 10)	3-2 1-2 2H		1-1 1-2		1-1 1B		2-1 G5-3	1-0 L7		5	0	3	2	0	0	2											
Mike Cameron, R OBP: 0.384, SLG: 0.506 (1, 8)	2-3 K		2-2 F3		0-0 G4-6-3		1-1 G5-3			4	0	0	0	0	1	5											
Carlos Guillen, S OBP: 0.361, SLG: 0.494 (1, 6)	2-3 K		3-3 K		2-0 1B		0-1 G6-3			4	1	1	0	0	2	4											
Ben Davis, S OBP: 0.261, SLG: 0.258 (1, 2)		0-3 K		0-0 F7		1-2 2H		1-1 G4-3		4	0	1	1	0	1	0											
Jeff Cirillo, R OBP: 0.290, SLG: 0.370 (1, 5)		0-1 G6-3		2-3 K		3-1 F8		2-2 G4-3		4	0	0	0	0	1	1											
Inning Stats	R: 2 E: 0 K: 2 S: 20	H: 2 LOB: 2 BB: 2 P: 38	R: 0 E: 0 K: 1 S: 11	H: 1 LOB: 1 BB: 0 P: 14	R: 0 E: 0 K: 1 S: 16	H: 1 LOB: 2 BB: 1 P: 26	R: 1 E: 0 K: 1 S: 14	H: 2 LOB: 2 BB: 1 P: 24	R: 1 E: 0 K: 0 S: 9	H: 3 LOB: 1 BB: 0 P: 16	R: 0 E: 0 K: 1 S: 10	H: 1 LOB: 2 BB: 2 P: 24	R: 0 E: 0 K: 0 S: 6	H: 0 LOB: 0 BB: 0 P: 8	R: 3 E: 0 K: 0 S: 12	H: 1 LOB: 2 BB: 2 P: 24	1B: 8 2B: 2 3B: 0 HR: 1	SF: 0 SAC: 0 DP: 1 HBP: 0	WP: 0 PB: 0 CS: 1	PA: 41							
PITCHER	IP	WLS	BF	H	R	ER	SO	BB	IBB	HBP	BLK	WP	HR	S	P	ERA	WHIP										
Tanyon Sturtze, R ERA: 5.19 (1, 1)	5.0	L	27	9	4	4	5	4	0	0	0	0	0	24	50	6.75	1.875										
Steve Kent, L ERA: 3.04 (6, 1)	2.2	12	1	2	2	1	4	0	0	0	0	0	1	4	6	27.00	3.000										
Doug Creek, L ERA: 4.61 (8, 1)	0.1	2	1	1	1	0	0	0	0	0	0	0	1	4	6	27.00	3.000										

Batter	1	2	3	4	5	6	7	8	9	AB	R	H	RBI	BB	SO	LOB	TOP										
Brent Abernathy, R OBP: 0.307, SLG: 0.363 (1, 4)	G1-3		G3-6-3	G5-3		HBP 1B		P4		5	0	1	0	0	0	3	Tampa Bay Devil Rays @ Oakland Athletics Network Associates Coliseum, Oakland, CA Fri May 24 2002, 9:05 PM EDT Att: 25,458 - Sunny - 73 F										
Randy Winn, S OBP: 0.319, SLG: 0.406 (1, 8)	K			3B 3B	K	HBP 1B		HR	1B	4	2	2	0	0	2	0											
Steve Cox, L OBP: 0.361, SLG: 0.494 (1, 3)	G4-3			1B 3B	HR	G4-3		K		5	2	2	2	0	1	4											
Greg Vaughn, R OBP: 0.257, SLG: 0.266 (1, 7)		F8		F7	P4		K	HR		5	1	1	2	0	1	1											
Toby Hall, R OBP: 0.237, SLG: 0.290 (1, 2)	L7			HBP BB 1B	K2-3		F7	G3		5	1	1	1	0	1	0											
Jason Conti, L OBP: 0.336, SLG: 0.393 (1, 9)				HBP 2B BB		1B G4-3 BB	S BB	K		2	2	1	0	3	1	0											
Chris Gomez, R OBP: 0.310, SLG: 0.420 (1, 6)	G6-3			2B HBP		1B	K			3	0	1	0	0	1	2											
Russ Johnson, R OBP: 0.342, SLG: 0.297 (1, 10)			G3-6-3 BB	2B		1B G4-3 BB	K	K		2	0	1	2	2	1	0											
1B Jared Sandberg, R OBP: 0.122, SLG: 0.200 Jason Smith, L OBP: 0.250, SLG: 0.318 (6, PH) (6, 5)			K	G5-3		G4-3	F3			2	0	0	0	0	1	3											
										2	0	0	1	0	0	1											
Inning Stats	R: 0 E: 0 K: 1 S: 11	H: 0 LOB: 0 BB: 0 P: 15	R: 0 E: 0 K: 0 S: 8	H: 1 LOB: 1 BB: 0 P: 14	R: 0 E: 0 K: 1 S: 6	H: 0 LOB: 0 BB: 1 P: 10	R: 4 E: 0 K: 0 S: 16	H: 4 LOB: 2 BB: 1 P: 28	R: 1 E: 0 K: 2 S: 10	H: 1 LOB: 0 BB: 0 P: 14	R: 0 E: 0 K: 2 S: 11	H: 0 LOB: 1 BB: 1 P: 18	R: 0 E: 0 K: 1 S: 9	H: 0 LOB: 0 BB: 0 P: 11	R: 2 E: 0 K: 2 S: 13	H: 2 LOB: 0 BB: 0 P: 19	1B: 5 2B: 1 3B: 2 HR: 2	SF: 0 SAC: 0 DP: 1 HBP: 2	WP: 0 PB: 0 SB: 1 CS: 0	PA: 42							
PITCHER	IP	WLS	BF	H	R	ER	SO	BB	IBB	HBP	BLK	WP	HR	S	P	ERA	WHIP										
Tim Hudson, R ERA: 4.6 (1, 1)	5.1		26	7	6	6	4	4	0	1	0	0	1	58	98	10.12	2.062										
Chad Bradford, R ERA: 1.31 (6, 1)	0.1	B	3	1	0	0	0	0	0	1	0	0	0	6	8	0.00	3.000										
Mike Venafro, L ERA: 3.38 (6, 1)	0.1		1	0	0	0	0	0	0	0	0	0	0	2	3	0.00	0.000										
Jim Mecir, R ERA: 3.86 (7, 1)	2.0	W	7	0	0	0	3	1	0	0	0	0	0	20	29	0.00	0.500										
Billy Koch, R ERA: 5.7 (9, 1)	1.0	S	5	2	2	2	2	0	0	0	0	0	1	13	19	18.00	2.000										

Batter	1	2	3	4	5	6	7	8	9	AB	R	H	RBI	BB	SO	LOB	BOTTOM										
Esteban German, R OBP: 0.353, SLG: 0.214 (1, 4)	K		G5-3		3B BB	K		FC5-4 1B		4	1	1	0	1	2	0	Tampa Bay Devil Rays @ Oakland Athletics Network Associates Coliseum, Oakland, CA Fri May 24 2002, 9:05 PM EDT Att: 25,458 - Sunny - 73 F										
Scott Hatteberg, L OBP: 0.367, SLG: 0.439 Eric Byrnes, R OBP: 0.333, SLG: 0.500 (7, FR) (1, 10)			G5-3		1B 3B	G5-4-3 1B		F3		4	2	3	2	0	0	0											
Miguel Tejada, R OBP: 0.330, SLG: 0.447 (1, 6)	G4-3			3B BB 1B BB	P6	G5-4-3 1B		FC5-4		4	1	1	0	1	0	3											
Jermaine Dye, R OBP: 0.337, SLG: 0.385 (1, 9)	K			3B BB 1B BB	F9 WP 1B	G5-4-3				3	2	1	1	1	1	2											
3 Eric Chavez, L OBP: 0.327, SLG: 0.549 (1, 5)		P2		1B BB	WP 1B	L8				3	0	1	0	1	0	2											
Olmedo Saenz, R OBP: 0.390, SLG: 0.519 Larry Sutton, L OBP: 0.231, SLG: 0.417 (8, FR) (9, 3)		G6-3		K	F9	HR		2B		4	0	1	0	0	1	5											
Terrence Long, L OBP: 0.270, SLG: 0.369 (1, 8)				1B	P6	L6				4	0	2	2	0	0	2											
Adam Piatt, R OBP: 0.200, SLG: 0.444 (1, 7)		L7		F9		K		HR		4	1	1	2	0	1	3											
Ramon Hernandez, R OBP: 0.237, SLG: 0.295 (1, 2)			K	F7		G6-3		HR		4	1	1	1	0	1	2											
Inning Stats	R: 1 E: 0 K: 2 S: 10	H: 1 LOB: 0 BB: 0 P: 16	R: 0 E: 0 K: 0 S: 8	H: 1 LOB: 0 BB: 0 P: 12	R: 0 E: 0 K: 1 S: 9	H: 0 LOB: 0 BB: 0 P: 15	R: 2 E: 0 K: 1 S: 20	H: 1 LOB: 3 BB: 1 P: 37	R: 3 E: 0 K: 2 S: 15	H: 3 LOB: 0 BB: 1 P: 24	R: 0 E: 0 K: 2 S: 8	H: 0 LOB: 0 BB: 0 P: 10	R: 0 E: 0 K: 0 S: 7	H: 2 LOB: 2 BB: 0 P: 12	R: 3 E: 0 K: 0 S: 8	H: 4 LOB: 2 BB: 0 P: 13	1B: 7 2B: 1 3B: 1 HR: 3	SF: 0 SAC: 0 DP: 1 HBP: 0	WP: 1 PB: 0 SB: 0 CS: 0	PA: 39							
PITCHER	IP	WLS	BF	H	R	ER	SO	BB	IBB	HBP	BLK	WP	HR	S	P	ERA	WHIP										
Paul Wilson, R ERA: 4.06 (1, 1)	5.0		25	6	6	6	4	4	0	0	0	0	1	62	104	10.80	2.000										
Lee Gardner, R ERA: (6, 1)	2.0		7	2	0	0	2	0	0	0	0	0	0	15	22	0.00	1.000										
Victor Zambrano, R ERA: 5.53 (8, 1)	1.0	L	7	4	3	3	0	0	0	0	0	0	2	8	13	27.00	4.000										



Batter	1	2	3	4	5	6	7	8	9	AB	R	H	RBI	BB	SO	LOB	TOP								
Brent Abernathy, R OBP: 0.306, SLG: 0.360 (1, 4)										4	0	1	0	0	1	0	Tampa Bay Devil Rays @ Oakland Athletics Network Associates Coliseum, Oakland, CA Sat May 25 2002, 4:05 PM EDT Att: 31,697 - Cloudy - 63 F								
Randy Winn, S OBP: 0.323, SLG: 0.401 (1, 8)										2	0	0	0	1	1	2									
Steve Cox, L OBP: 0.359, SLG: 0.488 (1, 3)										4	0	1	0	0	2	4									
Greg Vaughn, R OBP: 0.251, SLG: 0.259 (1, 7)										4	0	0	0	0	1	4									
Toby Hall, R OBP: 0.231, SLG: 0.281 (1, 2)										4	0	0	0	0	3	0									
Jason Conti, L OBP: 0.333, SLG: 0.373 (1, 9)										3	0	0	0	1	2	0									
Russ Johnson, R OBP: 0.342, SLG: 0.288 (1, 10)										2	0	0	0	1	1	1									
Jason Smith, L OBP: 0.222, SLG: 0.280 (1, 5)										3	0	0	0	0	1	2									
Felix Escalona, R OBP: 0.267, SLG: 0.268 (1, 6)										3	0	1	0	0	1	0									
Inning Stats	R: 0 E: 0 K: 3 S: 12	H: 0 LOB: 1 BB: 1 P: 21	R: 0 E: 0 K: 1 S: 5	H: 0 LOB: 1 BB: 1 P: 14	R: 0 E: 0 K: 2 S: 12	H: 2 LOB: 2 BB: 0 P: 20	R: 0 E: 0 K: 3 S: 12	H: 0 LOB: 1 BB: 1 P: 18	R: 0 E: 0 K: 0 S: 7	H: 0 LOB: 0 BB: 0 P: 11	R: 0 E: 0 K: 1 S: 6	H: 1 LOB: 0 BB: 0 P: 6	R: 0 E: 0 K: 0 S: 7	H: 0 LOB: 0 BB: 0 P: 11	R: 0 E: 0 K: 1 S: 10	H: 0 LOB: 1 BB: 0 P: 11	R: 0 E: 0 K: 2 S: 8	H: 0 LOB: 0 BB: 0 P: 10	1B: 3 2B: 0 3B: 0 HR: 0	SF: 0 SAC: 0 DP: 1 HBP: 1	WP: 0 PB: 0 SB: 1 CS: 0	PA: 33			
PITCHER	IP	WLS	BF	H	R	ER	SO	BB	IBB	HBP	BLK	WP	HR	S	P	ERA	WHIP								
Aaron Harang, R ERA: 1.19 (1, 1)	7.0	W	26	3	0	0	10	3	0	0	0	0	0	61	101	0.00	0.857								
Chad Bradford, R ERA: 1.19 (8, 1)	2.0	S	7	0	0	0	3	0	0	1	0	0	0	18	21	0.00	0.000								

Batter	1	2	3	4	5	6	7	8	9	AB	R	H	RBI	BB	SO	LOB	BOTTOM								
Esteban German, R OBP: 0.333, SLG: 0.222 (1, 4)										4	0	1	0	0	0	1	Tampa Bay Devil Rays @ Oakland Athletics Network Associates Coliseum, Oakland, CA Sat May 25 2002, 4:05 PM EDT Att: 31,697 - Cloudy - 63 F								
Scott Hatteberg, L OBP: 0.370, SLG: 0.433 (1, 3)										2	0	0	0	2	1	0									
Larry Sutton, L OBP: 0.231, SLG: 0.417 (8, FR) (9, 3)										0	1	0	0	0	0	0									
Miguel Tejada, R OBP: 0.328, SLG: 0.459 (1, 6)										4	1	1	2	0	0	2									
3 Eric Chavez, L OBP: 0.331, SLG: 0.548 (1, 5)										4	2	2	0	0	0	2									
Jermaine Dye, R OBP: 0.333, SLG: 0.411 (1, 10)										4	1	1	2	0	0	1									
Terrence Long, L OBP: 0.269, SLG: 0.363 (1, 8)										3	0	0	0	1	1	0									
Adam Platt, R OBP: 0.357, SLG: 0.583 (1, 7)										3	1	2	1	1	0	0									
John Mabry, L OBP: 0.296, SLG: 0.320 (1, 9)										4	0	1	1	0	0	3									
Greg Myers, L OBP: 0.368, SLG: 0.438 (1, 2)										4	0	0	0	0	1	4									
Inning Stats	R: 0 E: 0 K: 0 S: 8	H: 0 LOB: 0 BB: 0 P: 10	R: 2 E: 0 K: 1 S: 13	H: 2 LOB: 0 BB: 0 P: 18	R: 0 E: 0 K: 0 S: 6	H: 1 LOB: 2 BB: 1 P: 11	R: 1 E: 0 K: 0 S: 14	H: 2 LOB: 1 BB: 0 P: 21	R: 0 E: 0 K: 1 S: 7	H: 0 LOB: 0 BB: 0 P: 9	R: 0 E: 0 K: 0 S: 6	H: 0 LOB: 0 BB: 0 P: 9	R: 0 E: 0 K: 0 S: 7	H: 0 LOB: 1 BB: 1 P: 14	R: 3 E: 0 K: 1 S: 14	H: 3 LOB: 2 BB: 2 P: 33	R: 0 E: 0 K: 1 S: 8	H: 0 LOB: 0 BB: 0 P: 10	1B: 4 2B: 2 3B: 0 HR: 2	SF: 0 SAC: 0 DP: 0 HBP: 0	WP: 1 PB: 0 SB: 1 CS: 0	PA: 36			
PITCHER	IP	WLS	BF	H	R	ER	SO	BB	IBB	HBP	BLK	WP	HR	S	P	ERA	WHIP								
Travis Harper, R ERA: 3.27 (1, 1)	6.0	L	24	5	3	3	2	1	0	0	0	0	0	16	38	20.25	4.500								
Jorge Sosa, R ERA: 4.91 (7, 1)	1.1		10	3	3	3	0	3	0	0	0	1	1	5	9	0.00	0.000								
Doug Creek, L ERA: 4.4 (8, 1)	0.2		2	0	0	0	1	0	0	0	0	0	0	5	9	0.00	0.000								



Batter	1	2	3	4	5	6	7	8	9	AB	R	H	RBI	BB	SO	LOB	TOP										
Felix Escalona, R OBP: 0.245, SLG: 0.244 (1, 4)										4	0	0	0	0	2	1											
Randy Winn, S OBP: 0.321, SLG: 0.394 (1, 8)										3	0	0	0	1	1	1											
Greg Vaughn, R OBP: 0.257, SLG: 0.256 (1, 7)										2	0	0	0	2	0	1											
Steve Cox, L OBP: 0.356, SLG: 0.480 (1, 3)										3	0	0	0	0	2	4											
Toby Hall, R OBP: 0.224, SLG: 0.273 (1, 2)										4	0	0	0	0	0	2											
Chris Gomez, R OBP: 0.308, SLG: 0.422 (1, 6)										4	0	1	0	0	0	1											
Russ Johnson, R OBP: 0.329, SLG: 0.275 (1, 10)										3	0	0	0	0	1	1											
1B Jared Sandberg, R OBP: 0.136, SLG: 0.190 (1, 5)										2	0	0	0	1	1	1											
Jason Conti, L OBP: 0.333, SLG: 0.387 (1, 9)										3	0	1	0	0	0	1											
Inning Stats	R: 0 E: 0 K: 2 S: 10	H: 0 LOB: 1 BB: 1 P: 15	R: 0 E: 0 K: 1 S: 12	H: 1 LOB: 1 BB: 0 P: 16	R: 0 E: 0 K: 2 S: 13	H: 1 LOB: 2 BB: 1 P: 20	R: 0 E: 0 K: 1 S: 7	H: 0 LOB: 0 BB: 0 P: 11	R: 0 E: 0 K: 0 S: 9	H: 0 LOB: 1 BB: 1 P: 15	R: 0 E: 0 K: 1 S: 8	H: 0 LOB: 0 BB: 0 P: 11	R: 0 E: 0 K: 0 S: 9	H: 0 LOB: 0 BB: 0 P: 15	R: 0 E: 0 K: 0 S: 11	H: 0 LOB: 1 BB: 0 P: 17	1B: 0 2B: 2 3B: 0 HR: 0	SF: 0 SAC: 0 DP: 1 HBP: 1	WP: 0 PA: 33 CS: 0								
PITCHER	IP	WLS	BF	H	R	ER	SO	BB	IBB	HBP	BLK	WP	HR	S	P	ERA	WHIP										
Barry Zito, L ERA: 3.51 (1, 1)	7.0	W	26	2	0	0	7	4	0	0	0	0	0	65	105	0.00	0.857										
Jim Mecir, R ERA: 3.7 (8, 1)	1.0		3	0	0	0	0	0	0	0	0	0	0	9	15	0.00	0.000										
Billy Koch, R ERA: 5.47 (9, 1)	1.0		4	0	0	0	0	0	0	1	0	0	0	11	17	0.00	0.000										

Tampa Bay Devil Rays @ Oakland Athletics
Network Associates Coliseum, Oakland, CA
Sun May 26 2002, 4:05 PM EDT
Att: 15,943 - Cloudy - 61 F

AB 28
R 0
H 2
RBI 0
BB 4
SO 7
LOB 13



Batter	1	2	3	4	5	6	7	8	9	AB	R	H	RBI	BB	SO	LOB	BOTTOM										
Esteban German, R OBP: 0.320, SLG: 0.190 (1, 4)										3	1	0	0	0	0	0											
Adam Platt, R OBP: 0.444, SLG: 1.000 (1, 7)										4	3	3	3	0	1	0											
Miguel Tejada, R OBP: 0.327, SLG: 0.470 (1, 6)										4	1	1	3	0	0	0											
Jermaine Dye, R OBP: 0.330, SLG: 0.404 (1, 10)										4	0	1	0	0	0	0											
3 Eric Chavez, L OBP: 0.324, SLG: 0.534 (1, 5)										4	0	0	0	0	1	1											
Olmedo Saenz, R OBP: 0.381, SLG: 0.500 (1, 3)										4	0	1	0	0	0	0											
Terrence Long, L OBP: 0.265, SLG: 0.357 (1, 8)										3	0	0	0	0	0	1											
Eric Byrnes, R OBP: 0.333, SLG: 0.478 (1, 9)										3	1	1	0	0	0	0											
Ramon Hernandez, R OBP: 0.239, SLG: 0.304 (1, 2)										3	1	1	1	0	0	0											
Inning Stats	R: 0 E: 0 K: 1 S: 12	H: 0 LOB: 0 BB: 0 P: 15	R: 0 E: 0 K: 0 S: 14	H: 1 LOB: 0 BB: 0 P: 21	R: 0 E: 0 K: 0 S: 9	H: 0 LOB: 0 BB: 0 P: 13	R: 1 E: 0 K: 0 S: 9	H: 1 LOB: 0 BB: 0 P: 16	R: 5 E: 0 K: 0 S: 22	H: 5 LOB: 1 BB: 0 P: 31	R: 0 E: 0 K: 0 S: 8	H: 0 LOB: 0 BB: 0 P: 12	R: 1 E: 0 K: 0 S: 10	H: 1 LOB: 0 BB: 0 P: 17	R: 0 E: 0 K: 1 S: 7	H: 0 LOB: 0 BB: 0 P: 12	1B: 4 2B: 1 3B: 0 HR: 3	SF: 0 SAC: 0 DP: 0 HBP: 1	WP: 1 PA: 33 CS: 0								
PITCHER	IP	WLS	BF	H	R	ER	SO	BB	IBB	HBP	BLK	WP	HR	S	P	ERA	WHIP										
Joe Kennedy, L ERA: 4.0 (1, 1)	5.0	L	23	7	6	6	1	0	0	0	0	0	0	8	12	0.00	0.000										
Lee Gardner, R ERA: (6, 1)	1.0		3	0	0	0	0	0	0	0	0	0	0	1	10	9.00	1.000										
Victor Zambrano, R ERA: 5.65 (7, 1)	1.0		4	1	1	1	0	0	0	0	0	0	0	7	12	0.00	0.000										
Esteban Yan, R ERA: 5.12 (8, 1)	1.0		3	0	0	0	1	0	0	0	0	0	0	7	12	0.00	0.000										

Tampa Bay Devil Rays @ Oakland Athletics
Network Associates Coliseum, Oakland, CA
Sun May 26 2002, 4:05 PM EDT
Att: 15,943 - Cloudy - 61 F

AB 32
R 7
H 8
RBI 7
BB 0
SO 2
LOB 2




Batter	1	2	3	4	5	6	7	8	9	AB	R	H	RBI	BB	SO	LOB	TOP					
51 Ichiro Suzuki, L (1, 9) OBP: 0.438, SLG: 0.454	G4-3		F8			G4-3			G5-3	4	1	1	0	0	0	0	Seattle Mariners @ Tampa Bay Devil Rays Tropicana Field, St. Petersburg, FL Tue May 28 2002, 7:15 PM EDT Att: 10,810 - Dome - 72 F livebaseballscorecards.com					
Chris Snelling, L (1, 7) OBP: 0.182, SLG: 0.100	G4-3		K			F9			G5-3	4	0	1	0	0	1	0						
Bret Boone, R (1, 4) OBP: 0.330, SLG: 0.430	F7					G4-6-3			G5-3	4	0	1	1	0	0	1						
John Olerud, L (1, 3) OBP: 0.390, SLG: 0.467						F8			F7	4	0	1	0	0	0	2						
Ruben Sierra, S (1, 10) OBP: 0.358, SLG: 0.489	K					G4-6-3			F7	4	0	0	0	0	1	3						
Mike Cameron, R (1, 8) OBP: 0.382, SLG: 0.488	K									3	0	0	0	0	3	1						
Carlos Guillen, S (1, 6) OBP: 0.366, SLG: 0.512						G1-3			G6-3	2	0	0	0	1	0	0						
Dan Wilson, R (1, 2) OBP: 0.333, SLG: 0.349						G1-3				3	0	1	0	0	0	2						
Jeff Cirillo, R (1, 5) OBP: 0.279, SLG: 0.350						G6-3			F8	3	0	0	0	0	0	1						
Inning Stats	R: 0 E: 0 K: 0 S: 5	H: 0 LOB: 0 BB: 0 P: 6	R: 0 E: 0 K: 2 S: 16	H: 1 LOB: 2 BB: 1 P: 26	R: 0 E: 0 K: 1 S: 6	H: 0 LOB: 0 BB: 0 P: 8	R: 0 E: 0 K: 0 S: 6	H: 1 LOB: 0 BB: 0 P: 9	R: 0 E: 0 K: 1 S: 8	H: 0 LOB: 0 BB: 0 P: 12	R: 0 E: 0 K: 0 S: 7	H: 0 LOB: 0 BB: 0 P: 14	R: 0 E: 0 K: 0 S: 5	H: 0 LOB: 0 BB: 0 P: 7	R: 0 E: 0 K: 1 S: 10	H: 1 LOB: 1 BB: 0 P: 14	R: 1 E: 0 K: 0 S: 11	H: 2 LOB: 1 BB: 0 P: 18	1B: 4 2B: 1 3B: 0 HR: 0	SF: 0 SAC: 0 DP: 1 HBP: 0	WP: 1 PB: 0 CS: 0	PA: 32
PITCHER Ryan Rupe, R (1, 1) ERA: 4.88	IP: 9.0 WLS: W BF: 32	H: 5 R: 1 ER: 1 SO: 5	BB: 1 IBB: 0 HBP: 0 BLK: 0	WP: 1 HR: 0 S: 74 P: 114	ERA: 1.00 WHIP: 0.667	PITCHER										IP: 9.0 WLS: W BF: 32	H: 5 R: 1 ER: 1 SO: 5	BB: 1 IBB: 0 HBP: 0 BLK: 0	WP: 1 HR: 0 S: 74 P: 114	ERA: 1.00 WHIP: 0.667		

Batter	1	2	3	4	5	6	7	8	9	AB	R	H	RBI	BB	SO	LOB	BOTTOM			
Brent Abernathy, R (1, 4) OBP: 0.305, SLG: 0.354	G6-3		G3-2-3						L5	3	1	0	0	1	1	0	Seattle Mariners @ Tampa Bay Devil Rays Tropicana Field, St. Petersburg, FL Tue May 28 2002, 7:15 PM EDT Att: 10,810 - Dome - 72 F livebaseballscorecards.com			
Randy Winn, S (1, 8) OBP: 0.325, SLG: 0.397	F8		BB						HBP	4	1	2	0	0	0	0				
Steve Cox, L (1, 3) OBP: 0.354, SLG: 0.472	G4-3		BB						HBP	3	0	0	0	0	0	3				
Greg Vaughn, R (1, 7) OBP: 0.256, SLG: 0.252										3	1	0	0	1	1	2				
Jason Conti, L (8, 7) OBP: 0.333, SLG: 0.387	K		HR						P6	0	0	0	0	0	0	0				
Ben Grieve, L (1, 9) OBP: 0.348, SLG: 0.408			BB						G3-1	3	1	1	1	1	0	2				
John Flaherty, R (1, 2) OBP: 0.358, SLG: 0.500			BB							3	1	1	4	1	0	0				
Aubrey Huff, L (1, 10) OBP: 0.250, SLG: 0.250	P5		HR						G4-3	4	0	1	0	0	0	2				
Chris Gomez, R (1, 6) OBP: 0.313, SLG: 0.420	F9									3	0	1	0	1	0	3				
Jason Smith, L (1, 5) OBP: 0.226, SLG: 0.276									G6-3	4	0	1	0	0	1	2				
Inning Stats	R: 0 E: 0 K: 0 S: 8	H: 0 LOB: 0 BB: 0 P: 12	R: 0 E: 0 K: 1 S: 14	H: 1 LOB: 2 BB: 1 P: 25	R: 5 E: 0 K: 0 S: 17	H: 4 LOB: 1 BB: 3 P: 35	R: 0 E: 0 K: 1 S: 9	H: 0 LOB: 0 BB: 0 P: 10	R: 0 E: 0 K: 1 S: 5	H: 0 LOB: 1 BB: 1 P: 5	R: 0 E: 0 K: 1 S: 7	H: 0 LOB: 1 BB: 1 P: 13	R: 0 E: 0 K: 0 S: 10	H: 1 LOB: 2 BB: 0 P: 14	R: 0 E: 0 K: 0 S: 8	H: 1 LOB: 1 BB: 0 P: 11	1B: 6 2B: 0 3B: 0 HR: 1	SF: 0 SAC: 0 DP: 1 HBP: 1	WP: 0 PB: 0 CS: 0	PA: 36
PITCHER Joel Pineiro, R (1, 1) ERA: 2.81 John Halama, L (4, 1) ERA: 2.37	IP: 3.0 WLS: L BF: 17	H: 5 R: 5 ER: 5 SO: 1	BB: 4 IBB: 0 HBP: 0 BLK: 0	WP: 0 HR: 1 S: 39 P: 72	ERA: 15.00 WHIP: 3.000	PITCHER										IP: 5.0 WLS: L BF: 19	H: 2 R: 0 ER: 0 SO: 2	BB: 1 IBB: 0 HBP: 1 BLK: 0	WP: 0 HR: 0 S: 39 P: 53	ERA: 0.00 WHIP: 0.600

Batter	1	2	3	4	5	6	7	8	9	AB	R	H	RBI	BB	SO	LOB	TOP					
51 Ichiro Suzuki, L (1, 9) OBP: 0.432, SLG: 0.449	G1-3		G1-4-6-3		F9		FC3-2 1B		SF7	4	0	1	2	0	0	1						
Mark McLemore, S (1, 8) OBP: 0.499, SLG: 0.496 Mike Cameron, R (7, PH) OBP: 0.359, SLG: 0.483	CS S BB		G4-3		G4-6-3 1B		FC3-2 1B		G6-3	2	0	1	0	1	0	0						
Bret Boone, R (1, 4) OBP: 0.329, SLG: 0.426	K				G6-4-3 1B		K		F9	4	0	1	0	0	2	5						
John Olerud, L (1, 3) OBP: 0.383, SLG: 0.457					G6-4-3 1B		G4-6-3		K	4	0	0	0	0	1	2						
Ruben Sierra, S (1, 10) OBP: 0.361, SLG: 0.483					P6				G3	2	0	0	0	2	0	0						
Carlos Guillen, S (1, 6) OBP: 0.374, SLG: 0.523									1B	4	2	3	0	0	1	1						
Chris Snelling, L (1, 7) OBP: 0.267, SLG: 0.429									1B	4	2	2	2	0	0	3						
Ben Davis, S (1, 2) OBP: 0.286, SLG: 0.300 23 Luis Ugueto, S (9, PR) OBP: 0.273, SLG: 0.111 Dan Wilson, R (9, 2) OBP: 0.333, SLG: 0.349									K	4	0	2	1	0	2	2						
Jeff Cirillo, R (1, 5) OBP: 0.286, SLG: 0.348									SH3-4 51 SF7 2B	0	1	0	0	0	0	0						
Inning Stats	R: 0 E: 0 K: 1 S: 6	H: 0 LOB: 1 BB: 1 P: 15	R: 0 E: 0 K: 1 S: 15	H: 1 LOB: 2 BB: 1 P: 26	R: 0 E: 0 K: 0 S: 5	H: 0 LOB: 0 BB: 1 P: 12	R: 0 E: 0 K: 0 S: 5	H: 1 LOB: 0 BB: 0 P: 6	R: 2 E: 0 K: 1 S: 8	H: 2 LOB: 0 BB: 0 P: 11	R: 0 E: 0 K: 1 S: 5	H: 1 LOB: 0 BB: 0 P: 8	R: 2 E: 0 K: 0 S: 11	H: 4 LOB: 3 BB: 1 P: 24	R: 0 E: 0 K: 2 S: 11	H: 0 LOB: 1 BB: 1 P: 19	R: 1 E: 0 K: 0 S: 7	H: 1 LOB: 1 BB: 0 P: 11	1B: 7 2B: 3 3B: 0 HR: 1	SF: 1 SAC: 1 DP: 4 HBP: 0	WP: 0 PB: 0 CS: 1	PA: 38
PITCHER	IP	WLS	BF	H	R	ER	SO	BB	IBB	HBP	BLK	WP	HR	S	P	ERA	WHIP					
Tanyon Sturtze, R (1, 1) ERA: 5.24	6.1	L	28	9	4	4	4	4	0	0	0	0	1	52	95	5.68	2.053					
Steve Kent, L (7, 1) ERA: 3.0	0.1		1	0	0	0	0	0	0	0	0	0	0	1	2	0.00	0.000					
Victor Zambrano, R (7, 1) ERA: 5.52	2.1		9	1	1	1	2	1	0	0	0	0	0	20	35	3.86	0.857					

Seattle Mariners @ Tampa Bay Devil Rays
Tropicana Field, St. Petersburg, FL
Wed May 29, 2002, 7:15 PM EDT
Att. 10,586 - Dome - 72 F


AB	31
R	5
H	10
RBI	5
BB	5
SO	6
LOB	18



Batter	1	2	3	4	5	6	7	8	9	AB	R	H	RBI	BB	SO	LOB	BOTTOM				
Brent Abernathy, R (1, 4) OBP: 0.304, SLG: 0.352	G6-3 1B	FC6-4			G6-3				G6-3	4	0	1	0	0	0	1					
Randy Winn, S (1, 8) OBP: 0.323, SLG: 0.393	G6-3 1B				G6-3				E1 PB	4	0	1	0	0	0	0					
Steve Cox, L (1, 3) OBP: 0.347, SLG: 0.462	G6-3				P6				K	4	0	0	0	0	2	3					
Greg Vaughn, R (1, 7) OBP: 0.256, SLG: 0.247	K				K				K	3	0	0	0	1	3	2					
Ben Grieve, L (1, 9) OBP: 0.339, SLG: 0.397	G4-3				G3				F8	4	0	0	0	0	1	4					
John Flaherty, R (1, 2) OBP: 0.351, SLG: 0.538					K				G5-3	4	1	1	1	0	2	0					
Aubrey Huff, L (1, 10) OBP: 0.250, SLG: 0.625					F8				G6-3	4	1	1	1	0	0	0					
Chris Gomez, R (1, 6) OBP: 0.311, SLG: 0.416					E1 FC6-4				F8	4	0	1	0	0	0	0					
Jason Smith, L (1, 5) OBP: 0.206, SLG: 0.250					F9				K	3	0	0	0	0	2	2					
Inning Stats	R: 0 E: 0 K: 1 S: 11	H: 2 LOB: 2 BB: 0 P: 17	R: 1 E: 1 K: 0 S: 10	H: 1 LOB: 1 BB: 0 P: 17	R: 0 E: 0 K: 1 S: 8	H: 0 LOB: 0 BB: 0 P: 11	R: 1 E: 0 K: 2 S: 10	H: 2 LOB: 1 BB: 0 P: 15	R: 0 E: 0 K: 1 S: 7	H: 0 LOB: 0 BB: 0 P: 12	R: 0 E: 0 K: 1 S: 6	H: 0 LOB: 0 BB: 0 P: 12	R: 0 E: 1 K: 2 S: 10	H: 0 LOB: 2 BB: 1 P: 18	R: 0 E: 0 K: 1 S: 7	H: 0 LOB: 0 BB: 0 P: 9	1B: 3 2B: 0 3B: 0 HR: 2	SF: 0 SAC: 0 DP: 0 HBP: 0	WP: 0 PB: 1 CS: 0	PA: 35	
PITCHER	IP	WLS	BF	H	R	ER	SO	BB	IBB	HBP	BLK	WP	HR	S	P	ERA	WHIP				
Freddy Garcia, R (1, 1) ERA: 3.6	7.1	W	29	5	2	2	7	0	0	0	0	0	0	7	15	0.00	1.500				
Arthur Rhodes, L (8, 1) ERA: 3.32	0.2	H	3	0	0	0	2	1	0	0	0	0	0	7	15	0.00	1.500				
Kazuhiro Sasaki, R (9, 1) ERA:	1.0	S	3	0	0	0	1	0	0	0	0	0	0	7	9	0.00	0.000				

Seattle Mariners @ Tampa Bay Devil Rays
Tropicana Field, St. Petersburg, FL
Wed May 29, 2002, 7:15 PM EDT
Att. 10,586 - Dome - 72 F

AB	34
R	2
H	5
RBI	2
BB	1
SO	10
LOB	12



Batter	1	2	3	4	5	6	7	8	9	10	11	12	13	AB	R	H	RBI	BB	SO	LOB	TOP							
Esteban German, R OBP: 0.333, SLG: 0.226 (1, 4)														6	0	1	0	0	4	0								
Scott Hatteberg, L OBP: 0.333, SLG: 0.376 (8, 3)														3	0	0	0	0	1	0								
Larry Sutton, L OBP: 0.150, SLG: 0.263 (9, 9)														2	0	0	0	0	2	1								
Miguel Tejada, R OBP: 0.326, SLG: 0.469 (1, 5)														6	0	1	0	0	0	1								
Jermaine Dye, R OBP: 0.333, SLG: 0.376 (9, PR)														3	0	0	0	0	0	0								
Eric Byrnes, R OBP: 0.320, SLG: 0.458 (13, PH)														1	1	0	0	0	0	0								
Greg Myers, L OBP: 0.362, SLG: 0.422 (1, 5)														5	1	2	0	0	0	1								
3 Eric Chavez, L OBP: 0.347, SLG: 0.570 (1, 5)														4	0	1	0	1	0	1								
Terrence Long, L OBP: 0.271, SLG: 0.355 (1, 8)														4	0	1	0	1	0	1								
Adam Platt, R OBP: 0.406, SLG: 0.821 (1, 7)														4	1	1	1	1	0	2								
John Mabry, L OBP: 0.350, SLG: 0.357 (9, PH)														3	0	1	2	0	1	2								
Olmedo Saenz, R OBP: 0.391, SLG: 0.483 (9, 3)														1	0	0	0	1	1	0								
Ramon Hernandez, R OBP: 0.231, SLG: 0.290 (1, 2)														5	0	0	0	0	0	4								
Inning Stats	R: 0 E: 0 K: 2 S: 8	H: 0 LOB: 0 BB: 0 P: 11	R: 0 E: 0 K: 0 S: 15	H: 1 LOB: 2 BB: 1 P: 27	R: 0 E: 0 K: 0 S: 8	H: 0 LOB: 0 BB: 0 P: 14	R: 0 E: 0 K: 0 S: 4	H: 0 LOB: 0 BB: 0 P: 5	R: 0 E: 0 K: 1 S: 11	H: 0 LOB: 1 BB: 0 P: 16	R: 2 E: 0 K: 1 S: 10	H: 2 LOB: 1 BB: 0 P: 20	R: 0 E: 0 K: 1 S: 7	H: 0 LOB: 0 BB: 0 P: 10	R: 0 E: 0 K: 0 S: 7	H: 0 LOB: 0 BB: 0 P: 16	R: 0 E: 0 K: 0 S: 7	H: 0 LOB: 0 BB: 0 P: 12	R: 0 E: 0 K: 1 S: 8	H: 2 LOB: 1 BB: 0 P: 11	1B: 5 2B: 2 3B: 0 HR: 0	SF: 0 SAC: 0 DP: 2 HBP: 2	W/P: 0 PB: 0 SB: 0 CS: 0	PA: 49				
PITCHER	IP WLS BF H R ER SO BB IBB HBP BLK WP HR S P ERA WHIP	8.0 30 3 2 2 5 2 0 1 0 0 0 0 71 114 2.25 0.625	0.0 1 0 1 1 0 0 0 0 0 0 0 0 2 5 =	1.0 5 2 0 0 0 0 0 1 0 0 0 0 5 11 0.00 2.000	2.0 6 0 0 0 2 0 0 0 0 0 0 0 19 26 0.00 0.000	2.0 7 2 0 0 2 0 0 0 0 0 0 0 15 23 0.00 1.000	PITCHER																					

Oakland Athletics @ Tampa Bay Devil Rays
Tropicana Field, St. Petersburg, FL
Thu May 30 2002, 7:15 PM EDT
Att. 10,130 - Dome - 72 F

AB	44
R	3
H	7
RBI	3
BB	3
SO	9
LOB	14



Batter	1	2	3	4	5	6	7	8	9	10	11	12	13	AB	R	H	RBI	BB	SO	LOB	BOTTOM							
Brent Abernathy, R OBP: 0.313, SLG: 0.353 (1, 4)														5	0	2	0	1	0	2								
Randy Winn, S OBP: 0.222, SLG: 0.389 (1, 8)														7	0	2	0	0	1	5								
Steve Cox, L OBP: 0.353, SLG: 0.470 (9, PR)														3	0	2	0	2	0	0								
Felix Escalona, R OBP: 0.245, SLG: 0.244 (10, PH)														0	1	0	0	0	0	0								
Russ Johnson, R OBP: 0.348, SLG: 0.300 (1, 7)														1	1	1	0	0	0	0								
Greg Vaughn, R OBP: 0.262, SLG: 0.260 (1, 7)														7	0	3	2	0	2	9								
Ben Grievie, L OBP: 0.333, SLG: 0.408 (1, 9)														6	1	1	1	0	3	5								
John Flaherty, R OBP: 0.333, SLG: 0.517 (1, 2)														6	0	1	0	0	2	2								
Aubrey Huff, L OBP: 0.357, SLG: 0.769 (1, 3)														5	1	2	1	1	1	0								
Chris Gomez, R OBP: 0.312, SLG: 0.413 (1, 6)														6	0	2	0	0	3	5								
18 Jared Sandberg, R OBP: 0.180, SLG: 0.250 (1, 5)														6	0	3	0	0	1	1								
Inning Stats	R: 0 E: 0 K: 1 S: 11	H: 2 LOB: 2 BB: 0 P: 16	R: 0 E: 0 K: 2 S: 8	H: 1 LOB: 0 BB: 0 P: 13	R: 0 E: 0 K: 2 S: 10	H: 1 LOB: 2 BB: 1 P: 19	R: 0 E: 0 K: 0 S: 14	H: 2 LOB: 2 BB: 0 P: 21	R: 0 E: 0 K: 0 S: 9	H: 1 LOB: 2 BB: 1 P: 18	R: 1 E: 0 K: 0 S: 12	H: 2 LOB: 1 BB: 0 P: 17	R: 0 E: 0 K: 2 S: 11	H: 2 LOB: 2 BB: 0 P: 15	R: 1 E: 0 K: 0 S: 10	H: 2 LOB: 3 BB: 1 P: 19	R: 0 E: 0 K: 1 S: 16	H: 1 LOB: 2 BB: 1 P: 26	R: 0 E: 0 K: 0 S: 10	H: 0 LOB: 0 BB: 0 P: 19	R: 0 E: 0 K: 1 S: 7	H: 1 LOB: 1 BB: 0 P: 9	R: 1 E: 0 K: 0 S: 4	H: 2 LOB: 1 BB: 0 P: 6	1B: 12 2B: 7 3B: 0 HR: 2	SF: 0 SAC: 0 DP: 2 HBP: 2	W/P: 0 PB: 0 SB: 0 CS: 2	PA: 59
PITCHER	IP WLS BF H R ER SO BB IBB HBP BLK WP HR S P ERA WHIP	6.0 29 11 1 1 7 0 2 0 0 0 0 1 67 108 1.50 1.833	0.1 1 0 0 0 0 0 0 0 0 0 0 0 1 1 0.00 0.000	1.2 8 2 1 1 2 0 0 0 1 0 0 0 29 5.40 1.200	1.1 10 3 1 1 3 1 1 1 0 0 0 0 22 41 6.75 3.000	2.2 10 3 1 1 1 0 0 0 0 0 0 0 20 26 3.38 1.125	PITCHER																					

Oakland Athletics @ Tampa Bay Devil Rays
Tropicana Field, St. Petersburg, FL
Thu May 30 2002, 7:15 PM EDT
Att. 10,130 - Dome - 72 F

AB	52
R	4
H	19
RBI	4
BB	4
SO	13
LOB	31



Batter	1	2	3	4	5	6	7	8	9	AB	R	H	RBI	BB	SO	LOB	TOP											
Esteban German, R (1, 4) <small>OBP: 0.300, SLG: 0.200</small> Randy Velarde, R (7, FH) <small>OBP: 0.323, SLG: 0.350</small> (7, 4)										4	0	0	0	0	1	2	Oakland Athletics @ Tampa Bay Devil Rays Tropicana Field, St. Petersburg, FL Fri May 31 2002, 7:15 PM EDT Att: 10,227 - Dome - 72 F											
Scott Hatteberg, L (1, 10) <small>OBP: 0.382, SLG: 0.491</small> Eric Byrnes, R (8, FR) <small>OBP: 0.308, SLG: 0.440</small>										4	2	3	4	0	1	0												
Miguel Tejada, R (1, 6) <small>OBP: 0.335, SLG: 0.475</small>										6	2	4	1	0	0	0												
Jermaine Dye, R (1, 9) <small>OBP: 0.348, SLG: 0.375</small>										3	2	1	1	3	2	4												
3 Eric Chavez, L (1, 5) <small>OBP: 0.352, SLG: 0.567</small>										6	0	3	3	0	0	5												
Adam Piatt, R (1, 7) <small>OBP: 0.474, SLG: 0.800</small>										2	2	1	0	2	0	0												
Terrence Long, L (1, 8) <small>OBP: 0.269, SLG: 0.355</small>										6	0	1	2	0	1	9												
Olmedo Saenz, R (1, 3) <small>OBP: 0.387, SLG: 0.508</small>										5	1	2	2	0	0	5												
Greg Myers, L (1, 2) <small>OBP: 0.349, SLG: 0.407</small>										5	1	1	0	0	3	2												
Inning Stats	R: 0 E: 0 K: 2 S: 16	H: 2 LOB: 2 BB: 0 P: 22	R: 0 E: 0 K: 0 S: 15	H: 1 LOB: 1 BB: 0 P: 21	R: 1 E: 0 K: 1 S: 14	H: 2 LOB: 2 BB: 1 P: 25	R: 4 E: 0 K: 0 S: 18	H: 3 LOB: 0 BB: 1 P: 35	R: 2 E: 0 K: 1 S: 14	H: 2 LOB: 1 BB: 1 P: 23	R: 1 E: 1 K: 0 S: 18	H: 1 LOB: 3 BB: 1 P: 32	R: 0 E: 0 K: 2 S: 9	H: 0 LOB: 0 BB: 0 P: 11	R: 1 E: 0 K: 2 S: 17	H: 2 LOB: 3 BB: 1 P: 33	R: 4 E: 1 K: 1 S: 21	H: 4 LOB: 2 BB: 0 P: 29	1B: 13 2B: 1 3B: 1 HR: 2	SF: 1 SAC: 0 DP: 0 HBP: 3	WP: 0 PB: 0 CS: 1	PA: 53						
PITCHER	IP	WLS	BF	H	R	ER	SO	BB	IBB	HBP	BLK	WP	HR	S	P	ERA	WHIP											
Wilson Alvarez, L (1, 1) ERA: 6.08	3.1		18	7	4	4	3	2	0	0	0	0	0	53	85	10.80	2.700											
Steve Kent, L (4, 1) ERA: 3.85	1.2		9	3	3	3	1	1	0	0	0	0	1	24	41	16.20	2.400											
Lee Gardner, R (6, 1) ERA: 4.91	0.2	B	6	1	1	1	0	1	0	1	0	0	0	1	14	26	13.50	3.000										
Doug Creek, L (6, 1) ERA: 4.08	2.1		11	2	1	1	4	1	0	1	0	0	0	30	50	3.86	1.286											
Esteban Yan, R (9, 1) ERA: 5.24	1.0	L	9	4	4	2	1	0	0	1	0	0	0	21	29	18.00	4.000											
Batter	1	2	3	4	5	6	7	8	9	AB	R	H	RBI	BB	SO	LOB	BOTTOM											
Brent Abernathy, R (1, 4) <small>OBP: 0.319, SLG: 0.358</small>										6	1	3	0	0	0	2	Oakland Athletics @ Tampa Bay Devil Rays Tropicana Field, St. Petersburg, FL Fri May 31 2002, 7:15 PM EDT Att: 10,227 - Dome - 72 F											
Randy Winn, S (1, 8) <small>OBP: 0.327, SLG: 0.393</small>										6	1	3	1	0	1	1												
Steve Cox, L (1, 10) <small>OBP: 0.353, SLG: 0.458</small>										5	1	0	0	1	3	4												
Ben Grieve, L (1, 9) <small>OBP: 0.346, SLG: 0.419</small>										3	1	2	2	2	0	1												
Greg Vaughn, R (1, 7) <small>OBP: 0.265, SLG: 0.292</small>										5	2	2	3	0	0	6												
Aubrey Huff, L (1, 3) <small>OBP: 0.421, SLG: 0.688</small>										3	1	1	0	2	0	0												
John Flaherty, R (1, 2) <small>OBP: 0.343, SLG: 0.516</small>										4	0	2	1	0	0	0												
Chris Gomez, R (1, 6) <small>OBP: 0.322, SLG: 0.427</small>										4	1	3	1	0	0	1												
1B Jared Sandberg, R (1, 5) <small>OBP: 0.182, SLG: 0.245</small>										5	1	1	1	0	1	6												
Inning Stats	R: 0 E: 0 K: 1 S: 10	H: 1 LOB: 2 BB: 1 P: 20	R: 0 E: 0 K: 0 S: 7	H: 2 LOB: 0 BB: 0 P: 9	R: 0 E: 0 K: 2 S: 11	H: 1 LOB: 1 BB: 0 P: 17	R: 8 E: 0 K: 1 S: 22	H: 8 LOB: 2 BB: 2 P: 39	R: 0 E: 0 K: 0 S: 9	H: 1 LOB: 1 BB: 0 P: 14	R: 1 E: 0 K: 0 S: 11	H: 2 LOB: 1 BB: 0 P: 17	R: 0 E: 0 K: 0 S: 8	H: 2 LOB: 2 BB: 1 P: 16	R: 0 E: 0 K: 0 S: 5	H: 0 LOB: 1 BB: 1 P: 11	R: 0 E: 0 K: 1 S: 8	H: 0 LOB: 0 BB: 0 P: 12	1B: 13 2B: 2 3B: 1 HR: 1	SF: 0 SAC: 2 DP: 1 HBP: 0	WP: 0 PB: 0 CS: 0	PA: 48						
PITCHER	IP	WLS	BF	H	R	ER	SO	BB	IBB	HBP	BLK	WP	HR	S	P	ERA	WHIP											
Cory Lidle, R (1, 1) ERA: 5.94	3.2		22	9	6	6	3	2	0	0	0	0	0	9	17	54.00	9.000											
Jeff Tam, R (4, 1) ERA: 7.32	0.1		5	3	2	2	1	0	1	0	0	0	0	9	17	54.00	9.000											
Mike Magnante, L (5, 1) ERA: 7.02	2.0		9	3	1	1	0	0	0	0	0	0	1	20	31	4.50	1.500											
Mike Venafro, L (7, 1) ERA: 2.79	2.0	W	9	2	0	0	0	2	0	0	0	0	0	13	27	0.00	2.000											
Billy Koch, R (9, 1) ERA: 5.14	1.0		3	0	0	0	1	0	0	0	0	0	0	8	12	0.00	0.000											

Batter	1	2	3	4	5	6	7	8	9	AB	R	H	RBI	BB	SO	LOB	TOP					
Randy Velarde, R (1, 4) OBP: 0.343, SLG: 0.400	F8			FC6-4 2B		FC6-4 1B		HR		5	2	3	1	0	0	1						
Scott Hatteberg, L (1, 3) OBP: 0.379, SLG: 0.503	G4-3			F8		G3		HR		4	1	1	3	0	0	2						
John Mabry, L (8, 3) OBP: 0.290, SLG: 0.345				F8		G3		HR		1	0	0	0	0	1	1						
Miguel Tejada, R (1, 6) OBP: 0.333, SLG: 0.471	F3			FC8-6-5 2-3				F8		4	0	1	1	0	0	1						
Jermaine Dye, R (1, 10) OBP: 0.346, SLG: 0.365						F7		F8		3	0	0	0	1	0	1						
Eric Chavez, L (1, 5) OBP: 0.345, SLG: 0.555				G3-6-3 1-2		F8		L6		4	0	0	0	0	1	1						
Adam Piatt, R (1, 7) OBP: 0.476, SLG: 0.794								F8		4	1	2	0	0	1	0						
Terrence Long, L (1, 8) OBP: 0.277, SLG: 0.374				CS 1-2						3	2	2	2	1	1	0						
Eric Byrnes, R (1, 9) OBP: 0.300, SLG: 0.414						F9				4	1	1	0	0	1	1						
Ramon Hernandez, R (1, 2) OBP: 0.238, SLG: 0.305						P4				3	1	2	1	0	0	0						
Inning Stats	R: 0 E: 0 K: 0 S: 6	H: 0 LOB: 0 BB: 0 P: 10	R: 0 E: 0 K: 0 S: 10	H: 1 LOB: 0 BB: 1 P: 17	R: 0 E: 0 K: 1 S: 8	H: 0 LOB: 0 BB: 0 P: 9	R: 0 E: 0 K: 0 S: 4	H: 1 LOB: 0 BB: 0 P: 7	R: 1 E: 0 K: 0 S: 8	H: 2 LOB: 1 BB: 0 P: 16	R: 1 E: 0 K: 0 S: 15	H: 2 LOB: 1 BB: 0 P: 23	R: 1 E: 0 K: 1 S: 9	H: 1 LOB: 0 BB: 0 P: 12	R: 3 E: 0 K: 1 S: 16	H: 3 LOB: 0 BB: 0 P: 28	R: 2 E: 0 K: 2 S: 14	H: 2 LOB: 1 BB: 1 P: 23	1B: 6 2B: 5 3B: 0 HR: 2	SF: 1 SAC: 0 DP: 2 HBP: 0	WP: 0 PB: 0 SB: 0 CS: 1	PA: 39
PITCHER	IP	WLS	BF	H	R	ER	SO	BB	IBB	HBP	BLK	WP	HR	S	P	ERA	WHIP					
Joe Kennedy, L (1, 1) ERA: 4.33	7.2	L	31	10	6	6	2	1	0	0	0	0	2	72	116	7.04	1.435					
Victor Zambrano, R (8, 1) ERA: 5.85	1.1		7	2	2	2	3	1	0	0	0	0	0	18	29	13.50	2.250					

Oakland Athletics @ Tampa Bay Devil Rays
Tropicana Field, St. Petersburg, FL
Sat Jun 01 2002, 6:15 PM EDT
Att: 14,073 - Dome - 72 F

AB 35
R 8
H 12
RBI 8
BB 2
SO 5
LOB 8



Batter	1	2	3	4	5	6	7	8	9	AB	R	H	RBI	BB	SO	LOB	BOTTOM					
Brent Abernathy, R (1, 4) OBP: 0.316, SLG: 0.354	G6-3			F7						5	0	1	2	0	1	1						
Randy Winn, S (1, 8) OBP: 0.324, SLG: 0.388	F2									5	0	1	0	0	1	2						
Ben Grieve, L (1, 9) OBP: 0.348, SLG: 0.419										5	0	2	0	0	3	3						
Greg Vaughn, R (1, 7) OBP: 0.273, SLG: 0.293										3	0	1	0	2	2	3						
Aubrey Huff, L (1, 10) OBP: 0.391, SLG: 0.600										4	0	1	0	0	2	5						
John Flaherty, R (1, 2) OBP: 0.338, SLG: 0.545										4	1	1	1	0	1	4						
Chris Gomez, R (1, 6) OBP: 0.320, SLG: 0.419										3	1	0	0	1	1	2						
Russ Johnson, R (1, 5) OBP: 0.352, SLG: 0.324										4	1	2	0	0	0	0						
1B Jared Sandberg, R (1, 3) OBP: 0.169, SLG: 0.228										4	0	0	0	0	2	3						
Inning Stats	R: 0 E: 0 K: 0 S: 9	H: 1 LOB: 2 BB: 1 P: 17	R: 0 E: 0 K: 0 S: 5	H: 0 LOB: 0 BB: 0 P: 6	R: 0 E: 0 K: 1 S: 9	H: 0 LOB: 0 BB: 0 P: 14	R: 0 E: 0 K: 2 S: 12	H: 1 LOB: 2 BB: 1 P: 23	R: 0 E: 0 K: 1 S: 8	H: 0 LOB: 0 BB: 0 P: 9	R: 0 E: 0 K: 2 S: 11	H: 1 LOB: 1 BB: 0 P: 18	R: 1 E: 0 K: 2 S: 10	H: 2 LOB: 1 BB: 0 P: 14	R: 0 E: 0 K: 3 S: 17	H: 2 LOB: 2 BB: 0 P: 22	R: 2 E: 1 K: 2 S: 18	H: 2 LOB: 2 BB: 1 P: 28	1B: 7 2B: 1 3B: 0 HR: 1	SF: 0 SAC: 0 DP: 0 HBP: 0	WP: 0 PB: 1 SB: 1 CS: 0	PA: 40
PITCHER	IP	WLS	BF	H	R	ER	SO	BB	IBB	HBP	BLK	WP	HR	S	P	ERA	WHIP					
Barry Zito, L (1, 1) ERA: 3.25	8.0	W	33	7	1	1	11	2	0	0	0	0	1	81	123	1.12	1.125					
Jim Mecir, R (9, 1) ERA: 4.03	1.0		7	2	2	2	2	1	0	0	0	0	0	18	28	18.00	3.000					

Oakland Athletics @ Tampa Bay Devil Rays
Tropicana Field, St. Petersburg, FL
Sat Jun 01 2002, 6:15 PM EDT
Att: 14,073 - Dome - 72 F

AB 37
R 3
H 9
RBI 3
BB 3
SO 13
LOB 23



Batter	1	2	3	4	5	6	7	8	9	AB	R	H	RBI	BB	SO	LOB	TOP										
Brent Abernathy, R (1, 4) OBP: 0.317, SLG: 0.353	1-1 FC4-6 1B	3-2 P3			1-3 K		1-1 1B			4	1	2	0	0	1	1											
Ben Grievie, L (1, 9) OBP: 0.352, SLG: 0.416	4-1 FC4-6 1B		1-1 F8 2B		3-3 K		1-0 1B	1-0 G4-3		3	0	1	0	1	1	0											
Steve Cox, L (1, 3) OBP: 0.343, SLG: 0.442	0-0 FC4-6 1B		3-1 F8		1-0 P4			1-3 K		4	0	1	0	0	1	1											
Greg Vaughn, R (1, 7) OBP: 0.271, SLG: 0.289	3-0 FC4-6		2-3 K		1-1 G5-3			1-1 P4		4	0	0	1	0	1	3											
Aubrey Huff, L (1, 10) OBP: 0.355, SLG: 0.500	1-0 P6		1-2 F7		1-1 G3			0-2 G1-3		4	0	0	0	0	0	3											
John Flaherty, R (1, 2) OBP: 0.320, SLG: 0.514	1-3 K			2-0 G6-3		0-1 F9		0-1 F8		4	0	0	0	0	1	2											
Chris Gomez, R (1, 6) OBP: 0.319, SLG: 0.415		0-0 F3		2-2 BLK 1B		1-0 G1-3		1-1 F8		4	0	1	0	0	0	0											
Jason Conti, L (1, 8) OBP: 0.333, SLG: 0.385		2-1 1B WP		3-3 K		2-1 F8				3	0	1	0	0	1	1											
1B Jared Sandberg, R (1, 5) OBP: 0.197, SLG: 0.254		1-3 K		0-3 K		4-2 1B BB				2	0	0	0	1	2	2											
Inning Stats	R: 1 E: 0 K: 1 S: 9	H: 2 LOB: 2 BB: 1 P: 19	R: 0 E: 0 K: 1 S: 9	H: 1 LOB: 1 BB: 0 P: 15	R: 0 E: 0 K: 1 S: 12	H: 1 LOB: 1 BB: 0 P: 19	R: 0 E: 0 K: 2 S: 10	H: 1 LOB: 0 BB: 0 P: 17	R: 0 E: 0 K: 0 S: 7	H: 0 LOB: 0 BB: 0 P: 12	R: 0 E: 0 K: 0 S: 6	H: 1 LOB: 2 BB: 1 P: 15	R: 0 E: 0 K: 1 S: 6	H: 0 LOB: 0 BB: 0 P: 9	R: 0 E: 0 K: 0 S: 8	H: 0 LOB: 0 BB: 0 P: 9	1B: 5 2B: 1 3B: 0 HR: 0	SF: 0 SAC: 0 DP: 0 HBP: 0	WP: 1 PB: 0 SB: 0 CS: 0	PA: 34							
PITCHER	IP	WLS	BF	H	R	ER	SO	BB	IBB	HBP	BLK	WP	HR	S	P	ERA	WHIP										
Pete Walker, R (1, 1) ERA: 2.49	5.0	W	21	5	1	1	7	1	0	0	1	1	0	47	82	1.80	1.200										
Brandon Lyon, R (6, 1) ERA: 5.83	2.0		7	1	0	0	0	1	0	0	0	0	0	13	23	0.00	1.000										
Scott Eyre, L (8, 1) ERA: 5.87	1.0		3	0	0	0	1	0	0	0	0	0	0	6	9	0.00	0.000										
Cliff Politte, R (9, 1) ERA: 3.52	1.0		3	0	0	0	0	0	0	0	0	0	0	8	9	0.00	0.000										

Tampa Bay Devil Rays @ Toronto Blue Jays
SkyDome, Toronto, ON
Mon Jun 03 2002, 7:05 PM EDT
Att: 13,002 - Dome - 72 F

AB	32
R	1
H	6
RBI	1
BB	2
SO	8
LOB	13





Batter	1	2	3	4	5	6	7	8	9	AB	R	H	RBI	BB	SO	LOB	BOTTOM										
Shannon Stewart, R (1, 10) OBP: 0.337, SLG: 0.433	1-0 F7		1-0 F7		4-1 HR BB	3-2 1B 2B				3	1	1	1	1	0	1											
José Cruz Jr., S (1, 7) OBP: 0.312, SLG: 0.377	1-0 F8			0-0 HR	2-0 HR	0-0 1B				4	2	3	4	0	0	0											
Raul Mondesi, R (1, 9) OBP: 0.283, SLG: 0.409	2-3 K			0-2 10 2B	1-3 K			4-2 CS BB		3	1	1	0	1	2	0											
Carlos Delgado, L (1, 3) OBP: 0.413, SLG: 0.558		3-1 G4-3		3-1 F8	3-2 2B			0-1 P4		4	0	1	0	0	0	2											
Tom Wilson, R (1, 2) OBP: 0.379, SLG: 0.419		1-1 G5-3		1-1 F9	1-0 G5-3			1-2 G6-3		4	0	0	0	0	0	3											
Eric Hinske, L (1, 5) OBP: 0.382, SLG: 0.505		3-3 K		4-0 10 2B	2-3 K			1-1 G4-3		3	0	0	0	1	2	1											
10 Vernon Wells, R (1, 8) OBP: 0.286, SLG: 0.374			1-3 K	0-0 1B 2B		0-0 P4		0-2 F8		4	0	1	1	0	1	0											
Joe Lawrence, R (1, 4) OBP: 0.262, SLG: 0.226			2-1 F2	1-1 G4-3		1-0 G4-3		0-2 P4		4	0	0	0	0	0	2											
Felipe Lopez, S (1, 6) OBP: 0.304, SLG: 0.434				4-2 BB		0-2 HR 2B		1-1 BLK 2B 1B		2	2	2	0	1	0	0											
Inning Stats	R: 0 E: 0 K: 1 S: 6	H: 0 LOB: 0 BB: 0 P: 10	R: 0 E: 0 K: 1 S: 9	H: 0 LOB: 0 BB: 0 P: 16	R: 0 E: 0 K: 1 S: 10	H: 0 LOB: 1 BB: 1 P: 18	R: 2 E: 0 K: 0 S: 11	H: 3 LOB: 2 BB: 1 P: 20	R: 3 E: 0 K: 2 S: 16	H: 3 LOB: 1 BB: 1 P: 32	R: 1 E: 0 K: 0 S: 9	H: 3 LOB: 0 BB: 0 P: 13	R: 0 E: 0 K: 0 S: 7	H: 0 LOB: 0 BB: 1 P: 12	R: 0 E: 0 K: 0 S: 8	H: 0 LOB: 0 BB: 0 P: 9	1B: 2 2B: 5 3B: 0 HR: 2	SF: 0 SAC: 0 DP: 0 HBP: 0	WP: 0 PB: 0 SB: 0 CS: 1	PA: 35							
PITCHER	IP	WLS	BF	H	R	ER	SO	BB	IBB	HBP	BLK	WP	HR	S	P	ERA	WHIP										
Tanyon Sturtze, R (1, 1) ERA: 5.47	7.0	L	32	9	6	6	5	4	0	0	1	1	0	68	121	7.71	1.857										
Jason Jimenez, L (8, 1) ERA:	1.0		3	0	0	0	0	0	0	0	0	0	0	8	9	0.00	0.000										

Tampa Bay Devil Rays @ Toronto Blue Jays
SkyDome, Toronto, ON
Mon Jun 03 2002, 7:05 PM EDT
Att: 13,002 - Dome - 72 F

AB	31
R	6
H	9
RBI	6
BB	4
SO	5
LOB	9



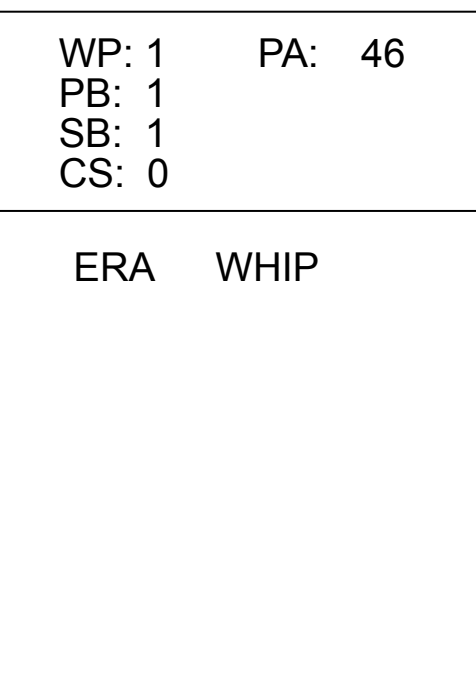
Batter	1	2	3	4	5	6	7	8	9	AB	R	H	RBI	BB	SO	LOB	TOP										
Brent Abernathy, R OBP: 0.315, SLG: 0.351	G4-3		FC4-6 1B		G4-3			F9		4	0	1	0	0	0	1	Tampa Bay Devil Rays @ Toronto Blue Jays SkyDome, Toronto, ON Tue Jun 04 2002, 7:05 PM EDT Att: 13,162 - Dome - 72 F										
Randy Winn, S OBP: 0.330, SLG: 0.383	G3-1 BB		FC4-6 1-2			L8		BB		2	0	0	0	2	0	1											
Steve Cox, L OBP: 0.341, SLG: 0.436	G3-1 BB		F7			K		G4-3		3	0	0	0	1	1	3											
Greg Vaughn, R OBP: 0.266, SLG: 0.284	G3-1			K		P6			K	4	0	0	0	2	2												
Ben Grieve, L OBP: 0.350, SLG: 0.412	K			G4-3			G5-4-3 1B	G4-3		4	0	1	0	0	1	2											
Aubrey Huff, L OBP: 0.314, SLG: 0.438		G6-3		F5			F5		K	4	0	0	0	0	1	1											
John Flaherty, R OBP: 0.321, SLG: 0.500						K	G5-4-3 1-2			2	0	0	0	1	1	1											
Chris Gomez, R OBP: 0.319, SLG: 0.414			G4-6-3 1-2			K		BB 1B		3	0	1	0	0	1	1											
1B Jared Sandberg, R OBP: 0.203, SLG: 0.303								K		3	1	1	1	0	2	1											
Inning Stats	R: 0 E: 0 K: 1 S: 7	H: 0 LOB: 2 BB: 2 P: 16	R: 0 E: 0 K: 0 S: 8	H: 0 LOB: 0 BB: 1 P: 13	R: 0 E: 0 K: 1 S: 12	H: 1 LOB: 1 BB: 0 P: 16	R: 0 E: 0 K: 1 S: 6	H: 0 LOB: 0 BB: 0 P: 11	R: 1 E: 0 K: 2 S: 16	H: 1 LOB: 0 BB: 0 P: 23	R: 0 E: 0 K: 0 S: 5	H: 1 LOB: 0 BB: 0 P: 9	R: 0 E: 0 K: 1 S: 13	H: 1 LOB: 2 BB: 1 P: 20	R: 0 E: 0 K: 2 S: 7	H: 0 LOB: 0 BB: 0 P: 10	1B: 3 2B: 0 3B: 0 HR: 1	SF: 0 SAC: 0 DP: 2 HBP: 0	WP: 0 PB: 0 SB: 1 CS: 0	PA: 33							
PITCHER	IP	WLS	BF	H	R	ER	SO	BB	IBB	HBP	BLK	WP	HR	S	P	ERA	WHIP										
Justin Miller, R ERA: 5.86	7.0	W	25	3	1	1	6	3	0	0	0	0	1	59	96	1.29	0.857										
Cliff Politte, R ERA: 3.42	0.2	H	4	1	0	0	1	1	0	0	0	0	0	12	17	0.00	3.000										
Scott Eyre, L ERA: 5.83	0.1	H	1	0	0	0	0	0	0	0	0	0	0	1	3	0.00	0.000										
Kelvin Escobar, R ERA: 4.5	1.0	S	3	0	0	0	2	0	0	0	0	0	0	7	10	0.00	0.000										

Batter	1	2	3	4	5	6	7	8	9	AB	R	H	RBI	BB	SO	LOB	BOTTOM										
Shannon Stewart, R OBP: 0.340, SLG: 0.440	1B 2B		G1-3		G1-3			BB 1B		4	1	2	0	0	0	1	Tampa Bay Devil Rays @ Toronto Blue Jays SkyDome, Toronto, ON Tue Jun 04 2002, 7:05 PM EDT Att: 13,162 - Dome - 72 F										
10 Vernon Wells, R OBP: 0.286, SLG: 0.374								BB		0	0	0	0	0	0	0											
José Cruz Jr., S OBP: 0.315, SLG: 0.376	2H 1B		K			G3	FC6-4 BB			3	0	1	1	1	1	0											
Raul Mondesi, R OBP: 0.282, SLG: 0.404	F9				G6-3		BB BB	FC6-4 1-2		3	0	0	0	1	0	4											
Carlos Delgado, L OBP: 0.406, SLG: 0.546	F8			F2		F7		F8		4	0	0	0	0	2												
Eric Hinske, L OBP: 0.369, SLG: 0.540	F7				HR		BB	HR		3	2	2	2	1	0	1											
Dave Berg, R OBP: 0.271, SLG: 0.386		F8			G6-3		F9	G5-3		4	0	0	0	0	2												
Darrin Fletcher, L OBP: 0.242, SLG: 0.315		F7				F7		F9		4	0	0	0	0	0	0											
Felipe Lopez, S OBP: 0.299, SLG: 0.427		G4-3				K		G3		3	0	0	0	0	1	0											
Ken Huckaby, R OBP: 0.286, SLG: 0.300			G5-3					BB 1B BB		2	0	1	0	1	0	0											
Inning Stats	R: 1 E: 0 K: 0 S: 11	H: 2 LOB: 1 BB: 0 P: 20	R: 0 E: 0 K: 0 S: 5	H: 0 LOB: 0 BB: 0 P: 8	R: 0 E: 0 K: 1 S: 8	H: 0 LOB: 0 BB: 0 P: 10	R: 1 E: 0 K: 0 S: 5	H: 1 LOB: 0 BB: 0 P: 7	R: 0 E: 0 K: 1 S: 7	H: 1 LOB: 1 BB: 0 P: 11	R: 0 E: 0 K: 0 S: 8	H: 0 LOB: 2 BB: 2 P: 19	R: 0 E: 0 K: 0 S: 12	H: 1 LOB: 3 BB: 2 P: 24	R: 1 E: 0 K: 0 S: 10	H: 1 LOB: 0 BB: 0 P: 13	1B: 3 2B: 1 3B: 0 HR: 2	SF: 0 SAC: 0 DP: 0 HBP: 0	WP: 0 PB: 0 SB: 0 CS: 0	PA: 34							
PITCHER	IP	WLS	BF	H	R	ER	SO	BB	IBB	HBP	BLK	WP	HR	S	P	ERA	WHIP										
Paul Wilson, R ERA: 3.81	8.0	L	34	6	3	3	2	4	0	0	0	0	2	66	112	3.38	1.250										

Batter	1	2	3	4	5	6	7	8	9	AB	R	H	RBI	BB	SO	LOB	TOP										
Randy Winn, S OBP: 0.339, SLG: 0.396 (1, 8)	2-1 G1-3 1B	2-0 G1-3 1B	0-2 S 1B		3-1 2B		1-0 F8		1-0 G1-3	6	0	4	2	0	0	1											
Greg Vaughn, R OBP: 0.285, SLG: 0.278 Jason Conti, L OBP: 0.333, SLG: 0.385 (1, 7) (7, 7)	1-3 K	2-3 K	2-1 F7 1B		2-1 F2		4-1 BB			4	0	0	0	1	2	5											
Steve Cox, L OBP: 0.338, SLG: 0.430 (1, 3)	0-1 G1-3 1-2	0-0 G1-3		0-0 WP 2B 1B		1-0 L6		2-1 F8		5	1	1	0	0	0	5											
Ben Grieve, L OBP: 0.356, SLG: 0.429 (1, 9)	1-0 G6-3		0-2 1B 2B		2-1 1B 2B		0-1 PB 1B		3-3 K	5	1	3	1	0	1	1											
Aubrey Huff, L OBP: 0.350, SLG: 0.444 (1, 10)		4-1 1B 1B BB	1-2 2B 1B		1-3 K2-3		2-2 L6		1-2 1B	4	2	2	0	1	1	2											
John Flaherty, R OBP: 0.313, SLG: 0.474 (1, 2)		0-0 F2	1-3 K		0-0 F7		4-2 BB		0-0 P4	4	0	0	0	1	1	5											
Chris Gomez, R OBP: 0.316, SLG: 0.408 (1, 6)		0-0 1B 1B E 1B	1-3 K		2-0 F7		0-0 G6-3		2-3 K	5	1	1	0	0	2	6											
Jason Smith, L OBP: 0.225, SLG: 0.289 (1, 5)		0-0 1B 1B	2-1 3B 2B		0-2 G2-3		1-1 F8		1-1 P6	5	2	2	2	0	0	0											
Felix Escalona, R OBP: 0.268, SLG: 0.327 (1, 4)		2-2 E4 1B	0-2 1B 3B		2-3 K		0-2 2B		1-1 G5-3	5	1	3	2	0	1	0											
Inning Stats	R: 0 E: 0 K: 1 S: 8	H: 1 LOB: 1 BB: 0 P: 12	R: 3 E: 1 K: 1 S: 13	H: 4 LOB: 2 BB: 1 P: 23	R: 4 E: 0 K: 2 S: 26	H: 5 LOB: 1 BB: 0 P: 33	R: 1 E: 0 K: 1 S: 8	H: 2 LOB: 1 BB: 0 P: 13	R: 0 E: 0 K: 0 S: 10	H: 1 LOB: 2 BB: 1 P: 18	R: 0 E: 0 K: 0 S: 10	H: 1 LOB: 2 BB: 1 P: 18	R: 0 E: 0 K: 2 S: 12	H: 1 LOB: 0 BB: 0 P: 8	R: 0 E: 0 K: 0 S: 5	H: 0 LOB: 0 BB: 0 P: 8	1B: 10 2B: 5 3B: 1 HR: 0	SF: 0 SAC: 0 DP: 0 HBP: 0	WP: 1 PB: 1 CS: 1	PA: 46							
PITCHER	IP	WLS	BF	H	R	ER	SO	BB	IBB	HBP	BLK	WP	HR	S	P	ERA	WHIP										
Esteban Loaiza, R ERA: 3.86 Corey Thurman, R ERA: 4.1 Felix Heredia, L ERA: 4.15 Scott Cassidy, R ERA: 5.48	(1, 1) 2.2		19	10	7	6	4	1	0	0	0	0	0	45	64	20.25	4.125										
PITCHER	IP	WLS	BF	H	R	ER	SO	BB	IBB	HBP	BLK	WP	HR	S	P	ERA	WHIP										
Shannon Stewart, R OBP: 0.342, SLG: 0.444 (1, 10)	1-0 F9		1-1 1B		0-1 L3-6		0-0 G1-3		2-2 HR 2B	5	1	2	0	0	0	3											
José Cruz Jr., S OBP: 0.313, SLG: 0.386 (1, 7) (9, 8)	0-1 F7		0-0 P4		0-1 F8		3-1 F7		1-1 HR	5	1	1	2	0	0	2											
Raul Mondesi, R OBP: 0.285, SLG: 0.410 (1, 9)	2-1 L6		1-3 K		3-2 SF9 3B		4-2 HR BB		0-3 K	4	2	1	0	1	2	1											
Carlos Delgado, L OBP: 0.407, SLG: 0.563 (1, 3)		2-3 K		1-0 1B		1-0 SF9		3-1 HR		3	1	2	3	0	1	0											
Tom Wilson, R OBP: 0.375, SLG: 0.422 (1, 2)		1-0 2B 2B		2-3 K		2-2 F2		2-3 K		4	1	1	0	0	2	1											
Eric Hinske, L OBP: 0.371, SLG: 0.542 (1, 5)		1-1 2B		1-2 F8		2-3 K		4-0 BB		3	0	1	1	1	1	1											
10 Vernon Wells, R OBP: 0.281, SLG: 0.367 Dave Berg, R OBP: 0.271, SLG: 0.386 (1, 8) (9, 7)		2-2 P4		1-1 P4		1-0 F9		1-3 K		4	0	0	0	0	1	3											
Joe Lawrence, R OBP: 0.262, SLG: 0.228 (1, 4)		3-1 G5-3		0-2 E 1B		1-3 K		1-3 K		4	0	1	0	0	2	1											
Felipe Lopez, S OBP: 0.298, SLG: 0.420 (1, 6)			1-3 K		1-2 E5 L3-6 1-3		4-0 BB		3-1 F8	3	0	0	0	1	1	1											
Inning Stats	R: 0 E: 0 K: 0 S: 5	H: 0 LOB: 0 BB: 0 P: 8	R: 1 E: 0 K: 1 S: 12	H: 2 LOB: 1 BB: 0 P: 21	R: 0 E: 0 K: 2 S: 9	H: 1 LOB: 0 BB: 0 P: 12	R: 0 E: 0 K: 1 S: 10	H: 1 LOB: 0 BB: 0 P: 15	R: 0 E: 0 K: 1 S: 11	H: 1 LOB: 0 BB: 0 P: 12	R: 1 E: 0 K: 1 S: 10	H: 1 LOB: 0 BB: 0 P: 18	R: 0 E: 0 K: 1 S: 5	H: 0 LOB: 1 BB: 1 P: 11	R: 2 E: 0 K: 2 S: 16	H: 1 LOB: 1 BB: 2 P: 33	R: 2 E: 0 K: 2 S: 13	H: 2 LOB: 0 BB: 0 P: 20	1B: 3 2B: 4 3B: 1 HR: 2	SF: 1 SAC: 0 DP: 1 HBP: 0	WP: 0 PB: 0 SB: 0 CS: 0	PA: 39					
PITCHER	IP	WLS	BF	H	R	ER	SO	BB	IBB	HBP	BLK	WP	HR	S	P	ERA	WHIP										
Wilson Alvarez, L ERA: 5.12 Victor Zambrano, R ERA: 6.03 Esteban Yan, R ERA: 5.79	(1, 1) 6.0		24	6	2	2	5	3	0	0	0	0	0	1	44	3.00	1.000										
PITCHER	IP	WLS	BF	H	R	ER	SO	BB	IBB	HBP	BLK	WP	HR	S	P	ERA	WHIP										
Shannon Stewart, R OBP: 0.342, SLG: 0.444 (1, 10)	1-0 F9		1-1 1B		0-1 L3-6		0-0 G1-3		2-2 HR 2B	5	1	2	0	0	0	3											
José Cruz Jr., S OBP: 0.313, SLG: 0.386 (1, 7) (9, 8)	0-1 F7		0-0 P4		0-1 F8		3-1 F7		1-1 HR	5	1	1	2	0	0	2											
Raul Mondesi, R OBP: 0.285, SLG: 0.410 (1, 9)	2-1 L6		1-3 K		3-2 SF9 3B		4-2 HR BB		0-3 K	4	2	1	0	1	2	1											
Carlos Delgado, L OBP: 0.407, SLG: 0.563 (1, 3)		2-3 K		1-0 1B		1-0 SF9		3-1 HR		3	1	2	3	0	1	0											
Tom Wilson, R OBP: 0.375, SLG: 0.422 (1, 2)		1-0 2B 2B		2-3 K		2-2 F2		2-3 K		4	1	1	0	0	2	1											
Eric Hinske, L OBP: 0.371, SLG: 0.542 (1, 5)		1-1 2B		1-2 F8		2-3 K		4-0 BB		3	0	1	1	1	1	1											
10 Vernon Wells, R OBP: 0.281, SLG: 0.367 Dave Berg, R OBP: 0.271, SLG: 0.386 (1, 8) (9, 7)		2-2 P4		1-1 P4		1-0 F9		1-3 K		4	0	0	0	0	1	3											
Joe Lawrence, R OBP: 0.262, SLG: 0.228 (1, 4)		3-1 G5-3		0-2 E 1B		1-3 K		1-3 K		4	0	1	0	0	2	1											
Felipe Lopez, S OBP: 0.298, SLG: 0.420 (1, 6)			1-3 K		1-2 E5 L3-6 1-3		4-0 BB		3-1 F8	3	0	0	0	1	1	1											

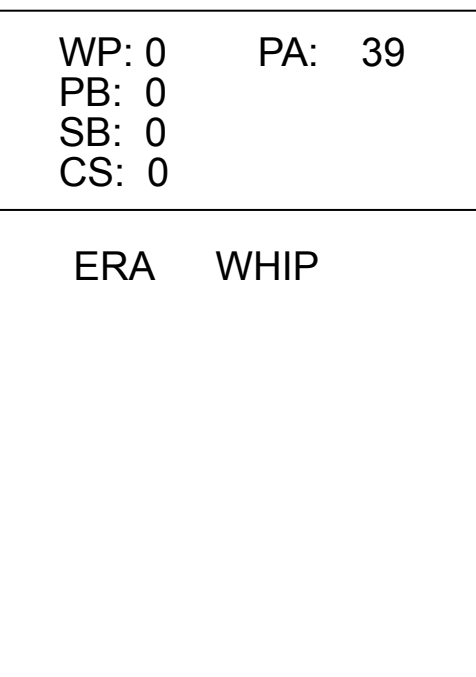
Tampa Bay Devil Rays @ Toronto Blue Jays
SkyDome, Toronto, ON
Wed Jun 05 2002, 7:05 PM EDT
Att: 13,643 - Dome - 72 F

AB 43
R 8
H 16
RBI 7
BB 3
SO 8
LOB 25



Tampa Bay Devil Rays @ Toronto Blue Jays
SkyDome, Toronto, ON
Wed Jun 05 2002, 7:05 PM EDT
Att: 13,643 - Dome - 72 F

AB 35
R 6
H 9
RBI 6
BB 3
SO 10
LOB 13



Batter	1	2	3	4	5	6	7	8	9	AB R H RBI BB SO LOB	TOP											
Mark Kotsay, L (1, 8) OBP: 0.394, SLG: 0.486	1-0 G5-4-3 1B	2-1 2B			0-2 P6		1-3 K		0-0 G6-3	5 0 2 0 0 1 0	San Diego Padres @ Tampa Bay Devil Rays Tropicana Field, St. Petersburg, FL Fri Jun 07 2002, 7:15 PM EDT Att: 10,578 - Dome - 72 F livebaseballscorecards.com											
D'Angelo Jimenez, S (1, 5) OBP: 0.311, SLG: 0.320	0-0 G5-4-3 1-2	1-2 G4-3			2-2 G4-3		3-1 P4		1-2 G4-3	5 0 0 0 0 0 2												
Ryan Klesko, L (1, 3) OBP: 0.444, SLG: 0.582	1-2 P4		1-1 P4		0-0 2B 2B		3-0 P6		4-2 BB	4 1 1 0 1 0 0												
Ray Lankford, L (1, 7) OBP: 0.345, SLG: 0.293		2-1 G3	0-0 P6		1-0 2B 2H			3-3 K	2-3 K	5 0 1 1 0 2 1												
Ron Gant, R (1, 10) OBP: 0.320, SLG: 0.381		4-1 G6-3 PB HR BB	2-3 K		2-2 G6-3			0-2 2B 2B		3 2 1 0 1 1 1												
Bubba Trammell, R (1, 9) Trenidad Hubbard, R (8, 9) OBP: 0.312, SLG: 0.349 OBP: 0.266, SLG: 0.250		4-2 G6-3 HR BB		1-0 G5-3		0-0 HR		4-1 2B BB		2 3 1 1 2 0 0 0 0 0 0 0 0 0												
Deivi Cruz, R (1, 6) OBP: 0.307, SLG: 0.403		3-2 G6-3		4-2 FC6-4 BB		1-1 CS HBP		2-2 P4		2 0 0 0 1 0 4												
Wiki Gonzalez, R (1, 2) OBP: 0.310, SLG: 0.265		4-2 HR BB		0-1 FC6-4 1-2		1-3 K 1-2		3-2 2B 2H		3 1 1 2 1 1 2												
Ramón Vázquez, L (1, 4) OBP: 0.287, SLG: 0.287		3-1 HR		1-2 G4-3		2-1 G4-3		2-2 G3		4 1 1 4 0 0 2												
Inning Stats	R: 0 E: 0 K: 0 S: 6	H: 1 LOB: 0 BB: 0 P: 8	R: 4 E: 0 K: 0 S: 19	H: 2 LOB: 1 BB: 3 P: 42	R: 0 E: 0 K: 1 S: 6	H: 0 LOB: 0 BB: 0 P: 9	R: 0 E: 0 K: 0 S: 10	H: 0 LOB: 1 BB: 1 P: 16	R: 1 E: 0 K: 0 S: 11	H: 2 LOB: 0 BB: 0 P: 16		R: 1 E: 0 K: 1 S: 8	H: 1 LOB: 0 BB: 0 P: 12	R: 0 E: 0 K: 1 S: 6	H: 0 LOB: 0 BB: 0 P: 13	R: 2 E: 0 K: 1 S: 19	H: 2 LOB: 1 BB: 1 P: 33	R: 0 E: 0 K: 1 S: 9	H: 0 LOB: 1 BB: 1 P: 16	1B: 1 2B: 5 3B: 0 HR: 2	SF: 0 SAC: 0 DP: 1 HBP: 1	WP: 0 PB: 1 SB: 0 CS: 1
PITCHER	IP WLS BF H R ER SO BB IBB HBP BLK WP HR S P ERA WHIP											PITCHER	IP WLS BF H R ER SO BB IBB HBP BLK WP HR S P ERA WHIP									
Ryan Rupe, R (1, 1) ERA: 5.18	6.0 L 27 6 6 6 2 4 0 1 0 0 2 60 103 9.00 1.667																					
Doug Creek, L (7, 1) ERA: 4.55	2.0 9 2 2 2 2 1 0 0 0 0 0 25 46 9.00 1.500																					
Jason Jimenez, L (9, 1) ERA:	1.0 4 0 0 0 1 1 0 0 0 0 0 9 16 0.00 1.000																					

Batter	1	2	3	4	5	6	7	8	9	AB R H RBI BB SO LOB	BOTTOM											
Randy Winn, S (1, 8) OBP: 0.343, SLG: 0.412	1-2 E7 2B		1-1 E S G4-3 1B		0-0 1B		2-2 G1-3		1-2 2H 1B	5 2 3 1 0 0 0	San Diego Padres @ Tampa Bay Devil Rays Tropicana Field, St. Petersburg, FL Fri Jun 07 2002, 7:15 PM EDT Att: 10,578 - Dome - 72 F livebaseballscorecards.com											
Greg Vaughn, R (1, 7) OBP: 0.268, SLG: 0.286	2-2 E 2H 2B		3-3 K 1-3		2-0 1B		2-3 K		2-3 K	5 0 2 1 0 3 2												
Steve Cox, L (1, 3) OBP: 0.335, SLG: 0.428	0-3 K		0-0 G4-3 3H		0-2 F7			0-1 2B		4 0 1 1 0 1 3												
Ben Grieve, L (1, 9) OBP: 0.348, SLG: 0.412	1-0 G5-3		2-3 K		3-2 G3-1			2-3 K		4 0 0 0 0 2 4												
Aubrey Huff, L (1, 10) OBP: 0.333, SLG: 0.465	0-1 E4 S			1-2 F8		2-2 F7		2-3 K		4 0 0 0 0 1 2												
John Flaherty, R (1, 2) OBP: 0.310, SLG: 0.475	2-1 G5-3			1-2 P5		1-1 B5-3 2B		1-3 K		4 0 1 0 0 1 3												
Brent Abernathy, R (1, 4) OBP: 0.304, SLG: 0.338		2-1 F8		1-2 G1-3		0-0 B5-3 2-3		0-2 P3		4 0 0 0 0 0 1												
Chris Gomez, R (1, 6) OBP: 0.308, SLG: 0.398		0-1 F9			0-1 F9		2-0 G5-3		1-2 F9	4 0 0 0 0 0 1												
1B Jared Sandberg, R (1, 5) OBP: 0.219, SLG: 0.371		0-3 K			1-0 HR			0-1 F8		4 2 2 1 0 1 0												
Inning Stats	R: 1 E: 2 K: 1 S: 14	H: 1 LOB: 2 BB: 0 P: 20	R: 0 E: 0 K: 1 S: 7	H: 0 LOB: 0 BB: 0 P: 9	R: 1 E: 0 K: 2 S: 10	H: 1 LOB: 0 BB: 0 P: 16	R: 0 E: 0 K: 0 S: 11	H: 0 LOB: 0 BB: 0 P: 14	R: 1 E: 0 K: 0 S: 11	H: 3 LOB: 2 BB: 0 P: 17		R: 0 E: 0 K: 0 S: 8	H: 1 LOB: 1 BB: 0 P: 13	R: 0 E: 0 K: 1 S: 7	H: 0 LOB: 0 BB: 0 P: 11	R: 0 E: 0 K: 3 S: 12	H: 1 LOB: 1 BB: 0 P: 17	R: 1 E: 0 K: 1 S: 15	H: 2 LOB: 1 BB: 0 P: 19	1B: 4 2B: 4 3B: 0 HR: 1	SF: 0 SAC: 0 DP: 0 HBP: 0	WP: 0 PB: 0 SB: 2 CS: 0
PITCHER	IP WLS BF H R ER SO BB IBB HBP BLK WP HR S P ERA WHIP											PITCHER	IP WLS BF H R ER SO BB IBB HBP BLK WP HR S P ERA WHIP									
Brian Lawrence, R (1, 1) ERA: 3.36	7.0 W 29 6 3 1 5 0 0 0 0 0 1 68 100 1.29 0.857																					
Jason Pearson, L (8, 1) ERA:	1.0 4 1 0 0 3 0 0 0 0 0 0 12 17 0.00 1.000																					
Steve Reed, R (9, 1) ERA: 2.19	1.0 5 2 1 1 1 0 0 0 0 0 0 15 19 9.00 2.000																					

Batter	1	2	3	4	5	6	7	8	9	10	AB	R	H	RBI	BB	SO	LOB																		
Mark Kotsay, L OBP: 0.308, SLG: 0.488	(1,8) BB BB 4-0 CS BB		X 0-0 F8			X 3-1 G4-3 1B 2B		X 3-1 F9		X 4-1 G6-3 BB	3	1	1	0	2	0	1																		
D'Angelo Jimenez, S OBP: 0.309, SLG: 0.315	(1,5) C 0-1 F5			X 3-2 F7		X 2-2 G4-3		X 4-2		X 2-1 G6-3	4	0	0	0	1	0	3																		
Ryan Klesko, L OBP: 0.441, SLG: 0.574	(1,3) BB BB 3-3 K			X 0-0 P2		X 0-1		X 2-1 F9			4	0	1	1	0	1	2																		
Ray Lankford, L OBP: 0.342, SLG: 0.291	(1,7) B X 1-0 CS 1B			X 2-2 F7		X 3-1 L7				X 1-3 K	4	0	1	0	0	1	1																		
Ron Gant, R OBP: 0.316, SLG: 0.418	(1,9) B BB BB 3-1 F8			X 1-1 L5		X 2-0 P6				X 1-0 HR	4	1	1	1	0	0	2																		
Bubba Trammell, R OBP: 0.311, SLG: 0.342	(1,10) B BB BB 0-3 K			X 4-2 HBP BB				X 2-0 F7		X 1-1 F3	3	0	0	0	1	1	0																		
Deivi Cruz, R OBP: 0.310, SLG: 0.405	(1,6) B X 1-0 G4-6-3 1B			X 0-0 F7		X 0-2 F9		X 0-0 FC4-6 1B		X 0-0	4	0	2	0	0	0	1																		
Tom Lampkin, L OBP: 0.281, SLG: 0.308	(1,2) B X 1-0 G4-6-3 1B			X 1-1 K		X 2-3 K		X 2-2 FC4-6		X 2-2	3	0	0	0	0	1	2																		
Ramón Vázquez, L OBP: 0.286, SLG: 0.294	(1,4) B BB BB 3-2 F7 2B			X 2-0 F7				X 2-1 G6-3		X 1-3 K	4	0	1	0	0	1	2																		
Inning Stats	R: 0 H: 0 E: 0 K: 1 S: 5	H: 0 LOB: 1 BB: 1 P: 12	R: 0 H: 1 E: 0 K: 1 S: 7	H: 1 LOB: 0 BB: 0 P: 11	R: 0 H: 2 E: 0 K: 0 S: 9	H: 2 LOB: 1 BB: 0 P: 14	R: 0 H: 0 E: 0 K: 0 S: 7	H: 0 LOB: 2 BB: 1 P: 15	R: 1 H: 2 E: 0 K: 0 S: 11	H: 2 LOB: 1 BB: 0 P: 21	R: 0 H: 0 E: 0 K: 1 S: 7	H: 0 LOB: 0 BB: 0 P: 11	R: 0 H: 0 E: 0 K: 0 S: 8	H: 0 LOB: 1 BB: 1 P: 19	R: 1 H: 2 E: 0 K: 1 S: 10	H: 2 LOB: 1 BB: 0 P: 15	R: 0 H: 0 E: 0 K: 1 S: 6	H: 0 LOB: 0 BB: 1 P: 13	1B: 4 2B: 3 3B: 0 HR: 1	SF: 0 SAC: 0 DP: 3 HBP: 1	WP: 0 PA: 38														
PITCHER	IP WLS BF H R ER SO BB IBB HBP BLK WP HR S P ERA WHIP																																		
Tanyon Sturtze, R ERA: 5.1	(1,1) 9.0	WLS 35	H 7	R 2	ER 2	SO 4	BB 3	IBB 0	HBP 1	BLK 0	WP 0	HR 1	S 71	P 130	ERA 2.00	WHIP 1.111																			
Victor Zambrano, R ERA: 5.86	(10,1) 1.0	W 3	0	0	0	1	1	0	0	0	0	0	6	13	0.00	1.000																			

San Diego Padres @ Tampa Bay Devil Rays
Tropicana Field, St. Petersburg, FL

Sat Jun 08 2002, 6:15 PM EDT
Alt. 14,039 - Dome - 72 F

AB	33
R	2
H	7
RBI	2
BB	4
SO	5
LOB	14

Batter	1	2	3	4	5	6	7	8	9	10	AB	R	H	RBI	BB	SO	LOB																			
Randy Winn, S OBP: 0.340, SLG: 0.407	(1,8) C X 0-2 F7		X 1-2 G4-3		X 0-1 G4-6-3		X 3-1 CS		X 0-1 G6-3	X 2-2 S 1B	5	1	1	0	0	0	1																			
Greg Vaughn, R OBP: 0.272, SLG: 0.291	(1,7) C G BB BB 4-2		X 0-0 G5-3		X 2-3 K		X 1-0		X 1-0 F8 2B	X 0-1 E1 1B	3	0	1	0	1	1	0																			
Jason Conti, L OBP: 0.316, SLG: 0.362	(9,7) B BB BB									X 1-2	1	0	0	0	0	0	1																			
Steve Cox, L OBP: 0.332, SLG: 0.423	(1,10) X 0-0 F9			X 1-1 F9		X 2-3 K		X 2-2 F8		X 1-1	5	0	1	1	0	1	2																			
Ben Griever, L OBP: 0.341, SLG: 0.403	(1,9) C F X 0-2 G4-3			X 0-0 G4-3		X 0-0 G3-1		X 2-0 G4-3		X 1-1	4	0	0	0	0	0	2																			
Aubrey Huff, L OBP: 0.327, SLG: 0.447	(1,3) X 0-0 G3-1			X 2-1 1B 1B		X 2-0 G4-3				X 1-2 F8	4	0	1	0	0	0	0																			
John Flaherty, R OBP: 0.319, SLG: 0.476	(1,2) B X 2-2 G5-3			X 0-2 FC6-4 1B		X 1-2 1B		X 1-0 G5-3 1B 1B		X 3-3 K	4	1	2	0	0	1	0																			
Brent Abernathy, R OBP: 0.308, SLG: 0.341	(1,4) B X 1-2 1B			X 0-1 FC6-4		X 1-2		X 0-0 G5-3		X 0-1 1B 1B	4	0	2	0	0	0	3																			
Chris Gomez, R OBP: 0.312, SLG: 0.405	(1,6) B X 2-0 P6			X 2-1 1B		X 2-1 G4-6-3 2B		X 2-2 L4		X 3-0 1B	4	1	2	0	0	0	2																			
18 Jared Sandberg, R OBP: 0.234, SLG: 0.378	(1,5) B X 1-0 F8			X 3-2 G4-6-3 1B		X 2-3		X 0-0 CS 1B		X 1-3 K	4	0	2	1	0	1	2																			
Inning Stats	R: 0 H: 0 E: 0 K: 9 S: 9	H: 0 LOB: 1 BB: 1 P: 13	R: 0 H: 1 E: 0 K: 0 S: 10	H: 1 LOB: 1 BB: 0 P: 15	R: 0 H: 0 E: 0 K: 0 S: 6	H: 0 LOB: 0 BB: 0 P: 8	R: 0 H: 2 E: 0 K: 0 S: 11	H: 2 LOB: 2 BB: 0 P: 14	R: 1 H: 2 E: 0 K: 1 S: 11	H: 2 LOB: 0 BB: 0 P: 18	R: 0 H: 0 E: 0 K: 0 S: 6	H: 0 LOB: 0 BB: 0 P: 10	R: 1 H: 2 E: 0 K: 0 S: 7	H: 2 LOB: 0 BB: 0 P: 13	R: 0 H: 1 E: 0 K: 2 S: 13	H: 2 LOB: 2 BB: 0 P: 21	R: 0 H: 2 E: 1 K: 0 S: 7	H: 2 LOB: 2 BB: 0 P: 10	1B: 10 2B: 2 3B: 0 HR: 0	SF: 0 SAC: 0 DP: 1 HBP: 0	WP: 0 PA: 40															
PITCHER	IP WLS BF H R ER SO BB IBB HBP BLK WP HR S P ERA WHIP																																			
Brett Tomko, R ERA: 3.35	(1,1) 8.0	WLS 31	H 8	R 2	ER 2	SO 2	BB 1	IBB 0	HBP 0	BLK 0	WP 0	HR 0	S 68	P 104	ERA 2.25	WHIP 1.125																				
Jeremy Fikac, R ERA: 3.82	(9,1) 1.0	5	2	0	0	2	0	0	0	0	0	0	0	13	21	0.00	2.000																			
Alan Embree, L ERA: 1.66	(10,1) 0.0	L 3	2	1	0	0	0	0	0	0	0	0	7	10	∞	∞																				

San Diego Padres @ Tampa Bay Devil Rays
Tropicana Field, St. Petersburg, FL

Sat Jun 08 2002, 6:15 PM EDT
Alt. 14,039 - Dome - 72 F


AB	38
R	3
H	12
RBI	2
BB	1
SO	4
LOB	13

Batter	1	2	3	4	5	6	7	8	9	AB	R	H	RBI	BB	SO	LOB	TOP
Mark Kotsay, L <small>OBP: 0.398, SLG: 0.491</small> 										5	0	2	2	0	0	2	San Diego Padres @ Tampa Bay Devil Rays Tropicana Field, St. Petersburg, FL Sun Jun 09 2002, 1:15 PM EDT Att: 13,286 - Dome - 72 F livebaseballscorecards.com
D'Angelo Jimenez, S <small>OBP: 0.311, SLG: 0.317</small> 										5	1	2	0	0	1	1	
Ryan Klesko, L <small>OBP: 0.436, SLG: 0.580</small> 										5	1	1	1	0	0	3	
Ray Lankford, L <small>OBP: 0.350, SLG: 0.305</small> 										4	0	2	1	1	0	2	
Ron Gant, R <small>OBP: 0.333, SLG: 0.465</small> 										4	1	2	1	1	1	1	
Bubba Trammell, R <small>OBP: 0.338, SLG: 0.338</small> Trenidad Hubbard, R <small>OBP: 0.286, SLG: 0.250</small> 										5	0	1	0	0	0	3	
Wiki Gonzalez, R <small>OBP: 0.286, SLG: 0.241</small> 										5	1	0	0	0	1	3	
Ramón Vázquez, L <small>OBP: 0.299, SLG: 0.309</small> 										4	3	3	0	0	0	1	
Julius Matos, R <small>OBP: 0.462, SLG: 0.692</small> 									3	2	3	4	0	0	0		
Inning Stats R: 0 H: 0 E: 0 LOB: 0 K: 1 BB: 0 S: 7 R: 4 H: 3 E: 1 LOB: 0 K: 0 BB: 0 S: 15 R: 0 H: 0 E: 0 LOB: 1 K: 0 BB: 1 S: 9 R: 2 H: 3 E: 1 LOB: 1 K: 0 BB: 0 S: 14 R: 1 H: 3 E: 0 LOB: 0 K: 0 BB: 0 S: 9 R: 0 H: 2 E: 0 LOB: 1 K: 0 BB: 0 S: 11 R: 1 H: 2 E: 0 LOB: 2 K: 0 BB: 1 S: 12 R: 1 H: 3 E: 0 LOB: 2 K: 2 BB: 0 S: 12 R: 0 H: 0 E: 0 LOB: 0 K: 2 BB: 0 S: 9 1B: 11 SF: 0 2B: 2 SAC: 1 3B: 0 DP: 1 HR: 3 HBP: 0 WP: 0 PA: 44 FB: 1 SB: 0 CS: 2	PITCHER IP WLS BF H R ER SO BB IBB HBP BLK WP HR S P ERA WHIP Paul Wilson, R (1, 1) 4.0 L 22 8 7 4 1 1 0 0 0 0 3 48 69 9.00 2.250 Steve Kent, L (5, 1) 2.1 10 5 1 1 0 1 0 0 0 0 0 25 44 3.86 2.571 Travis Harper, R (7, 1) 2.2 11 3 1 1 2 0 0 0 0 0 0 25 36 3.38 1.125	PITCHER IP WLS BF H R ER SO BB IBB HBP BLK WP HR S P ERA WHIP (Empty)															
Batter	1	2	3	4	5	6	7	8	9	AB	R	H	RBI	BB	SO	LOB	BOTTOM
Randy Winn, S <small>OBP: 0.349, SLG: 0.442</small> 										5	2	4	2	0	0	0	San Diego Padres @ Tampa Bay Devil Rays Tropicana Field, St. Petersburg, FL Sun Jun 09 2002, 1:15 PM EDT Att: 13,286 - Dome - 72 F livebaseballscorecards.com
Greg Vaughn, R <small>OBP: 0.282, SLG: 0.297</small> 										3	1	2	1	2	0	1	
Steve Cox, L <small>OBP: 0.329, SLG: 0.415</small> 										4	1	0	0	1	1	4	
Ben Grieve, L <small>OBP: 0.338, SLG: 0.398</small> 										5	0	1	0	0	2	3	
Aubrey Huff, L <small>OBP: 0.321, SLG: 0.490</small> 										4	1	1	3	0	0	1	
Brent Abernathy, R <small>OBP: 0.307, SLG: 0.348</small> 										4	0	1	0	0	0	1	
Jason Smith, L <small>OBP: 0.334, SLG: 0.333</small> Russ Johnson, R (6, PH) <small>OBP: 0.344, SLG: 0.316</small> 										3	0	0	0	0	2	1	
1B Jared Sandberg, R <small>OBP: 0.235, SLG: 0.372</small> 										4	1	1	0	0	1	0	
Paul Hoover, R <small>OBP: 0.167, SLG: 0.167</small> 										4	0	0	0	0	1	1	
Inning Stats R: 4 H: 2 E: 0 LOB: 0 K: 1 BB: 2 S: 14 R: 0 H: 1 E: 0 LOB: 2 K: 0 BB: 1 S: 12 R: 0 H: 1 E: 0 LOB: 1 K: 1 BB: 0 S: 10 R: 1 H: 2 E: 0 LOB: 1 K: 0 BB: 0 S: 10 R: 0 H: 0 E: 0 LOB: 0 K: 0 BB: 0 S: 6 R: 1 H: 2 E: 0 LOB: 1 K: 1 BB: 0 S: 19 R: 0 H: 1 E: 0 LOB: 1 K: 0 BB: 0 S: 13 R: 0 H: 0 E: 0 LOB: 0 K: 2 BB: 0 S: 11 R: 0 H: 1 E: 0 LOB: 1 K: 2 BB: 0 S: 12 1B: 4 SF: 0 2B: 3 SAC: 0 3B: 1 DP: 0 HR: 2 HBP: 0 WP: 0 PA: 40 FB: 0 SB: 0 CS: 0	PITCHER IP WLS BF H R ER SO BB IBB HBP BLK WP HR S P ERA WHIP Bobby Jones, R (1, 1) 5.2 W 28 8 6 0 0 0 0 0 0 0 0 3 6 0.00 0.000 Rodney Myers, R (6, 1) 0.1 H 1 0 0 0 0 0 0 0 0 0 0 3 6 0.00 1.000 Alan Embree, L (7, 1) 1.0 H 4 1 0 0 0 0 0 0 0 0 0 13 18 0.00 0.000 Steve Reed, R (8, 1) 1.0 H 3 0 0 0 2 0 0 0 0 0 0 11 14 0.00 0.000 Trevor Hoffman, R (9, 1) 1.0 S 4 1 0 0 2 0 0 0 0 0 0 12 15 0.00 1.000	PITCHER IP WLS BF H R ER SO BB IBB HBP BLK WP HR S P ERA WHIP (Empty)															


Batter	1	2	3	4	5	6	7	8	9	AB	R	H	RBI	BB	SO	LOB	TOP					
Cesar Izturis, S (1, 6) OBP: 0.286, SLG: 0.333	F3	F9			HR	3B		G1-3		5	2	2	0	0	0	2	Los Angeles Dodgers @ Tampa Bay Devil Rays Tropicana Field, St. Petersburg, FL Mon Jun 10 2002, 7:15 PM EDT Att: 10,905 - Dome - 72 F					
Paul Lo Duca, R (1, 2) OBP: 0.368, SLG: 0.425	F8		G4-3		P3	1-H				5	0	2	2	0	0	2						
Shawn Green, L (1, 9) OBP: 0.378, SLG: 0.535	F7		F7		HR	K		G1-3		5	1	1	3	0	1	2						
Brian Jordan, R (1, 10) OBP: 0.358, SLG: 0.551 Dave Hansen, L (9, PH) OBP: 0.298, SLG: 0.348		HR	G6-3		1B	SF8		F9		3	2	1	0	1	0	1						
Eric Karros, R (1, 3) OBP: 0.343, SLG: 0.429		K			F9	SF8		L7		5	0	1	0	0	2	2						
Marquis Grissom, R (1, 8) OBP: 0.333, SLG: 0.540		HR			K	FC6-4		F9		5	1	2	2	0	2	1						
Adrián Beltré, R (1, 5) OBP: 0.300, SLG: 0.390		P4			F8	SF8		F8		4	0	0	1	0	1	1						
Mark Grudzielanek, R (1, 4) OBP: 0.293, SLG: 0.356 Jeff Reboulet, R (7, 4) OBP: 0.367, SLG: 0.320		E4				FC6-4		G1-3		3	2	2	0	0	0	2						
Hiram Bocachica, R (1, 7) OBP: 0.294, SLG: 0.500		1B			HR			K		0	1	0	0	1	0	0						
Inning Stats	R: 0 E: 0 K: 0 S: 7	H: 0 LOB: 0 BB: 0 P: 8	R: 3 E: 1 K: 1 S: 19	H: 4 LOB: 1 BB: 0 P: 25	R: 0 E: 0 K: 0 S: 6	H: 0 LOB: 0 BB: 0 P: 9	R: 0 E: 0 K: 1 S: 6	H: 0 LOB: 0 BB: 0 P: 9	R: 5 E: 0 K: 0 S: 21	H: 6 LOB: 2 BB: 1 P: 33	R: 1 E: 0 K: 1 S: 11	H: 2 LOB: 1 BB: 0 P: 18	R: 0 E: 0 K: 2 S: 11	H: 0 LOB: 0 BB: 0 P: 17	R: 1 E: 0 K: 1 S: 8	H: 1 LOB: 1 BB: 1 P: 15		R: 0 E: 0 K: 1 S: 10	H: 1 LOB: 1 BB: 0 P: 17	1B: 7 2B: 4 3B: 1 HR: 2	SF: 1 SAC: 0 DP: 0 HBP: 0	WP: 0 PB: 0 SB: 0 CS: 0
PITCHER	IP	WLS	BF	H	R	ER	SO	BB	IBB	HBP	BLK	WP	HR	S	P	ERA	WHIP					
Wilson Alvarez, L (1, 1) ERA: 6.85	4.1	L	22	8	8	7	2	1	0	0	0	0	2	49	70	14.54	2.077					
Jason Jimenez, L (5, 1) ERA: 1.53	2.2		12	4	1	1	3	0	0	0	0	0	0	32	49	3.38	1.500					
Doug Creek, L (8, 1) ERA: 4.79	1.0		5	1	1	1	1	1	0	0	0	0	0	8	15	9.00	2.000					
Esteban Yan, R (9, 1) ERA: 5.55	1.0		4	1	0	0	1	0	0	0	0	0	0	10	17	0.00	1.000					

Batter	1	2	3	4	5	6	7	8	9	AB	R	H	RBI	BB	SO	LOB	BOTTOM					
Randy Winn, S (1, 8) OBP: 0.354, SLG: 0.453	S				G5-3		G6-3			5	1	3	1	0	0	2	Los Angeles Dodgers @ Tampa Bay Devil Rays Tropicana Field, St. Petersburg, FL Mon Jun 10 2002, 7:15 PM EDT Att: 10,905 - Dome - 72 F					
Greg Vaughn, R (1, 7) OBP: 0.285, SLG: 0.296	P6		F5			1B	G3-1			4	1	1	1	1	1	3						
Steve Cox, L (1, 3) OBP: 0.327, SLG: 0.410	P1				G3		G4-3			5	1	1	0	0	0	3						
Ben Grieve, L (1, 9) OBP: 0.332, SLG: 0.390	K				L5		G3-1			4	0	0	1	0	1	2						
Aubrey Huff, L (1, 10) OBP: 0.317, SLG: 0.473		P4			G6-3		1B			4	0	1	0	0	0	0						
John Flaherty, R (1, 2) OBP: 0.316, SLG: 0.466	P6				K		1B			4	0	1	1	0	1	0						
Brent Abernathy, R (1, 4) OBP: 0.304, SLG: 0.345 Jason Smith, L (6, 6) OBP: 0.224, SLG: 0.319		P2			L9		K			2	0	0	0	0	0	0						
Chris Gomez, R (1, 6) OBP: 0.314, SLG: 0.422 Felix Escalona, R (6, 4) OBP: 0.259, SLG: 0.315					F7		HR			2	1	1	1	0	0	0						
Russ Johnson, R (1, 5) OBP: 0.351, SLG: 0.329					F3					3	0	1	0	1	0	1						
Inning Stats	R: 0 E: 0 K: 1 S: 8	H: 1 LOB: 1 BB: 0 P: 14	R: 0 E: 0 K: 0 S: 6	H: 0 LOB: 0 BB: 0 P: 11	R: 0 E: 0 K: 0 S: 9	H: 1 LOB: 1 BB: 0 P: 14	R: 0 E: 0 K: 0 S: 7	H: 0 LOB: 0 BB: 0 P: 8	R: 1 E: 0 K: 1 S: 12	H: 1 LOB: 1 BB: 1 P: 23	R: 2 E: 0 K: 1 S: 20	H: 3 LOB: 2 BB: 1 P: 32	R: 0 E: 0 K: 1 S: 9	H: 1 LOB: 1 BB: 0 P: 15	R: 0 E: 0 K: 0 S: 7	H: 0 LOB: 0 BB: 0 P: 10		R: 2 E: 0 K: 2 S: 23	H: 2 LOB: 1 BB: 0 P: 28	1B: 5 2B: 3 3B: 0 HR: 1	SF: 0 SAC: 0 DP: 0 HBP: 0	WP: 1 PB: 0 SB: 1 CS: 0
PITCHER	IP	WLS	BF	H	R	ER	SO	BB	IBB	HBP	BLK	WP	HR	S	P	ERA	WHIP					
Hideo Nomo, R (1, 1) ERA: 3.6	6.0	W	26	6	3	3	3	2	0	0	0	0	0	62	102	4.50	1.333					
Terry Mulholland, L (7, 1) ERA: 9.2	2.0		7	1	0	0	1	0	0	0	0	0	0	16	25	0.00	0.500					
Guillermo Mota, R (9, 1) ERA: 3.6	1.0		6	2	2	2	2	0	0	0	0	1	0	23	28	18.00	2.000					

AB 40
R 10
H 14
RBI 10
BB 2
SO 7
LOB 14




AB 37
R 5
H 9
RBI 5
BB 2
SO 6
LOB 16



Batter	1	2	3	4	5	6	7	8	9	AB	R	H	RBI	BB	SO	LOB	TOP					
Cesar Izturis, S OBP: 0.282, SLG: 0.329 Jeff Reboulet, R OBP: 0.355, SLG: 0.308	L3		K		F3			F8		3	0	0	0	0	1	2						
Paul Lo Duca, R OBP: 0.370, SLG: 0.430	P4		2B		G6-4-3			L8		4	0	2	2	0	0	0						
Shawn Green, L OBP: 0.374, SLG: 0.528 Chad Kreuter, S OBP: 0.300, SLG: 0.314	E6		K		G6-4-3			F9		3	0	0	0	0	1	2						
Brian Jordan, R OBP: 0.356, SLG: 0.545	K		K		F8			1B		4	0	1	0	0	2	2						
Eric Karros, R OBP: 0.343, SLG: 0.428 Dave Hansen, L OBP: 0.283, SLG: 0.340	F9				G6-4-3			F7		3	0	1	0	0	0	0						
Marquis Grissom, R OBP: 0.326, SLG: 0.527	L6		G6-4-3		G4-3					3	0	0	0	0	0	1						
Adrián Beltré, R OBP: 0.297, SLG: 0.385	L8		F9		F9					3	0	0	0	0	0	0						
Mark Grudzielanek, R OBP: 0.293, SLG: 0.360			1B		L9			G3		3	1	1	0	0	0	0						
Hiram Bocachica, R OBP: 0.296, SLG: 0.490			2B		F7			F8		3	1	1	0	0	0	0						
Inning Stats	R: 0 E: 1 K: 1 S: 10	H: 0 LOB: 1 BB: 0 P: 15	R: 0 E: 0 K: 0 S: 8	H: 0 LOB: 0 BB: 0 P: 14	R: 2 E: 0 K: 3 S: 19	H: 3 LOB: 1 BB: 0 P: 30	R: 0 E: 0 K: 0 S: 7	H: 1 LOB: 0 BB: 0 P: 11	R: 0 E: 0 K: 0 S: 6	H: 0 LOB: 0 BB: 0 P: 9	R: 0 E: 0 K: 0 S: 4	H: 1 LOB: 0 BB: 0 P: 6	R: 0 E: 0 K: 0 S: 6	H: 0 LOB: 0 BB: 0 P: 10	R: 0 E: 0 K: 0 S: 6	H: 0 LOB: 0 BB: 0 P: 10	R: 0 E: 0 K: 0 S: 11	H: 1 LOB: 1 BB: 0 P: 14	1B: 4 2B: 2 3B: 0 HR: 0	SF: 0 SAC: 0 DP: 2 HBP: 0	WP: 0 PB: 0 SB: 2 CS: 0	PA: 32
PITCHER Joe Kennedy, L ERA: 4.17	IP: 9.0 WLS: W BF: 32 H: 6 R: 2 ER: 2 SO: 4	BB: 0 IBB: 0 HBP: 0 BLK: 0	WP: 0 HR: 0 S: 77 P: 119	ERA: 2.00 WHIP: 0.667	PITCHER	IP: 9.0 WLS: W BF: 32 H: 6 R: 2 ER: 2 SO: 4	BB: 0 IBB: 0 HBP: 0 BLK: 0	WP: 0 HR: 0 S: 77 P: 119	ERA: 2.00 WHIP: 0.667													

Los Angeles Dodgers @ Tampa Bay Devil Rays
Tropicana Field, St. Petersburg, FL
Tue Jun 11 2002, 7:15 PM EDT
Att: 11,416 - Dome - 72 F


AB 32
R 2
H 6
RBI 2
BB 0
SO 4
LOB 8



Batter	1	2	3	4	5	6	7	8	9	AB	R	H	RBI	BB	SO	LOB	BOTTOM			
Randy Winn, S OBP: 0.360, SLG: 0.475 Jason Conti, L OBP: 0.313, SLG: 0.357	HR		HBP		2B		K			4	3	3	1	0	0	0				
Ben Griewe, L OBP: 0.333, SLG: 0.392	K		1B		K		K			4	0	1	0	1	3	2				
Greg Vaughn, R OBP: 0.287, SLG: 0.292	G5-3		HBP		2B		K			3	1	0	0	1	1	1				
Aubrey Huff, L OBP: 0.338, SLG: 0.492	F8		SF7		1B		G3			4	1	3	2	0	0	0				
John Flaherty, R OBP: 0.310, SLG: 0.452	G6-3		P3		1B		F9			5	1	1	1	0	0	5				
Brent Abernathy, R OBP: 0.303, SLG: 0.343	1B				SH		G3			4	1	1	1	0	0	3				
Chris Gomez, R OBP: 0.311, SLG: 0.416	F9		1B		1B		F8			5	1	1	1	0	1	4				
Russ Johnson, R OBP: 0.347, SLG: 0.325	F9		G6-3		1B		G4-3			4	1	1	1	0	0	1				
1B Jared Sandberg, R OBP: 0.259, SLG: 0.463			K		HR		1B			4	2	3	4	0	1	0				
Inning Stats	R: 1 E: 0 K: 1 S: 11	H: 1 LOB: 0 BB: 0 P: 14	R: 0 E: 0 K: 0 S: 8	H: 1 LOB: 1 BB: 0 P: 14	R: 1 E: 1 K: 1 S: 14	H: 1 LOB: 2 BB: 1 P: 25	R: 0 E: 0 K: 1 S: 8	H: 0 LOB: 0 BB: 0 P: 10	R: 0 E: 0 K: 2 S: 27	H: 1 LOB: 1 BB: 1 P: 44	R: 0 E: 0 K: 0 S: 5	H: 1 LOB: 1 BB: 0 P: 6	R: 0 E: 0 K: 2 S: 12	H: 1 LOB: 1 BB: 0 P: 15	R: 0 E: 1 K: 0 S: 11	H: 1 LOB: 2 BB: 0 P: 15	1B: 9 2B: 2 3B: 0 HR: 3	SF: 1 SAC: 1 DP: 0 HBP: 1	WP: 0 PB: 0 SB: 0 CS: 0	PA: 43
PITCHER Omar Daal, L ERA: 3.92 Giovanni Carrara, R ERA: 4.66 Guillermo Mota, R ERA: 3.18 Jesse Orosco, L ERA: 3.18	IP: 4.1 WLS: L BF: 25 H: 9 R: 9 ER: 9 SO: 4	BB: 2 IBB: 0 HBP: 0 BLK: 0	WP: 0 HR: 2 S: 56 P: 86	ERA: 18.69 WHIP: 2.308	PITCHER	IP: 4.1 WLS: L BF: 25 H: 9 R: 9 ER: 9 SO: 4	BB: 2 IBB: 0 HBP: 0 BLK: 0	WP: 0 HR: 2 S: 56 P: 86	ERA: 18.69 WHIP: 2.308											

Los Angeles Dodgers @ Tampa Bay Devil Rays
Tropicana Field, St. Petersburg, FL
Tue Jun 11 2002, 7:15 PM EDT
Att: 11,416 - Dome - 72 F

AB 38
R 11
H 14
RBI 11
BB 2
SO 7
LOB 17



Batter	1	2	3	4	5	6	7	8	9	AB	R	H	RBI	BB	SO	LOB	TOP					
Dave Roberts, L OBP: 0.403, SLG: 0.412										3	1	1	0	1	0	1	Los Angeles Dodgers @ Tampa Bay Devil Rays Tropicana Field, St. Petersburg, FL Wed Jun 12 2002, 7:15 PM EDT Att: 11,083 - Dome - 72 F					
Paul Lo Duca, R OBP: 0.368, SLG: 0.427										4	1	1	1	0	0	1						
Shawn Green, L OBP: 0.375, SLG: 0.540										4	1	2	1	0	1	0						
Brian Jordan, R OBP: 0.350, SLG: 0.534										4	0	0	1	0	1	1						
Eric Karros, R OBP: 0.342, SLG: 0.422										3	0	0	0	0	0	0						
Mark Grudzielanek, R OBP: 0.293, SLG: 0.363										4	1	1	0	0	2	2						
Adrian Beltré, R OBP: 0.296, SLG: 0.387										4	0	1	0	0	1	3						
Alex Cora, L OBP: 0.338, SLG: 0.492										4	0	1	1	0	2	1						
Cesar Izturis, S OBP: 0.278, SLG: 0.324										4	0	0	0	0	0	2						
Inning Stats	R: 2 E: 0 K: 0 S: 12	H: 3 LOB: 2 BB: 0 P: 20	R: 0 E: 0 K: 0 S: 10	H: 0 LOB: 1 BB: 1 P: 17	R: 0 E: 0 K: 0 S: 5	H: 0 LOB: 0 BB: 0 P: 7	R: 1 E: 0 K: 0 S: 6	H: 2 LOB: 1 BB: 0 P: 7	R: 1 E: 0 K: 0 S: 4	H: 1 LOB: 0 BB: 0 P: 6	R: 0 E: 0 K: 2 S: 11	H: 1 LOB: 0 BB: 0 P: 13	R: 0 E: 0 K: 1 S: 7	H: 0 LOB: 0 BB: 0 P: 11	R: 0 E: 0 K: 2 S: 9	H: 0 LOB: 0 BB: 0 P: 12		R: 0 E: 0 K: 2 S: 10	H: 0 LOB: 0 BB: 0 P: 11	1B: 4 2B: 2 3B: 0 HR: 1	SF: 0 SAC: 0 DP: 0 HBP: 1	WP: 0 PB: 0 SB: 2 CS: 0
PITCHER Ryan Rupe, R ERA: 5.06	IP: 9.0 WLS: L BF: 36	H: 7 R: 4 ER: 4 SO: 7	BB: 1 IBB: 0 HBP: 1 BLK: 0	WP: 0 HR: 1 S: 74 P: 104	ERA: 4.00 WHIP: 0.889																	


Batter	1	2	3	4	5	6	7	8	9	AB	R	H	RBI	BB	SO	LOB	BOTTOM					
Randy Winn, S OBP: 0.358, SLG: 0.471										4	0	1	0	0	0	2	Los Angeles Dodgers @ Tampa Bay Devil Rays Tropicana Field, St. Petersburg, FL Wed Jun 12 2002, 7:15 PM EDT Att: 11,083 - Dome - 72 F					
Greg Vaughn, R OBP: 0.286, SLG: 0.291										4	0	1	1	0	0	1						
Steve Cox, L OBP: 0.329, SLG: 0.425										4	1	2	1	0	0	0						
Ben Grieve, L OBP: 0.332, SLG: 0.386										3	0	0	0	1	0	0						
Aubrey Huff, L OBP: 0.333, SLG: 0.476										4	0	1	0	0	0	2						
John Flaherty, R OBP: 0.308, SLG: 0.443										4	0	1	0	0	1	3						
Brent Abernathy, R OBP: 0.298, SLG: 0.338										4	0	0	0	0	0	2						
Chris Gomez, R OBP: 0.315, SLG: 0.420										3	0	1	0	1	1	0						
1B Jared Sandberg, R OBP: 0.258, SLG: 0.453										4	1	1	0	0	1	2						
Inning Stats	R: 0 E: 1 K: 0 S: 5	H: 0 LOB: 0 BB: 0 P: 10	R: 0 E: 0 K: 1 S: 5	H: 0 LOB: 0 BB: 0 P: 8	R: 1 E: 0 K: 0 S: 7	H: 3 LOB: 2 BB: 0 P: 11	R: 0 E: 0 K: 0 S: 8	H: 2 LOB: 2 BB: 0 P: 10	R: 0 E: 0 K: 0 S: 5	H: 0 LOB: 0 BB: 1 P: 12	R: 0 E: 0 K: 0 S: 7	H: 1 LOB: 2 BB: 1 P: 17	R: 0 E: 0 K: 0 S: 7	H: 1 LOB: 1 BB: 0 P: 12	R: 1 E: 1 K: 0 S: 17	H: 1 LOB: 1 BB: 0 P: 26		R: 0 E: 0 K: 2 S: 7	H: 0 LOB: 0 BB: 0 P: 10	1B: 6 2B: 1 3B: 0 HR: 1	SF: 0 SAC: 0 DP: 2 HBP: 0	WP: 0 PB: 0 SB: 0 CS: 0
PITCHER Andy Ashby, R ERA: 2.87	IP: 7.1 WLS: W BF: 29	H: 7 R: 1 ER: 1 SO: 1	BB: 2 IBB: 0 HBP: 0 BLK: 0	WP: 0 HR: 0 S: 47 P: 85	ERA: 1.23 WHIP: 1.227																	
Jesse Orosco, L ERA: 3.99	IP: 0.1 WLS: H BF: 1	H: 1 R: 0 ER: 0 SO: 0	BB: 0 IBB: 0 HBP: 0 BLK: 0	WP: 0 HR: 0 S: 2 P: 2	ERA: 0.00 WHIP: 0.000																	
Paul Quantrill, R ERA: 3.97	IP: 1.0 WLS: S BF: 3	H: 0 R: 0 ER: 0 SO: 2	BB: 0 IBB: 0 HBP: 0 BLK: 0	WP: 0 HR: 0 S: 7 P: 10	ERA: 0.00 WHIP: 0.000																	



Batter	1	2	3	4	5	6	7	8	9	10	11	12	13	14	AB	R	H	RBI	BB	SO	LOB	TOP						
Randy Winn, S OBP: 0.358, SLG: 0.470 (1, 8)	F9			2B		G3-6-3 BB		G4-3			G4-3		F8		5	1	1	0	1	0	0							
Greg Vaughn, R OBP: 0.287, SLG: 0.301 (1, 7)	G6-3			G4-3 2H		F5			1B 2B		F2		F2		6	1	2	1	0	0	1							
Steve Cox, L OBP: 0.329, SLG: 0.427 (1, 3)	F5			G4-3		G3-6-3			1B 2B		L7				6	1	2	0	0	1	3							
Ben Grieve, L OBP: 0.336, SLG: 0.396 (1, 9)		FC3-5 2B		G6-4-3 HBP		L4			F7		L7			2B 2B	5	0	2	1	0	0	2							
Aubrey Huff, L OBP: 0.338, SLG: 0.471 Felix Escobedo, R OBP: 0.259, SLG: 0.315 Esteban Yan, R (12, 1) Jason Conti, L OBP: 0.305, SLG: 0.352 Travis Harper, L (14, 1) John Flaherty, R OBP: 0.303, SLG: 0.426 (1, 2)		FC3-5		G6-4-3		F9			1B			SH1-4 1B		2B 2B	5	0	2	1	0	0	3							
Brent Abernathy, R OBP: 0.299, SLG: 0.342 (1, 4)				G6-4-3		FC6-4 BB				F2		SH1-4		F7	4	0	0	0	1	0	2							
Chris Gomez, R OBP: 0.317, SLG: 0.417 (1, 6)				G5-3		FC6-4				G6-3		G4-6-3 1B		F7	6	0	2	1	0	0	2							
Tanyon Sturtze, R (1, 1) Russ Johnson, R OBP: 0.343, SLG: 0.321 Victor Zambrano, S (10, 1) 18 Jared Sandberg, R OBP: 0.296, SLG: 0.448 (12, 5)				B1-3 BB		G5-3				G6-3		G4-6-3 1B		F7	4	0	1	0	1	0	2							
Inning Stats	R: 0 E: 0 K: 0 S: 3	H: 0 LOB: 0 BB: 0 P: 7	R: 0 E: 0 K: 0 S: 5	H: 1 LOB: 0 BB: 0 P: 7	R: 0 E: 0 K: 0 S: 5	H: 0 LOB: 0 BB: 1 P: 9	R: 1 E: 0 K: 0 S: 7	H: 2 LOB: 1 BB: 0 P: 13	R: 0 E: 0 K: 0 S: 4	H: 0 LOB: 0 BB: 1 P: 9	R: 0 E: 0 K: 1 S: 10	H: 1 LOB: 1 BB: 0 P: 18	R: 0 E: 0 K: 0 S: 9	H: 1 LOB: 1 BB: 0 P: 15	R: 1 E: 0 K: 0 S: 10	H: 2 LOB: 0 BB: 0 P: 5	R: 0 E: 0 K: 1 S: 10	H: 0 LOB: 0 BB: 0 P: 13	R: 1 E: 0 K: 1 S: 14	H: 2 LOB: 1 BB: 0 P: 24	1B: 5 2B: 8 HR: 0	SF: 0 SAC: 1 DP: 5 HBP: 1	WP: 1 PA: 52					
PITCHER	IP 8.0	WLS 2	BF 28	H 4	R 1	ER 1	SO 1	BB 0	IBB 0	HBP 0	BLK 0	WP 0	HR 0	S 46	P 83	ERA 4.50	WHIP 1.500											
Julian Tavarez, R ERA: 8.59 (1, 1)	2.0	B	8	3	1	1	1	0	0	0	0	0	0	0	22	34	4.50	1.500										
Vladimir Nunez, R ERA: 2.79 (9, 1)	2.0	B	8	3	1	1	0	0	0	0	0	0	0	13	20	4.50	1.500											
46 Oswaldo Mairena, L ERA: 4.08 (13, 1)	2.0	L	8	2	1	1	1	0	0	0	0	0	0	24	37	4.50	1.000											

Tampa Bay Devil Rays @ Florida Marlins
Pro Player Stadium, Miami, FL
Fri Jun 14 2002, 7:05 PM EDT
Att. 9,580 - Cloudy - 74 F


AB 47
R 12
H 14
RBI 4
BB 3
SO 3
LOB 19





Batter	1	2	3	4	5	6	7	8	9	10	11	12	13	14	AB	R	H	RBI	BB	SO	LOB	BOTTOM					
Luis Castillo, S OBP: 0.386, SLG: 0.390 (1, 4)	K			G1-4-3 2B 1B		F7		G3			SH5-4 BB	FC3-2 BB		L7	5	1	1	0	2	1	4						
Andy Fox, L OBP: 0.320, SLG: 0.325 (1, 6)	K			G1-4-3		G4-3			L7		SH5-4	FC3-2		G4-3	6	0	0	0	0	1	6						
Cliff Floyd, L OBP: 0.415, SLG: 0.529 (1, 9)	P5			F7		F8			K		IBB	F7			5	0	0	0	1	1	4						
Mike Lowell, R OBP: 0.391, SLG: 0.537 (1, 5)		P5		G6-4-3 2B		P3			F9		K			P3	5	0	1	1	1	1	3						
Derrek Lee, R OBP: 0.338, SLG: 0.518 (1, 3)		F8		L8		K					FC3-6 BB	K		P3	5	0	0	0	1	2	5						
Kevin Millar, R OBP: 0.358, SLG: 0.489 (1, 7) Eric Owens, R OBP: 0.353, SLG: 0.414 (8, PR) (9, 7)				K		K					FC3-6 CS			G6-4-3	3	0	1	0	0	2	0						
Preston Wilson, R OBP: 0.343, SLG: 0.449 (1, 8)				K		G6-3					SH1-3 2B			P5	3	0	0	0	2	1	1						
Charles Johnson, R OBP: 0.318, SLG: 0.351 Braden Looper, R (11, 1) Michael Tejera, L OBP: 0.333, SLG: 0.333 (12, PH) 46 Oswaldo Mairena, L (13, 1) Vic Darenbourg, L (14, PH)				F9		K					G6-3			SH3-4 BB	3	0	0	1	0	1	1						
Julian Tavarez, R ERA: 8.59 Tim Lincecum, R ERA: 4.54 Mike Anderson, R ERA: 3.00 Homer Bush, R ERA: 3.00 Ramon Castro, R ERA: 3.00 (12, 2)				B1-3		G3					SH5-4 BB	FC3-2 BB		BB	2	0	0	0	0	0	0						
Inning Stats	R: 0 E: 0 K: 2 S: 7	H: 0 LOB: 0 BB: 0 P: 10	R: 0 E: 0 K: 1 S: 12	H: 0 LOB: 0 BB: 0 P: 17	R: 0 E: 0 K: 1 S: 7	H: 0 LOB: 0 BB: 0 P: 12	R: 0 E: 0 K: 0 S: 7	H: 0 LOB: 0 BB: 0 P: 13	R: 1 E: 0 K: 0 S: 6	H: 1 LOB: 2 BB: 1 P: 10	R: 0 E: 0 K: 0 S: 9	H: 0 LOB: 0 BB: 0 P: 13	R: 0 E: 0 K: 2 S: 10	H: 0 LOB: 3 BB: 3 P: 26	R: 1 E: 0 K: 0 S: 13	H: 3 LOB: 3 BB: 1 P: 16	R: 0 E: 0 K: 0 S: 6	H: 0 LOB: 0 BB: 1 P: 14	R: 0 E: 0 K: 0 S: 6	H: 0 LOB: 2 BB: 2 P: 17	1B: 3 2B: 3 HR: 0	SF: 1 SAC: 3 DP: 1 HBP: 0	WP: 0 PA: 56				
PITCHER	IP 9.0	WLS 10	BF 31	H 3	R 2	ER 2	SO 8	BB 1	IBB 0	HBP 0	BLK 0	WP 0	HR 0	S 70	P 110	ERA 2.00	WHIP 0.444										
Tanyon Sturtze, R ERA: 4.79 (10, 1)	2.0		10	0	0	0	2	4	1	0	0	0	0	17	42	0.00	2.000										
Victor Zambrano, R ERA: 5.54 (12, 1)	2.0	W	10	3	1	1	0	2	0	0	0	0	0	19	30	4.50	2.500										
Travis Harper, R ERA: 5.47 (14, 1)	1.0	S	5	0	0	0	0	2	0	0	0	0	0	6	17	0.00	2.000										

Tampa Bay Devil Rays @ Florida Marlins
Pro Player Stadium, Miami, FL
Fri Jun 14 2002, 7:05 PM EDT
Att. 9,580 - Cloudy - 74 F

AB 42
R 3
H 6
RBI 3
BB 10
SO 10
LOB 26



Batter	1	2	3	4	5	6	7	8	9	AB	R	H	RBI	BB	SO	LOB	TOP					
Randy Winn, S (1, 8) OBP: 0.360, SLG: 0.482	G4-3		HBP 2B		1-0 3B		1-3 K			4	0	2	0	0	1	0	Tampa Bay Devil Rays @ Florida Marlins Pro Player Stadium, Miami, FL Sat Jun 15 2002, 7:05 PM EDT Att: 10,904 - Cloudy - 76 F					
Greg Vaughn, R (1, 7) OBP: 0.287, SLG: 0.297	K		HBP BB		1-1 P4			2-2 L8		3	0	0	0	1	1							
Steve Cox, L (1, 3) OBP: 0.328, SLG: 0.421	P6		1-2 2-3 HBP		1-1 P5			2-2 G3-1		3	0	0	0	0	0	1						
Ben Grieve, L (1, 9) OBP: 0.339, SLG: 0.400		4-2 FC3-6 BB	K		1-2 2B			1-3 K		3	0	1	0	1	2	3						
Aubrey Huff, L (1, 5) OBP: 0.321, SLG: 0.444	FC3-6 E S 1-2			0-0 G4-3		2-3 K			1-2 F7		4	0	0	0	0	1		2				
John Flaherty, R (1, 2) OBP: 0.301, SLG: 0.413	F9			4-2 BB		1-0 P3			0-0 P4		3	0	0	0	1	0		2				
Brent Abernathy, R (1, 4) OBP: 0.295, SLG: 0.336	K			0-3 K		1-2 G6-3			2-3 K		4	0	0	0	0	3		3				
Chris Gomez, R (1, 6) OBP: 0.313, SLG: 0.411			0-0 P3	1-1 F9				0-0 G6-3		3	0	0	0	0	0	1						
Paul Wilson, R (1, 1) Doug Creek, L (7, 1)			0-3 K		1-3 K			0-3 K		3	0	0	0	0	3	0						
Inning Stats	R: 0 E: 0 K: 1 S: 10	H: 0 LOB: 0 BB: 0 P: 13	R: 0 E: 0 K: 1 S: 9	H: 0 LOB: 1 BB: 1 P: 18	R: 0 E: 0 K: 2 S: 16	H: 1 LOB: 3 BB: 1 P: 25	R: 0 E: 0 K: 1 S: 8	H: 0 LOB: 1 BB: 0 P: 13	R: 0 E: 0 K: 1 S: 8	H: 1 LOB: 1 BB: 0 P: 12	R: 0 E: 0 K: 2 S: 10	H: 0 LOB: 0 BB: 0 P: 15	R: 0 E: 0 K: 1 S: 7	H: 0 LOB: 0 BB: 0 P: 8	R: 0 E: 0 K: 1 S: 9	H: 0 LOB: 0 BB: 0 P: 14		R: 0 E: 0 K: 1 S: 8	H: 0 LOB: 0 BB: 0 P: 11	1B: 0 2B: 2 3B: 1 HR: 0	SF: 0 SAC: 0 DP: 0 HBP: 1	WP: 0 PB: 0 SB: 1 CS: 0
PITCHER A.J. Burnett, R (1, 1) ERA: 3.3	IP: 9.0 WLS: W BF: 34 H: 3 R: 0 ER: 0 SO: 11 BB: 3 IBB: 0 HBP: 1 BLK: 0 WP: 0 HR: 0 S: 85 P: 129 ERA: 0.00 WHIP: 0.667															PITCHER						

Batter	1	2	3	4	5	6	7	8	9	AB	R	H	RBI	BB	SO	LOB	BOTTOM			
Luis Castillo, S (1, 4) OBP: 0.384, SLG: 0.388	G4-3		L7			1-0 2B 1B	0-0 G6-3			4	1	1	0	0	0	1	Tampa Bay Devil Rays @ Florida Marlins Pro Player Stadium, Miami, FL Sat Jun 15 2002, 7:05 PM EDT Att: 10,904 - Cloudy - 76 F			
Andy Fox, L (1, 6) OBP: 0.324, SLG: 0.335	F8			1-2 CS 1B		1-0 1B	0-0 P4			4	1	2	0	0	0	1				
Cliff Floyd, L (1, 9) OBP: 0.413, SLG: 0.524	1B			2-3 K		3-2 F2		2-1 G6-3		4	0	1	0	0	1	3				
Mike Lowell, R (1, 5) OBP: 0.392, SLG: 0.537	L7			1-2 1B		2-1 1B	1-3 2B	1-3 K		4	0	2	2	0	1	1				
Derrek Lee, R (1, 3) OBP: 0.337, SLG: 0.514		0-0 G6-3		3-3 K		1-1 L7		0-2 FC6-4 1B		4	0	1	0	0	1	3				
Kevin Millar, R (1, 7) OBP: 0.346, SLG: 0.474		3-1 G5-3		2-3 K		3-3 K		1-1 FC6-4		4	0	0	0	0	2	2				
Preston Wilson, R (1, 8) OBP: 0.346, SLG: 0.450		1-1 F8		4-2 FC4 BB		1-0 2B 1B		1-2 FC6-4 2B		2	1	1	0	1	0	0				
Mike Redmond, R (1, 2) OBP: 0.400, SLG: 0.410			1-2 G4-3		1-0 FC4		0-0 G6-3 1B		1-2 2B		3	0	1	1	0	0		1		
A.J. Burnett, R (1, 1) OBP: 0.114, SLG: 0.121			2-3 K		1-3 K		2-3 K			3	0	0	0	0	3	2				
Inning Stats	R: 0 E: 0 K: 0 S: 10	H: 1 LOB: 1 BB: 0 P: 15	R: 0 E: 0 K: 0 S: 5	H: 0 LOB: 0 BB: 0 P: 9	R: 0 E: 0 K: 1 S: 8	H: 0 LOB: 0 BB: 0 P: 11	R: 0 E: 0 K: 2 S: 14	H: 2 LOB: 2 BB: 0 P: 21	R: 0 E: 0 K: 2 S: 10	H: 0 LOB: 1 BB: 1 P: 18	R: 2 E: 0 K: 1 S: 14	H: 3 LOB: 1 BB: 0 P: 25	R: 1 E: 0 K: 1 S: 8	H: 2 LOB: 1 BB: 0 P: 11	R: 0 E: 0 K: 1 S: 10	H: 1 LOB: 1 BB: 0 P: 14		1B: 7 2B: 3 3B: 0 HR: 0	SF: 0 SAC: 0 DP: 1 HBP: 0	WP: 0 PB: 0 SB: 0 CS: 1
PITCHER Paul Wilson, R (1, 1) ERA: 4.06 Doug Creek, L (7, 1) ERA: 4.5	IP: 6.2 WLS: L BF: 28 H: 8 R: 3 ER: 3 SO: 7 BB: 1 IBB: 0 HBP: 0 BLK: 0 WP: 0 HR: 0 S: 68 P: 109 ERA: 4.05 WHIP: 1.350															PITCHER				

Batter	1	2	3	4	5	6	7	8	9	AB	R	H	RBI	BB	SO	LOB	TOP					
Randy Winn, S OBP: 0.361, SLG: 0.479 (1, 8)	L7		F8		G5-3			1B 2B 1B	1B BB	4	1	1	0	1	0	0	Tampa Bay Devil Rays @ Florida Marlins Pro Player Stadium, Miami, FL Sun Jun 16 2002, 4:05 PM EDT Att: 9,380 - Cloudy - 86 F					
Brent Abernathy, R OBP: 0.297, SLG: 0.335 (1, 4)	BB		G6-3		F5			P6	1B BB	4	0	1	2	1	0	2						
Greg Vaughn, R OBP: 0.289, SLG: 0.293 (1, 7)	K			G3-6-1 BB		1B BB		K	F8	3	0	0	0	2	2	5						
Steve Cox, L OBP: 0.331, SLG: 0.423 (1, 3)	P4			G3-6-1 1-2f		G4-6-3 1B		2B 1B		4	0	2	1	0	0	2						
Ben Grieve, L OBP: 0.341, SLG: 0.407 (1, 9)		G3		1B		G4-6-3 1-2f		2B		4	0	2	1	0	0	2						
John Flaherty, R OBP: 0.299, SLG: 0.407 (1, 2)	F8			1B FC6-4			L7		F9	4	0	1	0	0	0	0						
Chris Gomez, R OBP: 0.311, SLG: 0.408 (1, 6)	1B			FC6-4 1-2f			G4-3		G6-3	4	0	1	0	0	0	2						
1B Jared Sandberg, R OBP: 0.247, SLG: 0.433 Victor Zambrano, S OBP: 0.350, SLG: 0.329 Esteban Yan, R (9, 1)	P4					F9		K	BB 1B 1B	3	0	0	0	0	1	1						
Wilson Alvarez, L Aubrey Huff, L OBP: 0.338, SLG: 0.473 (7, 5)			G5-3		P6			1B 2B	1B 1B	2	0	0	0	0	0	0						
Inning Stats	R: 0 E: 0 K: 1 S: 10	H: 0 LOB: 1 BB: 1 P: 18	R: 0 E: 0 K: 0 S: 7	H: 1 LOB: 1 BB: 0 P: 10	R: 0 E: 0 K: 0 S: 8	H: 0 LOB: 0 BB: 0 P: 10	R: 0 E: 0 K: 0 S: 8	H: 2 LOB: 2 BB: 1 P: 18	R: 0 E: 0 K: 0 S: 6	H: 0 LOB: 0 BB: 0 P: 8	R: 0 E: 0 K: 0 S: 6	H: 1 LOB: 1 BB: 0 P: 14	R: 0 E: 0 K: 1 S: 6	H: 0 LOB: 0 BB: 0 P: 9	R: 2 E: 0 K: 1 S: 12	H: 4 LOB: 2 BB: 0 P: 17		R: 2 E: 0 K: 0 S: 19	H: 3 LOB: 2 BB: 1 P: 34	1B: 9 2B: 2 3B: 0 HR: 0	SF: 0 SAC: 0 DP: 2 HBP: 0	WP: 0 PB: 0 CS: 0
PITCHER	IP	WLS	BF	H	R	ER	SO	BB	IBB	HBP	BLK	WP	HR	S	P	ERA	WHIP					
Michael Tejera, L ERA: 3.72	6.0		23	4	0	0	1	3	0	0	0	0	0	47	78	0.00	1.167					
Braden Looper, R ERA: 4.94	1.0		3	0	0	0	1	0	0	0	0	0	0	6	9	0.00	0.000					
Armando Almanza, L ERA: 2.45	1.0	L	6	4	2	2	1	0	0	0	0	0	0	12	17	18.00	4.000					
Vladimir Nunez, R ERA: 3.18	1.0		7	3	2	2	0	1	0	0	0	0	0	19	34	18.00	4.000					

Batter	1	2	3	4	5	6	7	8	9	AB	R	H	RBI	BB	SO	LOB	BOTTOM				
Luis Castillo, S OBP: 0.386, SLG: 0.387 (1, 4)	G4-3 1B		P4		F8					3	0	1	0	1	0	0	Tampa Bay Devil Rays @ Florida Marlins Pro Player Stadium, Miami, FL Sun Jun 16 2002, 4:05 PM EDT Att: 9,380 - Cloudy - 86 F				
Eric Owens, R OBP: 0.356, SLG: 0.413 (1, 9)	G4-3 1-2f		BB		G5-3		S BB			3	0	1	0	1	0	4					
Kevin Millar, R OBP: 0.346, SLG: 0.468 (1, 7)	1B		K		F7		L5			4	0	1	0	0	1	2					
Mike Lowell, R OBP: 0.391, SLG: 0.532 (1, 5)	F9		G5-3 BB 1B		P4		F8			4	0	1	0	0	0	2					
Derrek Lee, R OBP: 0.336, SLG: 0.508 (1, 3)		F9		G5-3 BB		F8		K		3	0	0	0	1	1	1					
Preston Wilson, R OBP: 0.348, SLG: 0.452 (1, 8)		CS BB		P6		2B 2B		F8		3	1	1	0	1	0	2					
Charles Johnson, R OBP: 0.324, SLG: 0.362 Pablo Ozuna, R OBP: 0.250, SLG: 0.250 Mike Redmond, R OBP: 0.397, SLG: 0.406 (8, 2)		FC4 BB		G5-3		G6-3 2H 2B		G4-3		2	0	1	1	1	0	2					
Andy Fox, L OBP: 0.322, SLG: 0.329 (1, 6)	FC4 1-2f				K		K		BB	3	0	0	0	1	2	2					
Michael Tejera, L OBP: 0.266, SLG: 0.200 Braden Looper, R (7, 1) Tim Raines, S OBP: 0.429, SLG: 0.379 Armando Almanza, L (8, 1) Vladimir Nunez, R OBP: 0.320, SLG: 0.333 Cliff Floyd, L OBP: 0.411, SLG: 0.522 (9, PH)			G5-3		F9		G6-3		K	2	0	0	0	0	0	0					
Inning Stats	R: 0 E: 0 K: 0 S: 13	H: 2 LOB: 1 BB: 0 P: 21	R: 0 E: 0 K: 0 S: 14	H: 0 LOB: 2 BB: 2 P: 27	R: 0 E: 0 K: 1 S: 10	H: 0 LOB: 1 BB: 1 P: 14	R: 0 E: 0 K: 0 S: 10	H: 1 LOB: 1 BB: 1 P: 16	R: 0 E: 0 K: 0 S: 6	H: 0 LOB: 0 BB: 0 P: 8	R: 1 E: 0 K: 1 S: 16	H: 2 LOB: 2 BB: 1 P: 30	R: 0 E: 0 K: 1 S: 8	H: 0 LOB: 0 BB: 0 P: 13	R: 0 E: 0 K: 1 S: 11	H: 0 LOB: 1 BB: 1 P: 19		1B: 4 2B: 2 3B: 0 HR: 0	SF: 0 SAC: 0 DP: 2 HBP: 0	WP: 0 PB: 0 CS: 1	PA: 36
PITCHER	IP	WLS	BF	H	R	ER	SO	BB	IBB	HBP	BLK	WP	HR	S	P	ERA	WHIP				
Wilson Alvarez, L ERA: 5.46	6.0		23	4	0	0	2	4	0	0	0	0	0	59	97	0.00	1.333				
Victor Zambrano, R ERA: 5.49	2.0	W	9	2	1	1	2	1	0	0	0	0	0	24	43	4.50	1.500				
Esteban Yan, R ERA: 5.27	1.0	S	4	0	0	0	1	1	0	0	0	0	0	11	19	0.00	1.000				

Batter	1	2	3	4	5	6	7	8	9	AB	R	H	RBI	BB	SO	LOB	TOP										
Randy Winn, S OBP: 0.361, SLG: 0.485 (1, 8)	1-1 2B 3B	2-2 F9	0-0 1B		2-1 L6			1-0 G3		5	1	2	1	0	0	1											
Greg Vaughn, R OBP: 0.287, SLG: 0.304 (1, 7)	2-3 K	2-2 HR	2-2 F8			2-1 F7		0-0 F7		5	1	1	2	0	1	3											
Steve Cox, L OBP: 0.336, SLG: 0.428 (1, 3)	2-1 WP 1B 2B	3-1 S 1B		0-1 F8		4-0 FC4-6 BB		3-2 G3		4	1	2	1	1	0	0											
Ben Grieve, L OBP: 0.343, SLG: 0.404 (1, 9)	4-1 1B WP 1B BB	1-3 K		2-1 2B SF7 1B		0-0 FC4-6 1-2		3-3 K		4	2	1	0	1	2	2											
Aubrey Huff, L OBP: 0.353, SLG: 0.532 (1, 5)	2-2 1B		3-1 HR	0-2 2B		0-1 F8		0-0 F8		5	1	3	2	0	0	1											
John Flaherty, R OBP: 0.306, SLG: 0.409 (1, 2)	0-0 G6-3 1B		2-1 P6	0-1 SF7		4-2 CS BB				2	0	1	2	1	0	0											
Chris Gomez, R OBP: 0.310, SLG: 0.405 (1, 6)	3-2 G6-3 1-2		1-1 G5-3	3-H F7		2-1 CS 1B		1-3 K		4	0	1	0	0	0	3											
Felix Escalona, R OBP: 0.274, SLG: 0.328 (1, 4)		1-0 FC1-6 1B	1-1 1B 1B		0-0 G3		1-3 K			4	1	2	0	0	1	1											
Joe Kennedy, R OBP: 0.333, SLG: 0.333 (8, PH)		0-0 FC1-6 1-2 HR	1-1 1B		1-2 F8			2-3 K		3	1	1	0	0	0	1											
Russ Johnson, R OBP: 0.347, SLG: 0.326 (8, PH)										1	0	0	0	0	1	0											
Travis Harper, L (8, 1)										0	0	0	0	0	0	0											
Inning Stats	R: 3 E: 0 K: 1 S: 17	H: 4 LOB: 1 BB: 1 P: 31	R: 2 E: 0 K: 1 S: 14	H: 3 LOB: 1 BB: 0 P: 23	R: 2 E: 0 K: 0 S: 14	H: 4 LOB: 2 BB: 0 P: 24	R: 1 E: 0 K: 0 S: 11	H: 2 LOB: 1 BB: 0 P: 13	R: 0 E: 0 K: 0 S: 5	H: 0 LOB: 0 BB: 1 P: 11	R: 0 E: 0 K: 1 S: 8	H: 1 LOB: 0 BB: 1 P: 14	R: 0 E: 0 K: 1 S: 5	H: 0 LOB: 0 BB: 0 P: 8	R: 0 E: 0 K: 1 S: 8	H: 0 LOB: 0 BB: 0 P: 14	1B: 9 2B: 2 3B: 1 HR: 2	SF: 1 SAC: 0 DP: 1 HBP: 0	WP: 1 PB: 0 SB: 1 CS: 2	PA: 41							
PITCHER	IP	WLS	BF	H	R	ER	SO	BB	IBB	HBP	BLK	WP	HR	S	P	ERA	WHIP										
Livan Hernandez, R ERA: 4.17	2.2	L	18	10	7	7	2	1	0	0	0	1	2	41	72	23.62	4.125										
41 Chad Zerbe, L ERA: 2.59	3.1		14	3	1	1	0	1	0	0	0	0	0	26	39	2.70	1.200										
Ryan Jensen, R ERA: 4.38	2.0		6	1	0	0	2	1	0	0	0	0	0	13	22	0.00	1.000										
Aaron Fultz, L ERA: 6.08	1.0		3	0	0	0	1	0	0	0	0	0	0	8	14	0.00	0.000										

Tampa Bay Devil Rays @ San Francisco Giants
PacBell Park, San Francisco, CA
Tue Jun 18 2002, 10:15 PM EDT
Att: 36,869 - Sunny - 64 F

AB	37
R	8
H	14
RBI	8
BB	3
SO	5
LOB	12



Batter	1	2	3	4	5	6	7	8	9	AB	R	H	RBI	BB	SO	LOB	BOTTOM										
Reggie Sanders, R OBP: 0.332, SLG: 0.423 (1, 9)	2-1 G4-3		1-2 E5 FC4-6		1-0 1B		3-2 G6-3		0-1 FC6 FC4-6	5	0	1	0	0	0	1											
Rich Aurilia, R OBP: 0.301, SLG: 0.438 (1, 6)	2-1 F8		0-0 F7		1-0 SF8		1-0 G4-3		0-3 K	4	0	0	1	0	1	3											
Barry Bonds, L OBP: 0.567, SLG: 0.803 (1, 7)	0-0 F8		2-2 FC4-6 1-2		2-2 G3		4-0 1B BB		2-2 FC4-6 1-2 2-3	4	0	0	0	1	0	4											
Jeff Kent, R OBP: 0.346, SLG: 0.445 (1, 4)		0-2 1B 1B		1-1 F7		0-1 HR 1B		3-2 1B 1B		1-2 F9	5	1	3	0	0	2											
Benito Santiago, R OBP: 0.329, SLG: 0.483 (1, 2)		1-1 L6		4-2 BB		2-2 HR		2-3 K		3	1	1	2	1	1	3											
David Bell, R OBP: 0.317, SLG: 0.417 (1, 5)		0-1 1B		1-2 F7		2-1 F8		1-2 G5-3		4	0	1	0	0	0	1											
Tsuyoshi Shinjo, R OBP: 0.296, SLG: 0.346 (1, 8)		1-1 P3		0-1 F7		2-2 FC5-4 1B		1-2 F8		4	0	1	0	0	0	3											
Ramon Martinez, R OBP: 0.361, SLG: 0.409 (1, 3)		3-2 G5-3			1-0 1B SF8		2-2 F8		2-2 F2	4	1	1	0	0	0	3											
Livan Hernandez, R ERA: 4.17										0	0	0	0	0	0	0											
41 Chad Zerbe, L ERA: 2.59										2	0	0	0	0	2	1											
Shawon Dunston, R ERA: 5.25										1	0	0	0	0	0	1											
Ryan Jensen, R ERA: 4.38										0	0	0	0	0	0	0											
Aaron Fultz, L ERA: 6.08										0	0	0	0	0	0	0											
Marvin Benard, L ERA: 2.78										0	0	0	0	0	0	0											
Inning Stats	R: 0 E: 0 K: 0 S: 5	H: 0 LOB: 0 BB: 0 P: 9	R: 0 E: 0 K: 0 S: 12	H: 2 LOB: 2 BB: 0 P: 17	R: 0 E: 1 K: 1 S: 10	H: 0 LOB: 1 BB: 0 P: 13	R: 0 E: 0 K: 0 S: 12	H: 0 LOB: 1 BB: 1 P: 18	R: 1 E: 0 K: 1 S: 9	H: 2 LOB: 1 BB: 0 P: 16	R: 2 E: 0 K: 0 S: 16	H: 3 LOB: 1 BB: 0 P: 24	R: 0 E: 0 K: 1 S: 17	H: 1 LOB: 2 BB: 1 P: 30	R: 0 E: 0 K: 0 S: 12	H: 0 LOB: 0 BB: 0 P: 16	R: 0 E: 1 K: 1 S: 13	H: 0 LOB: 2 BB: 0 P: 18	1B: 7 2B: 0 3B: 0 HR: 1	SF: 1 SAC: 0 DP: 0 HBP: 1	WP: 0 PB: 0 SB: 0 CS: 0	PA: 40					
PITCHER	IP	WLS	BF	H	R	ER	SO	BB	IBB	HBP	BLK	WP	HR	S	P	ERA	WHIP										
Joe Kennedy, L ERA: 4.15	7.0	W	32	8	3	3	3	2	0	0	0	0	0	81	127	3.86	1.429										
Travis Harper, R ERA: 2.91	2.0		8	0	0	0	1	0	0	1	0	0	0	25	34	0.00	0.000										

Tampa Bay Devil Rays @ San Francisco Giants
PacBell Park, San Francisco, CA
Tue Jun 18 2002, 10:15 PM EDT
Att: 36,869 - Sunny - 64 F

AB	36
R	3
H	8
RBI	3
BB	2
SO	4
LOB	22



Batter	1	2	3	4	5	6	7	8	9	AB	R	H	RBI	BB	SO	LOB	TOP					
Randy Winn, S OBP: 0.360, SLG: 0.481	G3-1		FC4-6 1B			K		K		4	0	1	0	0	2	1	<p>Tampa Bay Devil Rays @ San Francisco Giants</p> <p>PacBell Park, San Francisco, CA</p> <p>Wed Jun 19 2002, 10:15 PM EDT</p> <p>Att: 35,909 - Sunny - 63 F</p>					
Greg Vaughn, R OBP: 0.287, SLG: 0.303	1B		L7			G6-3		K		4	0	1	0	0	1	2						
Steve Cox, L OBP: 0.331, SLG: 0.421	K		FC4-6 1-2			G3			F7	4	0	0	0	0	1	2						
Ben Grieve, L OBP: 0.341, SLG: 0.401	1B			K			K		G3-1	4	0	1	0	0	2	0						
Aubrey Huff, L OBP: 0.348, SLG: 0.512	K2-3			K					G3	3	0	0	0	1	2	2						
John Flaherty, R OBP: 0.306, SLG: 0.407				F8						3	0	1	0	0	1	1						
Brent Abernathy, R OBP: 0.293, SLG: 0.331			G4-6-3 1B			F9				3	0	0	0	0	0	2						
Jason Smith, L OBP: 0.231, SLG: 0.320			K			P6				3	0	1	0	0	1	0						
Ryan Rupe, R OBP: 0.270, SLG: 0.322			K			F8				1	0	0	0	0	1	0						
Felix Escalona, R OBP: 0.270, SLG: 0.322								F3		1	0	0	0	0	0	0						
Steve Kent, S OBP: 0.343, SLG: 0.322										0	0	0	0	0	0	0						
Russ Johnson, R OBP: 0.343, SLG: 0.322										1	0	0	0	0	0	1						
Jason Jimenez, R OBP: 0.343, SLG: 0.322										0	0	0	0	0	0	0						
Inning Stats	R: 0 E: 0 K: 2 S: 14	H: 2 LOB: 2 BB: 0 P: 20	R: 0 E: 0 K: 1 S: 6	H: 1 LOB: 0 BB: 0 P: 6	R: 0 E: 0 K: 1 S: 14	H: 1 LOB: 1 BB: 0 P: 18	R: 0 E: 0 K: 2 S: 11	H: 0 LOB: 0 BB: 0 P: 14	R: 0 E: 0 K: 0 S: 6	H: 0 LOB: 0 BB: 0 P: 9	R: 0 E: 0 K: 1 S: 7	H: 0 LOB: 1 BB: 1 P: 11	R: 0 E: 0 K: 2 S: 9	H: 0 LOB: 1 BB: 1 P: 18	R: 0 E: 0 K: 2 S: 17	H: 1 LOB: 1 BB: 0 P: 21	R: 0 E: 0 K: 0 S: 7	H: 0 LOB: 0 BB: 0 P: 10	1B: 5 2B: 0 3B: 0 HR: 0	SF: 0 SAC: 0 DP: 1 HBP: 0	WP: 0 PB: 0 SB: 0 CS: 0	PA: 32
PITCHER Jason Schmidt, R ERA: 3.03	IP: 9.0 WLS: W BF: 32 H: 5 R: 0 ER: 0 SO: 11 BB: 1 IBB: 0 HBP: 0 BLK: 0 WP: 0 HR: 0 S: 91 P: 127 ERA: 0.00 WHIP: 0.667															PITCHER						

Batter	1	2	3	4	5	6	7	8	9	AB	R	H	RBI	BB	SO	LOB	BOTTOM			
Reggie Sanders, R OBP: 0.300, SLG: 0.417	F8 1B HBP				G5-3			F8		3	1	0	0	0	1	0	<p>Tampa Bay Devil Rays @ San Francisco Giants</p> <p>PacBell Park, San Francisco, CA</p> <p>Wed Jun 19 2002, 10:15 PM EDT</p> <p>Att: 35,909 - Sunny - 63 F</p>			
Shawon Dunston, R OBP: 0.169, SLG: 0.241										1	0	1	0	0	0	0				
Rich Aurilia, R OBP: 0.331, SLG: 0.439	K				G5-3			F3		4	0	1	0	0	1	1				
Marvin Benard, L OBP: 0.316, SLG: 0.374	K							F3		1	0	0	0	0	0	1				
Barry Bonds, L OBP: 0.566, SLG: 0.796	F8									3	1	1	0	1	0	2				
Ramon Martinez, R OBP: 0.357, SLG: 0.404										1	0	0	0	0	0	1				
Jeff Kent, R OBP: 0.354, SLG: 0.461	1B 2B HBP							F9		4	3	3	2	0	0	1				
Damon Minor, L OBP: 0.414, SLG: 0.621	2B WP									2	2	1	1	1	0	0				
Benito Santiago, R OBP: 0.328, SLG: 0.484	1B 2B									4	1	1	2	0	1	2				
David Bell, R OBP: 0.320, SLG: 0.423	1B									4	0	2	1	0	0	1				
Tsuyoshi Shinjo, R OBP: 0.299, SLG: 0.346	FC5-4									3	0	1	1	1	0	2				
Jason Schmidt, R OBP: 0.118, SLG: 0.176	K									4	0	0	0	0	2	4				
Inning Stats	R: 4 E: 0 K: 1 S: 16	H: 3 LOB: 1 BB: 0 P: 28	R: 0 E: 0 K: 2 S: 8	H: 1 LOB: 1 BB: 0 P: 13	R: 1 E: 1 K: 1 S: 16	H: 2 LOB: 2 BB: 0 P: 23	R: 2 E: 0 K: 0 S: 7	H: 1 LOB: 0 BB: 1 P: 14	R: 0 E: 0 K: 0 S: 5	H: 0 LOB: 1 BB: 1 P: 11	R: 0 E: 0 K: 0 S: 9	H: 1 LOB: 1 BB: 0 P: 16	R: 1 E: 0 K: 1 S: 11	H: 1 LOB: 1 BB: 1 P: 18	R: 0 E: 0 K: 0 S: 7	H: 2 LOB: 2 BB: 0 P: 11	1B: 7 2B: 3 3B: 0 HR: 1	SF: 0 SAC: 0 DP: 0 HBP: 3	WP: 1 PB: 0 SB: 1 CS: 0	PA: 40
PITCHER Ryan Rupe, R ERA: 5.54	IP: 4.0 WLS: L BF: 23 H: 7 R: 7 ER: 7 SO: 4 BB: 1 IBB: 0 HBP: 3 BLK: 0 WP: 0 HR: 1 S: 47 P: 78 ERA: 15.75 WHIP: 2.000															PITCHER				
Steve Kent, L ERA: 3.77	IP: 3.0 WLS: 13 BF: 2 H: 1 R: 1 ER: 1 SO: 1 BB: 0 IBB: 0 HBP: 0 BLK: 0 WP: 0 HR: 0 S: 25 P: 45 ERA: 3.00 WHIP: 1.333																			
Jason Jimenez, L ERA: 1.59	IP: 1.0 WLS: 4 BF: 2 H: 0 R: 0 ER: 0 SO: 0 BB: 0 IBB: 0 HBP: 0 BLK: 0 WP: 0 HR: 0 S: 7 P: 11 ERA: 0.00 WHIP: 2.000																			

AB	31
R	0
H	5
RBI	0
BB	1
SO	11
LOB	11



Batter	1	2	3	4	5	6	7	8	9	AB	R	H	RBI	BB	SO	LOB	TOP											
Randy Winn, S OBP: 0.355, SLG: 0.474	E6 HR	G4-3		G4-3			G3			4	1	0	0	0	0	4	Tampa Bay Devil Rays @ San Francisco Giants PacBell Park, San Francisco, CA Thu Jun 20 2002, 3:35 PM EDT Att: 39,101 - Sunny - 61 F											
Greg Vaughn, R OBP: 0.283, SLG: 0.298	K		F8		F7		G5-3			4	0	0	0	0	1	2												
Steve Cox, L OBP: 0.330, SLG: 0.422	K		2B		K			P5		4	0	1	0	0	2	1												
Ben Grieve, L OBP: 0.344, SLG: 0.420	2H HR		F8		K			G3 2B		4	1	2	2	0	1	1												
Aubrey Huff, L OBP: 0.344, SLG: 0.500	1B		G6-3			L8		G3		4	0	1	0	0	0	2												
Chris Gomez, R OBP: 0.309, SLG: 0.399	F9			FC1-5 1B BB		F2		L8		3	0	0	0	1	0	2												
Brent Abernathy, R OBP: 0.297, SLG: 0.335		SH3-4 1B		FC1-5 1B		F8			K	3	0	2	0	0	0	0												
Doug Creek, L										0	0	0	0	0	0	0												
Jason Jimenez, R										0	0	0	0	0	0	0												
Russ Johnson, R OBP: 0.340, SLG: 0.318										1	0	0	0	0	1	0												
Paul Hoover, R OBP: 0.125, SLG: 0.125	F3			P3			G1-3		K	4	0	0	0	0	1	3												
Tanyon Sturtze, R																												
Felix Escalona, R OBP: 0.277, SLG: 0.317	SH3-4			FC1-5			G3 BB		K	1	0	0	0	0	0	2												
										1	0	0	0	1	1	0												
Inning Stats	R: 2 E: 1 K: 2 S: 16	H: 2 LOB: 1 BB: 0 P: 24	R: 0 E: 0 K: 0 S: 7	H: 1 LOB: 1 BB: 0 P: 13	R: 0 E: 0 K: 0 S: 9	H: 1 LOB: 1 BB: 0 P: 14	R: 0 E: 0 K: 0 S: 12	H: 0 LOB: 0 BB: 0 P: 21	R: 0 E: 0 K: 0 S: 8	H: 0 LOB: 1 BB: 1 P: 14	R: 0 E: 0 K: 0 S: 9	H: 0 LOB: 1 BB: 1 P: 17	R: 0 E: 0 K: 0 S: 14	H: 1 LOB: 1 BB: 0 P: 21	R: 0 E: 0 K: 3 S: 10	H: 0 LOB: 0 BB: 0 P: 14	1B: 3 2B: 2 3B: 0 HR: 1	SF: 0 SAC: 1 DP: 0 HBP: 0	WP: 0 PB: 0 SB: 1 CS: 0	PA: 36								
PITCHER	IP	WLS	BF	H	R	ER	SO	BB	IBB	HBP	BLK	WP	HR	S	P	ERA	WHIP											
Russ Ortiz, R ERA: 3.24	(1, 1)	8.0	W	33	6	2	0	4	2	0	0	0	0	1	82	135	0.00	1.000										
Robb Nen, R ERA: 2.1	(9, 1)	1.0		3	0	0	0	3	0	0	0	0	0	0	10	14	0.00	0.000										

Batter	1	2	3	4	5	6	7	8	9	AB	R	H	RBI	BB	SO	LOB	BOTTOM												
Marvin Benard, L OBP: 0.340, SLG: 0.427	1B 1B	1B 2B	F8			PB 1B 1B		HR 3B		5	4	4	1	0	0	2	Tampa Bay Devil Rays @ San Francisco Giants PacBell Park, San Francisco, CA Thu Jun 20 2002, 3:35 PM EDT Att: 39,101 - Sunny - 61 F												
Rich Aurilia, R OBP: 0.307, SLG: 0.456	F7	E 1B		K		1B BB		HR		4	1	2	4	1	1	1													
Reggie Sanders, R OBP: 0.332, SLG: 0.421	1B	F9		1B 2B		K		F9		5	1	2	1	0	1	3													
Jeff Kent, R OBP: 0.359, SLG: 0.475	F8	E4		1B 1B		1B 1B		HR		5	1	3	2	0	0	2													
Damon Minor, L OBP: 0.400, SLG: 0.587	K	F9		1B		F8		F7		5	0	1	1	0	1	5													
David Bell, R OBP: 0.314, SLG: 0.414		F7	L6	G4-6-3 1B		FC5-4		K		5	0	0	0	0	1	4													
Tsuyoshi Shinjo, R OBP: 0.303, SLG: 0.362		HR	FC1-5 1B		F9		G1-3			4	1	2	1	0	0	0													
Yorvit Torrealba, R OBP: 0.327, SLG: 0.367		E 2B 1B	E 1B		K		F9			4	1	2	0	0	1	0													
Russ Ortiz, R OBP: 0.351, SLG: 0.424		FC3 2B 1B	FC1-5		P3		K			4	1	0	0	0	1	3													
Robb Nen, R										0	0	0	0	0	0	0													
Inning Stats	R: 1 E: 0 K: 1 S: 11	H: 2 LOB: 1 BB: 0 P: 14	R: 4 E: 2 K: 0 S: 22	H: 4 LOB: 2 BB: 0 P: 31	R: 0 E: 1 K: 0 S: 9	H: 2 LOB: 2 BB: 0 P: 10	R: 1 E: 0 K: 1 S: 11	H: 3 LOB: 1 BB: 0 P: 17	R: 0 E: 0 K: 1 S: 6	H: 0 LOB: 0 BB: 0 P: 8	R: 1 E: 0 K: 1 S: 10	H: 2 LOB: 2 BB: 1 P: 17	R: 0 E: 0 K: 1 S: 7	H: 0 LOB: 0 BB: 0 P: 8	R: 3 E: 0 K: 1 S: 13	H: 3 LOB: 0 BB: 0 P: 20	1B: 10 2B: 2 3B: 1 HR: 3	SF: 0 SAC: 0 DP: 1 HBP: 0	WP: 0 PB: 1 SB: 3 CS: 0	PA: 42									
PITCHER	IP	WLS	BF	H	R	ER	SO	BB	IBB	HBP	BLK	WP	HR	S	P	ERA	WHIP												
Tanyon Sturtze, R ERA: 5.09	(1, 1)	5.1	L	31	13	7	6	4	1	0	0	0	0	0	11	65	92	10.12	2.625										
Doug Creek, L ERA: 4.18	(6, 1)	1.2		5	0	0	0	1	0	0	0	0	0	0	11	13	0.00	0.000											
Jason Jimenez, L ERA: 5.4	(8, 1)	1.0		6	3	3	3	1	0	0	0	0	0	2	13	20	27.00	3.000											

Batter	1	2	3	4	5	6	7	8	9	10	AB	R	H	RBI	BB	SO	LOB	TOP						
Randy Winn, S OBP: 0.351, SLG: 0.467 (1, 8)	G3	G6-3			G5-6-3			G4-3		K	6	0	1	0	0	1	1							
Greg Vaughn, R OBP: 0.288, SLG: 0.317 (1, 7)	K	G5-3			1B						4	2	2	1	1	1	1							
Steve Cox, L OBP: 0.331, SLG: 0.431 (1, 3)	HR				K			K			4	1	1	1	1	2	3							
Ben Griever, L OBP: 0.348, SLG: 0.442 (1, 9)	2B				1B			HR		P6	5	2	3	2	0	1	1							
Aubrey Huff, L OBP: 0.337, SLG: 0.484 (1, 5)	F9				1B			F8		F5	5	0	1	0	0	0	2							
John Flaherty, R OBP: 0.310, SLG: 0.407 (1, 2)		P4			F8			L4		1B	5	0	2	1	0	0	0							
Brent Abernathy, R OBP: 0.300, SLG: 0.335 Victor Zambrano, S (7, 1) Esteban Yan, R (9, 1)		HBP			G4-3			FC6-4		K	3	1	1	0	1	0	2							
Chris Gomez, R OBP: 0.311, SLG: 0.396 (1, 6)		HBP			1B			FC6-4		G6-3	4	1	1	0	0	0	1							
Paul Wilson, R Felix Escalona, R OBP: 0.269, SLG: 0.306 (7, 4)		SH			K			K		F9	2	0	0	0	0	2	1							
Inning Stats	R: 1 E: 0 K: 1 S: 9	H: 2 LOB: 1 BB: 0 P: 12	R: 2 E: 1 K: 0 S: 11	H: 0 LOB: 1 BB: 1 P: 21	R: 0 E: 0 K: 1 S: 7	H: 0 LOB: 0 BB: 1 P: 14	R: 0 E: 0 K: 1 S: 9	H: 1 LOB: 1 BB: 0 P: 12	R: 2 E: 0 K: 1 S: 13	H: 4 LOB: 2 BB: 0 P: 19	R: 0 E: 0 K: 1 S: 10	H: 1 LOB: 2 BB: 1 P: 18	R: 1 E: 0 K: 0 S: 10	H: 2 LOB: 1 BB: 0 P: 18	R: 1 E: 0 K: 2 S: 12	H: 1 LOB: 0 BB: 0 P: 18	R: 0 E: 0 K: 1 S: 12	H: 1 LOB: 1 BB: 0 P: 20	R: 0 E: 0 K: 1 S: 10	H: 0 LOB: 0 BB: 0 P: 14	1B: 7 2B: 3 3B: 0 HR: 3	SF: 0 SAC: 1 DP: 1 HBP: 1	WP: 0 PA: 46 PB: 0 SB: 0 CS: 0	
PITCHER	IP WLS BF H R ER SO BB IBB HBP BLK WP HR S P ERA WHIP	IP WLS BF H R ER SO BB IBB HBP BLK WP HR S P ERA WHIP	IP WLS BF H R ER SO BB IBB HBP BLK WP HR S P ERA WHIP	IP WLS BF H R ER SO BB IBB HBP BLK WP HR S P ERA WHIP	IP WLS BF H R ER SO BB IBB HBP BLK WP HR S P ERA WHIP	IP WLS BF H R ER SO BB IBB HBP BLK WP HR S P ERA WHIP	IP WLS BF H R ER SO BB IBB HBP BLK WP HR S P ERA WHIP	IP WLS BF H R ER SO BB IBB HBP BLK WP HR S P ERA WHIP	IP WLS BF H R ER SO BB IBB HBP BLK WP HR S P ERA WHIP	IP WLS BF H R ER SO BB IBB HBP BLK WP HR S P ERA WHIP	IP WLS BF H R ER SO BB IBB HBP BLK WP HR S P ERA WHIP	IP WLS BF H R ER SO BB IBB HBP BLK WP HR S P ERA WHIP	IP WLS BF H R ER SO BB IBB HBP BLK WP HR S P ERA WHIP	IP WLS BF H R ER SO BB IBB HBP BLK WP HR S P ERA WHIP	IP WLS BF H R ER SO BB IBB HBP BLK WP HR S P ERA WHIP	IP WLS BF H R ER SO BB IBB HBP BLK WP HR S P ERA WHIP	IP WLS BF H R ER SO BB IBB HBP BLK WP HR S P ERA WHIP	IP WLS BF H R ER SO BB IBB HBP BLK WP HR S P ERA WHIP	IP WLS BF H R ER SO BB IBB HBP BLK WP HR S P ERA WHIP	IP WLS BF H R ER SO BB IBB HBP BLK WP HR S P ERA WHIP	IP WLS BF H R ER SO BB IBB HBP BLK WP HR S P ERA WHIP	IP WLS BF H R ER SO BB IBB HBP BLK WP HR S P ERA WHIP	IP WLS BF H R ER SO BB IBB HBP BLK WP HR S P ERA WHIP	
Shawn Chacon, R ERA: 4.63 Rick White, R ERA: 6.2 Chris Nichting, R ERA: 3.55 Justin Speier, R ERA: 4.26	(1, 1) (6, 1) (8, 1) (10, 1)	(1, 1) (6, 1) (8, 1) (10, 1)	(1, 1) (6, 1) (8, 1) (10, 1)	(1, 1) (6, 1) (8, 1) (10, 1)	(1, 1) (6, 1) (8, 1) (10, 1)	(1, 1) (6, 1) (8, 1) (10, 1)	(1, 1) (6, 1) (8, 1) (10, 1)	(1, 1) (6, 1) (8, 1) (10, 1)	(1, 1) (6, 1) (8, 1) (10, 1)	(1, 1) (6, 1) (8, 1) (10, 1)	(1, 1) (6, 1) (8, 1) (10, 1)	(1, 1) (6, 1) (8, 1) (10, 1)	(1, 1) (6, 1) (8, 1) (10, 1)	(1, 1) (6, 1) (8, 1) (10, 1)	(1, 1) (6, 1) (8, 1) (10, 1)	(1, 1) (6, 1) (8, 1) (10, 1)	(1, 1) (6, 1) (8, 1) (10, 1)	(1, 1) (6, 1) (8, 1) (10, 1)	(1, 1) (6, 1) (8, 1) (10, 1)	(1, 1) (6, 1) (8, 1) (10, 1)	(1, 1) (6, 1) (8, 1) (10, 1)	(1, 1) (6, 1) (8, 1) (10, 1)	(1, 1) (6, 1) (8, 1) (10, 1)	(1, 1) (6, 1) (8, 1) (10, 1)

Tampa Bay Devil Rays @ Colorado Rockies
Coors Field, Denver, CO
Fri Jun 21 2002, 7:05 PM MDT
Att: 30,284 - Cloudy - 89 F

AB	41
R	7
H	12
RBI	5
BB	3
SO	9
LOB	13



Batter	1	2	3	4	5	6	7	8	9	10	AB	R	H	RBI	BB	SO	LOB	BOTTOM						
Juan Pierre, L OBP: 0.324, SLG: 0.322 (1, 8)	F7		G4-3		FC6-4					F2	6	1	2	2	0	0	3							
Brent Butler, R OBP: 0.377, SLG: 0.593 (1, 4)	G5-3				F8			F8		F9	6	2	2	1	0	0	5							
Larry Walker, L OBP: 0.421, SLG: 0.614 (1, 9)	1B				L7			F8		1B	6	0	3	2	0	1	1							
Todd Helton, L OBP: 0.434, SLG: 0.616 (1, 3)	F7				K			E7		IBB	4	0	2	1	1	1	1							
Todd Zeile, R OBP: 0.361, SLG: 0.492 (1, 5)		F8			K			G6-3		K	5	0	0	0	0	2	4							
Todd Hollandsworth, L OBP: 0.340, SLG: 0.495 (1, 7)		K			G6-3			G4-3		BB	4	1	1	1	1	1	2							
Juan Uribe, R OBP: 0.318, SLG: 0.375 (1, 6)		G5-3			1B			G6-3		F9	5	2	2	0	0	0	3							
Bobby Estalella, R OBP: 0.318, SLG: 0.538 Mike Hampton, R OBP: 0.367, SLG: 0.467 (10, PR)					F3			L7		1B	5	1	2	1	0	0	1							
Shawn Chacon, R ERA: 4.06 Mark Little, R ERA: 5.93 Rick White, R ERA: 3.33 Terry Shumpert, R ERA: 5.25 Chris Nichting, R ERA: 3.55 Greg Norton, R ERA: 5.39 Justin Speier, R ERA: 4.26 Benny Agbayani, R ERA: 5.65	(1, 1) (5, PR) (6, 1) (7, PR) (8, 1) (9, PR) (10, 1)	(1, 1) (5, PR) (6, 1) (7, PR) (8, 1) (9, PR) (10, 1)	(1, 1) (5, PR) (6, 1) (7, PR) (8, 1) (9, PR) (10, 1)	(1, 1) (5, PR) (6, 1) (7, PR) (8, 1) (9, PR) (10, 1)	(1, 1) (5, PR) (6, 1) (7, PR) (8, 1) (9, PR) (10, 1)	(1, 1) (5, PR) (6, 1) (7, PR) (8, 1) (9, PR) (10, 1)	(1, 1) (5, PR) (6, 1) (7, PR) (8, 1) (9, PR) (10, 1)	(1, 1) (5, PR) (6, 1) (7, PR) (8, 1) (9, PR) (10, 1)	(1, 1) (5, PR) (6, 1) (7, PR) (8, 1) (9, PR) (10, 1)	(1, 1) (5, PR) (6, 1) (7, PR) (8, 1) (9, PR) (10, 1)	(1, 1) (5, PR) (6, 1) (7, PR) (8, 1) (9, PR) (10, 1)	(1, 1) (5, PR) (6, 1) (7, PR) (8, 1) (9, PR) (10, 1)	(1, 1) (5, PR) (6, 1) (7, PR) (8, 1) (9, PR) (10, 1)	(1, 1) (5, PR) (6, 1) (7, PR) (8, 1) (9, PR) (10, 1)	(1, 1) (5, PR) (6, 1) (7, PR) (8, 1) (9, PR) (10, 1)	(1, 1) (5, PR) (6, 1) (7, PR) (8, 1) (9, PR) (10, 1)	(1, 1) (5, PR) (6, 1) (7, PR) (8, 1) (9, PR) (10, 1)	(1, 1) (5, PR) (6, 1) (7, PR) (8, 1) (9, PR) (10, 1)	(1, 1) (5, PR) (6, 1) (7, PR) (8, 1) (9, PR) (10, 1)	(1, 1) (5, PR) (6, 1) (7, PR) (8, 1) (9, PR) (10, 1)	(1, 1) (5, PR) (6, 1) (7, PR) (8, 1) (9, PR) (10, 1)	(1, 1) (5, PR) (6, 1) (7, PR) (8, 1) (9, PR) (10, 1)	(1, 1) (5, PR) (6, 1) (7, PR) (8, 1) (9, PR) (10, 1)	
Inning Stats	R: 0 E: 0 K: 0 S: 7	H: 1 LOB: 1 BB: 0 P: 10	R: 0 E: 0 K: 1 S: 7	H: 0 LOB: 0 BB: 0 P: 10	R: 0 E: 0 K: 0 S: 7	H: 0 LOB: 0 BB: 0 P: 12	R: 1 E: 0 K: 2 S: 13	H: 2 LOB: 1 BB: 0 P: 24	R: 1 E: 0 K: 0 S: 8	H: 2 LOB: 1 BB: 0 P: 9	R: 0 E: 0 K: 1 S: 12	H: 0 LOB: 0 BB: 0 P: 18	R: 1 E: 0 K: 0 S: 9	H: 3 LOB: 2 BB: 0 P: 13	R: 0 E: 1 K: 0 S: 5	H: 1 LOB: 1 BB: 0 P: 10	R: 4 E: 0 K: 1 S: 23	H: 5 LOB: 3 BB: 2 P: 39	R: 1 E: 0 K: 0 S: 12	H: 3 LOB: 2 BB: 0 P: 14	1B: 11 2B: 4 3B: 1 HR: 1	SF: 0 SAC: 0 DP: 0 HBP: 0	WP: 0 PA: 48 PB: 0 SB: 1 CS: 0	
PITCHER	IP WLS BF H R ER SO BB IBB HBP BLK WP HR S P ERA WHIP	IP WLS BF H R ER SO BB IBB HBP BLK WP HR S P ERA WHIP	IP WLS BF H R ER SO BB IBB HBP BLK WP HR S P ERA WHIP	IP WLS BF H R ER SO BB IBB HBP BLK WP HR S P ERA WHIP	IP WLS BF H R ER SO BB IBB HBP BLK WP HR S P ERA WHIP	IP WLS BF H R ER SO BB IBB HBP BLK WP HR S P ERA WHIP	IP WLS BF H R ER SO BB IBB HBP BLK WP HR S P ERA WHIP	IP WLS BF H R ER SO BB IBB HBP BLK WP HR S P ERA WHIP	IP WLS BF H R ER SO BB IBB HBP BLK WP HR S P ERA WHIP	IP WLS BF H R ER SO BB IBB HBP BLK WP HR S P ERA WHIP	IP WLS BF H R ER SO BB IBB HBP BLK WP HR S P ERA WHIP	IP WLS BF H R ER SO BB IBB HBP BLK WP HR S P ERA WHIP	IP WLS BF H R ER SO BB IBB HBP BLK WP HR S P ERA WHIP	IP WLS BF H R ER SO BB IBB HBP BLK WP HR S P ERA WHIP	IP WLS BF H R ER SO BB IBB HBP BLK WP HR S P ERA WHIP	IP WLS BF H R ER SO BB IBB HBP BLK WP HR S P ERA WHIP	IP WLS BF H R ER SO BB IBB HBP BLK WP HR S P ERA WHIP	IP WLS BF H R ER SO BB IBB HBP BLK WP HR S P ERA WHIP	IP WLS BF H R ER SO BB IBB HBP BLK WP HR S P ERA WHIP	IP WLS BF H R ER SO BB IBB HBP BLK WP HR S P ERA WHIP	IP WLS BF H R ER SO BB IBB HBP BLK WP HR S P ERA WHIP	IP WLS BF H R ER SO BB IBB HBP BLK WP HR S P ERA WHIP	IP WLS BF H R ER SO BB IBB HBP BLK WP HR S P ERA WHIP	IP WLS BF H R ER SO BB IBB HBP BLK WP HR S P ERA WHIP
Paul Wilson, R ERA: 4.06 Victor Zambrano, R ERA: 5.93 Esteban Yan, R ERA: 5.65	(1, 1) (7, 1) (9, 1)	(1, 1) (7, 1) (9, 1)	(1, 1) (7, 1) (9, 1)	(1, 1) (7, 1) (9, 1)	(1, 1) (7, 1) (9, 1)	(1, 1) (7, 1) (9, 1)	(1, 1) (7, 1) (9, 1)	(1, 1) (7, 1) (9, 1)	(1, 1) (7, 1) (9, 1)	(1, 1) (7, 1) (9, 1)	(1, 1) (7, 1) (9, 1)	(1, 1) (7, 1) (9, 1)	(1, 1) (7, 1) (9, 1)	(1, 1) (7, 1) (9, 1)	(1, 1) (7, 1) (9, 1)	(1, 1) (7, 1) (9, 1)	(1, 1) (7, 1) (9, 1)	(1, 1) (7, 1) (9, 1)	(1, 1) (7, 1) (9, 1)	(1, 1) (7, 1) (9, 1)	(1, 1) (7, 1) (9, 1)	(1, 1) (7, 1) (9, 1)	(1, 1) (7, 1) (9, 1)	(1, 1) (7, 1) (9, 1)

Tampa Bay Devil Rays @ Colorado Rockies
Coors Field, Denver, CO
Fri Jun 21 2002, 7:05 PM MDT
Att: 30,284 - Cloudy - 89 F

AB	46
R	8
H	17
RBI	8
BB	2
SO	5
LOB	21



Batter	1	2	3	4	5	6	7	8	9	AB	R	H	RBI	BB	SO	LOB	TOP
Randy Winn, S OBP: 0.352, SLG: 0.474	P4		B5-3	G4-3		G3	K			5	0	0	0	0	1	3	
Brent Abernathy, R OBP: 0.299, SLG: 0.336	G6-3		BB 1B		E 1B	E6 1B	G4-3			5	2	2	0	0	0	1	
Steve Cox, L OBP: 0.340, SLG: 0.433	BB 1B		G6-3 BB		FC3-6 1B	BB S 2-H 1B		F3		4	0	3	1	1	0	0	
Ben Grieve, L OBP: 0.343, SLG: 0.433	BB 1B		G6-3		FC3-6 1B 2-H	F8		K		4	1	0	0	1	1	4	
Aubrey Huff, L OBP: 0.356, SLG: 0.484	G3			WP G3 1B	1B	BB 1B		BB 1B		3	2	2	0	2	0	2	
John Flaherty, R OBP: 0.302, SLG: 0.384		G6-3		G3		K		BB 1B		4	0	0	0	1	2	4	
Chris Gomez, R OBP: 0.307, SLG: 0.401		F8		L9		BB 1B		P4		5	0	1	0	0	1	4	
Jason Conti, L OBP: 0.326, SLG: 0.351		BB 1B		BB 1B		FC6-4 1B		P6		4	0	2	2	1	0	0	
Joe Kennedy, R OBP: 0.429, SLG: 0.429				BB 1B		FC6-4 1B				4	0	2	1	0	1	3	
Russ Johnson, R OBP: 0.343, SLG: 0.315				BB 1B		FC6-4 1B				1	0	0	0	0	1	0	
Inning Stats	R: 0 E: 0 K: 1 S: 10	H: 1 LOB: 2 BB: 1 P: 18	R: 0 E: 0 K: 1 S: 11	H: 1 LOB: 1 BB: 0 P: 16	R: 0 E: 0 K: 0 S: 9	H: 1 LOB: 1 BB: 1 P: 17	R: 1 E: 0 K: 0 S: 9	H: 2 LOB: 2 BB: 1 P: 19	R: 3 E: 1 K: 1 S: 13	H: 4 LOB: 3 BB: 2 P: 27	R: 0 E: 0 K: 2 S: 12	H: 1 LOB: 1 BB: 0 P: 16	R: 0 E: 0 K: 2 S: 12	H: 0 LOB: 0 BB: 0 P: 17	1B: 12 2B: 0 3B: 0 HR: 0	SF: 0 SAC: 0 DP: 1 HBP: 0	WP: 1 PA: 45 PB: 0 CS: 1
PITCHER	IP WLS BF H R ER SO BB IBB HBP BLK WP HR S P ERA WHIP	IP WLS BF H R ER SO BB IBB HBP BLK WP HR S P ERA WHIP	IP WLS BF H R ER SO BB IBB HBP BLK WP HR S P ERA WHIP	IP WLS BF H R ER SO BB IBB HBP BLK WP HR S P ERA WHIP	IP WLS BF H R ER SO BB IBB HBP BLK WP HR S P ERA WHIP	IP WLS BF H R ER SO BB IBB HBP BLK WP HR S P ERA WHIP	IP WLS BF H R ER SO BB IBB HBP BLK WP HR S P ERA WHIP	IP WLS BF H R ER SO BB IBB HBP BLK WP HR S P ERA WHIP	IP WLS BF H R ER SO BB IBB HBP BLK WP HR S P ERA WHIP	IP WLS BF H R ER SO BB IBB HBP BLK WP HR S P ERA WHIP	IP WLS BF H R ER SO BB IBB HBP BLK WP HR S P ERA WHIP	IP WLS BF H R ER SO BB IBB HBP BLK WP HR S P ERA WHIP	IP WLS BF H R ER SO BB IBB HBP BLK WP HR S P ERA WHIP	IP WLS BF H R ER SO BB IBB HBP BLK WP HR S P ERA WHIP	IP WLS BF H R ER SO BB IBB HBP BLK WP HR S P ERA WHIP	IP WLS BF H R ER SO BB IBB HBP BLK WP HR S P ERA WHIP	IP WLS BF H R ER SO BB IBB HBP BLK WP HR S P ERA WHIP

Tampa Bay Devil Rays @ Colorado Rockies
Coors Field, Denver, CO
Sun Jun 23 2002, 1:05 PM MDT
Att: 31,043 - Sunny - 93 F

AB 39
R 5
H 12
RBI 4
BB 6
SO 7
LOB 21



Batter	1	2	3	4	5	6	7	8	9	AB	R	H	RBI	BB	SO	LOB	BOTTOM
Mark Little, R OBP: 0.337, SLG: 0.329	HR 1B			F8			1-H 1B			4	1	2	1	0	1	1	
Brent Butler, R OBP: 0.366, SLG: 0.588	K		S 17 E BB		F9		P6			3	1	0	0	1	1	1	
17 Todd Helton, L OBP: 0.442, SLG: 0.635	HR 2B		S 2 BB		G6-4-3 1B			P6		4	2	3	0	0	0	0	
Todd Zeile, R OBP: 0.366, SLG: 0.498	HR		K		G6-4-3			G4-6-3 BB		3	1	1	3	1	1	2	
Terry Shumpert, R OBP: 0.333, SLG: 0.376	K							G4-6-3 BB		2	0	1	1	1	1	0	
Todd Hollandsworth, L OBP: 0.353, SLG: 0.500	K							G4-6-3		1	0	0	0	0	0	1	
Benny Agbayani, R OBP: 0.285, SLG: 0.337	F8									3	0	0	0	0	1	2	
Rick White, R										0	0	0	0	0	0	0	
Justin Speier, R										0	0	0	0	0	0	0	
Jose Jimenez, R										0	0	0	0	0	0	0	
Juan Uribe, R OBP: 0.310, SLG: 0.365		G6-3		F9		B5-3				3	0	0	0	0	1		
Gary Bennett, R OBP: 0.321, SLG: 0.312		G4-3		CS 1B				FC3-6 BB		2	0	1	0	1	0	0	
Jason Jennings, L OBP: 0.310, SLG: 0.370										2	0	1	0	0	0	1	
Denny Stark, R OBP: 0.250, SLG: 0.545										0	0	0	0	0	0	0	
Juan Pierre, L OBP: 0.323, SLG: 0.321										1	1	0	0	0	0	1	
Inning Stats	R: 3 E: 0 K: 2 S: 16	H: 3 LOB: 0 BB: 0 P: 24	R: 0 E: 0 K: 1 S: 8	H: 1 LOB: 0 BB: 0 P: 13	R: 2 E: 1 K: 2 S: 16	H: 2 LOB: 1 BB: 1 P: 28	R: 0 E: 0 K: 0 S: 6	H: 1 LOB: 0 BB: 0 P: 9	R: 0 E: 0 K: 0 S: 6	H: 0 LOB: 0 BB: 1 P: 11	R: 1 E: 1 K: 0 S: 7	H: 1 LOB: 0 BB: 1 P: 12	R: 0 E: 0 K: 0 S: 6	H: 0 LOB: 0 BB: 1 P: 12	1B: 6 2B: 2 3B: 0 HR: 1	SF: 0 SAC: 0 DP: 3 HBP: 0	WP: 0 PA: 32 PB: 0 SB: 3 CS: 1
PITCHER	IP WLS BF H R ER SO BB IBB HBP BLK WP HR S P ERA WHIP	IP WLS BF H R ER SO BB IBB HBP BLK WP HR S P ERA WHIP	IP WLS BF H R ER SO BB IBB HBP BLK WP HR S P ERA WHIP	IP WLS BF H R ER SO BB IBB HBP BLK WP HR S P ERA WHIP	IP WLS BF H R ER SO BB IBB HBP BLK WP HR S P ERA WHIP	IP WLS BF H R ER SO BB IBB HBP BLK WP HR S P ERA WHIP	IP WLS BF H R ER SO BB IBB HBP BLK WP HR S P ERA WHIP	IP WLS BF H R ER SO BB IBB HBP BLK WP HR S P ERA WHIP	IP WLS BF H R ER SO BB IBB HBP BLK WP HR S P ERA WHIP	IP WLS BF H R ER SO BB IBB HBP BLK WP HR S P ERA WHIP	IP WLS BF H R ER SO BB IBB HBP BLK WP HR S P ERA WHIP	IP WLS BF H R ER SO BB IBB HBP BLK WP HR S P ERA WHIP	IP WLS BF H R ER SO BB IBB HBP BLK WP HR S P ERA WHIP	IP WLS BF H R ER SO BB IBB HBP BLK WP HR S P ERA WHIP	IP WLS BF H R ER SO BB IBB HBP BLK WP HR S P ERA WHIP	IP WLS BF H R ER SO BB IBB HBP BLK WP HR S P ERA WHIP	IP WLS BF H R ER SO BB IBB HBP BLK WP HR S P ERA WHIP

Tampa Bay Devil Rays @ Colorado Rockies
Coors Field, Denver, CO
Sun Jun 23 2002, 1:05 PM MDT
Att: 31,043 - Sunny - 93 F

AB 28
R 6
H 9
RBI 5
BB 4
SO 5
LOB 10



Batter	1	2	3	4	5	6	7	8	9	AB	R	H	RBI	BB	SO	LOB	TOP										
Shannon Stewart, R OBP: 0.354, SLG: 0.435	4-1 BB 1B BB	1-1 BB 2B 1B		1-2 HR 1B	1-2 1B HBP	1-2 F2		0-1 2B HR 1B	0-2 P4	5	5	3	0	1	0	2											
Eric Hinske, L OBP: 0.372, SLG: 0.533	4-1 HBP 10 2B 1B BB	4-1 2B SF9 BB		2-1 F8	3-2 1B		2-3 K	0-0 F8		4	2	1	2	2	1	4											
José Cruz Jr., S OBP: 0.314, SLG: 0.401	1-2 F5	0-0 2B		0-1 HR	1-2 1B		4-1 PB BB	1-1 HR 2B		5	2	4	6	1	0	2											
Carlos Delgado, L OBP: 0.392, SLG: 0.517	3-1 HBP 10 2B 1B	1-2 SF9		0-1 F7	1-3 2H 3H F8		2-1 P5	1-1 HR		5	2	2	5	0	0	3											
Tom Wilson, R OBP: 0.370, SLG: 0.407	1-0 10 2B G4-3 HBP	0-3 K		2-1 F7			2-3 K	3-1 10 WP 1B		4	2	1	0	1	2	2											
10 Vernon Wells, R OBP: 0.305, SLG: 0.426	2-2 G4-3 1-3 2H 3H 2B		1-0 P5		2-2 HBP BB 1B		1-1 HR			6	2	3	4	0	1	1											
Felipe Lopez, S OBP: 0.309, SLG: 0.416	1-2 G4-3		1-3 K		4-2 HBP BB 1B		1-0 G4-3			5	2	2	2	1	1	1											
Joe Lawrence, R OBP: 0.284, SLG: 0.287	2-3 3H K		0-3 K		0-3 K		4-2 BB			5	1	1	1	1	3	4											
Ken Huckaby, R OBP: 0.345, SLG: 0.288		2-1 F7		1-2 1B HR 1B			0-0 P5	1-3 K		6	2	2	0	0	2	4											
Inning Stats	R: 4 E: 0 K: 1 S: 19	H: 2 LOB: 1 BB: 2 P: 35	R: 2 E: 0 K: 1 S: 12	H: 2 LOB: 1 BB: 1 P: 20	R: 0 E: 0 K: 2 S: 9	H: 0 LOB: 0 BB: 0 P: 12	R: 3 E: 0 K: 0 S: 14	H: 3 LOB: 0 BB: 0 P: 20	R: 3 E: 0 K: 1 S: 20	H: 3 LOB: 2 BB: 1 P: 32	R: 2 E: 0 K: 1 S: 14	H: 1 LOB: 1 BB: 2 P: 26	R: 0 E: 0 K: 2 S: 11	H: 0 LOB: 1 BB: 1 P: 21	R: 6 E: 0 K: 1 S: 23	H: 7 LOB: 1 BB: 0 P: 35	R: 0 E: 0 K: 1 S: 14	H: 1 LOB: 1 BB: 0 P: 19	1B: 11 2B: 3 3B: 0 HR: 5	SF: 1 SAC: 0 DP: 0 HBP: 2	WP: 1 PB: 1 CS: 0	PA: 55					
PITCHER	IP	WLS	BF	H	R	ER	SO	BB	IBB	HBP	BLK	WP	HR	S	P	ERA	WHIP										
Jorge Sosa, R ERA: 6.75	3.0	L	17	4	6	6	4	3	0	1	0	0	0	40	67	18.00	2.333										
Travis Harper, R ERA: 3.44	4.1		6	3	3	3	0	0	0	0	0	0	1	14	20	27.00	3.000										
Steve Kent, L ERA: 5.13	5.1		14	4	5	5	2	3	0	1	0	0	1	34	58	22.50	3.500										
Doug Creek, L ERA: 6.18	7.1		12	6	6	6	2	1	0	0	0	0	3	29	46	32.40	4.200										
Jesus Colome, R ERA: 10.57	8.1		6	2	0	0	2	0	0	0	0	1	0	19	29	0.00	1.500										

Toronto Blue Jays @ Tampa Bay Devil Rays
Tropicana Field, St. Petersburg, FL
Tue Jun 25 2002, 7:15 PM EDT
Att: 10,380 - Dome - 72 F

AB 45
R 20
H 19
RBI 20
BB 7
SO 10
LOB 23



Batter	1	2	3	4	5	6	7	8	9	AB	R	H	RBI	BB	SO	LOB	BOTTOM										
Randy Winn, S OBP: 0.354, SLG: 0.476	4-1 1B 2B BB	0-1 F7		1-0 1B SF9 1B		1-1 F8		3-1 1B G3-1 2B	0-0 G4-3	5	3	2	1	1	0	2											
Brent Abernathy, R OBP: 0.300, SLG: 0.333	1-2 2B 1B	0-1 G4-3		4-2 1B BB		1-1 F9		2-3 K	0-1 G6-3	5	0	1	1	1	1	4											
Steve Cox, L OBP: 0.344, SLG: 0.440	2-0 1H 3H 2B		2-2 G4-3		0-0 1B		1-1 F9	0-0 G3-1 1B		5	0	3	3	0	0	0											
Ben Grieve, L OBP: 0.344, SLG: 0.434	0-1 G5-3		0-1 G4-6-3 1B		1-2 SF9		1-2 2B 1B	2-2 G3-1		4	1	2	2	0	0	2											
Aubrey Huff, L OBP: 0.349, SLG: 0.465	2-2 F2		0-0 G4-6-3		2-1 F9		3-2 F7	4-1 BB		4	0	0	0	1	0	5											
Toby Hall, R OBP: 0.237, SLG: 0.299		3-2 3B 2B		0-1 1B 1B		1-2 G4-3		0-1 G6-3		5	2	3	0	0	0	2											
Jason Smith, L OBP: 0.255, SLG: 0.377		0-2 2B 3B		0-0 1B BB 1B		0-0 F7		0-0 1B		3	2	2	1	0	0	0											
Dave McCarty, R OBP: 0.171, SLG: 0.242				1-3 BB 1B		1-3 BB 1B		2-3 1B		1	0	1	1	0	0	0											
Felix Escalona, R OBP: 0.279, SLG: 0.317		2H 2B 3B		1-3 BB 1B		1-3 BB 1B		2-3 1B		1	1	1	0	0	0	0											
1B Jared Sandberg, R OBP: 0.262, SLG: 0.429		0-0 G5-3		4-0 BB 1B BB		0-3 K		1-1 F9		4	1	1	1	1	1	3											
Jason Conti, L OBP: 0.319, SLG: 0.354		2-2 2B		0-1 P4		0-1 F8		0-0 E4 2B 1B	0-1 F8	5	1	1	1	0	0	4											
Inning Stats	R: 1 E: 0 K: 0 S: 10	H: 2 LOB: 1 BB: 1 P: 19	R: 2 E: 0 K: 0 S: 15	H: 3 LOB: 1 BB: 0 P: 20	R: 0 E: 0 K: 0 S: 6	H: 1 LOB: 0 BB: 0 P: 8	R: 4 E: 0 K: 0 S: 15	H: 4 LOB: 2 BB: 2 P: 27	R: 0 E: 0 K: 1 S: 7	H: 0 LOB: 0 BB: 0 P: 8	R: 0 E: 0 K: 0 S: 6	H: 0 LOB: 0 BB: 0 P: 8	R: 1 E: 0 K: 0 S: 14	H: 3 LOB: 2 BB: 0 P: 22	R: 2 E: 1 K: 1 S: 13	H: 2 LOB: 2 BB: 1 P: 24	R: 1 E: 0 K: 0 S: 10	H: 2 LOB: 1 BB: 0 P: 13	1B: 10 2B: 6 3B: 1 HR: 0	SF: 1 SAC: 0 DP: 1 HBP: 0	WP: 0 PB: 0 CS: 0	PA: 47					
PITCHER	IP	WLS	BF	H	R	ER	SO	BB	IBB	HBP	BLK	WP	HR	S	P	ERA	WHIP										
Esteban Loaiza, R ERA: 5.37	3.1	W	14	3	1	1	1	1	0	0	0	0	0	33	50	2.70	1.200										
Pete Walker, R ERA: 2.33	4.1																										
Scott Eyre, L ERA: 5.4	7.1		2	1	0	0	0	0	0	0	0	0	0	3	4	0.00	3.000										
Justin Miller, R ERA: 6.51	8.1		12	4	3	1	1	1	0	0	0	0	0	23	37	4.50	2.500										

Toronto Blue Jays @ Tampa Bay Devil Rays
Tropicana Field, St. Petersburg, FL
Tue Jun 25 2002, 7:15 PM EDT
Att: 10,380 - Dome - 72 F


AB 42
R 11
H 17
RBI 11
BB 4
SO 2
LOB 22



Batter	1	2	3	4	5	6	7	8	9	AB	R	H	RBI	BB	SO	LOB	TOP					
Shannon Stewart, R OBP: 0.354, SLG: 0.439 (1, 7)	F9	G5-3		2B		BB			F9	5	0	2	0	0	0	1						
Eric Hinske, L OBP: 0.379, SLG: 0.533 (1, 5)	2B		BB			BB			F8	2	2	1	0	3	0	0						
José Cruz Jr., S OBP: 0.315, SLG: 0.402 (1, 9)	F8		BB			BB			G4-3	4	0	1	1	1	1	4						
Carlos Delgado, L OBP: 0.393, SLG: 0.515 (1, 3)	BB		BB						G4-3	3	0	1	0	1	1	0						
Tom Wilson, R OBP: 0.361, SLG: 0.396 (1, 10)	F8		BB						F8	4	0	0	0	0	2	5						
10 Vernon Wells, R OBP: 0.305, SLG: 0.423 (1, 8)	L7		BB						P3	4	0	1	1	0	0	4						
Felipe Lopez, S OBP: 0.308, SLG: 0.417 (1, 6)		2B							F8	4	0	1	0	0	2	3						
Joe Lawrence, R OBP: 0.275, SLG: 0.276 (1, 4)	P6								F7	4	0	0	0	0	1	1						
Ken Huckaby, R OBP: 0.328, SLG: 0.273 (8, PH)	K								F9	3	0	0	0	0	1	1						
Darin Fletcher, L OBP: 0.241, SLG: 0.358 (8, 2)	K								P5	1	0	0	0	0	0	0						
Inning Stats	R: 1 E: 0 K: 0 S: 7	H: 1 LOB: 2 BB: 2 P: 17	R: 0 E: 0 K: 1 S: 7	H: 1 LOB: 1 BB: 0 P: 12	R: 1 E: 0 K: 1 S: 11	H: 2 LOB: 2 BB: 1 P: 19	R: 0 E: 0 K: 1 S: 13	H: 1 LOB: 2 BB: 1 P: 24	R: 0 E: 0 K: 2 S: 11	H: 1 LOB: 1 BB: 0 P: 16	R: 0 E: 0 K: 0 S: 13	H: 0 LOB: 0 BB: 0 P: 22	R: 0 E: 0 K: 1 S: 6	H: 0 LOB: 0 BB: 0 P: 8	R: 0 E: 0 K: 2 S: 8	H: 0 LOB: 0 BB: 0 P: 15	R: 0 E: 0 K: 0 S: 5	H: 0 LOB: 0 BB: 0 P: 5	1B: 4 2B: 3 3B: 0 HR: 0	SF: 0 SAC: 0 DP: 0 HBP: 0	WP: 0 PB: 0 SB: 0 CS: 0	PA: 39
PITCHER	IP	WLS	BF	H	R	ER	SO	BB	IBB	HBP	BLK	WP	HR	S	P	ERA	WHIP					
Tanyon Sturtze, R ERA: 4.92 (1, 1)	7.0	W	33	7	2	2	6	5	0	0	0	0	0	68	118	2.57	1.714					
Travis Phelps, R ERA: 6.75 (8, 1)	1.0	H	3	0	0	0	2	0	0	0	0	0	0	8	15	0.00	0.000					
Esteban Yan, R ERA: 5.46 (9, 1)	1.0	S	3	0	0	0	0	0	0	0	0	0	0	5	5	0.00	0.000					

Toronto Blue Jays @ Tampa Bay Devil Rays
Tropicana Field, St. Petersburg, FL
Wed Jun 26 2002, 7:15 PM EDT
Att: 10,154 - Dome - 72 F


AB 34
R 2
H 7
RBI 2
BB 5
SO 8
LOB 19





Batter	1	2	3	4	5	6	7	8	9	AB	R	H	RBI	BB	SO	LOB	BOTTOM					
Randy Winn, S OBP: 0.353, SLG: 0.471 (1, 8)	P6		G6-3			BB			K	3	1	0	0	1	1	0						
Brent Abernathy, R OBP: 0.299, SLG: 0.332 (1, 4)	K					BB			G6-3	4	1	1	0	0	2	0						
Steve Cox, L OBP: 0.343, SLG: 0.439 (1, 3)	1B					HR			F9	3	0	1	1	0	1	0						
Ben Grieve, L OBP: 0.340, SLG: 0.429 (1, 9)	G3					F7			F7	3	0	0	0	0	2							
Aubrey Huff, L OBP: 0.357, SLG: 0.495 (1, 10)						HR			P6	2	1	1	2	1	0	0						
Toby Hall, R OBP: 0.232, SLG: 0.293 (1, 2)	K					G4-3			P4	3	0	0	0	0	1	1						
Jason Conti, L OBP: 0.309, SLG: 0.341 (1, 7)	K					HR			L6	3	0	0	0	0	1	1						
Chris Gomez, R OBP: 0.303, SLG: 0.396 (1, 6)						F8			F8	3	0	0	0	0	1	1						
1B Jared Sandberg, R OBP: 0.264, SLG: 0.455 (1, 5)						HR			G6-3	3	1	1	1	0	1	0						
Inning Stats	R: 0 E: 0 K: 1 S: 10	H: 1 LOB: 1 BB: 0 P: 12	R: 0 E: 0 K: 2 S: 13	H: 0 LOB: 0 BB: 0 P: 17	R: 0 E: 0 K: 2 S: 12	H: 0 LOB: 0 BB: 0 P: 15	R: 0 E: 0 K: 2 S: 8	H: 0 LOB: 0 BB: 0 P: 14	R: 0 E: 0 K: 0 S: 11	H: 0 LOB: 1 BB: 1 P: 20	R: 4 E: 0 K: 0 S: 14	H: 3 LOB: 0 BB: 1 P: 25	R: 0 E: 0 K: 0 S: 6	H: 0 LOB: 0 BB: 0 P: 11	R: 0 E: 0 K: 1 S: 7	H: 0 LOB: 0 BB: 0 P: 9	R: 0 E: 0 K: 1 S: 7	H: 0 LOB: 0 BB: 0 P: 9	1B: 2 2B: 0 3B: 0 HR: 2	SF: 1 SAC: 0 DP: 0 HBP: 0	WP: 0 PB: 0 SB: 0 CS: 0	PA: 30
PITCHER	IP	WLS	BF	H	R	ER	SO	BB	IBB	HBP	BLK	WP	HR	S	P	ERA	WHIP					
Steve Parris, R ERA: 4.3 (1, 1)	5.0	L	20	3	3	3	7	2	0	0	0	0	1	61	91	13.50	1.500					
Felix Heredia, L ERA: 4.5 (6, 1)	0.2	B	3	1	1	1	0	0	0	0	0	0	0	5	8	0.00	0.000					
Scott Cassidy, R ERA: 4.54 (6, 1)	1.1		4	0	0	0	0	0	0	0	0	0	0	8	15	0.00	0.000					
Cliff Politte, R ERA: 2.7 (8, 1)	1.0		3	0	0	0	1	0	0	0	0	0	0	7	9	0.00	0.000					

Toronto Blue Jays @ Tampa Bay Devil Rays
Tropicana Field, St. Petersburg, FL
Wed Jun 26 2002, 7:15 PM EDT
Att: 10,154 - Dome - 72 F

AB 27
R 4
H 4
RBI 4
BB 2
SO 8
LOB 5



Batter	1	2	3	4	5	6	7	8	9	AB	R	H	RBI	BB	SO	LOB	TOP				
Shannon Stewart, R (1, 10) OBP: 0.348, SLG: 0.430	L9		G5-3		F9		K		G4-3	5	0	0	0	0	1	2	Toronto Blue Jays @ Tampa Bay Devil Rays Tropicana Field, St. Petersburg, FL Thu Jun 27 2002, 2:15 PM EDT Att: 10,328 - Dome - 72 F 				
Eric Hinske, L (1, 5) OBP: 0.381, SLG: 0.534			G6-3		BB	2B	K			3	1	1	0	1	1	1					
Raul Mondesi, R (1, 9) OBP: 0.300, SLG: 0.434	L5			HR	BB	HBP	K			3	1	1	1	0	1	1					
Carlos Delgado, L (1, 3) OBP: 0.395, SLG: 0.513	K			HR	BB	BB	K			3	1	1	0	1	2	1					
José Cruz Jr., S (1, 7) OBP: 0.317, SLG: 0.412		F8		HR	BB	BB	G4-3			3	1	1	3	1	0	0					
10 Vernon Wells, R (1, 8) OBP: 0.300, SLG: 0.417	P6			HR	BB	BB	G4-3			4	0	0	0	0	0	3					
Dave Berg, R (1, 4) OBP: 0.257, SLG: 0.345	L6			F9		F3			G5-3	4	0	0	0	0	0	0					
Darrin Fletcher, L (1, 2) Joe Lawrence, R (9, FR) OBP: 0.250, SLG: 0.363 OBP: 0.275, SLG: 0.276			G5-3	K		P6			WP	4	0	2	0	0	1	0					
Felipe Lopez, S (1, 6) OBP: 0.303, SLG: 0.410			K		G3-1	K			K	4	0	0	0	0	3	2					
Inning Stats	R: 0 E: 0 K: 1 S: 9	H: 0 LOB: 1 BB: 1 P: 16	R: 0 E: 0 K: 0 S: 5	H: 0 LOB: 0 BB: 0 P: 7	R: 0 E: 0 K: 1 S: 17	H: 1 LOB: 1 BB: 0 P: 25	R: 3 E: 0 K: 1 S: 15	H: 3 LOB: 0 BB: 0 P: 21	R: 1 E: 0 K: 0 S: 11	H: 1 LOB: 3 BB: 2 P: 25	R: 0 E: 0 K: 3 S: 10	H: 0 LOB: 0 BB: 0 P: 14	R: 0 E: 0 K: 1 S: 9	H: 0 LOB: 0 BB: 0 P: 13	R: 0 E: 0 K: 1 S: 12	H: 1 LOB: 2 BB: 0 P: 17		1B: 3 2B: 1 3B: 0 HR: 2	SF: 0 SAC: 0 DP: 0 HBP: 1	WP: 1 PB: 0 SB: 0 CS: 0	PA: 37
PITCHER	IP	WLS	BF	H	R	ER	SO	BB	IBB	HBP	BLK	WP	HR	S	P	ERA	WHIP				
Paul Wilson, R (1, 1) ERA: 4.22	5.0		24	5	4	4	3	3	0	1	0	0	2	57	94	7.20	1.600				
Travis Harper, R (6, 1) ERA: 3.18	3.0	W	9	0	0	0	5	0	0	0	0	0	0	26	39	0.00	0.000				
Esteban Yan, R (9, 1) ERA: 5.28	1.0	S	4	1	0	0	1	0	0	0	0	1	0	12	17	0.00	1.000				

Batter	1	2	3	4	5	6	7	8	9	AB	R	H	RBI	BB	SO	LOB	BOTTOM				
Randy Winn, S (1, 8) OBP: 0.358, SLG: 0.475	G3-1			1B	1B					4	1	3	1	0	0	0	Toronto Blue Jays @ Tampa Bay Devil Rays Tropicana Field, St. Petersburg, FL Thu Jun 27 2002, 2:15 PM EDT Att: 10,328 - Dome - 72 F 				
Brent Abernathy, R (1, 4) OBP: 0.298, SLG: 0.331	F8			F8	F9		2B			4	1	1	1	0	0	2					
Steve Cox, L (1, 3) OBP: 0.345, SLG: 0.443	K			K		FC4-6	1B			4	0	2	2	0	2	0					
Ben Grieve, L (1, 9) OBP: 0.339, SLG: 0.426		K			HR	1B	FC4-6		F8	4	1	1	0	0	1	2					
Aubrey Huff, L (1, 10) OBP: 0.353, SLG: 0.514	G4-3			HR	HR	P5	G4-3			4	1	1	2	0	0	2					
John Flaherty, R (1, 2) OBP: 0.308, SLG: 0.395	K			G4-3	1B	2B			G6-3	4	1	2	0	0	1	0					
Jason Conti, L (1, 7) OBP: 0.297, SLG: 0.326			F6		G4-3	K			G4-3	4	0	0	0	0	1	3					
Chris Gomez, R (1, 6) OBP: 0.306, SLG: 0.392			F7		1B	HBP			G5-3	2	1	0	0	1	0	0					
1B Jared Sandberg, R (1, 5) OBP: 0.257, SLG: 0.442			K		K		K			3	0	0	0	0	3	3					
Inning Stats	R: 0 E: 0 K: 1 S: 8	H: 0 LOB: 0 BB: 0 P: 10	R: 0 E: 0 K: 2 S: 8	H: 0 LOB: 0 BB: 0 P: 10	R: 0 E: 0 K: 1 S: 7	H: 0 LOB: 0 BB: 0 P: 13	R: 0 E: 0 K: 1 S: 8	H: 1 LOB: 0 BB: 0 P: 13	R: 3 E: 0 K: 1 S: 17	H: 4 LOB: 2 BB: 0 P: 25	R: 0 E: 0 K: 1 S: 12	H: 2 LOB: 0 BB: 0 P: 20	R: 3 E: 0 K: 1 S: 18	H: 3 LOB: 1 BB: 1 P: 26	R: 0 E: 0 K: 0 S: 5	H: 0 LOB: 0 BB: 0 P: 9		1B: 7 2B: 2 3B: 0 HR: 1	SF: 0 SAC: 0 DP: 0 HBP: 1	WP: 0 PB: 0 SB: 0 CS: 0	PA: 35
PITCHER	IP	WLS	BF	H	R	ER	SO	BB	IBB	HBP	BLK	WP	HR	S	P	ERA	WHIP				
Chris Carpenter, R (1, 1) ERA: 7.88	5.2		24	7	3	3	6	0	0	1	0	0	3	6	85	4.76	1.235				
Scott Cassidy, R (6, 1) ERA: 4.5	0.1	H	1	0	0	0	1	0	0	0	0	0	0	3	6	0.00	0.000				
Cliff Politte, R (7, 1) ERA: 3.48	0.1	L	4	2	3	3	1	1	0	0	0	0	0	11	17	81.00	9.000				
Scott Eyre, L (7, 1) ERA: 5.26	1.1		5	1	0	0	0	0	0	0	0	0	0	9	13	0.00	0.750				
Kelvim Escobar, R (8, 1) ERA: 4.95	0.1		1	0	0	0	0	0	0	0	0	0	0	3	5	0.00	0.000				

Batter	1	2	3	4	5	6	7	8	9	AB	R	H	RBI	BB	SO	LOB	TOP			
Luis Castillo, S OBP: 0.392, SLG: 0.388 (1, 4)	4-0 BB		1-0 G6-3		0-0 G6-3		0-2 1B			3	0	1	0	1	0	0	Florida Marlins @ Tampa Bay Devil Rays Tropicana Field, St. Petersburg, FL Sat Jun 29 2002, 6:15 PM EDT Att: 15,874 - Dome - 72 F livebaseballscorecards.com			
Preston Wilson, R OBP: 0.350, SLG: 0.447 (1, 8)	1-3 K		1-0 HR			0-3 K	3-2 G5-3			4	1	1	1	0	2	2				
Mike Lowell, R OBP: 0.379, SLG: 0.536 (1, 5)	0-0 F3		0-2 G5-3			1-0 HR 1B		0-0 F8		4	1	1	0	0	0	1				
Cliff Floyd, L OBP: 0.415, SLG: 0.539 (1, 9)	0-3 K		1-0 G6-3			0-2 HR 1B		2-1 F5		4	1	1	2	0	1	1				
Derrek Lee, R OBP: 0.343, SLG: 0.515 (1, 3)		1-1 G4-3		3-2 G5-4-3 1B		1-0 G4-3		0-3 K		4	0	1	0	0	1	0				
Kevin Millar, R OBP: 0.337, SLG: 0.448 Eric Owens, R OBP: 0.355, SLG: 0.405 (1, 7) (7, 7)	2-1 E5 2B		0-0 G5-4-3 1-2			2-2 HBP		1-2 F3		2	0	0	0	0	0	1				
Charles Johnson, R OBP: 0.327, SLG: 0.360 (1, 2)	1-0 2B		1-0 G4-3			1-2 G4-3		4-2 BB		3	0	1	0	1	0	1				
Ramon Castro, R OBP: 0.376, SLG: 0.600 (1, 10)	3-3 K				0-0 G6-3		0-3 K		1-0 F8	4	0	0	0	0	2	3				
Homer Bush, R OBP: 0.267, SLG: 0.280 Andy Fox, L OBP: 0.305, SLG: 0.317 (1, 6) (7, 6)	0-2 L5				3-3 K		0-1 P6		0-0 F7	3	0	0	0	0	1	2				
Inning Stats	R: 0 E: 0 K: 2 S: 7	H: 0 LOB: 1 BB: 1 P: 12	R: 0 E: 1 K: 1 S: 11	H: 1 LOB: 2 BB: 0 P: 18	R: 1 E: 0 K: 0 S: 6	H: 1 LOB: 0 BB: 0 P: 9	R: 0 E: 0 K: 0 S: 5	H: 0 LOB: 0 BB: 0 P: 8	R: 2 E: 0 K: 1 S: 14	H: 2 LOB: 1 BB: 0 P: 19	R: 0 E: 0 K: 1 S: 12	H: 1 LOB: 1 BB: 0 P: 15	R: 0 E: 0 K: 0 S: 6	H: 0 LOB: 0 BB: 1 P: 8	R: 0 E: 0 K: 0 S: 7	H: 0 LOB: 0 BB: 1 P: 13		1B: 3 2B: 1 3B: 0 HR: 2	SF: 0 SAC: 0 DP: 1 HBP: 1	WP: 0 PB: 0 CS: 0
PITCHER Joe Kennedy, L ERA: 4.16 (1, 1)	IP: 9.0 WLS: L BF: 36 H: 6 R: 3 ER: 3 SO: 7 BB: 2 IBB: 0 HBP: 1 BLK: 0 WP: 0 HR: 2 S: 73 P: 111 ERA: 3.00 WHIP: 0.889																			

Batter	1	2	3	4	5	6	7	8	9	AB	R	H	RBI	BB	SO	LOB	BOTTOM					
Randy Winn, S OBP: 0.354, SLG: 0.469 (1, 8)	1-1 F8		1-2 F7	2-1 F7			0-1 G6-3 PB 2B		3-2 F7	5	1	1	0	0	0	3	Florida Marlins @ Tampa Bay Devil Rays Tropicana Field, St. Petersburg, FL Sat Jun 29 2002, 6:15 PM EDT Att: 15,874 - Dome - 72 F livebaseballscorecards.com					
Brent Abernathy, R OBP: 0.296, SLG: 0.331 (1, 4)	1-1 P1		1-2 2B		1-2 G5-3		2-2 G6-3		2-1 L5	5	0	1	0	0	0	1						
Steve Cox, L OBP: 0.345, SLG: 0.438 (1, 3)	0-0 1B		1-3 K		2-0 F7		4-1 BB		1-3 K	4	0	1	0	1	2	1						
Ben Grieve, L OBP: 0.340, SLG: 0.426 (1, 9)	2-1 G3			3-1 2B	3-2 E5		4-1 BB		1-2 G5-4-3	3	1	1	0	1	0	1						
Aubrey Huff, L OBP: 0.363, SLG: 0.531 (1, 10)		3-1 G3 2B		0-0 18 BB 2H 2B	1-1 G3		0-1 G5-4-3		3-1 1-2	4	0	2	1	0	0	3						
Toby Hall, R OBP: 0.233, SLG: 0.287 (1, 2)	0-0 G3			1-0 P4		0-1 F9		4-1 BB		3	0	0	0	1	0	2						
Dave McCarty, R OBP: 0.179, SLG: 0.222 (1, 7)	2-0 G4-3			3-1 18 BB HBP		0-3 K		0-0 F9		3	0	0	0	0	1	2						
Chris Gomez, R OBP: 0.309, SLG: 0.406 (1, 6)	1-1 F7			0-0 F9		0-0 1B		1-1 F8		4	0	1	0	0	0	4						
1B Jared Sandberg, R OBP: 0.267, SLG: 0.464 (1, 5)			0-0 G5-3	4-2 BB		1-3 K		2-1 F9		3	0	0	0	1	1	2						
Inning Stats	R: 0 E: 0 K: 0 S: 7	H: 1 LOB: 0 BB: 0 P: 11	R: 0 E: 0 K: 0 S: 6	H: 1 LOB: 0 BB: 0 P: 12	R: 0 E: 0 K: 1 S: 10	H: 1 LOB: 3 BB: 1 P: 13	R: 1 E: 0 K: 0 S: 10	H: 2 LOB: 3 BB: 1 P: 23	R: 0 E: 1 K: 0 S: 9	H: 0 LOB: 1 BB: 0 P: 16	R: 0 E: 0 K: 2 S: 9	H: 1 LOB: 1 BB: 0 P: 10	R: 1 E: 0 K: 0 S: 10	H: 1 LOB: 2 BB: 2 P: 20	R: 0 E: 0 K: 0 S: 6	H: 0 LOB: 1 BB: 1 P: 13		R: 0 E: 0 K: 1 S: 10	H: 0 LOB: 0 BB: 0 P: 16	1B: 2 2B: 5 3B: 0 HR: 0	SF: 0 SAC: 0 DP: 1 HBP: 1	WP: 0 PB: 1 CS: 0
PITCHER Julian Tavarez, R ERA: 5.67 Armando Almanza, L ERA: 2.51 Braden Looper, R ERA: 4.07 Vladimir Nunez, R ERA: 2.96 (1, 1) (7, 1) (8, 1) (9, 1)	IP: 6.1 WLS: W BF: 31 H: 7 R: 2 ER: 1 SO: 3 BB: 3 IBB: 0 HBP: 1 BLK: 0 WP: 0 HR: 0 S: 59 P: 103 ERA: 1.42 WHIP: 1.579																					

Batter	1	2	3	4	5	6	7	8	9	10	11	12	AB	R	H	RBI	BB	SO	LOB			
Luis Castillo, S OBP: 0.388, SLG: 0.384 (1.4)	F7	1B			F7			G5-3		F7		FC3-6	6	0	1	1	0	0	3			
Preston Wilson, R OBP: 0.347, SLG: 0.443 Tim Raines, S OBP: 0.359, SLG: 0.306 (12, PH) (12, 7)	P6	F8			G6-4-3			G5-4-3 1B		G1-3		F9	5	0	1	0	0	0	2			
Mike Lowell, R OBP: 0.376, SLG: 0.540 (1.5)	HR				F7			G5-4-3 1-2F				E5 2B SF8	5	2	1	1	0	0	1			
Cliff Floyd, L OBP: 0.414, SLG: 0.538 (1.9)	K				K			WP BB		K		SF8 2B	4	0	1	0	1	3	0			
Derrek Lee, R OBP: 0.344, SLG: 0.515 (1.3)		G4-3 1B S			G5-3			K		1B		SF8	4	1	2	1	0	1	1			
Kevin Millar, R OBP: 0.328, SLG: 0.435 (1.10)		P6			F8			K		F3		K	5	0	0	0	0	2	4			
Eric Owens, R OBP: 0.352, SLG: 0.398 (12, 8)		G4-3 1B BB			G4-3			G6-3		G6-3		E6 FC1-6	4	1	0	0	1	0	1			
Mike Redmond, R OBP: 0.407, SLG: 0.419 Pablo Ozuna, R OBP: 0.296, SLG: 0.286 Charles Johnson, R OBP: 0.327, SLG: 0.360 (12, PR)	G4-3				P6			CS 1B		P4		FC1-6 FC3-6 BB	5	0	1	0	0	0	3			
Andy Fox, L OBP: 0.311, SLG: 0.320 (1.6)	G6-4-3 1B S							K		G6-3		FC3-6 BB	4	1	2	2	1	1	1			
Inning Stats	R: 1 E: 0 K: 1 S: 10	H: 1 LOB: 0 BB: 0 P: 15	R: 3 E: 0 K: 0 S: 21	H: 3 LOB: 1 BB: 1 P: 37	R: 0 E: 0 K: 1 S: 5	H: 0 LOB: 0 BB: 0 P: 8	R: 0 E: 0 K: 0 S: 8	H: 0 LOB: 0 BB: 0 P: 12	R: 0 E: 0 K: 1 S: 6	H: 1 LOB: 0 BB: 0 P: 10	R: 0 E: 0 K: 1 S: 6	H: 1 LOB: 0 BB: 0 P: 12	R: 0 E: 0 K: 0 S: 9	H: 0 LOB: 0 BB: 0 P: 14	R: 1 E: 1 K: 1 S: 14	H: 1 LOB: 1 BB: 0 P: 19	R: 0 E: 1 K: 0 S: 10	H: 0 LOB: 3 BB: 1 P: 16	1B: 7 2B: 1 3B: 0 HR: 1	SF: 1 SAC: 0 DP: 2 HBP: 0	WP: 1 PB: 0 SB: 2 CS: 1	PA: 47
PITCHER	IP WLS BF H R ER SO BB IBB HBP BLK WP HR S P ERA WHIP	PITCHER												IP WLS BF H R ER SO BB IBB HBP BLK WP HR S P ERA WHIP								
Jorge Sosa, R ERA: 8.84 (1.1)	3.0	10	2	0	0	3	1	0	0	0	1	0	22	42	0.00	1.000						
Jesus Colome, R ERA: 8.84 (6.1)	3.0	12	2	1	0	2	0	0	0	0	0	0	43	60	0.00	0.667						
Travis Harper, R ERA: 3.95 (9.1)	1.0	5	0	0	0	0	1	0	0	0	0	0	10	16	0.00	1.000						


TOP

Florida Marlins @ Tampa Bay Devil Rays
Tropicana Field, St. Petersburg, FL

Sun Jun 30 2002, 1:15 PM EDT
Att. 12,273 - Dome - 72 F

livebaseballscorecards.com

AB 43
R 5
H 9
RBI 5
BB 3
SO 7
LOB 19



Batter	1	2	3	4	5	6	7	8	9	10	11	12	AB	R	H	RBI	BB	SO	LOB			
Randy Winn, S OBP: 0.354, SLG: 0.473 (1.8)	K			B5-3	F8			1B 1B		3B		F7	6	0	2	0	0	1	3			
Felix Escalona, R OBP: 0.288, SLG: 0.338 Russ Johnson, R OBP: 0.340, SLG: 0.311 (11, PH) (12, 4)	F9			G3-1 2B	K			1B		F7		K	5	1	2	0	0	1	3			
Steve Cox, L OBP: 0.345, SLG: 0.437 (1.3)	G6-3			G3-1	BB BB			P6		K		1B 2B	5	1	1	0	1	1	3			
Ben Grieve, L OBP: 0.343, SLG: 0.433 (1.9)		G5-3		2B 2B	BB BB			G4-3		E7 2B		F7	5	1	2	2	1	0	3			
Aubrey Huff, L OBP: 0.364, SLG: 0.530 Brent Abernathy, R OBP: 0.269, SLG: 0.333 (10, PR)	P5			1B 2B	K			K		G6-4-3 1BB		1B	4	1	1	1	1	2	3			
Toby Hall, R OBP: 0.232, SLG: 0.284 (1.2)	F9			1B				P4		G1-3		G6-4-3	5	0	1	1	0	0	2			
Jason Conti, L OBP: 0.284, SLG: 0.309 (1.7)				F5	K			K		K		SH1-4 1B	5	1	1	0	0	3	1			
Jason Smith, L OBP: 0.237, SLG: 0.351 (1.6)				K	E3 BB BB			F7		G4-3		SH1-4	4	1	0	0	0	1	0			
18 Jared Sandberg, R OBP: 0.273, SLG: 0.456 (1.5)				K	BB BB			K		K		1B	4	0	1	1	1	3	0			
Inning Stats	R: 0 E: 0 K: 1 S: 7	H: 0 LOB: 0 BB: 0 P: 8	R: 0 E: 0 K: 0 S: 6	H: 0 LOB: 0 BB: 0 P: 8	R: 0 E: 0 K: 2 S: 15	H: 4 LOB: 1 BB: 0 P: 19	R: 1 E: 1 K: 2 S: 11	H: 0 LOB: 3 BB: 3 P: 26	R: 0 E: 0 K: 1 S: 9	H: 2 LOB: 2 BB: 0 P: 14	R: 0 E: 0 K: 2 S: 9	H: 0 LOB: 0 BB: 1 P: 12	R: 0 E: 1 K: 1 S: 13	H: 1 LOB: 2 BB: 1 P: 23	R: 1 E: 0 K: 1 S: 11	H: 2 LOB: 1 BB: 0 P: 18	R: 1 E: 0 K: 0 S: 7	H: 2 LOB: 1 BB: 0 P: 10	1B: 6 2B: 5 3B: 1 HR: 0	SF: 0 SAC: 1 DP: 1 HBP: 0	WP: 0 PB: 0 SB: 0 CS: 0	PA: 50
PITCHER	IP WLS BF H R ER SO BB IBB HBP BLK WP HR S P ERA WHIP	PITCHER												IP WLS BF H R ER SO BB IBB HBP BLK WP HR S P ERA WHIP								
A.J. Burnett, R ERA: 3.25 (10, 1)	9.0	38	7	4	3	11	3	0	0	0	0	0	86	128	3.00	1.111						
Armando Almanza, L ERA: 2.76 (10, 1)	0.1	3	1	0	0	1	0	1	0	0	0	0	11	20	0.00	3.000						
Braden Looper, R ERA: 4.22 (10, 1)	0.2	2	1	1	1	0	0	0	0	0	5	9	13.50	1.500								
Vladimir Nunez, R ERA: 3.06 (11, 1)	1.1	L	7	3	1	1	1	0	0	0	0	0	15	22	6.75	2.250						

BOTTOM

Florida Marlins @ Tampa Bay Devil Rays
Tropicana Field, St. Petersburg, FL

Sun Jun 30 2002, 1:15 PM EDT
Att. 12,273 - Dome - 72 F

livebaseballscorecards.com

AB 45
R 6
H 12
RBI 6
BB 4
SO 13
LOB 19



Batter	1	2	3	4	5	6	7	8	9	AB	R	H	RBI	BB	SO	LOB	TOP										
Randy Winn, S (1, 8) OBP: 0.356, SLG: 0.472	4-2 FC1-6 BB		2-2 E9 1B		1-1 G4-3		0-0 G6-3			3	0	1	0	1	0	0											
Brent Abernathy, R (1, 4) OBP: 0.295, SLG: 0.329	0-1 FC1-6 FC6-4 BB 1-2		0-0 F9		1-0 G1-3			1-2 G6-3		4	0	0	0	0	0	2											
Ben Grieve, L (1, 9) OBP: 0.342, SLG: 0.429	4-2 FC6-4 BB 1-2		2-1 F7			3-2 G5-3		0-0 G3		3	0	0	0	1	0	1											
Aubrey Huff, L (1, 10) OBP: 0.361, SLG: 0.517	1-2 FC6-4 HBP 1-2 2-3		4-0 BB			1-2 G1		0-0 F8		3	0	0	0	1	0	2											
Dave McCarty, R (1, 7) OBP: 0.209, SLG: 0.308	2-0 HBP		2-3 K			0-0 HR			3-2 G4-3	3	1	1	1	0	1	2											
John Flaherty, R (1, 2) OBP: 0.298, SLG: 0.387	3-2 F8			1-3 K2-3		1-1 2B			2-3 K	4	0	1	0	0	2	3											
18 Jared Sandberg, R (1, 3) OBP: 0.264, SLG: 0.441		3-3 K		2-0 F8		3-2 G5-3			3-3 K	4	0	0	0	0	2	1											
Chris Gomez, R (1, 6) OBP: 0.306, SLG: 0.401		1-3 K		1-0 F7			3-2 G5-3			3	0	0	0	0	1	0											
Russ Johnson, R (1, 5) OBP: 0.330, SLG: 0.301		0-1 G5-3			3-2 G4-3		2-1 G6-3			3	0	0	0	0	0	0											
Inning Stats	R: 0 E: 0 K: 0 S: 12	H: 0 LOB: 3 BB: 2 P: 26	R: 0 E: 0 K: 2 S: 8	H: 0 LOB: 0 BB: 0 P: 12	R: 0 E: 1 K: 1 S: 9	H: 1 LOB: 2 BB: 1 P: 19	R: 0 E: 0 K: 1 S: 5	H: 0 LOB: 0 BB: 0 P: 9	R: 0 E: 0 K: 0 S: 6	H: 0 LOB: 0 BB: 0 P: 11	R: 1 E: 0 K: 0 S: 12	H: 2 LOB: 1 BB: 0 P: 20	R: 0 E: 0 K: 0 S: 6	H: 0 LOB: 0 BB: 0 P: 11	R: 0 E: 0 K: 2 S: 12	H: 0 LOB: 0 BB: 0 P: 20	R: 0 E: 0 K: 2 S: 12	H: 0 LOB: 0 BB: 0 P: 20	1B: 1 2B: 1 3B: 0 HR: 1	SF: 0 SAC: 0 DP: 0 HBP: 1	WP: 0 PB: 0 SB: 0 CS: 0	PA: 34					
PITCHER	IP	WLS	BF	H	R	ER	SO	BB	IBB	HBP	BLK	WP	HR	S	P	ERA	WHIP										
Kenny Rogers, L (1, 1) ERA: 3.12	7.0	W	28	3	1	1	4	3	0	1	0	0	1	58	108	1.29	0.857										
John Rocker, L (8, 1) ERA: 8.75	1.0	H	3	0	0	0	0	0	0	0	0	0	0	6	7	0.00	0.000										
Hideki Irabu, R (9, 1) ERA: 5.65	1.0	S	3	0	0	0	2	0	0	0	0	0	0	12	20	0.00	0.000										

Tampa Bay Devil Rays @ Texas Rangers
The Ballpark at Arlington, Arlington, TX
Tue Jul 02 2002, 8:05 PM EDT
Att: 20,295 - Cloudy - 75 F

AB 30
R 1
H 3
RBI 1
BB 3
SO 6
LOB 11




Batter	1	2	3	4	5	6	7	8	9	AB	R	H	RBI	BB	SO	LOB	BOTTOM										
Frank Catalanotto, L (1, 10) OBP: 0.375, SLG: 0.482	3-2 G4-3		1-0 P6		1-0 G5-4-3 1B		2-2 E3 1B			4	0	2	0	0	0	1											
Ivan Rodriguez, R (1, 2) OBP: 0.320, SLG: 0.403	0-1 G4-3		0-0 G4-3		1-3 K		4-2 BB			3	0	0	0	1	1	2											
Alex Rodriguez, R (1, 6) OBP: 0.399, SLG: 0.589	0-1 P3		3-2 S 1B		0-1 G5-4-3 1-2		2-2 P3			4	0	1	1	0	0	3											
Juan Gonzalez, R (1, 9) OBP: 0.352, SLG: 0.461		0-0 HR	1-2 L4		1-0 G5-3		0-0 G5-3 1B			4	1	2	1	0	0	1											
Rafael Palmeiro, L (1, 3) OBP: 0.369, SLG: 0.532		1-1 F8		2-1 HR		4-0 FC6-4 BB		1-0 G5-3		3	1	1	1	1	0	1											
Herbert Perry, R (1, 5) OBP: 0.356, SLG: 0.487		2-2 1B		3-2 CS 1B		0-0 FC6-4 1-2		0-0 G5-3		4	0	2	0	0	0	2											
Carl Everett, S (1, 8) OBP: 0.241, SLG: 0.322		0-3 K		3-3 K 1-2		1-0 F7		0-3 K		4	0	0	0	0	3	4											
Kevin Mench, R (1, 7) OBP: 0.392, SLG: 0.591		1-3 K		4-2 BB			0-1 G1-3			2	0	0	0	1	1	1											
10 Michael Young, R (1, 4) OBP: 0.314, SLG: 0.412			0-0 G4-3 1B 2B		0-1 L7		0-1 F9			3	1	1	0	0	0	1											
Inning Stats	R: 0 E: 0 K: 0 S: 7	H: 0 LOB: 0 BB: 0 P: 10	R: 1 E: 0 K: 2 S: 13	H: 2 LOB: 1 BB: 0 P: 17	R: 1 E: 0 K: 0 S: 10	H: 2 LOB: 1 BB: 0 P: 15	R: 1 E: 0 K: 1 S: 13	H: 2 LOB: 1 BB: 1 P: 25	R: 0 E: 0 K: 1 S: 6	H: 1 LOB: 0 BB: 0 P: 8	R: 0 E: 0 K: 0 S: 3	H: 0 LOB: 1 BB: 1 P: 9	R: 0 E: 1 K: 0 S: 16	H: 1 LOB: 2 BB: 1 P: 24	R: 0 E: 0 K: 1 S: 6	H: 1 LOB: 1 BB: 0 P: 7	R: 0 E: 0 K: 1 S: 6	H: 1 LOB: 1 BB: 0 P: 7	1B: 6 2B: 2 3B: 0 HR: 2	SF: 0 SAC: 0 DP: 2 HBP: 0	WP: 0 PB: 0 SB: 1 CS: 1	PA: 34					
PITCHER	IP	WLS	BF	H	R	ER	SO	BB	IBB	HBP	BLK	WP	HR	S	P	ERA	WHIP										
Tanyon Sturtze, R (1, 1) ERA: 4.81	8.0	L	34	9	3	3	5	3	0	0	0	0	2	74	115	3.38	1.500										

Tampa Bay Devil Rays @ Texas Rangers
The Ballpark at Arlington, Arlington, TX
Tue Jul 02 2002, 8:05 PM EDT
Att: 20,295 - Cloudy - 75 F

AB 31
R 3
H 9
RBI 3
BB 3
SO 5
LOB 16



Batter	1	2	3	4	5	6	7	8	9	AB	R	H	RBI	BB	SO	LOB	TOP										
Randy Winn, S OBP: 0.359, SLG: 0.477 (1, 8)	4-1 S BB		2-0 FC4-6 1B		1-2 G6-3		1-2 G5-3		0-0 F9	4	0	1	0	1	0	5	Tampa Bay Devil Rays @ Anaheim Angels Edison International Field, Anaheim, CA Sat Jul 06 2002, 10:05 PM EDT Att: 29,513 - Cloudy - 70 F livebaseballscores.com										
Brent Abernathy, R OBP: 0.302, SLG: 0.339 (1, 4)	3-3 K		0-0 F7		0-0 1B		0-1 F7		1-0 G1-3	5	0	1	1	0	1	5											
Steve Cox, L OBP: 0.339, SLG: 0.433 (1, 3)	0-0 F7		0-0 FC4-6		3-H 2-0 G4-3				0-0 G3	4	0	0	0	0	0	3											
Ben Grieve, L OBP: 0.347, SLG: 0.433 (1, 9)	4-2 BB				0-2 F7				1-1 G4-3	3	0	0	0	1	0	0											
Aubrey Huff, L OBP: 0.349, SLG: 0.474 (1, 10)	0-2 F9				1-2 G1-3				0-3 K	4	0	0	0	0	1	2											
John Flaherty, R OBP: 0.302, SLG: 0.393 (1, 2)		1-1 P5			1-0 1B				0-1 1B 1B 2B	4	1	2	0	0	1	0											
Jason Conti, L OBP: 0.307, SLG: 0.319 (1, 7)	0-3 K				2-2 F7				0-1 F8	4	0	0	0	0	1	2											
Chris Gomez, R OBP: 0.316, SLG: 0.430 (1, 6)	1-1 G1-4-3				2-1 G6-3 1B				0-0 1B 1B	4	2	3	1	0	0	0											
1B Jared Sandberg, R OBP: 0.289, SLG: 0.451 (1, 5)					0-0 F8				1-2 1B	4	0	3	1	0	0	0											
Inning Stats	R: 0 E: 0 K: 1 S: 13	H: 0 LOB: 2 BB: 2 P: 24	R: 0 E: 0 K: 1 S: 7	H: 0 LOB: 0 BB: 0 P: 9	R: 0 E: 0 K: 0 S: 4	H: 1 LOB: 1 BB: 0 P: 6	R: 0 E: 0 K: 0 S: 11	H: 1 LOB: 1 BB: 0 P: 15	R: 1 E: 0 K: 0 S: 11	H: 3 LOB: 1 BB: 0 P: 18	R: 0 E: 0 K: 1 S: 6	H: 0 LOB: 0 BB: 0 P: 10	R: 1 E: 0 K: 0 S: 12	H: 2 LOB: 1 BB: 0 P: 15	R: 0 E: 0 K: 1 S: 6	H: 0 LOB: 0 BB: 0 P: 7		R: 1 E: 0 K: 0 S: 11	H: 3 LOB: 2 BB: 0 P: 13	1B: 7 2B: 2 3B: 0 HR: 1	SF: 0 SAC: 0 DP: 1 HBP: 0	WP: 0 PA: 38 PB: 0 SB: 0 CS: 1					
PITCHER	IP	WLS	BF	H	R	ER	SO	BB	IBB	HBP	BLK	WP	HR	S	P	ERA	WHIP										
41 John Lackey, R ERA: 2.7	(1, 1)	7.0	29	7	2	2	3	2	0	0	0	0	1	64	97	2.57	1.286										
Scott Schoeneweis, L ERA: 5.34	(8, 1)	1.0	W	3	0	0	0	0	0	0	0	0	0	6	7	0.00	0.000										
Troy Percival, R ERA: 2.3	(9, 1)	1.0	S	6	3	1	1	0	0	0	0	0	0	11	13	9.00	3.000										


Batter	1	2	3	4	5	6	7	8	9	AB	R	H	RBI	BB	SO	LOB	BOTTOM										
David Eckstein, R OBP: 0.355, SLG: 0.379 (1, 6)	4-1 F9 HR BB		0-2 F8		0-2 CS		2-1 G6-3		1-2 PB 1B	3	2	1	0	1	0	0	Tampa Bay Devil Rays @ Anaheim Angels Edison International Field, Anaheim, CA Sat Jul 06 2002, 10:05 PM EDT Att: 29,513 - Cloudy - 70 F livebaseballscores.com										
Darin Erstad, L OBP: 0.338, SLG: 0.418 (1, 8)	1-1 F9		0-2 F9				0-1 L6		2-0 S 1B	4	0	1	2	0	0	1											
Tim Salmon, R OBP: 0.372, SLG: 0.515 (1, 10)	2-1 HR				1-0 G6-3		4-2 BB		1-1 F9	3	1	1	2	1	0	1											
16 Garret Anderson, L OBP: 0.314, SLG: 0.517 (1, 7)	2-1 F7				0-0 G5-3		2-0 F7		0-1 F8	4	0	0	0	0	0	2											
Troy Glaus, R OBP: 0.350, SLG: 0.447 (1, 5)	3-2 G5-3				4-1 BB				3-1 G6-3	3	0	0	0	1	0	1											
Brad Fullmer, L OBP: 0.336, SLG: 0.526 Scott Spiezio, S OBP: 0.367, SLG: 0.396 (1, 3) (8, 3)	0-0 G3				2-1 F7				2-3 K	3	0	0	0	0	1	1											
Adam Kennedy, L OBP: 0.335, SLG: 0.441 (1, 4)	2-3 K				3-1 F8				2-2 1B	3	0	1	0	0	1	0											
Bengie Molina, R OBP: 0.286, SLG: 0.327 (1, 2)	1-1 F8				0-1 F8				0-0 F9	3	0	0	0	0	0	1											
Orlando Palmeiro, L OBP: 0.388, SLG: 0.375 (1, 9)					1-2 F8				4-1 PB 1B BB	1	1	0	0	2	0	0											
Inning Stats	R: 2 E: 0 K: 0 S: 10	H: 1 LOB: 0 BB: 1 P: 22	R: 0 E: 0 K: 1 S: 6	H: 0 LOB: 0 BB: 0 P: 9	R: 0 E: 0 K: 0 S: 9	H: 0 LOB: 0 BB: 0 P: 10	R: 0 E: 0 K: 0 S: 5	H: 0 LOB: 1 BB: 1 P: 12	R: 0 E: 0 K: 0 S: 7	H: 0 LOB: 0 BB: 1 P: 14	R: 0 E: 0 K: 0 S: 9	H: 0 LOB: 1 BB: 1 P: 17	R: 0 E: 0 K: 1 S: 12	H: 1 LOB: 1 BB: 0 P: 16	R: 2 E: 0 K: 0 S: 11	H: 2 LOB: 1 BB: 1 P: 22	1B: 3 2B: 0 3B: 0 HR: 1	SF: 0 SAC: 0 DP: 0 HBP: 0	WP: 0 PA: 33 PB: 1 SB: 2 CS: 1								
PITCHER	IP	WLS	BF	H	R	ER	SO	BB	IBB	HBP	BLK	WP	HR	S	P	ERA	WHIP										
Jorge Sosa, R ERA: 5.94	(1, 1)	7.0	26	2	2	2	2	4	0	0	0	0	1	58	100	2.57	0.857										
Jesus Colome, R ERA: 9.74	(8, 1)	1.0	L	6	2	2	2	1	0	0	0	0	0	11	22	18.00	3.000										

Batter	1	2	3	4	5	6	7	8	9	10	AB	R	H	RBI	BB	SO	LOB
Randy Winn, S OBP: 0.358, SLG: 0.484	1-1 HR		3-2 F8			3-1 F7		1-0 L9			4	1	1	1	0	0	2
Brent Abernathy, R OBP: 0.299, SLG: 0.334	2-3 K			1-1 L4		0-1 F8			2-1 P4		4	0	0	0	0	1	0
Steve Cox, L OBP: 0.335, SLG: 0.427	1-0 F8			2-1 G4-3			0-0 F8		3-2 F7		4	0	0	0	0	0	0
Aubrey Huff, L OBP: 0.340, SLG: 0.461	1-3 F9			1-3 K WP			1-0 G3-1		2-2 G6-3		4	0	0	0	0	1	0
Ben Grievle, L OBP: 0.346, SLG: 0.431		1-3 K		1-0 G5-3			2-3 K			0-0 F7	3	0	0	0	0	2	1
John Flaherty, R OBP: 0.301, SLG: 0.396		1-0 L8			2-2 G6-3			1-1 2B		3-2 F2	4	0	1	0	0	0	0
Jason Conti, L OBP: 0.313, SLG: 0.319		1-1 CS 1B			0-0 B1-3			1-3 K		4-1 BB	3	0	1	0	1	1	1
Chris Gomez, R OBP: 0.311, SLG: 0.423		1-2 CS	0-0 G5-3		2-2 G5-3			1-0 G5-3		1-0 F3	4	0	0	0	0	0	2
18 Jared Sandberg, R OBP: 0.290, SLG: 0.444			1-3 K			1-3 K		4-2 BB			2	0	0	0	1	2	0

Tampa Bay Devil Rays @ Anaheim Angels
Edison International Field, Anaheim, CA
Sun Jul 07 2002, 8:05 PM EDT
Att: 26,446 - Cloudy - 78 F

AB 33
R 1
H 3
RBI 1
BB 2
SO 7
LOB 6

WP: 2 PA: 36
PB: 0
SB: 0
CS: 1




Inning Stats	R: 1	H: 1	E: 0	K: 1	S: 7	LOB: 0	BB: 0	P: 11	R: 0	H: 1	E: 0	K: 1	S: 8	LOB: 0	BB: 0	P: 12	R: 0	H: 0	E: 0	K: 1	S: 7	LOB: 0	BB: 0	P: 11	R: 0	H: 0	E: 0	K: 1	S: 8	LOB: 1	BB: 0	P: 13	R: 0	H: 0	E: 0	K: 0	S: 7	LOB: 0	BB: 0	P: 11	R: 0	H: 0	E: 0	K: 1	S: 8	LOB: 0	BB: 0	P: 12	R: 0	H: 0	E: 0	K: 1	S: 5	LOB: 0	BB: 0	P: 8	R: 0	H: 1	E: 0	K: 1	S: 10	LOB: 2	BB: 1	P: 18	R: 0	H: 0	E: 0	K: 0	S: 8	LOB: 0	BB: 0	P: 15	R: 0	H: 0	E: 0	K: 0	S: 6	LOB: 1	BB: 1	P: 14	1B: 1	SF: 0	2B: 1	SAC: 0	3B: 0	DP: 0	HR: 1	HBP: 0
--------------	------	------	------	------	------	--------	-------	-------	------	------	------	------	------	--------	-------	-------	------	------	------	------	------	--------	-------	-------	------	------	------	------	------	--------	-------	-------	------	------	------	------	------	--------	-------	-------	------	------	------	------	------	--------	-------	-------	------	------	------	------	------	--------	-------	------	------	------	------	------	-------	--------	-------	-------	------	------	------	------	------	--------	-------	-------	------	------	------	------	------	--------	-------	-------	-------	-------	-------	--------	-------	-------	-------	--------

Batter	1	2	3	4	5	6	7	8	9	10	AB	R	H	RBI	BB	SO	LOB
David Eckstein, R OBP: 0.353, SLG: 0.376	0-1 G4-3		2-1 PO	1-1 1B 16 FC6-4 1B		1-0 F8		0-1 G6-3		1-1 G4-3	5	1	1	0	0	0	2
Darin Erstad, L OBP: 0.342, SLG: 0.419	0-0 F7			3-1 F9		1-0 1B		0-1 1B		4-0 1B DI IBB	4	0	2	0	1	0	1
Tim Salmon, R OBP: 0.373, SLG: 0.513	2-2 G4-3			0-0 16 FC6-4 1B		2-2 F9		0-0 F3		1-2 1B	5	0	2	1	0	0	2
16 Garret Anderson, L OBP: 0.314, SLG: 0.514		0-0 L7		1-2 FC6-4 1B		1-0 F9			1-1 1B		4	0	1	1	0	0	2
Troy Glaus, R OBP: 0.340, SLG: 0.444		3-2 L4		0-0 1-2 3-H 1B			2-2 F8		1-3 K		4	0	1	0	0	1	1
Brad Fullmer, L OBP: 0.335, SLG: 0.521		2-1 L8		1-2 1B			0-0 1B		0-1 F8		4	0	1	0	0	0	3
Scott Spiezio, S OBP: 0.362, SLG: 0.389			0-1 F9		3-3 K			0-0 F8		0-0 F8	4	0	0	0	0	1	2
Bengie Molina, R OBP: 0.285, SLG: 0.326			0-1 F8		2-1 G6-3			0-2 G1-3			4	0	1	0	0	0	1
Jose Nieves, R OBP: 0.312, SLG: 0.319										G4-3 SH3-4 1B	0	1	0	0	0	0	0
Adam Kennedy, L OBP: 0.335, SLG: 0.440					2-3 K			2-2 G4-3		0-0 SH3-4	3	0	1	0	0	1	0

Tampa Bay Devil Rays @ Anaheim Angels
Edison International Field, Anaheim, CA
Sun Jul 07 2002, 8:05 PM EDT
Att: 26,446 - Cloudy - 78 F

AB 37
R 2
H 10
RBI 2
BB 1
SO 3
LOB 14

WP: 0 PA: 40
PB: 0
SB: 0
CS: 0



Inning Stats	R: 0	H: 0	E: 0	K: 0	S: 7	LOB: 0	BB: 0	P: 9	R: 0	H: 0	E: 0	K: 0	S: 7	LOB: 0	BB: 0	P: 12	R: 0	H: 0	E: 0	K: 0	S: 6	LOB: 0	BB: 0	P: 8	R: 1	H: 3	E: 0	K: 0	S: 13	LOB: 2	BB: 0	P: 21	R: 0	H: 0	E: 0	K: 2	S: 8	LOB: 0	BB: 0	P: 15	R: 0	H: 1	E: 0	K: 0	S: 7	LOB: 1	BB: 0	P: 12	R: 0	H: 1	E: 0	K: 0	S: 10	LOB: 1	BB: 0	P: 12	R: 0	H: 1	E: 0	K: 0	S: 9	LOB: 1	BB: 0	P: 11	R: 0	H: 1	E: 0	K: 1	S: 9	LOB: 1	BB: 0	P: 11	R: 1	H: 2	E: 0	K: 0	S: 8	LOB: 2	BB: 1	P: 14	1B: 10	SF: 0	2B: 0	SAC: 1	3B: 0	DP: 0	HR: 0	HBP: 0
--------------	------	------	------	------	------	--------	-------	------	------	------	------	------	------	--------	-------	-------	------	------	------	------	------	--------	-------	------	------	------	------	------	-------	--------	-------	-------	------	------	------	------	------	--------	-------	-------	------	------	------	------	------	--------	-------	-------	------	------	------	------	-------	--------	-------	-------	------	------	------	------	------	--------	-------	-------	------	------	------	------	------	--------	-------	-------	------	------	------	------	------	--------	-------	-------	--------	-------	-------	--------	-------	-------	-------	--------

PITCHER	IP	WLS	BF	H	R	ER	SO	BB	IBB	HBP	BLK	WP	HR	S	P	ERA	WHIP
Ramon Ortiz, R ERA: 3.21	9.0		31	3	1	1	7	1	0	0	0	0	0	68	111	1.00	0.444
Troy Percival, R ERA: 2.22	10.1	W	4	0	0	0	0	1	0	0	0	0	0	6	14	0.00	1.000
Tanyon Sturtze, R ERA: 4.52	10.1	L	5	2	1	1	0	0	1	0	0	0	0	8	14	13.50	3.000

Batter	1	2	3	4	5	6	7	8	9	AB	R	H	RBI	BB	SO	LOB	TOP								
51 Ichiro Suzuki, L (1, 9) OBP: 0.429, SLG: 0.463										5	1	2	0	0	2	1									
Jeff Cirillo, R (1, 5) OBP: 0.303, SLG: 0.336										4	0	0	0	1	0	2									
Bret Boone, R (1, 4) OBP: 0.299, SLG: 0.387										5	0	1	0	0	1	1									
Edgar Martinez, R (1, 10) OBP: 0.363, SLG: 0.432										4	1	2	0	1	1	2									
John Olerud, L (1, 3) OBP: 0.416, SLG: 0.550										3	1	1	0	0	0	2									
Ruben Sierra, S (1, 7) OBP: 0.347, SLG: 0.478										4	0	1	2	0	1	6									
Charles Gipson, R (7, 7) OBP: 0.375, SLG: 0.439										0	0	0	0	0	0	0									
Mike Cameron, R (1, 8) OBP: 0.323, SLG: 0.444										3	1	0	0	1	0	1									
Dan Wilson, R (1, 2) OBP: 0.337, SLG: 0.410										3	0	0	1	0	1	0									
Desi Relaford, S (1, 6) OBP: 0.364, SLG: 0.335										4	0	1	0	0	0	0									
Inning Stats	R: 1 E: 1 K: 1 S: 12	H: 1 LOB: 2 BB: 1 P: 23	R: 0 E: 0 K: 0 S: 7	H: 0 LOB: 0 BB: 0 P: 10	R: 0 E: 0 K: 1 S: 10	H: 1 LOB: 3 BB: 1 P: 20	R: 0 E: 0 K: 1 S: 11	H: 1 LOB: 1 BB: 0 P: 15	R: 2 E: 0 K: 0 S: 11	H: 3 LOB: 1 BB: 0 P: 17	R: 0 E: 0 K: 0 S: 12	H: 1 LOB: 1 BB: 0 P: 19	R: 0 E: 0 K: 1 S: 8	H: 1 LOB: 1 BB: 0 P: 12	R: 1 E: 0 K: 1 S: 8	H: 0 LOB: 0 BB: 1 P: 16	R: 0 E: 0 K: 2 S: 8	H: 0 LOB: 0 BB: 0 P: 10	1B: 4 2B: 4 3B: 0 HR: 0	SF: 1 SAC: 0 DP: 0 HBP: 1	WP: 0 PB: 0 CS: 3	PA: 40			
PITCHER	IP	WLS	BF	H	R	ER	SO	BB	IBB	HBP	BLK	WP	HR	S	P	ERA	WHIP								
Joe Kennedy, L (1, 1) ERA: 4.23	7.0	L	33	8	3	2	3	2	0	1	0	0	0	71	116	2.57	1.429								
Travis Phelps, R (8, 1) ERA: 4.5	1.0		4	0	1	1	1	1	0	0	0	0	0	8	16	9.00	1.000								
Esteban Yan, R (9, 1) ERA: 4.89	1.0		3	0	0	0	2	0	0	0	0	0	0	8	10	0.00	0.000								

Seattle Mariners @ Tampa Bay Devil Rays
Tropicana Field, St. Petersburg, FL
Thu Jul 11 2002, 7:15 PM EDT
Att: 10,840 - Dome - 72 F

livebaseballscorecards.com

AB	35
R	4
H	8
RBI	3
BB	3
SO	6
LOB	15



Batter	1	2	3	4	5	6	7	8	9	AB	R	H	RBI	BB	SO	LOB	BOTTOM								
Randy Winn, S (1, 8) OBP: 0.357, SLG: 0.481										4	0	1	0	0	1	0									
Brent Abernathy, R (1, 4) OBP: 0.295, SLG: 0.330										4	0	0	0	0	0	2									
Steve Cox, L (1, 3) OBP: 0.337, SLG: 0.429										3	0	1	0	1	0	0									
Aubrey Huff, L (1, 10) OBP: 0.331, SLG: 0.448										4	0	0	0	0	1	2									
Ben Grieve, L (1, 9) OBP: 0.348, SLG: 0.432										4	0	2	0	0	1	0									
John Flaherty, R (1, 2) OBP: 0.293, SLG: 0.386										4	0	0	0	0	0	2									
Jason Conti, L (1, 7) OBP: 0.311, SLG: 0.317										4	0	1	0	0	1	0									
Chris Gomez, R (1, 6) OBP: 0.308, SLG: 0.419										3	0	0	0	0	0	1									
1B Jared Sandberg, R (1, 5) OBP: 0.291, SLG: 0.442										3	0	1	0	0	1	0									
Inning Stats	R: 0 E: 0 K: 0 S: 9	H: 0 LOB: 1 BB: 1 P: 14	R: 0 E: 0 K: 0 S: 12	H: 1 LOB: 0 BB: 0 P: 14	R: 0 E: 0 K: 1 S: 9	H: 0 LOB: 0 BB: 0 P: 12	R: 0 E: 0 K: 0 S: 7	H: 1 LOB: 1 BB: 0 P: 8	R: 0 E: 0 K: 1 S: 18	H: 2 LOB: 2 BB: 0 P: 22	R: 0 E: 0 K: 1 S: 9	H: 1 LOB: 1 BB: 0 P: 14	R: 0 E: 0 K: 1 S: 6	H: 0 LOB: 0 BB: 0 P: 7	R: 0 E: 0 K: 0 S: 7	H: 1 LOB: 1 BB: 0 P: 10	R: 0 E: 0 K: 1 S: 8	H: 0 LOB: 0 BB: 0 P: 11	1B: 5 2B: 1 3B: 0 HR: 0	SF: 0 SAC: 0 DP: 0 HBP: 0	WP: 0 PB: 0 CS: 0	PA: 34			
PITCHER	IP	WLS	BF	H	R	ER	SO	BB	IBB	HBP	BLK	WP	HR	S	P	ERA	WHIP								
Joel Pizarro, R (1, 1) ERA: 2.5	8.0	W	31	6	0	0	4	1	0	0	0	0	0	77	101	0.00	0.875								
Shigetoshi Hasegawa, R (9, 1) ERA: 0.98	1.0		3	0	0	0	1	0	0	0	0	0	0	8	11	0.00	0.000								

Seattle Mariners @ Tampa Bay Devil Rays
Tropicana Field, St. Petersburg, FL
Thu Jul 11 2002, 7:15 PM EDT
Att: 10,840 - Dome - 72 F

livebaseballscorecards.com

AB	33
R	0
H	6
RBI	0
BB	1
SO	5
LOB	7



Batter	1	2	3	4	5	6	7	8	9	AB	R	H	RBI	BB	SO	LOB	TOP	
51 Ichiro Suzuki, L (1, 9) OBP: 0.429, SLG: 0.465	1-0 HBP 1B		3-2 L4		2-1 2B		3-2 L3		2-2 G3	5	0	2	0	0	0	0	Seattle Mariners @ Tampa Bay Devil Rays Tropicana Field, St. Petersburg, FL Fri Jul 12 2002, 7:15 PM EDT Att: 12,095 - Dome - 72 F livebaseballscorecards.com	
Mark McLemore, S (1, 7) OBP: 0.390, SLG: 0.437	0-3 K		4-2 G3-6-3 BB		1-3 K		2-1 F7		3-3 K	4	0	0	0	1	3	2		
John Olerud, L (1, 3) 23 Luis Ugueto, S (6, PR) Jeff Cirillo, R (8, 3) OBP: 0.200, SLG: 0.077 OBP: 0.303, SLG: 0.336	3-2 HBP 1B		0-0 G3-6-3 1-2		2-1 F8			4-1 2B FC6-4 BB		3	0	1	0	1	0	2		
Edgar Martinez, R (1, 10) Charles Gipson, R (8, PR) OBP: 0.377, SLG: 0.462 OBP: 0.375, SLG: 0.439	2-2 FC6-4 HBP			1-0 G4-3 2B		2-1 F7		1-2 FC6-4 2B		3	0	2	0	0	0	0		
Carlos Guillen, S (1, 6) OBP: 0.360, SLG: 0.466	3-3 K		1-2 G4-3		1-2 1B 2B		0-3 K			4	1	1	0	0	2	7		
Bret Boone, R (1, 4) OBP: 0.304, SLG: 0.388	1-0 FC6-4 1-2			4-0 S BB		0-0 E 1B		4-0 FC6-4 IBB		2	0	1	1	2	0	3		
Desi Relaford, S (1, 5) OBP: 0.357, SLG: 0.328		0-0 F7		3-3 K		0-0 E4 G6-4-3		0-1 FC6-4 1-2 2-3 3-H 2-1		4	0	0	1	0	1	5		
Dan Wilson, R (1, 2) OBP: 0.330, SLG: 0.401		1-2 F7		1-2 K		0-2 G6-4-3 1-2				4	0	0	0	0	1	7		
Mike Cameron, R (1, 8) OBP: 0.322, SLG: 0.441		0-0 G4-3			3-2 51 CS 1B			0-0 G5-3		4	0	1	0	0	1	0		
Inning Stats	R: 0 H: 2 E: 0 K: 2 S: 13	H: 0 LOB: 0 BB: 0 P: 23	R: 0 H: 0 E: 0 K: 0 S: 5	H: 0 LOB: 0 BB: 1 P: 14	R: 0 H: 1 E: 0 K: 2 S: 12	H: 2 LOB: 1 BB: 0 P: 20	R: 1 H: 2 E: 1 K: 0 S: 11	H: 0 LOB: 0 BB: 0 P: 12	R: 1 H: 1 E: 0 K: 2 S: 10	H: 1 LOB: 3 BB: 2 P: 17	1B: 4 2B: 4 3B: 0 HR: 0	SF: 0 SAC: 0 DP: 2 HBP: 1	WP: 0 PB: 0 CS: 1	PA: 38				
PITCHER	IP WLS BF H R ER SO BB IBB HBP BLK WP HR S P ERA WHIP																	
Paul Wilson, R (1, 1) ERA: 4.09	7.0	29	7	1	1	5	2	0	0	0	0	0	0	67	113	1.29	1.286	
Travis Harper, R (8, 1) ERA: 3.61	2.0	9	1	1	1	3	1	1	0	0	0	0	0	21	39	4.50	1.000	

Batter	1	2	3	4	5	6	7	8	9	AB	R	H	RBI	BB	SO	LOB	BOTTOM			
Randy Winn, S (1, 8) OBP: 0.358, SLG: 0.484	0-1 F8 SF9 1B		1-1 G5-3			3-3 K			0-0 G1-3 2B	4	1	2	0	0	1	0	Seattle Mariners @ Tampa Bay Devil Rays Tropicana Field, St. Petersburg, FL Fri Jul 12 2002, 7:15 PM EDT Att: 12,095 - Dome - 72 F livebaseballscorecards.com			
Brent Abernathy, R (1, 4) OBP: 0.292, SLG: 0.326	3-2 F8 1-3		1-2 F3			2-3 K			2-0 G1-3 2-3	4	0	0	0	0	1	2				
Steve Cox, L (1, 3) OBP: 0.333, SLG: 0.425	3-2 SF9 3-H			0-0 F5			2-2 F9		3-2 G4-3	3	0	0	1	0	0	1				
Aubrey Huff, L (1, 10) OBP: 0.331, SLG: 0.446	2-2 F7			1-0 G1-6-3 1B			1-0 F7			3	0	1	0	0	0	0				
John Flaherty, R (1, 2) OBP: 0.288, SLG: 0.378		2-2 F9		0-2 G1-6-3 1-2			0-0 P4			3	0	0	0	0	0	1				
Ben Griewe, L (1, 9) OBP: 0.344, SLG: 0.428		0-0 E4 S			1-3 K			1-3 K		3	0	0	0	0	2	0				
Dave McCarty, R (1, 7) OBP: 0.200, SLG: 0.260		3-2 G3 1-3			1-0 F7			2-3 K		3	0	0	0	0	1	1				
Chris Gomez, R (1, 6) OBP: 0.308, SLG: 0.418		1-0 F7			3-1 P6			0-1 1B		3	0	1	0	0	0	1				
1B Jared Sandberg, R (1, 5) OBP: 0.285, SLG: 0.433			3-2 P3			2-3 K			2-3 K	3	0	0	0	0	2	0				
Inning Stats	R: 1 H: 1 E: 0 K: 0 S: 14	H: 0 LOB: 0 BB: 0 P: 22	R: 0 H: 0 E: 1 K: 0 S: 9	H: 0 LOB: 0 BB: 0 P: 15	R: 0 H: 0 E: 0 K: 0 S: 9	H: 1 LOB: 0 BB: 0 P: 6	R: 0 H: 0 E: 0 K: 1 S: 6	H: 0 LOB: 0 BB: 0 P: 11	R: 0 H: 0 E: 0 K: 3 S: 9	H: 0 LOB: 0 BB: 0 P: 16	R: 0 H: 0 E: 0 K: 0 S: 5	H: 0 LOB: 0 BB: 0 P: 8	R: 0 H: 1 E: 0 K: 2 S: 8	H: 1 LOB: 1 BB: 0 P: 11	R: 0 H: 1 E: 0 K: 1 S: 8	H: 1 LOB: 1 BB: 0 P: 15		1B: 3 2B: 1 3B: 0 HR: 0	SF: 1 SAC: 0 DP: 1 HBP: 0	WP: 0 PB: 0 CS: 0
PITCHER	IP WLS BF H R ER SO BB IBB HBP BLK WP HR S P ERA WHIP																			
Jamie Moyer, L (1, 1) ERA: 3.1	7.1	24	2	1	1	5	0	0	0	0	0	0	0	60	96	1.23	0.273			
Jeff Nielson, R (8, 1) ERA: 6.46	0.2	2	1	0	0	1	0	0	0	0	0	5	7	0.00	1.500					
Kazuhiro Sasaki, R (9, 1) ERA: 1.32	1.0	4	1	0	0	1	0	0	0	0	0	8	15	0.00	1.000					

Batter	1	2	3	4	5	6	7	8	9	AB	R	H	RBI	BB	SO	LOB	TOP										
51 Ichiro Suzuki, L (1, 9) OBP: 0.426, SLG: 0.475	G3	1B IBB		G4-3		FC6-2			G1-3	4	0	0	0	1	0	3	Seattle Mariners @ Tampa Bay Devil Rays Tropicana Field, St. Petersburg, FL Sun Jul 14 2002, 1:15 PM EDT Att: 14,267 - Dome - 72 F livebaseballscorecards.com										
Jeff Cirillo, R (1, 5) OBP: 0.295, SLG: 0.327	F9	SF8				K			F8	4	0	0	1	0	2	3											
Bret Boone, R (1, 4) OBP: 0.305, SLG: 0.395	F8	1B				HR			G6-3	5	1	2	2	0	0	0											
Edgar Martinez, R (1, 10) OBP: 0.386, SLG: 0.448 23 Luis Ugueto, S (7, PR) OBP: 0.200, SLG: 0.077		1B IBB				K			CS 1B	3	1	1	0	1	1	2											
John Olerud, L (1, 3) OBP: 0.419, SLG: 0.555		1B 1B	F5			G6-3			G4-3	4	1	1	0	0	0	1											
Ruben Sierra, S (1, 7) OBP: 0.351, SLG: 0.488 Charles Gipson, R (8, 7) OBP: 0.375, SLG: 0.439	1B E 1B	1B	K			2B 51 FC6-2 1B			HR	4	2	3	1	0	1	0											
Mike Cameron, R (1, 8) OBP: 0.324, SLG: 0.445	E SF8 1B	1B	K			51 FC6-2 2B			F9	4	1	2	2	0	1	0											
Dan Wilson, R (1, 2) OBP: 0.329, SLG: 0.398	E7 1B 1B			F9		G5-3			G6-3	4	1	1	1	0	0	2											
Desi Relaford, S (1, 6) OBP: 0.355, SLG: 0.322	K			G4-3		51 FC6-2 BB			K	3	0	0	0	1	2	2											
Inning Stats	R: 0 E: 0 K: 0 S: 3	H: 0 LOB: 0 BB: 0 P: 6	R: 5 E: 1 K: 1 S: 16	H: 5 LOB: 2 BB: 2 P: 27	R: 0 E: 0 K: 2 S: 9	H: 0 LOB: 0 BB: 0 P: 15	R: 0 E: 0 K: 0 S: 7	H: 0 LOB: 0 BB: 0 P: 11	R: 1 E: 0 K: 2 S: 15	H: 1 LOB: 0 BB: 0 P: 18	R: 0 E: 0 K: 1 S: 13	H: 2 LOB: 3 BB: 1 P: 18	R: 0 E: 0 K: 0 S: 9	H: 1 LOB: 1 BB: 0 P: 14	R: 1 E: 0 K: 1 S: 9	H: 1 LOB: 0 BB: 0 P: 14		R: 0 E: 0 K: 0 S: 6	H: 0 LOB: 0 BB: 0 P: 10	1B: 7 2B: 1 3B: 0 HR: 2	SF: 1 SAC: 0 DP: 0 HBP: 0	WP: 0 PB: 0 CS: 1	PA: 39				
PITCHER	IP	WLS	BF	H	R	ER	SO	BB	IBB	HBP	BLK	WP	HR	S	P	ERA	WHIP										
Wilson Alvarez, L (1, 1) ERA: 6.32	1.2		12	5	5	5	1	1	1	0	0	0	0	18	32	27.00	3.600										
Doug Creek, L (2, 1) ERA: 5.35	4.1		17	3	1	1	5	1	0	0	0	0	1	45	63	2.08	0.923										
Jesus Colome, R (7, 1) ERA: 9.28	1.0		3	1	0	0	0	0	0	0	0	0	0	9	14	0.00	1.000										
Travis Phelps, R (8, 1) ERA: 4.5	2.0	L	7	1	1	1	1	0	0	0	0	0	1	15	24	4.50	0.500										

Batter	1	2	3	4	5	6	7	8	9	AB	R	H	RBI	BB	SO	LOB	BOTTOM										
Randy Winn, S (1, 8) OBP: 0.360, SLG: 0.489	F8		F5		G4-3	G1-3			F7	5	0	0	0	0	0	3	Seattle Mariners @ Tampa Bay Devil Rays Tropicana Field, St. Petersburg, FL Sun Jul 14 2002, 1:15 PM EDT Att: 14,267 - Dome - 72 F livebaseballscorecards.com										
Brent Abernathy, R (1, 4) OBP: 0.288, SLG: 0.323	F2		1B BB		L4		F8		L7	4	0	0	0	1	0	0											
Steve Cox, L (1, 3) OBP: 0.335, SLG: 0.434	G4-3		1B		2B 2B	1B 2B			K	5	1	3	2	0	1	0											
Aubrey Huff, L (1, 10) OBP: 0.337, SLG: 0.439	F8	F8			K2-3	1B IBB				3	0	0	0	1	1	3											
Toby Hall, R (1, 2) OBP: 0.251, SLG: 0.312	G6-3		G3-6-1 1B		F8	1B			1B	4	0	2	0	0	0	1											
Ben Grievie, L (1, 9) OBP: 0.344, SLG: 0.428	G6-3		G3-6-1 1B		1B 2B 2B	P4				4	1	2	1	0	0	2											
Jason Conti, L (1, 7) OBP: 0.317, SLG: 0.323			G3	G3-6-1 1B	2B 1B	G4-3				4	1	1	0	0	0	2											
Chris Gomez, R (1, 6) OBP: 0.308, SLG: 0.418			1B 1B	G5-3	1B 2B	F9				4	2	2	2	0	0	1											
1B Jared Sandberg, R (1, 5) OBP: 0.291, SLG: 0.439			1B 1B		G1-3	2B			K	4	1	2	1	0	1	0											
Inning Stats	R: 0 E: 0 K: 0 S: 6	H: 0 LOB: 0 BB: 0 P: 9	R: 0 E: 0 K: 0 S: 6	H: 0 LOB: 0 BB: 0 P: 11	R: 2 E: 0 K: 0 S: 14	H: 3 LOB: 2 BB: 1 P: 25	R: 0 E: 0 K: 0 S: 6	H: 2 LOB: 1 BB: 0 P: 8	R: 0 E: 0 K: 0 S: 7	H: 0 LOB: 0 BB: 0 P: 11	R: 4 E: 0 K: 1 S: 14	H: 5 LOB: 1 BB: 0 P: 21	R: 0 E: 0 K: 0 S: 8	H: 2 LOB: 2 BB: 1 P: 17	R: 0 E: 0 K: 1 S: 9	H: 0 LOB: 0 BB: 0 P: 13		R: 0 E: 0 K: 1 S: 8	H: 0 LOB: 0 BB: 0 P: 14	1B: 7 2B: 5 3B: 0 HR: 0	SF: 0 SAC: 0 DP: 1 HBP: 0	WP: 0 PB: 0 CS: 0	PA: 39				
PITCHER	IP	WLS	BF	H	R	ER	SO	BB	IBB	HBP	BLK	WP	HR	S	P	ERA	WHIP										
Freddy Garcia, R (1, 1) ERA: 3.89	5.2		26	9	6	6	1	1	0	0	0	0	0	51	82	9.53	1.765										
Shigetoshi Hasegawa, R (6, 1) ERA: 1.17	1.0	B	6	3	0	0	0	0	1	0	0	0	0	8	15	0.00	3.000										
Mark Watson, L (7, 1) ERA:	0.2	W	2	0	0	0	0	0	0	0	0	0	0	5	10	0.00	0.000										
40 Julio Mateo, R (8, 1) ERA: 4.29	0.2	H	2	0	0	0	1	0	0	0	0	0	0	6	8	0.00	0.000										
Kazuhito Sasaki, R (9, 1) ERA: 1.28	1.0	S	3	0	0	0	1	0	0	0	0	0	0	8	14	0.00	0.000										

Batter	1	2	3	4	5	6	7	8	9	AB	R	H	RBI	BB	SO	LOB	TOP										
Mark Ellis, R OBP: 0.326, SLG: 0.373 (1, 4)			G6-3		P5		P4			5	0	0	0	0	2	1	<p>Oakland Athletics @ Tampa Bay Devil Rays Tropicana Field, St. Petersburg, FL Tue Jul 16 2002, 7:15 PM EDT Att: 10,592 - Dome - 72 F</p> <p>livebaseballscorecards.com</p>										
Scott Hatteberg, L OBP: 0.368, SLG: 0.438 (1, 3)										3	0	2	0	1	0	0											
Miguel Tejada, R OBP: 0.341, SLG: 0.484 (1, 6)			F3				P2			4	0	1	0	0	1	2											
David Justice, L OBP: 0.395, SLG: 0.396 (1, 10)		G5-3			L4-3					3	1	0	0	1	1	2											
3 Eric Chavez, L OBP: 0.331, SLG: 0.512 (1, 5)							F7			3	0	0	0	1	1	0											
Jermaine Dye, R OBP: 0.345, SLG: 0.429 (1, 9)								G5-3		4	1	3	1	0	0	0											
John Mabry, L OBP: 0.366, SLG: 0.528 (9, PR)										3	0	2	1	0	0	1											
Terrence Long, L OBP: 0.306, SLG: 0.377 (9, 8)										0	0	0	0	0	0	0											
Eric Byrnes, R OBP: 0.283, SLG: 0.455 (9, 7)										4	0	0	0	0	2	5											
Greg Myers, L OBP: 0.310, SLG: 0.410 (1, 2)			F8		G4-3		L4			4	0	0	0	0	0	3											
Inning Stats	R: 0 E: 0 K: 2 S: 11	H: 0 LOB: 0 BB: 0 P: 16	R: 1 E: 0 K: 1 S: 15	H: 2 LOB: 1 BB: 0 P: 20	R: 0 E: 0 K: 0 S: 8	H: 0 LOB: 1 BB: 1 P: 16	R: 1 E: 0 K: 0 S: 10	H: 1 LOB: 2 BB: 2 P: 21	R: 0 E: 0 K: 0 S: 12	H: 1 LOB: 1 BB: 0 P: 11	R: 0 E: 0 K: 0 S: 7	H: 1 LOB: 0 BB: 0 P: 12	R: 0 E: 0 K: 2 S: 7	H: 0 LOB: 0 BB: 0 P: 9	R: 0 E: 0 K: 2 S: 11	H: 1 LOB: 1 BB: 0 P: 17	1B: 6 2B: 2 3B: 0 HR: 1	SF: 1 SAC: 0 DP: 1 HBP: 0	WP: 0 PB: 0 SB: 0 CS: 0	PA: 37							
PITCHER	IP	WLS	BF	H	R	ER	SO	BB	IBB	HBP	BLK	WP	HR	S	P	ERA	WHIP										
Jorge Sosa, R ERA: 5.49 (1, 1)	6.0	L	26	6	2	2	3	3	0	0	0	0	1	64	100	3.00	1.500										
Travis Harper, R ERA: 3.33 (7, 1)	3.0		11	2	0	0	4	0	0	0	0	0	0	25	38	0.00	0.667										

Batter	1	2	3	4	5	6	7	8	9	AB	R	H	RBI	BB	SO	LOB	BOTTOM										
Randy Winn, S OBP: 0.364, SLG: 0.493 (1, 8)										5	0	4	0	0	0	0	<p>Oakland Athletics @ Tampa Bay Devil Rays Tropicana Field, St. Petersburg, FL Tue Jul 16 2002, 7:15 PM EDT Att: 10,592 - Dome - 72 F</p> <p>livebaseballscorecards.com</p>										
Brent Abernathy, R OBP: 0.289, SLG: 0.321 (1, 4)			SH1-4		G5-3		F4		SH1-3	3	0	0	0	0	3												
Steve Cox, L OBP: 0.332, SLG: 0.425 (1, 10)			G6-3		P3		HBP		P4	3	0	0	1	1	0	4											
Aubrey Huff, L OBP: 0.331, SLG: 0.427 (9, PR)										5	0	2	0	0	2	5											
Jason Smith, L OBP: 0.233, SLG: 0.345 (9, PR)										0	0	0	0	0	0	0											
Dave McCarty, R OBP: 0.200, SLG: 0.250 (1, 7)	G6-3				E6		G5-3			5	0	0	0	0	2	4											
Ben Grievie, L OBP: 0.342, SLG: 0.420 (1, 9)					FC4-6					3	0	0	0	1	2	1											
John Flaherty, R OBP: 0.287, SLG: 0.372 (1, 2)										4	0	1	0	0	2	2											
Chris Gomez, R OBP: 0.304, SLG: 0.411 (1, 6)			G5-3		FC6-4		G6-3			4	0	1	0	0	0	2											
Felix Escalona, R OBP: 0.307, SLG: 0.348 (1, 5)										1	1	1	0	0	0	0											
18 Jared Sandberg, R OBP: 0.288, SLG: 0.428 (7, PH)			SH1-4						G5-3	2	0	0	0	0	1	2											
Inning Stats	R: 0 E: 0 K: 0 S: 14	H: 1 LOB: 2 BB: 1 P: 23	R: 0 E: 0 K: 1 S: 7	H: 0 LOB: 0 BB: 0 P: 9	R: 1 E: 0 K: 1 S: 11	H: 2 LOB: 1 BB: 0 P: 16	R: 0 E: 1 K: 1 S: 8	H: 0 LOB: 1 BB: 0 P: 13	R: 0 E: 0 K: 1 S: 10	H: 1 LOB: 2 BB: 0 P: 15	R: 0 E: 0 K: 1 S: 8	H: 1 LOB: 1 BB: 0 P: 12	R: 0 E: 0 K: 0 S: 8	H: 1 LOB: 2 BB: 0 P: 11	R: 0 E: 0 K: 3 S: 17	H: 1 LOB: 2 BB: 1 P: 27	R: 0 E: 0 K: 1 S: 13	H: 2 LOB: 3 BB: 0 P: 16	1B: 8 2B: 1 3B: 0 HR: 0	SF: 0 SAC: 2 DP: 0 HBP: 2	WP: 0 PB: 0 SB: 1 CS: 1	PA: 41					
PITCHER	IP	WLS	BF	H	R	ER	SO	BB	IBB	HBP	BLK	WP	HR	S	P	ERA	WHIP										
Mark Mulder, L ERA: 3.53 (1, 1)	7.1	W	33	6	1	1	6	2	0	2	0	0	0	70	107	1.23	1.091										
Chad Bradford, R ERA: 1.55 (8, 1)	0.2	H	3	1	0	0	2	0	0	0	0	0	0	13	19	0.00	1.500										
Billy Koch, R ERA: 3.1 (9, 1)	1.0	S	5	2	0	0	1	0	0	0	0	0	0	13	16	0.00	2.000										

Batter	1	2	3	4	5	6	7	8	9	AB	R	H	RBI	BB	SO	LOB	TOP				
18 Johnny Damon, L (1, 8) OBP: 0.373, SLG: 0.438										4	1	1	1	1	1	1	Boston Red Sox @ Tampa Bay Devil Rays Tropicana Field, St. Petersburg, FL Wed Jul 17 2002, 7:15 PM EDT Att: 15,672 - Dome - 72 F				
Rey Sanchez, R (1, 4) OBP: 0.347, SLG: 0.413										4	1	1	0	1	1	3					
Nomar Garciaparra, R (1, 6) OBP: 0.339, SLG: 0.591										4	0	1	0	1	1	0					
Manny Ramirez, R (1, 7) OBP: 0.454, SLG: 0.591										4	1	2	2	1	2	2					
Shea Hillenbrand, R (1, 5) OBP: 0.338, SLG: 0.486										5	1	2	1	0	0	4					
Brian Daubach, L (1, 10) OBP: 0.355, SLG: 0.490										4	1	0	0	1	0	4					
Jason Varitek, S (1, 2) OBP: 0.349, SLG: 0.400										3	0	1	0	2	1	0					
Trot Nixon, L (1, 9) OBP: 0.332, SLG: 0.451										4	1	1	2	0	0	3					
Jose Offerman, S (1, 3) OBP: 0.336, SLG: 0.341										5	0	2	0	0	0	2					
Inning Stats	R: 0 E: 0 K: 1 S: 6	H: 0 LOB: 0 BB: 0 P: 10	R: 2 E: 0 K: 1 S: 14	H: 3 LOB: 3 BB: 2 P: 26	R: 0 E: 0 K: 0 S: 8	H: 1 LOB: 1 BB: 0 P: 11	R: 0 E: 0 K: 0 S: 8	H: 1 LOB: 0 BB: 0 P: 15	R: 1 E: 0 K: 0 S: 17	H: 1 LOB: 1 BB: 1 P: 31	R: 1 E: 0 K: 1 S: 14	H: 3 LOB: 2 BB: 0 P: 19	R: 2 E: 0 K: 1 S: 16	H: 2 LOB: 3 BB: 3 P: 35	R: 0 E: 0 K: 0 S: 8	H: 0 LOB: 1 BB: 1 P: 17		1B: 8 2B: 1 3B: 0 HR: 2	SF: 1 SAC: 0 DP: 0 HBP: 0	WP: 2 PB: 0 SB: 2 CS: 0	PA: 45
PITCHER	IP WLS BF H R ER SO BB IBB HBP BLK WP HR S P ERA WHIP	IP WLS BF H R ER SO BB IBB HBP BLK WP HR S P ERA WHIP	IP WLS BF H R ER SO BB IBB HBP BLK WP HR S P ERA WHIP	IP WLS BF H R ER SO BB IBB HBP BLK WP HR S P ERA WHIP	IP WLS BF H R ER SO BB IBB HBP BLK WP HR S P ERA WHIP	IP WLS BF H R ER SO BB IBB HBP BLK WP HR S P ERA WHIP	IP WLS BF H R ER SO BB IBB HBP BLK WP HR S P ERA WHIP	IP WLS BF H R ER SO BB IBB HBP BLK WP HR S P ERA WHIP	IP WLS BF H R ER SO BB IBB HBP BLK WP HR S P ERA WHIP	IP WLS BF H R ER SO BB IBB HBP BLK WP HR S P ERA WHIP	IP WLS BF H R ER SO BB IBB HBP BLK WP HR S P ERA WHIP	IP WLS BF H R ER SO BB IBB HBP BLK WP HR S P ERA WHIP	IP WLS BF H R ER SO BB IBB HBP BLK WP HR S P ERA WHIP	IP WLS BF H R ER SO BB IBB HBP BLK WP HR S P ERA WHIP	IP WLS BF H R ER SO BB IBB HBP BLK WP HR S P ERA WHIP	IP WLS BF H R ER SO BB IBB HBP BLK WP HR S P ERA WHIP	IP WLS BF H R ER SO BB IBB HBP BLK WP HR S P ERA WHIP	IP WLS BF H R ER SO BB IBB HBP BLK WP HR S P ERA WHIP	IP WLS BF H R ER SO BB IBB HBP BLK WP HR S P ERA WHIP	IP WLS BF H R ER SO BB IBB HBP BLK WP HR S P ERA WHIP	IP WLS BF H R ER SO BB IBB HBP BLK WP HR S P ERA WHIP
Paul Wilson, R (1, 1) ERA: 4.17	6.2 L 32 9 4 4 5 3 0 0 0 0 0 1 75 124 5.40 1.800	1.1 9 2 2 2 1 3 0 0 0 1 1 18 38 13.50 3.750	1.0 4 0 0 0 0 1 0 0 0 0 0 0 8 17 0.00 1.000																		
Travis Phelps, R (7, 1) ERA: 5.56																					
Esteban Yan, R (9, 1) ERA: 4.62																					

AB	37
R	6
H	11
RBI	6
BB	7
SO	6
LOB	19



Batter	1	2	3	4	5	6	7	8	9	AB	R	H	RBI	BB	SO	LOB	BOTTOM				
Randy Winn, S (1, 8) OBP: 0.365, SLG: 0.495										3	1	1	0	1	0	0	Boston Red Sox @ Tampa Bay Devil Rays Tropicana Field, St. Petersburg, FL Wed Jul 17 2002, 7:15 PM EDT Att: 15,672 - Dome - 72 F				
Brent Abernathy, R (1, 4) OBP: 0.287, SLG: 0.318									3	0	0	0	0	0	1						
Steve Cox, L (1, 10) OBP: 0.329, SLG: 0.420									4	0	0	0	0	2	1						
Aubrey Huff, L (1, 3) OBP: 0.332, SLG: 0.431									3	0	1	1	0	0	0						
Ben Grieve, L (1, 9) OBP: 0.339, SLG: 0.416									3	0	0	0	0	1	1						
Toby Hall, R (1, 2) OBP: 0.247, SLG: 0.307										3	0	0	0	0	0						
Jason Conti, L (1, 7) OBP: 0.317, SLG: 0.318									2	0	0	0	1	0	0						
Chris Gomez, R (1, 6) OBP: 0.301, SLG: 0.407									3	0	0	0	0	0	1						
Jason Smith, L (1, 5) OBP: 0.222, SLG: 0.328									3	0	0	0	0	1	1						
Inning Stats	R: 0 E: 0 K: 0 S: 7	H: 0 LOB: 0 BB: 0 P: 10	R: 0 E: 0 K: 0 S: 5	H: 0 LOB: 0 BB: 0 P: 7	R: 0 E: 0 K: 1 S: 8	H: 0 LOB: 0 BB: 0 P: 10	R: 1 E: 0 K: 1 S: 11	H: 2 LOB: 1 BB: 0 P: 14	R: 0 E: 0 K: 0 S: 8	H: 0 LOB: 0 BB: 0 P: 15	R: 0 E: 0 K: 1 S: 8	H: 0 LOB: 0 BB: 0 P: 11	R: 0 E: 0 K: 0 S: 6	H: 0 LOB: 0 BB: 0 P: 6	R: 0 E: 0 K: 1 S: 8	H: 0 LOB: 0 BB: 1 P: 16		1B: 0 2B: 2 3B: 0 HR: 0	SF: 0 SAC: 1 DP: 1 HBP: 0	WP: 0 PB: 0 SB: 0 CS: 0	PA: 30
PITCHER	IP WLS BF H R ER SO BB IBB HBP BLK WP HR S P ERA WHIP	IP WLS BF H R ER SO BB IBB HBP BLK WP HR S P ERA WHIP	IP WLS BF H R ER SO BB IBB HBP BLK WP HR S P ERA WHIP	IP WLS BF H R ER SO BB IBB HBP BLK WP HR S P ERA WHIP	IP WLS BF H R ER SO BB IBB HBP BLK WP HR S P ERA WHIP	IP WLS BF H R ER SO BB IBB HBP BLK WP HR S P ERA WHIP	IP WLS BF H R ER SO BB IBB HBP BLK WP HR S P ERA WHIP	IP WLS BF H R ER SO BB IBB HBP BLK WP HR S P ERA WHIP	IP WLS BF H R ER SO BB IBB HBP BLK WP HR S P ERA WHIP	IP WLS BF H R ER SO BB IBB HBP BLK WP HR S P ERA WHIP	IP WLS BF H R ER SO BB IBB HBP BLK WP HR S P ERA WHIP	IP WLS BF H R ER SO BB IBB HBP BLK WP HR S P ERA WHIP	IP WLS BF H R ER SO BB IBB HBP BLK WP HR S P ERA WHIP	IP WLS BF H R ER SO BB IBB HBP BLK WP HR S P ERA WHIP	IP WLS BF H R ER SO BB IBB HBP BLK WP HR S P ERA WHIP	IP WLS BF H R ER SO BB IBB HBP BLK WP HR S P ERA WHIP	IP WLS BF H R ER SO BB IBB HBP BLK WP HR S P ERA WHIP	IP WLS BF H R ER SO BB IBB HBP BLK WP HR S P ERA WHIP	IP WLS BF H R ER SO BB IBB HBP BLK WP HR S P ERA WHIP	IP WLS BF H R ER SO BB IBB HBP BLK WP HR S P ERA WHIP	IP WLS BF H R ER SO BB IBB HBP BLK WP HR S P ERA WHIP
Derek Lowe, R (1, 1) ERA: 2.45	8.0 W 27 2 1 1 3 1 0 0 0 0 0 0 82 1.12 0.375	1.0 3 0 0 0 1 1 0 0 0 0 0 0 8 16 0.00 1.000																			
Rich Garces, R (9, 1) ERA: 7.71																					

AB	27
R	1
H	2
RBI	1
BB	2
SO	4
LOB	5



Batter	1	2	3	4	5	6	7	8	9	AB	R	H	RBI	BB	SO	LOB	TOP					
Rickey Henderson, R OBP: 0.359, SLG: 0.380	F9		FC3-6 BB		HR		G3 BB		K	3	1	1	1	2	1	0	Boston Red Sox @ Tampa Bay Devil Rays Tropicana Field, St. Petersburg, FL Thu Jul 18, 2002, 12:15 PM EDT Att: 22,012 - Dome - 72 F livebaseballscorecards.com					
18 Johnny Damon, L OBP: 0.370, SLG: 0.437	P4		FC3-6 WP		1B 2B		G3		P4	5	1	1	0	0	0	3						
Nomar Garciaparra, R OBP: 0.343, SLG: 0.504	F8		BB		1B		G6-3		2B	4	0	2	1	1	0	1						
Manny Ramirez, R OBP: 0.453, SLG: 0.582		HBP	F8		F9			G5-3	FC4-6 HBP	3	0	0	0	0	0	4						
Shea Hillenbrand, R OBP: 0.333, SLG: 0.480	K			F8		P4		F5	FC4-6	5	0	0	0	0	1	3						
Brian Daubach, L OBP: 0.353, SLG: 0.486	K			G4-3		F8		1B		4	0	1	0	0	1	1						
Jose Offerman, S OBP: 0.336, SLG: 0.341								1B		0	1	0	0	0	0	0						
Doug Mirabeli, R OBP: 0.287, SLG: 0.430								1B		3	0	0	0	0	1	1						
Jason Varitek, S OBP: 0.351, SLG: 0.402	F7			K		F9		1B		1	0	1	0	0	0	0						
Trot Nixon, L OBP: 0.331, SLG: 0.448			G4-3		F8		G3-1	FC6-4 1B		4	0	1	1	0	0	0						
Lou Merloni, R OBP: 0.333, SLG: 0.362			18 FC3-6 BB 1B		G5-3		HR	FC6-4 1B		4	1	2	1	0	0	2						
Inning Stats	R: 0 E: 0 K: 0 S: 9	H: 0 LOB: 0 BB: 0 P: 14	R: 0 E: 0 K: 2 S: 7	H: 0 LOB: 1 BB: 0 P: 8	R: 0 E: 0 K: 2 S: 13	H: 1 LOB: 3 BB: 2 P: 25	R: 0 E: 0 K: 1 S: 9	H: 0 LOB: 0 BB: 0 P: 13	R: 2 E: 0 K: 0 S: 19	H: 3 LOB: 1 BB: 0 P: 28	R: 0 E: 0 K: 0 S: 8	H: 0 LOB: 0 BB: 0 P: 13	R: 1 E: 0 K: 0 S: 8	H: 1 LOB: 1 BB: 1 P: 16	R: 1 E: 0 K: 0 S: 15	H: 3 LOB: 2 BB: 0 P: 21	R: 0 E: 0 K: 1 S: 11	H: 1 LOB: 2 BB: 0 P: 19	1B: 5 2B: 2 3B: 0 HR: 2	SF: 0 SAC: 0 DP: 0 HBP: 2	WP: 1 PB: 0 SB: 1 CS: 0	PA: 41
PITCHER	IP	WLS	BF	H	R	ER	SO	BB	IBB	HBP	BLK	WP	HR	S	P	ERA	WHIP					
Tanyon Sturtze, R ERA: 4.39	(1, 1)	7.0	30	5	3	3	3	3	0	1	0	1	2	73	117	3.86	1.143					
Esteban Yan, R ERA: 4.66	(8, 1)	1.2	L 10	4	1	1	1	0	0	1	0	0	0	24	38	5.40	2.400					
Jesus Colome, R ERA: 8.37	(9, 1)	0.1	1	0	0	0	0	0	0	0	0	0	0	2	2	0.00	0.000					

AB 36
R 4
H 9
RBI 4
BB 3
SO 4
LOB 15



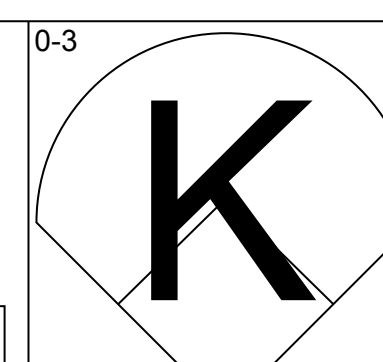
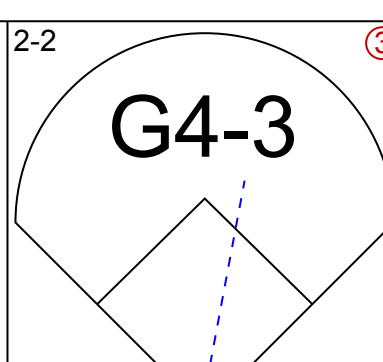
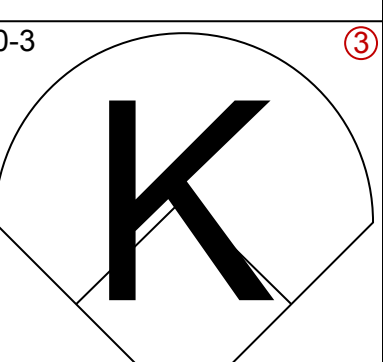
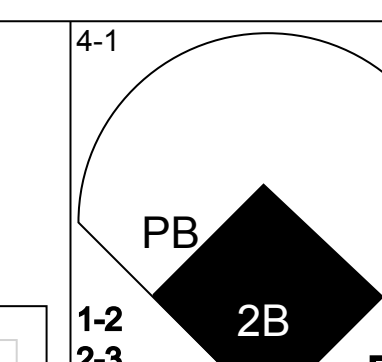
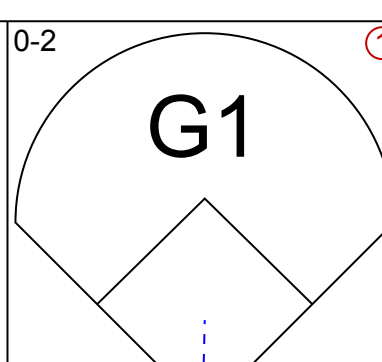
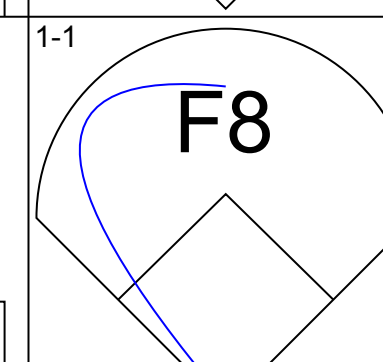
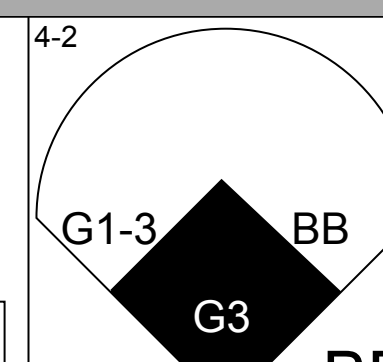
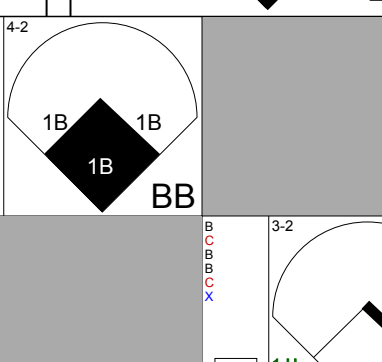
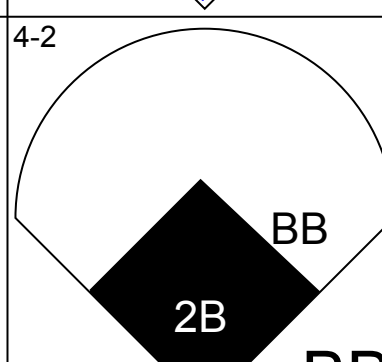
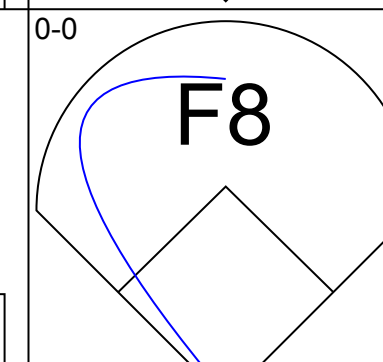
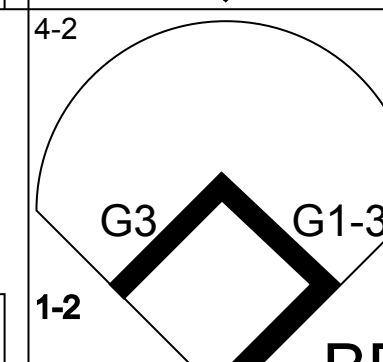
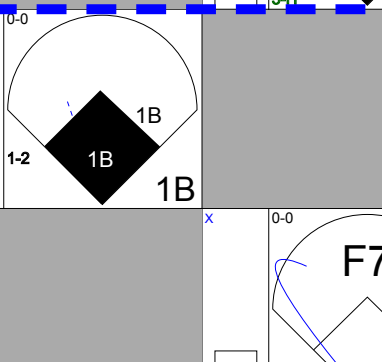
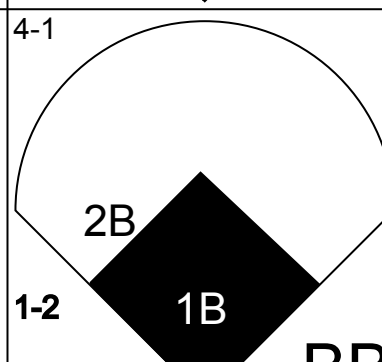
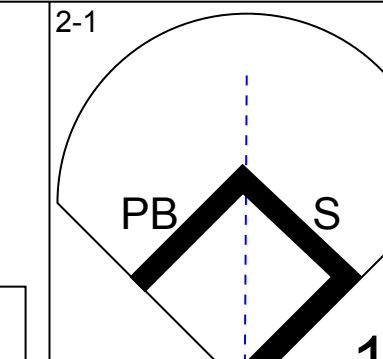
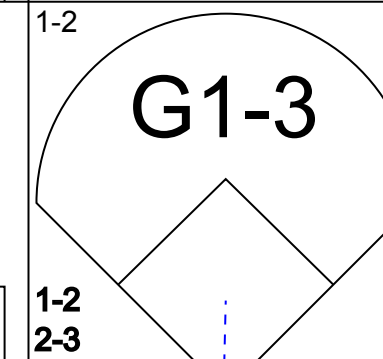
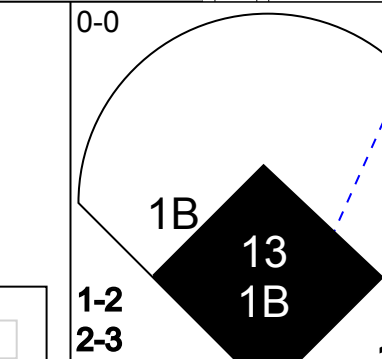
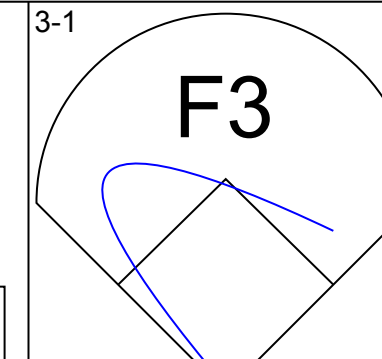
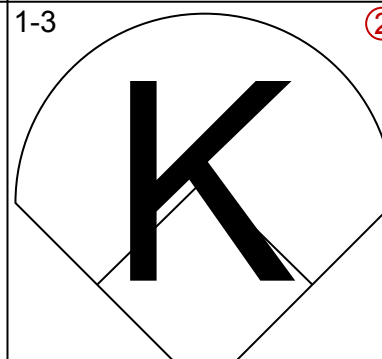

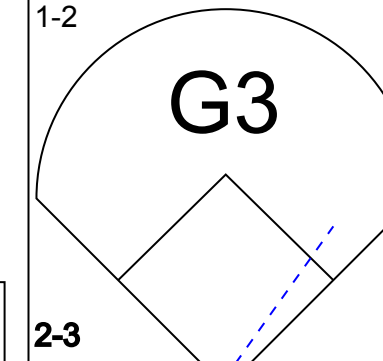
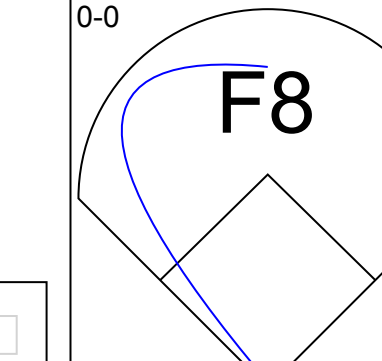
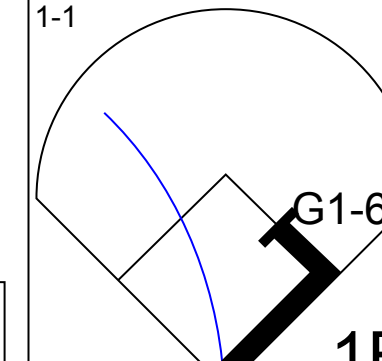
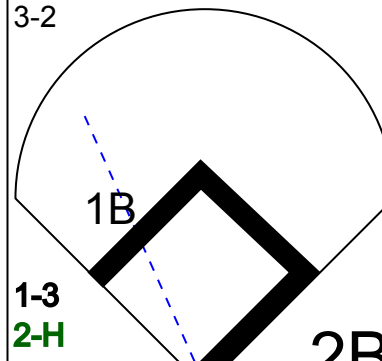

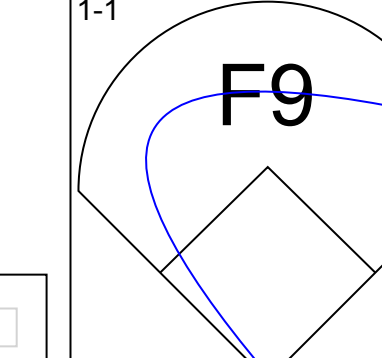
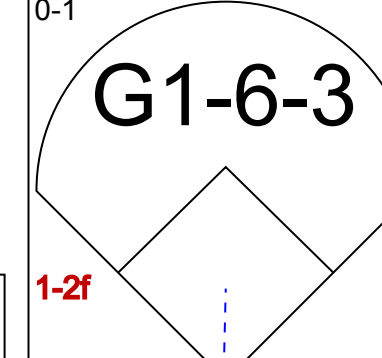
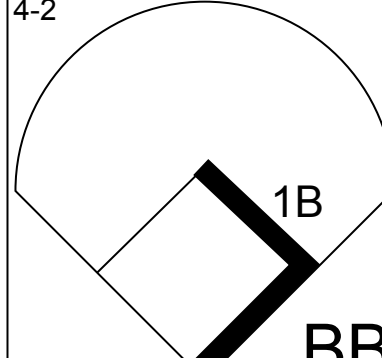
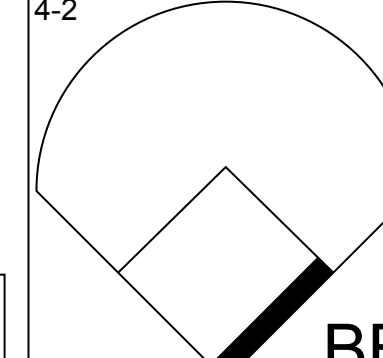

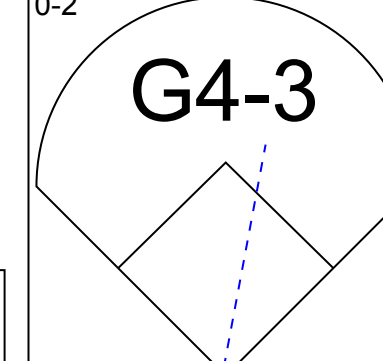
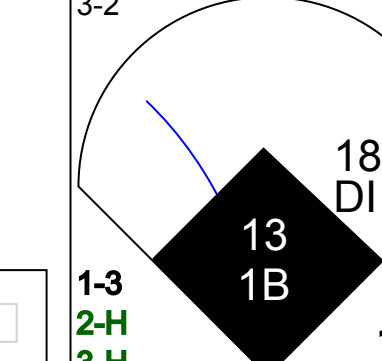
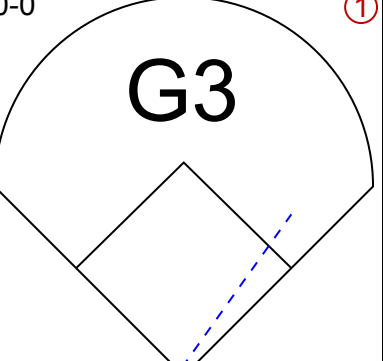
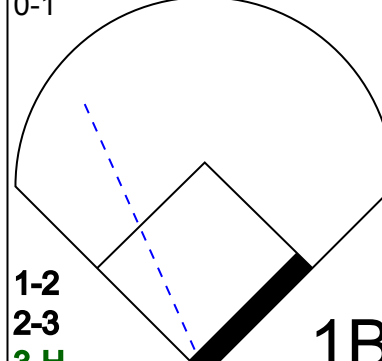
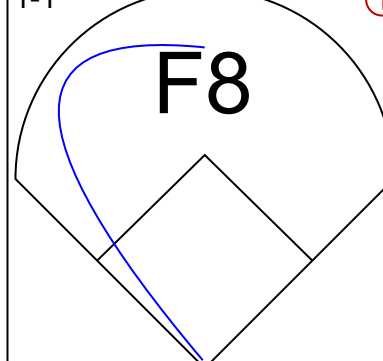
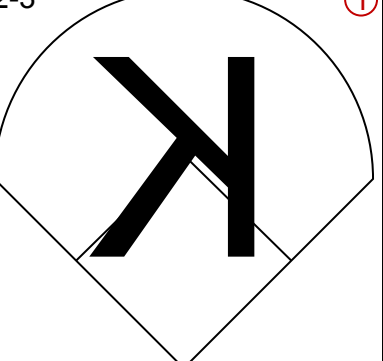
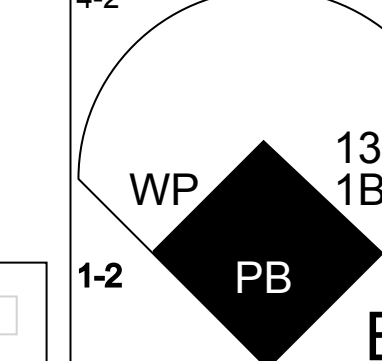
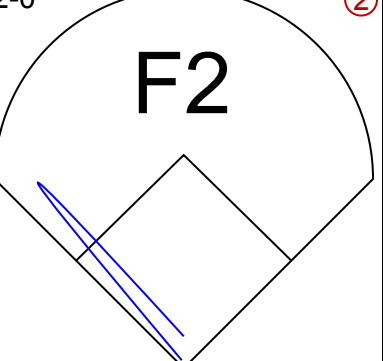
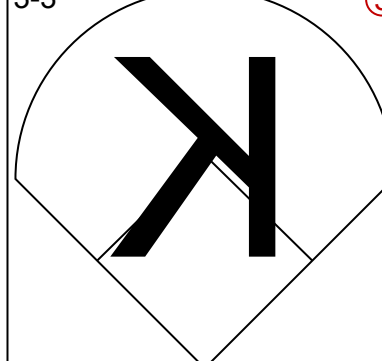
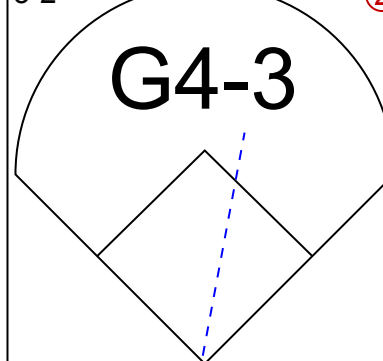
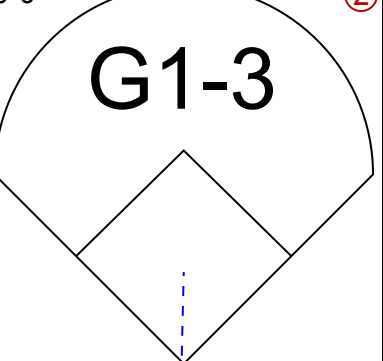
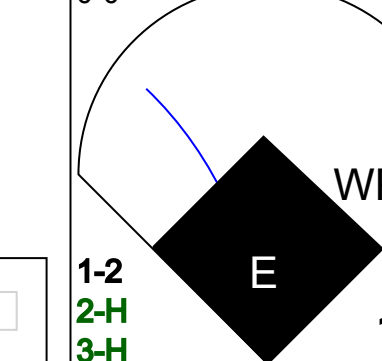
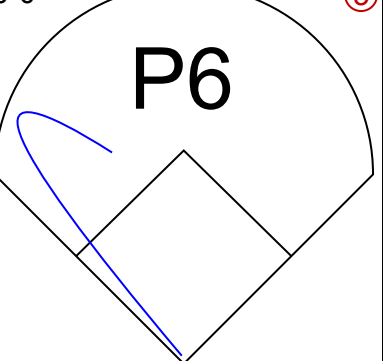
Batter	1	2	3	4	5	6	7	8	9	AB	R	H	RBI	BB	SO	LOB	BOTTOM				
Randy Winn, S OBP: 0.366, SLG: 0.493	F7		K		S 1B		G6-3		G3-1 1B	5	0	2	0	0	1	0	Boston Red Sox @ Tampa Bay Devil Rays Tropicana Field, St. Petersburg, FL Thu Jul 18, 2002, 12:15 PM EDT Att: 22,012 - Dome - 72 F livebaseballscorecards.com				
Brent Abernathy, R OBP: 0.292, SLG: 0.317	F7		BB SF7 HBP		S BB		S HBP		G3-1	1	1	0	0	1	0	0					
Ben Griev, L OBP: 0.338, SLG: 0.414										1	0	0	0	0	0	1					
Steve Cox, L OBP: 0.332, SLG: 0.428	HR		BB		K		G4-3			3	1	1	1	2	1	3					
Jason Smith, L OBP: 0.222, SLG: 0.328			BB						BB	0	0	0	0	0	0	0					
Aubrey Huff, L OBP: 0.328, SLG: 0.421	G6-3				K				G4-3	4	0	0	0	1	2	4					
Toby Hall, R OBP: 0.247, SLG: 0.324		HR	SF7		G6-3				F9	3	1	1	2	0	0	2					
Jason Conti, L OBP: 0.315, SLG: 0.331	F8		K				K		3B	4	0	1	0	0	2	2					
Dave McCarty, R OBP: 0.217, SLG: 0.242	18 FC6-4 BB				F7		K		FC6-4 BB	2	0	0	0	2	1	0					
Chris Gomez, R OBP: 0.297, SLG: 0.401	F2				G6-3		P4		FC6-4	4	0	0	0	0	0	3					
1B Jared Sandberg, R OBP: 0.281, SLG: 0.417	FC6-4				F7				K	4	0	0	0	0	2	1					
Inning Stats	R: 1 E: 0 K: 0 S: 9	H: 1 LOB: 0 BB: 0 P: 14	R: 1 E: 0 K: 0 S: 13	H: 1 LOB: 1 BB: 1 P: 27	R: 1 E: 0 K: 2 S: 15	H: 0 LOB: 2 BB: 2 P: 29	R: 0 E: 0 K: 0 S: 8	H: 0 LOB: 0 BB: 0 P: 10	R: 0 E: 0 K: 2 S: 18	H: 0 LOB: 1 BB: 0 P: 25	R: 0 E: 0 K: 1 S: 12	H: 0 LOB: 1 BB: 0 P: 18	R: 0 E: 0 K: 1 S: 9	H: 1 LOB: 2 BB: 1 P: 18	R: 0 E: 0 K: 1 S: 11	H: 1 LOB: 2 BB: 1 P: 21	1B: 2 2B: 0 3B: 1 HR: 2	SF: 1 SAC: 0 DP: 0 HBP: 2	WP: 0 PB: 0 SB: 5 CS: 0	PA: 40	
PITCHER	IP	WLS	BF	H	R	ER	SO	BB	IBB	HBP	BLK	WP	HR	S	P	ERA	WHIP				
Frank Castillo, R ERA: 4.8	(1, 1)	4.0	20	3	3	3	2	4	0	1	0	0	0	29	39	0.00	0.000				
49 Tim Wakefield, R ERA: 2.99	(5, 1)	3.0	W 10	0	0	0	5	0	0	1	0	0	0	9	18	0.00	2.000				
Chris Haney, L ERA: 2.04	(8, 1)	1.0	H 5	1	0	0	1	1	0	0	0	0	0	11	21	0.00	2.000				
Ugueth Urbina, R ERA: 3.0	(9, 1)	1.0	S 5	1	0	0	1	1	0	0	0	0	0	11	21	0.00	2.000				

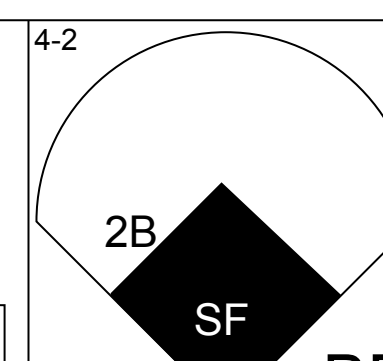
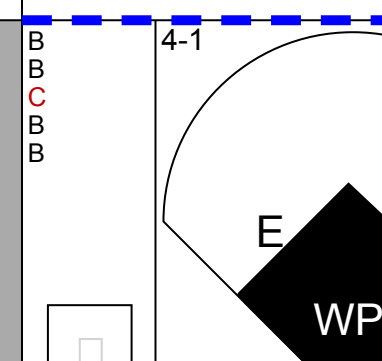
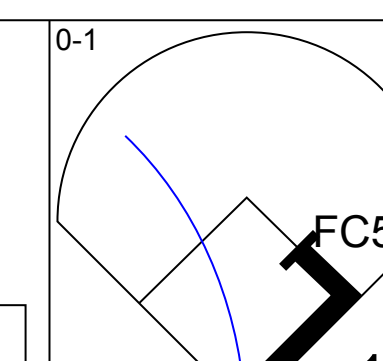
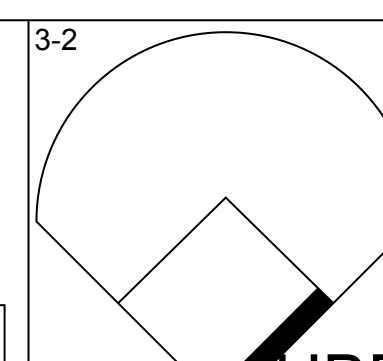
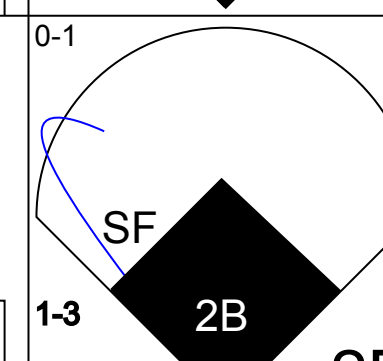
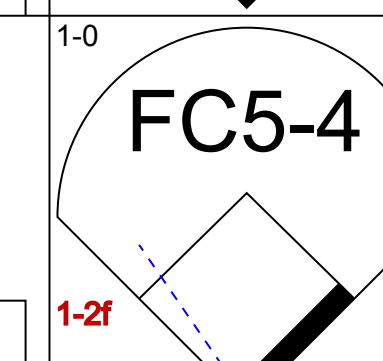
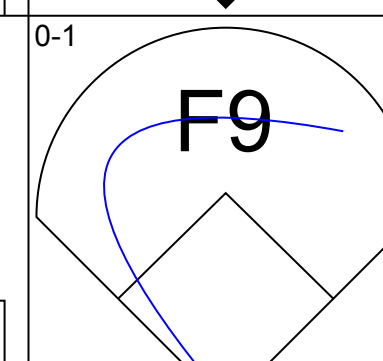
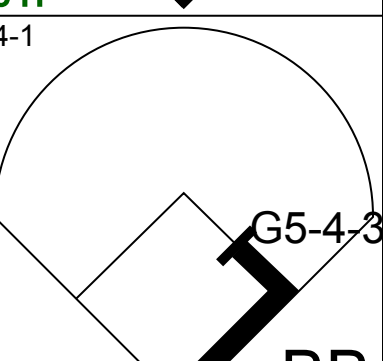
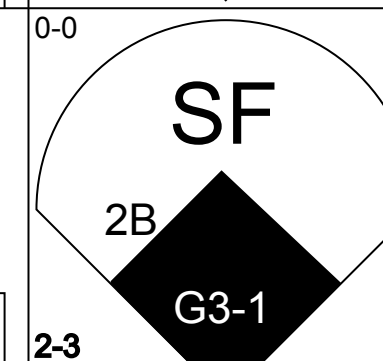
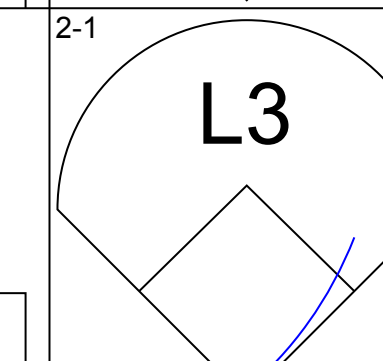
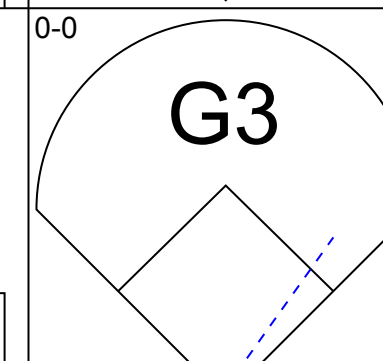
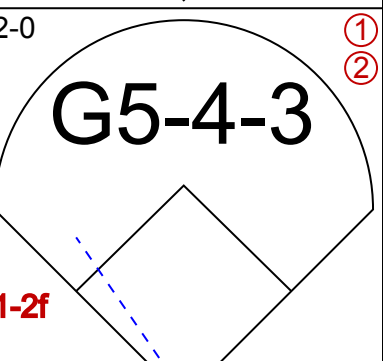
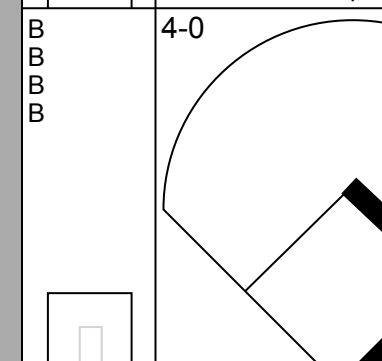
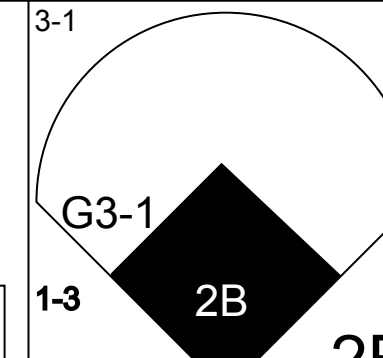
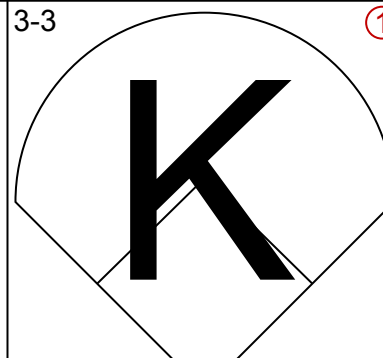
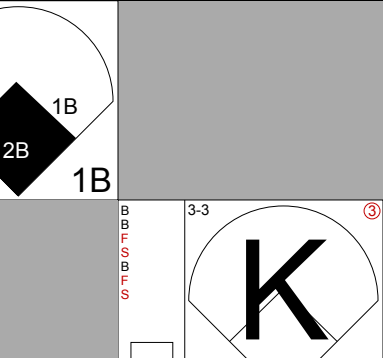
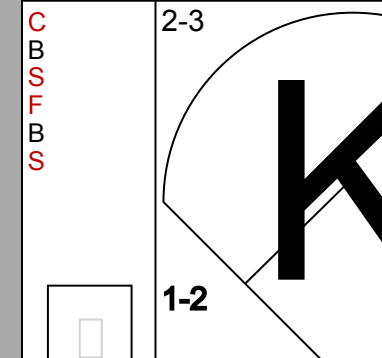
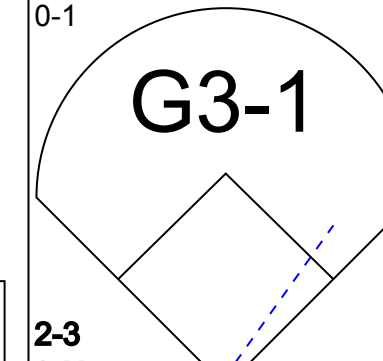

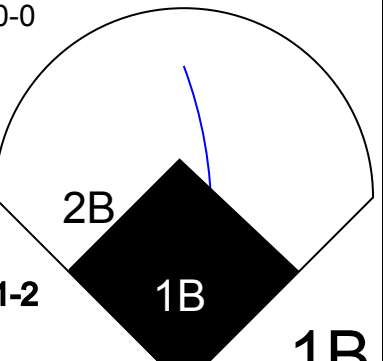
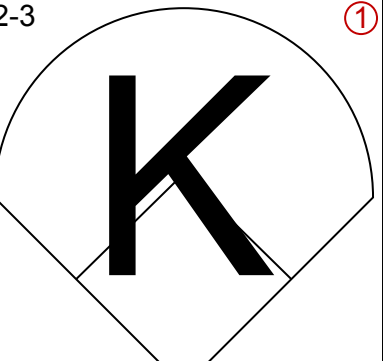
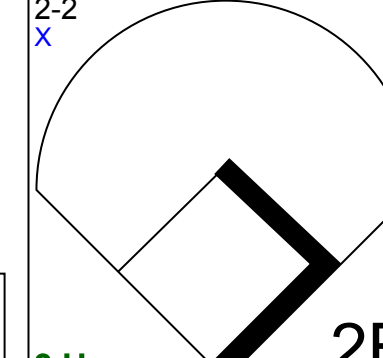

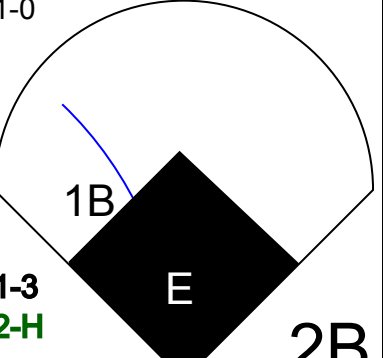
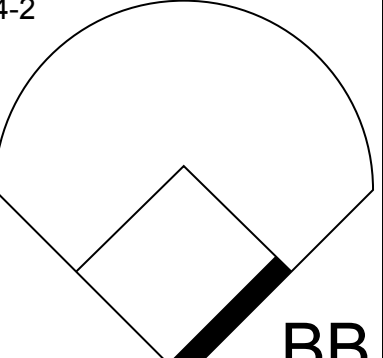
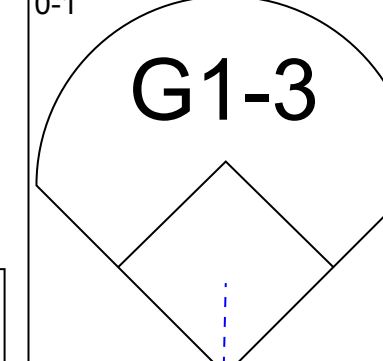
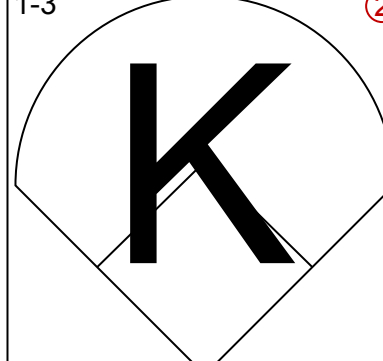
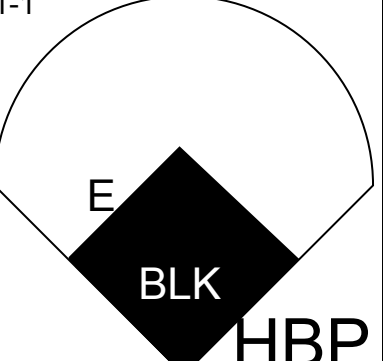

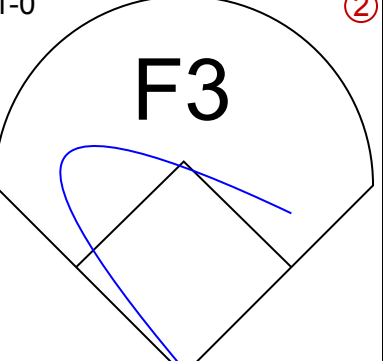
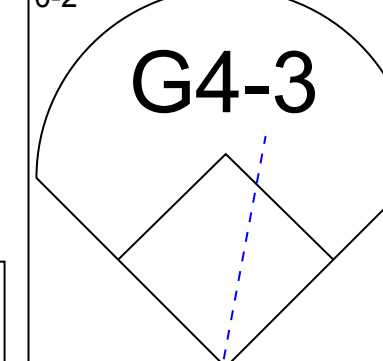
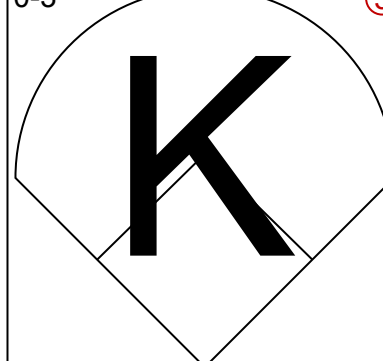
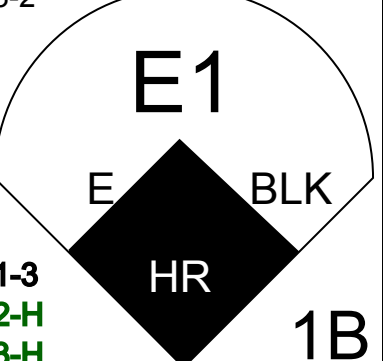

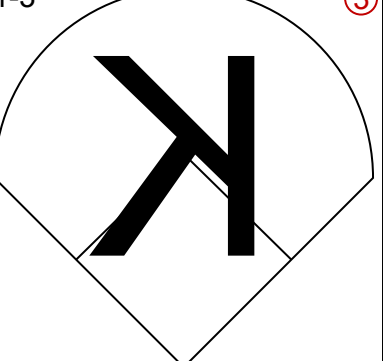
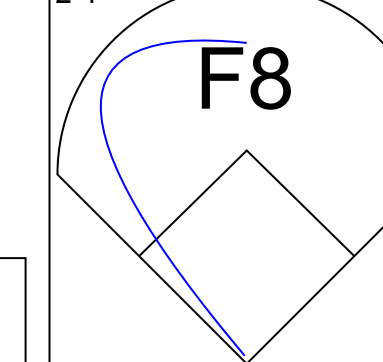
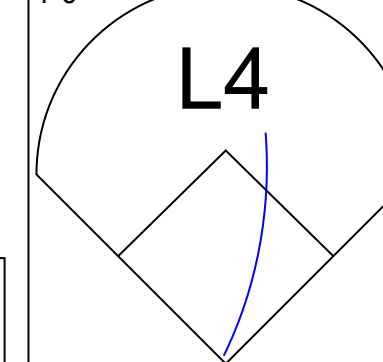
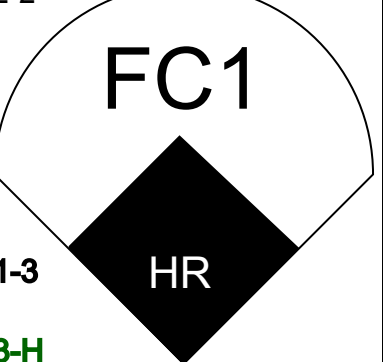
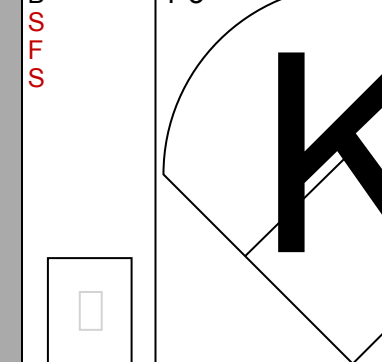
AB 31
R 3
H 5
RBI 3
BB 6
SO 9
LOB 16



Batter	1	2	3	4	5	6	7	8	9	AB	R	H	RBI	BB	SO	LOB	TOP								
Randy Winn, S OBP: 0.366, SLG: 0.493	G4-3		K			1B BB		G1-3		4	1	1	0	1	1	1	Tampa Bay Devil Rays @ Toronto Blue Jays SkyDome, Toronto, ON Fri Jul 19, 2002, 7:05 PM EDT Att: 16,985 - Sunny - 82 F								
Brent Abernathy, R OBP: 0.233, SLG: 0.316	K			HR BB	1B 1B		G5-3	G3		4	2	1	0	1	1	2									
Steve Cox, L OBP: 0.331, SLG: 0.423	G5-3			K	K		K		F8 1B BB	4	0	0	0	1	3	4									
Aubrey Huff, L OBP: 0.340, SLG: 0.455	G4-3				HR 1B			G6-3 2B	1B	5	3	4	3	0	0	0									
Dave McCarty, R OBP: 0.230, SLG: 0.242	F9			2B 1B	1B BB		G6-3		K	4	1	1	0	1	1	3									
John Flaherty, R OBP: 0.290, SLG: 0.379	G6-3			2B	1B		K		F8	5	0	2	3	0	1	3									
Jason Conti, L OBP: 0.312, SLG: 0.333			K	K	K				G4-3	5	0	1	1	0	3	5									
Jason Smith, L OBP: 0.224, SLG: 0.323										4	0	1	0	0	2	2									
1B Jared Sandberg, R OBP: 0.281, SLG: 0.409	K				L8			G5-3		3	1	0	0	1	1	1									
Inning Stats	R: 0 E: 0 K: 1 S: 8	H: 0 LOB: 0 BB: 0 P: 12	R: 0 E: 0 K: 0 S: 7	H: 0 LOB: 0 BB: 0 P: 9	R: 0 E: 0 K: 3 S: 13	H: 1 LOB: 1 BB: 0 P: 16	R: 3 E: 0 K: 2 S: 13	H: 3 LOB: 1 BB: 1 P: 18	R: 3 E: 0 K: 2 S: 12	H: 3 LOB: 2 BB: 2 P: 30	R: 1 E: 0 K: 2 S: 11	H: 1 LOB: 1 BB: 1 P: 21	R: 1 E: 0 K: 2 S: 9	H: 2 LOB: 1 BB: 0 P: 15	R: 0 E: 0 K: 1 S: 10	H: 0 LOB: 0 BB: 0 P: 15	R: 0 E: 0 K: 1 S: 10	H: 1 LOB: 2 BB: 1 P: 18	1B: 6 2B: 4 3B: 0 HR: 1	SF: 0 SAC: 0 DP: 0 HBP: 0	WP: 1 PB: 0 CS: 0	PA: 43			
PITCHER	IP	WLS	BF	H	R	ER	SO	BB	IBB	HBP	BLK	WP	HR	S	P	ERA	WHIP								
Esteban Loaiza, R ERA: 5.69	5.0	W	25	7	6	6	8	3	0	0	0	0	1	53	85	10.80	2.000								
Corey Thurman, R ERA: 3.77	0.2	H	4	1	1	1	1	1	0	0	0	0	0	8	15	13.50	3.000								
Scott Eyre, L ERA: 5.34	0.1	H	2	1	1	1	1	0	0	0	0	1	0	4	9	27.00	3.000								
Scott Cassidy, R ERA: 5.19	2.0		7	1	0	0	2	0	0	0	0	0	0	18	27	0.00	0.500								
Kelvin Escobar, R ERA: 4.62	1.0	S	5	1	0	0	1	1	0	0	0	0	0	10	18	0.00	2.000								

Batter	1	2	3	4	5	6	7	8	9	AB	R	H	RBI	BB	SO	LOB	BOTTOM								
Shannon Stewart, R OBP: 0.358, SLG: 0.418	2B 1B	FC5-4			BB E 1B		E6 1B		L4-6 S BB	4	2	3	1	1	0	1	Tampa Bay Devil Rays @ Toronto Blue Jays SkyDome, Toronto, ON Fri Jul 19, 2002, 7:05 PM EDT Att: 16,985 - Sunny - 82 F								
Dave Berg, R OBP: 0.312, SLG: 0.387	F8		L9	E9 BB	FC6-4 1B		F8			5	0	1	1	0	0	4									
José Cruz Jr., S OBP: 0.313, SLG: 0.442	1H 2B		BB 1B	G4-6-3 BB	FC6-4 1B		L4-6			4	1	2	2	1	0	3									
Carlos Delgado, L OBP: 0.387, SLG: 0.497	2H 2B		FC6-4 BB	G4-6-3 BB		2B HR 1B		K		4	1	2	1	1	1	2									
10 Vernon Wells, R OBP: 0.308, SLG: 0.440	K		F3	P1		F9		E6 BB		5	0	0	0	0	1	5									
Chris Woodward, R OBP: 0.337, SLG: 0.538	K		FC6-4			F9	K	F7		5	0	0	0	0	2	5									
Josh Phelps, R OBP: 0.345, SLG: 0.446		L9		HBP 1B 1B	K		HR 2B	FC6-4 BB		4	2	2	0	1	1	0									
Tom Wilson, R OBP: 0.351, SLG: 0.396	K			1B HBP 1B	1B BB		HR	FC6-4		4	3	2	3	1	1	2									
Joe Lawrence, R OBP: 0.265, SLG: 0.255	E6 FC5-4			E 1B HBP	E 1B BB		F7			2	2	0	0	1	0	0									
Inning Stats	R: 2 E: 0 K: 2 S: 14	H: 3 LOB: 1 BB: 0 P: 24	R: 0 E: 1 K: 1 S: 13	H: 0 LOB: 1 BB: 0 P: 18	R: 0 E: 0 K: 0 S: 11	H: 1 LOB: 2 BB: 1 P: 21	R: 4 E: 1 K: 0 S: 19	H: 3 LOB: 1 BB: 1 P: 36	R: 2 E: 0 K: 1 S: 9	H: 2 LOB: 0 BB: 2 P: 21	R: 3 E: 0 K: 1 S: 14	H: 3 LOB: 0 BB: 0 P: 24	R: 0 E: 0 K: 0 S: 4	H: 0 LOB: 0 BB: 1 P: 12	R: 0 E: 1 K: 1 S: 14	H: 0 LOB: 2 BB: 1 P: 23	1B: 8 2B: 4 3B: 0 HR: 1	SF: 0 SAC: 0 DP: 2 HBP: 1	WP: 0 PB: 0 CS: 0	PA: 44					
PITCHER	IP	WLS	BF	H	R	ER	SO	BB	IBB	HBP	BLK	WP	HR	S	P	ERA	WHIP								
Joe Kennedy, L ERA: 4.38	4.0	L	23	5	5	5	2	2	0	0	0	0	1	23	45	22.50	3.500								
Doug Creek, L ERA: 6.27	2.0		13	5	5	5	2	2	0	0	0	0	0	18	35	0.00	1.000								
Brandon Backe, R ERA:	2.0		8	0	0	0	1	2	0	0	0	0	0	18	35	0.00	1.000								

Batter	1	2	3	4	5	6	7	8	9	AB	R	H	RBI	BB	SO	LOB	TOP				
Randy Winn, S OBP: 0.364, SLG: 0.488										4	1	0	0	1	2	0	Tampa Bay Devil Rays @ Toronto Blue Jays SkyDome, Toronto, ON Sat Jul 20 2002, 4:05 PM EDT Att: 24,449 - Sunny - 78 F				
Andy Sheets, R OBP: 0.800, SLG: 1.000										2	3	1	1	3	0	0					
Steve Cox, L OBP: 0.334, SLG: 0.422										3	2	1	0	2	0	1					
Aubrey Huff, L OBP: 0.342, SLG: 0.453										5	1	2	0	0	1	4					
John Flaherty, R OBP: 0.293, SLG: 0.385										5	0	2	2	0	0	5					
Jason Conti, L OBP: 0.310, SLG: 0.326										3	0	0	0	1	0	5					
Ben Grieve, L OBP: 0.340, SLG: 0.414										0	0	0	0	1	0	0					
Chris Gomez, R OBP: 0.299, SLG: 0.401										5	1	2	3	0	0	3					
18 Jared Sandberg, R OBP: 0.278, SLG: 0.399										4	1	0	0	1	2	3					
13 Carl Crawford, L OBP: 0.250, SLG: 0.250										4	1	1	2	0	0	0					
Inning Stats	R: 0 E: 0 K: 1 S: 6	H: 0 LOB: 0 BB: 0 P: 7	R: 0 E: 0 K: 0 S: 7	H: 1 LOB: 1 BB: 0 P: 13	R: 0 E: 0 K: 0 S: 10	H: 0 LOB: 0 BB: 0 P: 16	R: 1 E: 0 K: 0 S: 15	H: 0 LOB: 0 BB: 3 P: 29	R: 0 E: 0 K: 2 S: 8	H: 5 LOB: 1 BB: 3 P: 10	R: 0 E: 0 K: 0 S: 6	H: 1 LOB: 0 BB: 0 P: 10	R: 0 E: 0 K: 0 S: 3	H: 0 LOB: 0 BB: 0 P: 5	R: 2 E: 0 K: 2 S: 23	H: 2 LOB: 3 BB: 3 P: 42	1B: 7 2B: 2 3B: 0 HR: 0	SF: 0 SAC: 0 DP: 1 HBP: 0	WP: 1 PB: 4 SB: 1 CS: 0	PA: 44	
PITCHER	IP	WLS	BF	H	R	ER	SO	BB	IBB	HBP	BLK	WP	HR	S	P	ERA	WHIP				
Steve Parris, R ERA: 3.89	(1, 1)	5.2	W	25	4	5	5	3	4	0	0	0	0	0	57	94	7.94	1.412			
Brian Bowles, R ERA: 3.39	(6, 1)	0.0		4	2	3	2	0	2	0	0	0	1	0	8	19	∞	∞			
Felix Heredia, L ERA: 4.5	(6, 1)	1.1	H	4	1	0	0	0	0	0	0	0	0	0	7	11	0.00	0.750			
Cliff Politte, R ERA: 4.7	(8, 1)	1.2		8	1	2	2	1	2	0	0	0	0	0	17	31	10.80	1.800			
Kelvin Escobar, R ERA: 4.79	(9, 1)	0.1	S	3	1	0	0	1	1	0	0	0	0	0	9	16	0.00	6.000			

Batter	1	2	3	4	5	6	7	8	9	AB	R	H	RBI	BB	SO	LOB	BOTTOM				
Shannon Stewart, R OBP: 0.367, SLG: 0.431										2	3	2	3	2	0	0	Tampa Bay Devil Rays @ Toronto Blue Jays SkyDome, Toronto, ON Sat Jul 20 2002, 4:05 PM EDT Att: 24,449 - Sunny - 78 F				
10 Vernon Wells, R OBP: 0.308, SLG: 0.440										4	1	1	0	1	1	3					
Dave Berg, R OBP: 0.314, SLG: 0.389										4	1	1	0	1	1	3					
José Cruz Jr., S OBP: 0.312, SLG: 0.439										3	1	0	1	1	0	3					
Carlos Delgado, L OBP: 0.387, SLG: 0.499										5	2	2	1	0	3	1					
Eric Hinske, L OBP: 0.380, SLG: 0.524										4	1	2	1	1	1	1					
Chris Woodward, R OBP: 0.359, SLG: 0.564										3	1	2	2	1	1	1					
Josh Phelps, R OBP: 0.333, SLG: 0.417										4	1	0	0	0	1	5					
Ken Huckaby, R OBP: 0.345, SLG: 0.394										5	1	1	1	0	2	5					
Dewayne Wise, L (8, 7)										4	1	0	0	0	1	1					
Inning Stats	R: 4 E: 1 K: 0 S: 24	H: 3 LOB: 1 BB: 1 P: 33	R: 0 E: 0 K: 0 S: 7	H: 1 LOB: 1 BB: 0 P: 12	R: 0 E: 0 K: 3 S: 17	H: 1 LOB: 2 BB: 0 P: 25	R: 0 E: 0 K: 0 S: 9	H: 0 LOB: 1 BB: 0 P: 13	R: 7 E: 2 K: 1 S: 19	H: 5 LOB: 0 BB: 1 P: 35	R: 0 E: 0 K: 1 S: 18	H: 0 LOB: 1 BB: 1 P: 28	R: 1 E: 1 K: 3 S: 12	H: 0 LOB: 1 BB: 2 P: 25	R: 0 E: 0 K: 2 S: 9	H: 0 LOB: 1 BB: 1 P: 17	1B: 4 2B: 5 3B: 0 HR: 1	SF: 1 SAC: 0 DP: 1 HBP: 3	WP: 1 PB: 0 SB: 1 CS: 0	PA: 44	
PITCHER	IP	WLS	BF	H	R	ER	SO	BB	IBB	HBP	BLK	WP	HR	S	P	ERA	WHIP				
Luis De Los Santos, R ERA: 18.0	(1, 1)	4.0	L	26	9	9	8	3	1	0	3	0	0	66	97	18.00	2.500				
Steve Kent, L ERA: 4.81	(5, 1)	2.1		10	1	2	1	3	2	0	0	1	0	1	31	53	3.86	1.286			
Jesus Colome, R ERA: 7.82	(7, 1)	1.2		8	0	1	0	4	3	0	0	0	1	0	18	38	0.00	1.800			

Batter	1	2	3	4	5	6	7	8	9	AB	R	H	RBI	BB	SO	LOB	TOP								
Andy Sheets, R (1, 5) OBP: 0.500, SLG: 0.571	1-1 SH1-3 SF8 2B		2-0 F9	1-2 F8		3-3 K		1-1 G4-3		5	1	1	0	0	1	4	<p>Tampa Bay Devil Rays @ Toronto Blue Jays</p> <p>SkyDome, Toronto, ON</p> <p>Sun Jul 21 2002, 1:05 PM EDT</p> <p>Att: 21,442 - Sunny - 82 F</p>								
Brent Abernathy, R (1, 4) OBP: 0.290, SLG: 0.313	0-0 SH1-3		1-0 F3		3-2 F8	1-0 SF8		2-2 F8		3	0	0	1	0	0	1									
Steve Cox, L (1, 3) OBP: 0.338, SLG: 0.424	3-0 SF8		1-1 1B 1B		0-1 S 1B			0-3 K		3	1	2	2	1	1	0									
Aubrey Huff, L (1, 10) OBP: 0.348, SLG: 0.459	4-0 BB		2-0 1B		1-2 L7	1-2 FC6			1-0 WP 1B 2B	4	1	2	0	1	0	4									
Toby Hall, R (1, 2) OBP: 0.246, SLG: 0.321	0-0 G4-3		2-2 1B		2-2 F9		0-0 E4 SH5-4 1B		1-0 G5-3	5	0	1	1	0	0	3									
Ben Grievie, L (1, 9) OBP: 0.344, SLG: 0.419		1-1 G4-3	0-0 G4-3			1-0 SH 1B 2B	2-0 SH5-4 1B		4-2 1B CS BB	4	1	2	0	1	0	2									
Jason Conti, L (1, 8) Randy Winn, S (9, PH) OBP: 0.366, SLG: 0.489		2-3 K		0-0 HR		1-2 SH 13 SH 1B SF8	0-1 SH5-4		3-2 CS 1B	2	2	1	1	0	1	0									
Chris Gomez, R (1, 6) OBP: 0.298, SLG: 0.398		0-1 F8		0-3 K		0-1 SF8 13 SH 1B	2-2 F9		3-2 G6-3	5	0	1	1	0	1	4									
13 Carl Crawford, L (1, 7) OBP: 0.286, SLG: 0.286			1-2 S 1B		0-0 G4-3		0-0 SH BB		1-2 G4-3	3	1	1	0	0	0	2									
Inning Stats	R: 1 E: 0 K: 0 S: 5	H: 1 LOB: 1 BB: 1 P: 13	R: 0 E: 0 K: 1 S: 7	H: 0 LOB: 0 BB: 0 P: 10	R: 2 E: 0 K: 0 S: 13	H: 4 LOB: 2 BB: 0 P: 22	R: 1 E: 0 K: 1 S: 8	H: 1 LOB: 0 BB: 0 P: 9	R: 0 E: 0 K: 0 S: 11	H: 1 LOB: 1 BB: 0 P: 17	R: 2 E: 0 K: 1 S: 15	H: 2 LOB: 3 BB: 1 P: 26	R: 0 E: 1 K: 0 S: 9	H: 1 LOB: 2 BB: 0 P: 13	R: 0 E: 0 K: 1 S: 9	H: 0 LOB: 0 BB: 0 P: 12		R: 1 E: 0 K: 0 S: 11	H: 2 LOB: 1 BB: 1 P: 23	1B: 8 2B: 3 3B: 0 HR: 1	SF: 2 SAC: 4 DP: 0 HBP: 0	WP: 1 PB: 0 CS: 2	PA: 44		
PITCHER	IP WLS BF H R ER SO BB IBB HBP BLK WP HR S P ERA WHIP	IP WLS BF H R ER SO BB IBB HBP BLK WP HR S P ERA WHIP	IP WLS BF H R ER SO BB IBB HBP BLK WP HR S P ERA WHIP	IP WLS BF H R ER SO BB IBB HBP BLK WP HR S P ERA WHIP	IP WLS BF H R ER SO BB IBB HBP BLK WP HR S P ERA WHIP	IP WLS BF H R ER SO BB IBB HBP BLK WP HR S P ERA WHIP	IP WLS BF H R ER SO BB IBB HBP BLK WP HR S P ERA WHIP	IP WLS BF H R ER SO BB IBB HBP BLK WP HR S P ERA WHIP	IP WLS BF H R ER SO BB IBB HBP BLK WP HR S P ERA WHIP	IP WLS BF H R ER SO BB IBB HBP BLK WP HR S P ERA WHIP	IP WLS BF H R ER SO BB IBB HBP BLK WP HR S P ERA WHIP	IP WLS BF H R ER SO BB IBB HBP BLK WP HR S P ERA WHIP	IP WLS BF H R ER SO BB IBB HBP BLK WP HR S P ERA WHIP	IP WLS BF H R ER SO BB IBB HBP BLK WP HR S P ERA WHIP	IP WLS BF H R ER SO BB IBB HBP BLK WP HR S P ERA WHIP	IP WLS BF H R ER SO BB IBB HBP BLK WP HR S P ERA WHIP	IP WLS BF H R ER SO BB IBB HBP BLK WP HR S P ERA WHIP	IP WLS BF H R ER SO BB IBB HBP BLK WP HR S P ERA WHIP	IP WLS BF H R ER SO BB IBB HBP BLK WP HR S P ERA WHIP	IP WLS BF H R ER SO BB IBB HBP BLK WP HR S P ERA WHIP	IP WLS BF H R ER SO BB IBB HBP BLK WP HR S P ERA WHIP	IP WLS BF H R ER SO BB IBB HBP BLK WP HR S P ERA WHIP	IP WLS BF H R ER SO BB IBB HBP BLK WP HR S P ERA WHIP	IP WLS BF H R ER SO BB IBB HBP BLK WP HR S P ERA WHIP	IP WLS BF H R ER SO BB IBB HBP BLK WP HR S P ERA WHIP

AB	35
R	7
H	12
RBI	7
BB	3
SO	4
LOB	20



Batter	1	2	3	4	5	6	7	8	9	AB	R	H	RBI	BB	SO	LOB	BOTTOM								
Chris Woodward, R (1, 6) OBP: 0.352, SLG: 0.576	0-3 K		0-0 HR	3-2 P6			2-1 F9		1-3 K	5	1	1	1	0	2	2	<p>Tampa Bay Devil Rays @ Toronto Blue Jays</p> <p>SkyDome, Toronto, ON</p> <p>Sun Jul 21 2002, 1:05 PM EDT</p> <p>Att: 21,442 - Sunny - 82 F</p>								
Eric Hinske, L (1, 5) OBP: 0.383, SLG: 0.533	0-1 2B		4-1 1B BB		1-1 HR		2-1 FC3-6		2-1 L4	4	2	2	1	1	0	1									
José Cruz Jr., S (1, 9) OBP: 0.313, SLG: 0.439	2-2 1B		1-2 F8		2-3 K		1-1 F8		4-1 BB	4	0	1	1	1	1	2									
Carlos Delgado, L (1, 3) OBP: 0.389, SLG: 0.499	4-2 BB		1-1 1B		2-2 L4			1-2 10 1B 2B	0-2 L7	4	1	2	0	1	0	1									
10 Vernon Wells, R (1, 8) OBP: 0.307, SLG: 0.438	1-3 K		0-0 F5		1-3 K			0-1 2B G6-3 1B		4	1	1	0	0	2	4									
Josh Phelps, R (1, 10) OBP: 0.313, SLG: 0.391	3-3 K		1-1 F9			1-0 F9		1-3 K		4	0	0	0	0	2	6									
Tom Wilson, R (1, 2) Shannon Stewart, R (8, PR) Ken Huckaby, R (9, 2) OBP: 0.345, SLG: 0.394		2-1 F8		2-2 P4		3-2 F8		3-2 2B		4	0	1	1	0	0	0									
Dewayne Wise, L (1, 7) OBP: 0.125, SLG: 0.125		0-2 G4-3		0-0 G6-3 1B		0-2 F8		0-1 G6-3		4	0	1	1	0	0	1									
Joe Lawrence, R (1, 4) Dave Berg, R (8, PH) OBP: 0.266, SLG: 0.252		1-0 G5-3		1-1 G6-3			3-2 FC3-6 HBP		3-H 2-0 P6	2	0	0	0	0	0	1									
1	0	0	0	0	1	1	0	0	0	1	0	0	0	0	0	1									
Inning Stats	R: 1 E: 0 K: 3 S: 16	H: 2 LOB: 2 BB: 1 P: 26	R: 0 E: 0 K: 0 S: 6	H: 0 LOB: 0 BB: 0 P: 9	R: 1 E: 0 K: 0 S: 10	H: 2 LOB: 2 BB: 1 P: 17	R: 0 E: 0 K: 0 S: 11	H: 1 LOB: 1 BB: 0 P: 17	R: 1 E: 0 K: 2 S: 11	H: 1 LOB: 0 BB: 0 P: 17	R: 0 E: 0 K: 0 S: 7	H: 0 LOB: 0 BB: 0 P: 11	R: 0 E: 0 K: 0 S: 9	H: 0 LOB: 1 BB: 0 P: 17	R: 1 E: 0 K: 1 S: 14	H: 3 LOB: 1 BB: 0 P: 21	R: 0 E: 0 K: 1 S: 10	H: 0 LOB: 1 BB: 1 P: 17	1B: 5 2B: 2 3B: 0 HR: 2	SF: 0 SAC: 0 DP: 0 HBP: 1	WP: 0 PB: 0 CS: 0	PA: 40			
PITCHER	IP WLS BF H R ER SO BB IBB HBP BLK WP HR S P ERA WHIP	IP WLS BF H R ER SO BB IBB HBP BLK WP HR S P ERA WHIP	IP WLS BF H R ER SO BB IBB HBP BLK WP HR S P ERA WHIP	IP WLS BF H R ER SO BB IBB HBP BLK WP HR S P ERA WHIP	IP WLS BF H R ER SO BB IBB HBP BLK WP HR S P ERA WHIP	IP WLS BF H R ER SO BB IBB HBP BLK WP HR S P ERA WHIP	IP WLS BF H R ER SO BB IBB HBP BLK WP HR S P ERA WHIP	IP WLS BF H R ER SO BB IBB HBP BLK WP HR S P ERA WHIP	IP WLS BF H R ER SO BB IBB HBP BLK WP HR S P ERA WHIP	IP WLS BF H R ER SO BB IBB HBP BLK WP HR S P ERA WHIP	IP WLS BF H R ER SO BB IBB HBP BLK WP HR S P ERA WHIP	IP WLS BF H R ER SO BB IBB HBP BLK WP HR S P ERA WHIP	IP WLS BF H R ER SO BB IBB HBP BLK WP HR S P ERA WHIP	IP WLS BF H R ER SO BB IBB HBP BLK WP HR S P ERA WHIP	IP WLS BF H R ER SO BB IBB HBP BLK WP HR S P ERA WHIP	IP WLS BF H R ER SO BB IBB HBP BLK WP HR S P ERA WHIP	IP WLS BF H R ER SO BB IBB HBP BLK WP HR S P ERA WHIP	IP WLS BF H R ER SO BB IBB HBP BLK WP HR S P ERA WHIP	IP WLS BF H R ER SO BB IBB HBP BLK WP HR S P ERA WHIP	IP WLS BF H R ER SO BB IBB HBP BLK WP HR S P ERA WHIP	IP WLS BF H R ER SO BB IBB HBP BLK WP HR S P ERA WHIP	IP WLS BF H R ER SO BB IBB HBP BLK WP HR S P ERA WHIP	IP WLS BF H R ER SO BB IBB HBP BLK WP HR S P ERA WHIP	IP WLS BF H R ER SO BB IBB HBP BLK WP HR S P ERA WHIP	IP WLS BF H R ER SO BB IBB HBP BLK WP HR S P ERA WHIP

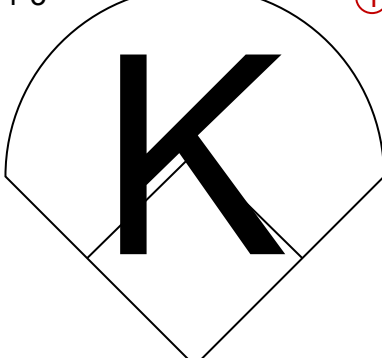
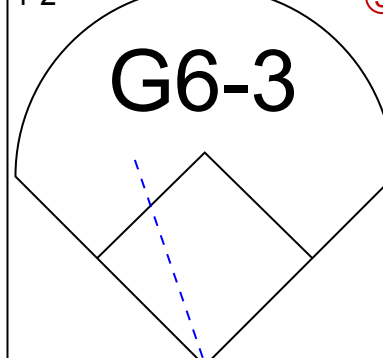
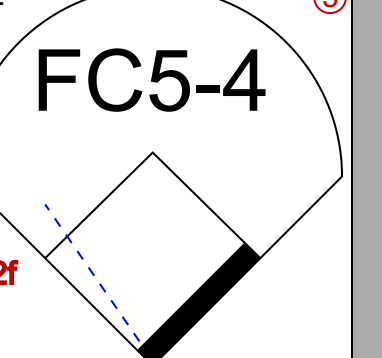
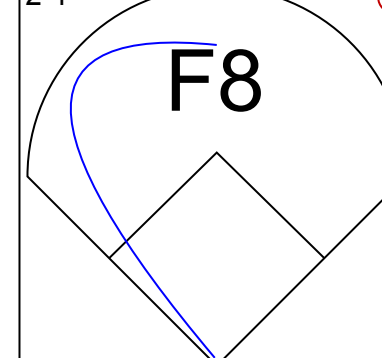
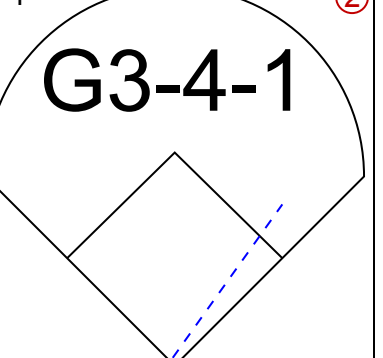
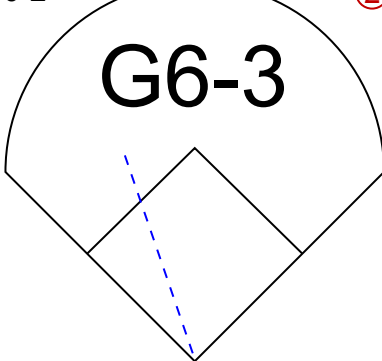
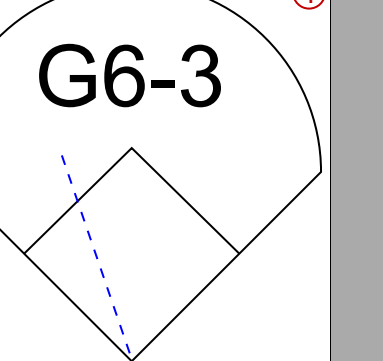
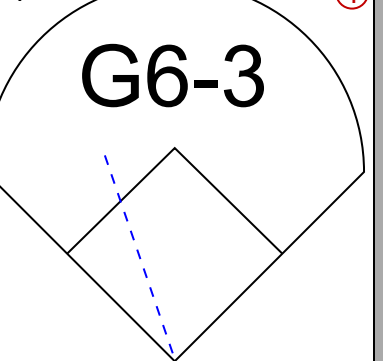
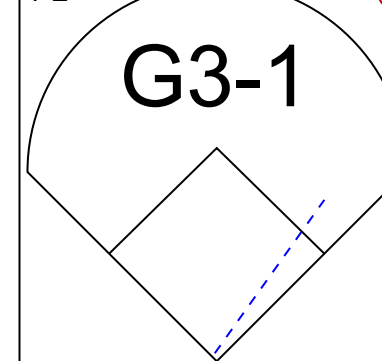
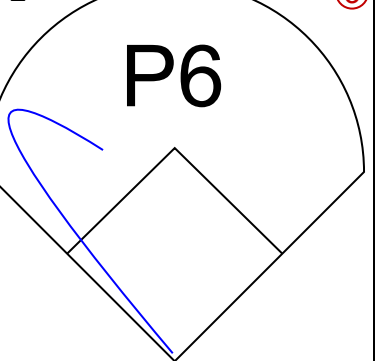
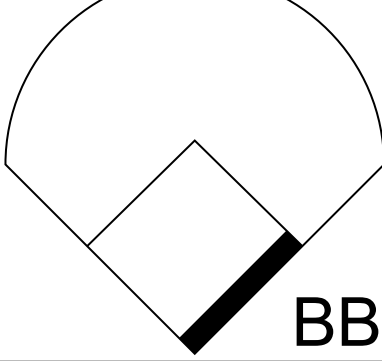
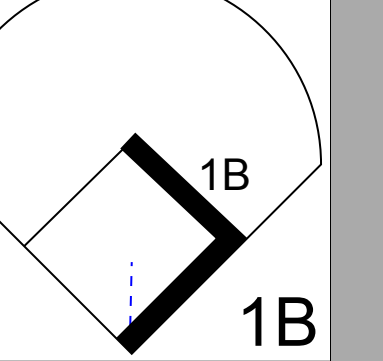
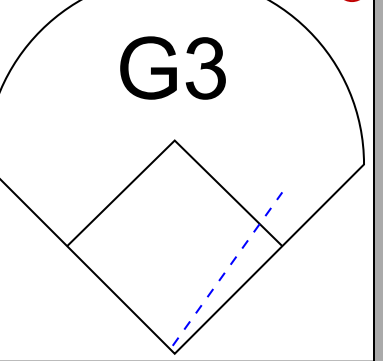
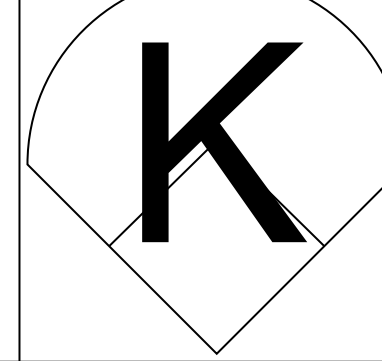
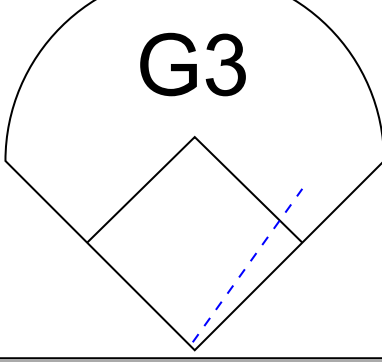
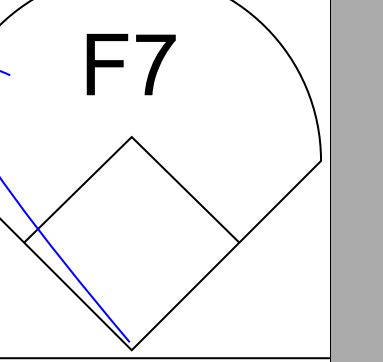
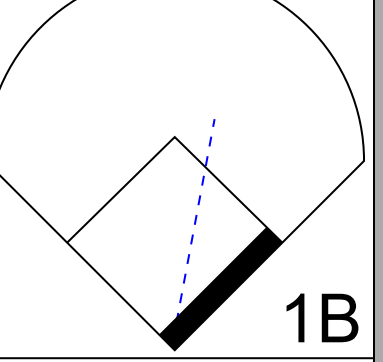
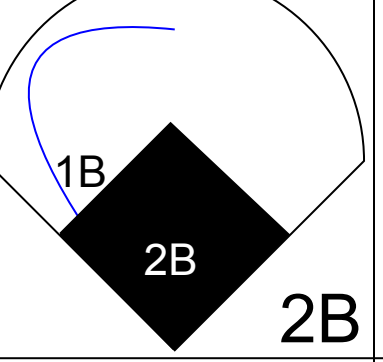
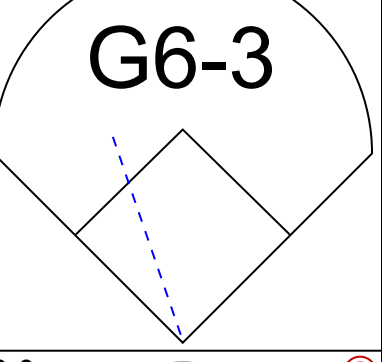
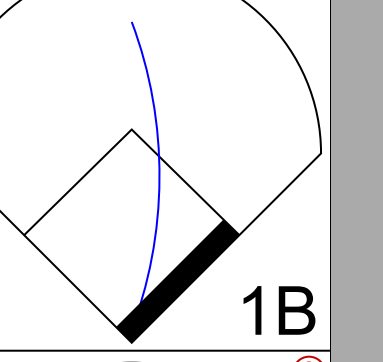
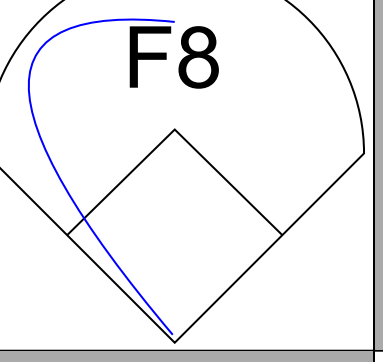
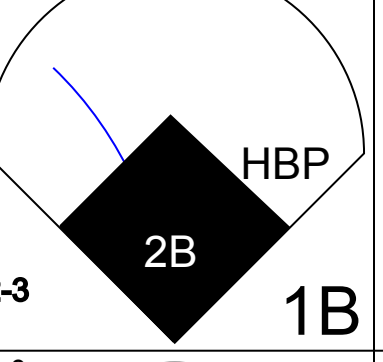

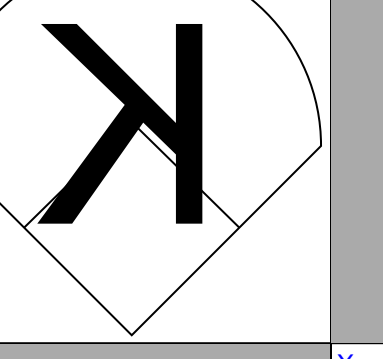
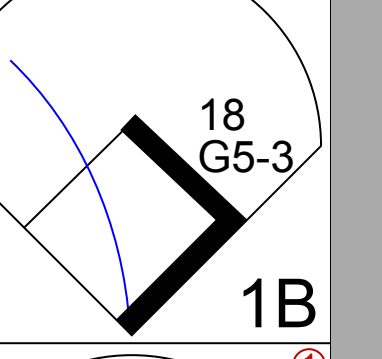
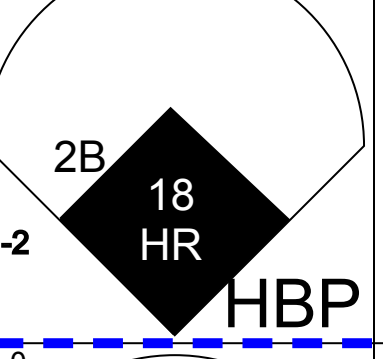

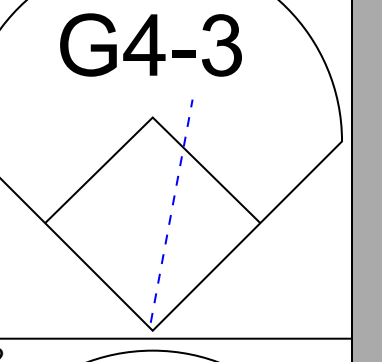
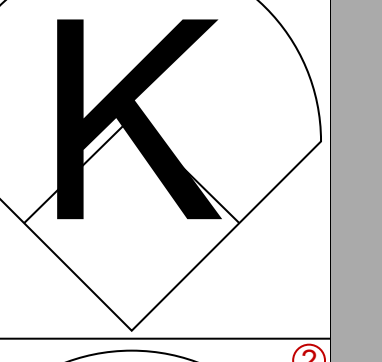
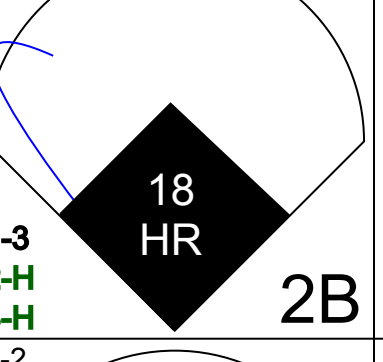
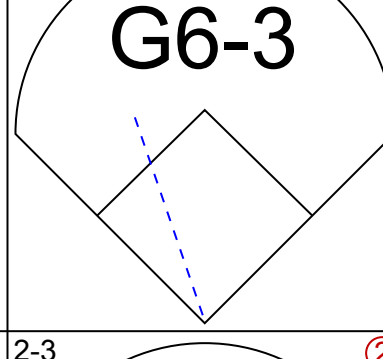
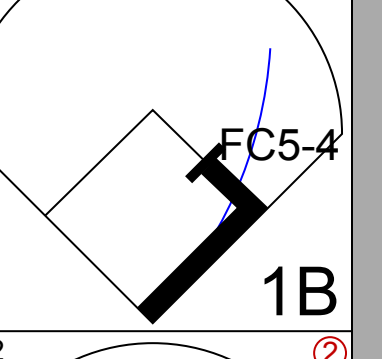
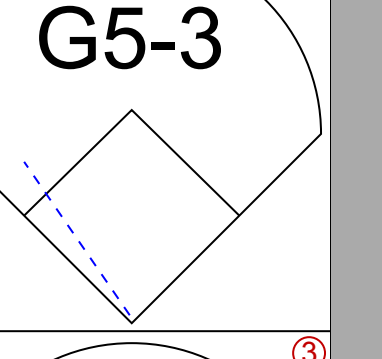
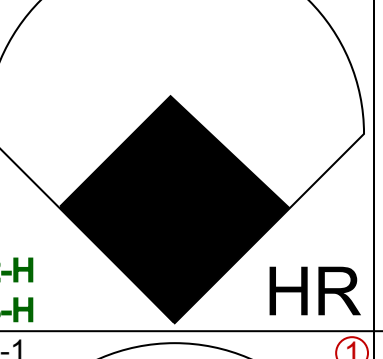
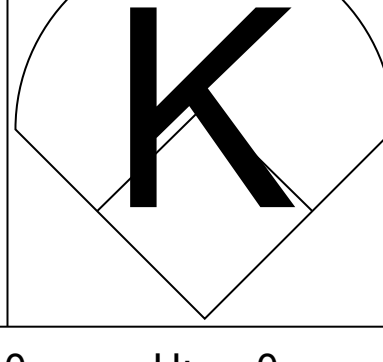
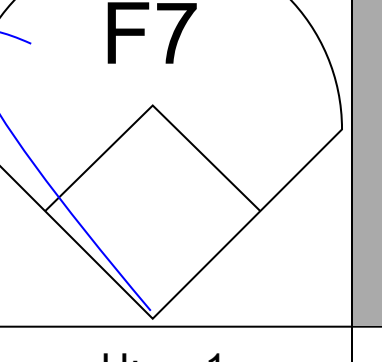
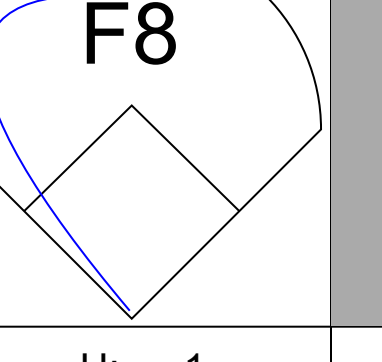
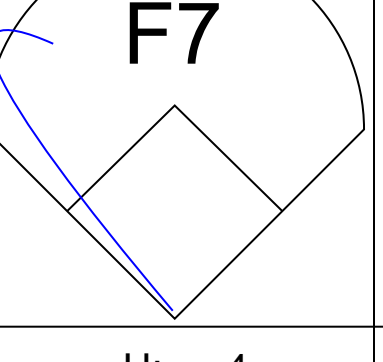
AB	36
R	5
H	9
RBI	5
BB	3
SO	7
LOB	19



Batter	1	2	3	4	5	6	7	8	9	AB	R	H	RBI	BB	SO	LOB	TOP										
Randy Winn, S (1, 8) OBP: 0.367, SLG: 0.492	0-3 K	0-0 2H 2B						1-2 G4-6-3 1B		4	0	2	1	0	2	1	Tampa Bay Devil Rays @ Boston Red Sox Fenway Park, Boston, MA Tue Jul 23 2002, 1:05 PM EDT Att: 33,190 - Sunny - 94 F										
Brent Abernathy, R (1, 4) OBP: 0.288, SLG: 0.311	1-2 HR HBP	1-1 F9						2-1 F9		3	1	0	0	0	0	3											
Steve Cox, L (1, 3) OBP: 0.337, SLG: 0.431	1-0 HR		0-1 F7					0-0 G4-6-3		4	1	1	2	0	0	2											
Aubrey Huff, L (1, 10) OBP: 0.341, SLG: 0.450	2-0 F7		3-2 P5					1-2 F9		4	0	0	0	0	0	0											
Toby Hall, R (1, 2) OBP: 0.246, SLG: 0.319	1-0 G5-3		1-2 CS 1B					0-2 F8		4	0	1	0	0	0	0											
Jason Conti, L (1, 9) OBP: 0.317, SLG: 0.354		1-2 18 PB 18 SF8 1B	0-1 CS	2-3 K				0-0 G1-3		4	1	2	0	0	1	0											
Chris Gomez, R (1, 6) OBP: 0.297, SLG: 0.394	4-1 13 G4-3 2B BB		0-3 K					1-1 F9		3	1	0	0	1	1	1											
18 Jared Sandberg, R (1, 5) OBP: 0.274, SLG: 0.394	3-1 SF8		0-1 F7					0-1 G6-3		2	0	0	1	0	0	0											
13 Carl Crawford, L (1, 7) OBP: 0.300, SLG: 0.300	0-2 G4-3							1-1 G5-3		3	0	1	0	0	0	1											
Inning Stats	R: 2 E: 0 K: 1 S: 8	H: 1 LOB: 0 BB: 0 P: 13	R: 2 E: 0 K: 0 S: 14	H: 2 LOB: 1 BB: 22 P: 22	R: 0 E: 0 K: 0 S: 9	H: 1 LOB: 0 BB: 0 P: 13	R: 0 E: 0 K: 2 S: 9	H: 0 LOB: 0 BB: 0 P: 11	R: 0 E: 0 K: 1 S: 7	H: 1 LOB: 1 BB: 0 P: 10	R: 0 E: 0 K: 0 S: 6	H: 0 LOB: 0 BB: 0 P: 8	R: 0 E: 0 K: 0 S: 7	H: 1 LOB: 1 BB: 0 P: 10	R: 0 E: 0 K: 0 S: 8	H: 1 LOB: 1 BB: 0 P: 13	1B: 5 2B: 1 3B: 0 HR: 1	SF: 1 SAC: 0 DP: 1 HBP: 1	WP: 0 PB: 1 SB: 0 CS: 1	PA: 35							
PITCHER	IP	WLS	BF	H	R	ER	SO	BB	IBB	HBP	BLK	WP	HR	S	P	ERA	WHIP										
49 Tim Wakefield, R (1, 1) ERA: 3.23	5.0	W	21	5	4	4	4	1	0	1	0	0	1	48	69	7.20	1.200										
Willie Banks, R (6, 1) ERA: 2.54	4.0	S	13	2	0	0	0	0	0	0	0	0	0	28	39	0.00	0.500										

Batter	1	2	3	4	5	6	7	8	9	AB	R	H	RBI	BB	SO	LOB	BOTTOM										
18 Johnny Damon, L (1, 8) OBP: 0.371, SLG: 0.444	4-2 F9 S BB							1-1 F8 BB HR 1B		5	4	4	2	1	0	1	Tampa Bay Devil Rays @ Boston Red Sox Fenway Park, Boston, MA Tue Jul 23 2002, 1:05 PM EDT Att: 33,190 - Sunny - 94 F										
Lou Merten, R (1, 4) OBP: 0.340, SLG: 0.359	2-3 K							4-0 HR BB		4	4	1	0	2	1	2											
Nomar Garciaparra, R (1, 6) OBP: 0.343, SLG: 0.544	1-1 F9							0-0 F8		5	3	3	8	1	0	3											
Manny Ramirez, R (1, 7) OBP: 0.456, SLG: 0.629	2-3 G6-3							2-3 F8		6	2	3	5	0	1	1											
Shea Hillenbrand, R (1, 5) OBP: 0.337, SLG: 0.477		2-2 G6-3	4-1 FC1-5 E BB	1-0 P6	0-0 G4-3			1-3 3H 2B		5	0	0	0	1	1	2											
Brian Daubach, L (1, 10) OBP: 0.357, SLG: 0.475	4-1 WP 1B BB		0-0 E3 FC1-5 2B	2-0 P6	3-3 K			2-0 F8		5	1	1	0	1	1	1											
Jose Offerman, S (1, 3) OBP: 0.327, SLG: 0.330	0-0 F9		0-0 FC1-5 2B	1-0 2B	1-1 L4			1-0 F8		5	2	1	0	0	0	3											
Trot Nixon, L (1, 9) OBP: 0.339, SLG: 0.474	2-1 WP 1B		1-0 2B	3-2 2B				2-1 G6-3		5	3	4	3	0	0	0											
Doug Mirabeli, R (1, 2) OBP: 0.304, SLG: 0.435	2-2 G6-3		0-2 2H 3H 2B	1-0 18 2B HR 1B				4-2 E BB		4	3	2	3	1	0	2											
Inning Stats	R: 0 E: 0 K: 1 S: 11	H: 0 LOB: 1 BB: 1 P: 19	R: 0 E: 0 K: 0 S: 11	H: 1 LOB: 2 BB: 1 P: 21	R: 10 E: 1 K: 1 S: 22	H: 8 LOB: 0 BB: 1 P: 38	R: 6 E: 0 K: 0 S: 19	H: 5 LOB: 0 BB: 1 P: 34	R: 0 E: 0 K: 1 S: 6	H: 0 LOB: 0 BB: 0 P: 10	R: 2 E: 1 K: 1 S: 16	H: 1 LOB: 2 BB: 2 P: 32	R: 1 E: 0 K: 0 S: 8	H: 2 LOB: 0 BB: 0 P: 12	R: 3 E: 0 K: 0 S: 6	H: 2 LOB: 0 BB: 1 P: 14	1B: 7 2B: 5 3B: 0 HR: 7	SF: 0 SAC: 0 DP: 0 HBP: 0	WP: 1 PB: 0 SB: 1 CS: 0	PA: 51							
PITCHER	IP	WLS	BF	H	R	ER	SO	BB	IBB	HBP	BLK	WP	HR	S	P	ERA	WHIP										
Tanyon Sturtze, R (1, 1) ERA: 4.77	2.1	L	19	8	9	8	1	1	0	0	0	0	2	21	38	40.50	5.250										
Brandon Backe, R (3, 1) ERA: 18.9	1.1		6	7	6	6	1	2	0	0	0	0	0	22	39	0.00	1.500										
Steve Kent, L (4, 1) ERA: 4.57	2.0		10	1	2	0	1	2	0	0	0	0	2	17	32	15.43	2.143										
Travis Phelps, R (6, 1) ERA: 7.24	2.1		11	4	4	4	1	1	0	0	0	0	2	17	32	15.43	2.143										

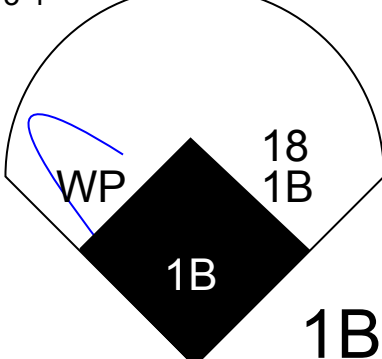
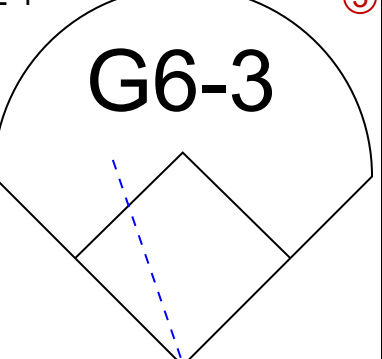
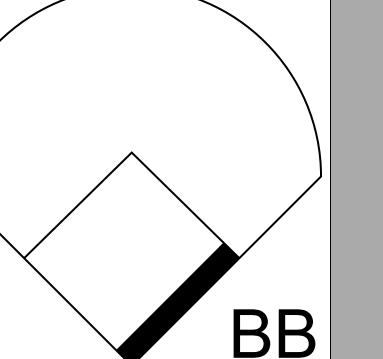
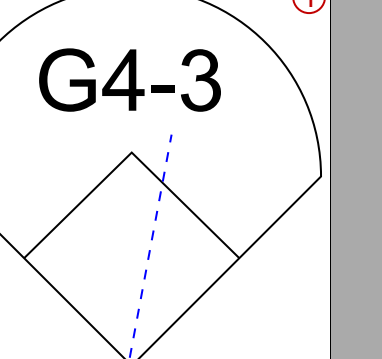
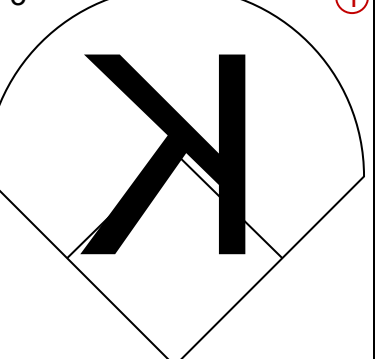
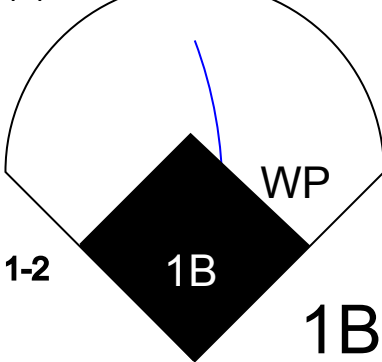
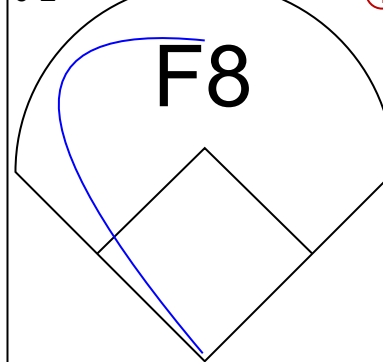
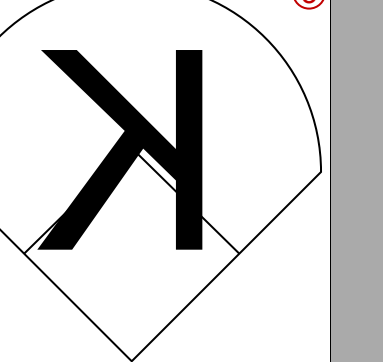
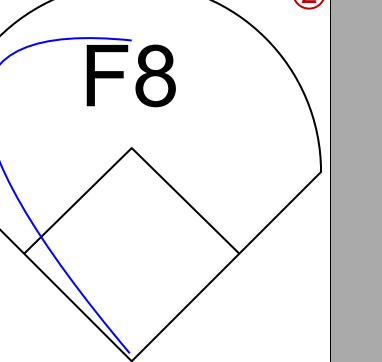
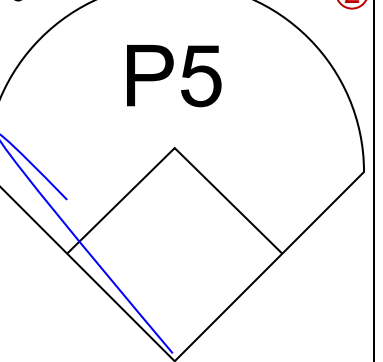
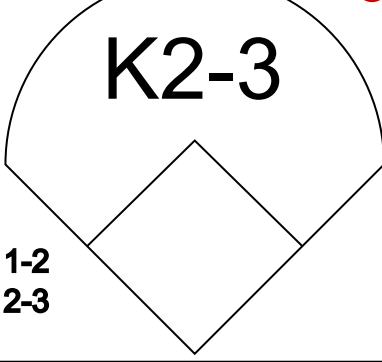
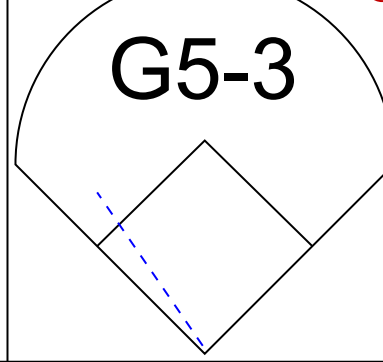
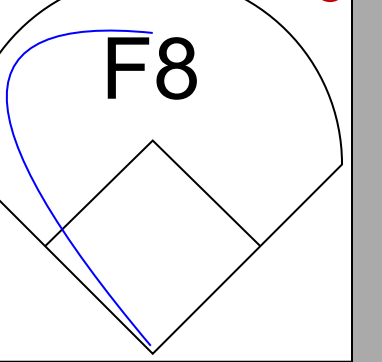
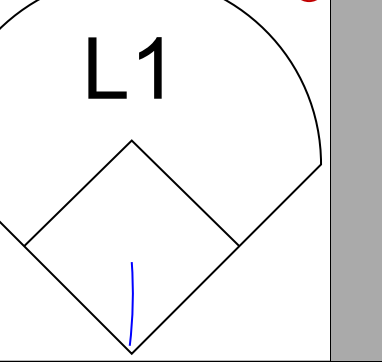
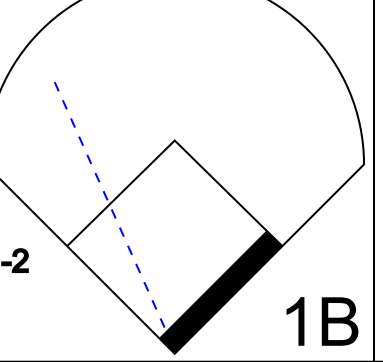
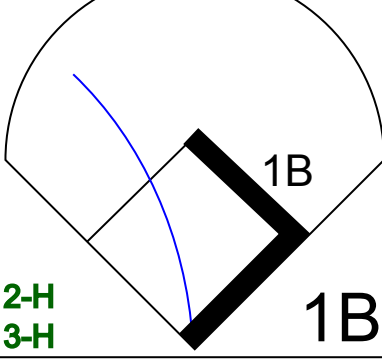
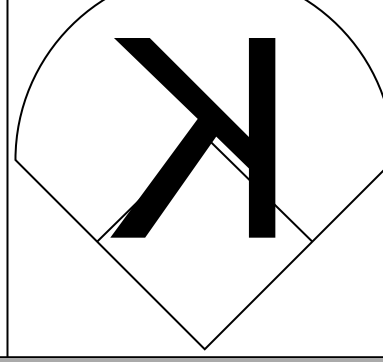
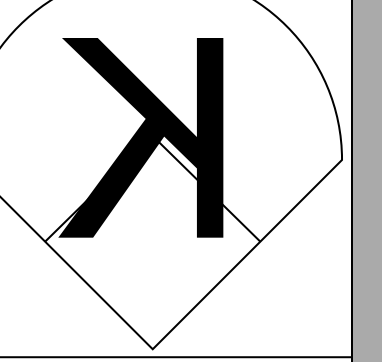
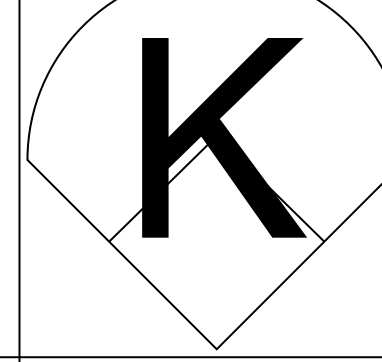
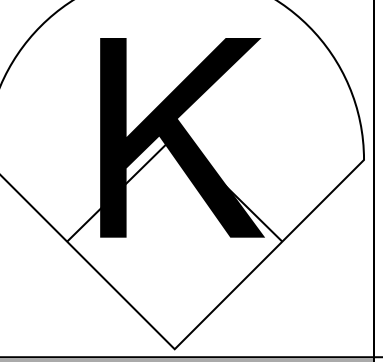
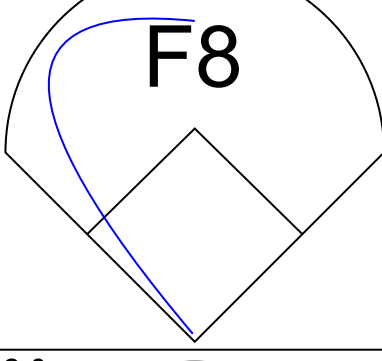
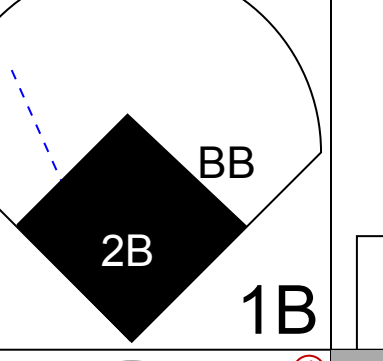
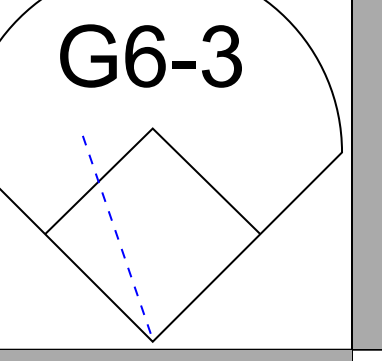
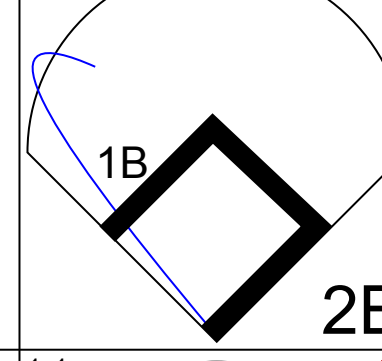
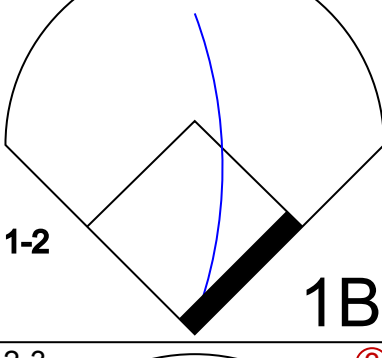
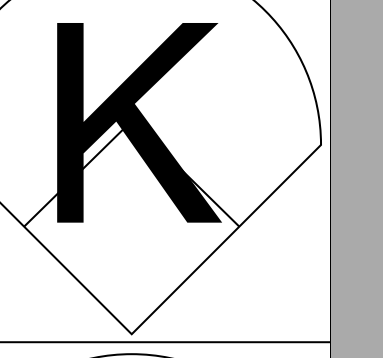
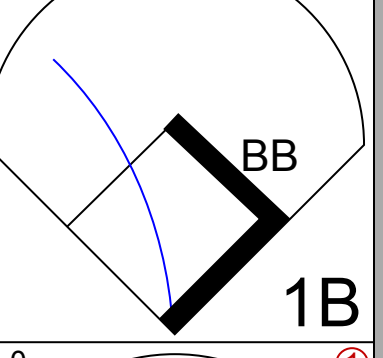
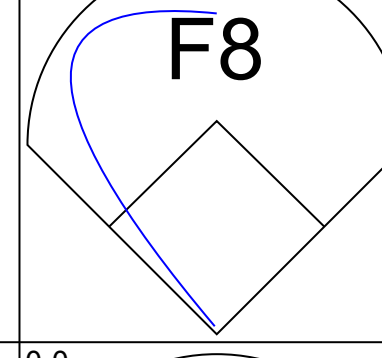
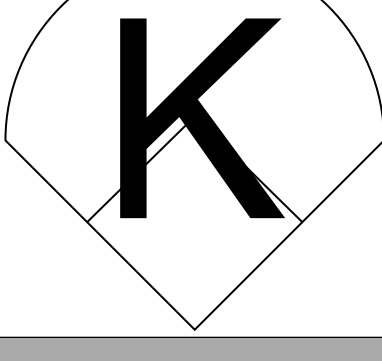
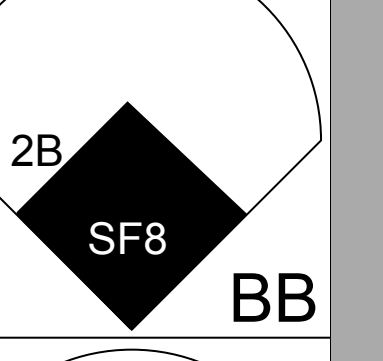
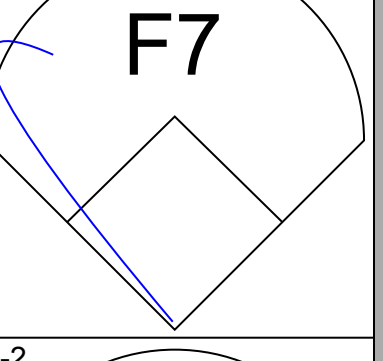
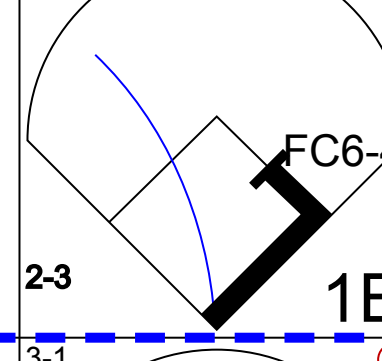
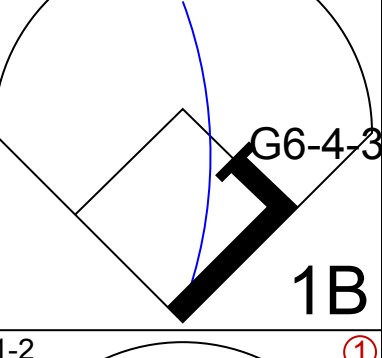
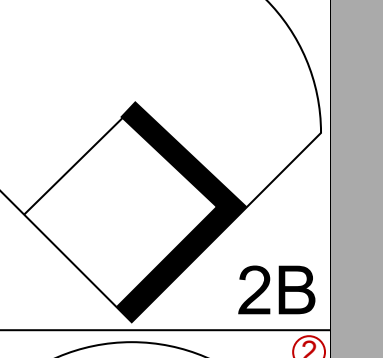
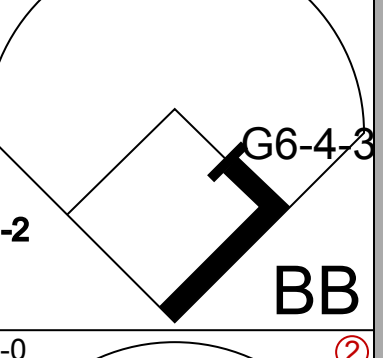
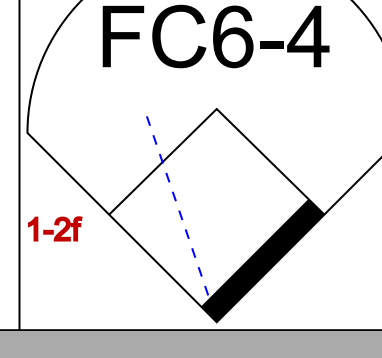

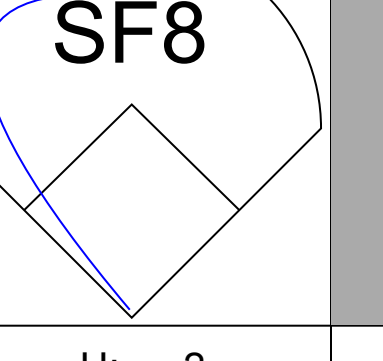
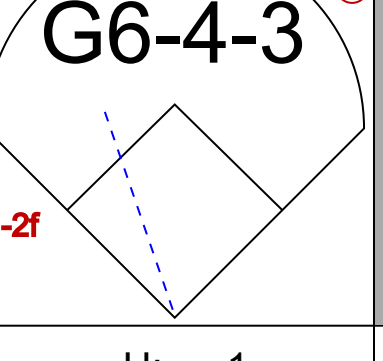
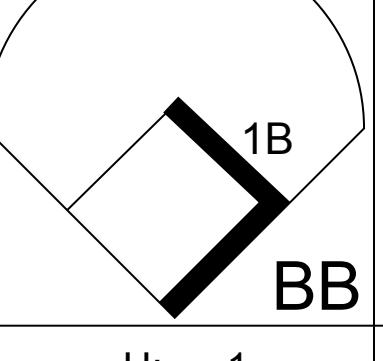


Batter	1	2	3	4	5	6	7	8	9	AB	R	H	RBI	BB	SO	LOB	TOP				
Randy Winn, S OBP: 0.363, SLG: 0.486 (1, 8)										5	0	0	0	0	1	1					
Brent Abernathy, R OBP: 0.286, SLG: 0.306 (1, 4)										5	0	0	0	0	0	0					
Steve Cox, L OBP: 0.338, SLG: 0.430 (1, 10)										3	0	1	0	1	1	0					
Aubrey Huff, L OBP: 0.344, SLG: 0.456 (1, 3)										4	1	2	0	0	0	2					
John Flaherty, R OBP: 0.297, SLG: 0.388 (1, 2)										4	1	2	0	0	0	1					
Ben Griewe, L OBP: 0.345, SLG: 0.418 (1, 9)										3	1	1	0	0	1	2					
Andy Sheets, R OBP: 0.429, SLG: 0.545 (1, 6)										4	1	1	2	0	2	1					
18 Jared Sandberg, R OBP: 0.279, SLG: 0.414 (1, 5)										4	1	2	3	0	0	1					
13 Carl Crawford, L OBP: 0.214, SLG: 0.214 (1, 7)										4	0	0	0	0	1	2					
Inning Stats	R: 0 E: 0 K: 1 S: 10	H: 0 LOB: 1 BB: 1 P: 15	R: 0 E: 0 K: 1 S: 7	H: 0 LOB: 0 BB: 0 P: 11	R: 0 E: 0 K: 1 S: 11	H: 0 LOB: 0 BB: 0 P: 16	R: 0 E: 0 K: 1 S: 11	H: 2 LOB: 2 BB: 0 P: 16	R: 0 E: 0 K: 0 S: 9	H: 1 LOB: 1 BB: 0 P: 14	R: 0 E: 0 K: 1 S: 9	H: 1 LOB: 1 BB: 0 P: 12	R: 0 E: 0 K: 1 S: 8	H: 0 LOB: 0 BB: 0 P: 13	R: 5 E: 0 K: 0 S: 16	H: 4 LOB: 0 BB: 0 P: 26	1B: 6 2B: 2 3B: 0 HR: 1	SF: 0 SAC: 0 DP: 0 HBP: 1	WP: 0 PB: 0 CS: 0	PA: 38	
PITCHER	IP	WLS	BF	H	R	ER	SO	BB	IBB	HBP	BLK	WP	HR	S	P	ERA	WHIP				
Derek Lowe, R ERA: 2.33 (1, 1)	7.0		27	5	0	0	5	1	0	0	0	0	0	68	98	0.00	0.857				
Chris Haney, L ERA: 3.15 (8, 1)	1.0	W	6	2	3	3	1	0	0	1	0	0	0	13	22	27.00	2.000				
Ugueth Urbina, R ERA: 3.75 (9, 1)	1.0	L	5	2	2	2	0	0	0	0	0	0	1	11	17	18.00	2.000				

Tampa Bay Devil Rays @ Boston Red Sox
Fenway Park, Boston, MA
Tue Jul 23 2002, 7:05 PM EDT
Att: 32,729 - Cloudy - 74 F

AB 36
R 5
H 9
RBI 5
BB 1
SO 6
LOB 10



Batter	1	2	3	4	5	6	7	8	9	AB	R	H	RBI	BB	SO	LOB	BOTTOM					
Rickey Henderson, R OBP: 0.364, SLG: 0.381 Brian Daubach, L OBP: 0.356, SLG: 0.473 (1, 7) (9, Ph)										3	1	1	0	1	0	0						
18 Johnny Damon, L OBP: 0.369, SLG: 0.440 (1, 8)										5	1	1	0	0	1	3						
Nomar Garciaparra, R OBP: 0.344, SLG: 0.539 (1, 6)										5	0	1	0	0	1	2						
Manny Ramirez, R OBP: 0.451, SLG: 0.619 (1, 10)										5	0	1	2	0	4	2						
Jason Varitek, S OBP: 0.355, SLG: 0.413 (1, 2)										4	1	2	0	0	0	1						
Shea Hillenbrand, R OBP: 0.338, SLG: 0.477 (1, 5)										4	0	2	0	0	1	2						
Tony Clark, S OBP: 0.272, SLG: 0.322 (1, 3)										3	1	1	0	1	1	3						
Trot Nixon, L OBP: 0.343, SLG: 0.479 (1, 9)										3	0	2	1	1	0	2						
Rey Sanchez, R OBP: 0.335, SLG: 0.394 (1, 4)										2	0	0	1	1	0	3						
Inning Stats	R: 2 E: 0 K: 2 S: 15	H: 4 LOB: 2 BB: 0 P: 26	R: 0 E: 0 K: 0 S: 9	H: 1 LOB: 0 BB: 0 P: 14	R: 0 E: 0 K: 1 S: 7	H: 0 LOB: 0 BB: 0 P: 9	R: 2 E: 0 K: 2 S: 12	H: 2 LOB: 2 BB: 2 P: 22	R: 0 E: 0 K: 1 S: 6	H: 0 LOB: 0 BB: 0 P: 9	R: 0 E: 0 K: 0 S: 8	H: 1 LOB: 1 BB: 1 P: 15	R: 0 E: 0 K: 0 S: 7	H: 0 LOB: 0 BB: 0 P: 8	R: 0 E: 0 K: 1 S: 9	H: 2 LOB: 2 BB: 0 P: 13	R: 0 E: 0 K: 2 S: 10	H: 1 LOB: 2 BB: 1 P: 15	1B: 9 2B: 2 3B: 0 HR: 0	SF: 1 SAC: 0 DP: 2 HBP: 0	WP: 1 PB: 0 CS: 0	PA: 40
PITCHER	IP	WLS	BF	H	R	ER	SO	BB	IBB	HBP	BLK	WP	HR	S	P	ERA	WHIP					
Paul Wilson, R ERA: 4.2 (1, 1)	7.2		34	10	4	4	7	3	0	0	0	0	0	71	111	4.70	1.696					
Victor Zambrano, R ERA: 5.88 (8, 1)	0.1	W	1	0	0	0	0	0	0	0	0	0	0	2	5	0.00	0.000					
Esteban Yan, R ERA: 4.43 (9, 1)	1.0	S	5	1	0	0	2	1	0	0	0	0	0	10	15	0.00	2.000					

Tampa Bay Devil Rays @ Boston Red Sox
Fenway Park, Boston, MA
Tue Jul 23 2002, 7:05 PM EDT
Att: 32,729 - Cloudy - 74 F

AB 35
R 4
H 11
RBI 4
BB 4
SO 9
LOB 19



Batter	1	2	3	4	5	6	7	8	9	AB	R	H	RBI	BB	SO	LOB	TOP				
Randy Winn, S OBP: 0.363, SLG: 0.490										5	1	2	1	0	0	1					
Andy Sheets, R OBP: 0.474, SLG: 0.813										5	1	3	3	0	2	2					
Steve Cox, L OBP: 0.334, SLG: 0.424										5	0	0	0	0	2	5					
Aubrey Huff, L OBP: 0.350, SLG: 0.462											4	1	2	0	1	0	3				
John Flaherty, R OBP: 0.294, SLG: 0.383											5	1	1	0	0	1	4				
Ben Grievie, L OBP: 0.344, SLG: 0.416											4	1	1	0	0	3	2				
Chris Gomez, R OBP: 0.299, SLG: 0.394											3	1	1	1	0	1	1				
1B Jared Sandberg, R OBP: 0.283, SLG: 0.448										3	2	2	2	0	0	0					
13 Carl Crawford, L OBP: 0.278, SLG: 0.389										4	1	2	2	0	0	0					
Inning Stats	R: 0 E: 1 K: 0 S: 12	H: 1 LOB: 1 BB: 0 P: 19	R: 6 E: 0 K: 0 S: 27	H: 6 LOB: 1 BB: 0 P: 41	R: 1 E: 0 K: 2 S: 12	H: 1 LOB: 0 BB: 0 P: 18	R: 0 E: 0 K: 2 S: 10	H: 1 LOB: 0 BB: 0 P: 14	R: 1 E: 0 K: 1 S: 11	H: 1 LOB: 1 BB: 1 P: 20	R: 0 E: 0 K: 1 S: 10	H: 1 LOB: 1 BB: 0 P: 13	R: 0 E: 0 K: 0 S: 4	H: 0 LOB: 0 BB: 0 P: 7	R: 0 E: 0 K: 1 S: 11	H: 1 LOB: 1 BB: 0 P: 15	1B: 6 2B: 4 3B: 2 HR: 2	SF: 1 SAC: 0 DP: 1 HBP: 1	WP: 1 PB: 0 SB: 1 CS: 1	PA: 41	
PITCHER	IP	WLS	BF	H	R	ER	SO	BB	IBB	HBP	BLK	WP	HR	S	P	ERA	WHIP				
Frank Castillo, R ERA: 5.1	1.2	L	13	7	6	6	0	0	0	0	0	0	1	31	49	32.40	4.200				
Willie Banks, R ERA: 2.73	0.1		1	0	0	0	0	0	0	0	0	0	0	8	11	0.00	0.000				
Casey Fossum, L ERA: 3.15	7.0		27	7	3	3	9	1	0	0	0	1	1	70	103	3.86	1.143				

Tampa Bay Devil Rays @ Boston Red Sox
Fenway Park, Boston, MA
Wed Jul 24 2002, 7:05 PM EDT
Att: 32,969 - Sunny - 68 F

AB	38
R	9
H	14
RBI	9
BB	1
SO	9
LOB	18



Batter	1	2	3	4	5	6	7	8	9	AB	R	H	RBI	BB	SO	LOB	BOTTOM				
Rickey Henderson, R OBP: 0.364, SLG: 0.375										2	1	0	0	0	1	0	1				
Brian Dabach, L OBP: 0.353, SLG: 0.470										2	0	0	0	0	1	1					
Trot Nixon, L OBP: 0.347, SLG: 0.479										4	1	2	0	1	0	1					
Nomar Garciaparra, R OBP: 0.344, SLG: 0.537										5	1	2	2	0	1	2					
Manny Ramirez, R OBP: 0.447, SLG: 0.614										5	0	1	1	0	0	3					
Jason Varitek, S OBP: 0.357, SLG: 0.414										4	0	2	1	0	1	0					
Shea Hillenbrand, R OBP: 0.335, SLG: 0.472										4	0	0	0	0	0	3					
Doug Mirabeli, R OBP: 0.311, SLG: 0.426										2	0	0	0	1	0	2					
Tony Clark, S OBP: 0.276, SLG: 0.330										4	2	2	0	0	1	2					
Rey Sanchez, R OBP: 0.333, SLG: 0.391										4	0	1	0	0	1	2					
Inning Stats	R: 0 E: 0 K: 0 S: 7	H: 1 LOB: 0 BB: 0 P: 12	R: 0 E: 0 K: 0 S: 7	H: 1 LOB: 0 BB: 0 P: 9	R: 4 E: 0 K: 1 S: 23	H: 5 LOB: 2 BB: 1 P: 38	R: 1 E: 1 K: 1 S: 15	H: 2 LOB: 1 BB: 0 P: 23	R: 0 E: 0 K: 2 S: 10	H: 0 LOB: 0 BB: 1 P: 20	R: 0 E: 0 K: 0 S: 5	H: 0 LOB: 0 BB: 0 P: 9	R: 0 E: 0 K: 1 S: 6	H: 0 LOB: 1 BB: 0 P: 11	R: 0 E: 0 K: 0 S: 5	H: 1 LOB: 2 BB: 1 P: 12	1B: 8 2B: 2 3B: 0 HR: 0	SF: 0 SAC: 0 DP: 1 HBP: 1	WP: 0 PB: 1 SB: 0 CS: 0	PA: 40	
PITCHER	IP	WLS	BF	H	R	ER	SO	BB	IBB	HBP	BLK	WP	HR	S	P	ERA	WHIP				
Joe Kennedy, L ERA: 4.63	3.0		18	9	5	5	1	1	0	0	0	0	0	27	46	0.00	0.333				
Jesus Colome, R ERA: 6.99	3.0	W	10	0	0	0	3	1	0	0	0	0	0	16	32	0.00	0.667				
Victor Zambrano, R ERA: 5.48	3.0	S	12	1	0	0	1	1	0	1	0	0	0	16	32	0.00	0.667				

Tampa Bay Devil Rays @ Boston Red Sox
Fenway Park, Boston, MA
Wed Jul 24 2002, 7:05 PM EDT
Att: 32,969 - Sunny - 68 F

AB	36
R	5
H	10
RBI	4
BB	3
SO	5
LOB	17




Batter	1	2	3	4	5	6	7	8	9	AB	R	H	RBI	BB	SO	LOB	TOP																					
Randy Winn, S OBP: 0.367, SLG: 0.491	G3		S BB			G3-6-3 1B			G3-1 1B	3	0	2	0	1	0	0	Tampa Bay Devil Rays @ Boston Red Sox Fenway Park, Boston, MA Thu Jul 25 2002, 7:05 PM EDT Att: 33,439 - Sunny - 67 F																					
Andy Sheets, R OBP: 0.391, SLG: 0.650	K		K			K			G3-1	4	0	0	0	0	3	4																						
Aubrey Huff, L OBP: 0.344, SLG: 0.453	K				G4-3	G3-6-3 1-2			K	4	0	0	0	0	2	2																						
Steve Cox, L OBP: 0.331, SLG: 0.419		K			K				G5-3	4	0	0	0	0	2	1																						
John Flaherty, R OBP: 0.290, SLG: 0.376		G6-3			L5				G6-3	3	0	0	0	0	0	0																						
Ben Grievie, L OBP: 0.344, SLG: 0.413		F8							G4-3	2	0	0	0	0	0	0																						
Chris Gomez, R OBP: 0.297, SLG: 0.390			G5-3			F9			G6-3	3	0	0	0	0	0	1																						
18 Jared Sandberg, R OBP: 0.279, SLG: 0.440			K			K			K	3	0	0	0	0	3	1																						
13 Carl Crawford, L OBP: 0.286, SLG: 0.381						K			K2-3	3	0	1	0	0	2	1																						
Inning Stats	R: 0 H: 0 E: 0 K: 2 S: 9	H: 0 LOB: 0 BB: 0 P: 12	R: 0 H: 0 E: 0 K: 1 S: 7	H: 0 LOB: 0 BB: 0 P: 12	R: 0 H: 1 E: 1 K: 2 S: 14	LOB: 2 BB: 1 P: 25	R: 0 H: 0 E: 0 K: 1 S: 8	H: 0 LOB: 0 BB: 0 P: 10	R: 0 H: 0 E: 0 K: 2 S: 14	H: 0 LOB: 1 BB: 0 P: 17	R: 0 H: 1 E: 0 K: 1 S: 10	H: 0 LOB: 0 BB: 0 P: 14	R: 0 H: 0 E: 0 K: 0 S: 5	H: 0 LOB: 0 BB: 0 P: 7	R: 0 H: 0 E: 0 K: 2 S: 10	H: 0 LOB: 0 BB: 0 P: 11	R: 0 H: 1 E: 0 K: 1 S: 9	H: 1 LOB: 1 BB: 0 P: 14	1B: 3 2B: 0 3B: 0 HR: 0	SF: 0 SAC: 0 DP: 1 HBP: 1	WP: 0 PA: 31 PB: 0 SB: 1 CS: 0																	
PITCHER	IP	WLS	BF	H	R	ER	SO	BB	IBB	HBP	BLK	WP	HR	S	P	ERA	WHIP	PITCHER				IP	WLS	BF	H	R	ER	SO	BB	IBB	HBP	BLK	WP	HR	S	P	ERA	WHIP
Pedro Martinez, R ERA: 2.5	(1, 1)	8.0	W	27	2	0	0	11	1	0	1	0	0	0	77	108	0.00	0.375					8.0	W	27	2	0	0	11	1	0	0	11	108	0.00	0.375		
Chris Haney, L ERA: 3.0	(9, 1)	1.0		4	1	0	0	1	0	0	0	0	0	9	14	0.00	1.000					1.0		4	1	0	0	1	0	0	0	9	14	0.00	1.000			


Batter	1	2	3	4	5	6	7	8	9	AB	R	H	RBI	BB	SO	LOB	BOTTOM																					
18 Johnny Damon, L OBP: 0.370, SLG: 0.441	HR 1B		G4-3			F7-4 BB 1B			L4	4	1	2	0	0	0	0	Tampa Bay Devil Rays @ Boston Red Sox Fenway Park, Boston, MA Thu Jul 25 2002, 7:05 PM EDT Att: 33,439 - Sunny - 67 F																					
Trot Nixon, L OBP: 0.351, SLG: 0.488	HR		HR BB						F9	2	2	1	2	2	0	0																						
Nomar Garciaparra, R OBP: 0.343, SLG: 0.535			L6			F7			P6	4	0	1	0	0	0	3																						
Manny Ramirez, R OBP: 0.444, SLG: 0.621	G5-4-3 1-2					F7-4 2-3			G4-3	4	1	1	2	0	0	3																						
Jason Varitek, S OBP: 0.359, SLG: 0.429	G3		HR			G3 SF9 2B			F9	4	2	2	1	0	0	0																						
Shea Hillenbrand, R OBP: 0.333, SLG: 0.469		G6-3	G6-3			G3			G3	3	0	0	0	0	0	1																						
Brian Daubach, L OBP: 0.353, SLG: 0.470					K	SF9			SF9	2	0	1	1	0	1	0																						
Jose Offerman, S OBP: 0.324, SLG: 0.326		F9			G4-3	F8			F8	3	0	0	0	0	0	1																						
Rey Sanchez, R OBP: 0.329, SLG: 0.385					G5-3				F9	3	0	0	0	0	1	1																						
Inning Stats	R: 2 H: 3 E: 0 K: 0 S: 10	H: 3 LOB: 0 BB: 0 P: 19	R: 0 H: 1 E: 0 K: 1 S: 10	H: 1 LOB: 1 BB: 0 P: 13	R: 3 H: 2 E: 0 K: 0 S: 14	H: 2 LOB: 0 BB: 1 P: 23	R: 0 H: 0 E: 0 K: 1 S: 9	H: 0 LOB: 0 BB: 0 P: 14	R: 0 H: 1 E: 0 K: 0 S: 6	H: 1 LOB: 1 BB: 1 P: 15	R: 1 H: 1 E: 0 K: 0 S: 9	H: 1 LOB: 0 BB: 0 P: 14	R: 0 H: 0 E: 0 K: 0 S: 4	H: 0 LOB: 0 BB: 0 P: 4	R: 0 H: 0 E: 0 K: 0 S: 7	H: 0 LOB: 0 BB: 0 P: 11	R: 0 H: 0 E: 0 K: 0 S: 10	H: 0 LOB: 0 BB: 0 P: 11	1B: 4 2B: 2 3B: 0 HR: 3	SF: 1 SAC: 0 DP: 2 HBP: 0	WP: 0 PA: 32 PB: 0 SB: 0 CS: 0																	
PITCHER	IP	WLS	BF	H	R	ER	SO	BB	IBB	HBP	BLK	WP	HR	S	P	ERA	WHIP	PITCHER				IP	WLS	BF	H	R	ER	SO	BB	IBB	HBP	BLK	WP	HR	S	P	ERA	WHIP
Luis De Los Santos, R ERA: 12.6	(1, 1)	6.0	L	26	6	6	2	2	0	0	0	0	0	4	4	0.00	0.000					6.0	L	26	6	6	2	2	0	0	0	0	4	4	0.00	0.000		
Brandon Backe, R ERA: 14.54	(7, 1)	1.0		3	0	0	0	0	0	0	0	0	0	4	4	0.00	0.000					1.0		3	0	0	0	0	0	0	0	4	4	0.00	0.000			
Steve Kent, L ERA: 4.46	(8, 1)	1.0		3	0	0	0	0	0	0	0	0	0	7	11	0.00	0.000					1.0		3	0	0	0	0	0	0	0	7	11	0.00	0.000			





Batter	1	2	3	4	5	6	7	8	9	AB	R	H	RBI	BB	SO	LOB	TOP								
Alfonso Soriano, R OBP: 0.338, SLG: 0.573	F9			K	K	K			F8	6	1	1	0	0	3	5	New York Yankees @ Tampa Bay Devil Rays Tropicana Field, St. Petersburg, FL Fri Jul 26 2002, 7:15 PM EDT Att: 22,527 - Dome - 72 F livebaseballscorecards.com								
2 Derek Jeter, R OBP: 0.389, SLG: 0.437	F9			SF8	G5-3				F9	4	1	1	1	0	0	0									
25 Jason Giambi, L OBP: 0.435, SLG: 0.605	F5			G4-3	G4-3				G6-3	3	2	0	0	2	0	0									
Bernie Williams, S OBP: 0.413, SLG: 0.484				G4-3					F9	4	3	2	0	1	1	2									
Robin Ventura, L OBP: 0.380, SLG: 0.493				G4-3					HR	3	1	2	3	2	0	1									
20 Jorge Posada, S OBP: 0.363, SLG: 0.497									HR	3	2	1	2	2	1	1									
Raul Mondesi, R OBP: 0.310, SLG: 0.437										3	2	2	4	1	1	0									
Nick Johnson, L OBP: 0.336, SLG: 0.420									P6	3	0	0	0	2	2	3									
Rondell White, R OBP: 0.317, SLG: 0.395									G5-3	5	0	1	2	0	1	5									
Inning Stats	R: 0 E: 0 K: 0 S: 7	H: 0 LOB: 0 BB: 0 P: 10	R: 0 E: 0 K: 2 S: 10	H: 1 LOB: 1 BB: 0 P: 16	R: 0 E: 0 K: 2 S: 8	H: 0 LOB: 0 BB: 0 P: 12	R: 4 E: 0 K: 0 S: 15	H: 3 LOB: 2 BB: 3 P: 30	R: 0 E: 0 K: 1 S: 7	H: 0 LOB: 0 BB: 0 P: 12	R: 1 E: 0 K: 3 S: 15	H: 1 LOB: 3 BB: 2 P: 28	R: 4 E: 0 K: 1 S: 15	H: 3 LOB: 2 BB: 4 P: 35	R: 2 E: 0 K: 0 S: 11	H: 1 LOB: 0 BB: 1 P: 26	R: 1 E: 0 K: 0 S: 7	H: 1 LOB: 0 BB: 0 P: 11	1B: 6 2B: 3 3B: 0 HR: 2	SF: 1 SAC: 0 DP: 1 HBP: 1	WP: 1 PB: 0 CS: 2	PA: 46			
PITCHER	IP	WLS	BF	H	R	ER	SO	BB	IBB	HBP	BLK	WP	HR	S	P	ERA	WHIP								
Jorge Sosa, R ERA: 5.72	5.0	L	24	5	5	5	5	5	0	0	0	0	0	52	94	9.00	2.000								
Travis Phelps, R ERA: 7.99	1.0		6	1	2	2	3	1	0	1	0	0	0	11	19	18.00	2.000								
Victor Zambrano, R ERA: 6.07	1.2		11	3	4	4	1	4	0	0	0	1	1	23	51	21.60	4.200								
Brandon Backe, R ERA: 12.71	1.1		5	1	1	1	0	0	0	0	0	0	1	9	16	6.75	0.750								


Batter	1	2	3	4	5	6	7	8	9	AB	R	H	RBI	BB	SO	LOB	BOTTOM								
Randy Winn, S OBP: 0.370, SLG: 0.493	K2-3									5	2	3	1	0	2	0	New York Yankees @ Tampa Bay Devil Rays Tropicana Field, St. Petersburg, FL Fri Jul 26 2002, 7:15 PM EDT Att: 22,527 - Dome - 72 F livebaseballscorecards.com								
Andy Sheets, R OBP: 0.393, SLG: 0.600										5	0	2	1	0	0	2									
Aubrey Huff, L OBP: 0.350, SLG: 0.456										5	2	3	0	0	0	2									
Steve Cox, L OBP: 0.332, SLG: 0.422										5	1	2	2	0	1	4									
Toby Hall, R OBP: 0.245, SLG: 0.316										5	0	1	0	0	0	2									
Ben Grievie, L OBP: 0.345, SLG: 0.409										3	2	0	0	2	2	2									
Brent Abernathy, R OBP: 0.290, SLG: 0.316										5	0	3	3	0	1	0									
Chris Gomez, R OBP: 0.298, SLG: 0.396										5	1	2	1	0	0	3									
13 Carl Crawford, L OBP: 0.269, SLG: 0.423										5	1	1	1	0	2	3									
Inning Stats	R: 0 E: 0 K: 1 S: 9	H: 1 LOB: 1 BB: 0 P: 14	R: 0 E: 0 K: 2 S: 10	H: 0 LOB: 0 BB: 0 P: 14	R: 1 E: 0 K: 1 S: 12	H: 2 LOB: 1 BB: 0 P: 16	R: 0 E: 0 K: 0 S: 9	H: 1 LOB: 0 BB: 0 P: 17	R: 2 E: 0 K: 0 S: 15	H: 4 LOB: 2 BB: 0 P: 19	R: 1 E: 0 K: 0 S: 9	H: 1 LOB: 1 BB: 1 P: 17	R: 3 E: 0 K: 1 S: 20	H: 5 LOB: 2 BB: 0 P: 31	R: 0 E: 0 K: 1 S: 9	H: 0 LOB: 0 BB: 0 P: 13	R: 2 E: 0 K: 2 S: 17	H: 3 LOB: 2 BB: 1 P: 26	1B: 12 2B: 4 3B: 2 HR: 0	SF: 0 SAC: 0 DP: 1 HBP: 0	WP: 1 PB: 0 CS: 0	PA: 45			
PITCHER	IP	WLS	BF	H	R	ER	SO	BB	IBB	HBP	BLK	WP	HR	S	P	ERA	WHIP								
35 Mike Mussina, R ERA: 4.47	6.0	W	27	9	4	4	4	1	0	0	0	0	0	64	97	6.00	1.667								
Mike Stanton, L ERA: 3.2	0.1		4	3	3	3	0	0	0	0	0	0	0	8	12	81.00	9.000								
Ramiro Mendoza, R ERA: 3.63	2.1	H	12	4	2	2	3	1	0	0	0	0	0	32	50	7.71	2.143								
Steve Karsay, R ERA: 3.36	0.1	S	2	1	0	0	1	0	0	0	0	0	0	6	8	0.00	3.000								

Batter	1	2	3	4	5	6	7	8	9	AB R H RBI BB SO LOB	TOP										
Alfonso Soriano, R (1,4) OBP: 0.337, SLG: 0.568	1-1 G4-3 25 2 S HBP		0-0 G6-3		1-0 G4-3		0-0 G5-3		0-1 F9	4 0 0 0 0 0 3	<p>New York Yankees @ Tampa Bay Devil Rays Tropicana Field, St. Petersburg, FL</p> <p>Sat Jul 27 2002, 6:15 PM EDT Att: 35,021 - Dome - 72 F</p> <p>livebaseballscores.com</p> <p>AB 33 R 4 H 7 RBI 4 BB 2 SO 6 LOB 16</p> 										
2 Derek Jeter, R (1,6) OBP: 0.365, SLG: 0.433	3-2 F9		2-2 P4		2-0 L3		2-2 SF7		1-0 G6-3	4 0 0 1 0 0 2											
25 Jason Giambi, L (1,3) OBP: 0.436, SLG: 0.602	2-1 G4-3			4-1 HR BB		0-0 F8		3-H 2-0 1B HBP		2 1 0 0 1 0 1											
Bernie Williams, S (1,8) OBP: 0.414, SLG: 0.485	3-0 G6-3			0-0 F9 BB		2-1 20 BB 1B		1-1 1B		4 0 2 1 0 0 2											
Robin Ventura, L (1,5) OBP: 0.379, SLG: 0.500		0-0 F8		1-0 HR		2-0 P3		1-3 1B		4 1 1 2 0 1 3											
20 Jorge Posada, S (1,2) OBP: 0.394, SLG: 0.498		2-3 K		0-0 2B		4-1 FC6-4 BB		1-3 K		3 0 1 0 1 2 0											
Raul Mondesi, R (1,9) OBP: 0.307, SLG: 0.432		2-1 G5-3		2-3 K		0-0 FC6-4 1-2		0-0 G6-3		4 0 0 0 0 1 3											
John Vander Wal, L (1,7) OBP: 0.330, SLG: 0.428			1-2 G4-3 2B		2-3 K		1-1 G5-3 2 SF7 1B		2-3 K	4 1 2 0 0 2 1											
Nick Johnson, L (1,10) OBP: 0.335, SLG: 0.417			0-1 G4-3		2-2 G4-1		3-2 G5-3 1B		3-2 F8	4 1 1 0 0 0 1											
Inning Stats	R: 0 E: 0 K: 0 S: 7	H: 0 LOB: 1 BB: 0 P: 16	R: 0 E: 0 K: 1 S: 7	H: 0 LOB: 0 BB: 0 P: 11	R: 0 E: 0 K: 0 S: 9	H: 1 LOB: 1 BB: 0 P: 12	R: 2 E: 0 K: 2 S: 11	H: 2 LOB: 1 BB: 1 P: 20	R: 0 E: 0 K: 0 S: 6	H: 0 LOB: 0 BB: 0 P: 11	R: 0 E: 0 K: 0 S: 6	H: 1 LOB: 2 BB: 1 P: 14	R: 2 E: 0 K: 1 S: 14	H: 3 LOB: 2 BB: 0 P: 24	R: 0 E: 0 K: 2 S: 7	H: 0 LOB: 0 BB: 0 P: 10	R: 0 E: 0 K: 0 S: 7	H: 0 LOB: 0 BB: 0 P: 11	1B: 4 2B: 2 3B: 0 HR: 1	SF: 1 SAC: 0 DP: 0 HBP: 2	WP: 0 PA: 38 SB: 0 CS: 1
PITCHER	IP WLS BF H R ER SO BB IBB HBP BLK WP HR S P ERA WHIP											PITCHER	IP WLS BF H R ER SO BB IBB HBP BLK WP HR S P ERA WHIP								
Travis Harper, R (1,1) ERA: 3.75	6.2 W 30 6 4 4 3 2 0 0 2 0 0 1 55 101 5.40 1.200																				
Jesus Colome, R (7,1) ERA: 6.91	0.1 H 2 1 0 0 1 0 0 0 0 0 0 0 5 7 0.00 3.000																				
Esteban Yan, R (8,1) ERA: 4.22	2.0 S 6 0 0 0 2 0 0 0 0 0 0 0 0 14 21 0.00 0.000																				

Batter	1	2	3	4	5	6	7	8	9	AB R H RBI BB SO LOB	BOTTOM										
Randy Winn, S (1,8) OBP: 0.370, SLG: 0.491	1-2 G5-3		0-2 G3 1B		1-1 FC4-6 1B		2-3 K		0-0 L9	5 0 2 1 0 1 1	<p>New York Yankees @ Tampa Bay Devil Rays Tropicana Field, St. Petersburg, FL</p> <p>Sat Jul 27 2002, 6:15 PM EDT Att: 35,021 - Dome - 72 F</p> <p>livebaseballscores.com</p> <p>AB 35 R 7 H 11 RBI 7 BB 1 SO 6 LOB 18</p> 										
Brent Abernathy, R (1,4) OBP: 0.288, SLG: 0.314	0-0 P4		1-1 G3		0-1 F5		2-2 1B FC4 1B		1-0 G5-3	5 1 1 0 0 0 4											
Aubrey Huff, L (1,3) OBP: 0.348, SLG: 0.452	1-2 F9		2-2 F7		0-0 FC4-6 1-2		0-1 FC4 1B			4 0 1 0 0 0 3											
Steve Cox, L (1,10) OBP: 0.333, SLG: 0.424		1-1 G4-3 2B 2B		3-3 K		1-0 3B HBP		2-0 FC4		3 2 1 1 0 1 1											
Toby Hall, R (1,2) OBP: 0.245, SLG: 0.325		0-0 G4-3		2-0 G5-3		1-1 1B HR 3B		2-1 P4		4 1 1 1 0 0 3											
Ben Griewe, L (1,9) OBP: 0.344, SLG: 0.410		1-1 3-H 2B		0-0 G3		3-3 K		3-3 K		4 0 1 1 0 2 3											
18 Jared Sandberg, R (1,5) OBP: 0.289, SLG: 0.466		1-3 K			4-0 13 1B BB		0-1 HR		1-1 SH1-4 13 3B 2B	3 3 2 2 1 1 1											
Chris Gomez, R (1,6) OBP: 0.296, SLG: 0.393		2-1 G5-3			0-3 K		1-2 F7		0-0 SH1-4	3 0 0 0 0 1 2											
13 Carl Crawford, L (1,7) OBP: 0.300, SLG: 0.500			0-1 G6-3		0-0 1B		0-2 F7		0-0 3B	4 0 2 1 0 0 0											
Inning Stats	R: 0 E: 0 K: 0 S: 8	H: 0 LOB: 0 BB: 0 P: 10	R: 1 E: 0 K: 1 S: 10	H: 2 LOB: 1 BB: 0 P: 15	R: 0 E: 0 K: 1 S: 10	H: 1 LOB: 0 BB: 0 P: 13	R: 0 E: 0 K: 1 S: 6	H: 0 LOB: 0 BB: 0 P: 11	R: 1 E: 0 K: 1 S: 9	H: 2 LOB: 2 BB: 1 P: 14	R: 3 E: 0 K: 1 S: 13	H: 2 LOB: 0 BB: 0 P: 19	R: 1 E: 0 K: 2 S: 16	H: 2 LOB: 2 BB: 0 P: 27	R: 1 E: 0 K: 0 S: 6	H: 2 LOB: 1 BB: 0 P: 8	R: 1 E: 0 K: 0 S: 6	H: 2 LOB: 1 BB: 0 P: 8	1B: 5 2B: 3 3B: 2 HR: 1	SF: 0 SAC: 1 DP: 0 HBP: 1	WP: 0 PA: 38 SB: 0 CS: 0
PITCHER	IP WLS BF H R ER SO BB IBB HBP BLK WP HR S P ERA WHIP											PITCHER	IP WLS BF H R ER SO BB IBB HBP BLK WP HR S P ERA WHIP								
Jeff Weaver, R (1,1) ERA: 4.06	7.0 L 33 9 6 6 6 1 0 0 1 0 0 1 72 109 7.71 1.429																				
Steve Karsay, R (8,1) ERA: 3.45	1.0 5 2 1 1 0 0 0 0 0 0 0 0 6 8 9.00 2.000																				

Batter	1	2	3	4	5	6	7	8	9	AB	R	H	RBI	BB	SO	LOB	TOP					
6 Melvin Mora, R OBP: 0.346, SLG: 0.415	0-3 K			1-0 F7		2-1 HR		0-0 F5		4	1	1	2	0	1	0	<p>Baltimore Orioles @ Tampa Bay Devil Rays Tropicana Field, St. Petersburg, FL Tue Jul 30 2002, 7:15 PM EDT Att: 10,566 - Dome - 72 F</p> <p>AB 31 R 3 H 5 RBI 3 BB 1 SO 7 LOB 4</p> 					
1 Brian Roberts, S OBP: 0.308, SLG: 0.297	0-3 K			0-0 G6-3		1-0 G5-3		0-3 K		4	0	0	0	0	2	0						
Gary Matthews, S OBP: 0.354, SLG: 0.427	1-0 F3			2-1 1B		4-1 BB			0-0 F9	3	0	1	0	1	0	0						
Tony Batista, R OBP: 0.326, SLG: 0.499		2-0 L7		1-2 F7		2-2 F7			1-1 F7	4	0	0	0	0	2							
21 Marty Cordova, R OBP: 0.335, SLG: 0.458		2-1 F7			3-1 HR	1-3 K			0-2 G4-3	4	1	1	1	0	1	1						
Jose Leon, R OBP: 0.283, SLG: 0.409		2-2 P5			1-3 K					3	0	1	0	0	1	0						
Geronimo Gil, R OBP: 0.309, SLG: 0.402			2-3 K		0-1 P4			1-1 G5-4-3 1B		3	0	0	0	0	1	1						
Luis Lopez, S OBP: 0.167, SLG: 0.150			0-1 G6-3		0-0 P3			1-0 F8		3	0	0	0	0	0	0						
Jerry Hairston, R OBP: 0.324, SLG: 0.357			2-1 L5			2-1 6 HR 1B			3-3 K	3	1	1	0	0	1	0						
Inning Stats	R: 0 E: 0 K: 2 S: 9	H: 0 LOB: 0 BB: 0 P: 10	R: 0 E: 0 K: 0 S: 6	H: 0 LOB: 0 BB: 0 P: 12	R: 0 E: 0 K: 1 S: 7	H: 0 LOB: 0 BB: 0 P: 11	R: 0 E: 0 K: 0 S: 8	H: 1 LOB: 1 BB: 0 P: 12	R: 1 E: 0 K: 1 S: 9	H: 1 LOB: 0 BB: 0 P: 13	R: 2 E: 0 K: 1 S: 13	H: 2 LOB: 1 BB: 1 P: 25	R: 0 E: 0 K: 0 S: 4	H: 1 LOB: 0 BB: 0 P: 6	R: 0 E: 0 K: 2 S: 7	H: 0 LOB: 0 BB: 0 P: 10	R: 0 E: 0 K: 0 S: 7	H: 0 LOB: 0 BB: 0 P: 8	1B: 3 2B: 0 3B: 0 HR: 2	SF: 0 SAC: 0 DP: 1 HBP: 0	WP: 0 PB: 0 SB: 0 CS: 0	PA: 32
PITCHER Joe Kennedy, L ERA: 4.52	IP: 9.0 WLS: W BF: 32 H: 5 R: 3 ER: 3 SO: 7 BB: 1 IBB: 0 HBP: 0 BLK: 0 WP: 0 HR: 2 S: 70 P: 107 ERA: 3.00 WHIP: 0.667															PITCHER						

Batter	1	2	3	4	5	6	7	8	9	AB	R	H	RBI	BB	SO	LOB	BOTTOM			
Jason Conti, L OBP: 0.314, SLG: 0.355	0-2 2B	0-2 G4-6-3 1B		0-0 L7		1-2 F7		0-2 F8		5	1	2	0	0	0	3	<p>Baltimore Orioles @ Tampa Bay Devil Rays Tropicana Field, St. Petersburg, FL Tue Jul 30 2002, 7:15 PM EDT Att: 10,566 - Dome - 72 F</p> <p>AB 37 R 10 H 15 RBI 10 BB 2 SO 4 LOB 18</p> 			
Brent Abernathy, R OBP: 0.286, SLG: 0.312	0-1 1B 18 HR 2-3 1B	1-2 G4-6-3		2-1 F9		1-0 FC6		1-3 K		5	1	1	0	0	1	4				
Aubrey Huff, L OBP: 0.352, SLG: 0.480	3-0 G3	0-0 HR		2-3 K			0-0 HR	1-1 F7		5	2	2	2	0	1	3				
Steve Cox, L OBP: 0.338, SLG: 0.428	4-0 18 HR IBB	0-1 F9			1-0 G4-3		3-1 2B			3	1	1	0	1	0	0				
Toby Hall, R OBP: 0.250, SLG: 0.328	3-1 18 HR 1B		0-1 HR 1B		3-2 L7		1-0 G5-3			4	2	2	1	0	0	1				
Ben Griewe, L OBP: 0.345, SLG: 0.413	2-3 K		2-0 HR		1-1 G6-3		4-1 BB			3	1	1	2	1	1	3				
18 Jared Sandberg, R OBP: 0.290, SLG: 0.466	1-0 HR		2-2 G6-3			0-0 G4-3		1-3 K		4	1	1	4	0	1	2				
Chris Gomez, R OBP: 0.302, SLG: 0.400	2-1 13 HR 1B 2B		2-1 F8			3-2 13 HR 1B		0-2 G4-3		4	1	2	0	0	2					
13 Carl Crawford, L OBP: 0.372, SLG: 0.535	2-0 CS 1B		0-0 P4			1-0 FC6 1B		1-0 1B		4	0	3	1	0	0	0				
Inning Stats	R: 6 E: 0 K: 1 S: 15	H: 6 LOB: 0 BB: 1 P: 32	R: 1 E: 0 K: 0 S: 9	H: 2 LOB: 0 BB: 0 P: 10	R: 2 E: 0 K: 0 S: 9	H: 2 LOB: 0 BB: 0 P: 15	R: 0 E: 0 K: 1 S: 7	H: 0 LOB: 0 BB: 0 P: 11	R: 0 E: 0 K: 0 S: 6	H: 0 LOB: 0 BB: 0 P: 11	R: 0 E: 0 K: 0 S: 13	H: 2 LOB: 2 BB: 0 P: 19	R: 1 E: 0 K: 1 S: 11	H: 2 LOB: 2 BB: 1 P: 20	R: 0 E: 0 K: 1 S: 9	H: 1 LOB: 1 BB: 0 P: 12	1B: 8 2B: 3 3B: 0 HR: 4	SF: 0 SAC: 0 DP: 1 HBP: 0	WP: 0 PB: 1 SB: 0 CS: 1	PA: 40
PITCHER John Stephens, R ERA: 27.0 Rick Bauer, R ERA: 4.2 Jorge Julio, R ERA: 2.05	IP: 3.0 WLS: L BF: 18 H: 10 R: 9 ER: 9 SO: 1 BB: 0 IBB: 0 HBP: 0 BLK: 0 WP: 0 HR: 3 S: 33 P: 57 ERA: 27.00 WHIP: 3.333															PITCHER				

Batter	1	2	3	4	5	6	7	8	9	AB	R	H	RBI	BB	SO	LOB	TOP									
6 Melvin Mora, R OBP: 0.351, SLG: 0.416	2-1 CS 1B			4-2 FC6-4 BB	4-2 S BB		0-0 G6-3		1-1 FC6-4 1B	3	0	2	0	2	0	0	Baltimore Orioles @ Tampa Bay Devil Rays Tropicana Field, St. Petersburg, FL Thu Aug 01 2002, 7:15 PM EDT Att: 10,377 - Dome - 72 F livebaseballscorecards.com									
Chris Singleton, L OBP: 0.285, SLG: 0.384	2-2 P6		1-2 FC6-4 2B	3-2 F8		4-1 BB BLK BB		0-2 FC6-4 1-2	4	1	0	0	1	0	4											
Gary Matthews, S OBP: 0.357, SLG: 0.428	1-0 P6		2-2 1-H 2B			4-2 CS BB		4-1 BB 1-2 BB	3	0	1	1	2	0	1											
Tony Batista, R OBP: 0.327, SLG: 0.494		2-0 F8		0-2 G6-3		2-2 F8 1-2		4-1 BB 1-2 BB	3	0	0	0	1	0	2											
31 Jay Gibbons, L OBP: 0.335, SLG: 0.516		0-2 G5-3		1-0 P6		2-0 HR		2-2 BB 2-3	4	1	1	1	0	0	4											
21 Marty Cordova, R OBP: 0.333, SLG: 0.465		0-3 K			4-2 HR BB			0-0 L8	2	1	0	0	2	1	0											
Chris Richard, L OBP: 0.556, SLG: 1.375			1-0 P4		3-1 1-H HR			0-0 L7	4	1	2	2	0	0	0											
Geronimo Gil, R OBP: 0.299, SLG: 0.389			1-2 G6-3		3-2 G6-3			2-3 K	4	0	0	0	0	2	2											
Jerry Hairston, R OBP: 0.328, SLG: 0.371			0-1 G4-3		2-2 L9			2-3 K	4	0	0	0	0	1	0											
Inning Stats	R: 0 E: 0 K: 0 S: 9	H: 1 LOB: 0 BB: 0 P: 14	R: 0 E: 0 K: 1 S: 8	H: 0 LOB: 0 BB: 0 P: 10	R: 0 E: 0 K: 0 S: 7	H: 0 LOB: 0 BB: 0 P: 9	R: 1 E: 0 K: 0 S: 12	H: 1 LOB: 1 BB: 1 P: 20	R: 2 E: 0 K: 0 S: 20	H: 1 LOB: 1 BB: 2 P: 39	R: 1 E: 0 K: 1 S: 15	H: 2 LOB: 3 BB: 3 P: 29	R: 0 E: 0 K: 1 S: 12	H: 0 LOB: 0 BB: 0 P: 28	R: 0 E: 0 K: 1 S: 5		H: 0 LOB: 0 BB: 0 P: 7	R: 0 E: 0 K: 0 S: 10	H: 1 LOB: 1 BB: 0 P: 17	1B: 3 2B: 1 3B: 0 HR: 2	SF: 0 SAC: 0 DP: 0 HBP: 0	WP: 0 PB: 0 SB: 1 CS: 2	PA: 39			
PITCHER	IP	WLS	BF	H	R	ER	SO	BB	IBB	HBP	BLK	WP	HR	S	P		ERA	WHIP								
Jorge Sosa, R ERA: 5.79	5.2	L	24	4	4	4	1	5	0	0	0	0	2	67	115		6.35	1.588								
Steve Kent, L ERA: 4.57	0.0	1	1	0	0	0	0	0	0	0	0	0	0	1	1		∞	∞								
Travis Phelps, R ERA: 6.88	2.1	10	0	0	0	3	3	0	0	0	1	0	0	20	4		0.00	1.286								
Esteban Yan, R ERA: 4.12	1.0	4	1	0	0	0	0	0	0	0	0	0	0	10	17		0.00	1.000								
Batter	1	2	3	4	5	6	7	8	9	AB	R	H	RBI	BB	SO		LOB	BOTTOM								
Randy Winn, S OBP: 0.371, SLG: 0.483	4-1 FC5-4 BB		0-1 G4-6-3 1-2			1-3 K2-3		2-2 G6-4-3 1B	4-0 IBB	3	0	1	0	2	1	1	Baltimore Orioles @ Tampa Bay Devil Rays Tropicana Field, St. Petersburg, FL Thu Aug 01 2002, 7:15 PM EDT Att: 10,377 - Dome - 72 F livebaseballscorecards.com									
Brent Abernathy, R OBP: 0.288, SLG: 0.313	1-1 FC5-4 G4-1 1-2			1-1 G6-3 1B		1-1 G4-3		0-0 G6-4-3 1-2	0-0 P6	5	0	1	0	0	0	5										
Aubrey Huff, L OBP: 0.349, SLG: 0.472	2-2 G4-1 1-2			2-0 G6-3 1-2		2-0 G6-3		1-1 G6-4-3 1B		4	0	1	0	0	0	2										
Steve Cox, L OBP: 0.339, SLG: 0.422	1-2 G4-3			4-1 BB BB				4-2 BB 1B BB	3-3 K	2	1	0	0	2	1	2										
Ben Grieve, L OBP: 0.343, SLG: 0.406		3-3 K		2-1 L9				4-0 1B BB	1-1 G4-3	3	0	0	0	1	1	1										
18 Jared Sandberg, R OBP: 0.288, SLG: 0.472		1-3 K			1-1 HR			1-3 K	1-3 K	4	1	1	1	0	3	2										
John Flaherty, R OBP: 0.300, SLG: 0.392		0-3 K			0-1 P4			1-0 P6	2-1 1B 2B 1B	4	1	1	0	0	1	2										
Chris Gomez, R OBP: 0.307, SLG: 0.405			1-1 F3		0-0 F9			0-0 1-2 2H 1B	1-0 13 2B 1B	4	0	2	1	0	0	0										
13 Carl Crawford, L OBP: 0.373, SLG: 0.529			3-1 G4-6-3 1B		0-0 G4-3			0-0 F7	0-1 1-3 2H 2B	4	0	2	1	0	0	2										
Inning Stats	R: 0 E: 0 K: 0 S: 10	H: 0 LOB: 1 BB: 1 P: 18	R: 0 E: 0 K: 3 S: 12	H: 0 LOB: 0 BB: 0 P: 16	R: 0 E: 0 K: 0 S: 6	H: 1 LOB: 0 BB: 0 P: 10	R: 0 E: 0 K: 0 S: 6	H: 1 LOB: 1 BB: 1 P: 15	R: 1 E: 0 K: 0 S: 7	H: 1 LOB: 0 BB: 0 P: 7	R: 0 E: 0 K: 1 S: 7	H: 0 LOB: 0 BB: 0 P: 11	R: 1 E: 0 K: 1 S: 8	H: 1 LOB: 2 BB: 2 P: 18	R: 0 E: 0 K: 1 S: 10	H: 2 LOB: 1 BB: 0 P: 16	R: 1 E: 0 K: 1 S: 11	H: 3 LOB: 3 BB: 1 P: 20	1B: 7 2B: 1 3B: 0 HR: 1	SF: 0 SAC: 0 DP: 3 HBP: 0	WP: 0 PB: 0 SB: 0 CS: 0	PA: 38				
PITCHER	IP	WLS	BF	H	R	ER	SO	BB	IBB	HBP	BLK	WP	HR	S	P	ERA	WHIP									
Sidney Ponson, R ERA: 4.23	6.2	W	26	4	2	2	5	4	0	0	0	0	1	54	94	2.70	1.200									
B.J. Ryan, L ERA: 5.6	0.1	H	1	0	0	0	0	0	0	0	0	0	0	1	1	0.00	0.000									
Buddy Groom, L ERA: 1.91	1.0	H	4	2	0	0	1	0	0	0	0	0	0	10	16	0.00	2.000									
Jorge Julio, R ERA: 2.19	1.0	S	7	3	1	1	1	0	1	0	0	0	0	11	20	9.00	3.000									
Batter	1	2	3	4	5	6	7	8	9	AB	R	H	RBI	BB	SO	LOB	BOTTOM									

Batter	1	2	3	4	5	6	7	8	9	10	11	12	AB	R	H	RBI	BB	SO	LOB	TOP		
Wille Harris, L OBP: 0.333, SLG: 0.367 (1.4)	1-2 SH3 1B	1-2 F7		2-1 1-H 1B		2-1 S 1B		2-2 P6		2-3 K		4-2 2B HBP	6	3	3	1	1	1	3			
Aaron Rowand, R OBP: 0.239, SLG: 0.357 (1.8)	0-1 SH3		1-1 G5-3	3-2 HBP 1B		0-0 P3		2-2 L8		0-0 G6-3		3-2 HBP BB	5	1	1	1	0	0	2			
Carlos Lee, R OBP: 0.344, SLG: 0.474 (1.7)	1-3 K		2-1 P4	2-1 HBP 1B		4-2 G4-6-3 BB		0-0 1-H HR		2-3 K		4-0 BB HBP	5	1	2	3	2	2	1			
Magglio Ordonez, R OBP: 0.381, SLG: 0.567 (1.9)	2-0 14 FC6-4 1B		4-2 14 BB	3-2 1-2 HBP		0-0 G4-6-3		2-0 G6-3				1-2 P4	4	0	1	2	1	0	2			
14 Paul Konerko, R OBP: 0.361, SLG: 0.524 (1.3)	3-1 FC6-4 1B		0-2 1B	0-0 F8								1-0 BB HBP	4	0	1	2	1	0	2			
Frank Thomas, R OBP: 0.341, SLG: 0.442 (1.10)		3-1 F3	1-0 G5-3		0-1 E5 SH5-3		1-1 F7		3-2 1B		2-2 L7	1-0 BB HBP	5	0	1	1	2	0	3			
Tony Graffanino, R OBP: 0.339, SLG: 0.459 (1.5)		3-2 F3		2-3 K	1-0 SH5-3		0-1 G6-3		1-0 1B		1-0 F3	0-1 P4	6	0	1	0	0	1	5			
Royce Clayton, R OBP: 0.289, SLG: 0.360 (1.6)	0-0 1B		3-2 G6-3	2-1 FC5-4 1B		2-1 G6-3		1-1 F9		1-3 K		2-1 BB 2B	6	1	3	0	0	1	4			
Josh Paul, R OBP: 0.466, SLG: 0.448 (1.2)	1-1 1B		1-1 FC5-4 1B	1-1 FC5-4 1B		0-2 G6-3		2-2 HR 1B		1-2 G4-3		2-1 B1	6	2	2	0	0	0	5			
Inning Stats	R: 1 E: 0 K: 1 S: 12	H: 2 LOB: 1 BB: 0 P: 18	R: 0 E: 0 K: 0 S: 12	H: 2 LOB: 2 BB: 0 P: 20	R: 0 E: 0 K: 0 S: 10	H: 1 LOB: 2 BB: 1 P: 18	R: 0 E: 1 K: 0 S: 8	H: 0 LOB: 0 BB: 0 P: 11	R: 0 E: 0 K: 1 S: 8	H: 1 LOB: 1 BB: 0 P: 14	R: 2 E: 0 K: 0 S: 11	H: 2 LOB: 0 BB: 0 P: 19	R: 0 E: 0 K: 2 S: 9	H: 0 LOB: 0 BB: 0 P: 13	R: 0 E: 0 K: 0 S: 8	H: 0 LOB: 1 BB: 0 P: 16	R: 3 E: 0 K: 1 S: 17	H: 2 LOB: 3 BB: 3 P: 40	1B: 13 2B: 2 3B: 0 HR: 1	SF: 0 SAC: 2 DP: 1 HBP: 3	WP: 1 PB: 0 CS: 0	PA: 61
PITCHER	IP WLS BF H R ER SO BB IBB HBP BLK WP HR S P ERA WHIP	PITCHER																			IP WLS BF H R ER SO BB IBB HBP BLK WP HR S P ERA WHIP	
Tanyon Sturtze, R ERA: 4.93 (1.1)	5.0 27	3 8	3 3	2 2	0 0	1 0	0 0	0 0	0 0	1 27	44	6.00	1.667									
Travis Harper, R ERA: 3.86 (6.1)	3.0 B	13 4	2 2	0 0	4 0	0 0	0 0	0 0	0 0	23 34	0.00	1.000										
Esteban Yan, R ERA: 3.94 (9.1)	2.0 L	8 13	2 3	0 3	0 3	1 1	0 0	0 0	0 0	25 56	13.50	2.500										
Jesus Colome, R ERA: 7.11 (11.1)	2.0 L	13 2	3 3	1 1	3 3	1 1	0 0	0 0	0 0	25 56	13.50	2.500										

Chicago White Sox @ Tampa Bay Devil Rays
Tropicana Field, St. Petersburg, FL
Fri Aug 02 2002, 7:15 PM EDT
Att. 10,823 - Dome - 72 F

livebaseballscorecards.com

AB	50
R	8
H	16
RBI	8
BB	6
SO	7
LOB	32



Batter	1	2	3	4	5	6	7	8	9	10	11	12	AB	R	H	RBI	BB	SO	LOB	BOTTOM		
Randy Winn, S OBP: 0.371, SLG: 0.492 (1.8)	2-2 G4-3	0-1 HR			1-2 P2			3-2 2B		1-2 G4-3			5	1	2	3	0	0	0			
Brent Abernathy, R OBP: 0.284, SLG: 0.309 (1.4)	1-2 G4-3	2-1 G4-3			1-0 F9			2-3 K			1-2 G6-3		5	0	0	0	0	1	1			
Aubrey Huff, L OBP: 0.342, SLG: 0.462 (1.10)	1-2 G4-3		0-0 F8		2-2 L4			3-2 G5-3			2-3 K		5	0	0	0	0	1	1			
Steve Cox, L OBP: 0.339, SLG: 0.422 (1.3)		1-0 18 BB S 1B	2-0 G6-3		2-2 F5			3-3 K			0-0 1B		5	1	2	0	0	1	1			
Ben Griev, L OBP: 0.342, SLG: 0.401 (1.9)		4-2 18 BB 1B	2-2 G4-3		3-3 K			3-3 K		3-3 K	3-2 G3		4	1	0	0	1	2	1			
18 Jared Sandberg, R OBP: 0.286, SLG: 0.463 (1.5)		4-2 SH1-3 HR BB		2-3 K		0-0 F8			2-2 L7		1-3 K		4	1	0	0	1	2	0			
John Flaherty, R OBP: 0.303, SLG: 0.392 (1.2)		1-1 SH1-3 HR 1B		0-1 G5-3 1B		0-0 P5		0-1 G4-3		3-3 K		5	1	2	2	0	1	0				
Chris Gomez, R OBP: 0.303, SLG: 0.401 (1.6)		1-2 SH1-3 1B		1-1 G5-3		1-0 F9		0-0 F8		0-0 F8		1-2 P4	4	0	0	0	0	0	1			
13 Carl Crawford, L OBP: 0.345, SLG: 0.491 (1.7)		2-3 K		0-0 P6		1-0 G6-3		1-0 F9					4	0	0	0	0	1	3			
Inning Stats	R: 0 E: 0 K: 0 S: 11	H: 0 LOB: 0 BB: 0 P: 15	R: 5 E: 0 K: 1 S: 19	H: 3 LOB: 0 BB: 2 P: 33	R: 0 E: 0 K: 0 S: 7	H: 0 LOB: 0 BB: 0 P: 11	R: 0 E: 0 K: 1 S: 8	H: 1 LOB: 0 BB: 0 P: 11	R: 0 E: 0 K: 0 S: 7	H: 0 LOB: 0 BB: 0 P: 11	R: 0 E: 0 K: 0 S: 10	H: 0 LOB: 0 BB: 0 P: 15	R: 0 E: 0 K: 1 S: 12	H: 0 LOB: 0 BB: 0 P: 13	R: 0 E: 0 K: 0 S: 8	H: 0 LOB: 0 BB: 0 P: 17	R: 0 E: 0 K: 2 S: 9	H: 0 LOB: 0 BB: 0 P: 14	1B: 4 2B: 1 3B: 0 HR: 1	SF: 0 SAC: 1 DP: 0 HBP: 0	WP: 0 PB: 0 CS: 0	PA: 44
PITCHER	IP WLS BF H R ER SO BB IBB HBP BLK WP HR S P ERA WHIP	PITCHER																			IP WLS BF H R ER SO BB IBB HBP BLK WP HR S P ERA WHIP	
Gary Glover, R ERA: 4.35 (8.1)	7.1 29	5 5	5 5	4 4	2 2	0 0	0 0	0 0	0 0	0 0	1 71	6.14	0.955									
Damaso Marte, L ERA: 3.35 (6.1)	1.0 3	0 0	0 0	0 2	0 0	0 0	0 0	0 0	0 0	9 18	0.00	0.000										
Keith Foulke, R ERA: 3.98 (9.1)	2.0 6	0 0	0 0	0 0	0 0	0 0	0 0	0 0	0 0	15 20	0.00	0.000										
Kelly Wunsch, L ERA: 4.58 (11.1)	0.2 W	3 1	0 0	0 1	0 0	0 0	0 0	0 0	0 0	7 12	0.00	1.500										
Antonio Osuna, R ERA: 4.54 (12.1)	1.0 S	3 0	0 0	0 2	0 0	0 0	0 0	0 0	0 0	9 14	0.00	0.000										

Chicago White Sox @ Tampa Bay Devil Rays
Tropicana Field, St. Petersburg, FL
Fri Aug 02 2002, 7:15 PM EDT
Att. 10,823 - Dome - 72 F

livebaseballscorecards.com

AB	41
R	5
H	6
RBI	5
BB	2
SO	9
LOB	8



Batter	1	2	3	4	5	6	7	8	9	AB	R	H	RBI	BB	SO	LOB	TOP					
Willie Harris, L (1,4) OBP: 0.317, SLG: 0.371	G4-3		L7				F7		K	5	0	1	2	0	1	3						
Aaron Rowand, R (1,8) OBP: 0.245, SLG: 0.353	G1-3		G4-3					G1-3 BLK	F8	4	0	1	0	0	0	3						
Carlos Lee, R (1,7) OBP: 0.343, SLG: 0.470				G4-3	G6-3			F7		3	0	0	0	1	0	3						
Jeff Liefer, L (1,9) OBP: 0.267, SLG: 0.290				F7				G1-3		3	0	1	0	1	0	1						
14 Paul Konerko, R (1,3) OBP: 0.358, SLG: 0.519	P4								L5	4	0	0	0	0	2	4						
Frank Thomas, R (1,10) OBP: 0.342, SLG: 0.440		G5-3							F7	2	0	0	0	2	0	1						
24 Joe Crede, R (1,5) OBP: 0.200, SLG: 0.143			K						F9	3	1	1	0	1	1	1						
Royce Clayton, R (1,6) OBP: 0.288, SLG: 0.359		G4-3								4	1	1	0	0	1	2						
Mark Johnson, L (1,2) OBP: 0.284, SLG: 0.246				G6-3						3	0	0	0	0	0	2						
Magglio Ordonez, R (9,PH) OBP: 0.393, SLG: 0.587					F7				P4	0	0	0	0	1	0	0						
										1-2	2-3											
Inning Stats	R: 0 E: 0 K: 0 S: 15	H: 0 LOB: 2 BB: 2 P: 30	R: 0 E: 0 K: 1 S: 7	H: 0 LOB: 0 BB: 0 P: 9	R: 0 E: 0 K: 0 S: 5	H: 0 LOB: 0 BB: 0 P: 8	R: 0 E: 0 K: 1 S: 8	H: 0 LOB: 2 BB: 1 P: 10	R: 2 E: 0 K: 0 S: 11	H: 3 LOB: 2 BB: 1 P: 23	R: 0 E: 0 K: 0 S: 9	H: 1 LOB: 1 BB: 0 P: 15	R: 0 E: 0 K: 0 S: 4	H: 0 LOB: 0 BB: 0 P: 5	R: 0 E: 0 K: 1 S: 12	H: 1 LOB: 1 BB: 2 P: 21	R: 0 E: 0 K: 2 S: 18	H: 0 LOB: 3 BB: 3 P: 36	1B: 3 2B: 2 3B: 0 HR: 0	SF: 0 SAC: 0 DP: 0 HBP: 1	WP: 0 PB: 0 CS: 0	PA: 38
PITCHER	IP	WLS	BF	H	R	ER	SO	BB	IBB	HBP	BLK	WP	HR	S	P	ERA	WHIP					
Paul Wilson, R (1,1) ERA: 3.92	8.0	W	32	5	2	2	3	3	0	1	1	0	0	71	121	2.25	1.000					
Travis Phelps, R (9,1) ERA: 6.5	1.0		6	0	0	0	2	3	0	0	0	0	0	18	36	0.00	3.000					

Chicago White Sox @ Tampa Bay Devil Rays
Tropicana Field, St. Petersburg, FL
Sat Aug 03 2002, 6:15 PM EDT
Att: 11,963 - Dome - 72 F

livebaseballscores.com

AB	31
R	2
H	5
RBI	2
BB	6
SO	5
LOB	20



Batter	1	2	3	4	5	6	7	8	9	AB	R	H	RBI	BB	SO	LOB	BOTTOM				
Randy Winn, S (1,8) OBP: 0.372, SLG: 0.491	E			E5					G4-3	3	1	1	0	1	0	0					
Felix Escalona, R (1,4) OBP: 0.298, SLG: 0.333	E3		FC6-4							4	1	2	1	0	0	2					
Aubrey Huff, L (1,3) OBP: 0.341, SLG: 0.458			L4						G3	4	0	1	1	0	1	4					
Steve Cox, L (1,10) OBP: 0.339, SLG: 0.420	F9			F7						4	1	1	1	0	1	4					
John Flaherty, R (1,2) OBP: 0.306, SLG: 0.391	FC8-2								F7	3	1	1	0	1	0	2					
18 Jared Sandberg, R (1,5) OBP: 0.286, SLG: 0.463			K						G4-3	4	1	1	1	0	2	0					
Jason Conti, L (1,9) OBP: 0.326, SLG: 0.385			F7							4	0	3	2	0	0	0					
Chris Gomez, R (1,6) OBP: 0.300, SLG: 0.396			P6						G1-6-3	4	0	0	0	0	1	3					
13 Carl Crawford, L (1,7) OBP: 0.339, SLG: 0.475				P6					G6-3	4	1	1	0	0	0	0					
Inning Stats	R: 1 E: 1 K: 0 S: 8	H: 2 LOB: 1 BB: 0 P: 17	R: 0 E: 0 K: 1 S: 6	H: 0 LOB: 0 BB: 0 P: 10	R: 5 E: 0 K: 0 S: 19	H: 4 LOB: 1 BB: 2 P: 35	R: 0 E: 1 K: 1 S: 12	H: 1 LOB: 2 BB: 0 P: 14	R: 0 E: 0 K: 1 S: 9	H: 2 LOB: 1 BB: 0 P: 12	R: 0 E: 0 K: 0 S: 5	H: 1 LOB: 1 BB: 0 P: 9	R: 0 E: 0 K: 2 S: 10	H: 0 LOB: 0 BB: 0 P: 14	R: 0 E: 0 K: 0 S: 10	H: 1 LOB: 0 BB: 0 P: 12	1B: 10 2B: 2 3B: 0 HR: 0	SF: 0 SAC: 0 DP: 2 HBP: 0	WP: 1 PB: 0 CS: 0	PA: 36	
PITCHER	IP	WLS	BF	H	R	ER	SO	BB	IBB	HBP	BLK	WP	HR	S	P	ERA	WHIP				
Todd Ritchie, R (1,1) ERA: 6.18	6.0	L	30	10	6	5	3	2	0	0	0	0	0	59	97	7.50	2.000				
Mike Porzio, L (7,1) ERA: 6.49	2.0		6	1	0	0	2	0	0	0	0	0	0	20	26	0.00	0.500				

Chicago White Sox @ Tampa Bay Devil Rays
Tropicana Field, St. Petersburg, FL
Sat Aug 03 2002, 6:15 PM EDT
Att: 11,963 - Dome - 72 F

livebaseballscores.com

AB	34
R	6
H	11
RBI	6
BB	2
SO	5
LOB	15



Batter	1	2	3	4	5	6	7	8	9	AB R H RBI BB SO LOB	TOP											
Tony Graffanino, R (1.4) OBP: 0.341, SLG: 0.459	4-0 G4-3 BB		0-1 E1 G6-3 SH5-4		0-2 F8		2-2 F9		1-1 1B 2B	4 1 1 0 1 0 1	Chicago White Sox @ Tampa Bay Devil Rays Tropicana Field, St. Petersburg, FL Sun Aug 04 2002, 1:15 PM EDT Att: 11,809 - Dome - 72 F livebaseballscorecards.com											
Aaron Rowand, R (1.8) OBP: 0.252, SLG: 0.353	1-2 G4-3		0-0 SH5-4		1-1 G6-3		0-1 1B		4-2 1B BB	3 0 1 0 1 0 1												
Carlos Lee, R (1.7) OBP: 0.342, SLG: 0.466	2-2 P3		1-0 G6-3		2-2 F7		2-3 K		3-1 1B 2-H	5 0 1 2 0 1 3												
Magglio Ordonez, R (1.9) OBP: 0.383, SLG: 0.566	4-2 14 FC6-4 BB		0-0 G6-3		0-0 14 G3-1 24 1B 2B		3-1 F8		0-2 F8	4 1 1 0 1 0 4												
14 Paul Konerko, R (1.3) OBP: 0.358, SLG: 0.517	1-0 FC6-4 1-2			1-2 1B		2-1 G3-1 2-3		4-1 BB	1-2 F8	4 0 1 0 1 0 5												
Frank Thomas, R (1.10) OBP: 0.342, SLG: 0.436		3-1 G6-3		2-2 L8		2-1 24 1B HBP		1-3 K		3 0 0 0 0 1 2												
24 Joe Crede, R (1.5) OBP: 0.211, SLG: 0.167		0-2 G5-3		3-3 K		1-0 1B 1-2 3-H		0-0 F9		4 0 1 1 0 1 2												
Royce Clayton, R (1.6) OBP: 0.291, SLG: 0.361		1-0 G4-3		1-1 1-3 1B		3-2 1-3 2-H 1B		2-1 G5-3		4 0 2 0 0 0 1												
Josh Paul, R (1.2) OBP: 0.459, SLG: 0.424			3-2 SH5-4 G6-3 1B	0-3 K		2-0 F8		0-3 K		4 1 1 0 0 2 4												
Inning Stats	R: 0 E: 0 K: 0 S: 9	H: 0 LOB: 2 BB: 2 P: 21	R: 0 E: 0 K: 0 S: 6	H: 0 LOB: 0 BB: 0 P: 10	R: 1 E: 1 K: 0 S: 9	H: 1 LOB: 1 BB: 0 P: 13	R: 0 E: 0 K: 2 S: 15	H: 2 LOB: 2 BB: 0 P: 22	R: 0 E: 0 K: 0 S: 8	H: 0 LOB: 0 BB: 0 P: 11	R: 1 E: 0 K: 1 S: 9	H: 3 LOB: 2 BB: 0 P: 19	R: 0 E: 0 K: 1 S: 12	H: 1 LOB: 1 BB: 0 P: 19	R: 0 E: 0 K: 1 S: 7	H: 0 LOB: 1 BB: 1 P: 14	R: 1 E: 0 K: 1 S: 16	H: 2 LOB: 2 BB: 1 P: 25	1B: 7 2B: 2 3B: 0 HR: 0	SF: 0 SAC: 1 DP: 0 HBP: 1	WP: 0 PB: 0 SB: 0 CS: 0	PA: 41
PITCHER	IP WLS BF H R ER SO BB IBB HBP BLK WP HR S P ERA WHIP											PITCHER	IP WLS BF H R ER SO BB IBB HBP BLK WP HR S P ERA WHIP									
Joe Kennedy, L (1.1) ERA: 4.37	7.0 W 31 7 2 1 3 2 0 1 0 0 0 0 68 115 1.29 1.286																					
Travis Harper, R (8.1) ERA: 3.5	1.0 4 0 0 0 1 1 0 0 0 0 0 0 7 14 0.00 1.000																					
Steve Kent, L (9.1) ERA: 4.96	1.0 6 2 1 1 1 1 0 0 0 0 0 0 16 25 9.00 3.000																					

Batter	1	2	3	4	5	6	7	8	9	AB R H RBI BB SO LOB	BOTTOM									
Randy Winn, S (1.8) OBP: 0.370, SLG: 0.487	0-2 F7		0-1 F7		2-2 P3		SH5-4 1B		FC4-6	5 1 1 0 0 0 1	Chicago White Sox @ Tampa Bay Devil Rays Tropicana Field, St. Petersburg, FL Sun Aug 04 2002, 1:15 PM EDT Att: 11,809 - Dome - 72 F livebaseballscorecards.com									
Felix Escalona, R (1.4) OBP: 0.307, SLG: 0.354	0-1 G4-3 2B		1-0 1B		K		0-1 SH3-4 1-2	0-3 K 18 G5-4-3 1B	4 1 2 0 0 2 0											
Aubrey Huff, L (1.3) OBP: 0.346, SLG: 0.475	1-1 G4-3 2-3		1-1 F8			0-1 HR	0-0 18 1B 2B	4-1 18 G5-4-3 BB	4 2 2 2 1 0 2											
18 Jared Sandberg, R (1.5) OBP: 0.293, SLG: 0.481	2-1 G5-3			1-1 1B SF8 1B		1-2 HR	1-2 2-H 1B 1B	0-2 G5-4-3 1-2 2-3	5 3 3 2 0 0 3											
Steve Cox, L (1.10) OBP: 0.341, SLG: 0.423		0-3 K		3-2 1B		1-3 K	1-0 1B 2B 1B	2-1 1B 3-H 1B	5 1 3 1 0 2 0											
Toby Hall, R (1.2) OBP: 0.244, SLG: 0.319		1-1 G5-3		0-2 F9		0-1 G5-3	0-1 P4	0-0 P6	5 0 0 0 0 0 5											
Andy Sheets, R (1.6) OBP: 0.389, SLG: 0.563		2-1 E8 1B		2-2 SF8		0-1 1B	0-0 1B 1-2 2B 1B		3 1 3 2 0 0 0											
Jason Conti, L (1.9) OBP: 0.330, SLG: 0.394		0-3 K		3-H G5-3		0-0 1B	0-0 1B 1-2 2-H 2B		4 1 2 2 0 1 2											
13 Carl Crawford, L (1.7) OBP: 0.333, SLG: 0.460			1-1 G4-3		0-1 L7	0-0 G3	0-0 FC4-6 2-H 1B		4 0 1 1 0 0 2											
Inning Stats	R: 0 E: 0 K: 0 S: 9	H: 1 LOB: 1 BB: 0 P: 12	R: 0 E: 1 K: 2 S: 10	H: 1 LOB: 1 BB: 0 P: 13	R: 0 E: 0 K: 0 S: 7	H: 1 LOB: 1 BB: 0 P: 10	R: 1 E: 0 K: 0 S: 16	H: 2 LOB: 1 BB: 0 P: 22	R: 0 E: 0 K: 1 S: 8	H: 0 LOB: 0 BB: 0 P: 11	R: 2 E: 0 K: 1 S: 17	H: 4 LOB: 2 BB: 0 P: 19	R: 6 E: 0 K: 0 S: 15	H: 7 LOB: 1 BB: 0 P: 23	R: 1 E: 1 K: 1 S: 10	H: 1 LOB: 1 BB: 1 P: 16	1B: 12 2B: 3 3B: 0 HR: 2	SF: 1 SAC: 1 DP: 1 HBP: 0	WP: 1 PB: 0 SB: 0 CS: 0	PA: 42
PITCHER	IP WLS BF H R ER SO BB IBB HBP BLK WP HR S P ERA WHIP											PITCHER	IP WLS BF H R ER SO BB IBB HBP BLK WP HR S P ERA WHIP							
56 Mark Buehrle, L (1.1) ERA: 3.77	6.1 L 30 11 5 3 0 0 0 0 0 0 0 0 2 71 92 7.11 1.737																			
Rocky Biddle, R (7.1) ERA: 4.61	0.1 5 4 3 3 0 0 0 0 0 0 0 0 8 12 81.00 12.000																			
Kelly Wunsch, L (7.1) ERA: 4.5	0.1 2 1 1 1 0 0 0 0 0 0 0 0 3 6 27.00 3.000																			
Matt Ginter, R (8.1) ERA: 3.62	1.0 5 1 1 1 1 1 0 0 0 1 0 0 10 16 9.00 2.000																			

Batter	1	2	3	4	5	6	7	8	9	AB	R	H	RBI	BB	SO	LOB	TOP		
Willie Harris, L OBP: 0.304, SLG: 0.350 (1, 4)	P4		L8		L7			1B BB 1B	K2-3	5	0	1	0	0	1	2			
Aaron Rowand, R OBP: 0.253, SLG: 0.367 Tony Graffanino, R OBP: 0.346, SLG: 0.462 (1, 8)	F9		G6-3					L8 BB 14 WP 1B	FC5-4 HBP	3	0	1	0	0	0	0			
Carlos Lee, R OBP: 0.340, SLG: 0.461 (1, 7)	K			G6-3				14 WP 1B BB	FC5-4	4	1	0	0	1	2	3			
Magglio Ordonez, R OBP: 0.382, SLG: 0.570 (1, 9)		HR		F9				L8		4	1	1	1	0	0	3			
14 Paul Konerko, R OBP: 0.361, SLG: 0.520 (1, 3)	G6-3									3	0	2	1	1	0	0			
Jose Valentin, S OBP: 0.289, SLG: 0.430 (1, 6)				2B				1B		3	0	0	0	1	0	4			
Jeff Liefer, L OBP: 0.258, SLG: 0.279 (1, 10)	K			F7				F8		4	0	0	0	0	2	1			
24 Joe Crede, R OBP: 0.217, SLG: 0.182 (1, 5)	K									4	1	1	0	0	2	1			
Mark Johnson, L OBP: 0.288, SLG: 0.262 (1, 2)			F8							4	0	2	1	0	1	0			
Inning Stats	R: 0 H: 0 E: 0 K: 1 S: 8	H: 0 LOB: 0 BB: 0 P: 13	R: 1 H: 1 E: 0 K: 2 S: 9	H: 1 LOB: 1 BB: 1 P: 17	R: 0 H: 0 E: 0 K: 0 S: 6	H: 0 LOB: 0 BB: 0 P: 9	R: 0 H: 1 E: 0 K: 0 S: 9	H: 1 LOB: 1 BB: 0 P: 15	R: 0 H: 1 E: 0 K: 1 S: 10	H: 1 LOB: 2 BB: 1 P: 20	R: 0 H: 0 E: 0 K: 3 S: 11	H: 0 LOB: 0 BB: 0 P: 18	R: 2 H: 3 E: 0 K: 0 S: 13	H: 3 LOB: 1 BB: 1 P: 24	R: 1 H: 2 E: 0 K: 1 S: 12	H: 2 LOB: 2 BB: 0 P: 22	1B: 5 2B: 1 3B: 2 HR: 1	SF: 0 SAC: 0 DP: 0 HBP: 1	WP: 1 PA: 39 SB: 0 CS: 0
PITCHER	IP	WLS	BF	H	R	ER	SO	BB	IBB	HBP	BLK	WP	HR	S	P	ERA	WHIP		
Victor Zambrano, R ERA: 6.59 (1, 1)	6.0		24	4	1	1	4	2	0	0	0	0	1	49	86	1.50	1.000		
Jesus Colome, R ERA: 7.35 (7, 1)	1.1	H	6	2	2	2	3	1	0	0	0	0	0	16	30	13.50	2.250		
Esteban Yan, R ERA: 3.99 (8, 1)	1.2	L	9	3	1	1	1	0	0	1	0	1	0	20	34	5.40	1.800		

Chicago White Sox @ Tampa Bay Devil Rays
Tropicana Field, St. Petersburg, FL
Mon Aug 05 2002, 2:15 PM EDT
Att: 10,769 - Dome - 72 F

AB 35
R 4
H 9
RBI 3
BB 3
SO 8
LOB 14



Batter	1	2	3	4	5	6	7	8	9	AB	R	H	RBI	BB	SO	LOB	BOTTOM		
Randy Winn, S OBP: 0.369, SLG: 0.485 (1, 8)	1B HR	F5			G4-3			FC4-6		4	1	1	0	0	0	1			
Felix Escobedo, R OBP: 0.304, SLG: 0.349 (1, 4)	1B HR		G1-3			F7		F9		4	1	1	0	0	0	1			
Aubrey Huff, L OBP: 0.344, SLG: 0.484 (1, 3)	1H 2H HR		G4-3			F7			G6-3	4	1	1	3	0	0	0			
18 Jared Sandberg, R OBP: 0.288, SLG: 0.472 (1, 5)	K		K			F5			K	4	0	0	0	0	3	0			
Steve Cox, L OBP: 0.343, SLG: 0.421 (1, 10)				G5-4-3 BB			F8		G4-3	2	0	0	0	2	0	0			
Toby Hall, R OBP: 0.241, SLG: 0.315 (1, 2)	K		G5-4-3			G5-3				3	0	0	0	0	1	2			
Jason Conti, L OBP: 0.324, SLG: 0.387 (1, 9)	K		K			K				3	0	0	0	0	3	1			
Andy Sheets, R OBP: 0.385, SLG: 0.543 (1, 6)		K			G4-3			13 FC1-6 1B		3	0	1	0	0	1	0			
13 Carl Crawford, L OBP: 0.318, SLG: 0.439 (1, 7)		G6-3			K			FC1-6		3	0	0	0	0	1	1			
Inning Stats	R: 3 H: 3 E: 0 K: 3 S: 26	H: 3 LOB: 1 BB: 1 P: 36	R: 0 H: 0 E: 0 K: 1 S: 6	H: 0 LOB: 0 BB: 0 P: 9	R: 0 H: 0 E: 0 K: 1 S: 8	H: 0 LOB: 0 BB: 0 P: 12	R: 0 H: 0 E: 0 K: 1 S: 6	H: 0 LOB: 0 BB: 1 P: 11	R: 0 H: 0 E: 0 K: 0 S: 10	H: 0 LOB: 0 BB: 0 P: 13	R: 0 H: 0 E: 0 K: 1 S: 7	H: 0 LOB: 0 BB: 0 P: 10	R: 0 H: 1 E: 0 K: 0 S: 6	H: 1 LOB: 1 BB: 0 P: 9	R: 0 H: 0 E: 0 K: 1 S: 6	H: 0 LOB: 0 BB: 0 P: 7	1B: 3 2B: 0 3B: 0 HR: 1	SF: 0 SAC: 0 DP: 1 HBP: 0	WP: 0 PA: 32 SB: 0 CS: 0
PITCHER	IP	WLS	BF	H	R	ER	SO	BB	IBB	HBP	BLK	WP	HR	S	P	ERA	WHIP		
Jon Garland, R ERA: 5.19 (1, 1)	7.0		25	3	3	3	8	2	0	0	0	0	1	70	104	3.86	0.714		
Keith Foulke, R ERA: 3.5 (8, 1)	1.0	W	4	1	0	0	0	0	0	0	0	0	0	6	9	0.00	1.000		
Damaso Marte, L ERA: 3.27 (9, 1)	1.0	S	3	0	0	0	1	0	0	0	0	0	0	6	7	0.00	0.000		

Chicago White Sox @ Tampa Bay Devil Rays
Tropicana Field, St. Petersburg, FL
Mon Aug 05 2002, 2:15 PM EDT
Att: 10,769 - Dome - 72 F

AB 30
R 3
H 4
RBI 3
BB 2
SO 9
LOB 6



Batter	1	2	3	4	5	6	7	8	9	AB	R	H	RBI	BB	SO	LOB	TOP	
Randy Winn, S (1, 8) OBP: 0.371, SLG: 0.485	0-1 1B		1-1 P6		1-3 K2-3			2-1 G6-4-3 1B		4	1	2	0	0	1	0	Tampa Bay Devil Rays @ Cleveland Indians Jacobs Field, Cleveland, OH Tue Aug 06 2002, 7:05 PM EDT Att: 35,302 - Sunny - 69 F	
Felix Escalona, R (1, 4) OBP: 0.292, SLG: 0.333	1-2 F8		0-0 F9		0-3 K			0-2 G6-4-3 1-2		4	0	0	0	0	1	2		
Aubrey Huff, L (1, 3) OBP: 0.343, SLG: 0.480	3-2 1B		1-0 F7			1-2 G4-3		0-0 F7		4	1	1	0	0	0	0		
18 Jared Sandberg, R (1, 5) OBP: 0.287, SLG: 0.468	1-3 K			1-0 2B		2-0 G5-3			0-3 K2-3	4	0	1	0	0	2	2		
Steve Cox, L (1, 10) OBP: 0.342, SLG: 0.419	3-0 1B		0-1 F8		1-0 F2			3-3 K		4	0	1	1	0	1	1		
Toby Hall, R (1, 2) OBP: 0.246, SLG: 0.318	1-1 1B		0-0 B1			1-0 F8		3-2 1B		4	0	2	1	0	0	1		
Jason Conti, L (1, 9) OBP: 0.323, SLG: 0.390		1-3 K		1-0 2B		1-0 B2-3		1-1 G3		4	0	1	0	0	1	1		
Andy Sheets, R (1, 6) OBP: 0.381, SLG: 0.514	0-1 G5-3		0-1 G6-3			4-0 BB				2	0	0	0	1	0	2		
13 Carl Crawford, L (1, 7) OBP: 0.304, SLG: 0.420	0-1 L7				0-1 F8		1-3 K			3	0	0	0	0	1	1		
Inning Stats	R: 2 E: 0 K: 1 S: 14	H: 4 LOB: 2 BB: 0 P: 23	R: 0 E: 0 K: 1 S: 7	H: 0 LOB: 0 BB: 0 P: 8	R: 0 E: 0 K: 0 S: 4	H: 2 LOB: 2 BB: 0 P: 9	R: 0 E: 0 K: 0 S: 8	H: 0 LOB: 0 BB: 0 P: 9	R: 0 E: 0 K: 0 S: 5	H: 0 LOB: 1 BB: 1 P: 12	R: 0 E: 0 K: 0 S: 7	H: 1 LOB: 0 BB: 0 P: 9	R: 0 E: 0 K: 2 S: 11	H: 1 LOB: 1 BB: 0 P: 18	1B: 7 2B: 1 3B: 0 HR: 0	SF: 0 SAC: 0 DP: 1 HBP: 0	WP: 0 PA: 34 PB: 0 CS: 1	
PITCHER	IP WLS BF H R ER SO BB IBB HBP BLK WP HR S P ERA WHIP	IP WLS BF H R ER SO BB IBB HBP BLK WP HR S P ERA WHIP																
Charles Nagy, R (1, 1) ERA: 7.88	7.0 W 27 6 2 2 5																	
53 Carl Sadler, L (8, 1) ERA:	1.0 H 3 1 0 0 0																	
Mark Wohlers, R (9, 1) ERA: 4.93	1.0 S 4 1 0 0 2																	

Batter	1	2	3	4	5	6	7	8	9	AB	R	H	RBI	BB	SO	LOB	BOTTOM		
Matt Lawton, L (1, 9) OBP: 0.349, SLG: 0.420	2-2 P6		1-2 G4-3		0-0 BB	1-3 K		3-2 P6		5	0	1	0	0	1	4	Tampa Bay Devil Rays @ Cleveland Indians Jacobs Field, Cleveland, OH Tue Aug 06 2002, 7:05 PM EDT Att: 35,302 - Sunny - 69 F		
Omar Vizquel, S (1, 6) OBP: 0.397, SLG: 0.475	3-2 F8		1-1 P6		4-1 BB		1-0 P6			3	0	0	0	1	0	0			
Lee Stevens, L (1, 3) OBP: 0.320, SLG: 0.384	3-2 F7			4-1 F8	3-3 K		0-0 G5-3			3	1	0	0	1	1	2			
Jim Thome, L (1, 10) OBP: 0.427, SLG: 0.633		0-0 HR		4-0 2B	1-1 F5		4-2 BB			2	2	1	1	2	0	2			
Milton Bradley, S (1, 8) OBP: 0.318, SLG: 0.423	2-2 G6-3		2-2 F8	1-2 2B	2-2 P6		1-2 P6			4	0	0	0	0	0	5			
Ricky Gutierrez, R (1, 4) OBP: 0.326, SLG: 0.350	1-2 L5		2-2 2B	1-H 2B	4-2 BB		0-1 F9			3	1	1	2	1	0	0			
Karim Garcia, L (1, 7) OBP: 0.444, SLG: 0.667	1-1 2B		0-1 2B	2-H 2B	0-3 K		1-1 1B			4	0	3	1	0	1	1			
Travis Fryman, R (1, 5) OBP: 0.307, SLG: 0.350	3-3 K		1-0 F7		1-3 K		0-0 1B			4	0	1	0	0	2	3			
Einar Diaz, R (1, 2) OBP: 0.256, SLG: 0.295			0-1 L5	1-0 L7	2-2 2B		0-0 F8			4	0	1	0	0	0	3			
Inning Stats	R: 0 E: 0 K: 0 S: 10	H: 0 LOB: 0 BB: 0 P: 18	R: 1 E: 0 K: 1 S: 13	H: 2 LOB: 1 BB: 0 P: 20	R: 0 E: 0 K: 0 S: 7	H: 0 LOB: 0 BB: 0 P: 9	R: 3 E: 0 K: 0 S: 14	H: 2 LOB: 1 BB: 2 P: 29	R: 0 E: 0 K: 1 S: 10	H: 1 LOB: 2 BB: 1 P: 20	R: 0 E: 0 K: 3 S: 17	H: 1 LOB: 1 BB: 1 P: 25	R: 0 E: 0 K: 0 S: 9	H: 0 LOB: 1 BB: 1 P: 15	R: 0 E: 0 K: 0 S: 9	H: 2 LOB: 2 BB: 0 P: 13	1B: 3 2B: 4 3B: 0 HR: 1	SF: 0 SAC: 0 DP: 0 HBP: 0	WP: 0 PA: 37 PB: 0 CS: 0
PITCHER	IP WLS BF H R ER SO BB IBB HBP BLK WP HR S P ERA WHIP	IP WLS BF H R ER SO BB IBB HBP BLK WP HR S P ERA WHIP																	
Jorge Sosa, R (1, 1) ERA: 6.0	4.0 L 20 5 4 4 1																		
Wilson Alvarez, L (5, 1) ERA: 5.94	3.0 12 1 0 0 4																		
Brandon Backe, R (8, 1) ERA: 8.0	1.0 5 2 0 0 0																		

AB	33
R	2
H	8
RBI	2
BB	1
SO	7
LOB	10

AB	32
R	4
H	8
RBI	4
BB	5
SO	5
LOB	20

Batter	1	2	3	4	5	6	7	8	9	AB	R	H	RBI	BB	SO	LOB	TOP																					
Randy Winn, S OBP: 0.367, SLG: 0.481	G4-3		F9		CS	F8		F8		4	0	0	0	0	0	0																						
Felix Escalona, R OBP: 0.280, SLG: 0.319	K2-3		G5-3			K			K	4	0	0	0	0	3	0																						
Aubrey Huff, L OBP: 0.342, SLG: 0.480	G3			G4-3 WP		G4-3			G3	4	1	1	0	0	0	0																						
18 Jared Sandberg, R OBP: 0.290, SLG: 0.477		K			K					4	0	2	0	0	2	1																						
Steve Cox, L OBP: 0.341, SLG: 0.424		HR		G4-3		K			G3	4	1	1	1	0	1	3																						
John Flaherty, R OBP: 0.302, SLG: 0.386		K		K		G6-3				3	0	0	0	0	2	1																						
Andy Sheets, R OBP: 0.400, SLG: 0.525		1B		CS		G4-3				3	0	2	0	0	0	1																						
Jason Conti, L OBP: 0.318, SLG: 0.383		G3				K				3	0	0	0	0	1	2																						
13 Carl Crawford, L OBP: 0.292, SLG: 0.403			K			F7				3	0	0	0	0	1	1																						
Inning Stats	R: 0 E: 0 K: 1 S: 9	H: 0 LOB: 0 BB: 0 P: 10	R: 1 E: 0 K: 2 S: 13	H: 2 LOB: 1 BB: 0 P: 18	R: 0 E: 0 K: 1 S: 5	H: 0 LOB: 0 BB: 0 P: 9	R: 1 E: 0 K: 2 S: 15	H: 1 LOB: 0 BB: 0 P: 24	R: 0 E: 0 K: 1 S: 11	H: 1 LOB: 0 BB: 0 P: 14	R: 0 E: 0 K: 1 S: 10	H: 0 LOB: 0 BB: 0 P: 16	R: 0 E: 0 K: 1 S: 16	H: 1 LOB: 1 BB: 0 P: 22	R: 0 E: 0 K: 0 S: 6	H: 0 LOB: 0 BB: 0 P: 6	R: 0 E: 0 K: 1 S: 11	H: 1 LOB: 1 BB: 0 P: 18	1B: 2 2B: 3 3B: 0 HR: 1	SF: 0 SAC: 0 DP: 0 HBP: 0	WP: 1 PA: 34 CS: 2																	
PITCHER	IP	WLS	BF	H	R	ER	SO	BB	IBB	HBP	BLK	WP	HR	S	P	ERA	WHIP	PITCHER				IP	WLS	BF	H	R	ER	SO	BB	IBB	HBP	BLK	WP	HR	S	P	ERA	WHIP
CC Sabathia, L ERA: 5.31	(1, 1)	7.0	W	25	5	2	2	9	0	0	0	0	1	1	79	113	2.57	0.714																				
Terry Mulholland, L ERA: 6.81	(8, 1)	2.0		7	1	0	0	1	0	0	0	0	0	0	17	24	0.00	0.500																				

Tampa Bay Devil Rays @ Cleveland Indians
Jacobs Field, Cleveland, OH
Wed Aug 07 2002, 7:05 PM EDT
Att: 37,888 - Sunny - 70 F

AB	32
R	2
H	6
RBI	1
BB	0
SO	10
LOB	9



Batter	1	2	3	4	5	6	7	8	9	AB	R	H	RBI	BB	SO	LOB	BOTTOM																					
Matt Lawton, L OBP: 0.345, SLG: 0.415	P6		L7		E3		G5-4-3			4	0	0	1	0	0	3																						
Omar Vizquel, S OBP: 0.383, SLG: 0.472	L7		B2-3		SF7		K			3	0	0	1	0	1	1																						
Lee Stevens, L OBP: 0.322, SLG: 0.387	F7		G3		CS					3	0	1	0	1	0	0																						
Jim Thome, L OBP: 0.428, SLG: 0.633		SH		K						3	2	1	0	1	1	1																						
Milton Bradley, S OBP: 0.318, SLG: 0.420		SH								2	0	0	0	1	1	3																						
Ricky Gutierrez, R OBP: 0.325, SLG: 0.349		FC6-4		G6-4-3		FC1-5				4	1	1	1	0	1	3																						
Karim Garcia, L OBP: 0.417, SLG: 0.833		HR		G6-4-3						3	1	1	2	0	0	1																						
Travis Fryman, R OBP: 0.310, SLG: 0.351		HR				G3				2	1	1	0	1	1	0																						
Einar Diaz, R OBP: 0.259, SLG: 0.298		K								3	1	2	0	0	0	0																						
Inning Stats	R: 0 E: 0 K: 0 S: 5	H: 0 LOB: 0 BB: 0 P: 7	R: 3 E: 1 K: 1 S: 15	H: 2 LOB: 0 BB: 0 P: 19	R: 0 E: 0 K: 0 S: 7	H: 0 LOB: 0 BB: 0 P: 9	R: 0 E: 0 K: 1 S: 6	H: 0 LOB: 0 BB: 1 P: 13	R: 2 E: 1 K: 0 S: 9	H: 2 LOB: 0 BB: 0 P: 17	R: 1 E: 0 K: 0 S: 10	H: 1 LOB: 1 BB: 2 P: 20	R: 0 E: 0 K: 1 S: 9	H: 1 LOB: 1 BB: 1 P: 15	R: 0 E: 0 K: 2 S: 9	H: 1 LOB: 1 BB: 0 P: 16	1B: 4 2B: 2 3B: 0 HR: 1	SF: 1 SAC: 1 DP: 2 HBP: 0	WP: 0 PA: 34 CS: 1																			
PITCHER	IP	WLS	BF	H	R	ER	SO	BB	IBB	HBP	BLK	WP	HR	S	P	ERA	WHIP	PITCHER				IP	WLS	BF	H	R	ER	SO	BB	IBB	HBP	BLK	WP	HR	S	P	ERA	WHIP
Tanyon Sturtze, R ERA: 4.9	(1, 1)	8.0	L	33	7	6	4	5	4	0	0	0	0	1	70	116	4.50	1.375																				

Tampa Bay Devil Rays @ Cleveland Indians
Jacobs Field, Cleveland, OH
Wed Aug 07 2002, 7:05 PM EDT
Att: 37,888 - Sunny - 70 F

AB	27
R	6
H	7
RBI	5
BB	4
SO	5
LOB	12



Batter	1	2	3	4	5	6	7	8	9	AB	R	H	RBI	BB	SO	LOB	TOP			
Randy Winn, S OBP: 0.366, SLG: 0.476 (1, 8)	G1-3		B5-3			G6-3		G1-3		4	0	0	0	1	0	1				
13 Carl Crawford, L OBP: 0.299, SLG: 0.429 (1, 7)	G3-1		2B						K	5	1	2	0	0	2	1				
Aubrey Huff, L OBP: 0.343, SLG: 0.481 (1, 3)			1B						K	4	1	1	1	1	2	1				
18 Jared Sandberg, R OBP: 0.293, SLG: 0.473 (1, 5)	F7		2B						K	4	2	1	1	1	2	1				
Steve Cox, L OBP: 0.340, SLG: 0.425 (1, 10)			1B							4	0	1	1	0	1	1				
John Flaherty, R OBP: 0.306, SLG: 0.385 (1, 2)	G6-3		2B							3	0	1	0	0	0	0				
Jason Conti, L OBP: 0.321, SLG: 0.385 (1, 9)			L6							4	0	2	1	0	0	2				
Andy Sheets, R OBP: 0.367, SLG: 0.477 (1, 6)	L8									4	0	0	0	0	0	3				
Felix Escalona, R OBP: 0.279, SLG: 0.309 (1, 4)			G6-3							3	0	0	0	0	0	0				
Inning Stats	R: 0 E: 0 K: 0 S: 7	H: 0 LOB: 1 BB: 1 P: 14	R: 0 E: 0 K: 1 S: 8	H: 1 LOB: 1 BB: 0 P: 14	R: 3 E: 0 K: 0 S: 18	H: 4 LOB: 2 BB: 0 P: 25	R: 0 E: 0 K: 1 S: 9	H: 0 LOB: 1 BB: 1 P: 16	R: 1 E: 0 K: 1 S: 12	H: 2 LOB: 2 BB: 1 P: 20	R: 0 E: 0 K: 1 S: 9	H: 0 LOB: 0 BB: 0 P: 15	R: 0 E: 0 K: 0 S: 7	H: 0 LOB: 1 BB: 0 P: 14	R: 0 E: 0 K: 3 S: 10	H: 0 LOB: 0 BB: 0 P: 13	1B: 5 2B: 2 3B: 1 HR: 0	SF: 0 SAC: 0 DP: 0 HBP: 2	WP: 0 PB: 0 CS: 0	PA: 40
PITCHER	IP	WLS	BF	H	R	ER	SO	BB	IBB	HBP	BLK	WP	HR	S	P	ERA	WHIP			
Danys Baez, R ERA: 4.37 (1, 1)	7.0	L	33	8	4	4	4	3	0	1	0	0	0	70	112	5.14	1.571			
Jason Phillips, R ERA: 3.66 (8, 1)	1.0		4	0	0	0	0	0	0	1	0	0	0	7	14	0.00	0.000			
53 Carl Sadler, L ERA: (9, 1)	1.0		3	0	0	0	3	0	0	0	0	0	0	10	13	0.00	0.000			

Tampa Bay Devil Rays @ Cleveland Indians
Jacobs Field, Cleveland, OH
Thu Aug 08 2002, 7:05 PM EDT
Att: 29,973 - Sunny - 72 F

AB	35
R	4
H	8
RBI	4
BB	3
SO	7
LOB	10

WP	0	PA	40
PB	0		
CS	0		

Batter	1	2	3	4	5	6	7	8	9	AB	R	H	RBI	BB	SO	LOB	BOTTOM					
Matt Lawton, L OBP: 0.344, SLG: 0.413 (1, 7)	G4-3		1B					K		4	0	1	0	0	1	1						
Omar Vizquel, S OBP: 0.380, SLG: 0.467 (1, 6)	F7		L8					F8		4	0	0	0	0	0	2						
Ellis Burks, R OBP: 0.351, SLG: 0.535 (1, 10)	2B		K					L9		4	0	1	0	0	1	1						
Jim Thome, L OBP: 0.429, SLG: 0.639 (1, 3)	BB							G4-3		3	1	1	1	1	1	0						
Milton Bradley, S OBP: 0.317, SLG: 0.429 (1, 8)	G3-1							HR		4	1	1	1	0	0	2						
Karim Garcia, L OBP: 0.313, SLG: 0.625 (1, 9)			F7					G6-3		4	0	0	0	0	1	0						
Ricky Gutierrez, R OBP: 0.324, SLG: 0.348 (1, 4)	L9							K		4	0	1	0	0	1	0						
Bill Selby, L OBP: 0.278, SLG: 0.330 (1, 5)	F8							1B		3	0	1	0	0	0	0						
Einar Diaz, R OBP: 0.260, SLG: 0.299 (1, 2)			G6-3					1B		3	0	1	0	0	0	1						
Inning Stats	R: 0 E: 0 K: 0 S: 14	H: 1 LOB: 2 BB: 1 P: 23	R: 0 E: 0 K: 0 S: 6	H: 0 LOB: 0 BB: 0 P: 9	R: 0 E: 0 K: 1 S: 8	H: 1 LOB: 1 BB: 0 P: 13	R: 1 E: 0 K: 1 S: 8	H: 1 LOB: 0 BB: 0 P: 10	R: 0 E: 0 K: 1 S: 7	H: 1 LOB: 1 BB: 0 P: 10	R: 0 E: 0 K: 1 S: 8	H: 0 LOB: 0 BB: 0 P: 12	R: 0 E: 0 K: 0 S: 11	H: 2 LOB: 1 BB: 0 P: 17	R: 0 E: 0 K: 1 S: 8	H: 0 LOB: 0 BB: 0 P: 14	R: 1 E: 0 K: 1 S: 12	H: 1 LOB: 0 BB: 0 P: 14	1B: 4 2B: 1 3B: 0 HR: 2	SF: 0 SAC: 0 DP: 0 HBP: 0	WP: 0 PB: 0 CS: 0	PA: 34
PITCHER	IP	WLS	BF	H	R	ER	SO	BB	IBB	HBP	BLK	WP	HR	S	P	ERA	WHIP					
Paul Wilson, R ERA: 3.77 (1, 1)	8.0	W	30	6	1	1	4	1	0	0	0	0	1	70	108	1.12	0.875					
Esteban Yan, R ERA: 4.1 (9, 1)	1.0	S	4	1	1	1	1	0	0	0	0	0	1	12	14	9.00	1.000					

Tampa Bay Devil Rays @ Cleveland Indians
Jacobs Field, Cleveland, OH
Thu Aug 08 2002, 7:05 PM EDT
Att: 29,973 - Sunny - 72 F

AB	33
R	2
H	7
RBI	2
BB	1
SO	5
LOB	7

WP	0	PA	34
PB	0		
CS	0		

Batter	1	2	3	4	5	6	7	8	9	10	11	12	AB	R	H	RBI	BB	SO	LOB	TOP				
Randy Winn, S OBP: 0.361, SLG: 0.470	1-3 K		3-1 F7		3-2 G3-1		2-3 K	0-0 G5-3			3-3 K		6	0	0	0	0	3	0					
13 Carl Crawford, L OBP: 0.313, SLG: 0.470	1-1 18 WP 3B		1-0 E 2B		1-1 G6-3		2-0 G1-3		2-1 G4-6-3 1B		1-2 F8		6	1	3	0	0	0	0					
Aubrey Huff, L OBP: 0.343, SLG: 0.481	2-0 G3		2-3 SAFE K		0-0 18 FC5-4 1B		2-2 1B		1-1 G4-6-3 1-2F			0-3 K	6	1	2	0	0	2	3					
18 Jared Sandberg, R OBP: 0.290, SLG: 0.463	3-3 3-H		2-3 F3		1-2 FC5-4 1-2F		4-0 1B		1-1 G5-3			3-2 F2	5	0	0	0	1	1	2					
Siege Cox, L OBP: 0.342, SLG: 0.424		1-0 G4-1		3-2 F8		4-1 FC5-4 BB	1-1 1-3 2-H 1B			4-1 FC3-6 BB		2-2 F5	4	0	1	1	2	0	0					
John Fleharty, R OBP: 0.303, SLG: 0.381		3-1 F8		3-2 2B SF9 1B		0-0 FC5-4 FC6-4 FC1 1-2F	3-2 F2			0-0 FC3-6 1B			5	1	1	0	0	0	4					
Jason Conti, L OBP: 0.333, SLG: 0.402		3-1 S 1B		1-2 SF9 2B		0-0 FC6-4 1B		1-0 G6-3		3-2 G6-4-3 1B			5	0	4	0	0	0	0					
Andy Sheets, R OBP: 0.370, SLG: 0.532		4-0 1B		2-0 SF9 2B		1-2 FC6-4 FC1 1-2F		1-2 HR		1-0 G6-4-3			3	1	1	2	1	0	4					
Felix Escalona, R OBP: 0.266, SLG: 0.294		1-2 BB		2-3 3-H G1-3		0-1 FC1		0-3 K			1-1 G6-3		5	0	0	0	0	1	5					
Inning Stats	R: 1 E: 0 K: 2 S: 9	H: 1 LOB: 0 BB: 0 P: 16	R: 0 E: 0 K: 0 S: 8	H: 1 LOB: 2 BB: 1 P: 19	R: 0 E: 1 K: 1 S: 9	H: 1 LOB: 1 BB: 0 P: 18	R: 1 E: 0 K: 0 S: 17	H: 2 LOB: 0 BB: 0 P: 29	R: 0 E: 0 K: 0 S: 10	H: 1 LOB: 1 BB: 1 P: 15	R: 0 E: 0 K: 1 S: 15	H: 2 LOB: 2 BB: 1 P: 29	R: 1 E: 0 K: 1 S: 8	H: 1 LOB: 0 BB: 0 P: 10	R: 0 E: 0 K: 0 S: 6	H: 1 LOB: 1 BB: 1 P: 15	R: 0 E: 0 K: 1 S: 9	H: 0 LOB: 0 BB: 0 P: 14	R: 0 E: 0 K: 1 S: 11	H: 0 LOB: 0 BB: 0 P: 16	1B: 7 2B: 3 3B: 1 HR: 1	SF: 1 SAC: 0 DP: 2 HBP: 0	WP: 1 PB: 0 CS: 0 S: 9	PA: 50
PITCHER	IP WLS BF H R ER SO BB IBB HBP BLK WP HR S P ERA WHIP	Miguel Asencio, R ERA: 5.7	1.1 5.0 22 6 2 2 3 1 0 0 0 0 0 0 0 3.60 1.400	Jeremy Affeldt, L ERA: 4.2	6.1 1.2 10 3 1 1 1 1 0 0 0 0 0 0 0 5.40 2.400	Jason Grimsley, R ERA: 3.88	7.1 1.1 5 1 1 1 1 0 0 0 0 0 1 12 6.75 0.750	Scott Mullen, L ERA: 2.86	8.1 1.0 4 1 0 0 0 1 0 0 0 0 0 7 15 0.00 2.000	Roberto Hernandez, R ERA: 4.39	10.1 1.0 3 1 0 0 0 0 0 0 0 0 0 6 10 0.00 1.000	PITCHER	IP WLS BF H R ER SO BB IBB HBP BLK WP HR S P ERA WHIP	Darrell May, L ERA: 5.38	(11, 1) 2.0 2.0 6 0 0 0 0 2 0 0 0 0 0 0 0 3.80 1.400									

Tampa Bay Devil Rays @ Kansas City Royals
Kauffman Stadium, Kansas City, MO
Fri Aug 09 2002, 7:05 PM CDT
Alt. 23,003 - Cloudy - 84 F


AB 45
R 4
H 12
RBI 3
BB 4
SO 7
LOB 18



Batter	1	2	3	4	5	6	7	8	9	10	11	12	AB	R	H	RBI	BB	SO	LOB	BOTTOM								
Chuck Knoblauch, R OBP: 0.294, SLG: 0.291	3-2 S PB 1B		4-1 CS BB		1-1 G5-3 1B		3-2 FC1 FC4-6 1-3		4-2 1B BB		2-2 G4-3 2B		4	0	3	0	2	0	1									
Aaron Guiel, L OBP: 0.302, SLG: 0.340	1-2 P4		1-1 SAFE 1B		1-0 G5-3		2-0 FC4-6 1-2F		0-1 1B		3-1 G4-3		6	1	2	2	0	0	4									
Carlos Beltrán, S OBP: 0.341, SLG: 0.500	4-2 G4-6-3 BB		2-1 2-H 1B		0-0 P4		3-3 3-H P6		1-2 F8		2-3 K2-3		5	0	1	1	1	1	5									
Raul Ibanez, L OBP: 0.324, SLG: 0.524	2-1 G4-6-3 1-2F		0-1 F8		1-3 K			1-2 G4-3		2-0 F2		4-1 CS6-4 BB	5	0	0	0	1	1	4									
Joe Randa, R OBP: 0.344, SLG: 0.439		1-1 F9 SF9 2B		1-0 L4		3-1 G6-4-3 1B		3-2 G4-6-3 1B		0-1 F8		0-0 FC5-6-4 2B	6	2	3	0	0	0	2									
Michael Tucker, L OBP: 0.334, SLG: 0.410		3-2 F9		2-1 P6		0-0 F2		2-1 G4-6-3		4-1 1B BB		3-2 2B	5	0	1	1	1	0	3									
Neftali Perez, S OBP: 0.258, SLG: 0.305		1-2 SF9		1-0 CS 2B		1-0 G6-4-3		1-2 G4-6-3		2-1 B5-3		0-0 1B	4	0	2	1	0	0	1									
A.J. Hinch, R OBP: 0.310, SLG: 0.391		3-2 3-H		2-2 2B			1-3 K2-3		2-2 BB 1B		0-0 B1-3		2	0	1	0	0	1	0									
Luis Alcega, S OBP: 0.316, SLG: 0.292													1	0	1	0	0	0	0									
Mike Caruso, S OBP: 0.143, SLG: 0.100													1	1	0	0	0	0	2									
Carlos Febles, R OBP: 0.324, SLG: 0.310		1-1 F3		2-3 HBP 2B		0-2 F9		1-1 E FC1 FC4-6 1B		0-0 F7		2-1 G4-3	3	1	1	0	0	0	2									
Brent Mayne, L OBP: 0.324, SLG: 0.310													2	0	0	0	0	0	1									
Inning Stats	R: 0 E: 0 K: 0 S: 13	H: 1 LOB: 1 BB: 1 P: 23	R: 1 E: 0 K: 0 S: 16	H: 2 LOB: 1 BB: 0 P: 25	R: 1 E: 0 K: 0 S: 16	H: 2 LOB: 1 BB: 1 P: 16	R: 0 E: 0 K: 0 S: 10	H: 1 LOB: 1 BB: 0 P: 15	R: 0 E: 0 K: 1 S: 8	H: 1 LOB: 0 BB: 0 P: 11	R: 0 E: 0 K: 0 S: 4	H: 1 LOB: 1 BB: 0 P: 8	R: 1 E: 1 K: 1 S: 17	H: 1 LOB: 1 BB: 0 P: 26	R: 0 E: 0 K: 0 S: 8	H: 1 LOB: 2 BB: 1 P: 14	R: 1 E: 0 K: 0 S: 18	H: 2 LOB: 2 BB: 1 P: 27	R: 0 E: 0 K: 0 S: 6	H: 1 LOB: 2 BB: 1 P: 12	R: 0 E: 0 K: 1 S: 12	H: 1 LOB: 1 BB: 0 P: 22	R: 1 E: 0 K: 0 S: 6	H: 1 LOB: 1 BB: 1 P: 12	1B: 10 2B: 5 3B: 0 HR: 0	SF: 1 SAC: 0 DP: 3 HBP: 1	WP: 0 PB: 1 CS: 1 S: 2	PA: 51
PITCHER	IP WLS BF H R ER SO BB IBB HBP BLK WP HR S P ERA WHIP	Joe Kennedy, L ERA: 4.28	1.1 7.0 30 9 3 2 2 2 0 0 1 0 0 0 0 7.6 1.571	Travis Harper, R ERA: 3.74	8.1 1.0 H 3 1 0 0 0 0 0 0 0 0 0 8 14 0.00 1.000	Esteban Yan, R ERA: 4.11	9.1 2.0 B 11 3 1 1 0 2 0 0 0 0 0 24 39 4.50 2.500	Travis Phelps, R ERA: 6.52	11.1 1.1 L 7 2 1 1 1 1 0 0 0 0 0 0 17 34 6.75 2.250	PITCHER	IP WLS BF H R ER SO BB IBB HBP BLK WP HR S P ERA WHIP																	

Tampa Bay Devil Rays @ Kansas City Royals
Kauffman Stadium, Kansas City, MO
Fri Aug 09 2002, 7:05 PM CDT
Alt. 23,003 - Cloudy - 84 F


AB 44
R 5
H 15
RBI 5
BB 5
SO 3
LOB 25



Batter	1	2	3	4	5	6	7	8	9	AB	R	H	RBI	BB	SO	LOB	TOP					
Brent Abernathy, R (1.4) OBP: 0.286, SLG: 0.315	F8	13 HR	F3			1B		G4-3		5	2	2	1	0	0	0						
13 Carl Crawford, L (1.7) OBP: 0.307, SLG: 0.489	K	HR				L1		G1		5	1	1	3	0	1	1						
Aubrey Huff, L (1.10) OBP: 0.350, SLG: 0.498	HR	K				1B			18 HR	5	2	4	2	0	1	0						
18 Jared Sandberg, R (1.5) OBP: 0.296, SLG: 0.492	1B					P4			HR	5	2	3	3	0	0	2						
Steve Cox, L (1.3) OBP: 0.341, SLG: 0.428	P3								G5-3	5	1	1	1	0	0	2						
Toby Hall, R (1.2) OBP: 0.283, SLG: 0.324		1B				G6-3			G4-3	5	2	3	0	0	0	0						
Jason Conti, L (1.8) OBP: 0.325, SLG: 0.392	F8					K			F5	5	0	0	0	0	2	3						
Ben Grieve, L (1.9) OBP: 0.346, SLG: 0.402	13 HR					CS				2	2	1	0	2	0	1						
Andy Sheets, R (1.6) OBP: 0.362, SLG: 0.569	K					CS			F8	4	1	1	3	0	1	2						
Inning Stats	R: 1 E: 0 K: 1 S: 13	H: 2 LOB: 1 BB: 0 P: 19	R: 4 E: 0 K: 2 S: 17	H: 3 LOB: 0 BB: 1 P: 30	R: 4 E: 1 K: 0 S: 21	H: 3 LOB: 0 BB: 1 P: 32	R: 0 E: 0 K: 0 S: 12	H: 1 LOB: 1 BB: 0 P: 18	R: 0 E: 0 K: 1 S: 8	H: 1 LOB: 0 BB: 0 P: 9	R: 1 E: 0 K: 0 S: 12	H: 2 LOB: 1 BB: 0 P: 17	R: 1 E: 0 K: 1 S: 11	H: 2 LOB: 0 BB: 0 P: 17	R: 0 E: 0 K: 0 S: 7	H: 0 LOB: 0 BB: 0 P: 11	R: 2 E: 0 K: 0 S: 10	H: 2 LOB: 0 BB: 0 P: 14	1B: 9 2B: 0 3B: 1 HR: 6	SF: 0 SAC: 0 DP: 1 HBP: 0	WP: 0 PB: 0 SB: 0 CS: 1	PA: 44
PITCHER	IP	WLS	BF	H	R	ER	SO	BB	IBB	HBP	BLK	WP	HR	S	P	ERA	WHIP					
56 Shawn Sedlacek, R (1.1) ERA: 5.77	3.0	L	19	8	9	9	3	2	0	0	0	0	4	51	81	27.00	3.333					
Blake Stein, R (4.1) ERA: 8.47	3.0		12	4	1	1	1	0	0	0	0	0	0	32	44	3.00	1.333					
Scott Mullen, L (7.1) ERA: 3.0	2.0		7	2	1	1	1	0	0	0	0	0	1	18	28	4.50	1.000					
Ryan Bukvich, R (9.1) ERA: 6.08	1.0		5	2	2	2	0	0	0	0	0	0	1	10	14	18.00	2.000					

Tampa Bay Devil Rays @ Kansas City Royals
 Kauffman Stadium, Kansas City, MO
 Sat Aug 10 2002, 6:05 PM CDT
 Att: 18,213 - Cloudy - 82 F

AB 41
 R 13
 H 16
 RBI 13
 BB 2
 SO 5
 LOB 11



Batter	1	2	3	4	5	6	7	8	9	AB	R	H	RBI	BB	SO	LOB	BOTTOM				
Chuck Knoblauch, R (1.7) OBP: 0.288, SLG: 0.286	G4-3	SF8				G6-3		F8		4	0	0	1	0	1	4					
Aaron Guiel, L (1.9) OBP: 0.304, SLG: 0.348	F8	K				2B			P6	5	1	2	1	0	1	0					
Carlos Beltrán, S (1.10) OBP: 0.339, SLG: 0.496	HR					K			F7	4	1	0	0	1	2	2					
Raul Ibanez, L (1.3) OBP: 0.325, SLG: 0.535	HR					2B			G3	5	2	2	3	0	0	0					
Joe Randa, R (1.5) OBP: 0.346, SLG: 0.443	1B					2B				4	0	2	1	0	0	0					
Michael Tucker, L (1.8) OBP: 0.336, SLG: 0.409	1B					L7			F8	3	0	1	0	0	0	1					
Neifi Perez, S (1.6) OBP: 0.258, SLG: 0.302	F8					F9			P4	3	0	0	0	1	0	3					
Brent Mayne, L (1.2) OBP: 0.326, SLG: 0.307		1B				F7				2	1	0	0	1	1	2					
Luis Alicaia, S (1.4) OBP: 0.321, SLG: 0.300		1B				F7			F9	4	1	2	0	0	0	3					
Inning Stats	R: 2 E: 0 K: 0 S: 17	H: 3 LOB: 2 BB: 1 P: 30	R: 1 E: 0 K: 1 S: 9	H: 1 LOB: 0 BB: 1 P: 17	R: 0 E: 0 K: 0 S: 9	H: 0 LOB: 0 BB: 0 P: 14	R: 0 E: 0 K: 1 S: 7	H: 0 LOB: 2 BB: 1 P: 16	R: 2 E: 0 K: 1 S: 15	H: 3 LOB: 1 BB: 0 P: 25	R: 1 E: 0 K: 2 S: 19	H: 2 LOB: 1 BB: 0 P: 28	R: 0 E: 0 K: 0 S: 13	H: 0 LOB: 0 BB: 0 P: 20	R: 0 E: 0 K: 0 S: 7	H: 0 LOB: 0 BB: 0 P: 11	1B: 4 2B: 4 3B: 0 HR: 1	SF: 1 SAC: 0 DP: 0 HBP: 2	WP: 0 PB: 0 SB: 0 CS: 0	PA: 40	
PITCHER	IP	WLS	BF	H	R	ER	SO	BB	IBB	HBP	BLK	WP	HR	S	P	ERA	WHIP				
Victor Zambrano, R (1.1) ERA: 6.79	5.0	W	25	7	5	5	3	3	0	1	0	0	0	47	71	2.25	0.500				
Wilson Alvarez, L (6.1) ERA: 5.67	4.0	S	15	2	1	1	2	0	0	1	0	0	0	47	71	2.25	0.500				

Tampa Bay Devil Rays @ Kansas City Royals
 Kauffman Stadium, Kansas City, MO
 Sat Aug 10 2002, 6:05 PM CDT
 Att: 18,213 - Cloudy - 82 F

AB 34
 R 6
 H 9
 RBI 6
 BB 3
 SO 5
 LOB 15



Batter	1	2	3	4	5	6	7	8	9	AB	R	H	RBI	BB	SO	LOB	TOP					
Brent Abernathy, R OBP: 0.288, SLG: 0.315 (1, 4)										3	0	1	0	1	0	1						
13 Carl Crawford, L OBP: 0.308, SLG: 0.478 (1, 7)										2	0	0	0	1	1	1						
Aubrey Huff, L OBP: 0.346, SLG: 0.491 (1, 3)										4	0	0	0	0	0	3						
18 Jared Sandberg, R OBP: 0.291, SLG: 0.483 (1, 5)										4	0	0	0	0	2	2						
Steve Cox, L OBP: 0.341, SLG: 0.426 (1, 10)										2	0	0	0	1	0	0						
Toby Hall, R OBP: 0.250, SLG: 0.320 (1, 2)										3	0	0	0	0	1	1						
Ben Grieve, L OBP: 0.343, SLG: 0.398 (1, 9)										3	0	0	0	0	2	0						
Chris Gomez, R OBP: 0.303, SLG: 0.399 (1, 6)										2	0	1	0	1	0	0						
Jason Conti, L OBP: 0.321, SLG: 0.385 (1, 8)										3	0	0	0	0	1	2						
Inning Stats	R: 0 E: 0 K: 1 S: 8	H: 1 LOB: 1 BB: 0 P: 13	R: 0 E: 0 K: 1 S: 9	H: 0 LOB: 0 BB: 0 P: 13	R: 0 E: 0 K: 0 S: 8	H: 0 LOB: 0 BB: 1 P: 13	R: 0 E: 0 K: 0 S: 7	H: 0 LOB: 0 BB: 0 P: 8	R: 0 E: 0 K: 1 S: 7	H: 0 LOB: 2 BB: 0 P: 11	R: 0 E: 0 K: 2 S: 12	H: 1 LOB: 1 BB: 0 P: 18	R: 0 E: 0 K: 1 S: 8	H: 0 LOB: 1 BB: 1 P: 19	R: 0 E: 0 K: 1 S: 5	H: 0 LOB: 0 BB: 0 P: 7	R: 0 E: 0 K: 0 S: 9	H: 0 LOB: 1 BB: 2 P: 19	1B: 1 2B: 1 3B: 0 HR: 0	SF: 0 SAC: 1 DP: 2 HBP: 0	WP: 0 PB: 0 SB: 0 CS: 0	PA: 31
PITCHER	IP	WLS	BF	H	R	ER	SO	BB	IBB	HBP	BLK	WP	HR	S	P	ERA	WHIP					
Runelvis Hernandez, R ERA: 3.03	(1, 1)	5.0	W	16	1	0	0	3	1	0	0	0	0	39	58	0.00	0.400					
Ryan Bukvich, R ERA: 5.65	(6, 1)	1.0		4	1	0	0	2	0	0	0	0	0	12	18	0.00	1.000					
Jason Grimsley, R ERA: 3.72	(7, 1)	2.0		7	0	0	0	2	1	0	0	0	0	13	26	0.00	0.500					
Roberto Hernandez, R ERA: 4.26	(9, 1)	1.0		4	0	0	0	0	2	0	0	0	0	9	19	0.00	2.000					

Tampa Bay Devil Rays @ Kansas City Royals
Kauffman Stadium, Kansas City, MO
Sun Aug 11 2002, 1:05 PM CDT
Att: 15,527 - Cloudy - 91 F

livebaseballscorecards.com

AB	26
R	0
H	2
RBI	0
BB	4
SO	7
LOB	10



Batter	1	2	3	4	5	6	7	8	9	AB	R	H	RBI	BB	SO	LOB	BOTTOM						
Chuck Knoblauch, R OBP: 0.294, SLG: 0.290 (1, 7)										4	1	2	0	0	0	0							
Chan Perry, R OBP: 0.091, SLG: 0.091 (8, 3)										5	1	2	2	0	2	4							
Aaron Guiel, L OBP: 0.307, SLG: 0.367 (1, 9)										4	1	1	1	1	0	4							
Carlos Beltrán, S OBP: 0.340, SLG: 0.496 (1, 10)										4	1	1	1	1	0	4							
Raul Ibanez, L OBP: 0.321, SLG: 0.527 (1, 3)										5	1	0	1	0	0	4							
Joe Randa, R OBP: 0.347, SLG: 0.450 (1, 5)										3	1	1	3	1	0	0							
Luis Alicaice, S OBP: 0.320, SLG: 0.299 (7, 5)										1	0	0	0	0	0	0							
Michael Tucker, L OBP: 0.340, SLG: 0.419 (1, 8)										4	1	2	1	1	0	2							
Brent Mayne, L OBP: 0.324, SLG: 0.304 (1, 2)										5	0	1	0	0	0	2							
Neftali Pérez, S OBP: 0.259, SLG: 0.304 (1, 6)										5	2	2	0	0	0	3							
Carlos Febles, R OBP: 0.324, SLG: 0.343 (1, 4)										4	2	3	1	0	1	1							
Inning Stats	R: 4 E: 1 K: 0 S: 13	H: 3 LOB: 1 BB: 1 P: 30	R: 1 E: 0 K: 0 S: 9	H: 1 LOB: 0 BB: 0 P: 14	R: 0 E: 0 K: 0 S: 8	H: 0 LOB: 1 BB: 1 P: 16	R: 3 E: 1 K: 1 S: 16	H: 4 LOB: 2 BB: 1 P: 29	R: 1 E: 0 K: 1 S: 12	H: 3 LOB: 2 BB: 0 P: 20	R: 0 E: 0 K: 0 S: 8	H: 1 LOB: 2 BB: 0 P: 13	R: 0 E: 0 K: 1 S: 10	H: 1 LOB: 2 BB: 0 P: 13	R: 1 E: 0 K: 0 S: 6	H: 1 LOB: 0 BB: 0 P: 9	R: 1 E: 0 K: 0 S: 9	H: 1 LOB: 0 BB: 0 P: 9	1B: 9 2B: 1 3B: 0 HR: 4	SF: 0 SAC: 0 DP: 0 HBP: 1	WP: 0 PB: 0 SB: 3 CS: 0	PA: 44	
PITCHER	IP	WLS	BF	H	R	ER	SO	BB	IBB	HBP	BLK	WP	HR	S	P	ERA	WHIP						
Jorge Sosa, R ERA: 6.29	(1, 1)	3.0	L	16	4	5	4	0	2	0	0	0	0	3	30	60	12.00	2.000					
Steve Kent, L ERA: 5.4	(4, 1)	3.0		19	8	4	4	2	1	0	0	1	0	36	62	12.00	3.000						
Brandon Backe, R ERA: 7.2	(7, 1)	1.0		5	1	0	0	1	0	0	1	0	0	10	13	0.00	1.000						
Jesus Colome, R ERA: 7.41	(8, 1)	1.0		4	1	1	1	0	0	0	0	0	1	6	9	9.00	1.000						

Tampa Bay Devil Rays @ Kansas City Royals
Kauffman Stadium, Kansas City, MO
Sun Aug 11 2002, 1:05 PM CDT
Att: 15,527 - Cloudy - 91 F

livebaseballscorecards.com

AB	40
R	10
H	14
RBI	9
BB	3
SO	3
LOB	20



Batter	1	2	3	4	5	6	7	8	9	AB	R	H	RBI	BB	SO	LOB	TOP							
Omar Vizquel, S OBP: 0.395, SLG: 0.454 (1, 6)										5	0	0	0	0	3	3								
Matt Lawton, L OBP: 0.346, SLG: 0.402 (1, 7)										3	1	1	2	2	0	0								
Ellis Burks, R OBP: 0.348, SLG: 0.528 (1, 10)										5	1	1	0	0	2	2								
Jim Thome, L OBP: 0.428, SLG: 0.636 (1, 3)										4	2	2	1	1	1	2								
Lee Stevens, L OBP: 0.326, SLG: 0.386 (1, 9)										3	1	1	1	2	2	1								
Karim Garcia, L OBP: 0.281, SLG: 0.531 (1, 8)										5	2	2	4	0	0	3								
Ricky Gutierrez, R OBP: 0.329, SLG: 0.350 (1, 4)										3	1	1	0	0	2	0								
Travis Fryman, R OBP: 0.303, SLG: 0.340 (1, 5)										3	1	1	0	1	0	0								
Einar Diaz, R OBP: 0.258, SLG: 0.291 (1, 2)										3	0	0	0	0	0	2								
Inning Stats	R: 0 E: 0 K: 0 S: 8	H: 0 LOB: 1 BB: 1 P: 15	R: 0 E: 0 K: 2 S: 8	H: 0 LOB: 0 BB: 0 P: 11	R: 0 E: 0 K: 1 S: 9	H: 0 LOB: 0 BB: 0 P: 14	R: 1 E: 0 K: 1 S: 12	H: 2 LOB: 1 BB: 0 P: 18	R: 7 E: 0 K: 2 S: 20	H: 5 LOB: 0 BB: 2 P: 34	R: 0 E: 0 K: 1 S: 7	H: 0 LOB: 0 BB: 0 P: 10	R: 0 E: 0 K: 2 S: 9	H: 0 LOB: 1 BB: 1 P: 16	R: 1 E: 0 K: 0 S: 8	H: 1 LOB: 1 BB: 1 P: 19	R: 0 E: 0 K: 1 S: 16	H: 1 LOB: 2 BB: 1 P: 30	1B: 6 2B: 1 3B: 0 HR: 2	SF: 0 SAC: 1 DP: 1 HBP: 1	WP: 0 PB: 0 SB: 0 CS: 0	PA: 42		
PITCHER	IP	WLS	BF	H	R	ER	SO	BB	IBB	HBP	BLK	WP	HR	S	P	ERA	WHIP							
Tanyon Sturtze, R ERA: 5.16 (1, 1)	6.0	L	28	7	8	8	7	3	0	0	0	0	2	64	102	12.00	1.667							
Brandon Backe, R ERA: 6.75 (7, 1)	2.0		9	1	1	1	2	2	0	1	0	0	0	17	35	4.50	1.500							
Travis Phelps, R ERA: 6.2 (9, 1)	1.0		5	1	0	0	1	1	0	0	0	0	0	16	30	0.00	2.000							

Cleveland Indians @ Tampa Bay Devil Rays
Tropicana Field, St. Petersburg, FL
Tue Aug 13 2002, 7:15 PM EDT
Att: 11,779 - Dome - 72 F

AB	34
R	9
H	9
RBI	8
BB	6
SO	10
LOB	13



Batter	1	2	3	4	5	6	7	8	9	AB	R	H	RBI	BB	SO	LOB	BOTTOM							
Randy Winn, S OBP: 0.360, SLG: 0.467 (1, 8)										5	0	1	2	0	0	1								
13 Carl Crawford, L OBP: 0.292, SLG: 0.453 (1, 7)										5	0	0	0	0	1	2								
Aubrey Huff, L OBP: 0.350, SLG: 0.496 (1, 10)										5	1	3	0	0	0	2								
18 Jared Sandberg, R OBP: 0.287, SLG: 0.475 (1, 5)										4	0	0	0	0	2	3								
Steve Cox, L OBP: 0.342, SLG: 0.424 (1, 3)										2	1	0	0	2	2	1								
Toby Hall, R OBP: 0.254, SLG: 0.325 (1, 2)										3	2	1	0	1	0	2								
Jason Conti, L OBP: 0.321, SLG: 0.385 (1, 9)										3	0	1	1	0	2	1								
Andy Sheets, R OBP: 0.371, SLG: 0.556 (1, 4)										3	1	1	1	1	0	3								
Chris Gomez, R OBP: 0.302, SLG: 0.401 (1, 6)										4	0	1	1	0	1	2								
Inning Stats	R: 0 E: 0 K: 1 S: 9	H: 1 LOB: 1 BB: 0 P: 15	R: 2 E: 0 K: 0 S: 8	H: 1 LOB: 2 BB: 2 P: 17	R: 0 E: 0 K: 1 S: 7	H: 1 LOB: 0 BB: 0 P: 10	R: 0 E: 0 K: 1 S: 11	H: 1 LOB: 0 BB: 0 P: 14	R: 0 E: 0 K: 1 S: 6	H: 0 LOB: 0 BB: 0 P: 8	R: 1 E: 0 K: 0 S: 12	H: 2 LOB: 2 BB: 1 P: 22	R: 0 E: 0 K: 0 S: 4	H: 0 LOB: 0 BB: 0 P: 7	R: 0 E: 0 K: 1 S: 9	H: 0 LOB: 0 BB: 0 P: 14	R: 2 E: 1 K: 2 S: 16	H: 2 LOB: 2 BB: 1 P: 25	1B: 5 2B: 3 3B: 0 HR: 0	SF: 0 SAC: 1 DP: 0 HBP: 0	WP: 1 PB: 0 SB: 0 CS: 1	PA: 40		
PITCHER	IP	WLS	BF	H	R	ER	SO	BB	IBB	HBP	BLK	WP	HR	S	P	ERA	WHIP							
CC Sabathia, L ERA: 5.24 (1, 1)	7.0	W	29	6	3	3	5	3	0	0	0	0	0	93	144	3.86	1.286							
53 Carl Sadler, L ERA: (8, 1)	1.0		3	0	0	0	1	0	0	0	0	0	0	9	14	0.00	0.000							
Dave Elder, R ERA: 4.66 (9, 1)	0.1		5	2	2	1	1	1	0	0	0	0	0	12	20	27.00	9.000							
Mark Wohlers, R ERA: 4.96 (9, 1)	0.2	S	2	0	0	0	1	0	0	0	0	0	0	4	5	0.00	0.000							

Cleveland Indians @ Tampa Bay Devil Rays
Tropicana Field, St. Petersburg, FL
Tue Aug 13 2002, 7:15 PM EDT
Att: 11,779 - Dome - 72 F

AB	34
R	5
H	8
RBI	5
BB	4
SO	8
LOB	17



Batter	1	2	3	4	5	6	7	8	9	AB	R	H	RBI	BB	SO	LOB	TOP					
Omar Vizquel, S OBP: 0.354, SLG: 0.452 (1, 6)	G4-3		G6-4-3 HR 1B		SH2-3		G4-6-3		G6-3	4	1	1	0	0	0	1	Cleveland Indians @ Tampa Bay Devil Rays Tropicana Field, St. Petersburg, FL Wed Aug 14 2002, 7:15 PM EDT Att: 10,455 - Dome - 72 F					
Matt Lawton, L OBP: 0.344, SLG: 0.399 (1, 7)	G3-1		G6-4-3 1B		K			L6	K	5	0	1	0	0	2	1						
Ellis Burks, R OBP: 0.352, SLG: 0.530 (1, 10)	1B		G6-4-3 1-2 2-3		1B			2B	1B	4	1	3	1	0	0	2						
Jim Thome, L OBP: 0.429, SLG: 0.646 (1, 3)	F7		HR		G3-1			2B	2B	4	2	2	2	0	0	2						
Lee Stevens, L OBP: 0.326, SLG: 0.385 Travis Fryman, R OBP: 0.305, SLG: 0.340 (7, 5)		K	L8					2B	IBB	3	0	1	0	0	1	0						
Karim Garcia, L OBP: 0.306, SLG: 0.556 (1, 8)				F8		G6-4-3 1-2		F9	2B	4	0	2	3	0	0	1						
Ricky Gutierrez, R OBP: 0.325, SLG: 0.346 (1, 4)		FC4-6 1B		G6-3		G5-3		F9	2B	4	0	0	0	0	0	2						
Bill Selby, L OBP: 0.277, SLG: 0.319 (7, 9)				G4-3			K	G3-1		3	0	0	0	1	1							
Einar Diaz, R OBP: 0.261, SLG: 0.291 (1, 2)									G6-3	3	1	1	0	0	0	2						
Inning Stats	R: 0 E: 0 K: 0 S: 7	H: 1 LOB: 1 BB: 0 P: 11	R: 0 E: 0 K: 1 S: 12	H: 1 LOB: 2 BB: 1 P: 19	R: 2 E: 0 K: 0 S: 14	H: 3 LOB: 0 BB: 0 P: 18	R: 0 E: 0 K: 0 S: 5	H: 0 LOB: 0 BB: 0 P: 9	R: 1 E: 0 K: 1 S: 9	H: 2 LOB: 1 BB: 0 P: 11	R: 0 E: 0 K: 0 S: 7	H: 1 LOB: 0 BB: 0 P: 9	R: 0 E: 0 K: 1 S: 11	H: 0 LOB: 0 BB: 0 P: 16	R: 3 E: 0 K: 0 S: 8	H: 3 LOB: 1 BB: 1 P: 15		R: 0 E: 0 K: 1 S: 8	H: 0 LOB: 0 BB: 0 P: 11	1B: 8 2B: 2 3B: 0 HR: 1	SF: 0 SAC: 1 DP: 3 HBP: 1	WP: 0 PB: 0 SB: 0 CS: 0
PITCHER	IP	WLS	BF	H	R	ER	SO	BB	IBB	HBP	BLK	WP	HR	S	P	ERA	WHIP					
Paul Wilson, R ERA: 3.83 (1, 1)	7.1	L	30	9	4	4	3	1	0	1	0	0	1	68	97	4.91	1.364					
Wilson Alvarez, L ERA: 5.82 (8, 1)	1.2		8	2	2	2	1	0	1	0	0	0	0	13	22	10.80	1.200					

AB 34
R 6
H 11
RBI 6
BB 2
SO 4
LOB 12



Batter	1	2	3	4	5	6	7	8	9	AB	R	H	RBI	BB	SO	LOB	BOTTOM					
Randy Winn, S OBP: 0.360, SLG: 0.465 (1, 8)	13 CS BB		K		13 2B 1B		L1		E4	4	0	1	0	1	1	0	Cleveland Indians @ Tampa Bay Devil Rays Tropicana Field, St. Petersburg, FL Wed Aug 14 2002, 7:15 PM EDT Att: 10,455 - Dome - 72 F					
13 Carl Crawford, L OBP: 0.297, SLG: 0.460 (1, 7)	CS 1B		G3		2B			P6	K	5	0	2	0	0	1	1						
Aubrey Huff, L OBP: 0.352, SLG: 0.507 (1, 10)	1B			HR	G1-3			G1-3		4	1	2	1	0	0	2						
18 Jared Sandberg, R OBP: 0.290, SLG: 0.474 (1, 5)	K			2B SF7 BB	K			1B		3	1	1	0	1	2	3						
Steve Cox, L OBP: 0.341, SLG: 0.425 (1, 3)		K		2B			G3-1	K		4	0	1	0	0	2	1						
John Flaherty, R OBP: 0.307, SLG: 0.394 (1, 2)		2B		SF7			K		3B 2B	3	1	2	1	0	1	0						
Jason Conti, L OBP: 0.319, SLG: 0.392 (1, 9)		K		K			P6		G5-3 3B	4	1	1	1	0	2	2						
Andy Sheets, R OBP: 0.348, SLG: 0.517 (1, 4)	F9			L7			G6-3		G5-3	4	0	0	1	0	0	2						
Chris Gomez, R OBP: 0.299, SLG: 0.396 (1, 6)			P6		F9		G5-3		G5-3	4	0	0	0	0	0	0						
Inning Stats	R: 0 E: 0 K: 1 S: 14	H: 2 LOB: 1 BB: 1 P: 24	R: 0 E: 0 K: 2 S: 17	H: 1 LOB: 1 BB: 0 P: 23	R: 0 E: 0 K: 1 S: 6	H: 0 LOB: 0 BB: 0 P: 8	R: 2 E: 0 K: 1 S: 15	H: 2 LOB: 1 BB: 1 P: 28	R: 0 E: 0 K: 1 S: 13	H: 2 LOB: 2 BB: 0 P: 21	R: 0 E: 0 K: 1 S: 8	H: 0 LOB: 0 BB: 0 P: 12	R: 0 E: 0 K: 1 S: 9	H: 0 LOB: 0 BB: 0 P: 12	R: 0 E: 0 K: 1 S: 11	H: 1 LOB: 1 BB: 0 P: 15		R: 2 E: 1 K: 1 S: 21	H: 2 LOB: 1 BB: 0 P: 27	1B: 4 2B: 4 3B: 1 HR: 1	SF: 1 SAC: 0 DP: 0 HBP: 0	WP: 0 PB: 0 SB: 0 CS: 2
PITCHER	IP	WLS	BF	H	R	ER	SO	BB	IBB	HBP	BLK	WP	HR	S	P	ERA	WHIP					
Danys Baez, R ERA: 4.36 (1, 1)	5.0	W	22	7	2	2	6	2	0	0	0	0	0	65	104	3.60	1.800					
Terry Mulholland, L ERA: 6.6 (6, 1)	3.0	H	12	3	2	2	2	0	0	0	0	0	0	37	51	6.00	1.000					
Mark Wohlers, R ERA: 4.86 (9, 1)	1.0	S	4	0	0	0	1	0	0	0	0	0	0	12	15	0.00	0.000					


AB 35
R 4
H 10
RBI 4
BB 2
SO 9
LOB 11



Batter	1	2	3	4	5	6	7	8	9	AB	R	H	RBI	BB	SO	LOB	TOP					
Coco Crisp, S (1, 8)	F7		G4-3			F9 1B BB		G5-3	L4	4	1	0	0	1	0	0						
Omar Vizquel, S OBP: 0.352, SLG: 0.448 (1, 6)	F8		F2			F9		F7		4	0	0	0	0	0	1						
Ellis Burks, R OBP: 0.355, SLG: 0.534 (1, 10)	2B			P4		BB 1B		BB 1B		3	0	2	1	1	0	0						
Jim Thome, L OBP: 0.429, SLG: 0.643 (1, 3)	G4-3			L1		FC6-4 BB		BB 1B		3	0	1	0	1	0	1						
Travis Fryman, R OBP: 0.305, SLG: 0.339 (1, 5)		G4-3 1B		G5-3		FC6-4 1-2f		P4		4	0	1	0	0	0	4						
Matt Lawton, L OBP: 0.344, SLG: 0.398 (1, 7)	G4-3 1-2f				F8			G4-3	HR 1B	4	1	1	0	0	0	1						
Karim Garcia, L OBP: 0.375, SLG: 0.658 (1, 9)		FC5-4 BB			CS 1B			FC4-6 BB	HR	2	1	2	2	2	0	0						
John McDonald, R OBP: 0.315, SLG: 0.348 (1, 4)		FC5-4 1-2f			G4-3 1-2			FC4-6 1-2f	G1-3	4	0	0	0	0	0	3						
Eddie Pérez, R OBP: 0.295, SLG: 0.326 (1, 2)			G6-3					F9	L3	4	0	0	0	0	0	1						
Inning Stats	R: 0 E: 0 K: 0 S: 7	H: 1 LOB: 1 BB: 0 P: 10	R: 0 E: 0 K: 0 S: 6	H: 1 LOB: 1 BB: 1 P: 14	R: 0 E: 0 K: 0 S: 6	H: 0 LOB: 0 BB: 0 P: 8	R: 0 E: 0 K: 0 S: 14	H: 0 LOB: 0 BB: 0 P: 21	R: 0 E: 0 K: 0 S: 5	H: 1 LOB: 0 BB: 0 P: 9	R: 1 E: 0 K: 0 S: 9	H: 1 LOB: 2 BB: 2 P: 22	R: 0 E: 0 K: 0 S: 6	H: 0 LOB: 1 BB: 1 P: 11	R: 0 E: 0 K: 0 S: 11	H: 1 LOB: 2 BB: 1 P: 20	R: 2 E: 0 K: 0 S: 7	H: 2 LOB: 0 BB: 0 P: 7	1B: 5 2B: 1 3B: 0 HR: 1	SF: 0 SAC: 0 DP: 1 HBP: 0	WP: 0 PB: 0 SB: 1 CS: 1	PA: 37
PITCHER	IP	WLS	BF	H	R	ER	SO	BB	IBB	HBP	BLK	WP	HR	S	P	ERA	WHIP					
Joe Kennedy, L ERA: 4.13 (1, 1)	8.0		32	5	1	1	0	5	0	0	0	0	0	64	115	1.12	1.250					
Travis Harper, R ERA: 3.95 (9, 1)	1.0	W	5	2	2	2	0	0	0	0	0	0	1	7	7	18.00	2.000					

Cleveland Indians @ Tampa Bay Devil Rays
Tropicana Field, St. Petersburg, FL
Thu Aug 15 2002, 7:15 PM EDT
Att: 10,778 - Dome - 72 F

AB 32
R 3
H 7
RBI 3
BB 5
SO 0
LOB 11

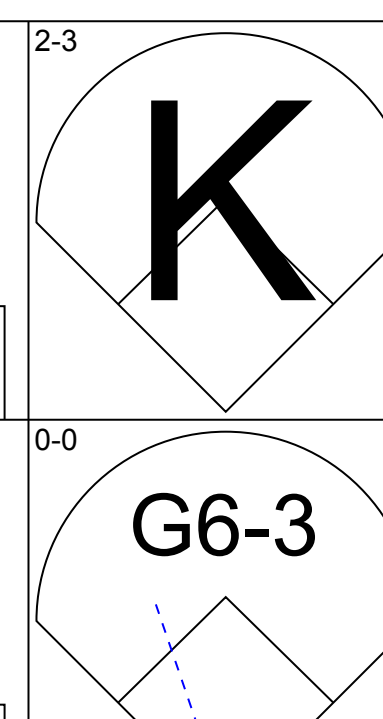
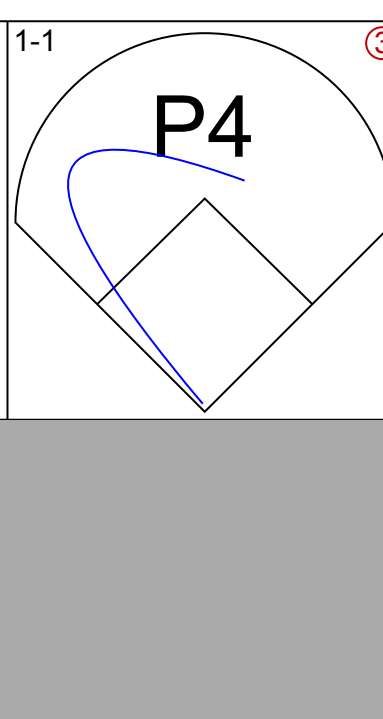
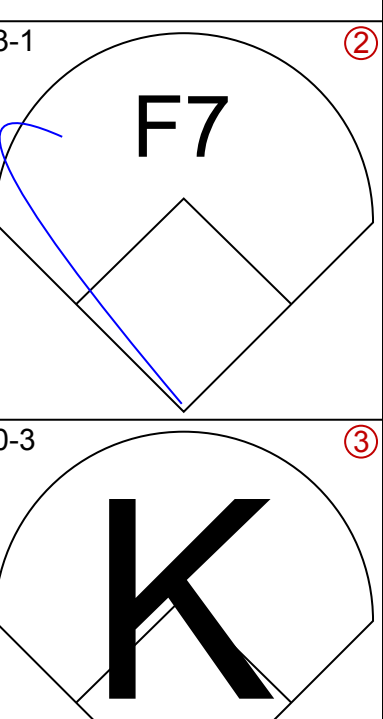
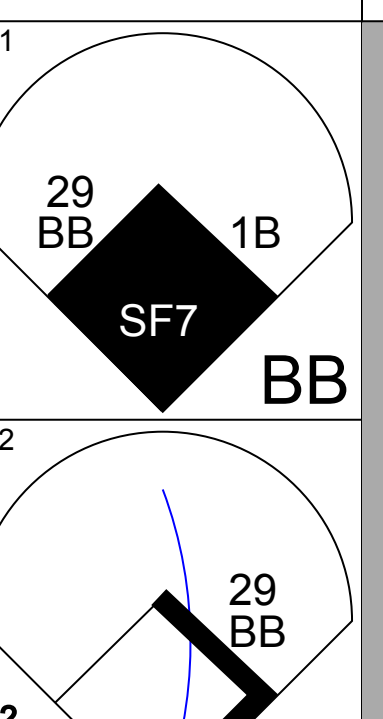
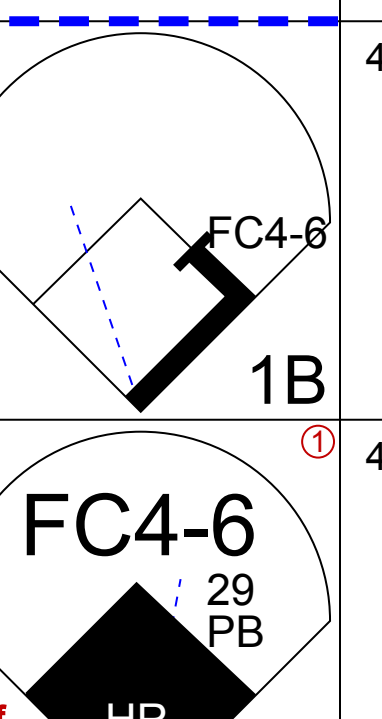
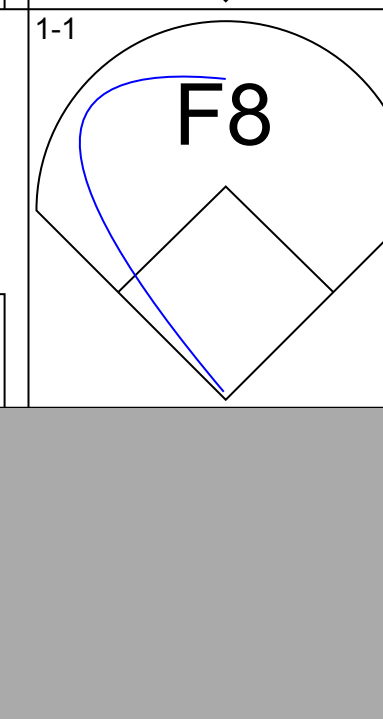
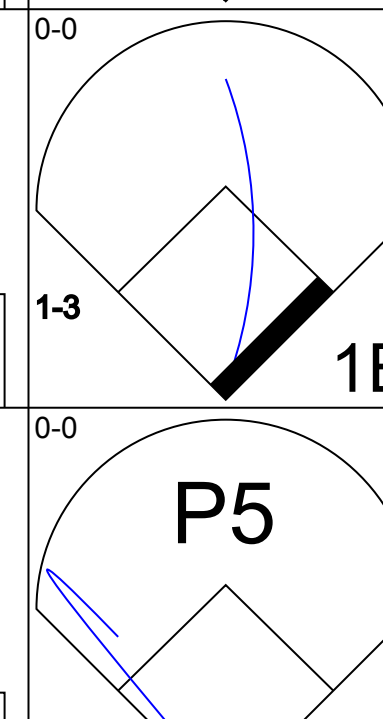

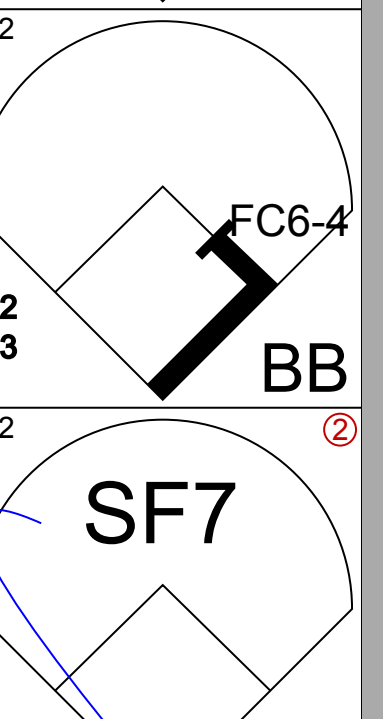
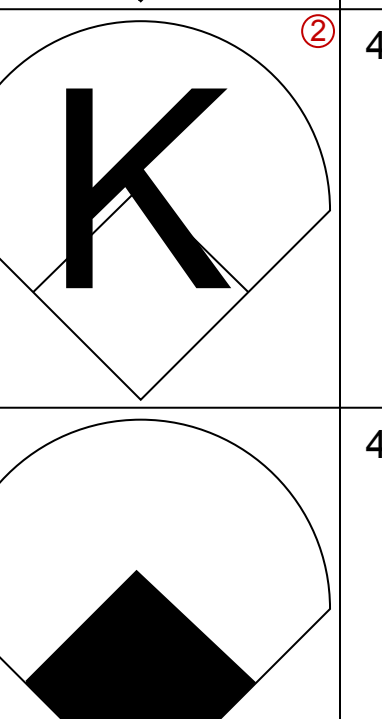

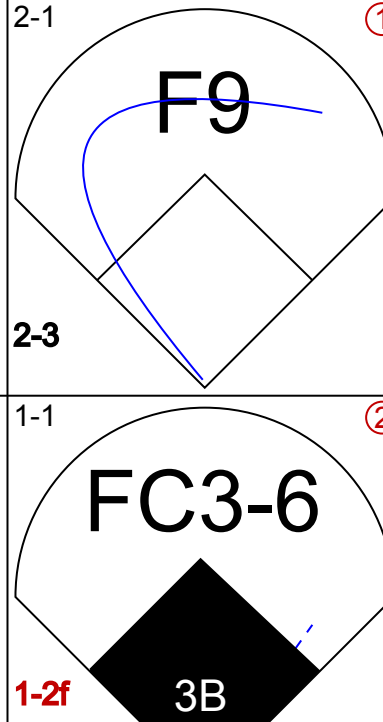
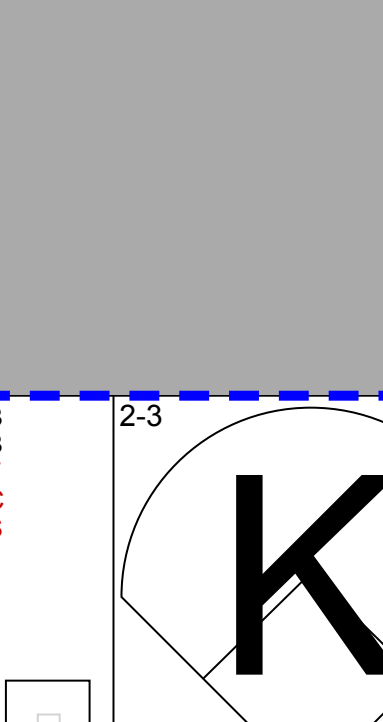
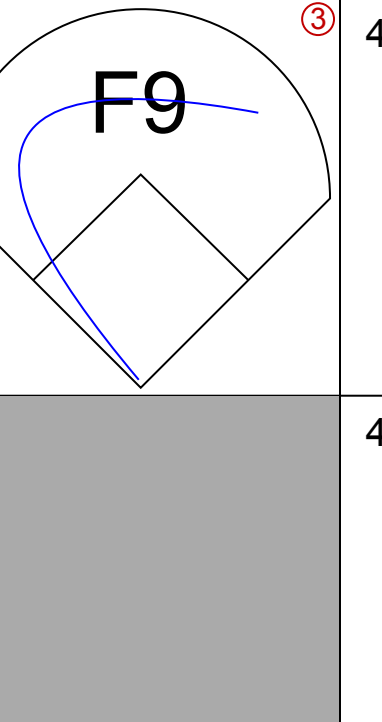
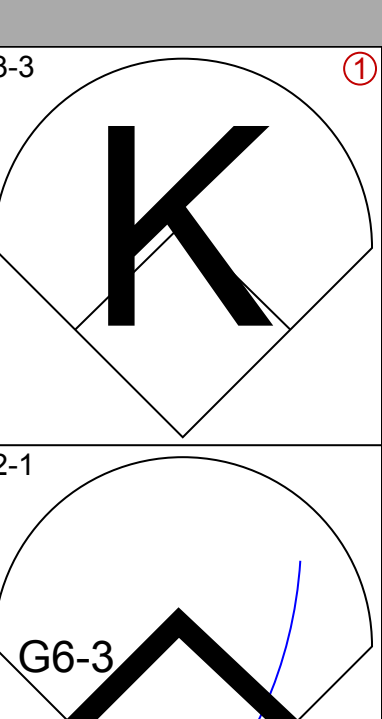
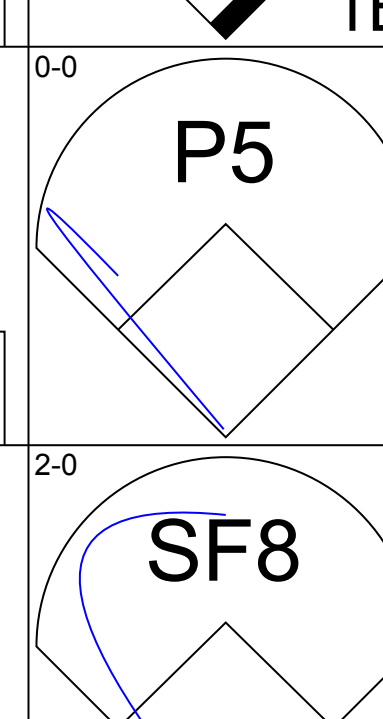
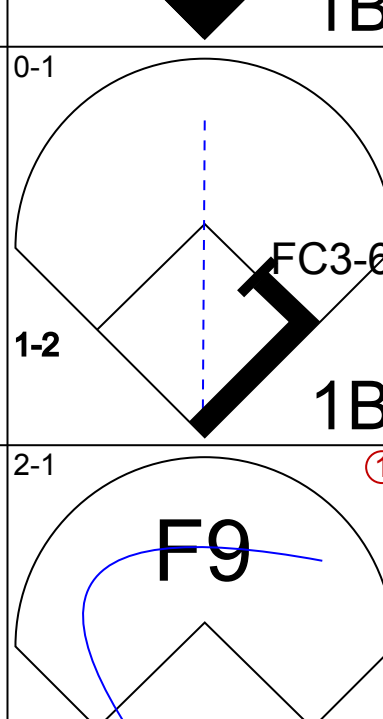

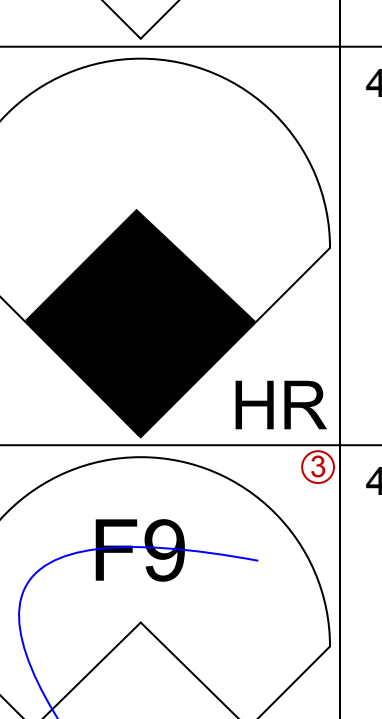

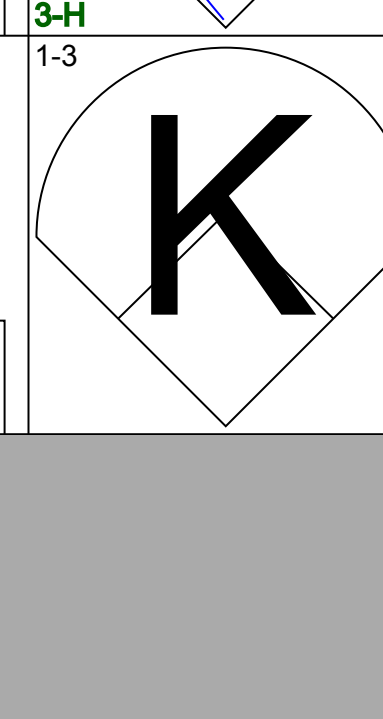
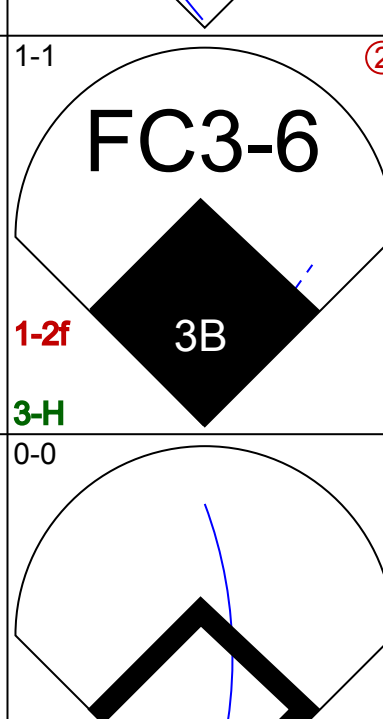
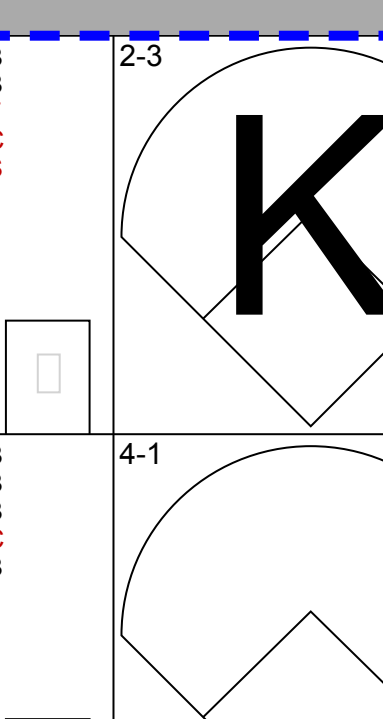



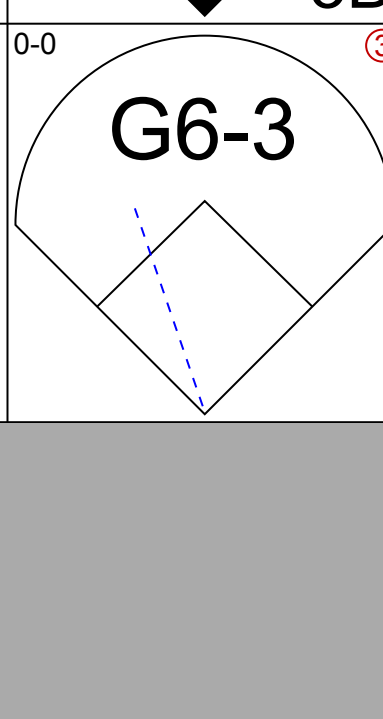

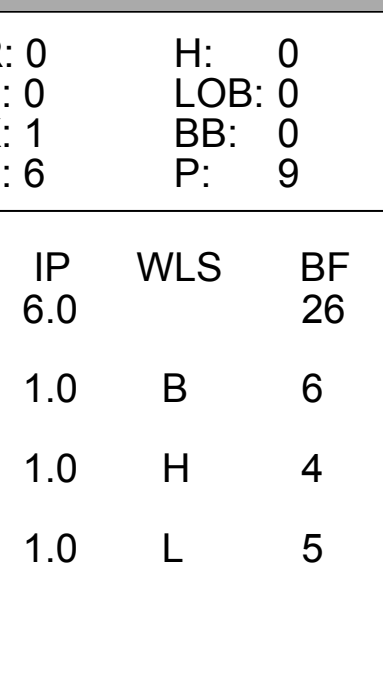
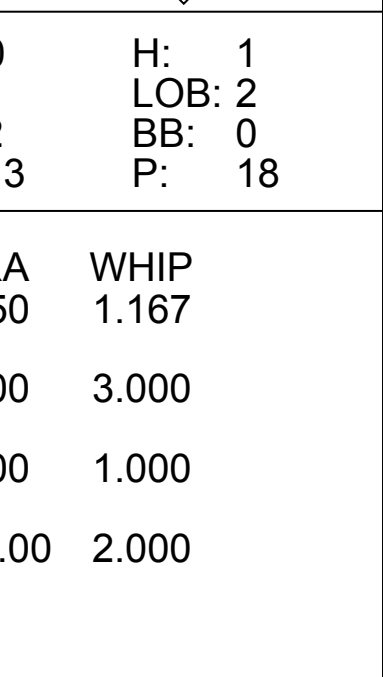
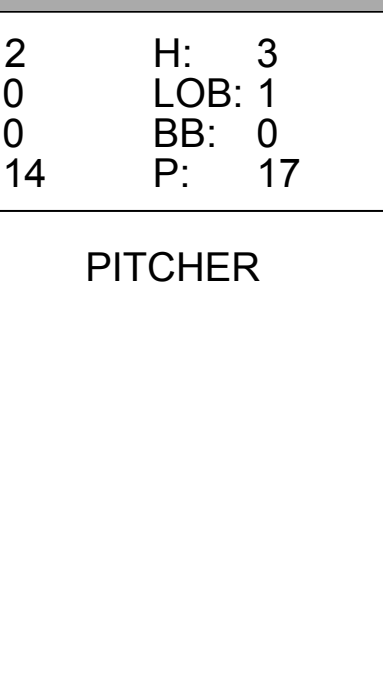
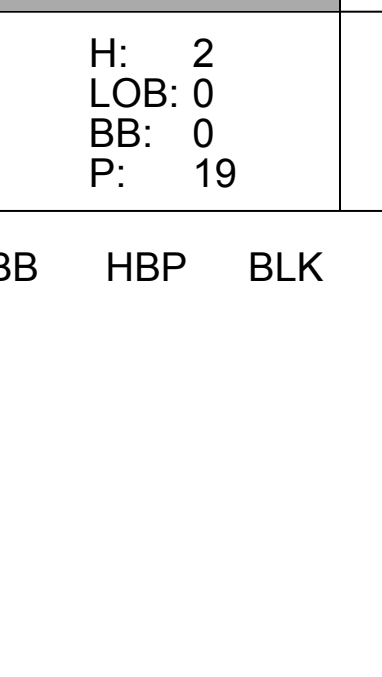
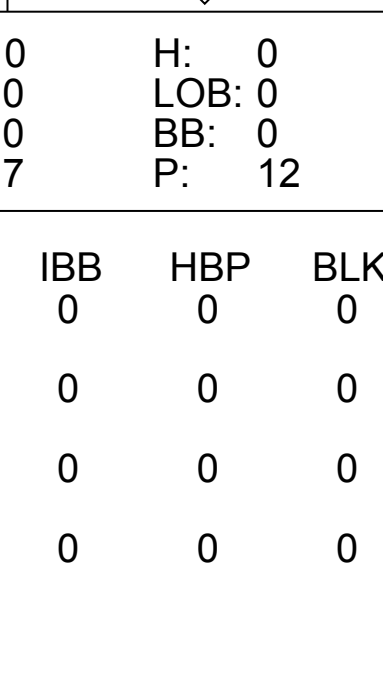
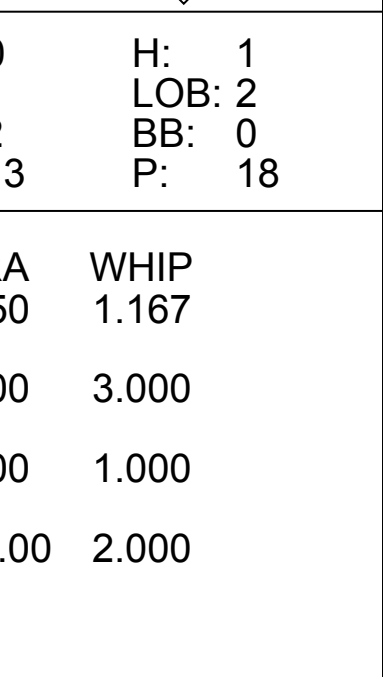
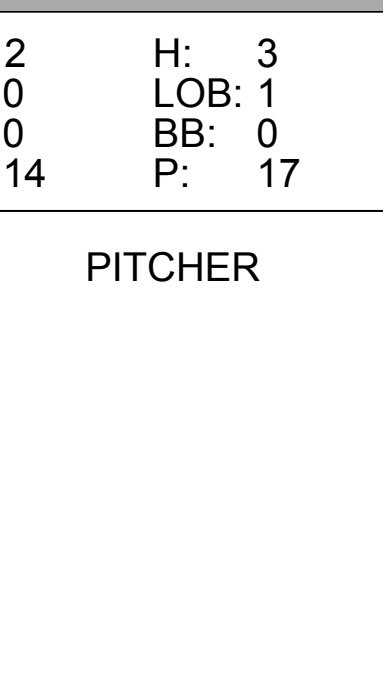
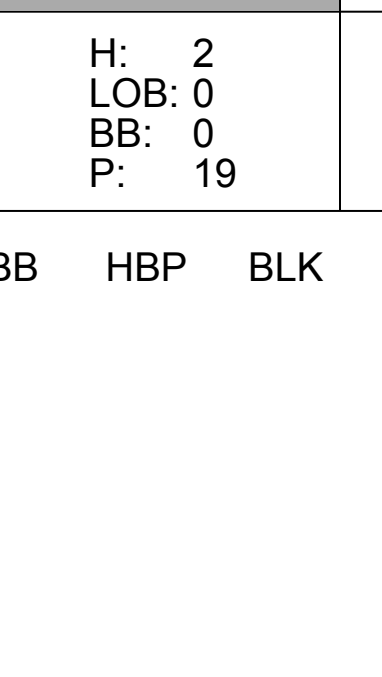
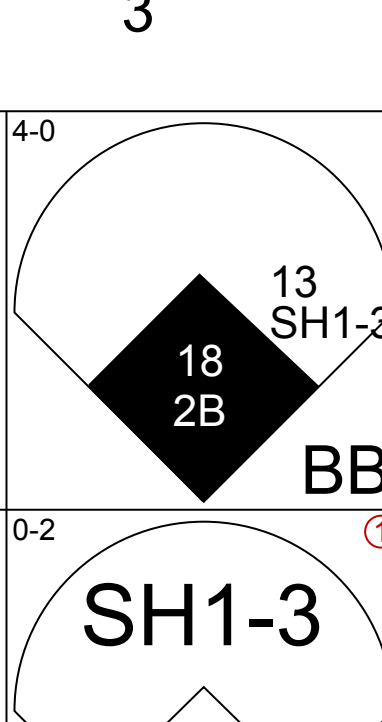
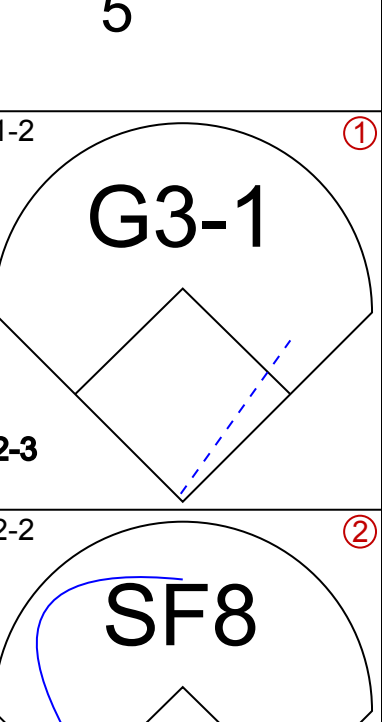
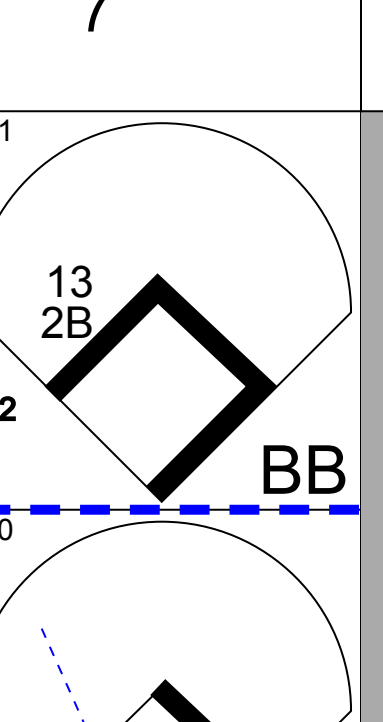
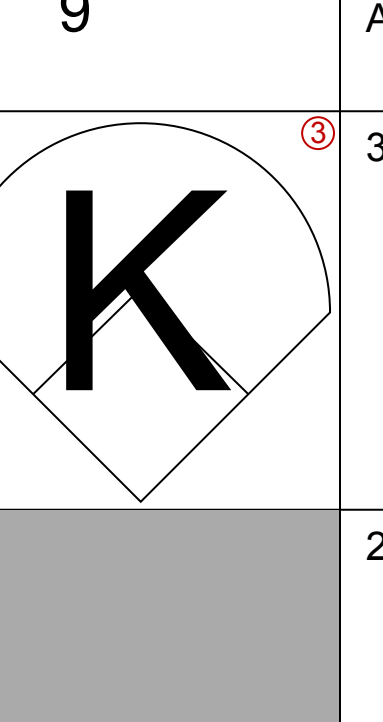


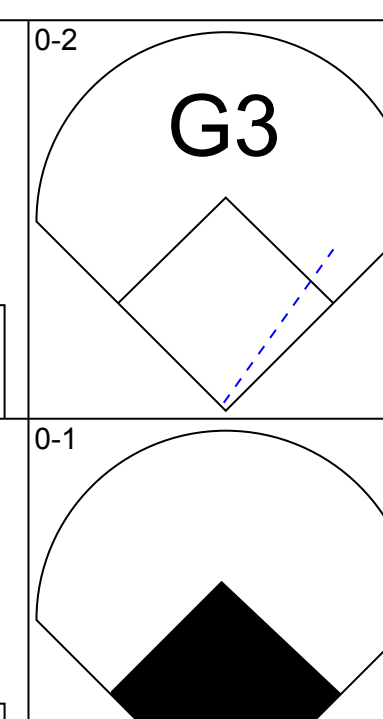
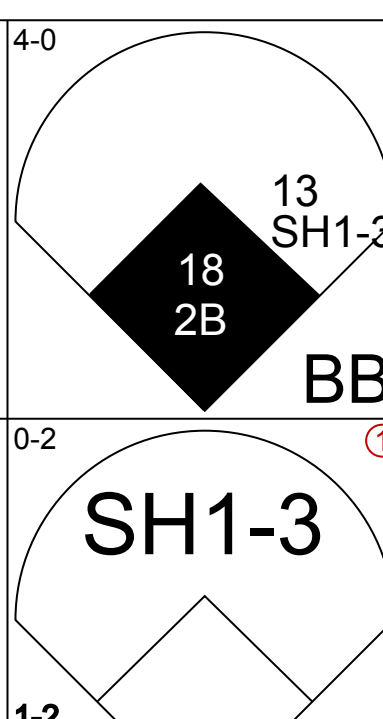
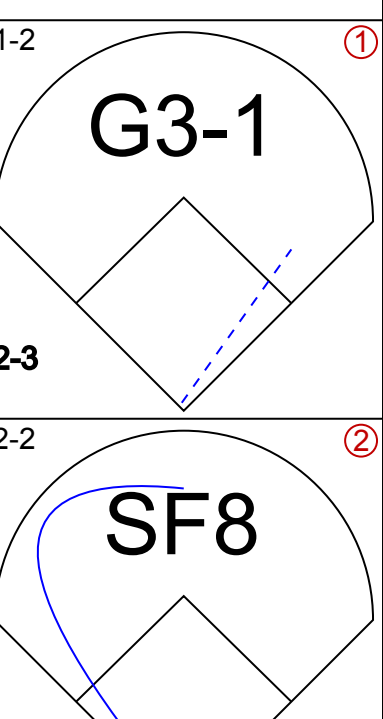
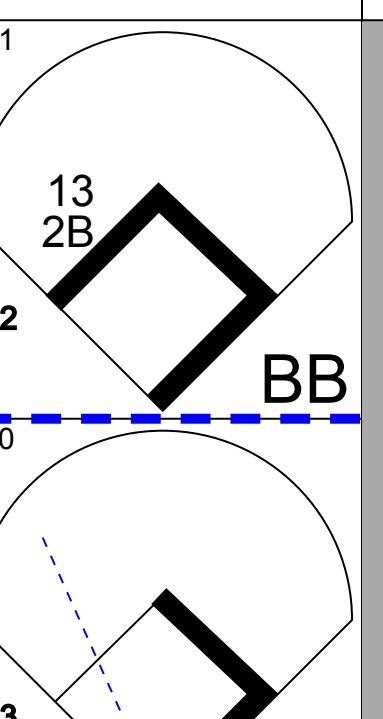
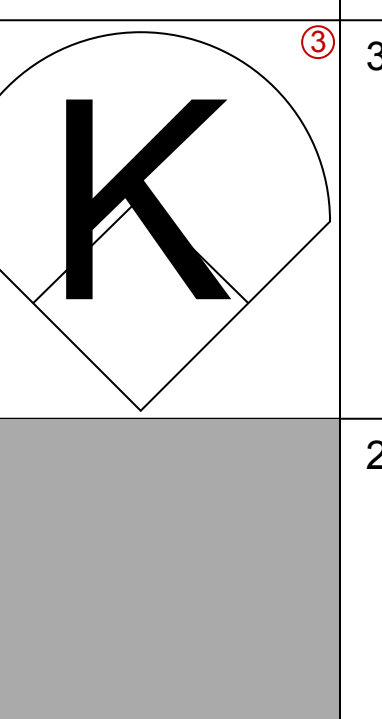
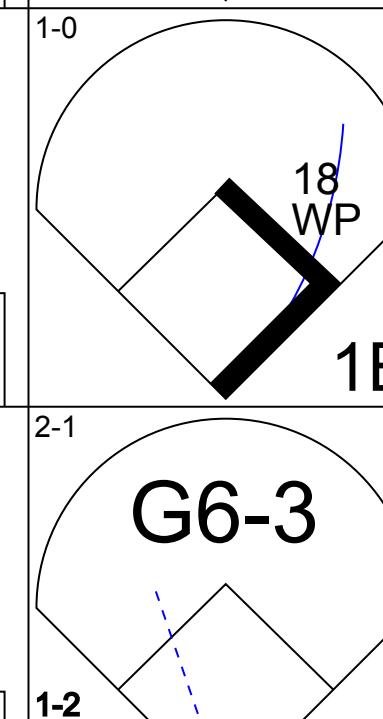
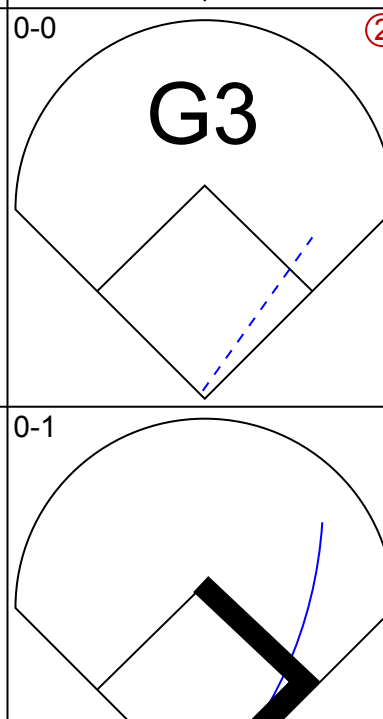
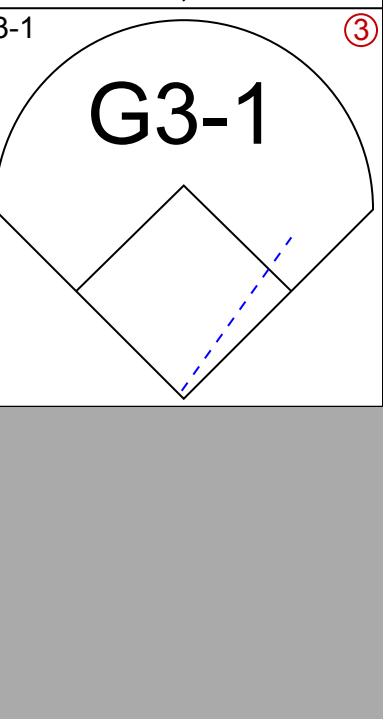
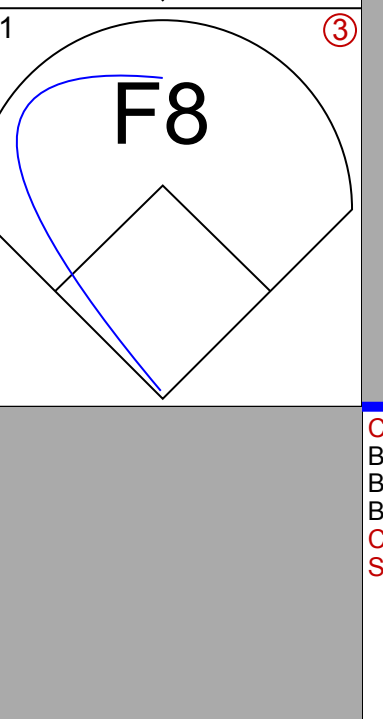
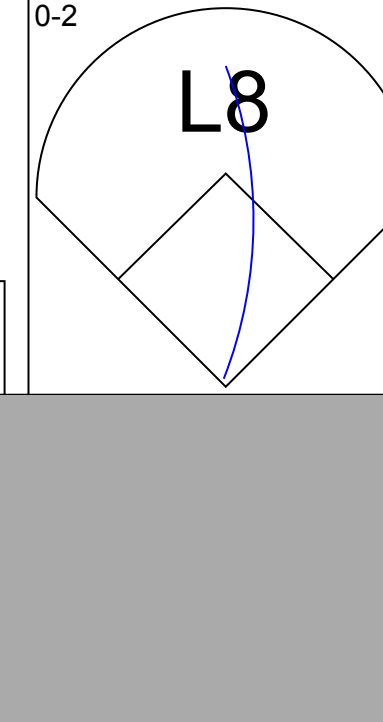
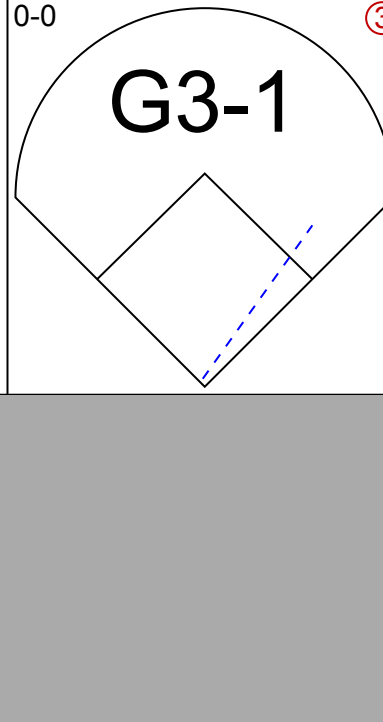





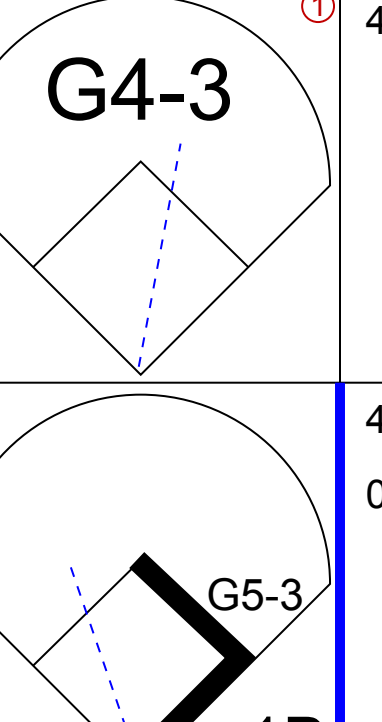

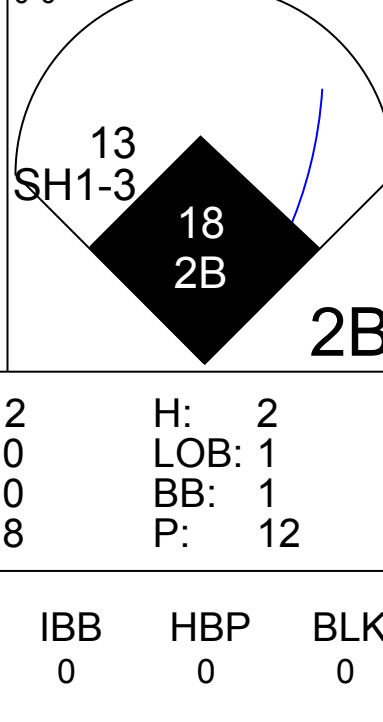
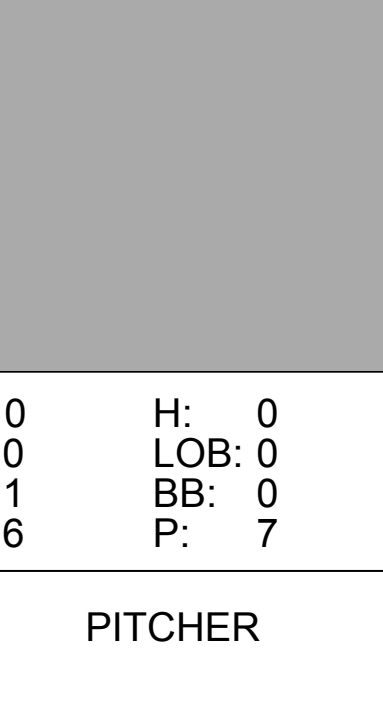
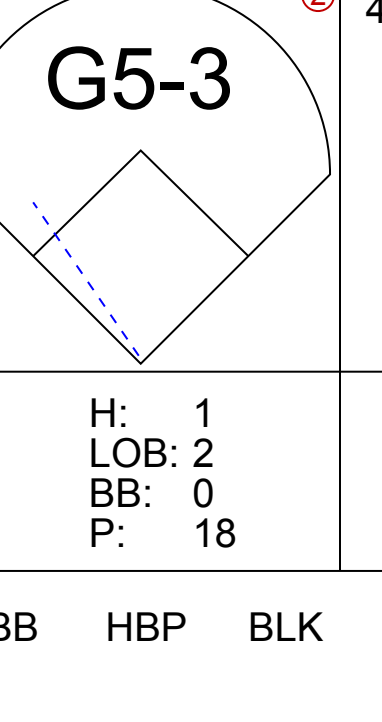
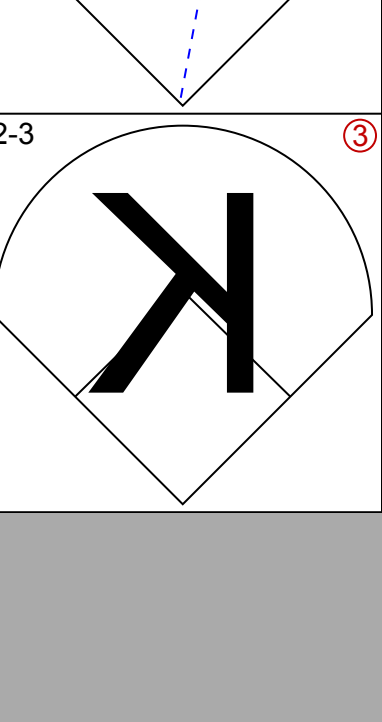
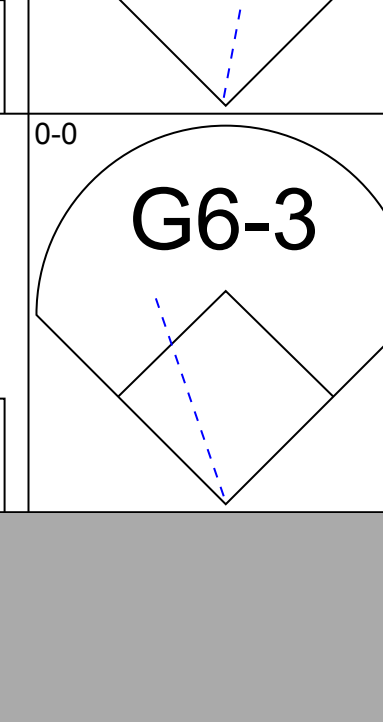

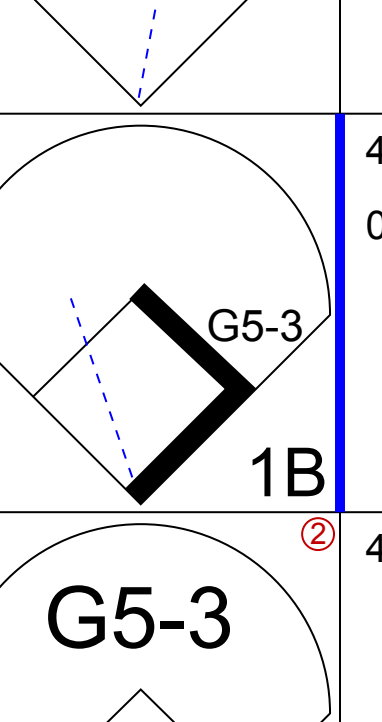
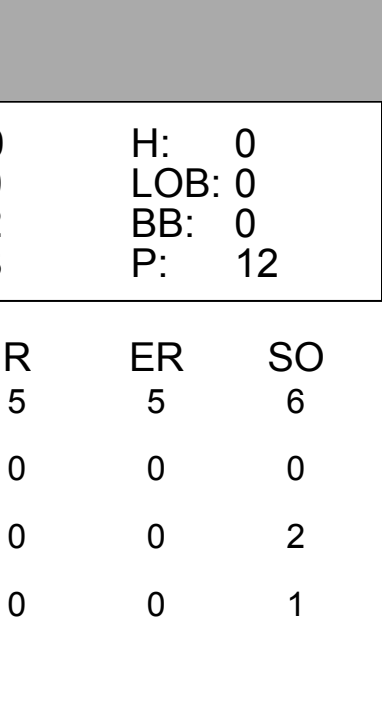
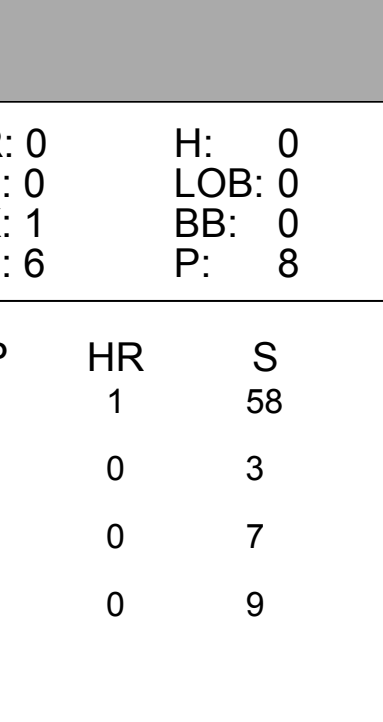
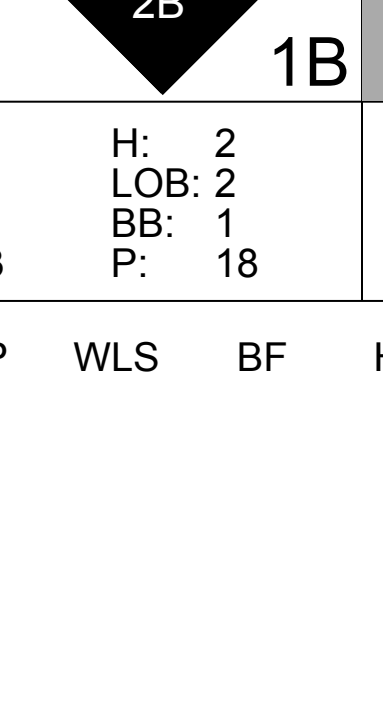
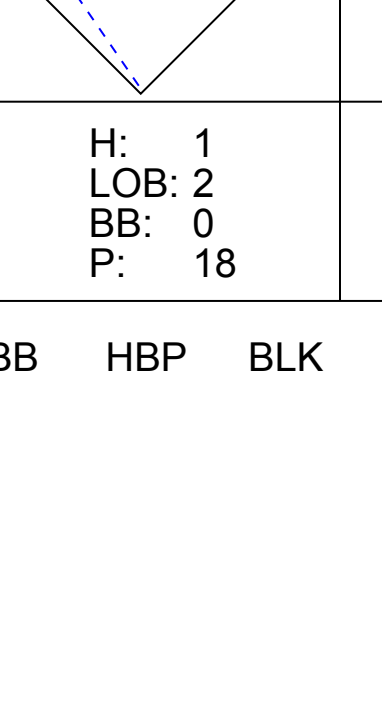
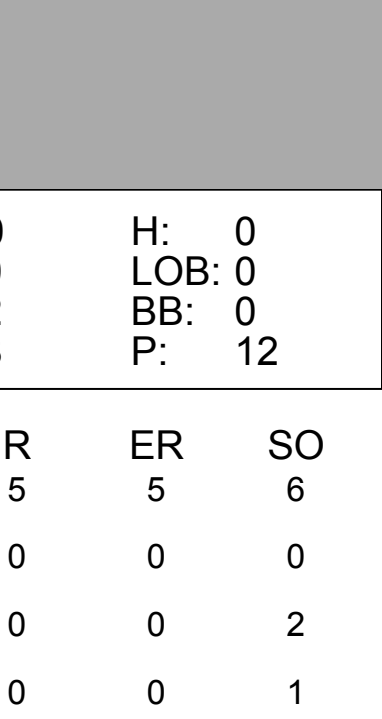
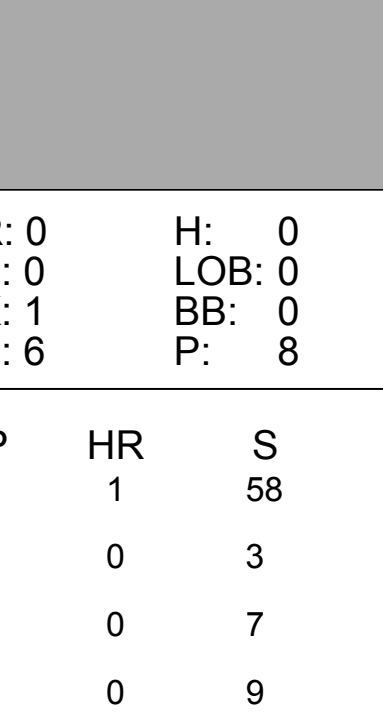
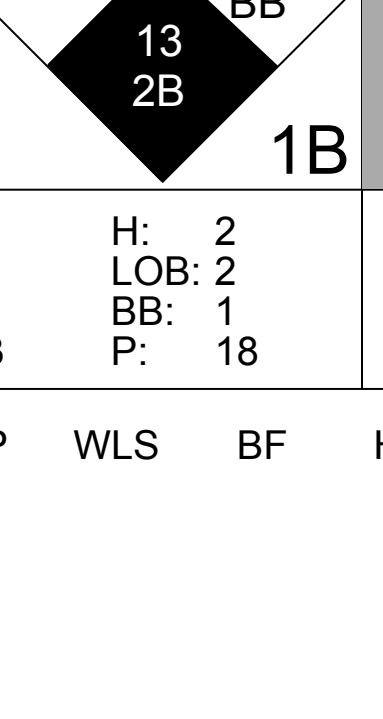
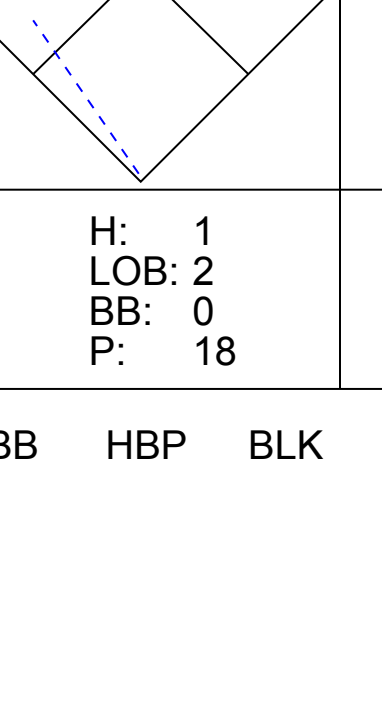




Batter	1	2	3	4	5	6	7	8	9	AB	R	H	RBI	BB	SO	LOB	BOTTOM					
Randy Winn, S OBP: 0.357, SLG: 0.461 (1, 8)	K		F7			F2		K		4	0	0	0	0	2	1						
13 Carl Crawford, L OBP: 0.286, SLG: 0.442 (1, 7)	B3			G6-3		G4-3			G3	4	0	0	0	0	0	0						
Aubrey Huff, L OBP: 0.354, SLG: 0.507 (1, 10)	G1-3			G4-6-3 1B		G4-3			F8 HR 1B	4	1	2	0	0	0	0						
Steve Cox, L OBP: 0.343, SLG: 0.425 Jason Conti, L OBP: 0.319, SLG: 0.392 (9, PR)			L3 1B		G4-6-3 1-2f		F7		HR 1B	4	0	2	0	0	0	1						
John Flaherty, R OBP: 0.306, SLG: 0.391 (1, 2)		L3 1-2				1B SF9 1B		F9	F8	4	1	1	0	0	0	3						
Andy Sheets, R OBP: 0.357, SLG: 0.565 (1, 5)		B1				F9			HR	4	1	2	3	0	0	1						
Ben Grieve, L OBP: 0.343, SLG: 0.398 (1, 9)			G6-3			SF9 1B		G4-3		3	0	1	0	0	0	1						
Chris Gomez, R OBP: 0.297, SLG: 0.394 (1, 6)			G6-3			SF9			G3	2	0	0	1	0	0	0						
Felix Escalona, R OBP: 0.268, SLG: 0.314 (1, 4)					G3-1				K	3	0	1	0	0	1	1						
Inning Stats	R: 0 E: 0 K: 1 S: 7	H: 0 LOB: 0 BB: 0 P: 9	R: 0 E: 0 K: 0 S: 4	H: 1 LOB: 0 BB: 0 P: 7	R: 0 E: 0 K: 0 S: 6	H: 1 LOB: 1 BB: 0 P: 10	R: 0 E: 0 K: 0 S: 7	H: 1 LOB: 0 BB: 0 P: 10	R: 1 E: 0 K: 0 S: 10	H: 2 LOB: 1 BB: 0 P: 13	R: 0 E: 0 K: 0 S: 6	H: 0 LOB: 0 BB: 0 P: 9	R: 0 E: 0 K: 0 S: 7	H: 1 LOB: 1 BB: 0 P: 10	R: 0 E: 0 K: 2 S: 11	H: 0 LOB: 0 BB: 0 P: 15	R: 3 E: 0 K: 0 S: 11	H: 3 LOB: 1 BB: 0 P: 17	1B: 7 2B: 1 3B: 1 HR: 1	SF: 1 SAC: 0 DP: 2 HBP: 0	WP: 0 PB: 0 SB: 0 CS: 0	PA: 33
PITCHER	IP	WLS	BF	H	R	ER	SO	BB	IBB	HBP	BLK	WP	HR	S	P	ERA	WHIP					
37 Jake Westbrook, R ERA: 4.5 (1, 1)	8.0		28	6	1	1	3	6	0	0	0	0	0	58	83	1.12	0.750					
Mark Wohlers, R ERA: 5.3 (9, 1)	0.2	L	5	3	3	3	0	0	0	0	0	0	1	11	17	40.50	4.500					

Cleveland Indians @ Tampa Bay Devil Rays
Tropicana Field, St. Petersburg, FL
Thu Aug 15 2002, 7:15 PM EDT
Att: 10,778 - Dome - 72 F

AB 32
R 4
H 9
RBI 4
BB 0
SO 3
LOB 8



Batter	1	2	3	4	5	6	7	8	9	AB	R	H	RBI	BB	SO	LOB	TOP					
Chuck Knoblauch R (1, 7) OBP: 0.297, SLG: 0.291										4	1	1	0	1	1	2	Kansas City Royals @ Tampa Bay Devil Rays Tropicana Field, St. Petersburg, FL Fri Aug 16 2002, 7:15 PM EDT Att: 10,311 - Dome - 72 F livebaseballscorecards.com					
Carlos Beltrán S (1, 8) OBP: 0.341, SLG: 0.489									4	2	1	0	1	1	3							
29 Mike Sweeney R (1, 10) OBP: 0.424, SLG: 0.589										4	1	2	0	1	1							
Raul Ibanez L (1, 3) OBP: 0.324, SLG: 0.541										4	1	2	3	0	1	2						
Joe Randa R (1, 5) OBP: 0.353, SLG: 0.451									4	0	1	1	0	0	4							
Michael Tucker L (1, 9) OBP: 0.340, SLG: 0.427										4	1	0	1	0	2	3						
Brent Mayne L (1, 2) OBP: 0.322, SLG: 0.309										3	0	1	1	1	0	1						
Neffi Perez S (1, 6) OBP: 0.261, SLG: 0.303										4	0	1	0	0	1	2						
Luis Ordez R (1, 4) OBP: 0.250, SLG: 0.273 (8, PH)										3	0	0	0	0	1	2						
Aaron Guiel L (8, PH) OBP: 0.293, SLG: 0.342										1	0	0	0	0	1	1						
Luis Alica S (8, 4) OBP: 0.314, SLG: 0.294										0	0	0	0	0	0	0						
Inning Stats	R: 0 E: 0 K: 1 S: 6	H: 0 LOB: 0 BB: 0 P: 9	R: 0 E: 0 K: 1 S: 9	H: 1 LOB: 1 BB: 0 P: 15	R: 0 E: 0 K: 0 S: 7	H: 0 LOB: 0 BB: 0 P: 12	R: 1 E: 0 K: 1 S: 7	H: 1 LOB: 1 BB: 1 P: 14	R: 0 E: 1 K: 2 S: 13	H: 1 LOB: 2 BB: 0 P: 18	R: 2 E: 0 K: 0 S: 14	H: 3 LOB: 1 BB: 0 P: 17	R: 1 E: 0 K: 0 S: 14	H: 1 LOB: 2 BB: 2 P: 26	R: 0 E: 0 K: 3 S: 11	H: 0 LOB: 1 BB: 1 P: 19	R: 2 E: 0 K: 1 S: 12	H: 2 LOB: 0 BB: 0 P: 19	1B: 6 2B: 1 3B: 1 HR: 1	SF: 2 SAC: 0 DP: 0 HBP: 0	WP: 0 PB: 1 CS: 0	PA: 41
PITCHER	IP	WLS	BF	H	R	ER	SO	BB	IBB	HBP	BLK	WP	HR	S	P	ERA	WHIP					
Victor Zambrano R (1, 1) ERA: 6.58	6.0		26	6	3	3	5	1	0	0	0	0	0	56	85	4.50	1.167					
Jesus Colome R (7, 1) ERA: 7.45	1.0	B	6	1	1	1	0	2	0	0	0	0	0	14	26	9.00	3.000					
Travis Harper R (8, 1) ERA: 3.9	1.0	H	4	0	0	0	3	1	0	0	0	0	0	11	19	0.00	1.000					
Esteban Yan R (9, 1) ERA: 4.38	1.0	L	5	2	2	2	1	0	0	0	0	0	1	12	19	18.00	2.000					

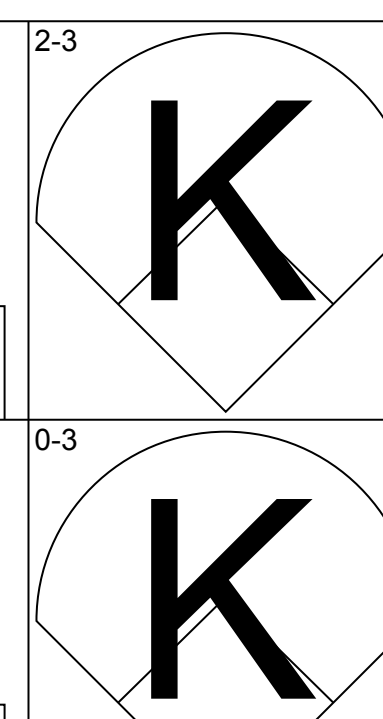
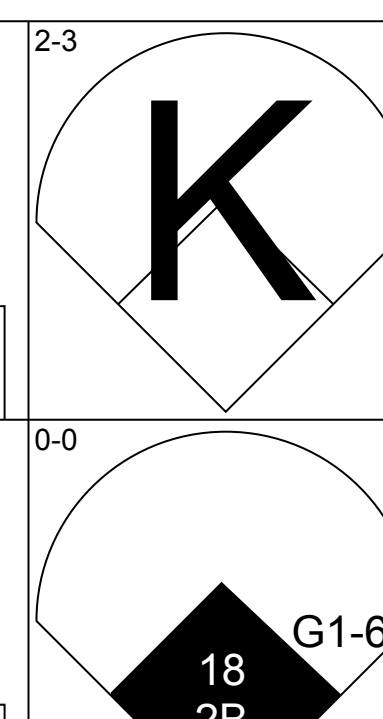
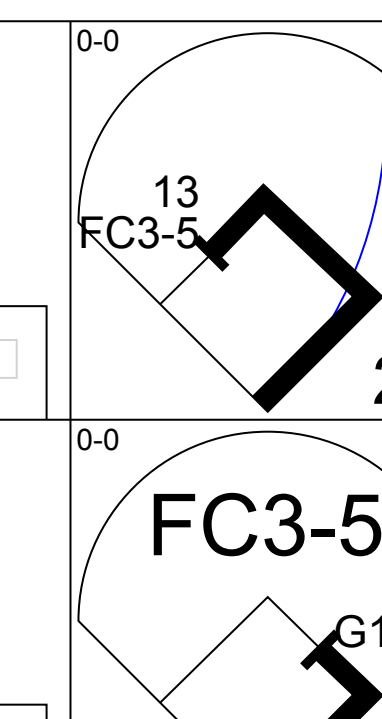
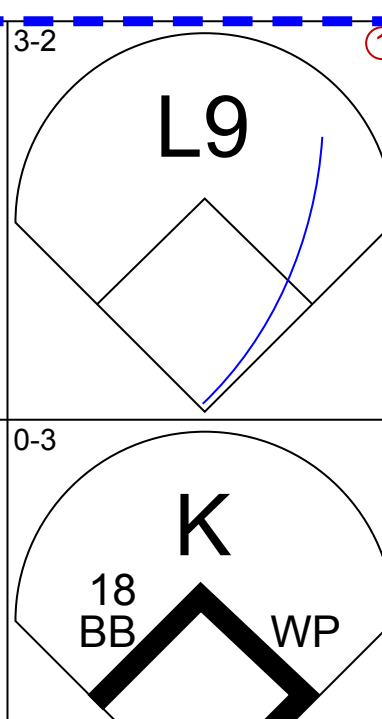

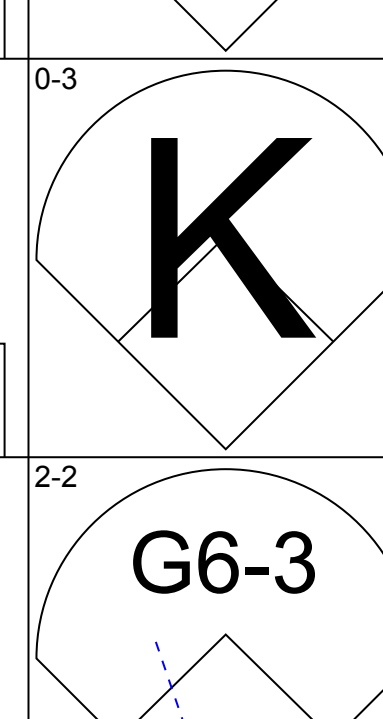
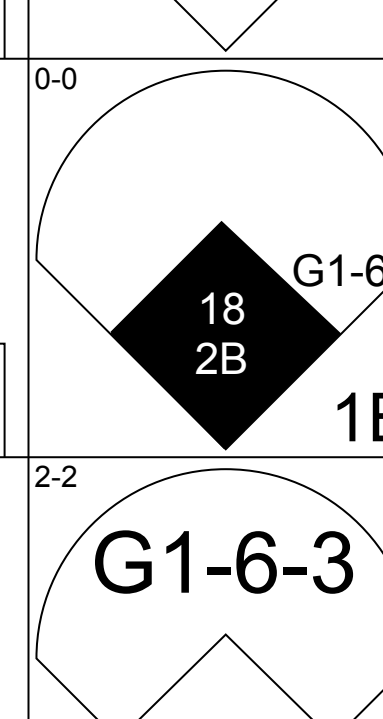
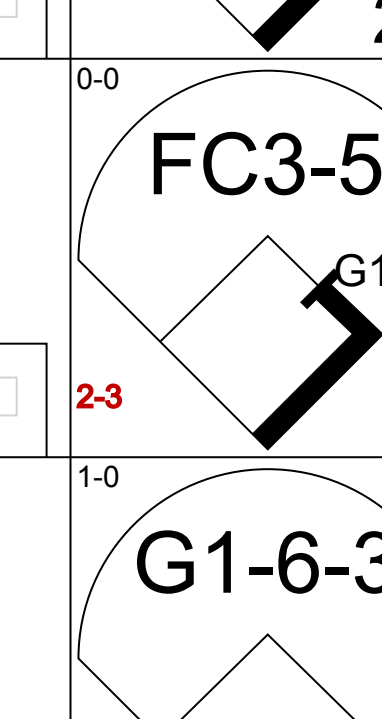
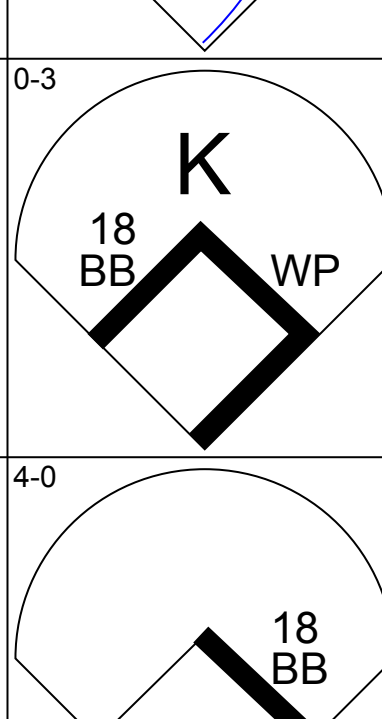
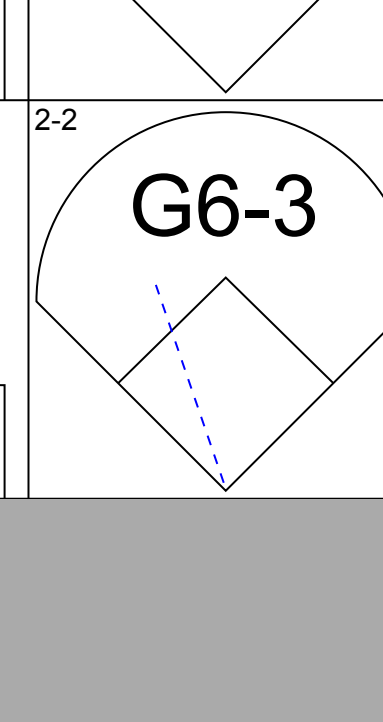
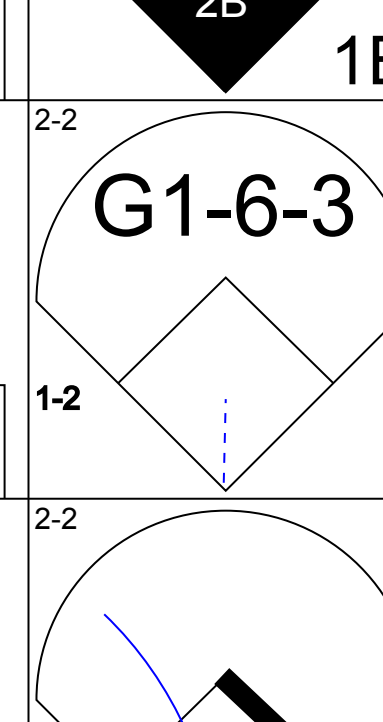
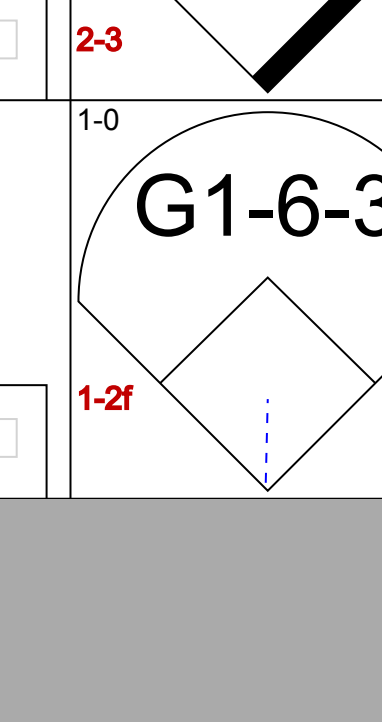
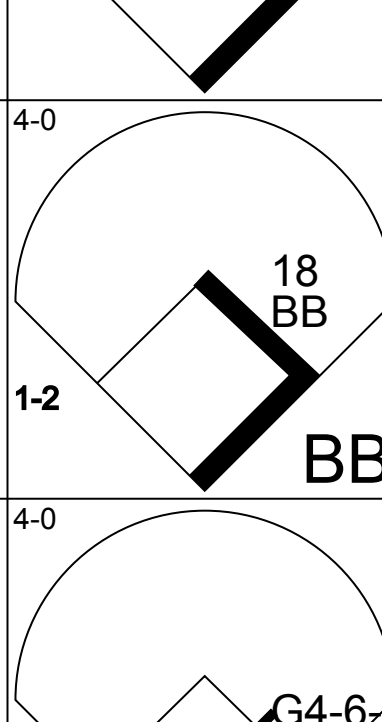
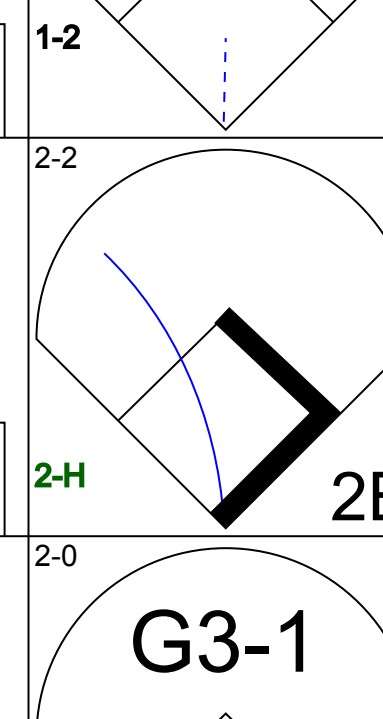

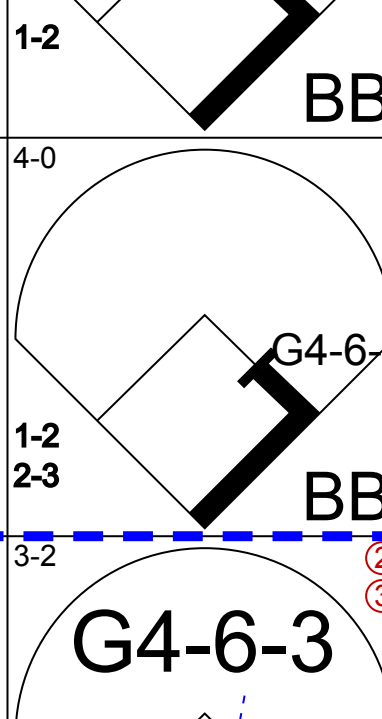

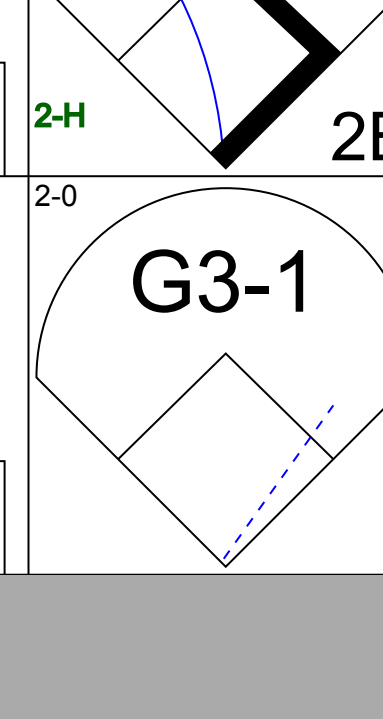
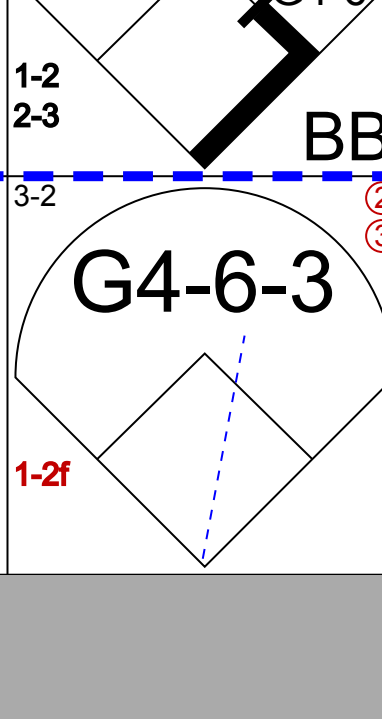

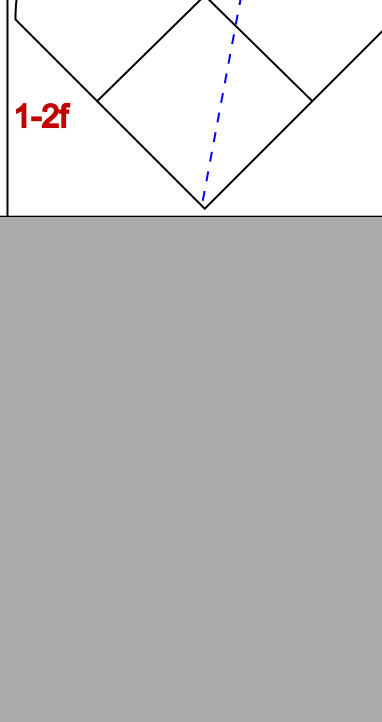









Batter	1	2	3	4	5	6	7	8	9	AB	R	H	RBI	BB	SO	LOB	BOTTOM					
Randy Winn S (1, 8) OBP: 0.358, SLG: 0.458										3	1	0	0	2	1	3	Kansas City Royals @ Tampa Bay Devil Rays Tropicana Field, St. Petersburg, FL Fri Aug 16 2002, 7:15 PM EDT Att: 10,311 - Dome - 72 F livebaseballscorecards.com					
13 Carl Crawford L (1, 7) OBP: 0.296, SLG: 0.491										2	1	2	3	0	0	0						
Aubrey Huff L (1, 10) OBP: 0.352, SLG: 0.503										4	0	1	0	0	0	4						
18 Jared Sandberg R (1, 5) OBP: 0.289, SLG: 0.474										4	0	1	2	0	1	1						
Steve Cox L (1, 3) OBP: 0.340, SLG: 0.422										4	0	0	0	0	1	2						
Andy Sheets R (1, 4) OBP: 0.338, SLG: 0.530										4	0	0	0	0	3	0						
Ben Grieve L (1, 9) OBP: 0.305, SLG: 0.393										4	0	0	0	0	1	0						
John Flaherty R (1, 2) OBP: 0.305, SLG: 0.389										4	0	1	0	0	2	0						
Jason Conti L (9, PR) OBP: 0.319, SLG: 0.392										0	0	0	0	0	0	0						
Chris Gomez R (1, 6) OBP: 0.302, SLG: 0.403										4	3	3	0	0	0	1						
Inning Stats	R: 1 E: 0 K: 0 S: 11	H: 2 LOB: 1 BB: 0 P: 14	R: 0 E: 0 K: 2 S: 8	H: 0 LOB: 0 BB: 0 P: 12	R: 2 E: 0 K: 0 S: 8	H: 2 LOB: 1 BB: 1 P: 12	R: 0 E: 0 K: 1 S: 6	H: 0 LOB: 0 BB: 0 P: 8	R: 1 E: 0 K: 0 S: 9	H: 1 LOB: 0 BB: 0 P: 16	R: 0 E: 0 K: 1 S: 6	H: 0 LOB: 0 BB: 0 P: 7	R: 1 E: 0 K: 2 S: 13	H: 2 LOB: 2 BB: 1 P: 18	R: 0 E: 0 K: 2 S: 7	H: 0 LOB: 0 BB: 0 P: 14	R: 0 E: 0 K: 1 S: 9	H: 1 LOB: 2 BB: 0 P: 18	1B: 3 2B: 4 3B: 0 HR: 1	SF: 1 SAC: 1 DP: 0 HBP: 0	WP: 1 PB: 0 CS: 0	PA: 37
PITCHER	IP	WLS	BF	H	R	ER	SO	BB	IBB	HBP	BLK	WP	HR	S	P	ERA	WHIP					
56 Shawn Sedlacek R (1, 1) ERA: 5.88	6.2		28	6	5	5	6	2	0	0	0	0	0	3	4	0.00	3.000					
Scott Mullen L (7, 1) ERA: 2.84	0.1		2	1	0	0	0	0	0	0	0	0	0	3	4	0.00	3.000					
Ryan Bukvich R (8, 1) ERA: 5.4	1.0	W	3	0	0	0	2	0	0	0	0	0	0	7	14	0.00	0.000					
Roberto Hernandez R (9, 1) ERA: 4.61	1.0	S	4	1	0	0	1	0	0	0	0	0	0	9	18	0.00	1.000					

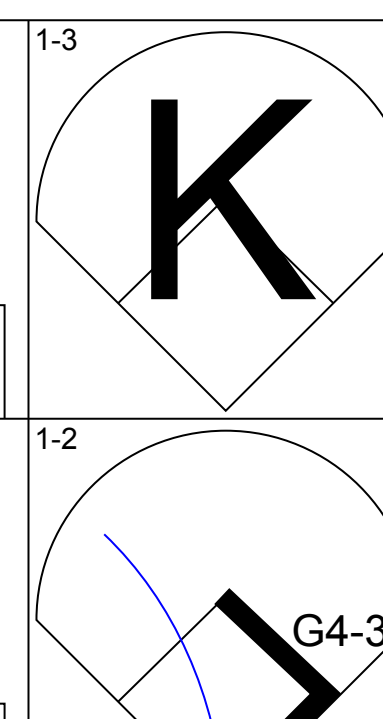




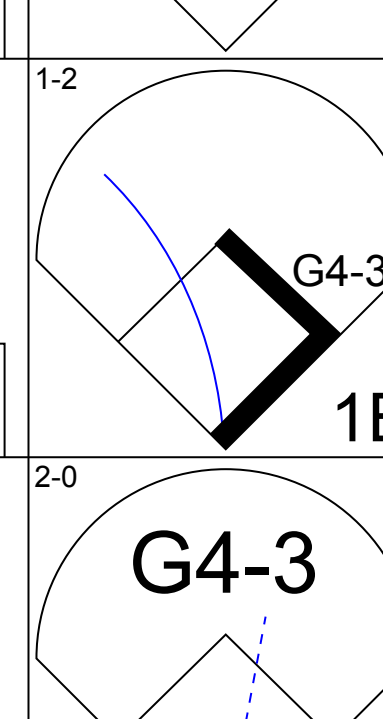

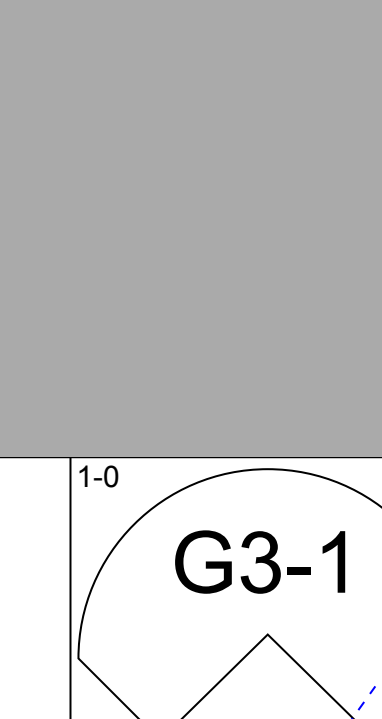

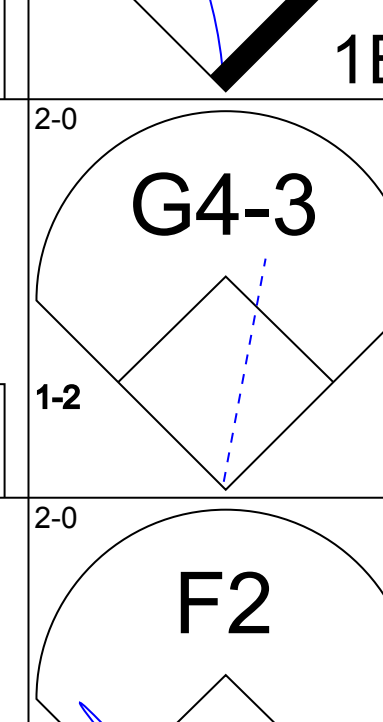
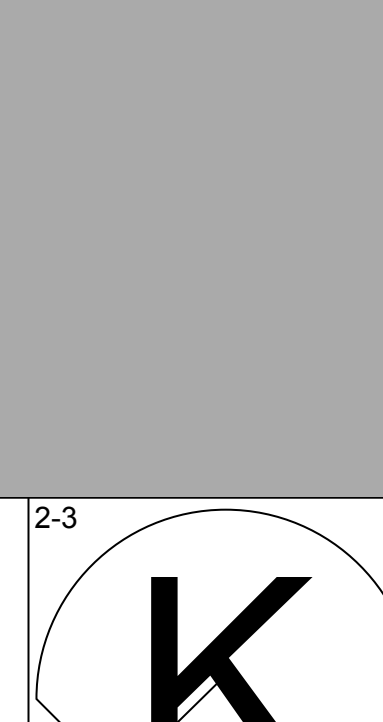
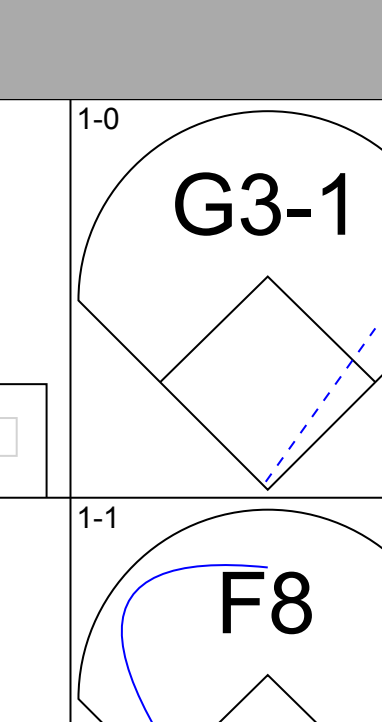

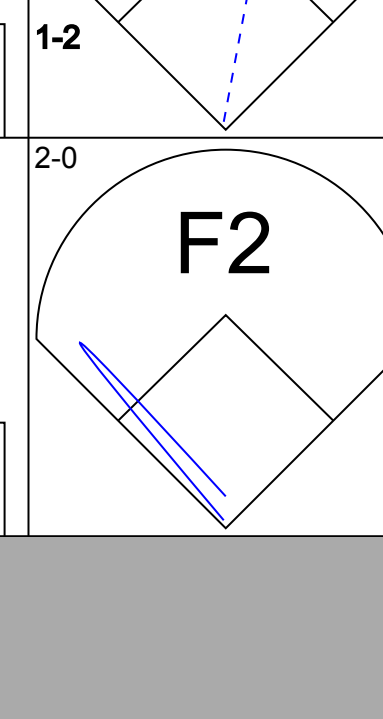
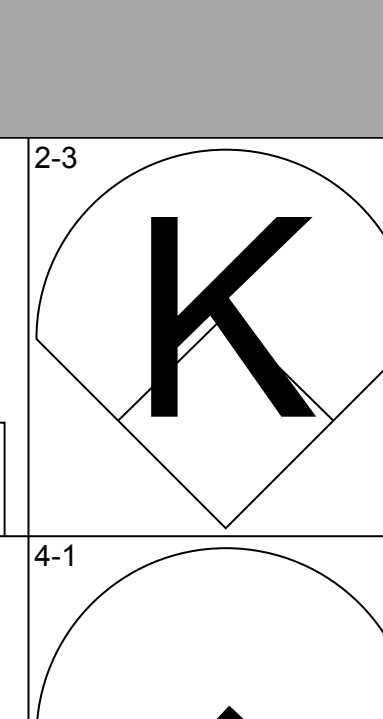
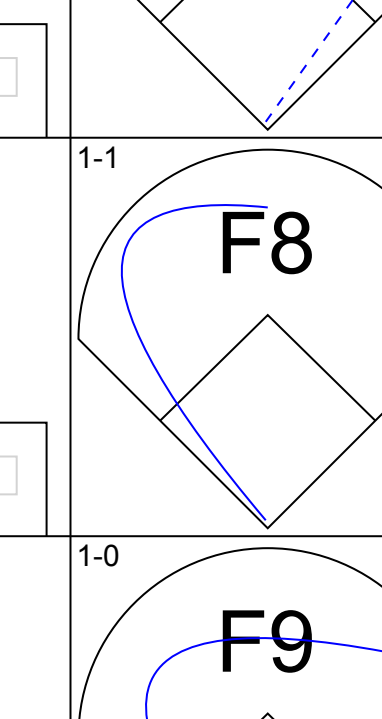

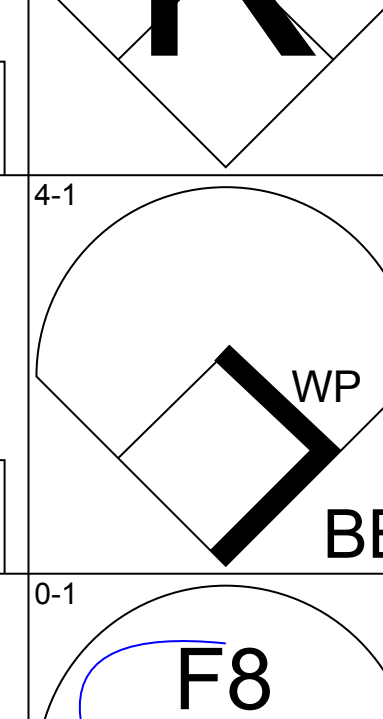
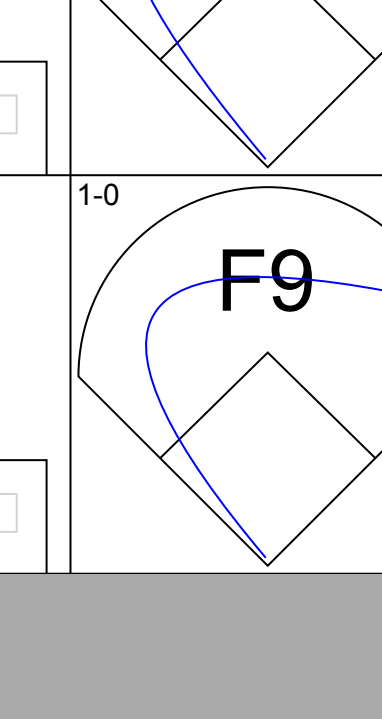

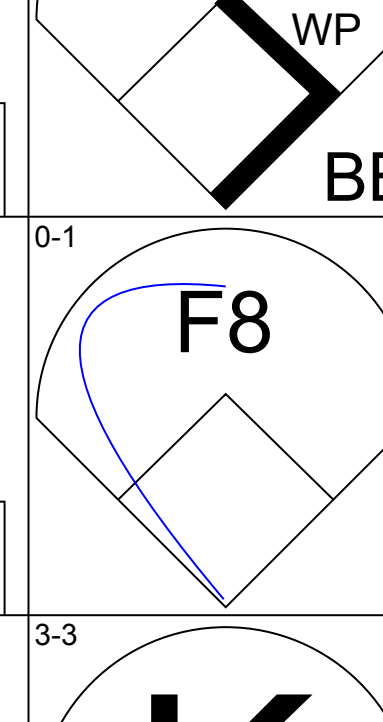
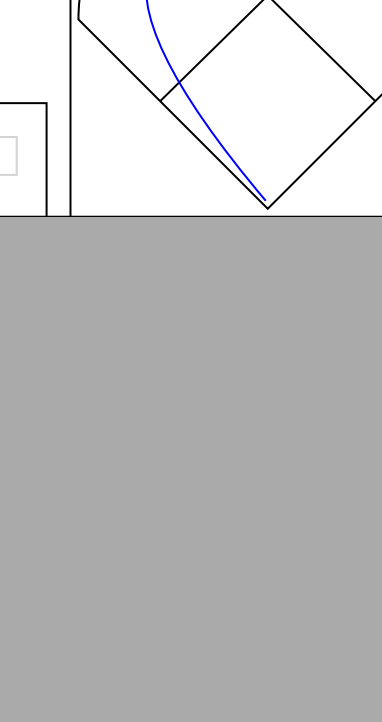

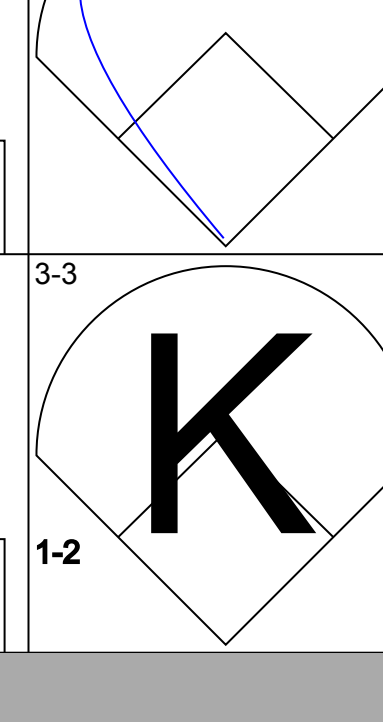


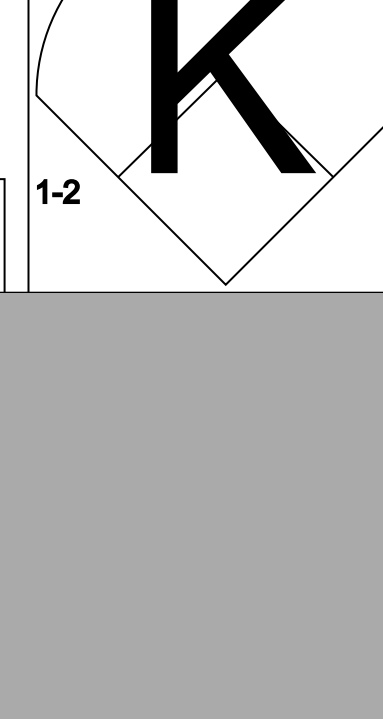






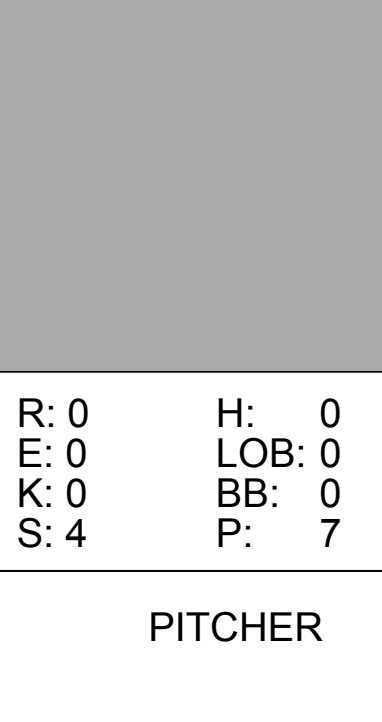

Batter	1	2	3	4	5	6	7	8	9	AB	R	H	RBI	BB	SO	LOB	TOP					
Aaron Quiel, L OBP: 0.289, SLG: 0.337 (1, 9)	F5		29 2B	G4-3		CS	G4-3		K	5	1	1	0	0	1	0	Kansas City Royals @ Tampa Bay Devil Rays Tropicana Field, St. Petersburg, FL Sun Aug 18 2002, 1:15 PM EDT Att: 10,607 - Dome - 72 F livebaseballscorecards.com					
Carlos Beltrán, S OBP: 0.340, SLG: 0.487 (1, 10)	K		K	G4-3			F8		29 HR	5	1	1	0	0	2	1						
29 Mike Sweeney, R OBP: 0.425, SLG: 0.603 (1, 3)			1B	L9			F9		HR	4	2	2	3	1	0	0						
Raul Ibanez, L OBP: 0.327, SLG: 0.546 (1, 7)			BB			G1-3			F8	4	1	2	0	1	0	0						
Kit Pellow, R OBP: 0.250, SLG: 0.250 (1, 5)	K		BB	G6-3						4	1	2	1	0	1	2						
Michael Tucker, L OBP: 0.337, SLG: 0.419 (1, 8)			BB	L8						3	0	0	0	1	0	2						
Luis Aícea, S OBP: 0.317, SLG: 0.291 (6, PH)			BB							2	0	0	1	1	2	0						
Joe Randa, R OBP: 0.352, SLG: 0.447 (6, 6)			BB							1	0	0	0	0	1	2						
Neftalí Pérez, S OBP: 0.260, SLG: 0.304 (6, 6)			BB							0	0	0	0	0	0	0						
A.J. Hinch, R OBP: 0.309, SLG: 0.382 (1, 2)			BB							3	0	0	1	1	2	2						
Luis Orta, R OBP: 0.263, SLG: 0.235 (8, 4)										4	0	1	0	0	2	3						
Inning Stats	R: 0 E: 0 K: 2 S: 12	H: 0 LOB: 2 BB: 2 P: 23	R: 0 E: 0 K: 2 S: 7	H: 0 LOB: 0 BB: 0 P: 8	R: 4 E: 0 K: 2 S: 24	H: 4 LOB: 3 BB: 3 P: 42	R: 0 E: 0 K: 0 S: 8	H: 0 LOB: 0 BB: 0 P: 14	R: 0 E: 0 K: 0 S: 9	H: 0 LOB: 0 BB: 0 P: 10	R: 0 E: 0 K: 1 S: 8	H: 1 LOB: 0 BB: 0 P: 10	R: 0 E: 0 K: 0 S: 7	H: 0 LOB: 0 BB: 0 P: 10	R: 0 E: 0 K: 2 S: 15	H: 2 LOB: 2 BB: 0 P: 23	R: 2 E: 0 K: 2 S: 12	H: 2 LOB: 0 BB: 0 P: 22	1B: 7 2B: 1 3B: 0 HR: 1	SF: 0 SAC: 0 DP: 0 HBP: 0	WP: 0 PB: 0 SB: 1 CS: 1	PA: 41
PITCHER	IP	WLS	BF	H	R	ER	SO	BB	IBB	HBP	BLK	WP	HR	S	P	ERA	WHIP					
Tanyon Sturtze, R ERA: 5.16 (1, 1)	7.0	W	30	5	4	4	7	5	0	0	0	0	0	75	117	5.14	1.429					
Wilson Alvarez, L ERA: 5.93 (8, 1)	2.0		10	4	2	2	4	0	0	0	0	0	1	27	45	9.00	2.000					

Batter	1	2	3	4	5	6	7	8	9	AB	R	H	RBI	BB	SO	LOB	BOTTOM				
Brent Abernathy, R OBP: 0.291, SLG: 0.317 (1, 4)	G5-3			K						4	1	2	1	1	1	2	Kansas City Royals @ Tampa Bay Devil Rays Tropicana Field, St. Petersburg, FL Sun Aug 18 2002, 1:15 PM EDT Att: 10,607 - Dome - 72 F livebaseballscorecards.com				
13 Carl Crawford, L OBP: 0.291, SLG: 0.470 (1, 7)	G1-3		F7		G6-3	FC1-2	K			5	0	0	0	0	1	5					
Aubrey Huff, L OBP: 0.354, SLG: 0.522 (1, 3)			K		WP					5	1	3	3	0	2	0					
18 Jared Sandberg, R OBP: 0.290, SLG: 0.467 (1, 5)			K		P4					5	1	1	0	0	3	1					
Steve Cox, L OBP: 0.339, SLG: 0.416 (1, 10)			F7		WP					3	2	1	0	2	1	1					
Toby Hall, R OBP: 0.269, SLG: 0.354 (1, 2)			G4-6-3		FC5-4					4	2	3	1	0	1	2					
Ben Grieve, L OBP: 0.342, SLG: 0.390 (1, 9)			G4-6-3		FC5-4					2	0	1	0	2	0	2					
Jason Conti, L OBP: 0.323, SLG: 0.391 (1, 8)			G4-6-3		B1					3	1	1	0	1	0	4					
Felix Escalona, R OBP: 0.272, SLG: 0.311 (7, PH)			G4-6-3		FC5-4					1	0	0	0	1	0	2					
Randy Winn, S OBP: 0.359, SLG: 0.462 (6, 6)										1	0	0	1	0	0	2					
Andy Sheets, R OBP: 0.316, SLG: 0.493 (6, 6)										0	0	0	0	0	0	0					
Chris Gomez, R OBP: 0.298, SLG: 0.398 (6, 6)										0	0	0	0	0	0	0					
Inning Stats	R: 1 E: 0 K: 1 S: 9	H: 1 LOB: 0 BB: 0 P: 18	R: 2 E: 0 K: 0 S: 12	H: 3 LOB: 1 BB: 2 P: 25	R: 0 E: 0 K: 2 S: 8	H: 0 LOB: 1 BB: 0 P: 12	R: 0 E: 0 K: 1 S: 12	H: 1 LOB: 2 BB: 1 P: 20	R: 0 E: 0 K: 1 S: 13	H: 1 LOB: 2 BB: 1 P: 21	R: 2 E: 0 K: 0 S: 9	H: 3 LOB: 2 BB: 1 P: 16	R: 3 E: 0 K: 1 S: 14	H: 3 LOB: 2 BB: 2 P: 24	R: 0 E: 0 K: 3 S: 9	H: 0 LOB: 0 BB: 0 P: 14	1B: 8 2B: 3 3B: 0 HR: 1	SF: 0 SAC: 1 DP: 1 HBP: 0	WP: 3 PB: 0 SB: 0 CS: 0	PA: 41	
PITCHER	IP	WLS	BF	H	R	ER	SO	BB	IBB	HBP	BLK	WP	HR	S	P	ERA	WHIP				
Jeff Suppan, R ERA: 5.3 (1, 1)	5.1	L	27	8	5	5	5	4	0	0	0	0	0	11	22	40.50	7.500				
Ryan Buick, R ERA: 6.75 (6, 1)	0.2	B	6	3	3	3	0	2	0	0	0	0	0	8	14	0.00	1.000				
Jason Grimsley, R ERA: 3.33 (7, 1)	1.0		5	1	0	0	1	0	1	0	0	0	0	9	14	0.00	0.000				
Blake Stein, R ERA: 8.25 (8, 1)	1.0		3	0	0	0	3	0	0	0	0	0	0	9	14	0.00	0.000				

Batter	1	2	3	4	5	6	7	8	9	AB	R	H	RBI	BB	SO	LOB	TOP					
Randy Winn, S OBP: 0.361, SLG: 0.462 (1, 8)										4	1	2	0	1	1	0	Tampa Bay Devil Rays @ Baltimore Orioles Oriole Park at Camden Yards, Baltimore, MD Mon Aug 19 2002, 7:05 PM EDT Att. 24,578 - Cloudy - 100 F					
13 Carl Crawford, L OBP: 0.295, SLG: 0.475 (1, 7)										5	1	2	0	0	0	3						
Aubrey Huff, L OBP: 0.358, SLG: 0.521 (1, 3)										4	1	2	1	1	0	0						
18 Jared Sandberg, R OBP: 0.285, SLG: 0.458 (1, 5)										5	1	0	0	0	2	4						
Steve Cox, L OBP: 0.340, SLG: 0.421 (1, 10)										4	1	1	2	1	0	2						
Toby Hall, R OBP: 0.269, SLG: 0.353 (1, 2)										4	0	1	0	0	0	1						
Ben Grieve, L OBP: 0.341, SLG: 0.396 (1, 9)										4	1	1	1	0	0	1						
Jason Conti, L OBP: 0.323, SLG: 0.391 (8, 9)										0	0	0	0	0	0	0						
Chris Gomez, R OBP: 0.297, SLG: 0.404 (1, 6)										4	1	1	1	0	0	0						
Brent Abernathy, R OBP: 0.291, SLG: 0.315 (1, 4)										3	0	0	0	1	0	0						
Inning Stats	R: 0 E: 0 K: 2 S: 11	H: 1 LOB: 2 BB: 1 P: 19	R: 7 E: 1 K: 0 S: 28	H: 7 LOB: 1 BB: 0 P: 45	R: 0 E: 0 K: 0 S: 7	H: 0 LOB: 0 BB: 0 P: 11	R: 0 E: 0 K: 0 S: 5	H: 1 LOB: 0 BB: 0 P: 10	R: 0 E: 0 K: 0 S: 8	H: 0 LOB: 0 BB: 0 P: 12	R: 0 E: 0 K: 0 S: 5	H: 1 LOB: 1 BB: 0 P: 7	R: 0 E: 0 K: 1 S: 7	H: 0 LOB: 1 BB: 1 P: 13	R: 0 E: 0 K: 0 S: 10	H: 0 LOB: 2 BB: 2 P: 21	R: 0 E: 0 K: 0 S: 4	H: 0 LOB: 0 BB: 0 P: 7	1B: 6 2B: 1 3B: 0 HR: 3	SF: 0 SAC: 0 DP: 1 HBP: 0	WP: 2 PB: 0 SB: 1 CS: 0	PA: 41
PITCHER	IP WLS BF H R ER SO BB IBB HBP BLK WP HR S P ERA WHIP	5.2 L 28 10 7 3 2 1 0 0 0 2 3 63 103 4.76 1.941	2.1 10 0 0 0 1 2 1 0 0 0 0 0 18 35 0.00 0.857	1.0 3 0 0 0 0 0 0 0 0 0 0 0 4 7 0.00 0.000	PITCHER										IP WLS BF H R ER SO BB IBB HBP BLK WP HR S P ERA WHIP							
Travis Driskill, R ERA: 4.77 (1, 1)											6	0	1	0	0	0	0					
Yorkis Perez, L ERA: 3.79 (6, 1)											4	0	0	0	0	2	1					
Rick Bauer, R ERA: 3.88 (9, 1)											3	0	0	0	1	0	0					

Batter	1	2	3	4	5	6	7	8	9	AB	R	H	RBI	BB	SO	LOB	BOTTOM					
6 Melvin Mora, R OBP: 0.353, SLG: 0.439 (1, 6)										4	0	1	0	0	0	0	Tampa Bay Devil Rays @ Baltimore Orioles Oriole Park at Camden Yards, Baltimore, MD Mon Aug 19 2002, 7:05 PM EDT Att. 24,578 - Cloudy - 100 F					
Chris Singleton, L OBP: 0.284, SLG: 0.394 (1, 8)										4	0	0	0	0	2	1						
Chris Richard, L OBP: 0.362, SLG: 0.641 (1, 10)										3	0	0	0	1	0	1						
Tony Batista, R OBP: 0.320, SLG: 0.480 (1, 5)										3	2	1	1	1	1	1						
31 Jay Gibbons, L OBP: 0.323, SLG: 0.490 (1, 9)										4	0	1	0	0	0	2						
Jeff Conine, R OBP: 0.280, SLG: 0.430 (1, 3)										4	0	1	0	0	0	3						
21 Marty Cordova, R OBP: 0.344, SLG: 0.484 (1, 7)										3	1	1	2	0	0	2						
Geronimo Gil, R OBP: 0.291, SLG: 0.380 (1, 2)										3	0	0	0	0	1	1						
Jerry Hairston, R OBP: 0.317, SLG: 0.360 (1, 4)										3	0	0	0	0	0	0						
Inning Stats	R: 0 E: 0 K: 1 S: 11	H: 0 LOB: 0 BB: 0 P: 15	R: 2 E: 0 K: 0 S: 9	H: 1 LOB: 1 BB: 1 P: 17	R: 0 E: 0 K: 1 S: 8	H: 1 LOB: 0 BB: 0 P: 11	R: 1 E: 0 K: 0 S: 7	H: 2 LOB: 0 BB: 0 P: 13	R: 0 E: 0 K: 1 S: 7	H: 0 LOB: 0 BB: 0 P: 12	R: 0 E: 0 K: 1 S: 6	H: 0 LOB: 0 BB: 0 P: 9	R: 0 E: 0 K: 0 S: 7	H: 1 LOB: 1 BB: 0 P: 9	R: 0 E: 0 K: 0 S: 10	H: 0 LOB: 0 BB: 0 P: 14	R: 0 E: 0 K: 0 S: 10	H: 0 LOB: 1 BB: 1 P: 19	1B: 2 2B: 1 3B: 0 HR: 2	SF: 0 SAC: 0 DP: 1 HBP: 0	WP: 0 PB: 0 SB: 0 CS: 0	PA: 33
PITCHER	IP WLS BF H R ER SO BB IBB HBP BLK WP HR S P ERA WHIP	8.0 W 29 5 3 3 4 1 0 0 0 2 65 100 3.38 0.750	1.0 4 0 0 0 0 1 0 0 0 0 0 0 10 19 0.00 1.000	PITCHER										IP WLS BF H R ER SO BB IBB HBP BLK WP HR S P ERA WHIP								
Paul Wilson, R ERA: 3.8 (1, 1)											4	0	0	0	0	0						
Travis Harper, R ERA: 3.84 (9, 1)											3	0	0	0	0	0						

Batter	1	2	3	4	5	6	7	8	9	AB	R	H	RBI	BB	SO	LOB	TOP
Randy Winn, S (1, 8) OBP: 0.382, SLG: 0.465										4	0	1	0	0	2	0	<p>Tampa Bay Devil Rays @ Baltimore Orioles Oriole Park at Camden Yards, Baltimore, MD Wed Aug 21 2002, 7:05 PM EDT Att: 27,591 - Cloudy - 90 F</p> <p>livebaseballscorecards.com</p> <p>AB 29 R 1 H 5 RBI 1 BB 3 SO 6 LOB 11</p> 
13 Carl Crawford, L (1, 7) OBP: 0.300, SLG: 0.469										4	1	1	0	0	2	1	
Aubrey Huff, L (1, 3) OBP: 0.360, SLG: 0.526										3	0	0	0	1	0	2	
18 Jared Sandberg, R (1, 5) OBP: 0.293, SLG: 0.459										2	0	1	1	2	0	0	
Steve Cox, L (1, 10) OBP: 0.336, SLG: 0.415										4	0	0	0	0	0	5	
Ben Griewe, L (1, 9) OBP: 0.340, SLG: 0.401										3	0	0	0	0	1	1	
John Flaherty, R (1, 2) OBP: 0.304, SLG: 0.383										3	0	1	0	0	0	0	
Chris Gomez, R (1, 6) OBP: 0.302, SLG: 0.415										3	0	1	0	0	0	1	
Brent Abernathy, R (1, 4) OBP: 0.286, SLG: 0.309										3	0	0	0	0	1	1	
Inning Stats	R: 0 H: 0 E: 0 K: 2 S: 9	H: 0 LOB: 0 BB: 0 P: 13	R: 0 H: 0 E: 0 K: 0 S: 3	H: 0 LOB: 0 BB: 1 P: 8	R: 0 H: 0 E: 0 K: 0 S: 11	H: 0 LOB: 0 BB: 0 P: 14	R: 1 H: 2 E: 0 K: 1 S: 14	H: 1 LOB: 1 BB: 0 P: 22	R: 0 H: 1 E: 0 K: 0 S: 3	H: 0 LOB: 0 BB: 0 P: 5	R: 0 H: 1 E: 0 K: 0 S: 7	H: 0 LOB: 0 BB: 2 P: 9	R: 0 H: 0 E: 0 K: 1 S: 12	H: 0 LOB: 2 BB: 0 P: 26	1B: 3 2B: 2 3B: 0 HR: 0	SF: 0 SAC: 0 DP: 4 HBP: 0	WP: 1 PA: 32 PB: 1 SB: 1 CS: 0
PITCHER	IP WLS BF H R ER SO BB IBB HBP BLK WP HR S P ERA WHIP																
Rodrigo Lopez, R (1, 1) ERA: 3.14	8.0 W 27 5 1 1 5 1 0 0 0 0 0 63 92 1.12 0.750																
Jorge Julio, R (9, 1) ERA: 1.57	0.1 H 4 0 0 0 1 2 0 0 0 1 0 9 20 0.00 6.000																
Buddy Groom, L (9, 1) ERA: 1.62	0.2 S 1 0 0 0 0 0 0 0 0 0 0 3 6 0.00 0.000																

Batter	1	2	3	4	5	6	7	8	9	AB	R	H	RBI	BB	SO	LOB	BOTTOM
6 Melvin Mora, R (1, 7) OBP: 0.352, SLG: 0.434										3	0	0	0	1	1	1	<p>Tampa Bay Devil Rays @ Baltimore Orioles Oriole Park at Camden Yards, Baltimore, MD Wed Aug 21 2002, 7:05 PM EDT Att: 27,591 - Cloudy - 90 F</p> <p>livebaseballscorecards.com</p> <p>AB 27 R 2 H 5 RBI 2 BB 6 SO 9 LOB 13</p> 
Jerry Hairston, R (1, 4) OBP: 0.321, SLG: 0.357										2	0	1	1	2	0	1	
Gary Matthews, S (1, 8) OBP: 0.353, SLG: 0.428 (9, 9)										4	0	0	0	0	2	5	
Tony Batista, R (1, 5) OBP: 0.319, SLG: 0.475										4	0	0	0	0	2	1	
31 Jay Gibbons, L (1, 9) OBP: 0.322, SLG: 0.492										3	1	1	1	1	0	0	
Chris Singleton, L (9, 8) OBP: 0.284, SLG: 0.394										0	0	0	0	0	0	0	
Jeff Conine, R (1, 3) OBP: 0.298, SLG: 0.436										3	0	0	0	1	1	1	
Chris Richard, L (1, 10) OBP: 0.356, SLG: 0.618										3	0	1	0	0	1	2	
Geronimo Gil, R (1, 2) OBP: 0.292, SLG: 0.379										3	1	1	0	0	1	1	
Mike Bordick, R (1, 6) OBP: 0.315, SLG: 0.363										2	0	1	0	1	1	1	
Inning Stats	R: 0 H: 1 E: 0 K: 1 S: 9	H: 1 LOB: 1 BB: 0 P: 15	R: 1 H: 1 E: 0 K: 2 S: 9	H: 1 LOB: 1 BB: 1 P: 19	R: 0 H: 0 E: 0 K: 1 S: 5	H: 0 LOB: 1 BB: 1 P: 12	R: 0 H: 0 E: 0 K: 2 S: 9	H: 0 LOB: 1 BB: 1 P: 18	R: 0 H: 0 E: 0 K: 0 S: 4	H: 0 LOB: 0 BB: 0 P: 7	R: 1 H: 3 E: 0 K: 1 S: 9	H: 3 LOB: 3 BB: 2 P: 20	R: 0 H: 0 E: 0 K: 2 S: 7	H: 0 LOB: 0 BB: 0 P: 13	1B: 4 2B: 1 3B: 0 HR: 1	SF: 0 SAC: 0 DP: 1 HBP: 0	WP: 1 PA: 33 PB: 0 SB: 1 CS: 1
PITCHER	IP WLS BF H R ER SO BB IBB HBP BLK WP HR S P ERA WHIP																
Victor Zambrano, R (1, 1) ERA: 6.22	6.2 L 29 5 2 2 6 6 0 0 0 0 1 51 102 2.70 1.650																
Esteban Yan, R (7, 1) ERA: 4.28	1.1 4 0 0 0 3 0 0 0 0 0 0 10 17 0.00 0.000																


Batter	1	2	3	4	5	6	7	8	9	AB	R	H	RBI	BB	SO	LOB	TOP			
Randy Winn, S (1, 8) OBP: 0.360, SLG: 0.458										4	0	0	0	0	3	0	Tampa Bay Devil Rays @ Chicago White Sox Comiskey Park, Chicago, IL Sat Aug 24 2002, 7:05 PM EDT Att: 24,580 - Sunny - 80 F			
13 Carl Crawford, L (1, 7) OBP: 0.306, SLG: 0.454										4	0	1	0	0	1	0				
Aubrey Huff, L (1, 3) OBP: 0.354, SLG: 0.512										4	1	2	0	0	0	1				
18 Jared Sandberg, R (1, 5) OBP: 0.300, SLG: 0.466										3	1	2	1	1	0	0				
Steve Cox, L (1, 10) OBP: 0.337, SLG: 0.414										3	0	0	0	1	1	2				
Toby Hall, R (1, 2) OBP: 0.274, SLG: 0.369										3	0	0	1	0	1	0				
Ben Grieve, L (1, 9) OBP: 0.340, SLG: 0.405										3	0	0	0	1	2	2				
Chris Gomez, R (1, 6) OBP: 0.302, SLG: 0.421										4	0	1	0	0	1	3				
Felix Escalona, R (1, 4) OBP: 0.254, SLG: 0.289										3	0	0	0	0	2	1				
Inning Stats	R: 0 E: 0 K: 1 S: 7	H: 1 LOB: 1 BB: 0 P: 12	R: 1 E: 0 K: 1 S: 14	H: 1 LOB: 1 BB: 2 P: 24	R: 0 E: 0 K: 1 S: 7	H: 0 LOB: 0 BB: 0 P: 9	R: 1 E: 0 K: 1 S: 9	H: 1 LOB: 2 BB: 2 P: 18	R: 0 E: 0 K: 0 S: 4	H: 0 LOB: 0 BB: 0 P: 7	R: 0 E: 0 K: 1 S: 10	H: 1 LOB: 1 BB: 0 P: 13	R: 0 E: 0 K: 0 S: 10	H: 2 LOB: 2 BB: 0 P: 15	R: 0 E: 0 K: 3 S: 10	H: 0 LOB: 0 BB: 0 P: 13	1B: 4 2B: 1 3B: 0 HR: 1	SF: 1 SAC: 0 DP: 0 HBP: 0	WP: 0 PB: 0 CS: 1	PA: 35
PITCHER	IP WLS BF H R ER SO BB IBB HBP BLK WP HR S P ERA WHIP																			
Dan Wright, R (1, 1) ERA: 5.69	7.1 W 29 5 2 2 8 3 0 0 0 0 1 67 101 2.46 1.091																			
Damaso Marte, L (8, 1) ERA: 3.2	1.2 S 6 1 0 0 3 0 0 0 0 0 0 0 17 24 0.00 0.600																			

Batter	1	2	3	4	5	6	7	8	9	AB	R	H	RBI	BB	SO	LOB	BOTTOM			
Aaron Rowand, R (1, 8) OBP: 0.274, SLG: 0.351										4	0	0	0	0	1	1	Tampa Bay Devil Rays @ Chicago White Sox Comiskey Park, Chicago, IL Sat Aug 24 2002, 7:05 PM EDT Att: 24,580 - Sunny - 80 F			
Jose Valentin, S (1, 6) OBP: 0.302, SLG: 0.468										3	1	0	0	1	0	0				
Frank Thomas, R (1, 10) OBP: 0.337, SLG: 0.439										4	1	1	1	0	1	1				
Carlos Lee, R (1, 7) OBP: 0.338, SLG: 0.465										4	1	2	2	0	1	0				
14 Paul Konerko, R (1, 3) OBP: 0.368, SLG: 0.519										4	0	0	0	0	2	1				
Jeff Liefer, L (1, 9) OBP: 0.276, SLG: 0.331										2	1	1	0	2	0	0				
24 Joe Crede, R (1, 5) OBP: 0.250, SLG: 0.358										4	1	1	2	0	1	3				
Josh Paul, R (1, 2) OBP: 0.348, SLG: 0.339										3	0	1	0	1	0	1				
Willie Harris, L (1, 4) OBP: 0.263, SLG: 0.297										3	0	1	0	0	0	4				
Inning Stats	R: 0 E: 0 K: 0 S: 7	H: 0 LOB: 0 BB: 0 P: 10	R: 0 E: 0 K: 0 S: 12	H: 1 LOB: 3 BB: 2 P: 22	R: 0 E: 0 K: 1 S: 11	H: 0 LOB: 0 BB: 0 P: 16	R: 0 E: 0 K: 0 S: 6	H: 0 LOB: 0 BB: 0 P: 9	R: 0 E: 0 K: 0 S: 10	H: 1 LOB: 1 BB: 0 P: 12	R: 4 E: 0 K: 2 S: 16	H: 4 LOB: 1 BB: 1 P: 26	R: 1 E: 0 K: 1 S: 10	H: 1 LOB: 0 BB: 0 P: 15	R: 0 E: 0 K: 2 S: 12	H: 0 LOB: 1 BB: 1 P: 18	1B: 3 2B: 1 3B: 0 HR: 3	SF: 0 SAC: 0 DP: 0 HBP: 0	WP: 0 PB: 0 CS: 0	PA: 35
PITCHER	IP WLS BF H R ER SO BB IBB HBP BLK WP HR S P ERA WHIP																			
Paul Wilson, R (1, 1) ERA: 3.91	7.0 L 31 7 5 5 4 3 0 0 0 0 0 3 72 110 6.43 1.429																			
Travis Phelps, R (8, 1) ERA: 5.64	1.0 4 0 0 0 2 1 0 0 0 0 0 0 12 18 0.00 1.000																			

AB	31
R	2
H	6
RBI	2
BB	3
SO	11
LOB	9



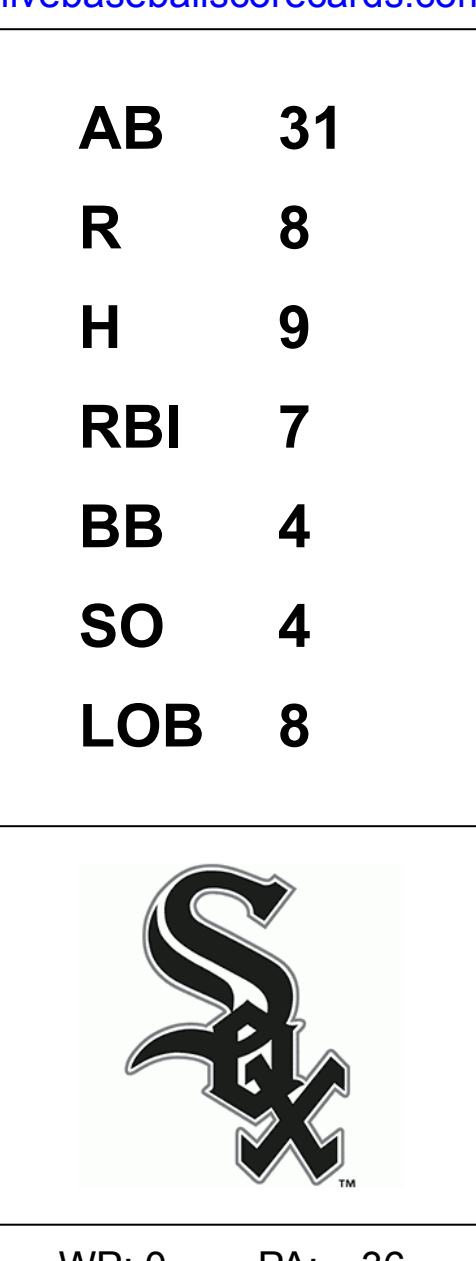
AB	31
R	5
H	7
RBI	5
BB	4
SO	6
LOB	11



Batter	1	2	3	4	5	6	7	8	9	AB	R	H	RBI	BB	SO	LOB	TOP
Randy Winn, S OBP: 0.359, SLG: 0.455	G4-3		F7				F8			3	0	0	0	1	0	0	Tampa Bay Devil Rays @ Chicago White Sox Comiskey Park, Chicago, IL Sun Aug 25 2002, 2:05 PM EDT Att: 20,340 - Sunny - 77 F
13 Carl Crawford, L OBP: 0.304, SLG: 0.444	F S FC4-6 BB		G3				F8			3	1	0	0	1	0	1	
Aubrey Huff, L OBP: 0.270, SLG: 0.514	F C4-6 BB		F8				G4-3 1B 2B		L7	3	1	1	0	1	0	0	
Toby Hall, R OBP: 0.270, SLG: 0.364	FC4-6 2B			F8			P4		F7	4	1	0	1	0	0	2	
Steve Cox, L OBP: 0.338, SLG: 0.419	1-H 2B						G4-3		G4-3	4	0	2	1	0	0	1	
Ben Grievie, L OBP: 0.338, SLG: 0.402	K			L7			1B BB		G3-1	3	0	0	0	1	1	2	
Brent Abernathy, R OBP: 0.284, SLG: 0.306		G6-3		F2			1-2 3-H 1B		F9	4	0	1	1	0	0	1	
Jason Conti, L OBP: 0.317, SLG: 0.383		F5					G5-3		F7	4	0	0	0	0	0	2	
Felix Escalona, R OBP: 0.248, SLG: 0.282		F8					G4-3		G2-3	3	0	0	0	0	0	0	
Inning Stats	R: 2 H: 1 E: 0 K: 1 S: 15	H: 1 LOB: 1 BB: 2 P: 30	R: 0 H: 0 E: 0 K: 0 S: 8	H: 0 LOB: 0 BB: 0 P: 13	R: 0 H: 0 E: 0 K: 0 S: 4	H: 0 LOB: 1 BB: 0 P: 11	R: 0 H: 0 E: 0 K: 0 S: 12	H: 2 LOB: 2 BB: 1 P: 24	R: 0 H: 0 E: 0 K: 0 S: 5	H: 0 LOB: 0 BB: 0 P: 10	R: 0 H: 0 E: 0 K: 0 S: 10	H: 0 LOB: 0 BB: 0 P: 16	1B: 1 2B: 3 3B: 0 HR: 0	SF: 0 SAC: 0 DP: 0 HBP: 0	WP: 0 PB: 0 SB: 1 CS: 0	PA: 35	
PITCHER	IP WLS BF H R ER SO BB IBB HBP BLK WP HR S P ERA WHIP																
Gary Glover, R ERA: 4.77	(1, 1) 7.0 W 29 4 3 3 1 4 0 0 0 0 0 0 66 109 3.86 1.143																
Mike Porzio, L ERA: 4.05	(8, 1) 2.0 6 0 0 0 0 0 0 0 0 0 0 0 15 26 0.00 0.000																

Batter	1	2	3	4	5	6	7	8	9	AB	R	H	RBI	BB	SO	LOB	BOTTOM
Aaron Rowand, R OBP: 0.273, SLG: 0.364	G5-3		1-H HR	K			G4-3			4	1	1	2	0	1	3	Tampa Bay Devil Rays @ Chicago White Sox Comiskey Park, Chicago, IL Sun Aug 25 2002, 2:05 PM EDT Att: 20,340 - Sunny - 77 F
Tony Graffanino, R OBP: 0.325, SLG: 0.428	G1-3		F7				L8		1B S 1B BB	0	0	0	0	0	0	0	
Willie Harris, L OBP: 0.262, SLG: 0.287									1B BB	3	1	0	0	1	0	0	
Frank Thomas, R OBP: 0.338, SLG: 0.439	F8			2B 14 1B			K		1B 1-3 1B	4	1	2	0	0	1	0	
Magglio Ordonez, R OBP: 0.388, SLG: 0.595		F2		14 1B			G4-3		1-3 3-H 1B	4	1	2	1	0	0	0	
14 Paul Konerko, R OBP: 0.367, SLG: 0.517		F8		24 BB			G5-3		P5	4	1	1	2	0	0	1	
Carlos Lee, R OBP: 0.340, SLG: 0.463		L8		24 BB			1B BB		K	2	2	0	0	1	1	1	
24 Joe Crede, R OBP: 0.250, SLG: 0.345				G3			F2		K	3	0	0	0	1	1	1	
Royce Clayton, R OBP: 0.295, SLG: 0.366		G6-3		G6-4-3 BB			1B 1-2 1B		G5-3	4	0	1	0	0	0	2	
Josh Paul, R OBP: 0.371, SLG: 0.355				HR BB			1-3 2-H 1B		F7	3	1	2	2	1	0	0	
Inning Stats	R: 0 H: 0 E: 0 K: 0 S: 8	H: 0 LOB: 0 BB: 0 P: 11	R: 0 H: 0 E: 0 K: 0 S: 6	H: 0 LOB: 0 BB: 0 P: 8	R: 2 H: 1 E: 0 K: 0 S: 6	H: 1 LOB: 0 BB: 1 P: 10	R: 4 H: 4 E: 0 K: 1 S: 20	H: 0 LOB: 0 BB: 1 P: 11	R: 1 H: 2 E: 0 K: 0 S: 12	H: 2 LOB: 1 BB: 1 P: 22	R: 1 H: 2 E: 0 K: 1 S: 12	H: 0 LOB: 0 BB: 0 P: 14	1B: 7 2B: 1 3B: 0 HR: 1	SF: 0 SAC: 0 DP: 1 HBP: 1	WP: 0 PB: 0 SB: 1 CS: 0	PA: 36	
PITCHER	IP WLS BF H R ER SO BB IBB HBP BLK WP HR S P ERA WHIP																
Joe Kennedy, L ERA: 4.32	(1, 1) 3.2 L 18 5 6 1 1 2 1 0 0 0 0 0 24 40 3.86 1.286																
Lee Gardner, R ERA: 4.05	(4, 1) 2.1 10 2 1 1 2 1 0 0 0 0 0 0 24 40 3.86 1.286																
Brandon Backe, R ERA: 6.92	(7, 1) 1.0 5 2 1 1 1 1 0 0 0 0 0 0 12 20 9.00 3.000																
Steve Kent, L ERA: 5.29	(8, 1) 1.0 3 0 0 0 0 1 0 0 0 0 0 0 9 14 0.00 0.000																

AB	31
R	3
H	4
RBI	3
BB	4
SO	1
LOB	9



Batter	1	2	3	4	5	6	7	8	9	AB	R	H	RBI	BB	SO	LOB	TOP					
Randy Winn, S OBP: 0.360, SLG: 0.453	G6-3		G1-3			G3	L8		G6-3	4	0	1	0	1	0	3						
13 Carl Crawford, L OBP: 0.307, SLG: 0.443	G3			G6-3		G3		SF8	G6-3	5	1	2	1	0	0	1						
Aubrey Huff, L OBP: 0.354, SLG: 0.509	F8			G4-3		G3		1B	K	5	0	1	0	0	1	3						
18 Jared Sandberg, R OBP: 0.299, SLG: 0.461		G6-3		P5		K		K		3	0	0	0	1	2	4						
Steve Cox, L OBP: 0.338, SLG: 0.418	F8				G4-6-3		F7	SF8		3	0	1	1	0	0	1						
Ben Griewe, L OBP: 0.341, SLG: 0.403	G6-3				G4-6-3		1B	1B	1B	4	1	2	0	0	0	2						
John Flaherty, R OBP: 0.307, SLG: 0.380			K		F8		1B	1B	1B	4	0	2	0	0	1	0						
Chris Gomez, R OBP: 0.304, SLG: 0.421			L8			13 1B		K		4	1	2	1	0	1	3						
Felix Escalona, R OBP: 0.248, SLG: 0.289						G3	K		G5-3	4	0	1	0	0	1	3						
Inning Stats	R: 0 H: 0 E: 0 K: 0 S: 5	H: 0 LOB: 0 BB: 0 P: 8	R: 0 H: 0 E: 0 K: 0 S: 6	H: 0 LOB: 0 BB: 1 P: 13	R: 0 H: 1 E: 0 K: 1 S: 10	H: 1 LOB: 1 BB: 0 P: 15	R: 0 H: 0 E: 0 K: 0 S: 10	H: 0 LOB: 0 BB: 0 P: 15	R: 0 H: 1 E: 0 K: 0 S: 4	H: 1 LOB: 0 BB: 0 P: 6	R: 1 H: 2 E: 0 K: 1 S: 21	H: 2 LOB: 2 BB: 1 P: 31	R: 1 H: 3 E: 0 K: 1 S: 10	H: 3 LOB: 0 BB: 0 P: 17	R: 1 H: 4 E: 0 K: 2 S: 21	H: 4 LOB: 3 BB: 0 P: 26	R: 0 H: 1 E: 0 K: 1 S: 9	H: 1 LOB: 1 BB: 0 P: 12	1B: 11 2B: 1 3B: 0 HR: 0	SF: 1 SAC: 0 DP: 2 HBP: 0	WP: 0 PB: 0 SB: 1 CS: 0	PA: 39
PITCHER	IP	WLS	BF	H	R	ER	SO	BB	IBB	HBP	BLK	WP	HR	S	P	ERA	WHIP					
41 John Lackey, R ERA: 3.23	6.1	W	26	7	2	2	2	2	0	0	0	0	0	62	100	2.84	1.421					
Brendan Donnelly, R ERA: 2.76	1.1	H	7	3	1	1	2	0	0	0	0	0	0	19	25	6.75	2.250					
Ben Weber, R ERA: 2.82	1.1	S	6	2	0	0	2	0	0	0	0	0	0	15	18	0.00	1.500					

Tampa Bay Devil Rays @ Anaheim Angels
Edison International Field, Anaheim, CA
Tue Aug 27 2002, 10:05 PM EDT
Att. 19,869 - Sunny - 71 F

livebaseballscorecards.com

AB 36
R 3
H 12
RBI 3
BB 2
SO 6
LOB 20




Batter	1	2	3	4	5	6	7	8	9	AB	R	H	RBI	BB	SO	LOB	BOTTOM				
David Eckstein, R OBP: 0.364, SLG: 0.393	2B	CS	G6-3	G5-3			L8	1B		5	2	2	0	0	0	3					
Darin Erstad, L OBP: 0.325, SLG: 0.403	16 G1		16 1B		16 G3	FC3-2	BB	16 E	16 1B	5	1	5	0	0	0	0					
16 Garret Anderson, L OBP: 0.333, SLG: 0.527	G1		G4-6-3		G3		E4	BB		5	1	2	2	0	0	3					
Brad Fullmer, L OBP: 0.335, SLG: 0.504	P4		G4-6-3		FC3-2		F8		K	5	0	0	0	0	1	8					
Troy Glaus, R OBP: 0.349, SLG: 0.439	P4			F9	CS		F8	2B	BB	3	1	0	0	1	0	1					
Scott Spiezio, S OBP: 0.379, SLG: 0.442			FC1-6		E		F9			4	0	3	3	0	0	0					
Adam Kennedy, L OBP: 0.339, SLG: 0.429		FC1-6	G6-3		E		1B		K	3	2	1	0	1	1	2					
Bengie Molina, R OBP: 0.280, SLG: 0.321		G6-3			E4				G6-3	4	0	1	0	0	0	3					
Alex Ochoa, R OBP: 0.361, SLG: 0.395					F5				G5-3	4	0	2	2	0	0	3					
Inning Stats	R: 1 H: 2 E: 0 K: 0 S: 11	H: 2 LOB: 1 BB: 0 P: 15	R: 1 H: 2 E: 0 K: 0 S: 11	H: 2 LOB: 0 BB: 0 P: 16	R: 0 H: 2 E: 0 K: 0 S: 10	H: 2 LOB: 1 BB: 0 P: 15	R: 0 H: 2 E: 1 K: 0 S: 12	H: 2 LOB: 3 BB: 0 P: 17	R: 0 H: 1 E: 0 K: 0 S: 8	H: 1 LOB: 0 BB: 0 P: 13	R: 1 H: 2 E: 0 K: 1 S: 9	H: 2 LOB: 2 BB: 1 P: 18	R: 3 H: 2 E: 1 K: 1 S: 14	H: 2 LOB: 1 BB: 1 P: 24	R: 1 H: 3 E: 0 K: 1 S: 19	H: 3 LOB: 2 BB: 0 P: 27	1B: 13 2B: 3 3B: 0 HR: 0	SF: 0 SAC: 0 DP: 1 HBP: 0	WP: 0 PB: 0 SB: 0 CS: 2	PA: 42	
PITCHER	IP	WLS	BF	H	R	ER	SO	BB	IBB	HBP	BLK	WP	HR	S	P	ERA	WHIP				
Victor Zambrano, R ERA: 6.04	6.2	L	32	12	6	3	0	2	0	0	0	0	0	69	109	4.05	2.100				
Travis Harper, R ERA: 4.0	1.1		8	4	1	1	2	0	0	0	0	0	0	25	36	6.75	3.000				

Tampa Bay Devil Rays @ Anaheim Angels
Edison International Field, Anaheim, CA
Tue Aug 27 2002, 10:05 PM EDT
Att. 19,869 - Sunny - 71 F

livebaseballscorecards.com


AB 38
R 7
H 16
RBI 7
BB 2
SO 2
LOB 23



Batter	1	2	3	4	5	6	7	8	9	10	AB	R	H	RBI	BB	SO	LOB								
13 Carl Crawford, L OBP: 0.302, SLG: 0.429	K		G3				G1-3		K	FC4-6	5	0	0	0	1	2	3								
Andy Sheets, R OBP: 0.310, SLG: 0.467	F9		G5-3		L7			2B 1B			4	1	0	0	1	1	4								
Randy Winn, S OBP: 0.362, SLG: 0.457	2B 1B			P4		G6-3		2B E		1B 2B	5	2	3	0	0	0	0								
Aubrey Huff, L OBP: 0.357, SLG: 0.513			G4-3		G4-3	G2-3		E4		1B 1B	5	1	3	1	0	0	0								
18 Jared Sandberg, R OBP: 0.283, SLG: 0.460	K2-3		G4-3		P4			2B K		1B 2B	5	1	1	1	0	2	3								
John Flaherty, R OBP: 0.308, SLG: 0.381		F9			F9		HR	K		SF9 G3	5	1	2	1	0	1	1								
Ben Grieve, L OBP: 0.341, SLG: 0.410		G6-3			G6-3	1B		K		G3	5	2	2	2	0	1	3								
Chris Gomez, R OBP: 0.305, SLG: 0.420		L9			G6-3			HR		13 FC4-6	4	0	1	0	1	0	1								
Felix Escalona, R OBP: 0.250, SLG: 0.290											3	0	1	1	0	1	1								
Steve Cox, L OBP: 0.359, SLG: 0.419										SF9	1	0	1	0	0	0	0								
Brent Abernathy, R OBP: 0.283, SLG: 0.306											0	0	0	1	0	0	0								
Inning Stats	R: 0 E: 0 K: 2 S: 12	H: 2 LOB: 2 BB: 0 P: 19	R: 0 E: 0 K: 10 S: 10	H: 0 LOB: 0 BB: 0 P: 14	R: 0 E: 0 K: 1 S: 9	H: 0 LOB: 0 BB: 0 P: 12	R: 0 E: 0 K: 0 S: 5	H: 0 LOB: 0 BB: 0 P: 8	R: 1 E: 0 K: 0 S: 12	H: 2 LOB: 2 BB: 1 P: 23	R: 0 E: 0 K: 0 S: 5	H: 0 LOB: 0 BB: 0 P: 8	R: 2 E: 0 K: 0 S: 12	H: 3 LOB: 0 BB: 0 P: 16	R: 2 E: 1 K: 3 S: 17	H: 2 LOB: 1 BB: 1 P: 26	R: 0 E: 0 K: 2 S: 10	H: 1 LOB: 2 BB: 0 P: 14	R: 3 E: 0 K: 0 S: 15	H: 4 LOB: 2 BB: 1 P: 25	P ERA WHIP	1B: 10 2B: 3 3B: 0 HR: 1	SF: 1 SAC: 0 DP: 1 HBP: 0	WP: 1 PB: 0 SB: 0 CS: 0	PA: 46
PITCHER	IP WLS BF H R ER SO	BB IBB HBP BLK	WP HR S P	ERA WHIP	PITCHER																				
Jarrod Washburn, L ERA: 3.38	(1, 1) 6.0				4.50	Al Levine, R ERA: 3.83																			
Ben Weber, R ERA: 2.77	(7, 1) 1.0				0.00																				
Scott Schoeneweis, L ERA: 5.1	(8, 1) 0.0				∞																				
Brendan Donnelly, R ERA: 2.67	(8, 1) 1.0				0.00																				
Troy Percival, R ERA: 2.01	(8, 1) 1.0				0.00																				

Tampa Bay Devil Rays @ Anaheim Angels
Edison International Field, Anaheim, CA
Wed Aug 28 2002, 10:05 PM EDT
Att. 17,740 - Sunny - 70 F


AB	42
R	8
H	14
RBI	7
BB	3
SO	8
LOB	16



Batter	1	2	3	4	5	6	7	8	9	10	AB	R	H	RBI	BB	SO	LOB					
David Eckstein, R OBP: 0.364, SLG: 0.396	G4-3 1B	G5-3		F7		E		SH1-3		P4	5	1	2	1	0	0	3					
Darin Erstad, L OBP: 0.322, SLG: 0.399	F7		G3	G5-3		E4		G6-3			5	0	0	0	0	0	4					
Oriando Palmeiro, L OBP: 0.357, SLG: 0.343	G4-3				G6-3			G6-3			3	0	1	0	0	0	1					
Alex Chocho, R OBP: 0.362, SLG: 0.393			16 BB								1	0	0	0	1	0	1					
16 Garret Anderson, L OBP: 0.332, SLG: 0.523	L7			F8		G4-3			G4-3		4	0	0	0	1	0	3					
Troy Glaus, R OBP: 0.340, SLG: 0.437											5	0	1	0	0	2	2					
9 Chone Figgins, S ERA: 5.1											0	0	0	0	0	0	0					
Shawn Wooten, R OBP: 0.305, SLG: 0.366											0	0	0	0	0	0	0					
Scott Spiezo, S OBP: 0.377, SLG: 0.439											5	1	1	0	0	0	3					
Brad Fulmer, L OBP: 0.338, SLG: 0.504											4	2	2	0	1	1	1					
Bengie Molina, R OBP: 0.279, SLG: 0.317											4	0	0	0	1	1	4					
Adam Kennedy, L OBP: 0.345, SLG: 0.440											4	1	3	2	0	1	0					
Inning Stats	R: 0 E: 0 K: 0 S: 10	H: 1 LOB: 1 BB: 0 P: 16	R: 2 E: 0 K: 1 S: 12	H: 3 LOB: 1 BB: 0 P: 16	R: 0 E: 0 K: 1 S: 13	H: 1 LOB: 2 BB: 1 P: 23	R: 0 E: 0 K: 0 S: 6	H: 1 LOB: 2 BB: 1 P: 15	R: 0 E: 1 K: 0 S: 15	H: 1 LOB: 1 BB: 0 P: 9	R: 0 E: 0 K: 0 S: 8	H: 1 LOB: 1 BB: 0 P: 12	R: 0 E: 0 K: 1 S: 11	H: 1 LOB: 2 BB: 0 P: 16	R: 0 E: 0 K: 2 S: 8	H: 0 LOB: 0 BB: 0 P: 10	P ERA WHIP	1B: 7 2B: 2 3B: 1 HR: 0	SF: 0 SAC: 1 DP: 0 HBP: 1	WP: 1 PB: 0 SB: 3 CS: 0	PA: 46	
PITCHER	IP WLS BF H R ER SO	BB IBB HBP BLK	WP HR S P	ERA WHIP	PITCHER																	
Jorge Sosa, R ERA: 5.44	(1, 1) 5.2				4.76	Wilson Alvarez, L ERA: 5.52																
Wilson Alvarez, L ERA: 5.52	(6, 1) 1.1				0.00	Esteban Yan, R ERA: 4.06																
Esteban Yan, R ERA: 4.06	(8, 1) 3.0				0.00																	

Tampa Bay Devil Rays @ Anaheim Angels
Edison International Field, Anaheim, CA
Wed Aug 28 2002, 10:05 PM EDT
Att. 17,740 - Sunny - 70 F

AB	40
R	5
H	10
RBI	3
BB	4
SO	5
LOB	22



Batter	1	2	3	4	5	6	7	8	9	AB	R	H	RBI	BB	SO	LOB	TOP																					
Randy Winn, S OBP: 0.359, SLG: 0.453	3-3 K		0-1 F8			1-2 G3-1			2-3 K	4	0	0	0	0	2	1																						
13 Carl Crawford, L OBP: 0.294, SLG: 0.418	1-3 K			0-3 K			3-2 G4-3		3-2 L8	4	0	0	0	0	2	0																						
Aubrey Huff, L OBP: 0.356, SLG: 0.510	1-1 P5			0-2 F7			3-2 1B		1-1 G6-3	4	0	1	0	0	0	0																						
18 Jared Sandberg, R OBP: 0.298, SLG: 0.457		4-2 CS BB		1-3 K			0-3 K			2	0	0	0	1	2	1																						
Steve Cox, L OBP: 0.337, SLG: 0.417		3-3 K			0-1 G3-1			3-2 P5		3	0	0	0	0	1	2																						
Ben Griewe, L OBP: 0.343, SLG: 0.419		1-1 1B			0-0 G6-3				2-2 HR	3	1	2	1	0	0	0																						
John Flaherty, R OBP: 0.305, SLG: 0.376		1-2 G5-3			0-1 P4				2-3 K	3	0	0	0	0	1	1																						
Chris Gomez, R OBP: 0.308, SLG: 0.421			2-1 CS 1B			2-2 L8			2-2 G5-4-3 1B	3	0	2	0	0	0	0																						
Brent Abernathy, R OBP: 0.281, SLG: 0.304			3-2 L7			0-3 K			0-1 G5-4-3	3	0	0	0	0	1	2																						
Inning Stats	R: 0 E: 0 K: 2 S: 9	H: 0 LOB: 0 BB: 0 P: 14	R: 0 E: 0 K: 1 S: 10	H: 1 LOB: 1 BB: 1 P: 19	R: 0 E: 0 K: 0 S: 7	H: 1 LOB: 0 BB: 0 P: 12	R: 0 E: 0 K: 2 S: 11	H: 0 LOB: 0 BB: 0 P: 10	R: 0 E: 0 K: 0 S: 5	H: 0 LOB: 0 BB: 0 P: 5	R: 0 E: 0 K: 1 S: 10	H: 0 LOB: 1 BB: 0 P: 13	R: 0 E: 0 K: 1 S: 22	H: 1 LOB: 1 BB: 0 P: 31	R: 1 E: 0 K: 1 S: 11	H: 2 LOB: 0 BB: 0 P: 17	R: 0 E: 0 K: 1 S: 15	H: 0 LOB: 0 BB: 0 P: 21	1B: 4 2B: 1 3B: 0 HR: 1	SF: 0 SAC: 0 DP: 2 HBP: 0	WP: 0 PB: 0 CS: 2	PA: 30																
PITCHER	IP	WLS	BF	H	R	ER	SO	BB	IBB	HBP	BLK	WP	HR	S	P	ERA	WHIP	PITCHER				IP	WLS	BF	H	R	ER	SO	BB	IBB	HBP	BLK	WP	HR	S	P	ERA	WHIP
Kevin Appier, R ERA: 3.71	(1, 1)	7.1	W	26	5	1	1	8	1	0	0	0	0	1	83	121	1.23	0.818																				
62 Scot Shields, R ERA: 2.78	(8, 1)	1.2		4	0	0	0	1	0	0	0	0	0	0	17	23	0.00	0.000																				

Tampa Bay Devil Rays @ Anaheim Angels
Edison International Field, Anaheim, CA
Thu Aug 29 2002, 10:05 PM EDT
Att: 18,820 - Cloudy - 69 F

livebaseballscorecards.com

AB	29
R	1
H	5
RBI	1
BB	1
SO	9
LOB	7



Batter	1	2	3	4	5	6	7	8	9	AB	R	H	RBI	BB	SO	LOB	BOTTOM																					
David Eckstein, R OBP: 0.365, SLG: 0.395	1-0 FC5-4 1B	2-2 G6-3		1-2 F7		2-2 FC4-6 HBP		2-2 SF7		3	0	1	1	0	0	1																						
Darin Erstad, L OBP: 0.320, SLG: 0.397	0-1 FC5-4 BLK 16 2B	1-1 G4-3		0-2 1B		0-1 FC4-6		0-1 FC4-6		5	1	1	0	0	0	5																						
Orlando Palmeiro, L OBP: 0.354, SLG: 0.336	4-1 16 2B 1-2 BB		3-1 F7	0-1 F7			2-2 G4-3	1-0 F7		4	1	0	0	1	0	4																						
16 Garret Anderson, L OBP: 0.335, SLG: 0.528	0-2 2B		1-1 2B		0-0 G1-6-3 1B		2-2 F9			4	2	3	1	0	0	0																						
Troy Glaus, R OBP: 0.351, SLG: 0.444	0-0 G3-1 1B 2B		0-2 2B		2-0 G1-6-3 1B		3-2 1B			4	1	3	3	0	0	1																						
Scott Spiezio, S OBP: 0.373, SLG: 0.434	3-2 G3-1		3-3 K		2-1 L7			0-0 L9		4	0	0	0	0	1	3																						
Brad Fullmer, L OBP: 0.340, SLG: 0.503	1-0 S 1B		2-1 G6-3			0-0 L3		4-0 SH BB SF7 BB		3	1	1	1	0	1																							
Adam Kennedy, L OBP: 0.349, SLG: 0.442	2-3 K			1-1 1B 1B		1-1 WP G5-3 1B		4-0 FC4-6 SH BB		3	0	2	0	1	1																							
José Molina, R OBP: 0.333, SLG: 0.333		0-0 F9		0-3 K		0-0 G5-3		0-0 SH FC4-6		3	0	0	0	0	1	2																						
Inning Stats	R: 4 E: 0 K: 1 S: 15	H: 4 LOB: 1 BB: 1 P: 26	R: 0 E: 0 K: 0 S: 6	H: 0 LOB: 0 BB: 0 P: 9	R: 1 E: 0 K: 1 S: 12	H: 2 LOB: 1 BB: 0 P: 21	R: 0 E: 0 K: 1 S: 14	H: 2 LOB: 2 BB: 0 P: 16	R: 0 E: 0 K: 0 S: 4	H: 1 LOB: 0 BB: 0 P: 8	R: 0 E: 0 K: 0 S: 10	H: 1 LOB: 2 BB: 0 P: 13	R: 0 E: 0 K: 0 S: 11	H: 1 LOB: 1 BB: 0 P: 18	R: 1 E: 1 K: 0 S: 7	H: 0 LOB: 2 BB: 2 P: 18	R: 1 E: 0 K: 0 S: 15	H: 0 LOB: 2 BB: 2 P: 18	1B: 7 2B: 4 3B: 0 HR: 0	SF: 1 SAC: 1 DP: 1 HBP: 1	WP: 1 PB: 0 SB: 1 CS: 0	PA: 39																
PITCHER	IP	WLS	BF	H	R	ER	SO	BB	IBB	HBP	BLK	WP	HR	S	P	ERA	WHIP	PITCHER				IP	WLS	BF	H	R	ER	SO	BB	IBB	HBP	BLK	WP	HR	S	P	ERA	WHIP
Tanyon Sturtze, R ERA: 5.06	(1, 1)	7.0	L	33	11	5	5	3	1	0	1	1	1	1	72	111	6.43	1.714																				
Lee Gardner, R ERA: 4.7	(8, 1)	1.0		6	0	1	1	0	2	0	0	0	0	0	7	18	9.00	2.000																				

Tampa Bay Devil Rays @ Anaheim Angels
Edison International Field, Anaheim, CA
Thu Aug 29 2002, 10:05 PM EDT
Att: 18,820 - Cloudy - 69 F

livebaseballscorecards.com

AB	33
R	6
H	11
RBI	6
BB	3
SO	3
LOB	18



Batter	1	2	3	4	5	6	7	8	9	AB	R	H	RBI	BB	SO	LOB	TOP										
Brent Abernathy, R OBP: 0.282, SLG: 0.304 (1, 4)	G4-3	G4-6-3 13 1B	K		P4		G3-1		G6-4-3 13 1B	6	0	2	2	0	1	4	Tampa Bay Devil Rays @ Texas Rangers The Ballpark at Arlington, Arlington, TX Fri Aug 30 2002, 8:05 PM EDT Att: 26,395 - Sunny - 85 F AB 43 R 9 H 17 RBI 7 BB 4 SO 11 LOB 31										
13 Carl Crawford, L OBP: 0.302, SLG: 0.429 (1, 7)	G4-3	G4-6-3 1B	F7		1B		HBP		E1 G6-4-3	5	1	2	1	0	0	4											
Aubrey Huff, L OBP: 0.361, SLG: 0.523 (1, 3)		G4-6-3 1B		HR	1B				G6-4-3 1B	5	1	3	2	1	0	4											
18 Jared Sandberg, R OBP: 0.293, SLG: 0.448 (1, 5)	K	K		K	FC5-4 1B		K		G5-3	6	0	0	0	0	4	6											
Steve Cox, L OBP: 0.339, SLG: 0.425 (1, 10)		HR	BB 1B	WP 1B			G4-3			5	2	3	1	0	1	2											
Toby Hall, R OBP: 0.276, SLG: 0.368 (1, 2)	SH BB WP 1B	1B BB 1B	K		G3-1			FC5-4 1B		5	1	3	0	0	1	1											
Ben Grieve, L OBP: 0.346, SLG: 0.419 (1, 9)	WP SH BB 1B	1B BB	G4-3		1B			K		3	1	1	0	2	1	2											
Andy Sheets, R OBP: 0.330, SLG: 0.481 (1, 6)	SH BB WP 1B	1B			13 BLK 3B 1B			FC5-4 1B		4	2	3	1	0	0	1											
Jason Conti, L OBP: 0.314, SLG: 0.376 (1, 8)	13 1B G4-6-3 BB	K	K		K		K	L8		4	1	0	0	1	3	7											
Inning Stats	R: 0 E: 0 K: 1 S: 8	H: 1 LOB: 1 BB: 0 P: 10	R: 5 E: 0 K: 1 S: 21	H: 4 LOB: 1 BB: 2 P: 36	R: 1 E: 0 K: 2 S: 17	H: 3 LOB: 3 BB: 1 P: 24	R: 1 E: 0 K: 2 S: 14	H: 2 LOB: 1 BB: 0 P: 21	R: 2 E: 0 K: 1 S: 15	H: 3 LOB: 1 BB: 0 P: 17	R: 0 E: 0 K: 2 S: 15	H: 2 LOB: 2 BB: 0 P: 23	R: 0 E: 0 K: 1 S: 9	H: 0 LOB: 2 BB: 1 P: 16	R: 0 E: 0 K: 1 S: 8	H: 1 LOB: 1 BB: 0 P: 14	R: 0 E: 1 K: 0 S: 5	H: 1 LOB: 1 BB: 0 P: 6	1B: 13 2B: 1 3B: 1 HR: 2	SF: 0 SAC: 1 DP: 2 HBP: 1	WP: 2 PB: 0 SB: 0 CS: 0	PA: 49					
PITCHER	IP	WLS	BF	H	R	ER	SO	BB	IBB	HBP	BLK	WP	HR	S	P	ERA	WHIP										
53 Joaquin Benoit, R ERA: 5.09 (1, 1)	2.0		17	8	6	6	2	3	0	0	0	1	1	38	59	27.00	5.500										
Todd Van Poppel, R ERA: 5.4 (3, 1)	2.2	L	11	3	2	2	5	0	0	0	0	1	1	30	41	6.75	1.125										
Juan Alvarez, L ERA: 3.44 (5, 1)	1.2		11	4	1	1	2	1	0	1	1	0	0	27	42	5.40	3.000										
Jay Powell, R ERA: 3.82 (7, 1)	1.2		7	2	0	0	2	0	0	0	0	0	0	13	20	0.00	1.200										
Rich Rodriguez, L ERA: 6.97 (9, 1)	1.0		3	0	0	0	0	0	0	0	0	0	0	4	5	0.00	0.000										

Batter	1	2	3	4	5	6	7	8	9	AB	R	H	RBI	BB	SO	LOB	BOTTOM										
Todd Hollandsworth, L OBP: 0.352, SLG: 0.490 (1, 8)	G6-4-3 1B	BB BB		FC6-4 1B	F7		G6-3		P4	5	0	2	0	1	0	0	Tampa Bay Devil Rays @ Texas Rangers The Ballpark at Arlington, Arlington, TX Fri Aug 30 2002, 8:05 PM EDT Att: 26,395 - Sunny - 85 F AB 37 R 7 H 13 RBI 7 BB 8 SO 4 LOB 21										
Kevin Mench, R OBP: 0.344, SLG: 0.500 (1, 7)	G6-4-3 1B	FC6-4 BB		HR 1B	1B		BB			3	1	1	1	2	0	2											
Alex Rodriguez, R OBP: 0.404, SLG: 0.651 (1, 6)	BB	FC6-4 1B		HR	K		P4			4	1	1	2	1	1	5											
Rafael Palmeiro, L OBP: 0.391, SLG: 0.595 (1, 3)	F9		1B BB	HR	F9		G1-3			4	1	1	1	1	0	3											
Ivan Rodriguez, R OBP: 0.336, SLG: 0.506 (1, 2)		G6-4-3 HBP 1B	F8	WP S 2B 1B		K		F8		5	2	2	0	0	1	1											
Carl Everett, S OBP: 0.310, SLG: 0.423 (1, 9)		G6-4-3 HBP	K	2B BB	G6-3		K			3	0	0	0	1	2	1											
Herbert Perry, R OBP: 0.314, SLG: 0.457 (1, 5)		G6-4-3 1B		1B	2B		BB 1B		F9	5	0	3	1	0	0	2											
Mike Lamb, L OBP: 0.341, SLG: 0.408 (1, 10)	HR	G3		1B	10 G6-3 BB		BB		G4-3	3	1	1	2	2	0	2											
10 Michael Young, R OBP: 0.316, SLG: 0.393 (1, 4)	BB BB 1B			BB 2B	G6-3		L7		G4-3	5	1	2	0	0	0	5											
Inning Stats	R: 0 E: 0 K: 0 S: 18	H: 1 LOB: 1 BB: 1 P: 28	R: 2 E: 0 K: 0 S: 16	H: 3 LOB: 3 BB: 2 P: 32	R: 0 E: 1 K: 1 S: 12	H: 1 LOB: 2 BB: 1 P: 21	R: 5 E: 1 K: 0 S: 23	H: 6 LOB: 2 BB: 2 P: 43	R: 0 E: 0 K: 1 S: 13	H: 1 LOB: 1 BB: 0 P: 22	R: 0 E: 0 K: 1 S: 15	H: 1 LOB: 2 BB: 1 P: 25	R: 0 E: 0 K: 0 S: 6	H: 0 LOB: 1 BB: 1 P: 12	R: 0 E: 0 K: 1 S: 6	H: 0 LOB: 0 BB: 0 P: 10	R: 0 E: 0 K: 0 S: 8	H: 0 LOB: 0 BB: 0 P: 15	1B: 8 2B: 2 3B: 0 HR: 3	SF: 0 SAC: 0 DP: 3 HBP: 1	WP: 1 PB: 0 SB: 1 CS: 0	PA: 46					
PITCHER	IP	WLS	BF	H	R	ER	SO	BB	IBB	HBP	BLK	WP	HR	S	P	ERA	WHIP										
Paul Wilson, R ERA: 4.14 (1, 1)	3.1		22	9	6	6	1	4	0	1	0	0	0	25	47	5.40	3.900										
Travis Phelps, R ERA: 5.63 (4, 1)	1.2	W	9	3	1	1	1	2	0	0	0	1	0	25	47	5.40	3.000										
Wilson Alvarez, L ERA: 5.4 (6, 1)	1.1	H	7	1	0	0	1	2	0	0	0	0	0	17	31	0.00	2.250										
Lee Gardner, R ERA: 4.32 (7, 1)	0.2	H	2	0	0	0	0	0	0	0	0	0	0	4	6	0.00	0.000										
Esteban Yan, R ERA: 3.92 (8, 1)	2.0	S	6	0	0	0	1	0	0	0	0	0	0	14	25	0.00	0.000										

Batter	1	2	3	4	5	6	7	8	9	AB	R	H	RBI	BB	SO	LOB	TOP					
13 Carl Crawford, L OBP: 0.299, SLG: 0.419	G5-3	P4				L6		G4-3		4	1	0	0	1	0	4						
Andy Sheets, R OBP: 0.333, SLG: 0.470	K		G6-3			G4-6-3		K		4	1	1	0	1	2	0						
Randy Winn, S OBP: 0.360, SLG: 0.453	E4		G6-3			L8		1B		5	1	2	1	0	0	3						
Aubrey Huff, L OBP: 0.366, SLG: 0.524						G4-6-3		1B		3	1	2	0	2	0	1						
Toby Hall, R OBP: 0.274, SLG: 0.365	G1-6-3		FC6-4			G4-3		G6-3		5	0	1	1	0	0	4						
Steve Cox, L OBP: 0.338, SLG: 0.421		K				K		G6-3		4	1	0	0	1	3	1						
18 Jared Sandberg, R OBP: 0.297, SLG: 0.454		G6-3				1B				5	2	3	1	0	0	0						
Ben Grieve, L OBP: 0.349, SLG: 0.420						1B		K		4	0	2	1	1	1	1						
Chris Gomez, R OBP: 0.309, SLG: 0.420						G4-3		K2-3		4	0	1	1	1	1	2						
Inning Stats	R: 0 H: 0 E: 1 K: 1 S: 14	H: 0 R: 0 ER: 0 LOB: 2 BB: 1 P: 25	R: 0 H: 1 E: 0 K: 1 S: 10	LOB: 2 BB: 1 P: 15	R: 0 H: 0 E: 0 K: 0 S: 9	LOB: 1 BB: 1 P: 15	R: 0 H: 1 E: 0 K: 1 S: 10	LOB: 1 BB: 0 P: 14	R: 2 H: 2 E: 0 K: 0 S: 8	LOB: 0 BB: 1 P: 13	R: 1 H: 2 E: 0 K: 1 S: 13	H: 2 R: 0 ER: 0 LOB: 3 BB: 2 P: 29	R: 2 H: 3 E: 0 K: 0 S: 13	LOB: 1 BB: 1 P: 21	R: 2 H: 3 E: 0 K: 1 S: 22	LOB: 1 BB: 0 P: 30	R: 0 H: 0 E: 0 K: 2 S: 14	LOB: 0 BB: 0 P: 21	1B: 11 2B: 1 3B: 0 HR: 0	SF: 0 SAC: 0 DP: 2 HBP: 0	WP: 1 PB: 0 CS: 0	PA: 45
PITCHER	IP	WLS	BF	H	R	ER	SO	BB	IBB	HBP	BLK	WP	HR	S	P	ERA	WHIP					
Kenny Rogers, L ERA: 3.98	5.2		29	6	3	3	4	6	0	0	0	0	0	62	106	4.76	2.118					
Jay Powell, R ERA: 3.79	0.1	H	1	0	0	0	0	0	0	0	0	0	0	2	5	0.00	0.000					
Dan Kolb, R ERA: 4.19	1.2	L	11	6	4	4	1	1	0	0	0	1	0	31	45	21.60	4.200					
Rich Rodriguez, L ERA: 6.17	1.1		4	0	0	0	2	0	0	0	0	0	0	18	27	0.00	0.000					

Tampa Bay Devil Rays @ Texas Rangers
The Ballpark at Arlington, Arlington, TX
Sat Aug 31 2002, 8:05 PM EDT
Att: 30,757 - Sunny - 89 F

AB 38
R 7
H 12
RBI 5
BB 7
SO 7
LOB 16



Batter	1	2	3	4	5	6	7	8	9	AB	R	H	RBI	BB	SO	LOB	BOTTOM						
Todd Hollandsworth, L OBP: 0.312, SLG: 0.492	K		G4-3			F8		G5-3		5	1	2	1	0	1	1							
10 Michael Young, R OBP: 0.312, SLG: 0.389	K		G4-3			F8		G3		5	0	0	0	0	1	4							
Alex Rodriguez, R OBP: 0.406, SLG: 0.650										4	1	2	1	0	2	0							
Rafael Palmeiro, L OBP: 0.393, SLG: 0.597	P5		F7							4	1	2	0	1	0	2							
Ivan Rodriguez, R OBP: 0.340, SLG: 0.517		K	CS					F8		5	1	3	2	0	1	1							
Carl Everett, S OBP: 0.315, SLG: 0.424								K		4	0	2	1	1	1	3							
Herbert Perry, R OBP: 0.316, SLG: 0.456										3	1	1	0	1	1	3							
Mike Lamb, L OBP: 0.339, SLG: 0.403								G4-3		3	0	0	0	1	0	3							
Kevin Mench, R OBP: 0.345, SLG: 0.498								G5-3		3	0	1	0	1	0	5							
Inning Stats	R: 0 H: 1 E: 0 K: 2 S: 10	H: 2 R: 5 ER: 5 LOB: 2 BB: 0 P: 15	R: 1 H: 2 E: 0 K: 0 S: 10	LOB: 2 BB: 0 P: 14	R: 2 H: 2 E: 0 K: 0 S: 17	LOB: 2 BB: 3 P: 30	R: 2 H: 3 E: 0 K: 1 S: 21	LOB: 1 BB: 1 P: 38	R: 0 H: 0 E: 0 K: 1 S: 7	LOB: 0 BB: 0 P: 9	R: 0 H: 1 E: 0 K: 0 S: 6	H: 1 R: 0 ER: 0 LOB: 1 BB: 1 P: 16	R: 0 H: 1 E: 0 K: 0 S: 8	LOB: 1 BB: 0 P: 10	R: 0 H: 1 E: 0 K: 2 S: 12	LOB: 1 BB: 0 P: 15	1B: 10 2B: 3 3B: 0 HR: 1	SF: 0 SAC: 0 DP: 2 HBP: 1	WP: 1 PB: 0 CS: 2	PA: 43			
PITCHER	IP	WLS	BF	H	R	ER	SO	BB	IBB	HBP	BLK	WP	HR	S	P	ERA	WHIP						
Travis Harper, R ERA: 4.4	4.0		24	10	5	5	3	3	0	1	0	0	1	0	17	28	0.00	0.500					
Travis Phelps, R ERA: 5.19	2.0		6	0	0	0	2	1	0	0	0	0	0	14	26	0.00	1.500						
Lee Gardner, R ERA: 3.48	2.0	W	8	2	0	0	0	1	0	0	0	0	0	12	15	0.00	1.000						
Esteban Yan, R ERA: 3.86	1.0	S	4	1	0	0	2	0	0	0	0	0	0	12	15	0.00	1.000						

Tampa Bay Devil Rays @ Texas Rangers
The Ballpark at Arlington, Arlington, TX
Sat Aug 31 2002, 8:05 PM EDT
Att: 30,757 - Sunny - 89 F

AB 36
R 5
H 13
RBI 5
BB 5
SO 7
LOB 22



Batter	1	2	3	4	5	6	7	8	9	AB	R	H	RBI	BB	SO	LOB	TOP										
David Eckstein, R (1, 6) OBP: 0.366, SLG: 0.397	G1-3		1B	F7		P3		1B	F5	6	2	2	0	0	0	5	Anaheim Angels @ Tampa Bay Devil Rays Tropicana Field, St. Petersburg, FL Tue Sep 03 2002, 7:15 PM EDT Att: 10,146 - Dome - 72 F										
Darin Erstad, L (1, 8) OBP: 0.321, SLG: 0.401 Benji Gil, R (9, 3) OBP: 0.284, SLG: 0.409	K		1B			G5-3		E6		5	1	1	0	0	2	5											
Orlando Palmeiro, L (1, 9) OBP: 0.363, SLG: 0.358 Shawn Wooten, R (8, PH) OBP: 0.324, SLG: 0.386 Alex Ochoa, R (8, 9) OBP: 0.389, SLG: 0.390	G6-3		E7			F6		BB		4	1	2	4	0	0	0											
16 Garret Anderson, L (1, 7) OBP: 0.331, SLG: 0.519 Julio Ramirez, R (9, 8) OBP: 0.370, SLG: 0.500		G4-3	2B			G3-1		P6		5	0	1	1	0	0	4											
Troy Glaus, R (1, 5) OBP: 0.355, SLG: 0.438		F7						1B	F8	2	1	0	1	3	0	0											
Scott Spiezio, S (1, 3) OBP: 0.374, SLG: 0.435				F7				1B	P4	3	1	0	0	2	1	5											
Brad Fullmer, L (1, 10) OBP: 0.346, SLG: 0.505	P6							1B	K2-3	5	1	2	0	0	2	1											
Bengie Molina, R (1, 2) OBP: 0.285, SLG: 0.324			P4	G4-3				F9		4	1	1	1	1	0	1											
Adam Kennedy, L (1, 4) OBP: 0.351, SLG: 0.455 9 Chone Figgins, S (9, PH) (9, 4)			F7	G6-3				E	K	4	2	2	1	0	0	1											
Inning Stats	R: 0 E: 0 K: 1 S: 7	H: 0 LOB: 0 BB: 0 P: 10	R: 0 E: 0 K: 0 S: 8	H: 0 LOB: 1 BB: 1 P: 17	R: 3 E: 1 K: 0 S: 16	H: 4 LOB: 2 BB: 1 P: 29	R: 0 E: 0 K: 0 S: 6	H: 1 LOB: 0 BB: 0 P: 9	R: 0 E: 0 K: 0 S: 9	H: 0 LOB: 0 BB: 0 P: 15	R: 5 E: 0 K: 1 S: 20	H: 4 LOB: 1 BB: 2 P: 37	R: 0 E: 0 K: 1 S: 7	H: 0 LOB: 0 BB: 0 P: 12	R: 2 E: 1 K: 1 S: 17	H: 3 LOB: 3 BB: 1 P: 24		R: 0 E: 0 K: 2 S: 8	H: 0 LOB: 1 BB: 1 P: 16	1B: 10 2B: 2 3B: 0 HR: 0	SF: 0 SAC: 0 DP: 0 HBP: 0	WP: 1 PB: 1 CS: 0	PA: 46				
PITCHER	IP	WLS	BF	H	R	ER	SO	BB	IBB	HBP	BLK	WP	HR	S	P	ERA	WHIP										
Jorge Sosa, R (1, 1) ERA: 5.85	5.0	L	26	7	7	7	1	4	0	0	0	0	0	50	94	12.60	2.200										
Travis Phelps, R (6, 1) ERA: 5.14	2.0		8	2	1	1	2	0	0	0	0	1	0	23	35	4.50	1.000										
Steve Kent, L (8, 1) ERA: 5.26	2.0		12	3	2	1	3	2	0	0	0	0	0	25	40	4.50	2.500										

Batter	1	2	3	4	5	6	7	8	9	AB	R	H	RBI	BB	SO	LOB	BOTTOM										
Damian Rolls, R (1, 7) OBP: 0.600, SLG: 1.000	CS		BB	1B		G6-3			K2-3	5	1	3	1	0	1	1	Anaheim Angels @ Tampa Bay Devil Rays Tropicana Field, St. Petersburg, FL Tue Sep 03 2002, 7:15 PM EDT Att: 10,146 - Dome - 72 F										
Ben Griewe, L (1, 9) OBP: 0.353, SLG: 0.419	FC6-4		1B	BB		F9		G4-3	DI	2	0	1	0	3	0	2											
Randy Winn, S (1, 8) OBP: 0.364, SLG: 0.459	FC6-4		1B	BB				G4-3	BB	3	0	1	0	2	1	1											
Aubrey Huff, L (1, 10) OBP: 0.366, SLG: 0.518	F7		1B			E4		G4-3		4	0	1	1	0	0	3											
1B Jared Sandberg, R (1, 5) OBP: 0.296, SLG: 0.456			K	F8				F9		4	0	0	0	0	2	5											
Steve Cox, L (1, 3) OBP: 0.336, SLG: 0.419						G5-3		G6-3		4	0	0	0	0	0	1											
Andy Sheets, R (1, 4) OBP: 0.333, SLG: 0.451								G1	G5-4-3	4	1	2	0	0	1	0											
John Flaherty, R (1, 2) OBP: 0.304, SLG: 0.374			K	F7				FC5-4	G5-4-3	4	0	1	0	0	1	2											
Chris Gomez, R (1, 6) OBP: 0.310, SLG: 0.424			K	2B				FC5-4	F7	4	0	1	0	0	1	1											
Inning Stats	R: 0 E: 0 K: 0 S: 8	H: 1 LOB: 1 BB: 1 P: 13	R: 0 E: 0 K: 2 S: 11	H: 0 LOB: 0 BB: 0 P: 18	R: 1 E: 0 K: 2 S: 15	H: 2 LOB: 3 BB: 2 P: 27	R: 1 E: 0 K: 0 S: 13	H: 3 LOB: 2 BB: 0 P: 20	R: 0 E: 1 K: 2 S: 14	H: 0 LOB: 1 BB: 0 P: 21	R: 0 E: 0 K: 0 S: 8	H: 1 LOB: 1 BB: 0 P: 10	R: 0 E: 0 K: 0 S: 8	H: 1 LOB: 1 BB: 1 P: 16	R: 0 E: 0 K: 0 S: 5	H: 1 LOB: 0 BB: 0 P: 9		R: 0 E: 0 K: 1 S: 9	H: 1 LOB: 2 BB: 1 P: 16	1B: 7 2B: 3 3B: 0 HR: 0	SF: 0 SAC: 0 DP: 2 HBP: 0	WP: 0 PB: 0 SB: 0 CS: 1	PA: 39				
PITCHER	IP	WLS	BF	H	R	ER	SO	BB	IBB	HBP	BLK	WP	HR	S	P	ERA	WHIP										
Jarrod Washburn, L (1, 1) ERA: 3.38	5.0	W	24	6	2	2	6	3	0	0	0	0	0	16	26	0.00	1.500										
Al Levine, R (6, 1) ERA: 3.7	2.0		8	2	0	0	0	1	0	0	0	0	0	14	25	0.00	1.500										
62 Scot Shields, R (8, 1) ERA: 2.62	2.0		7	2	0	0	1	1	0	0	0	0	0	14	25	0.00	1.500										

AB	40
R	10
H	12
RBI	9
BB	6
SO	6
LOB	23



Batter	1	2	3	4	5	6	7	8	9	AB	R	H	RBI	BB	SO	LOB	TOP				
David Eckstein, R OBP: 0.368, SLG: 0.400	2-1 1B		0-0 G5-3		1-0 1B		2-1 FC3-6 1B			4	0	3	1	0	0	1					
Darin Erstad, L OBP: 0.319, SLG: 0.399	1-2 F7		0-0 L6		0-0 SF7		0-0 FC3-6 1-2			3	0	0	1	0	0	2					
Orlando Palmeiro, L OBP: 0.364, SLG: 0.356	1-2 F2			1-1 2B 1B		3-H F7		0-0 F9		4	1	1	0	0	0	2					
16 Garret Anderson, L OBP: 0.331, SLG: 0.517		3-2 1B		0-0 F9		1-0 F9		0-1 F8		4	0	1	0	0	0	1					
Troy Glaus, R OBP: 0.353, SLG: 0.434		0-0 L7		1-1 F3		3-3 K		0-0 L5		4	0	0	0	0	1	2					
Scott Spiezio, S OBP: 0.373, SLG: 0.436		0-0 F7		1-1 1B 2B		1-1 G4-3		0-0 F7		4	0	1	1	0	0	1					
Brad Fullmer, L OBP: 0.343, SLG: 0.500		2-1 F8		0-0 G5-3			1-1 F8		0-0 G3-1	4	0	0	0	0	0	2					
Bengie Molina, R OBP: 0.284, SLG: 0.323			1-1 G4-3		0-1 F8		3-2 WP 1B 1B		2-0 F9	4	1	1	0	0	0	0					
Adam Kennedy, L OBP: 0.354, SLG: 0.460			2-2 2B		1-1 1B SF7 1B		2-2 1B S 1B 1B		1-2 G4-3	4	2	3	1	0	0	0					
Inning Stats	R: 0 E: 0 K: 0 S: 8	H: 1 LOB: 0 BB: 0 P: 12	R: 0 E: 0 K: 0 S: 7	H: 1 LOB: 1 BB: 0 P: 12	R: 0 E: 0 K: 0 S: 13	H: 1 LOB: 1 BB: 0 P: 16	R: 1 E: 0 K: 0 S: 8	H: 2 LOB: 1 BB: 0 P: 11	R: 1 E: 0 K: 1 S: 7	H: 2 LOB: 1 BB: 0 P: 11	R: 0 E: 0 K: 1 S: 7	H: 0 LOB: 0 BB: 0 P: 12	R: 2 E: 0 K: 0 S: 14	H: 3 LOB: 1 BB: 0 P: 22	R: 0 E: 0 K: 0 S: 4	H: 0 LOB: 0 BB: 0 P: 4	R: 0 E: 0 K: 0 S: 6	H: 0 LOB: 0 BB: 0 P: 9	1B: 8 2B: 2 3B: 0 HR: 0	SF: 1 SAC: 0 DP: 0 HBP: 0	WP: 1 PA: 36 PB: 0 SB: 1 CS: 0
PITCHER Tanyon Sturtze, R ERA: 5.01	IP: 9.0 WLS: L BF: 36 H: 10 R: 4 ER: 4 SO: 1 BB: 0 IBB: 0 HBP: 0 BLK: 0 WP: 1 HR: 0 S: 75 P: 109 ERA: 4.00 WHIP: 1.111															PITCHER					

Anaheim Angels @ Tampa Bay Devil Rays
Tropicana Field, St. Petersburg, FL
Wed Sep 04 2002, 7:15 PM EDT
Att: 10,161 - Dome - 72 F

AB 35
R 4
H 10
RBI 4
BB 0
SO 1
LOB 11



Batter	1	2	3	4	5	6	7	8	9	AB	R	H	RBI	BB	SO	LOB	BOTTOM				
Randy Winn, S OBP: 0.363, SLG: 0.457	2-3 K			2-2 G6-3	2-3 K		2-1 HBP			3	0	0	0	0	2	1					
13 Carl Crawford, L OBP: 0.284, SLG: 0.398	2-2 F8			0-1 F8		2-2 G4-3	0-1 G6-3			4	0	0	0	0	0	1					
Aubrey Huff, L OBP: 0.370, SLG: 0.521	0-0 P3			0-0 1B 1B		1-1 1B WP 1B		1-1 G6-3 1B		4	2	3	0	0	0	0					
Steve Cox, L OBP: 0.337, SLG: 0.419		1-0 G3-1		1-1 1B 1B		2-2 1B 1B		0-2 G6-3 1-2		4	0	2	0	0	0	1					
18 Jared Sandberg, R OBP: 0.301, SLG: 0.457		4-2 G3-6-3 BB		0-0 1B 1-2 2-H 1B		2-2 P4		4-0 BB		2	0	1	1	2	0	2					
Ben Griewe, L OBP: 0.352, SLG: 0.418		1-0 G3-6-3 1-2		1-3 K		0-0 FC6-4 1B		0-1 G1-3		4	0	1	1	0	1	4					
John Flaherty, R OBP: 0.300, SLG: 0.368			0-0 G5-3		0-0 F8	1-2 FC6-4 1B		2-3 K		4	0	0	0	0	1	2					
Andy Sheets, R OBP: 0.321, SLG: 0.432			1-0 F8		1-2 L7		1-3 K		3-3 K	4	0	0	0	0	2	0					
Chris Gomez, R OBP: 0.309, SLG: 0.421			3-2 F7		4-2 BB		2-3 K		1-2 F8	3	0	0	0	1	1	0					
Inning Stats	R: 0 E: 0 K: 1 S: 7	H: 0 LOB: 0 BB: 0 P: 11	R: 0 E: 0 K: 0 S: 4	H: 0 LOB: 0 BB: 1 P: 10	R: 0 E: 0 K: 0 S: 5	H: 0 LOB: 0 BB: 0 P: 9	R: 1 E: 0 K: 1 S: 12	H: 3 LOB: 2 BB: 0 P: 16	R: 0 E: 0 K: 1 S: 10	H: 0 LOB: 1 BB: 1 P: 17	R: 1 E: 0 K: 0 S: 17	H: 3 LOB: 2 BB: 0 P: 26	R: 0 E: 0 K: 2 S: 10	H: 0 LOB: 1 BB: 0 P: 15	R: 0 E: 0 K: 0 S: 8	H: 1 LOB: 1 BB: 1 P: 13	R: 0 E: 0 K: 2 S: 10	H: 0 LOB: 0 BB: 0 P: 16	1B: 7 2B: 0 3B: 0 HR: 0	SF: 0 SAC: 0 DP: 2 HBP: 1	WP: 1 PA: 36 PB: 0 SB: 0 CS: 0
PITCHER Kevin Appier, R ERA: 3.68 Scott Schoeneweis, L ERA: 5.0 Troy Percival, R ERA: 1.91	IP: 7.0 WLS: W BF: 29 H: 6 R: 2 ER: 2 SO: 5 BB: 2 IBB: 1 HBP: 0 BLK: 0 WP: 0 HR: 0 S: 65 P: 104 ERA: 2.57 WHIP: 1.143															PITCHER					

Anaheim Angels @ Tampa Bay Devil Rays
Tropicana Field, St. Petersburg, FL
Wed Sep 04 2002, 7:15 PM EDT
Att: 10,161 - Dome - 72 F

AB 32
R 2
H 7
RBI 2
BB 3
SO 7
LOB 11



Batter	1	2	3	4	5	6	7	8	9	AB	R	H	RBI	BB	SO	LOB	TOP				
10 Michael Young, R OBP: 0.320, SLG: 0.406	F9	F8		E		K		G1-6-3	SF9	5	1	1	1	0	1	5					
Todd Hollandsworth, L OBP: 0.355, SLG: 0.500				WP	E3	G1-3			K	5	1	3	1	1	1	4					
Alex Rodriguez, R OBP: 0.399, SLG: 0.638 Mike Lamb, L OBP: 0.355, SLG: 0.432	P3		K	FC6-2	G5-3			F8		5	0	0	0	0	1	6					
Rafael Palmeiro, L OBP: 0.392, SLG: 0.577 Donnie Sadler, R OBP: 0.216, SLG: 0.220	F9			HR	P3				1B	3	2	1	0	1	0	2					
Ivan Rodriguez, R OBP: 0.348, SLG: 0.537		1B	F3		G6-3		F9		1B	5	2	2	0	0	0	3					
Carl Everett, S OBP: 0.328, SLG: 0.435		1B	HR		F5		K		1B	4	2	2	2	1	1	1					
Herbert Perry, R OBP: 0.328, SLG: 0.479		1B	HR		G5-3		HR		K	5	2	3	5	0	1	2					
Kevin Mench, R OBP: 0.344, SLG: 0.486		K	G5-3			G1-3	K		BB	4	0	1	0	1	2	3					
Ruben Rivera, R OBP: 0.299, SLG: 0.336	SF7			K		G1-3		G1-6-3	BB	1	0	0	2	3	1	0					
Inning Stats	R: 0 E: 0 K: 0 S: 8	H: 1 LOB: 1 BB: 0 P: 15	R: 1 E: 0 K: 1 S: 17	H: 2 LOB: 2 BB: 1 P: 29	R: 4 E: 0 K: 1 S: 9	H: 2 LOB: 0 BB: 2 P: 22	R: 1 E: 0 K: 1 S: 10	H: 2 LOB: 1 BB: 0 P: 16	R: 0 E: 0 K: 0 S: 6	H: 0 LOB: 0 BB: 0 P: 13	R: 2 E: 0 K: 2 S: 11	H: 2 LOB: 0 BB: 0 P: 17	R: 0 E: 0 K: 0 S: 5	H: 1 LOB: 1 BB: 1 P: 13	R: 3 E: 0 K: 2 S: 24	H: 3 LOB: 2 BB: 1 P: 37	1B: 10 2B: 1 3B: 0 HR: 2	SF: 2 SAC: 0 DP: 1 HBP: 1	WP: 1 PB: 0 SB: 0 CS: 0	PA: 47	
PITCHER	IP	WLS	BF	H	R	ER	SO	BB	IBB	HBP	BLK	WP	HR	S	P	ERA	WHIP				
Victor Zambrano, R ERA: 6.1	5.0	L	25	7	6	3	3	3	0	0	0	1	1	50	95	10.80	2.000				
Lee Gardner, R ERA: 4.05	2.0		10	2	2	2	2	0	0	0	0	0	1	22	44	9.00	2.000				
Steve Kent, L ERA: 5.27	1.0		4	1	0	0	0	1	0	0	0	0	0	5	13	0.00	2.000				
Travis Phelps, R ERA: 5.7	1.0		8	3	3	3	2	1	0	1	0	0	0	24	37	27.00	4.000				

Texas Rangers @ Tampa Bay Devil Rays
Tropicana Field, St. Petersburg, FL
Sat Sep 07 2002, 6:15 PM EDT
Att: 12,528 - Dome - 72 F

AB 37
R 11
H 13
RBI 11
BB 7
SO 8
LOB 26



Batter	1	2	3	4	5	6	7	8	9	AB	R	H	RBI	BB	SO	LOB	BOTTOM				
Damian Rolls, R OBP: 0.353, SLG: 0.438	F8		F9			K		F8		4	0	0	0	0	1	0					
13 Carl Crawford, L OBP: 0.283, SLG: 0.391	F9			G6-3					F9	4	0	1	0	0	0	0					
Randy Winn, S OBP: 0.360, SLG: 0.452		CS		G4-3		K			BB	3	1	1	0	1	1	1					
Aubrey Huff, L OBP: 0.373, SLG: 0.545	CS			K			HR		BB	3	1	2	1	1	1	0					
Steve Cox, L OBP: 0.336, SLG: 0.415		FC3-6			P4		F8		BB	3	0	0	0	1	0	1					
Toby Hall, R OBP: 0.276, SLG: 0.355				G4-3	G6-3		K		BB	3	0	1	1	1	1	0					
Ben Grieve, L OBP: 0.350, SLG: 0.415			G4-3				F9		G4-6-3	4	0	1	0	0	0	5					
Andy Sheets, R OBP: 0.328, SLG: 0.423					F8			K		3	0	1	0	0	1	1					
Chris Gomez, R OBP: 0.306, SLG: 0.415			G4-6-3			F8		K		3	0	0	0	0	1	1					
Inning Stats	R: 0 E: 0 K: 0 S: 10	H: 1 LOB: 0 BB: 0 P: 17	R: 0 E: 0 K: 0 S: 5	H: 2 LOB: 1 BB: 0 P: 7	R: 0 E: 0 K: 0 S: 6	H: 1 LOB: 0 BB: 0 P: 10	R: 0 E: 0 K: 1 S: 10	H: 0 LOB: 0 BB: 0 P: 14	R: 0 E: 0 K: 2 S: 10	H: 1 LOB: 1 BB: 0 P: 14	R: 1 E: 0 K: 1 S: 9	H: 1 LOB: 0 BB: 0 P: 14	R: 0 E: 0 K: 2 S: 9	H: 0 LOB: 0 BB: 0 P: 13	R: 1 E: 0 K: 0 S: 6	H: 0 LOB: 2 BB: 4 P: 23	1B: 6 2B: 0 3B: 0 HR: 1	SF: 0 SAC: 0 DP: 3 HBP: 0	WP: 0 PB: 0 SB: 0 CS: 1	PA: 35	
PITCHER	IP	WLS	BF	H	R	ER	SO	BB	IBB	HBP	BLK	WP	HR	S	P	ERA	WHIP				
Chan Ho Park, R ERA: 6.0	8.1	W	33	7	2	2	6	4	0	0	0	0	1	71	121	2.16	1.320				
Rudy Seanez, R ERA: 6.75	0.2		1	0	0	0	0	0	0	0	0	0	0	1	1	0.00	0.000				

Texas Rangers @ Tampa Bay Devil Rays
Tropicana Field, St. Petersburg, FL
Sat Sep 07 2002, 6:15 PM EDT
Att: 12,528 - Dome - 72 F

AB 30
R 2
H 7
RBI 2
BB 4
SO 6
LOB 9



Batter	1	2	3	4	5	6	7	8	9	AB	R	H	RBI	BB	SO	LOB	TOP					
10 Michael Young, R OBP: 0.319, SLG: 0.402										4	1	0	0	1	3	3	<p>Texas Rangers @ Tampa Bay Devil Rays Tropicana Field, St. Petersburg, FL Sun Sep 08 2002, 1:15 PM EDT Att: 11,779 - Dome - 72 F</p> <p>AB 32 R 3 H 7 RBI 2 BB 6 SO 8 LOB 23</p>					
Mike Lamb, L OBP: 0.355, SLG: 0.427										3	0	0	0	2	1	1						
Alex Rodriguez, R OBP: 0.399, SLG: 0.642										4	1	2	1	0	0	1						
Rafael Palmeiro, L OBP: 0.392, SLG: 0.583										4	1	2	1	0	0	3						
Herbert Perry, R OBP: 0.327, SLG: 0.475										3	0	0	0	1	1	1						
Carl Everett, S OBP: 0.330, SLG: 0.433										2	0	0	0	2	0	3						
Kevin Mench, R OBP: 0.343, SLG: 0.483										4	0	1	0	0	1	6						
Todd Greene, R OBP: 0.266, SLG: 0.500										4	0	2	0	0	1	1						
Ruben Rivera, R OBP: 0.292, SLG: 0.328 Todd Hollandsworth, L OBP: 0.355, SLG: 0.469										3	0	0	0	0	0	3						
Inning Stats	R: 0 E: 0 K: 1 S: 7	H: 0 LOB: 0 BB: 1 P: 12	R: 0 E: 0 K: 1 S: 9	H: 0 LOB: 0 BB: 1 P: 14	R: 0 E: 0 K: 1 S: 9	H: 1 LOB: 0 BB: 0 P: 11	R: 1 E: 0 K: 0 S: 15	H: 1 LOB: 3 BB: 3 P: 30	R: 0 E: 0 K: 1 S: 6	H: 0 LOB: 0 BB: 0 P: 9	R: 1 E: 0 K: 0 S: 7	H: 1 LOB: 2 BB: 1 P: 10	R: 0 E: 0 K: 2 S: 11	H: 1 LOB: 2 BB: 1 P: 23	R: 1 E: 0 K: 2 S: 14	H: 2 LOB: 2 BB: 1 P: 27	R: 0 E: 0 K: 2 S: 11	H: 1 LOB: 1 BB: 0 P: 15	1B: 5 2B: 0 3B: 0 HR: 2	SF: 0 SAC: 0 DP: 2 HBP: 0	WP: 3 PB: 0 SB: 0 CS: 0	PA: 38
PITCHER	IP WLS BF H R ER SO BB IBB HBP BLK WP HR S P ERA WHIP																					
Jorge Sosa, R ERA: 5.63	(1, 1) 5.0 W 19 2 1 1 4 4 0 0 0 1 0 46 76 1.80 1.200																					
Wilson Alvarez, L ERA: 5.37	(6, 1) 2.0 9 2 1 1 0 1 0 0 0 0 1 18 33 4.50 1.500																					
Esteban Yan, R ERA: 4.1	(8, 1) 2.0 10 3 1 1 4 1 0 0 0 2 1 25 42 4.50 2.000																					

Batter	1	2	3	4	5	6	7	8	9	AB	R	H	RBI	BB	SO	LOB	BOTTOM			
Damian Rolls, R OBP: 0.364, SLG: 0.571										5	0	2	0	0	1	3	<p>Texas Rangers @ Tampa Bay Devil Rays Tropicana Field, St. Petersburg, FL Sun Sep 08 2002, 1:15 PM EDT Att: 11,779 - Dome - 72 F</p> <p>AB 34 R 6 H 10 RBI 6 BB 6 SO 7 LOB 22</p>			
13 Carl Crawford, L OBP: 0.281, SLG: 0.383										4	1	0	0	1	0	5				
Randy Winn, S OBP: 0.361, SLG: 0.450										4	2	1	0	1	1	2				
Aubrey Huff, L OBP: 0.379, SLG: 0.550										4	1	3	2	1	0	0				
Steve Cox, L OBP: 0.335, SLG: 0.414										4	0	1	2	0	0	4				
Toby Hall, R OBP: 0.279, SLG: 0.355										3	1	1	0	1	1	2				
Ben Grieve, L OBP: 0.351, SLG: 0.421										3	1	1	2	1	1	2				
Brent Abernathy, R OBP: 0.281, SLG: 0.302										3	0	0	0	1	0	2				
Felix Escalona, R OBP: 0.248, SLG: 0.287										4	0	1	0	0	3	2				
Inning Stats	R: 1 E: 0 K: 0 S: 15	H: 1 LOB: 1 BB: 1 P: 27	R: 0 E: 0 K: 1 S: 9	H: 1 LOB: 2 BB: 2 P: 21	R: 2 E: 0 K: 1 S: 13	H: 3 LOB: 2 BB: 1 P: 22	R: 0 E: 0 K: 0 S: 10	H: 1 LOB: 2 BB: 1 P: 18	R: 2 E: 0 K: 1 S: 10	H: 3 LOB: 1 BB: 0 P: 18	R: 1 E: 0 K: 2 S: 12	H: 1 LOB: 1 BB: 1 P: 22	R: 0 E: 0 K: 1 S: 8	H: 0 LOB: 0 BB: 0 P: 11	R: 0 E: 0 K: 1 S: 8	H: 0 LOB: 0 BB: 0 P: 14	1B: 6 2B: 2 3B: 1 HR: 1	SF: 0 SAC: 0 DP: 0 HBP: 0	WP: 0 PB: 0 SB: 3 CS: 0	PA: 40
PITCHER	IP WLS BF H R ER SO BB IBB HBP BLK WP HR S P ERA WHIP																			
53 Joaquin Benoit, R ERA: 5.01	(1, 1) 4.2 L 28 5 5 5 3 4 1 0 0 0 0 0 8 17 13.50 3.000																			
C.J. Niskowski, L ERA: 2.0	(5, 1) 0.2 4 1 1 1 0 1 0 0 0 0 0 0 8 17 13.50 3.000																			
Jay Powell, R ERA: 0.69	(6, 1) 1.2 5 0 0 0 3 0 0 0 0 0 0 0 14 20 0.00 0.000																			
Francisco Cordero, R ERA: 1.95	(8, 1) 1.0 3 0 0 0 1 0 0 0 0 0 0 0 8 14 0.00 0.000																			

Batter	1	2	3	4	5	6	7	8	9	AB	R	H	RBI	BB	SO	LOB	TOP										
18 Johnny Damon, L (1, 8) OBP: 0.358, SLG: 0.441	G3		G1-6-3 BB			2B 1B		G3	F9	4	0	1	0	1	0	2											
Shea Hillenbrand, R (1, 5) OBP: 0.337, SLG: 0.472	G3-4-1		G1-6-3			1B 2B		K		4	0	1	0	0	1	2											
Nomar Garciaparra, R (1, 6) OBP: 0.353, SLG: 0.525	L6			F8		BB G4-6-3 BB			WP 1B BB	2	1	0	0	2	0	0											
Manny Ramirez, R (1, 10) OBP: 0.437, SLG: 0.625 Rickey Henderson, R (9, PR) OBP: 0.370, SLG: 0.386		G5-3		K2-3		G4-6-3			1B WP 1B	4	0	1	0	0	1	3											
Cliff Floyd, L (1, 7) OBP: 0.391, SLG: 0.538		G6-3		F7			G3 SF7 2B		L3	4	1	1	0	0	0	2											
Brian Daubach, L (1, 3) OBP: 0.345, SLG: 0.472 Freddy Sanchez, R (9, PR) OBP: 0.500, SLG: 0.500 Tony Clark, S (9, 3) OBP: 0.264, SLG: 0.300					K		G3		1B BB	3	1	1	1	1	1	1											
Doug Mirabeli, R (1, 2) OBP: 0.293, SLG: 0.415 Carlos Baerga, S (9, PH) OBP: 0.337, SLG: 0.409 Jason Varitek, S (9, 2) OBP: 0.330, SLG: 0.395					G4-3		SF7		1B G6-3 1B	2	0	0	1	0	1	0											
Trot Nixon, L (1, 9) OBP: 0.333, SLG: 0.476			F7		G3-4-1		K		1B G6-3 1B	4	0	1	2	0	1	0											
Rey Sanchez, R (1, 4) OBP: 0.317, SLG: 0.347						G1-3		F8	G6-3	3	0	0	1	1	0	1											
Inning Stats	R: 0 E: 0 K: 0 S: 6	H: 0 LOB: 0 BB: 0 P: 9	R: 1 E: 0 K: 1 S: 9	H: 1 LOB: 0 BB: 0 P: 13	R: 0 E: 0 K: 0 S: 3	H: 0 LOB: 1 BB: 2 P: 13	R: 0 E: 0 K: 1 S: 7	H: 0 LOB: 0 BB: 0 P: 11	R: 0 E: 0 K: 1 S: 8	H: 2 LOB: 2 BB: 1 P: 19	R: 1 E: 0 K: 1 S: 10	H: 1 LOB: 0 BB: 0 P: 11	R: 0 E: 0 K: 1 S: 7	H: 0 LOB: 0 BB: 0 P: 8	R: 4 E: 0 K: 0 S: 19	H: 3 LOB: 2 BB: 2 P: 36	1B: 4 2B: 2 3B: 0 HR: 1	SF: 1 SAC: 0 DP: 2 HBP: 0	WP: 1 PB: 1 SB: 0 CS: 0	PA: 37							
PITCHER	IP	WLS	BF	H	R	ER	SO	BB	IBB	HBP	BLK	WP	HR	S	P	ERA	WHIP										
Victor Zambrano, R (1, 1) ERA: 5.85	7.0		26	4	2	2	4	3	0	0	0	0	1	51	88	2.57	1.000										
Esteban Yan, R (8, 1) ERA: 4.52	2.0	L	11	3	4	4	1	2	0	0	0	1	0	26	44	18.00	2.500										

Boston Red Sox @ Tampa Bay Devil Rays
Tropicana Field, St. Petersburg, FL
Thu Sep 12 2002, 2:15 PM EDT
Att: 10,149 - Dome - 72 F

AB 31
R 6
H 7
RBI 6
BB 5
SO 5
LOB 11

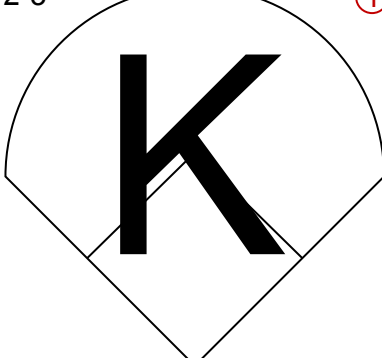
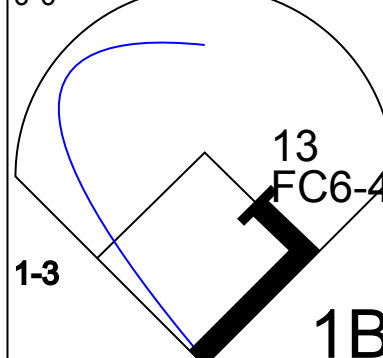
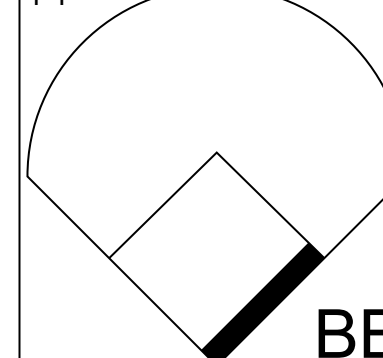
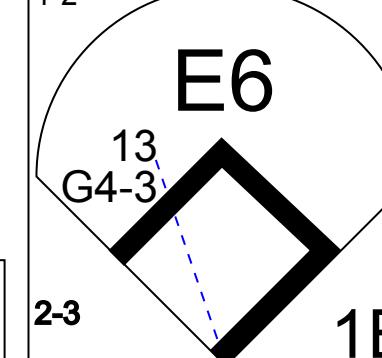
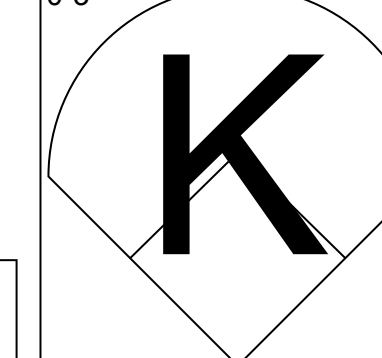
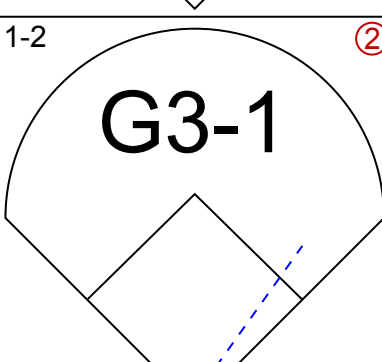
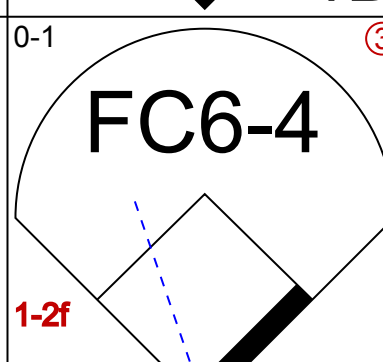
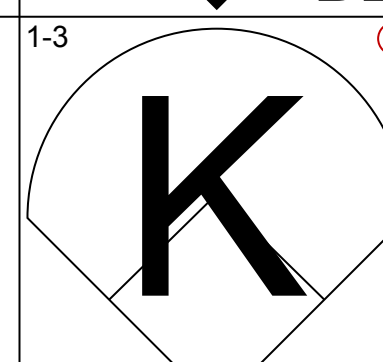
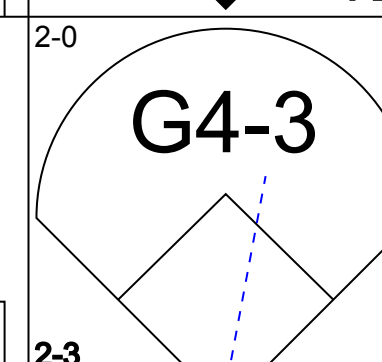
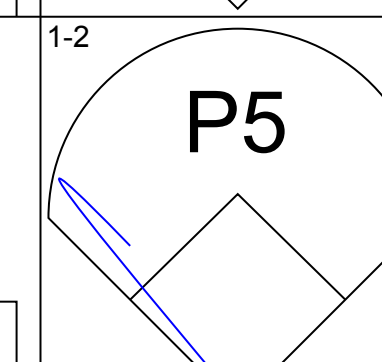
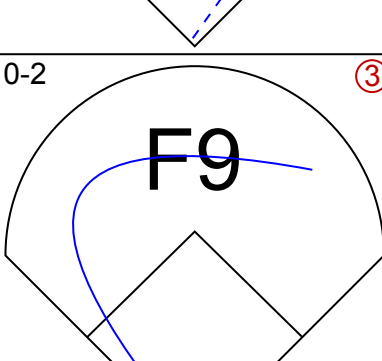
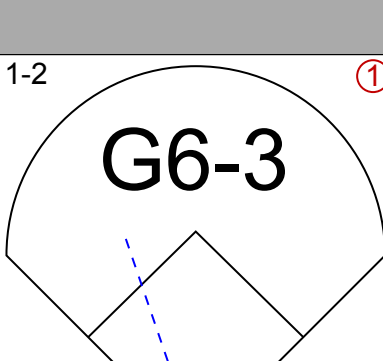
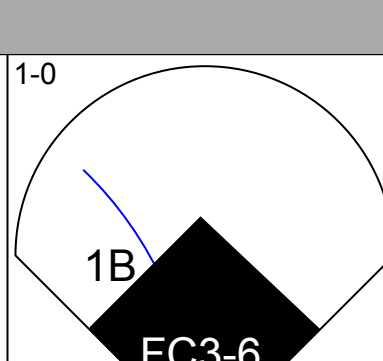

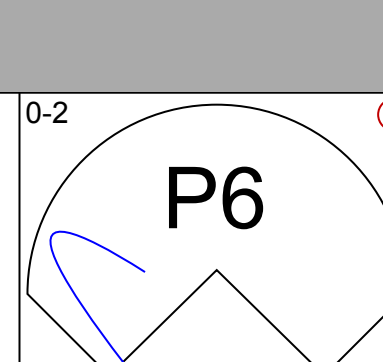
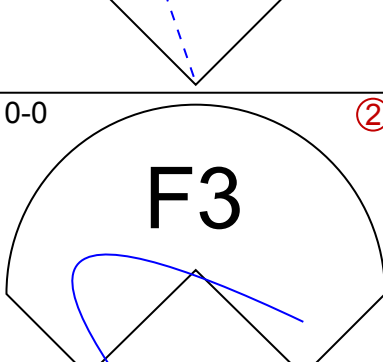
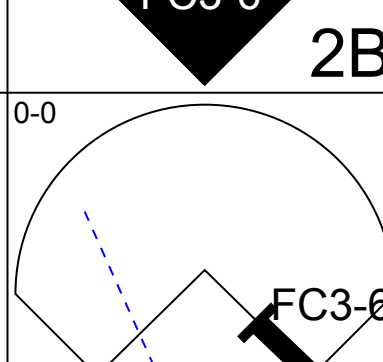
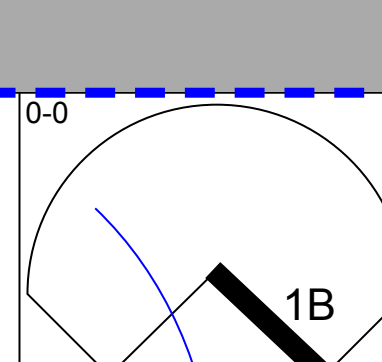
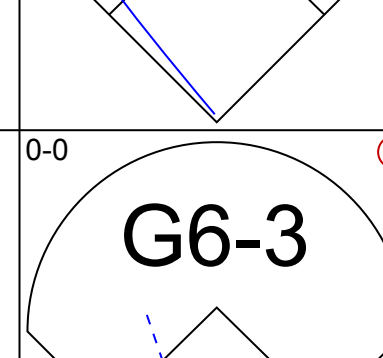
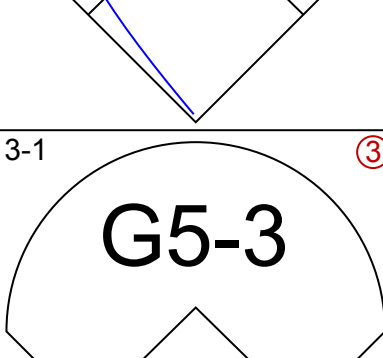
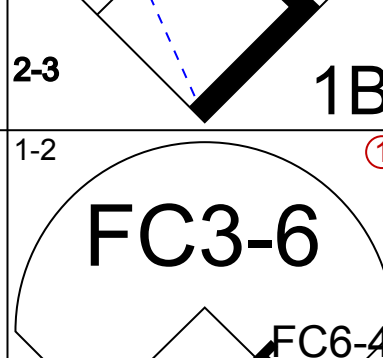
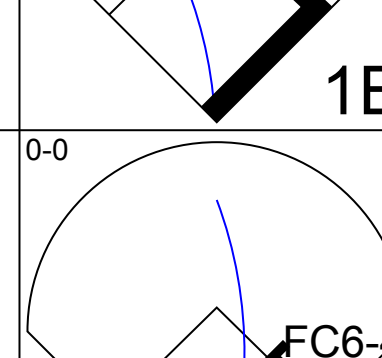
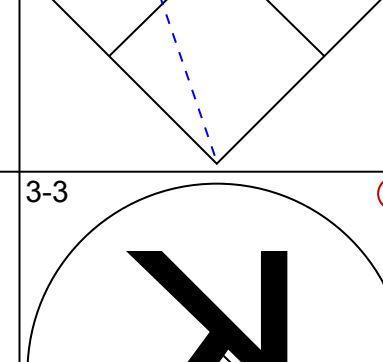
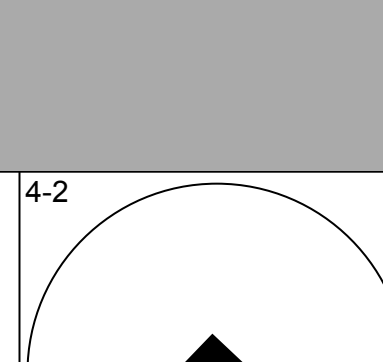
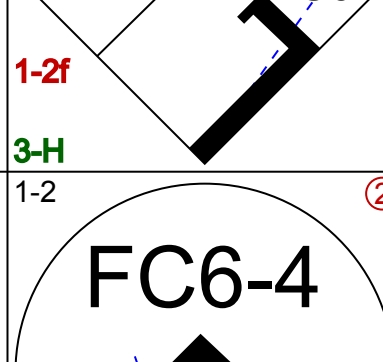
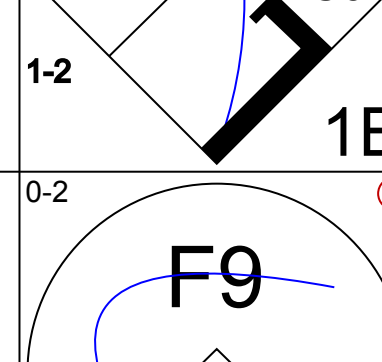

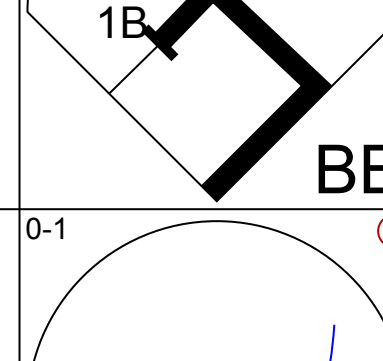
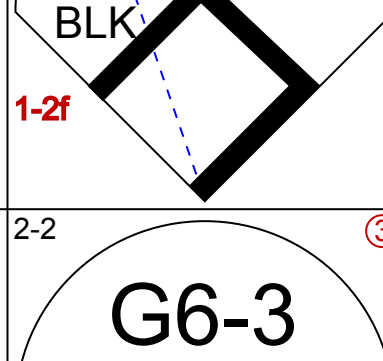
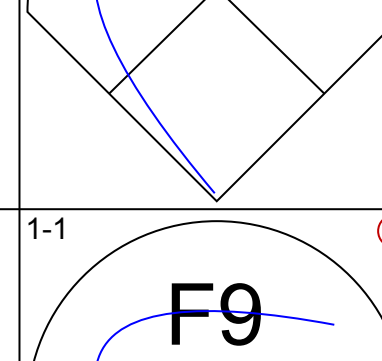
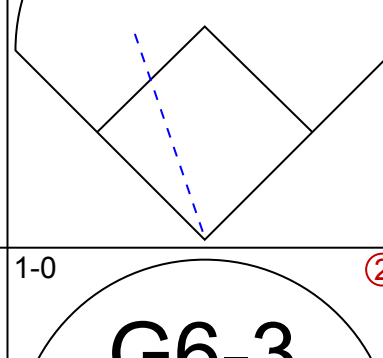
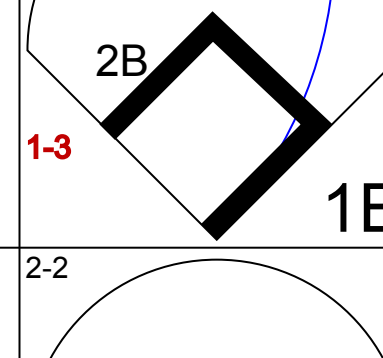
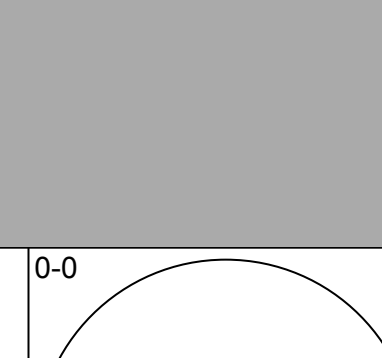

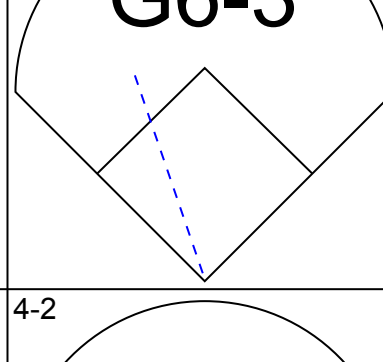
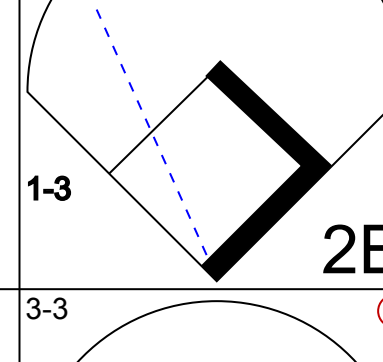
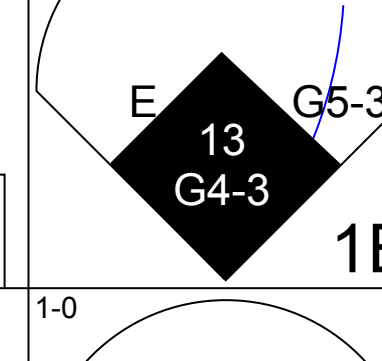
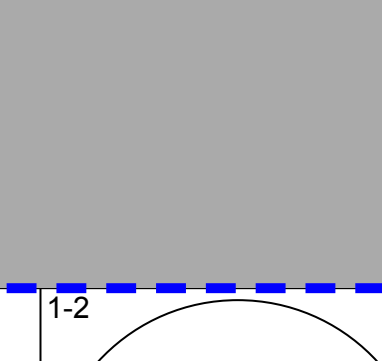


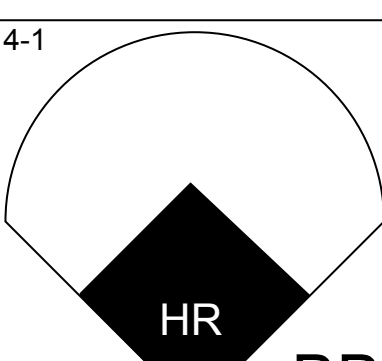
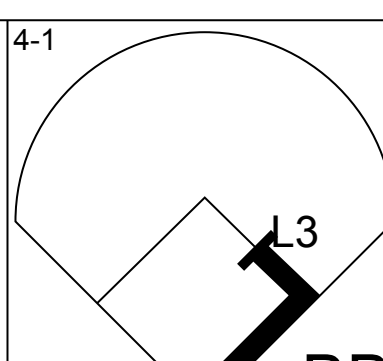
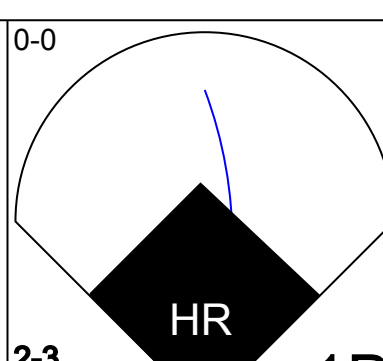
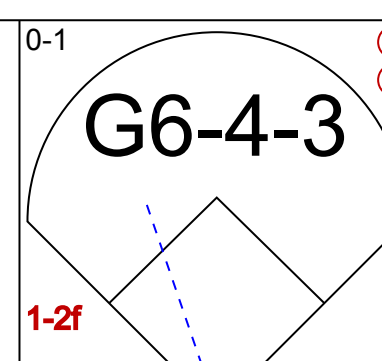
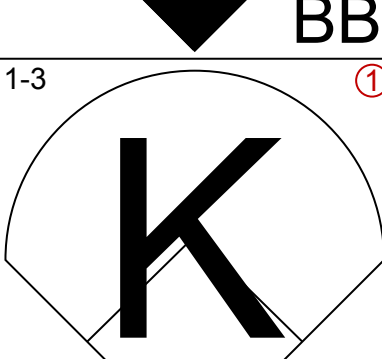
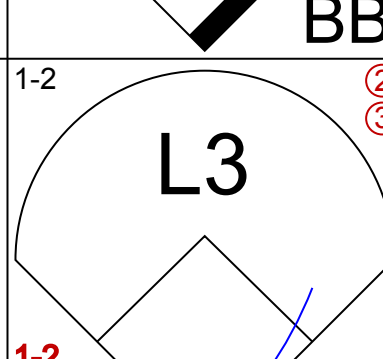
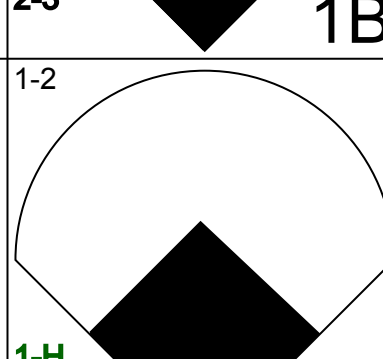
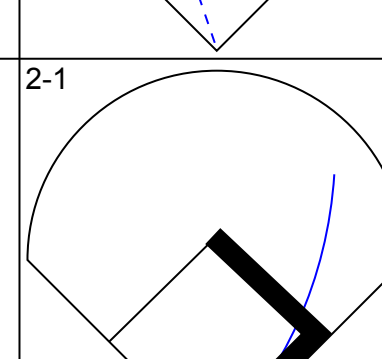
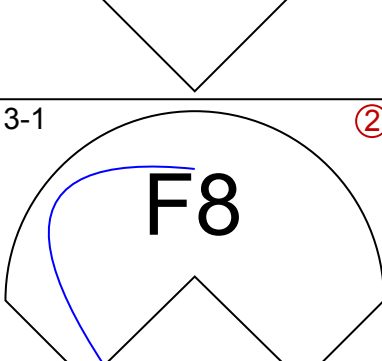
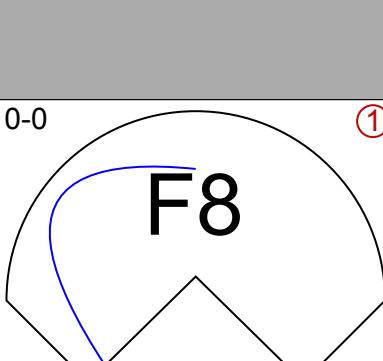
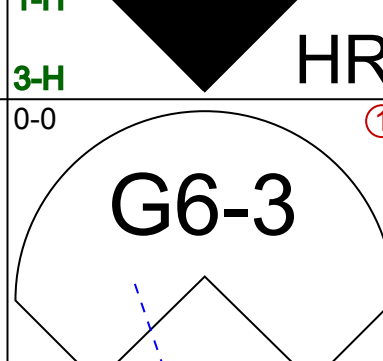
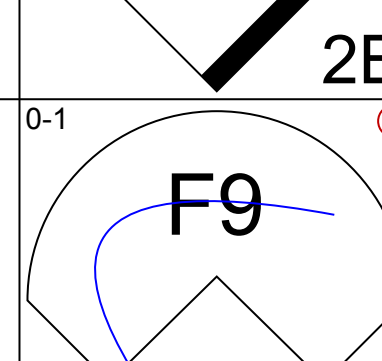
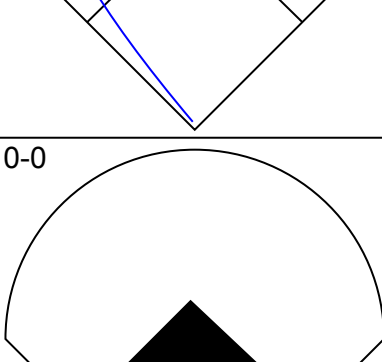
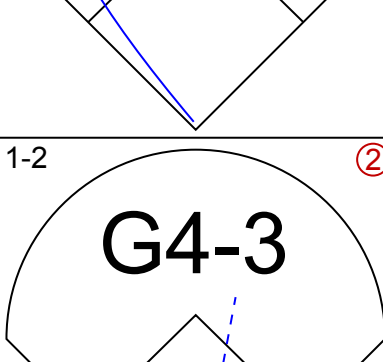
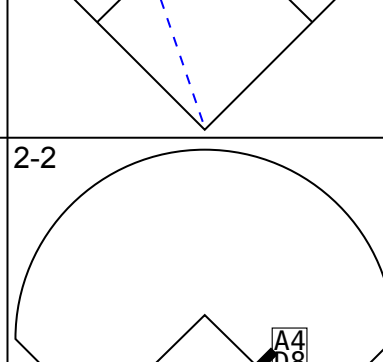
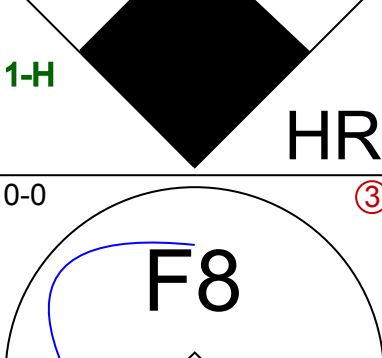
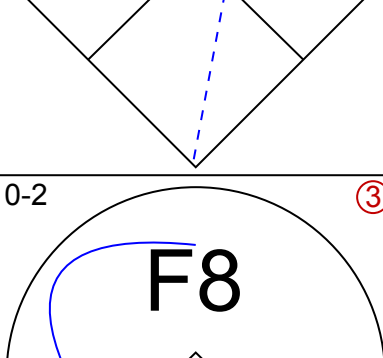
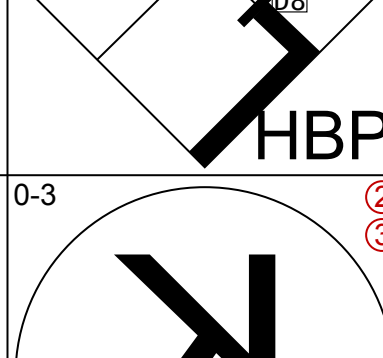
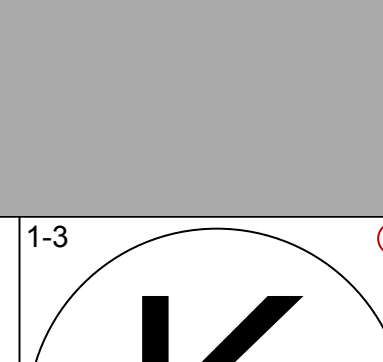
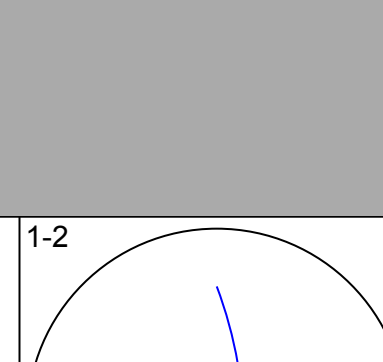
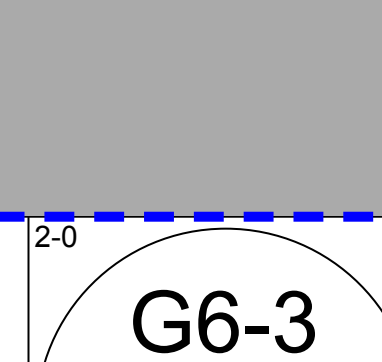
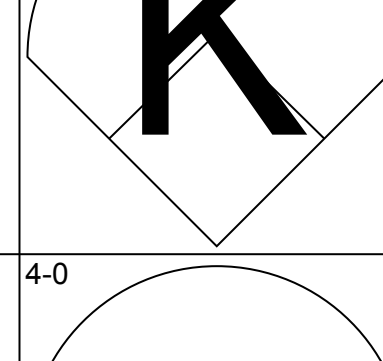
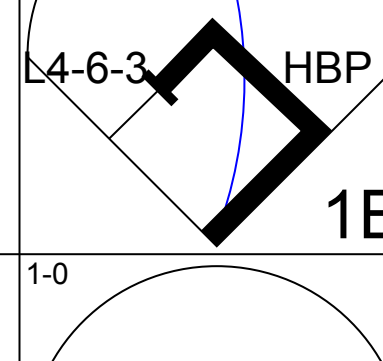
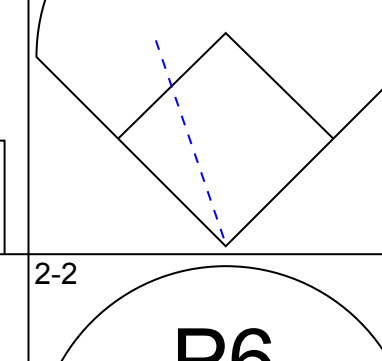
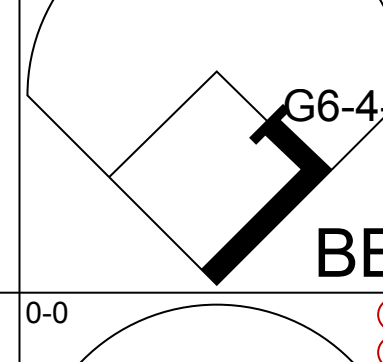
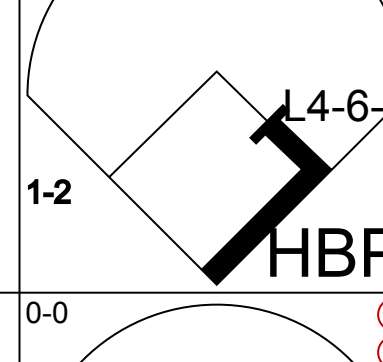
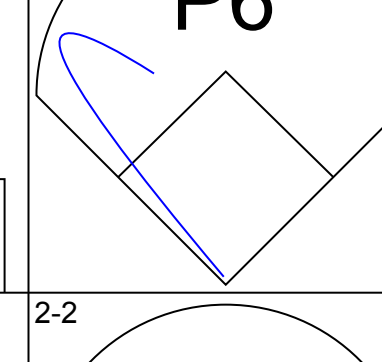
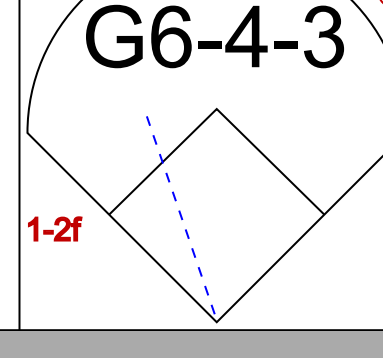
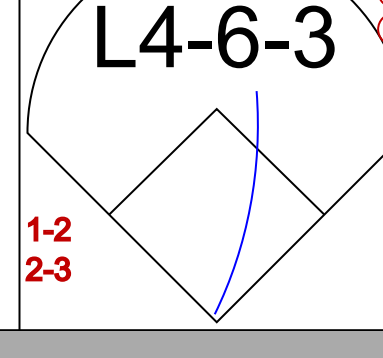
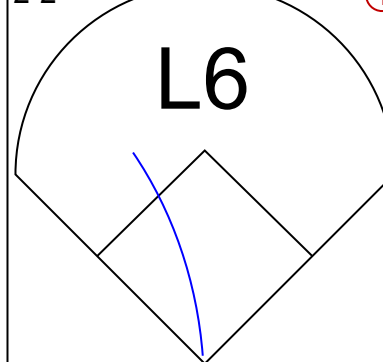
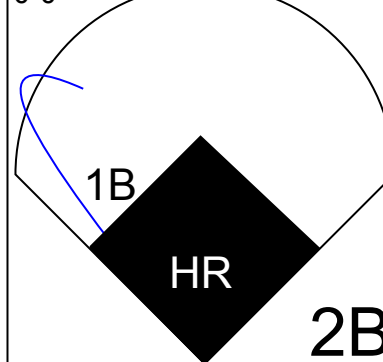
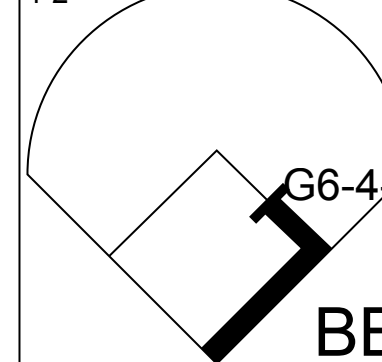
Batter	1	2	3	4	5	6	7	8	9	AB	R	H	RBI	BB	SO	LOB	BOTTOM										
Andy Sheets, R (1, 4) OBP: 0.307, SLG: 0.391	K		F5				FC6-4			4	0	0	0	0	2	2											
13 Carl Crawford, L (1, 7) OBP: 0.278, SLG: 0.378	G4-3		S 1B			P6		G6-3		4	0	1	0	0	0	0											
Randy Winn, S (1, 8) OBP: 0.359, SLG: 0.449	F8		G4-6-3 BB			G4-3		F9		3	0	0	0	1	0	0											
Aubrey Huff, L (1, 10) OBP: 0.374, SLG: 0.556				HR		P6		K		4	1	1	1	0	1	2											
Steve Cox, L (1, 3) OBP: 0.334, SLG: 0.410					G1-6-3 BB		G6-3		F8	3	0	1	0	1	0	1											
Toby Hall, R (1, 2) OBP: 0.282, SLG: 0.355					F9				F9	3	1	1	0	1	0	1											
Chris Gomez, R (1, 6) OBP: 0.306, SLG: 0.412					G1-6-3		SH3-4 BB		F9	3	0	1	0	0	1	3											
Jason Conti, L (1, 9) OBP: 0.316, SLG: 0.381						PB 1B 2B		FC6-4 1B	FC4-6 1B	4	1	2	1	0	1	3											
Russ Johnson, R (1, 5) OBP: 0.330, SLG: 0.303								F9		4	0	1	1	0	2	4											
Inning Stats	R: 0 E: 0 K: 1 S: 7	H: 0 LOB: 0 BB: 0 P: 13	R: 1 E: 0 K: 3 S: 15	H: 3 LOB: 2 BB: 0 P: 19	R: 0 E: 0 K: 0 S: 9	H: 1 LOB: 1 BB: 1 P: 13	R: 0 E: 0 K: 0 S: 8	H: 0 LOB: 0 BB: 1 P: 12	R: 1 E: 0 K: 1 S: 11	H: 2 LOB: 0 BB: 0 P: 15	R: 0 E: 0 K: 0 S: 8	H: 0 LOB: 0 BB: 0 P: 10	R: 1 E: 0 K: 0 S: 7	H: 1 LOB: 1 BB: 1 P: 13	R: 0 E: 0 K: 1 S: 11	H: 0 LOB: 0 BB: 0 P: 18	R: 0 E: 0 K: 1 S: 18	H: 1 LOB: 1 BB: 0 P: 19	1B: 6 2B: 1 3B: 0 HR: 1	SF: 0 SAC: 1 DP: 2 HBP: 0	WP: 0 PB: 3 SB: 1 CS: 1	PA: 36					
PITCHER	IP	WLS	BF	H	R	ER	SO	BB	IBB	HBP	BLK	WP	HR	S	P	ERA	WHIP										
49 Tim Wakefield, R (1, 1) ERA: 2.87	8.0	W	32	7	3	1	6	3	0	0	0	0	0	76	113	1.12	1.250										
Ugueth Urbina, R (9, 1) ERA: 3.06	1.0	S	4	1	0	0	1	0	0	0	0	0	0	18	19	0.00	1.000										

Boston Red Sox @ Tampa Bay Devil Rays
Tropicana Field, St. Petersburg, FL
Thu Sep 12 2002, 2:15 PM EDT
Att: 10,149 - Dome - 72 F

AB 32
R 3
H 8
RBI 3
BB 3
SO 7
LOB 16



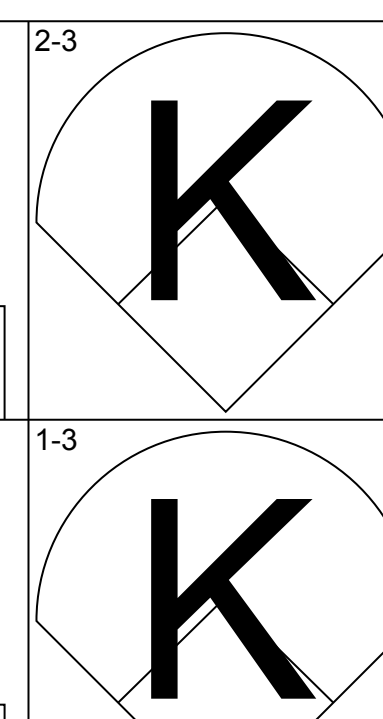
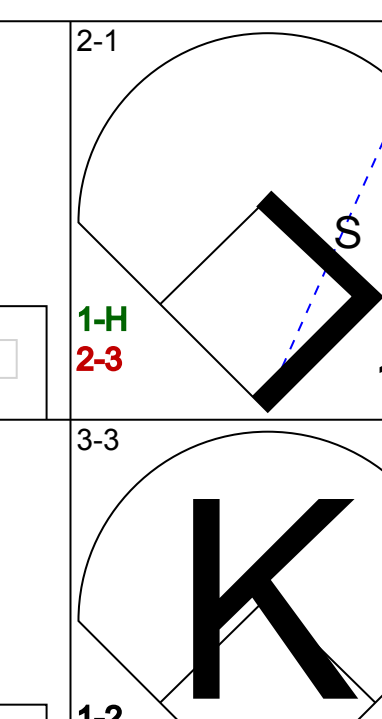
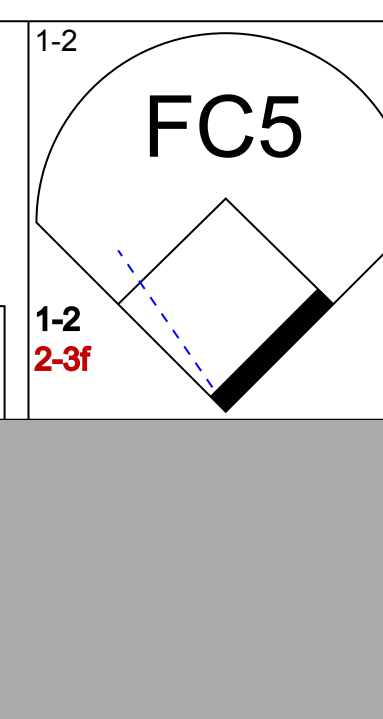
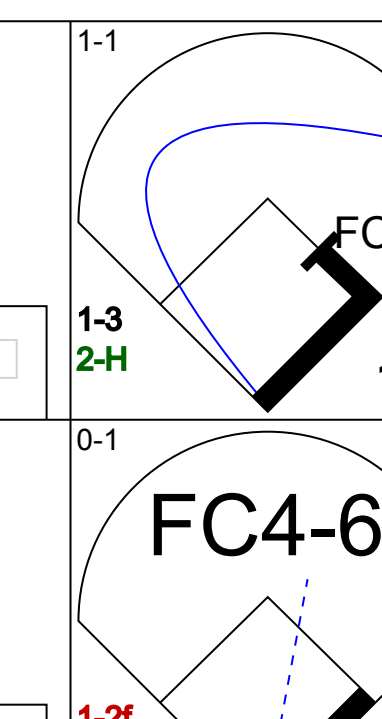
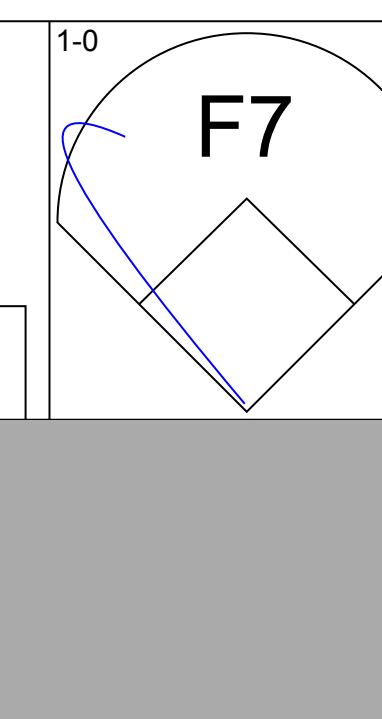
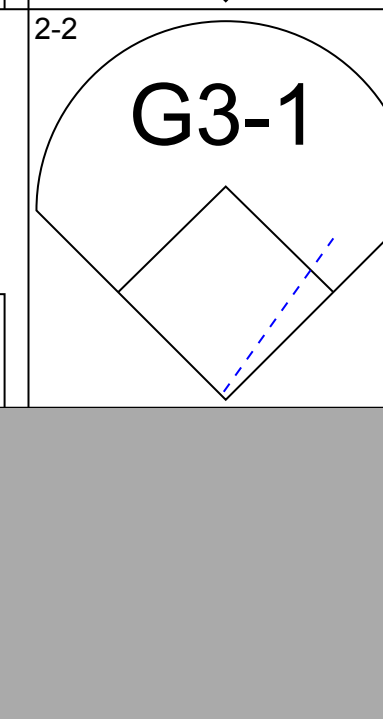
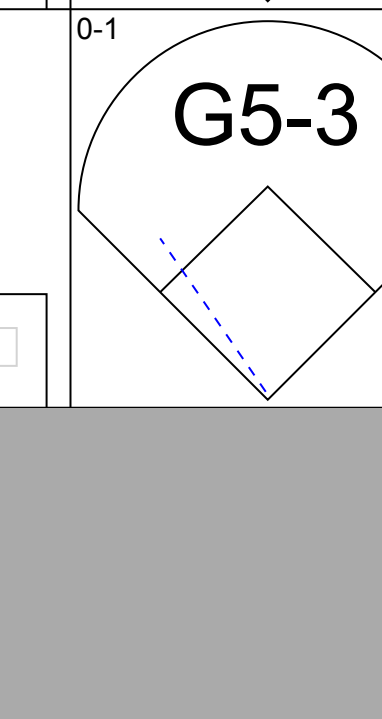
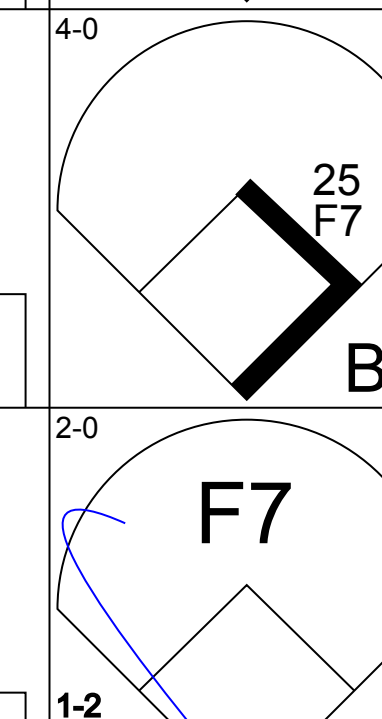

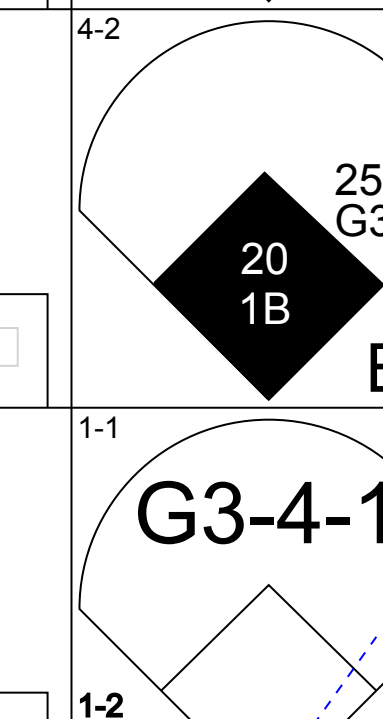


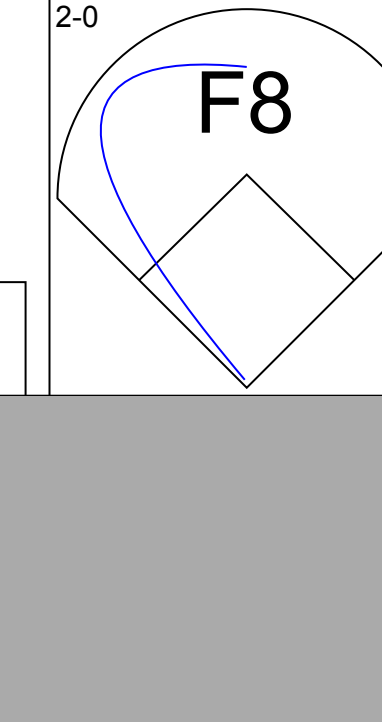
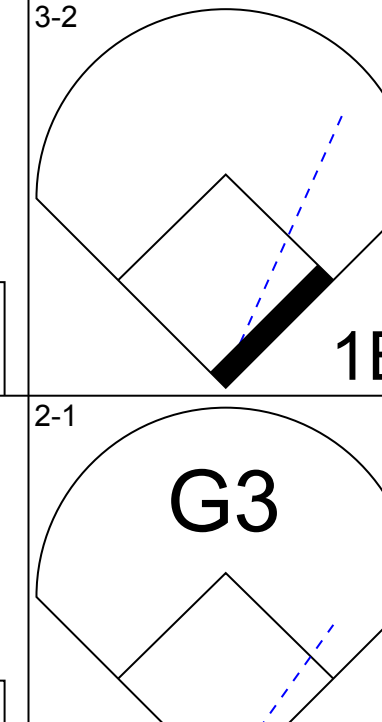
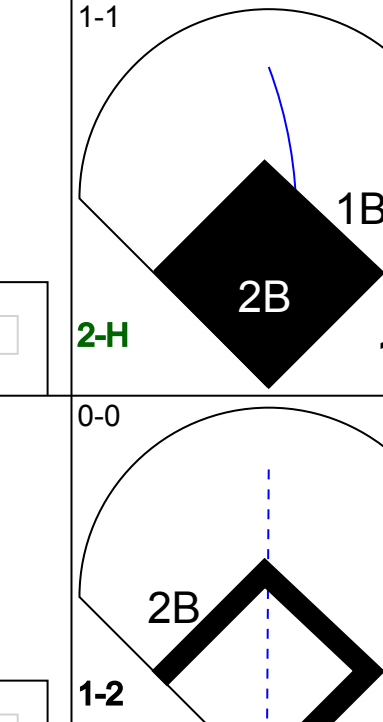
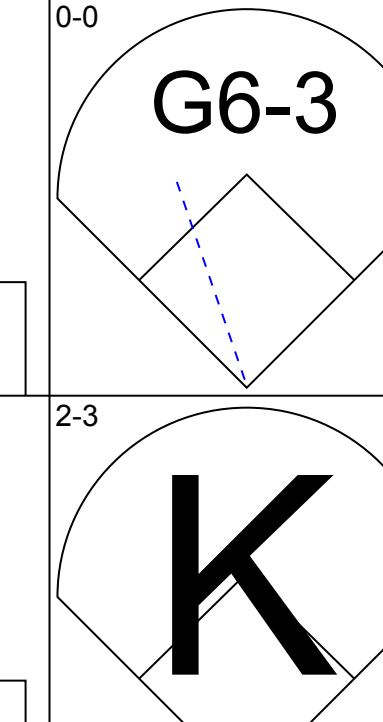
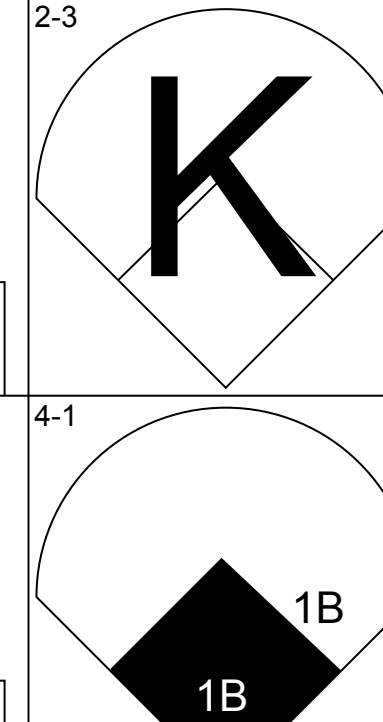
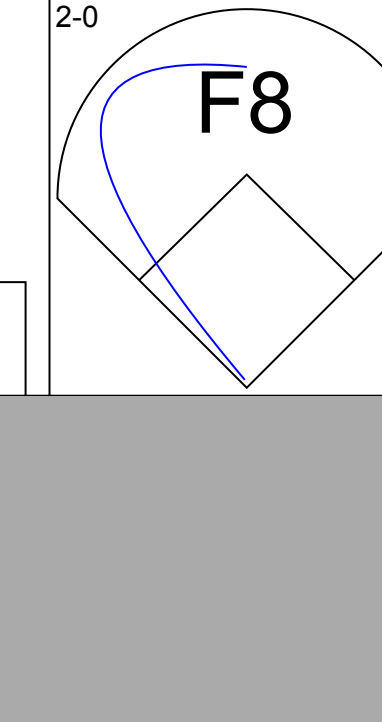
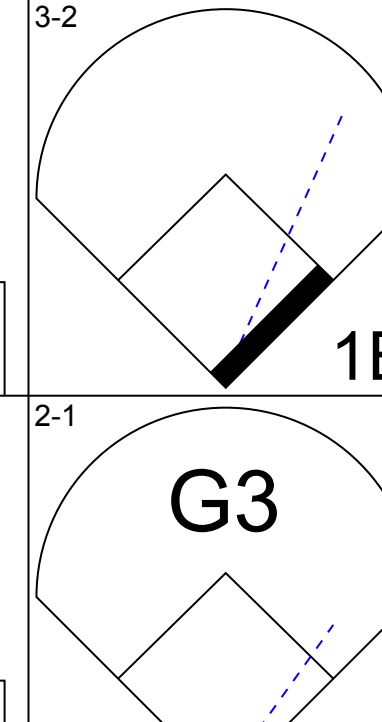
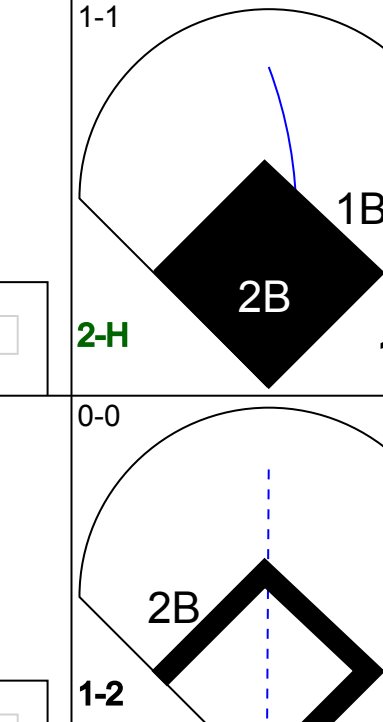

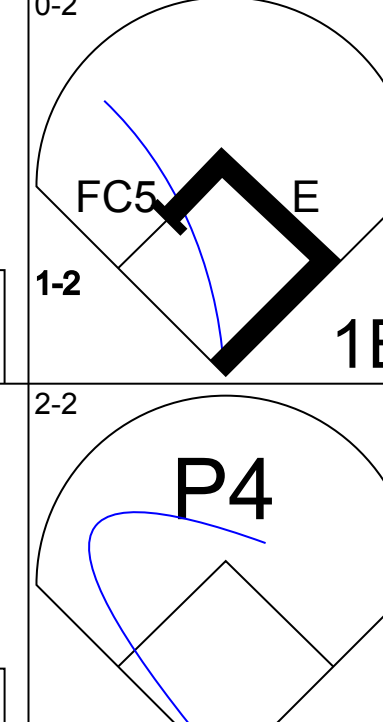


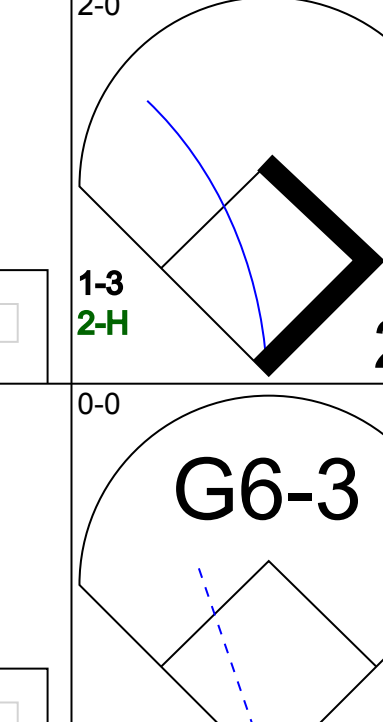

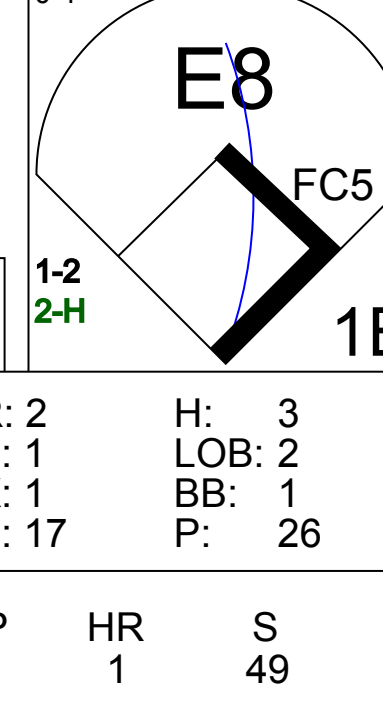
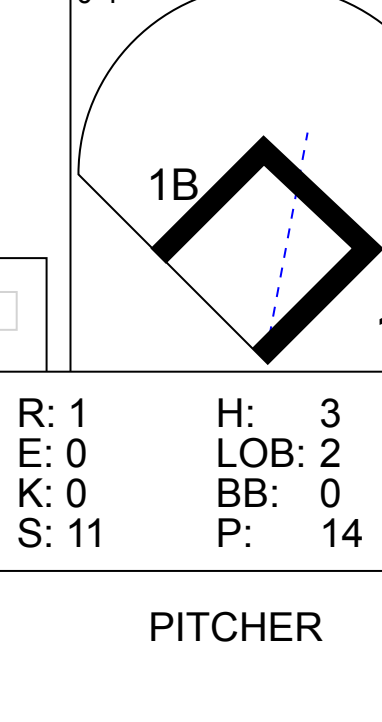

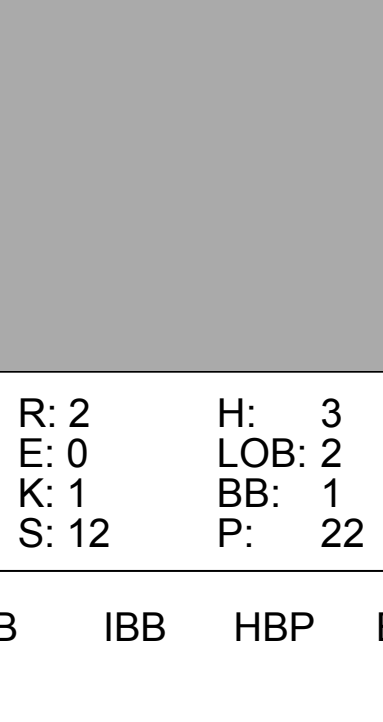
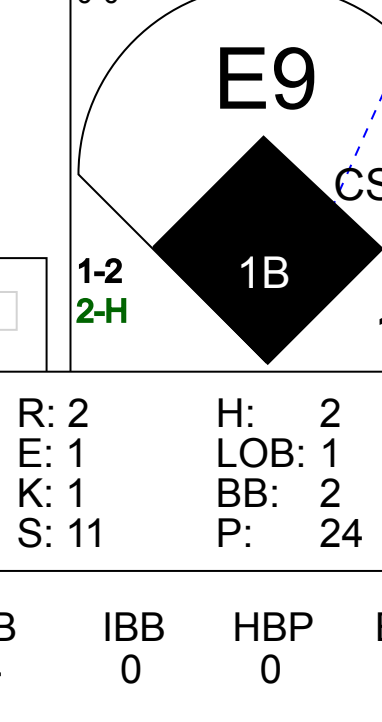
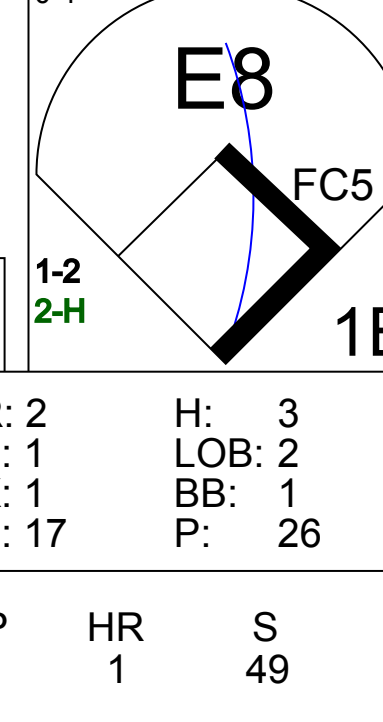
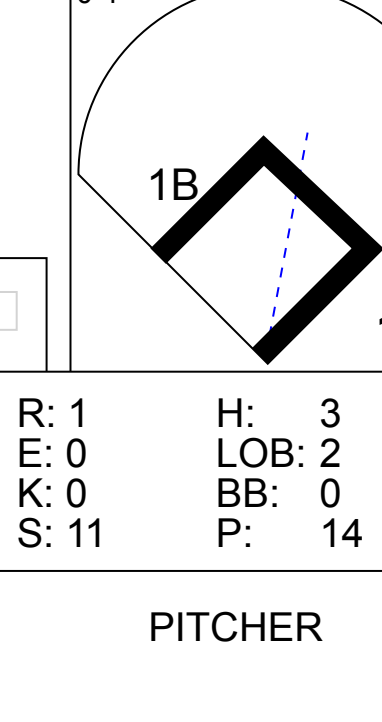
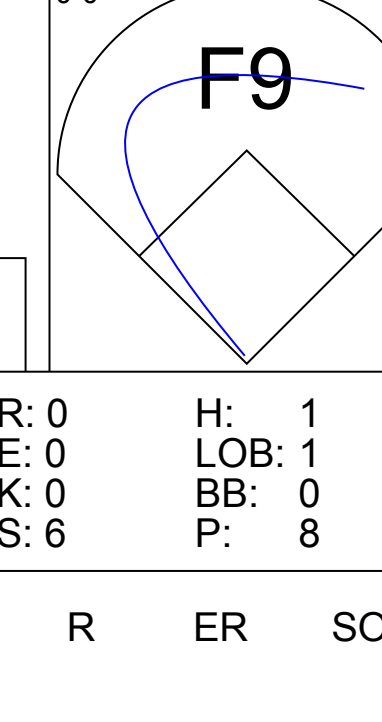
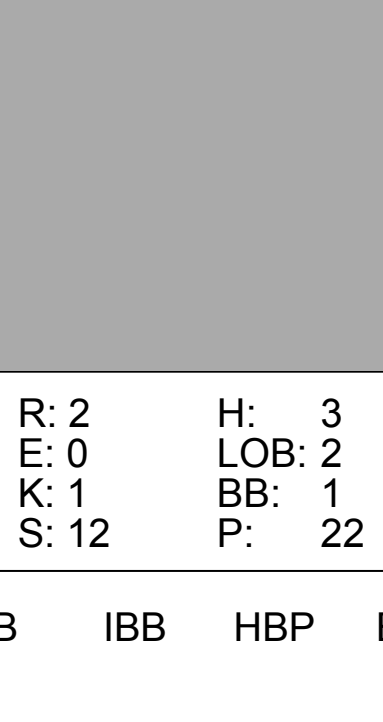
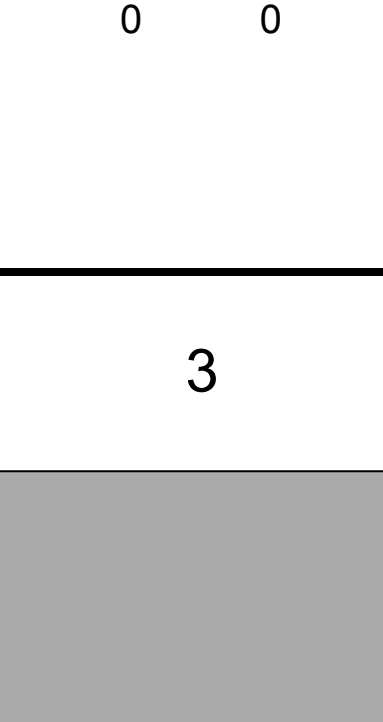
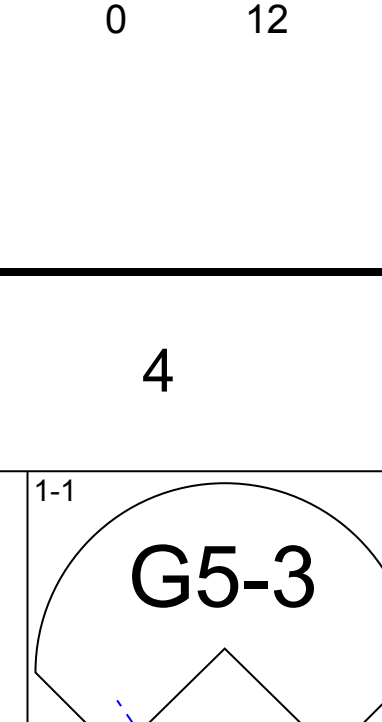

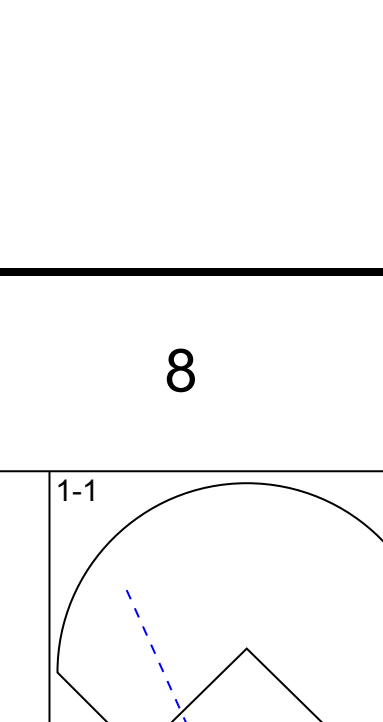
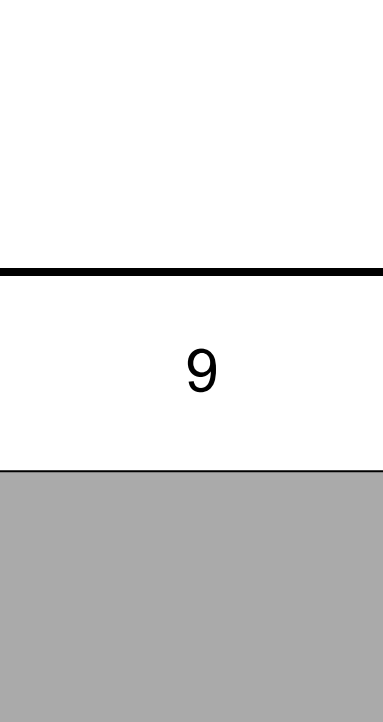

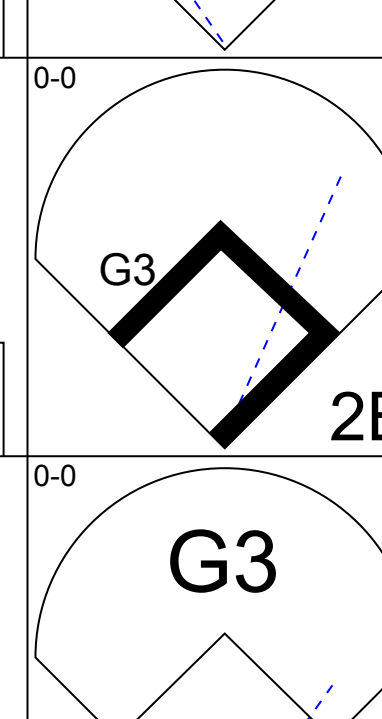

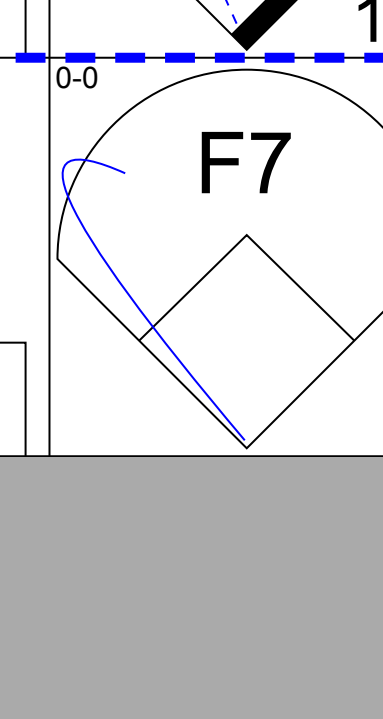
Batter	1	2	3	4	5	6	7	8	9	AB	R	H	RBI	BB	SO	LOB	TOP					
Andy Sheets, R (1.4) OBP: 0.318, SLG: 0.395										4	0	2	0	1	2	0	Tampa Bay Devil Rays @ Toronto Blue Jays SkyDome, Toronto, ON Fri Sep 13 2002, 7:05 PM EDT Att: 14,257 - Cloudy - 82 F					
13 Carl Crawford, L (1.7) OBP: 0.273, SLG: 0.368										5	0	0	1	0	1	6						
Randy Winn, S (1.8) OBP: 0.358, SLG: 0.450										4	1	1	0	0	1	1						
Aubrey Huff, L (1.3) OBP: 0.375, SLG: 0.555										4	0	2	0	0	0	0						
Steve Cox, L (1.10) OBP: 0.333, SLG: 0.409										4	0	1	1	0	0	1						
Ben Grievie, L (1.9) OBP: 0.348, SLG: 0.413										3	0	0	0	1	1	3						
Toby Hall, R (1.2) OBP: 0.281, SLG: 0.353										4	0	1	0	0	0	3						
Chris Gomez, R (1.6) OBP: 0.308, SLG: 0.416										4	1	2	0	0	0	2						
Russ Johnson, R (1.5) OBP: 0.328, SLG: 0.294										3	0	0	0	1	1	3						
Inning Stats	R: 0 E: 0 K: 1 S: 12	H: 0 LOB: 0 BB: 0 P: 15	R: 0 E: 0 K: 1 S: 8	H: 0 LOB: 0 BB: 0 P: 11	R: 0 E: 0 K: 0 S: 8	H: 1 LOB: 2 BB: 1 P: 13	R: 0 E: 0 K: 0 S: 6	H: 0 LOB: 0 BB: 0 P: 10	R: 0 E: 0 K: 2 S: 15	H: 2 LOB: 3 BB: 2 P: 29	R: 0 E: 1 K: 0 S: 11	H: 2 LOB: 1 BB: 0 P: 16	R: 1 E: 1 K: 1 S: 9	H: 2 LOB: 1 BB: 0 P: 13	R: 0 E: 0 K: 0 S: 9	H: 2 LOB: 2 BB: 0 P: 12	R: 0 E: 0 K: 1 S: 9	H: 0 LOB: 0 BB: 0 P: 11	1B: 7 2B: 2 3B: 0 HR: 0	SF: 0 SAC: 0 DP: 0 HBP: 0	WP: 0 PB: 0 SB: 0 CS: 0	PA: 38
PITCHER	IP	WLS	BF	H	R	ER	SO	BB	IBB	HBP	BLK	WP	HR	S	P	ERA	WHIP					
32 Roy Halladay, R (1.1) ERA: 3.19	7.0	W	30	7	2	2	5	3	0	0	1	0	0	69	107	2.57	1.429					
Cliff Politte, R (8.1) ERA: 3.82	1.0	H	5	2	0	0	0	0	0	0	0	0	0	9	12	0.00	2.000					
Kelvin Escobar, R (9.1) ERA: 4.4	1.0	S	3	0	0	0	1	0	0	0	0	0	0	9	11	0.00	0.000					

Batter	1	2	3	4	5	6	7	8	9	AB	R	H	RBI	BB	SO	LOB	BOTTOM					
Shannon Stewart, R (1.7) OBP: 0.369, SLG: 0.430										2	2	1	0	2	0	1	Tampa Bay Devil Rays @ Toronto Blue Jays SkyDome, Toronto, ON Fri Sep 13 2002, 7:05 PM EDT Att: 14,257 - Cloudy - 82 F					
Eric Hinske, L (1.5) OBP: 0.372, SLG: 0.488										4	1	2	3	0	1	2						
10 Vernon Wells, R (1.8) OBP: 0.307, SLG: 0.449										4	0	0	0	0	0	2						
Carlos Delgado, L (1.3) OBP: 0.392, SLG: 0.503										2	1	1	2	0	0	0						
Josh Phelps, R (1.10) OBP: 0.352, SLG: 0.546										3	0	0	0	0	1	1						
Chris Woodward, R (1.6) OBP: 0.345, SLG: 0.498										3	0	1	0	0	1	0						
Dave Berg, R (1.4) OBP: 0.321, SLG: 0.385										0	0	0	0	1	0	0						
Orlando Hudson, S (7.4) OBP: 0.346, SLG: 0.490										1	0	0	0	0	0	0						
Ken Huckaby, R (1.2) OBP: 0.276, SLG: 0.310										3	0	0	0	0	0	3						
Jayson Werth, R (1.9) OBP: 0.368, SLG: 0.333										2	1	1	0	1	0	0						
Inning Stats	R: 2 E: 0 K: 1 S: 10	H: 1 LOB: 0 BB: 1 P: 18	R: 0 E: 0 K: 1 S: 4	H: 0 LOB: 0 BB: 1 P: 9	R: 0 E: 0 K: 0 S: 7	H: 0 LOB: 0 BB: 1 P: 14	R: 0 E: 0 K: 0 S: 8	H: 0 LOB: 0 BB: 0 P: 9	R: 0 E: 0 K: 0 S: 4	H: 1 LOB: 0 BB: 0 P: 6	R: 3 E: 0 K: 1 S: 11	H: 3 LOB: 0 BB: 0 P: 14	R: 0 E: 0 K: 0 S: 9	H: 0 LOB: 0 BB: 0 P: 15	R: 0 E: 0 K: 0 S: 8	H: 1 LOB: 1 BB: 1 P: 14	R: 0 E: 0 K: 0 S: 8	H: 0 LOB: 0 BB: 0 P: 11	1B: 2 2B: 3 3B: 1 HR: 2	SF: 0 SAC: 0 DP: 3 HBP: 2	WP: 0 PB: 0 SB: 0 CS: 0	PA: 30
PITCHER	IP	WLS	BF	H	R	ER	SO	BB	IBB	HBP	BLK	WP	HR	S	P	ERA	WHIP					
Dewon Brazelton, R (1.1) ERA: 7.5	6.0	L	23	5	5	5	3	3	0	2	0	0	0	44	70	7.50	1.333					
Lance Carter, R (7.1) ERA: 0.87	2.0		7	1	0	0	0	1	0	0	0	0	0	17	29	0.00	1.000					

Batter	1	2	3	4	5	6	7	8	9	AB	R	H	RBI	BB	SO	LOB	TOP					
Damian Rolls, R OBP: 0.341, SLG: 0.475	1-1 G4-3		2-3 K		0-0 FC1-5 1B	2-2 E6 13 BB 1B		0-2 G6-3		5	1	1	1	0	1	3	Tampa Bay Devil Rays @ Toronto Blue Jays SkyDome, Toronto, ON Sun Sep 15 2002, 1:05 PM EDT Att: 16,513 - Cloudy - 70 F					
13 Carl Crawford, L OBP: 0.294, SLG: 0.367	2-0 G4-3		0-0 1B		1-2 2-3 1B	2-H 3-H 1B		1-1 L5		4	1	2	1	1	0	0						
Randy Winn, S OBP: 0.359, SLG: 0.449	2-2 F7		0-2 G3		2-2 1B	1-1 1B		2-2 F9		5	0	2	2	0	0	1						
Aubrey Huff, L OBP: 0.376, SLG: 0.553		3-2 F8 2B		0-1 F7	0-2 P6	2-2 1B		1-3 K		5	0	2	1	0	1	3						
Steve Cox, L OBP: 0.330, SLG: 0.404		0-0 F8 2-3		1-2 G3	0-2 F2	2-1 F8		1-0 G3-1		5	0	0	0	0	0	6						
John Flaherty, R OBP: 0.297, SLG: 0.373		0-0 P6		1-3 K		0-2 F7	0-0 P4	2-0 P5		5	0	0	0	0	1	1						
Russ Johnson, R OBP: 0.333, SLG: 0.302		1-3 K2-3		1-2 1B 1B	1-1 2B 1B	2-0 F9				4	2	2	0	0	1	1						
Brent Abernathy, R OBP: 0.281, SLG: 0.301			1-0 F9	1-0 FC1-5 1B	2-1 F7	0-2 1B				4	0	2	0	0	0	1						
Felix Escalona, R OBP: 0.271, SLG: 0.306		0-2 13 1B 1B		3-1 13 1B 1B	0-0 E 2B	0-1 F9				4	3	3	1	0	0	1						
Inning Stats	R: 0 E: 0 K: 0 S: 6	H: 0 LOB: 0 BB: 0 P: 11	R: 0 E: 0 K: 1 S: 8	H: 1 LOB: 1 BB: 0 P: 12	R: 1 E: 0 K: 1 S: 13	H: 2 LOB: 1 BB: 0 P: 16	R: 0 E: 0 K: 1 S: 9	H: 0 LOB: 0 BB: 0 P: 11	R: 2 E: 0 K: 0 S: 20	H: 5 LOB: 3 BB: 0 P: 28	R: 4 E: 1 K: 0 S: 18	H: 5 LOB: 2 BB: 1 P: 32	R: 0 E: 0 K: 0 S: 11	H: 0 LOB: 0 BB: 0 P: 14	R: 0 E: 0 K: 1 S: 6	H: 0 LOB: 0 BB: 0 P: 10	1B: 12 2B: 2 3B: 0 HR: 0	SF: 0 SAC: 0 DP: 0 HBP: 0	WP: 0 PB: 0 SB: 1 CS: 0	PA: 42		
PITCHER	IP WLS BF H R ER SO BB IBB HBP BLK WP HR S P ERA WHIP	IP WLS BF H R ER SO BB IBB HBP BLK WP HR S P ERA WHIP	IP WLS BF H R ER SO BB IBB HBP BLK WP HR S P ERA WHIP	IP WLS BF H R ER SO BB IBB HBP BLK WP HR S P ERA WHIP	IP WLS BF H R ER SO BB IBB HBP BLK WP HR S P ERA WHIP	IP WLS BF H R ER SO BB IBB HBP BLK WP HR S P ERA WHIP	IP WLS BF H R ER SO BB IBB HBP BLK WP HR S P ERA WHIP	IP WLS BF H R ER SO BB IBB HBP BLK WP HR S P ERA WHIP	IP WLS BF H R ER SO BB IBB HBP BLK WP HR S P ERA WHIP	IP WLS BF H R ER SO BB IBB HBP BLK WP HR S P ERA WHIP	IP WLS BF H R ER SO BB IBB HBP BLK WP HR S P ERA WHIP	IP WLS BF H R ER SO BB IBB HBP BLK WP HR S P ERA WHIP	IP WLS BF H R ER SO BB IBB HBP BLK WP HR S P ERA WHIP	IP WLS BF H R ER SO BB IBB HBP BLK WP HR S P ERA WHIP	IP WLS BF H R ER SO BB IBB HBP BLK WP HR S P ERA WHIP	IP WLS BF H R ER SO BB IBB HBP BLK WP HR S P ERA WHIP	IP WLS BF H R ER SO BB IBB HBP BLK WP HR S P ERA WHIP					
Esteban Loaiza, R ERA: 5.53	(1, 1)	5.2	L	30	12	7	7	3	1	0	0	0	0	0	0	0	0	0	69	101	11.12	2.294
57 Scott Wiggins, L ERA: 5.4	(6, 1)	0.1		2	1	0	0	0	0	0	0	0	0	0	0	0	0	0	5	9	0.00	3.000
Corey Thurman, R ERA: 3.95	(7, 1)	3.0		10	1	0	0	1	0	0	0	0	0	0	0	0	0	0	24	33	0.00	0.333


Batter	1	2	3	4	5	6	7	8	9	AB	R	H	RBI	BB	SO	LOB	BOTTOM					
Shannon Stewart, R OBP: 0.371, SLG: 0.430	3-2 E HR 1B		0-1 G5-3		0-2 F3			3-2 DI 1B		4	1	2	0	0	0	0	Tampa Bay Devil Rays @ Toronto Blue Jays SkyDome, Toronto, ON Sun Sep 15 2002, 1:05 PM EDT Att: 16,513 - Cloudy - 70 F					
Eric Hinske, L OBP: 0.372, SLG: 0.494	0-2 SAFE 1-H HR		0-0 1B		0-0 F8			2-3 K		4	1	2	2	0	1	1						
10 Vernon Wells, R OBP: 0.303, SLG: 0.444	2-2 G6-3		2-1 P4		1-1 F9			0-0 HR		3	0	0	0	0	0	1						
José Cruz Jr., S OBP: 0.314, SLG: 0.430	(9, PH)		1-3 K		2-0 F6			0-1 2B SF9 1B		1	1	1	1	0	0	0						
Carlos Delgado, L OBP: 0.394, SLG: 0.518	(1, 3)	0-2 G3-1		4-2 G5-4-3 BB		3-2 G6-3		1-1 1B 2B		3	0	1	0	1	1	0						
Brian Leshar, R OBP: 0.220, SLG: 0.167	(9, PH)			0-0 F7		1-0 F9		2-2 SF9		3	0	0	1	0	1	1						
Josh Phelps, R OBP: 0.365, SLG: 0.570	(1, 10)	0-3 K		1-2 G5-4-3		1-2 G4-3		3-0 F8		3	0	0	0	1	0	2						
Chris Woodward, R OBP: 0.337, SLG: 0.486	(1, 6)		0-3 K		0-0 F7			3-H 0-0 F8		3	0	0	1	0	1	1						
Jayson Werth, R OBP: 0.357, SLG: 0.306	(1, 9)	4-1 BB		1-2 G5-4-3		3-2 F2		0-3 K		3	0	0	0	0	1	1						
Orlando Hudson, S OBP: 0.348, SLG: 0.483	(1, 4)	1-1 P3		3-1 F2		2-2 L5		2-3 DI 1B		4	0	1	0	0	0	1						
Kevin Cash, R OBP: 0.250, SLG: 0.143	(1, 2)	2-2 G4-3		3-2 G5-3		0-3 K		0-3 K		3	0	0	0	0	1	1						
Tom Wilson, R OBP: 0.329, SLG: 0.378	(9, PH)					1-2 K		1-2 K		1	0	0	0	0	1	2						
Inning Stats	R: 2 E: 1 K: 1 S: 22	H: 2 LOB: 0 BB: 0 P: 27	R: 0 E: 0 K: 1 S: 9	H: 0 LOB: 1 BB: 1 P: 16	R: 0 E: 0 K: 1 S: 8	H: 1 LOB: 1 BB: 0 P: 11	R: 0 E: 0 K: 0 S: 7	H: 0 LOB: 0 BB: 1 P: 12	R: 0 E: 0 K: 0 S: 10	H: 0 LOB: 0 BB: 0 P: 16	R: 0 E: 0 K: 0 S: 4	H: 0 LOB: 0 BB: 0 P: 7	R: 0 E: 0 K: 0 S: 7	H: 0 LOB: 0 BB: 0 P: 12	R: 0 E: 0 K: 2 S: 14	H: 1 LOB: 1 BB: 0 P: 21	R: 2 E: 0 K: 1 S: 18	H: 4 LOB: 2 BB: 0 P: 23	1B: 5 2B: 1 3B: 0 HR: 2	SF: 1 SAC: 0 DP: 1 HBP: 0	WP: 0 PB: 0 SB: 0 CS: 0	PA: 36
PITCHER	IP WLS BF H R ER SO BB IBB HBP BLK WP HR S P ERA WHIP	IP WLS BF H R ER SO BB IBB HBP BLK WP HR S P ERA WHIP	IP WLS BF H R ER SO BB IBB HBP BLK WP HR S P ERA WHIP	IP WLS BF H R ER SO BB IBB HBP BLK WP HR S P ERA WHIP	IP WLS BF H R ER SO BB IBB HBP BLK WP HR S P ERA WHIP	IP WLS BF H R ER SO BB IBB HBP BLK WP HR S P ERA WHIP	IP WLS BF H R ER SO BB IBB HBP BLK WP HR S P ERA WHIP	IP WLS BF H R ER SO BB IBB HBP BLK WP HR S P ERA WHIP	IP WLS BF H R ER SO BB IBB HBP BLK WP HR S P ERA WHIP	IP WLS BF H R ER SO BB IBB HBP BLK WP HR S P ERA WHIP	IP WLS BF H R ER SO BB IBB HBP BLK WP HR S P ERA WHIP	IP WLS BF H R ER SO BB IBB HBP BLK WP HR S P ERA WHIP	IP WLS BF H R ER SO BB IBB HBP BLK WP HR S P ERA WHIP	IP WLS BF H R ER SO BB IBB HBP BLK WP HR S P ERA WHIP	IP WLS BF H R ER SO BB IBB HBP BLK WP HR S P ERA WHIP	IP WLS BF H R ER SO BB IBB HBP BLK WP HR S P ERA WHIP						
Joe Kennedy, L ERA: 4.65	(1, 1)	7.0	W	25	3	2	2	3	2	0	0	0	0	0	0	0	0	0	67	101	2.57	0.714
Wilson Alvarez, L ERA: 5.25	(8, 1)	1.2		10	5	2	2	2	0	0	0	0	0	0	0	0	0	0	29	41	10.80	3.000
Esteban Yan, R ERA: 4.5	(9, 1)	0.1	S	1	0	0	0	1	0	0	0	0	0	0	0	0	0	0	3	3	0.00	0.000

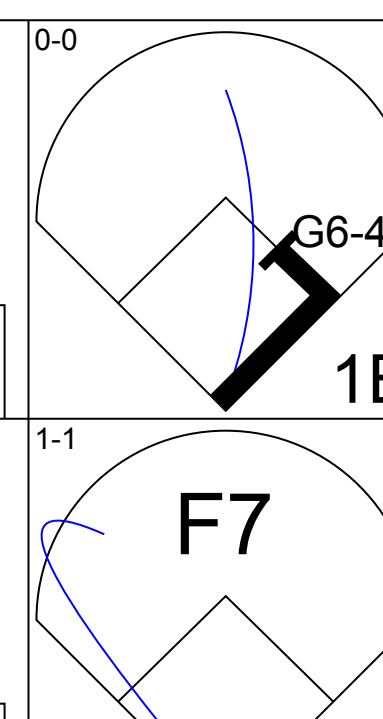
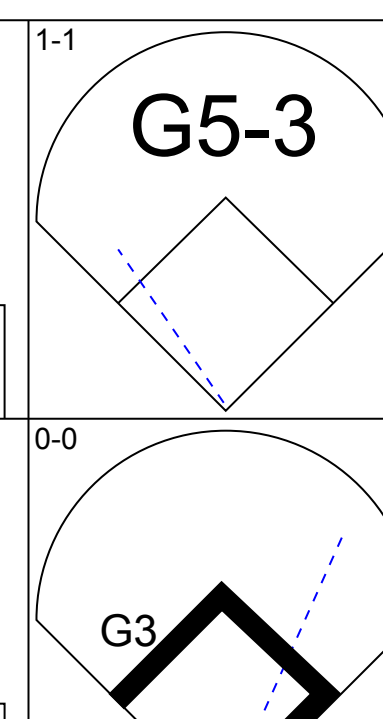
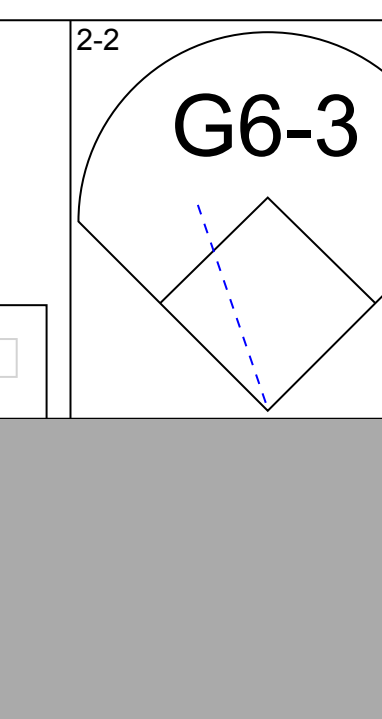
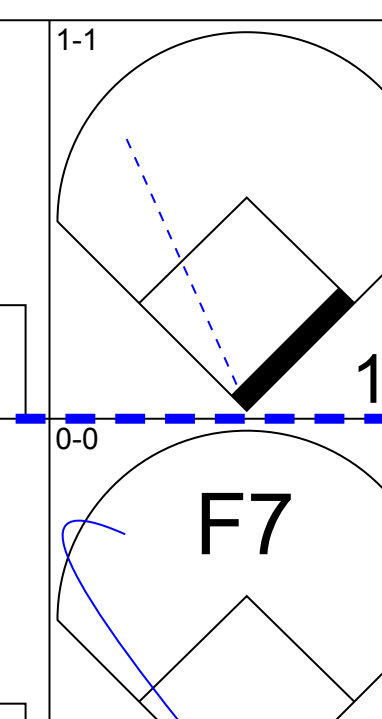
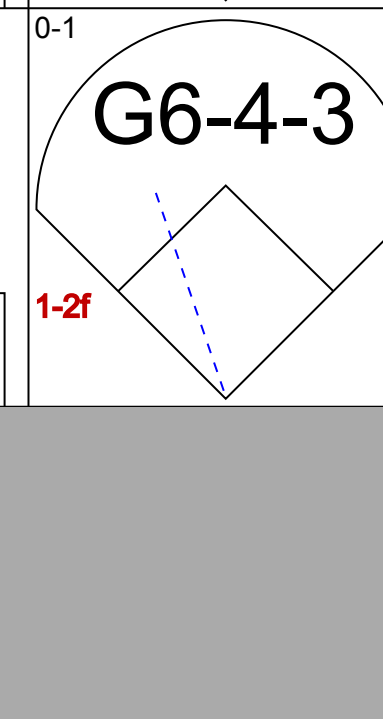
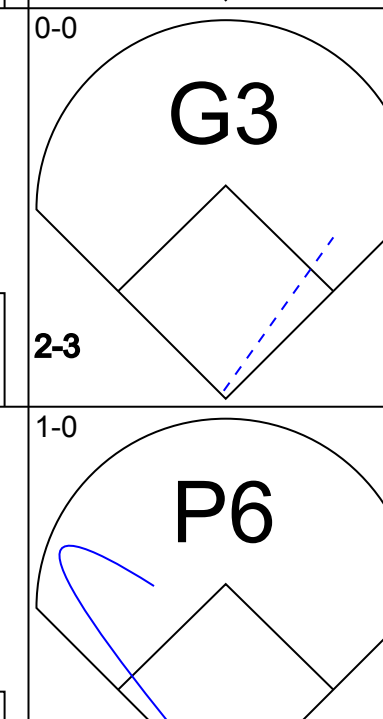
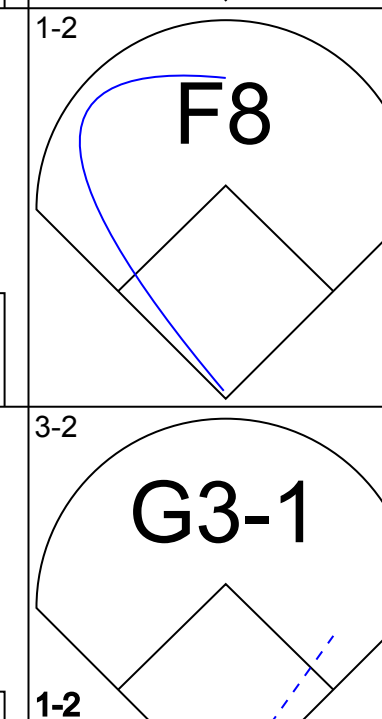



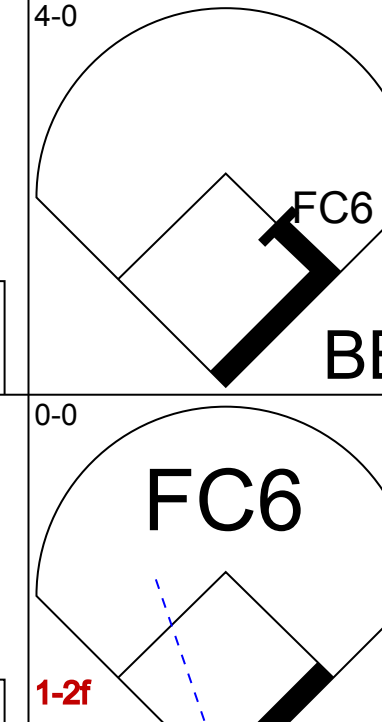
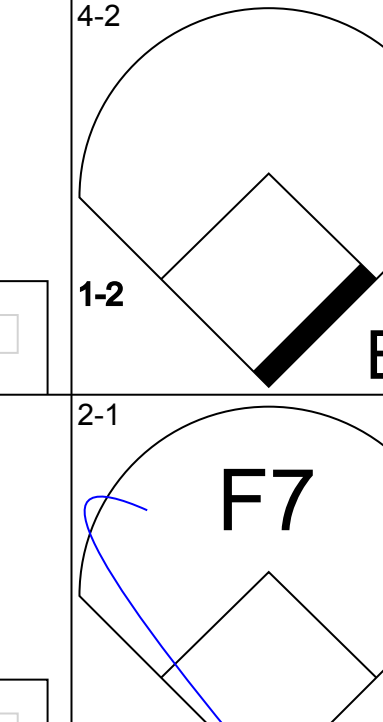
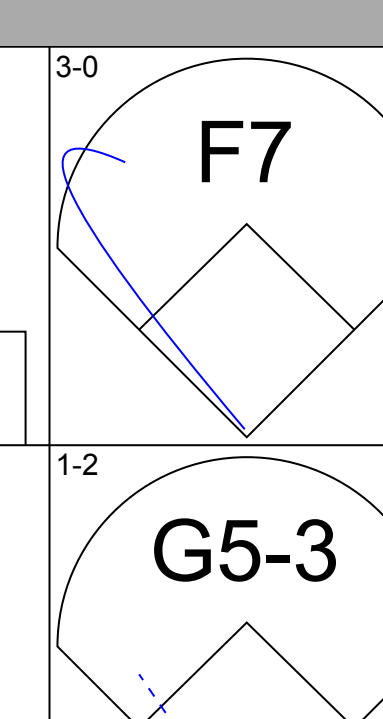
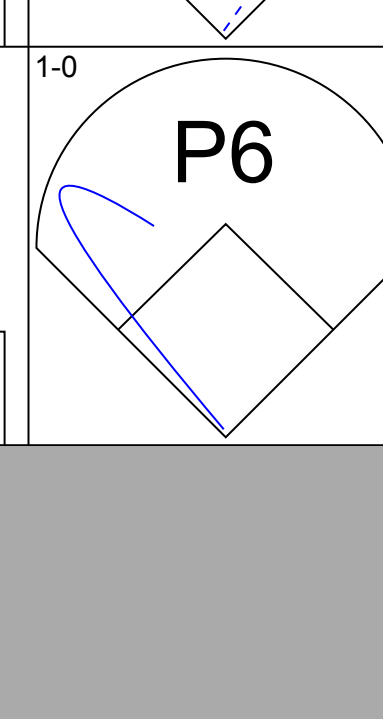
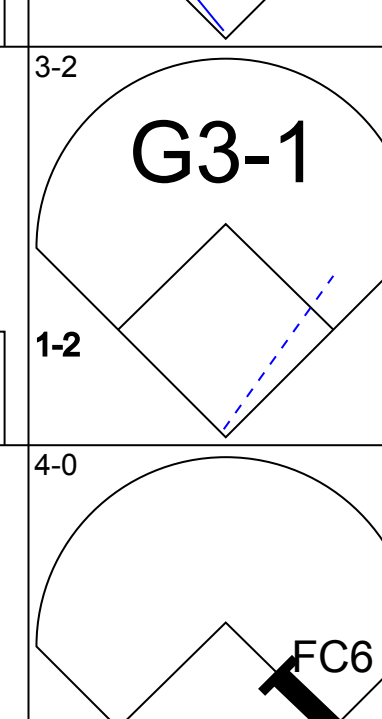
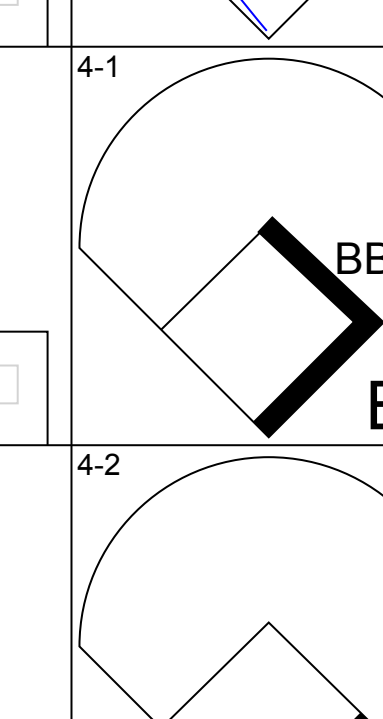
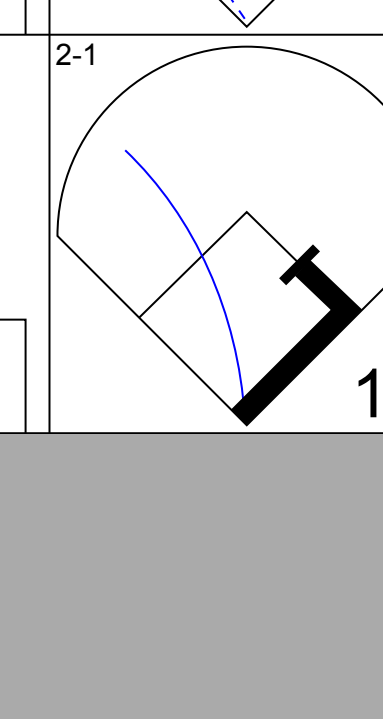
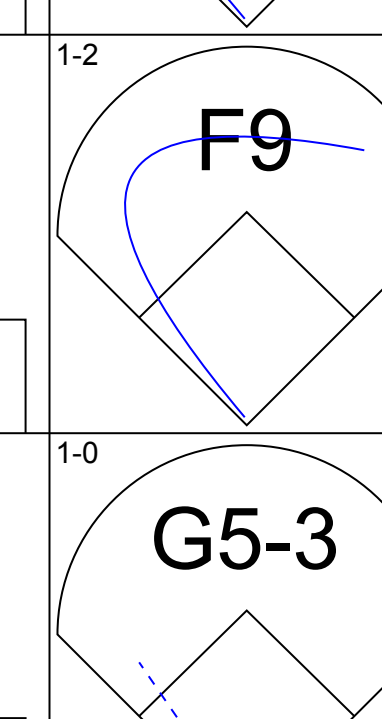
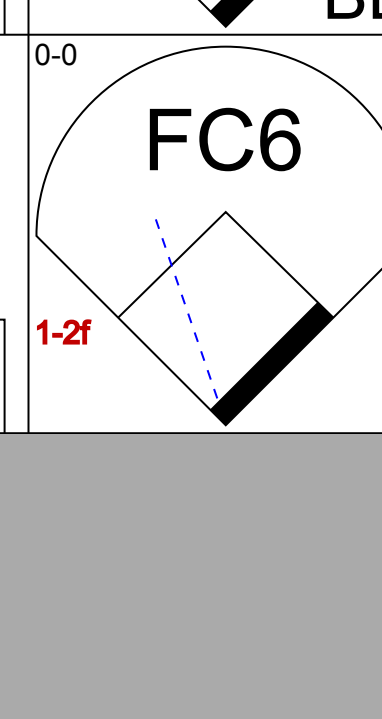
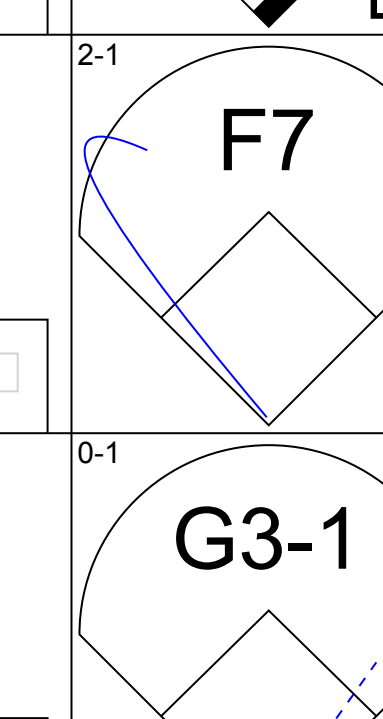




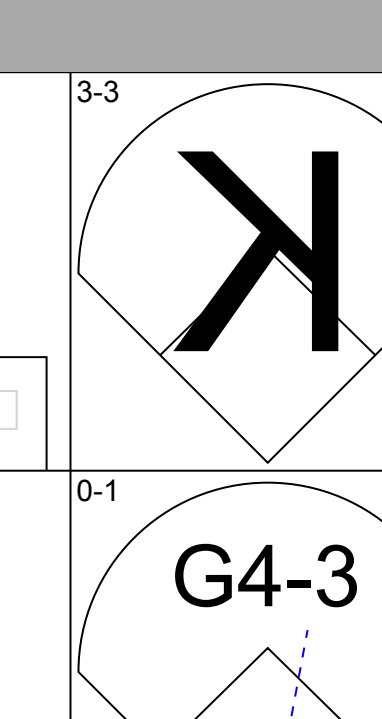
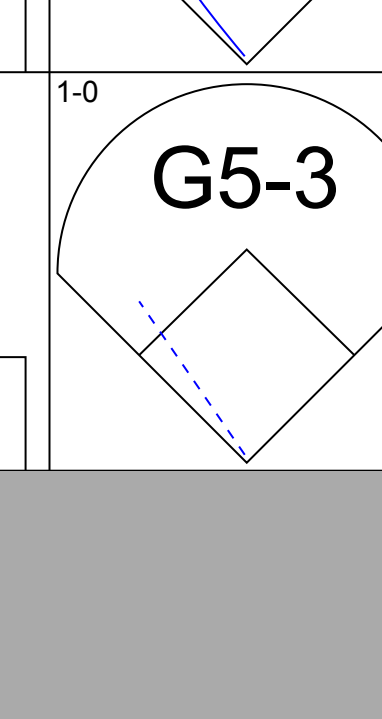
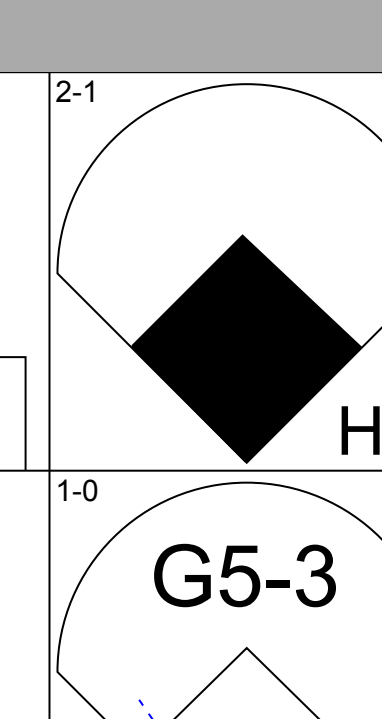
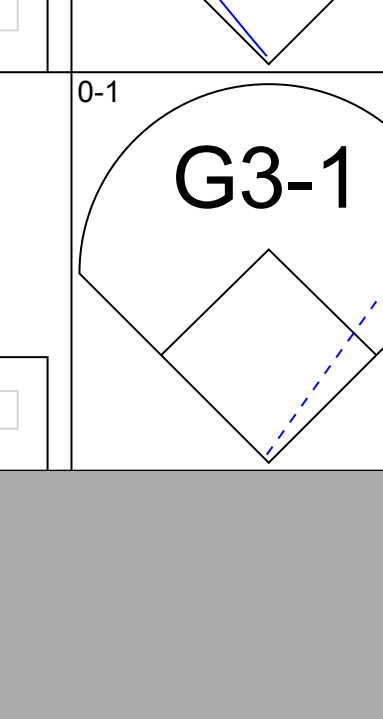
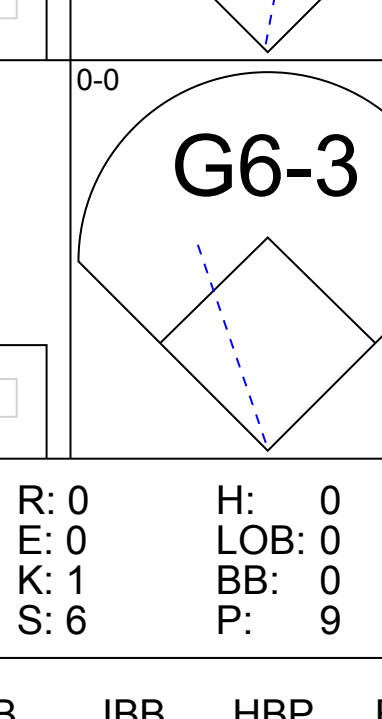
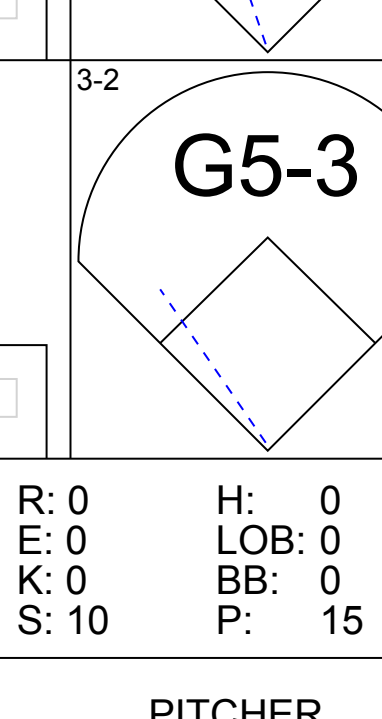
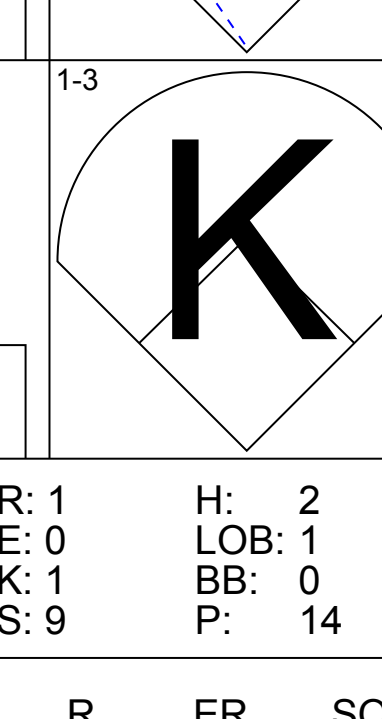





Batter	1	2	3	4	5	6	7	8	9	AB	R	H	RBI	BB	SO	LOB	TOP				
Alfonso Soriano, R OBP: 0.334, SLG: 0.564 (1, 4)										5	0	2	2	0	1	3					
Nick Johnson, L OBP: 0.337, SLG: 0.410 (1, 3)										5	0	0	0	0	4	3					
2 Derek Jeter, R OBP: 0.371, SLG: 0.414 (1, 6)										3	1	0	0	2	0	1					
25 Jason Giambi, L OBP: 0.432, SLG: 0.584 (1, 10)										5	1	1	1	0	0	2					
20 Jorge Posada, S OBP: 0.371, SLG: 0.477 (1, 2)										5	1	2	1	0	1	1					
Robin Ventura, L OBP: 0.371, SLG: 0.469 (1, 5)										4	1	1	0	1	1	1					
Raul Mondesi, R OBP: 0.314, SLG: 0.443 (1, 8)										4	1	2	1	1	0	0					
Shane Spencer, R OBP: 0.324, SLG: 0.375 Rondell White, R OBP: 0.297, SLG: 0.363 (1, 9) (3, 7)										0	0	0	0	1	0	0					
Juan Rivera, R OBP: 0.323, SLG: 0.362 (3, 9)										4	1	3	1	0	0	1					
Inning Stats	R: 0 E: 0 K: 2 S: 10	H: 0 LOB: 0 BB: 0 P: 15	R: 0 E: 0 K: 1 S: 6	H: 0 LOB: 0 BB: 0 P: 9	R: 2 E: 1 K: 1 S: 11	H: 2 LOB: 1 BB: 2 P: 24	R: 2 E: 1 K: 1 S: 17	H: 3 LOB: 2 BB: 1 P: 26	R: 0 E: 0 K: 1 S: 5	H: 0 LOB: 1 BB: 1 P: 15	R: 1 E: 0 K: 0 S: 11	H: 3 LOB: 2 BB: 0 P: 14	R: 0 E: 0 K: 0 S: 10	H: 1 LOB: 1 BB: 0 P: 16	R: 0 E: 0 K: 0 S: 6	H: 1 LOB: 1 BB: 0 P: 8	R: 2 E: 0 K: 1 S: 12	H: 3 LOB: 2 BB: 1 P: 22	1B: 10 2B: 2 3B: 0 HR: 1	SF: 0 SAC: 0 DP: 0 HBP: 0	WP: 0 PA: 44 CS: 2
PITCHER	IP	WLS	BF	H	R	ER	SO	BB	IBB	HBP	BLK	WP	HR	S	P	ERA	WHIP				
Victor Zambrano, R ERA: 5.91 (1, 1)	5.0	L	23	5	4	4	6	4	0	0	0	0	1	49	89	7.20	1.800				
Travis Harper, R ERA: 5.0 (6, 1)	3.0		14	5	1	1	0	0	0	0	0	0	0	27	38	3.00	1.667				
Jorge Sosa, R ERA: 5.77 (9, 1)	1.0		7	3	2	2	1	1	0	0	0	0	0	12	22	18.00	4.000				

New York Yankees @ Tampa Bay Devil Rays
Tropicana Field, St. Petersburg, FL
Wed Sep 18 2002, 7:05 PM EDT
Att: 14,993 - Dome - 72 F


AB 39
R 7
H 13
RBI 6
BB 5
SO 7
LOB 16



Batter	1	2	3	4	5	6	7	8	9	AB	R	H	RBI	BB	SO	LOB	BOTTOM				
Damian Rolls, R OBP: 0.380, SLG: 0.490 (1, 9)										4	0	2	0	0	0	0					
13 Carl Crawford, L OBP: 0.291, SLG: 0.380 (1, 7)										4	0	2	0	0	0	2					
Randy Winn, S OBP: 0.360, SLG: 0.455 (1, 8)										4	0	0	0	0	0	3					
Aubrey Huff, L OBP: 0.377, SLG: 0.552 (1, 3)										3	0	0	0	1	0	2					
Steve Cox, L OBP: 0.333, SLG: 0.403 (1, 10)										2	0	0	0	2	0	0					
Toby Hall, R OBP: 0.280, SLG: 0.349 (1, 2)										4	0	1	0	0	0	4					
18 Jared Sandberg, R OBP: 0.298, SLG: 0.446 (1, 5)										4	1	1	1	0	1	2					
Brent Abernathy, R OBP: 0.281, SLG: 0.301 (1, 4)										3	0	0	0	0	0	0					
Felix Escalona, R OBP: 0.272, SLG: 0.305 (1, 6)										3	0	0	0	0	1	0					
Inning Stats	R: 0 E: 0 K: 0 S: 5	H: 1 LOB: 0 BB: 0 P: 6	R: 0 E: 0 K: 0 S: 8	H: 1 LOB: 0 BB: 0 P: 14	R: 0 E: 0 K: 1 S: 6	H: 0 LOB: 0 BB: 0 P: 9	R: 0 E: 0 K: 0 S: 5	H: 1 LOB: 1 BB: 0 P: 7	R: 0 E: 0 K: 0 S: 9	H: 0 LOB: 0 BB: 0 P: 13	R: 0 E: 0 K: 0 S: 10	H: 0 LOB: 0 BB: 0 P: 15	R: 0 E: 0 K: 0 S: 12	H: 1 LOB: 2 BB: 1 P: 21	R: 1 E: 0 K: 1 S: 9	H: 2 LOB: 1 BB: 0 P: 14	R: 0 E: 0 K: 0 S: 9	H: 0 LOB: 2 BB: 2 P: 22	1B: 4 2B: 1 3B: 0 HR: 1	SF: 0 SAC: 0 DP: 1 HBP: 0	WP: 0 PA: 34 CS: 0
PITCHER	IP	WLS	BF	H	R	ER	SO	BB	IBB	HBP	BLK	WP	HR	S	P	ERA	WHIP				
Jeff Weaver, R ERA: 3.62 (1, 1)	7.2	W	28	6	1	1	2	1	0	0	0	0	0	63	98	1.17	0.913				
Mike Stanton, L ERA: 2.96 (8, 1)	1.1		6	0	0	0	0	2	0	0	0	0	0	10	23	0.00	1.500				

New York Yankees @ Tampa Bay Devil Rays
Tropicana Field, St. Petersburg, FL
Wed Sep 18 2002, 7:05 PM EDT
Att: 14,993 - Dome - 72 F

AB 31
R 1
H 6
RBI 1
BB 3
SO 2
LOB 13




Batter	1	2	3	4	5	6	7	8	9	10	AB	R	H	RBI	BB	SO	LOB				
Alfonso Soriano, R OBP: 0.335, SLG: 0.563 (1, 4)											5	0	2	1	0	2	1				
Nick Johnson, L OBP: 0.340, SLG: 0.411 (1, 10)											2	0	1	0	1	0	1				
Ron Coomer, R OBP: 0.297, SLG: 0.383 (8, PH)											3	4	0	1	0	1	0				
Enrique Wilson, S OBP: 0.243, SLG: 0.295 (10, PH)											4	0	1	0	0	1	2				
Bernie Williams, S OBP: 0.420, SLG: 0.501 (10, PH)											4	0	0	0	0	1	2				
2 Derek Jeter, R OBP: 0.371, SLG: 0.413 (1, 6)											3	0	0	0	1	0	1				
25 Jason Giambi, L OBP: 0.431, SLG: 0.582 (1, 3)											4	0	0	0	0	1	2				
20 Jorge Posada, S OBP: 0.368, SLG: 0.473 (1, 2)											4	0	0	0	0	1	2				
Robin Ventura, L OBP: 0.370, SLG: 0.466 (1, 5)											3	0	0	0	1	0	1				
Raul Mondesi, R OBP: 0.314, SLG: 0.441 (1, 8)											3	0	0	0	1	0	2				
Rondell White, R OBP: 0.284, SLG: 0.360 (1, 7)											4	0	0	0	0	2	1				
Juan Rivera, R OBP: 0.348, SLG: 0.443 (1, 9)											3	2	2	1	1	0	0				
Inning Stats	R: 0 E: 0 K: 0 S: 11	H: 2 LOB: 1 P: 16	R: 0 E: 0 K: 0 S: 9	H: 0 LOB: 1 P: 17	R: 1 E: 0 K: 0 S: 6	H: 1 LOB: 0 P: 12	R: 0 E: 0 K: 0 S: 7	H: 1 LOB: 1 P: 9	R: 1 E: 0 K: 1 S: 13	H: 3 LOB: 1 P: 17	R: 0 E: 0 K: 1 S: 8	H: 0 LOB: 0 P: 12	R: 0 E: 1 K: 2 S: 12	H: 0 LOB: 1 P: 19	R: 0 E: 0 K: 1 S: 10	H: 0 LOB: 0 P: 17	R: 0 E: 0 K: 1 S: 10	H: 0 LOB: 1 P: 15	1B: 5 2B: 1 3B: 0 HR: 1	SF: 0 SAC: 0 DP: 3 HBP: 0	WP: 0 PA: 39
PITCHER	IP WLS BF H R ER SO BB IBB HBP BLK WP HR S P ERA WHIP	IP WLS BF H R ER SO BB IBB HBP BLK WP HR S P ERA WHIP	IP WLS BF H R ER SO BB IBB HBP BLK WP HR S P ERA WHIP	IP WLS BF H R ER SO BB IBB HBP BLK WP HR S P ERA WHIP	IP WLS BF H R ER SO BB IBB HBP BLK WP HR S P ERA WHIP	IP WLS BF H R ER SO BB IBB HBP BLK WP HR S P ERA WHIP	IP WLS BF H R ER SO BB IBB HBP BLK WP HR S P ERA WHIP	IP WLS BF H R ER SO BB IBB HBP BLK WP HR S P ERA WHIP	IP WLS BF H R ER SO BB IBB HBP BLK WP HR S P ERA WHIP	IP WLS BF H R ER SO BB IBB HBP BLK WP HR S P ERA WHIP	IP WLS BF H R ER SO BB IBB HBP BLK WP HR S P ERA WHIP	IP WLS BF H R ER SO BB IBB HBP BLK WP HR S P ERA WHIP	IP WLS BF H R ER SO BB IBB HBP BLK WP HR S P ERA WHIP	IP WLS BF H R ER SO BB IBB HBP BLK WP HR S P ERA WHIP	IP WLS BF H R ER SO BB IBB HBP BLK WP HR S P ERA WHIP	IP WLS BF H R ER SO BB IBB HBP BLK WP HR S P ERA WHIP	IP WLS BF H R ER SO BB IBB HBP BLK WP HR S P ERA WHIP	IP WLS BF H R ER SO BB IBB HBP BLK WP HR S P ERA WHIP	IP WLS BF H R ER SO BB IBB HBP BLK WP HR S P ERA WHIP	IP WLS BF H R ER SO BB IBB HBP BLK WP HR S P ERA WHIP	IP WLS BF H R ER SO BB IBB HBP BLK WP HR S P ERA WHIP

TOP

New York Yankees @ Tampa Bay Devil Rays
Tropicana Field, St. Petersburg, FL
Thu Sep 19 2002, 7:15 PM EDT
Att. 18,557 - Dome - 72 F

livebaseballscores.com

AB	34
R	2
H	7
RBI	2
BB	5
SO	6
LOB	15




Batter	1	2	3	4	5	6	7	8	9	10	AB	R	H	RBI	BB	SO	LOB				
Damian Rolls, R OBP: 0.382, SLG: 0.500 (1, 9)											5	0	2	0	0	2	2				
13 Carl Crawford, L OBP: 0.289, SLG: 0.380 (1, 7)											5	0	1	0	0	0	3				
Randy Winn, S OBP: 0.359, SLG: 0.458 (1, 8)											5	2	1	1	0	3	3				
Aubrey Huff, L OBP: 0.377, SLG: 0.549 (1, 3)											4	0	1	0	1	0	2				
Jason Conti, L OBP: 0.316, SLG: 0.381 (10, PR)											5	0	2	0	0	1	2				
Ben Griever, L OBP: 0.350, SLG: 0.417 (1, 10)											4	0	1	0	1	0	1				
18 Jared Sandberg, R OBP: 0.297, SLG: 0.441 (1, 5)											4	0	0	0	1	2	5				
Andy Sheets, R OBP: 0.319, SLG: 0.386 (1, 4)											5	0	2	1	0	1	1				
Chris Gomez, R OBP: 0.305, SLG: 0.411 (1, 6)											3	0	1	0	0	1	2				
Steve Cox, L OBP: 0.353, SLG: 0.402 (9, PH)											1	0	0	0	0	1	0				
Felix Escalona, R OBP: 0.272, SLG: 0.305 (10, 6)											0	0	0	0	0	0	0				
Inning Stats	R: 1 E: 1 K: 0 S: 11	H: 1 LOB: 2 P: 22	R: 0 E: 0 K: 2 S: 8	H: 0 LOB: 1 P: 14	R: 0 E: 0 K: 2 S: 9	H: 0 LOB: 0 P: 13	R: 0 E: 0 K: 1 S: 12	H: 2 LOB: 2 P: 16	R: 0 E: 0 K: 0 S: 13	H: 1 LOB: 1 P: 20	R: 0 E: 0 K: 2 S: 12	H: 0 LOB: 0 P: 14	R: 1 E: 0 K: 0 S: 10	H: 2 LOB: 1 P: 12	R: 0 E: 0 K: 1 S: 9	H: 1 LOB: 1 P: 14	R: 1 E: 0 K: 2 S: 13	H: 3 LOB: 3 P: 26	1B: 6 2B: 4 3B: 0 HR: 1	SF: 0 SAC: 0 DP: 0 HBP: 0	WP: 0 PA: 44
PITCHER	IP WLS BF H R ER SO BB IBB HBP BLK WP HR S P ERA WHIP	IP WLS BF H R ER SO BB IBB HBP BLK WP HR S P ERA WHIP	IP WLS BF H R ER SO BB IBB HBP BLK WP HR S P ERA WHIP	IP WLS BF H R ER SO BB IBB HBP BLK WP HR S P ERA WHIP	IP WLS BF H R ER SO BB IBB HBP BLK WP HR S P ERA WHIP	IP WLS BF H R ER SO BB IBB HBP BLK WP HR S P ERA WHIP	IP WLS BF H R ER SO BB IBB HBP BLK WP HR S P ERA WHIP	IP WLS BF H R ER SO BB IBB HBP BLK WP HR S P ERA WHIP	IP WLS BF H R ER SO BB IBB HBP BLK WP HR S P ERA WHIP	IP WLS BF H R ER SO BB IBB HBP BLK WP HR S P ERA WHIP	IP WLS BF H R ER SO BB IBB HBP BLK WP HR S P ERA WHIP	IP WLS BF H R ER SO BB IBB HBP BLK WP HR S P ERA WHIP	IP WLS BF H R ER SO BB IBB HBP BLK WP HR S P ERA WHIP	IP WLS BF H R ER SO BB IBB HBP BLK WP HR S P ERA WHIP	IP WLS BF H R ER SO BB IBB HBP BLK WP HR S P ERA WHIP	IP WLS BF H R ER SO BB IBB HBP BLK WP HR S P ERA WHIP	IP WLS BF H R ER SO BB IBB HBP BLK WP HR S P ERA WHIP	IP WLS BF H R ER SO BB IBB HBP BLK WP HR S P ERA WHIP	IP WLS BF H R ER SO BB IBB HBP BLK WP HR S P ERA WHIP	IP WLS BF H R ER SO BB IBB HBP BLK WP HR S P ERA WHIP	IP WLS BF H R ER SO BB IBB HBP BLK WP HR S P ERA WHIP

BOTTOM

New York Yankees @ Tampa Bay Devil Rays
Tropicana Field, St. Petersburg, FL
Thu Sep 19 2002, 7:15 PM EDT
Att. 18,557 - Dome - 72 F

livebaseballscores.com

AB	41
R	3
H	11
RBI	2
BB	3
SO	11
LOB	21



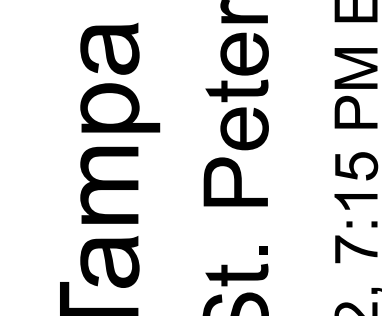
Batter	1	2	3	4	5	6	7	8	9	AB	R	H	RBI	BB	SO	LOB	TOP			
Shannon Stewart, R (1, 7) OBP: 0.373, SLG: 0.444	K		G6-3					F8		3	0	0	0	0	1	0	Toronto Blue Jays @ Tampa Bay Devil Rays Tropicana Field, St. Petersburg, FL Fri Sep 20 2002, 7:15 PM EDT Att: 12,682 - Dome - 72 F			
Eric Hinske, L (1, 5) OBP: 0.367, SLG: 0.480	P6		G3-1				G4-6-3	K		4	0	0	0	0	1	1				
José Cruz Jr., S (1, 9) OBP: 0.311, SLG: 0.431	G6-3		G4-3				K	K		4	0	0	0	0	2	0				
Carlos Delgado, L (1, 3)										2	3	1	1	2	1	0				
Josh Phelps, R (1, 10) OBP: 0.364, SLG: 0.567										3	1	0	0	1	3	2				
10 Vernon Wells, R (1, 8) OBP: 0.302, SLG: 0.443										4	3	3	1	0	0	0				
Chris Woodward, R (1, 6) OBP: 0.335, SLG: 0.480										4	0	2	3	0	0	2				
Orlando Hudson, S (1, 4) OBP: 0.341, SLG: 0.461										4	0	1	2	0	0	2				
Kevin Cash, R (1, 2) OBP: 0.250, SLG: 0.182										3	0	0	0	0	1	2				
Tom Wilson, R (9, PH) OBP: 0.323, SLG: 0.371										1	0	0	0	0	0	1				
Inning Stats	R: 0 E: 0 K: 1 S: 8	H: 0 LOB: 0 BB: 0 P: 10	R: 2 E: 0 K: 2 S: 12	H: 2 LOB: 1 BB: 1 P: 21	R: 0 E: 0 K: 0 S: 4	H: 0 LOB: 0 BB: 0 P: 6	R: 3 E: 0 K: 0 S: 12	H: 2 LOB: 0 BB: 1 P: 25	R: 0 E: 0 K: 2 S: 9	H: 0 LOB: 0 BB: 0 P: 15	R: 0 E: 1 K: 0 S: 6	H: 1 LOB: 0 BB: 0 P: 11	R: 0 E: 0 K: 2 S: 8	H: 0 LOB: 0 BB: 0 P: 10	R: 2 E: 0 K: 1 S: 14	H: 2 LOB: 1 BB: 1 P: 23	1B: 2 2B: 3 3B: 1 HR: 1	SF: 0 SAC: 0 DP: 2 HBP: 1	WP: 0 PB: 0 SB: 0 CS: 0	PA: 36
PITCHER	IP WLS BF H R ER SO BB IBB HBP BLK WP HR S P ERA WHIP																			
Tanyon Sturtze, R (1, 1) ERA: 5.19	8.0 W 30 5 5 5 8 2 0 0 0 0 0 1 67 111 5.62 0.875																			
Jesus Colome, R (9, 1) ERA: 7.98	1.0 6 2 2 2 1 1 0 0 0 0 0 0 14 23 18.00 3.000																			

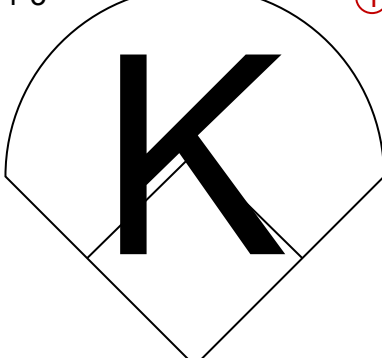
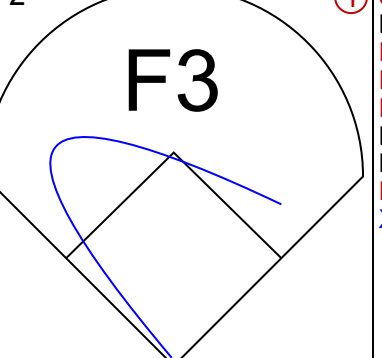
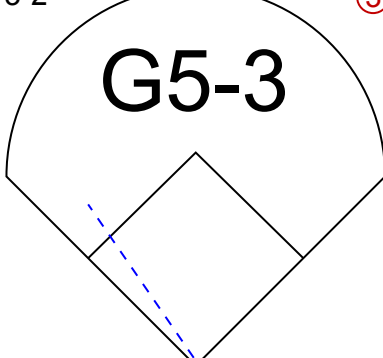
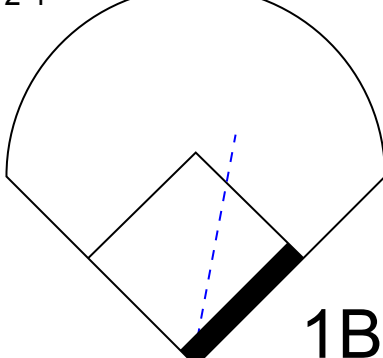
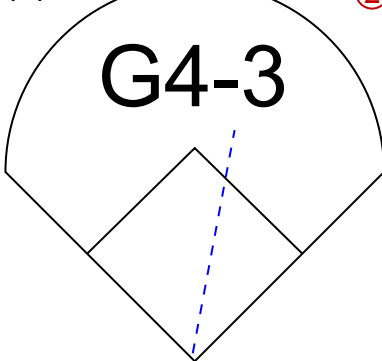
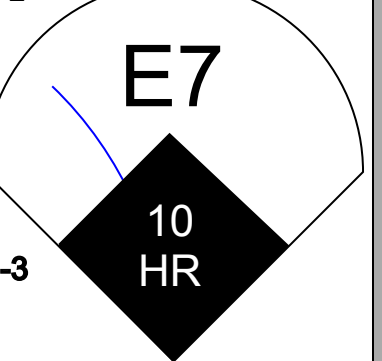
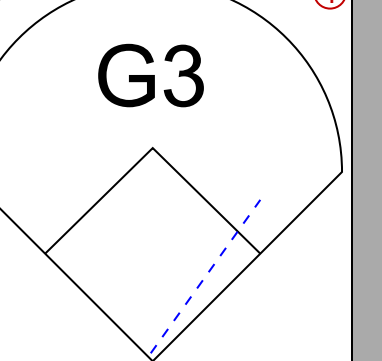
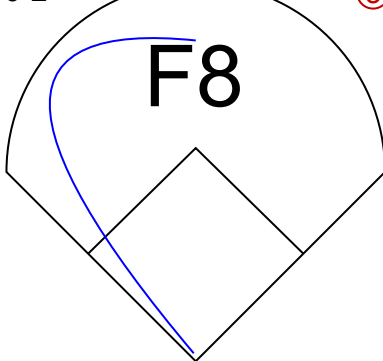
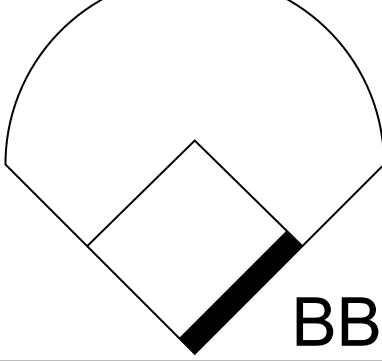
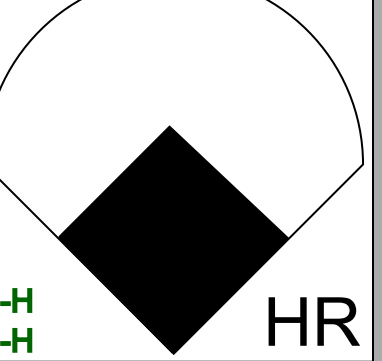
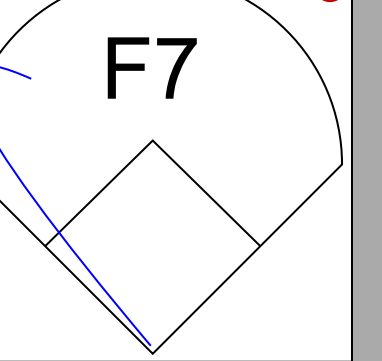
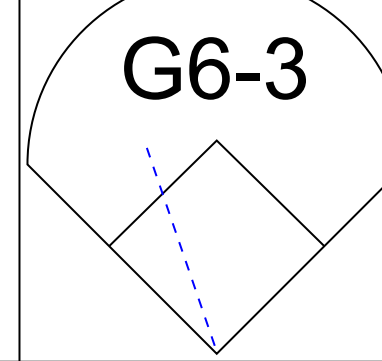
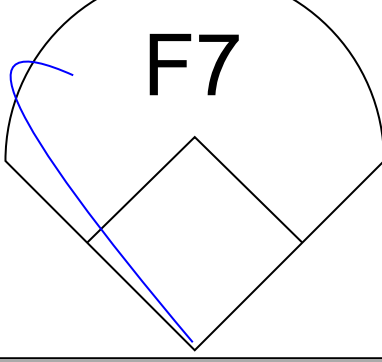
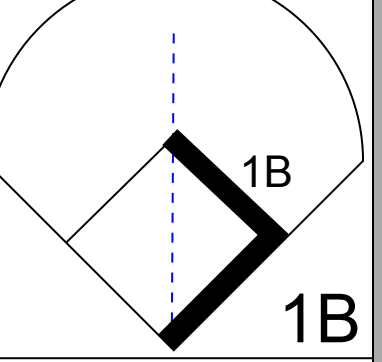
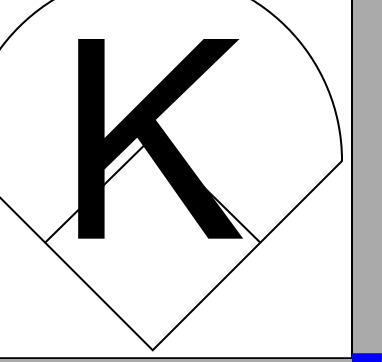
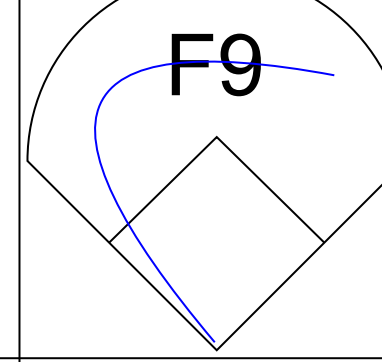
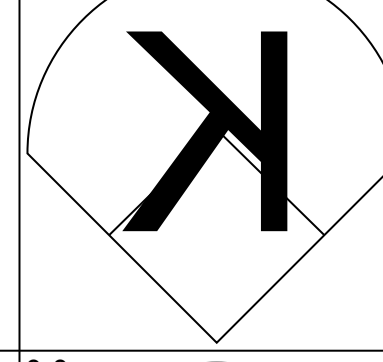
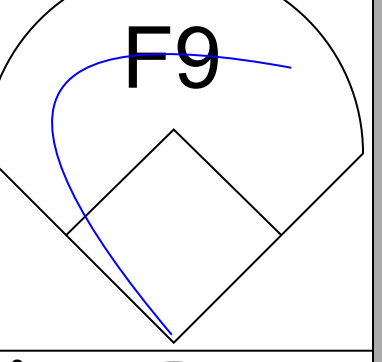
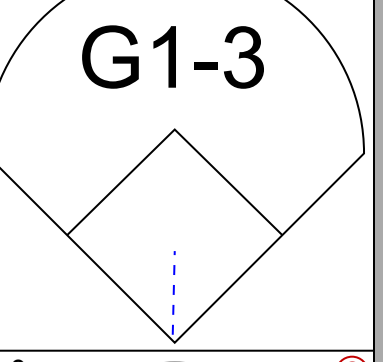
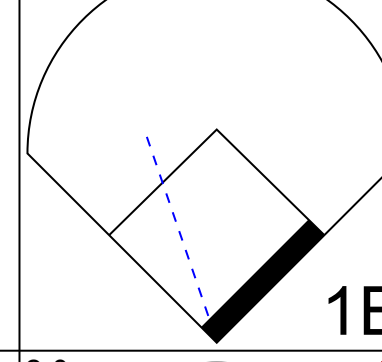
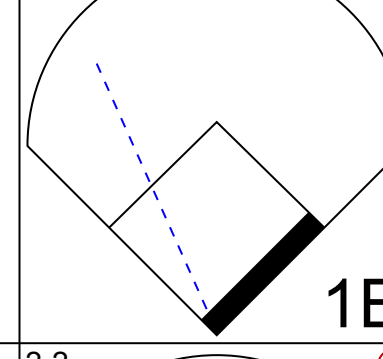
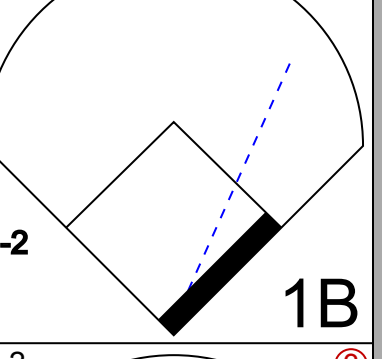
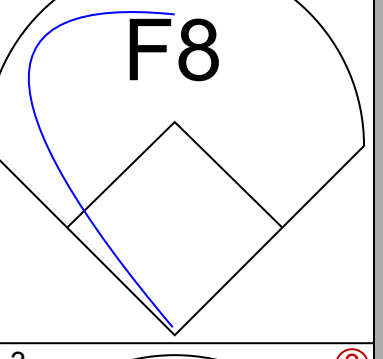
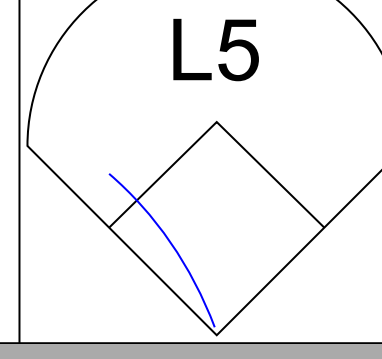
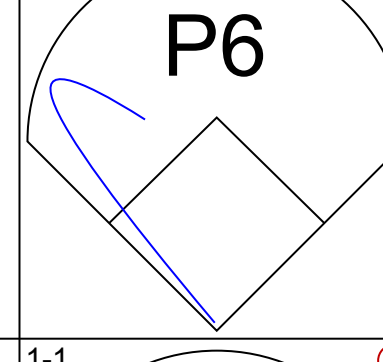
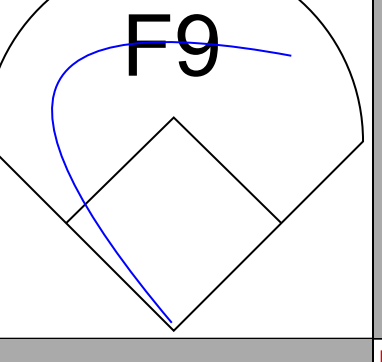
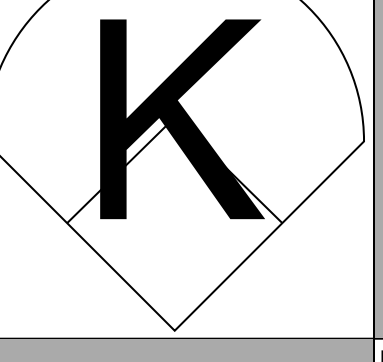
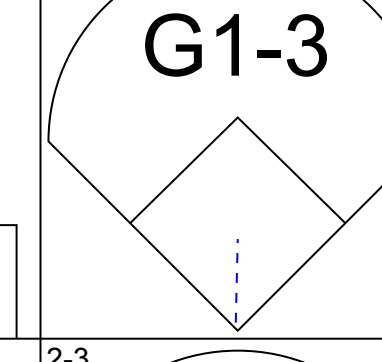
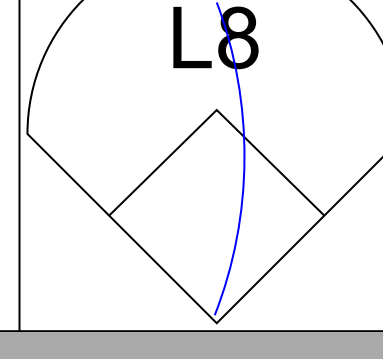
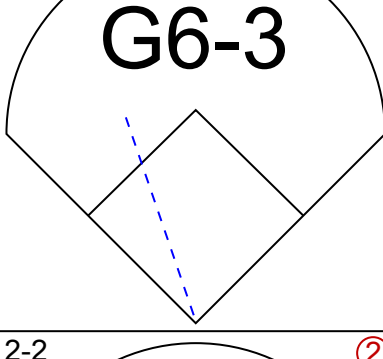
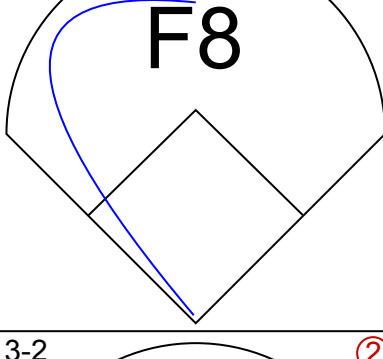
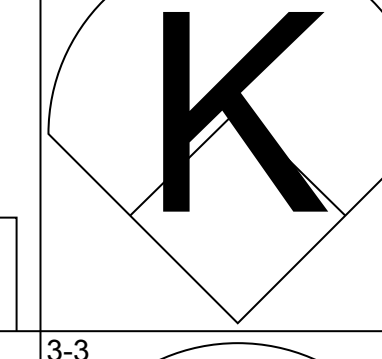
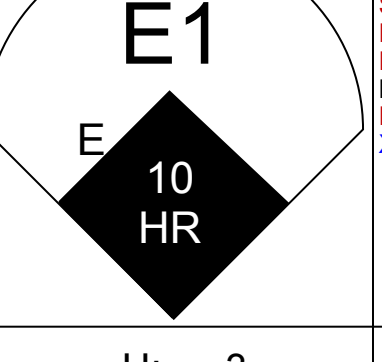
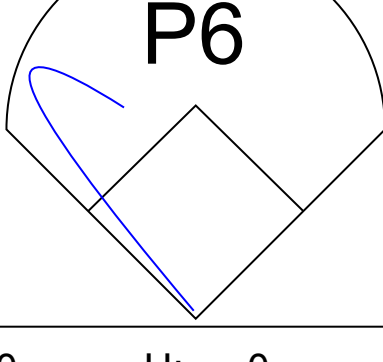
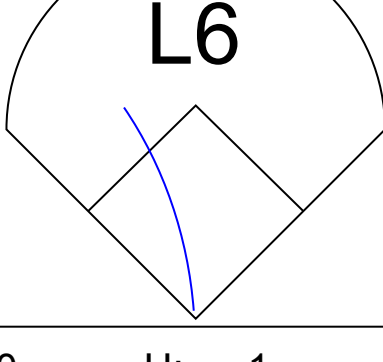
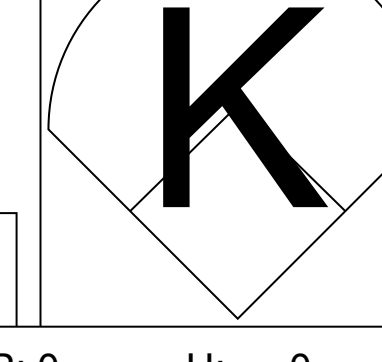
Batter	1	2	3	4	5	6	7	8	9	AB	R	H	RBI	BB	SO	LOB	BOTTOM	
Damian Rolls, R (1, 9) OBP: 0.367, SLG: 0.466	K	G6-3	SF9	G5-3				F9		4	0	0	2	0	1	2	Toronto Blue Jays @ Tampa Bay Devil Rays Tropicana Field, St. Petersburg, FL Fri Sep 20 2002, 7:15 PM EDT Att: 12,682 - Dome - 72 F	
13 Carl Crawford, L (1, 7) OBP: 0.287, SLG: 0.376	G4-3	G4-3	1B				K2-3	K		5	0	1	1	0	2	0		
Randy Winn, S (1, 8) OBP: 0.361, SLG: 0.460	S						G4-6-3	G3-1		3	1	2	1	1	0	0		
Aubrey Huff, L (1, 3) OBP: 0.375, SLG: 0.544	G3						G4-6-3	F7		4	1	0	0	1	0	4		
Ben Grieve, L (1, 10) OBP: 0.351, SLG: 0.418										2	2	1	1	1	0	0		
Toby Hall, R (1, 2) OBP: 0.288, SLG: 0.357										4	2	3	2	0	0	0		
18 Jared Sandberg, R (1, 5) OBP: 0.297, SLG: 0.439										4	1	1	1	0	2	3		
Andy Sheets, R (1, 4) OBP: 0.324, SLG: 0.389										4	2	2	0	0	1	1		
Chris Gomez, R (1, 6) OBP: 0.309, SLG: 0.417										3	2	2	3	0	0	0		
Inning Stats	R: 0 E: 0 K: 1 S: 9	H: 1 LOB: 1 BB: 0 P: 13	R: 4 E: 0 K: 1 S: 18	H: 3 LOB: 0 BB: 1 P: 25	R: 6 E: 1 K: 0 S: 18	H: 5 LOB: 2 BB: 2 P: 36	R: 1 E: 0 K: 1 S: 10	H: 2 LOB: 2 BB: 0 P: 20	R: 0 E: 0 K: 0 S: 6	H: 0 LOB: 0 BB: 0 P: 9	R: 0 E: 0 K: 1 S: 8	H: 0 LOB: 0 BB: 0 P: 12	R: 0 E: 0 K: 1 S: 10	H: 0 LOB: 0 BB: 0 P: 15	1B: 10 2B: 1 3B: 1 HR: 0	SF: 2 SAC: 0 DP: 1 HBP: 2		WP: 0 PB: 0 SB: 2 CS: 0
PITCHER	IP WLS BF H R ER SO BB IBB HBP BLK WP HR S P ERA WHIP																	
Esteban Loaiza, R (1, 1) ERA: 6.01	2.1 L 17 7 9 9 2 3 0 0 2 0 0 0 0 19 34 10.80 2.400																	
Mike Smith, R (3, 1) ERA: 7.02	1.2 11 4 2 2 1 0 0 0 0 0 0 0 8 13 0.00 1.000																	
57 Scott Wiggins, L (5, 1) ERA: 3.38	1.0 3 1 0 0 0 1 0 0 0 0 0 0 0 14 21 0.00 0.000																	
Scott Cassidy, R (6, 1) ERA: 5.73	2.0 6 0 0 0 0 1 0 0 0 0 0 0 0 10 15 0.00 0.000																	
Felix Heredia, L (8, 1) ERA: 3.69	1.0 3 0 0 0 0 1 0 0 0 0 0 0 0 10 15 0.00 0.000																	

AB 32
R 7
H 7
RBI 7
BB 3
SO 9
LOB 10



AB 33
R 11
H 12
RBI 11
BB 3
SO 6
LOB 10




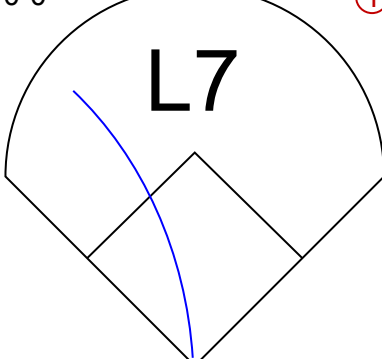
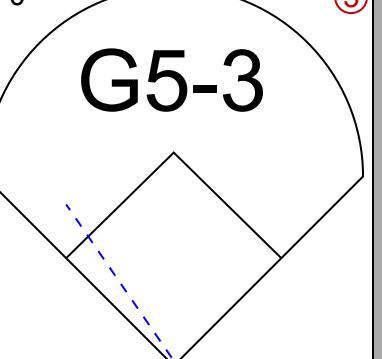
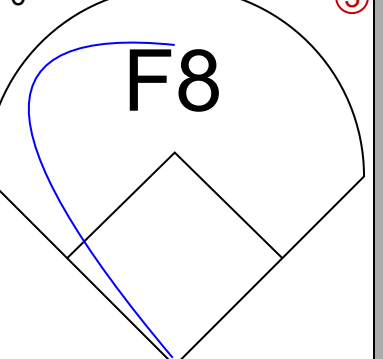
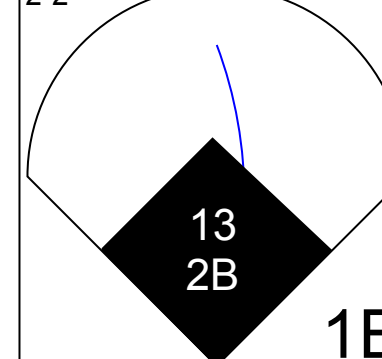
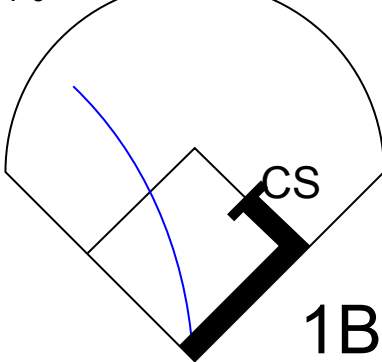

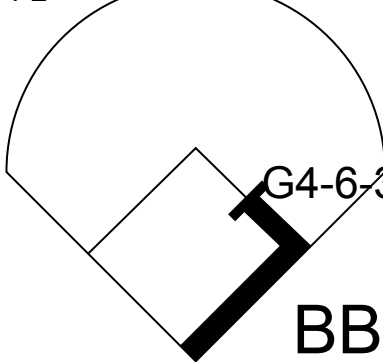
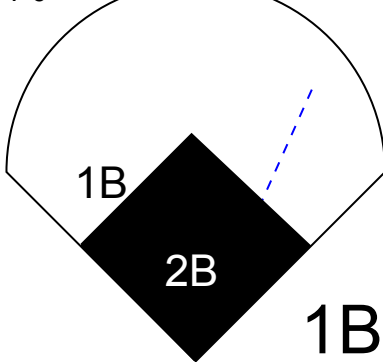
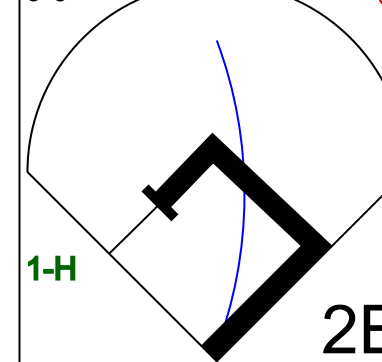
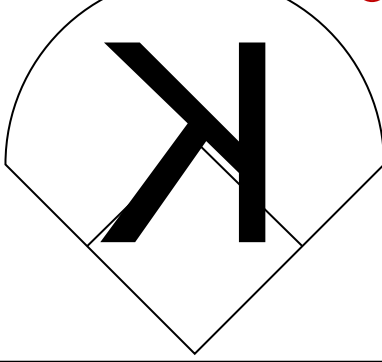

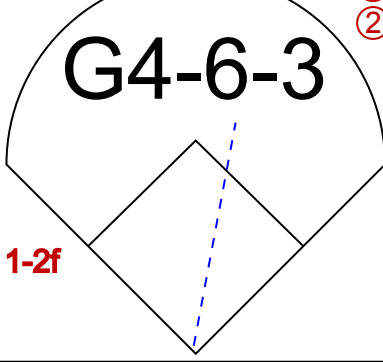
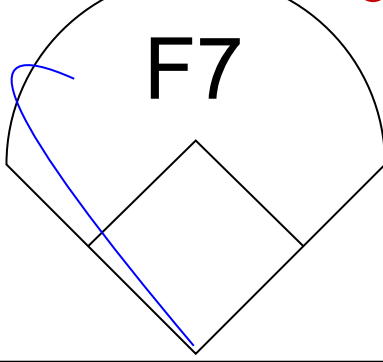
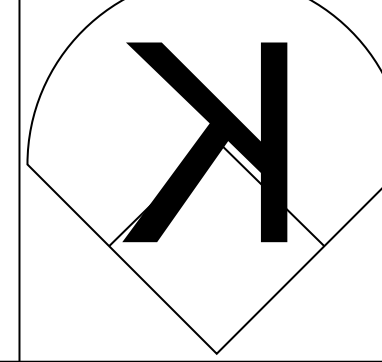
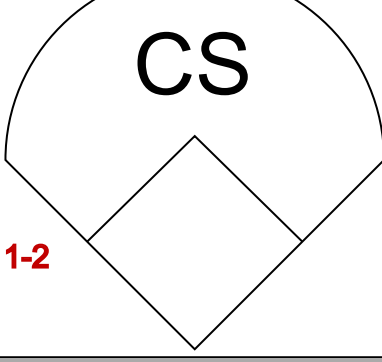

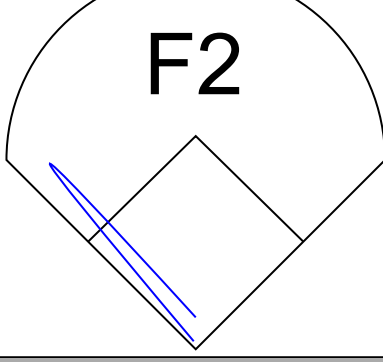
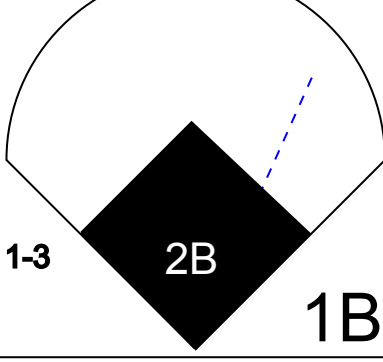
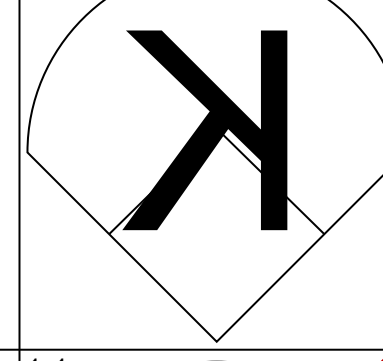
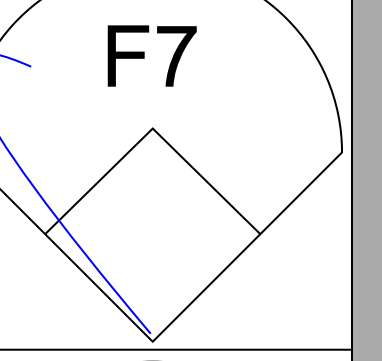
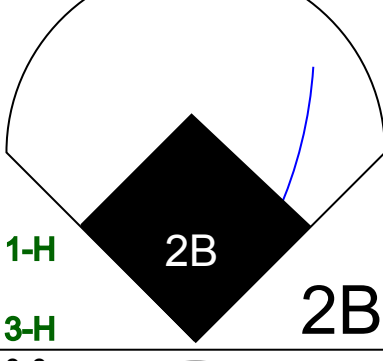



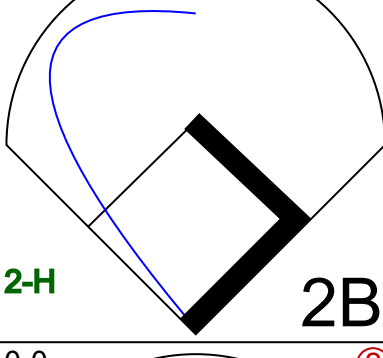
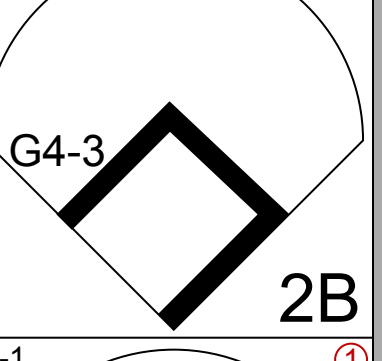
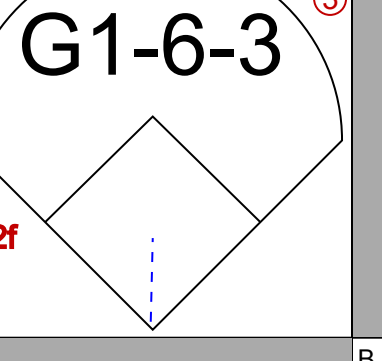
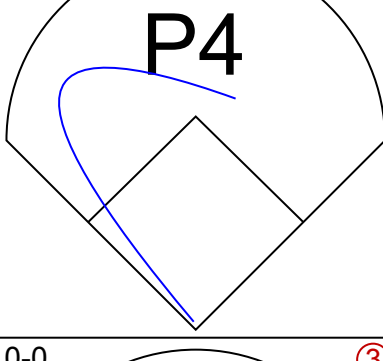
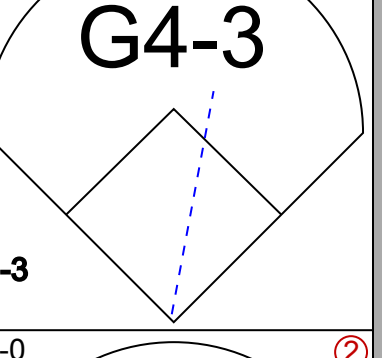
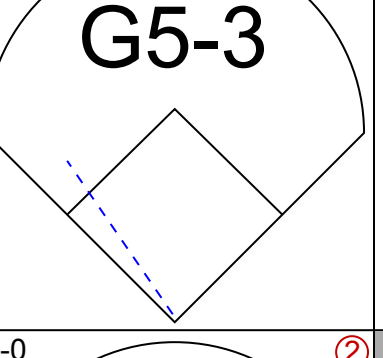
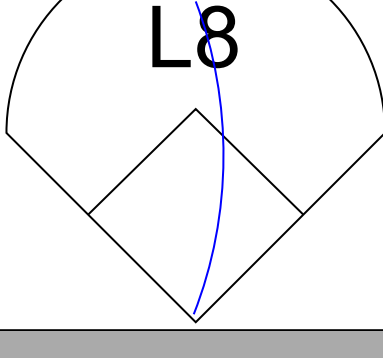
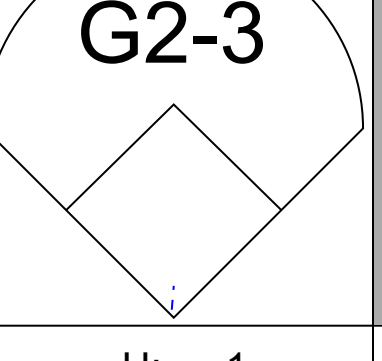
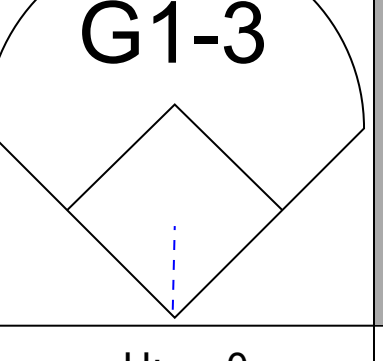
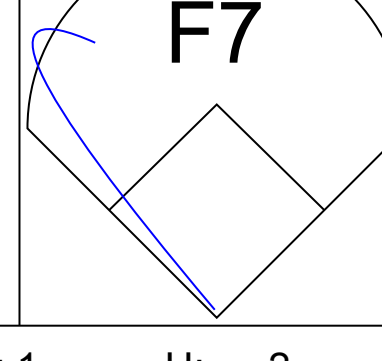
Batter	1	2	3	4	5	6	7	8	9	AB	R	H	RBI	BB	SO	LOB	TOP						
Shannon Stewart, R OBP: 0.372, SLG: 0.442										4	0	1	0	0	1	1							
Eric Hinske, L OBP: 0.365, SLG: 0.477			 10 HR							4	1	0	0	0	0	2							
10 Vernon Wells, R OBP: 0.304, SLG: 0.448			 2-H 3-H							3	1	1	3	1	0	0							
Carlos Delgado, L OBP: 0.396, SLG: 0.522			 1B							4	0	1	0	0	1	1							
Josh Phelps, R OBP: 0.362, SLG: 0.562 Dewayne Wise, L OBP: 0.215, SLG: 0.311								 1B		4	0	1	0	0	1	1							
00 José Cruz Jr., S OBP: 0.313, SLG: 0.431			 1B							4	0	2	0	0	0	1							
Chris Woodward, R OBP: 0.331, SLG: 0.474										4	0	0	0	0	1	3							
Dave Berg, R OBP: 0.318, SLG: 0.381										4	0	0	0	0	1	1							
Ken Huckaby, R OBP: 0.267, SLG: 0.299 Orlando Hudson, S OBP: 0.339, SLG: 0.458			 10 HR							3	1	0	0	0	0	0							
Inning Stats	R: 0 E: 0 K: 1 S: 13	H: 0 LOB: 1 BB: 1 P: 20	R: 0 E: 0 K: 1 S: 10	H: 1 LOB: 1 BB: 0 P: 15	R: 3 E: 2 K: 0 S: 23	H: 3 LOB: 2 BB: 0 P: 31	R: 0 E: 0 K: 0 S: 15	H: 0 LOB: 0 BB: 0 P: 21	R: 0 E: 0 K: 1 S: 6	H: 0 LOB: 0 BB: 0 P: 7	R: 0 E: 0 K: 1 S: 6	H: 0 LOB: 0 BB: 0 P: 10	R: 0 E: 0 K: 0 S: 10	H: 1 LOB: 1 BB: 0 P: 17	R: 0 E: 0 K: 0 S: 6	H: 1 LOB: 1 BB: 0 P: 13	R: 0 E: 0 K: 2 S: 14	H: 0 LOB: 0 BB: 0 P: 22	1B: 5 2B: 0 3B: 0 HR: 1	SF: 0 SAC: 0 DP: 0 HBP: 0	WP: 0 PB: 0 SB: 0 CS: 0	PA: 36	
PITCHER	IP	WLS	BF	H	R	ER	SO	BB	IBB	HBP	BLK	WP	HR	S	P	ERA	WHIP					ERA	WHIP
Joe Kennedy, L ERA: 4.53	(1, 1)	5.0	22	4	3	0	3	1	0	0	0	0	1	67	94	0.00	1.000						
Travis Phelps, R ERA: 5.03	(6, 1)	2.0	7	1	0	0	1	0	0	0	0	0	0	16	27	0.00	0.500						
Lance Carter, R ERA: 0.6	(8, 1)	2.0	W	7	1	0	2	0	0	0	0	0	0	20	35	0.00	0.500						

Toronto Blue Jays @ Tampa Bay Devil Rays
Tropicana Field, St. Petersburg, FL
Sat Sep 21 2002, 6:15 PM EDT
Att: 13,351 - Dome - 72 F

livebaseballscores.com

AB 35
R 3
H 6
RBI 3
BB 1
SO 6
LOB 10




Batter	1	2	3	4	5	6	7	8	9	AB	R	H	RBI	BB	SO	LOB	BOTTOM						
Damian Rolls, R OBP: 0.359, SLG: 0.452								 1B		4	1	1	0	0	0	1							
13 Carl Crawford, L OBP: 0.299, SLG: 0.389				 BB			 2B	 2B		3	1	3	1	1	0	0							
Randy Winn, S OBP: 0.359, SLG: 0.456			 1-2I							4	0	0	0	0	2	3							
Aubrey Huff, L OBP: 0.377, SLG: 0.544			 G4-6-3				 1B			2	1	1	0	1	0	0							
Ben Grieve, L OBP: 0.351, SLG: 0.419							 2B			3	1	1	2	0	1	1							
Toby Hall, R OBP: 0.291, SLG: 0.363			 1-2I	 18 1B			 2B			3	0	2	1	0	0	1							
18 Jared Sandberg, R OBP: 0.297, SLG: 0.441			 2B		 1-2I					3	0	1	0	0	0	2							
Andy Sheets, R OBP: 0.318, SLG: 0.381			 2-3							3	0	0	0	0	0	2							
Chris Gomez, R OBP: 0.307, SLG: 0.415										3	0	0	0	0	0	1							
Inning Stats	R: 0 E: 0 K: 1 S: 6	H: 1 LOB: 0 BB: 0 P: 9	R: 0 E: 0 K: 1 S: 10	H: 0 LOB: 1 BB: 1 P: 17	R: 0 E: 0 K: 0 S: 6	H: 1 LOB: 0 BB: 0 P: 11	R: 0 E: 0 K: 0 S: 6	H: 0 LOB: 0 BB: 1 P: 10	R: 0 E: 0 K: 0 S: 7	H: 1 LOB: 0 BB: 0 P: 9	R: 0 E: 0 K: 0 S: 3	H: 0 LOB: 0 BB: 0 P: 6	R: 3 E: 0 K: 0 S: 9	H: 4 LOB: 1 BB: 0 P: 15	R: 1 E: 0 K: 1 S: 9	H: 2 LOB: 0 BB: 0 P: 12	1B: 5 2B: 4 3B: 0 HR: 0	SF: 0 SAC: 0 DP: 3 HBP: 0	WP: 0 PB: 0 SB: 0 CS: 1	PA: 31			
PITCHER	IP	WLS	BF	H	R	ER	SO	BB	IBB	HBP	BLK	WP	HR	S	P	ERA	WHIP					ERA	WHIP
Pete Walker, R ERA: 4.52	(1, 1)	7.1	L	28	8	4	4	2	0	0	0	0	0	51	83	4.91	1.364						
Felix Heredia, L ERA: 3.66	(8, 1)	0.1	1	1	0	0	0	0	0	0	0	0	0	1	1	0.00	3.000						
Cliff Politte, R ERA: 3.82	(8, 1)	0.1	1	0	0	0	1	0	0	0	0	0	0	4	5	0.00	0.000						

Toronto Blue Jays @ Tampa Bay Devil Rays
Tropicana Field, St. Petersburg, FL
Sat Sep 21 2002, 6:15 PM EDT
Att: 13,351 - Dome - 72 F

livebaseballscores.com

AB 28
R 4
H 9
RBI 4
BB 2
SO 3
LOB 11



Batter	1	2	3	4	5	6	7	8	9	AB	R	H	RBI	BB	SO	LOB	TOP			
Dewayne Wise, L OBP: 0.212, SLG: 0.321 (1, 9)										6	1	1	0	0	0	4	Toronto Blue Jays @ Tampa Bay Devil Rays Tropicana Field, St. Petersburg, FL Sun Sep 22 2002, 1:15 PM EDT Att: 19,625 - Dome - 72 F livebaseballscorecards.com			
Eric Hinske, L OBP: 0.365, SLG: 0.478 (1, 5)										5	0	2	1	0	2	2				
10 Vernon Wells, R OBP: 0.302, SLG: 0.446 (1, 8)										6	1	1	0	0	0	3				
Carlos Delgado, L OBP: 0.400, SLG: 0.524 Brian Leshar, R OBP: 0.209, SLG: 0.158 (9, PH) (9, 3)										4	2	3	0	1	0	0				
José Cruz Jr., S OBP: 0.315, SLG: 0.428 (1, 10)										3	3	0	0	3	0	6				
Orlando Hudson, S OBP: 0.349, SLG: 0.489 (1, 4)										6	1	4	5	0	0	4				
Jayson Werth, R OBP: 0.354, SLG: 0.366 (1, 7)										4	1	2	2	0	0	2				
Felipe Lopez, S OBP: 0.287, SLG: 0.391 (1, 6)										5	1	3	1	0	0	3				
Ken Huckaby, R OBP: 0.277, SLG: 0.318 (1, 2)										4	2	3	2	1	0	0				
Inning Stats	R: 3 E: 1 K: 0 S: 20	H: 4 LOB: 2 BB: 0 P: 29	R: 1 E: 1 K: 0 S: 18	H: 2 LOB: 3 BB: 1 P: 25	R: 2 E: 0 K: 1 S: 13	H: 2 LOB: 1 BB: 1 P: 19	R: 0 E: 0 K: 0 S: 8	H: 0 LOB: 0 BB: 0 P: 17	R: 1 E: 0 K: 0 S: 7	H: 3 LOB: 1 BB: 0 P: 14	R: 0 E: 0 K: 0 S: 10	H: 3 LOB: 2 BB: 0 P: 15	R: 3 E: 0 K: 1 S: 18	H: 3 LOB: 2 BB: 2 P: 36	R: 0 E: 0 K: 1 S: 9	H: 0 LOB: 1 BB: 1 P: 18		1B: 12 2B: 3 3B: 2 HR: 2	SF: 2 SAC: 0 DP: 1 HBP: 0	WP: 0 PB: 0 CS: 1
PITCHER	IP WLS BF H R ER SO BB IBB HBP BLK WP HR S P ERA WHIP	IP WLS BF H R ER SO BB IBB HBP BLK WP HR S P ERA WHIP																		
Paul Wilson, R ERA: 4.63 (1, 1)	3.1 L 24 10 8 5 1 1 1 0 0 0 1 56 86 13.50 3.300																			
Jorge Sosa, R ERA: 5.7 (4, 1)	2.2 10 3 1 1 0 0 0 0 0 0 0 1 14 26 3.38 1.125																			
Jesus Colome, R ERA: 8.27 (7, 1)	1.1 9 5 3 3 0 1 0 0 0 0 0 1 21 36 20.25 4.500																			
Steve Kent, L ERA: 5.65 (8, 1)	1.2 8 1 0 0 2 2 0 0 0 0 0 0 16 33 0.00 1.800																			

Batter	1	2	3	4	5	6	7	8	9	AB	R	H	RBI	BB	SO	LOB	BOTTOM					
Damian Rolls, R OBP: 0.368, SLG: 0.446 Paul Hoover, R OBP: 0.176, SLG: 0.176 (9, PH) (9, 176)										3	1	1	0	0	0	0	Toronto Blue Jays @ Tampa Bay Devil Rays Tropicana Field, St. Petersburg, FL Sun Sep 22 2002, 1:15 PM EDT Att: 19,625 - Dome - 72 F livebaseballscorecards.com					
13 Carl Crawford, L OBP: 0.301, SLG: 0.389 (1, 7)										5	1	2	1	0	1	3						
Aubrey Huff, L OBP: 0.375, SLG: 0.540 (1, 3)										5	1	1	1	0	1	3						
Ben Grieve, L OBP: 0.352, SLG: 0.426 (1, 10)										4	2	2	3	0	0	0						
Toby Hall, R OBP: 0.291, SLG: 0.359 (1, 2)										3	0	0	0	1	1	0						
18 Jared Sandberg, R OBP: 0.296, SLG: 0.437 (1, 5)										3	0	0	0	1	1	2						
Andy Sheets, R OBP: 0.316, SLG: 0.377 (1, 4)										4	0	1	1	0	1	1						
Chris Gomez, R OBP: 0.306, SLG: 0.414 Felix Escalona, R OBP: 0.273, SLG: 0.306 (4, PH) (5, 6)										1	0	0	0	0	1	0						
Jason Conti, L OBP: 0.315, SLG: 0.383 (1, 9)										4	0	1	0	0	0	2						
Inning Stats	R: 1 E: 1 K: 1 S: 7	H: 1 LOB: 0 BB: 0 P: 11	R: 0 E: 0 K: 1 S: 11	H: 0 LOB: 0 BB: 0 P: 15	R: 0 E: 0 K: 1 S: 13	H: 1 LOB: 2 BB: 1 P: 18	R: 1 E: 0 K: 0 S: 13	H: 3 LOB: 2 BB: 1 P: 23	R: 3 E: 0 K: 1 S: 15	H: 3 LOB: 0 BB: 0 P: 26	R: 0 E: 0 K: 0 S: 6	H: 0 LOB: 0 BB: 0 P: 9	R: 0 E: 0 K: 0 S: 5	H: 0 LOB: 0 BB: 0 P: 8	R: 0 E: 0 K: 1 S: 8	H: 0 LOB: 1 BB: 1 P: 14		R: 1 E: 0 K: 1 S: 10	H: 2 LOB: 1 BB: 0 P: 15	1B: 8 2B: 1 3B: 0 HR: 1	SF: 0 SAC: 0 DP: 1 HBP: 1	WP: 0 PB: 1 CS: 0
PITCHER	IP WLS BF H R ER SO BB IBB HBP BLK WP HR S P ERA WHIP	IP WLS BF H R ER SO BB IBB HBP BLK WP HR S P ERA WHIP																				
Justin Miller, R ERA: 5.68 (1, 1)	6.1 W 28 8 5 4 0 0 0 0 0 0 0 4 6 0.00 0.000																					
Felix Heredia, L ERA: 3.61 (7, 1)	0.2 2 0 0 0 0 0 0 0 0 0 0 0 4 6 0.00 0.000																					
Cliff Politte, R ERA: 3.77 (8, 1)	1.0 4 0 0 0 1 1 0 0 0 0 0 0 8 14 0.00 1.000																					
Kelvin Escobar, R ERA: 4.32 (9, 1)	1.0 5 2 1 1 1 0 0 0 0 0 0 0 10 15 9.00 2.000																					

Batter	1	2	3	4	5	6	7	8	9	AB	R	H	RBI	BB	SO	LOB	TOP				
Damian Rolls, R OBP: 0.351, SLG: 0.411	G4-3		K			L8			F8	4	0	0	0	0	1	0					
13 Carl Crawford, L OBP: 0.295, SLG: 0.380	G4-3			F7		K			G6-3	4	0	0	0	0	1	0					
Randy Winn, S OBP: 0.357, SLG: 0.453	K			G2-3		G4-3			K	4	0	0	0	0	2	0					
Aubrey Huff, L OBP: 0.376, SLG: 0.539		1B		F7					F8	3	0	1	0	0	0	0					
Ben Griever, L OBP: 0.355, SLG: 0.428		K			1B BB				G4-6-3 BB	1	0	0	0	2	1	1					
Toby Hall, R OBP: 0.287, SLG: 0.355		F7			1-2 1B				G4-6-3 1-2	3	0	1	0	0	0	2					
Steve Cox, L OBP: 0.329, SLG: 0.397		K			K				F2	3	0	0	0	0	2	3					
Andy Sheets, R OBP: 0.308, SLG: 0.366			F7		K				K	3	0	0	0	0	2	2					
Chris Gomez, R OBP: 0.307, SLG: 0.414			K						K	1	0	0	0	0	1	0					
Felix Escalona, R OBP: 0.269, SLG: 0.301									K	2	0	0	0	0	2	2					
Inning Stats	R: 0 H: 0 E: 0 K: 1 S: 13	H: 0 LOB: 0 BB: 0 P: 18	R: 0 H: 1 E: 0 K: 2 S: 13	LOB: 1 BB: 0 P: 20	R: 0 H: 0 E: 0 K: 2 S: 9	H: 0 LOB: 0 BB: 0 P: 12	R: 0 H: 0 E: 0 K: 0 S: 5	H: 0 LOB: 0 BB: 0 P: 9	R: 0 H: 1 E: 0 K: 3 S: 12	H: 2 LOB: 2 BB: 1 P: 19	R: 0 H: 0 E: 0 K: 0 S: 8	H: 0 LOB: 0 BB: 0 P: 13	R: 0 H: 0 E: 0 K: 0 S: 5	H: 0 LOB: 0 BB: 1 P: 11	R: 0 H: 0 E: 0 K: 2 S: 7	H: 0 LOB: 0 BB: 0 P: 10	R: 0 H: 0 E: 0 K: 1 S: 6	H: 0 LOB: 0 BB: 0 P: 8	1B: 2 2B: 0 3B: 0 HR: 0	SF: 0 SAC: 0 DP: 1 HBP: 0	WP: 0 PA: 30 SB: 0 CS: 0
PITCHER 35 Mike Mussina, R ERA: 4.14	IP: 9.0 WLS: W BF: 30 H: 2 R: 0 ER: 0 SO: 12 BB: 2 IBB: 0 HBP: 0 BLK: 0 WP: 0 HR: 0 S: 78 P: 120 ERA: 0.00 WHIP: 0.444															PITCHER					

Tampa Bay Devil Rays @ New York Yankees
Yankee Stadium, Bronx, NY
Tue Sep 24 2002, 7:05 PM EDT
Att: 32,492 - Cloudy - 73 F

AB	28
R	0
H	2
RBI	0
BB	2
SO	12
LOB	10



Batter	1	2	3	4	5	6	7	8	9	AB	R	H	RBI	BB	SO	LOB	BOTTOM				
Alfonso Soriano, R OBP: 0.336, SLG: 0.555	G6-3		F8	K		G6-4-3			L5	5	0	0	0	0	1	3					
2 Derek Jeter, R OBP: 0.370, SLG: 0.411	25 HR HBP		25 HR 1B	G4-3					F8	3	2	1	0	0	0	0					
25 Jason Giambi, L OBP: 0.432, SLG: 0.592	1H HR		1H HR		FC3-6 1B				G3 1B	4	2	4	4	0	0	0					
Bernie Williams, S OBP: 0.416, SLG: 0.497	K		BB 2B		FC3-6 WP				G3	4	1	1	0	0	1	2					
20 Jorge Posada, S OBP: 0.373, SLG: 0.477	K		BB 2B		K				HBP	2	1	0	0	1	2	1					
Robin Ventura, L OBP: 0.369, SLG: 0.460		F9	2B BB		F7				G4-3	3	0	0	0	1	0	3					
Raul Mondesi, R OBP: 0.312, SLG: 0.441	K		1-3 2-H 3-H 2B			G1-3			F8	4	0	1	2	0	1	0					
Rondell White, R OBP: 0.287, SLG: 0.368	G6-3		G6-3			1B BB			2B	3	0	1	0	1	0	2					
Nick Johnson, L OBP: 0.338, SLG: 0.405			F7		L6				K	4	0	1	0	0	1	1					
Inning Stats	R: 2 H: 1 E: 0 K: 2 S: 12	H: 0 LOB: 0 BB: 0 P: 20	R: 0 H: 0 E: 0 K: 1 S: 8	H: 0 LOB: 0 BB: 0 P: 14	R: 4 H: 4 E: 0 K: 0 S: 13	H: 4 LOB: 2 BB: 2 P: 25	R: 0 H: 0 E: 0 K: 1 S: 6	H: 0 LOB: 0 BB: 0 P: 9	R: 0 H: 1 E: 0 K: 1 S: 15	H: 1 LOB: 1 BB: 0 P: 24	R: 0 H: 1 E: 0 K: 0 S: 10	H: 1 LOB: 1 BB: 1 P: 17	R: 0 H: 1 E: 0 K: 0 S: 9	H: 1 LOB: 2 BB: 0 P: 14	R: 0 H: 1 E: 0 K: 1 S: 8	H: 1 LOB: 1 BB: 0 P: 15	R: 0 H: 1 E: 0 K: 1 S: 8	H: 1 LOB: 1 BB: 0 P: 15	1B: 4 2B: 3 3B: 0 HR: 2	SF: 0 SAC: 0 DP: 1 HBP: 2	WP: 1 PA: 37 SB: 0 CS: 0
PITCHER Travis Harper, R ERA: 5.46	IP: 3.0 WLS: L BF: 17 H: 5 R: 6 ER: 6 SO: 3 BB: 2 IBB: 0 HBP: 1 BLK: 0 WP: 0 HR: 2 S: 33 P: 59 ERA: 18.00 WHIP: 2.333															PITCHER					
48 Delvin James, R ERA: 5.76	IP: 5.0 WLS: L BF: 20 H: 4 R: 0 ER: 0 SO: 3 BB: 1 IBB: 0 HBP: 1 BLK: 0 WP: 1 HR: 0 S: 48 P: 79 ERA: 0.00 WHIP: 1.000															PITCHER					

Tampa Bay Devil Rays @ New York Yankees
Yankee Stadium, Bronx, NY
Tue Sep 24 2002, 7:05 PM EDT
Att: 32,492 - Cloudy - 73 F


AB	32
R	6
H	9
RBI	6
BB	3
SO	6
LOB	12




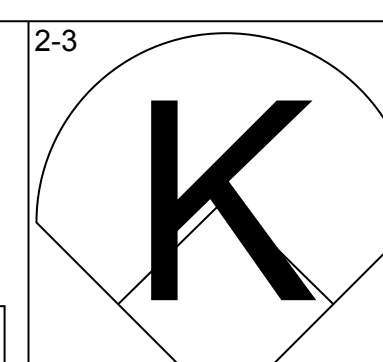
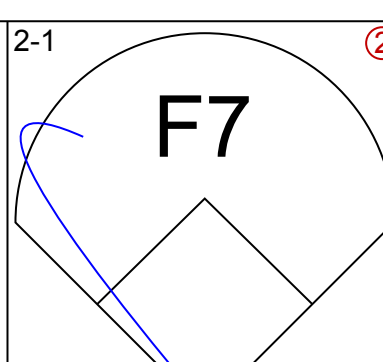
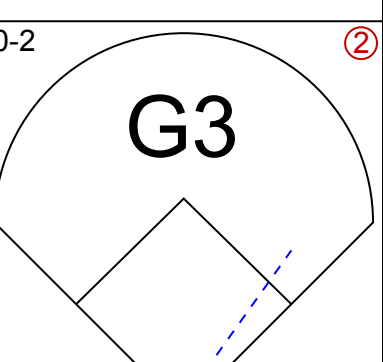
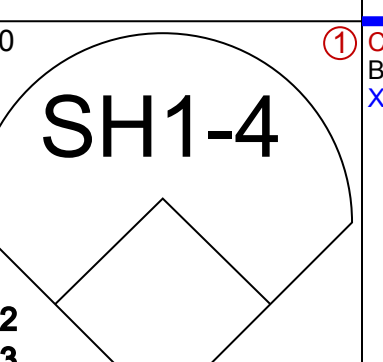
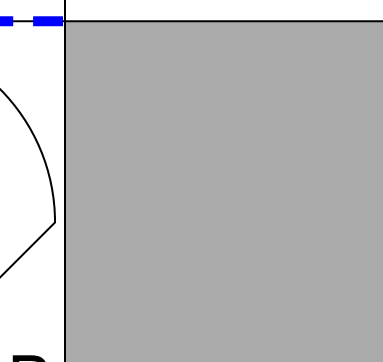
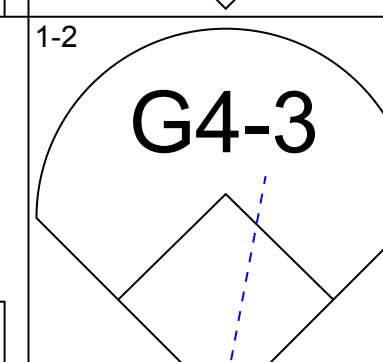
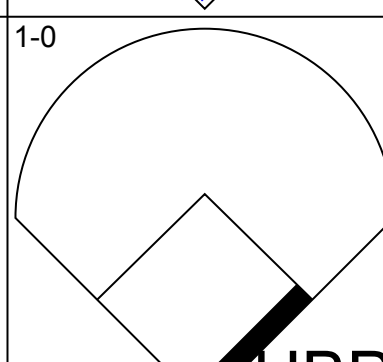
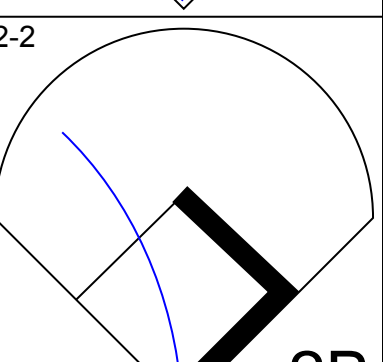
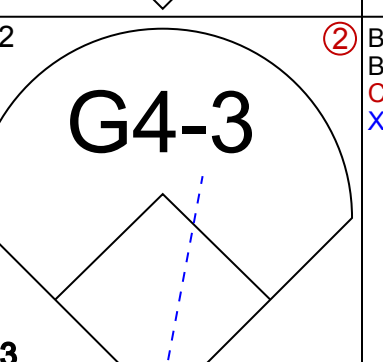
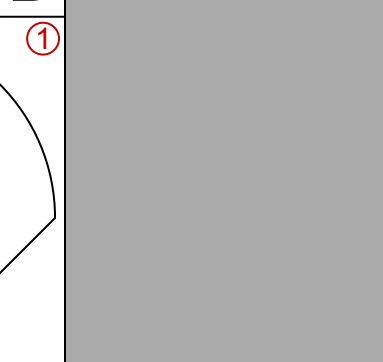
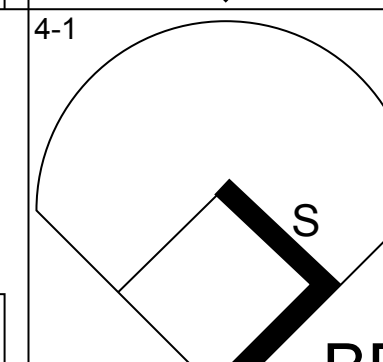
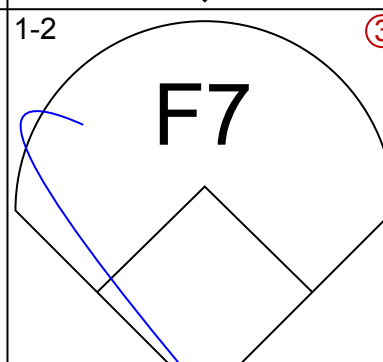
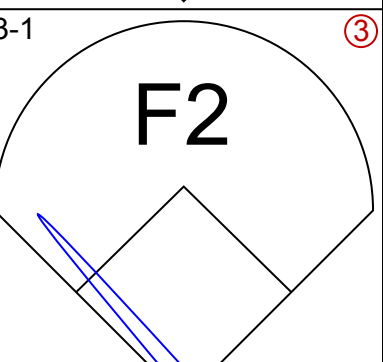
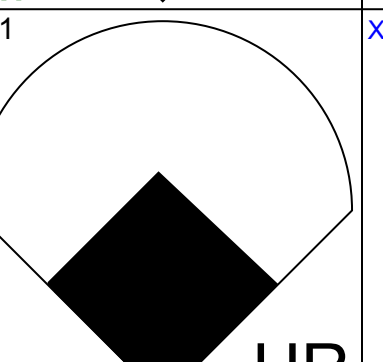

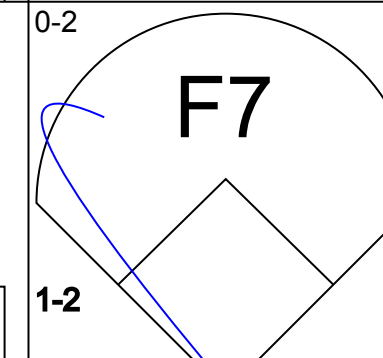
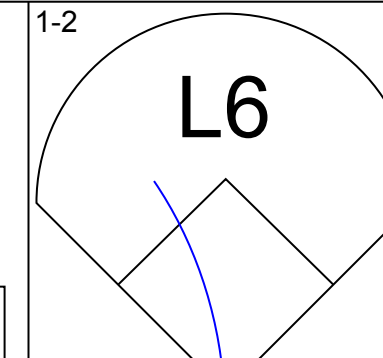
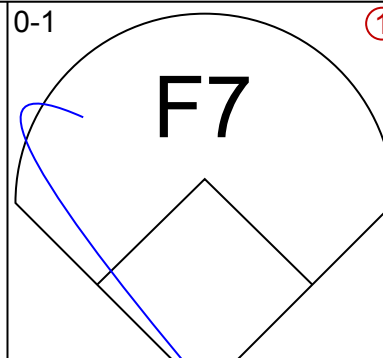
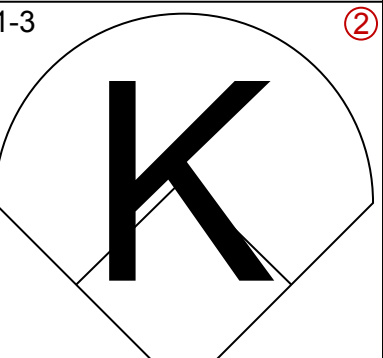
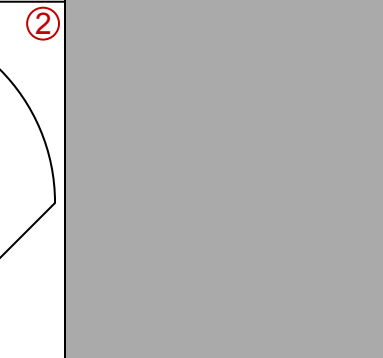
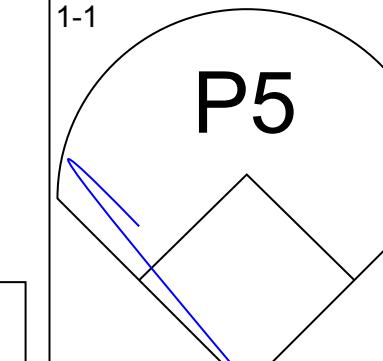
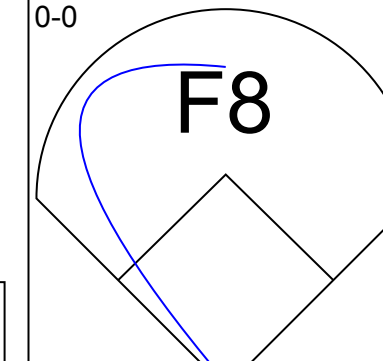
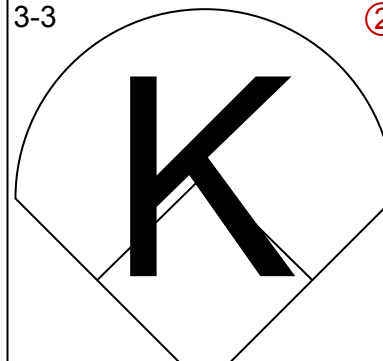
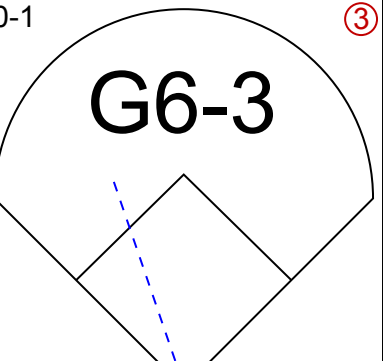
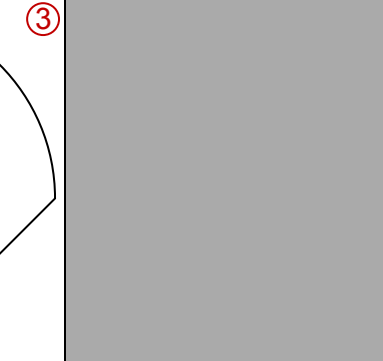
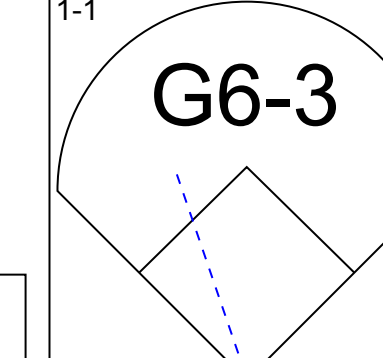
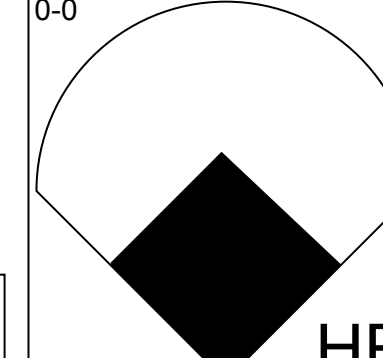
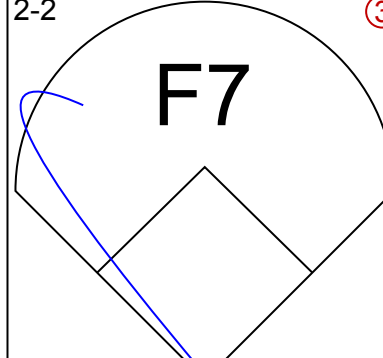

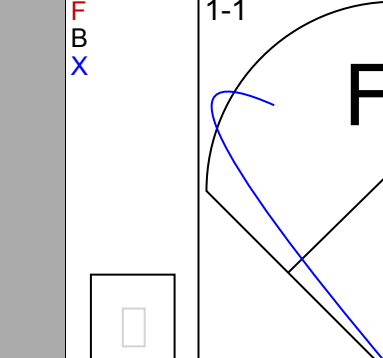
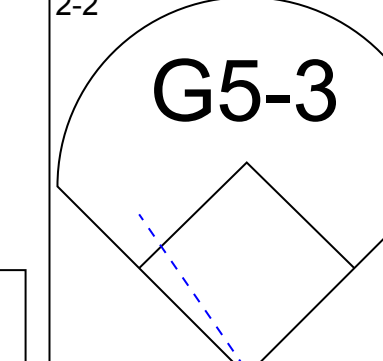
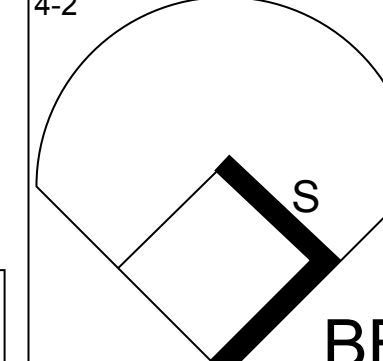
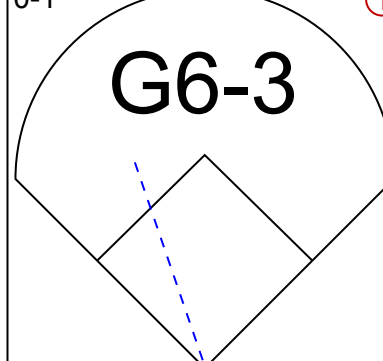
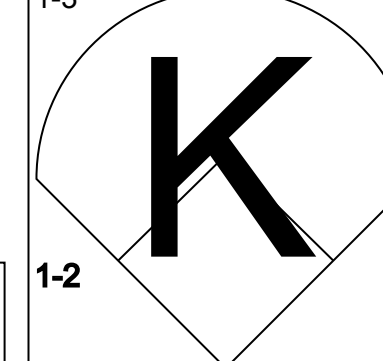
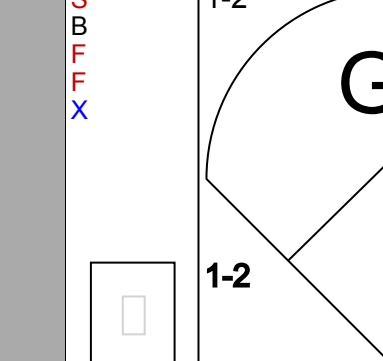
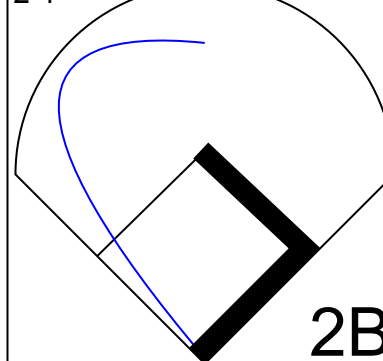
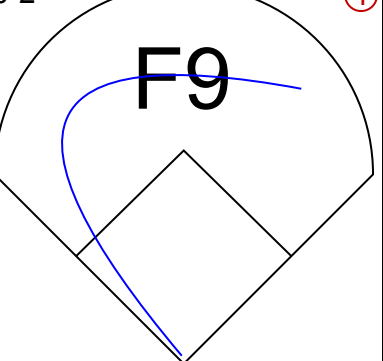
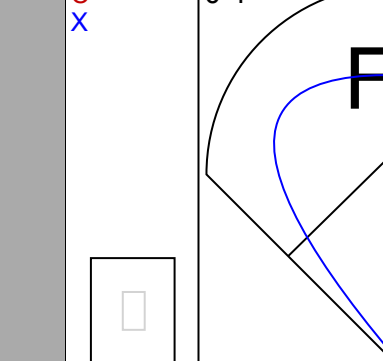
Batter	1	2	3	4	5	6	7	8	9	AB	R	H	RBI	BB	SO	LOB	TOP										
Damian Rolls, R OBP: 0.346, SLG: 0.403 (1, 9)										4	1	1	0	0	1	0	Tampa Bay Devil Rays @ New York Yankees Yankee Stadium, Bronx, NY Wed Sep 25 2002, 7:05 PM EDT Att: 30,004 - Cloudy - 71 F										
13 Carl Crawford, L OBP: 0.295, SLG: 0.378 (1, 7)										4	1	1	0	0	0	0											
Randy Winn, S OBP: 0.360, SLG: 0.455 (1, 8)										3	1	2	1	1	0	0											
Aubrey Huff, L OBP: 0.373, SLG: 0.534 (1, 5)										4	0	0	0	0	2	4											
Ben Grieve, L OBP: 0.354, SLG: 0.426 (1, 10)										3	0	0	0	1	0	1											
Toby Hall, R OBP: 0.287, SLG: 0.353 (1, 2)										4	0	1	1	0	0	1											
Steve Cox, L OBP: 0.330, SLG: 0.396 (1, 3)										3	0	1	0	0	0	0											
Andy Sheets, R OBP: 0.301, SLG: 0.356 (1, 4)										4	0	0	0	0	3	4											
Chris Gomez, R OBP: 0.305, SLG: 0.410 (1, 6)										4	0	0	0	0	1	3											
Inning Stats	R: 3 E: 0 K: 2 S: 23	H: 4 LOB: 3 BB: 1 P: 35	R: 0 E: 0 K: 1 S: 7	H: 0 LOB: 0 BB: 0 P: 9	R: 0 E: 0 K: 1 S: 9	H: 0 LOB: 0 BB: 0 P: 14	R: 0 E: 0 K: 1 S: 7	H: 0 LOB: 0 BB: 0 P: 12	R: 0 E: 0 K: 1 S: 13	H: 1 LOB: 1 BB: 0 P: 18	R: 0 E: 0 K: 1 S: 9	H: 0 LOB: 0 BB: 0 P: 12	R: 0 E: 0 K: 0 S: 11	H: 1 LOB: 1 BB: 0 P: 14	R: 0 E: 0 K: 0 S: 8	H: 0 LOB: 0 BB: 0 P: 9	1B: 5 2B: 1 3B: 0 HR: 0	SF: 0 SAC: 0 DP: 0 HBP: 1	WP: 2 PB: 0 SB: 0 CS: 0	PA: 36							
PITCHER	IP	WLS	BF	H	R	ER	SO	BB	IBB	HBP	BLK	WP	HR	S	P	ERA	WHIP										
Roger Clemens, R ERA: 4.35 (1, 1)	5.0		22	4	3	3	5	2	0	1	0	2	0	59	94	5.40	1.200										
Jeff Weaver, R ERA: 3.57 (6, 1)	3.0	W	11	2	0	0	2	0	0	0	0	0	0	33	44	0.00	0.667										
42 Mariano Rivera, R ERA: 2.66 (9, 1)	1.0	S	3	0	0	0	0	0	0	0	0	0	0	8	9	0.00	0.000										

Batter	1	2	3	4	5	6	7	8	9	AB	R	H	RBI	BB	SO	LOB	BOTTOM										
Alfonso Soriano, R OBP: 0.337, SLG: 0.557 (1, 4)										5	1	2	1	0	2	1	Tampa Bay Devil Rays @ New York Yankees Yankee Stadium, Bronx, NY Wed Sep 25 2002, 7:05 PM EDT Att: 30,004 - Cloudy - 71 F										
2 Derek Jeter, R OBP: 0.372, SLG: 0.414 (1, 6)										4	1	3	2	0	1	2											
25 Jason Giambi, L OBP: 0.430, SLG: 0.589 (1, 10)										4	0	1	0	0	2	2											
Bernie Williams, S OBP: 0.414, SLG: 0.494 (1, 8)										4	0	0	0	0	0	3											
20 Jorge Posada, S OBP: 0.374, SLG: 0.476 (1, 2)										3	0	1	0	1	1	2											
Robin Ventura, L OBP: 0.388, SLG: 0.458 (1, 5)										4	1	1	0	0	0	3											
Raul Mondesi, R OBP: 0.310, SLG: 0.438 (1, 9)										4	0	0	0	0	1	1											
Nick Johnson, L OBP: 0.342, SLG: 0.405 (1, 3)										2	1	1	0	1	0	0											
Juan Rivera, R OBP: 0.329, SLG: 0.385 (1, 7)										4	0	1	0	0	0	4											
Inning Stats	R: 1 E: 1 K: 2 S: 18	H: 1 LOB: 2 BB: 1 P: 32	R: 0 E: 0 K: 1 S: 10	H: 0 LOB: 0 BB: 0 P: 14	R: 0 E: 0 K: 1 S: 10	H: 1 LOB: 1 BB: 0 P: 16	R: 0 E: 0 K: 0 S: 8	H: 0 LOB: 0 BB: 0 P: 13	R: 2 E: 0 K: 1 S: 12	H: 3 LOB: 2 BB: 1 P: 19	R: 1 E: 0 K: 1 S: 13	H: 3 LOB: 2 BB: 0 P: 20	R: 0 E: 0 K: 0 S: 9	H: 1 LOB: 1 BB: 0 P: 17	R: 0 E: 0 K: 1 S: 7	H: 1 LOB: 1 BB: 0 P: 10	1B: 7 2B: 3 3B: 0 HR: 0	SF: 0 SAC: 0 DP: 1 HBP: 1	WP: 0 PB: 0 SB: 1 CS: 0	PA: 37							
PITCHER	IP	WLS	BF	H	R	ER	SO	BB	IBB	HBP	BLK	WP	HR	S	P	ERA	WHIP										
Tanyon Sturtze, R ERA: 5.18 (1, 1)	5.2	L	28	8	4	3	5	2	0	1	0	0	0	67	108	4.76	1.765										
Lance Carter, R ERA: 0.52 (6, 1)	2.1		9	2	0	0	2	0	0	0	0	0	0	20	33	0.00	0.857										



Batter	1	2	3	4	5	6	7	8	9	AB R H RBI BB SO LOB	TOP																								
											<p>Tampa Bay Devil Rays @ New York Yankees</p> <p>Yankee Stadium, Bronx, NY</p> <p>Thu Sep 26 2002, 7:05 PM EDT</p> <p>livebaseballscorecards.com</p> <p>AB 0 R 0 H 0 RBI 0 BB 0 SO 0 LOB 0</p> 																								
Inning Stats										1B: 0 SF: 0 WP: 0 PA: 0 2B: 0 SAC: 0 FB: 0 3B: 0 DP: 0 SB: 0 HR: 0 HBP: 0 CS: 0																									
PITCHER	IP	WLS	BF	H	R	ER	SO	BB	IBB	HBP	BLK	WP	HR	S	P	ERA	WHIP	PITCHER	IP	WLS	BF	H	R	ER	SO	BB	IBB	HBP	BLK	WP	HR	S	P	ERA	WHIP

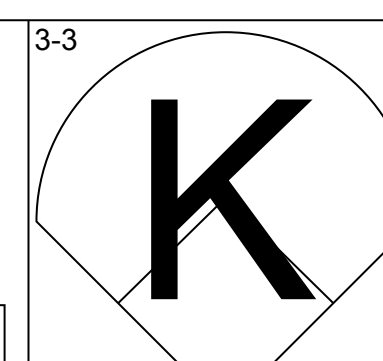
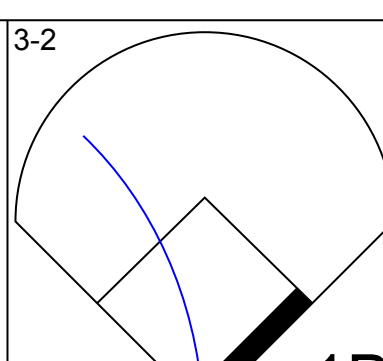
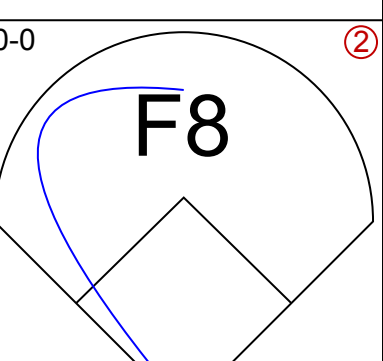
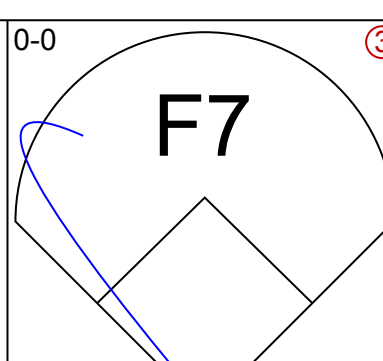
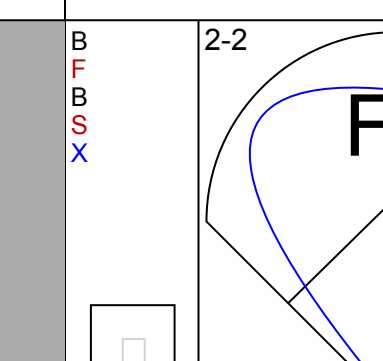
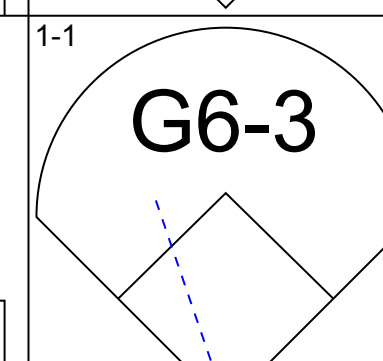
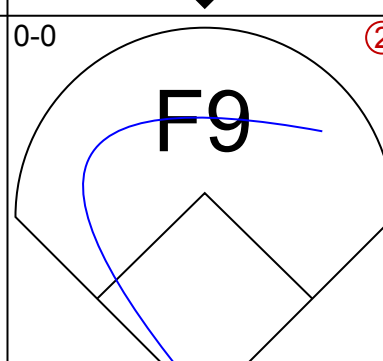
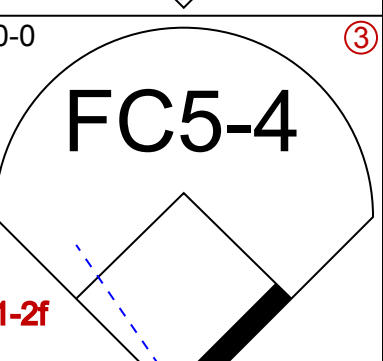
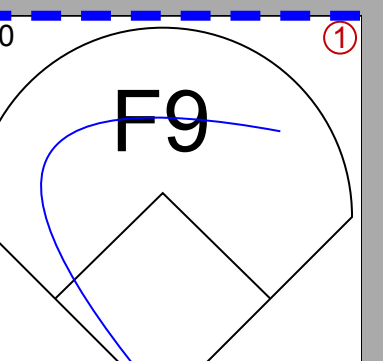
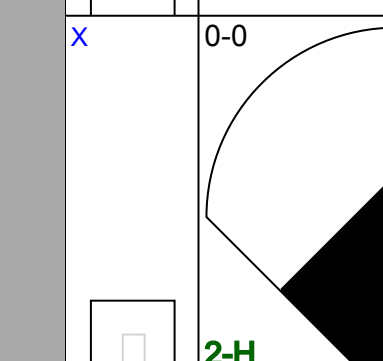
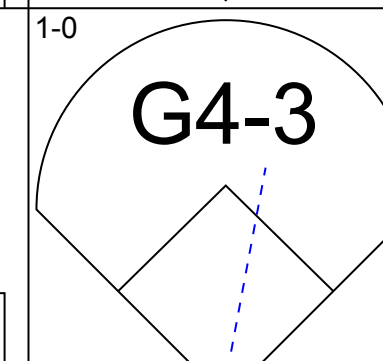
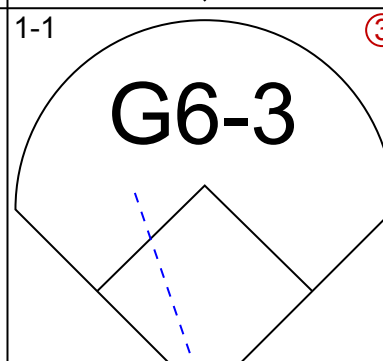
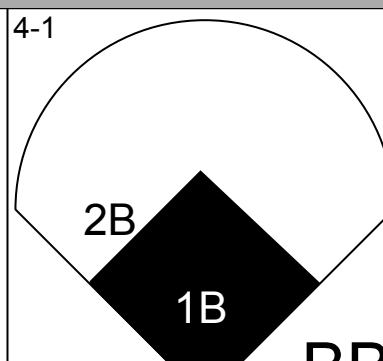
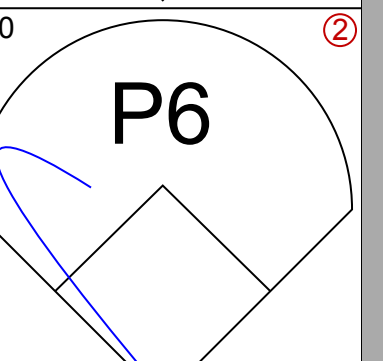
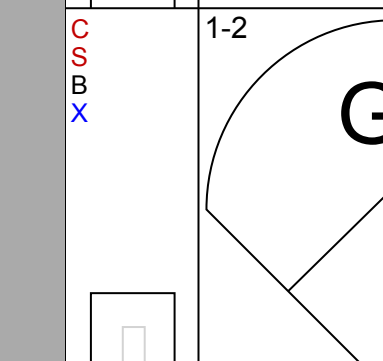
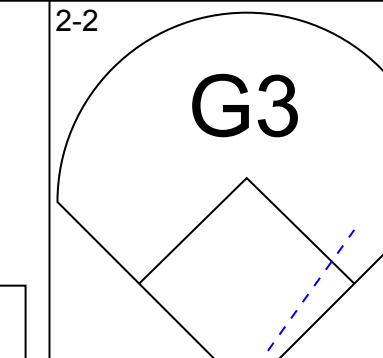
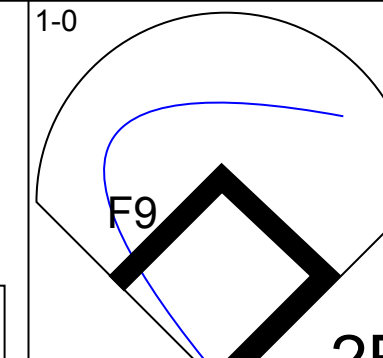
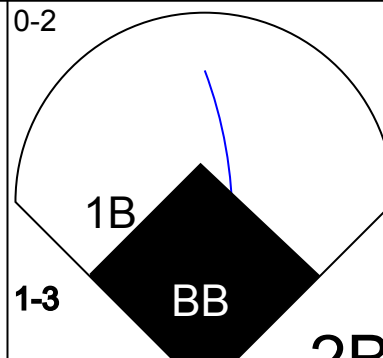
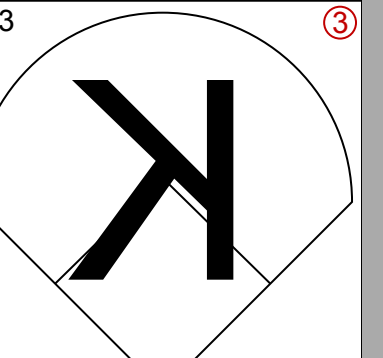
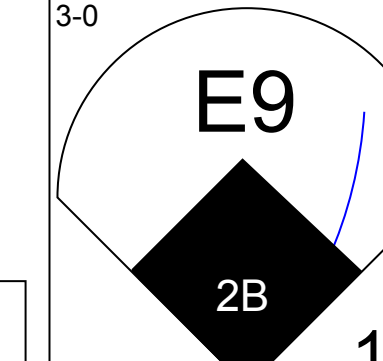
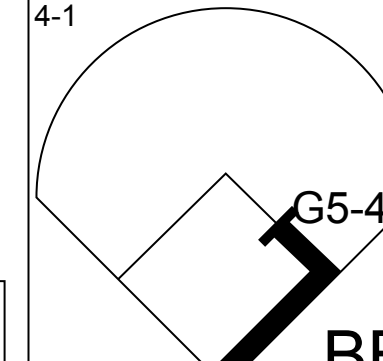
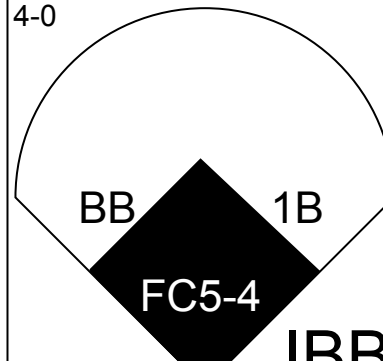
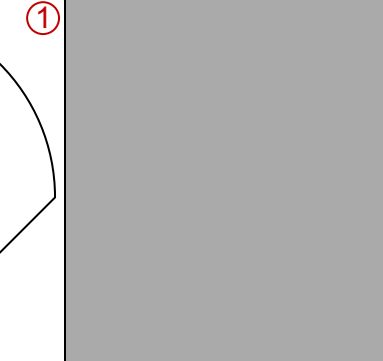


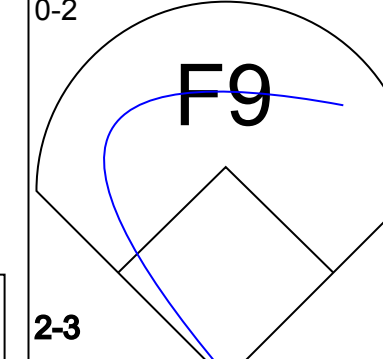
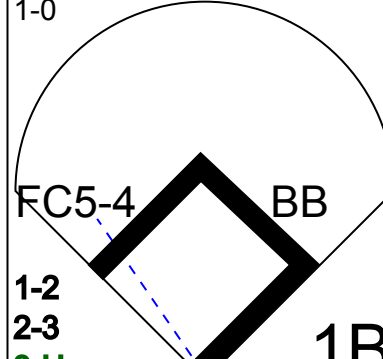
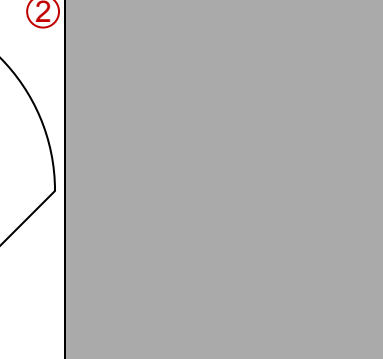
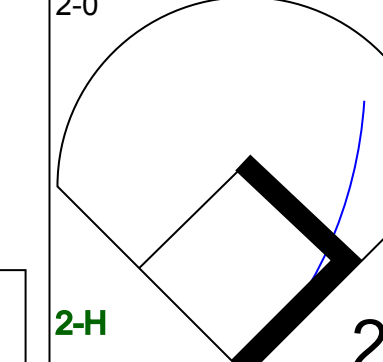
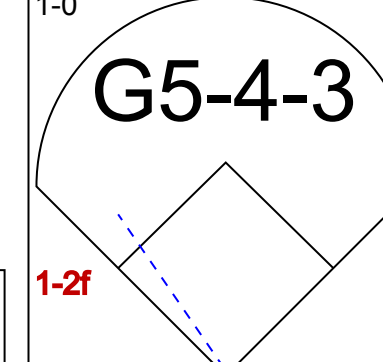
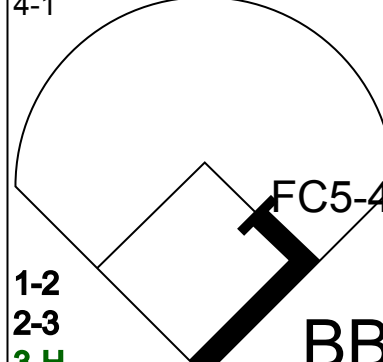
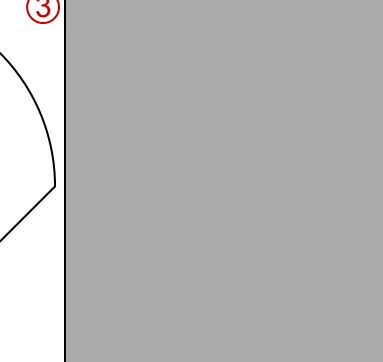
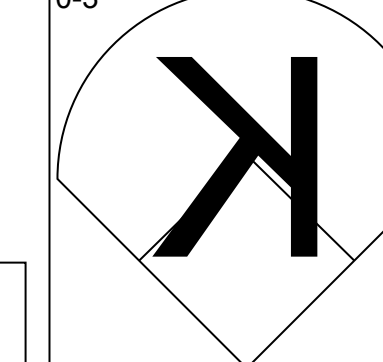
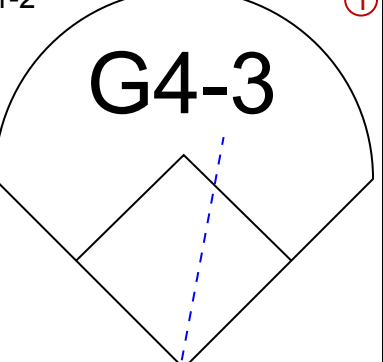
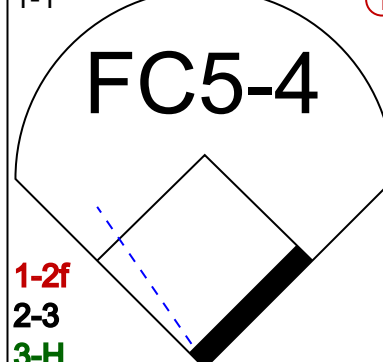
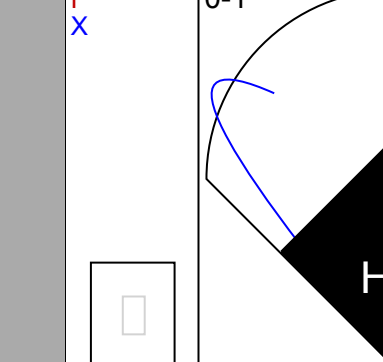

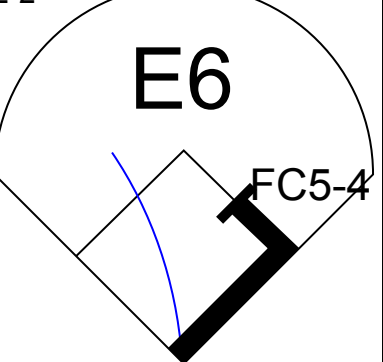
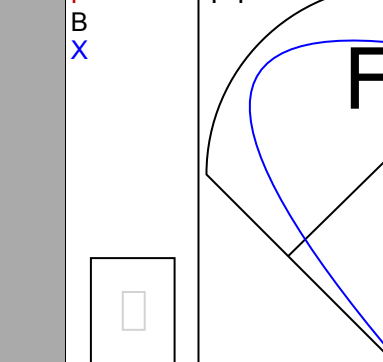
Batter	1	2	3	4	5	6	7	8	9	AB R H RBI BB SO LOB	BOTTOM																								
											<p>Tampa Bay Devil Rays @ New York Yankees</p> <p>Yankee Stadium, Bronx, NY</p> <p>Thu Sep 26 2002, 7:05 PM EDT</p> <p>livebaseballscorecards.com</p> <p>AB 0 R 0 H 0 RBI 0 BB 0 SO 0 LOB 0</p> 																								
Inning Stats										1B: 0 SF: 0 WP: 0 PA: 0 2B: 0 SAC: 0 FB: 0 3B: 0 DP: 0 SB: 0 HR: 0 HBP: 0 CS: 0																									
PITCHER	IP	WLS	BF	H	R	ER	SO	BB	IBB	HBP	BLK	WP	HR	S	P	ERA	WHIP	PITCHER	IP	WLS	BF	H	R	ER	SO	BB	IBB	HBP	BLK	WP	HR	S	P	ERA	WHIP

Batter	1	2	3	4	5	6	7	8	9	AB	R	H	RBI	BB	SO	LOB	TOP				
Damian Rolls, R OBP: 0.337, SLG: 0.381	(1,9) 		(2,1) 		(2,2) 		(1,1) 	(1,1) 		4	1	1	0	0	1	1					
13 Carl Crawford, L OBP: 0.292, SLG: 0.374	(1,7) 		(1,0) 		(2,2) 		(1,2) 	(2,1) 		4	0	1	1	0	0	2					
Randy Winn, S OBP: 0.361, SLG: 0.458	(1,8) 		(1,2) 		(3,1) 		(1,1) 	(0,0) 		4	1	2	3	1	0	3					
Aubrey Huff, L OBP: 0.366, SLG: 0.523	(1,3) 			(1,2) 		(0,1) 	(0,0) 	(1,3) 		5	1	0	0	0	1	2					
Ben Grieve, L OBP: 0.352, SLG: 0.427		(1,1) 		(0,0) 		(3,3) 	(4,0) 	(0,1) 		4	1	0	0	1	1	1					
Toby Hall, R OBP: 0.288, SLG: 0.368		(1,1) 		(0,0) 		(2,2) 	(0,0) 		(1,1) 	5	2	2	2	0	0	0					
18 Jared Sandberg, R OBP: 0.303, SLG: 0.445		(2,2) 		(4,2) 						4	1	3	1	1	0	0					
Brent Abernathy, R OBP: 0.285, SLG: 0.304			(0,1) 	(1,3) 					(1,2) 	5	1	2	2	0	1	2					
Felix Escalona, R OBP: 0.268, SLG: 0.301			(2,1) 		(0,2) 				(0,1) 	4	1	1	0	0	0	3					
Inning Stats	R: 0 E: 0 K: 1 S: 10	H: 0 LOB: 1 BB: 1 P: 17	R: 0 E: 0 K: 0 S: 7	H: 0 LOB: 0 BB: 0 P: 11	R: 0 E: 0 K: 0 S: 10	H: 1 LOB: 2 BB: 0 P: 16	R: 1 E: 0 K: 1 S: 10	H: 1 LOB: 1 BB: 1 P: 16	R: 0 E: 0 K: 0 S: 11	H: 0 LOB: 0 BB: 0 P: 14	R: 7 E: 1 K: 0 S: 20	H: 6 LOB: 2 BB: 1 P: 35	R: 1 E: 0 K: 1 S: 12	H: 2 LOB: 1 BB: 0 P: 16	R: 0 E: 0 K: 0 S: 9	H: 1 LOB: 1 BB: 0 P: 11	1B: 6 2B: 4 3B: 0 HR: 2	SF: 0 SAC: 1 DP: 0 HBP: 2	WP: 0 PB: 0 SB: 3 CS: 0	PA: 45	
PITCHER	IP	WLS	BF	H	R	ER	SO	BB	IBB	HBP	BLK	WP	HR	S	P	ERA	WHIP				
49 Tim Wakefield, R ERA: 2.81	(1,1) 6.0		26	5	3	3	3	2	0	1	0	0	1	63	99	4.50	1.167				
Bob Howry, R ERA: 4.19	(7,1) 1.0	L	10	4	5	2	0	0	1	1	0	0	1	14	26	18.00	4.000				
Wayne Gomes, R ERA: 4.64	(8,1) 2.0		9	3	1	1	1	0	0	0	0	0	0	21	27	4.50	1.500				

Tampa Bay Devil Rays @ Boston Red Sox
Fenway Park, Boston, MA
Sat Sep 28 2002, 5:05 PM EDT
Att: 32,623 - Sunny - 72 F

AB 39
R 9
H 12
RBI 9
BB 3
SO 4
LOB 14



Batter	1	2	3	4	5	6	7	8	9	AB	R	H	RBI	BB	SO	LOB	BOTTOM					
18 Johnny Damon, L OBP: 0.357, SLG: 0.444	(1,8) 		(3,2) 		(0,0) 	(0,0) 			(2,2) 	5	0	1	0	0	1	4						
Nomar Garciaparra, R OBP: 0.349, SLG: 0.505	(1,6) 		(0,0) 		(0,0) 		(2,0) 		(0,0) 	5	1	1	2	0	0	2						
Trot Nixon, L OBP: 0.336, SLG: 0.465	(1,9) 		(1,1) 			(4,1) 	(1,0) 		(1,2) 	4	1	0	0	1	0	1						
Manny Ramirez, R OBP: 0.449, SLG: 0.647		(2,2) 		(1,0) 		(0,2) 	(2,3) 			4	1	2	0	0	1	0						
Brian Daubach, L OBP: 0.343, SLG: 0.459		(3,0) 		(4,1) 		(4,0) 		(1,0) 		2	2	1	0	2	0	0						
Benny Agbayani, R OBP: 0.295, SLG: 0.347	(1,7) 		(1,3) 		(0,2) 		(1,0) 		(2,1) 	4	0	1	1	0	1	3						
Doug Mirabeli, R OBP: 0.312, SLG: 0.411		(2,0) 		(1,0) 		(1,2) 		(1,3) 		3	0	1	2	1	1	2						
Lou Merloni, R OBP: 0.340, SLG: 0.402		(0,3) 			(1,2) 	(1,1) 			(0,1) 	4	1	1	1	0	1	3						
Freddy Sanchez, R OBP: 0.250, SLG: 0.200			(2,3) 		(2,2) 				(1,1) 	4	0	0	0	0	2	3						
Inning Stats	R: 0 E: 0 K: 1 S: 6	H: 2 LOB: 0 BB: 0 P: 11	R: 1 E: 1 K: 2 S: 14	H: 2 LOB: 1 BB: 0 P: 22	R: 0 E: 0 K: 1 S: 10	H: 1 LOB: 1 BB: 0 P: 16	R: 0 E: 0 K: 0 S: 6	H: 1 LOB: 1 BB: 1 P: 12	R: 0 E: 1 K: 0 S: 8	H: 0 LOB: 0 BB: 0 P: 11	R: 3 E: 0 K: 1 S: 12	H: 2 LOB: 2 BB: 3 P: 26	R: 0 E: 0 K: 1 S: 5	H: 0 LOB: 0 BB: 0 P: 10	R: 0 E: 0 K: 1 S: 6	H: 0 LOB: 0 BB: 0 P: 10	R: 2 E: 0 K: 0 S: 11	H: 2 LOB: 0 BB: 0 P: 15	1B: 3 2B: 4 3B: 0 HR: 1	SF: 0 SAC: 0 DP: 1 HBP: 0	WP: 0 PB: 0 SB: 0 CS: 0	PA: 39
PITCHER	IP	WLS	BF	H	R	ER	SO	BB	IBB	HBP	BLK	WP	HR	S	P	ERA	WHIP					
Victor Zambrano, R ERA: 5.53	(1,1) 6.0		28	6	4	3	5	3	1	0	0	0	1	56	98	4.50	1.500					
Lance Carter, R ERA: 1.33	(7,1) 3.0	S	11	2	2	2	2	0	0	0	0	0	1	22	35	6.00	0.667					

Tampa Bay Devil Rays @ Boston Red Sox
Fenway Park, Boston, MA
Sat Sep 28 2002, 5:05 PM EDT
Att: 32,623 - Sunny - 72 F

AB 35
R 6
H 8
RBI 6
BB 4
SO 7
LOB 18



Batter	1	2	3	4	5	6	7	8	9	AB	R	H	RBI	BB	SO	LOB	TOP																			
Damian Rolls, R OBP: 0.330, SLG: 0.382 (1, 9)	G6-3		G5-3		E5 13 G4-3 HR			G4-6-3		5	2	1	2	0	0	3	Tampa Bay Devil Rays @ Boston Red Sox Fenway Park, Boston, MA Sun Sep 29 2002, 1:05 PM EDT Att: 32,194 - Sunny - 59 F																			
13 Carl Crawford, L OBP: 0.290, SLG: 0.371 (1, 7)	K		P4		G4-3				K	5	0	1	2	0	2	1																				
Randy Winn, S OBP: 0.360, SLG: 0.461 (1, 8)	F8				K				K	5	1	1	2	0	3	0																				
Aubrey Huff, L OBP: 0.364, SLG: 0.520 (1, 3)		P3			K				P5	5	0	1	0	0	1	0																				
Toby Hall, R OBP: 0.293, SLG: 0.376 (1, 2)		2B			P4					4	2	3	0	0	0	1																				
18 Jared Sandberg, R OBP: 0.305, SLG: 0.444 (1, 5)		K								3	0	1	0	1	2	2																				
Ben Grieve, L OBP: 0.353, SLG: 0.432 (1, 10)										4	1	2	1	0	0	4																				
Brent Abernathy, R OBP: 0.288, SLG: 0.311 (1, 4)		K								3	2	2	1	1	1	1																				
Felix Escalona, R OBP: 0.262, SLG: 0.293 (1, 6)			K							4	0	0	0	0	2	5																				
Inning Stats	R: 0 E: 0 K: 1 S: 9	H: 0 LOB: 0 BB: 0 P: 12	R: 1 E: 0 K: 2 S: 15	H: 2 LOB: 1 BB: 0 P: 22	R: 0 E: 0 K: 1 S: 8	H: 0 LOB: 0 BB: 0 P: 12	R: 0 E: 0 K: 1 S: 13	H: 1 LOB: 2 BB: 1 P: 22	R: 3 E: 1 K: 1 S: 15	H: 2 LOB: 0 BB: 0 P: 19	R: 4 E: 0 K: 1 S: 19	H: 5 LOB: 1 BB: 0 P: 27	R: 0 E: 0 K: 2 S: 13	H: 1 LOB: 1 BB: 0 P: 18	R: 0 E: 0 K: 0 S: 6	H: 0 LOB: 0 BB: 0 P: 14	R: 0 E: 0 K: 2 S: 7	H: 0 LOB: 0 BB: 0 P: 10	1B: 5 2B: 6 3B: 0 HR: 1	SF: 0 SAC: 0 DP: 1 HBP: 0	WP: 0 PB: 0 SB: 0 CS: 0	PA: 40														
PITCHER	IP	WLS	BF	H	R	ER	SO	BB	IBB	HBP	BLK	WP	HR	S	P	ERA	WHIP	PITCHER		IP	WLS	BF	H	R	ER	SO	BB	IBB	HBP	BLK	WP	HR	S	P	ERA	WHIP
Casey Fossum, L ERA: 3.46 (1, 1)	5.1		26	8	7	4	6	1	0	0	0	0	1	73	104	6.75	1.688																			
Frank Castillo, R ERA: 5.07 (6, 1)	2.2	W	11	4	1	1	3	1	0	0	0	0	0	25	42	3.38	1.875																			
Ugueth Urbina, R ERA: 3.0 (9, 1)	1.0	S	3	0	0	0	2	0	0	0	0	0	0	7	10	0.00	0.000																			

AB	38
R	8
H	12
RBI	8
BB	2
SO	11
LOB	17



Batter	1	2	3	4	5	6	7	8	9	AB	R	H	RBI	BB	SO	LOB	BOTTOM																			
18 Johnny Damon, L OBP: 0.356, SLG: 0.443 (1, 8)	G6-3		F8			G6-3 FC5-4 2B			F9	2	0	0	0	0	0	0	Tampa Bay Devil Rays @ Boston Red Sox Fenway Park, Boston, MA Sun Sep 29 2002, 1:05 PM EDT Att: 32,194 - Sunny - 59 F																			
Shane Andrews, R OBP: 0.200, SLG: 0.154 (5, 3)										2	2	1	0	0	0	2																				
Benny Agbayani, R OBP: 0.298, SLG: 0.344 (1, 7)	P4					G6-3				4	0	1	0	1	1	2																				
Nomar Garciaparra, R OBP: 0.332, SLG: 0.526 (5, PR)										2	0	2	0	1	0	0																				
Freddy Sanchez, R OBP: 0.278, SLG: 0.188 (6, 6)										1	1	0	0	1	1	3																				
Cliff Floyd, L OBP: 0.388, SLG: 0.533 (1, 10)										4	1	1	2	0	0	3																				
Manny Ramirez, R OBP: 0.450, SLG: 0.647 (7, PR)										0	0	0	1	1	0	0																				
Rickey Henderson, R OBP: 0.369, SLG: 0.532 (7, PR)										0	0	0	0	0	0	0																				
Shea Hillenbrand, R OBP: 0.330, SLG: 0.459 (1, 5)		2B								4	2	2	2	0	0	3																				
Trot Nixon, L OBP: 0.338, SLG: 0.470 (1, 9)										5	2	3	2	0	0	1																				
Jason Varitek, S OBP: 0.332, SLG: 0.392 (1, 2)										2	2	2	2	2	0	0																				
Brian Daubach, L OBP: 0.348, SLG: 0.464 (5, 9)										4	1	3	2	1	0	1																				
Lou Merloni, R OBP: 0.332, SLG: 0.392 (1, 4)										5	0	0	0	0	0	9																				
Inning Stats	R: 0 E: 0 K: 0 S: 6	H: 1 LOB: 1 BB: 0 P: 10	R: 2 E: 0 K: 0 S: 14	H: 3 LOB: 1 BB: 0 P: 22	R: 0 E: 0 K: 0 S: 5	H: 1 LOB: 1 BB: 1 P: 12	R: 0 E: 0 K: 0 S: 9	H: 2 LOB: 2 BB: 1 P: 17	R: 5 E: 0 K: 0 S: 10	H: 4 LOB: 2 BB: 1 P: 23	R: 2 E: 0 K: 1 S: 17	H: 1 LOB: 1 BB: 1 P: 30	R: 2 E: 1 K: 1 S: 14	H: 3 LOB: 3 BB: 1 P: 27	R: 0 E: 0 K: 0 S: 5	H: 0 LOB: 1 BB: 2 P: 13	1B: 8 2B: 6 3B: 0 HR: 1	SF: 1 SAC: 0 DP: 3 HBP: 2	WP: 0 PB: 1 SB: 0 CS: 0	PA: 45																
PITCHER	IP	WLS	BF	H	R	ER	SO	BB	IBB	HBP	BLK	WP	HR	S	P	ERA	WHIP	PITCHER		IP	WLS	BF	H	R	ER	SO	BB	IBB	HBP	BLK	WP	HR	S	P	ERA	WHIP
48 Delvin James, R ERA: 6.55 (1, 1)	4.2		24	10	7	7	0	3	0	0	0	0	0	12	23	27.00	4.500																			
Wilson Alvarez, L ERA: 5.29 (5, 1)	0.2	L	7	2	2	2	1	1	0	2	0	0	0	0	12	23	27.00	4.500																		
Travis Harper, R ERA: 5.46 (6, 1)	1.2		10	3	2	1	1	1	0	0	0	0	1	22	40	5.40	2.400																			
Esteban Yan, R ERA: 4.3 (8, 1)	1.0		4	0	0	0	0	2	0	0	0	0	0	5	13	0.00	2.000																			

